July 09, 2019

Vista Work Order No. 1900817

Ms. Cindy Fields
Anchor QEA, LLC
720 Olive Way, Suite 1900
Seattle, WA 98101

Dear Ms. Fields,

Enclosed are the results for the sample set received at Vista Analytical Laboratory on April 20, 2019 under your Project Name 'Port of Portland T4 PDI'.

Vista Analytical Laboratory is committed to serving you effectively. If you require additional information, please contact me at 916-673-1520 or by email at mmaier@vista-analytical.com.

Thank you for choosing Vista as part of your analytical support team.

Sincerely,

Martha Maier
Laboratory Director

Vista Analytical Laboratory certifies that the report herein meets all the requirements set forth by NELAP for those applicable test methods. Results relate only to the samples as received by the laboratory. This report should not be reproduced except in full without the written approval of Vista.

Vista Analytical Laboratory 1104 Windfield Way El Dorado Hills, CA 95762 ph: 916-673-1520 fx: 916-673-0106 www.vista-analytical.com

Vista Work Order No. 1900817
Case Narrative

Sample Condition on Receipt:

Five sediment samples were received in good condition and within the method temperature requirements. The samples were received and stored securely in accordance with Vista standard operating procedures and EPA methodology.

Analytical Notes:

EPA Method 1613B

These samples were extracted and analyzed for tetra-through-octa chlorinated dioxins and furans by EPA Method 1613B using a ZB-5MS GC column.

Holding Times

These samples were extracted and analyzed within the method hold times.

Quality Control

The Initial Calibration and Continuing Calibration Verifications met the method acceptance criteria.

A Method Blank and Ongoing Precision and Recovery (OPR) sample were extracted and analyzed with the preparation batch. No analytes were detected in the Method Blank. The OPR recoveries were within the method acceptance criteria.

Labeled standard recoveries for all QC and field samples were within method acceptance criteria.

EPA Method 1668C

These samples were extracted and analyzed for 209 PCB congeners by EPA Method 1668C using a ZB-1 GC column.

Holding Times

The samples were extracted and analyzed within the method hold times.

Quality Control

The Initial Calibration and Continuing Calibration Verifications met the method acceptance criteria.

A Method Blank and Ongoing Precision and Recovery (OPR) sample were extracted and analyzed with the preparation batch. No analytes were detected above the sample quantitation limits in the Method Blank. The OPR recoveries were within the method acceptance criteria.

Labeled standard recoveries for all QC and field samples were within method acceptance criteria.

TABLE OF CONTENTS

Sample Inventory Report

Vista Sample ID	Client Sample ID	Sampled	Received	Components/Containers
1900817-01	T4-PDI2019-SG50-190418	18-Apr-19 11:51	20-Apr-19 09:08	Amber Glass, 120 mL
				Amber Glass, 120 mL
1900817-02	T4-PDI2019-SG56-190418	18-Apr-19 11:21	20-Apr-19 09:08	Amber Glass, 120 mL
				Amber Glass, 120 mL
1900817-03	T4-PDI2019-SG62-190418	18-Apr-19 14:23	20-Apr-19 09:08	Amber Glass, 120 mL
				Amber Glass, 120 mL
1900817-04	T4-PDI2019-SG63-190418	18-Apr-19 14:59	20-Apr-19 09:08	Amber Glass, 120 mL
				Amber Glass, 120 mL
1900817-05	T4-PDI2019-SG64-190418	18-Apr-19 15:31	20-Apr-19 09:08	Amber Glass, 120 mL
				Amber Glass, 120 mL

ANALYTICAL RESULTS

Sample ID: Method Blank

EPA Method 1613B

Matrix:	Solid	QC Batch:	B9E0217	Lab Sample:	B9E0217-BLK1
Sample Size:	5.00 g	Date Extracted:	31-May-2019 8:43	Date Analyzed :	07-Jun-19 12:50 Column: ZB-5MS

Analyte	Conc. (ng/Kg)	DL	EMPC	Qualifiers
2,3,7,8-TCDD	ND	0.125		
1,2,3,7,8-PeCDD	ND	0.153		
1,2,3,4,7,8-HxCDD	ND	0.238		
1,2,3,6,7,8-HxCDD	ND	0.245		
1,2,3,7,8,9-HxCDD	ND	0.254		
1,2,3,4,6,7,8-HpCDD	ND	0.172		
OCDD	ND	0.197		
2,3,7,8-TCDF	ND	0.214		
1,2,3,7,8-PeCDF	ND	0.185		
2,3,4,7,8-PeCDF	ND	0.173		
1,2,3,4,7,8-HxCDF	ND	0.111		
1,2,3,6,7,8-HxCDF	ND	0.125		
2,3,4,6,7,8-HxCDF	ND	0.129		
1,2,3,7,8,9-HxCDF	ND	0.189		
1,2,3,4,6,7,8-HpCDF	ND	0.146		
1,2,3,4,7,8,9-HpCDF	ND	0.134		
OCDF	ND	0.269		
TOTALS				
Total TCDD	ND	0.125		
Total PeCDD	ND	0.153		
Total HxCDD	ND	0.246		
Total HpCDD	ND	0.172		
Total TCDF	ND	0.214		
Total PeCDF	ND	0.179		
Total HxCDF	ND	0.137		
Total HpCDF	ND	0.141		

	Labeled Standard	%R	LCL-UCL	Qualifiers
IS	13C-2,3,7,8-TCDD	85.6	25 - 164	
	13C-1,2,3,7,8-PeCDD	87.8	25 - 181	
	13C-1,2,3,4,7,8-HxCDD	91.8	32 - 141	
	13C-1,2,3,6,7,8-HxCDD	87.7	28 - 130	
	13C-1,2,3,7,8,9-HxCDD	91.7	32 - 141	
	13C-1,2,3,4,6,7,8-HpCDD	95.6	23 - 140	
	13C-OCDD	94.2	17 - 157	
	13C-2,3,7,8-TCDF	76.3	24 - 169	
	13C-1,2,3,7,8-PeCDF	80.6	24 - 185	
	13C-2,3,4,7,8-PeCDF	81.4	21 - 178	
	13C-1,2,3,4,7,8-HxCDF	84.3	26 - 152	
	13C-1,2,3,6,7,8-HxCDF	82.4	26 - 123	
	13C-2,3,4,6,7,8-HxCDF	85.1	28 - 136	
	13C-1,2,3,7,8,9-HxCDF	87.3	29 - 147	
	13C-1,2,3,4,6,7,8-HpCDF	82.5	28 - 143	
	13C-1,2,3,4,7,8,9-HpCDF	90.7	26 - 138	
	13C-OCDF	92.7	17 - 157	
CRS	37Cl-2,3,7,8-TCDD	81.3	35 - 197	

Toxic Equivalent Quotient (TEQ) Data (pg/g dry wt)

TEQMinWHO2005Dioxin	0.00

DL - Sample specifc estimated detection limit

EMPC - Estimated maximum possible concentration

LCL-UCL- Lower control limit - upper control limit

The results are reported in dry weight. The sample size is reported in wet weight.

Min-The TEQ is calculated using zero for the concentration of congeners that are not detected.

Sample ID: OPR **EPA Method 1613B**

Matrix: Solid	QC Batch: B9E0217	Lab Sample: B9E0217-BS1
Sample Size: 5.00 g	Date Extracted: 31-May-2019 8:43	Date Analyzed: 07-Jun-19 11:15 Column: ZB-5MS

Analyte	Amt Found (ng/Kg)	Spike Amt	%R	Limits
2,3,7,8-TCDD	41.2	40.0	103	67 - 158
1,2,3,7,8-PeCDD	204	200	102	70 - 142
1,2,3,4,7,8-HxCDD	208	200	104	70 - 164
1,2,3,6,7,8-HxCDD	219	200	110	76 - 134
1,2,3,7,8,9-HxCDD	208	200	104	64 - 162
1,2,3,4,6,7,8-HpCDD	201	200	100	70 - 140
OCDD	423	400	106	78 - 144
2,3,7,8-TCDF	40.3	40.0	101	75 - 158
1,2,3,7,8-PeCDF	209	200	105	80 - 134
2,3,4,7,8-PeCDF	214	200	107	68 - 160
1,2,3,4,7,8-HxCDF	192	200	96.0	72 - 134
1,2,3,6,7,8-HxCDF	203	200	102	84 - 130
2,3,4,6,7,8-HxCDF	194	200	97.2	70 - 156
1,2,3,7,8,9-HxCDF	194	200	97.1	78 - 130
1,2,3,4,6,7,8-HpCDF	204	200	102	82 - 122
1,2,3,4,7,8,9-HpCDF	213	200	106	78 - 138
OCDF	392	400	98.0	63 - 170

	Labeled Standard	%R	LCL-UCL
IS	13C-2,3,7,8-TCDD	51.0	20 - 175
	13C-1,2,3,7,8-PeCDD	48.8	21 - 227
	13C-1,2,3,4,7,8-HxCDD	50.7	21 - 193
	13C-1,2,3,6,7,8-HxCDD	49.5	25 - 163
	13C-1,2,3,7,8,9-HxCDD	50.4	21 - 193
	13C-1,2,3,4,6,7,8-HpCDD	55.8	26 - 166
	13C-OCDD	57.4	13 - 199
	13C-2,3,7,8-TCDF	42.8	22 - 152
	13C-1,2,3,7,8-PeCDF	50.9	21 - 192
	13C-2,3,4,7,8-PeCDF	43.0	13 - 328
	13C-1,2,3,4,7,8-HxCDF	53.8	19 - 202
	13C-1,2,3,6,7,8-HxCDF	53.8	21 - 159
	13C-2,3,4,6,7,8-HxCDF	46.6	22 - 176
	13C-1,2,3,7,8,9-HxCDF	53.7	17 - 205
	13C-1,2,3,4,6,7,8-HpCDF	54.4	21 - 158
	13C-1,2,3,4,7,8,9-HpCDF	53.3	20 - 186
	13C-OCDF	62.7	13 - 199
CRS	37Cl-2,3,7,8-TCDD	50.0	31 - 191

LCL-UCL - Lower control limit - upper control limit

Sample ID: T4-PDI2019-SG50-190418

EPA Method 1613B

Client Data
Name: Anchor QEA, LLC
Project: Port of Portland T4 PDI
Date Collected: 18-Apr-2019 11:51

Sample Data
Matrix: Sediment
Sample Size: 15.2 g
% Solids: 33.3

Laboratory Data
Lab Sample: 1900817-01 Date Received: 20-Apr-2019 9:08
QC Batch: B9E0217 Date Extracted: 31-May-2019 8:43
Date Analyzed : 07-Jun-19 13:38 Column: ZB-5MS

Analyte	Conc. (ng/Kg)	DL	EMPC	Qualifiers
2,3,7,8-TCDD	ND	0.153		
1,2,3,7,8-PeCDD	ND	0.153		
1,2,3,4,7,8-HxCDD	ND	0.267		
1,2,3,6,7,8-HxCDD	0.474			J
1,2,3,7,8,9-HxCDD	ND	0.279		
1,2,3,4,6,7,8-HpCDD	7.75			
OCDD	80.9			
2,3,7,8-TCDF	ND	0.254		
1,2,3,7,8-PeCDF	ND	0.314		
2,3,4,7,8-PeCDF	ND	0.325		
1,2,3,4,7,8-HxCDF	ND	0.159		
1,2,3,6,7,8-HxCDF	ND	0.168		
2,3,4,6,7,8-HxCDF	ND	0.173		
1,2,3,7,8,9-HxCDF	ND	0.254		
1,2,3,4,6,7,8-HpCDF	1.71			J
1,2,3,4,7,8,9-HpCDF	ND	0.158		
OCDF	6.74			J
TOTALS				
Total TCDD	ND	0.153		
Total PeCDD	ND		0.365	
Total HxCDD	1.36		2.04	
Total HpCDD	23.1			
Total TCDF	77.5			P
Total PeCDF	19.8		21.6	P
Total HxCDF	3.36			P
Total HpCDF	6.24			

	Labeled Standard	%R	LCL-UCL	Qualifiers
IS	13C-2,3,7,8-TCDD	86.8	25 - 164	
	13C-1,2,3,7,8-PeCDD	88.2	25 - 181	
	13C-1,2,3,4,7,8-HxCDD	93.4	32 - 141	
	13C-1,2,3,6,7,8-HxCDD	93.8	28 - 130	
	13C-1,2,3,7,8,9-HxCDD	94.4	32 - 141	
	13C-1,2,3,4,6,7,8-HpCDD	100	23 - 140	
	13C-OCDD	97.8	17 - 157	
	13C-2,3,7,8-TCDF	76.9	24 - 169	
	13C-1,2,3,7,8-PeCDF	88.0	24 - 185	
	13C-2,3,4,7,8-PeCDF	87.3	21 - 178	
	13C-1,2,3,4,7,8-HxCDF	89.4	26 - 152	
	13C-1,2,3,6,7,8-HxCDF	91.0	26 - 123	
	13C-2,3,4,6,7,8-HxCDF	89.2	28 - 136	
	13C-1,2,3,7,8,9-HxCDF	94.4	29 - 147	
	13C-1,2,3,4,6,7,8-HpCDF	82.8	28 - 143	
	13C-1,2,3,4,7,8,9-HpCDF	89.6	26 - 138	
	13C-OCDF	96.6	17 - 157	
CRS	37Cl-2,3,7,8-TCDD	81.6	35 - 197	

Toxic Equivalent Quotient (TEQ) Data (pg/g dry wt)

TEQMinWHO2005Dioxin	0.168

DL - Sample specifc estimated detection limit
EMPC - Estimated maximum possible concentration

LCL-UCL- Lower control limit - upper control limit
The results are reported in dry weight. The sample size is reported in wet weight.
Min-The TEQ is calculated using zero for the concentration of congeners that are not detected.

Sample ID: T4-PDI2019-SG56-190418

EPA Method 1613B

Client Data
Name: Anchor QEA, LLC
Project: Port of Portland T4 PDI
Date Collected: 18-Apr-2019 11:21

Sample Data
Matrix: Sediment
Sample Size: 15.5 g
% Solids: 33.9

Laboratory Data
Lab Sample: 1900817-02 Date Received: 20-Apr-2019 9:08
QC Batch: B9E0217 Date Extracted: 31-May-2019 8:43
Date Analyzed : 07-Jun-19 14:25 Column: ZB-5MS

Analyte	Conc. (ng/Kg)	DL	EMPC	Qualifiers
2,3,7,8-TCDD	ND	0.140		
1,2,3,7,8-PeCDD	ND	0.179		
1,2,3,4,7,8-HxCDD	ND	0.291		
1,2,3,6,7,8-HxCDD	0.548			J
1,2,3,7,8,9-HxCDD	ND	0.311		
1,2,3,4,6,7,8-HpCDD	18.3			
OCDD	216			
2,3,7,8-TCDF	ND	0.191		
1,2,3,7,8-PeCDF	ND	0.263		
2,3,4,7,8-PeCDF	ND	0.259		
1,2,3,4,7,8-HxCDF	ND		0.455	
1,2,3,6,7,8-HxCDF	ND	0.199		
2,3,4,6,7,8-HxCDF	ND	0.204		
1,2,3,7,8,9-HxCDF	ND	0.307		
1,2,3,4,6,7,8-HpCDF	3.71			J
1,2,3,4,7,8,9-HpCDF	ND	0.226		
OCDF	20.7			
TOTALS				
Total TCDD	ND	0.140		
Total PeCDD	0.314			
Total HxCDD	3.28			
Total HpCDD	42.3			
Total TCDF	ND	0.191		
Total PeCDF	ND		0.540	
Total HxCDF	3.12		3.57	
Total HpCDF	17.3			

	Labeled Standard	%R	LCL-UCL	Qualifiers
IS	13C-2,3,7,8-TCDD	82.5	25 - 164	
	13C-1,2,3,7,8-PeCDD	87.1	25 - 181	
	13C-1,2,3,4,7,8-HxCDD	93.1	32 - 141	
	13C-1,2,3,6,7,8-HxCDD	91.2	28 - 130	
	13C-1,2,3,7,8,9-HxCDD	92.9	32 - 141	
	13C-1,2,3,4,6,7,8-HpCDD	103	23 - 140	
	13C-OCDD	99.1	17 - 157	
	13C-2,3,7,8-TCDF	68.8	24 - 169	
	13C-1,2,3,7,8-PeCDF	85.4	24 - 185	
	13C-2,3,4,7,8-PeCDF	85.7	21 - 178	
	13C-1,2,3,4,7,8-HxCDF	91.9	26 - 152	
	13C-1,2,3,6,7,8-HxCDF	90.6	26 - 123	
	13C-2,3,4,6,7,8-HxCDF	91.0	28 - 136	
	13C-1,2,3,7,8,9-HxCDF	91.5	29 - 147	
	13C-1,2,3,4,6,7,8-HpCDF	86.2	28 - 143	
	13C-1,2,3,4,7,8,9-HpCDF	90.9	26 - 138	
	13C-OCDF	97.2	17 - 157	
CRS	37Cl-2,3,7,8-TCDD	76.4	35 - 197	

Toxic Equivalent Quotient (TEQ) Data (pg/g dry wt)

TEQMinWHO2005Dioxin	0.346

DL - Sample specifc estimated detection limit
EMPC - Estimated maximum possible concentration

LCL-UCL- Lower control limit - upper control limit
The results are reported in dry weight. The sample size is reported in wet weight.
Min-The TEQ is calculated using zero for the concentration of congeners that are not detected.

Sample ID: T4-PDI2019-SG62-190418

EPA Method 1613B

Client Data
Name: Anchor QEA, LLC
Project: Port of Portland T4 PDI
Date Collected: 18-Apr-2019 14:23

Sample Data
Matrix: Sediment
Sample Size: 13.0 g
% Solids: 38.7

Laboratory Data
Lab Sample: 1900817-03 Date Received: 20-Apr-2019 9:08
QC Batch: B9E0217 Date Extracted: 31-May-2019 8:43
Date Analyzed : 07-Jun-19 15:13 Column: ZB-5MS

Analyte	Conc. (ng/Kg)	DL	EMPC	Qualifiers
2,3,7,8-TCDD	ND	0.151		
1,2,3,7,8-PeCDD	ND	0.198		
1,2,3,4,7,8-HxCDD	ND	0.359		
1,2,3,6,7,8-HxCDD	1.76			J
1,2,3,7,8,9-HxCDD	0.535			J
1,2,3,4,6,7,8-HpCDD	60.4			
OCDD	781			
2,3,7,8-TCDF	ND	0.196		
1,2,3,7,8-PeCDF	ND	0.311		
2,3,4,7,8-PeCDF	0.277			J
1,2,3,4,7,8-HxCDF	2.35			J
1,2,3,6,7,8-HxCDF	ND		0.505	
2,3,4,6,7,8-HxCDF	ND		0.475	
1,2,3,7,8,9-HxCDF	ND		0.376	
1,2,3,4,6,7,8-HpCDF	15.6			
1,2,3,4,7,8,9-HpCDF	1.28			J
OCDF	84.3			
TOTALS				
Total TCDD	ND	0.151		
Total PeCDD	ND	0.198		
Total HxCDD	9.46			
Total HpCDD	128			
Total TCDF	ND	0.196		
Total PeCDF	2.95		3.42	
Total HxCDF	16.2		17.6	
Total HpCDF	75.2			

	Labeled Standard	%R	LCL-UCL	Qualifiers
IS	13C-2,3,7,8-TCDD	78.5	25 - 164	
	13C-1,2,3,7,8-PeCDD	92.8	25 - 181	
	13C-1,2,3,4,7,8-HxCDD	97.4	32 - 141	
	13C-1,2,3,6,7,8-HxCDD	92.7	28 - 130	
	13C-1,2,3,7,8,9-HxCDD	97.4	32 - 141	
	13C-1,2,3,4,6,7,8-HpCDD	103	23 - 140	
	13C-OCDD	104	17 - 157	
	13C-2,3,7,8-TCDF	62.5	24 - 169	
	13C-1,2,3,7,8-PeCDF	89.6	24 - 185	
	13C-2,3,4,7,8-PeCDF	88.5	21 - 178	
	13C-1,2,3,4,7,8-HxCDF	90.9	26 - 152	
	13C-1,2,3,6,7,8-HxCDF	90.8	26 - 123	
	13C-2,3,4,6,7,8-HxCDF	90.8	28 - 136	
	13C-1,2,3,7,8,9-HxCDF	92.2	29 - 147	
	13C-1,2,3,4,6,7,8-HpCDF	81.5	28 - 143	
	13C-1,2,3,4,7,8,9-HpCDF	92.2	26 - 138	
	13C-OCDF	100	17 - 157	
CRS	37Cl-2,3,7,8-TCDD	75.5	35 - 197	

Toxic Equivalent Quotient (TEQ) Data (pg/g dry wt)

TEQMinWHO2005Dioxin	1.58

DL - Sample specifc estimated detection limit
EMPC - Estimated maximum possible concentration

LCL-UCL- Lower control limit - upper control limit
The results are reported in dry weight. The sample size is reported in wet weight.
Min-The TEQ is calculated using zero for the concentration of congeners that are not detected.

Sample ID: T4-PDI2019-SG63-190418

EPA Method 1613B

Client Data
Name: Anchor QEA, LLC
Project: Port of Portland T4 PDI
Date Collected: 18-Apr-2019 14:59

Sample Data
Matrix: Sediment
Sample Size: 15.0 g
% Solids: 33.5

Laboratory Data
Lab Sample: 1900817-04 Date Received: 20-Apr-2019 9:08
QC Batch: B9E0217 Date Extracted: 31-May-2019 8:43
Date Analyzed : 07-Jun-19 16:01 Column: ZB-5MS

Analyte	Conc. (ng/Kg)	DL	EMPC	Qualifiers
2,3,7,8-TCDD	ND	0.134		
1,2,3,7,8-PeCDD	ND	0.308		
1,2,3,4,7,8-HxCDD	ND		0.719	
1,2,3,6,7,8-HxCDD	3.83			J
1,2,3,7,8,9-HxCDD	1.23			J
1,2,3,4,6,7,8-HpCDD	124			
OCDD	1450			
2,3,7,8-TCDF	ND	0.223		
1,2,3,7,8-PeCDF	ND		0.670	
2,3,4,7,8-PeCDF	0.787			J
1,2,3,4,7,8-HxCDF	3.88			J
1,2,3,6,7,8-HxCDF	0.976			J
2,3,4,6,7,8-HxCDF	1.28			J
1,2,3,7,8,9-HxCDF	0.378			J
1,2,3,4,6,7,8-HpCDF	30.1			
1,2,3,4,7,8,9-HpCDF	2.08			J
OCDF	172			
TOTALS				
Total TCDD	0.567			
Total PeCDD	ND		0.458	
Total HxCDD	21.2		21.9	
Total HpCDD	269			
Total TCDF	17.4		17.7	P
Total PeCDF	9.13		11.4	P
Total HxCDF	31.8			
Total HpCDF	143			

	Labeled Standard	%R	LCL-UCL	Qualifiers
IS	13C-2,3,7,8-TCDD	96.9	25 - 164	
	13C-1,2,3,7,8-PeCDD	92.5	25 - 181	
	13C-1,2,3,4,7,8-HxCDD	98.5	32 - 141	
	13C-1,2,3,6,7,8-HxCDD	95.7	28 - 130	
	13C-1,2,3,7,8,9-HxCDD	97.2	32 - 141	
	13C-1,2,3,4,6,7,8-HpCDD	103	23 - 140	
	13C-OCDD	104	17 - 157	
	13C-2,3,7,8-TCDF	93.3	24 - 169	
	13C-1,2,3,7,8-PeCDF	93.2	24 - 185	
	13C-2,3,4,7,8-PeCDF	90.4	21 - 178	
	13C-1,2,3,4,7,8-HxCDF	94.3	26 - 152	
	13C-1,2,3,6,7,8-HxCDF	92.8	26 - 123	
	13C-2,3,4,6,7,8-HxCDF	91.3	28 - 136	
	13C-1,2,3,7,8,9-HxCDF	97.9	29 - 147	
	13C-1,2,3,4,6,7,8-HpCDF	86.3	28 - 143	
	13C-1,2,3,4,7,8,9-HpCDF	98.4	26 - 138	
	13C-OCDF	100	17 - 157	
CRS	37Cl-2,3,7,8-TCDD	91.0	35 - 197	

Toxic Equivalent Quotient (TEQ) Data (pg/g dry wt)

TEQMinWHO2005Dioxin	3.44

DL - Sample specifc estimated detection limit
EMPC - Estimated maximum possible concentration

LCL-UCL- Lower control limit - upper control limit
The results are reported in dry weight. The sample size is reported in wet weight.
Min-The TEQ is calculated using zero for the concentration of congeners that are not detected.

Sample ID: T4-PDI2019-SG64-190418

EPA Method 1613B

Client Data
Name: Anchor QEA, LLC
Project: Port of Portland T4 PDI
Date Collected: 18-Apr-2019 15:31

Sample Data
Matrix: Sediment
Sample Size: 15.4 g
% Solids: 33.4

Laboratory Data
Lab Sample: 1900817-05 Date Received: 20-Apr-2019 9:08
QC Batch: B9E0217 Date Extracted: 31-May-2019 8:43
Date Analyzed : 07-Jun-19 16:49 Column: ZB-5MS

Analyte	Conc. (ng/Kg)	DL	EMPC	Qualifiers
2,3,7,8-TCDD	ND	0.167		
1,2,3,7,8-PeCDD	ND	0.193		
1,2,3,4,7,8-HxCDD	ND	0.433		
1,2,3,6,7,8-HxCDD	ND	0.460		
1,2,3,7,8,9-HxCDD	ND	0.471		
1,2,3,4,6,7,8-HpCDD	23.3			
OCDD	245			
2,3,7,8-TCDF	ND	0.161		
1,2,3,7,8-PeCDF	ND	0.201		
2,3,4,7,8-PeCDF	ND	0.182		
1,2,3,4,7,8-HxCDF	0.660			J
1,2,3,6,7,8-HxCDF	ND	0.122		
2,3,4,6,7,8-HxCDF	ND	0.131		
1,2,3,7,8,9-HxCDF	ND	0.189		
1,2,3,4,6,7,8-HpCDF	4.28			J
1,2,3,4,7,8,9-HpCDF	ND		0.328	
OCDF	24.1			
TOTALS				
Total TCDD	ND	0.167		
Total PeCDD	ND	0.193		
Total HxCDD	ND		3.06	
Total HpCDD	59.0			
Total TCDF	ND	0.161		
Total PeCDF	0.892			
Total HxCDF	4.16		4.52	
Total HpCDF	19.3		19.7	

	Labeled Standard	%R	LCL-UCL	Qualifiers
IS	13C-2,3,7,8-TCDD	86.1	25 - 164	
	13C-1,2,3,7,8-PeCDD	85.0	25 - 181	
	13C-1,2,3,4,7,8-HxCDD	93.4	32 - 141	
	13C-1,2,3,6,7,8-HxCDD	90.1	28 - 130	
	13C-1,2,3,7,8,9-HxCDD	94.3	32 - 141	
	13C-1,2,3,4,6,7,8-HpCDD	103	23 - 140	
	13C-OCDD	93.1	17 - 157	
	13C-2,3,7,8-TCDF	78.0	24 - 169	
	13C-1,2,3,7,8-PeCDF	89.3	24 - 185	
	13C-2,3,4,7,8-PeCDF	85.7	21 - 178	
	13C-1,2,3,4,7,8-HxCDF	90.0	26 - 152	
	13C-1,2,3,6,7,8-HxCDF	87.9	26 - 123	
	13C-2,3,4,6,7,8-HxCDF	89.2	28 - 136	
	13C-1,2,3,7,8,9-HxCDF	93.8	29 - 147	
	13C-1,2,3,4,6,7,8-HpCDF	85.4	28 - 143	
	13C-1,2,3,4,7,8,9-HpCDF	94.4	26 - 138	
	13C-OCDF	91.7	17 - 157	
CRS	37Cl-2,3,7,8-TCDD	80.7	35 - 197	

Toxic Equivalent Quotient (TEQ) Data (pg/g dry wt)

TEQMinWHO2005Dioxin	0.423

DL - Sample specifc estimated detection limit
EMPC - Estimated maximum possible concentration

LCL-UCL- Lower control limit - upper control limit
The results are reported in dry weight. The sample size is reported in wet weight.
Min-The TEQ is calculated using zero for the concentration of congeners that are not detected.

Sample ID: Method Blank — EPA Method 1668C

Matrix:	Solid	QC Batch:	B9F0064	Lab Sample:	B9F0064-BLK1
Sample Size:	5.00 g	Date Extracted:	07-Jun-2019 9:11	Date Analyzed:	10-Jun-19 19:57 Column: ZB-1

Analyte	Conc. (ug/kg)	DL	EMPC	Qualifiers	Analyte	Conc. (ug/kg)	DL	EMPC	Qualifiers
PCB-1	0.000872			J	PCB-44	ND	0.000613		
PCB-2	ND	0.00196			PCB-45	ND	0.000663		
PCB-3	ND	0.00195			PCB-46	ND	0.000690		
PCB-4/10	ND	0.00170			PCB-47	ND	0.000610		
PCB-5/8	ND	0.00135			PCB-48/75	ND	0.000462		
PCB-6	ND	0.00131			PCB-50	ND	0.000498		
PCB-7/9	ND	0.00140			PCB-51	ND	0.000525		
PCB-11	ND	0.00147			PCB-52/69	ND	0.000477		
PCB-12/13	ND	0.00145			PCB-53	ND	0.000572		
PCB-14	ND	0.00143			PCB-54	ND	0.000405		
PCB-15	ND	0.00140			PCB-55	ND	0.000424		
PCB-16/32	ND	0.000759			PCB-56/60	ND	0.000471		
PCB-17	ND	0.000996			PCB-57	ND	0.000436		
PCB-18	ND	0.000917			PCB-58	ND	0.000438		
PCB-19	ND	0.000914			PCB-61/70	ND	0.000479		
PCB-20/21/33	ND	0.000519			PCB-62	ND	0.000478		
PCB-22	ND	0.000475			PCB-63	ND	0.000492		
PCB-23	ND	0.000544			PCB-65	ND	0.000412		
PCB-24/27	ND	0.000728			PCB-66/76	ND	0.000434		
PCB-25	ND	0.000489			PCB-67	ND	0.000446		
PCB-26	ND	0.000515			PCB-68	ND	0.000410		
PCB-28	ND	0.000454			PCB-73	ND	0.000398		
PCB-29	ND	0.000537			PCB-74	ND	0.000416		
PCB-30	ND	0.000567			PCB-77	ND	0.000496		
PCB-31	ND	0.000470			PCB-78	ND	0.000445		
PCB-34	ND	0.000538			PCB-79	ND	0.000420		
PCB-35	ND	0.000488			PCB-80	ND	0.000411		
PCB-36	ND	0.000476			PCB-81	ND	0.000507		
PCB-37	ND	0.000492			PCB-82	ND	0.000897		
PCB-38	ND	0.000497			PCB-83	ND	0.000557		
PCB-39	ND	0.000512			PCB-84/92	ND	0.000889		
PCB-40	ND	0.000839			PCB-85/116	ND	0.000757		
PCB-41/64/71/72	ND	0.000449			PCB-86	ND	0.000903		
PCB-42/59	ND	0.000513			PCB-87/117/125	ND	0.000630		
PCB-43/49	ND	0.000571			PCB-88/91	ND	0.000849		

DL - Sample specifc estimated detection limit

LCL-UCL- Lower control limit - upper control limit

EMPC - Estimated maximum possible concentration

The results are reported in dry weight. The sample size is reported in wet weight. See individual congeners for qualifiers.

Sample ID: Method Blank — EPA Method 1668C

Matrix:	Solid	QC Batch:	B9F0064	Lab Sample:	B9F0064-BLK1
Sample Size:	5.00 g	Date Extracted:	07-Jun-2019 9:11	Date Analyzed:	10-Jun-19 19:57 Column: ZB-1

Analyte	Conc. (ug/kg)	DL	EMPC	Qualifiers	Analyte	Conc. (ug/kg)	DL	EMPC	Qualifiers
PCB-89	ND	0.000811			PCB-137	ND	0.000564		
PCB-90/101	ND	0.000803			PCB-138/163/164	ND	0.000457		
PCB-93	ND	0.000894			PCB-139/149	ND	0.000587		
PCB-94	ND	0.000905			PCB-140	ND	0.000671		
PCB-95/98/102	ND	0.000706			PCB-141	ND	0.000610		
PCB-96	ND	0.000585			PCB-142	ND	0.000682		
PCB-97	ND	0.000832			PCB-144	ND	0.000675		
PCB-99	ND	0.000689			PCB-145	ND	0.000458		
PCB-100	ND	0.000715			PCB-146/165	ND	0.000489		
PCB-103	ND	0.000729			PCB-147	ND	0.000642		
PCB-104	ND	0.000614			PCB-148	ND	0.000668		
PCB-105	ND	0.000898			PCB-150	ND	0.000504		
PCB-106/118	ND	0.000618			PCB-151	ND	0.000687		
PCB-107/109	ND	0.000551			PCB-152	ND	0.000447		
PCB-108/112	ND	0.000696			PCB-153	ND	0.000463		
PCB-110	ND	0.000580			PCB-154	ND	0.000590		
PCB-111/115	ND	0.000545			PCB-155	ND	0.000523		
PCB-113	ND	0.000585			PCB-156	ND	0.000453		
PCB-114	ND	0.000890			PCB-157	ND	0.000490		
PCB-119	ND	0.000575			PCB-158/160	ND	0.000478		
PCB-120	ND	0.000493			PCB-159	ND	0.000402		
PCB-121	ND	0.000492			PCB-166	ND	0.000413		
PCB-122	ND	0.000964			PCB-167	ND	0.000455		
PCB-123	ND	0.000647			PCB-168	ND	0.000447		
PCB-124	ND	0.000558			PCB-169	ND	0.000464		
PCB-126	ND	0.000923			PCB-170	ND	0.000388		
PCB-127	ND	0.000868			PCB-171	ND	0.000391		
PCB-128/162	ND	0.000522			PCB-172	ND	0.000387		
PCB-129	ND	0.000721			PCB-173	ND	0.000423		
PCB-130	ND	0.000771			PCB-174	ND	0.000379		
PCB-131/133	ND	0.000611			PCB-175	ND	0.000384		
PCB-132/161	ND	0.000497			PCB-176	ND	0.000293		
PCB-134/143	ND	0.000654			PCB-177	ND	0.000404		
PCB-135	ND	0.000601			PCB-178	ND	0.000396		
PCB-136	ND	0.000505			PCB-179	ND	0.000277		

DL - Sample specifc estimated detection limit

LCL-UCL- Lower control limit - upper control limit

EMPC - Estimated maximum possible concentration

The results are reported in dry weight. The sample size is reported in wet weight. See individual congeners for qualifiers.

Sample ID: Method Blank — EPA Method 1668C

Matrix:	Solid	QC Batch:	B9F0064	Lab Sample:	B9F0064-BLK1
Sample Size:	5.00 g	Date Extracted:	07-Jun-2019 9:11	Date Analyzed:	10-Jun-19 19:57 Column: ZB-1

Analyte	Conc. (ug/kg)	DL	EMPC	Qualifiers
PCB-180	ND	0.000354		
PCB-181	ND	0.000364		
PCB-182/187	ND	0.000336		
PCB-183	ND	0.000340		
PCB-184	ND	0.000291		
PCB-185	ND	0.000396		
PCB-186	ND	0.000270		
PCB-188	ND	0.000279		
PCB-189	ND	0.000254		
PCB-190	ND	0.000285		
PCB-191	ND	0.000308		
PCB-192	ND	0.000297		
PCB-193	ND	0.000313		
PCB-194	ND	0.000787		
PCB-195	ND	0.000378		
PCB-196/203	ND	0.000753		
PCB-197	ND	0.000577		
PCB-198	ND	0.000755		
PCB-199	ND	0.000793		
PCB-200	ND	0.000608		
PCB-201	ND	0.000648		
PCB-202	ND	0.000598		
PCB-204	ND	0.000592		
PCB-205	ND	0.000294		
PCB-206	ND	0.000264		
PCB-207	ND	0.000210		
PCB-208	ND	0.000922		
PCB-209	ND	0.000234		
Total monoCB	0.0008720			
Total diCB	ND	0.00170		
Total triCB	ND	0.000996		
Total tetraCB	ND	0.000839		
Total pentaCB	ND	0.000964		
Total hexaCB	ND	0.000771		
Total heptaCB	ND	0.000423		

Analyte	Conc. (ug/kg)	DL	EMPC	Qualifiers
Total octaCB	ND	0.000793		
Total nonaCB	ND	0.000922		
DecaCB	ND	0.000234		
Total PCB	0.0008720			

DL - Sample specifc estimated detection limit

LCL-UCL- Lower control limit - upper control limit

EMPC - Estimated maximum possible concentration

The results are reported in dry weight. The sample size is reported in wet weight. See individual congeners for qualifiers.

Sample ID: Method Blank — EPA Method 1668C

Matrix:	Solid	QC Batch:	B9F0064	Lab Sample:	B9F0064-BLK1
Sample Size:	5.00 g	Date Extracted:	07-Jun-2019 9:11	Date Analyzed:	10-Jun-19 19:57 Column: ZB-1

	Labeled Standard	%R	LCL-UCL	Qualifiers
IS	13C-PCB-1	59.8	5 - 145	
	13C-PCB-3	56.7	5 - 145	
	13C-PCB-4	85.3	5 - 145	
	13C-PCB-11	83.4	5 - 145	
	13C-PCB-9	83.6	5 - 145	
	13C-PCB-19	71.7	5 - 145	
	13C-PCB-28	78.8	5 - 145	
	13C-PCB-32	70.9	5 - 145	
	13C-PCB-37	82.9	5 - 145	
	13C-PCB-47	95.3	5 - 145	
	13C-PCB-52	92.7	5 - 145	
	13C-PCB-54	101	5 - 145	
	13C-PCB-70	89.5	5 - 145	
	13C-PCB-77	91.7	10 - 145	
	13C-PCB-80	89.8	10 - 145	
	13C-PCB-81	90.1	10 - 145	
	13C-PCB-95	89.6	10 - 145	
	13C-PCB-97	88.3	10 - 145	
	13C-PCB-101	88.6	10 - 145	
	13C-PCB-104	88.5	10 - 145	
	13C-PCB-105	92.4	10 - 145	
	13C-PCB-114	90.5	10 - 145	
	13C-PCB-118	88.6	10 - 145	
	13C-PCB-123	90.9	10 - 145	
	13C-PCB-126	89.1	10 - 145	
	13C-PCB-127	91.8	10 - 145	
	13C-PCB-138	84.4	10 - 145	
	13C-PCB-141	83.4	10 - 145	
	13C-PCB-153	83.7	10 - 145	
	13C-PCB-155	97.8	10 - 145	
	13C-PCB-156	86.4	10 - 145	
	13C-PCB-157	87.3	10 - 145	
	13C-PCB-159	86.3	10 - 145	
	13C-PCB-167	88.3	10 - 145	
	13C-PCB-169	82.8	10 - 145	
	13C-PCB-170	86.2	10 - 145	
	13C-PCB-180	86.3	10 - 145	
	13C-PCB-188	81.5	10 - 145	
	13C-PCB-189	92.4	10 - 145	
	13C-PCB-194	86.8	10 - 145	
	13C-PCB-202	85.2	10 - 145	
	13C-PCB-206	94.6	10 - 145	
	13C-PCB-208	89.4	10 - 145	
	13C-PCB-209	117	10 - 145	
CRS	13C-PCB-79	89.6	10 - 145	
	13C-PCB-178	82.3	10 - 145	

DL - Sample specifc estimated detection limit

LCL-UCL- Lower control limit - upper control limit

EMPC - Estimated maximum possible concentration

The results are reported in dry weight. The sample size is reported in wet weight. See individual congeners for qualifiers.

Sample ID: OPR

EPA Method 1668C

Matrix: Solid
Sample Size: 5.00 g

QC Batch: B9F0064
Date Extracted: 07-Jun-2019 9:11

Lab Sample: B9F0064-BS1
Date Analyzed: 10-Jun-19 17:47 Column: ZB-1

Analyte	Amt Found (pg/g)	Spike Amt	%R	Limits
PCB-1	1.08	1.00	108	60 - 135
PCB-3	1.07	1.00	107	60 - 135
PCB-4/10	1.97	2.00	98.4	60 - 135
PCB-15	0.954	1.00	95.4	60 - 135
PCB-19	0.923	1.00	92.3	60 - 135
PCB-37	0.928	1.00	92.8	60 - 135
PCB-54	0.949	1.00	94.9	60 - 135
PCB-77	0.968	1.00	96.8	60 - 135
PCB-81	0.957	1.00	95.7	60 - 135
PCB-104	0.873	1.00	87.3	60 - 135
PCB-105	0.928	1.00	92.8	60 - 135
PCB-106/118	1.82	2.00	90.8	60 - 135
PCB-114	0.929	1.00	92.9	60 - 135
PCB-123	0.907	1.00	90.7	60 - 135
PCB-126	0.938	1.00	93.8	60 - 135
PCB-155	0.905	1.00	90.5	60 - 135
PCB-156	0.917	1.00	91.7	60 - 135
PCB-157	0.939	1.00	93.9	60 - 135
PCB-167	0.943	1.00	94.3	60 - 135
PCB-169	0.947	1.00	94.7	60 - 135
PCB-188	0.939	1.00	93.9	60 - 135
PCB-189	0.918	1.00	91.8	60 - 135
PCB-202	1.00	1.00	100	60 - 135
PCB-205	0.930	1.00	93.0	60 - 135
PCB-206	0.977	1.00	97.7	60 - 135
PCB-208	0.993	1.00	99.3	60 - 135
PCB-209	0.918	1.00	91.8	60 - 135

	Labeled Standard	%R	LCL-UCL
IS	13C-PCB-1	57.0	15 - 145
IS	13C-PCB-3	55.0	15 - 145
IS	13C-PCB-4	79.6	15 - 145
IS	13C-PCB-11	83.2	15 - 145
IS	13C-PCB-9	79.9	15 - 145
IS	13C-PCB-19	73.5	15 - 145
IS	13C-PCB-28	95.2	15 - 145
IS	13C-PCB-32	74.7	15 - 145
IS	13C-PCB-37	87.9	15 - 145
IS	13C-PCB-47	89.4	15 - 145
IS	13C-PCB-52	86.9	15 - 145
IS	13C-PCB-54	91.2	15 - 145
IS	13C-PCB-70	87.9	15 - 145
IS	13C-PCB-77	89.3	40 - 145
IS	13C-PCB-80	92.8	40 - 145
IS	13C-PCB-81	89.2	40 - 145
IS	13C-PCB-95	89.6	40 - 145
IS	13C-PCB-97	90.4	40 - 145
IS	13C-PCB-101	89.3	40 - 145
IS	13C-PCB-104	90.8	40 - 145
IS	13C-PCB-105	97.1	40 - 145
IS	13C-PCB-114	96.1	40 - 145
IS	13C-PCB-118	94.6	40 - 145
IS	13C-PCB-123	95.0	40 - 145
IS	13C-PCB-126	95.3	40 - 145
IS	13C-PCB-127	98.0	40 - 145
IS	13C-PCB-138	87.8	40 - 145
IS	13C-PCB-141	86.4	40 - 145
IS	13C-PCB-153	88.2	40 - 145
IS	13C-PCB-155	99.8	40 - 145
IS	13C-PCB-156	90.9	40 - 145
IS	13C-PCB-157	90.8	40 - 145
IS	13C-PCB-159	91.5	40 - 145
IS	13C-PCB-167	91.4	40 - 145
IS	13C-PCB-169	87.0	40 - 145
IS	13C-PCB-170	93.8	40 - 145
IS	13C-PCB-180	92.3	40 - 145
IS	13C-PCB-188	87.6	40 - 145
IS	13C-PCB-189	97.7	40 - 145
IS	13C-PCB-194	90.6	40 - 145

Sample ID: OPR

EPA Method 1668C

Matrix:	Solid	QC Batch:	B9F0064	Lab Sample:	B9F0064-BS1
Sample Size:	5.00 g	Date Extracted:	07-Jun-2019 9:11	Date Analyzed:	10-Jun-19 17:47 Column: ZB-1

Analyte	Amt Found (pg/g)	Spike Amt	%R	Limits

	Labeled Standard	%R	LCL-UCL
IS	13C-PCB-202	92.0	40 - 145
IS	13C-PCB-206	98.1	40 - 145
IS	13C-PCB-208	94.0	40 - 145
IS	13C-PCB-209	113	40 - 145
CRS	13C-PCB-79	93.4	40 - 145
CRS	13C-PCB-178	95.3	40 - 145

LCL-UCL - Lower control limit - upper control limit

Sample ID: T4-PDI2019-SG50-190418 — EPA Method 1668C

Client Data		Sample Data		Laboratory Data			
Name:	Anchor QEA, LLC	Matrix:	Sediment	Lab Sample:	1900817-01	Date Received:	20-Apr-2019 9:08
Project:	Port of Portland T4 PDI	Sample Size:	15.4 g	QC Batch:	B9F0064	Date Extracted:	07-Jun-2019 9:11
Date Collected:	18-Apr-2019 11:51	% Solids:	33.3	Date Analyzed :	10-Jun-19 21:02	Column: ZB-1	

Analyte	Conc. (ug/kg)	DL	EMPC	Qualifiers
PCB-1	0.00740			B
PCB-2	0.0186			
PCB-3	0.00826			
PCB-4/10	0.0319			
PCB-5/8	0.0735			
PCB-6	0.0148			
PCB-7/9	0.00712			J
PCB-11	0.0746			
PCB-12/13	0.0122			
PCB-14	ND	0.00109		
PCB-15	0.0852			
PCB-16/32	0.0613			
PCB-17	0.0494			
PCB-18	0.0847			
PCB-19	0.0294			
PCB-20/21/33	0.0952			
PCB-22	0.0548			
PCB-23	ND	0.000996		
PCB-24/27	0.0115			
PCB-25	0.0151			
PCB-26	0.0294			
PCB-28	0.166			
PCB-29	ND	0.000983		
PCB-30	ND	0.000659		
PCB-31	0.141			
PCB-34	ND	0.000986		
PCB-35	0.00406			J
PCB-36	ND	0.000891		
PCB-37	0.0754			
PCB-38	0.00457			J
PCB-39	ND	0.000958		
PCB-40	0.0287			
PCB-41/64/71/72	0.138			
PCB-42/59	0.0543			
PCB-43/49	0.183			

Analyte	Conc. (ug/kg)	DL	EMPC	Qualifiers
PCB-44	0.163			
PCB-45	0.0229			
PCB-46	0.0111			
PCB-47	0.127			
PCB-48/75	0.0272			
PCB-50	0.00162			J
PCB-51	0.0254			
PCB-52/69	0.247			
PCB-53	0.0401			
PCB-54	0.00608			
PCB-55	0.00442			J
PCB-56/60	0.102			
PCB-57	0.00145			J
PCB-58	ND		0.000902	
PCB-61/70	0.258			
PCB-62	ND	0.000982		
PCB-63	0.00848			
PCB-65	ND	0.000847		
PCB-66/76	0.185			
PCB-67	ND		0.00493	
PCB-68	0.00246			J
PCB-73	ND	0.000773		
PCB-74	0.0808			
PCB-77	0.0307			
PCB-78	ND	0.000708		
PCB-79	0.00672			
PCB-80	ND	0.000639		
PCB-81	0.00197			J
PCB-82	0.0463			
PCB-83	ND	0.000360		
PCB-84/92	0.204			
PCB-85/116	0.0728			
PCB-86	0.00130			J
PCB-87/117/125	0.144			
PCB-88/91	0.0798			

DL - Sample specifc estimated detection limit

EMPC - Estimated maximum possible concentration

LCL-UCL- Lower control limit - upper control limit

The results are reported in dry weight. The sample size is reported in wet weight.

See individual congeners for qualifiers.

Sample ID: T4-PDI2019-SG50-190418 — EPA Method 1668C

Client Data		Sample Data		Laboratory Data			
Name:	Anchor QEA, LLC	Matrix:	Sediment	Lab Sample:	1900817-01	Date Received:	20-Apr-2019 9:08
Project:	Port of Portland T4 PDI	Sample Size:	15.4 g	QC Batch:	B9F0064	Date Extracted:	07-Jun-2019 9:11
Date Collected:	18-Apr-2019 11:51	% Solids:	33.3	Date Analyzed :	10-Jun-19 21:02 Column: ZB-1		

Analyte	Conc. (ug/kg)	DL	EMPC	Qualifiers
PCB-89	0.00321			J
PCB-90/101	0.513			
PCB-93	ND	0.000592		
PCB-94	0.00457			J
PCB-95/98/102	0.332			
PCB-96	0.00279			J
PCB-97	0.124			
PCB-99	0.206			
PCB-100	0.0126			
PCB-103	0.0100			
PCB-104	ND		0.00134	
PCB-105	0.159			
PCB-106/118	0.421			
PCB-107/109	0.0310			
PCB-108/112	0.0177			
PCB-110	0.472			
PCB-111/115	0.00681			J
PCB-113	ND	0.000378		
PCB-114	0.00901			
PCB-119	0.0160			
PCB-120	0.00177			J
PCB-121	ND	0.000326		
PCB-122	0.00471			J
PCB-123	0.00810			
PCB-124	0.0174			
PCB-126	0.00372			J
PCB-127	ND	0.00216		
PCB-128/162	0.100			
PCB-129	0.0299			
PCB-130	0.0421			
PCB-131/133	0.0209			
PCB-132/161	0.168			
PCB-134/143	0.0328			
PCB-135	0.0703			
PCB-136	0.0748			

Analyte	Conc. (ug/kg)	DL	EMPC	Qualifiers
PCB-137	0.0261			
PCB-138/163/164	0.655			
PCB-139/149	0.440			
PCB-140	0.00459			J
PCB-141	0.114			
PCB-142	ND	0.00232		
PCB-144	0.0207			
PCB-145	ND	0.000483		
PCB-146/165	0.105			
PCB-147	0.0175			
PCB-148	0.00151			J
PCB-150	0.00279			J
PCB-151	0.135			
PCB-152	0.00115			J
PCB-153	0.577			
PCB-154	0.0134			
PCB-155	0.000685			J
PCB-156	0.0640			
PCB-157	0.0143			
PCB-158/160	0.0692			
PCB-159	ND	0.00144		
PCB-166	0.00199			J
PCB-167	0.0270			
PCB-168	0.00156			J
PCB-169	ND	0.00172		
PCB-170	0.191			
PCB-171	0.0508			
PCB-172	0.0300			
PCB-173	ND		0.00330	
PCB-174	0.183			
PCB-175	0.00727			
PCB-176	0.0228			
PCB-177	0.119			
PCB-178	0.0428			
PCB-179	0.0781			

DL - Sample specifc estimated detection limit

EMPC - Estimated maximum possible concentration

LCL-UCL- Lower control limit - upper control limit

The results are reported in dry weight. The sample size is reported in wet weight.

See individual congeners for qualifiers.

Sample ID: T4-PDI2019-SG50-190418 — EPA Method 1668C

Client Data		Sample Data		Laboratory Data			
Name:	Anchor QEA, LLC	Matrix:	Sediment	Lab Sample:	1900817-01	Date Received:	20-Apr-2019 9:08
Project:	Port of Portland T4 PDI	Sample Size:	15.4 g	QC Batch:	B9F0064	Date Extracted:	07-Jun-2019 9:11
Date Collected:	18-Apr-2019 11:51	% Solids:	33.3	Date Analyzed :	10-Jun-19 21:02	Column: ZB-1	

Analyte	Conc. (ug/kg)	DL	EMPC	Qualifiers
PCB-180	0.401			
PCB-181	ND	0.000540		
PCB-182/187	0.234			
PCB-183	0.0981			
PCB-184	ND		0.000675	
PCB-185	0.0222			
PCB-186	ND	0.000386		
PCB-188	ND		0.000787	
PCB-189	ND		0.00579	
PCB-190	0.0373			
PCB-191	0.00829			
PCB-192	ND	0.000442		
PCB-193	0.0240			
PCB-194	0.0826			
PCB-195	0.0374			
PCB-196/203	0.119			
PCB-197	0.00322			J
PCB-198	0.00410			J
PCB-199	0.118			
PCB-200	ND		0.0125	
PCB-201	0.0169			
PCB-202	0.0258			
PCB-204	ND	0.000720		
PCB-205	0.00463			J
PCB-206	0.0991			
PCB-207	0.00975			
PCB-208	0.0352			
PCB-209	0.130			
Total monoCB	0.0342			
Total diCB	0.299			
Total triCB	0.822			
Total tetraCB	1.76			
Total pentaCB	2.93			
Total hexaCB	2.83			
Total heptaCB	1.55		1.56	

Analyte	Conc. (ug/kg)	DL	EMPC	Qualifiers
Total octaCB	0.412		0.424	
Total nonaCB	0.144			
DecaCB	0.130			
Total PCB	10.9			

DL - Sample specifc estimated detection limit

EMPC - Estimated maximum possible concentration

LCL-UCL- Lower control limit - upper control limit

The results are reported in dry weight. The sample size is reported in wet weight.

See individual congeners for qualifiers.

Sample ID: T4-PDI2019-SG50-190418 — EPA Method 1668C

Client Data		Sample Data		Laboratory Data			
Name:	Anchor QEA, LLC	Matrix:	Sediment	Lab Sample:	1900817-01	Date Received:	20-Apr-2019 9:08
Project:	Port of Portland T4 PDI	Sample Size:	15.4 g	QC Batch:	B9F0064	Date Extracted:	07-Jun-2019 9:11
Date Collected:	18-Apr-2019 11:51	% Solids:	33.3	Date Analyzed :	10-Jun-19 21:02 Column: ZB-1		

	Labeled Standard	%R	LCL-UCL	Qualifiers
IS	13C-PCB-1	54.1	5 -145	
	13C-PCB-3	55.3	5 -145	
	13C-PCB-4	85.2	5 -145	
	13C-PCB-11	90.2	5 -145	
	13C-PCB-9	94.7	5 -145	
	13C-PCB-19	76.6	5 -145	
	13C-PCB-28	96.1	5 -145	
	13C-PCB-32	78.7	5 -145	
	13C-PCB-37	84.8	5 -145	
	13C-PCB-47	106	5 -145	
	13C-PCB-52	105	5 -145	
	13C-PCB-54	106	5 -145	
	13C-PCB-70	103	5 -145	
	13C-PCB-77	101	10 -145	
	13C-PCB-80	103	10 -145	
	13C-PCB-81	103	10 -145	
	13C-PCB-95	101	10 -145	
	13C-PCB-97	103	10 -145	
	13C-PCB-101	101	10 -145	
	13C-PCB-104	101	10 -145	
	13C-PCB-105	111	10 -145	
	13C-PCB-114	110	10 -145	
	13C-PCB-118	100	10 -145	
	13C-PCB-123	103	10 -145	
	13C-PCB-126	105	10 -145	
	13C-PCB-127	109	10 -145	
	13C-PCB-138	99.8	10 -145	
	13C-PCB-141	100	10 -145	
	13C-PCB-153	101	10 -145	
	13C-PCB-155	114	10 -145	
	13C-PCB-156	98.3	10 -145	
	13C-PCB-157	102	10 -145	
	13C-PCB-159	102	10 -145	
	13C-PCB-167	100	10 -145	
	13C-PCB-169	88.4	10 -145	

	Labeled Standard	%R	LCL-UCL	Qualifiers
	13C-PCB-170	102	10 -145	
	13C-PCB-180	103	10 -145	
	13C-PCB-188	104	10 -145	
	13C-PCB-189	89.0	10 -145	
	13C-PCB-194	112	10 -145	
	13C-PCB-202	102	10 -145	
	13C-PCB-206	113	10 -145	
	13C-PCB-208	120	10 -145	
	13C-PCB-209	141	10 -145	
CRS	13C-PCB-79	104	10 -145	
	13C-PCB-178	108	10 -145	

DL - Sample specifc estimated detection limit

EMPC - Estimated maximum possible concentration

LCL-UCL- Lower control limit - upper control limit

The results are reported in dry weight. The sample size is reported in wet weight.

See individual congeners for qualifiers.

Sample ID: T4-PDI2019-SG56-190418 — EPA Method 1668C

Client Data		Sample Data		Laboratory Data			
Name:	Anchor QEA, LLC	Matrix:	Sediment	Lab Sample:	1900817-02	Date Received:	20-Apr-2019 9:08
Project:	Port of Portland T4 PDI	Sample Size:	14.9 g	QC Batch:	B9F0064	Date Extracted:	07-Jun-2019 9:11
Date Collected:	18-Apr-2019 11:21	% Solids:	33.9	Date Analyzed :	10-Jun-19 22:07	Column: ZB-1	

Analyte	Conc. (ug/kg)	DL	EMPC	Qualifiers
PCB-1	0.00724			B
PCB-2	0.0127			
PCB-3	0.00687			
PCB-4/10	0.0168			
PCB-5/8	0.0307			
PCB-6	0.00688			
PCB-7/9	ND	0.00361		
PCB-11	0.0286			
PCB-12/13	ND	0.00596		
PCB-14	ND	0.00116		
PCB-15	0.0322			
PCB-16/32	0.0258			
PCB-17	0.0195			
PCB-18	0.0351			
PCB-19	0.0130			
PCB-20/21/33	0.0356			
PCB-22	0.0188			
PCB-23	ND	0.000850		
PCB-24/27	0.00516			J
PCB-25	0.00606			
PCB-26	0.0119			
PCB-28	0.0725			
PCB-29	ND	0.000838		
PCB-30	ND	0.000719		
PCB-31	0.0496			
PCB-34	ND	0.000841		
PCB-35	ND	0.000816		
PCB-36	ND	0.000797		
PCB-37	0.0300			
PCB-38	ND	0.000831		
PCB-39	ND	0.000857		
PCB-40	0.0114			
PCB-41/64/71/72	0.0519			
PCB-42/59	0.0196			
PCB-43/49	0.0659			

Analyte	Conc. (ug/kg)	DL	EMPC	Qualifiers
PCB-44	0.0507			
PCB-45	0.00888			
PCB-46	0.00451			J
PCB-47	0.0432			
PCB-48/75	0.0112			
PCB-50	0.000896			J
PCB-51	0.00878			
PCB-52/69	0.0742			
PCB-53	0.0139			
PCB-54	0.00255			J
PCB-55	0.00118			J
PCB-56/60	0.0326			
PCB-57	ND		0.000547	
PCB-58	ND	0.000601		
PCB-61/70	0.0786			
PCB-62	ND	0.000869		
PCB-63	0.00311			J
PCB-65	ND	0.000749		
PCB-66/76	0.0610			
PCB-67	0.00223			J
PCB-68	0.00116			J
PCB-73	ND	0.000669		
PCB-74	0.0271			
PCB-77	0.0102			
PCB-78	ND	0.000623		
PCB-79	0.00193			J
PCB-80	ND	0.000551		
PCB-81	0.000730			J
PCB-82	0.0117			
PCB-83	ND	0.000818		
PCB-84/92	0.0565			
PCB-85/116	0.0211			
PCB-86	ND	0.00133		
PCB-87/117/125	0.0391			
PCB-88/91	0.0223			

DL - Sample specifc estimated detection limit

EMPC - Estimated maximum possible concentration

LCL-UCL- Lower control limit - upper control limit

The results are reported in dry weight. The sample size is reported in wet weight.

See individual congeners for qualifiers.

Sample ID: T4-PDI2019-SG56-190418 — EPA Method 1668C

Client Data		Sample Data		Laboratory Data			
Name:	Anchor QEA, LLC	Matrix:	Sediment	Lab Sample:	1900817-02	Date Received:	20-Apr-2019 9:08
Project:	Port of Portland T4 PDI	Sample Size:	14.9 g	QC Batch:	B9F0064	Date Extracted:	07-Jun-2019 9:11
Date Collected:	18-Apr-2019 11:21	% Solids:	33.9	Date Analyzed :	10-Jun-19 22:07	Column: ZB-1	

Analyte	Conc. (ug/kg)	DL	EMPC	Qualifiers
PCB-89	ND	0.00118		
PCB-90/101	0.141			
PCB-93	ND	0.00136		
PCB-94	0.00141			J
PCB-95/98/102	0.0932			
PCB-96	0.00106			J
PCB-97	0.0352			
PCB-99	0.0606			
PCB-100	0.00403			J
PCB-103	ND		0.00313	
PCB-104	ND	0.000926		
PCB-105	0.0463			
PCB-106/118	0.121			
PCB-107/109	0.00971			J
PCB-108/112	0.00543			J
PCB-110	0.139			
PCB-111/115	0.00190			J
PCB-113	ND	0.000853		
PCB-114	0.00269			J
PCB-119	0.00556			
PCB-120	ND	0.000723		
PCB-121	ND	0.000750		
PCB-122	0.00117			J
PCB-123	0.00251			J
PCB-124	0.00500			
PCB-126	0.00122			J
PCB-127	ND	0.00106		
PCB-128/162	0.0303			
PCB-129	0.00909			
PCB-130	0.0151			
PCB-131/133	0.00617			J
PCB-132/161	0.0480			
PCB-134/143	0.0102			
PCB-135	0.0230			
PCB-136	0.0249			

Analyte	Conc. (ug/kg)	DL	EMPC	Qualifiers
PCB-137	0.00823			
PCB-138/163/164	0.199			
PCB-139/149	0.139			
PCB-140	ND		0.00159	
PCB-141	0.0343			
PCB-142	ND	0.00131		
PCB-144	0.00683			
PCB-145	ND	0.000651		
PCB-146/165	0.0310			
PCB-147	0.00540			
PCB-148	0.000709			J
PCB-150	0.00109			J
PCB-151	0.0434			
PCB-152	0.000432			J
PCB-153	0.179			
PCB-154	0.00497			
PCB-155	ND		0.000295	
PCB-156	0.0190			
PCB-157	0.00459			J
PCB-158/160	0.0221			
PCB-159	ND	0.000747		
PCB-166	ND	0.000767		
PCB-167	0.00907			
PCB-168	ND	0.000860		
PCB-169	ND	0.000862		
PCB-170	0.0595			
PCB-171	0.0156			
PCB-172	0.0107			
PCB-173	ND	0.000583		
PCB-174	0.0595			
PCB-175	0.00218			J
PCB-176	ND		0.00670	
PCB-177	0.0376			
PCB-178	0.0150			
PCB-179	0.0259			

DL - Sample specifc estimated detection limit

EMPC - Estimated maximum possible concentration

LCL-UCL- Lower control limit - upper control limit

The results are reported in dry weight. The sample size is reported in wet weight.

See individual congeners for qualifiers.

Sample ID: T4-PDI2019-SG56-190418 — EPA Method 1668C

Client Data		Sample Data		Laboratory Data			
Name:	Anchor QEA, LLC	Matrix:	Sediment	Lab Sample:	1900817-02	Date Received:	20-Apr-2019 9:08
Project:	Port of Portland T4 PDI	Sample Size:	14.9 g	QC Batch:	B9F0064	Date Extracted:	07-Jun-2019 9:11
Date Collected:	18-Apr-2019 11:21	% Solids:	33.9	Date Analyzed :	10-Jun-19 22:07 Column: ZB-1		

Analyte	Conc. (ug/kg)	DL	EMPC	Qualifiers
PCB-180	0.130			
PCB-181	ND	0.000502		
PCB-182/187	0.0836			
PCB-183	0.0354			
PCB-184	ND	0.000435		
PCB-185	0.00790			
PCB-186	ND	0.000404		
PCB-188	ND	0.000418		
PCB-189	0.00278			J
PCB-190	0.0126			
PCB-191	0.00263			J
PCB-192	ND	0.000410		
PCB-193	0.00809			
PCB-194	0.0287			
PCB-195	0.0115			
PCB-196/203	0.0406			
PCB-197	0.00188			J
PCB-198	0.00146			J
PCB-199	0.0384			
PCB-200	0.00432			J
PCB-201	0.00592			
PCB-202	0.00853			
PCB-204	ND	0.000645		
PCB-205	0.00147			J
PCB-206	0.0287			
PCB-207	0.00325			J
PCB-208	0.0105			
PCB-209	0.0282			
Total monoCB	0.0268			
Total diCB	0.115			
Total triCB	0.323			
Total tetraCB	0.587		0.588	
Total pentaCB	0.829		0.832	
Total hexaCB	0.875		0.877	
Total heptaCB	0.509		0.515	

Analyte	Conc. (ug/kg)	DL	EMPC	Qualifiers
Total octaCB	0.143			
Total nonaCB	0.0425			
DecaCB	0.0282			
Total PCB	3.48			

DL - Sample specifc estimated detection limit

EMPC - Estimated maximum possible concentration

LCL-UCL- Lower control limit - upper control limit

The results are reported in dry weight. The sample size is reported in wet weight.

See individual congeners for qualifiers.

Sample ID: T4-PDI2019-SG56-190418 — EPA Method 1668C

Client Data		Sample Data		Laboratory Data			
Name:	Anchor QEA, LLC	Matrix:	Sediment	Lab Sample:	1900817-02	Date Received:	20-Apr-2019 9:08
Project:	Port of Portland T4 PDI	Sample Size:	14.9 g	QC Batch:	B9F0064	Date Extracted:	07-Jun-2019 9:11
Date Collected:	18-Apr-2019 11:21	% Solids:	33.9	Date Analyzed :	10-Jun-19 22:07 Column: ZB-1		

	Labeled Standard	%R	LCL-UCL	Qualifiers
IS	13C-PCB-1	55.2	5 -145	
	13C-PCB-3	54.7	5 -145	
	13C-PCB-4	80.1	5 -145	
	13C-PCB-11	88.7	5 -145	
	13C-PCB-9	85.1	5 -145	
	13C-PCB-19	71.3	5 -145	
	13C-PCB-28	83.4	5 -145	
	13C-PCB-32	74.9	5 -145	
	13C-PCB-37	73.9	5 -145	
	13C-PCB-47	101	5 -145	
	13C-PCB-52	98.6	5 -145	
	13C-PCB-54	101	5 -145	
	13C-PCB-70	100	5 -145	
	13C-PCB-77	97.0	10 -145	
	13C-PCB-80	100	10 -145	
	13C-PCB-81	98.0	10 -145	
	13C-PCB-95	94.8	10 -145	
	13C-PCB-97	98.4	10 -145	
	13C-PCB-101	97.1	10 -145	
	13C-PCB-104	97.4	10 -145	
	13C-PCB-105	106	10 -145	
	13C-PCB-114	104	10 -145	
	13C-PCB-118	99.2	10 -145	
	13C-PCB-123	99.7	10 -145	
	13C-PCB-126	102	10 -145	
	13C-PCB-127	104	10 -145	
	13C-PCB-138	92.8	10 -145	
	13C-PCB-141	94.0	10 -145	
	13C-PCB-153	93.7	10 -145	
	13C-PCB-155	103	10 -145	
	13C-PCB-156	97.2	10 -145	
	13C-PCB-157	98.7	10 -145	
	13C-PCB-159	96.8	10 -145	
	13C-PCB-167	96.9	10 -145	
	13C-PCB-169	89.1	10 -145	
	13C-PCB-170	95.8	10 -145	
	13C-PCB-180	98.8	10 -145	
	13C-PCB-188	88.9	10 -145	
	13C-PCB-189	91.9	10 -145	
	13C-PCB-194	106	10 -145	
	13C-PCB-202	92.7	10 -145	
	13C-PCB-206	113	10 -145	
	13C-PCB-208	113	10 -145	
	13C-PCB-209	141	10 -145	
CRS	13C-PCB-79	100	10 -145	
	13C-PCB-178	101	10 -145	

DL - Sample specifc estimated detection limit

EMPC - Estimated maximum possible concentration

LCL-UCL- Lower control limit - upper control limit

The results are reported in dry weight. The sample size is reported in wet weight.

See individual congeners for qualifiers.

Sample ID: T4-PDI2019-SG62-190418 — EPA Method 1668C

Client Data		Sample Data		Laboratory Data			
Name:	Anchor QEA, LLC	Matrix:	Sediment	Lab Sample:	1900817-03	Date Received:	20-Apr-2019 9:08
Project:	Port of Portland T4 PDI	Sample Size:	13.0 g	QC Batch:	B9F0064	Date Extracted:	07-Jun-2019 9:11
Date Collected:	18-Apr-2019 14:23	% Solids:	38.7	Date Analyzed :	10-Jun-19 23:12	Column: ZB-1	

Analyte	Conc. (ug/kg)	DL	EMPC	Qualifiers
PCB-1	0.0115			B
PCB-2	0.00950			
PCB-3	0.00750			
PCB-4/10	0.0194			
PCB-5/8	0.0498			
PCB-6	0.0103			
PCB-7/9	0.00541			J
PCB-11	0.0233			
PCB-12/13	ND		0.00705	
PCB-14	ND	0.00109		
PCB-15	0.0444			
PCB-16/32	0.0314			
PCB-17	0.0223			
PCB-18	0.0429			
PCB-19	0.0139			
PCB-20/21/33	0.0420			
PCB-22	0.0252			
PCB-23	ND	0.00106		
PCB-24/27	0.00599			J
PCB-25	0.00750			
PCB-26	0.0137			
PCB-28	0.0679			
PCB-29	ND	0.00104		
PCB-30	ND	0.000718		
PCB-31	0.0514			
PCB-34	ND	0.00105		
PCB-35	ND	0.000851		
PCB-36	ND	0.000831		
PCB-37	0.0346			
PCB-38	ND	0.000867		
PCB-39	ND	0.000893		
PCB-40	0.0107			
PCB-41/64/71/72	0.0493			
PCB-42/59	0.0200			
PCB-43/49	0.0594			

Analyte	Conc. (ug/kg)	DL	EMPC	Qualifiers
PCB-44	0.0498			
PCB-45	0.00908			
PCB-46	0.00390			J
PCB-47	0.0407			
PCB-48/75	0.0114			
PCB-50	ND	0.000880		
PCB-51	0.00796			
PCB-52/69	0.0674			
PCB-53	0.0133			
PCB-54	ND		0.00177	
PCB-55	0.00124			J
PCB-56/60	0.0305			
PCB-57	0.000486			J
PCB-58	0.000474			J
PCB-61/70	0.0719			
PCB-62	ND	0.000990		
PCB-63	0.00276			J
PCB-65	ND	0.000853		
PCB-66/76	0.0563			
PCB-67	0.00233			J
PCB-68	0.00136			J
PCB-73	0.000473			J
PCB-74	0.0233			
PCB-77	0.00906			
PCB-78	ND	0.000715		
PCB-79	0.00149			J
PCB-80	ND	0.000628		
PCB-81	0.000514			J
PCB-82	0.0106			
PCB-83	ND	0.000503		
PCB-84/92	0.0514			
PCB-85/116	0.0196			
PCB-86	ND	0.000816		
PCB-87/117/125	0.0360			
PCB-88/91	0.0220			

DL - Sample specifc estimated detection limit

EMPC - Estimated maximum possible concentration

LCL-UCL- Lower control limit - upper control limit

The results are reported in dry weight. The sample size is reported in wet weight.

See individual congeners for qualifiers.

Sample ID: T4-PDI2019-SG62-190418 — EPA Method 1668C

Client Data		Sample Data		Laboratory Data			
Name:	Anchor QEA, LLC	Matrix:	Sediment	Lab Sample:	1900817-03	Date Received:	20-Apr-2019 9:08
Project:	Port of Portland T4 PDI	Sample Size:	13.0 g	QC Batch:	B9F0064	Date Extracted:	07-Jun-2019 9:11
Date Collected:	18-Apr-2019 14:23	% Solids:	38.7	Date Analyzed :	10-Jun-19 23:12	Column: ZB-1	

Analyte	Conc. (ug/kg)	DL	EMPC	Qualifiers
PCB-89	0.000888			J
PCB-90/101	0.132			
PCB-93	ND	0.000865		
PCB-94	0.00148			J
PCB-95/98/102	0.0882			
PCB-96	ND		0.000805	
PCB-97	ND		0.0265	
PCB-99	0.0542			
PCB-100	0.00384			J
PCB-103	0.00300			J
PCB-104	ND	0.000531		
PCB-105	0.0438			
PCB-106/118	0.111			
PCB-107/109	0.00985			J
PCB-108/112	0.00454			J
PCB-110	0.128			
PCB-111/115	0.00157			J
PCB-113	ND	0.000533		
PCB-114	0.00257			J
PCB-119	0.00398			J
PCB-120	ND	0.000445		
PCB-121	ND	0.000476		
PCB-122	0.00156			J
PCB-123	0.00225			J
PCB-124	0.00437			J
PCB-126	ND		0.000933	
PCB-127	ND	0.00142		
PCB-128/162	0.0281			
PCB-129	ND		0.00679	
PCB-130	0.0148			
PCB-131/133	0.00543			J
PCB-132/161	0.0436			
PCB-134/143	0.00763			J
PCB-135	0.0216			
PCB-136	0.0241			

Analyte	Conc. (ug/kg)	DL	EMPC	Qualifiers
PCB-137	0.00788			
PCB-138/163/164	0.180			
PCB-139/149	0.129			
PCB-140	ND		0.00171	
PCB-141	0.0324			
PCB-142	ND	0.00125		
PCB-144	ND		0.00630	
PCB-145	ND	0.000441		
PCB-146/165	0.0295			
PCB-147	0.00535			
PCB-148	0.000937			J
PCB-150	0.000866			J
PCB-151	0.0420			
PCB-152	ND	0.000430		
PCB-153	0.165			
PCB-154	0.00396			J
PCB-155	ND	0.000504		
PCB-156	0.0173			
PCB-157	0.00499			
PCB-158/160	0.0199			
PCB-159	ND	0.000772		
PCB-166	ND	0.000793		
PCB-167	0.00793			
PCB-168	ND	0.000820		
PCB-169	ND	0.000883		
PCB-170	0.0552			
PCB-171	0.0144			
PCB-172	0.00806			
PCB-173	0.00139			J
PCB-174	0.0515			
PCB-175	0.00221			J
PCB-176	0.00680			
PCB-177	0.0316			
PCB-178	0.0142			
PCB-179	0.0228			

DL - Sample specifc estimated detection limit

EMPC - Estimated maximum possible concentration

LCL-UCL- Lower control limit - upper control limit

The results are reported in dry weight. The sample size is reported in wet weight.

See individual congeners for qualifiers.

Sample ID: T4-PDI2019-SG62-190418 — EPA Method 1668C

Client Data		Sample Data		Laboratory Data			
Name:	Anchor QEA, LLC	Matrix:	Sediment	Lab Sample:	1900817-03	Date Received:	20-Apr-2019 9:08
Project:	Port of Portland T4 PDI	Sample Size:	13.0 g	QC Batch:	B9F0064	Date Extracted:	07-Jun-2019 9:11
Date Collected:	18-Apr-2019 14:23	% Solids:	38.7	Date Analyzed :	10-Jun-19 23:12	Column: ZB-1	

Analyte	Conc. (ug/kg)	DL	EMPC	Qualifiers
PCB-180	0.115			
PCB-181	ND	0.000530		
PCB-182/187	0.0671			
PCB-183	0.0282			
PCB-184	ND	0.000414		
PCB-185	0.00623			
PCB-186	ND	0.000384		
PCB-188	ND	0.000398		
PCB-189	0.00271			J
PCB-190	0.0115			
PCB-191	0.00199			J
PCB-192	ND	0.000434		
PCB-193	0.00706			
PCB-194	0.0241			
PCB-195	0.0103			
PCB-196/203	0.0400			
PCB-197	ND		0.000752	
PCB-198	0.00186			J
PCB-199	0.0368			
PCB-200	0.00385			J
PCB-201	0.00447			J
PCB-202	0.00795			
PCB-204	ND	0.000798		
PCB-205	0.00157			J
PCB-206	0.0244			
PCB-207	ND		0.00248	
PCB-208	0.00948			
PCB-209	0.0273			
Total monoCB	0.0285			
Total diCB	0.153		0.160	
Total triCB	0.359			
Total tetraCB	0.545		0.547	
Total pentaCB	0.736		0.765	
Total hexaCB	0.792		0.807	
Total heptaCB	0.448			

Analyte	Conc. (ug/kg)	DL	EMPC	Qualifiers
Total octaCB	0.131		0.132	
Total nonaCB	0.0339		0.0364	
DecaCB	0.0273			
Total PCB	3.25			

DL - Sample specifc estimated detection limit

EMPC - Estimated maximum possible concentration

LCL-UCL- Lower control limit - upper control limit

The results are reported in dry weight. The sample size is reported in wet weight.

See individual congeners for qualifiers.

Sample ID: T4-PDI2019-SG62-190418 — EPA Method 1668C

Client Data		Sample Data		Laboratory Data			
Name:	Anchor QEA, LLC	Matrix:	Sediment	Lab Sample:	1900817-03	Date Received:	20-Apr-2019 9:08
Project:	Port of Portland T4 PDI	Sample Size:	13.0 g	QC Batch:	B9F0064	Date Extracted:	07-Jun-2019 9:11
Date Collected:	18-Apr-2019 14:23	% Solids:	38.7	Date Analyzed :	10-Jun-19 23:12	Column: ZB-1	

	Labeled Standard	%R	LCL-UCL	Qualifiers
IS	13C-PCB-1	61.7	5 -145	
	13C-PCB-3	56.8	5 -145	
	13C-PCB-4	83.8	5 -145	
	13C-PCB-11	89.3	5 -145	
	13C-PCB-9	87.5	5 -145	
	13C-PCB-19	68.0	5 -145	
	13C-PCB-28	104	5 -145	
	13C-PCB-32	76.4	5 -145	
	13C-PCB-37	101	5 -145	
	13C-PCB-47	98.1	5 -145	
	13C-PCB-52	91.2	5 -145	
	13C-PCB-54	101	5 -145	
	13C-PCB-70	98.3	5 -145	
	13C-PCB-77	96.7	10 -145	
	13C-PCB-80	102	10 -145	
	13C-PCB-81	97.3	10 -145	
	13C-PCB-95	91.7	10 -145	
	13C-PCB-97	96.3	10 -145	
	13C-PCB-101	93.9	10 -145	
	13C-PCB-104	94.6	10 -145	
	13C-PCB-105	106	10 -145	
	13C-PCB-114	105	10 -145	
	13C-PCB-118	93.0	10 -145	
	13C-PCB-123	95.0	10 -145	
	13C-PCB-126	104	10 -145	
	13C-PCB-127	103	10 -145	
	13C-PCB-138	97.3	10 -145	
	13C-PCB-141	96.8	10 -145	
	13C-PCB-153	98.7	10 -145	
	13C-PCB-155	98.4	10 -145	
	13C-PCB-156	96.7	10 -145	
	13C-PCB-157	98.7	10 -145	
	13C-PCB-159	98.8	10 -145	
	13C-PCB-167	97.3	10 -145	
	13C-PCB-169	88.3	10 -145	

	Labeled Standard	%R	LCL-UCL	Qualifiers
	13C-PCB-170	96.3	10 -145	
	13C-PCB-180	99.1	10 -145	
	13C-PCB-188	97.0	10 -145	
	13C-PCB-189	91.5	10 -145	
	13C-PCB-194	96.7	10 -145	
	13C-PCB-202	83.6	10 -145	
	13C-PCB-206	98.7	10 -145	
	13C-PCB-208	102	10 -145	
	13C-PCB-209	121	10 -145	
CRS	13C-PCB-79	99.8	10 -145	
	13C-PCB-178	102	10 -145	

DL - Sample specifc estimated detection limit

EMPC - Estimated maximum possible concentration

LCL-UCL- Lower control limit - upper control limit

The results are reported in dry weight. The sample size is reported in wet weight.

See individual congeners for qualifiers.

Sample ID: T4-PDI2019-SG63-190418 — EPA Method 1668C

Client Data		Sample Data		Laboratory Data			
Name:	Anchor QEA, LLC	Matrix:	Sediment	Lab Sample:	1900817-04	Date Received:	20-Apr-2019 9:08
Project:	Port of Portland T4 PDI	Sample Size:	15.3 g	QC Batch:	B9F0064	Date Extracted:	07-Jun-2019 9:11
Date Collected:	18-Apr-2019 14:59	% Solids:	33.5	Date Analyzed :	11-Jun-19 00:17 Column: ZB-1		

Analyte	Conc. (ug/kg)	DL	EMPC	Qualifiers
PCB-1	0.00247			J, B
PCB-2	0.00309			J
PCB-3	0.00214			J
PCB-4/10	ND	0.00576		
PCB-5/8	0.00678			J
PCB-6	ND	0.00191		
PCB-7/9	ND	0.00122		
PCB-11	0.00461			J
PCB-12/13	ND	0.00107		
PCB-14	ND	0.00148		
PCB-15	0.00537			
PCB-16/32	0.00441			J
PCB-17	0.00369			J
PCB-18	0.00527			
PCB-19	ND		0.00186	
PCB-20/21/33	0.00411			J
PCB-22	0.00184			J
PCB-23	ND	0.000811		
PCB-24/27	ND	0.000883		
PCB-25	ND	0.000729		
PCB-26	ND	0.000767		
PCB-28	0.00661			
PCB-29	ND	0.000800		
PCB-30	ND	0.000746		
PCB-31	0.00500			
PCB-34	ND	0.000802		
PCB-35	ND	0.000723		
PCB-36	ND	0.000706		
PCB-37	0.00402			J
PCB-38	ND	0.000737		
PCB-39	ND	0.000759		
PCB-40	ND	0.00106		
PCB-41/64/71/72	0.00450			J
PCB-42/59	0.00159			J
PCB-43/49	0.00478			J

Analyte	Conc. (ug/kg)	DL	EMPC	Qualifiers
PCB-44	0.00473			J
PCB-45	ND	0.000890		
PCB-46	ND	0.000869		
PCB-47	0.00396			J
PCB-48/75	ND		0.000775	
PCB-50	ND	0.000604		
PCB-51	0.000977			J
PCB-52/69	ND		0.00525	
PCB-53	0.00130			J
PCB-54	ND		0.000469	
PCB-55	ND	0.000460		
PCB-56/60	ND		0.00243	
PCB-57	ND	0.000478		
PCB-58	ND	0.000480		
PCB-61/70	0.00534			J
PCB-62	ND	0.000606		
PCB-63	ND	0.000539		
PCB-65	ND	0.000522		
PCB-66/76	0.00446			J
PCB-67	ND	0.000489		
PCB-68	ND	0.000520		
PCB-73	ND	0.000502		
PCB-74	0.00197			J
PCB-77	ND	0.000517		
PCB-78	ND	0.000517		
PCB-79	ND	0.000456		
PCB-80	ND	0.000447		
PCB-81	ND	0.000589		
PCB-82	ND	0.00122		
PCB-83	ND	0.000752		
PCB-84/92	0.00343			J
PCB-85/116	ND		0.000962	
PCB-86	ND	0.00122		
PCB-87/117/125	0.00254			J
PCB-88/91	0.00179			J

DL - Sample specifc estimated detection limit

EMPC - Estimated maximum possible concentration

LCL-UCL- Lower control limit - upper control limit

The results are reported in dry weight. The sample size is reported in wet weight.

See individual congeners for qualifiers.

Sample ID: T4-PDI2019-SG63-190418 — EPA Method 1668C

Client Data		Sample Data		Laboratory Data			
Name:	Anchor QEA, LLC	Matrix:	Sediment	Lab Sample:	1900817-04	Date Received:	20-Apr-2019 9:08
Project:	Port of Portland T4 PDI	Sample Size:	15.3 g	QC Batch:	B9F0064	Date Extracted:	07-Jun-2019 9:11
Date Collected:	18-Apr-2019 14:59	% Solids:	33.5	Date Analyzed :	11-Jun-19 00:17 Column: ZB-1		

Analyte	Conc. (ug/kg)	DL	EMPC	Qualifiers
PCB-89	ND	0.00109		
PCB-90/101	0.00728			J
PCB-93	ND	0.00128		
PCB-94	ND	0.00130		
PCB-95/98/102	0.00591			J
PCB-96	ND	0.000800		
PCB-97	0.00216			J
PCB-99	0.00358			J
PCB-100	ND	0.000978		
PCB-103	ND	0.000997		
PCB-104	ND	0.000839		
PCB-105	0.00265			J
PCB-106/118	0.00704			J
PCB-107/109	ND	0.000750		
PCB-108/112	ND	0.000939		
PCB-110	0.00884			
PCB-111/115	ND	0.000735		
PCB-113	ND	0.000787		
PCB-114	ND	0.000845		
PCB-119	ND	0.000776		
PCB-120	ND	0.000665		
PCB-121	ND	0.000707		
PCB-122	ND	0.000914		
PCB-123	ND	0.000881		
PCB-124	ND	0.000761		
PCB-126	ND	0.000818		
PCB-127	ND	0.000770		
PCB-128/162	0.00157			J
PCB-129	ND	0.000807		
PCB-130	ND	0.000851		
PCB-131/133	ND	0.000701		
PCB-132/161	0.00286			J
PCB-134/143	ND	0.000750		
PCB-135	ND	0.00166		
PCB-136	0.00137			J

Analyte	Conc. (ug/kg)	DL	EMPC	Qualifiers
PCB-137	ND	0.000621		
PCB-138/163/164	0.0100			J
PCB-139/149	0.00864			J
PCB-140	ND	0.000775		
PCB-141	0.00175			J
PCB-142	ND	0.000782		
PCB-144	ND	0.000779		
PCB-145	ND	0.000529		
PCB-146/165	ND		0.00163	
PCB-147	ND	0.000741		
PCB-148	ND	0.000772		
PCB-150	ND	0.000582		
PCB-151	0.00264			J
PCB-152	ND	0.000516		
PCB-153	0.00923			
PCB-154	ND	0.000681		
PCB-155	ND	0.000604		
PCB-156	ND		0.00100	
PCB-157	ND	0.000507		
PCB-158/160	ND		0.000835	
PCB-159	ND	0.000446		
PCB-166	ND	0.000458		
PCB-167	ND	0.000488		
PCB-168	ND	0.000512		
PCB-169	ND	0.000469		
PCB-170	0.00293			J
PCB-171	0.00103			J
PCB-172	ND		0.000629	
PCB-173	ND	0.000330		
PCB-174	ND		0.00268	
PCB-175	ND	0.000325		
PCB-176	0.000490			J
PCB-177	0.00170			J
PCB-178	0.000876			J
PCB-179	ND		0.00131	

DL - Sample specifc estimated detection limit

EMPC - Estimated maximum possible concentration

LCL-UCL- Lower control limit - upper control limit

The results are reported in dry weight. The sample size is reported in wet weight.

See individual congeners for qualifiers.

Sample ID: T4-PDI2019-SG63-190418 — EPA Method 1668C

Client Data		Sample Data		Laboratory Data			
Name:	Anchor QEA, LLC	Matrix:	Sediment	Lab Sample:	1900817-04	Date Received:	20-Apr-2019 9:08
Project:	Port of Portland T4 PDI	Sample Size:	15.3 g	QC Batch:	B9F0064	Date Extracted:	07-Jun-2019 9:11
Date Collected:	18-Apr-2019 14:59	% Solids:	33.5	Date Analyzed :	11-Jun-19 00:17 Column: ZB-1		

Analyte	Conc. (ug/kg)	DL	EMPC	Qualifiers
PCB-180	0.00646			
PCB-181	ND	0.000283		
PCB-182/187	0.00439			J
PCB-183	ND		0.00124	
PCB-184	ND	0.000246		
PCB-185	ND	0.000872		
PCB-186	ND	0.000228		
PCB-188	ND	0.000236		
PCB-189	ND	0.000197		
PCB-190	ND	0.000234		
PCB-191	ND	0.000240		
PCB-192	ND	0.000232		
PCB-193	ND		0.000465	
PCB-194	0.00183			J
PCB-195	ND	0.00170		
PCB-196/203	ND		0.00193	
PCB-197	ND	0.000521		
PCB-198	ND	0.000682		
PCB-199	0.00225			J
PCB-200	ND	0.000550		
PCB-201	ND	0.000586		
PCB-202	0.000577			J
PCB-204	ND	0.000535		
PCB-205	ND	0.000277		
PCB-206	0.00153			J
PCB-207	ND		0.000228	
PCB-208	0.000648			J
PCB-209	0.00132			J
Total monoCB	0.00769			
Total diCB	0.0168			
Total triCB	0.0349		0.0368	
Total tetraCB	0.0336		0.0425	
Total pentaCB	0.0452		0.0462	
Total hexaCB	0.0381		0.0415	
Total heptaCB	0.0179		0.0242	

Analyte	Conc. (ug/kg)	DL	EMPC	Qualifiers
Total octaCB	0.00466		0.00659	
Total nonaCB	0.00218		0.00241	
DecaCB	0.00132			
Total PCB	0.202			

DL - Sample specifc estimated detection limit

EMPC - Estimated maximum possible concentration

LCL-UCL- Lower control limit - upper control limit

The results are reported in dry weight. The sample size is reported in wet weight.

See individual congeners for qualifiers.

Sample ID: T4-PDI2019-SG63-190418 — EPA Method 1668C

Client Data
Name: Anchor QEA, LLC
Project: Port of Portland T4 PDI
Date Collected: 18-Apr-2019 14:59

Sample Data
Matrix: Sediment
Sample Size: 15.3 g
% Solids: 33.5

Laboratory Data
Lab Sample: 1900817-04 — Date Received: 20-Apr-2019 9:08
QC Batch: B9F0064 — Date Extracted: 07-Jun-2019 9:11
Date Analyzed : 11-Jun-19 00:17 Column: ZB-1

	Labeled Standard	%R	LCL-UCL	Qualifiers
IS	13C-PCB-1	49.4	5 -145	
	13C-PCB-3	47.7	5 -145	
	13C-PCB-4	71.0	5 -145	
	13C-PCB-11	82.7	5 -145	
	13C-PCB-9	74.2	5 -145	
	13C-PCB-19	60.8	5 -145	
	13C-PCB-28	86.8	5 -145	
	13C-PCB-32	60.7	5 -145	
	13C-PCB-37	80.1	5 -145	
	13C-PCB-47	85.3	5 -145	
	13C-PCB-52	84.5	5 -145	
	13C-PCB-54	86.8	5 -145	
	13C-PCB-70	83.2	5 -145	
	13C-PCB-77	89.5	10 -145	
	13C-PCB-80	85.1	10 -145	
	13C-PCB-81	83.0	10 -145	
	13C-PCB-95	87.3	10 -145	
	13C-PCB-97	89.2	10 -145	
	13C-PCB-101	90.1	10 -145	
	13C-PCB-104	86.3	10 -145	
	13C-PCB-105	94.8	10 -145	
	13C-PCB-114	93.2	10 -145	
	13C-PCB-118	93.3	10 -145	
	13C-PCB-123	93.0	10 -145	
	13C-PCB-126	92.0	10 -145	
	13C-PCB-127	95.1	10 -145	
	13C-PCB-138	88.0	10 -145	
	13C-PCB-141	86.9	10 -145	
	13C-PCB-153	85.4	10 -145	
	13C-PCB-155	97.6	10 -145	
	13C-PCB-156	92.3	10 -145	
	13C-PCB-157	95.9	10 -145	
	13C-PCB-159	91.6	10 -145	
	13C-PCB-167	93.1	10 -145	
	13C-PCB-169	88.5	10 -145	
	13C-PCB-170	94.2	10 -145	
	13C-PCB-180	93.1	10 -145	
	13C-PCB-188	83.3	10 -145	
	13C-PCB-189	98.4	10 -145	
	13C-PCB-194	89.7	10 -145	
	13C-PCB-202	84.7	10 -145	
	13C-PCB-206	101	10 -145	
	13C-PCB-208	94.4	10 -145	
	13C-PCB-209	126	10 -145	
CRS	13C-PCB-79	98.4	10 -145	
	13C-PCB-178	108	10 -145	

DL - Sample specifc estimated detection limit
EMPC - Estimated maximum possible concentration

LCL-UCL- Lower control limit - upper control limit
The results are reported in dry weight. The sample size is reported in wet weight.
See individual congeners for qualifiers.

Sample ID: T4-PDI2019-SG64-190418 — EPA Method 1668C

Client Data		Sample Data		Laboratory Data			
Name:	Anchor QEA, LLC	Matrix:	Sediment	Lab Sample:	1900817-05	Date Received:	20-Apr-2019 9:08
Project:	Port of Portland T4 PDI	Sample Size:	15.5 g	QC Batch:	B9F0064	Date Extracted:	07-Jun-2019 9:11
Date Collected:	18-Apr-2019 15:31	% Solids:	33.4	Date Analyzed :	11-Jun-19 01:21	Column: ZB-1	

Analyte	Conc. (ug/kg)	DL	EMPC	Qualifiers
PCB-1	0.00494			B
PCB-2	0.00711			
PCB-3	0.00434			J
PCB-4/10	0.00925			J
PCB-5/8	0.0167			
PCB-6	ND	0.00545		
PCB-7/9	ND	0.00194		
PCB-11	0.0138			
PCB-12/13	ND	0.00205		
PCB-14	ND	0.000858		
PCB-15	0.0148			
PCB-16/32	0.00959			J
PCB-17	0.00708			
PCB-18	0.0117			
PCB-19	0.00489			
PCB-20/21/33	0.0108			J
PCB-22	0.00627			
PCB-23	ND	0.000845		
PCB-24/27	0.00141			J
PCB-25	ND		0.00113	
PCB-26	0.00278			J
PCB-28	0.0167			
PCB-29	ND	0.000834		
PCB-30	ND	0.000702		
PCB-31	0.0130			
PCB-34	ND	0.000836		
PCB-35	ND	0.000736		
PCB-36	ND	0.000719		
PCB-37	0.00896			
PCB-38	ND	0.000750		
PCB-39	ND	0.000773		
PCB-40	0.00300			J
PCB-41/64/71/72	0.0112			J
PCB-42/59	0.00427			J
PCB-43/49	0.0140			

Analyte	Conc. (ug/kg)	DL	EMPC	Qualifiers
PCB-44	0.0109			
PCB-45	0.00234			J
PCB-46	ND	0.00166		
PCB-47	0.0120			
PCB-48/75	0.00274			J
PCB-50	ND	0.000764		
PCB-51	0.00235			J
PCB-52/69	0.0131			
PCB-53	0.00335			J
PCB-54	0.000776			J
PCB-55	ND	0.000549		
PCB-56/60	0.00641			J
PCB-57	ND	0.000566		
PCB-58	ND	0.000569		
PCB-61/70	0.0139			
PCB-62	ND	0.000781		
PCB-63	0.000645			J
PCB-65	ND	0.000673		
PCB-66/76	0.0118			
PCB-67	ND	0.000580		
PCB-68	ND		0.000488	
PCB-73	ND	0.000641		
PCB-74	0.00508			
PCB-77	ND		0.00142	
PCB-78	ND	0.000627		
PCB-79	ND	0.000545		
PCB-80	ND	0.000533		
PCB-81	ND	0.000715		
PCB-82	0.00235			J
PCB-83	ND	0.000656		
PCB-84/92	0.00978			
PCB-85/116	0.00392			J
PCB-86	ND	0.00106		
PCB-87/117/125	ND		0.00538	
PCB-88/91	0.00413			J

DL - Sample specifc estimated detection limit

EMPC - Estimated maximum possible concentration

LCL-UCL- Lower control limit - upper control limit

The results are reported in dry weight. The sample size is reported in wet weight.

See individual congeners for qualifiers.

Sample ID: T4-PDI2019-SG64-190418 — EPA Method 1668C

Client Data		Sample Data		Laboratory Data			
Name:	Anchor QEA, LLC	Matrix:	Sediment	Lab Sample:	1900817-05	Date Received:	20-Apr-2019 9:08
Project:	Port of Portland T4 PDI	Sample Size:	15.5 g	QC Batch:	B9F0064	Date Extracted:	07-Jun-2019 9:11
Date Collected:	18-Apr-2019 15:31	% Solids:	33.4	Date Analyzed :	11-Jun-19 01:21	Column: ZB-1	

Analyte	Conc. (ug/kg)	DL	EMPC	Qualifiers
PCB-89	ND	0.000990		
PCB-90/101	0.0234			
PCB-93	ND	0.00117		
PCB-94	ND	0.00118		
PCB-95/98/102	0.0158			
PCB-96	ND	0.000652		
PCB-97	0.00543			
PCB-99	0.00967			
PCB-100	0.000829			J
PCB-103	ND	0.000813		
PCB-104	ND	0.000685		
PCB-105	0.00732			
PCB-106/118	0.0184			
PCB-107/109	ND		0.00134	
PCB-108/112	0.000773			J
PCB-110	0.0235			
PCB-111/115	ND		0.000224	
PCB-113	ND	0.000716		
PCB-114	ND		0.000603	
PCB-119	0.000878			J
PCB-120	ND	0.000581		
PCB-121	ND	0.000644		
PCB-122	ND	0.000856		
PCB-123	ND	0.000784		
PCB-124	0.000851			J
PCB-126	ND	0.000778		
PCB-127	ND	0.000757		
PCB-128/162	0.00423			J
PCB-129	0.00165			J
PCB-130	0.00225			J
PCB-131/133	0.000794			J
PCB-132/161	0.00761			J
PCB-134/143	ND		0.00118	
PCB-135	0.00437			J
PCB-136	0.00401			J

Analyte	Conc. (ug/kg)	DL	EMPC	Qualifiers
PCB-137	ND		0.00104	
PCB-138/163/164	0.0285			
PCB-139/149	0.0217			
PCB-140	ND	0.000874		
PCB-141	0.00502			
PCB-142	ND	0.000574		
PCB-144	ND		0.00101	
PCB-145	ND	0.000596		
PCB-146/165	0.00503			J
PCB-147	0.00103			J
PCB-148	ND	0.000870		
PCB-150	ND	0.000656		
PCB-151	0.00682			
PCB-152	ND	0.000581		
PCB-153	0.0264			
PCB-154	0.000788			J
PCB-155	ND	0.000681		
PCB-156	0.00286			J
PCB-157	ND		0.000763	
PCB-158/160	0.00334			J
PCB-159	ND	0.000316		
PCB-166	ND	0.000325		
PCB-167	0.00123			J
PCB-168	ND	0.000376		
PCB-169	ND	0.000336		
PCB-170	0.00858			
PCB-171	ND		0.00245	
PCB-172	ND		0.00155	
PCB-173	ND	0.000304		
PCB-174	0.00854			
PCB-175	ND	0.000285		
PCB-176	0.00147			J
PCB-177	ND		0.00444	
PCB-178	0.00206			J
PCB-179	0.00472			J

DL - Sample specifc estimated detection limit

EMPC - Estimated maximum possible concentration

LCL-UCL- Lower control limit - upper control limit

The results are reported in dry weight. The sample size is reported in wet weight.

See individual congeners for qualifiers.

Sample ID: T4-PDI2019-SG64-190418 — EPA Method 1668C

Client Data		Sample Data		Laboratory Data			
Name:	Anchor QEA, LLC	Matrix:	Sediment	Lab Sample:	1900817-05	Date Received:	20-Apr-2019 9:08
Project:	Port of Portland T4 PDI	Sample Size:	15.5 g	QC Batch:	B9F0064	Date Extracted:	07-Jun-2019 9:11
Date Collected:	18-Apr-2019 15:31	% Solids:	33.4	Date Analyzed :	11-Jun-19 01:21	Column: ZB-1	

Analyte	Conc. (ug/kg)	DL	EMPC	Qualifiers
PCB-180	0.0188			
PCB-181	ND	0.000261		
PCB-182/187	0.0116			
PCB-183	0.00517			
PCB-184	ND	0.000216		
PCB-185	0.00111			J
PCB-186	ND	0.000200		
PCB-188	ND	0.000207		
PCB-189	ND		0.000309	
PCB-190	0.00219			J
PCB-191	ND	0.000222		
PCB-192	ND	0.000214		
PCB-193	0.00101			J
PCB-194	0.00462			J
PCB-195	ND		0.00157	
PCB-196/203	ND		0.00595	
PCB-197	ND	0.000445		
PCB-198	ND	0.000582		
PCB-199	0.00613			
PCB-200	ND		0.000725	
PCB-201	0.00114			J
PCB-202	0.00179			J
PCB-204	ND	0.000456		
PCB-205	ND	0.000743		
PCB-206	0.00403			J
PCB-207	0.000305			J
PCB-208	0.00165			J
PCB-209	0.00320			J
Total monoCB	0.0164			
Total diCB	0.0545			
Total triCB	0.0932		0.0943	
Total tetraCB	0.118		0.120	
Total pentaCB	0.127		0.135	
Total hexaCB	0.128		0.132	
Total heptaCB	0.0652		0.0740	

Analyte	Conc. (ug/kg)	DL	EMPC	Qualifiers
Total octaCB	0.0137		0.0219	
Total nonaCB	0.00599			
DecaCB	0.00320			
Total PCB	0.625			

DL - Sample specifc estimated detection limit

EMPC - Estimated maximum possible concentration

LCL-UCL- Lower control limit - upper control limit

The results are reported in dry weight. The sample size is reported in wet weight.

See individual congeners for qualifiers.

Sample ID: T4-PDI2019-SG64-190418 — EPA Method 1668C

Client Data
Name: Anchor QEA, LLC
Project: Port of Portland T4 PDI
Date Collected: 18-Apr-2019 15:31

Sample Data
Matrix: Sediment
Sample Size: 15.5 g
% Solids: 33.4

Laboratory Data
Lab Sample: 1900817-05 — Date Received: 20-Apr-2019 9:08
QC Batch: B9F0064 — Date Extracted: 07-Jun-2019 9:11
Date Analyzed : 11-Jun-19 01:21 Column: ZB-1

	Labeled Standard	%R	LCL-UCL	Qualifiers
IS	13C-PCB-1	48.5	5 -145	
	13C-PCB-3	46.8	5 -145	
	13C-PCB-4	72.8	5 -145	
	13C-PCB-11	86.5	5 -145	
	13C-PCB-9	77.9	5 -145	
	13C-PCB-19	61.8	5 -145	
	13C-PCB-28	92.4	5 -145	
	13C-PCB-32	67.9	5 -145	
	13C-PCB-37	88.3	5 -145	
	13C-PCB-47	100	5 -145	
	13C-PCB-52	96.0	5 -145	
	13C-PCB-54	96.4	5 -145	
	13C-PCB-70	96.3	5 -145	
	13C-PCB-77	97.6	10 -145	
	13C-PCB-80	100	10 -145	
	13C-PCB-81	93.0	10 -145	
	13C-PCB-95	90.8	10 -145	
	13C-PCB-97	96.4	10 -145	
	13C-PCB-101	93.6	10 -145	
	13C-PCB-104	92.5	10 -145	
	13C-PCB-105	101	10 -145	
	13C-PCB-114	98.5	10 -145	
	13C-PCB-118	96.9	10 -145	
	13C-PCB-123	95.8	10 -145	
	13C-PCB-126	97.8	10 -145	
	13C-PCB-127	99.6	10 -145	
	13C-PCB-138	91.9	10 -145	
	13C-PCB-141	90.5	10 -145	
	13C-PCB-153	90.2	10 -145	
	13C-PCB-155	98.8	10 -145	
	13C-PCB-156	99.8	10 -145	
	13C-PCB-157	100	10 -145	
	13C-PCB-159	97.7	10 -145	
	13C-PCB-167	97.6	10 -145	
	13C-PCB-169	96.3	10 -145	
	13C-PCB-170	101	10 -145	
	13C-PCB-180	99.5	10 -145	
	13C-PCB-188	91.8	10 -145	
	13C-PCB-189	103	10 -145	
	13C-PCB-194	101	10 -145	
	13C-PCB-202	90.2	10 -145	
	13C-PCB-206	112	10 -145	
	13C-PCB-208	107	10 -145	
	13C-PCB-209	139	10 -145	
CRS	13C-PCB-79	104	10 -145	
	13C-PCB-178	99.9	10 -145	

DL - Sample specifc estimated detection limit
EMPC - Estimated maximum possible concentration

LCL-UCL- Lower control limit - upper control limit
The results are reported in dry weight. The sample size is reported in wet weight.
See individual congeners for qualifiers.

DATA QUALIFIERS & ABBREVIATIONS

B	This compound was also detected in the method blank
Conc.	Concentration
D	Dilution
DL	Detection limit
E	The associated compound concentration exceeded the calibration range of the instrument
H	Recovery and/or RPD was outside laboratory acceptance limits
I	Chemical Interference
J	The amount detected is below the Reporting Limit/LOQ
LOD	Limits of Detection
LOQ	Limits of Quantitation
M	Estimated Maximum Possible Concentration (CA Region 2 projects only)
NA	Not applicable
ND	Not Detected
P	The reported concentration may include contribution from chlorinated diphenyl ether(s).
Q	The ion transition ratio is outside of the acceptance criteria.
TEQ	Toxic Equivalency
U	Not Detected (specific projects only)
*	See Cover Letter

Unless otherwise noted, solid sample results are reported in dry weight. Tissue samples are reported in wet weight.

Vista Analytical Laboratory Certifications

Accrediting Authority	Certificate Number
Alaska Department of Environmental Conservation	17-013
Arkansas Department of Environmental Quality	19-013-0
California Department of Health – ELAP	2892
DoD ELAP - A2LA Accredited - ISO/IEC 17025:2005	3091.01
Florida Department of Health	E87777-21
Hawaii Department of Health	N/A
Louisiana Department of Environmental Quality	01977
Maine Department of Health	2018017
Massachusetts Department of Environmental Protection	N/A
Michigan Department of Environmental Quality	9932
Minnesota Department of Health	1521520
New Hampshire Environmental Accreditation Program	207718-B
New Jersey Department of Environmental Protection	190001
New York Department of Health	11411
Oregon Laboratory Accreditation Program	4042-010
Pennsylvania Department of Environmental Protection	016
Texas Commission on Environmental Quality	T104704189-19-10
Virginia Department of General Services	10272
Washington Department of Ecology	C584-19
Wisconsin Department of Natural Resources	998036160

Current certificates and lists of licensed parameters are located in the Quality Assurance office and are available upon request.

NELAP Accredited Test Methods

MATRIX: Air	
Description of Test	**Method**
Determination of Polychlorinated p-Dioxins & Polychlorinated Dibenzofurans	EPA 23
Determination of Polychlorinated p-Dioxins & Polychlorinated Dibenzofurans	EPA TO-9A

MATRIX: Biological Tissue	
Description of Test	**Method**
Tetra- through Octa-Chlorinated Dioxins and Furans by Isotope Dilution GC/HRMS	EPA 1613B
Brominated Diphenyl Ethers by HRGC/HRMS	EPA 1614A
Chlorinated Biphenyl Congeners in Water, Soil, Sediment, and Tissue by GC/HRMS	EPA 1668A/C
Pesticides in Water, Soil, Sediment, Biosolids, and Tissue by HRGC/HRMS	EPA 1699
Perfluorinated Alkyl Acids in Drinking Water by SPE and LC/MS/MS	EPA 537
Polychlorinated Dibenzo-p-Dioxins and Polychlorinated Dibenzofurans by GC/HRMS	EPA 8280A/B
Polychlorinated Dibenzodioxins (PCDDs) and Polychlorinated Dibenzofurans (PCDFs) by GC/HRMS	EPA 8290/8290A

MATRIX: Drinking Water	
Description of Test	**Method**
2,3,7,8-Tetrachlorodibenzo- p-dioxin (2,3,7,8-TCDD) GC/HRMS	EPA 1613/1613B
1,4-Dioxane (1,4-Diethyleneoxide) analysis by GC/HRMS	EPA 522
Perfluorinated Alkyl Acids in Drinking Water by SPE and LC/MS/MS	EPA 537
Perfluorinated Alkyl Acids in Drinking Water by SPE and LC/MS/MS	ISO 25101 2009

MATRIX: Non-Potable Water	
Description of Test	**Method**
Tetra- through Octa-Chlorinated Dioxins and Furans by Isotope Dilution GC/HRMS	EPA 1613B
Brominated Diphenyl Ethers by HRGC/HRMS	EPA 1614A
Chlorinated Biphenyl Congeners in Water, Soil, Sediment, and Tissue by GC/HRMS	EPA 1668A/C
Pesticides in Water, Soil, Sediment, Biosolids, and Tissue by HRGC/HRMS	EPA 1699
Perfluorinated Alkyl Acids in Drinking Water by SPE and LC/MS/MS	EPA 537
Dioxin by GC/HRMS	EPA 613
Polychlorinated Dibenzo-p-Dioxins and Polychlorinated Dibenzofurans by GC/HRMS	EPA 8280A/B
Polychlorinated Dibenzodioxins (PCDDs) and Polychlorinated Dibenzofurans (PCDFs) by GC/HRMS	EPA 8290/8290A

MATRIX: Solids	
Description of Test	**Method**
Tetra-Octa Chlorinated Dioxins and Furans by Isotope Dilution GC/HRMS	EPA 1613
Tetra- through Octa-Chlorinated Dioxins and Furans by Isotope Dilution GC/HRMS	EPA 1613B
Brominated Diphenyl Ethers by HRGC/HRMS	EPA 1614A
Chlorinated Biphenyl Congeners in Water, Soil, Sediment, and Tissue by GC/HRMS	EPA 1668A/C
Pesticides in Water, Soil, Sediment, Biosolids, and Tissue by HRGC/HRMS	EPA 1699
Perfluorinated Alkyl Acids in Drinking Water by SPE and LC/MS/MS	EPA 537
Polychlorinated Dibenzo-p-Dioxins and Polychlorinated Dibenzofurans by GC/HRMS	EPA 8280A/B
Polychlorinated Dibenzodioxins (PCDDs) and Polychlorinated Dibenzofurans (PCDFs) by GC/HRMS	EPA 8290/8290A

ANCHOR QEA
1201 3rd Avenue, Suite 2600, Seattle, WA 98101

ENVIRONMENTAL SAMPLE CHAIN OF CUSTODY

COC ID: VISTA-20190418-160102

POC: # Cindy Fields ((206)-903-3394)
1201 3rd Avenue, Suite 2600, Seattle, WA 98101

Project: Port of Portland T4 PDI
Client: The Port of Portland

1900817 5.0°C

Sample Custodian: JF
Lab: Vista Analytical Laboratory

COC Sample Number	Field Sample ID	Sample Type	Matrix	Collected Date	Collected Time	# Containers	Lab QC*	Test Request	Method	TAT**	Preservative
001	T4-PDI2019-SG50-190418	N	SE	04/18/2019	11:51	2	☐				
								Dioxins and Furans	E1613B	30	0 – 6 °C
								PCB Congeners	E1668A	30	0 – 6 °C
								Percent solids - Vista	SM2540G	30	0 – 6 °C
002	T4-PDI2019-SG56-190418	N	SE	04/18/2019	11:21	2	☐				
								Dioxins and Furans	E1613B	30	0 – 6 °C
								PCB Congeners	E1668A	30	0 – 6 °C
								Percent solids - Vista	SM2540G	30	0 – 6 °C
003	T4-PDI2019-SG62-190418	N	SE	04/18/2019	14:23	2	☐				
								Dioxins and Furans	E1613B	30	0 – 6 °C
								PCB Congeners	E1668A	30	0 – 6 °C
								Percent solids - Vista	SM2540G	30	0 – 6 °C
004	T4-PDI2019-SG63-190418	N	SE	04/18/2019	14:59	2	☐				
								Dioxins and Furans	E1613B	30	0 – 6 °C
								PCB Congeners	E1668A	30	0 – 6 °C
								Percent solids - Vista	SM2540G	30	0 – 6 °C
005	T4-PDI2019-SG64-190418	N	SE	04/18/2019	15:31	2	☐				
								Dioxins and Furans	E1613B	30	0 – 6 °C
								PCB Congeners	E1668A	30	0 – 6 °C
								Percent solids - Vista	SM2540G	30	0 – 6 °C

Comment:

Relinquished By:	Received By:	Relinquished By:	Received By:	Relinquished By:	Received By:
Signature	Signature Bob Benedict	Signature	Signature	Signature	Signature
Print Name Ben Johnson	Print Name B. Benedict	Print Name	Print Name	Print Name	Print Name
Company Anchor QEA	Company VAL	Company	Company	Company	Company
Date/Time 4/19/19 1000	Date/Time 04/20/19 0908	Date/Time	Date/Time	Date/Time	Date/Time

* Lab QC Requested for sample when box is checked ** TAT = Turn Around Time in DAYS # POC = Project Point of Contact

Vista Analytical Laboratory

Sample Log-In Checklist

Page # 1 of 1

Vista Work Order #: 1900817 TAT std

Samples Arrival:	Date/Time 04/20/19 0908	Initials: JBB	Location: WR-2 Shelf/Rack: N/A
Logged In:	Date/Time 04/22/19 1439	Initials: WNS	Location: WR-2 Shelf/Rack: D-4

Delivered By:	FedEx	UPS	On Trac	GSO	DHL	Hand Delivered	Other
Preservation:	Ice		Blue Ice		Dry Ice		None

Temp °C: 5.0 (uncorrected)	Probe used: Y / N	Thermometer ID: DT-3
Temp °C: 5.0 (corrected)		

	YES	NO	NA
Adequate Sample Volume Received?	✓		
Holding Time Acceptable?	✓		
Shipping Container(s) Intact?	✓		
Shipping Custody Seals Intact?	✓		
Shipping Documentation Present?	✓		
Airbill — Trk # 7867 5653 5005	✓		
Sample Container Intact?	✓		
Sample Custody Seals Intact?			✓
Chain of Custody / Sample Documentation Present?	✓		
COC Anomaly/Sample Acceptance Form completed?		✓	✓

If Chlorinated or Drinking Water Samples, Acceptable Preservation?						✓
Preservation Documented:	$Na_2S_2O_3$ Trizma None Other				Yes	No NA
Shipping Container	Vista	Client	Retain	Return	Dispose	

Comments:

EXTRACTION INFORMATION

Process Sheet

Workorder: 1900817

Prep Expiration: 2020-Apr-17
Client: Anchor QEA, LLC

Workorder Due: 20-May-19 00:00

TAT: 30

Method: **1613 Full List**
Matrix: **Solid**

Also run: **Percent Solids**

Prep Batch: B9E0217

Prep Data Entered: 06/04/19 MN
Date and Initials

Initial Sequence: S9F0012

LabSampID	A/B	Prep Rec	Spike Rec	ClientSampleID	Comments	Location	Container
1900817-01	A	☑	☐	T4-PDI2019-SG50-190418		WR-2 D-4	Amber Glass, 120 mL
1900817-02		☑	☐	T4-PDI2019-SG56-190418		WR-2 D-4	Amber Glass, 120 mL
1900817-03		☑	☐	T4-PDI2019-SG62-190418		WR-2 D-4	Amber Glass, 120 mL
1900817-04		☑	☐	T4-PDI2019-SG63-190418		WR-2 D-4	Amber Glass, 120 mL
1900817-05		☑	☐	T4-PDI2019-SG64-190418		WR-2 D-4	Amber Glass, 120 mL
★ 1900817-06		☐	☐	SRM 1944		WR-2 F-4	Amber Glass, 120 mL

★ Report from 1900951-20. (Not reported CY 07/09/19)

Batch w/ 1900951. 05/07/19

WO Comments: **PREP: Requires one dup and one SRM per batch of 20 samples.**
Extract 1g of SRM 1944 - see sample control for SRM sample.

Pre-Prep Check Out: HN 05/31/19
Pre-Prep Check In: HN 05/31/19

Prep Check Out: N/A
Prep Check In: N/A

Prep Reconciled Initals/Date: HN 05/31/19
Spike Reconciled Initals/Date: EL 5/31/19
VialBoxID: Sergio

Page 1 of 10

PREPARATION BENCH SHEET

Matrix: Solid

B9E0217

Chemist: HN

Method: 1613 Full List

Prep Date/Time: 31-May-19 08:43

Prepared using: HRMS - Soxhlet

C	VISTA Sample ID	G Eqv	Sample Amt. (g)	IS/NS CHEM/WIT DATE	CRS CHEM/WIT DATE	AP CHEM/ DATE	ABSG CHEM/ DATE	AA CHEM/ DATE	Florisil CHEM/ DATE	RS CHEM/WIT DATE
☐	B9E0217-BLK1	N/A	(5.00)	BL HN 05/31/19	BL HN 06/03/19	HA	BL 06/09/19	BL 06/09/19	MN 06/04/19	EL MN 06/04/19
☐	B9E0217-BS1	N/A	(5.00)							
☐	B9E0217-DUP1 1900951-09	11.36	11.55							
☐	B9E0217-DUP2 1900951-14	7.04	7.62							
☐	1900817-01	15.00	15.19							
☐	1900817-02	14.76	15.50							
☐	1900817-03	12.93	13.03							
☐	1900817-04	14.91	14.96							
☐	1900817-05	14.96	15.41							
☐	1900951-03	6.52	6.90							
☐	1900951-06	6.74	6.93							
☐	1900951-08	12.35	12.58							
☐	1900951-09	11.36	11.99							
☐	1900951-10	12.90	13.67							
☐	1900951-11	11.89	12.47							

IS Name V7	NS Name V8	CRS Name V4	RS Name V4	Cycle Time	APP: SEFUN (SOX) SDS	Check Out: Chemist/Date: HN 05/31/19
PCDD/F 19C1902, 10µL	PCDD/F 18F1913, 10µL	PCDD/F 18J1001, 10µL	PCDD/F 18J1002 10µL	Start Date/Time 05/31/19 15:30	SOLV: Toluene	Check In: Chemist/Date: HN 05/31/19
PCB	PCB	PCB	PCB	Stop Date/Time 06/01/19 07:44	Other N/A	Balance ID: HRMS-8
PAH	PAH	PAH	PAH		Final Volume(s) C14 20 µL	

Comments:

1 = Sample approached dryness on rotovap
2 = Sample bumped on rotovap; lost < 5%
3 = Sample poured through Na2SO4 to remove water
4 = Precipitate present at Final Volume
5 = Sample homogenized in secondary container
6 = Sample clogged during extaction; pipetted and used Nitrogen to assist

PREPARATION BENCH SHEET

Matrix: Solid

B9E0217

Chemist: HN

Method: 1613 Full List

Prepared using: HRMS - Soxhlet

Prep Date/Time: 31-May-19 08:43

C	VISTA Sample ID	G Eqv	Sample Amt. (g)	IS/NS CHEM/WIT DATE	CRS CHEM/WIT DATE	AP CHEM/ DATE	ABSG CHEM/ DATE	AA CHEM/ DATE	Florisil CHEM/ DATE	RS CHEM/WIT DATE
☐	1900951-12	6.39	7.71	BL HN 05/31/19	BL 06/03/19	HN	BL 06/03/19	BL 06/03/19	06/04/19	BL 06/04/19
☐	1900951-13	7.86	7.87							
☐	1900951-14 (A)	7.04	7.94							
☐	1900951-15	6.69	7.25							
☐	1900951-16	6.53	7.17							
☐	1900951-17	6.47	6.62							
☐	1900951-18	6.47	6.63							
☐	1900951-19	6.46	6.46							
☐	1900951-20	N/A	1.18							

(A) Clam found in sample HN 05/31/19

IS Name (V7)	NS Name (V8)	CRS Name (V4)	RS Name (V4)	Cycle Time	APP: SEFUN (SOX) SDS	Check Out: Chemist/Date: HN 05/31/19
PCDD/F 19C1902, 10µL	PCDD/F 18F1913, 10µL	PCDD/F 18J1001, 10µL	PCDD/F 18J1002, 10µL	Start Date/Time 05/31/19 15:30	SOLV: Toluene	Check In: Chemist/Date: HN 05/31/19
PCB	PCB	PCB	PCB	Stop Date/Time 06/01/19 0744	Other N/A	Balance ID: HRMS-8
PAH	PAH	PAH	PAH		Final Volume(s) 20µL C14	

Comments:

1 = Sample approached dryness on rotovap
2 = Sample bumped on rotovap; lost < 5%
3 = Sample poured through Na2SO4 to remove water
4 = Precipitate present at Final Volume
5 = Sample homogenized in secondary container
6 = Sample clogged during extaction; pipetted and used Nitrogen to assist

Solids estimate

Batch: B9E0072

Lab ID	Analysis	% Solids	Entered	Target weight	Weigh this much
1900817-01	Percent Solids	33.33		5.00	15.00
1900817-02	Percent Solids	33.88		5.00	14.76
1900817-03	Percent Solids	38.66		5.00	12.93
1900817-04	Percent Solids	33.53		5.00	14.91
1900817-05	Percent Solids	33.42		5.00	14.96

Percent Moisture/Percent Solids

D2216-90 BATCH ID B9E0072

Analyst: DF	**Test Code:** %Moist/%Solids
Analyte:	**Units:** %
Dried at 110°C+/-5°C	
Oven ID: 01 02	

Data Entry Verified by: (Initial and Date) AO 05/13/19

Inst HRMS-9

Date/Time IN:	Date/Time OUT
05/09/19 1420	05/13/19 1317

	B	C	D	E	F	G	H	I	K	L	M	N	O	P
				Intial and Date:	DF 05/09/19	AO 05/13/19			DF 05/09/19					DF 05/09/19
Particle Size	SampID		SampType	Pan Tare Wt. (gms)	Wet Pan and Sample Weight (g)	Dry Pan and Sample Weight (g)	Dry Sample Weight (g)	%Solids RawVal	Visual Inspection	Cl-	pH Before	pH After	Acid Added	Sample Homogenized*
	1900817-01		Sample	1.3000	5.5300	2.7100	1.4100	33.33	SLUDGE	NA	NA	NA	NA	X
	1900817-02		Sample	1.2900	6.1300	2.9300	1.6400	33.88	SLUDGE	NA	NA	NA	NA	X
	1900817-03		Sample	1.2900	7.2400	3.5900	2.3000	38.66	SLUDGE	NA	NA	NA	NA	X
	1900817-04		Sample	1.3000	8.1000	3.5800	2.2800	33.53	SLUDGE	NA	NA	NA	NA	X
	1900817-05		Sample	1.3000	5.3100	2.6400	1.3400	33.42	SLUDGE	NA	NA	NA	NA	X

*Sample homogenized in sample container unless otherwise noted.

Percent Moisture/ Percent Solids

D2216-90 BATCH ID B9E0072

Analyst: DF
Test Code: %Moist/%Solids
Analyte:
Units: %
Dried at 110°C+/-5°C
Oven ID: 01 02

Data Entry Verified by (Initial and Date) VA

Inst HRMS-9

Date/Time IN: 05/09/19 14:20 Date/Time OUT: 05/13/19 3:17

	B	C	D	E	F	G	H	I	K	L	M	N	O	P
				Intial and Date:	DF 05/09/19	DD 05/13/19			DF 05/09/19			DF 05/09/19		DF 05/09/19
Particle Size	SampID		SampType	Pan Tare Wt. (gms)	Wet Pan and Sample Weight (g)	Dry Pan and Sample Weight (g)	Dry Sample Weight (g)	%Solids RawVal	Visual Inspection	Cl-	pH Before	pH After	Acid Added	Sample Homogenized*
	1900817-01	B	Sample	1.30	5.53	2.71	DF 05/09/19		Sludge	NA	NA	NA	NA	X
	1900817-02		Sample	1.29	6.13	2.93								X
	1900817-03		Sample	1.29	7.24	3.59								X
	1900817-04		Sample	1.30	8.10	3.58								X
	1900817-05		Sample	1.30	5.31	2.64								X

*Sample homogenized in sample container unless otherwise noted.

Batch: B9E0217

Matrix: Solid

LabNumber	WetWeight (Initial)	% Solids (Extraction Solids)	DryWeight	Final	Extracted	Ext By	Spike	SpikeAmount	ClientMatrix	Analysis
1900817-01	15.19	33.33333	5.0633	20	31-May-19 08:43	HN			Sediment	1613 Full List
1900817-02	15.5	33.8843	5.2521	20	31-May-19 08:43	HN			Sediment	1613 Full List
1900817-03	13.03	38.65546	5.0368	20	31-May-19 08:43	HN			Sediment	1613 Full List
1900817-04	14.96	33.52941	5.0160	20	31-May-19 08:43	HN			Sediment	1613 Full List
1900817-05	15.41	33.41646	5.1495	20	31-May-19 08:43	HN			Sediment	1613 Full List
1900951-03	6.9	76.64974	5.2888	20	31-May-19 08:43	HN			Sediment	1613 Full List
1900951-06	6.93	74.17303	5.1402	20	31-May-19 08:43	HN			Sediment	1613 Full List
1900951-08	12.58	40.48474	5.0930	20	31-May-19 08:43	HN			Sediment	1613 Full List
1900951-09	11.99	44	5.2756	20	31-May-19 08:43	HN			Sediment	1613 Full List
1900951-10	13.67	38.76712	5.2995	20	31-May-19 08:43	HN			Sediment	1613 Full List
1900951-11	12.47	42.0354	5.2418	20	31-May-19 08:43	HN			Sediment	1613 Full List
1900951-12	7.71	78.27975	6.0354	20	31-May-19 08:43	HN			Sediment	1613 Full List
1900951-13	7.87	63.60947	5.0061	20	31-May-19 08:43	HN			Sediment	1613 Full List
1900951-14	7.94	70.98692	5.6364	20	31-May-19 08:43	HN			Sediment	1613 Full List
1900951-15	7.25	74.74403	5.4189	20	31-May-19 08:43	HN			Sediment	1613 Full List
1900951-16	7.17	76.60439	5.4925	20	31-May-19 08:43	HN			Sediment	1613 Full List
1900951-17	6.62	77.33918	5.1199	20	31-May-19 08:43	HN			Sediment	1613 Full List
1900951-18	6.63	77.31278	5.1258	20	31-May-19 08:43	HN			Sediment	1613 Full List
1900951-19	6.46	78.18182	5.0505	20	31-May-19 08:43	HN			Sediment	1613 Full List
1900951-20	1.18	99.49749	1.1741	20	31-May-19 08:43	HN			Solid	1613 Full List
B9E0217-BLK1	5			20	31-May-19 08:43	HN				QC
B9E0217-BS1	5			20	31-May-19 08:43	HN	18F1913	10		QC
B9E0217-DUP1	11.55	44	5.082	20	31-May-19 08:43	HN				QC
B9E0217-DUP2	7.62	70.98692	5.4092	20	31-May-19 08:43	HN				QC

All bolded data on report verified against written benchsheet by (initial/date) 06/04/19

Process Sheet

Workorder: 1900817

20-May-19

Prep Expiration: 2020-Apr-17

Client: Anchor QEA, LLC

Workorder Due: ~~11-May-19~~ 00:00

TAT: 21 (DW 05/06/19

Method: **1668C Full List**

Matrix: **Solid**

Prep Batch: B9F0064

Also run: **Percent Solids**

Prep Data Entered: DF 06/14/19

Date and Initials

Initial Sequence: S9F0024

LabSampID	A/B	Prep Rec	Spike Rec	ClientSampleID	Comments	Location	Container
1900817-01	B	☐	☑	T4-PDI2019-SG50-190418		WR-2 D-4	Amber Glass, 120 mL
1900817-02		☐	☑	T4-PDI2019-SG56-190418		WR-2 D-4	Amber Glass, 120 mL
1900817-03		☐	☑	T4-PDI2019-SG62-190418		WR-2 D-4	Amber Glass, 120 mL
1900817-04		☐	☑	T4-PDI2019-SG63-190418		WR-2 D-4	Amber Glass, 120 mL
1900817-05		☐	☑	T4-PDI2019-SG64-190418		WR-2 D-4	Amber Glass, 120 mL
* 1900817-06		☐	☑	SRM 1944		WR-2 F-4	Amber Glass, 120 mL

* Not Reported CT 07/09/19

Batch w/ 1900951, samples #1-9. (DW 05/06/19

WO Comments: **PREP: Requires one dup and one SRM per batch of 20 samples.**
Extract 1g of SRM 1944 - see sample control for SRM sample.

Pre-Prep Check Out: NA

Pre-Prep Check In: NA

Prep Check Out: NA

Prep Check In: NA

Prep Reconciled Initals/Date: DF 05/09/19

Spike Reconciled Initals/Date: HN 06/07/19

VialBoxID: fresca

PREPARATION BENCH SHEET

Matrix: Solid

B9F0064

Chemist: HN

Method: 1668C Full List

Prepared using: HRMS - Soxhlet

Prep Date/Time: 07-Jun-19 09:11

C	VISTA Sample ID	G Eqv	Sample Amt. (g)	IS/NS CHEM/WIT DATE	CRS CHEM/WIT DATE	AP CHEM/ DATE	ABSG CHEM/ DATE	AA CHEM/ DATE	Florisil CHEM/ DATE	RS CHEM/WIT DATE
☐	B9F0064-BLK1	N/A	(5.00)	EL HN 6/7/19	DF 06/10/19	NA	EL 6/10/19	NA	NA	DF 06/10/19
☐	B9F0064-BS1	N/A	(5.00)	↓	↓	↓	↓	↓	↓	↓
☐	B9F0064-DUP1 1900951-09	11.36	11.54	↓	↓	↓	↓	↓	↓	↓
☐	1900817-01	15.00	15.36	↓	↓	↓	↓	↓	↓	↓
☐	1900817-02	14.76	14.85	↓	↓	↓	↓	↓	↓	↓
☐	1900817-03	12.93	12.96	↓	↓	↓	↓	↓	↓	↓
☐	1900817-04	14.91	15.31	↓	↓	↓	↓	↓	↓	↓
☐	1900817-05	14.96	15.54	↓	↓	↓	↓	↓	↓	↓
☐	1900817-06 (A)	N/A	1.21	↓	↓	↓	↓	↓	↓	↓
☐	1900951-01	12.67	13.05	↓	↓	↓	↓	↓	↓	↓
☐	1900951-02	11.12	11.32	↓	↓	↓	↓	↓	↓	↓
☐	1900951-03	6.52	7.12	↓	↓	↓	↓	↓	↓	↓
☐	1900951-04	9.04	9.23	↓	↓	↓	↓	↓	↓	↓
☐	1900951-05	10.60	11.02	↓	↓	↓	↓	↓	↓	↓
☐	1900951-06	6.74	6.88	↓	↓	↓	↓	↓	↓	↓

IS Name	NS Name	CRS Name	RS Name	Cycle Time	APP: SEFUN (SOX) SDS	Check Out: Chemist/Date:
(V1)	(V1)	V(1)	V(1)	Start Date/Time 06/07/19 15:30	SOLV: Toluene	HN 06/07/19
PCDD/F	PCDD/F	PCDD/F	PCDD/F	Stop Date/Time 06/08/19 ~~1530~~ 0730 HN 06/07/19	Other N/A	Check In: Chemist/Date: HN 06/07/19
PCB 17B1201, 10uL	PCB 17L3001, 10uL	PCB 17B1202, 10uL	PCB 17B1203, 10uL		Final Volume(s) 100uL Cg	Balance ID: HRMS-8
PAH	PAH	PAH	PAH			

Comments:

1 = Sample approached dryness on rotovap
2 = Sample bumped on rotovap; lost < 5%
3 = Sample poured through Na2SO4 to remove water
4 = Precipitate present at Final Volume
5 = Sample homogenized in secondary container
6 = Sample clogged during extaction; pipetted and used Nitrogen to assist

(A) Sample crystallized during final volume 1:10 dilution made DF 06/10/19

PREPARATION BENCH SHEET

Matrix: Solid

B9F0064

Chemist: HN

Method: 1668C Full List

Prepared using: HRMS - Soxhlet

Prep Date/Time: 07-Jun-19 09:11

C	VISTA Sample ID	G Eqv	Sample Amt. (g)	IS/NS CHEM/WIT DATE	CRS CHEM/WIT DATE	AP CHEM/ DATE	ABSG CHEM/ DATE	AA CHEM/ DATE	Florisil CHEM/ DATE	RS CHEM/WIT DATE
☐	1900951-07	6.67	7.32	EL HN 6/7/19	DF MN 06/10/19	NA	EL 6/10/19	NA	NA	DF MN 06/10/19
☐	1900951-08	12.35	12.71	↓	↓	↓	↓	↓	↓	↓
☐	1900951-09	11.36	11.49	↓	↓	↓	↓	↓	↓	↓

IS Name V1	NS Name V1	CRS Name V1	RS Name	Cycle Time	APP: SEFUN (SOX) SDS	Check Out: Chemist/Date: HN 06/07/19
PCDD/F	PCDD/F	PCDD/F	PCDD/F	Start Date/Time	SOLV: Toluene	Check In: Chemist/Date: HN 06/07/19
PCB 17B1201, 10µL	PCB 17L3001, 10µL	PCB 17B1202, 10µL	PCB 17B1203, 10µL	06/07/19 15:30	Other N/A	Balance ID: HRMS-8
PAH	PAH	PAH	PAH	Stop Date/Time 06/08/19	Final Volume(s) 100µL Cg	

Comments:

1 = Sample approached dryness on rotovap
2 = Sample bumped on rotovap; lost < 5%
3 = Sample poured through Na2SO4 to remove water
4 = Precipitate present at Final Volume
5 = Sample homogenized in secondary container
6 = Sample clogged during extaction; pipetted and used Nitrogen to assist

Solids estimate

Batch: B9E0072

Lab ID	Analysis	% Solids	Entered	Target weight	Weigh this much
1900817-01	Percent Solids	33.33		5.00	15.00
1900817-02	Percent Solids	33.88		5.00	14.76
1900817-03	Percent Solids	38.66		5.00	12.93
1900817-04	Percent Solids	33.53		5.00	14.91
1900817-05	Percent Solids	33.42		5.00	14.96

Percent Moisture/ Percent Solids

D2216-90 BATCH ID B9E0072

Analyst: DF	**Test Code:** %Moist/%Solids
Analyte:	**Units:** %
Dried at 110°C+/-5°C **Oven ID:** (01) 02	Data Entry Verified by: (Initial and Date) AO 05/13/19

Inst HRMS-9

Date/Time IN:	Date/Time OUT
05/09/19 1420	05/13/19 1317

	B	C	D	E	F	G	H	I	K	L	M	N	O	P
				Intial and Date:	DF 05/09/19	AO 05/13/19			DF 05/09/19					DF 05/09/19
Particle Size	**SampID**		**SampType**	**Pan Tare Wt. (gms)**	**Wet Pan and Sample Weight (g)**	**Dry Pan and Sample Weight (g)**	**Dry Sample Weight (g)**	**%Solids RawVal**	**Visual Inspection**	**Cl-**	**pH Before**	**pH After**	**Acid Added**	**Sample Homogenized***
	1900817-01		Sample	1.3000	5.5300	2.7100	1.4100	33.33	SLUDGE	NA	NA	NA	NA	X
	1900817-02		Sample	1.2900	6.1300	2.9300	1.6400	33.88	SLUDGE	NA	NA	NA	NA	X
	1900817-03		Sample	1.2900	7.2400	3.5900	2.3000	38.66	SLUDGE	NA	NA	NA	NA	X
	1900817-04		Sample	1.3000	8.1000	3.5800	2.2800	33.53	SLUDGE	NA	NA	NA	NA	X
	1900817-05		Sample	1.3000	5.3100	2.6400	1.3400	33.42	SLUDGE	NA	NA	NA	NA	X

*Sample homogenized in sample container unless otherwise noted.

Percent Moisture/ Percent Solids

D2216-90 BATCH ID B9E0072

Analyst: DF	**Test Code:** %Moist/%Solids
Analyte:	**Units:** %
Dried at 110°C+/-5°C **Oven ID:** (01) 02	Data Entry Verified by (Initial and Date) NA

Inst HRMS-9

Date/Time IN: 05/09/19 14:20 Date/Time OUT 05/13/19 13:17

	B	C	D	E	F	G	H	I	K	L	M	N	O	P
				Intial and Date:	DF 05/09/19	DF 05/13/19			DF 05/09/19			DF 05/09/19		DF 05/09/19
Particle Size	SampID		SampType	Pan Tare Wt. (gms)	Wet Pan and Sample Weight (g)	Dry Pan and Sample Weight (g)	Dry Sample Weight (g)	%Solids RawVal	Visual Inspection	Cl-	pH Before	pH After	Acid Added	Sample Homogenized*
	1900817-01	B	Sample	1.30	5.53	2.71	DF 05/09/19		Sludge	NA	NA	NA	NA	X
	1900817-02		Sample	1.29	6.13	2.93								X
	1900817-03		Sample	1.29	7.24	3.59								X
	1900817-04		Sample	1.30	8.10	3.58								X
	1900817-05		Sample	1.30	5.31	2.64								X

*Sample homogenized in sample container unless otherwise noted.

Batch: B9F0064

Matrix: Solid

LabNumber	WetWeight (Initial)	% Solids (Extraction Solids)	DryWeight	Final	Extracted	Ext By	Spike	SpikeAmount	ClientMatrix	Analysis
1900817-01	**15.36**	**33.33333**	**5.1200**	**100**	**07-Jun-19 09:11**	**HN**			Sediment	1668C Full List
1900817-02	**14.85**	**33.8843**	**5.0318**	**100**	**07-Jun-19 09:11**	**HN**			Sediment	1668C Full List
1900817-03	**12.96**	**38.65546**	**5.0097**	**100**	**07-Jun-19 09:11**	**HN**			Sediment	1668C Full List
1900817-04	**15.31**	**33.52941**	**5.1334**	**100**	**07-Jun-19 09:11**	**HN**			Sediment	1668C Full List
1900817-05	**15.54**	**33.41646**	**5.1929**	**100**	**07-Jun-19 09:11**	**HN**			Sediment	1668C Full List
1900817-06	**1.21**	89.17198	7.0790	**100**	**07-Jun-19 09:11**	**HN**			Solid	1668C Full List
1900951-01	**13.05**	**39.44954**	**5.1482**	**100**	**07-Jun-19 09:11**	**HN**			Sediment	1668C Full List
1900951-02	**11.32**	**44.95159**	**5.0885**	**100**	**07-Jun-19 09:11**	**HN**			Sediment	1668C Full List
1900951-03	**7.12**	**76.64974**	**5.4575**	**100**	**07-Jun-19 09:11**	**HN**			Sediment	1668C Full List
1900951-04	**9.23**	**55.32592**	**5.1066**	**100**	**07-Jun-19 09:11**	**HN**			Sediment	1668C Full List
1900951-05	**11.02**	**47.16267**	**5.1973**	**100**	**07-Jun-19 09:11**	**HN**			Sediment	1668C Full List
1900951-06	**6.88**	**74.17303**	**5.1031**	**100**	**07-Jun-19 09:11**	**HN**			Sediment	1668C Full List
1900951-07	**7.32**	**74.92567**	**5.4846**	**100**	**07-Jun-19 09:11**	**HN**			Sediment	1668C Full List
1900951-08	**12.71**	**40.48474**	**5.1456**	**100**	**07-Jun-19 09:11**	**HN**			Sediment	1668C Full List
1900951-09	**11.49**	**44**	**5.0556**	**100**	**07-Jun-19 09:11**	**HN**			Sediment	1668C Full List
B9F0064-BLK1	**5**			**100**	**07-Jun-19 09:11**	**HN**				QC
B9F0064-BS1	**5**			**100**	**07-Jun-19 09:11**	**HN**	**17L3001**	**10**		QC
B9F0064-DUP1	**11.54**			**100**	**07-Jun-19 09:11**	**HN**				QC

All bolded data on report verified against written benchsheet by (initial/date) DF 06/10/19

Printed: 6/10/2019 3:33:07PM

SAMPLE DATA – EPA METHOD 1613

Client ID: Method Blank Filename: 190607D1 S:4 Acq: 7-JUN-19 12:50:27 ConCal: ST190607D1-1

Lab ID: B9E0217-BLK1 GC Column ID: ZB-5MS ICal: 1613VG7-5-10-19 wt/vol: 5.000 EndCAL: NA

Name	Resp	RA	RRF	RT	Conc	Qual	noise	Fac	DL
2,3,7,8-TCDD	*	* n	0.90	NotF¶	*		145	2.5	0.125
1,2,3,7,8-PeCDD	*	* n	0.87	NotF¶	*		206	2.5	0.153
1,2,3,4,7,8-HxCDD	*	* n	1.05	NotF¶	*		186	2.5	0.238
1,2,3,6,7,8-HxCDD	*	* n	0.93	NotF¶	*		186	2.5	0.245
1,2,3,7,8,9-HxCDD	*	* n	0.96	NotF¶	*		186	2.5	0.254
1,2,3,4,6,7,8-HpCDD	*	* n	0.99	NotF¶	*		144	2.5	0.172
OCDD	*	* n	0.99	NotF¶	*		132	2.5	0.197
2,3,7,8-TCDF	*	* n	0.94	NotF¶	*		308	2.5	0.214
1,2,3,7,8-PeCDF	*	* n	0.92	NotF¶	*		214	2.5	0.185
2,3,4,7,8-PeCDF	*	* n	0.96	NotF¶	*		214	2.5	0.173
1,2,3,4,7,8-HxCDF	*	* n	1.15	NotF¶	*		198	2.5	0.111
1,2,3,6,7,8-HxCDF	*	* n	1.04	NotF¶	*		198	2.5	0.125
2,3,4,6,7,8-HxCDF	*	* n	1.10	NotF¶	*		198	2.5	0.129
1,2,3,7,8,9-HxCDF	*	* n	1.03	NotF¶	*		198	2.5	0.189
1,2,3,4,6,7,8-HpCDF	*	* n	1.06	NotF¶	*		144	2.5	0.146
1,2,3,4,7,8,9-HpCDF	*	* n	1.23	NotF¶	*		144	2.5	0.134
OCDF	*	* n	0.94	NotF¶	*		202	2.5	0.269

Name	Conc	EMPC	Qual	noise	DL
Total Tetra-Dioxins	*	*		145	0.125
Total Penta-Dioxins	*	*		206	0.153
Total Hexa-Dioxins	*	*		186	0.246
Total Hepta-Dioxins	*	*		144	0.172
Total Tetra-Furans	*	*		308	0.214
Total Penta-Furans	0.0000	0.0000		214	0.179
Total Hexa-Furans	*	*		198	0.137
Total Hepta-Furans	*	*		144	0.141

							Rec	Qual
IS	13C-2,3,7,8-TCDD	9.18e+06	0.76 y	1.11	26:05	342.39	85.6	
IS	13C-1,2,3,7,8-PeCDD	8.30e+06	0.62 y	0.98	30:33	351.04	87.8	
IS	13C-1,2,3,4,7,8-HxCDD	6.24e+06	1.29 y	0.68	33:51	367.39	91.8	
IS	13C-1,2,3,6,7,8-HxCDD	7.43e+06	1.26 y	0.84	33:57	350.78	87.7	
IS	13C-1,2,3,7,8,9-HxCDD	7.49e+06	1.26 y	0.81	34:16	366.72	91.7	
IS	13C-1,2,3,4,6,7,8-HpCDD	6.60e+06	1.06 y	0.69	37:42	382.48	95.6	
IS	13C-OCDD	1.18e+07	0.90 y	0.62	40:58	753.23	94.2	
IS	13C-2,3,7,8-TCDF	1.14e+07	0.80 y	1.05	25:20	305.28	76.3	
IS	13C-1,2,3,7,8-PeCDF	1.09e+07	1.61 y	0.95	29:23	322.37	80.6	
IS	13C-2,3,4,7,8-PeCDF	1.08e+07	1.57 y	0.94	30:17	325.46	81.4	
IS	13C-1,2,3,4,7,8-HxCDF	7.27e+06	0.49 y	0.86	32:58	337.03	84.3	
IS	13C-1,2,3,6,7,8-HxCDF	8.47e+06	0.50 y	1.02	33:05	329.70	82.4	
IS	13C-2,3,4,6,7,8-HxCDF	8.15e+06	0.49 y	0.95	33:42	340.35	85.1	
IS	13C-1,2,3,7,8,9-HxCDF	7.62e+06	0.50 y	0.87	34:40	349.15	87.3	
IS	13C-1,2,3,4,6,7,8-HpCDF	6.71e+06	0.46 y	0.81	36:28	330.08	82.5	
IS	13C-1,2,3,4,7,8,9-HpCDF	5.77e+06	0.45 y	0.63	38:16	362.73	90.7	
IS	13C-OCDF	1.46e+07	0.87 y	0.78	41:13	741.45	92.7	
C/Up	37Cl-2,3,7,8-TCDD	3.84e+06		1.22	26:06	130.10	81.3	
RS/RT	13C-1,2,3,4-TCDD	9.70e+06	0.79 y	1.00	25:31	400.00		
RS	13C-1,2,3,4-TCDF	1.42e+07	0.82 y	1.00	24:07	400.00		
RS/RT	13C-1,2,3,4,6,9-HxCDF	1.01e+07	0.50 y	1.00	33:22	400.00		

Integrations by Analyst: DB Date: 6/10/19

Reviewed by Analyst: CT Date: 06/12/19

File:190607D1 #1-529 Acq: 7-JUN-2019 12:50:27 GC EI+ Voltage SIR Autospec-UltimaE
Sample#4 File Text:Vista_Analytical_Laboratory_VG7 Text:B9E0217-BLK1 Method Blank 5 Exp:OCDD_DB5
319.8965 S:4 BSUB(10000,15,-3.0) PKD(5,5,3,0.10%,100.0,0.00%,F,F)

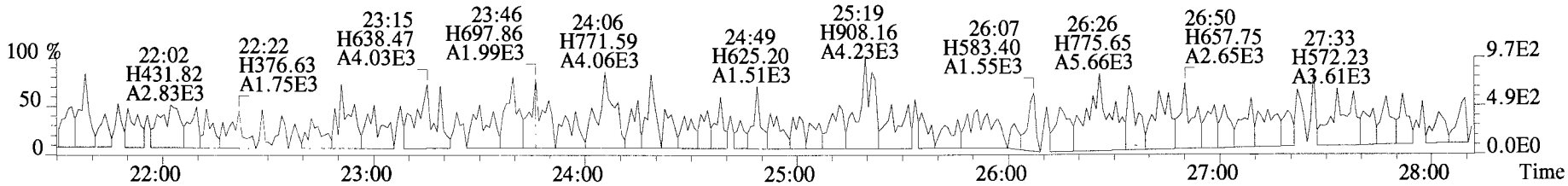

321.8936 S:4 BSUB(10000,15,-3.0) PKD(5,5,3,0.10%,100.0,0.00%,F,F)

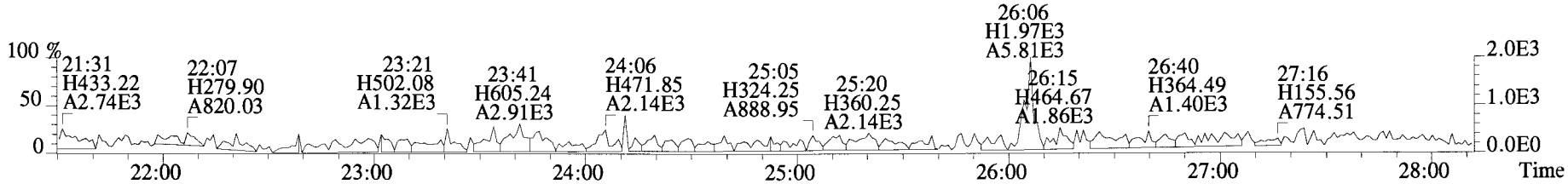

327.8847 S:4 BSUB(10000,15,-3.0) PKD(5,5,3,0.10%,100.0,0.00%,F,F)

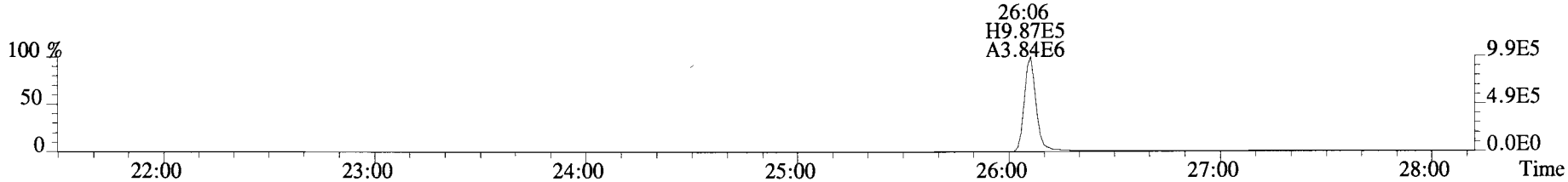

331.9368 S:4 BSUB(10000,15,-3.0) PKD(5,5,3,0.10%,100.0,0.00%,F,F)

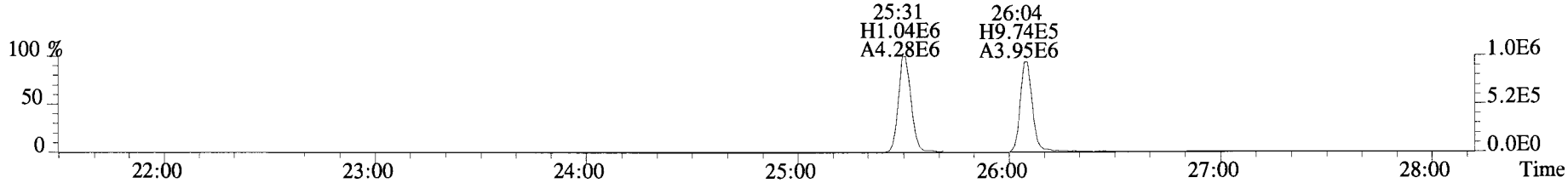

333.9339 S:4 BSUB(10000,15,-3.0) PKD(5,5,3,0.10%,100.0,0.00%,F,F)

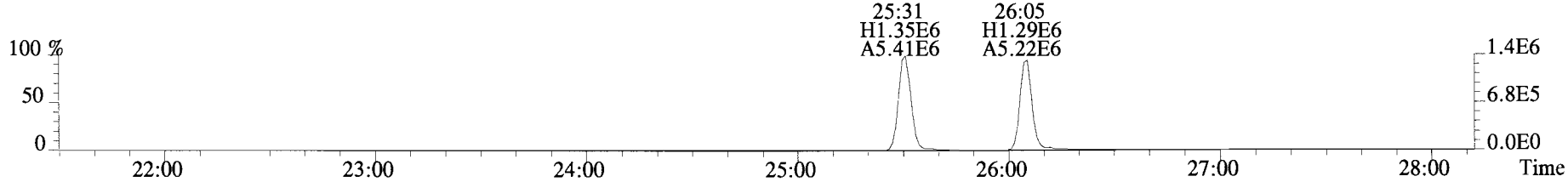

File:190607D1 #1-180 Acq: 7-JUN-2019 12:50:27 GC EI+ Voltage SIR Autospec-UltimaE
Sample#4 File Text:Vista_Analytical_Laboratory_VG7 Text:B9E0217-BLK1 Method Blank 5 Exp:OCDD_DB5
353.8576 S:4 F:2 BSUB(10000,15,-3.0) PKD(5,5,3,0.10%,100.0,0.00%,F,F)

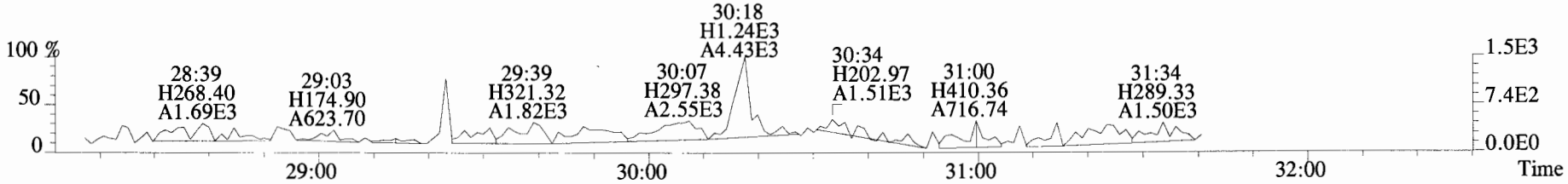

355.8546 S:4 F:2 BSUB(10000,15,-3.0) PKD(5,5,3,0.10%,100.0,0.00%,F,F)

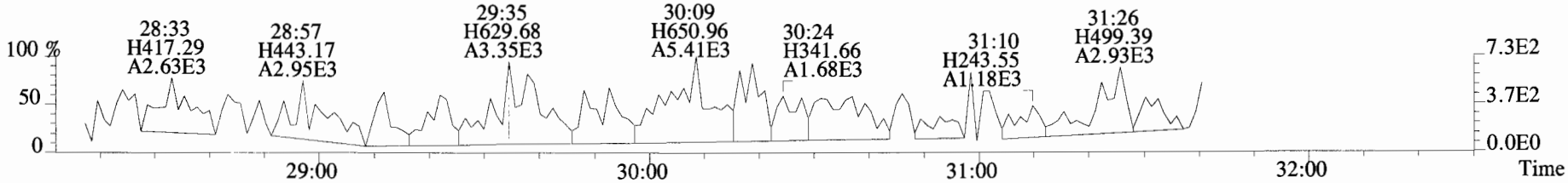

365.8978 S:4 F:2 BSUB(10000,15,-3.0) PKD(5,5,3,0.10%,100.0,0.00%,F,F)

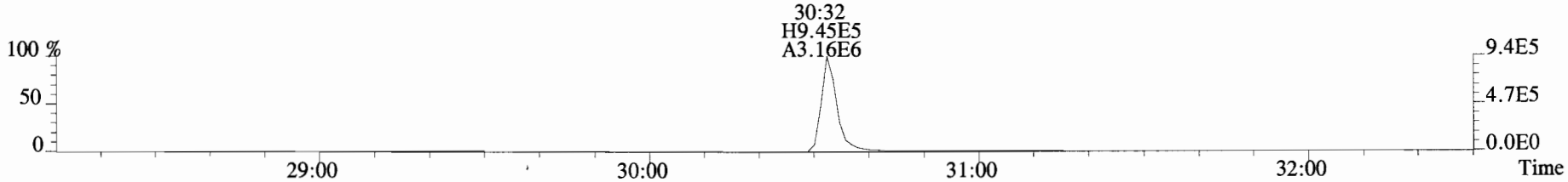

367.8949 S:4 F:2 BSUB(10000,15,-3.0) PKD(5,5,3,0.10%,100.0,0.00%,F,F)

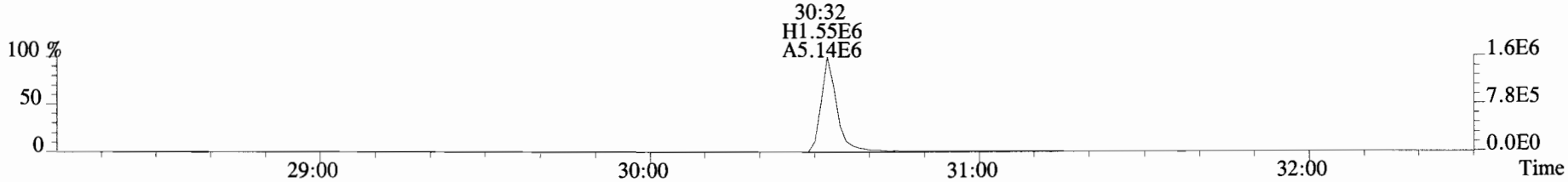

366.9792 S:4 F:2

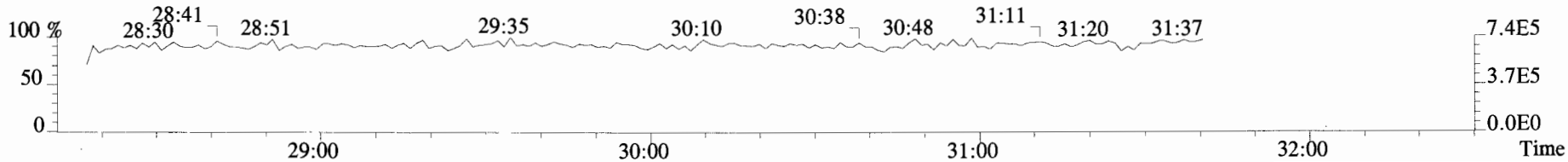

File:190607D1 #1-385 Acq: 7-JUN-2019 12:50:27 GC EI+ Voltage SIR Autospec-UltimaE
Sample#4 File Text:Vista_Analytical_Laboratory_VG7 Text:B9E0217-BLK1 Method Blank 5 Exp:OCDD_DB5
389.8156 S:4 F:3 BSUB(10000,15,-3.0) PKD(5,5,3,0.10%,100.0,0.00%,F,F)

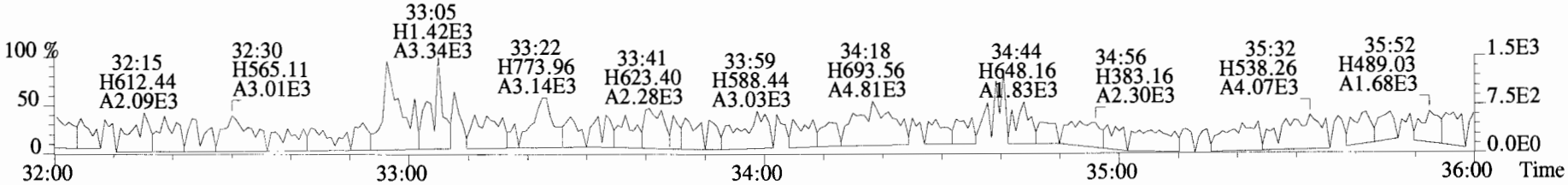

391.8127 S:4 F:3 BSUB(10000,15,-3.0) PKD(5,5,3,0.10%,100.0,0.00%,F,F)

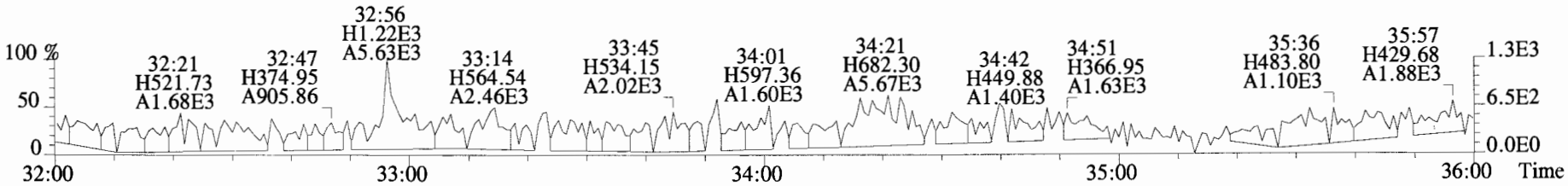

401.8559 S:4 F:3 BSUB(10000,15,-3.0) PKD(5,5,3,0.10%,100.0,0.00%,F,F)

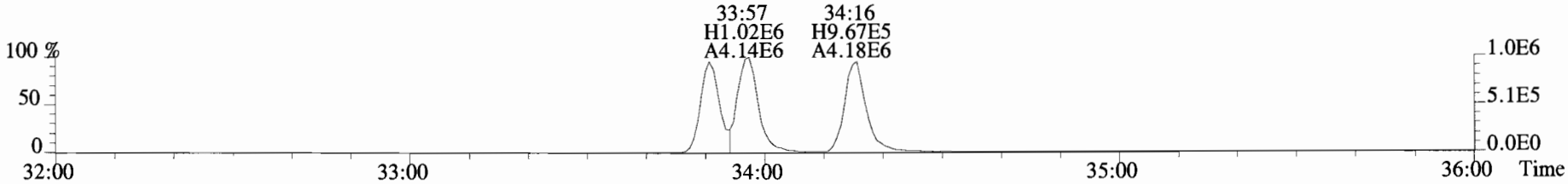

403.8530 S:4 F:3 BSUB(10000,15,-3.0) PKD(5,5,3,0.10%,100.0,0.00%,F,F)

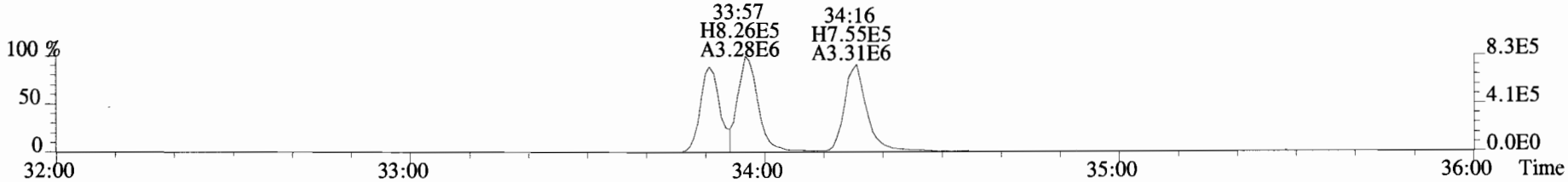

392.9760 S:4 F:3

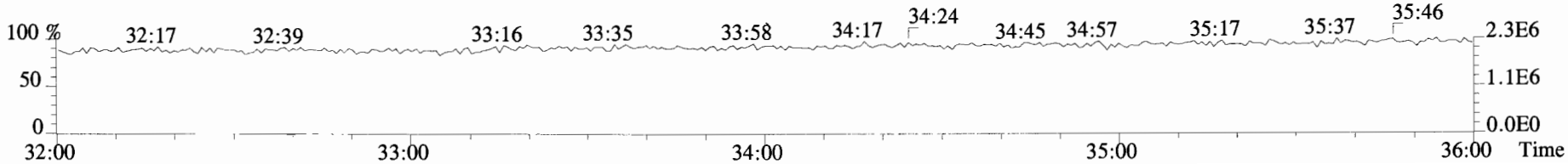

File:190607D1 #1-385 Acq: 7-JUN-2019 12:50:27 GC EI+ Voltage SIR Autospec-UltimaE
Sample#4 File Text:Vista_Analytical_Laboratory_VG7 Text:B9E0217-BLK1 Method Blank 5 Exp:OCDD_DB5
401.8559 S:4 F:3 BSUB(10000,15,-3.0) PKD(5,5,3,0.10%,100.0,0.00%,F,F)

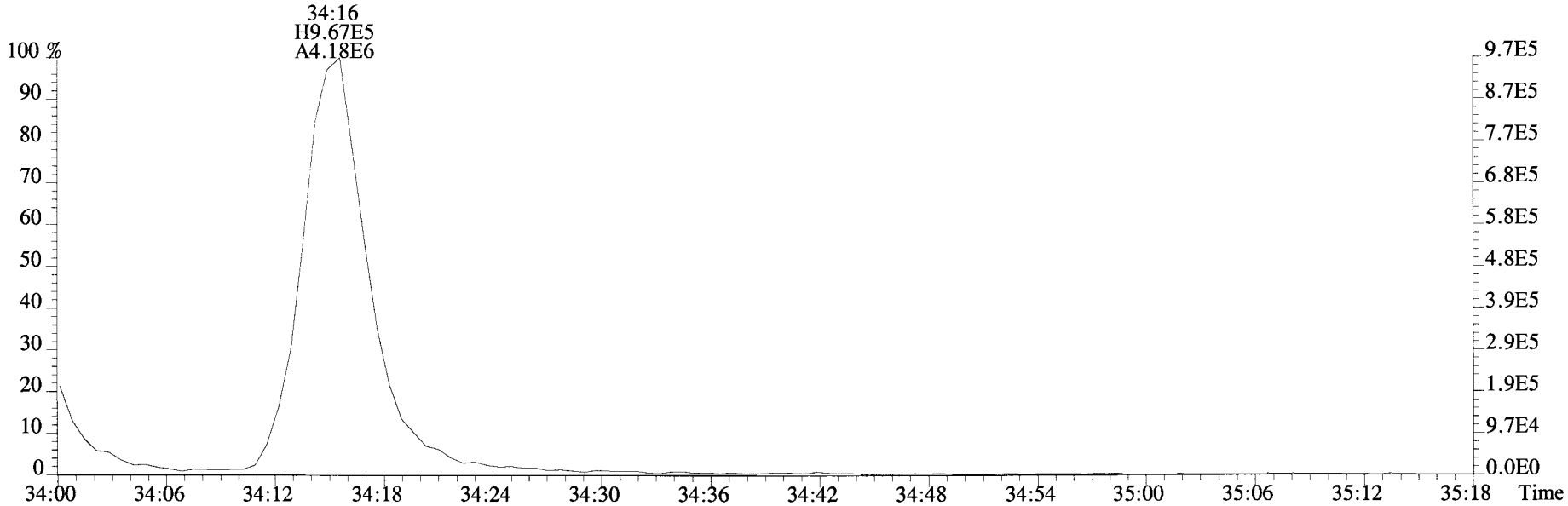

403.8530 S:4 F:3 BSUB(10000,15,-3.0) PKD(5,5,3,0.10%,100.0,0.00%,F,F)

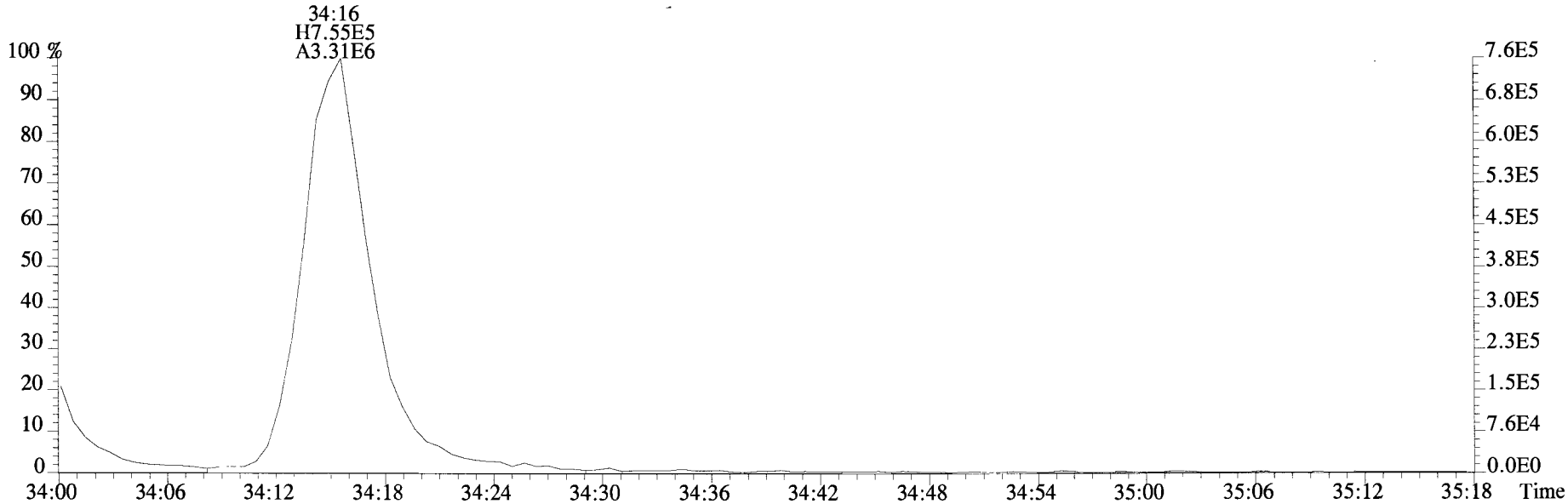

File:190607D1 #1-355 Acq: 7-JUN-2019 12:50:27 GC EI+ Voltage SIR Autospec-UltimaE
Sample#4 File Text:Vista_Analytical_Laboratory_VG7 Text:B9E0217-BLK1 Method Blank 5 Exp:OCDD_DB5
423.7767 S:4 F:4 BSUB(10000,15,-3.0) PKD(5,5,3,0.10%,100.0,0.00%,F,F)

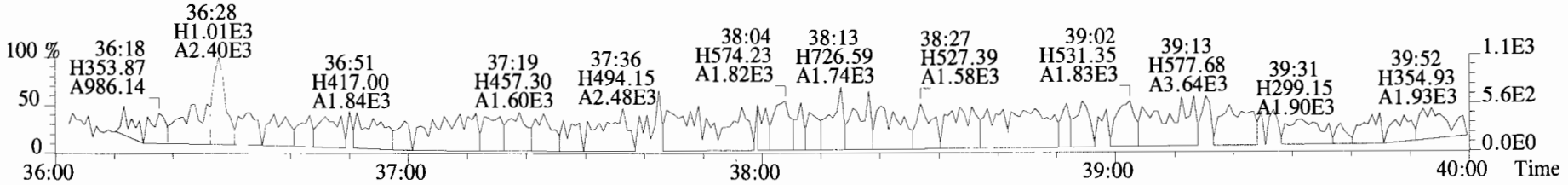

425.7737 S:4 F:4 BSUB(10000,15,-3.0) PKD(5,5,3,0.10%,100.0,0.00%,F,F)

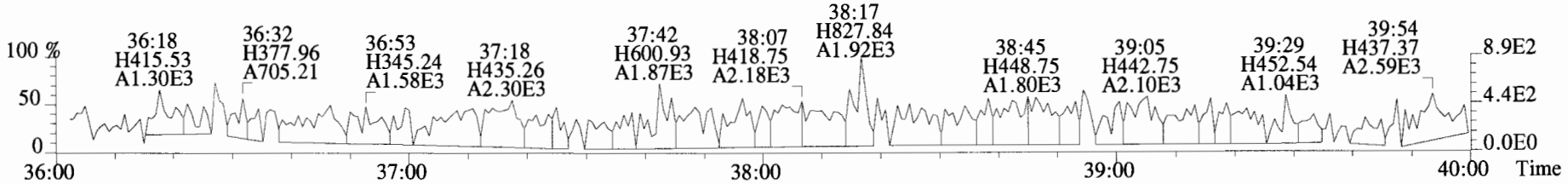

435.8169 S:4 F:4 BSUB(10000,15,-3.0) PKD(5,5,3,0.10%,100.0,0.00%,F,F)

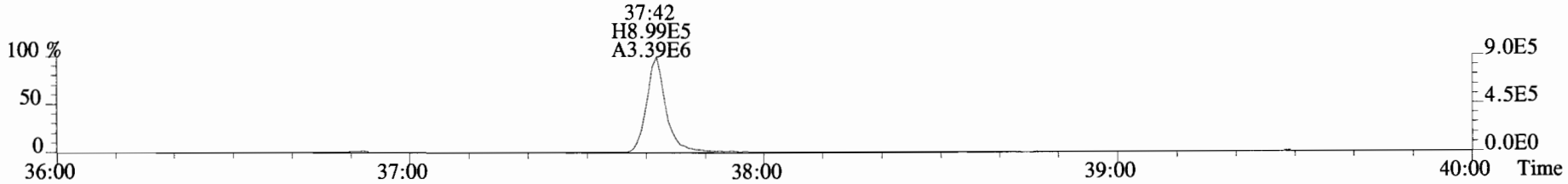

437.8140 S:4 F:4 BSUB(10000,15,-3.0) PKD(5,5,3,0.10%,100.0,0.00%,F,F)



454.9728 S:4 F:4

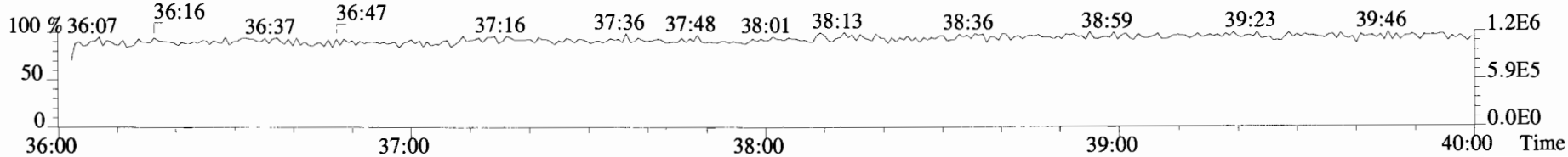

File:190607D1 #1-432 Acq: 7-JUN-2019 12:50:27 GC EI+ Voltage SIR Autospec-UltimaE
Sample#4 File Text:Vista_Analytical_Laboratory_VG7 Text:B9E0217-BLK1 Method Blank 5 Exp:OCDD_DB5

457.7377 S:4 F:5 BSUB(10000,15,-3.0) PKD(5,5,3,0.10%,100.0,0.00%,F,F)

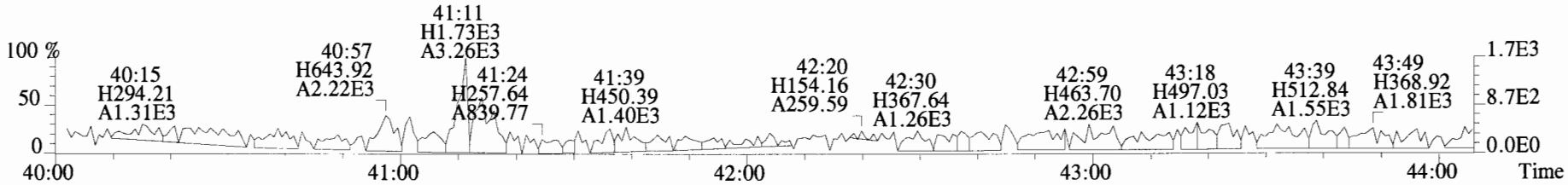

459.7348 S:4 F:5 BSUB(10000,15,-3.0) PKD(5,5,3,0.10%,100.0,0.00%,F,F)

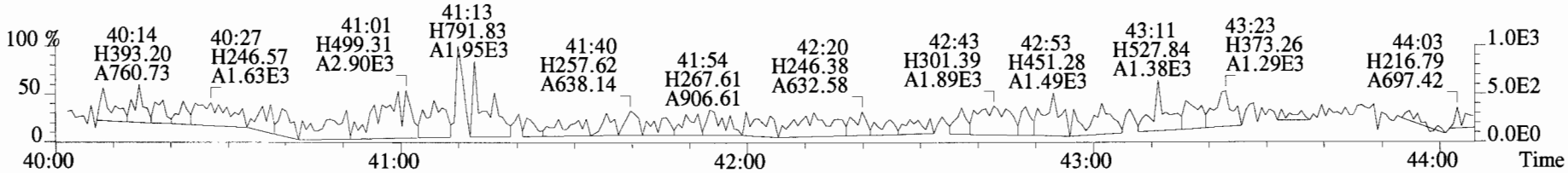

469.7780 S:4 F:5 BSUB(10000,15,-3.0) PKD(5,5,3,0.10%,100.0,0.00%,F,F)

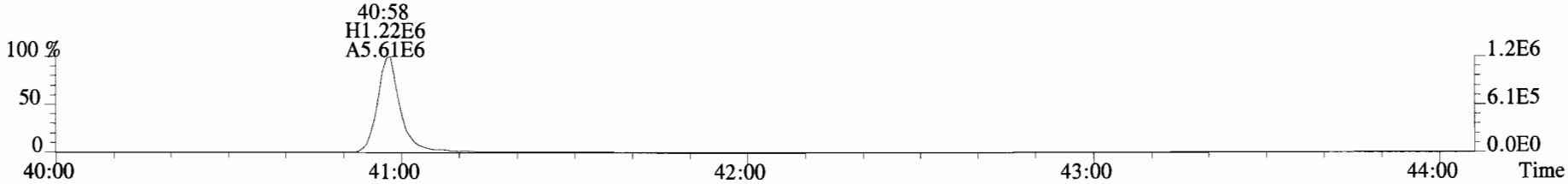

471.7750 S:4 F:5 BSUB(10000,15,-3.0) PKD(5,5,3,0.10%,100.0,0.00%,F,F)

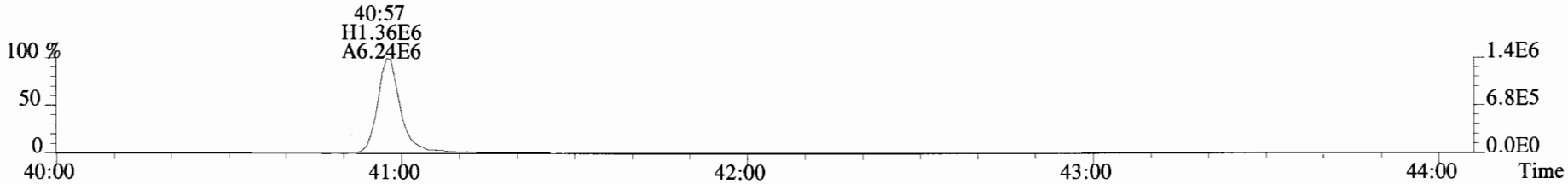

454.9728 S:4 F:5

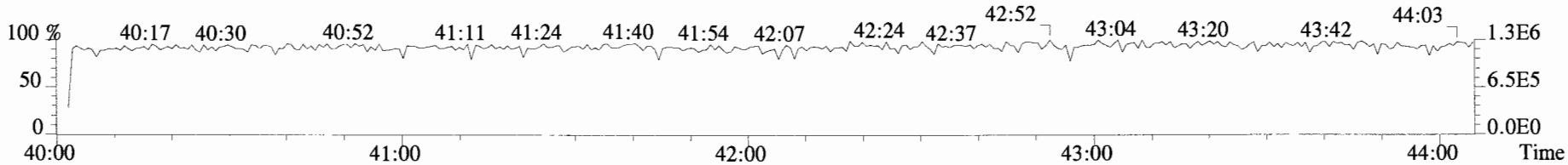

File:190607D1 #1-529 Acq: 7-JUN-2019 12:50:27 GC EI+ Voltage SIR Autospec-UltimaE
Sample#4 File Text:Vista_Analytical_Laboratory_VG7 Text:B9E0217-BLK1 Method Blank 5 Exp:OCDD_DB5

303.9016 S:4 BSUB(10000,15,-3.0) PKD(5,5,3,0.10%,100.0,0.00%,F,F)

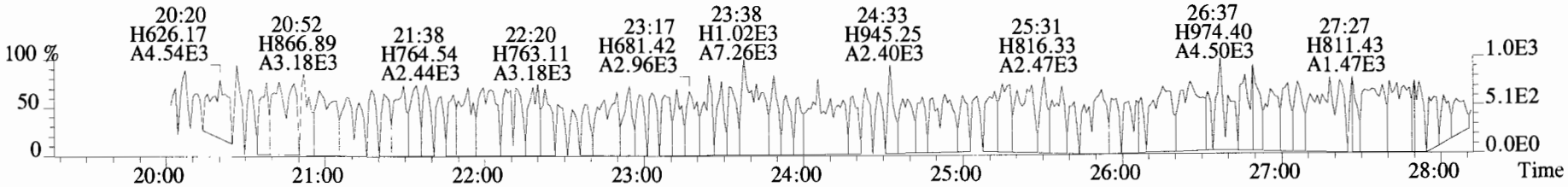

305.8987 S:4 BSUB(10000,15,-3.0) PKD(5,5,3,0.10%,100.0,0.00%,F,F)

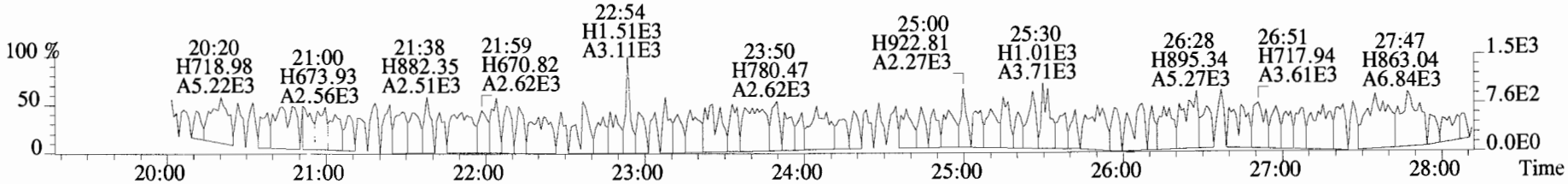

315.9419 S:4 BSUB(10000,15,-3.0) PKD(5,5,3,0.10%,100.0,0.00%,F,F)

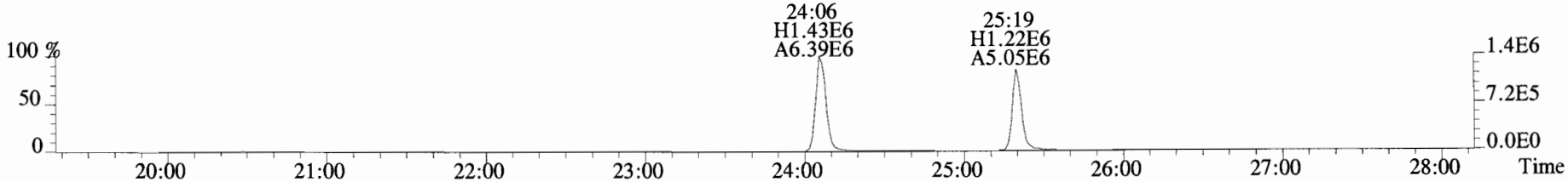

317.9389 S:4 BSUB(10000,15,-3.0) PKD(5,5,3,0.10%,100.0,0.00%,F,F)

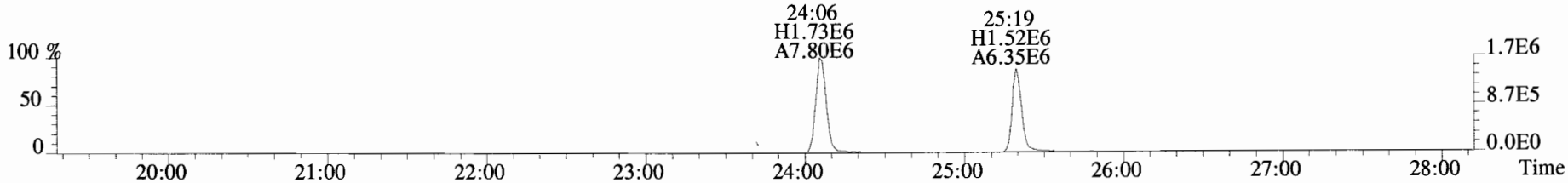

375.8364 S:4 BSUB(10000,15,-3.0) PKD(5,5,3,0.10%,100.0,0.00%,F,F)

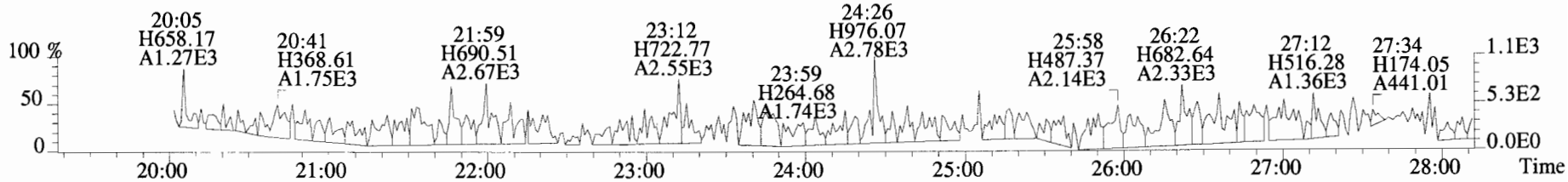

File:190607D1 #1-529 Acq: 7-JUN-2019 12:50:27 GC EI+ Voltage SIR Autospec-UltimaE
Sample#4 File Text:Vista_Analytical_Laboratory_VG7 Text:B9E0217-BLK1 Method Blank 5 Exp:OCDD_DB5
339.8597 S:4 BSUB(10000,15,-3.0) PKD(5,5,3,0.10%,100.0,0.00%,F,F)

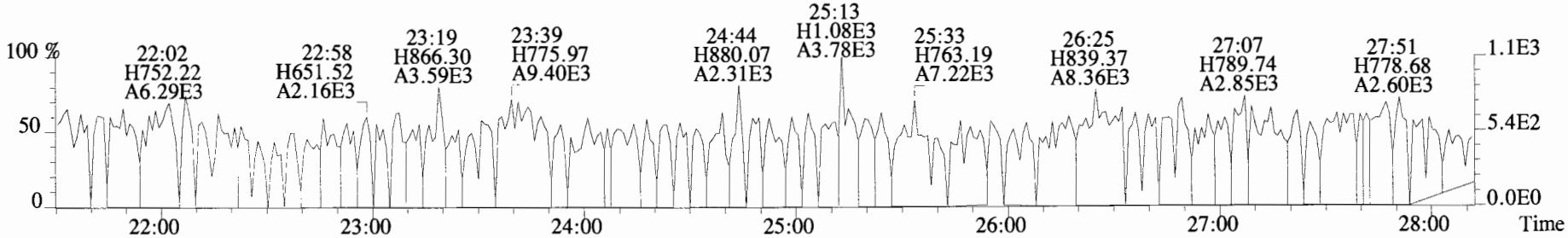

341.8568 S:4 BSUB(10000,15,-3.0) PKD(5,5,3,0.10%,100.0,0.00%,F,F)

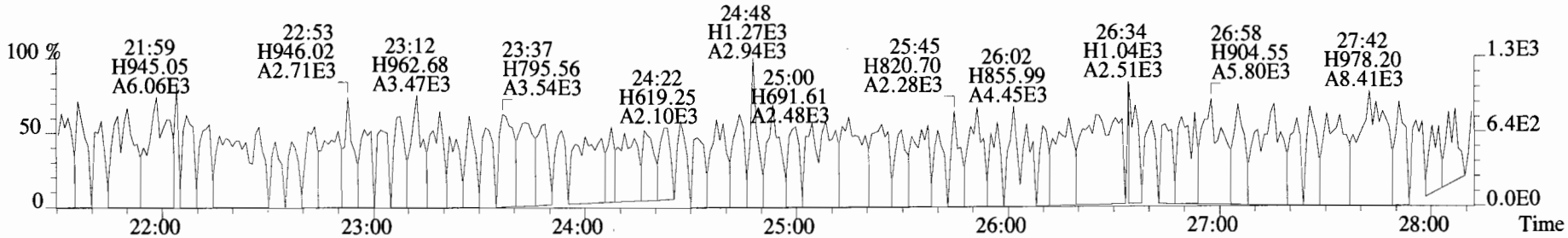

409.7974 S:4 BSUB(10000,15,-3.0) PKD(5,5,3,0.10%,100.0,0.00%,F,F)

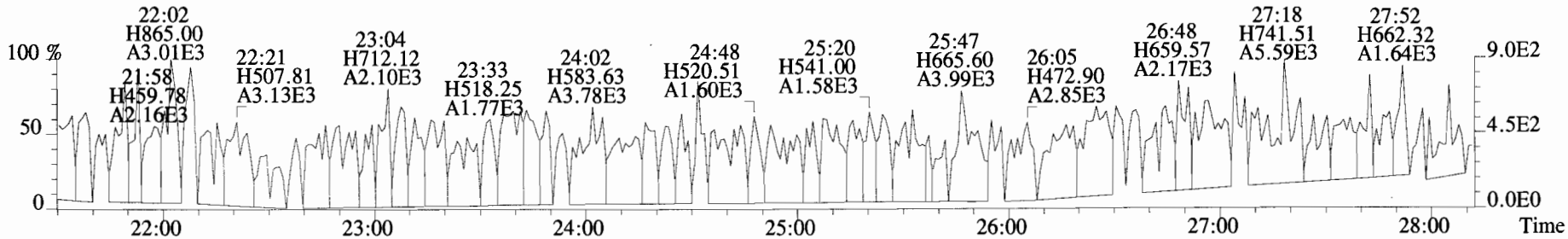

316.9824 S:4

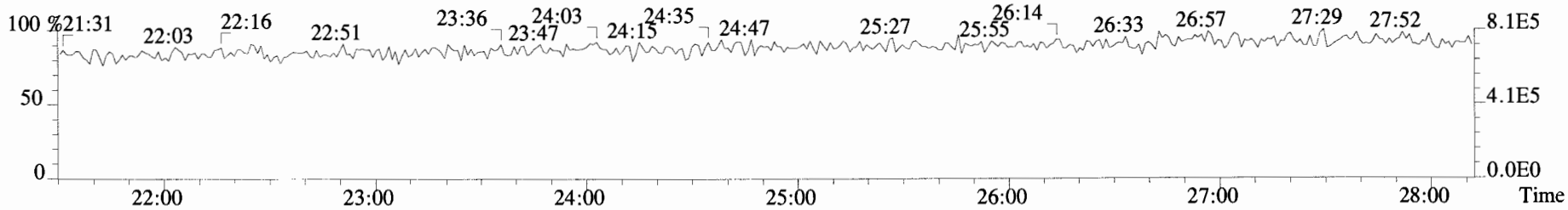

File:190607D1 #1-180 Acq: 7-JUN-2019 12:50:27 GC EI+ Voltage SIR Autospec-UltimaE
Sample#4 File Text:Vista_Analytical_Laboratory_VG7 Text:B9E0217-BLK1 Method Blank 5 Exp:OCDD_DB5

339.8597 S:4 F:2 BSUB(10000,15,-3.0) PKD(5,5,3,0.10%,100.0,0.00%,F,F)

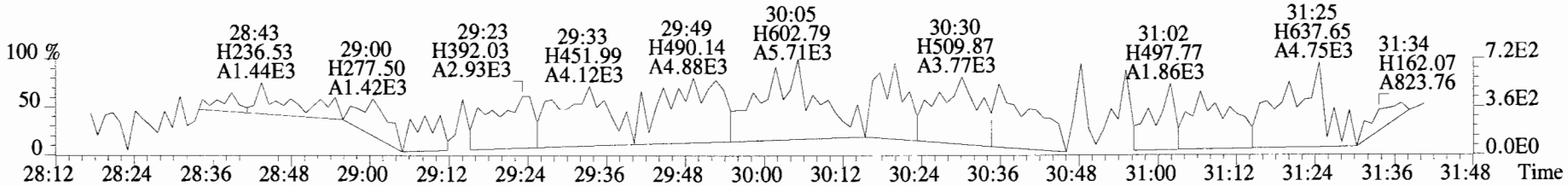

341.8568 S:4 F:2 BSUB(10000,15,-3.0) PKD(5,5,3,0.10%,100.0,0.00%,F,F)

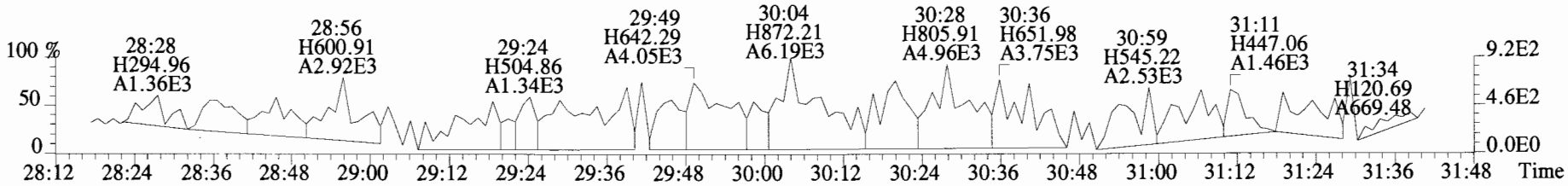

351.9000 S:4 F:2 BSUB(10000,15,-3.0) PKD(5,5,3,0.10%,100.0,0.00%,F,F)

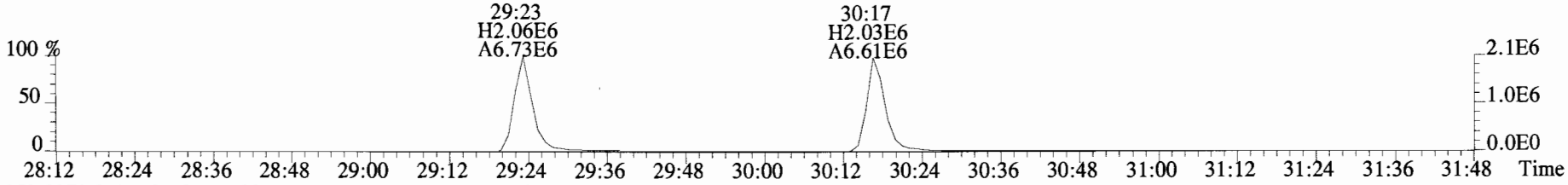

353.8970 S:4 F:2 BSUB(10000,15,-3.0) PKD(5,5,3,0.10%,100.0,0.00%,F,F)

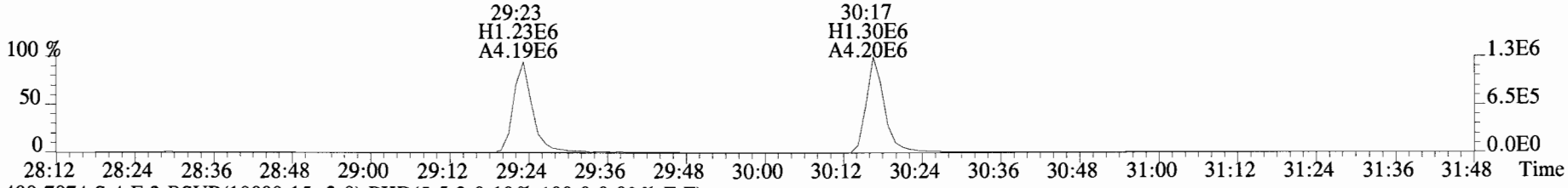

409.7974 S:4 F:2 BSUB(10000,15,-3.0) PKD(5,5,3,0.10%,100.0,0.00%,F,F)

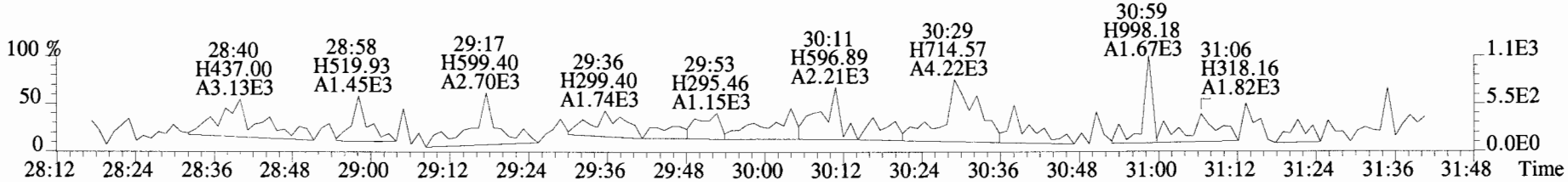

File:190607D1 #1-385 Acq: 7-JUN-2019 12:50:27 GC EI+ Voltage SIR Autospec-UltimaE
Sample#4 File Text:Vista_Analytical_Laboratory_VG7 Text:B9E0217-BLK1 Method Blank 5 Exp:OCDD_DB5

373.8207 S:4 F:3 BSUB(10000,15,-3.0) PKD(5,5,3,0.10%,100.0,0.00%,F,F)

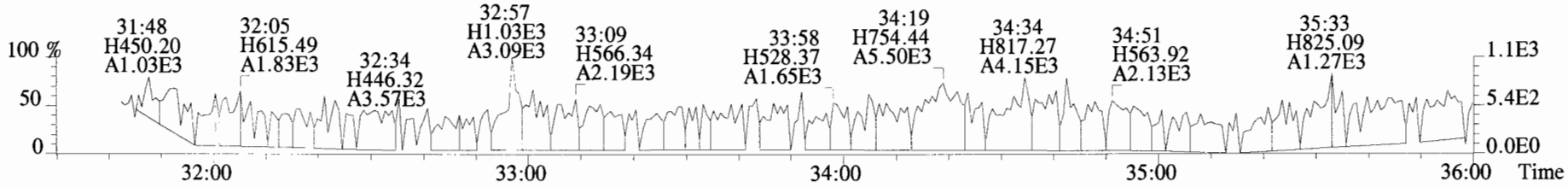

375.8178 S:4 F:3 BSUB(10000,15,-3.0) PKD(5,5,3,0.10%,100.0,0.00%,F,F)

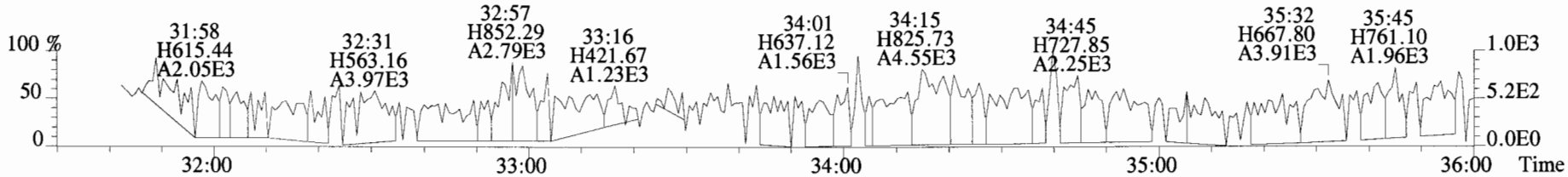

383.8639 S:4 F:3 BSUB(10000,15,-3.0) PKD(5,5,3,0.10%,100.0,0.00%,F,F)

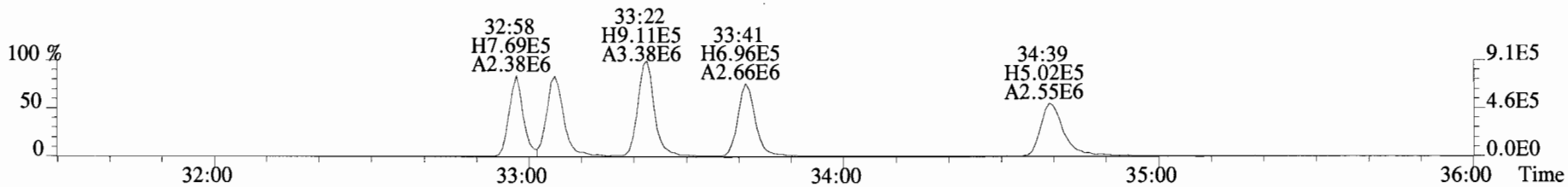

385.8610 S:4 F:3 BSUB(10000,15,-3.0) PKD(5,5,3,0.10%,100.0,0.00%,F,F)

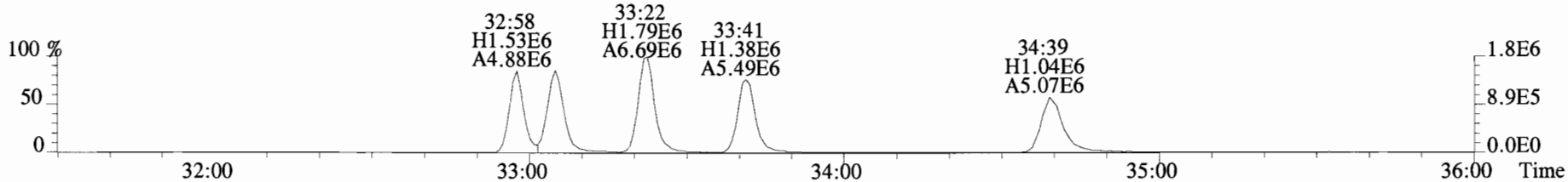

445.7555 S:4 F:3 BSUB(10000,15,-3.0) PKD(5,5,3,0.10%,100.0,0.00%,F,F)

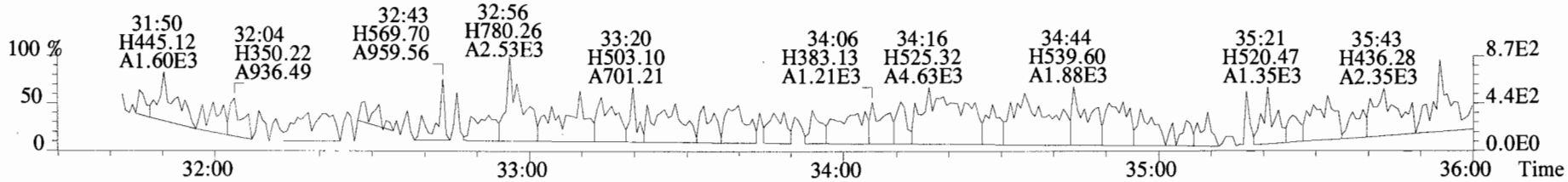

File:190607D1 #1-385 Acq: 7-JUN-2019 12:50:27 GC EI+ Voltage SIR Autospec-UltimaE
Sample#4 File Text:Vista_Analytical_Laboratory_VG7 Text:B9E0217-BLK1 Method Blank 5 Exp:OCDD_DB5
383.8639 S:4 F:3 BSUB(10000,15,-3.0) PKD(5,5,3,0.10%,100.0,0.00%,F,F)

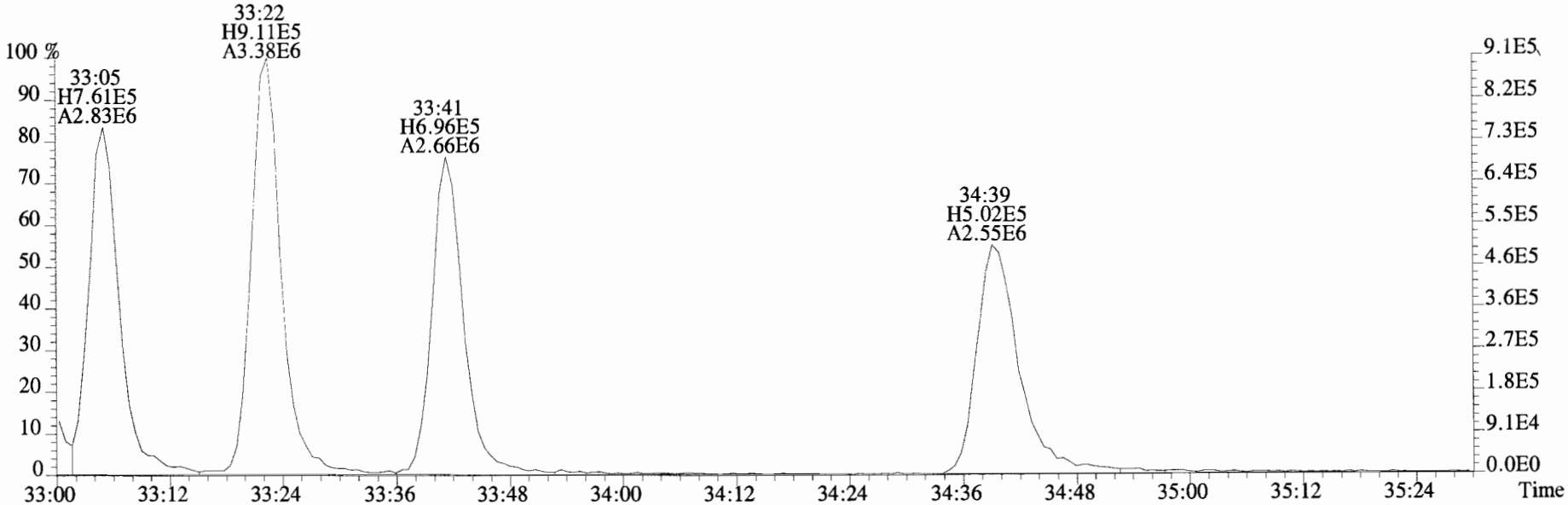

385.8610 S:4 F:3 BSUB(10000,15,-3.0) PKD(5,5,3,0.10%,100.0,0.00%,F,F)

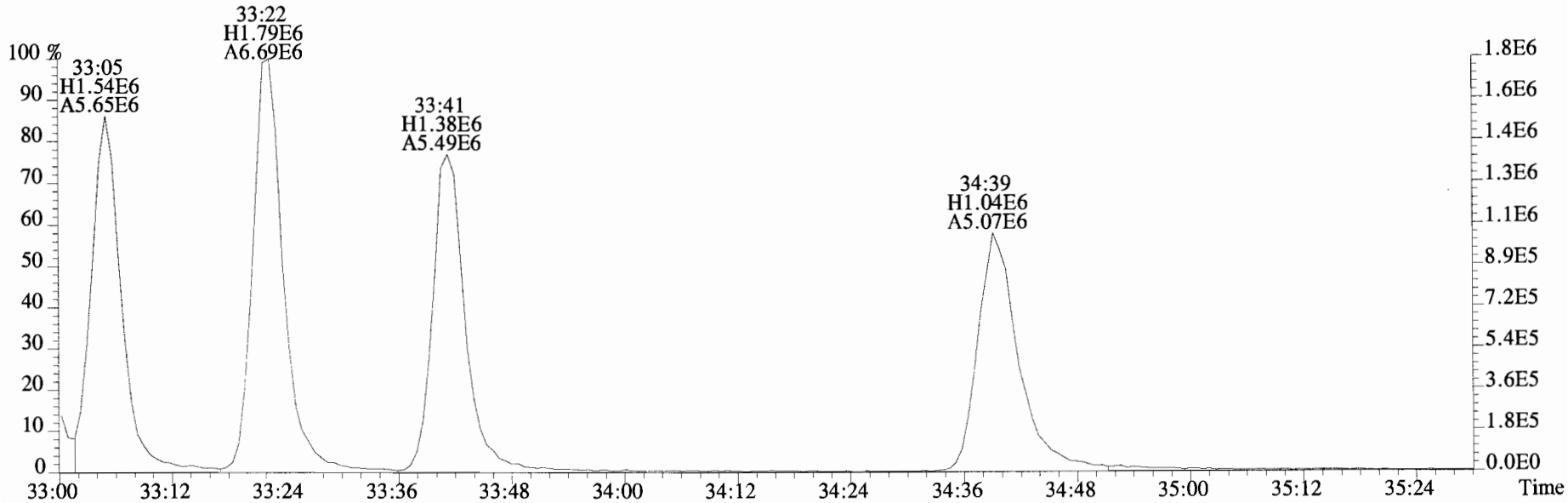

File:190607D1 #1-355 Acq: 7-JUN-2019 12:50:27 GC EI+ Voltage SIR Autospec-UltimaE
Sample#4 File Text:Vista_Analytical_Laboratory_VG7 Text:B9E0217-BLK1 Method Blank 5 Exp:OCDD_DB5

407.7818 S:4 F:4 BSUB(10000,15,-3.0) PKD(5,5,3,0.10%,100.0,0.00%,F,F)

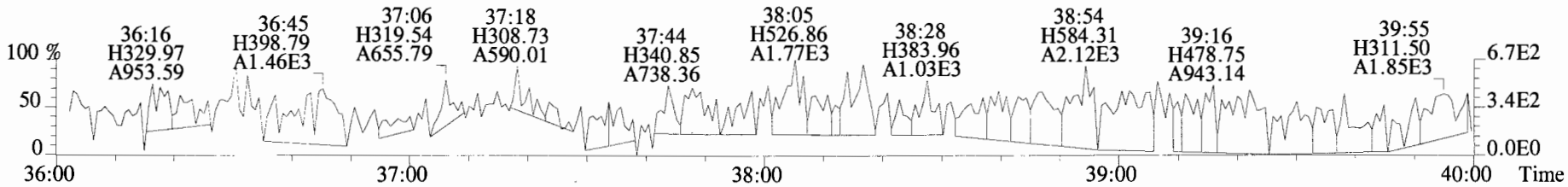

409.7788 S:4 F:4 BSUB(10000,15,-3.0) PKD(5,5,3,0.10%,100.0,0.00%,F,F)

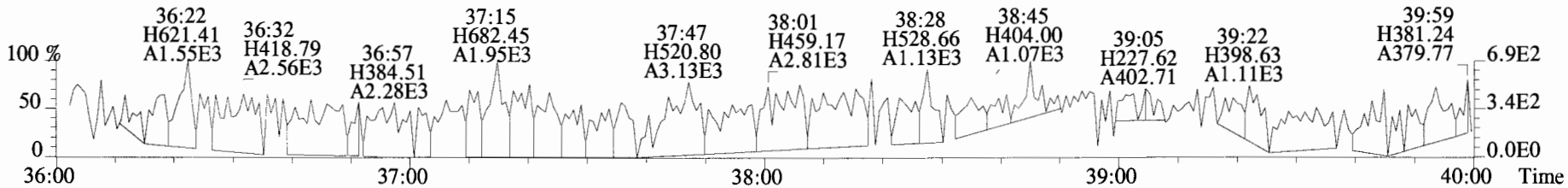

417.8253 S:4 F:4 BSUB(10000,15,-3.0) PKD(5,5,3,0.10%,100.0,0.00%,F,F)

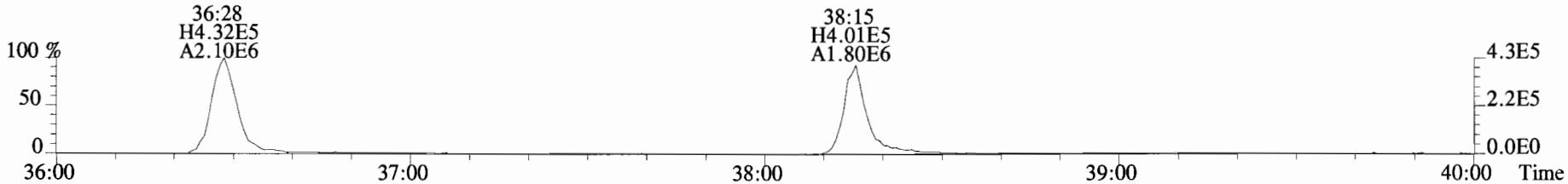

419.8220 S:4 F:4 BSUB(10000,15,-3.0) PKD(5,5,3,0.10%,100.0,0.00%,F,F)

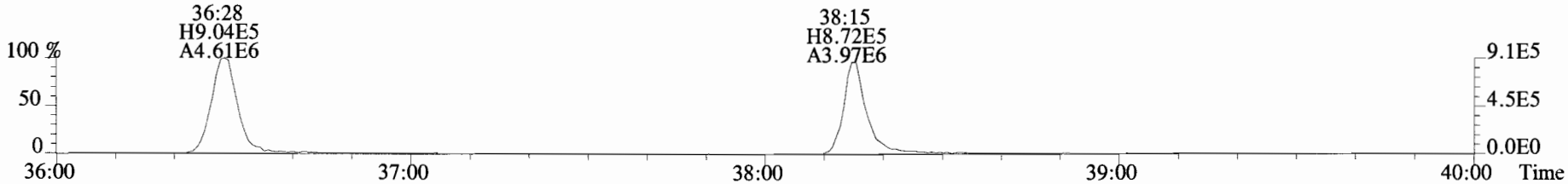

479.7165 S:4 F:4 BSUB(10000,15,-3.0) PKD(5,5,3,0.10%,100.0,0.00%,F,F)

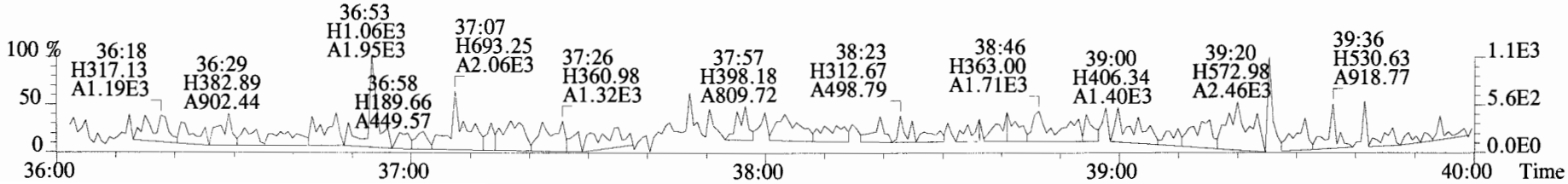

File:190607D1 #1-432 Acq: 7-JUN-2019 12:50:27 GC EI+ Voltage SIR Autospec-UltimaE
Sample#4 File Text:Vista_Analytical_Laboratory_VG7 Text:B9E0217-BLK1 Method Blank 5 Exp:OCDD_DB5

441.7428 S:4 F:5 BSUB(10000,15,-3.0) PKD(5,5,3,0.10%,100.0,0.00%,F,F)

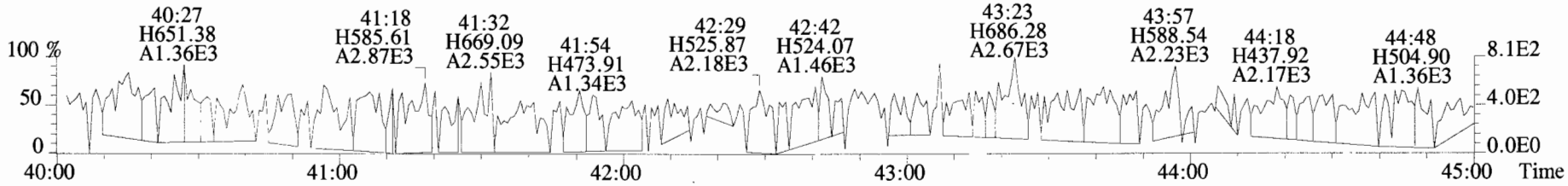

443.7398 S:4 F:5 BSUB(10000,15,-3.0) PKD(5,5,3,0.10%,100.0,0.00%,F,F)

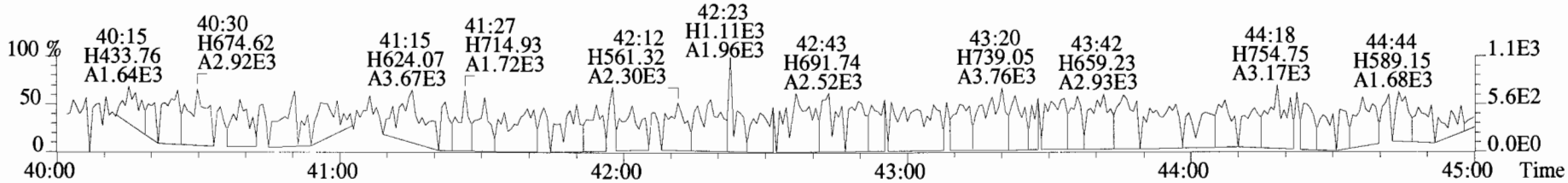

453.7831 S:4 F:5 BSUB(10000,15,-3.0) PKD(5,5,3,0.10%,100.0,0.00%,F,F)

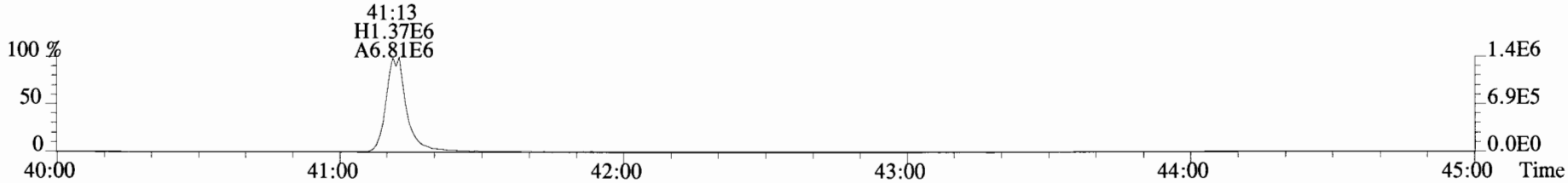

455.7801 S:4 F:5 BSUB(10000,15,-3.0) PKD(5,5,3,0.10%,100.0,0.00%,F,F)

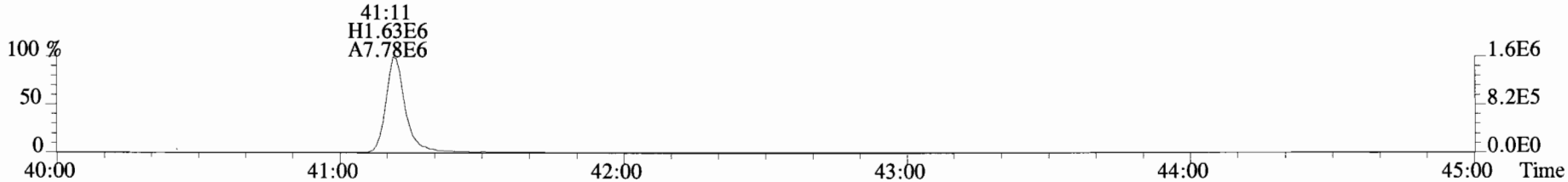

513.6775 S:4 F:5 BSUB(10000,15,-3.0) PKD(5,5,3,0.10%,100.0,0.00%,F,F)

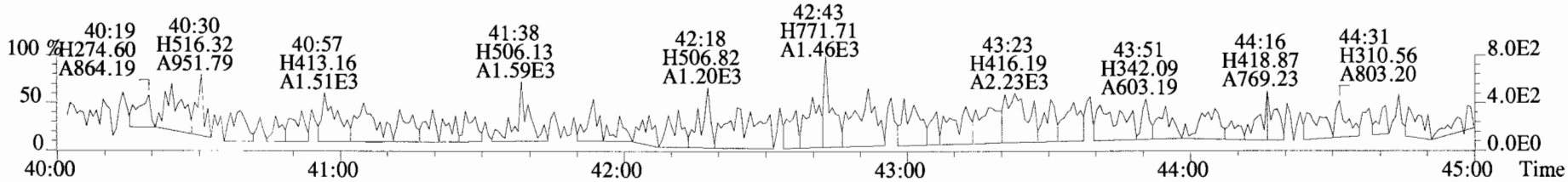

FORM 8A
PCDD/PCDF ONGOING PRECISION AND RECOVERY (OPR)

Lab Name: Vista Analytical Laboratory Extraction Batch: B9E0217-BS1

Contract No.: SAS No.:

Matrix (aqueous/solid/leachate): SOLID OPR Data Filename: 190607D1-2

Ext. Date: Shift: Day Analysis Date: 7-JUN-19 Time: 11:15:04

ALL CONCENTRATIONS REPORTED ON THIS FORM ARE CONCENTRATIONS IN EXTRACT.

NATIVE ANALYTES	SPIKE CONC. (ng/mL)	CONC. FOUND (ng/mL)	OPR CONC. LIMITS (1) (ng/mL)
2,3,7,8-TCDD	10	10.3	6.7 - 15.8 7.3 - 14.6 (2)
1,2,3,7,8-PeCDD	50	51.0	35.0 - 71.0
1,2,3,4,7,8-HxCDD	50	52.0	35.0 - 82.0
1,2,3,6,7,8-HxCDD	50	54.8	38.0 - 67.0
1,2,3,7,8,9-HxCDD	50	51.9	32.0 - 81.0
1,2,3,4,6,7,8-HpCDD	50	50.1	35.0 - 70.0
OCDD	100	106	78.0 - 144.0
2,3,7,8-TCDF	10	10.1	7.5 - 15.8 8.0 - 14.7 (2)
1,2,3,7,8-PeCDF	50	52.3	40.0 - 67.0
2,3,4,7,8-PeCDF	50	53.4	34.0 - 80.0
1,2,3,4,7,8-HxCDF	50	48.0	36.0 - 67.0
1,2,3,6,7,8-HxCDF	50	50.8	42.0 - 65.0
2,3,4,6,7,8-HxCDF	50	48.6	35.0 - 78.0
1,2,3,7,8,9-HxCDF	50	48.6	39.0 - 65.0
1,2,3,4,6,7,8-HpCDF	50	51.1	41.0 - 61.0
1,2,3,4,7,8,9-HpCDF	50	53.2	39.0 - 69.0
OCDF	100	98.0	63.0 - 170.0

(1) Contract-required concentration limits for OPR as specified in Table 6, Method 1613. 10/94

(2) Contract-required concentration limits for OPR as specified in Table 6a, Method 1613. 10/94

Analyst: DB

Date: 6/10/19

FORM 8B
PCDD/PCDF ONGOING PRECISION AND RECOVERY (OPR)

Lab Name: Vista Analytical Laboratory Extraction Batch: B9E0217-BS1

Contract No.: SAS No.:

Matrix (aqueous/solid/leachate): SOLID OPR Data Filename: 190607D1-2

Ext. Date: Shift: Day Analysis Date: 7-JUN-19 Time: 11:15:04

ALL CONCENTRATIONS REPORTED ON THIS FORM ARE CONCENTRATIONS IN EXTRACT.

LABELED COMPOUNDS	SPIKE CONC. (ng/mL)	CONC. FOUND (ng/mL)	OPR CONC. LIMITS (1) (ng/mL)
13C-2,3,7,8-TCDD	100	51.0	20.0 - 175.0
			25.0 - 141.0 (2)
13C-1,2,3,7,8-PeCDD	100	48.8	21.0 - 227.0
13C-1,2,3,4,7,8-HxCDD	100	50.7	21.0 - 193.0
13C-1,2,3,6,7,8-HxCDD	100	49.5	25.0 - 163.0
13C-1,2,3,7,8,9-HxCDD	100	50.4	21.0 - 193.0
13C-1,2,3,4,6,7,8-HpCDD	100	55.8	26.0 - 166.0
13C-OCDD	200	115	26.0 - 397.0
13C-2,3,7,8-TCDF	100	42.8	22.0 - 152.0
			26.0 - 126.0 (2)
13C-1,2,3,7,8-PeCDF	100	50.9	21.0 - 192.0
13C-2,3,4,7,8-PeCDF	100	43.0	13.0 - 328.0
13C-1,2,3,4,7,8-HxCDF	100	53.8	19.0 - 202.0
13C-1,2,3,6,7,8-HxCDF	100	53.8	21.0 - 159.0
13C-2,3,4,6,7,8-HxCDF	100	46.6	22.0 - 176.0
13C-1,2,3,7,8,9-HxCDF	100	53.7	17.0 - 205.0
13C-1,2,3,4,6,7,8-HpCDF	100	54.4	21.0 - 158.0
13C-1,2,3,4,7,8,9-HpCDF	100	53.3	20.0 - 186.0
13C-OCDF	200	125	26.0 - 397.0
CLEANUP STANDARD			
37Cl-2,3,7,8-TCDD	40	20.0	12.4 - 76.4

(1) Contract-required concentration limits for OPR as specified in Table 6, Method 1613. 10/94

(2) Contract-required concentration limits for OPR as specified in Table 6a, Method 1613. 10/94

Analyst: DB

Date: 6/10/19

Client ID: OPR Filename: 190607D1 S:2 Acq: 7-JUN-19 11:15:04 ConCal: ST190607D1-1
Lab ID: B9E0217-BS1 GC Column ID: ZB-5MS ICal: 1613VG7-5-10-19 wt/vol: 1.000 EndCAL: NA

	Name	Resp	RA	RRF	RT	Conc	Qual	noise	Fac	DL
	2,3,7,8-TCDD	4.87e+05	0.79 y	0.90	26:07	10.296		*	2.5	*
	1,2,3,7,8-PeCDD	1.97e+06	0.61 y	0.87	30:34	50.978		*	2.5	*
	1,2,3,4,7,8-HxCDD	1.88e+06	1.20 y	1.05	33:52	51.970		*	2.5	*
	1,2,3,6,7,8-HxCDD	2.14e+06	1.23 y	0.93	33:59	54.780		*	2.5	*
	1,2,3,7,8,9-HxCDD	2.06e+06	1.22 y	0.96	34:17	51.936		*	2.5	*
	1,2,3,4,6,7,8-HpCDD	1.91e+06	1.05 y	0.99	37:44	50.133		*	2.5	*
	OCDD	3.76e+06	0.89 y	0.99	41:00	105.63		*	2.5	*
	2,3,7,8-TCDF	5.85e+05	0.76 y	0.94	25:22	10.071		*	2.5	*
	1,2,3,7,8-PeCDF	3.21e+06	1.67 y	0.92	29:25	52.284		*	2.5	*
	2,3,4,7,8-PeCDF	2.82e+06	1.65 y	0.96	30:18	53.448		*	2.5	*
	1,2,3,4,7,8-HxCDF	2.57e+06	1.23 y	1.15	32:58	48.018		*	2.5	*
	1,2,3,6,7,8-HxCDF	2.92e+06	1.23 y	1.04	33:07	50.783		*	2.5	*
	2,3,4,6,7,8-HxCDF	2.38e+06	1.19 y	1.10	33:43	48.608		*	2.5	*
	1,2,3,7,8,9-HxCDF	2.35e+06	1.23 y	1.03	34:42	48.571		*	2.5	*
	1,2,3,4,6,7,8-HpCDF	2.41e+06	1.05 y	1.06	36:30	51.111		*	2.5	*
	1,2,3,4,7,8,9-HpCDF	2.22e+06	1.11 y	1.23	38:18	53.232		*	2.5	*
	OCDF	4.56e+06	0.89 y	0.94	41:14	97.976		*	2.5	*

Name	Conc	EMPC	Qual	noise	DL
Total Tetra-Dioxins	10.9	12.6		*	*
Total Penta-Dioxins	51.2	51.6		*	*
Total Hexa-Dioxins	159	160		*	*
Total Hepta-Dioxins	50.9	53.1		*	*
Total Tetra-Furans	10.8	15.5		*	*
Total Penta-Furans	107.59	113.11		*	*
Total Hexa-Furans	196	198		*	*
Total Hepta-Furans	106	109		*	*

							Rec	Qual
IS	13C-2,3,7,8-TCDD	5.25e+06	0.77 y	1.11	26:06	50.988	51.0	
IS	13C-1,2,3,7,8-PeCDD	4.44e+06	0.61 y	0.98	30:34	48.800	48.8	
IS	13C-1,2,3,4,7,8-HxCDD	3.45e+06	1.26 y	0.68	33:51	50.698	50.7	
IS	13C-1,2,3,6,7,8-HxCDD	4.19e+06	1.26 y	0.84	33:58	49.456	49.5	
IS	13C-1,2,3,7,8,9-HxCDD	4.12e+06	1.24 y	0.81	34:16	50.411	50.4	
IS	13C-1,2,3,4,6,7,8-HpCDD	3.86e+06	1.03 y	0.69	37:43	55.803	55.8	
IS	13C-OCDD	7.23e+06	0.90 y	0.62	40:59	114.75	57.4	
IS	13C-2,3,7,8-TCDF	6.16e+06	0.80 y	1.05	25:20	42.780	42.8	
IS	13C-1,2,3,7,8-PeCDF	6.65e+06	1.62 y	0.95	29:24	50.933	50.9	
IS	13C-2,3,4,7,8-PeCDF	5.50e+06	1.59 y	0.94	30:18	42.972	43.0	
IS	13C-1,2,3,4,7,8-HxCDF	4.65e+06	0.49 y	0.86	32:58	53.819	53.8	
IS	13C-1,2,3,6,7,8-HxCDF	5.54e+06	0.50 y	1.02	33:06	53.818	53.8	
IS	13C-2,3,4,6,7,8-HxCDF	4.47e+06	0.49 y	0.95	33:42	46.592	46.6	
IS	13C-1,2,3,7,8,9-HxCDF	4.69e+06	0.48 y	0.87	34:41	53.699	53.7	
IS	13C-1,2,3,4,6,7,8-HpCDF	4.43e+06	0.45 y	0.81	36:29	54.373	54.4	
IS	13C-1,2,3,4,7,8,9-HpCDF	3.40e+06	0.47 y	0.63	38:17	53.323	53.3	
IS	13C-OCDF	9.89e+06	0.88 y	0.78	41:14	125.50	62.7	
C/Up	37Cl-2,3,7,8-TCDD	2.27e+06		1.22	26:07	19.987	50.0	
RS/RT	13C-1,2,3,4-TCDD	9.32e+06	0.78 y	1.00	25:30	100.00		
RS	13C-1,2,3,4-TCDF	1.37e+07	0.82 y	1.00	24:06	100.00		
RS/RT	13C-1,2,3,4,6,9-HxCDF	1.01e+07	0.50 y	1.00	33:23	100.00		

Integrations by Analyst: DB Date: 6/10/19

Reviewed by Analyst: CT Date: 06/12/19

File:190607D1 #1-530 Acq: 7-JUN-2019 11:15:04 GC EI+ Voltage SIR Autospec-UltimaE
Sample#2 File Text:Vista_Analytical_Laboratory_VG7 Text:B9E0217-BS1 OPR 5 Exp:OCDD_DB5

319.8965 S:2 BSUB(10000,15,-3.0) PKD(5,5,3,0.10%,100.0,0.00%,F,F)



321.8936 S:2 BSUB(10000,15,-3.0) PKD(5,5,3,0.10%,100.0,0.00%,F,F)

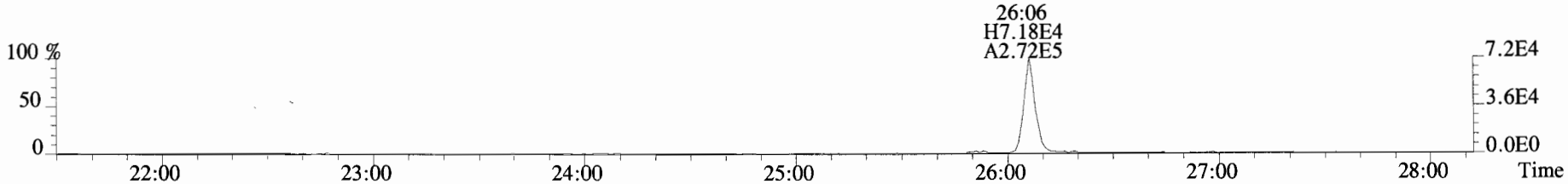

327.8847 S:2 BSUB(10000,15,-3.0) PKD(5,5,3,0.10%,100.0,0.00%,F,F)

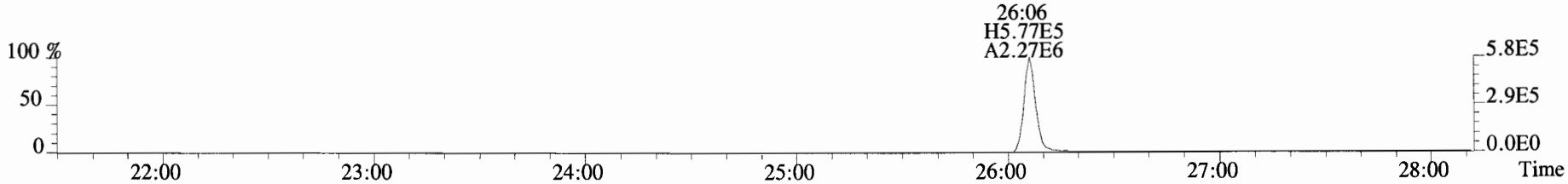

331.9368 S:2 BSUB(10000,15,-3.0) PKD(5,5,3,0.10%,100.0,0.00%,F,F)

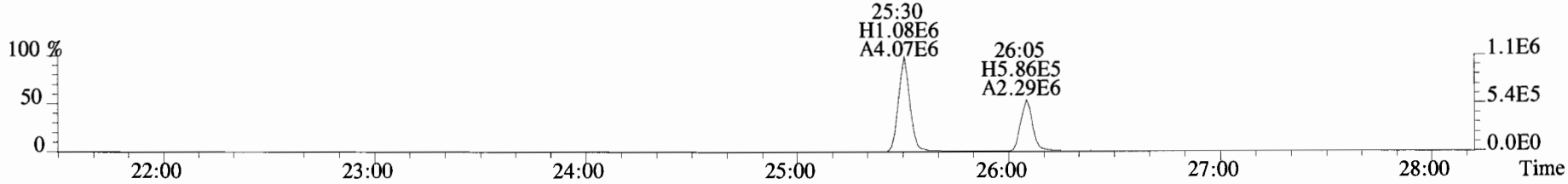

333.9339 S:2 BSUB(10000,15,-3.0) PKD(5,5,3,0.10%,100.0,0.00%,F,F)

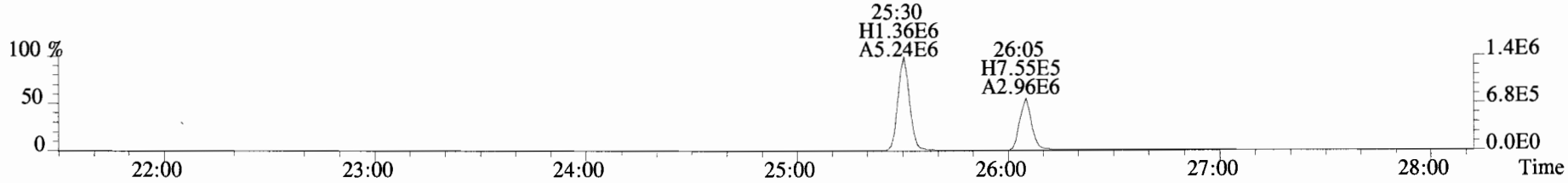

File:190607D1 #1-179 Acq: 7-JUN-2019 11:15:04 GC EI+ Voltage SIR Autospec-UltimaE
Sample#2 File Text:Vista_Analytical_Laboratory_VG7 Text:B9E0217-BS1 OPR 5 Exp:OCDD_DB5
353.8576 S:2 F:2 BSUB(10000,15,-3.0) PKD(5,5,3,0.10%,100.0,0.00%,F,F)

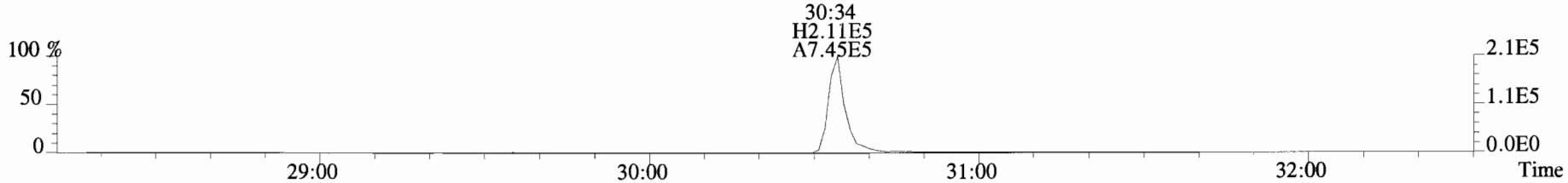

355.8546 S:2 F:2 BSUB(10000,15,-3.0) PKD(5,5,3,0.10%,100.0,0.00%,F,F)

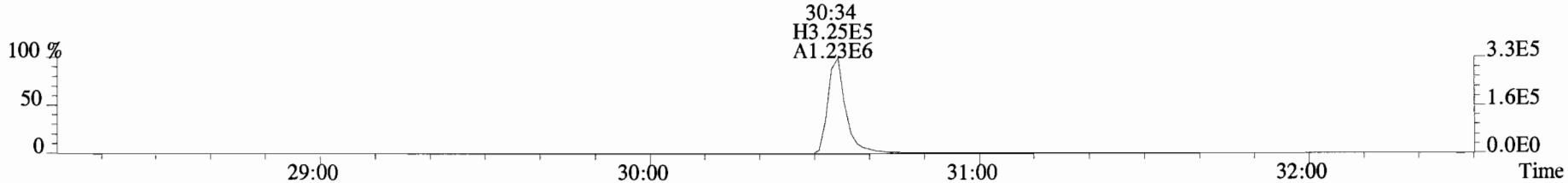

365.8978 S:2 F:2 BSUB(10000,15,-3.0) PKD(5,5,3,0.10%,100.0,0.00%,F,F)

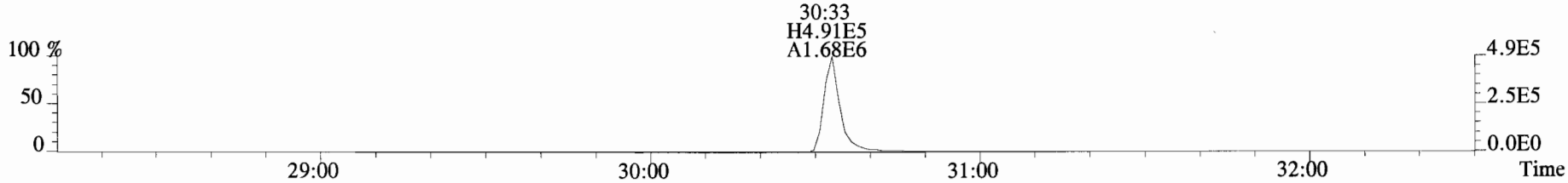

367.8949 S:2 F:2 BSUB(10000,15,-3.0) PKD(5,5,3,0.10%,100.0,0.00%,F,F)

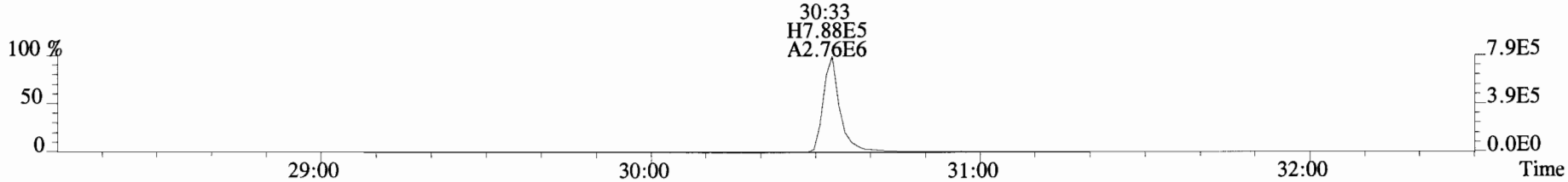

366.9792 S:2 F:2

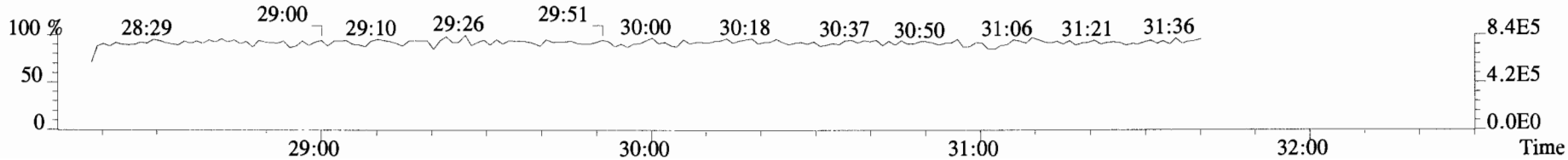

File:190607D1 #1-385 Acq: 7-JUN-2019 11:15:04 GC EI+ Voltage SIR Autospec-UltimaE
Sample#2 File Text:Vista_Analytical_Laboratory_VG7 Text:B9E0217-BS1 OPR 5 Exp:OCDD_DB5

389.8156 S:2 F:3 BSUB(10000,15,-3.0) PKD(5,5,3,0.10%,100.0,0.00%,F,F)

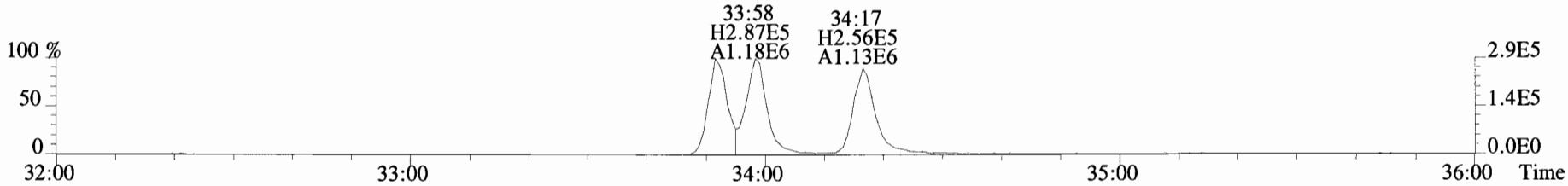

391.8127 S:2 F:3 BSUB(10000,15,-3.0) PKD(5,5,3,0.10%,100.0,0.00%,F,F)

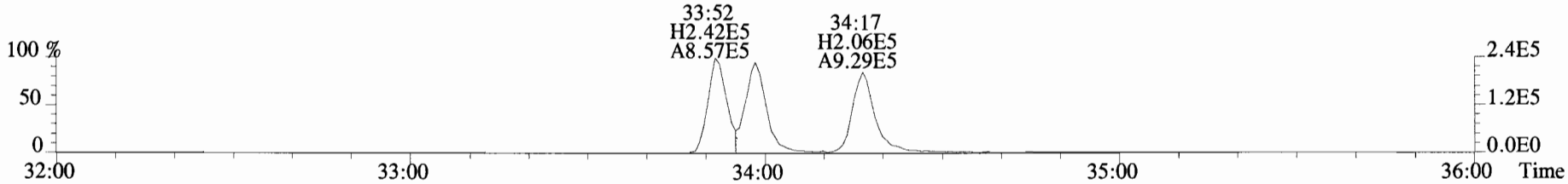

401.8559 S:2 F:3 BSUB(10000,15,-3.0) PKD(5,5,3,0.10%,100.0,0.00%,F,F)

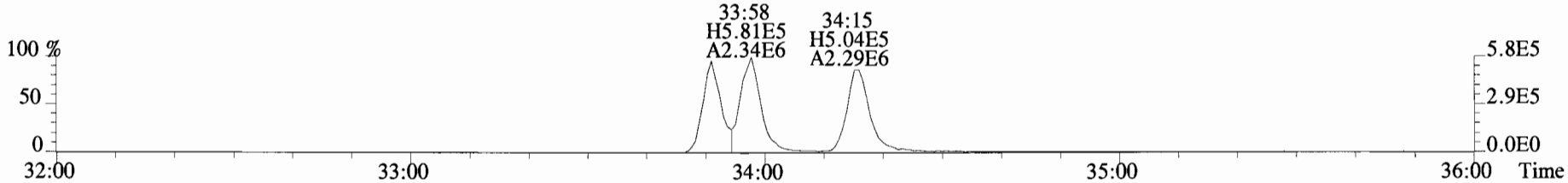

403.8530 S:2 F:3 BSUB(10000,15,-3.0) PKD(5,5,3,0.10%,100.0,0.00%,F,F)

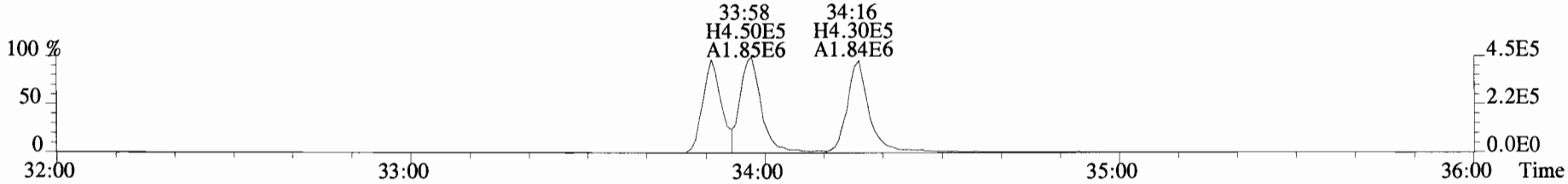

392.9760 S:2 F:3

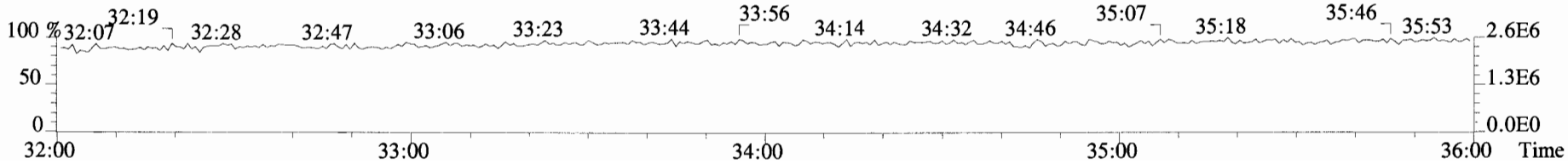

File:190607D1 #1-385 Acq: 7-JUN-2019 11:15:04 GC EI+ Voltage SIR Autospec-UltimaE
Sample#2 File Text:Vista_Analytical_Laboratory_VG7 Text:B9E0217-BS1 OPR 5 Exp:OCDD_DB5
401.8559 S:2 F:3 BSUB(10000,15,-3.0) PKD(5,5,3,0.10%,100.0,0.00%,F,F)

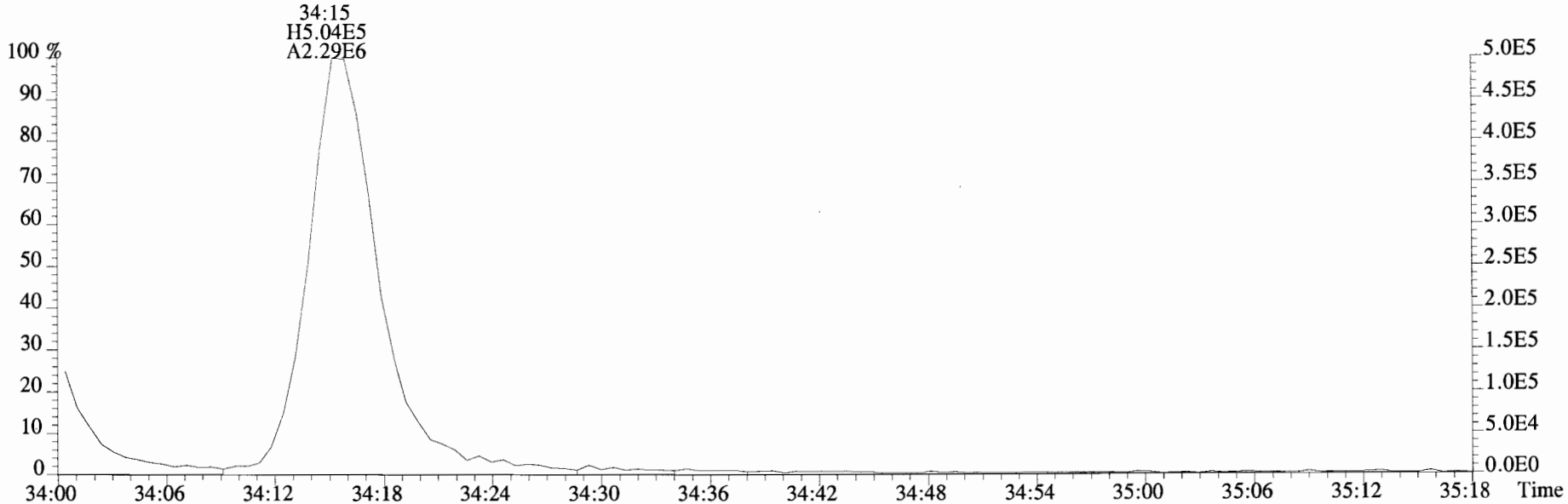

403.8530 S:2 F:3 BSUB(10000,15,-3.0) PKD(5,5,3,0.10%,100.0,0.00%,F,F)

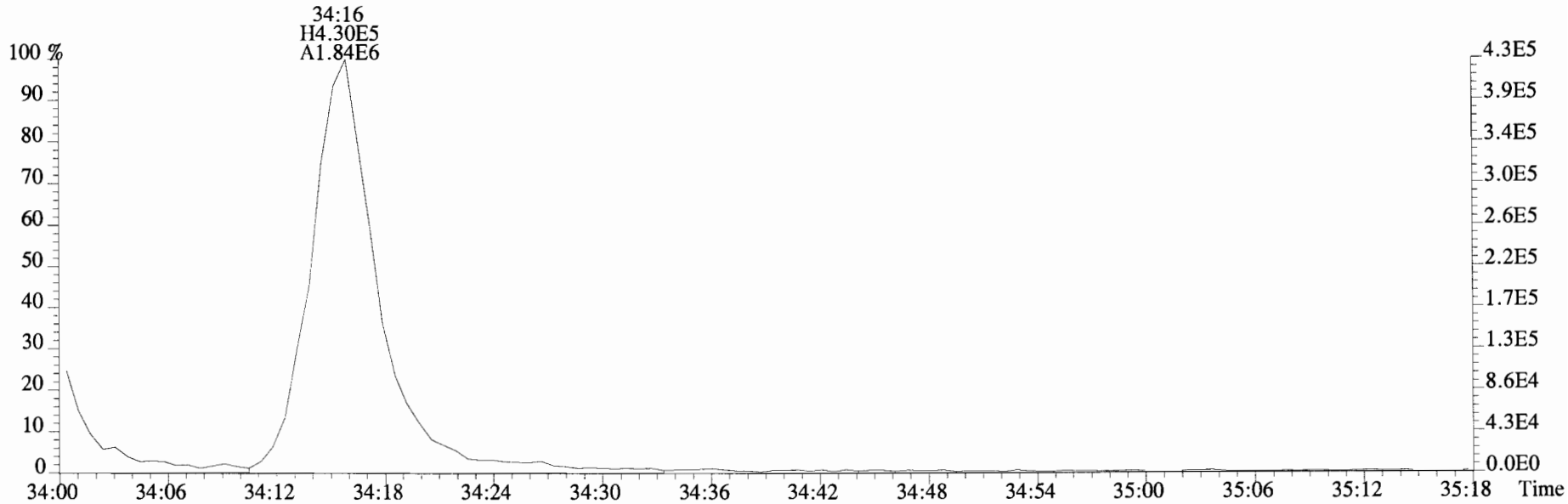

File:190607D1 #1-356 Acq: 7-JUN-2019 11:15:04 GC EI+ Voltage SIR Autospec-UltimaE
Sample#2 File Text:Vista_Analytical_Laboratory_VG7 Text:B9E0217-BS1 OPR 5 Exp:OCDD_DB5

423.7767 S:2 F:4 BSUB(10000,15,-3.0) PKD(5,5,3,0.10%,100.0,0.00%,F,F)

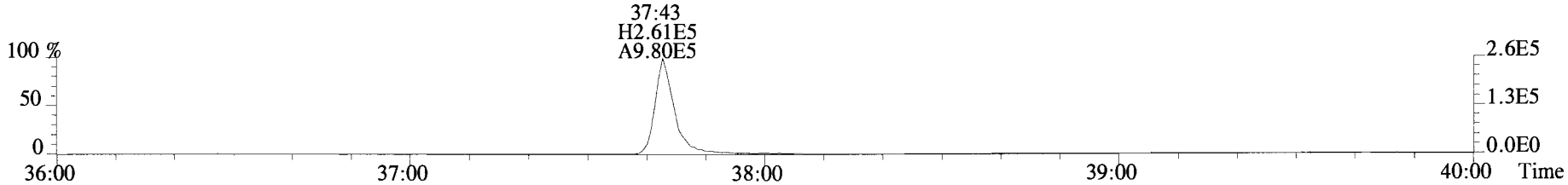

425.7737 S:2 F:4 BSUB(10000,15,-3.0) PKD(5,5,3,0.10%,100.0,0.00%,F,F)

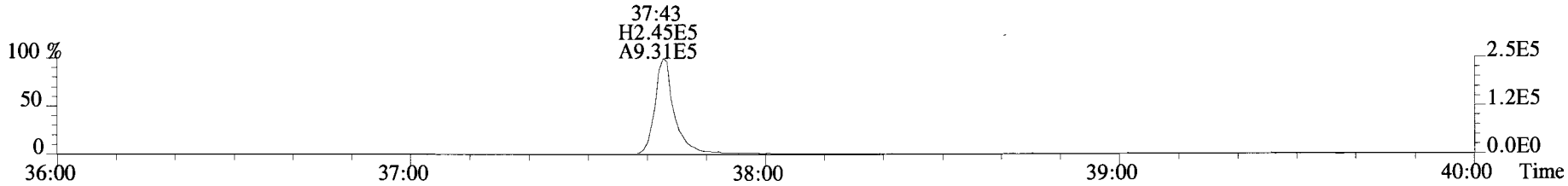

435.8169 S:2 F:4 BSUB(10000,15,-3.0) PKD(5,5,3,0.10%,100.0,0.00%,F,F)

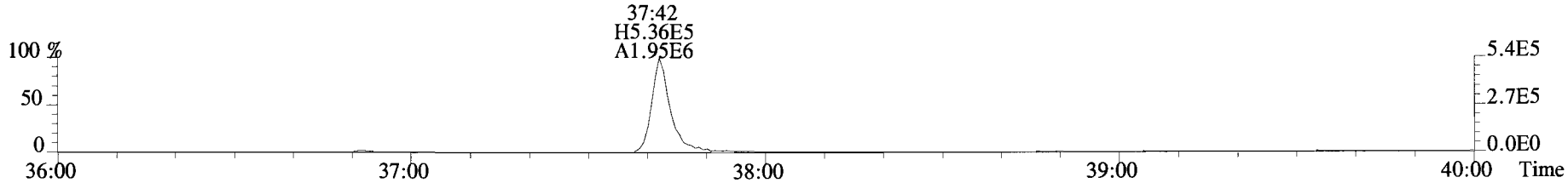

437.8140 S:2 F:4 BSUB(10000,15,-3.0) PKD(5,5,3,0.10%,100.0,0.00%,F,F)

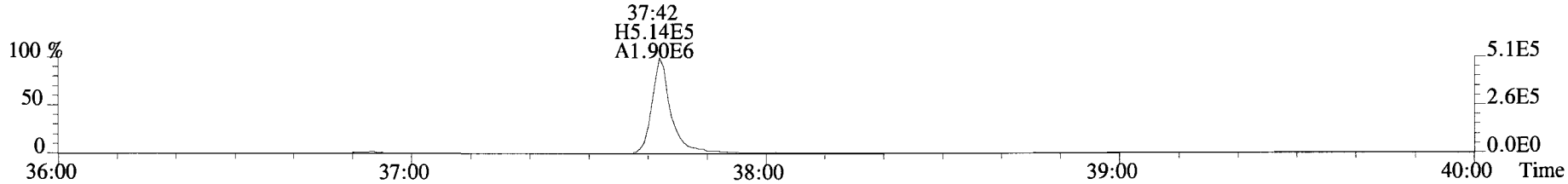

454.9728 S:2 F:4

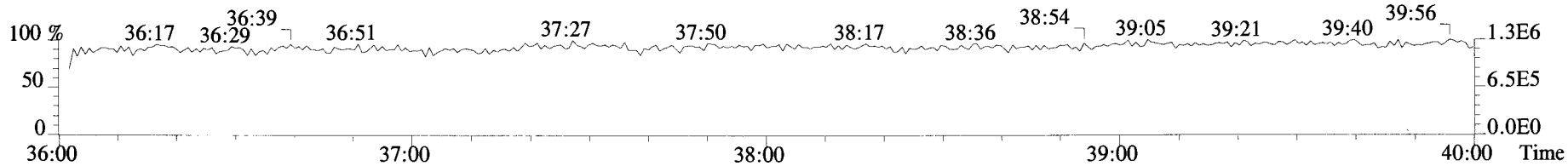

File:190607D1 #1-431 Acq: 7-JUN-2019 11:15:04 GC EI+ Voltage SIR Autospec-UltimaE
Sample#2 File Text:Vista_Analytical_Laboratory_VG7 Text:B9E0217-BS1 OPR 5 Exp:OCDD_DB5

457.7377 S:2 F:5 BSUB(10000,15,-3.0) PKD(5,5,3,0.10%,100.0,0.00%,F,F)



459.7348 S:2 F:5 BSUB(10000,15,-3.0) PKD(5,5,3,0.10%,100.0,0.00%,F,F)

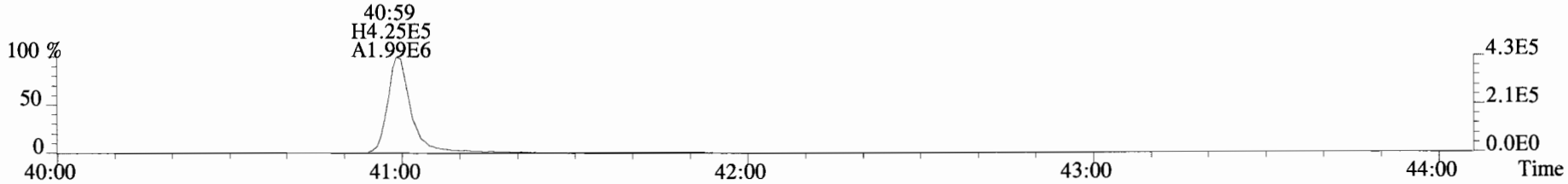

469.7780 S:2 F:5 BSUB(10000,15,-3.0) PKD(5,5,3,0.10%,100.0,0.00%,F,F)

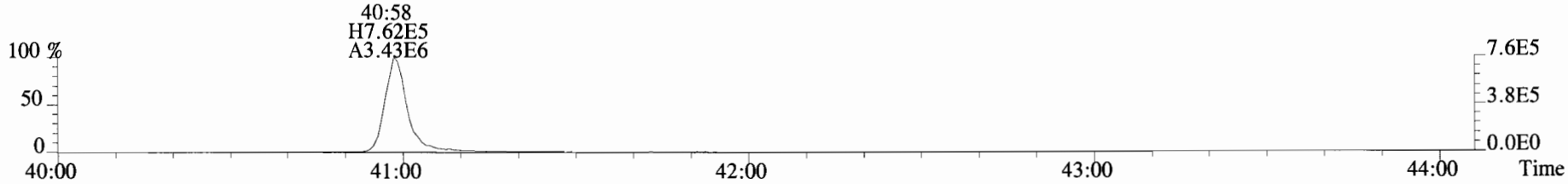

471.7750 S:2 F:5 BSUB(10000,15,-3.0) PKD(5,5,3,0.10%,100.0,0.00%,F,F)

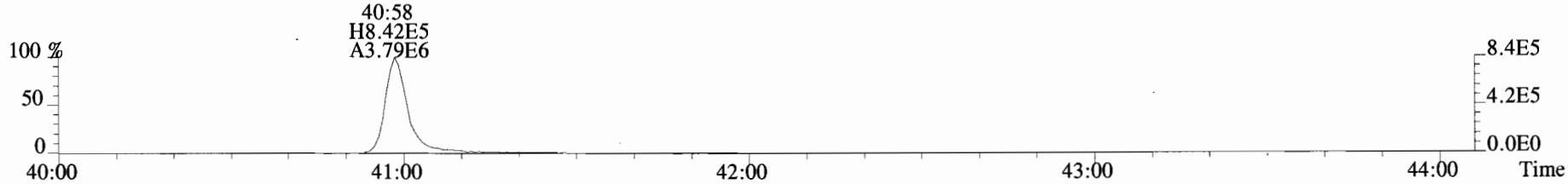

454.9728 S:2 F:5

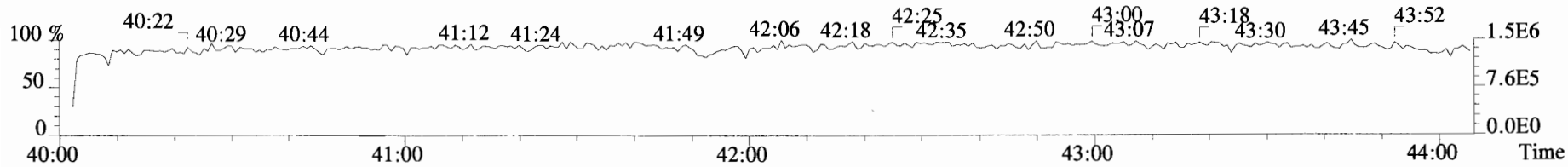

File:190607D1 #1-530 Acq: 7-JUN-2019 11:15:04 GC EI+ Voltage SIR Autospec-UltimaE
Sample#2 File Text:Vista_Analytical_Laboratory_VG7 Text:B9E0217-BS1 OPR 5 Exp:OCDD_DB5

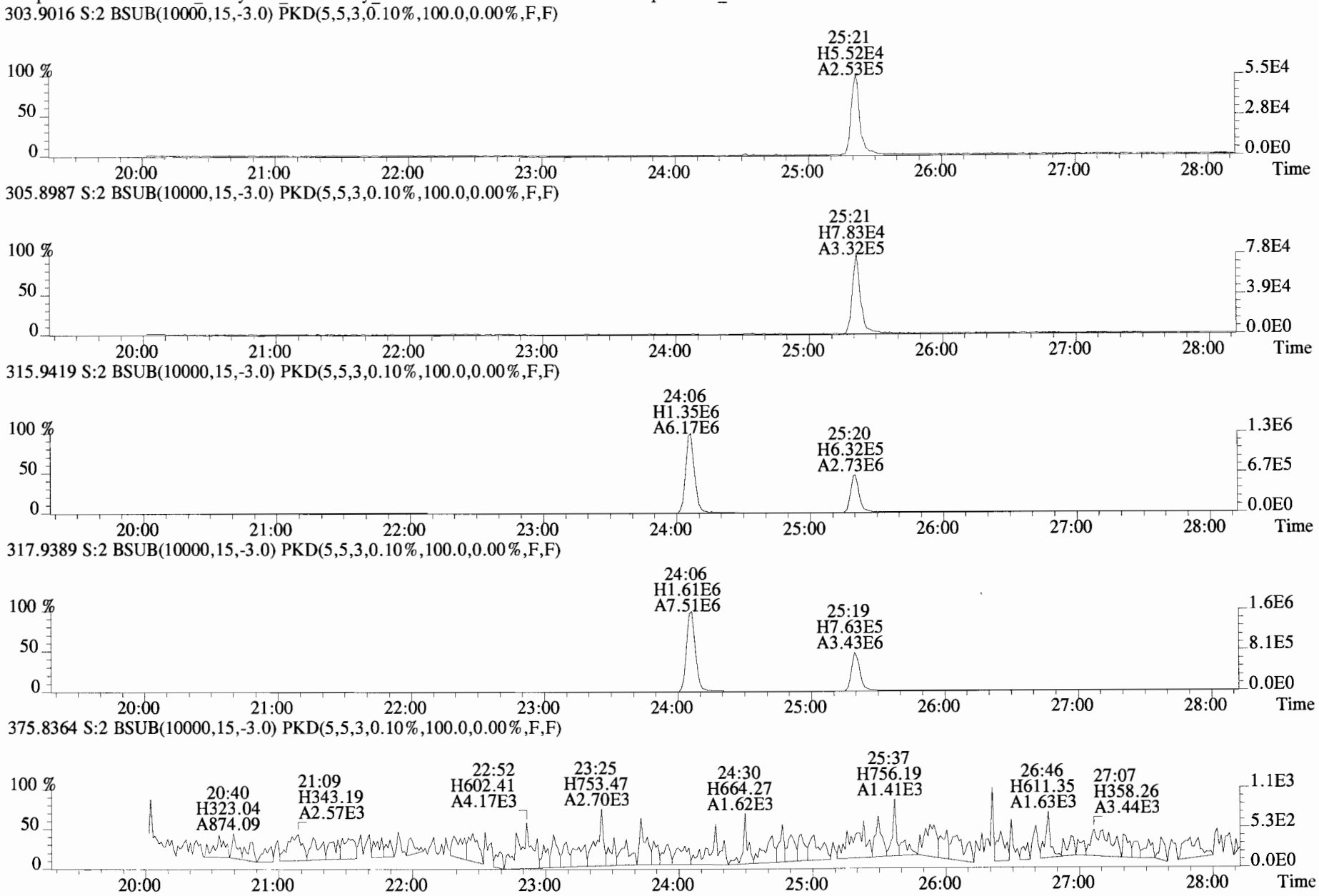

File:190607D1 #1-530 Acq: 7-JUN-2019 11:15:04 GC EI+ Voltage SIR Autospec-UltimaE
Sample#2 File Text:Vista_Analytical_Laboratory_VG7 Text:B9E0217-BS1 OPR 5 Exp:OCDD_DB5
339.8597 S:2 BSUB(10000,15,-3.0) PKD(5,5,3,0.10%,100.0,0.00%,F,F)

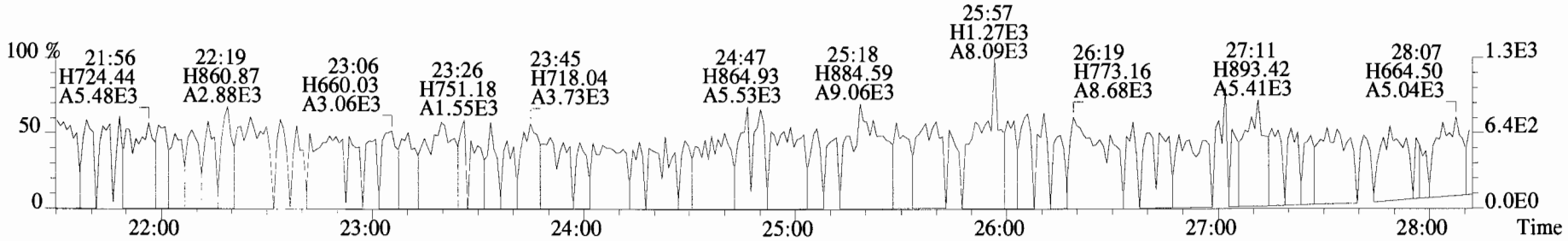

341.8568 S:2 BSUB(10000,15,-3.0) PKD(5,5,3,0.10%,100.0,0.00%,F,F)

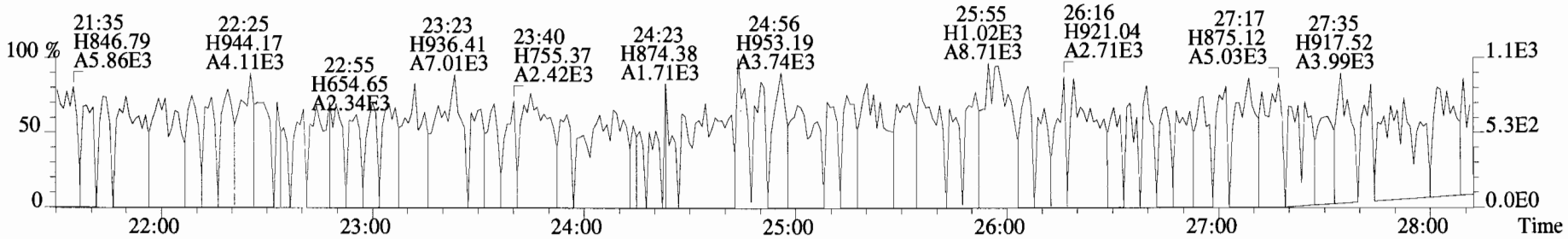

409.7974 S:2 BSUB(10000,15,-3.0) PKD(5,5,3,0.10%,100.0,0.00%,F,F)

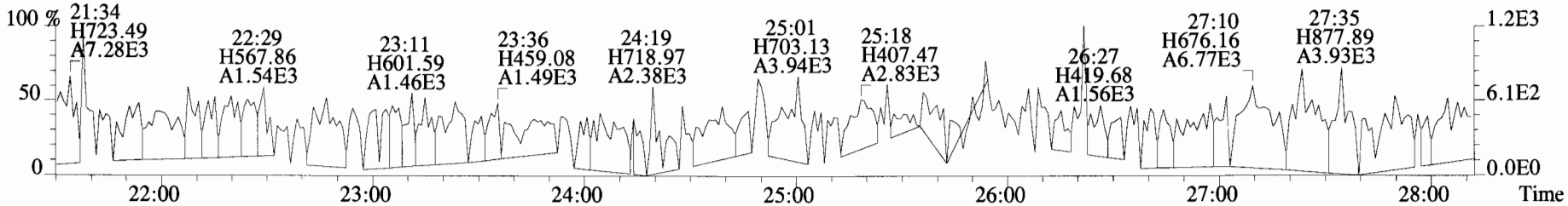

316.9824 S:2

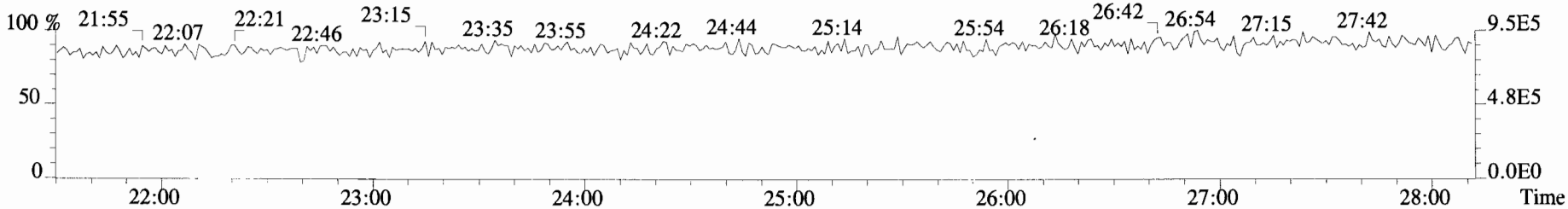

File:190607D1 #1-179 Acq: 7-JUN-2019 11:15:04 GC EI+ Voltage SIR Autospec-UltimaE
Sample#2 File Text:Vista_Analytical_Laboratory_VG7 Text:B9E0217-BS1 OPR 5 Exp:OCDD_DB5
339.8597 S:2 F:2 BSUB(10000,15,-3.0) PKD(5,5,3,0.10%,100.0,0.00%,F,F)

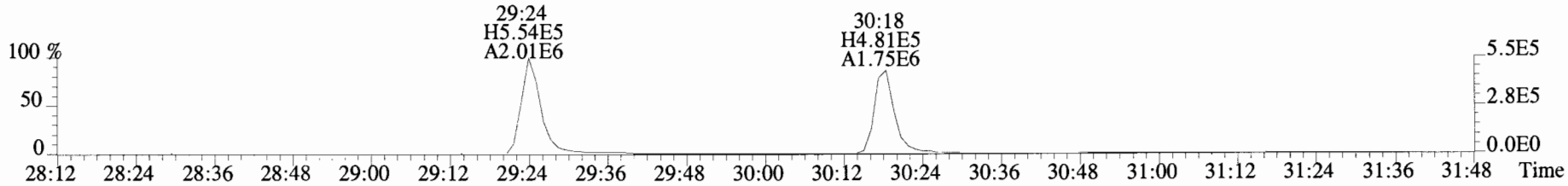

341.8568 S:2 F:2 BSUB(10000,15,-3.0) PKD(5,5,3,0.10%,100.0,0.00%,F,F)

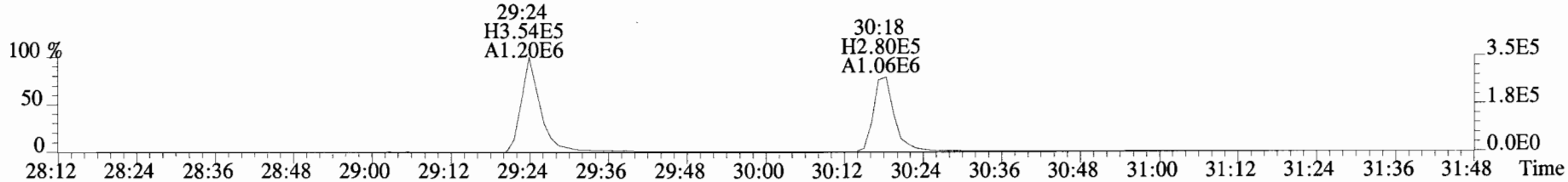

351.9000 S:2 F:2 BSUB(10000,15,-3.0) PKD(5,5,3,0.10%,100.0,0.00%,F,F)

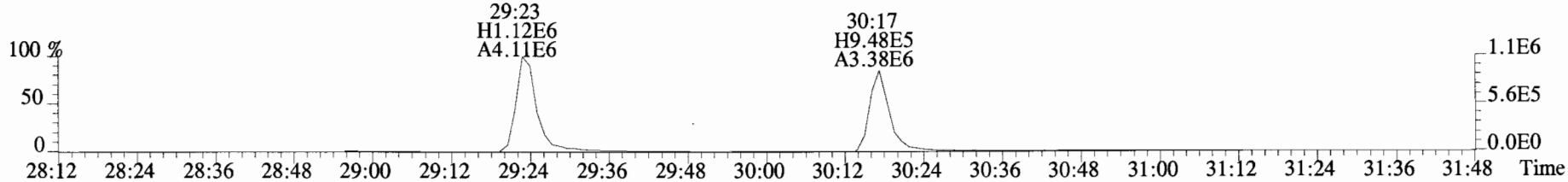

353.8970 S:2 F:2 BSUB(10000,15,-3.0) PKD(5,5,3,0.10%,100.0,0.00%,F,F)

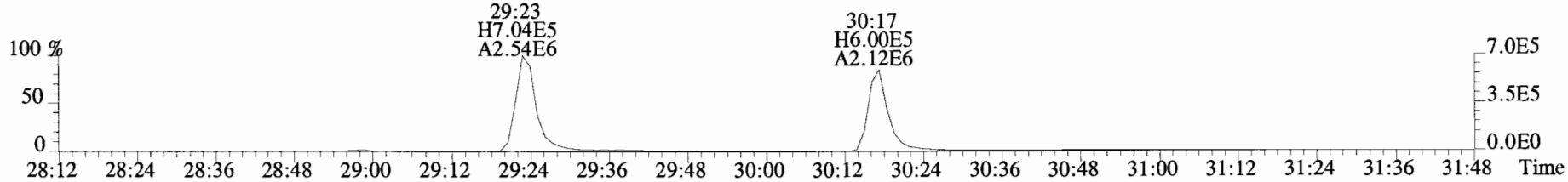

409.7974 S:2 F:2 BSUB(10000,15,-3.0) PKD(5,5,3,0.10%,100.0,0.00%,F,F)

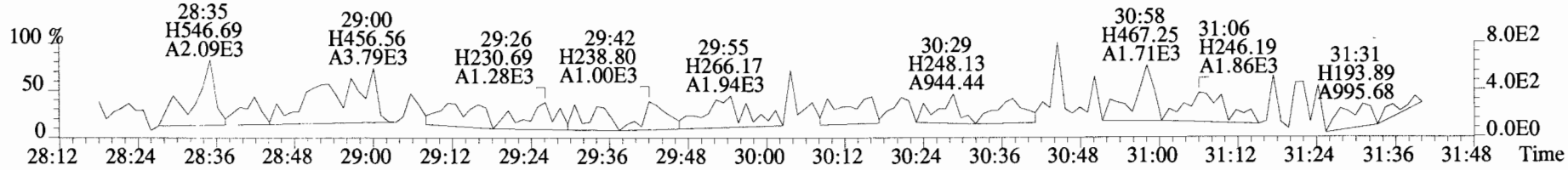

File:190607D1 #1-385 Acq: 7-JUN-2019 11:15:04 GC EI+ Voltage SIR Autospec-UltimaE
Sample#2 File Text:Vista_Analytical_Laboratory_VG7 Text:B9E0217-BS1 OPR 5 Exp:OCDD_DB5

373.8207 S:2 F:3 BSUB(10000,15,-3.0) PKD(5,5,3,0.10%,100.0,0.00%,F,F)

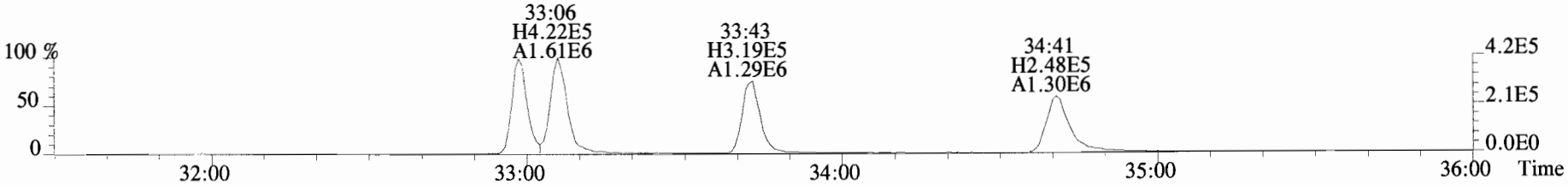

375.8178 S:2 F:3 BSUB(10000,15,-3.0) PKD(5,5,3,0.10%,100.0,0.00%,F,F)

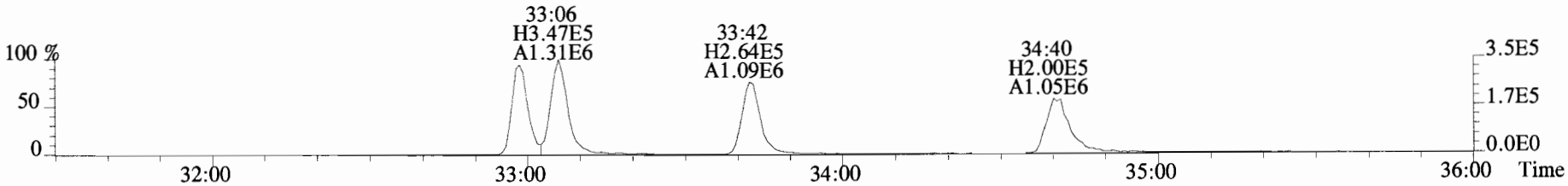

383.8639 S:2 F:3 BSUB(10000,15,-3.0) PKD(5,5,3,0.10%,100.0,0.00%,F,F)

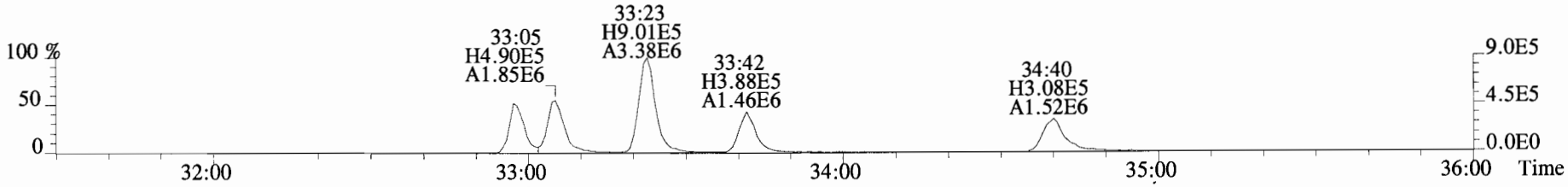

385.8610 S:2 F:3 BSUB(10000,15,-3.0) PKD(5,5,3,0.10%,100.0,0.00%,F,F)

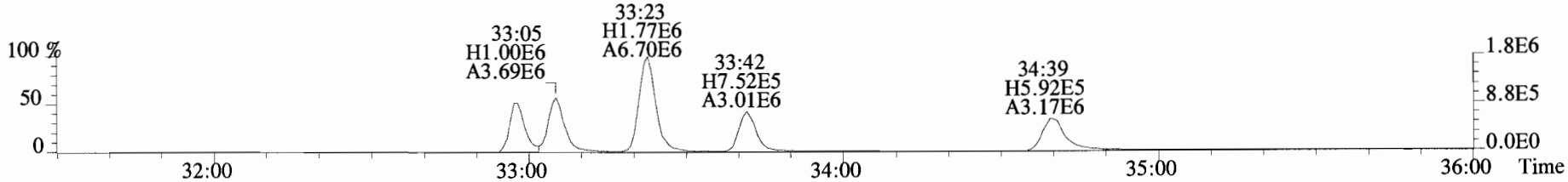

445.7555 S:2 F:3 BSUB(10000,15,-3.0) PKD(5,5,3,0.10%,100.0,0.00%,F,F)

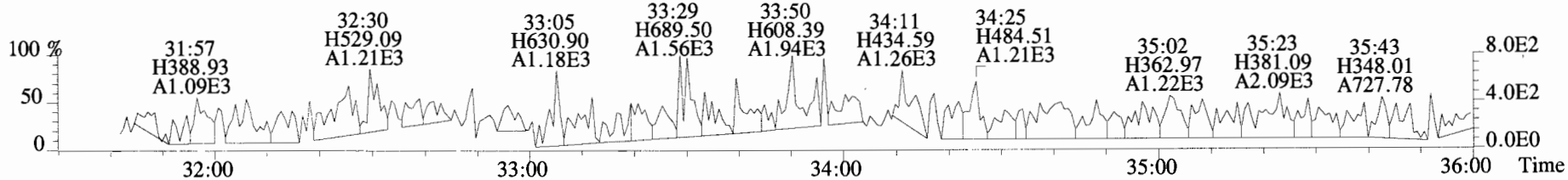

File:190607D1 #1-385 Acq: 7-JUN-2019 11:15:04 GC EI+ Voltage SIR Autospec-UltimaE
Sample#2 File Text:Vista_Analytical_Laboratory_VG7 Text:B9E0217-BS1 OPR 5 Exp:OCDD_DB5
383.8639 S:2 F:3 BSUB(10000,15,-3.0) PKD(5,5,3,0.10%,100.0,0.00%,F,F)

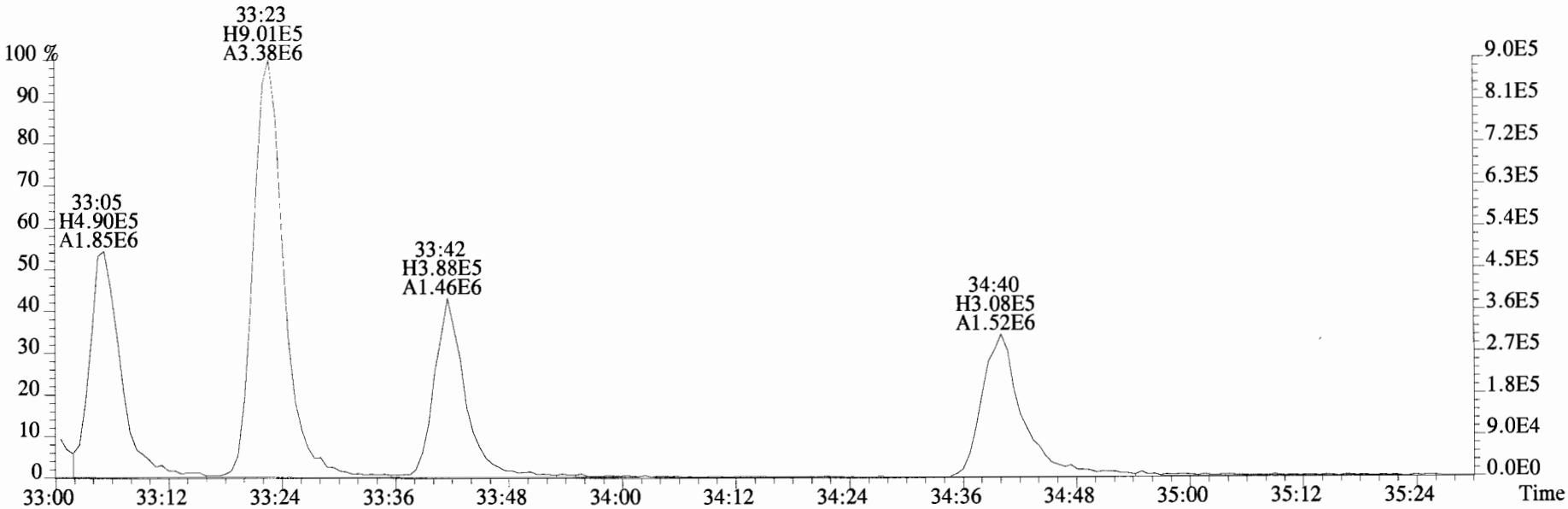

385.8610 S:2 F:3 BSUB(10000,15,-3.0) PKD(5,5,3,0.10%,100.0,0.00%,F,F)

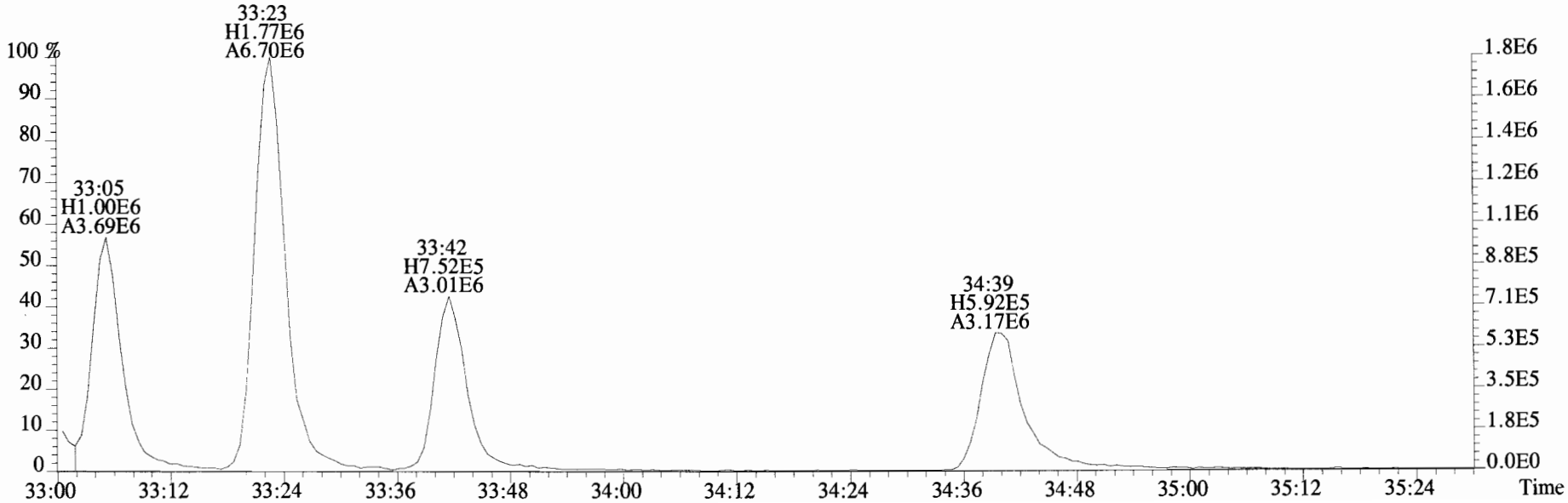

File:190607D1 #1-356 Acq: 7-JUN-2019 11:15:04 GC EI+ Voltage SIR Autospec-UltimaE
Sample#2 File Text:Vista_Analytical_Laboratory_VG7 Text:B9E0217-BS1 OPR 5 Exp:OCDD_DB5
407.7818 S:2 F:4 BSUB(10000,15,-3.0) PKD(5,5,3,0.10%,100.0,0.00%,F,F)

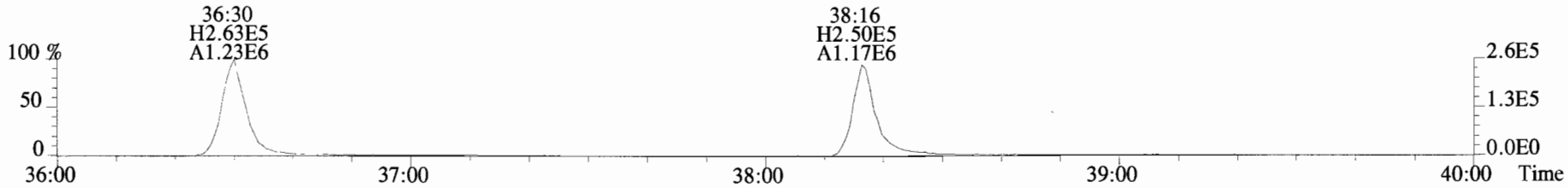

409.7788 S:2 F:4 BSUB(10000,15,-3.0) PKD(5,5,3,0.10%,100.0,0.00%,F,F)

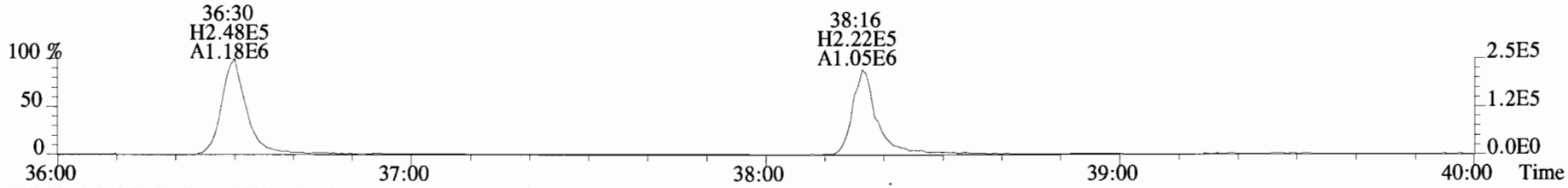

417.8253 S:2 F:4 BSUB(10000,15,-3.0) PKD(5,5,3,0.10%,100.0,0.00%,F,F)

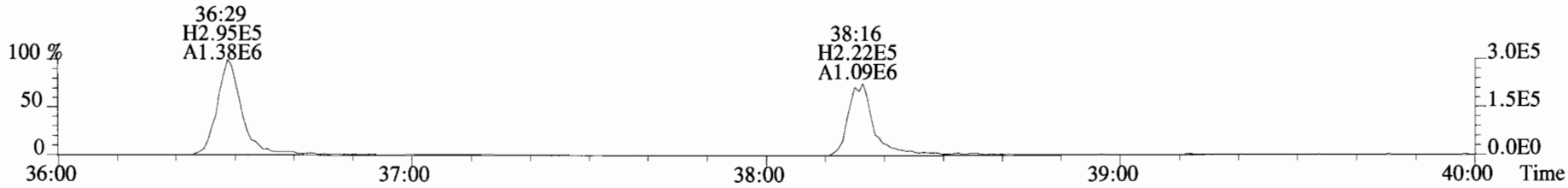

419.8220 S:2 F:4 BSUB(10000,15,-3.0) PKD(5,5,3,0.10%,100.0,0.00%,F,F)

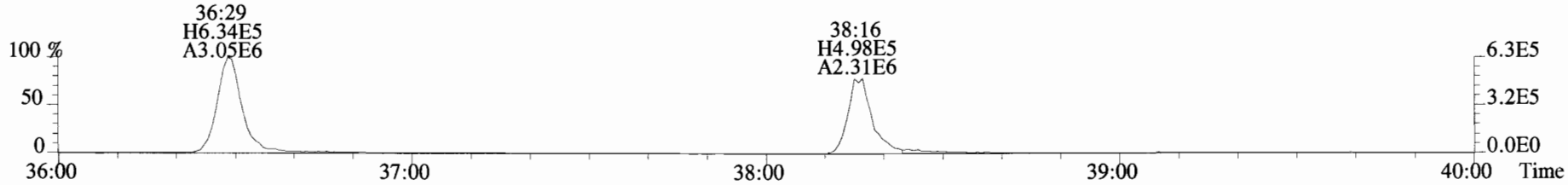

479.7165 S:2 F:4 BSUB(10000,15,-3.0) PKD(5,5,3,0.10%,100.0,0.00%,F,F)

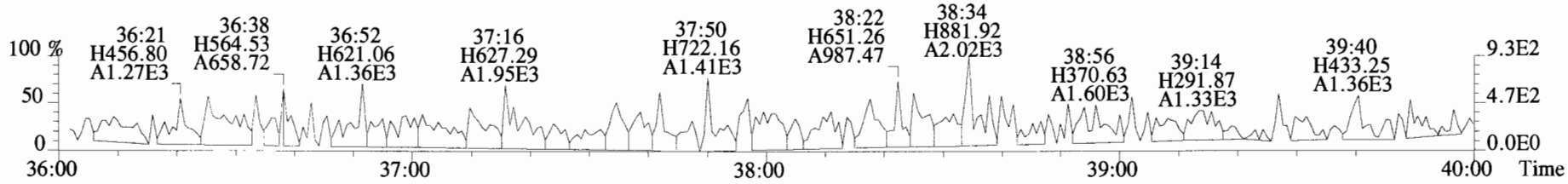

File:190607D1 #1-431 Acq: 7-JUN-2019 11:15:04 GC EI+ Voltage SIR Autospec-UltimaE
Sample#2 File Text:Vista_Analytical_Laboratory_VG7 Text:B9E0217-BS1 OPR 5 Exp:OCDD_DB5

441.7428 S:2 F:5 BSUB(10000,15,-3.0) PKD(5,5,3,0.10%,100.0,0.00%,F,F)

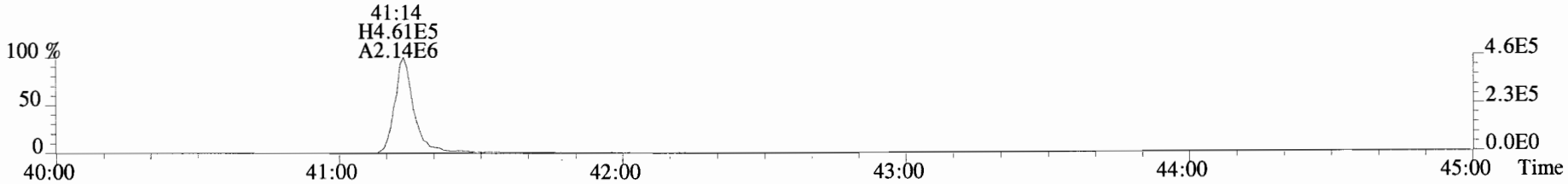

443.7398 S:2 F:5 BSUB(10000,15,-3.0) PKD(5,5,3,0.10%,100.0,0.00%,F,F)

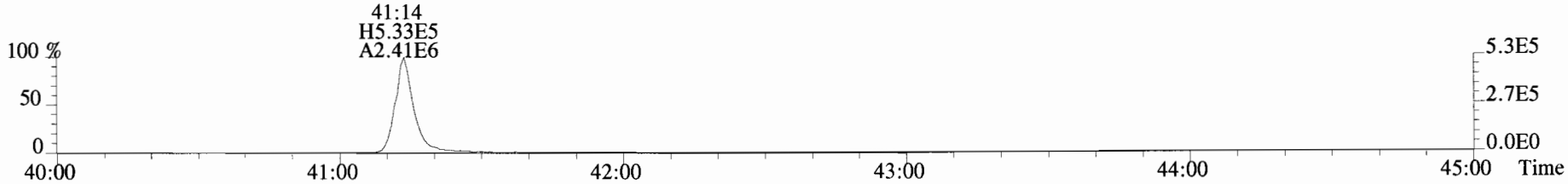

453.7831 S:2 F:5 BSUB(10000,15,-3.0) PKD(5,5,3,0.10%,100.0,0.00%,F,F)

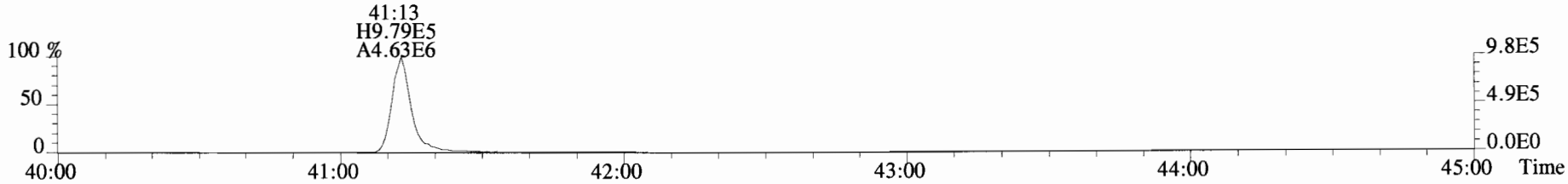

455.7801 S:2 F:5 BSUB(10000,15,-3.0) PKD(5,5,3,0.10%,100.0,0.00%,F,F)

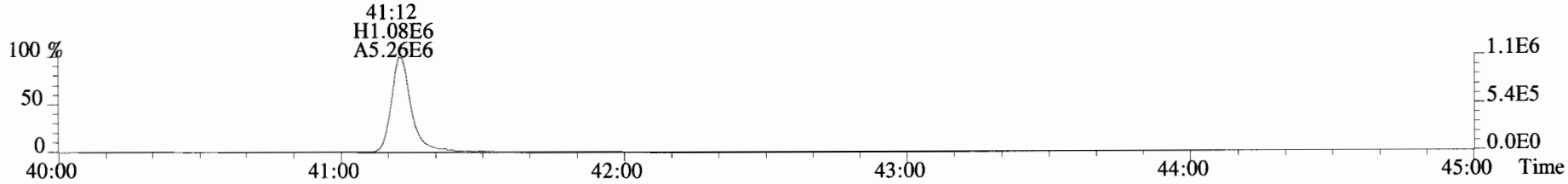

513.6775 S:2 F:5 BSUB(10000,15,-3.0) PKD(5,5,3,0.10%,100.0,0.00%,F,F)

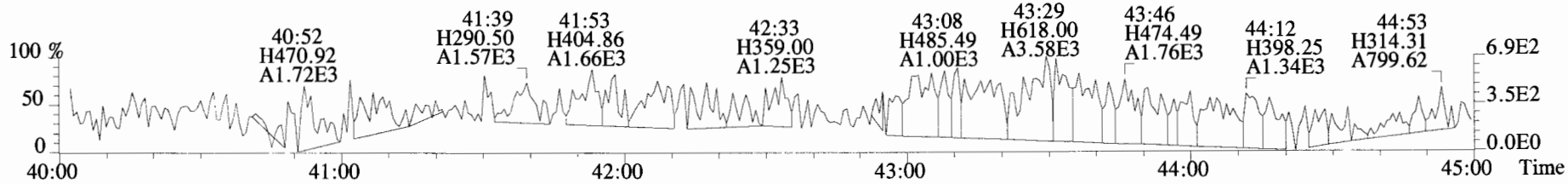

Client ID: T4-PDI2019-SG50-190418 Filename: 190607D1 S:5 Acq: 7-JUN-19 13:38:14 ConCal: ST190607D1-1
Lab ID: 1900817-01 GC Column ID: ZB-5MS ICal: 1613VG7-5-10-19 wt/vol: 5.063 EndCAL: NA

	Name	Resp	RA	RRF	RT	Conc	Qual	noise	Fac	DL
	2,3,7,8-TCDD	*	* n	0.90	NotF	*		160	2.5	0.153
	1,2,3,7,8-PeCDD	*	* n	0.87	NotF	*		172	2.5	0.153
	1,2,3,4,7,8-HxCDD	*	* n	1.05	NotF	*		200	2.5	0.267
	1,2,3,6,7,8-HxCDD	7.66e+03	1.29 y	0.93	33:57	0.47435		*	2.5	*
	1,2,3,7,8,9-HxCDD	*	* n	0.96	NotF	*		200	2.5	0.279
	1,2,3,4,6,7,8-HpCDD	1.16e+05	1.15 y	0.99	37:42	7.7506		*	2.5	*
	OCDD	1.07e+06	0.90 y	0.99	40:59	80.903		*	2.5	*
	2,3,7,8-TCDF	*	* n	0.94	NotF	*		301	2.5	0.254
	1,2,3,7,8-PeCDF	*	* n	0.92	NotF	*		336	2.5	0.314
	2,3,4,7,8-PeCDF	*	* n	0.96	NotF	*		336	2.5	0.325
	1,2,3,4,7,8-HxCDF	*	* n	1.15	NotF	*		260	2.5	0.159
	1,2,3,6,7,8-HxCDF	*	* n	1.04	NotF	*		260	2.5	0.168
	2,3,4,6,7,8-HxCDF	*	* n	1.10	NotF	*		260	2.5	0.173
	1,2,3,7,8,9-HxCDF	*	* n	1.03	NotF	*		260	2.5	0.254
	1,2,3,4,6,7,8-HpCDF	2.69e+04	1.14 y	1.06	36:29	1.7135		*	2.5	*
	1,2,3,4,7,8,9-HpCDF	*	* n	1.23	NotF	*		153	2.5	0.158
	OCDF	1.05e+05	0.96 y	0.94	41:12	6.7447		*	2.5	*
IS	13C-2,3,7,8-TCDD	8.09e+06	0.77 y	1.11	26:05	342.66				
IS	13C-1,2,3,7,8-PeCDD	7.26e+06	0.63 y	0.98	30:33	348.37				
IS	13C-1,2,3,4,7,8-HxCDD	5.48e+06	1.30 y	0.68	33:50	368.80				
IS	13C-1,2,3,6,7,8-HxCDD	6.86e+06	1.26 y	0.84	33:57	370.34				
IS	13C-1,2,3,7,8,9-HxCDD	6.66e+06	1.24 y	0.81	34:15	372.71				
IS	13C-1,2,3,4,6,7,8-HpCDD	5.98e+06	1.04 y	0.69	37:42	395.77				
IS	13C-OCDD	1.06e+07	0.91 y	0.62	40:58	772.84				
IS	13C-2,3,7,8-TCDF	9.65e+06	0.81 y	1.05	25:20	303.58				
IS	13C-1,2,3,7,8-PeCDF	1.00e+07	1.57 y	0.95	29:23	347.68				
IS	13C-2,3,4,7,8-PeCDF	9.75e+06	1.61 y	0.94	30:17	344.93				
IS	13C-1,2,3,4,7,8-HxCDF	6.66e+06	0.50 y	0.86	32:57	352.93				
IS	13C-1,2,3,6,7,8-HxCDF	8.08e+06	0.50 y	1.02	33:05	359.36				
IS	13C-2,3,4,6,7,8-HxCDF	7.39e+06	0.50 y	0.95	33:41	352.25				
IS	13C-1,2,3,7,8,9-HxCDF	7.12e+06	0.49 y	0.87	34:40	373.00				
IS	13C-1,2,3,4,6,7,8-HpCDF	5.82e+06	0.45 y	0.81	36:28	327.14				
IS	13C-1,2,3,4,7,8,9-HpCDF	4.92e+06	0.48 y	0.63	38:16	353.81				
IS	13C-OCDF	1.31e+07	0.90 y	0.78	41:12	762.93				
C/Up	37Cl-2,3,7,8-TCDD	3.35e+06		1.22	26:06	128.92				
RS/RT	13C-1,2,3,4-TCDD	8.44e+06	0.77 y	1.00	25:30	395.00				
RS	13C-1,2,3,4-TCDF	1.19e+07	0.79 y	1.00	24:06	395.00				
RS/RT	13C-1,2,3,4,6,9-HxCDF	8.70e+06	0.50 y	1.00	33:22	395.00				

Name	Conc	EMPC	Qual	noise	DL
Total Tetra-Dioxins	*	*		160	0.153
Total Penta-Dioxins	*	0.365		*	*
Total Hexa-Dioxins	1.36	2.04		*	*
Total Hepta-Dioxins	23.1	23.1		*	*
Total Tetra-Furans	77.5	77.5		*	* P
Total Penta-Furans	19.765	21.639		*	* P
Total Hexa-Furans	3.36	3.36		*	* P
Total Hepta-Furans	6.24	6.24		*	*

	Rec	Qual
IS 13C-2,3,7,8-TCDD	86.8	
IS 13C-1,2,3,7,8-PeCDD	88.2	
IS 13C-1,2,3,4,7,8-HxCDD	93.4	
IS 13C-1,2,3,6,7,8-HxCDD	93.8	
IS 13C-1,2,3,7,8,9-HxCDD	94.4	
IS 13C-1,2,3,4,6,7,8-HpCDD	100	
IS 13C-OCDD	97.8	
IS 13C-2,3,7,8-TCDF	76.9	
IS 13C-1,2,3,7,8-PeCDF	88.0	
IS 13C-2,3,4,7,8-PeCDF	87.3	
IS 13C-1,2,3,4,7,8-HxCDF	89.4	
IS 13C-1,2,3,6,7,8-HxCDF	91.0	
IS 13C-2,3,4,6,7,8-HxCDF	89.2	
IS 13C-1,2,3,7,8,9-HxCDF	94.4	
IS 13C-1,2,3,4,6,7,8-HpCDF	82.8	
IS 13C-1,2,3,4,7,8,9-HpCDF	89.6	
IS 13C-OCDF	96.6	
C/Up 37Cl-2,3,7,8-TCDD	81.6	

Integrations by Analyst: DB Date: 6/10/19

Reviewed by Analyst: CT Date: 06/12/19

Totals class: PeCDD EMPC Entry #: 21

Run: 10 File: 190607D1 S: 5 I: 1 F: 2
Acquired: 7-JUN-19 13:38:14 Processed: 10-JUN-19 09:42:37

Total Concentration: 0.36458 Unnamed Concentration: 0.365

RT	m1 Resp	m2 Resp	RA		Resp	Concentration	Name
28:31	1.726e+03	1.849e+03	0.93	n	3.014e+03	0.18809	
29:22	2.274e+03	1.735e+03	1.31	n	2.828e+03	0.17649	

Totals class: HxCDD EMPC Entry #: 23

Run: 10 File: 190607D1 S: 5 I: 1 F: 3
Acquired: 7-JUN-19 13:38:14 Processed: 10-JUN-19 09:42:37

Total Concentration: 2.0374 Unnamed Concentration: 1.563

RT	m1 Resp	m2 Resp	RA		Resp	Concentration	Name
32:18	7.560e+03	6.285e+03	1.20	y	1.384e+04	0.88447	
33:07	8.988e+03	4.742e+03	1.90	n	1.062e+04	0.67860	
33:57	4.315e+03	3.347e+03	1.29	y	7.662e+03	0.47435	1,2,3,6,7,8-HxCDD

Totals class: HpCDD EMPC Entry #: 25

Run: 10 File: 190607D1 S: 5 I: 1 F: 4
Acquired: 7-JUN-19 13:38:14 Processed: 10-JUN-19 09:42:37

Total Concentration: 23.068 Unnamed Concentration: 15.318

RT	m1 Resp	m2 Resp	RA		Resp	Concentration	Name
36:52	1.153e+05	1.138e+05	1.01	y	2.291e+05	15.318	
37:42	6.201e+04	5.392e+04	1.15	y	1.159e+05	7.7506	1,2,3,4,6,7,8-HpCDD

Totals class: TCDF EMPC Entry #: 27

Run: 10 File: 190607D1 S: 5 I: 1 F: 1
Acquired: 7-JUN-19 13:38:14 Processed: 10-JUN-19 09:42:37

Total Concentration: 77.476 Unnamed Concentration: 77.476

RT	m1 Resp	m2 Resp	RA		Resp	Concentration	Name
21:39	2.421e+04	3.067e+04	0.79	y	5.488e+04	2.3821	
23:00	3.626e+04	5.003e+04	0.72	y	8.629e+04	3.7454	
24:30	2.680e+05	3.397e+05	0.79	y	6.077e+05	26.375	
26:08	2.209e+04	2.576e+04	0.86	y	4.785e+04	2.0768	
26:36	1.981e+05	2.533e+05	0.78	y	4.514e+05	19.590	
26:45	2.262e+05	3.107e+05	0.73	y	5.370e+05	23.306	

Totals class: 1st Func. PeCDF EMPC Entry #: 29

Run: 10 File: 190607D1 S: 5 I: 1 F: 1
Acquired: 7-JUN-19 13:38:14 Processed: 10-JUN-19 09:42:37

Total Concentration: 0.38798 Unnamed Concentration: 0.388

RT	m1 Resp	m2 Resp	RA		Resp	Concentration	Name
27:03	5.550e+03	5.469e+03	1.01	n	9.130e+03	0.38798	

Totals class: PeCDF EMPC Entry #: 31

Run: 10 File: 190607D1 S: 5 I: 1 F: 2
Acquired: 7-JUN-19 13:38:14 Processed: 10-JUN-19 09:42:37

Total Concentration: 21.251 Unnamed Concentration: 21.251

RT	m1 Resp	m2 Resp	RA		Resp	Concentration	Name
28:45	7.935e+04	5.126e+04	1.55	y	1.306e+05	5.5502	
29:36	1.661e+05	1.054e+05	1.58	y	2.715e+05	11.539	
29:47	2.612e+04	1.371e+04	1.90	n	3.497e+04	1.4859	
30:59	1.383e+04	8.475e+03	1.63	y	2.231e+04	0.94789	
31:06	2.602e+04	1.464e+04	1.78	y	4.066e+04	1.7280	

Totals class: HxCDF EMPC Entry #: 33

Run: 10 File: 190607D1 S: 5 I: 1 F: 3
Acquired: 7-JUN-19 13:38:14 Processed: 10-JUN-19 09:42:37

Total Concentration: 3.3578 Unnamed Concentration: 3.358

RT	m1 Resp	m2 Resp	RA		Resp	Concentration	Name
31:56	4.722e+03	3.767e+03	1.25	y	8.489e+03	0.42550	
32:29	1.555e+04	1.159e+04	1.34	y	2.714e+04	1.3604	
32:39	1.678e+04	1.458e+04	1.15	y	3.136e+04	1.5719	

Totals class: HpCDF EMPC Entry #: 35

Run: 10 File: 190607D1 S: 5 I: 1 F: 4
Acquired: 7-JUN-19 13:38:14 Processed: 10-JUN-19 09:42:37

Total Concentration: 6.2445 Unnamed Concentration: 4.531

RT	m1 Resp	m2 Resp	RA	Resp	Concentration	Name
36:29	1.432e+04	1.256e+04	1.14 y	2.688e+04	1.7135	1,2,3,4,6,7,8-HpCDF
37:04	3.764e+04	3.229e+04	1.17 y	6.993e+04	4.5310	

File:190607D1 #1-530 Acq: 7-JUN-2019 13:38:14 GC EI+ Voltage SIR Autospec-UltimaE
Sample#5 File Text:Vista_Analytical_Laboratory_VG7 Text:1900817-01 T4-PDI2019-SG50-190418 15.19 Exp:OCDD_DB5

319.8965 S:5 BSUB(10000,15,-3.0) PKD(5,5,3,0.10%,100.0,0.00%,F,F)

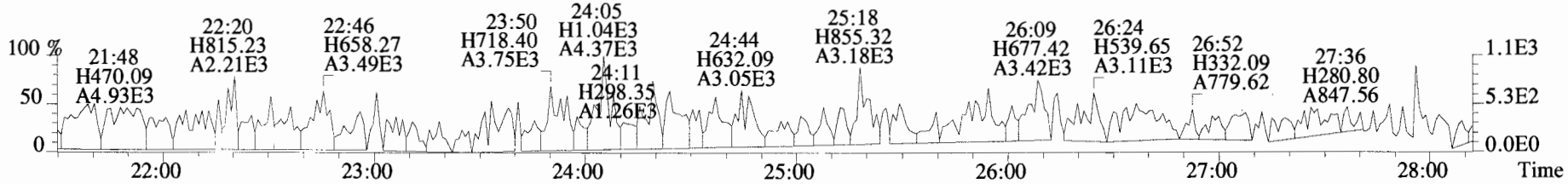

321.8936 S:5 BSUB(10000,15,-3.0) PKD(5,5,3,0.10%,100.0,0.00%,F,F)

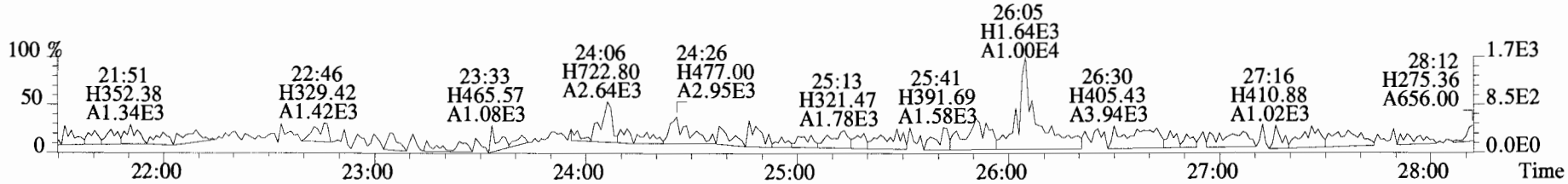

327.8847 S:5 BSUB(10000,15,-3.0) PKD(5,5,3,0.10%,100.0,0.00%,F,F)

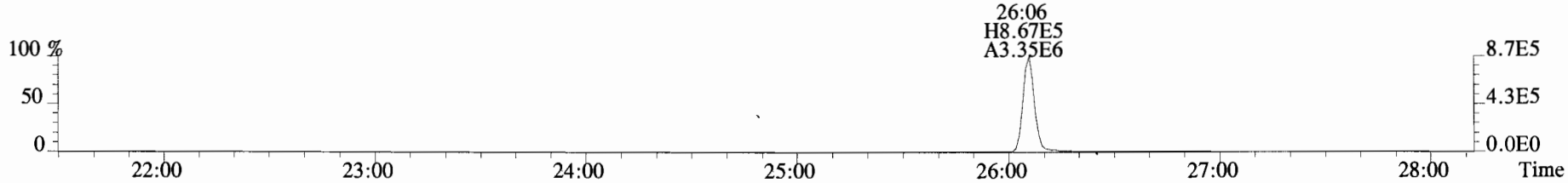

331.9368 S:5 BSUB(10000,15,-3.0) PKD(5,5,3,0.10%,100.0,0.00%,F,F)

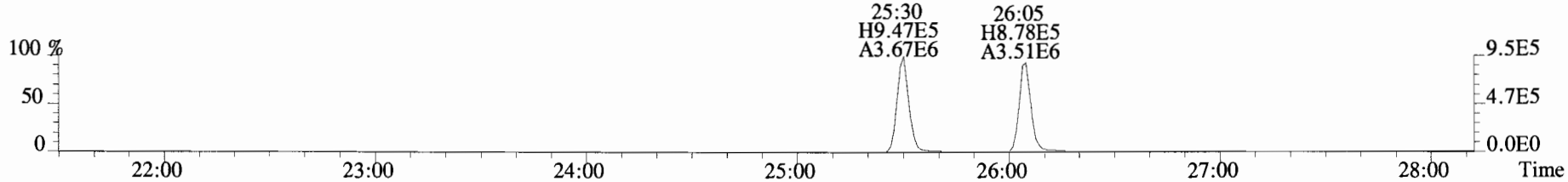

333.9339 S:5 BSUB(10000,15,-3.0) PKD(5,5,3,0.10%,100.0,0.00%,F,F)

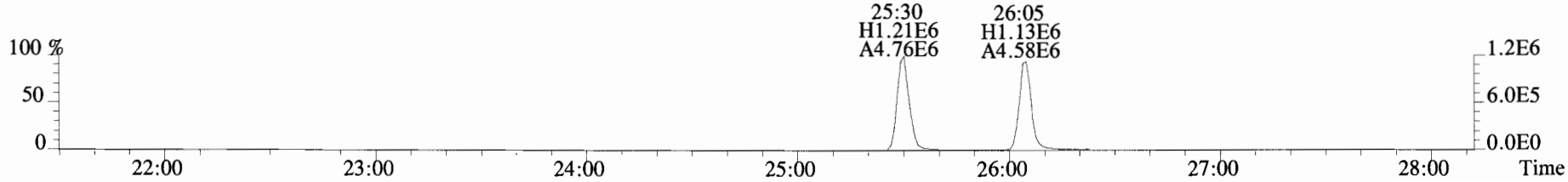

File:190607D1 #1-180 Acq: 7-JUN-2019 13:38:14 GC EI+ Voltage SIR Autospec-UltimaE
Sample#5 File Text:Vista_Analytical_Laboratory_VG7 Text:1900817-01 T4-PDI2019-SG50-190418 15.19 Exp:OCDD_DB5

353.8576 S:5 F:2 BSUB(10000,15,-3.0) PKD(5,5,3,0.10%,100.0,0.00%,F,F)

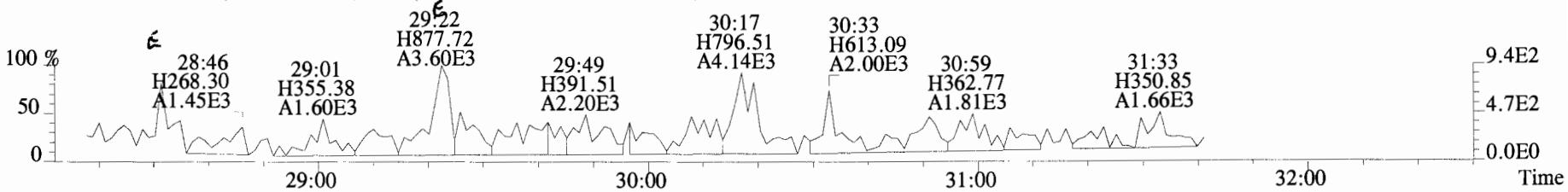

355.8546 S:5 F:2 BSUB(10000,15,-3.0) PKD(5,5,3,0.10%,100.0,0.00%,F,F)

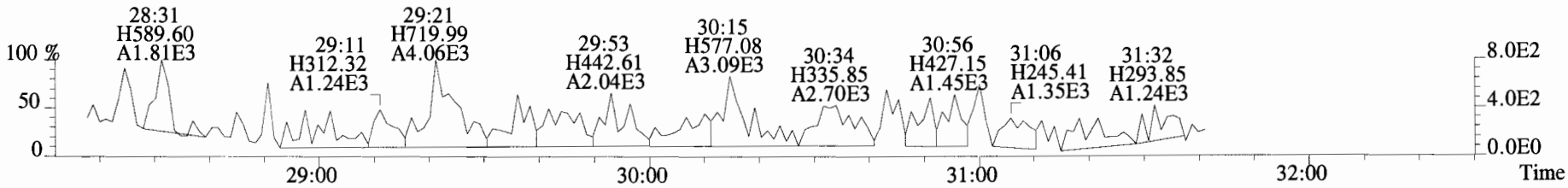

365.8978 S:5 F:2 BSUB(10000,15,-3.0) PKD(5,5,3,0.10%,100.0,0.00%,F,F)

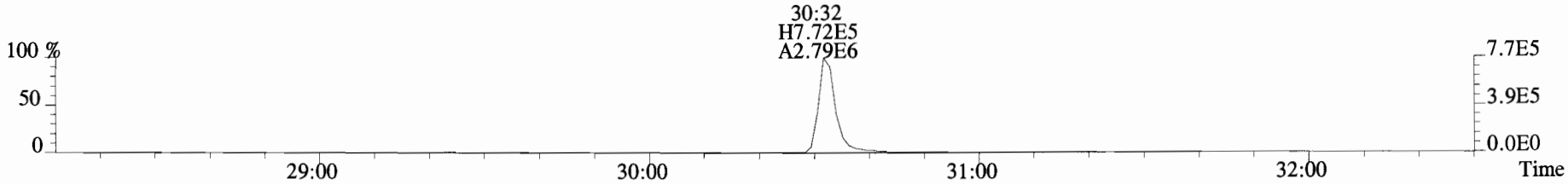

367.8949 S:5 F:2 BSUB(10000,15,-3.0) PKD(5,5,3,0.10%,100.0,0.00%,F,F)

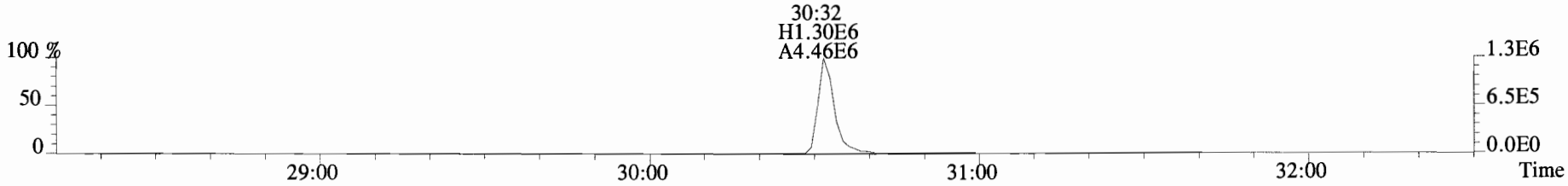

366.9792 S:5 F:2

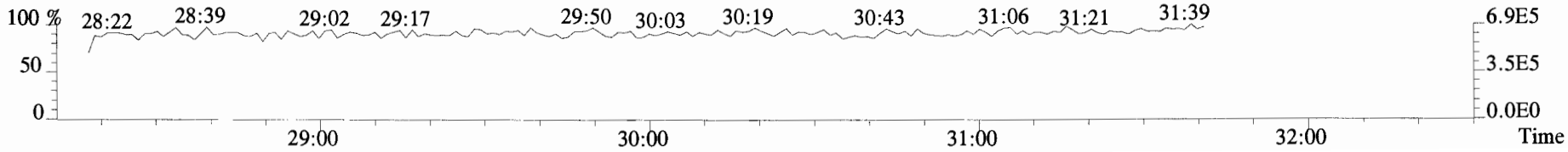

File:190607D1 #1-180 Acq: 7-JUN-2019 13:38:14 GC EI+ Voltage SIR Autospec-UltimaE
Sample#5 File Text:Vista_Analytical_Laboratory_VG7 Text:1900817-01 T4-PDI2019-SG50-190418 15.19 Exp:OCDD_DB5
353.8576 S:5 F:2 BSUB(10000,15,-3.0) PKD(5,5,3,0.10%,100.0,0.00%,F,F)

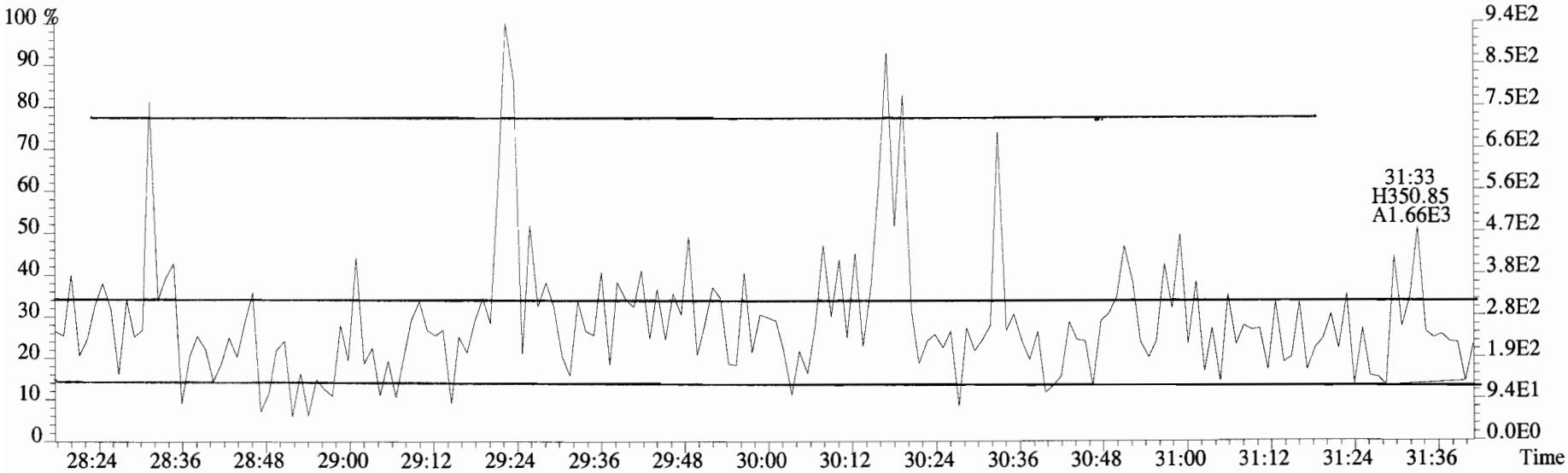

355.8546 S:5 F:2 BSUB(10000,15,-3.0) PKD(5,5,3,0.10%,100.0,0.00%,F,F)

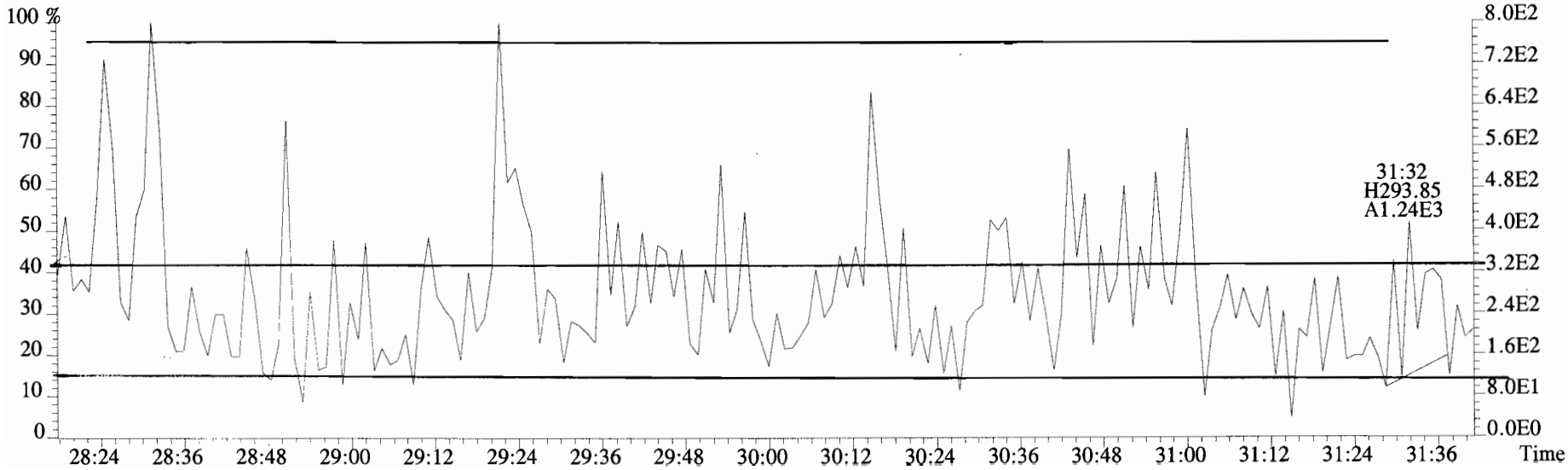

File:190607D1 #1-180 Acq: 7-JUN-2019 13:38:14 GC EI+ Voltage SIR Autospec-UltimaE
Sample#5 File Text:Vista_Analytical_Laboratory_VG7 Text:1900817-01 T4-PDI2019-SG50-190418 15.19 Exp:OCDD_DB5
353.8576 S:5 F:2 BSUB(10000,15,-3.0) PKD(5,5,3,0.10%,100.0,0.00%,F,F)

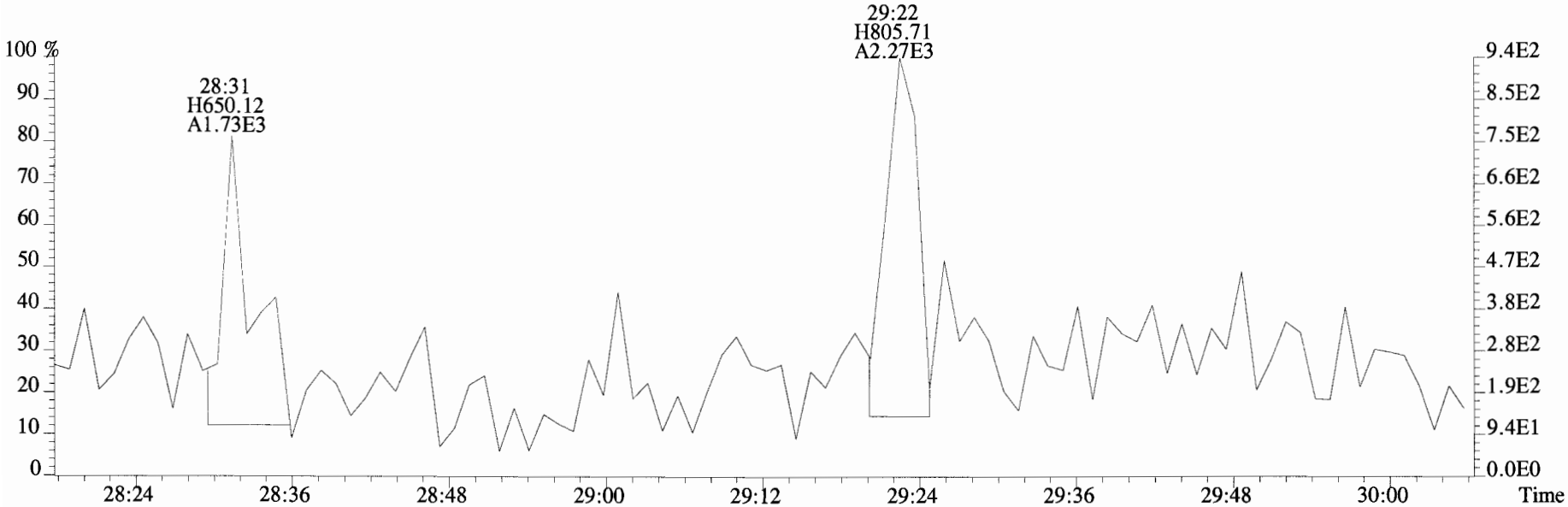

355.8546 S:5 F:2 BSUB(10000,15,-3.0) PKD(5,5,3,0.10%,100.0,0.00%,F,F)

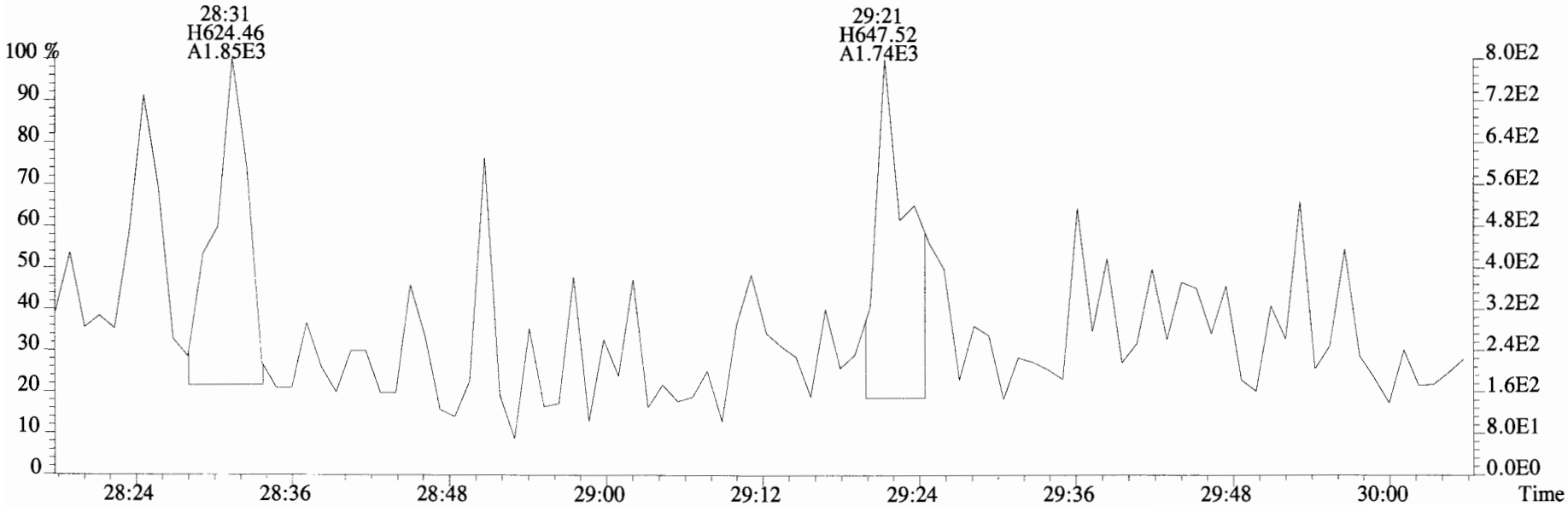

File:190607D1 #1-384 Acq: 7-JUN-2019 13:38:14 GC EI+ Voltage SIR Autospec-UltimaE
Sample#5 File Text:Vista_Analytical_Laboratory_VG7 Text:1900817-01 T4-PDI2019-SG50-190418 15.19 Exp:OCDD_DB5

389.8156 S:5 F:3 BSUB(10000,15,-3.0) PKD(5,5,3,0.10%,100.0,0.00%,F,F)

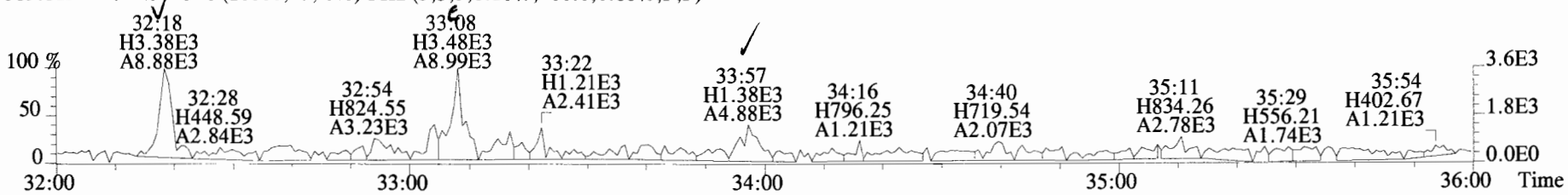

391.8127 S:5 F:3 BSUB(10000,15,-3.0) PKD(5,5,3,0.10%,100.0,0.00%,F,F)

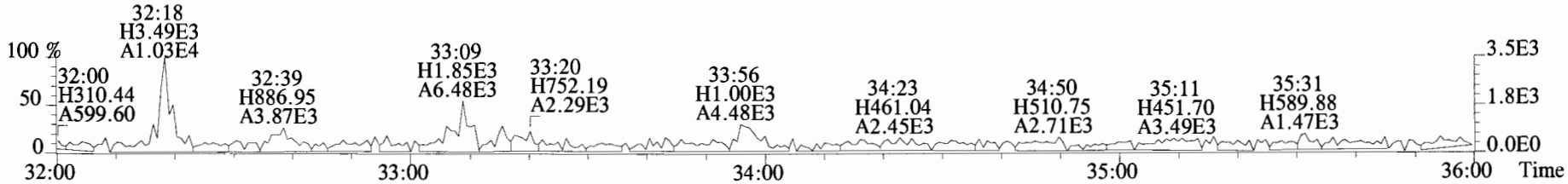

401.8559 S:5 F:3 BSUB(10000,15,-3.0) PKD(5,5,3,0.10%,100.0,0.00%,F,F)

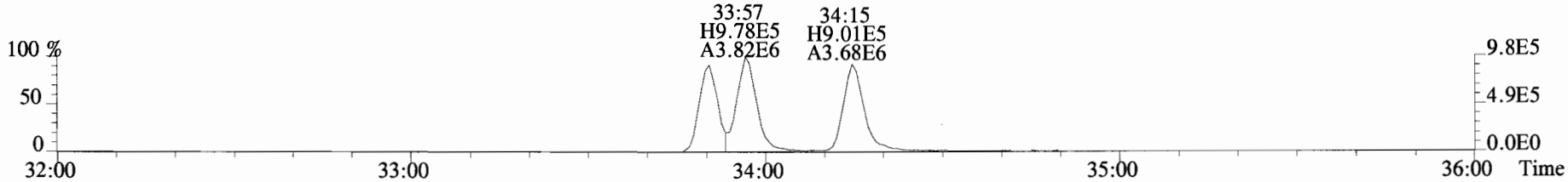

403.8530 S:5 F:3 BSUB(10000,15,-3.0) PKD(5,5,3,0.10%,100.0,0.00%,F,F)

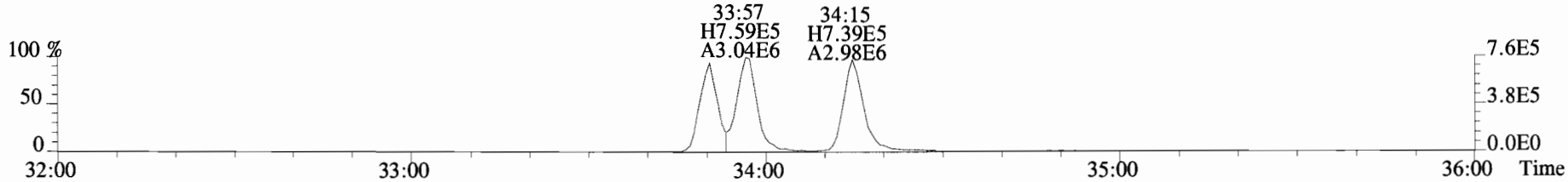

392.9760 S:5 F:3

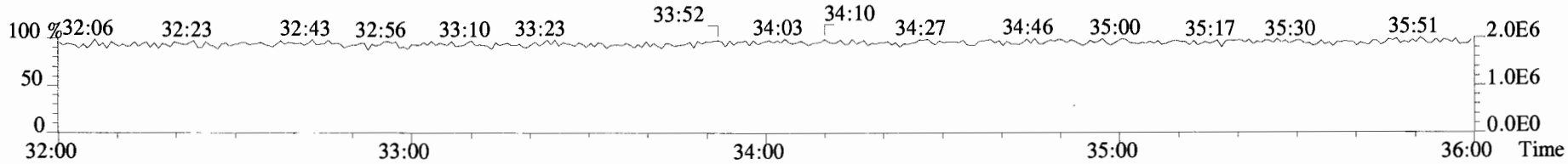

File:190607D1 #1-384 Acq: 7-JUN-2019 13:38:14 GC EI+ Voltage SIR Autospec-UltimaE
Sample#5 File Text:Vista_Analytical_Laboratory_VG7 Text:1900817-01 T4-PDI2019-SG50-190418 15.19 Exp:OCDD_DB5
389.8156 S:5 F:3 BSUB(10000,15,-3.0) PKD(5,5,3,0.10%,100.0,0.00%,F,F)

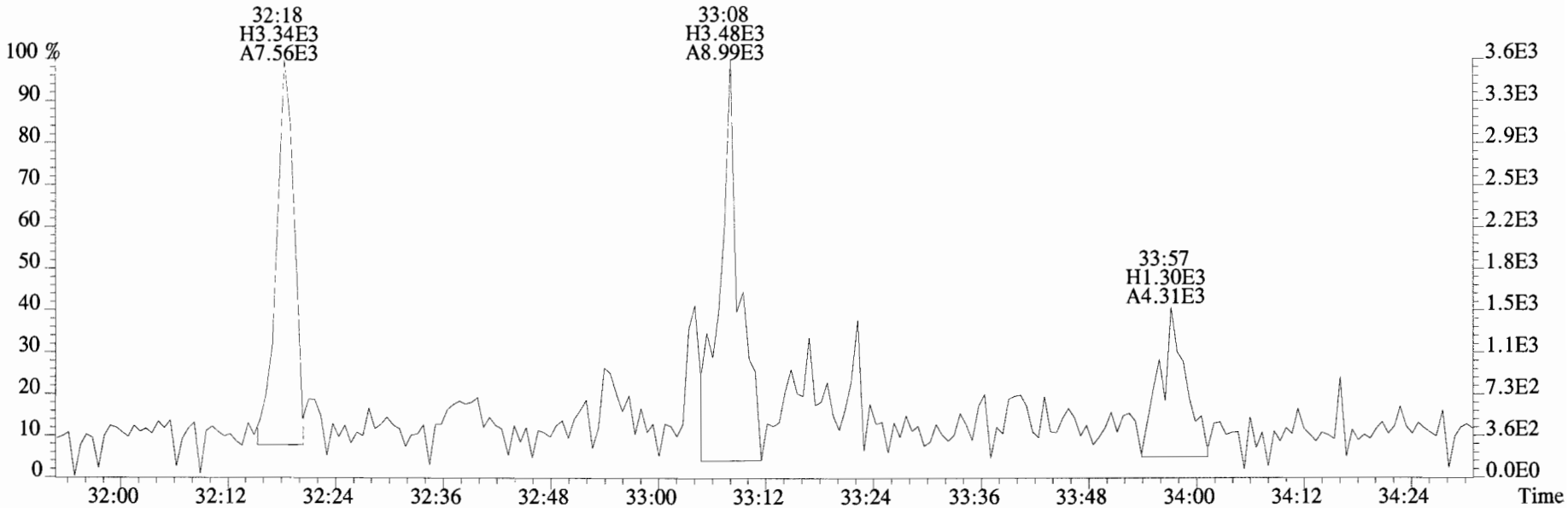

391.8127 S:5 F:3 BSUB(10000,15,-3.0) PKD(5,5,3,0.10%,100.0,0.00%,F,F)

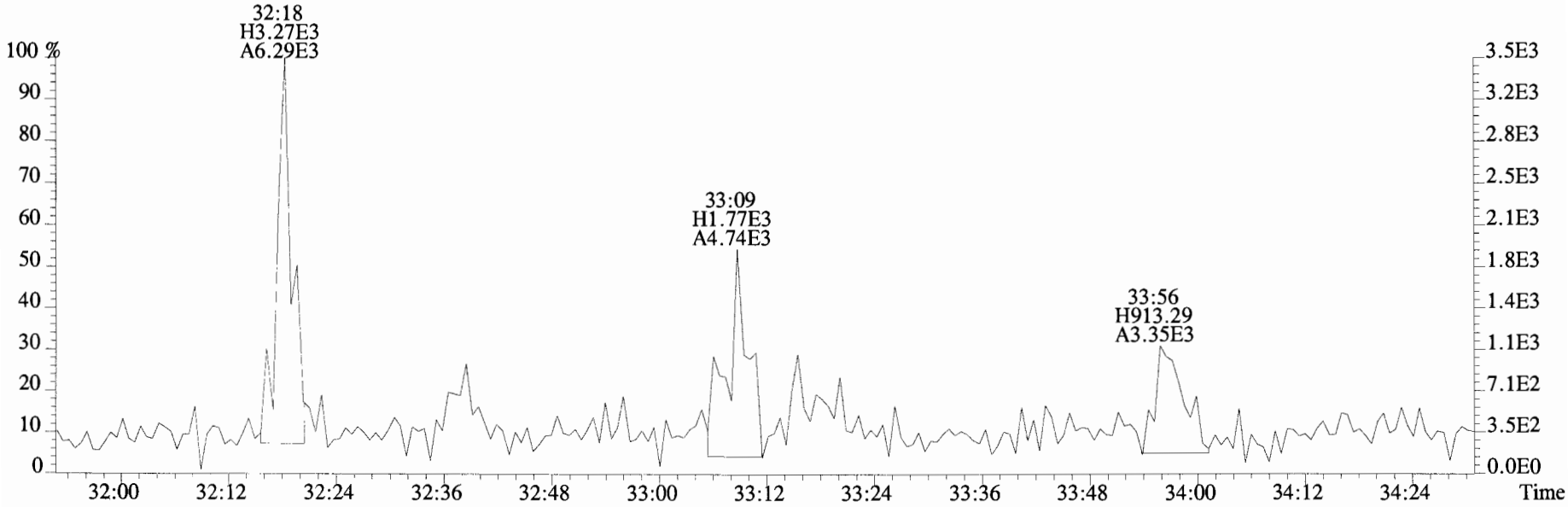

File:190607D1 #1-384 Acq: 7-JUN-2019 13:38:14 GC EI+ Voltage SIR Autospec-UltimaE
Sample#5 File Text:Vista_Analytical_Laboratory_VG7 Text:1900817-01 T4-PDI2019-SG50-190418 15.19 Exp:OCDD_DB5
401.8559 S:5 F:3 BSUB(10000,15,-3.0) PKD(5,5,3,0.10%,100.0,0.00%,F,F)

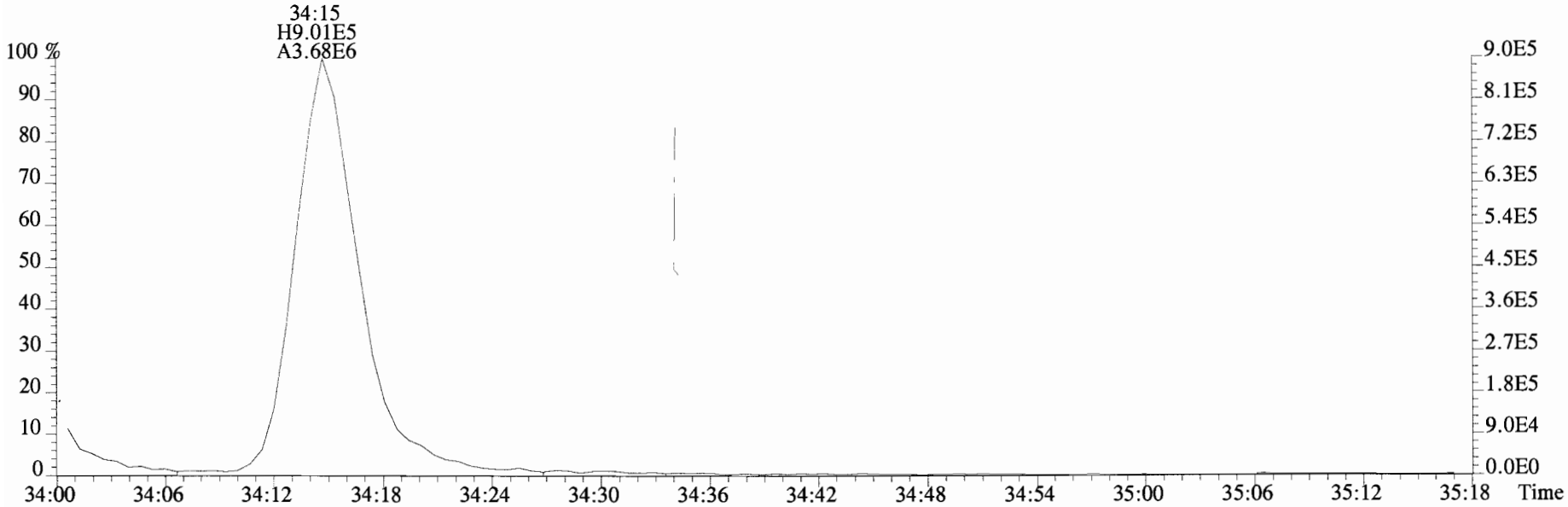

403.8530 S:5 F:3 BSUB(10000,15,-3.0) PKD(5,5,3,0.10%,100.0,0.00%,F,F)

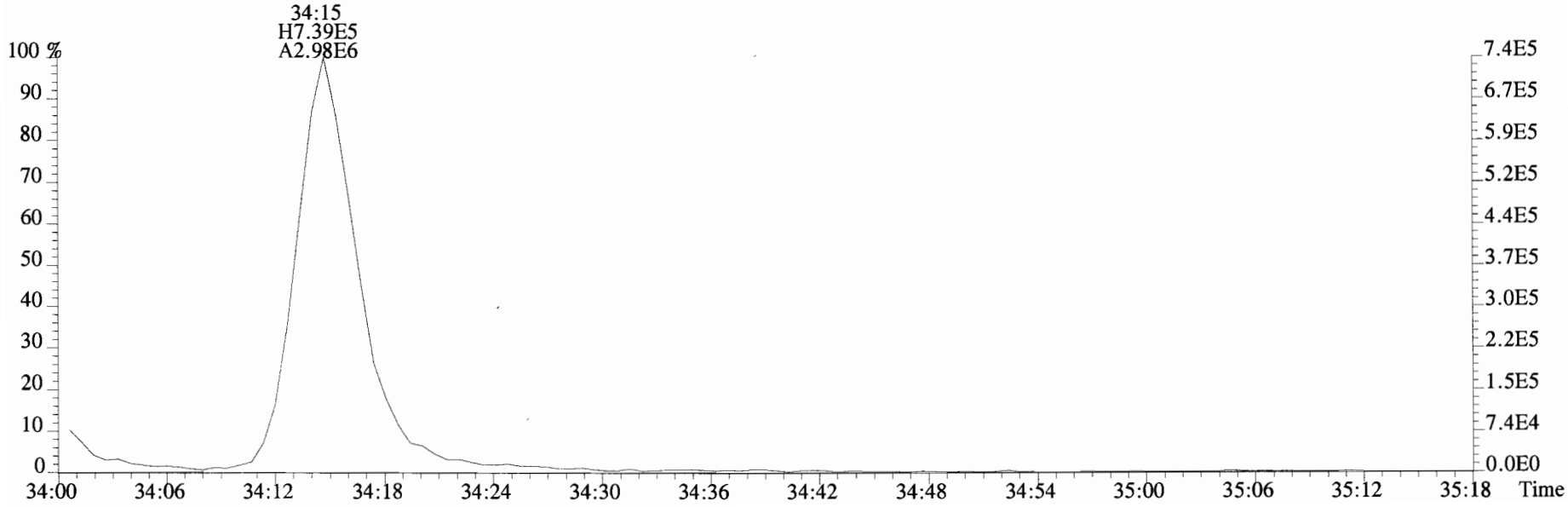

File:190607D1 #1-355 Acq: 7-JUN-2019 13:38:14 GC EI+ Voltage SIR Autospec-UltimaE
Sample#5 File Text:Vista_Analytical_Laboratory_VG7 Text:1900817-01 T4-PDI2019-SG50-190418 15.19 Exp:OCDD_DB5

423.7767 S:5 F:4 BSUB(10000,15,-3.0) PKD(5,5,3,0.10%,100.0,0.00%,F,F)

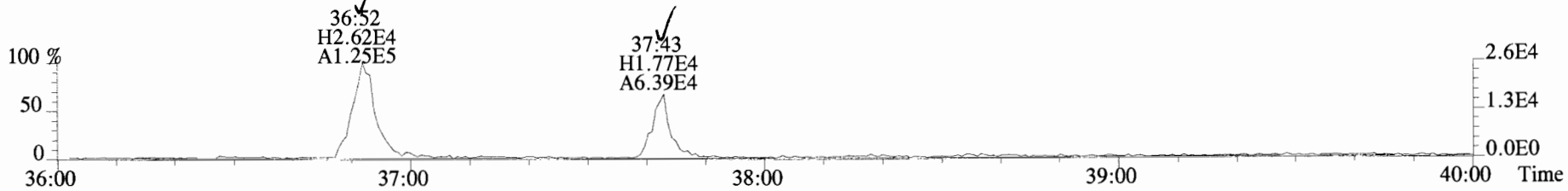

425.7737 S:5 F:4 BSUB(10000,15,-3.0) PKD(5,5,3,0.10%,100.0,0.00%,F,F)

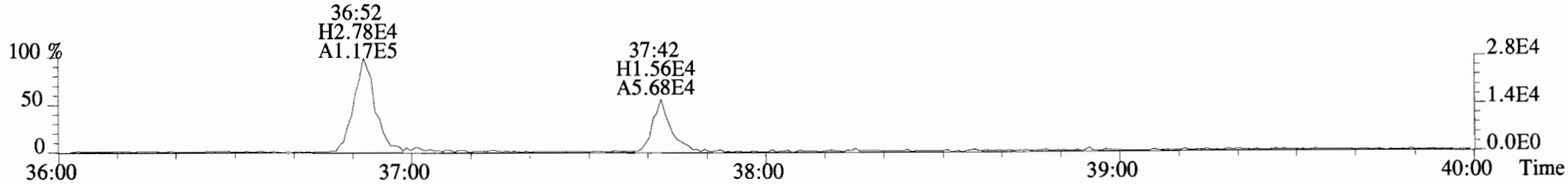

435.8169 S:5 F:4 BSUB(10000,15,-3.0) PKD(5,5,3,0.10%,100.0,0.00%,F,F)

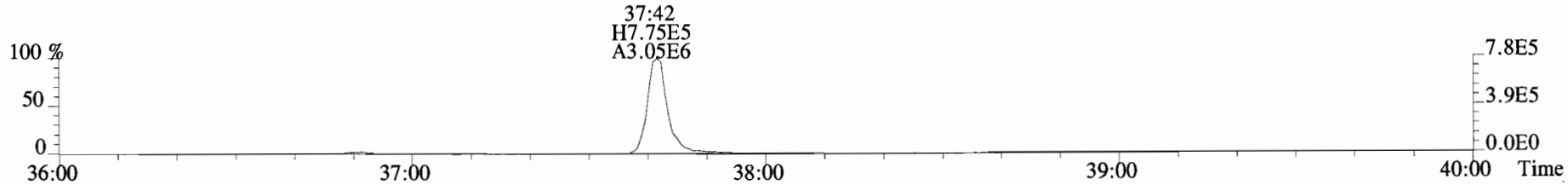

437.8140 S:5 F:4 BSUB(10000,15,-3.0) PKD(5,5,3,0.10%,100.0,0.00%,F,F)

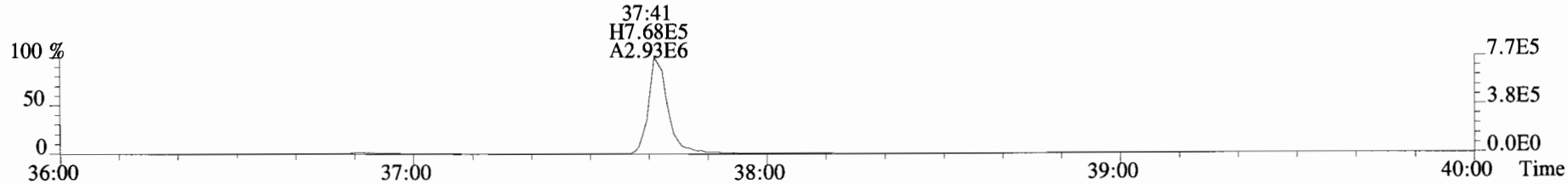

454.9728 S:5 F:4

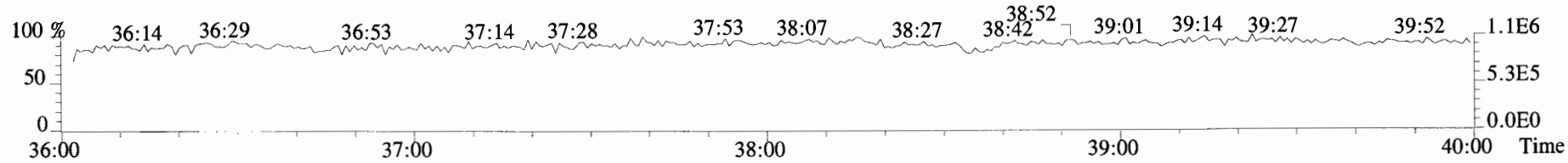

File:190607D1 #1-355 Acq: 7-JUN-2019 13:38:14 GC EI+ Voltage SIR Autospec-UltimaE
Sample#5 File Text:Vista_Analytical_Laboratory_VG7 Text:1900817-01 T4-PDI2019-SG50-190418 15.19 Exp:OCDD_DB5
423.7767 S:5 F:4 BSUB(10000,15,-3.0) PKD(5,5,3,0.10%,100.0,0.00%,F,F)

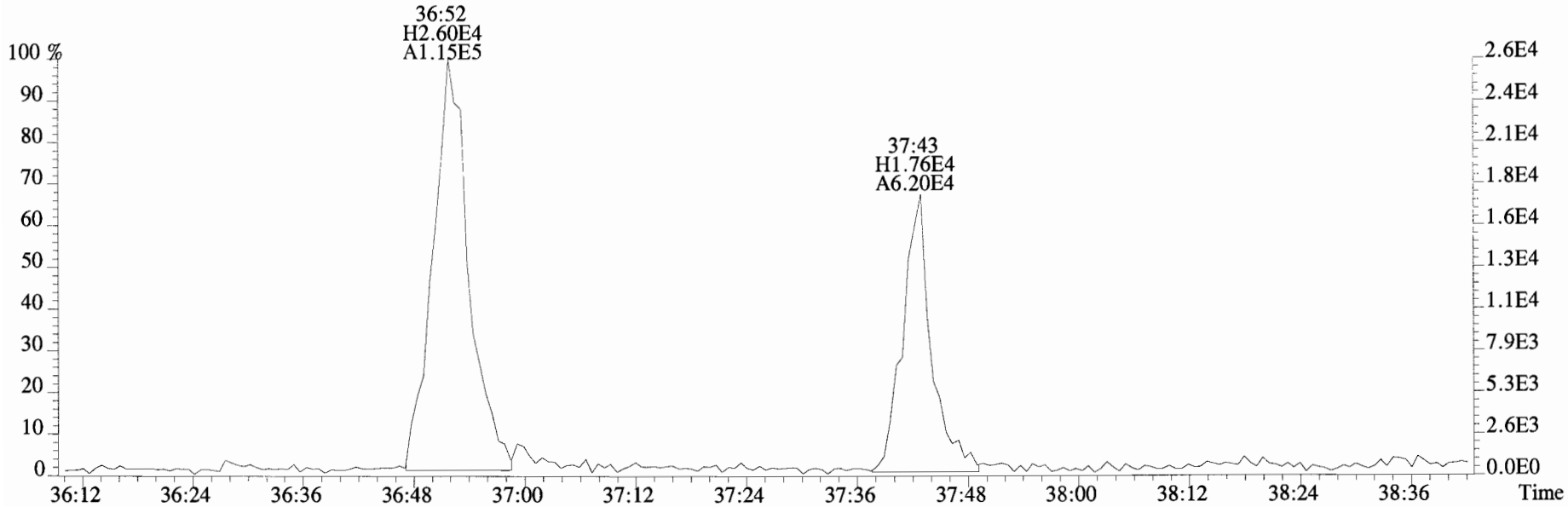

425.7737 S:5 F:4 BSUB(10000,15,-3.0) PKD(5,5,3,0.10%,100.0,0.00%,F,F)

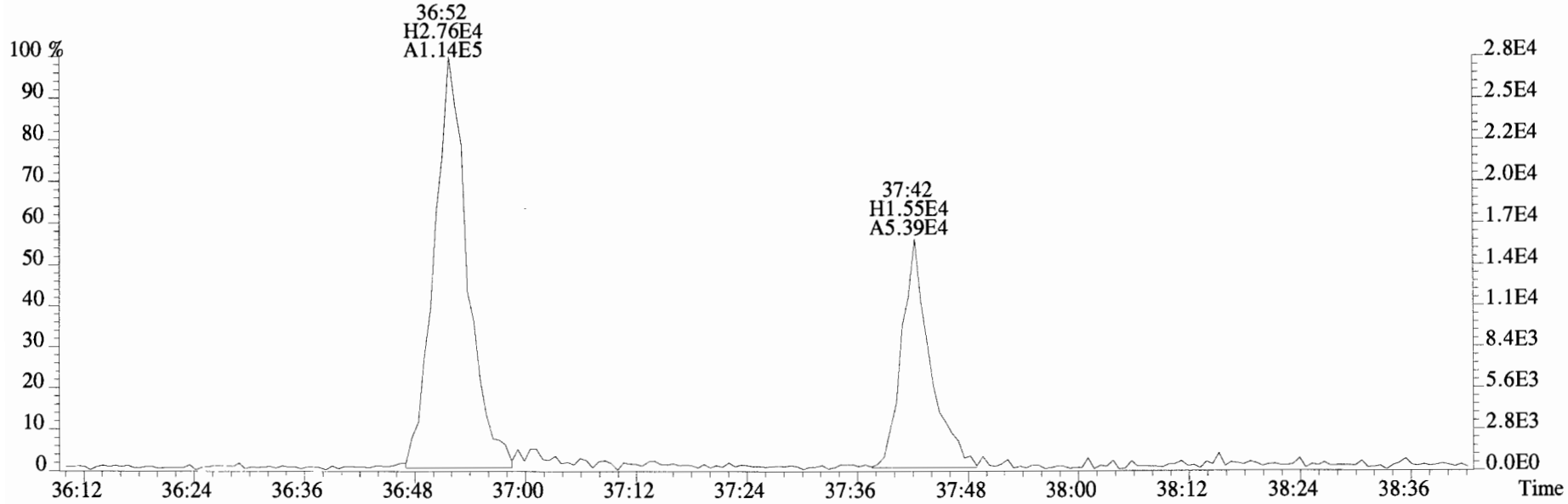

File:190607D1 #1-432 Acq: 7-JUN-2019 13:38:14 GC EI+ Voltage SIR Autospec-UltimaE
Sample#5 File Text:Vista_Analytical_Laboratory_VG7 Text:1900817-01 T4-PDI2019-SG50-190418 15.19 Exp:OCDD_DB5

457.7377 S:5 F:5 BSUB(10000,15,-3.0) PKD(5,5,3,0.10%,100.0,0.00%,F,F)

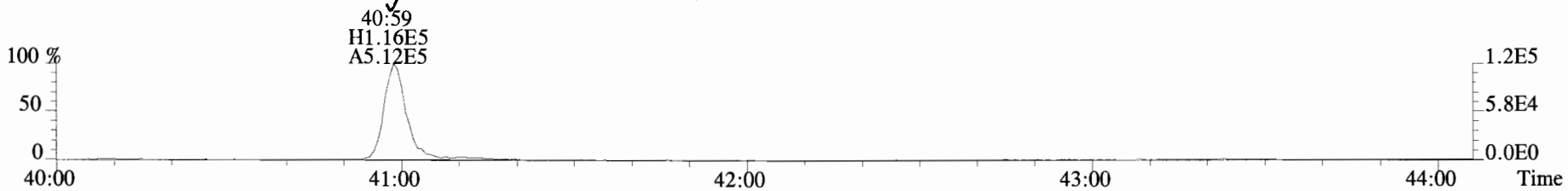

459.7348 S:5 F:5 BSUB(10000,15,-3.0) PKD(5,5,3,0.10%,100.0,0.00%,F,F)

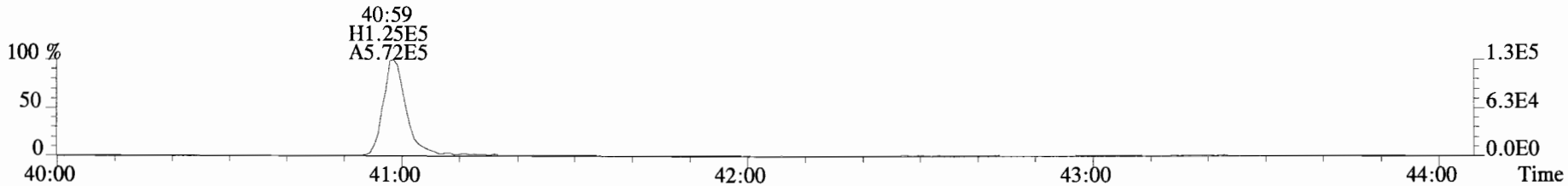

469.7780 S:5 F:5 BSUB(10000,15,-3.0) PKD(5,5,3,0.10%,100.0,0.00%,F,F)

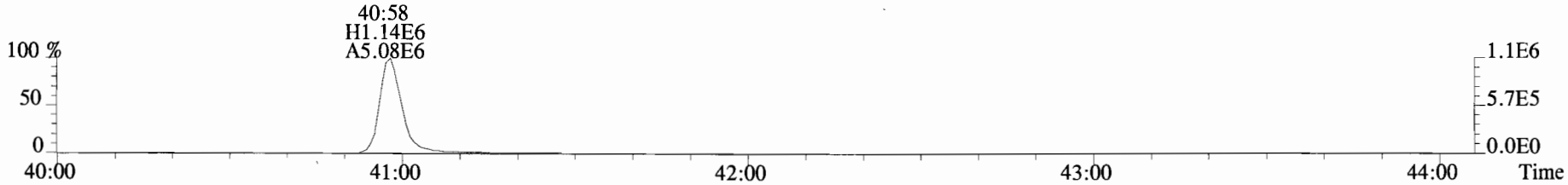

471.7750 S:5 F:5 BSUB(10000,15,-3.0) PKD(5,5,3,0.10%,100.0,0.00%,F,F)

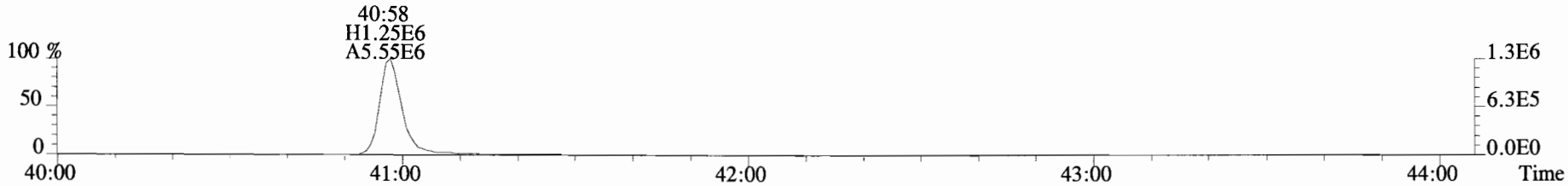

454.9728 S:5 F:5

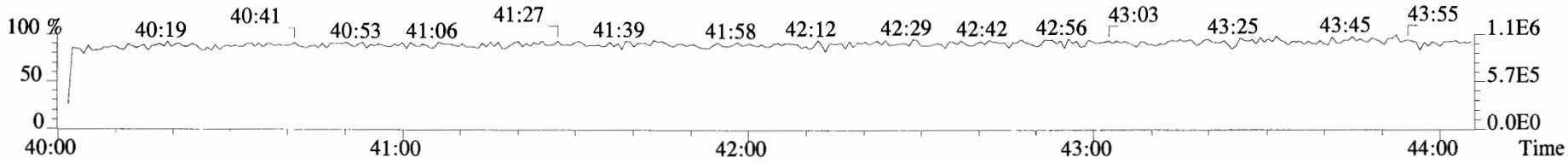

File:190607D1 #1-432 Acq: 7-JUN-2019 13:38:14 GC EI+ Voltage SIR Autospec-UltimaE
Sample#5 File Text:Vista_Analytical_Laboratory_VG7 Text:1900817-01 T4-PDI2019-SG50-190418 15.19 Exp:OCDD_DB5
457.7377 S:5 F:5 BSUB(10000,15,-3.0) PKD(5,5,3,0.10%,100.0,0.00%,F,F)

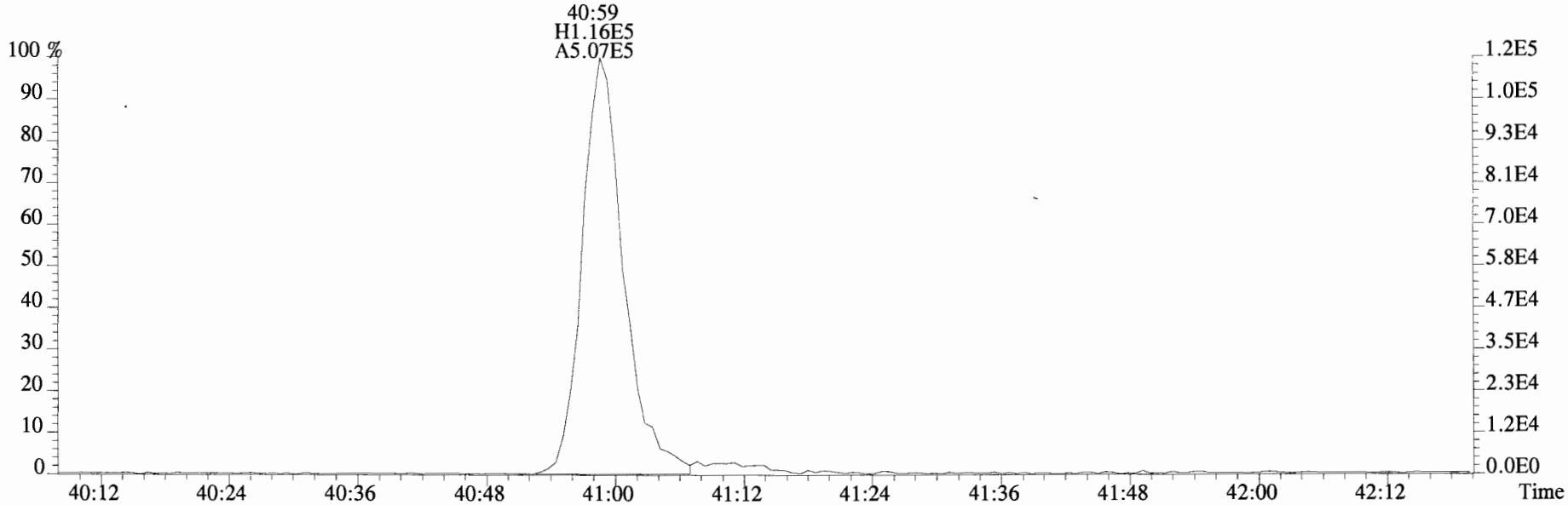

459.7348 S:5 F:5 BSUB(10000,15,-3.0) PKD(5,5,3,0.10%,100.0,0.00%,F,F)

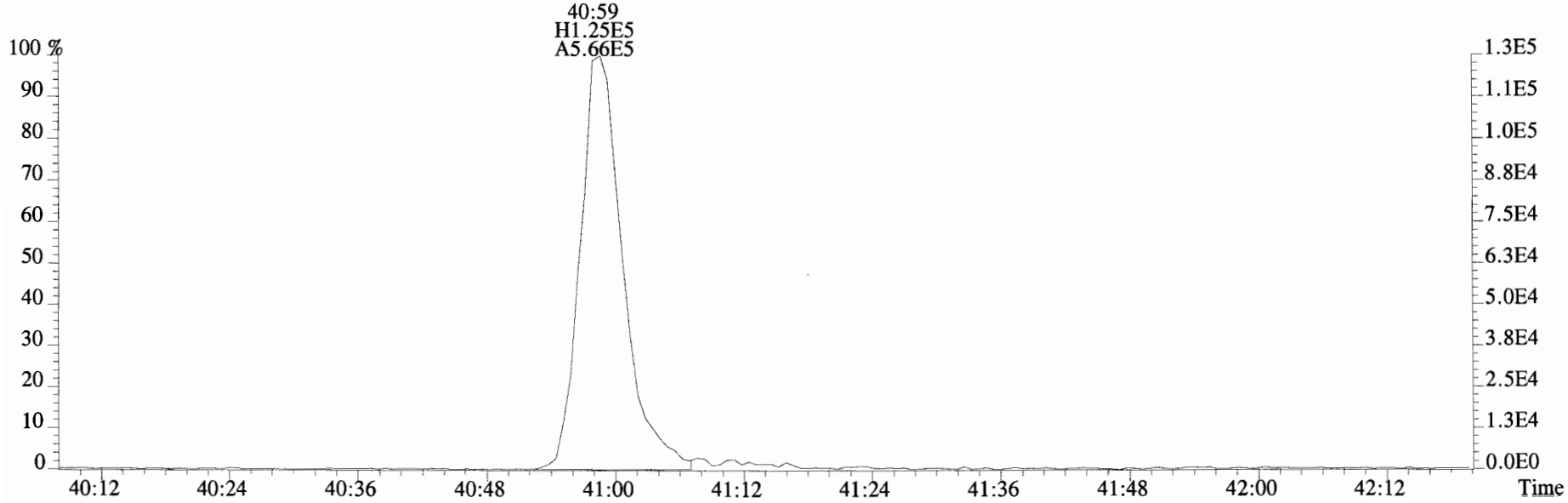

File:190607D1 #1-530 Acq: 7-JUN-2019 13:38:14 GC EI+ Voltage SIR Autospec-UltimaE
Sample#5 File Text:Vista_Analytical_Laboratory_VG7 Text:1900817-01 T4-PDI2019-SG50-190418 15.19 Exp:OCDD_DB5

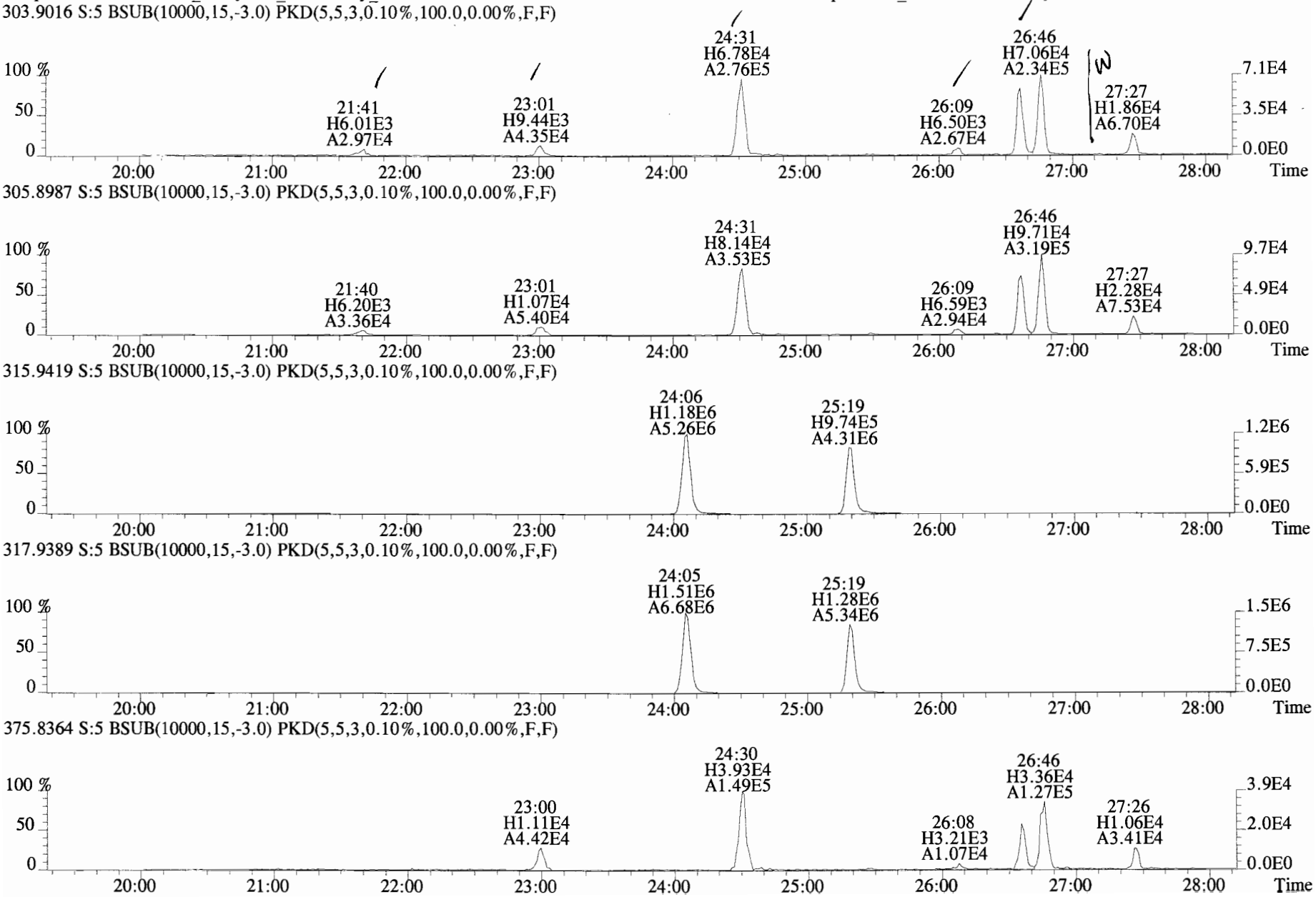

File:190607D1 #1-530 Acq: 7-JUN-2019 13:38:14 GC EI+ Voltage SIR Autospec-UltimaE
Sample#5 File Text:Vista_Analytical_Laboratory_VG7 Text:1900817-01 T4-PDI2019-SG50-190418 15.19 Exp:OCDD_DB5
303.9016 S:5 BSUB(10000,15,-3.0) PKD(5,5,3,0.10%,100.0,0.00%,F,F)

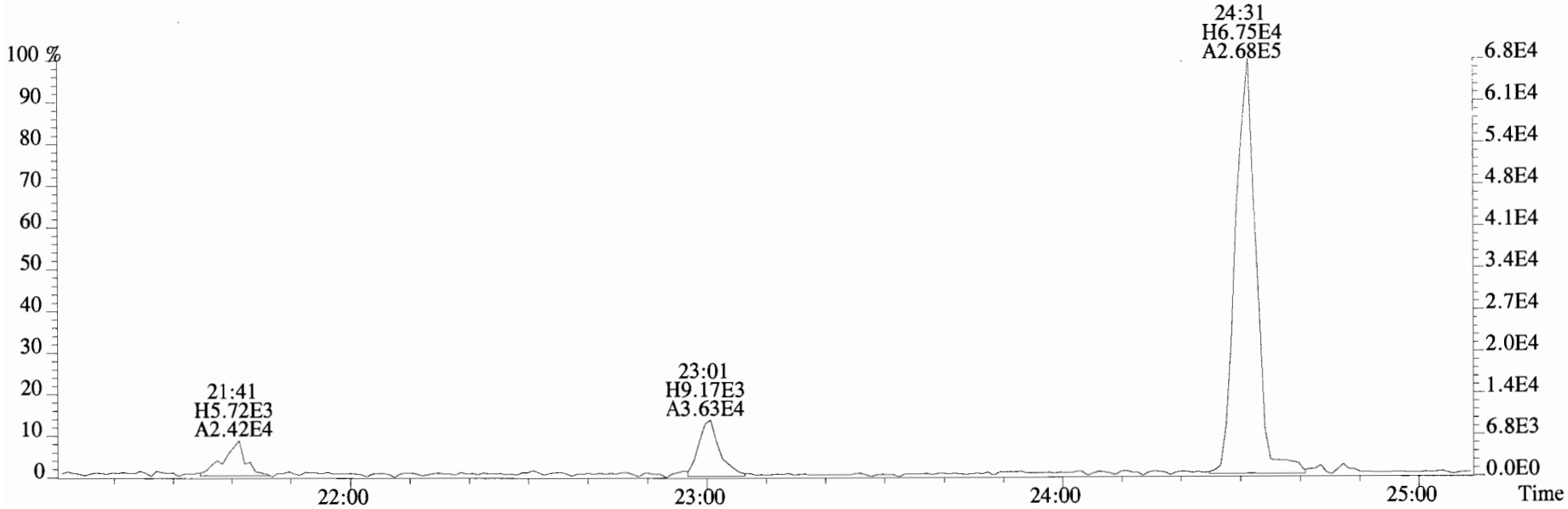

305.8987 S:5 BSUB(10000,15,-3.0) PKD(5,5,3,0.10%,100.0,0.00%,F,F)

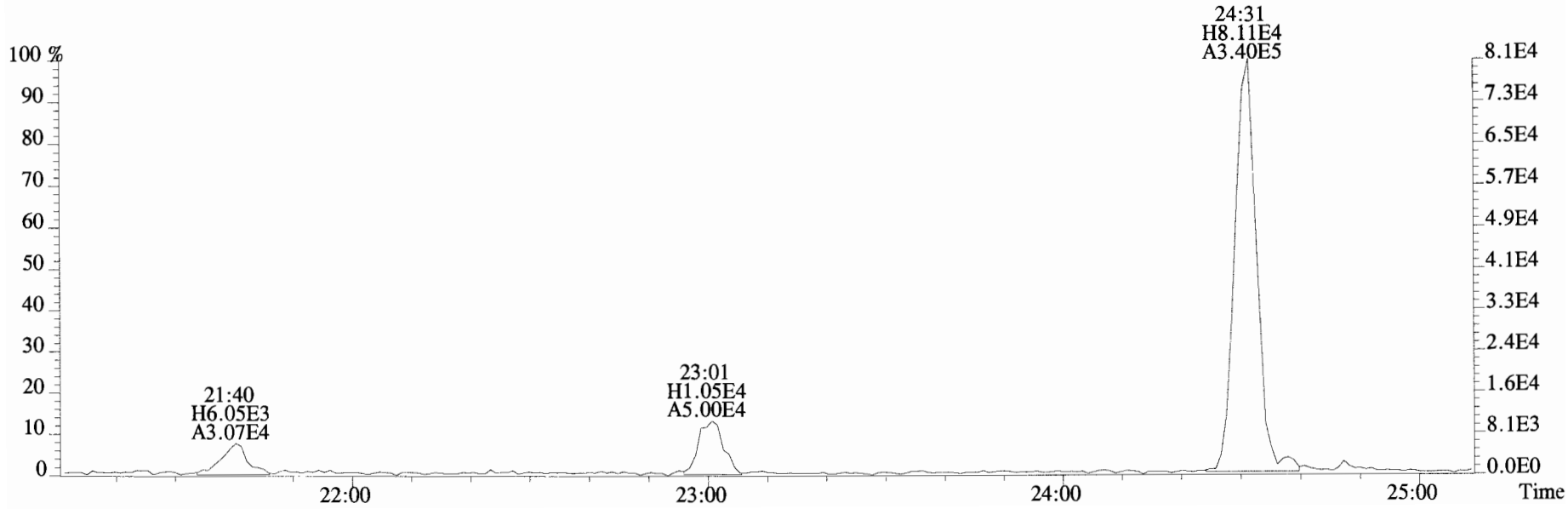

File:190607D1 #1-530 Acq: 7-JUN-2019 13:38:14 GC EI+ Voltage SIR Autospec-UltimaE
Sample#5 File Text:Vista_Analytical_Laboratory_VG7 Text:1900817-01 T4-PDI2019-SG50-190418 15.19 Exp:OCDD_DB5
303.9016 S:5 BSUB(10000,15,-3.0) PKD(5,5,3,0.10%,100.0,0.00%,F,F)

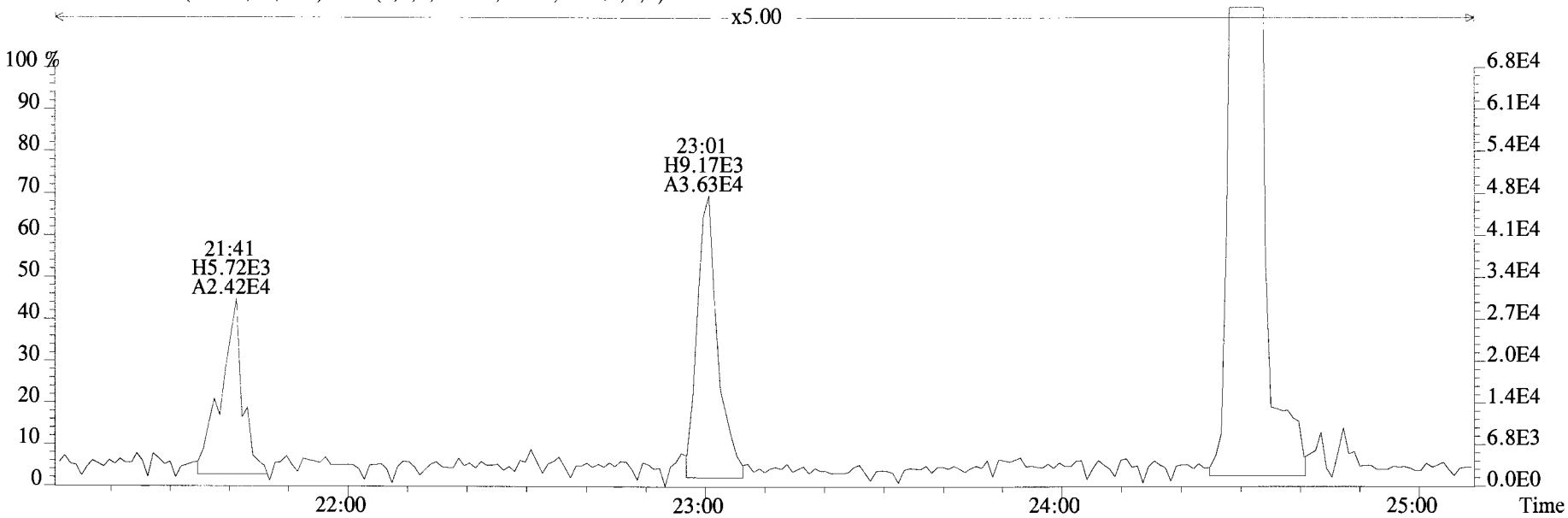

305.8987 S:5 BSUB(10000,15,-3.0) PKD(5,5,3,0.10%,100.0,0.00%,F,F)

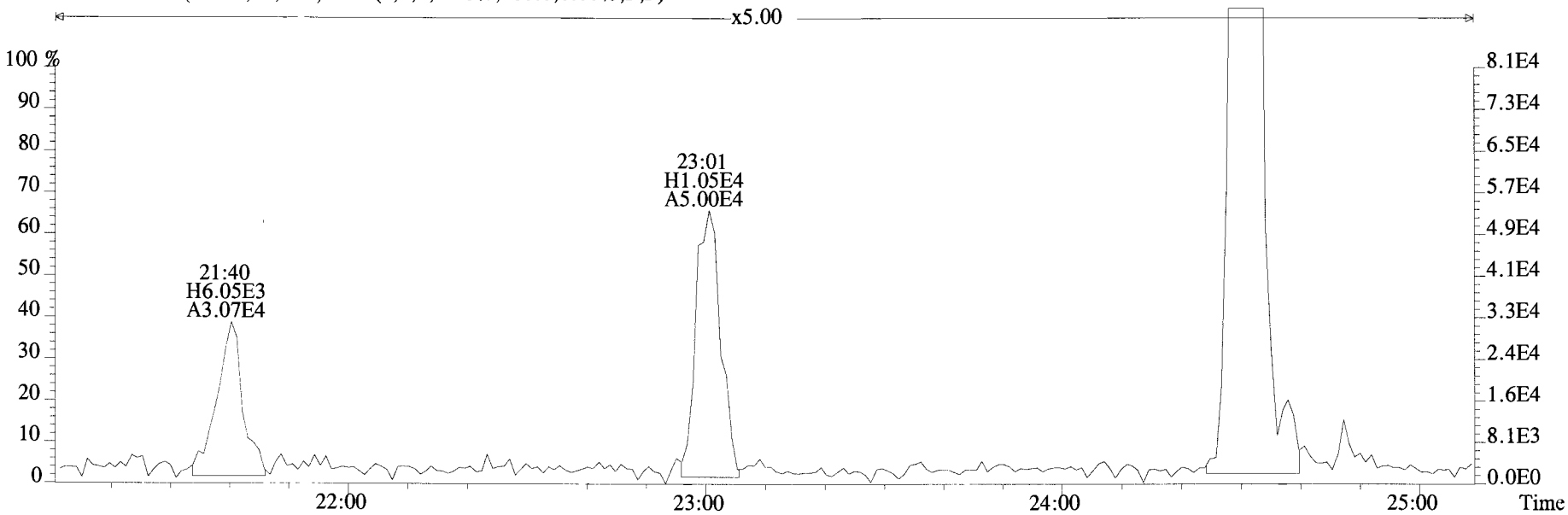

File:190607D1 #1-530 Acq: 7-JUN-2019 13:38:14 GC EI+ Voltage SIR Autospec-UltimaE
Sample#5 File Text:Vista_Analytical_Laboratory_VG7 Text:1900817-01 T4-PDI2019-SG50-190418 15.19 Exp:OCDD_DB5
303.9016 S:5 BSUB(10000,15,-3.0) PKD(5,5,3,0.10%,100.0,0.00%,F,F)

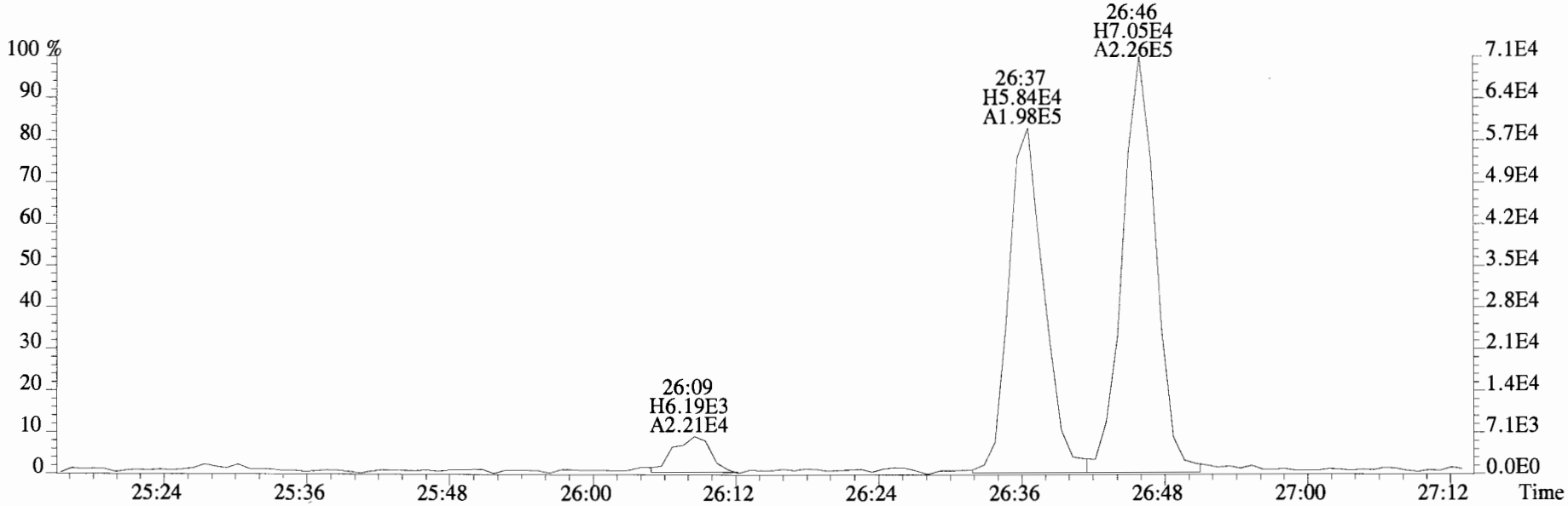

305.8987 S:5 BSUB(10000,15,-3.0) PKD(5,5,3,0.10%,100.0,0.00%,F,F)

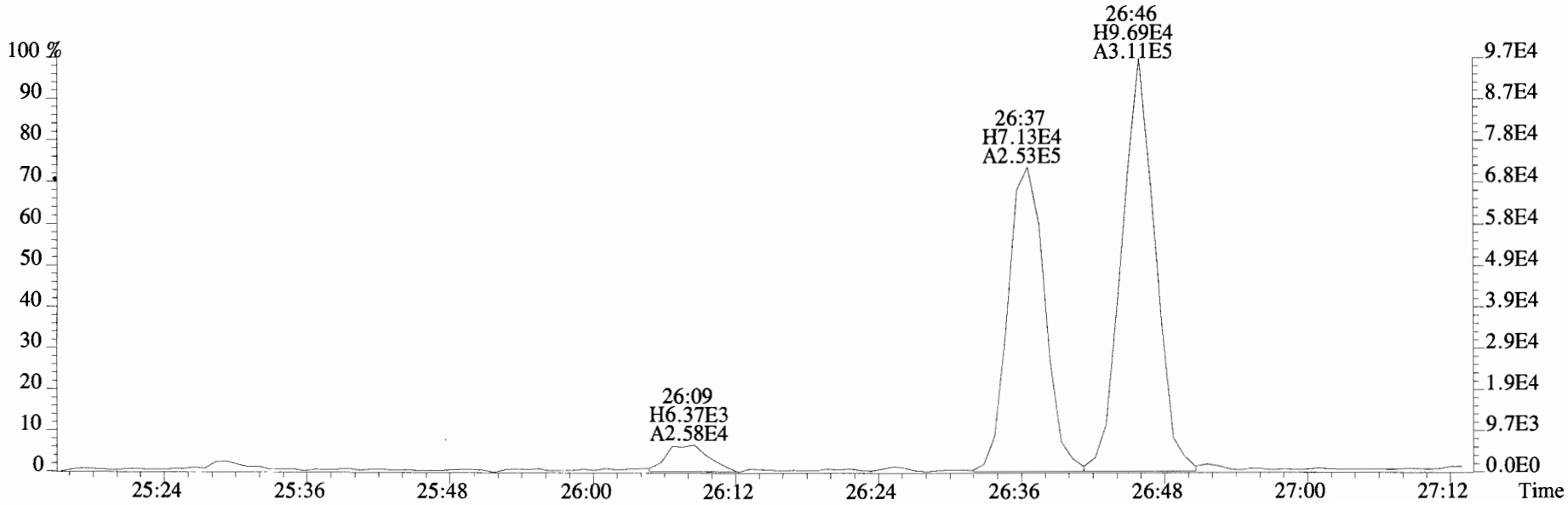

File:190607D1 #1-530 Acq: 7-JUN-2019 13:38:14 GC EI+ Voltage SIR Autospec-UltimaE
Sample#5 File Text:Vista_Analytical_Laboratory_VG7 Text:1900817-01 T4-PDI2019-SG50-190418 15.19 Exp:OCDD_DB5
303.9016 S:5 BSUB(10000,15,-3.0) PKD(5,5,3,0.10%,100.0,0.00%,F,F)

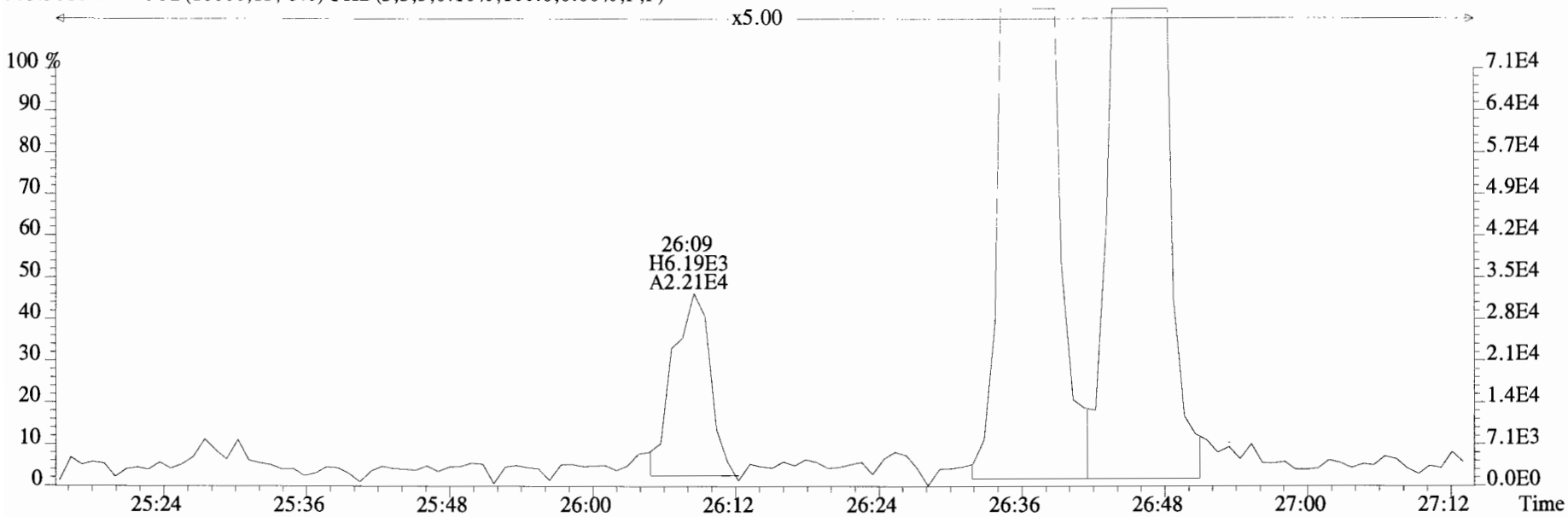

305.8987 S:5 BSUB(10000,15,-3.0) PKD(5,5,3,0.10%,100.0,0.00%,F,F)

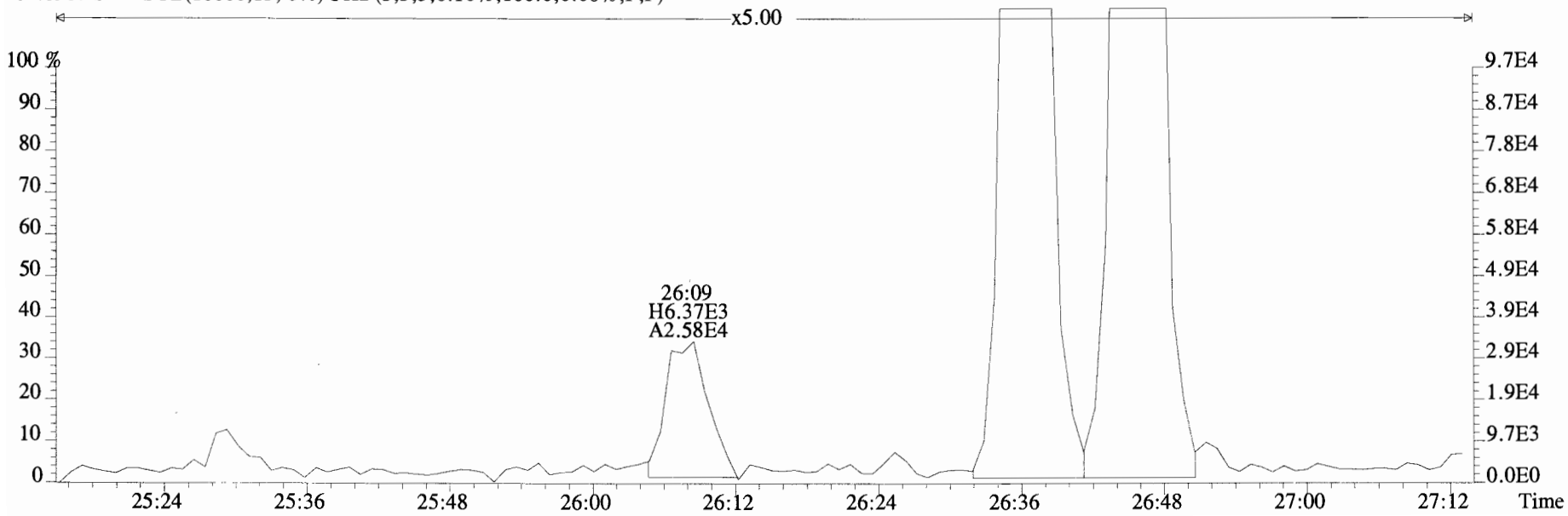

File:190607D1 #1-530 Acq: 7-JUN-2019 13:38:14 GC EI+ Voltage SIR Autospec-UltimaE
Sample#5 File Text:Vista_Analytical_Laboratory_VG7 Text:1900817-01 T4-PDI2019-SG50-190418 15.19 Exp:OCDD_DB5
339.8597 S:5 BSUB(10000,15,-3.0) PKD(5,5,3,0.10%,100.0,0.00%,F,F)

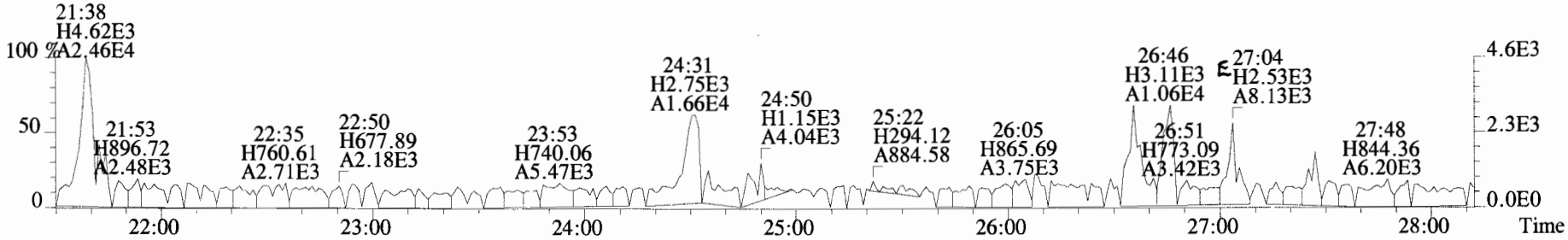

341.8568 S:5 BSUB(10000,15,-3.0) PKD(5,5,3,0.10%,100.0,0.00%,F,F)

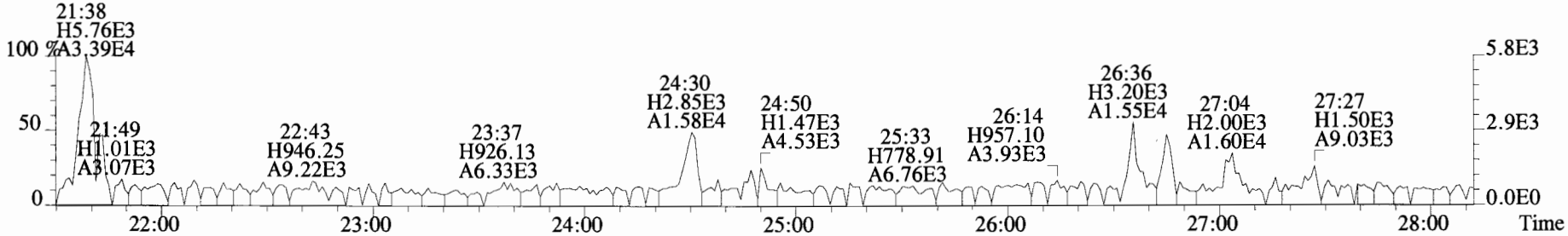

409.7974 S:5 BSUB(10000,15,-3.0) PKD(5,5,3,0.10%,100.0,0.00%,F,F)

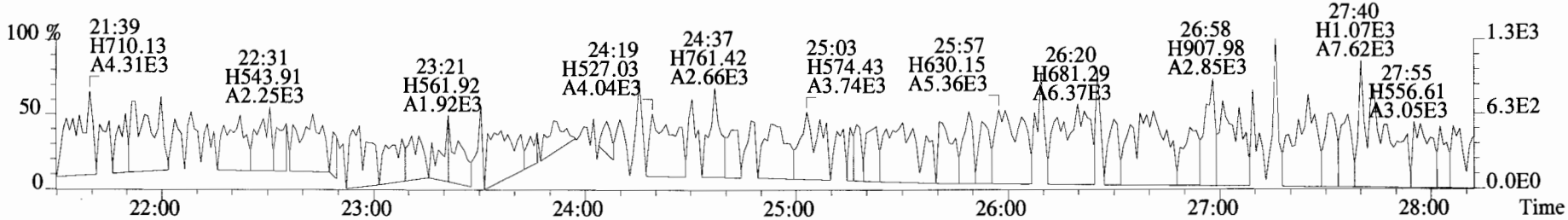

316.9824 S:5

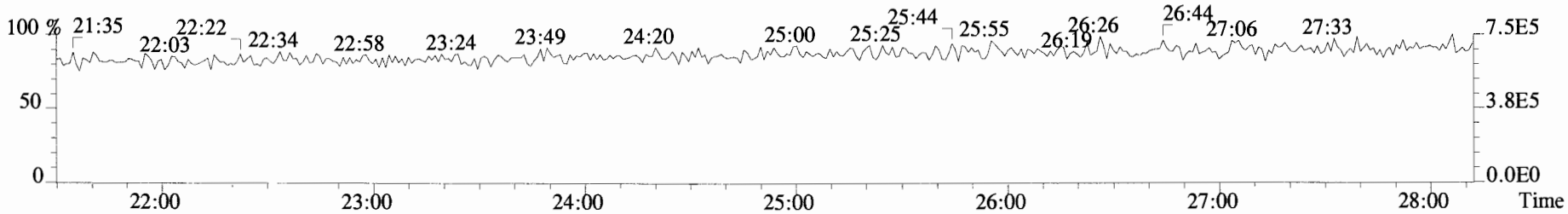

File:190607D1 #1-530 Acq: 7-JUN-2019 13:38:14 GC EI+ Voltage SIR Autospec-UltimaE
Sample#5 File Text:Vista_Analytical_Laboratory_VG7 Text:1900817-01 T4-PDI2019-SG50-190418 15.19 Exp:OCDD_DB5
339.8597 S:5 BSUB(10000,15,-3.0) PKD(5,5,3,0.10%,100.0,0.00%,F,F)

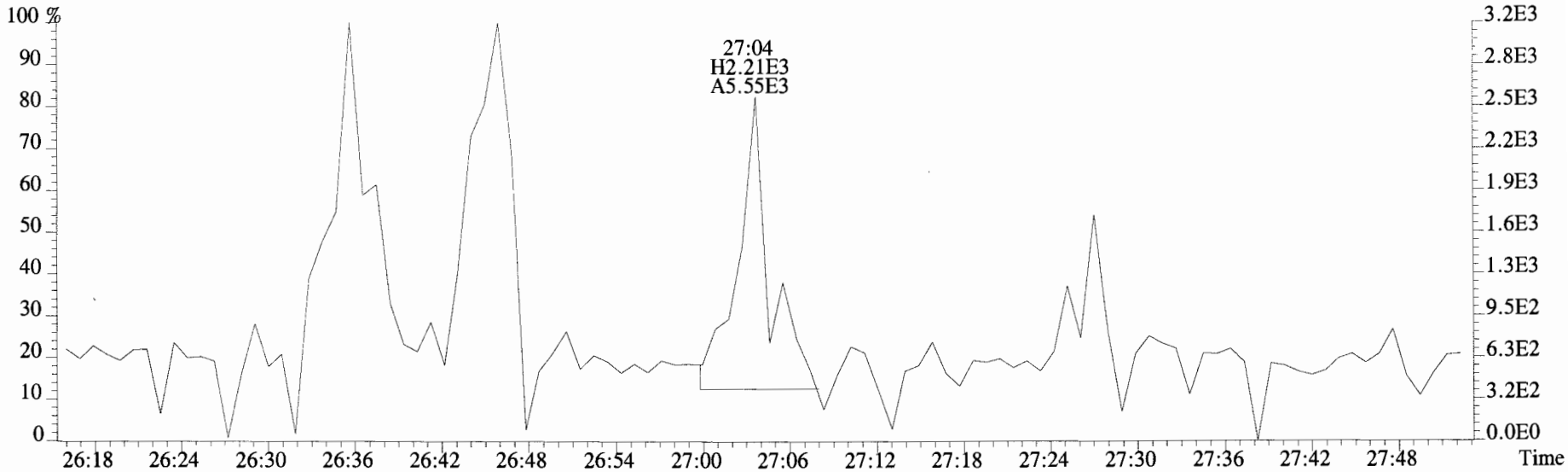

341.8568 S:5 BSUB(10000,15,-3.0) PKD(5,5,3,0.10%,100.0,0.00%,F,F)

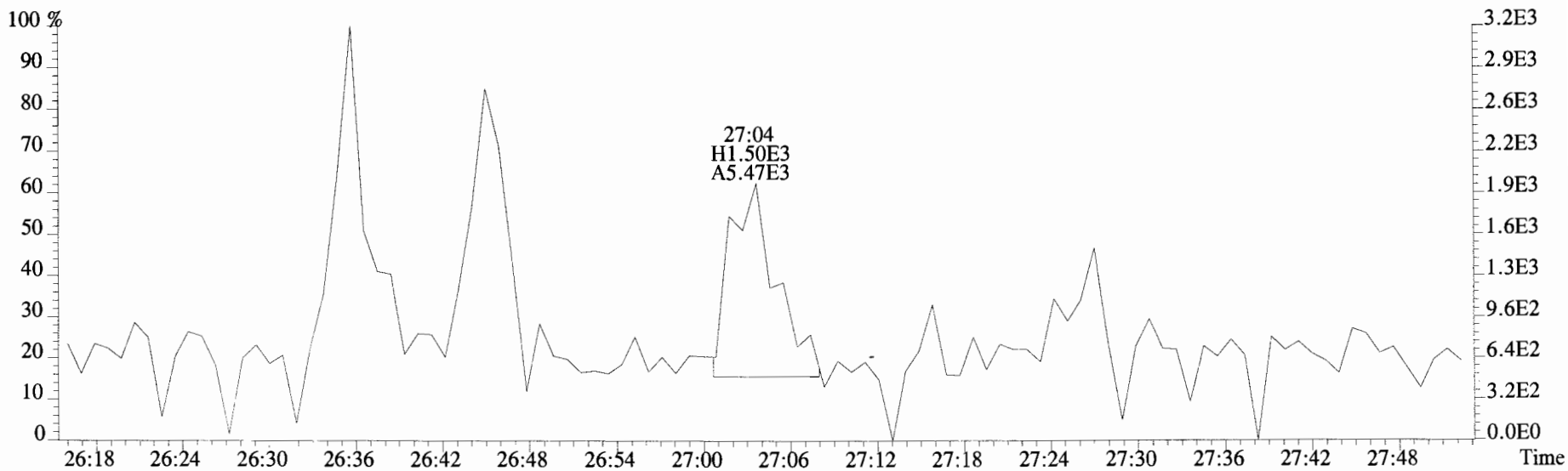

File:190607D1 #1-180 Acq: 7-JUN-2019 13:38:14 GC EI+ Voltage SIR Autospec-UltimaE
Sample#5 File Text:Vista_Analytical_Laboratory_VG7 Text:1900817-01 T4-PDI2019-SG50-190418 15.19 Exp:OCDD_DB5

339.8597 S:5 F:2 BSUB(10000,15,-3.0) PKD(5,5,3,0.10%,100.0,0.00%,F,F)



341.8568 S:5 F:2 BSUB(10000,15,-3.0) PKD(5,5,3,0.10%,100.0,0.00%,F,F)



351.9000 S:5 F:2 BSUB(10000,15,-3.0) PKD(5,5,3,0.10%,100.0,0.00%,F,F)

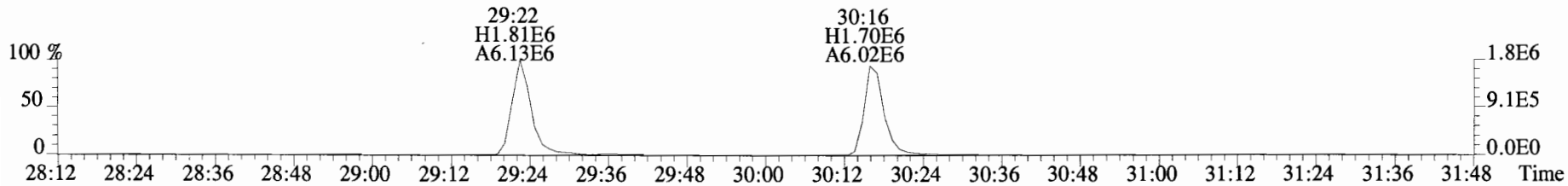

353.8970 S:5 F:2 BSUB(10000,15,-3.0) PKD(5,5,3,0.10%,100.0,0.00%,F,F)

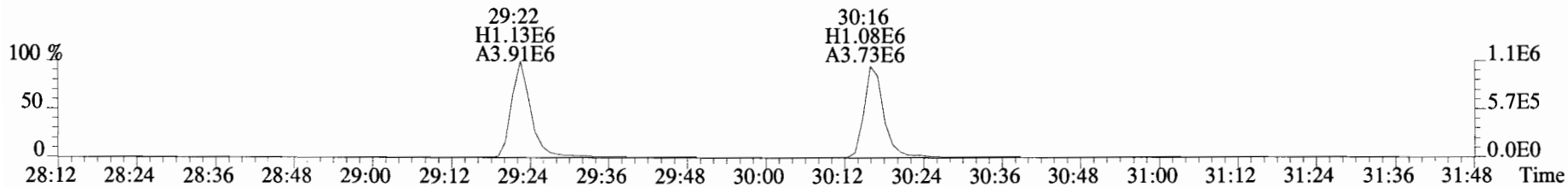

409.7974 S:5 F:2 BSUB(10000,15,-3.0) PKD(5,5,3,0.10%,100.0,0.00%,F,F)



File:190607D1 #1-180 Acq: 7-JUN-2019 13:38:14 GC EI+ Voltage SIR Autospec-UltimaE
Sample#5 File Text:Vista_Analytical_Laboratory_VG7 Text:1900817-01 T4-PDI2019-SG50-190418 15.19 Exp:OCDD_DB5
339.8597 S:5 F:2 BSUB(10000,15,-3.0) PKD(5,5,3,0.10%,100.0,0.00%,F,F)

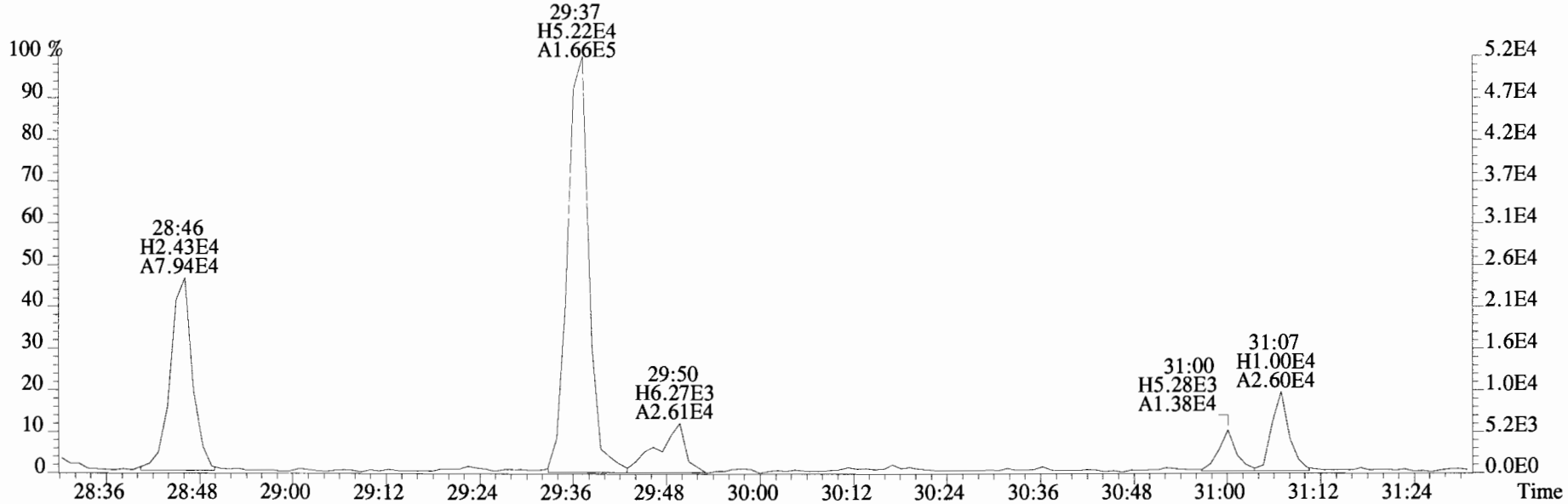

341.8568 S:5 F:2 BSUB(10000,15,-3.0) PKD(5,5,3,0.10%,100.0,0.00%,F,F)

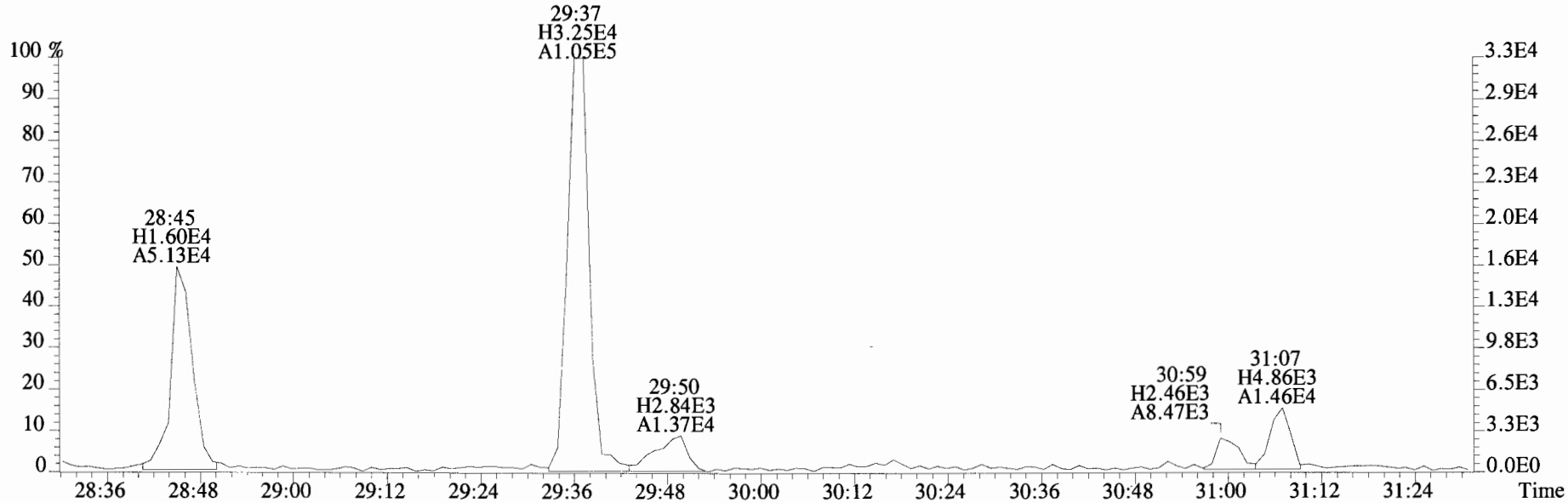

File:190607D1 #1-180 Acq: 7-JUN-2019 13:38:14 GC EI+ Voltage SIR Autospec-UltimaE
Sample#5 File Text:Vista_Analytical_Laboratory_VG7 Text:1900817-01 T4-PDI2019-SG50-190418 15.19 Exp:OCDD_DB5
339.8597 S:5 F:2 BSUB(10000,15,-3.0) PKD(5,5,3,0.10%,100.0,0.00%,F,F)

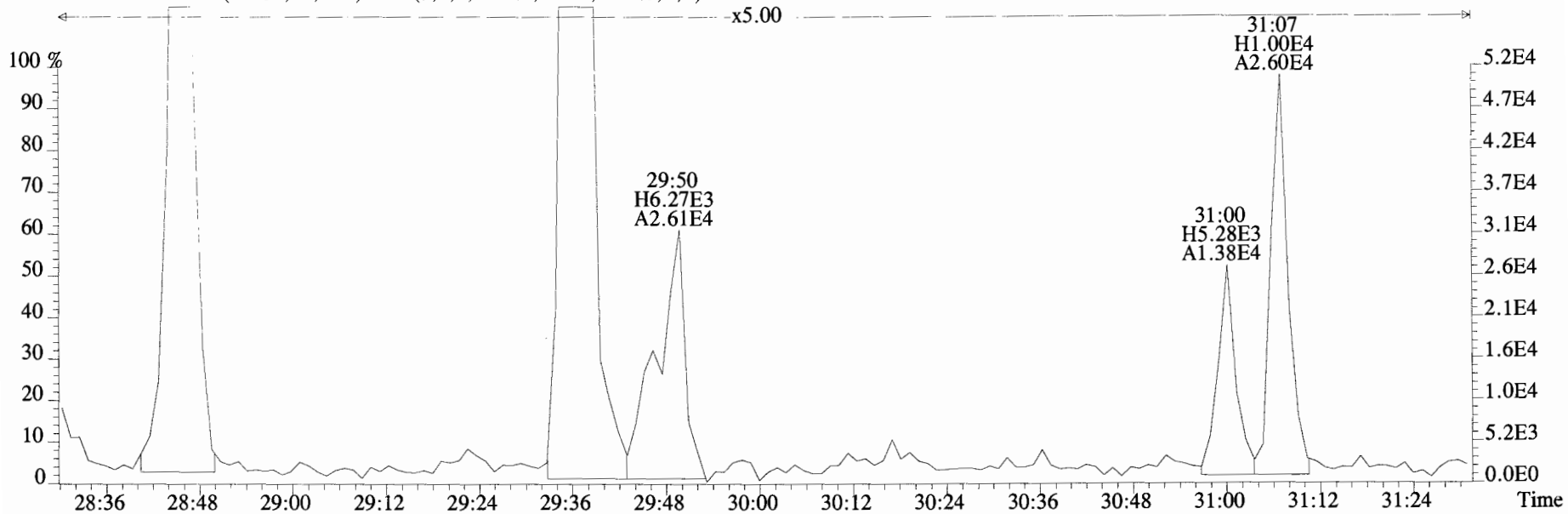

341.8568 S:5 F:2 BSUB(10000,15,-3.0) PKD(5,5,3,0.10%,100.0,0.00%,F,F)

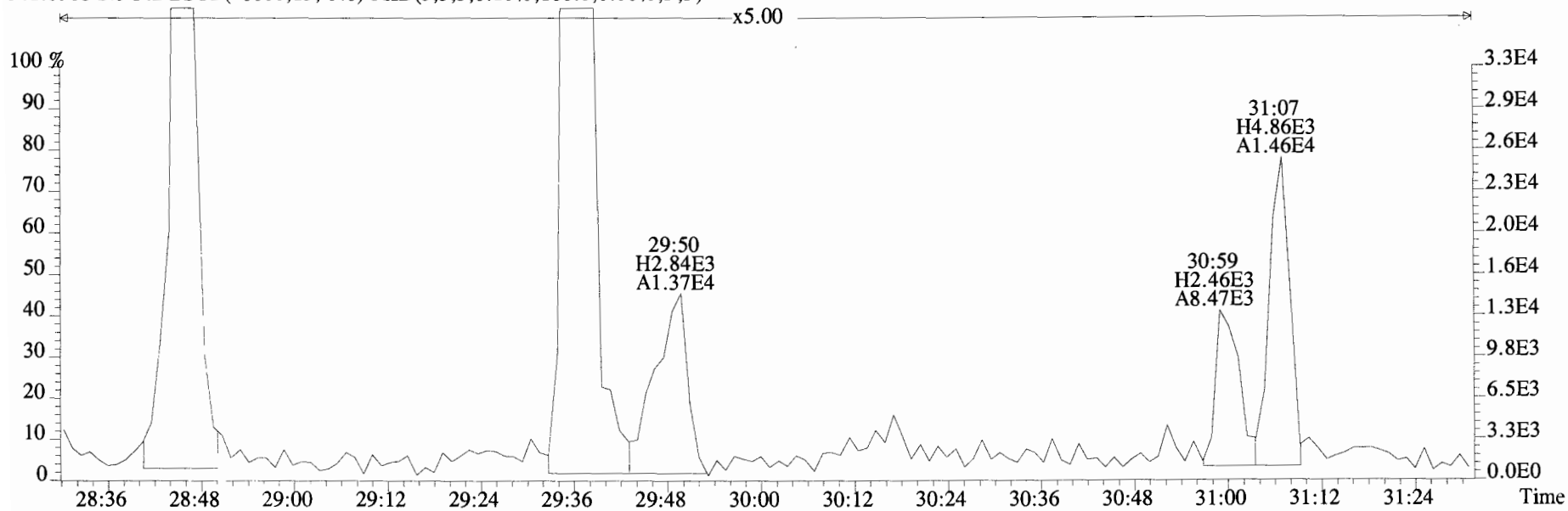

File:190607D1 #1-384 Acq: 7-JUN-2019 13:38:14 GC EI+ Voltage SIR Autospec-UltimaE
Sample#5 File Text:Vista_Analytical_Laboratory_VG7 Text:1900817-01 T4-PDI2019-SG50-190418 15.19 Exp:OCDD_DB5

373.8207 S:5 F:3 BSUB(10000,15,-3.0) PKD(5,5,3,0.10%,100.0,0.00%,F,F)

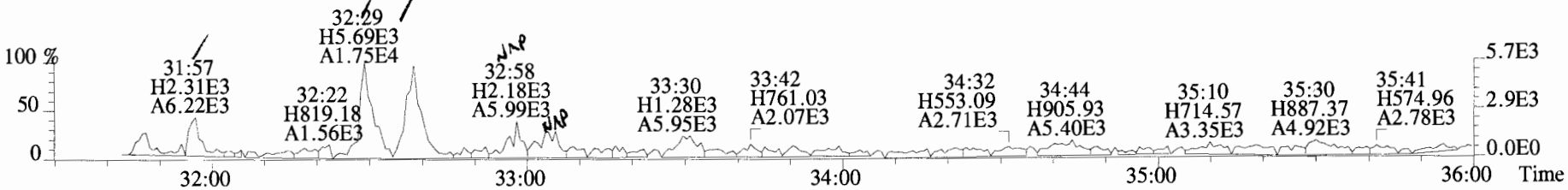

375.8178 S:5 F:3 BSUB(10000,15,-3.0) PKD(5,5,3,0.10%,100.0,0.00%,F,F)

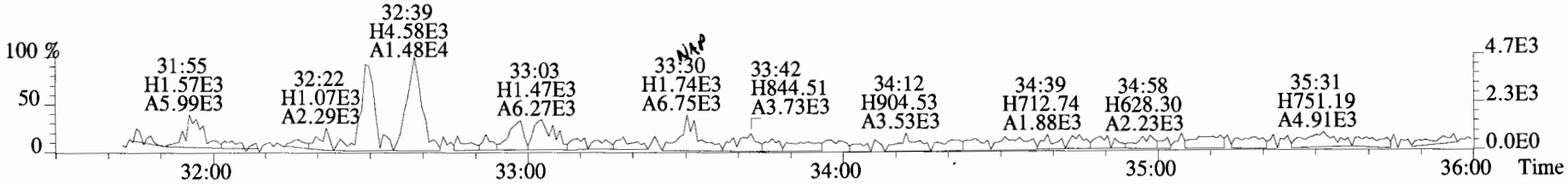

383.8639 S:5 F:3 BSUB(10000,15,-3.0) PKD(5,5,3,0.10%,100.0,0.00%,F,F)

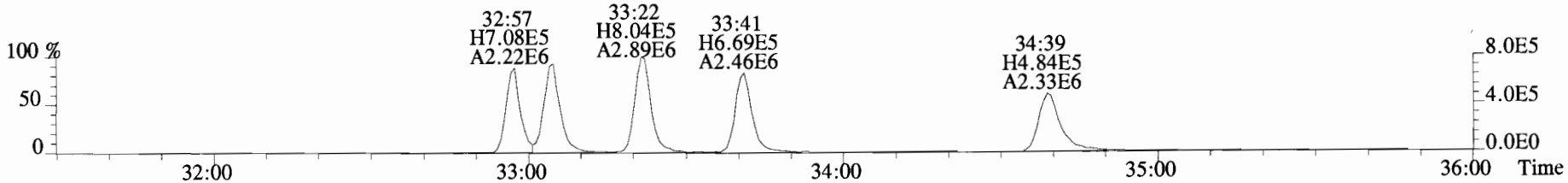

385.8610 S:5 F:3 BSUB(10000,15,-3.0) PKD(5,5,3,0.10%,100.0,0.00%,F,F)

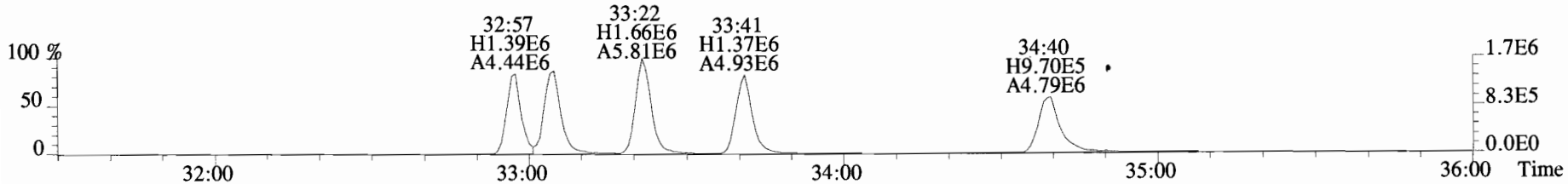

445.7555 S:5 F:3 BSUB(10000,15,-3.0) PKD(5,5,3,0.10%,100.0,0.00%,F,F)

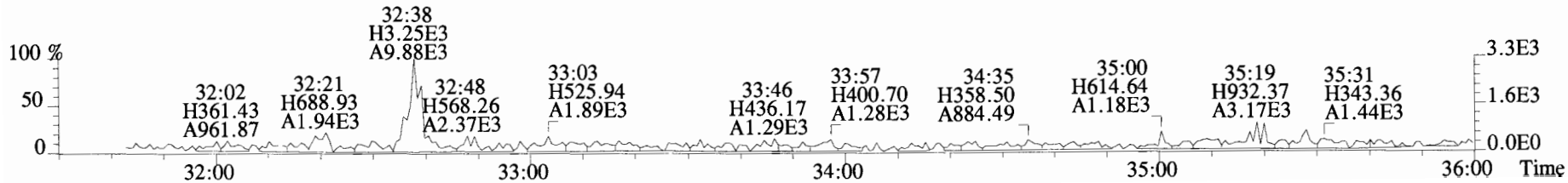

File:190607D1 #1-384 Acq: 7-JUN-2019 13:38:14 GC EI+ Voltage SIR Autospec-UltimaE
Sample#5 File Text:Vista_Analytical_Laboratory_VG7 Text:1900817-01 T4-PDI2019-SG50-190418 15.19 Exp:OCDD_DB5
373.8207 S:5 F:3 BSUB(10000,15,-3.0) PKD(5,5,3,0.10%,100.0,0.00%,F,F)

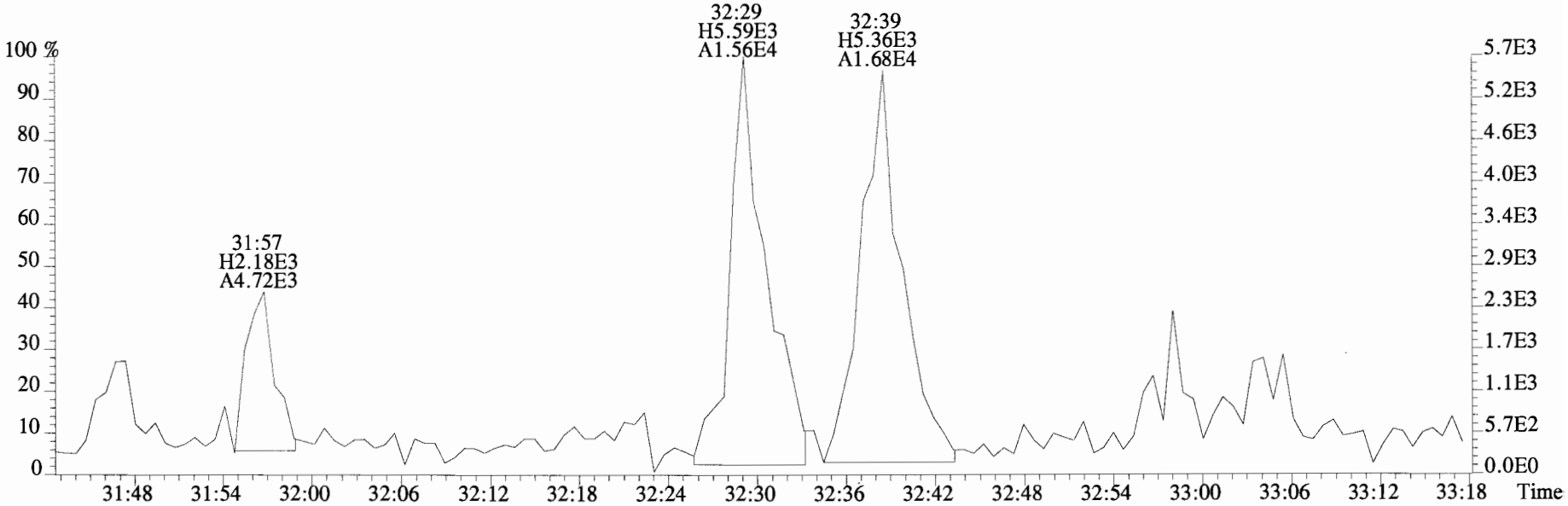

375.8178 S:5 F:3 BSUB(10000,15,-3.0) PKD(5,5,3,0.10%,100.0,0.00%,F,F)

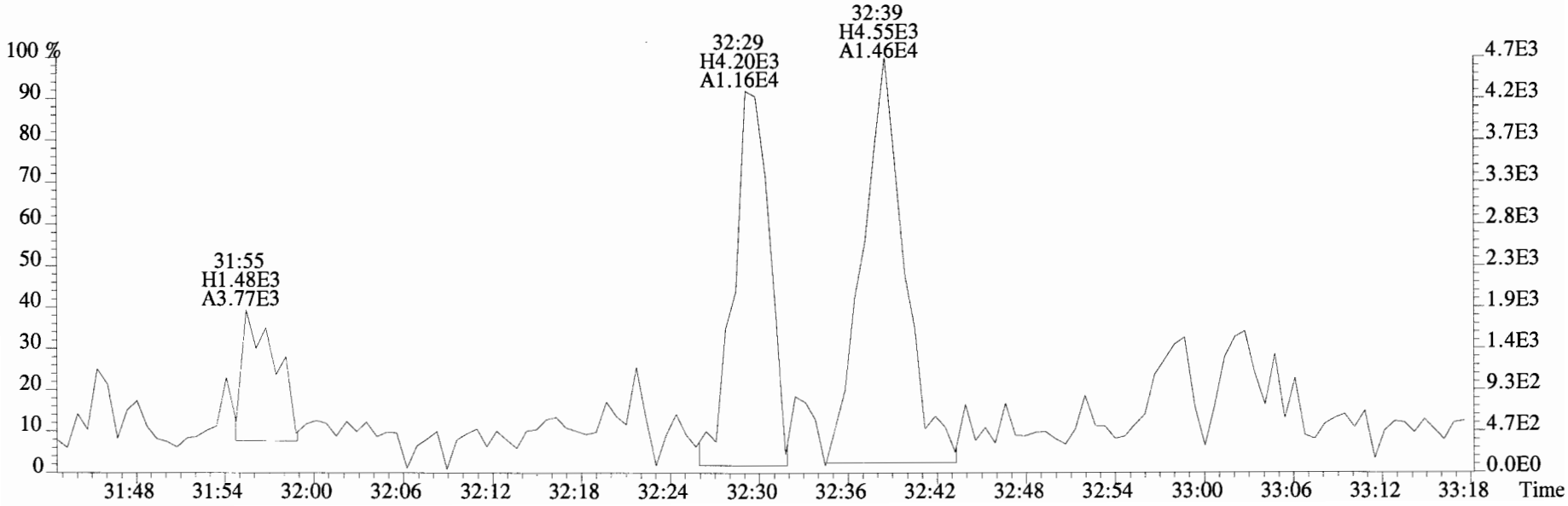

File:190607D1 #1-384 Acq: 7-JUN-2019 13:38:14 GC EI+ Voltage SIR Autospec-UltimaE
Sample#5 File Text:Vista_Analytical_Laboratory_VG7 Text:1900817-01 T4-PDI2019-SG50-190418 15.19 Exp:OCDD_DB5
383.8639 S:5 F:3 BSUB(10000,15,-3.0) PKD(5,5,3,0.10%,100.0,0.00%,F,F)

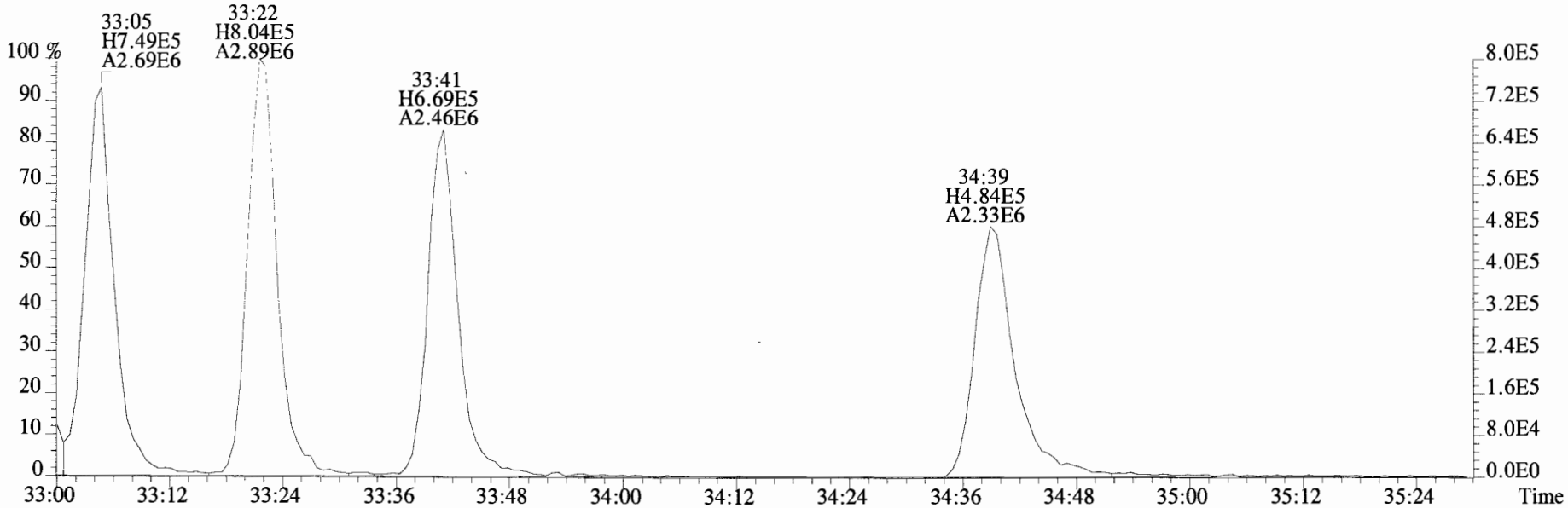

385.8610 S:5 F:3 BSUB(10000,15,-3.0) PKD(5,5,3,0.10%,100.0,0.00%,F,F)

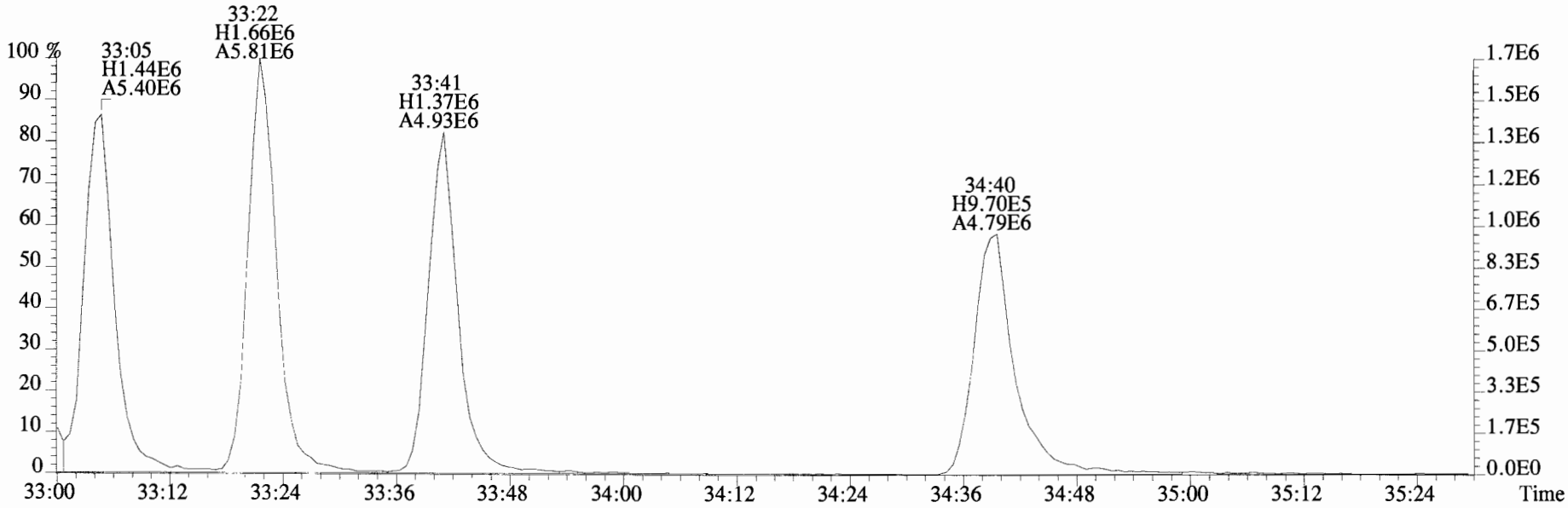

File:190607D1 #1-355 Acq: 7-JUN-2019 13:38:14 GC EI+ Voltage SIR Autospec-UltimaE
Sample#5 File Text:Vista_Analytical_Laboratory_VG7 Text:1900817-01 T4-PDI2019-SG50-190418 15.19 Exp:OCDD_DB5

407.7818 S:5 F:4 BSUB(10000,15,-3.0) PKD(5,5,3,0.10%,100.0,0.00%,F,F)

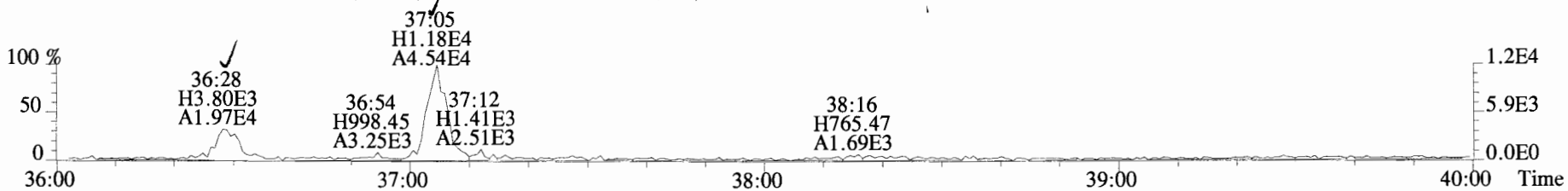

409.7788 S:5 F:4 BSUB(10000,15,-3.0) PKD(5,5,3,0.10%,100.0,0.00%,F,F)

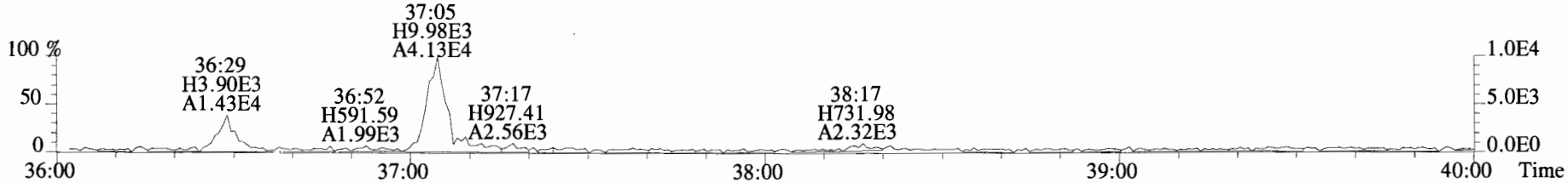

417.8253 S:5 F:4 BSUB(10000,15,-3.0) PKD(5,5,3,0.10%,100.0,0.00%,F,F)

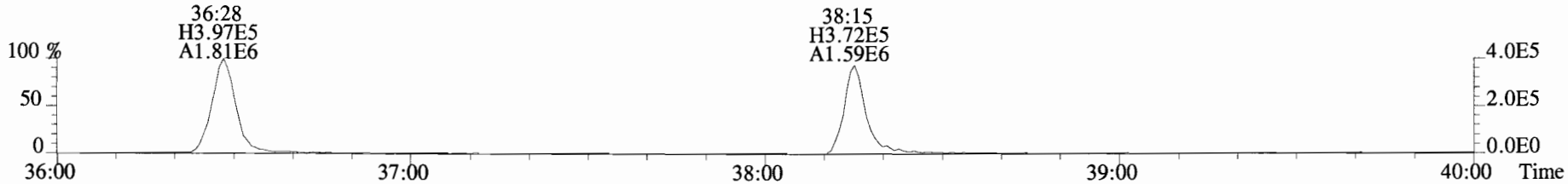

419.8220 S:5 F:4 BSUB(10000,15,-3.0) PKD(5,5,3,0.10%,100.0,0.00%,F,F)

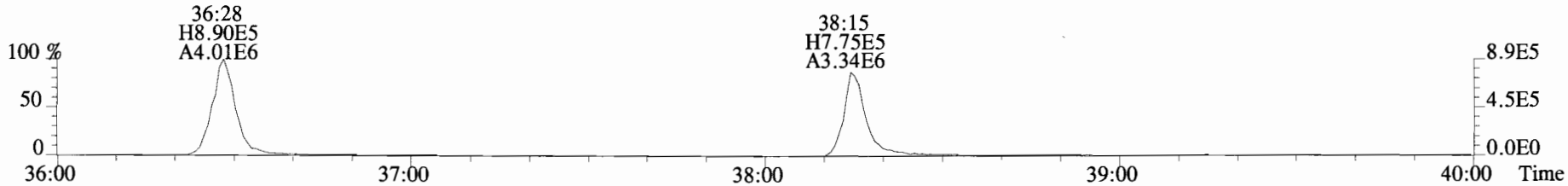

479.7165 S:5 F:4 BSUB(10000,15,-3.0) PKD(5,5,3,0.10%,100.0,0.00%,F,F)

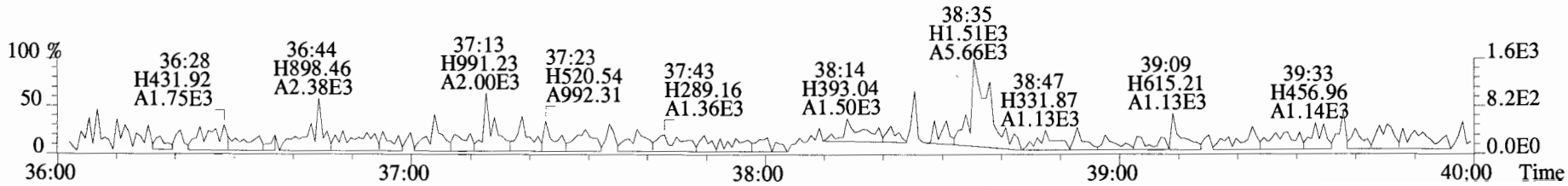

File:190607D1 #1-355 Acq: 7-JUN-2019 13:38:14 GC EI+ Voltage SIR Autospec-UltimaE
Sample#5 File Text:Vista_Analytical_Laboratory_VG7 Text:1900817-01 T4-PDI2019-SG50-190418 15.19 Exp:OCDD_DB5
407.7818 S:5 F:4 BSUB(10000,15,-3.0) PKD(5,5,3,0.10%,100.0,0.00%,F,F)

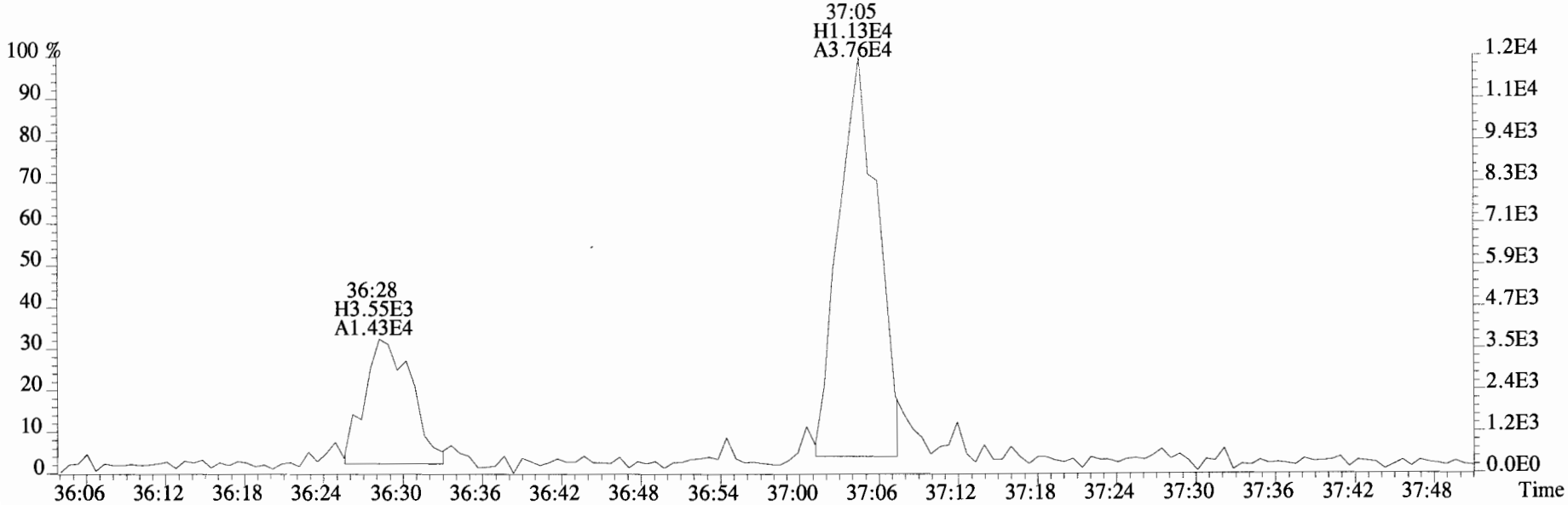

409.7788 S:5 F:4 BSUB(10000,15,-3.0) PKD(5,5,3,0.10%,100.0,0.00%,F,F)

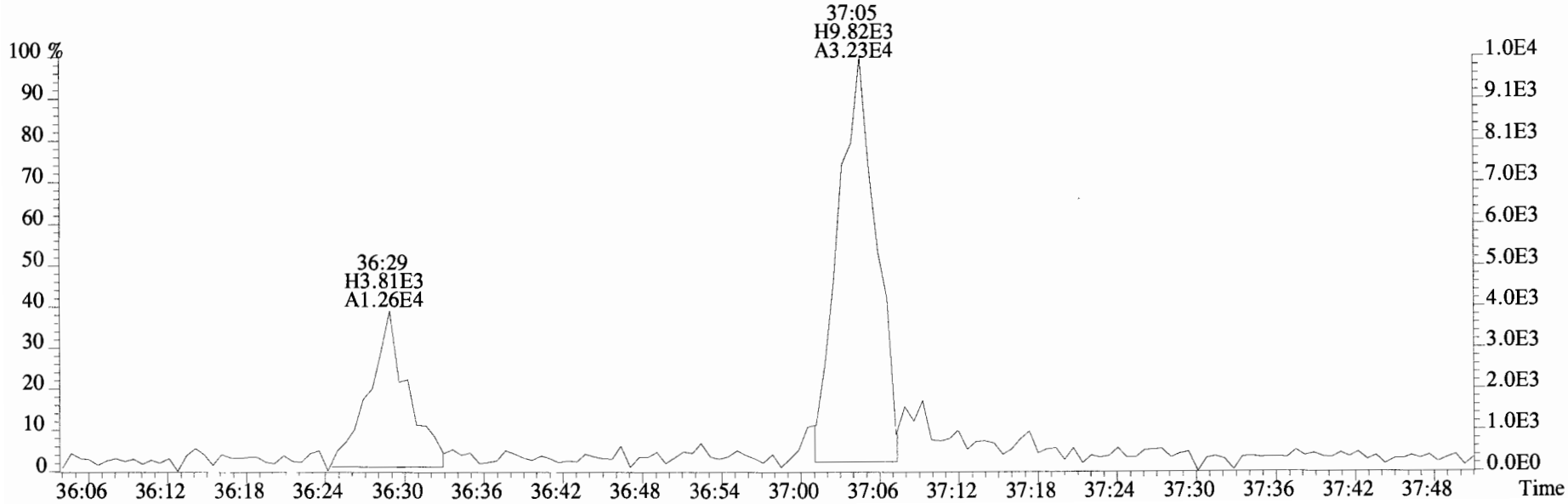

File:190607D1 #1-432 Acq: 7-JUN-2019 13:38:14 GC EI+ Voltage SIR Autospec-UltimaE
Sample#5 File Text:Vista_Analytical_Laboratory_VG7 Text:1900817-01 T4-PDI2019-SG50-190418 15.19 Exp:OCDD_DB5

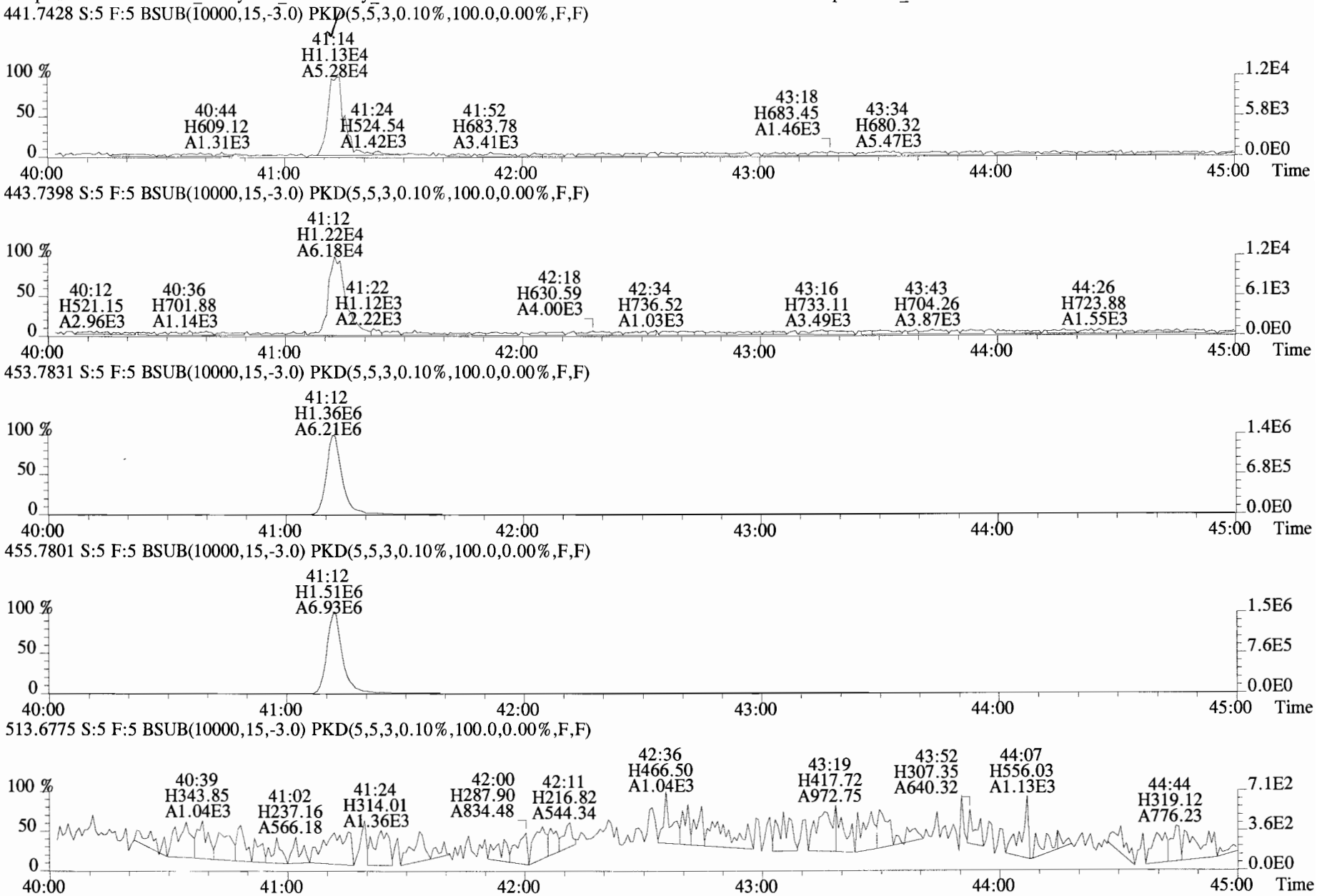

File:190607D1 #1-432 Acq: 7-JUN-2019 13:38:14 GC EI+ Voltage SIR Autospec-UltimaE
Sample#5 File Text:Vista_Analytical_Laboratory_VG7 Text:1900817-01 T4-PDI2019-SG50-190418 15.19 Exp:OCDD_DB5
441.7428 S:5 F:5 BSUB(10000,15,-3.0) PKD(5,5,3,0.10%,100.0,0.00%,F,F)

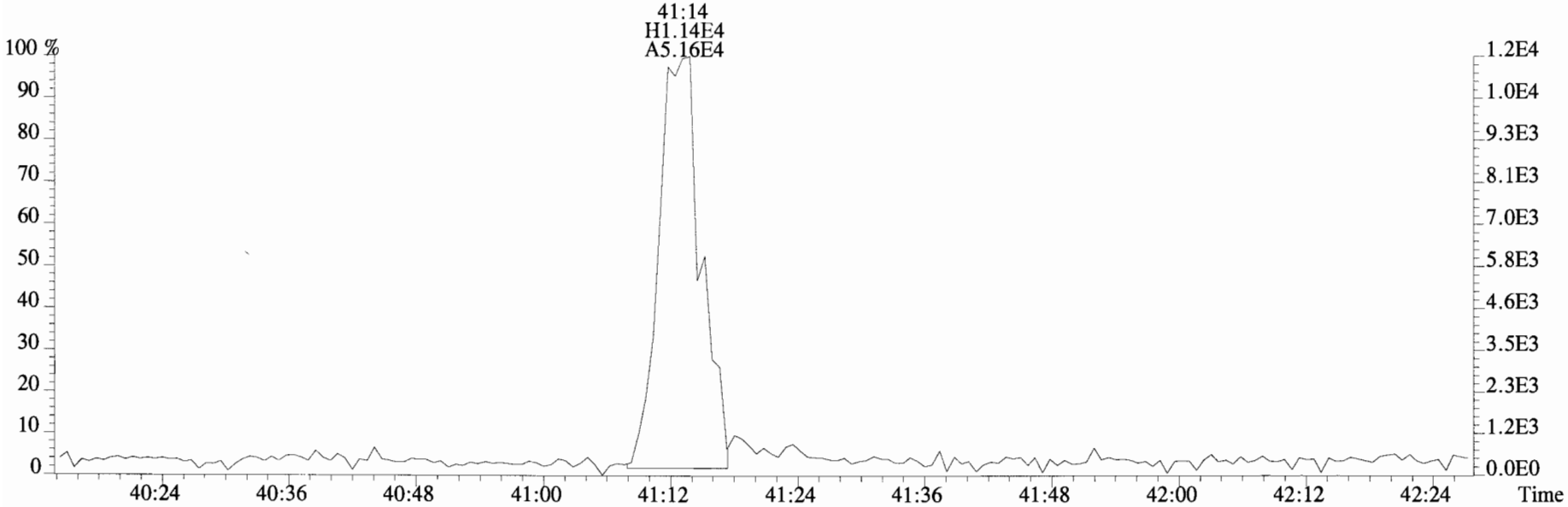

443.7398 S:5 F:5 BSUB(10000,15,-3.0) PKD(5,5,3,0.10%,100.0,0.00%,F,F)

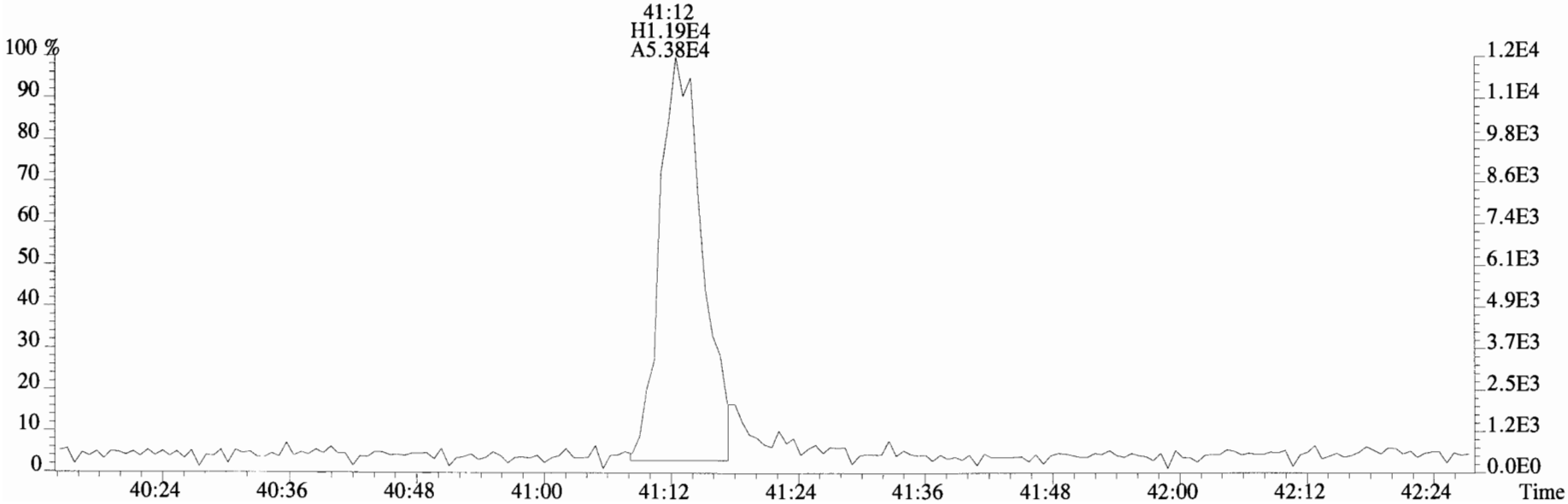

Client ID: T4-PDI2019-SG56-190418 Filename: 190607D1 S:6 Acq: 7-JUN-19 14:25:56 ConCal: ST190607D1-1
Lab ID: 1900817-02 GC Column ID: ZB-5MS ICal: 1613VG7-5-10-19 wt/vol: 5.252 EndCAL: NA

	Name	Resp	RA		RRF	RT	Conc	Qual	noise	Fac	DL
	2,3,7,8-TCDD	*	*	n	0.90	NotF	*		156	2.5	0.140
	1,2,3,7,8-PeCDD	*	*	n	0.87	NotF	*		214	2.5	0.179
	1,2,3,4,7,8-HxCDD	*	*	n	1.05	NotF	*		232	2.5	0.291
	1,2,3,6,7,8-HxCDD	9.29e+03	1.30	y	0.93	33:57	0.54787		*	2.5	*
	1,2,3,7,8,9-HxCDD	*	*	n	0.96	NotF	*		232	2.5	0.311
	1,2,3,4,6,7,8-HpCDD	3.02e+05	1.02	y	0.99	37:42	18.254		*	2.5	*
	OCDD	3.13e+06	0.90	y	0.99	40:58	215.51		*	2.5	*
	2,3,7,8-TCDF	*	*	n	0.94	NotF	*		234	2.5	0.191
	1,2,3,7,8-PeCDF	*	*	n	0.92	NotF	*		291	2.5	0.263
	2,3,4,7,8-PeCDF	*	*	n	0.96	NotF	*		291	2.5	0.259
	1,2,3,4,7,8-HxCDF	9.81e+03	1.78	n	1.15	32:57	0.45503		*	2.5	*
	1,2,3,6,7,8-HxCDF	*	*	n	1.04	NotF	*		334	2.5	0.199
	2,3,4,6,7,8-HxCDF	*	*	n	1.10	NotF	*		334	2.5	0.204
	1,2,3,7,8,9-HxCDF	*	*	n	1.03	NotF	*		334	2.5	0.307
	1,2,3,4,6,7,8-HpCDF	6.54e+04	1.05	y	1.06	36:28	3.7094		*	2.5	*
	1,2,3,4,7,8,9-HpCDF	*	*	n	1.23	NotF	*		249	2.5	0.226
	OCDF	3.51e+05	0.90	y	0.94	41:13	20.717		*	2.5	*
IS	13C-2,3,7,8-TCDD	7.91e+06	0.77	y	1.11	26:04	314.16				
IS	13C-1,2,3,7,8-PeCDD	7.37e+06	0.63	y	0.98	30:32	331.61				
IS	13C-1,2,3,4,7,8-HxCDD	5.69e+06	1.30	y	0.68	33:50	354.46				
IS	13C-1,2,3,6,7,8-HxCDD	6.94e+06	1.25	y	0.84	33:56	347.38				
IS	13C-1,2,3,7,8,9-HxCDD	6.82e+06	1.26	y	0.81	34:15	353.77				
IS	13C-1,2,3,4,6,7,8-HpCDD	6.37e+06	1.05	y	0.69	37:41	391.18				
IS	13C-OCDD	1.12e+07	0.91	y	0.62	40:58	754.99				
IS	13C-2,3,7,8-TCDF	9.06e+06	0.79	y	1.05	25:19	262.03				
IS	13C-1,2,3,7,8-PeCDF	1.02e+07	1.61	y	0.95	29:23	325.28				
IS	13C-2,3,4,7,8-PeCDF	1.00e+07	1.61	y	0.94	30:16	326.22				
IS	13C-1,2,3,4,7,8-HxCDF	7.12e+06	0.50	y	0.86	32:57	349.77				
IS	13C-1,2,3,6,7,8-HxCDF	8.37e+06	0.50	y	1.02	33:04	345.05				
IS	13C-2,3,4,6,7,8-HxCDF	7.83e+06	0.51	y	0.95	33:41	346.47				
IS	13C-1,2,3,7,8,9-HxCDF	7.17e+06	0.50	y	0.87	34:39	348.28				
IS	13C-1,2,3,4,6,7,8-HpCDF	6.30e+06	0.46	y	0.81	36:28	328.38				
IS	13C-1,2,3,4,7,8,9-HpCDF	5.20e+06	0.45	y	0.63	38:15	346.26				
IS	13C-OCDF	1.37e+07	0.88	y	0.78	41:12	739.96				
C/Up	37Cl-2,3,7,8-TCDD	3.23e+06			1.22	26:06	116.43				
RS/RT	13C-1,2,3,4-TCDD	8.68e+06	0.80	y	1.00	25:30	380.80				
RS	13C-1,2,3,4-TCDF	1.25e+07	0.78	y	1.00	24:06	380.80				
RS/RT	13C-1,2,3,4,6,9-HxCDF	9.05e+06	0.50	y	1.00	33:22	380.80				

Name	Conc	EMPC	Qual	noise	DL
Total Tetra-Dioxins	*	*		156	0.140
Total Penta-Dioxins	0.314	0.314		*	*
Total Hexa-Dioxins	3.28	3.28		*	*
Total Hepta-Dioxins	42.3	42.3		*	*
Total Tetra-Furans	*	*		234	0.191
Total Penta-Furans	0.0000	0.53978		*	*
Total Hexa-Furans	3.12	3.57		*	*
Total Hepta-Furans	17.3	17.3		*	*

	Rec	Qual
IS 13C-2,3,7,8-TCDD	82.5	
IS 13C-1,2,3,7,8-PeCDD	87.1	
IS 13C-1,2,3,4,7,8-HxCDD	93.1	
IS 13C-1,2,3,6,7,8-HxCDD	91.2	
IS 13C-1,2,3,7,8,9-HxCDD	92.9	
IS 13C-1,2,3,4,6,7,8-HpCDD	103	
IS 13C-OCDD	99.1	
IS 13C-2,3,7,8-TCDF	68.8	
IS 13C-1,2,3,7,8-PeCDF	85.4	
IS 13C-2,3,4,7,8-PeCDF	85.7	
IS 13C-1,2,3,4,7,8-HxCDF	91.9	
IS 13C-1,2,3,6,7,8-HxCDF	90.6	
IS 13C-2,3,4,6,7,8-HxCDF	91.0	
IS 13C-1,2,3,7,8,9-HxCDF	91.5	
IS 13C-1,2,3,4,6,7,8-HpCDF	86.2	
IS 13C-1,2,3,4,7,8,9-HpCDF	90.9	
IS 13C-OCDF	97.2	
C/Up 37Cl-2,3,7,8-TCDD	76.4	

Integrations by Analyst: DB Date: 6/10/19

Reviewed by Analyst: CT Date: 06/12/19

Totals class: PeCDD EMPC Entry #: 21

Run: 11 File: 190607D1 S: 6 I: 1 F: 2
Acquired: 7-JUN-19 14:25:56 Processed: 10-JUN-19 09:42:39

Total Concentration: 0.31434 Unnamed Concentration: 0.314

RT	m1 Resp	m2 Resp	RA	Resp	Concentration	Name
29:22	2.121e+03	3.186e+03	0.67 y	5.307e+03	0.31434	

Totals class: HxCDD EMPC Entry #: 23

Run: 11 File: 190607D1 S: 6 I: 1 F: 3
Acquired: 7-JUN-19 14:25:56 Processed: 10-JUN-19 09:42:39

Total Concentration: 3.2814 Unnamed Concentration: 2.734

RT	m1 Resp	m2 Resp	RA		Resp	Concentration	Name
32:18	1.132e+04	1.004e+04	1.13	y	2.136e+04	1.2861	
33:08	1.304e+04	1.100e+04	1.19	y	2.404e+04	1.4475	
33:57	5.240e+03	4.046e+03	1.30	y	9.286e+03	0.54787	1,2,3,6,7,8-HxCDD

Totals class: HpCDD EMPC Entry #: 25

Run: 11 File: 190607D1 S: 6 I: 1 F: 4
Acquired: 7-JUN-19 14:25:56 Processed: 10-JUN-19 09:42:39

Total Concentration: 42.297 Unnamed Concentration: 24.043

RT	m1 Resp	m2 Resp	RA		Resp	Concentration	Name
36:51	2.057e+05	1.920e+05	1.07	y	3.976e+05	24.043	
37:42	1.522e+05	1.497e+05	1.02	y	3.019e+05	18.254	1,2,3,4,6,7,8-HpCDD

Totals class: 1st Func. PeCDF EMPC Entry #: 29

Run: 11 File: 190607D1 S: 6 I: 1 F: 1
Acquired: 7-JUN-19 14:25:56 Processed: 10-JUN-19 09:42:39

Total Concentration: 0.53978 Unnamed Concentration: 0.540

RT	m1 Resp	m2 Resp	RA	Resp	Concentration	Name
27:02	8.195e+03	6.761e+03	1.21 n	1.348e+04	0.53978	

Totals class: HxCDF EMPC Entry #: 33

Run: 11 File: 190607D1 S: 6 I: 1 F: 3
Acquired: 7-JUN-19 14:25:56 Processed: 10-JUN-19 09:42:39

Total Concentration: 3.5746 Unnamed Concentration: 3.120

RT	m1 Resp	m2 Resp	RA		Resp	Concentration	Name
31:56	8.499e+03	7.999e+03	1.06	y	1.650e+04	0.76476	
32:29	2.864e+04	2.216e+04	1.29	y	5.080e+04	2.3548	
32:57	7.775e+03	4.378e+03	1.78	n	9.807e+03	0.45503	1,2,3,4,7,8-HxCDF

Totals class: HpCDF EMPC Entry #: 35

Run: 11 File: 190607D1 S: 6 I: 1 F: 4
Acquired: 7-JUN-19 14:25:56 Processed: 10-JUN-19 09:42:39

Total Concentration: 17.312 Unnamed Concentration: 13.602

RT	m1 Resp	m2 Resp	RA	Resp	Concentration	Name
36:28	3.355e+04	3.181e+04	1.05 y	6.535e+04	3.7094	1,2,3,4,6,7,8-HpCDF
37:03	1.233e+05	1.097e+05	1.12 y	2.330e+05	13.602	

File:190607D1 #1-529 Acq: 7-JUN-2019 14:25:56 GC EI+ Voltage SIR Autospec-UltimaE
Sample#6 File Text:Vista_Analytical_Laboratory_VG7 Text:1900817-02 T4-PDI2019-SG56-190418 15.5 Exp:OCDD_DB5

319.8965 S:6 BSUB(10000,15,-3.0) PKD(5,5,3,0.10%,100.0,0.00%,F,F)

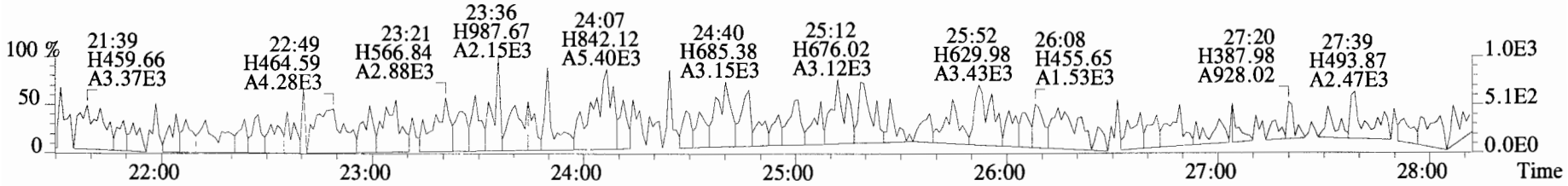

321.8936 S:6 BSUB(10000,15,-3.0) PKD(5,5,3,0.10%,100.0,0.00%,F,F)

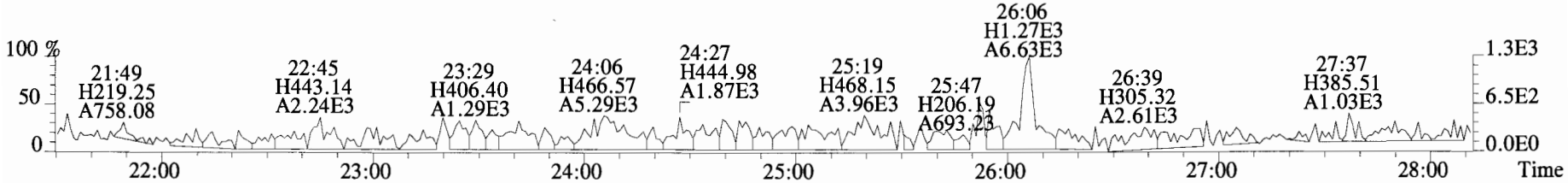

327.8847 S:6 BSUB(10000,15,-3.0) PKD(5,5,3,0.10%,100.0,0.00%,F,F)

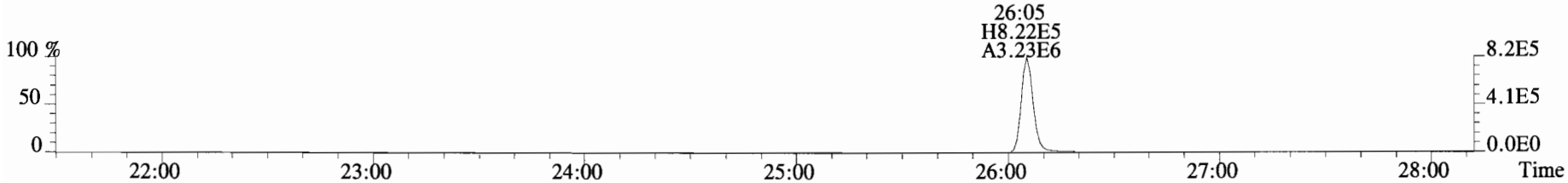

331.9368 S:6 BSUB(10000,15,-3.0) PKD(5,5,3,0.10%,100.0,0.00%,F,F)

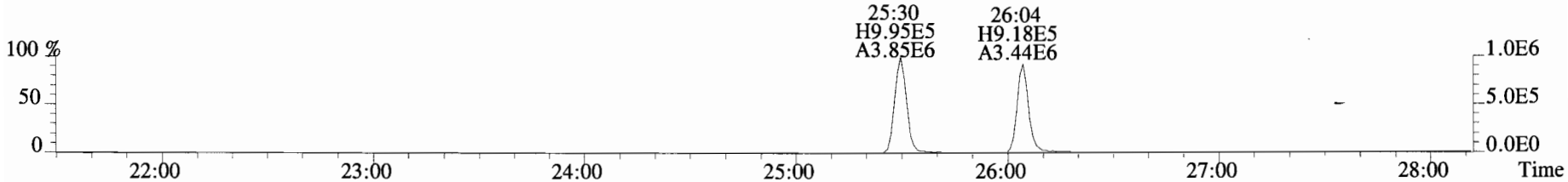

333.9339 S:6 BSUB(10000,15,-3.0) PKD(5,5,3,0.10%,100.0,0.00%,F,F)

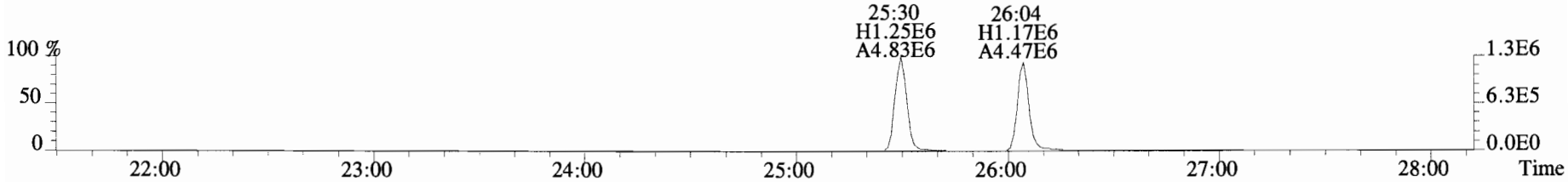

File:190607D1 #1-180 Acq: 7-JUN-2019 14:25:56 GC EI+ Voltage SIR Autospec-UltimaE
Sample#6 File Text:Vista_Analytical_Laboratory_VG7 Text:1900817-02 T4-PDI2019-SG56-190418 15.5 Exp:OCDD_DB5

353.8576 S:6 F:2 BSUB(10000,15,-3.0) PKD(5,5,3,0.10%,100.0,0.00%,F,F)

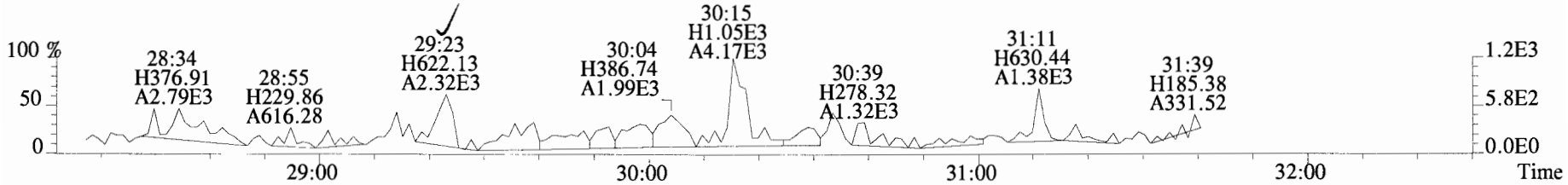

355.8546 S:6 F:2 BSUB(10000,15,-3.0) PKD(5,5,3,0.10%,100.0,0.00%,F,F)

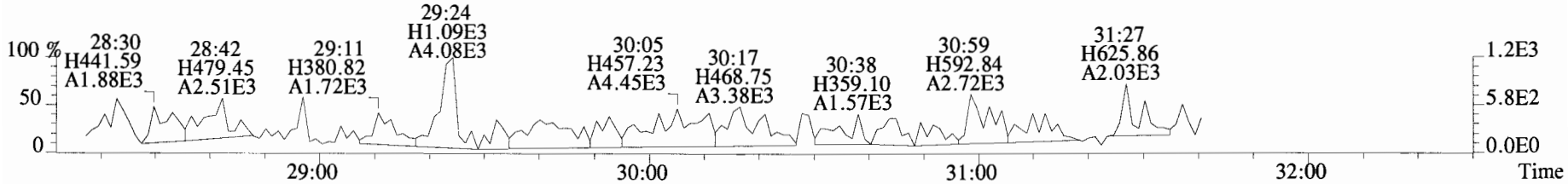

365.8978 S:6 F:2 BSUB(10000,15,-3.0) PKD(5,5,3,0.10%,100.0,0.00%,F,F)

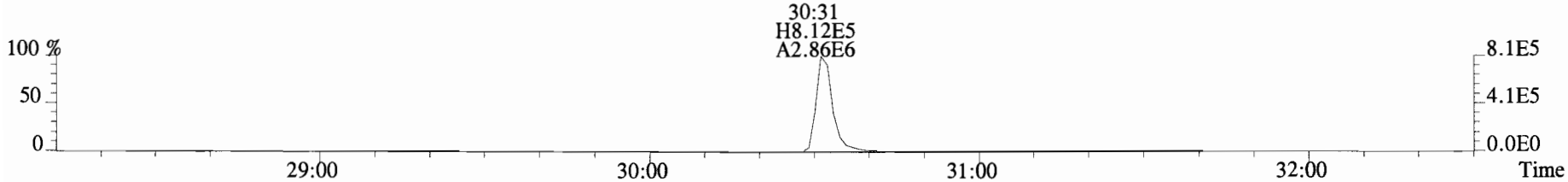

367.8949 S:6 F:2 BSUB(10000,15,-3.0) PKD(5,5,3,0.10%,100.0,0.00%,F,F)

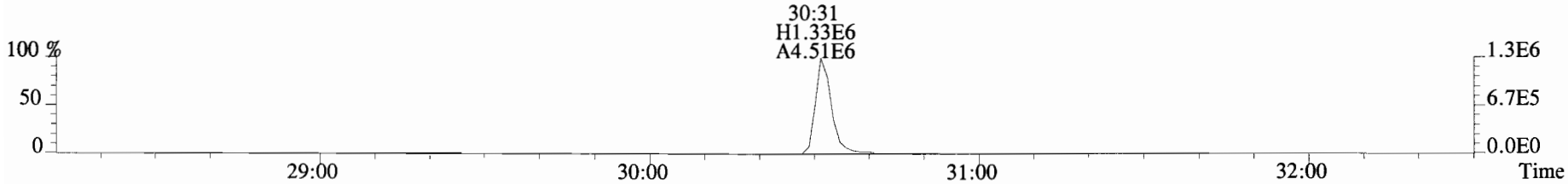

366.9792 S:6 F:2

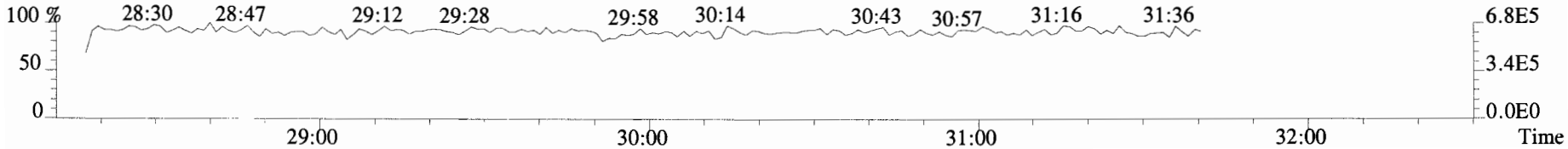

File:190607D1 #1-180 Acq: 7-JUN-2019 14:25:56 GC EI+ Voltage SIR Autospec-UltimaE
Sample#6 File Text:Vista_Analytical_Laboratory_VG7 Text:1900817-02 T4-PDI2019-SG56-190418 15.5 Exp:OCDD_DB5
353.8576 S:6 F:2 BSUB(10000,15,-3.0) PKD(5,5,3,0.10%,100.0,0.00%,F,F)

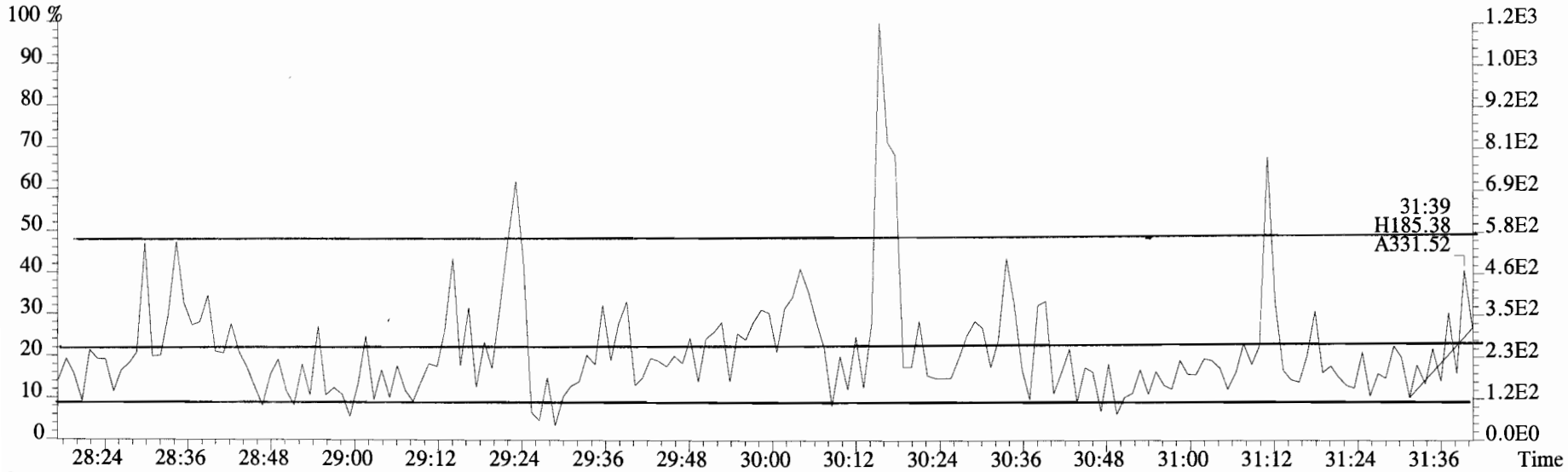

355.8546 S:6 F:2 BSUB(10000,15,-3.0) PKD(5,5,3,0.10%,100.0,0.00%,F,F)

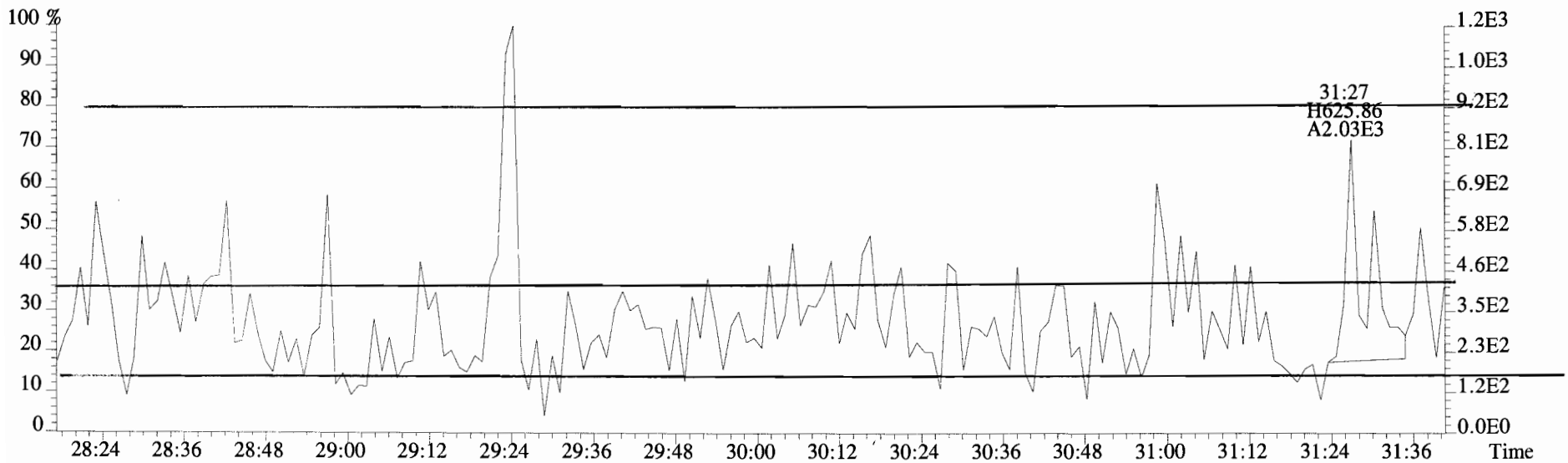

File:190607D1 #1-180 Acq: 7-JUN-2019 14:25:56 GC EI+ Voltage SIR Autospec-UltimaE
Sample#6 File Text:Vista_Analytical_Laboratory_VG7 Text:1900817-02 T4-PDI2019-SG56-190418 15.5 Exp:OCDD_DB5
353.8576 S:6 F:2 BSUB(10000,15,-3.0) PKD(5,5,3,0.10%,100.0,0.00%,F,F)

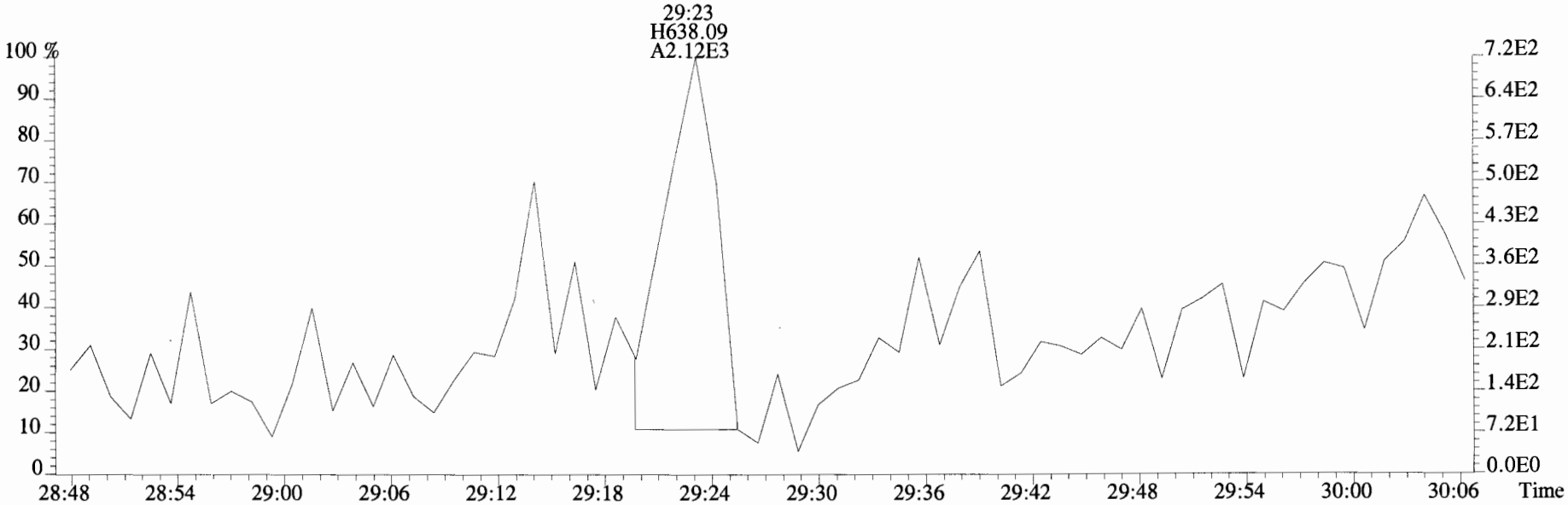

355.8546 S:6 F:2 BSUB(10000,15,-3.0) PKD(5,5,3,0.10%,100.0,0.00%,F,F)

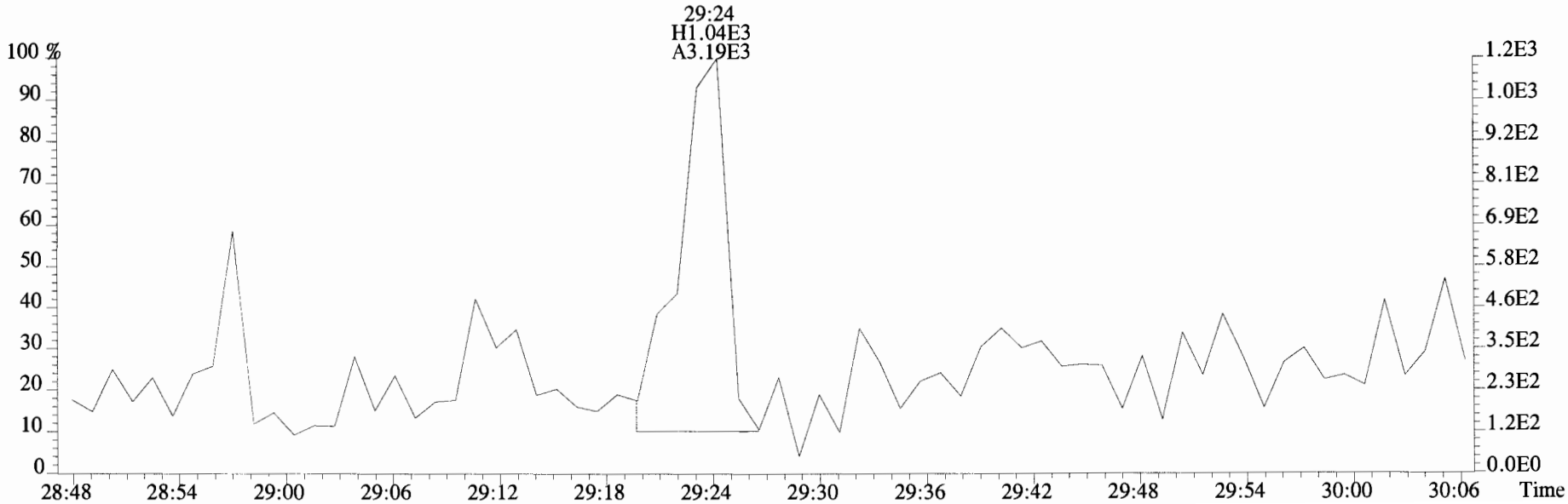

File:190607D1 #1-385 Acq: 7-JUN-2019 14:25:56 GC EI+ Voltage SIR Autospec-UltimaE
Sample#6 File Text:Vista_Analytical_Laboratory_VG7 Text:1900817-02 T4-PDI2019-SG56-190418 15.5 Exp:OCDD_DB5

389.8156 S:6 F:3 BSUB(10000,15,-3.0) PKD(5,5,3,0.10%,100.0,0.00%,F,F)

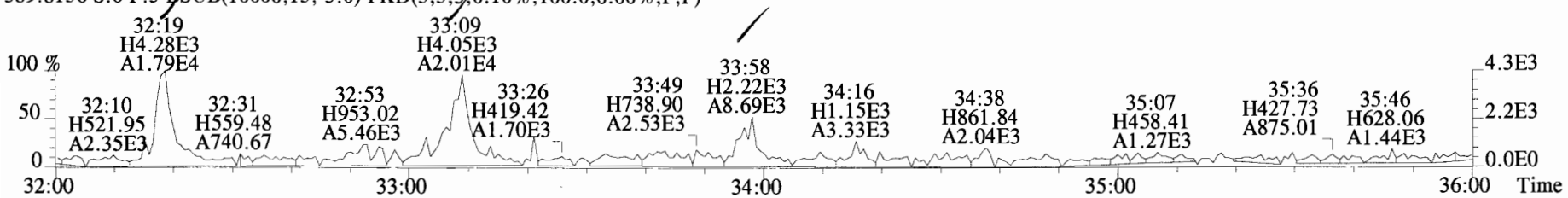

391.8127 S:6 F:3 BSUB(10000,15,-3.0) PKD(5,5,3,0.10%,100.0,0.00%,F,F)

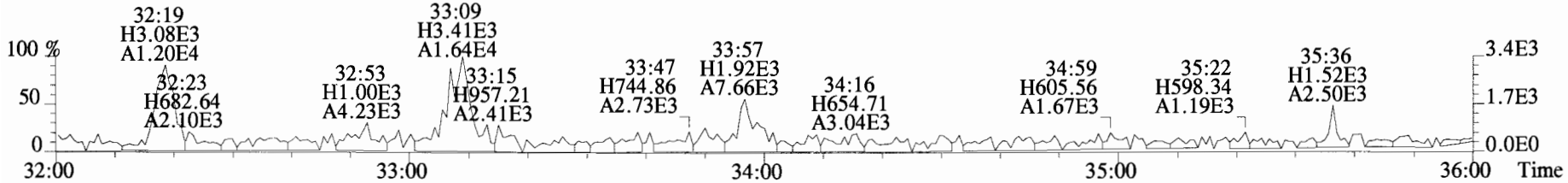

401.8559 S:6 F:3 BSUB(10000,15,-3.0) PKD(5,5,3,0.10%,100.0,0.00%,F,F)

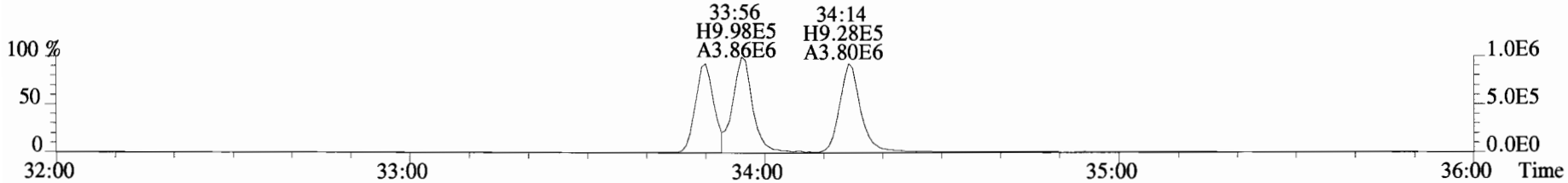

403.8530 S:6 F:3 BSUB(10000,15,-3.0) PKD(5,5,3,0.10%,100.0,0.00%,F,F)

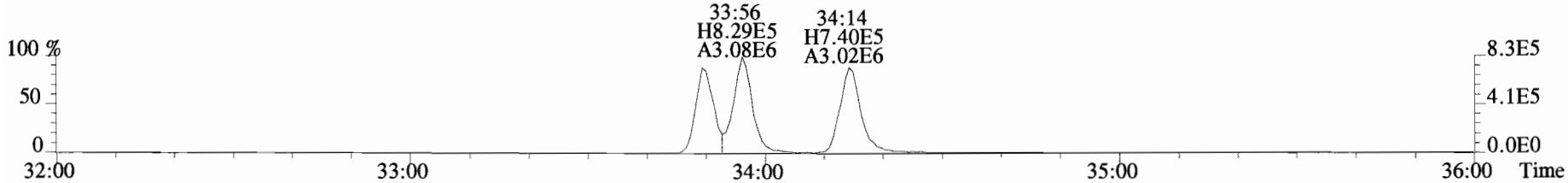

392.9760 S:6 F:3

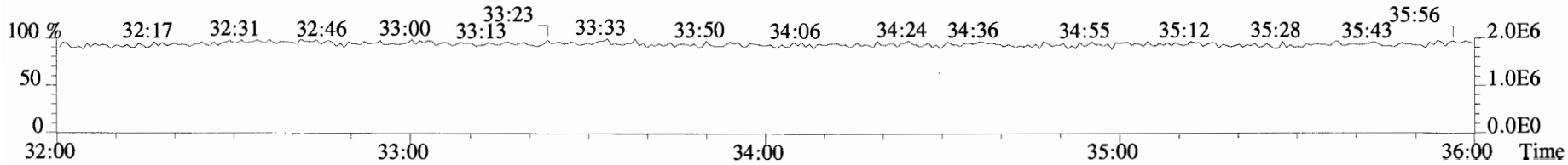

File:190607D1 #1-385 Acq: 7-JUN-2019 14:25:56 GC EI+ Voltage SIR Autospec-UltimaE
Sample#6 File Text:Vista_Analytical_Laboratory_VG7 Text:1900817-02 T4-PDI2019-SG56-190418 15.5 Exp:OCDD_DB5
389.8156 S:6 F:3 BSUB(10000,15,-3.0) PKD(5,5,3,0.10%,100.0,0.00%,F,F)

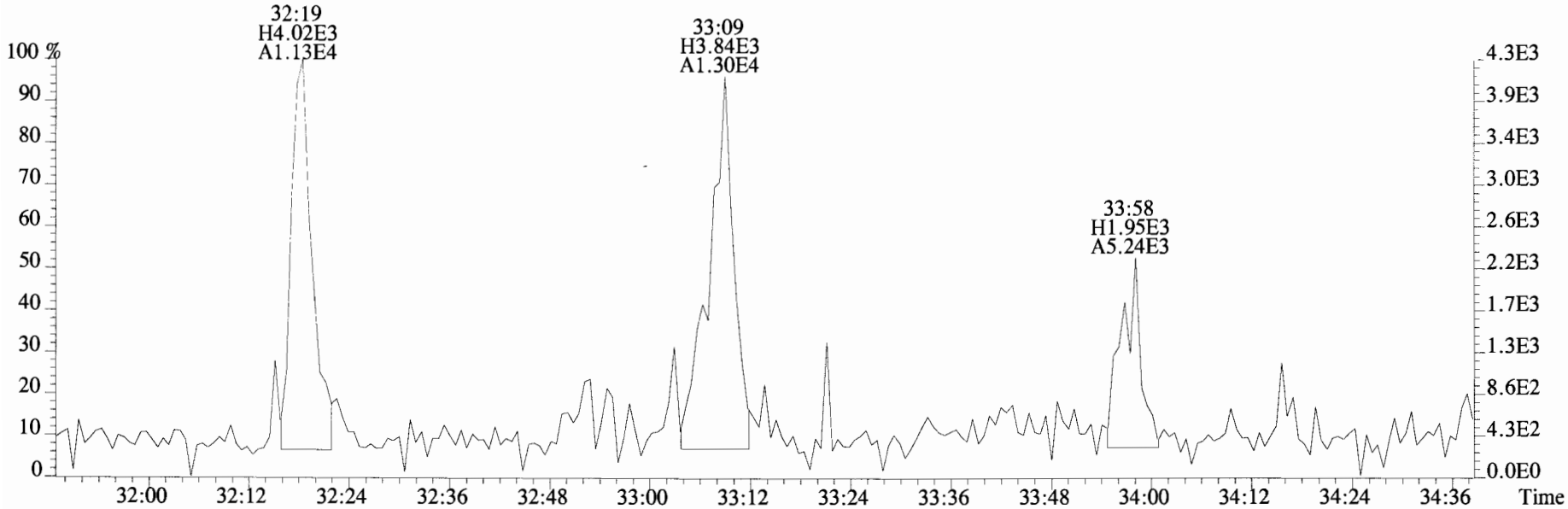

391.8127 S:6 F:3 BSUB(10000,15,-3.0) PKD(5,5,3,0.10%,100.0,0.00%,F,F)

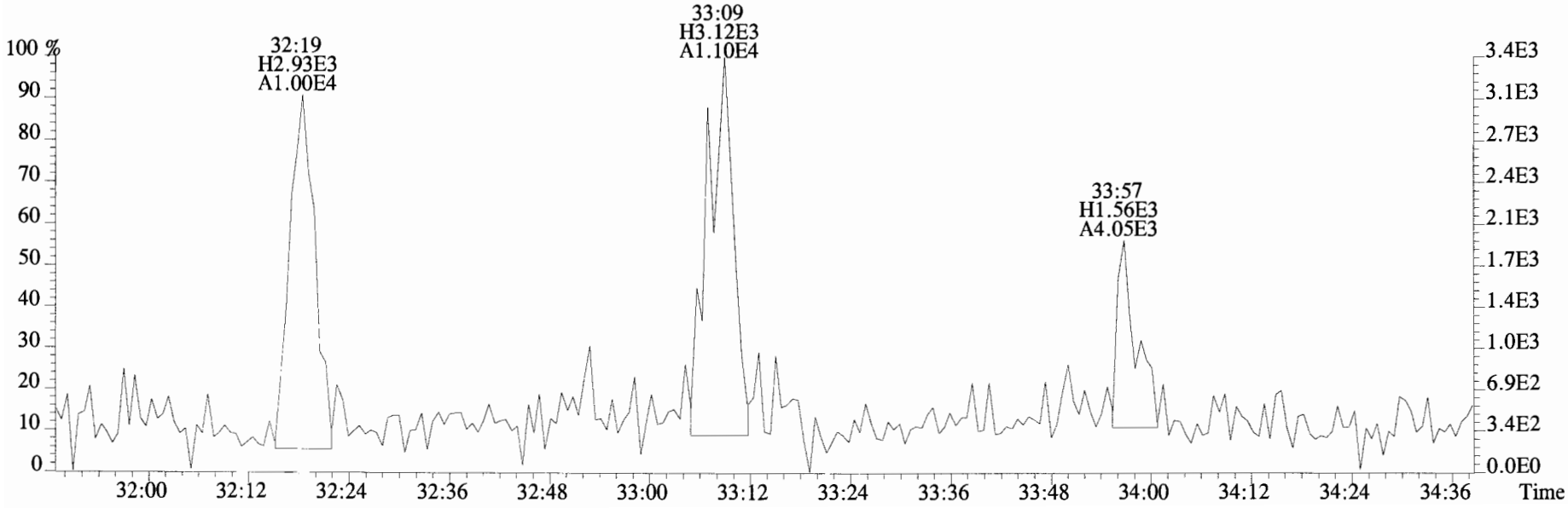

File:190607D1 #1-385 Acq: 7-JUN-2019 14:25:56 GC EI+ Voltage SIR Autospec-UltimaE
Sample#6 File Text:Vista_Analytical_Laboratory_VG7 Text:1900817-02 T4-PDI2019-SG56-190418 15.5 Exp:OCDD_DB5
401.8559 S:6 F:3 BSUB(10000,15,-3.0) PKD(5,5,3,0.10%,100.0,0.00%,F,F)

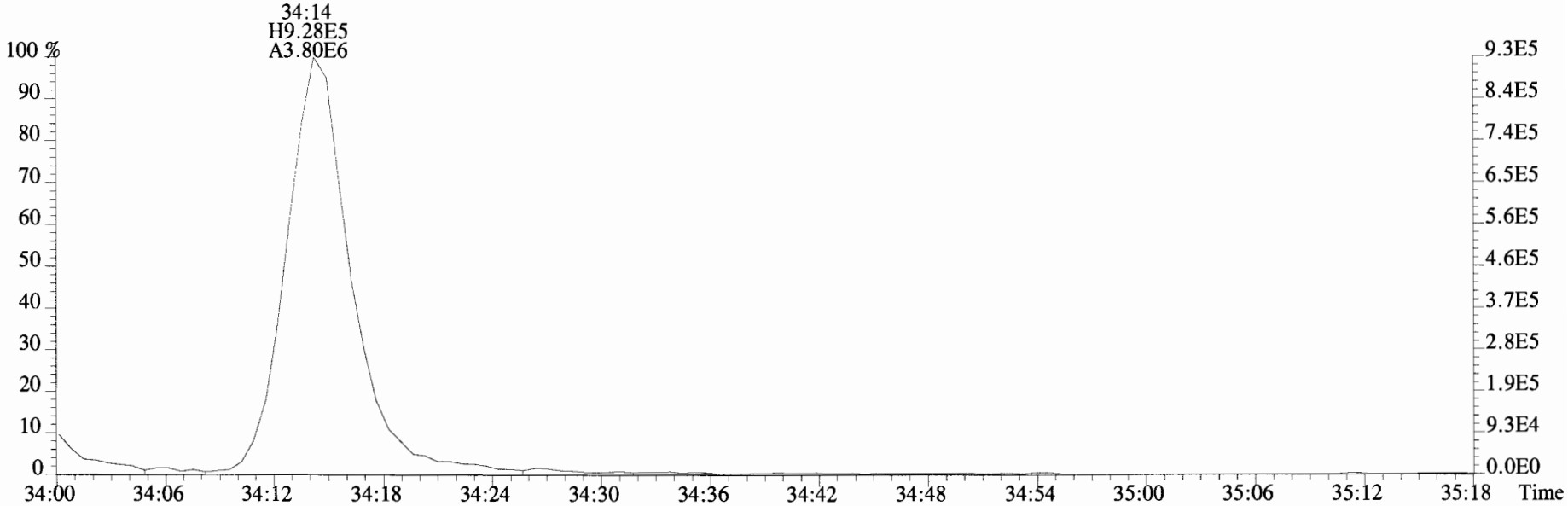

403.8530 S:6 F:3 BSUB(10000,15,-3.0) PKD(5,5,3,0.10%,100.0,0.00%,F,F)

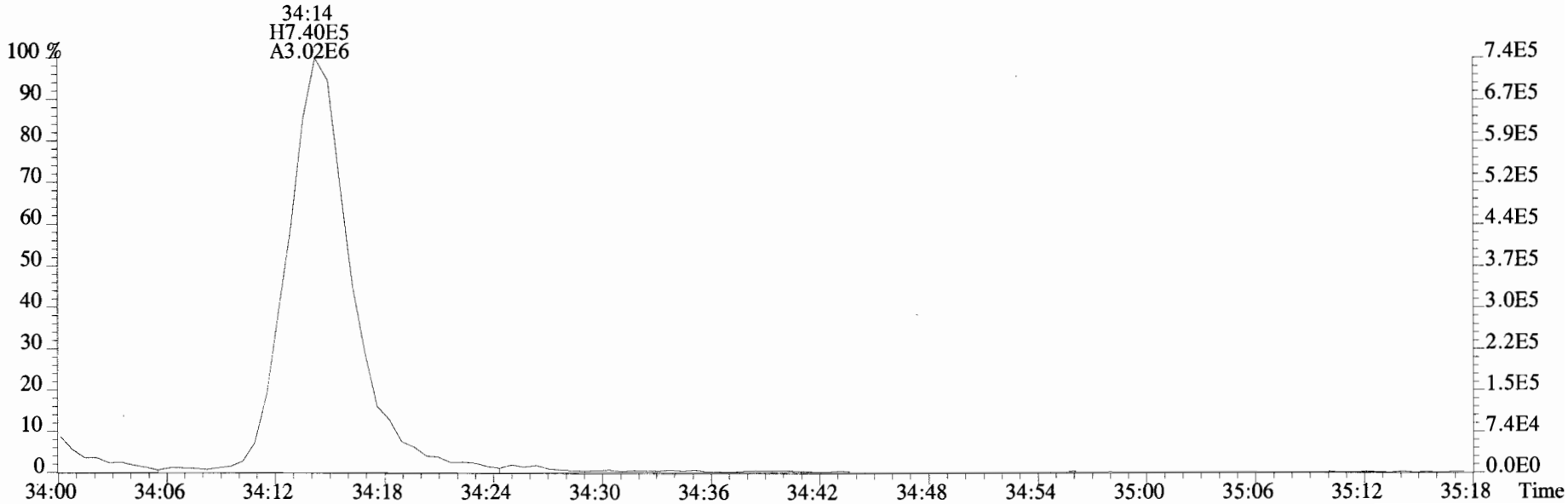

File:190607D1 #1-355 Acq: 7-JUN-2019 14:25:56 GC EI+ Voltage SIR Autospec-UltimaE
Sample#6 File Text:Vista_Analytical_Laboratory_VG7 Text:1900817-02 T4-PDI2019-SG56-190418 15.5 Exp:OCDD_DB5

423.7767 S:6 F:4 BSUB(10000,15,-3.0) PKD(5,5,3,0.10%,100.0,0.00%,F,F)



425.7737 S:6 F:4 BSUB(10000,15,-3.0) PKD(5,5,3,0.10%,100.0,0.00%,F,F)



435.8169 S:6 F:4 BSUB(10000,15,-3.0) PKD(5,5,3,0.10%,100.0,0.00%,F,F)

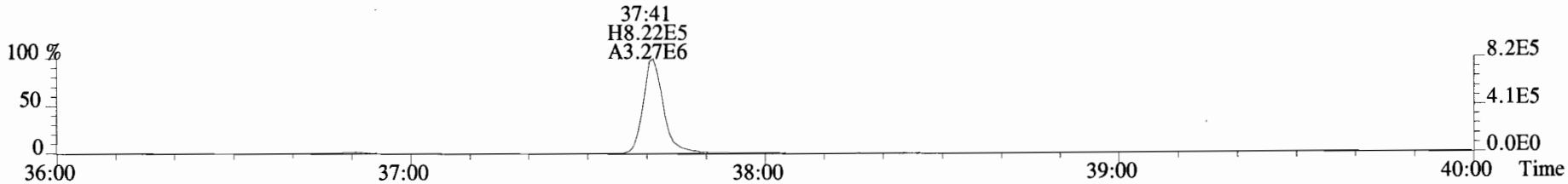

437.8140 S:6 F:4 BSUB(10000,15,-3.0) PKD(5,5,3,0.10%,100.0,0.00%,F,F)

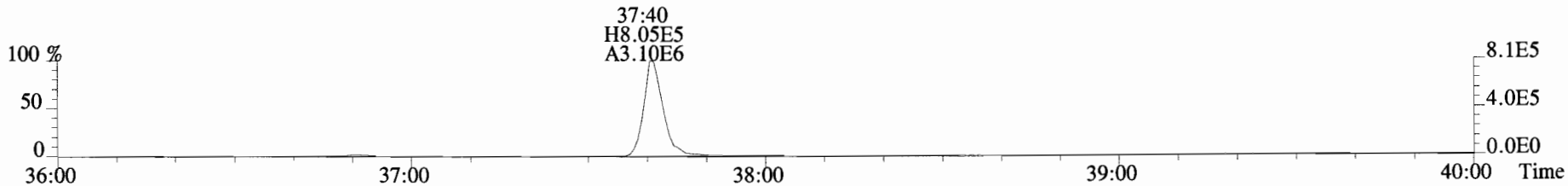

454.9728 S:6 F:4

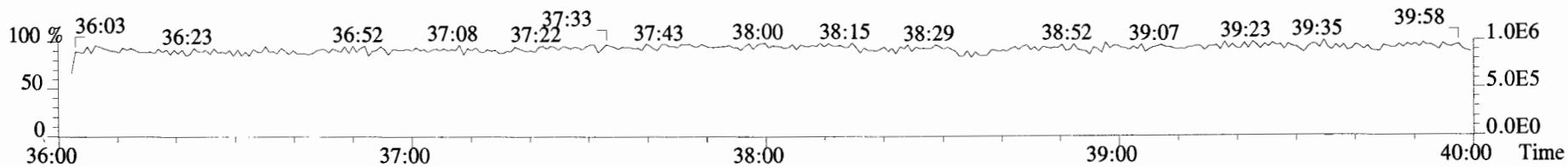

File:190607D1 #1-355 Acq: 7-JUN-2019 14:25:56 GC EI+ Voltage SIR Autospec-UltimaE
Sample#6 File Text:Vista_Analytical_Laboratory_VG7 Text:1900817-02 T4-PDI2019-SG56-190418 15.5 Exp:OCDD_DB5
423.7767 S:6 F:4 BSUB(10000,15,-3.0) PKD(5,5,3,0.10%,100.0,0.00%,F,F)

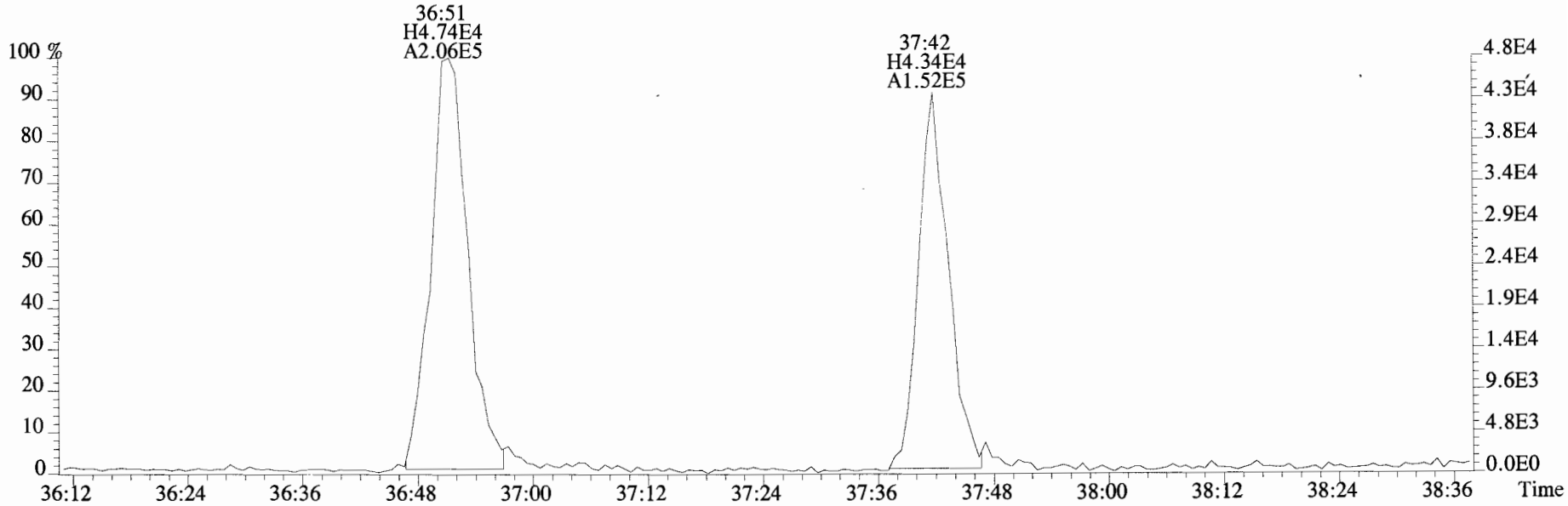

425.7737 S:6 F:4 BSUB(10000,15,-3.0) PKD(5,5,3,0.10%,100.0,0.00%,F,F)

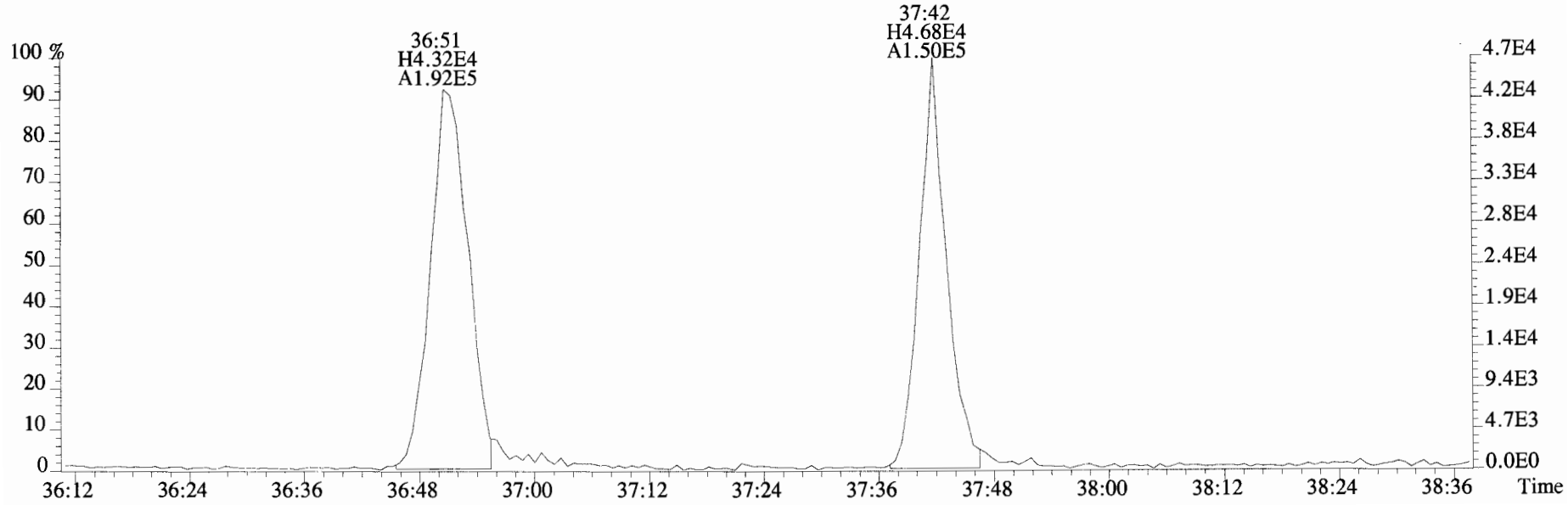

File:190607D1 #1-432 Acq: 7-JUN-2019 14:25:56 GC EI+ Voltage SIR Autospec-UltimaE
Sample#6 File Text:Vista_Analytical_Laboratory_VG7 Text:1900817-02 T4-PDI2019-SG56-190418 15.5 Exp:OCDD_DB5

457.7377 S:6 F:5 BSUB(10000,15,-3.0) PKD(5,5,3,0.10%,100.0,0.00%,F,F)

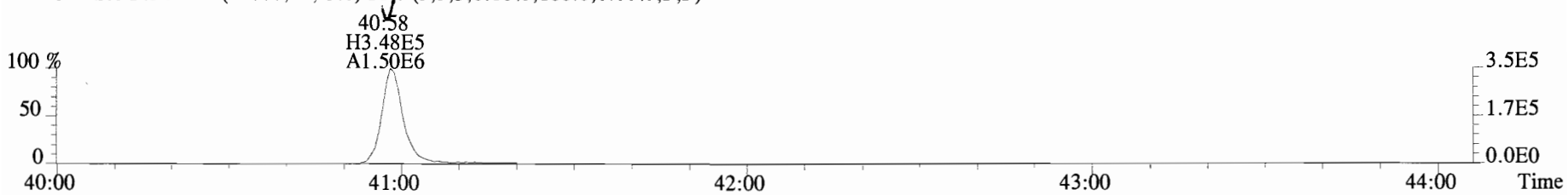

459.7348 S:6 F:5 BSUB(10000,15,-3.0) PKD(5,5,3,0.10%,100.0,0.00%,F,F)

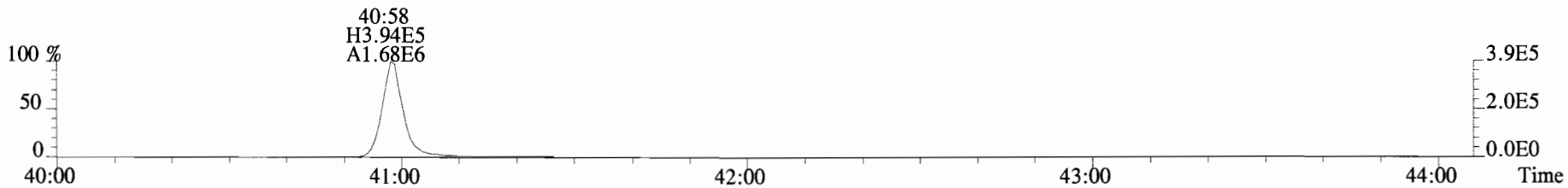

469.7780 S:6 F:5 BSUB(10000,15,-3.0) PKD(5,5,3,0.10%,100.0,0.00%,F,F)

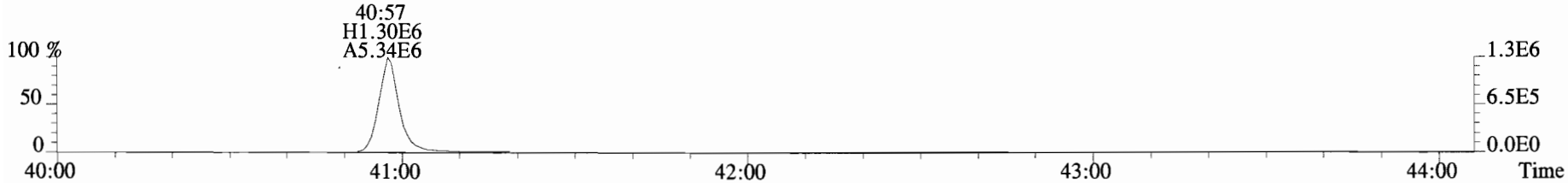

471.7750 S:6 F:5 BSUB(10000,15,-3.0) PKD(5,5,3,0.10%,100.0,0.00%,F,F)

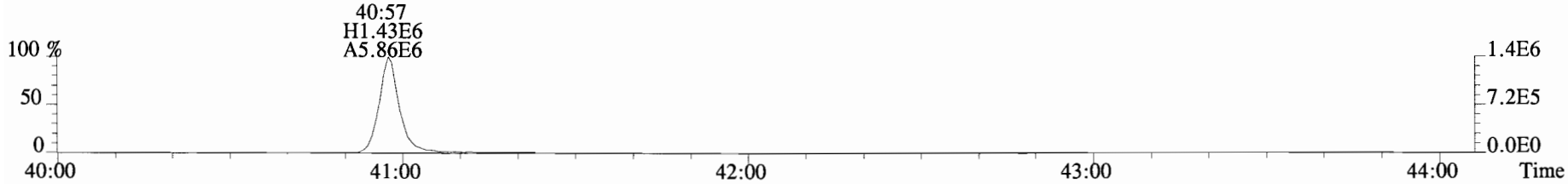

454.9728 S:6 F:5

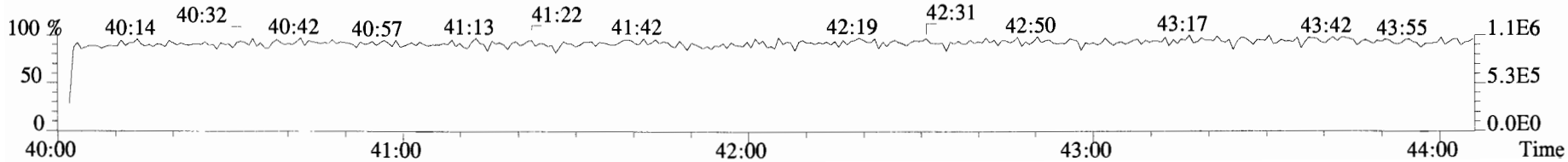

File:190607D1 #1-432 Acq: 7-JUN-2019 14:25:56 GC EI+ Voltage SIR Autospec-UltimaE
Sample#6 File Text:Vista_Analytical_Laboratory_VG7 Text:1900817-02 T4-PDI2019-SG56-190418 15.5 Exp:OCDD_DB5
457.7377 S:6 F:5 BSUB(10000,15,-3.0) PKD(5,5,3,0.10%,100.0,0.00%,F,F)

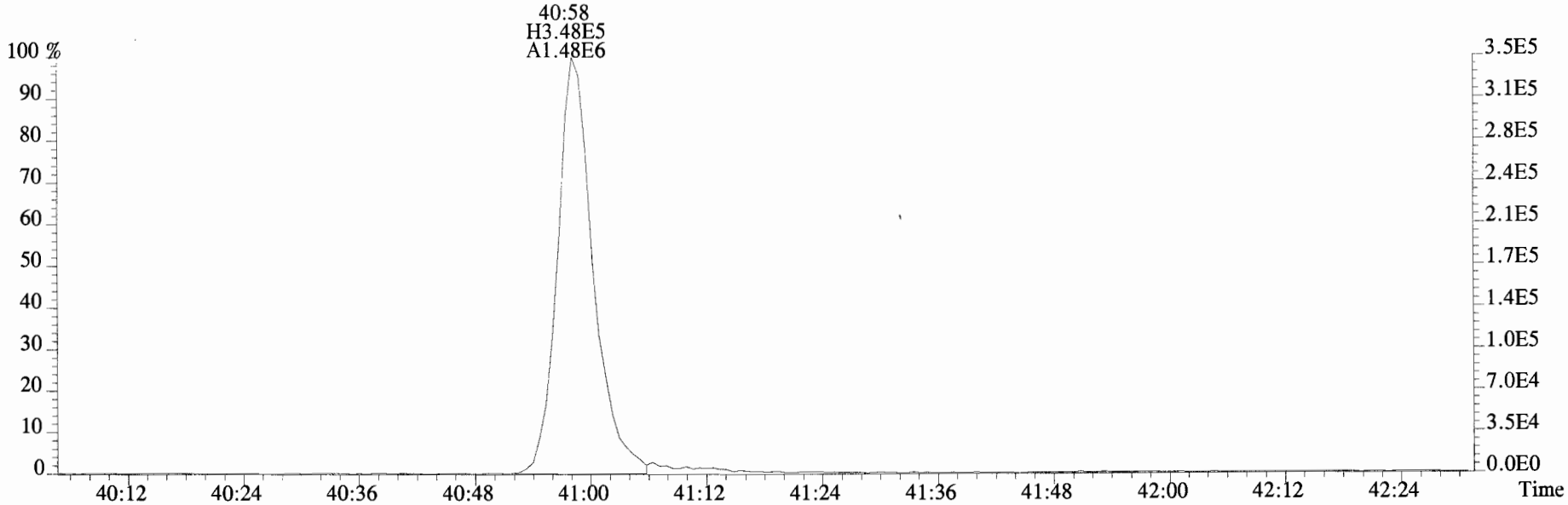

459.7348 S:6 F:5 BSUB(10000,15,-3.0) PKD(5,5,3,0.10%,100.0,0.00%,F,F)

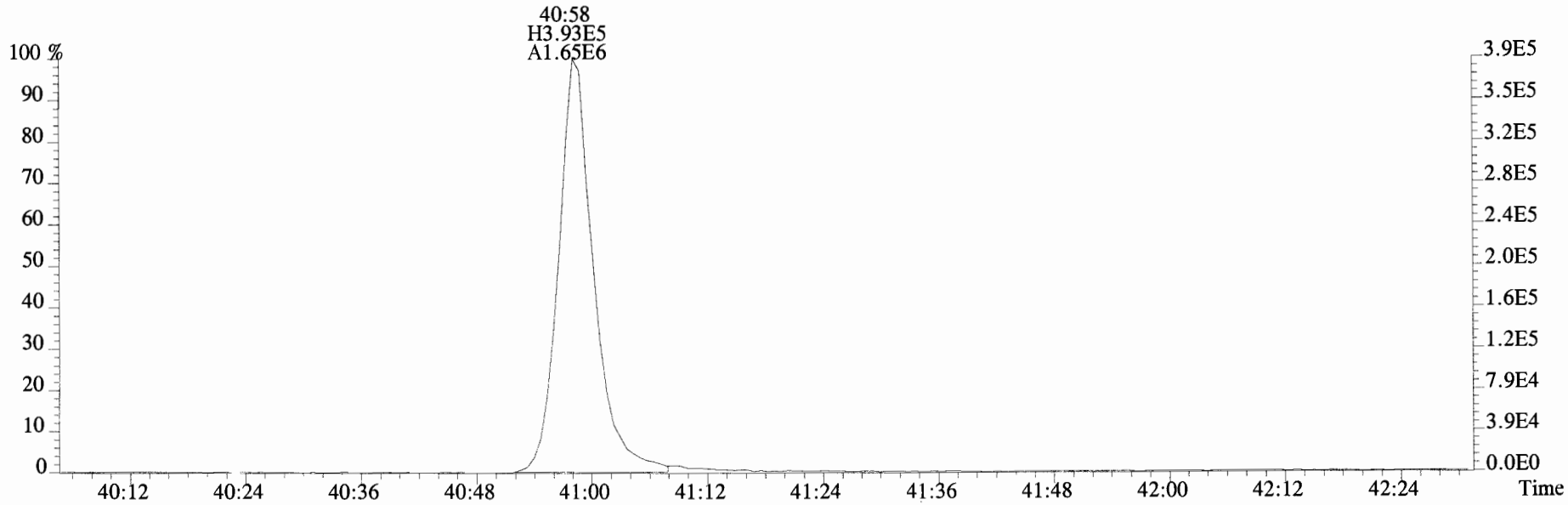

File:190607D1 #1-529 Acq: 7-JUN-2019 14:25:56 GC EI+ Voltage SIR Autospec-UltimaE
Sample#6 File Text:Vista_Analytical_Laboratory_VG7 Text:1900817-02 T4-PDI2019-SG56-190418 15.5 Exp:OCDD_DB5
303.9016 S:6 BSUB(10000,15,-3.0) PKD(5,5,3,0.10%,100.0,0.00%,F,F)

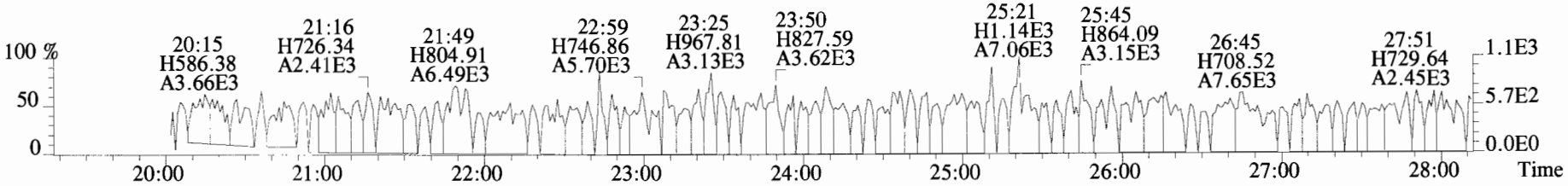

305.8987 S:6 BSUB(10000,15,-3.0) PKD(5,5,3,0.10%,100.0,0.00%,F,F)

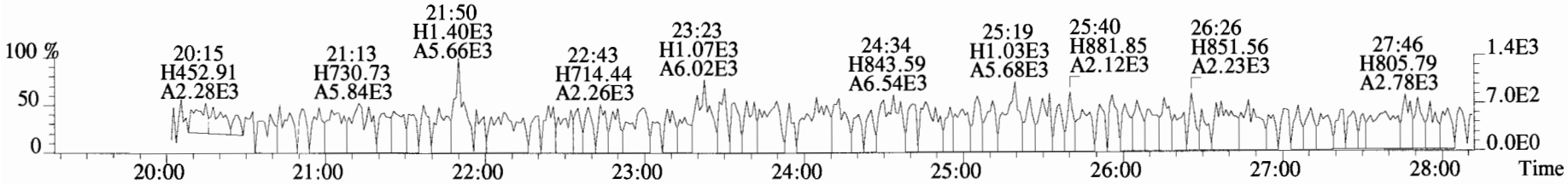

315.9419 S:6 BSUB(10000,15,-3.0) PKD(5,5,3,0.10%,100.0,0.00%,F,F)

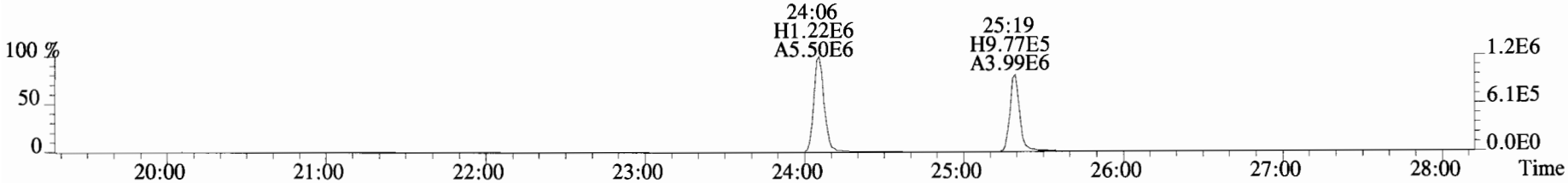

317.9389 S:6 BSUB(10000,15,-3.0) PKD(5,5,3,0.10%,100.0,0.00%,F,F)

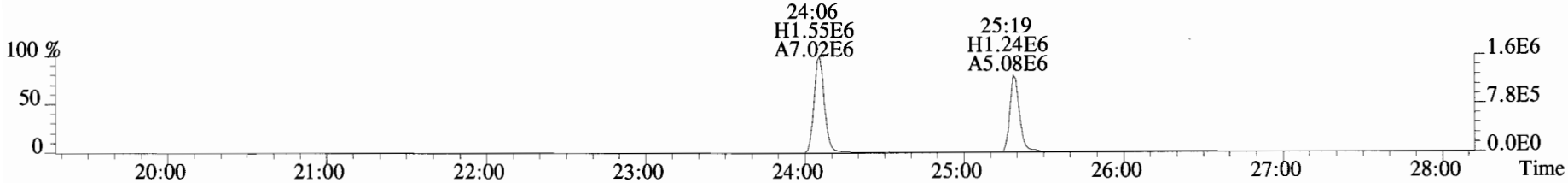

375.8364 S:6 BSUB(10000,15,-3.0) PKD(5,5,3,0.10%,100.0,0.00%,F,F)

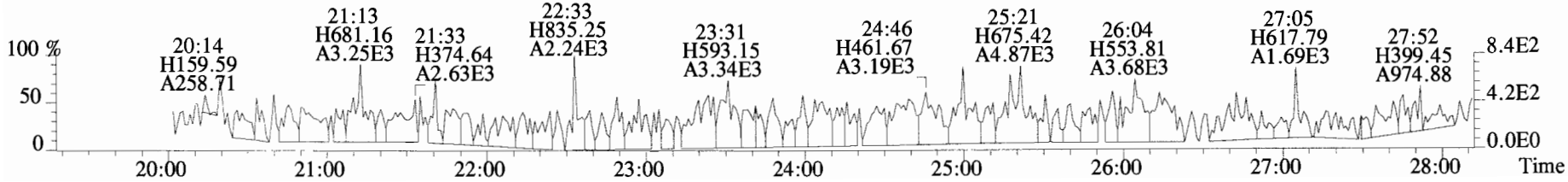

File:190607D1 #1-529 Acq: 7-JUN-2019 14:25:56 GC EI+ Voltage SIR Autospec-UltimaE
Sample#6 File Text:Vista_Analytical_Laboratory_VG7 Text:1900817-02 T4-PDI2019-SG56-190418 15.5 Exp:OCDD_DB5
339.8597 S:6 BSUB(10000,15,-3.0) PKD(5,5,3,0.10%,100.0,0.00%,F,F)

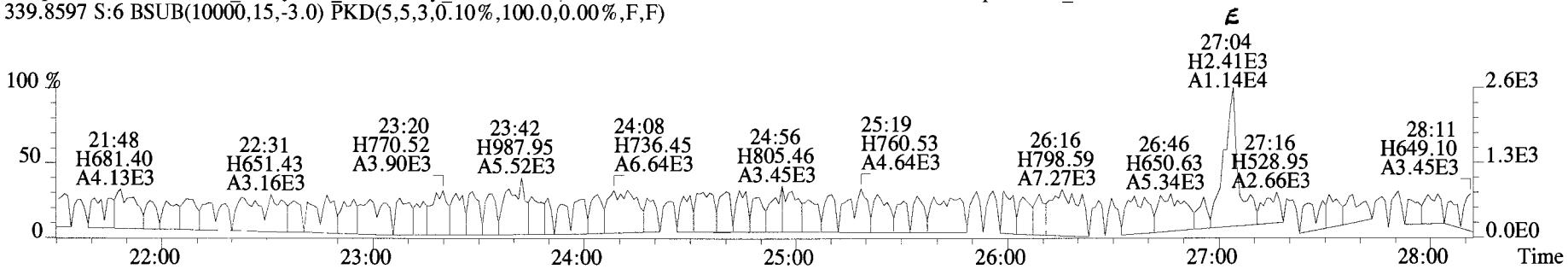

341.8568 S:6 BSUB(10000,15,-3.0) PKD(5,5,3,0.10%,100.0,0.00%,F,F)

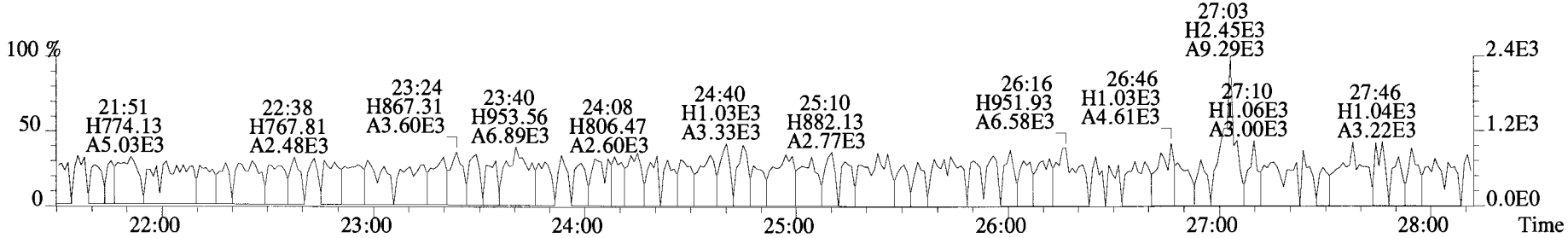

409.7974 S:6 BSUB(10000,15,-3.0) PKD(5,5,3,0.10%,100.0,0.00%,F,F)

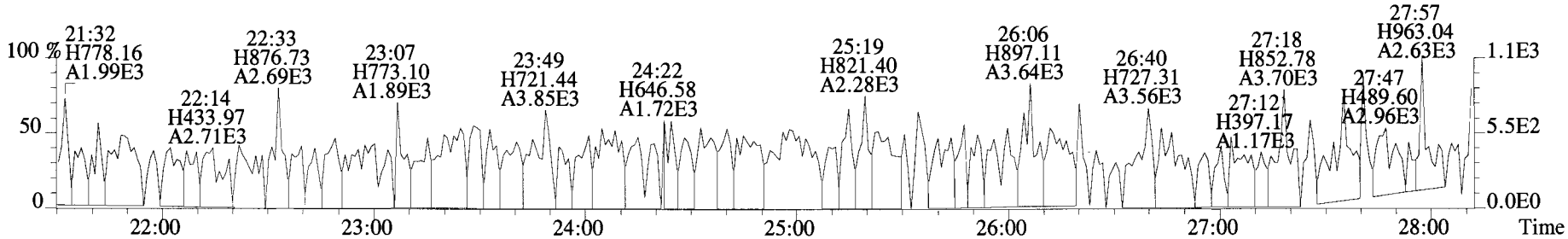

316.9824 S:6

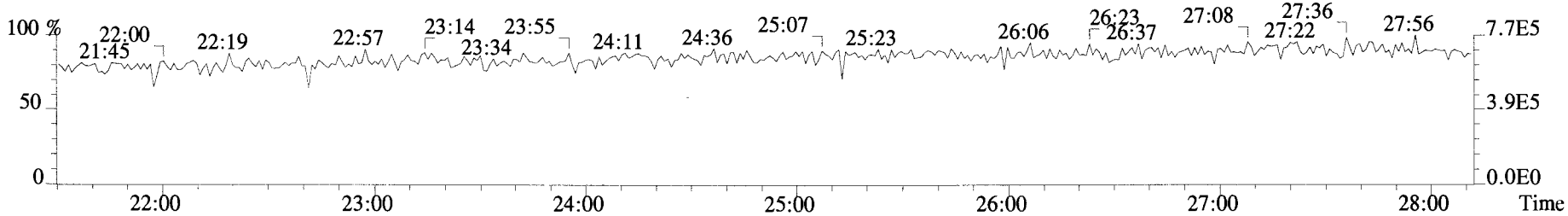

File:190607D1 #1-529 Acq: 7-JUN-2019 14:25:56 GC EI+ Voltage SIR Autospec-UltimaE
Sample#6 File Text:Vista_Analytical_Laboratory_VG7 Text:1900817-02 T4-PDI2019-SG56-190418 15.5 Exp:OCDD_DB5
339.8597 S:6 BSUB(10000,15,-3.0) PKD(5,5,3,0.10%,100.0,0.00%,F,F)

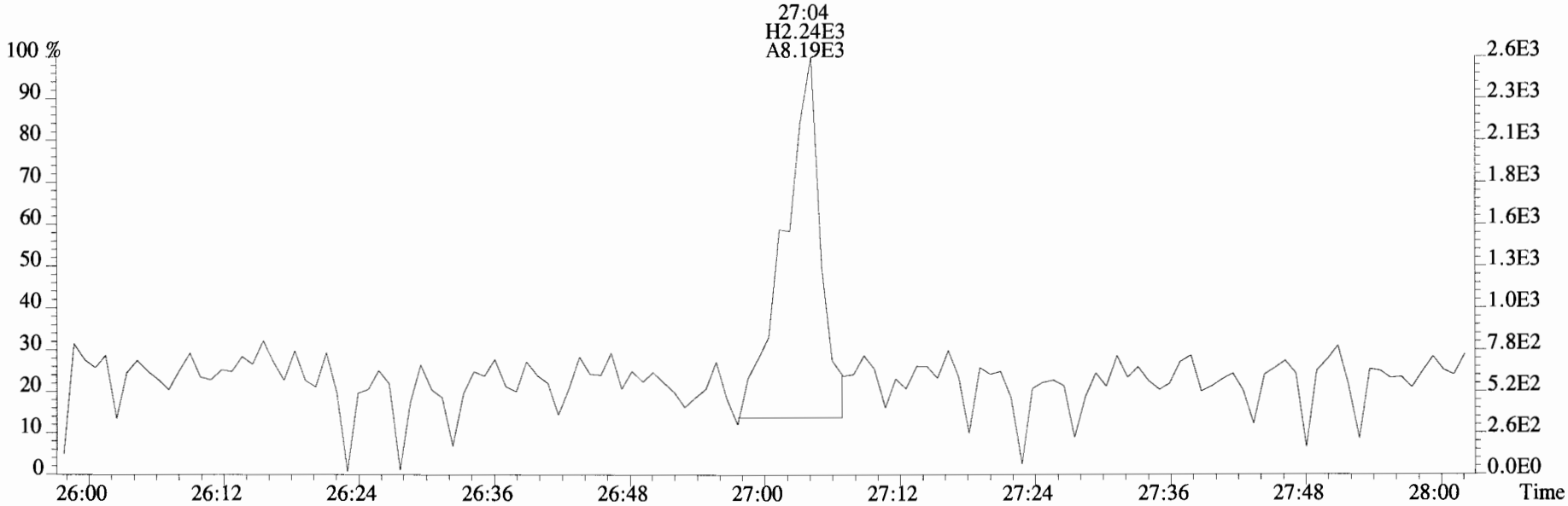

341.8568 S:6 BSUB(10000,15,-3.0) PKD(5,5,3,0.10%,100.0,0.00%,F,F)

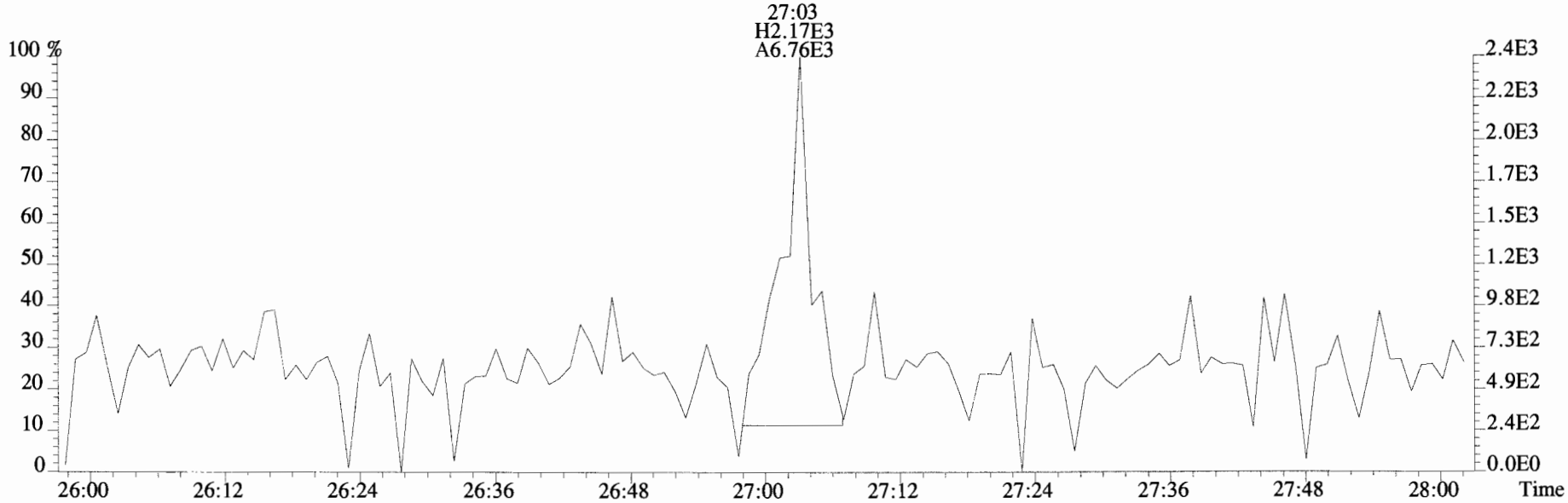

File:190607D1 #1-180 Acq: 7-JUN-2019 14:25:56 GC EI+ Voltage SIR Autospec-UltimaE
Sample#6 File Text:Vista_Analytical_Laboratory_VG7 Text:1900817-02 T4-PDI2019-SG56-190418 15.5 Exp:OCDD_DB5
339.8597 S:6 F:2 BSUB(10000,15,-3.0) PKD(5,5,3,0.10%,100.0,0.00%,F,F)

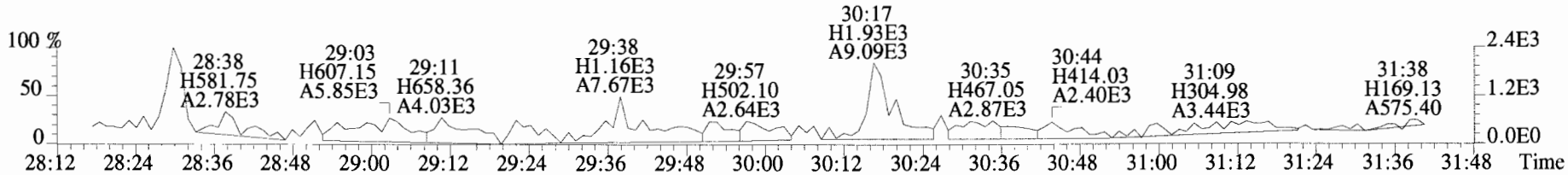

341.8568 S:6 F:2 BSUB(10000,15,-3.0) PKD(5,5,3,0.10%,100.0,0.00%,F,F)

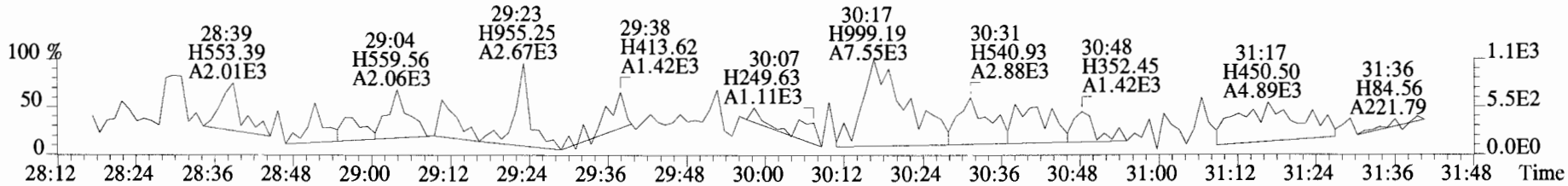

351.9000 S:6 F:2 BSUB(10000,15,-3.0) PKD(5,5,3,0.10%,100.0,0.00%,F,F)

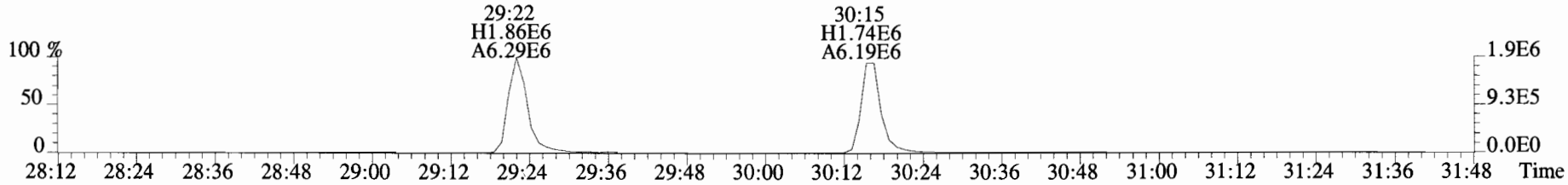

353.8970 S:6 F:2 BSUB(10000,15,-3.0) PKD(5,5,3,0.10%,100.0,0.00%,F,F)

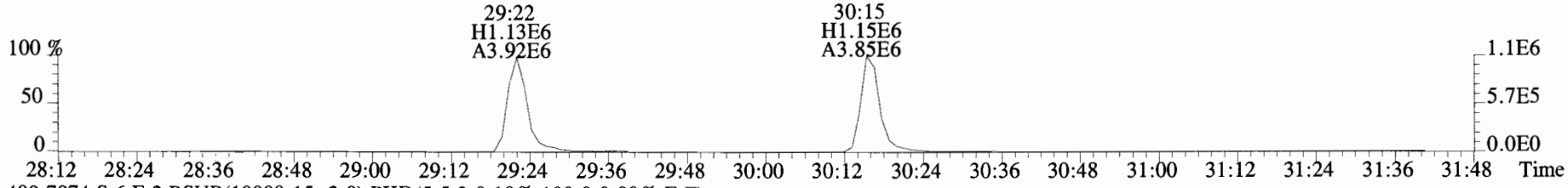

409.7974 S:6 F:2 BSUB(10000,15,-3.0) PKD(5,5,3,0.10%,100.0,0.00%,F,F)

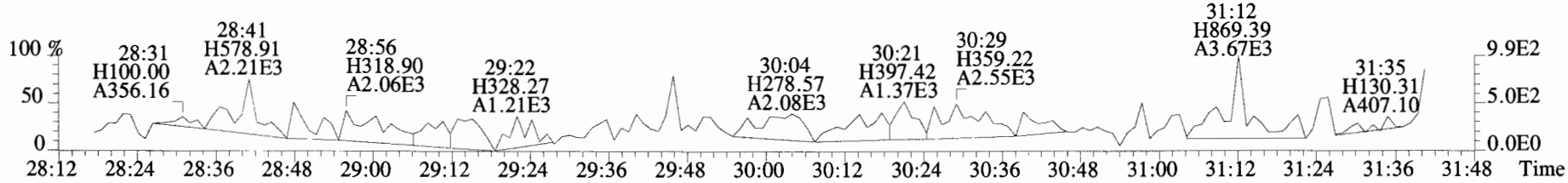

File:190607D1 #1-180 Acq: 7-JUN-2019 14:25:56 GC EI+ Voltage SIR Autospec-UltimaE
Sample#6 File Text:Vista_Analytical_Laboratory_VG7 Text:1900817-02 T4-PDI2019-SG56-190418 15.5 Exp:OCDD_DB5
339.8597 S:6 F:2 BSUB(10000,15,-3.0) PKD(5,5,3,0.10%,100.0,0.00%,F,F)

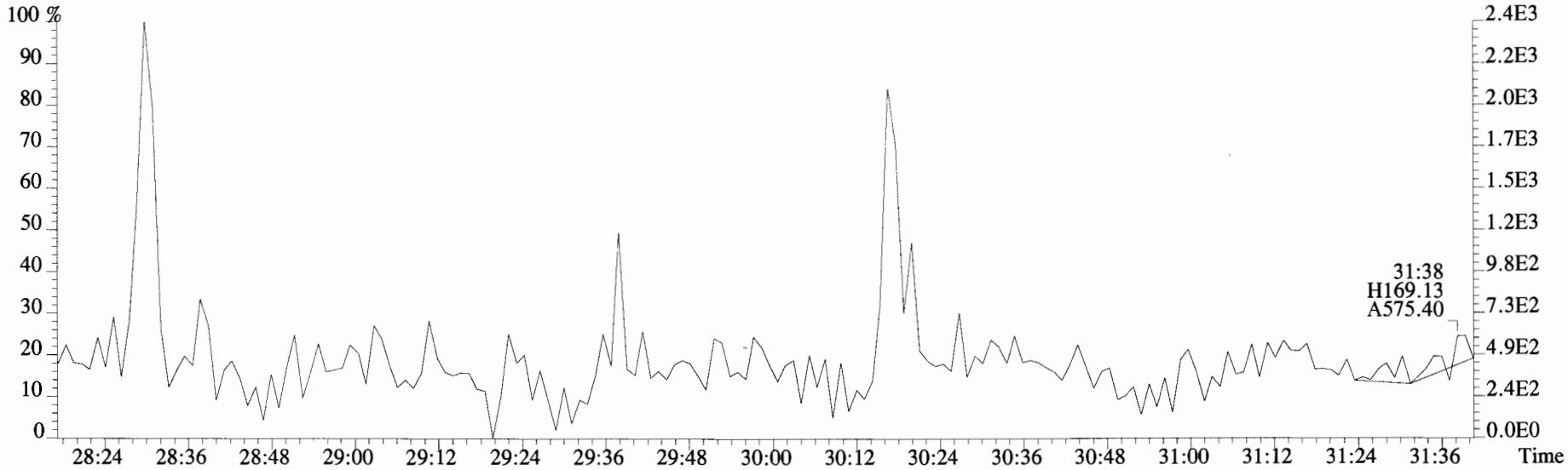

341.8568 S:6 F:2 BSUB(10000,15,-3.0) PKD(5,5,3,0.10%,100.0,0.00%,F,F)

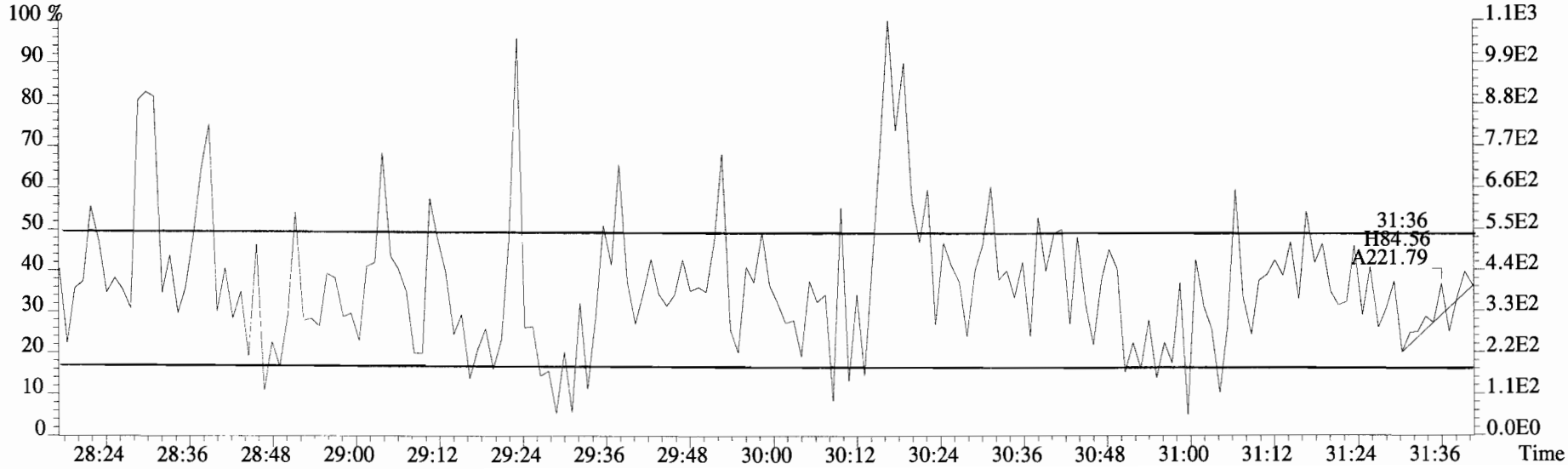

File:190607D1 #1-385 Acq: 7-JUN-2019 14:25:56 GC EI+ Voltage SIR Autospec-UltimaE
Sample#6 File Text:Vista_Analytical_Laboratory_VG7 Text:1900817-02 T4-PDI2019-SG56-190418 15.5 Exp:OCDD_DB5

373.8207 S:6 F:3 BSUB(10000,15,-3.0) PKD(5,5,3,0.10%,100.0,0.00%,F,F)

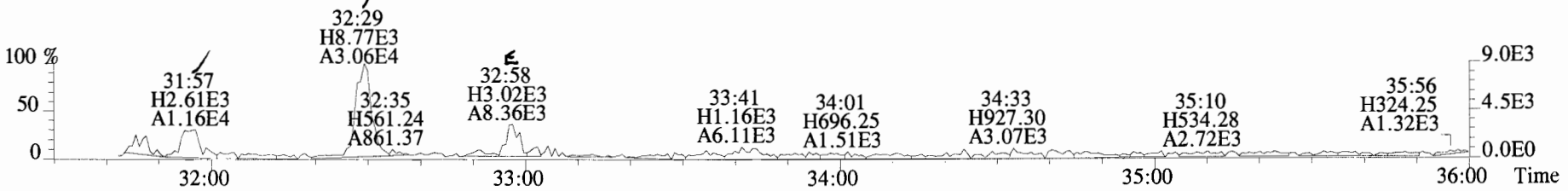

375.8178 S:6 F:3 BSUB(10000,15,-3.0) PKD(5,5,3,0.10%,100.0,0.00%,F,F)

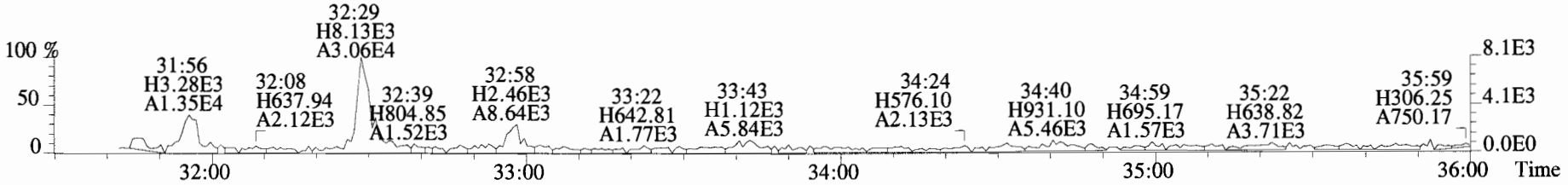

383.8639 S:6 F:3 BSUB(10000,15,-3.0) PKD(5,5,3,0.10%,100.0,0.00%,F,F)

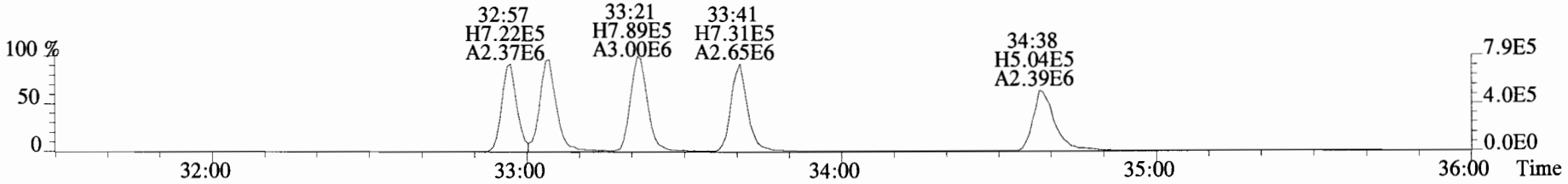

385.8610 S:6 F:3 BSUB(10000,15,-3.0) PKD(5,5,3,0.10%,100.0,0.00%,F,F)

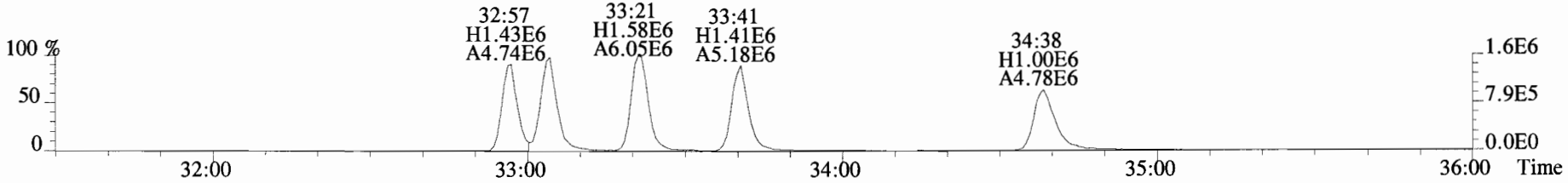

445.7555 S:6 F:3 BSUB(10000,15,-3.0) PKD(5,5,3,0.10%,100.0,0.00%,F,F)

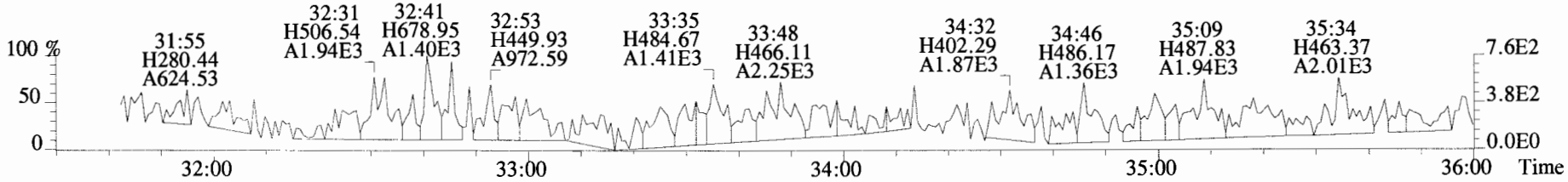

File:190607D1 #1-385 Acq: 7-JUN-2019 14:25:56 GC EI+ Voltage SIR Autospec-UltimaE
Sample#6 File Text:Vista_Analytical_Laboratory_VG7 Text:1900817-02 T4-PDI2019-SG56-190418 15.5 Exp:OCDD_DB5
373.8207 S:6 F:3 BSUB(10000,15,-3.0) PKD(5,5,3,0.10%,100.0,0.00%,F,F)

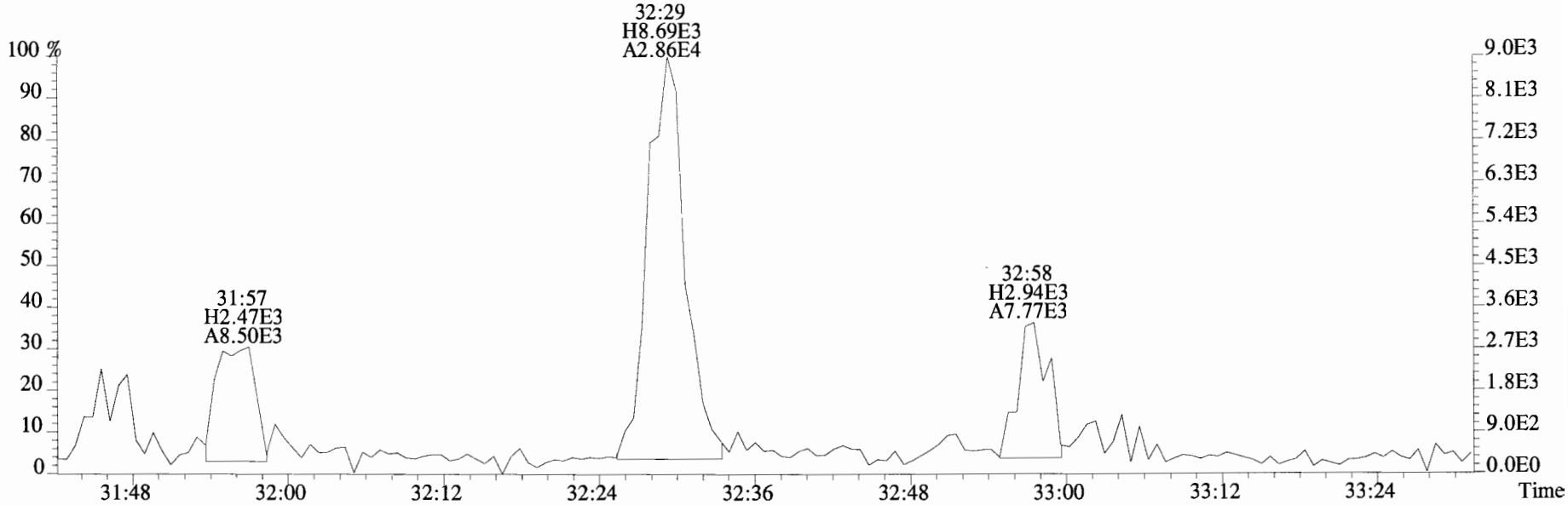

375.8178 S:6 F:3 BSUB(10000,15,-3.0) PKD(5,5,3,0.10%,100.0,0.00%,F,F)

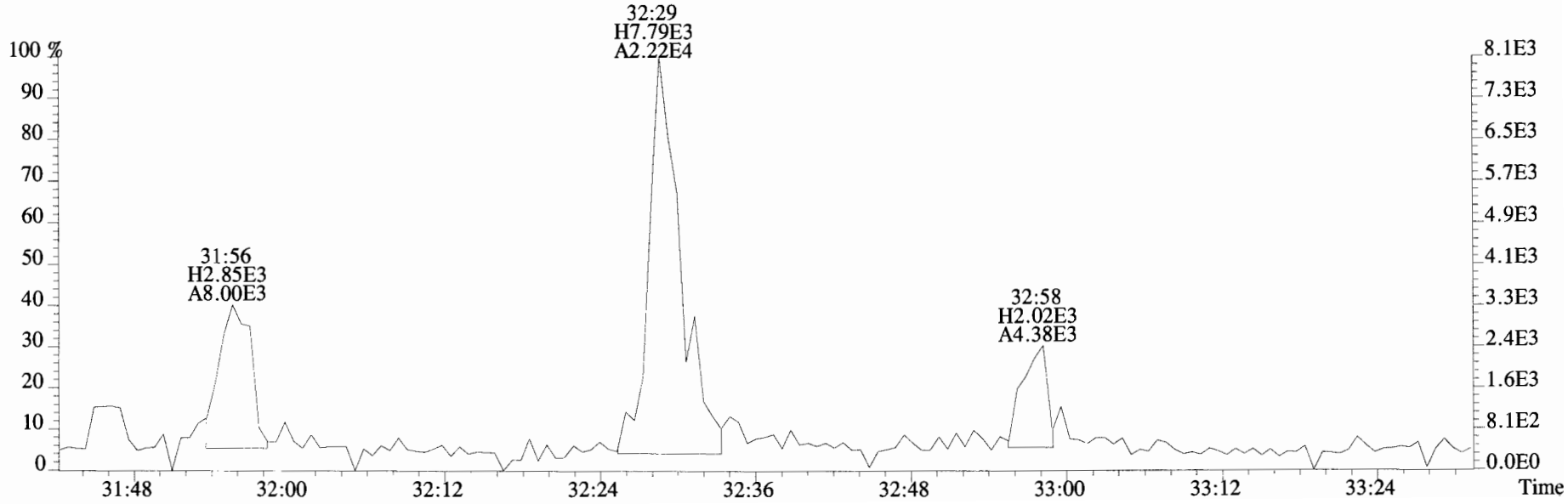

File:190607D1 #1-385 Acq: 7-JUN-2019 14:25:56 GC EI+ Voltage SIR Autospec-UltimaE
Sample#6 File Text:Vista_Analytical_Laboratory_VG7 Text:1900817-02 T4-PDI2019-SG56-190418 15.5 Exp:OCDD_DB5
383.8639 S:6 F:3 BSUB(10000,15,-3.0) PKD(5,5,3,0.10%,100.0,0.00%,F,F)

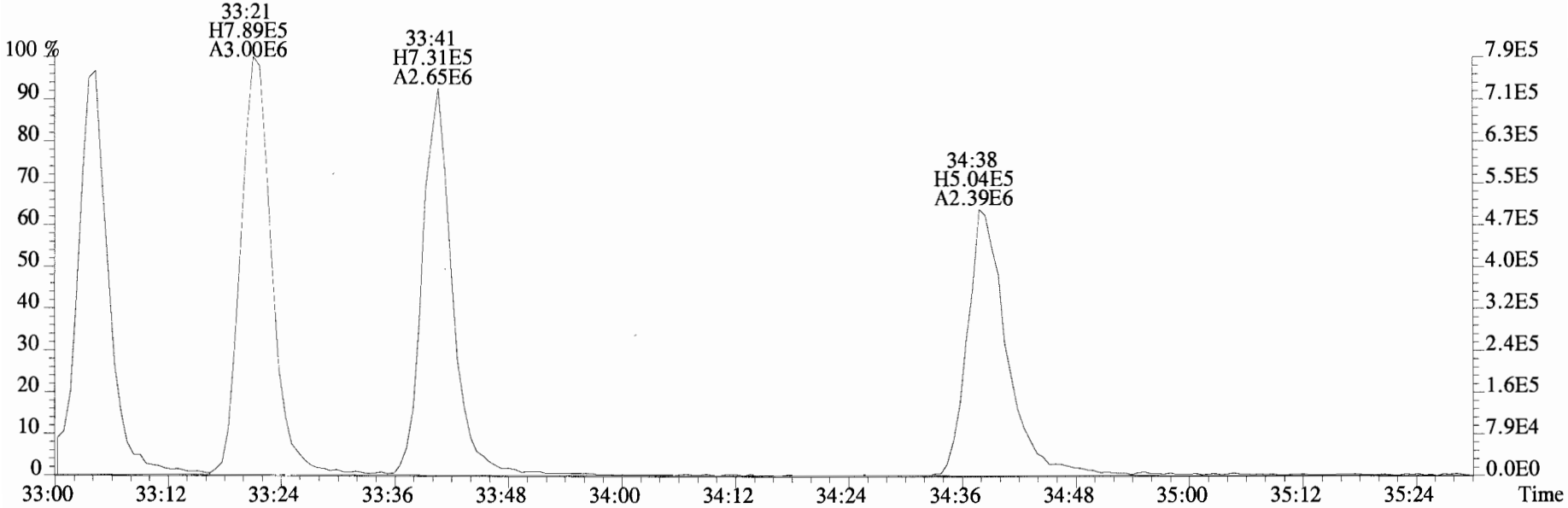

385.8610 S:6 F:3 BSUB(10000,15,-3.0) PKD(5,5,3,0.10%,100.0,0.00%,F,F)

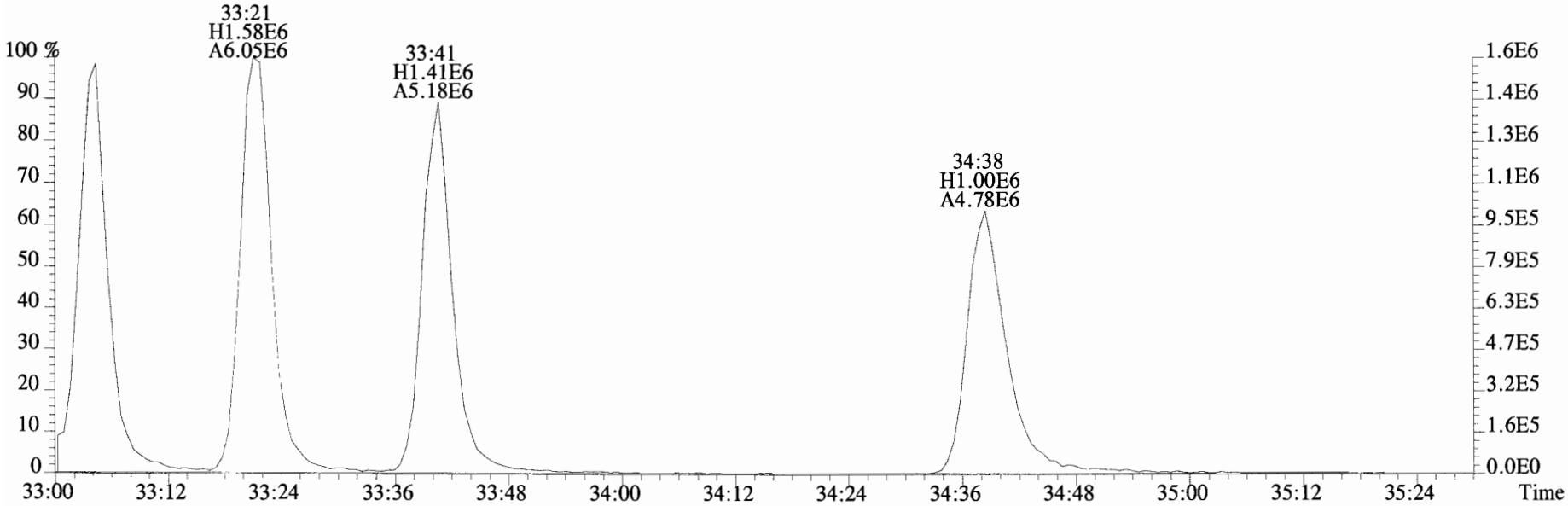

File:190607D1 #1-355 Acq: 7-JUN-2019 14:25:56 GC EI+ Voltage SIR Autospec-UltimaE
Sample#6 File Text:Vista_Analytical_Laboratory_VG7 Text:1900817-02 T4-PDI2019-SG56-190418 15.5 Exp:OCDD_DB5

407.7818 S:6 F:4 BSUB(10000,15,-3.0) PKD(5,5,3,0.10%,100.0,0.00%,F,F)

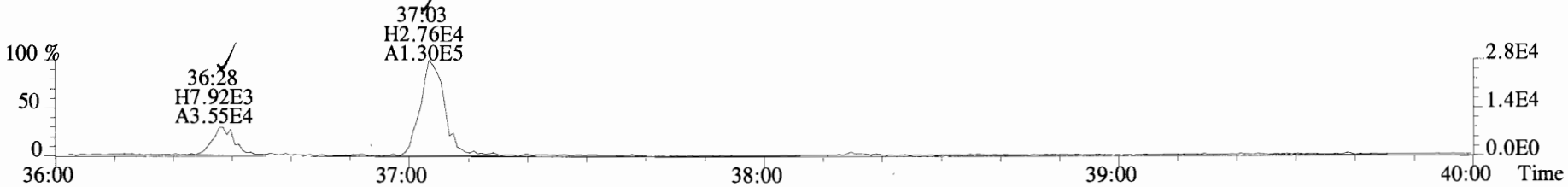

409.7788 S:6 F:4 BSUB(10000,15,-3.0) PKD(5,5,3,0.10%,100.0,0.00%,F,F)



417.8253 S:6 F:4 BSUB(10000,15,-3.0) PKD(5,5,3,0.10%,100.0,0.00%,F,F)

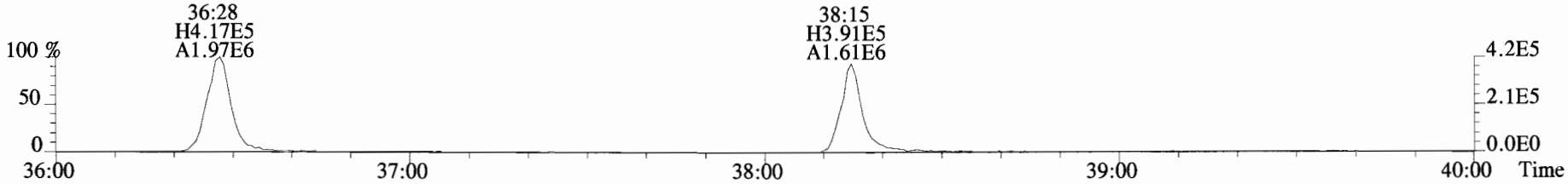

419.8220 S:6 F:4 BSUB(10000,15,-3.0) PKD(5,5,3,0.10%,100.0,0.00%,F,F)

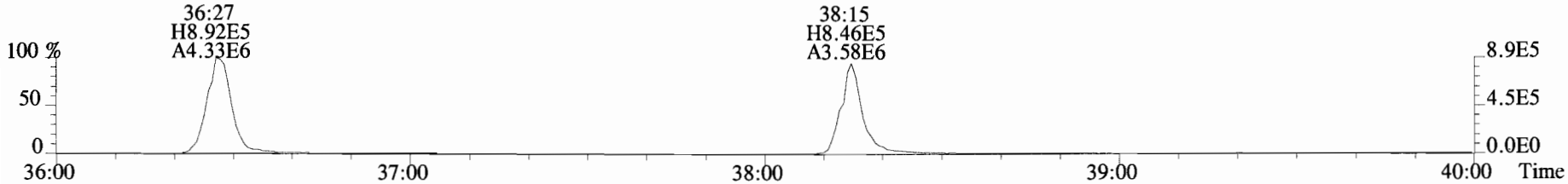

479.7165 S:6 F:4 BSUB(10000,15,-3.0) PKD(5,5,3,0.10%,100.0,0.00%,F,F)

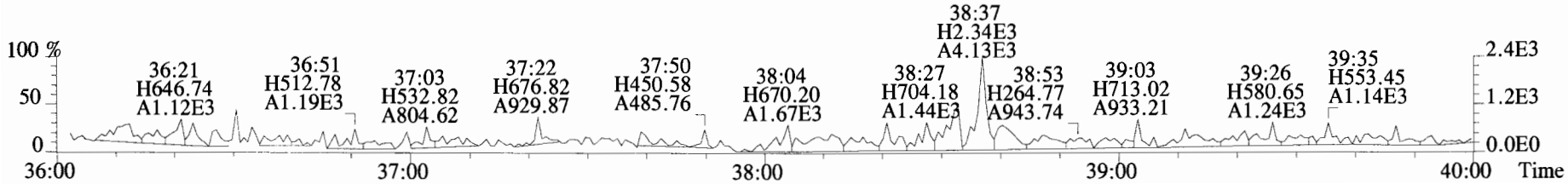

File:190607D1 #1-355 Acq: 7-JUN-2019 14:25:56 GC EI+ Voltage SIR Autospec-UltimaE
Sample#6 File Text:Vista_Analytical_Laboratory_VG7 Text:1900817-02 T4-PDI2019-SG56-190418 15.5 Exp:OCDD_DB5
407.7818 S:6 F:4 BSUB(10000,15,-3.0)

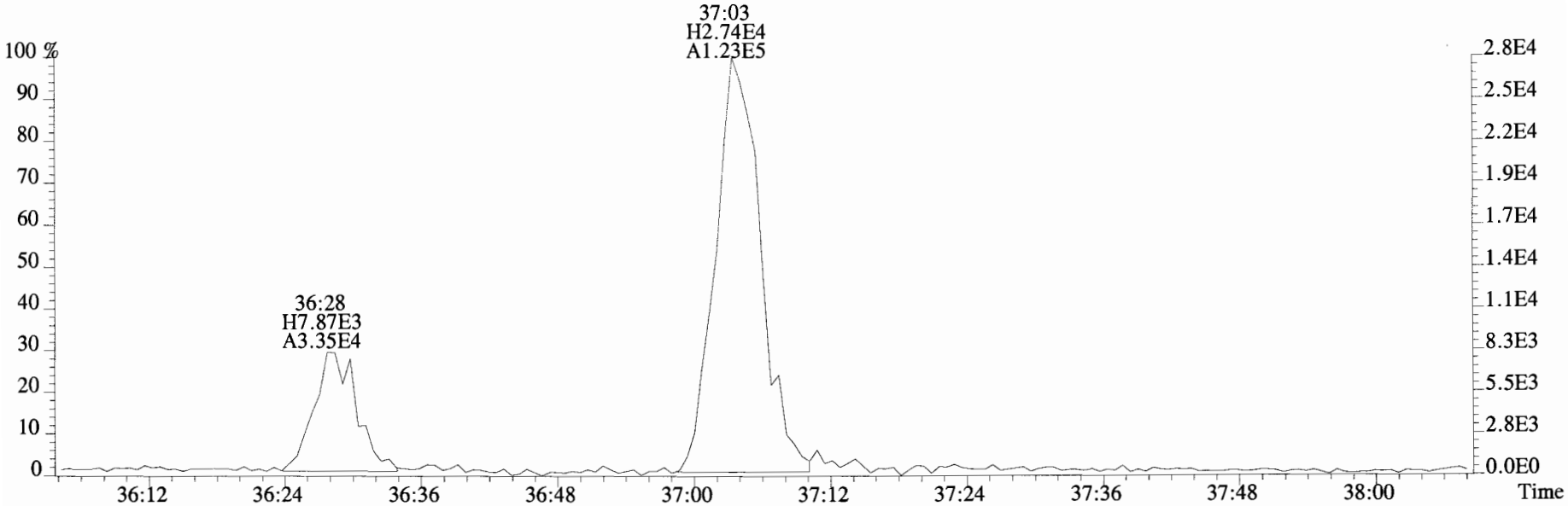

409.7788 S:6 F:4 BSUB(10000,15,-3.0)

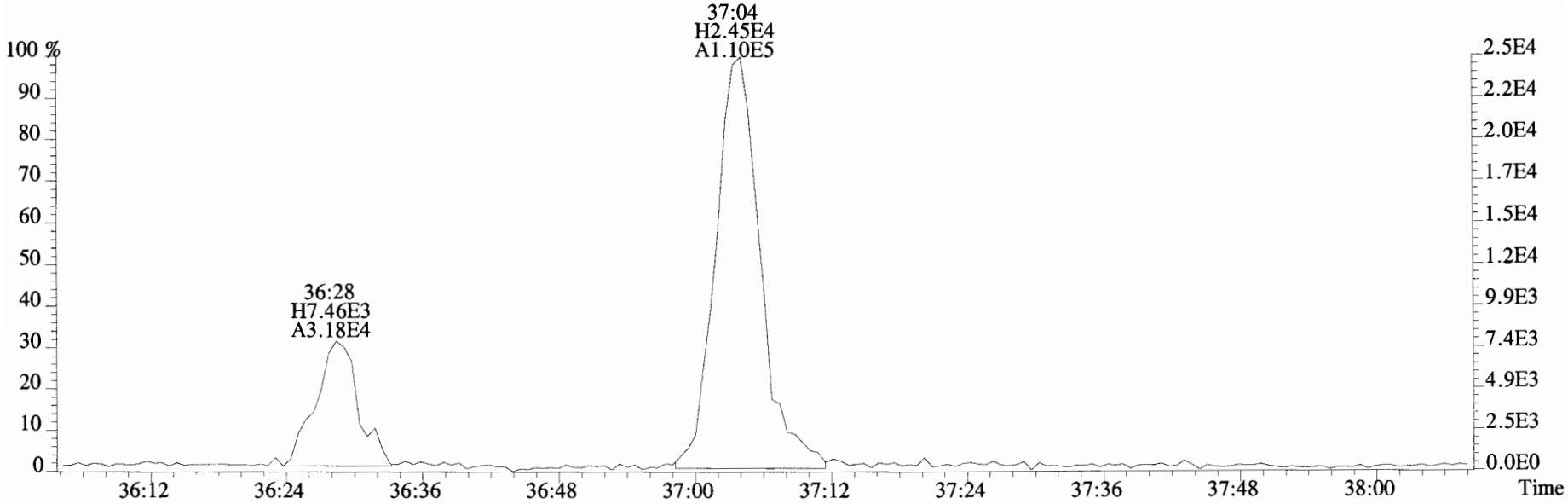

File:190607D1 #1-432 Acq: 7-JUN-2019 14:25:56 GC EI+ Voltage SIR Autospec-UltimaE
Sample#6 File Text:Vista_Analytical_Laboratory_VG7 Text:1900817-02 T4-PDI2019-SG56-190418 15.5 Exp:OCDD_DB5

441.7428 S:6 F:5 BSUB(10000,15,-3.0) PKD(5,5,3,0.10%,100.0,0.00%,F,F)

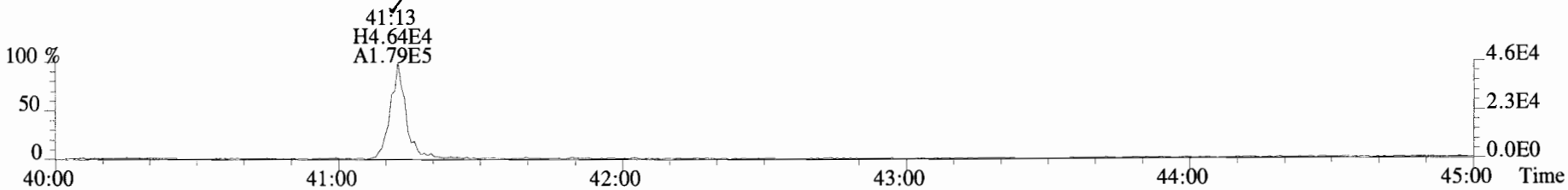

443.7398 S:6 F:5 BSUB(10000,15,-3.0) PKD(5,5,3,0.10%,100.0,0.00%,F,F)



453.7831 S:6 F:5 BSUB(10000,15,-3.0) PKD(5,5,3,0.10%,100.0,0.00%,F,F)

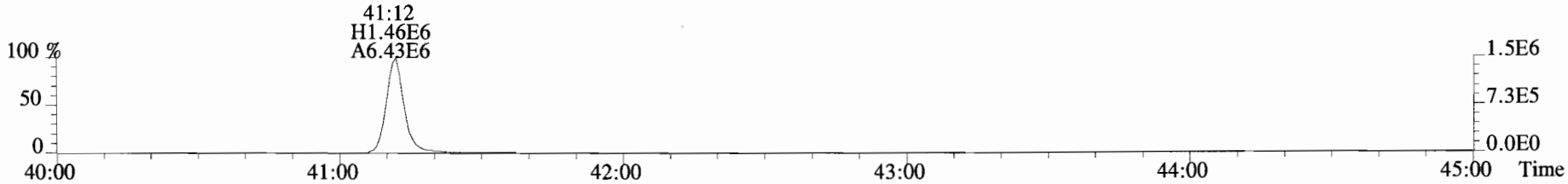

455.7801 S:6 F:5 BSUB(10000,15,-3.0) PKD(5,5,3,0.10%,100.0,0.00%,F,F)

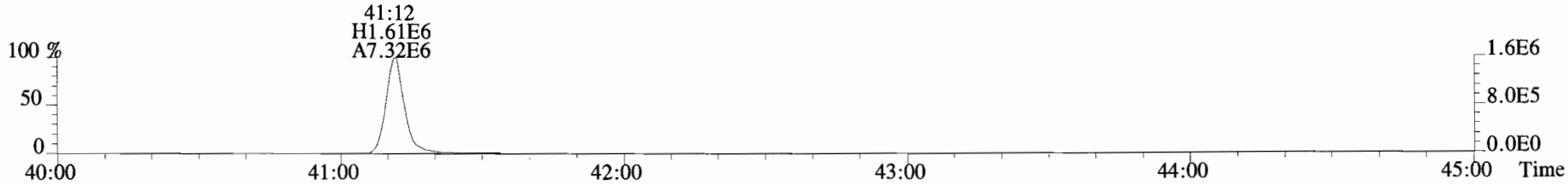

513.6775 S:6 F:5 BSUB(10000,15,-3.0) PKD(5,5,3,0.10%,100.0,0.00%,F,F)

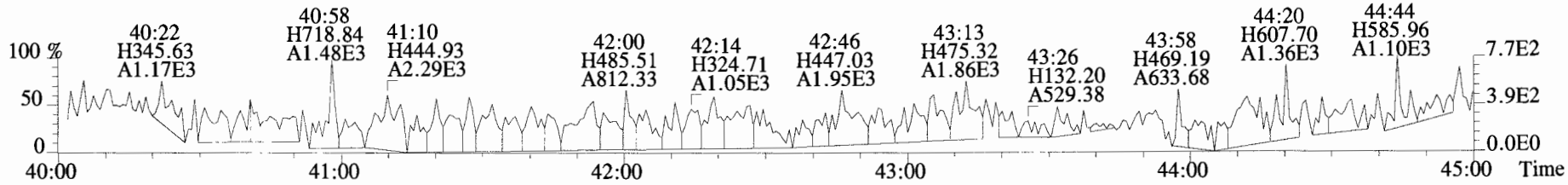

File:190607D1 #1-432 Acq: 7-JUN-2019 14:25:56 GC EI+ Voltage SIR Autospec-UltimaE
Sample#6 File Text:Vista_Analytical_Laboratory_VG7 Text:1900817-02 T4-PDI2019-SG56-190418 15.5 Exp:OCDD_DB5
441.7428 S:6 F:5 BSUB(10000,15,-3.0) PKD(5,5,3,0.10%,100.0,0.00%,F,F)

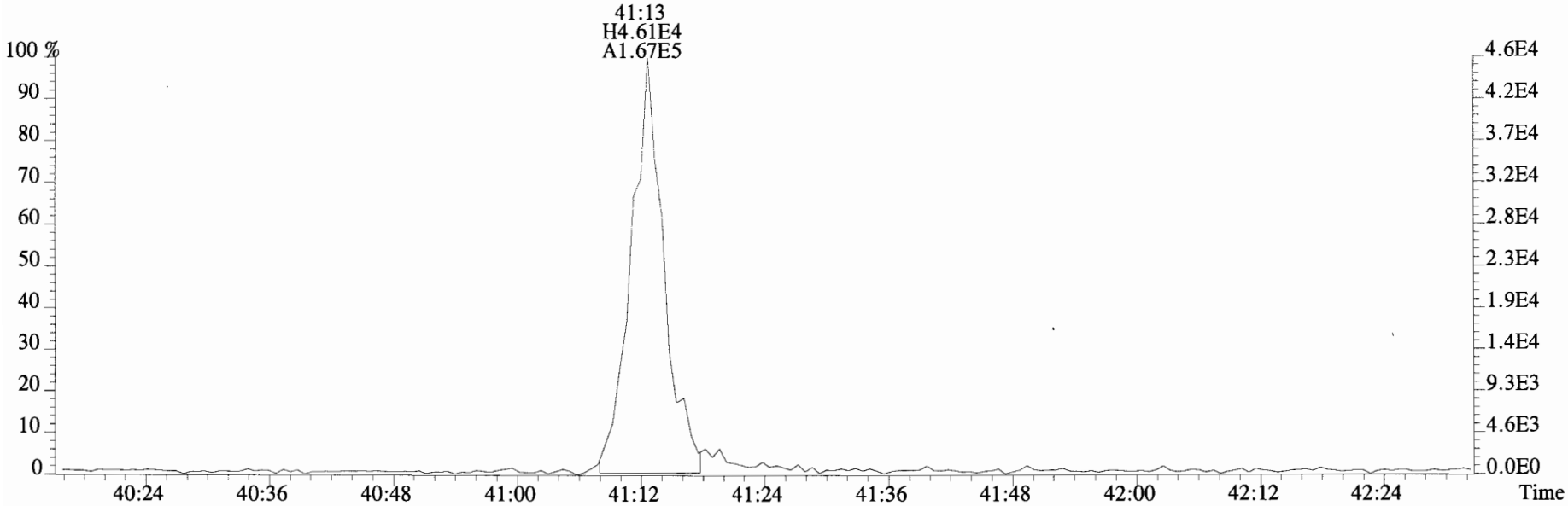

443.7398 S:6 F:5 BSUB(10000,15,-3.0) PKD(5,5,3,0.10%,100.0,0.00%,F,F)

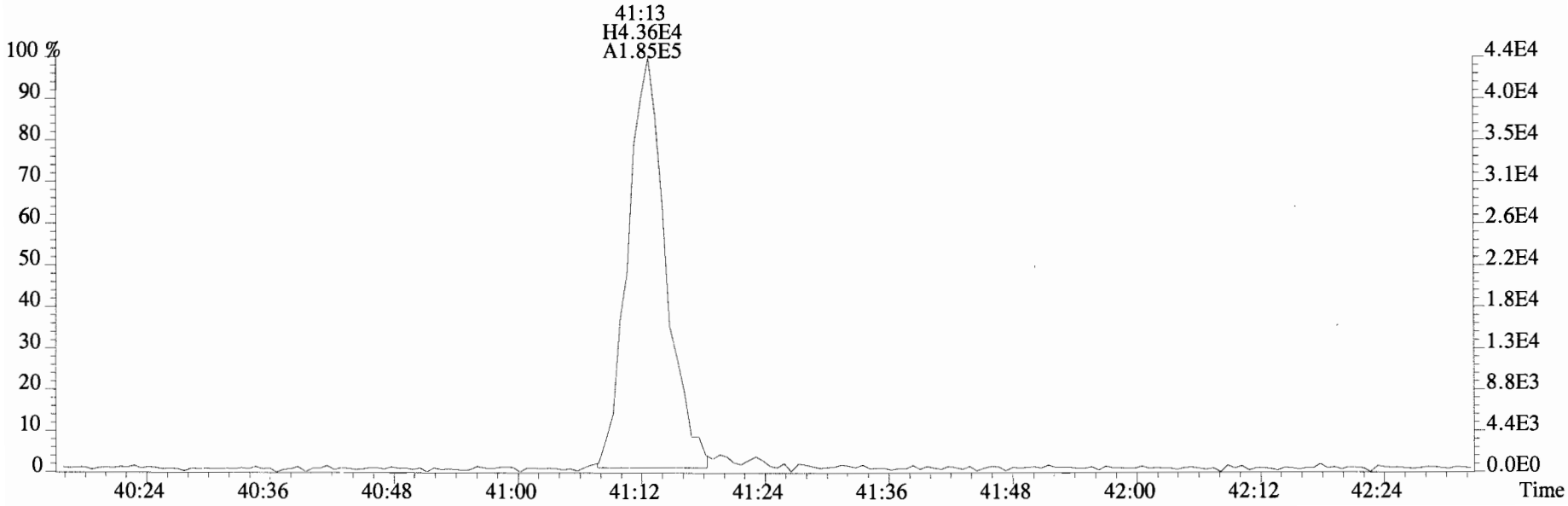

Client ID: T4-PDI2019-SG62-190418 Filename: 190607D1 S:7 Acq: 7-JUN-19 15:13:38 ConCal: ST190607D1-1
Lab ID: 1900817-03 GC Column ID: ZB-5MS ICal: 1613VG7-5-10-19 wt/vol: 5.037 EndCAL: NA

	Name	Resp	RA	RRF	RT	Conc	Qual	noise	Fac	DL
	2,3,7,8-TCDD	*	* n	0.90	NotF	*		133	2.5	0.151
	1,2,3,7,8-PeCDD	*	* n	0.87	NotF	*		217	2.5	0.198
	1,2,3,4,7,8-HxCDD	*	* n	1.05	NotF	*		277	2.5	0.359
	1,2,3,6,7,8-HxCDD	2.71e+04	1.20 y	0.93	33:57	1.7639		*	2.5	*
	1,2,3,7,8,9-HxCDD	8.64e+03	1.37 y	0.96	34:15	0.53514		*	2.5	*
	1,2,3,4,6,7,8-HpCDD	8.95e+05	1.10 y	0.99	37:42	60.435		*	2.5	*
	OCDD	1.06e+07	0.91 y	0.99	40:58	781.34		*	2.5	*
	2,3,7,8-TCDF	*	* n	0.94	NotF	*		191	2.5	0.196
	1,2,3,7,8-PeCDF	*	* n	0.92	NotF	*		303	2.5	0.311
	2,3,4,7,8-PeCDF	6.33e+03	1.33 y	0.96	30:15	0.27655		*	2.5	*
	1,2,3,4,7,8-HxCDF	4.49e+04	1.41 y	1.15	32:57	2.3548		*	2.5	*
	1,2,3,6,7,8-HxCDF	1.03e+04	0.86 n	1.04	33:05	0.50457		*	2.5	*
	2,3,4,6,7,8-HxCDF	9.55e+03	0.97 n	1.10	33:41	0.47492		*	2.5	*
	1,2,3,7,8,9-HxCDF	6.56e+03	0.98 n	1.03	34:40	0.37551		*	2.5	*
	1,2,3,4,6,7,8-HpCDF	2.32e+05	1.06 y	1.06	36:28	15.579		*	2.5	*
	1,2,3,4,7,8,9-HpCDF	1.94e+04	1.13 y	1.23	38:15	1.2831		*	2.5	*
	OCDF	1.32e+06	0.89 y	0.94	41:13	84.333		*	2.5	*

	Name	Conc	EMPC	Qual	noise	DL
	Total Tetra-Dioxins	*	*		133	0.151
	Total Penta-Dioxins	*	*		217	0.198
	Total Hexa-Dioxins	9.46	9.46		*	*
	Total Hepta-Dioxins	128	128		*	*
	Total Tetra-Furans	*	*		191	0.196
	Total Penta-Furans	2.9489	3.4164		*	*
	Total Hexa-Furans	16.2	17.6		*	*
	Total Hepta-Furans	75.2	75.2		*	*

							Rec	Qual
IS	13C-2,3,7,8-TCDD	6.86e+06	0.77 y	1.11	26:04	311.56	78.5	
IS	13C-1,2,3,7,8-PeCDD	7.15e+06	0.60 y	0.98	30:32	368.38	92.8	
IS	13C-1,2,3,4,7,8-HxCDD	5.54e+06	1.25 y	0.68	33:50	386.73	97.4	
IS	13C-1,2,3,6,7,8-HxCDD	6.57e+06	1.25 y	0.84	33:57	368.14	92.7	
IS	13C-1,2,3,7,8,9-HxCDD	6.66e+06	1.27 y	0.81	34:15	386.75	97.4	
IS	13C-1,2,3,4,6,7,8-HpCDD	5.95e+06	1.09 y	0.69	37:42	408.94	103	
IS	13C-OCDD	1.10e+07	0.91 y	0.62	40:58	827.08	104	
IS	13C-2,3,7,8-TCDF	7.53e+06	0.78 y	1.05	25:19	248.11	62.5	
IS	13C-1,2,3,7,8-PeCDF	9.80e+06	1.66 y	0.95	29:23	355.88	89.6	
IS	13C-2,3,4,7,8-PeCDF	9.49e+06	1.54 y	0.94	30:16	351.50	88.5	
IS	13C-1,2,3,4,7,8-HxCDF	6.56e+06	0.50 y	0.86	32:57	361.01	90.9	
IS	13C-1,2,3,6,7,8-HxCDF	7.82e+06	0.50 y	1.02	33:05	360.70	90.8	
IS	13C-2,3,4,6,7,8-HxCDF	7.29e+06	0.50 y	0.95	33:41	360.72	90.8	
IS	13C-1,2,3,7,8,9-HxCDF	6.73e+06	0.50 y	0.87	34:40	366.12	92.2	
IS	13C-1,2,3,4,6,7,8-HpCDF	5.55e+06	0.46 y	0.81	36:28	323.64	81.5	
IS	13C-1,2,3,4,7,8,9-HpCDF	4.91e+06	0.46 y	0.63	38:15	366.09	92.2	
IS	13C-OCDF	1.32e+07	0.88 y	0.78	41:12	794.40	100	
C/Up	37Cl-2,3,7,8-TCDD	2.90e+06		1.22	26:06	119.90	75.5	
RS/RT	13C-1,2,3,4-TCDD	7.91e+06	0.77 y	1.00	25:30	397.08		
RS	13C-1,2,3,4-TCDF	1.15e+07	0.84 y	1.00	24:06	397.08		
RS/RT	13C-1,2,3,4,6,9-HxCDF	8.43e+06	0.49 y	1.00	33:22	397.08		

Integrations by Analyst: DB

Date: 6/10/19

Reviewed by Analyst: CT

Date: 06/12/19

Totals class: HxCDD EMPC Entry #: 23

Run: 12 File: 190607D1 S: 7 I: 1 F: 3
Acquired: 7-JUN-19 15:13:38 Processed: 10-JUN-19 09:42:40

Total Concentration: 9.4579 Unnamed Concentration: 7.159

RT	m1 Resp	m2 Resp	RA	Resp	Concentration	Name
32:18	2.712e+04	2.141e+04	1.27 y	4.853e+04	3.1559	
33:08	3.350e+04	2.805e+04	1.19 y	6.155e+04	4.0029	
33:57	1.479e+04	1.235e+04	1.20 y	2.714e+04	1.7639	1,2,3,6,7,8-HxCDD
34:15	4.991e+03	3.646e+03	1.37 y	8.637e+03	0.53514	1,2,3,7,8,9-HxCDD

Totals class: HpCDD EMPC Entry #: 25

Run: 12 File: 190607D1 S: 7 I: 1 F: 4
Acquired: 7-JUN-19 15:13:38 Processed: 10-JUN-19 09:42:40

Total Concentration: 127.56 Unnamed Concentration: 67.123

RT	m1 Resp	m2 Resp	RA	Resp	Concentration	Name
36:51	4.930e+05	5.012e+05	0.98 y	9.942e+05	67.123	
37:42	4.698e+05	4.253e+05	1.10 y	8.951e+05	60.435	1,2,3,4,6,7,8-HpCDD

Totals class: 1st Func. PeCDF EMPC Entry #: 29

Run: 12 File: 190607D1 S: 7 I: 1 F: 1
Acquired: 7-JUN-19 15:13:38 Processed: 10-JUN-19 09:42:40

Total Concentration: 1.4167 Unnamed Concentration: 1.417

RT	m1 Resp	m2 Resp	RA	Resp	Concentration	Name
27:03	1.984e+04	1.248e+04	1.59 y	3.232e+04	1.4167	

Totals class: PeCDF EMPC Entry #: 31

Run: 12 File: 190607D1 S: 7 I: 1 F: 2
Acquired: 7-JUN-19 15:13:38 Processed: 10-JUN-19 09:42:40

Total Concentration: 1.9999 Unnamed Concentration: 1.723

RT	m1 Resp	m2 Resp	RA		Resp	Concentration	Name
28:30	1.679e+04	1.186e+04	1.42	y	2.865e+04	1.2556	
30:15	3.619e+03	2.708e+03	1.34	y	6.326e+03	0.27659	2,3,4,7,8-PeCDF
30:20	7.961e+03	4.185e+03	1.90	n	1.067e+04	0.46775	

Totals class: HxCDF EMPC Entry #: 33

Run: 12 File: 190607D1 S: 7 I: 1 F: 3
Acquired: 7-JUN-19 15:13:38 Processed: 10-JUN-19 09:42:40

Total Concentration: 17.556 Unnamed Concentration: 13.847

RT	m1 Resp	m2 Resp	RA		Resp	Concentration	Name
31:47	1.294e+04	9.903e+03	1.31	y	2.284e+04	1.1855	
31:56	3.391e+04	3.071e+04	1.10	y	6.463e+04	3.3540	
32:29	9.948e+04	7.985e+04	1.25	y	1.793e+05	9.3072	
32:57	2.624e+04	1.863e+04	1.41	y	4.488e+04	2.3548	1,2,3,4,7,8-HxCDF
33:05	5.709e+03	6.608e+03	0.86	n	1.031e+04	0.50457	1,2,3,6,7,8-HxCDF
33:41	5.288e+03	5.451e+03	0.97	n	9.553e+03	0.47492	2,3,4,6,7,8-HxCDF
34:40	3.632e+03	3.690e+03	0.98	n	6.561e+03	0.37551	1,2,3,7,8,9-HxCDF

Totals class: HpCDF EMPC Entry #: 35

Run: 12 File: 190607D1 S: 7 I: 1 F: 4
Acquired: 7-JUN-19 15:13:38 Processed: 10-JUN-19 09:42:40

Total Concentration: 75.162 Unnamed Concentration: 58.300

RT	m1 Resp	m2 Resp	RA	Resp	Concentration	Name
36:28	1.193e+05	1.124e+05	1.06 y	2.317e+05	15.579	1,2,3,4,6,7,8-HpCDF
37:04	4.481e+05	4.228e+05	1.06 y	8.710e+05	58.300	
38:15	1.032e+04	9.113e+03	1.13 y	1.943e+04	1.2831	1,2,3,4,7,8,9-HpCDF

File:190607D1 #1-529 Acq: 7-JUN-2019 15:13:38 GC EI+ Voltage SIR Autospec-UltimaE
Sample#7 File Text:Vista_Analytical_Laboratory_VG7 Text:1900817-03 T4-PDI2019-SG62-190418 13.03 Exp:OCDD_DB5

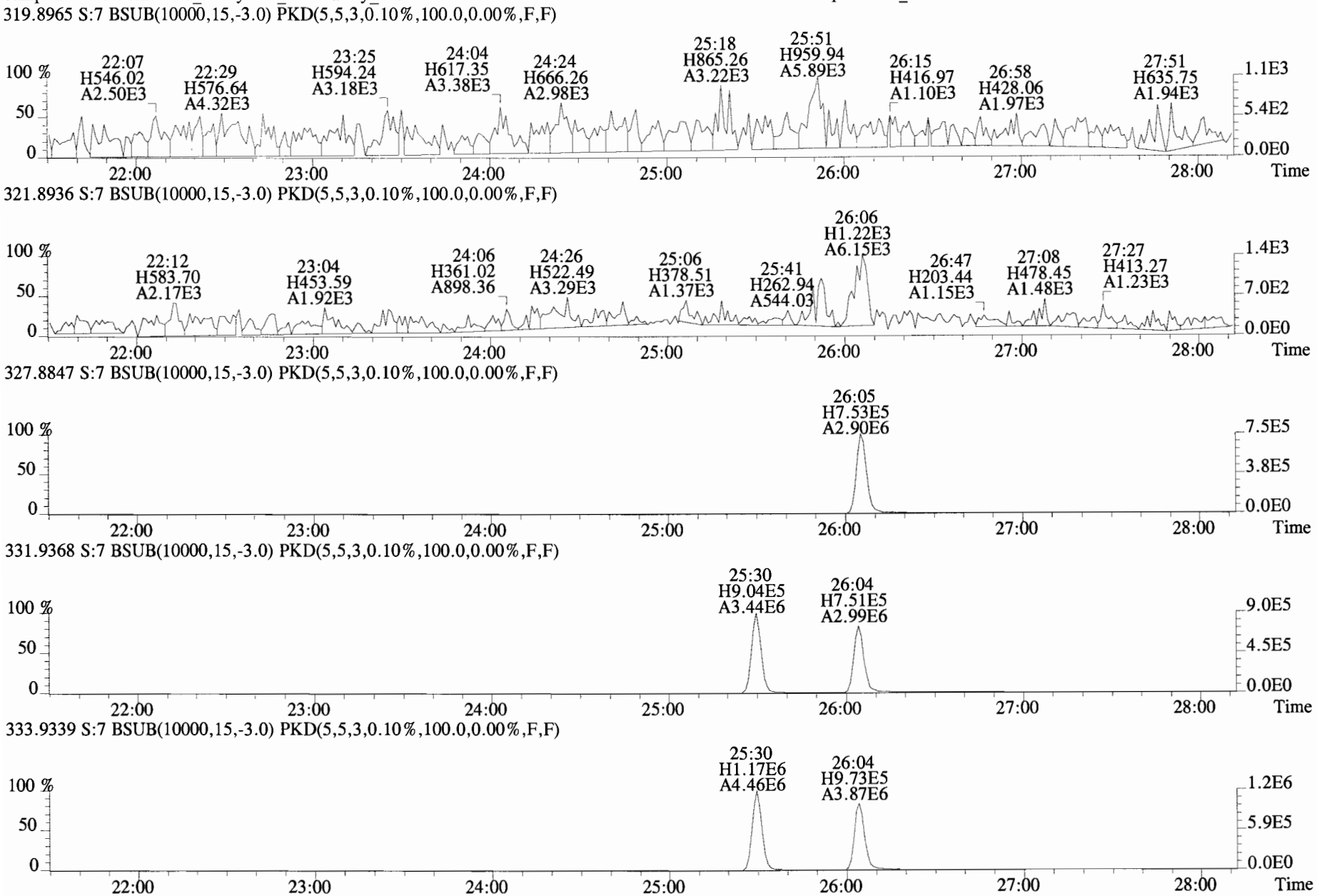

File:190607D1 #1-180 Acq: 7-JUN-2019 15:13:38 GC EI+ Voltage SIR Autospec-UltimaE
Sample#7 File Text:Vista_Analytical_Laboratory_VG7 Text:1900817-03 T4-PDI2019-SG62-190418 13.03 Exp:OCDD_DB5
353.8576 S:7 F:2 BSUB(10000,15,-3.0) PKD(5,5,3,0.10%,100.0,0.00%,F,F)

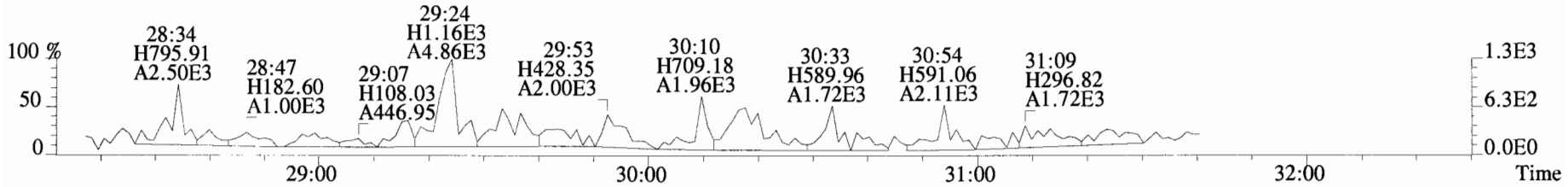

355.8546 S:7 F:2 BSUB(10000,15,-3.0) PKD(5,5,3,0.10%,100.0,0.00%,F,F)

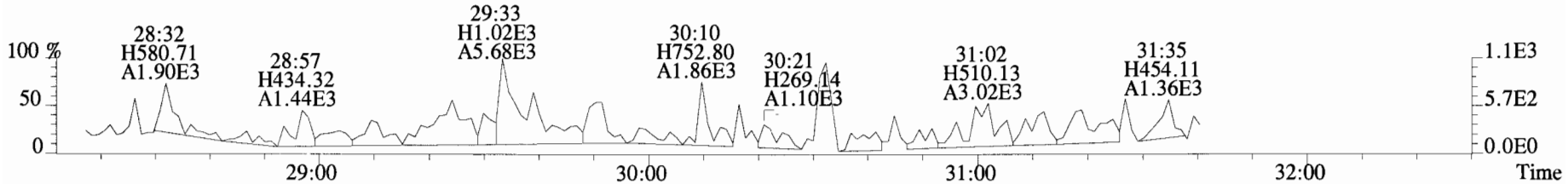

365.8978 S:7 F:2 BSUB(10000,15,-3.0) PKD(5,5,3,0.10%,100.0,0.00%,F,F)

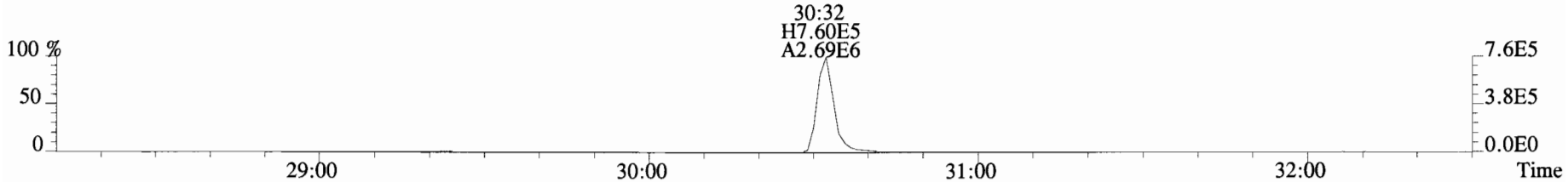

367.8949 S:7 F:2 BSUB(10000,15,-3.0) PKD(5,5,3,0.10%,100.0,0.00%,F,F)

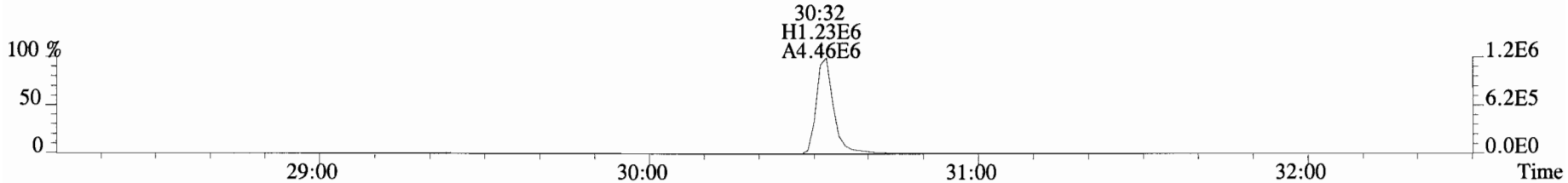

366.9792 S:7 F:2

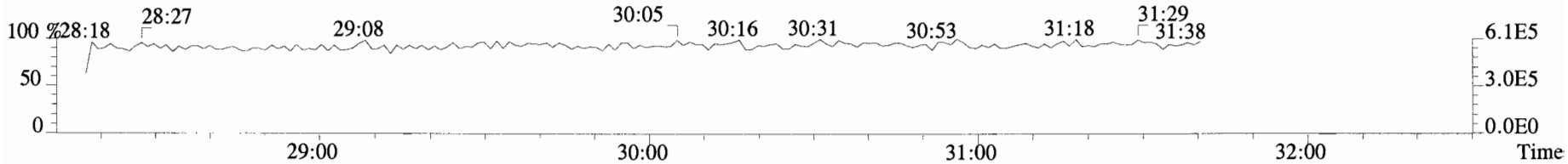

File:190607D1 #1-385 Acq: 7-JUN-2019 15:13:38 GC EI+ Voltage SIR Autospec-UltimaE
Sample#7 File Text:Vista_Analytical_Laboratory_VG7 Text:1900817-03 T4-PDI2019-SG62-190418 13.03 Exp:OCDD_DB5

389.8156 S:7 F:3 BSUB(10000,15,-3.0) PKD(5,5,3,0.10%,100.0,0.00%,F,F)

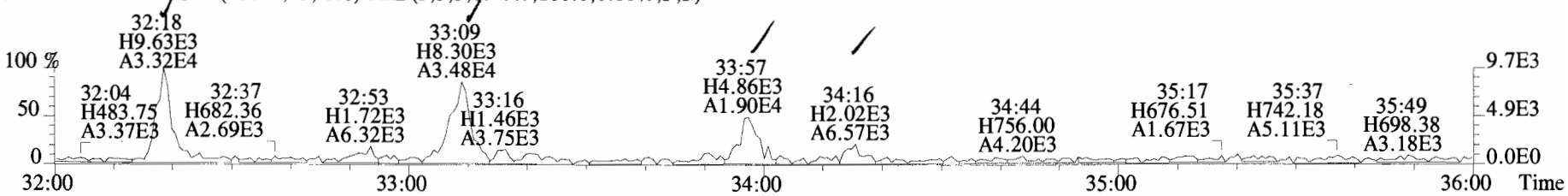

391.8127 S:7 F:3 BSUB(10000,15,-3.0) PKD(5,5,3,0.10%,100.0,0.00%,F,F)

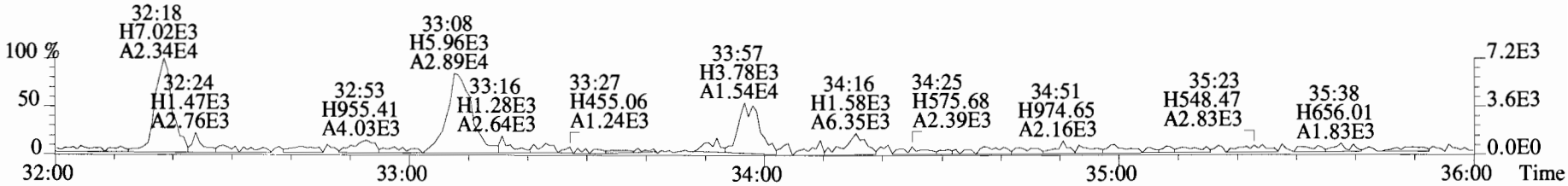

401.8559 S:7 F:3 BSUB(10000,15,-3.0) PKD(5,5,3,0.10%,100.0,0.00%,F,F)

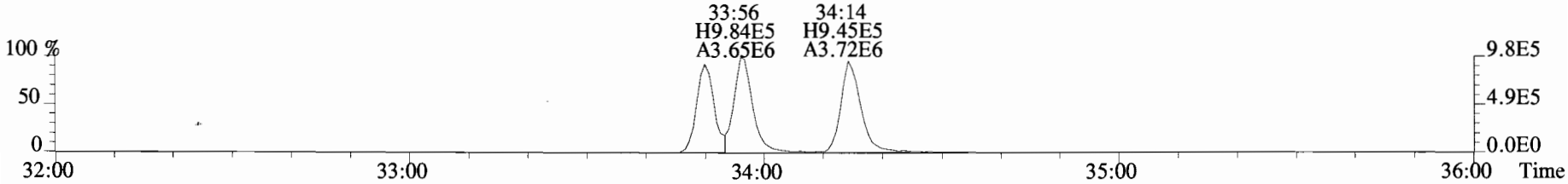

403.8530 S:7 F:3 BSUB(10000,15,-3.0) PKD(5,5,3,0.10%,100.0,0.00%,F,F)

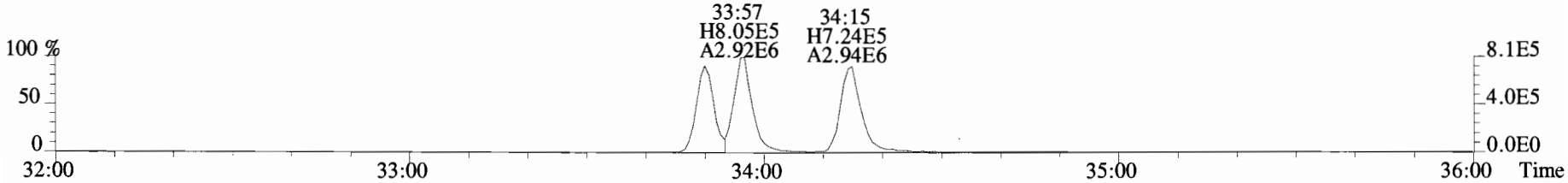

392.9760 S:7 F:3

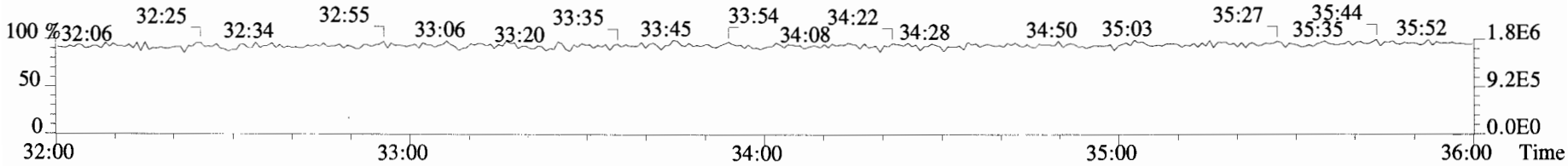

File:190607D1 #1-385 Acq: 7-JUN-2019 15:13:38 GC EI+ Voltage SIR Autospec-UltimaE
Sample#7 File Text:Vista_Analytical_Laboratory_VG7 Text:1900817-03 T4-PDI2019-SG62-190418 13.03 Exp:OCDD_DB5
389.8156 S:7 F:3 BSUB(10000,15,-3.0) PKD(5,5,3,0.10%,100.0,0.00%,F,F)

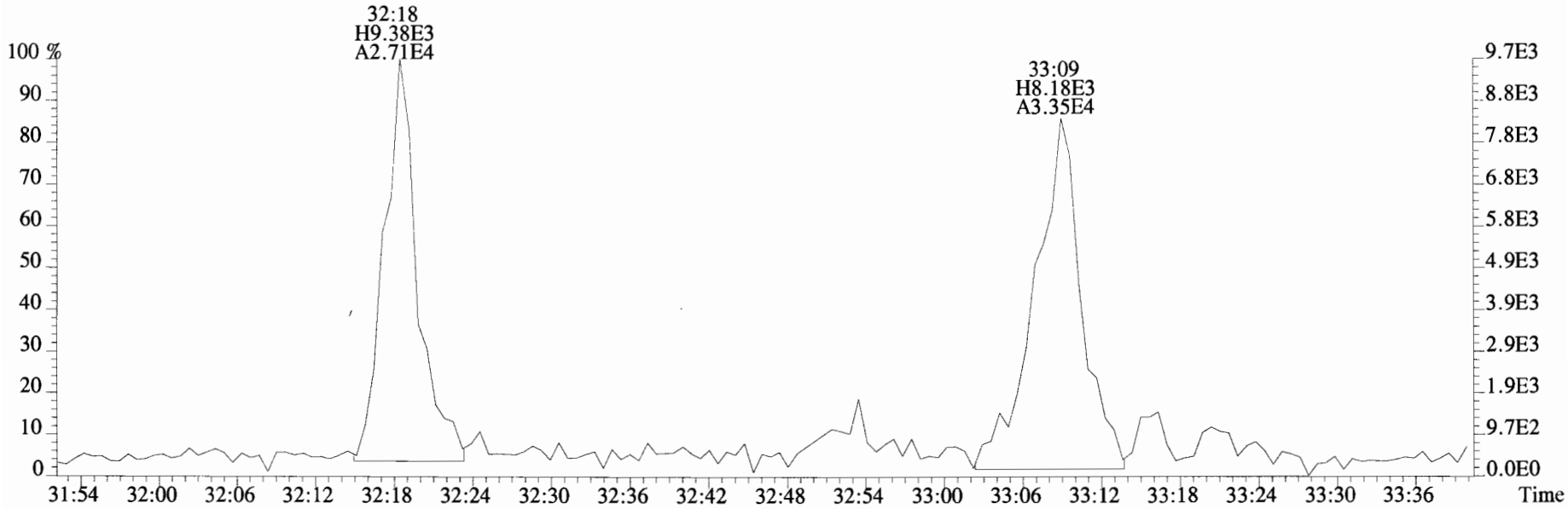

391.8127 S:7 F:3 BSUB(10000,15,-3.0) PKD(5,5,3,0.10%,100.0,0.00%,F,F)

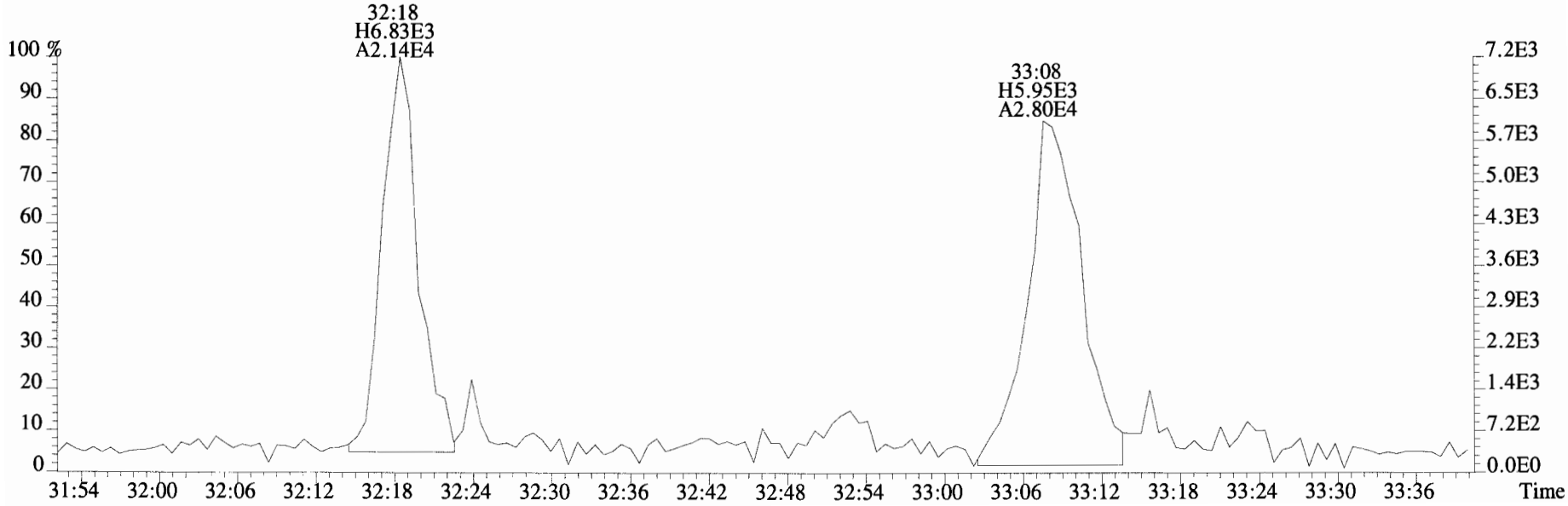

File:190607D1 #1-385 Acq: 7-JUN-2019 15:13:38 GC EI+ Voltage SIR Autospec-UltimaE
Sample#7 File Text:Vista_Analytical_Laboratory_VG7 Text:1900817-03 T4-PDI2019-SG62-190418 13.03 Exp:OCDD_DB5
389.8156 S:7 F:3 BSUB(10000,15,-3.0) PKD(5,5,3,0.10%,100.0,0.00%,F,F)

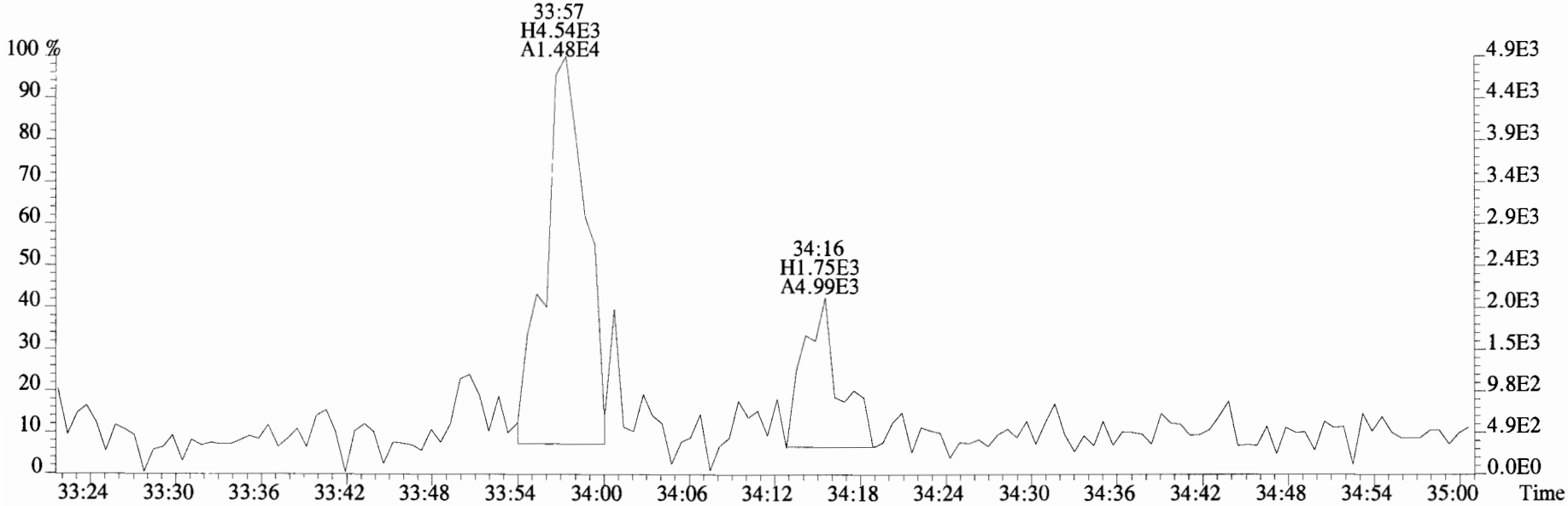

391.8127 S:7 F:3 BSUB(10000,15,-3.0) PKD(5,5,3,0.10%,100.0,0.00%,F,F)

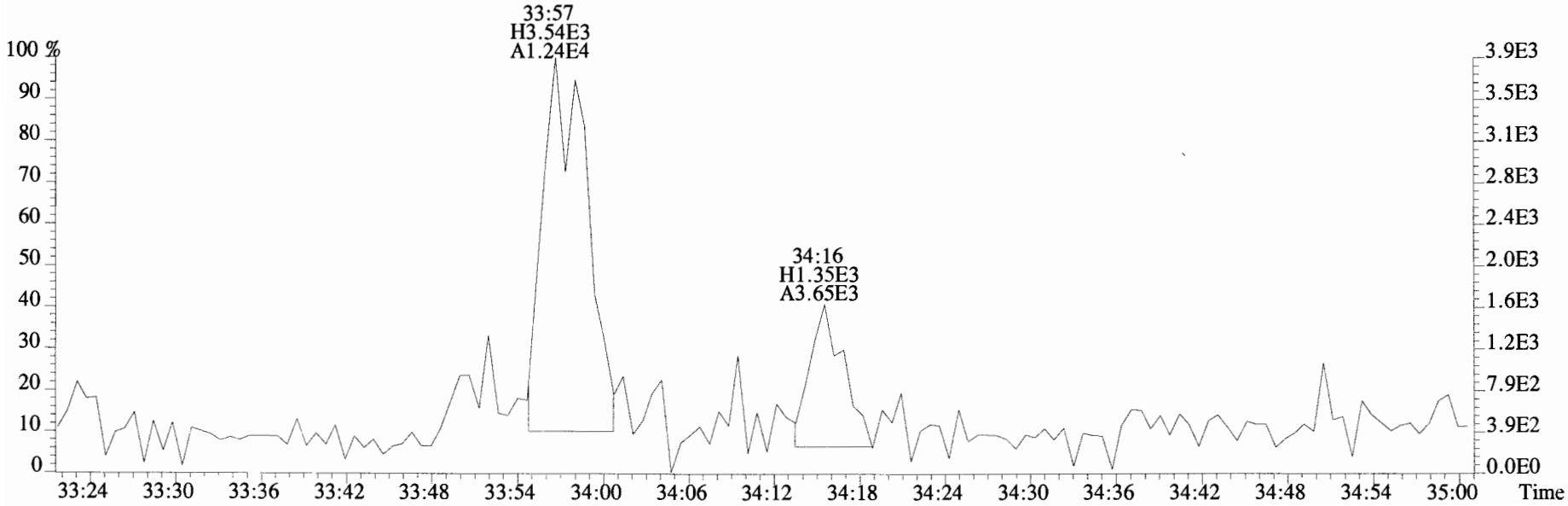

File:190607D1 #1-385 Acq: 7-JUN-2019 15:13:38 GC EI+ Voltage SIR Autospec-UltimaE
Sample#7 File Text:Vista_Analytical_Laboratory_VG7 Text:1900817-03 T4-PDI2019-SG62-190418 13.03 Exp:OCDD_DB5
401.8559 S:7 F:3 BSUB(10000,15,-3.0) PKD(5,5,3,0.10%,100.0,0.00%,F,F)

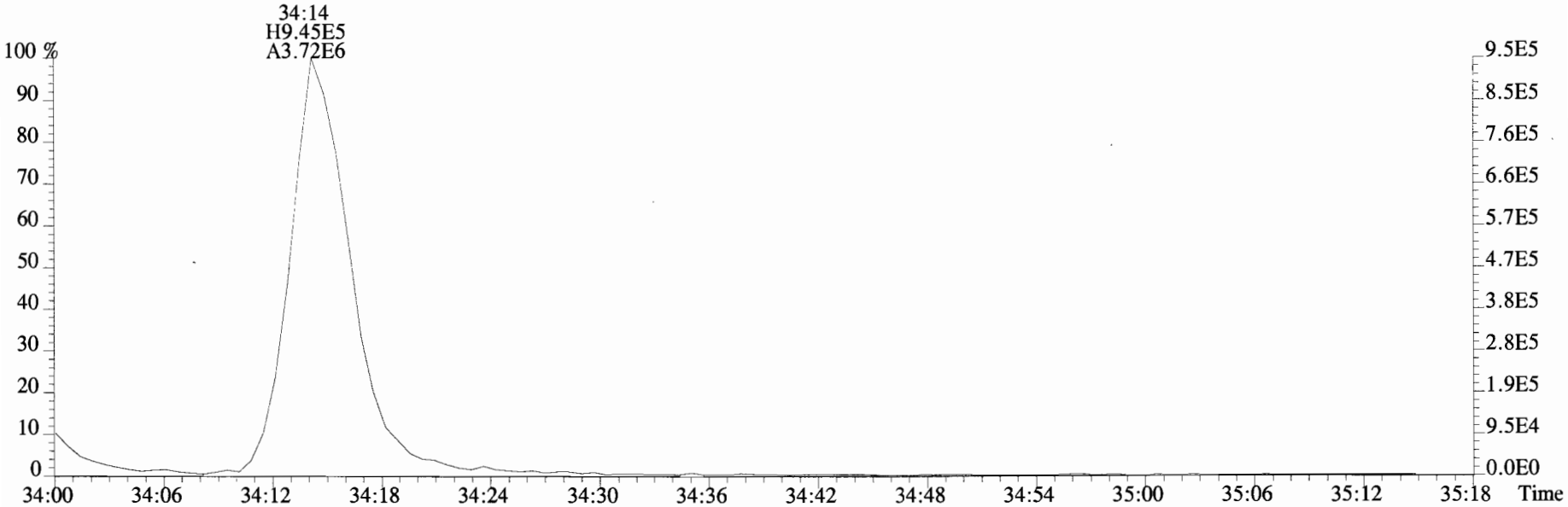

403.8530 S:7 F:3 BSUB(10000,15,-3.0) PKD(5,5,3,0.10%,100.0,0.00%,F,F)

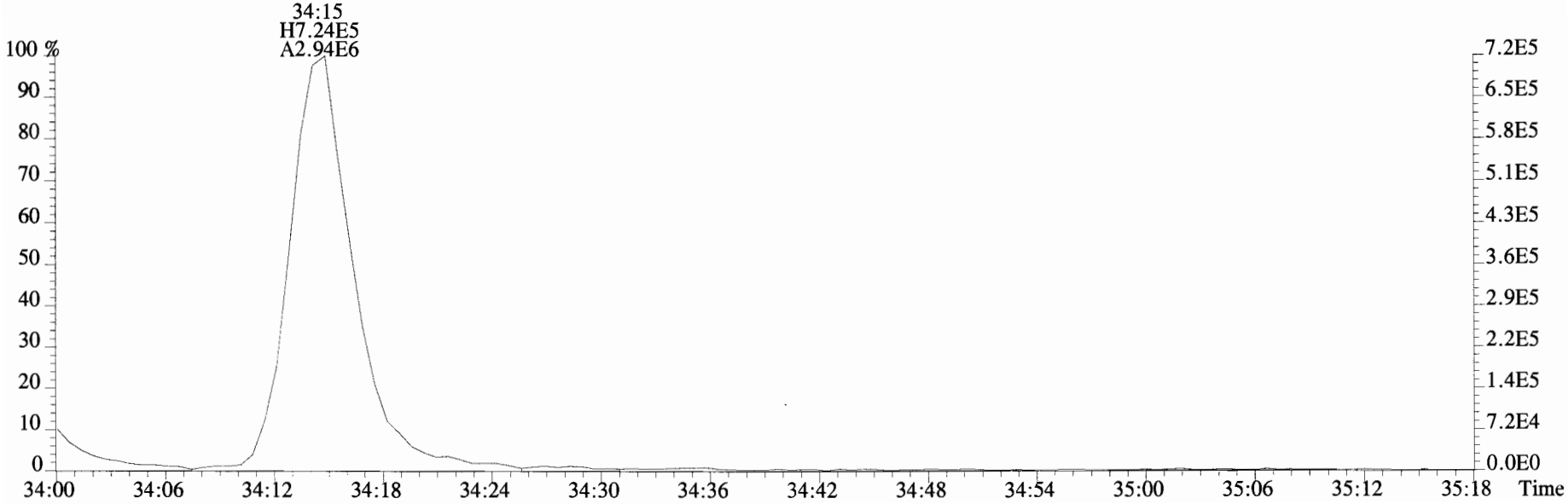

File:190607D1 #1-355 Acq: 7-JUN-2019 15:13:38 GC EI+ Voltage SIR Autospec-UltimaE
Sample#7 File Text:Vista_Analytical_Laboratory_VG7 Text:1900817-03 T4-PDI2019-SG62-190418 13.03 Exp:OCDD_DB5

423.7767 S:7 F:4 BSUB(10000,15,-3.0) PKD(5,5,3,0.10%,100.0,0.00%,F,F)



425.7737 S:7 F:4 BSUB(10000,15,-3.0) PKD(5,5,3,0.10%,100.0,0.00%,F,F)

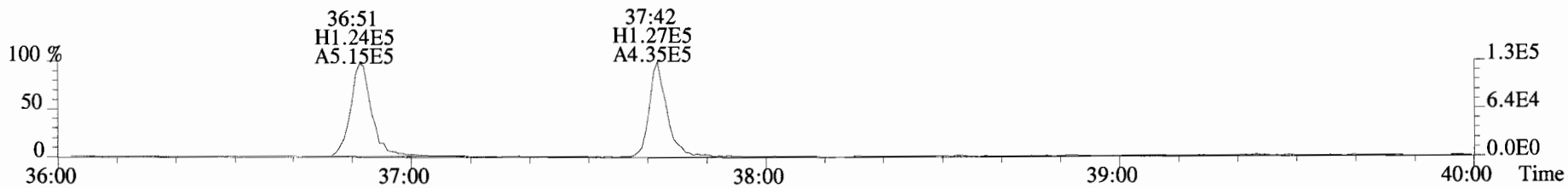

435.8169 S:7 F:4 BSUB(10000,15,-3.0) PKD(5,5,3,0.10%,100.0,0.00%,F,F)

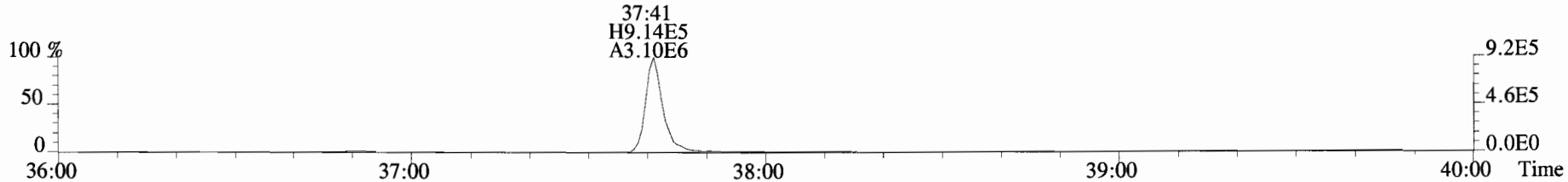

437.8140 S:7 F:4 BSUB(10000,15,-3.0) PKD(5,5,3,0.10%,100.0,0.00%,F,F)

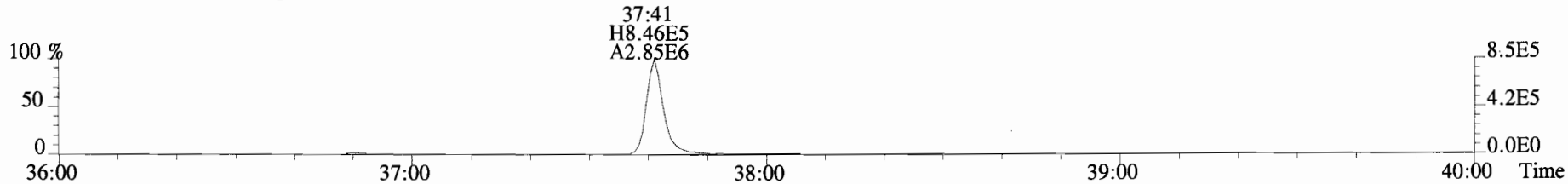

454.9728 S:7 F:4

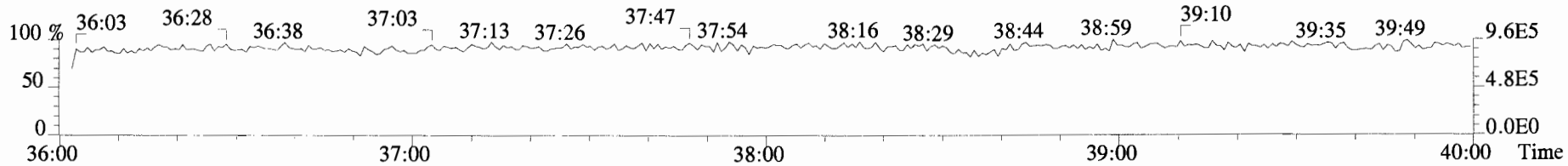

File:190607D1 #1-355 Acq: 7-JUN-2019 15:13:38 GC EI+ Voltage SIR Autospec-UltimaE
Sample#7 File Text:Vista_Analytical_Laboratory_VG7 Text:1900817-03 T4-PDI2019-SG62-190418 13.03 Exp:OCDD_DB5
423.7767 S:7 F:4 BSUB(10000,15,-3.0) PKD(5,5,3,0.10%,100.0,0.00%,F,F)

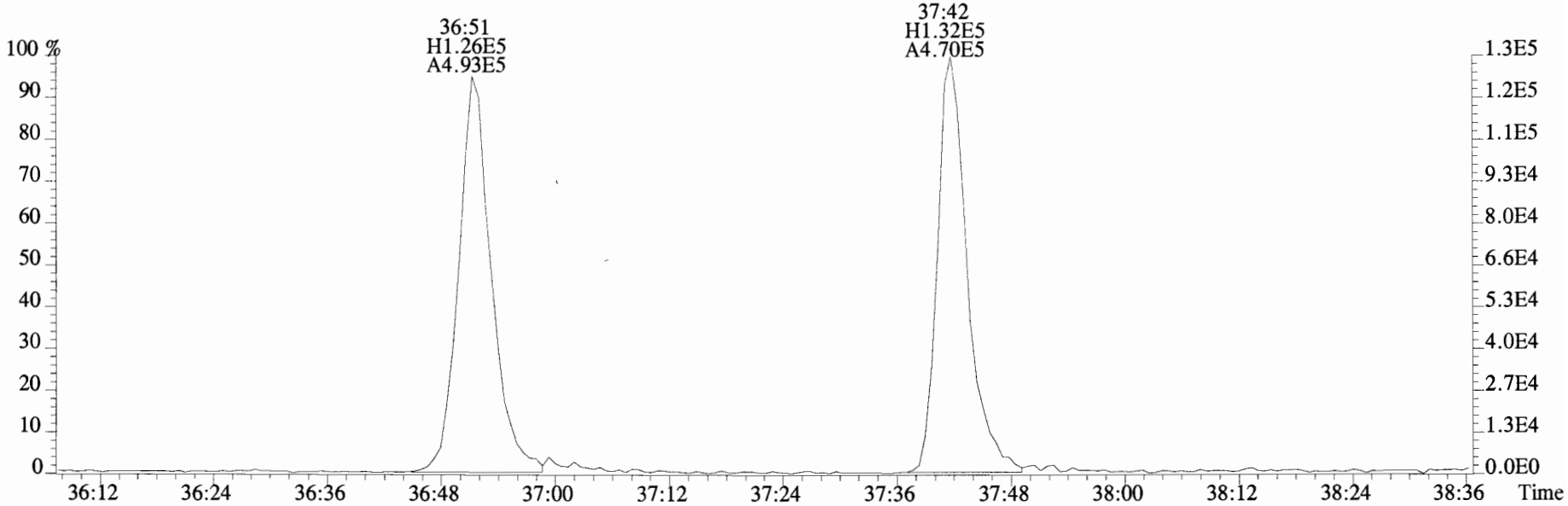

425.7737 S:7 F:4 BSUB(10000,15,-3.0) PKD(5,5,3,0.10%,100.0,0.00%,F,F)

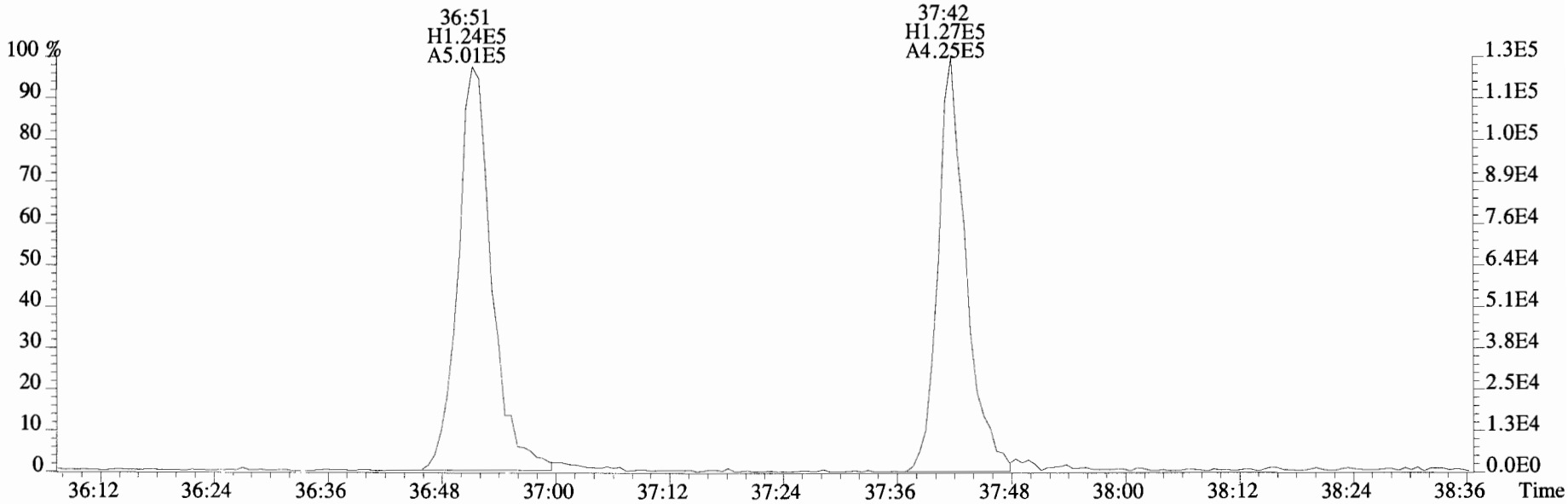

File:190607D1 #1-432 Acq: 7-JUN-2019 15:13:38 GC EI+ Voltage SIR Autospec-UltimaE
Sample#7 File Text:Vista_Analytical_Laboratory_VG7 Text:1900817-03 T4-PDI2019-SG62-190418 13.03 Exp:OCDD_DB5

457.7377 S:7 F:5 BSUB(10000,15,-3.0) PKD(5,5,3,0.10%,100.0,0.00%,F,F)

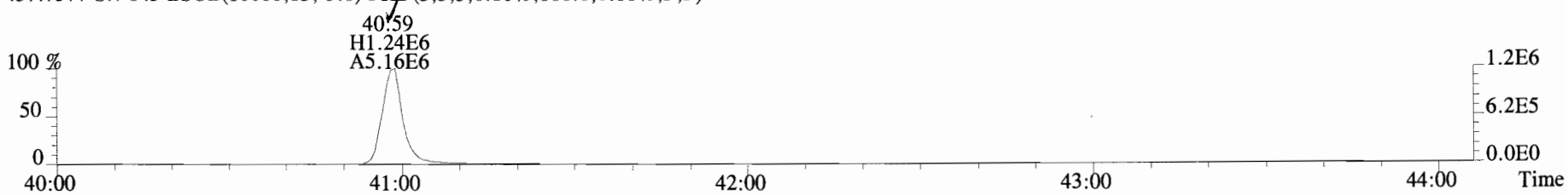

459.7348 S:7 F:5 BSUB(10000,15,-3.0) PKD(5,5,3,0.10%,100.0,0.00%,F,F)

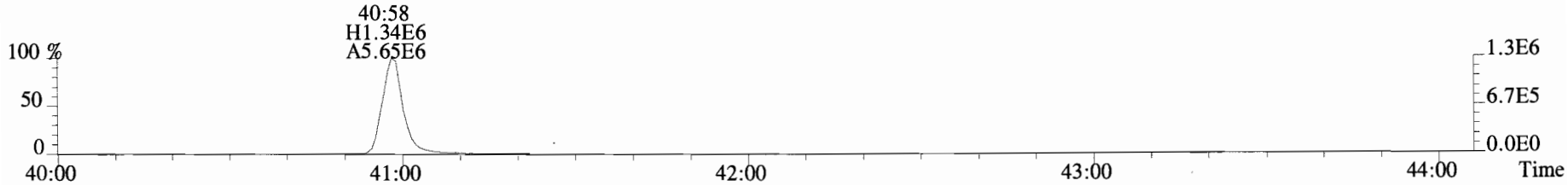

469.7780 S:7 F:5 BSUB(10000,15,-3.0) PKD(5,5,3,0.10%,100.0,0.00%,F,F)

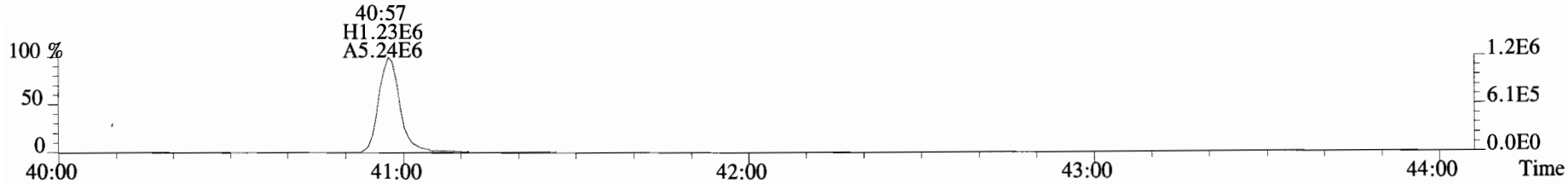

471.7750 S:7 F:5 BSUB(10000,15,-3.0) PKD(5,5,3,0.10%,100.0,0.00%,F,F)

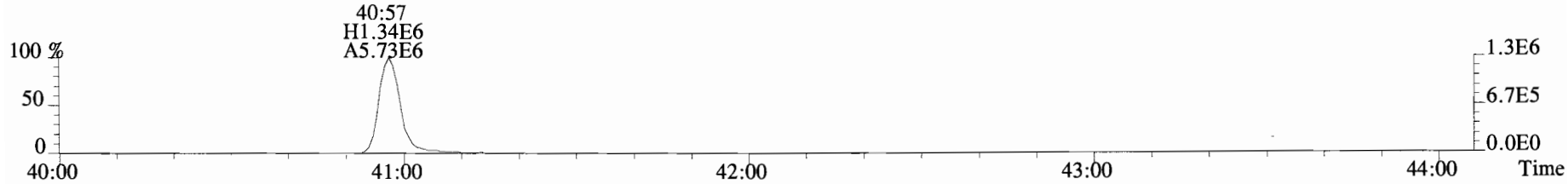

454.9728 S:7 F:5

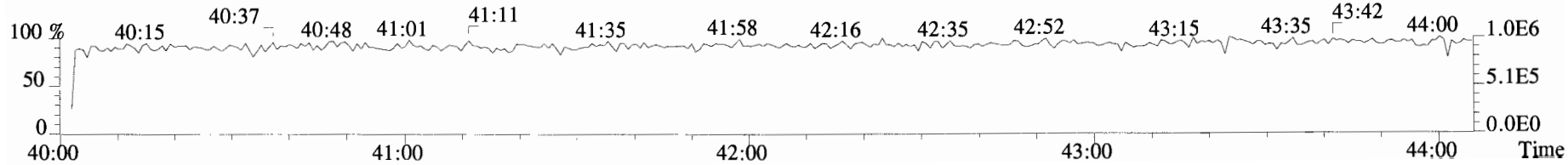

File:190607D1 #1-432 Acq: 7-JUN-2019 15:13:38 GC EI+ Voltage SIR Autospec-UltimaE
Sample#7 File Text:Vista_Analytical_Laboratory_VG7 Text:1900817-03 T4-PDI2019-SG62-190418 13.03 Exp:OCDD_DB5
457.7377 S:7 F:5 BSUB(10000,15,-3.0) PKD(5,5,3,0.10%,100.0,0.00%,F,F)

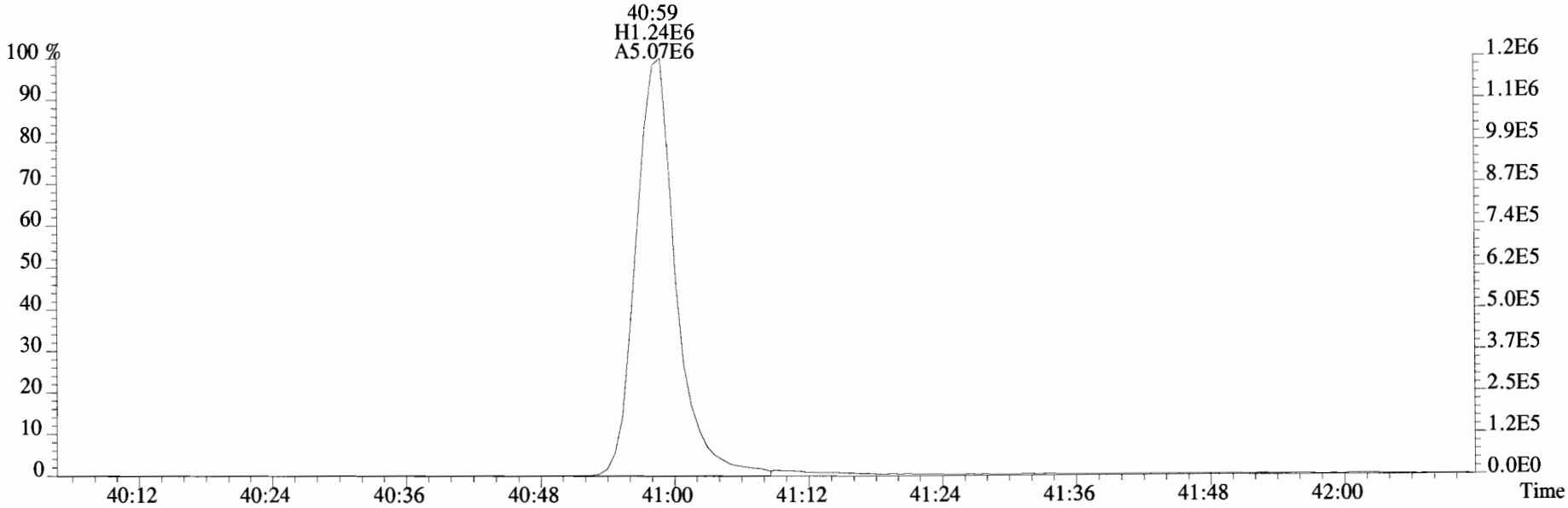

459.7348 S:7 F:5 BSUB(10000,15,-3.0) PKD(5,5,3,0.10%,100.0,0.00%,F,F)

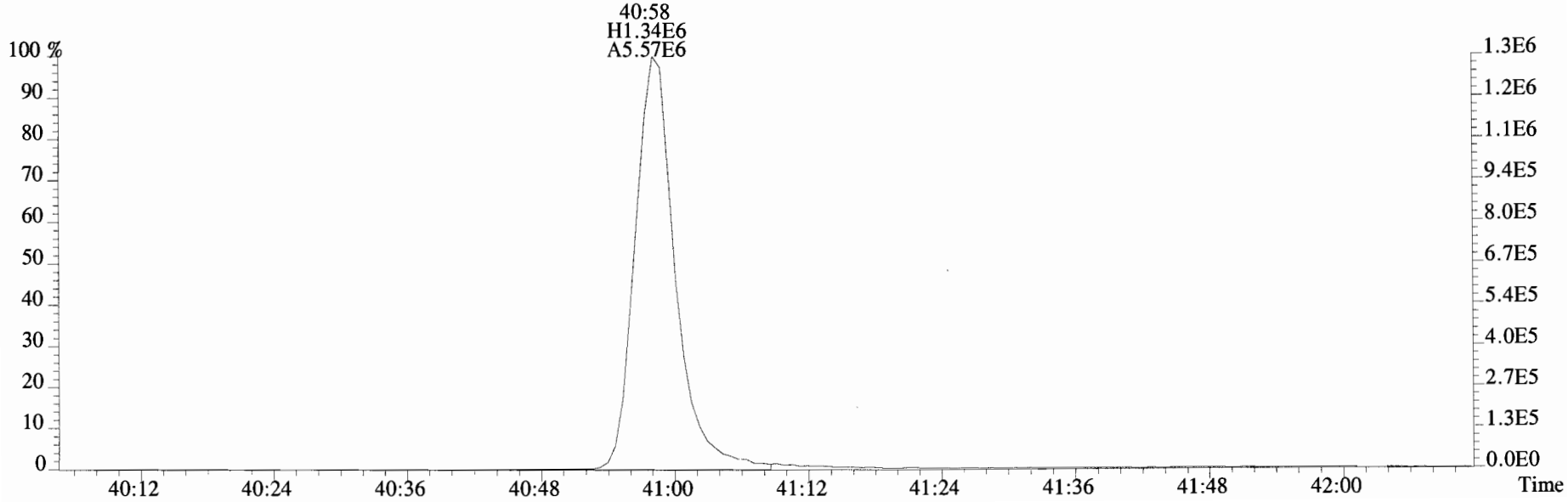

File:190607D1 #1-529 Acq: 7-JUN-2019 15:13:38 GC EI+ Voltage SIR Autospec-UltimaE
Sample#7 File Text:Vista_Analytical_Laboratory_VG7 Text:1900817-03 T4-PDI2019-SG62-190418 13.03 Exp:OCDD_DB5
303.9016 S:7 BSUB(10000,15,-3.0) PKD(5,5,3,0.10%,100.0,0.00%,F,F)

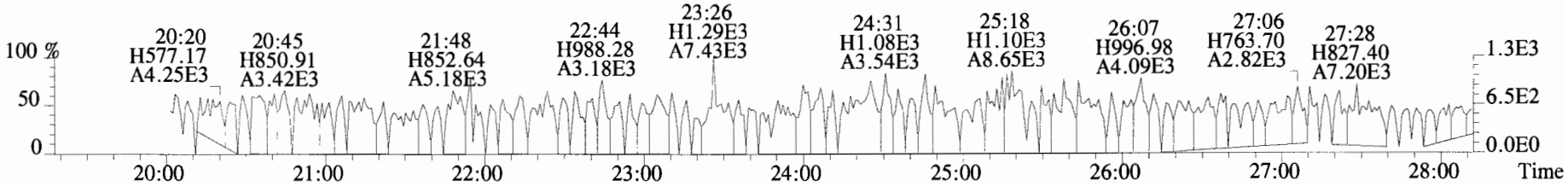

305.8987 S:7 BSUB(10000,15,-3.0) PKD(5,5,3,0.10%,100.0,0.00%,F,F)

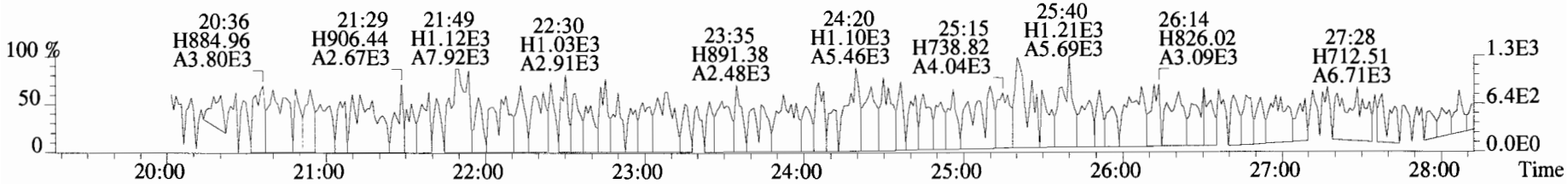

315.9419 S:7 BSUB(10000,15,-3.0) PKD(5,5,3,0.10%,100.0,0.00%,F,F)

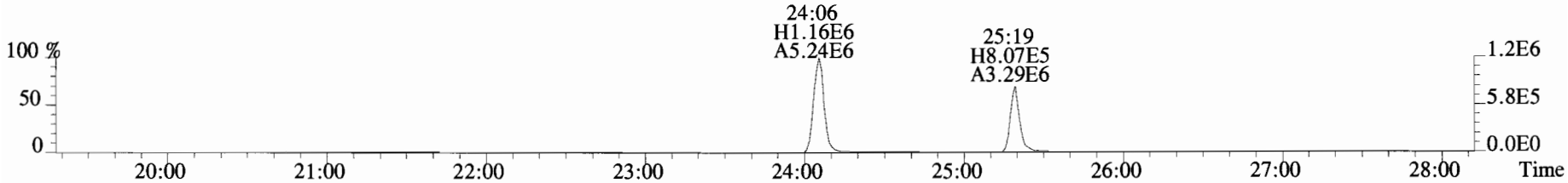

317.9389 S:7 BSUB(10000,15,-3.0) PKD(5,5,3,0.10%,100.0,0.00%,F,F)

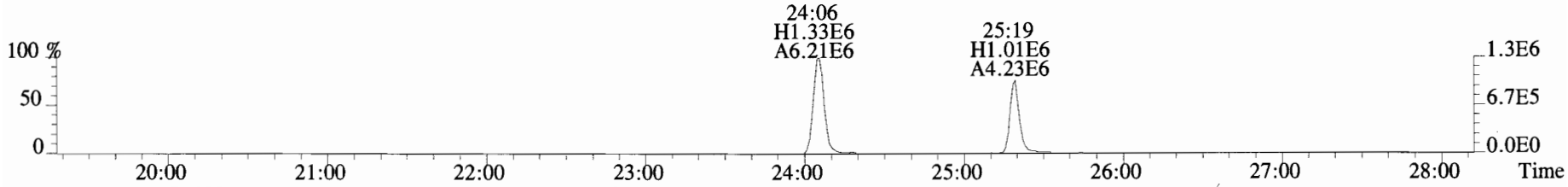

375.8364 S:7 BSUB(10000,15,-3.0) PKD(5,5,3,0.10%,100.0,0.00%,F,F)

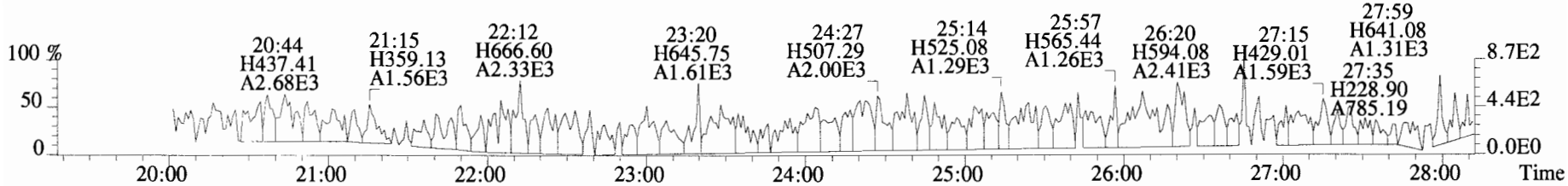

File:190607D1 #1-529 Acq: 7-JUN-2019 15:13:38 GC EI+ Voltage SIR Autospec-UltimaE
Sample#7 File Text:Vista_Analytical_Laboratory_VG7 Text:1900817-03 T4-PDI2019-SG62-190418 13.03 Exp:OCDD_DB5
339.8597 S:7 BSUB(10000,15,-3.0) PKD(5,5,3,0.10%,100.0,0.00%,F,F)

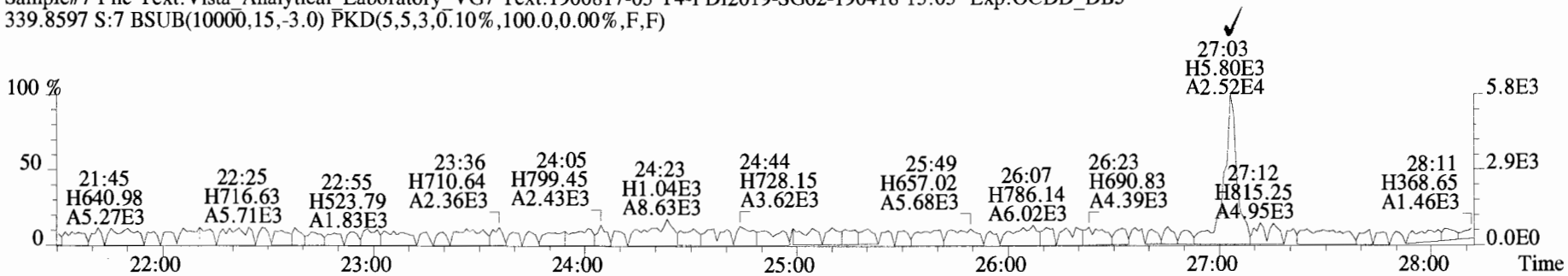

341.8568 S:7 BSUB(10000,15,-3.0) PKD(5,5,3,0.10%,100.0,0.00%,F,F)

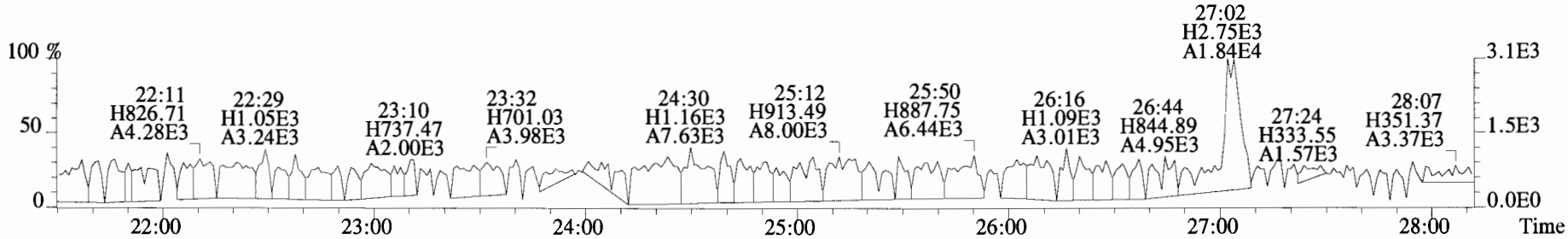

409.7974 S:7 BSUB(10000,15,-3.0) PKD(5,5,3,0.10%,100.0,0.00%,F,F)

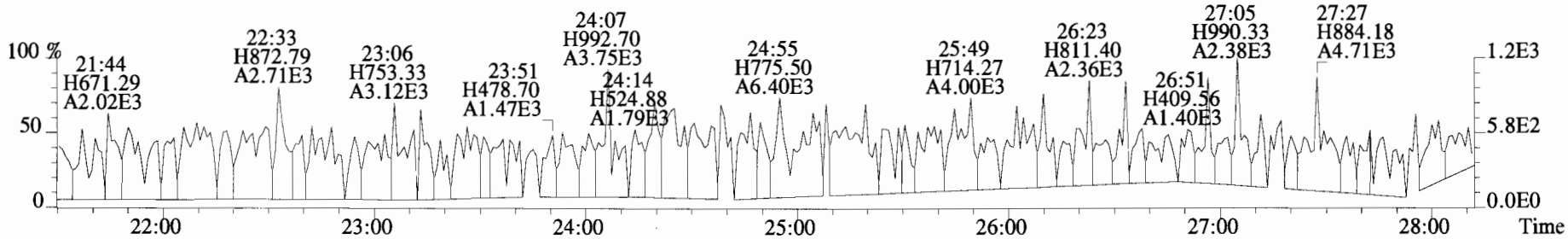

316.9824 S:7

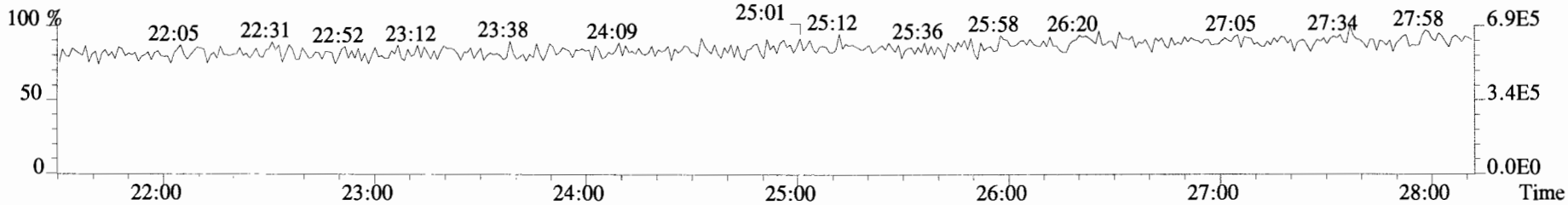

File:190607D1 #1-529 Acq: 7-JUN-2019 15:13:38 GC EI+ Voltage SIR Autospec-UltimaE
Sample#7 File Text:Vista_Analytical_Laboratory_VG7 Text:1900817-03 T4-PDI2019-SG62-190418 13.03 Exp:OCDD_DB5
339.8597 S:7 BSUB(10000,15,-3.0) PKD(5,5,3,0.10%,100.0,0.00%,F,F)

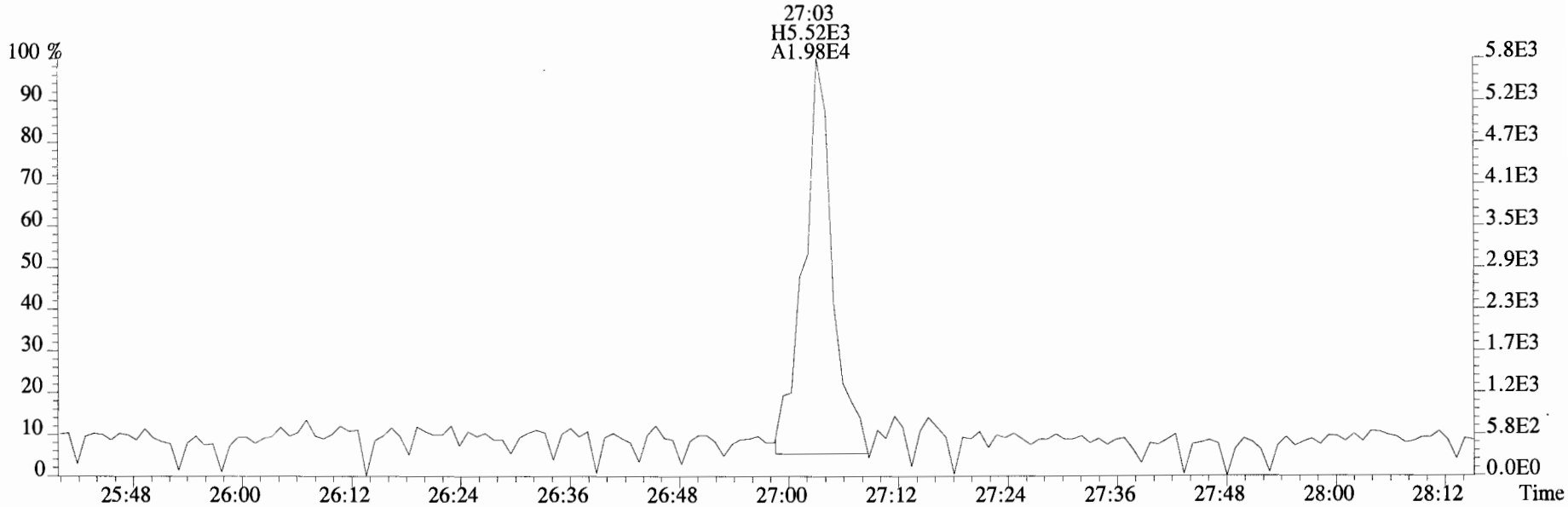

341.8568 S:7 BSUB(10000,15,-3.0) PKD(5,5,3,0.10%,100.0,0.00%,F,F)

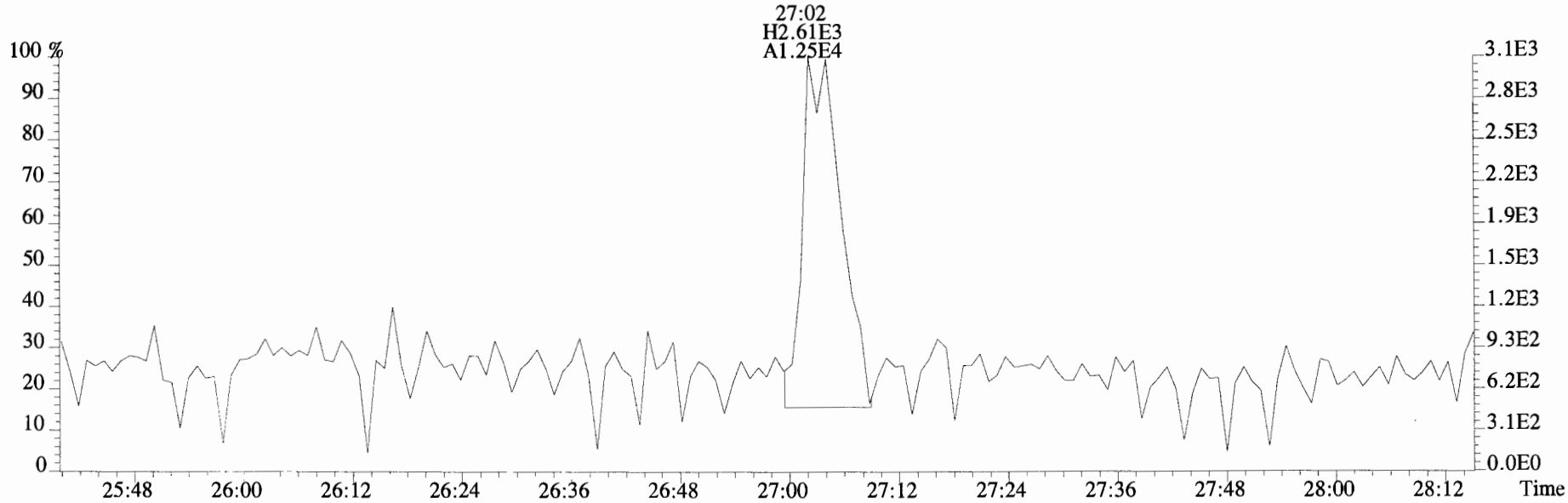

File:190607D1 #1-180 Acq: 7-JUN-2019 15:13:38 GC EI+ Voltage SIR Autospec-UltimaE
Sample#7 File Text:Vista_Analytical_Laboratory_VG7 Text:1900817-03 T4-PDI2019-SG62-190418 13.03 Exp:OCDD_DB5

339.8597 S:7 F:2 BSUB(10000,15,-3.0) PKD(5,5,3,0.10%,100.0,0.00%,F,F)

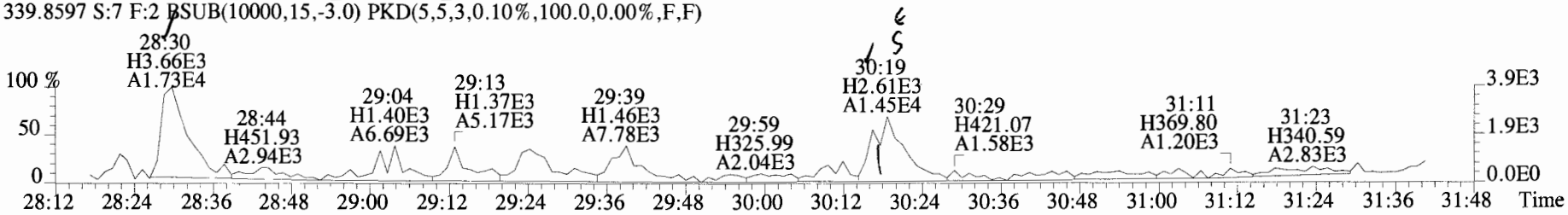

341.8568 S:7 F:2 BSUB(10000,15,-3.0) PKD(5,5,3,0.10%,100.0,0.00%,F,F)

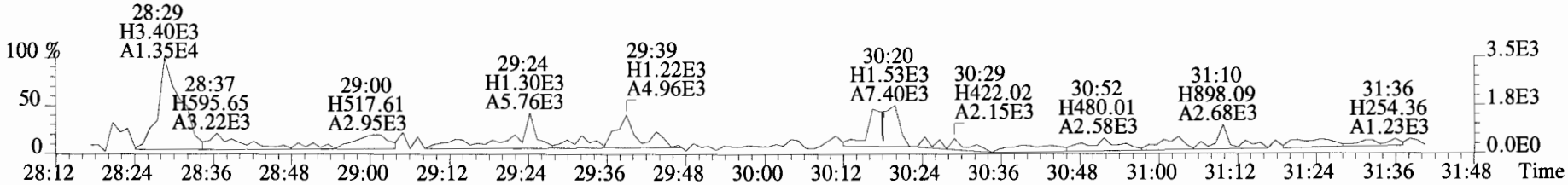

351.9000 S:7 F:2 BSUB(10000,15,-3.0) PKD(5,5,3,0.10%,100.0,0.00%,F,F)

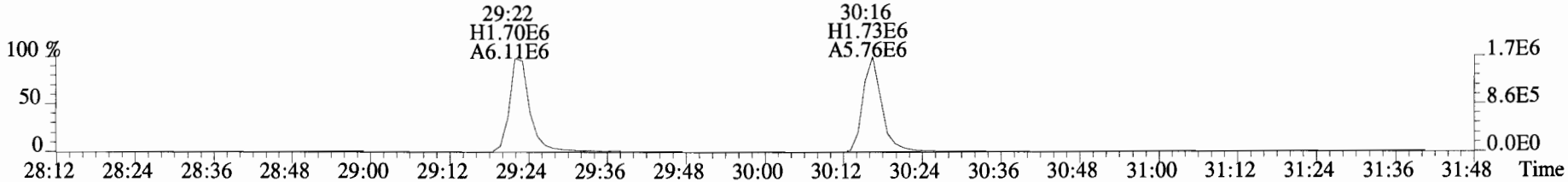

353.8970 S:7 F:2 BSUB(10000,15,-3.0) PKD(5,5,3,0.10%,100.0,0.00%,F,F)

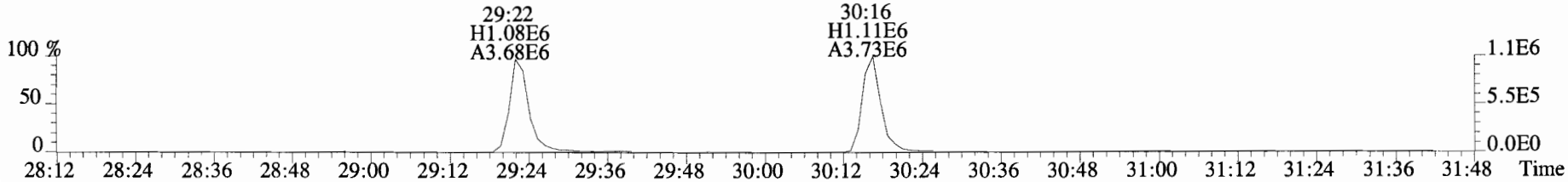

409.7974 S:7 F:2 BSUB(10000,15,-3.0) PKD(5,5,3,0.10%,100.0,0.00%,F,F)

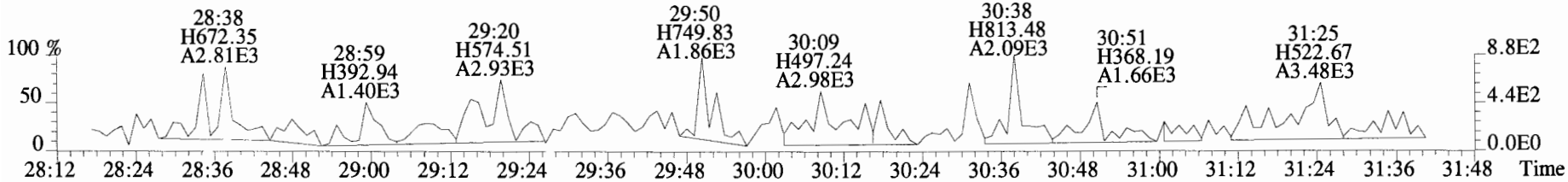

File:190607D1 #1-180 Acq: 7-JUN-2019 15:13:38 GC EI+ Voltage SIR Autospec-UltimaE
Sample#7 File Text:Vista_Analytical_Laboratory_VG7 Text:1900817-03 T4-PDI2019-SG62-190418 13.03 Exp:OCDD_DB5
339.8597 S:7 F:2 BSUB(10000,15,-3.0) PKD(5,5,3,0.10%,100.0,0.00%,F,F)

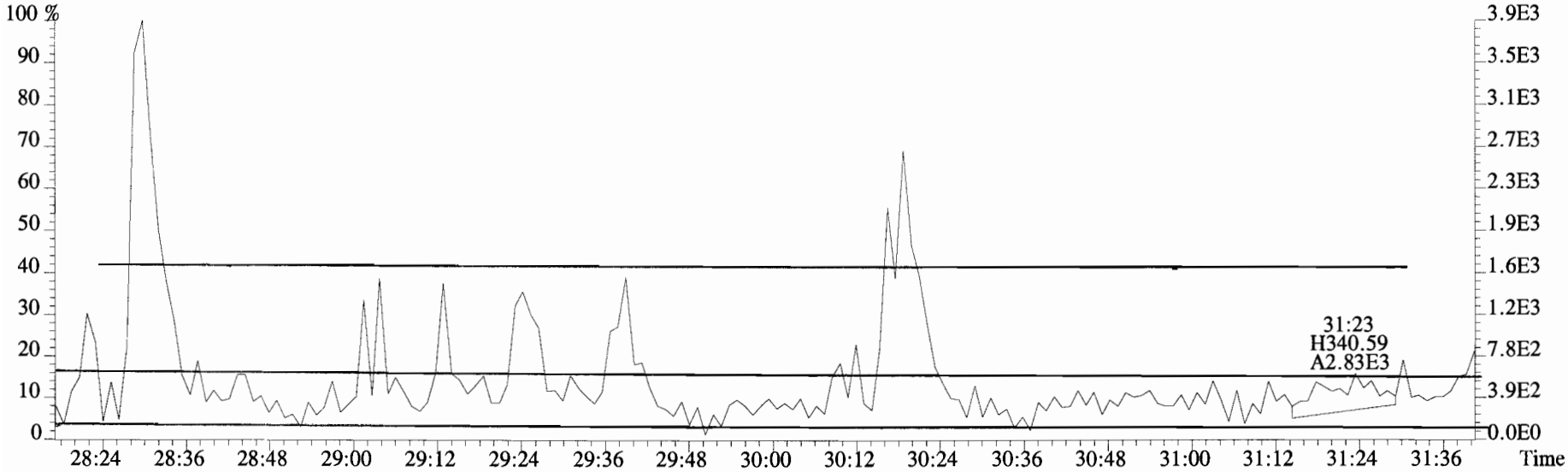

341.8568 S:7 F:2 BSUB(10000,15,-3.0) PKD(5,5,3,0.10%,100.0,0.00%,F,F)

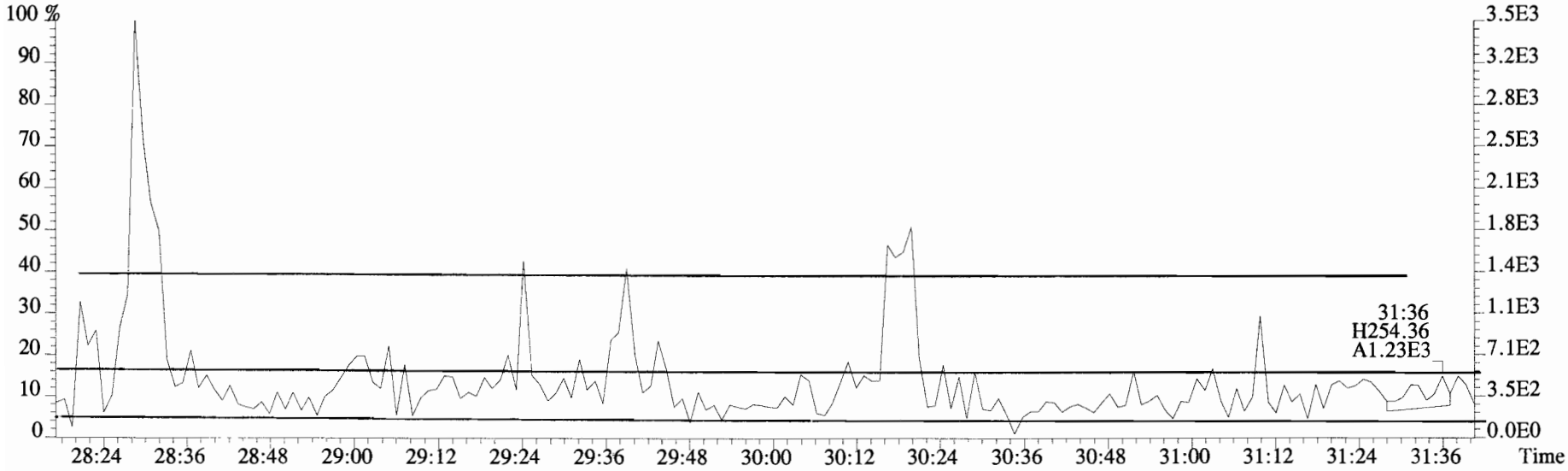

File:190607D1 #1-180 Acq: 7-JUN-2019 15:13:38 GC EI+ Voltage SIR Autospec-UltimaE
Sample#7 File Text:Vista_Analytical_Laboratory_VG7 Text:1900817-03 T4-PDI2019-SG62-190418 13.03 Exp:OCDD_DB5
339.8597 S:7 F:2 BSUB(10000,15,-3.0) PKD(5,5,3,0.10%,100.0,0.00%,F,F)

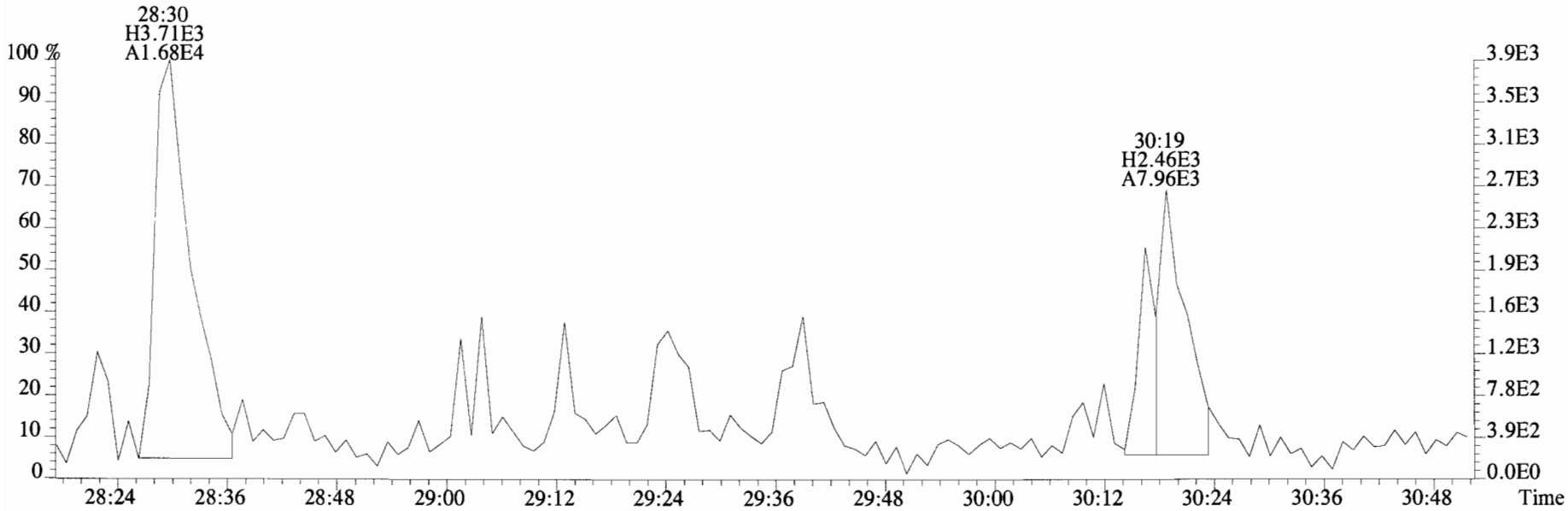

341.8568 S:7 F:2 BSUB(10000,15,-3.0) PKD(5,5,3,0.10%,100.0,0.00%,F,F)

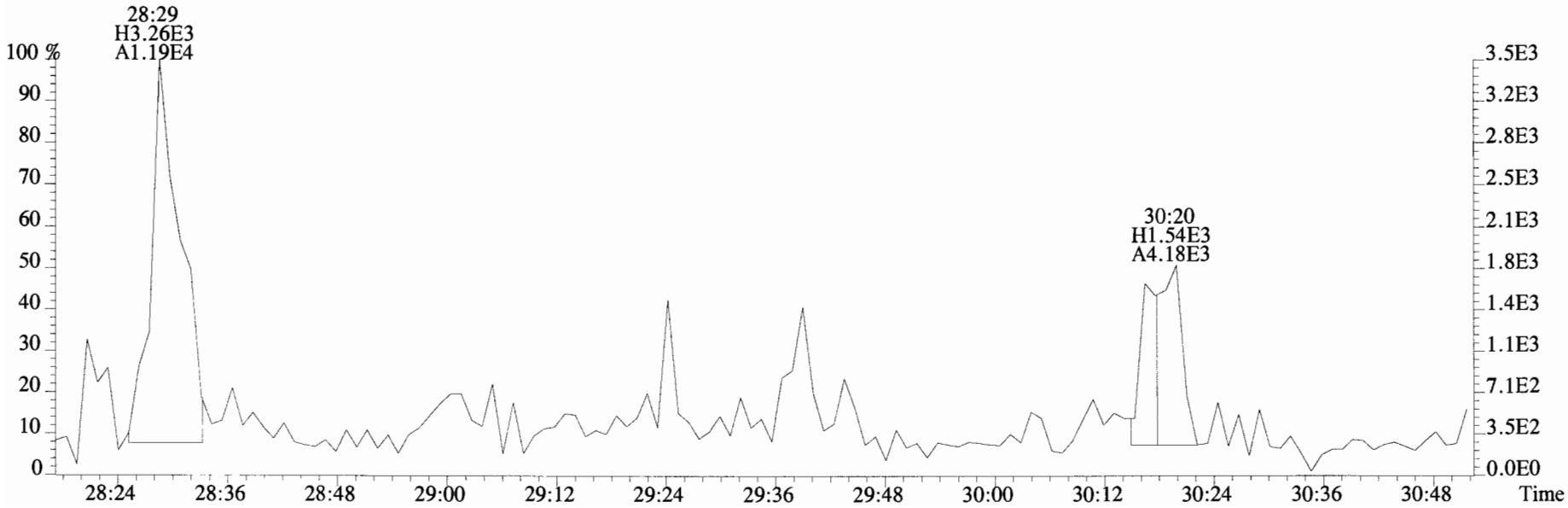

File:190607D1 #1-180 Acq: 7-JUN-2019 15:13:38 GC EI+ Voltage SIR Autospec-UltimaE
Sample#7 File Text:Vista_Analytical_Laboratory_VG7 Text:1900817-03 T4-PDI2019-SG62-190418 13.03 Exp:OCDD_DB5
339.8597 S:7 F:2 BSUB(10000,15,-3.0) PKD(5,5,3,0.10%,100.0,0.00%,F,F)

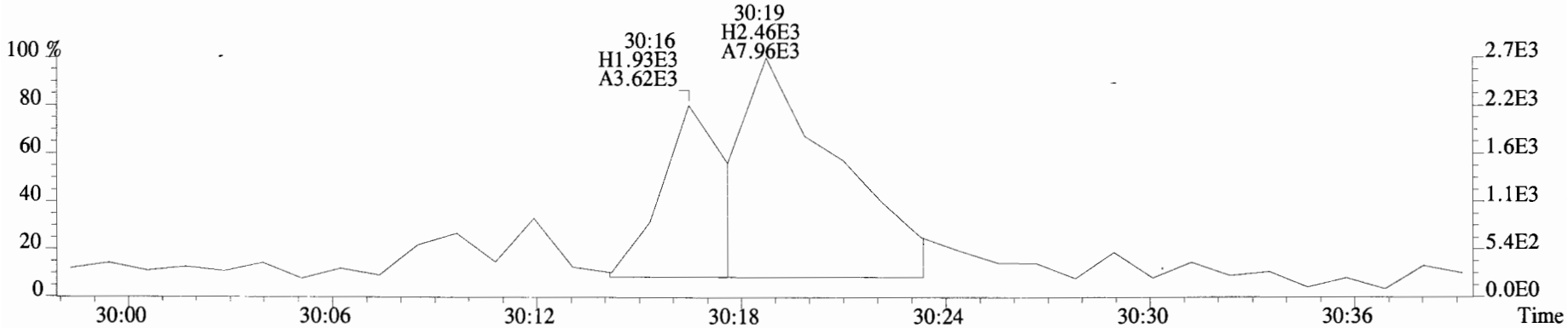

341.8568 S:7 F:2 BSUB(10000,15,-3.0) PKD(5,5,3,0.10%,100.0,0.00%,F,F)

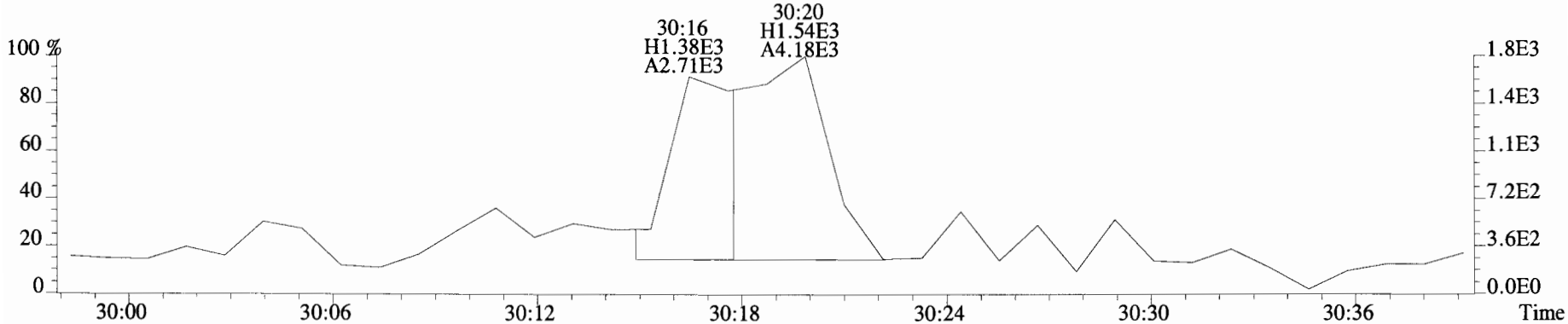

351.9000 S:7 F:2

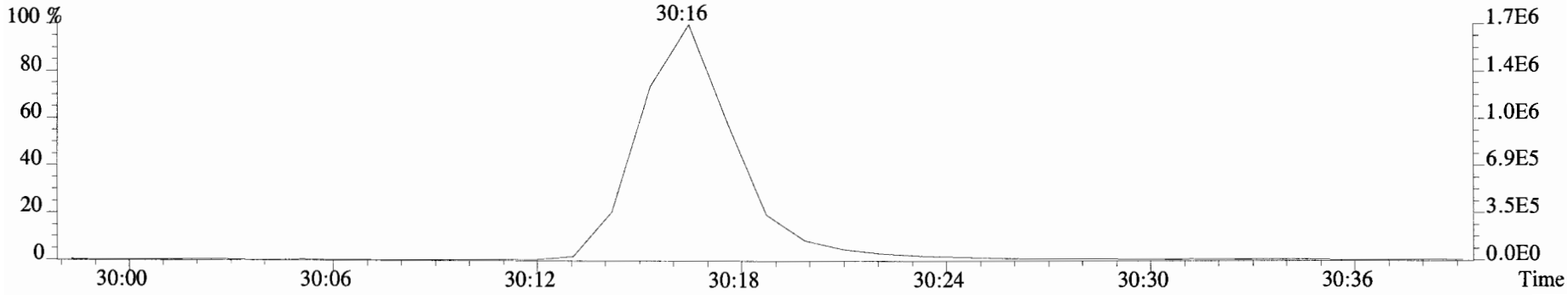

File:190607D1 #1-385 Acq: 7-JUN-2019 15:13:38 GC EI+ Voltage SIR Autospec-UltimaE
Sample#7 File Text:Vista_Analytical_Laboratory_VG7 Text:1900817-03 T4-PDI2019-SG62-190418 13.03 Exp:OCDD_DB5

373.8207 S:7 F:3 BSUB(10000,15,-3.0) PKD(5,5,3,0.10%,100.0,0.00%,F,F)

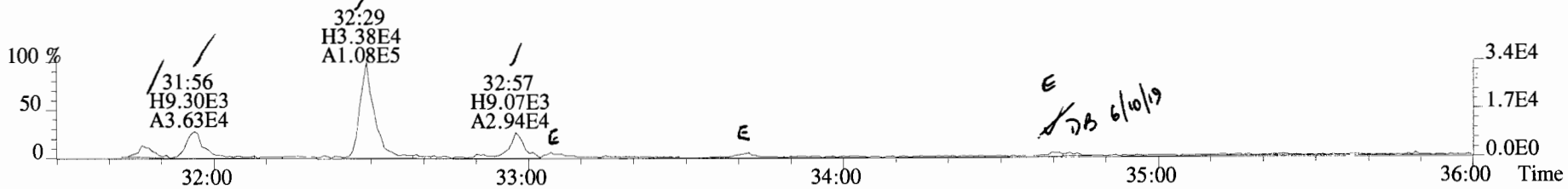

375.8178 S:7 F:3 BSUB(10000,15,-3.0) PKD(5,5,3,0.10%,100.0,0.00%,F,F)

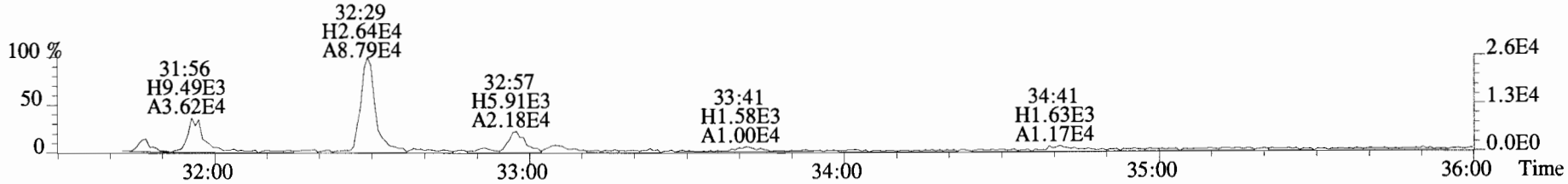

383.8639 S:7 F:3 BSUB(10000,15,-3.0) PKD(5,5,3,0.10%,100.0,0.00%,F,F)

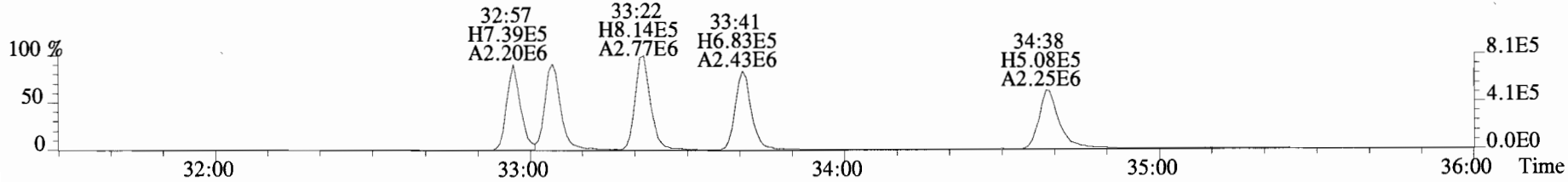

385.8610 S:7 F:3 BSUB(10000,15,-3.0) PKD(5,5,3,0.10%,100.0,0.00%,F,F)

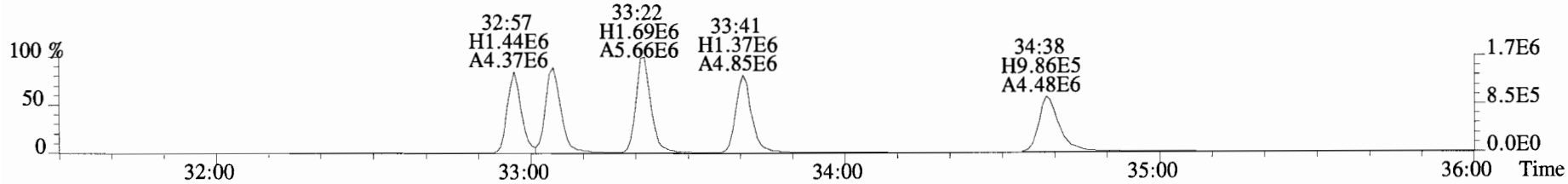

445.7555 S:7 F:3 BSUB(10000,15,-3.0) PKD(5,5,3,0.10%,100.0,0.00%,F,F)

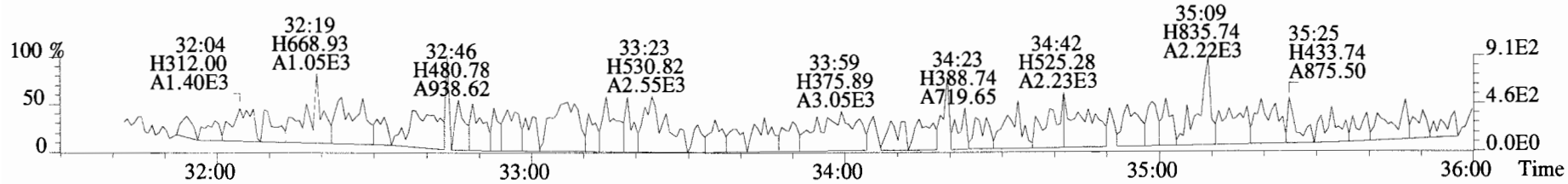

File:190607D1 #1-385 Acq: 7-JUN-2019 15:13:38 GC EI+ Voltage SIR Autospec-UltimaE
Sample#7 File Text:Vista_Analytical_Laboratory_VG7 Text:1900817-03 T4-PDI2019-SG62-190418 13.03 Exp:OCDD_DB5
373.8207 S:7 F:3 BSUB(10000,15,-3.0) PKD(5,5,3,0.10%,100.0,0.00%,F,F)

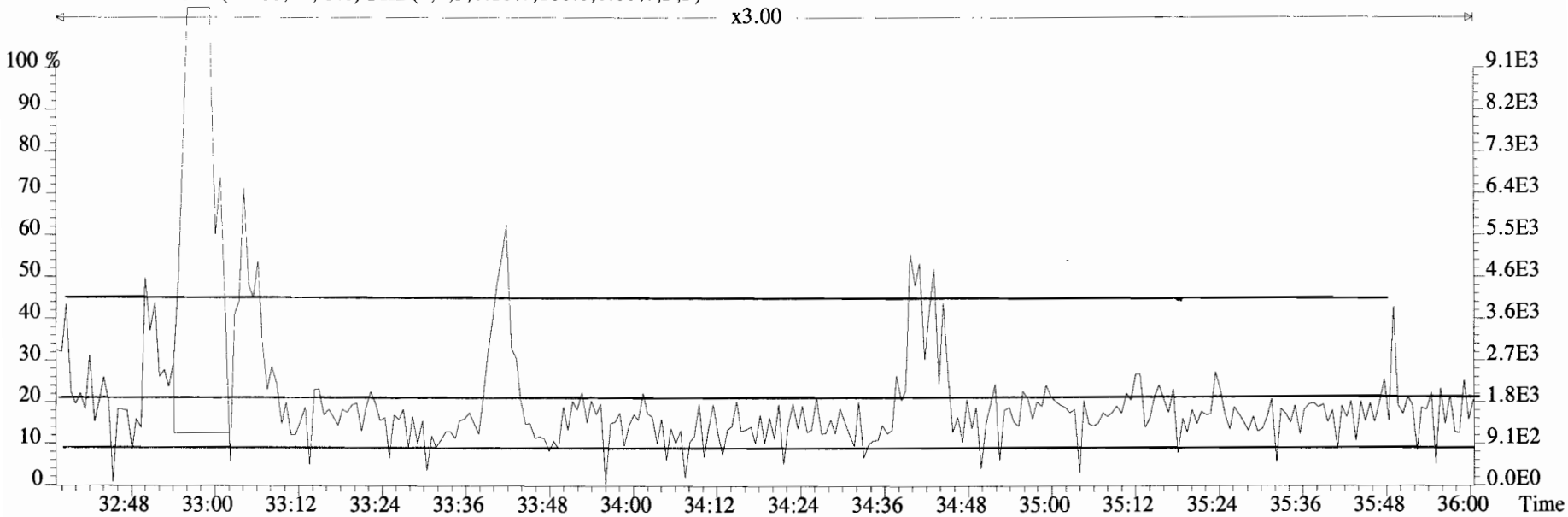

375.8178 S:7 F:3 BSUB(10000,15,-3.0) PKD(5,5,3,0.10%,100.0,0.00%,F,F)

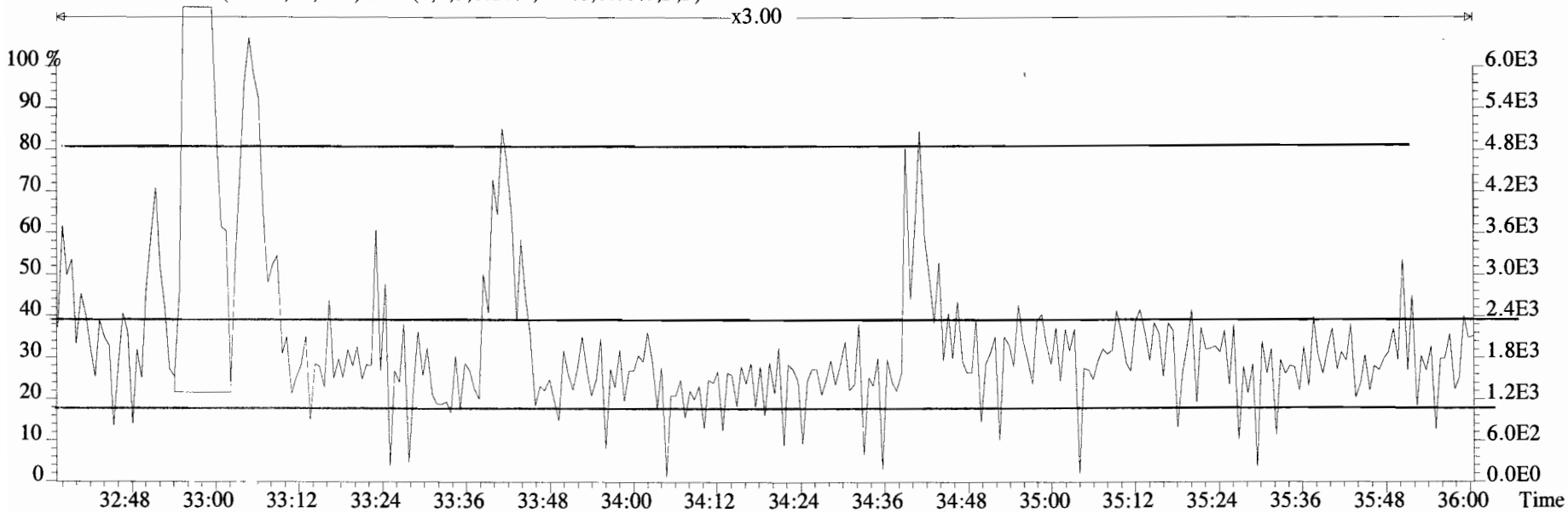

File:190607D1 #1-385 Acq: 7-JUN-2019 15:13:38 GC EI+ Voltage SIR Autospec-UltimaE
Sample#7 File Text:Vista_Analytical_Laboratory_VG7 Text:1900817-03 T4-PDI2019-SG62-190418 13.03 Exp:OCDD_DB5
373.8207 S:7 F:3 BSUB(10000,15,-3.0) PKD(5,5,3,0.10%,100.0,0.00%,F,F)

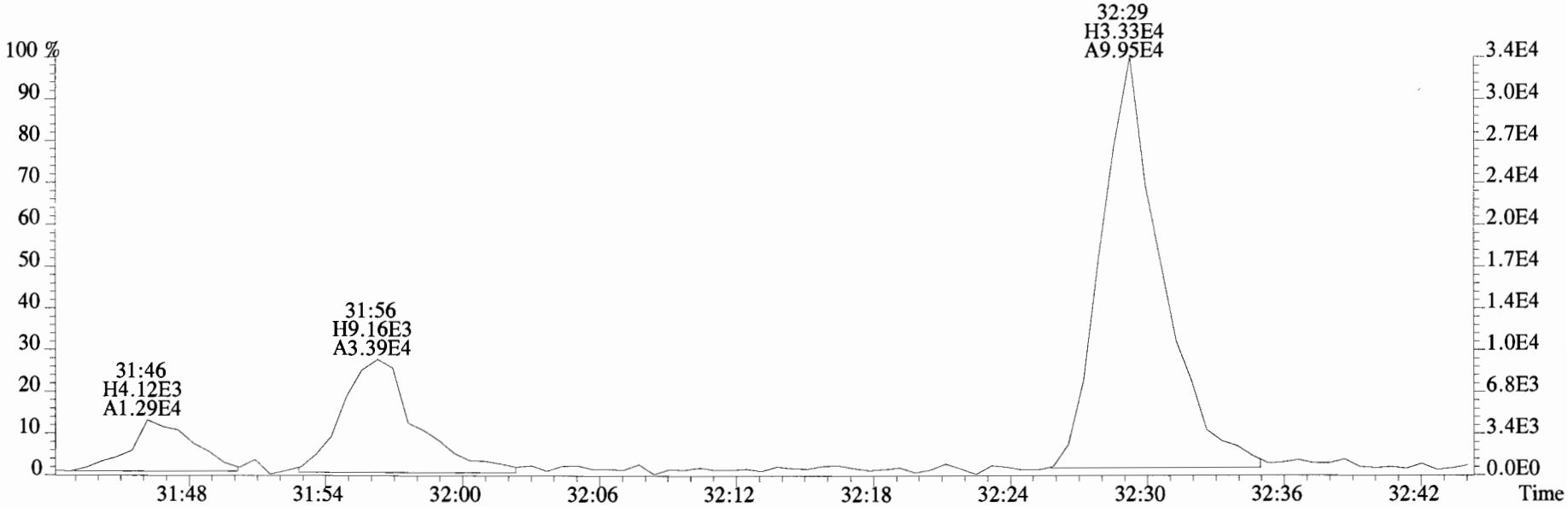

375.8178 S:7 F:3 BSUB(10000,15,-3.0) PKD(5,5,3,0.10%,100.0,0.00%,F,F)

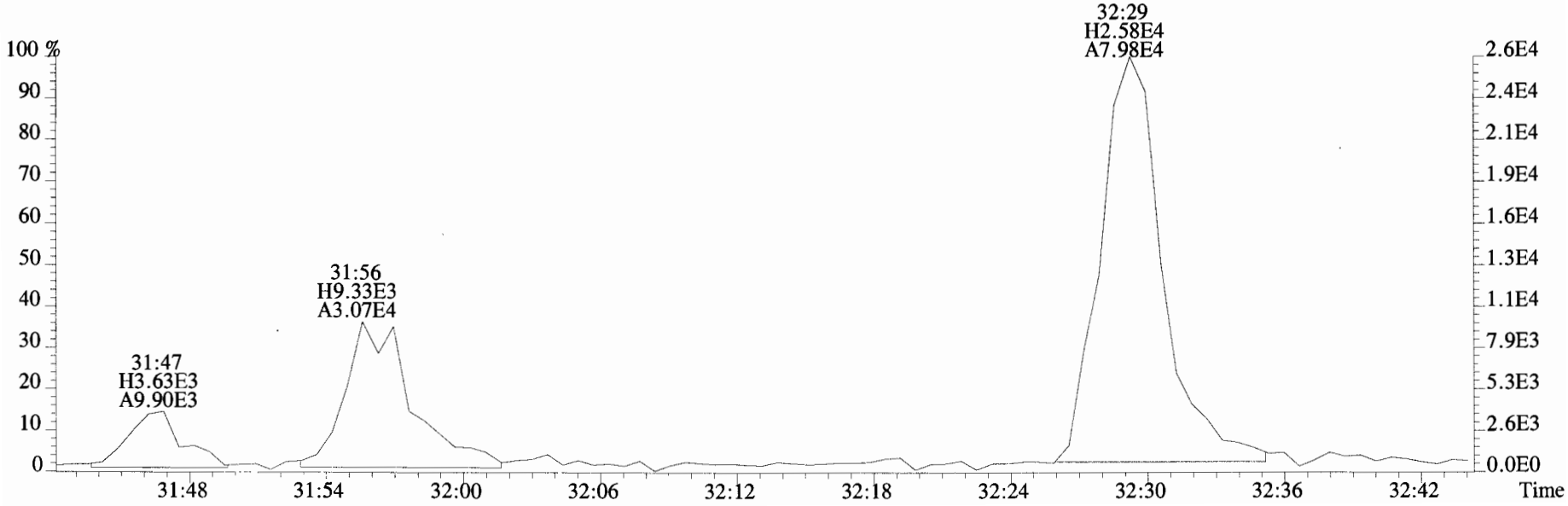

File:190607D1 #1-385 Acq: 7-JUN-2019 15:13:38 GC EI+ Voltage SIR Autospec-UltimaE
Sample#7 File Text:Vista_Analytical_Laboratory_VG7 Text:1900817-03 T4-PDI2019-SG62-190418 13.03 Exp:OCDD_DB5
373.8207 S:7 F:3 BSUB(10000,15,-3.0) PKD(5,5,3,0.10%,100.0,0.00%,F,F)

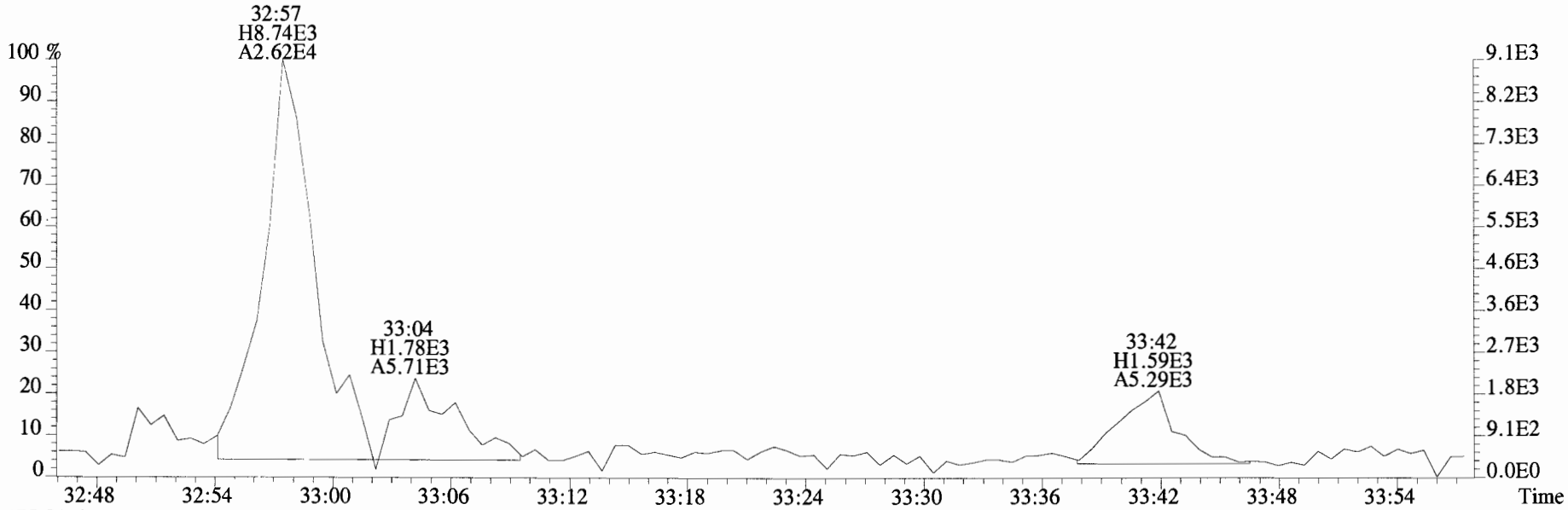

375.8178 S:7 F:3 BSUB(10000,15,-3.0) PKD(5,5,3,0.10%,100.0,0.00%,F,F)

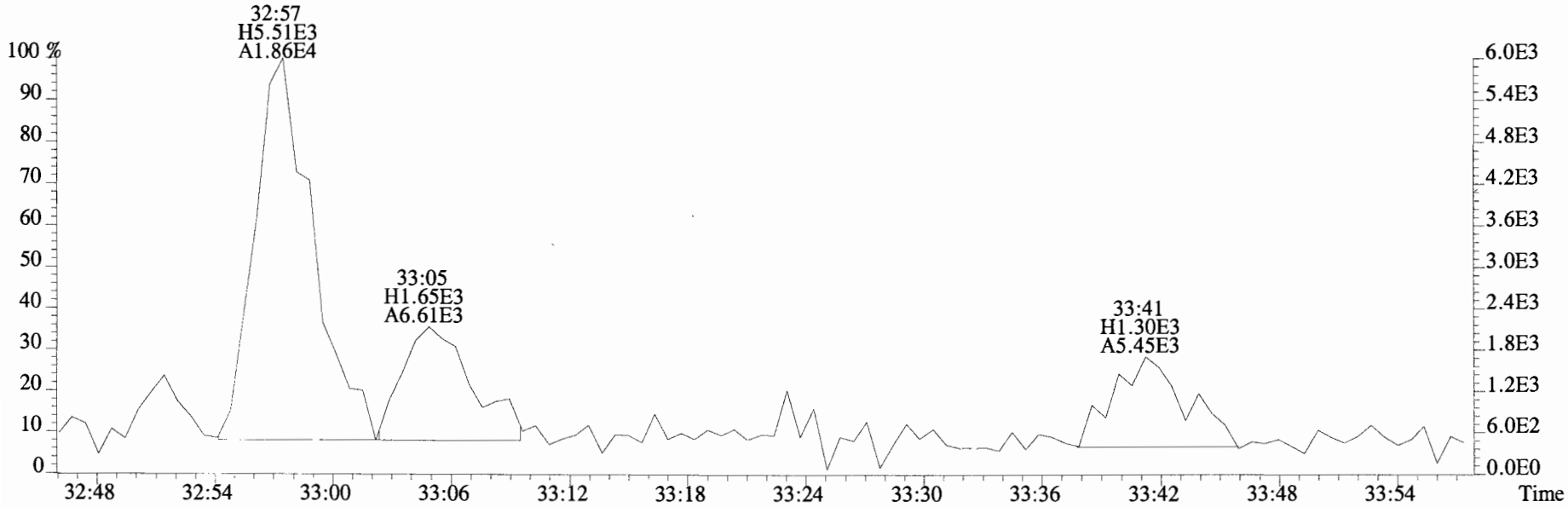

File:190607D1 #1-385 Acq: 7-JUN-2019 15:13:38 GC EI+ Voltage SIR Autospec-UltimaE
Sample#7 File Text:Vista_Analytical_Laboratory_VG7 Text:1900817-03 T4-PDI2019-SG62-190418 13.03 Exp:OCDD_DB5
373.8207 S:7 F:3 BSUB(10000,15,-3.0) PKD(5,5,3,0.10%,100.0,0.00%,F,F)

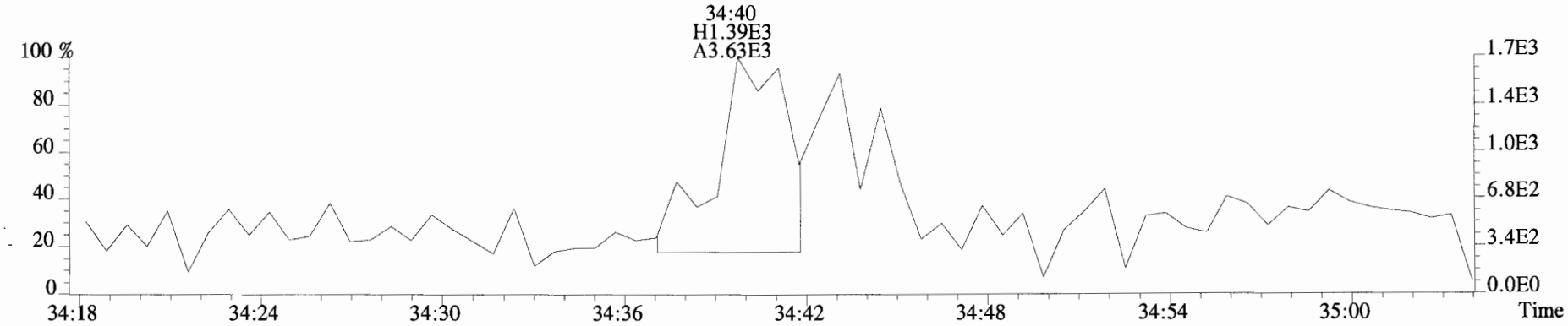

375.8178 S:7 F:3 BSUB(10000,15,-3.0) PKD(5,5,3,0.10%,100.0,0.00%,F,F)

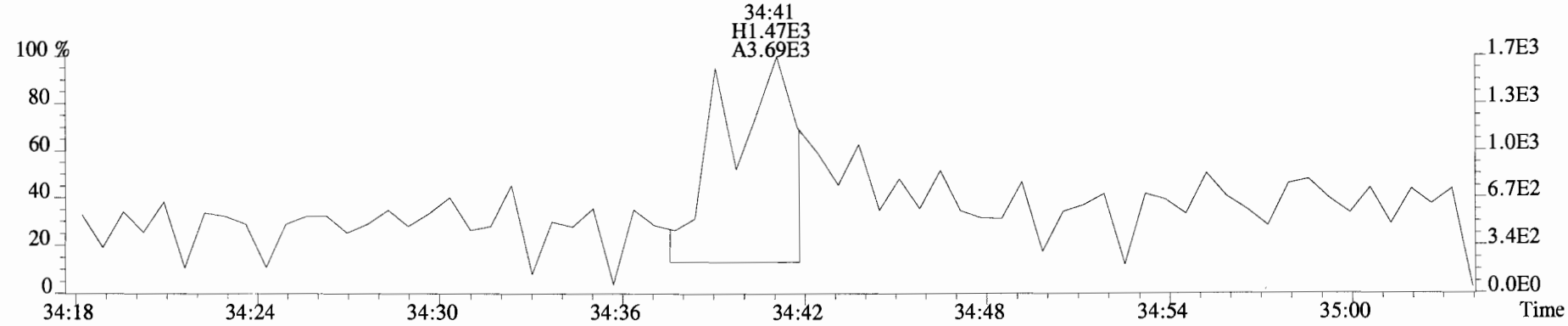

383.8639 S:7 F:3

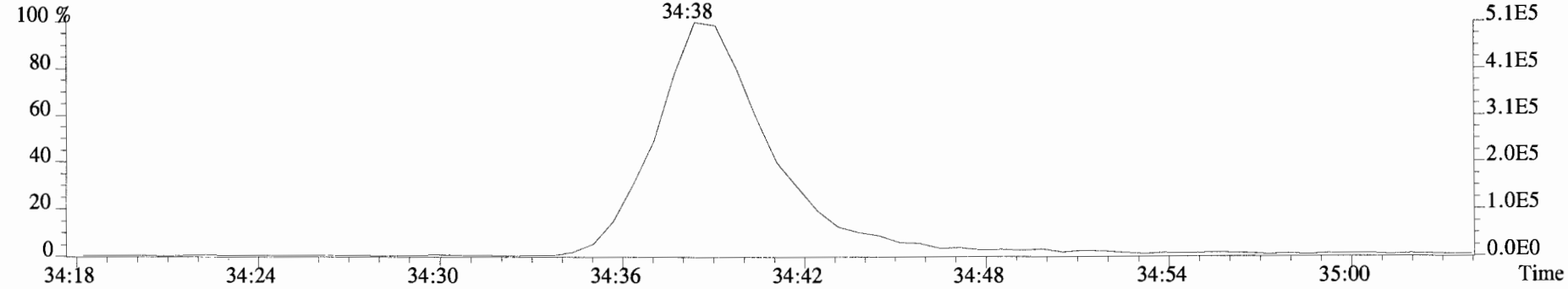

File:190607D1 #1-385 Acq: 7-JUN-2019 15:13:38 GC EI+ Voltage SIR Autospec-UltimaE
Sample#7 File Text:Vista_Analytical_Laboratory_VG7 Text:1900817-03 T4-PDI2019-SG62-190418 13.03 Exp:OCDD_DB5
383.8639 S:7 F:3 BSUB(10000,15,-3.0) PKD(5,5,3,0.10%,100.0,0.00%,F,F)

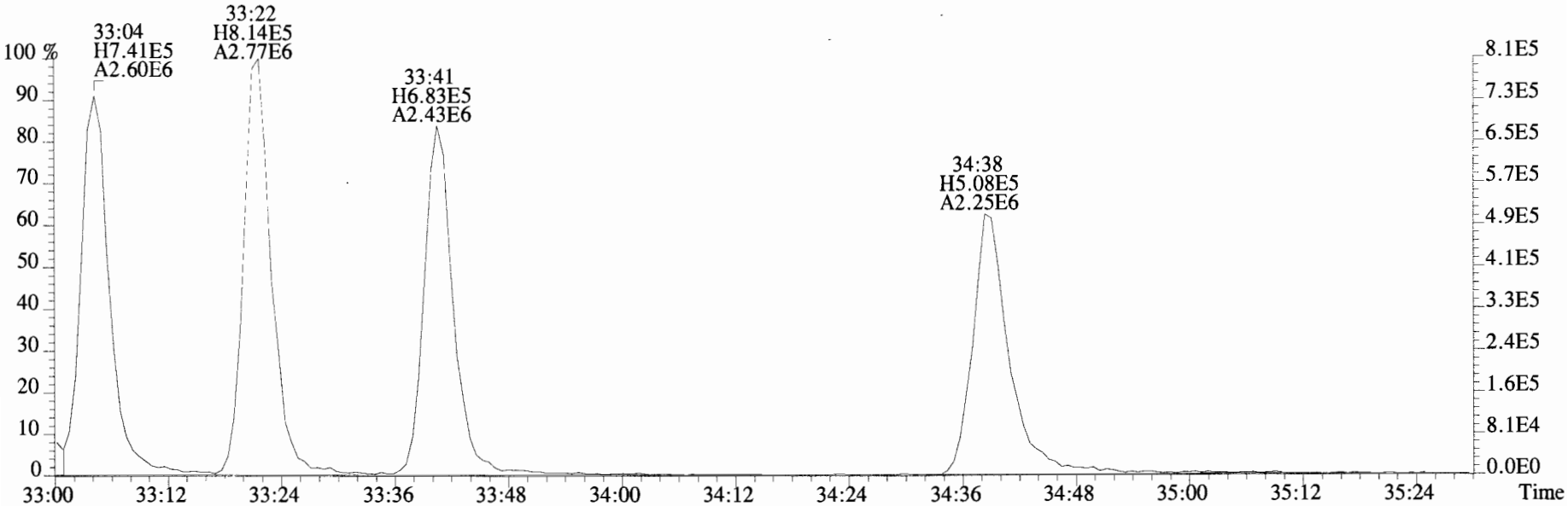

385.8610 S:7 F:3 BSUB(10000,15,-3.0) PKD(5,5,3,0.10%,100.0,0.00%,F,F)

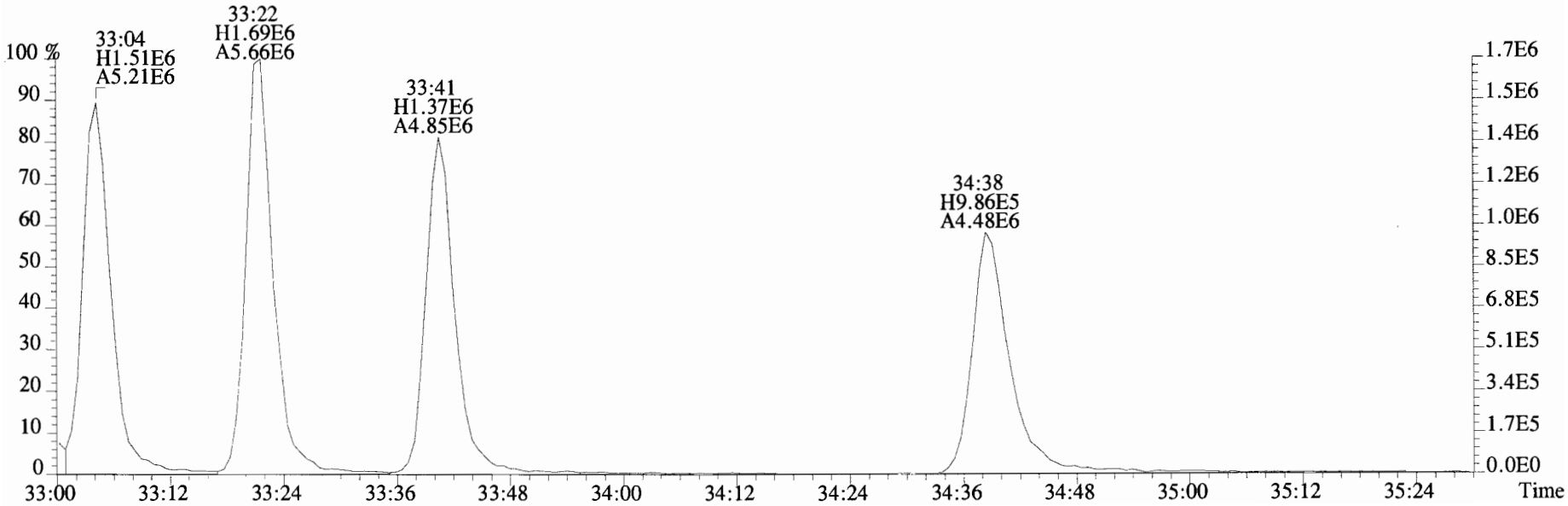

File:190607D1 #1-355 Acq: 7-JUN-2019 15:13:38 GC EI+ Voltage SIR Autospec-UltimaE
Sample#7 File Text:Vista_Analytical_Laboratory_VG7 Text:1900817-03 T4-PDI2019-SG62-190418 13.03 Exp:OCDD_DB5



File:190607D1 #1-355 Acq: 7-JUN-2019 15:13:38 GC EI+ Voltage SIR Autospec-UltimaE
Sample#7 File Text:Vista_Analytical_Laboratory_VG7 Text:1900817-03 T4-PDI2019-SG62-190418 13.03 Exp:OCDD_DB5
407.7818 S:7 F:4 BSUB(10000,15,-3.0) PKD(5,5,3,0.10%,100.0,0.00%,F,F)

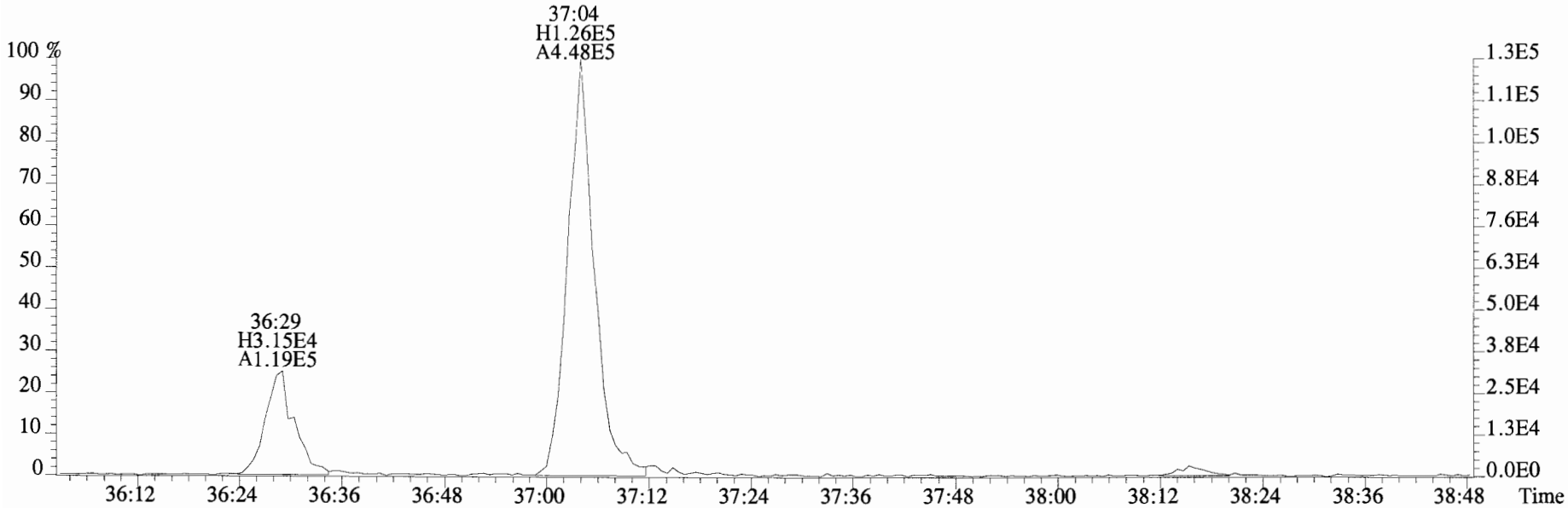

409.7788 S:7 F:4 BSUB(10000,15,-3.0) PKD(5,5,3,0.10%,100.0,0.00%,F,F)

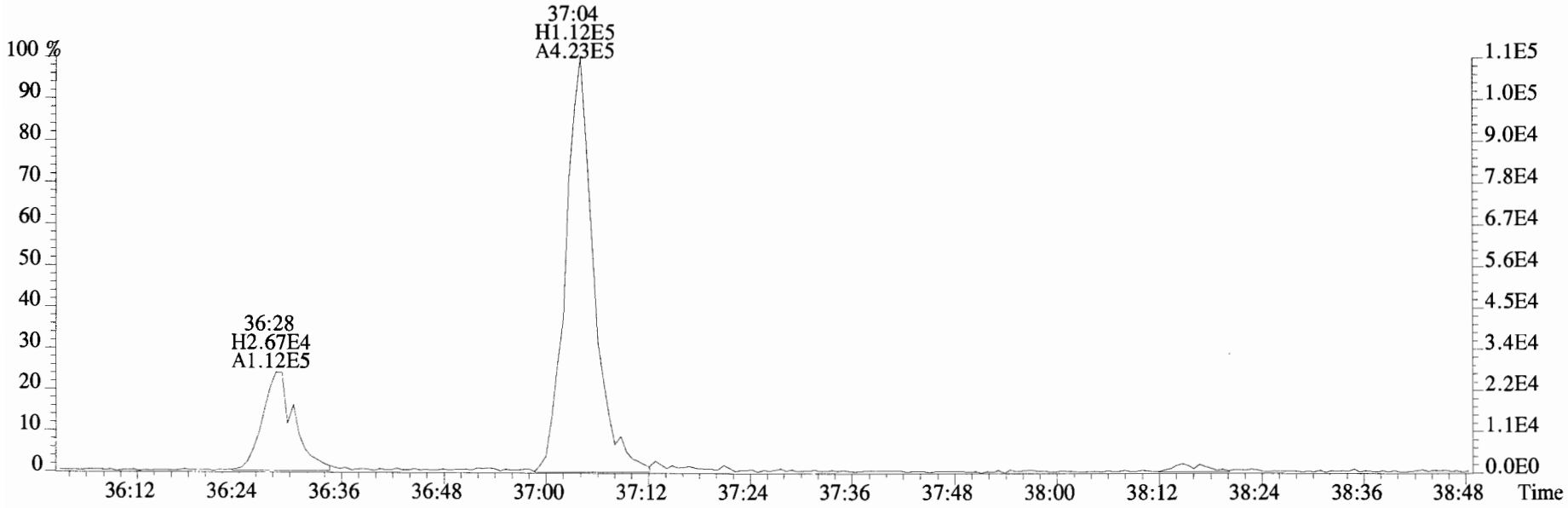

File:190607D1 #1-355 Acq: 7-JUN-2019 15:13:38 GC EI+ Voltage SIR Autospec-UltimaE
Sample#7 File Text:Vista_Analytical_Laboratory_VG7 Text:1900817-03 T4-PDI2019-SG62-190418 13.03 Exp:OCDD_DB5
407.7818 S:7 F:4 BSUB(10000,15,-3.0) PKD(5,5,3,0.10%,100.0,0.00%,F,F)

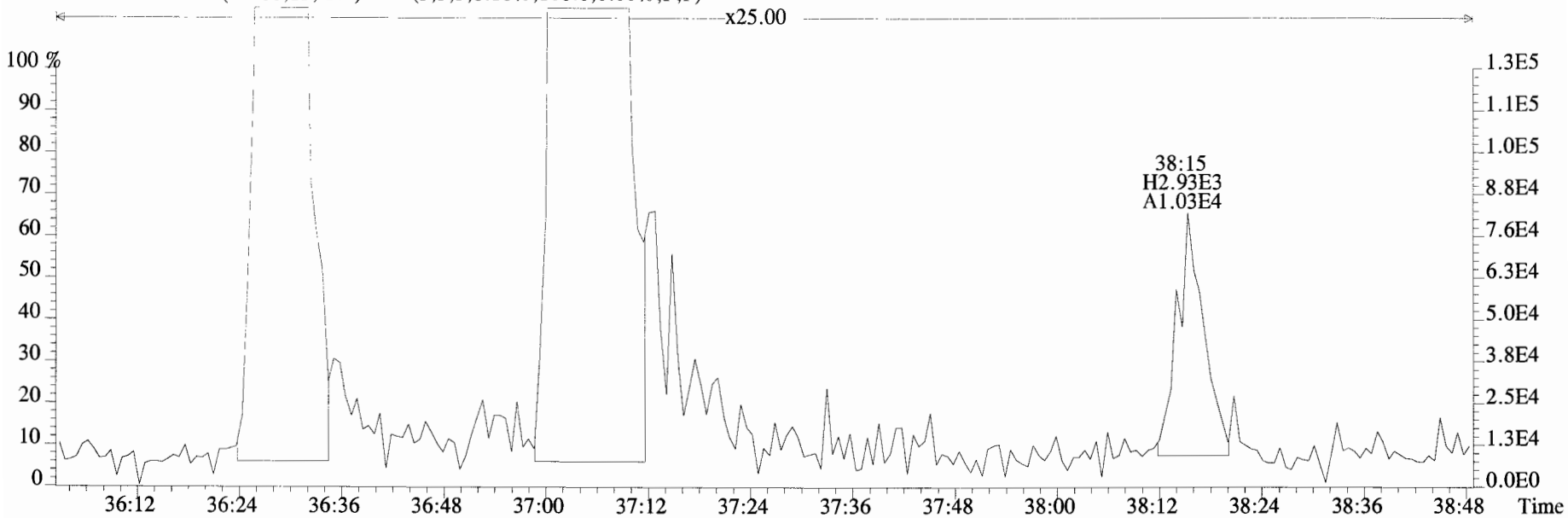

409.7788 S:7 F:4 BSUB(10000,15,-3.0) PKD(5,5,3,0.10%,100.0,0.00%,F,F)

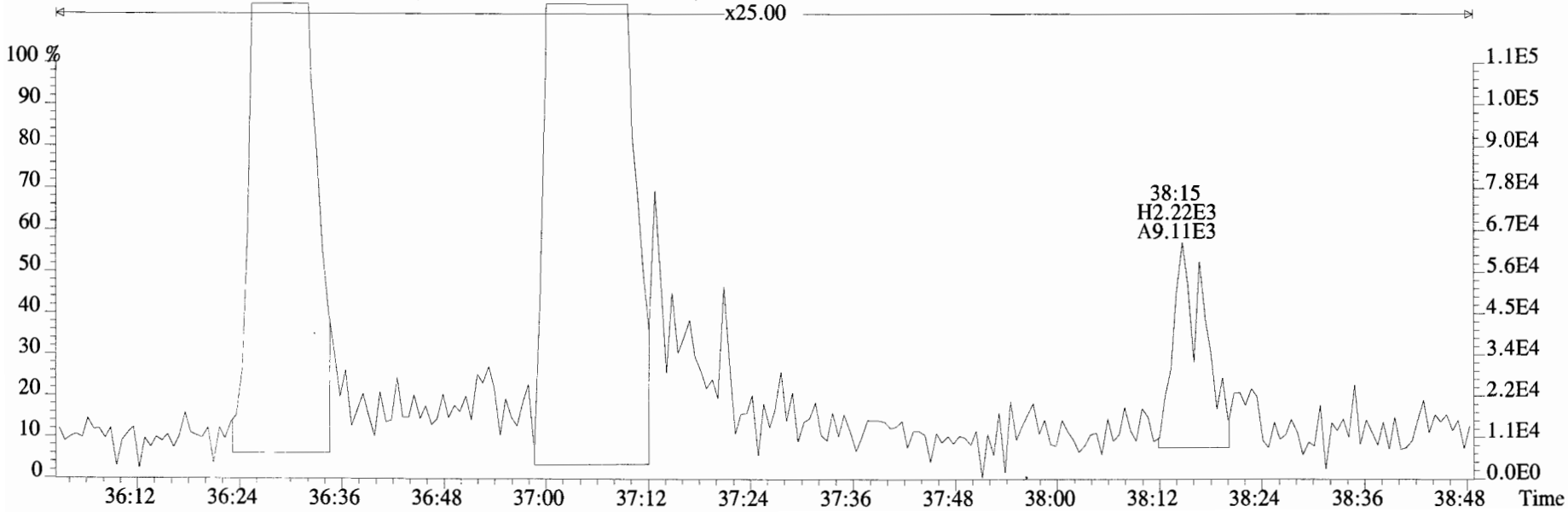

File:190607D1 #1-432 Acq: 7-JUN-2019 15:13:38 GC EI+ Voltage SIR Autospec-UltimaE
Sample#7 File Text:Vista_Analytical_Laboratory_VG7 Text:1900817-03 T4-PDI2019-SG62-190418 13.03 Exp:OCDD_DB5

441.7428 S:7 F:5 BSUB(10000,15,-3.0) PKD(5,5,3,0.10%,100.0,0.00%,F,F)



443.7398 S:7 F:5 BSUB(10000,15,-3.0) PKD(5,5,3,0.10%,100.0,0.00%,F,F)

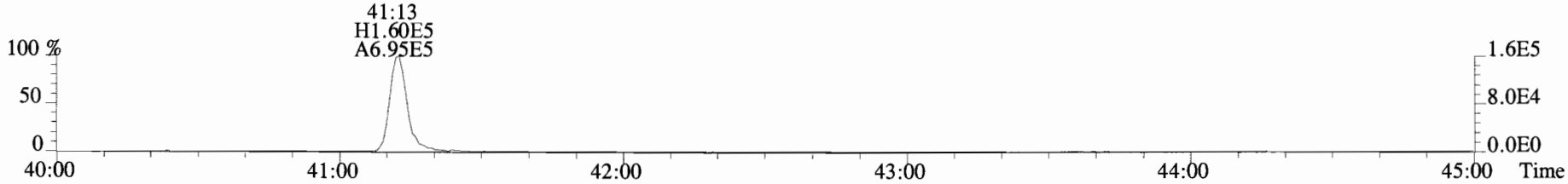

453.7831 S:7 F:5 BSUB(10000,15,-3.0) PKD(5,5,3,0.10%,100.0,0.00%,F,F)

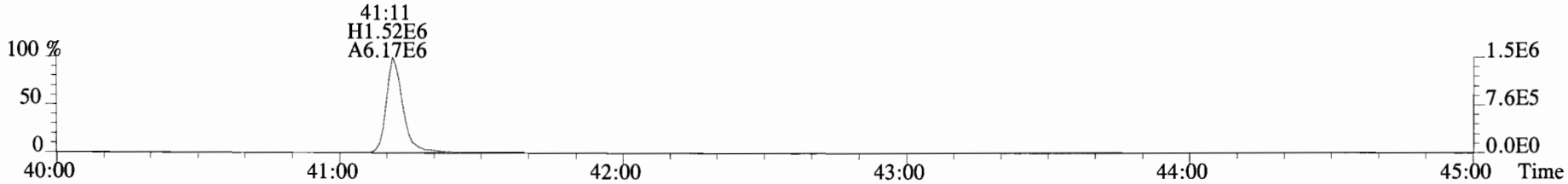

455.7801 S:7 F:5 BSUB(10000,15,-3.0) PKD(5,5,3,0.10%,100.0,0.00%,F,F)

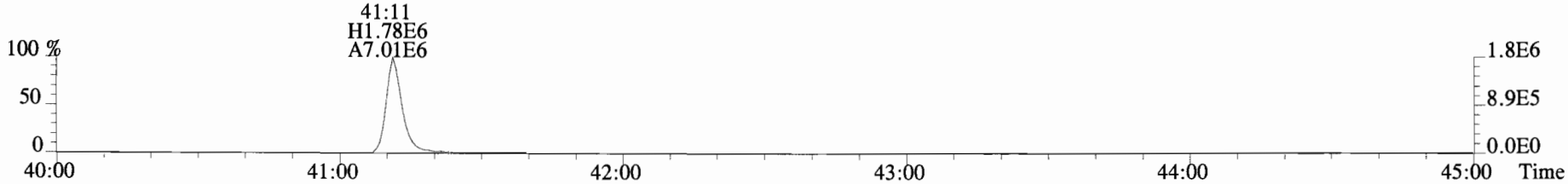

513.6775 S:7 F:5 BSUB(10000,15,-3.0) PKD(5,5,3,0.10%,100.0,0.00%,F,F)

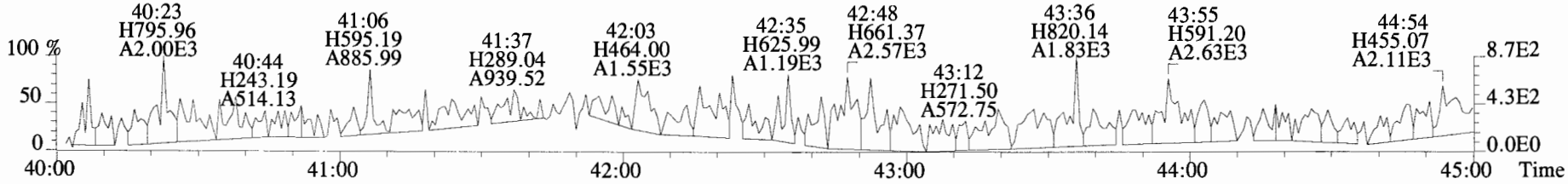

File:190607D1 #1-432 Acq: 7-JUN-2019 15:13:38 GC EI+ Voltage SIR Autospec-UltimaE
Sample#7 File Text:Vista_Analytical_Laboratory_VG7 Text:1900817-03 T4-PDI2019-SG62-190418 13.03 Exp:OCDD_DB5
441.7428 S:7 F:5 BSUB(10000,15,-3.0) PKD(5,5,3,0.10%,100.0,0.00%,F,F)

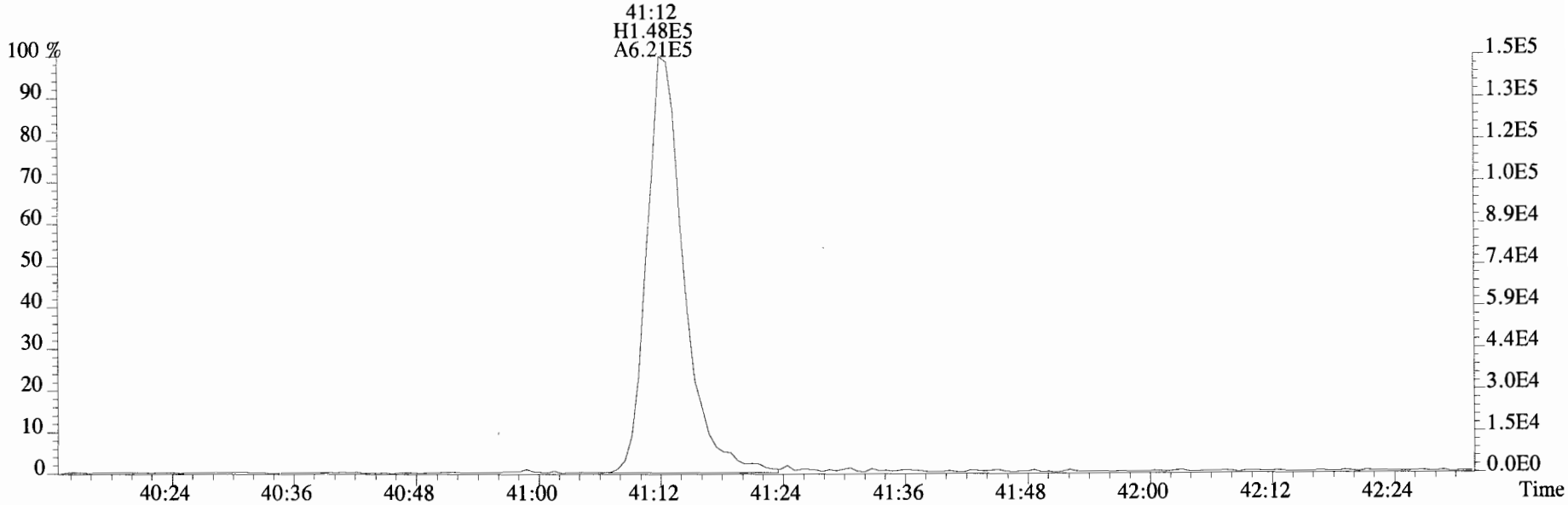

443.7398 S:7 F:5 BSUB(10000,15,-3.0) PKD(5,5,3,0.10%,100.0,0.00%,F,F)

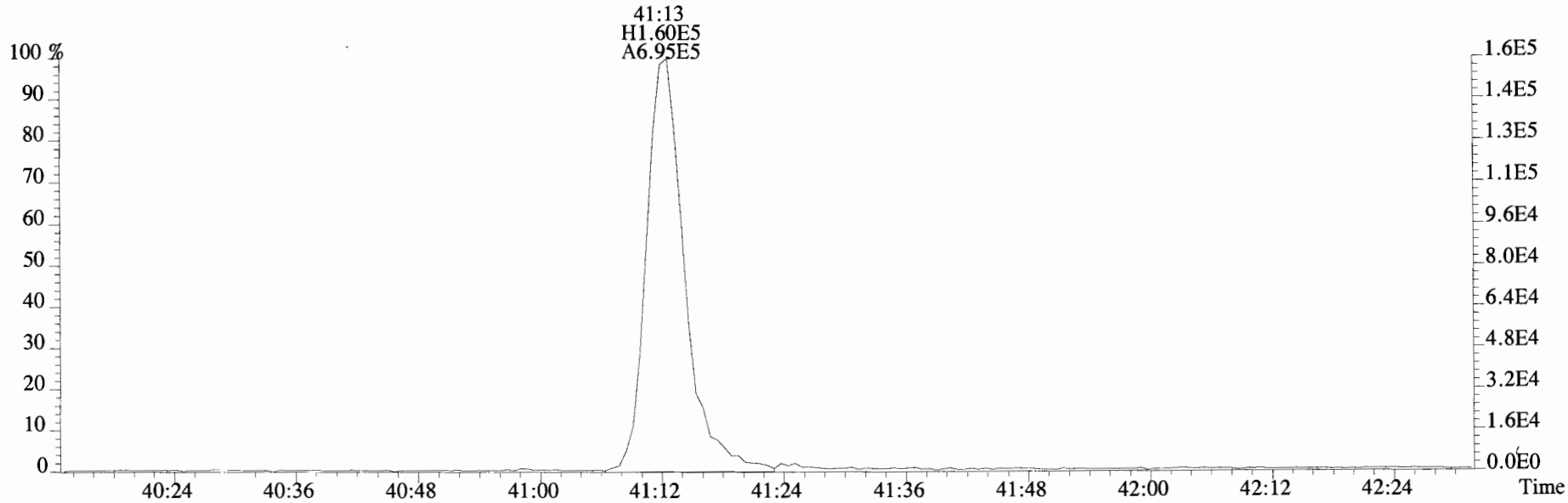

Client ID: T4-PDI2019-SG63-190418 Filename: 190607D1 S:8 Acq: 7-JUN-19 16:01:20 ConCal: ST190607D1-1
Lab ID: 1900817-04 GC Column ID: ZB-5MS ICal: 1613VG7-5-10-19 wt/vol: 5.016 EndCAL: NA

	Name	Resp	RA		RRF	RT	Conc	Qual	noise	Fac	DL
	2,3,7,8-TCDD	*	*	n	0.90	NotF	*		176	2.5	0.134
	1,2,3,7,8-PeCDD	*	*	n	0.87	NotF	*		371	2.5	0.308
	1,2,3,4,7,8-HxCDD	1.18e+04	1.44	n	1.05	33:51	0.71889		*	2.5	*
	1,2,3,6,7,8-HxCDD	6.74e+04	1.26	y	0.93	33:57	3.8315		*	2.5	*
	1,2,3,7,8,9-HxCDD	2.19e+04	1.27	y	0.96	34:15	1.2275		*	2.5	*
	1,2,3,4,6,7,8-HpCDD	2.04e+06	1.03	y	0.99	37:41	124.19		*	2.5	*
	OCDD	2.18e+07	0.91	y	0.99	40:57	1447.8		*	2.5	*
	2,3,7,8-TCDF	*	*	n	0.94	NotF	*		343	2.5	0.223
	1,2,3,7,8-PeCDF	1.70e+04	2.10	n	0.92	29:23	0.66955		*	2.5	*
	2,3,4,7,8-PeCDF	1.97e+04	1.64	y	0.96	30:16	0.78723		*	2.5	*
	1,2,3,4,7,8-HxCDF	8.48e+04	1.41	y	1.15	32:58	3.8774		*	2.5	*
	1,2,3,6,7,8-HxCDF	2.26e+04	1.18	y	1.04	33:05	0.97631		*	2.5	*
	2,3,4,6,7,8-HxCDF	2.87e+04	1.13	y	1.10	33:42	1.2834		*	2.5	*
	1,2,3,7,8,9-HxCDF	7.76e+03	1.26	y	1.03	34:39	0.37778		*	2.5	*
	1,2,3,4,6,7,8-HpCDF	5.24e+05	1.07	y	1.06	36:28	30.058		*	2.5	*
	1,2,3,4,7,8,9-HpCDF	3.72e+04	1.02	y	1.23	38:15	2.0807		*	2.5	*
	OCDF	2.98e+06	0.88	y	0.94	41:12	171.84		*	2.5	*
IS	13C-2,3,7,8-TCDD	9.41e+06	0.77	y	1.11	26:05	386.46				
IS	13C-1,2,3,7,8-PeCDD	7.92e+06	0.61	y	0.98	30:32	368.84				
IS	13C-1,2,3,4,7,8-HxCDD	6.23e+06	1.32	y	0.68	33:50	392.76				
IS	13C-1,2,3,6,7,8-HxCDD	7.54e+06	1.22	y	0.84	33:57	381.77				
IS	13C-1,2,3,7,8,9-HxCDD	7.38e+06	1.24	y	0.81	34:15	387.41				
IS	13C-1,2,3,4,6,7,8-HpCDD	6.63e+06	1.06	y	0.69	37:41	411.52				
IS	13C-OCDD	1.22e+07	0.91	y	0.62	40:57	830.10				
IS	13C-2,3,7,8-TCDF	1.21e+07	0.78	y	1.05	25:20	371.81				
IS	13C-1,2,3,7,8-PeCDF	1.10e+07	1.59	y	0.95	29:23	371.42				
IS	13C-2,3,4,7,8-PeCDF	1.04e+07	1.62	y	0.94	30:16	360.39				
IS	13C-1,2,3,4,7,8-HxCDF	7.57e+06	0.49	y	0.86	32:57	376.07				
IS	13C-1,2,3,6,7,8-HxCDF	8.87e+06	0.52	y	1.02	33:04	369.83				
IS	13C-2,3,4,6,7,8-HxCDF	8.14e+06	0.52	y	0.95	33:41	364.08				
IS	13C-1,2,3,7,8,9-HxCDF	7.95e+06	0.51	y	0.87	34:39	390.51				
IS	13C-1,2,3,4,6,7,8-HpCDF	6.53e+06	0.46	y	0.81	36:28	344.06				
IS	13C-1,2,3,4,7,8,9-HpCDF	5.82e+06	0.47	y	0.63	38:15	392.17				
IS	13C-OCDF	1.47e+07	0.89	y	0.78	41:11	800.40				
C/Up	37Cl-2,3,7,8-TCDD	3.89e+06			1.22	26:06	145.19				
RS/RT	13C-1,2,3,4-TCDD	8.78e+06	0.77	y	1.00	25:30	398.72				
RS	13C-1,2,3,4-TCDF	1.23e+07	0.79	y	1.00	24:06	398.72				
RS/RT	13C-1,2,3,4,6,9-HxCDF	9.37e+06	0.51	y	1.00	33:22	398.72				

Name	Conc	EMPC	Qual	noise	DL
Total Tetra-Dioxins	0.567	0.567		*	*
Total Penta-Dioxins	*	0.458		*	*
Total Hexa-Dioxins	21.2	21.9		*	*
Total Hepta-Dioxins	269	269		*	*
Total Tetra-Furans	17.4	17.7		*	* P
Total Penta-Furans	9.1317	11.363		*	* P
Total Hexa-Furans	31.8	31.8		*	*
Total Hepta-Furans	143	143		*	*

	Rec	Qual
IS 13C-2,3,7,8-TCDD	96.9	
IS 13C-1,2,3,7,8-PeCDD	92.5	
IS 13C-1,2,3,4,7,8-HxCDD	98.5	
IS 13C-1,2,3,6,7,8-HxCDD	95.7	
IS 13C-1,2,3,7,8,9-HxCDD	97.2	
IS 13C-1,2,3,4,6,7,8-HpCDD	103	
IS 13C-OCDD	104	
IS 13C-2,3,7,8-TCDF	93.3	
IS 13C-1,2,3,7,8-PeCDF	93.2	
IS 13C-2,3,4,7,8-PeCDF	90.4	
IS 13C-1,2,3,4,7,8-HxCDF	94.3	
IS 13C-1,2,3,6,7,8-HxCDF	92.8	
IS 13C-2,3,4,6,7,8-HxCDF	91.3	
IS 13C-1,2,3,7,8,9-HxCDF	97.9	
IS 13C-1,2,3,4,6,7,8-HpCDF	86.3	
IS 13C-1,2,3,4,7,8,9-HpCDF	98.4	
IS 13C-OCDF	100	
C/Up 37Cl-2,3,7,8-TCDD	91.0	

Integrations by Analyst: DB Date: 6/10/19

Reviewed by Analyst: CT Date: 06/12/19

Totals class: TCDD EMPC Entry #: 19

Run: 13 File: 190607D1 S: 8 I: 1 F: 1
Acquired: 7-JUN-19 16:01:20 Processed: 10-JUN-19 09:42:41

Total Concentration: 0.56662 Unnamed Concentration: 0.567

RT	m1 Resp	m2 Resp	RA		Resp	Concentration	Name
25:51	5.399e+03	6.642e+03	0.81	y	1.204e+04	0.56662	

Totals class: PeCDD EMPC Entry #: 21

Run: 13 File: 190607D1 S: 8 I: 1 F: 2
Acquired: 7-JUN-19 16:01:20 Processed: 10-JUN-19 09:42:41

Total Concentration: 0.45794 Unnamed Concentration: 0.458

RT	m1 Resp	m2 Resp	RA		Resp	Concentration	Name
28:31	3.760e+03	4.868e+03	0.77	n	7.935e+03	0.45794	

Totals class: HxCDD EMPC Entry #: 23

Run: 13 File: 190607D1 S: 8 I: 1 F: 3
Acquired: 7-JUN-19 16:01:20 Processed: 10-JUN-19 09:42:41

Total Concentration: 21.883 Unnamed Concentration: 16.105

RT	m1 Resp	m2 Resp	RA		Resp	Concentration	Name
32:19	6.651e+04	5.260e+04	1.26	y	1.191e+05	6.9013	
33:08	8.210e+04	6.461e+04	1.27	y	1.467e+05	8.5007	
33:15	6.730e+03	5.404e+03	1.25	y	1.213e+04	0.70306	
33:51	7.581e+03	5.263e+03	1.44	n	1.179e+04	0.71889	1,2,3,4,7,8-HxCDD
33:57	3.754e+04	2.985e+04	1.26	y	6.739e+04	3.8315	1,2,3,6,7,8-HxCDD
34:15	1.226e+04	9.617e+03	1.27	y	2.188e+04	1.2275	1,2,3,7,8,9-HxCDD

Totals class: HpCDD EMPC Entry #: 25

Run: 13 File: 190607D1 S: 8 I: 1 F: 4
Acquired: 7-JUN-19 16:01:20 Processed: 10-JUN-19 09:42:41

Total Concentration: 268.86 Unnamed Concentration: 144.676

RT	m1 Resp	m2 Resp	RA		Resp	Concentration	Name
36:51	1.204e+06	1.173e+06	1.03	y	2.377e+06	144.68	
37:41	1.034e+06	1.006e+06	1.03	y	2.040e+06	124.19	1,2,3,4,6,7,8-HpCDD

Totals class: TCDF EMPC Entry #: 27

Run: 13 File: 190607D1 S: 8 I: 1 F: 1
Acquired: 7-JUN-19 16:01:20 Processed: 10-JUN-19 09:42:41

Total Concentration: 17.743 Unnamed Concentration: 17.743

RT	m1 Resp	m2 Resp	RA		Resp	Concentration	Name
23:00	1.463e+04	1.754e+04	0.83	y	3.217e+04	1.1250	
24:31	7.250e+04	9.948e+04	0.73	y	1.720e+05	6.0132	
26:07	4.164e+03	8.169e+03	0.51	n	9.572e+03	0.33469	
26:36	5.374e+04	7.592e+04	0.71	y	1.297e+05	4.5336	
26:45	7.325e+04	9.081e+04	0.81	y	1.641e+05	5.7362	

Totals class: 1st Func. PeCDF EMPC Entry #: 29

Run: 13 File: 190607D1 S: 8 I: 1 F: 1
Acquired: 7-JUN-19 16:01:20 Processed: 10-JUN-19 09:42:41

Total Concentration: 2.4100 Unnamed Concentration: 2.410

RT	m1 Resp	m2 Resp	RA	Resp	Concentration	Name
27:03	3.606e+04	2.469e+04	1.46 y	6.074e+04	2.4100	

Totals class: PeCDF EMPC Entry #: 31

Run: 13 File: 190607D1 S: 8 I: 1 F: 2
Acquired: 7-JUN-19 16:01:20 Processed: 10-JUN-19 09:42:41

Total Concentration: 8.9529 Unnamed Concentration: 7.496

RT	m1 Resp	m2 Resp	RA		Resp	Concentration	Name
28:30	3.136e+04	2.174e+04	1.44	y	5.310e+04	2.1067	
28:45	1.745e+04	1.632e+04	1.07	n	2.871e+04	1.1390	
29:23	1.396e+04	6.658e+03	2.10	n	1.698e+04	0.66955	1,2,3,7,8-PeCDF
29:36	4.918e+04	3.661e+04	1.34	y	8.579e+04	3.4037	
30:16	1.225e+04	7.463e+03	1.64	y	1.971e+04	0.78723	2,3,4,7,8-PeCDF
30:20	6.234e+03	4.452e+03	1.40	y	1.069e+04	0.42398	
31:05	6.475e+03	6.038e+03	1.07	n	1.065e+04	0.42266	

Totals class: HxCDF EMPC Entry #: 33

Run: 13 File: 190607D1 S: 8 I: 1 F: 3
Acquired: 7-JUN-19 16:01:20 Processed: 10-JUN-19 09:42:41

Total Concentration: 31.803 Unnamed Concentration: 25.288

RT	m1 Resp	m2 Resp	RA	Resp	Concentration	Name
31:46	1.983e+04	1.649e+04	1.20 y	3.632e+04	1.6526	
31:56	7.276e+04	5.540e+04	1.31 y	1.282e+05	5.8313	
32:29	2.103e+05	1.735e+05	1.21 y	3.838e+05	17.462	
32:58	4.968e+04	3.517e+04	1.41 y	8.485e+04	3.8774	1,2,3,4,7,8-HxCDF
33:05	1.222e+04	1.034e+04	1.18 y	2.255e+04	0.97631	1,2,3,6,7,8-HxCDF
33:42	1.522e+04	1.350e+04	1.13 y	2.872e+04	1.2834	2,3,4,6,7,8-HxCDF
34:39	4.331e+03	3.431e+03	1.26 y	7.761e+03	0.37778	1,2,3,7,8,9-HxCDF
34:42	3.989e+03	3.535e+03	1.13 y	7.525e+03	0.34237	

Totals class: HpCDF EMPC Entry #: 35

Run: 13 File: 190607D1 S: 8 I: 1 F: 4
Acquired: 7-JUN-19 16:01:20 Processed: 10-JUN-19 09:42:41

Total Concentration: 142.57 Unnamed Concentration: 110.433

RT	m1 Resp	m2 Resp	RA	Resp	Concentration	Name
36:28	2.711e+05	2.528e+05	1.07 y	5.240e+05	30.058	1,2,3,4,6,7,8-HpCDF
37:03	9.850e+05	9.553e+05	1.03 y	1.940e+06	110.43	
38:15	1.875e+04	1.846e+04	1.02 y	3.721e+04	2.0807	1,2,3,4,7,8,9-HpCDF

File:190607D1 #1-529 Acq: 7-JUN-2019 16:01:20 GC EI+ Voltage SIR Autospec-UltimaE
Sample#8 File Text:Vista_Analytical_Laboratory_VG7 Text:1900817-04 T4-PDI2019-SG63-190418 14.96 Exp:OCDD_DB5

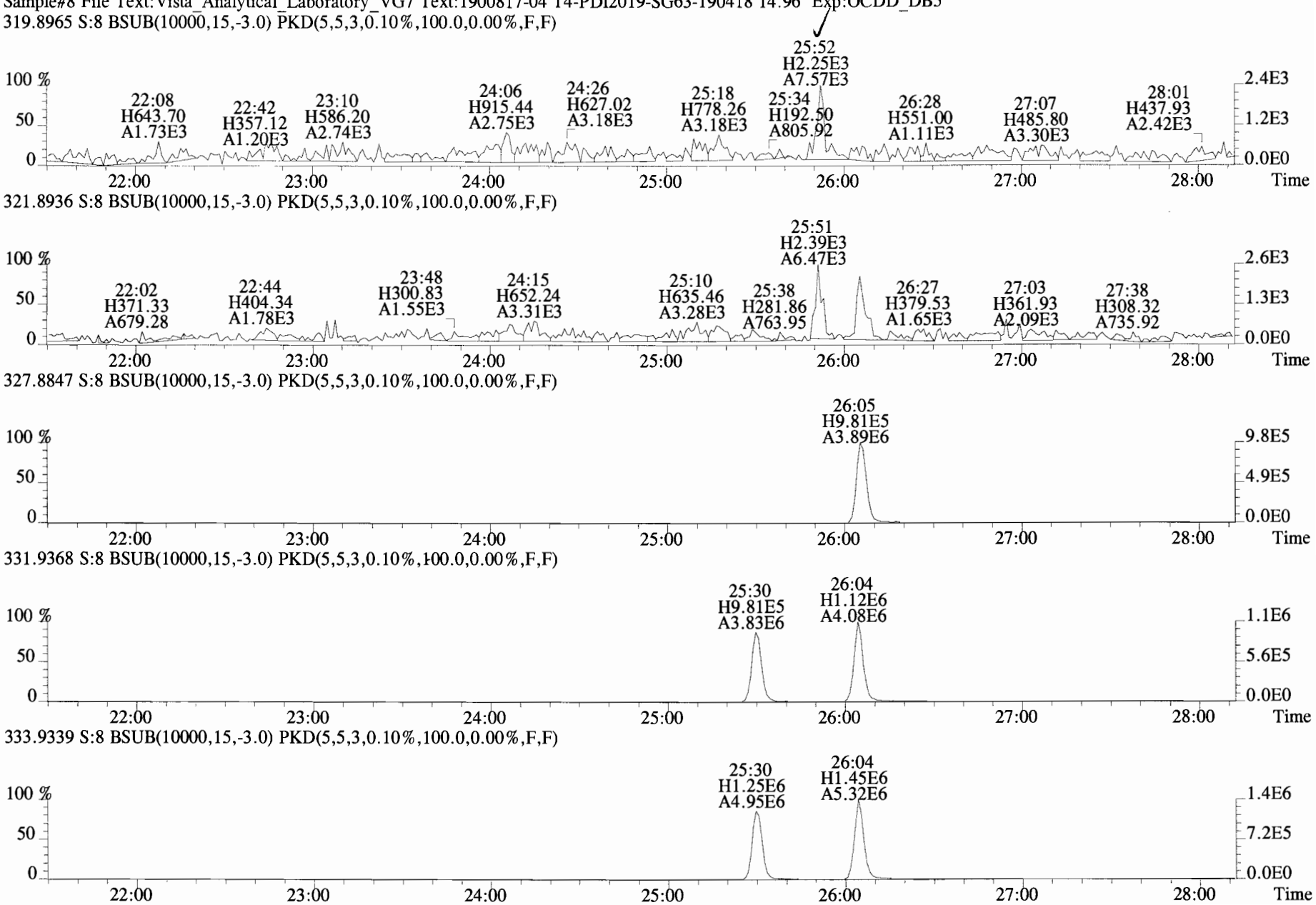

File:190607D1 #1-529 Acq: 7-JUN-2019 16:01:20 GC EI+ Voltage SIR Autospec-UltimaE
Sample#8 File Text:Vista_Analytical_Laboratory_VG7 Text:1900817-04 T4-PDI2019-SG63-190418 14.96 Exp:OCDD_DB5
319.8965 S:8 BSUB(10000,15,-3.0) PKD(5,5,3,0.10%,100.0,0.00%,F,F)

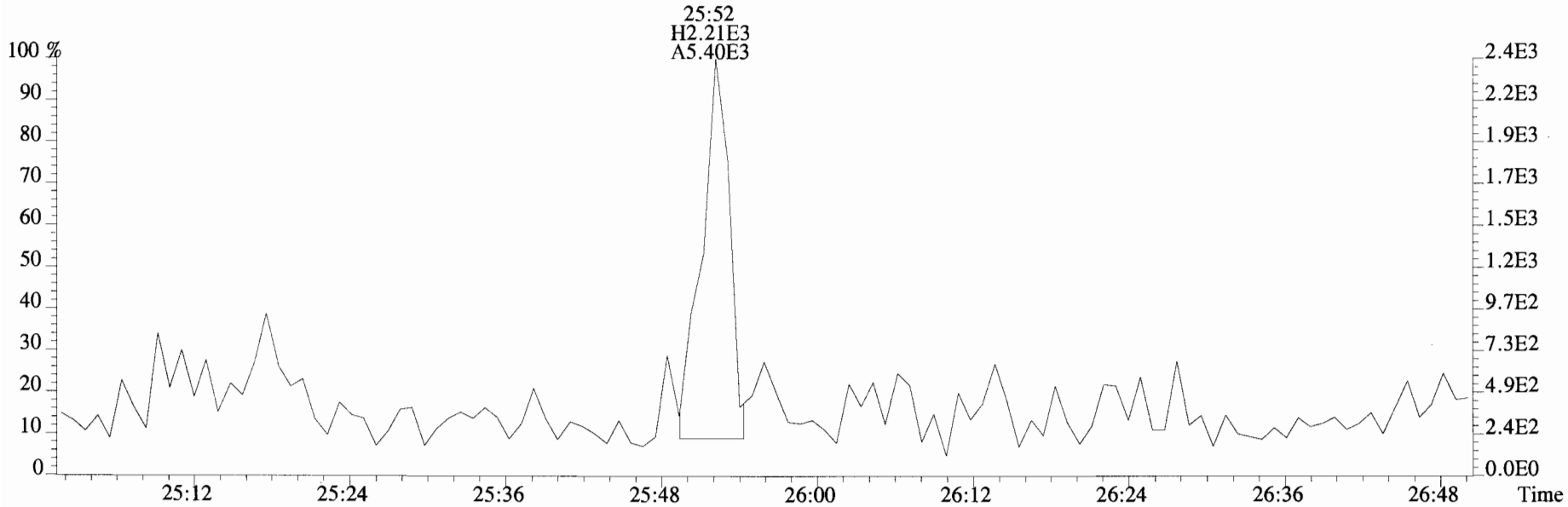

321.8936 S:8 BSUB(10000,15,-3.0) PKD(5,5,3,0.10%,100.0,0.00%,F,F)

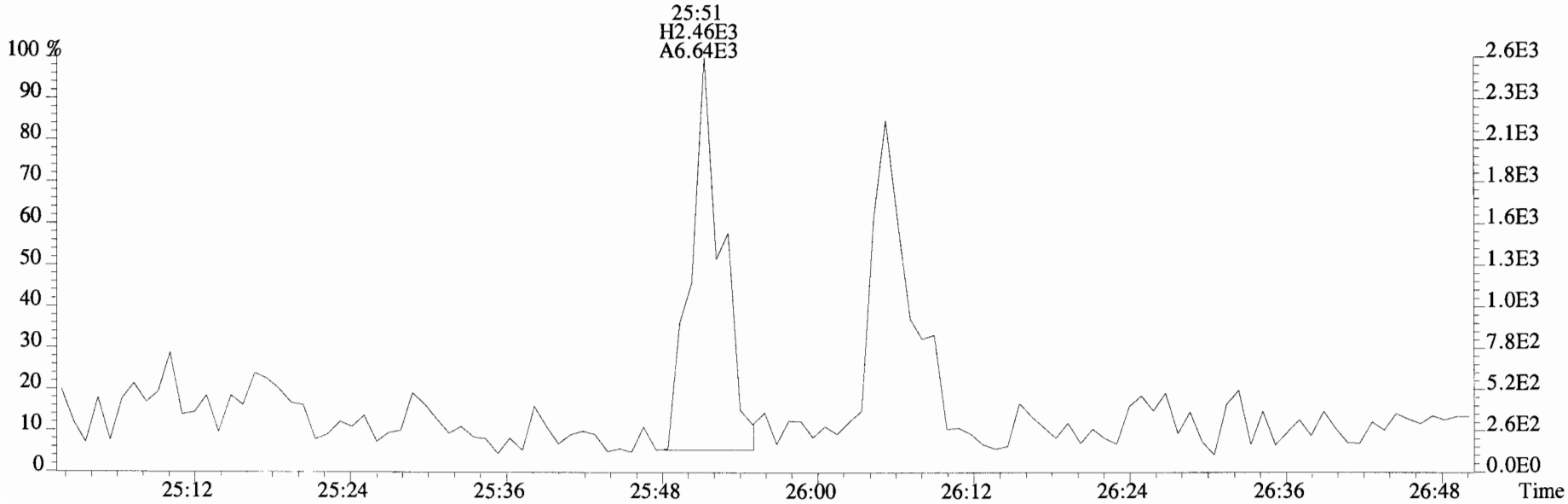

File:190607D1 #1-180 Acq: 7-JUN-2019 16:01:20 GC EI+ Voltage SIR Autospec-UltimaE
Sample#8 File Text:Vista_Analytical_Laboratory_VG7 Text:1900817-04 T4-PDI2019-SG63-190418 14.96 Exp:OCDD_DB5

353.8576 S:8 F:2 BSUB(10000,15,-3.0) PKD(5,5,3,0.10%,100.0,0.00%,F,F)

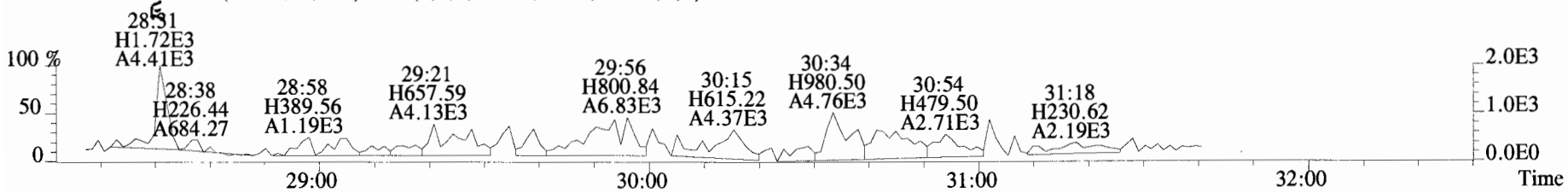

355.8546 S:8 F:2 BSUB(10000,15,-3.0) PKD(5,5,3,0.10%,100.0,0.00%,F,F)

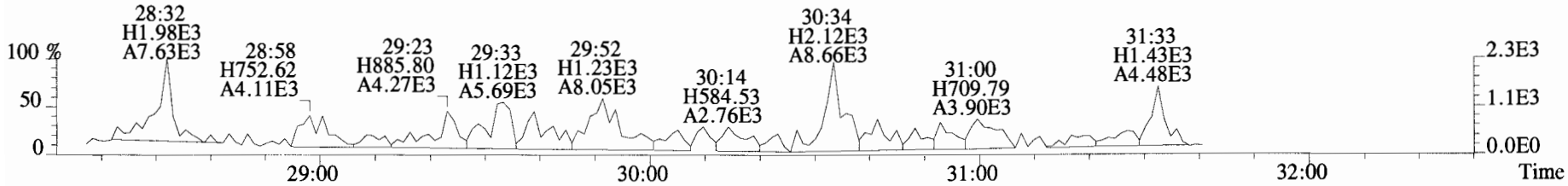

365.8978 S:8 F:2 BSUB(10000,15,-3.0) PKD(5,5,3,0.10%,100.0,0.00%,F,F)

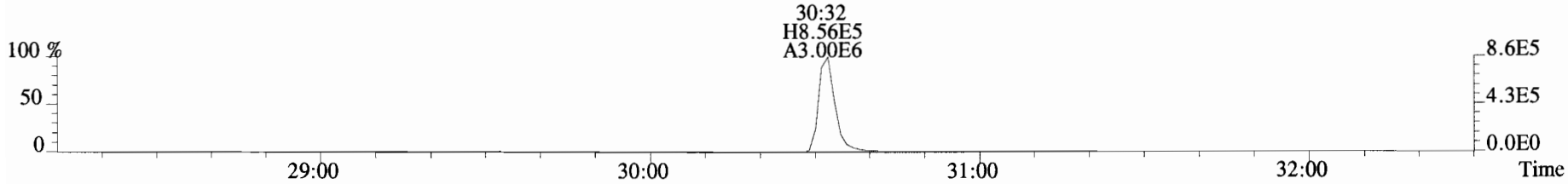

367.8949 S:8 F:2 BSUB(10000,15,-3.0) PKD(5,5,3,0.10%,100.0,0.00%,F,F)

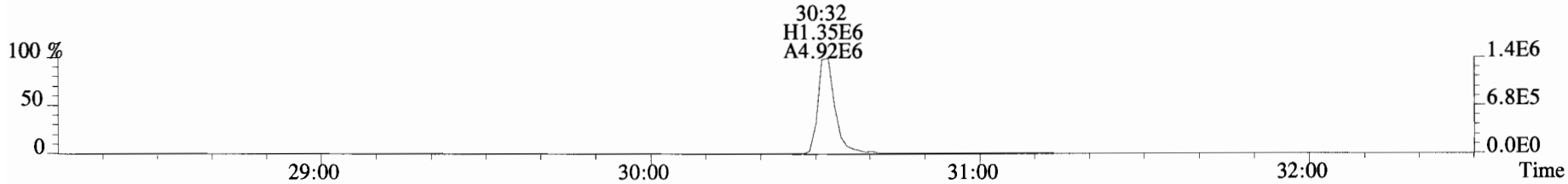

366.9792 S:8 F:2

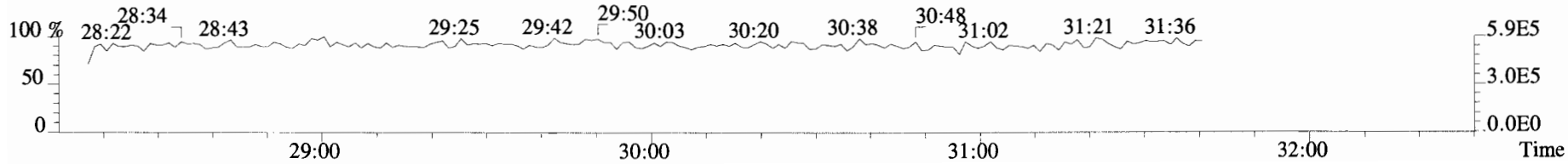

File:190607D1 #1-180 Acq: 7-JUN-2019 16:01:20 GC EI+ Voltage SIR Autospec-UltimaE
Sample#8 File Text:Vista_Analytical_Laboratory_VG7 Text:1900817-04 T4-PDI2019-SG63-190418 14.96 Exp:OCDD_DB5
353.8576 S:8 F:2 BSUB(10000,15,-3.0) PKD(5,5,3,0.10%,100.0,0.00%,F,F)

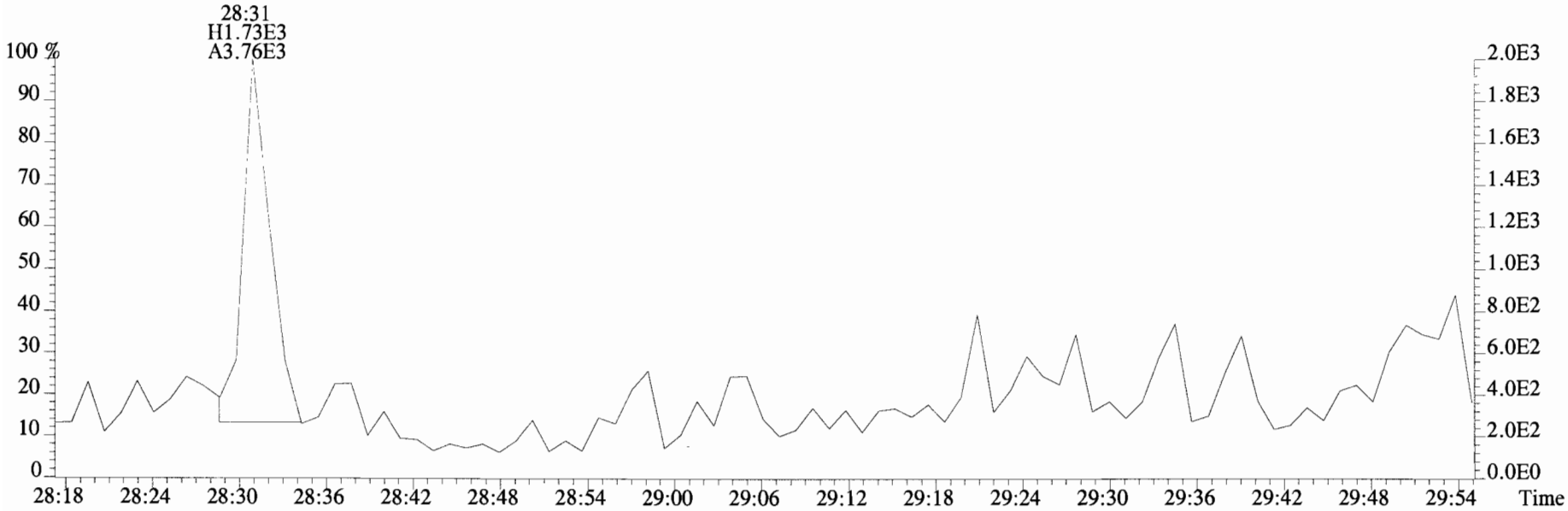

355.8546 S:8 F:2 BSUB(10000,15,-3.0) PKD(5,5,3,0.10%,100.0,0.00%,F,F)

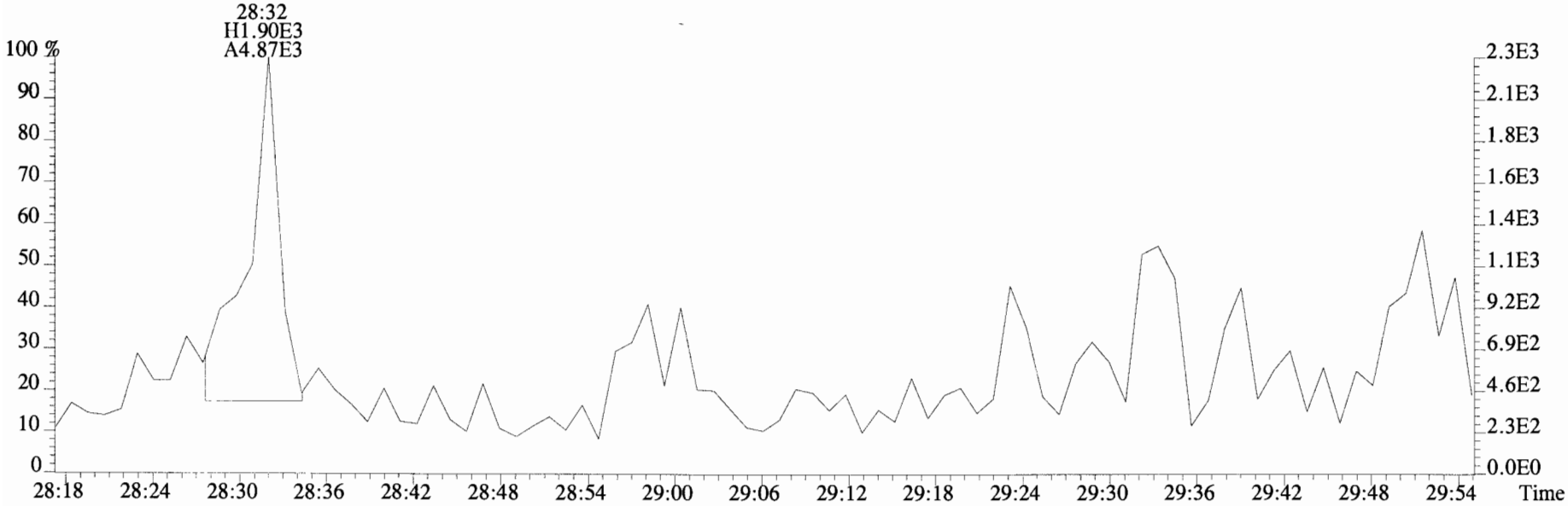

File:190607D1 #1-385 Acq: 7-JUN-2019 16:01:20 GC EI+ Voltage SIR Autospec-UltimaE
Sample#8 File Text:Vista_Analytical_Laboratory_VG7 Text:1900817-04 T4-PDI2019-SG63-190418 14.96 Exp:OCDD_DB5

389.8156 S:8 F:3 BSUB(10000,15,-3.0) PKD(5,5,3,0.10%,100.0,0.00%,F,F)

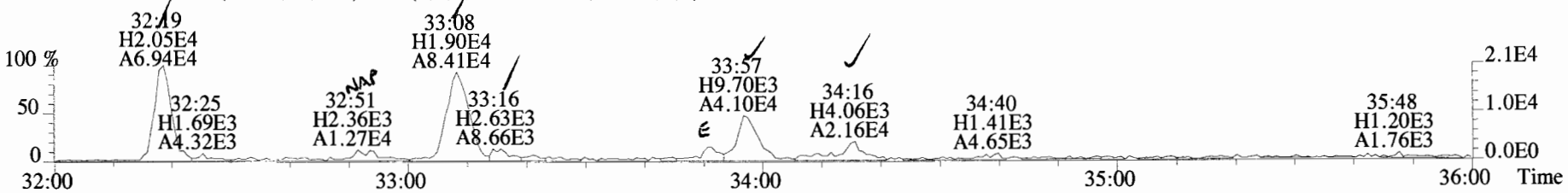

391.8127 S:8 F:3 BSUB(10000,15,-3.0) PKD(5,5,3,0.10%,100.0,0.00%,F,F)

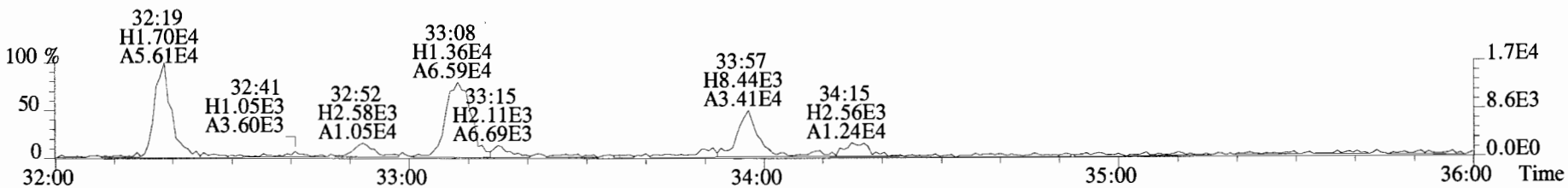

401.8559 S:8 F:3 BSUB(10000,15,-3.0) PKD(5,5,3,0.10%,100.0,0.00%,F,F)

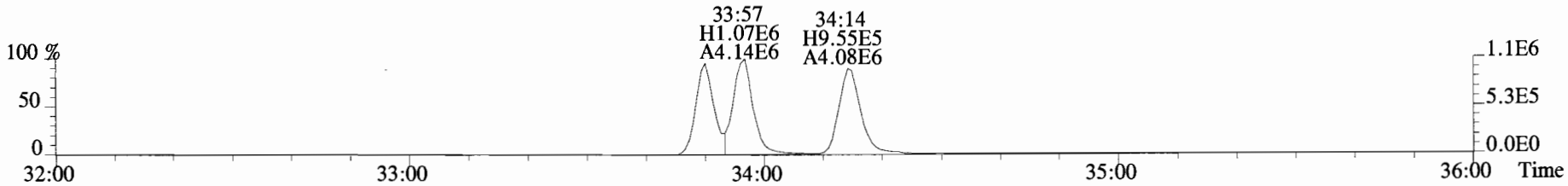

403.8530 S:8 F:3 BSUB(10000,15,-3.0) PKD(5,5,3,0.10%,100.0,0.00%,F,F)

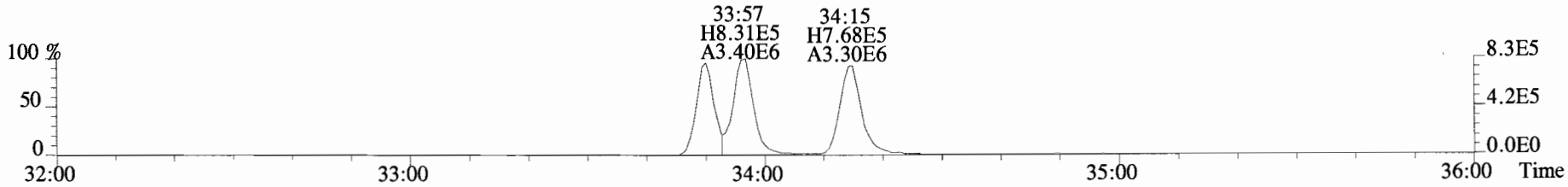

392.9760 S:8 F:3

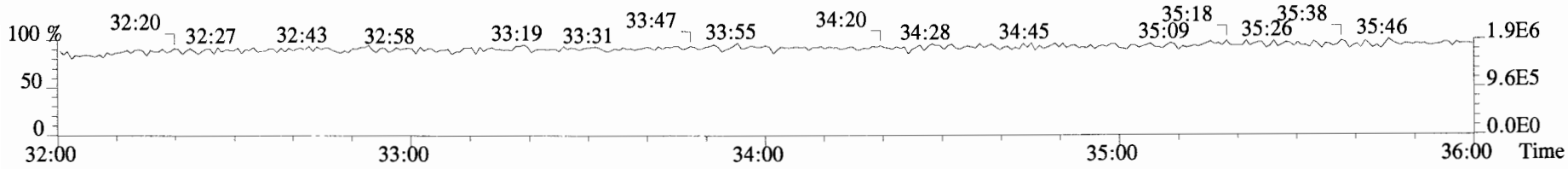

File:190607D1 #1-385 Acq: 7-JUN-2019 16:01:20 GC EI+ Voltage SIR Autospec-UltimaE
Sample#8 File Text:Vista_Analytical_Laboratory_VG7 Text:1900817-04 T4-PDI2019-SG63-190418 14.96 Exp:OCDD_DB5
389.8156 S:8 F:3 BSUB(10000,15,-3.0) PKD(5,5,3,0.10%,100.0,0.00%,F,F)

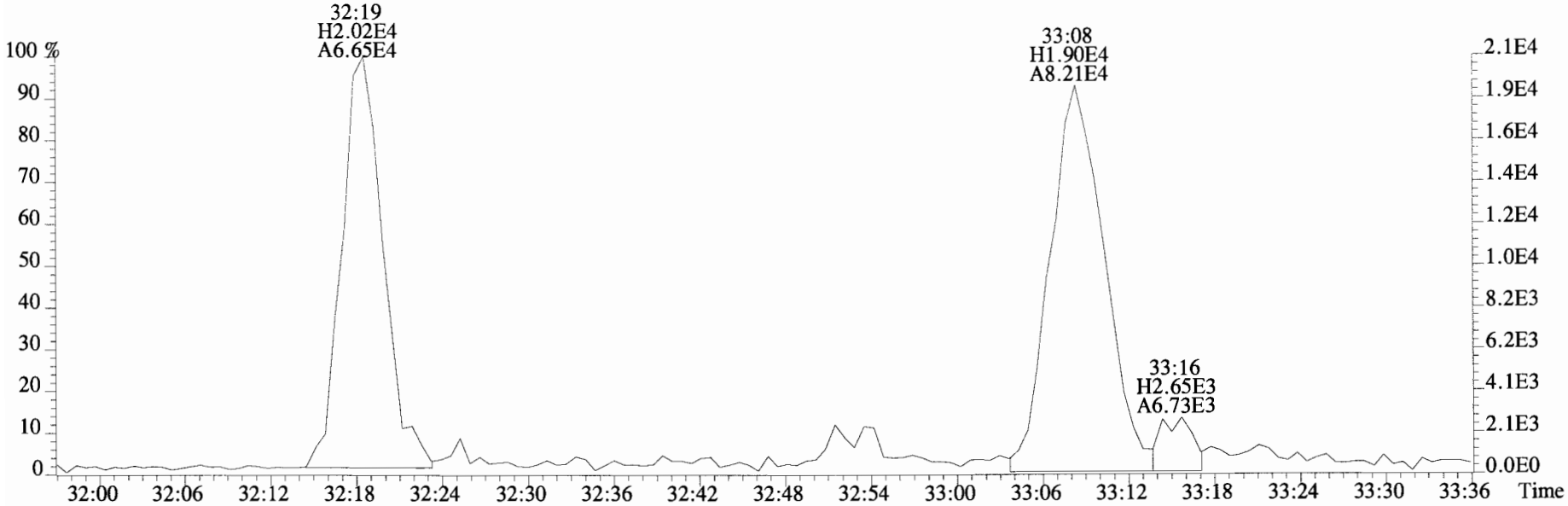

391.8127 S:8 F:3 BSUB(10000,15,-3.0) PKD(5,5,3,0.10%,100.0,0.00%,F,F)

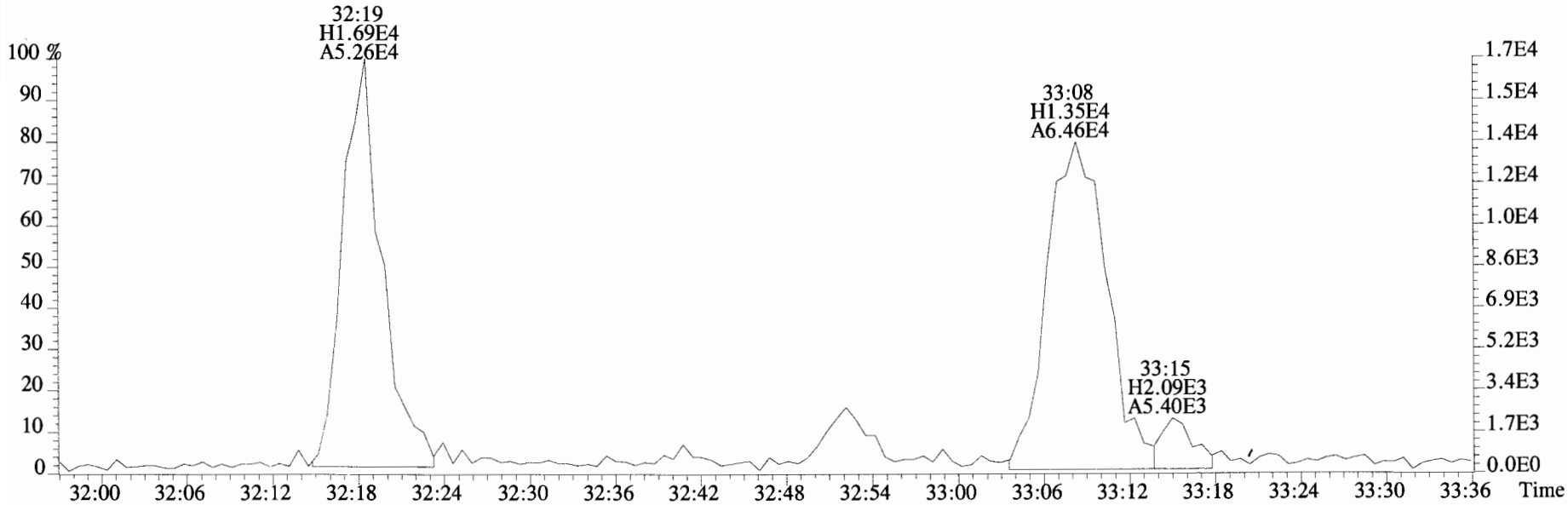

File:190607D1 #1-385 Acq: 7-JUN-2019 16:01:20 GC EI+ Voltage SIR Autospec-UltimaE
Sample#8 File Text:Vista_Analytical_Laboratory_VG7 Text:1900817-04 T4-PDI2019-SG63-190418 14.96 Exp:OCDD_DB5
389.8156 S:8 F:3 BSUB(10000,15,-3.0) PKD(5,5,3,0.10%,100.0,0.00%,F,F)

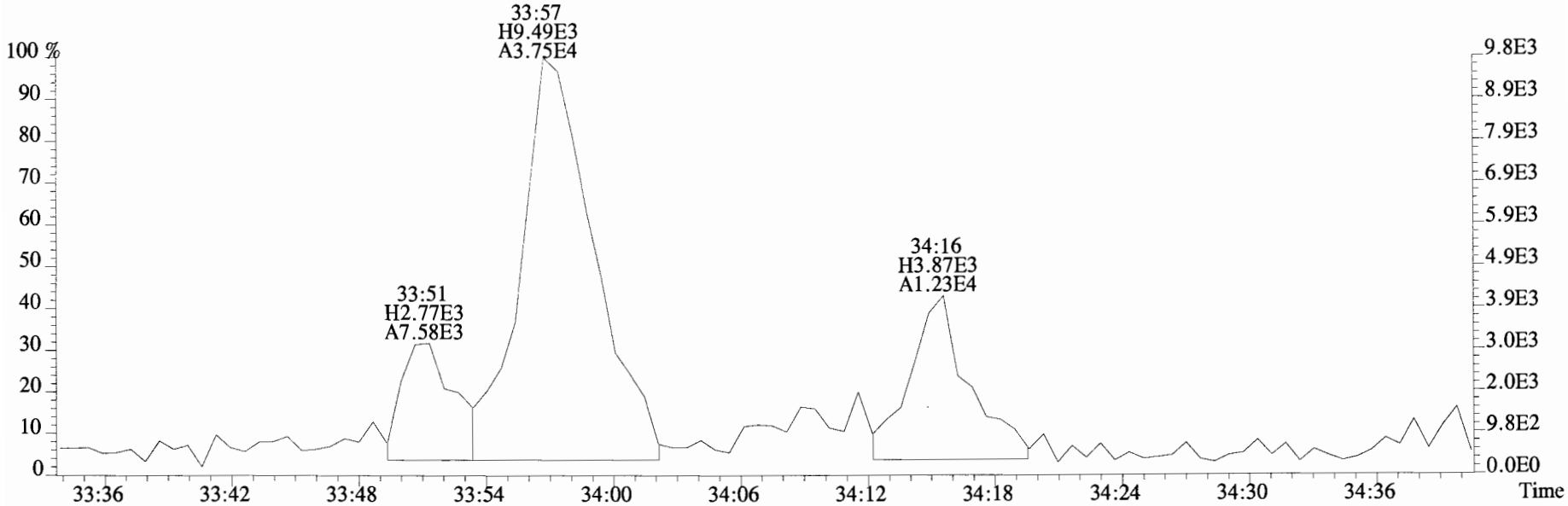

391.8127 S:8 F:3 BSUB(10000,15,-3.0) PKD(5,5,3,0.10%,100.0,0.00%,F,F)

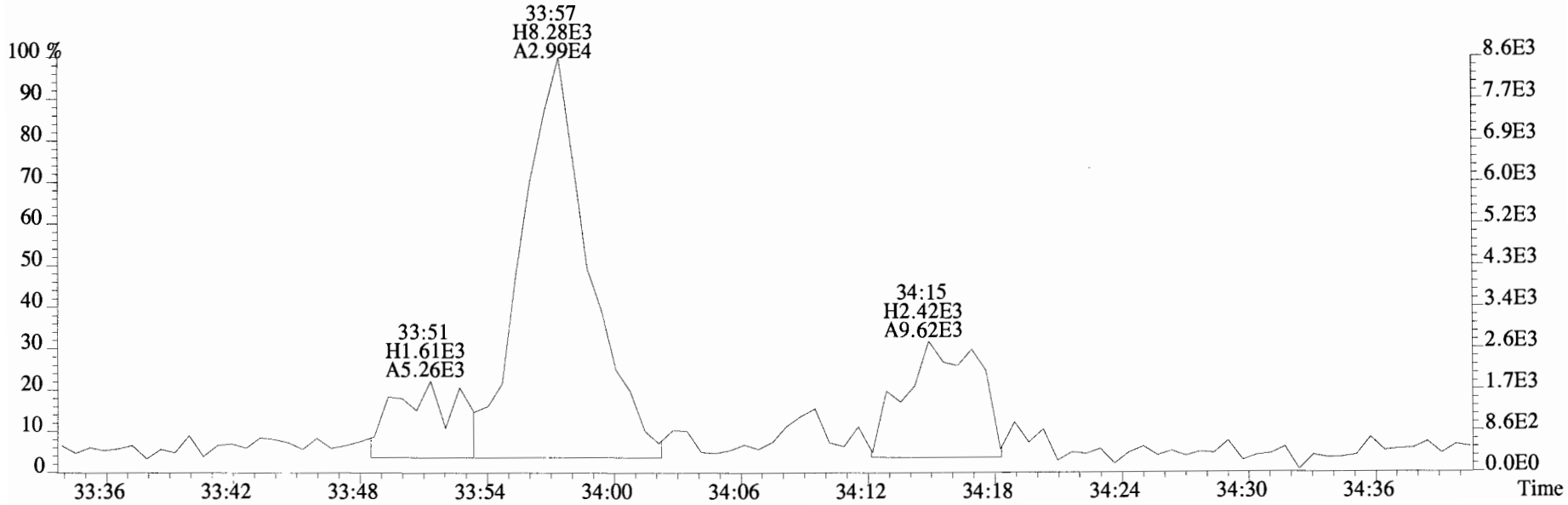

File:190607D1 #1-385 Acq: 7-JUN-2019 16:01:20 GC EI+ Voltage SIR Autospec-UltimaE
Sample#8 File Text:Vista_Analytical_Laboratory_VG7 Text:1900817-04 T4-PDI2019-SG63-190418 14.96 Exp:OCDD_DB5
401.8559 S:8 F:3 BSUB(10000,15,-3.0) PKD(5,5,3,0.10%,100.0,0.00%,F,F)

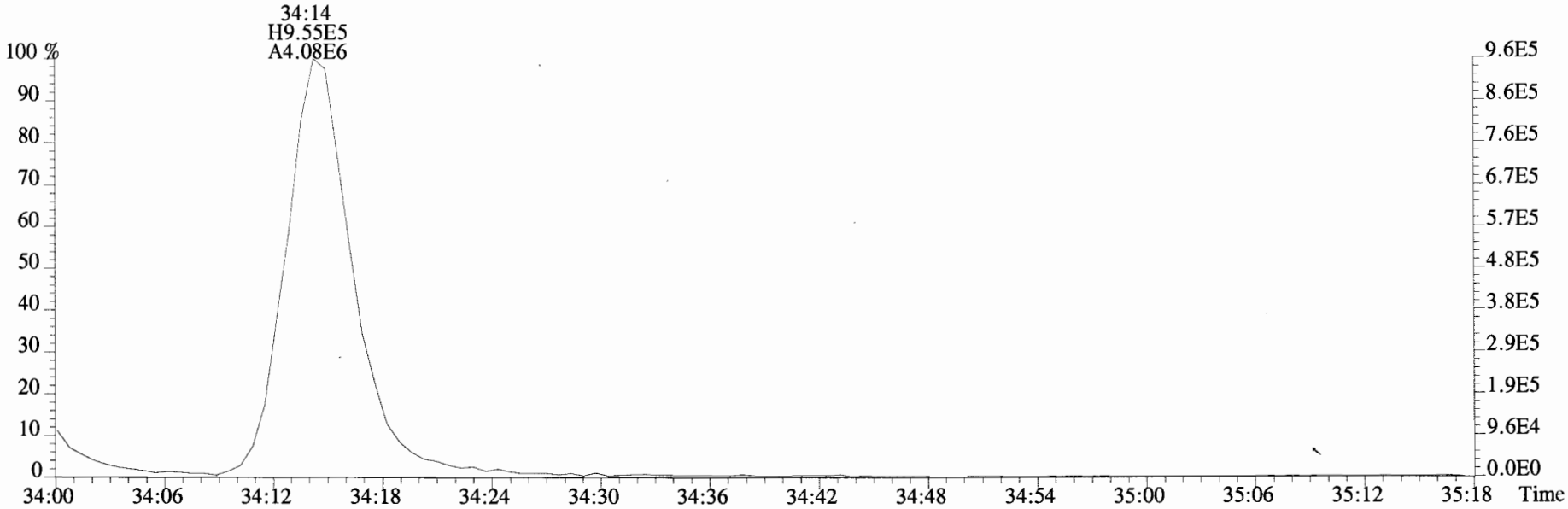

403.8530 S:8 F:3 BSUB(10000,15,-3.0) PKD(5,5,3,0.10%,100.0,0.00%,F,F)

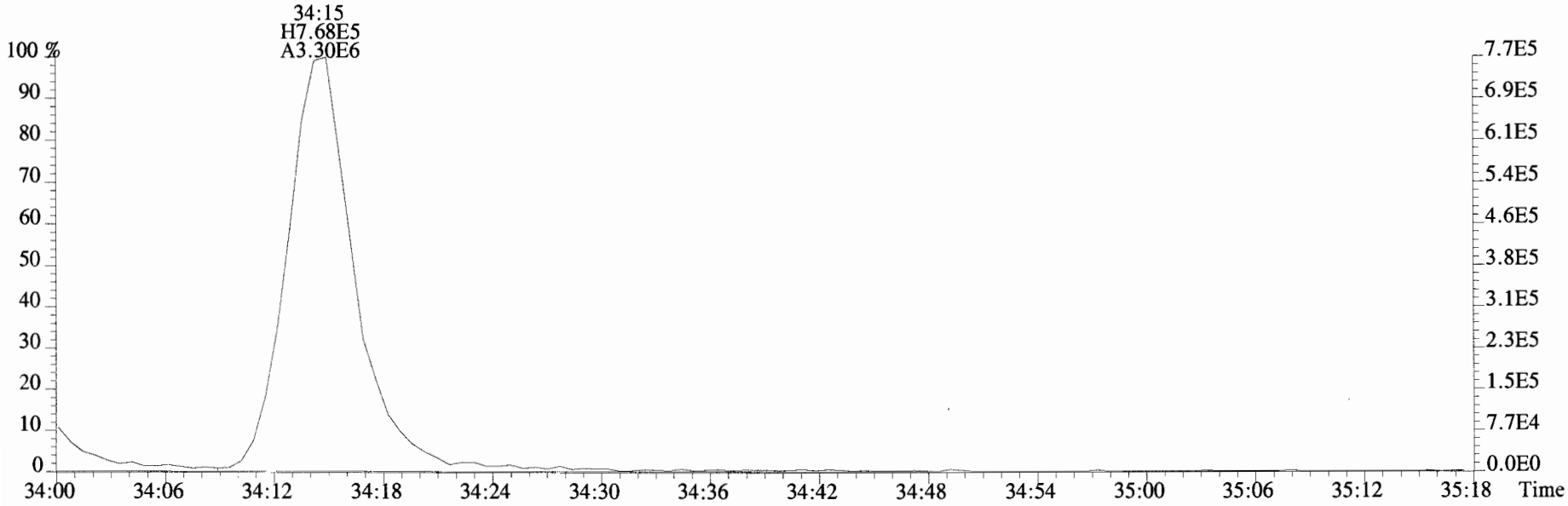

File:190607D1 #1-355 Acq: 7-JUN-2019 16:01:20 GC EI+ Voltage SIR Autospec-UltimaE
Sample#8 File Text:Vista_Analytical_Laboratory_VG7 Text:1900817-04 T4-PDI2019-SG63-190418 14.96 Exp:OCDD_DB5

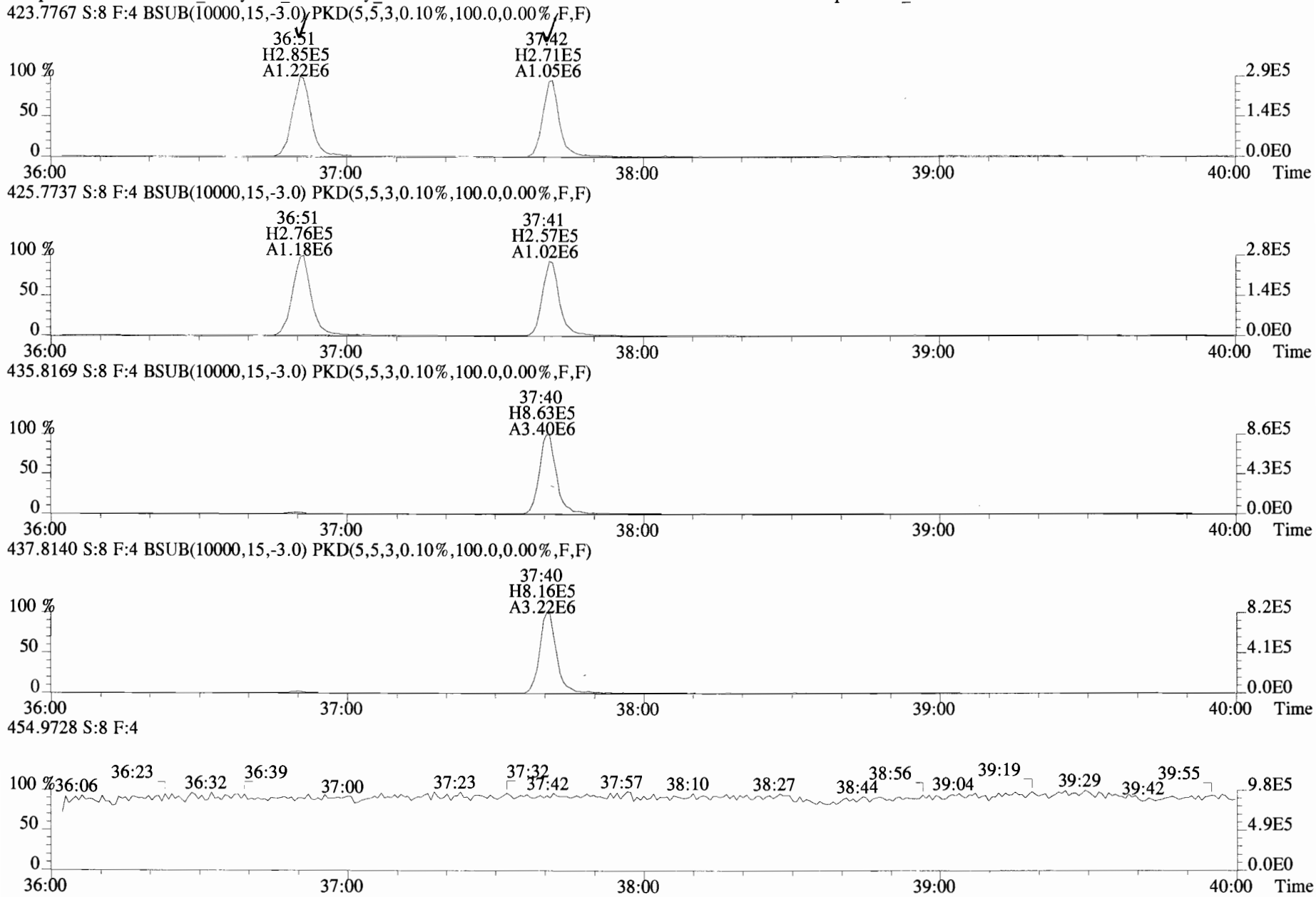

File:190607D1 #1-355 Acq: 7-JUN-2019 16:01:20 GC EI+ Voltage SIR Autospec-UltimaE
Sample#8 File Text:Vista_Analytical_Laboratory_VG7 Text:1900817-04 T4-PDI2019-SG63-190418 14.96 Exp:OCDD_DB5
423.7767 S:8 F:4 BSUB(10000,15,-3.0) PKD(5,5,3,0.10%,100.0,0.00%,F,F)

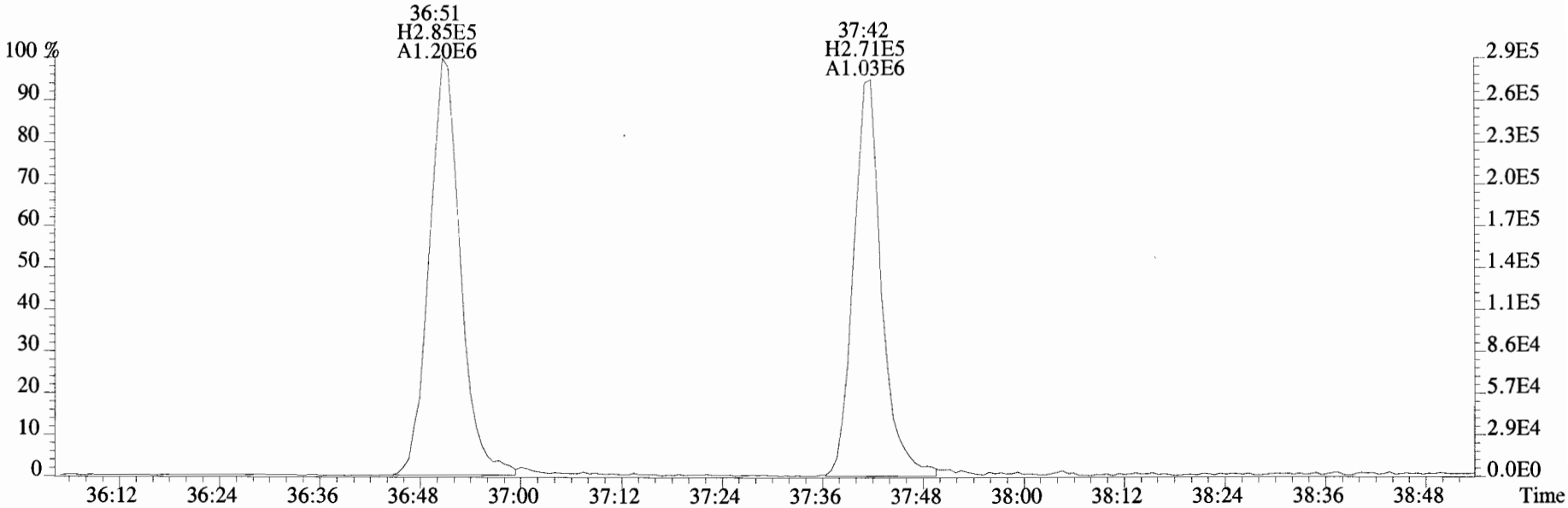

425.7737 S:8 F:4 BSUB(10000,15,-3.0) PKD(5,5,3,0.10%,100.0,0.00%,F,F)

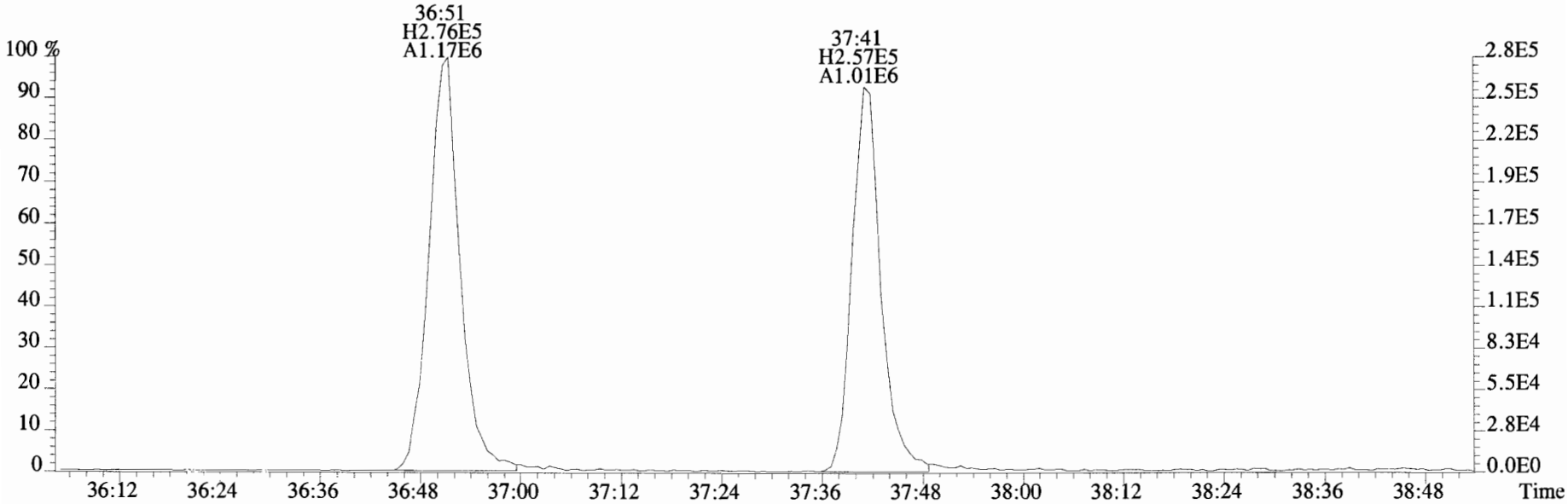

File:190607D1 #1-432 Acq: 7-JUN-2019 16:01:20 GC EI+ Voltage SIR Autospec-UltimaE
Sample#8 File Text:Vista_Analytical_Laboratory_VG7 Text:1900817-04 T4-PDI2019-SG63-190418 14.96 Exp:OCDD_DB5

457.7377 S:8 F:5 BSUB(10000,15,-3.0) PKD(5,5,3,0.10%,100.0,0.00%,F,F)

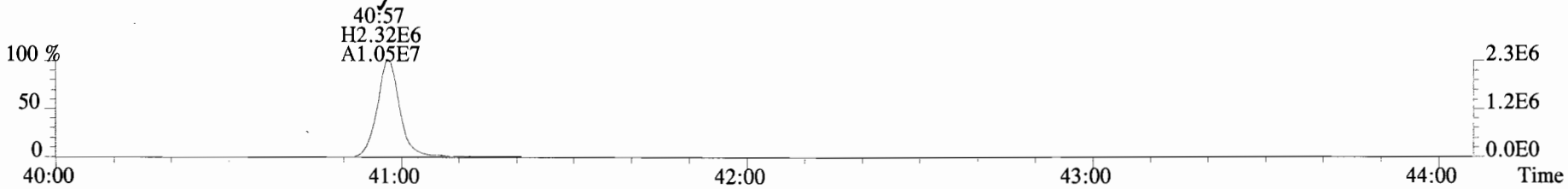

459.7348 S:8 F:5 BSUB(10000,15,-3.0) PKD(5,5,3,0.10%,100.0,0.00%,F,F)

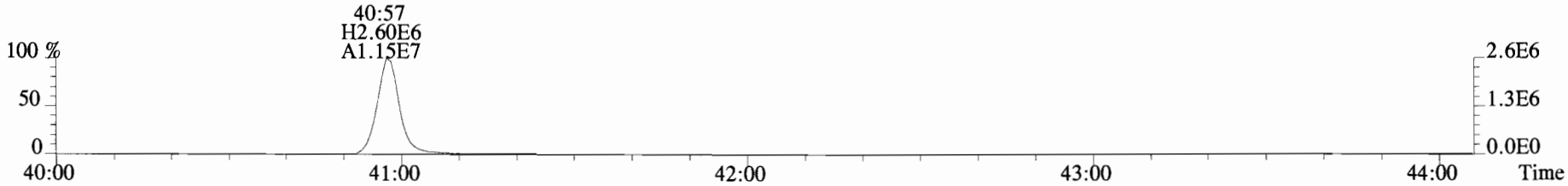

469.7780 S:8 F:5 BSUB(10000,15,-3.0) PKD(5,5,3,0.10%,100.0,0.00%,F,F)

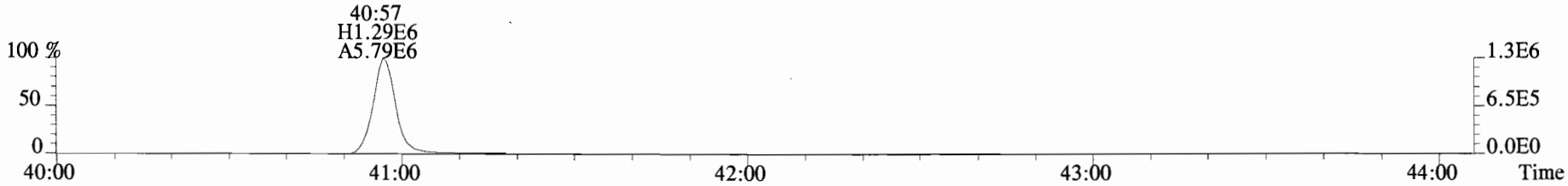

471.7750 S:8 F:5 BSUB(10000,15,-3.0) PKD(5,5,3,0.10%,100.0,0.00%,F,F)

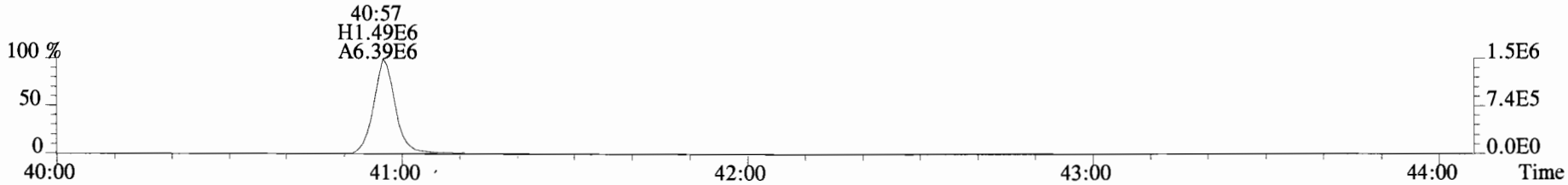

454.9728 S:8 F:5

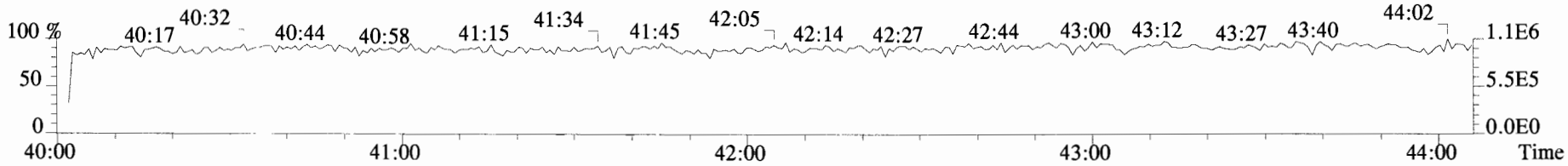

File:190607D1 #1-432 Acq: 7-JUN-2019 16:01:20 GC EI+ Voltage SIR Autospec-UltimaE
Sample#8 File Text:Vista_Analytical_Laboratory_VG7 Text:1900817-04 T4-PDI2019-SG63-190418 14.96 Exp:OCDD_DB5
457.7377 S:8 F:5 BSUB(10000,15,-3.0) PKD(5,5,3,0.10%,100.0,0.00%,F,F)

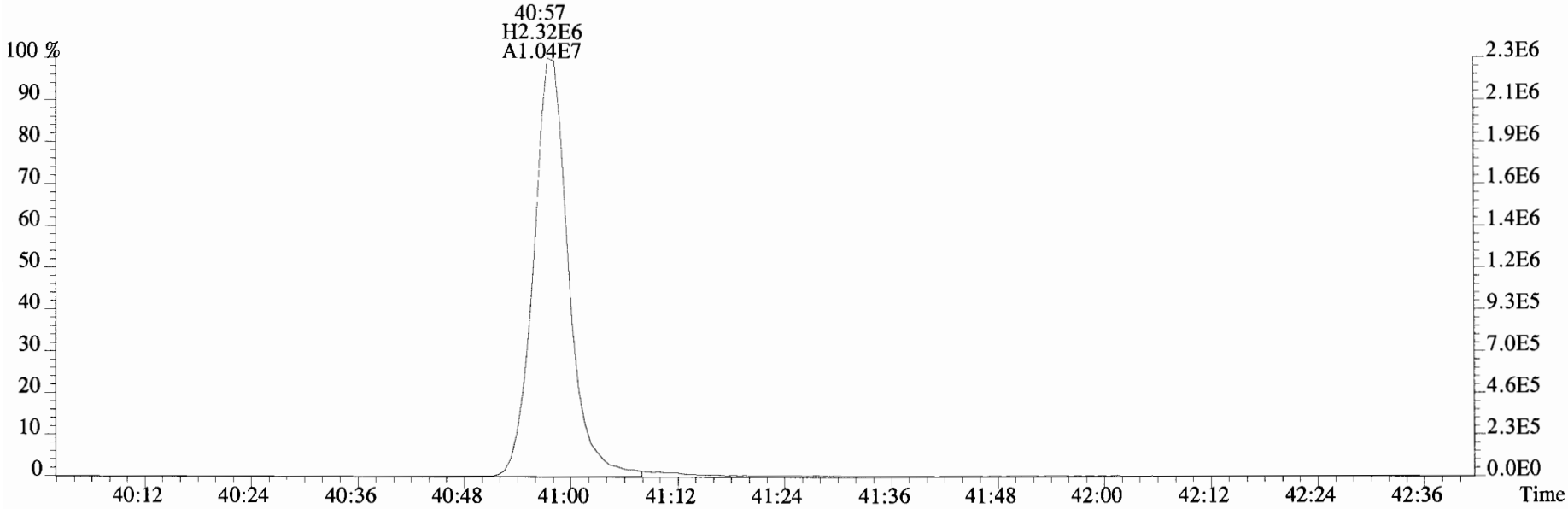

459.7348 S:8 F:5 BSUB(10000,15,-3.0) PKD(5,5,3,0.10%,100.0,0.00%,F,F)

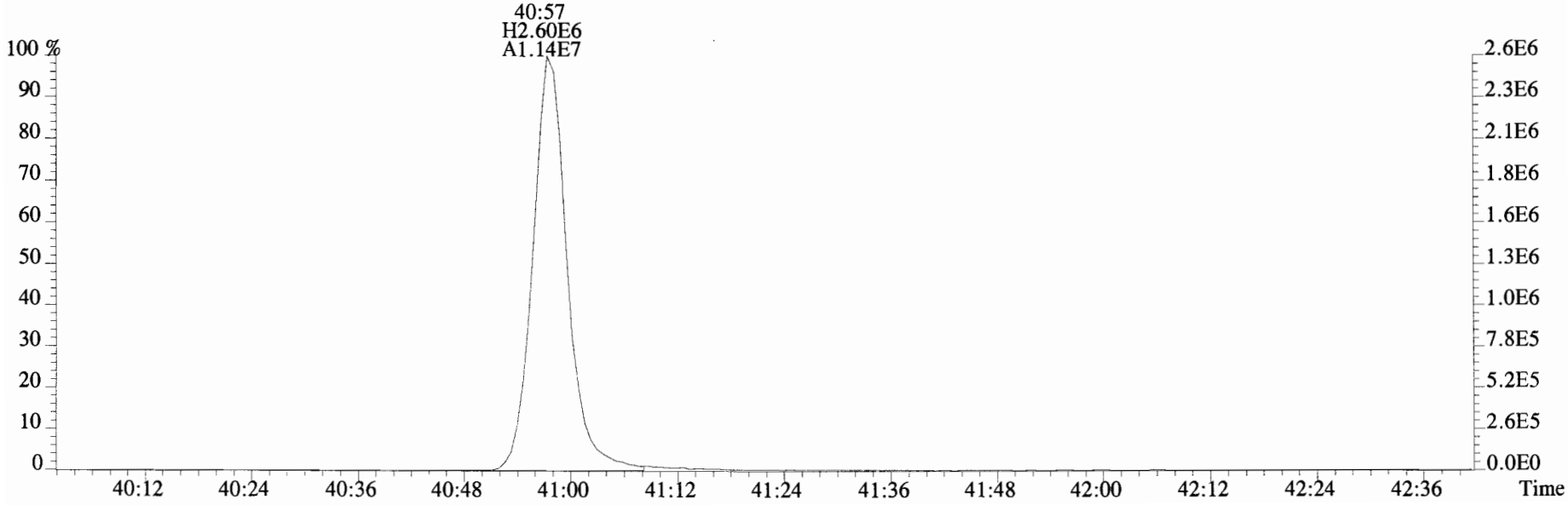

File:190607D1 #1-529 Acq: 7-JUN-2019 16:01:20 GC EI+ Voltage SIR Autospec-UltimaE
Sample#8 File Text:Vista_Analytical_Laboratory_VG7 Text:1900817-04 T4-PDI2019-SG63-190418 14.96 Exp:OCDD_DB5

303.9016 S:8 BSUB(10000,15,-3.0) PKD(5,5,3,0.10%,100.0,0.00%,F,F)

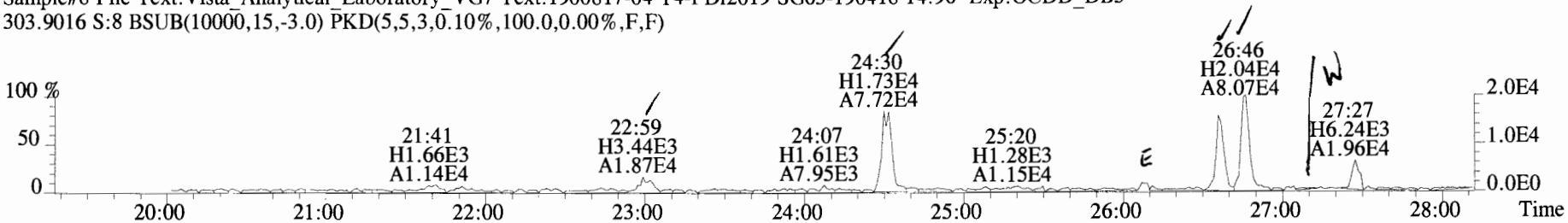

305.8987 S:8 BSUB(10000,15,-3.0) PKD(5,5,3,0.10%,100.0,0.00%,F,F)

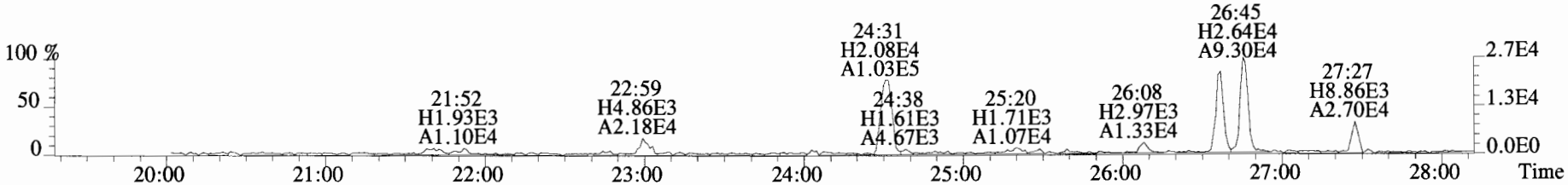

315.9419 S:8 BSUB(10000,15,-3.0) PKD(5,5,3,0.10%,100.0,0.00%,F,F)

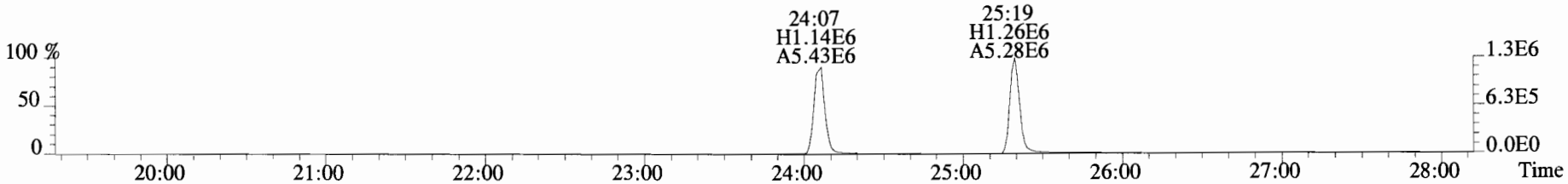

317.9389 S:8 BSUB(10000,15,-3.0) PKD(5,5,3,0.10%,100.0,0.00%,F,F)

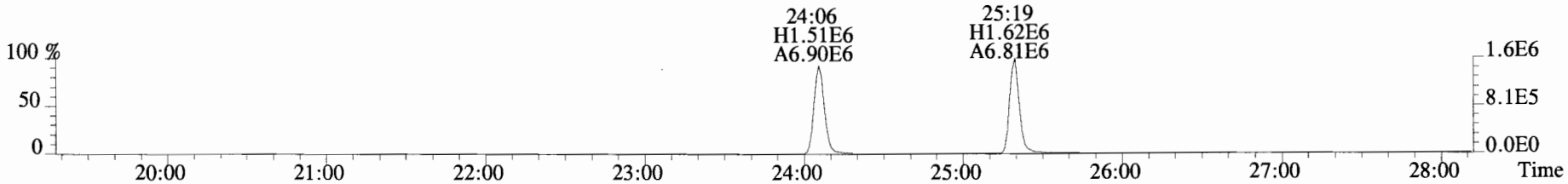

375.8364 S:8 BSUB(10000,15,-3.0) PKD(5,5,3,0.10%,100.0,0.00%,F,F)



File:190607D1 #1-529 Acq: 7-JUN-2019 16:01:20 GC EI+ Voltage SIR Autospec-UltimaE
Sample#8 File Text:Vista_Analytical_Laboratory_VG7 Text:1900817-04 T4-PDI2019-SG63-190418 14.96 Exp:OCDD_DB5
303.9016 S:8 BSUB(10000,15,-3.0) PKD(5,5,3,0.10%,100.0,0.00%,F,F)

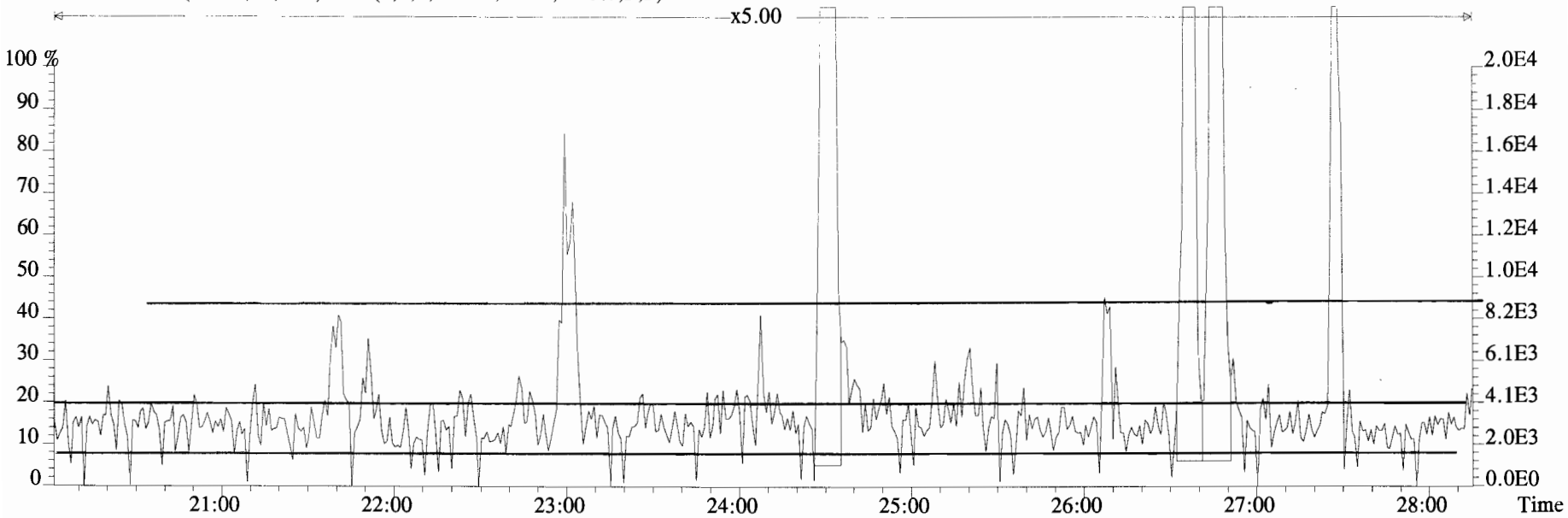

305.8987 S:8 BSUB(10000,15,-3.0) PKD(5,5,3,0.10%,100.0,0.00%,F,F)

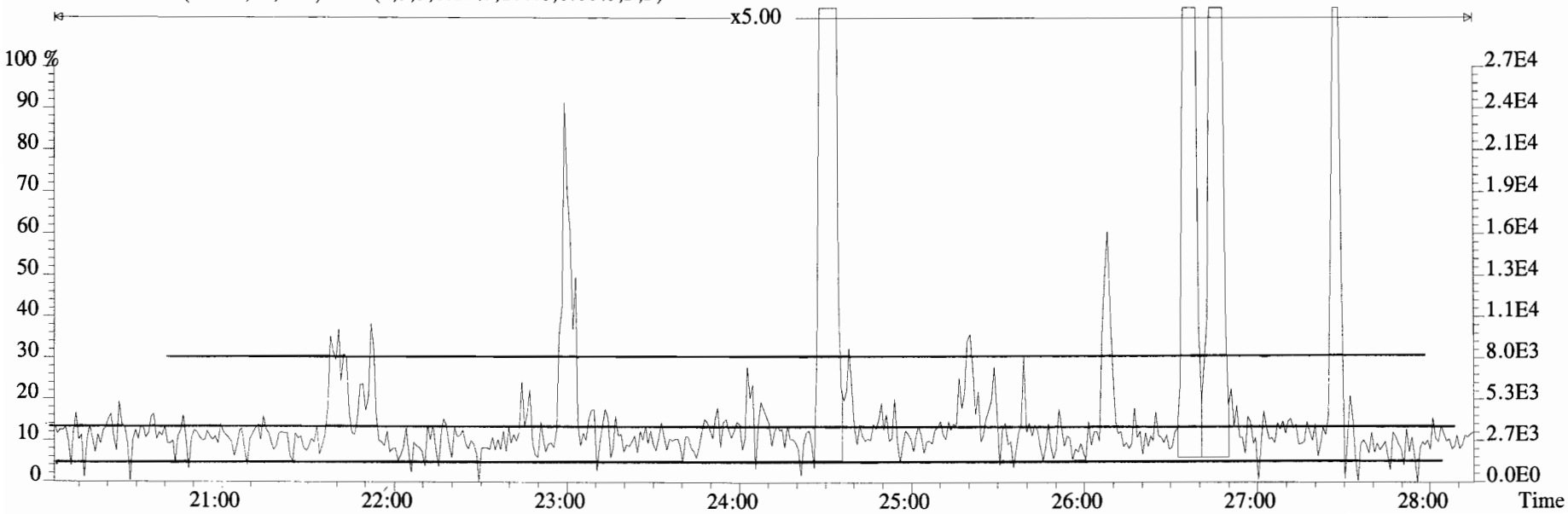

File:190607D1 #1-529 Acq: 7-JUN-2019 16:01:20 GC EI+ Voltage SIR Autospec-UltimaE
Sample#8 File Text:Vista_Analytical_Laboratory_VG7 Text:1900817-04 T4-PDI2019-SG63-190418 14.96 Exp:OCDD_DB5
303.9016 S:8 BSUB(10000,15,-3.0)

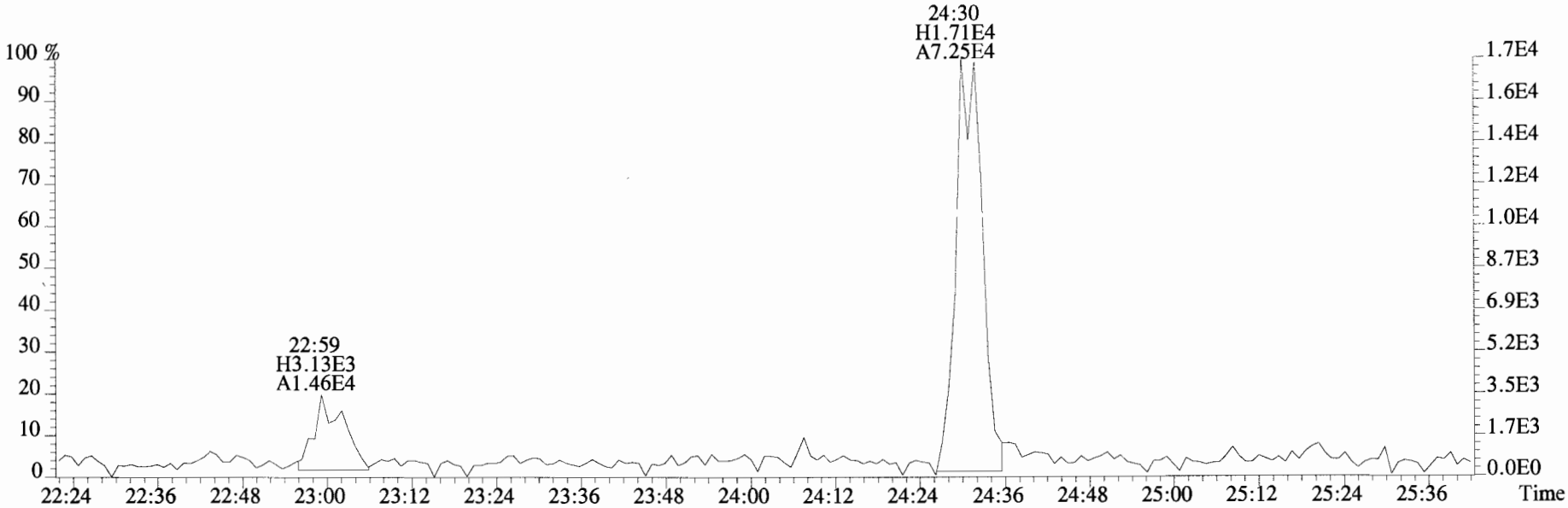

305.8987 S:8 BSUB(10000,15,-3.0)

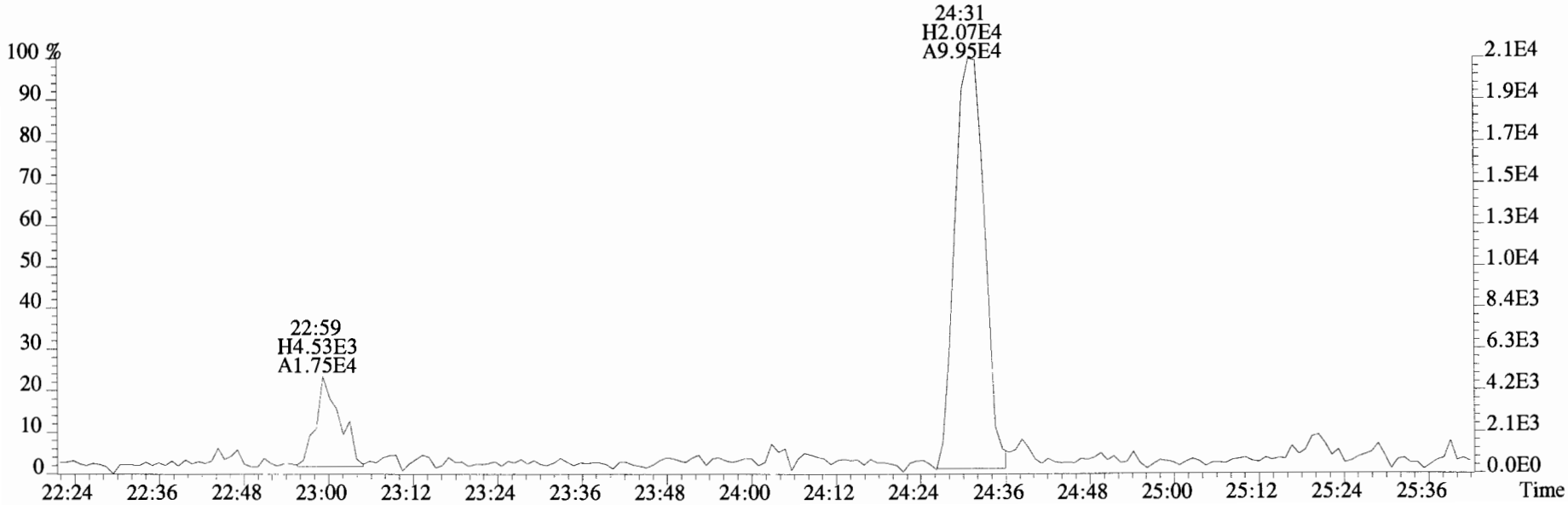

File:190607D1 #1-529 Acq: 7-JUN-2019 16:01:20 GC EI+ Voltage SIR Autospec-UltimaE
Sample#8 File Text:Vista_Analytical_Laboratory_VG7 Text:1900817-04 T4-PDI2019-SG63-190418 14.96 Exp:OCDD_DB5
303.9016 S:8 BSUB(10000,15,-3.0)

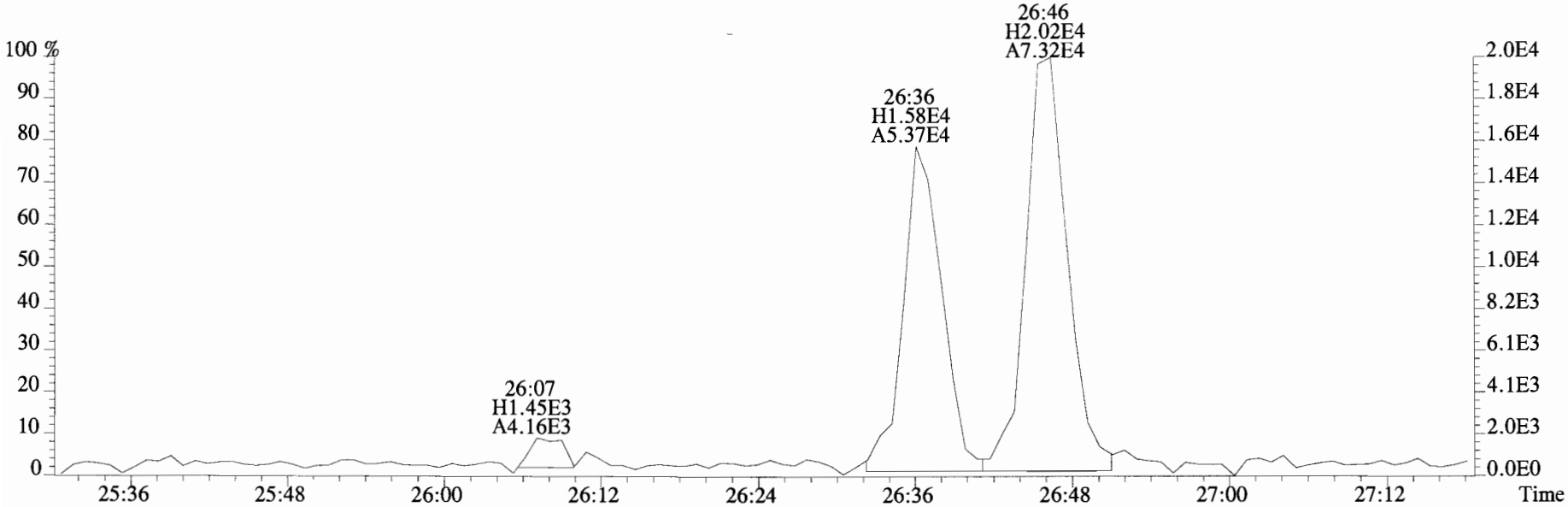

305.8987 S:8 BSUB(10000,15,-3.0)

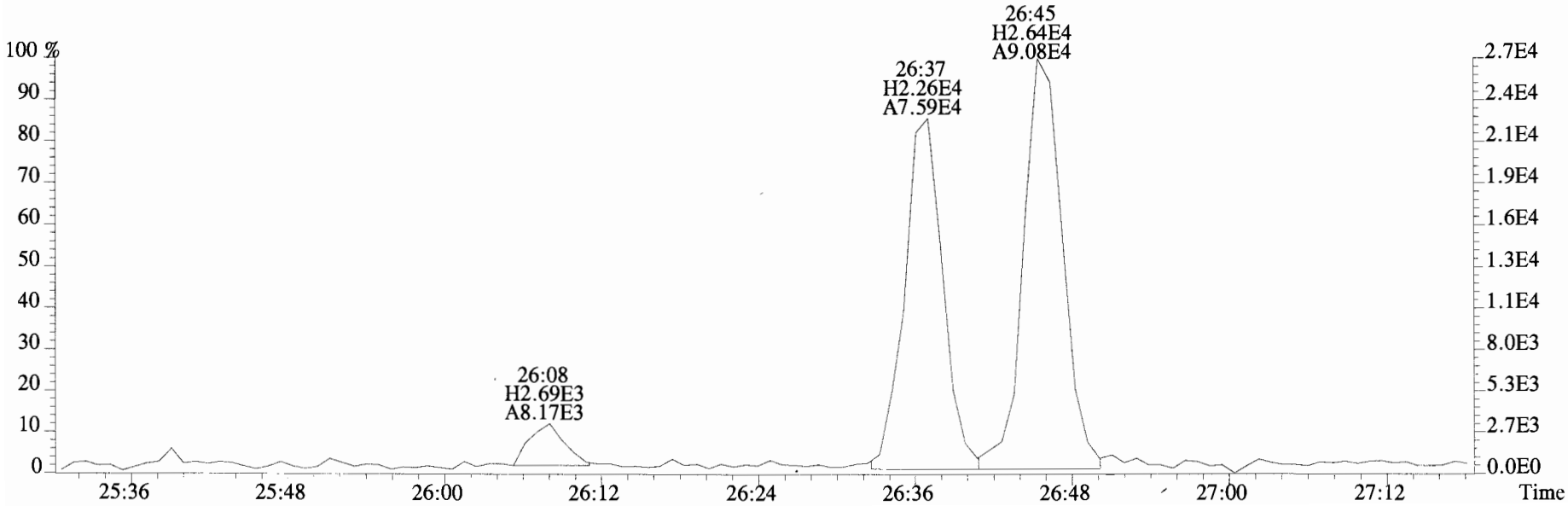

File:190607D1 #1-529 Acq: 7-JUN-2019 16:01:20 GC EI+ Voltage SIR Autospec-UltimaE
Sample#8 File Text:Vista_Analytical_Laboratory_VG7 Text:1900817-04 T4-PDI2019-SG63-190418 14.96 Exp:OCDD_DB5
303.9016 S:8 BSUB(10000,15,-3.0)

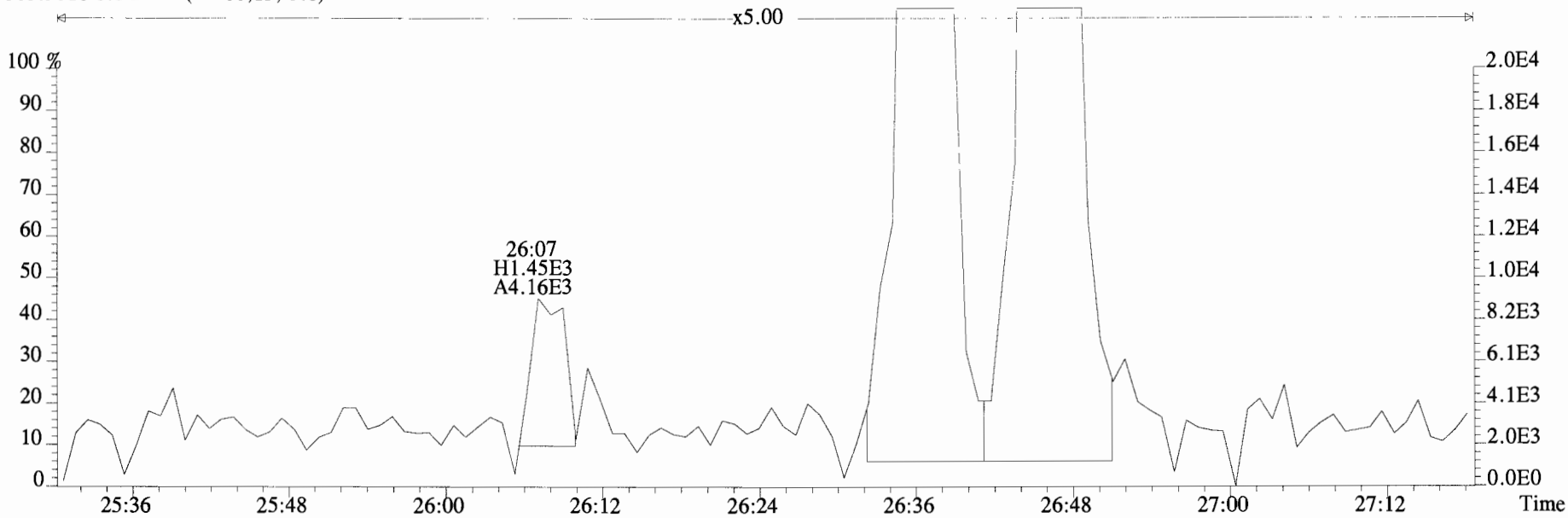

305.8987 S:8 BSUB(10000,15,-3.0)

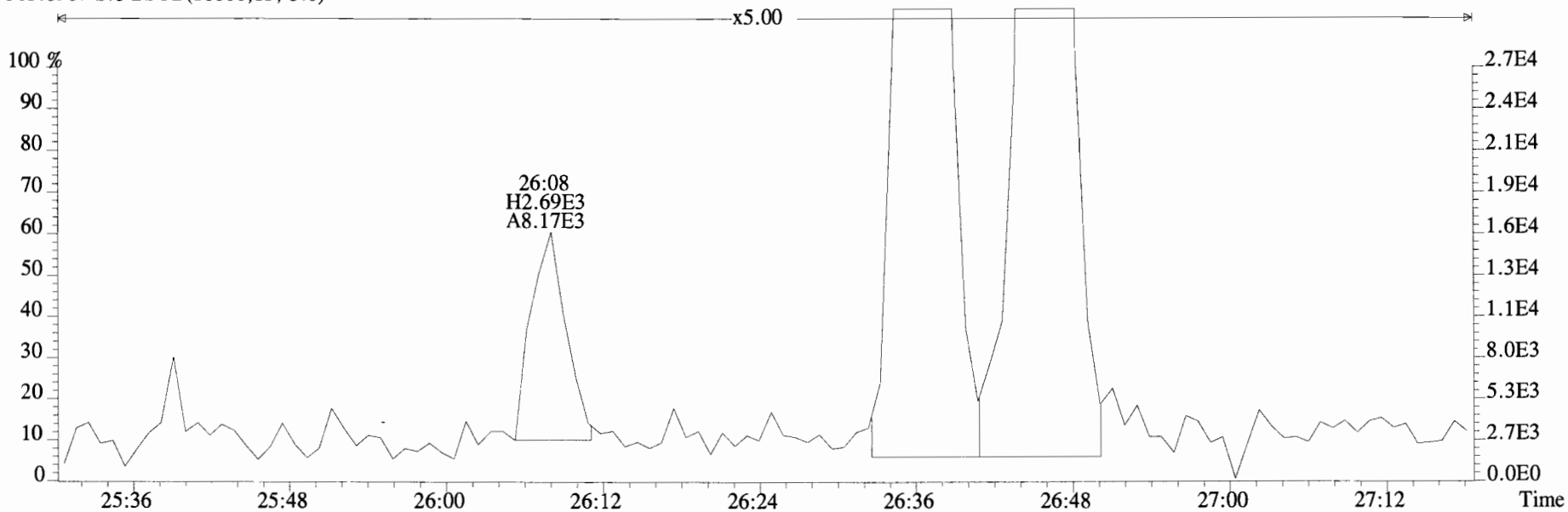

File:190607D1 #1-529 Acq: 7-JUN-2019 16:01:20 GC EI+ Voltage SIR Autospec-UltimaE
Sample#8 File Text:Vista_Analytical_Laboratory_VG7 Text:1900817-04 T4-PDI2019-SG63-190418 14.96 Exp:OCDD_DB5

339.8597 S:8 BSUB(10000,15,-3.0) PKD(5,5,3,0.10%,100.0,0.00%,F,F)

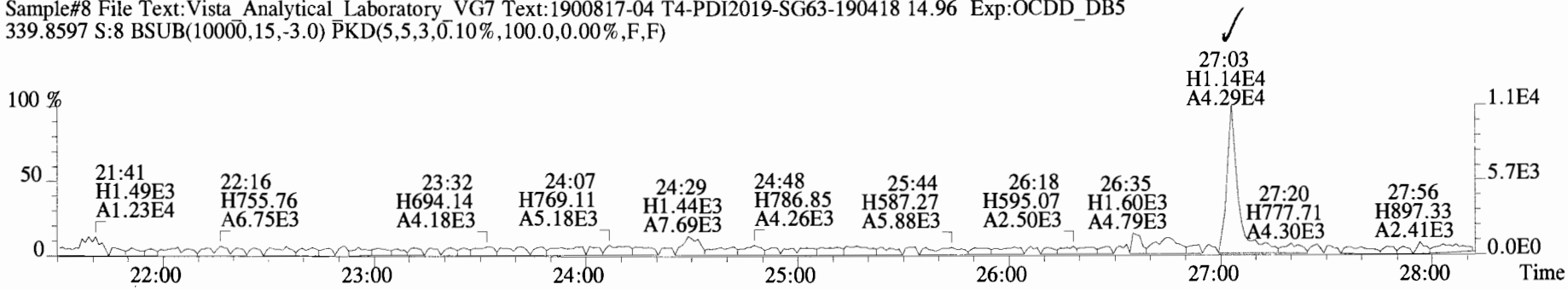

341.8568 S:8 BSUB(10000,15,-3.0) PKD(5,5,3,0.10%,100.0,0.00%,F,F)

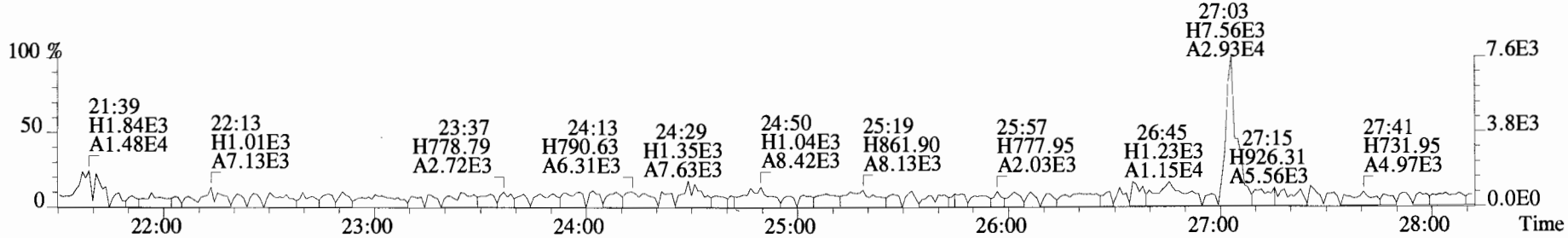

409.7974 S:8 BSUB(10000,15,-3.0) PKD(5,5,3,0.10%,100.0,0.00%,F,F)

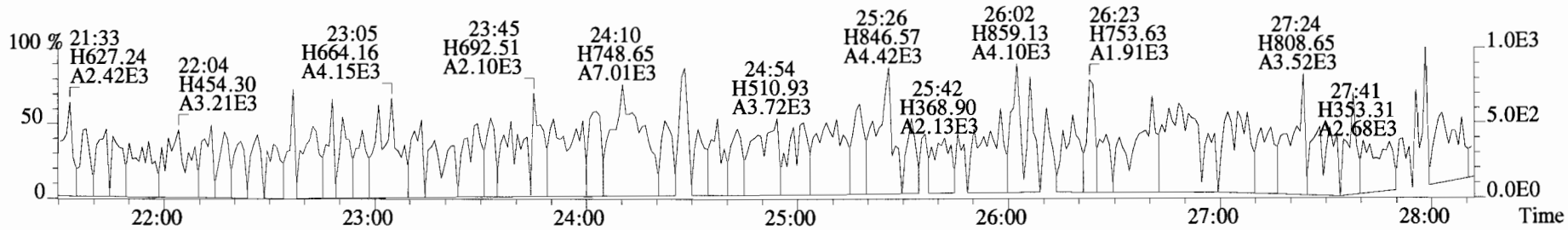

316.9824 S:8

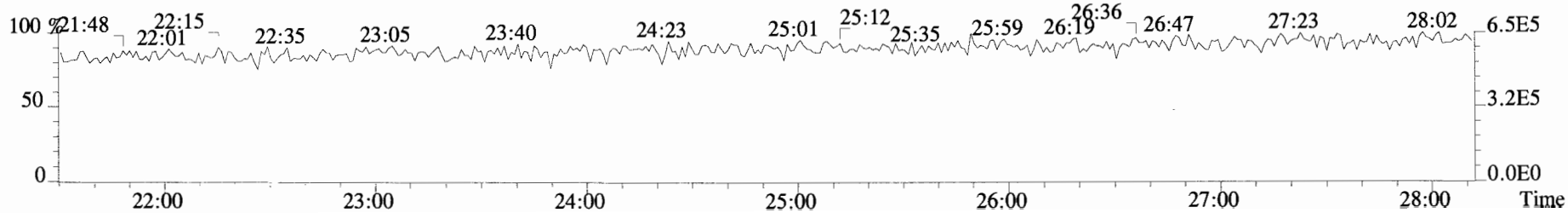

File:190607D1 #1-529 Acq: 7-JUN-2019 16:01:20 GC EI+ Voltage SIR Autospec-UltimaE
Sample#8 File Text:Vista_Analytical_Laboratory_VG7 Text:1900817-04 T4-PDI2019-SG63-190418 14.96 Exp:OCDD_DB5
339.8597 S:8 BSUB(10000,15,-3.0) PKD(5,5,3,0.10%,100.0,0.00%,F,F)

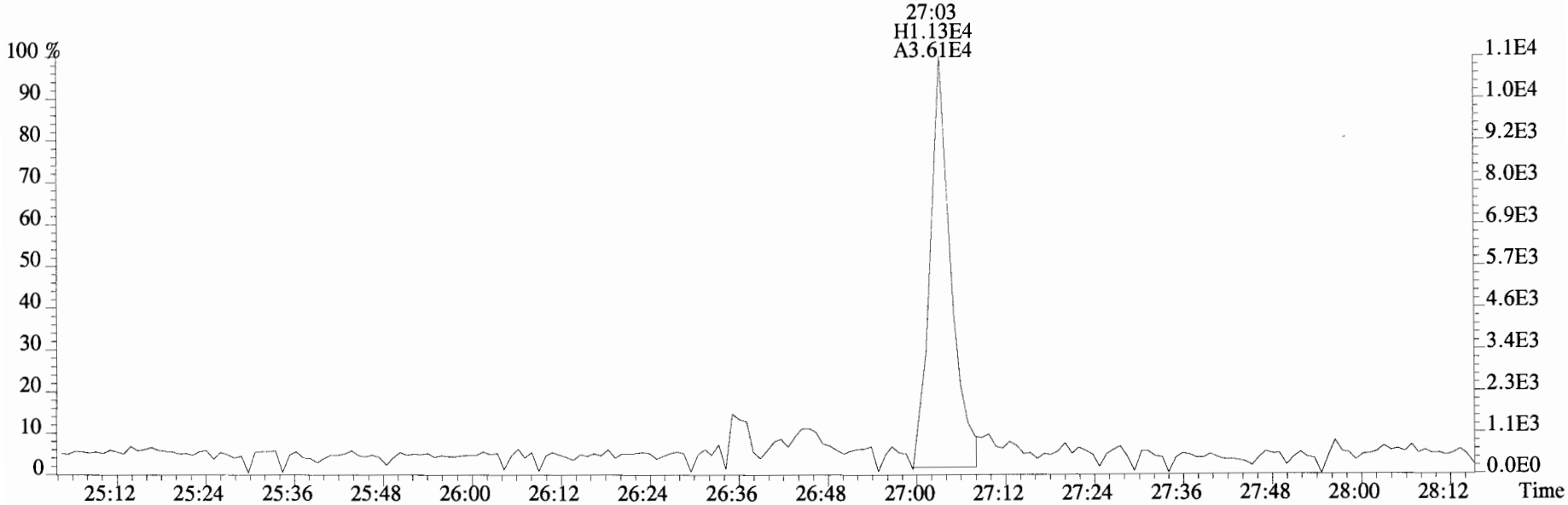

341.8568 S:8 BSUB(10000,15,-3.0) PKD(5,5,3,0.10%,100.0,0.00%,F,F)

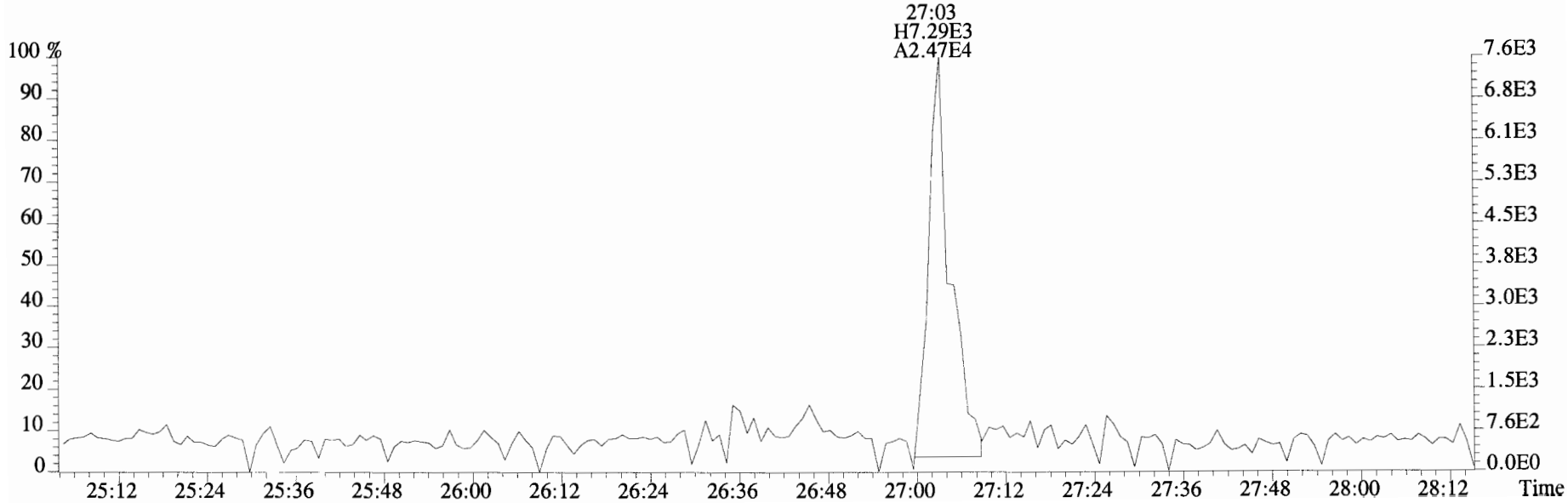

File:190607D1 #1-180 Acq: 7-JUN-2019 16:01:20 GC EI+ Voltage SIR Autospec-UltimaE
Sample#8 File Text:Vista_Analytical_Laboratory_VG7 Text:1900817-04 T4-PDI2019-SG63-190418 14.96 Exp:OCDD_DB5

339.8597 S:8 F:2 BSUB(10000,15,-3.0) PKD(5,5,3,0.10%,100.0,0.00%,F,F)

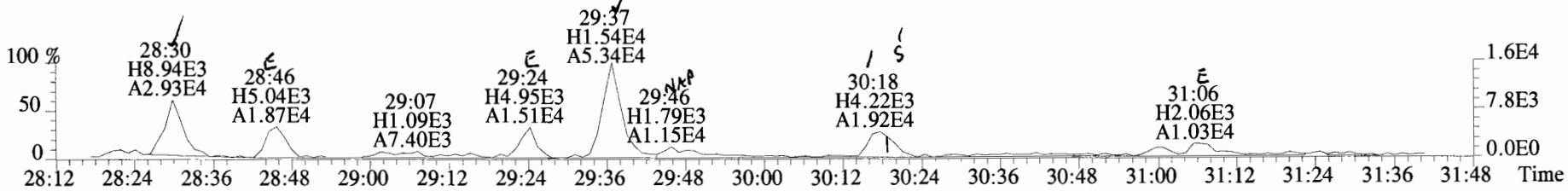

341.8568 S:8 F:2 BSUB(10000,15,-3.0) PKD(5,5,3,0.10%,100.0,0.00%,F,F)

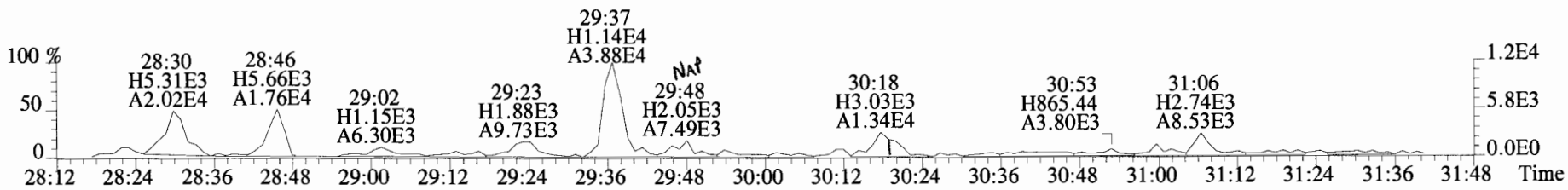

351.9000 S:8 F:2 BSUB(10000,15,-3.0) PKD(5,5,3,0.10%,100.0,0.00%,F,F)

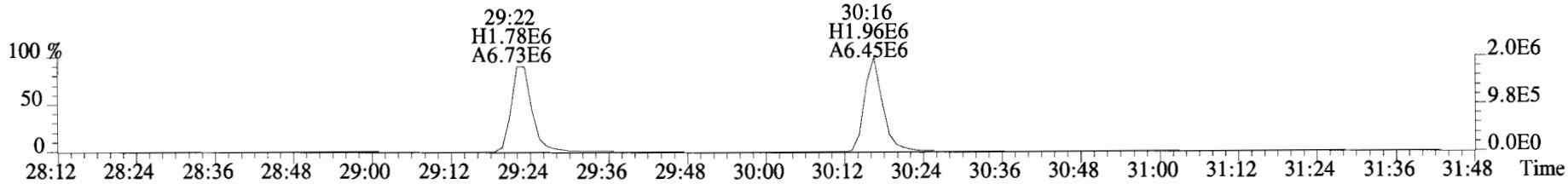

353.8970 S:8 F:2 BSUB(10000,15,-3.0) PKD(5,5,3,0.10%,100.0,0.00%,F,F)

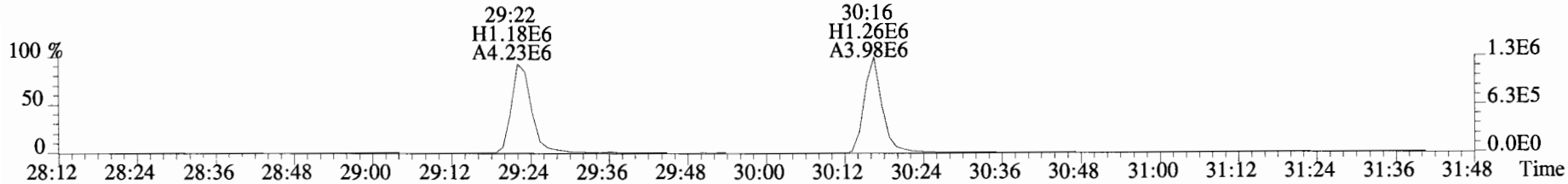

409.7974 S:8 F:2 BSUB(10000,15,-3.0) PKD(5,5,3,0.10%,100.0,0.00%,F,F)

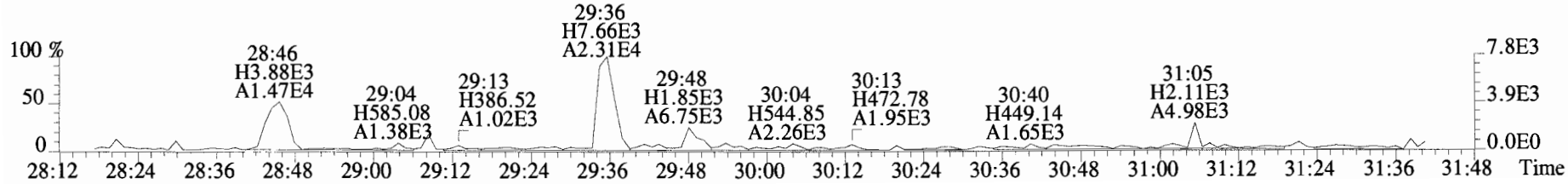

File:190607D1 #1-180 Acq: 7-JUN-2019 16:01:20 GC EI+ Voltage SIR Autospec-UltimaE
Sample#8 File Text:Vista_Analytical_Laboratory_VG7 Text:1900817-04 T4-PDI2019-SG63-190418 14.96 Exp:OCDD_DB5
339.8597 S:8 F:2 BSUB(10000,15,-3.0) PKD(5,5,3,0.10%,100.0,0.00%,F,F)

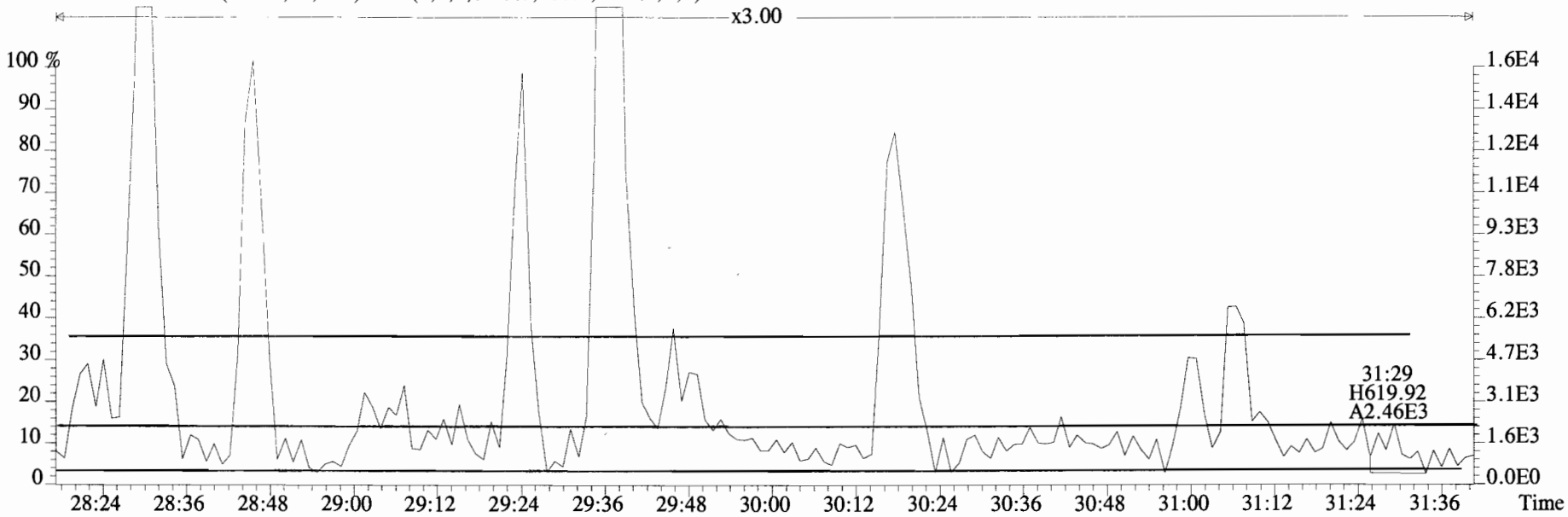

341.8568 S:8 F:2 BSUB(10000,15,-3.0) PKD(5,5,3,0.10%,100.0,0.00%,F,F)

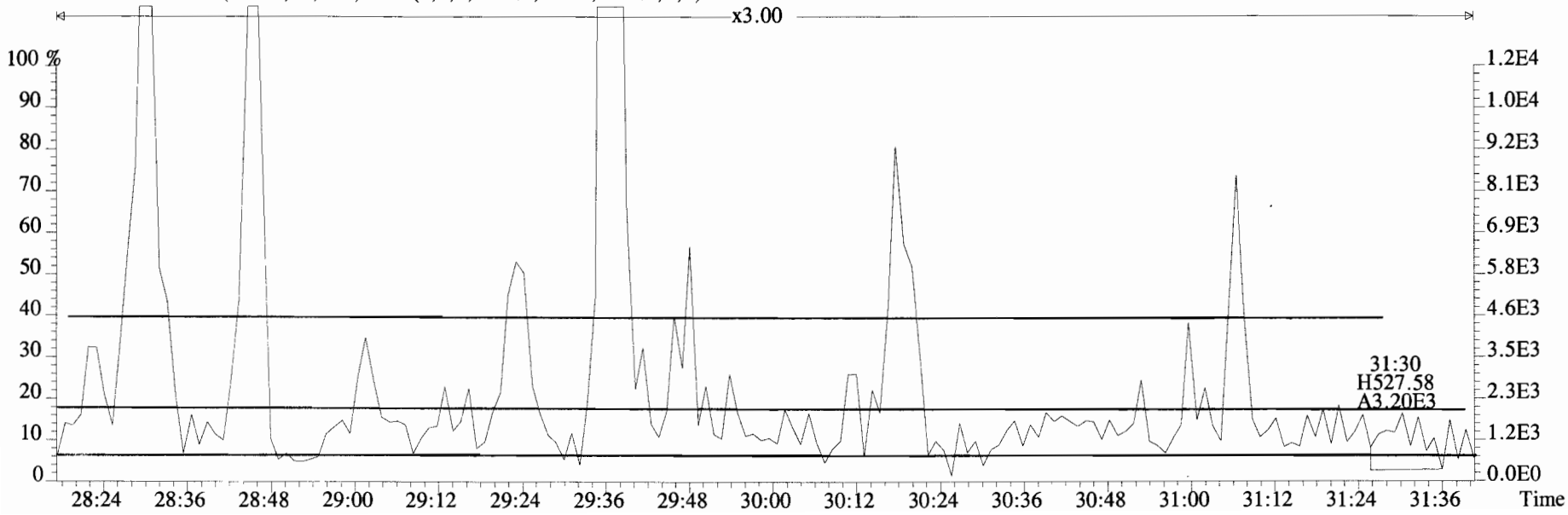

File:190607D1 #1-180 Acq: 7-JUN-2019 16:01:20 GC EI+ Voltage SIR Autospec-UltimaE
Sample#8 File Text:Vista_Analytical_Laboratory_VG7 Text:1900817-04 T4-PDI2019-SG63-190418 14.96 Exp:OCDD_DB5
339.8597 S:8 F:2 BSUB(10000,15,-3.0) PKD(5,5,3,0.10%,100.0,0.00%,F,F)

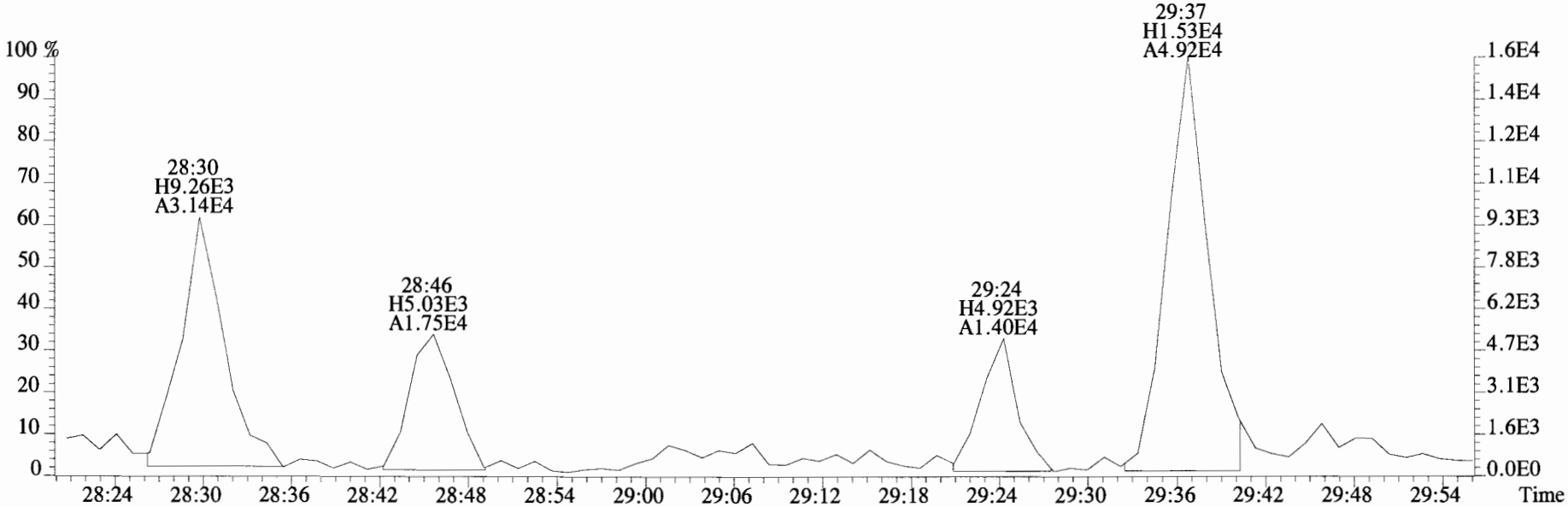

341.8568 S:8 F:2 BSUB(10000,15,-3.0) PKD(5,5,3,0.10%,100.0,0.00%,F,F)

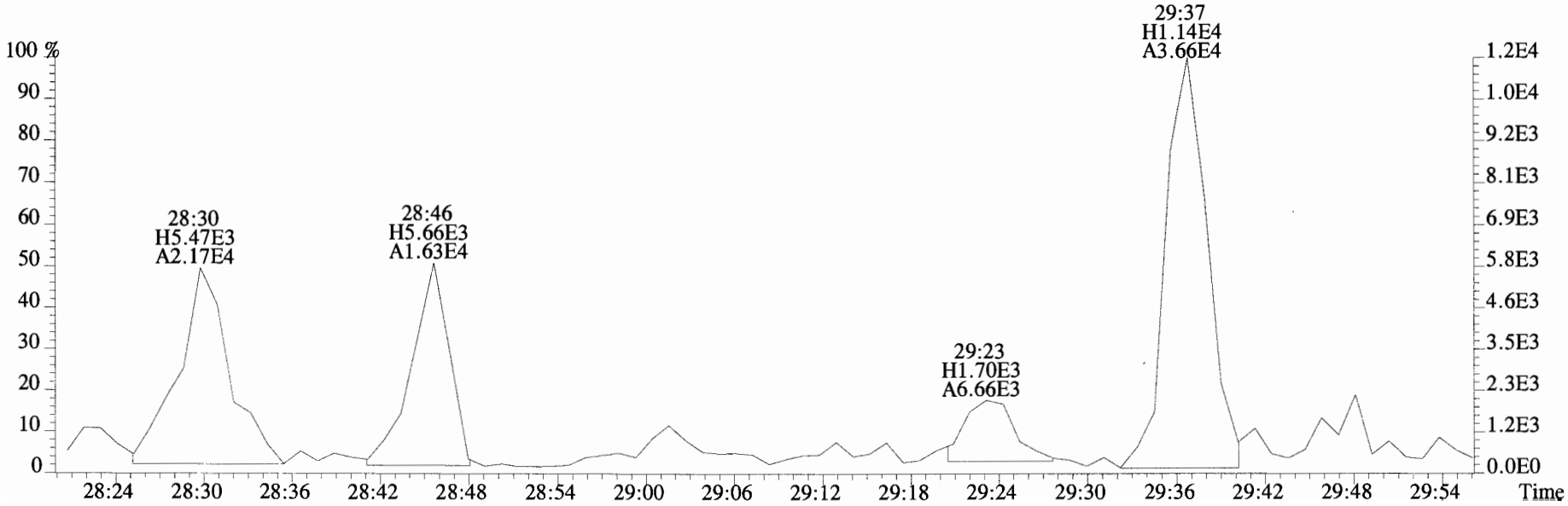

File:190607D1 #1-180 Acq: 7-JUN-2019 16:01:20 GC EI+ Voltage SIR Autospec-UltimaE
Sample#8 File Text:Vista_Analytical_Laboratory_VG7 Text:1900817-04 T4-PDI2019-SG63-190418 14.96 Exp:OCDD_DB5
339.8597 S:8 F:2 BSUB(10000,15,-3.0) PKD(5,5,3,0.10%,100.0,0.00%,F,F)

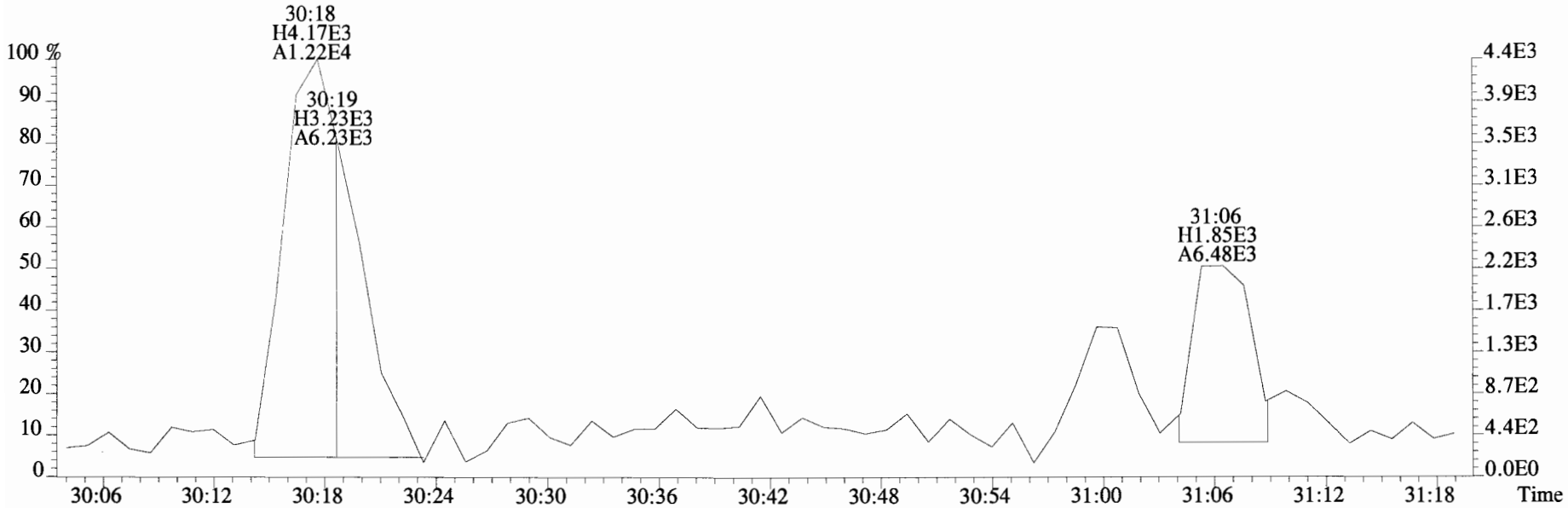

341.8568 S:8 F:2 BSUB(10000,15,-3.0) PKD(5,5,3,0.10%,100.0,0.00%,F,F)

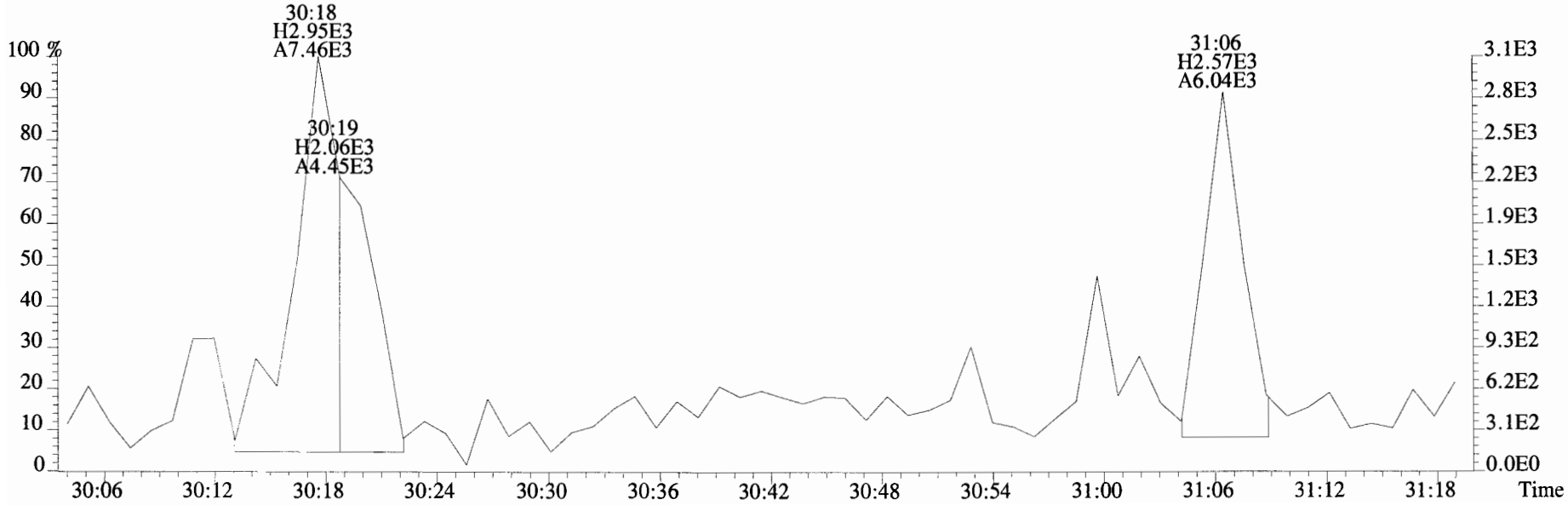

File:190607D1 #1-180 Acq: 7-JUN-2019 16:01:20 GC EI+ Voltage SIR Autospec-UltimaE
Sample#8 File Text:Vista_Analytical_Laboratory_VG7 Text:1900817-04 T4-PDI2019-SG63-190418 14.96 Exp:OCDD_DB5
339.8597 S:8 F:2 BSUB(10000,15,-3.0) PKD(5,5,3,0.10%,100.0,0.00%,F,F)

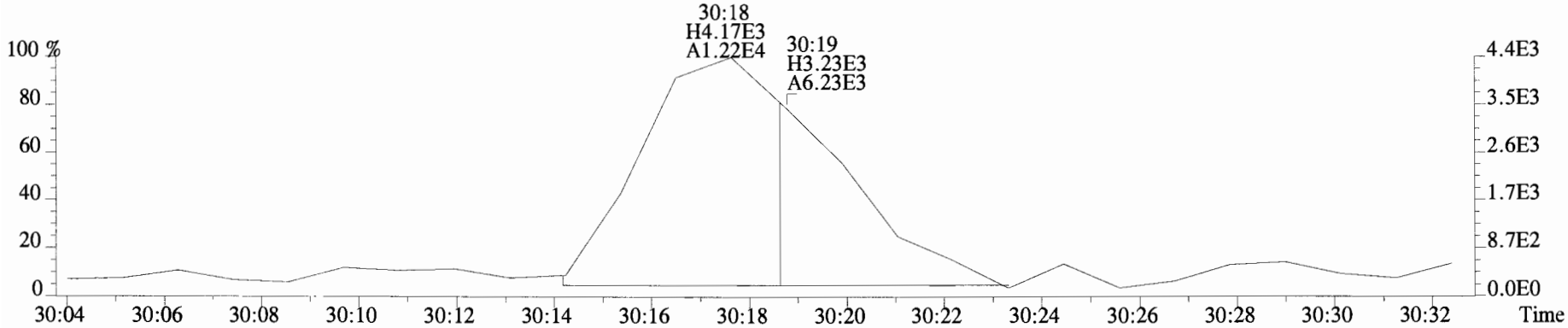

341.8568 S:8 F:2 BSUB(10000,15,-3.0) PKD(5,5,3,0.10%,100.0,0.00%,F,F)

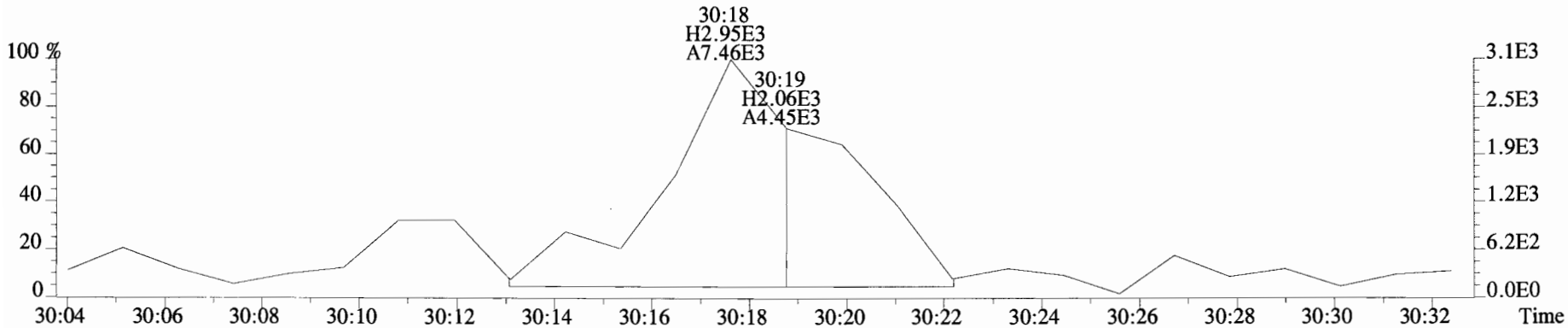

351.9000 S:8 F:2

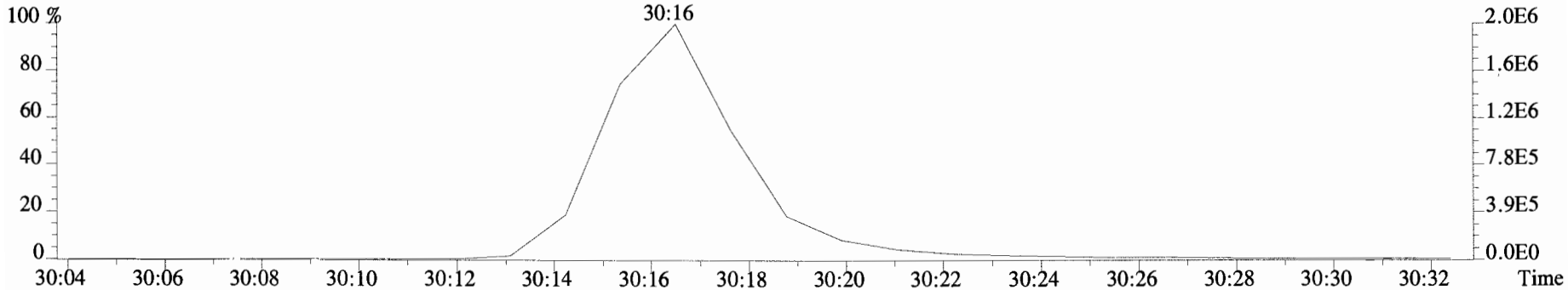

File:190607D1 #1-385 Acq: 7-JUN-2019 16:01:20 GC EI+ Voltage SIR Autospec-UltimaE
Sample#8 File Text:Vista_Analytical_Laboratory_VG7 Text:1900817-04 T4-PDI2019-SG63-190418 14.96 Exp:OCDD_DB5

373.8207 S:8 F:3 BSUB(10000,15,-3.0) PKD(5,5,3,0.10%,100.0,0.00%,F,F)

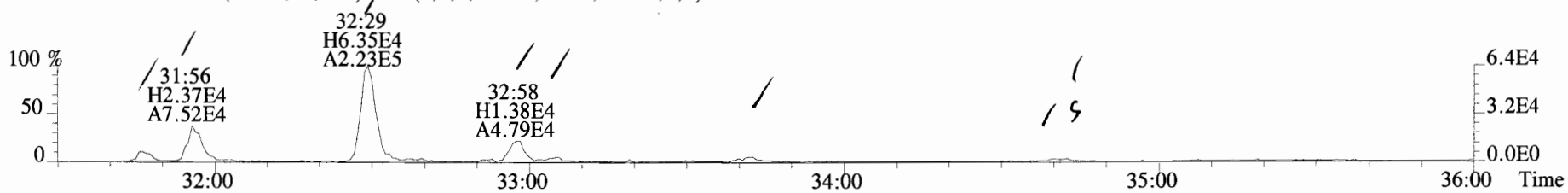

375.8178 S:8 F:3 BSUB(10000,15,-3.0) PKD(5,5,3,0.10%,100.0,0.00%,F,F)

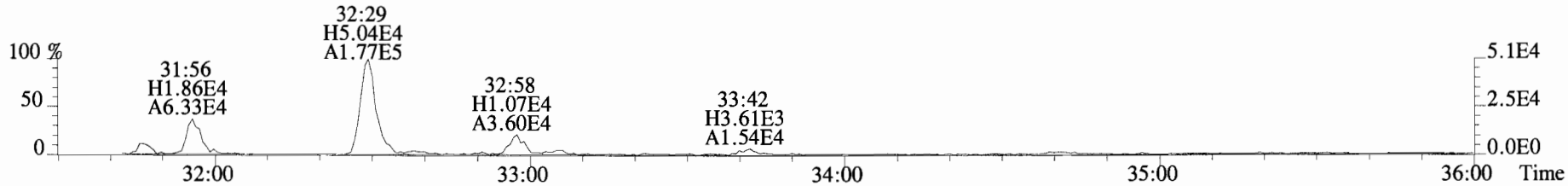

383.8639 S:8 F:3 BSUB(10000,15,-3.0) PKD(5,5,3,0.10%,100.0,0.00%,F,F)

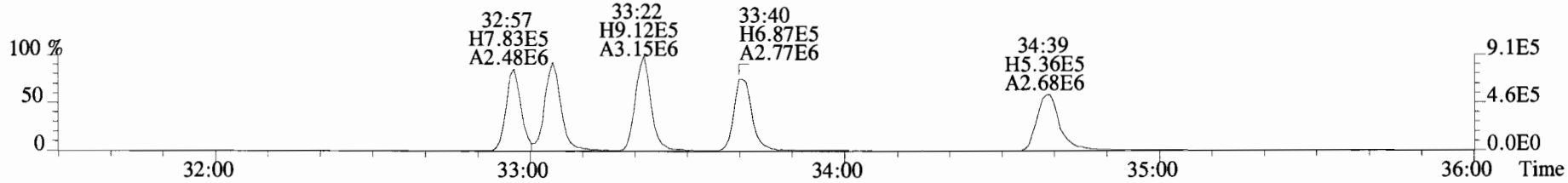

385.8610 S:8 F:3 BSUB(10000,15,-3.0) PKD(5,5,3,0.10%,100.0,0.00%,F,F)

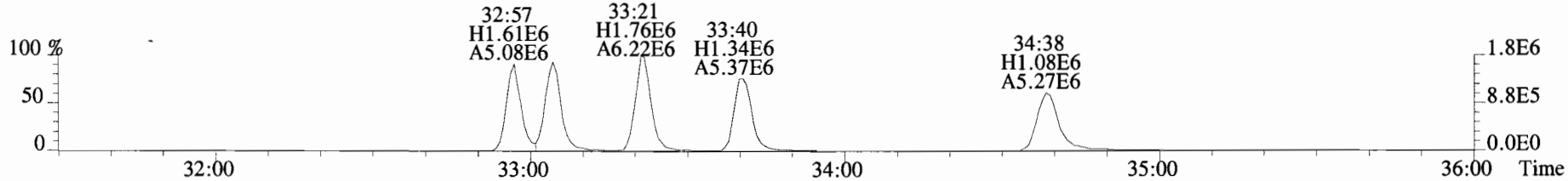

445.7555 S:8 F:3 BSUB(10000,15,-3.0) PKD(5,5,3,0.10%,100.0,0.00%,F,F)

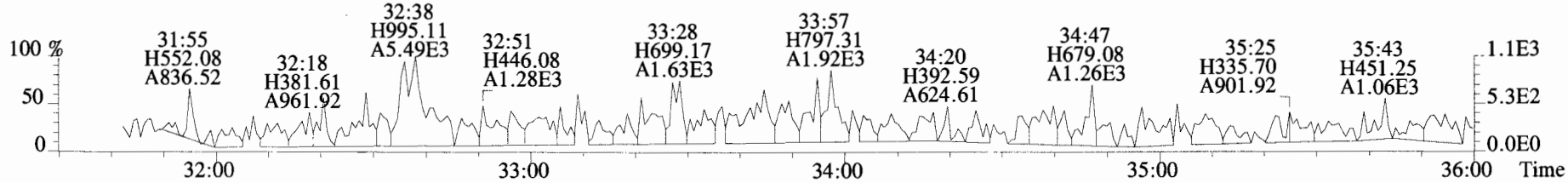

File:190607D1 #1-385 Acq: 7-JUN-2019 16:01:20 GC EI+ Voltage SIR Autospec-UltimaE
Sample#8 File Text:Vista_Analytical_Laboratory_VG7 Text:1900817-04 T4-PDI2019-SG63-190418 14.96 Exp:OCDD_DB5
373.8207 S:8 F:3 BSUB(10000,15,-3.0)

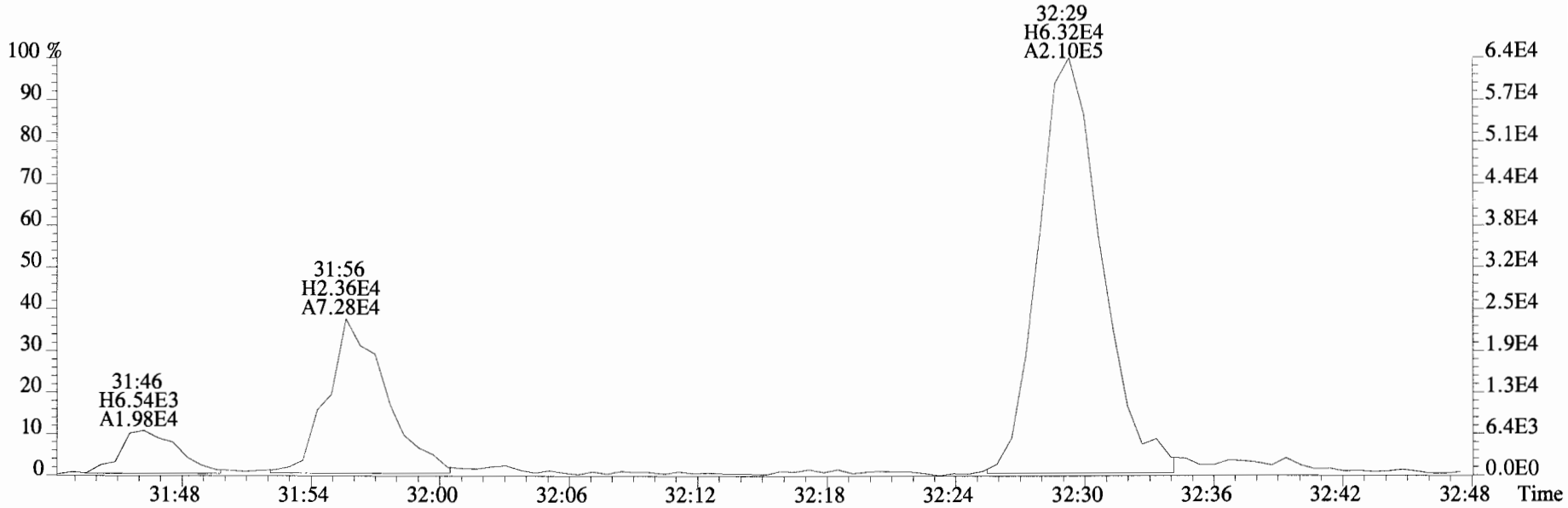

375.8178 S:8 F:3 BSUB(10000,15,-3.0)

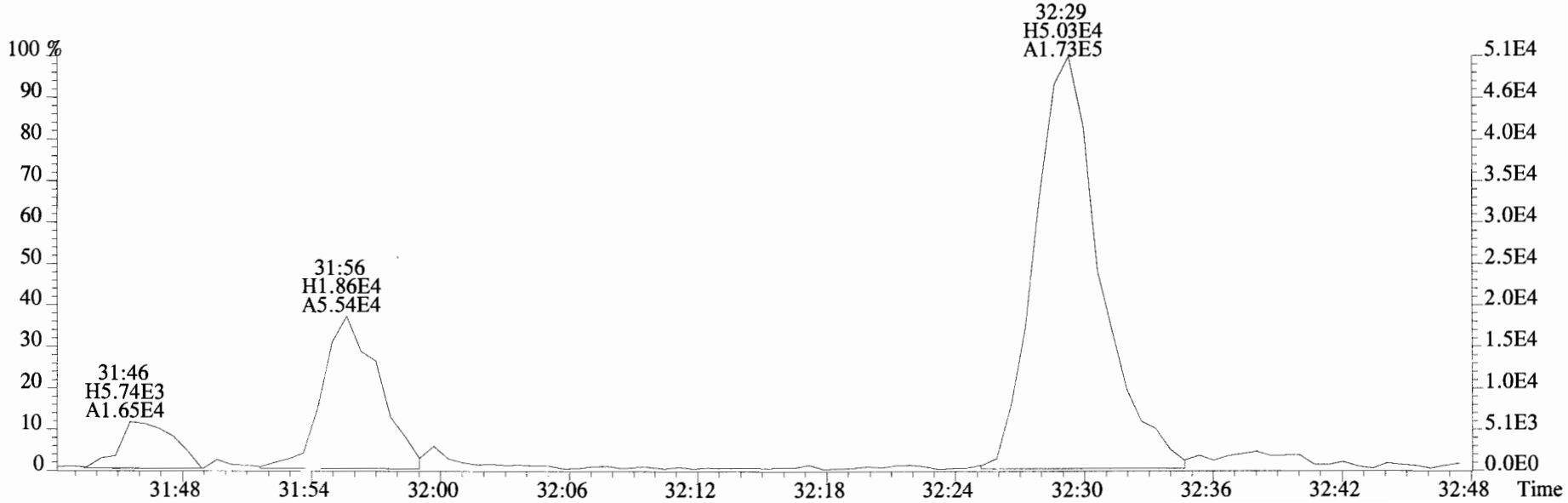

File:190607D1 #1-385 Acq: 7-JUN-2019 16:01:20 GC EI+ Voltage SIR Autospec-UltimaE
Sample#8 File Text:Vista_Analytical_Laboratory_VG7 Text:1900817-04 T4-PDI2019-SG63-190418 14.96 Exp:OCDD_DB5
373.8207 S:8 F:3 BSUB(10000,15,-3.0)

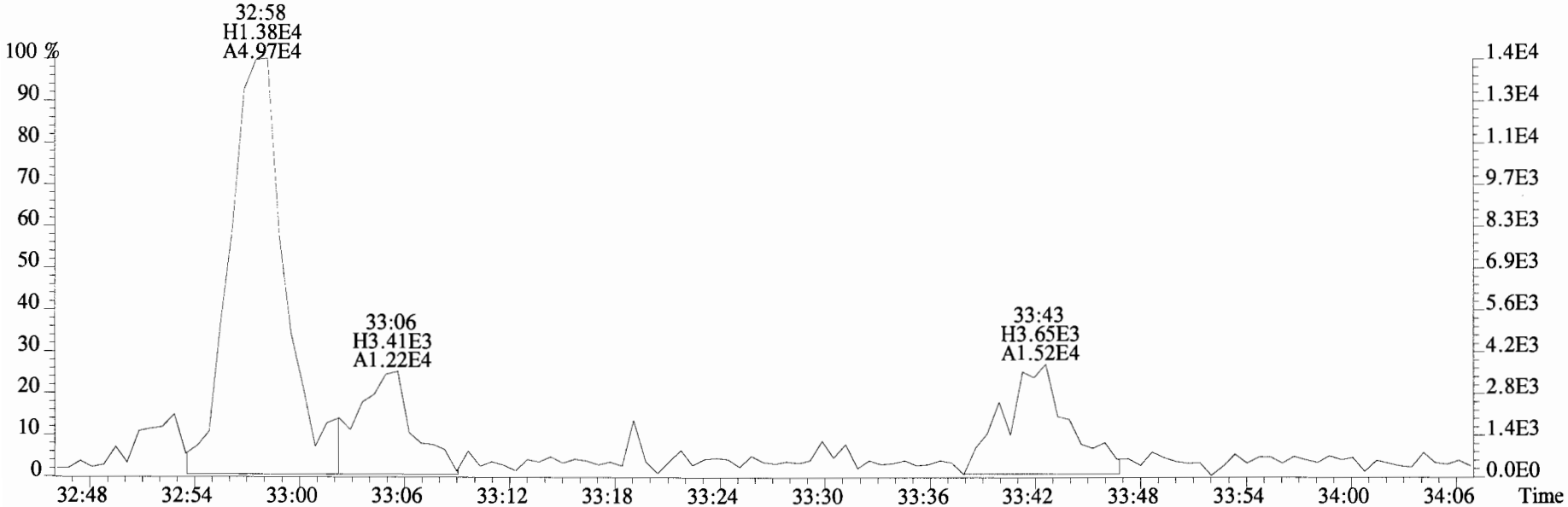

375.8178 S:8 F:3 BSUB(10000,15,-3.0)

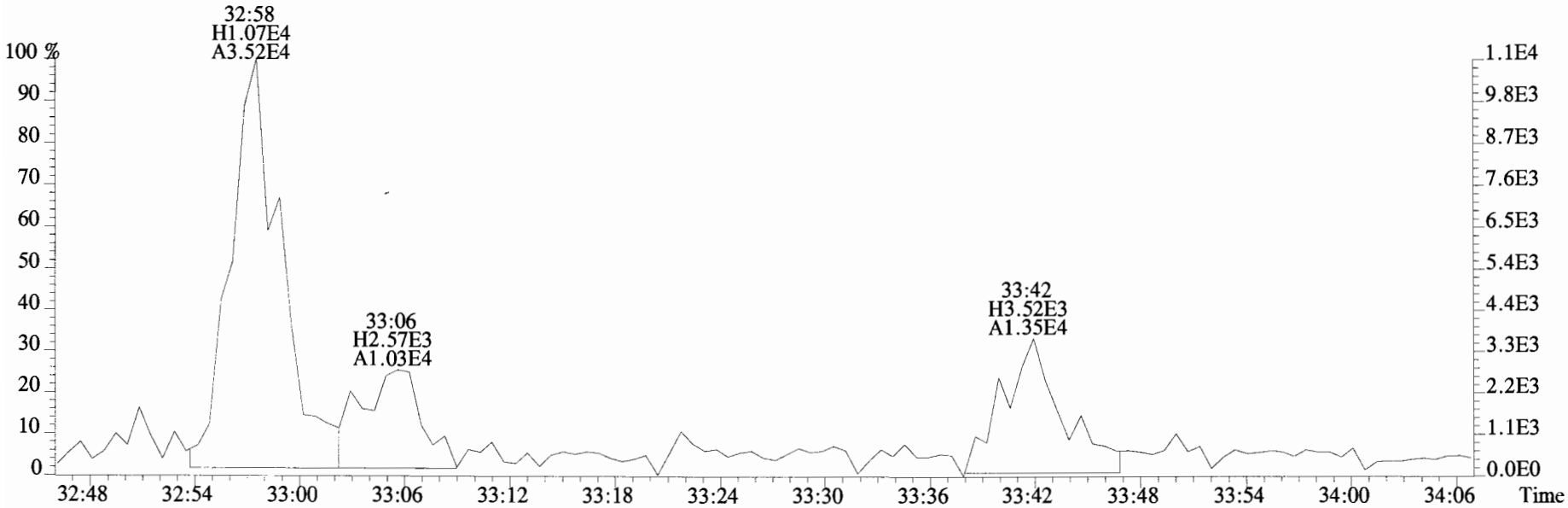

File:190607D1 #1-385 Acq: 7-JUN-2019 16:01:20 GC EI+ Voltage SIR Autospec-UltimaE
Sample#8 File Text:Vista_Analytical_Laboratory_VG7 Text:1900817-04 T4-PDI2019-SG63-190418 14.96 Exp:OCDD_DB5
373.8207 S:8 F:3 BSUB(10000,15,-3.0)

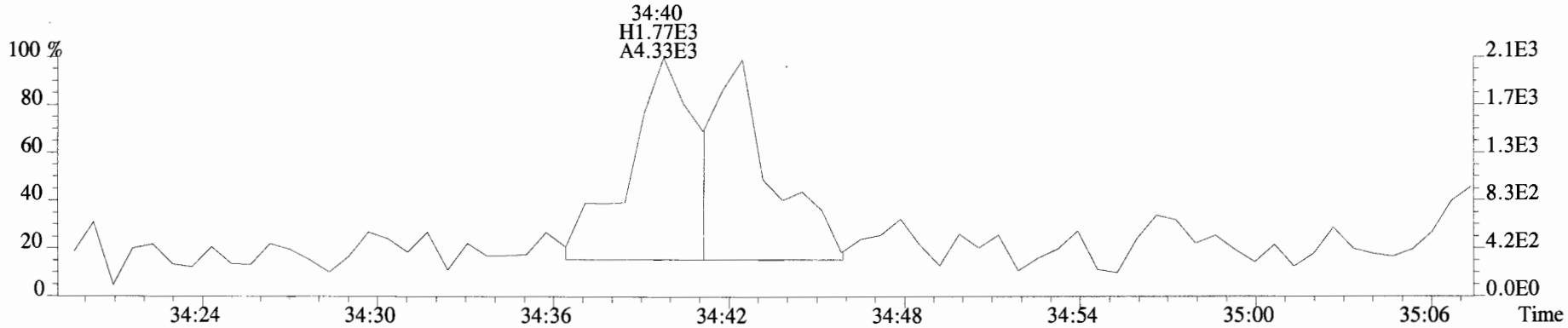

375.8178 S:8 F:3 BSUB(10000,15,-3.0)

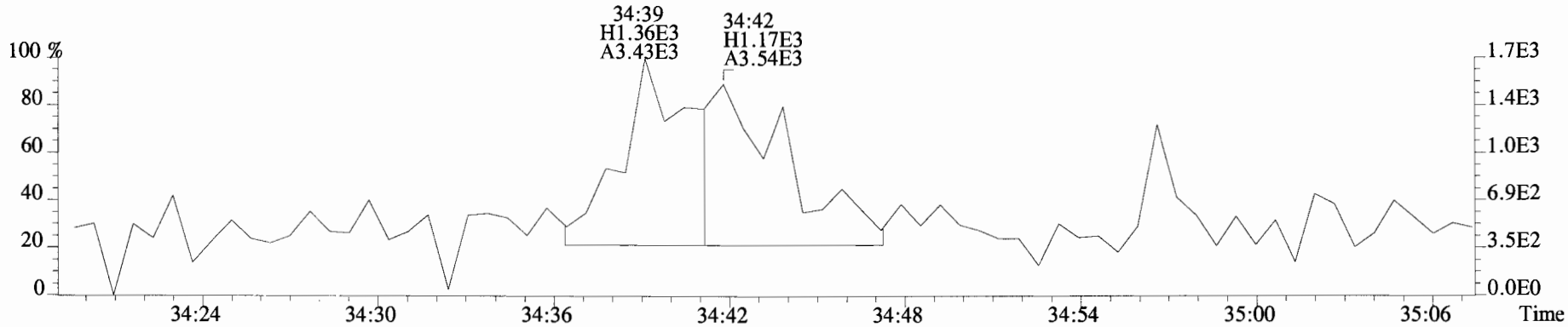

383.8639 S:8 F:3

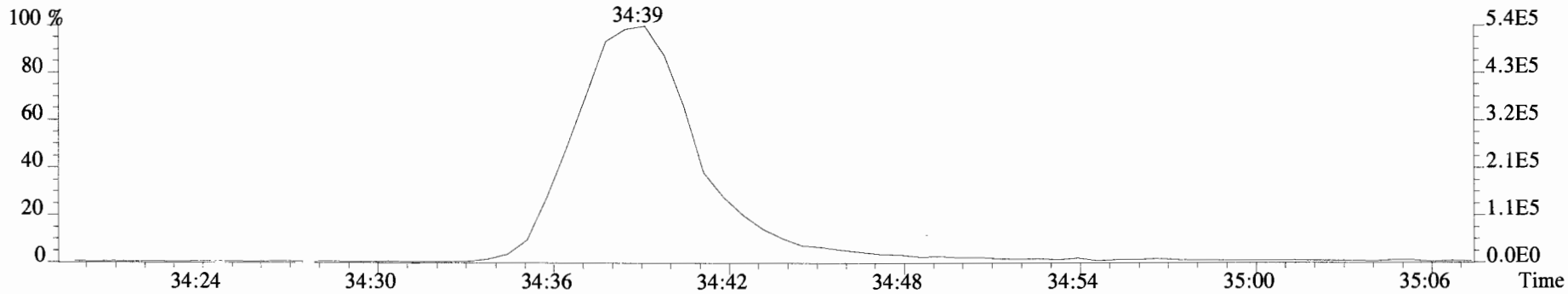

File:190607D1 #1-385 Acq: 7-JUN-2019 16:01:20 GC EI+ Voltage SIR Autospec-UltimaE
Sample#8 File Text:Vista_Analytical_Laboratory_VG7 Text:1900817-04 T4-PDI2019-SG63-190418 14.96 Exp:OCDD_DB5
383.8639 S:8 F:3 BSUB(10000,15,-3.0) PKD(5,5,3,0.10%,100.0,0.00%,F,F)

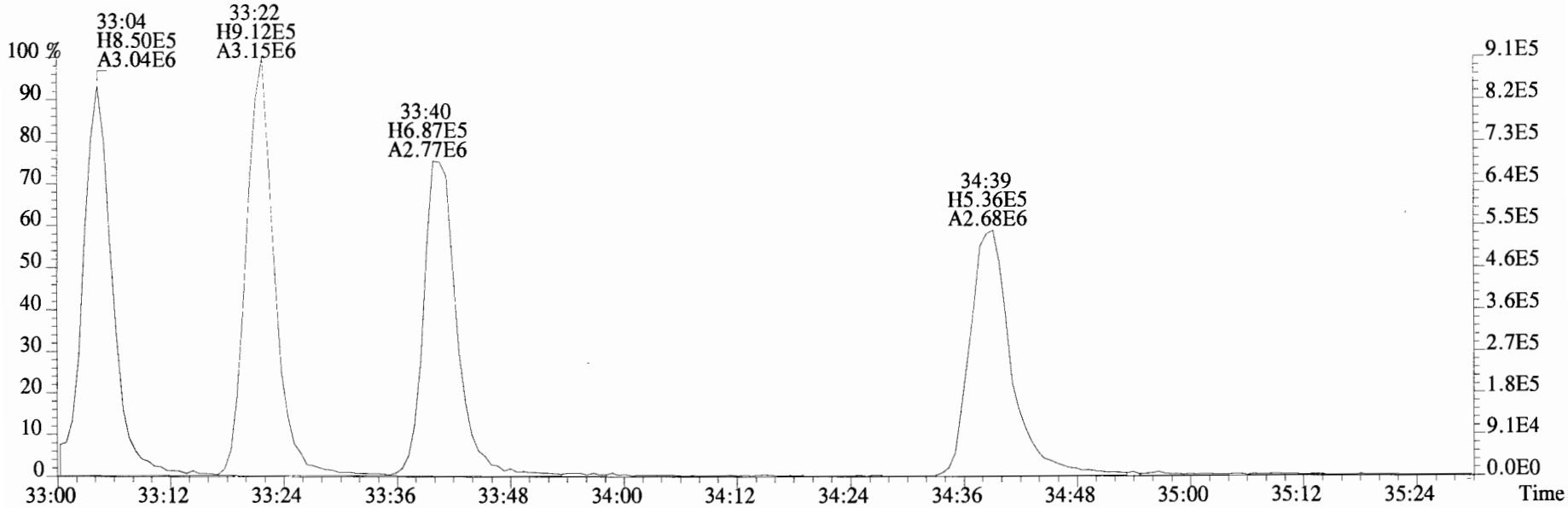

385.8610 S:8 F:3 BSUB(10000,15,-3.0) PKD(5,5,3,0.10%,100.0,0.00%,F,F)

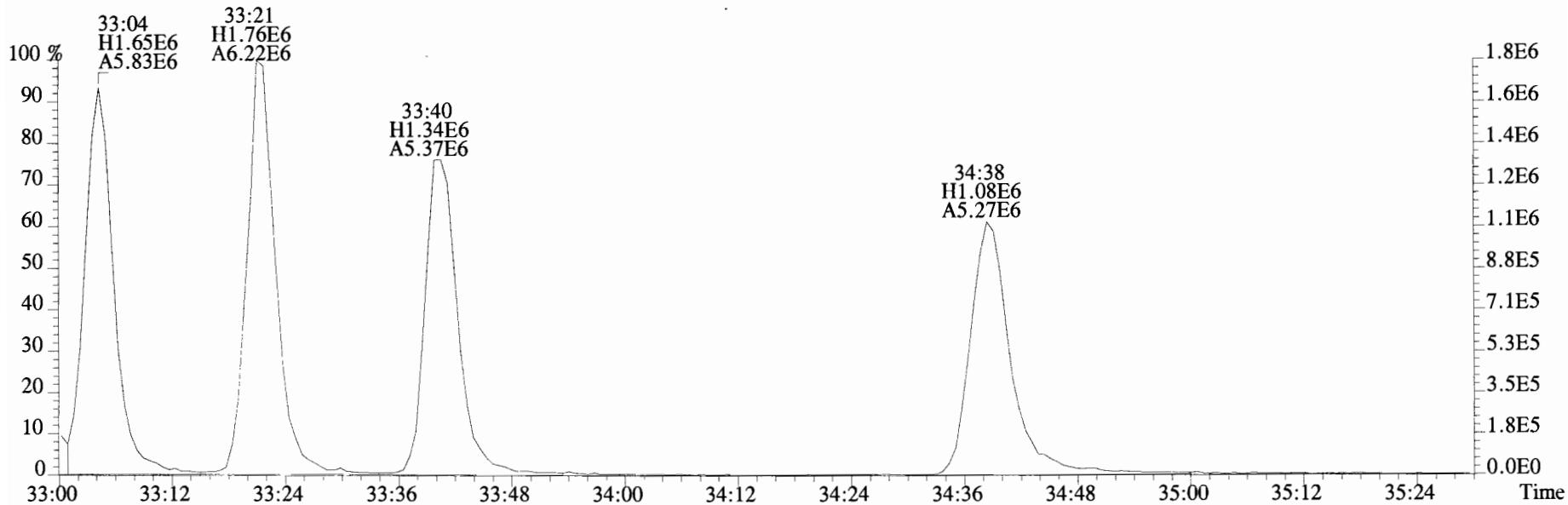

File:190607D1 #1-355 Acq: 7-JUN-2019 16:01:20 GC EI+ Voltage SIR Autospec-UltimaE
Sample#8 File Text:Vista_Analytical_Laboratory_VG7 Text:1900817-04 T4-PDI2019-SG63-190418 14.96 Exp:OCDD_DB5

407.7818 S:8 F:4 BSUB(10000,15,-3.0) PKD(5,5,3,0.10%,100.0,0.00%,F,F)

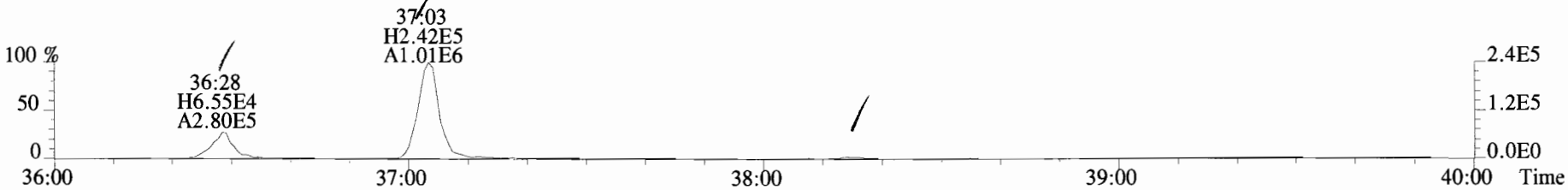

409.7788 S:8 F:4 BSUB(10000,15,-3.0) PKD(5,5,3,0.10%,100.0,0.00%,F,F)

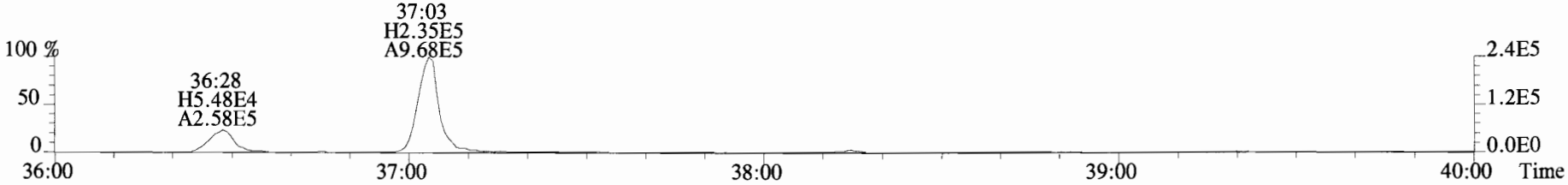

417.8253 S:8 F:4 BSUB(10000,15,-3.0) PKD(5,5,3,0.10%,100.0,0.00%,F,F)

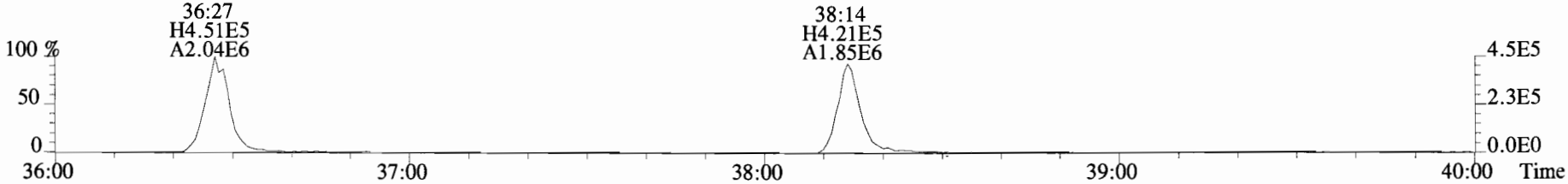

419.8220 S:8 F:4 BSUB(10000,15,-3.0) PKD(5,5,3,0.10%,100.0,0.00%,F,F)

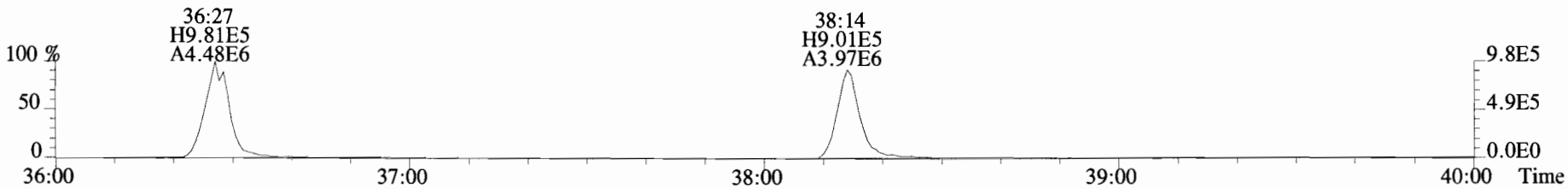

479.7165 S:8 F:4 BSUB(10000,15,-3.0) PKD(5,5,3,0.10%,100.0,0.00%,F,F)

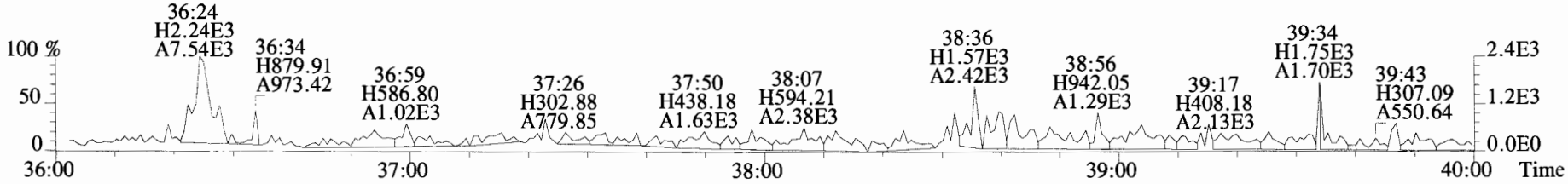

File:190607D1 #1-355 Acq: 7-JUN-2019 16:01:20 GC EI+ Voltage SIR Autospec-UltimaE
Sample#8 File Text:Vista_Analytical_Laboratory_VG7 Text:1900817-04 T4-PDI2019-SG63-190418 14.96 Exp:OCDD_DB5
407.7818 S:8 F:4 BSUB(10000,15,-3.0) PKD(5,5,3,0.10%,100.0,0.00%,F,F)

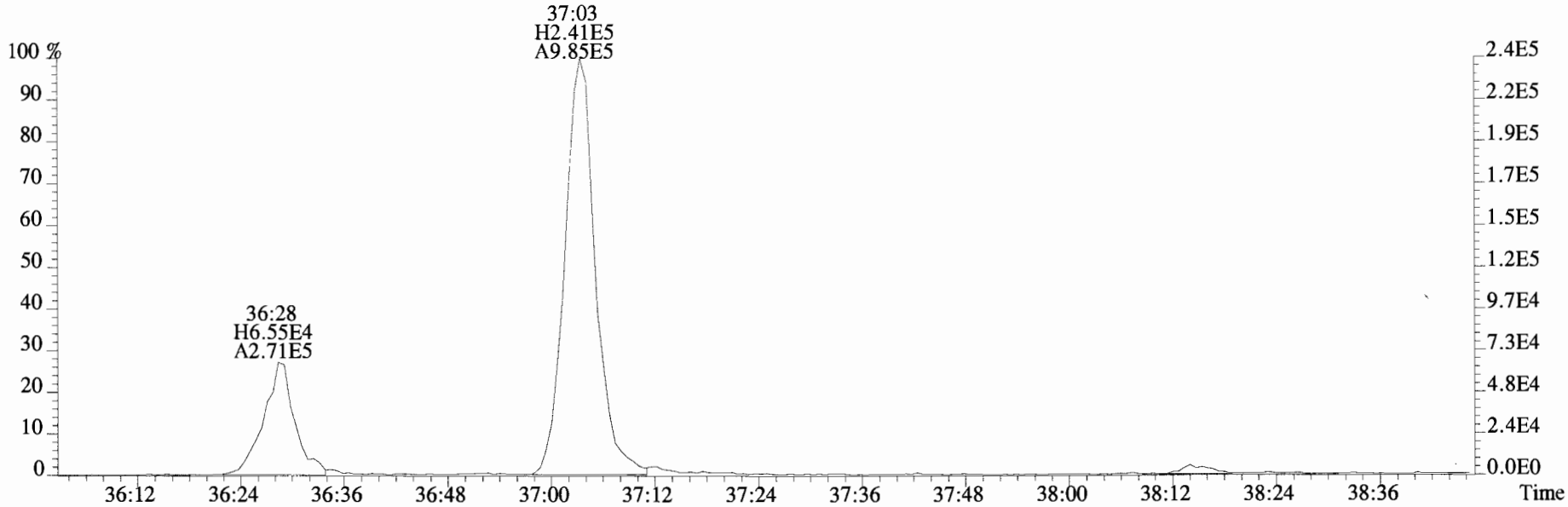

409.7788 S:8 F:4 BSUB(10000,15,-3.0) PKD(5,5,3,0.10%,100.0,0.00%,F,F)

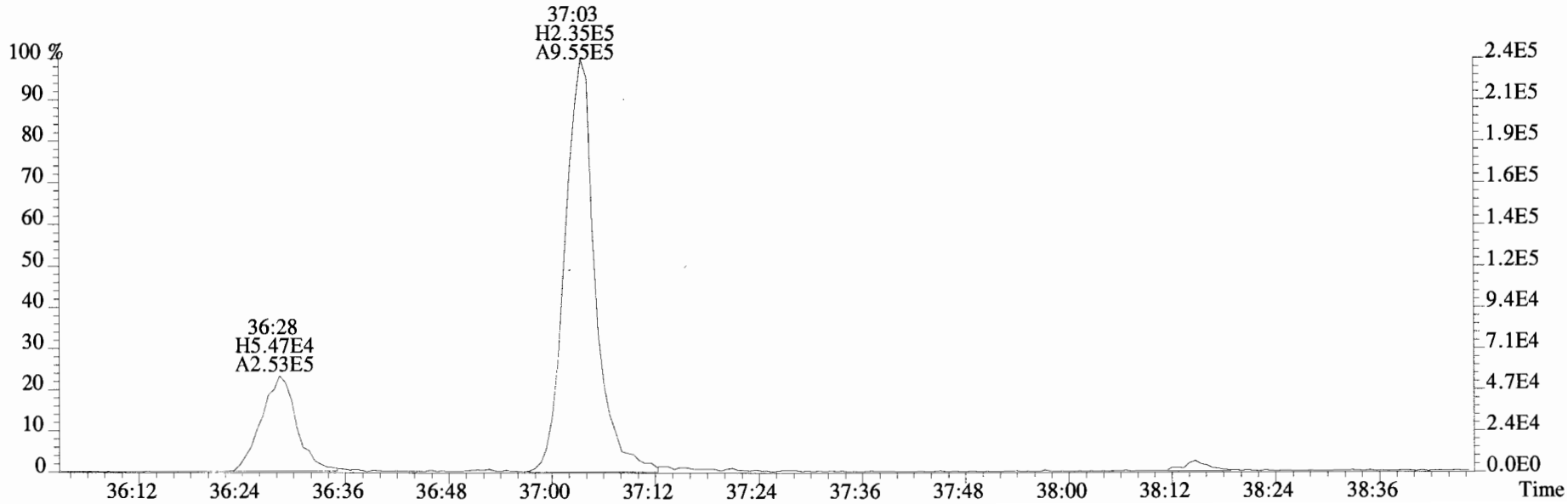

File:190607D1 #1-355 Acq: 7-JUN-2019 16:01:20 GC EI+ Voltage SIR Autospec-UltimaE
Sample#8 File Text:Vista_Analytical_Laboratory_VG7 Text:1900817-04 T4-PDI2019-SG63-190418 14.96 Exp:OCDD_DB5
407.7818 S:8 F:4 BSUB(10000,15,-3.0) PKD(5,5,3,0.10%,100.0,0.00%,F,F)

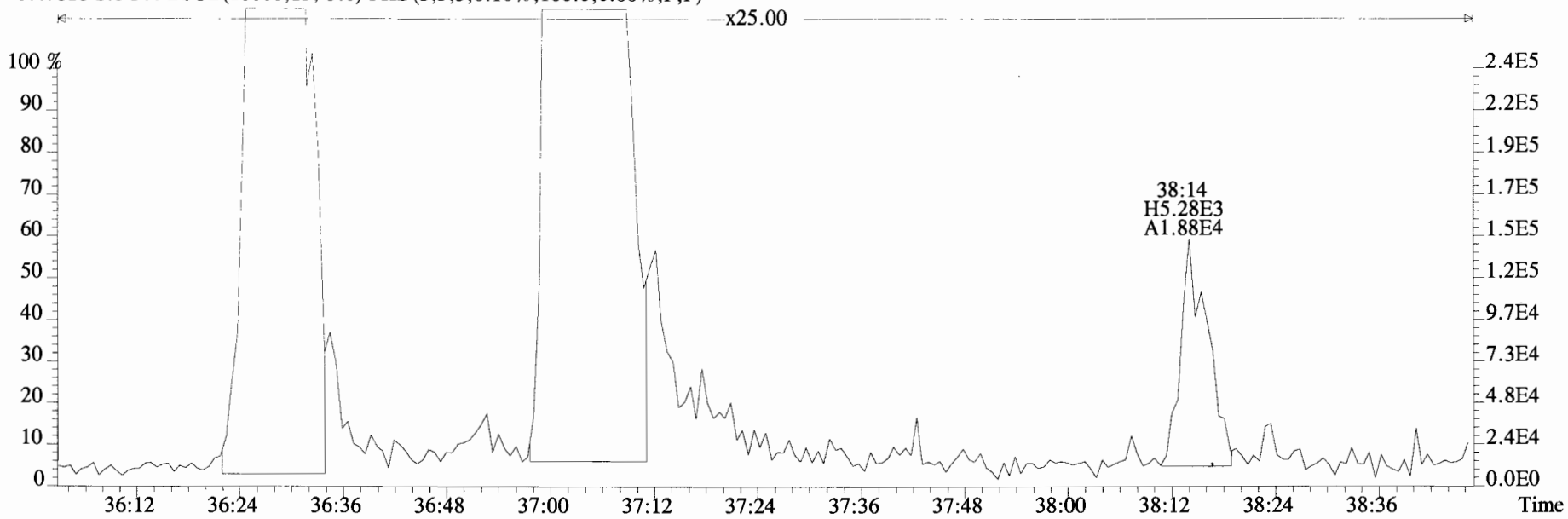

409.7788 S:8 F:4 BSUB(10000,15,-3.0) PKD(5,5,3,0.10%,100.0,0.00%,F,F)

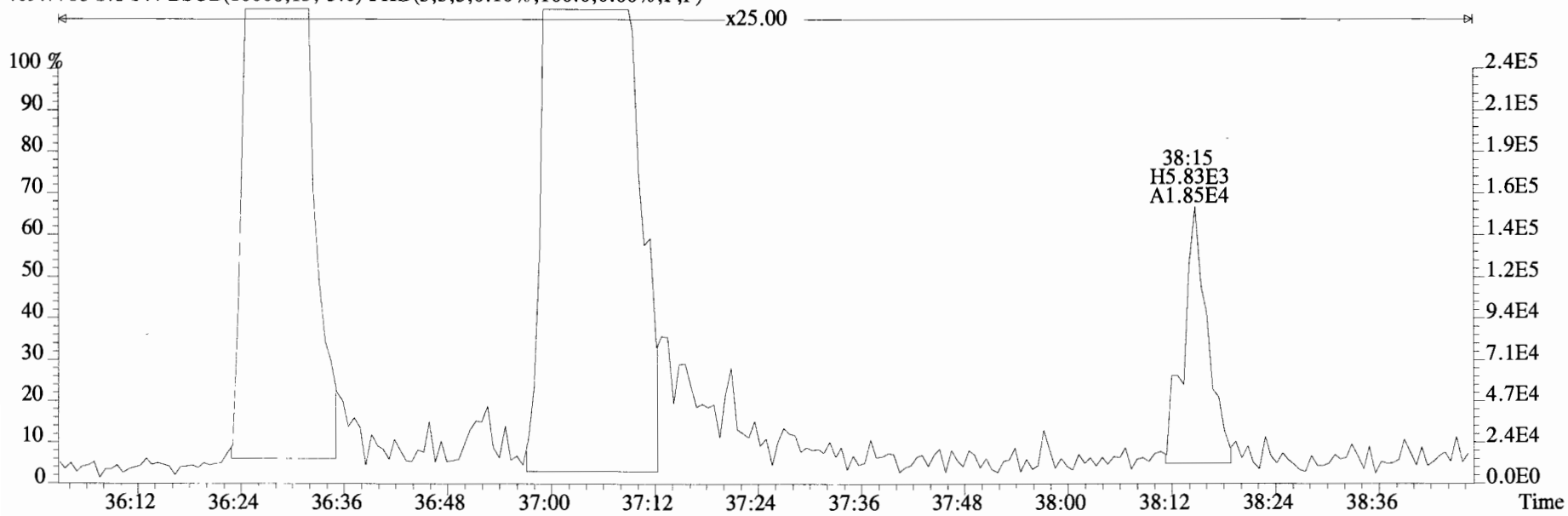

File:190607D1 #1-432 Acq: 7-JUN-2019 16:01:20 GC EI+ Voltage SIR Autospec-UltimaE
Sample#8 File Text:Vista_Analytical_Laboratory_VG7 Text:1900817-04 T4-PDI2019-SG63-190418 14.96 Exp:OCDD_DB5

441.7428 S:8 F:5 BSUB(10000,15,-3.0) PKD(5,5,3,0.10%,100.0,0.00%,F,F)

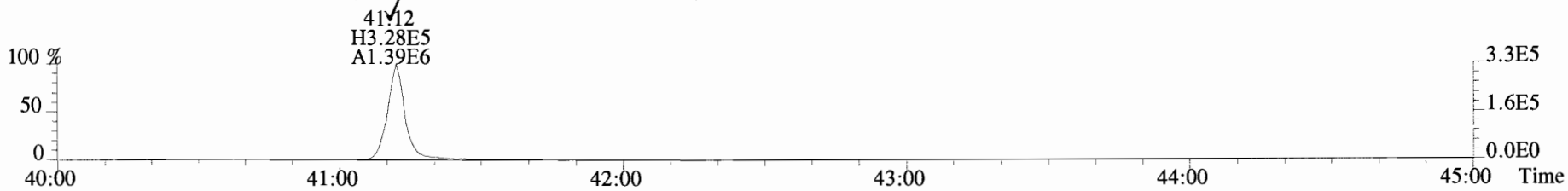

443.7398 S:8 F:5 BSUB(10000,15,-3.0) PKD(5,5,3,0.10%,100.0,0.00%,F,F)

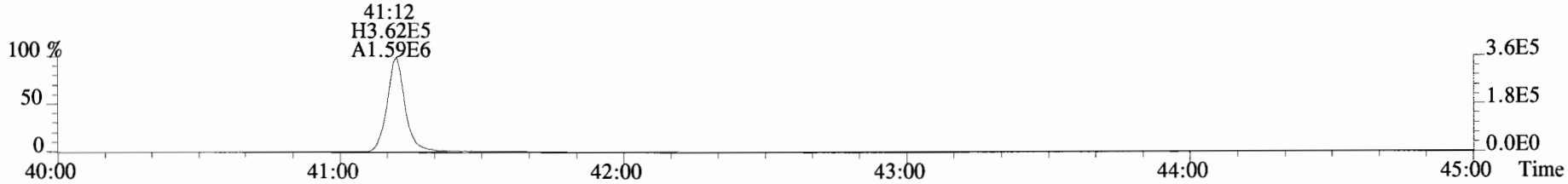

453.7831 S:8 F:5 BSUB(10000,15,-3.0) PKD(5,5,3,0.10%,100.0,0.00%,F,F)

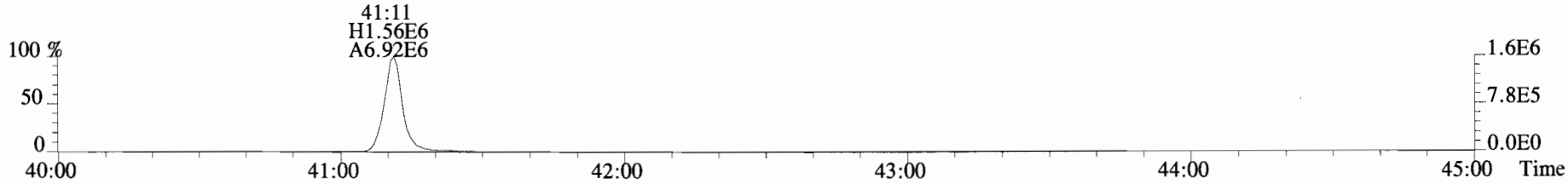

455.7801 S:8 F:5 BSUB(10000,15,-3.0) PKD(5,5,3,0.10%,100.0,0.00%,F,F)

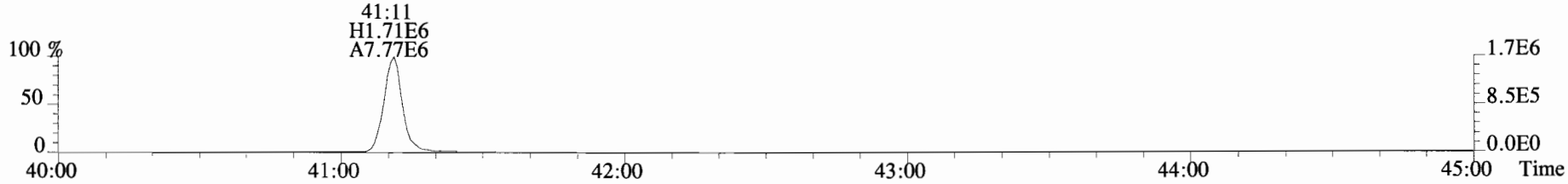

513.6775 S:8 F:5 BSUB(10000,15,-3.0) PKD(5,5,3,0.10%,100.0,0.00%,F,F)



File:190607D1 #1-432 Acq: 7-JUN-2019 16:01:20 GC EI+ Voltage SIR Autospec-UltimaE
Sample#8 File Text:Vista_Analytical_Laboratory_VG7 Text:1900817-04 T4-PDI2019-SG63-190418 14.96 Exp:OCDD_DB5
441.7428 S:8 F:5 BSUB(10000,15,-3.0) PKD(5,5,3,0.10%,100.0,0.00%,F,F)

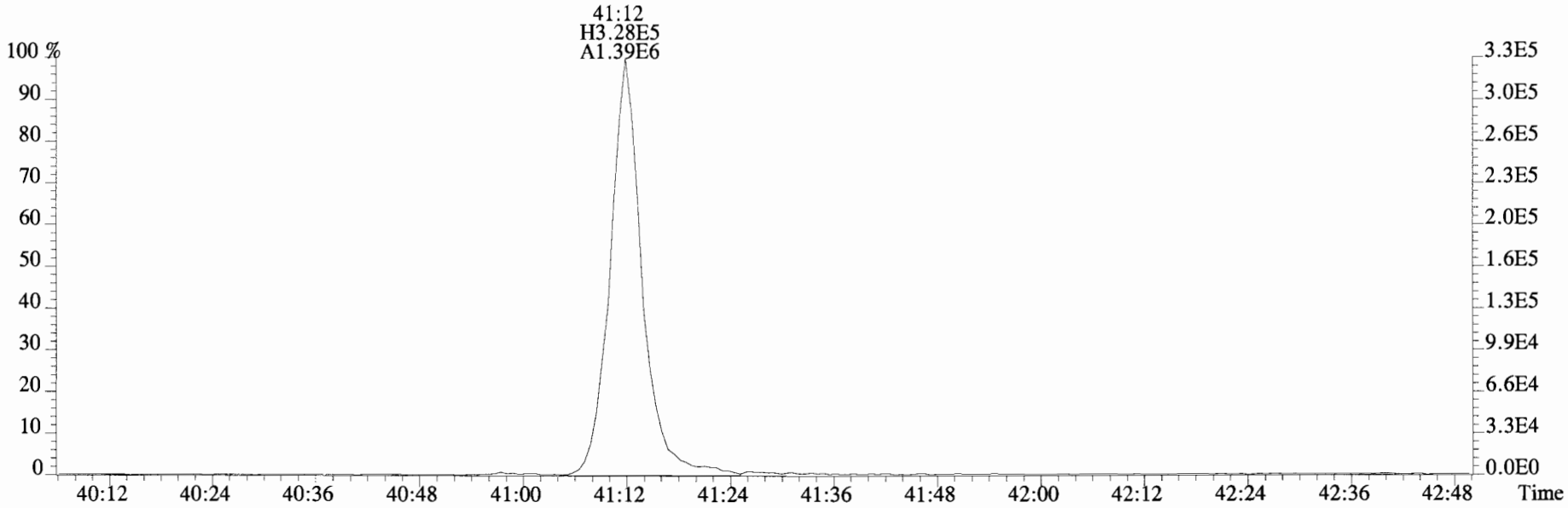

443.7398 S:8 F:5 BSUB(10000,15,-3.0) PKD(5,5,3,0.10%,100.0,0.00%,F,F)

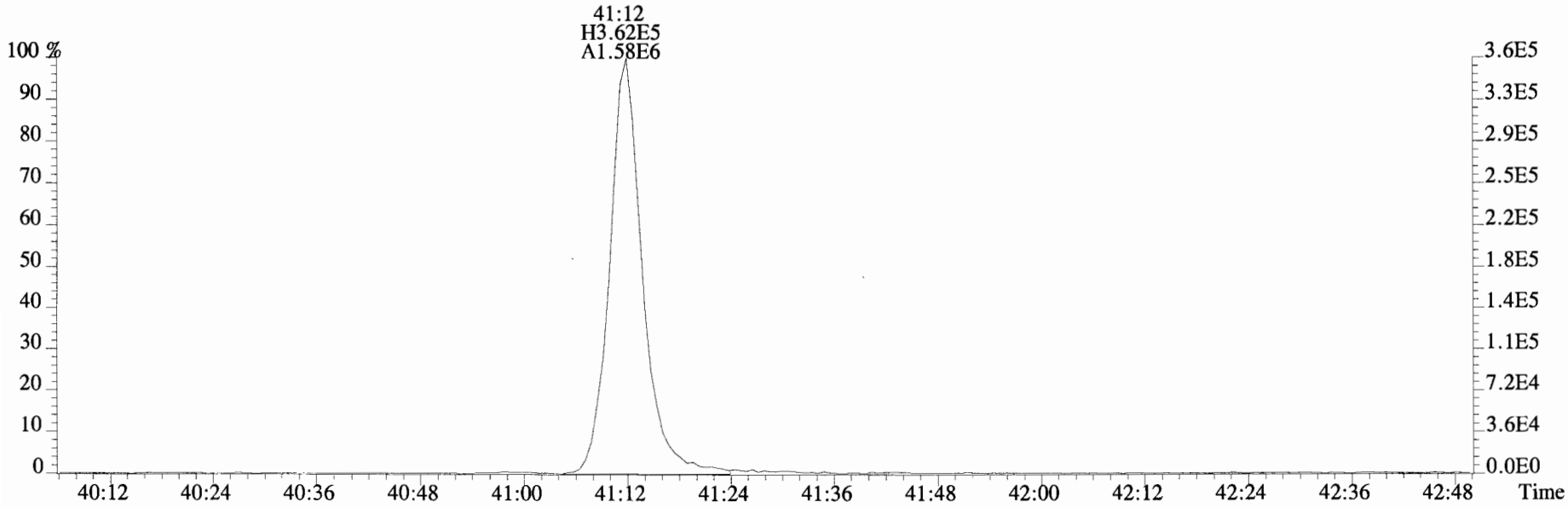

Client ID: T4-PDI2019-SG64-190418 Filename: 190607D1 S:9 Acq: 7-JUN-19 16:49:02 ConCal: ST190607D1-1
Lab ID: 1900817-05 GC Column ID: ZB-5MS ICal: 1613VG7-5-10-19 wt/vol: 5.149 EndCAL: NA

	Name	Resp	RA		RRF	RT	Conc	Qual	noise	Fac	DL
	2,3,7,8-TCDD	*	*	n	0.90	NotF	*		186	2.5	0.167
	1,2,3,7,8-PeCDD	*	*	n	0.87	NotF	*		242	2.5	0.193
	1,2,3,4,7,8-HxCDD	*	*	n	1.05	NotF	*		346	2.5	0.433
	1,2,3,6,7,8-HxCDD	*	*	n	0.93	NotF	*		346	2.5	0.460
	1,2,3,7,8,9-HxCDD	*	*	n	0.96	NotF	*		346	2.5	0.471
	1,2,3,4,6,7,8-HpCDD	3.98e+05	1.07	y	0.99	37:41	23.342		*	2.5	*
	OCDD	3.42e+06	0.89	y	0.99	40:58	244.77		*	2.5	*
	2,3,7,8-TCDF	*	*	n	0.94	NotF	*		225	2.5	0.161
	1,2,3,7,8-PeCDF	*	*	n	0.92	NotF	*		223	2.5	0.201
	2,3,4,7,8-PeCDF	*	*	n	0.96	NotF	*		223	2.5	0.182
	1,2,3,4,7,8-HxCDF	1.43e+04	1.08	y	1.15	32:57	0.66027		*	2.5	*
	1,2,3,6,7,8-HxCDF	*	*	n	1.04	NotF	*		210	2.5	0.122
	2,3,4,6,7,8-HxCDF	*	*	n	1.10	NotF	*		210	2.5	0.131
	1,2,3,7,8,9-HxCDF	*	*	n	1.03	NotF	*		210	2.5	0.189
	1,2,3,4,6,7,8-HpCDF	7.67e+04	1.18	y	1.06	36:27	4.2788		*	2.5	*
	1,2,3,4,7,8,9-HpCDF	5.84e+03	1.44	n	1.23	38:15	0.32750		*	2.5	*
	OCDF	3.96e+05	0.88	y	0.94	41:12	24.111		*	2.5	*
IS	13C-2,3,7,8-TCDD	8.63e+06	0.76	y	1.11	26:04	334.48				
IS	13C-1,2,3,7,8-PeCDD	7.52e+06	0.65	y	0.98	30:32	330.17				
IS	13C-1,2,3,4,7,8-HxCDD	5.97e+06	1.26	y	0.68	33:49	362.91				
IS	13C-1,2,3,6,7,8-HxCDD	7.17e+06	1.26	y	0.84	33:55	349.82				
IS	13C-1,2,3,7,8,9-HxCDD	7.25e+06	1.26	y	0.81	34:14	366.35				
IS	13C-1,2,3,4,6,7,8-HpCDD	6.70e+06	1.05	y	0.69	37:41	401.17				
IS	13C-OCDD	1.10e+07	0.91	y	0.62	40:57	722.91				
IS	13C-2,3,7,8-TCDF	1.06e+07	0.78	y	1.05	25:19	302.84				
IS	13C-1,2,3,7,8-PeCDF	1.10e+07	1.60	y	0.95	29:22	346.67				
IS	13C-2,3,4,7,8-PeCDF	1.03e+07	1.59	y	0.94	30:15	333.03				
IS	13C-1,2,3,4,7,8-HxCDF	7.30e+06	0.51	y	0.86	32:56	349.60				
IS	13C-1,2,3,6,7,8-HxCDF	8.50e+06	0.50	y	1.02	33:04	341.36				
IS	13C-2,3,4,6,7,8-HxCDF	8.04e+06	0.50	y	0.95	33:40	346.38				
IS	13C-1,2,3,7,8,9-HxCDF	7.70e+06	0.51	y	0.87	34:39	364.17				
IS	13C-1,2,3,4,6,7,8-HpCDF	6.54e+06	0.45	y	0.81	36:27	331.86				
IS	13C-1,2,3,4,7,8,9-HpCDF	5.65e+06	0.45	y	0.63	38:15	366.64				
IS	13C-OCDF	1.36e+07	0.89	y	0.78	41:11	711.97				
C/Up	37Cl-2,3,7,8-TCDD	3.56e+06			1.22	26:05	125.31				
RS/RT	13C-1,2,3,4-TCDD	9.07e+06	0.76	y	1.00	25:29	388.39				
RS	13C-1,2,3,4-TCDF	1.29e+07	0.83	y	1.00	24:06	388.39				
RS/RT	13C-1,2,3,4,6,9-HxCDF	9.47e+06	0.50	y	1.00	33:21	388.39				

Name	Conc	EMPC	Qual	noise	DL
Total Tetra-Dioxins	*	*		186	0.167
Total Penta-Dioxins	*	*		242	0.193
Total Hexa-Dioxins	*	3.06		*	*
Total Hepta-Dioxins	59.0	59.0		*	*
Total Tetra-Furans	*	*		225	0.161
Total Penta-Furans	0.89220	0.89220		*	*
Total Hexa-Furans	4.16	4.52		*	*
Total Hepta-Furans	19.3	19.7		*	*

Rec	Qual
86.1	
85.0	
93.4	
90.1	
94.3	
103	
93.1	
78.0	
89.3	
85.7	
90.0	
87.9	
89.2	
93.8	
85.4	
94.4	
91.7	
80.7	

Integrations by Analyst: DB Date: 6/10/19

Reviewed by Analyst: CT Date: 06/12/19

Totals class: HxCDD EMPC Entry #: 23

Run: 14 File: 190607D1 S: 9 I: 1 F: 3
Acquired: 7-JUN-19 16:49:02 Processed: 10-JUN-19 09:42:42

Total Concentration: 3.0592 Unnamed Concentration: 3.059

RT	m1 Resp	m2 Resp	RA		Resp	Concentration	Name
32:17	1.621e+04	1.626e+04	1.00	n	2.928e+04	1.7138	
33:07	1.569e+04	1.026e+04	1.53	n	2.298e+04	1.3455	

Totals class: HpCDD EMPC Entry #: 25

Run: 14 File: 190607D1 S: 9 I: 1 F: 4
Acquired: 7-JUN-19 16:49:02 Processed: 10-JUN-19 09:42:42

Total Concentration: 58.952 Unnamed Concentration: 35.610

RT	m1 Resp	m2 Resp	RA	Resp	Concentration	Name
36:51	3.091e+05	2.987e+05	1.04 y	6.078e+05	35.610	
37:41	2.055e+05	1.929e+05	1.07 y	3.984e+05	23.342	1,2,3,4,6,7,8-HpCDD

Totals class: 1st Func. PeCDF EMPC Entry #: 29

Run: 14 File: 190607D1 S: 9 I: 1 F: 1
Acquired: 7-JUN-19 16:49:02 Processed: 10-JUN-19 09:42:42

Total Concentration: 0.44451 Unnamed Concentration: 0.445

RT	m1 Resp	m2 Resp	RA		Resp	Concentration	Name
27:03	6.941e+03	4.523e+03	1.53	y	1.146e+04	0.44451	

Totals class: PeCDF EMPC Entry #: 31

Run: 14 File: 190607D1 S: 9 I: 1 F: 2
Acquired: 7-JUN-19 16:49:02 Processed: 10-JUN-19 09:42:42

Total Concentration: 0.44770 Unnamed Concentration: 0.448

RT	m1 Resp	m2 Resp	RA		Resp	Concentration	Name
28:29	6.817e+03	4.729e+03	1.44	y	1.155e+04	0.44770	

Totals class: HxCDF EMPC Entry #: 33

Run: 14 File: 190607D1 S: 9 I: 1 F: 3
Acquired: 7-JUN-19 16:49:02 Processed: 10-JUN-19 09:42:42

Total Concentration: 4.5157 Unnamed Concentration: 3.855

RT	m1 Resp	m2 Resp	RA		Resp	Concentration	Name
31:46	4.321e+03	4.560e+03	0.95	n	7.805e+03	0.35678	
31:55	1.111e+04	8.232e+03	1.35	y	1.934e+04	0.88406	
32:28	3.296e+04	2.423e+04	1.36	y	5.720e+04	2.6146	
32:57	7.439e+03	6.875e+03	1.08	y	1.431e+04	0.66027	1,2,3,4,7,8-HxCDF

Totals class: HpCDF EMPC Entry #: 35

Run: 14 File: 190607D1 S: 9 I: 1 F: 4
Acquired: 7-JUN-19 16:49:02 Processed: 10-JUN-19 09:42:42

Total Concentration: 19.660 Unnamed Concentration: 15.053

RT	m1 Resp	m2 Resp	RA		Resp	Concentration	Name
36:27	4.148e+04	3.518e+04	1.18	y	7.667e+04	4.2788	1,2,3,4,6,7,8-HpCDF
37:03	1.411e+05	1.268e+05	1.11	y	2.679e+05	15.053	
38:15	4.122e+03	2.860e+03	1.44	n	5.835e+03	0.32750	1,2,3,4,7,8,9-HpCDF

File:190607D1 #1-529 Acq: 7-JUN-2019 16:49:02 GC EI+ Voltage SIR Autospec-UltimaE
Sample#9 File Text:Vista_Analytical_Laboratory_VG7 Text:1900817-05 T4-PDI2019-SG64-190418 15.41 Exp:OCDD_DB5

319.8965 S:9 BSUB(10000,15,-3.0) PKD(5,5,3,0.10%,100.0,0.00%,F,F)

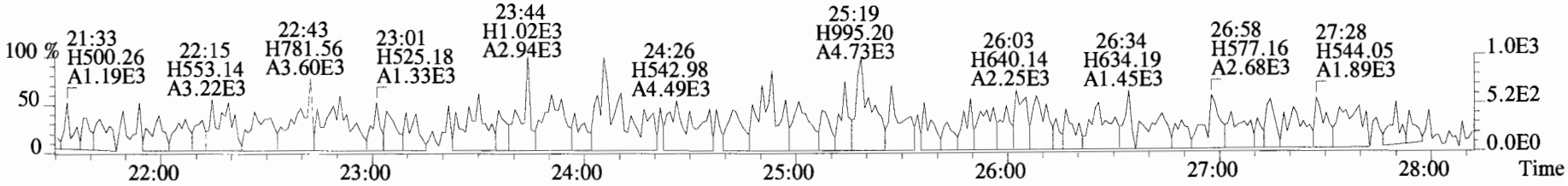

321.8936 S:9 BSUB(10000,15,-3.0) PKD(5,5,3,0.10%,100.0,0.00%,F,F)

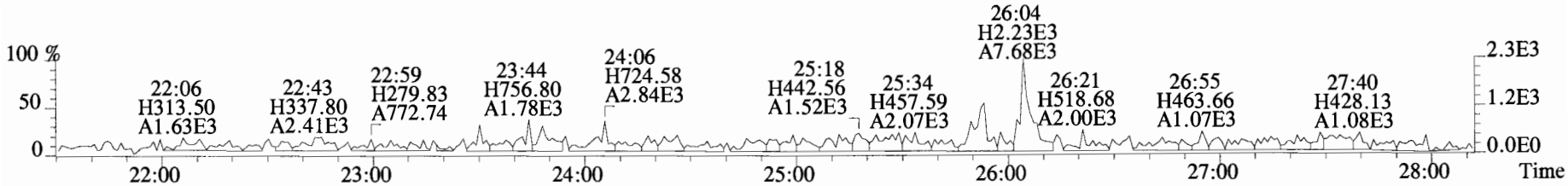

327.8847 S:9 BSUB(10000,15,-3.0) PKD(5,5,3,0.10%,100.0,0.00%,F,F)

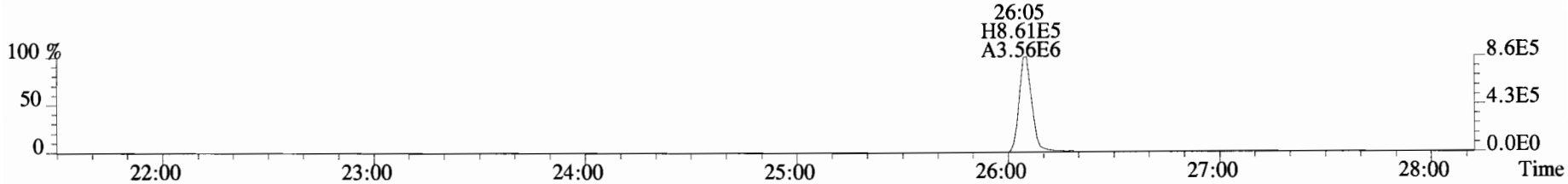

331.9368 S:9 BSUB(10000,15,-3.0) PKD(5,5,3,0.10%,100.0,0.00%,F,F)

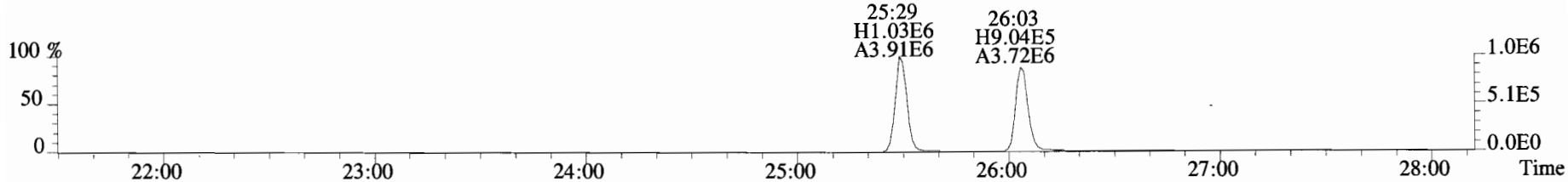

333.9339 S:9 BSUB(10000,15,-3.0) PKD(5,5,3,0.10%,100.0,0.00%,F,F)

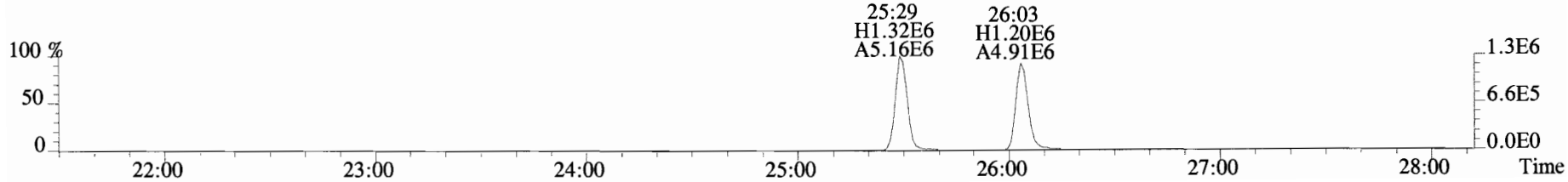

File:190607D1 #1-180 Acq: 7-JUN-2019 16:49:02 GC EI+ Voltage SIR Autospec-UltimaE
Sample#9 File Text:Vista_Analytical_Laboratory_VG7 Text:1900817-05 T4-PDI2019-SG64-190418 15.41 Exp:OCDD_DB5

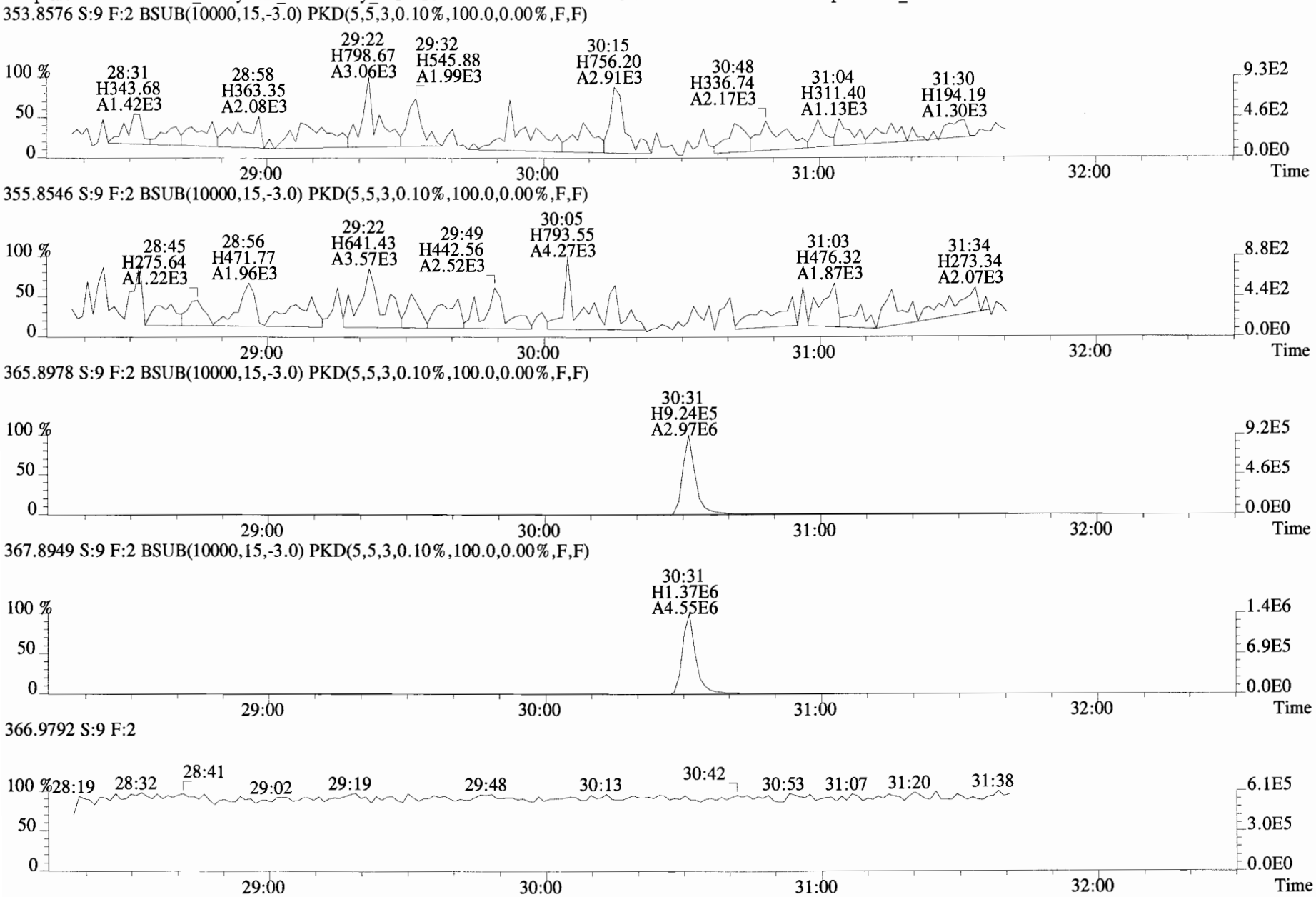

File:190607D1 #1-385 Acq: 7-JUN-2019 16:49:02 GC EI+ Voltage SIR Autospec-UltimaE
Sample#9 File Text:Vista_Analytical_Laboratory_VG7 Text:1900817-05 T4-PDI2019-SG64-190418 15.41 Exp:OCDD_DB5
389.8156 S:9 F:3 BSUB(10000,15,-3.0) PKD(5,5,3,0.10%,100.0,0.00%,F,F)

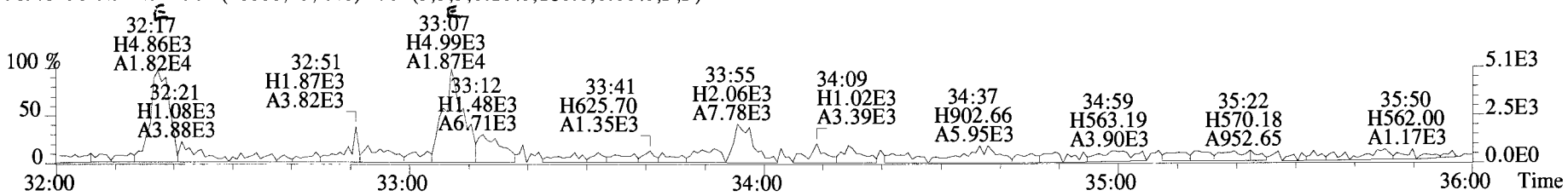

391.8127 S:9 F:3 BSUB(10000,15,-3.0) PKD(5,5,3,0.10%,100.0,0.00%,F,F)

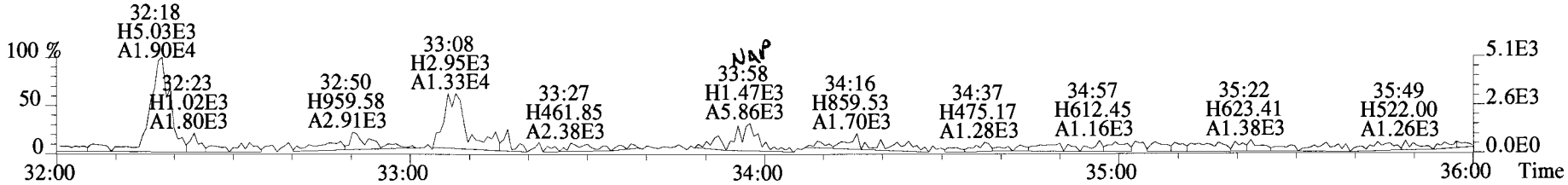

401.8559 S:9 F:3 BSUB(10000,15,-3.0) PKD(5,5,3,0.10%,100.0,0.00%,F,F)

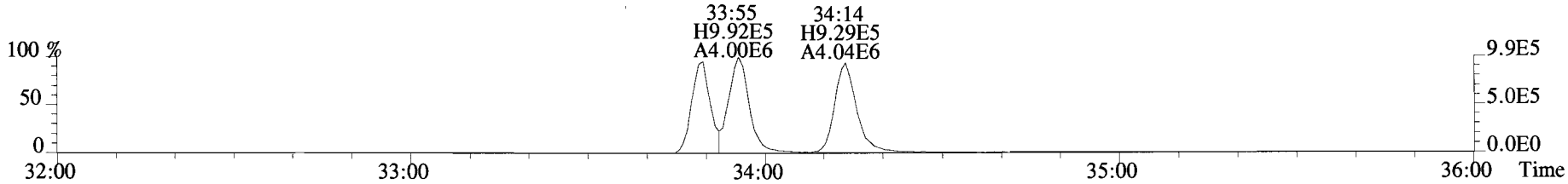

403.8530 S:9 F:3 BSUB(10000,15,-3.0) PKD(5,5,3,0.10%,100.0,0.00%,F,F)

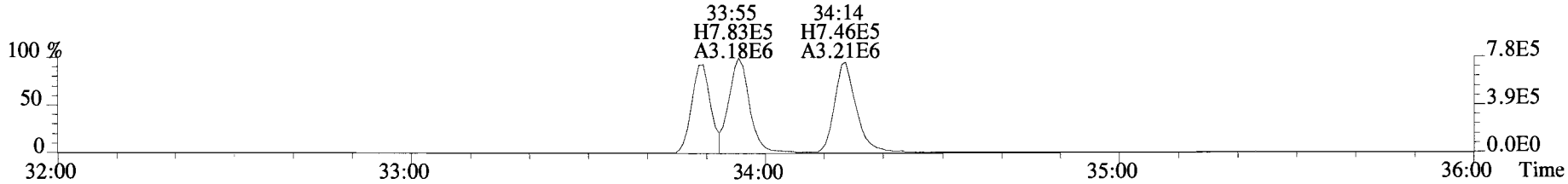

392.9760 S:9 F:3

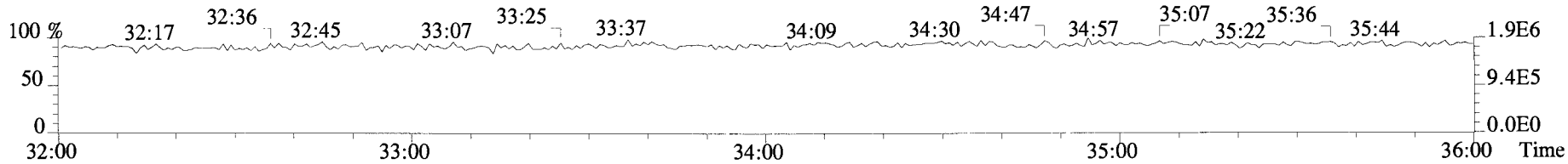

File:190607D1 #1-385 Acq: 7-JUN-2019 16:49:02 GC EI+ Voltage SIR Autospec-UltimaE
Sample#9 File Text:Vista_Analytical_Laboratory_VG7 Text:1900817-05 T4-PDI2019-SG64-190418 15.41 Exp:OCDD_DB5
389.8156 S:9 F:3 BSUB(10000,15,-3.0) PKD(5,5,3,0.10%,100.0,0.00%,F,F)

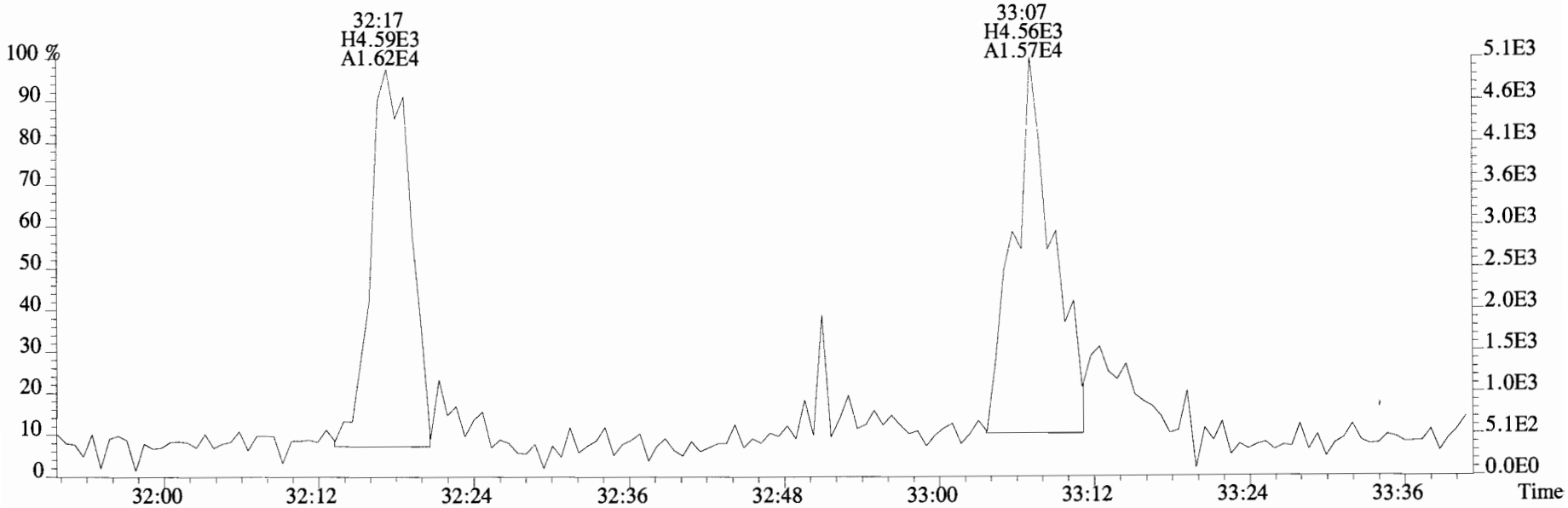

391.8127 S:9 F:3 BSUB(10000,15,-3.0) PKD(5,5,3,0.10%,100.0,0.00%,F,F)

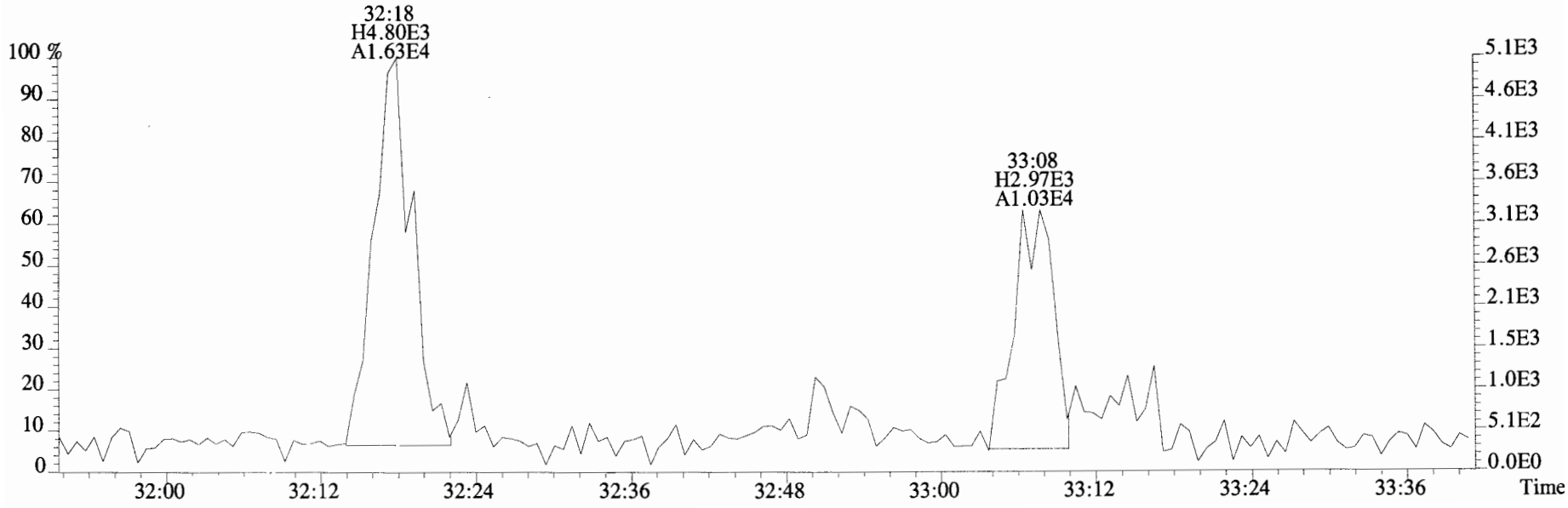

File:190607D1 #1-385 Acq: 7-JUN-2019 16:49:02 GC EI+ Voltage SIR Autospec-UltimaE
Sample#9 File Text:Vista_Analytical_Laboratory_VG7 Text:1900817-05 T4-PDI2019-SG64-190418 15.41 Exp:OCDD_DB5
401.8559 S:9 F:3 BSUB(10000,15,-3.0) PKD(5,5,3,0.10%,100.0,0.00%,F,F)

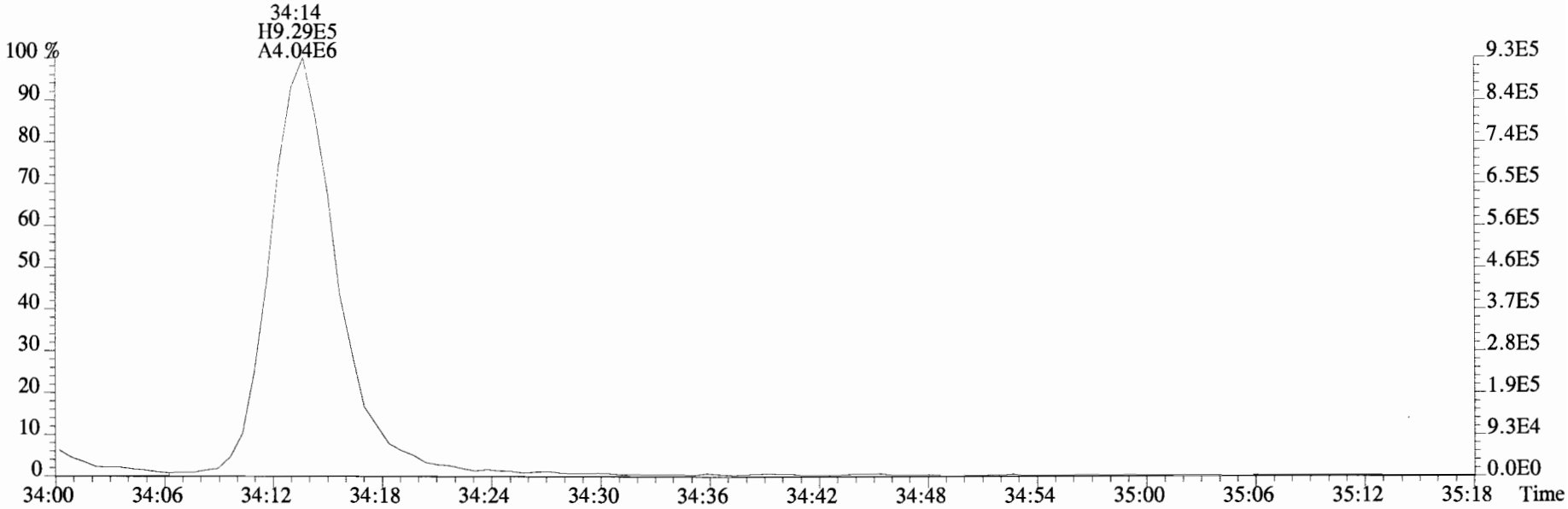

403.8530 S:9 F:3 BSUB(10000,15,-3.0) PKD(5,5,3,0.10%,100.0,0.00%,F,F)

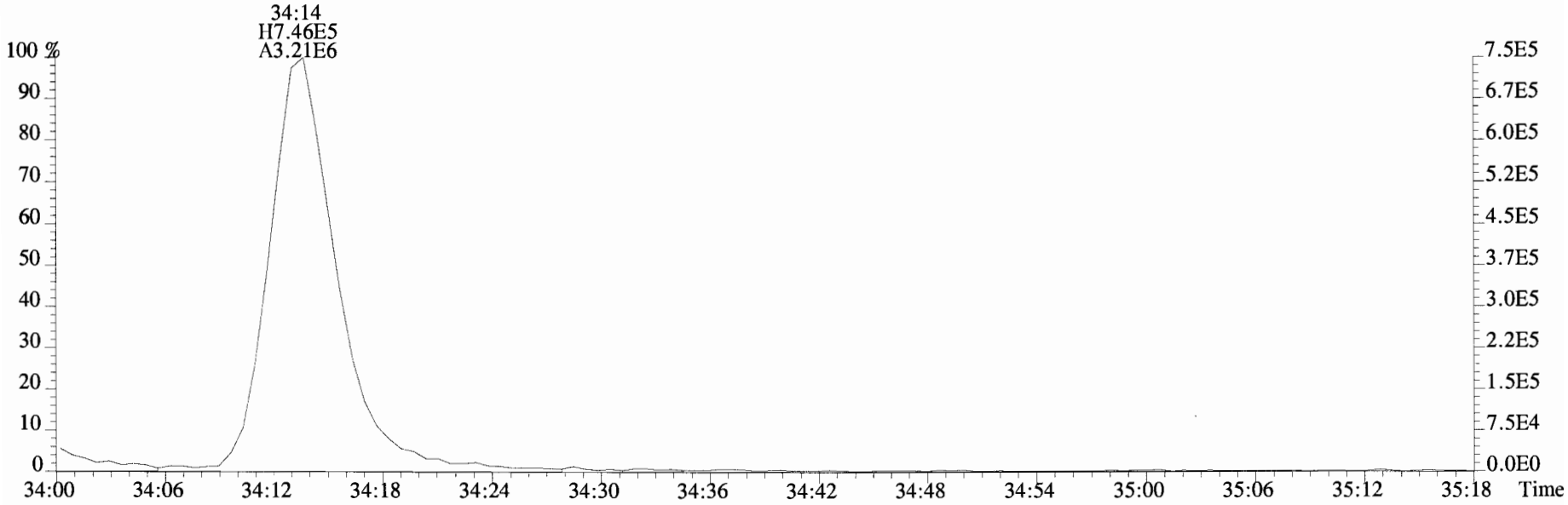

File:190607D1 #1-355 Acq: 7-JUN-2019 16:49:02 GC EI+ Voltage SIR Autospec-UltimaE
Sample#9 File Text:Vista_Analytical_Laboratory_VG7 Text:1900817-05 T4-PDI2019-SG64-190418 15.41 Exp:OCDD_DB5

423.7767 S:9 F:4 BSUB(10000,15,-3.0) PKD(5,5,3,0.10%,100.0,0.00%,F,F)

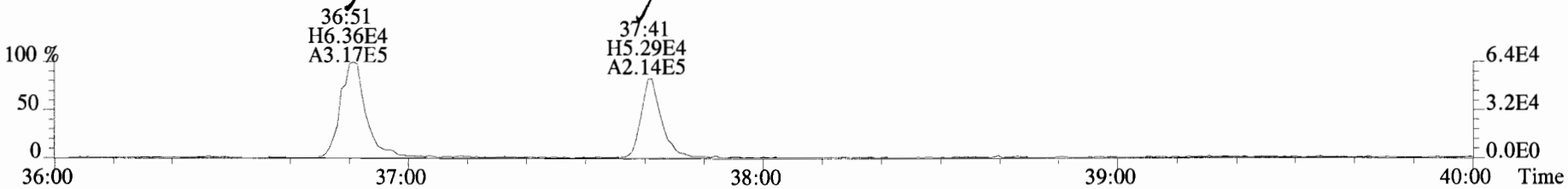

425.7737 S:9 F:4 BSUB(10000,15,-3.0) PKD(5,5,3,0.10%,100.0,0.00%,F,F)

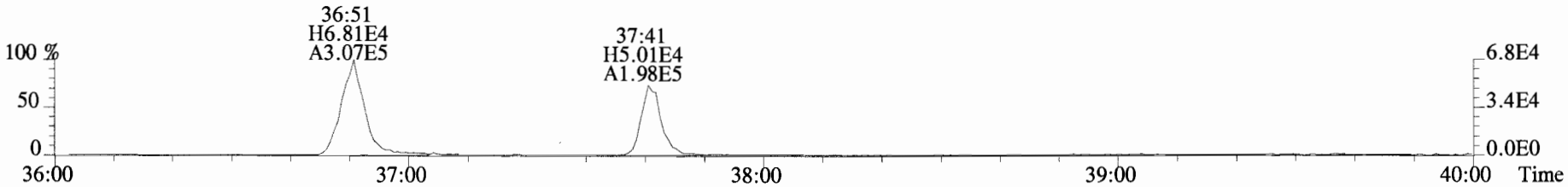

435.8169 S:9 F:4 BSUB(10000,15,-3.0) PKD(5,5,3,0.10%,100.0,0.00%,F,F)

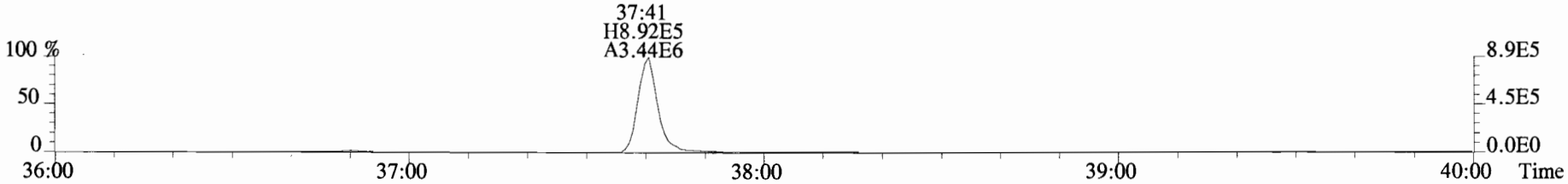

437.8140 S:9 F:4 BSUB(10000,15,-3.0) PKD(5,5,3,0.10%,100.0,0.00%,F,F)

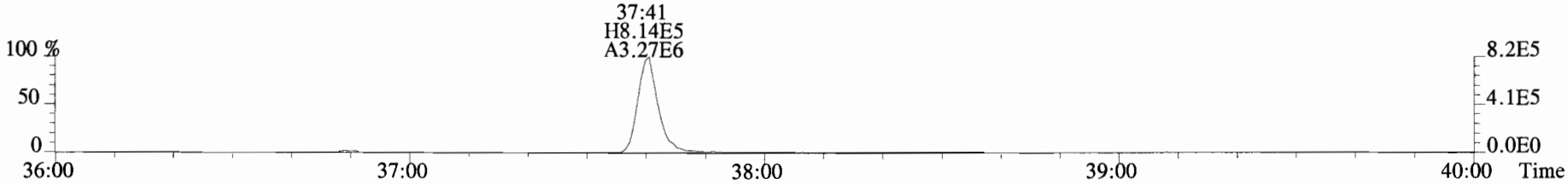

454.9728 S:9 F:4

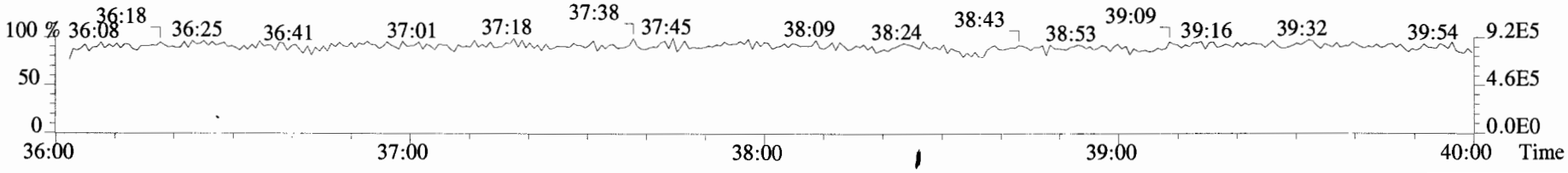

File:190607D1 #1-355 Acq: 7-JUN-2019 16:49:02 GC EI+ Voltage SIR Autospec-UltimaE
Sample#9 File Text:Vista_Analytical_Laboratory_VG7 Text:1900817-05 T4-PDI2019-SG64-190418 15.41 Exp:OCDD_DB5
423.7767 S:9 F:4 BSUB(10000,15,-3.0)

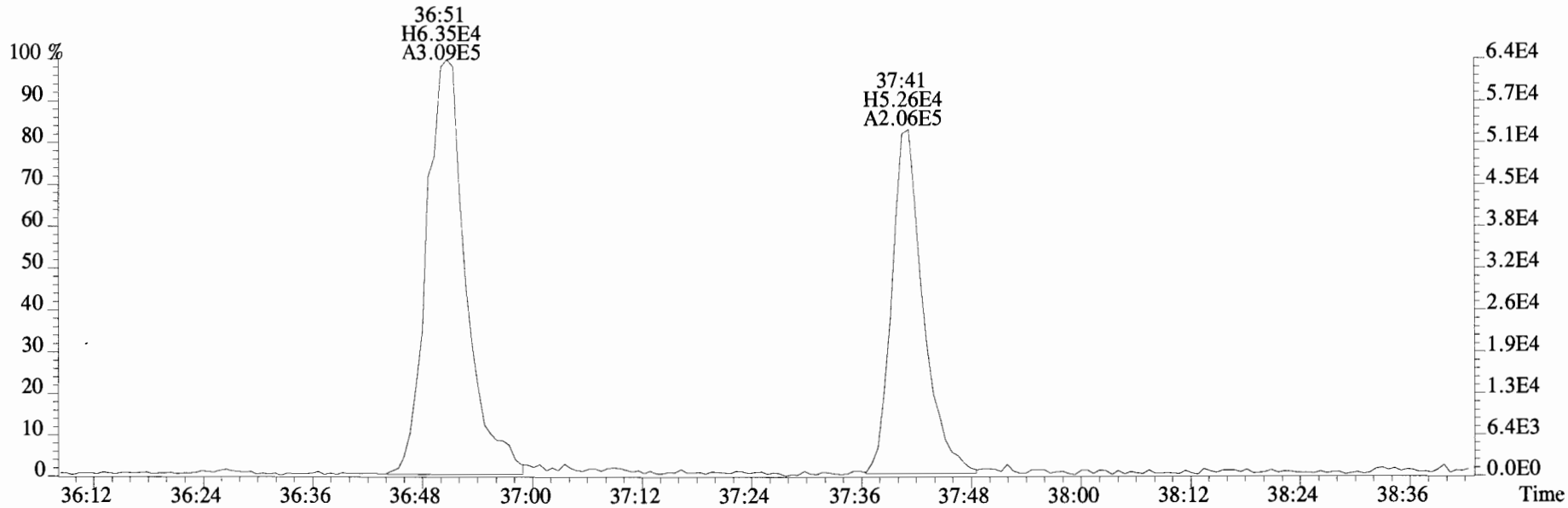

425.7737 S:9 F:4 BSUB(10000,15,-3.0)

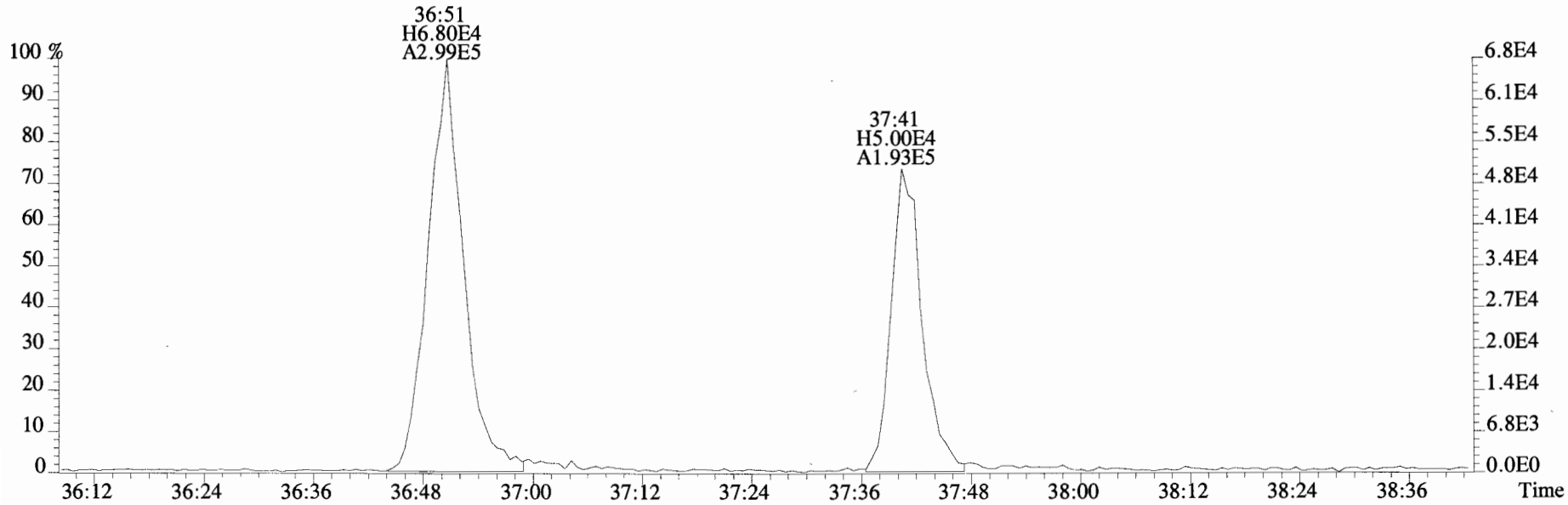

File:190607D1 #1-432 Acq: 7-JUN-2019 16:49:02 GC EI+ Voltage SIR Autospec-UltimaE
Sample#9 File Text:Vista_Analytical_Laboratory_VG7 Text:1900817-05 T4-PDI2019-SG64-190418 15.41 Exp:OCDD_DB5

457.7377 S:9 F:5 BSUB(10000,15,-3.0) PKD(5,5,3,0.10%,100.0,0.00%,F,F)

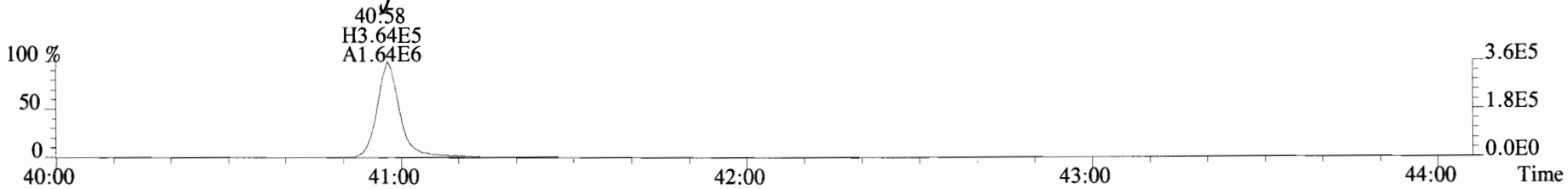

459.7348 S:9 F:5 BSUB(10000,15,-3.0) PKD(5,5,3,0.10%,100.0,0.00%,F,F)

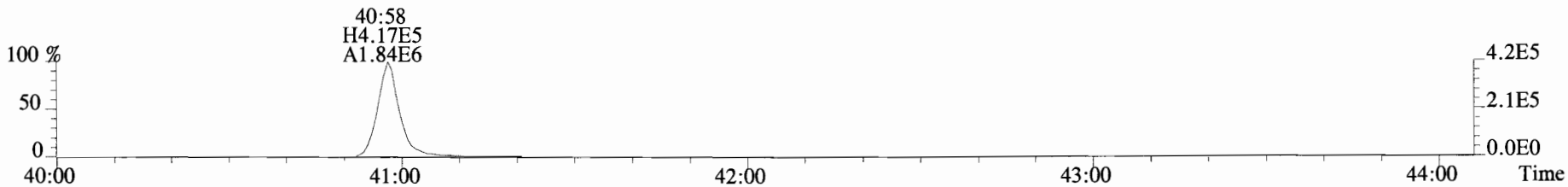

469.7780 S:9 F:5 BSUB(10000,15,-3.0) PKD(5,5,3,0.10%,100.0,0.00%,F,F)

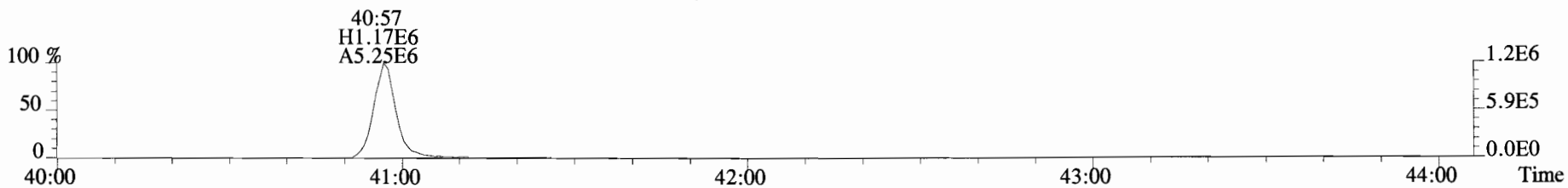

471.7750 S:9 F:5 BSUB(10000,15,-3.0) PKD(5,5,3,0.10%,100.0,0.00%,F,F)

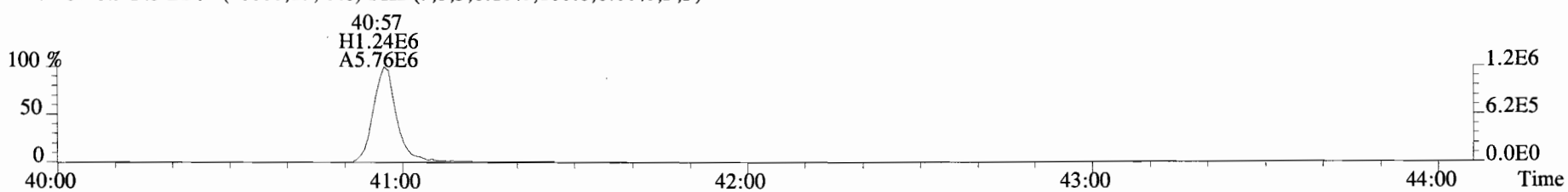

454.9728 S:9 F:5

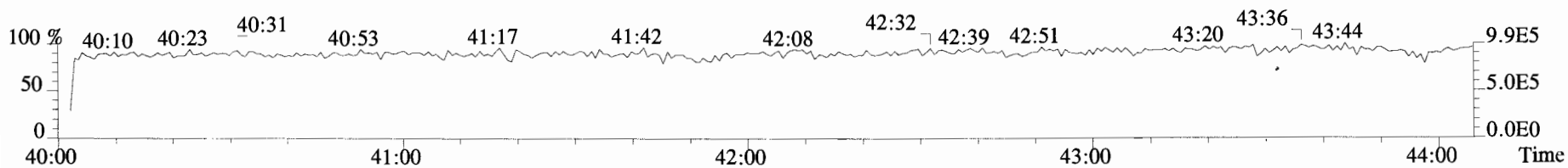

File:190607D1 #1-432 Acq: 7-JUN-2019 16:49:02 GC EI+ Voltage SIR Autospec-UltimaE
Sample#9 File Text:Vista_Analytical_Laboratory_VG7 Text:1900817-05 T4-PDI2019-SG64-190418 15.41 Exp:OCDD_DB5
457.7377 S:9 F:5 BSUB(10000,15,-3.0)

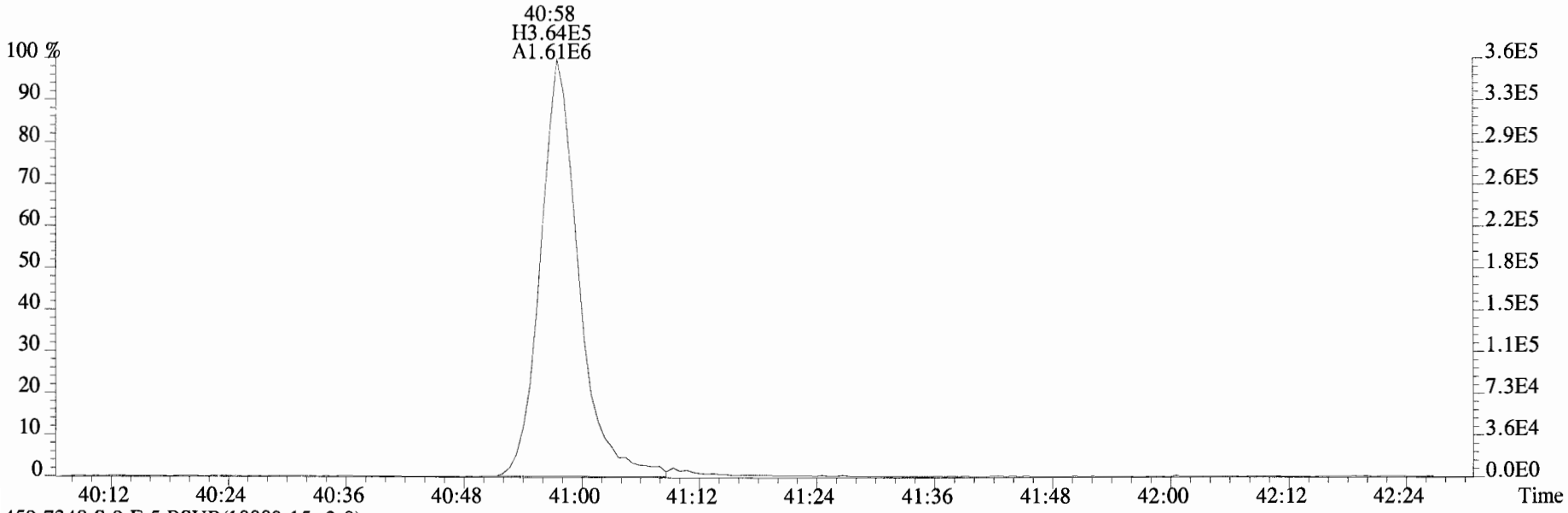

459.7348 S:9 F:5 BSUB(10000,15,-3.0)

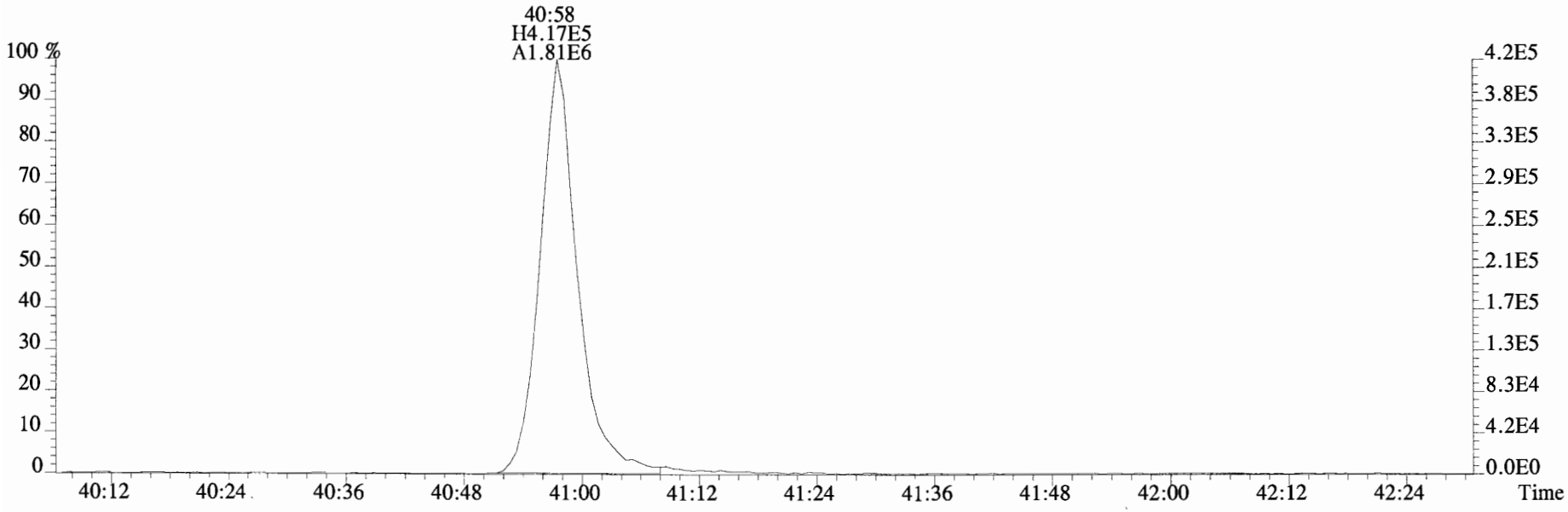

File:190607D1 #1-529 Acq: 7-JUN-2019 16:49:02 GC EI+ Voltage SIR Autospec-UltimaE
Sample#9 File Text:Vista_Analytical_Laboratory_VG7 Text:1900817-05 T4-PDI2019-SG64-190418 15.41 Exp:OCDD_DB5

303.9016 S:9 BSUB(10000,15,-3.0) PKD(5,5,3,0.10%,100.0,0.00%,F,F)

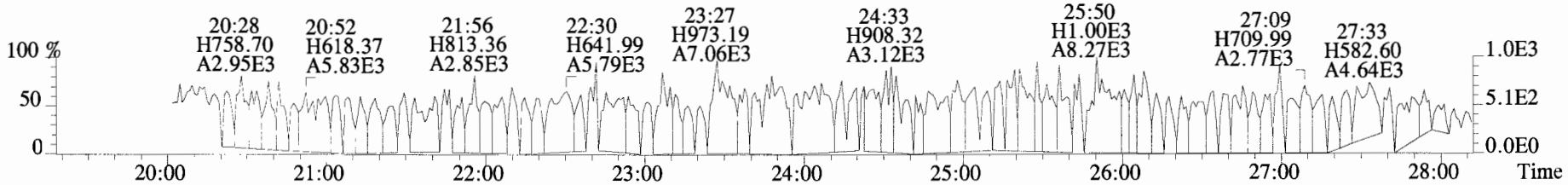

305.8987 S:9 BSUB(10000,15,-3.0) PKD(5,5,3,0.10%,100.0,0.00%,F,F)

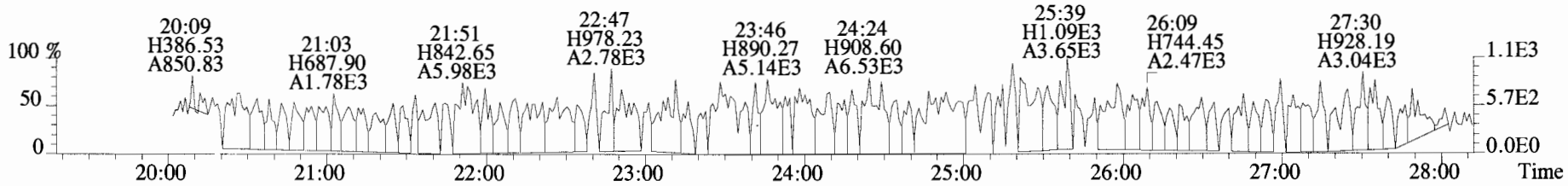

315.9419 S:9 BSUB(10000,15,-3.0) PKD(5,5,3,0.10%,100.0,0.00%,F,F)

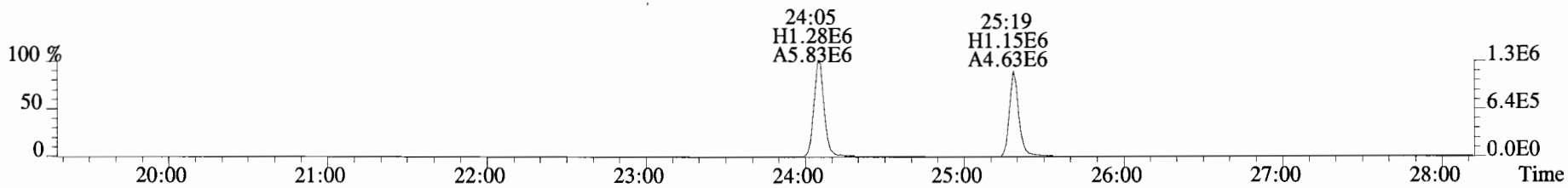

317.9389 S:9 BSUB(10000,15,-3.0) PKD(5,5,3,0.10%,100.0,0.00%,F,F)

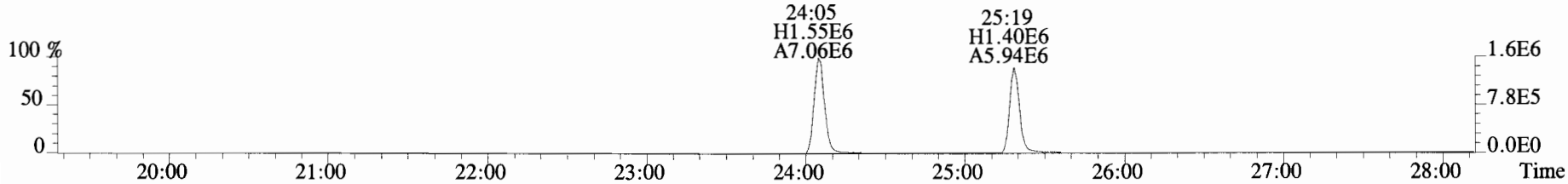

375.8364 S:9 BSUB(10000,15,-3.0) PKD(5,5,3,0.10%,100.0,0.00%,F,F)

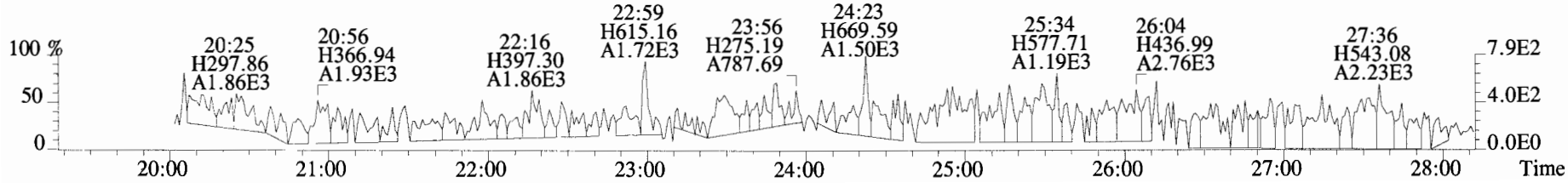

File:190607D1 #1-529 Acq: 7-JUN-2019 16:49:02 GC EI+ Voltage SIR Autospec-UltimaE
Sample#9 File Text:Vista_Analytical_Laboratory_VG7 Text:1900817-05 T4-PDI2019-SG64-190418 15.41 Exp:OCDD_DB5
339.8597 S:9 BSUB(10000,15,-3.0) PKD(5,5,3,0.10%,100.0,0.00%,F,F)

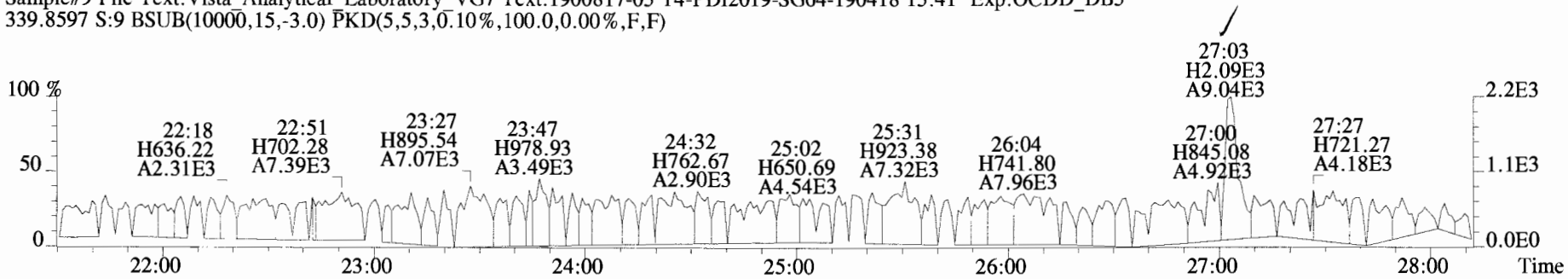

341.8568 S:9 BSUB(10000,15,-3.0) PKD(5,5,3,0.10%,100.0,0.00%,F,F)



409.7974 S:9 BSUB(10000,15,-3.0) PKD(5,5,3,0.10%,100.0,0.00%,F,F)

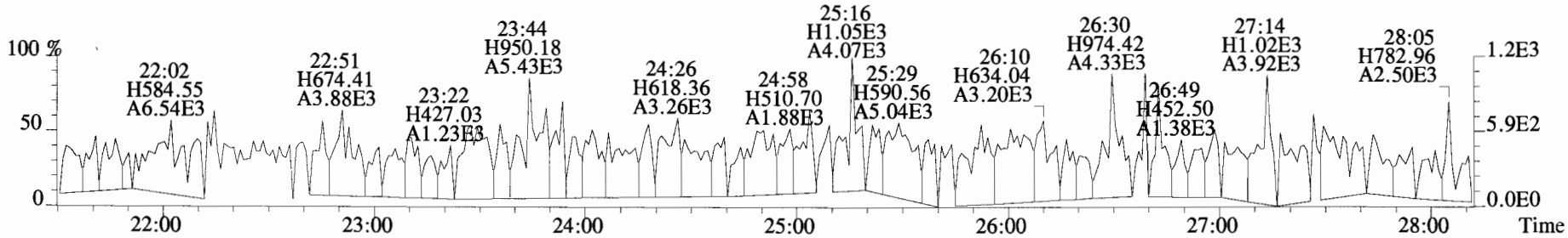

316.9824 S:9

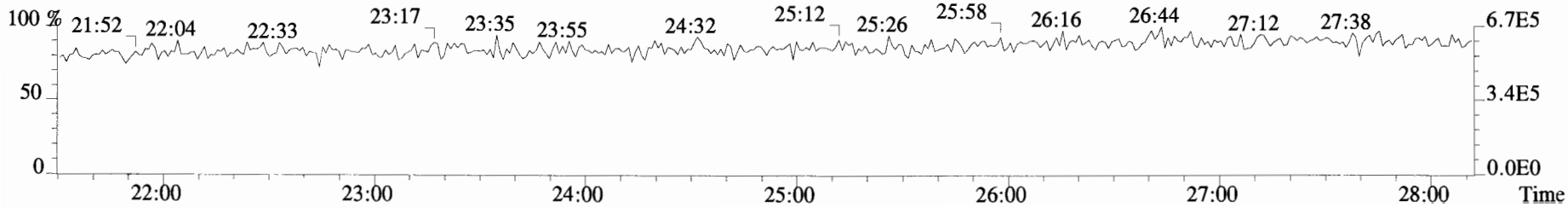

File:190607D1 #1-529 Acq: 7-JUN-2019 16:49:02 GC EI+ Voltage SIR Autospec-UltimaE
Sample#9 File Text:Vista_Analytical_Laboratory_VG7 Text:1900817-05 T4-PDI2019-SG64-190418 15.41 Exp:OCDD_DB5
339.8597 S:9 BSUB(10000,15,-3.0)

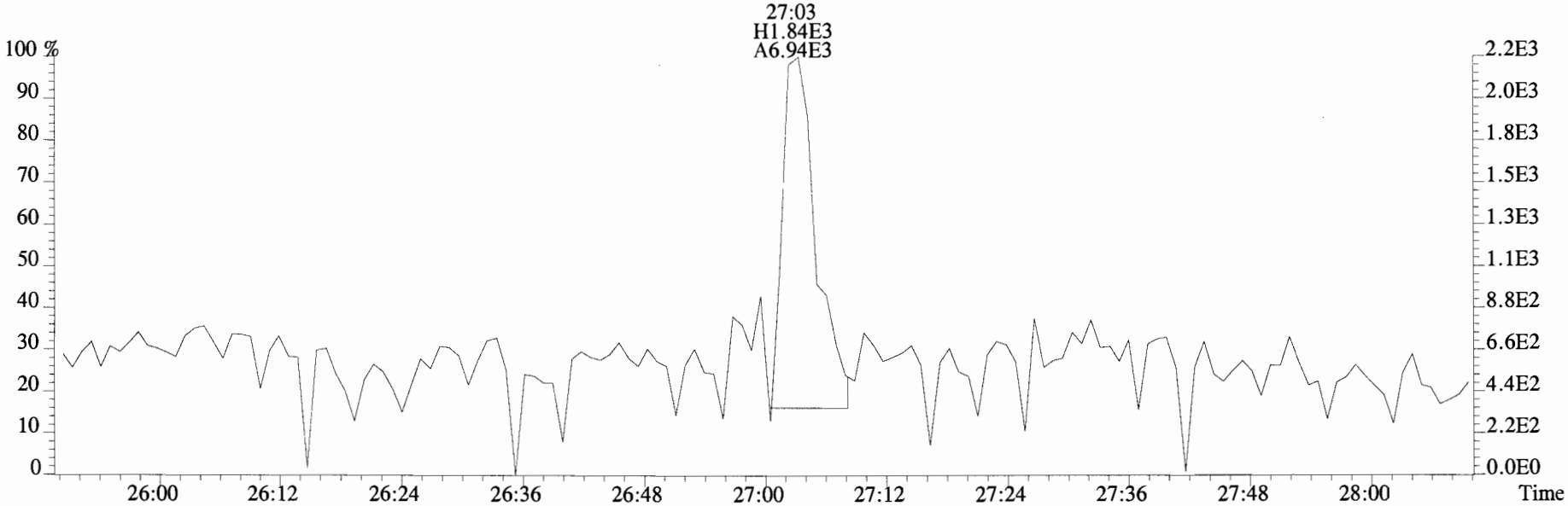

341.8568 S:9 BSUB(10000,15,-3.0)

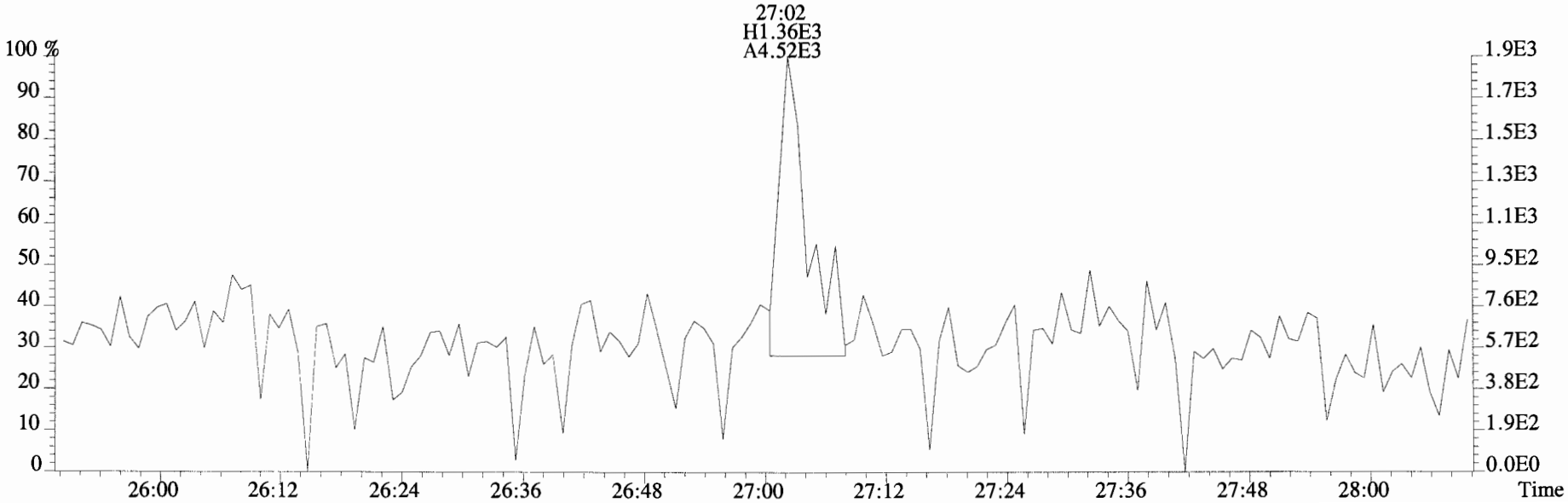

File:190607D1 #1-180 Acq: 7-JUN-2019 16:49:02 GC EI+ Voltage SIR Autospec-UltimaE
Sample#9 File Text:Vista_Analytical_Laboratory_VG7 Text:1900817-05 T4-PDI2019-SG64-190418 15.41 Exp:OCDD_DB5

339.8597 S:9 F:2 BSUB(10000,15,-3.0) PKD(5,5,3,0.10%,100.0,0.00%,F,F)

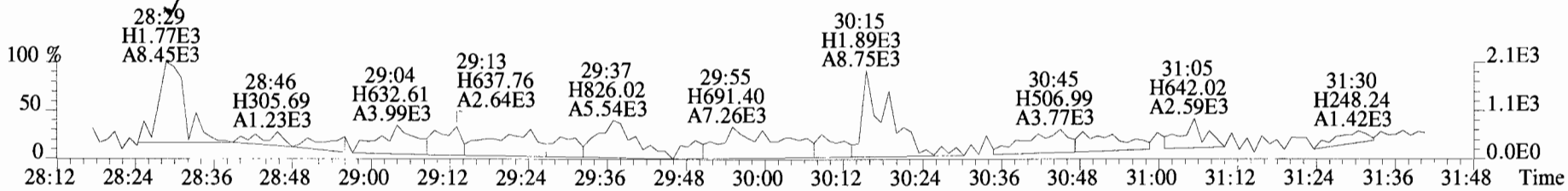

341.8568 S:9 F:2 BSUB(10000,15,-3.0) PKD(5,5,3,0.10%,100.0,0.00%,F,F)

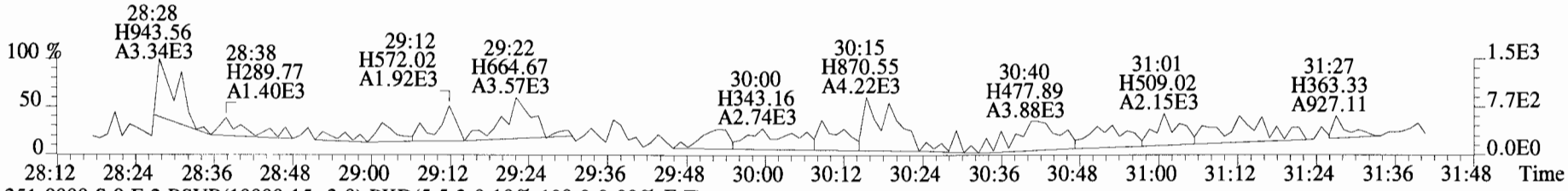

351.9000 S:9 F:2 BSUB(10000,15,-3.0) PKD(5,5,3,0.10%,100.0,0.00%,F,F)

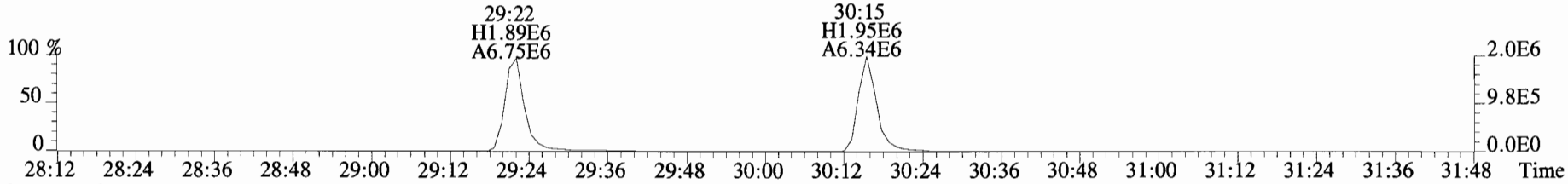

353.8970 S:9 F:2 BSUB(10000,15,-3.0) PKD(5,5,3,0.10%,100.0,0.00%,F,F)

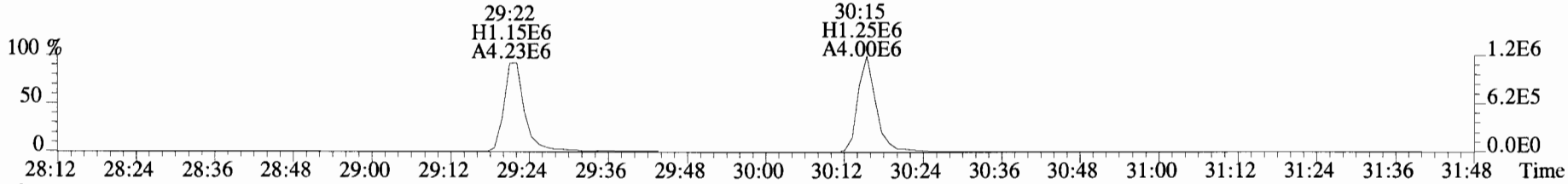

409.7974 S:9 F:2 BSUB(10000,15,-3.0) PKD(5,5,3,0.10%,100.0,0.00%,F,F)

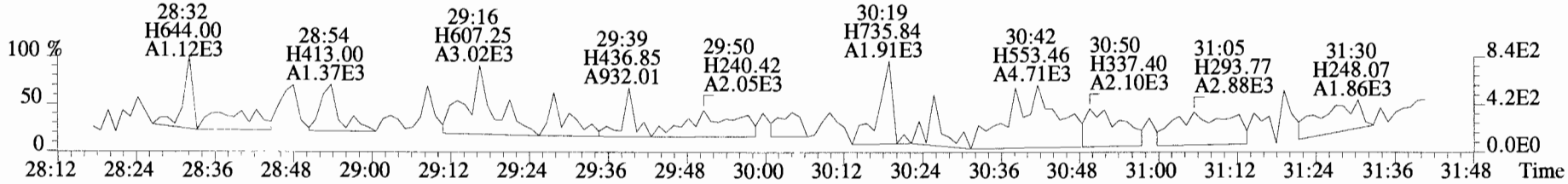

File:190607D1 #1-180 Acq: 7-JUN-2019 16:49:02 GC EI+ Voltage SIR Autospec-UltimaE
Sample#9 File Text:Vista_Analytical_Laboratory_VG7 Text:1900817-05 T4-PDI2019-SG64-190418 15.41 Exp:OCDD_DB5
339.8597 S:9 F:2 BSUB(10000,15,-3.0) PKD(5,5,3,0.10%,100.0,0.00%,F,F)

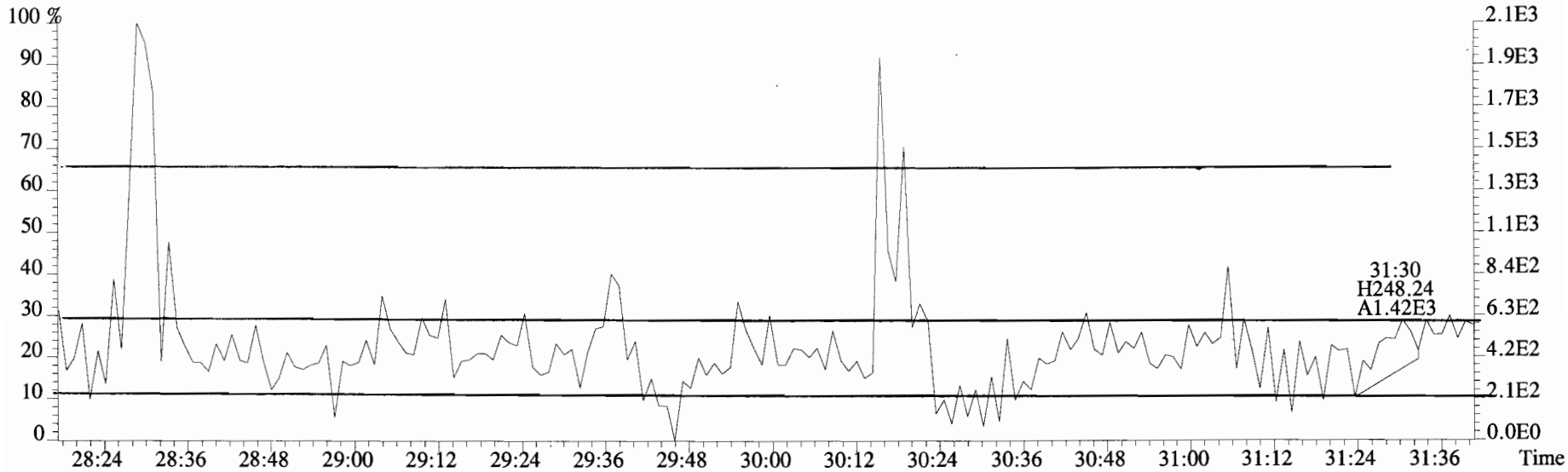

341.8568 S:9 F:2 BSUB(10000,15,-3.0) PKD(5,5,3,0.10%,100.0,0.00%,F,F)

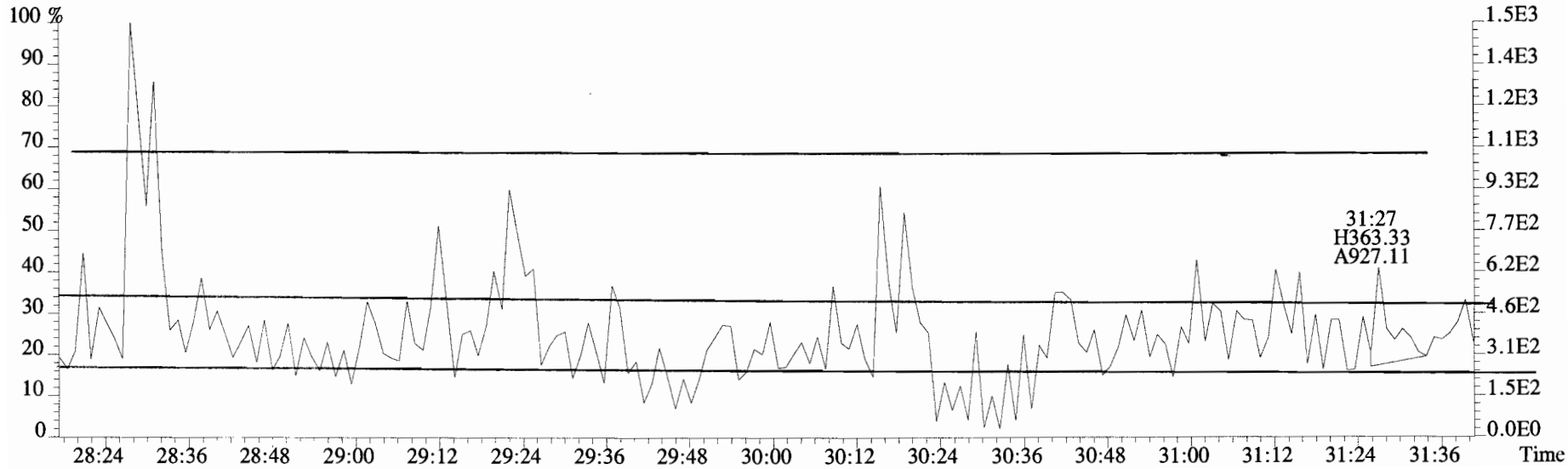

File:190607D1 #1-180 Acq: 7-JUN-2019 16:49:02 GC EI+ Voltage SIR Autospec-UltimaE
Sample#9 File Text:Vista_Analytical_Laboratory_VG7 Text:1900817-05 T4-PDI2019-SG64-190418 15.41 Exp:OCDD_DB5
339.8597 S:9 F:2 BSUB(10000,15,-3.0) PKD(5,5,3,0.10%,100.0,0.00%,F,F)

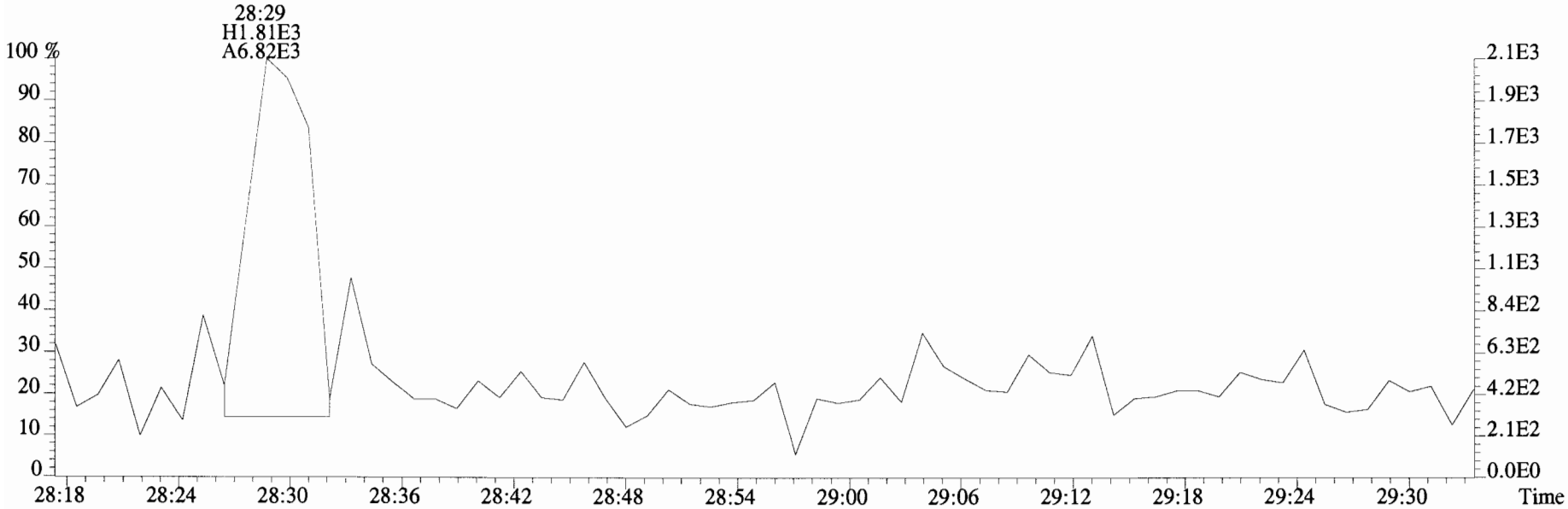

341.8568 S:9 F:2 BSUB(10000,15,-3.0) PKD(5,5,3,0.10%,100.0,0.00%,F,F)

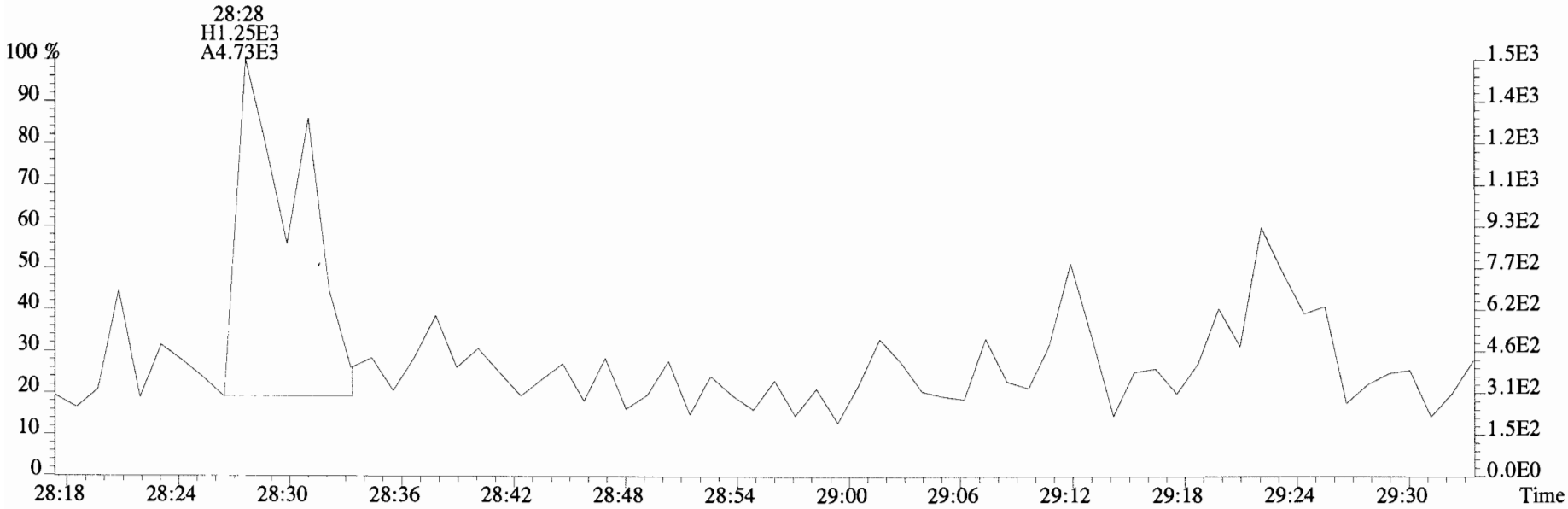

File:190607D1 #1-385 Acq: 7-JUN-2019 16:49:02 GC EI+ Voltage SIR Autospec-UltimaE
Sample#9 File Text:Vista_Analytical_Laboratory_VG7 Text:1900817-05 T4-PDI2019-SG64-190418 15.41 Exp:OCDD_DB5

373.8207 S:9 F:3 BSUB(10000,15,-3.0) PKD(5,5,3,0.10%,100.0,0.00%,F,F)

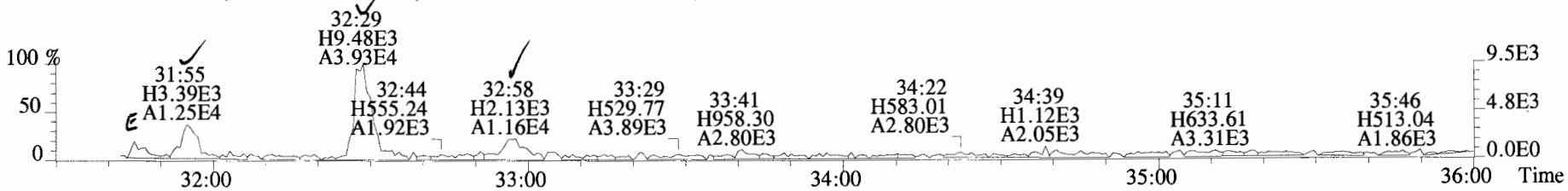

375.8178 S:9 F:3 BSUB(10000,15,-3.0) PKD(5,5,3,0.10%,100.0,0.00%,F,F)

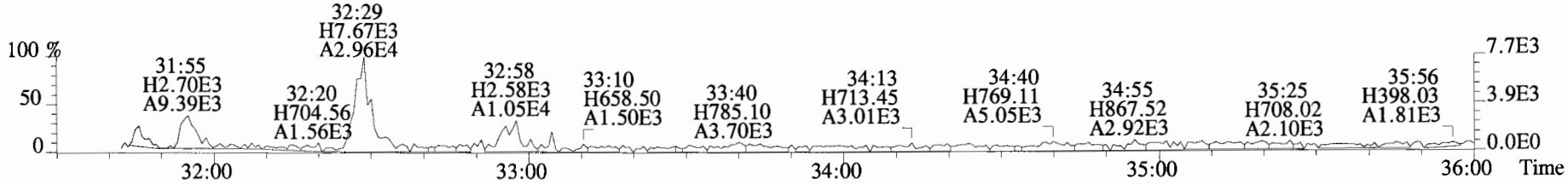

383.8639 S:9 F:3 BSUB(10000,15,-3.0) PKD(5,5,3,0.10%,100.0,0.00%,F,F)

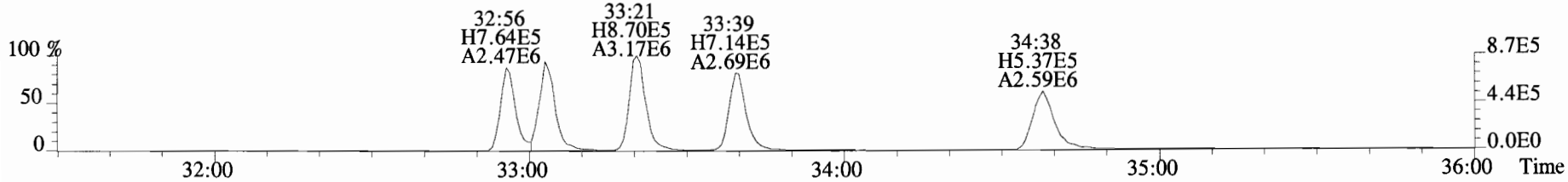

385.8610 S:9 F:3 BSUB(10000,15,-3.0) PKD(5,5,3,0.10%,100.0,0.00%,F,F)

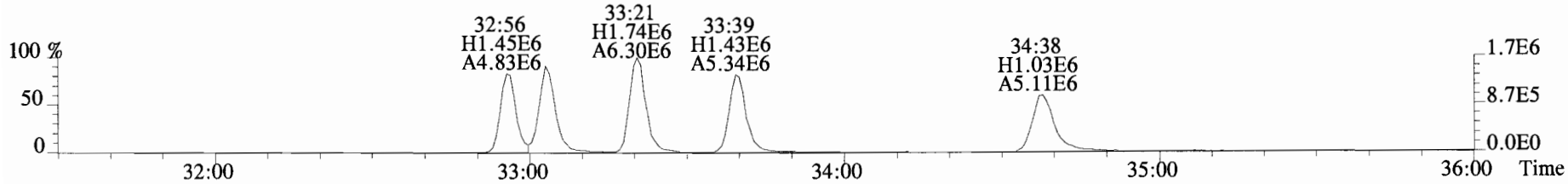

445.7555 S:9 F:3 BSUB(10000,15,-3.0) PKD(5,5,3,0.10%,100.0,0.00%,F,F)

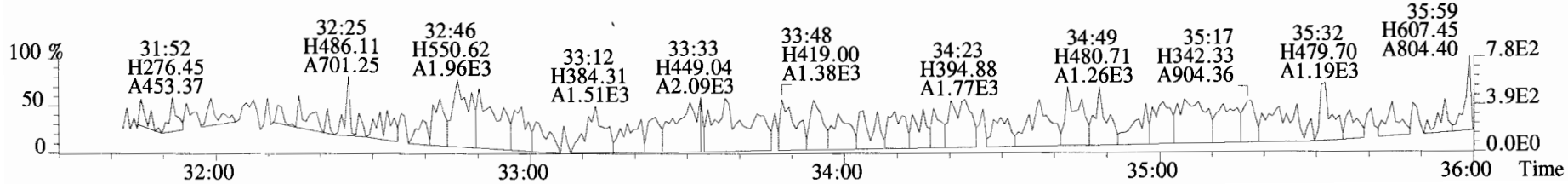

File:190607D1 #1-385 Acq: 7-JUN-2019 16:49:02 GC EI+ Voltage SIR Autospec-UltimaE
Sample#9 File Text:Vista_Analytical_Laboratory_VG7 Text:1900817-05 T4-PDI2019-SG64-190418 15.41 Exp:OCDD_DB5
373.8207 S:9 F:3 BSUB(10000,15,-3.0) PKD(5,5,3,0.10%,100.0,0.00%,F,F)

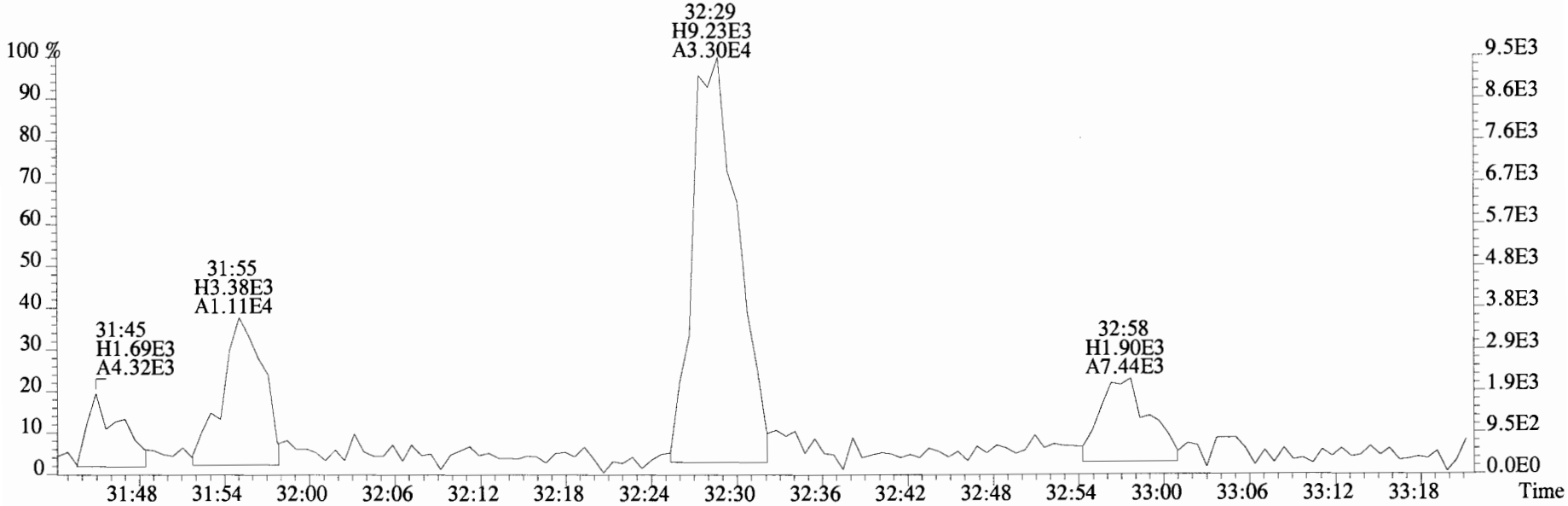

375.8178 S:9 F:3 BSUB(10000,15,-3.0) PKD(5,5,3,0.10%,100.0,0.00%,F,F)

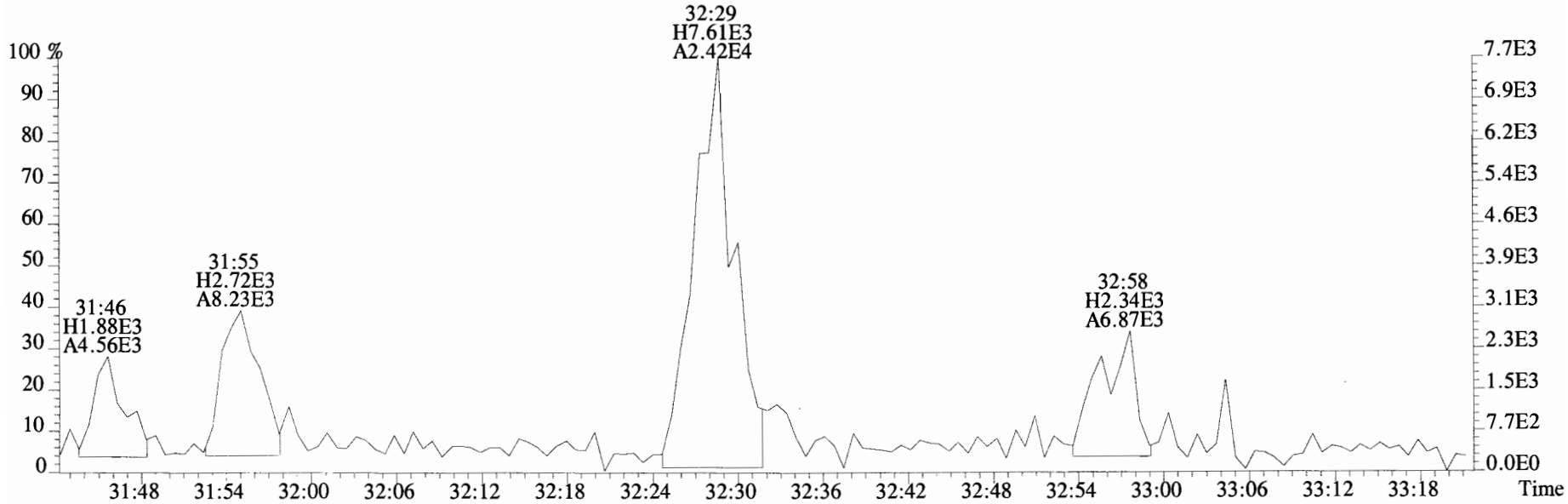

File:190607D1 #1-385 Acq: 7-JUN-2019 16:49:02 GC EI+ Voltage SIR Autospec-UltimaE
Sample#9 File Text:Vista_Analytical_Laboratory_VG7 Text:1900817-05 T4-PDI2019-SG64-190418 15.41 Exp:OCDD_DB5
383.8639 S:9 F:3 BSUB(10000,15,-3.0) PKD(5,5,3,0.10%,100.0,0.00%,F,F)

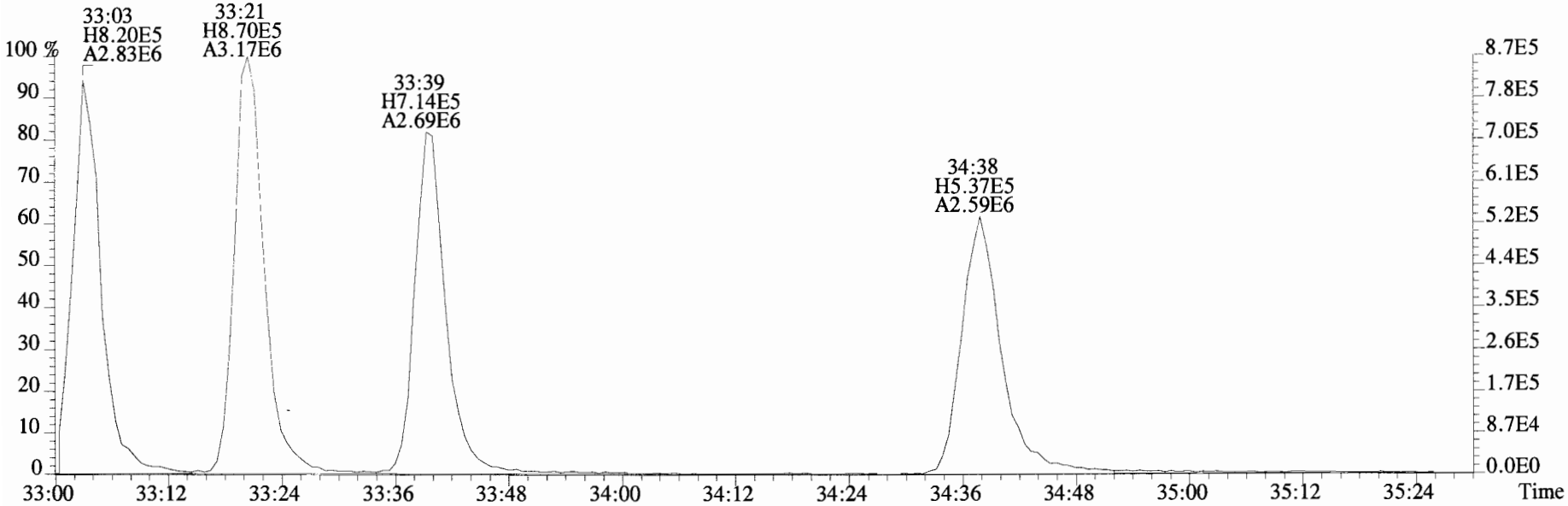

385.8610 S:9 F:3 BSUB(10000,15,-3.0) PKD(5,5,3,0.10%,100.0,0.00%,F,F)

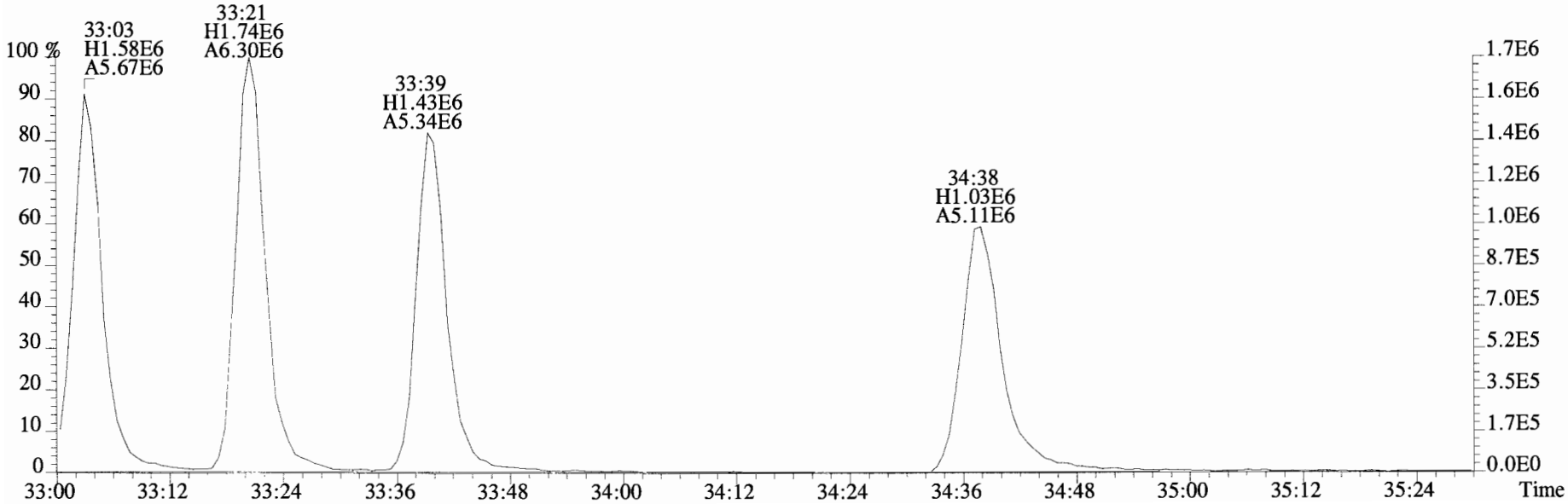

File:190607D1 #1-355 Acq: 7-JUN-2019 16:49:02 GC EI+ Voltage SIR Autospec-UltimaE
Sample#9 File Text:Vista_Analytical_Laboratory_VG7 Text:1900817-05 T4-PDI2019-SG64-190418 15.41 Exp:OCDD_DB5

407.7818 S:9 F:4 BSUB(10000,15,-3.0) PKD(5,5,3,0.10%,100.0,0.00%,F,F)



409.7788 S:9 F:4 BSUB(10000,15,-3.0) PKD(5,5,3,0.10%,100.0,0.00%,F,F)



417.8253 S:9 F:4 BSUB(10000,15,-3.0) PKD(5,5,3,0.10%,100.0,0.00%,F,F)

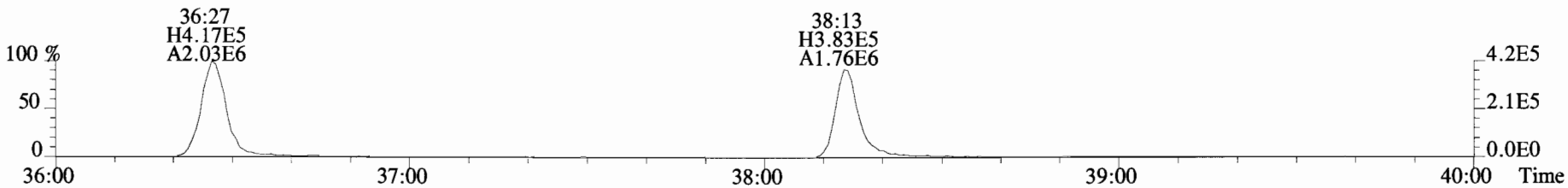

419.8220 S:9 F:4 BSUB(10000,15,-3.0) PKD(5,5,3,0.10%,100.0,0.00%,F,F)

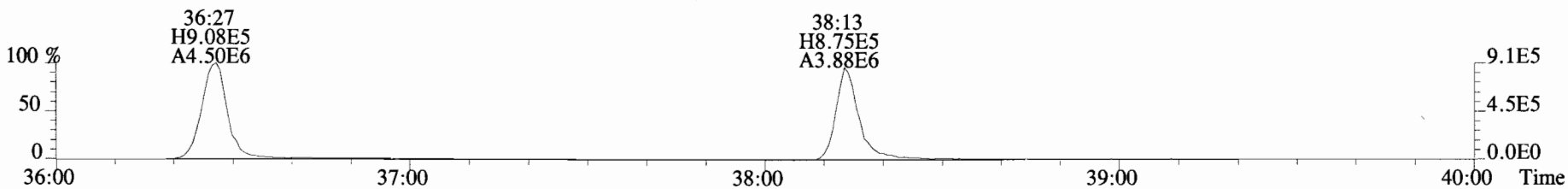

479.7165 S:9 F:4 BSUB(10000,15,-3.0) PKD(5,5,3,0.10%,100.0,0.00%,F,F)

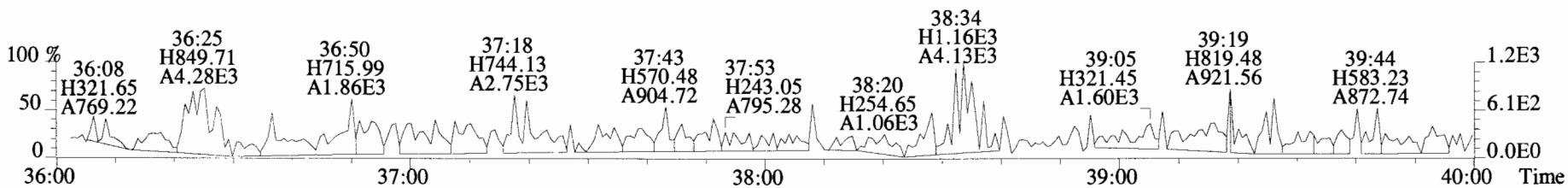

File:190607D1 #1-355 Acq: 7-JUN-2019 16:49:02 GC EI+ Voltage SIR Autospec-UltimaE
Sample#9 File Text:Vista_Analytical_Laboratory_VG7 Text:1900817-05 T4-PDI2019-SG64-190418 15.41 Exp:OCDD_DB5
407.7818 S:9 F:4 BSUB(10000,15,-3.0) PKD(5,5,3,0.10%,100.0,0.00%,F,F)

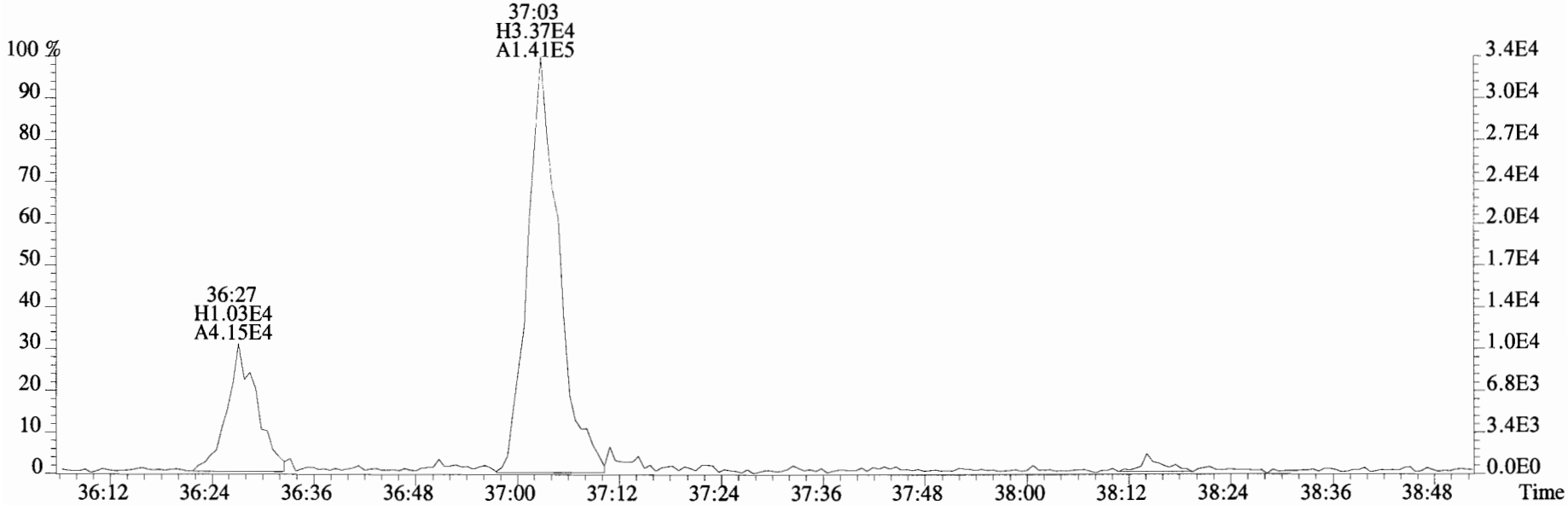

409.7788 S:9 F:4 BSUB(10000,15,-3.0) PKD(5,5,3,0.10%,100.0,0.00%,F,F)

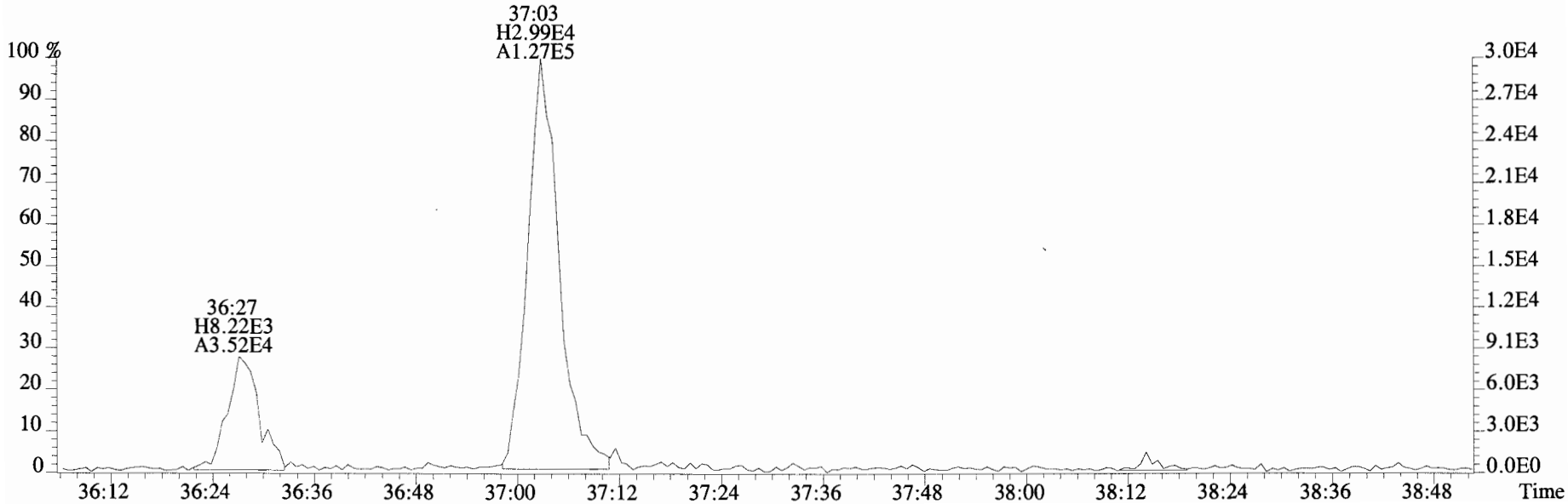

File:190607D1 #1-355 Acq: 7-JUN-2019 16:49:02 GC EI+ Voltage SIR Autospec-UltimaE
Sample#9 File Text:Vista_Analytical_Laboratory_VG7 Text:1900817-05 T4-PDI2019-SG64-190418 15.41 Exp:OCDD_DB5
407.7818 S:9 F:4 BSUB(10000,15,-3.0) PKD(5,5,3,0.10%,100.0,0.00%,F,F)

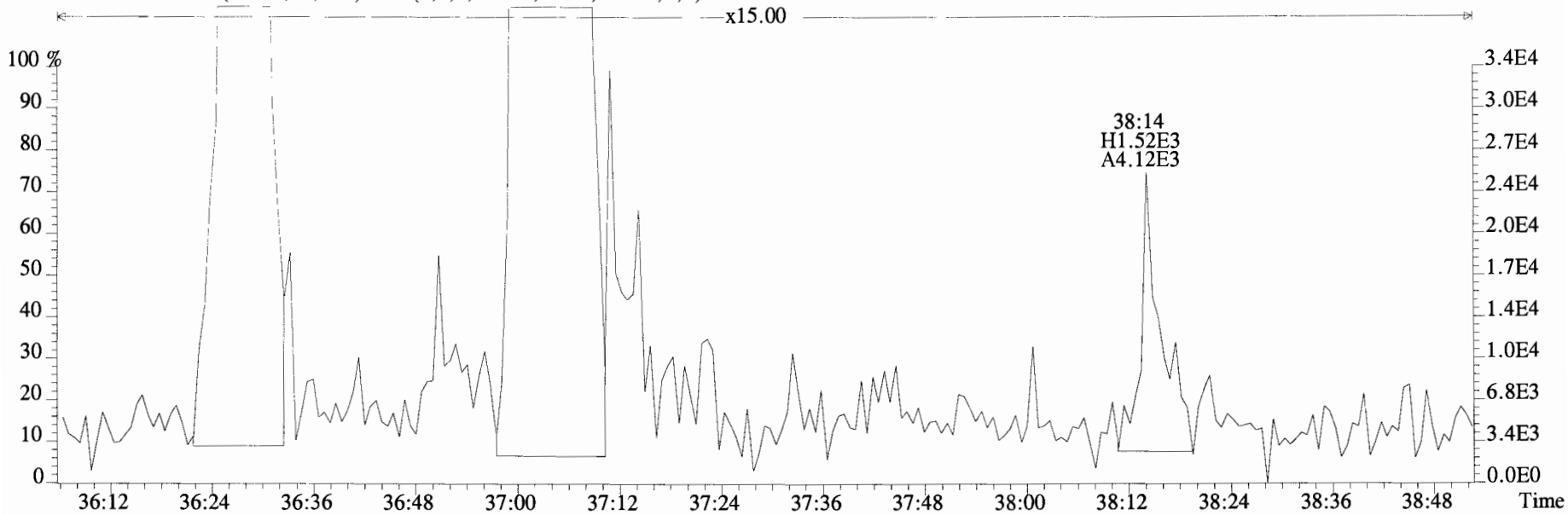

409.7788 S:9 F:4 BSUB(10000,15,-3.0) PKD(5,5,3,0.10%,100.0,0.00%,F,F)

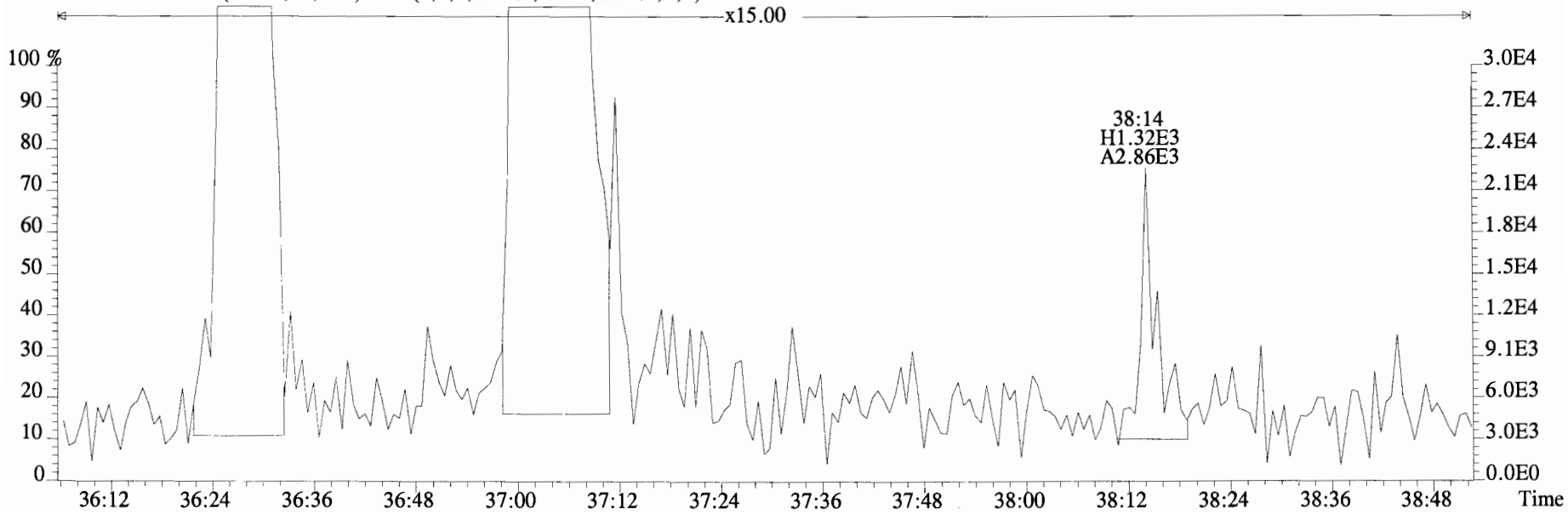

File:190607D1 #1-432 Acq: 7-JUN-2019 16:49:02 GC EI+ Voltage SIR Autospec-UltimaE
Sample#9 File Text:Vista_Analytical_Laboratory_VG7 Text:1900817-05 T4-PDI2019-SG64-190418 15.41 Exp:OCDD_DB5

441.7428 S:9 F:5 BSUB(10000,15,-3.0) PKD(5,5,3,0.10%,100.0,0.00%,F,F)

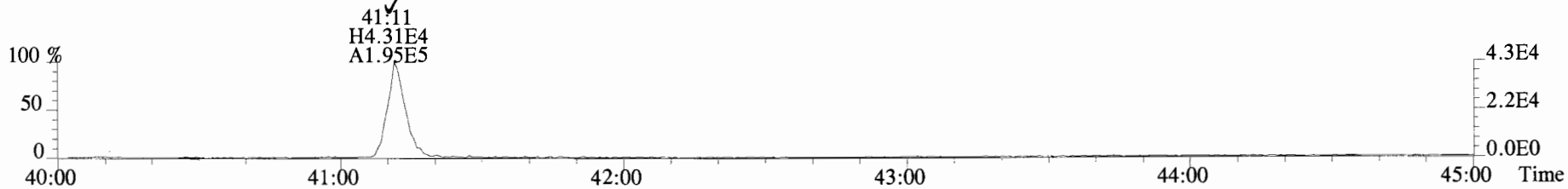

443.7398 S:9 F:5 BSUB(10000,15,-3.0) PKD(5,5,3,0.10%,100.0,0.00%,F,F)

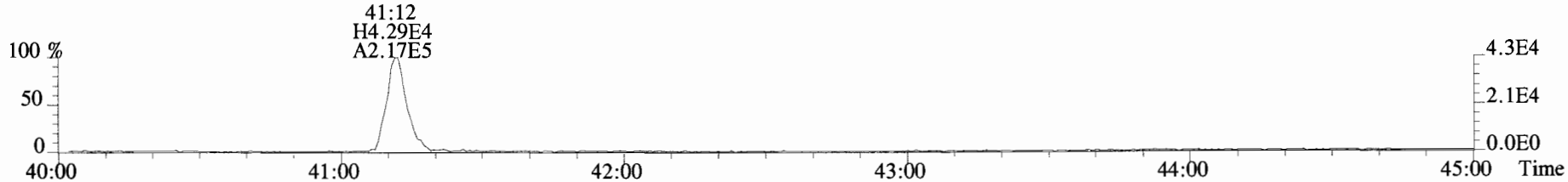

453.7831 S:9 F:5 BSUB(10000,15,-3.0) PKD(5,5,3,0.10%,100.0,0.00%,F,F)

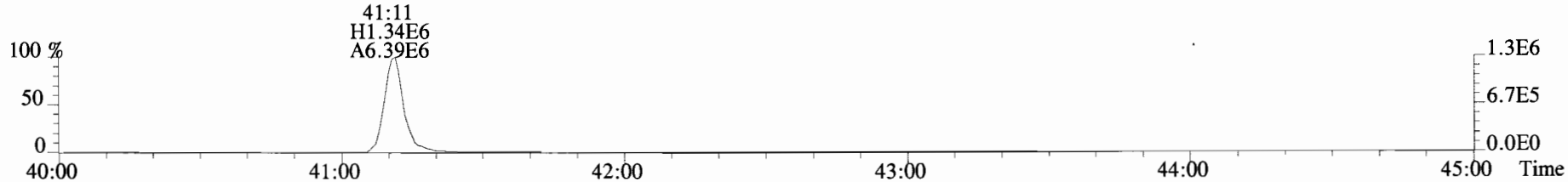

455.7801 S:9 F:5 BSUB(10000,15,-3.0) PKD(5,5,3,0.10%,100.0,0.00%,F,F)

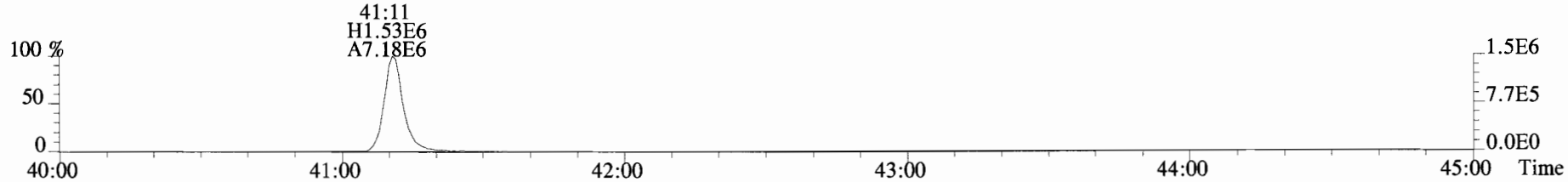

513.6775 S:9 F:5 BSUB(10000,15,-3.0) PKD(5,5,3,0.10%,100.0,0.00%,F,F)

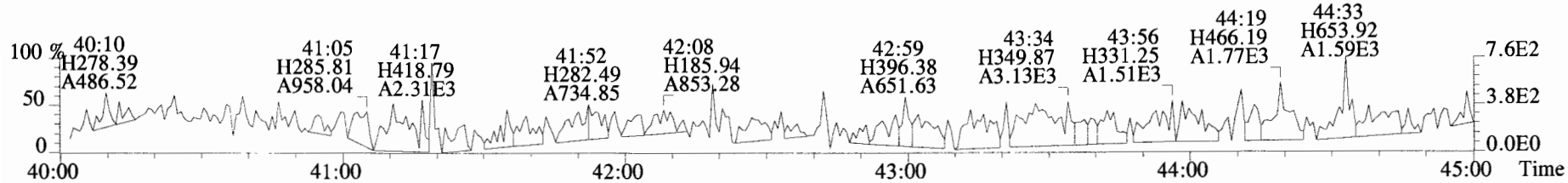

File:190607D1 #1-432 Acq: 7-JUN-2019 16:49:02 GC EI+ Voltage SIR Autospec-UltimaE
Sample#9 File Text:Vista_Analytical_Laboratory_VG7 Text:1900817-05 T4-PDI2019-SG64-190418 15.41 Exp:OCDD_DB5
441.7428 S:9 F:5 BSUB(10000,15,-3.0) PKD(5,5,3,0.10%,100.0,0.00%,F,F)

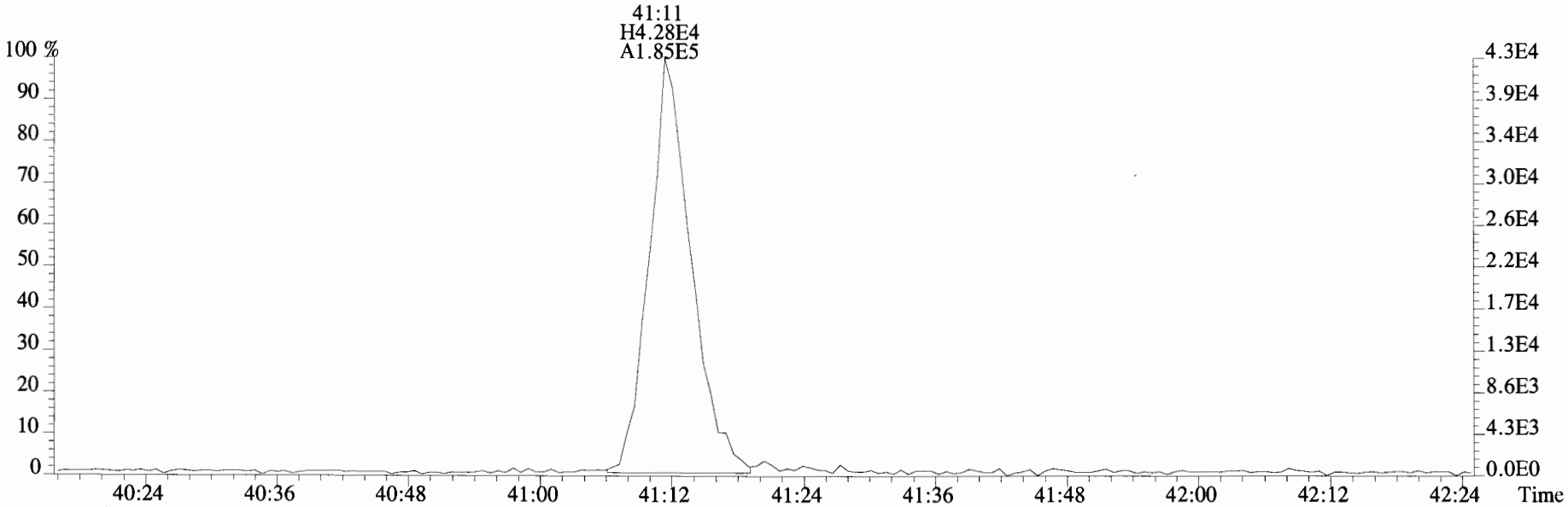

443.7398 S:9 F:5 BSUB(10000,15,-3.0) PKD(5,5,3,0.10%,100.0,0.00%,F,F)

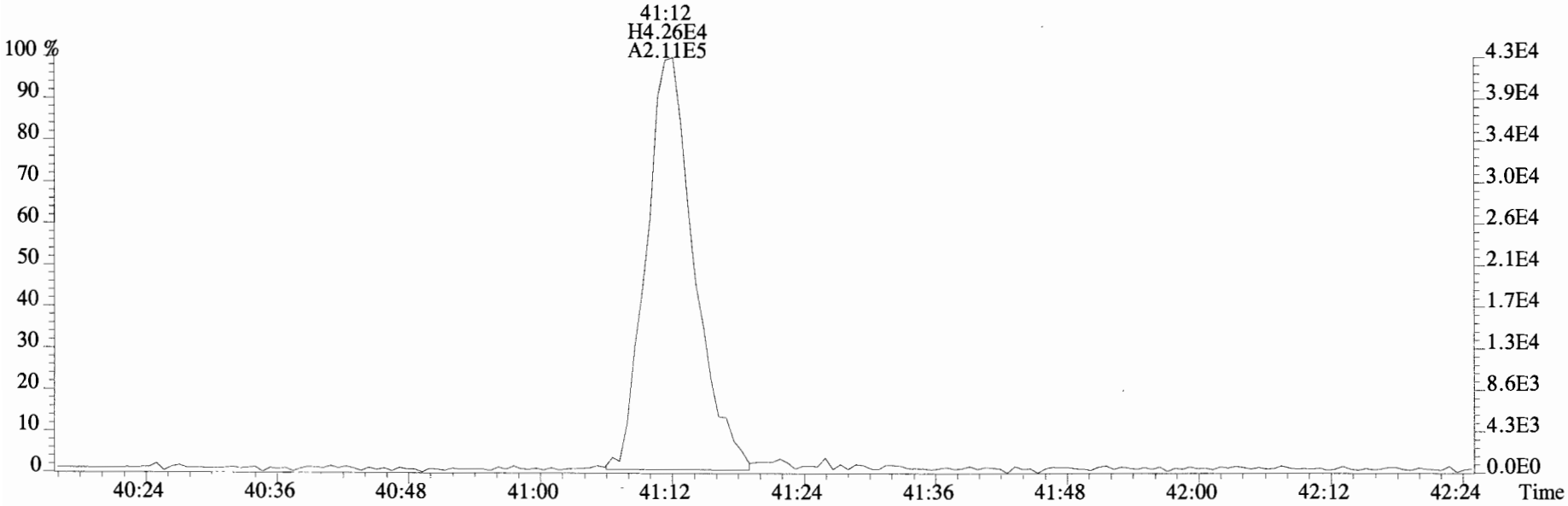

SAMPLE DATA – EPA METHOD 1668C

Client ID: Method Blank Filename: 190610E1 S:4 Acq:10-JUN-19 19:57:04 ✓ ConCal: ST190610E1-1

Lab ID: B9F0064-BLK1 GC Column ID: ZB-1 ICal: PCBVG8-2-8-18 wt/vol: 5.000 EndCAL: NA

Type	Name	Resp	RA	RT	RRF	Conc	Qual	noise	Fac	DL	RRT	LCL UCL
Mono	PCB-1	5.30e+04	2.90	y 16:05	1.07	0.8716		*	2.5	*	1.001	0.996-1.006
Mono	PCB-2	*	*	n NotFn	1.06	*		3530	2.5	1.96	*	0.983-0.993
Mono	PCB-3	*	*	n NotFn	1.06	*		3530	2.5	1.95	*	0.996-1.006
Di	PCB-4/10	*	*	n NotFn	1.24	*		3900	2.5	1.70	*	0.998-1.008
Di	PCB-7/9	*	*	n NotFn	0.99	*		3900	2.5	1.40	*	0.863-0.871
Di	PCB-6	*	*	n NotFn	1.06	*		3900	2.5	1.31	*	0.888-0.897
Di	PCB-5/8	*	*	n NotFn	1.03	*		3900	2.5	1.35	*	0.904-0.913
Di	PCB-14	*	*	n NotFn	1.03	*		3900	2.5	1.43	*	0.948-0.958
Di	PCB-11	*	*	n NotFn	1.11	*		10800	1.0	1.47	*	0.996-1.006
Di	PCB-12/13	*	*	n NotFn	1.02	*		3900	2.5	1.45	*	1.011-1.021
Di	PCB-15	*	*	n NotFn	1.05	*		3900	2.5	1.40	*	1.023-1.033
Tri	PCB-19	*	*	n NotFn	1.20	*		2120	2.5	0.914	*	0.996-1.006
Tri	PCB-30	*	*	n NotFn	1.93	*		2120	2.5	0.567	*	1.034-1.044
Tri	PCB-18	*	*	n NotFn	0.91	*		2120	2.5	0.917	*	0.948-0.958
Tri	PCB-17	*	*	n NotFn	0.84	*		2120	2.5	0.996	*	0.955-0.965
Tri	PCB-24/27	*	*	n NotFn	1.15	*		2120	2.5	0.728	*	0.977-0.986
Tri	PCB-16/32	*	*	n NotFn	1.02	*		4900	1.0	0.759	*	0.995-1.005
Tri	PCB-34	*	*	n NotFn	0.96	*		1110	2.5	0.538	*	0.955-0.965
Tri	PCB-23	*	*	n NotFn	0.95	*		1110	2.5	0.544	*	0.958-0.968
Tri	PCB-29	*	*	n NotFn	0.96	*		1110	2.5	0.537	*	0.966-0.976
Tri	PCB-26	*	*	n NotFn	1.00	*		1110	2.5	0.515	*	0.974-0.984
Tri	PCB-25	*	*	n NotFn	1.06	*		1110	2.5	0.489	*	0.980-0.990
Tri	PCB-31	*	*	n NotFn	1.10	*		1110	2.5	0.470	*	0.992-1.002
Tri	PCB-28	*	*	n NotFn	1.14	*		1110	2.5	0.454	*	0.995-1.005
Tri	PCB-20/21/33	*	*	n NotFn	1.00	*		1110	2.5	0.519	*	1.017-1.027
Tri	PCB-22	*	*	n NotFn	1.09	*		1110	2.5	0.475	*	1.032-1.042
Tri	PCB-36	*	*	n NotFn	1.15	*		1110	2.5	0.476	*	0.929-0.939
Tri	PCB-39	*	*	n NotFn	1.07	*		1110	2.5	0.512	*	0.943-0.953
Tri	PCB-38	*	*	n NotFn	1.10	*		1110	2.5	0.497	*	0.966-0.976
Tri	PCB-35	*	*	n NotFn	1.12	*		1110	2.5	0.488	*	0.982-0.992
Tri	PCB-37	*	*	n NotFn	1.11	*		1110	2.5	0.492	*	0.996-1.006
Tetra	PCB-54	*	*	n NotFn	1.07	*		1160	2.5	0.405	*	0.996-1.006
Tetra	PCB-50	*	*	n NotFn	0.87	*		1160	2.5	0.498	*	1.038-1.048
Tetra	PCB-53	*	*	n NotFn	1.01	*		1160	2.5	0.572	*	0.940-0.950
Tetra	PCB-51	*	*	n NotFn	1.10	*		1160	2.5	0.525	*	0.952-0.962
Tetra	PCB-45	*	*	n NotFn	0.87	*		1160	2.5	0.663	*	0.965-0.975
Tetra	PCB-46	*	*	n NotFn	0.84	*		1160	2.5	0.690	*	0.980-0.990

Integrations by:

Analyst: MJ

Date: 6/18/19

Reviewed by: CT Date: 06/25/19

Client ID: Method Blank Filename: 190610E1 S:4 Acq:10-JUN-19 19:57:04 ConCal: ST190610E1-1
Lab ID: B9F0064-BLK1 GC Column ID: ZB-1 ICal: PCBVG8-2-8-18 wt/vol: 5.000 EndCAL: NA

Type	Name	Resp	RA	RT	RRF	Conc	Qual	noise	Fac	DL	RRT	LCL	UCL
Tetra	PCB-52/69	*	*	n NotF	1.21	*		1160	2.5	0.477	*	0.996	1.006
Tetra	PCB-73	*	*	n NotF	1.45	*		1160	2.5	0.398	*	1.000	1.010
Tetra	PCB-43/49	*	*	n NotF	1.01	*		1160	2.5	0.571	*	1.005	1.015
Tetra	PCB-47	*	*	n NotF	0.91	*		3060	1.0	0.610	*	0.995	1.005
Tetra	PCB-48/75	*	*	n NotF	1.13	*		1160	2.5	0.462	*	0.999	1.009
Tetra	PCB-65	*	*	n NotF	1.27	*		1160	2.5	0.412	*	1.007	1.017
Tetra	PCB-62	*	*	n NotF	1.10	*		1160	2.5	0.478	*	1.011	1.021
Tetra	PCB-44	*	*	n NotF	0.85	*		1160	2.5	0.613	*	1.020	1.030
Tetra	PCB-42/59	*	*	n NotF	1.02	*		1160	2.5	0.513	*	1.027	1.037
Tetra	PCB-41/64/71/72	*	*	n NotF	1.17	*		1160	2.5	0.449	*	1.046	1.056
Tetra	PCB-68	*	*	n NotF	1.28	*		1160	2.5	0.410	*	1.054	1.064
Tetra	PCB-40	*	*	n NotF	0.62	*		1160	2.5	0.839	*	1.060	1.070
Tetra	PCB-57	*	*	n NotF	1.13	*		1160	2.5	0.436	*	0.965	0.975
Tetra	PCB-67	*	*	n NotF	1.10	*		1160	2.5	0.446	*	0.973	0.983
Tetra	PCB-58	*	*	n NotF	1.12	*		1160	2.5	0.438	*	0.977	0.987
Tetra	PCB-63	*	*	n NotF	1.00	*		1160	2.5	0.492	*	0.981	0.991
Tetra	PCB-74	*	*	n NotF	1.18	*		1160	2.5	0.416	*	0.989	0.999
Tetra	PCB-61/70	*	*	n NotF	1.03	*		1160	2.5	0.479	*	0.994	1.004
Tetra	PCB-76/66	*	*	n NotF	1.13	*		1160	2.5	0.434	*	1.000	1.010
Tetra	PCB-80	*	*	n NotF	1.19	*		1160	2.5	0.411	*	0.995	1.005
Tetra	PCB-55	*	*	n NotF	1.16	*		1160	2.5	0.424	*	1.004	1.014
Tetra	PCB-56/60	*	*	n NotF	1.04	*		1160	2.5	0.471	*	1.018	1.028
Tetra	PCB-79	*	*	n NotF	1.17	*		1160	2.5	0.420	*	1.047	1.057
Tetra	PCB-78	*	*	n NotF	1.10	*		1160	2.5	0.445	*	0.982	0.992
Tetra	PCB-81	*	*	n NotF	0.97	*		1160	2.5	0.507	*	0.995	1.005
Tetra	PCB-77	*	*	n NotF	1.08	*		1160	2.5	0.496	*	0.995	1.005
Penta	PCB-104	*	*	n NotF	1.08	*		948	2.5	0.614	*	0.996	1.006
Penta	PCB-96	*	*	n NotF	1.13	*		948	2.5	0.585	*	1.034	1.044
Penta	PCB-103	*	*	n NotF	0.91	*		948	2.5	0.729	*	1.051	1.061
Penta	PCB-100	*	*	n NotF	0.93	*		948	2.5	0.715	*	1.062	1.072
Penta	PCB-94	*	*	n NotF	0.91	*		948	2.5	0.905	*	0.981	0.991
Penta	PCB-95/98/102	*	*	n NotF	1.17	*		948	2.5	0.706	*	0.994	1.004
Penta	PCB-93	*	*	n NotF	0.93	*		948	2.5	0.894	*	0.997	1.007
Penta	PCB-88/91	*	*	n NotF	0.97	*		948	2.5	0.849	*	1.005	1.015
Penta	PCB-121	*	*	n NotF	1.68	*		948	2.5	0.492	*	1.009	1.019
Penta	PCB-84/92	*	*	n NotF	0.97	*		948	2.5	0.889	*	0.985	0.995
Penta	PCB-89	*	*	n NotF	1.06	*		948	2.5	0.811	*	0.990	1.000

Analyst: MJ

Date: 6/18/19

Client ID: Method Blank Filename: 190610E1 S:4 Acq:10-JUN-19 19:57:04 ConCal: ST190610E1-1
Lab ID: B9F0064-BLK1 GC Column ID: ZB-1 ICal: PCBVG8-2-8-18 wt/vol: 5.000 EndCAL: NA

Type	Name	Resp	RA	RT	RRF	Conc	Qual	noise	Fac	DL	RRT	LCL UCL
Penta	PCB-90/101	*	*	n NotF¶	1.08	*		948	2.5	0.803	*	0.995-1.005
Penta	PCB-113	*	*	n NotF¶	1.48	*		948	2.5	0.585	*	1.002-1.012
Penta	PCB-99	*	*	n NotF¶	1.25	*		948	2.5	0.689	*	1.004-1.014
Penta	PCB-119	*	*	n NotF¶	1.70	*		948	2.5	0.575	*	0.982-0.992
Penta	PCB-108/112	*	*	n NotF¶	1.40	*		948	2.5	0.696	*	0.986-0.996
Penta	PCB-83	*	*	n NotF¶	1.75	*		948	2.5	0.557	*	0.990-1.000
Penta	PCB-97	*	*	n NotF¶	1.17	*		948	2.5	0.832	*	0.995-1.005
Penta	PCB-86	*	*	n NotF¶	1.08	*		948	2.5	0.903	*	0.999-1.009
Penta	PCB-87/117/125	*	*	n NotF¶	1.55	*		948	2.5	0.630	*	1.002-1.012
Penta	PCB-111/115	*	*	n NotF¶	1.79	*		948	2.5	0.545	*	1.006-1.016
Penta	PCB-85/116	*	*	n NotF¶	1.29	*		948	2.5	0.757	*	1.009-1.019
Penta	PCB-120	*	*	n NotF¶	1.98	*		948	2.5	0.493	*	1.016-1.026
Penta	PCB-110	*	*	n NotF¶	1.69	*		948	2.5	0.580	*	1.020-1.030
Penta	PCB-82	*	*	n NotF¶	0.81	*		948	2.5	0.897	*	0.972-0.982
Penta	PCB-124	*	*	n NotF¶	1.30	*		948	2.5	0.558	*	0.988-0.998
Penta	PCB-107/109	*	*	n NotF¶	1.31	*		948	2.5	0.551	*	0.991-1.001
Penta	PCB-123	*	*	n NotF¶	1.12	*		948	2.5	0.647	*	0.996-1.006
Penta	PCB-106/118	*	*	n NotF¶	1.18	*		948	2.5	0.618	*	0.996-1.006
Penta	PCB-114	*	*	n NotF¶	1.11	*		1170	2.5	0.890	*	0.995-1.005
Penta	PCB-122	*	*	n NotF¶	1.03	*		1170	2.5	0.964	*	0.999-1.009
Penta	PCB-105	*	*	n NotF¶	1.12	*		1170	2.5	0.898	*	0.995-1.005
Penta	PCB-127	*	*	n NotF¶	1.12	*		1170	2.5	0.868	*	0.995-1.005
Penta	PCB-126	*	*	n NotF¶	1.20	*		1170	2.5	0.923	*	0.995-1.005
Hexa	PCB-155	*	*	n NotF¶	0.99	*		756	2.5	0.523	*	0.995-1.005
Hexa	PCB-150	*	*	n NotF¶	1.02	*		756	2.5	0.504	*	1.030-1.040
Hexa	PCB-152	*	*	n NotF¶	1.16	*		756	2.5	0.447	*	1.042-1.052
Hexa	PCB-145	*	*	n NotF¶	1.13	*		756	2.5	0.458	*	1.054-1.064
Hexa	PCB-136	*	*	n NotF¶	1.02	*		756	2.5	0.505	*	1.063-1.073
Hexa	PCB-148	*	*	n NotF¶	0.77	*		756	2.5	0.668	*	1.066-1.076
Hexa	PCB-154	*	*	n NotF¶	0.88	*		756	2.5	0.590	*	1.079-1.089
Hexa	PCB-151	*	*	n NotF¶	0.75	*		756	2.5	0.687	*	1.095-1.107
Hexa	PCB-135	*	*	n NotF¶	0.86	*		756	2.5	0.601	*	1.101-1.113
Hexa	PCB-144	*	*	n NotF¶	0.77	*		756	2.5	0.675	*	1.105-1.116
Hexa	PCB-147	*	*	n NotF¶	0.80	*		756	2.5	0.642	*	1.108-1.120
Hexa	PCB-139/149	*	*	n NotF¶	0.88	*		756	2.5	0.587	*	1.115-1.127
Hexa	PCB-140	*	*	n NotF¶	0.77	*		756	2.5	0.671	*	1.120-1.132
Hexa	PCB-134/143	*	*	n NotF¶	0.76	*		704	2.5	0.654	*	0.970-0.980

Analyst: MJ

Date: 6/18/19

Client ID: Method Blank Filename: 190610E1 S:4 Acq:10-JUN-19 19:57:04 ConCal: ST190610E1-1
Lab ID: B9F0064-BLK1 GC Column ID: ZB-1 ICal: PCBVG8-2-8-18 wt/vol: 5.000 EndCAL: NA

Type	Name	Resp	RA	RT	RRF	Conc	Qual	noise	Fac	DL	RRT	LCL UCL
Hexa	PCB-131/133	*	*	n NotF╗	0.82	*		704	2.5	0.611	*	0.977-0.987
Hexa	PCB-142	*	*	n NotF╗	0.73	*		704	2.5	0.682	*	0.981-0.991
Hexa	PCB-146/165	*	*	n NotF╗	1.02	*		704	2.5	0.489	*	0.986-0.996
Hexa	PCB-132/161	*	*	n NotF╗	1.00	*		704	2.5	0.497	*	0.992-1.002
Hexa	PCB-153	*	*	n NotF╗	1.08	*		704	2.5	0.463	*	0.995-1.005
Hexa	PCB-168	*	*	n NotF╗	1.12	*		704	2.5	0.447	*	1.000-1.010
Hexa	PCB-141	*	*	n NotF╗	1.02	*		704	2.5	0.610	*	0.995-1.005
Hexa	PCB-137	*	*	n NotF╗	1.10	*		704	2.5	0.564	*	1.004-1.014
Hexa	PCB-130	*	*	n NotF╗	0.81	*		704	2.5	0.771	*	1.007-1.017
Hexa	PCB-138/163/164	*	*	n NotF╗	1.23	*		704	2.5	0.457	*	0.996-1.006
Hexa	PCB-158/160	*	*	n NotF╗	1.18	*		704	2.5	0.478	*	1.001-1.011
Hexa	PCB-129	*	*	n NotF╗	0.78	*		704	2.5	0.721	*	1.007-1.017
Hexa	PCB-166	*	*	n NotF╗	1.13	*		704	2.5	0.413	*	0.988-0.998
Hexa	PCB-159	*	*	n NotF╗	1.16	*		704	2.5	0.402	*	0.995-1.005
Hexa	PCB-128/162	*	*	n NotF╗	0.89	*		704	2.5	0.522	*	1.002-1.012
Hexa	PCB-167	*	*	n NotF╗	1.02	*		704	2.5	0.455	*	0.995-1.005
Hexa	PCB-156	*	*	n NotF╗	1.06	*		704	2.5	0.453	*	0.995-1.005
Hexa	PCB-157	*	*	n NotF╗	1.02	*		704	2.5	0.490	*	0.996-1.006
Hexa	PCB-169	*	*	n NotF╗	1.13	*		704	2.5	0.464	*	0.995-1.005
Hepta	PCB-188	*	*	n NotF╗	1.37	*		668	2.5	0.279	*	0.995-1.005
Hepta	PCB-184	*	*	n NotF╗	1.32	*		668	2.5	0.291	*	1.006-1.016
Hepta	PCB-179	*	*	n NotF╗	1.38	*		668	2.5	0.277	*	1.024-1.034
Hepta	PCB-176	*	*	n NotF╗	1.31	*		668	2.5	0.293	*	1.035-1.045
Hepta	PCB-186	*	*	n NotF╗	1.42	*		668	2.5	0.270	*	1.049-1.059
Hepta	PCB-178	*	*	n NotF╗	0.97	*		668	2.5	0.396	*	1.060-1.070
Hepta	PCB-175	*	*	n NotF╗	1.00	*		668	2.5	0.384	*	1.069-1.079
Hepta	PCB-182/187	*	*	n NotF╗	1.14	*		668	2.5	0.336	*	1.072-1.082
Hepta	PCB-183	*	*	n NotF╗	1.13	*		668	2.5	0.340	*	1.080-1.090
Hepta	PCB-185	*	*	n NotF╗	1.36	*		668	2.5	0.396	*	0.950-0.960
Hepta	PCB-174	*	*	n NotF╗	1.42	*		668	2.5	0.379	*	0.958-0.968
Hepta	PCB-181	*	*	n NotF╗	1.48	*		668	2.5	0.364	*	0.960-0.970
Hepta	PCB-177	*	*	n NotF╗	1.33	*		668	2.5	0.404	*	0.963-0.973
Hepta	PCB-171	*	*	n NotF╗	1.37	*		668	2.5	0.391	*	0.969-0.979
Hepta	PCB-173	*	*	n NotF╗	1.27	*		668	2.5	0.423	*	0.978-0.988
Hepta	PCB-172	*	*	n NotF╗	1.39	*		668	2.5	0.387	*	0.987-0.997
Hepta	PCB-192	*	*	n NotF╗	1.80	*		668	2.5	0.297	*	0.991-1.001
Hepta	PCB-180	*	*	n NotF╗	1.52	*		668	2.5	0.354	*	0.995-1.005

Analyst: MJ

Date: 6/18/19

Client ID: Method Blank Filename: 190610E1 S:4 Acq:10-JUN-19 19:57:04 ConCal: ST190610E1-1
Lab ID: B9F0064-BLK1 GC Column ID: ZB-1 ICal: PCBVG8-2-8-18 wt/vol: 5.000 EndCAL: NA

Type	Name	Resp	RA	RT	RRF	Conc	Qual	noise	Fac	DL	RRT	LCL UCL
Hepta	PCB-193	*	*	n NotF	1.71	*		668	2.5	0.313	*	0.999-1.009
Hepta	PCB-191	*	*	n NotF	1.74	*		668	2.5	0.308	*	1.005-1.015
Hepta	PCB-170	*	*	n NotF	1.44	*		668	2.5	0.388	*	0.995-1.005
Hepta	PCB-190	*	*	n NotF	1.95	*		668	2.5	0.285	*	0.999-1.009
Hepta	PCB-189	*	*	n NotF	1.46	*		668	2.5	0.254	*	0.995-1.005
Octa	PCB-202	*	*	n NotF	1.06	*		792	2.5	0.598	*	0.995-1.005
Octa	PCB-201	*	*	n NotF	0.98	*		792	2.5	0.648	*	1.006-1.016
Octa	PCB-204	*	*	n NotF	1.07	*		792	2.5	0.592	*	1.009-1.019
Octa	PCB-197	*	*	n NotF	1.10	*		792	2.5	0.577	*	1.015-1.025
Octa	PCB-200	*	*	n NotF	1.04	*		792	2.5	0.608	*	1.034-1.044
Octa	PCB-198	*	*	n NotF	0.84	*		792	2.5	0.755	*	1.065-1.075
Octa	PCB-199	*	*	n NotF	0.80	*		792	2.5	0.793	*	1.067-1.077
Octa	PCB-196/203	*	*	n NotF	0.84	*		792	2.5	0.753	*	1.072-1.082
Octa	PCB-195	*	*	n NotF	1.04	*		528	2.5	0.378	*	0.979-0.989
Octa	PCB-194	*	*	n NotF	1.16	*		1230	2.5	0.787	*	0.995-1.005
Octa	PCB-205	*	*	n NotF	1.33	*		528	2.5	0.294	*	1.000-1.010
Nona	PCB-208	*	*	n NotF	0.90	*		1700	2.5	0.922	*	0.995-1.005
Nona	PCB-207	*	*	n NotF	0.89	*		384	2.5	0.210	*	1.001-1.011
Nona	PCB-206	*	*	n NotF	0.88	*		384	2.5	0.264	*	0.995-1.005
Deca	PCB-209	*	*	n NotF	1.04	*		877	1.0	0.234	*	0.995-1.005

Analyst: MJ

Date: 6/18/19

Client ID: Method Blank Filename: 190610E1 S:4 Acq:10-JUN-19 19:57:04 ConCal: ST190610E1-1
Lab ID: B9F0064-BLK1 GC Column ID: ZB-1 ICal: PCBVG8-2-8-18 wt/vol: 5.000 EndCAL: NA

Name	Resp	RA		RT	RRF	Conc	
Total Mono-PCB	5.30e+04	2.90	y	16:05	1.06	0.871572	
Total Di-PCB	*	*	n	NotFnd	1.04	*	
Total Tri-PCB	*	*	n	NotFnd	1.15	*	
Total Tri-PCB	*	*	n	NotFnd	1.05	*	Sum:0.00000
Total Tetra-PCB	*	*	n	NotFnd	1.06	*	
Total Penta-PCB	*	*	n	NotFnd	1.18	*	
Total Penta-PCB	*	*	n	NotFnd	1.12	*	Sum:0.00000
Total Hexa-PCB	*	*	n	NotFnd	0.91	*	
Total Hexa-PCB	*	*	n	NotFnd	1.00	*	Sum:0.00000
Total Hepta-PCB	*	*	n	NotFnd	1.35	*	
Total Octa-PCB	*	*	n	NotFnd	0.95	*	
Total Octa-PCB	*	*	n	NotFnd	1.17	*	Sum:0.00000
Total Nona-PCB	*	*	n	NotFnd	0.89	*	
Total Deca-PCB	*	*	n	NotFnd	1.04	*	

Total PCB Conc:0.871572000000

Integrations by Analyst: MJ

Date: 6/18/19

Client ID: Method Blank
Lab ID: B9F0064-BLK1

Filename: 190610E1 S:4 Acq:10-JUN-19 19:57:04 ConCal: ST190610E1-1
GC Column ID: ZB-1 ICal: PCBVG8-2-8-18 wt/vol:5.0000 EndCAL: NA

Name	Resp	RA		RRF	RT	RRT	LCL	UCL	Conc	Rec
13C-PCB-1	1.13e+08	3.25	y	1.13	16:04	0.620	0.616	0.622	1200	59.8
13C-PCB-3	1.15e+08	3.24	y	1.21	18:42	0.721	0.716	0.724	1130	56.7
13C-PCB-4	8.51e+07	1.60	y	0.59	20:03	0.773	0.769	0.777	1710	85.3
13C-PCB-9	1.32e+08	1.57	y	0.94	21:50	0.842	0.837	0.845	1670	83.6
13C-PCB-11	1.33e+08	1.57	y	0.95	25:13	0.972	0.968	0.978	1670	83.4
13C-PCB-19	7.51e+07	1.08	y	0.62	24:12	0.933	0.928	0.938	1430	71.7
13C-PCB-28	9.57e+07	0.96	y	1.05	29:06	1.004	0.999	1.009	1580	78.8
13C-PCB-32	1.08e+08	1.11	y	0.91	27:08	1.046	1.041	1.051	1420	70.9
13C-PCB-37	9.79e+07	0.94	y	1.02	32:58	1.137	1.132	1.144	1660	82.9
13C-PCB-47	9.42e+07	0.75	y	0.83	32:01	0.871	0.867	0.875	1910	95.3
13C-PCB-52	8.40e+07	0.75	y	0.76	31:30	0.857	0.853	0.861	1850	92.7
13C-PCB-54	1.11e+08	0.77	y	0.93	27:58	0.761	0.756	0.764	2020	101
13C-PCB-70	1.06e+08	0.76	y	1.00	35:31	0.966	0.961	0.971	1790	89.5
13C-PCB-77	1.04e+08	0.77	y	0.96	39:39	1.078	1.073	1.083	1830	91.7
13C-PCB-80	1.06e+08	0.76	y	1.00	35:57	0.978	0.973	0.983	1800	89.8
13C-PCB-81	1.08e+08	0.76	y	1.01	39:02	1.062	1.057	1.067	1800	90.1
13C-PCB-95	7.28e+07	1.57	y	0.80	35:49	0.913	0.908	0.918	1790	89.6
13C-PCB-97	6.27e+07	1.59	y	0.70	38:49	0.989	0.984	0.994	1770	88.3
13C-PCB-101	7.19e+07	1.61	y	0.80	37:30	0.955	0.951	0.961	1770	88.6
13C-PCB-104	9.02e+07	1.59	y	1.01	32:40	0.832	0.828	0.836	1770	88.5
13C-PCB-105	7.83e+07	1.54	y	1.14	43:04	0.929	0.924	0.934	1850	92.4
13C-PCB-114	7.94e+07	1.59	y	1.18	42:12	0.910	0.905	0.915	1810	90.5
13C-PCB-118	8.93e+07	1.60	y	1.00	41:33	1.059	1.054	1.064	1770	88.6
13C-PCB-123	8.69e+07	1.59	y	0.95	41:22	1.054	1.049	1.059	1820	90.9
13C-PCB-126	7.51e+07	1.55	y	1.14	45:18	0.977	0.972	0.982	1780	89.1
13C-PCB-127	8.46e+07	1.57	y	1.24	43:25	0.937	0.931	0.941	1840	91.8
13C-PCB-138	7.35e+07	1.27	y	1.17	44:48	0.967	0.962	0.972	1690	84.4
13C-PCB-141	6.85e+07	1.27	y	1.11	43:58	0.949	0.944	0.954	1670	83.4
13C-PCB-153	8.30e+07	1.27	y	1.34	43:14	0.933	0.928	0.938	1670	83.7
13C-PCB-155	8.17e+07	1.27	y	0.83	37:03	0.944	0.939	0.949	1960	97.8
13C-PCB-156	8.87e+07	1.26	y	1.38	48:03	1.037	1.032	1.042	1730	86.4
13C-PCB-157	8.89e+07	1.26	y	1.37	48:20	1.043	1.037	1.047	1750	87.3
13C-PCB-159	8.89e+07	1.25	y	1.39	46:06	0.995	0.989	0.999	1730	86.3
13C-PCB-167	9.17e+07	1.28	y	1.40	46:46	1.009	1.004	1.014	1770	88.3
13C-PCB-169	8.54e+07	1.28	y	1.39	50:32	1.090	1.085	1.095	1660	82.8
13C-PCB-170	4.21e+07	0.45	y	0.86	50:55	1.102	1.097	1.109	1720	86.2
13C-PCB-180	4.80e+07	0.48	y	0.98	49:20	1.068	1.064	1.074	1730	86.3
13C-PCB-188	6.49e+07	0.45	y	1.40	42:51	0.928	0.923	0.933	1630	81.5
13C-PCB-189	6.05e+07	0.46	y	1.15	52:29	1.136	1.132	1.144	1850	92.4
13C-PCB-194	4.76e+07	0.88	y	0.77	54:01	0.995	0.990	1.000	1740	86.8
13C-PCB-202	6.22e+07	0.91	y	1.28	48:16	1.045	1.040	1.050	1700	85.2
13C-PCB-206	5.45e+07	0.78	y	0.81	55:35	1.024	1.019	1.029	1890	94.6
13C-PCB-208	6.96e+07	0.79	y	1.09	53:18	0.982	0.977	0.987	1790	89.4
13C-PCB-209	6.16e+07	1.21	y	0.74	56:54	1.048	1.043	1.053	2350	117

CRS vs. RS

Name	Resp	RA		RRF	RT	RRT	LCL	UCL	Conc	Rec
13C-PCB-79	1.10e+08	0.76	y	1.03	37:50	1.029	1.024	1.034	1790	89.6
13C-PCB-178	4.35e+07	0.47	y	0.93	45:39	0.985	0.980	0.990	1650	82.3

PS vs. IS

Name	Resp	RA		RRF	RT	RRT	LCL	UCL	Conc	Rec
13C-PCB-79	1.10e+08	0.76	y	1.03	37:50	0.969	0.963	0.973	1990	99.4
13C-PCB-178	4.35e+07	0.47	y	0.95	45:39	0.925	0.920	0.930	1900	95.2

RS

Name	Resp	RA		RRF	RT	Conc
13C-PCB-15	1.68e+08	1.58	y	1.00	25:56	2000
13C-PCB-31	1.16e+08	0.96	y	1.00	28:59	2000
13C-PCB-60	1.18e+08	0.75	y	1.00	36:46	2000
13C-PCB-111	1.01e+08	1.57	y	1.00	39:15	2000
13C-PCB-128	7.42e+07	1.26	y	1.00	46:21	2000
13C-PCB-182	5.70e+07	0.46	y	1.00	46:11	2000
13C-PCB-205	7.13e+07	0.87	y	1.00	54:18	2000

Analyst: MJ

Date: 6/18/19

File:190610E1 #1-867 Acq:10-JUN-2019 19:57:04 GC EI+ Voltage SIR Autospec-UltimaE
Sample#4 File Text:Vista Analytical Laboratory VG-8 Text:B9F0064-BLK1 Method Blank 5 Exp:PCB_ZB1
188.0393 S:4 SMO(1,3) BSUB(10000,15,-3.0) PKD(5,5,2,0.10%,5992.0,0.00%,F,F)

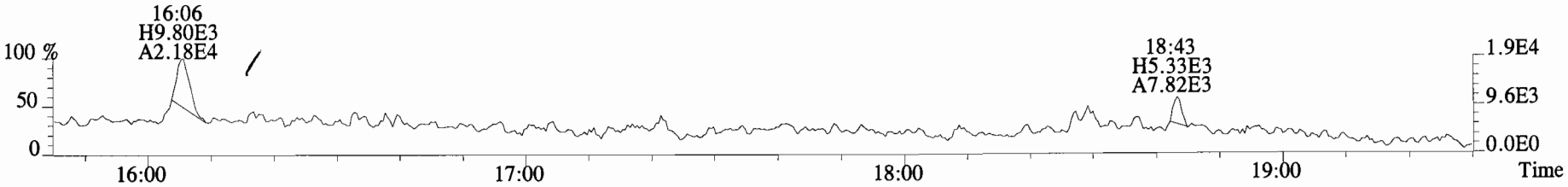

190.0363 S:4 SMO(1,3) BSUB(10000,15,-3.0) PKD(5,5,2,0.10%,3528.0,0.00%,F,F)

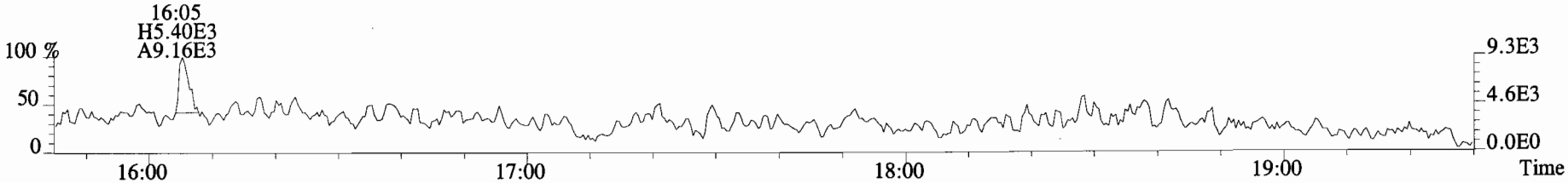

200.0795 S:4 SMO(1,3) BSUB(10000,15,-3.0) PKD(5,5,2,0.10%,4364.0,0.00%,F,F)

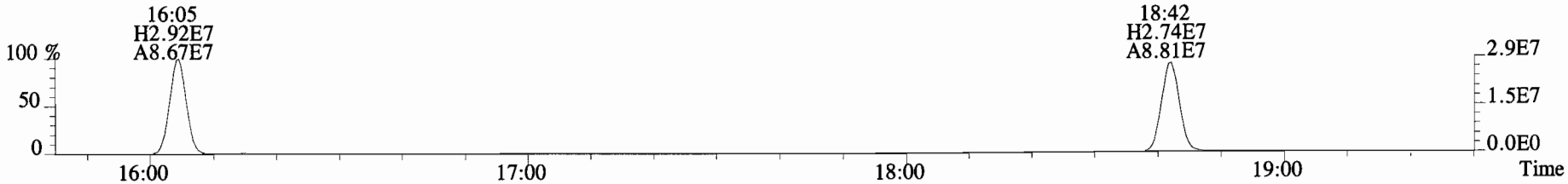

202.0766 S:4 SMO(1,3) BSUB(10000,15,-3.0) PKD(5,5,2,0.10%,24656.0,0.00%,F,F)

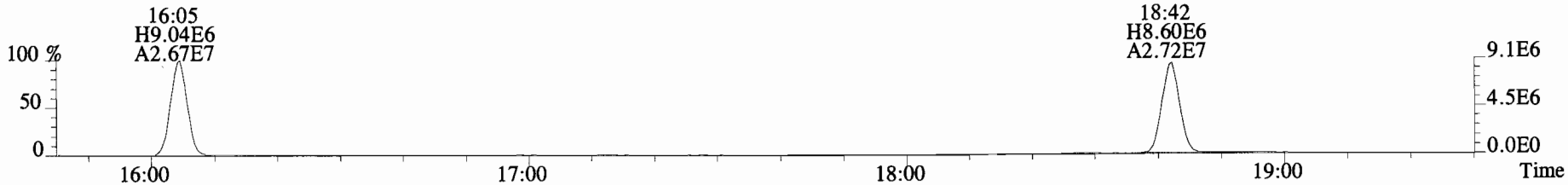

180.9880 S:4



File:190610E1 #1-867 Acq:10-JUN-2019 19:57:04 GC EI+ Voltage SIR Autospec-UltimaE
Sample#4 File Text:Vista Analytical Laboratory VG-8 Text:B9F0064-BLK1 Method Blank 5 Exp:PCB_ZB1
188.0393 S:4 SMO(1,3) BSUB(10000,15,-3.0) PKD(5,5,2,0.10%,5992.0,0.00%,F,F)

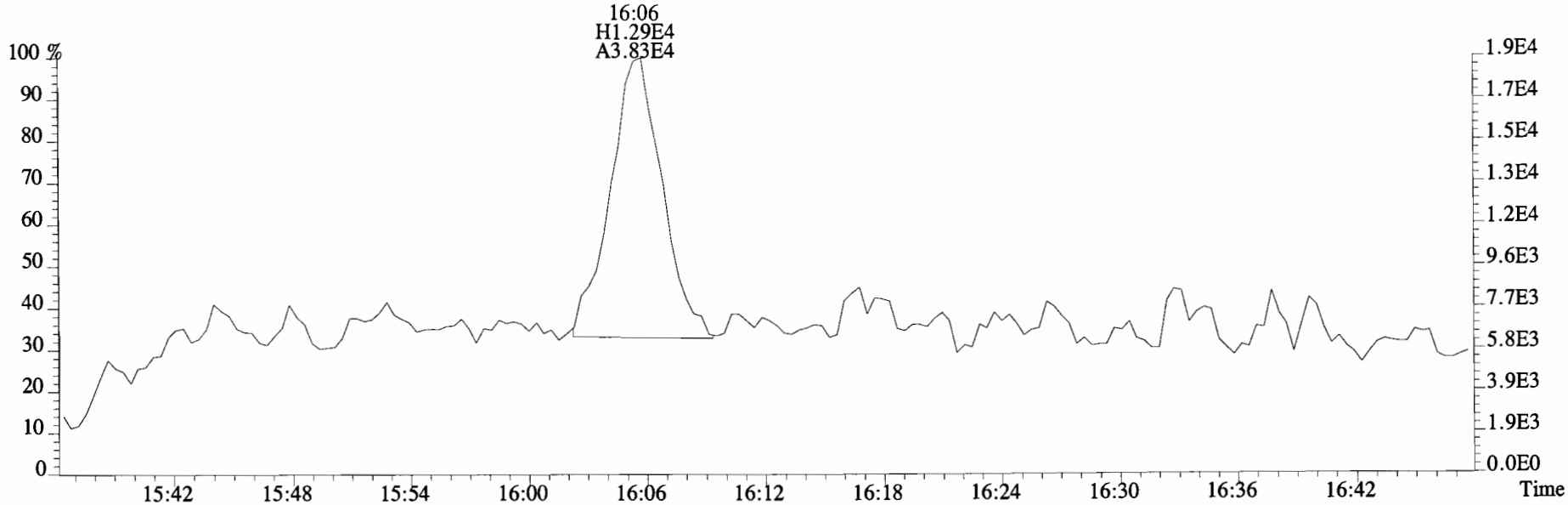

190.0363 S:4 SMO(1,3) BSUB(10000,15,-3.0) PKD(5,5,2,0.10%,3528.0,0.00%,F,F)

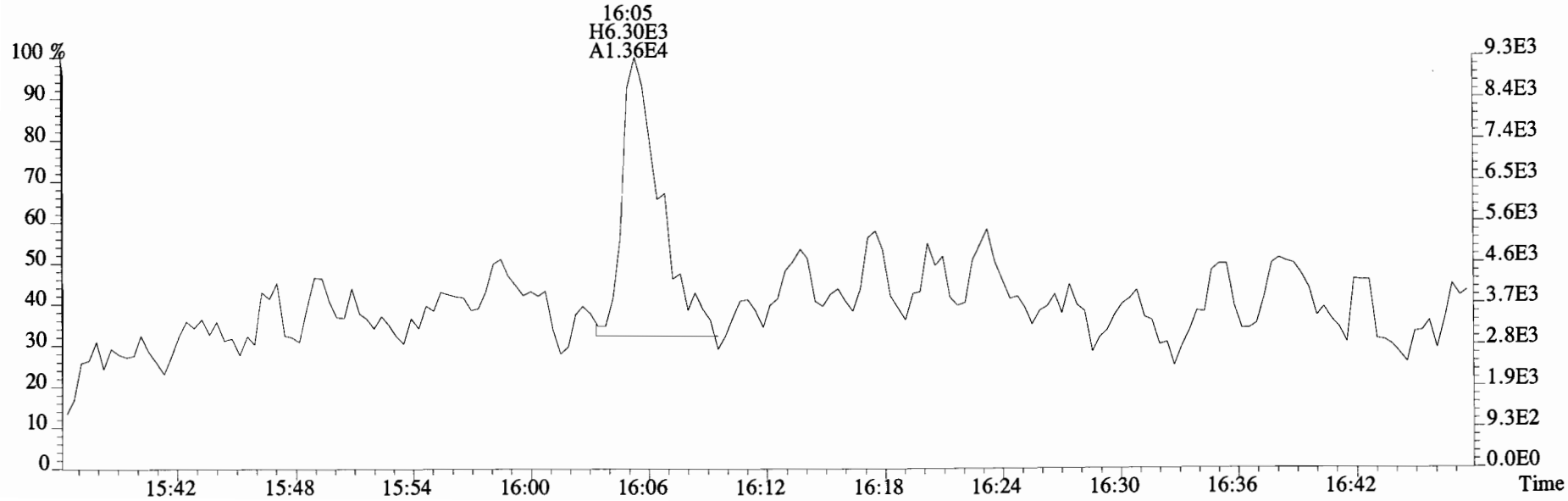

File:190610E1 #1-758 Acq:10-JUN-2019 19:57:04 GC EI+ Voltage SIR Autospec-UltimaE
Sample#4 File Text:Vista Analytical Laboratory VG-8 Text:B9F0064-BLK1 Method Blank 5 Exp:PCB_ZB1
222.0003 S:4 F:2 SMO(1,3) BSUB(10000,15,-3.0) PKD(5,5,2,0.10%,4956.0,0.00%,F,F)

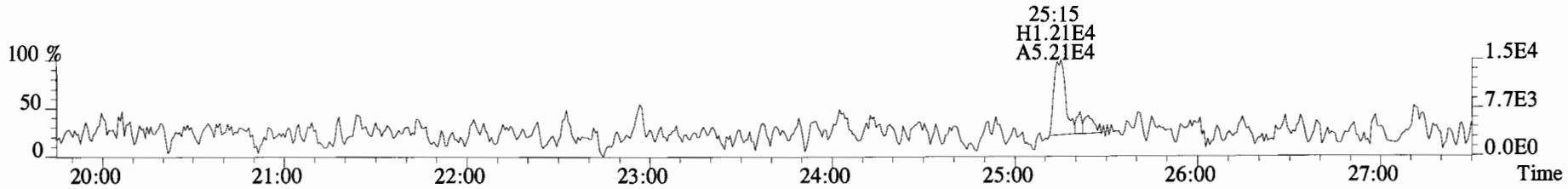

223.9974 S:4 F:2 SMO(1,3) BSUB(10000,15,-3.0) PKD(5,5,2,0.10%,54612.0,0.00%,F,F)

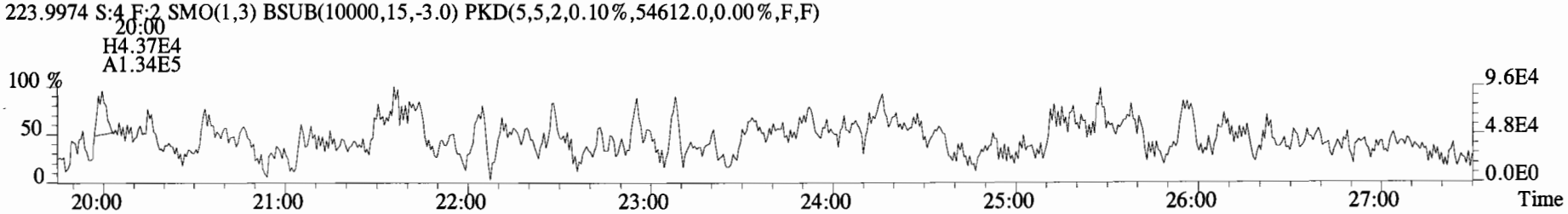

234.0406 S:4 F:2 SMO(1,3) BSUB(10000,15,-3.0) PKD(5,5,2,0.10%,2188.0,0.00%,F,F)

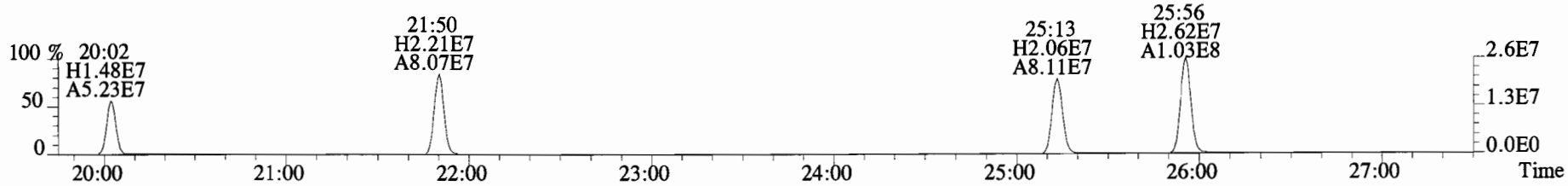

236.0376 S:4 F:2 SMO(1,3) BSUB(10000,15,-3.0) PKD(5,5,2,0.10%,3348.0,0.00%,F,F)

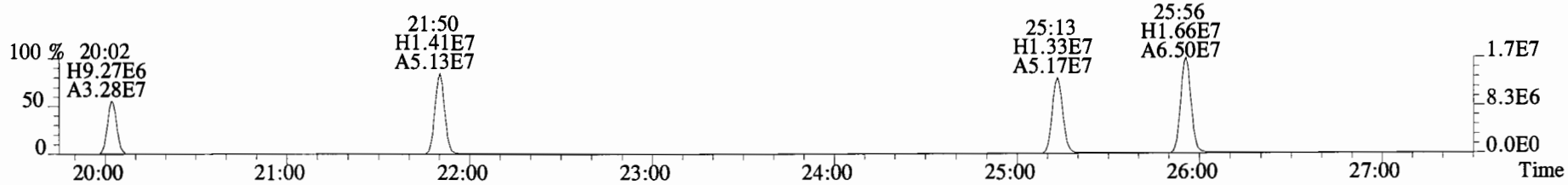

230.9856 S:4 F:2

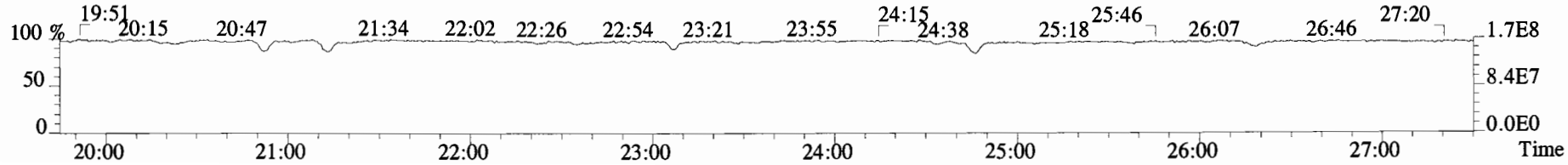

File:190610E1 #1-758 Acq:10-JUN-2019 19:57:04 GC EI+ Voltage SIR Autospec-UltimaE
Sample#4 File Text:Vista Analytical Laboratory VG-8 Text:B9F0064-BLK1 Method Blank 5 Exp:PCB_ZB1
255.9613 S:4 F:2 SMO(1,3) BSUB(10000,15,-3.0) PKD(5,5,2,0.10%,2752.0,0.00%,F,F)

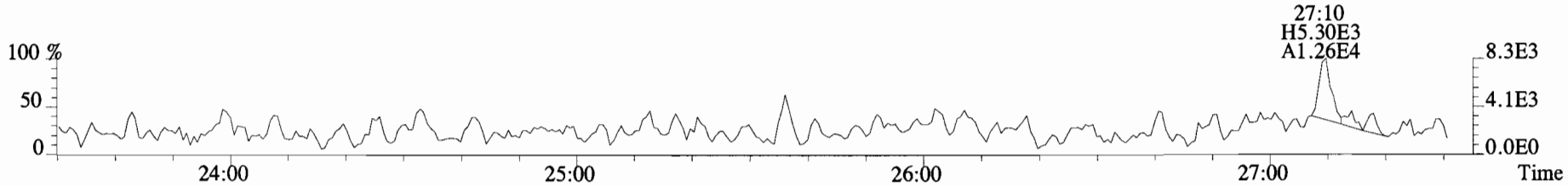

257.9584 S:4 F:2 SMO(1,3) BSUB(10000,15,-3.0) PKD(5,5,2,0.10%,2120.0,0.00%,F,F)

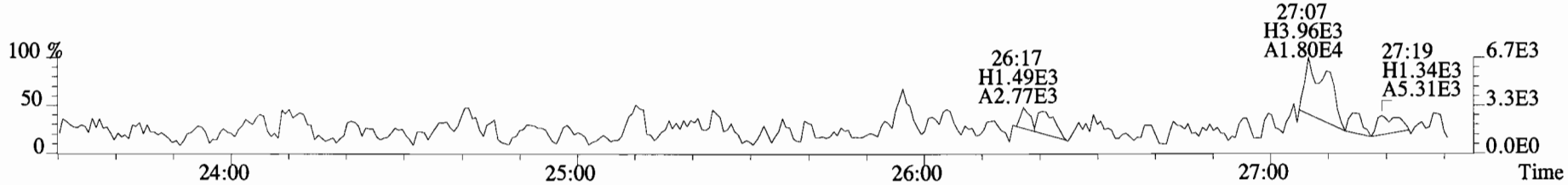

268.0016 S:4 F:2 SMO(1,3) BSUB(10000,15,-3.0) PKD(5,5,2,0.10%,63424.0,0.00%,F,F)



269.9986 S:4 F:2 SMO(1,3) BSUB(10000,15,-3.0) PKD(5,5,2,0.10%,30412.0,0.00%,F,F)

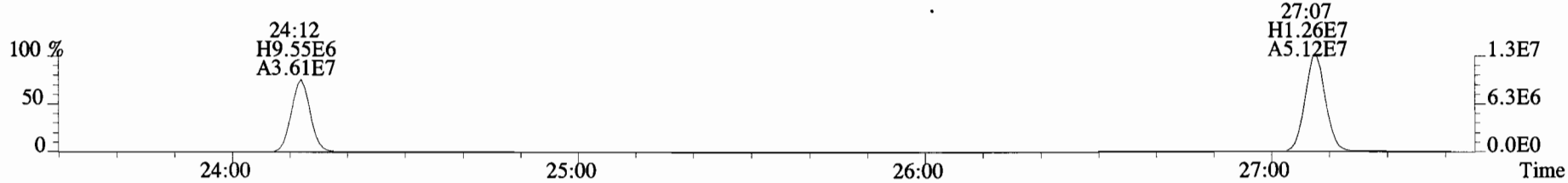

230.9856 S:4 F:2

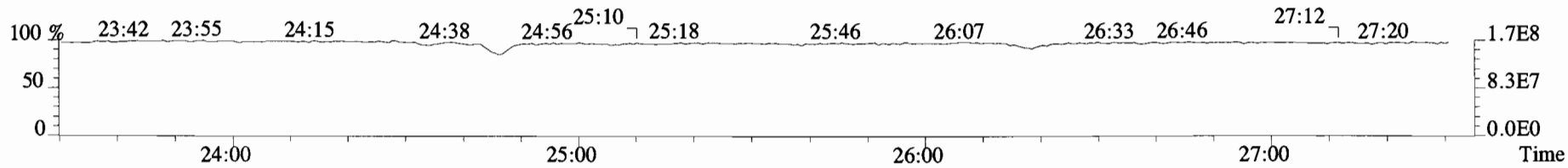

File:190610E1 #1-758 Acq:10-JUN-2019 19:57:04 GC EI+ Voltage SIR Autospec-UltimaE
Sample#4 File Text:Vista Analytical Laboratory VG-8 Text:B9F0064-BLK1 Method Blank 5 Exp:PCB_ZB1
255.9613 S:4 F:3 SMO(1,3) BSUB(10000,15,-3.0) PKD(5,5,2,0.10%,2024.0,0.00%,F,F)

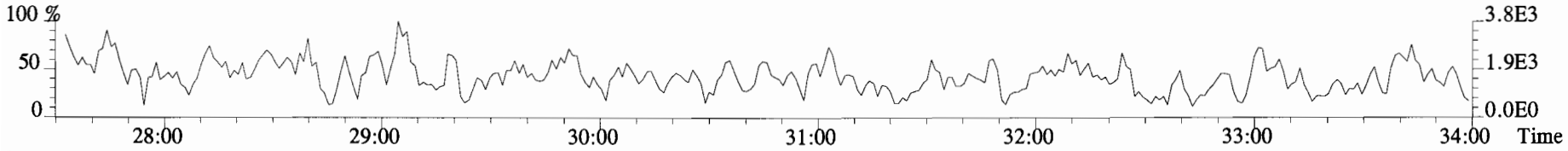

257.9584 S:4 F:3 SMO(1,3) BSUB(10000,15,-3.0) PKD(5,5,2,0.10%,1108.0,0.00%,F,F)

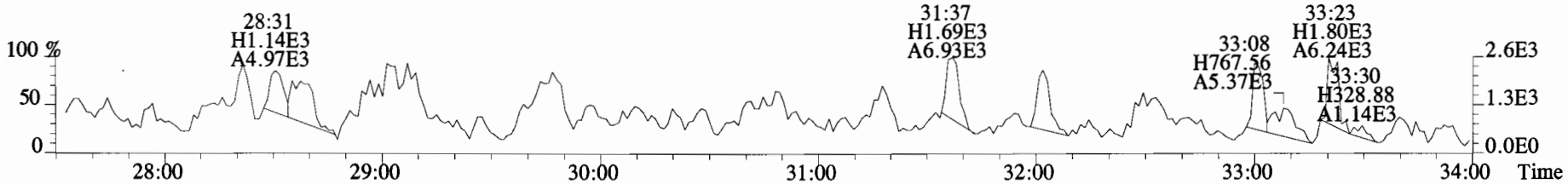

268.0016 S:4 F:3 SMO(1,3) BSUB(10000,15,-3.0) PKD(5,5,2,0.10%,198896.0,0.00%,F,F)

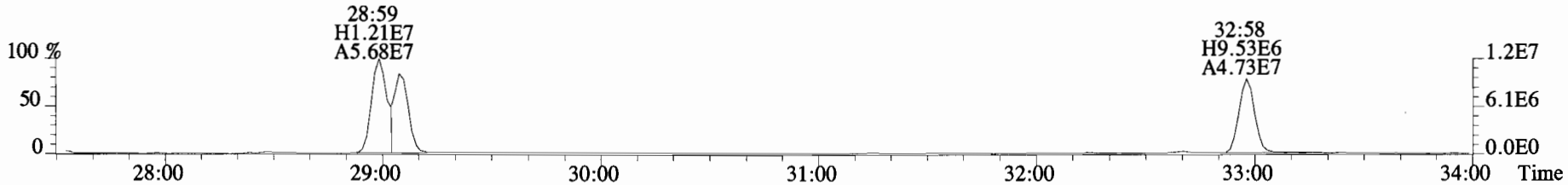

269.9986 S:4 F:3 SMO(1,3) BSUB(10000,15,-3.0) PKD(5,5,2,0.10%,170992.0,0.00%,F,F)

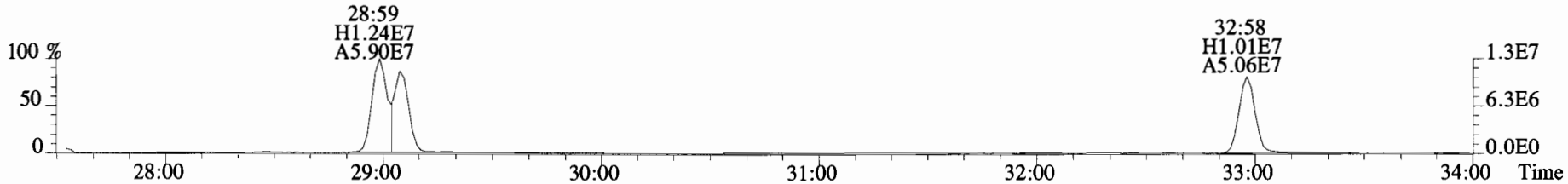

330.9792 S:4 F:3

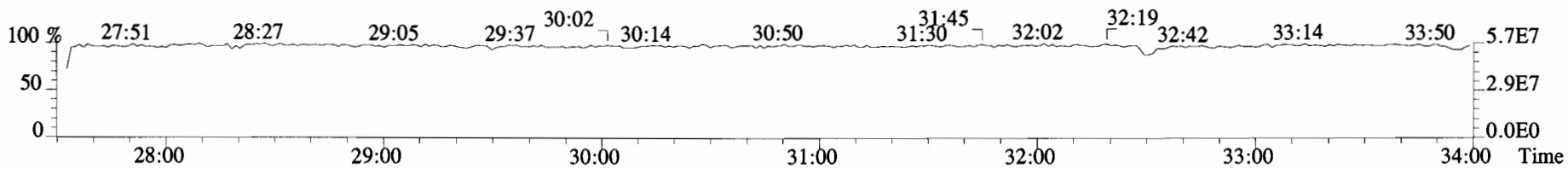

File:190610E1 #1-758 Acq:10-JUN-2019 19:57:04 GC EI+ Voltage SIR Autospec-UltimaE
Sample#4 File Text:Vista Analytical Laboratory VG-8 Text:B9F0064-BLK1 Method Blank 5 Exp:PCB_ZB1
268.0016 S:4 F:3 SMO(1,3) BSUB(10000,15,-3.0) PKD(5,5,2,0.10%,198896.0,0.00%,F,F)

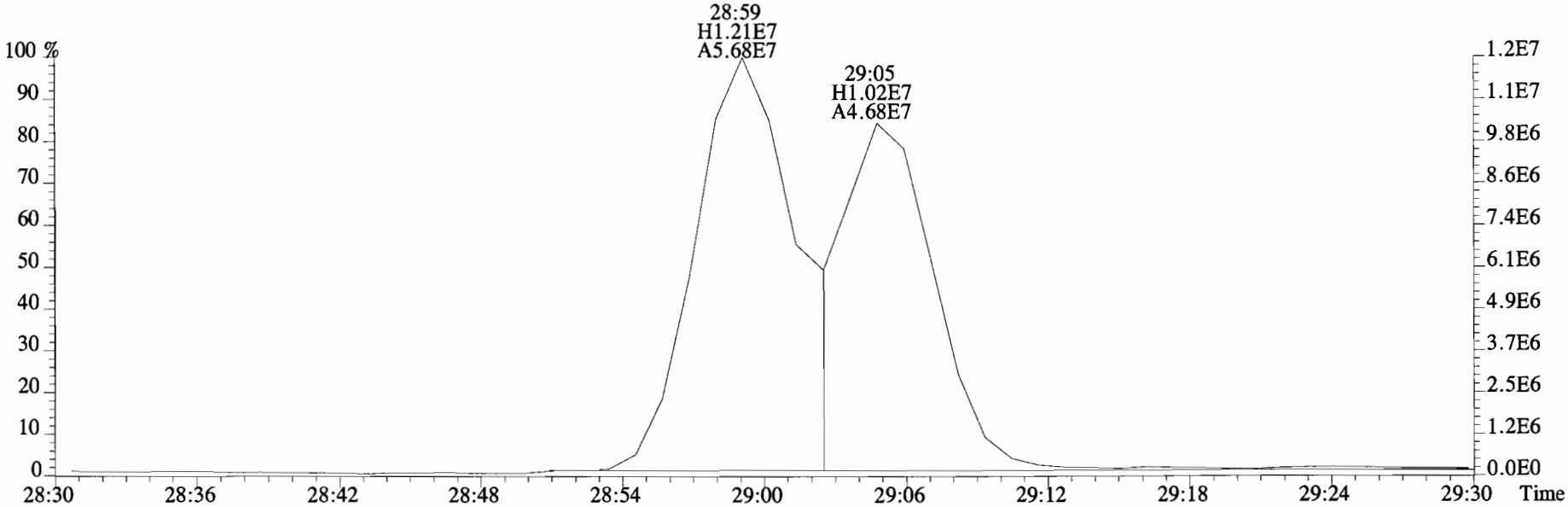

269.9986 S:4 F:3 SMO(1,3) BSUB(10000,15,-3.0) PKD(5,5,2,0.10%,170992.0,0.00%,F,F)

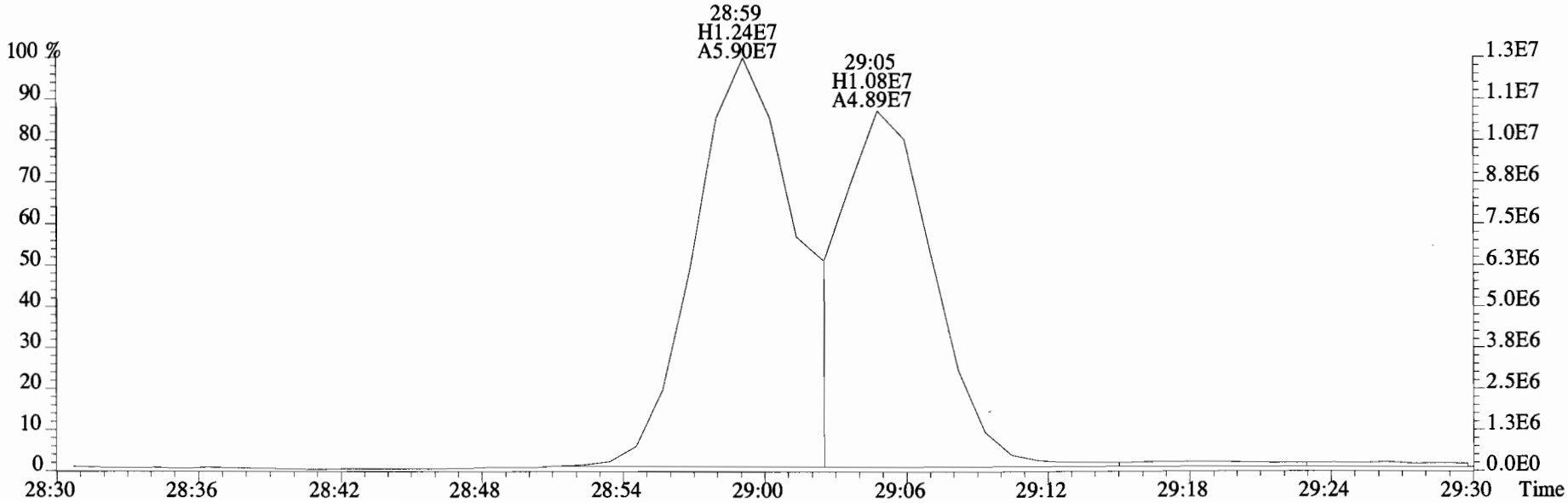

File:190610E1 #1-758 Acq:10-JUN-2019 19:57:04 GC EI+ Voltage SIR Autospec-UltimaE
Sample#4 File Text:Vista Analytical Laboratory VG-8 Text:B9F0064-BLK1 Method Blank 5 Exp:PCB_ZB1
289.9224 S:4 F:3 SMO(1,3) BSUB(10000,15,-3.0) PKD(5,5,2,0.10%,1084.0,0.00%,F,F)

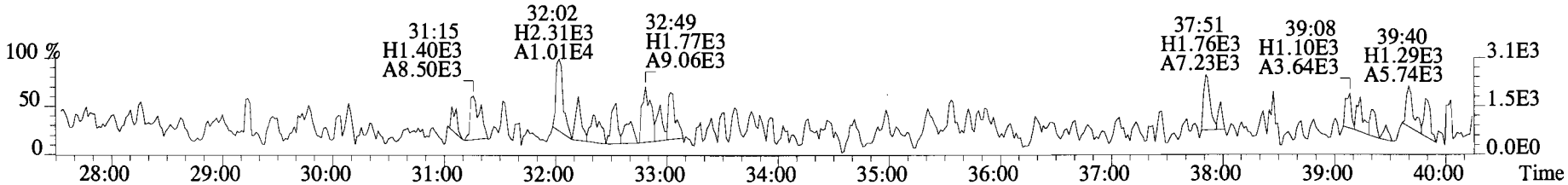

291.9194 S:4 F:3 SMO(1,3) BSUB(10000,15,-3.0) PKD(5,5,2,0.10%,1160.0,0.00%,F,F)

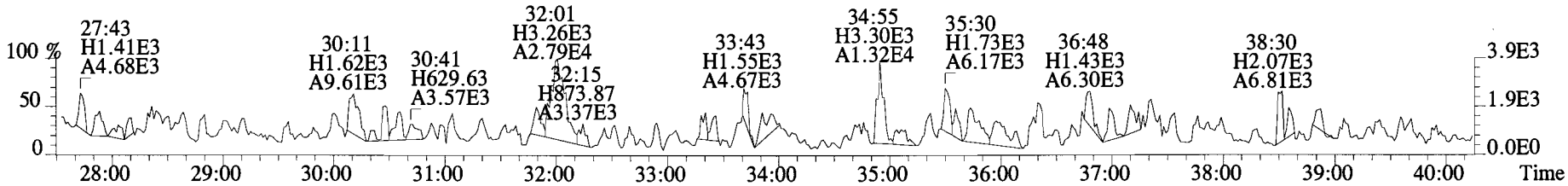

301.9626 S:4 F:3 SMO(1,3) BSUB(10000,15,-3.0) PKD(5,5,2,0.10%,39548.0,0.00%,F,F)

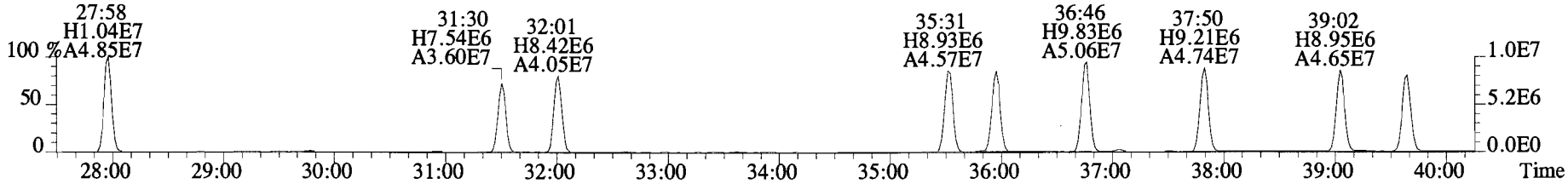

303.9597 S:4 F:3 SMO(1,3) BSUB(10000,15,-3.0) PKD(5,5,2,0.10%,23704.0,0.00%,F,F)

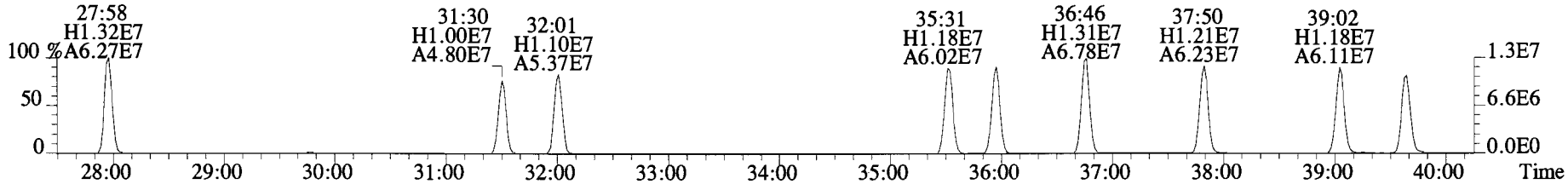

330.9792 S:4 F:3

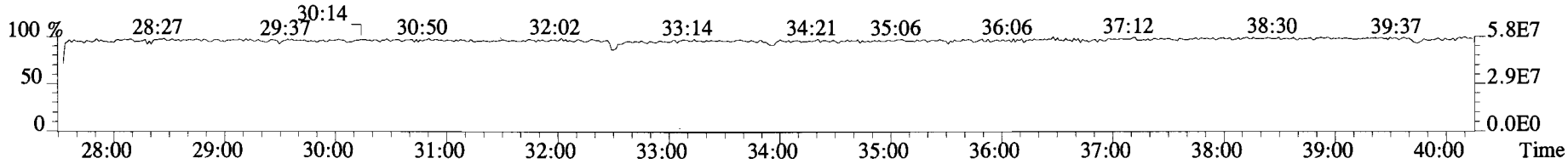

File:190610E1 #1-758 Acq:10-JUN-2019 19:57:04 GC EI+ Voltage SIR Autospec-UltimaE
Sample#4 File Text:Vista Analytical Laboratory VG-8 Text:B9F0064-BLK1 Method Blank 5 Exp:PCB_ZB1
289.9224 S:4 F:3 SMO(1,3) BSUB(10000,15,-3.0) PKD(5,5,2,0.10%,1084.0,0.00%,F,F)

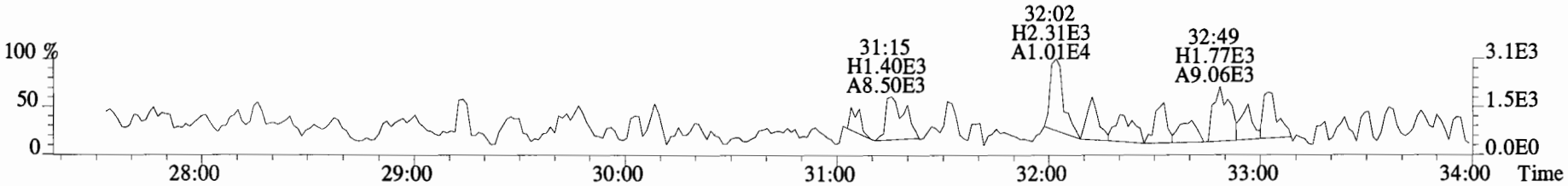

291.9194 S:4 F:3 SMO(1,3) BSUB(10000,15,-3.0) PKD(5,5,2,0.10%,1160.0,0.00%,F,F)

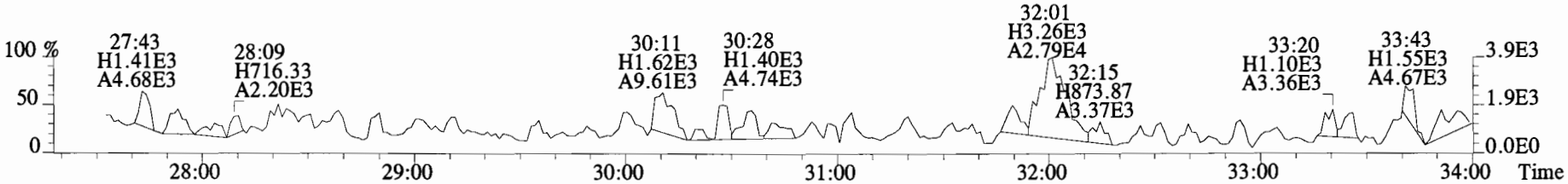

301.9626 S:4 F:3 SMO(1,3) BSUB(10000,15,-3.0) PKD(5,5,2,0.10%,39548.0,0.00%,F,F)

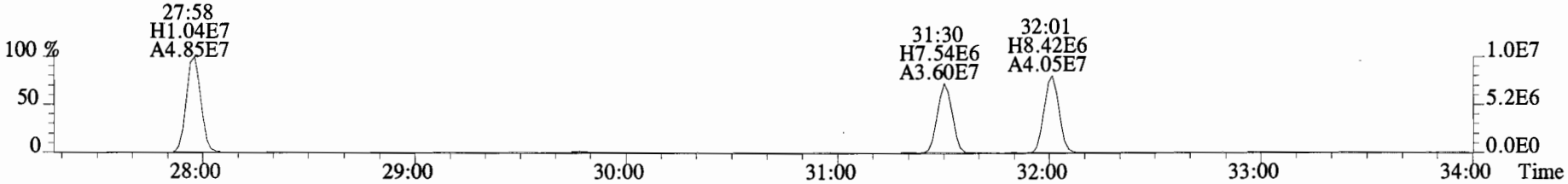

303.9597 S:4 F:3 SMO(1,3) BSUB(10000,15,-3.0) PKD(5,5,2,0.10%,23704.0,0.00%,F,F)

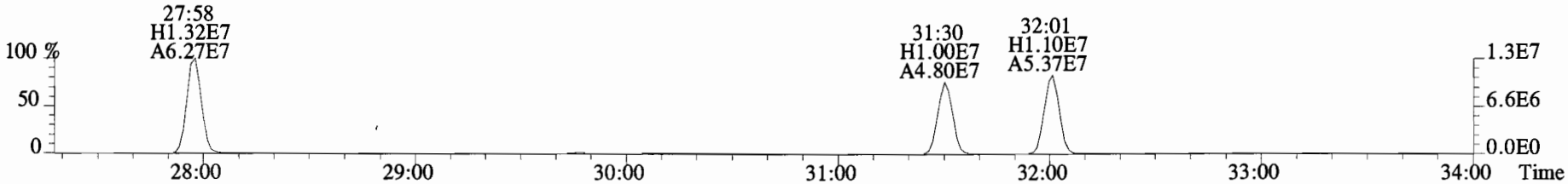

330.9792 S:4 F:3

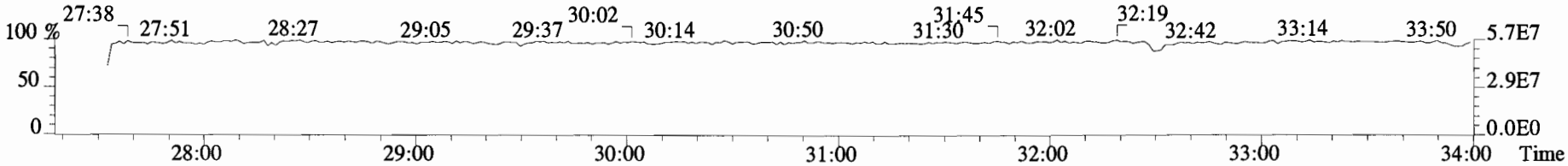

File:190610E1 #1-758 Acq:10-JUN-2019 19:57:04 GC EI+ Voltage SIR Autospec-UltimaE
Sample#4 File Text:Vista Analytical Laboratory VG-8 Text:B9F0064-BLK1 Method Blank 5 Exp:PCB_ZB1
289.9224 S:4 F:3 SMO(1,3) BSUB(10000,15,-3.0) PKD(5,5,2,0.10%,1084.0,0.00%,F,F)

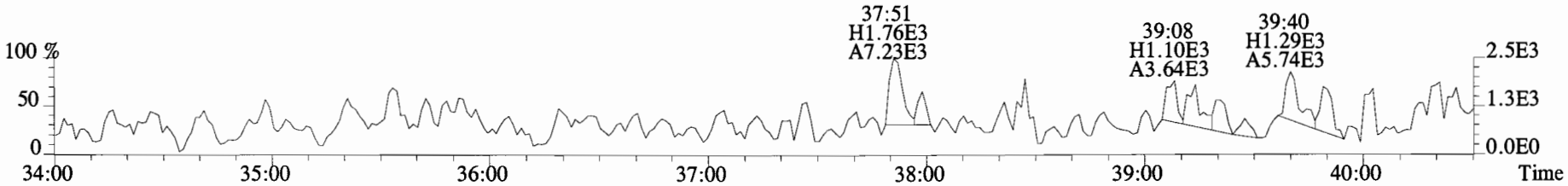

291.9194 S:4 F:3 SMO(1,3) BSUB(10000,15,-3.0) PKD(5,5,2,0.10%,1160.0,0.00%,F,F)

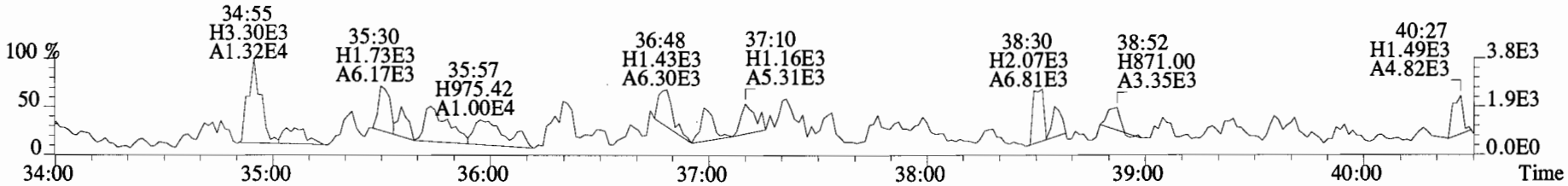

301.9626 S:4 F:3 SMO(1,3) BSUB(10000,15,-3.0) PKD(5,5,2,0.10%,39548.0,0.00%,F,F)

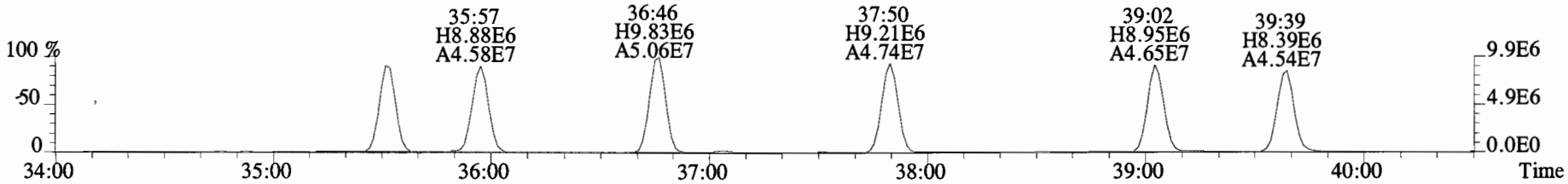

303.9597 S:4 F:3 SMO(1,3) BSUB(10000,15,-3.0) PKD(5,5,2,0.10%,23704.0,0.00%,F,F)

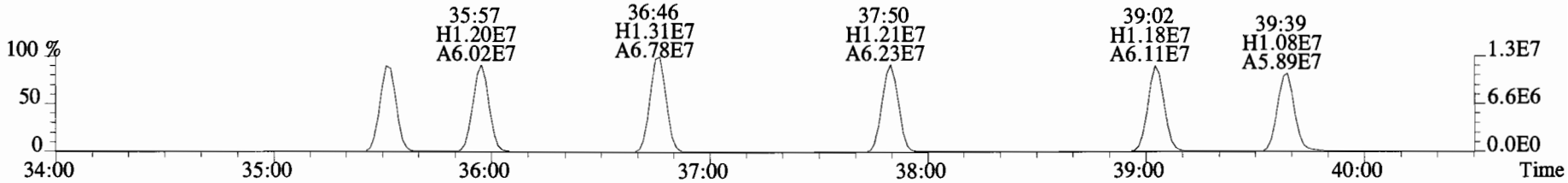

330.9792 S:4 F:3

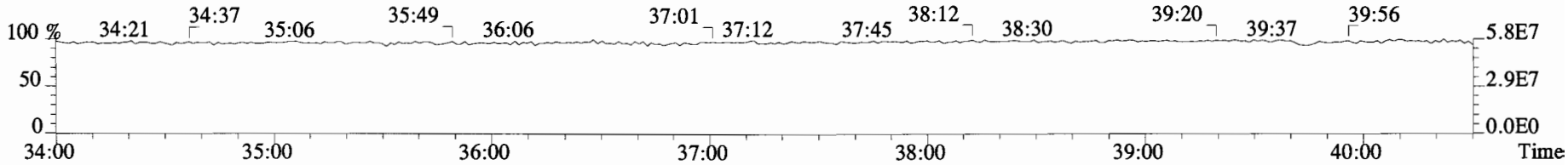

File:190610E1 #1-758 Acq:10-JUN-2019 19:57:04 GC EI+ Voltage SIR Autospec-UltimaE
Sample#4 File Text:Vista Analytical Laboratory VG-8 Text:B9F0064-BLK1 Method Blank 5 Exp:PCB_ZB1
289.9224 S:4 F:3 SMO(1,3) BSUB(10000,15,-3.0) PKD(5,5,2,0.10%,1084.0,0.00%,F,F)

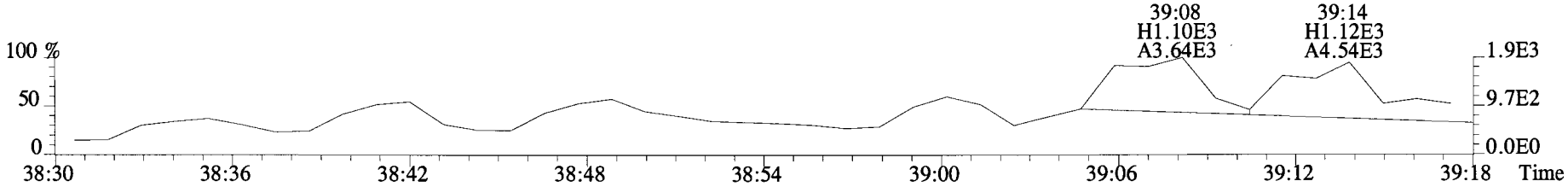

291.9194 S:4 F:3 SMO(1,3) BSUB(10000,15,-3.0) PKD(5,5,2,0.10%,1160.0,0.00%,F,F)

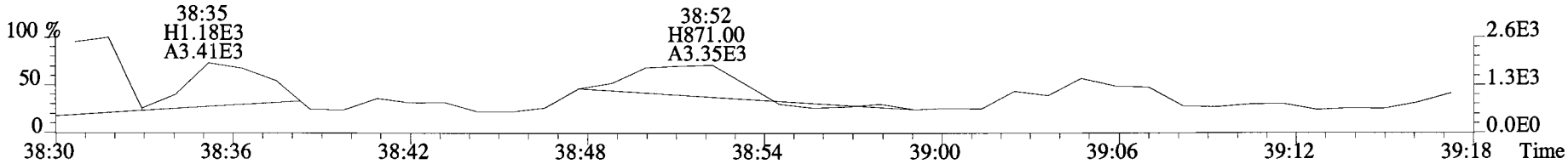

301.9626 S:4 F:3 SMO(1,3) BSUB(10000,15,-3.0) PKD(5,5,2,0.10%,39548.0,0.00%,F,F)

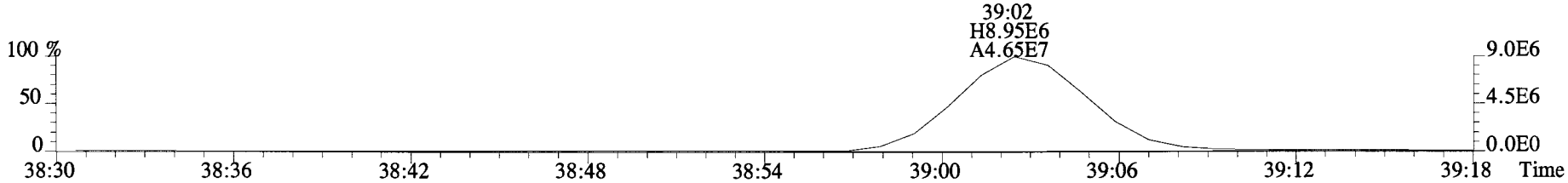

303.9597 S:4 F:3 SMO(1,3) BSUB(10000,15,-3.0) PKD(5,5,2,0.10%,23704.0,0.00%,F,F)

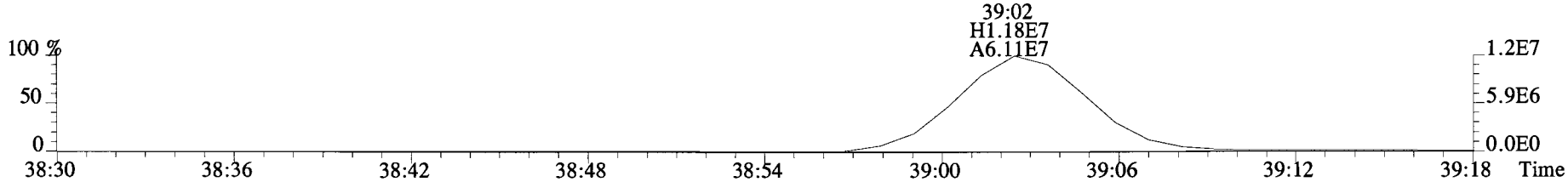

330.9792 S:4 F:3

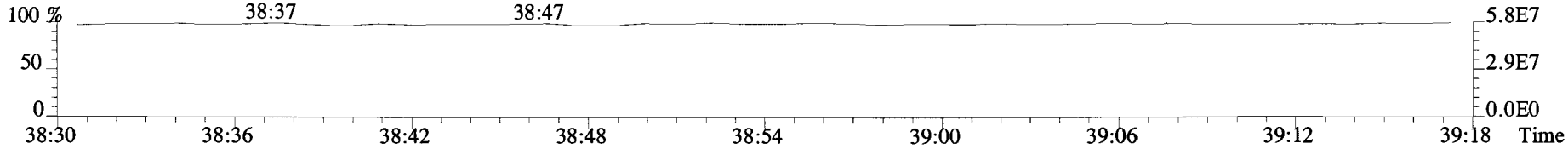

File:190610E1 #1-758 Acq:10-JUN-2019 19:57:04 GC EI+ Voltage SIR Autospec-UltimaE
Sample#4 File Text:Vista Analytical Laboratory VG-8 Text:B9F0064-BLK1 Method Blank 5 Exp:PCB_ZB1
301.9626 S:4 F:3 SMO(1,3) BSUB(10000,15,-3.0) PKD(5,5,2,0.10%,39548.0,0.00%,F,F)

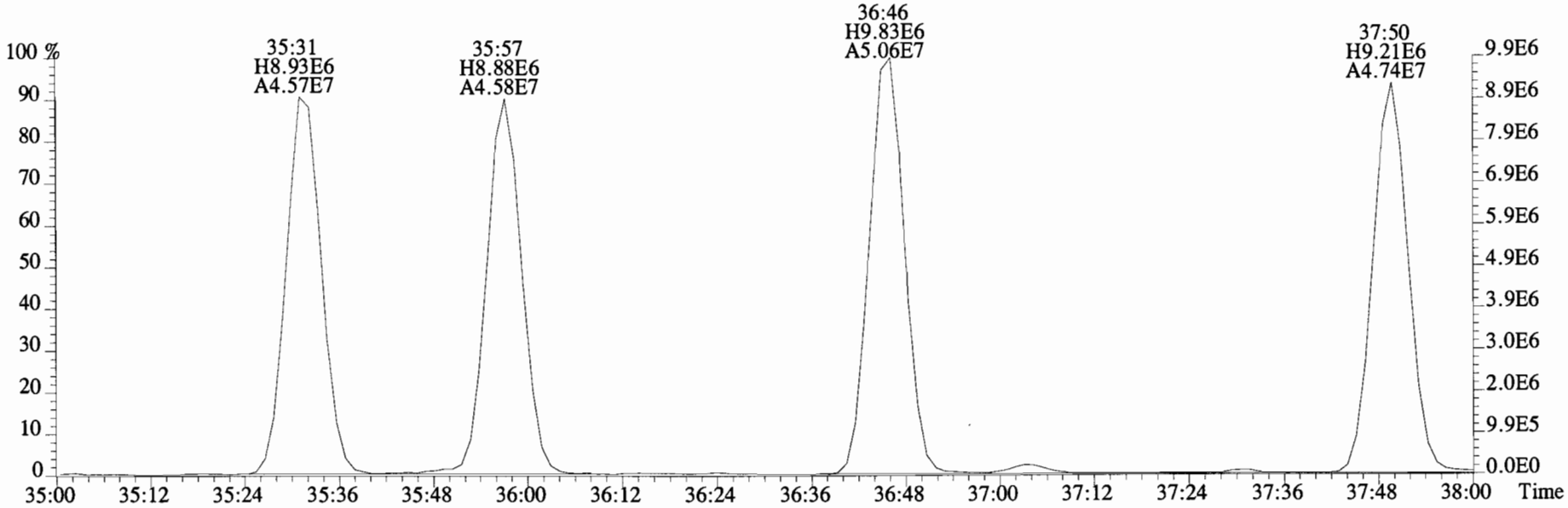

303.9597 S:4 F:3 SMO(1,3) BSUB(10000,15,-3.0) PKD(5,5,2,0.10%,23704.0,0.00%,F,F)

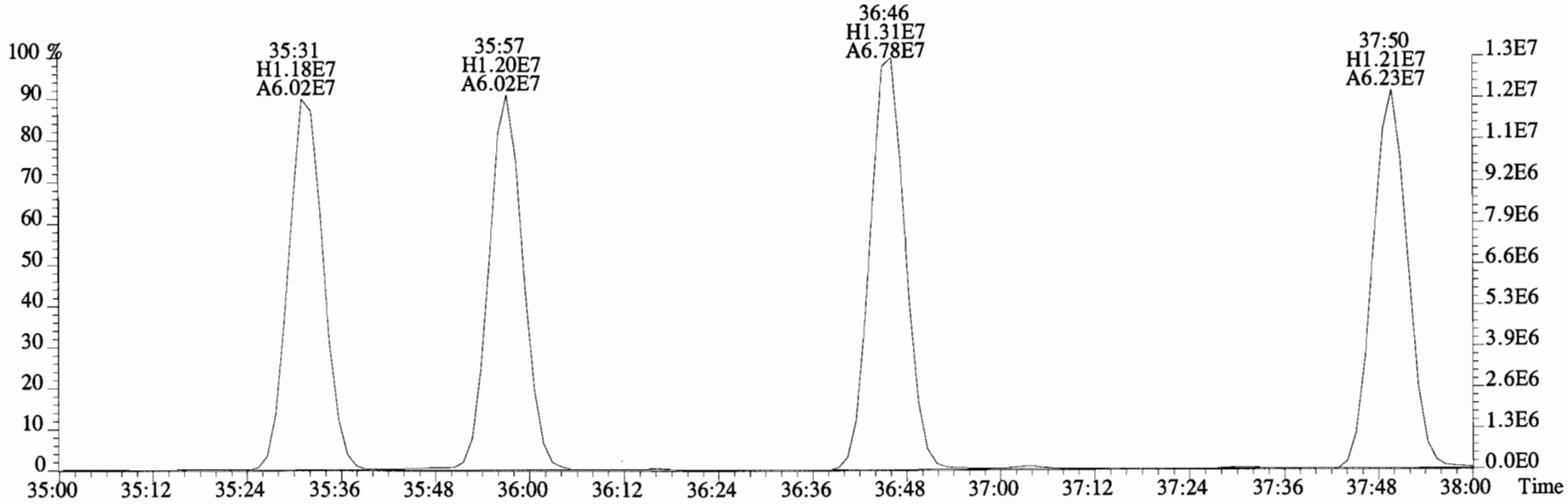

File:190610E1 #1-758 Acq:10-JUN-2019 19:57:04 GC EI+ Voltage SIR Autospec-UltimaE
Sample#4 File Text:Vista Analytical Laboratory VG-8 Text:B9F0064-BLK1 Method Blank 5 Exp:PCB_ZB1
325.8804 S:4 F:3 SMO(1,3) BSUB(10000,15,-3.0) PKD(5,5,2,0.10%,908.0,0.00%,F,F)

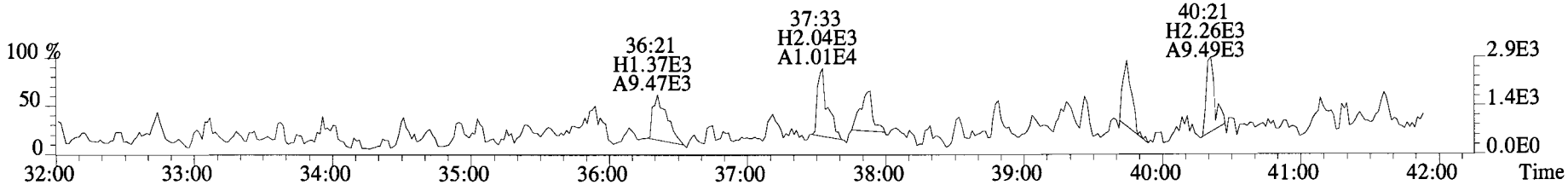

327.8775 S:4 F:3 SMO(1,3) BSUB(10000,15,-3.0) PKD(5,5,2,0.10%,948.0,0.00%,F,F)

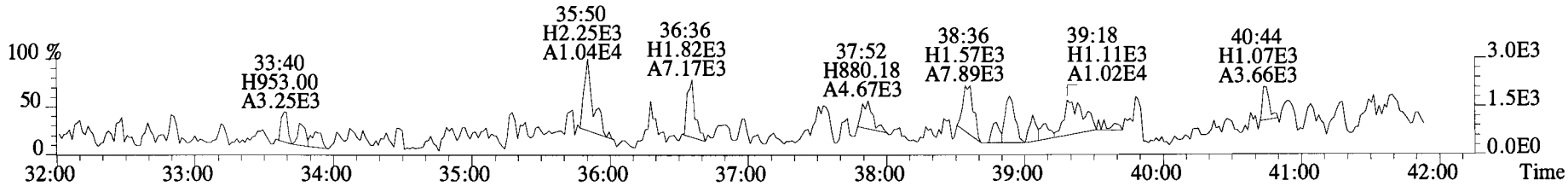

337.9207 S:4 F:3 SMO(1,3) BSUB(10000,15,-3.0) PKD(5,5,2,0.10%,1868.0,0.00%,F,F)

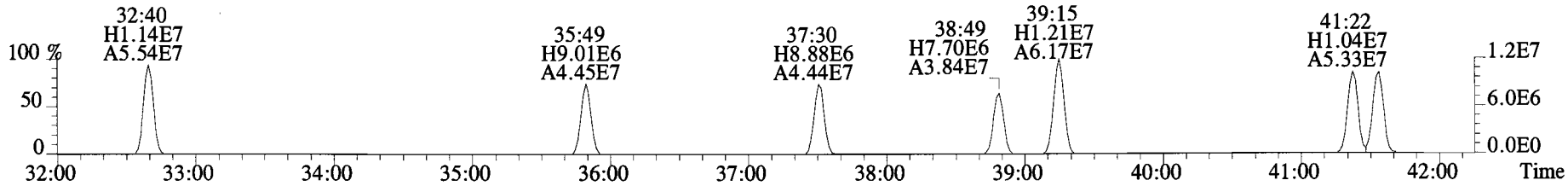

339.9177 S:4 F:3 SMO(1,3) BSUB(10000,15,-3.0) PKD(5,5,2,0.10%,2000.0,0.00%,F,F)

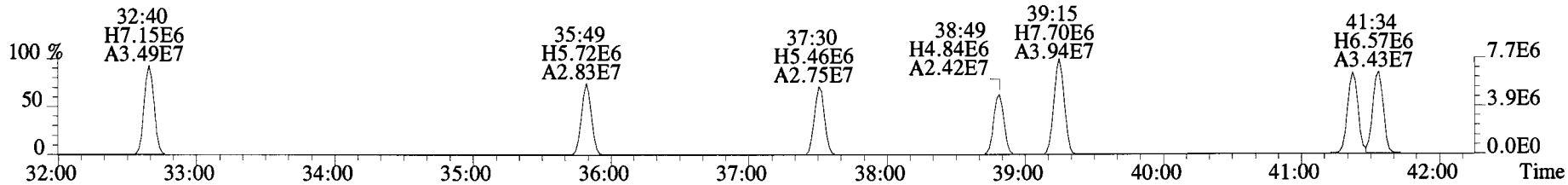

330.9792 S:4 F:3

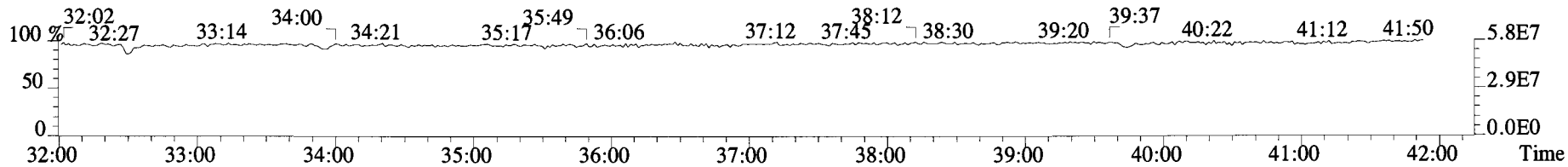

File:190610E1 #1-758 Acq:10-JUN-2019 19:57:04 GC EI+ Voltage SIR Autospec-UltimaE
Sample#4 File Text:Vista Analytical Laboratory VG-8 Text:B9F0064-BLK1 Method Blank 5 Exp:PCB_ZB1
325.8804 S:4 F:3 SMO(1,3) BSUB(10000,15,-3.0) PKD(5,5,2,0.10%,908.0,0.00%,F,F)

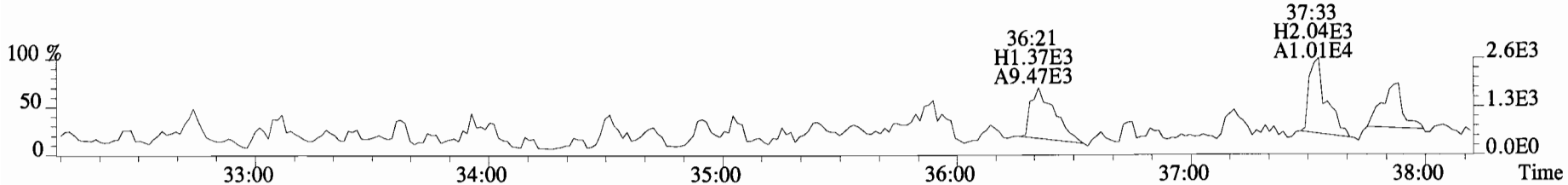

327.8775 S:4 F:3 SMO(1,3) BSUB(10000,15,-3.0) PKD(5,5,2,0.10%,948.0,0.00%,F,F)

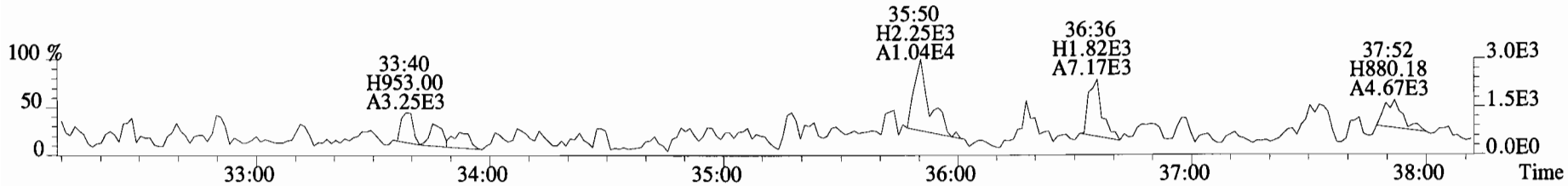

337.9207 S:4 F:3 SMO(1,3) BSUB(10000,15,-3.0) PKD(5,5,2,0.10%,1868.0,0.00%,F,F)

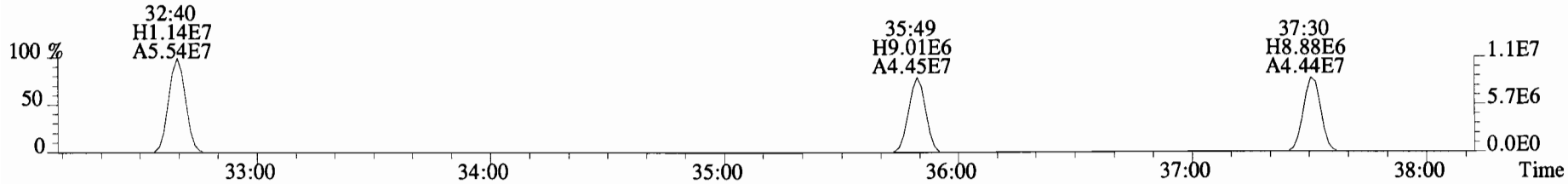

339.9177 S:4 F:3 SMO(1,3) BSUB(10000,15,-3.0) PKD(5,5,2,0.10%,2000.0,0.00%,F,F)

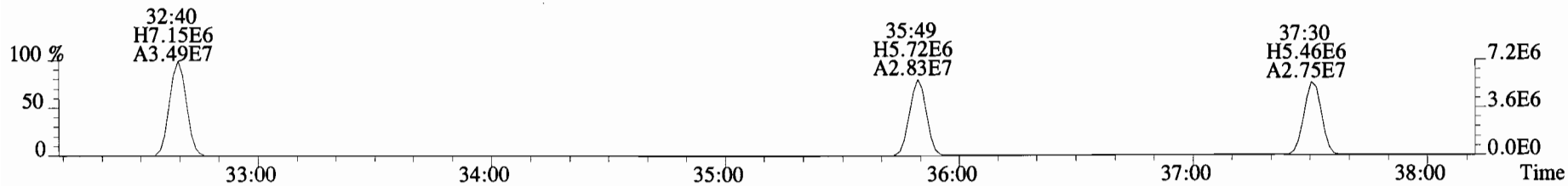

330.9792 S:4 F:3

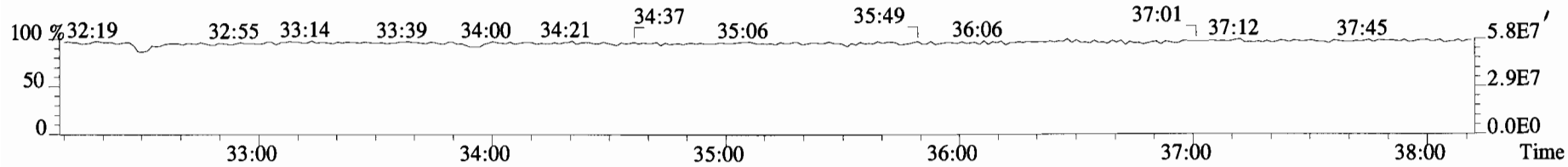

File:190610E1 #1-758 Acq:10-JUN-2019 19:57:04 GC EI+ Voltage SIR Autospec-UltimaE
Sample#4 File Text:Vista Analytical Laboratory VG-8 Text:B9F0064-BLK1 Method Blank 5 Exp:PCB_ZB1
325.8804 S:4 F:3 SMO(1,3) BSUB(10000,15,-3.0) PKD(5,5,2,0.10%,908.0,0.00%,F,F)

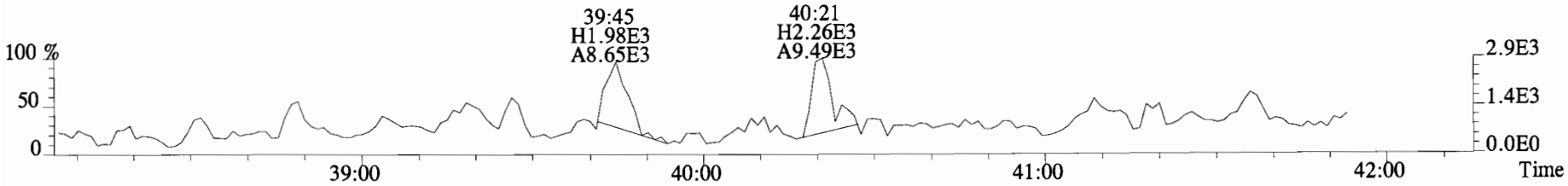

327.8775 S:4 F:3 SMO(1,3) BSUB(10000,15,-3.0) PKD(5,5,2,0.10%,948.0,0.00%,F,F)

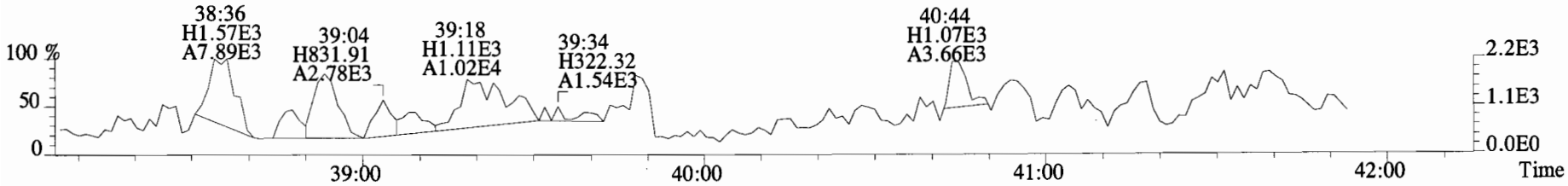

337.9207 S:4 F:3 SMO(1,3) BSUB(10000,15,-3.0) PKD(5,5,2,0.10%,1868.0,0.00%,F,F)

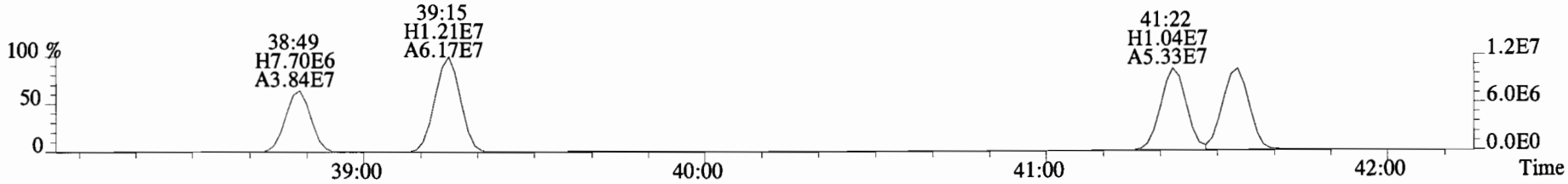

339.9177 S:4 F:3 SMO(1,3) BSUB(10000,15,-3.0) PKD(5,5,2,0.10%,2000.0,0.00%,F,F)

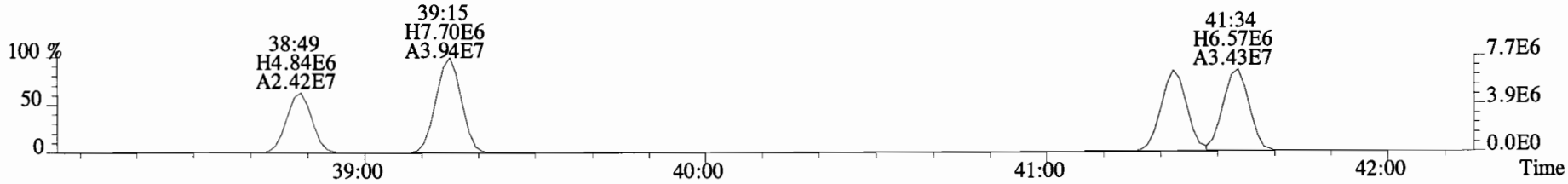

330.9792 S:4 F:3

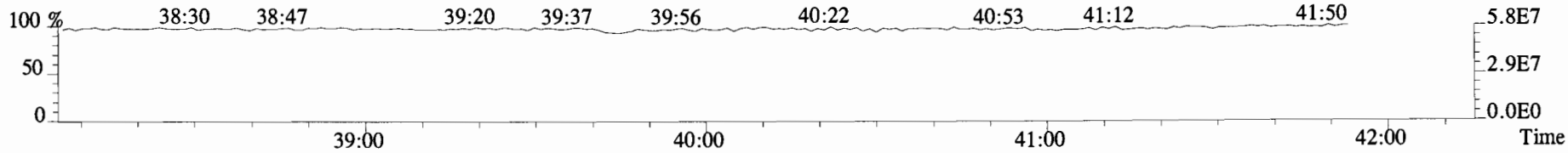

File:190610E1 #1-758 Acq:10-JUN-2019 19:57:04 GC EI+ Voltage SIR Autospec-UltimaE
Sample#4 File Text:Vista Analytical Laboratory VG-8 Text:B9F0064-BLK1 Method Blank 5 Exp:PCB_ZB1
337.9207 S:4 F:3 SMO(1,3) BSUB(10000,15,-3.0) PKD(5,5,2,0.10%,1868.0,0.00%,F,F)

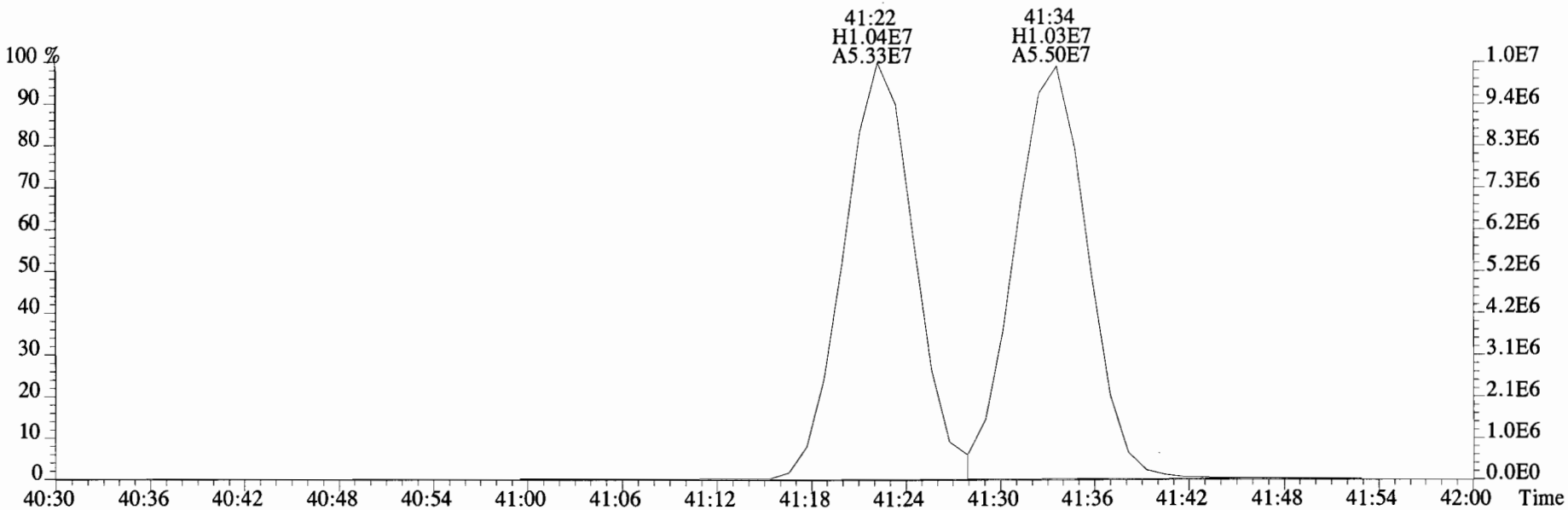

339.9177 S:4 F:3 SMO(1,3) BSUB(10000,15,-3.0) PKD(5,5,2,0.10%,2000.0,0.00%,F,F)

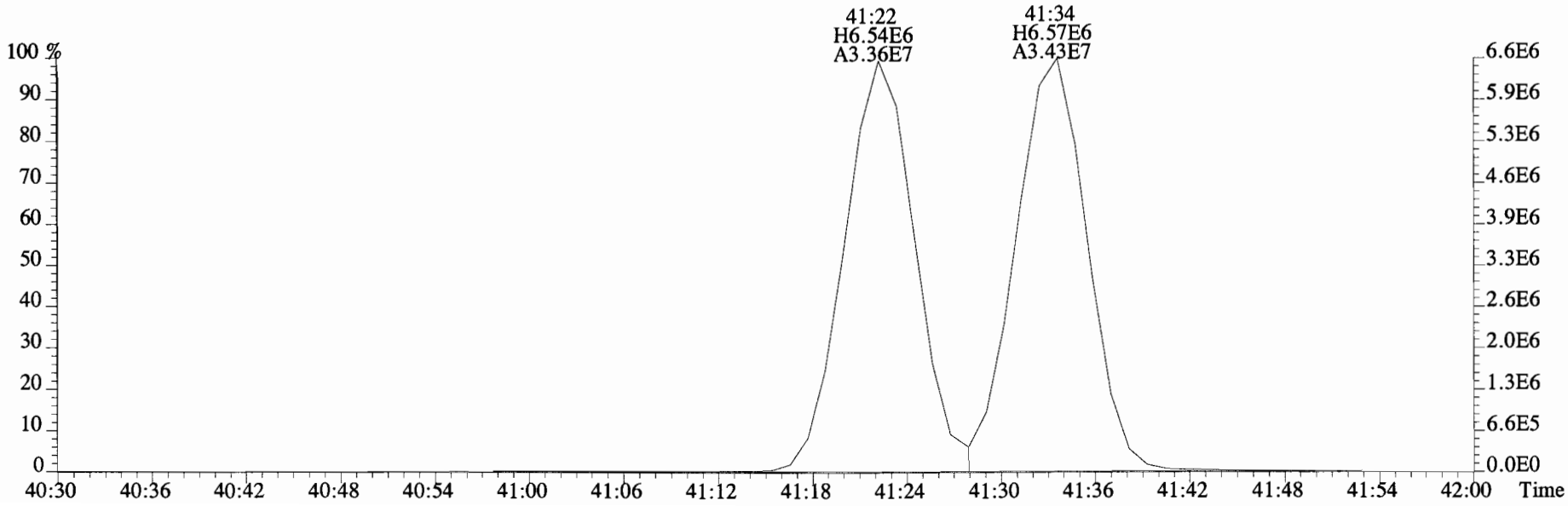

File:190610E1 #1-572 Acq:10-JUN-2019 19:57:04 GC EI+ Voltage SIR Autospec-UltimaE
Sample#4 File Text:Vista Analytical Laboratory VG-8 Text:B9F0064-BLK1 Method Blank 5 Exp:PCB_ZB1

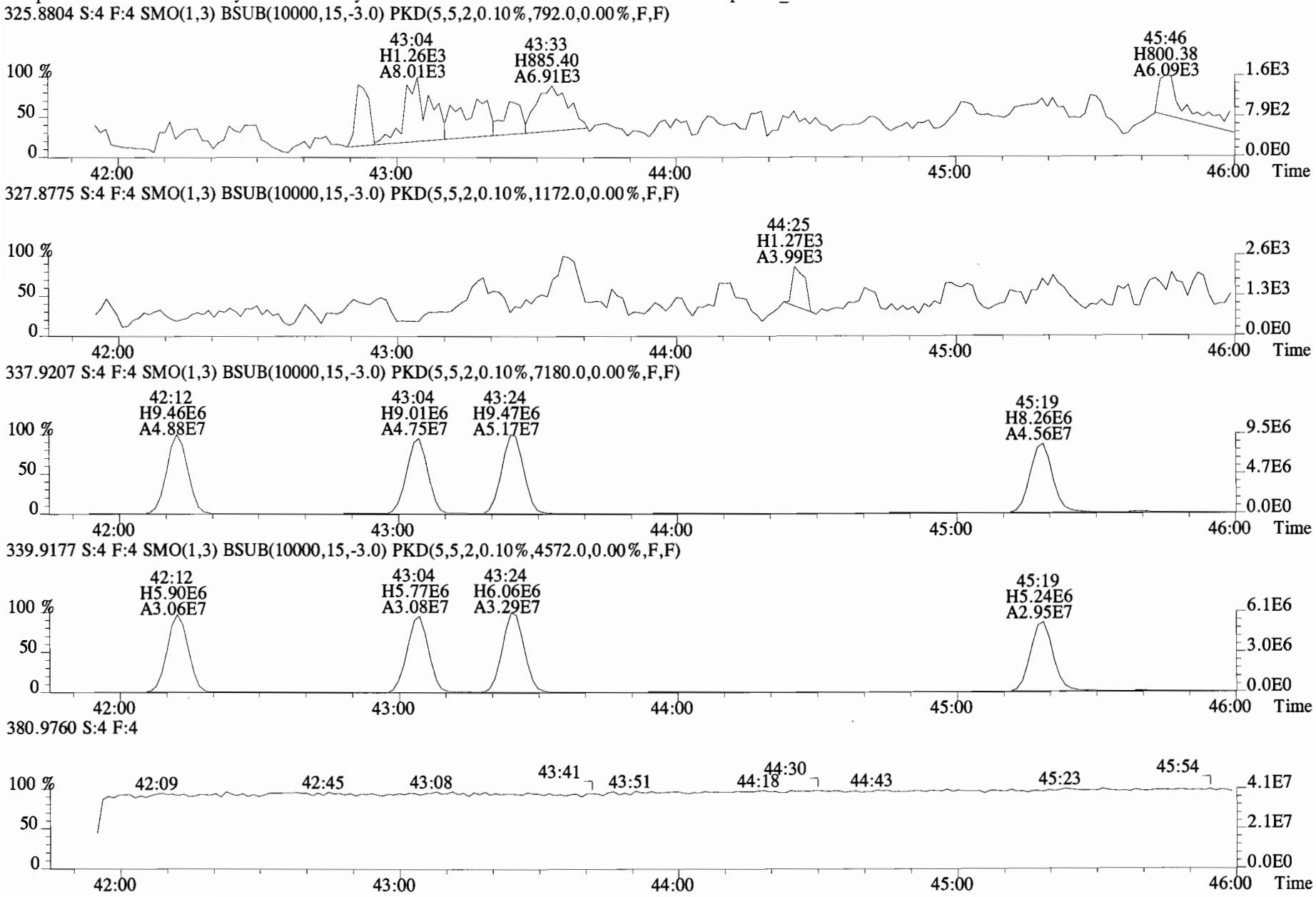

File:190610E1 #1-758 Acq:10-JUN-2019 19:57:04 GC EI+ Voltage SIR Autospec-UltimaE
Sample#4 File Text:Vista Analytical Laboratory VG-8 Text:B9F0064-BLK1 Method Blank 5 Exp:PCB_ZB1
359.8415 S:4 F:3 SMO(1,3) BSUB(10000,15,-3.0) PKD(5,5,2,0.10%,696.0,0.00%,F,F)

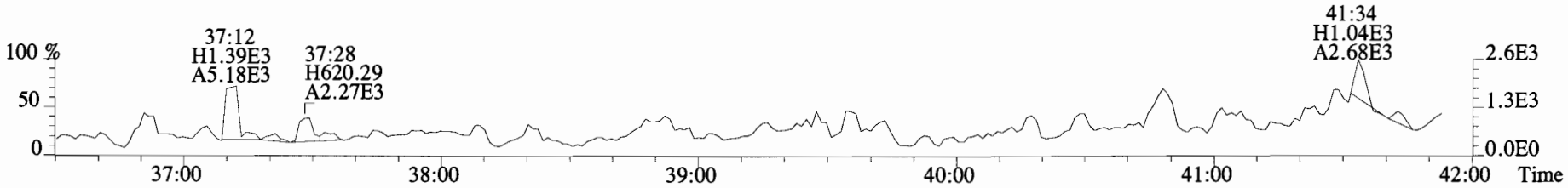

361.8385 S:4 F:3 SMO(1,3) BSUB(10000,15,-3.0) PKD(5,5,2,0.10%,756.0,0.00%,F,F)

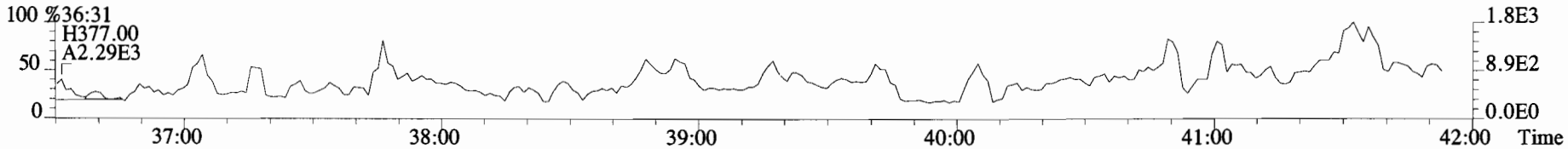

371.8817 S:4 F:3 SMO(1,3) BSUB(10000,15,-3.0) PKD(5,5,2,0.10%,712.0,0.00%,F,F)

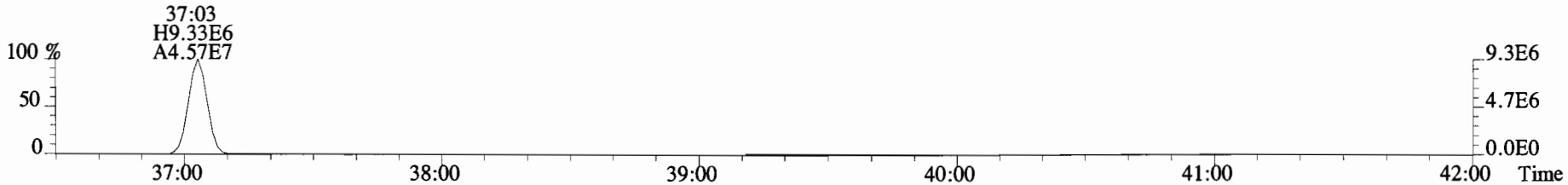

373.8788 S:4 F:3 SMO(1,3) BSUB(10000,15,-3.0) PKD(5,5,2,0.10%,912.0,0.00%,F,F)

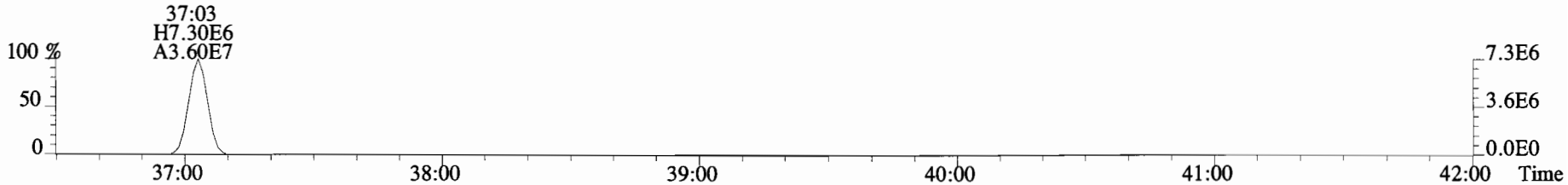

330.9792 S:4 F:3

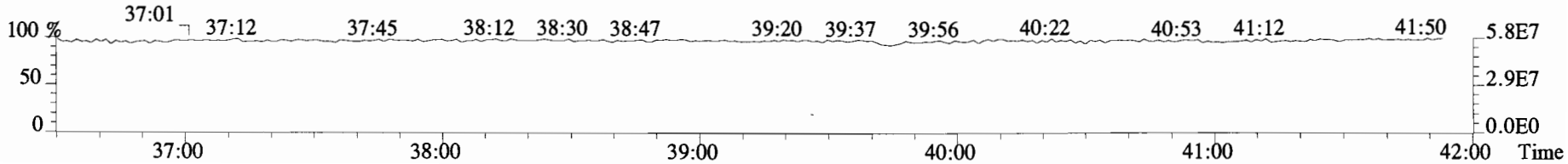

File:190610E1 #1-572 Acq:10-JUN-2019 19:57:04 GC EI+ Voltage SIR Autospec-UltimaE
Sample#4 File Text:Vista Analytical Laboratory VG-8 Text:B9F0064-BLK1 Method Blank 5 Exp:PCB_ZB1
359.8415 S:4 F:4 SMO(1,3) BSUB(10000,15,-3.0) PKD(5,5,2,0.10%,900.0,0.00%,F,F)

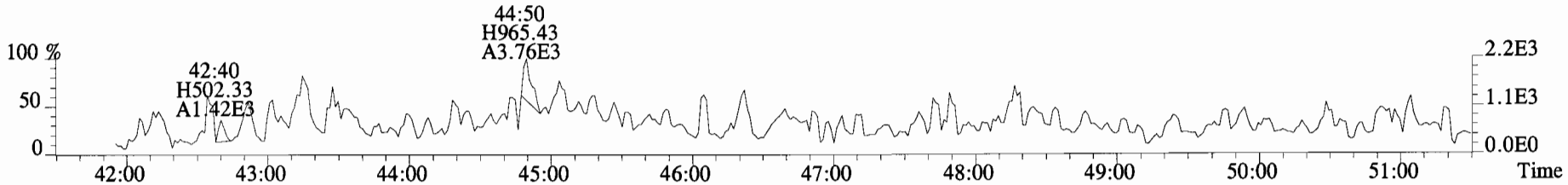

361.8385 S:4 F:4 SMO(1,3) BSUB(10000,15,-3.0) PKD(5,5,2,0.10%,704.0,0.00%,F,F)

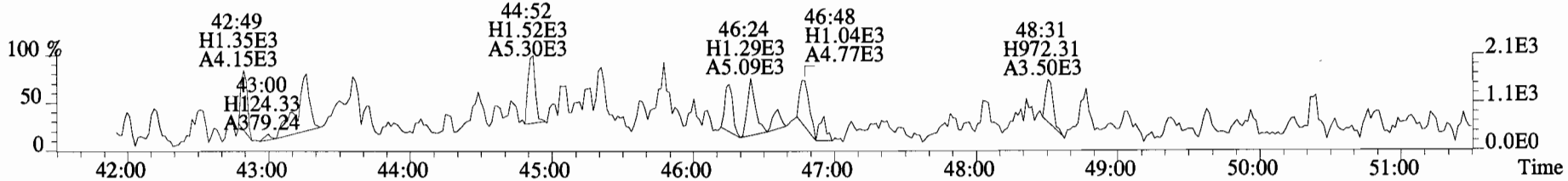

371.8817 S:4 F:4 SMO(1,3) BSUB(10000,15,-3.0) PKD(5,5,2,0.10%,14836.0,0.00%,F,F)

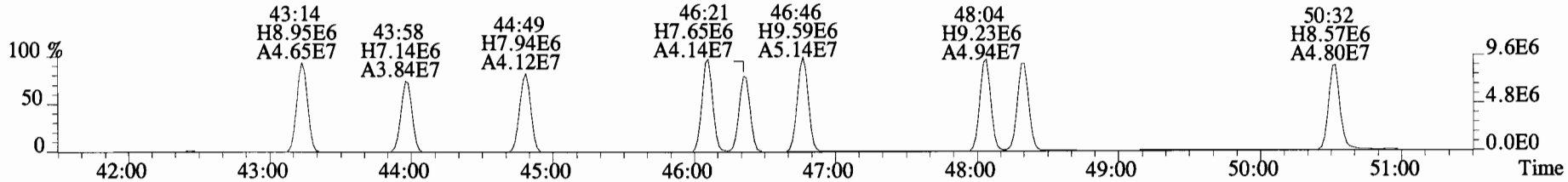

373.8788 S:4 F:4 SMO(1,3) BSUB(10000,15,-3.0) PKD(5,5,2,0.10%,12896.0,0.00%,F,F)

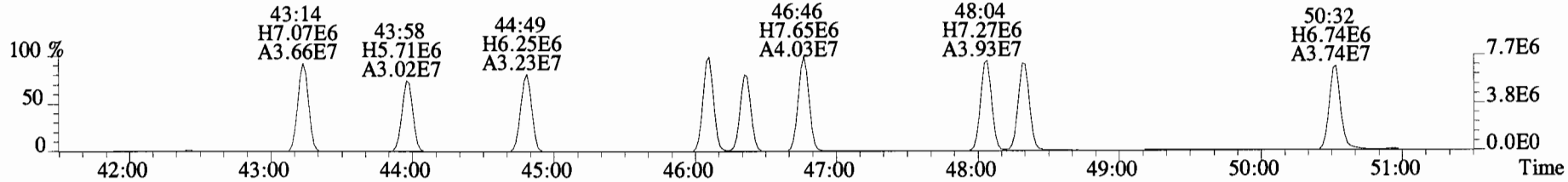

380.9760 S:4 F:4

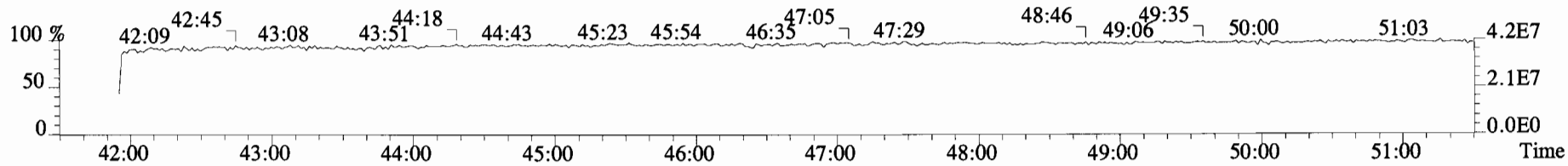

File:190610E1 #1-572 Acq:10-JUN-2019 19:57:04 GC EI+ Voltage SIR Autospec-UltimaE
Sample#4 File Text:Vista Analytical Laboratory VG-8 Text:B9F0064-BLK1 Method Blank 5 Exp:PCB_ZB1
371.8817 S:4 F:4 SMO(1,3) BSUB(10000,15,-3.0) PKD(5,5,2,0.10%,14836.0,0.00%,F,F)

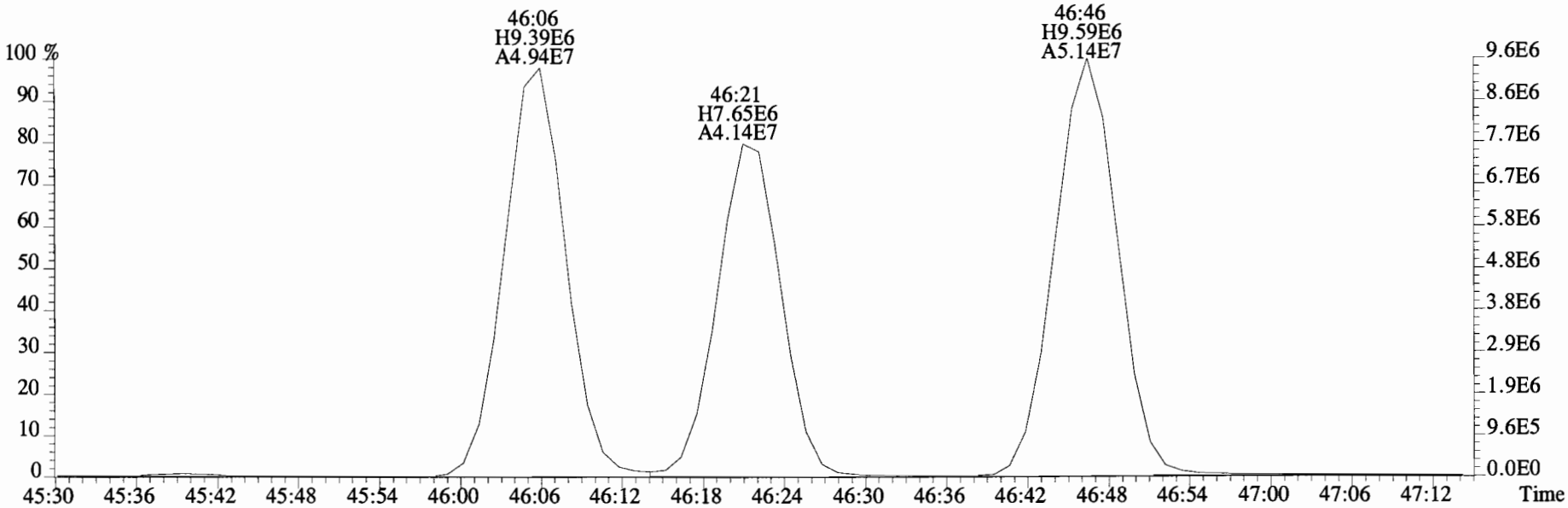

373.8788 S:4 F:4 SMO(1,3) BSUB(10000,15,-3.0) PKD(5,5,2,0.10%,12896.0,0.00%,F,F)

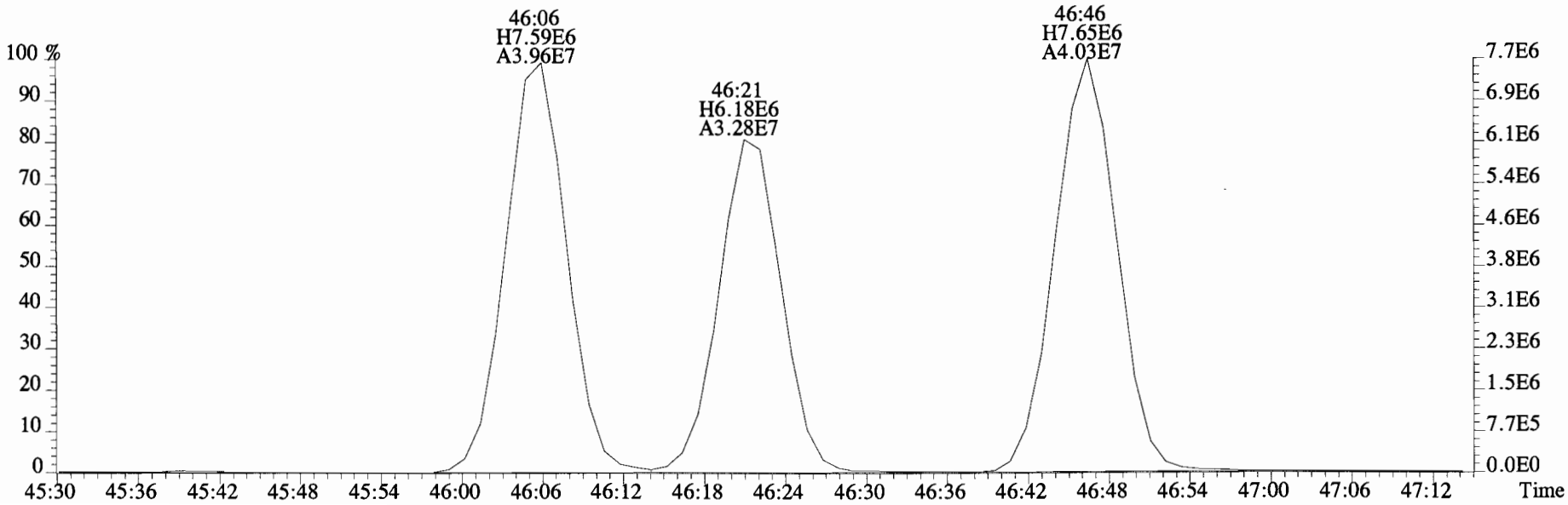

File:190610E1 #1-572 Acq:10-JUN-2019 19:57:04 GC EI+ Voltage SIR Autospec-UltimaE
Sample#4 File Text:Vista Analytical Laboratory VG-8 Text:B9F0064-BLK1 Method Blank 5 Exp:PCB_ZB1
371.8817 S:4 F:4 SMO(1,3) BSUB(10000,15,-3.0) PKD(5,5,2,0.10%,14836.0,0.00%,F,F)

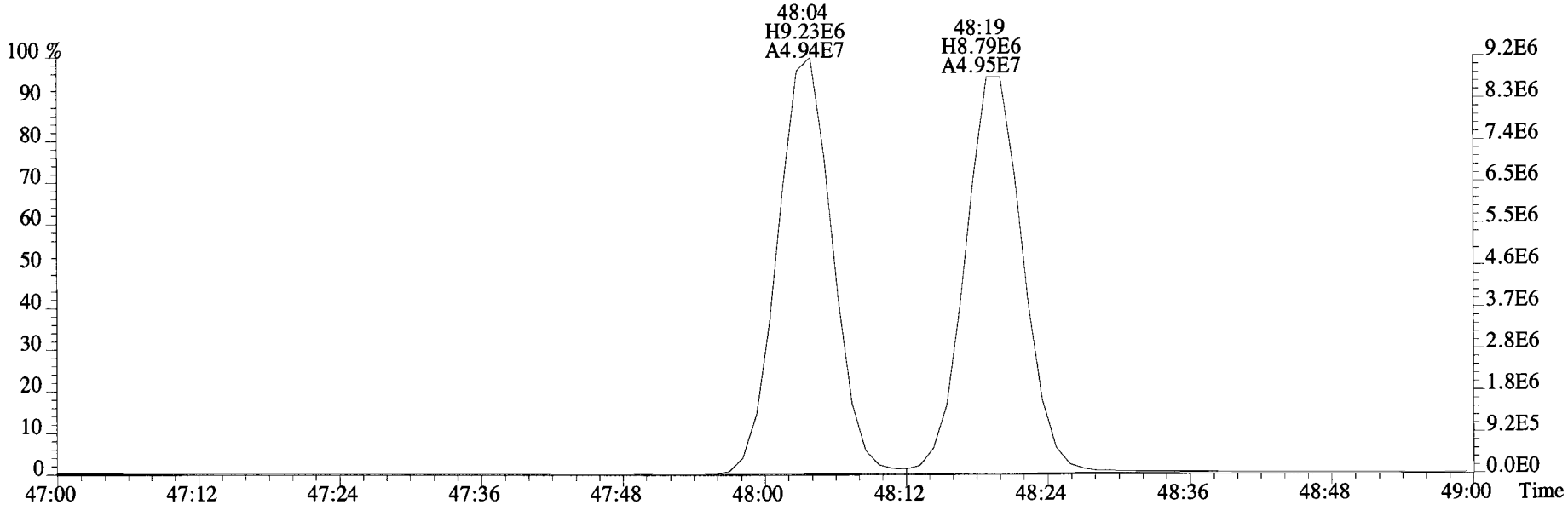

373.8788 S:4 F:4 SMO(1,3) BSUB(10000,15,-3.0) PKD(5,5,2,0.10%,12896.0,0.00%,F,F)

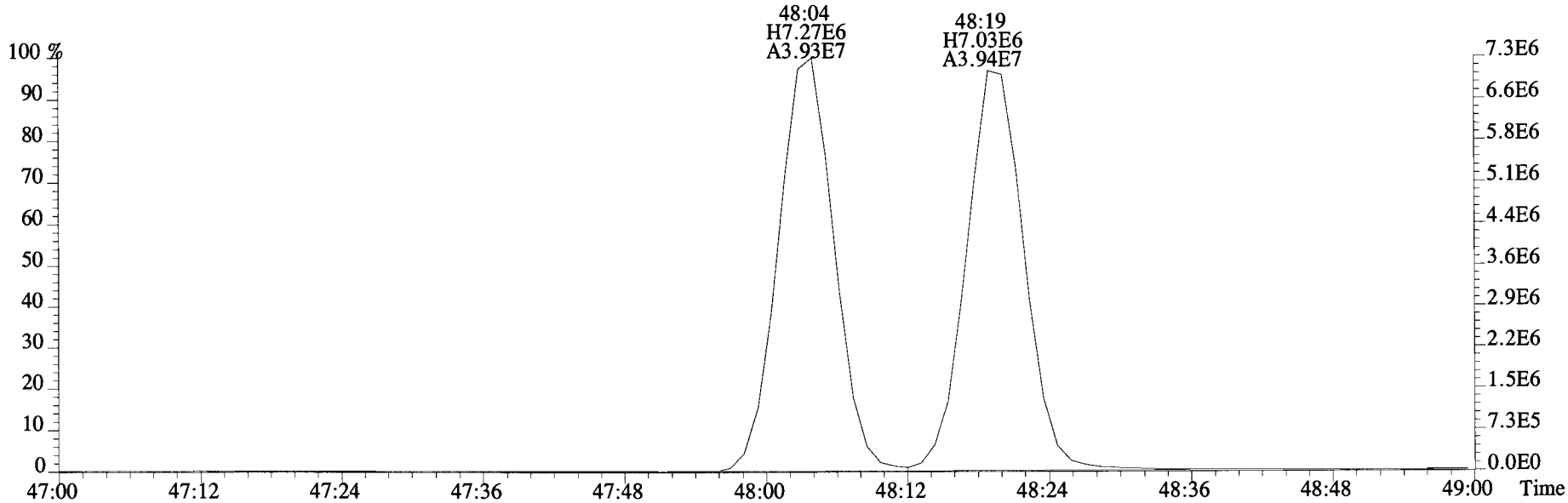

File:190610E1 #1-572 Acq:10-JUN-2019 19:57:04 GC EI+ Voltage SIR Autospec-UltimaE
Sample#4 File Text:Vista Analytical Laboratory VG-8 Text:B9F0064-BLK1 Method Blank 5 Exp:PCB_ZB1
393.8025 S:4 F:4 SMO(1,3) BSUB(10000,15,-3.0) PKD(5,5,2,0.10%,1000.0,0.00%,F,F)

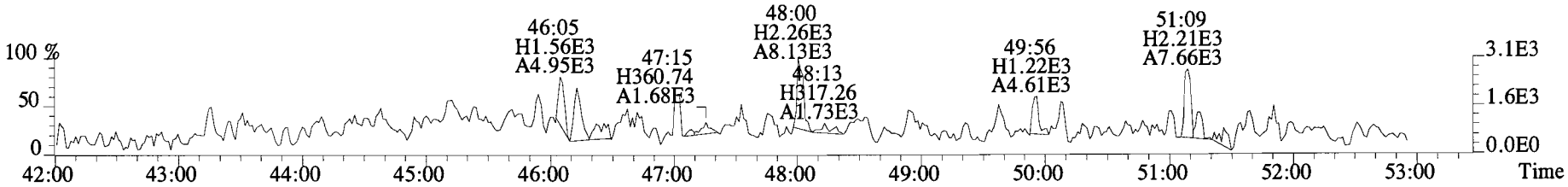

395.7995 S:4 F:4 SMO(1,3) BSUB(10000,15,-3.0) PKD(5,5,2,0.10%,668.0,0.00%,F,F)

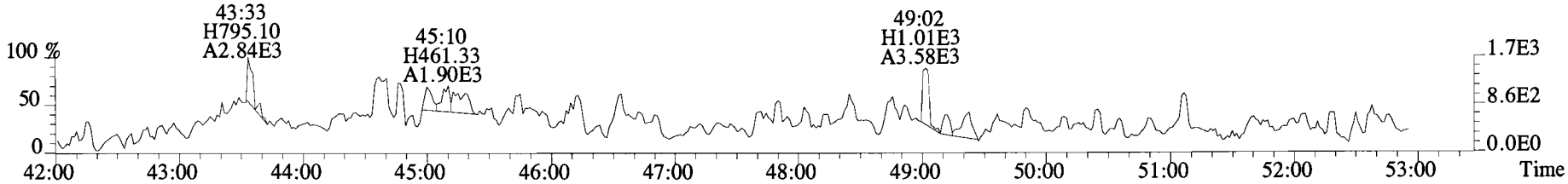

403.8457 S:4 F:4 SMO(1,3) BSUB(10000,15,-3.0) PKD(5,5,2,0.10%,1708.0,0.00%,F,F)

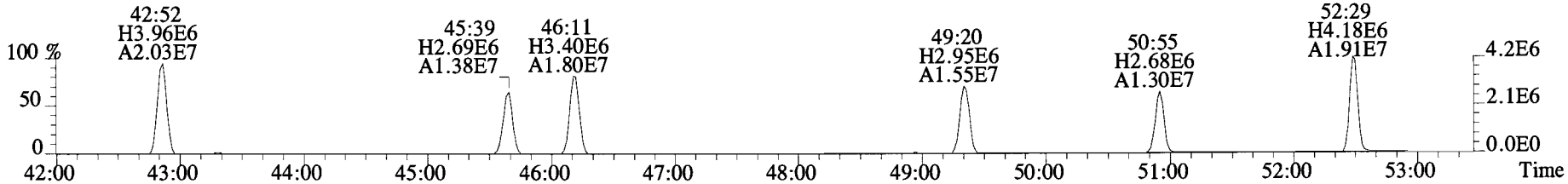

405.8428 S:4 F:4 SMO(1,3) BSUB(10000,15,-3.0) PKD(5,5,2,0.10%,4740.0,0.00%,F,F)

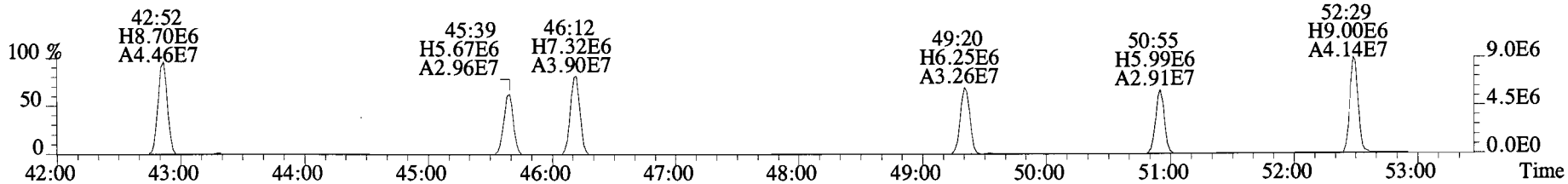

380.9760 S:4 F:4

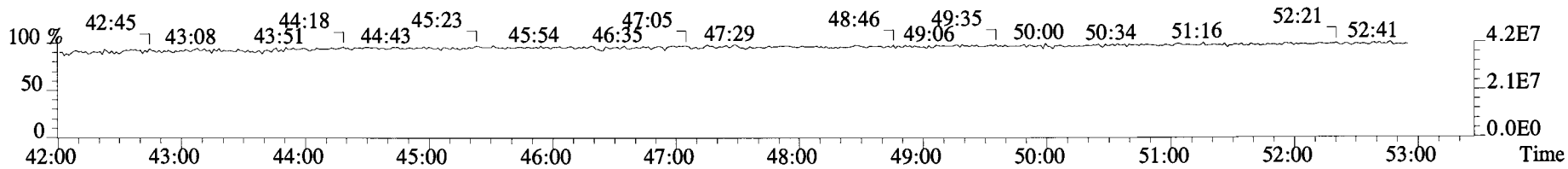

File:190610E1 #1-572 Acq:10-JUN-2019 19:57:04 GC EI+ Voltage SIR Autospec-UltimaE
Sample#4 File Text:Vista Analytical Laboratory VG-8 Text:B9F0064-BLK1 Method Blank 5 Exp:PCB_ZB1
427.7635 S:4 F:4 SMO(1,3) BSUB(10000,15,-3.0) PKD(5,5,2,0.10%,652.0,0.00%,F,F)

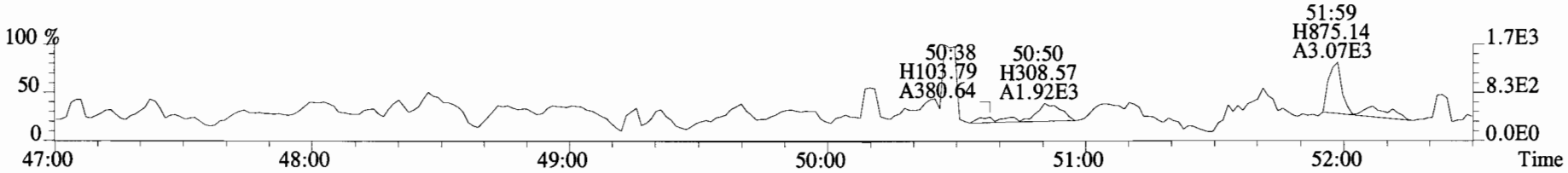

429.7606 S:4 F:4 SMO(1,3) BSUB(10000,15,-3.0) PKD(5,5,2,0.10%,792.0,0.00%,F,F)

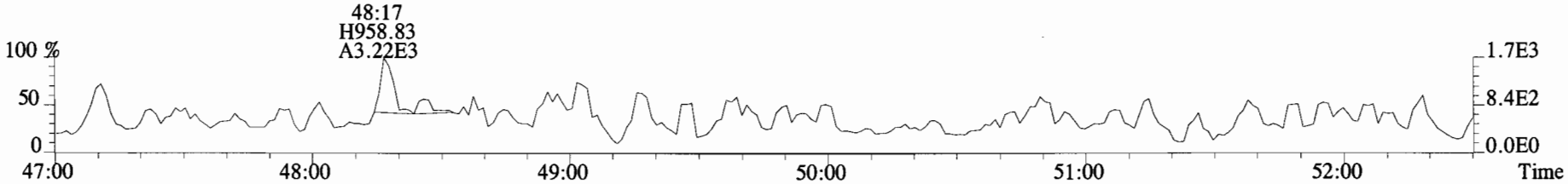

439.8038 S:4 F:4 SMO(1,3) BSUB(10000,15,-3.0) PKD(5,5,2,0.10%,716.0,0.00%,F,F)

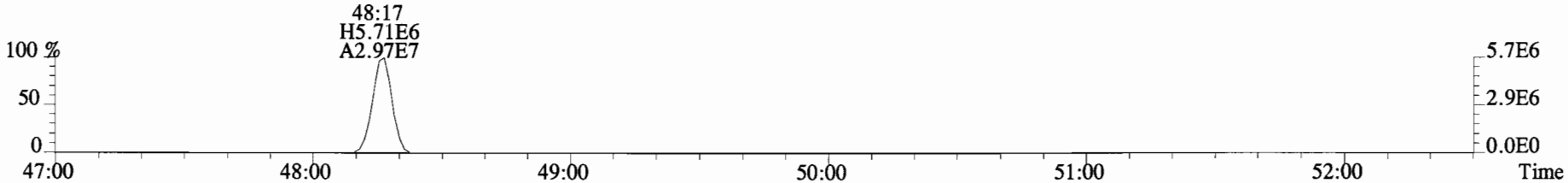

441.8008 S:4 F:4 SMO(1,3) BSUB(10000,15,-3.0) PKD(5,5,2,0.10%,792.0,0.00%,F,F)

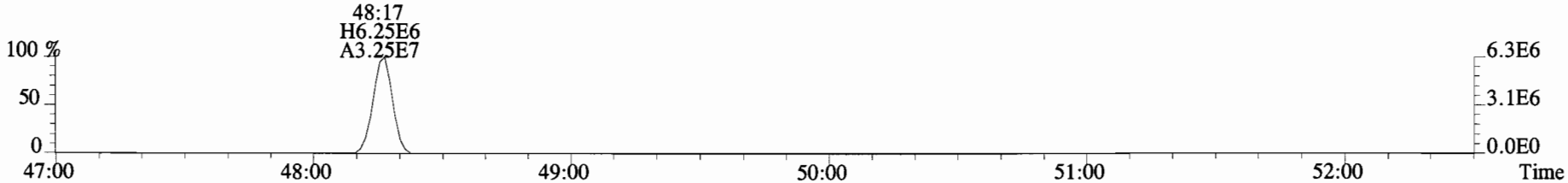

380.9760 S:4 F:4

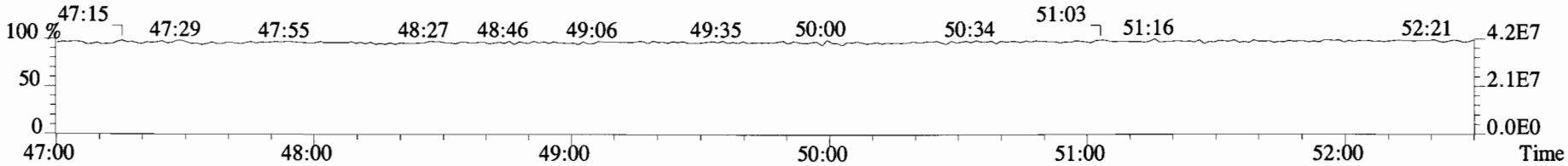

File:190610E1 #1-407 Acq:10-JUN-2019 19:57:04 GC EI+ Voltage SIR Autospec-UltimaE
Sample#4 File Text:Vista Analytical Laboratory VG-8 Text:B9F0064-BLK1 Method Blank 5 Exp:PCB_ZB1
427.7635 S:4 F:5 SMO(1,3) BSUB(10000,15,-3.0) PKD(5,5,2,0.10%,360.0,0.00%,F,F)

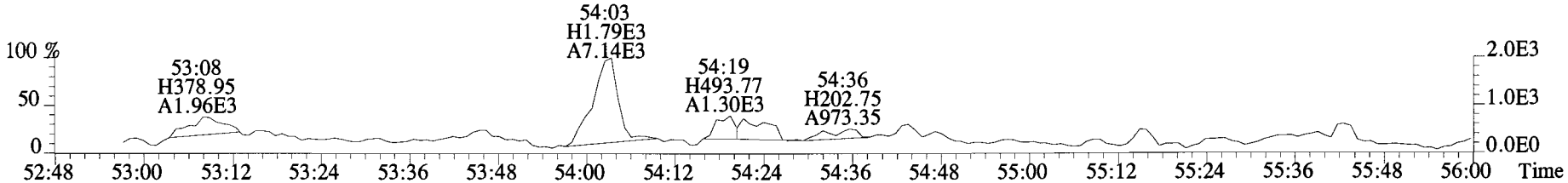

429.7606 S:4 F:5 SMO(1,3) BSUB(10000,15,-3.0) PKD(5,5,2,0.10%,528.0,0.00%,F,F)

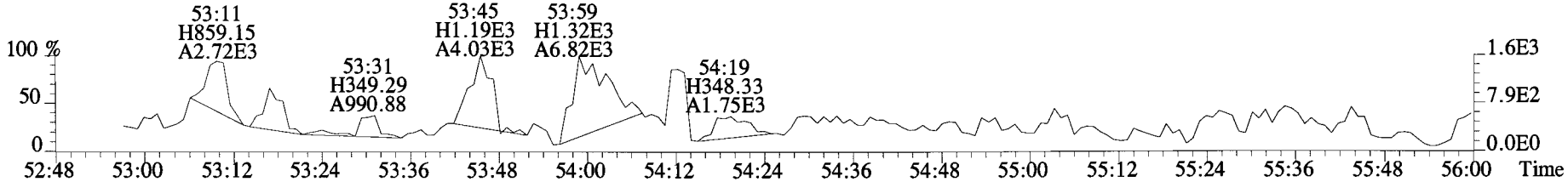

439.8038 S:4 F:5 SMO(1,3) BSUB(10000,15,-3.0) PKD(5,5,2,0.10%,1636.0,0.00%,F,F)

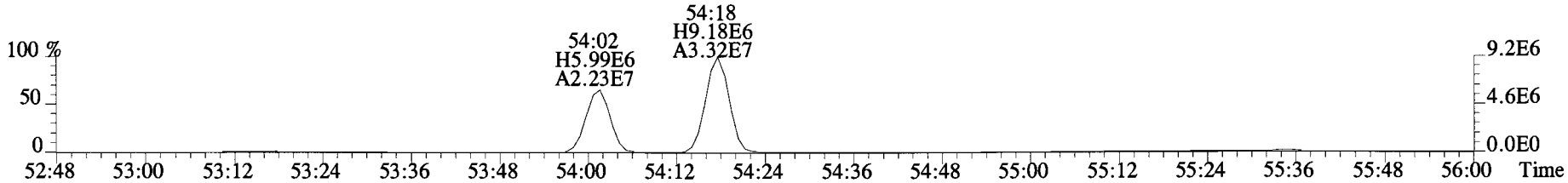

441.8008 S:4 F:5 SMO(1,3) BSUB(10000,15,-3.0) PKD(5,5,2,0.10%,2728.0,0.00%,F,F)

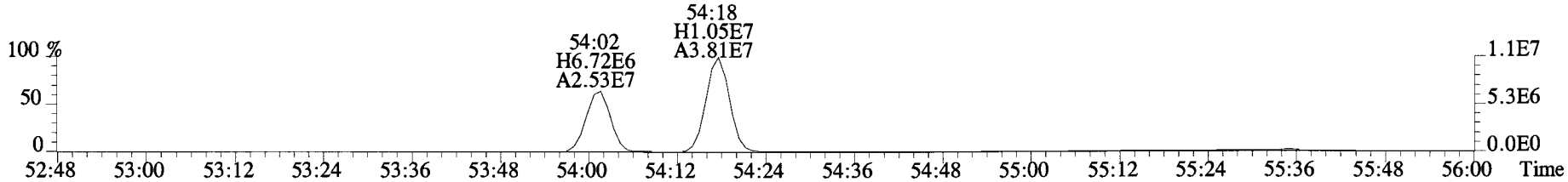

492.9697 S:4 F:5

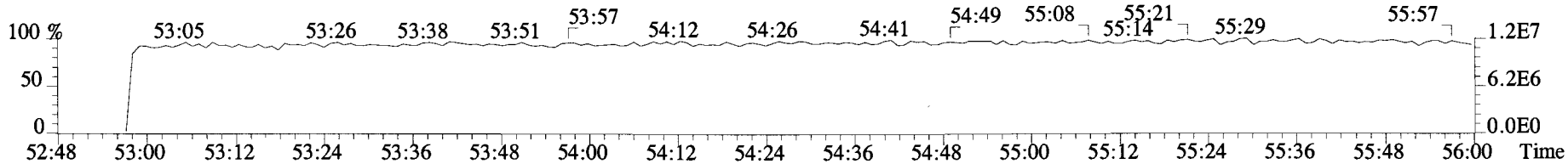

File:190610E1 #1-407 Acq:10-JUN-2019 19:57:04 GC EI+ Voltage SIR Autospec-UltimaE
Sample#4 File Text:Vista Analytical Laboratory VG-8 Text:B9F0064-BLK1 Method Blank 5 Exp:PCB_ZB1

463.7216 S:4 F:5 SMO(1,3) BSUB(10000,15,-3.0) PKD(5,5,2,0.10%,324.0,0.00%,F,F)

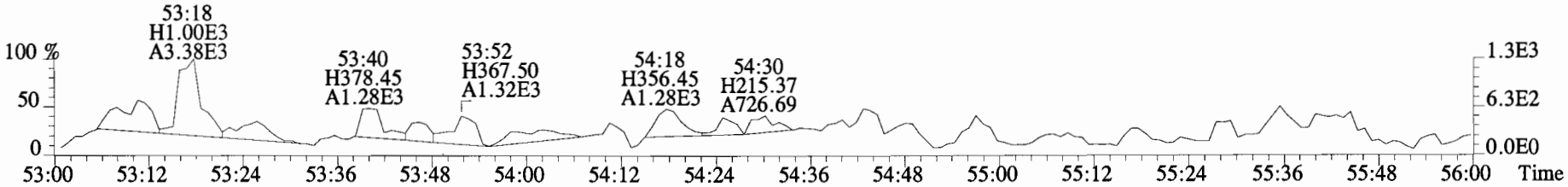

465.7186 S:4 F:5 SMO(1,3) BSUB(10000,15,-3.0) PKD(5,5,2,0.10%,384.0,0.00%,F,F)

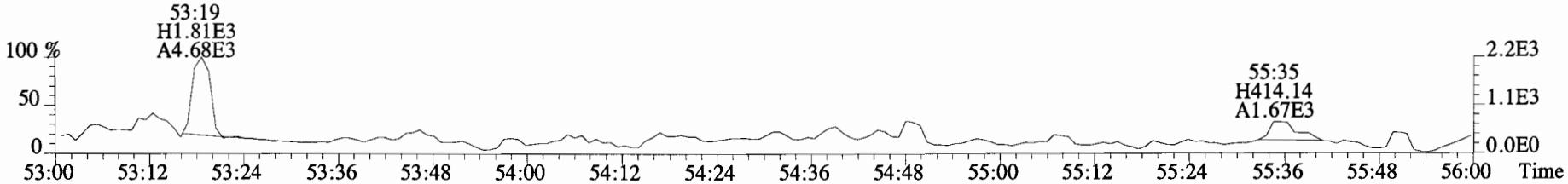

473.7648 S:4 F:5 SMO(1,3) BSUB(10000,15,-3.0) PKD(5,5,2,0.10%,4060.0,0.00%,F,F)



475.7619 S:4 F:5 SMO(1,3) BSUB(10000,15,-3.0) PKD(5,5,2,0.10%,7200.0,0.00%,F,F)



492.9697 S:4 F:5

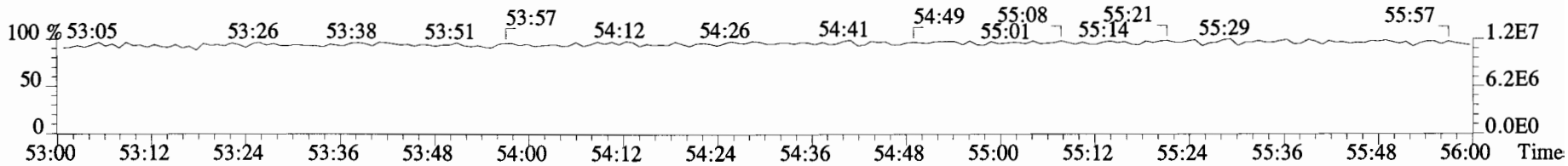

File:190610E1 #1-407 Acq:10-JUN-2019 19:57:04 GC EI+ Voltage SIR Autospec-UltimaE
Sample#4 File Text:Vista Analytical Laboratory VG-8 Text:B9F0064-BLK1 Method Blank 5 Exp:PCB_ZB1
497.6826 S:4 F:5 SMO(1,3) BSUB(10000,15,-3.0) PKD(5,5,2,0.10%,384.0,0.00%,F,F)

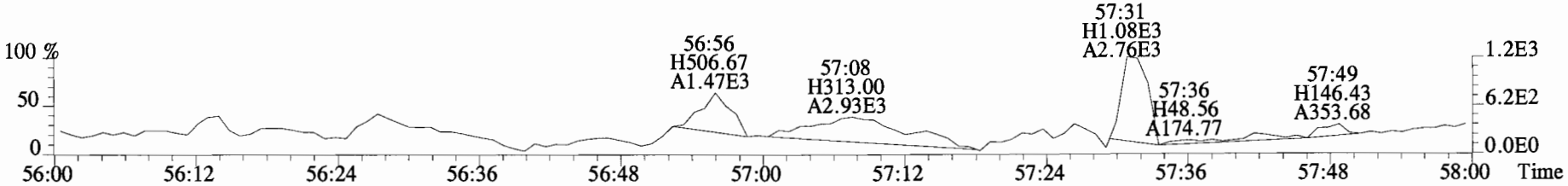

499.6797 S:4 F:5 SMO(1,3) BSUB(10000,15,-3.0) PKD(5,5,2,0.10%,380.0,0.00%,F,F)

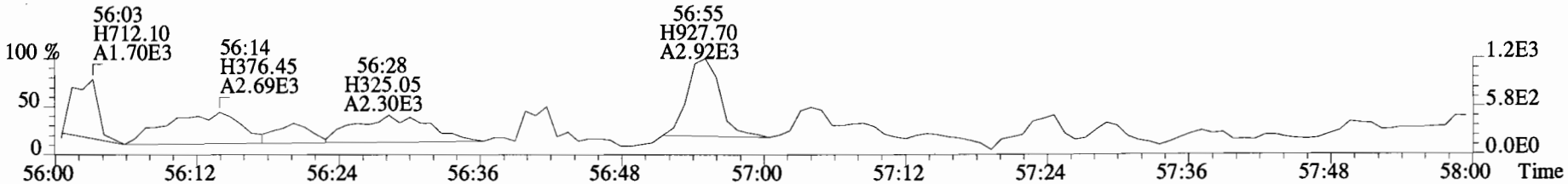

509.7229 S:4 F:5 SMO(1,3) BSUB(10000,15,-3.0) PKD(5,5,2,0.10%,392.0,0.00%,F,F)

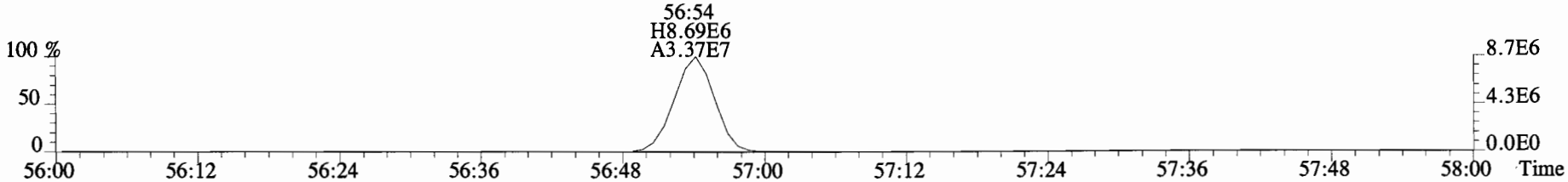

511.7199 S:4 F:5 SMO(1,3) BSUB(10000,15,-3.0) PKD(5,5,2,0.10%,416.0,0.00%,F,F)

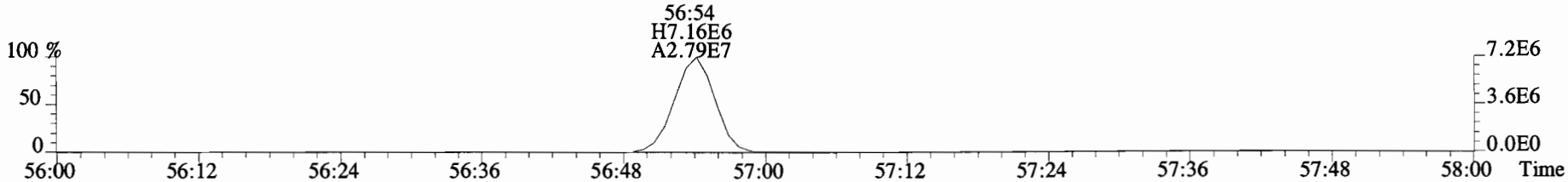

492.9697 S:4 F:5

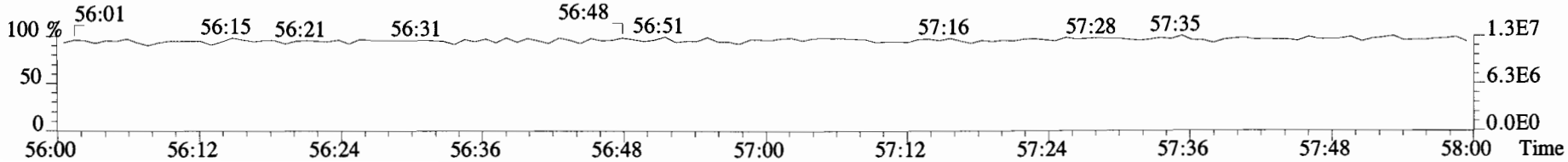

EPA METHOD 1668C PCB ONGOING PRECISION AND RECOVERY (OPR)

Lab Name: Vista Analytical Laboratory OPR Data Filename: B9F0064-BS1

Matrix : SOLID Ext. Date: 6-7-19 Analysis Date: 10-JUN-19 Time: 17:47:08

ALL CONCENTRATIONS REPORTED ON THIS FORM ARE CONCENTRATIONS IN EXTRACT.

NATIVE ANALYTES	SPIKE CONC. (ng/mL)	CONC. FOUND (ng/mL)	OPR CONC. LIMITS (ng/mL)	LABELED COMPOUNDS	SPIKE CONC. (ng/mL)	CONC. FOUND (ng/mL)	OPR CONC. LIMITS (ng/mL)	CLEAN UP STANDARD	SPIKE CONC. (ng/mL)	CONC. FOUND (ng/mL)	OPR CONC. LIMITS (ng/mL)
PCB-1	50	54.1	30.0-67.5	13C-PCB-1	100	57.0	15-145	13C-PCB-79	100	93.4	40-145
PCB-3	50	53.6	30.0-67.5	13C-PCB-3	100	55.0	15-145	13C-PCB-178	100	95.3	40-145
PCB-4/10	100	98.4	60.0-135	13C-PCB-4	100	79.6	15-145				
PCB-15	50	47.7	30.0-67.5	13C-PCB-11	100	83.2	15-145				
PCB-19	50	46.2	30.0-67.5	13C-PCB-19	100	73.5	15-145				
PCB-37	50	46.4	30.0-67.5	13C-PCB-37	100	87.9	15-145				
PCB-54	50	47.4	30.0-67.5	13C-PCB-54	100	91.2	15-145				
PCB-81	50	47.9	30.0-67.5	13C-PCB-81	100	89.2	40-145				
PCB-77	50	48.4	30.0-67.5	13C-PCB-77	100	89.3	40-145				
PCB-104	50	43.7	30.0-67.5	13C-PCB-104	100	90.8	40-145				
PCB-123	50	45.4	30.0-67.5	13C-PCB-123	100	95.0	40-145				
PCB-106/118	100	90.8	60.0-135	13C-PCB-118	100	94.6	40-145				
PCB-114	50	46.5	30.0-67.5	13C-PCB-114	100	96.1	40-145				
PCB-105	50	46.4	30.0-67.5	13C-PCB-105	100	97.1	40-145				
PCB-126	50	46.9	30.0-67.5	13C-PCB-126	100	95.3	40-145				
PCB-155	50	45.3	30.0-67.5	13C-PCB-155	100	99.8	40-145				
PCB-167	50	47.1	30.0-67.5	13C-PCB-167	100	91.4	40-145				
PCB-156	50	45.8	30.0-67.5	13C-PCB-156	100	90.9	40-145				
PCB-157	50	46.9	30.0-67.5	13C-PCB-157	100	90.8	40-145				
PCB-169	50	47.4	30.0-67.5	13C-PCB-169	100	87.0	40-145				
PCB-188	50	46.9	30.0-67.5	13C-PCB-188	100	87.6	40-145				
PCB-189	50	45.9	30.0-67.5	13C-PCB-189	100	97.7	40-145				
PCB-202	50	50.0	30.0-67.5	13C-PCB-202	100	92.0	40-145				
PCB-205	50	46.5	30.0-67.5	13C-PCB-194	100	90.6	40-145				
PCB-208	50	49.7	30.0-67.5	13C-PCB-208	100	94.0	40-145				
PCB-206	50	48.9	30.0-67.5	13C-PCB-206	100	98.1	40-145				
PCB-209	50	45.9	30.0-67.5	13C-PCB-209	100	113.3	40-145				

Analyst: MN

Date: 6/18/19

Client ID: OPR
Lab ID: B9F0064-BS1

Filename: 190610E1 S:2 Acq:10-JUN-19 17:47:08 ConCal: ST190610E1-1
GC Column ID: ZB-1 ICal: PCBVG8-2-8-18 wt/vol: 1.0000 EndCAL: NA

	Name	Resp	RA	RRF	RT	RRT	LCL	UCL	Conc
	PCB-1	6.44e+07	3.16 y	1.07	16:05	1.001	0.996	1.006	54.0697
	PCB-2	6.90e+07	3.20 y	1.06	18:29	0.988	0.983	0.993	56.7180
	PCB-3	6.53e+07	3.10 y	1.06	18:43	1.001	0.996	1.006	53.5668
	PCB-4/10	9.94e+07	1.59 y	1.24	20:05	1.002	0.998	1.008	98.4392
	PCB-7/9	1.25e+08	1.59 y	0.99	21:53	0.867	0.863	0.871	96.7585
	PCB-6	6.79e+07	1.60 y	1.06	22:32	0.893	0.888	0.897	49.4602
	PCB-5/8	1.30e+08	1.59 y	1.03	22:57	0.910	0.904	0.913	97.2226
	PCB-14	6.80e+07	1.60 y	1.03	24:03	0.953	0.948	0.958	48.4892
	PCB-11	7.24e+07	1.61 y	1.11	25:15	1.001	0.996	1.006	47.9063
	PCB-12/13	1.31e+08	1.58 y	1.02	25:38	1.016	1.011	1.021	94.6241
	PCB-15	6.84e+07	1.59 y	1.05	25:57	1.028	1.023	1.033	47.7204
	PCB-19	4.37e+07	1.06 y	1.20	24:13	1.001	0.996	1.006	46.1703
	PCB-30	7.04e+07	1.04 y	1.93	25:08	1.039	1.034	1.044	46.1623
	PCB-18	4.65e+07	1.05 y	0.91	25:53	0.954	0.948	0.958	43.4480
	PCB-17	4.42e+07	1.06 y	0.84	26:03	0.960	0.955	0.965	44.7966
	PCB-24/27	1.21e+08	1.06 y	1.15	26:38	0.982	0.977	0.986	89.9476
-	PCB-16/32	1.08e+08	1.05 y	1.02	27:08	1.000	0.995	1.005	90.2996
-	PCB-34	5.52e+07	1.04 y	0.96	27:56	0.960	0.955	0.965	47.7938
	PCB-23	5.35e+07	1.03 y	0.95	28:02	0.964	0.958	0.968	46.8068
	PCB-29	5.21e+07	1.02 y	0.96	28:17	0.972	0.966	0.976	44.9248
	PCB-26	5.51e+07	1.02 y	1.00	28:29	0.979	0.974	0.984	45.5984
	PCB-25	5.51e+07	1.03 y	1.06	28:39	0.985	0.980	0.990	43.3259
	PCB-31	5.57e+07	1.02 y	1.10	29:00	0.997	0.992	1.002	42.1293
	PCB-28	6.34e+07	1.03 y	1.14	29:07	1.001	0.995	1.005	46.2777
	PCB-20/21/33	1.52e+08	1.01 y	1.00	29:43	1.022	1.017	1.027	127.235
	PCB-22	5.72e+07	1.03 y	1.09	30:10	1.037	1.032	1.042	43.7117
	PCB-36	5.60e+07	1.02 y	1.15	30:47	0.934	0.929	0.939	45.0893
	PCB-39	5.25e+07	1.02 y	1.07	31:15	0.948	0.943	0.953	45.4315
	PCB-38	5.68e+07	1.02 y	1.10	32:02	0.972	0.966	0.976	47.6427
	PCB-35	5.92e+07	1.02 y	1.12	32:33	0.987	0.982	0.992	48.8025
	PCB-37	5.58e+07	1.02 y	1.11	33:00	1.001	0.996	1.006	46.4082
	PCB-54	5.57e+07	0.78 y	1.07	27:59	1.001	0.996	1.006	47.4275
	PCB-50	4.34e+07	0.78 y	0.87	29:10	1.044	1.038	1.048	45.4281
	PCB-53	4.09e+07	0.77 y	1.01	29:48	0.946	0.940	0.950	47.2445
	PCB-51	4.58e+07	0.79 y	1.10	30:09	0.957	0.952	0.962	48.5977
	PCB-45	3.44e+07	0.79 y	0.87	30:34	0.970	0.965	0.975	45.9833
	PCB-46	3.31e+07	0.78 y	0.84	31:04	0.986	0.980	0.990	46.1354

Name	Resp	RA	RRF	RT	RRT	LCL	UCL	Conc
PCB-52/69	9.58e+07	0.78 y	1.212	31:33	1.001	0.996	1.006	92.2156
PCB-73	6.09e+07	0.79 y	1.453	31:40	1.005	1.000	1.010	48.9199
PCB-43/49	8.24e+07	0.79 y	1.011	31:50	1.010	1.005	1.015	95.0447
PCB-47	4.51e+07	0.78 y	0.906	32:02	1.001	0.995	1.005	51.7670
PCB-48/75	1.01e+08	0.77 y	1.134	32:09	1.004	0.999	1.009	92.7739
PCB-65	5.15e+07	0.77 y	1.271	32:24	1.012	1.007	1.017	42.0947
PCB-62	5.71e+07	0.77 y	1.096	32:31	1.016	1.011	1.021	54.1351
PCB-44	3.87e+07	0.79 y	0.855	32:49	1.025	1.020	1.030	47.0254
PCB-42/59	9.19e+07	0.79 y	1.021	33:03	1.032	1.027	1.037	93.5975
PCB-41/64/71/72	2.12e+08	0.79 y	1.166	33:38	1.050	1.046	1.056	189.264
PCB-68	6.09e+07	0.78 y	1.278	33:54	1.059	1.054	1.064	49.5170
PCB-40	2.89e+07	0.77 y	0.624	34:07	1.066	1.060	1.070	48.1713
PCB-57	6.25e+07	0.79 y	1.129	34:29	0.970	0.965	0.975	48.8568
PCB-67	6.33e+07	0.79 y	1.103	34:47	0.979	0.973	0.983	50.6775
PCB-58	5.91e+07	0.78 y	1.123	34:54	0.982	0.977	0.987	46.4833
PCB-63	5.35e+07	0.77 y	1.001	35:03	0.986	0.981	0.991	47.1935
PCB-74	6.38e+07	0.78 y	1.184	35:20	0.994	0.989	0.999	47.5969
PCB-61/70	1.07e+08	0.78 y	1.028	35:31	1.000	0.994	1.004	91.7234
PCB-76/66	1.24e+08	0.78 y	1.134	35:44	1.006	1.000	1.010	96.5520
PCB-80	6.65e+07	0.78 y	1.193	35:59	1.001	0.995	1.005	46.6943
PCB-55	6.40e+07	0.78 y	1.159	36:17	1.009	1.004	1.014	46.3162
PCB-56/60	1.11e+08	0.77 y	1.043	36:47	1.023	1.018	1.028	89.2754
PCB-79	6.26e+07	0.78 y	1.169	37:51	1.053	1.047	1.057	44.9009
PCB-78	5.72e+07	0.77 y	1.105	38:32	0.987	0.982	0.992	44.6701
PCB-81	5.38e+07	0.78 y	0.969	39:04	1.000	0.995	1.005	47.8688
PCB-77	5.79e+07	0.77 y	1.082	39:40	1.001	0.995	1.005	48.3814
PCB-104	4.41e+07	1.57 y	1.078	32:41	1.001	0.996	1.006	43.6729
PCB-96	4.93e+07	1.57 y	1.131	33:56	1.039	1.034	1.044	46.5212
PCB-103	3.79e+07	1.56 y	0.908	34:29	1.056	1.051	1.061	44.5740
PCB-100	3.91e+07	1.56 y	0.925	34:50	1.066	1.062	1.072	45.0472
PCB-94	3.03e+07	1.57 y	0.914	35:18	0.985	0.981	0.991	44.9563
PCB-95/98/102	1.13e+08	1.57 y	1.172	35:48	0.999	0.994	1.004	130.535
PCB-93	3.40e+07	1.58 y	0.926	35:56	1.003	0.997	1.007	49.8229
PCB-88/91	6.47e+07	1.54 y	0.974	36:13	1.011	1.005	1.015	90.0780
PCB-121	5.65e+07	1.58 y	1.681	36:20	1.014	1.009	1.019	45.5919
PCB-84/92	6.47e+07	1.55 y	0.973	37:08	0.990	0.985	0.995	90.6803
PCB-89	3.51e+07	1.54 y	1.065	37:20	0.995	0.990	1.000	44.9903

Integrations by Analyst: MN
Date: 6/18/19

Reviewed by Analyst: CT
Date: 06/25/19

Client ID: OPR Filename: 190610E1 S:2 Acq:10-JUN-19 17:47:08 ConCal: ST190610E1-1
Lab ID: B9F0064-BS1 GC Column ID: ZB-1 ICal: PCBVG8-2-8-18 wt/vol: 1.0000 EndCAL: NA

	Name	Resp	RA	RRF	RT	RRT	LCL	UCL	Conc
	PCB-90/101	7.21e+07	1.56 y	1.08	37:31	1.000	0.995	1.005	91.2579
	PCB-113	4.83e+07	1.55 y	1.48	37:46	1.007	1.002	1.012	44.5809
	PCB-99	4.32e+07	1.61 y	1.25	37:52	1.009	1.004	1.014	46.9422
	PCB-119	4.88e+07	1.56 y	1.70	38:19	0.988	0.982	0.992	44.1985
	PCB-108/112	8.08e+07	1.54 y	1.40	38:28	0.991	0.986	0.996	88.6516
	PCB-83	5.16e+07	1.56 y	1.75	38:38	0.996	0.990	1.000	45.2732
	PCB-97	3.51e+07	1.56 y	1.17	38:50	1.001	0.995	1.005	46.0467
	PCB-86	2.96e+07	1.62 y	1.08	38:59	1.005	0.999	1.009	42.1338
	B-87/117/125	1.35e+08	1.56 y	1.55	39:05	1.007	1.002	1.012	133.661
	PCB-111/115	1.11e+08	1.52 y	1.79	39:16	1.012	1.006	1.016	95.5977
	PCB-85/116	7.69e+07	1.59 y	1.29	39:22	1.015	1.009	1.019	91.6170
	PCB-120	5.92e+07	1.57 y	1.98	39:38	1.021	1.016	1.026	45.9889
	PCB-110	5.48e+07	1.57 y	1.69	39:46	1.025	1.020	1.030	50.0369
	PCB-82	3.14e+07	1.56 y	0.81	40:24	0.976	0.972	0.982	42.3184
	PCB-124	5.35e+07	1.56 y	1.30	41:05	0.993	0.988	0.998	44.8806
	PCB-107/109	1.12e+08	1.58 y	1.31	41:13	0.996	0.991	1.001	93.0164
	PCB-123	4.67e+07	1.59 y	1.12	41:23	1.000	0.996	1.006	45.3663
-	PCB-106/118	1.03e+08	1.54 y	1.18	41:35	1.001	0.996	1.006	90.8363
-	PCB-114	4.60e+07	1.58 y	1.11	42:13	1.000	0.995	1.005	46.4507
	PCB-122	4.39e+07	1.57 y	1.03	42:21	1.003	0.999	1.009	48.0514
	PCB-105	4.52e+07	1.55 y	1.12	43:05	1.000	0.995	1.005	46.4046
	PCB-127	4.88e+07	1.58 y	1.12	43:26	1.000	0.995	1.005	45.8124
	PCB-126	4.77e+07	1.57 y	1.20	45:19	1.000	0.995	1.005	46.8789
	PCB-155	3.77e+07	1.23 y	0.99	37:05	1.000	0.995	1.005	45.2533
	PCB-150	3.95e+07	1.25 y	1.02	38:20	1.034	1.030	1.040	45.6517
	PCB-152	4.45e+07	1.25 y	1.16	38:48	1.047	1.042	1.052	45.5784
	PCB-145	4.36e+07	1.22 y	1.13	39:16	1.059	1.054	1.064	45.7993
	PCB-136	3.87e+07	1.24 y	1.02	39:35	1.068	1.063	1.073	44.8599
	PCB-148	3.19e+07	1.24 y	0.77	39:42	1.071	1.066	1.076	48.8534
	PCB-154	3.41e+07	1.22 y	0.88	40:11	1.084	1.079	1.089	46.1834
	PCB-151	2.98e+07	1.21 y	0.75	40:49	1.101	1.095	1.107	46.8967
	PCB-135	3.71e+07	1.22 y	0.86	41:02	1.107	1.101	1.113	51.0568
	PCB-144	3.06e+07	1.22 y	0.77	41:09	1.110	1.105	1.116	47.2692
	PCB-147	3.29e+07	1.26 y	0.80	41:16	1.113	1.108	1.120	48.4442
	PCB-139/149	7.12e+07	1.24 y	0.88	41:32	1.121	1.115	1.127	95.8642
-	PCB-140	3.08e+07	1.19 y	0.77	41:43	1.125	1.120	1.132	47.4387
-	PCB-134/143	6.43e+07	1.25 y	0.76	42:08	0.975	0.970	0.980	91.3616

Name	Resp	RA	RRF	RT	RRT	LCL	UCL	Conc
PCB-131/133	7.05e+07	1.24 y	0.82	42:27	0.982	0.977	0.987	93.5174
PCB-142	3.05e+07	1.26 y	0.73	42:36	0.985	0.981	0.991	45.2136
PCB-146/165	8.68e+07	1.26 y	1.02	42:50	0.991	0.986	0.996	92.2451
PCB-132/161	8.43e+07	1.26 y	1.00	43:04	0.996	0.992	1.002	90.9978
PCB-153	4.61e+07	1.26 y	1.08	43:14	1.000	0.995	1.005	46.4276
PCB-168	4.59e+07	1.23 y	1.12	43:27	1.005	1.000	1.010	44.5766
PCB-141	3.68e+07	1.24 y	1.02	43:59	1.000	0.995	1.005	48.2179
PCB-137	3.74e+07	1.42 y	1.10	44:21	1.009	1.004	1.014	45.3423
PCB-130	3.15e+07	1.06 y	0.81	44:28	1.011	1.007	1.017	52.2314
PCB-138/163/164	1.42e+08	1.24 y	1.23	44:50	1.001	0.996	1.006	142.492
PCB-158/160	9.09e+07	1.25 y	1.18	45:05	1.006	1.001	1.011	95.4352
PCB-129	2.92e+07	1.26 y	0.78	45:19	1.012	1.007	1.017	46.2821
PCB-166	5.17e+07	1.26 y	1.13	45:46	0.993	0.988	0.998	46.2206
PCB-159	5.57e+07	1.24 y	1.16	46:07	1.000	0.995	1.005	48.4789
PCB-128/162	8.77e+07	1.25 y	0.89	46:23	1.006	1.002	1.012	98.9975
PCB-167	4.81e+07	1.26 y	1.02	46:47	1.000	0.995	1.005	47.1380
PCB-156	4.80e+07	1.26 y	1.06	48:05	1.001	0.995	1.005	45.8375
PCB-157	4.69e+07	1.25 y	1.02	48:21	1.000	0.996	1.006	46.9327
PCB-169	5.07e+07	1.27 y	1.13	50:33	1.000	0.995	1.005	47.3556
PCB-188	4.75e+07	1.05 y	1.37	42:53	1.001	0.995	1.005	46.9329
PCB-184	4.69e+07	1.05 y	1.32	43:20	1.011	1.006	1.016	48.2474
PCB-179	4.90e+07	1.07 y	1.38	44:06	1.029	1.024	1.034	48.0641
PCB-176	4.61e+07	1.04 y	1.31	44:34	1.040	1.035	1.045	47.8239
PCB-186	5.06e+07	1.05 y	1.42	45:10	1.054	1.049	1.059	48.3430
PCB-178	3.50e+07	1.04 y	0.97	45:40	1.066	1.060	1.070	49.0268
PCB-175	3.62e+07	1.05 y	1.00	46:01	1.074	1.069	1.079	49.2606
PCB-182/187	8.22e+07	1.05 y	1.14	46:11	1.078	1.072	1.082	97.7195
PCB-183	4.08e+07	1.05 y	1.13	46:30	1.085	1.080	1.090	49.1450
PCB-185	3.42e+07	1.08 y	1.36	47:10	0.956	0.950	0.960	46.5708
PCB-174	3.59e+07	1.05 y	1.42	47:31	0.963	0.958	0.968	46.8335
PCB-181	4.00e+07	1.07 y	1.48	47:38	0.965	0.960	0.970	49.9480
PCB-177	3.48e+07	1.05 y	1.33	47:47	0.968	0.963	0.973	48.2689
PCB-171	3.41e+07	1.04 y	1.37	48:05	0.974	0.969	0.979	45.9086
PCB-173	3.20e+07	1.05 y	1.27	48:31	0.983	0.978	0.988	46.4605
PCB-172	3.53e+07	1.05 y	1.39	48:58	0.992	0.987	0.997	46.9699
PCB-192	4.72e+07	1.06 y	1.80	49:09	0.996	0.991	1.001	48.2730
PCB-180	3.82e+07	1.04 y	1.52	49:22	1.000	0.995	1.005	46.4948

Integrations by Analyst: MN

Date: 6/18/19

Client ID: OPR Filename: 190610E1 S:2 Acq:10-JUN-19 17:47:08 ConCal: ST190610E1-1
Lab ID: B9F0064-BS1 GC Column ID: ZB-1 ICal: PCBVG8-2-8-18 wt/vol: 1.0000 EndCAL: NA

	Name	Resp	RA	RRF	RT	RRT	LCL	UCL	Conc
	PCB-193	4.30e+07	1.06 y	1.71	49:34	1.004	0.999	1.009	46.3126
	PCB-191	4.51e+07	1.06 y	1.74	49:50	1.010	1.005	1.015	47.8541
	PCB-170	3.29e+07	1.03 y	1.44	50:56	1.000	0.995	1.005	47.3590
	PCB-190	4.80e+07	1.07 y	1.95	51:07	1.004	0.999	1.009	50.7665
	PCB-189	4.51e+07	1.05 y	1.46	52:31	1.001	0.995	1.005	45.9241
	PCB-202	3.76e+07	0.90 y	1.06	48:17	1.000	0.995	1.005	49.9755
	PCB-201	3.38e+07	0.88 y	0.98	48:46	1.010	1.006	1.016	48.8117
	PCB-204	3.66e+07	0.90 y	1.07	48:56	1.014	1.009	1.019	48.1492
	PCB-197	3.69e+07	0.91 y	1.10	49:14	1.020	1.015	1.025	47.4515
	PCB-200	3.63e+07	0.90 y	1.04	50:08	1.039	1.034	1.044	49.0920
	PCB-198	3.10e+07	0.88 y	0.84	51:34	1.068	1.065	1.075	51.9988
	PCB-199	3.05e+07	0.89 y	0.80	51:41	1.071	1.067	1.077	53.7638
-	PCB-196/203	6.09e+07	0.90 y	0.84	51:58	1.077	1.072	1.082	102.107
-	PCB-195	2.75e+07	0.88 y	1.04	53:10	0.984	0.979	0.989	48.2850
	PCB-194	2.79e+07	0.88 y	1.16	54:02	1.000	0.995	1.005	43.7837
	PCB-205	3.41e+07	0.90 y	1.33	54:18	1.005	1.000	1.010	46.5126
	PCB-208	3.61e+07	1.30 y	0.90	53:18	1.000	0.995	1.005	49.6657
	PCB-207	3.55e+07	1.31 y	0.89	53:37	1.006	1.001	1.011	49.3360
	PCB-206	2.70e+07	1.29 y	0.88	55:35	1.000	0.995	1.005	48.8667
	PCB-209	3.15e+07	1.18 y	1.04	56:55	1.000	0.995	1.005	45.9030

Name	Resp	RA	RT	RRF	Conc	
Total Mono-PCB	1.99e+08	3.16 y	16:05	1.06	164.354	
Total Di-PCB	7.67e+08	1.59 y	20:05	1.04	584.624	
Total Tri-PCB	4.34e+08	1.06 y	24:13	1.15	360.824	
Total Tri-PCB	9.06e+08	1.04 y	27:56	1.05	742.543	Sum:1103.37
Total Tetra-PCB	2.20e+09	0.78 y	27:59	1.06	1997.90	
Total Penta-PCB	1.76e+09	1.57 y	32:41	1.18	1860.86	
Total Penta-PCB	2.45e+08	1.58 y	42:13	1.12	247.653	Sum:2108.51
Total Hexa-PCB	5.02e+08	1.23 y	37:05	0.91	659.149	
Total Hexa-PCB	1.20e+09	1.25 y	42:08	1.00	1329.91	Sum:1989.06
Total Hepta-PCB	9.82e+08	1.05 y	42:53	1.35	1149.96	
Total Octa-PCB	3.03e+08	0.90 y	48:17	0.95	451.350	
Total Octa-PCB	8.94e+07	0.88 y	53:10	1.17	138.581	Sum:589.931
Total Nona-PCB	9.91e+07	1.30 y	53:18	0.89	148.624	
Total Deca-PCB	3.15e+07	1.18 y	56:55	1.04	45.9030	

Total PCB Conc:9808.64193100

Integrations by Analyst: MN

Date: 6/18/19

Client ID: OPR Filename: 190610E1 S:2 Acq:10-JUN-19 17:47:08 ConCal: ST190610E1-1
Lab ID: B9F0064-BS1 GC Column ID: ZB-1 ICal: PCBVG8-2-8-18 wt/vol:1.0000 EndCAL: NA

Name	Resp	RA	RRF	RT	RRT	LCL UCL	Conc	Rec
13C-PCB-1	1.11e+08	3.15 y	1.13	16:04	0.620	0.616-0.622	57.0	57.0
13C-PCB-3	1.15e+08	3.18 y	1.21	18:42	0.721	0.716-0.724	55.0	55.0
13C-PCB-4	8.16e+07	1.56 y	0.59	20:02	0.772	0.769-0.777	79.6	79.6
13C-PCB-9	1.30e+08	1.58 y	0.94	21:50	0.842	0.837-0.845	79.9	79.9
13C-PCB-11	1.36e+08	1.57 y	0.95	25:14	0.973	0.968-0.978	83.2	83.2
13C-PCB-19	7.91e+07	1.06 y	0.62	24:12	0.933	0.928-0.938	73.5	73.5
13C-PCB-28	1.20e+08	0.96 y	1.05	29:05	1.003	0.999-1.009	95.2	95.2
13C-PCB-32	1.17e+08	1.06 y	0.91	27:08	1.046	1.041-1.051	74.7	74.7
13C-PCB-37	1.08e+08	0.97 y	1.02	32:58	1.137	1.132-1.144	87.9	87.9
13C-PCB-47	9.62e+07	0.76 y	0.83	32:01	0.871	0.867-0.875	89.4	89.4
13C-PCB-52	8.58e+07	0.76 y	0.76	31:31	0.857	0.853-0.861	86.9	86.9
13C-PCB-54	1.09e+08	0.77 y	0.93	27:57	0.760	0.756-0.764	91.2	91.2
13C-PCB-70	1.13e+08	0.76 y	1.00	35:32	0.966	0.961-0.971	87.9	87.9
13C-PCB-77	1.11e+08	0.75 y	0.96	39:38	1.078	1.073-1.083	89.3	89.3
13C-PCB-80	1.19e+08	0.79 y	1.00	35:57	0.978	0.973-0.983	92.8	92.8
13C-PCB-81	1.16e+08	0.74 y	1.01	39:03	1.062	1.057-1.067	89.2	89.2
13C-PCB-95	7.37e+07	1.55 y	0.80	35:50	0.913	0.908-0.918	89.6	89.6
13C-PCB-97	6.50e+07	1.59 y	0.70	38:48	0.989	0.984-0.994	90.4	90.4
13C-PCB-101	7.33e+07	1.61 y	0.80	37:31	0.956	0.951-0.961	89.3	89.3
13C-PCB-104	9.37e+07	1.58 y	1.01	32:40	0.832	0.828-0.836	90.8	90.8
13C-PCB-105	8.67e+07	1.58 y	1.14	43:04	0.929	0.924-0.934	97.1	97.1
13C-PCB-114	8.89e+07	1.63 y	1.18	42:13	0.910	0.905-0.915	96.1	96.1
13C-PCB-118	9.66e+07	1.59 y	1.00	41:33	1.059	1.054-1.064	94.6	94.6
13C-PCB-123	9.19e+07	1.60 y	0.95	41:23	1.054	1.049-1.059	95.0	95.0
13C-PCB-126	8.47e+07	1.57 y	1.14	45:18	0.977	0.972-0.982	95.3	95.3
13C-PCB-127	9.53e+07	1.57 y	1.24	43:25	0.936	0.931-0.941	98.0	98.0
13C-PCB-138	8.06e+07	1.26 y	1.17	44:48	0.966	0.962-0.972	87.8	87.8
13C-PCB-141	7.49e+07	1.26 y	1.11	43:58	0.948	0.944-0.954	86.4	86.4
13C-PCB-153	9.23e+07	1.26 y	1.34	43:14	0.932	0.928-0.938	88.2	88.2
13C-PCB-155	8.44e+07	1.27 y	0.83	37:04	0.944	0.939-0.949	99.8	99.8
13C-PCB-156	9.84e+07	1.26 y	1.38	48:03	1.036	1.032-1.042	90.9	90.9
13C-PCB-157	9.75e+07	1.29 y	1.37	48:20	1.042	1.037-1.047	90.8	90.8
13C-PCB-159	9.93e+07	1.27 y	1.39	46:06	0.994	0.989-0.999	91.5	91.5
13C-PCB-167	1.00e+08	1.26 y	1.40	46:47	1.009	1.004-1.014	91.4	91.4
13C-PCB-169	9.47e+07	1.26 y	1.39	50:32	1.090	1.085-1.095	87.0	87.0
13C-PCB-170	4.84e+07	0.46 y	0.86	50:55	1.102	1.097-1.109	93.8	93.8
13C-PCB-180	5.42e+07	0.47 y	0.98	49:21	1.069	1.064-1.074	92.3	92.3
13C-PCB-188	7.36e+07	0.46 y	1.40	42:51	0.928	0.923-0.933	87.6	87.6
13C-PCB-189	6.75e+07	0.46 y	1.15	52:29	1.136	1.132-1.144	97.7	97.7
13C-PCB-194	5.50e+07	0.90 y	0.77	54:01	0.995	0.990-1.000	90.6	90.6
13C-PCB-202	7.09e+07	0.91 y	1.28	48:16	1.045	1.040-1.050	92.0	92.0
13C-PCB-206	6.26e+07	0.78 y	0.81	55:34	1.023	1.019-1.029	98.1	98.1
13C-PCB-208	8.11e+07	0.80 y	1.09	53:18	0.982	0.977-0.987	94.0	94.0
13C-PCB-209	6.58e+07	1.19 y	0.74	56:54	1.048	1.043-1.053	113	113

CRS vs. RS

Name	Resp	RA	RRF	RT	RRT	LCL UCL	Conc	Rec
13C-PCB-79	1.24e+08	0.75 y	1.03	37:50	1.029	1.024-1.034	93.4	93.4
13C-PCB-178	5.31e+07	0.46 y	0.93	45:39	0.985	0.980-0.990	95.3	95.3

PS vs. IS

Name	Resp	RA	RRF	RT	RRT	LCL UCL	Conc	Rec
13C-PCB-79	1.24e+08	0.75 y	1.03	37:50	0.969	0.963-0.973	105	105
13C-PCB-178	5.31e+07	0.46 y	0.95	45:39	0.925	0.920-0.930	103	103

RS

Name	Resp	RA	RRF	RT	Conc
13C-PCB-15	1.72e+08	1.58 y	1.00	25:56	100
13C-PCB-31	1.21e+08	0.97 y	1.00	28:59	100
13C-PCB-60	1.29e+08	0.77 y	1.00	36:46	100
13C-PCB-111	1.02e+08	1.57 y	1.00	39:15	100
13C-PCB-128	7.82e+07	1.25 y	1.00	46:22	100
13C-PCB-182	6.01e+07	0.45 y	1.00	46:11	100
13C-PCB-205	7.89e+07	0.90 y	1.00	54:18	100

Analyst: MN

Date: 6/18/19

File:190610E1 #1-867 Acq:10-JUN-2019 17:47:08 GC EI+ Voltage SIR Autospec-UltimaE
Sample#2 File Text:Vista Analytical Laboratory VG-8 Text:B9F0064-BS1 OPR 5 Exp:PCB_ZB1
188.0393 S:2 SMO(1,3) BSUB(10000,15,-3.0) PKD(5,5,2,0.10%,4928.0,0.00%,F,F)

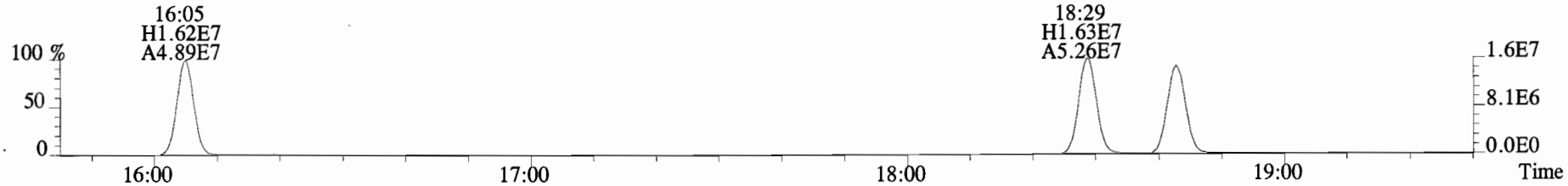

190.0363 S:2 SMO(1,3) BSUB(10000,15,-3.0) PKD(5,5,2,0.10%,4160.0,0.00%,F,F)

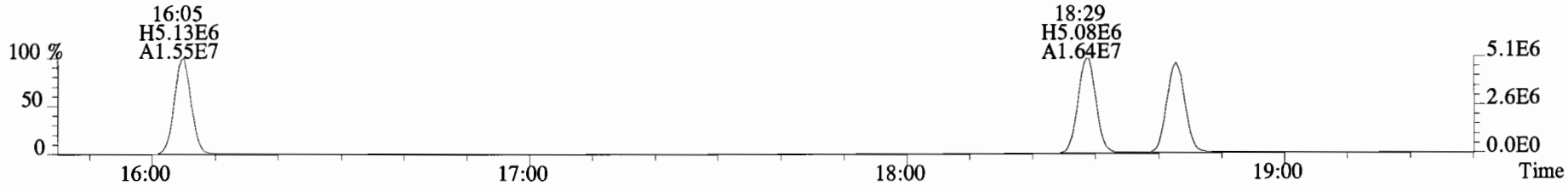

200.0795 S:2 SMO(1,3) BSUB(10000,15,-3.0) PKD(5,5,2,0.10%,4740.0,0.00%,F,F)

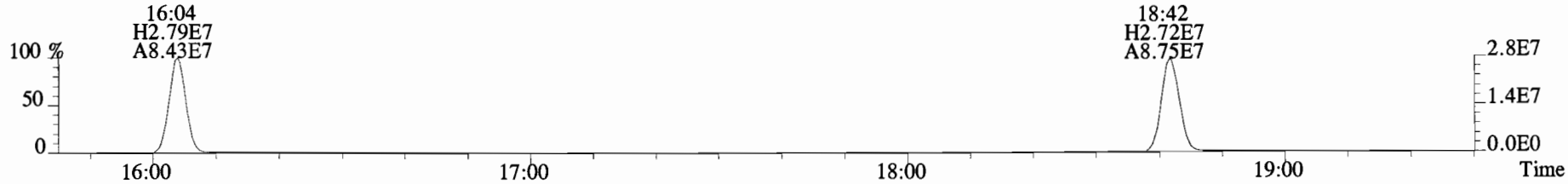

202.0766 S:2 SMO(1,3) BSUB(10000,15,-3.0) PKD(5,5,2,0.10%,21980.0,0.00%,F,F)

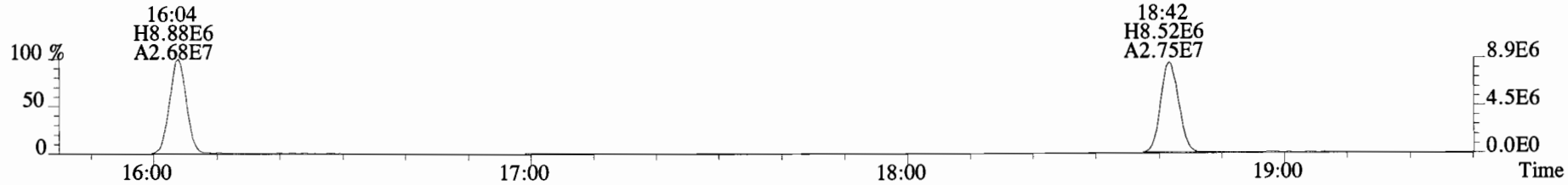

180.9880 S:2

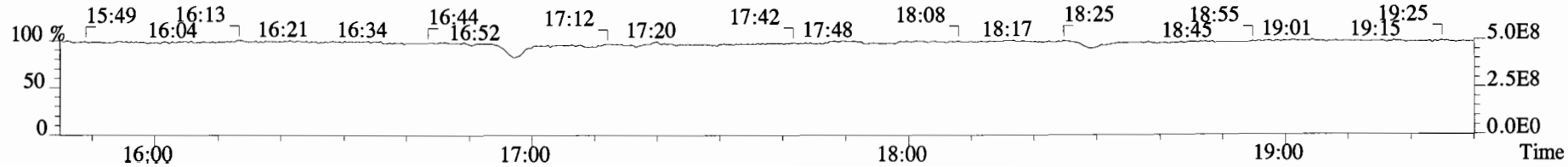

File:190610E1 #1-757 Acq:10-JUN-2019 17:47:08 GC EI+ Voltage SIR Autospec-UltimaE
Sample#2 File Text:Vista Analytical Laboratory VG-8 Text:B9F0064-BS1 OPR 5 Exp:PCB_ZB1
222.0003 S:2 F:2 SMO(1,3) BSUB(10000,15,-3.0) PKD(5,5,2,0.10%,8056.0,0.00%,F,F)

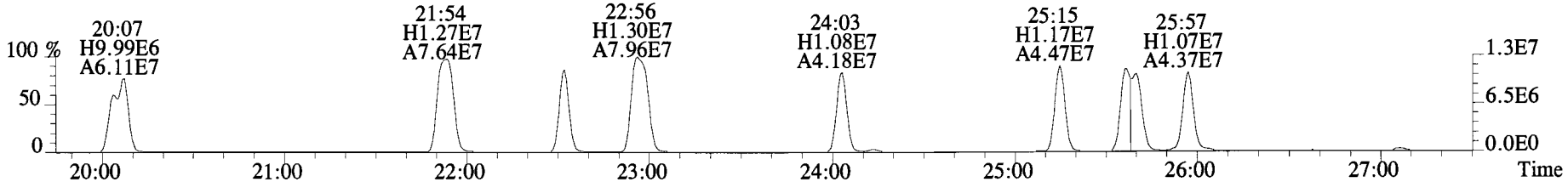

223.9974 S:2 F:2 SMO(1,3) BSUB(10000,15,-3.0) PKD(5,5,2,0.10%,92108.0,0.00%,F,F)

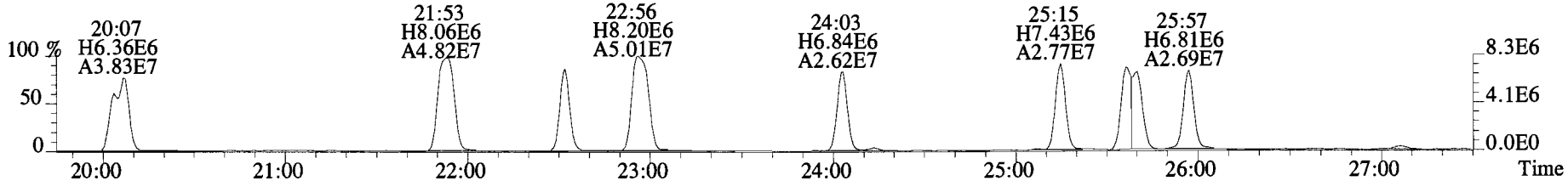

234.0406 S:2 F:2 SMO(1,3) BSUB(10000,15,-3.0) PKD(5,5,2,0.10%,4004.0,0.00%,F,F)

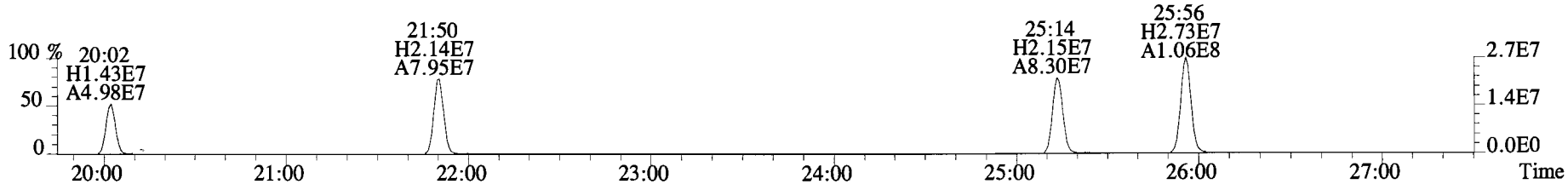

236.0376 S:2 F:2 SMO(1,3) BSUB(10000,15,-3.0) PKD(5,5,2,0.10%,3860.0,0.00%,F,F)

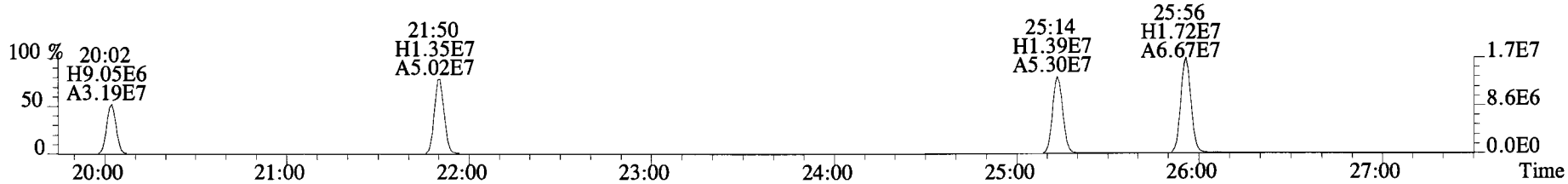

230.9856 S:2 F:2

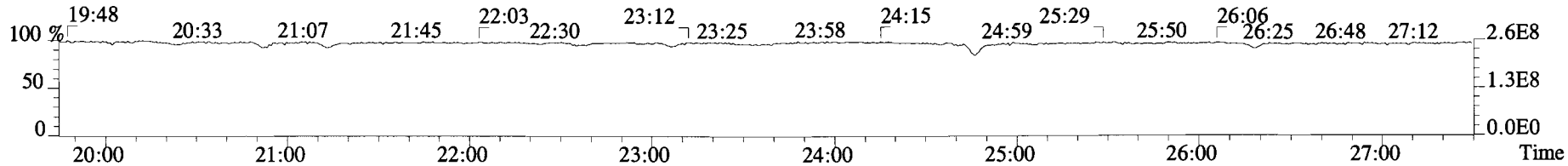

File:190610E1 #1-757 Acq:10-JUN-2019 17:47:08 GC EI+ Voltage SIR Autospec-UltimaE
Sample#2 File Text:Vista Analytical Laboratory VG-8 Text:B9F0064-BS1 OPR 5 Exp:PCB_ZB1
222.0003 S:2 F:2 SMO(1,3) BSUB(10000,15,-3.0) PKD(5,5,2,0.10%,8056.0,0.00%,F,F)

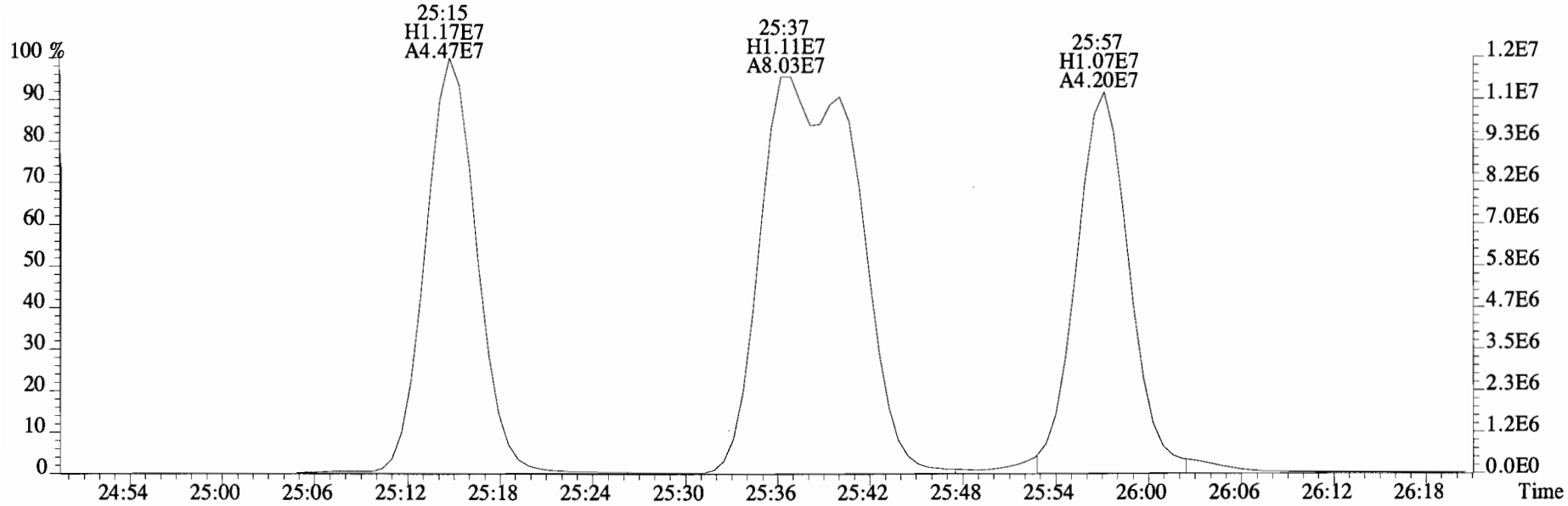

223.9974 S:2 F:2 SMO(1,3) BSUB(10000,15,-3.0) PKD(5,5,2,0.10%,92108.0,0.00%,F,F)

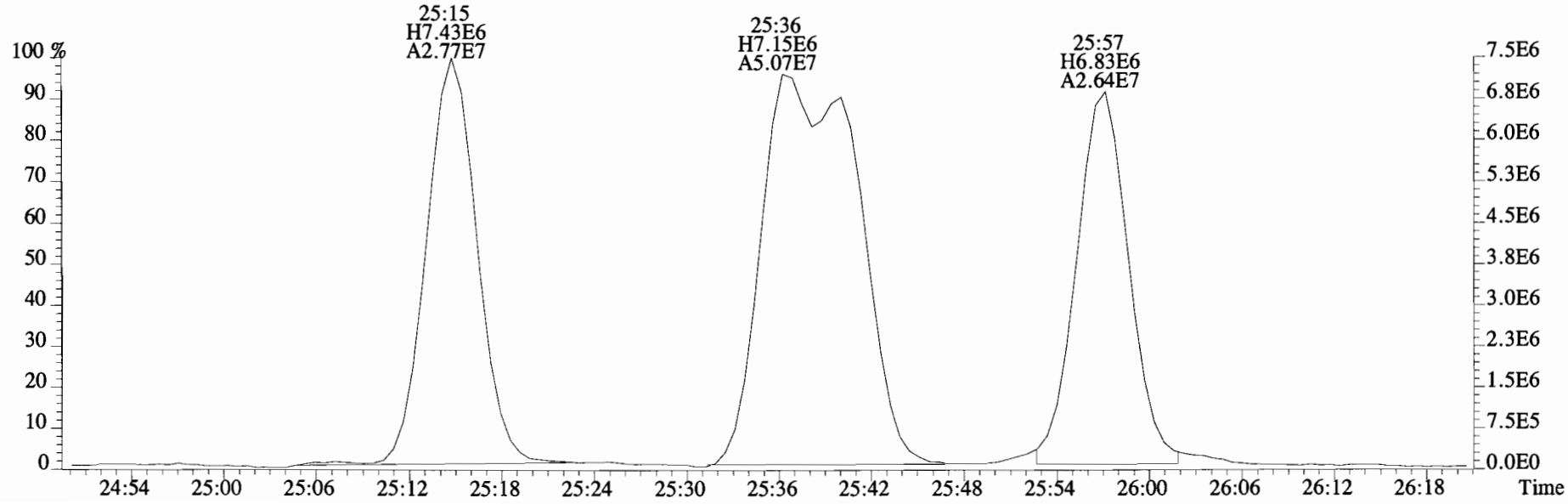

File:190610E1 #1-757 Acq:10-JUN-2019 17:47:08 GC EI+ Voltage SIR Autospec-UltimaE
Sample#2 File Text:Vista Analytical Laboratory VG-8 Text:B9F0064-BS1 OPR 5 Exp:PCB_ZB1
255.9613 S:2 F:2 SMO(1,3) BSUB(10000,15,-3.0) PKD(5,5,2,0.10%,4192.0,0.00%,F,F)

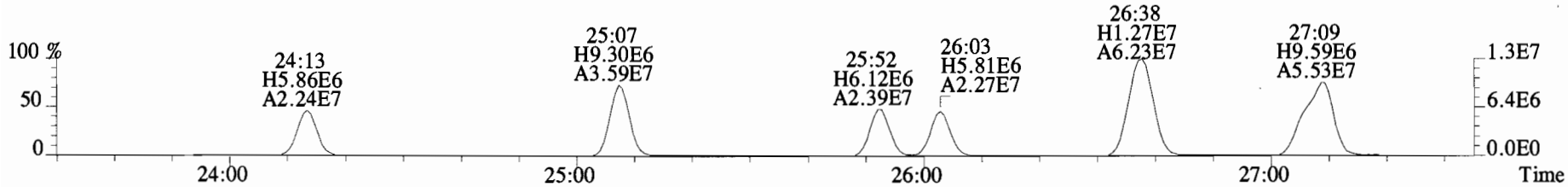

257.9584 S:2 F:2 SMO(1,3) BSUB(10000,15,-3.0) PKD(5,5,2,0.10%,2828.0,0.00%,F,F)

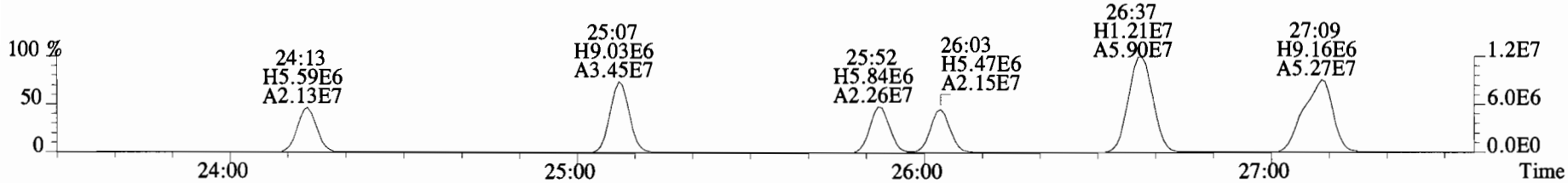

268.0016 S:2 F:2 SMO(1,3) BSUB(10000,15,-3.0) PKD(5,5,2,0.10%,127456.0,0.00%,F,F)

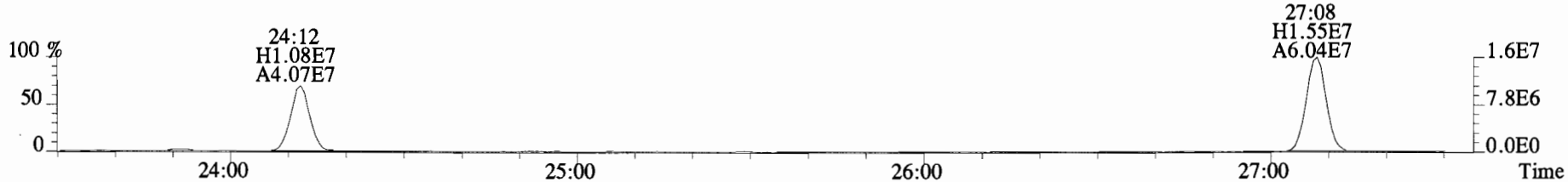

269.9986 S:2 F:2 SMO(1,3) BSUB(10000,15,-3.0) PKD(5,5,2,0.10%,36440.0,0.00%,F,F)

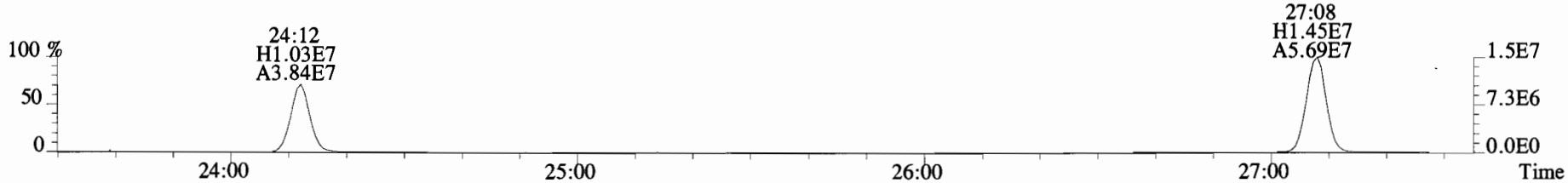

230.9856 S:2 F:2

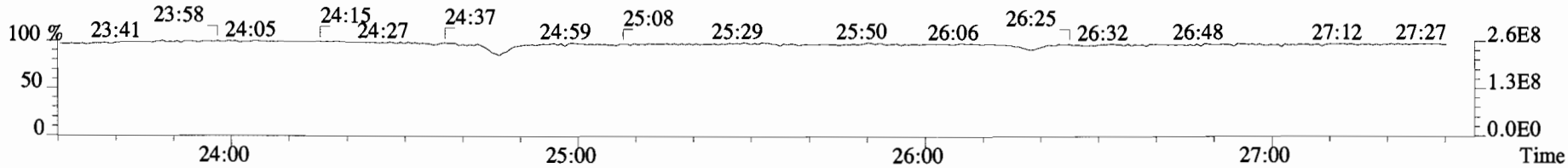

File:190610E1 #1-758 Acq:10-JUN-2019 17:47:08 GC EI+ Voltage SIR Autospec-UltimaE
Sample#2 File Text:Vista Analytical Laboratory VG-8 Text:B9F0064-BS1 OPR 5 Exp:PCB_ZB1
255.9613 S:2 F:3 SMO(1,3) BSUB(10000,15,-3.0) PKD(5,5,2,0.10%,5192.0,0.00%,F,F)

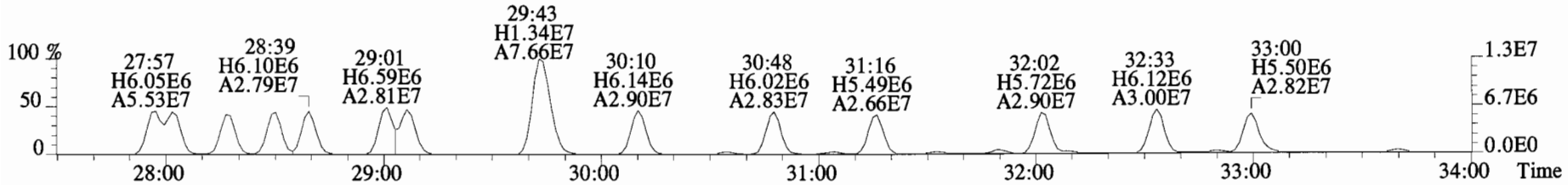

257.9584 S:2 F:3 SMO(1,3) BSUB(10000,15,-3.0) PKD(5,5,2,0.10%,7040.0,0.00%,F,F)

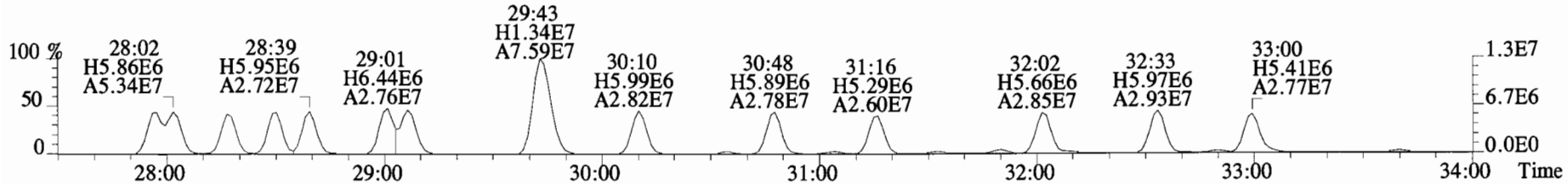

268.0016 S:2 F:3 SMO(1,3) BSUB(10000,15,-3.0) PKD(5,5,2,0.10%,384804.0,0.00%,F,F)

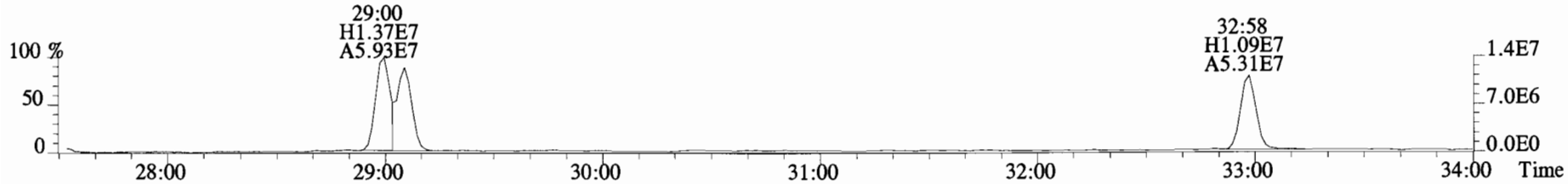

269.9986 S:2 F:3 SMO(1,3) BSUB(10000,15,-3.0) PKD(5,5,2,0.10%,179752.0,0.00%,F,F)

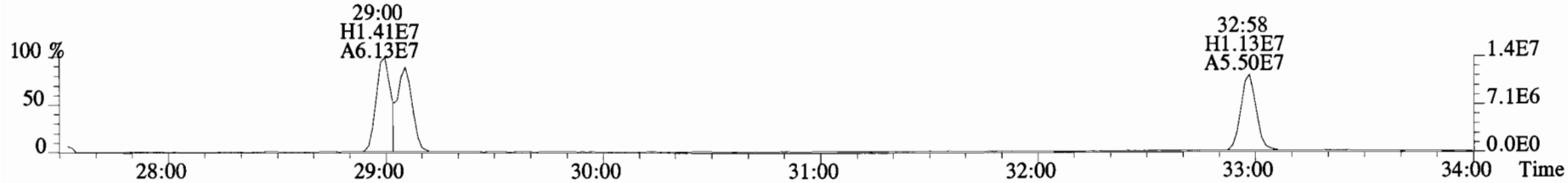

330.9792 S:2 F:3

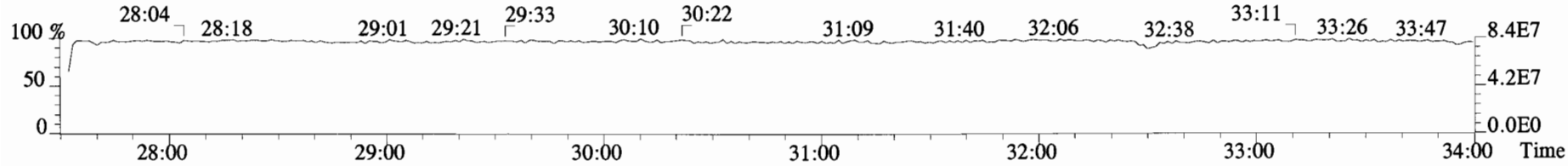

File:190610E1 #1-758 Acq:10-JUN-2019 17:47:08 GC EI+ Voltage SIR Autospec-UltimaE
Sample#2 File Text:Vista Analytical Laboratory VG-8 Text:B9F0064-BS1 OPR 5 Exp:PCB_ZB1
268.0016 S:2 F:3 SMO(1,3) BSUB(10000,15,-3.0) PKD(5,5,2,0.10%,384804.0,0.00%,F,F)

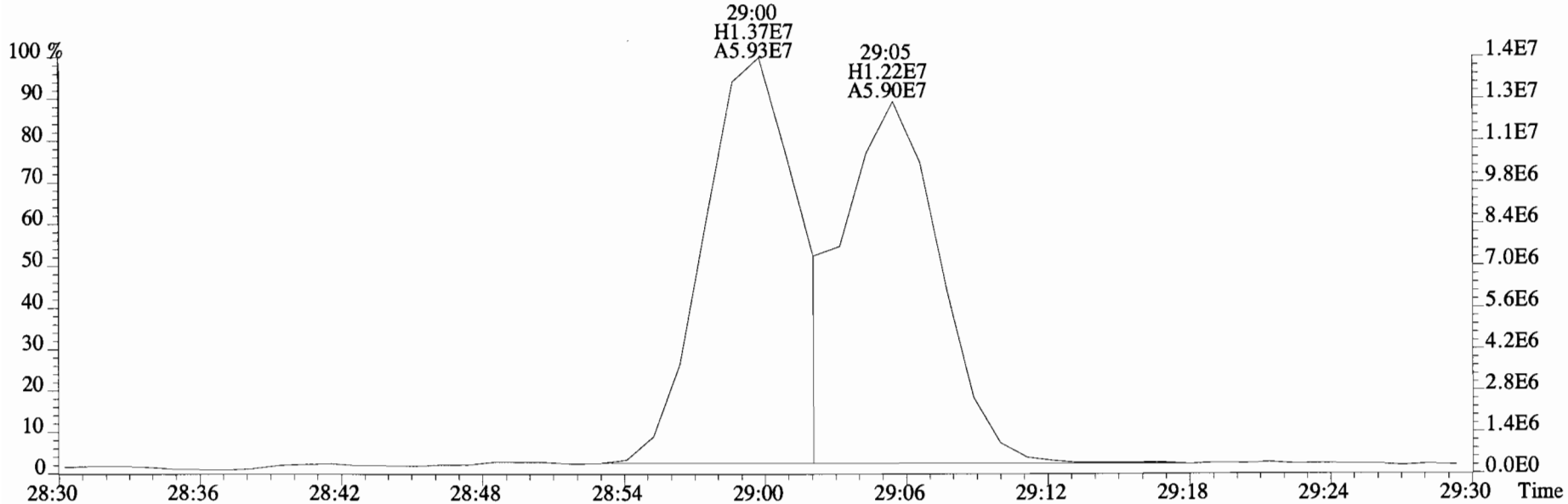

269.9986 S:2 F:3 SMO(1,3) BSUB(10000,15,-3.0) PKD(5,5,2,0.10%,179752.0,0.00%,F,F)

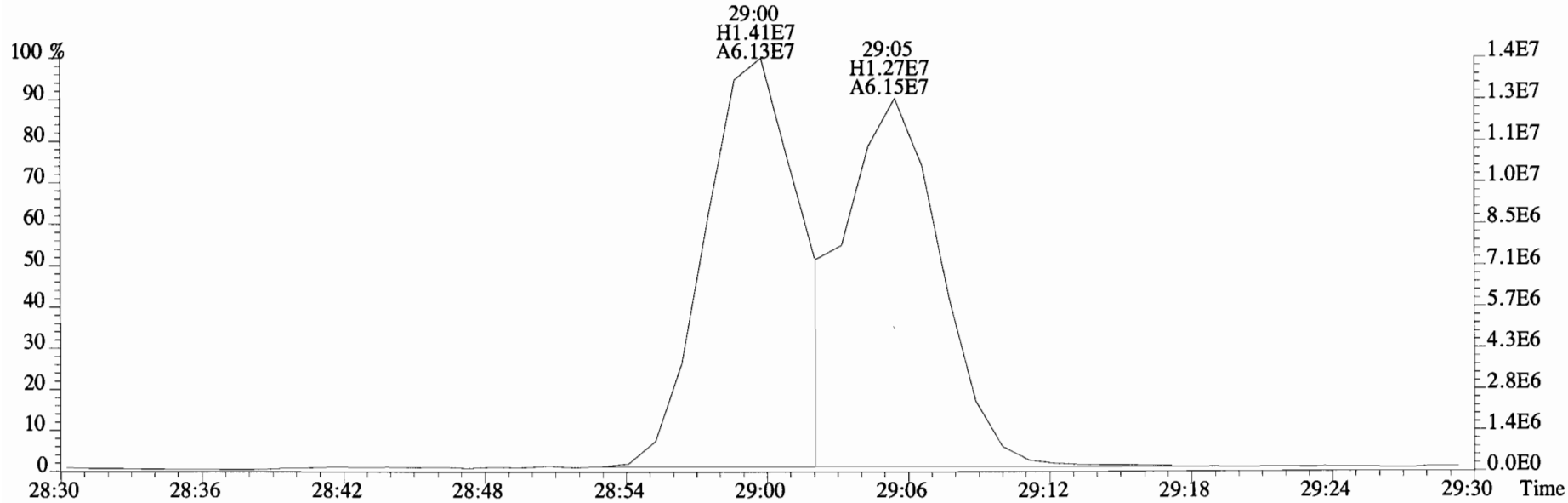

File:190610E1 #1-758 Acq:10-JUN-2019 17:47:08 GC EI+ Voltage SIR Autospec-UltimaE
Sample#2 File Text:Vista Analytical Laboratory VG-8 Text:B9F0064-BS1 OPR 5 Exp:PCB_ZB1
255.9613 S:2 F:3 SMO(1,3) BSUB(10000,15,-3.0) PKD(5,5,2,0.10%,5192.0,0.00%,F,F)

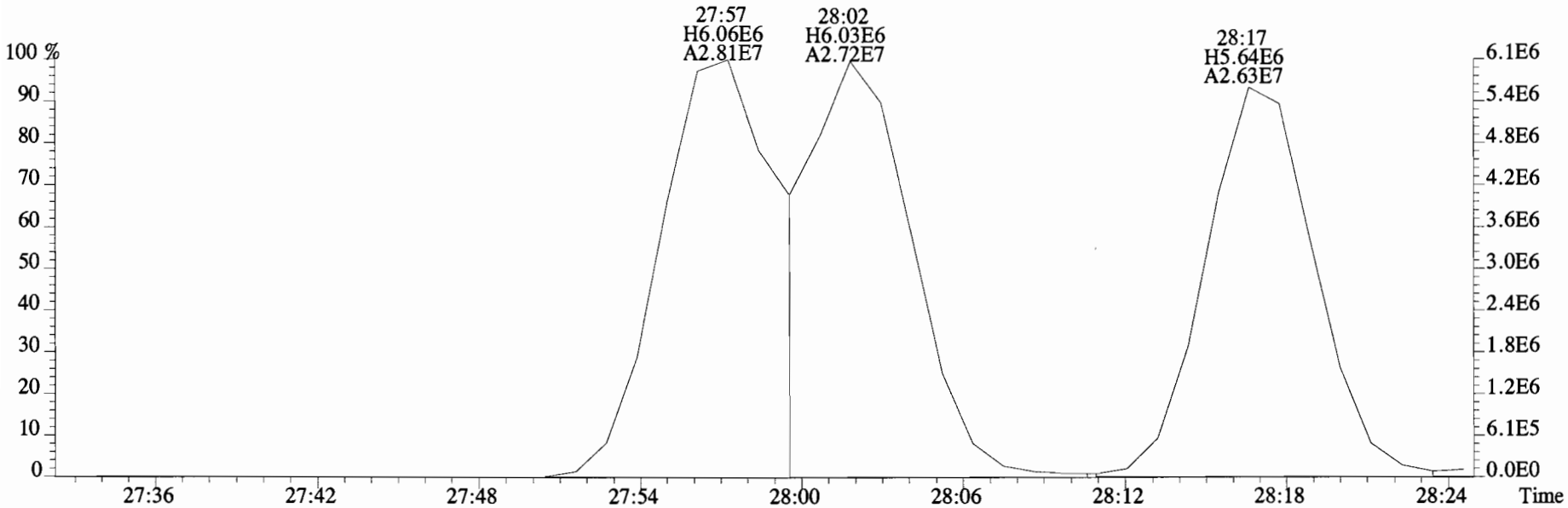

257.9584 S:2 F:3 SMO(1,3) BSUB(10000,15,-3.0) PKD(5,5,2,0.10%,7040.0,0.00%,F,F)

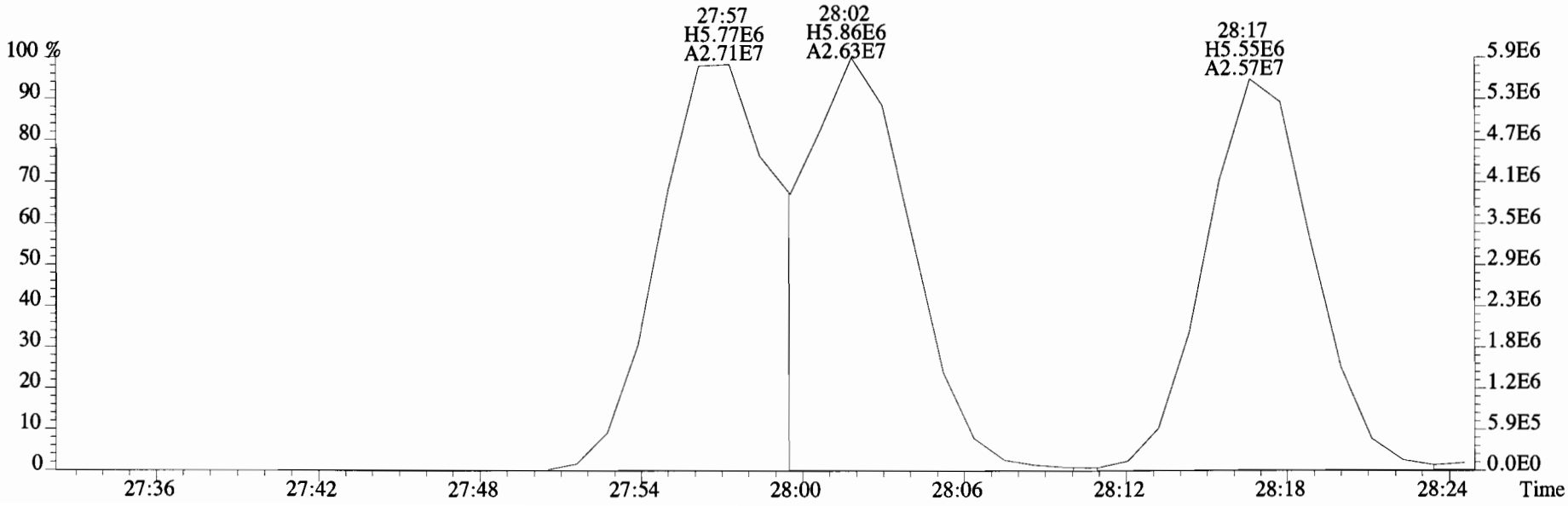

File:190610E1 #1-758 Acq:10-JUN-2019 17:47:08 GC EI+ Voltage SIR Autospec-UltimaE
Sample#2 File Text:Vista Analytical Laboratory VG-8 Text:B9F0064-BS1 OPR 5 Exp:PCB_ZB1
255.9613 S:2 F:3 SMO(1,3) BSUB(10000,15,-3.0) PKD(5,5,2,0.10%,5192.0,0.00%,F,F)

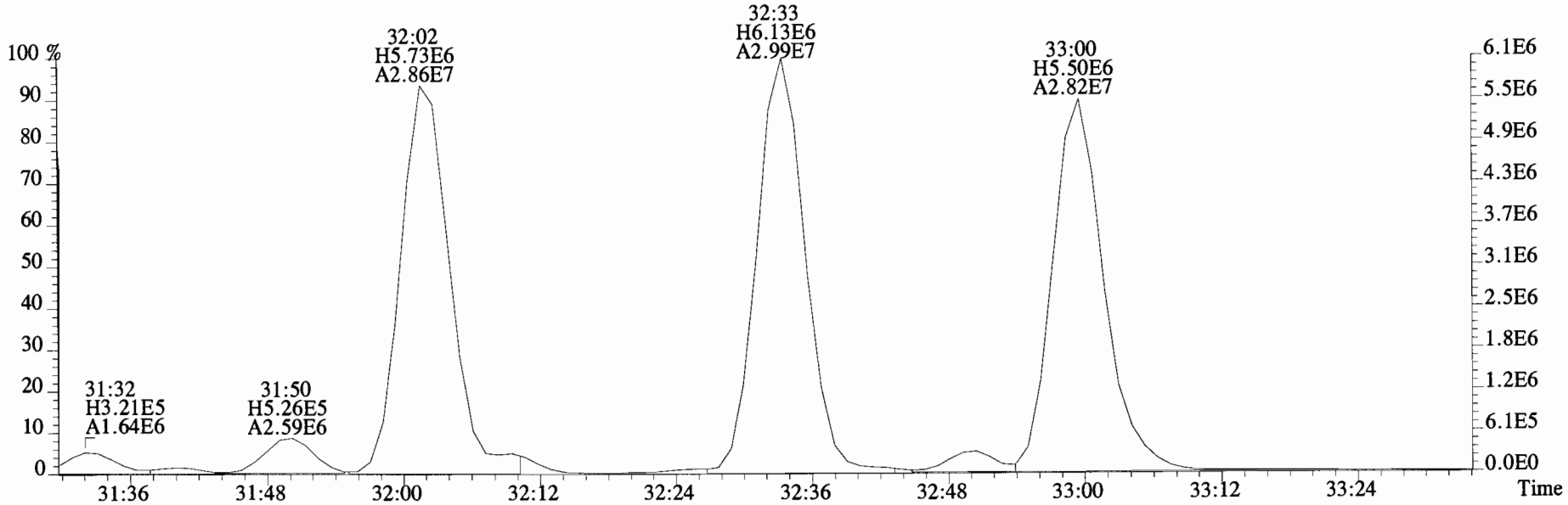

257.9584 S:2 F:3 SMO(1,3) BSUB(10000,15,-3.0) PKD(5,5,2,0.10%,7040.0,0.00%,F,F)

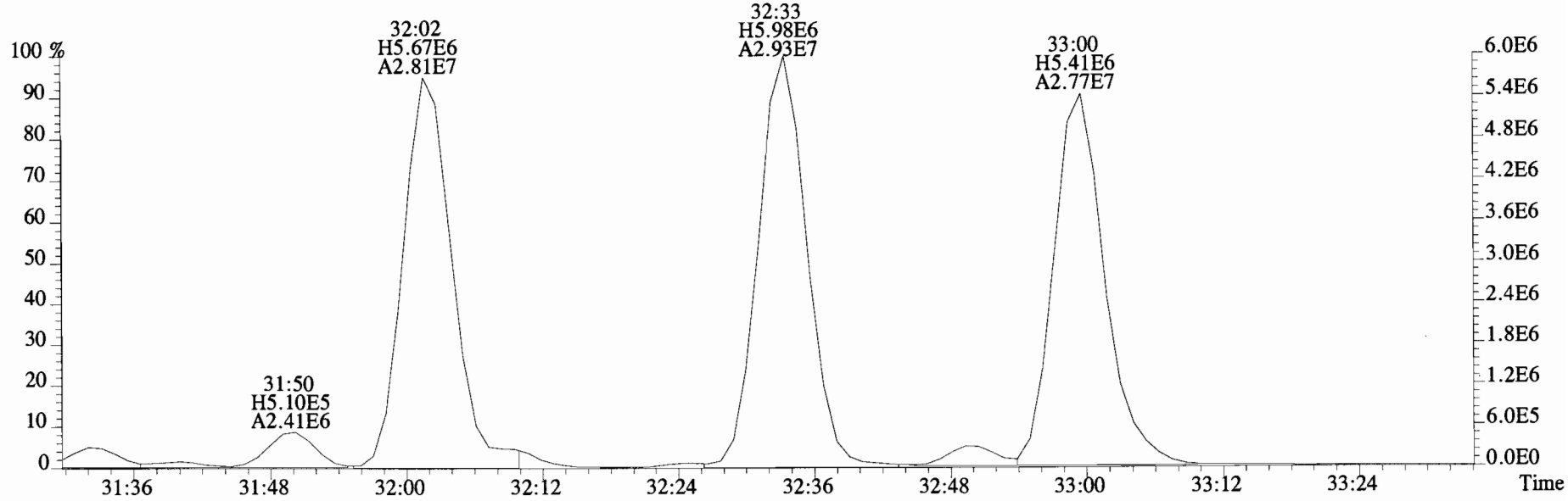

File:190610E1 #1-758 Acq:10-JUN-2019 17:47:08 GC EI+ Voltage SIR Autospec-UltimaE
Sample#2 File Text:Vista Analytical Laboratory VG-8 Text:B9F0064-BS1 OPR 5 Exp:PCB_ZB1
289.9224 S:2 F:3 SMO(1,3) BSUB(10000,15,-3.0) PKD(5,5,2,0.10%,7356.0,0.00%,F,F)

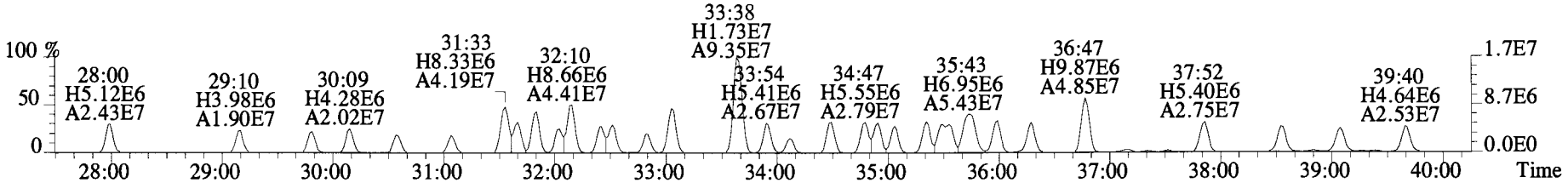

291.9194 S:2 F:3 SMO(1,3) BSUB(10000,15,-3.0) PKD(5,5,2,0.10%,29136.0,0.00%,F,F)

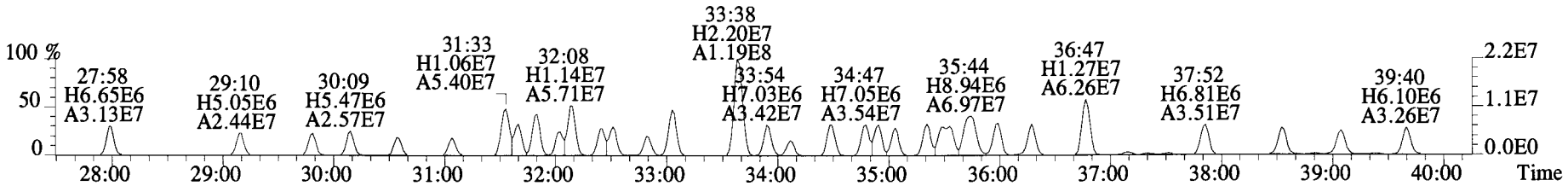

301.9626 S:2 F:3 SMO(1,3) BSUB(10000,15,-3.0) PKD(5,5,2,0.10%,54192.0,0.00%,F,F)

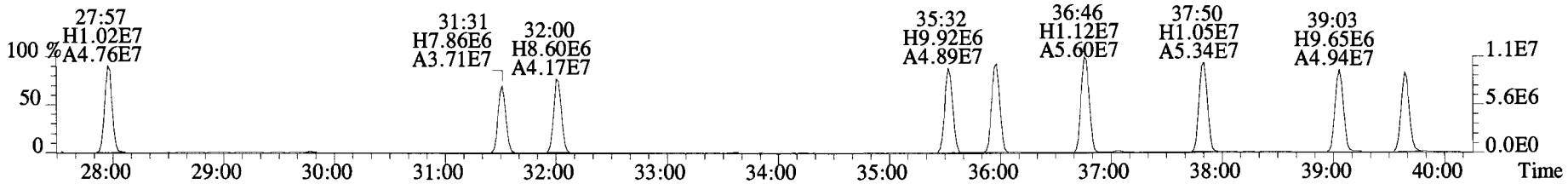

303.9597 S:2 F:3 SMO(1,3) BSUB(10000,15,-3.0) PKD(5,5,2,0.10%,28976.0,0.00%,F,F)

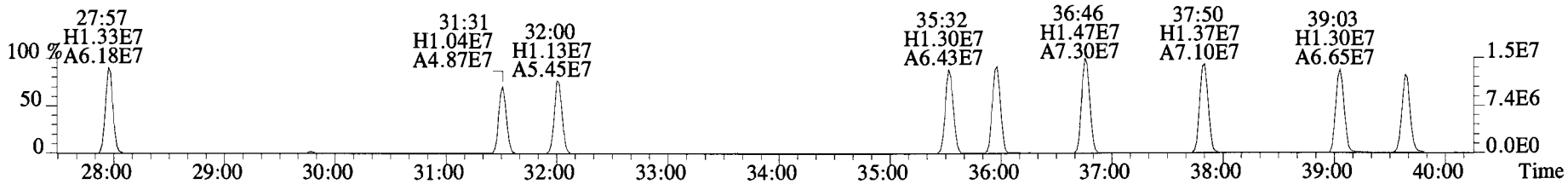

330.9792 S:2 F:3

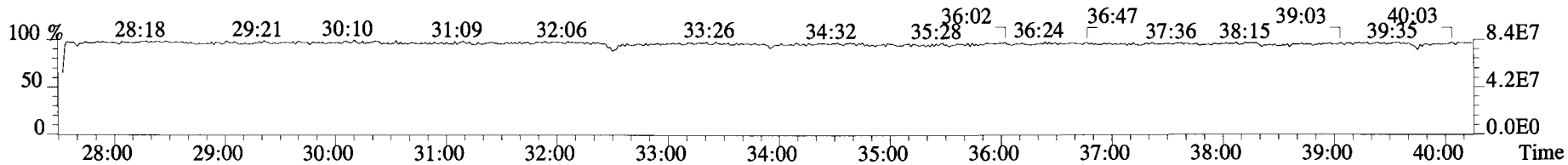

File:190610E1 #1-758 Acq:10-JUN-2019 17:47:08 GC EI+ Voltage SIR Autospec-UltimaE
Sample#2 File Text:Vista Analytical Laboratory VG-8 Text:B9F0064-BS1 OPR 5 Exp:PCB_ZB1
289.9224 S:2 F:3 SMO(1,3) BSUB(10000,15,-3.0) PKD(5,5,2,0.10%,7356.0,0.00%,F,F)

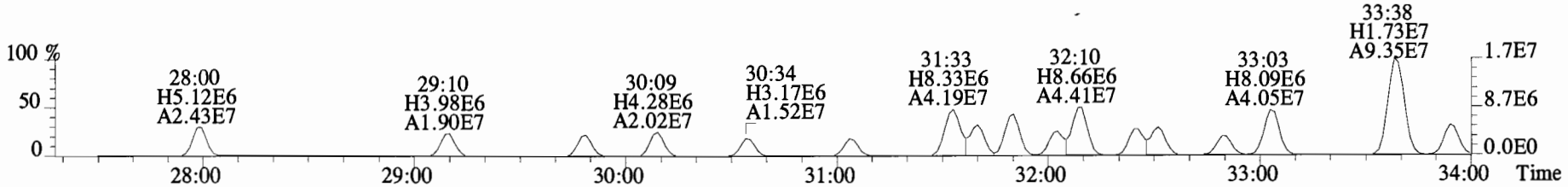

291.9194 S:2 F:3 SMO(1,3) BSUB(10000,15,-3.0) PKD(5,5,2,0.10%,29136.0,0.00%,F,F)

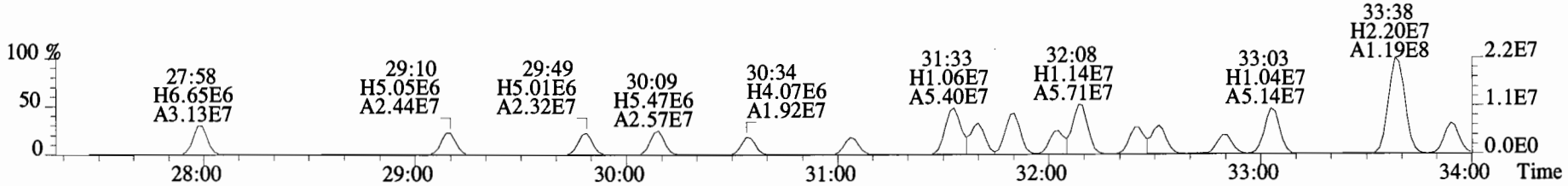

301.9626 S:2 F:3 SMO(1,3) BSUB(10000,15,-3.0) PKD(5,5,2,0.10%,54192.0,0.00%,F,F)

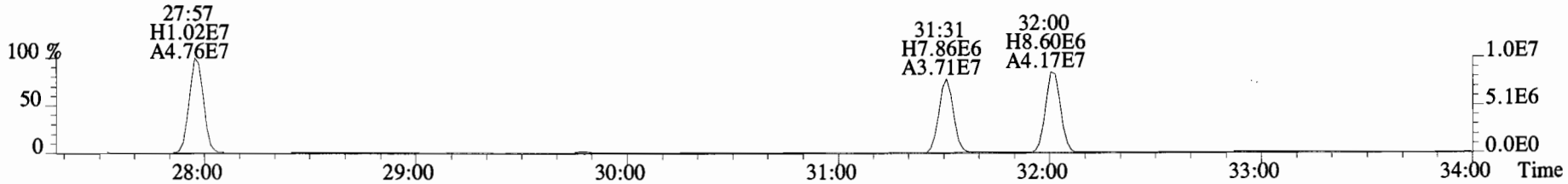

303.9597 S:2 F:3 SMO(1,3) BSUB(10000,15,-3.0) PKD(5,5,2,0.10%,28976.0,0.00%,F,F)

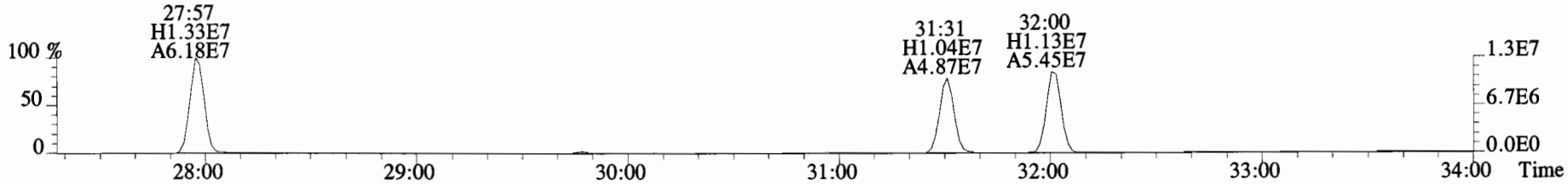

330.9792 S:2 F:3

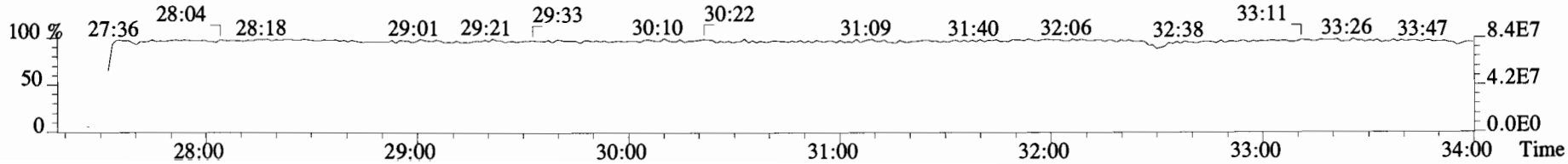

File:190610E1 #1-758 Acq:10-JUN-2019 17:47:08 GC EI+ Voltage SIR Autospec-UltimaE
Sample#2 File Text:Vista Analytical Laboratory VG-8 Text:B9F0064-BS1 OPR 5 Exp:PCB_ZB1
289.9224 S:2 F:3 SMO(1,3) BSUB(10000,15,-3.0) PKD(5,5,2,0.10%,7356.0,0.00%,F,F)

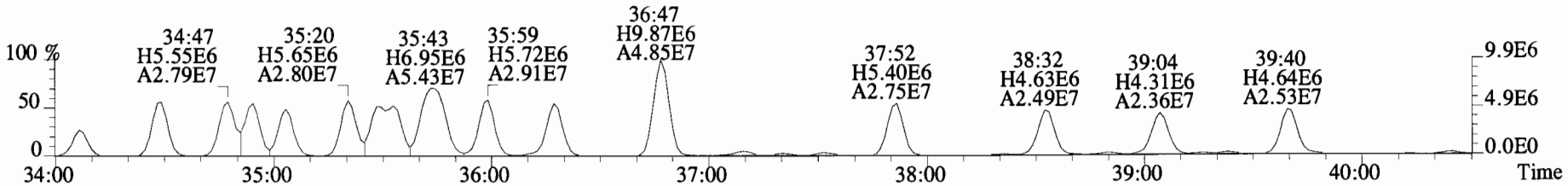

291.9194 S:2 F:3 SMO(1,3) BSUB(10000,15,-3.0) PKD(5,5,2,0.10%,29136.0,0.00%,F,F)

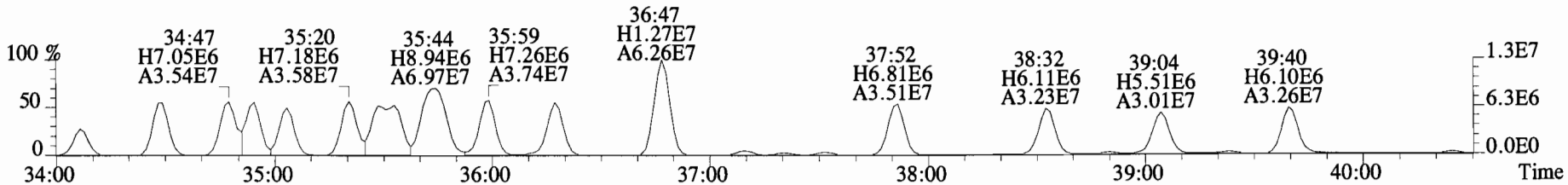

301.9626 S:2 F:3 SMO(1,3) BSUB(10000,15,-3.0) PKD(5,5,2,0.10%,54192.0,0.00%,F,F)

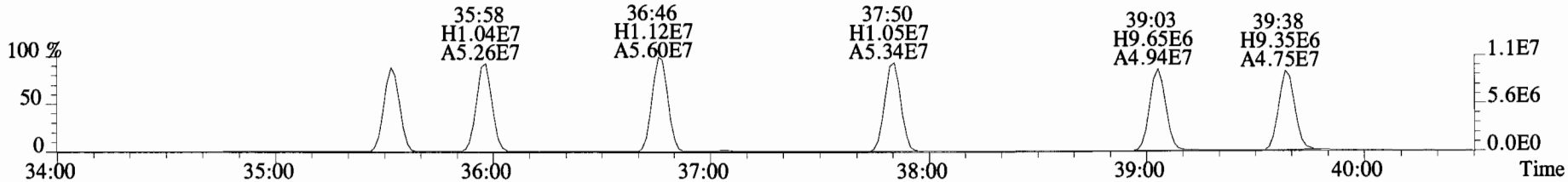

303.9597 S:2 F:3 SMO(1,3) BSUB(10000,15,-3.0) PKD(5,5,2,0.10%,28976.0,0.00%,F,F)

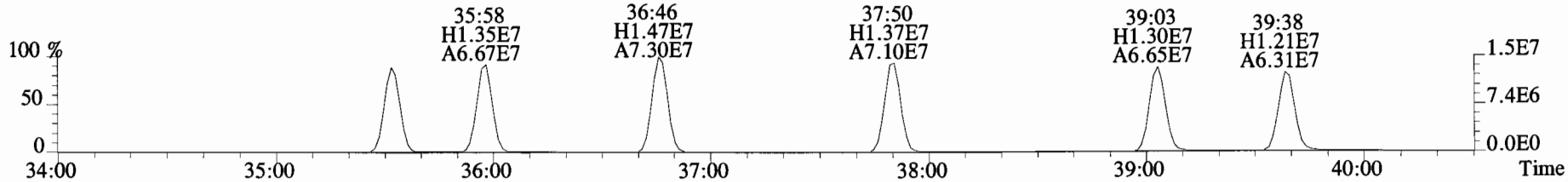

330.9792 S:2 F:3

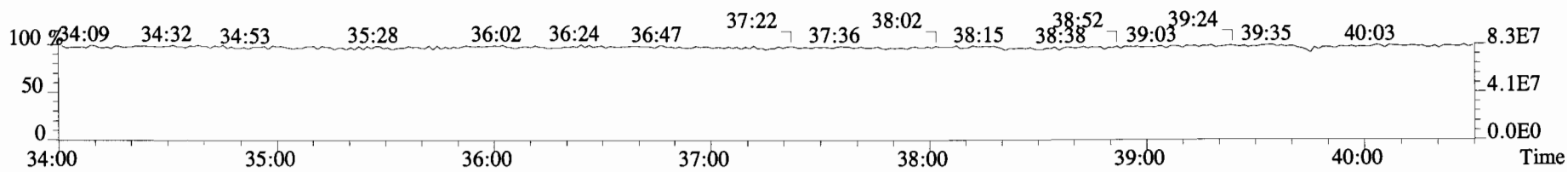

File:190610E1 #1-758 Acq:10-JUN-2019 17:47:08 GC EI+ Voltage SIR Autospec-UltimaE
Sample#2 File Text:Vista Analytical Laboratory VG-8 Text:B9F0064-BS1 OPR 5 Exp:PCB_ZB1
289.9224 S:2 F:3 SMO(1,3) BSUB(10000,15,-3.0) PKD(5,5,2,0.10%,7356.0,0.00%,F,F)

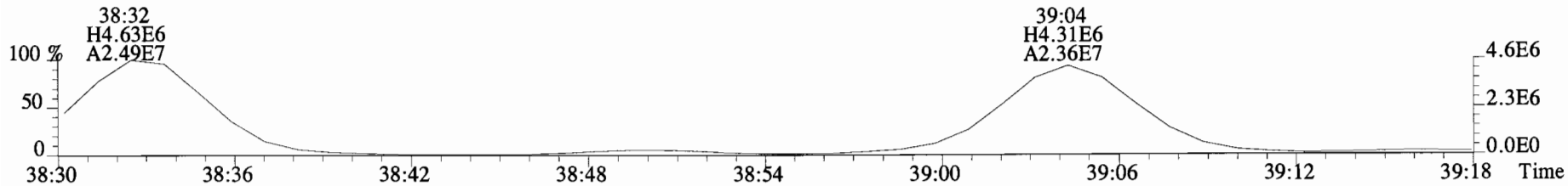

291.9194 S:2 F:3 SMO(1,3) BSUB(10000,15,-3.0) PKD(5,5,2,0.10%,29136.0,0.00%,F,F)

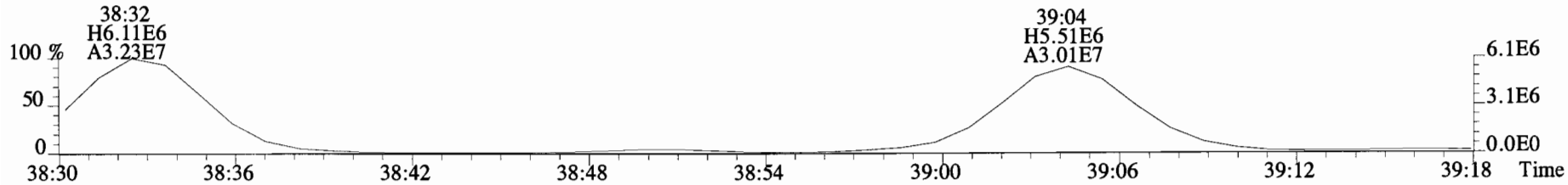

301.9626 S:2 F:3 SMO(1,3) BSUB(10000,15,-3.0) PKD(5,5,2,0.10%,54192.0,0.00%,F,F)

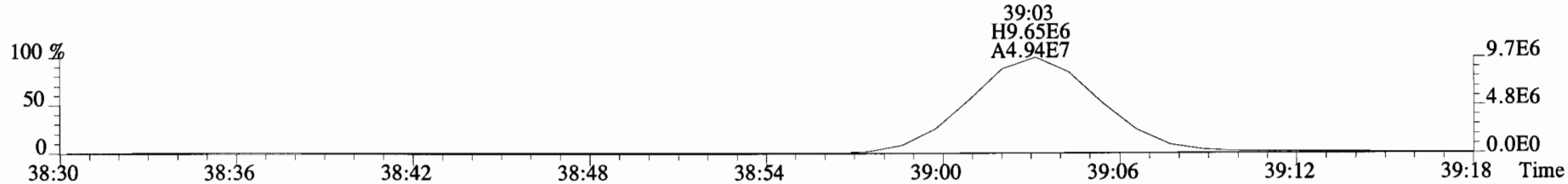

303.9597 S:2 F:3 SMO(1,3) BSUB(10000,15,-3.0) PKD(5,5,2,0.10%,28976.0,0.00%,F,F)

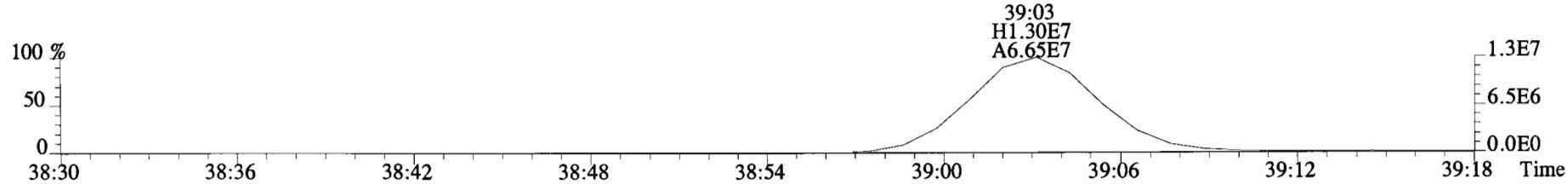

330.9792 S:2 F:3

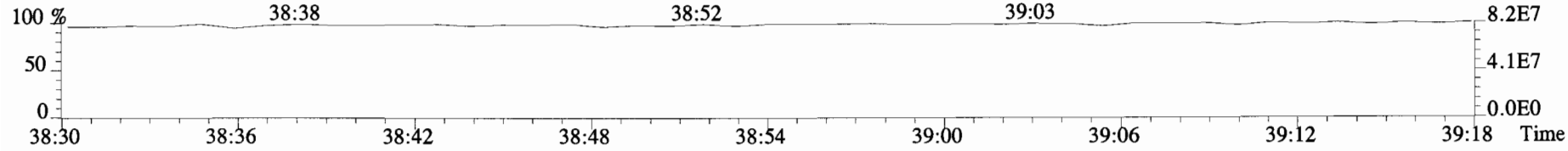

File:190610E1 #1-758 Acq:10-JUN-2019 17:47:08 GC EI+ Voltage SIR Autospec-UltimaE
Sample#2 File Text:Vista Analytical Laboratory VG-8 Text:B9F0064-BS1 OPR 5 Exp:PCB_ZB1
301.9626 S:2 F:3 SMO(1,3) BSUB(10000,15,-3.0) PKD(5,5,2,0.10%,54192.0,0.00%,F,F)

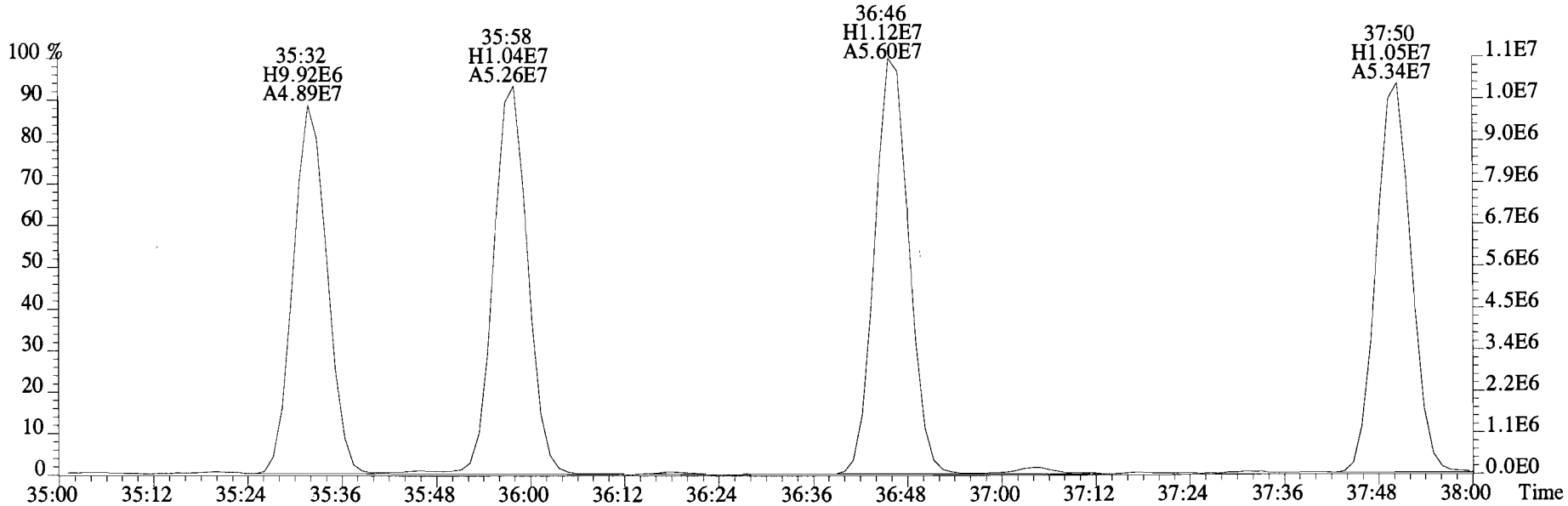

303.9597 S:2 F:3 SMO(1,3) BSUB(10000,15,-3.0) PKD(5,5,2,0.10%,28976.0,0.00%,F,F)

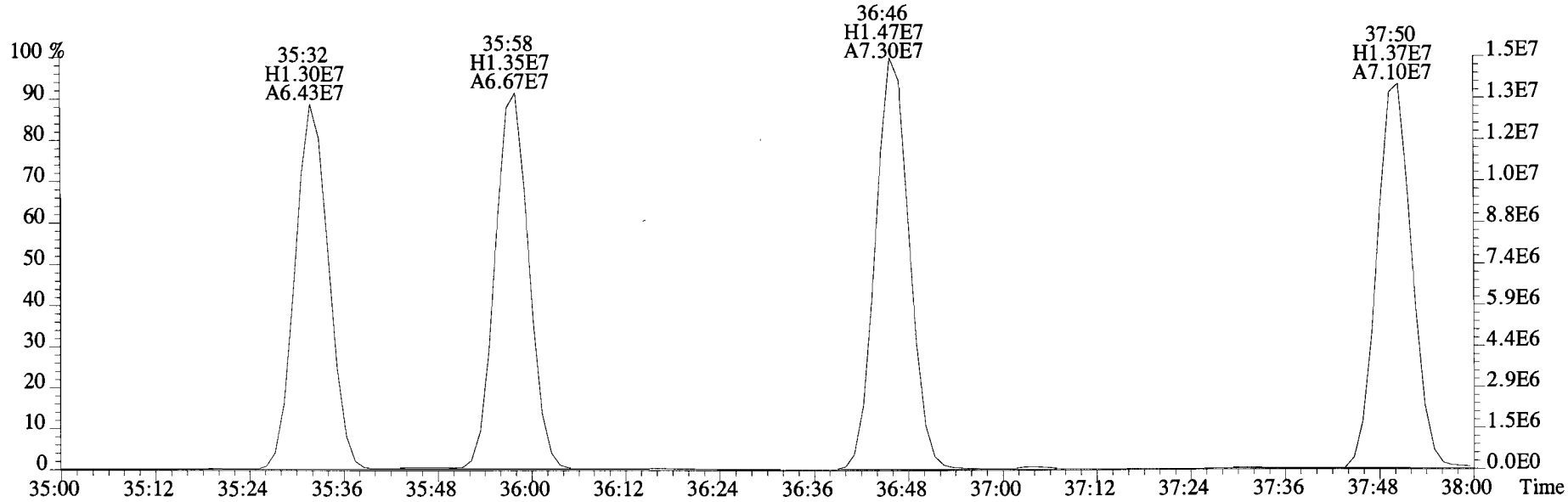

File:190610E1 #1-758 Acq:10-JUN-2019 17:47:08 GC EI+ Voltage SIR Autospec-UltimaE
Sample#2 File Text:Vista Analytical Laboratory VG-8 Text:B9F0064-BS1 OPR 5 Exp:PCB_ZB1
325.8804 S:2 F:3 SMO(1,3) BSUB(10000,15,-3.0) PKD(5,5,2,0.10%,980.0,0.00%,F,F)

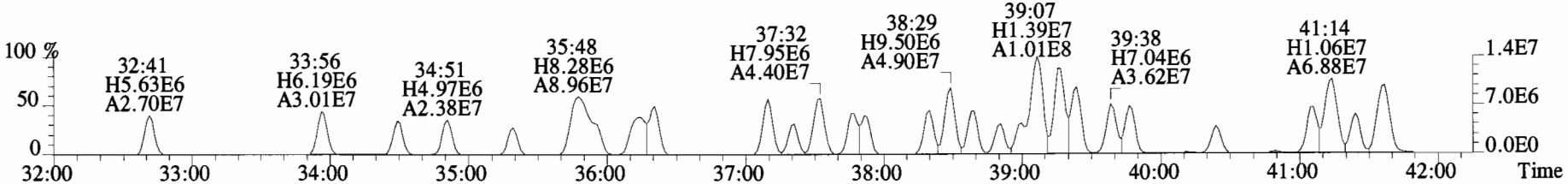

327.8775 S:2 F:3 SMO(1,3) BSUB(10000,15,-3.0) PKD(5,5,2,0.10%,828.0,0.00%,F,F)

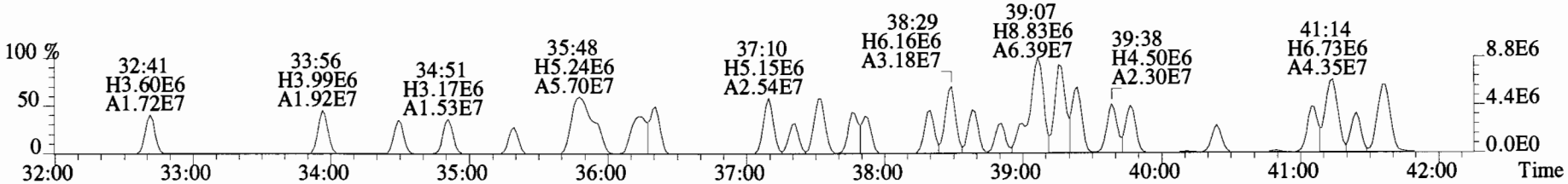

337.9207 S:2 F:3 SMO(1,3) BSUB(10000,15,-3.0) PKD(5,5,2,0.10%,2968.0,0.00%,F,F)

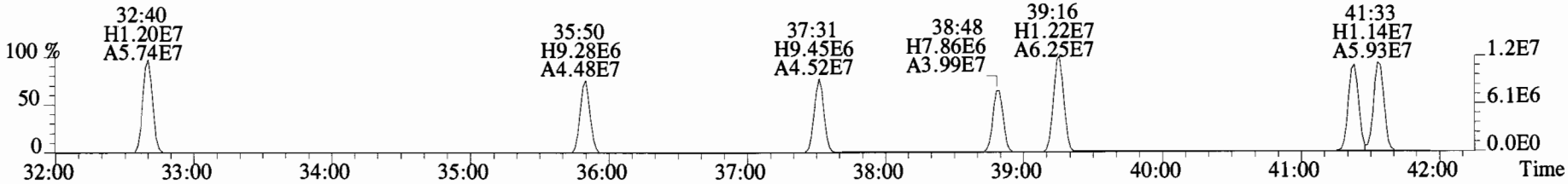

339.9177 S:2 F:3 SMO(1,3) BSUB(10000,15,-3.0) PKD(5,5,2,0.10%,2728.0,0.00%,F,F)

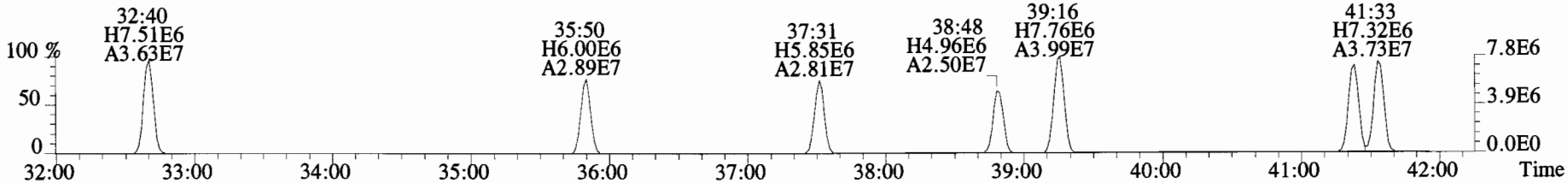

330.9792 S:2 F:3

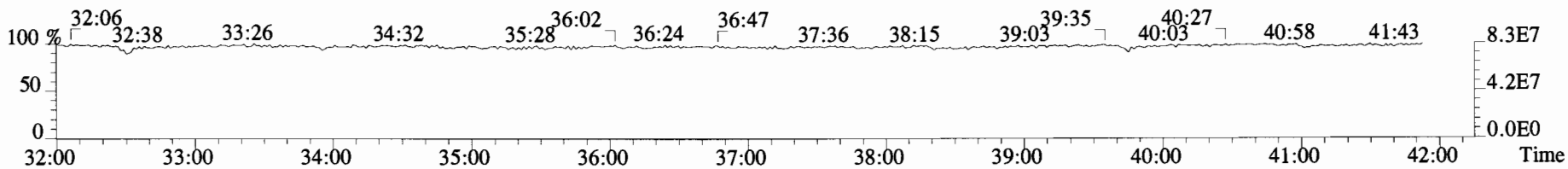

File:190610E1 #1-758 Acq:10-JUN-2019 17:47:08 GC EI+ Voltage SIR Autospec-UltimaE
Sample#2 File Text:Vista Analytical Laboratory VG-8 Text:B9F0064-BS1 OPR 5 Exp:PCB_ZB1
325.8804 S:2 F:3 SMO(1,3) BSUB(10000,15,-3.0) PKD(5,5,2,0.10%,980.0,0.00%,F,F)

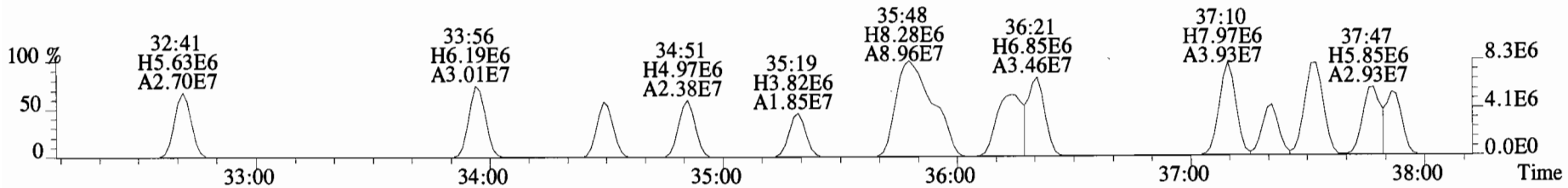

327.8775 S:2 F:3 SMO(1,3) BSUB(10000,15,-3.0) PKD(5,5,2,0.10%,828.0,0.00%,F,F)

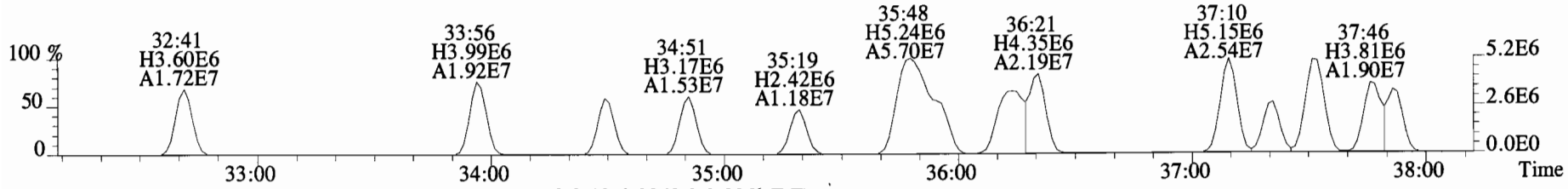

337.9207 S:2 F:3 SMO(1,3) BSUB(10000,15,-3.0) PKD(5,5,2,0.10%,2968.0,0.00%,F,F)

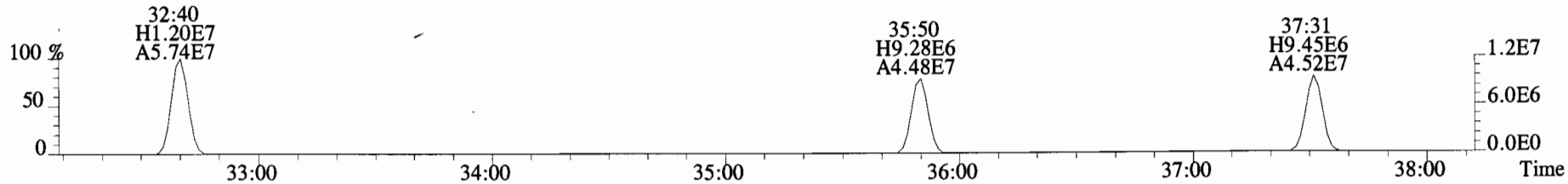

339.9177 S:2 F:3 SMO(1,3) BSUB(10000,15,-3.0) PKD(5,5,2,0.10%,2728.0,0.00%,F,F)

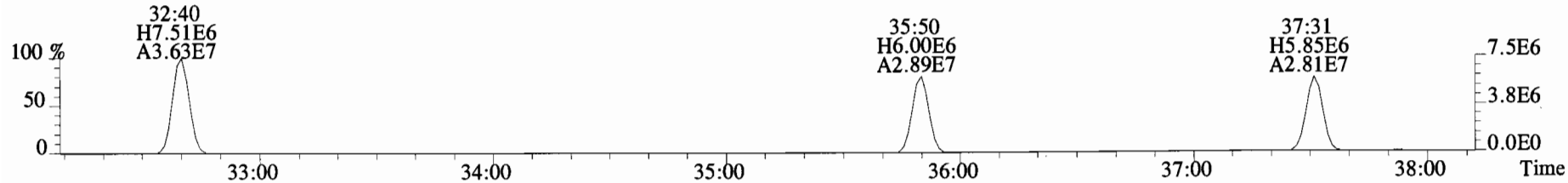

330.9792 S:2 F:3

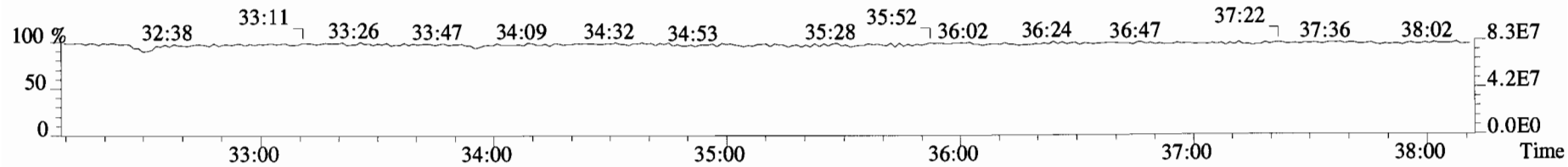

File:190610E1 #1-758 Acq:10-JUN-2019 17:47:08 GC EI+ Voltage SIR Autospec-UltimaE
Sample#2 File Text:Vista Analytical Laboratory VG-8 Text:B9F0064-BS1 OPR 5 Exp:PCB_ZB1
325.8804 S:2 F:3 SMO(1,3) BSUB(10000,15,-3.0) PKD(5,5,2,0.10%,980.0,0.00%,F,F)

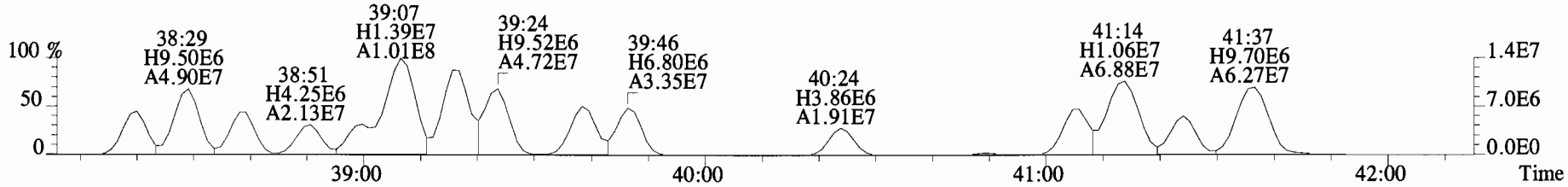

327.8775 S:2 F:3 SMO(1,3) BSUB(10000,15,-3.0) PKD(5,5,2,0.10%,828.0,0.00%,F,F)

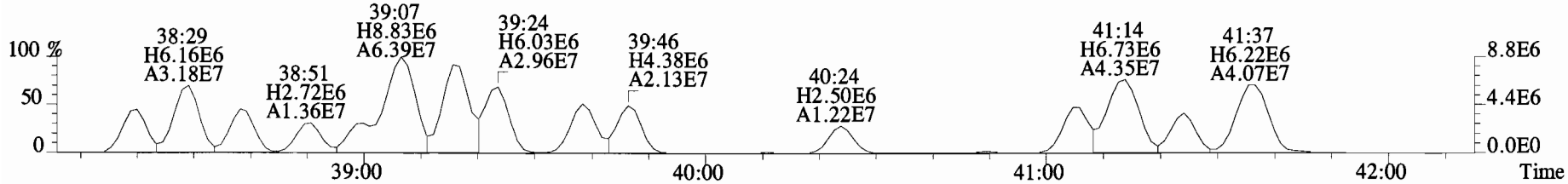

337.9207 S:2 F:3 SMO(1,3) BSUB(10000,15,-3.0) PKD(5,5,2,0.10%,2968.0,0.00%,F,F)

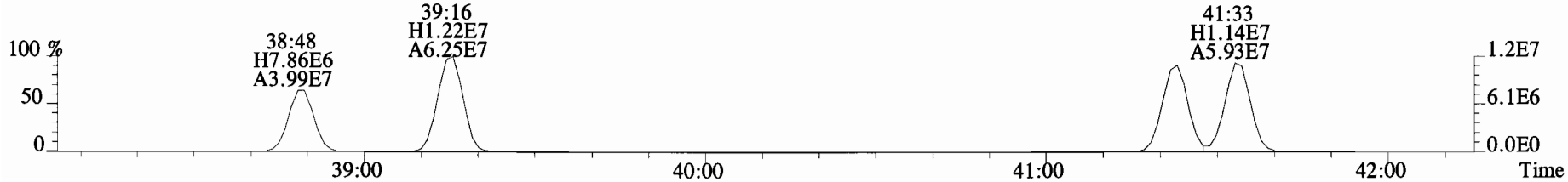

339.9177 S:2 F:3 SMO(1,3) BSUB(10000,15,-3.0) PKD(5,5,2,0.10%,2728.0,0.00%,F,F)

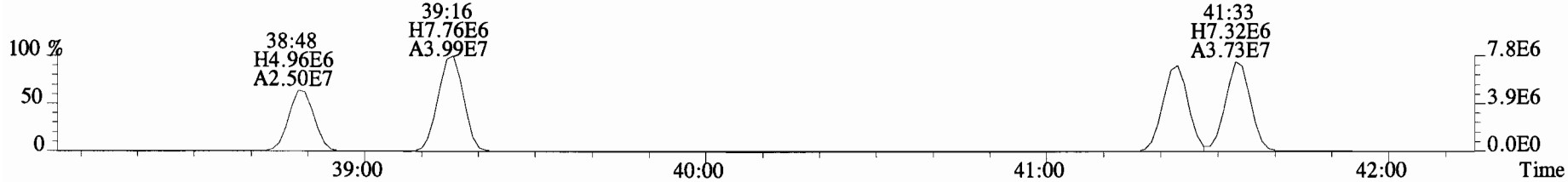

330.9792 S:2 F:3

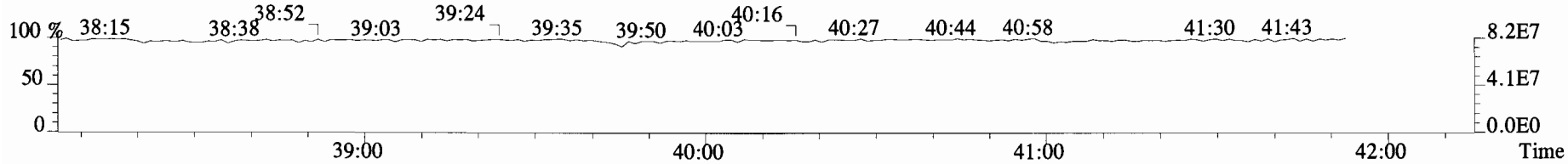

File:190610E1 #1-758 Acq:10-JUN-2019 17:47:08 GC EI+ Voltage SIR Autospec-UltimaE
Sample#2 File Text:Vista Analytical Laboratory VG-8 Text:B9F0064-BS1 OPR 5 Exp:PCB_ZB1
337.9207 S:2 F:3 SMO(1,3) BSUB(10000,15,-3.0) PKD(5,5,2,0.10%,2968.0,0.00%,F,F)

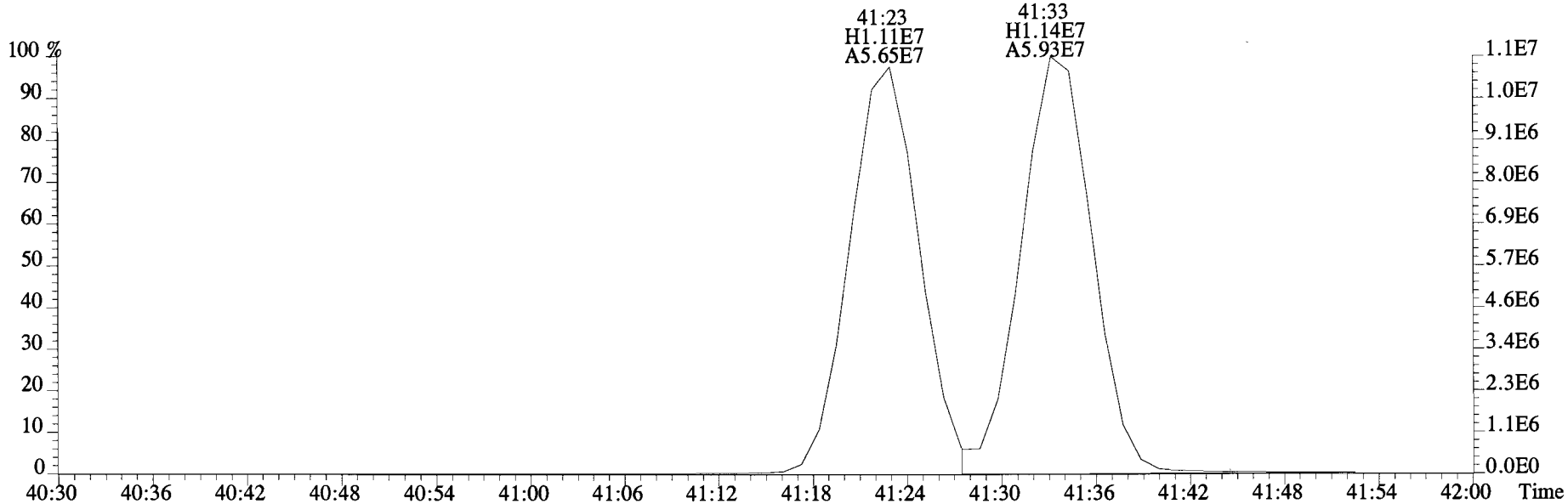

339.9177 S:2 F:3 SMO(1,3) BSUB(10000,15,-3.0) PKD(5,5,2,0.10%,2728.0,0.00%,F,F)

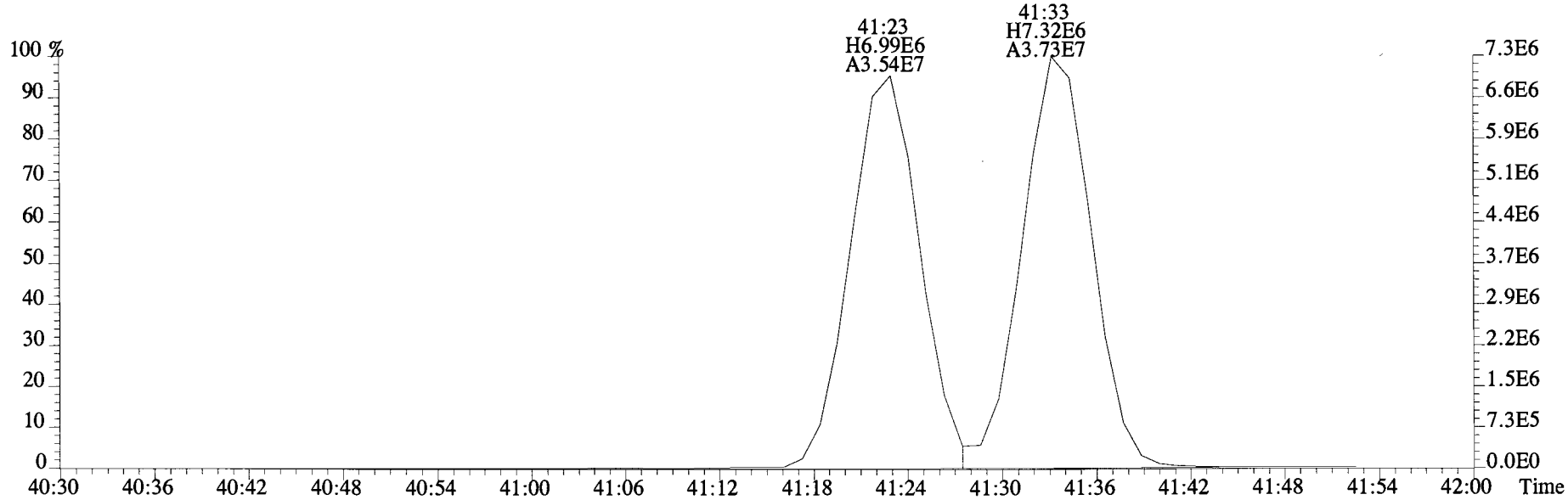

File:190610E1 #1-758 Acq:10-JUN-2019 17:47:08 GC EI+ Voltage SIR Autospec-UltimaE
Sample#2 File Text:Vista Analytical Laboratory VG-8 Text:B9F0064-BS1 OPR 5 Exp:PCB_ZB1
325.8804 S:2 F:3 SMO(1,3) BSUB(10000,15,-3.0) PKD(5,5,2,0.10%,980.0,0.00%,F,F)

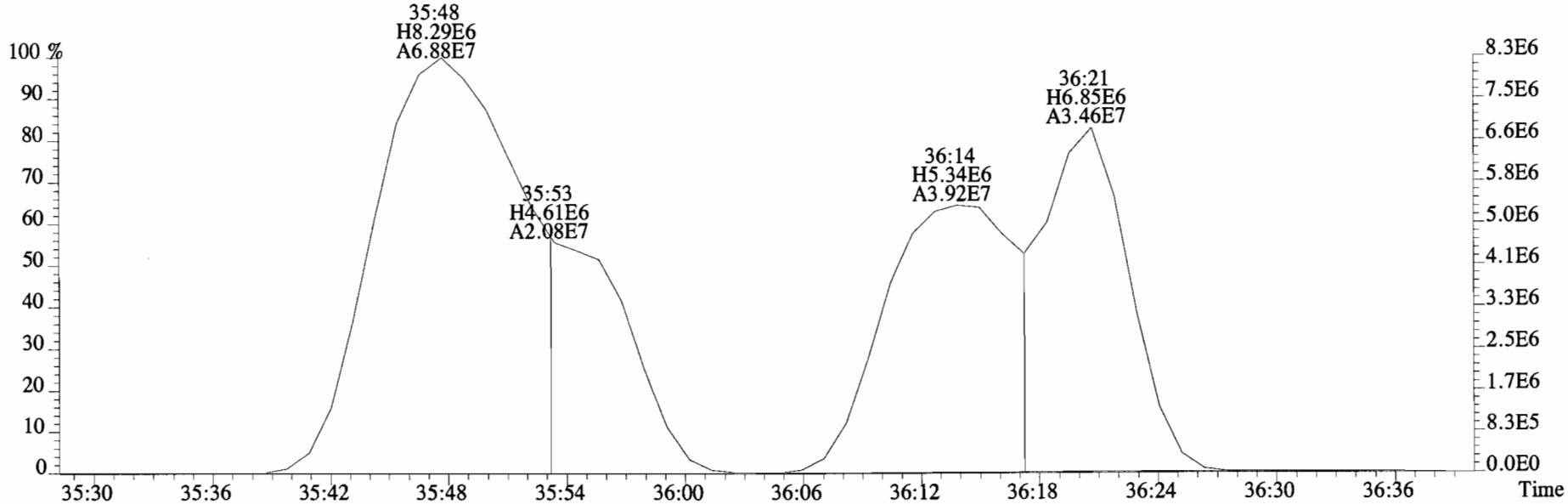

327.8775 S:2 F:3 SMO(1,3) BSUB(10000,15,-3.0) PKD(5,5,2,0.10%,828.0,0.00%,F,F)

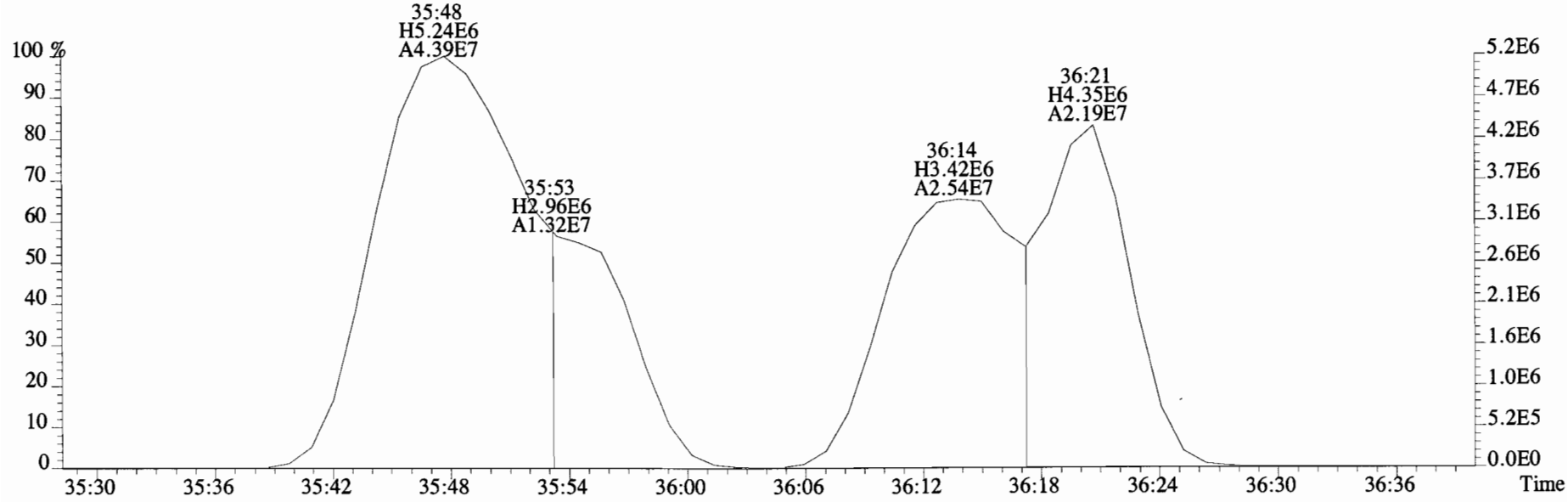

File:190610E1 #1-758 Acq:10-JUN-2019 17:47:08 GC EI+ Voltage SIR Autospec-UltimaE
Sample#2 File Text:Vista Analytical Laboratory VG-8 Text:B9F0064-BS1 OPR 5 Exp:PCB_ZB1
325.8804 S:2 F:3 SMO(1,3) BSUB(10000,15,-3.0) PKD(5,5,2,0.10%,980.0,0.00%,F,F)

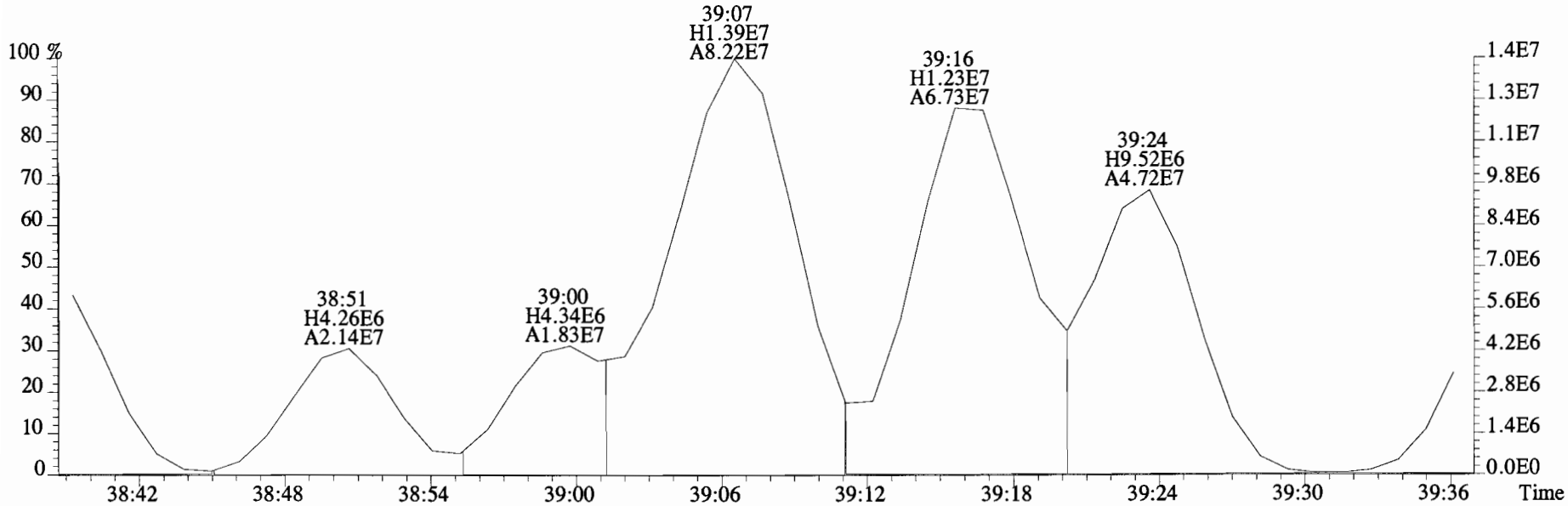

327.8775 S:2 F:3 SMO(1,3) BSUB(10000,15,-3.0) PKD(5,5,2,0.10%,828.0,0.00%,F,F)

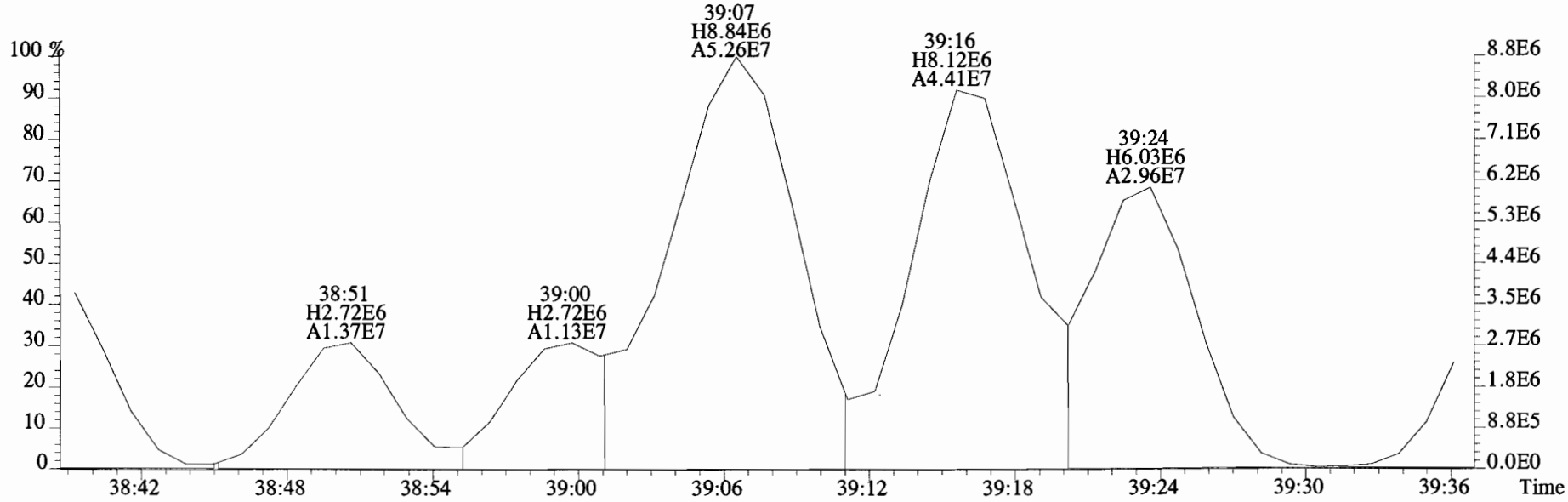

File:190610E1 #1-573 Acq:10-JUN-2019 17:47:08 GC EI+ Voltage SIR Autospec-UltimaE
Sample#2 File Text:Vista Analytical Laboratory VG-8 Text:B9F0064-BS1 OPR 5 Exp:PCB_ZB1

325.8804 S:2 F:4 SMO(1,3) BSUB(10000,15,-3.0) PKD(5,5,2,0.10%,7576.0,0.00%,F,F)

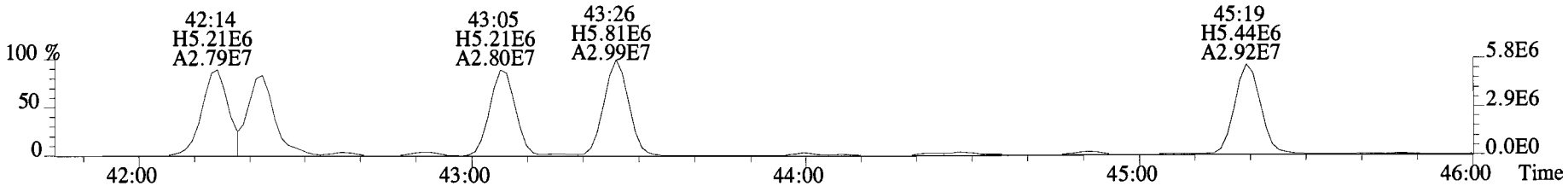

327.8775 S:2 F:4 SMO(1,3) BSUB(10000,15,-3.0) PKD(5,5,2,0.10%,5708.0,0.00%,F,F)

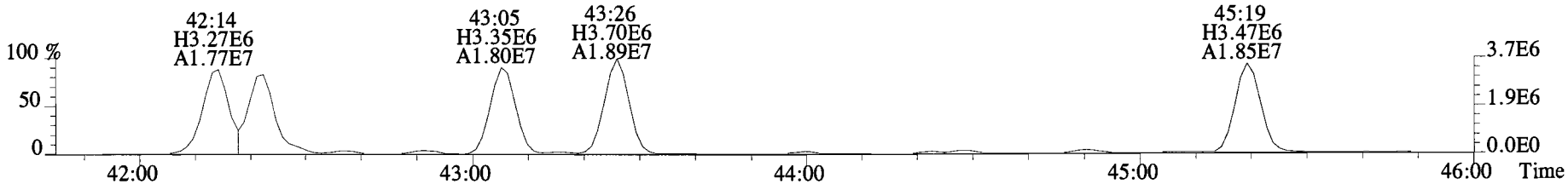

337.9207 S:2 F:4 SMO(1,3) BSUB(10000,15,-3.0) PKD(5,5,2,0.10%,6984.0,0.00%,F,F)

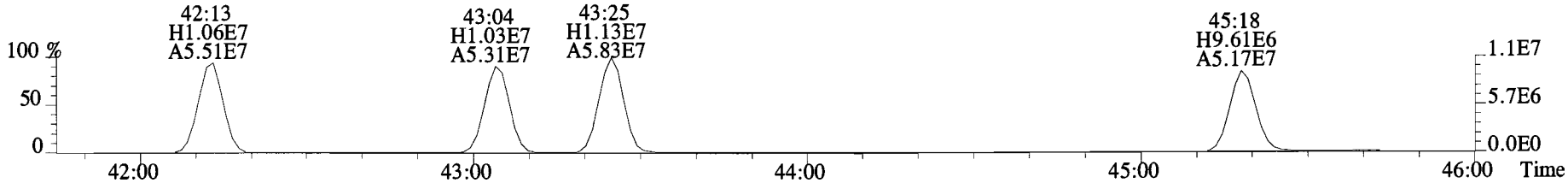

339.9177 S:2 F:4 SMO(1,3) BSUB(10000,15,-3.0) PKD(5,5,2,0.10%,5760.0,0.00%,F,F)

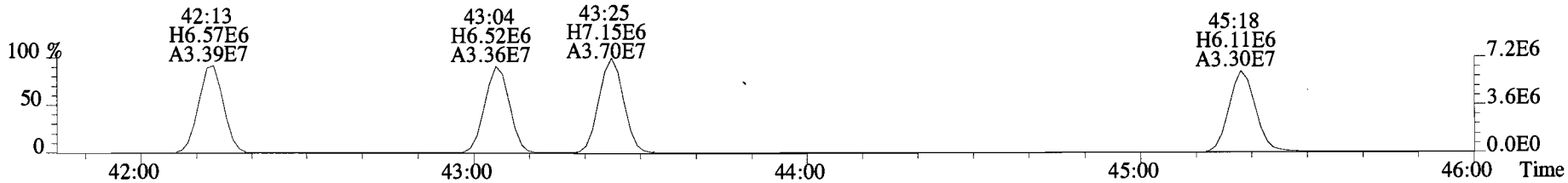

380.9760 S:2 F:4

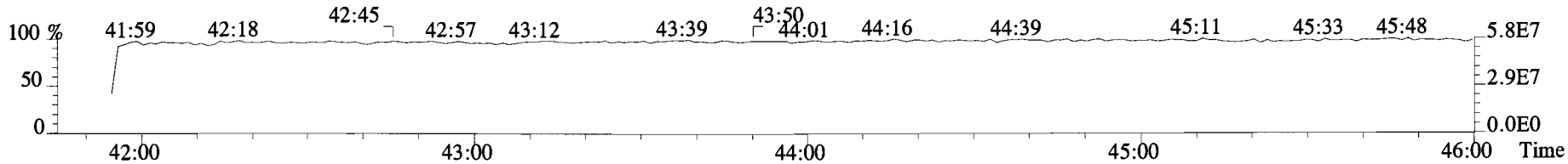

File:190610E1 #1-573 Acq:10-JUN-2019 17:47:08 GC EI+ Voltage SIR Autospec-UltimaE
Sample#2 File Text:Vista Analytical Laboratory VG-8 Text:B9F0064-BS1 OPR 5 Exp:PCB_ZB1
325.8804 S:2 F:4 SMO(1,3) BSUB(10000,15,-3.0) PKD(5,5,2,0.10%,7576.0,0.00%,F,F)

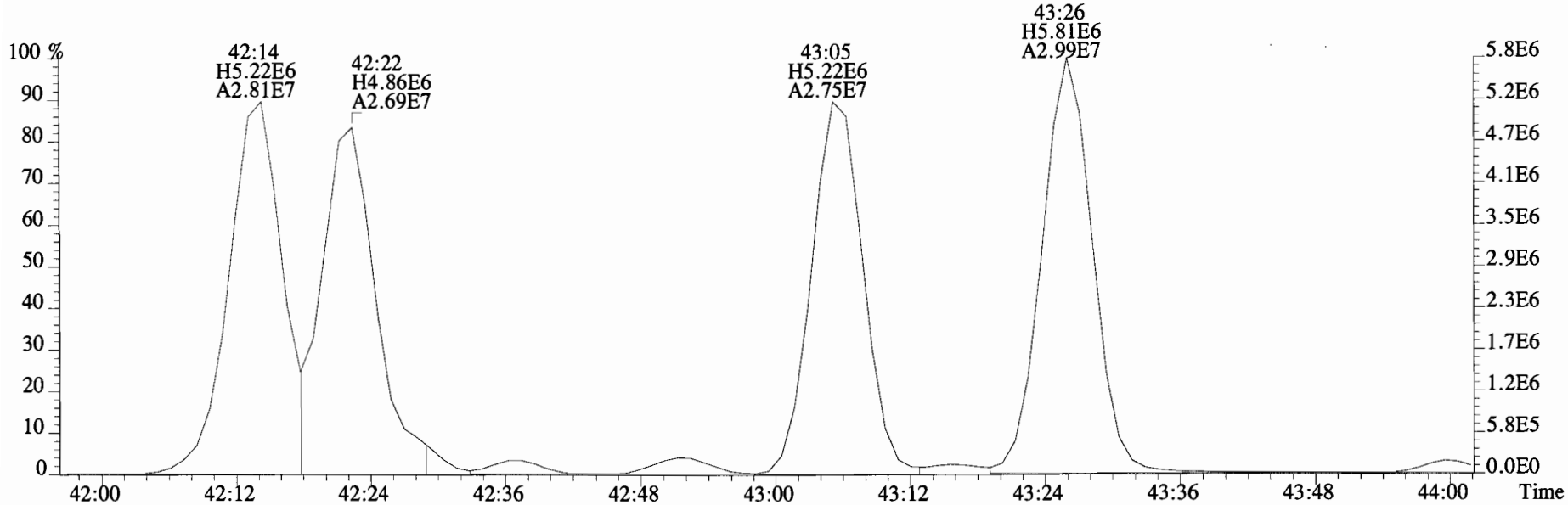

327.8775 S:2 F:4 SMO(1,3) BSUB(10000,15,-3.0) PKD(5,5,2,0.10%,5708.0,0.00%,F,F)

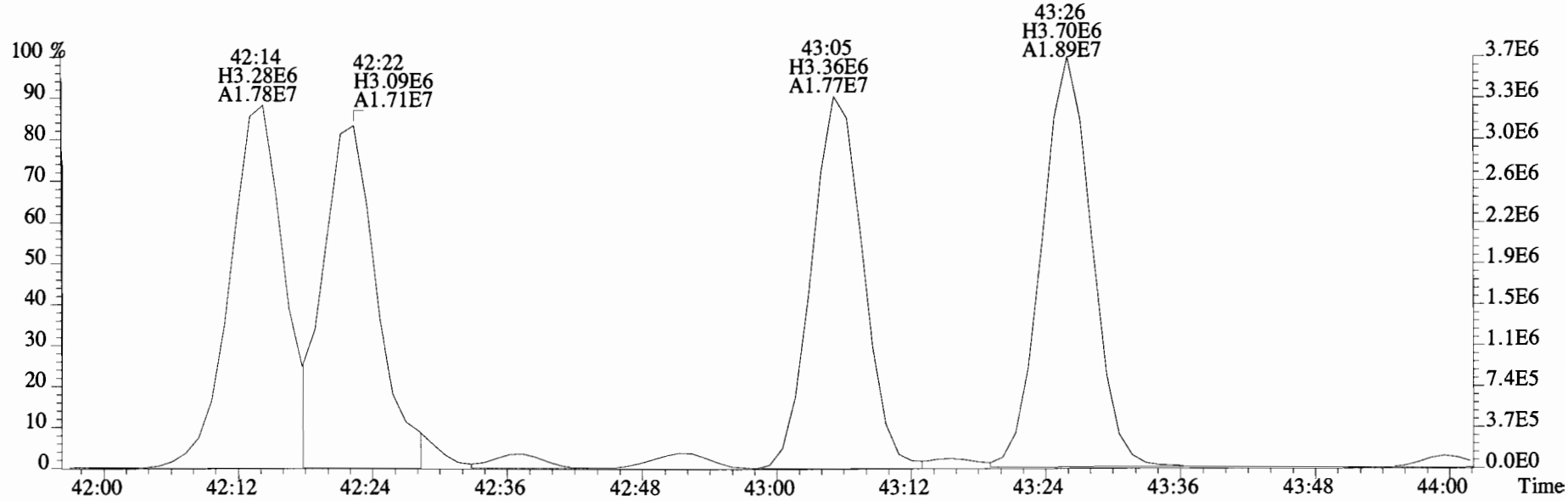

File:190610E1 #1-758 Acq:10-JUN-2019 17:47:08 GC EI+ Voltage SIR Autospec-UltimaE
Sample#2 File Text:Vista Analytical Laboratory VG-8 Text:B9F0064-BS1 OPR 5 Exp:PCB_ZB1
359.8415 S:2 F:3 SMO(1,3) BSUB(10000,15,-3.0) PKD(5,5,2,0.10%,624.0,0.00%,F,F)

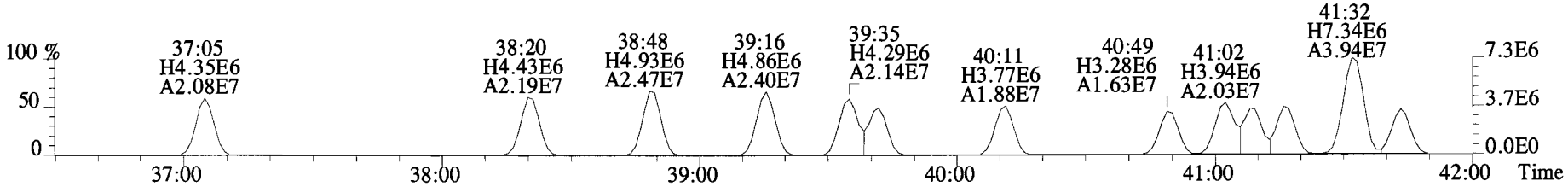

361.8385 S:2 F:3 SMO(1,3) BSUB(10000,15,-3.0) PKD(5,5,2,0.10%,652.0,0.00%,F,F)

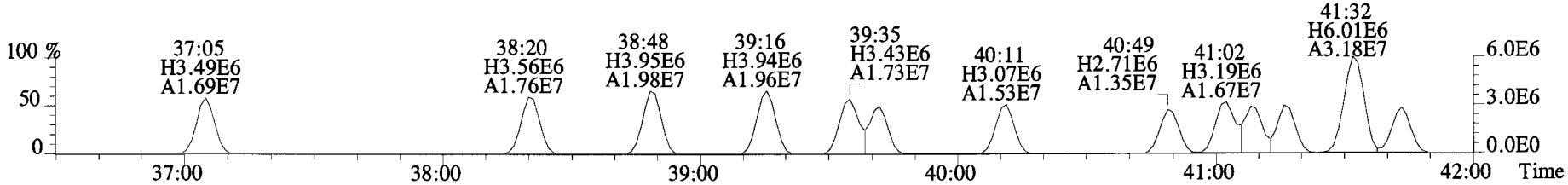

371.8817 S:2 F:3 SMO(1,3) BSUB(10000,15,-3.0) PKD(5,5,2,0.10%,556.0,0.00%,F,F)

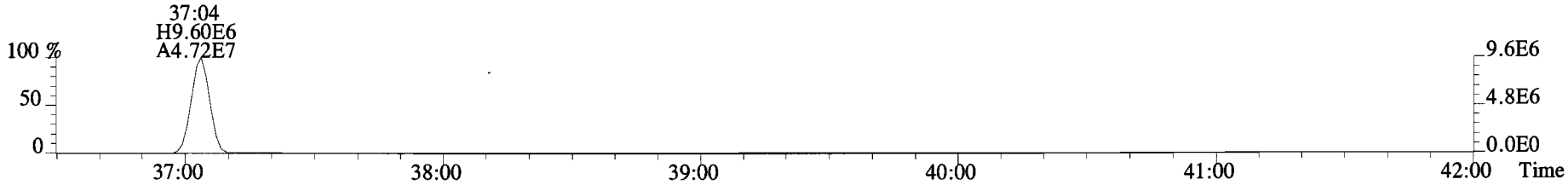

373.8788 S:2 F:3 SMO(1,3) BSUB(10000,15,-3.0) PKD(5,5,2,0.10%,724.0,0.00%,F,F)

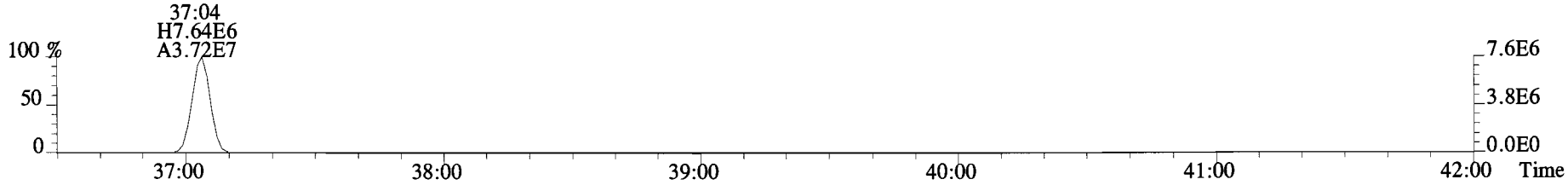

330.9792 S:2 F:3

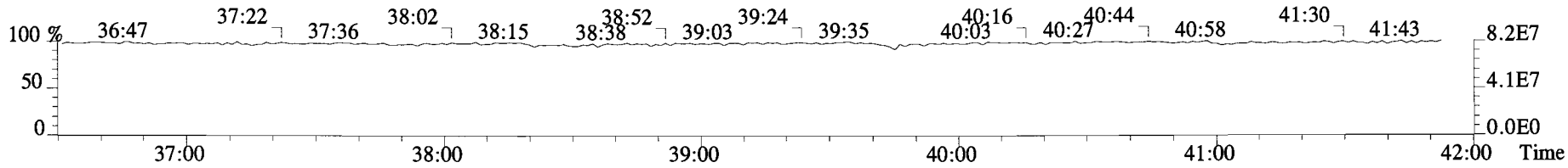

File:190610E1 #1-573 Acq:10-JUN-2019 17:47:08 GC EI+ Voltage SIR Autospec-UltimaE
Sample#2 File Text:Vista Analytical Laboratory VG-8 Text:B9F0064-BS1 OPR 5 Exp:PCB_ZB1
359.8415 S:2 F:4 SMO(1,3) BSUB(10000,15,-3.0) PKD(5,5,2,0.10%,15092.0,0.00%,F,F)

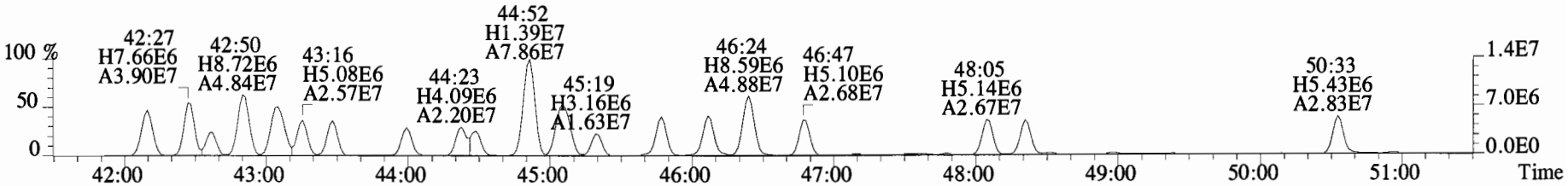

361.8385 S:2 F:4 SMO(1,3) BSUB(10000,15,-3.0) PKD(5,5,2,0.10%,5468.0,0.00%,F,F)

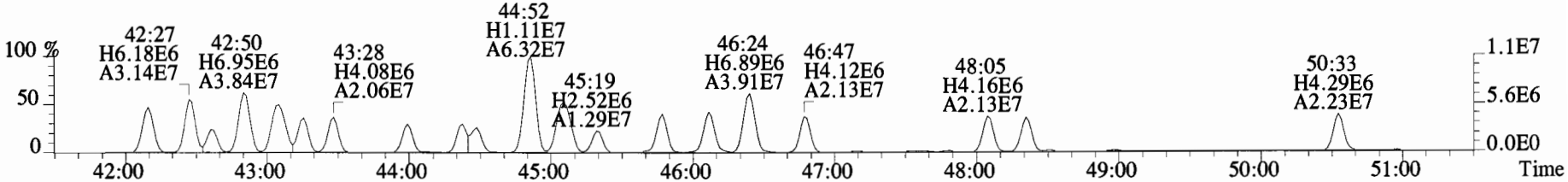

371.8817 S:2 F:4 SMO(1,3) BSUB(10000,15,-3.0) PKD(5,5,2,0.10%,13756.0,0.00%,F,F)

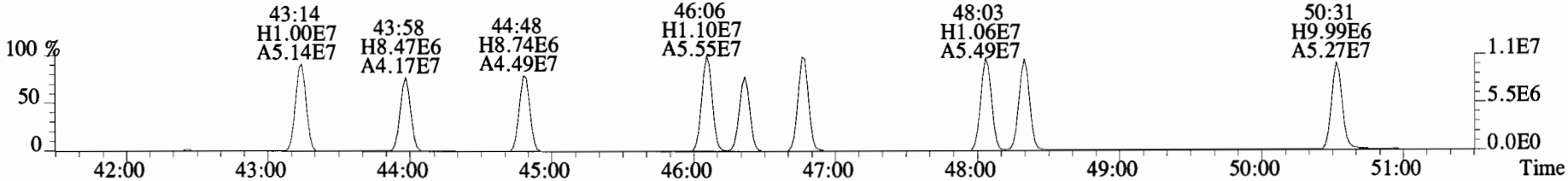

373.8788 S:2 F:4 SMO(1,3) BSUB(10000,15,-3.0) PKD(5,5,2,0.10%,12180.0,0.00%,F,F)

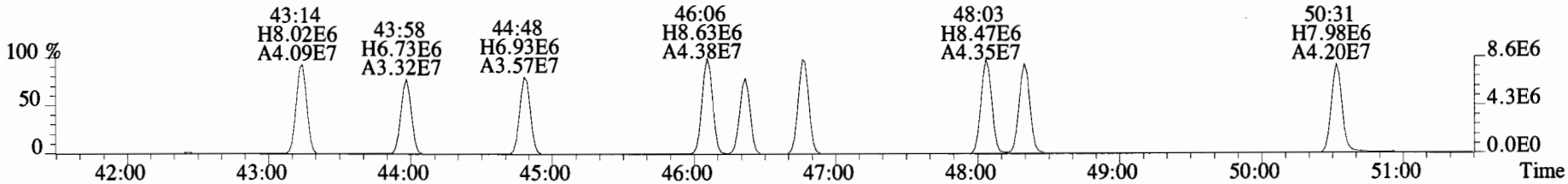

380.9760 S:2 F:4

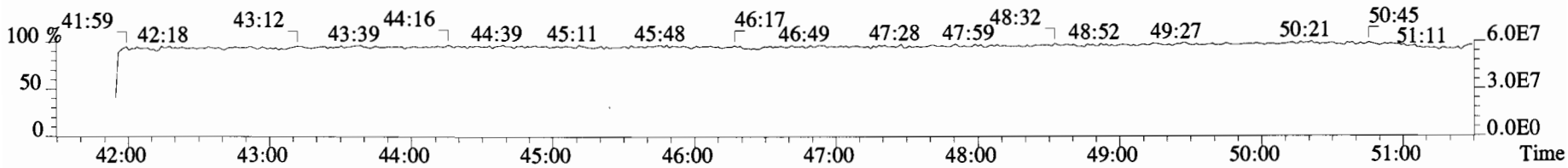

File:190610E1 #1-573 Acq:10-JUN-2019 17:47:08 GC EI+ Voltage SIR Autospec-UltimaE
Sample#2 File Text:Vista Analytical Laboratory VG-8 Text:B9F0064-BS1 OPR 5 Exp:PCB_ZB1
371.8817 S:2 F:4 SMO(1,3) BSUB(10000,15,-3.0) PKD(5,5,2,0.10%,13756.0,0.00%,F,F)

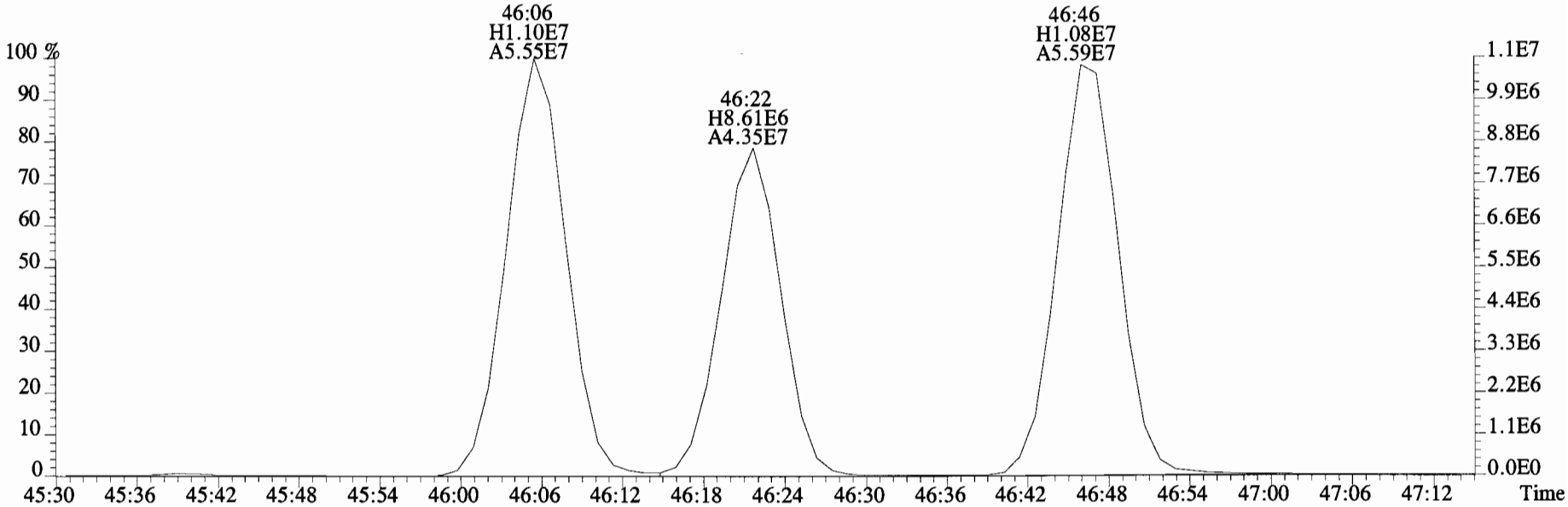

373.8788 S:2 F:4 SMO(1,3) BSUB(10000,15,-3.0) PKD(5,5,2,0.10%,12180.0,0.00%,F,F)

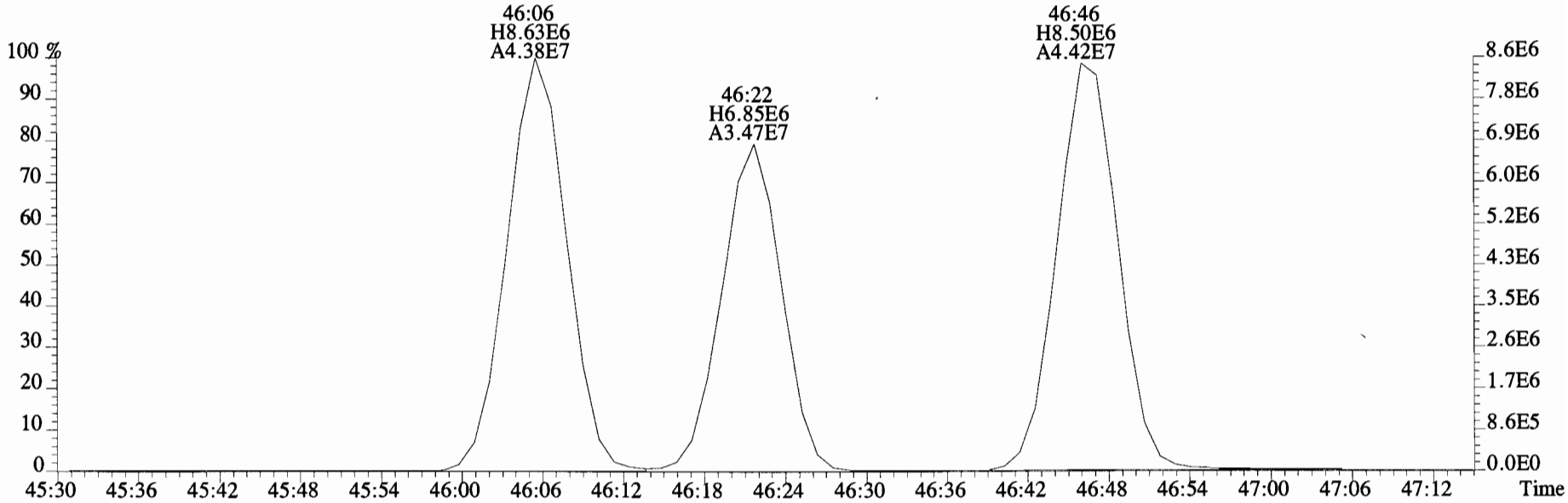

File:190610E1 #1-573 Acq:10-JUN-2019 17:47:08 GC EI+ Voltage SIR Autospec-UltimaE
Sample#2 File Text:Vista Analytical Laboratory VG-8 Text:B9F0064-BS1 OPR 5 Exp:PCB_ZB1
371.8817 S:2 F:4 SMO(1,3) BSUB(10000,15,-3.0) PKD(5,5,2,0.10%,13756.0,0.00%,F,F)

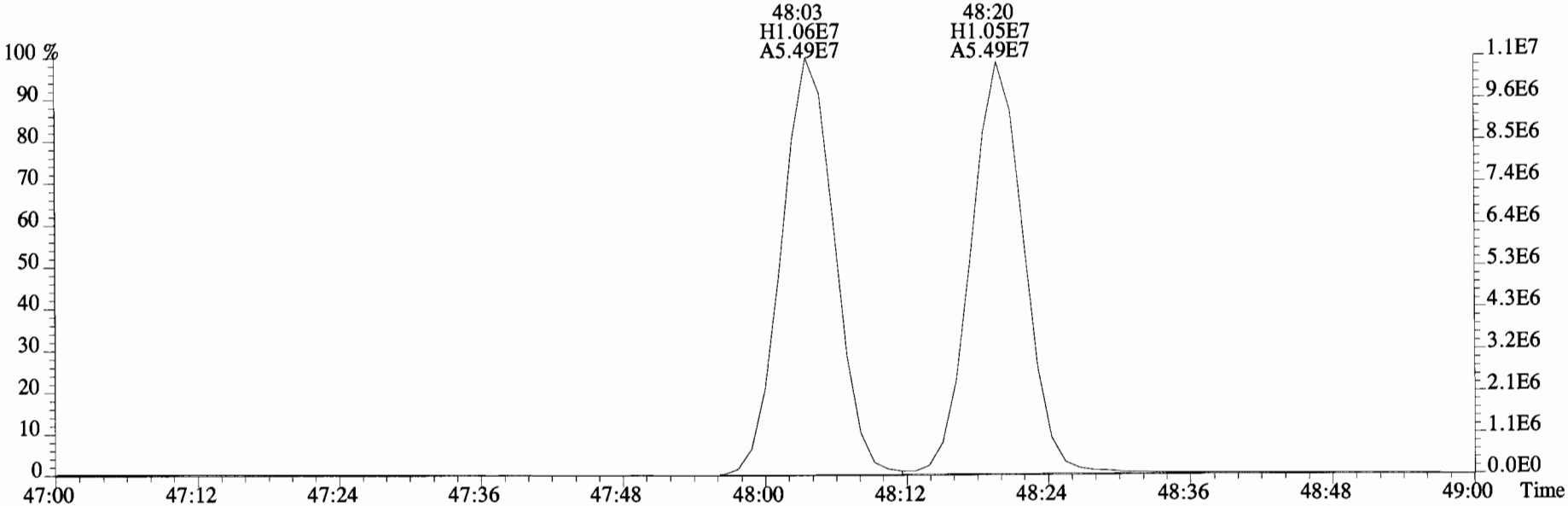

373.8788 S:2 F:4 SMO(1,3) BSUB(10000,15,-3.0) PKD(5,5,2,0.10%,12180.0,0.00%,F,F)

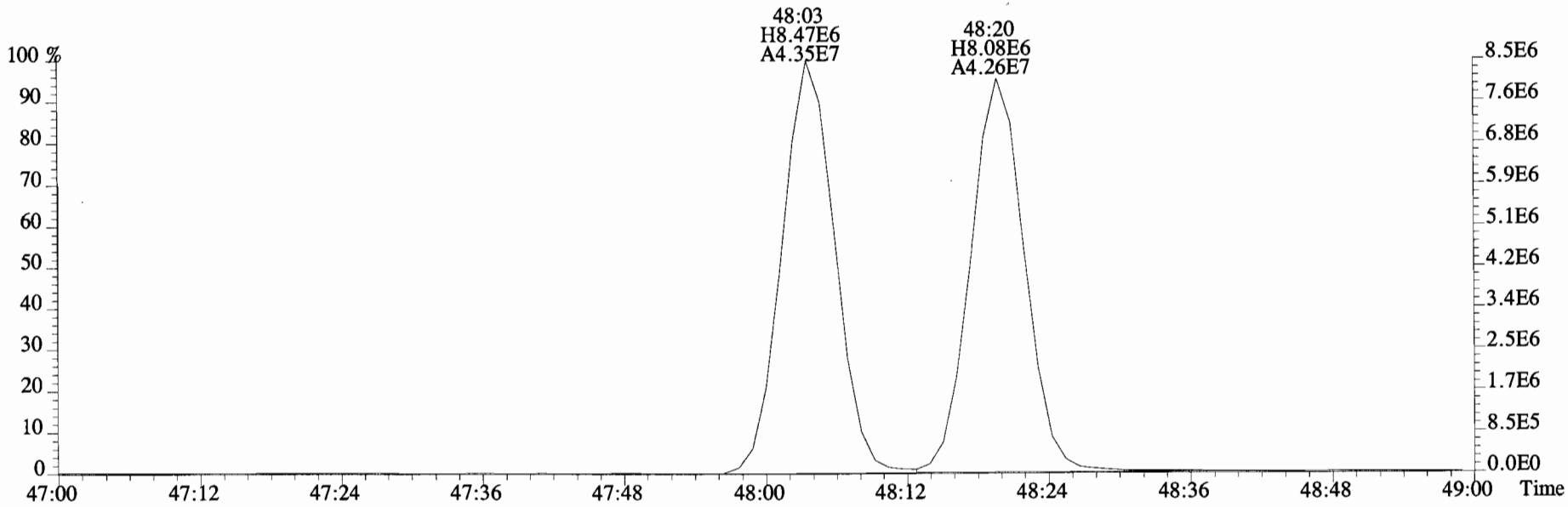

File:190610E1 #1-573 Acq:10-JUN-2019 17:47:08 GC EI+ Voltage SIR Autospec-UltimaE
Sample#2 File Text:Vista Analytical Laboratory VG-8 Text:B9F0064-BS1 OPR 5 Exp:PCB_ZB1
359.8415 S:2 F:4 SMO(1,3) BSUB(10000,15,-3.0) PKD(5,5,2,0.10%,15092.0,0.00%,F,F)

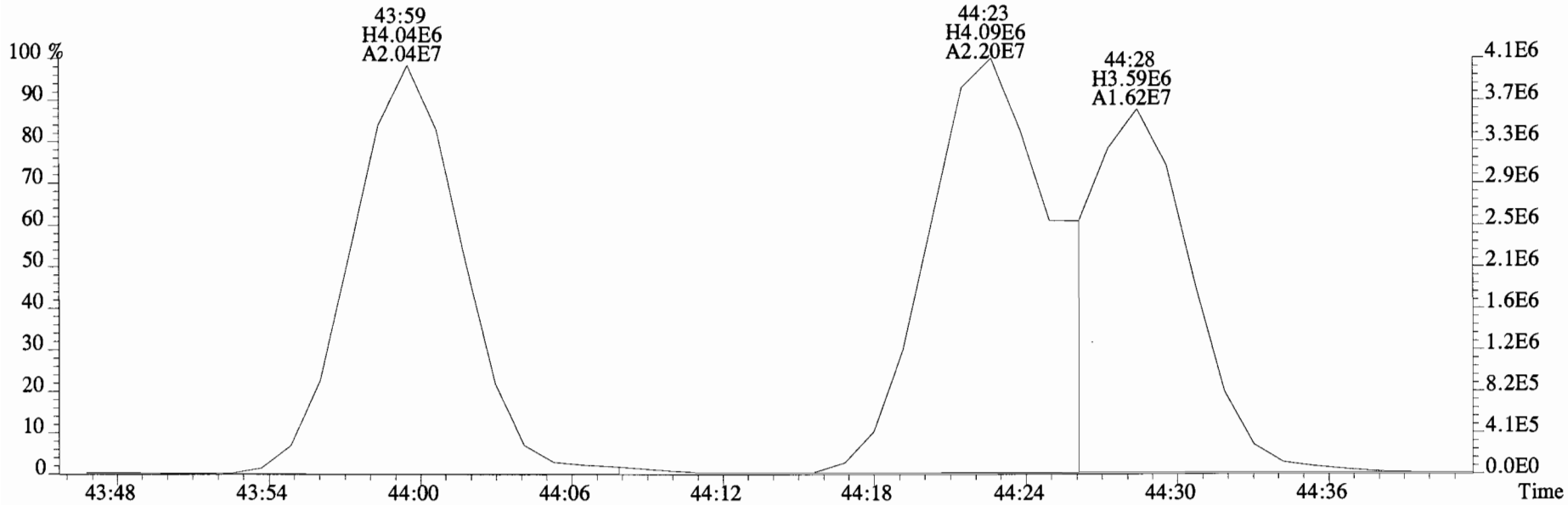

361.8385 S:2 F:4 SMO(1,3) BSUB(10000,15,-3.0) PKD(5,5,2,0.10%,5468.0,0.00%,F,F)

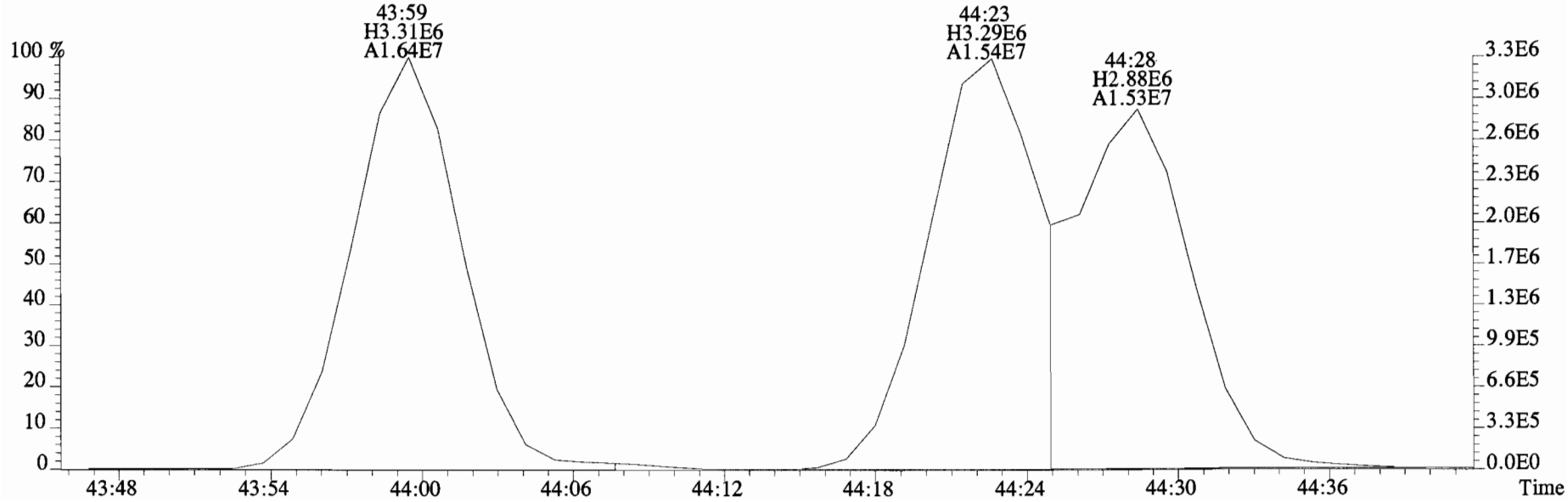

File:190610E1 #1-573 Acq:10-JUN-2019 17:47:08 GC EI+ Voltage SIR Autospec-UltimaE
Sample#2 File Text:Vista Analytical Laboratory VG-8 Text:B9F0064-BS1 OPR 5 Exp:PCB_ZB1
359.8415 S:2 F:4 SMO(1,3) BSUB(10000,15,-3.0) PKD(5,5,2,0.10%,15092.0,0.00%,F,F)

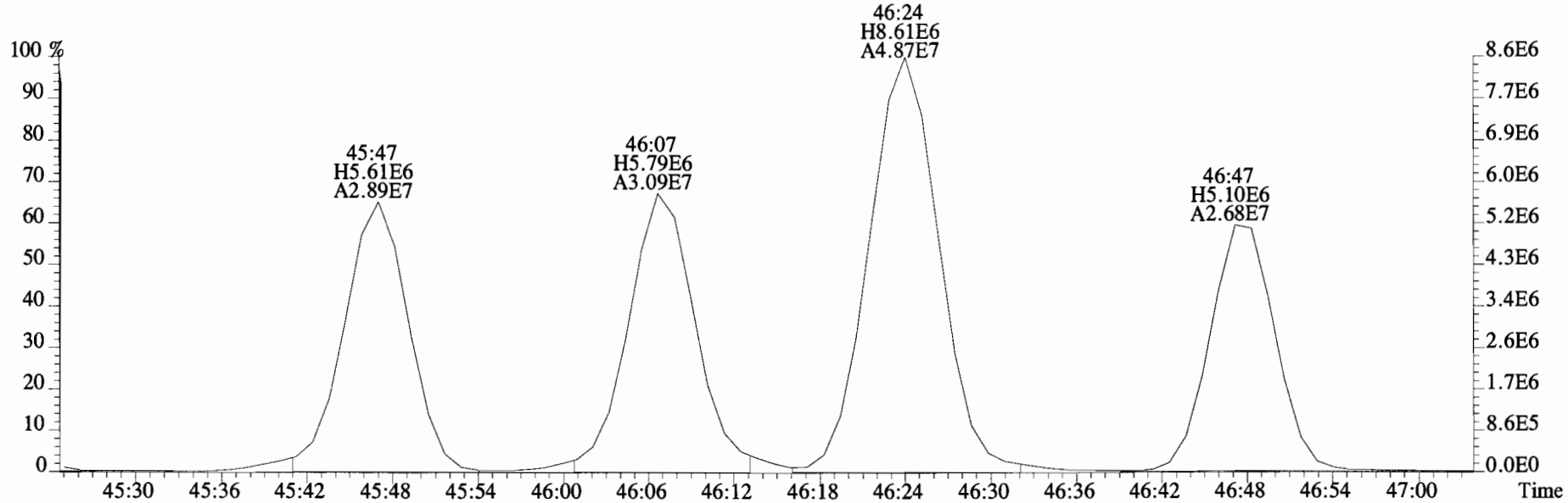

361.8385 S:2 F:4 SMO(1,3) BSUB(10000,15,-3.0) PKD(5,5,2,0.10%,5468.0,0.00%,F,F)

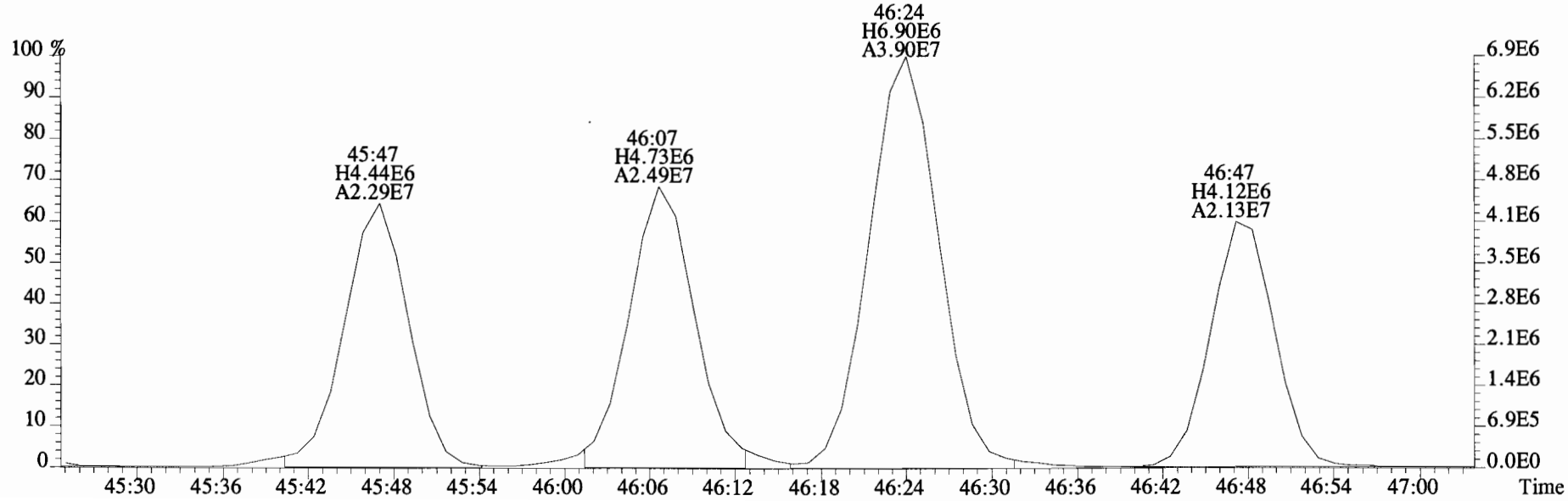

File:190610E1 #1-573 Acq:10-JUN-2019 17:47:08 GC EI+ Voltage SIR Autospec-UltimaE
Sample#2 File Text:Vista Analytical Laboratory VG-8 Text:B9F0064-BS1 OPR 5 Exp:PCB_ZB1
393.8025 S:2 F:4 SMO(1,3) BSUB(10000,15,-3.0) PKD(5,5,2,0.10%,3964.0,0.00%,F,F)

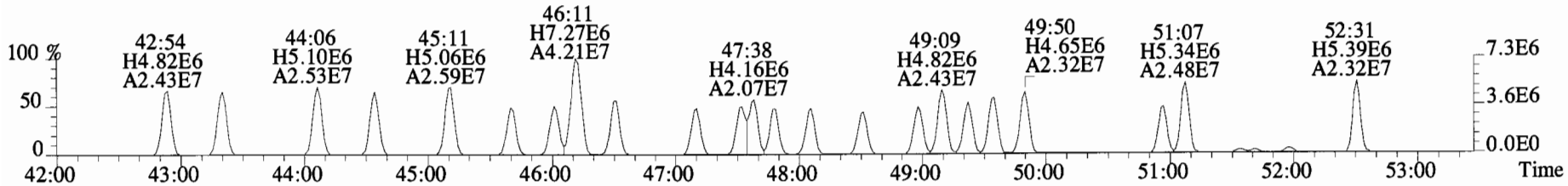

395.7995 S:2 F:4 SMO(1,3) BSUB(10000,15,-3.0) PKD(5,5,2,0.10%,14696.0,0.00%,F,F)

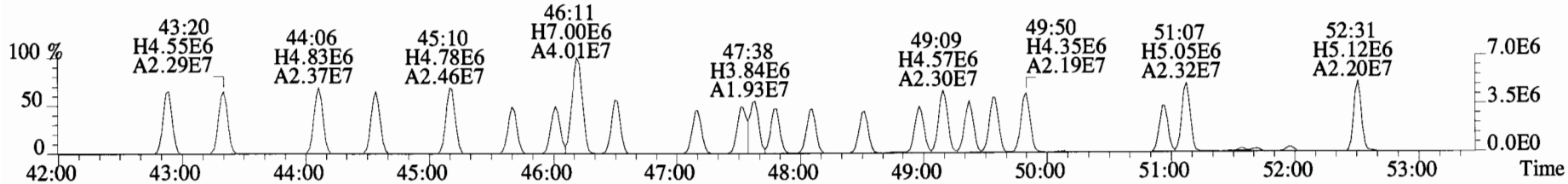

403.8457 S:2 F:4 SMO(1,3) BSUB(10000,15,-3.0) PKD(5,5,2,0.10%,1736.0,0.00%,F,F)

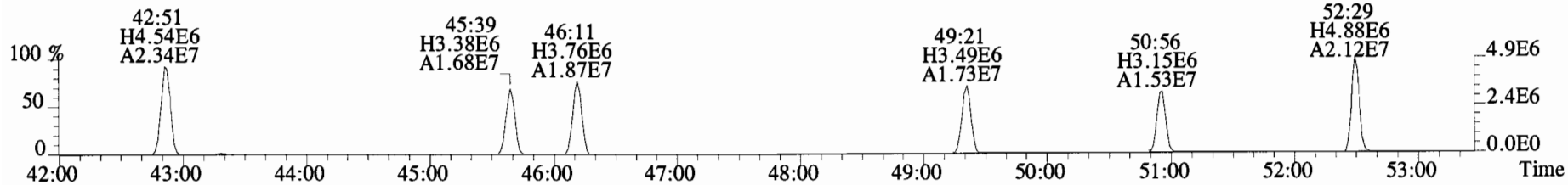

405.8428 S:2 F:4 SMO(1,3) BSUB(10000,15,-3.0) PKD(5,5,2,0.10%,4240.0,0.00%,F,F)

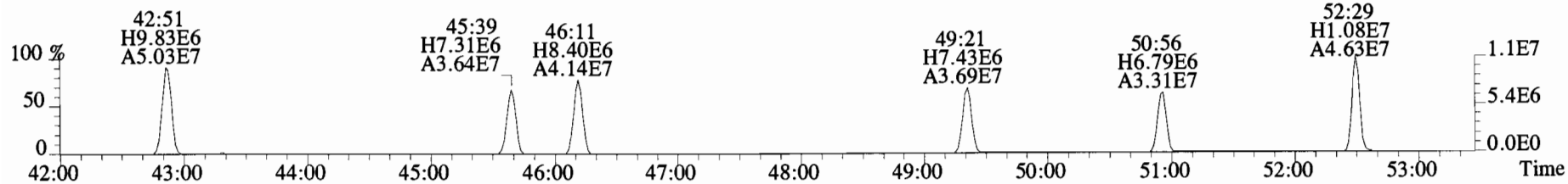

380.9760 S:2 F:4

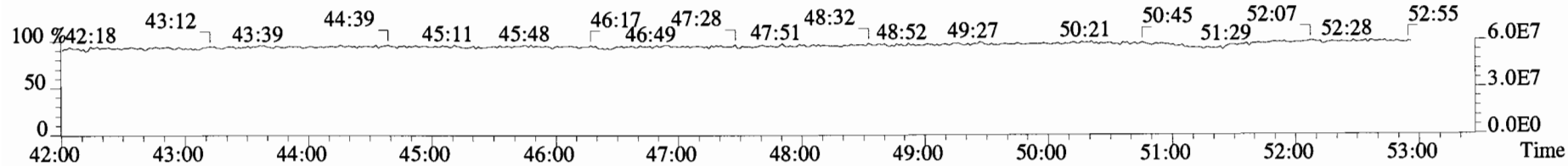

File:190610E1 #1-573 Acq:10-JUN-2019 17:47:08 GC EI+ Voltage SIR Autospec-UltimaE
Sample#2 File Text:Vista Analytical Laboratory VG-8 Text:B9F0064-BS1 OPR 5 Exp:PCB_ZB1
427.7635 S:2 F:4 SMO(1,3) BSUB(10000,15,-3.0) PKD(5,5,2,0.10%,396.0,0.00%,F,F)

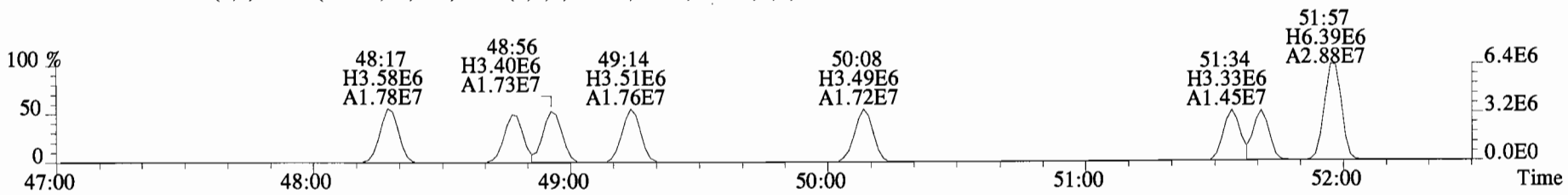

429.7606 S:2 F:4 SMO(1,3) BSUB(10000,15,-3.0) PKD(5,5,2,0.10%,492.0,0.00%,F,F)

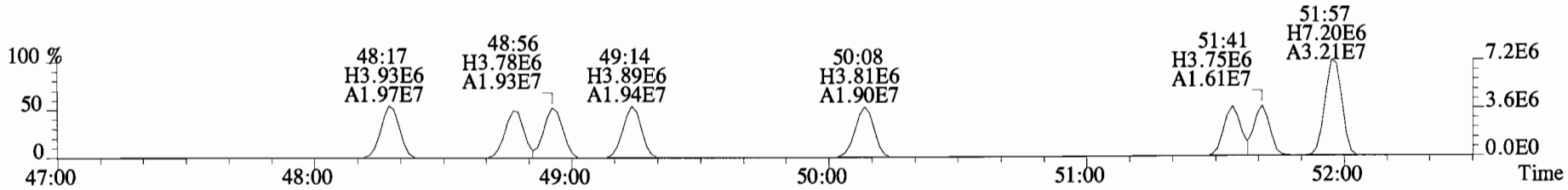

439.8038 S:2 F:4 SMO(1,3) BSUB(10000,15,-3.0) PKD(5,5,2,0.10%,404.0,0.00%,F,F)

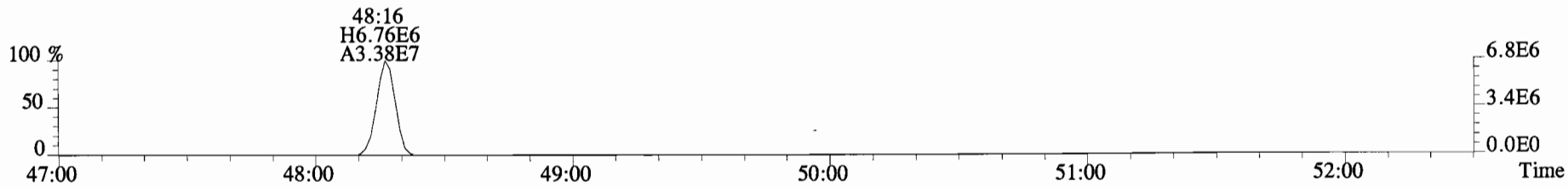

441.8008 S:2 F:4 SMO(1,3) BSUB(10000,15,-3.0) PKD(5,5,2,0.10%,432.0,0.00%,F,F)

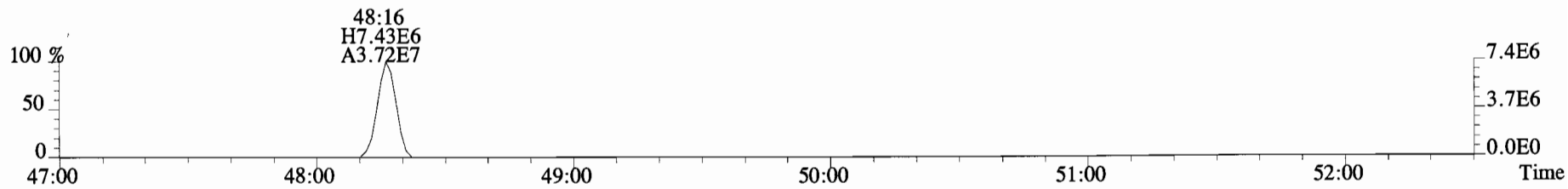

380.9760 S:2 F:4

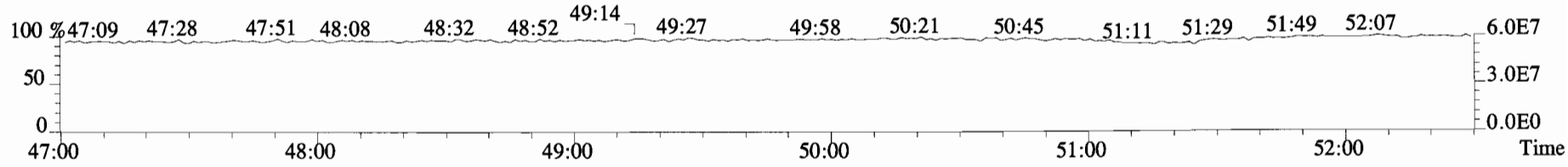

File:190610E1 #1-406 Acq:10-JUN-2019 17:47:08 GC EI+ Voltage SIR Autospec-UltimaE
Sample#2 File Text:Vista Analytical Laboratory VG-8 Text:B9F0064-BS1 OPR 5 Exp:PCB_ZB1
427.7635 S:2 F:5 SMO(1,3) BSUB(10000,15,-3.0) PKD(5,5,2,0.10%,10708.0,0.00%,F,F)

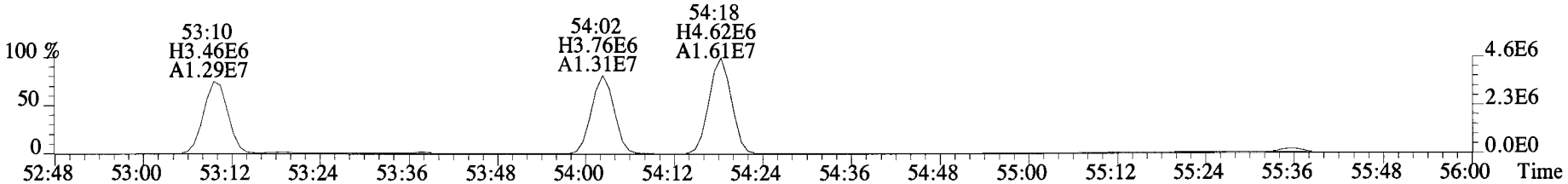

429.7606 S:2 F:5 SMO(1,3) BSUB(10000,15,-3.0) PKD(5,5,2,0.10%,1560.0,0.00%,F,F)

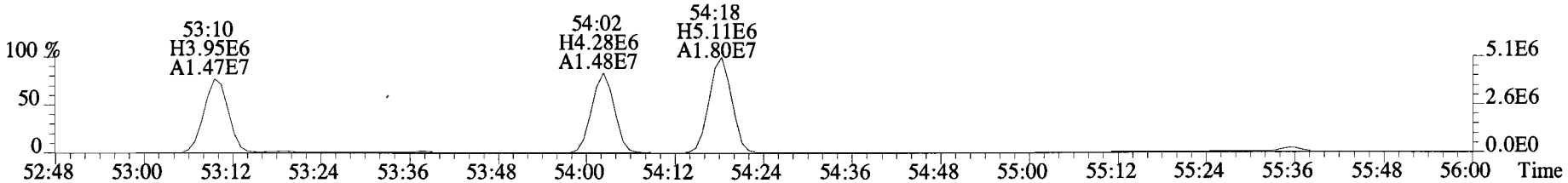

439.8038 S:2 F:5 SMO(1,3) BSUB(10000,15,-3.0) PKD(5,5,2,0.10%,2368.0,0.00%,F,F)

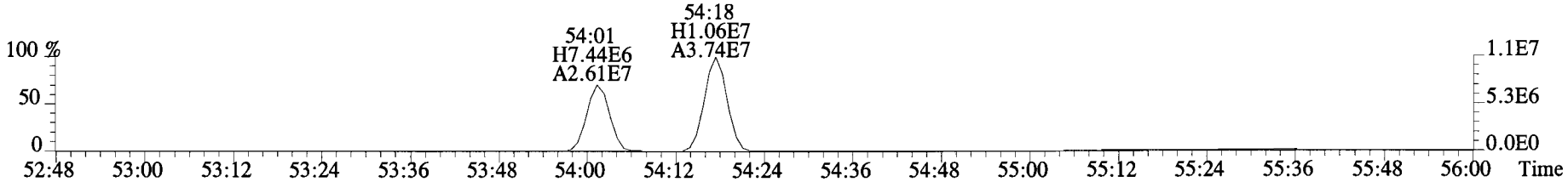

441.8008 S:2 F:5 SMO(1,3) BSUB(10000,15,-3.0) PKD(5,5,2,0.10%,1796.0,0.00%,F,F)

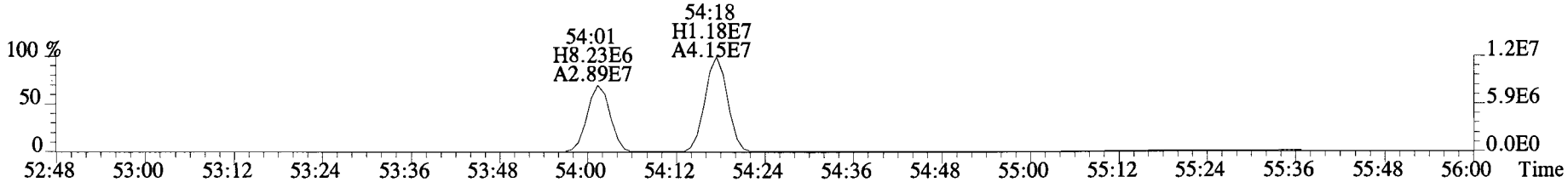

492.9697 S:2 F:5

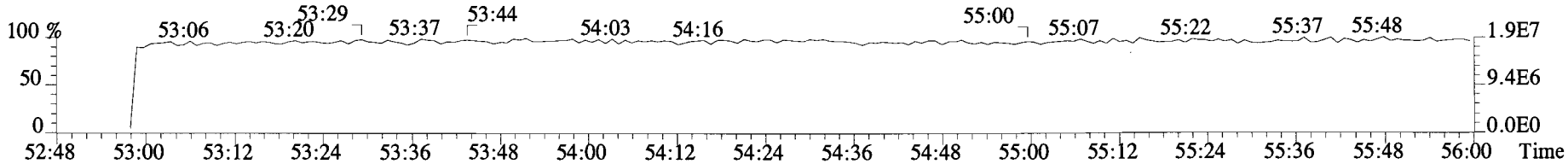

File:190610E1 #1-406 Acq:10-JUN-2019 17:47:08 GC EI+ Voltage SIR Autospec-UltimaE
Sample#2 File Text:Vista Analytical Laboratory VG-8 Text:B9F0064-BS1 OPR 5 Exp:PCB_ZB1
463.7216 S:2 F:5 SMO(1,3) BSUB(10000,15,-3.0) PKD(5,5,2,0.10%,4924.0,0.00%,F,F)

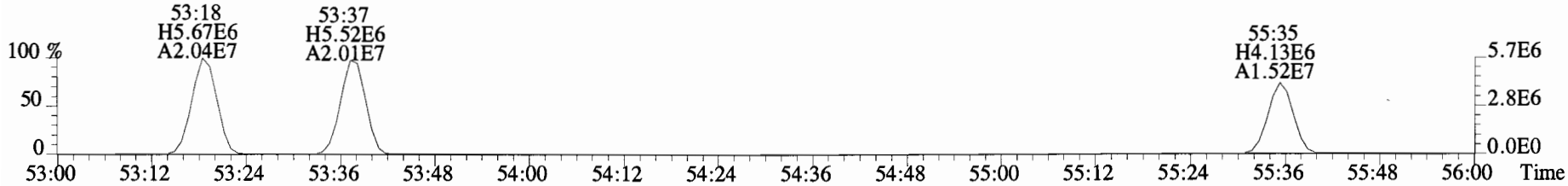

465.7186 S:2 F:5 SMO(1,3) BSUB(10000,15,-3.0) PKD(5,5,2,0.10%,4288.0,0.00%,F,F)

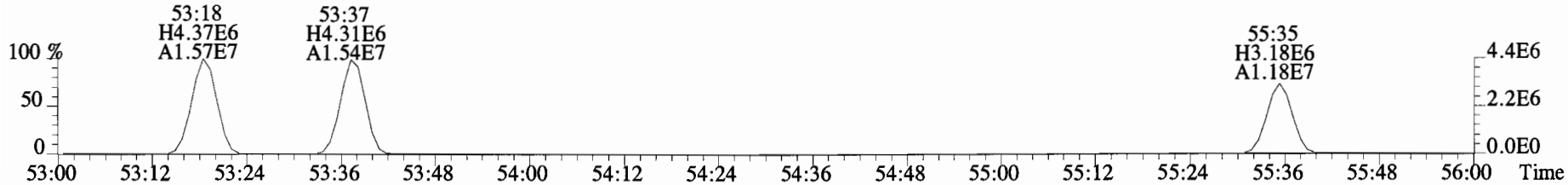

473.7648 S:2 F:5 SMO(1,3) BSUB(10000,15,-3.0) PKD(5,5,2,0.10%,4812.0,0.00%,F,F)

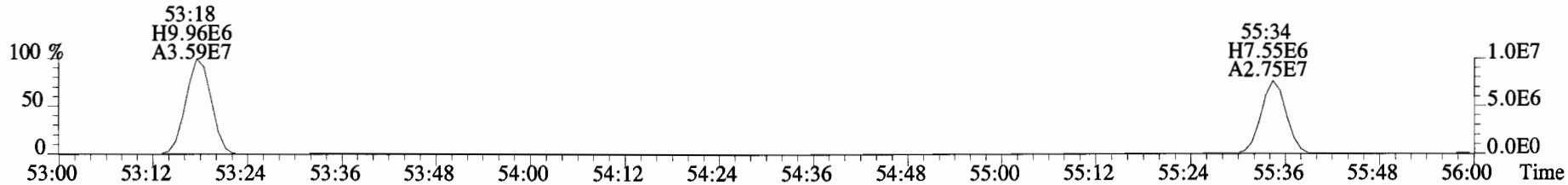

475.7619 S:2 F:5 SMO(1,3) BSUB(10000,15,-3.0) PKD(5,5,2,0.10%,7144.0,0.00%,F,F)

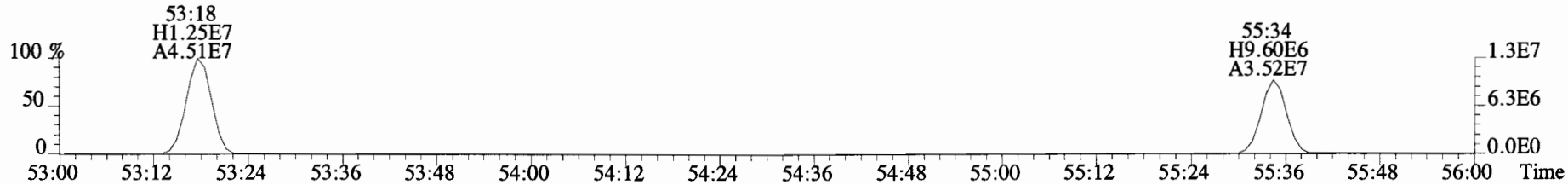

492.9697 S:2 F:5

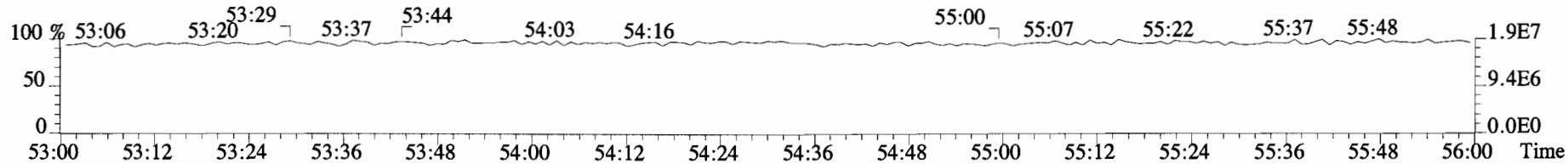

File:190610E1 #1-406 Acq:10-JUN-2019 17:47:08 GC EI+ Voltage SIR Autospec-UltimaE
Sample#2 File Text:Vista Analytical Laboratory VG-8 Text:B9F0064-BS1 OPR 5 Exp:PCB_ZB1
497.6826 S:2 F:5 SMO(1,3) BSUB(10000,15,-3.0) PKD(5,5,2,0.10%,388.0,0.00%,F,F)

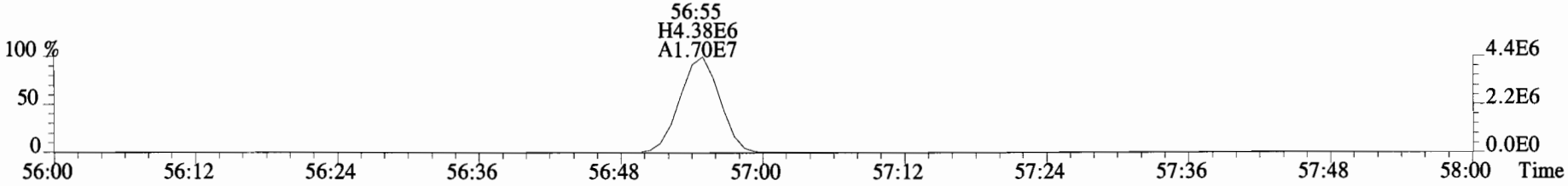

499.6797 S:2 F:5 SMO(1,3) BSUB(10000,15,-3.0) PKD(5,5,2,0.10%,588.0,0.00%,F,F)

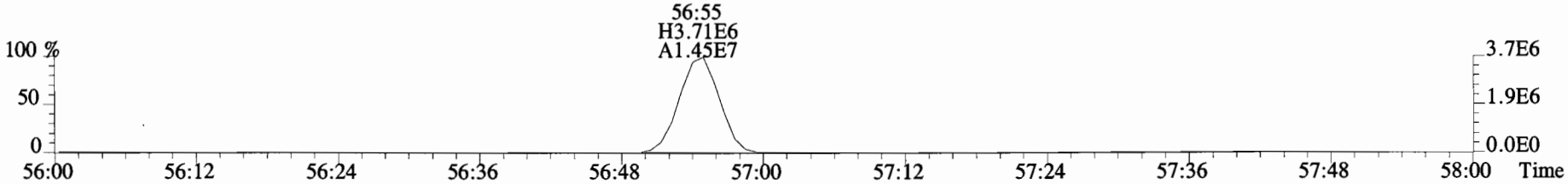

509.7229 S:2 F:5 SMO(1,3) BSUB(10000,15,-3.0) PKD(5,5,2,0.10%,400.0,0.00%,F,F)

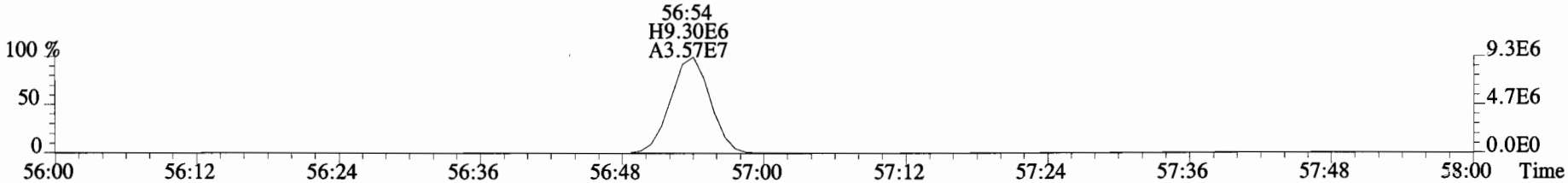

511.7199 S:2 F:5 SMO(1,3) BSUB(10000,15,-3.0) PKD(5,5,2,0.10%,404.0,0.00%,F,F)

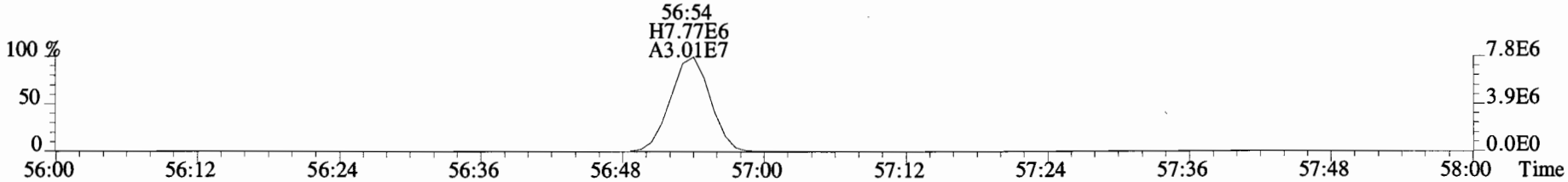

492.9697 S:2 F:5

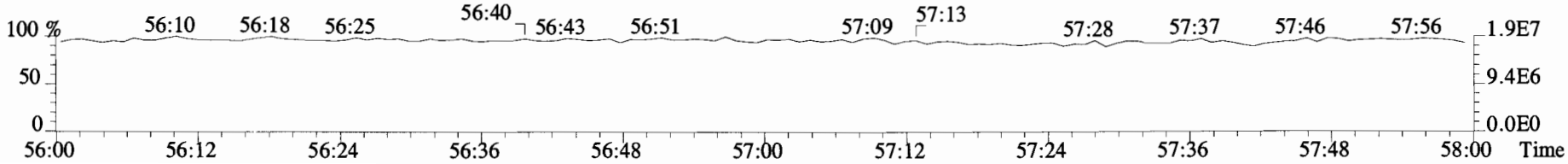

Client ID: T4-PDI2019-SG50-190418 Filename: 190610E1 S:5 Acq:10-JUN-19 21:02:03 ✓ConCal: ST190610E1-1
Lab ID: 1900817-01 GC Column ID: ZB-1 ICal: PCBVG8-2-8-18 wt/vol: 5.120 EndCAL: NA

Type	Name	Resp	RA	RT	RRF	Conc	Qual	noise	Fac	DL	RRT	LCL UCL
Mono	PCB-1	3.93e+05	3.42	y 16:04	1.07	7.400		*	2.5	*	1.001	0.996-1.006
Mono	PCB-2	1.06e+06	3.47	y 18:28	1.06	18.57		*	2.5	*	0.988	0.983-0.993
Mono	PCB-3	4.74e+05	3.20	y 18:42	1.06	8.258		*	2.5	*	1.001	0.996-1.006
Di	PCB-4/10	1.61e+06	1.54	y 20:03	1.24	31.88		*	2.5	*	1.001	0.998-1.008
Di	PCB-7/9	5.10e+05	1.61	y 21:52	0.99	7.125		*	1.0	*	0.867	0.863-0.871
Di	PCB-6	1.13e+06	1.42	y 22:32	1.06	14.83		*	2.5	*	0.893	0.888-0.897
Di	PCB-5/8	5.44e+06	1.36	y 22:56	1.03	73.51		*	2.5	*	0.909	0.904-0.913
Di	PCB-14	*	*	n NotF¶	1.03	*		3100	2.5	1.09	*	0.948-0.958
Di	PCB-11	5.73e+06	1.69	y 25:15	1.11	74.58		*	2.5	*	1.001	0.996-1.006
Di	PCB-12/13	8.58e+05	1.38	y 25:38	1.02	12.21		*	2.5	*	1.016	1.011-1.021
Di	PCB-15	6.21e+06	1.65	y 25:57	1.05	85.21		*	2.5	*	1.028	1.023-1.033
Tri	PCB-19	1.36e+06	1.02	y 24:13	1.20	29.38		*	2.5	*	1.000	0.996-1.006
Tri	PCB-30	*	*	n NotF¶	1.93	*		2400	2.5	0.659	*	1.034-1.044
Tri	PCB-18	4.47e+06	1.03	y 25:53	0.91	84.70		*	2.5	*	0.954	0.948-0.958
Tri	PCB-17	2.40e+06	1.10	y 26:03	0.84	49.41		*	2.5	*	0.960	0.955-0.965
Tri	PCB-24/27	7.68e+05	1.05	y 26:37	1.15	11.54		*	2.5	*	0.981	0.977-0.986
Tri	PCB-16/32	3.62e+06	1.05	y 27:08	1.02	61.32		*	2.5	*	1.000	0.995-1.005
Tri	PCB-34	*	*	n NotF¶	0.96	*		2400	2.5	0.986	*	0.955-0.965
Tri	PCB-23	*	*	n NotF¶	0.95	*		2400	2.5	0.996	*	0.958-0.968
Tri	PCB-29	*	*	n NotF¶	0.96	*		2400	2.5	0.983	*	0.966-0.976
Tri	PCB-26	1.78e+06	1.00	y 28:30	1.00	29.35		*	2.5	*	0.979	0.974-0.984
Tri	PCB-25	9.64e+05	1.03	y 28:39	1.06	15.06		*	2.5	*	0.985	0.980-0.990
Tri	PCB-31	9.40e+06	0.96	y 29:01	1.10	141.3		*	2.5	*	0.997	0.992-1.002
Tri	PCB-28	1.14e+07	1.02	y 29:07	1.14	165.6		*	2.5	*	1.001	0.995-1.005
Tri	PCB-20/21/33	5.74e+06	1.01	y 29:45	1.00	95.20		*	2.5	*	1.022	1.017-1.027
Tri	PCB-22	3.61e+06	1.08	y 30:10	1.09	54.85		*	2.5	*	1.037	1.032-1.042
Tri	PCB-36	*	*	n NotF¶	1.15	*		2400	2.5	0.891	*	0.929-0.939
Tri	PCB-39	*	*	n NotF¶	1.07	*		2400	2.5	0.958	*	0.943-0.953
Tri	PCB-38	2.62e+05	1.18	y 32:05	1.10	4.573		*	2.5	*	0.970	0.966-0.976
Tri	PCB-35	2.37e+05	1.14	y 32:38	1.12	4.063		*	2.5	*	0.986	0.982-0.992
Tri	PCB-37	4.36e+06	1.00	y 33:05	1.11	75.37		*	2.5	*	1.000	0.996-1.006
Tetra	PCB-54	3.79e+05	0.82	y 27:58	1.07	6.079		*	2.5	*	1.000	0.996-1.006
Tetra	PCB-50	8.22e+04	0.80	y 29:10	0.87	1.621		*	2.5	*	1.043	1.038-1.048
Tetra	PCB-53	1.92e+06	0.78	y 29:49	1.01	40.08		*	2.5	*	0.945	0.940-0.950
Tetra	PCB-51	1.33e+06	0.81	y 30:09	1.10	25.44		*	2.5	*	0.956	0.952-0.962
Tetra	PCB-45	9.49e+05	0.81	y 30:35	0.87	22.92		*	2.5	*	0.969	0.965-0.975
Tetra	PCB-46	4.41e+05	0.83	y 31:05	0.84	11.09		*	2.5	*	0.985	0.980-0.990

Integrations by:
Analyst: MJ
Date: 6/18/19

Reviewed by: CT Date: 06/25/19

Client ID: T4-PDI2019-SG50-190418 Filename: 190610E1 S:5 Acq:10-JUN-19 21:02:03 ConCal: ST190610E1-1
Lab ID: 1900817-01 GC Column ID: ZB-1 ICal: PCBVG8-2-8-18 wt/vol: 5.120 EndCAL: NA

Type	Name	Resp	RA	RT	RRF	Conc	Qual	noise	Fac	DL	RRT	LCL UCL
Tetra	PCB-52/69	1.42e+07	0.77	y 31:33	1.21	246.6		*	2.5	*	1.000	0.996-1.006
Tetra	PCB-73	*	*	n NotF╗	1.45	*		2100	2.5	0.773	*	1.000-1.010
Tetra	PCB-43/49	8.79e+06	0.75	y 31:53	1.01	183.0		*	2.5	*	1.011	1.005-1.015
Tetra	PCB-47	5.97e+06	0.76	y 32:05	0.91	127.0		*	2.5	*	1.001	0.995-1.005
Tetra	PCB-48/75	1.60e+06	0.77	y 32:13	1.13	27.18		*	2.5	*	1.005	0.999-1.009
Tetra	PCB-65	*	*	n NotF╗	1.27	*		2100	2.5	0.847	*	1.007-1.017
Tetra	PCB-62	*	*	n NotF╗	1.10	*		2100	2.5	0.982	*	1.011-1.021
Tetra	PCB-44	7.23e+06	0.74	y 32:55	0.85	163.0		*	2.5	*	1.027	1.020-1.030
Tetra	PCB-42/59	2.88e+06	0.76	y 33:09	1.02	54.27		*	2.5	*	1.034	1.027-1.037
Tetra	PCB-41/64/71/72	8.34e+06	0.77	y 33:40	1.17	137.8		*	2.5	*	1.050	1.046-1.056
Tetra	PCB-68	1.63e+05	0.71	y 33:55	1.28	2.459		*	2.5	*	1.058	1.054-1.064
Tetra	PCB-40	9.31e+05	0.77	y 34:08	0.62	28.74		*	2.5	*	1.064	1.060-1.070
Tetra	PCB-57	9.88e+04	0.69	y 34:29	1.13	1.452		*	2.5	*	0.970	0.965-0.975
Tetra	PCB-67	3.28e+05	0.63	n 34:49	1.10	4.931	R	*	2.5	*	0.979	0.973-0.983
Tetra	PCB-58	6.11e+04	0.58	n 34:55	1.12	0.9021	R	*	2.5	*	0.982	0.977-0.987
Tetra	PCB-63	5.12e+05	0.75	y 35:03	1.00	8.485		*	2.5	*	0.986	0.981-0.991
Tetra	PCB-74	5.77e+06	0.79	y 35:22	1.18	80.85		*	2.5	*	0.995	0.989-0.999
Tetra	PCB-61/70	1.60e+07	0.76	y 35:34	1.03	258.1		*	2.5	*	1.000	0.994-1.004
Tetra	PCB-76/66	1.27e+07	0.79	y 35:47	1.13	185.4		*	2.5	*	1.007	1.000-1.010
Tetra	PCB-80	*	*	n NotF╗	1.19	*		2100	2.5	0.639	*	0.995-1.005
Tetra	PCB-55	3.09e+05	0.66	y 36:16	1.16	4.425		*	2.5	*	1.008	1.004-1.014
Tetra	PCB-56/60	6.44e+06	0.76	y 36:47	1.04	102.3		*	2.5	*	1.022	1.018-1.028
Tetra	PCB-79	4.74e+05	0.81	y 37:53	1.17	6.717		*	2.5	*	1.053	1.047-1.057
Tetra	PCB-78	*	*	n NotF╗	1.10	*		2100	2.5	0.708	*	0.982-0.992
Tetra	PCB-81	1.16e+05	0.85	y 39:03	0.97	1.971		*	2.5	*	1.000	0.995-1.005
Tetra	PCB-77	1.91e+06	0.80	y 39:41	1.08	30.75		*	2.5	*	1.000	0.995-1.005
Penta	PCB-104	7.25e+04	2.16	n 32:47	1.08	1.340	R	*	2.5	*	1.001	0.996-1.006
Penta	PCB-96	1.59e+05	1.62	y 33:58	1.13	2.793		*	2.5	*	1.037	1.034-1.044
Penta	PCB-103	4.56e+05	1.74	y 34:30	0.91	10.02		*	2.5	*	1.053	1.051-1.061
Penta	PCB-100	5.85e+05	1.55	y 34:51	0.93	12.61		*	2.5	*	1.064	1.062-1.072
Penta	PCB-94	1.67e+05	1.40	y 35:19	0.91	4.573		*	2.5	*	0.985	0.981-0.991
Penta	PCB-95/98/102	1.56e+07	1.60	y 35:51	1.17	332.0		*	2.5	*	1.000	0.994-1.004
Penta	PCB-93	*	*	n NotF╗	0.93	*		688	2.5	0.592	*	0.997-1.007
Penta	PCB-88/91	3.11e+06	1.50	y 36:16	0.97	79.83		*	2.5	*	1.012	1.005-1.015
Penta	PCB-121	*	*	n NotF╗	1.68	*		688	2.5	0.326	*	1.009-1.019
Penta	PCB-84/92	7.92e+06	1.54	y 37:10	0.97	204.1		*	2.5	*	0.990	0.985-0.995
Penta	PCB-89	1.36e+05	1.37	y 37:21	1.06	3.208		*	2.5	*	0.995	0.990-1.000

Analyst: MJ

Date: 6/18/19

Client ID: T4-PDI2019-SG50-190418 Filename: 190610E1 S:5 Acq:10-JUN-19 21:02:03 ConCal: ST190610E1-1
Lab ID: 1900817-01 GC Column ID: ZB-1 ICal: PCBVG8-2-8-18 wt/vol: 5.120 EndCAL: NA

Type	Name	Resp	RA	RT	RRF	Conc	Qual	noise	Fac	DL	RRT	LCL UCL
Penta	PCB-90/101	2.20e+07	1.56	y 37:33	1.08	512.9		*	2.5	*	1.000	0.995-1.005
Penta	PCB-113	*	*	n NotF¶	1.48	*		688	2.5	0.378	*	1.002-1.012
Penta	PCB-99	1.03e+07	1.56	y 37:53	1.25	206.4		*	2.5	*	1.009	1.004-1.014
Penta	PCB-119	9.73e+05	1.71	y 38:20	1.70	15.98		*	2.5	*	0.987	0.982-0.992
Penta	PCB-108/112	8.91e+05	1.55	y 38:30	1.40	17.71		*	2.5	*	0.991	0.986-0.996
Penta	PCB-83	*	*	n NotF¶	1.75	*		688	2.5	0.360	*	0.990-1.000
Penta	PCB-97	5.20e+06	1.61	y 38:51	1.17	123.6		*	2.5	*	1.000	0.995-1.005
Penta	PCB-86	5.02e+04	1.52	y 39:00	1.08	1.296		*	2.5	*	1.004	0.999-1.009
Penta	PCB-87/117/125	8.03e+06	1.57	y 39:08	1.55	144.4		*	2.5	*	1.008	1.002-1.012
Penta	PCB-111/115	4.38e+05	1.74	y 39:17	1.79	6.814		*	2.5	*	1.012	1.006-1.016
Penta	PCB-85/116	3.37e+06	1.56	y 39:24	1.29	72.78		*	2.5	*	1.015	1.009-1.019
Penta	PCB-120	1.26e+05	1.75	y 39:37	1.98	1.768		*	2.5	*	1.020	1.016-1.026
Penta	PCB-110	2.85e+07	1.57	y 39:47	1.69	472.0		*	2.5	*	1.024	1.020-1.030
Penta	PCB-82	1.80e+06	1.52	y 40:25	0.81	46.33		*	2.5	*	0.976	0.972-0.982
Penta	PCB-124	1.08e+06	1.58	y 41:06	1.30	17.38		*	2.5	*	0.993	0.988-0.998
Penta	PCB-107/109	1.96e+06	1.55	y 41:16	1.31	30.97		*	2.5	*	0.997	0.991-1.001
Penta	PCB-123	4.36e+05	1.53	y 41:25	1.12	8.096		*	2.5	*	1.000	0.996-1.006
Penta	PCB-106/118	2.45e+07	1.56	y 41:35	1.18	421.5		*	2.5	*	1.000	0.996-1.006
Penta	PCB-114	4.39e+05	1.38	y 42:14	1.11	9.007		*	2.5	*	1.000	0.995-1.005
Penta	PCB-122	2.12e+05	1.59	y 42:24	1.03	4.708		*	2.5	*	1.004	0.999-1.009
Penta	PCB-105	7.61e+06	1.57	y 43:06	1.12	159.4		*	2.5	*	1.000	0.995-1.005
Penta	PCB-127	*	*	n NotF¶	1.12	*		3250	2.5	2.16	*	0.995-1.005
Penta	PCB-126	1.79e+05	1.47	y 45:20	1.20	3.720		*	2.5	*	1.000	0.995-1.005
Hexa	PCB-155	3.16e+04	1.34	y 37:05	0.99	0.6852		*	2.5	*	1.000	0.995-1.005
Hexa	PCB-150	1.33e+05	1.12	y 38:21	1.02	2.785		*	2.5	*	1.034	1.030-1.040
Hexa	PCB-152	6.19e+04	1.19	y 38:50	1.16	1.146		*	2.5	*	1.047	1.042-1.052
Hexa	PCB-145	*	*	n NotF¶	1.13	*		896	2.5	0.483	*	1.054-1.064
Hexa	PCB-136	3.57e+06	1.29	y 39:35	1.02	74.81		*	2.5	*	1.067	1.063-1.073
Hexa	PCB-148	5.44e+04	1.31	y 39:43	0.77	1.507		*	2.5	*	1.071	1.066-1.076
Hexa	PCB-154	5.48e+05	1.06	y 40:11	0.88	13.42		*	2.5	*	1.084	1.079-1.089
Hexa	PCB-151	4.73e+06	1.33	y 40:50	0.75	134.9		*	2.5	*	1.101	1.095-1.107
Hexa	PCB-135	2.82e+06	1.26	y 41:02	0.86	70.27		*	2.5	*	1.107	1.101-1.113
Hexa	PCB-144	7.41e+05	1.19	y 41:10	0.77	20.75		*	2.5	*	1.110	1.105-1.116
Hexa	PCB-147	6.56e+05	1.24	y 41:17	0.80	17.48		*	2.5	*	1.113	1.108-1.120
Hexa	PCB-139/149	1.81e+07	1.24	y 41:32	0.88	439.9		*	2.5	*	1.120	1.115-1.127
Hexa	PCB-140	1.65e+05	1.13	y 41:45	0.77	4.587		*	2.5	*	1.126	1.120-1.132
Hexa	PCB-134/143	1.14e+06	1.33	y 42:11	0.76	32.82		*	2.5	*	0.975	0.970-0.980

Analyst: M

Date: 6/18/19

Client ID: T4-PDI2019-SG50-190418 Filename: 190610E1 S:5 Acq:10-JUN-19 21:02:03 ConCal: ST190610E1-1
Lab ID: 1900817-01 GC Column ID: ZB-1 ICal: PCBVG8-2-8-18 wt/vol: 5.120 EndCAL: NA

Type	Name	Resp	RA	RT	RRF	Conc	Qual	noise	Fac	DL	RRT	LCL UCL
Hexa	PCB-131/133	7.75e+05	1.37	y 42:28	0.82	20.87		*	2.5	*	0.982	0.977-0.987
Hexa	PCB-142	*	*	n NotF╗	0.73	*		2620	2.5	2.32	*	0.981-0.991
Hexa	PCB-146/165	4.87e+06	1.31	y 42:52	1.02	105.0		*	2.5	*	0.991	0.986-0.996
Hexa	PCB-132/161	7.67e+06	1.22	y 43:07	1.00	168.0		*	2.5	*	0.997	0.992-1.002
Hexa	PCB-153	2.83e+07	1.26	y 43:17	1.08	576.8		*	2.5	*	1.000	0.995-1.005
Hexa	PCB-168	7.93e+04	1.32	y 43:29	1.12	1.561		*	2.5	*	1.005	1.000-1.010
Hexa	PCB-141	4.32e+06	1.23	y 44:01	1.02	113.5		*	2.5	*	1.001	0.995-1.005
Hexa	PCB-137	1.08e+06	1.24	y 44:24	1.10	26.10		*	2.5	*	1.009	1.004-1.014
Hexa	PCB-130	1.27e+06	1.18	y 44:30	0.81	42.11		*	2.5	*	1.012	1.007-1.017
Hexa	PCB-138/163/164	3.18e+07	1.25	y 44:52	1.23	655.0		*	2.5	*	1.001	0.996-1.006
Hexa	PCB-158/160	3.22e+06	1.25	y 45:05	1.18	69.19		*	2.5	*	1.006	1.001-1.011
Hexa	PCB-129	9.21e+05	1.29	y 45:20	0.78	29.94		*	2.5	*	1.011	1.007-1.017
Hexa	PCB-166	1.06e+05	1.33	y 45:48	1.13	1.989		*	2.5	*	0.993	0.988-0.998
Hexa	PCB-159	*	*	n NotF╗	1.16	*		2620	2.5	1.44	*	0.995-1.005
Hexa	PCB-128/162	4.23e+06	1.29	y 46:24	0.89	100.1		*	2.5	*	1.006	1.002-1.012
Hexa	PCB-167	1.29e+06	1.26	y 46:49	1.02	26.97		*	2.5	*	1.000	0.995-1.005
Hexa	PCB-156	3.11e+06	1.23	y 48:07	1.06	64.03		*	2.5	*	1.000	0.995-1.005
Hexa	PCB-157	6.92e+05	1.26	y 48:22	1.02	14.30		*	2.5	*	1.000	0.996-1.006
Hexa	PCB-169	*	*	n NotF╗	1.13	*		2620	2.5	1.72	*	0.995-1.005
Hepta	PCB-188	3.90e+04	0.82	n 42:54	1.37	0.7865	R	*	2.5	*	1.000	0.995-1.005
Hepta	PCB-184	3.21e+04	1.43	n 43:21	1.32	0.6749	R	*	2.5	*	1.011	1.006-1.016
Hepta	PCB-179	3.91e+06	1.06	y 44:08	1.38	78.10		*	2.5	*	1.029	1.024-1.034
Hepta	PCB-176	1.08e+06	1.10	y 44:35	1.31	22.84		*	2.5	*	1.040	1.035-1.045
Hepta	PCB-186	*	*	n NotF╗	1.42	*		1060	2.5	0.386	*	1.049-1.059
Hepta	PCB-178	1.50e+06	1.06	y 45:41	0.97	42.75		*	2.5	*	1.065	1.060-1.070
Hepta	PCB-175	2.62e+05	1.06	y 46:02	1.00	7.267		*	2.5	*	1.073	1.069-1.079
Hepta	PCB-182/187	9.64e+06	1.01	y 46:11	1.14	233.6		*	2.5	*	1.077	1.072-1.082
Hepta	PCB-183	4.00e+06	1.05	y 46:32	1.13	98.12		*	2.5	*	1.085	1.080-1.090
Hepta	PCB-185	7.55e+05	1.17	y 47:11	1.36	22.18		*	2.5	*	0.955	0.950-0.960
Hepta	PCB-174	6.52e+06	1.04	y 47:33	1.42	183.3		*	2.5	*	0.963	0.958-0.968
Hepta	PCB-181	*	*	n NotF╗	1.48	*		1060	2.5	0.540	*	0.960-0.970
Hepta	PCB-177	3.95e+06	1.03	y 47:50	1.33	118.5		*	2.5	*	0.969	0.963-0.973
Hepta	PCB-171	1.75e+06	1.07	y 48:07	1.37	50.76		*	2.5	*	0.974	0.969-0.979
Hepta	PCB-173	1.05e+05	1.37	n 48:32	1.27	3.303	R	*	2.5	*	0.983	0.978-0.988
Hepta	PCB-172	1.05e+06	0.96	y 48:59	1.39	30.01		*	2.5	*	0.992	0.987-0.997
Hepta	PCB-192	*	*	n NotF╗	1.80	*		1060	2.5	0.442	*	0.991-1.001
Hepta	PCB-180	1.53e+07	1.03	y 49:24	1.52	401.2		*	2.5	*	1.000	0.995-1.005

Analyst: MJ

Date: 6/18/19

Client ID: T4-PDI2019-SG50-190418 Filename: 190610E1 S:5 Acq:10-JUN-19 21:02:03 ConCal: ST190610E1-1
Lab ID: 1900817-01 GC Column ID: ZB-1 ICal: PCBVG8-2-8-18 wt/vol: 5.120 EndCAL: NA

Type	Name	Resp	RA		RT	RRF	Conc	Qual	noise	Fac	DL	RRT	LCL UCL
Hepta	PCB-193	1.03e+06	1.14	y	49:36	1.71	24.03		*	2.5	*	1.004	0.999-1.009
Hepta	PCB-191	3.62e+05	1.01	y	49:51	1.74	8.289		*	2.5	*	1.009	1.005-1.015
Hepta	PCB-170	5.99e+06	1.04	y	50:58	1.44	191.0		*	2.5	*	1.000	0.995-1.005
Hepta	PCB-190	1.59e+06	1.01	y	51:08	1.95	37.34		*	2.5	*	1.004	0.999-1.009
Hepta	PCB-189	2.15e+05	0.84	n	52:32	1.46	5.791	R	*	2.5	*	1.000	0.995-1.005
Octa	PCB-202	8.91e+05	0.93	y	48:18	1.06	25.75		*	2.5	*	1.000	0.995-1.005
Octa	PCB-201	5.39e+05	0.97	y	48:47	0.98	16.88		*	2.5	*	1.010	1.006-1.016
Octa	PCB-204	*	*	n	NotF	1.07	*		992	2.5	0.720	*	1.009-1.019
Octa	PCB-197	1.15e+05	0.89	y	49:16	1.10	3.217		*	2.5	*	1.020	1.015-1.025
Octa	PCB-200	4.25e+05	1.09	n	50:09	1.04	12.50	R	*	2.5	*	1.038	1.034-1.044
Octa	PCB-198	1.12e+05	0.89	y	51:34	0.84	4.100		*	2.5	*	1.068	1.065-1.075
Octa	PCB-199	3.09e+06	0.96	y	51:42	0.80	118.3		*	2.5	*	1.070	1.067-1.077
Octa	PCB-196/203	3.26e+06	0.88	y	51:59	0.84	118.7		*	2.5	*	1.076	1.072-1.082
Octa	PCB-195	8.19e+05	0.91	y	53:10	1.04	37.39		*	2.5	*	0.984	0.979-0.989
Octa	PCB-194	2.02e+06	0.89	y	54:03	1.16	82.62		*	2.5	*	1.000	0.995-1.005
Octa	PCB-205	1.30e+05	0.98	y	54:19	1.33	4.626		*	2.5	*	1.005	1.000-1.010
Nona	PCB-208	1.01e+06	1.33	y	53:19	0.90	35.23		*	2.5	*	1.000	0.995-1.005
Nona	PCB-207	2.78e+05	1.32	y	53:39	0.89	9.752		*	2.5	*	1.006	1.001-1.011
Nona	PCB-206	1.96e+06	1.18	y	55:37	0.88	99.12		*	2.5	*	1.000	0.995-1.005
Deca	PCB-209	3.43e+06	1.21	y	56:58	1.04	129.8		*	2.5	*	1.000	0.995-1.005

Analyst: MJ

Date: 6/18/19

Client ID: T4-PDI2019-SG50-190418 Filename: 190610E1 S:5 Acq:10-JUN-19 21:02:03 ConCal: ST190610E1-1
Lab ID: 1900817-01 GC Column ID: ZB-1 ICal: PCBVG8-2-8-18 wt/vol: 5.120 EndCAL: NA

Name	Resp	RA		RT	RRF	Conc	
Total Mono-PCB	1.93e+06	3.42	y	16:04	1.06	34.2277	
Total Di-PCB	2.15e+07	1.54	y	20:03	1.04	299.341	
Total Tri-PCB	1.26e+07	1.02	y	24:13	1.15	236.350	
Total Tri-PCB	3.78e+07	1.00	y	28:30	1.05	585.402	Sum:821.752
Total Tetra-PCB	9.95e+07	0.82	y	27:58	1.06	1757.68	
Total Penta-PCB	1.38e+08	1.62	y	33:58	1.18	2749.10	
Total Penta-PCB	8.44e+06	1.38	y	42:14	1.12	176.856	Sum:2925.95
Total Hexa-PCB	3.16e+07	1.34	y	37:05	0.91	782.239	
Total Hexa-PCB	9.49e+07	1.33	y	42:11	1.00	2048.29	Sum:2830.52
Total Hepta-PCB	5.87e+07	1.06	y	44:08	1.35	1549.27	
Total Octa-PCB	8.01e+06	0.93	y	48:18	0.95	287.008	
Total Octa-PCB	2.97e+06	0.91	y	53:10	1.17	124.629	Sum:411.637
Total Nona-PCB	3.25e+06	1.33	y	53:19	0.89	144.101	
Total Deca-PCB	3.43e+06	1.21	y	56:58	1.04	129.804	

Total PCB Conc:10934.5234400

Integrations by Analyst: M

Date: 6/18/19

Client ID: T4-PDI2019-SG50-190418 Filename: 190610E1 S:5 Acq:10-JUN-19 21:02:03 ConCal: ST190610E1-1
Lab ID: 1900817-01 GC Column ID: ZB-1 ICal: PCBVG8-2-8-18 wt/vol:5.1200 EndCAL: NA

Name	Resp	RA	RRF	RT	RRT	LCL	UCL	Conc	Rec
13C-PCB-1	9.66e+07	3.27 y	1.13	16:03	0.619	0.616	0.622	1060	54.1
13C-PCB-3	1.06e+08	3.26 y	1.21	18:41	0.720	0.716	0.724	1080	55.3
13C-PCB-4	7.99e+07	1.59 y	0.59	20:02	0.772	0.769	0.777	1660	85.2
13C-PCB-9	1.41e+08	1.57 y	0.94	21:50	0.842	0.837	0.845	1850	94.7
13C-PCB-11	1.35e+08	1.56 y	0.95	25:14	0.973	0.968	0.978	1760	90.2
13C-PCB-19	7.54e+07	1.09 y	0.62	24:13	0.934	0.928	0.938	1500	76.6
13C-PCB-28	1.18e+08	0.97 y	1.05	29:06	1.003	0.999	1.009	1880	96.1
13C-PCB-32	1.13e+08	1.10 y	0.91	27:08	1.046	1.041	1.051	1540	78.7
13C-PCB-37	1.02e+08	0.95 y	1.02	33:05	1.141	1.132	1.144	1660	84.8
13C-PCB-47	1.01e+08	0.77 y	0.83	32:04	0.872	0.867	0.875	2060	106
13C-PCB-52	9.28e+07	0.77 y	0.76	31:33	0.858	0.853	0.861	2060	105
13C-PCB-54	1.13e+08	0.76 y	0.93	27:58	0.760	0.756	0.764	2070	106
13C-PCB-70	1.18e+08	0.74 y	1.00	35:33	0.966	0.961	0.971	2000	103
13C-PCB-77	1.12e+08	0.75 y	0.96	39:40	1.078	1.073	1.083	1980	101
13C-PCB-80	1.18e+08	0.73 y	1.00	35:59	0.978	0.973	0.983	2010	103
13C-PCB-81	1.19e+08	0.76 y	1.01	39:04	1.062	1.057	1.067	2000	103
13C-PCB-95	7.82e+07	1.57 y	0.80	35:51	0.913	0.908	0.918	1970	101
13C-PCB-97	7.00e+07	1.59 y	0.70	38:50	0.989	0.984	0.994	2020	103
13C-PCB-101	7.79e+07	1.61 y	0.80	37:32	0.955	0.951	0.961	1960	101
13C-PCB-104	9.80e+07	1.59 y	1.01	32:46	0.834	0.828	0.836	1970	101
13C-PCB-105	8.30e+07	1.57 y	1.14	43:06	0.929	0.924	0.934	2160	111
13C-PCB-114	8.55e+07	1.59 y	1.18	42:14	0.911	0.905	0.915	2150	110
13C-PCB-118	9.62e+07	1.61 y	1.00	41:35	1.059	1.054	1.064	1950	100.0
13C-PCB-123	9.40e+07	1.60 y	0.95	41:24	1.054	1.049	1.059	2010	103
13C-PCB-126	7.84e+07	1.52 y	1.14	45:20	0.977	0.972	0.982	2050	105
13C-PCB-127	8.92e+07	1.50 y	1.24	43:27	0.937	0.931	0.941	2140	109
13C-PCB-138	7.68e+07	1.28 y	1.17	44:50	0.967	0.962	0.972	1950	99.8
13C-PCB-141	7.30e+07	1.28 y	1.11	43:59	0.948	0.944	0.954	1960	100
13C-PCB-153	8.89e+07	1.26 y	1.34	43:16	0.933	0.928	0.938	1980	101
13C-PCB-155	9.11e+07	1.29 y	0.83	37:05	0.944	0.939	0.949	2230	114
13C-PCB-156	8.92e+07	1.27 y	1.38	48:06	1.037	1.032	1.042	1920	98.3
13C-PCB-157	9.22e+07	1.29 y	1.37	48:22	1.043	1.037	1.047	2000	102
13C-PCB-159	9.25e+07	1.26 y	1.39	46:08	0.995	0.989	0.999	1980	102
13C-PCB-167	9.18e+07	1.26 y	1.40	46:48	1.009	1.004	1.014	1950	100.0
13C-PCB-169	8.07e+07	1.24 y	1.39	50:34	1.090	1.085	1.095	1730	88.4
13C-PCB-170	4.27e+07	0.47 y	0.86	50:57	1.102	1.097	1.109	1990	102
13C-PCB-180	4.91e+07	0.47 y	0.98	49:23	1.069	1.064	1.074	2010	103
13C-PCB-188	7.05e+07	0.46 y	1.40	42:53	0.928	0.923	0.933	2020	104
13C-PCB-189	4.98e+07	0.44 y	1.15	52:31	1.136	1.132	1.144	1740	89.0
13C-PCB-194	4.13e+07	0.89 y	0.77	54:03	0.995	0.990	1.000	2190	112
13C-PCB-202	6.38e+07	0.95 y	1.28	48:18	1.045	1.040	1.050	2000	102
13C-PCB-206	4.39e+07	0.79 y	0.81	55:37	1.024	1.019	1.029	2220	113
13C-PCB-208	6.27e+07	0.78 y	1.09	53:19	0.982	0.977	0.987	2340	120
13C-PCB-209	4.96e+07	1.19 y	0.74	56:57	1.048	1.043	1.053	2750	141

CRS vs. RS

Name	Resp	RA	RRF	RT	RRT	LCL	UCL	Conc	Rec
13C-PCB-79	1.24e+08	0.76 y	1.03	37:51	1.029	1.024	1.034	2040	104
13C-PCB-178	4.88e+07	0.46 y	0.93	45:41	0.985	0.980	0.990	2110	108

PS vs. IS

Name	Resp	RA	RRF	RT	RRT	LCL	UCL	Conc	Rec
13C-PCB-79	1.24e+08	0.76 y	1.03	37:51	0.969	0.963	0.973	1990	102
13C-PCB-178	4.88e+07	0.46 y	0.95	45:41	0.925	0.920	0.930	2040	105

RS

Name	Resp	RA	RRF	RT	Conc
13C-PCB-15	1.58e+08	1.59 y	1.00	25:56	1950
13C-PCB-31	1.17e+08	0.99 y	1.00	29:00	1950
13C-PCB-60	1.15e+08	0.75 y	1.00	36:47	1950
13C-PCB-111	9.66e+07	1.57 y	1.00	39:17	1950
13C-PCB-128	6.56e+07	1.26 y	1.00	46:23	1950
13C-PCB-182	4.87e+07	0.48 y	1.00	46:13	1950
13C-PCB-205	4.78e+07	0.89 y	1.00	54:19	1950

Analyst: MJ

Date: 6/18/19

File:190610E1 #1-867 Acq:10-JUN-2019 21:02:03 GC EI+ Voltage SIR Autospec-UltimaE
Sample#5 File Text:Vista Analytical Laboratory VG-8 Text:1900817-01 T4-PDI2019-SG50-190418 15.36 Exp:PCB_ZB1

188.0393 S:5 SMO(1,3) BSUB(10000,15,-3.0) PKD(5,5,2,0.10%,5256.0,0.00%,F,F)

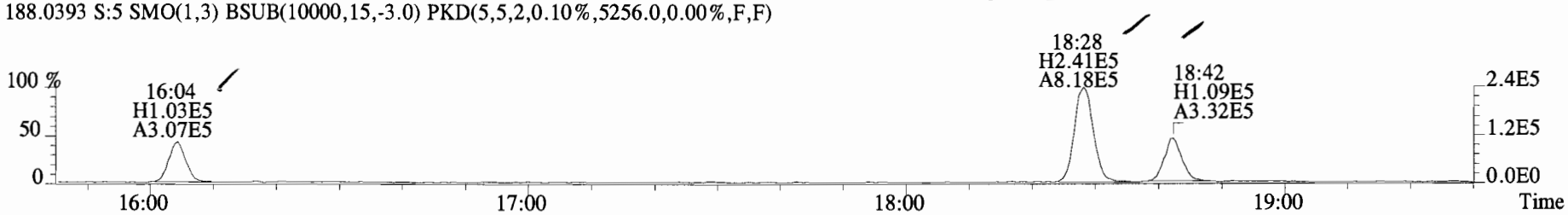

190.0363 S:5 SMO(1,3) BSUB(10000,15,-3.0) PKD(5,5,2,0.10%,2808.0,0.00%,F,F)

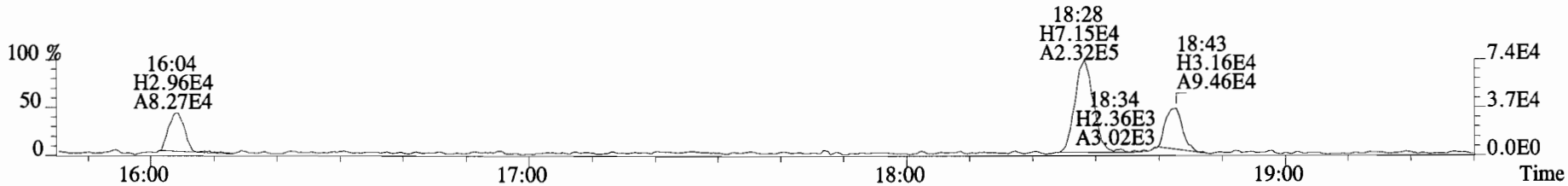

200.0795 S:5 SMO(1,3) BSUB(10000,15,-3.0) PKD(5,5,2,0.10%,4548.0,0.00%,F,F)

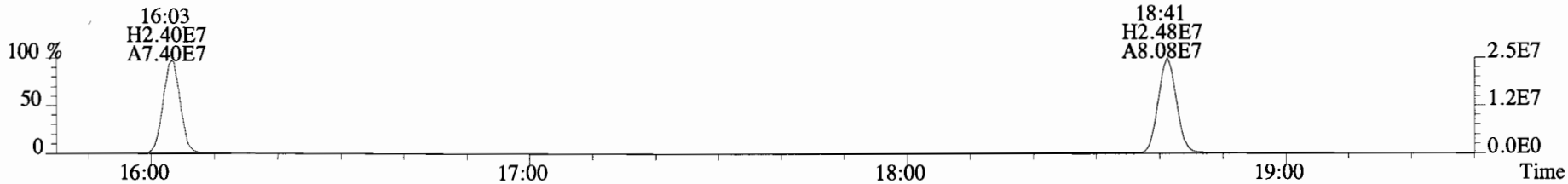

202.0766 S:5 SMO(1,3) BSUB(10000,15,-3.0) PKD(5,5,2,0.10%,26392.0,0.00%,F,F)

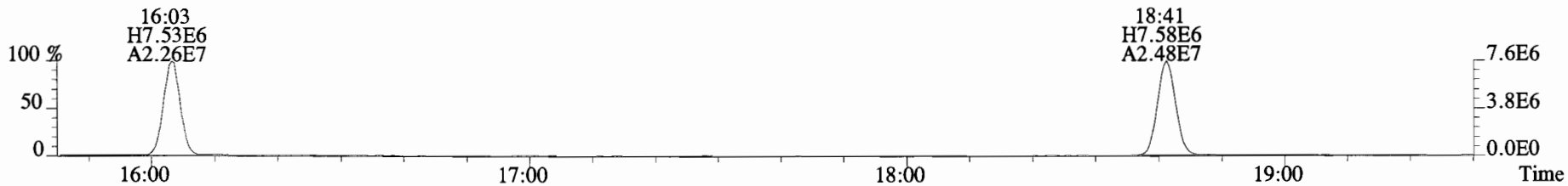

180.9880 S:5



File:190610E1 #1-867 Acq:10-JUN-2019 21:02:03 GC EI+ Voltage SIR Autospec-UltimaE
Sample#5 File Text:Vista Analytical Laboratory VG-8 Text:1900817-01 T4-PDI2019-SG50-190418 15.36 Exp:PCB_ZB1
188.0393 S:5 SMO(1,3) BSUB(10000,15,-3.0) PKD(5,5,2,0.10%,5256.0,0.00%,F,F)

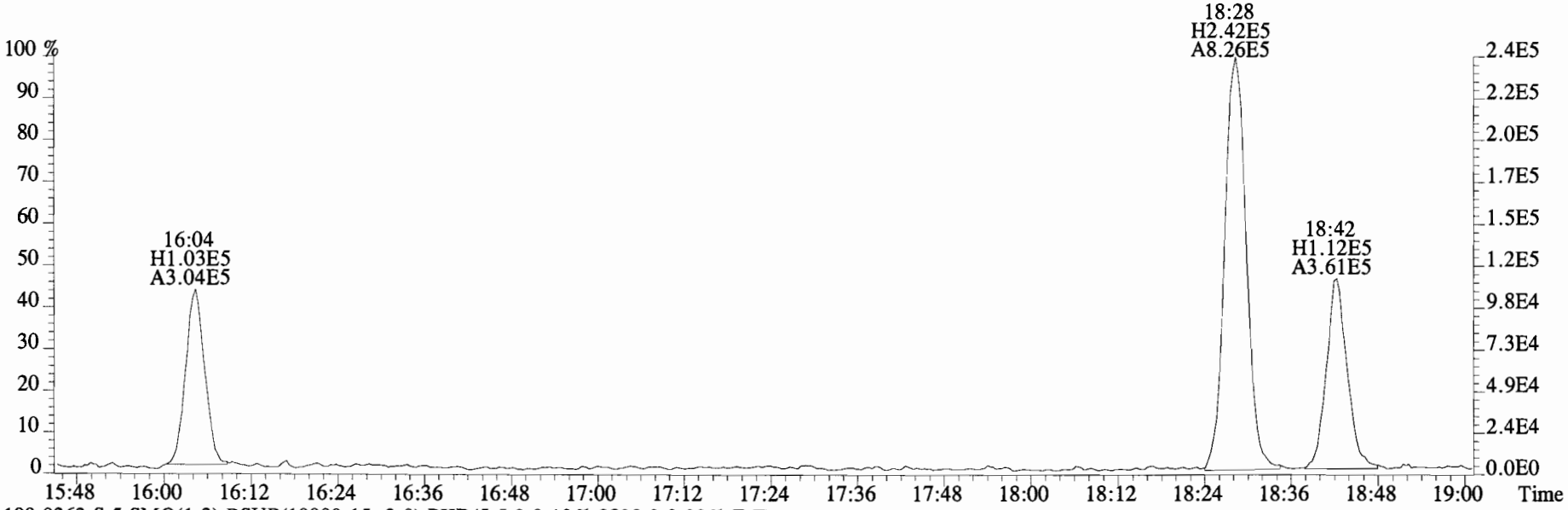

190.0363 S:5 SMO(1,3) BSUB(10000,15,-3.0) PKD(5,5,2,0.10%,2808.0,0.00%,F,F)

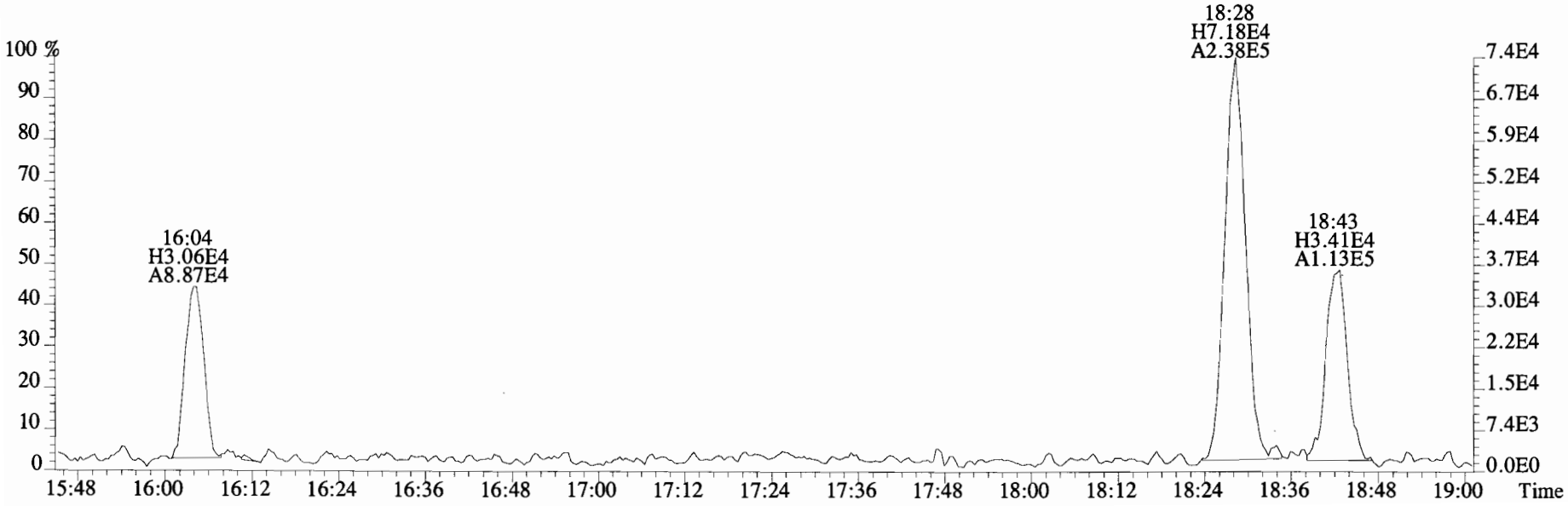

File:190610E1 #1-757 Acq:10-JUN-2019 21:02:03 GC EI+ Voltage SIR Autospec-UltimaE
Sample#5 File Text:Vista Analytical Laboratory VG-8 Text:1900817-01 T4-PDI2019-SG50-190418 15.36 Exp:PCB_ZB1
222.0003 S:5 F:2 SMO(1,3) BSUB(10000,15,-3.0) PKD(5,5,2,0.10%,5284.0,0.00%,F,F)

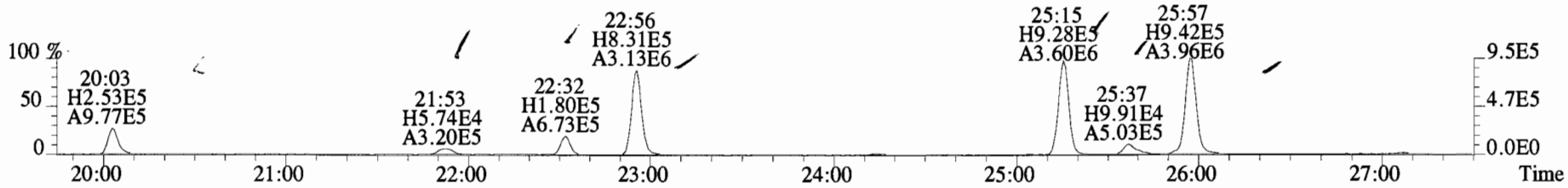

223.9974 S:5 F:2 SMO(1,3) BSUB(10000,15,-3.0) PKD(5,5,2,0.10%,65840.0,0.00%,F,F)

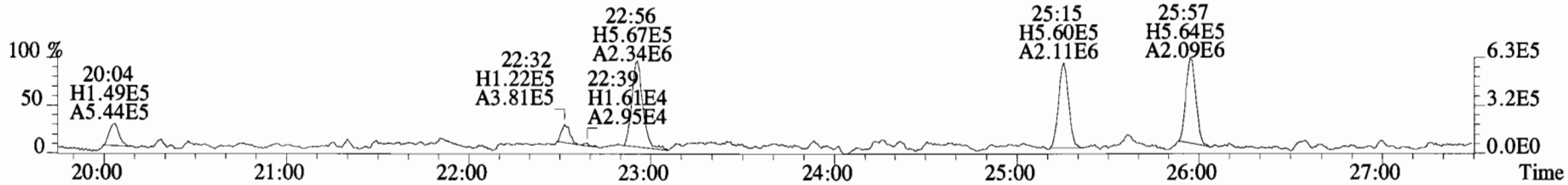

234.0406 S:5 F:2 SMO(1,3) BSUB(10000,15,-3.0) PKD(5,5,2,0.10%,3016.0,0.00%,F,F)

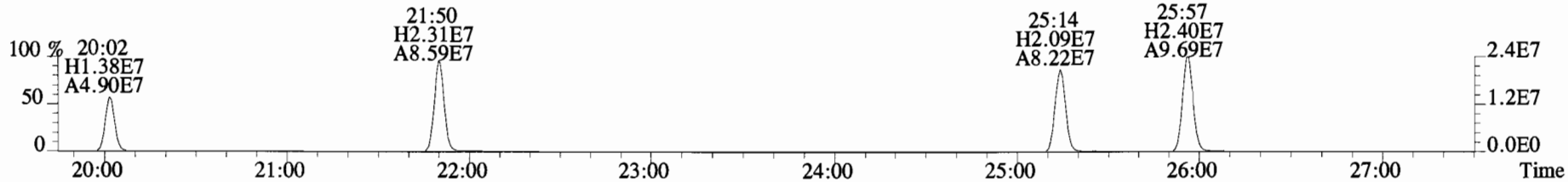

236.0376 S:5 F:2 SMO(1,3) BSUB(10000,15,-3.0) PKD(5,5,2,0.10%,3204.0,0.00%,F,F)

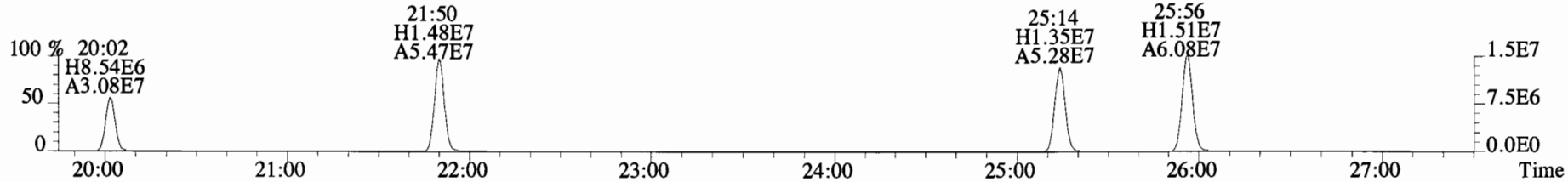

230.9856 S:5 F:2

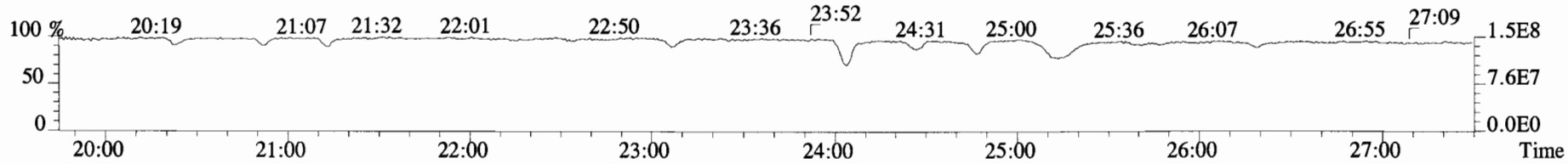

File:190610E1 #1-757 Acq:10-JUN-2019 21:02:03 GC EI+ Voltage SIR Autospec-UltimaE
Sample#5 File Text:Vista Analytical Laboratory VG-8 Text:1900817-01 T4-PDI2019-SG50-190418 15.36 Exp:PCB_ZB1
222.0003 S:5 F:2 SMO(1,3) BSUB(10000,15,-3.0) PKD(5,5,2,0.10%,5284.0,0.00%,F,F)

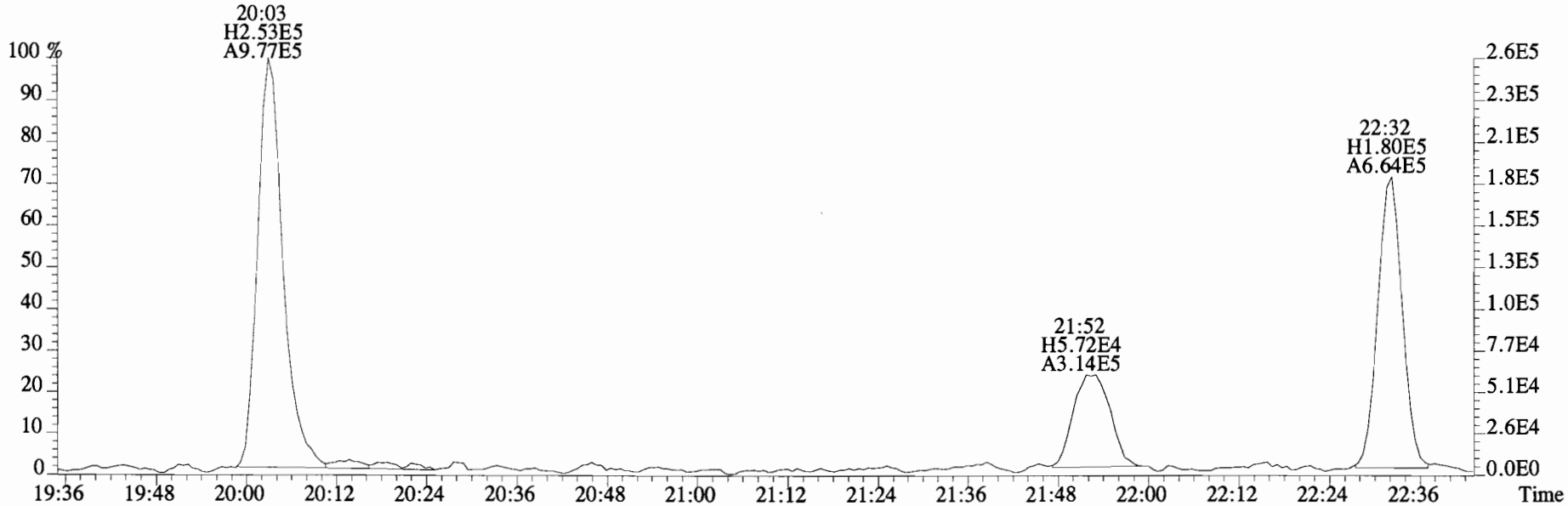

223.9974 S:5 F:2 SMO(1,3) BSUB(10000,15,-3.0) PKD(5,5,2,0.10%,65840.0,0.00%,F,F)

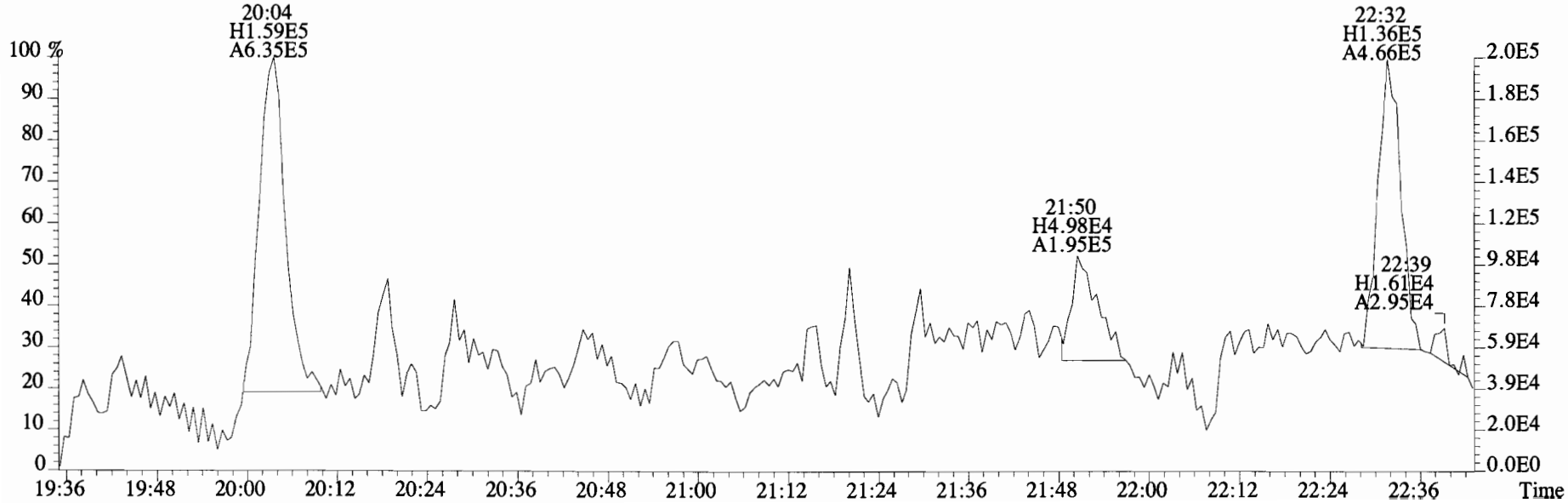

File:190610E1 #1-757 Acq:10-JUN-2019 21:02:03 GC EI+ Voltage SIR Autospec-UltimaE
Sample#5 File Text:Vista Analytical Laboratory VG-8 Text:1900817-01 T4-PDI2019-SG50-190418 15.36 Exp:PCB_ZB1
222.0003 S:5 F:2 SMO(1,3) BSUB(10000,15,-3.0) PKD(5,5,2,0.10%,5284.0,0.00%,F,F)

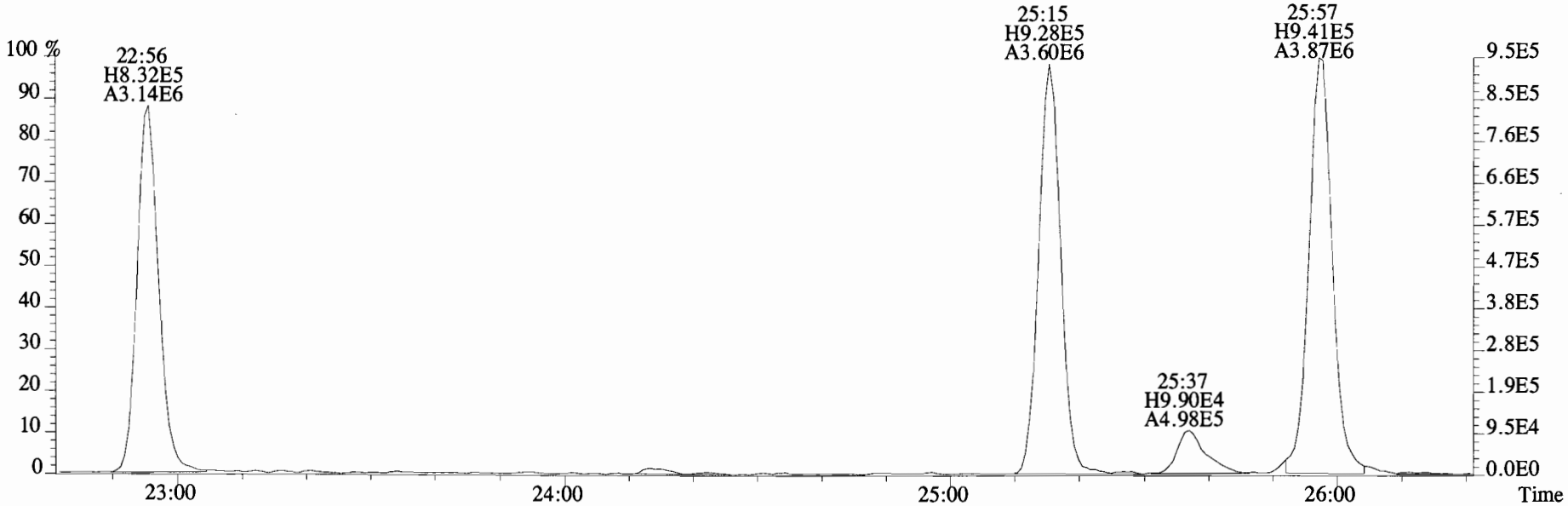

223.9974 S:5 F:2 SMO(1,3) BSUB(10000,15,-3.0) PKD(5,5,2,0.10%,65840.0,0.00%,F,F)

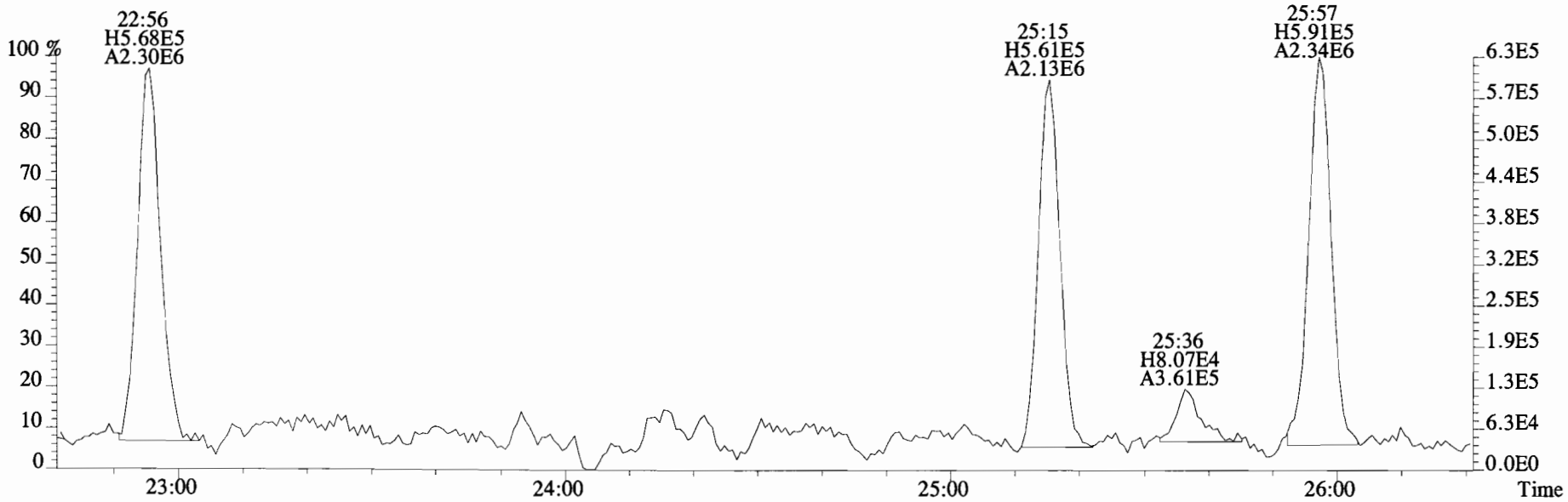

File:190610E1 #1-757 Acq:10-JUN-2019 21:02:03 GC EI+ Voltage SIR Autospec-UltimaE
Sample#5 File Text:Vista Analytical Laboratory VG-8 Text:1900817-01 T4-PDI2019-SG50-190418 15.36 Exp:PCB_ZB1

255.9613 S:5 F:2 SMO(1,3) BSUB(10000,15,-3.0) PKD(5,5,2,0.10%,6900.0,0.00%,F,F)

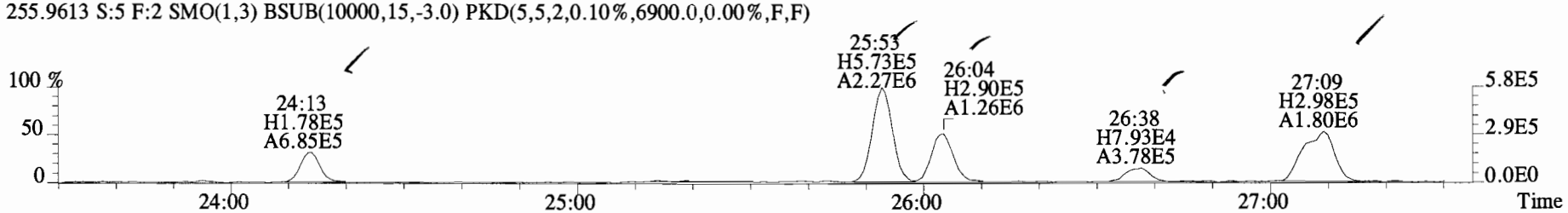

257.9584 S:5 F:2 SMO(1,3) BSUB(10000,15,-3.0) PKD(5,5,2,0.10%,2404.0,0.00%,F,F)

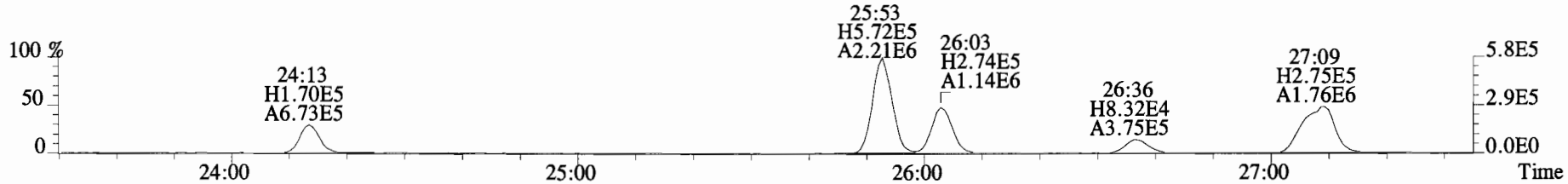

268.0016 S:5 F:2 SMO(1,3) BSUB(10000,15,-3.0) PKD(5,5,2,0.10%,57012.0,0.00%,F,F)

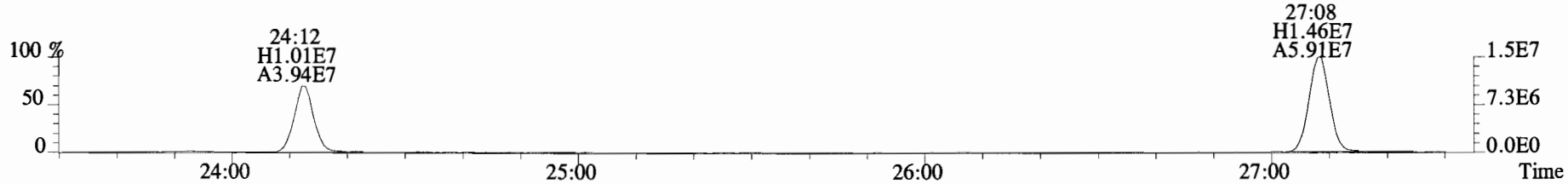

269.9986 S:5 F:2 SMO(1,3) BSUB(10000,15,-3.0) PKD(5,5,2,0.10%,32580.0,0.00%,F,F)

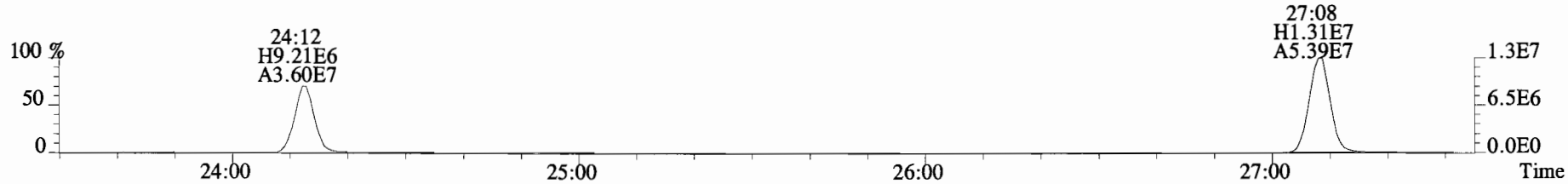

230.9856 S:5 F:2

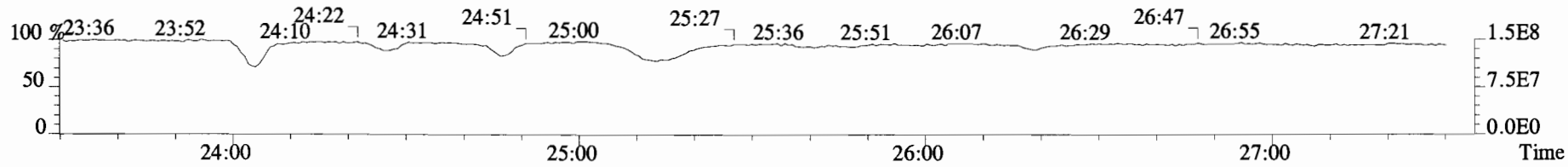

File:190610E1 #1-757 Acq:10-JUN-2019 21:02:03 GC EI+ Voltage SIR Autospec-UltimaE
Sample#5 File Text:Vista Analytical Laboratory VG-8 Text:1900817-01 T4-PDI2019-SG50-190418 15.36 Exp:PCB_ZB1
255.9613 S:5 F:2 SMO(1,3) BSUB(10000,15,-3.0) PKD(5,5,2,0.10%,6900.0,0.00%,F,F)

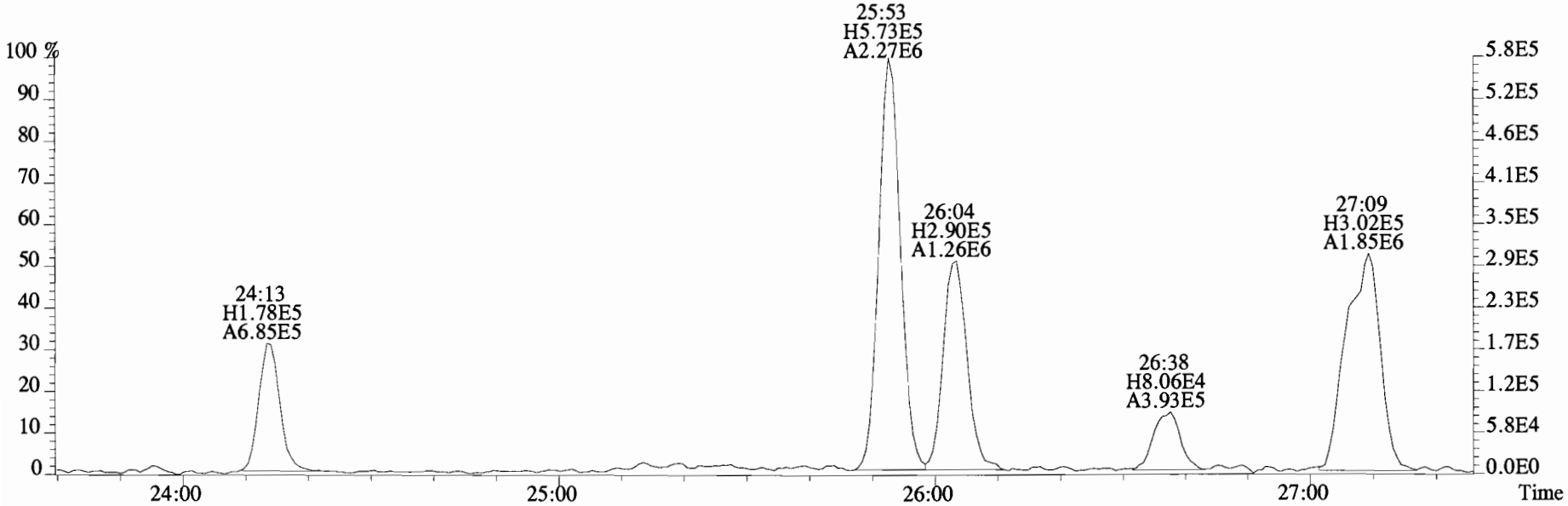

257.9584 S:5 F:2 SMO(1,3) BSUB(10000,15,-3.0) PKD(5,5,2,0.10%,2404.0,0.00%,F,F)

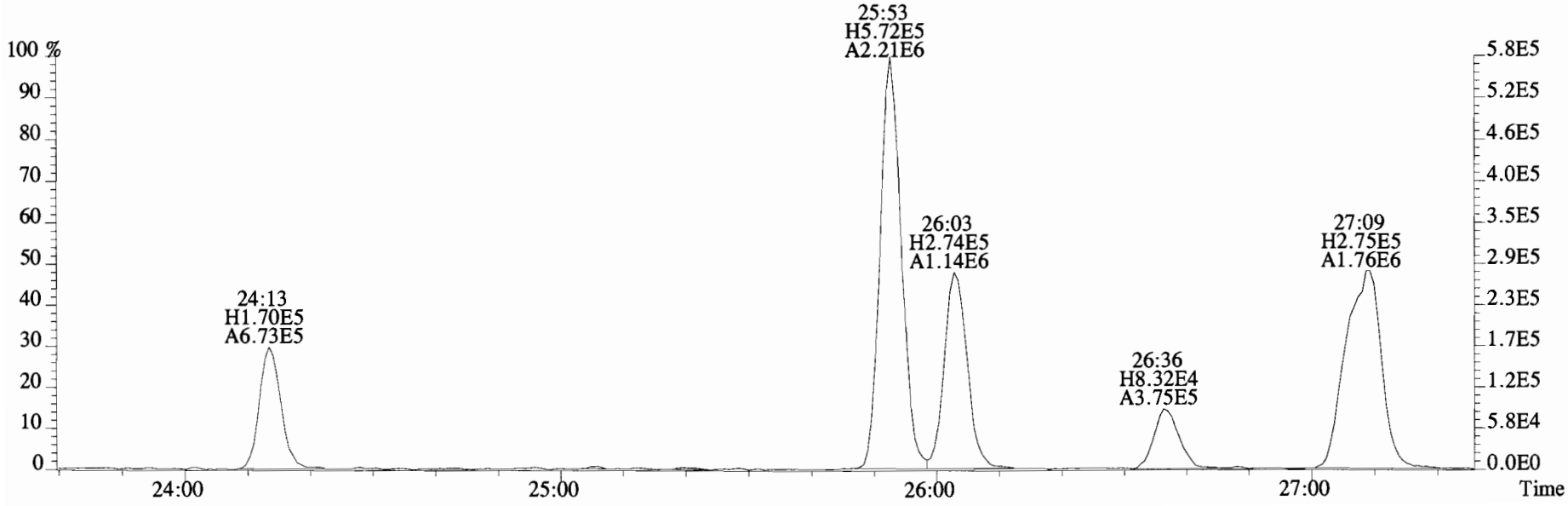

File:190610E1 #1-758 Acq:10-JUN-2019 21:02:03 GC EI+ Voltage SIR Autospec-UltimaE
Sample#5 File Text:Vista Analytical Laboratory VG-8 Text:1900817-01 T4-PDI2019-SG50-190418 15.36 Exp:PCB_ZB1
255.9613 S:5 F:3 SMO(1,3) BSUB(10000,15,-3.0) PKD(5,5,2,0.10%,12324.0,0.00%,F,F)

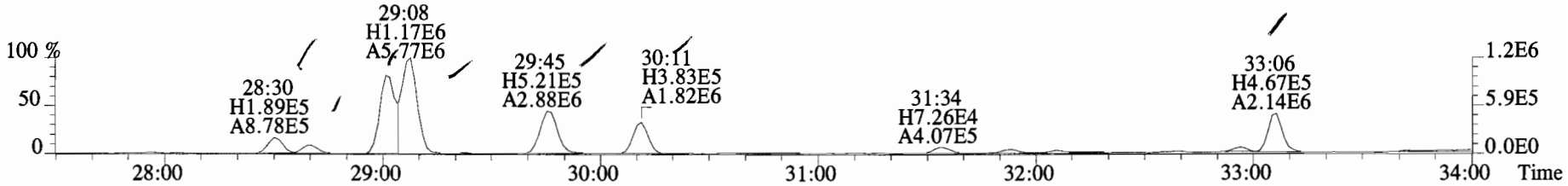

257.9584 S:5 F:3 SMO(1,3) BSUB(10000,15,-3.0) PKD(5,5,2,0.10%,2400.0,0.00%,F,F)

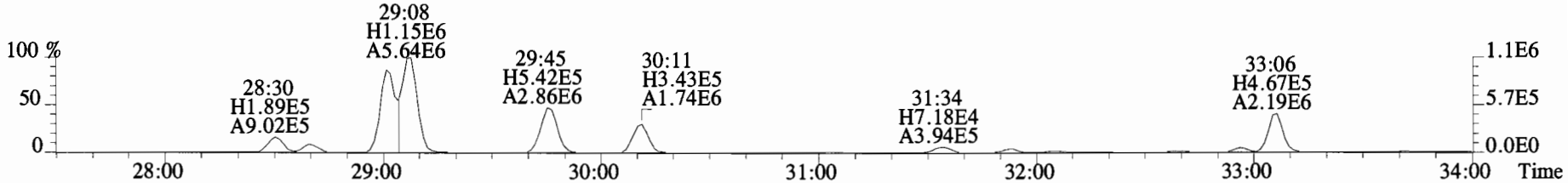

268.0016 S:5 F:3 SMO(1,3) BSUB(10000,15,-3.0) PKD(5,5,2,0.10%,442888.0,0.00%,F,F)

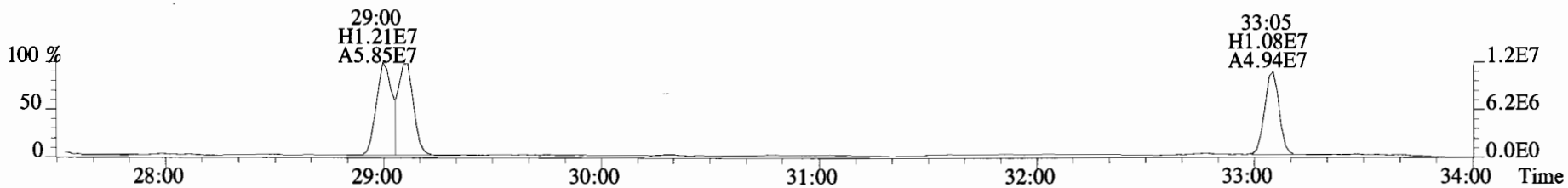

269.9986 S:5 F:3 SMO(1,3) BSUB(10000,15,-3.0) PKD(5,5,2,0.10%,241544.0,0.00%,F,F)

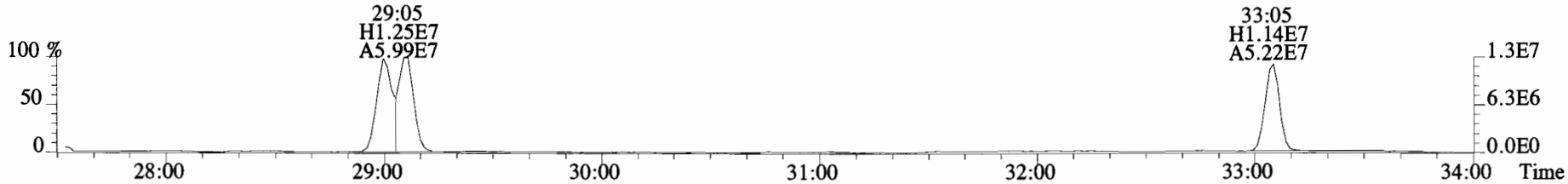

330.9792 S:5 F:3

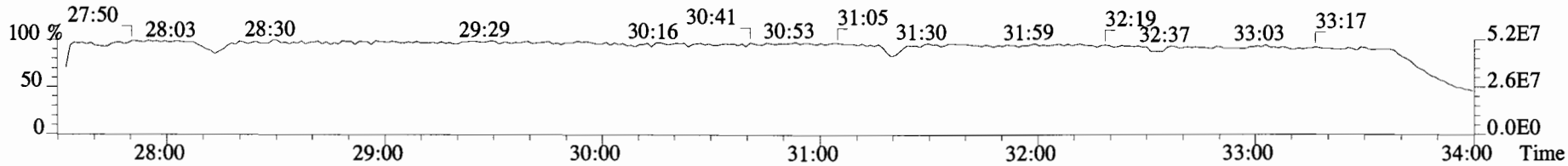

File:190610E1 #1-758 Acq:10-JUN-2019 21:02:03 GC EI+ Voltage SIR Autospec-UltimaE
Sample#5 File Text:Vista Analytical Laboratory VG-8 Text:1900817-01 T4-PDI2019-SG50-190418 15.36 Exp:PCB_ZB1
268.0016 S:5 F:3 SMO(1,3) BSUB(10000,15,-3.0) PKD(5,5,2,0.10%,442888.0,0.00%,F,F)

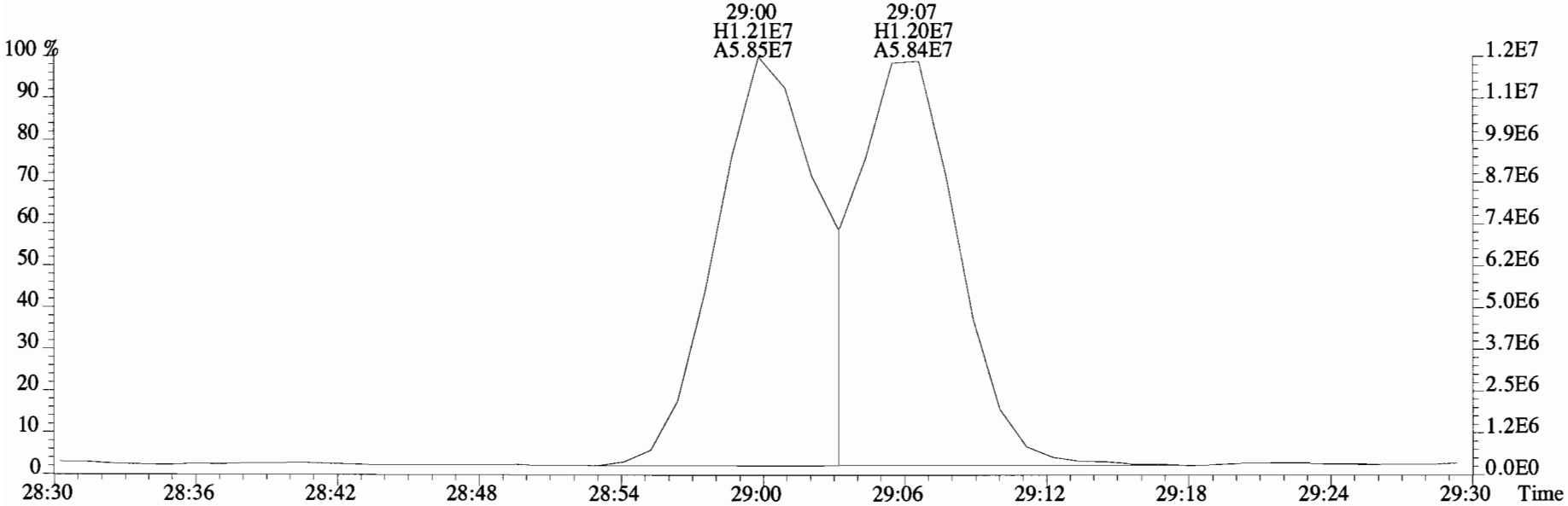

269.9986 S:5 F:3 SMO(1,3) BSUB(10000,15,-3.0) PKD(5,5,2,0.10%,241544.0,0.00%,F,F)

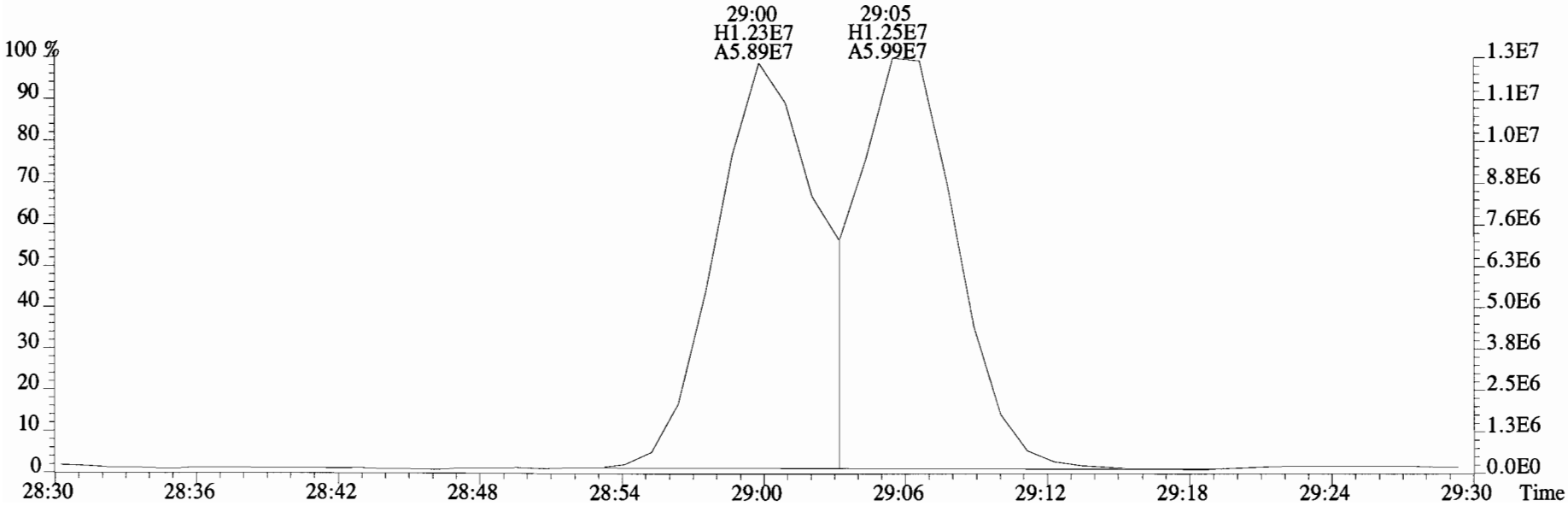

File:190610E1 #1-758 Acq:10-JUN-2019 21:02:03 GC EI+ Voltage SIR Autospec-UltimaE
Sample#5 File Text:Vista Analytical Laboratory VG-8 Text:1900817-01 T4-PDI2019-SG50-190418 15.36 Exp:PCB_ZB1
255.9613 S:5 F:3 SMO(1,3) BSUB(10000,15,-3.0) PKD(5,5,2,0.10%,12324.0,0.00%,F,F)

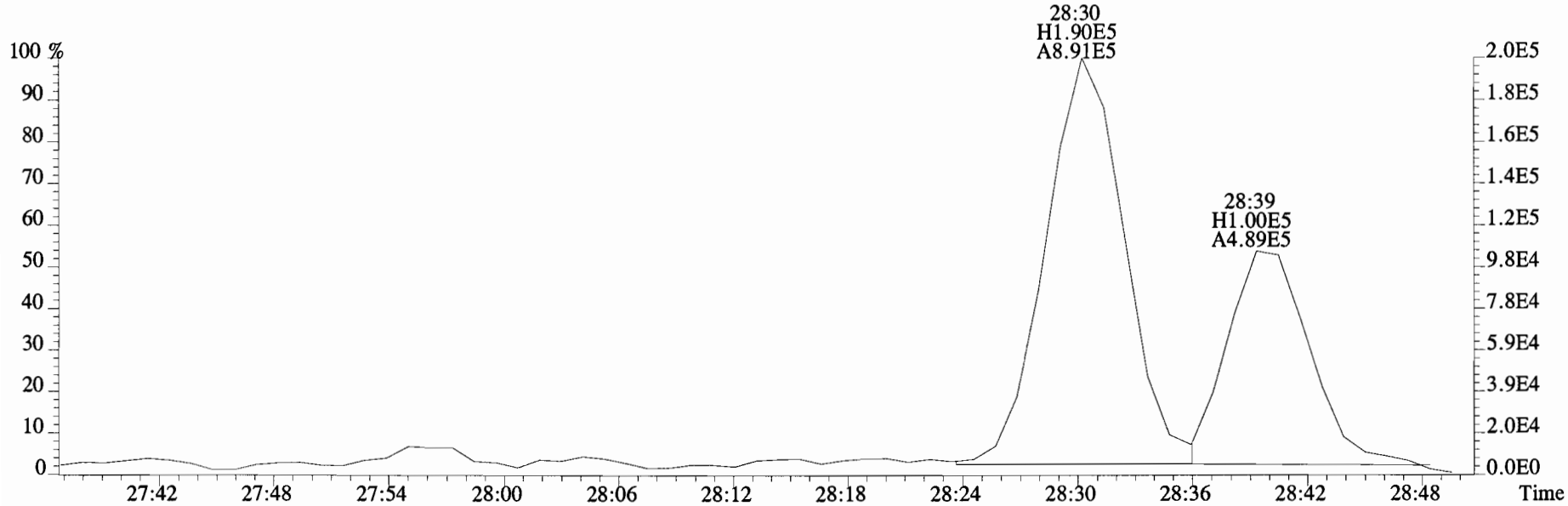

257.9584 S:5 F:3 SMO(1,3) BSUB(10000,15,-3.0) PKD(5,5,2,0.10%,2400.0,0.00%,F,F)

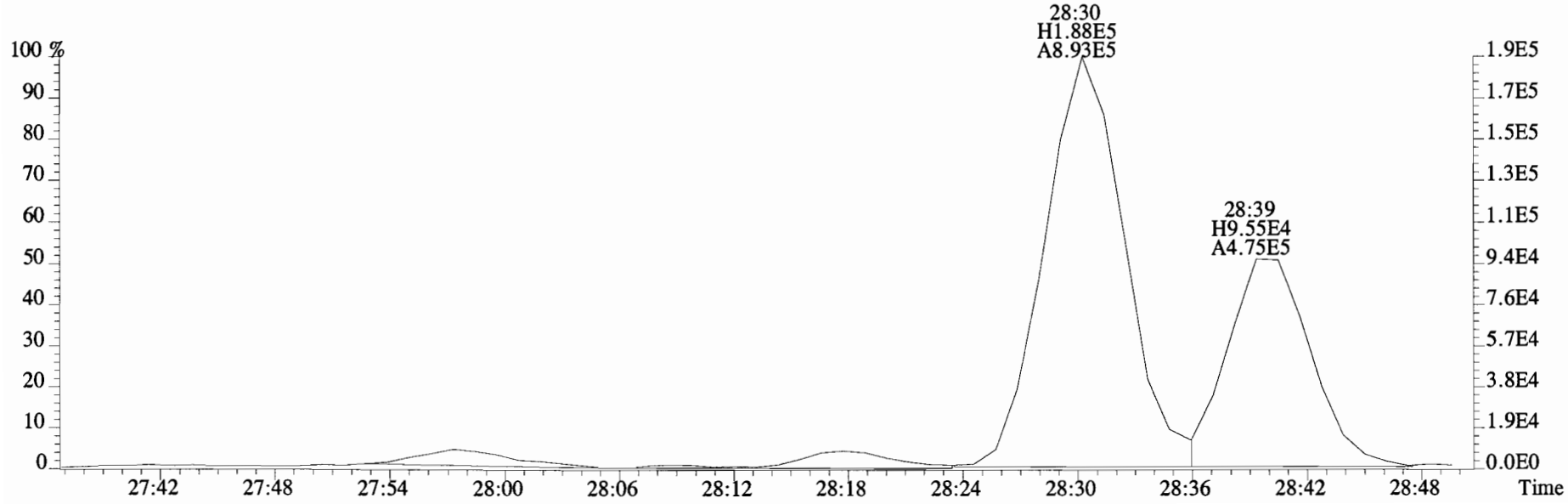

File:190610E1 #1-758 Acq:10-JUN-2019 21:02:03 GC EI+ Voltage SIR Autospec-UltimaE
Sample#5 File Text:Vista Analytical Laboratory VG-8 Text:1900817-01 T4-PDI2019-SG50-190418 15.36 Exp:PCB_ZB1
255.9613 S:5 F:3 SMO(1,3) BSUB(10000,15,-3.0) PKD(5,5,2,0.10%,12324.0,0.00%,F,F)

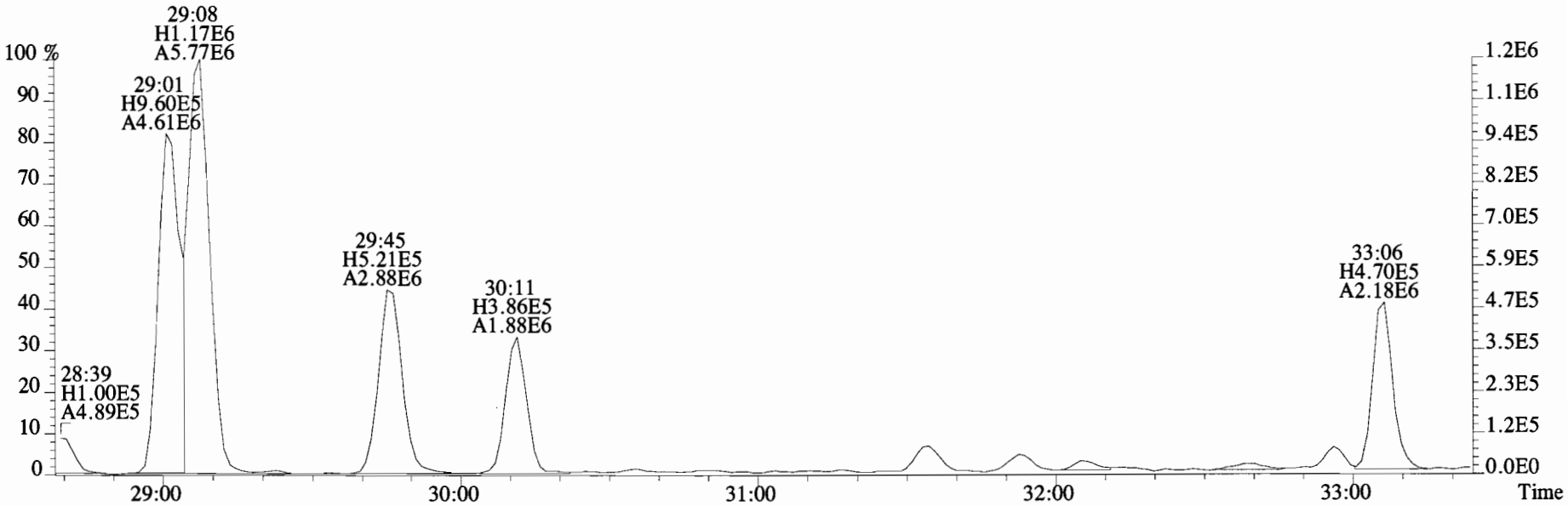

257.9584 S:5 F:3 SMO(1,3) BSUB(10000,15,-3.0) PKD(5,5,2,0.10%,2400.0,0.00%,F,F)

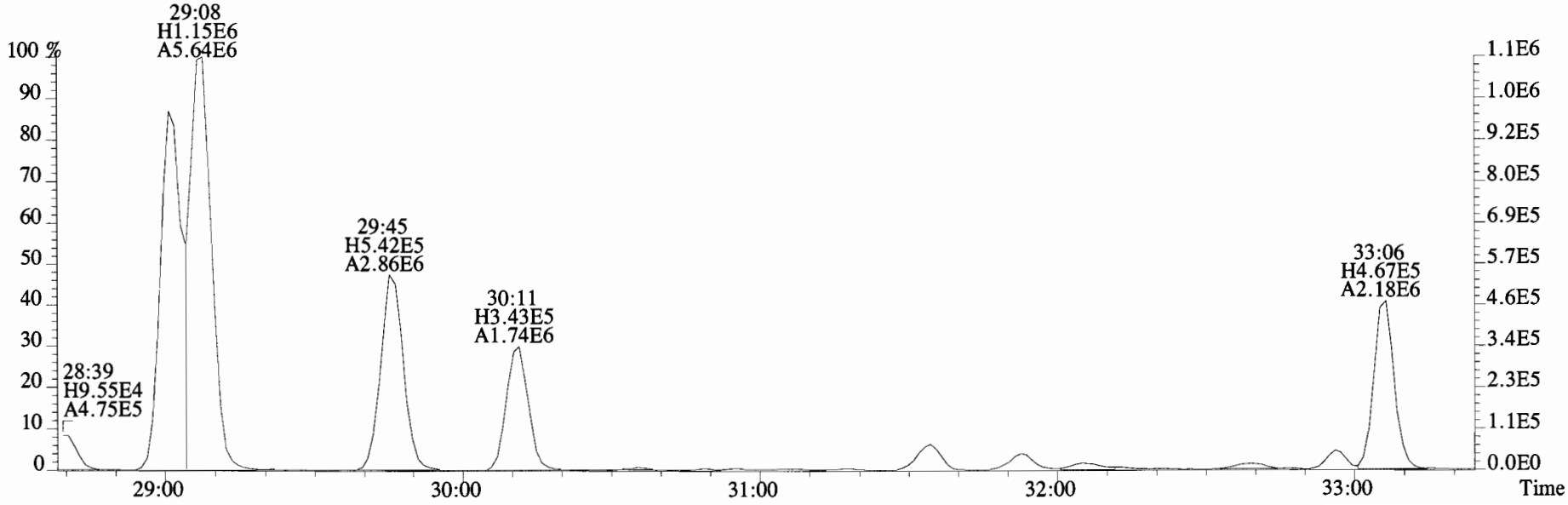

File:190610E1 #1-758 Acq:10-JUN-2019 21:02:03 GC EI+ Voltage SIR Autospec-UltimaE
Sample#5 File Text:Vista Analytical Laboratory VG-8 Text:1900817-01 T4-PDI2019-SG50-190418 15.36 Exp:PCB_ZB1
255.9613 S:5 F:3 SMO(1,3) BSUB(10000,15,-3.0) PKD(5,5,2,0.10%,12324.0,0.00%,F,F)

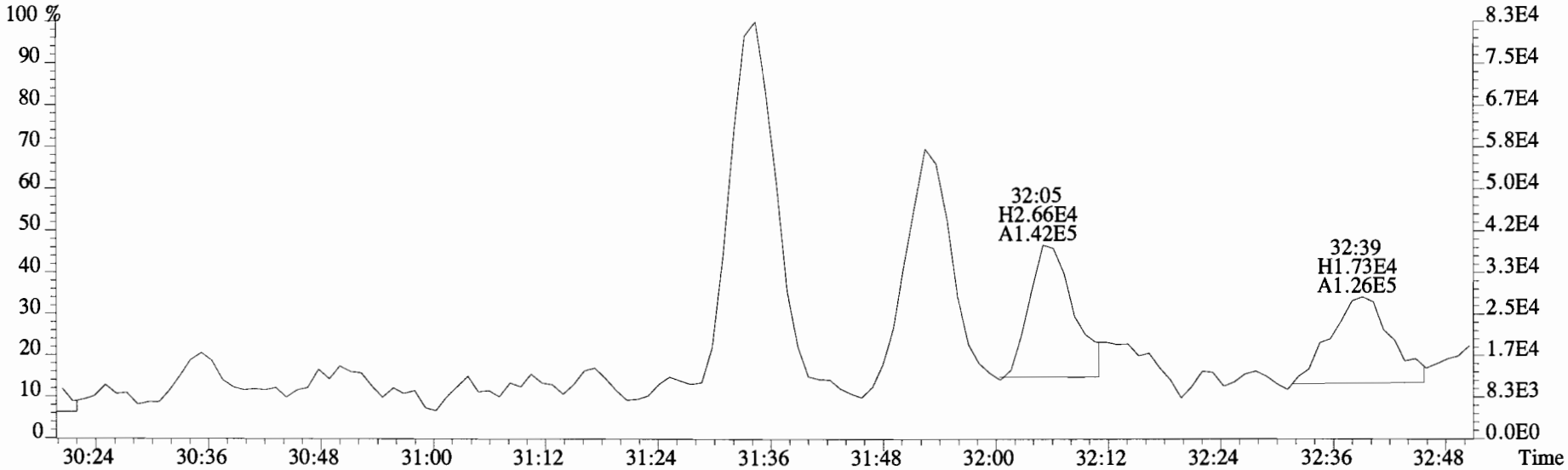

257.9584 S:5 F:3 SMO(1,3) BSUB(10000,15,-3.0) PKD(5,5,2,0.10%,2400.0,0.00%,F,F)

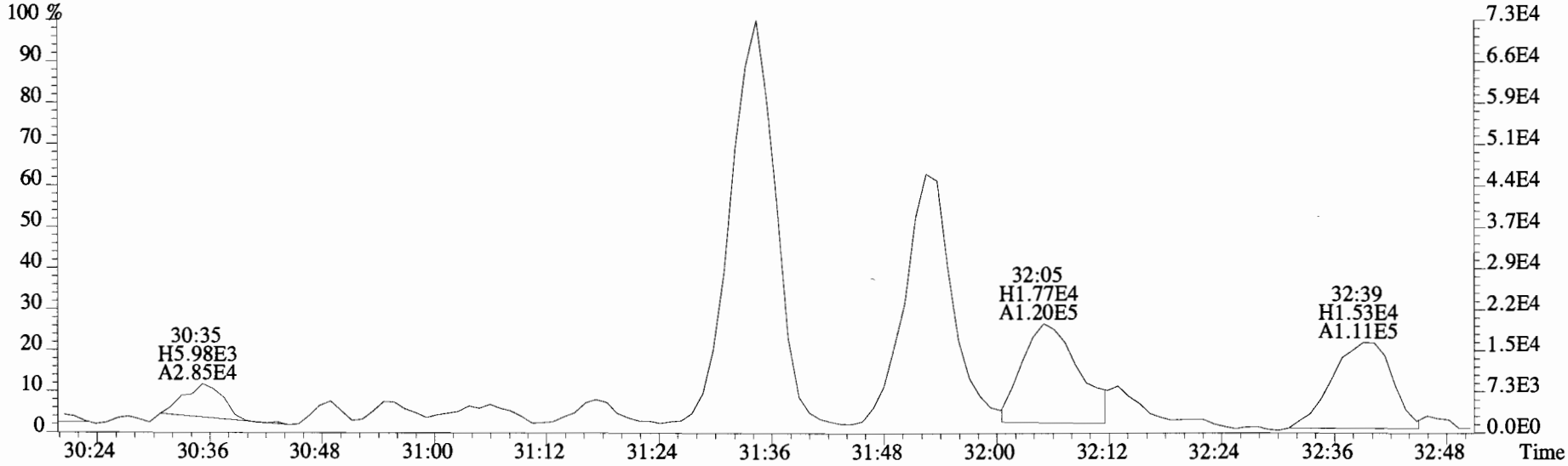

File:190610E1 #1-758 Acq:10-JUN-2019 21:02:03 GC EI+ Voltage SIR Autospec-UltimaE
Sample#5 File Text:Vista Analytical Laboratory VG-8 Text:1900817-01 T4-PDI2019-SG50-190418 15.36 Exp:PCB_ZB1
289.9224 S:5 F:3 SMO(1,3) BSUB(10000,15,-3.0) PKD(5,5,2,0.10%,1836.0,0.00%,F,F)

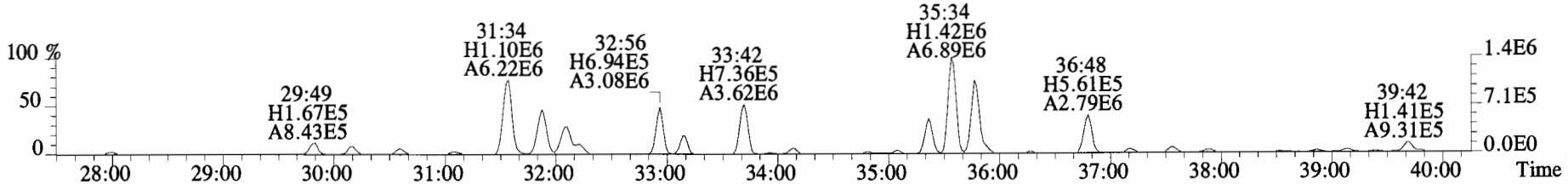

291.9194 S:5 F:3 SMO(1,3) BSUB(10000,15,-3.0) PKD(5,5,2,0.10%,2100.0,0.00%,F,F)

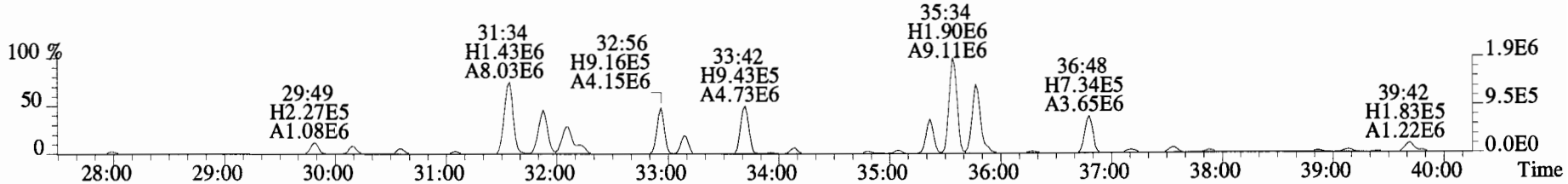

301.9626 S:5 F:3 SMO(1,3) BSUB(10000,15,-3.0) PKD(5,5,2,0.10%,50208.0,0.00%,F,F)

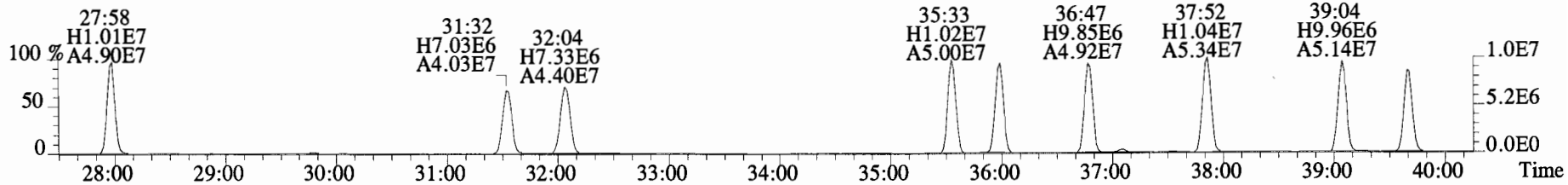

303.9597 S:5 F:3 SMO(1,3) BSUB(10000,15,-3.0) PKD(5,5,2,0.10%,24256.0,0.00%,F,F)

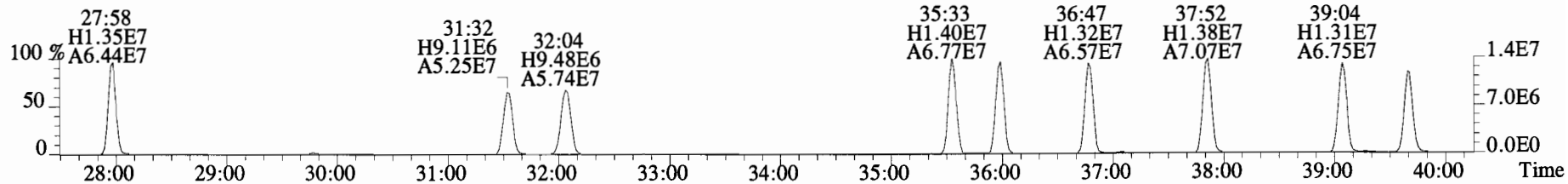

330.9792 S:5 F:3

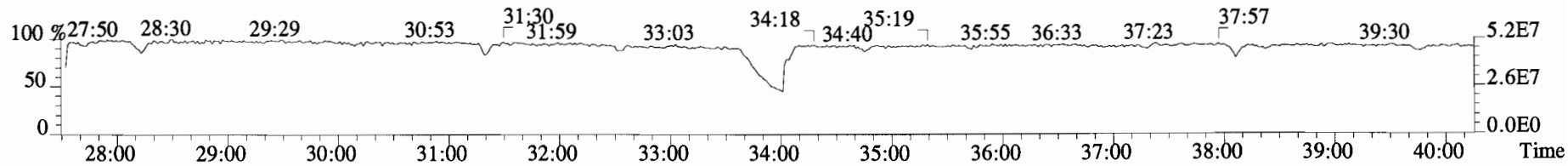

File:190610E1 #1-758 Acq:10-JUN-2019 21:02:03 GC EI+ Voltage SIR Autospec-UltimaE
Sample#5 File Text:Vista Analytical Laboratory VG-8 Text:1900817-01 T4-PDI2019-SG50-190418 15.36 Exp:PCB_ZB1

289.9224 S:5 F:3 SMO(1,3) BSUB(10000,15,-3.0) PKD(5,5,2,0.10%,1836.0,0.00%,F,F)

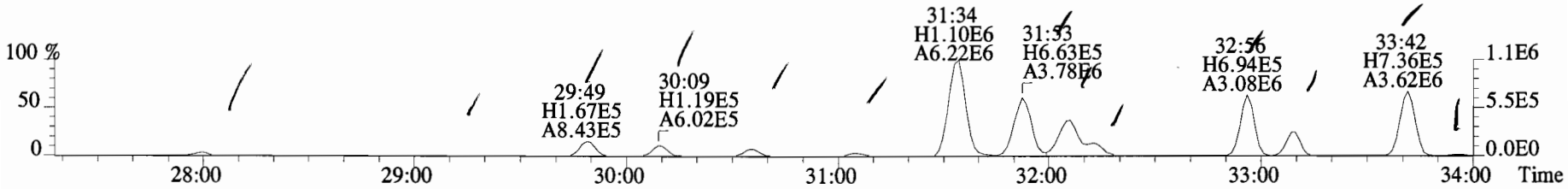

291.9194 S:5 F:3 SMO(1,3) BSUB(10000,15,-3.0) PKD(5,5,2,0.10%,2100.0,0.00%,F,F)



301.9626 S:5 F:3 SMO(1,3) BSUB(10000,15,-3.0) PKD(5,5,2,0.10%,50208.0,0.00%,F,F)

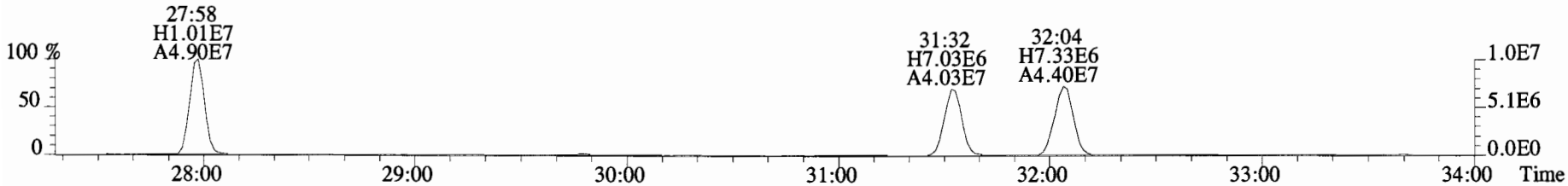

303.9597 S:5 F:3 SMO(1,3) BSUB(10000,15,-3.0) PKD(5,5,2,0.10%,24256.0,0.00%,F,F)

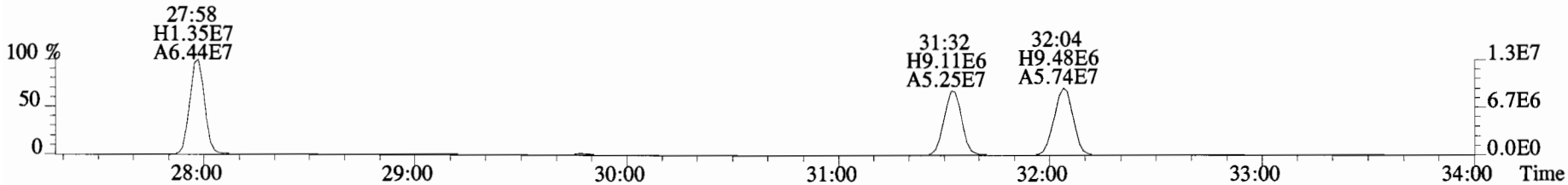

330.9792 S:5 F:3

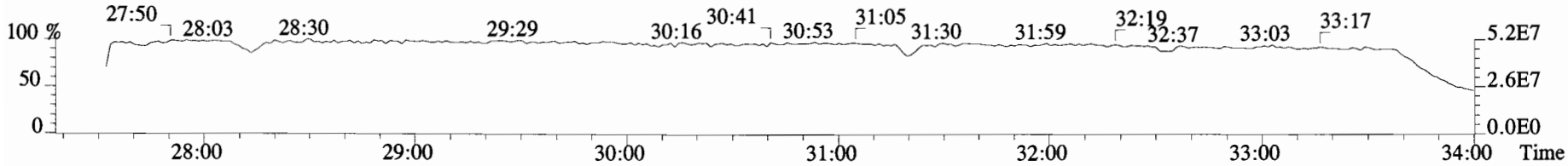

File:190610E1 #1-758 Acq:10-JUN-2019 21:02:03 GC EI+ Voltage SIR Autospec-UltimaE
Sample#5 File Text:Vista Analytical Laboratory VG-8 Text:1900817-01 T4-PDI2019-SG50-190418 15.36 Exp:PCB_ZB1
289.9224 S:5 F:3 SMO(1,3) BSUB(10000,15,-3.0) PKD(5,5,2,0.10%,1836.0,0.00%,F,F)



291.9194 S:5 F:3 SMO(1,3) BSUB(10000,15,-3.0) PKD(5,5,2,0.10%,2100.0,0.00%,F,F)



301.9626 S:5 F:3 SMO(1,3) BSUB(10000,15,-3.0) PKD(5,5,2,0.10%,50208.0,0.00%,F,F)

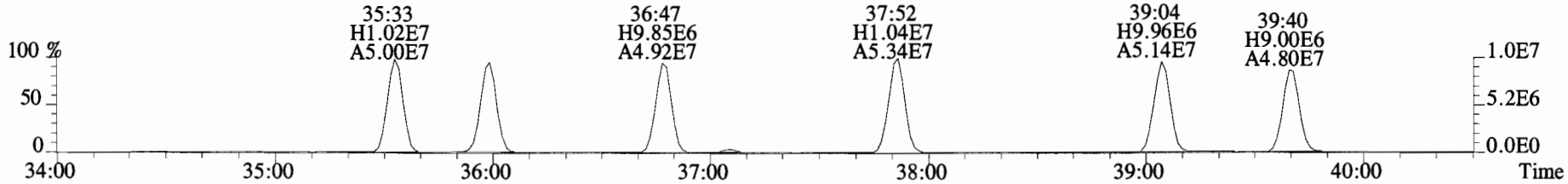

303.9597 S:5 F:3 SMO(1,3) BSUB(10000,15,-3.0) PKD(5,5,2,0.10%,24256.0,0.00%,F,F)

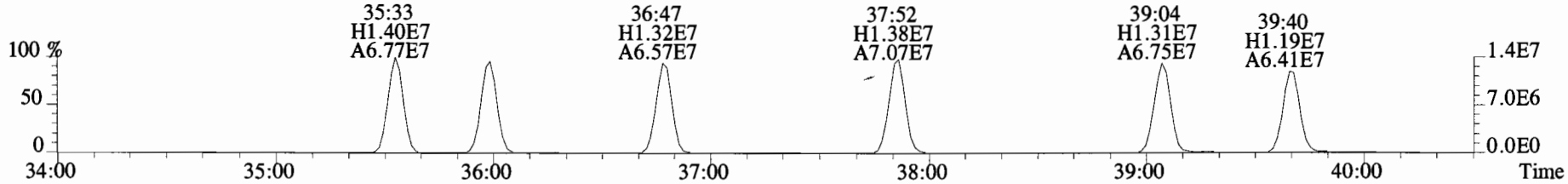

330.9792 S:5 F:3

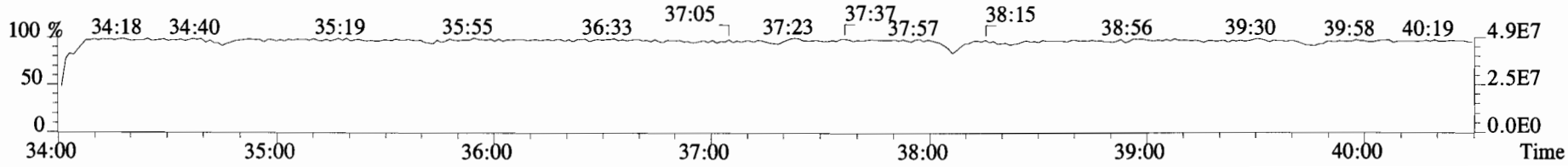

File:190610E1 #1-758 Acq:10-JUN-2019 21:02:03 GC EI+ Voltage SIR Autospec-UltimaE
Sample#5 File Text:Vista Analytical Laboratory VG-8 Text:1900817-01 T4-PDI2019-SG50-190418 15.36 Exp:PCB_ZB1
289.9224 S:5 F:3 SMO(1,3) BSUB(10000,15,-3.0) PKD(5,5,2,0.10%,1836.0,0.00%,F,F)

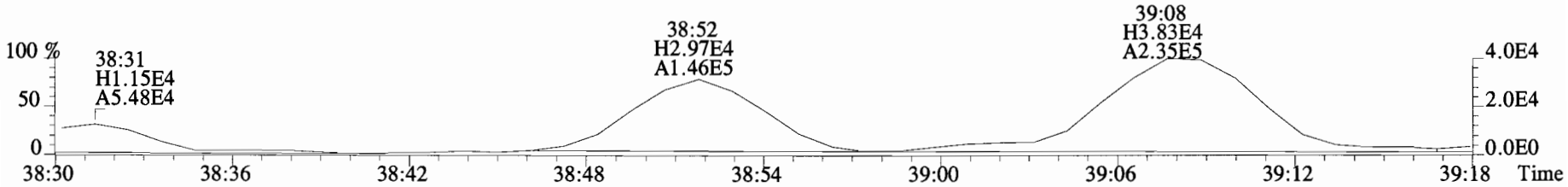

291.9194 S:5 F:3 SMO(1,3) BSUB(10000,15,-3.0) PKD(5,5,2,0.10%,2100.0,0.00%,F,F)

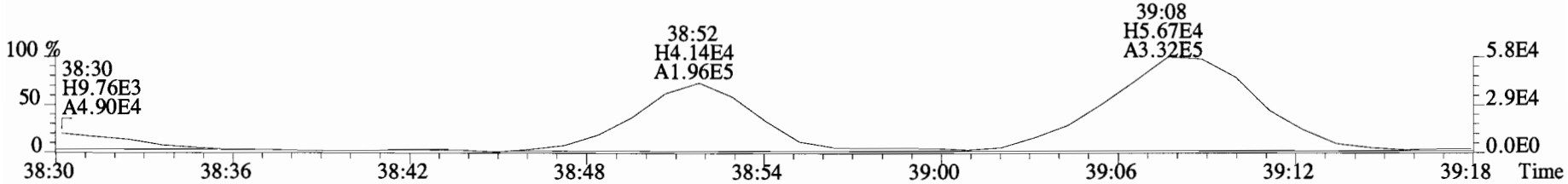

301.9626 S:5 F:3 SMO(1,3) BSUB(10000,15,-3.0) PKD(5,5,2,0.10%,50208.0,0.00%,F,F)



303.9597 S:5 F:3 SMO(1,3) BSUB(10000,15,-3.0) PKD(5,5,2,0.10%,24256.0,0.00%,F,F)

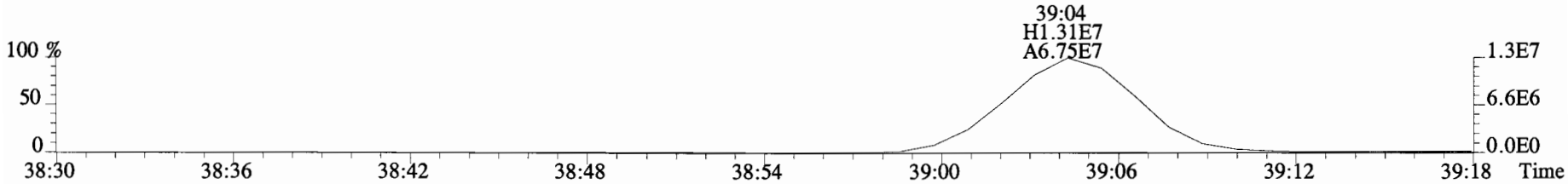

330.9792 S:5 F:3

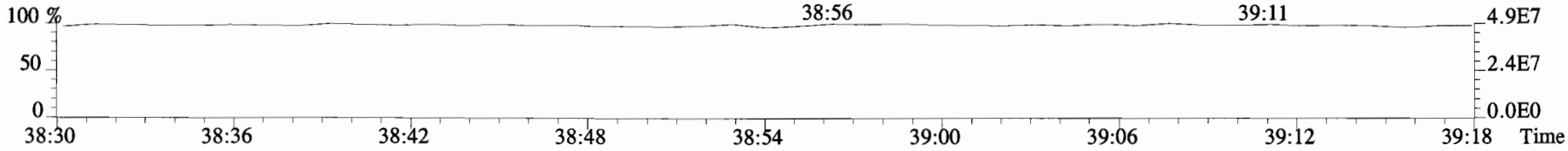

File:190610E1 #1-758 Acq:10-JUN-2019 21:02:03 GC EI+ Voltage SIR Autospec-UltimaE
Sample#5 File Text:Vista Analytical Laboratory VG-8 Text:1900817-01 T4-PDI2019-SG50-190418 15.36 Exp:PCB_ZB1
301.9626 S:5 F:3 SMO(1,3) BSUB(10000,15,-3.0) PKD(5,5,2,0.10%,50208.0,0.00%,F,F)

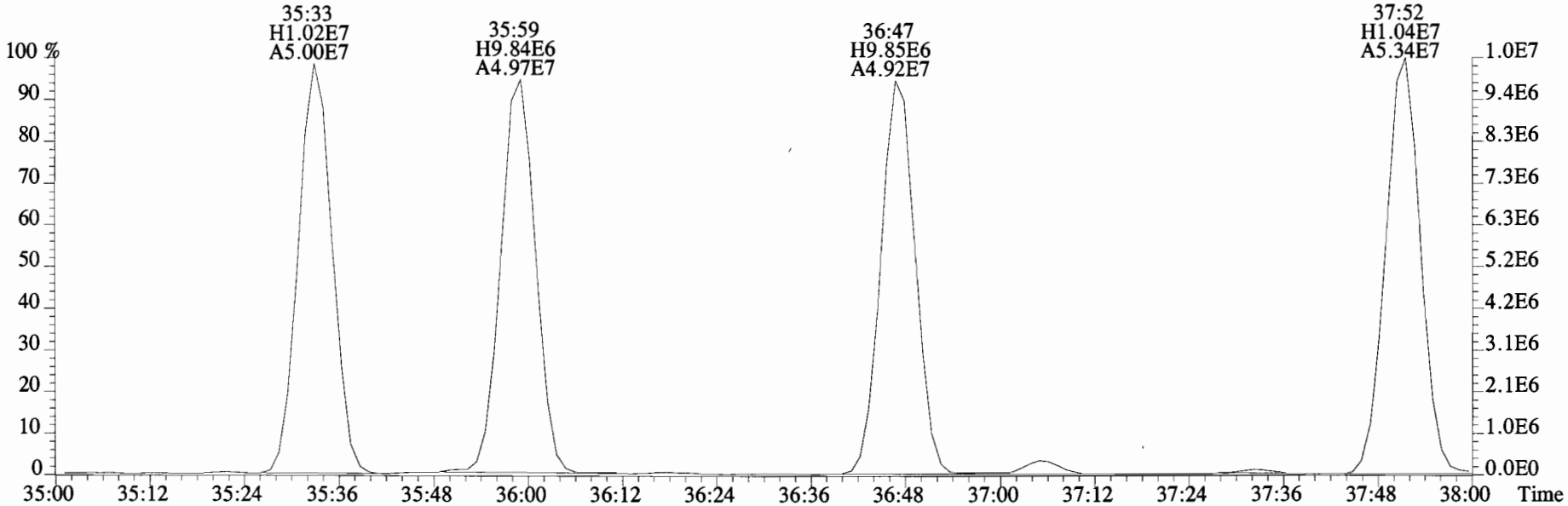

303.9597 S:5 F:3 SMO(1,3) BSUB(10000,15,-3.0) PKD(5,5,2,0.10%,24256.0,0.00%,F,F)

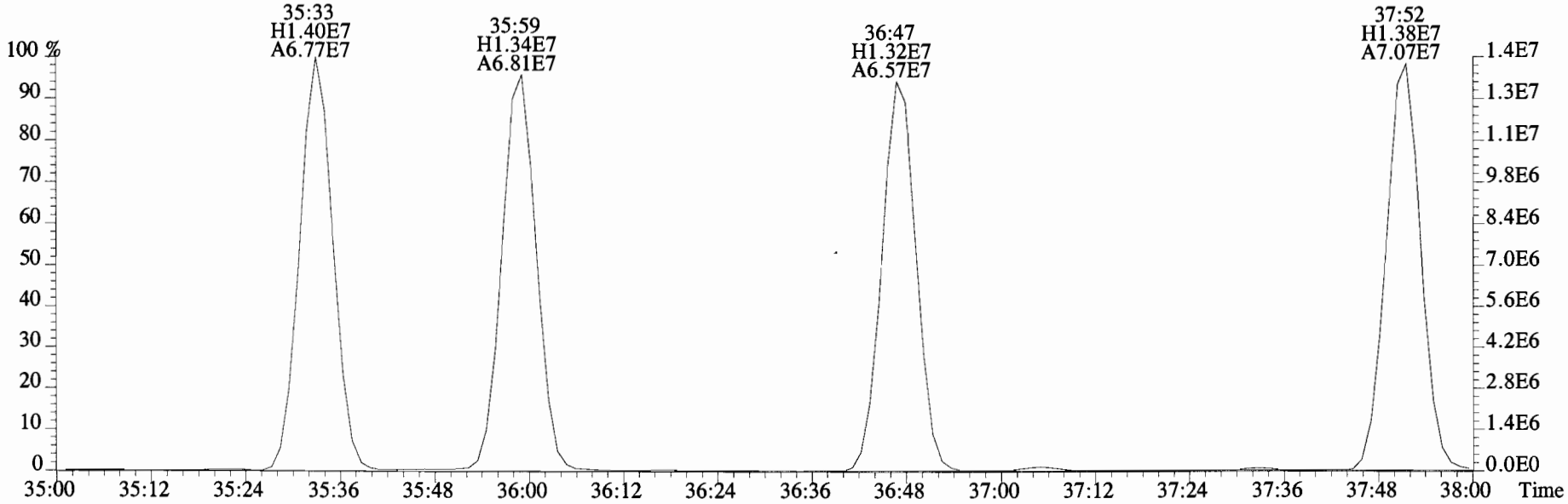

File:190610E1 #1-758 Acq:10-JUN-2019 21:02:03 GC EI+ Voltage SIR Autospec-UltimaE
Sample#5 File Text:Vista Analytical Laboratory VG-8 Text:1900817-01 T4-PDI2019-SG50-190418 15.36 Exp:PCB_ZB1
289.9224 S:5 F:3 SMO(1,3) BSUB(10000,15,-3.0) PKD(5,5,2,0.10%,1836.0,0.00%,F,F)

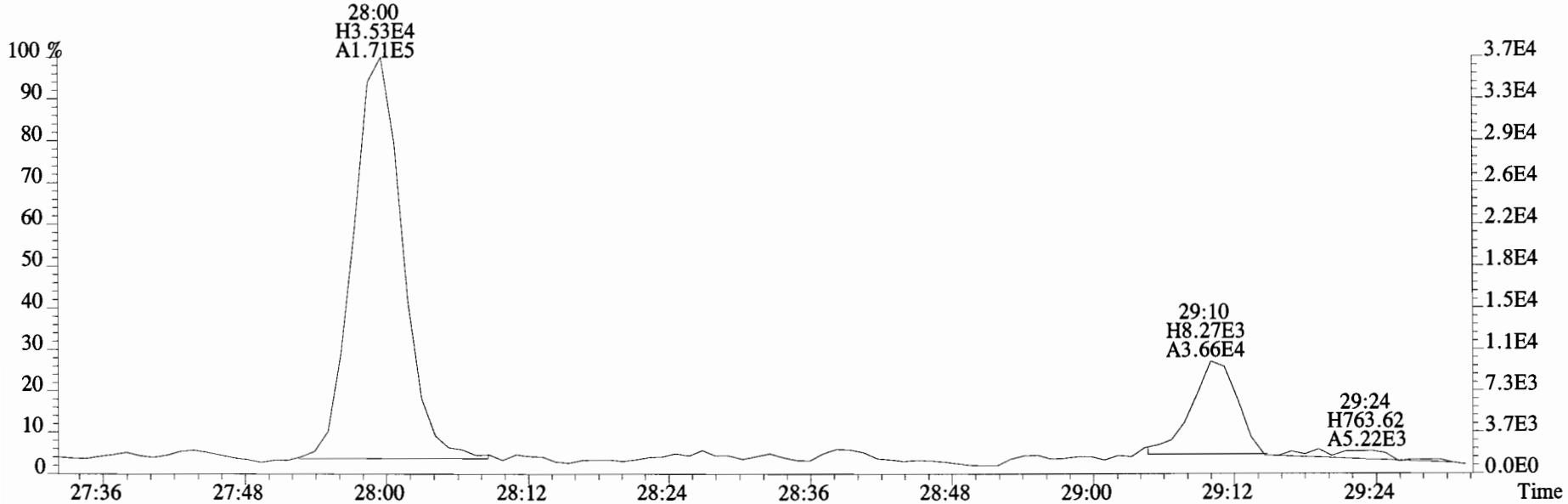

291.9194 S:5 F:3 SMO(1,3) BSUB(10000,15,-3.0) PKD(5,5,2,0.10%,2100.0,0.00%,F,F)

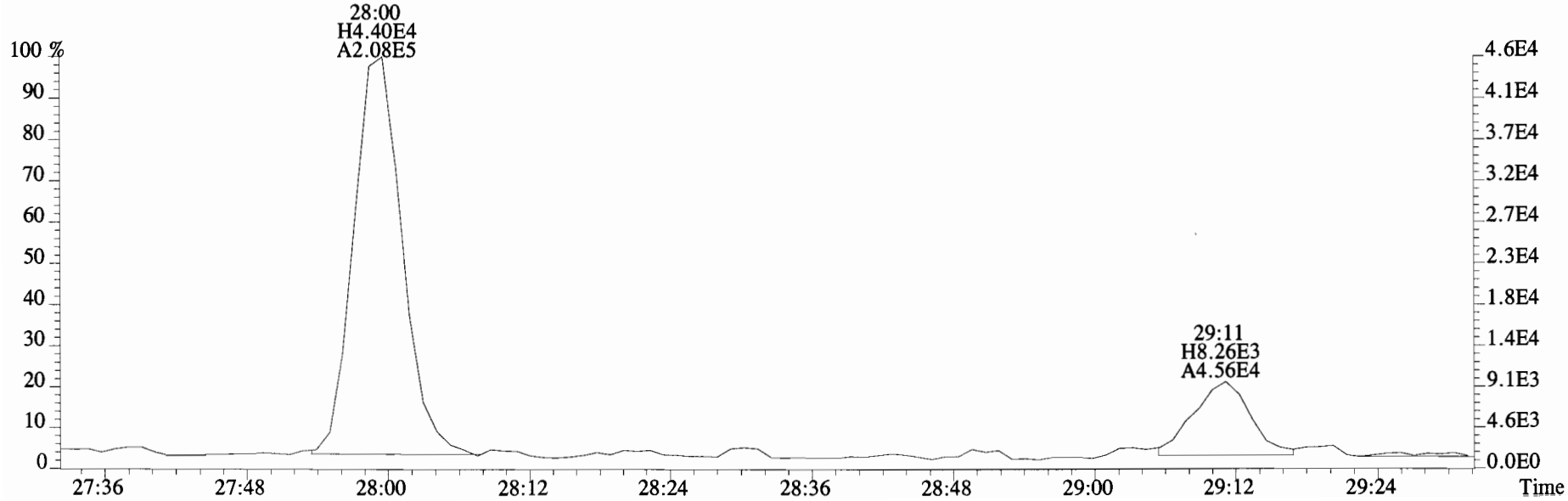

File:190610E1 #1-758 Acq:10-JUN-2019 21:02:03 GC EI+ Voltage SIR Autospec-UltimaE
Sample#5 File Text:Vista Analytical Laboratory VG-8 Text:1900817-01 T4-PDI2019-SG50-190418 15.36 Exp:PCB_ZB1
289.9224 S:5 F:3 SMO(1,3) BSUB(10000,15,-3.0) PKD(5,5,2,0.10%,1836.0,0.00%,F,F)

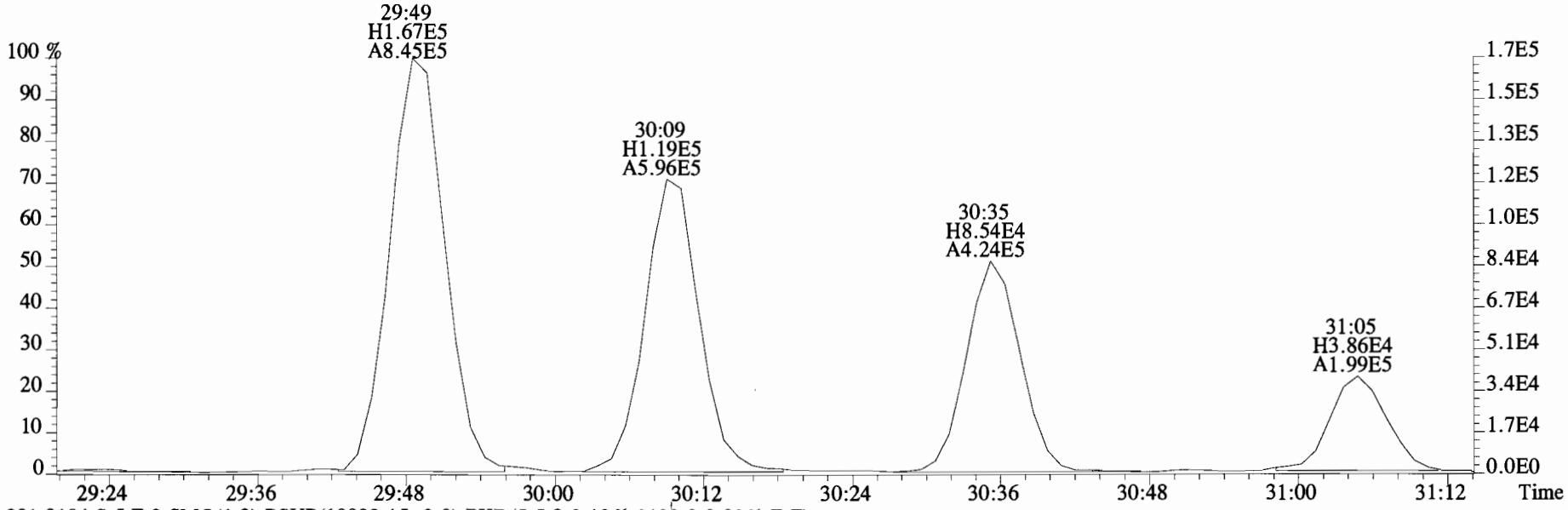

291.9194 S:5 F:3 SMO(1,3) BSUB(10000,15,-3.0) PKD(5,5,2,0.10%,2100.0,0.00%,F,F)

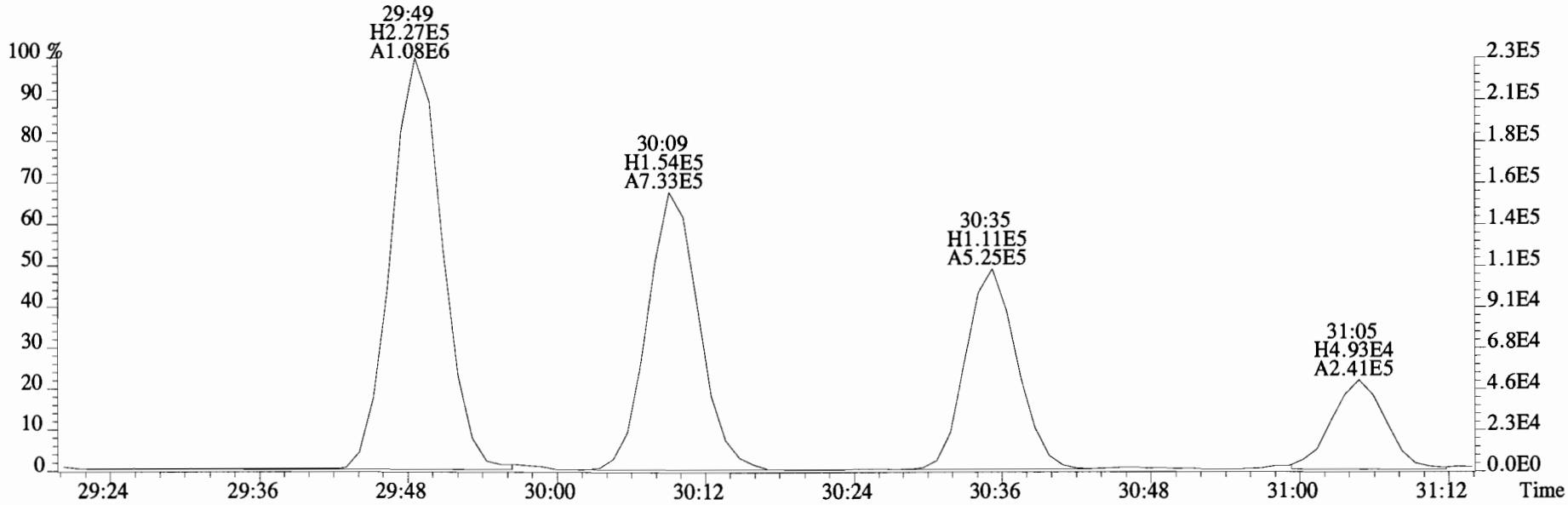

File:190610E1 #1-758 Acq:10-JUN-2019 21:02:03 GC EI+ Voltage SIR Autospec-UltimaE
Sample#5 File Text:Vista Analytical Laboratory VG-8 Text:1900817-01 T4-PDI2019-SG50-190418 15.36 Exp:PCB_ZB1
289.9224 S:5 F:3 SMO(1,3) BSUB(10000,15,-3.0) PKD(5,5,2,0.10%,1836.0,0.00%,F,F)

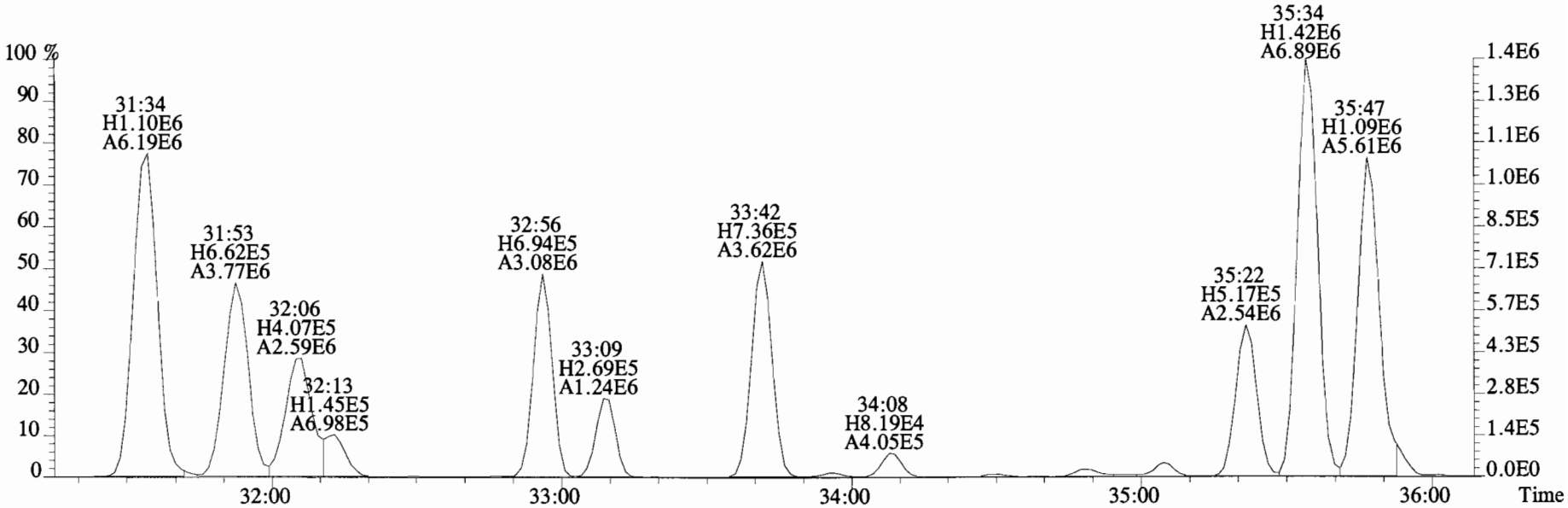

291.9194 S:5 F:3 SMO(1,3) BSUB(10000,15,-3.0) PKD(5,5,2,0.10%,2100.0,0.00%,F,F)

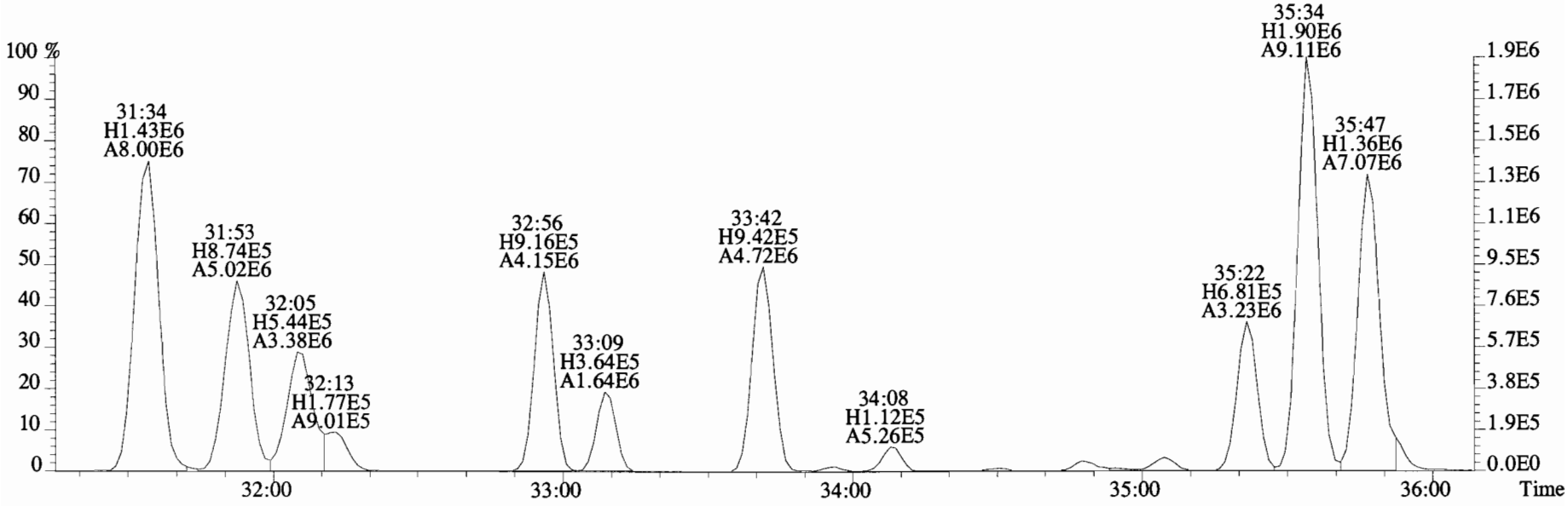

File:190610E1 #1-758 Acq:10-JUN-2019 21:02:03 GC EI+ Voltage SIR Autospec-UltimaE
Sample#5 File Text:Vista Analytical Laboratory VG-8 Text:1900817-01 T4-PDI2019-SG50-190418 15.36 Exp:PCB_ZB1
289.9224 S:5 F:3 SMO(1,3) BSUB(10000,15,-3.0) PKD(5,5,2,0.10%,1836.0,0.00%,F,F)

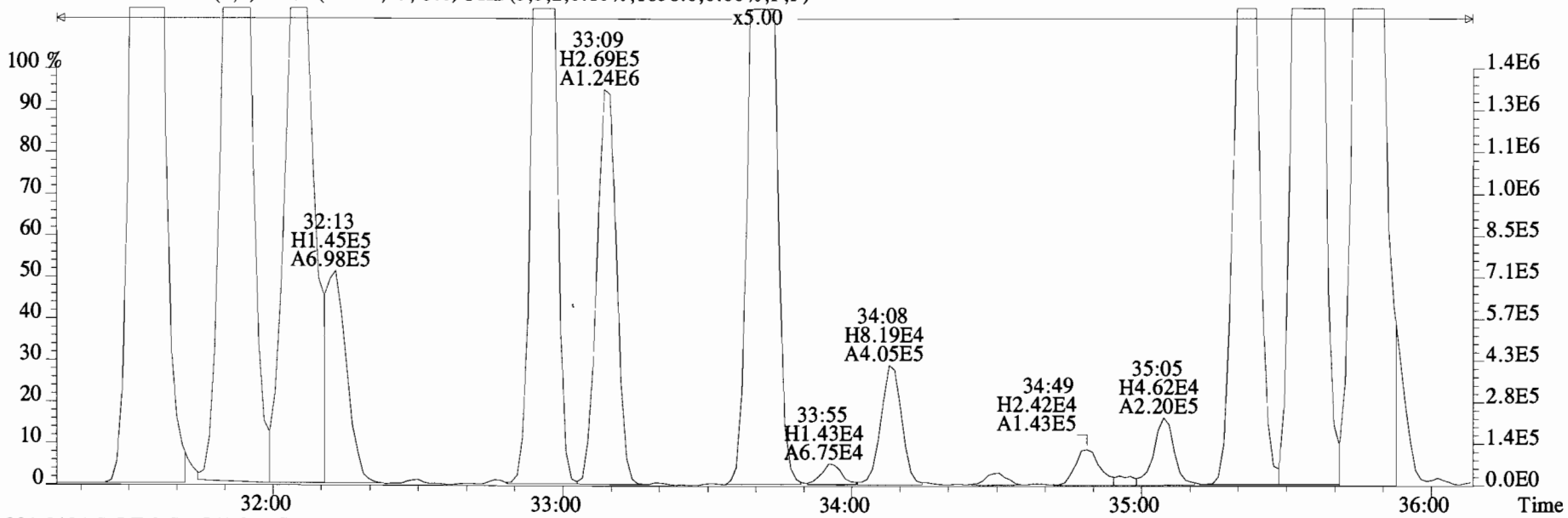

291.9194 S:5 F:3 SMO(1,3) BSUB(10000,15,-3.0) PKD(5,5,2,0.10%,2100.0,0.00%,F,F)

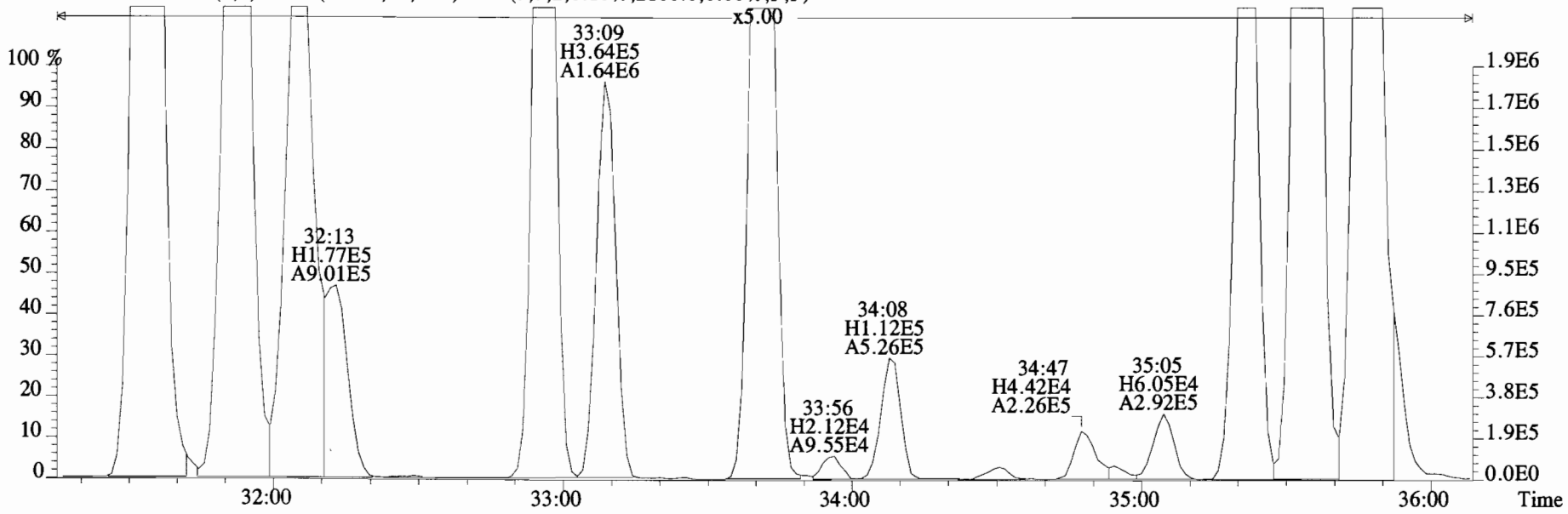

File:190610E1 #1-758 Acq:10-JUN-2019 21:02:03 GC EI+ Voltage SIR Autospec-UltimaE
Sample#5 File Text:Vista Analytical Laboratory VG-8 Text:1900817-01 T4-PDI2019-SG50-190418 15.36 Exp:PCB_ZB1
289.9224 S:5 F:3 SMO(1,3) BSUB(10000,15,-3.0) PKD(5,5,2,0.10%,1836.0,0.00%,F,F)

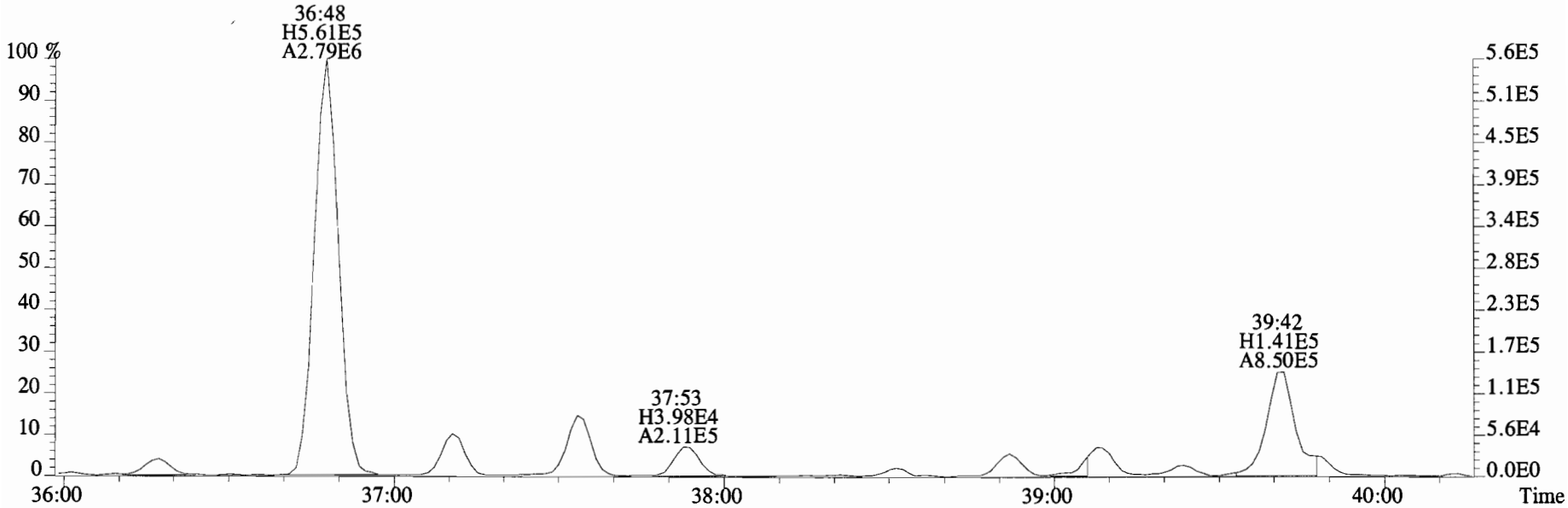

291.9194 S:5 F:3 SMO(1,3) BSUB(10000,15,-3.0) PKD(5,5,2,0.10%,2100.0,0.00%,F,F)

File:190610E1 #1-758 Acq:10-JUN-2019 21:02:03 GC EI+ Voltage SIR Autospec-UltimaE
Sample#5 File Text:Vista Analytical Laboratory VG-8 Text:1900817-01 T4-PDI2019-SG50-190418 15.36 Exp:PCB_ZB1
289.9224 S:5 F:3 SMO(1,3) BSUB(10000,15,-3.0) PKD(5,5,2,0.10%,1836.0,0.00%,F,F)

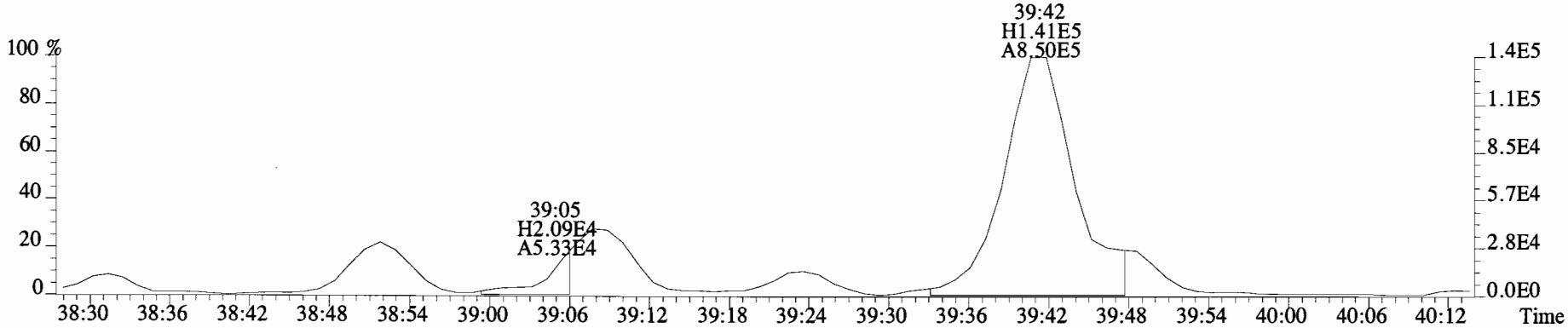

291.9194 S:5 F:3 SMO(1,3) BSUB(10000,15,-3.0) PKD(5,5,2,0.10%,2100.0,0.00%,F,F)

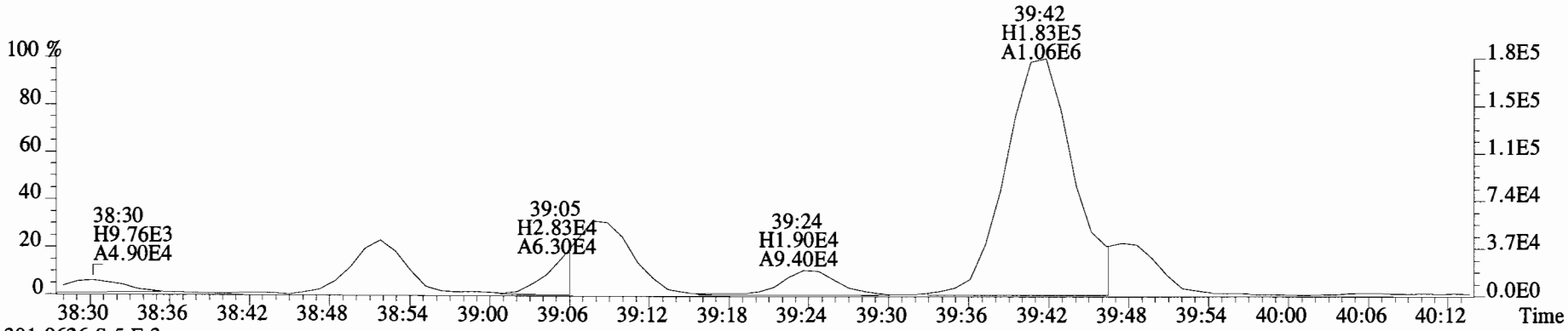

301.9626 S:5 F:3

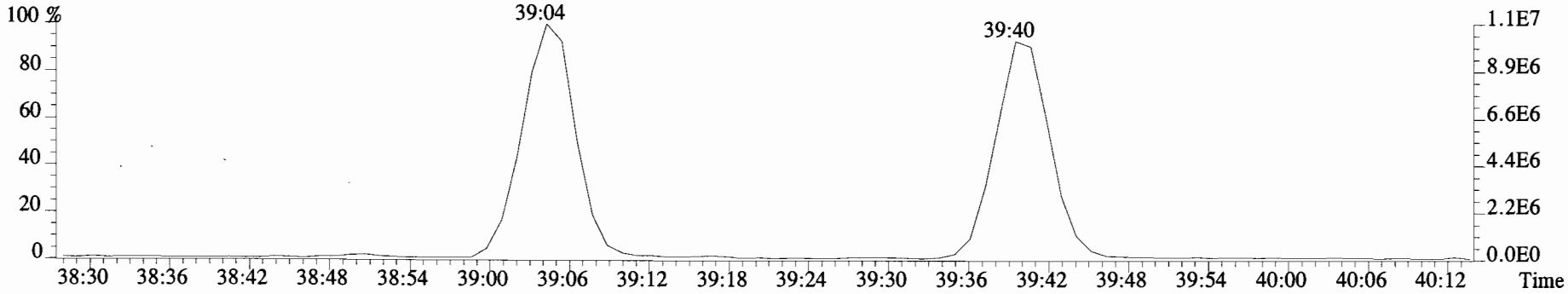

File:190610E1 #1-758 Acq:10-JUN-2019 21:02:03 GC EI+ Voltage SIR Autospec-UltimaE
Sample#5 File Text:Vista Analytical Laboratory VG-8 Text:1900817-01 T4-PDI2019-SG50-190418 15.36 Exp:PCB_ZB1
325.8804 S:5 F:3 SMO(1,3) BSUB(10000,15,-3.0) PKD(5,5,2,0.10%,1412.0,0.00%,F,F)

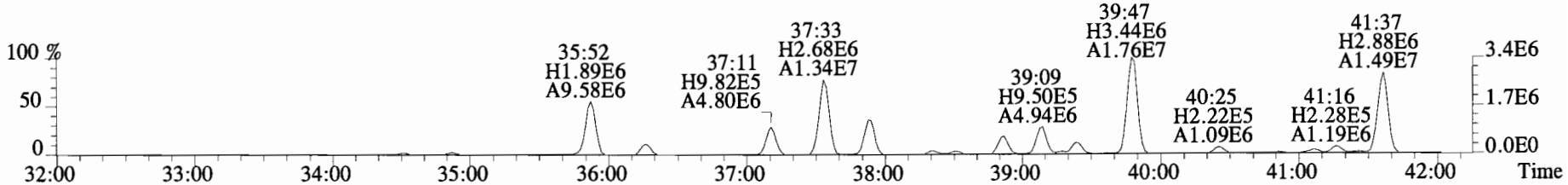

327.8775 S:5 F:3 SMO(1,3) BSUB(10000,15,-3.0) PKD(5,5,2,0.10%,688.0,0.00%,F,F)

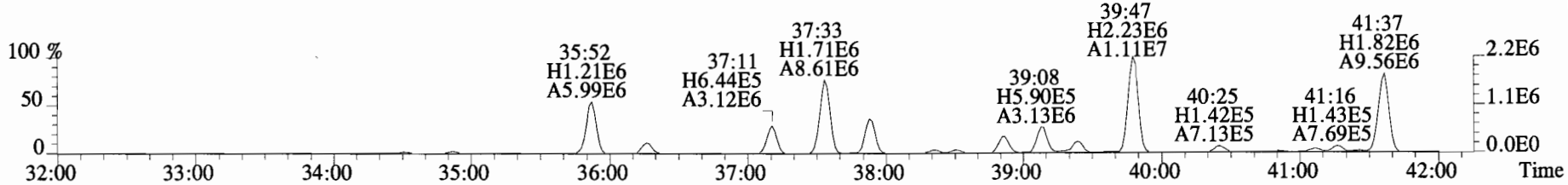

337.9207 S:5 F:3 SMO(1,3) BSUB(10000,15,-3.0) PKD(5,5,2,0.10%,2600.0,0.00%,F,F)

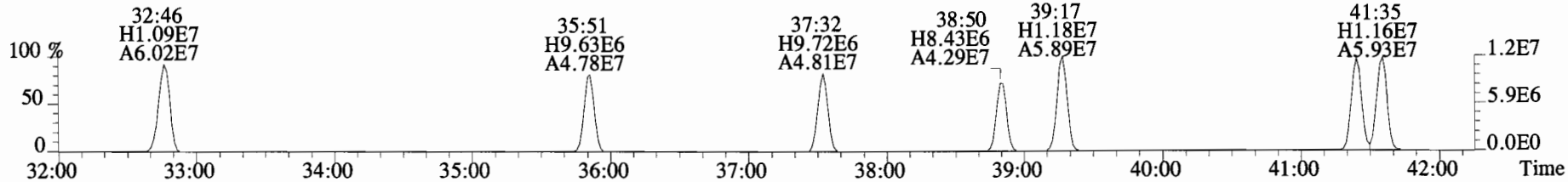

339.9177 S:5 F:3 SMO(1,3) BSUB(10000,15,-3.0) PKD(5,5,2,0.10%,1708.0,0.00%,F,F)

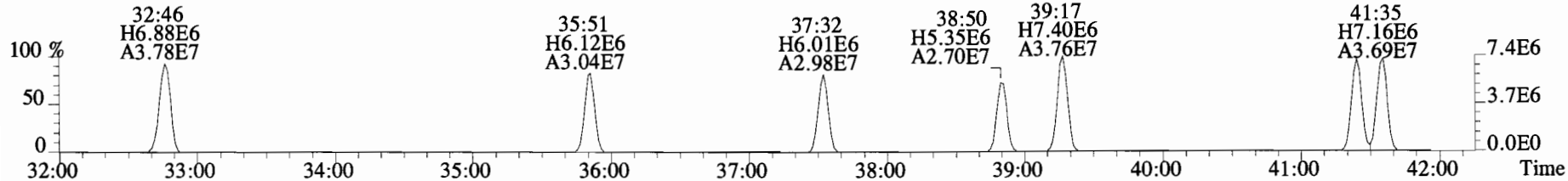

330.9792 S:5 F:3

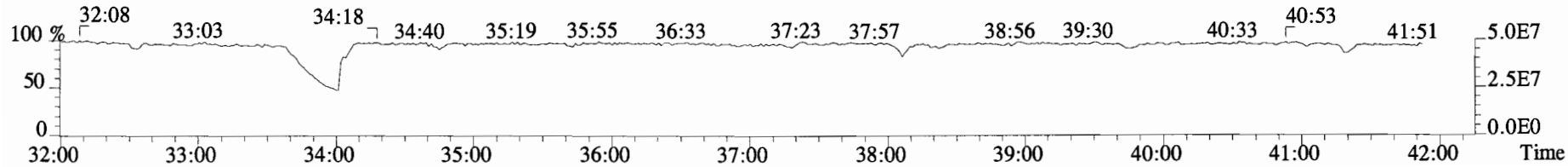

File:190610E1 #1-758 Acq:10-JUN-2019 21:02:03 GC EI+ Voltage SIR Autospec-UltimaE
Sample#5 File Text:Vista Analytical Laboratory VG-8 Text:1900817-01 T4-PDI2019-SG50-190418 15.36 Exp:PCB_ZB1
325.8804 S:5 F:3 SMO(1,3) BSUB(10000,15,-3.0) PKD(5,5,2,0.10%,1412.0,0.00%,F,F)

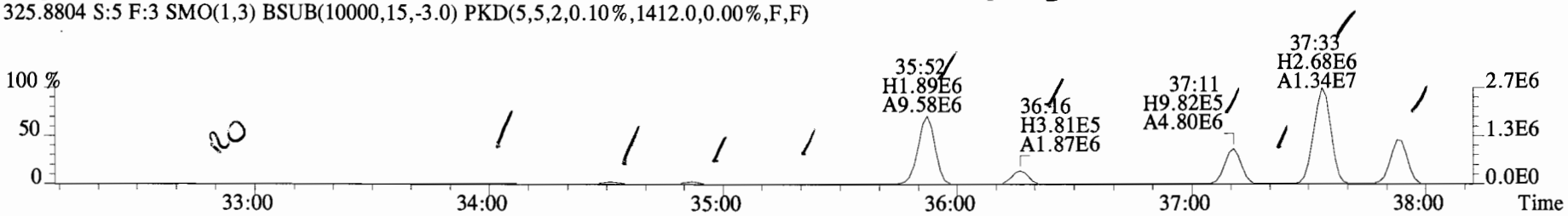

327.8775 S:5 F:3 SMO(1,3) BSUB(10000,15,-3.0) PKD(5,5,2,0.10%,688.0,0.00%,F,F)

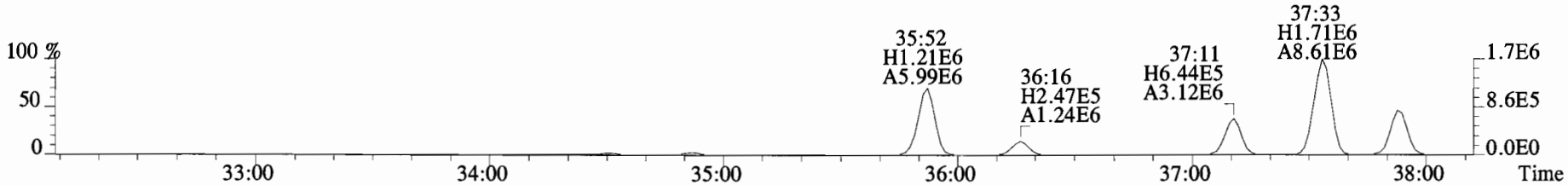

337.9207 S:5 F:3 SMO(1,3) BSUB(10000,15,-3.0) PKD(5,5,2,0.10%,2600.0,0.00%,F,F)

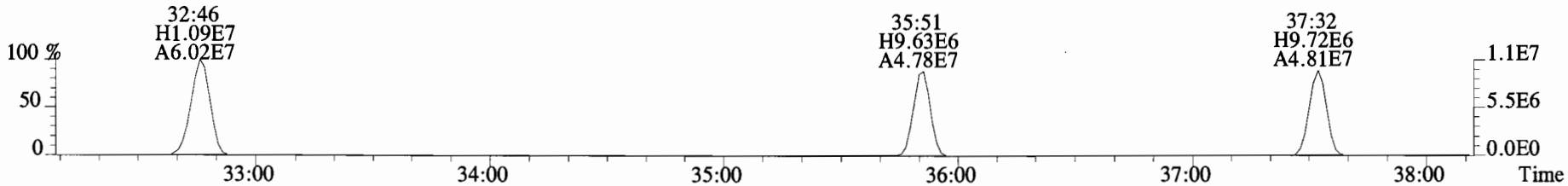

339.9177 S:5 F:3 SMO(1,3) BSUB(10000,15,-3.0) PKD(5,5,2,0.10%,1708.0,0.00%,F,F)

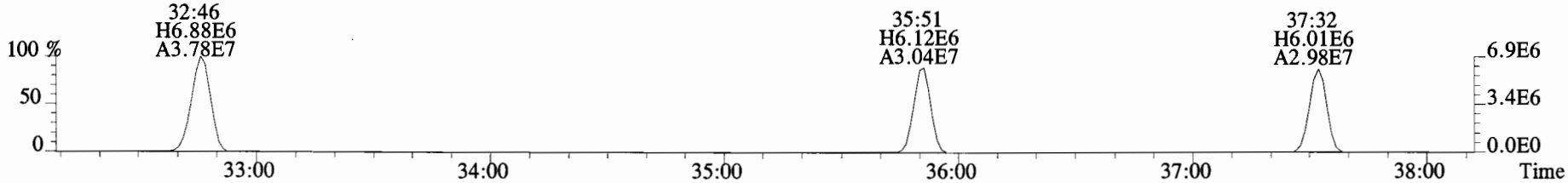

330.9792 S:5 F:3

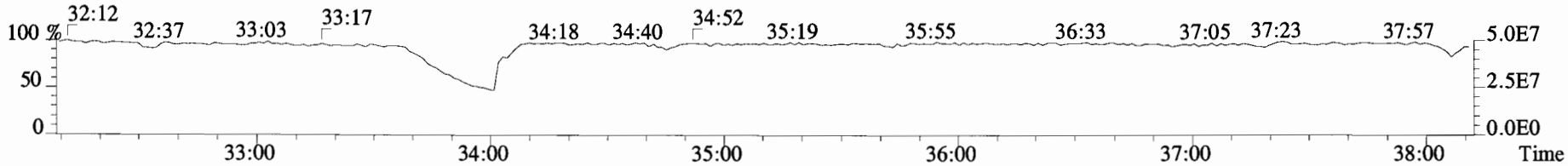

File:190610E1 #1-758 Acq:10-JUN-2019 21:02:03 GC EI+ Voltage SIR Autospec-UltimaE
Sample#5 File Text:Vista Analytical Laboratory VG-8 Text:1900817-01 T4-PDI2019-SG50-190418 15.36 Exp:PCB_ZB1
325.8804 S:5 F:3 SMO(1,3) BSUB(10000,15,-3.0) PKD(5,5,2,0.10%,1412.0,0.00%,F,F)

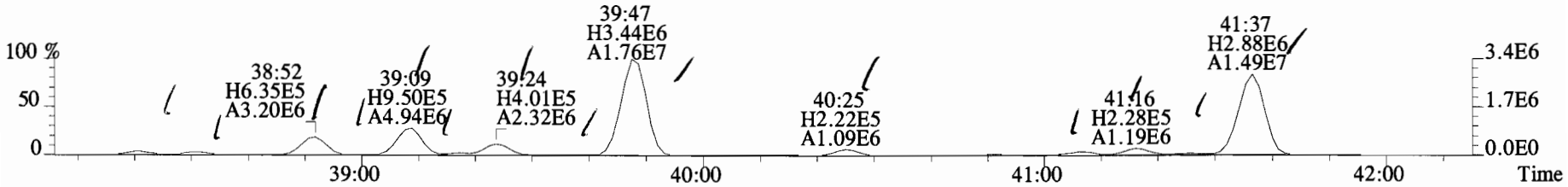

327.8775 S:5 F:3 SMO(1,3) BSUB(10000,15,-3.0) PKD(5,5,2,0.10%,688.0,0.00%,F,F)

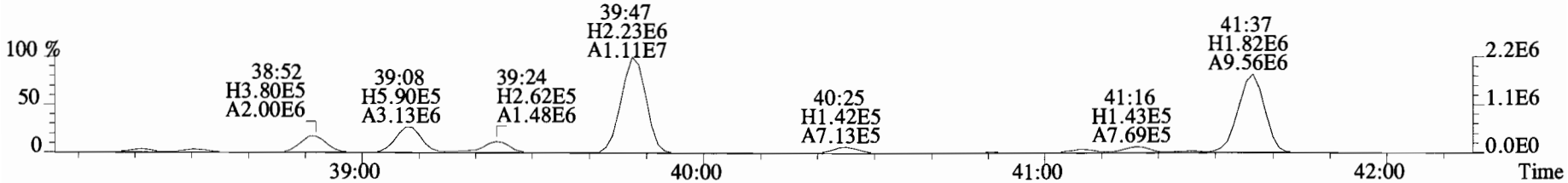

337.9207 S:5 F:3 SMO(1,3) BSUB(10000,15,-3.0) PKD(5,5,2,0.10%,2600.0,0.00%,F,F)

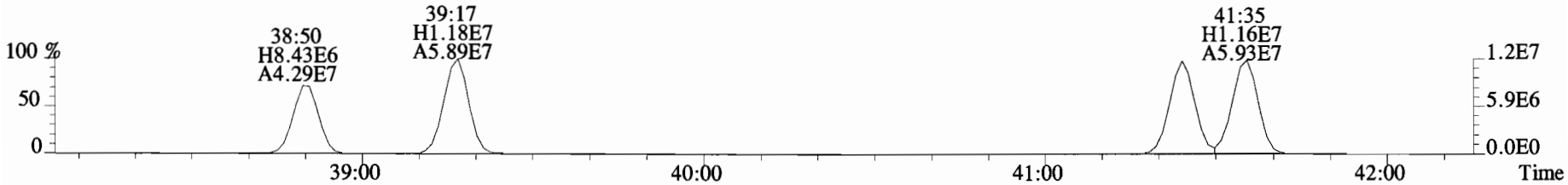

339.9177 S:5 F:3 SMO(1,3) BSUB(10000,15,-3.0) PKD(5,5,2,0.10%,1708.0,0.00%,F,F)

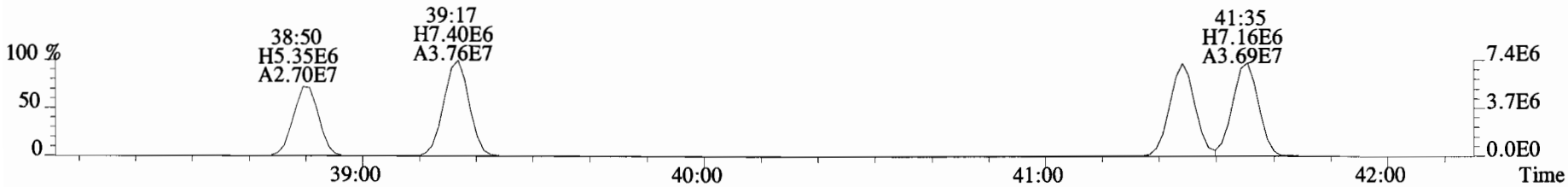

330.9792 S:5 F:3

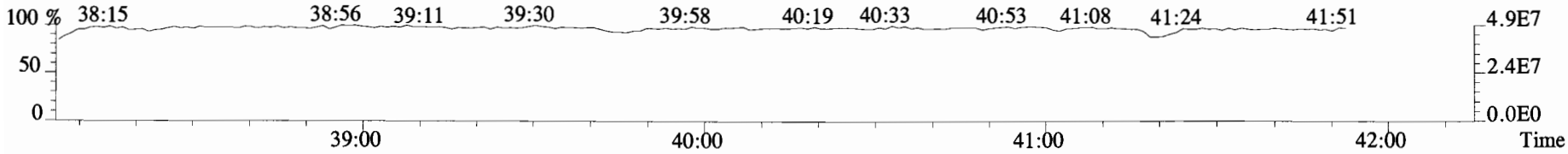

File:190610E1 #1-758 Acq:10-JUN-2019 21:02:03 GC EI+ Voltage SIR Autospec-UltimaE
Sample#5 File Text:Vista Analytical Laboratory VG-8 Text:1900817-01 T4-PDI2019-SG50-190418 15.36 Exp:PCB_ZB1
337.9207 S:5 F:3 SMO(1,3) BSUB(10000,15,-3.0) PKD(5,5,2,0.10%,2600.0,0.00%,F,F)

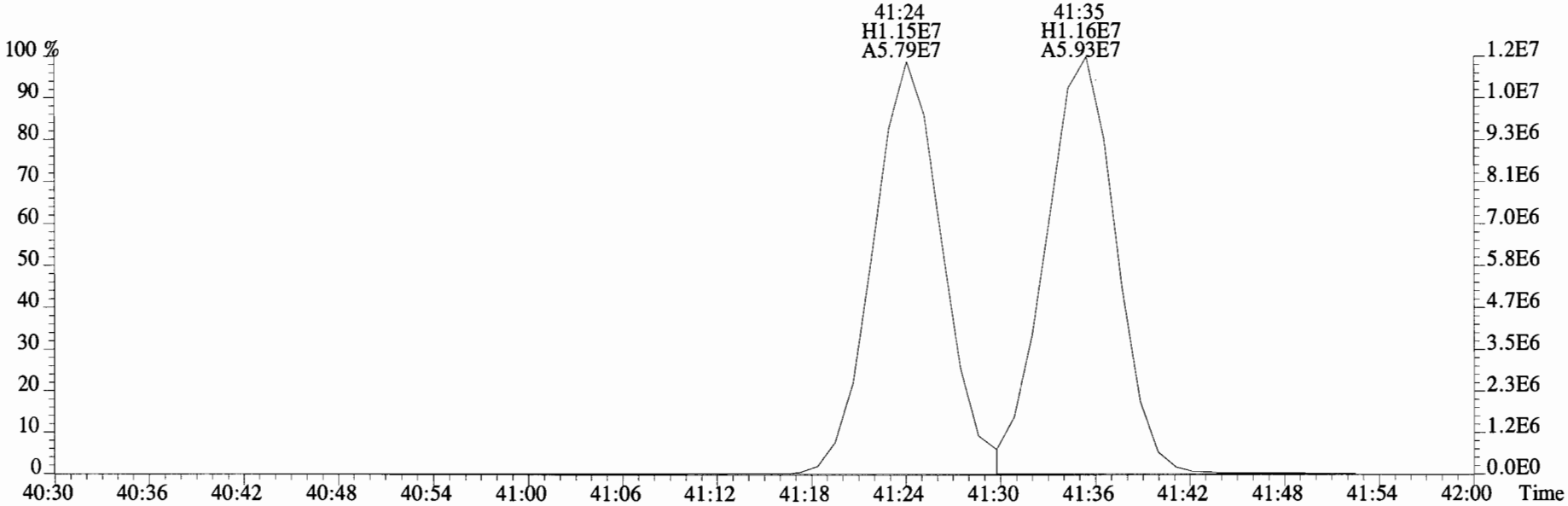

339.9177 S:5 F:3 SMO(1,3) BSUB(10000,15,-3.0) PKD(5,5,2,0.10%,1708.0,0.00%,F,F)

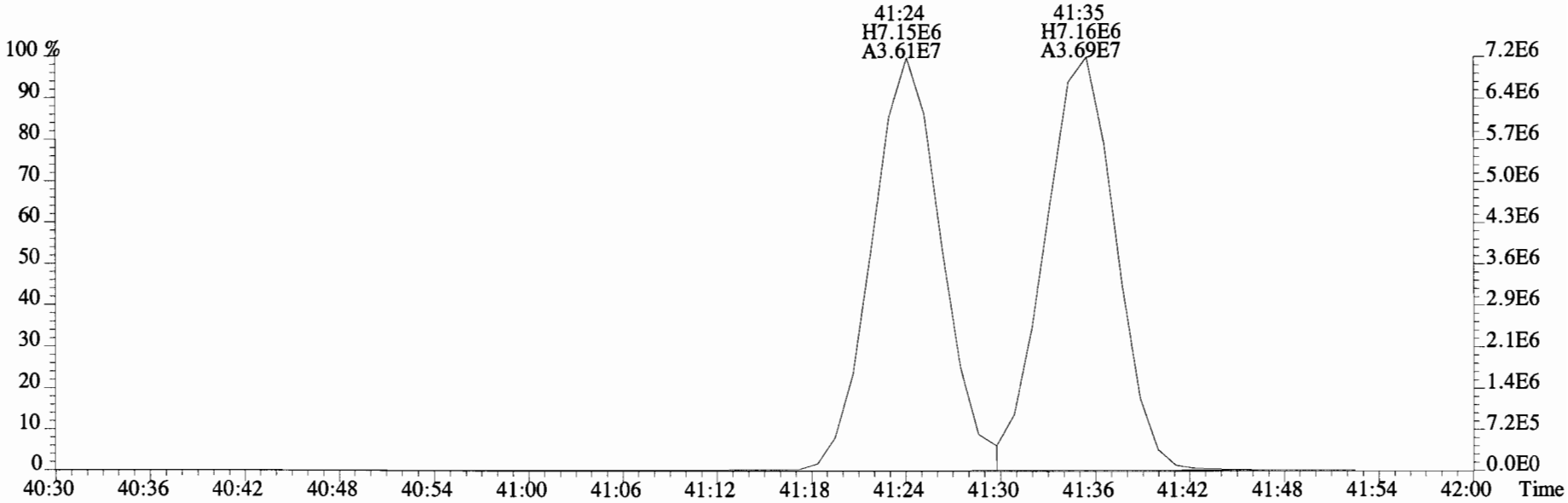

File:190610E1 #1-758 Acq:10-JUN-2019 21:02:03 GC EI+ Voltage SIR Autospec-UltimaE
Sample#5 File Text:Vista Analytical Laboratory VG-8 Text:1900817-01 T4-PDI2019-SG50-190418 15.36 Exp:PCB_ZB1
325.8804 S:5 F:3 SMO(1,3) BSUB(10000,15,-3.0)

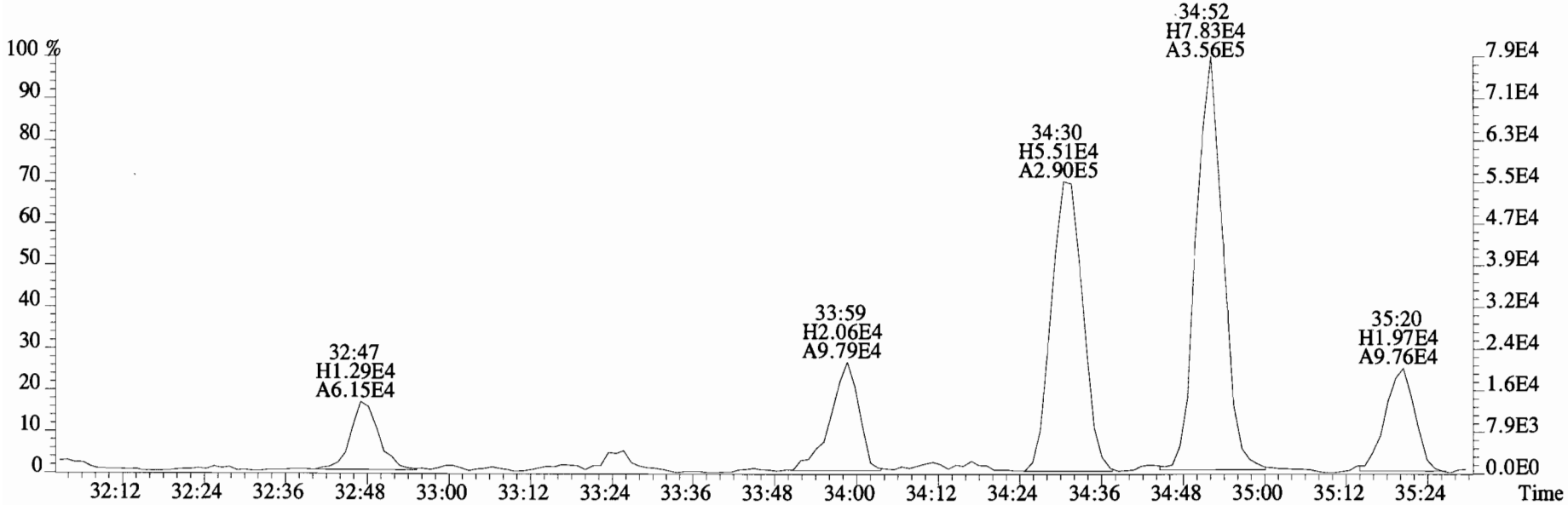

327.8775 S:5 F:3 SMO(1,3) BSUB(10000,15,-3.0)

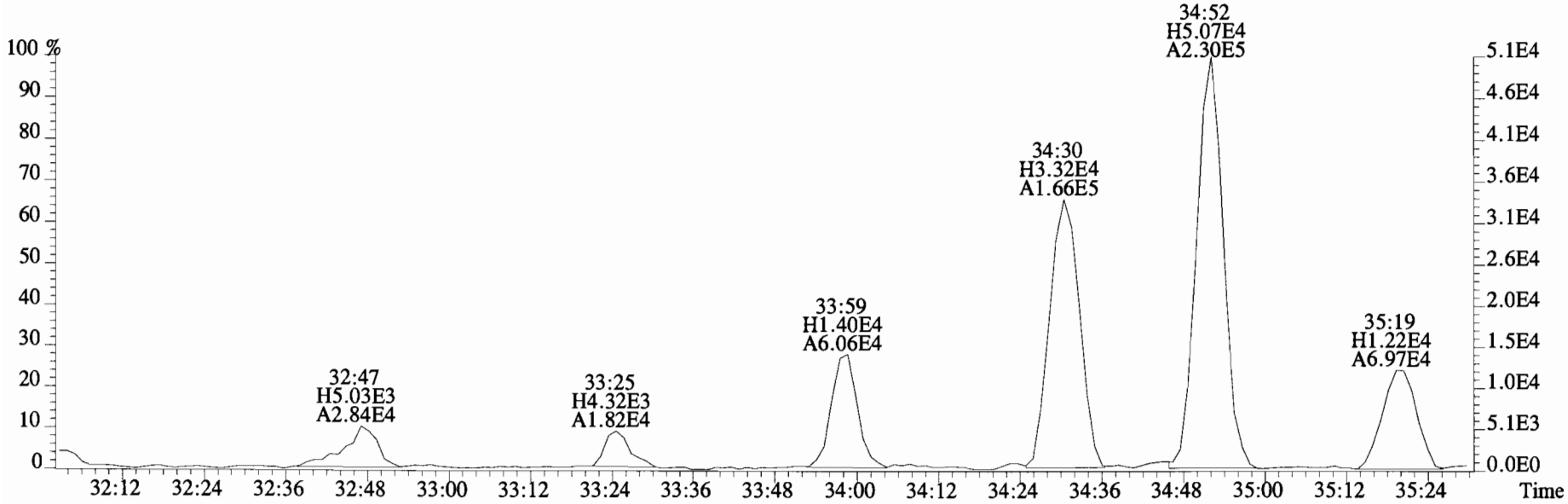

File:190610E1 #1-758 Acq:10-JUN-2019 21:02:03 GC EI+ Voltage SIR Autospec-UltimaE
Sample#5 File Text:Vista Analytical Laboratory VG-8 Text:1900817-01 T4-PDI2019-SG50-190418 15.36 Exp:PCB_ZB1
325.8804 S:5 F:3 SMO(1,3) BSUB(10000,15,-3.0)

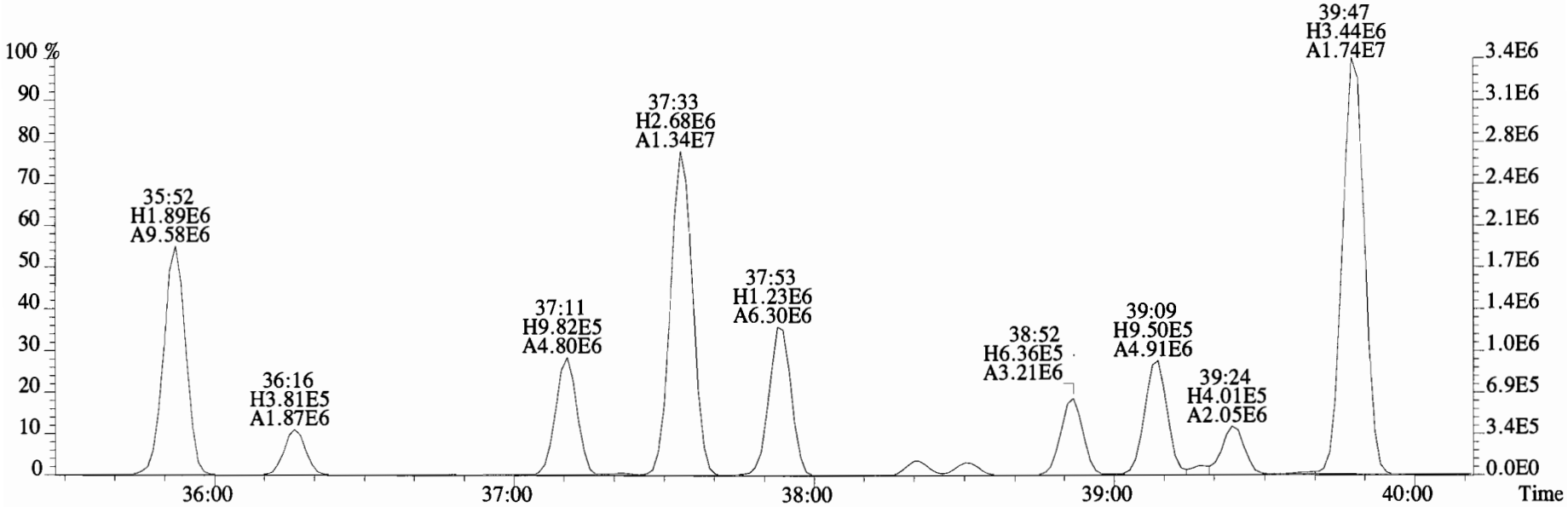

327.8775 S:5 F:3 SMO(1,3) BSUB(10000,15,-3.0)

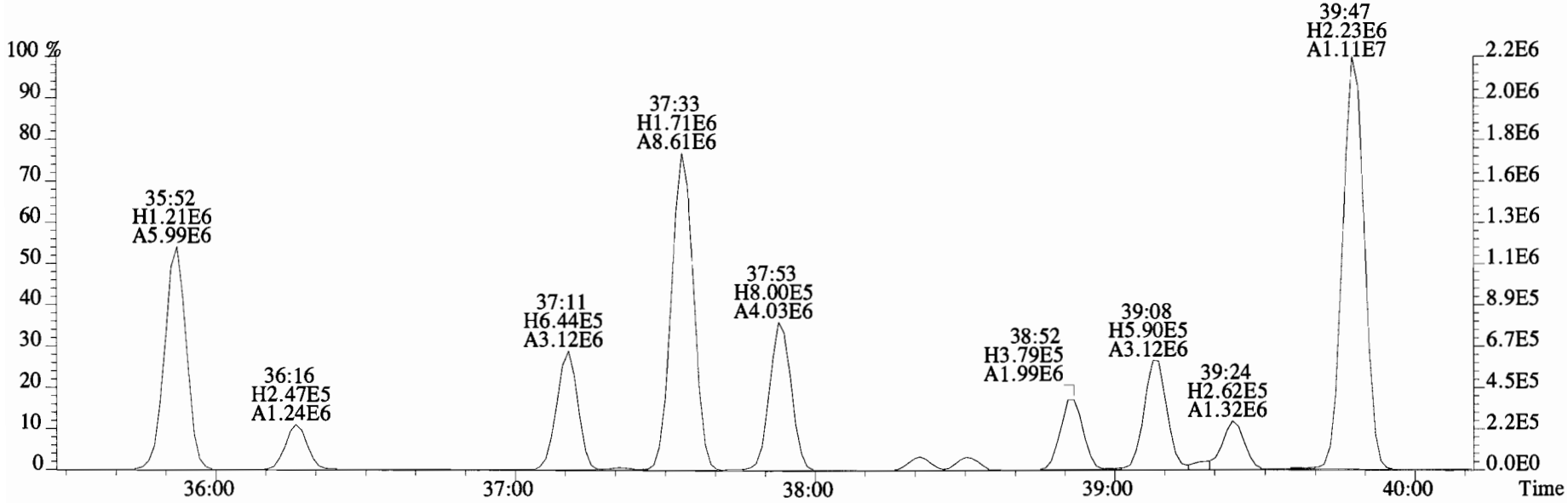

File:190610E1 #1-758 Acq:10-JUN-2019 21:02:03 GC EI+ Voltage SIR Autospec-UltimaE
Sample#5 File Text:Vista Analytical Laboratory VG-8 Text:1900817-01 T4-PDI2019-SG50-190418 15.36 Exp:PCB_ZB1
325.8804 S:5 F:3 SMO(1,3) BSUB(10000,15,-3.0)

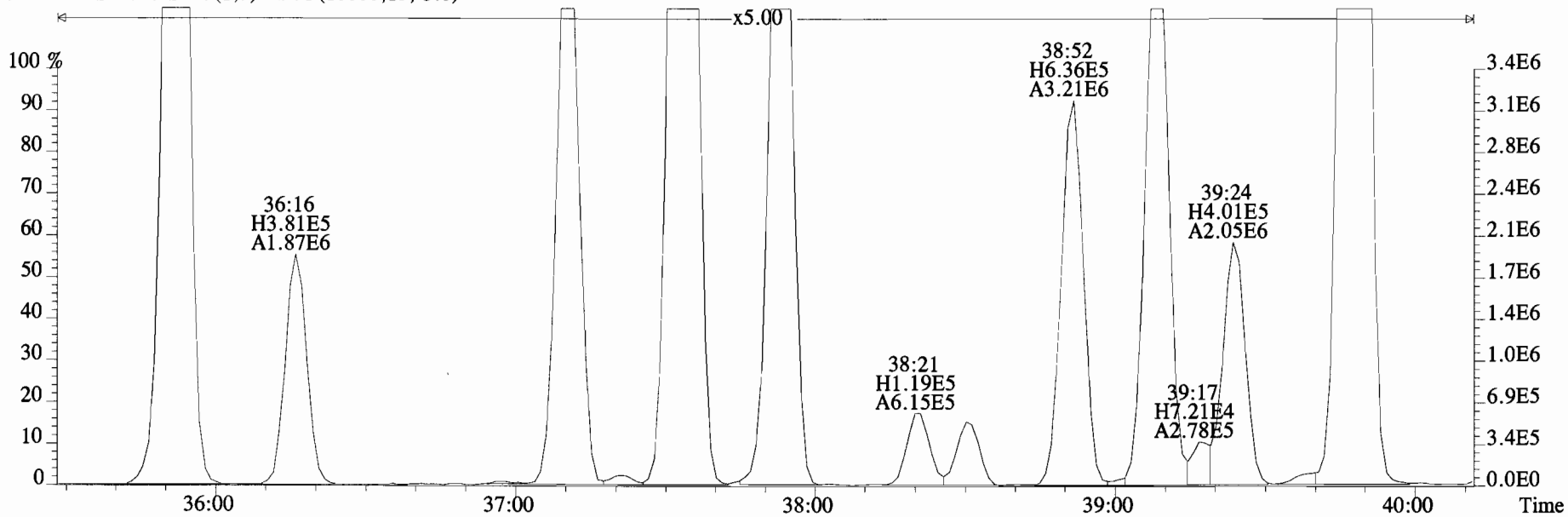

327.8775 S:5 F:3 SMO(1,3) BSUB(10000,15,-3.0)

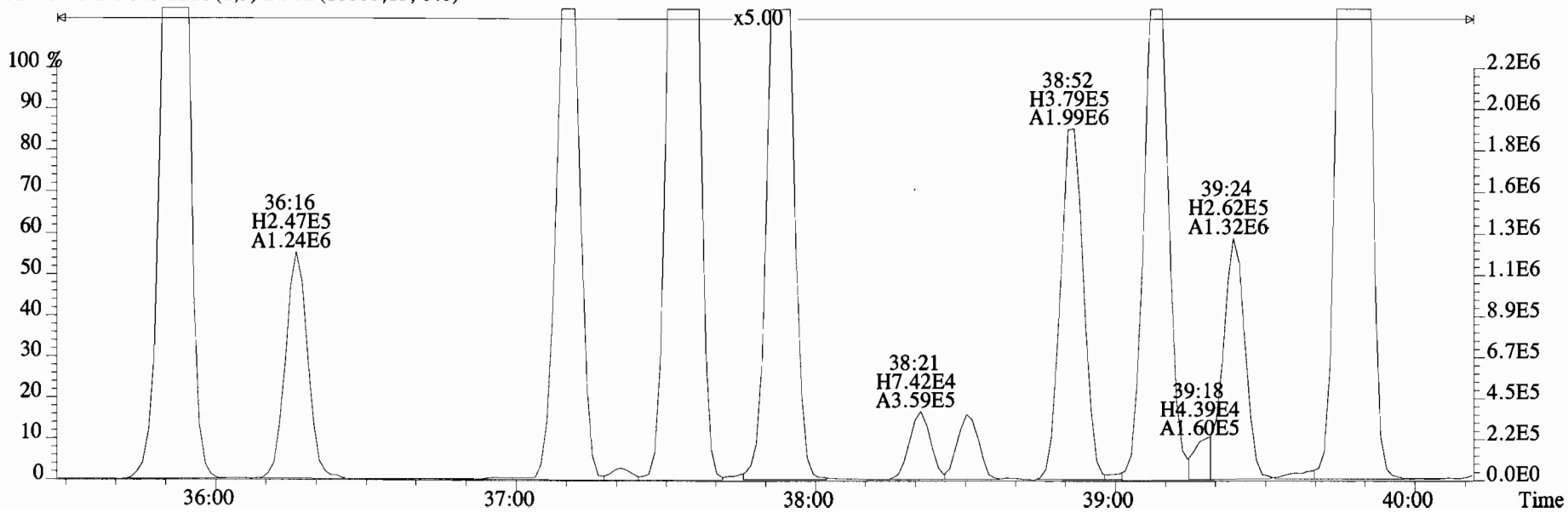

File:190610E1 #1-758 Acq:10-JUN-2019 21:02:03 GC EI+ Voltage SIR Autospec-UltimaE
Sample#5 File Text:Vista Analytical Laboratory VG-8 Text:1900817-01 T4-PDI2019-SG50-190418 15.36 Exp:PCB_ZB1
325.8804 S:5 F:3 SMO(1,3) BSUB(10000,15,-3.0)

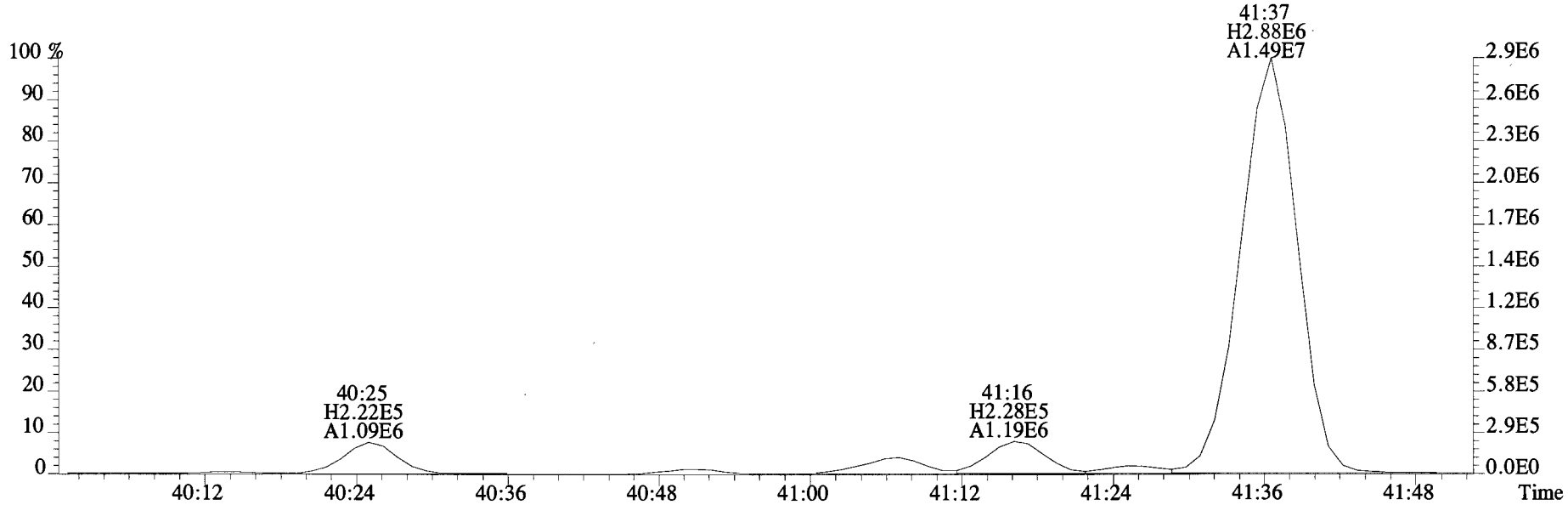

327.8775 S:5 F:3 SMO(1,3) BSUB(10000,15,-3.0)

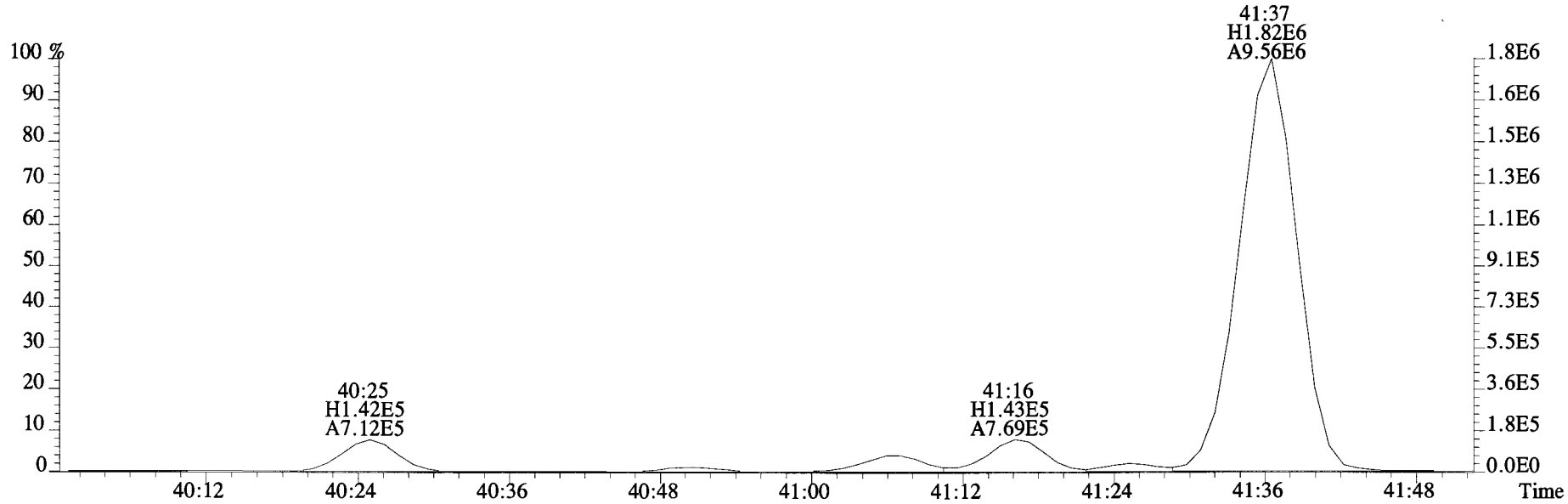

File:190610E1 #1-758 Acq:10-JUN-2019 21:02:03 GC EI+ Voltage SIR Autospec-UltimaE
Sample#5 File Text:Vista Analytical Laboratory VG-8 Text:1900817-01 T4-PDI2019-SG50-190418 15.36 Exp:PCB_ZB1
325.8804 S:5 F:3 SMO(1,3) BSUB(10000,15,-3.0)

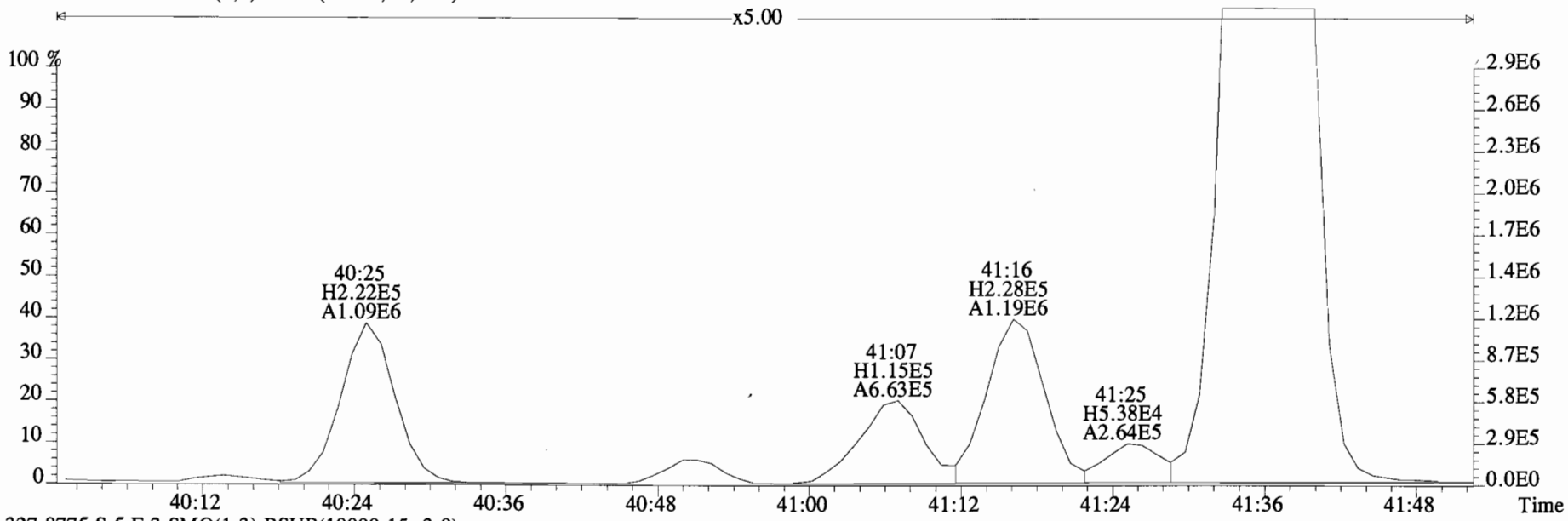

327.8775 S:5 F:3 SMO(1,3) BSUB(10000,15,-3.0)

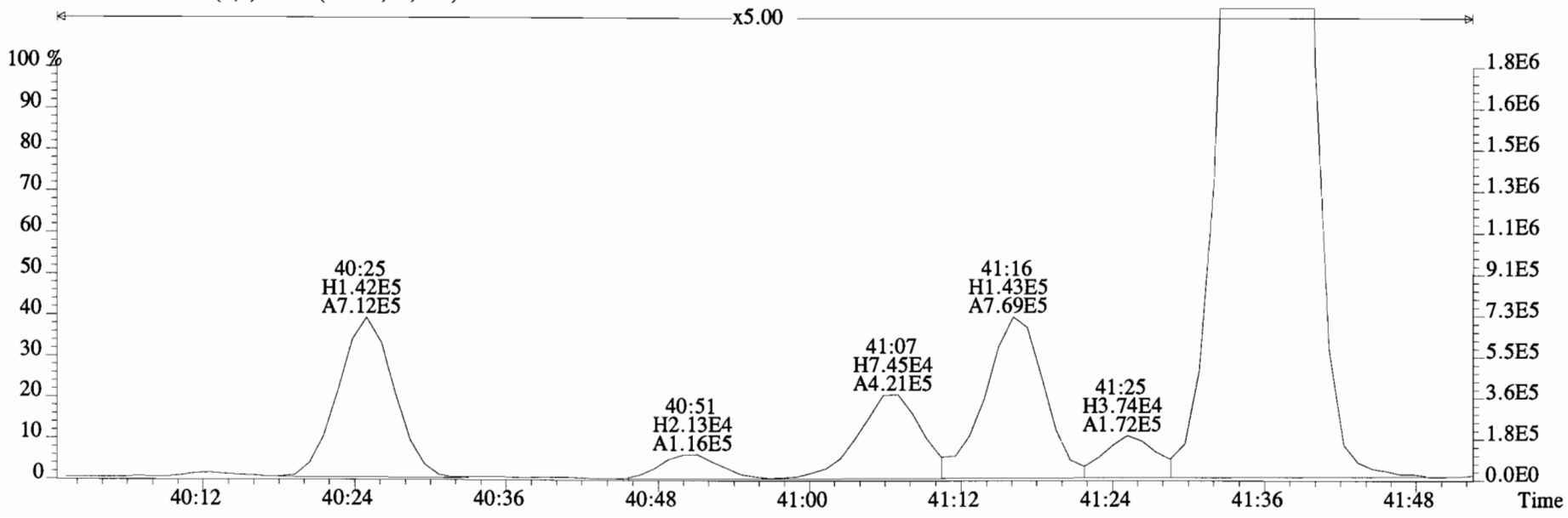

File:190610E1 #1-573 Acq:10-JUN-2019 21:02:03 GC EI+ Voltage SIR Autospec-UltimaE
Sample#5 File Text:Vista Analytical Laboratory VG-8 Text:1900817-01 T4-PDI2019-SG50-190418 15.36 Exp:PCB_ZB1

325.8804 S:5 F:4 SMO(1,3) BSUB(10000,15,-3.0) PKD(5,5,2,0.10%,3396.0,0.00%,F,F)



327.8775 S:5 F:4 SMO(1,3) BSUB(10000,15,-3.0) PKD(5,5,2,0.10%,3248.0,0.00%,F,F)

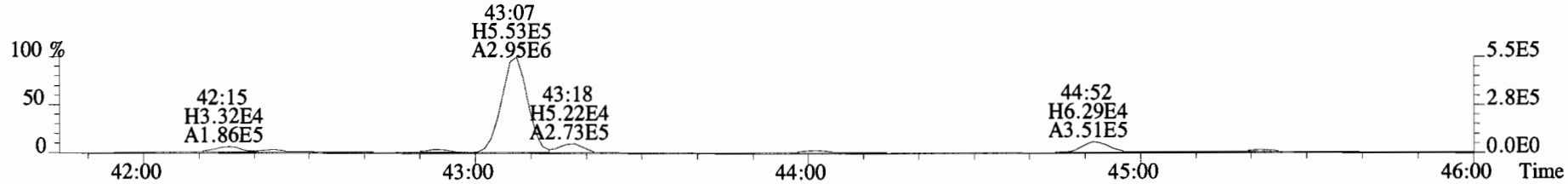

337.9207 S:5 F:4 SMO(1,3) BSUB(10000,15,-3.0) PKD(5,5,2,0.10%,5608.0,0.00%,F,F)

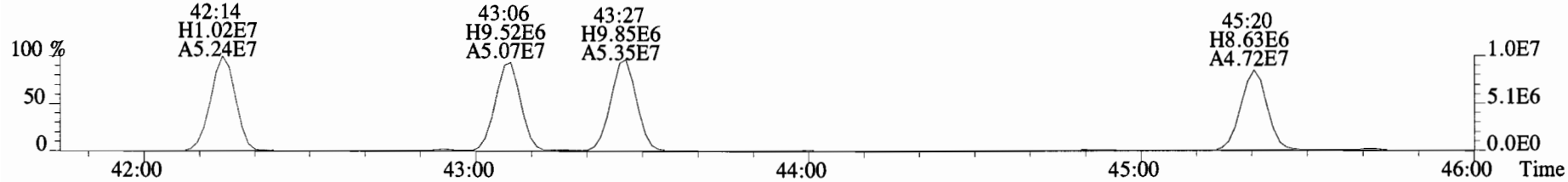

339.9177 S:5 F:4 SMO(1,3) BSUB(10000,15,-3.0) PKD(5,5,2,0.10%,3776.0,0.00%,F,F)

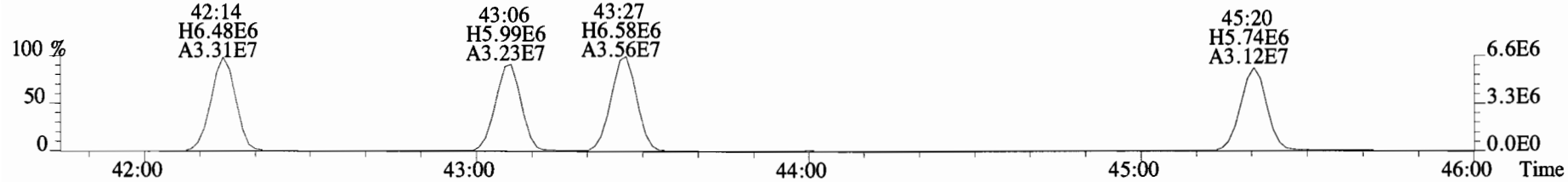

380.9760 S:5 F:4

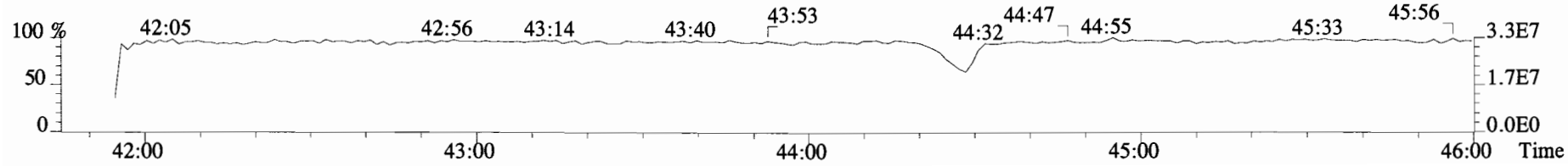

File:190610E1 #1-573 Acq:10-JUN-2019 21:02:03 GC EI+ Voltage SIR Autospec-UltimaE
Sample#5 File Text:Vista Analytical Laboratory VG-8 Text:1900817-01 T4-PDI2019-SG50-190418 15.36 Exp:PCB_ZB1
325.8804 S:5 F:4 SMO(1,3) BSUB(10000,15,-3.0) PKD(5,5,2,0.10%,3396.0,0.00%,F,F)

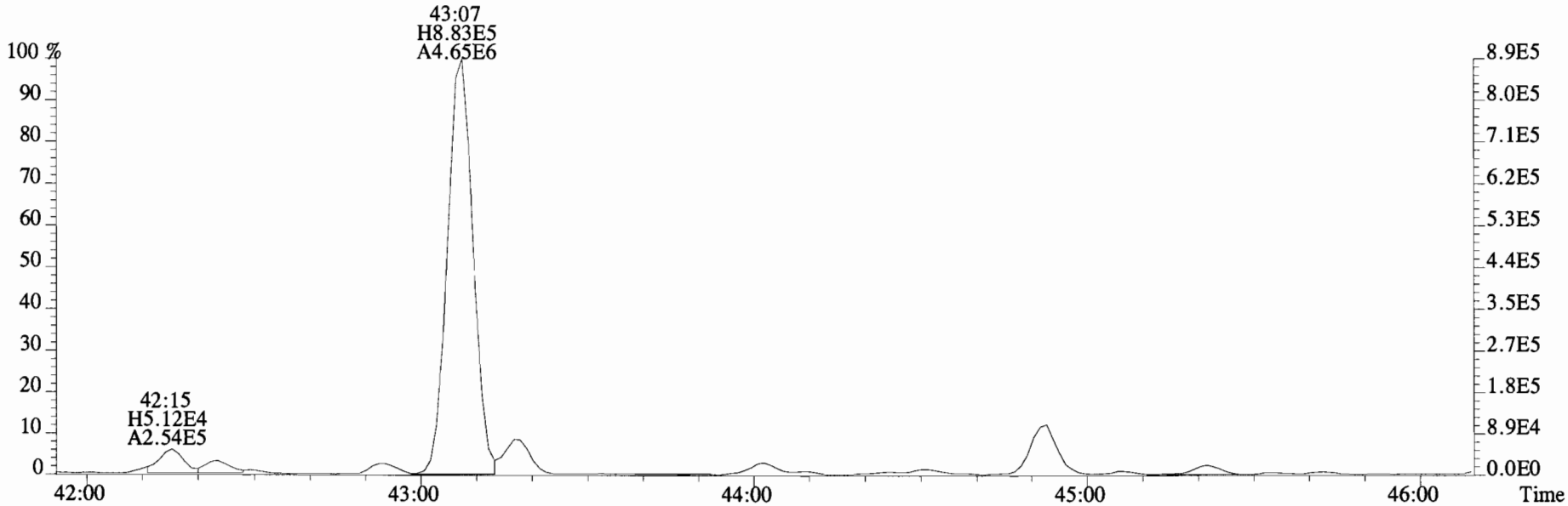

327.8775 S:5 F:4 SMO(1,3) BSUB(10000,15,-3.0) PKD(5,5,2,0.10%,3248.0,0.00%,F,F)

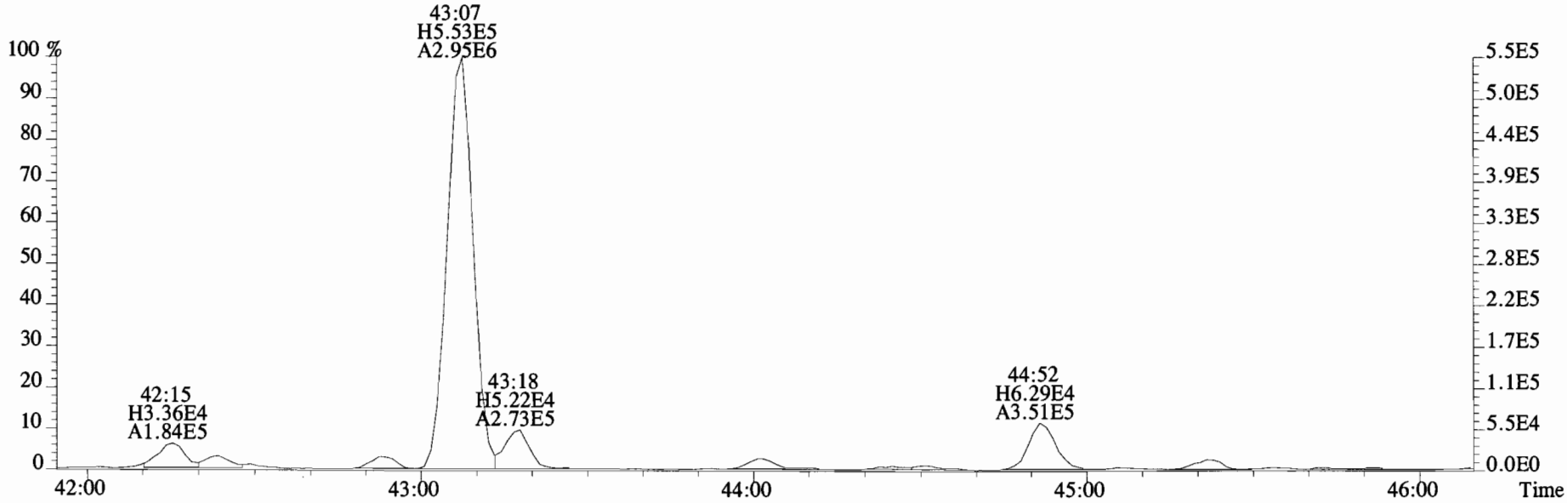

File:190610E1 #1-573 Acq:10-JUN-2019 21:02:03 GC EI+ Voltage SIR Autospec-UltimaE
Sample#5 File Text:Vista Analytical Laboratory VG-8 Text:1900817-01 T4-PDI2019-SG50-190418 15.36 Exp:PCB_ZB1
325.8804 S:5 F:4 SMO(1,3) BSUB(10000,15,-3.0) PKD(5,5,2,0.10%,3396.0,0.00%,F,F)

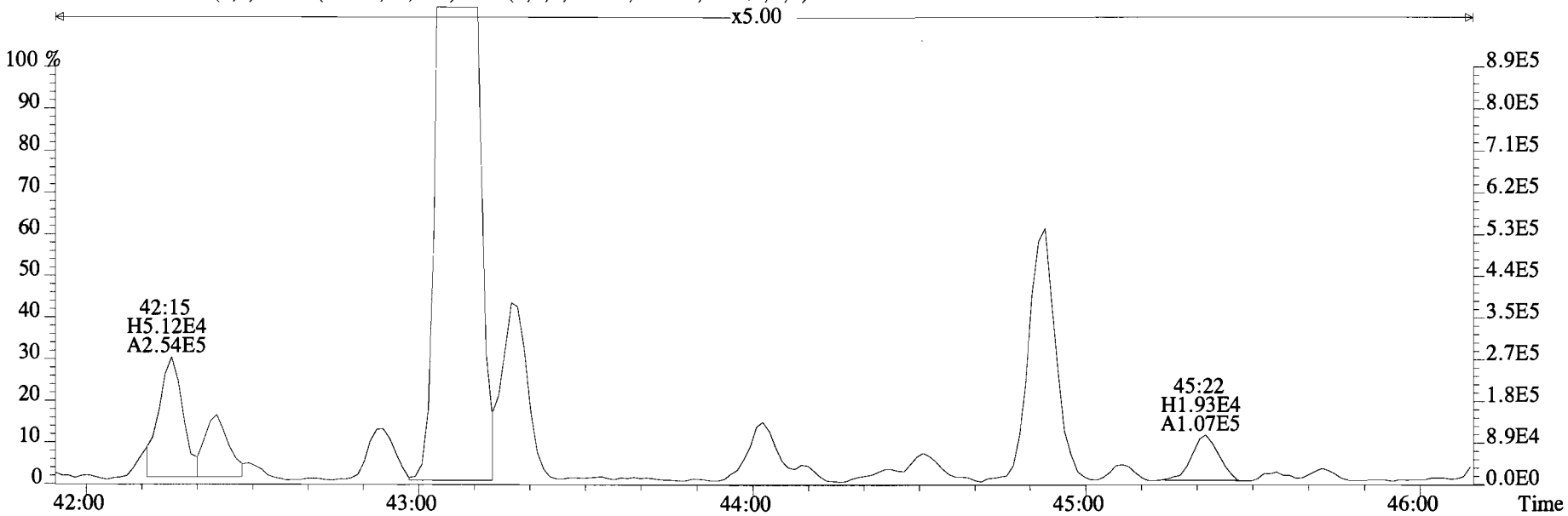

327.8775 S:5 F:4 SMO(1,3) BSUB(10000,15,-3.0) PKD(5,5,2,0.10%,3248.0,0.00%,F,F)

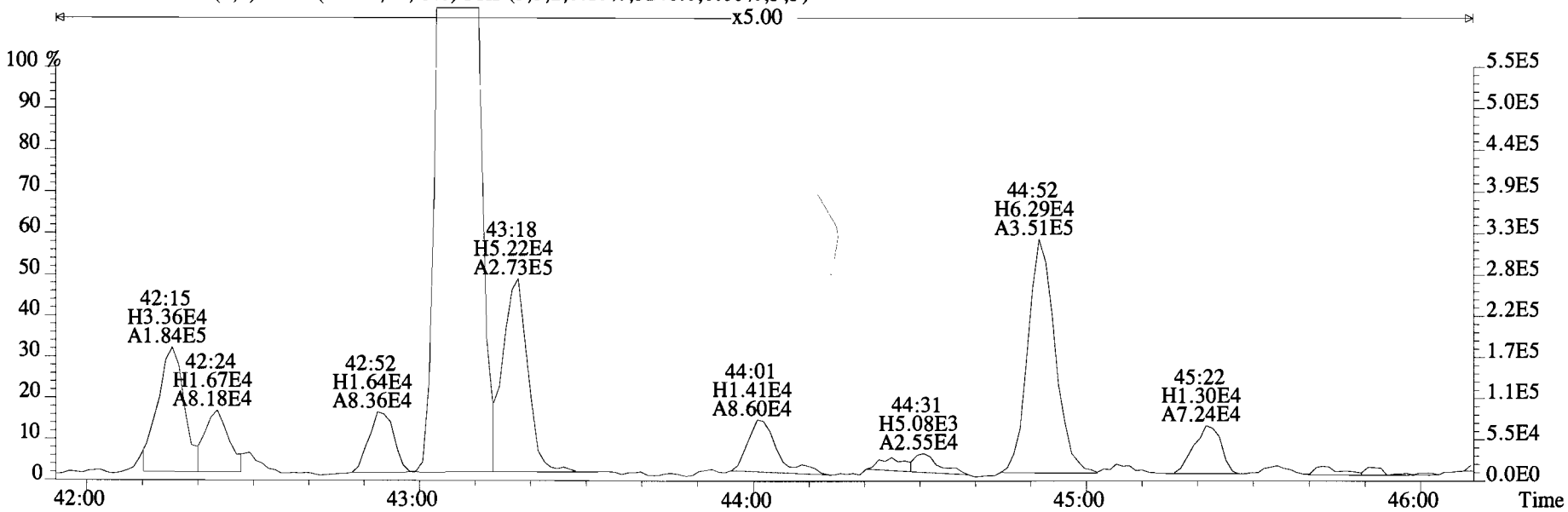

File:190610E1 #1-758 Acq:10-JUN-2019 21:02:03 GC EI+ Voltage SIR Autospec-UltimaE
Sample#5 File Text:Vista Analytical Laboratory VG-8 Text:1900817-01 T4-PDI2019-SG50-190418 15.36 Exp:PCB_ZB1

359.8415 S:5 F:3 SMO(1,3) BSUB(10000,15,-3.0) PKD(5,5,2,0.10%,944.0,0.00%,F,F)

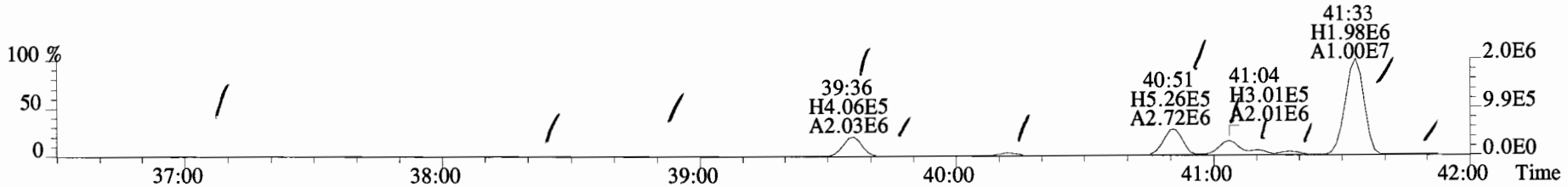

361.8385 S:5 F:3 SMO(1,3) BSUB(10000,15,-3.0) PKD(5,5,2,0.10%,896.0,0.00%,F,F)

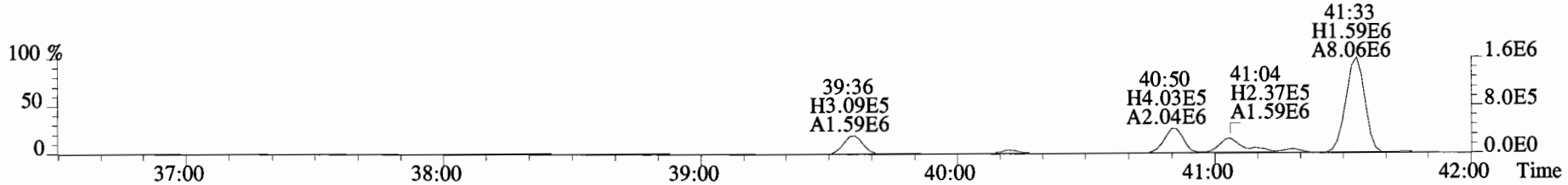

371.8817 S:5 F:3 SMO(1,3) BSUB(10000,15,-3.0) PKD(5,5,2,0.10%,1104.0,0.00%,F,F)

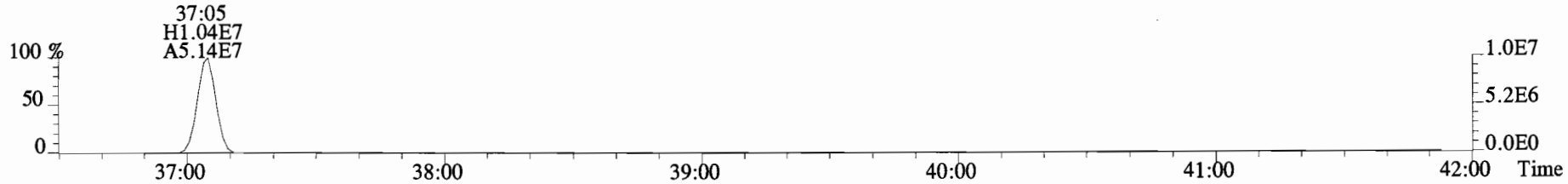

373.8788 S:5 F:3 SMO(1,3) BSUB(10000,15,-3.0) PKD(5,5,2,0.10%,1084.0,0.00%,F,F)

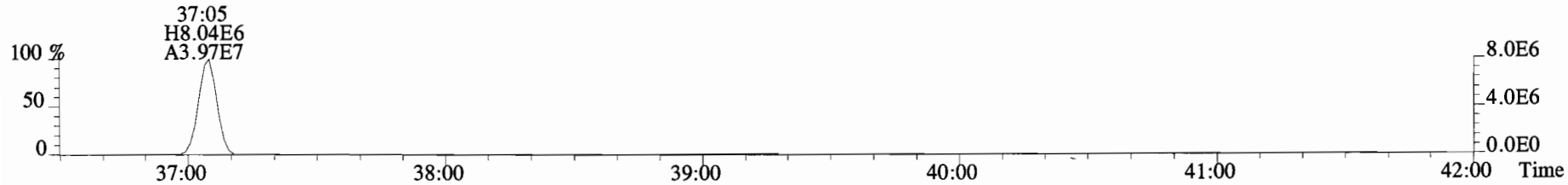

330.9792 S:5 F:3

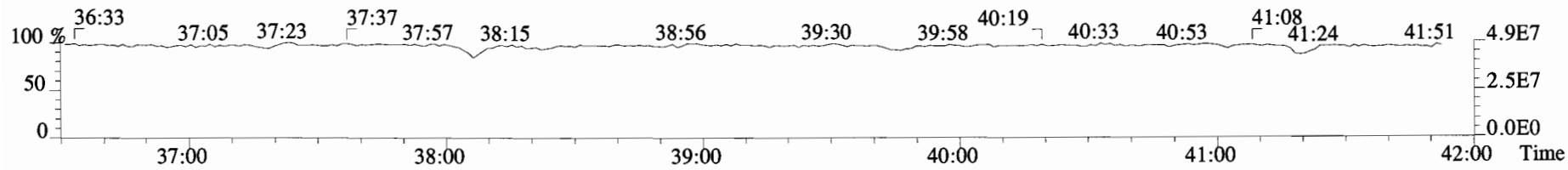

File:190610E1 #1-758 Acq:10-JUN-2019 21:02:03 GC EI+ Voltage SIR Autospec-UltimaE
Sample#5 File Text:Vista Analytical Laboratory VG-8 Text:1900817-01 T4-PDI2019-SG50-190418 15.36 Exp:PCB_ZB1
359.8415 S:5 F:3 SMO(1,3) BSUB(10000,15,-3.0) PKD(5,5,2,0.10%,944.0,0.00%,F,F)

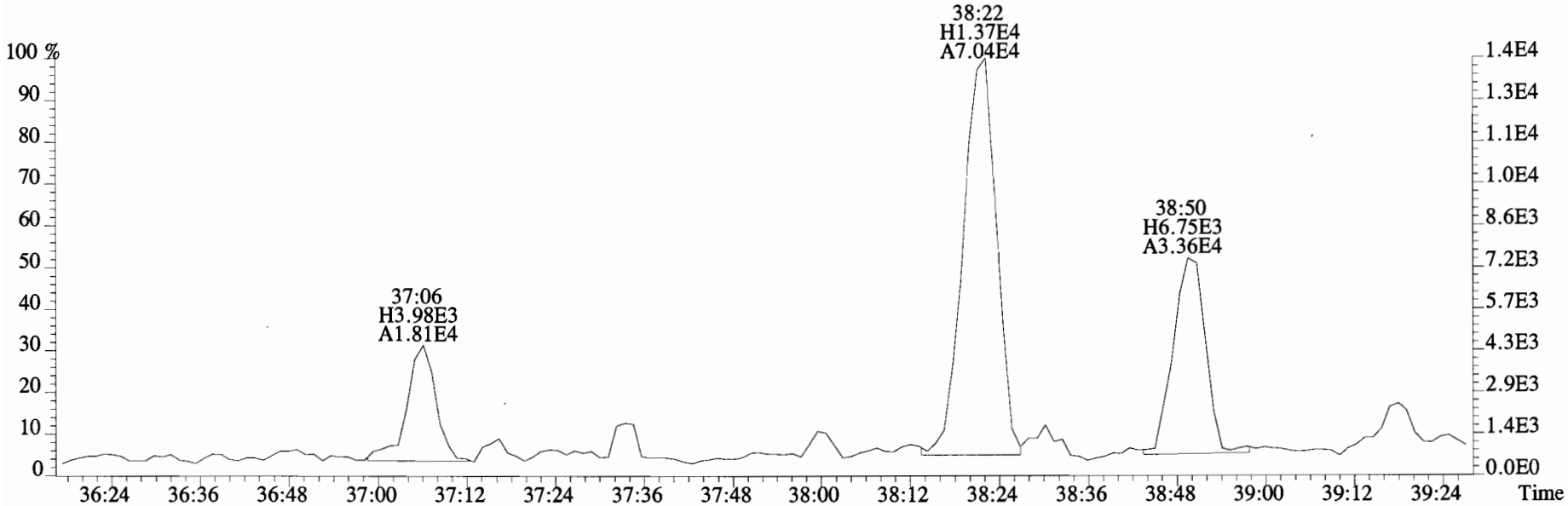

361.8385 S:5 F:3 SMO(1,3) BSUB(10000,15,-3.0) PKD(5,5,2,0.10%,896.0,0.00%,F,F)

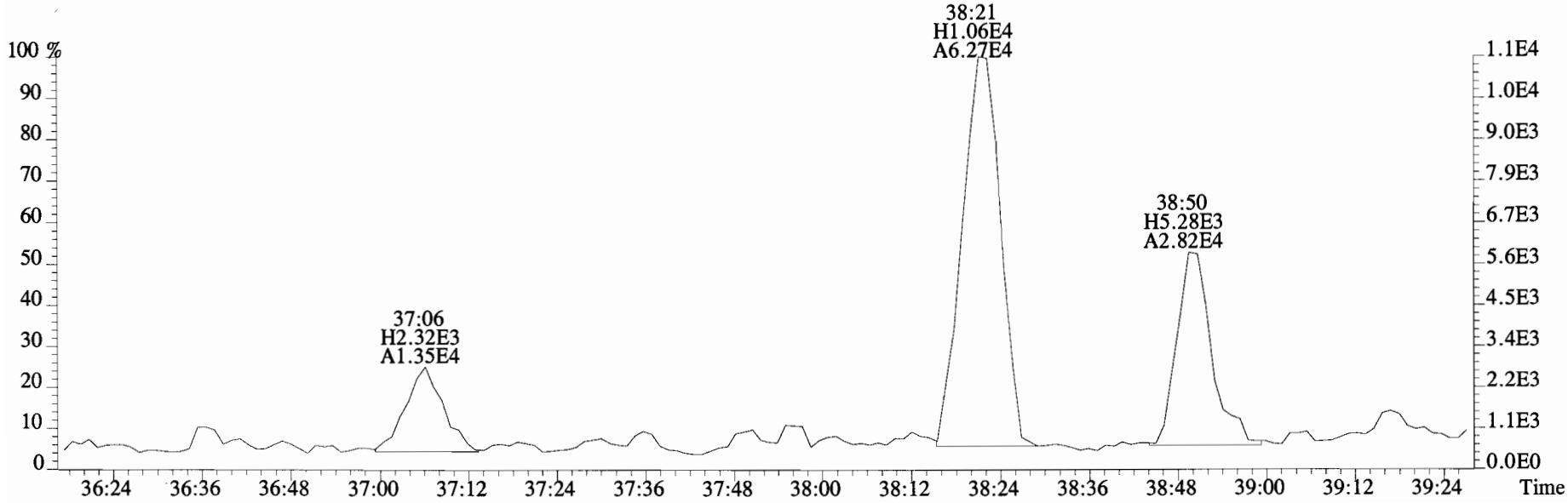

File:190610E1 #1-758 Acq:10-JUN-2019 21:02:03 GC EI+ Voltage SIR Autospec-UltimaE
Sample#5 File Text:Vista Analytical Laboratory VG-8 Text:1900817-01 T4-PDI2019-SG50-190418 15.36 Exp:PCB_ZB1
359.8415 S:5 F:3 SMO(1,3) BSUB(10000,15,-3.0) PKD(5,5,2,0.10%,944.0,0.00%,F,F)

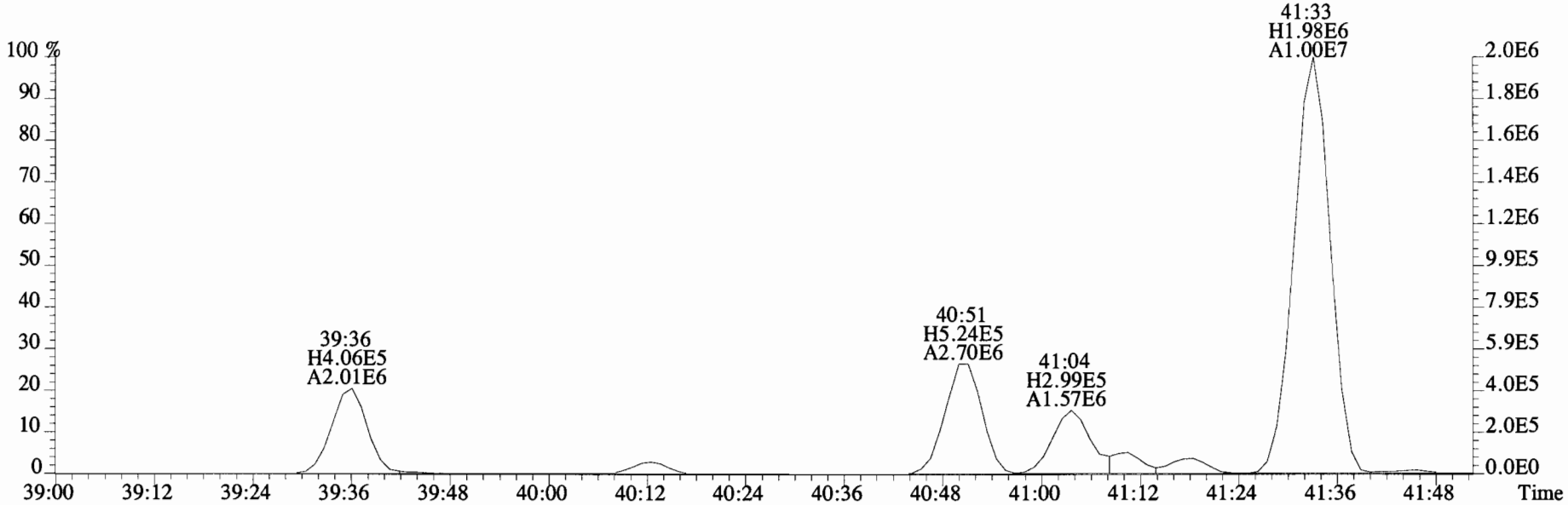

361.8385 S:5 F:3 SMO(1,3) BSUB(10000,15,-3.0) PKD(5,5,2,0.10%,896.0,0.00%,F,F)

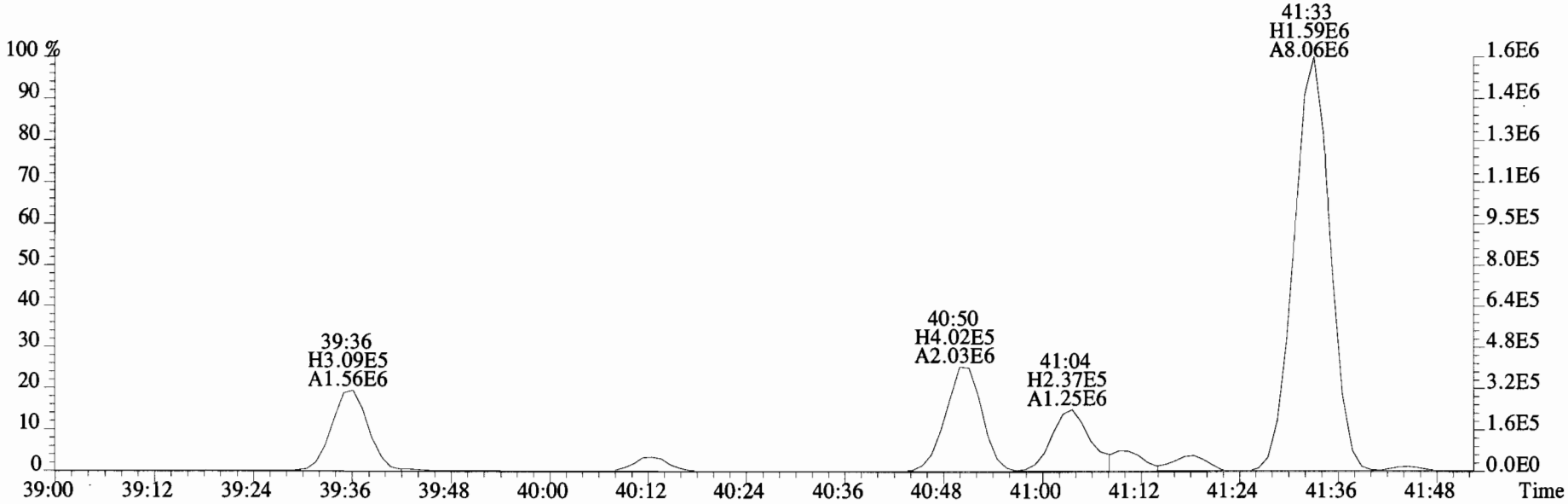

File:190610E1 #1-758 Acq:10-JUN-2019 21:02:03 GC EI+ Voltage SIR Autospec-UltimaE
Sample#5 File Text:Vista Analytical Laboratory VG-8 Text:1900817-01 T4-PDI2019-SG50-190418 15.36 Exp:PCB_ZB1
359.8415 S:5 F:3 SMO(1,3) BSUB(10000,15,-3.0) PKD(5,5,2,0.10%,944.0,0.00%,F,F)

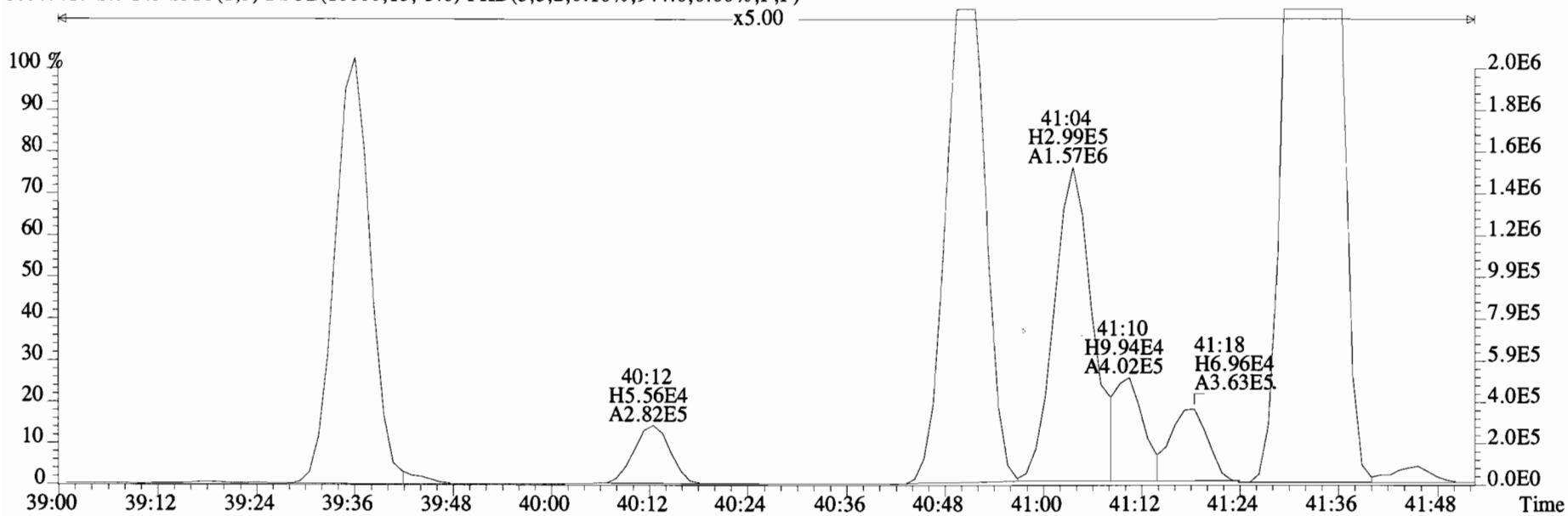

361.8385 S:5 F:3 SMO(1,3) BSUB(10000,15,-3.0) PKD(5,5,2,0.10%,896.0,0.00%,F,F)

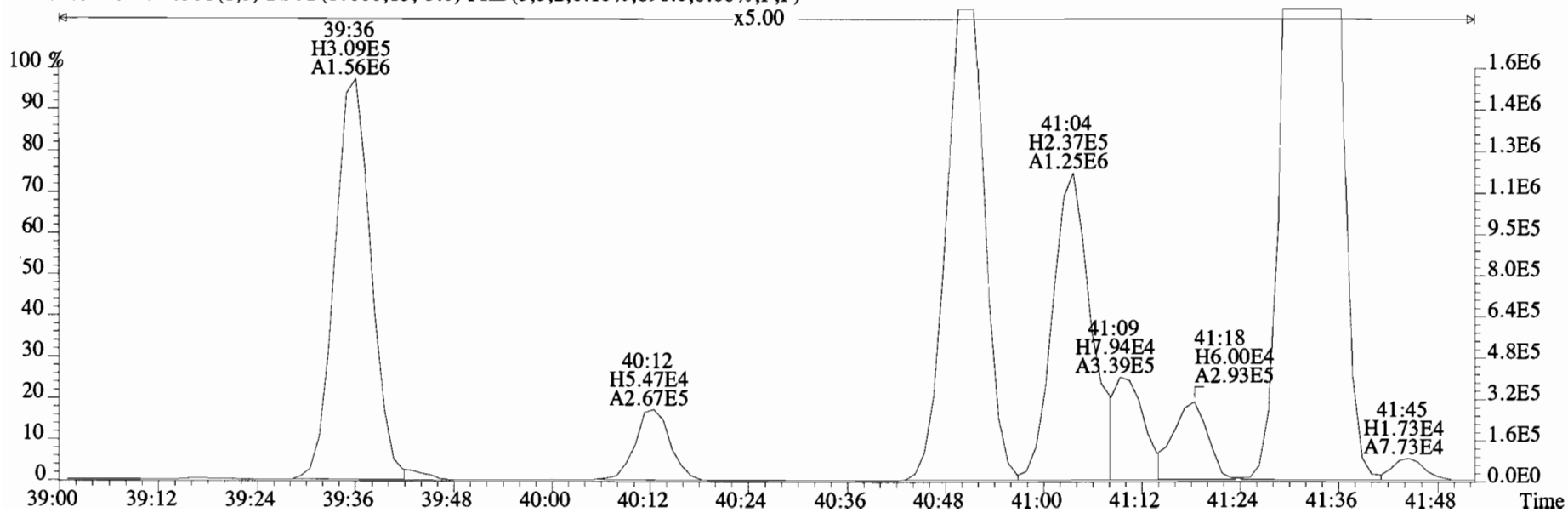

File:190610E1 #1-573 Acq:10-JUN-2019 21:02:03 GC EI+ Voltage SIR Autospec-UltimaE
Sample#5 File Text:Vista Analytical Laboratory VG-8 Text:1900817-01 T4-PDI2019-SG50-190418 15.36 Exp:PCB_ZB1

359.8415 S:5 F:4 SMO(1,3) BSUB(10000,15,-3.0) PKD(5,5,2,0.10%,2456.0,0.00%,F,F)



361.8385 S:5 F:4 SMO(1,3) BSUB(10000,15,-3.0) PKD(5,5,2,0.10%,2624.0,0.00%,F,F)

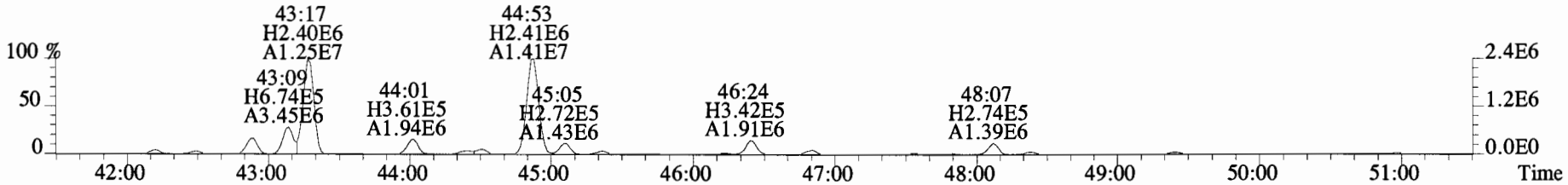

371.8817 S:5 F:4 SMO(1,3) BSUB(10000,15,-3.0) PKD(5,5,2,0.10%,11264.0,0.00%,F,F)

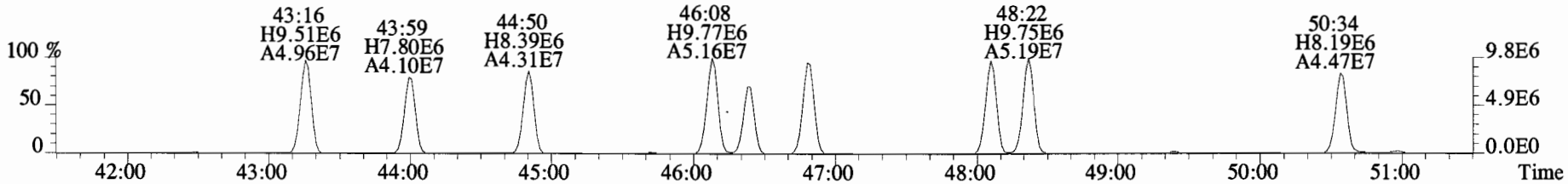

373.8788 S:5 F:4 SMO(1,3) BSUB(10000,15,-3.0) PKD(5,5,2,0.10%,8012.0,0.00%,F,F)

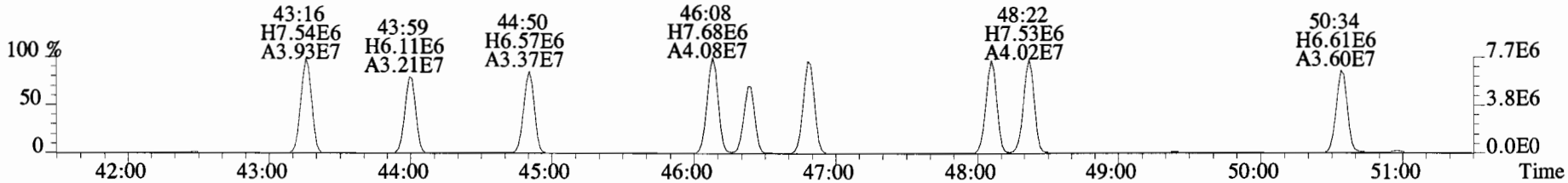

380.9760 S:5 F:4

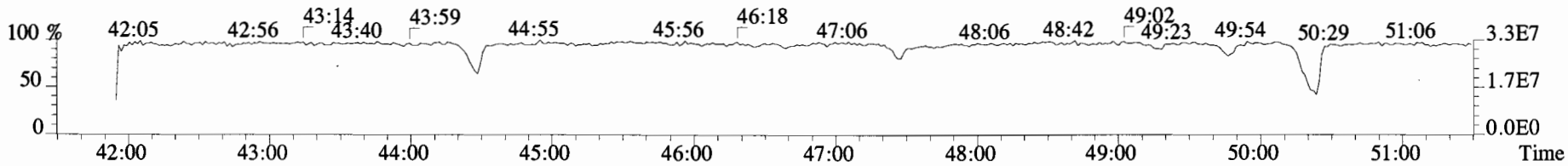

File:190610E1 #1-573 Acq:10-JUN-2019 21:02:03 GC EI+ Voltage SIR Autospec-UltimaE
Sample#5 File Text:Vista Analytical Laboratory VG-8 Text:1900817-01 T4-PDI2019-SG50-190418 15.36 Exp:PCB_ZB1
371.8817 S:5 F:4 SMO(1,3) BSUB(10000,15,-3.0) PKD(5,5,2,0.10%,11264.0,0.00%,F,F)

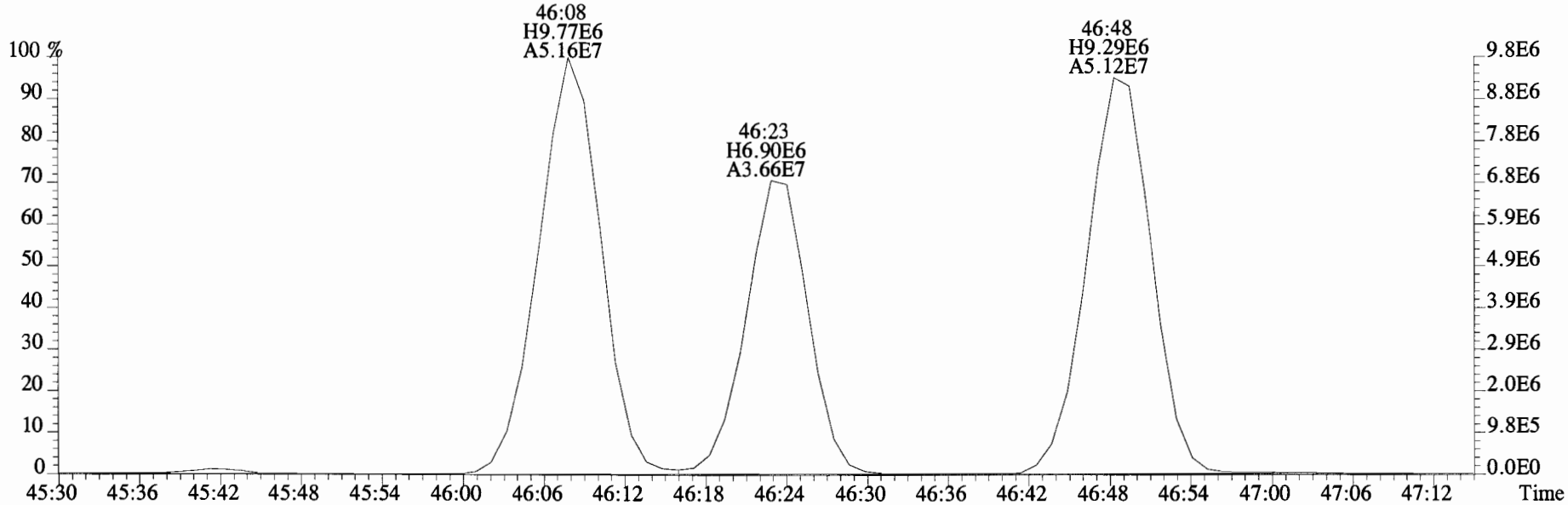

373.8788 S:5 F:4 SMO(1,3) BSUB(10000,15,-3.0) PKD(5,5,2,0.10%,8012.0,0.00%,F,F)

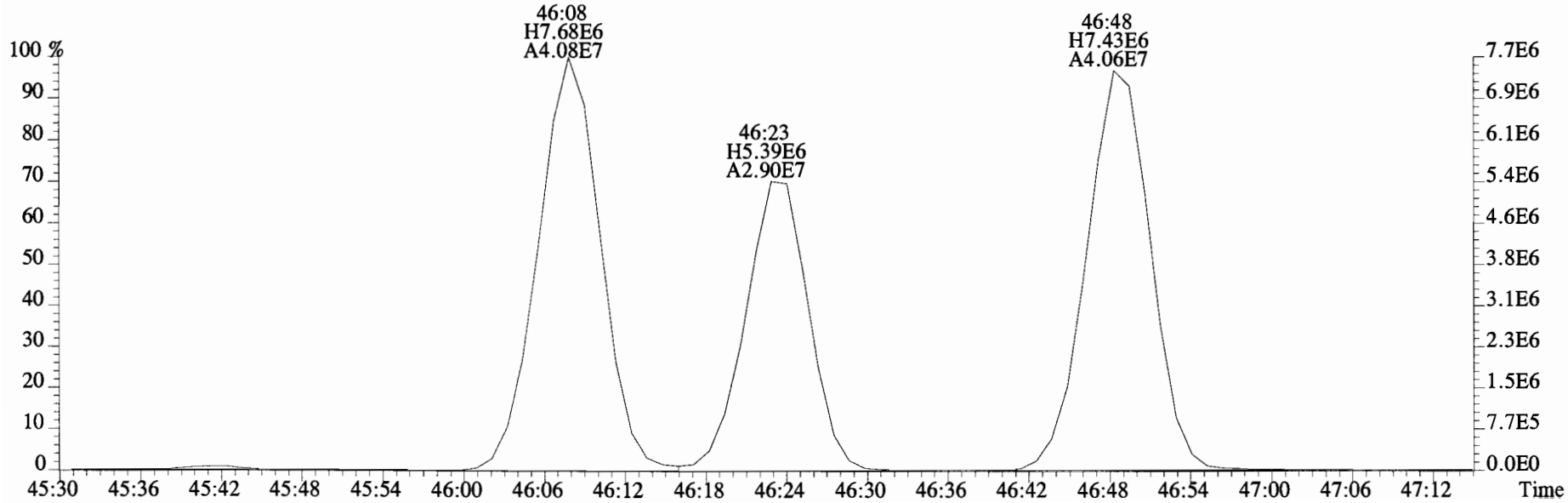

File:190610E1 #1-573 Acq:10-JUN-2019 21:02:03 GC EI+ Voltage SIR Autospec-UltimaE
Sample#5 File Text:Vista Analytical Laboratory VG-8 Text:1900817-01 T4-PDI2019-SG50-190418 15.36 Exp:PCB_ZB1
371.8817 S:5 F:4 SMO(1,3) BSUB(10000,15,-3.0) PKD(5,5,2,0.10%,11264.0,0.00%,F,F)

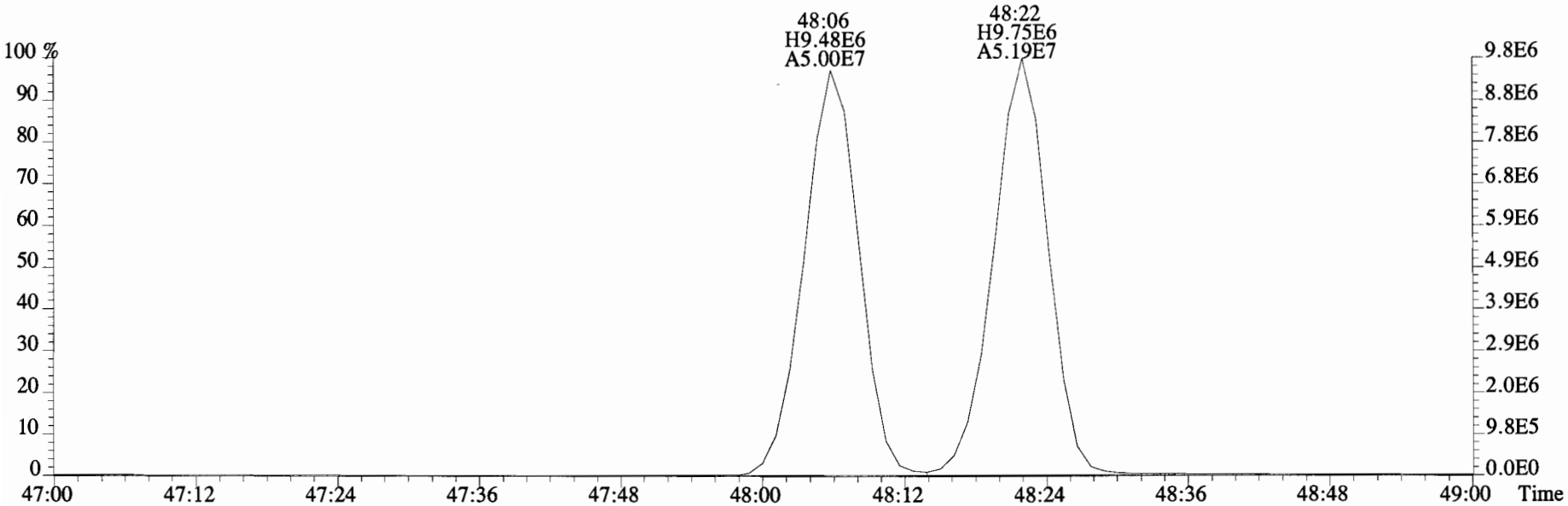

373.8788 S:5 F:4 SMO(1,3) BSUB(10000,15,-3.0) PKD(5,5,2,0.10%,8012.0,0.00%,F,F)

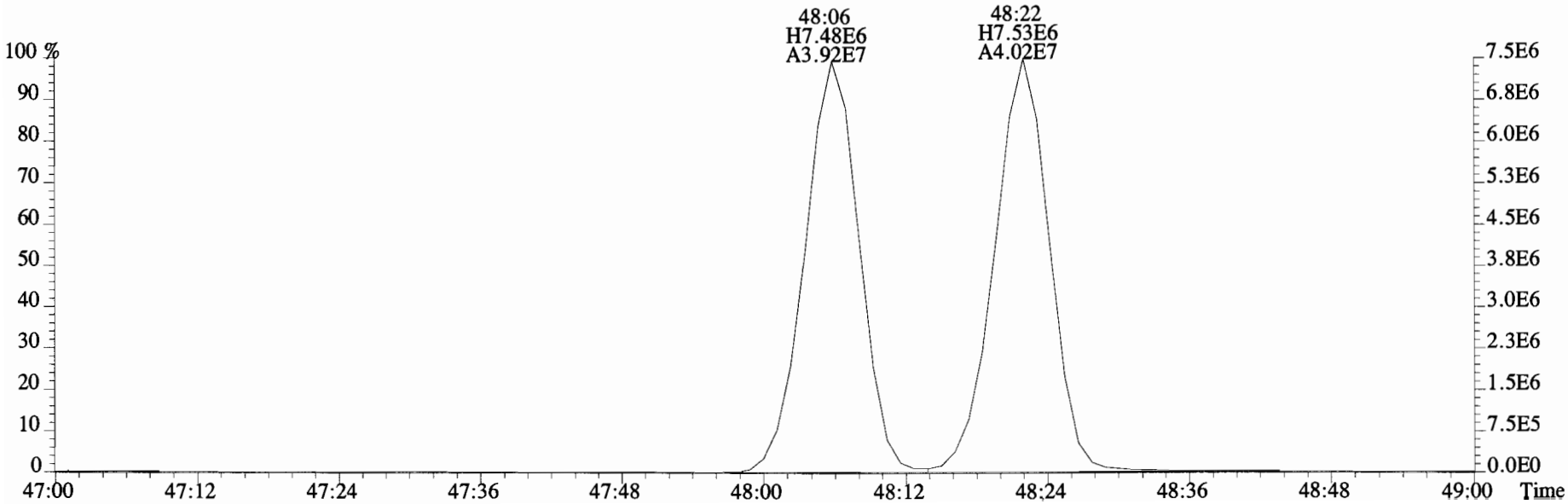

File:190610E1 #1-573 Acq:10-JUN-2019 21:02:03 GC EI+ Voltage SIR Autospec-UltimaE
Sample#5 File Text:Vista Analytical Laboratory VG-8 Text:1900817-01 T4-PDI2019-SG50-190418 15.36 Exp:PCB_ZB1
359.8415 S:5 F:4 SMO(1,3) BSUB(10000,15,-3.0) PKD(5,5,2,0.10%,2456.0,0.00%,F,F)

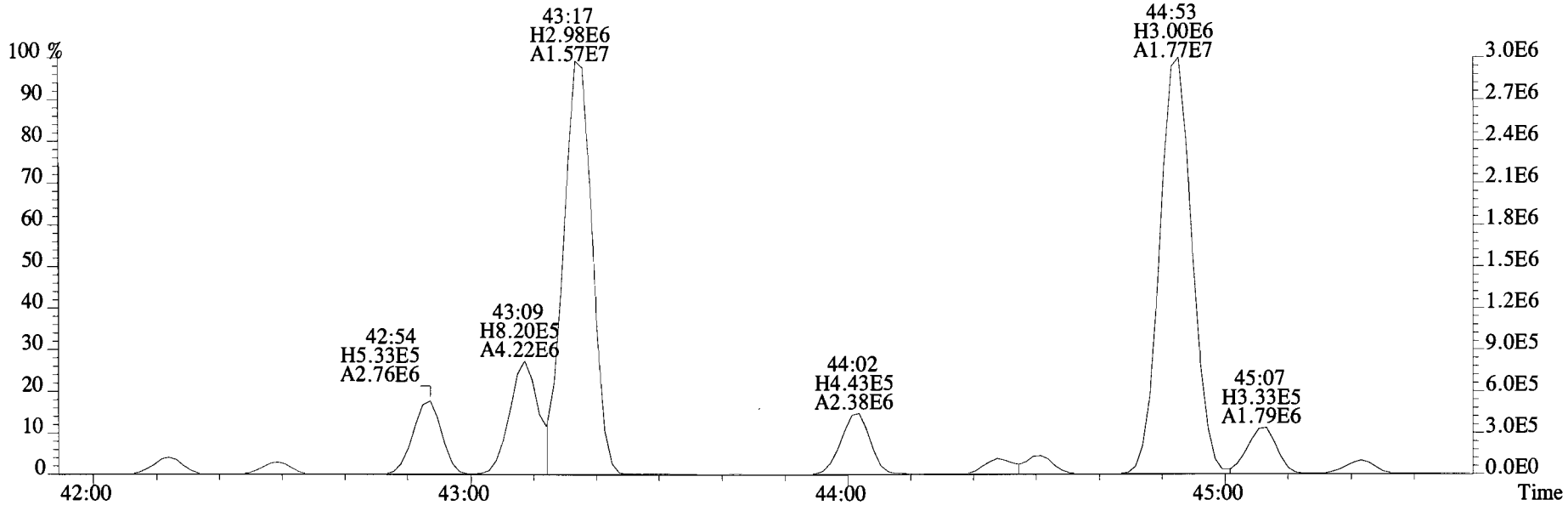

361.8385 S:5 F:4 SMO(1,3) BSUB(10000,15,-3.0) PKD(5,5,2,0.10%,2624.0,0.00%,F,F)

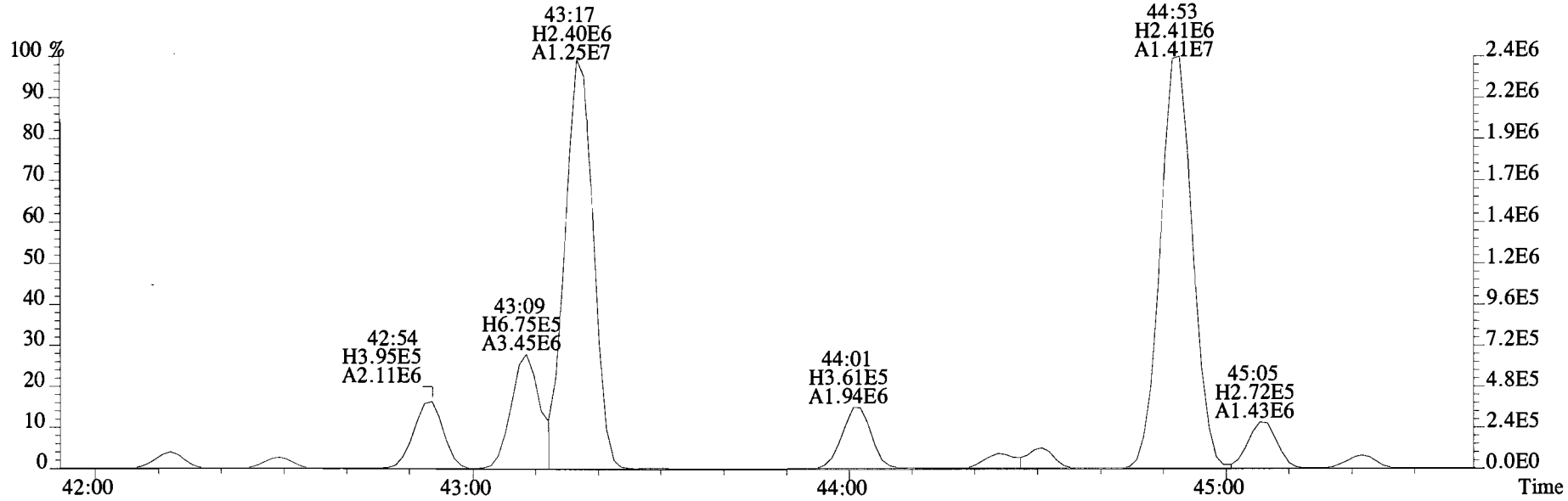

File:190610E1 #1-573 Acq:10-JUN-2019 21:02:03 GC EI+ Voltage SIR Autospec-UltimaE
Sample#5 File Text:Vista Analytical Laboratory VG-8 Text:1900817-01 T4-PDI2019-SG50-190418 15.36 Exp:PCB_ZB1
359.8415 S:5 F:4 SMO(1,3) BSUB(10000,15,-3.0) PKD(5,5,2,0.10%,2456.0,0.00%,F,F)

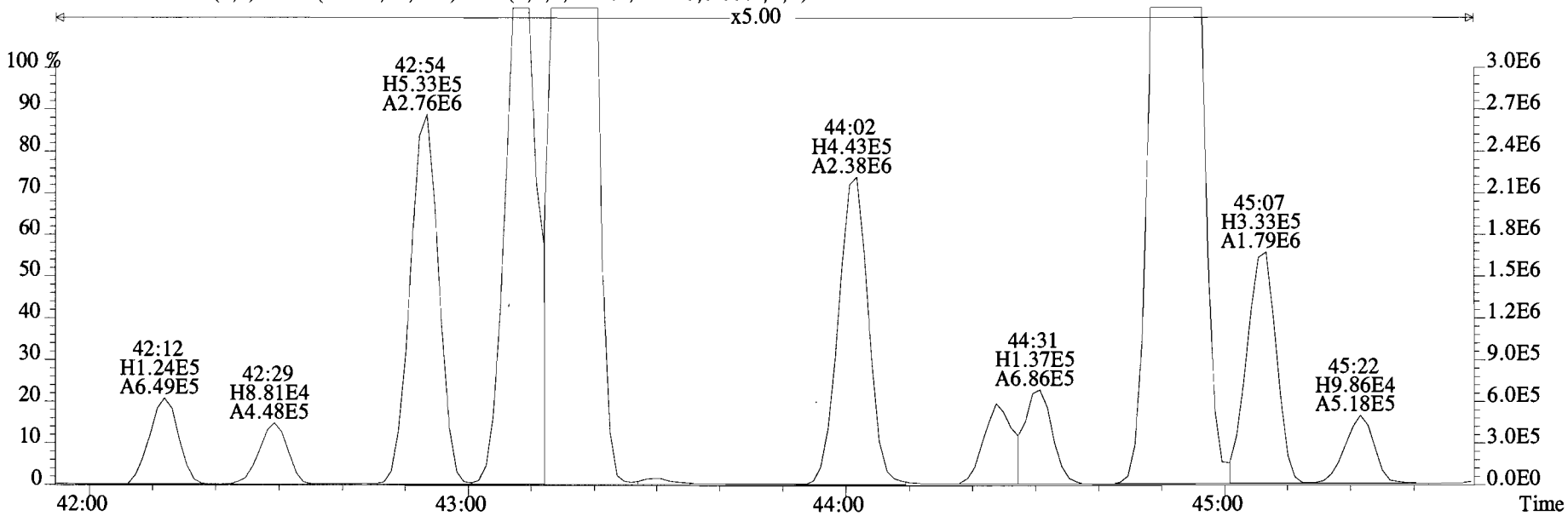

361.8385 S:5 F:4 SMO(1,3) BSUB(10000,15,-3.0) PKD(5,5,2,0.10%,2624.0,0.00%,F,F)

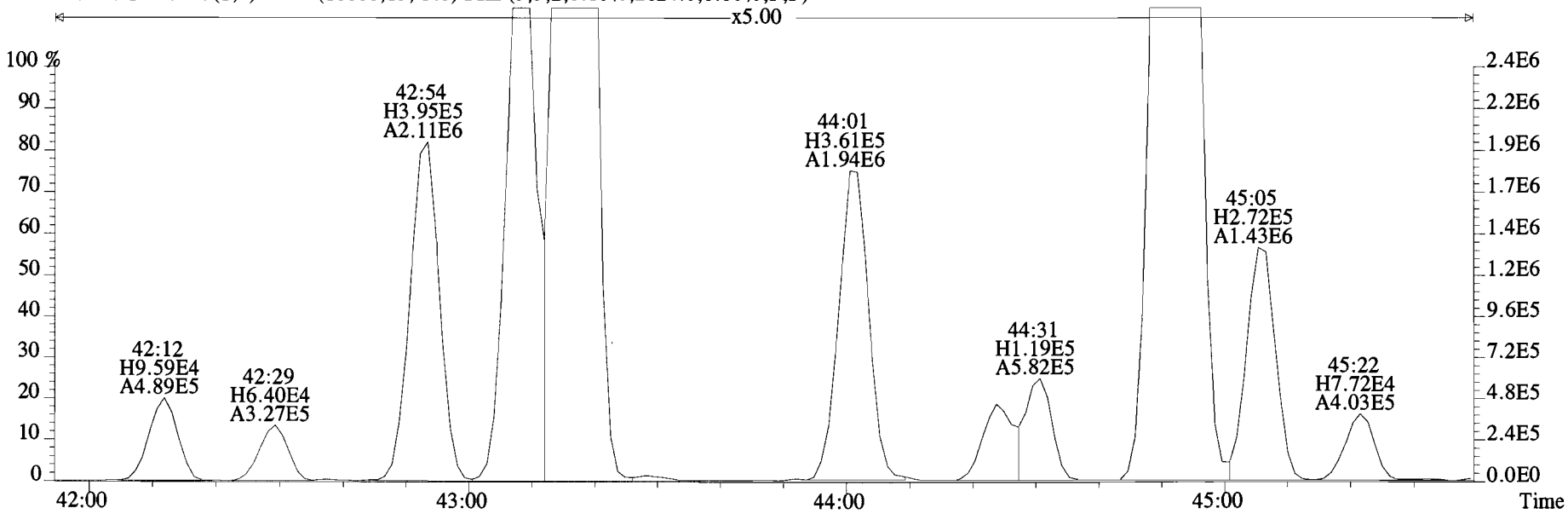

File:190610E1 #1-573 Acq:10-JUN-2019 21:02:03 GC EI+ Voltage SIR Autospec-UltimaE
Sample#5 File Text:Vista Analytical Laboratory VG-8 Text:1900817-01 T4-PDI2019-SG50-190418 15.36 Exp:PCB_ZB1
359.8415 S:5 F:4 SMO(1,3) BSUB(10000,15,-3.0) PKD(5,5,2,0.10%,2456.0,0.00%,F,F)

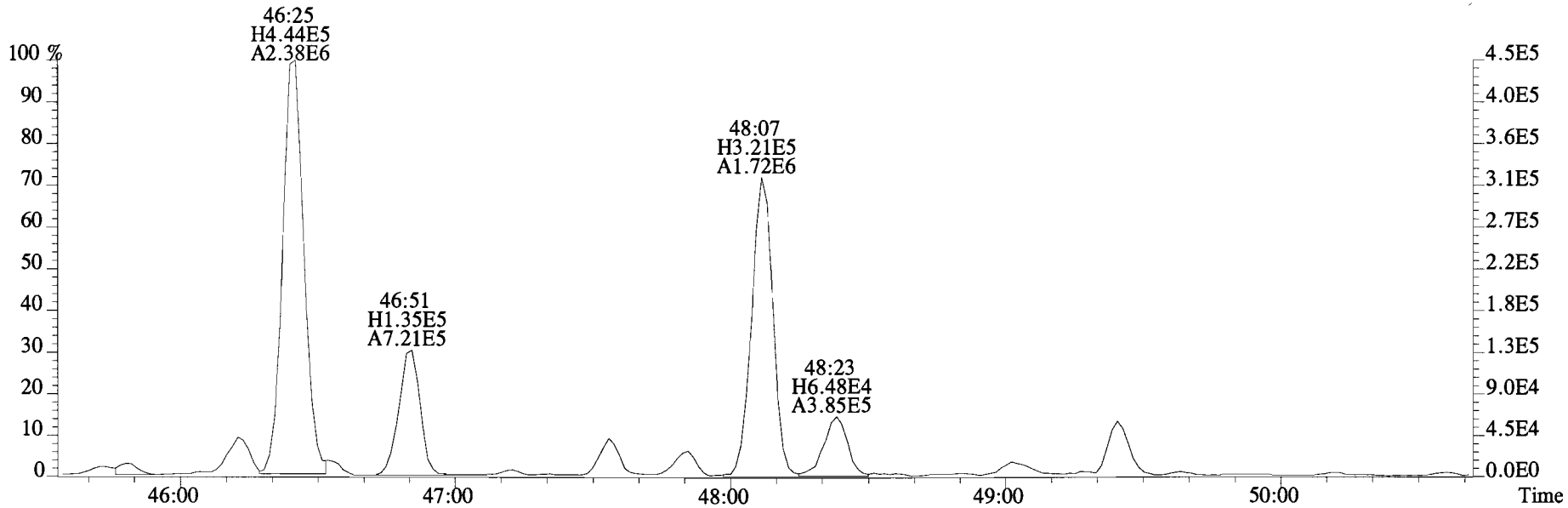

361.8385 S:5 F:4 SMO(1,3) BSUB(10000,15,-3.0) PKD(5,5,2,0.10%,2624.0,0.00%,F,F)

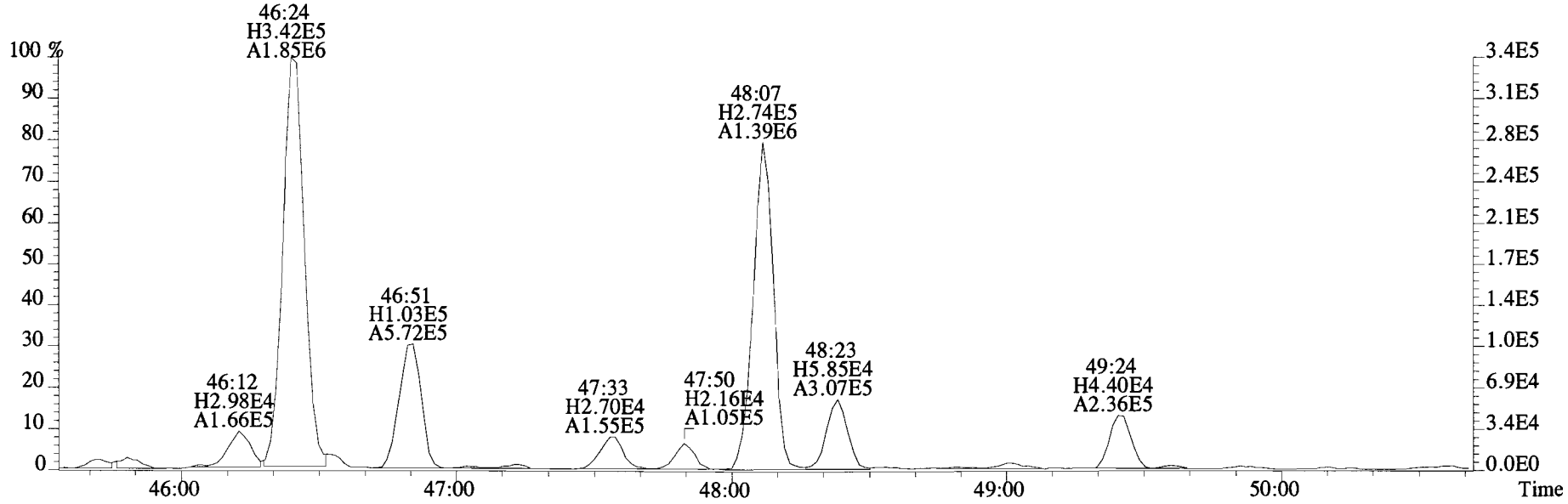

File:190610E1 #1-573 Acq:10-JUN-2019 21:02:03 GC EI+ Voltage SIR Autospec-UltimaE
Sample#5 File Text:Vista Analytical Laboratory VG-8 Text:1900817-01 T4-PDI2019-SG50-190418 15.36 Exp:PCB_ZB1
359.8415 S:5 F:4 SMO(1,3) BSUB(10000,15,-3.0) PKD(5,5,2,0.10%,2456.0,0.00%,F,F)

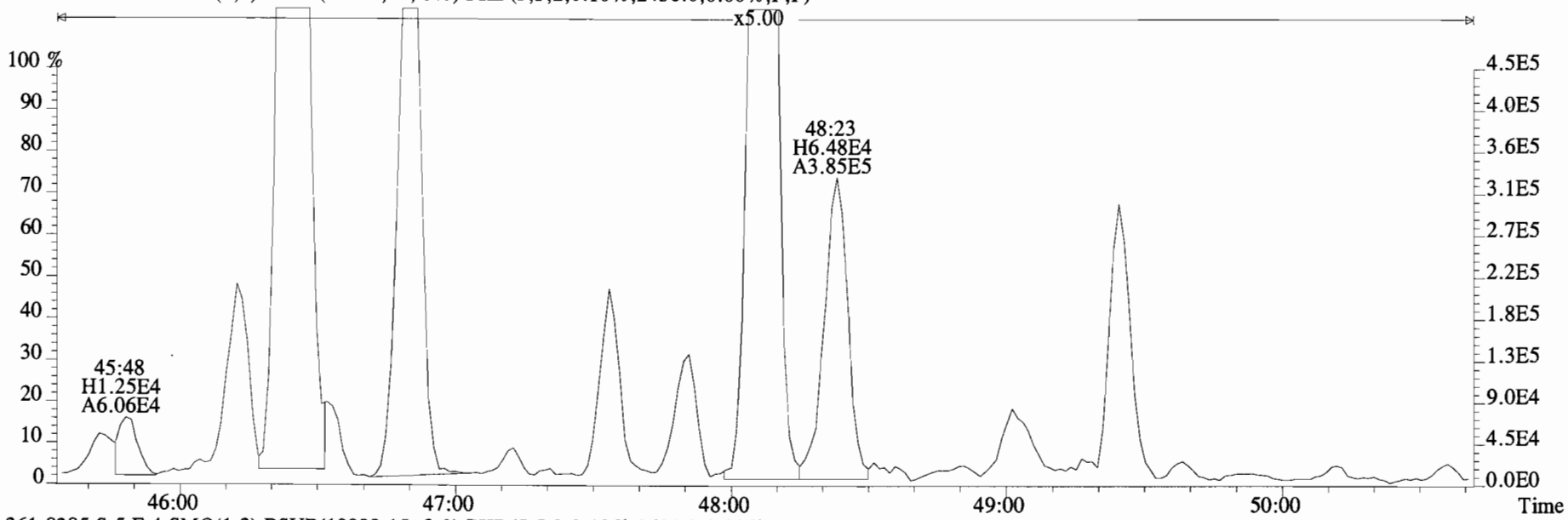

361.8385 S:5 F:4 SMO(1,3) BSUB(10000,15,-3.0) PKD(5,5,2,0.10%,2624.0,0.00%,F,F)

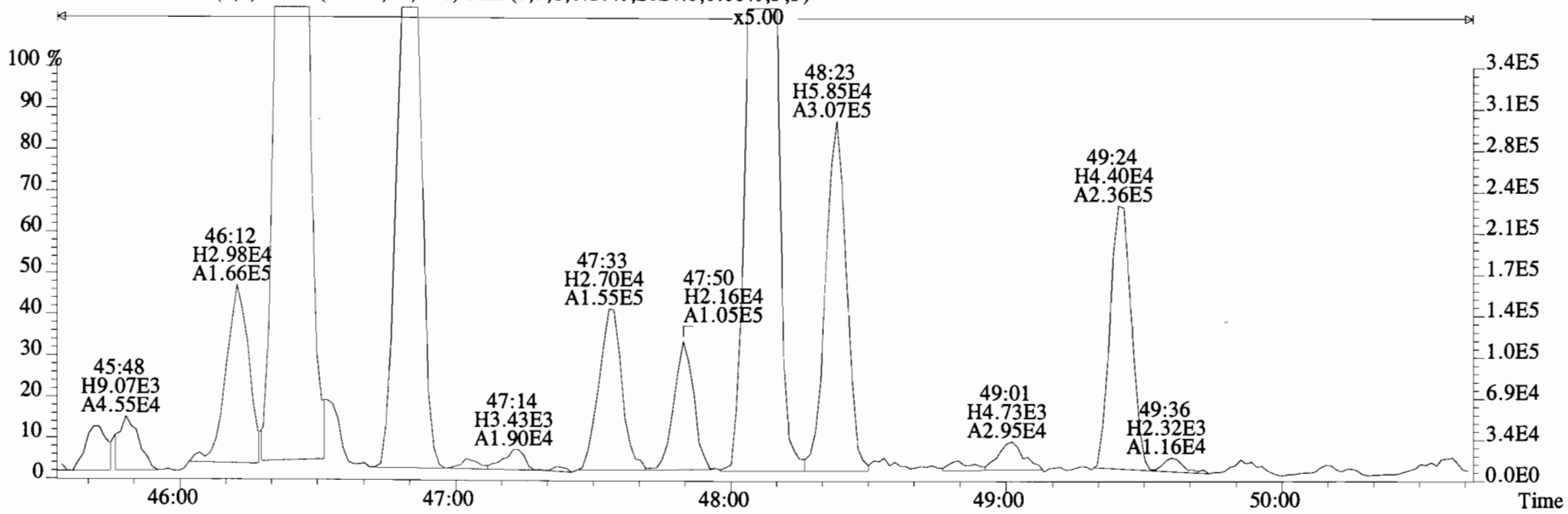

File:190610E1 #1-573 Acq:10-JUN-2019 21:02:03 GC EI+ Voltage SIR Autospec-UltimaE
Sample#5 File Text:Vista Analytical Laboratory VG-8 Text:1900817-01 T4-PDI2019-SG50-190418 15.36 Exp:PCB_ZB1
393.8025 S:5 F:4 SMO(1,3) BSUB(10000,15,-3.0) PKD(5,5,2,0.10%,1624.0,0.00%,F,F)

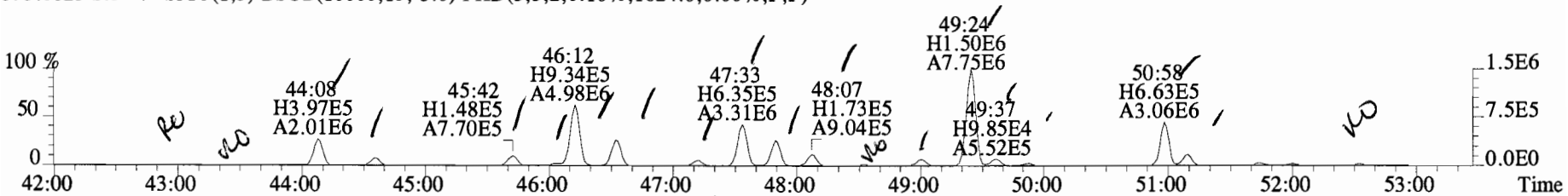

395.7995 S:5 F:4 SMO(1,3) BSUB(10000,15,-3.0) PKD(5,5,2,0.10%,1060.0,0.00%,F,F)

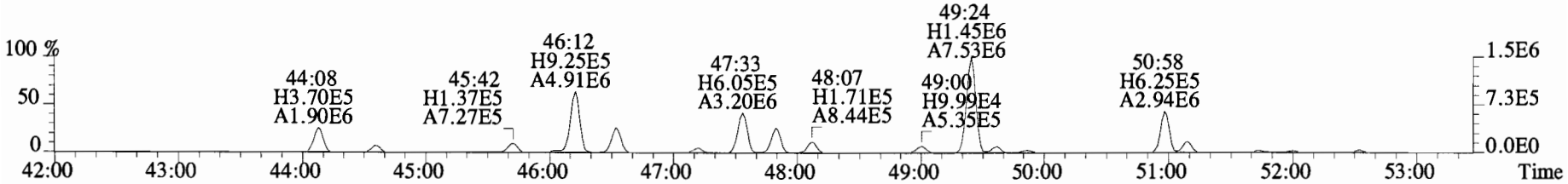

403.8457 S:5 F:4 SMO(1,3) BSUB(10000,15,-3.0) PKD(5,5,2,0.10%,1772.0,0.00%,F,F)

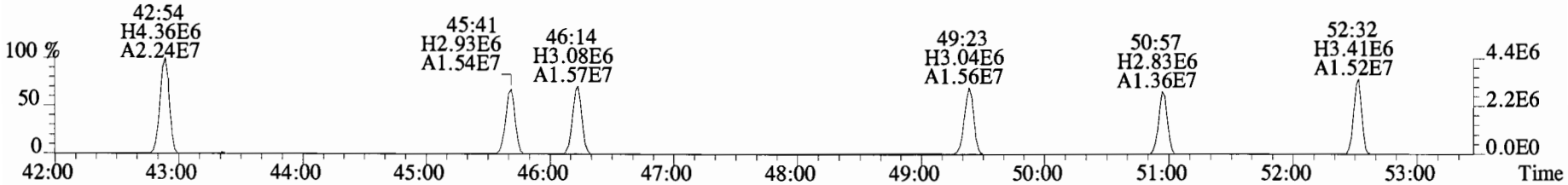

405.8428 S:5 F:4 SMO(1,3) BSUB(10000,15,-3.0) PKD(5,5,2,0.10%,1824.0,0.00%,F,F)

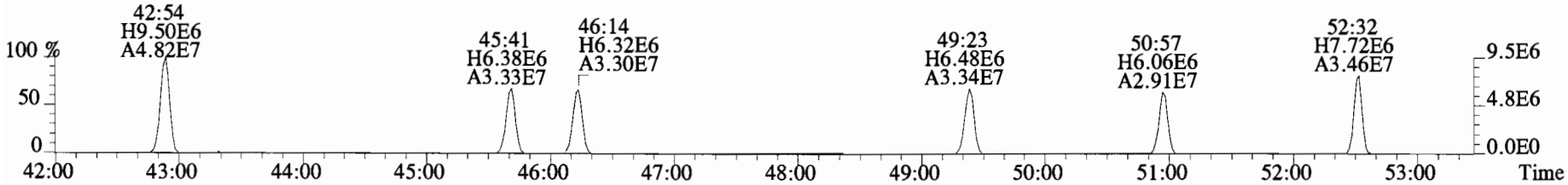

380.9760 S:5 F:4

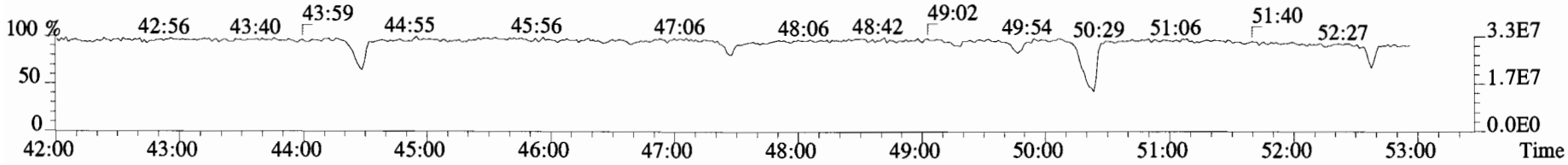

File:190610E1 #1-573 Acq:10-JUN-2019 21:02:03 GC EI+ Voltage SIR Autospec-UltimaE
Sample#5 File Text:Vista Analytical Laboratory VG-8 Text:1900817-01 T4-PDI2019-SG50-190418 15.36 Exp:PCB_ZB1
393.8025 S:5 F:4 SMO(1,3) BSUB(10000,15,-3.0) PKD(5,5,2,0.10%,1624.0,0.00%,F,F)

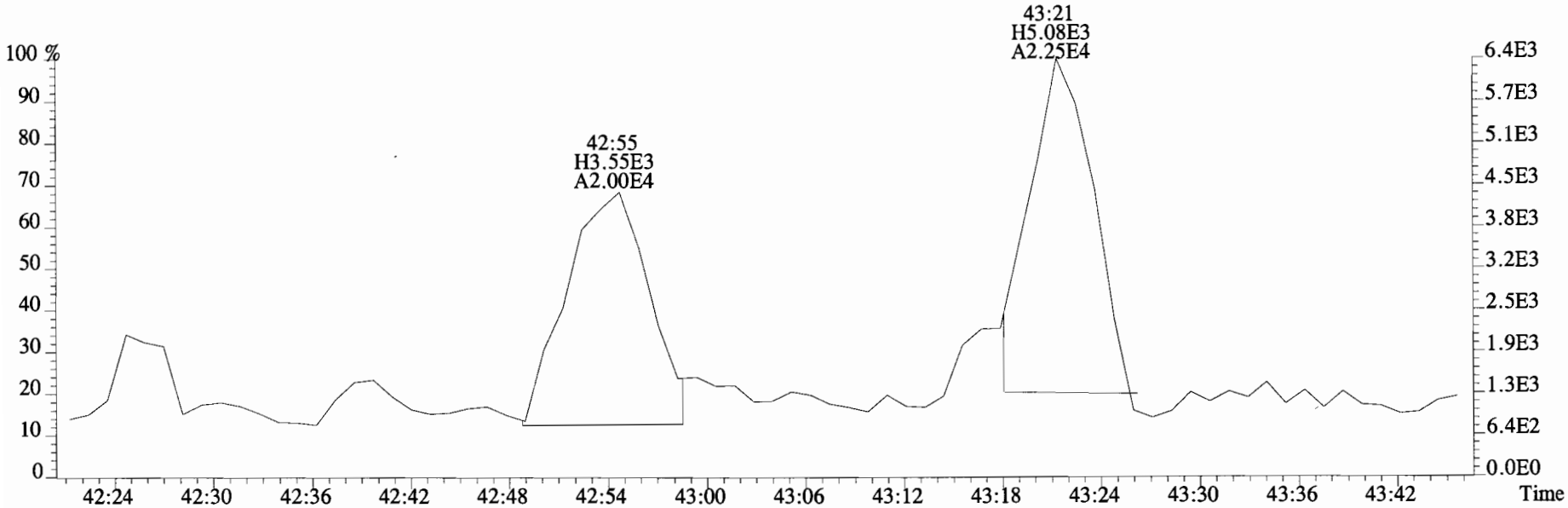

395.7995 S:5 F:4 SMO(1,3) BSUB(10000,15,-3.0) PKD(5,5,2,0.10%,1060.0,0.00%,F,F)

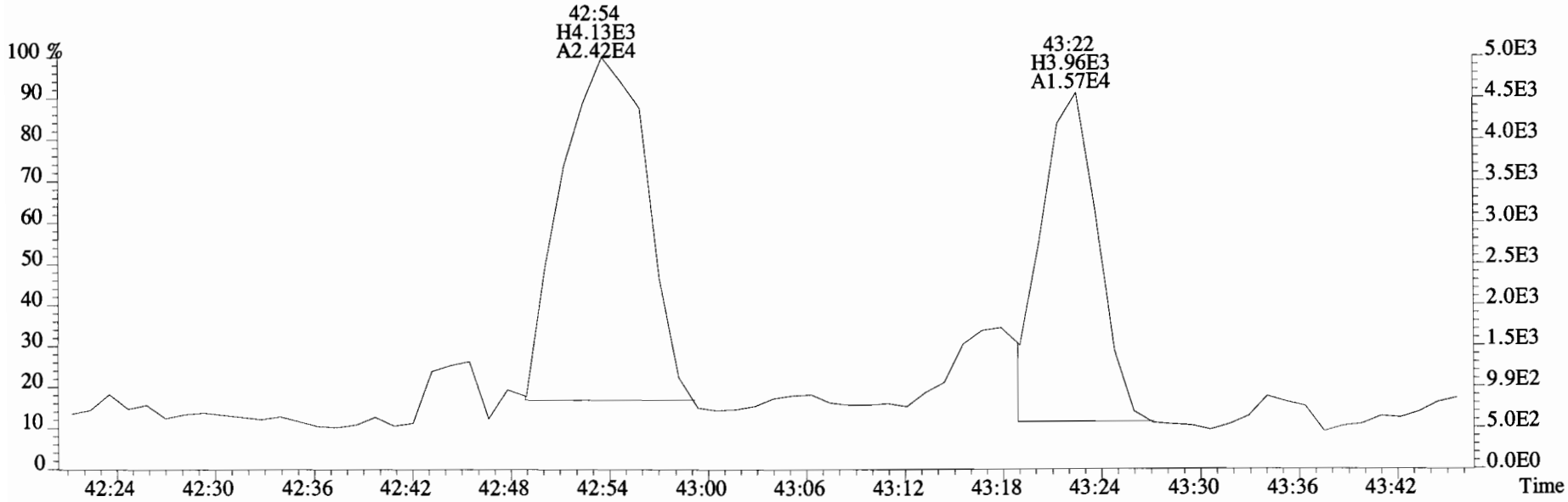

File:190610E1 #1-573 Acq:10-JUN-2019 21:02:03 GC EI+ Voltage SIR Autospec-UltimaE
Sample#5 File Text:Vista Analytical Laboratory VG-8 Text:1900817-01 T4-PDI2019-SG50-190418 15.36 Exp:PCB_ZB1
393.8025 S:5 F:4 SMO(1,3) BSUB(10000,15,-3.0) PKD(5,5,2,0.10%,1624.0,0.00%,F,F)

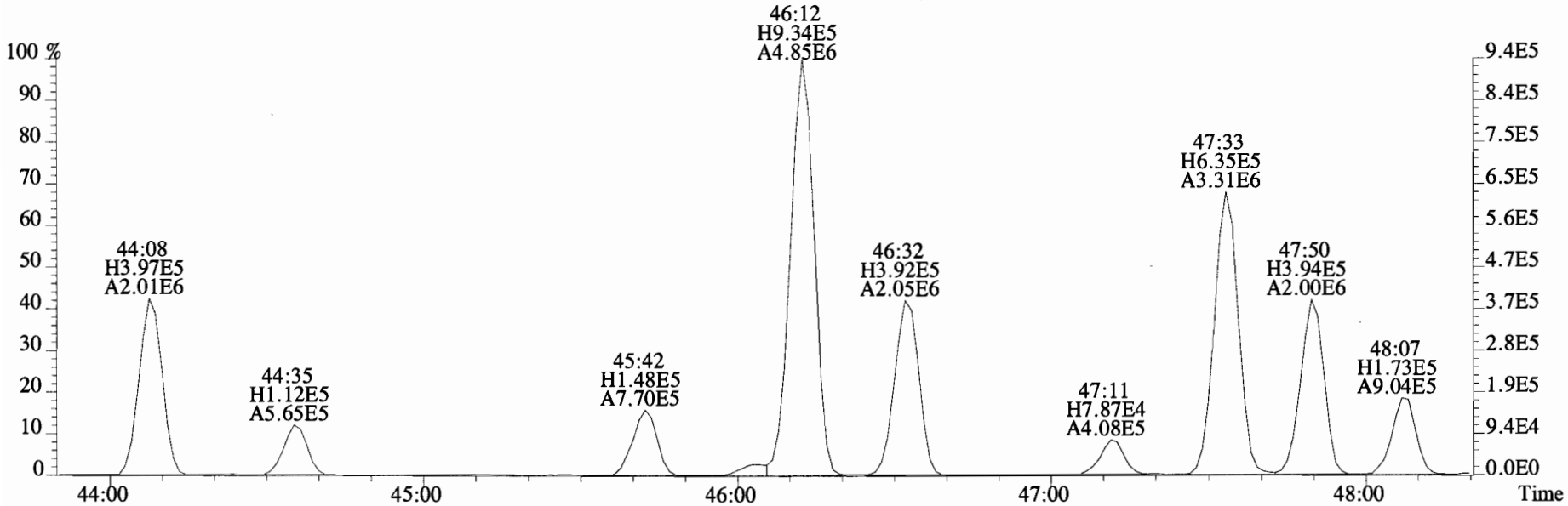

395.7995 S:5 F:4 SMO(1,3) BSUB(10000,15,-3.0) PKD(5,5,2,0.10%,1060.0,0.00%,F,F)

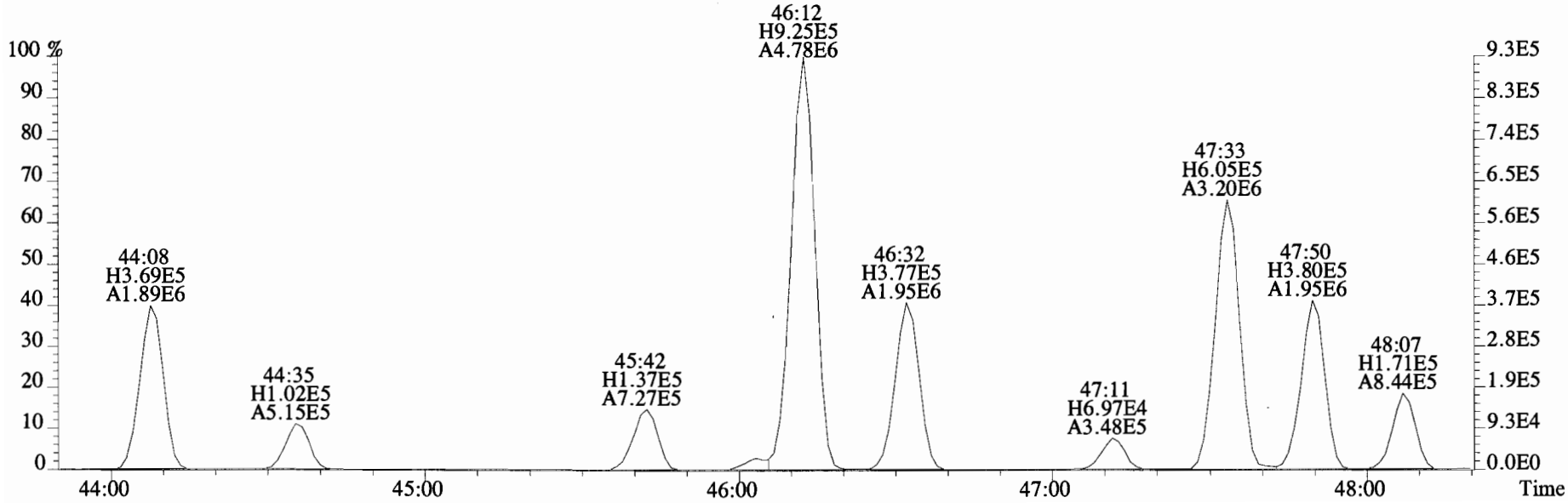

File:190610E1 #1-573 Acq:10-JUN-2019 21:02:03 GC EI+ Voltage SIR Autospec-UltimaE
Sample#5 File Text:Vista Analytical Laboratory VG-8 Text:1900817-01 T4-PDI2019-SG50-190418 15.36 Exp:PCB_ZB1
393.8025 S:5 F:4 SMO(1,3) BSUB(10000,15,-3.0) PKD(5,5,2,0.10%,1624.0,0.00%,F,F)

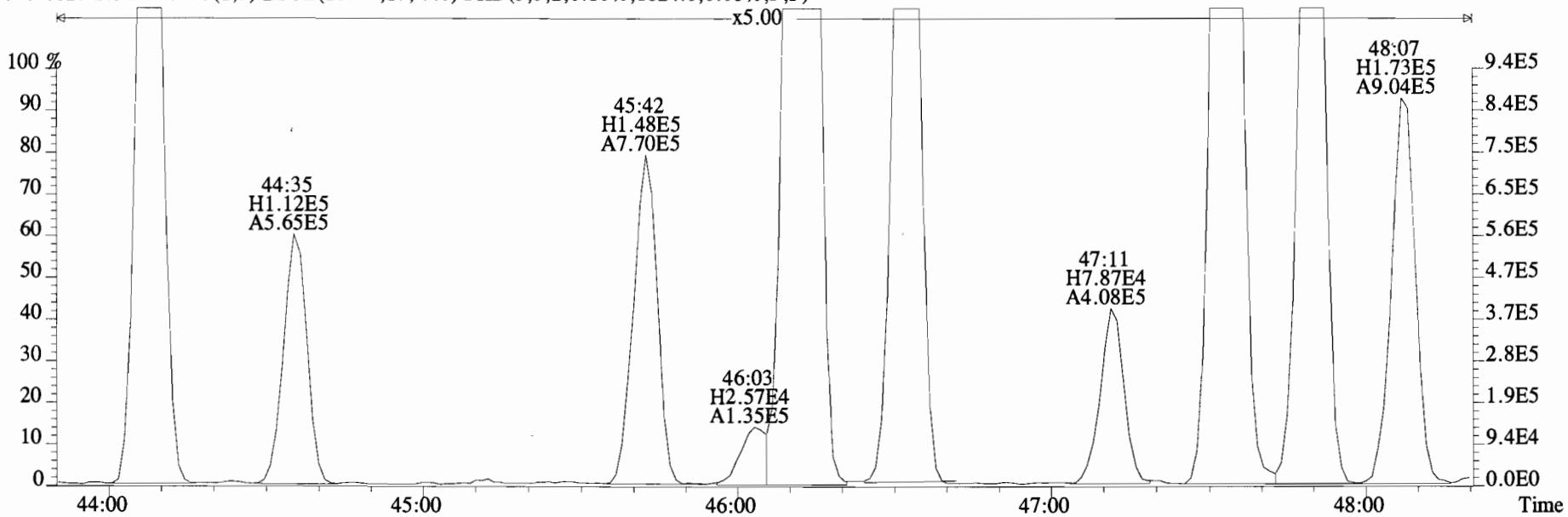

395.7995 S:5 F:4 SMO(1,3) BSUB(10000,15,-3.0) PKD(5,5,2,0.10%,1060.0,0.00%,F,F)

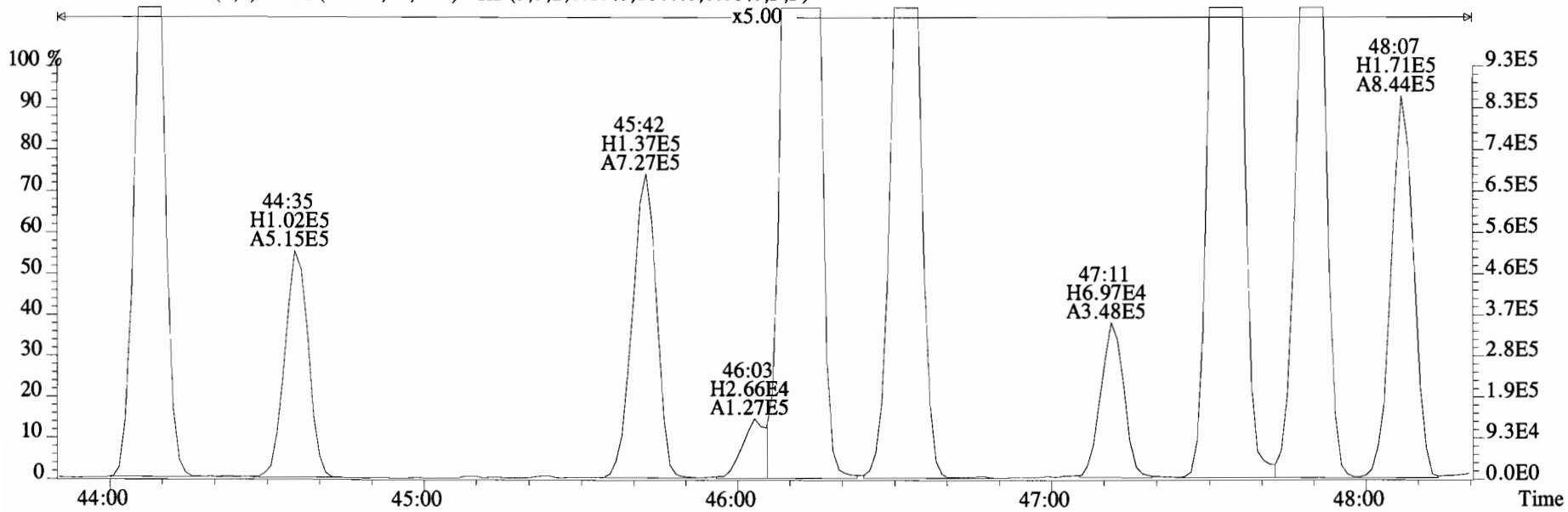

File:190610E1 #1-573 Acq:10-JUN-2019 21:02:03 GC EI+ Voltage SIR Autospec-UltimaE
Sample#5 File Text:Vista Analytical Laboratory VG-8 Text:1900817-01 T4-PDI2019-SG50-190418 15.36 Exp:PCB_ZB1
393.8025 S:5 F:4 SMO(1,3) BSUB(10000,15,-3.0) PKD(5,5,2,0.10%,1624.0,0.00%,F,F)

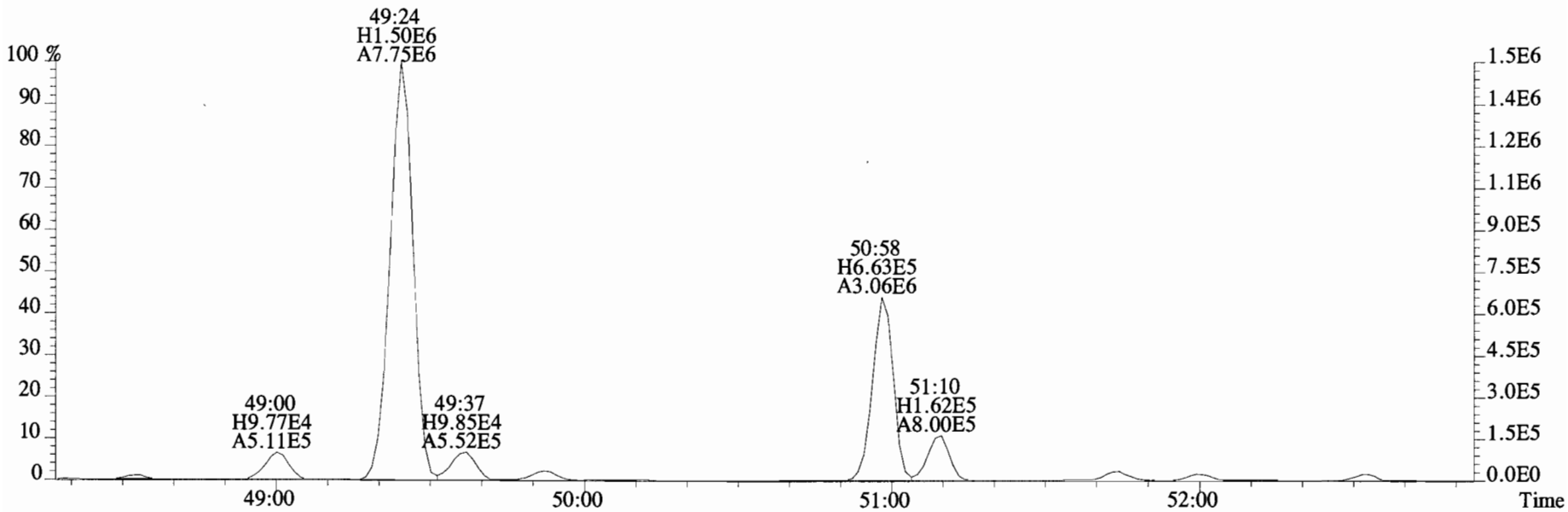

395.7995 S:5 F:4 SMO(1,3) BSUB(10000,15,-3.0) PKD(5,5,2,0.10%,1060.0,0.00%,F,F)

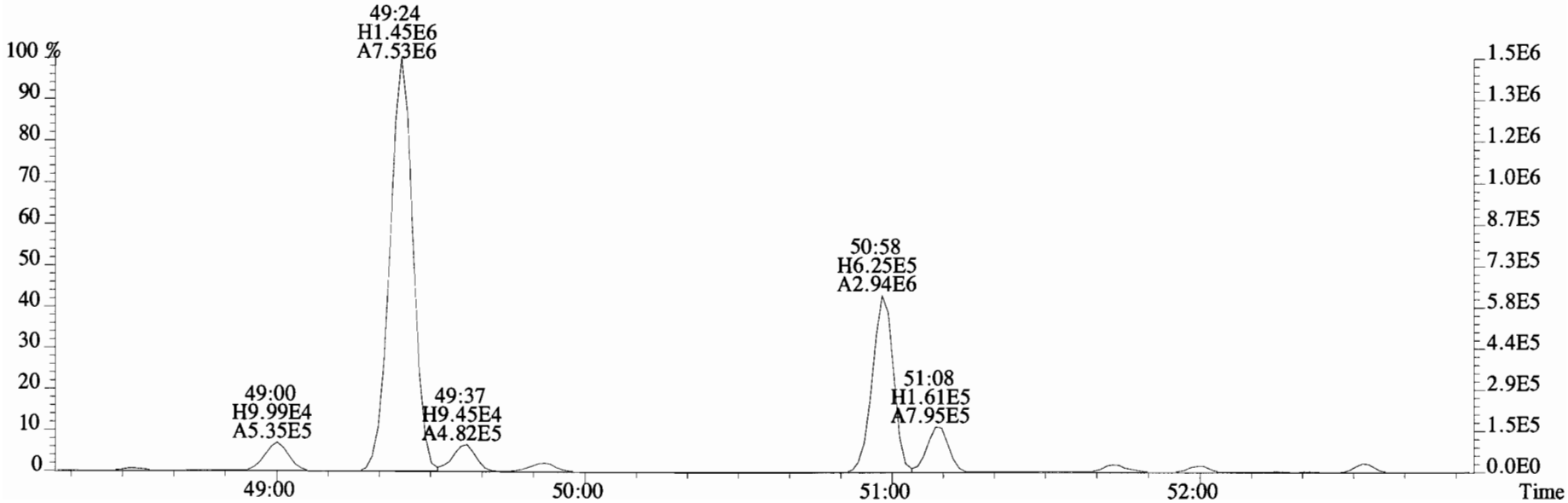

File:190610E1 #1-573 Acq:10-JUN-2019 21:02:03 GC EI+ Voltage SIR Autospec-UltimaE
Sample#5 File Text:Vista Analytical Laboratory VG-8 Text:1900817-01 T4-PDI2019-SG50-190418 15.36 Exp:PCB_ZB1
393.8025 S:5 F:4 SMO(1,3) BSUB(10000,15,-3.0) PKD(5,5,2,0.10%,1624.0,0.00%,F,F)

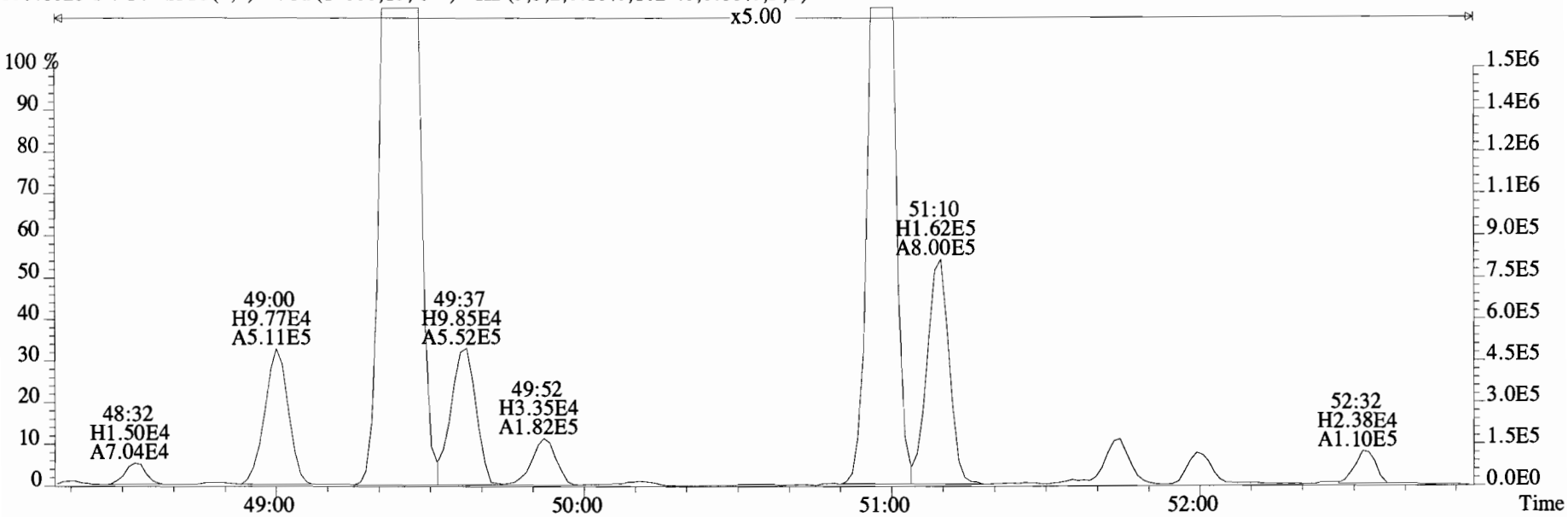

395.7995 S:5 F:4 SMO(1,3) BSUB(10000,15,-3.0) PKD(5,5,2,0.10%,1060.0,0.00%,F,F)

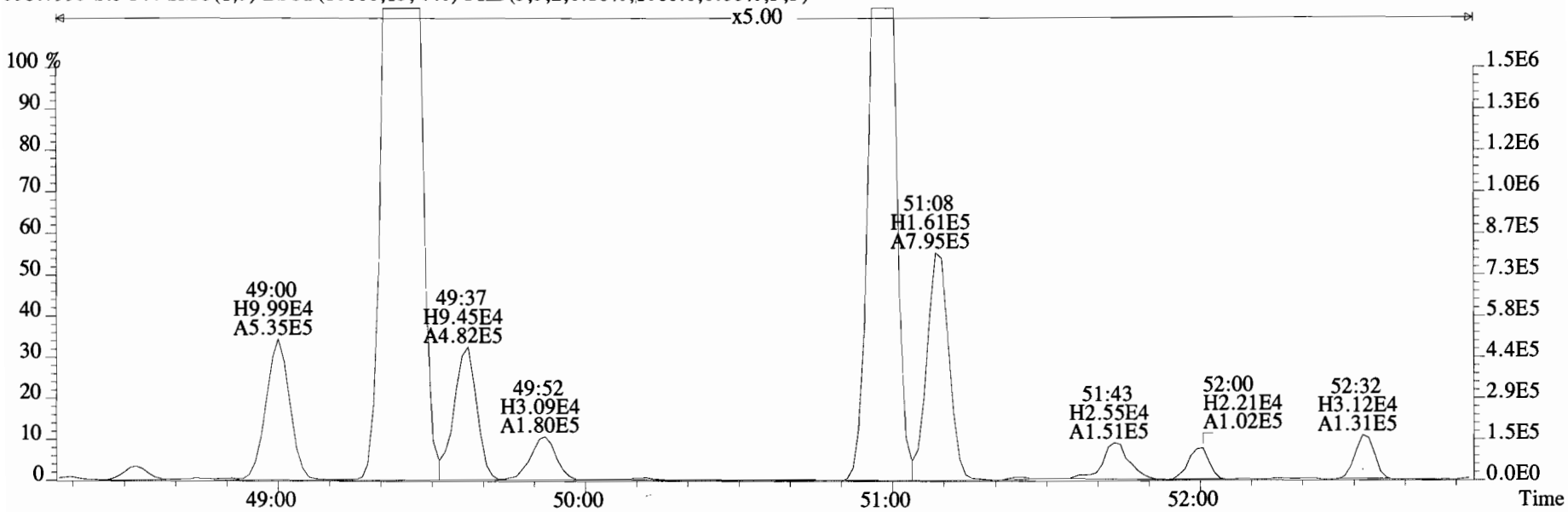

File:190610E1 #1-573 Acq:10-JUN-2019 21:02:03 GC EI+ Voltage SIR Autospec-UltimaE
Sample#5 File Text:Vista Analytical Laboratory VG-8 Text:1900817-01 T4-PDI2019-SG50-190418 15.36 Exp:PCB_ZB1

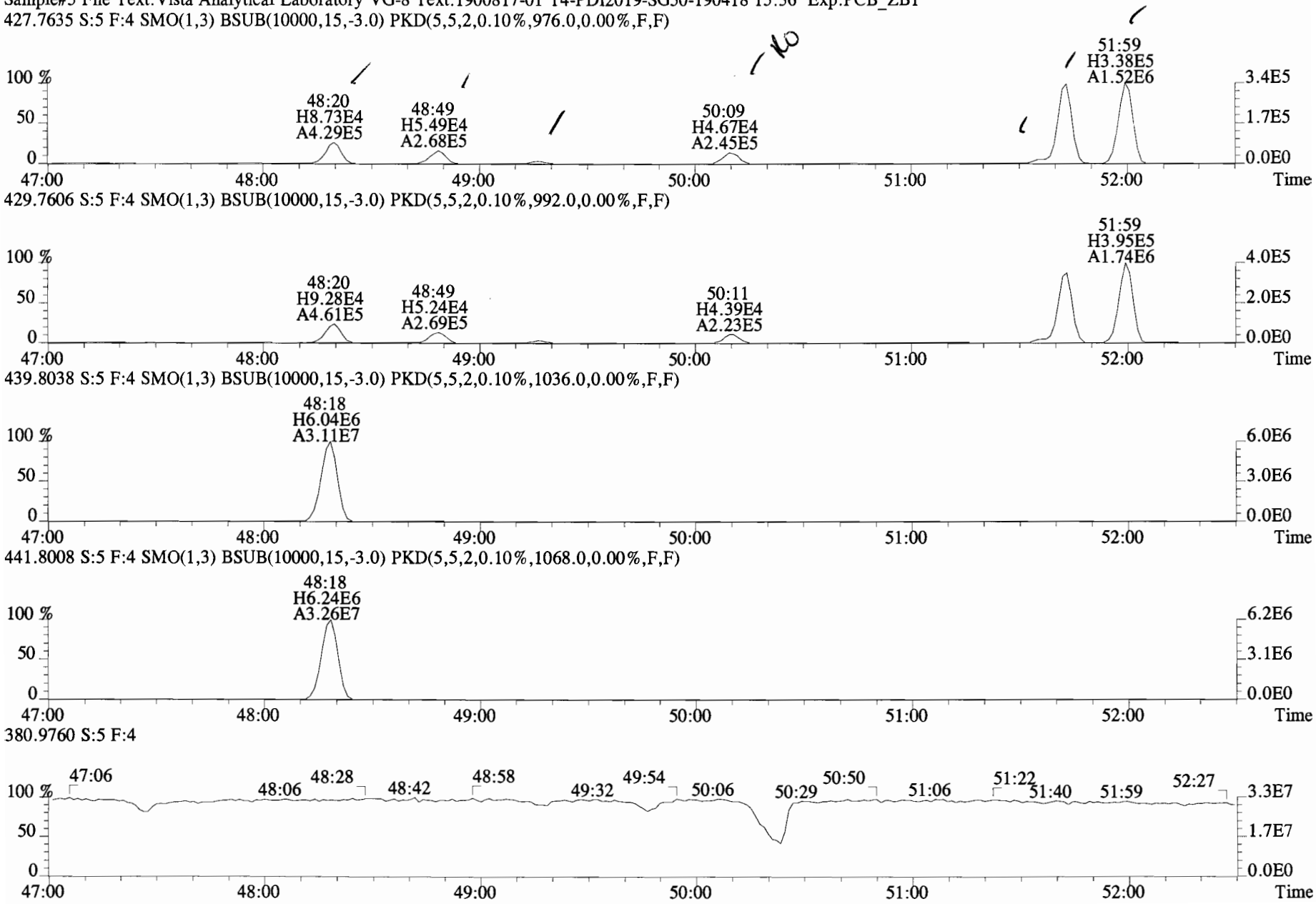

File:190610E1 #1-573 Acq:10-JUN-2019 21:02:03 GC EI+ Voltage SIR Autospec-UltimaE
Sample#5 File Text:Vista Analytical Laboratory VG-8 Text:1900817-01 T4-PDI2019-SG50-190418 15.36 Exp:PCB_ZB1
427.7635 S:5 F:4 SMO(1,3) BSUB(10000,15,-3.0) PKD(5,5,2,0.10%,976.0,0.00%,F,F)

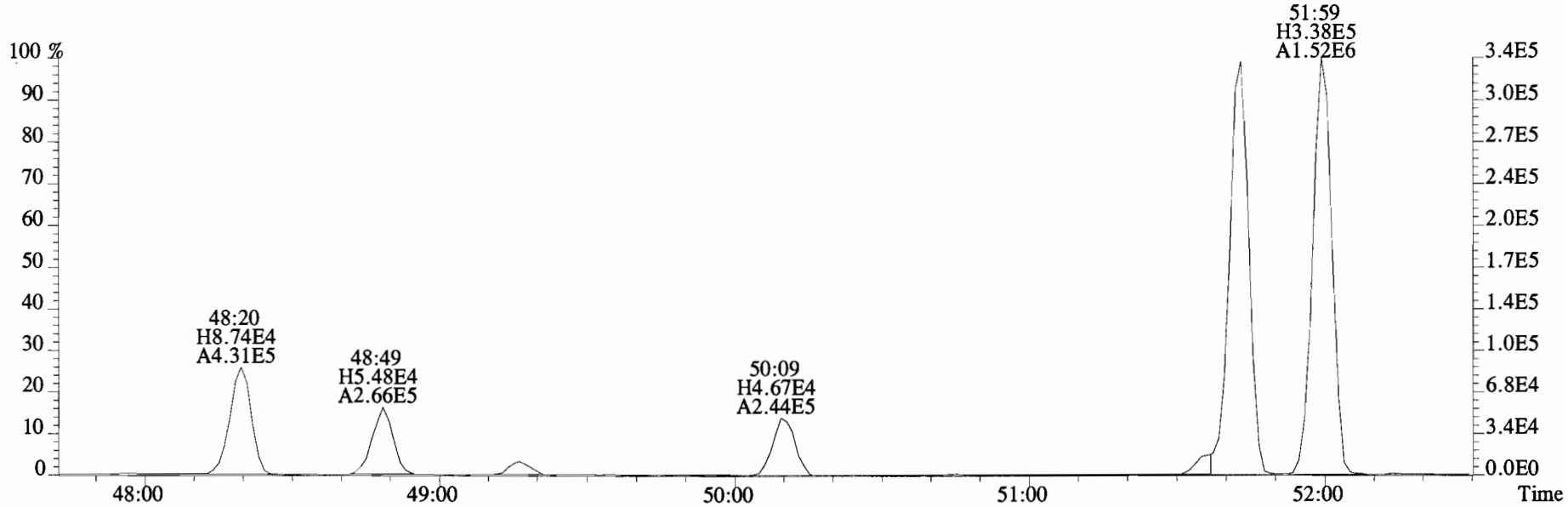

429.7606 S:5 F:4 SMO(1,3) BSUB(10000,15,-3.0) PKD(5,5,2,0.10%,992.0,0.00%,F,F)

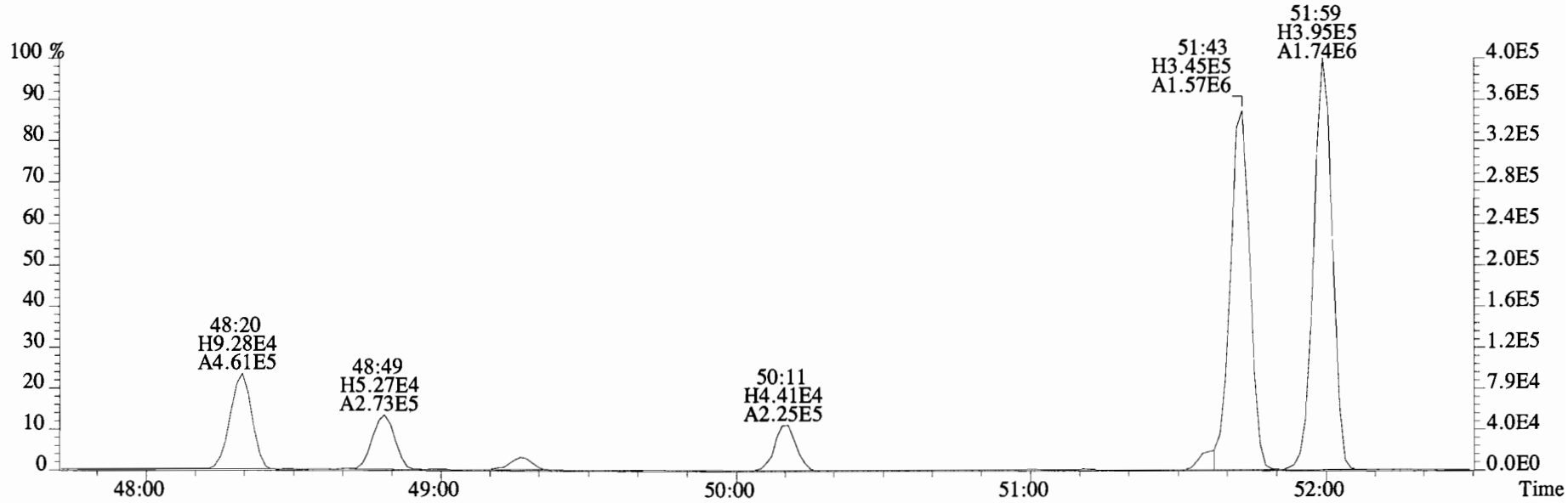

File:190610E1 #1-573 Acq:10-JUN-2019 21:02:03 GC EI+ Voltage SIR Autospec-UltimaE
Sample#5 File Text:Vista Analytical Laboratory VG-8 Text:1900817-01 T4-PDI2019-SG50-190418 15.36 Exp:PCB_ZB1
427.7635 S:5 F:4 SMO(1,3) BSUB(10000,15,-3.0) PKD(5,5,2,0.10%,976.0,0.00%,F,F)

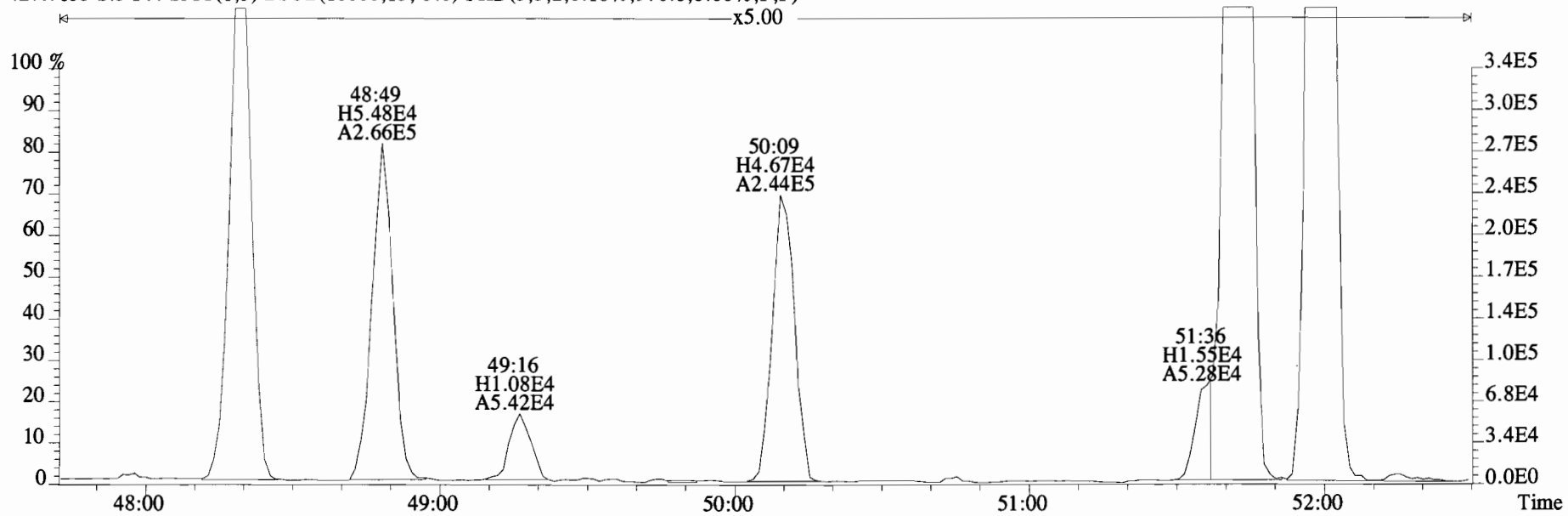

429.7606 S:5 F:4 SMO(1,3) BSUB(10000,15,-3.0) PKD(5,5,2,0.10%,992.0,0.00%,F,F)

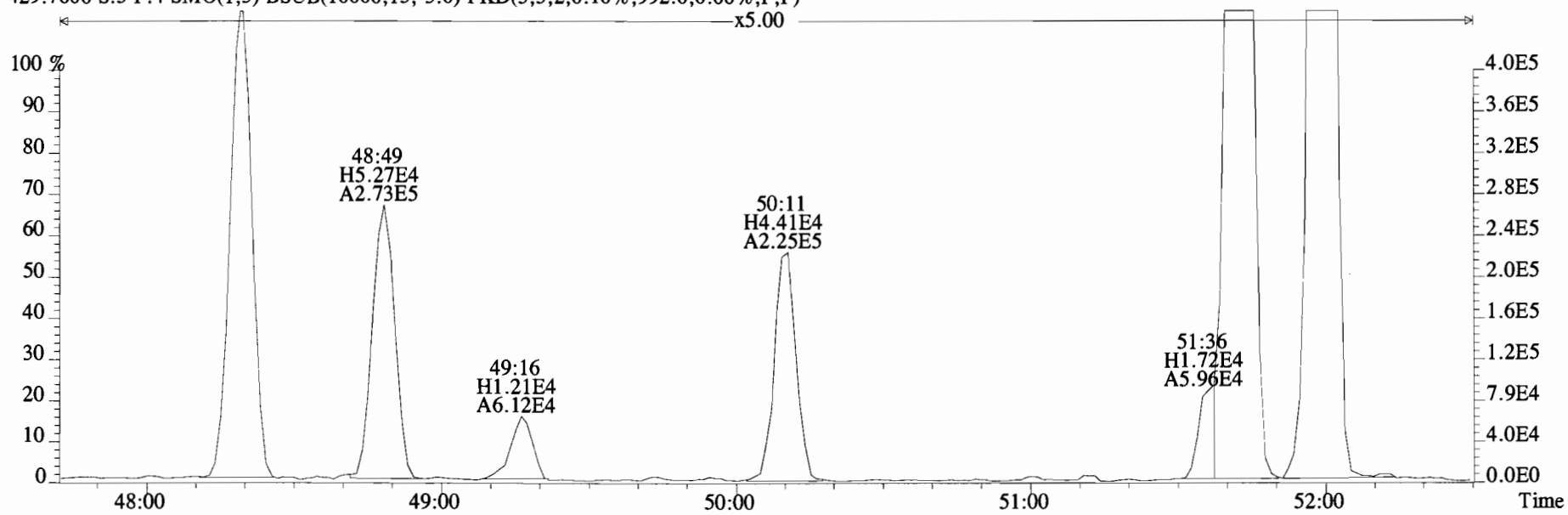

File:190610E1 #1-406 Acq:10-JUN-2019 21:02:03 GC EI+ Voltage SIR Autospec-UltimaE
Sample#5 File Text:Vista Analytical Laboratory VG-8 Text:1900817-01 T4-PDI2019-SG50-190418 15.36 Exp:PCB_ZB1
427.7635 S:5 F:5 SMO(1,3) BSUB(10000,15,-3.0) PKD(5,5,2,0.10%,656.0,0.00%,F,F)

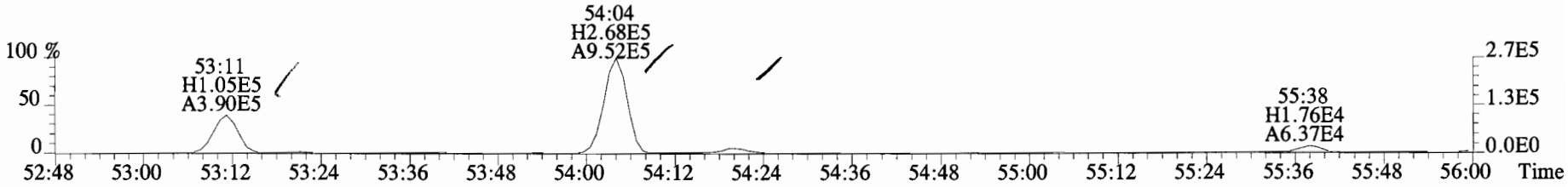

429.7606 S:5 F:5 SMO(1,3) BSUB(10000,15,-3.0) PKD(5,5,2,0.10%,1312.0,0.00%,F,F)



439.8038 S:5 F:5 SMO(1,3) BSUB(10000,15,-3.0) PKD(5,5,2,0.10%,3600.0,0.00%,F,F)

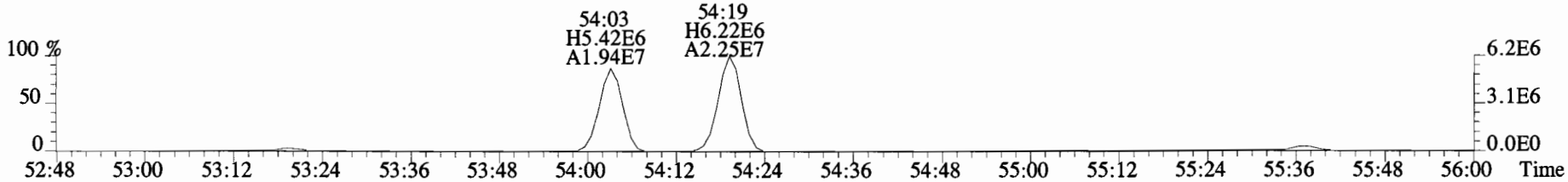

441.8008 S:5 F:5 SMO(1,3) BSUB(10000,15,-3.0) PKD(5,5,2,0.10%,2172.0,0.00%,F,F)

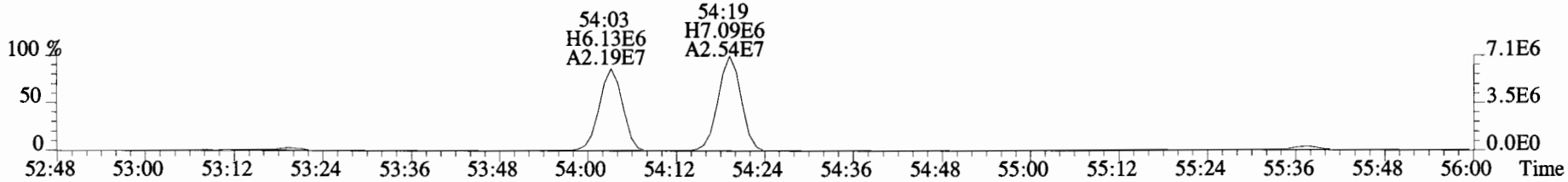

492.9697 S:5 F:5

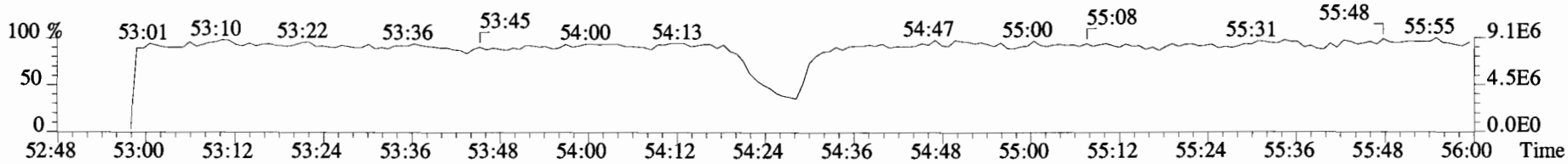

File:190610E1 #1-406 Acq:10-JUN-2019 21:02:03 GC EI+ Voltage SIR Autospec-UltimaE
Sample#5 File Text:Vista Analytical Laboratory VG-8 Text:1900817-01 T4-PDI2019-SG50-190418 15.36 Exp:PCB_ZB1
427.7635 S:5 F:5 SMO(1,3) BSUB(10000,15,-3.0) PKD(5,5,2,0.10%,656.0,0.00%,F,F)

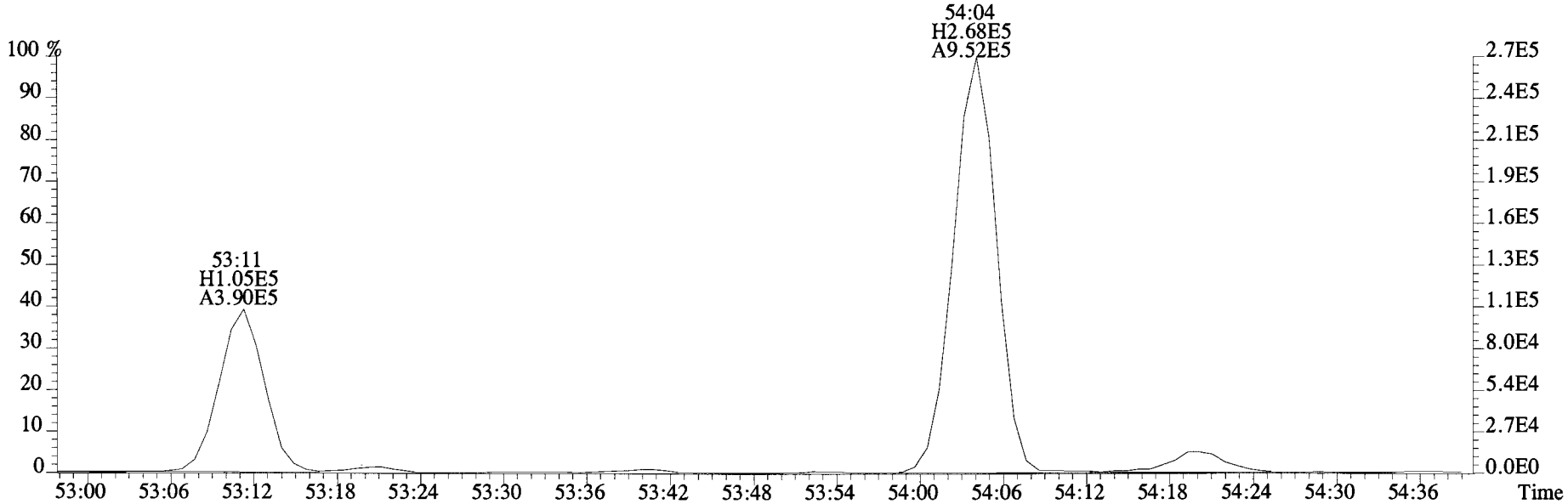

429.7606 S:5 F:5 SMO(1,3) BSUB(10000,15,-3.0) PKD(5,5,2,0.10%,1312.0,0.00%,F,F)

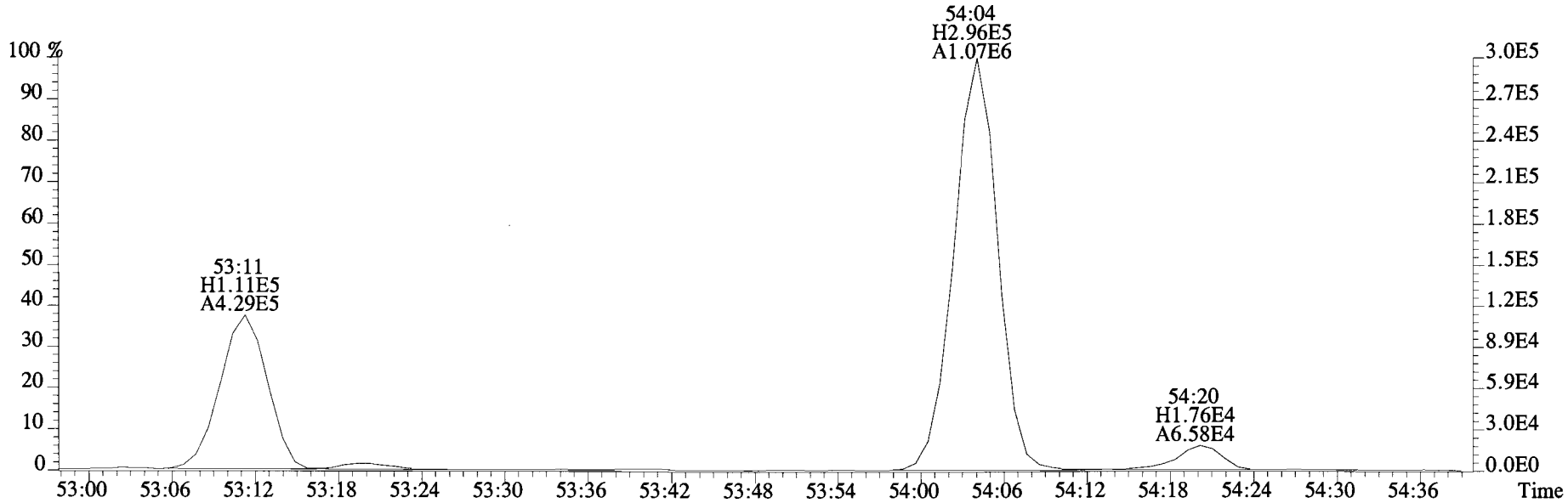

File:190610E1 #1-406 Acq:10-JUN-2019 21:02:03 GC EI+ Voltage SIR Autospec-UltimaE
Sample#5 File Text:Vista Analytical Laboratory VG-8 Text:1900817-01 T4-PDI2019-SG50-190418 15.36 Exp:PCB_ZB1
427.7635 S:5 F:5 SMO(1,3) BSUB(10000,15,-3.0) PKD(5,5,2,0.10%,656.0,0.00%,F,F)

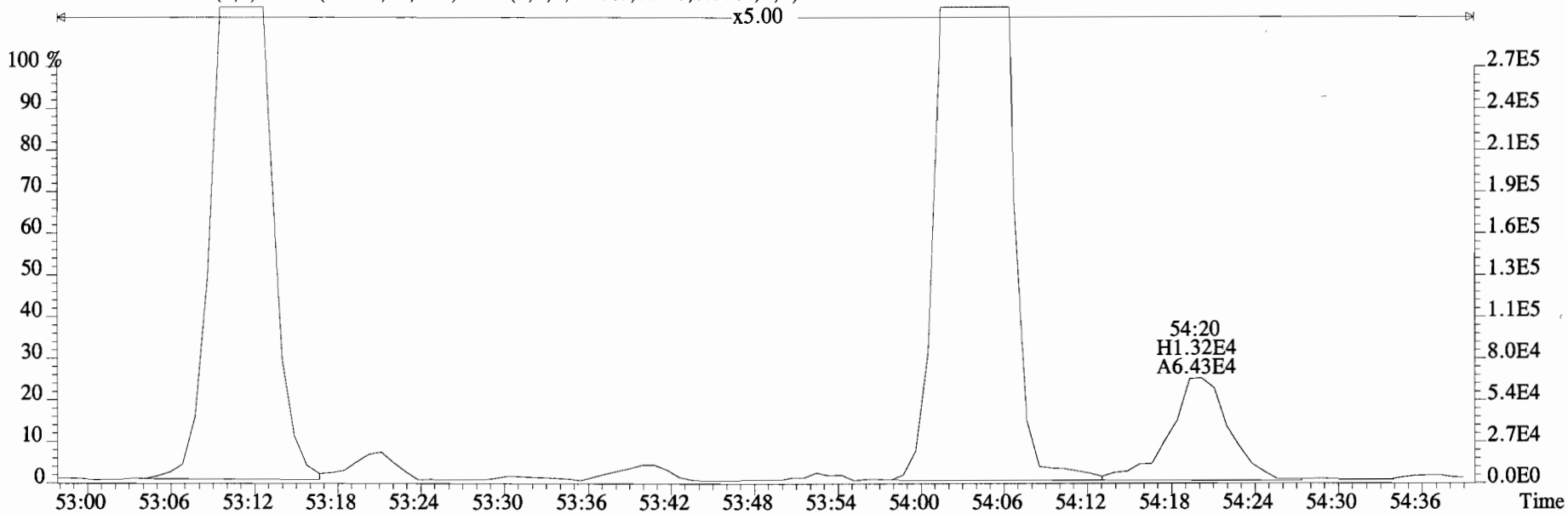

429.7606 S:5 F:5 SMO(1,3) BSUB(10000,15,-3.0) PKD(5,5,2,0.10%,1312.0,0.00%,F,F)

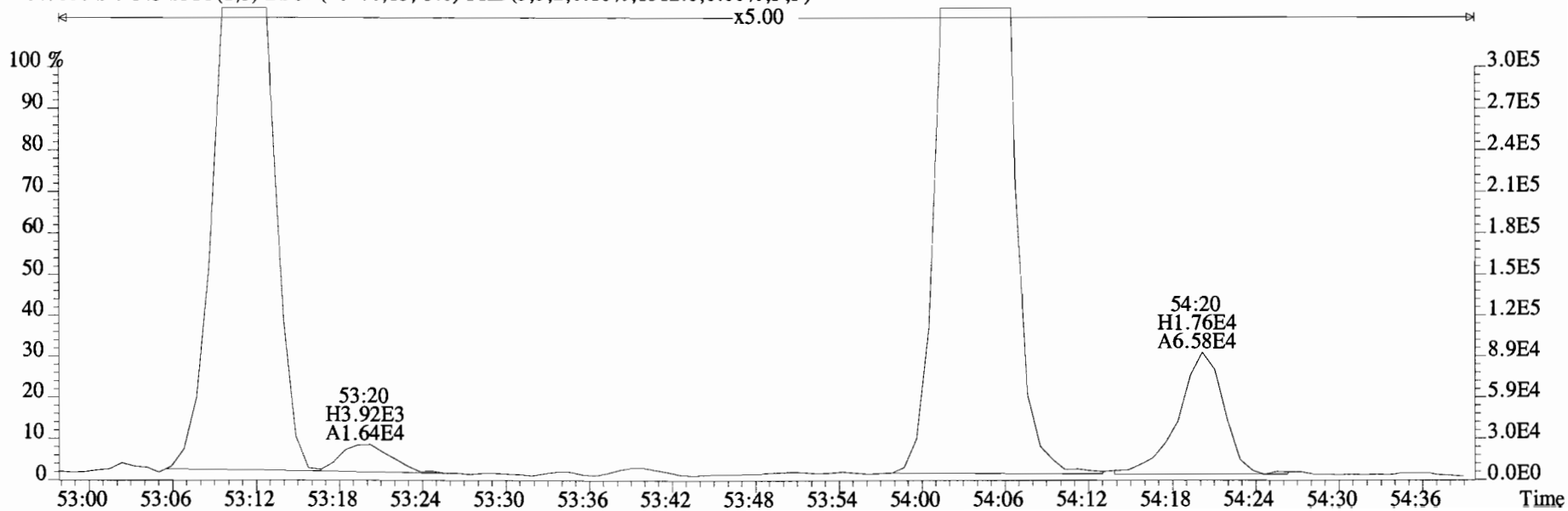

File:190610E1 #1-406 Acq:10-JUN-2019 21:02:03 GC EI+ Voltage SIR Autospec-UltimaE
Sample#5 File Text:Vista Analytical Laboratory VG-8 Text:1900817-01 T4-PDI2019-SG50-190418 15.36 Exp:PCB_ZB1
463.7216 S:5 F:5 SMO(1,3) BSUB(10000,15,-3.0) PKD(5,5,2,0.10%,668.0,0.00%,F,F)



465.7186 S:5 F:5 SMO(1,3) BSUB(10000,15,-3.0) PKD(5,5,2,0.10%,616.0,0.00%,F,F)

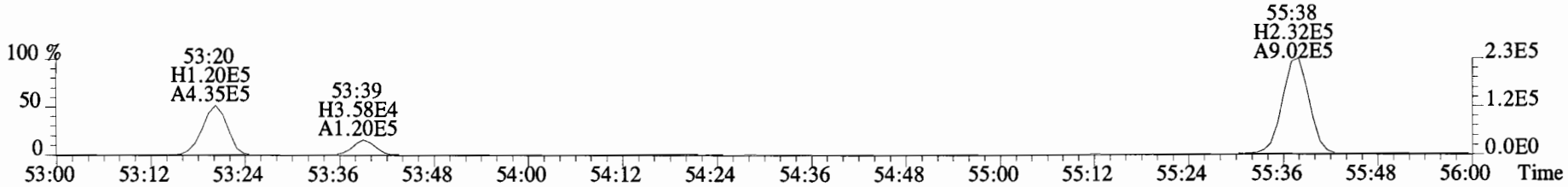

473.7648 S:5 F:5 SMO(1,3) BSUB(10000,15,-3.0) PKD(5,5,2,0.10%,4648.0,0.00%,F,F)



475.7619 S:5 F:5 SMO(1,3) BSUB(10000,15,-3.0) PKD(5,5,2,0.10%,3536.0,0.00%,F,F)

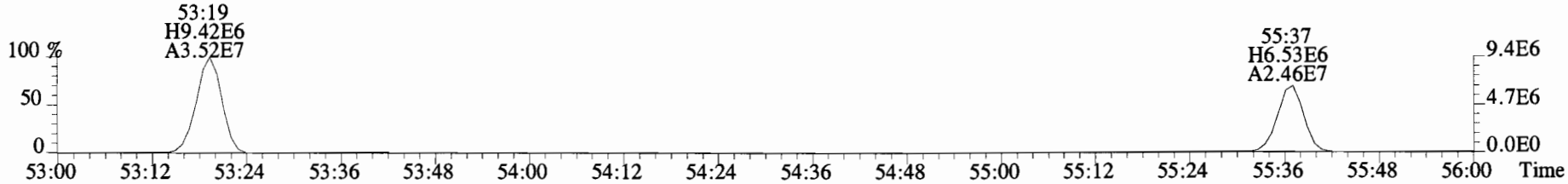

492.9697 S:5 F:5

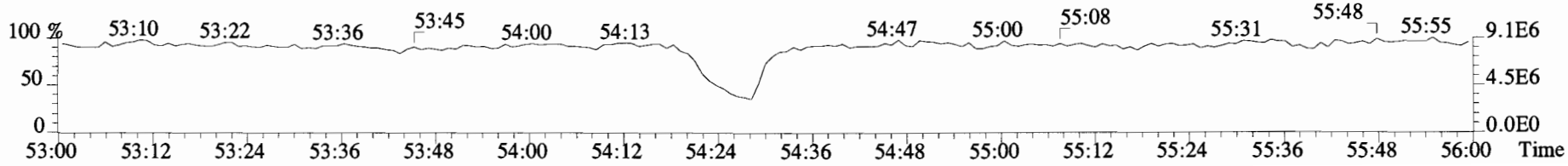

File:190610E1 #1-406 Acq:10-JUN-2019 21:02:03 GC EI+ Voltage SIR Autospec-UltimaE
Sample#5 File Text:Vista Analytical Laboratory VG-8 Text:1900817-01 T4-PDI2019-SG50-190418 15.36 Exp:PCB_ZB1
497.6826 S:5 F:5 SMO(1,3) BSUB(10000,15,-3.0) PKD(5,5,2,0.10%,592.0,0.00%,F,F)

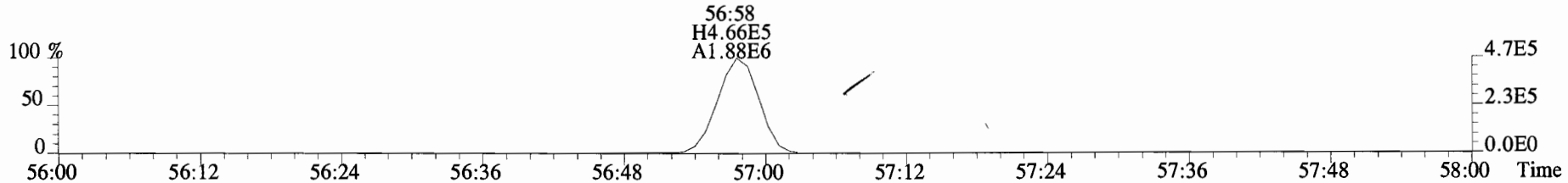

499.6797 S:5 F:5 SMO(1,3) BSUB(10000,15,-3.0) PKD(5,5,2,0.10%,536.0,0.00%,F,F)

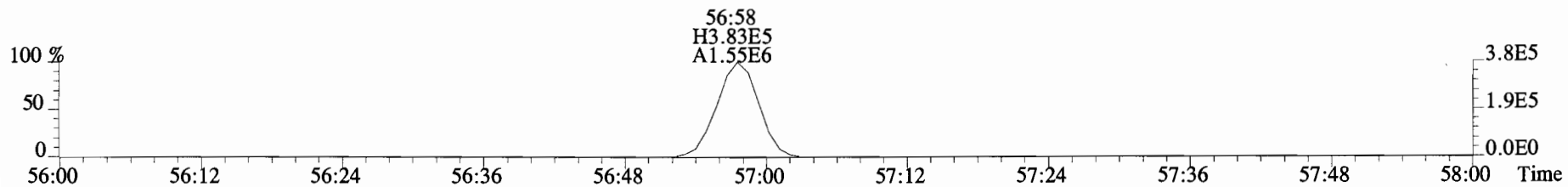

509.7229 S:5 F:5 SMO(1,3) BSUB(10000,15,-3.0) PKD(5,5,2,0.10%,616.0,0.00%,F,F)

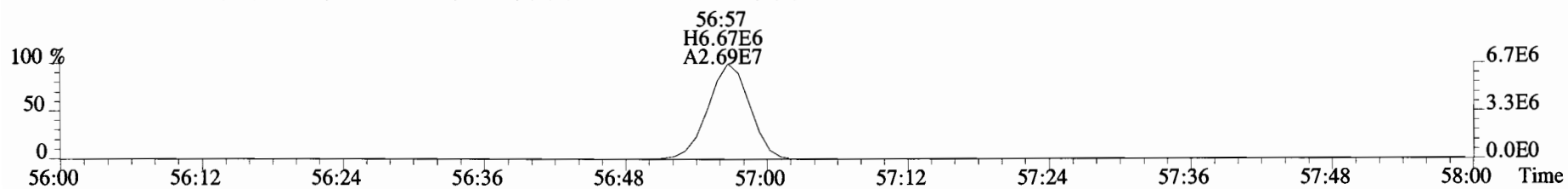

511.7199 S:5 F:5 SMO(1,3) BSUB(10000,15,-3.0) PKD(5,5,2,0.10%,540.0,0.00%,F,F)

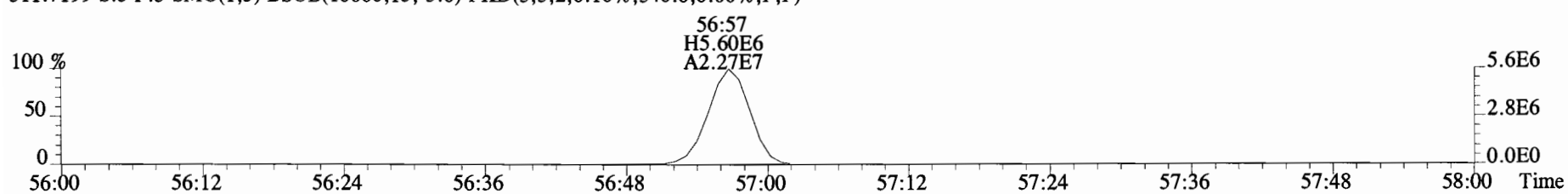

492.9697 S:5 F:5

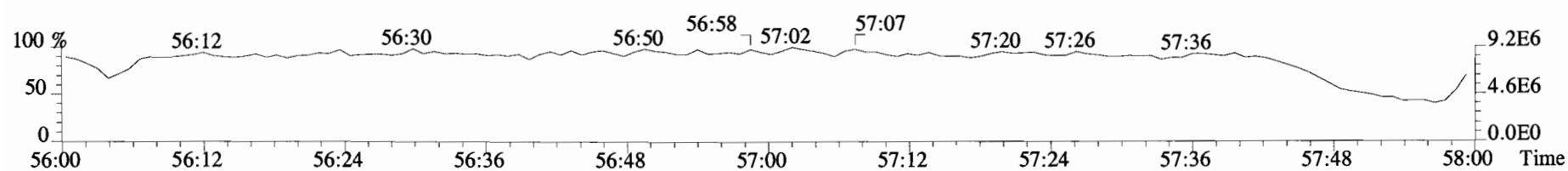

Client ID: T4-PDI2019-SG56-190418 Filename: 190610E1 S:6 Acq:10-JUN-19 22:07:03 ✓ ConCal: ST190610E1-1

Lab ID: 1900817-02 GC Column ID: ZB-1 ICal: PCBVG8-2-8-18 wt/vol: 5.032 EndCAL: NA

Type	Name	Resp	RA	RT	RRF	Conc	Qual	noise	Fac	DL	RRT	LCL UCL
Mono	PCB-1	4.55e+05	2.80	y 16:04	1.07	7.243		*	2.5	*	1.000	0.996-1.006
Mono	PCB-2	8.35e+05	3.20	y 18:28	1.06	12.67		*	2.5	*	0.988	0.983-0.993
Mono	PCB-3	4.54e+05	3.47	y 18:42	1.06	6.875		*	2.5	*	1.001	0.996-1.006
Di	PCB-4/10	9.26e+05	1.43	y 20:03	1.24	16.75		*	2.5	*	1.001	0.998-1.008
Di	PCB-7/9	*	*	n NotF¶	0.99	*		28600	1.0	3.61	*	0.863-0.871
Di	PCB-6	5.49e+05	1.52	y 22:32	1.06	6.883		*	2.5	*	0.893	0.888-0.897
Di	PCB-5/8	2.38e+06	1.71	y 22:55	1.03	30.75		*	2.5	*	0.908	0.904-0.913
Di	PCB-14	*	*	n NotF¶	1.03	*		3700	2.5	1.16	*	0.948-0.958
Di	PCB-11	2.51e+06	1.48	y 25:15	1.11	28.59		*	2.5	*	1.001	0.996-1.006
Di	PCB-12/13	*	*	n NotF¶	1.02	*		46800	1.0	5.96	*	1.011-1.021
Di	PCB-15	2.68e+06	1.62	y 25:57	1.05	32.16		*	2.5	*	1.028	1.023-1.033
Tri	PCB-19	6.51e+05	1.07	y 24:13	1.20	13.02		*	2.5	*	1.001	0.996-1.006
Tri	PCB-30	*	*	n NotF¶	1.93	*		2790	2.5	0.719	*	1.034-1.044
Tri	PCB-18	2.05e+06	1.12	y 25:52	0.91	35.08		*	2.5	*	0.953	0.948-0.958
Tri	PCB-17	1.05e+06	1.08	y 26:03	0.84	19.50		*	2.5	*	0.960	0.955-0.965
Tri	PCB-24/27	3.80e+05	1.19	y 26:36	1.15	5.157		*	2.5	*	0.980	0.977-0.986
Tri	PCB-16/32	1.69e+06	1.13	y 27:07	1.02	25.83		*	2.5	*	0.999	0.995-1.005
Tri	PCB-34	*	*	n NotF¶	0.96	*		2280	2.5	0.841	*	0.955-0.965
Tri	PCB-23	*	*	n NotF¶	0.95	*		2280	2.5	0.850	*	0.958-0.968
Tri	PCB-29	*	*	n NotF¶	0.96	*		2280	2.5	0.838	*	0.966-0.976
Tri	PCB-26	7.47e+05	1.10	y 28:29	1.00	11.91		*	2.5	*	0.979	0.974-0.984
Tri	PCB-25	4.00e+05	1.10	y 28:39	1.06	6.059		*	2.5	*	0.985	0.980-0.990
Tri	PCB-31	3.40e+06	0.96	y 29:00	1.10	49.59		*	2.5	*	0.997	0.992-1.002
Tri	PCB-28	5.15e+06	1.04	y 29:07	1.14	72.48		*	2.5	*	1.001	0.995-1.005
Tri	PCB-20/21/33	2.21e+06	1.03	y 29:45	1.00	35.55		*	2.5	*	1.022	1.017-1.027
Tri	PCB-22	1.28e+06	1.03	y 30:10	1.09	18.82		*	2.5	*	1.037	1.032-1.042
Tri	PCB-36	*	*	n NotF¶	1.15	*		2280	2.5	0.797	*	0.929-0.939
Tri	PCB-39	*	*	n NotF¶	1.07	*		2280	2.5	0.857	*	0.943-0.953
Tri	PCB-38	*	*	n NotF¶	1.10	*		2280	2.5	0.831	*	0.966-0.976
Tri	PCB-35	*	*	n NotF¶	1.12	*		2280	2.5	0.816	*	0.982-0.992
Tri	PCB-37	1.80e+06	1.09	y 33:04	1.11	30.05		*	2.5	*	1.001	0.996-1.006
Tetra	PCB-54	1.75e+05	0.70	y 27:58	1.07	2.548		*	2.5	*	1.001	0.996-1.006
Tetra	PCB-50	4.99e+04	0.82	y 29:10	0.87	0.8957		*	2.5	*	1.044	1.038-1.048
Tetra	PCB-53	7.20e+05	0.83	y 29:48	1.01	13.89		*	2.5	*	0.945	0.940-0.950
Tetra	PCB-51	4.96e+05	0.66	y 30:09	1.10	8.785		*	2.5	*	0.956	0.952-0.962
Tetra	PCB-45	3.98e+05	0.84	y 30:34	0.87	8.881		*	2.5	*	0.969	0.965-0.975
Tetra	PCB-46	1.94e+05	0.77	y 31:04	0.84	4.512		*	2.5	*	0.985	0.980-0.990

Integrations by:

Analyst: MJ

Date: 6/19/19

Reviewed by: CT Date: 06/25/19

Client ID: T4-PDI2019-SG56-190418 Filename: 190610E1 S:6 Acq:10-JUN-19 22:07:03 ConCal: ST190610E1-1

Lab ID: 1900817-02 GC Column ID: ZB-1 ICal: PCBVG8-2-8-18 wt/vol: 5.032 EndCAL: NA

Type	Name	Resp	RA		RT	RRF	Conc	Qual	noise	Fac	DL	RRT	LCL UCL
Tetra	PCB-52/69	4.62e+06	0.76	y	31:33	1.21	74.24		*	2.5	*	1.001	0.996-1.006
Tetra	PCB-73	*	*	n	NotF╗	1.45	*		2060	2.5	0.669	*	1.000-1.010
Tetra	PCB-43/49	3.42e+06	0.80	y	31:51	1.01	65.92		*	2.5	*	1.010	1.005-1.015
Tetra	PCB-47	2.24e+06	0.75	y	32:04	0.91	43.24		*	2.5	*	1.001	0.995-1.005
Tetra	PCB-48/75	7.28e+05	0.67	y	32:12	1.13	11.24		*	2.5	*	1.005	0.999-1.009
Tetra	PCB-65	*	*	n	NotF╗	1.27	*		2060	2.5	0.749	*	1.007-1.017
Tetra	PCB-62	*	*	n	NotF╗	1.10	*		2060	2.5	0.869	*	1.011-1.021
Tetra	PCB-44	2.48e+06	0.80	y	32:54	0.85	50.73		*	2.5	*	1.027	1.020-1.030
Tetra	PCB-42/59	1.14e+06	0.81	y	33:06	1.02	19.56		*	2.5	*	1.033	1.027-1.037
Tetra	PCB-41/64/71/72	3.45e+06	0.75	y	33:39	1.17	51.85		*	2.5	*	1.050	1.046-1.056
Tetra	PCB-68	8.50e+04	0.83	y	33:55	1.28	1.165		*	2.5	*	1.058	1.054-1.064
Tetra	PCB-40	4.06e+05	0.79	y	34:07	0.62	11.38		*	2.5	*	1.064	1.060-1.070
Tetra	PCB-57	4.20e+04	0.95	n	34:28	1.13	0.5470	R	*	2.5	*	0.970	0.965-0.975
Tetra	PCB-67	1.67e+05	0.68	y	34:47	1.10	2.232		*	2.5	*	0.978	0.973-0.983
Tetra	PCB-58	*	*	n	NotF╗	1.12	*		2060	2.5	0.601	*	0.977-0.987
Tetra	PCB-63	2.12e+05	0.71	y	35:03	1.00	3.107		*	2.5	*	0.986	0.981-0.991
Tetra	PCB-74	2.18e+06	0.75	y	35:20	1.18	27.06		*	2.5	*	0.994	0.989-0.999
Tetra	PCB-61/70	5.50e+06	0.76	y	35:33	1.03	78.59		*	2.5	*	1.000	0.994-1.004
Tetra	PCB-76/66	4.71e+06	0.79	y	35:45	1.13	60.95		*	2.5	*	1.006	1.000-1.010
Tetra	PCB-80	*	*	n	NotF╗	1.19	*		2060	2.5	0.551	*	0.995-1.005
Tetra	PCB-55	9.27e+04	0.83	y	36:16	1.16	1.176		*	2.5	*	1.008	1.004-1.014
Tetra	PCB-56/60	2.31e+06	0.76	y	36:47	1.04	32.58		*	2.5	*	1.023	1.018-1.028
Tetra	PCB-79	1.54e+05	0.68	y	37:53	1.17	1.934		*	2.5	*	1.053	1.047-1.057
Tetra	PCB-78	*	*	n	NotF╗	1.10	*		2060	2.5	0.623	*	0.982-0.992
Tetra	PCB-81	4.75e+04	0.72	y	39:03	0.97	0.7298		*	2.5	*	1.000	0.995-1.005
Tetra	PCB-77	7.01e+05	0.71	y	39:40	1.08	10.22		*	2.5	*	1.000	0.995-1.005
Penta	PCB-104	*	*	n	NotF╗	1.08	*		1760	2.5	0.926	*	0.996-1.006
Penta	PCB-96	6.82e+04	1.54	y	33:57	1.13	1.059		*	2.5	*	1.037	1.034-1.044
Penta	PCB-103	1.62e+05	1.10	n	34:29	0.91	3.133	R	*	2.5	*	1.053	1.051-1.061
Penta	PCB-100	2.12e+05	1.77	y	34:51	0.93	4.030		*	2.5	*	1.064	1.062-1.072
Penta	PCB-94	5.68e+04	1.75	y	35:19	0.91	1.409		*	2.5	*	0.986	0.981-0.991
Penta	PCB-95/98/102	4.82e+06	1.63	y	35:51	1.17	93.25		*	2.5	*	1.000	0.994-1.004
Penta	PCB-93	*	*	n	NotF╗	0.93	*		1760	2.5	1.36	*	0.997-1.007
Penta	PCB-88/91	9.59e+05	1.51	y	36:15	0.97	22.31		*	2.5	*	1.012	1.005-1.015
Penta	PCB-121	*	*	n	NotF╗	1.68	*		1760	2.5	0.750	*	1.009-1.019
Penta	PCB-84/92	2.48e+06	1.70	y	37:10	0.97	56.49		*	2.5	*	0.991	0.985-0.995
Penta	PCB-89	*	*	n	NotF╗	1.06	*		1760	2.5	1.18	*	0.990-1.000

Analyst: MI

Date: 6/19/19

Client ID: T4-PDI2019-SG56-190418 Filename: 190610E1 S:6 Acq:10-JUN-19 22:07:03 ConCal: ST190610E1-1
Lab ID: 1900817-02 GC Column ID: ZB-1 ICal: PCBVG8-2-8-18 wt/vol: 5.032 EndCAL: NA

Type	Name	Resp	RA	RT	RRF	Conc	Qual	noise	Fac	DL	RRT	LCL UCL
Penta	PCB-90/101	6.87e+06	1.57	y 37:32	1.08	141.2		*	2.5	*	1.000	0.995-1.005
Penta	PCB-113	*	*	n NotF╗	1.48	*		1760	2.5	0.853	*	1.002-1.012
Penta	PCB-99	3.43e+06	1.52	y 37:52	1.25	60.65		*	2.5	*	1.009	1.004-1.014
Penta	PCB-119	3.78e+05	1.38	y 38:19	1.70	5.559		*	2.5	*	0.987	0.982-0.992
Penta	PCB-108/112	3.05e+05	1.73	y 38:29	1.40	5.432		*	2.5	*	0.991	0.986-0.996
Penta	PCB-83	*	*	n NotF╗	1.75	*		1760	2.5	0.818	*	0.990-1.000
Penta	PCB-97	1.65e+06	1.58	y 38:51	1.17	35.19		*	2.5	*	1.001	0.995-1.005
Penta	PCB-86	*	*	n NotF╗	1.08	*		1760	2.5	1.33	*	0.999-1.009
Penta	PCB-87/117/125	2.43e+06	1.50	y 39:07	1.55	39.08		*	2.5	*	1.008	1.002-1.012
Penta	PCB-111/115	1.37e+05	1.39	y 39:16	1.79	1.901		*	2.5	*	1.012	1.006-1.016
Penta	PCB-85/116	1.09e+06	1.63	y 39:22	1.29	21.10		*	2.5	*	1.014	1.009-1.019
Penta	PCB-120	*	*	n NotF╗	1.98	*		1760	2.5	0.723	*	1.016-1.026
Penta	PCB-110	9.40e+06	1.57	y 39:46	1.69	139.4		*	2.5	*	1.024	1.020-1.030
Penta	PCB-82	5.15e+05	1.61	y 40:24	0.81	11.69		*	2.5	*	0.976	0.972-0.982
Penta	PCB-124	3.54e+05	1.46	y 41:05	1.30	4.996		*	2.5	*	0.993	0.988-0.998
Penta	PCB-107/109	6.97e+05	1.75	y 41:15	1.31	9.707		*	2.5	*	0.997	0.991-1.001
Penta	PCB-123	1.54e+05	1.47	y 41:24	1.12	2.513		*	2.5	*	1.000	0.996-1.006
Penta	PCB-106/118	8.17e+06	1.56	y 41:35	1.18	120.9		*	2.5	*	1.000	0.996-1.006
Penta	PCB-114	1.52e+05	1.40	y 42:13	1.11	2.691		*	2.5	*	1.000	0.995-1.005
Penta	PCB-122	6.07e+04	1.61	y 42:22	1.03	1.165		*	2.5	*	1.004	0.999-1.009
Penta	PCB-105	2.59e+06	1.77	y 43:05	1.12	46.32		*	2.5	*	1.000	0.995-1.005
Penta	PCB-127	*	*	n NotF╗	1.12	*		1900	2.5	1.06	*	0.995-1.005
Penta	PCB-126	7.01e+04	1.45	y 45:19	1.20	1.222		*	2.5	*	1.000	0.995-1.005
Hexa	PCB-155	1.44e+04	1.03	n 37:04	0.99	0.2945	R	*	2.5	*	1.000	0.995-1.005
Hexa	PCB-150	5.55e+04	1.08	y 38:20	1.02	1.094		*	2.5	*	1.034	1.030-1.040
Hexa	PCB-152	2.48e+04	1.39	y 38:48	1.16	0.4325		*	2.5	*	1.047	1.042-1.052
Hexa	PCB-145	*	*	n NotF╗	1.13	*		1280	2.5	0.651	*	1.054-1.064
Hexa	PCB-136	1.26e+06	1.16	y 39:35	1.02	24.91		*	2.5	*	1.068	1.063-1.073
Hexa	PCB-148	2.72e+04	1.22	y 39:42	0.77	0.7094		*	2.5	*	1.071	1.066-1.076
Hexa	PCB-154	2.15e+05	1.37	y 40:11	0.88	4.969		*	2.5	*	1.084	1.079-1.089
Hexa	PCB-151	1.61e+06	1.29	y 40:49	0.75	43.36		*	2.5	*	1.101	1.095-1.107
Hexa	PCB-135	9.81e+05	1.22	y 41:02	0.86	23.05		*	2.5	*	1.107	1.101-1.113
Hexa	PCB-144	2.59e+05	1.33	y 41:09	0.77	6.827		*	2.5	*	1.110	1.105-1.116
Hexa	PCB-147	2.15e+05	1.09	y 41:17	0.80	5.401		*	2.5	*	1.114	1.108-1.120
Hexa	PCB-139/149	6.04e+06	1.24	y 41:32	0.88	138.6		*	2.5	*	1.121	1.115-1.127
Hexa	PCB-140	6.06e+04	1.47	n 41:43	0.77	1.591	R	*	2.5	*	1.125	1.120-1.132
Hexa	PCB-134/143	4.02e+05	1.29	y 42:11	0.76	10.21		*	2.5	*	0.976	0.970-0.980

Analyst: MJ

Date: 6/19/19

Client ID: T4-PDI2019-SG56-190418 Filename: 190610E1 S:6 Acq:10-JUN-19 22:07:03 ConCal: ST190610E1-1
Lab ID: 1900817-02 GC Column ID: ZB-1 ICal: PCBVG8-2-8-18 wt/vol: 5.032 EndCAL: NA

Type	Name	Resp	RA	RT	RRF	Conc	Qual	noise	Fac	DL	RRT	LCL UCL
Hexa	PCB-131/133	2.60e+05	1.12	y 42:28	0.82	6.169		*	2.5	*	0.982	0.977-0.987
Hexa	PCB-142	*	*	n NotF╗	0.73	*		1680	2.5	1.31	*	0.981-0.991
Hexa	PCB-146/165	1.63e+06	1.24	y 42:51	1.02	31.01		*	2.5	*	0.991	0.986-0.996
Hexa	PCB-132/161	2.49e+06	1.31	y 43:06	1.00	48.00		*	2.5	*	0.997	0.992-1.002
Hexa	PCB-153	9.96e+06	1.22	y 43:16	1.08	179.0		*	2.5	*	1.001	0.995-1.005
Hexa	PCB-168	*	*	n NotF╗	1.12	*		1680	2.5	0.860	*	1.000-1.010
Hexa	PCB-141	1.50e+06	1.30	y 43:59	1.02	34.26		*	2.5	*	1.000	0.995-1.005
Hexa	PCB-137	3.90e+05	1.39	y 44:23	1.10	8.229		*	2.5	*	1.009	1.004-1.014
Hexa	PCB-130	5.21e+05	1.39	y 44:28	0.81	15.05		*	2.5	*	1.011	1.007-1.017
Hexa	PCB-138/163/164	1.10e+07	1.24	y 44:50	1.23	199.4		*	2.5	*	1.000	0.996-1.006
Hexa	PCB-158/160	1.17e+06	1.19	y 45:04	1.18	22.13		*	2.5	*	1.006	1.001-1.011
Hexa	PCB-129	3.19e+05	1.33	y 45:19	0.78	9.093		*	2.5	*	1.011	1.007-1.017
Hexa	PCB-166	*	*	n NotF╗	1.13	*		1680	2.5	0.767	*	0.988-0.998
Hexa	PCB-159	*	*	n NotF╗	1.16	*		1680	2.5	0.747	*	0.995-1.005
Hexa	PCB-128/162	1.50e+06	1.25	y 46:23	0.89	30.33		*	2.5	*	1.006	1.002-1.012
Hexa	PCB-167	5.18e+05	1.28	y 46:48	1.02	9.071		*	2.5	*	1.000	0.995-1.005
Hexa	PCB-156	1.12e+06	1.13	y 48:06	1.06	18.96		*	2.5	*	1.000	0.995-1.005
Hexa	PCB-157	2.63e+05	1.12	y 48:21	1.02	4.590		*	2.5	*	1.000	0.996-1.006
Hexa	PCB-169	*	*	n NotF╗	1.13	*		1680	2.5	0.862	*	0.995-1.005
Hepta	PCB-188	*	*	n NotF╗	1.37	*		1180	2.5	0.418	*	0.995-1.005
Hepta	PCB-184	*	*	n NotF╗	1.32	*		1180	2.5	0.435	*	1.006-1.016
Hepta	PCB-179	1.39e+06	0.98	y 44:06	1.38	25.91		*	2.5	*	1.029	1.024-1.034
Hepta	PCB-176	3.39e+05	1.37	n 44:34	1.31	6.698	R	*	2.5	*	1.040	1.035-1.045
Hepta	PCB-186	*	*	n NotF╗	1.42	*		1180	2.5	0.404	*	1.049-1.059
Hepta	PCB-178	5.63e+05	1.15	y 45:41	0.97	15.04		*	2.5	*	1.066	1.060-1.070
Hepta	PCB-175	8.42e+04	1.08	y 46:01	1.00	2.184		*	2.5	*	1.073	1.069-1.079
Hepta	PCB-182/187	3.69e+06	1.01	y 46:11	1.14	83.56		*	2.5	*	1.077	1.072-1.082
Hepta	PCB-183	1.54e+06	1.08	y 46:31	1.13	35.38		*	2.5	*	1.085	1.080-1.090
Hepta	PCB-185	3.21e+05	0.97	y 47:10	1.36	7.899		*	2.5	*	0.955	0.950-0.960
Hepta	PCB-174	2.52e+06	1.14	y 47:32	1.42	59.49		*	2.5	*	0.963	0.958-0.968
Hepta	PCB-181	*	*	n NotF╗	1.48	*		1180	2.5	0.502	*	0.960-0.970
Hepta	PCB-177	1.50e+06	1.02	y 47:48	1.33	37.57		*	2.5	*	0.968	0.963-0.973
Hepta	PCB-171	6.41e+05	1.09	y 48:06	1.37	15.61		*	2.5	*	0.974	0.969-0.979
Hepta	PCB-173	*	*	n NotF╗	1.27	*		1180	2.5	0.583	*	0.978-0.988
Hepta	PCB-172	4.44e+05	0.92	y 48:59	1.39	10.69		*	2.5	*	0.992	0.987-0.997
Hepta	PCB-192	*	*	n NotF╗	1.80	*		1180	2.5	0.410	*	0.991-1.001
Hepta	PCB-180	5.89e+06	1.06	y 49:23	1.52	129.7		*	2.5	*	1.000	0.995-1.005

Analyst: MJ

Date: 6/19/19

Client ID: T4-PDI2019-SG56-190418 Filename: 190610E1 S:6 Acq:10-JUN-19 22:07:03 ConCal: ST190610E1-1
Lab ID: 1900817-02 GC Column ID: ZB-1 ICal: PCBVG8-2-8-18 wt/vol: 5.032 EndCAL: NA

Type	Name	Resp	RA	RT	RRF	Conc	Qual	noise	Fac	DL	RRT	LCL UCL
Hepta	PCB-193	4.15e+05	1.08	y 49:35	1.71	8.095		*	2.5	*	1.004	0.999-1.009
Hepta	PCB-191	1.37e+05	1.03	y 49:51	1.74	2.629		*	2.5	*	1.010	1.005-1.015
Hepta	PCB-170	2.18e+06	1.01	y 50:57	1.44	59.55		*	2.5	*	1.000	0.995-1.005
Hepta	PCB-190	6.30e+05	1.18	y 51:08	1.95	12.62		*	2.5	*	1.004	0.999-1.009
Hepta	PCB-189	1.33e+05	1.06	y 52:32	1.46	2.784		*	2.5	*	1.000	0.995-1.005
Octa	PCB-202	3.34e+05	0.83	y 48:19	1.06	8.532		*	2.5	*	1.001	0.995-1.005
Octa	PCB-201	2.14e+05	1.02	y 48:47	0.98	5.916		*	2.5	*	1.010	1.006-1.016
Octa	PCB-204	*	*	n NotFound	1.07	*		1040	2.5	0.645	*	1.009-1.019
Octa	PCB-197	7.60e+04	0.98	y 49:15	1.10	1.876		*	2.5	*	1.020	1.015-1.025
Octa	PCB-200	1.66e+05	0.76	y 50:10	1.04	4.318		*	2.5	*	1.039	1.034-1.044
Octa	PCB-198	4.51e+04	1.00	y 51:34	0.84	1.456		*	2.5	*	1.068	1.065-1.075
Octa	PCB-199	1.13e+06	0.93	y 51:41	0.80	38.44		*	2.5	*	1.070	1.067-1.077
Octa	PCB-196/203	1.26e+06	0.85	y 51:58	0.84	40.63		*	2.5	*	1.076	1.072-1.082
Octa	PCB-195	3.11e+05	0.98	y 53:10	1.04	11.48		*	2.5	*	0.984	0.979-0.989
Octa	PCB-194	8.68e+05	0.83	y 54:03	1.16	28.67		*	2.5	*	1.000	0.995-1.005
Octa	PCB-205	5.11e+04	0.79	y 54:18	1.33	1.467		*	2.5	*	1.005	1.000-1.010
Nona	PCB-208	3.74e+05	1.37	y 53:19	0.90	10.49		*	2.5	*	1.000	0.995-1.005
Nona	PCB-207	1.15e+05	1.23	y 53:38	0.89	3.253		*	2.5	*	1.006	1.001-1.011
Nona	PCB-206	7.46e+05	1.29	y 55:36	0.88	28.74		*	2.5	*	1.000	0.995-1.005
Deca	PCB-209	9.81e+05	1.11	y 56:56	1.04	28.19		*	2.5	*	1.000	0.995-1.005

Analyst: MJ

Date: 6/19/19

Client ID: T4-PDI2019-SG56-190418 Filename: 190610E1 S:6 Acq:10-JUN-19 22:07:03 ConCal: ST190610E1-1
Lab ID: 1900817-02 GC Column ID: ZB-1 ICal: PCBVG8-2-8-18 wt/vol: 5.032 EndCAL: NA

Name	Resp	RA	RT	RRF	Conc	
Total Mono-PCB	1.74e+06	2.80 y	16:04	1.06	26.7894	
Total Di-PCB	9.05e+06	1.43 y	20:03	1.04	115.136	
Total Tri-PCB	5.82e+06	1.07 y	24:13	1.15	98.5822	
Total Tri-PCB	1.50e+07	1.10 y	28:29	1.05	224.456	Sum:323.038
Total Tetra-PCB	3.67e+07	0.70 y	27:58	1.06	587.430	
Total Penta-PCB	4.42e+07	1.54 y	33:57	1.18	777.818	
Total Penta-PCB	2.87e+06	1.40 y	42:13	1.12	51.3963	Sum:829.214
Total Hexa-PCB	1.07e+07	1.08 y	38:20	0.91	249.307	
Total Hexa-PCB	3.31e+07	1.29 y	42:11	1.00	625.553	Sum:874.860
Total Hepta-PCB	2.21e+07	0.98 y	44:06	1.35	508.721	
Total Octa-PCB	3.23e+06	0.83 y	48:19	0.95	101.168	
Total Octa-PCB	1.23e+06	0.98 y	53:10	1.17	41.6159	Sum:142.784
Total Nona-PCB	1.24e+06	1.37 y	53:19	0.89	42.4763	
Total Deca-PCB	9.81e+05	1.11 y	56:56	1.04	28.1935	

Total PCB Conc:3490.90530400

Integrations by Analyst: MJ

Date: 6/19/19

Client ID: T4-PDI2019-SG56-190418 Filename: 190610E1 S:6 Acq:10-JUN-19 22:07:03 ConCal: ST190610E1-1
Lab ID: 1900817-02 GC Column ID: ZB-1 ICal: PCBVG8-2-8-18 wt/vol:5.0318 EndCAL: NA

Name	Resp	RA	RRF	RT	RRT	LCL	UCL	Conc	Rec
13C-PCB-1	1.16e+08	3.26 y	1.13	16:04	0.620	0.616	0.622	1100	55.2
13C-PCB-3	1.24e+08	3.27 y	1.21	18:41	0.720	0.716	0.724	1090	54.7
13C-PCB-4	8.89e+07	1.61 y	0.59	20:02	0.772	0.769	0.777	1590	80.1
13C-PCB-9	1.50e+08	1.58 y	0.94	21:50	0.842	0.837	0.845	1690	85.1
13C-PCB-11	1.57e+08	1.57 y	0.95	25:14	0.973	0.968	0.978	1760	88.7
13C-PCB-19	8.31e+07	1.10 y	0.62	24:12	0.933	0.928	0.938	1420	71.3
13C-PCB-28	1.24e+08	0.98 y	1.05	29:06	1.003	0.999	1.009	1660	83.4
13C-PCB-32	1.27e+08	1.11 y	0.91	27:08	1.046	1.041	1.051	1490	74.9
13C-PCB-37	1.07e+08	0.94 y	1.02	33:03	1.140	1.132	1.144	1470	73.9
13C-PCB-47	1.14e+08	0.76 y	0.83	32:03	0.871	0.867	0.875	2000	101
13C-PCB-52	1.02e+08	0.75 y	0.76	31:32	0.857	0.853	0.861	1960	98.6
13C-PCB-54	1.27e+08	0.76 y	0.93	27:57	0.760	0.756	0.764	2000	101
13C-PCB-70	1.35e+08	0.76 y	1.00	35:33	0.966	0.961	0.971	1990	100
13C-PCB-77	1.26e+08	0.77 y	0.96	39:39	1.078	1.073	1.083	1930	97.0
13C-PCB-80	1.35e+08	0.77 y	1.00	35:58	0.978	0.973	0.983	1990	100
13C-PCB-81	1.34e+08	0.74 y	1.01	39:03	1.062	1.057	1.067	1950	98.0
13C-PCB-95	8.77e+07	1.62 y	0.80	35:50	0.913	0.908	0.918	1880	94.8
13C-PCB-97	7.96e+07	1.65 y	0.70	38:49	0.989	0.984	0.994	1960	98.4
13C-PCB-101	8.98e+07	1.58 y	0.80	37:31	0.955	0.951	0.961	1930	97.1
13C-PCB-104	1.13e+08	1.57 y	1.01	32:45	0.834	0.828	0.836	1940	97.4
13C-PCB-105	9.89e+07	1.55 y	1.14	43:05	0.929	0.924	0.934	2100	106
13C-PCB-114	1.01e+08	1.56 y	1.18	42:13	0.910	0.905	0.915	2060	104
13C-PCB-118	1.14e+08	1.59 y	1.00	41:34	1.059	1.054	1.064	1970	99.2
13C-PCB-123	1.09e+08	1.58 y	0.95	41:23	1.054	1.049	1.059	1980	99.7
13C-PCB-126	9.50e+07	1.56 y	1.14	45:19	0.977	0.972	0.982	2030	102
13C-PCB-127	1.06e+08	1.57 y	1.24	43:26	0.937	0.931	0.941	2070	104
13C-PCB-138	8.92e+07	1.25 y	1.17	44:49	0.967	0.962	0.972	1840	92.8
13C-PCB-141	8.53e+07	1.27 y	1.11	43:59	0.949	0.944	0.954	1870	94.0
13C-PCB-153	1.03e+08	1.26 y	1.34	43:14	0.932	0.928	0.938	1860	93.7
13C-PCB-155	9.84e+07	1.30 y	0.83	37:04	0.944	0.939	0.949	2060	103
13C-PCB-156	1.10e+08	1.26 y	1.38	48:05	1.037	1.032	1.042	1930	97.2
13C-PCB-157	1.11e+08	1.27 y	1.37	48:21	1.043	1.037	1.047	1960	98.7
13C-PCB-159	1.10e+08	1.24 y	1.39	46:07	0.995	0.989	0.999	1920	96.8
13C-PCB-167	1.11e+08	1.27 y	1.40	46:47	1.009	1.004	1.014	1930	96.9
13C-PCB-169	1.02e+08	1.26 y	1.39	50:33	1.090	1.085	1.095	1770	89.1
13C-PCB-170	5.08e+07	0.45 y	0.86	50:57	1.103	1.097	1.109	1900	95.8
13C-PCB-180	5.96e+07	0.47 y	0.98	49:22	1.069	1.064	1.074	1960	98.8
13C-PCB-188	7.67e+07	0.46 y	1.40	42:52	0.928	0.923	0.933	1770	88.9
13C-PCB-189	6.52e+07	0.45 y	1.15	52:31	1.137	1.132	1.144	1830	91.9
13C-PCB-194	5.20e+07	0.87 y	0.77	54:02	0.995	0.990	1.000	2100	106
13C-PCB-202	7.34e+07	0.92 y	1.28	48:17	1.045	1.040	1.050	1840	92.7
13C-PCB-206	5.86e+07	0.79 y	0.81	55:35	1.024	1.019	1.029	2250	113
13C-PCB-208	7.91e+07	0.77 y	1.09	53:18	0.982	0.977	0.987	2250	113
13C-PCB-209	6.64e+07	1.18 y	0.74	56:55	1.048	1.043	1.053	2800	141

CRS vs. RS

Name	Resp	RA	RRF	RT	RRT	LCL	UCL	Conc	Rec
13C-PCB-79	1.40e+08	0.74 y	1.03	37:50	1.029	1.024	1.034	1990	100
13C-PCB-178	5.79e+07	0.46 y	0.93	45:40	0.985	0.980	0.990	2010	101

PS vs. IS

Name	Resp	RA	RRF	RT	RRT	LCL	UCL	Conc	Rec
13C-PCB-79	1.40e+08	0.74 y	1.03	37:50	0.969	0.963	0.973	2030	102
13C-PCB-178	5.79e+07	0.46 y	0.95	45:40	0.925	0.920	0.930	2030	102

RS

Name	Resp	RA	RRF	RT	Conc
13C-PCB-15	1.87e+08	1.59 y	1.00	25:56	1990
13C-PCB-31	1.42e+08	0.97 y	1.00	29:00	1990
13C-PCB-60	1.35e+08	0.74 y	1.00	36:47	1990
13C-PCB-111	1.15e+08	1.59 y	1.00	39:16	1990
13C-PCB-128	8.19e+07	1.25 y	1.00	46:22	1990
13C-PCB-182	6.18e+07	0.45 y	1.00	46:12	1990
13C-PCB-205	6.40e+07	0.88 y	1.00	54:18	1990

Analyst: MI

Date: 6/19/19

File:190610E1 #1-867 Acq:10-JUN-2019 22:07:03 GC EI+ Voltage SIR Autospec-UltimaE
Sample#6 File Text:Vista Analytical Laboratory VG-8 Text:1900817-02 T4-PDI2019-SG56-190418 14.85 Exp:PCB_ZB1
188.0393 S:6 SMO(1,3) BSUB(10000,15,-3.0) PKD(5,5,2,0.10%,6076.0,0.00%,F,F)

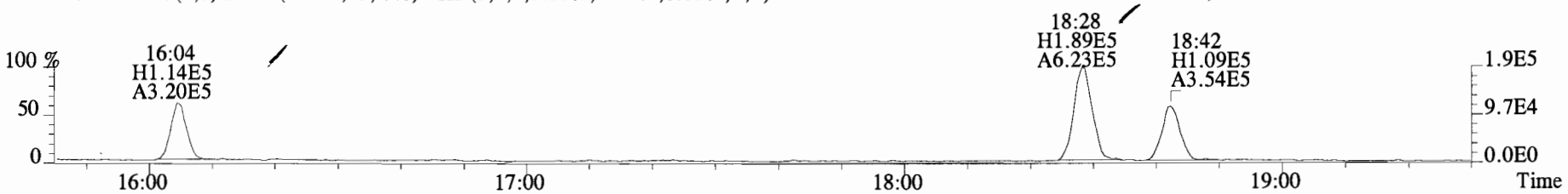

190.0363 S:6 SMO(1,3) BSUB(10000,15,-3.0) PKD(5,5,2,0.10%,3172.0,0.00%,F,F)

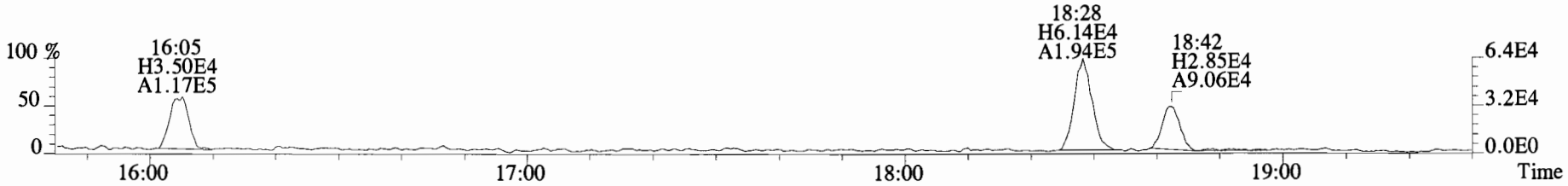

200.0795 S:6 SMO(1,3) BSUB(10000,15,-3.0) PKD(5,5,2,0.10%,4180.0,0.00%,F,F)

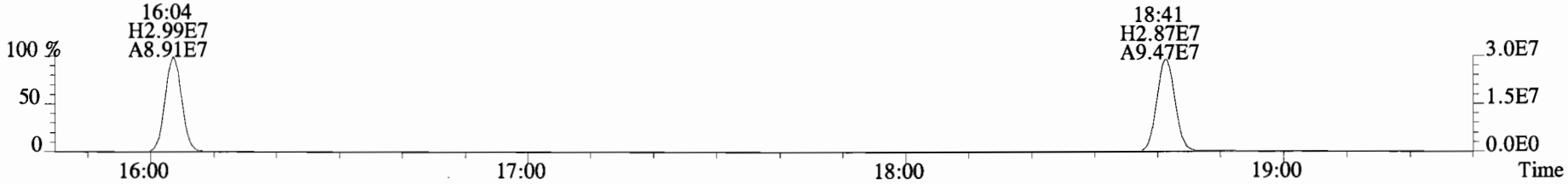

202.0766 S:6 SMO(1,3) BSUB(10000,15,-3.0) PKD(5,5,2,0.10%,30368.0,0.00%,F,F)

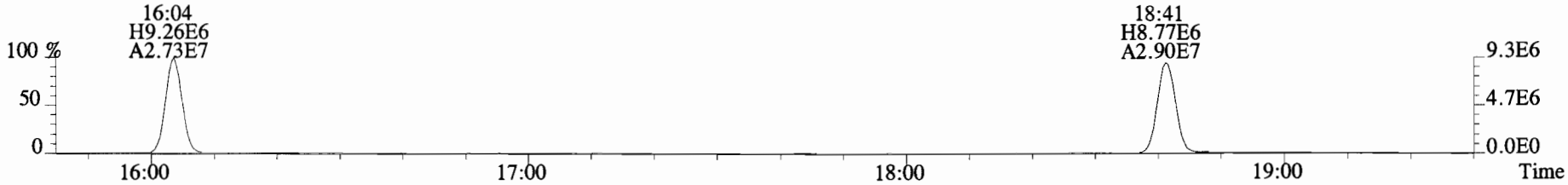

180.9880 S:6



File:190610E1 #1-867 Acq:10-JUN-2019 22:07:03 GC EI+ Voltage SIR Autospec-UltimaE
Sample#6 File Text:Vista Analytical Laboratory VG-8 Text:1900817-02 T4-PDI2019-SG56-190418 14.85 Exp:PCB_ZB1
188.0393 S:6 SMO(1,3) BSUB(10000,15,-3.0) PKD(5,5,2,0.10%,6076.0,0.00%,F,F)

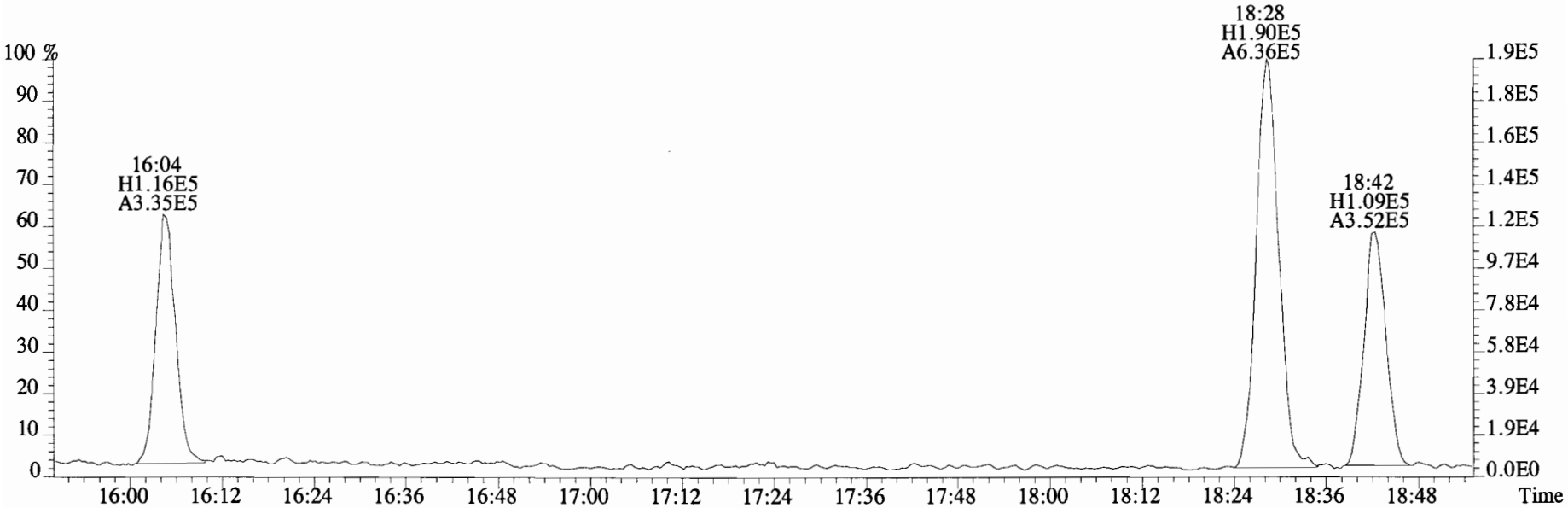

190.0363 S:6 SMO(1,3) BSUB(10000,15,-3.0) PKD(5,5,2,0.10%,3172.0,0.00%,F,F)

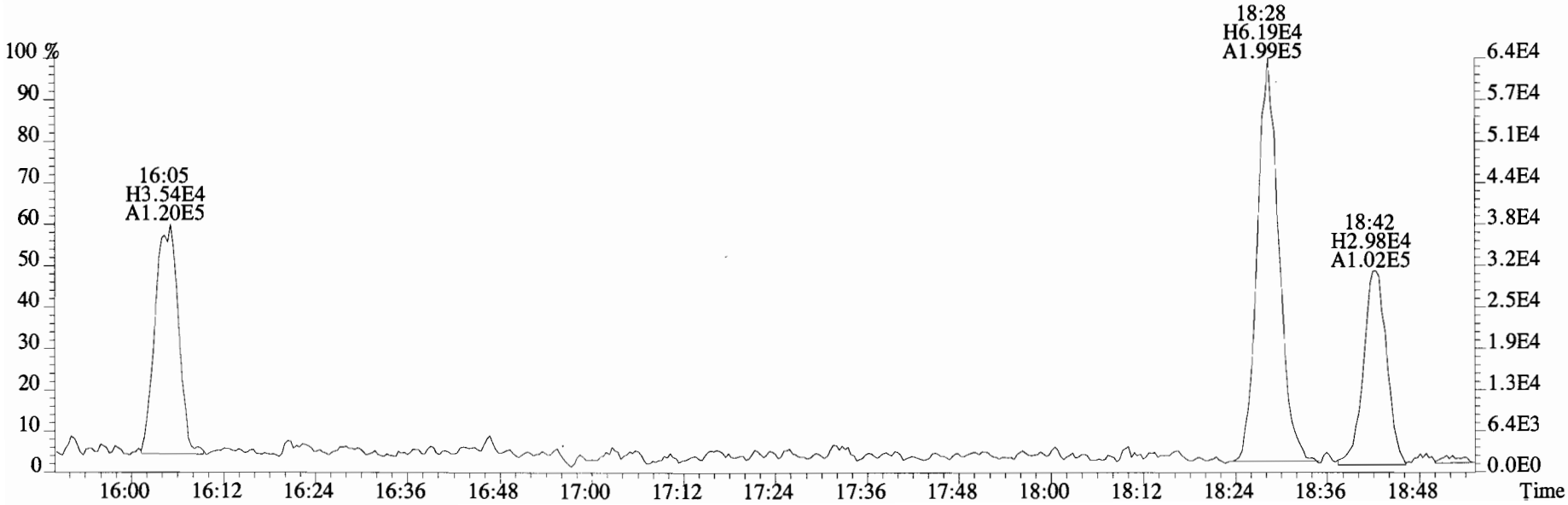

File:190610E1 #1-757 Acq:10-JUN-2019 22:07:03 GC EI+ Voltage SIR Autospec-UltimaE
Sample#6 File Text:Vista Analytical Laboratory VG-8 Text:1900817-02 T4-PDI2019-SG56-190418 14.85 Exp:PCB_ZB1
222.0003 S:6 F:2 SMO(1,3) BSUB(10000,15,-3.0) PKD(5,5,2,0.10%,5564.0,0.00%,F,F)



223.9974 S:6 F:2 SMO(1,3) BSUB(10000,15,-3.0) PKD(5,5,2,0.10%,75516.0,0.00%,F,F)

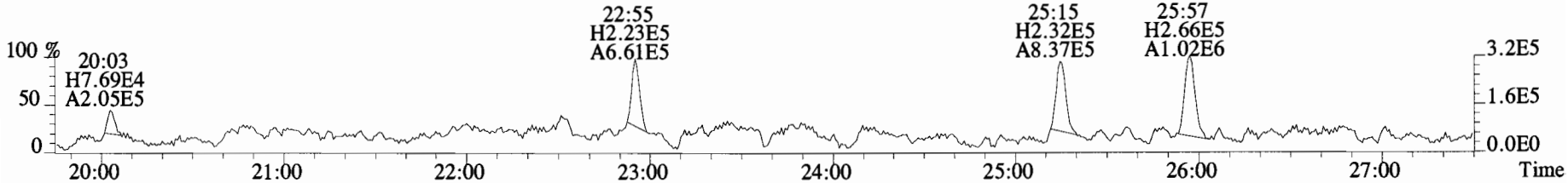

234.0406 S:6 F:2 SMO(1,3) BSUB(10000,15,-3.0) PKD(5,5,2,0.10%,4536.0,0.00%,F,F)

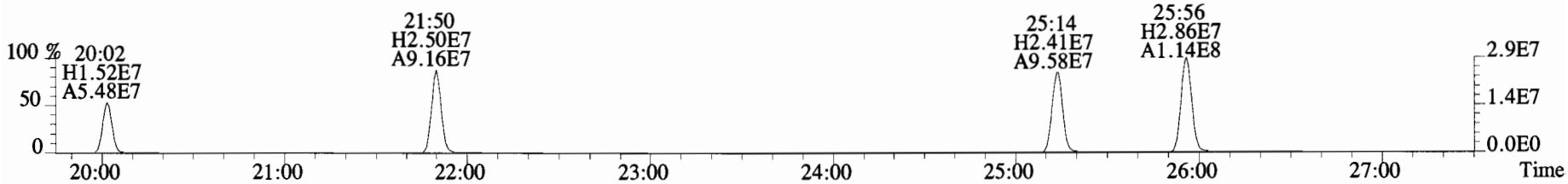

236.0376 S:6 F:2 SMO(1,3) BSUB(10000,15,-3.0) PKD(5,5,2,0.10%,3456.0,0.00%,F,F)

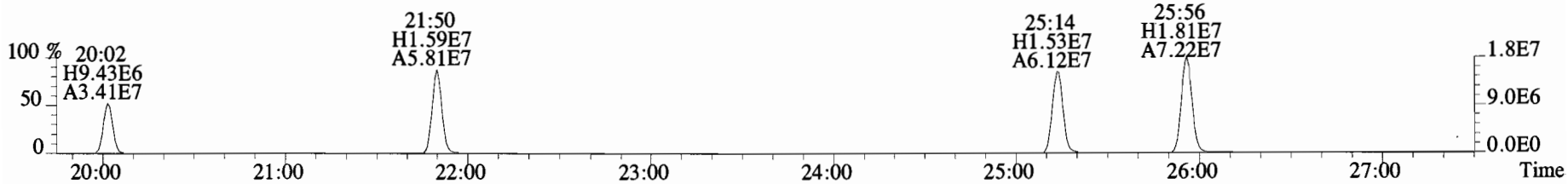

230.9856 S:6 F:2

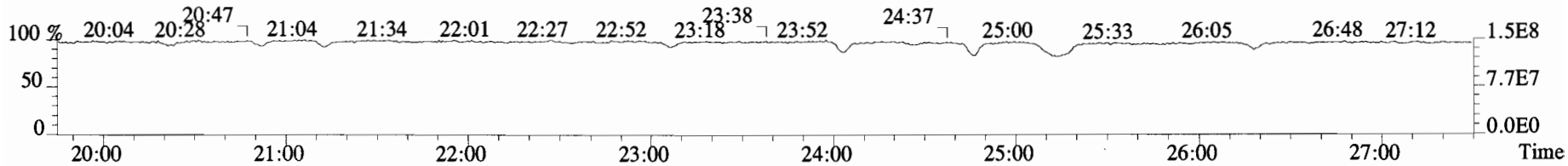

File:190610E1 #1-757 Acq:10-JUN-2019 22:07:03 GC EI+ Voltage SIR Autospec-UltimaE
Sample#6 File Text:Vista Analytical Laboratory VG-8 Text:1900817-02 T4-PDI2019-SG56-190418 14.85 Exp:PCB_ZB1
222.0003 S:6 F:2 SMO(1,3) BSUB(10000,15,-3.0) PKD(5,5,2,0.10%,5564.0,0.00%,F,F)

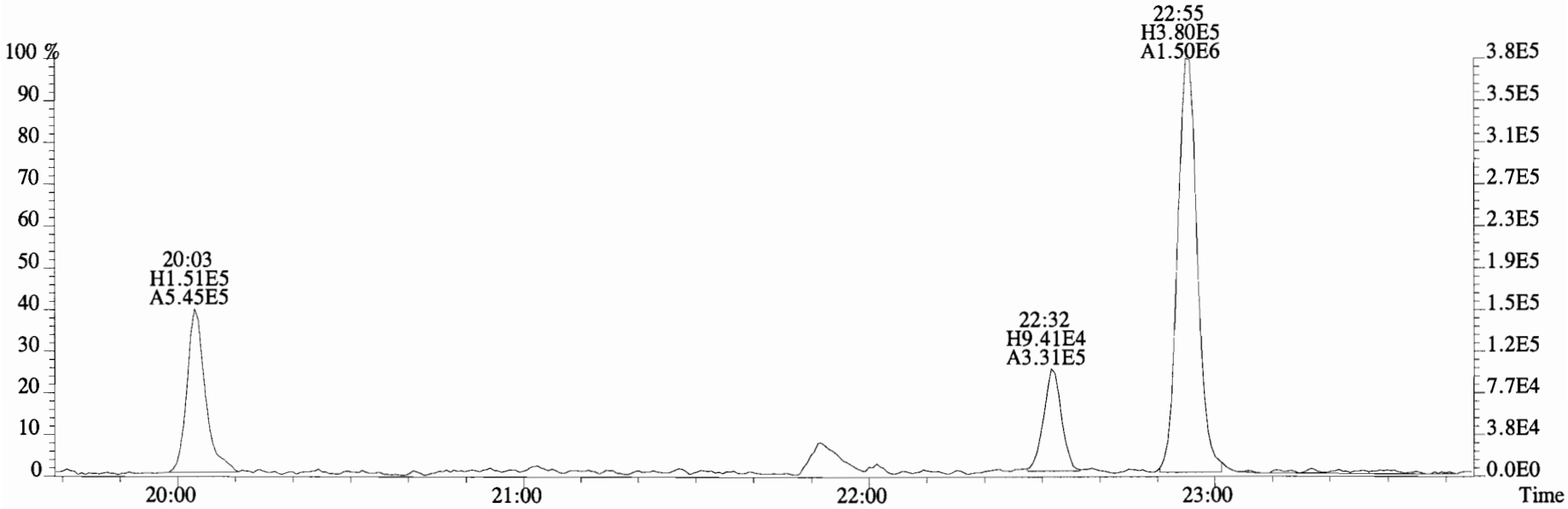

223.9974 S:6 F:2 SMO(1,3) BSUB(10000,15,-3.0) PKD(5,5,2,0.10%,75516.0,0.00%,F,F)

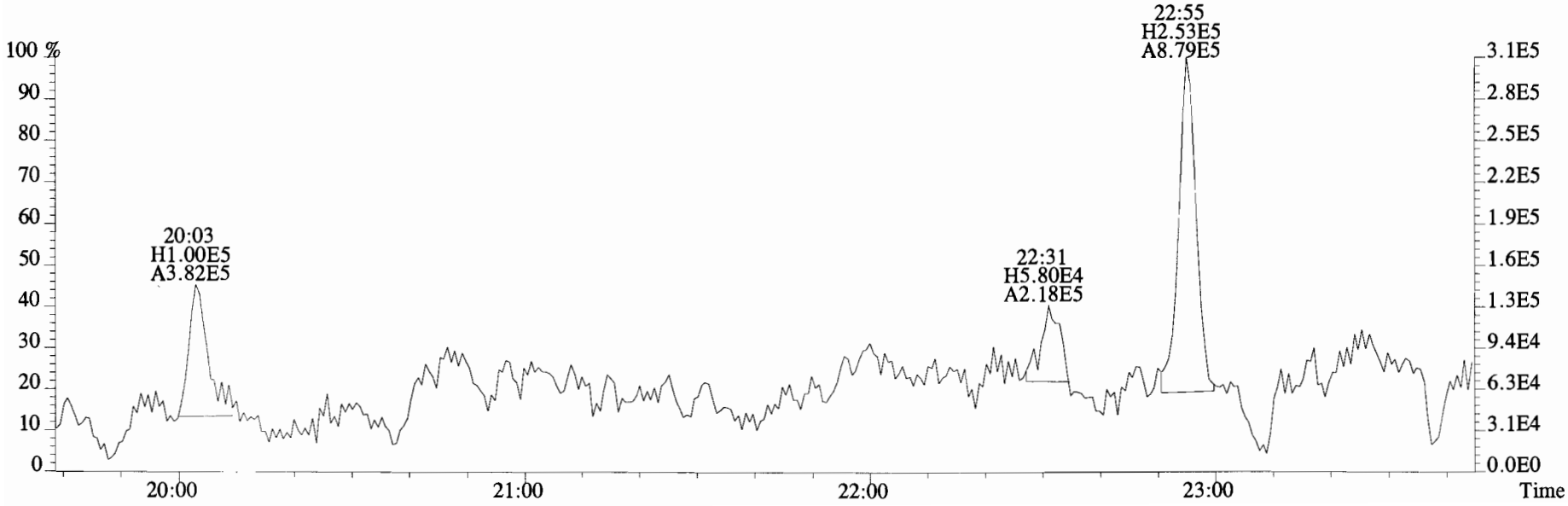

File:190610E1 #1-757 Acq:10-JUN-2019 22:07:03 GC EI+ Voltage SIR Autospec-UltimaE
Sample#6 File Text:Vista Analytical Laboratory VG-8 Text:1900817-02 T4-PDI2019-SG56-190418 14.85 Exp:PCB_ZB1
222.0003 S:6 F:2 SMO(1,3) BSUB(10000,15,-3.0) PKD(5,5,2,0.10%,5564.0,0.00%,F,F)

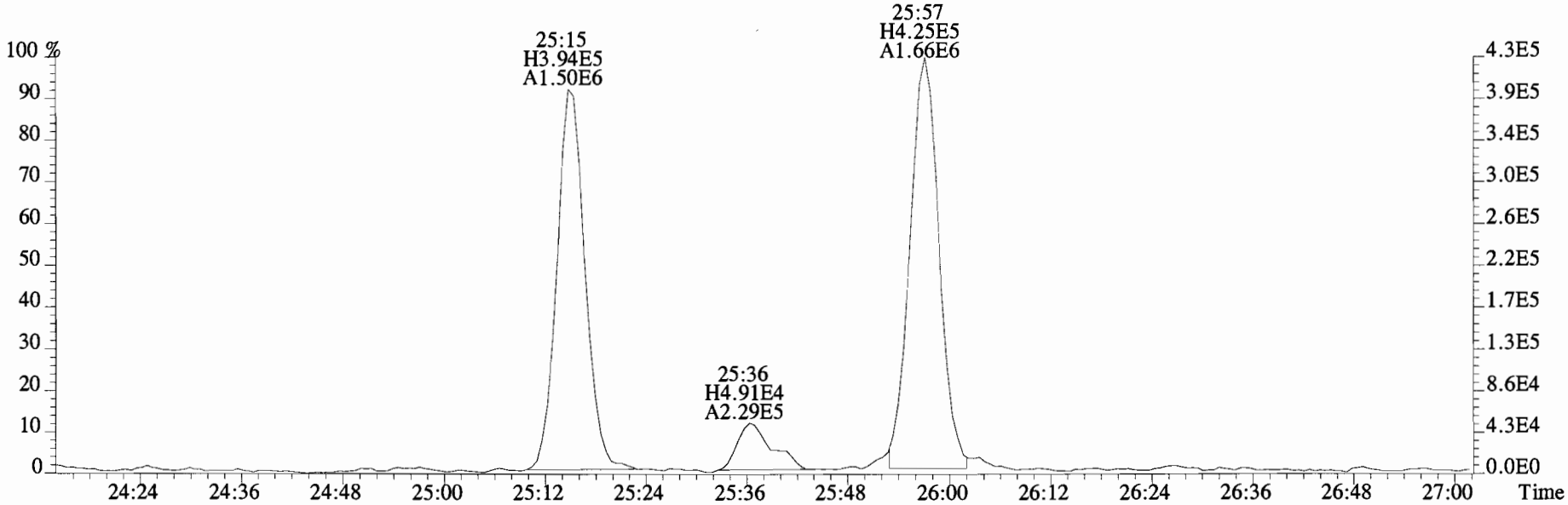

223.9974 S:6 F:2 SMO(1,3) BSUB(10000,15,-3.0) PKD(5,5,2,0.10%,75516.0,0.00%,F,F)

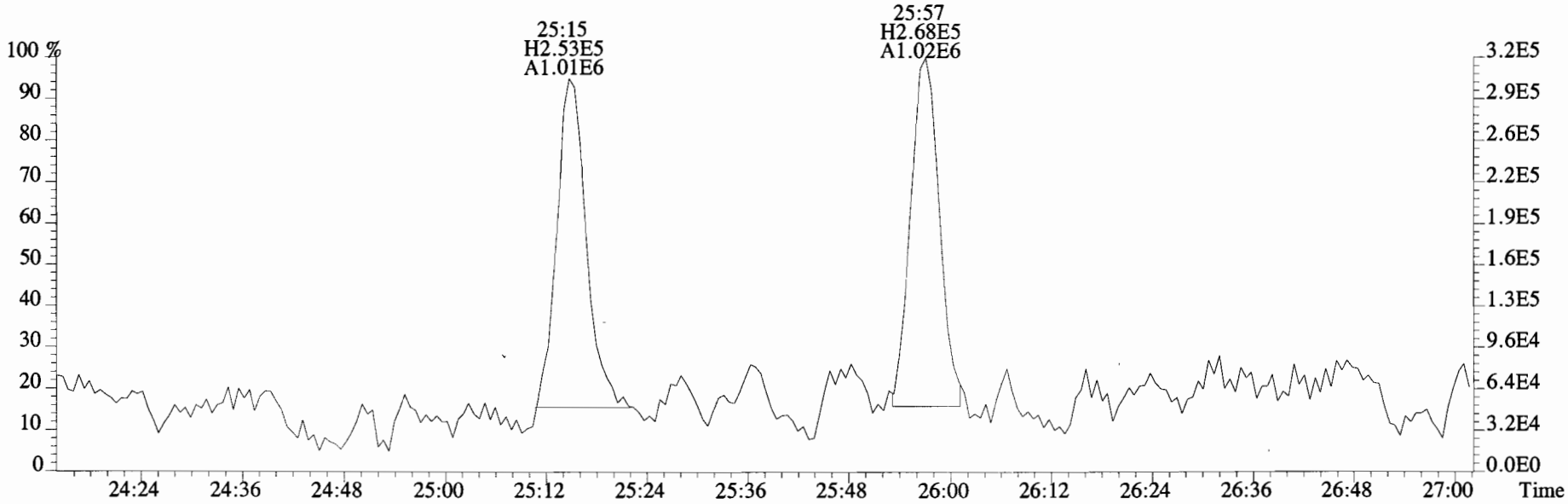

File:190610E1 #1-757 Acq:10-JUN-2019 22:07:03 GC EI+ Voltage SIR Autospec-UltimaE
Sample#6 File Text:Vista Analytical Laboratory VG-8 Text:1900817-02 T4-PDI2019-SG56-190418 14.85 Exp:PCB_ZB1

255.9613 S:6 F:2 SMO(1,3) BSUB(10000,15,-3.0) PKD(5,5,2,0.10%,7476.0,0.00%,F,F)

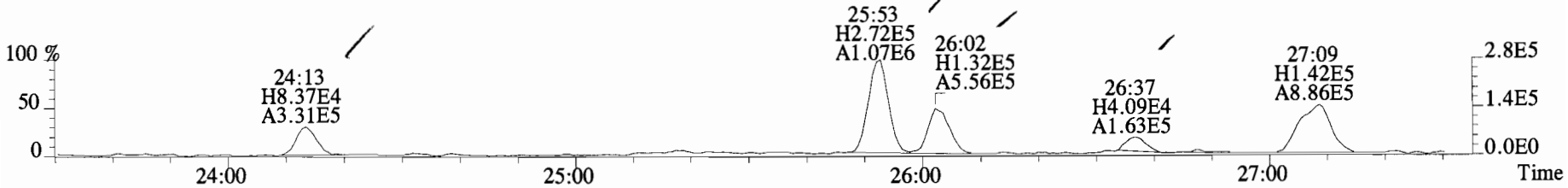

257.9584 S:6 F:2 SMO(1,3) BSUB(10000,15,-3.0) PKD(5,5,2,0.10%,2788.0,0.00%,F,F)

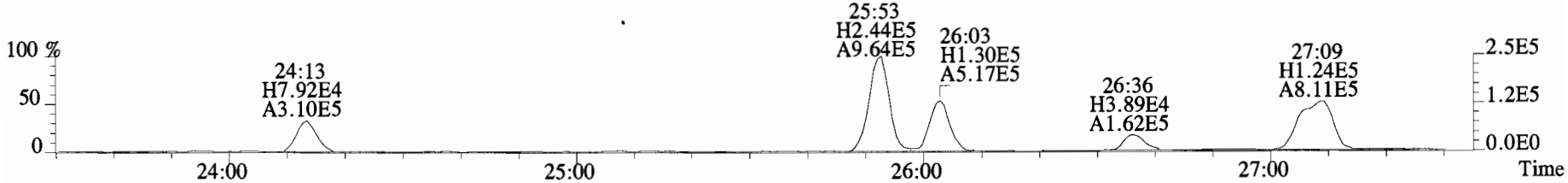

268.0016 S:6 F:2 SMO(1,3) BSUB(10000,15,-3.0) PKD(5,5,2,0.10%,60784.0,0.00%,F,F)

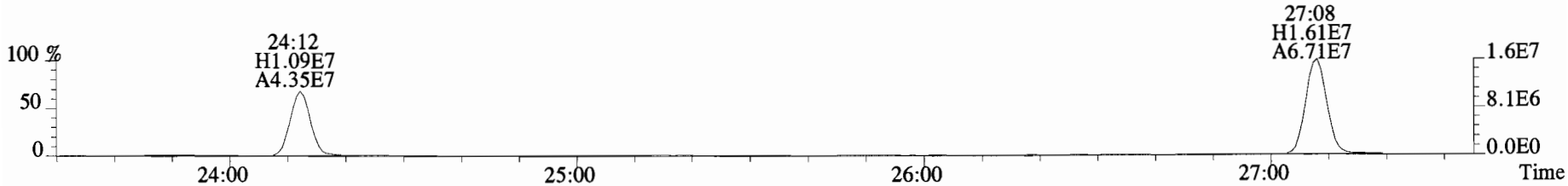

269.9986 S:6 F:2 SMO(1,3) BSUB(10000,15,-3.0) PKD(5,5,2,0.10%,33168.0,0.00%,F,F)

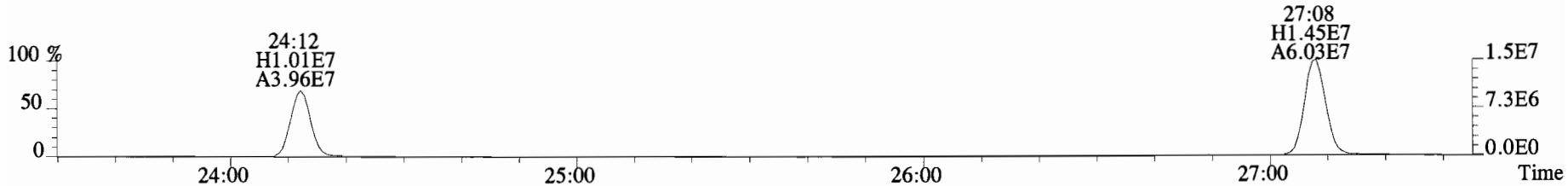

230.9856 S:6 F:2



File:190610E1 #1-757 Acq:10-JUN-2019 22:07:03 GC EI+ Voltage SIR Autospec-UltimaE
Sample#6 File Text:Vista Analytical Laboratory VG-8 Text:1900817-02 T4-PDI2019-SG56-190418 14.85 Exp:PCB_ZB1
255.9613 S:6 F:2 SMO(1,3) BSUB(10000,15,-3.0) PKD(5,5,2,0.10%,7476.0,0.00%,F,F)

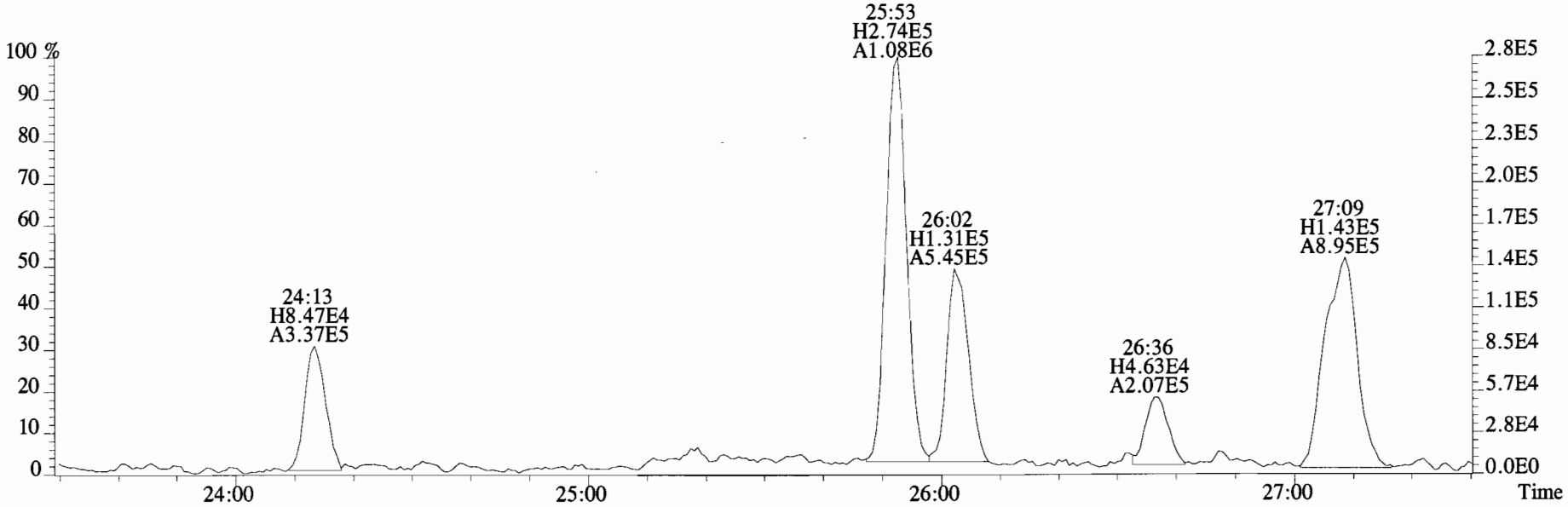

257.9584 S:6 F:2 SMO(1,3) BSUB(10000,15,-3.0) PKD(5,5,2,0.10%,2788.0,0.00%,F,F)

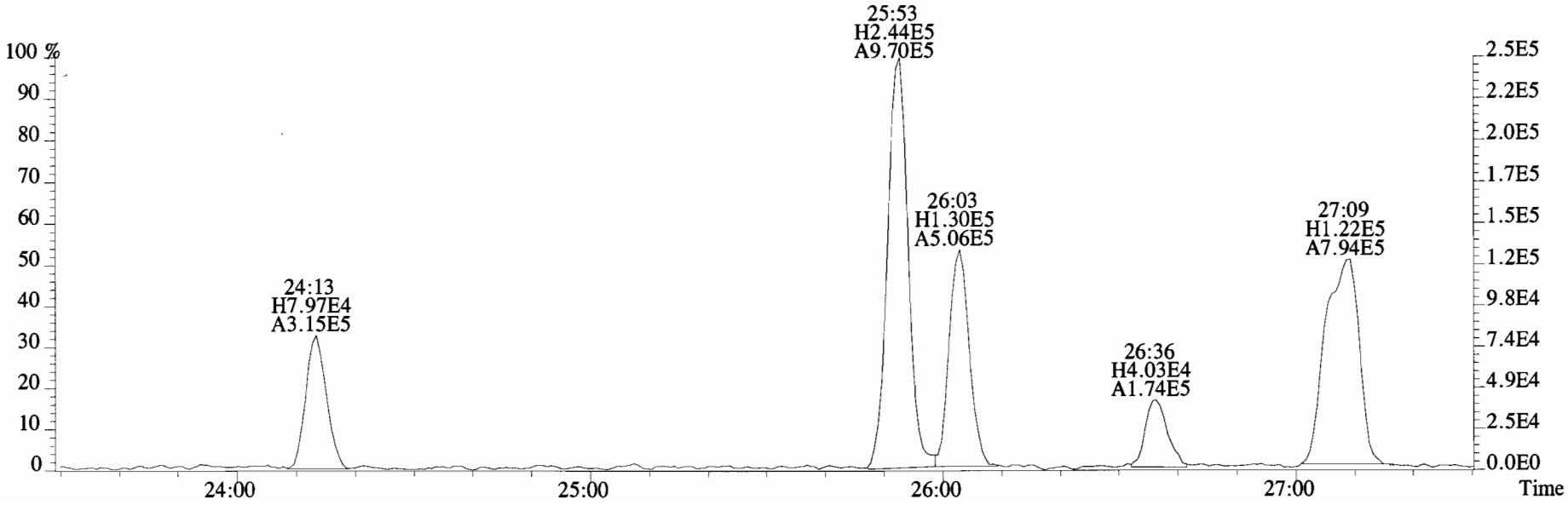

File:190610E1 #1-758 Acq:10-JUN-2019 22:07:03 GC EI+ Voltage SIR Autospec-UltimaE
Sample#6 File Text:Vista Analytical Laboratory VG-8 Text:1900817-02 T4-PDI2019-SG56-190418 14.85 Exp:PCB_ZB1

255.9613 S:6 F:3 SMO(1,3) BSUB(10000,15,-3.0) PKD(5,5,2,0.10%,9348.0,0.00%,F,F)



257.9584 S:6 F:3 SMO(1,3) BSUB(10000,15,-3.0) PKD(5,5,2,0.10%,2284.0,0.00%,F,F)



268.0016 S:6 F:3 SMO(1,3) BSUB(10000,15,-3.0) PKD(5,5,2,0.10%,304516.0,0.00%,F,F)

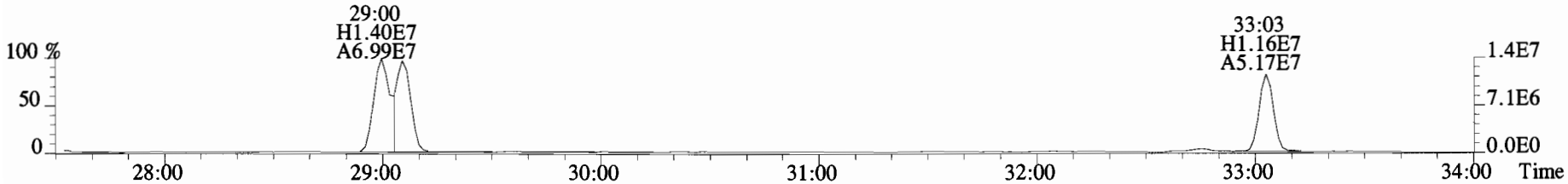

269.9986 S:6 F:3 SMO(1,3) BSUB(10000,15,-3.0) PKD(5,5,2,0.10%,256780.0,0.00%,F,F)

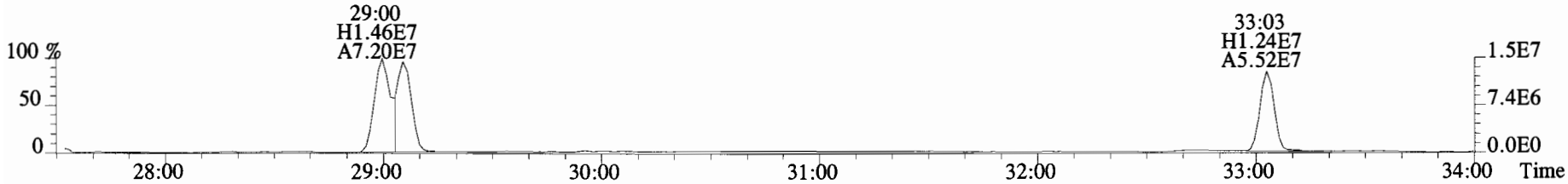

330.9792 S:6 F:3

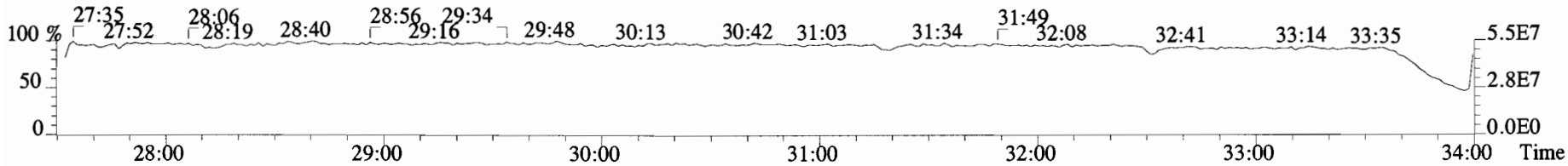

File:190610E1 #1-758 Acq:10-JUN-2019 22:07:03 GC EI+ Voltage SIR Autospec-UltimaE
Sample#6 File Text:Vista Analytical Laboratory VG-8 Text:1900817-02 T4-PDI2019-SG56-190418 14.85 Exp:PCB_ZB1
268.0016 S:6 F:3 SMO(1,3) BSUB(10000,15,-3.0) PKD(5,5,2,0.10%,304516.0,0.00%,F,F)

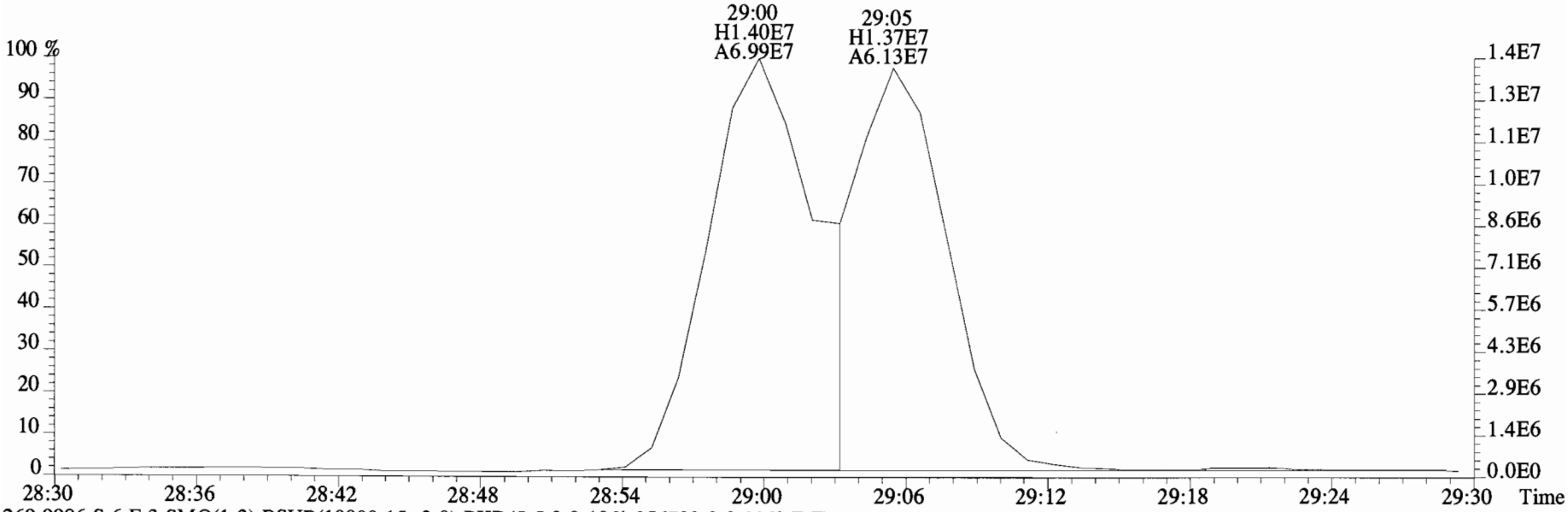

269.9986 S:6 F:3 SMO(1,3) BSUB(10000,15,-3.0) PKD(5,5,2,0.10%,256780.0,0.00%,F,F)

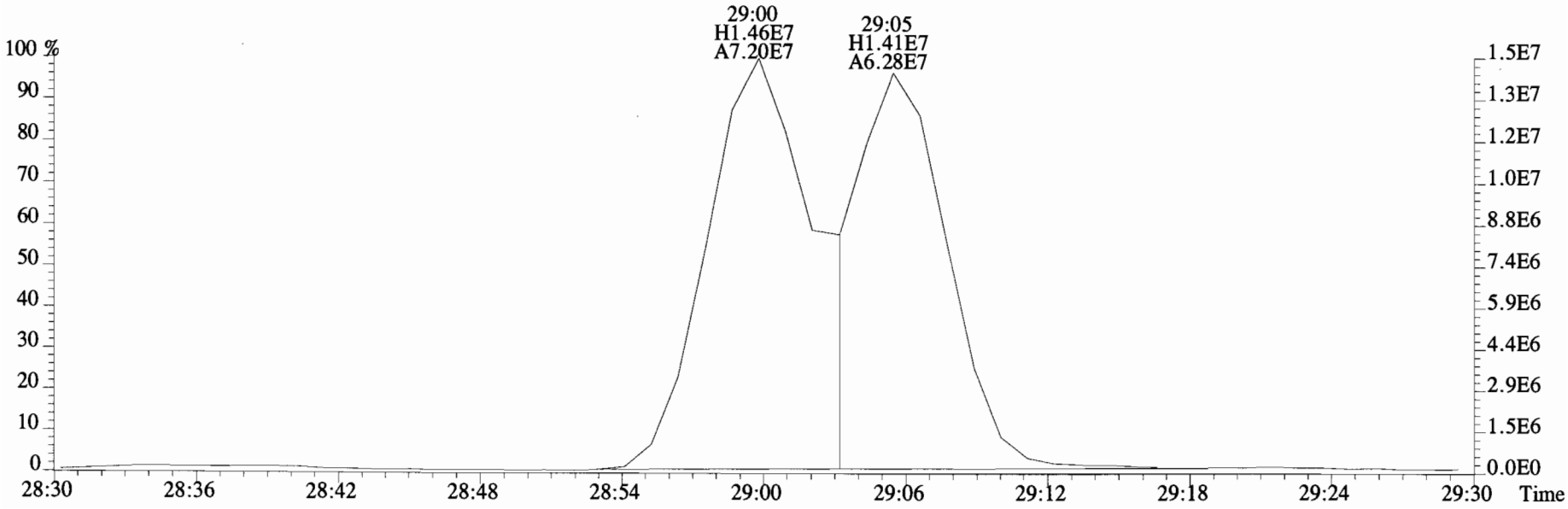

File:190610E1 #1-758 Acq:10-JUN-2019 22:07:03 GC EI+ Voltage SIR Autospec-UltimaE
Sample#6 File Text:Vista Analytical Laboratory VG-8 Text:1900817-02 T4-PDI2019-SG56-190418 14.85 Exp:PCB_ZB1
255.9613 S:6 F:3 SMO(1,3) BSUB(10000,15,-3.0) PKD(5,5,2,0.10%,9348.0,0.00%,F,F)

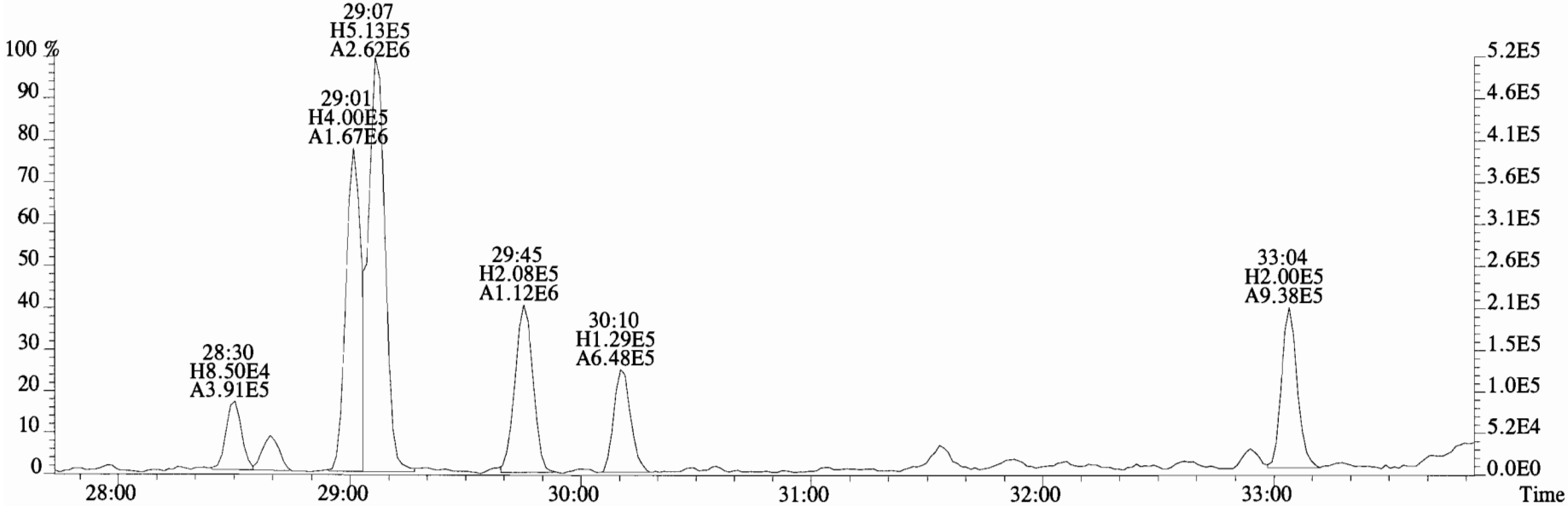

257.9584 S:6 F:3 SMO(1,3) BSUB(10000,15,-3.0) PKD(5,5,2,0.10%,2284.0,0.00%,F,F)

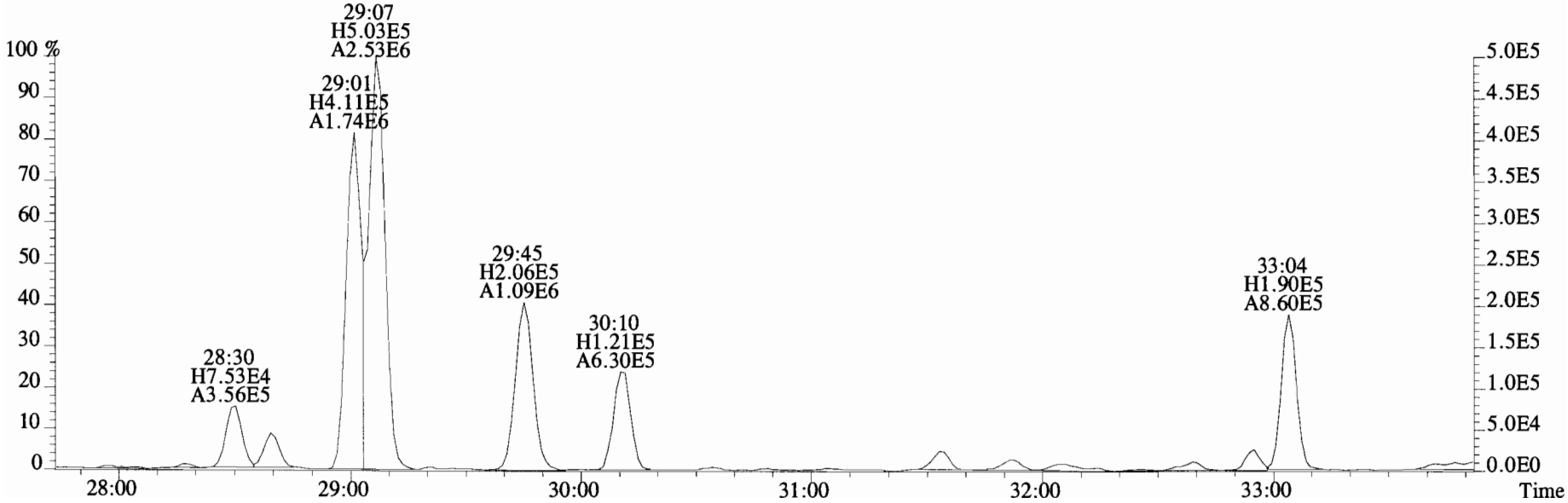

File:190610E1 #1-758 Acq:10-JUN-2019 22:07:03 GC EI+ Voltage SIR Autospec-UltimaE
Sample#6 File Text:Vista Analytical Laboratory VG-8 Text:1900817-02 T4-PDI2019-SG56-190418 14.85 Exp:PCB_ZB1
255.9613 S:6 F:3 SMO(1,3) BSUB(10000,15,-3.0) PKD(5,5,2,0.10%,9348.0,0.00%,F,F)

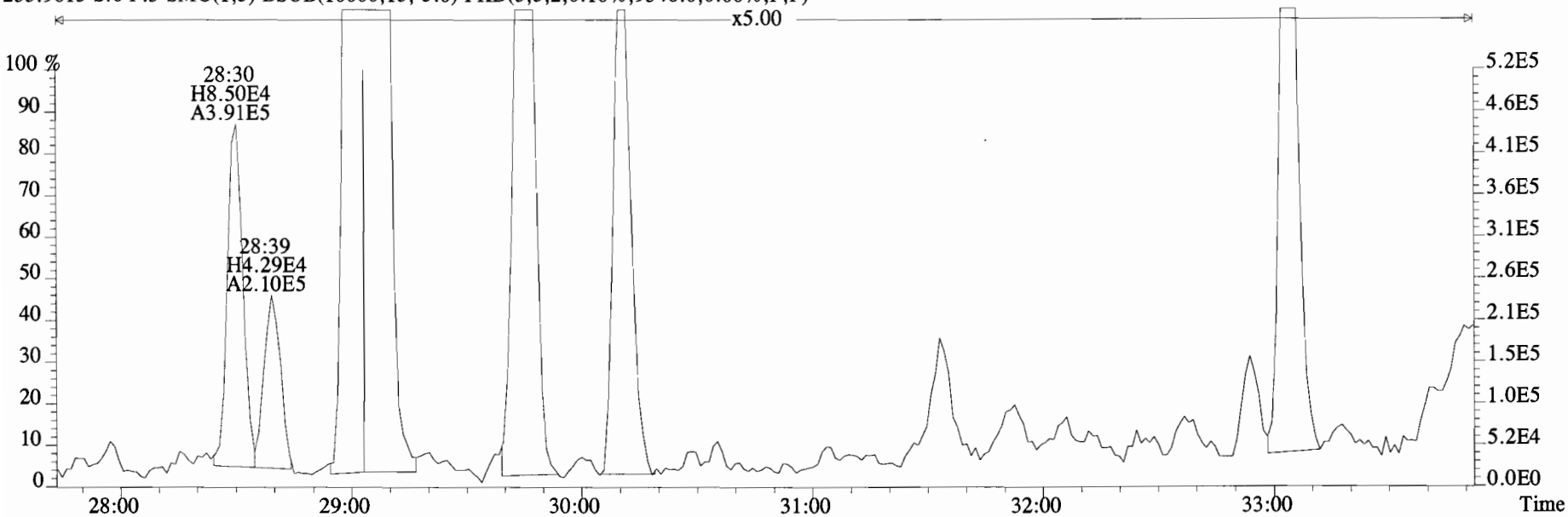

257.9584 S:6 F:3 SMO(1,3) BSUB(10000,15,-3.0) PKD(5,5,2,0.10%,2284.0,0.00%,F,F)

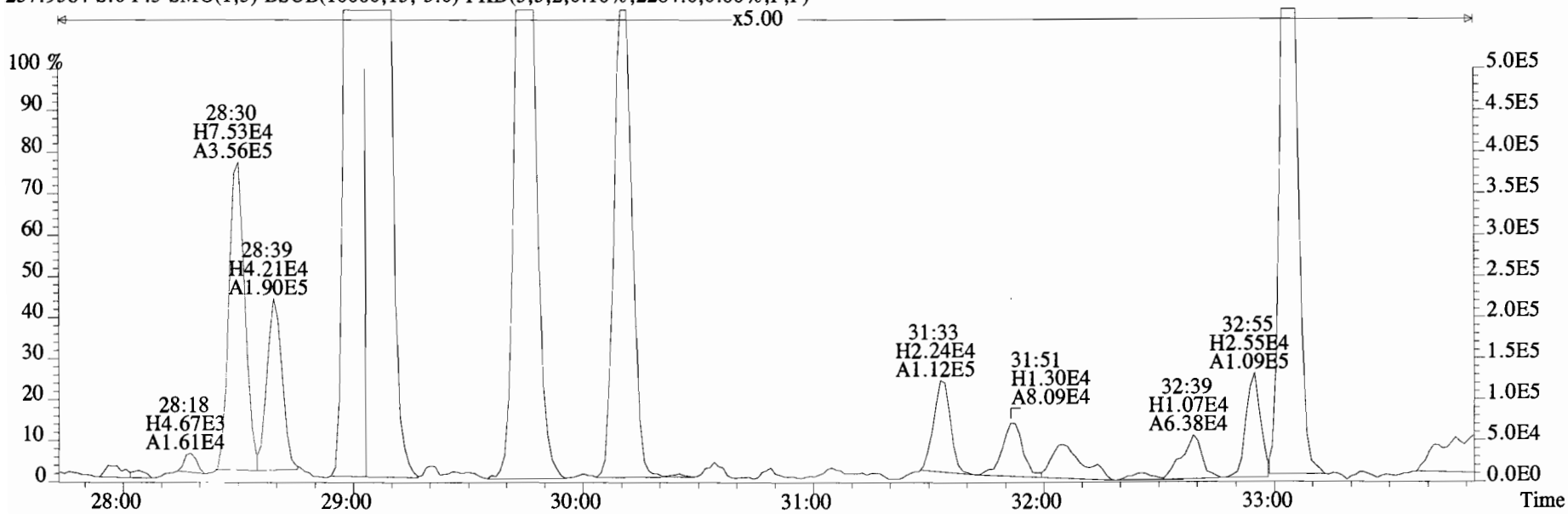

File:190610E1 #1-758 Acq:10-JUN-2019 22:07:03 GC EI+ Voltage SIR Autospec-UltimaE
Sample#6 File Text:Vista Analytical Laboratory VG-8 Text:1900817-02 T4-PDI2019-SG56-190418 14.85 Exp:PCB_ZB1
289.9224 S:6 F:3 SMO(1,3) BSUB(10000,15,-3.0) PKD(5,5,2,0.10%,1976.0,0.00%,F,F)

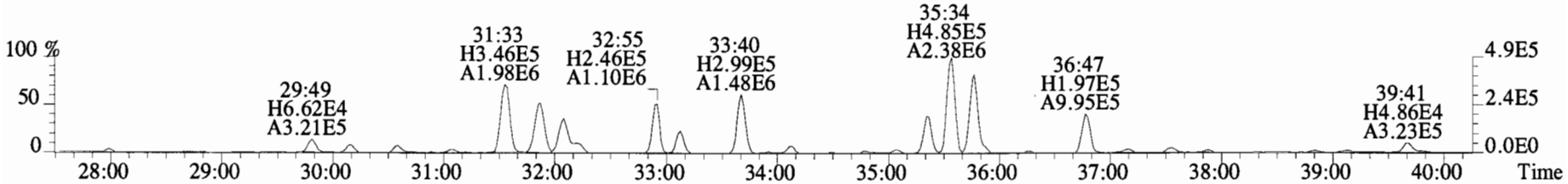

291.9194 S:6 F:3 SMO(1,3) BSUB(10000,15,-3.0) PKD(5,5,2,0.10%,2060.0,0.00%,F,F)

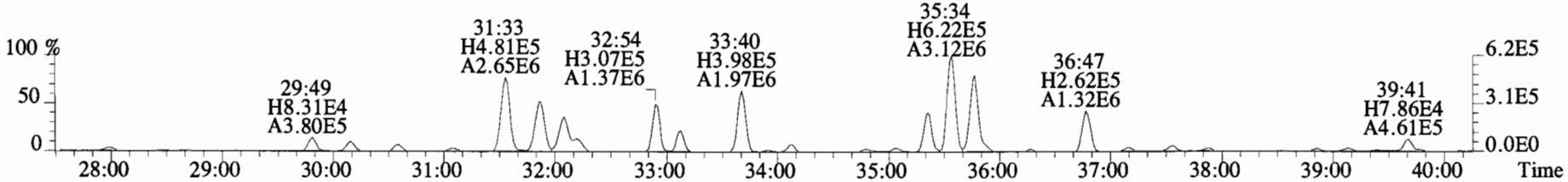

301.9626 S:6 F:3 SMO(1,3) BSUB(10000,15,-3.0) PKD(5,5,2,0.10%,53220.0,0.00%,F,F)

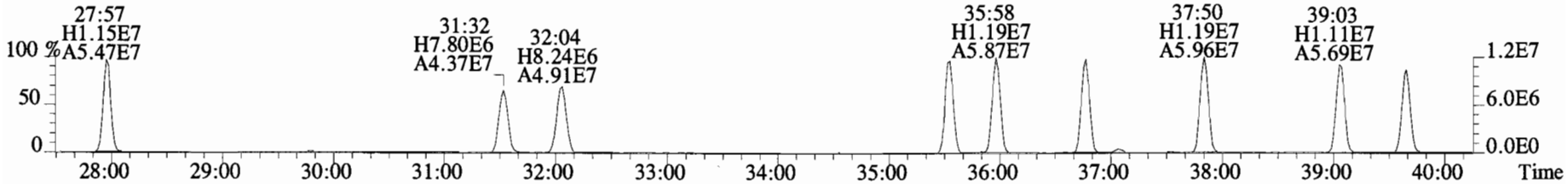

303.9597 S:6 F:3 SMO(1,3) BSUB(10000,15,-3.0) PKD(5,5,2,0.10%,30536.0,0.00%,F,F)

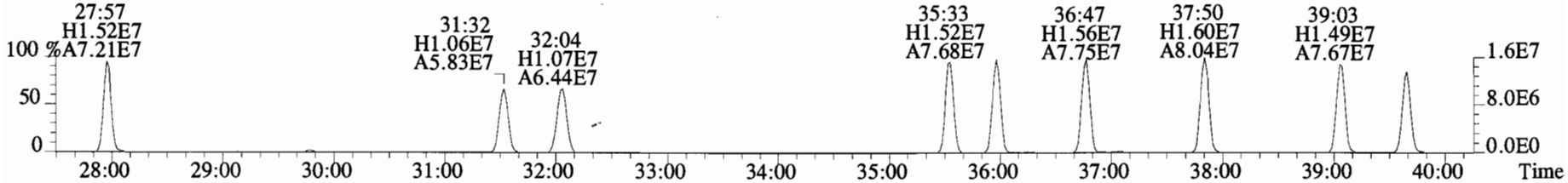

330.9792 S:6 F:3

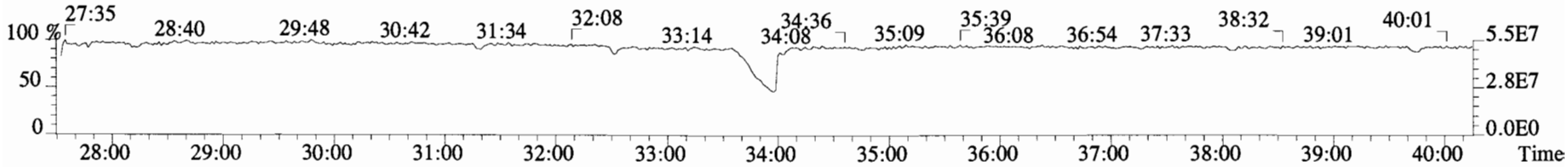

File:190610E1 #1-758 Acq:10-JUN-2019 22:07:03 GC EI+ Voltage SIR Autospec-UltimaE
Sample#6 File Text:Vista Analytical Laboratory VG-8 Text:1900817-02 T4-PDI2019-SG56-190418 14.85 Exp:PCB_ZB1

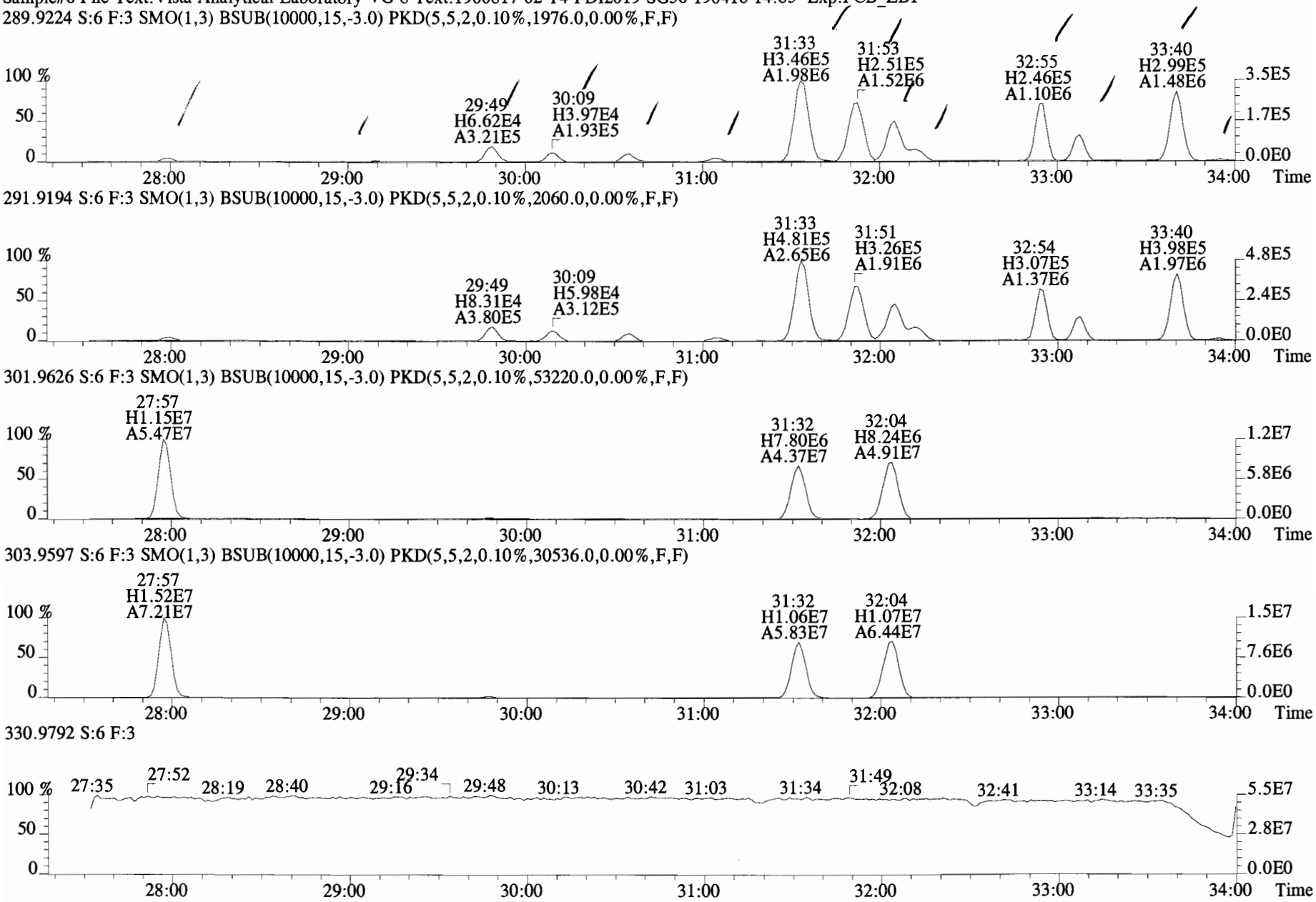

File:190610E1 #1-758 Acq:10-JUN-2019 22:07:03 GC EI+ Voltage SIR Autospec-UltimaE
Sample#6 File Text:Vista Analytical Laboratory VG-8 Text:1900817-02 T4-PDI2019-SG56-190418 14.85 Exp:PCB_ZB1

289.9224 S:6 F:3 SMO(1,3) BSUB(10000,15,-3.0) PKD(5,5,2,0.10%,1976.0,0.00%,F,F)

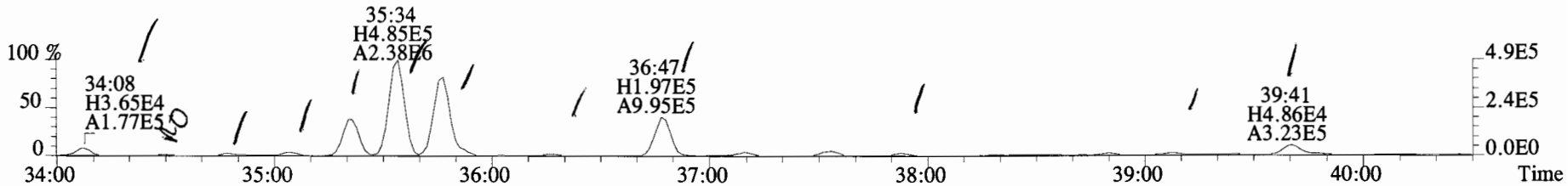

291.9194 S:6 F:3 SMO(1,3) BSUB(10000,15,-3.0) PKD(5,5,2,0.10%,2060.0,0.00%,F,F)



301.9626 S:6 F:3 SMO(1,3) BSUB(10000,15,-3.0) PKD(5,5,2,0.10%,53220.0,0.00%,F,F)

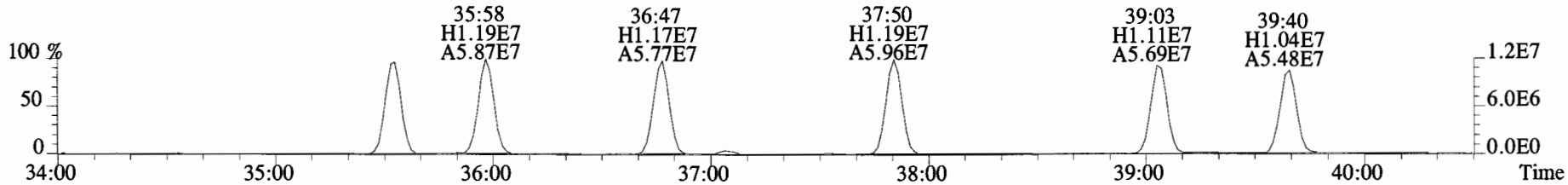

303.9597 S:6 F:3 SMO(1,3) BSUB(10000,15,-3.0) PKD(5,5,2,0.10%,30536.0,0.00%,F,F)

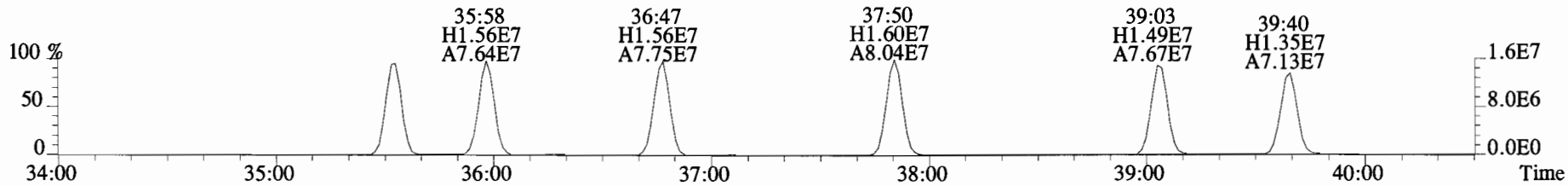

330.9792 S:6 F:3

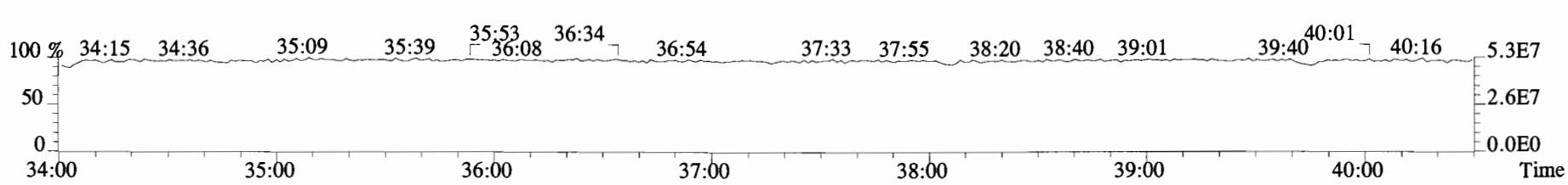

File:190610E1 #1-758 Acq:10-JUN-2019 22:07:03 GC EI+ Voltage SIR Autospec-UltimaE
Sample#6 File Text:Vista Analytical Laboratory VG-8 Text:1900817-02 T4-PDI2019-SG56-190418 14.85 Exp:PCB_ZB1
289.9224 S:6 F:3 SMO(1,3) BSUB(10000,15,-3.0) PKD(5,5,2,0.10%,1976.0,0.00%,F,F)

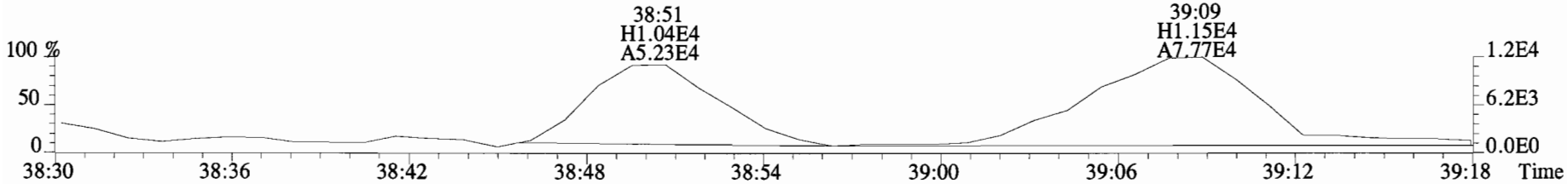

291.9194 S:6 F:3 SMO(1,3) BSUB(10000,15,-3.0) PKD(5,5,2,0.10%,2060.0,0.00%,F,F)

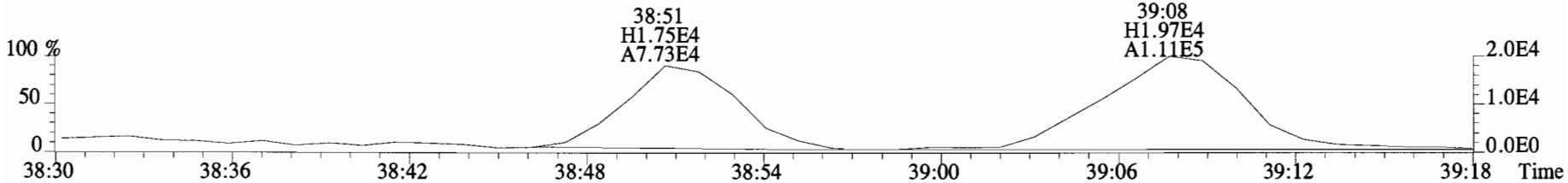

301.9626 S:6 F:3 SMO(1,3) BSUB(10000,15,-3.0) PKD(5,5,2,0.10%,53220.0,0.00%,F,F)

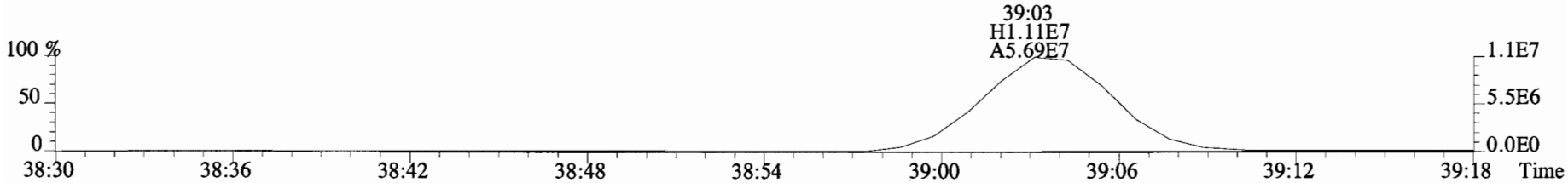

303.9597 S:6 F:3 SMO(1,3) BSUB(10000,15,-3.0) PKD(5,5,2,0.10%,30536.0,0.00%,F,F)

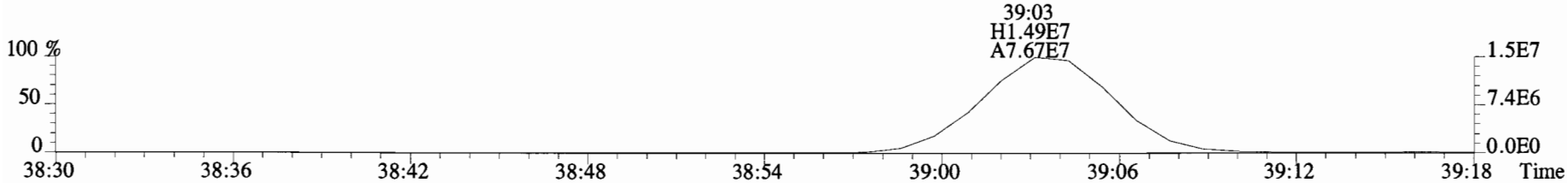

330.9792 S:6 F:3

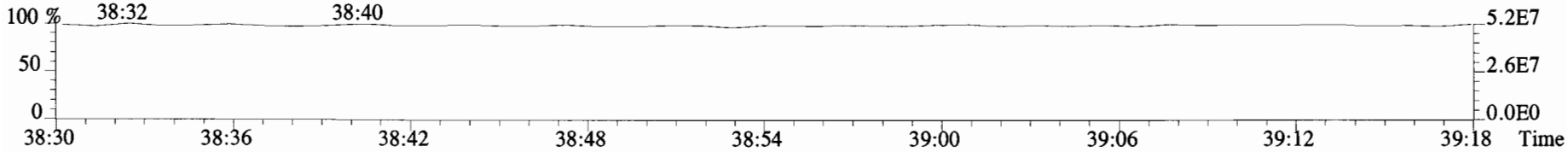

File:190610E1 #1-758 Acq:10-JUN-2019 22:07:03 GC EI+ Voltage SIR Autospec-UltimaE
Sample#6 File Text:Vista Analytical Laboratory VG-8 Text:1900817-02 T4-PDI2019-SG56-190418 14.85 Exp:PCB_ZB1
301.9626 S:6 F:3 SMO(1,3) BSUB(10000,15,-3.0) PKD(5,5,2,0.10%,53220.0,0.00%,F,F)

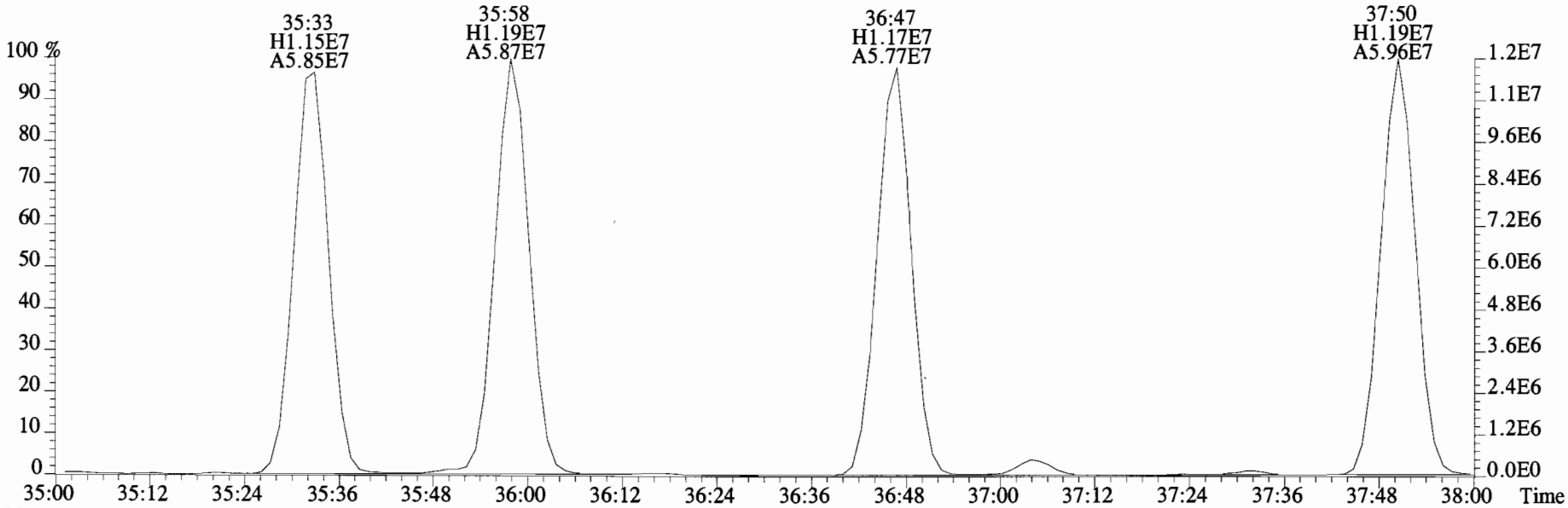

303.9597 S:6 F:3 SMO(1,3) BSUB(10000,15,-3.0) PKD(5,5,2,0.10%,30536.0,0.00%,F,F)

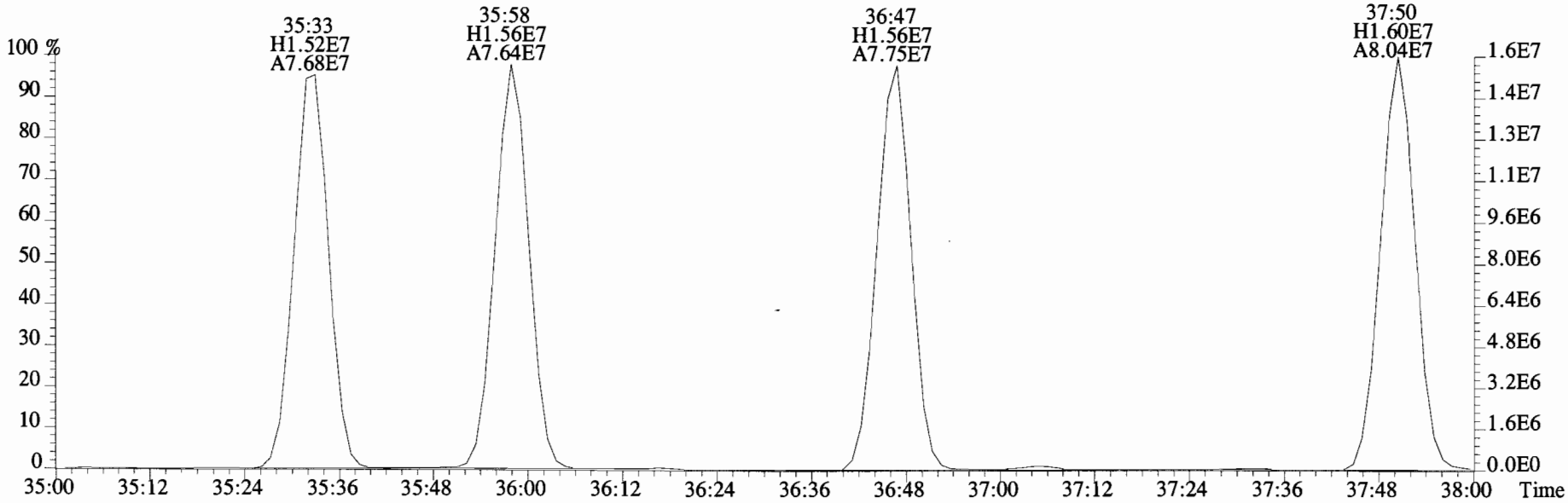

File:190610E1 #1-758 Acq:10-JUN-2019 22:07:03 GC EI+ Voltage SIR Autospec-UltimaE
Sample#6 File Text:Vista Analytical Laboratory VG-8 Text:1900817-02 T4-PDI2019-SG56-190418 14.85 Exp:PCB_ZB1
289.9224 S:6 F:3 SMO(1,3) BSUB(10000,15,-3.0) PKD(5,5,2,0.10%,1976.0,0.00%,F,F)

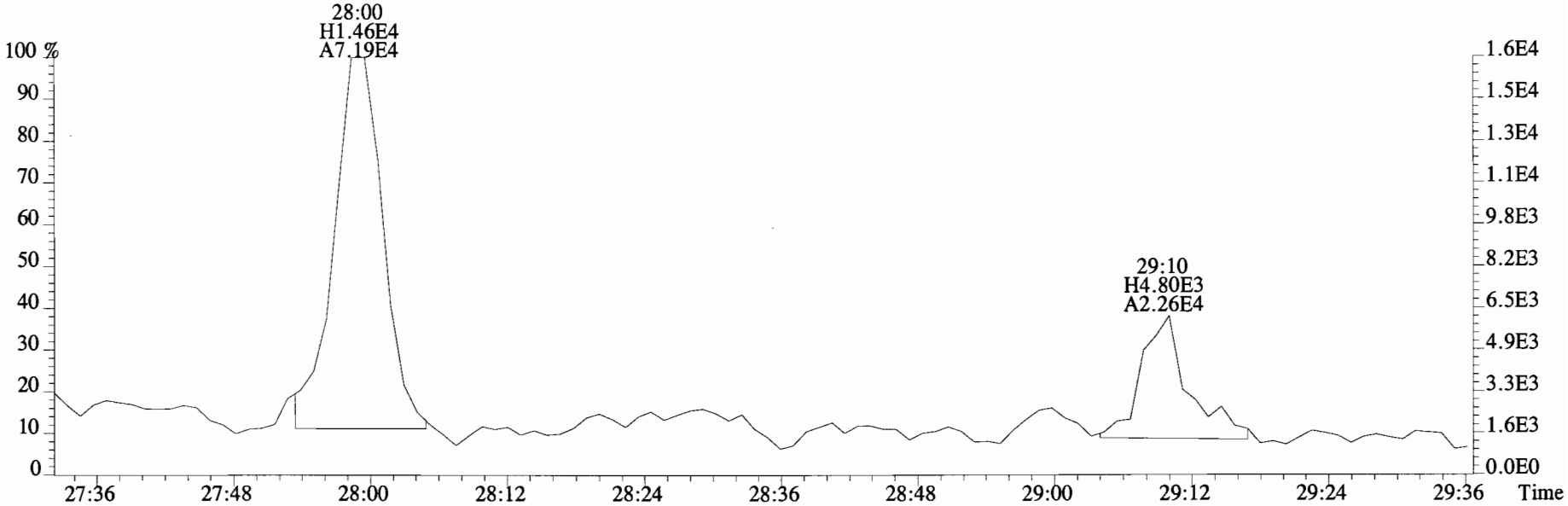

291.9194 S:6 F:3 SMO(1,3) BSUB(10000,15,-3.0) PKD(5,5,2,0.10%,2060.0,0.00%,F,F)

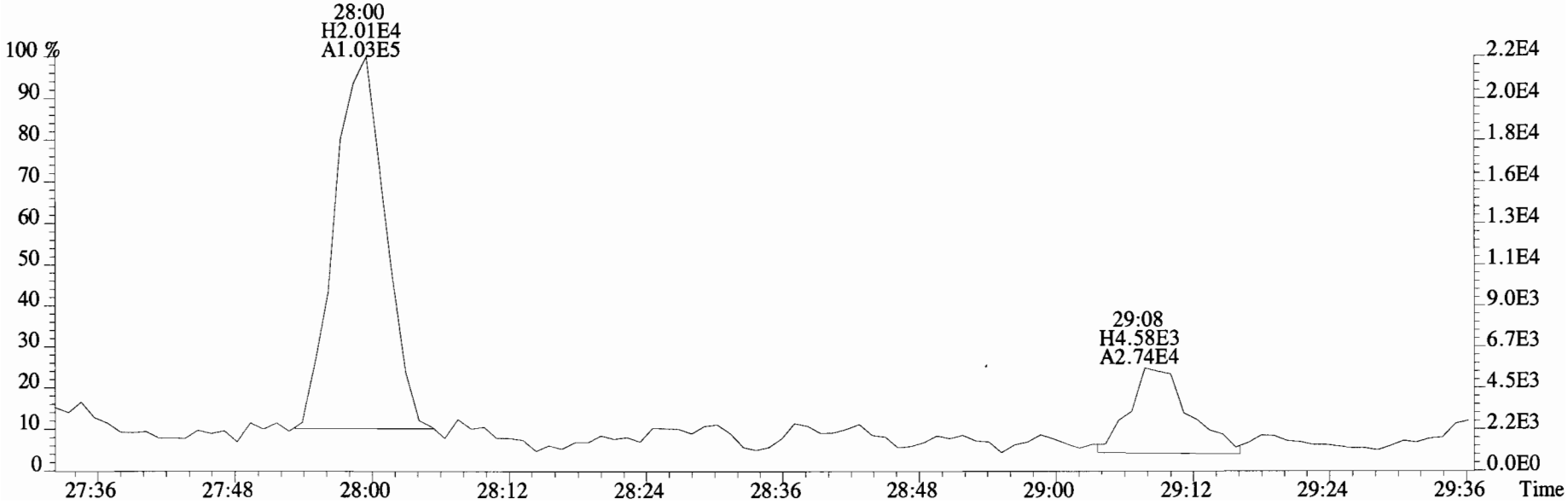

File:190610E1 #1-758 Acq:10-JUN-2019 22:07:03 GC EI+ Voltage SIR Autospec-UltimaE
Sample#6 File Text:Vista Analytical Laboratory VG-8 Text:1900817-02 T4-PDI2019-SG56-190418 14.85 Exp:PCB_ZB1
289.9224 S:6 F:3 SMO(1,3) BSUB(10000,15,-3.0) PKD(5,5,2,0.10%,1976.0,0.00%,F,F)

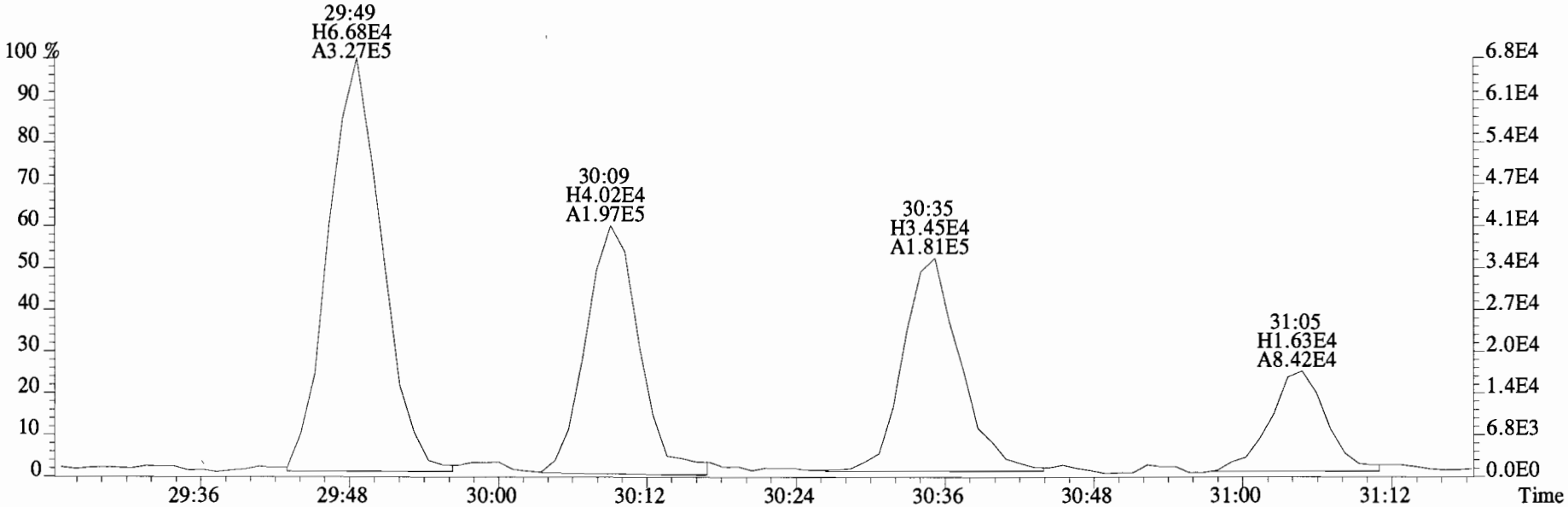

291.9194 S:6 F:3 SMO(1,3) BSUB(10000,15,-3.0) PKD(5,5,2,0.10%,2060.0,0.00%,F,F)

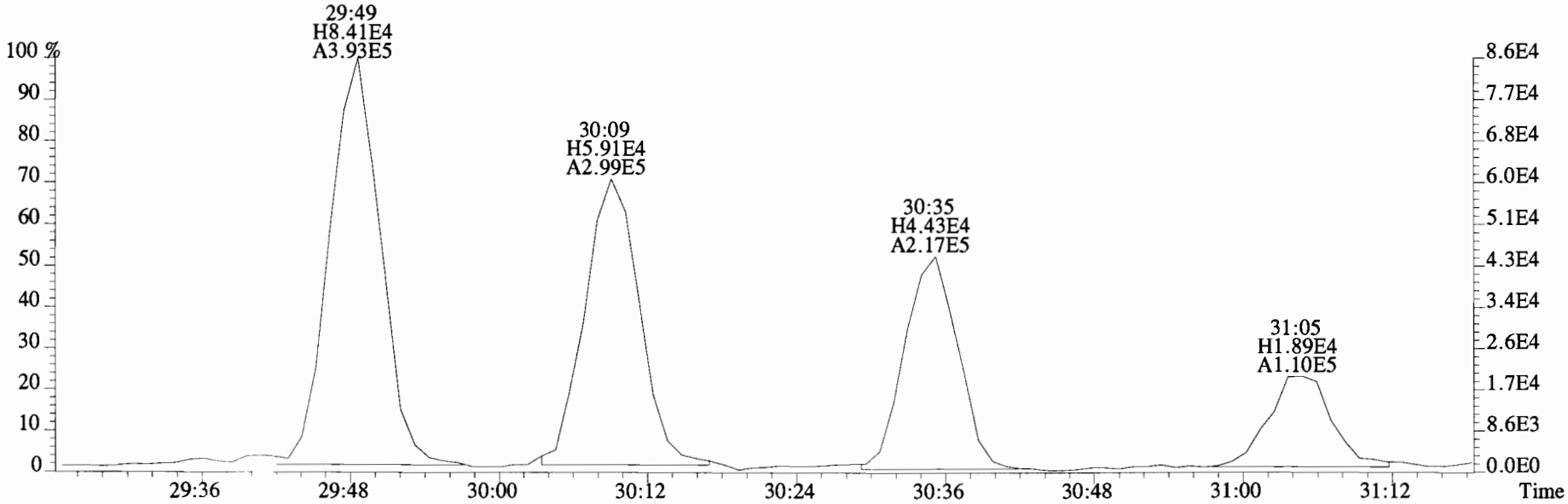

File:190610E1 #1-758 Acq:10-JUN-2019 22:07:03 GC EI+ Voltage SIR Autospec-UltimaE
Sample#6 File Text:Vista Analytical Laboratory VG-8 Text:1900817-02 T4-PDI2019-SG56-190418 14.85 Exp:PCB_ZB1
289.9224 S:6 F:3 SMO(1,3) BSUB(10000,15,-3.0) PKD(5,5,2,0.10%,1976.0,0.00%,F,F)

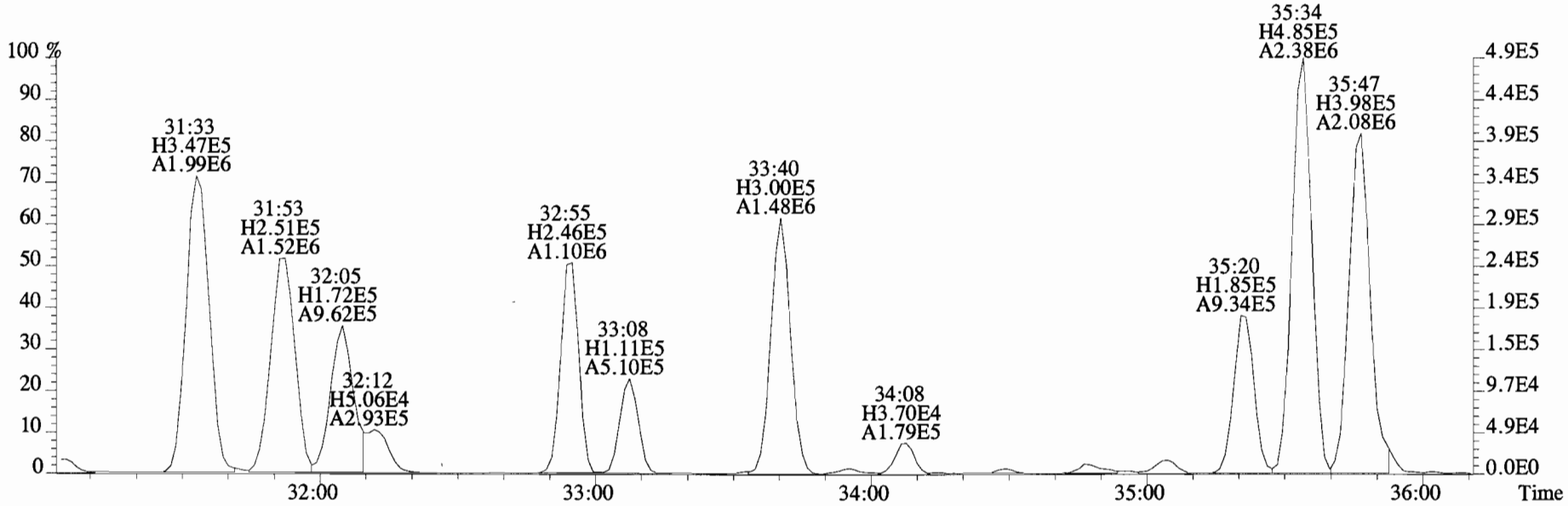

291.9194 S:6 F:3 SMO(1,3) BSUB(10000,15,-3.0) PKD(5,5,2,0.10%,2060.0,0.00%,F,F)

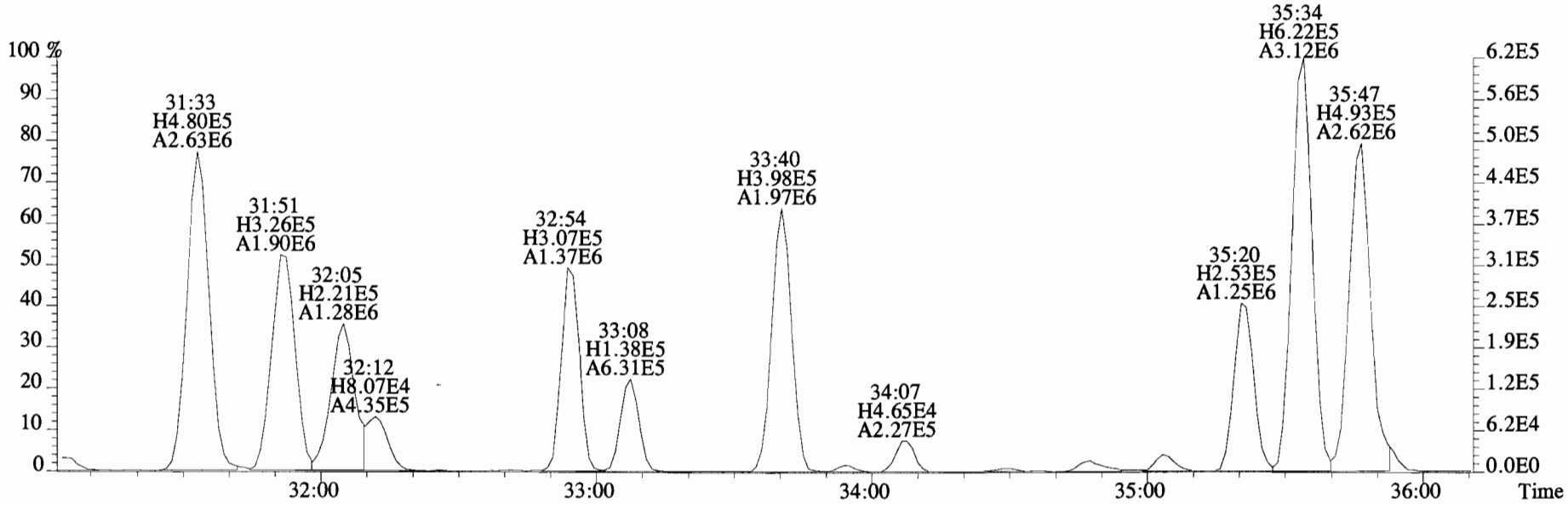

File:190610E1 #1-758 Acq:10-JUN-2019 22:07:03 GC EI+ Voltage SIR Autospec-UltimaE
Sample#6 File Text:Vista Analytical Laboratory VG-8 Text:1900817-02 T4-PDI2019-SG56-190418 14.85 Exp:PCB_ZB1
289.9224 S:6 F:3 SMO(1,3) BSUB(10000,15,-3.0) PKD(5,5,2,0.10%,1976.0,0.00%,F,F)

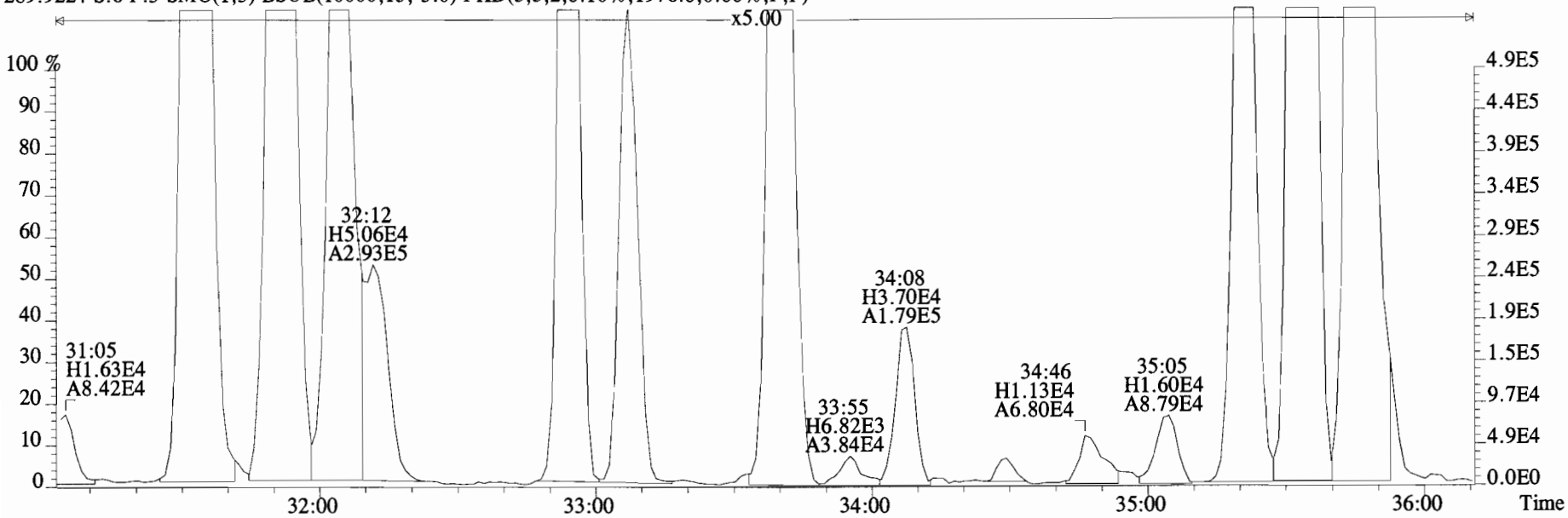

291.9194 S:6 F:3 SMO(1,3) BSUB(10000,15,-3.0) PKD(5,5,2,0.10%,2060.0,0.00%,F,F)

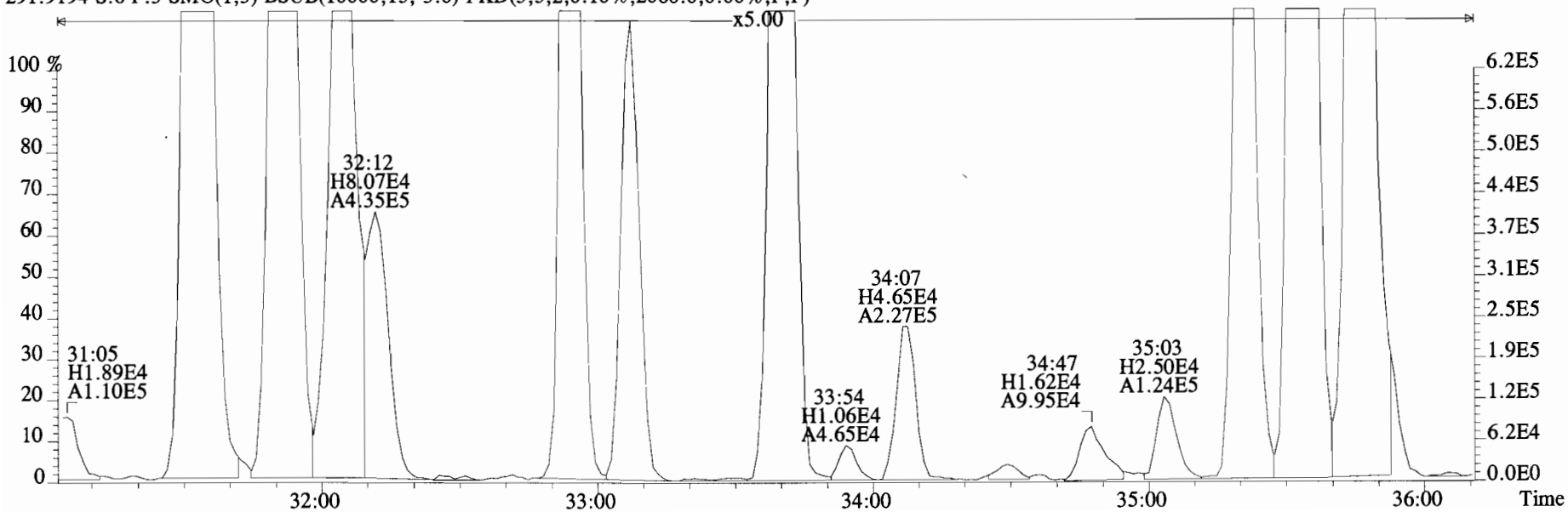

File:190610E1 #1-758 Acq:10-JUN-2019 22:07:03 GC EI+ Voltage SIR Autospec-UltimaE
Sample#6 File Text:Vista Analytical Laboratory VG-8 Text:1900817-02 T4-PDI2019-SG56-190418 14.85 Exp:PCB_ZB1
289.9224 S:6 F:3 SMO(1,3) BSUB(10000,15,-3.0) PKD(5,5,2,0.10%,1976.0,0.00%,F,F)

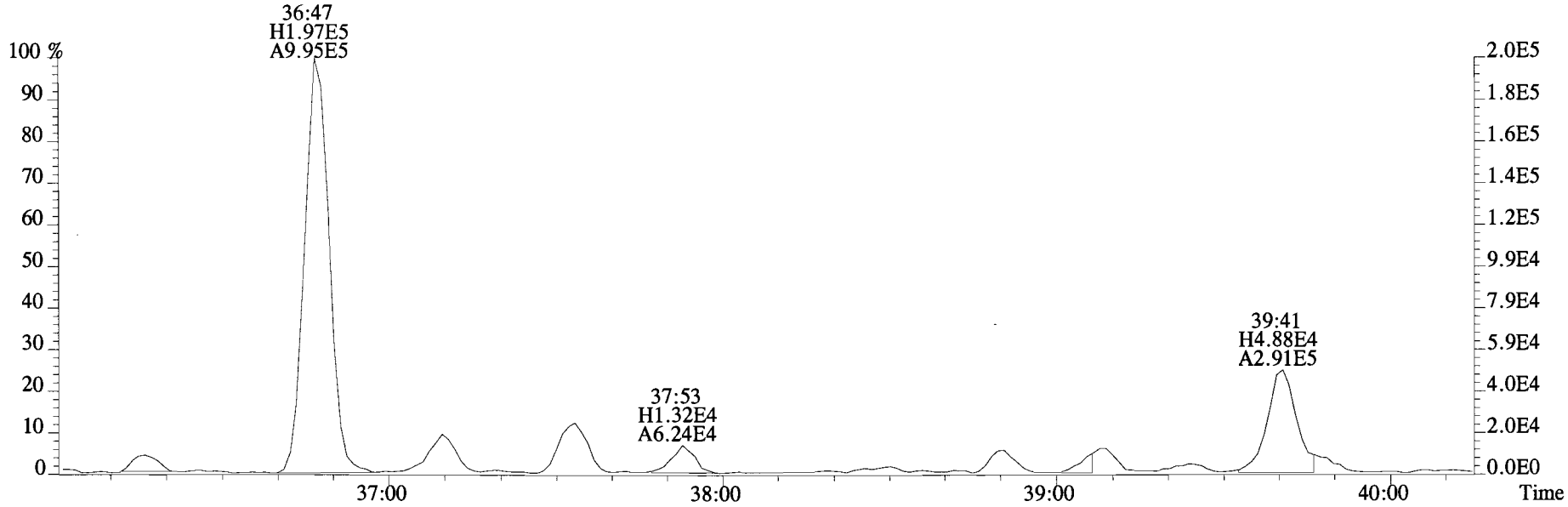

291.9194 S:6 F:3 SMO(1,3) BSUB(10000,15,-3.0) PKD(5,5,2,0.10%,2060.0,0.00%,F,F)

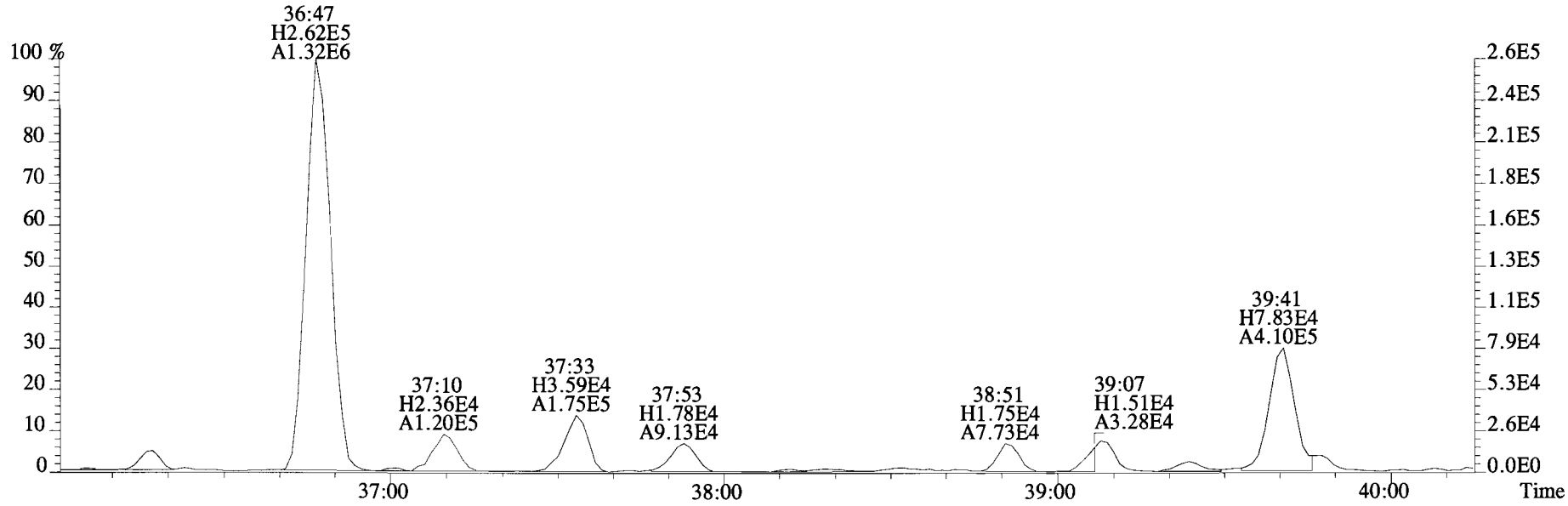

File:190610E1 #1-758 Acq:10-JUN-2019 22:07:03 GC EI+ Voltage SIR Autospec-UltimaE
Sample#6 File Text:Vista Analytical Laboratory VG-8 Text:1900817-02 T4-PDI2019-SG56-190418 14.85 Exp:PCB_ZB1
289.9224 S:6 F:3 SMO(1,3) BSUB(10000,15,-3.0) PKD(5,5,2,0.10%,1976.0,0.00%,F,F)

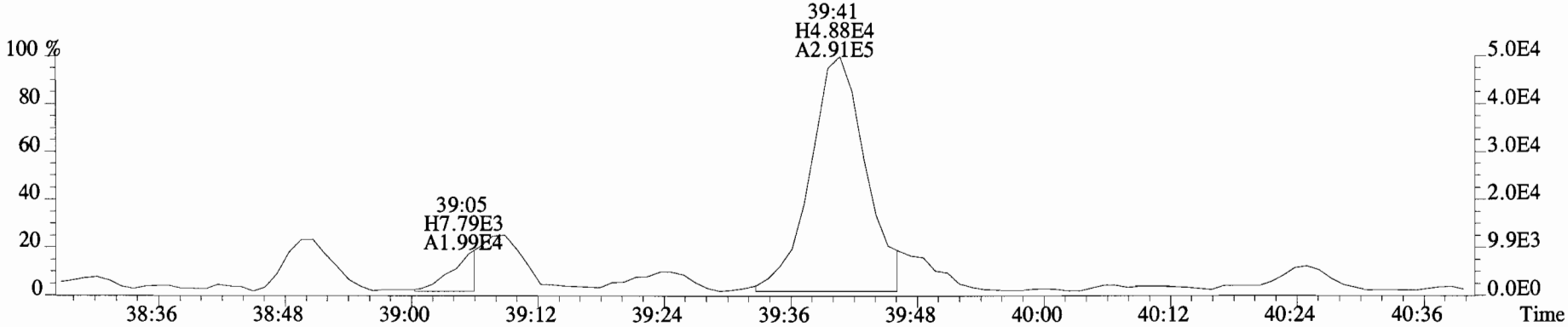

291.9194 S:6 F:3 SMO(1,3) BSUB(10000,15,-3.0) PKD(5,5,2,0.10%,2060.0,0.00%,F,F)

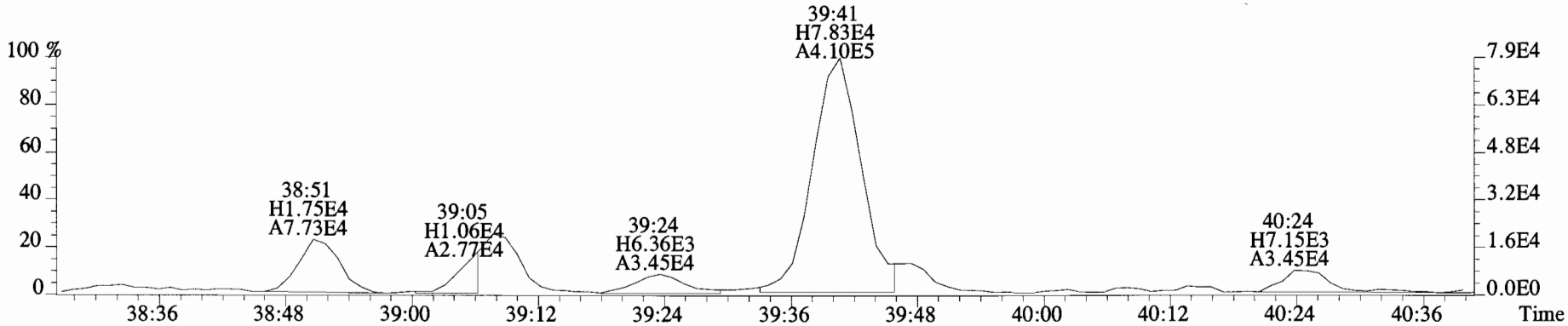

303.9597 S:6 F:3

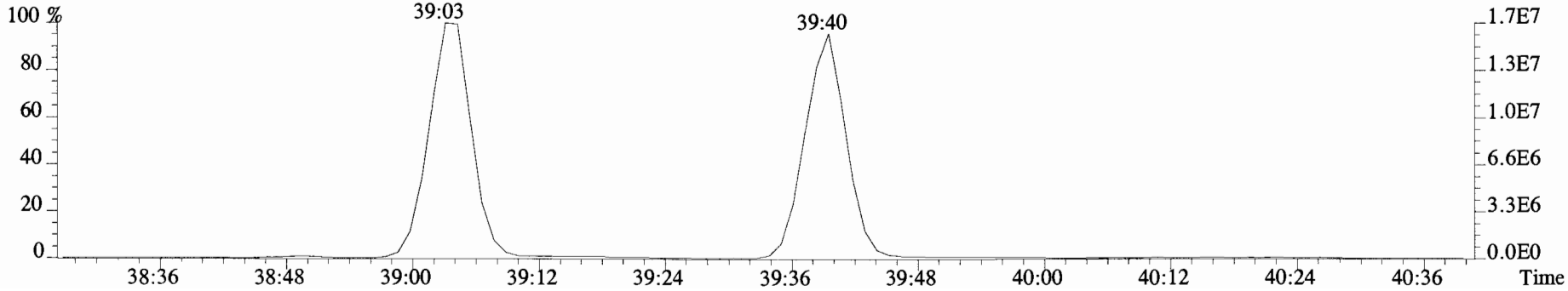

File:190610E1 #1-758 Acq:10-JUN-2019 22:07:03 GC EI+ Voltage SIR Autospec-UltimaE
Sample#6 File Text:Vista Analytical Laboratory VG-8 Text:1900817-02 T4-PDI2019-SG56-190418 14.85 Exp:PCB_ZB1
325.8804 S:6 F:3 SMO(1,3) BSUB(10000,15,-3.0) PKD(5,5,2,0.10%,2052.0,0.00%,F,F)

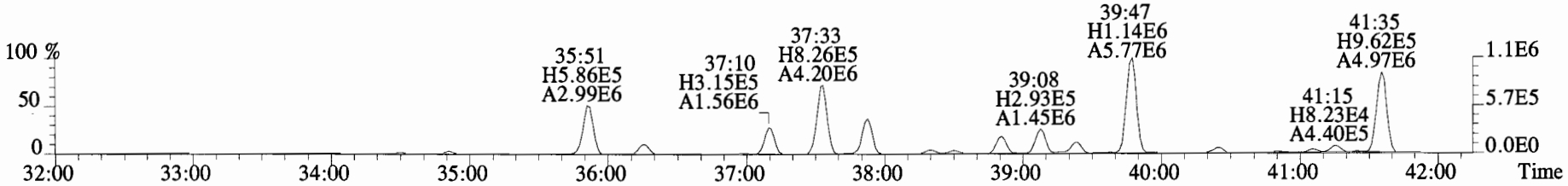

327.8775 S:6 F:3 SMO(1,3) BSUB(10000,15,-3.0) PKD(5,5,2,0.10%,1756.0,0.00%,F,F)

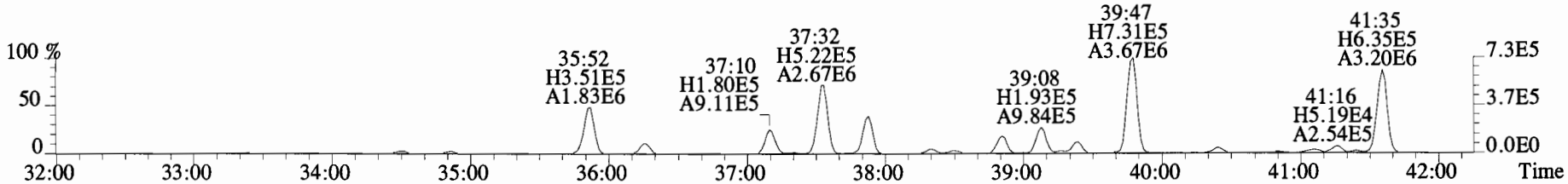

337.9207 S:6 F:3 SMO(1,3) BSUB(10000,15,-3.0) PKD(5,5,2,0.10%,3320.0,0.00%,F,F)

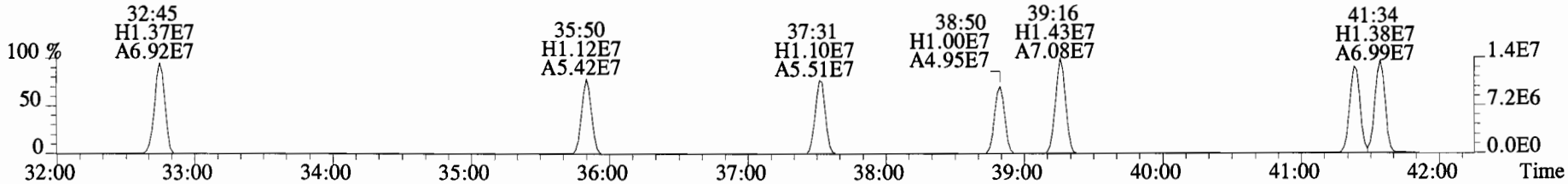

339.9177 S:6 F:3 SMO(1,3) BSUB(10000,15,-3.0) PKD(5,5,2,0.10%,2432.0,0.00%,F,F)

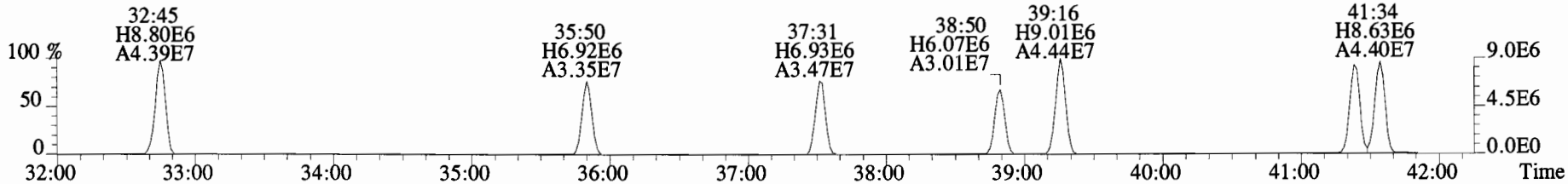

330.9792 S:6 F:3

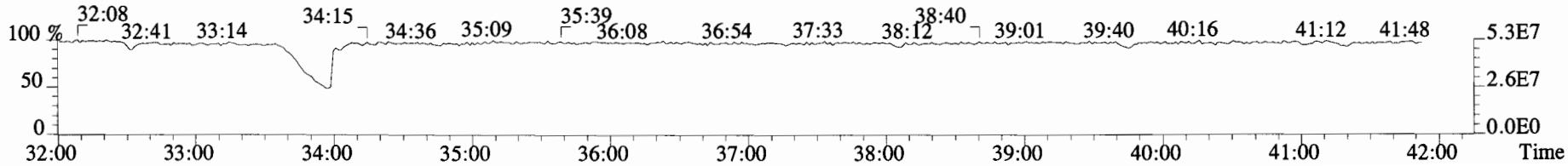

File:190610E1 #1-758 Acq:10-JUN-2019 22:07:03 GC EI+ Voltage SIR Autospec-UltimaE
Sample#6 File Text:Vista Analytical Laboratory VG-8 Text:1900817-02 T4-PDI2019-SG56-190418 14.85 Exp:PCB_ZB1
325.8804 S:6 F:3 SMO(1,3) BSUB(10000,15,-3.0) PKD(5,5,2,0.10%,2052.0,0.00%,F,F)

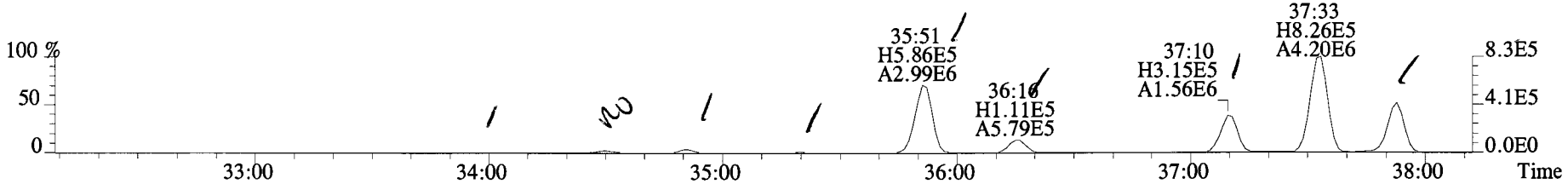

327.8775 S:6 F:3 SMO(1,3) BSUB(10000,15,-3.0) PKD(5,5,2,0.10%,1756.0,0.00%,F,F)

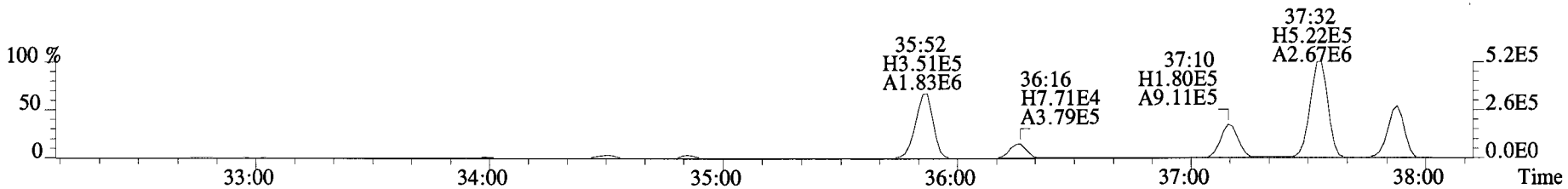

337.9207 S:6 F:3 SMO(1,3) BSUB(10000,15,-3.0) PKD(5,5,2,0.10%,3320.0,0.00%,F,F)

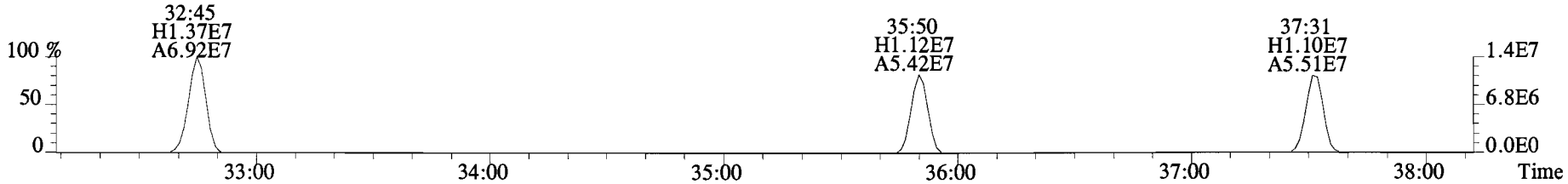

339.9177 S:6 F:3 SMO(1,3) BSUB(10000,15,-3.0) PKD(5,5,2,0.10%,2432.0,0.00%,F,F)

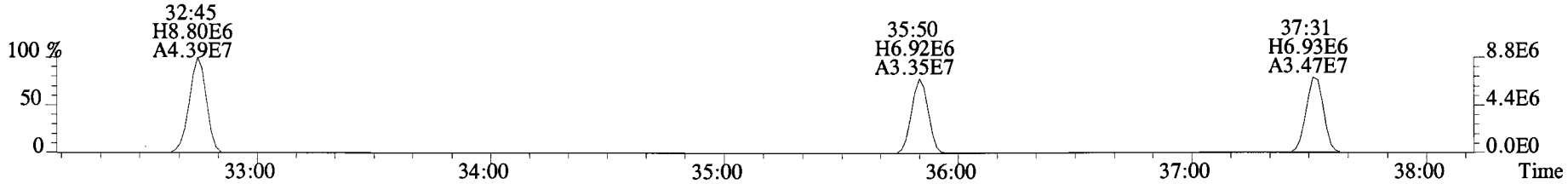

330.9792 S:6 F:3

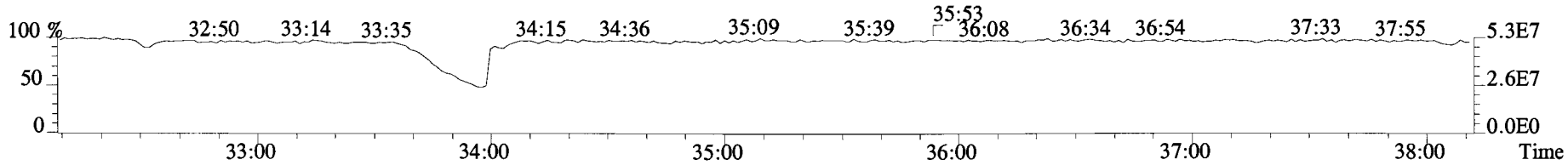

File:190610E1 #1-758 Acq:10-JUN-2019 22:07:03 GC EI+ Voltage SIR Autospec-UltimaE
Sample#6 File Text:Vista Analytical Laboratory VG-8 Text:1900817-02 T4-PDI2019-SG56-190418 14.85 Exp:PCB_ZB1

325.8804 S:6 F:3 SMO(1,3) BSUB(10000,15,-3.0) PKD(5,5,2,0.10%,2052.0,0.00%,F,F)

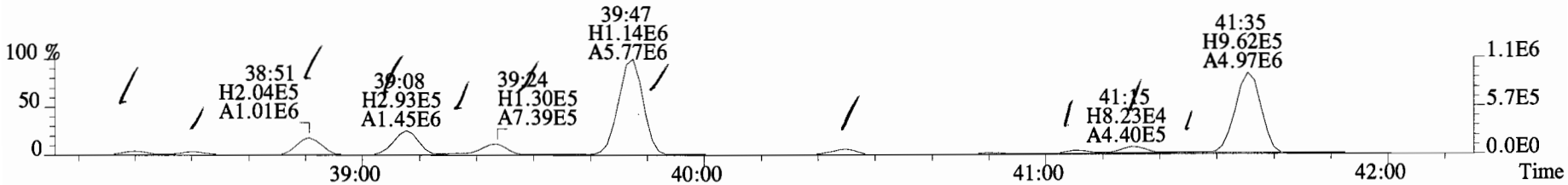

327.8775 S:6 F:3 SMO(1,3) BSUB(10000,15,-3.0) PKD(5,5,2,0.10%,1756.0,0.00%,F,F)

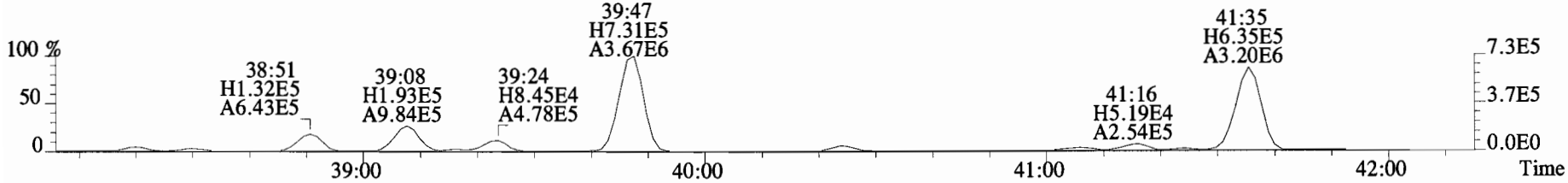

337.9207 S:6 F:3 SMO(1,3) BSUB(10000,15,-3.0) PKD(5,5,2,0.10%,3320.0,0.00%,F,F)

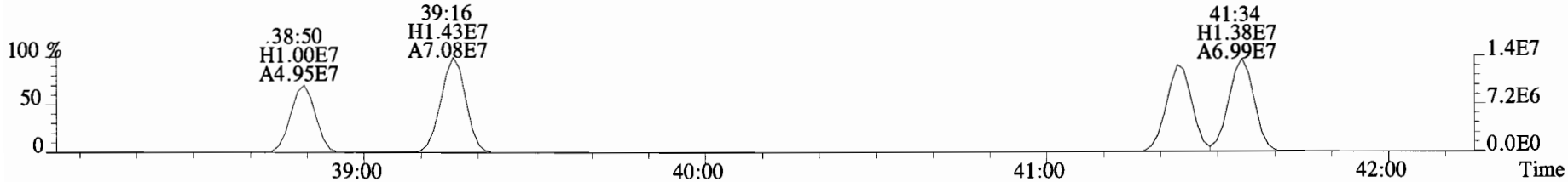

339.9177 S:6 F:3 SMO(1,3) BSUB(10000,15,-3.0) PKD(5,5,2,0.10%,2432.0,0.00%,F,F)

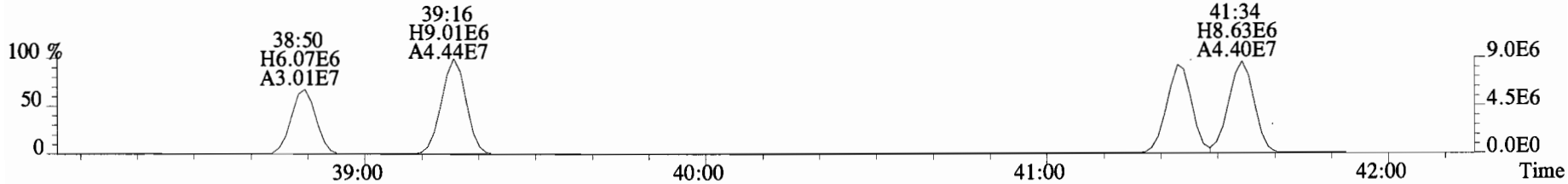

330.9792 S:6 F:3

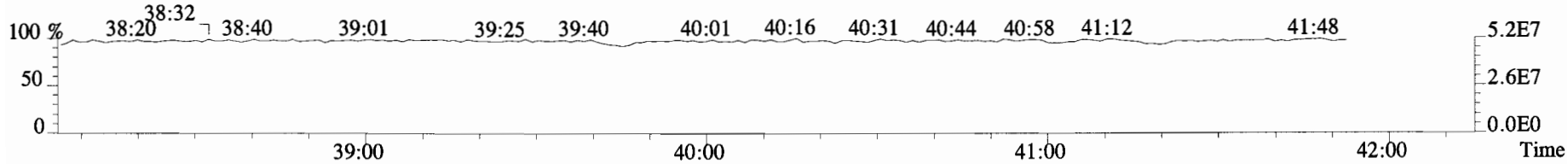

File:190610E1 #1-758 Acq:10-JUN-2019 22:07:03 GC EI+ Voltage SIR Autospec-UltimaE
Sample#6 File Text:Vista Analytical Laboratory VG-8 Text:1900817-02 T4-PDI2019-SG56-190418 14.85 Exp:PCB_ZB1
337.9207 S:6 F:3 SMO(1,3) BSUB(10000,15,-3.0) PKD(5,5,2,0.10%,3320.0,0.00%,F,F)

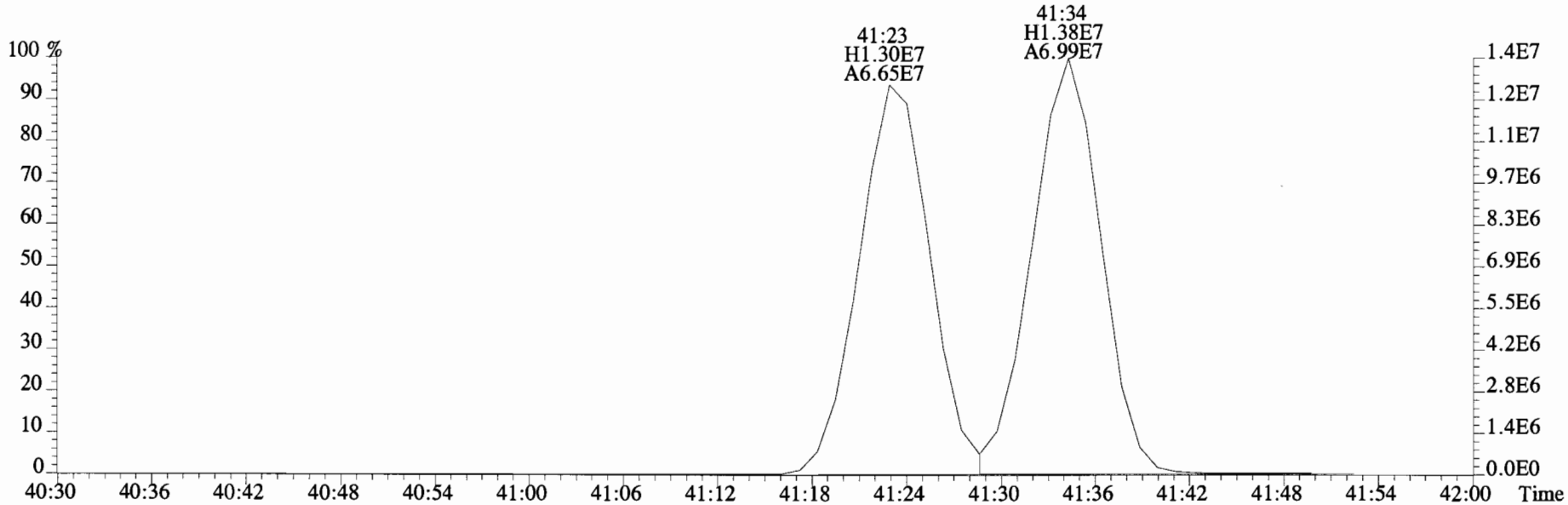

339.9177 S:6 F:3 SMO(1,3) BSUB(10000,15,-3.0) PKD(5,5,2,0.10%,2432.0,0.00%,F,F)

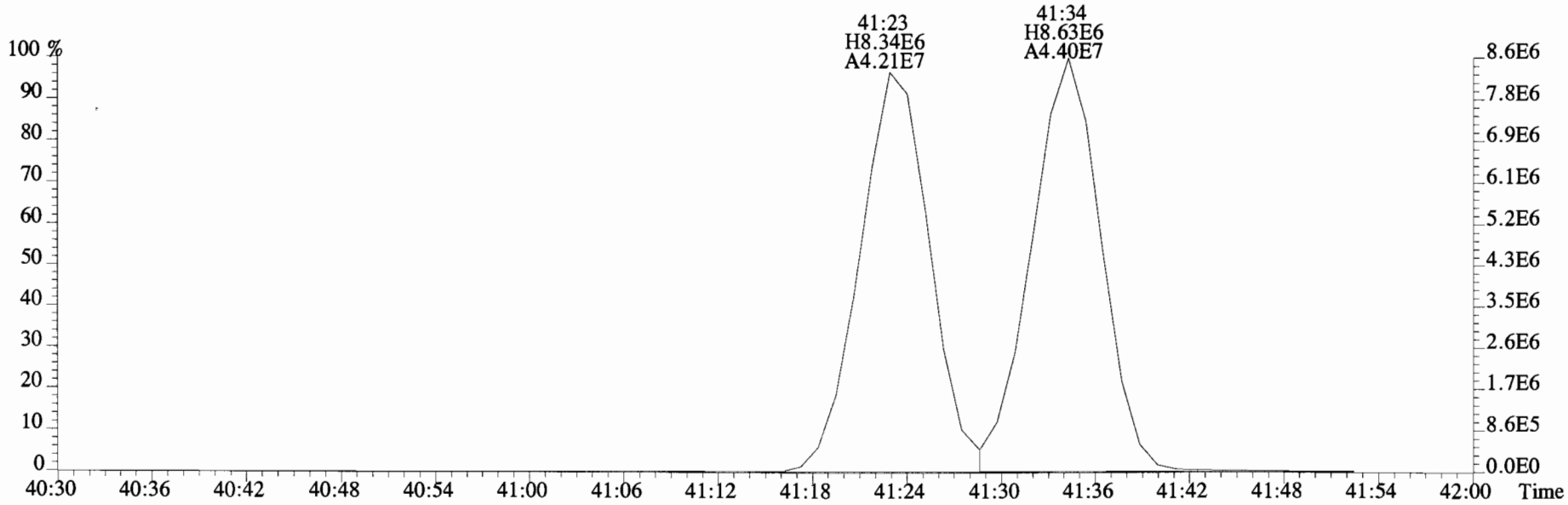

File:190610E1 #1-758 Acq:10-JUN-2019 22:07:03 GC EI+ Voltage SIR Autospec-UltimaE
Sample#6 File Text:Vista Analytical Laboratory VG-8 Text:1900817-02 T4-PDI2019-SG56-190418 14.85 Exp:PCB_ZB1
325.8804 S:6 F:3 SMO(1,3) BSUB(10000,15,-3.0) PKD(5,5,2,0.10%,2052.0,0.00%,F,F)

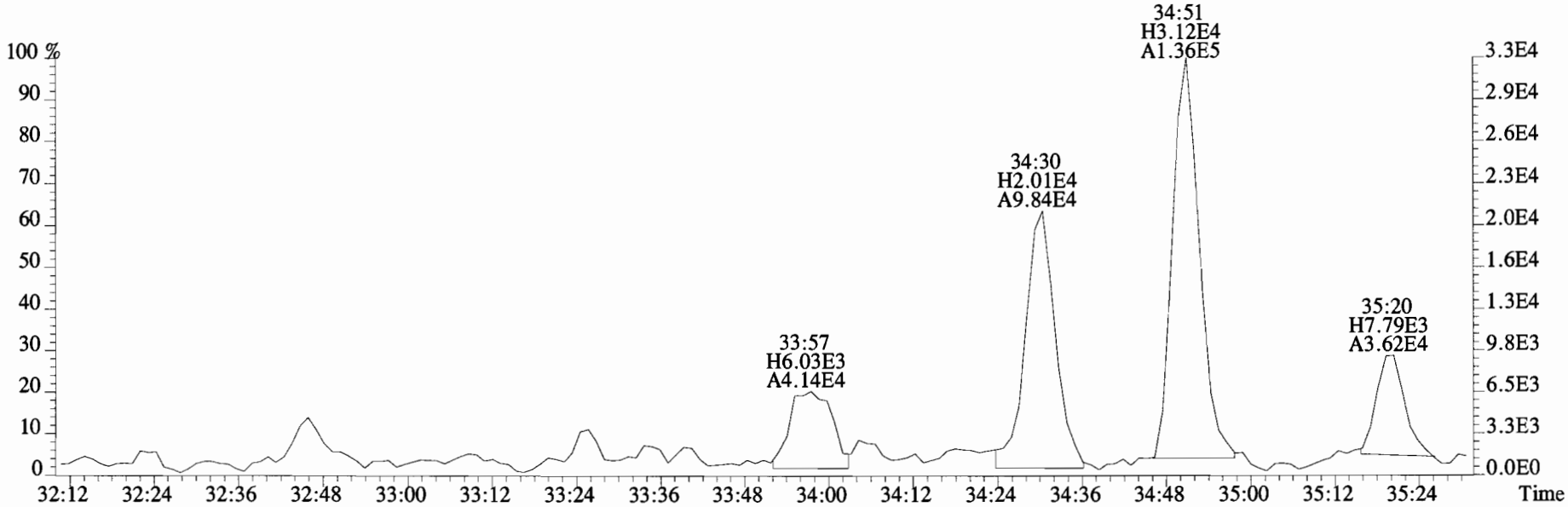

327.8775 S:6 F:3 SMO(1,3) BSUB(10000,15,-3.0) PKD(5,5,2,0.10%,1756.0,0.00%,F,F)

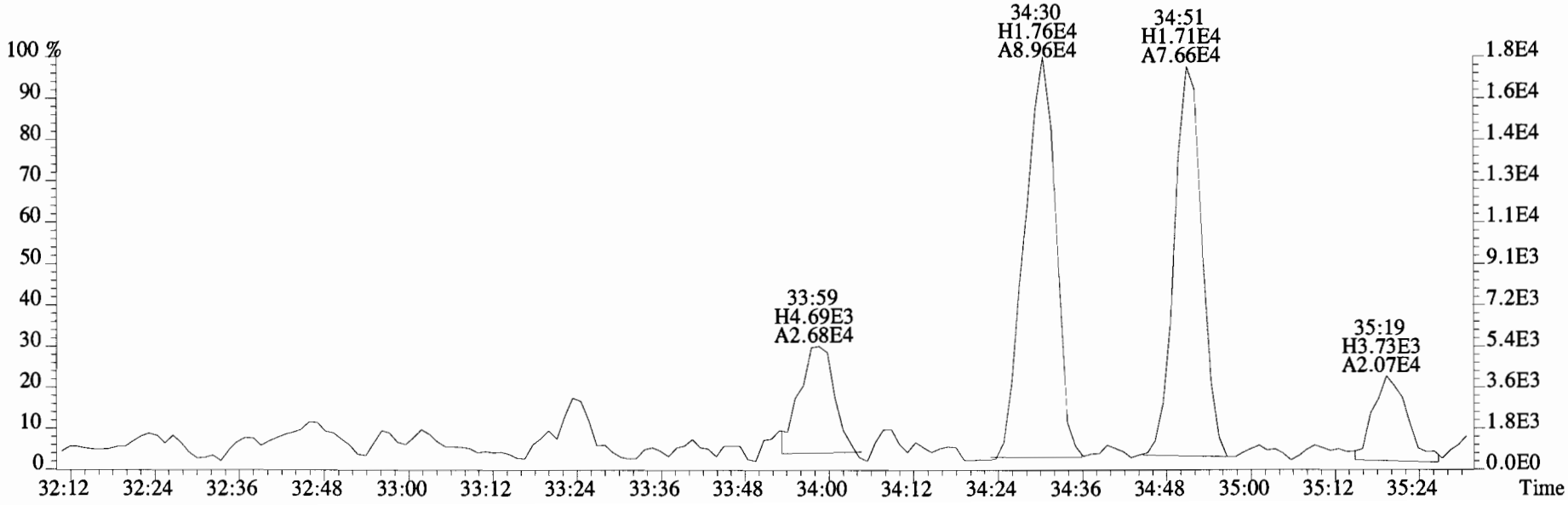

File:190610E1 #1-758 Acq:10-JUN-2019 22:07:03 GC EI+ Voltage SIR Autospec-UltimaE
Sample#6 File Text:Vista Analytical Laboratory VG-8 Text:1900817-02 T4-PDI2019-SG56-190418 14.85 Exp:PCB_ZB1
325.8804 S:6 F:3 SMO(1,3) BSUB(10000,15,-3.0) PKD(5,5,2,0.10%,2052.0,0.00%,F,F)

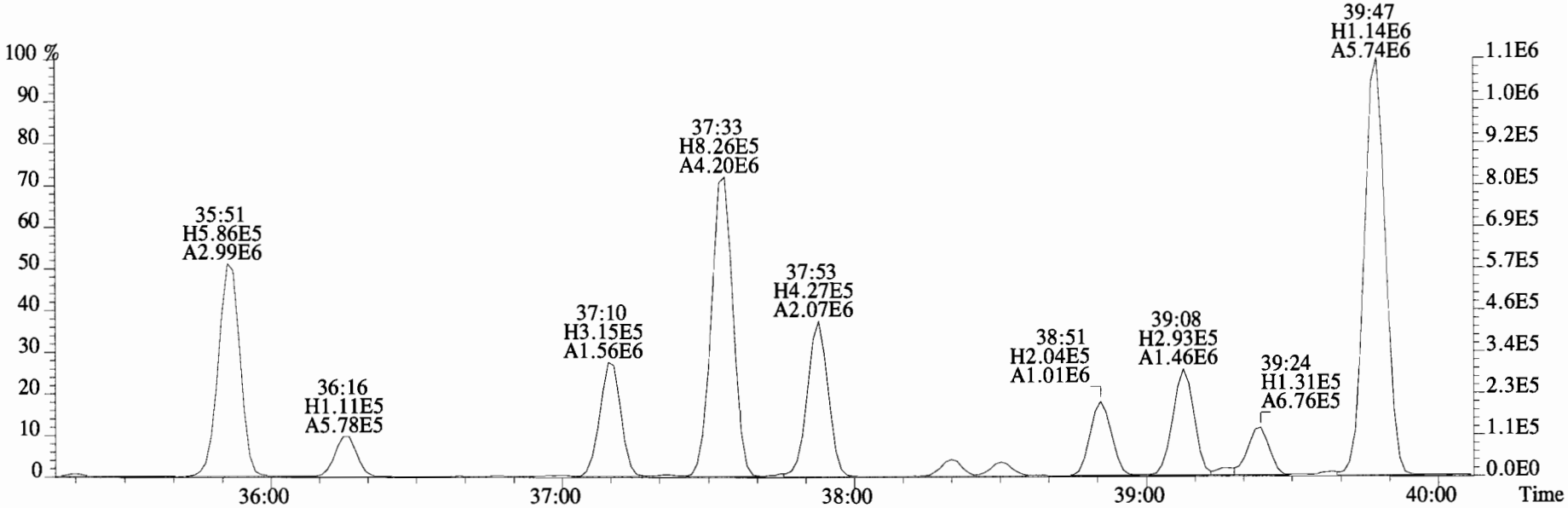

327.8775 S:6 F:3 SMO(1,3) BSUB(10000,15,-3.0) PKD(5,5,2,0.10%,1756.0,0.00%,F,F)

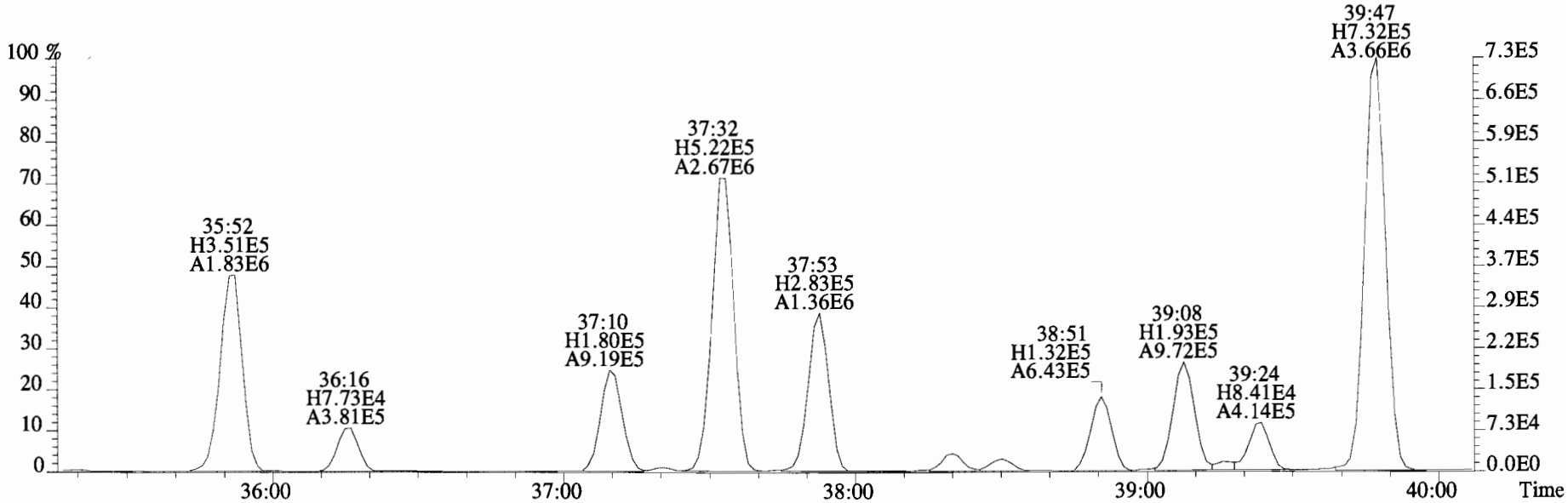

File:190610E1 #1-758 Acq:10-JUN-2019 22:07:03 GC EI+ Voltage SIR Autospec-UltimaE
Sample#6 File Text:Vista Analytical Laboratory VG-8 Text:1900817-02 T4-PDI2019-SG56-190418 14.85 Exp:PCB_ZB1
325.8804 S:6 F:3 SMO(1,3) BSUB(10000,15,-3.0) PKD(5,5,2,0.10%,2052.0,0.00%,F,F)

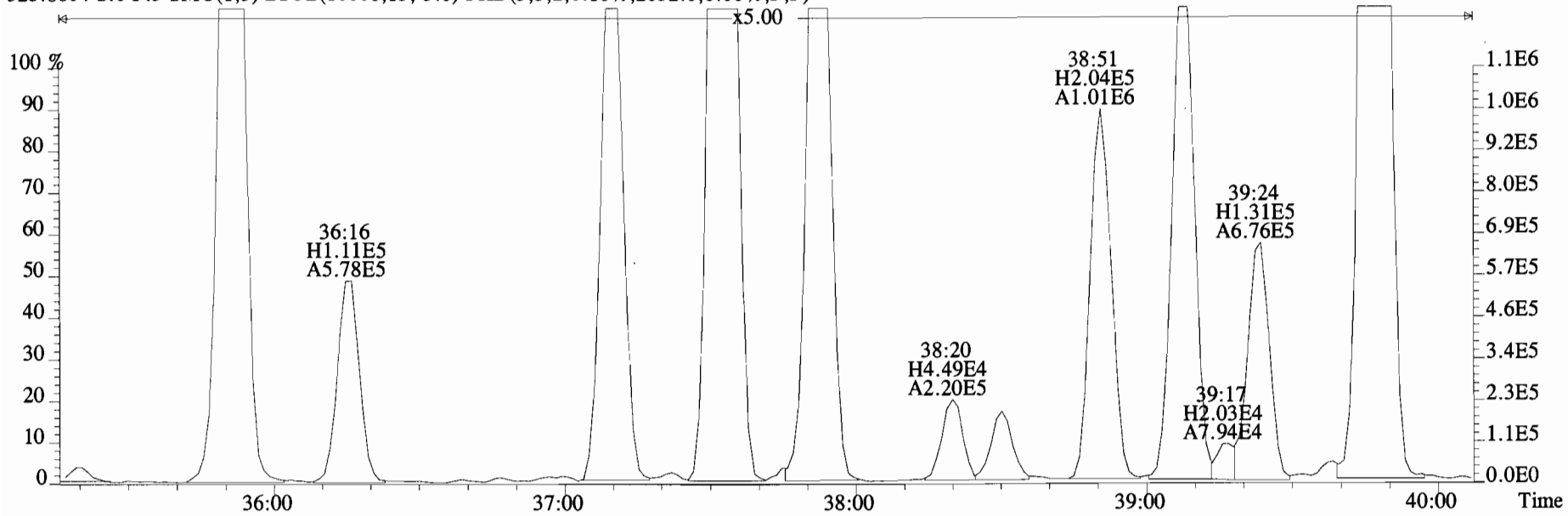

327.8775 S:6 F:3 SMO(1,3) BSUB(10000,15,-3.0) PKD(5,5,2,0.10%,1756.0,0.00%,F,F)

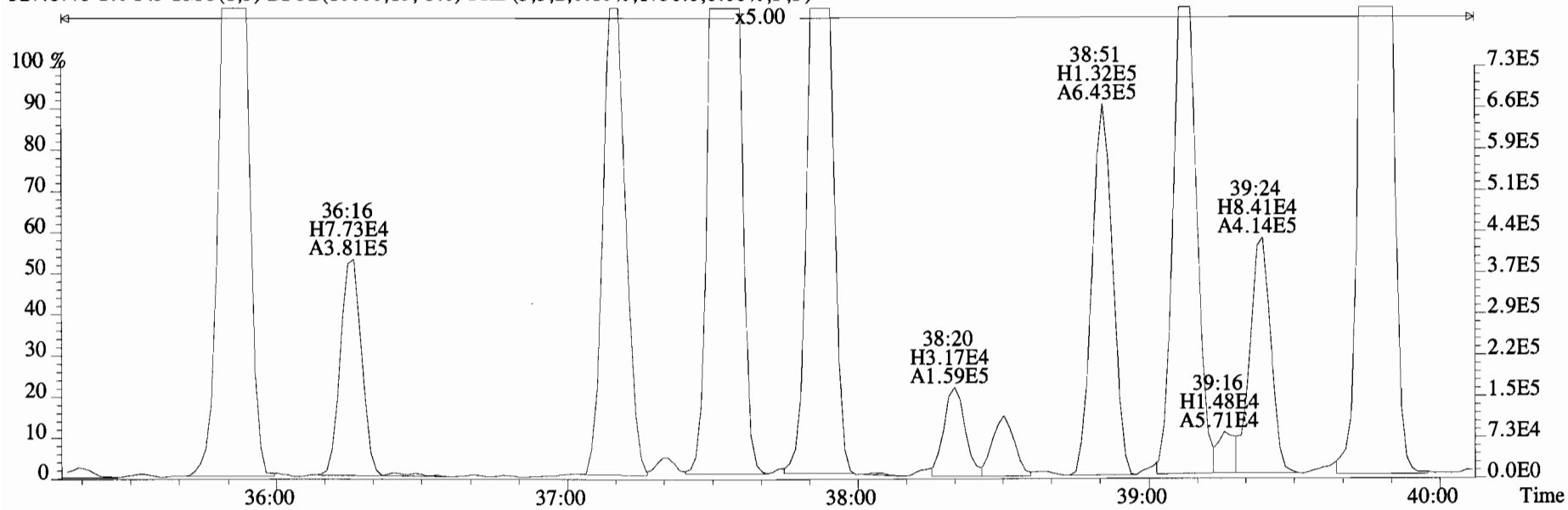

File:190610E1 #1-758 Acq:10-JUN-2019 22:07:03 GC EI+ Voltage SIR Autospec-UltimaE
Sample#6 File Text:Vista Analytical Laboratory VG-8 Text:1900817-02 T4-PDI2019-SG56-190418 14.85 Exp:PCB_ZB1
325.8804 S:6 F:3 SMO(1,3) BSUB(10000,15,-3.0) PKD(5,5,2,0.10%,2052.0,0.00%,F,F)

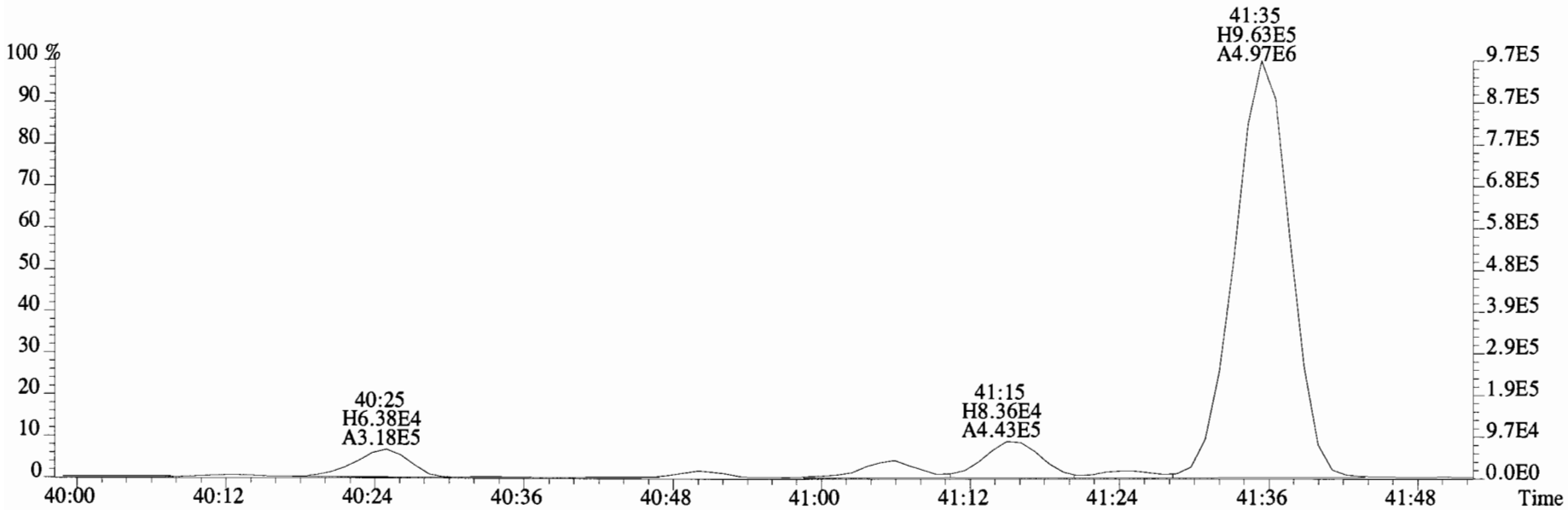

327.8775 S:6 F:3 SMO(1,3) BSUB(10000,15,-3.0) PKD(5,5,2,0.10%,1756.0,0.00%,F,F)

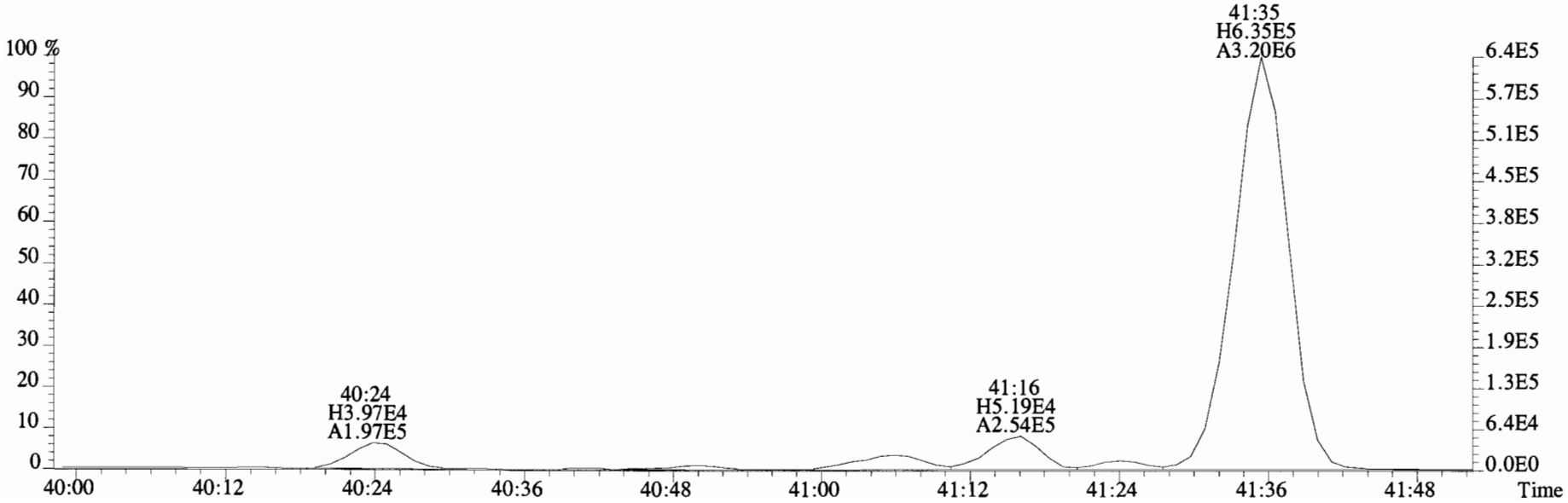

File:190610E1 #1-758 Acq:10-JUN-2019 22:07:03 GC EI+ Voltage SIR Autospec-UltimaE
Sample#6 File Text:Vista Analytical Laboratory VG-8 Text:1900817-02 T4-PDI2019-SG56-190418 14.85 Exp:PCB_ZB1
325.8804 S:6 F:3 SMO(1,3) BSUB(10000,15,-3.0) PKD(5,5,2,0.10%,2052.0,0.00%,F,F)

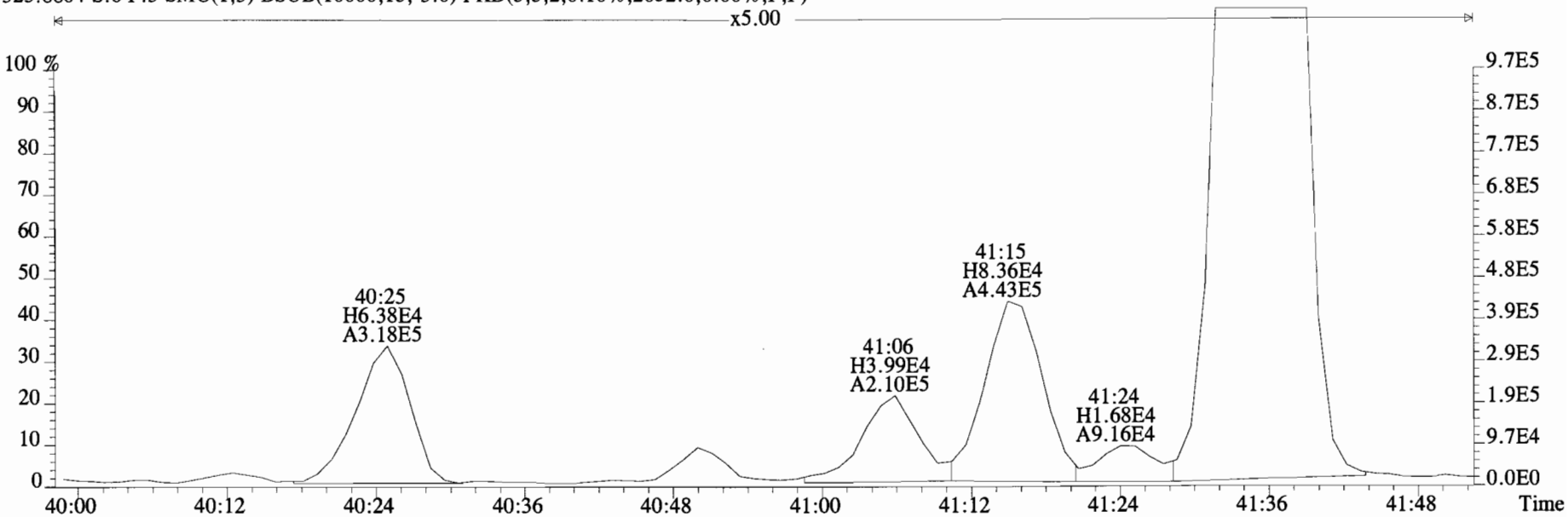

327.8775 S:6 F:3 SMO(1,3) BSUB(10000,15,-3.0) PKD(5,5,2,0.10%,1756.0,0.00%,F,F)

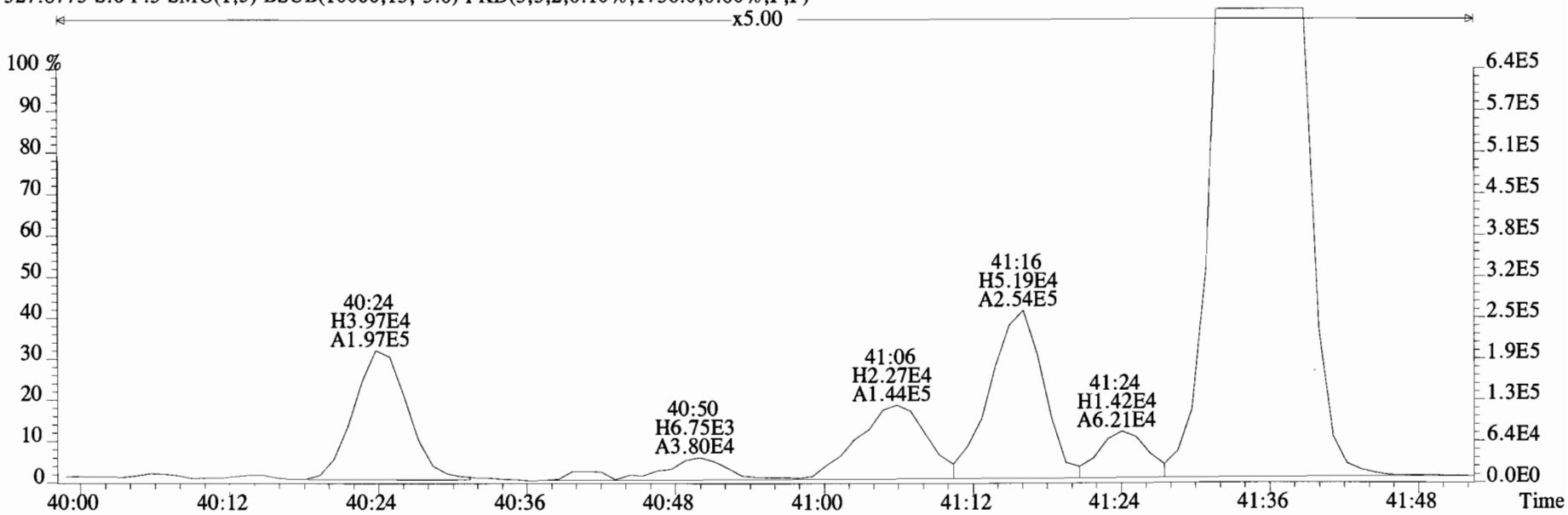

File:190610E1 #1-573 Acq:10-JUN-2019 22:07:03 GC EI+ Voltage SIR Autospec-UltimaE
Sample#6 File Text:Vista Analytical Laboratory VG-8 Text:1900817-02 T4-PDI2019-SG56-190418 14.85 Exp:PCB_ZB1

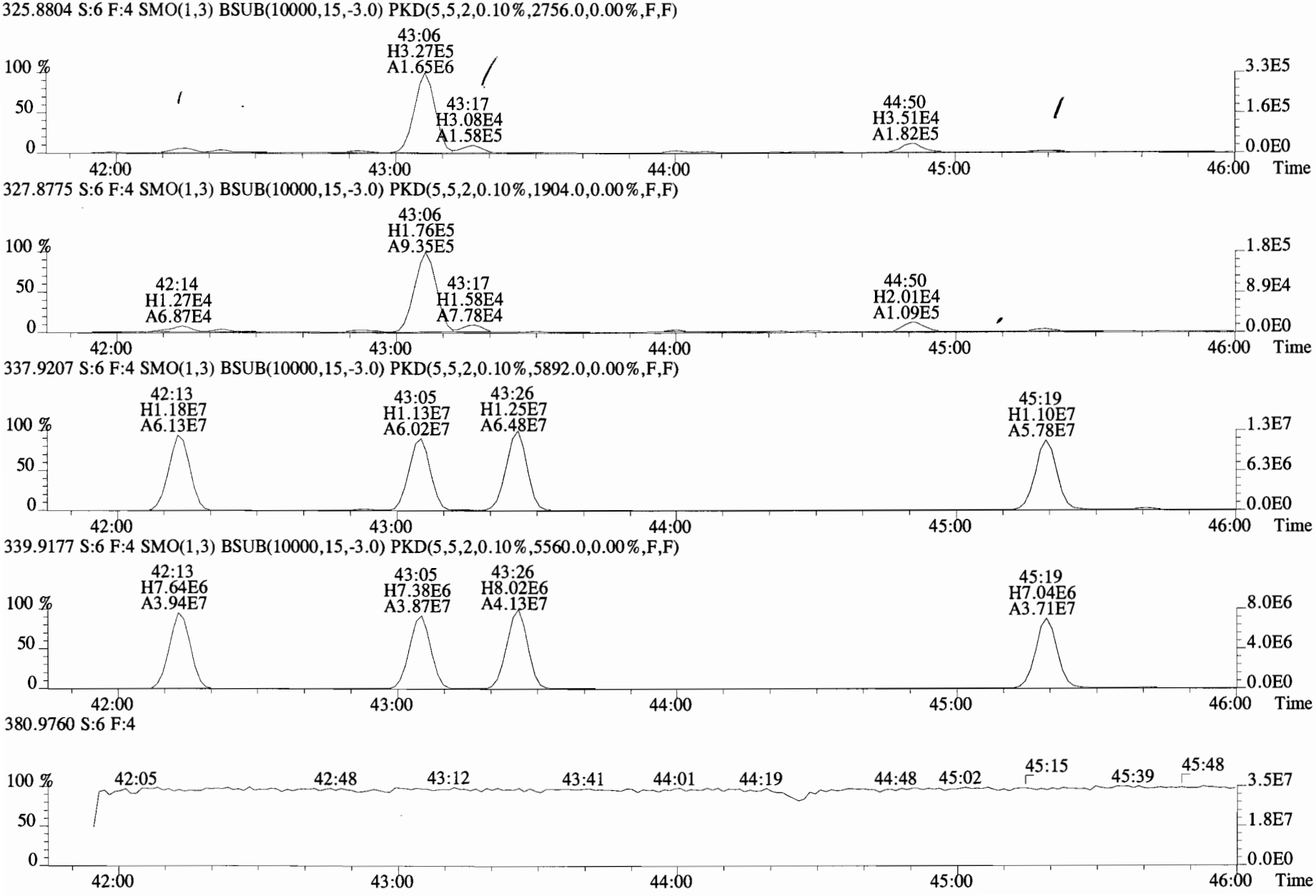

File:190610E1 #1-573 Acq:10-JUN-2019 22:07:03 GC EI+ Voltage SIR Autospec-UltimaE
Sample#6 File Text:Vista Analytical Laboratory VG-8 Text:1900817-02 T4-PDI2019-SG56-190418 14.85 Exp:PCB_ZB1
325.8804 S:6 F:4 SMO(1,3) BSUB(10000,15,-3.0) PKD(5,5,2,0.10%,2756.0,0.00%,F,F)

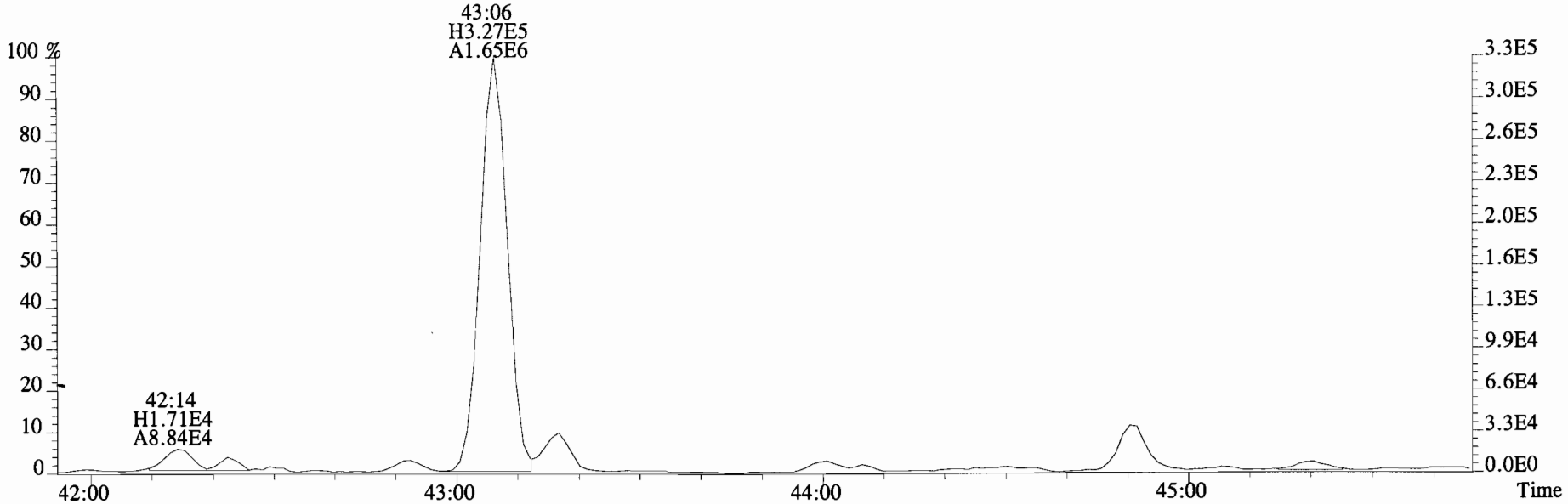

327.8775 S:6 F:4 SMO(1,3) BSUB(10000,15,-3.0) PKD(5,5,2,0.10%,1904.0,0.00%,F,F)



File:190610E1 #1-573 Acq:10-JUN-2019 22:07:03 GC EI+ Voltage SIR Autospec-UltimaE
Sample#6 File Text:Vista Analytical Laboratory VG-8 Text:1900817-02 T4-PDI2019-SG56-190418 14.85 Exp:PCB_ZB1
325.8804 S:6 F:4 SMO(1,3) BSUB(10000,15,-3.0) PKD(5,5,2,0.10%,2756.0,0.00%,F,F)

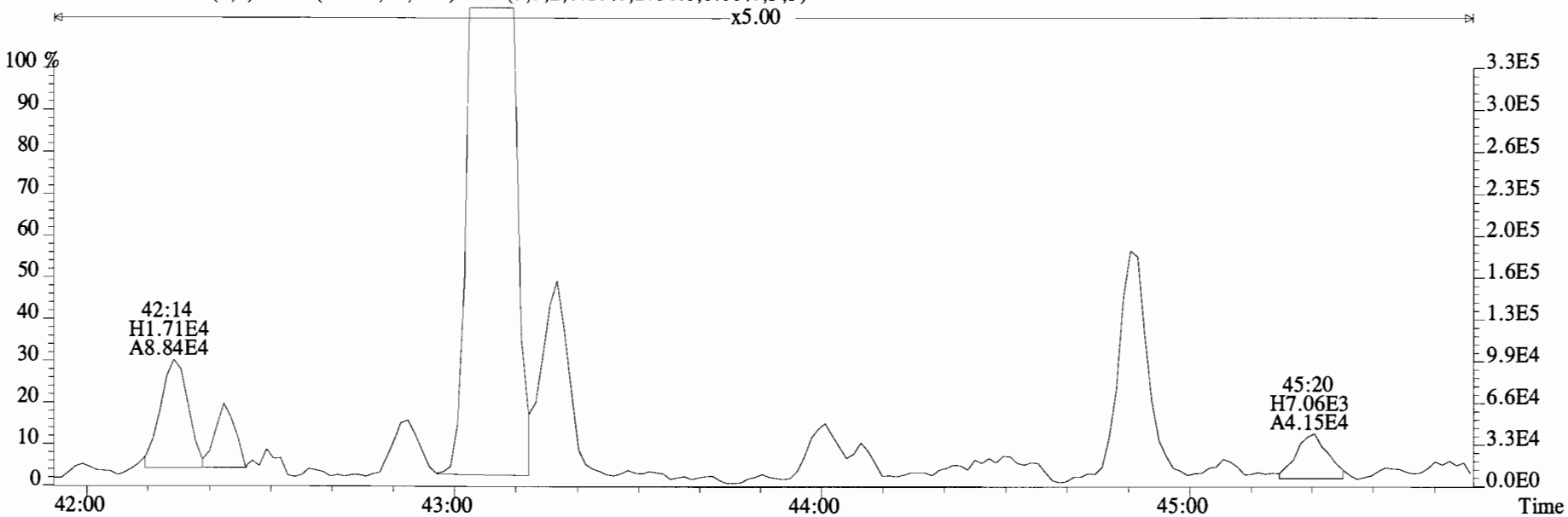

327.8775 S:6 F:4 SMO(1,3) BSUB(10000,15,-3.0) PKD(5,5,2,0.10%,1904.0,0.00%,F,F)

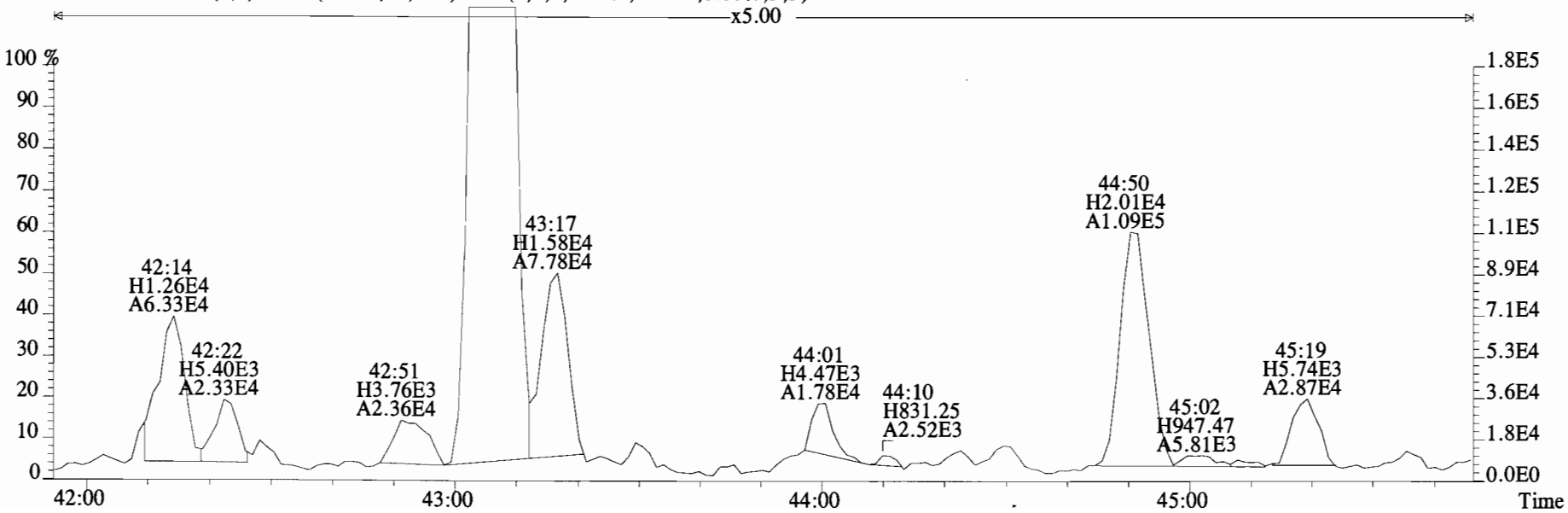

File:190610E1 #1-758 Acq:10-JUN-2019 22:07:03 GC EI+ Voltage SIR Autospec-UltimaE
Sample#6 File Text:Vista Analytical Laboratory VG-8 Text:1900817-02 T4-PDI2019-SG56-190418 14.85 Exp:PCB_ZB1
359.8415 S:6 F:3 SMO(1,3) BSUB(10000,15,-3.0) PKD(5,5,2,0.10%,1244.0,0.00%,F,F)

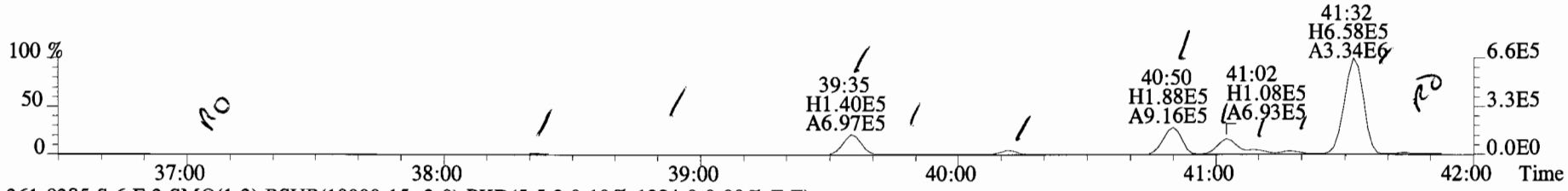

361.8385 S:6 F:3 SMO(1,3) BSUB(10000,15,-3.0) PKD(5,5,2,0.10%,1284.0,0.00%,F,F)

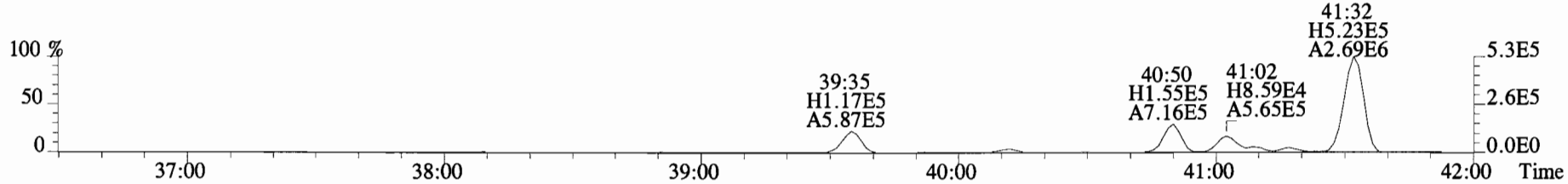

371.8817 S:6 F:3 SMO(1,3) BSUB(10000,15,-3.0) PKD(5,5,2,0.10%,1544.0,0.00%,F,F)

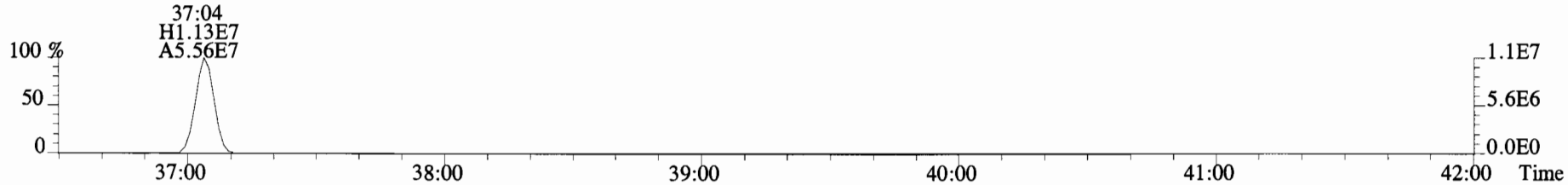

373.8788 S:6 F:3 SMO(1,3) BSUB(10000,15,-3.0) PKD(5,5,2,0.10%,1280.0,0.00%,F,F)

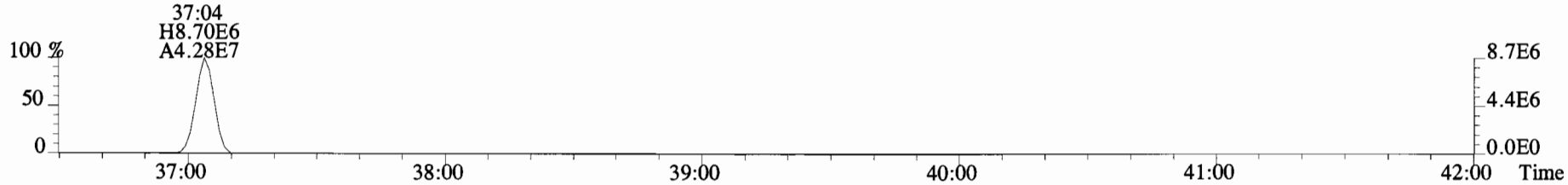

330.9792 S:6 F:3

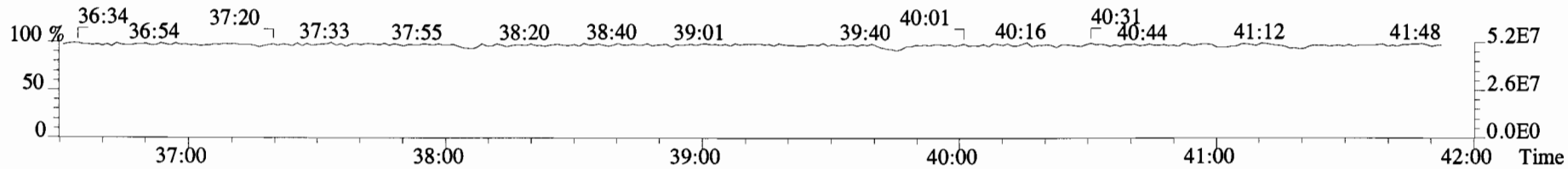

File:190610E1 #1-758 Acq:10-JUN-2019 22:07:03 GC EI+ Voltage SIR Autospec-UltimaE
Sample#6 File Text:Vista Analytical Laboratory VG-8 Text:1900817-02 T4-PDI2019-SG56-190418 14.85 Exp:PCB_ZB1
359.8415 S:6 F:3 SMO(1,3) BSUB(10000,15,-3.0) PKD(5,5,2,0.10%,1244.0,0.00%,F,F)

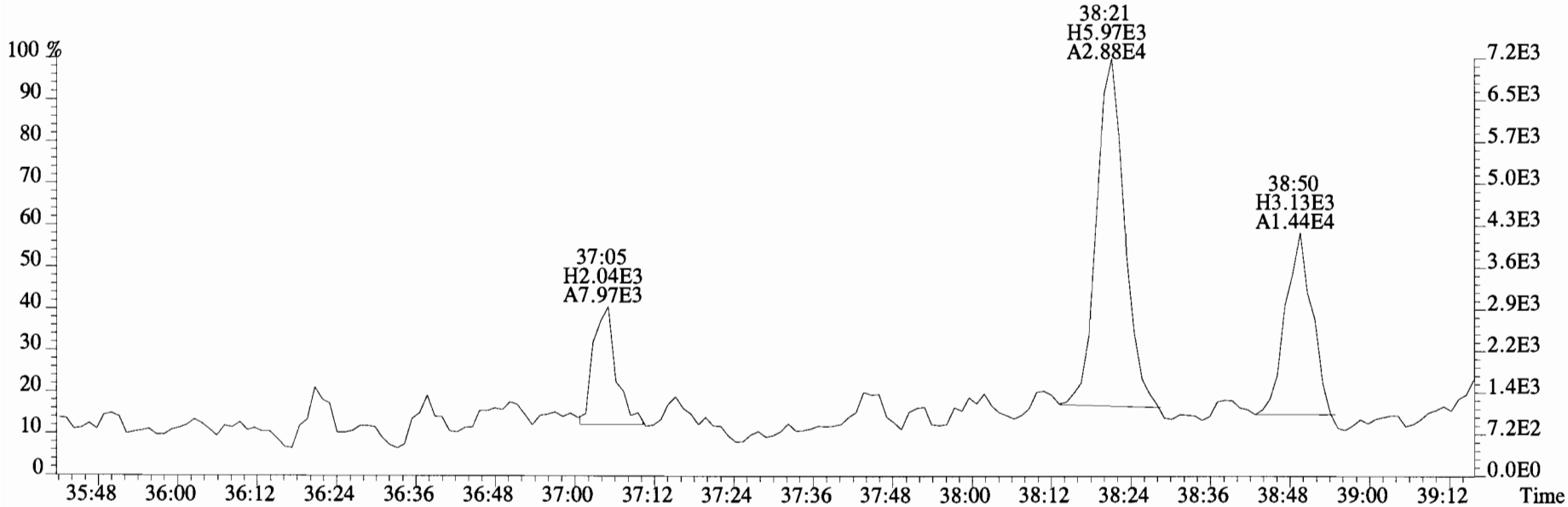

361.8385 S:6 F:3 SMO(1,3) BSUB(10000,15,-3.0) PKD(5,5,2,0.10%,1284.0,0.00%,F,F)

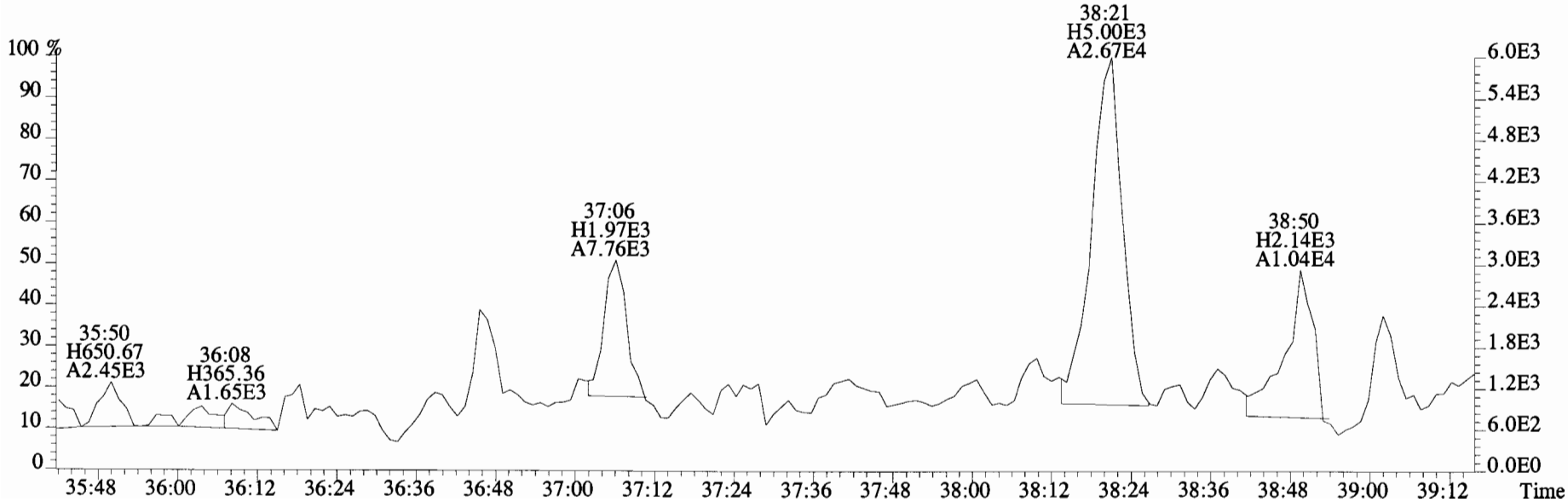

File:190610E1 #1-758 Acq:10-JUN-2019 22:07:03 GC EI+ Voltage SIR Autospec-UltimaE
Sample#6 File Text:Vista Analytical Laboratory VG-8 Text:1900817-02 T4-PDI2019-SG56-190418 14.85 Exp:PCB_ZB1
359.8415 S:6 F:3 SMO(1,3) BSUB(10000,15,-3.0) PKD(5,5,2,0.10%,1244.0,0.00%,F,F)

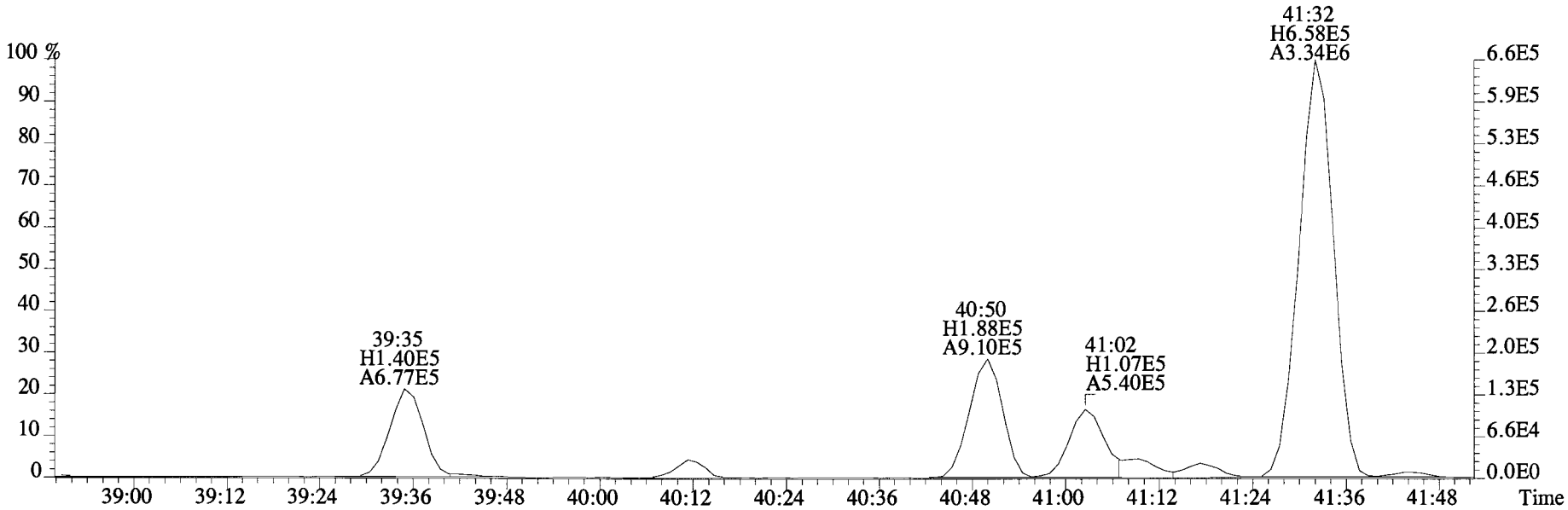

361.8385 S:6 F:3 SMO(1,3) BSUB(10000,15,-3.0) PKD(5,5,2,0.10%,1284.0,0.00%,F,F)

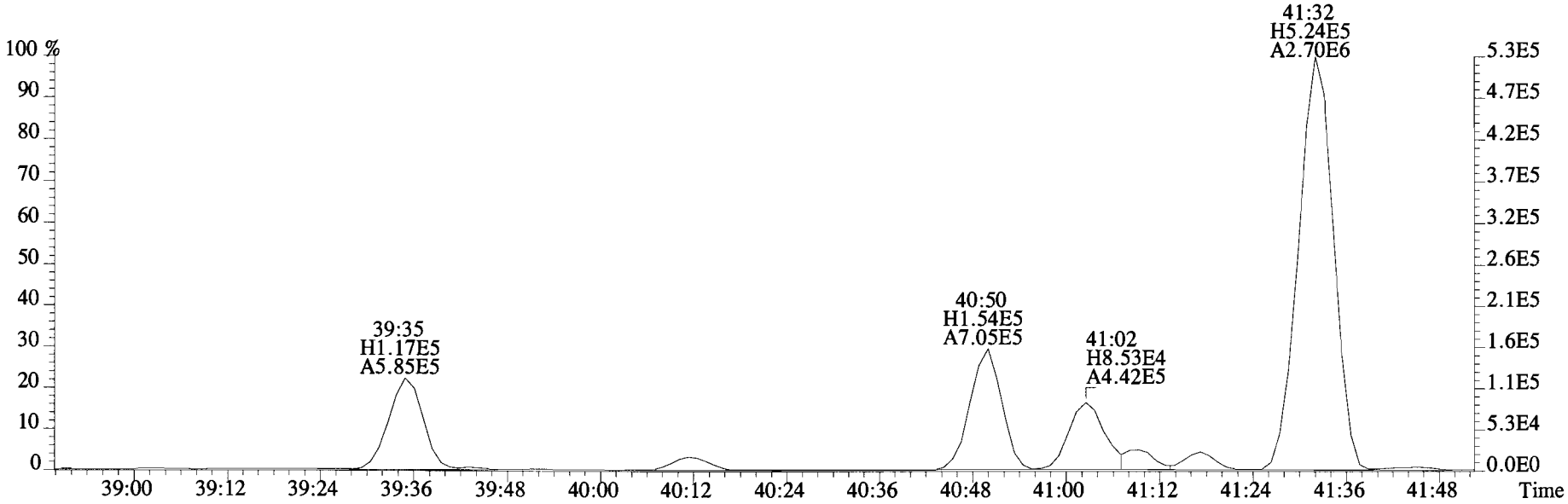

File:190610E1 #1-758 Acq:10-JUN-2019 22:07:03 GC EI+ Voltage SIR Autospec-UltimaE
Sample#6 File Text:Vista Analytical Laboratory VG-8 Text:1900817-02 T4-PDI2019-SG56-190418 14.85 Exp:PCB_ZB1
359.8415 S:6 F:3 SMO(1,3) BSUB(10000,15,-3.0) PKD(5,5,2,0.10%,1244.0,0.00%,F,F)

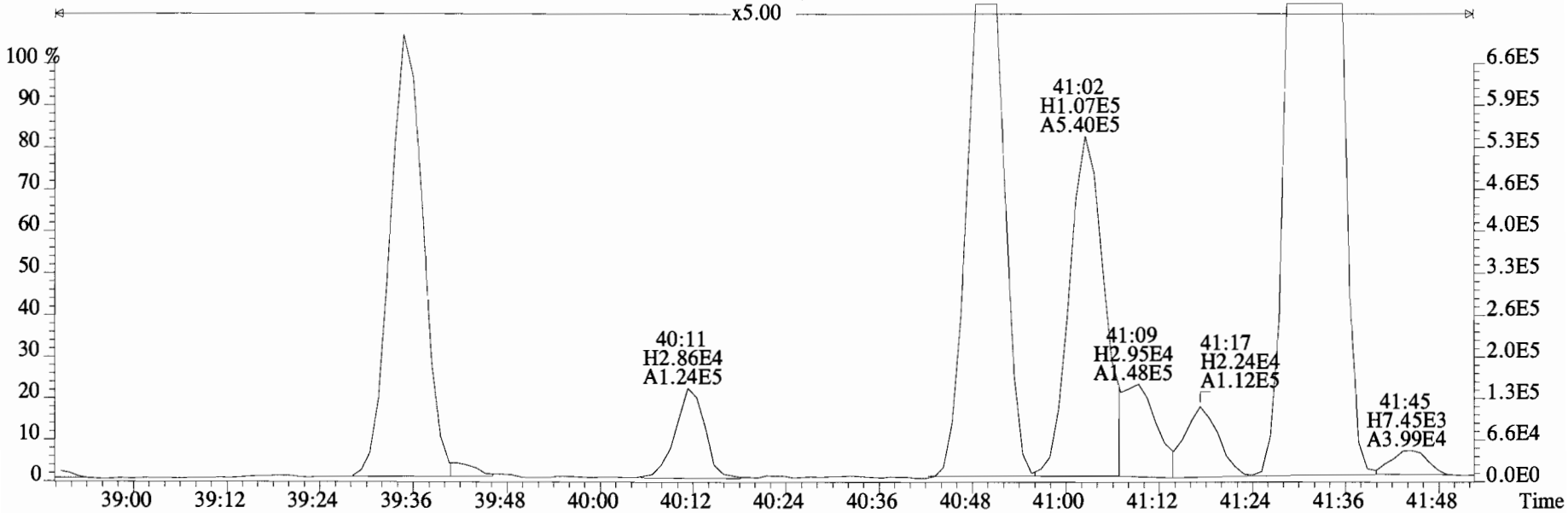

361.8385 S:6 F:3 SMO(1,3) BSUB(10000,15,-3.0) PKD(5,5,2,0.10%,1284.0,0.00%,F,F)

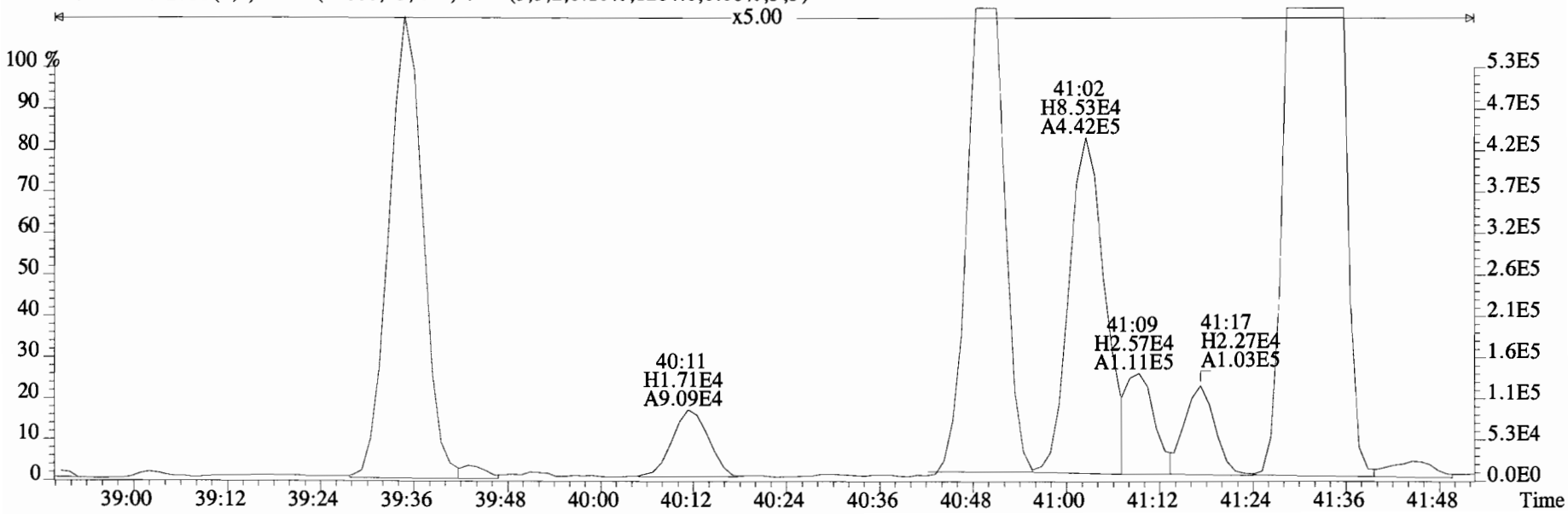

File:190610E1 #1-573 Acq:10-JUN-2019 22:07:03 GC EI+ Voltage SIR Autospec-UltimaE
Sample#6 File Text:Vista Analytical Laboratory VG-8 Text:1900817-02 T4-PDI2019-SG56-190418 14.85 Exp:PCB_ZB1

359.8415 S:6 F:4 SMO(1,3) BSUB(10000,15,-3.0) PKD(5,5,2,0.10%,1620.0,0.00%,F,F)

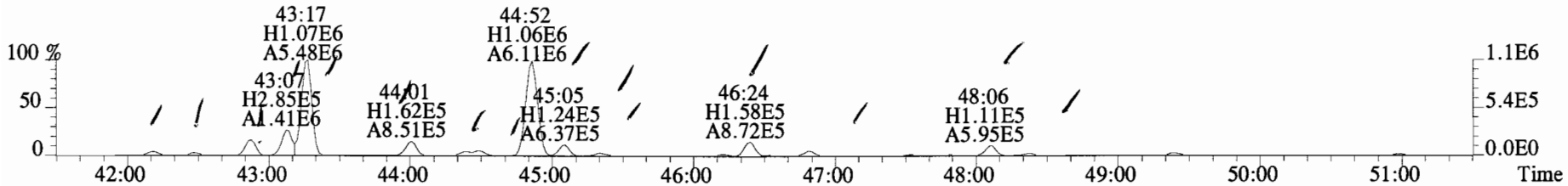

361.8385 S:6 F:4 SMO(1,3) BSUB(10000,15,-3.0) PKD(5,5,2,0.10%,1680.0,0.00%,F,F)



371.8817 S:6 F:4 SMO(1,3) BSUB(10000,15,-3.0) PKD(5,5,2,0.10%,10012.0,0.00%,F,F)

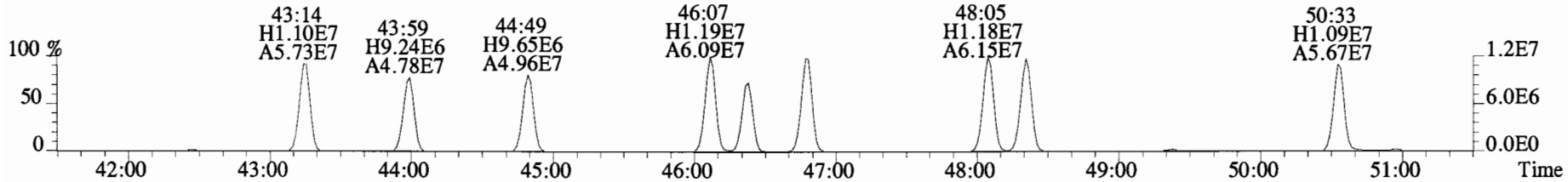

373.8788 S:6 F:4 SMO(1,3) BSUB(10000,15,-3.0) PKD(5,5,2,0.10%,6868.0,0.00%,F,F)

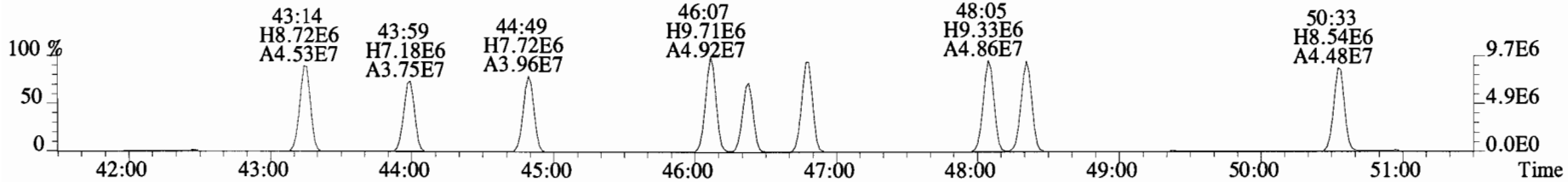

380.9760 S:6 F:4

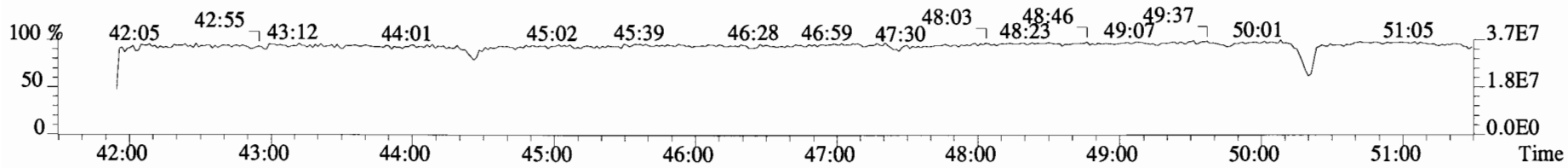

File:190610E1 #1-573 Acq:10-JUN-2019 22:07:03 GC EI+ Voltage SIR Autospec-UltimaE
Sample#6 File Text:Vista Analytical Laboratory VG-8 Text:1900817-02 T4-PDI2019-SG56-190418 14.85 Exp:PCB_ZB1
371.8817 S:6 F:4 SMO(1,3) BSUB(10000,15,-3.0) PKD(5,5,2,0.10%,10012.0,0.00%,F,F)

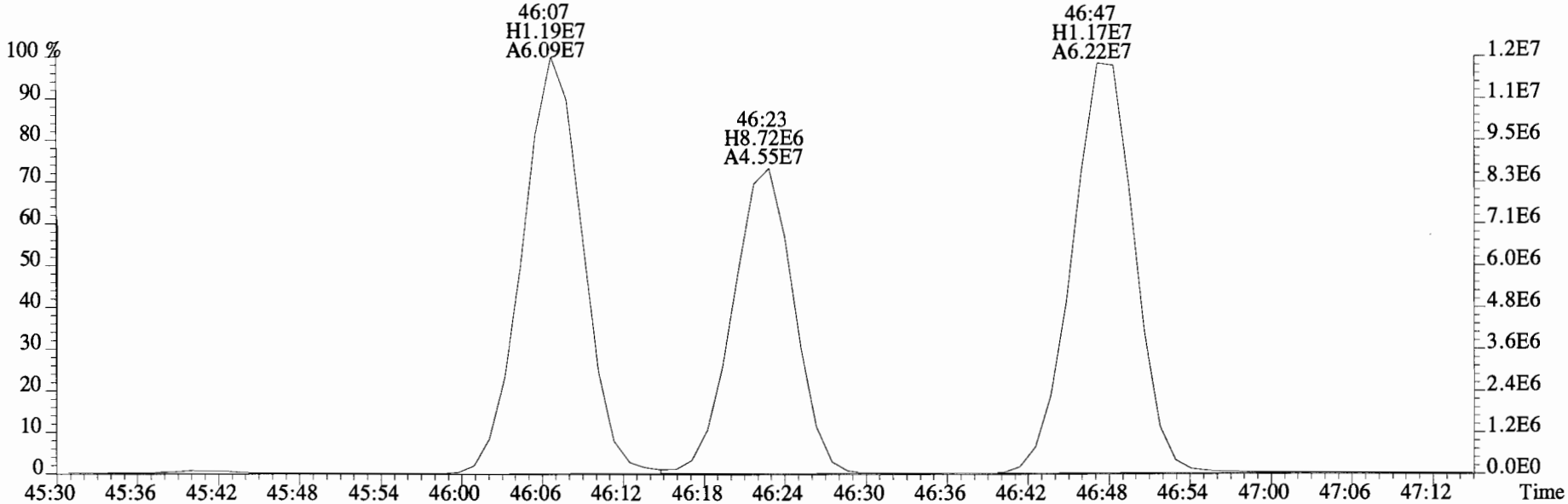

373.8788 S:6 F:4 SMO(1,3) BSUB(10000,15,-3.0) PKD(5,5,2,0.10%,6868.0,0.00%,F,F)

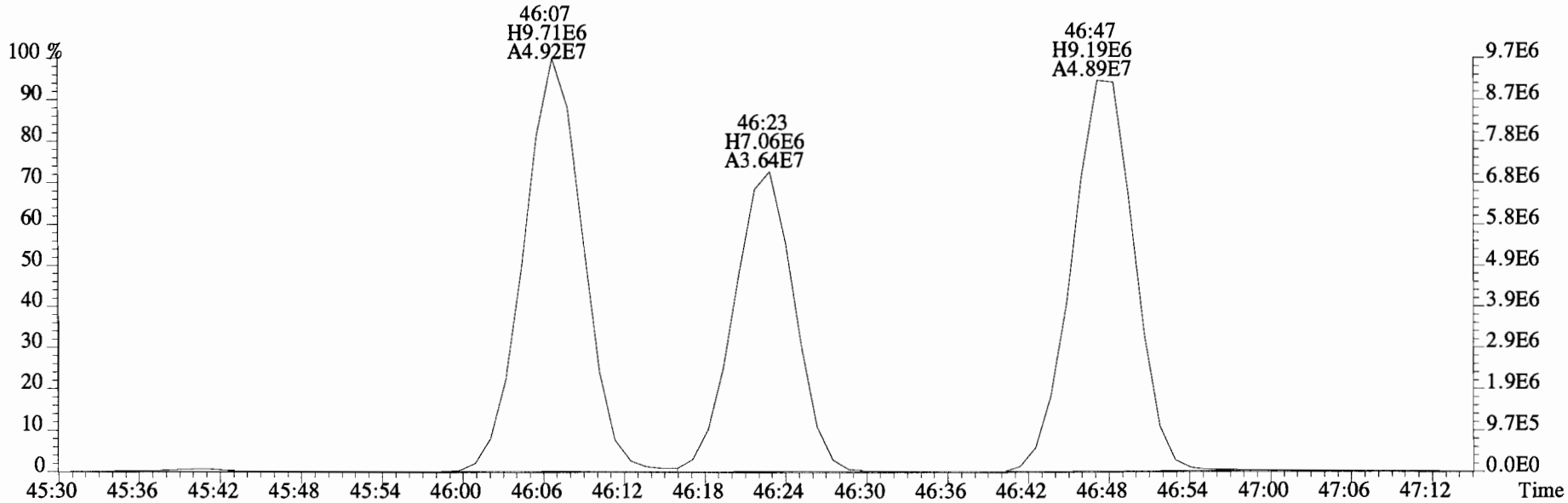

File:190610E1 #1-573 Acq:10-JUN-2019 22:07:03 GC EI+ Voltage SIR Autospec-UltimaE
Sample#6 File Text:Vista Analytical Laboratory VG-8 Text:1900817-02 T4-PDI2019-SG56-190418 14.85 Exp:PCB_ZB1
371.8817 S:6 F:4 SMO(1,3) BSUB(10000,15,-3.0) PKD(5,5,2,0.10%,10012.0,0.00%,F,F)

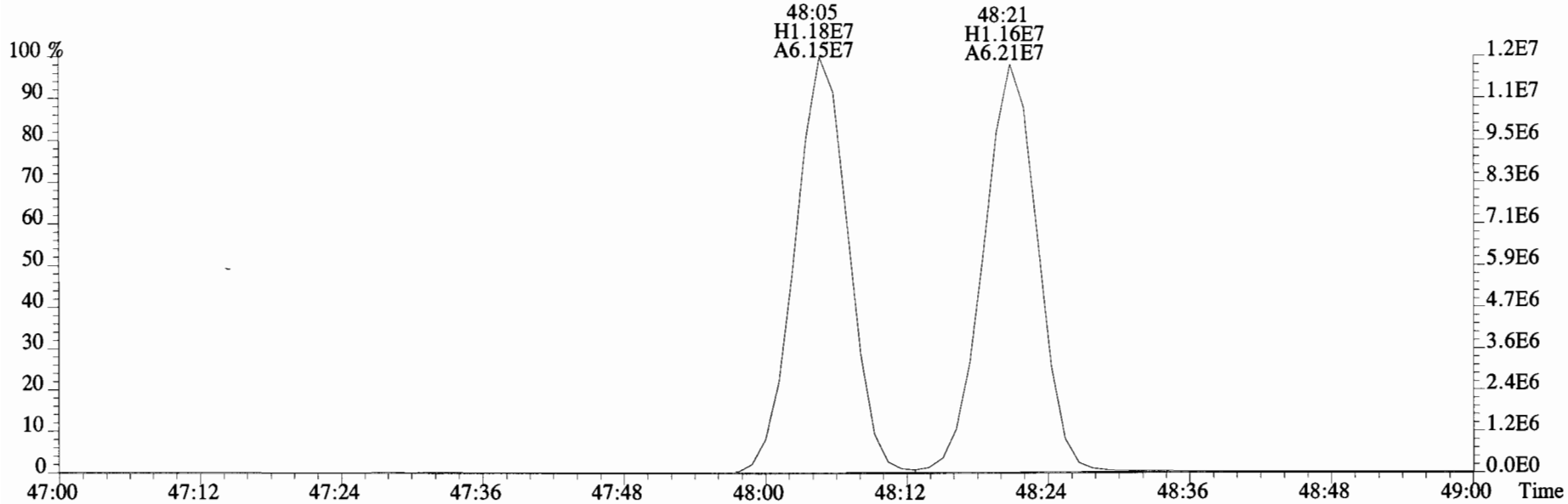

373.8788 S:6 F:4 SMO(1,3) BSUB(10000,15,-3.0) PKD(5,5,2,0.10%,6868.0,0.00%,F,F)

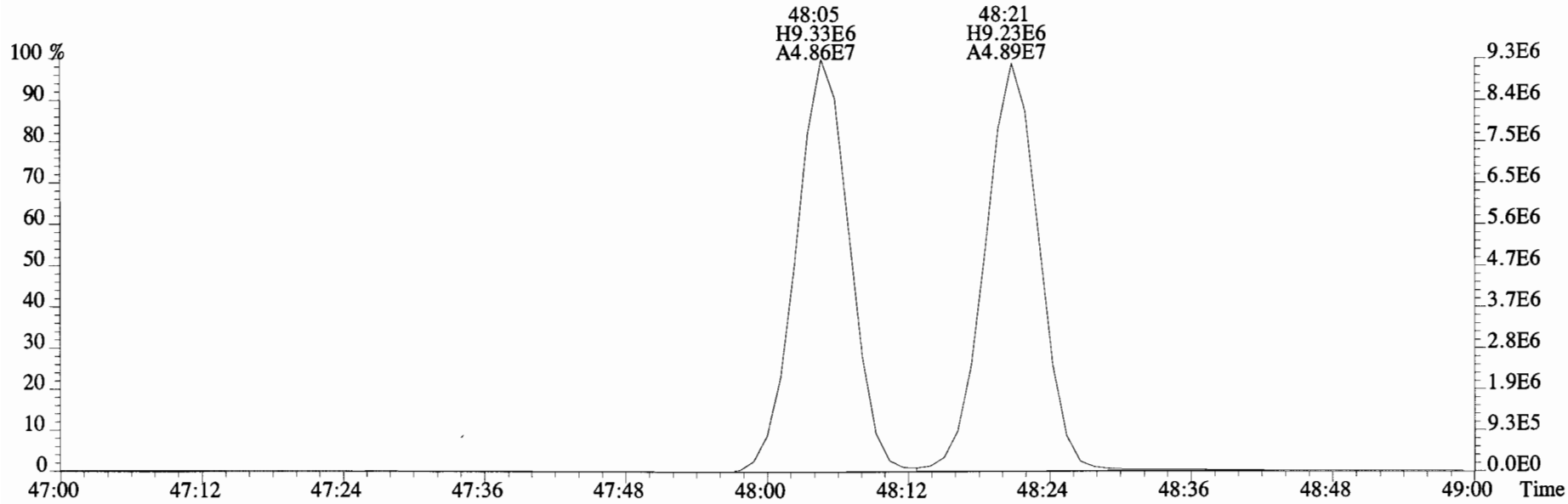

File:190610E1 #1-573 Acq:10-JUN-2019 22:07:03 GC EI+ Voltage SIR Autospec-UltimaE
Sample#6 File Text:Vista Analytical Laboratory VG-8 Text:1900817-02 T4-PDI2019-SG56-190418 14.85 Exp:PCB_ZB1
359.8415 S:6 F:4 SMO(1,3) BSUB(10000,15,-3.0) PKD(5,5,2,0.10%,1620.0,0.00%,F,F)

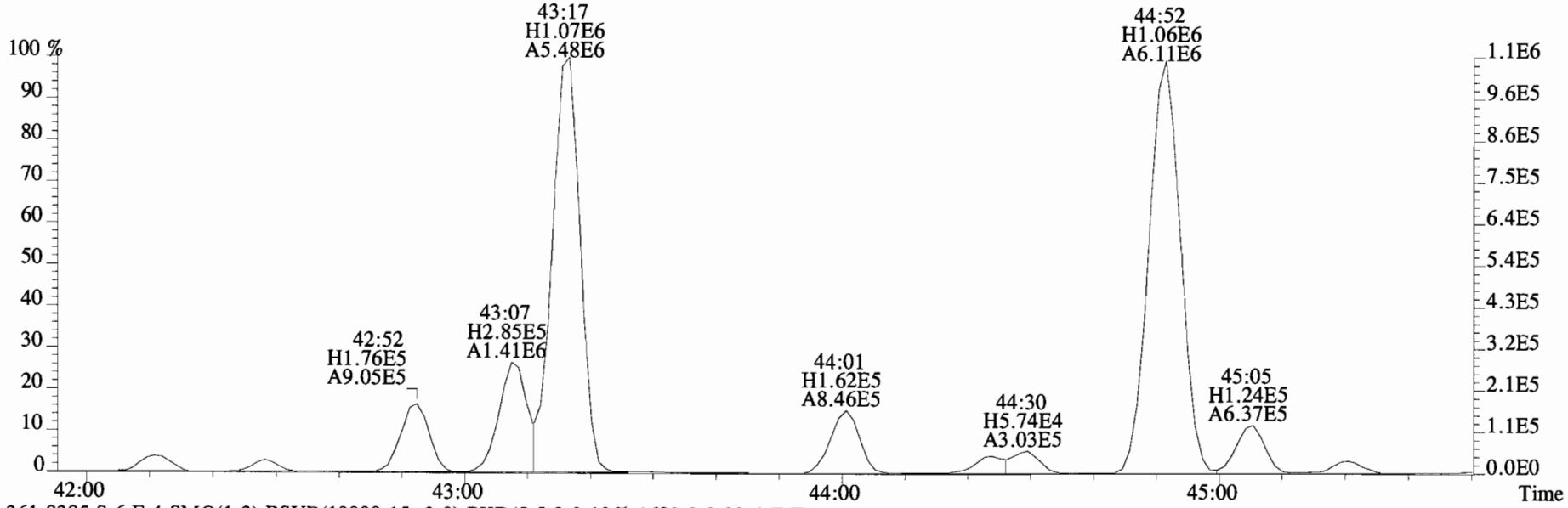

361.8385 S:6 F:4 SMO(1,3) BSUB(10000,15,-3.0) PKD(5,5,2,0.10%,1680.0,0.00%,F,F)

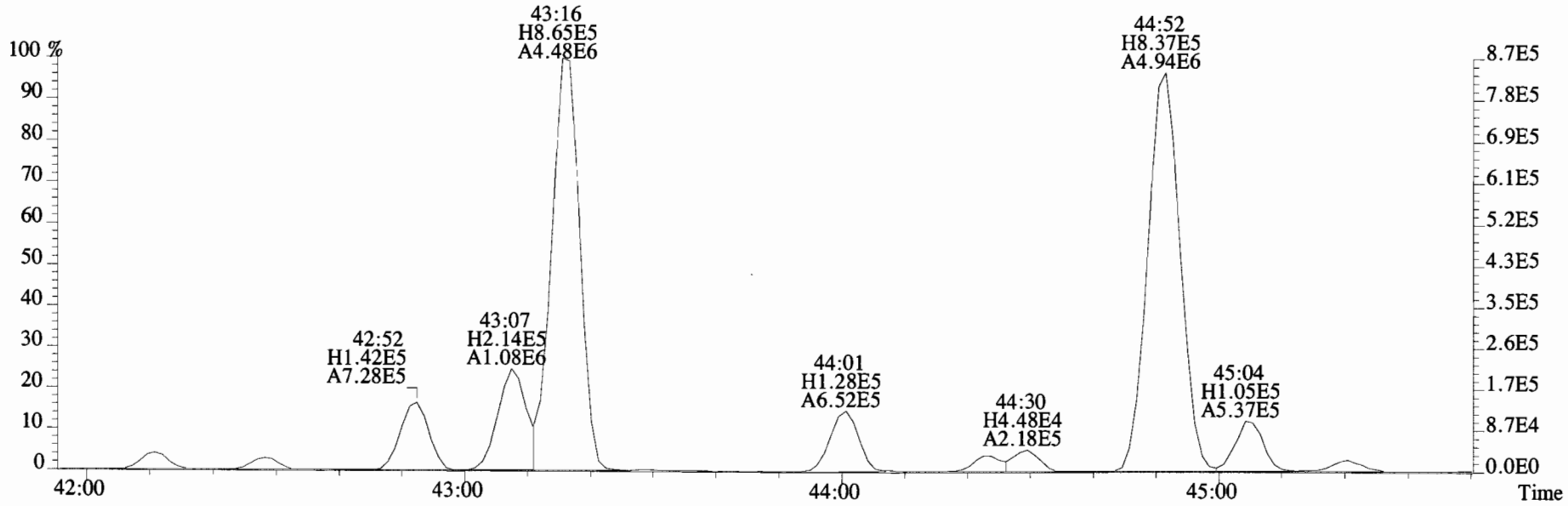

File:190610E1 #1-573 Acq:10-JUN-2019 22:07:03 GC EI+ Voltage SIR Autospec-UltimaE
Sample#6 File Text:Vista Analytical Laboratory VG-8 Text:1900817-02 T4-PDI2019-SG56-190418 14.85 Exp:PCB_ZB1
359.8415 S:6 F:4 SMO(1,3) BSUB(10000,15,-3.0) PKD(5,5,2,0.10%,1620.0,0.00%,F,F)

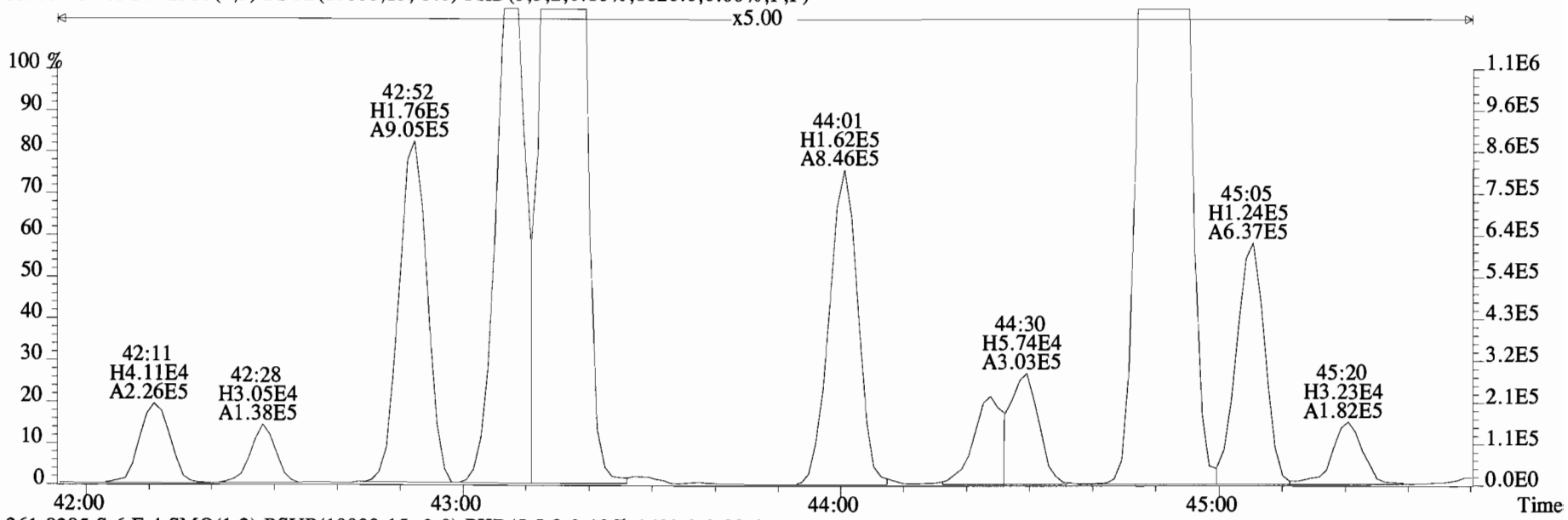

361.8385 S:6 F:4 SMO(1,3) BSUB(10000,15,-3.0) PKD(5,5,2,0.10%,1680.0,0.00%,F,F)

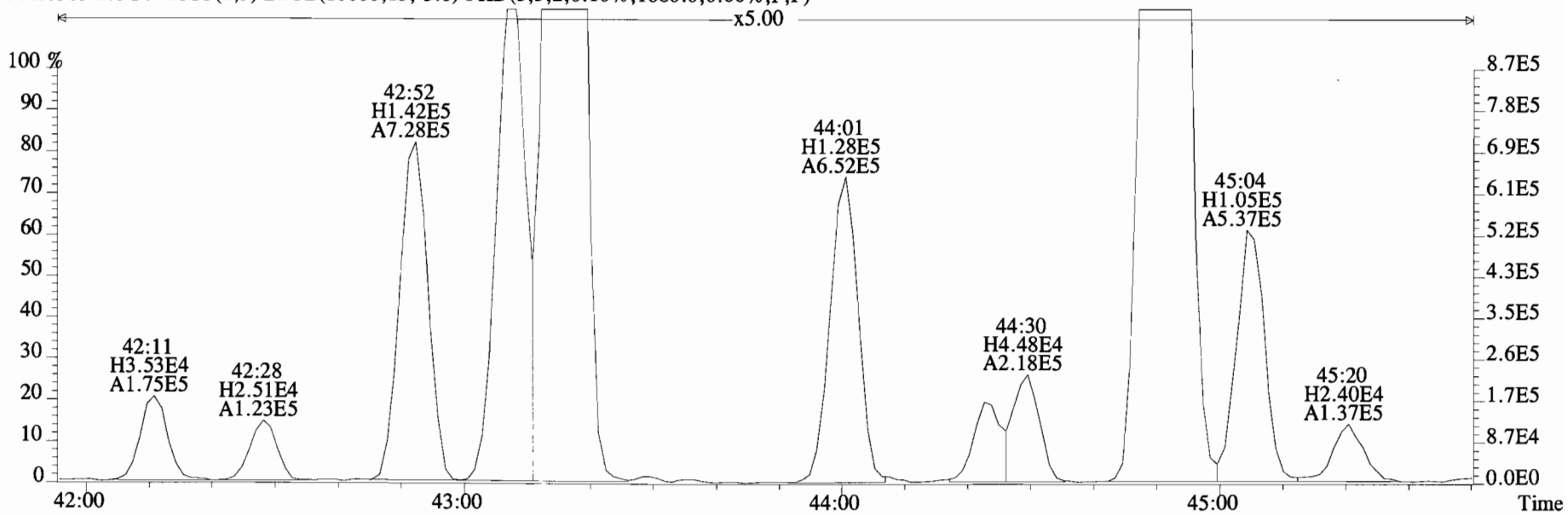

File:190610E1 #1-573 Acq:10-JUN-2019 22:07:03 GC EI+ Voltage SIR Autospec-UltimaE
Sample#6 File Text:Vista Analytical Laboratory VG-8 Text:1900817-02 T4-PDI2019-SG56-190418 14.85 Exp:PCB_ZB1
359.8415 S:6 F:4 SMO(1,3) BSUB(10000,15,-3.0) PKD(5,5,2,0.10%,1620.0,0.00%,F,F)

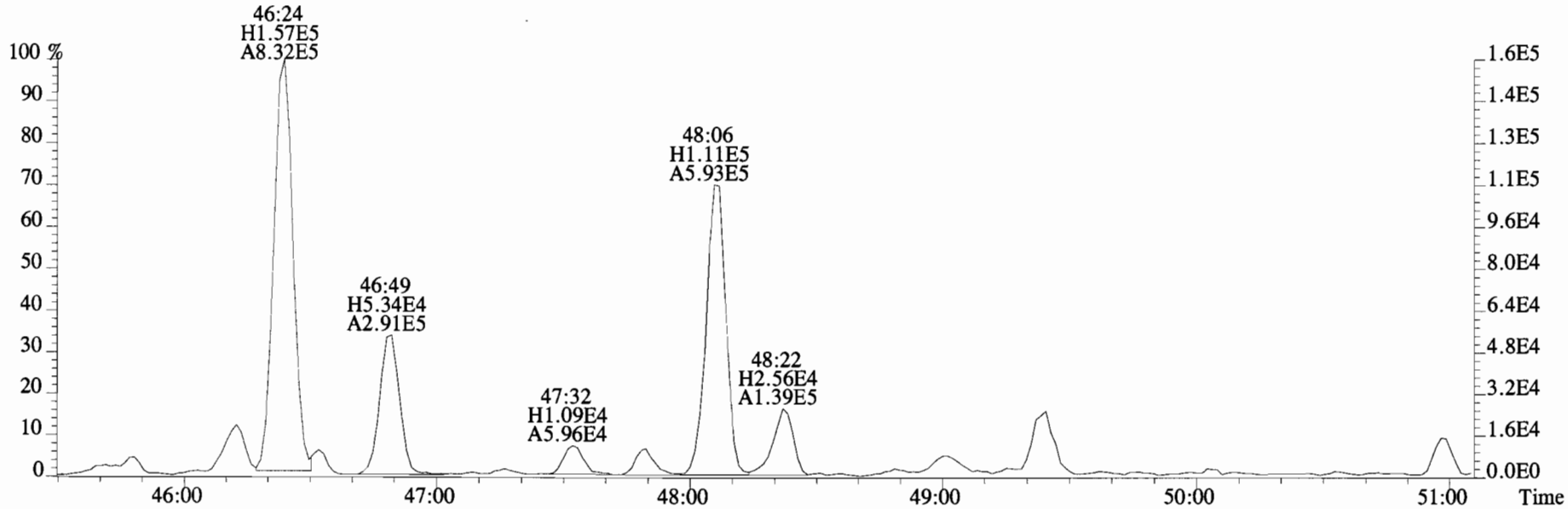

361.8385 S:6 F:4 SMO(1,3) BSUB(10000,15,-3.0) PKD(5,5,2,0.10%,1680.0,0.00%,F,F)

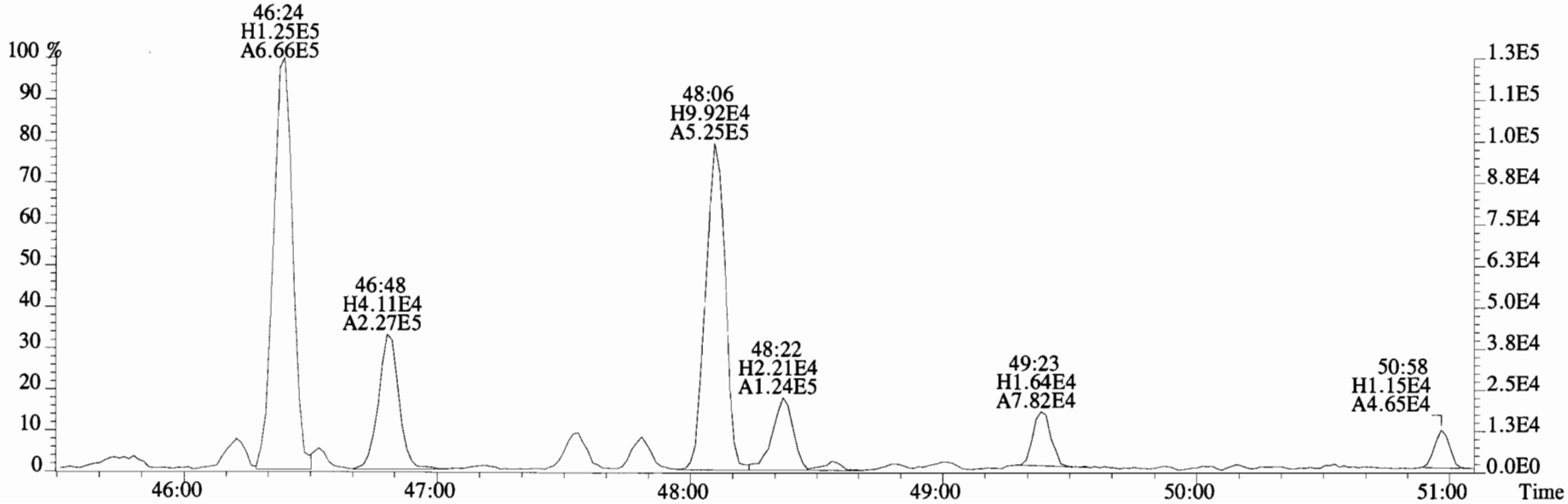

File:190610E1 #1-573 Acq:10-JUN-2019 22:07:03 GC EI+ Voltage SIR Autospec-UltimaE
Sample#6 File Text:Vista Analytical Laboratory VG-8 Text:1900817-02 T4-PDI2019-SG56-190418 14.85 Exp:PCB_ZB1

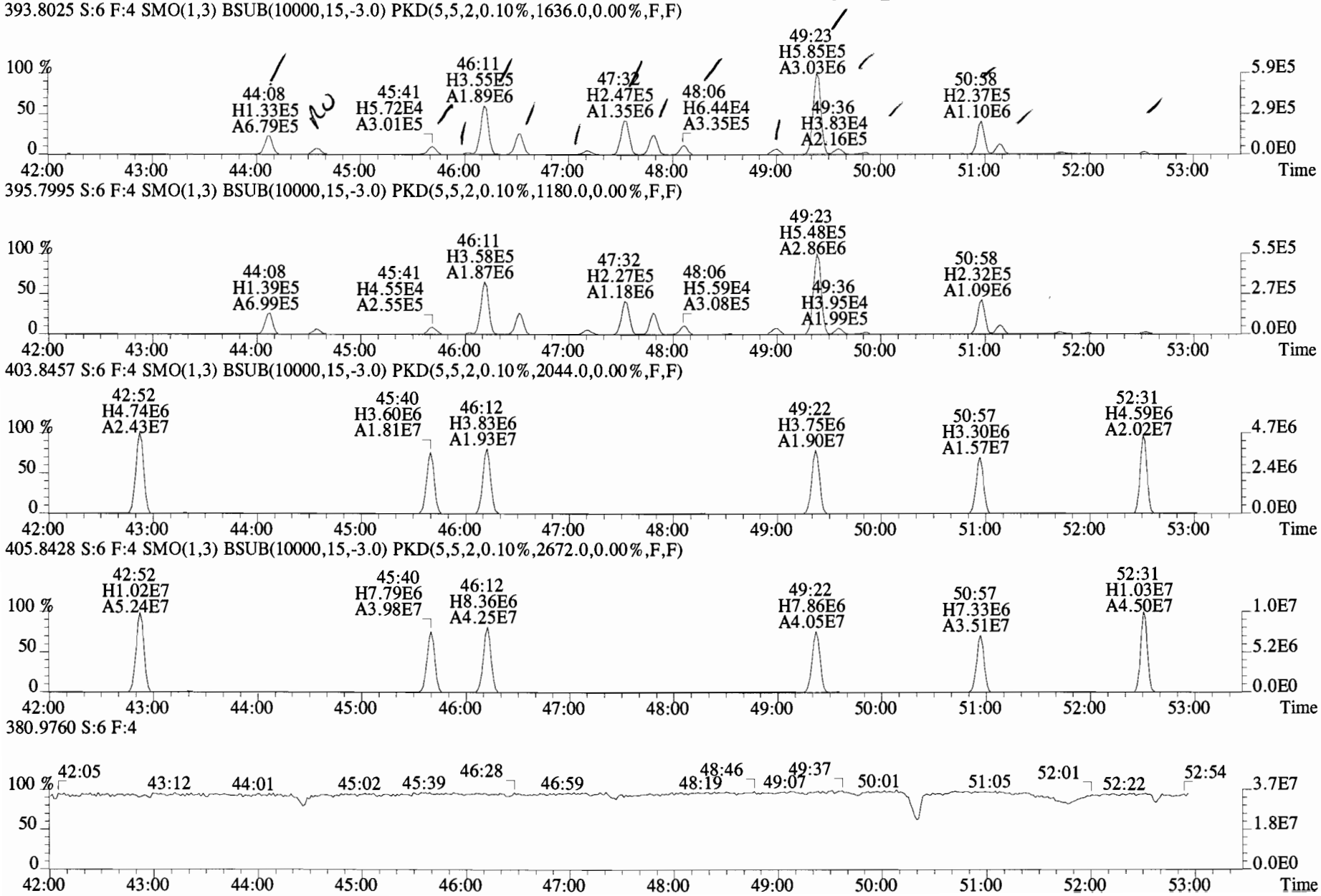

File:190610E1 #1-573 Acq:10-JUN-2019 22:07:03 GC EI+ Voltage SIR Autospec-UltimaE
Sample#6 File Text:Vista Analytical Laboratory VG-8 Text:1900817-02 T4-PDI2019-SG56-190418 14.85 Exp:PCB_ZB1
393.8025 S:6 F:4 SMO(1,3) BSUB(10000,15,-3.0) PKD(5,5,2,0.10%,1636.0,0.00%,F,F)

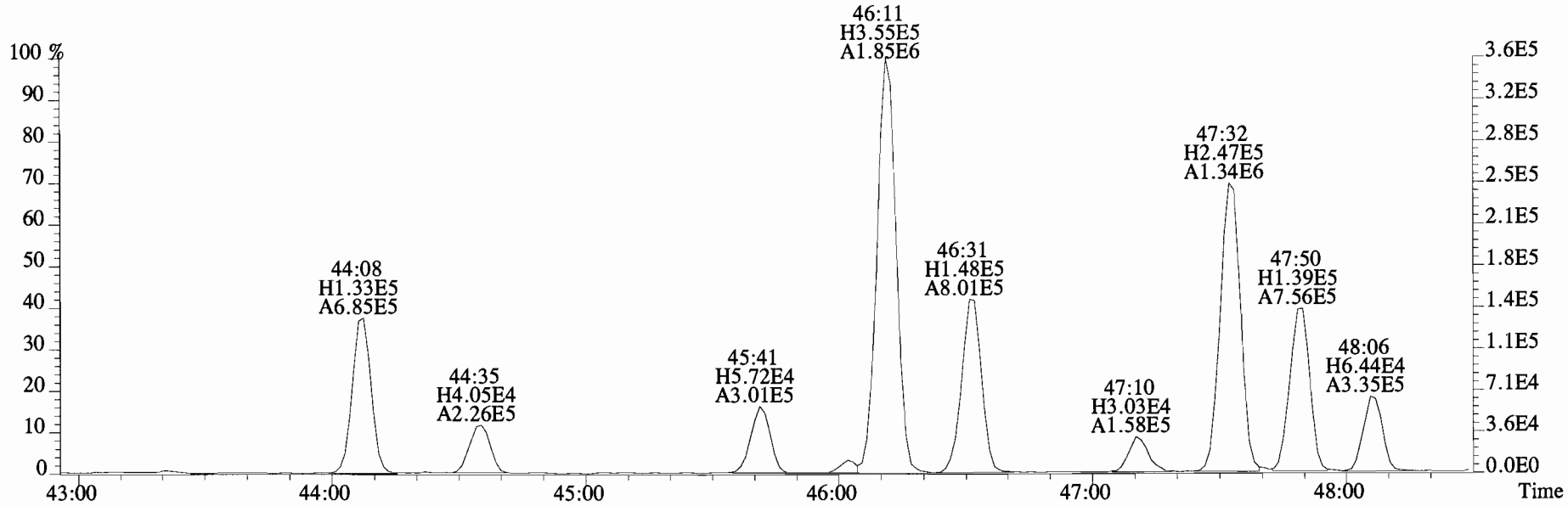

395.7995 S:6 F:4 SMO(1,3) BSUB(10000,15,-3.0) PKD(5,5,2,0.10%,1180.0,0.00%,F,F)

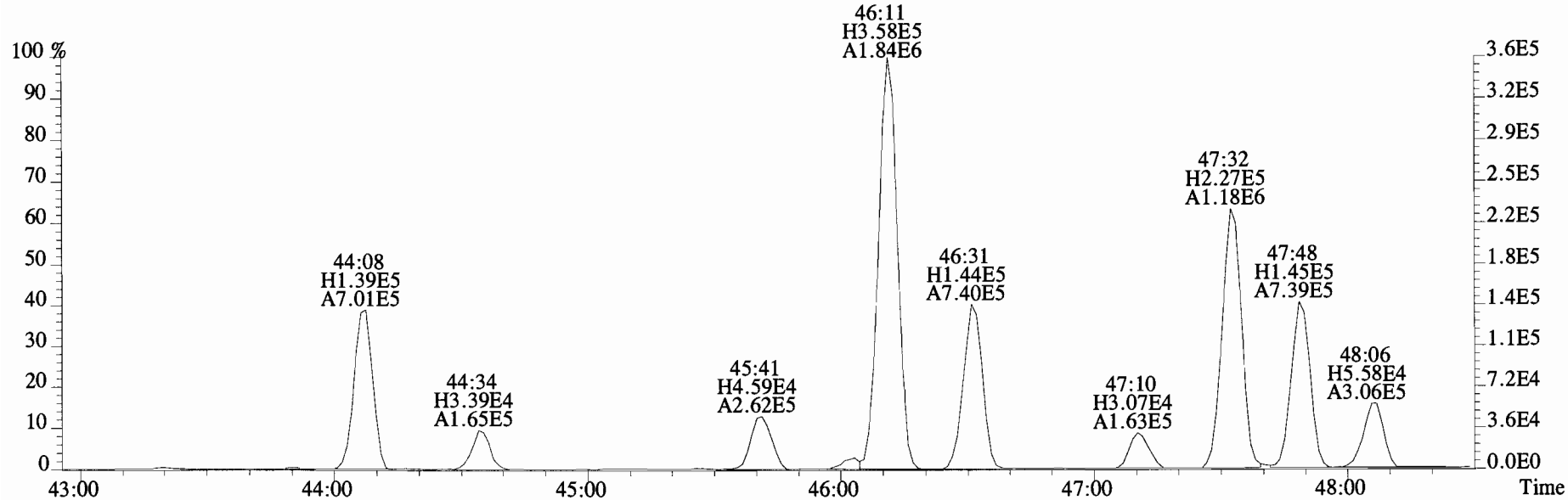

File:190610E1 #1-573 Acq:10-JUN-2019 22:07:03 GC EI+ Voltage SIR Autospec-UltimaE
Sample#6 File Text:Vista Analytical Laboratory VG-8 Text:1900817-02 T4-PDI2019-SG56-190418 14.85 Exp:PCB_ZB1
393.8025 S:6 F:4 SMO(1,3) BSUB(10000,15,-3.0) PKD(5,5,2,0.10%,1636.0,0.00%,F,F)

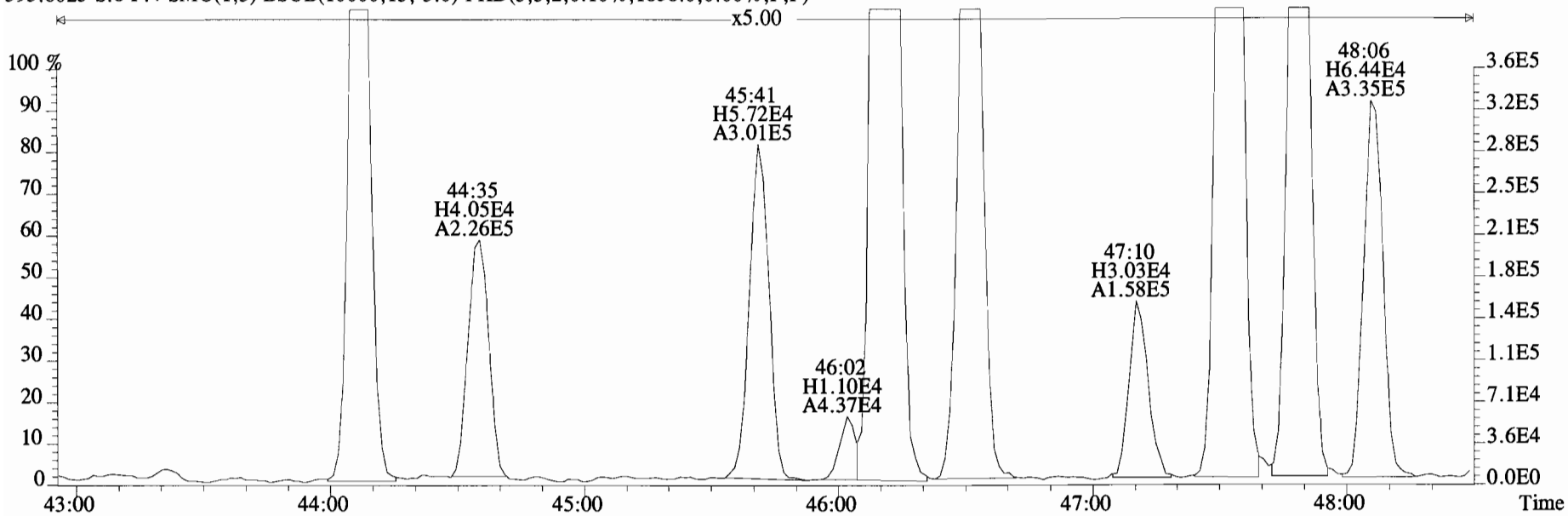

395.7995 S:6 F:4 SMO(1,3) BSUB(10000,15,-3.0) PKD(5,5,2,0.10%,1180.0,0.00%,F,F)

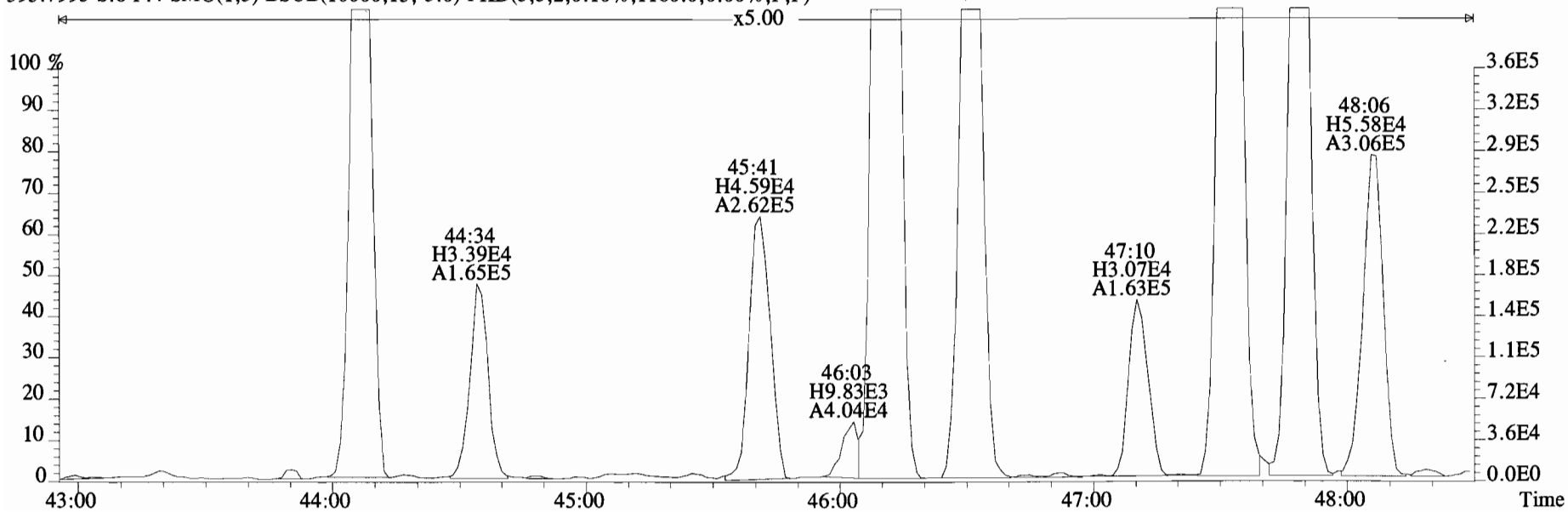

File:190610E1 #1-573 Acq:10-JUN-2019 22:07:03 GC EI+ Voltage SIR Autospec-UltimaE
Sample#6 File Text:Vista Analytical Laboratory VG-8 Text:1900817-02 T4-PDI2019-SG56-190418 14.85 Exp:PCB_ZB1
393.8025 S:6 F:4 SMO(1,3) BSUB(10000,15,-3.0) PKD(5,5,2,0.10%,1636.0,0.00%,F,F)

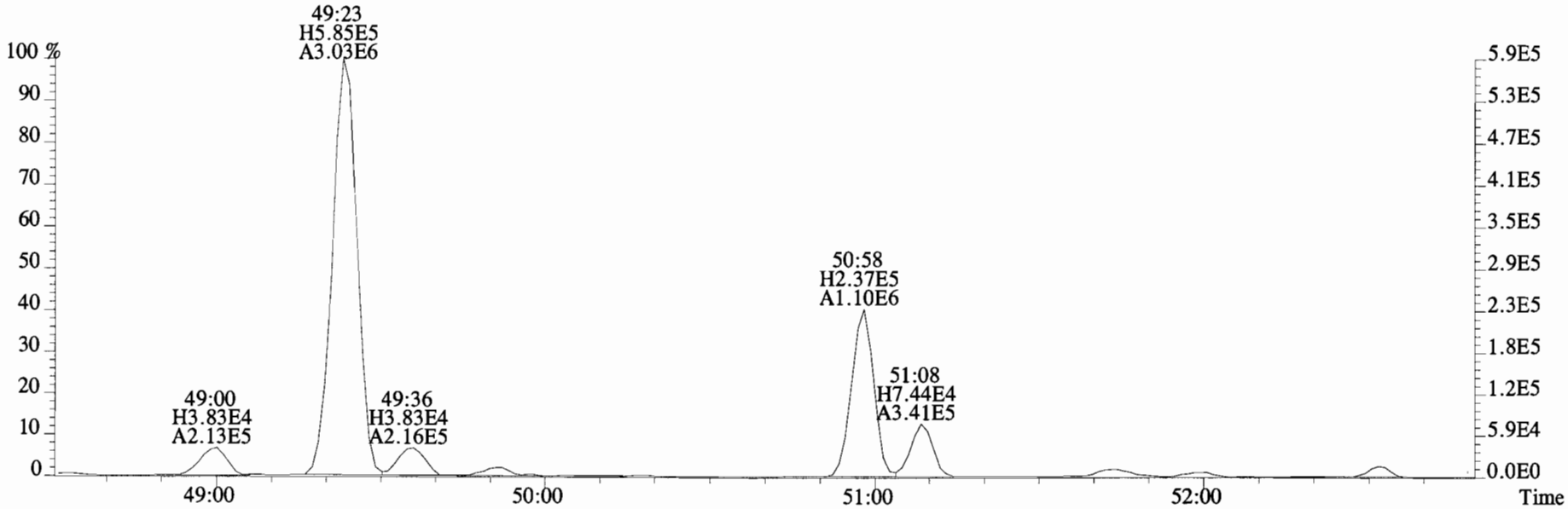

395.7995 S:6 F:4 SMO(1,3) BSUB(10000,15,-3.0) PKD(5,5,2,0.10%,1180.0,0.00%,F,F)

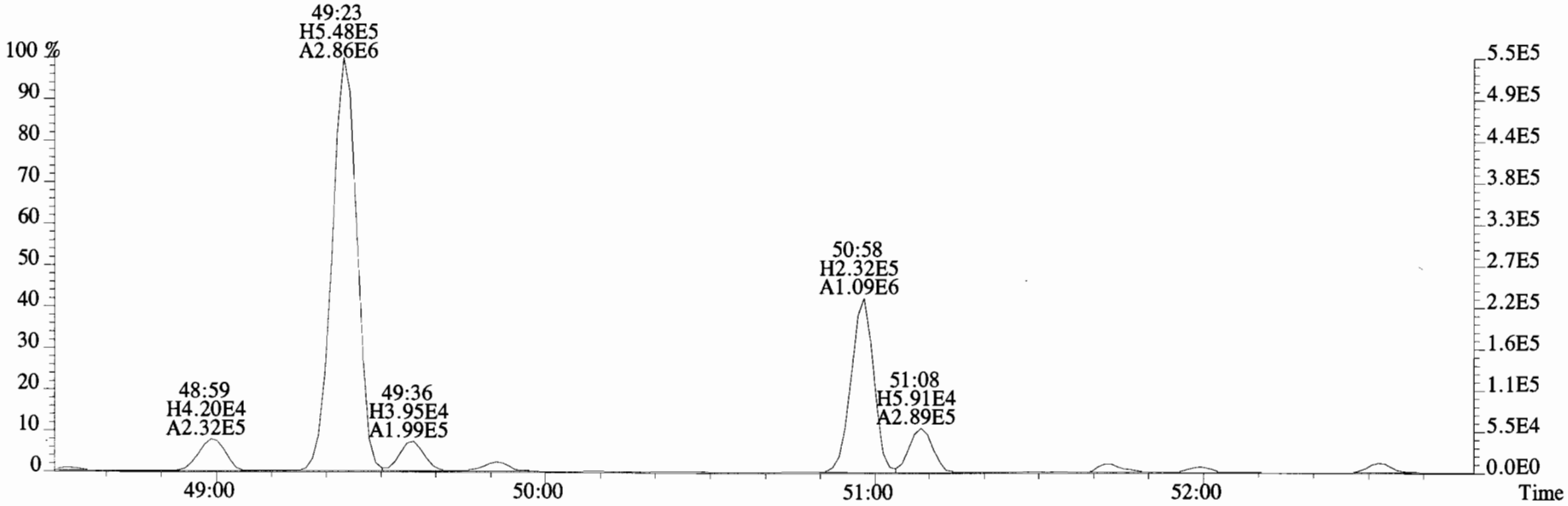

File:190610E1 #1-573 Acq:10-JUN-2019 22:07:03 GC EI+ Voltage SIR Autospec-UltimaE
Sample#6 File Text:Vista Analytical Laboratory VG-8 Text:1900817-02 T4-PDI2019-SG56-190418 14.85 Exp:PCB_ZB1
393.8025 S:6 F:4 SMO(1,3) BSUB(10000,15,-3.0) PKD(5,5,2,0.10%,1636.0,0.00%,F,F)

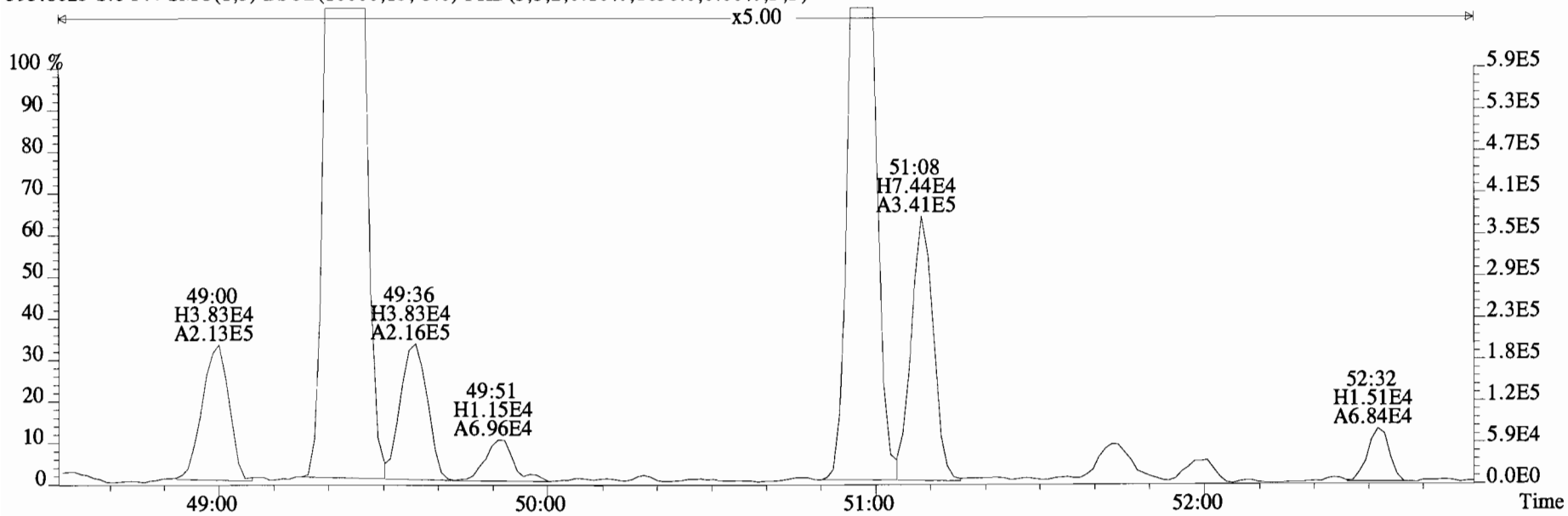

395.7995 S:6 F:4 SMO(1,3) BSUB(10000,15,-3.0) PKD(5,5,2,0.10%,1180.0,0.00%,F,F)

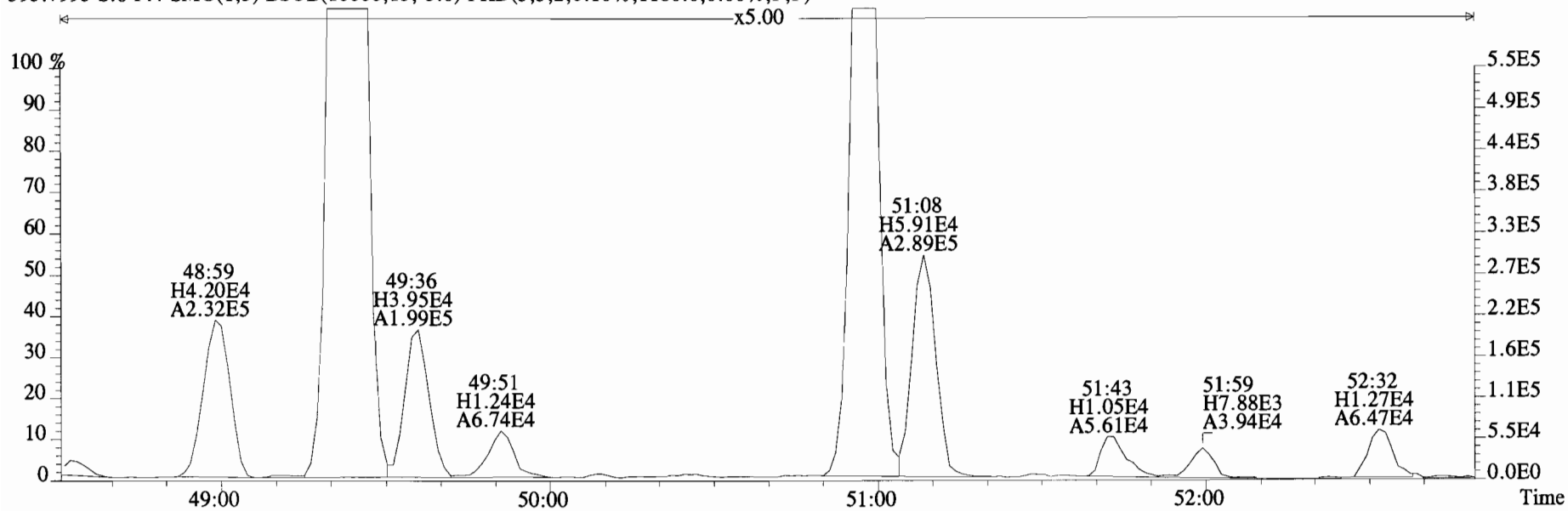

File:190610E1 #1-573 Acq:10-JUN-2019 22:07:03 GC EI+ Voltage SIR Autospec-UltimaE
Sample#6 File Text:Vista Analytical Laboratory VG-8 Text:1900817-02 T4-PDI2019-SG56-190418 14.85 Exp:PCB_ZB1
427.7635 S:6 F:4 SMO(1,3) BSUB(10000,15,-3.0) PKD(5,5,2,0.10%,1260.0,0.00%,F,F)

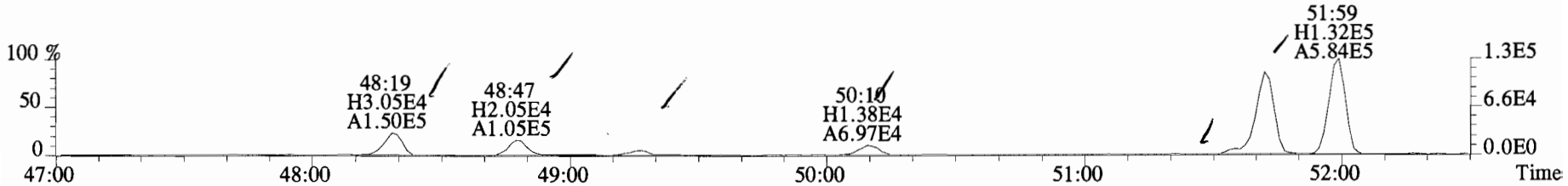

429.7606 S:6 F:4 SMO(1,3) BSUB(10000,15,-3.0) PKD(5,5,2,0.10%,1040.0,0.00%,F,F)

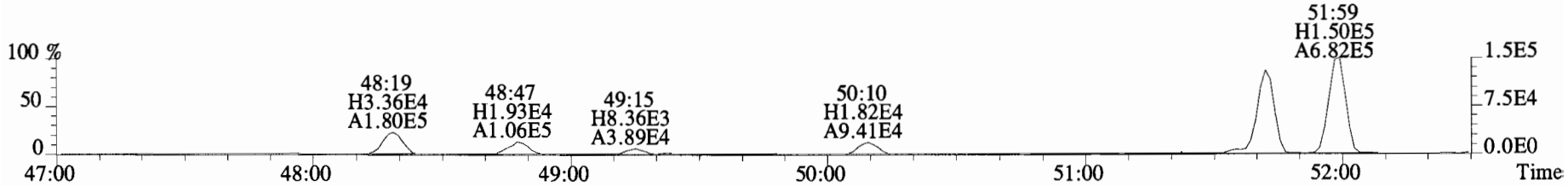

439.8038 S:6 F:4 SMO(1,3) BSUB(10000,15,-3.0) PKD(5,5,2,0.10%,808.0,0.00%,F,F)

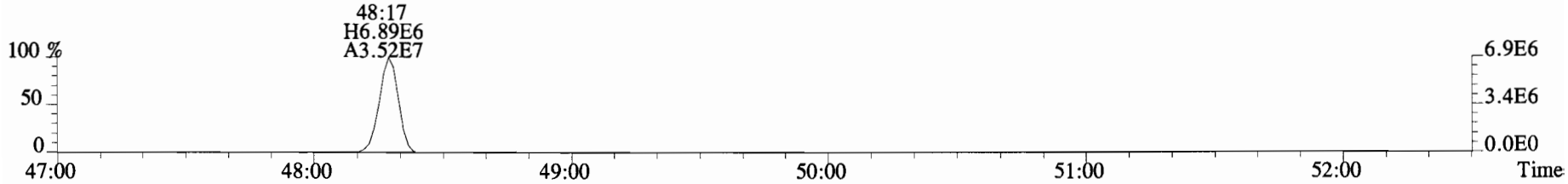

441.8008 S:6 F:4 SMO(1,3) BSUB(10000,15,-3.0) PKD(5,5,2,0.10%,788.0,0.00%,F,F)

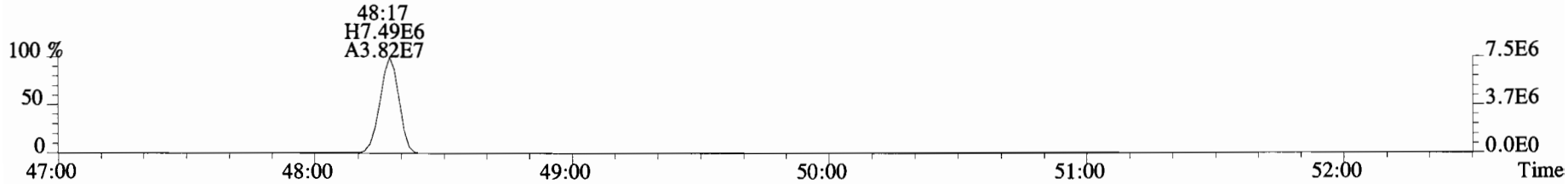

380.9760 S:6 F:4

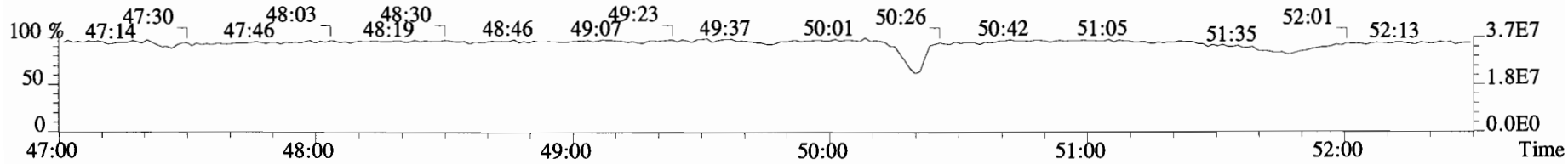

File:190610E1 #1-573 Acq:10-JUN-2019 22:07:03 GC EI+ Voltage SIR Autospec-UltimaE
Sample#6 File Text:Vista Analytical Laboratory VG-8 Text:1900817-02 T4-PDI2019-SG56-190418 14.85 Exp:PCB_ZB1
427.7635 S:6 F:4 SMO(1,3) BSUB(10000,15,-3.0) PKD(5,5,2,0.10%,1260.0,0.00%,F,F)

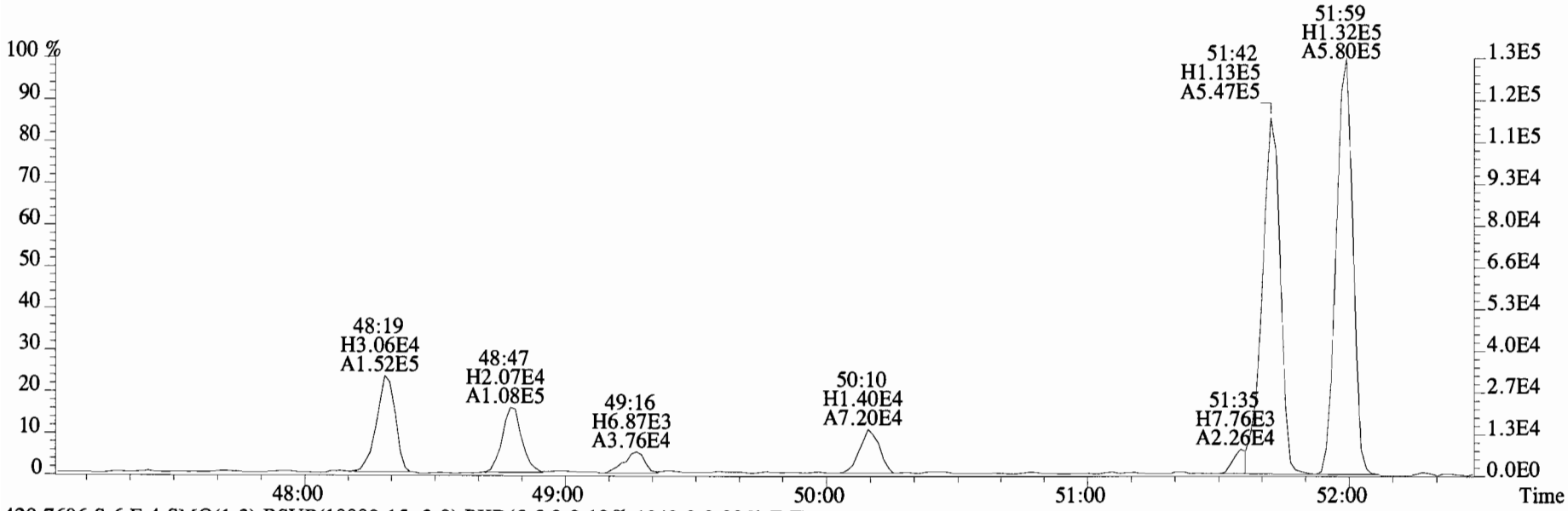

429.7606 S:6 F:4 SMO(1,3) BSUB(10000,15,-3.0) PKD(5,5,2,0.10%,1040.0,0.00%,F,F)

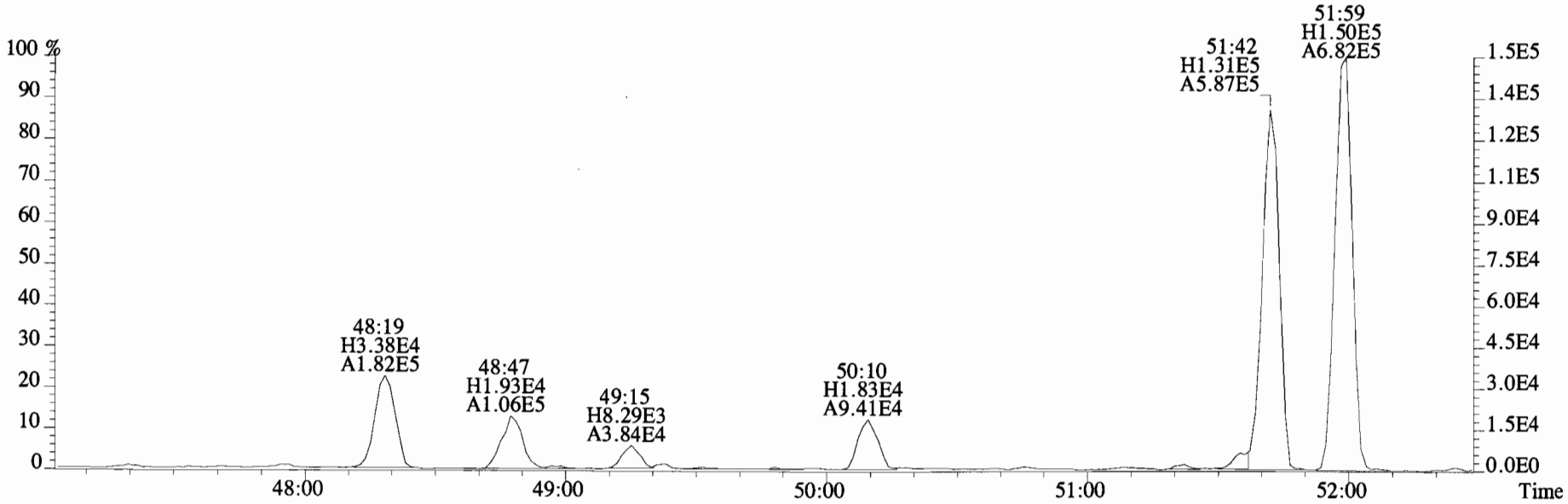

File:190610E1 #1-406 Acq:10-JUN-2019 22:07:03 GC EI+ Voltage SIR Autospec-UltimaE
Sample#6 File Text:Vista Analytical Laboratory VG-8 Text:1900817-02 T4-PDI2019-SG56-190418 14.85 Exp:PCB_ZB1
427.7635 S:6 F:5 SMO(1,3) BSUB(10000,15,-3.0) PKD(5,5,2,0.10%,1428.0,0.00%,F,F)



429.7606 S:6 F:5 SMO(1,3) BSUB(10000,15,-3.0) PKD(5,5,2,0.10%,1272.0,0.00%,F,F)



439.8038 S:6 F:5 SMO(1,3) BSUB(10000,15,-3.0) PKD(5,5,2,0.10%,2220.0,0.00%,F,F)

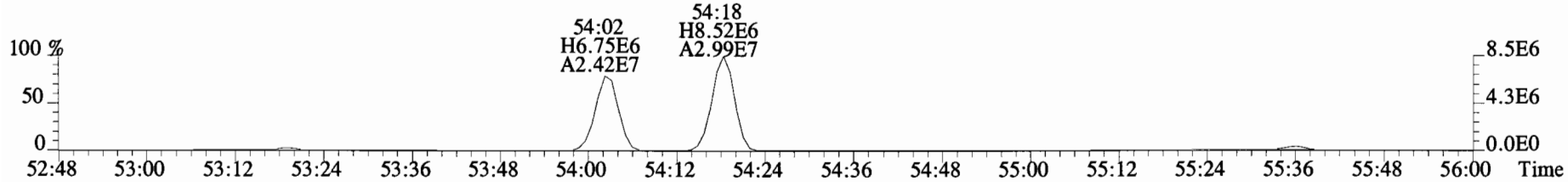

441.8008 S:6 F:5 SMO(1,3) BSUB(10000,15,-3.0) PKD(5,5,2,0.10%,3360.0,0.00%,F,F)

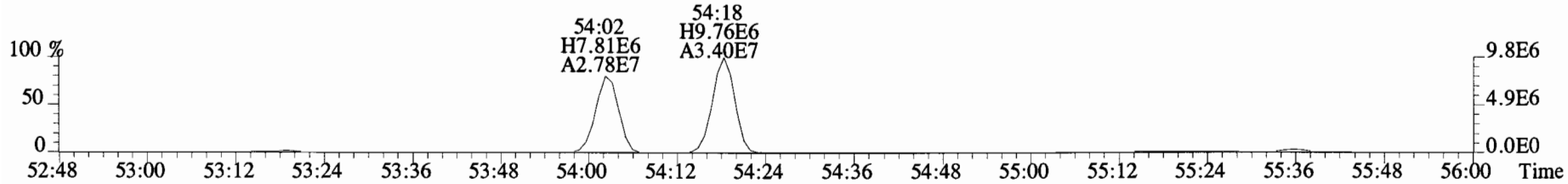

492.9697 S:6 F:5

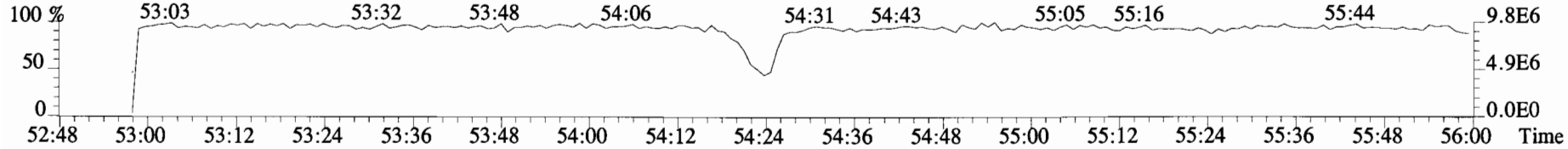

File:190610E1 #1-406 Acq:10-JUN-2019 22:07:03 GC EI+ Voltage SIR Autospec-UltimaE
Sample#6 File Text:Vista Analytical Laboratory VG-8 Text:1900817-02 T4-PDI2019-SG56-190418 14.85 Exp:PCB_ZB1
427.7635 S:6 F:5 SMO(1,3) BSUB(10000,15,-3.0) PKD(5,5,2,0.10%,1428.0,0.00%,F,F)

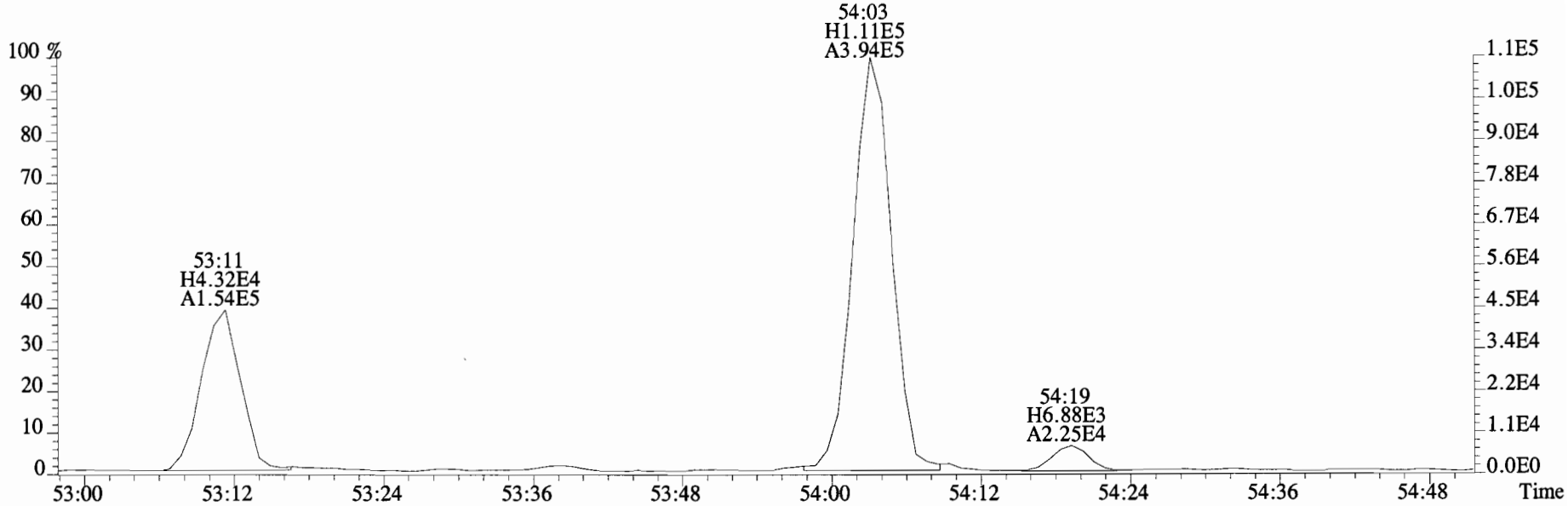

429.7606 S:6 F:5 SMO(1,3) BSUB(10000,15,-3.0) PKD(5,5,2,0.10%,1272.0,0.00%,F,F)

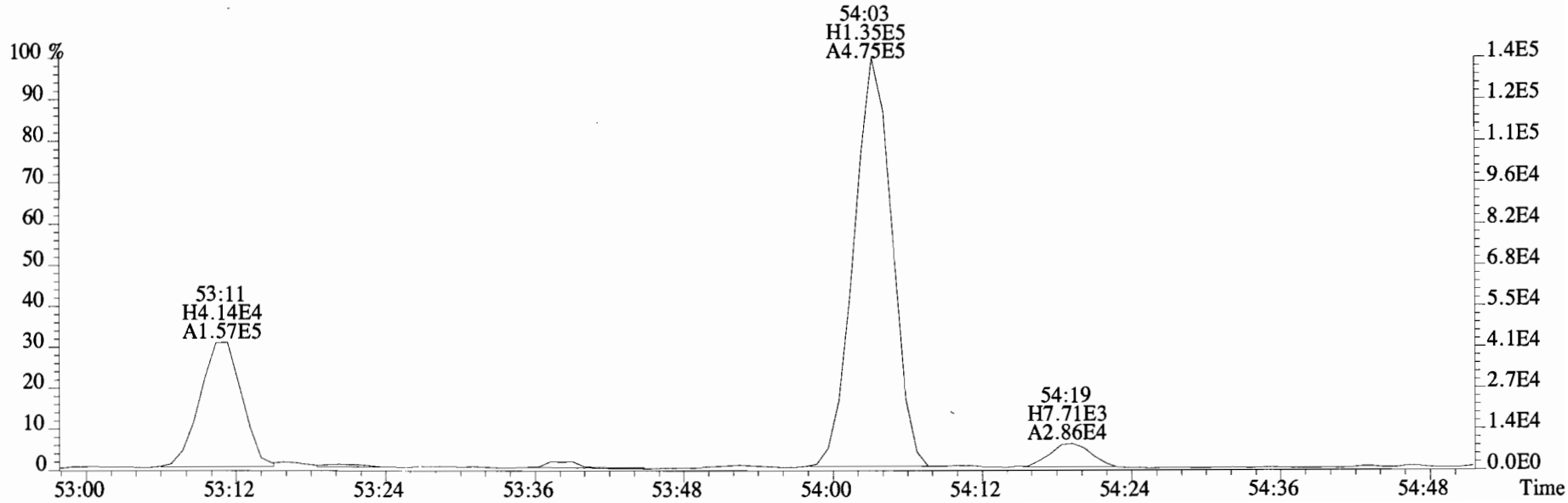

File:190610E1 #1-406 Acq:10-JUN-2019 22:07:03 GC EI+ Voltage SIR Autospec-UltimaE
Sample#6 File Text:Vista Analytical Laboratory VG-8 Text:1900817-02 T4-PDI2019-SG56-190418 14.85 Exp:PCB_ZB1
427.7635 S:6 F:5 SMO(1,3) BSUB(10000,15,-3.0) PKD(5,5,2,0.10%,1428.0,0.00%,F,F)

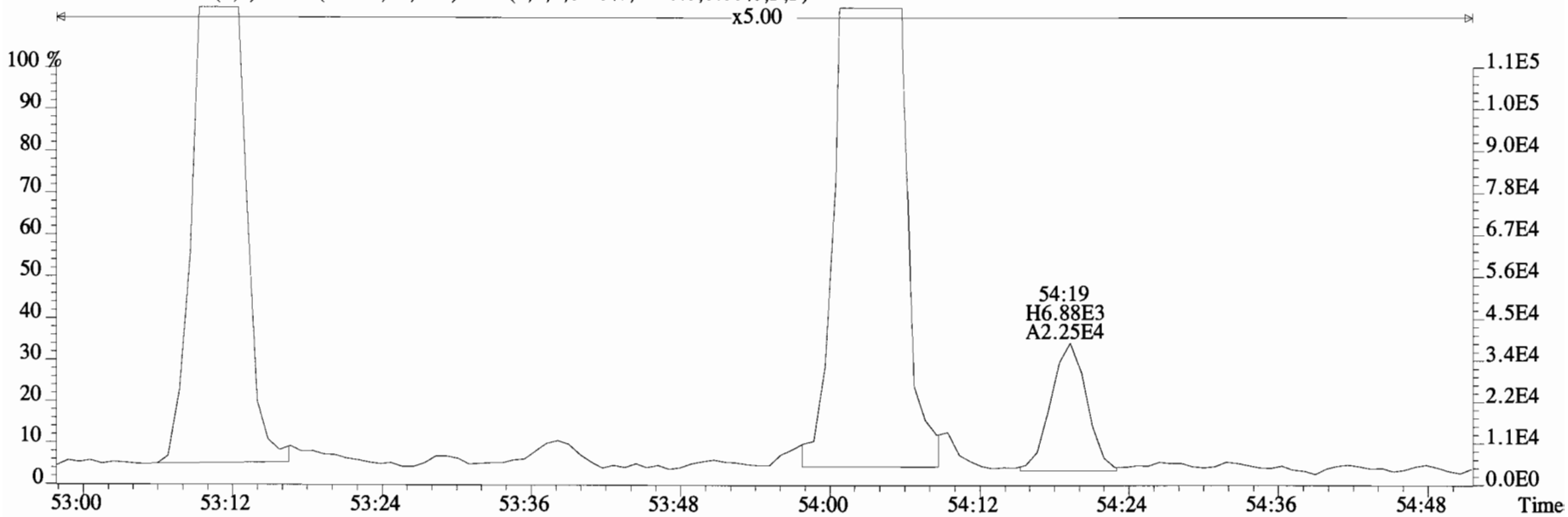

429.7606 S:6 F:5 SMO(1,3) BSUB(10000,15,-3.0) PKD(5,5,2,0.10%,1272.0,0.00%,F,F)

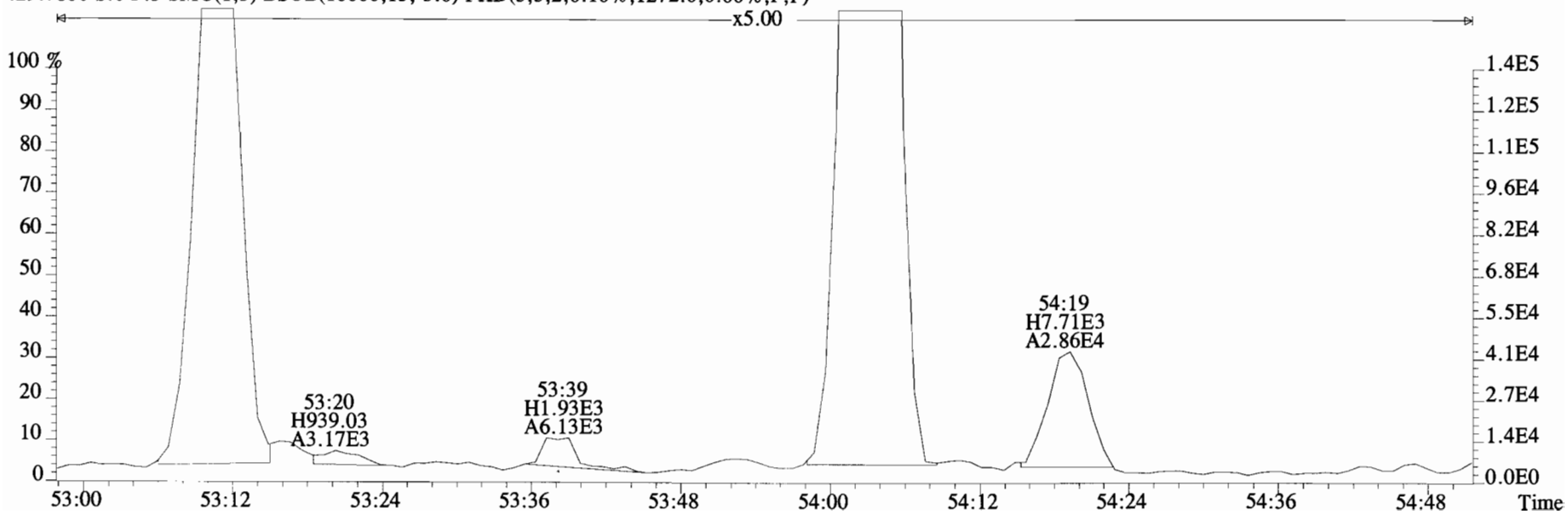

File:190610E1 #1-406 Acq:10-JUN-2019 22:07:03 GC EI+ Voltage SIR Autospec-UltimaE
Sample#6 File Text:Vista Analytical Laboratory VG-8 Text:1900817-02 T4-PDI2019-SG56-190418 14.85 Exp:PCB_ZB1
463.7216 S:6 F:5 SMO(1,3) BSUB(10000,15,-3.0) PKD(5,5,2,0.10%,692.0,0.00%,F,F)

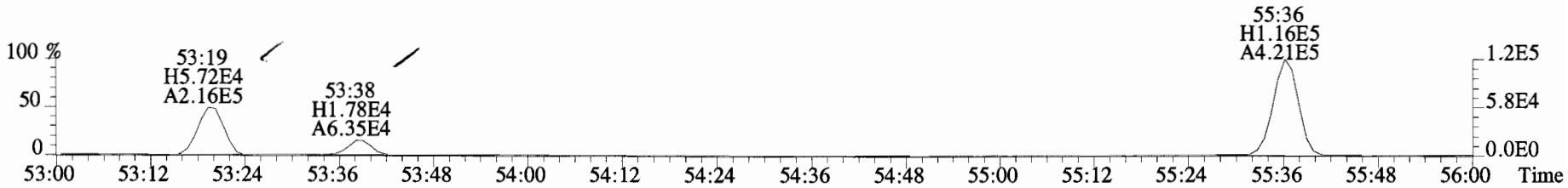

465.7186 S:6 F:5 SMO(1,3) BSUB(10000,15,-3.0) PKD(5,5,2,0.10%,676.0,0.00%,F,F)



473.7648 S:6 F:5 SMO(1,3) BSUB(10000,15,-3.0) PKD(5,5,2,0.10%,2448.0,0.00%,F,F)

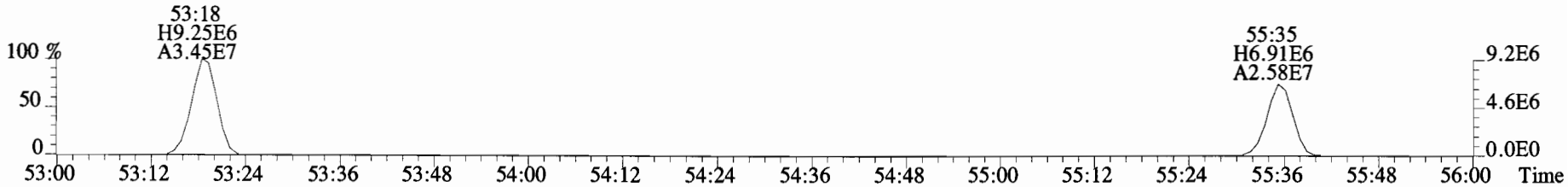

475.7619 S:6 F:5 SMO(1,3) BSUB(10000,15,-3.0) PKD(5,5,2,0.10%,2528.0,0.00%,F,F)



492.9697 S:6 F:5

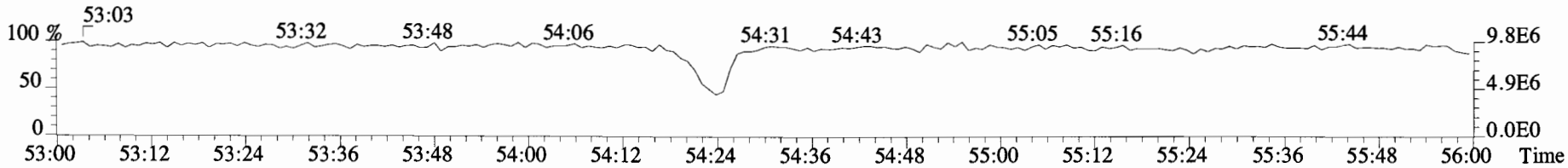

File:190610E1 #1-406 Acq:10-JUN-2019 22:07:03 GC EI+ Voltage SIR Autospec-UltimaE
Sample#6 File Text:Vista Analytical Laboratory VG-8 Text:1900817-02 T4-PDI2019-SG56-190418 14.85 Exp:PCB_ZB1
463.7216 S:6 F:5 SMO(1,3) BSUB(10000,15,-3.0)

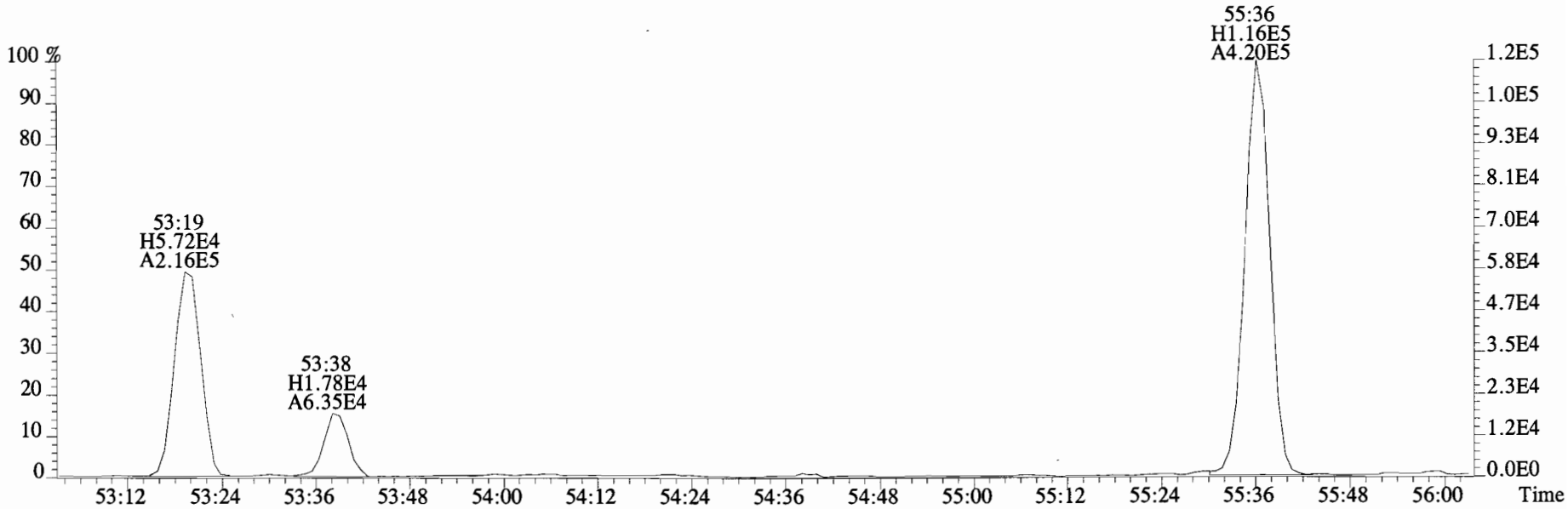

465.7186 S:6 F:5 SMO(1,3) BSUB(10000,15,-3.0) PKD(5,5,2,0.10%,676.0,0.00%,F,F)

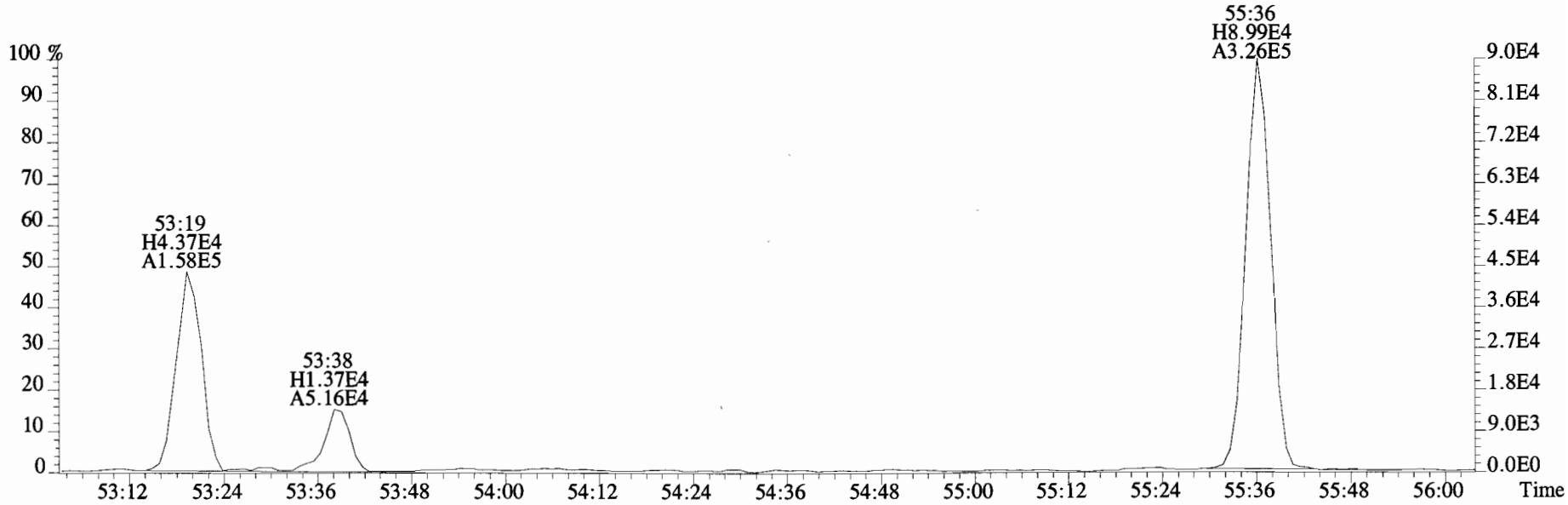

File:190610E1 #1-406 Acq:10-JUN-2019 22:07:03 GC EI+ Voltage SIR Autospec-UltimaE
Sample#6 File Text:Vista Analytical Laboratory VG-8 Text:1900817-02 T4-PDI2019-SG56-190418 14.85 Exp:PCB_ZB1
497.6826 S:6 F:5 SMO(1,3) BSUB(10000,15,-3.0) PKD(5,5,2,0.10%,680.0,0.00%,F,F)

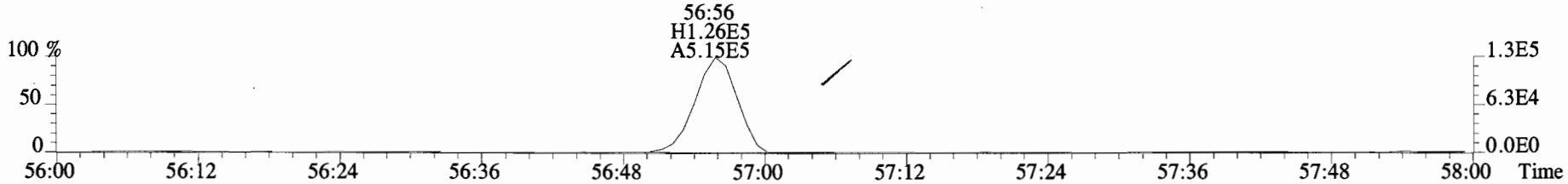

499.6797 S:6 F:5 SMO(1,3) BSUB(10000,15,-3.0) PKD(5,5,2,0.10%,720.0,0.00%,F,F)

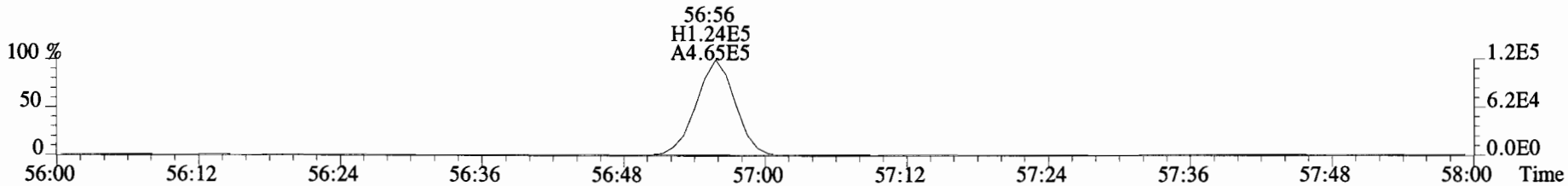

509.7229 S:6 F:5 SMO(1,3) BSUB(10000,15,-3.0) PKD(5,5,2,0.10%,632.0,0.00%,F,F)

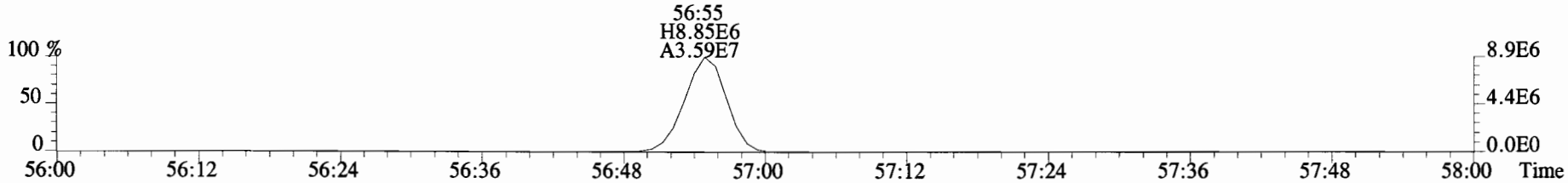

511.7199 S:6 F:5 SMO(1,3) BSUB(10000,15,-3.0) PKD(5,5,2,0.10%,596.0,0.00%,F,F)

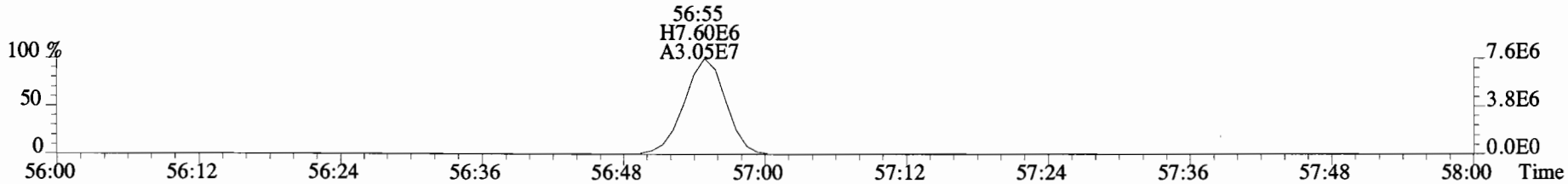

492.9697 S:6 F:5

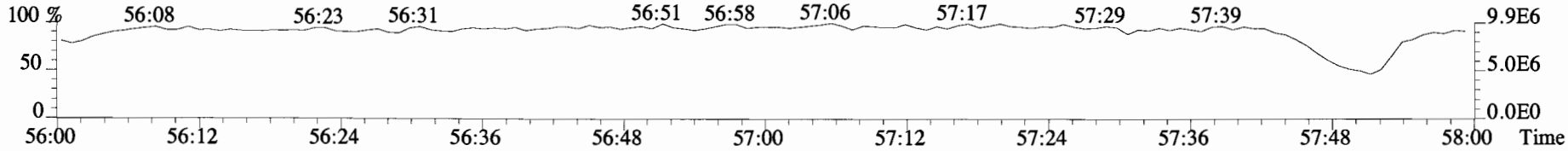

Client ID: T4-PDI2019-SG62-190418 Filename: 190610E1 S:7 Acq:10-JUN-19 23:12:02 ConCal: ST190610E1-1
Lab ID: 1900817-03 GC Column ID: ZB-1 ICal: PCBVG8-2-8-18 wt/vol: 5.010 EndCAL: NA

Type	Name	Resp	RA	RT	RRF	Conc	Qual	noise	Fac	DL	RRT	LCL UCL
Mono	PCB-1	7.39e+05	2.75	y 16:04	1.07	11.46		*	2.5	*	1.000	0.996-1.006
Mono	PCB-2	5.97e+05	2.96	y 18:28	1.06	9.503		*	2.5	*	0.988	0.983-0.993
Mono	PCB-3	4.72e+05	3.06	y 18:42	1.06	7.502		*	2.5	*	1.000	0.996-1.006
Di	PCB-4/10	1.03e+06	1.61	y 20:03	1.24	19.40		*	2.5	*	1.001	0.998-1.008
Di	PCB-7/9	3.82e+05	1.35	y 21:52	0.99	5.407		*	2.5	*	0.867	0.863-0.871
Di	PCB-6	7.75e+05	1.42	y 22:32	1.06	10.30		*	2.5	*	0.893	0.888-0.897
Di	PCB-5/8	3.64e+06	1.49	y 22:55	1.03	49.76		*	2.5	*	0.908	0.904-0.913
Di	PCB-14	*	*	n NotF¶	1.03	*		3300	2.5	1.09	*	0.948-0.958
Di	PCB-11	1.89e+06	1.74	y 25:15	1.11	23.26		*	2.5	*	1.001	0.996-1.006
Di	PCB-12/13	5.24e+05	0.89	n 25:38	1.02	7.047	R	*	2.5	*	1.016	1.011-1.021
Di	PCB-15	3.42e+06	1.40	y 25:57	1.05	44.37		*	2.5	*	1.028	1.023-1.033
Tri	PCB-19	6.07e+05	1.19	y 24:13	1.20	13.87		*	2.5	*	1.001	0.996-1.006
Tri	PCB-30	*	*	n NotF¶	1.93	*		2500	2.5	0.718	*	1.034-1.044
Tri	PCB-18	2.35e+06	1.01	y 25:52	0.91	42.87		*	2.5	*	0.953	0.948-0.958
Tri	PCB-17	1.13e+06	1.11	y 26:02	0.84	22.33		*	2.5	*	0.959	0.955-0.965
Tri	PCB-24/27	4.13e+05	1.19	y 26:36	1.15	5.987		*	2.5	*	0.980	0.977-0.986
Tri	PCB-16/32	1.92e+06	1.13	y 27:07	1.02	31.39		*	2.5	*	0.999	0.995-1.005
Tri	PCB-34	*	*	n NotF¶	0.96	*		2160	2.5	1.05	*	0.955-0.965
Tri	PCB-23	*	*	n NotF¶	0.95	*		2160	2.5	1.06	*	0.958-0.968
Tri	PCB-29	*	*	n NotF¶	0.96	*		2160	2.5	1.04	*	0.966-0.976
Tri	PCB-26	7.07e+05	1.01	y 28:29	1.00	13.74		2160	2.5	1.00	0.979	0.974-0.984
Tri	PCB-25	4.06e+05	0.93	y 28:39	1.06	7.498		*	2.5	*	0.985	0.980-0.990
Tri	PCB-31	2.89e+06	0.99	y 29:00	1.10	51.36		*	2.5	*	0.997	0.992-1.002
Tri	PCB-28	3.96e+06	1.04	y 29:07	1.14	67.87		*	2.5	*	1.001	0.995-1.005
Tri	PCB-20/21/33	2.14e+06	1.07	y 29:44	1.00	41.98		*	2.5	*	1.022	1.017-1.027
Tri	PCB-22	1.40e+06	1.08	y 30:10	1.09	25.16		*	2.5	*	1.037	1.032-1.042
Tri	PCB-36	*	*	n NotF¶	1.15	*		2160	2.5	0.831	*	0.929-0.939
Tri	PCB-39	*	*	n NotF¶	1.07	*		2160	2.5	0.893	*	0.943-0.953
Tri	PCB-38	*	*	n NotF¶	1.10	*		2160	2.5	0.867	*	0.966-0.976
Tri	PCB-35	*	*	n NotF¶	1.12	*		2160	2.5	0.851	*	0.982-0.992
Tri	PCB-37	1.87e+06	1.07	y 33:02	1.11	34.58		*	2.5	*	1.001	0.996-1.006
Tetra	PCB-54	1.11e+05	0.60	n 27:58	1.07	1.770	R	*	2.5	*	1.001	0.996-1.006
Tetra	PCB-50	*	*	n NotF¶	0.87	*		2220	2.5	0.880	*	1.038-1.048
Tetra	PCB-53	5.88e+05	0.83	y 29:47	1.01	13.29		*	2.5	*	0.945	0.940-0.950
Tetra	PCB-51	3.83e+05	0.87	y 30:08	1.10	7.960		*	2.5	*	0.956	0.952-0.962
Tetra	PCB-45	3.47e+05	0.78	y 30:34	0.87	9.084		*	2.5	*	0.969	0.965-0.975
Tetra	PCB-46	1.43e+05	0.75	y 31:04	0.84	3.903		*	2.5	*	0.985	0.980-0.990

Integrations by:

Analyst: MI

Date: 6/19/19

Reviewed by: CT Date: 06/25/19

Client ID: T4-PDI2019-SG62-190418 Filename: 190610E1 S:7 Acq:10-JUN-19 23:12:02 ConCal: ST190610E1-1
Lab ID: 1900817-03 GC Column ID: ZB-1 ICal: PCBVG8-2-8-18 wt/vol: 5.010 EndCAL: NA

Type	Name	Resp	RA	RT	RRF	Conc	Qual	noise	Fac	DL	RRT	LCL UCL
Tetra	PCB-52/69	3.58e+06	0.77	y 31:32	1.21	67.41		*	2.5	*	1.000	0.996-1.006
Tetra	PCB-73	3.01e+04	0.67	y 31:41	1.45	0.4730		*	2.5	*	1.005	1.000-1.010
Tetra	PCB-43/49	2.63e+06	0.81	y 31:51	1.01	59.39		*	2.5	*	1.010	1.005-1.015
Tetra	PCB-47	1.89e+06	0.77	y 32:04	0.91	40.72		*	2.5	*	1.001	0.995-1.005
Tetra	PCB-48/75	6.64e+05	0.83	y 32:12	1.13	11.40		*	2.5	*	1.005	0.999-1.009
Tetra	PCB-65	*	*	n NotF¶	1.27	*		2220	2.5	0.853	*	1.007-1.017
Tetra	PCB-62	*	*	n NotF¶	1.10	*		2220	2.5	0.990	*	1.011-1.021
Tetra	PCB-44	2.18e+06	0.82	y 32:52	0.85	49.75		*	2.5	*	1.025	1.020-1.030
Tetra	PCB-42/59	1.05e+06	0.79	y 33:05	1.02	20.02		*	2.5	*	1.032	1.027-1.037
Tetra	PCB-41/64/71/72	2.95e+06	0.77	y 33:39	1.17	49.32		*	2.5	*	1.050	1.046-1.056
Tetra	PCB-68	8.92e+04	0.83	y 33:54	1.28	1.360		*	2.5	*	1.058	1.054-1.064
Tetra	PCB-40	3.42e+05	0.70	y 34:07	0.62	10.66		*	2.5	*	1.064	1.060-1.070
Tetra	PCB-57	3.38e+04	0.80	y 34:27	1.13	0.4863		*	2.5	*	0.970	0.965-0.975
Tetra	PCB-67	1.58e+05	0.84	y 34:47	1.10	2.330		*	2.5	*	0.979	0.973-0.983
Tetra	PCB-58	3.28e+04	0.70	y 34:54	1.12	0.4742	R	*	2.5	*	0.982	0.977-0.987
Tetra	PCB-63	1.70e+05	0.88	y 35:03	1.00	2.762		*	2.5	*	0.986	0.981-0.991
Tetra	PCB-74	1.70e+06	0.80	y 35:20	1.18	23.28		*	2.5	*	0.994	0.989-0.999
Tetra	PCB-61/70	4.55e+06	0.77	y 35:33	1.03	71.88		*	2.5	*	1.000	0.994-1.004
Tetra	PCB-76/66	3.93e+06	0.77	y 35:45	1.13	56.30		*	2.5	*	1.006	1.000-1.010
Tetra	PCB-80	*	*	n NotF¶	1.19	*		2220	2.5	0.628	*	0.995-1.005
Tetra	PCB-55	9.14e+04	0.87	y 36:16	1.16	1.239		*	2.5	*	1.008	1.004-1.014
Tetra	PCB-56/60	2.03e+06	0.75	y 36:47	1.04	30.55		*	2.5	*	1.023	1.018-1.028
Tetra	PCB-79	1.11e+05	0.85	y 37:52	1.17	1.491		*	2.5	*	1.053	1.047-1.057
Tetra	PCB-78	*	*	n NotF¶	1.10	*		2220	2.5	0.715	*	0.982-0.992
Tetra	PCB-81	3.07e+04	0.72	y 39:03	0.97	0.5145		*	2.5	*	1.000	0.995-1.005
Tetra	PCB-77	5.72e+05	0.67	y 39:39	1.08	9.059		*	2.5	*	1.000	0.995-1.005
Penta	PCB-104	*	*	n NotF¶	1.08	*		1020	2.5	0.531	*	0.996-1.006
Penta	PCB-96	4.73e+04	1.82	n 33:56	1.13	0.8047	R	*	2.5	*	1.037	1.034-1.044
Penta	PCB-103	1.42e+05	1.62	y 34:29	0.91	3.003		*	2.5	*	1.054	1.051-1.061
Penta	PCB-100	1.84e+05	1.32	y 34:51	0.93	3.838		*	2.5	*	1.065	1.062-1.072
Penta	PCB-94	5.42e+04	1.75	y 35:19	0.91	1.478		*	2.5	*	0.986	0.981-0.991
Penta	PCB-95/98/102	4.15e+06	1.58	y 35:51	1.17	88.21		*	2.5	*	1.000	0.994-1.004
Penta	PCB-93	*	*	n NotF¶	0.93	*		1020	2.5	0.865	*	0.997-1.007
Penta	PCB-88/91	8.61e+05	1.54	y 36:15	0.97	22.04		*	2.5	*	1.012	1.005-1.015
Penta	PCB-121	*	*	n NotF¶	1.68	*		1020	2.5	0.476	*	1.009-1.019
Penta	PCB-84/92	2.05e+06	1.58	y 37:09	0.97	51.44		*	2.5	*	0.990	0.985-0.995
Penta	PCB-89	3.88e+04	1.34	y 37:20	1.06	0.8875		*	2.5	*	0.995	0.990-1.000

Analyst: MJ

Date: 6/19/19

Client ID: T4-PDI2019-SG62-190418 Filename: 190610E1 S:7 Acq:10-JUN-19 23:12:02 ConCal: ST190610E1-1
Lab ID: 1900817-03 GC Column ID: ZB-1 ICal: PCBVG8-2-8-18 wt/vol: 5.010 EndCAL: NA

Type	Name	Resp	RA	RT	RRF	Conc	Qual	noise	Fac	DL	RRT	LCL UCL
Penta	PCB-90/101	5.82e+06	1.60	y 37:32	1.08	131.8		*	2.5	*	1.000	0.995-1.005
Penta	PCB-113	*	*	n NotF╗	1.48	*		1020	2.5	0.533	*	1.002-1.012
Penta	PCB-99	2.79e+06	1.53	y 37:52	1.25	54.25		*	2.5	*	1.009	1.004-1.014
Penta	PCB-119	2.49e+05	1.58	y 38:19	1.70	3.979		*	2.5	*	0.987	0.982-0.992
Penta	PCB-108/112	2.34e+05	1.59	y 38:29	1.40	4.539		*	2.5	*	0.991	0.986-0.996
Penta	PCB-83	*	*	n NotF╗	1.75	*		1020	2.5	0.503	*	0.990-1.000
Penta	PCB-97	1.14e+06	1.91	n 38:51	1.17	26.48	R	*	2.5	*	1.001	0.995-1.005
Penta	PCB-86	*	*	n NotF╗	1.08	*		1020	2.5	0.816	*	0.999-1.009
Penta	PCB-87/117/125	2.06e+06	1.63	y 39:07	1.55	36.03		*	2.5	*	1.008	1.002-1.012
Penta	PCB-111/115	1.03e+05	1.78	y 39:16	1.79	1.568		*	2.5	*	1.012	1.006-1.016
Penta	PCB-85/116	9.32e+05	1.55	y 39:22	1.29	19.63		*	2.5	*	1.014	1.009-1.019
Penta	PCB-120	*	*	n NotF╗	1.98	*		1020	2.5	0.445	*	1.016-1.026
Penta	PCB-110	7.93e+06	1.51	y 39:46	1.69	128.0		*	2.5	*	1.024	1.020-1.030
Penta	PCB-82	4.18e+05	1.74	y 40:24	0.81	10.60		*	2.5	*	0.976	0.972-0.982
Penta	PCB-124	2.77e+05	1.38	y 41:05	1.30	4.372		*	2.5	*	0.993	0.988-0.998
Penta	PCB-107/109	6.33e+05	1.57	y 41:15	1.31	9.849		*	2.5	*	0.997	0.991-1.001
Penta	PCB-123	1.23e+05	1.77	y 41:24	1.12	2.249		*	2.5	*	1.000	0.996-1.006
Penta	PCB-106/118	6.58e+06	1.64	y 41:34	1.18	110.7		*	2.5	*	1.000	0.996-1.006
Penta	PCB-114	1.31e+05	1.54	y 42:13	1.11	2.572		*	2.5	*	1.000	0.995-1.005
Penta	PCB-122	7.33e+04	1.40	y 42:21	1.03	1.561		*	2.5	*	1.003	0.999-1.009
Penta	PCB-105	2.20e+06	1.69	y 43:05	1.12	43.84		*	2.5	*	1.000	0.995-1.005
Penta	PCB-127	*	*	n NotF╗	1.12	*		2230	2.5	1.42	*	0.995-1.005
Penta	PCB-126	4.89e+04	1.16	n 45:20	1.20	0.9325	R	*	2.5	*	1.000	0.995-1.005
Hexa	PCB-155	*	*	n NotF╗	0.99	*		788	2.5	0.504	*	0.995-1.005
Hexa	PCB-150	3.93e+04	1.42	y 38:20	1.02	0.8661		*	2.5	*	1.034	1.030-1.040
Hexa	PCB-152	*	*	n NotF╗	1.16	*		788	2.5	0.430	*	1.042-1.052
Hexa	PCB-145	*	*	n NotF╗	1.13	*		788	2.5	0.441	*	1.054-1.064
Hexa	PCB-136	1.09e+06	1.25	y 39:34	1.02	24.12		*	2.5	*	1.067	1.063-1.073
Hexa	PCB-148	3.20e+04	1.08	y 39:43	0.77	0.9370		*	2.5	*	1.071	1.066-1.076
Hexa	PCB-154	1.53e+05	1.06	y 40:11	0.88	3.959		*	2.5	*	1.084	1.079-1.089
Hexa	PCB-151	1.40e+06	1.30	y 40:49	0.75	41.99		*	2.5	*	1.101	1.095-1.107
Hexa	PCB-135	8.21e+05	1.32	y 41:02	0.86	21.59		*	2.5	*	1.107	1.101-1.113
Hexa	PCB-144	2.13e+05	0.97	n 41:09	0.77	6.298	R	*	2.5	*	1.110	1.105-1.116
Hexa	PCB-147	1.90e+05	1.13	y 41:16	0.80	5.349		*	2.5	*	1.113	1.108-1.120
Hexa	PCB-139/149	5.02e+06	1.22	y 41:31	0.88	129.1		*	2.5	*	1.120	1.115-1.127
Hexa	PCB-140	5.81e+04	1.56	n 41:42	0.77	1.708	R	*	2.5	*	1.125	1.120-1.132
Hexa	PCB-134/143	2.82e+05	1.15	y 42:11	0.76	7.631		*	2.5	*	0.976	0.970-0.980

Analyst: MJ

Date: 6/19/19

Client ID: T4-PDI2019-SG62-190418 Filename: 190610E1 S:7 Acq:10-JUN-19 23:12:02 ConCal: ST190610E1-1
Lab ID: 1900817-03 GC Column ID: ZB-1 ICal: PCBVG8-2-8-18 wt/vol: 5.010 EndCAL: NA

Type	Name	Resp	RA		RT	RRF	Conc	Qual	noise	Fac	DL	RRT	LCL UCL
Hexa	PCB-131/133	2.15e+05	1.24	y	42:27	0.82	5.427		*	2.5	*	0.982	0.977-0.987
Hexa	PCB-142	*	*	n	NotF¶	0.73	*		1560	2.5	1.25	*	0.981-0.991
Hexa	PCB-146/165	1.46e+06	1.23	y	42:51	1.02	29.55		*	2.5	*	0.991	0.986-0.996
Hexa	PCB-132/161	2.12e+06	1.19	y	43:06	1.00	43.59		*	2.5	*	0.997	0.992-1.002
Hexa	PCB-153	8.62e+06	1.24	y	43:16	1.08	164.9		*	2.5	*	1.001	0.995-1.005
Hexa	PCB-168	*	*	n	NotF¶	1.12	*		1560	2.5	0.820	*	1.000-1.010
Hexa	PCB-141	1.30e+06	1.42	y	43:59	1.02	32.45		*	2.5	*	1.000	0.995-1.005
Hexa	PCB-137	3.43e+05	1.09	y	44:23	1.10	7.877		*	2.5	*	1.009	1.004-1.014
Hexa	PCB-130	4.70e+05	1.41	y	44:28	0.81	14.78		*	2.5	*	1.011	1.007-1.017
Hexa	PCB-138/163/164	9.32e+06	1.25	y	44:50	1.23	179.8		*	2.5	*	1.000	0.996-1.006
Hexa	PCB-158/160	9.87e+05	1.09	y	45:04	1.18	19.89		*	2.5	*	1.006	1.001-1.011
Hexa	PCB-129	2.23e+05	1.49	n	45:20	0.78	6.788	R	*	2.5	*	1.012	1.007-1.017
Hexa	PCB-166	*	*	n	NotF¶	1.13	*		1560	2.5	0.793	*	0.988-0.998
Hexa	PCB-159	*	*	n	NotF¶	1.16	*		1560	2.5	0.772	*	0.995-1.005
Hexa	PCB-128/162	1.26e+06	1.33	y	46:23	0.89	28.07		*	2.5	*	1.006	1.002-1.012
Hexa	PCB-167	4.06e+05	1.25	y	46:48	1.02	7.933		*	2.5	*	1.000	0.995-1.005
Hexa	PCB-156	9.05e+05	1.25	y	48:05	1.06	17.29		*	2.5	*	1.000	0.995-1.005
Hexa	PCB-157	2.55e+05	1.10	y	48:21	1.02	4.991		*	2.5	*	1.000	0.996-1.006
Hexa	PCB-169	*	*	n	NotF¶	1.13	*		1560	2.5	0.883	*	0.995-1.005
Hepta	PCB-188	*	*	n	NotF¶	1.37	*		1110	2.5	0.398	*	0.995-1.005
Hepta	PCB-184	*	*	n	NotF¶	1.32	*		1110	2.5	0.414	*	1.006-1.016
Hepta	PCB-179	1.19e+06	0.99	y	44:06	1.38	22.84		*	2.5	*	1.029	1.024-1.034
Hepta	PCB-176	3.35e+05	1.02	y	44:34	1.31	6.800		*	2.5	*	1.040	1.035-1.045
Hepta	PCB-186	*	*	n	NotF¶	1.42	*		1110	2.5	0.384	*	1.049-1.059
Hepta	PCB-178	5.17e+05	0.93	y	45:40	0.97	14.16		*	2.5	*	1.065	1.060-1.070
Hepta	PCB-175	8.30e+04	0.94	y	46:01	1.00	2.208		*	2.5	*	1.073	1.069-1.079
Hepta	PCB-182/187	2.89e+06	1.05	y	46:10	1.14	67.11		*	2.5	*	1.077	1.072-1.082
Hepta	PCB-183	1.20e+06	1.01	y	46:31	1.13	28.21		*	2.5	*	1.085	1.080-1.090
Hepta	PCB-185	2.27e+05	1.19	y	47:10	1.36	6.231		*	2.5	*	0.956	0.950-0.960
Hepta	PCB-174	1.96e+06	1.03	y	47:31	1.42	51.48		*	2.5	*	0.963	0.958-0.968
Hepta	PCB-181	*	*	n	NotF¶	1.48	*		1110	2.5	0.530	*	0.960-0.970
Hepta	PCB-177	1.13e+06	1.01	y	47:48	1.33	31.58		*	2.5	*	0.969	0.963-0.973
Hepta	PCB-171	5.31e+05	1.03	y	48:05	1.37	14.42		*	2.5	*	0.974	0.969-0.979
Hepta	PCB-173	4.73e+04	0.99	y	48:31	1.27	1.387		*	2.5	*	0.983	0.978-0.988
Hepta	PCB-172	3.00e+05	0.90	y	48:58	1.39	8.062		*	2.5	*	0.992	0.987-0.997
Hepta	PCB-192	*	*	n	NotF¶	1.80	*		1110	2.5	0.434	*	0.991-1.001
Hepta	PCB-180	4.70e+06	1.06	y	49:22	1.52	115.4		*	2.5	*	1.000	0.995-1.005

Analyst: JW

Date: 6/19/19

Client ID: T4-PDI2019-SG62-190418 Filename: 190610E1 S:7 Acq:10-JUN-19 23:12:02 ConCal: ST190610E1-1
Lab ID: 1900817-03 GC Column ID: ZB-1 ICal: PCBVG8-2-8-18 wt/vol: 5.010 EndCAL: NA

Type	Name	Resp	RA	RT	RRF	Conc	Qual	noise	Fac	DL	RRT	LCL UCL
Hepta	PCB-193	3.25e+05	1.03	y 49:34	1.71	7.056		*	2.5	*	1.004	0.999-1.009
Hepta	PCB-191	9.31e+04	1.09	y 49:49	1.74	1.991		*	2.5	*	1.009	1.005-1.015
Hepta	PCB-170	1.82e+06	1.03	y 50:57	1.44	55.19		*	2.5	*	1.000	0.995-1.005
Hepta	PCB-190	5.16e+05	1.08	y 51:07	1.95	11.51		*	2.5	*	1.004	0.999-1.009
Hepta	PCB-189	1.15e+05	1.01	y 52:31	1.46	2.706		*	2.5	*	1.000	0.995-1.005
Octa	PCB-202	2.51e+05	1.00	y 48:17	1.06	7.953		*	2.5	*	1.000	0.995-1.005
Octa	PCB-201	1.30e+05	0.83	y 48:47	0.98	4.473		*	2.5	*	1.010	1.006-1.016
Octa	PCB-204	*	*	n NotP¬	1.07	*		1020	2.5	0.798	*	1.009-1.019
Octa	PCB-197	2.46e+04	0.53	n 49:14	1.10	0.7524	R	*	2.5	*	1.020	1.015-1.025
Octa	PCB-200	1.19e+05	1.01	y 50:08	1.04	3.854		*	2.5	*	1.038	1.034-1.044
Octa	PCB-198	4.64e+04	0.95	y 51:34	0.84	1.856		*	2.5	*	1.068	1.065-1.075
Octa	PCB-199	8.74e+05	0.99	y 51:41	0.80	36.77		*	2.5	*	1.070	1.067-1.077
Octa	PCB-196/203	1.00e+06	0.96	y 51:58	0.84	40.02		*	2.5	*	1.076	1.072-1.082
Octa	PCB-195	2.53e+05	0.84	y 53:10	1.04	10.30		*	2.5	*	0.984	0.979-0.989
Octa	PCB-194	6.59e+05	0.83	y 54:03	1.16	24.07		*	2.5	*	1.000	0.995-1.005
Octa	PCB-205	4.94e+04	0.98	y 54:19	1.33	1.567		*	2.5	*	1.005	1.000-1.010
Nona	PCB-208	3.02e+05	1.25	y 53:19	0.90	9.477		*	2.5	*	1.000	0.995-1.005
Nona	PCB-207	7.83e+04	1.02	n 53:38	0.89	2.480	R	*	2.5	*	1.006	1.001-1.011
Nona	PCB-206	5.46e+05	1.32	y 55:37	0.88	24.41		*	2.5	*	1.000	0.995-1.005
Deca	PCB-209	8.03e+05	1.28	y 56:57	1.04	27.29		*	2.5	*	1.000	0.995-1.005

Analyst: MJ

Date: 6/19/19

Client ID: T4-PDI2019-SG62-190418 Filename: 190610E1 S:7 Acq:10-JUN-19 23:12:02 ConCal: ST190610E1-1
Lab ID: 1900817-03 GC Column ID: ZB-1 ICal: PCBVG8-2-8-18 wt/vol: 5.010 EndCAL: NA

Name	Resp	RA	RT	RRF	Conc	
Total Mono-PCB	1.81e+06	2.75 y	16:04	1.06	28.4655	
Total Di-PCB	1.11e+07	1.61 y	20:03	1.04	152.501	
Total Tri-PCB	6.41e+06	1.19 y	24:13	1.15	116.448	
Total Tri-PCB	1.34e+07	1.01 y	28:29	1.05	242.183	Sum:358.631
Total Tetra-PCB	3.03e+07	0.83 y	29:47	1.06	545.116	
Total Penta-PCB	3.56e+07	1.62 y	34:29	1.18	688.501	
Total Penta-PCB	2.40e+06	1.54 y	42:13	1.12	47.9739	Sum:736.475
Total Hexa-PCB	8.75e+06	1.42 y	38:20	0.91	227.878	
Total Hexa-PCB	2.79e+07	1.15 y	42:11	1.00	564.168	Sum:792.046
Total Hepta-PCB	1.80e+07	0.99 y	44:06	1.35	448.378	
Total Octa-PCB	2.42e+06	1.00 y	48:17	0.95	94.9291	
Total Octa-PCB	9.61e+05	0.84 y	53:10	1.17	35.9370	Sum:130.866
Total Nona-PCB	8.48e+05	1.25 y	53:19	0.89	33.8847	
Total Deca-PCB	8.03e+05	1.28 y	56:57	1.04	27.2945	

Total PCB Conc:3308.71619700

Integrations by Analyst: MJ

Date: 6/19/19

Client ID: T4-PDI2019-SG62-190418 Filename: 190610E1 S:7 Acq:10-JUN-19 23:12:02 ConCal: ST190610E1-1
Lab ID: 1900817-03 GC Column ID: ZB-1 ICal: PCBVG8-2-8-18 wt/vol:5.0097 EndCAL: NA

Name	Resp	RA	RRF	RT	RRT	LCL	UCL	Conc	Rec
13C-PCB-1	1.20e+08	3.26 y	1.13	16:04	0.620	0.616	0.622	1230	61.7
13C-PCB-3	1.18e+08	3.29 y	1.21	18:42	0.721	0.716	0.724	1130	56.8
13C-PCB-4	8.57e+07	1.61 y	0.59	20:02	0.772	0.769	0.777	1670	83.8
13C-PCB-9	1.42e+08	1.58 y	0.94	21:50	0.842	0.837	0.845	1750	87.5
13C-PCB-11	1.46e+08	1.60 y	0.95	25:14	0.973	0.968	0.978	1780	89.3
13C-PCB-19	7.30e+07	1.12 y	0.62	24:12	0.933	0.928	0.938	1360	68.0
13C-PCB-28	1.02e+08	0.90 y	1.05	29:05	1.003	0.999	1.009	2070	104
13C-PCB-32	1.20e+08	1.09 y	0.91	27:08	1.046	1.041	1.051	1520	76.4
13C-PCB-37	9.72e+07	0.92 y	1.02	33:01	1.139	1.132	1.144	2020	101
13C-PCB-47	1.02e+08	0.77 y	0.83	32:03	0.872	0.867	0.875	1960	98.1
13C-PCB-52	8.74e+07	0.76 y	0.76	31:32	0.858	0.853	0.861	1820	91.2
13C-PCB-54	1.17e+08	0.76 y	0.93	27:57	0.760	0.756	0.764	2010	101
13C-PCB-70	1.23e+08	0.75 y	1.00	35:32	0.966	0.961	0.971	1960	98.3
13C-PCB-77	1.16e+08	0.76 y	0.96	39:39	1.078	1.073	1.083	1930	96.7
13C-PCB-80	1.27e+08	0.76 y	1.00	35:58	0.978	0.973	0.983	2030	102
13C-PCB-81	1.23e+08	0.74 y	1.01	39:03	1.062	1.057	1.067	1940	97.3
13C-PCB-95	8.01e+07	1.61 y	0.80	35:50	0.913	0.908	0.918	1830	91.7
13C-PCB-97	7.34e+07	1.56 y	0.70	38:49	0.989	0.984	0.994	1920	96.3
13C-PCB-101	8.19e+07	1.59 y	0.80	37:31	0.956	0.951	0.961	1870	93.9
13C-PCB-104	1.04e+08	1.56 y	1.01	32:43	0.834	0.828	0.836	1890	94.6
13C-PCB-105	8.90e+07	1.55 y	1.14	43:05	0.929	0.924	0.934	2120	106
13C-PCB-114	9.12e+07	1.55 y	1.18	42:13	0.910	0.905	0.915	2100	105
13C-PCB-118	1.01e+08	1.59 y	1.00	41:34	1.059	1.054	1.064	1860	93.0
13C-PCB-123	9.76e+07	1.58 y	0.95	41:23	1.054	1.049	1.059	1900	95.0
13C-PCB-126	8.72e+07	1.56 y	1.14	45:19	0.977	0.972	0.982	2090	104
13C-PCB-127	9.43e+07	1.53 y	1.24	43:25	0.936	0.931	0.941	2060	103
13C-PCB-138	8.38e+07	1.25 y	1.17	44:49	0.967	0.962	0.972	1940	97.3
13C-PCB-141	7.87e+07	1.30 y	1.11	43:58	0.948	0.944	0.954	1930	96.8
13C-PCB-153	9.68e+07	1.26 y	1.34	43:14	0.932	0.928	0.938	1970	98.7
13C-PCB-155	8.83e+07	1.32 y	0.83	37:04	0.944	0.939	0.949	1960	98.4
13C-PCB-156	9.82e+07	1.25 y	1.38	48:04	1.037	1.032	1.042	1930	96.7
13C-PCB-157	9.94e+07	1.26 y	1.37	48:20	1.042	1.037	1.047	1970	98.7
13C-PCB-159	1.01e+08	1.27 y	1.39	46:06	0.994	0.989	0.999	1970	98.8
13C-PCB-167	1.00e+08	1.25 y	1.40	46:47	1.009	1.004	1.014	1940	97.3
13C-PCB-169	9.01e+07	1.28 y	1.39	50:33	1.090	1.085	1.095	1760	88.3
13C-PCB-170	4.58e+07	0.47 y	0.86	50:56	1.102	1.097	1.109	1920	96.3
13C-PCB-180	5.36e+07	0.46 y	0.98	49:21	1.068	1.064	1.074	1980	99.1
13C-PCB-188	7.52e+07	0.46 y	1.40	42:52	0.928	0.923	0.933	1940	97.0
13C-PCB-189	5.83e+07	0.47 y	1.15	52:31	1.137	1.132	1.144	1830	91.5
13C-PCB-194	4.73e+07	0.89 y	0.77	54:03	0.995	0.990	1.000	1930	96.7
13C-PCB-202	5.94e+07	0.95 y	1.28	48:17	1.045	1.040	1.050	1670	83.6
13C-PCB-206	5.06e+07	0.77 y	0.81	55:37	1.024	1.019	1.029	1970	98.7
13C-PCB-208	7.10e+07	0.78 y	1.09	53:18	0.982	0.977	0.987	2040	102
13C-PCB-209	5.63e+07	1.20 y	0.74	56:56	1.048	1.043	1.053	2410	121

CRS vs. RS

Name	Resp	RA	RRF	RT	RRT	LCL	UCL	Conc	Rec
13C-PCB-79	1.29e+08	0.75 y	1.03	37:50	1.029	1.024	1.034	1990	99.8
13C-PCB-178	5.25e+07	0.45 y	0.93	45:40	0.985	0.980	0.990	2040	102

PS vs. IS

Name	Resp	RA	RRF	RT	RRT	LCL	UCL	Conc	Rec
13C-PCB-79	1.29e+08	0.75 y	1.03	37:50	0.969	0.963	0.973	2050	103
13C-PCB-178	5.25e+07	0.45 y	0.95	45:40	0.925	0.920	0.930	2060	103

RS

Name	Resp	RA		RRF	RT	Conc
13C-PCB-15	1.72e+08	1.57	y	1.00	25:56	2000
13C-PCB-31	9.41e+07	0.92	y	1.00	28:59	2000
13C-PCB-60	1.25e+08	0.75	y	1.00	36:46	2000
13C-PCB-111	1.09e+08	1.61	y	1.00	39:15	2000
13C-PCB-128	7.34e+07	1.28	y	1.00	46:22	2000
13C-PCB-182	5.55e+07	0.46	y	1.00	46:12	2000
13C-PCB-205	6.35e+07	0.90	y	1.00	54:18	2000

Analyst: MS

Date: 6/19/19

File:190610E1 #1-867 Acq:10-JUN-2019 23:12:02 GC EI+ Voltage SIR Autospec-UltimaE
Sample#7 File Text:Vista Analytical Laboratory VG-8 Text:1900817-03 T4-PDI2019-SG62-190418 12.96 Exp:PCB_ZB1

188.0393 S:7 SMO(1,3) BSUB(10000,15,-3.0) PKD(5,5,2,0.10%,7368.0,0.00%,F,F)

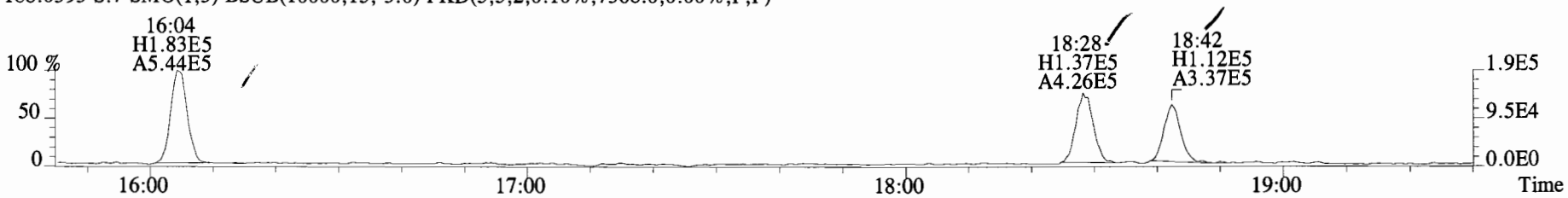

190.0363 S:7 SMO(1,3) BSUB(10000,15,-3.0) PKD(5,5,2,0.10%,5540.0,0.00%,F,F)

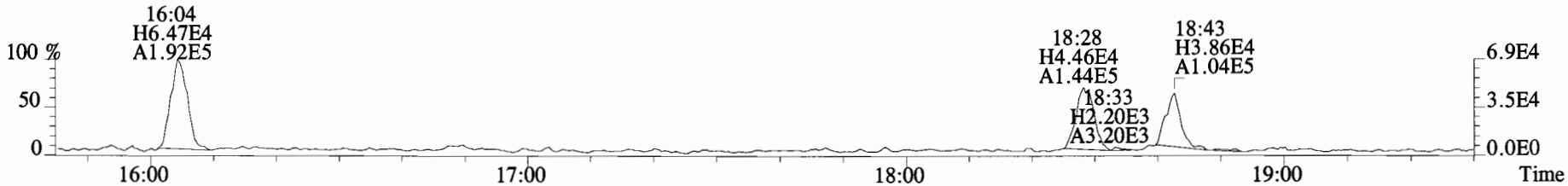

200.0795 S:7 SMO(1,3) BSUB(10000,15,-3.0) PKD(5,5,2,0.10%,5292.0,0.00%,F,F)

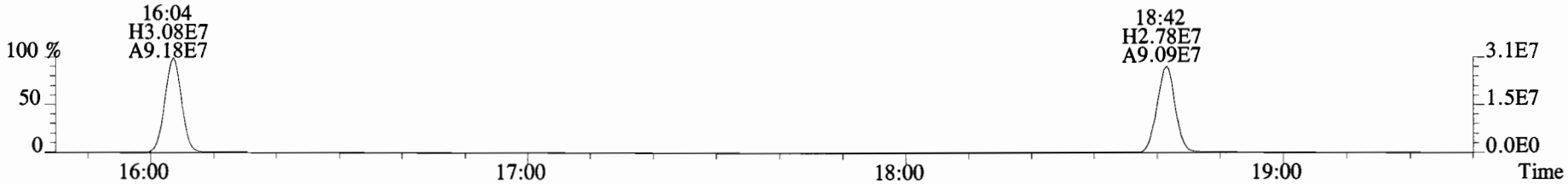

202.0766 S:7 SMO(1,3) BSUB(10000,15,-3.0) PKD(5,5,2,0.10%,42872.0,0.00%,F,F)

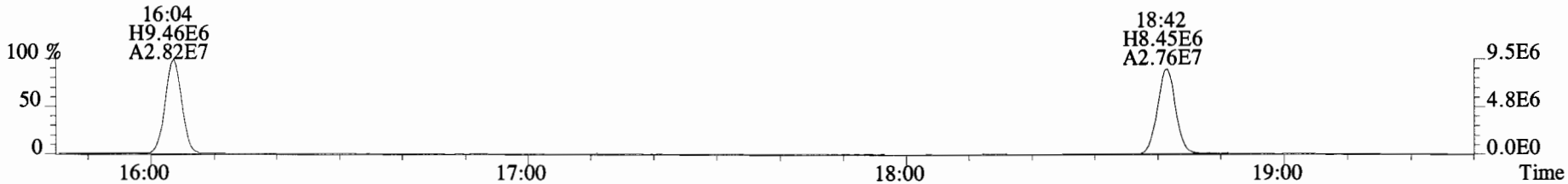

180.9880 S:7

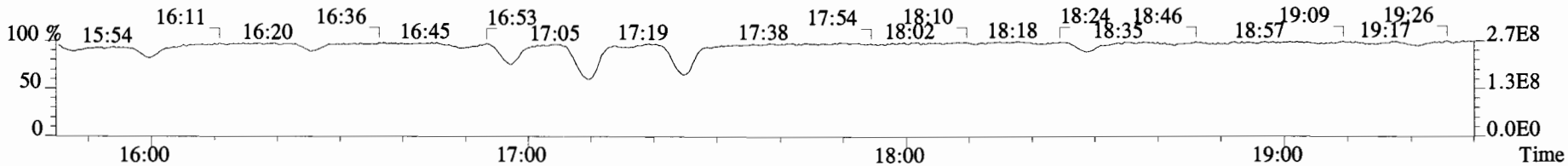

File:190610E1 #1-867 Acq:10-JUN-2019 23:12:02 GC EI+ Voltage SIR Autospec-UltimaE
Sample#7 File Text:Vista Analytical Laboratory VG-8 Text:1900817-03 T4-PDI2019-SG62-190418 12.96 Exp:PCB_ZB1
188.0393 S:7 SMO(1,3) BSUB(10000,15,-3.0) PKD(5,5,2,0.10%,7368.0,0.00%,F,F)

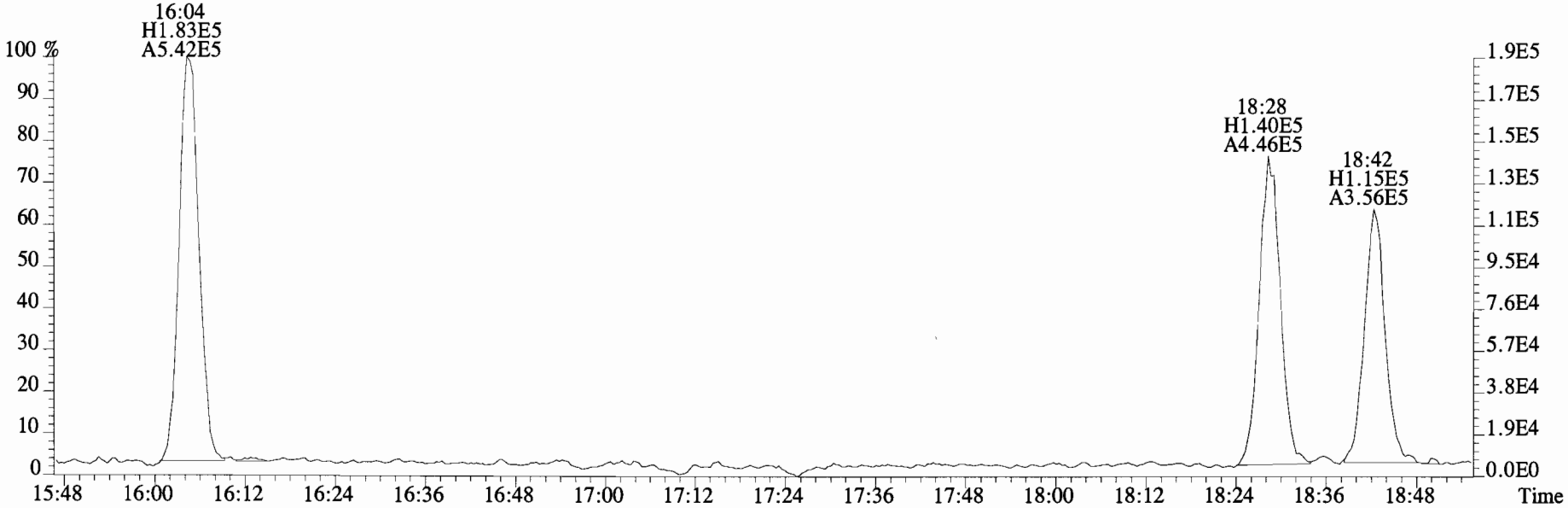

190.0363 S:7 SMO(1,3) BSUB(10000,15,-3.0) PKD(5,5,2,0.10%,5540.0,0.00%,F,F)

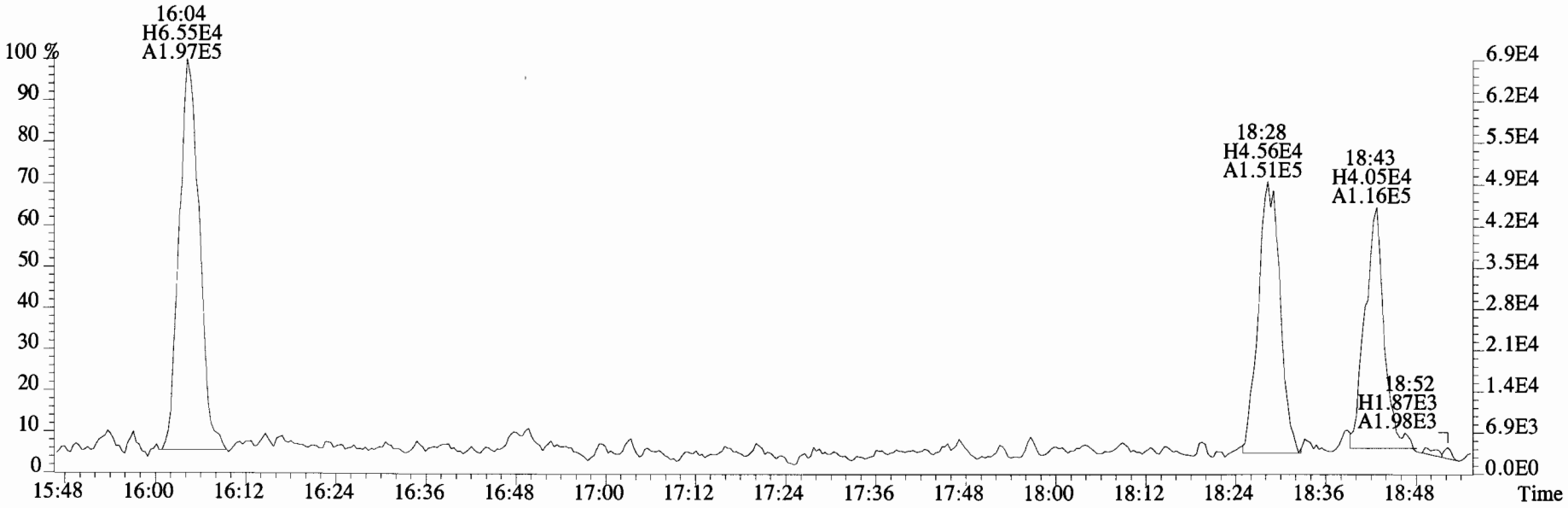

File:190610E1 #1-757 Acq:10-JUN-2019 23:12:02 GC EI+ Voltage SIR Autospec-UltimaE
Sample#7 File Text:Vista Analytical Laboratory VG-8 Text:1900817-03 T4-PDI2019-SG62-190418 12.96 Exp:PCB_ZB1
222.0003 S:7 F:2 SMO(1,3) BSUB(10000,15,-3.0) PKD(5,5,2,0.10%,4820.0,0.00%,F,F)

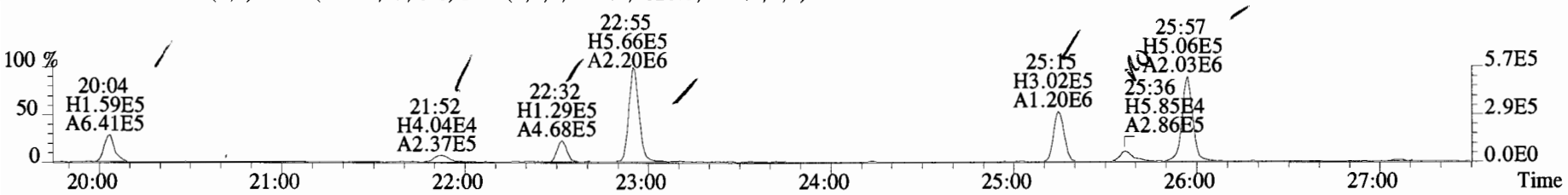

223.9974 S:7 F:2 SMO(1,3) BSUB(10000,15,-3.0) PKD(5,5,2,0.10%,72348.0,0.00%,F,F)

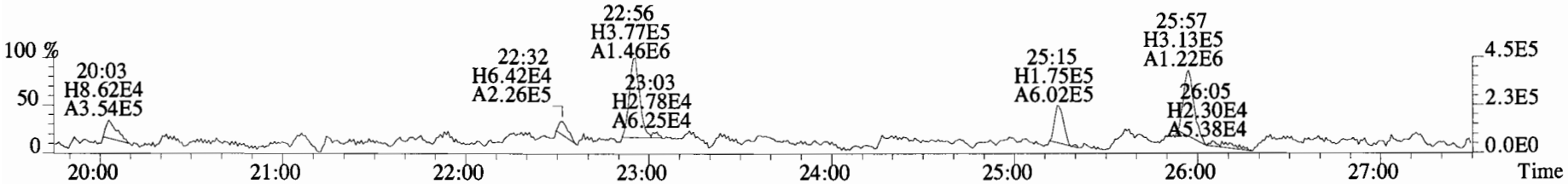

234.0406 S:7 F:2 SMO(1,3) BSUB(10000,15,-3.0) PKD(5,5,2,0.10%,2792.0,0.00%,F,F)

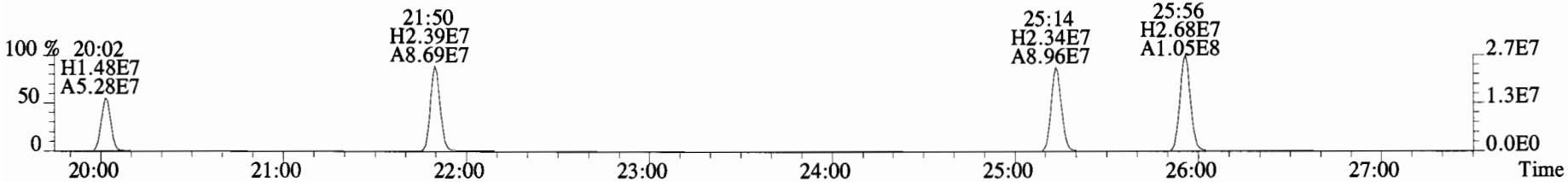

236.0376 S:7 F:2 SMO(1,3) BSUB(10000,15,-3.0) PKD(5,5,2,0.10%,3596.0,0.00%,F,F)

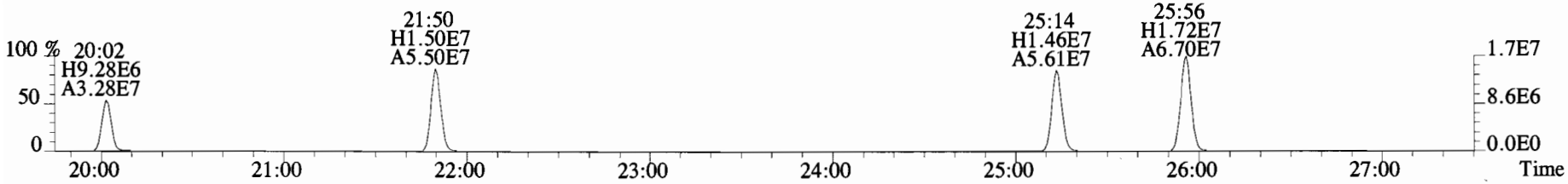

230.9856 S:7 F:2

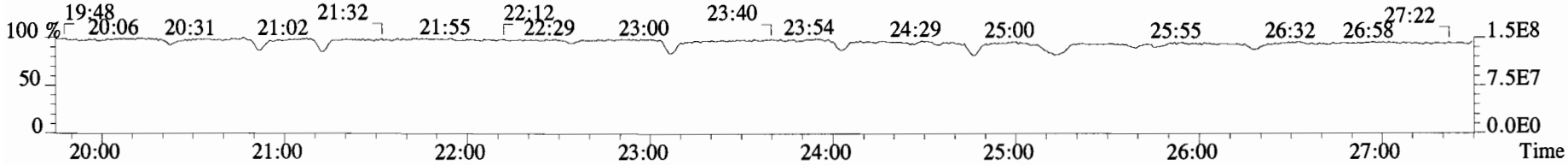

File:190610E1 #1-757 Acq:10-JUN-2019 23:12:02 GC EI+ Voltage SIR Autospec-UltimaE
Sample#7 File Text:Vista Analytical Laboratory VG-8 Text:1900817-03 T4-PDI2019-SG62-190418 12.96 Exp:PCB_ZB1
222.0003 S:7 F:2 SMO(1,3) BSUB(10000,15,-3.0) PKD(5,5,2,0.10%,4820.0,0.00%,F,F)

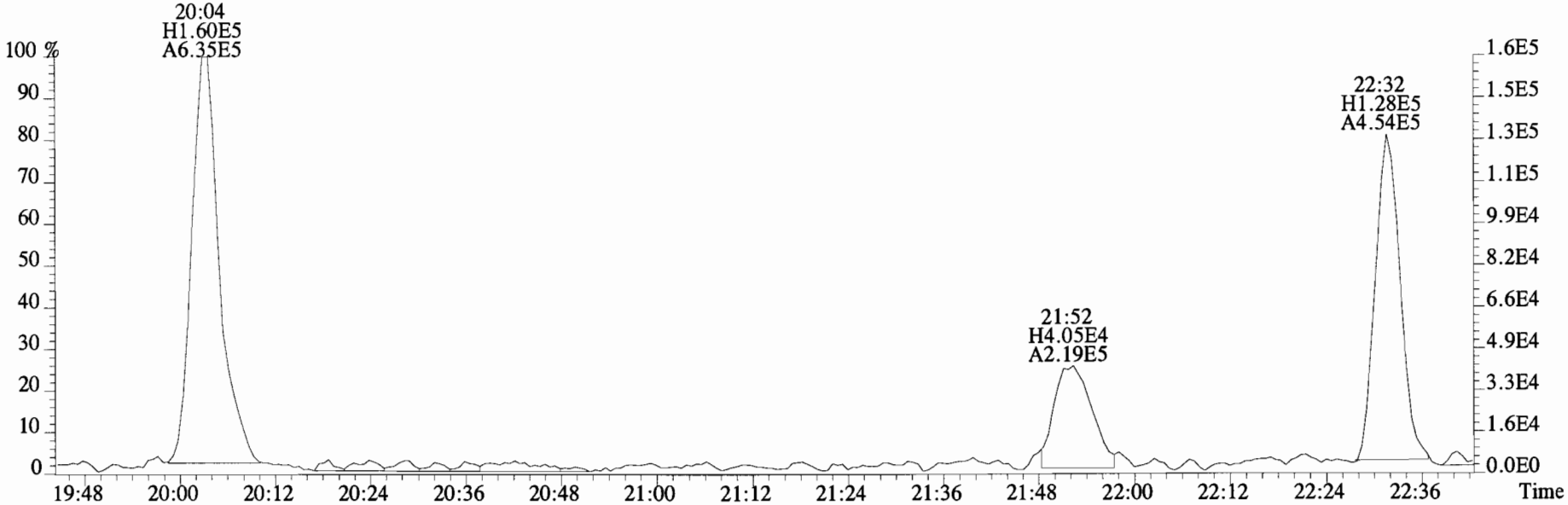

223.9974 S:7 F:2 SMO(1,3) BSUB(10000,15,-3.0) PKD(5,5,2,0.10%,72348.0,0.00%,F,F)

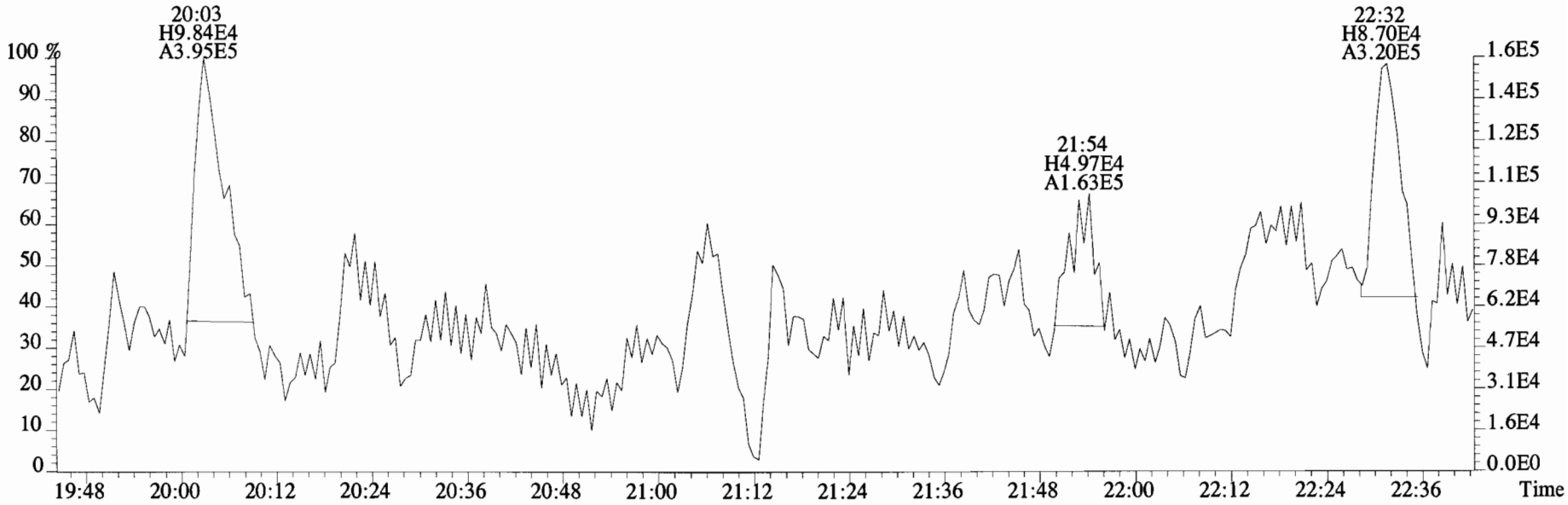

File:190610E1 #1-757 Acq:10-JUN-2019 23:12:02 GC EI+ Voltage SIR Autospec-UltimaE
Sample#7 File Text:Vista Analytical Laboratory VG-8 Text:1900817-03 T4-PDI2019-SG62-190418 12.96 Exp:PCB_ZB1
222.0003 S:7 F:2 SMO(1,3) BSUB(10000,15,-3.0) PKD(5,5,2,0.10%,4820.0,0.00%,F,F)

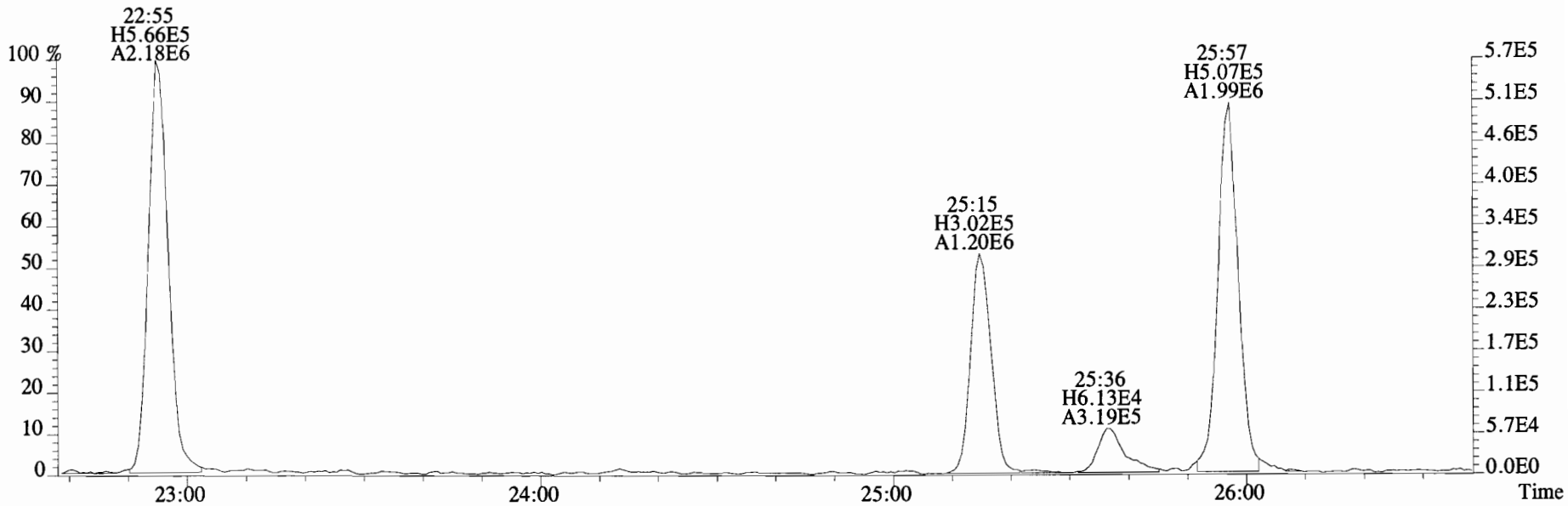

223.9974 S:7 F:2 SMO(1,3) BSUB(10000,15,-3.0) PKD(5,5,2,0.10%,72348.0,0.00%,F,F)

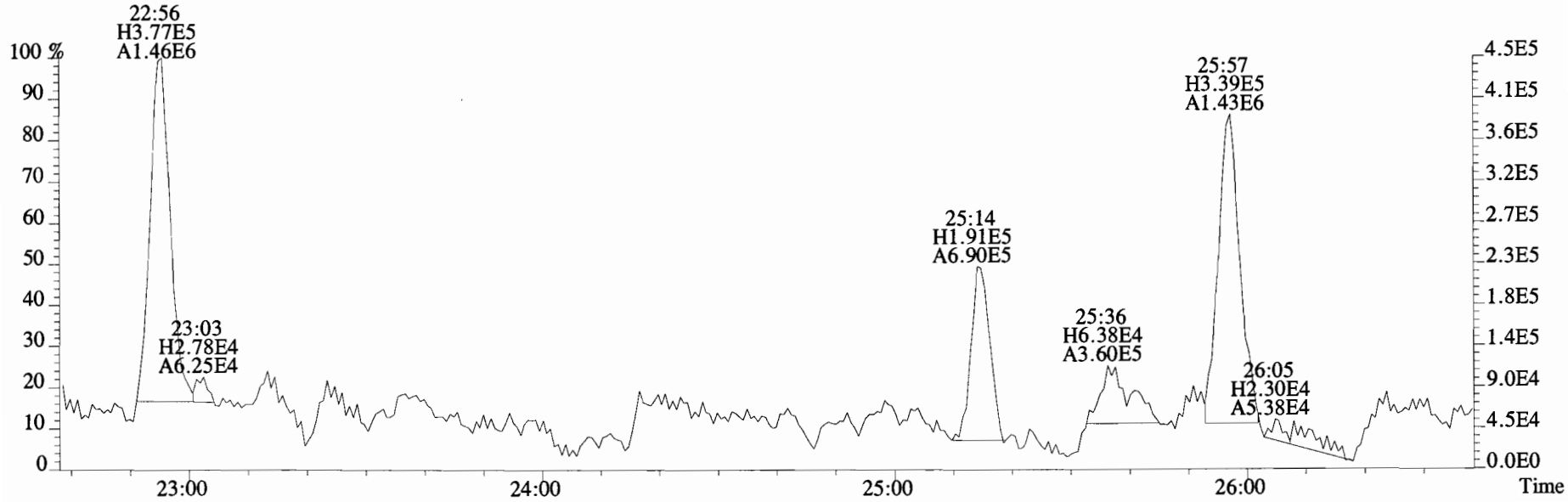

File:190610E1 #1-757 Acq:10-JUN-2019 23:12:02 GC EI+ Voltage SIR Autospec-UltimaE
Sample#7 File Text:Vista Analytical Laboratory VG-8 Text:1900817-03 T4-PDI2019-SG62-190418 12.96 Exp:PCB_ZB1

255.9613 S:7 F:2 SMO(1,3) BSUB(10000,15,-3.0) PKD(5,5,2,0.10%,5692.0,0.00%,F,F)

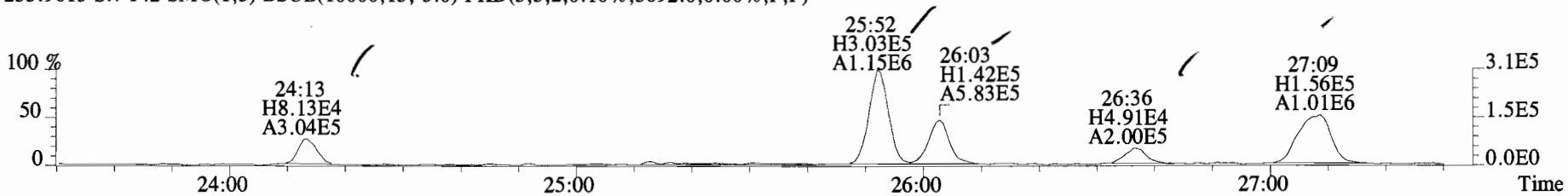

257.9584 S:7 F:2 SMO(1,3) BSUB(10000,15,-3.0) PKD(5,5,2,0.10%,2504.0,0.00%,F,F)

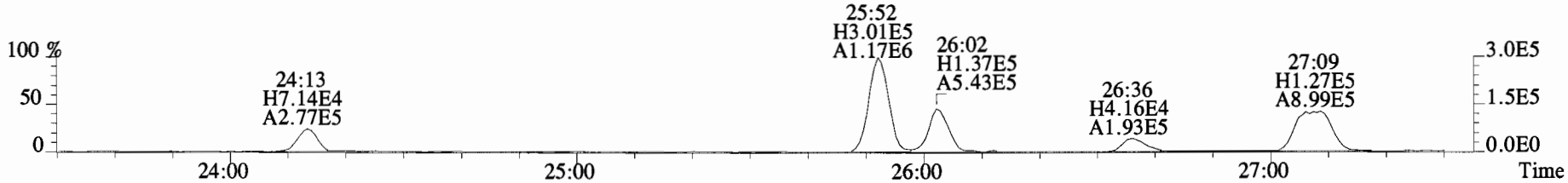

268.0016 S:7 F:2 SMO(1,3) BSUB(10000,15,-3.0) PKD(5,5,2,0.10%,57608.0,0.00%,F,F)

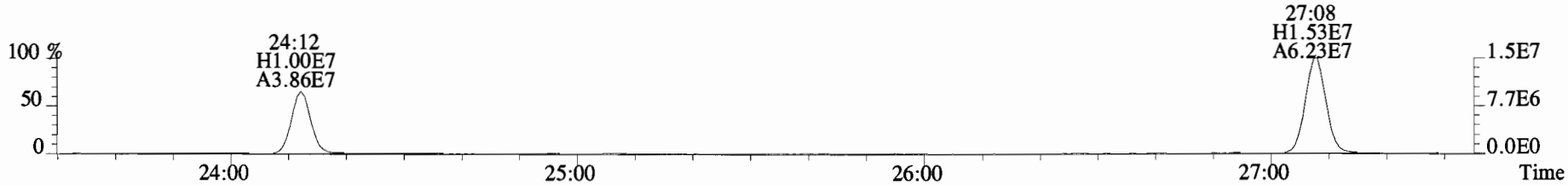

269.9986 S:7 F:2 SMO(1,3) BSUB(10000,15,-3.0) PKD(5,5,2,0.10%,33604.0,0.00%,F,F)

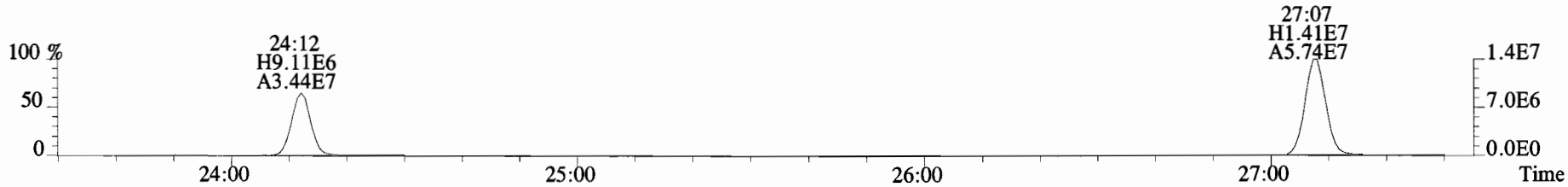

230.9856 S:7 F:2

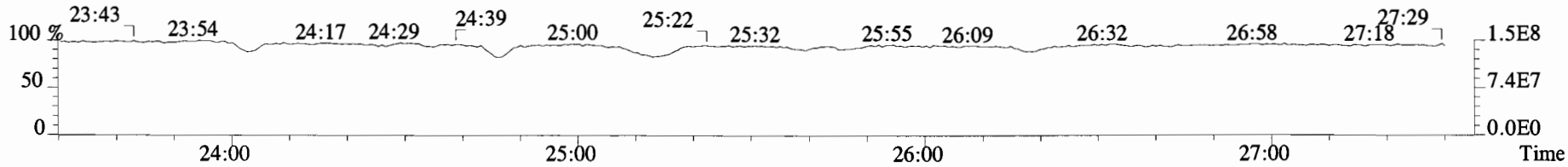

File:190610E1 #1-757 Acq:10-JUN-2019 23:12:02 GC EI+ Voltage SIR Autospec-UltimaE
Sample#7 File Text:Vista Analytical Laboratory VG-8 Text:1900817-03 T4-PDI2019-SG62-190418 12.96 Exp:PCB_ZB1
255.9613 S:7 F:2 SMO(1,3) BSUB(10000,15,-3.0) PKD(5,5,2,0.10%,5692.0,0.00%,F,F)

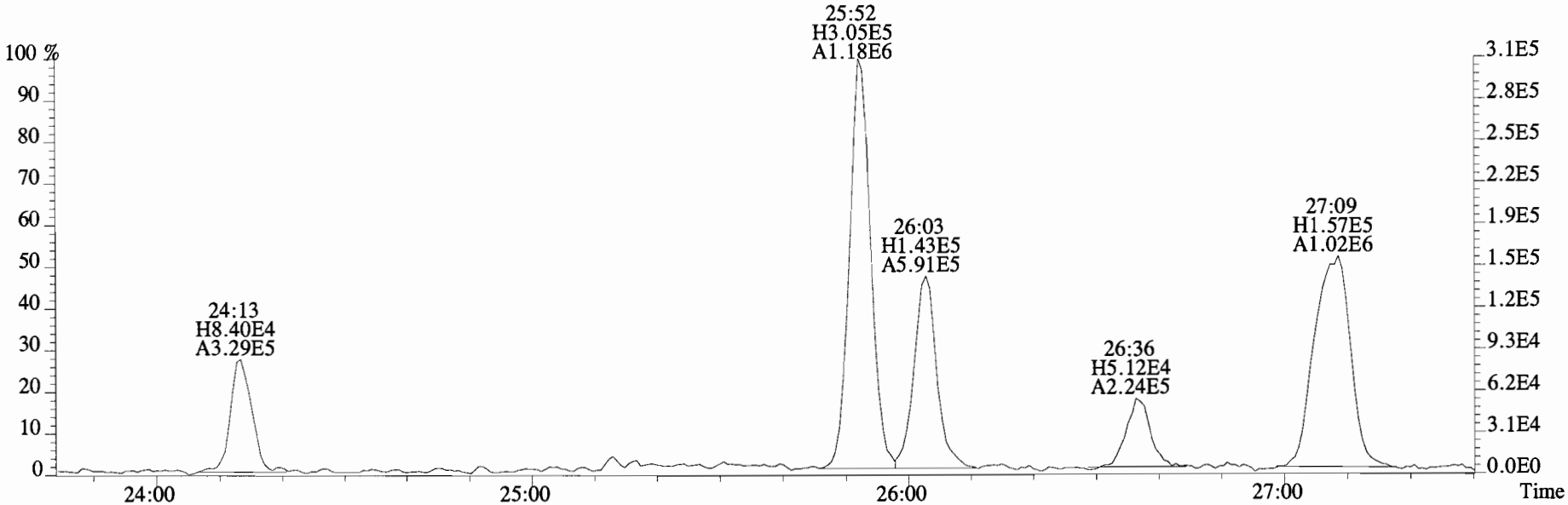

257.9584 S:7 F:2 SMO(1,3) BSUB(10000,15,-3.0) PKD(5,5,2,0.10%,2504.0,0.00%,F,F)

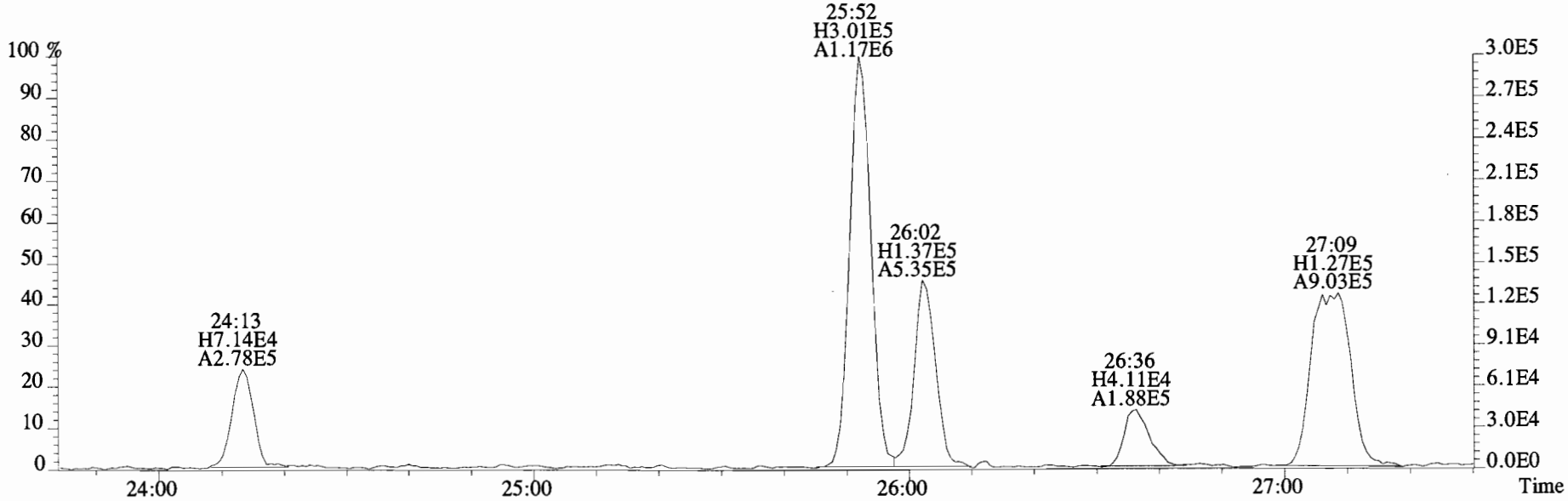

File:190610E1 #1-758 Acq:10-JUN-2019 23:12:02 GC EI+ Voltage SIR Autospec-UltimaE
Sample#7 File Text:Vista Analytical Laboratory VG-8 Text:1900817-03 T4-PDI2019-SG62-190418 12.96 Exp:PCB_ZB1
255.9613 S:7 F:3 SMO(1,3) BSUB(10000,15,-3.0) PKD(5,5,2,0.10%,8528.0,0.00%,F,F)

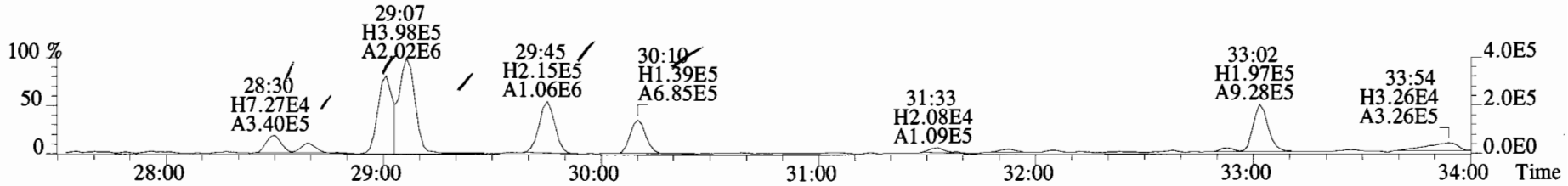

257.9584 S:7 F:3 SMO(1,3) BSUB(10000,15,-3.0) PKD(5,5,2,0.10%,2160.0,0.00%,F,F)



268.0016 S:7 F:3 SMO(1,3) BSUB(10000,15,-3.0) PKD(5,5,2,0.10%,265924.0,0.00%,F,F)

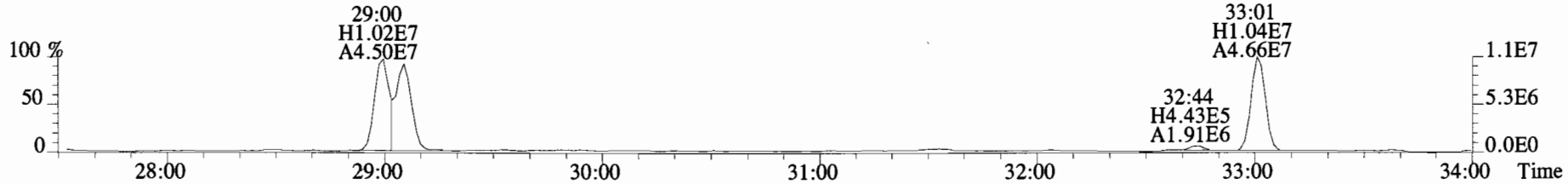

269.9986 S:7 F:3 SMO(1,3) BSUB(10000,15,-3.0) PKD(5,5,2,0.10%,433956.0,0.00%,F,F)

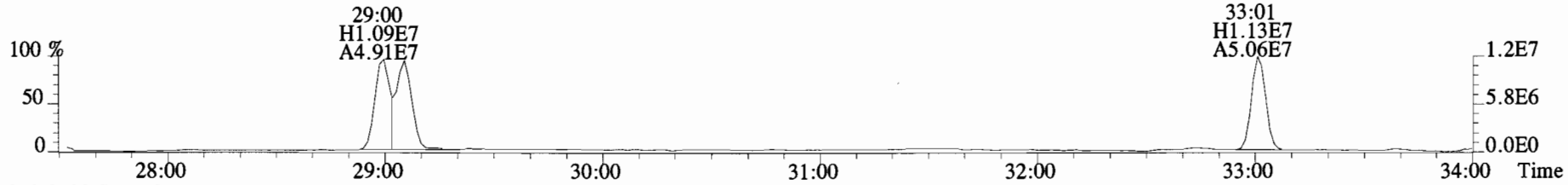

330.9792 S:7 F:3

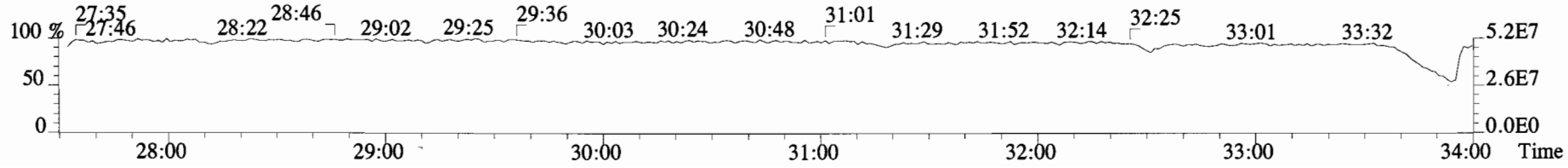

File:190610E1 #1-758 Acq:10-JUN-2019 23:12:02 GC EI+ Voltage SIR Autospec-UltimaE
Sample#7 File Text:Vista Analytical Laboratory VG-8 Text:1900817-03 T4-PDI2019-SG62-190418 12.96 Exp:PCB_ZB1
268.0016 S:7 F:3 SMO(1,3) BSUB(10000,15,-3.0) PKD(5,5,2,0.10%,265924.0,0.00%,F,F)

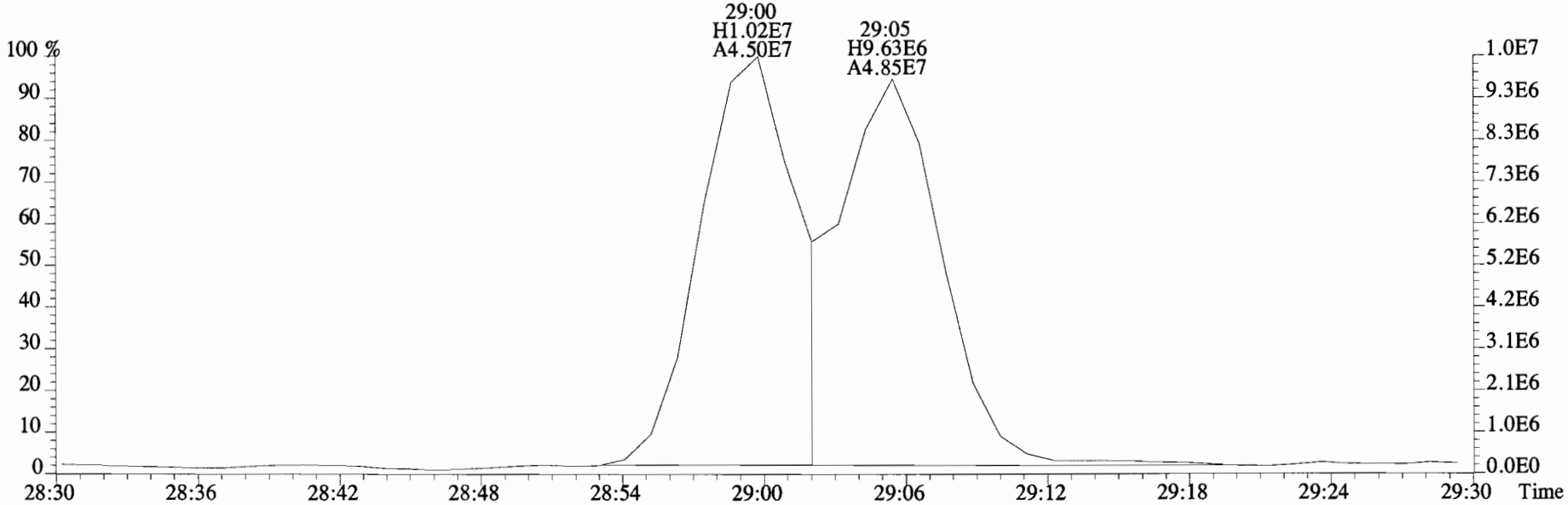

269.9986 S:7 F:3 SMO(1,3) BSUB(10000,15,-3.0) PKD(5,5,2,0.10%,433956.0,0.00%,F,F)

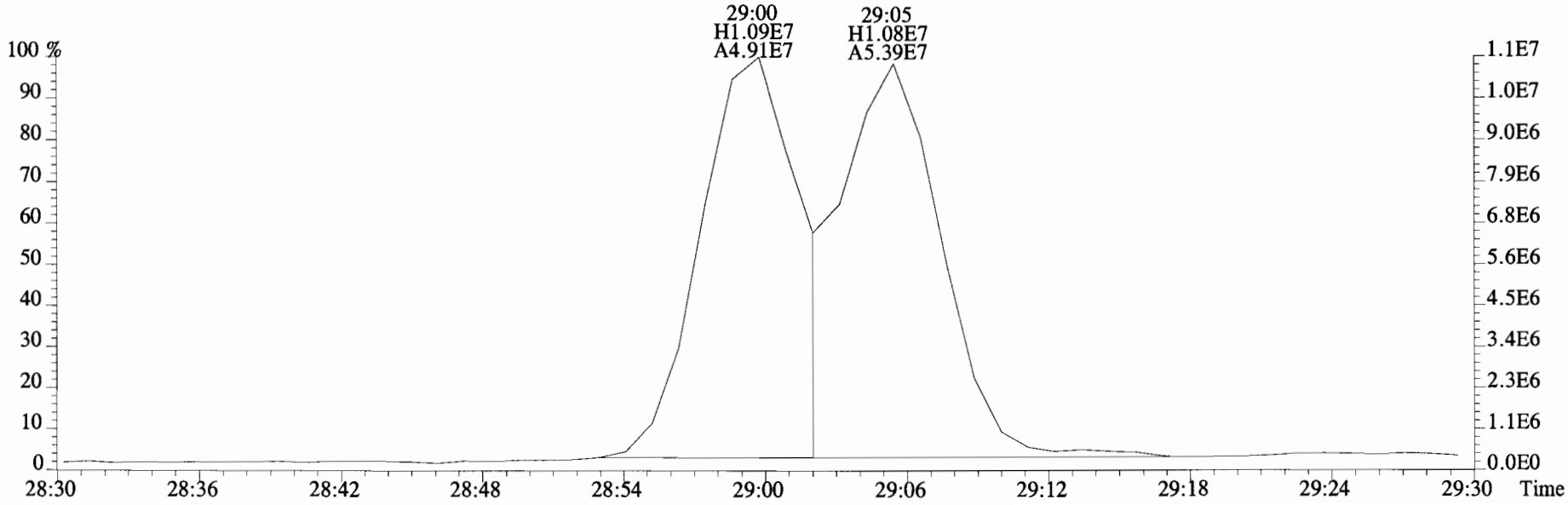

File:190610E1 #1-758 Acq:10-JUN-2019 23:12:02 GC EI+ Voltage SIR Autospec-UltimaE
Sample#7 File Text:Vista Analytical Laboratory VG-8 Text:1900817-03 T4-PDI2019-SG62-190418 12.96 Exp:PCB_ZB1
255.9613 S:7 F:3 SMO(1,3) BSUB(10000,15,-3.0) PKD(5,5,2,0.10%,8528.0,0.00%,F,F)

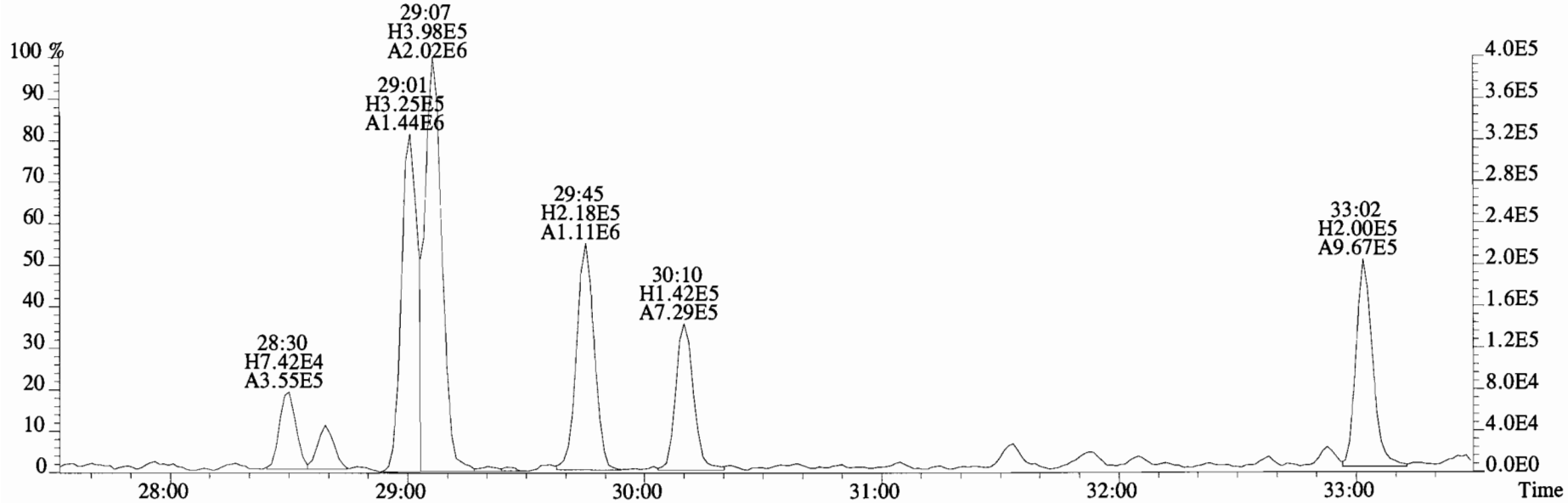

257.9584 S:7 F:3 SMO(1,3) BSUB(10000,15,-3.0) PKD(5,5,2,0.10%,2160.0,0.00%,F,F)

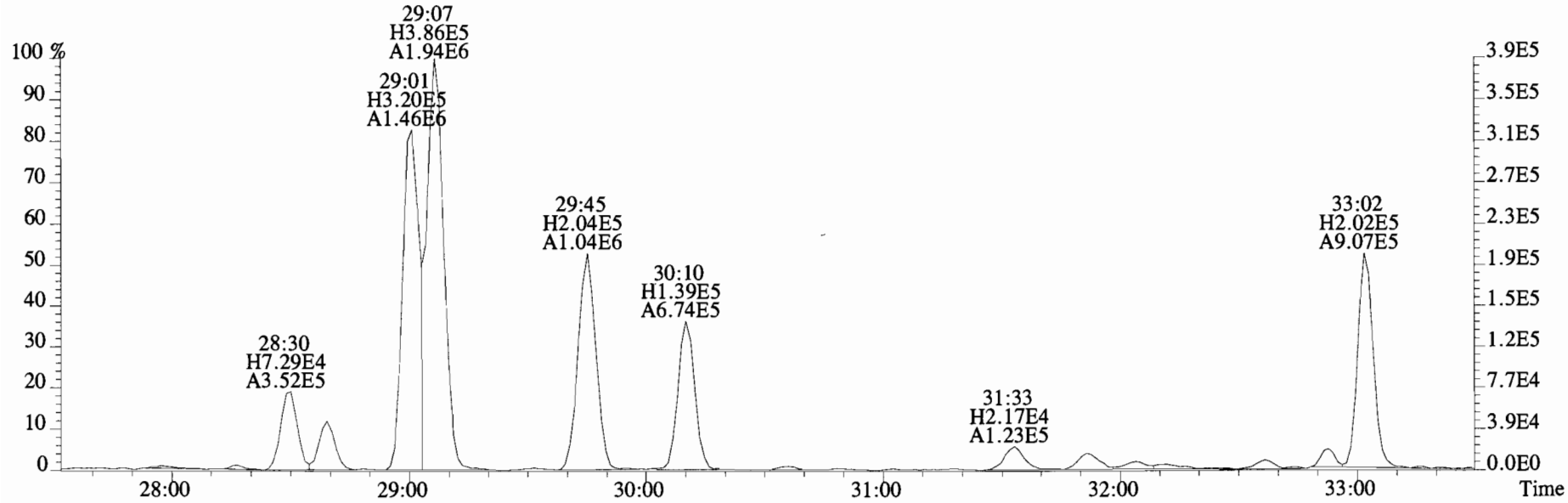

File:190610E1 #1-758 Acq:10-JUN-2019 23:12:02 GC EI+ Voltage SIR Autospec-UltimaE
Sample#7 File Text:Vista Analytical Laboratory VG-8 Text:1900817-03 T4-PDI2019-SG62-190418 12.96 Exp:PCB_ZB1

289.9224 S:7 F:3 SMO(1,3) BSUB(10000,15,-3.0) PKD(5,5,2,0.10%,1444.0,0.00%,F,F)

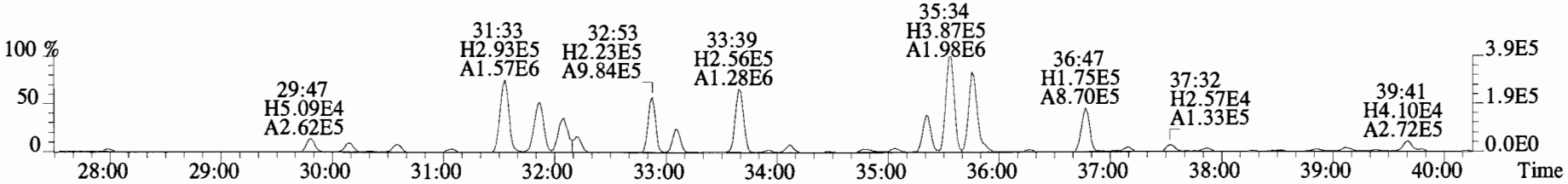

291.9194 S:7 F:3 SMO(1,3) BSUB(10000,15,-3.0) PKD(5,5,2,0.10%,2220.0,0.00%,F,F)

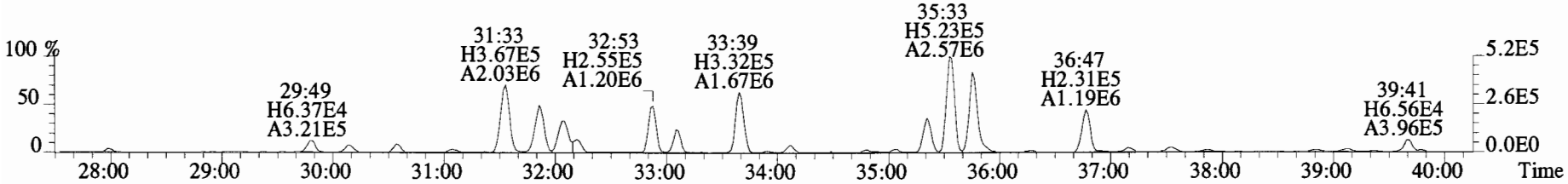

301.9626 S:7 F:3 SMO(1,3) BSUB(10000,15,-3.0) PKD(5,5,2,0.10%,48344.0,0.00%,F,F)

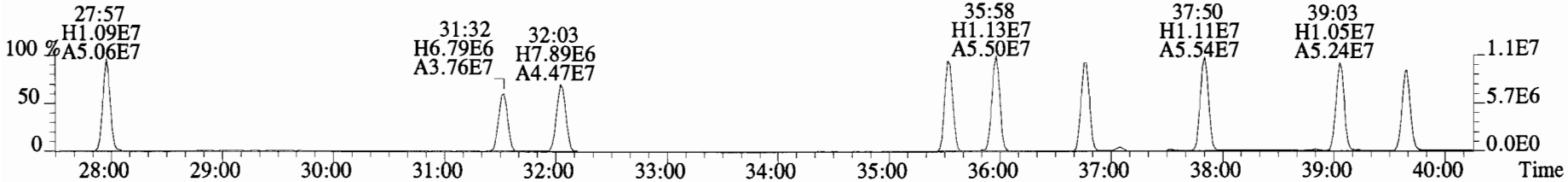

303.9597 S:7 F:3 SMO(1,3) BSUB(10000,15,-3.0) PKD(5,5,2,0.10%,23088.0,0.00%,F,F)

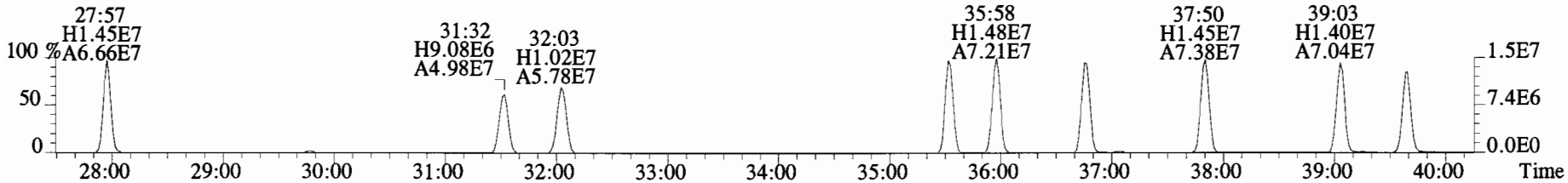

330.9792 S:7 F:3

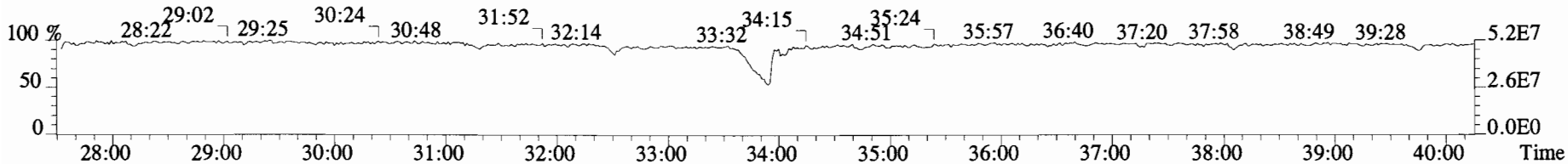

File:190610E1 #1-758 Acq:10-JUN-2019 23:12:02 GC EI+ Voltage SIR Autospec-UltimaE
Sample#7 File Text:Vista Analytical Laboratory VG-8 Text:1900817-03 T4-PDI2019-SG62-190418 12.96 Exp:PCB_ZB1
289.9224 S:7 F:3 SMO(1,3) BSUB(10000,15,-3.0) PKD(5,5,2,0.10%,1444.0,0.00%,F,F)

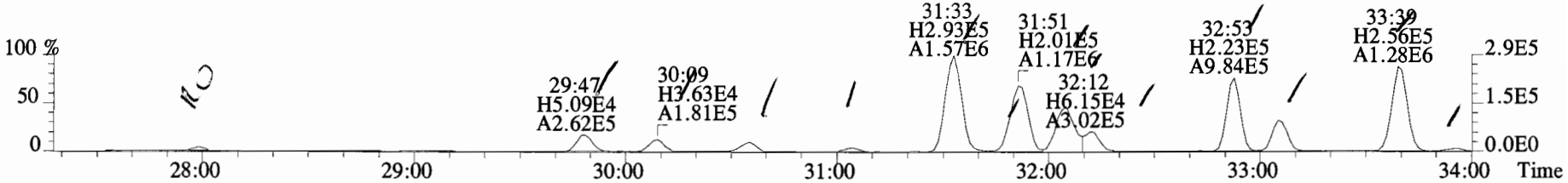

291.9194 S:7 F:3 SMO(1,3) BSUB(10000,15,-3.0) PKD(5,5,2,0.10%,2220.0,0.00%,F,F)

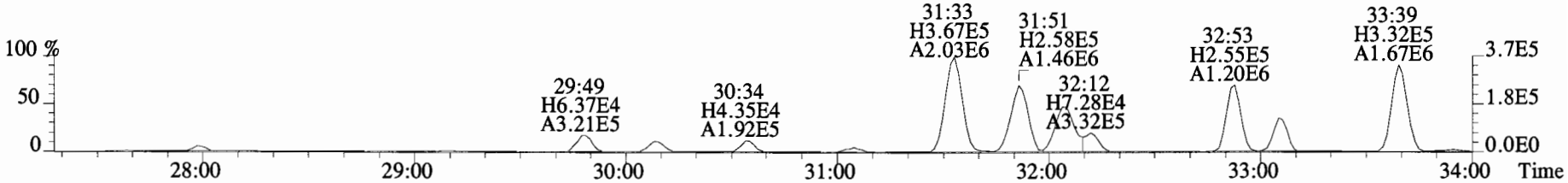

301.9626 S:7 F:3 SMO(1,3) BSUB(10000,15,-3.0) PKD(5,5,2,0.10%,48344.0,0.00%,F,F)

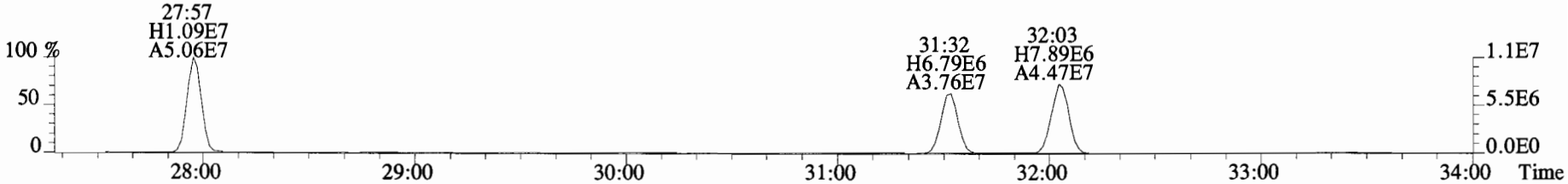

303.9597 S:7 F:3 SMO(1,3) BSUB(10000,15,-3.0) PKD(5,5,2,0.10%,23088.0,0.00%,F,F)

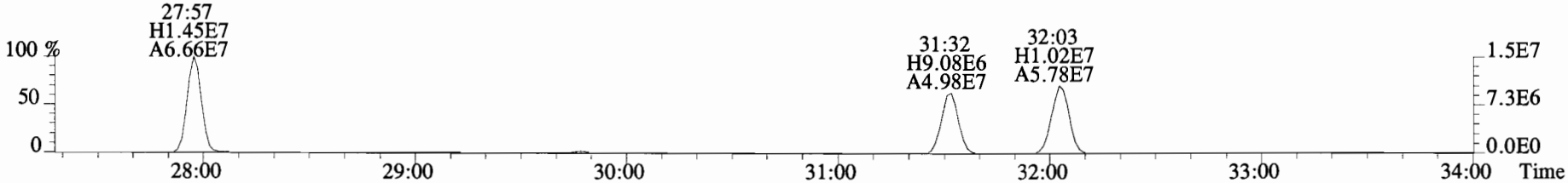

330.9792 S:7 F:3

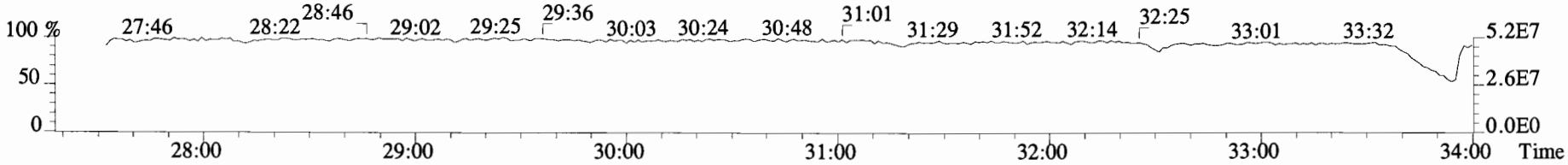

File:190610E1 #1-758 Acq:10-JUN-2019 23:12:02 GC EI+ Voltage SIR Autospec-UltimaE
Sample#7 File Text:Vista Analytical Laboratory VG-8 Text:1900817-03 T4-PDI2019-SG62-190418 12.96 Exp:PCB_ZB1

289.9224 S:7 F:3 SMO(1,3) BSUB(10000,15,-3.0) PKD(5,5,2,0.10%,1444.0,0.00%,F,F)

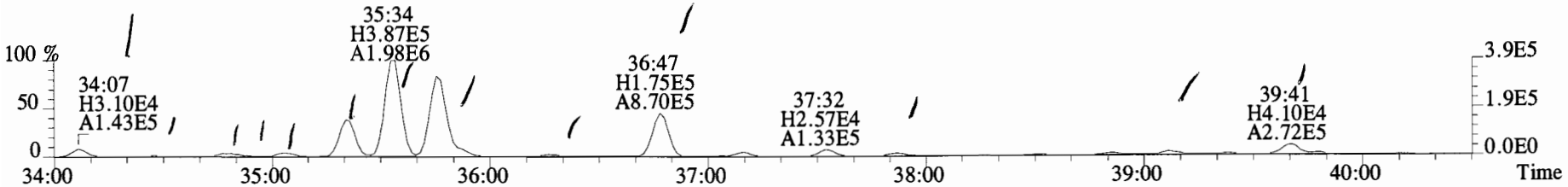

291.9194 S:7 F:3 SMO(1,3) BSUB(10000,15,-3.0) PKD(5,5,2,0.10%,2220.0,0.00%,F,F)



301.9626 S:7 F:3 SMO(1,3) BSUB(10000,15,-3.0) PKD(5,5,2,0.10%,48344.0,0.00%,F,F)

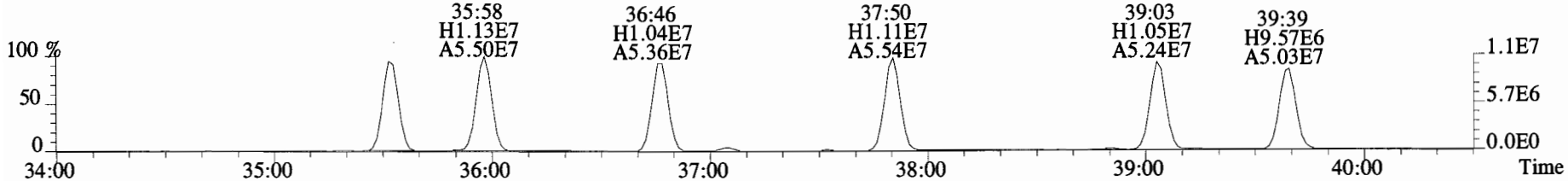

303.9597 S:7 F:3 SMO(1,3) BSUB(10000,15,-3.0) PKD(5,5,2,0.10%,23088.0,0.00%,F,F)

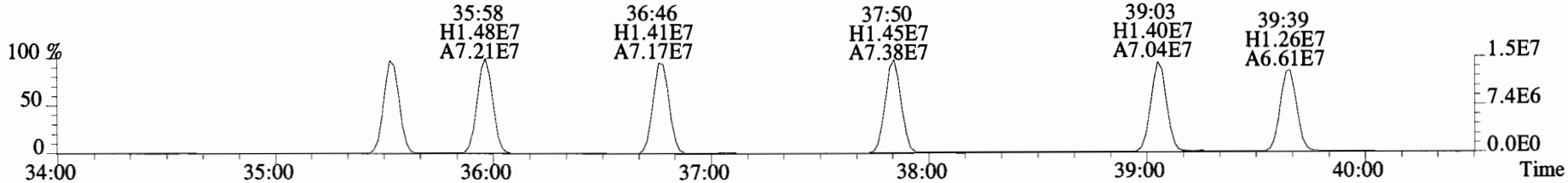

330.9792 S:7 F:3

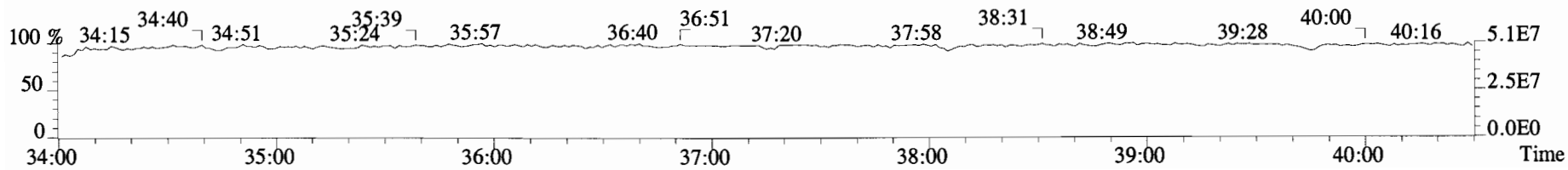

File:190610E1 #1-758 Acq:10-JUN-2019 23:12:02 GC EI+ Voltage SIR Autospec-UltimaE
Sample#7 File Text:Vista Analytical Laboratory VG-8 Text:1900817-03 T4-PDI2019-SG62-190418 12.96 Exp:PCB_ZB1
289.9224 S:7 F:3 SMO(1,3) BSUB(10000,15,-3.0) PKD(5,5,2,0.10%,1444.0,0.00%,F,F)

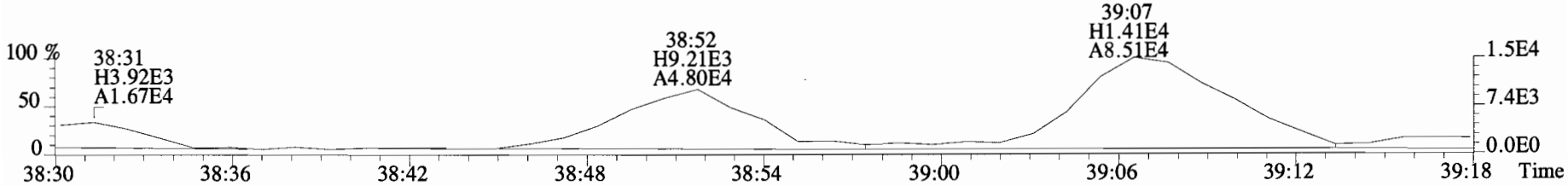

291.9194 S:7 F:3 SMO(1,3) BSUB(10000,15,-3.0) PKD(5,5,2,0.10%,2220.0,0.00%,F,F)

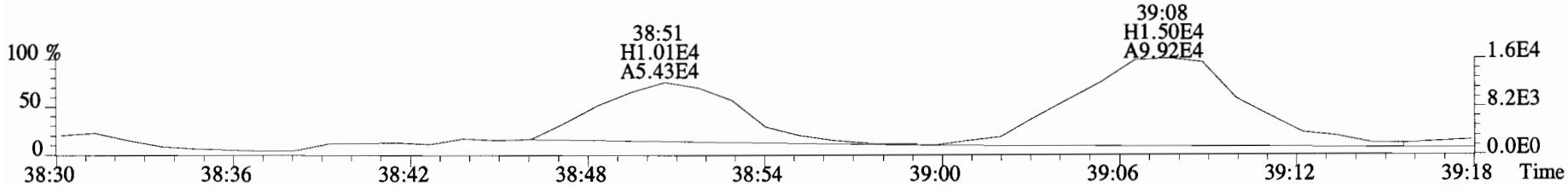

301.9626 S:7 F:3 SMO(1,3) BSUB(10000,15,-3.0) PKD(5,5,2,0.10%,48344.0,0.00%,F,F)

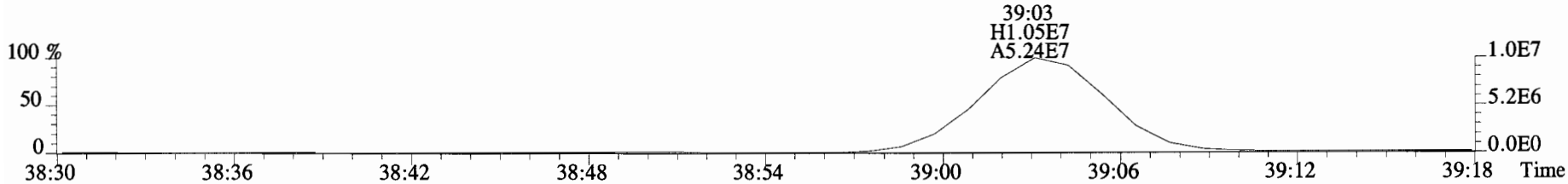

303.9597 S:7 F:3 SMO(1,3) BSUB(10000,15,-3.0) PKD(5,5,2,0.10%,23088.0,0.00%,F,F)

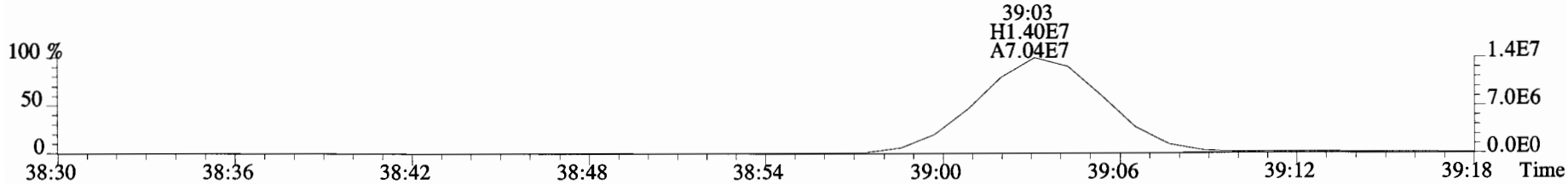

330.9792 S:7 F:3

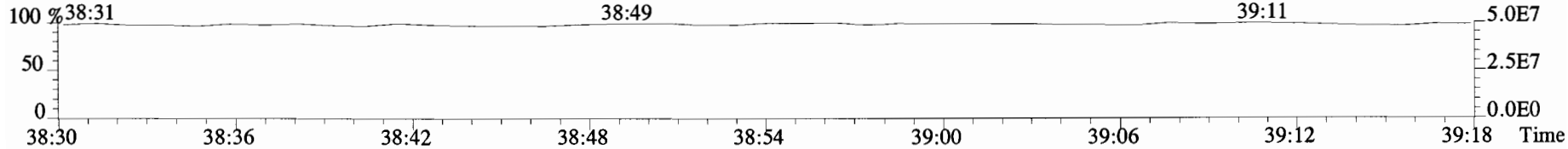

File:190610E1 #1-758 Acq:10-JUN-2019 23:12:02 GC EI+ Voltage SIR Autospec-UltimaE
Sample#7 File Text:Vista Analytical Laboratory VG-8 Text:1900817-03 T4-PDI2019-SG62-190418 12.96 Exp:PCB_ZB1
301.9626 S:7 F:3 SMO(1,3) BSUB(10000,15,-3.0) PKD(5,5,2,0.10%,48344.0,0.00%,F,F)

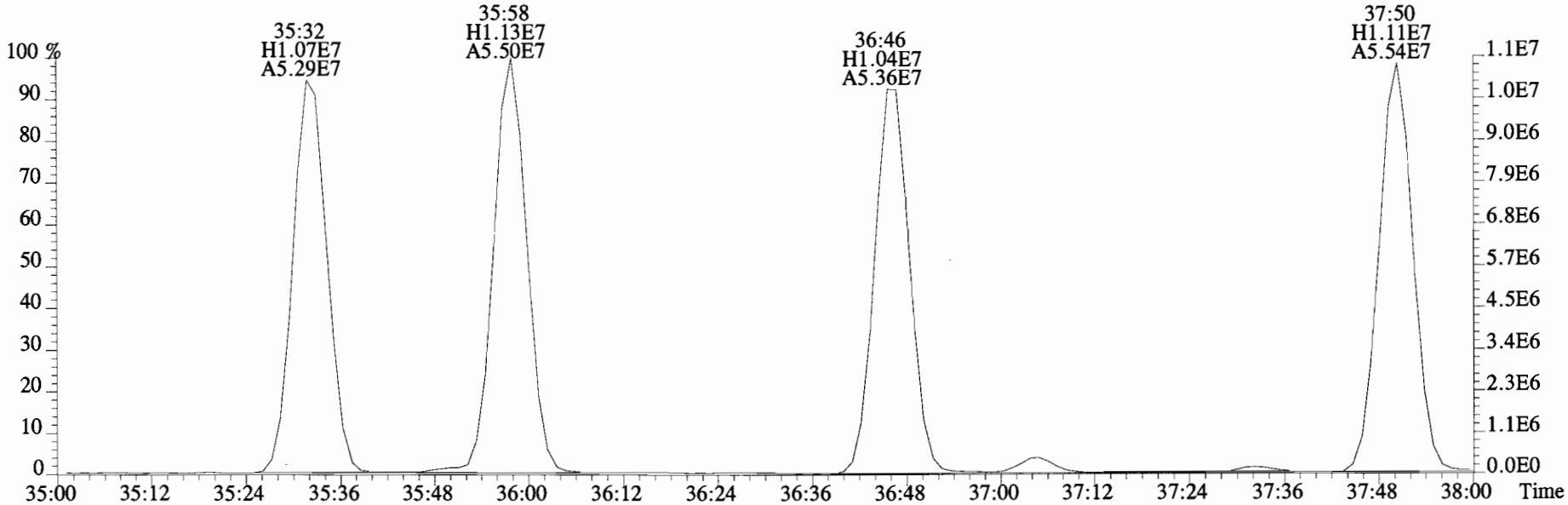

303.9597 S:7 F:3 SMO(1,3) BSUB(10000,15,-3.0) PKD(5,5,2,0.10%,23088.0,0.00%,F,F)

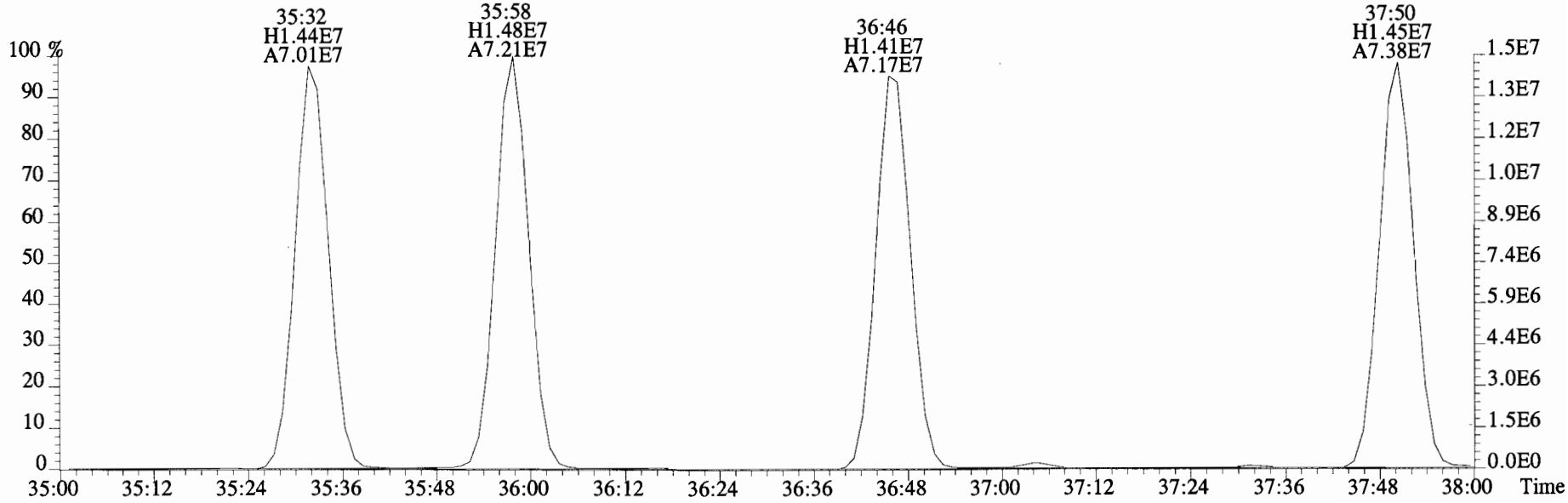

File:190610E1 #1-758 Acq:10-JUN-2019 23:12:02 GC EI+ Voltage SIR Autospec-UltimaE
Sample#7 File Text:Vista Analytical Laboratory VG-8 Text:1900817-03 T4-PDI2019-SG62-190418 12.96 Exp:PCB_ZB1
289.9224 S:7 F:3 SMO(1,3) BSUB(10000,15,-3.0) PKD(5,5,2,0.10%,1444.0,0.00%,F,F)

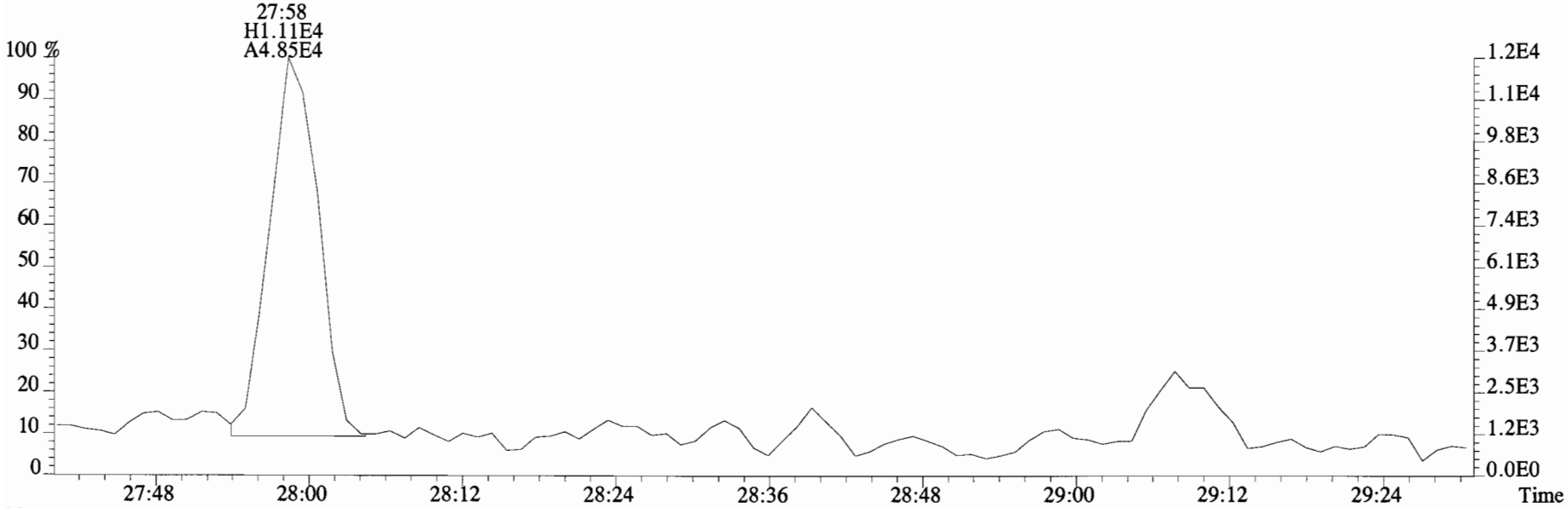

291.9194 S:7 F:3 SMO(1,3) BSUB(10000,15,-3.0) PKD(5,5,2,0.10%,2220.0,0.00%,F,F)

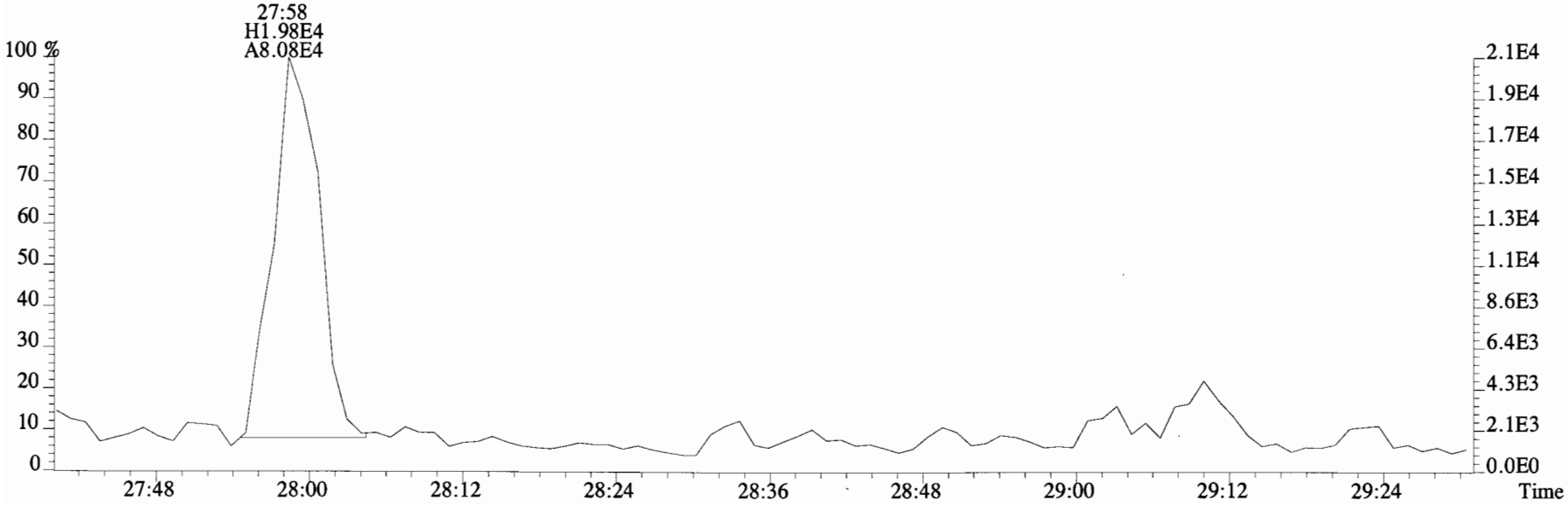

File:190610E1 #1-758 Acq:10-JUN-2019 23:12:02 GC EI+ Voltage SIR Autospec-UltimaE
Sample#7 File Text:Vista Analytical Laboratory VG-8 Text:1900817-03 T4-PDI2019-SG62-190418 12.96 Exp:PCB_ZB1
289.9224 S:7 F:3 SMO(1,3) BSUB(10000,15,-3.0) PKD(5,5,2,0.10%,1444.0,0.00%,F,F)

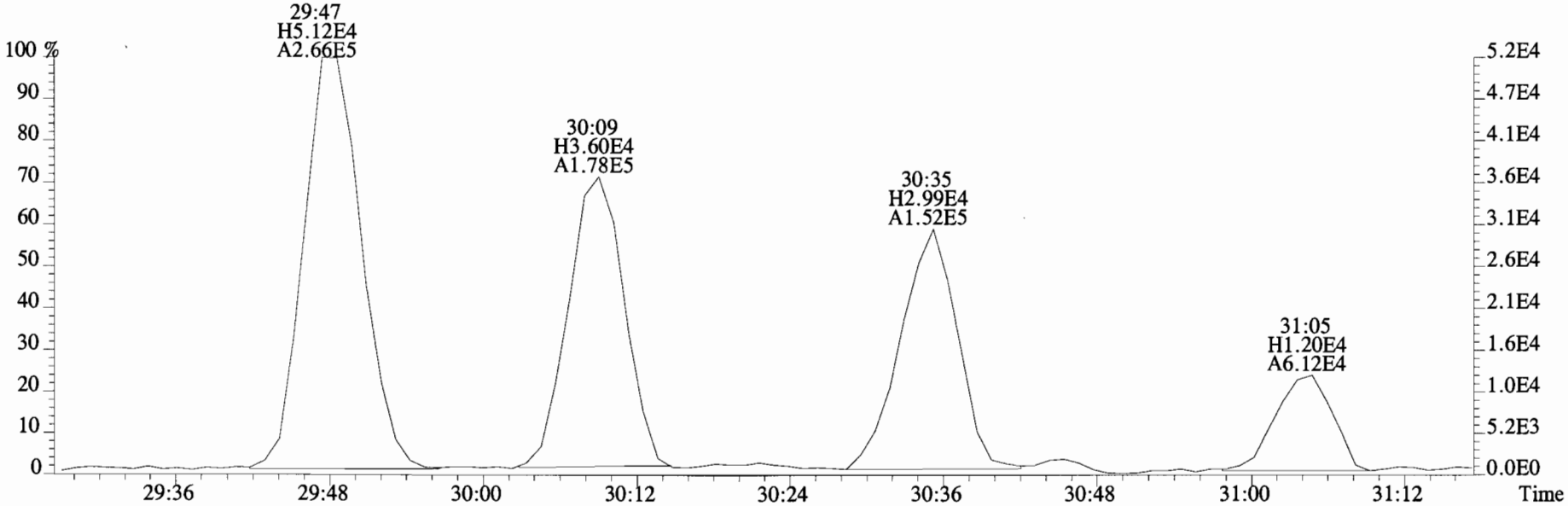

291.9194 S:7 F:3 SMO(1,3) BSUB(10000,15,-3.0) PKD(5,5,2,0.10%,2220.0,0.00%,F,F)

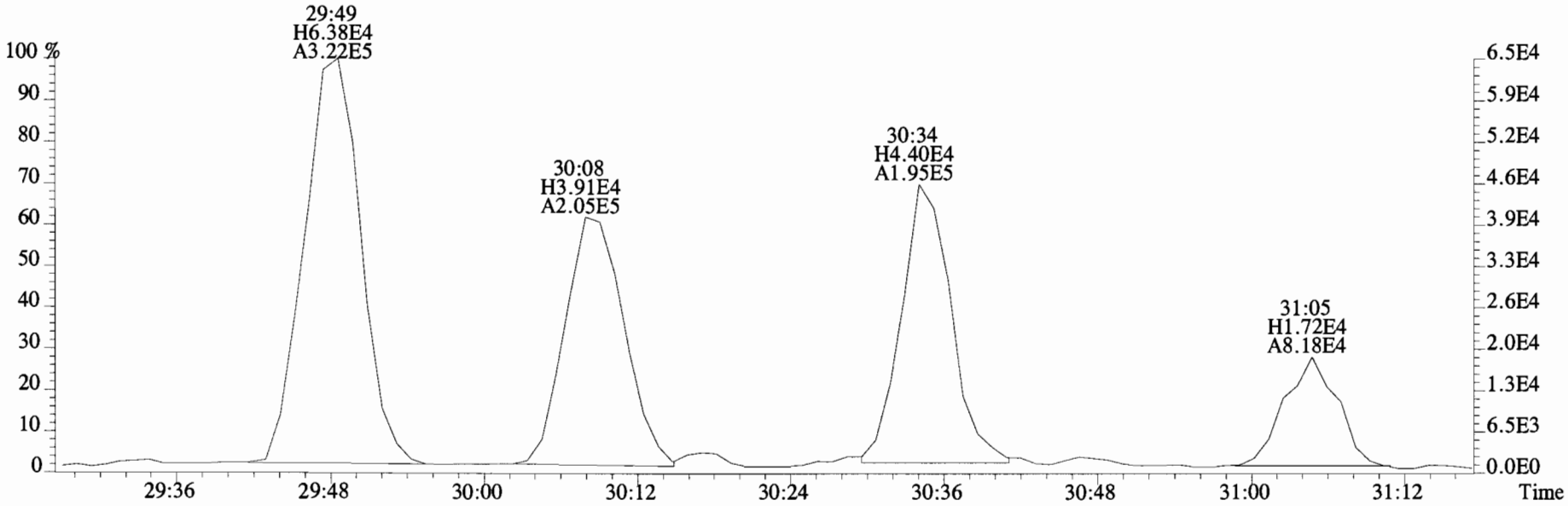

File:190610E1 #1-758 Acq:10-JUN-2019 23:12:02 GC EI+ Voltage SIR Autospec-UltimaE
Sample#7 File Text:Vista Analytical Laboratory VG-8 Text:1900817-03 T4-PDI2019-SG62-190418 12.96 Exp:PCB_ZB1
289.9224 S:7 F:3 SMO(1,3) BSUB(10000,15,-3.0) PKD(5,5,2,0.10%,1444.0,0.00%,F,F)

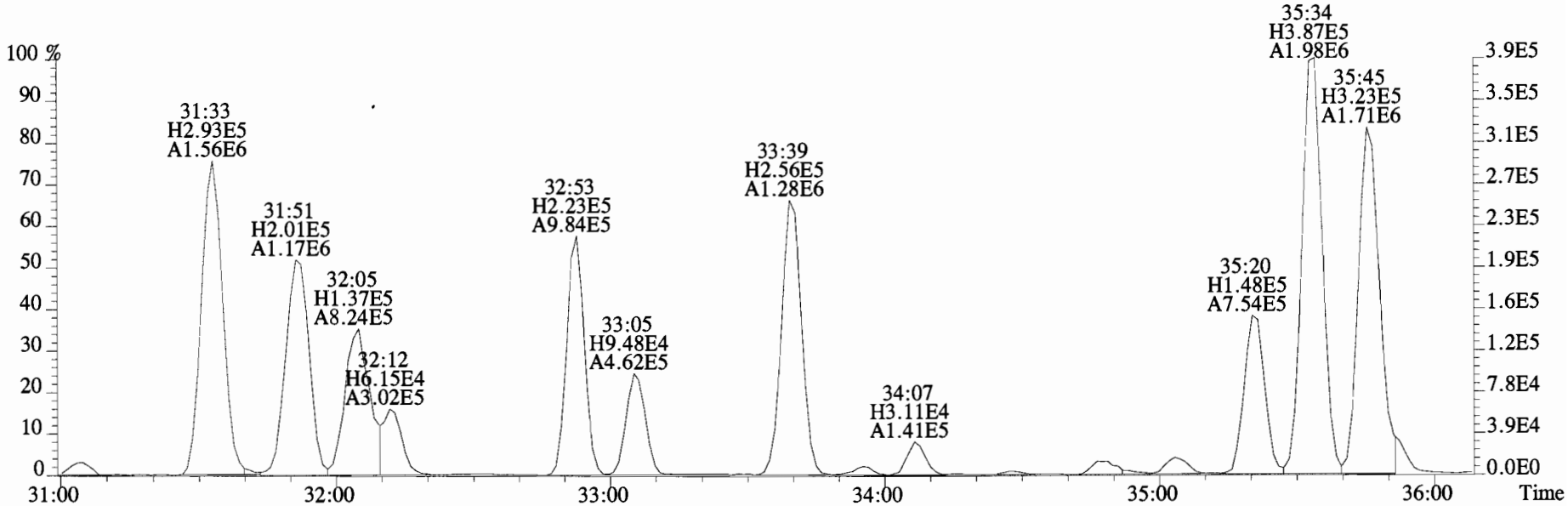

291.9194 S:7 F:3 SMO(1,3) BSUB(10000,15,-3.0) PKD(5,5,2,0.10%,2220.0,0.00%,F,F)

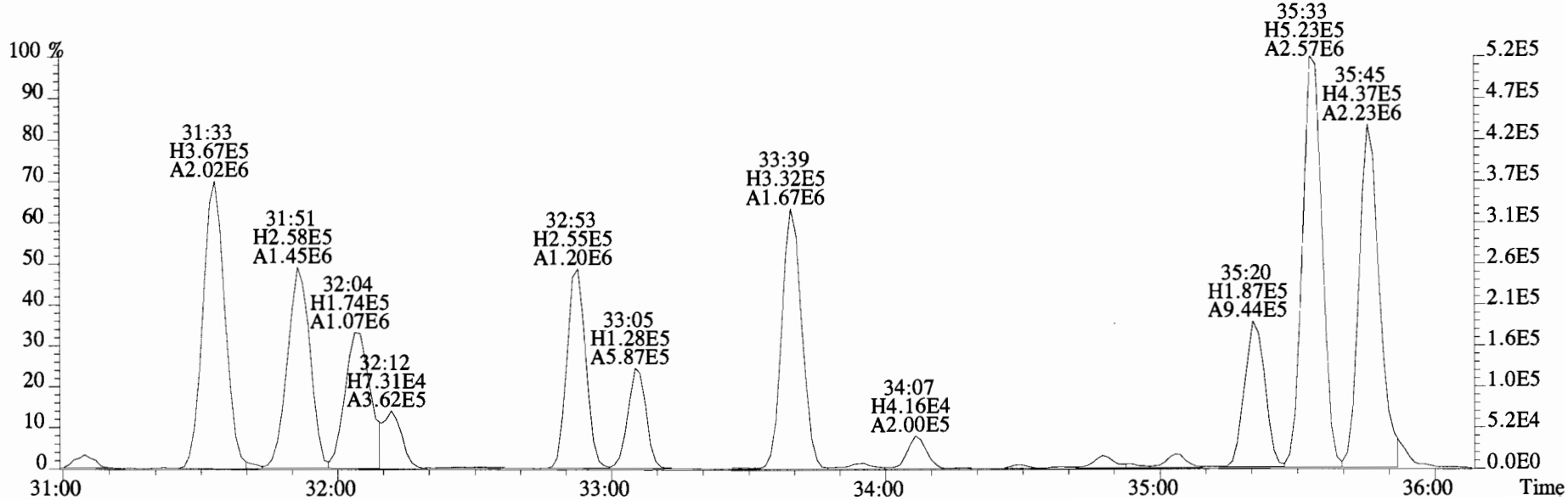

File:190610E1 #1-758 Acq:10-JUN-2019 23:12:02 GC EI+ Voltage SIR Autospec-UltimaE
Sample#7 File Text:Vista Analytical Laboratory VG-8 Text:1900817-03 T4-PDI2019-SG62-190418 12.96 Exp:PCB_ZB1
289.9224 S:7 F:3 SMO(1,3) BSUB(10000,15,-3.0) PKD(5,5,2,0.10%,1444.0,0.00%,F,F)

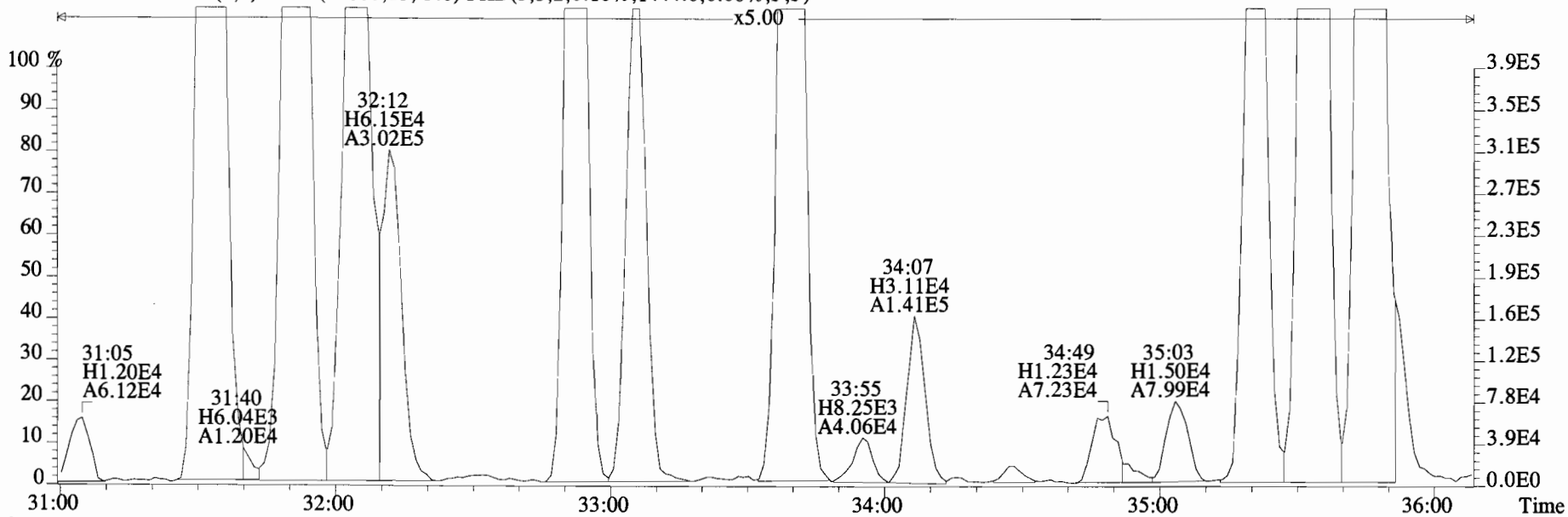

291.9194 S:7 F:3 SMO(1,3) BSUB(10000,15,-3.0) PKD(5,5,2,0.10%,2220.0,0.00%,F,F)

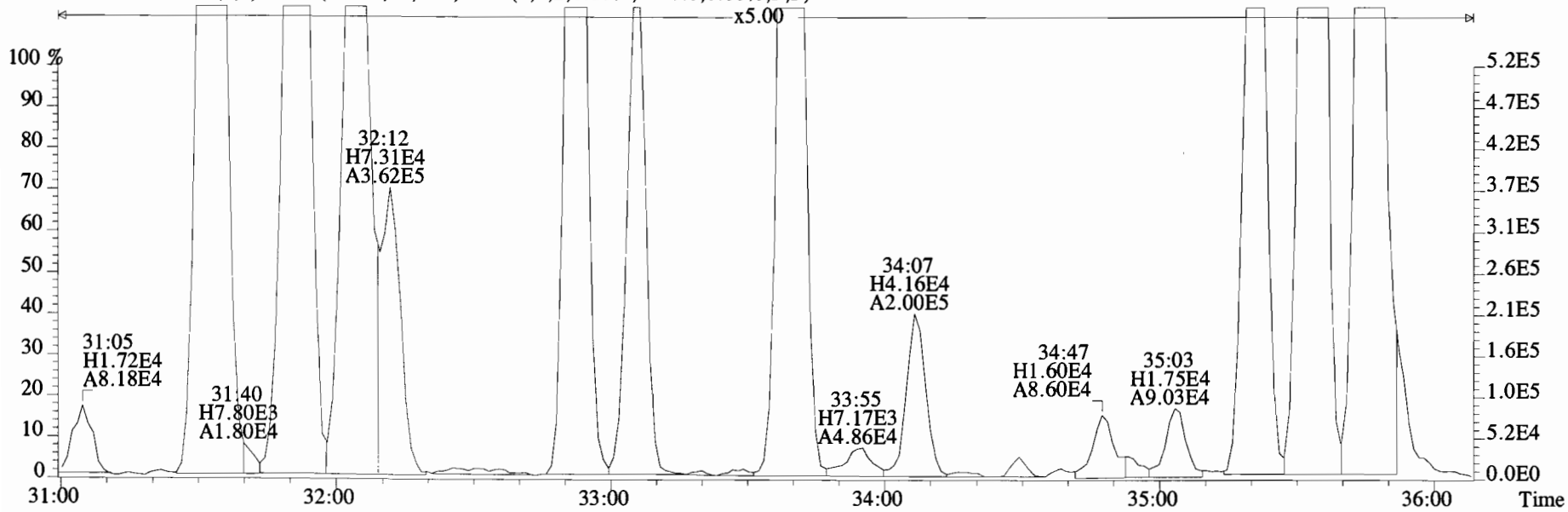

File:190610E1 #1-758 Acq:10-JUN-2019 23:12:02 GC EI+ Voltage SIR Autospec-UltimaE
Sample#7 File Text:Vista Analytical Laboratory VG-8 Text:1900817-03 T4-PDI2019-SG62-190418 12.96 Exp:PCB_ZB1
289.9224 S:7 F:3 SMO(1,3) BSUB(10000,15,-3.0) PKD(5,5,2,0.10%,1444.0,0.00%,F,F)

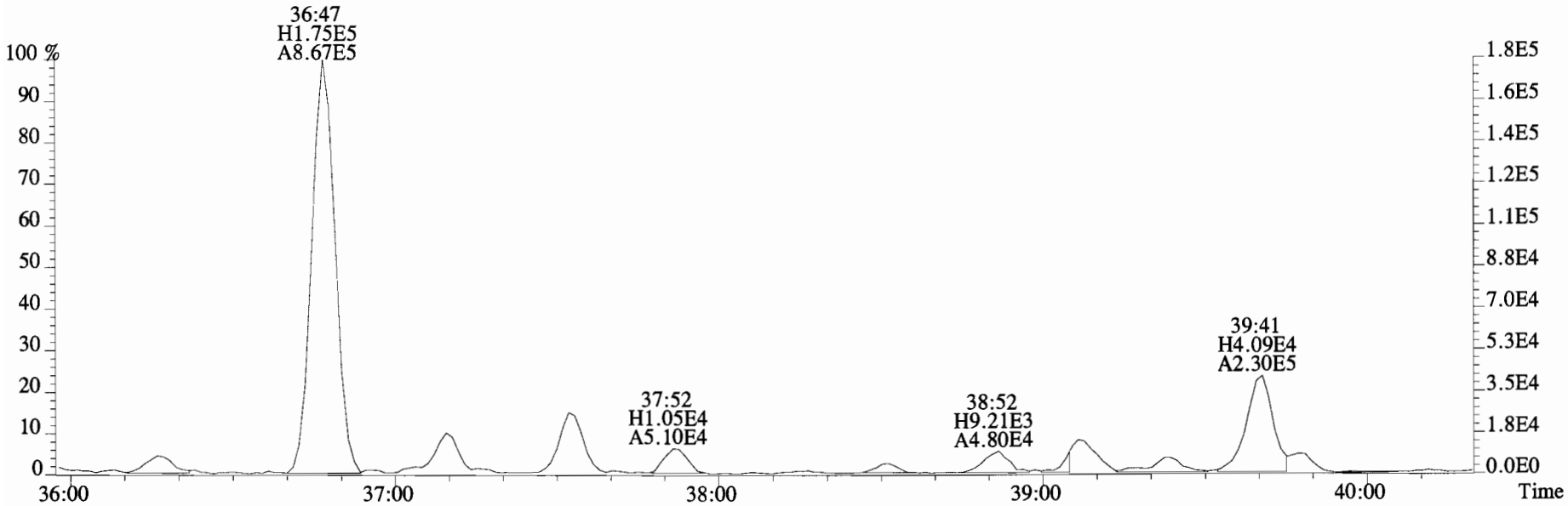

291.9194 S:7 F:3 SMO(1,3) BSUB(10000,15,-3.0) PKD(5,5,2,0.10%,2220.0,0.00%,F,F)

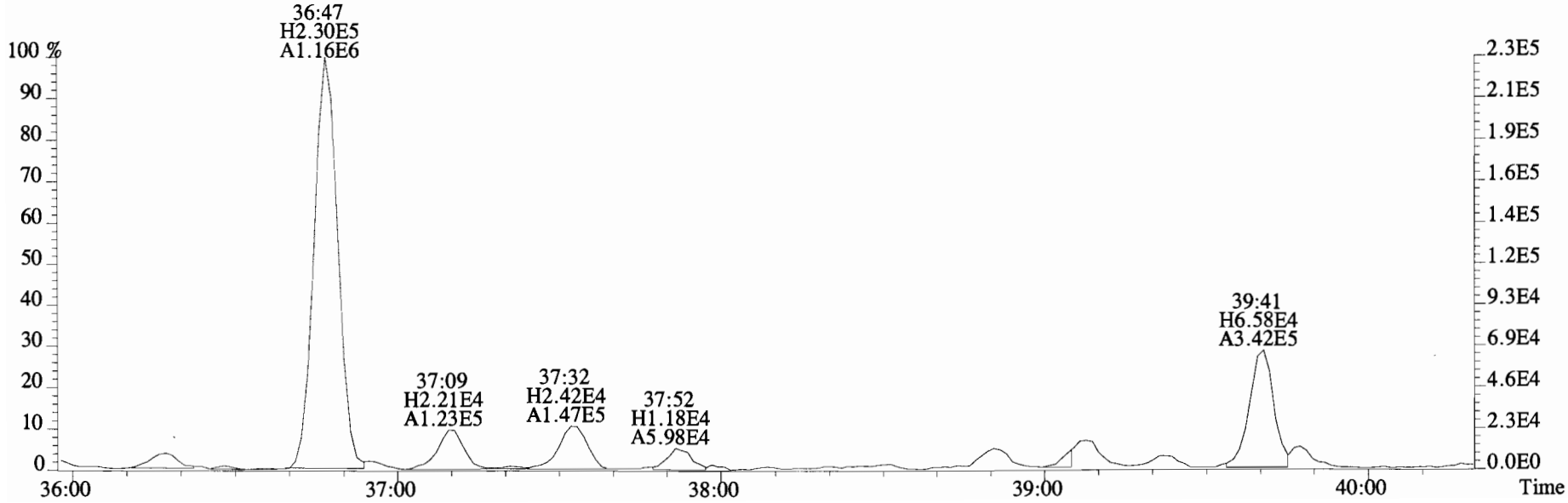

File:190610E1 #1-758 Acq:10-JUN-2019 23:12:02 GC EI+ Voltage SIR Autospec-UltimaE
Sample#7 File Text:Vista Analytical Laboratory VG-8 Text:1900817-03 T4-PDI2019-SG62-190418 12.96 Exp:PCB_ZB1
289.9224 S:7 F:3 SMO(1,3) BSUB(10000,15,-3.0) PKD(5,5,2,0.10%,1444.0,0.00%,F,F)

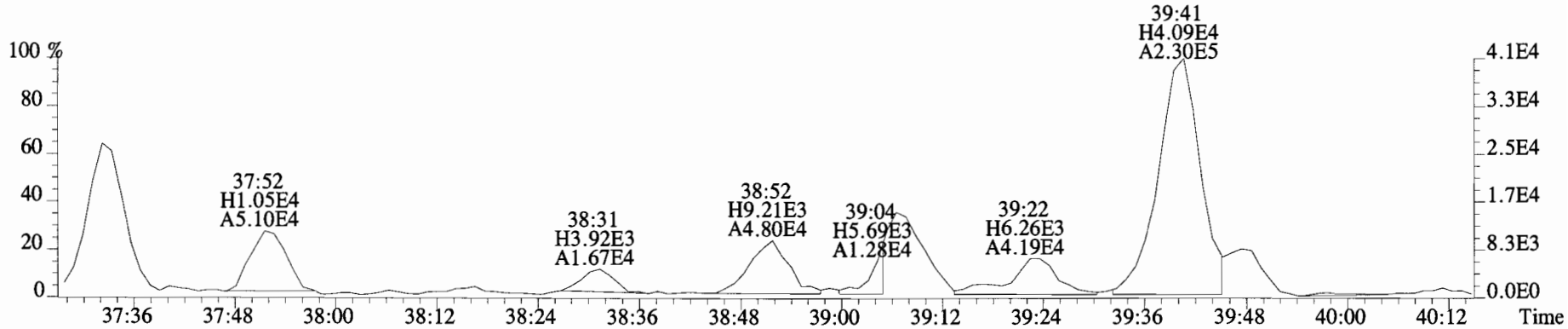

291.9194 S:7 F:3 SMO(1,3) BSUB(10000,15,-3.0) PKD(5,5,2,0.10%,2220.0,0.00%,F,F)

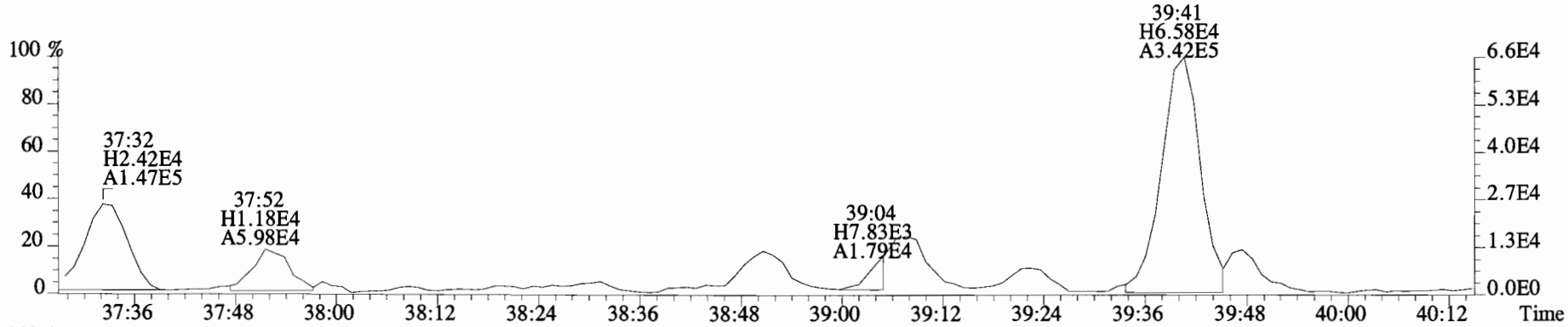

303.9597 S:7 F:3

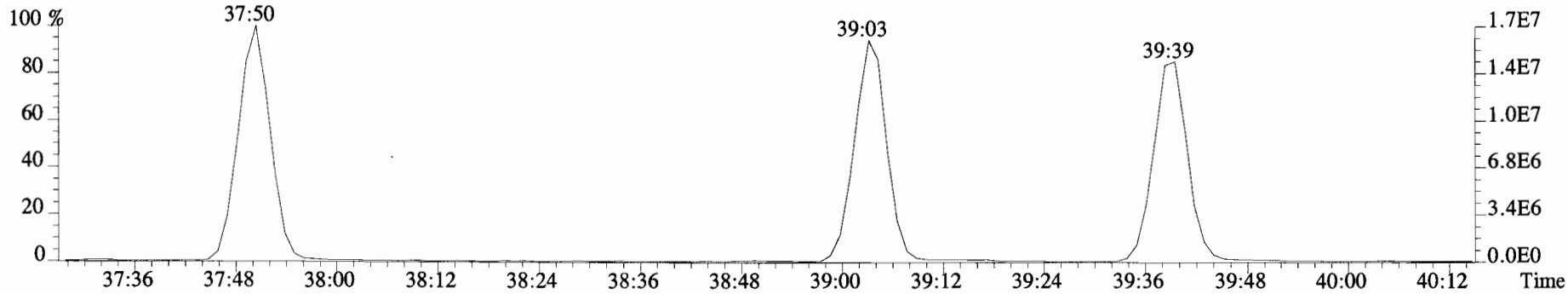

File:190610E1 #1-758 Acq:10-JUN-2019 23:12:02 GC EI+ Voltage SIR Autospec-UltimaE
Sample#7 File Text:Vista Analytical Laboratory VG-8 Text:1900817-03 T4-PDI2019-SG62-190418 12.96 Exp:PCB_ZB1
325.8804 S:7 F:3 SMO(1,3) BSUB(10000,15,-3.0) PKD(5,5,2,0.10%,1304.0,0.00%,F,F)

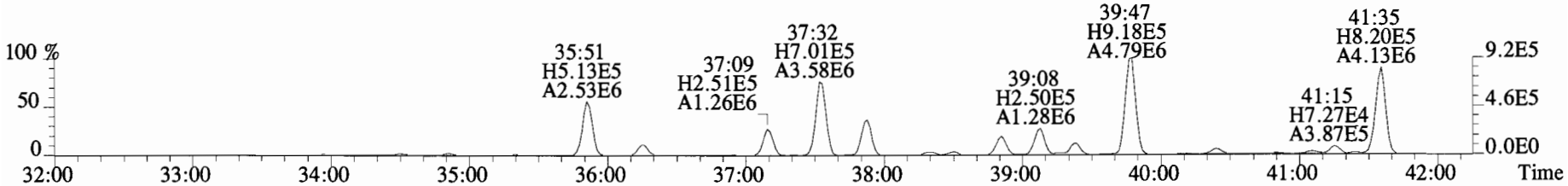

327.8775 S:7 F:3 SMO(1,3) BSUB(10000,15,-3.0) PKD(5,5,2,0.10%,1020.0,0.00%,F,F)

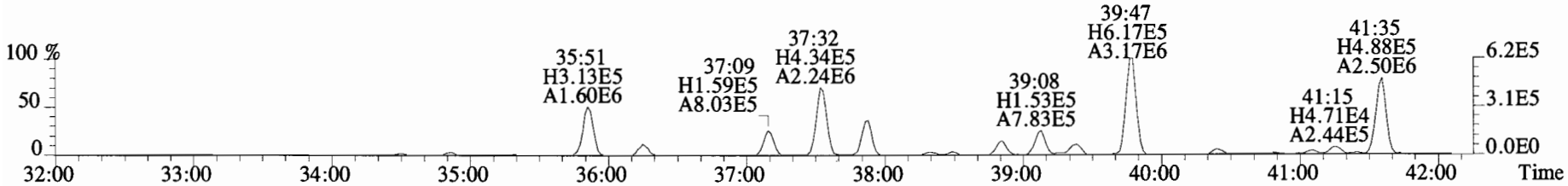

337.9207 S:7 F:3 SMO(1,3) BSUB(10000,15,-3.0) PKD(5,5,2,0.10%,3112.0,0.00%,F,F)

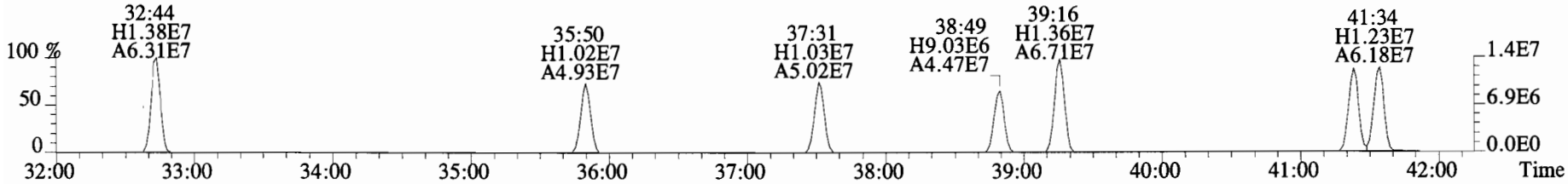

339.9177 S:7 F:3 SMO(1,3) BSUB(10000,15,-3.0) PKD(5,5,2,0.10%,2056.0,0.00%,F,F)

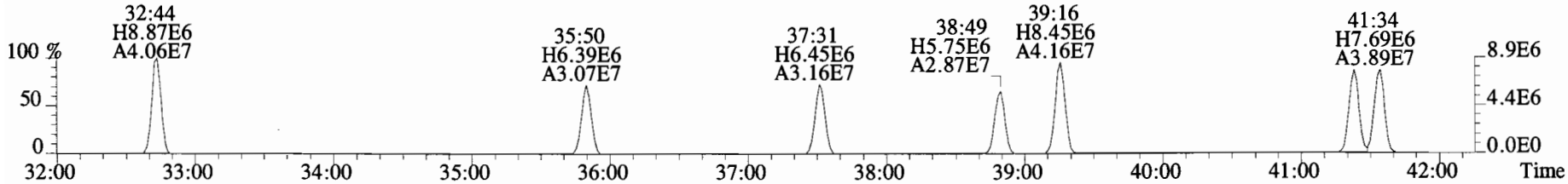

330.9792 S:7 F:3

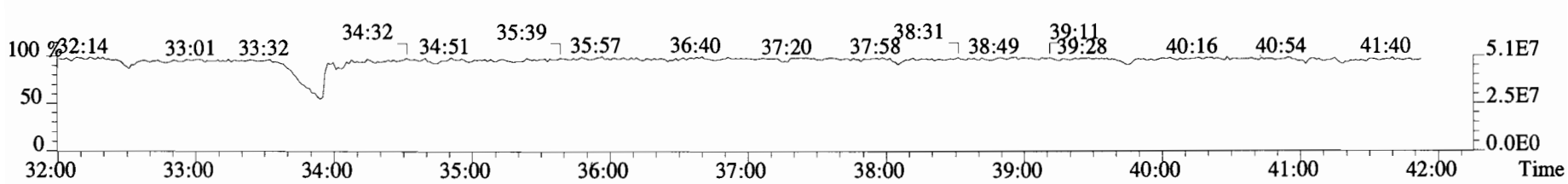

File:190610E1 #1-758 Acq:10-JUN-2019 23:12:02 GC EI+ Voltage SIR Autospec-UltimaE
Sample#7 File Text:Vista Analytical Laboratory VG-8 Text:1900817-03 T4-PDI2019-SG62-190418 12.96 Exp:PCB_ZB1

325.8804 S:7 F:3 SMO(1,3) BSUB(10000,15,-3.0) PKD(5,5,2,0.10%,1304.0,0.00%,F,F)

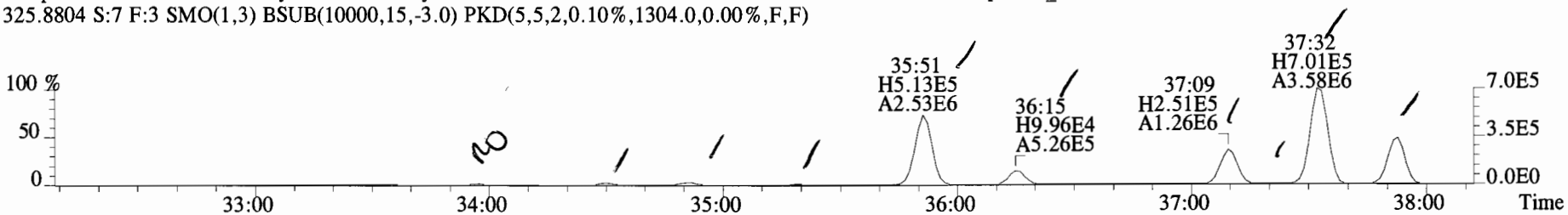

327.8775 S:7 F:3 SMO(1,3) BSUB(10000,15,-3.0) PKD(5,5,2,0.10%,1020.0,0.00%,F,F)

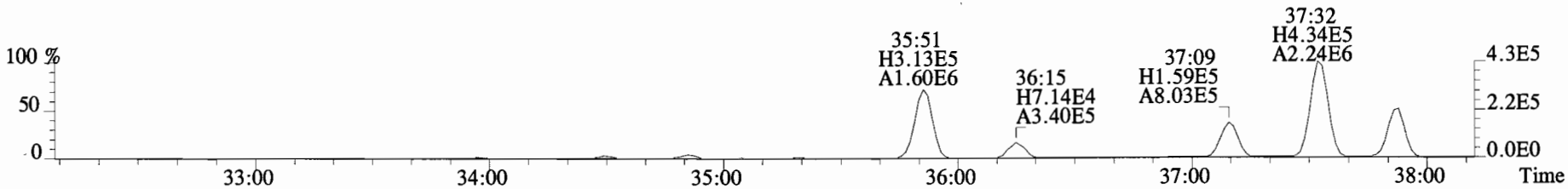

337.9207 S:7 F:3 SMO(1,3) BSUB(10000,15,-3.0) PKD(5,5,2,0.10%,3112.0,0.00%,F,F)

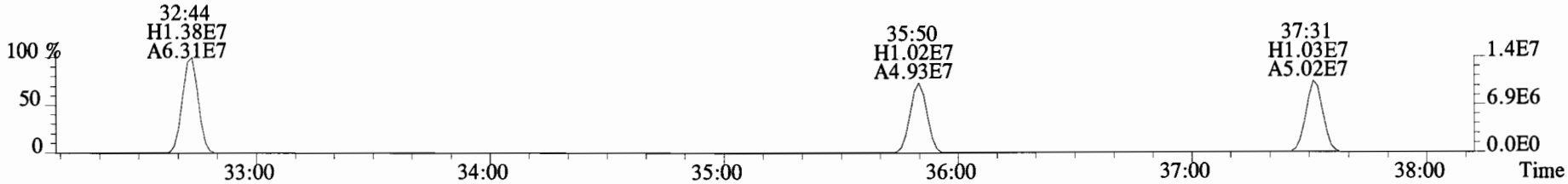

339.9177 S:7 F:3 SMO(1,3) BSUB(10000,15,-3.0) PKD(5,5,2,0.10%,2056.0,0.00%,F,F)

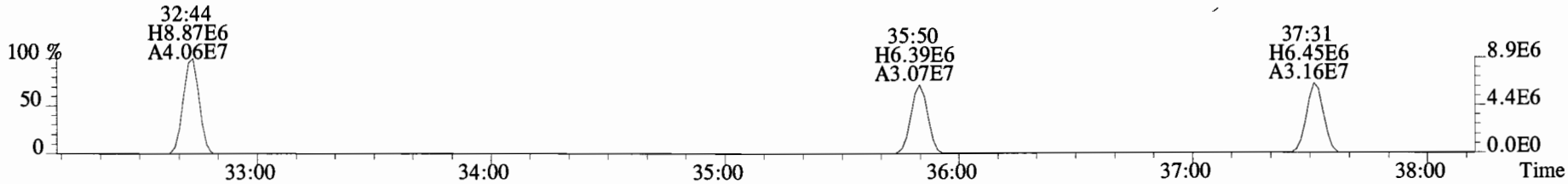

330.9792 S:7 F:3

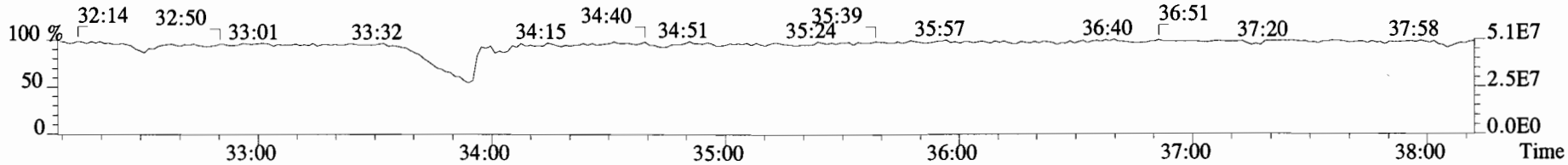

File:190610E1 #1-758 Acq:10-JUN-2019 23:12:02 GC EI+ Voltage SIR Autospec-UltimaE
Sample#7 File Text:Vista Analytical Laboratory VG-8 Text:1900817-03 T4-PDI2019-SG62-190418 12.96 Exp:PCB_ZB1

325.8804 S:7 F:3 SMO(1,3) BSUB(10000,15,-3.0) PKD(5,5,2,0.10%,1304.0,0.00%,F,F)

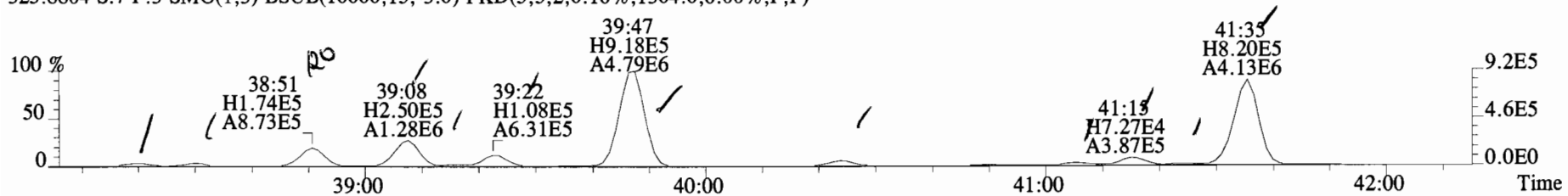

327.8775 S:7 F:3 SMO(1,3) BSUB(10000,15,-3.0) PKD(5,5,2,0.10%,1020.0,0.00%,F,F)

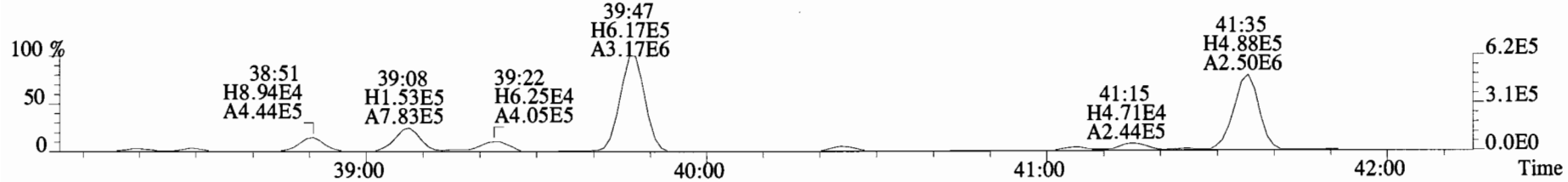

337.9207 S:7 F:3 SMO(1,3) BSUB(10000,15,-3.0) PKD(5,5,2,0.10%,3112.0,0.00%,F,F)

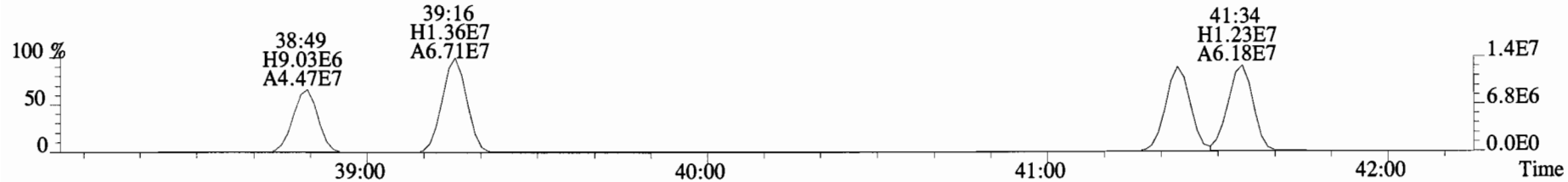

339.9177 S:7 F:3 SMO(1,3) BSUB(10000,15,-3.0) PKD(5,5,2,0.10%,2056.0,0.00%,F,F)

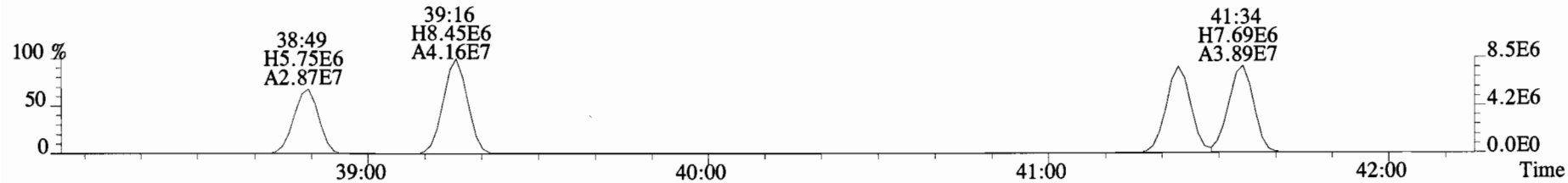

330.9792 S:7 F:3

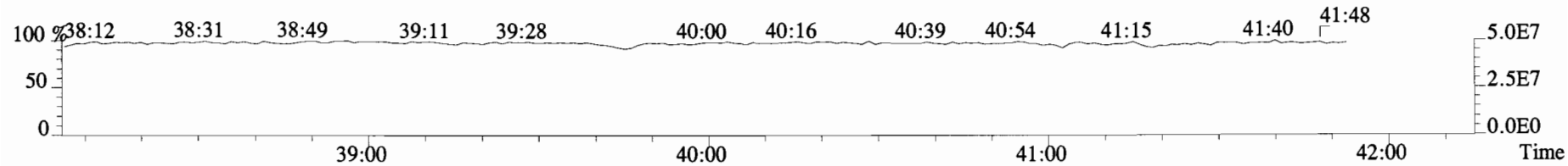

File:190610E1 #1-758 Acq:10-JUN-2019 23:12:02 GC EI+ Voltage SIR Autospec-UltimaE
Sample#7 File Text:Vista Analytical Laboratory VG-8 Text:1900817-03 T4-PDI2019-SG62-190418 12.96 Exp:PCB_ZB1
337.9207 S:7 F:3 SMO(1,3) BSUB(10000,15,-3.0) PKD(5,5,2,0.10%,3112.0,0.00%,F,F)

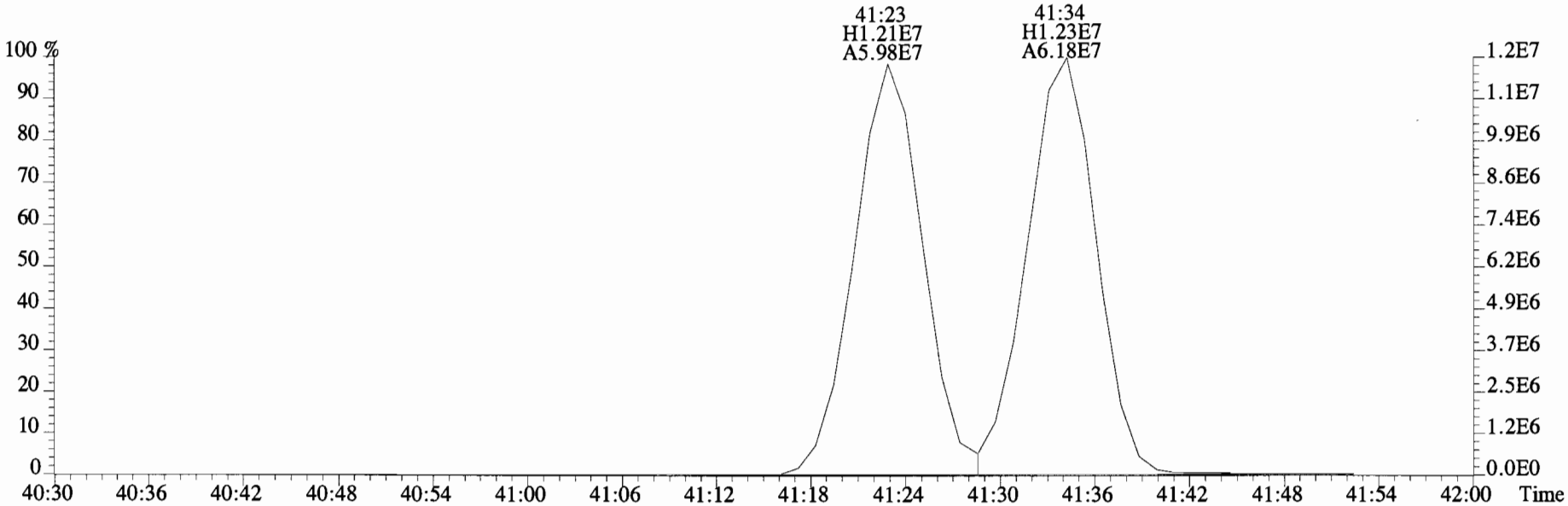

339.9177 S:7 F:3 SMO(1,3) BSUB(10000,15,-3.0) PKD(5,5,2,0.10%,2056.0,0.00%,F,F)

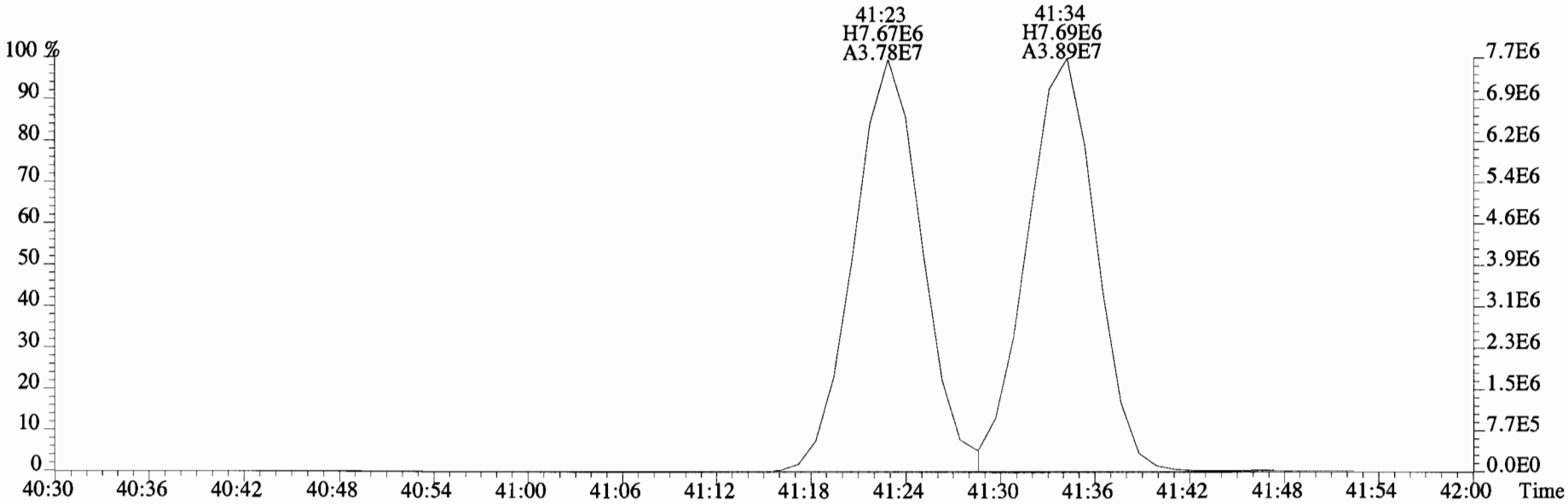

File:190610E1 #1-758 Acq:10-JUN-2019 23:12:02 GC EI+ Voltage SIR Autospec-UltimaE
Sample#7 File Text:Vista Analytical Laboratory VG-8 Text:1900817-03 T4-PDI2019-SG62-190418 12.96 Exp:PCB_ZB1
325.8804 S:7 F:3 SMO(1,3) BSUB(10000,15,-3.0) PKD(5,5,2,0.10%,1304.0,0.00%,F,F)

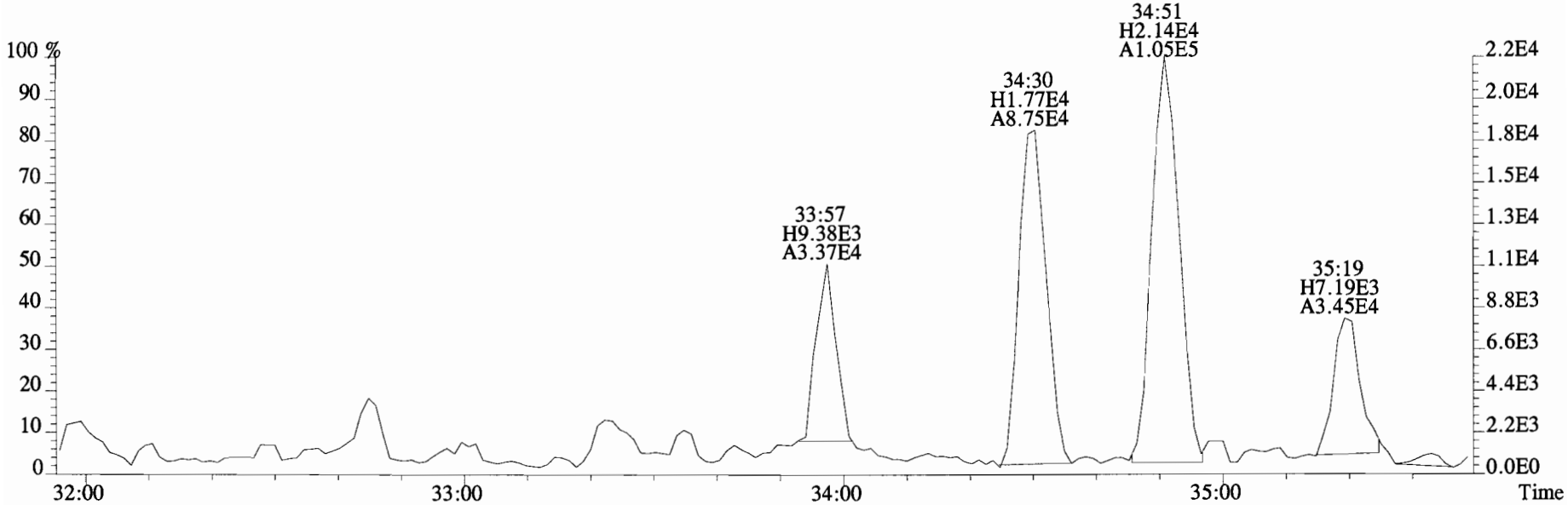

327.8775 S:7 F:3 SMO(1,3) BSUB(10000,15,-3.0) PKD(5,5,2,0.10%,1020.0,0.00%,F,F)

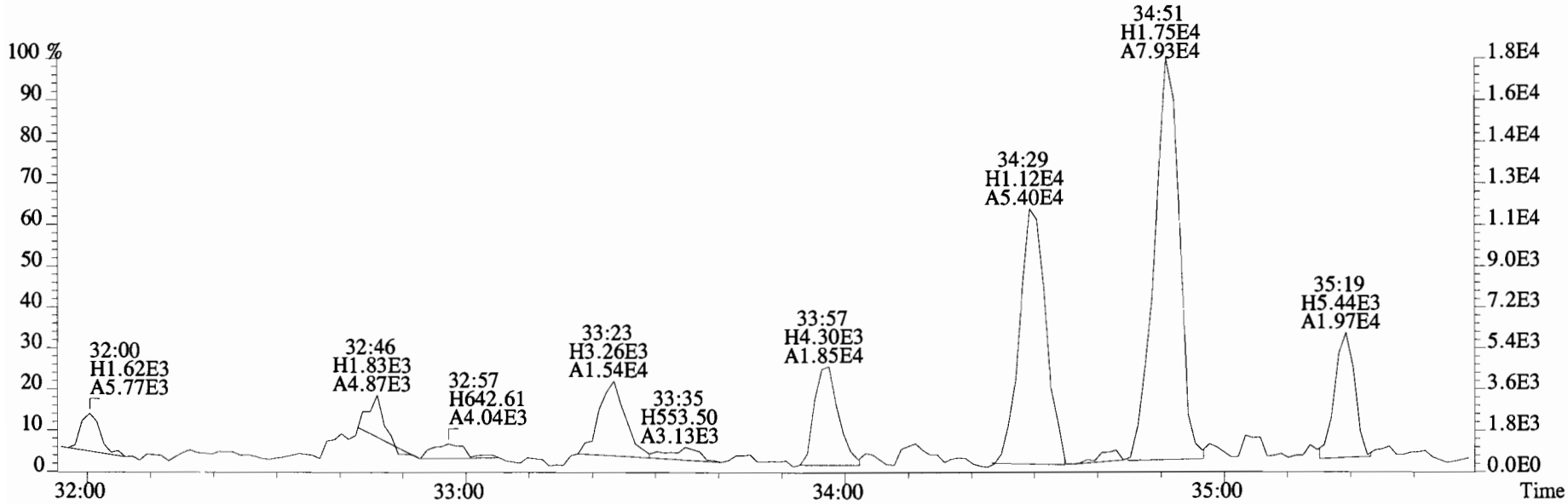

File:190610E1 #1-758 Acq:10-JUN-2019 23:12:02 GC EI+ Voltage SIR Autospec-UltimaE
Sample#7 File Text:Vista Analytical Laboratory VG-8 Text:1900817-03 T4-PDI2019-SG62-190418 12.96 Exp:PCB_ZB1
325.8804 S:7 F:3 SMO(1,3) BSUB(10000,15,-3.0) PKD(5,5,2,0.10%,1304.0,0.00%,F,F)

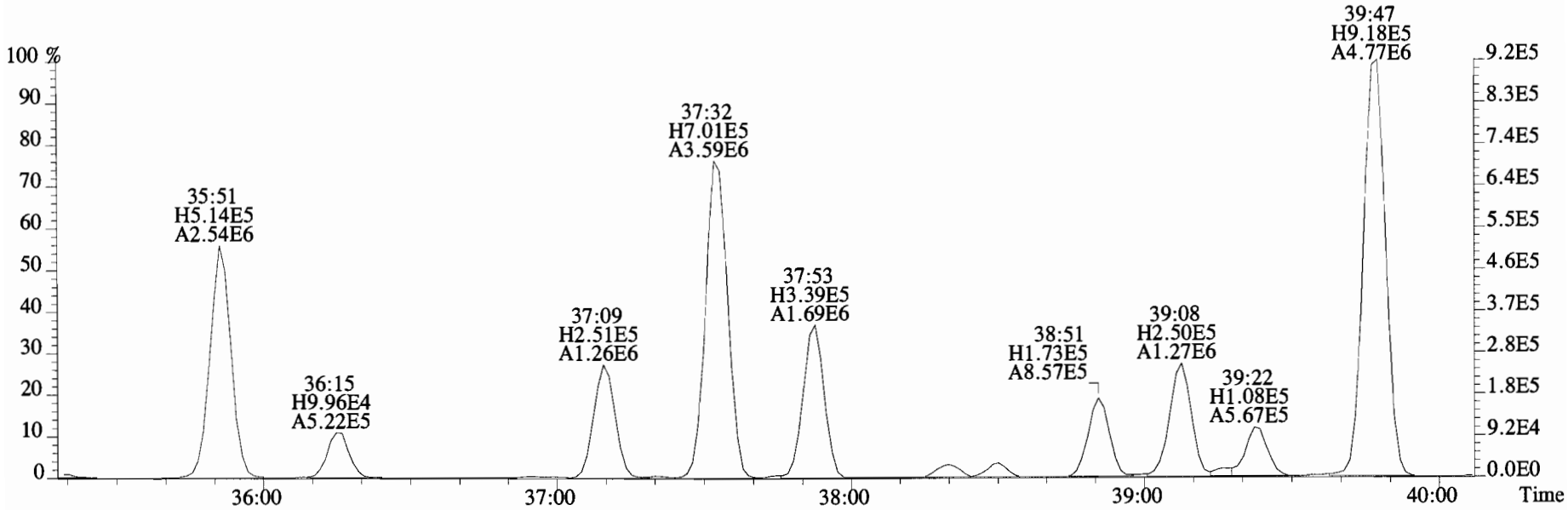

327.8775 S:7 F:3 SMO(1,3) BSUB(10000,15,-3.0) PKD(5,5,2,0.10%,1020.0,0.00%,F,F)

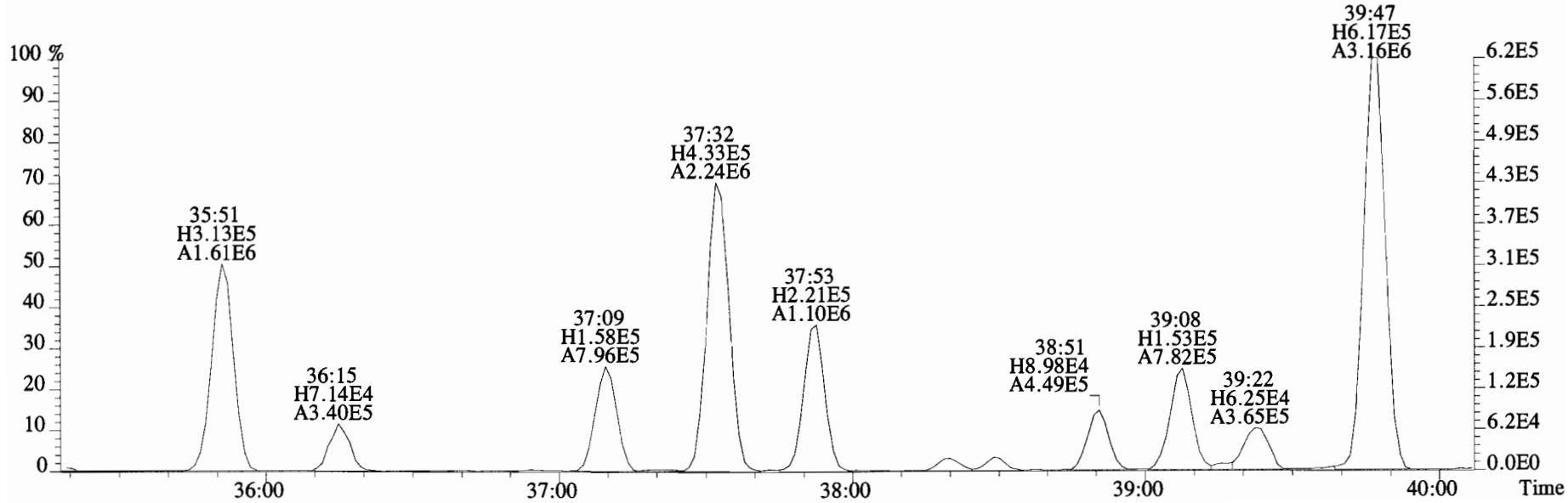

File:190610E1 #1-758 Acq:10-JUN-2019 23:12:02 GC EI+ Voltage SIR Autospec-UltimaE
Sample#7 File Text:Vista Analytical Laboratory VG-8 Text:1900817-03 T4-PDI2019-SG62-190418 12.96 Exp:PCB_ZB1
325.8804 S:7 F:3 SMO(1,3) BSUB(10000,15,-3.0) PKD(5,5,2,0.10%,1304.0,0.00%,F,F)

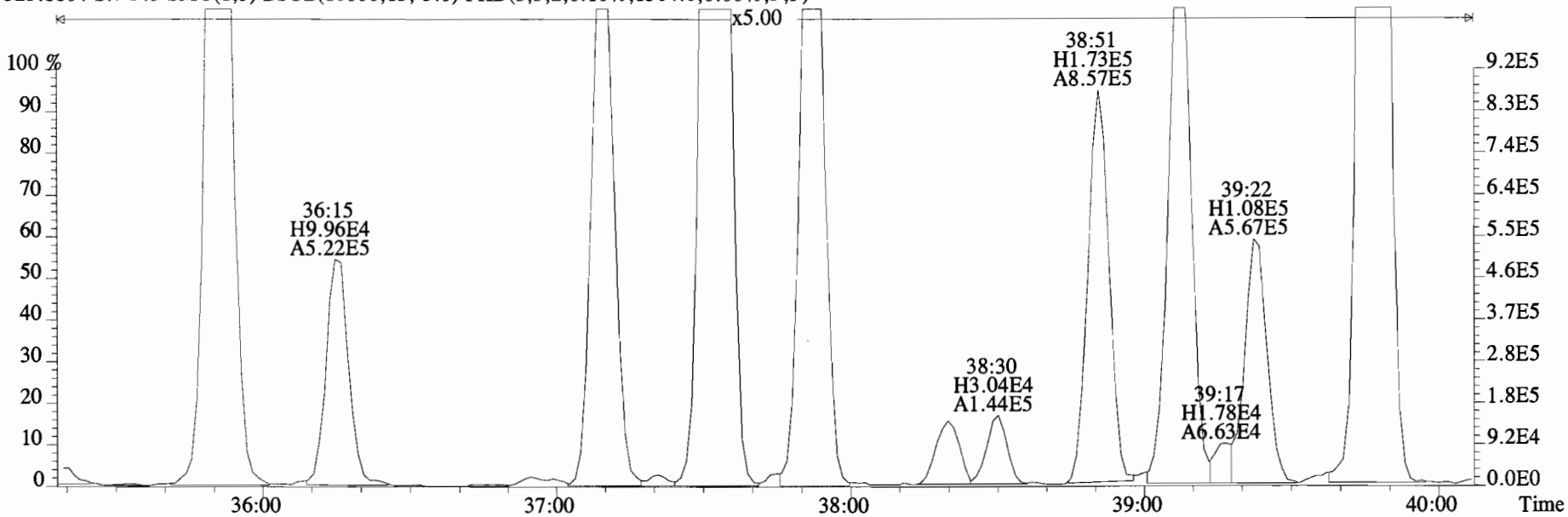

327.8775 S:7 F:3 SMO(1,3) BSUB(10000,15,-3.0) PKD(5,5,2,0.10%,1020.0,0.00%,F,F)

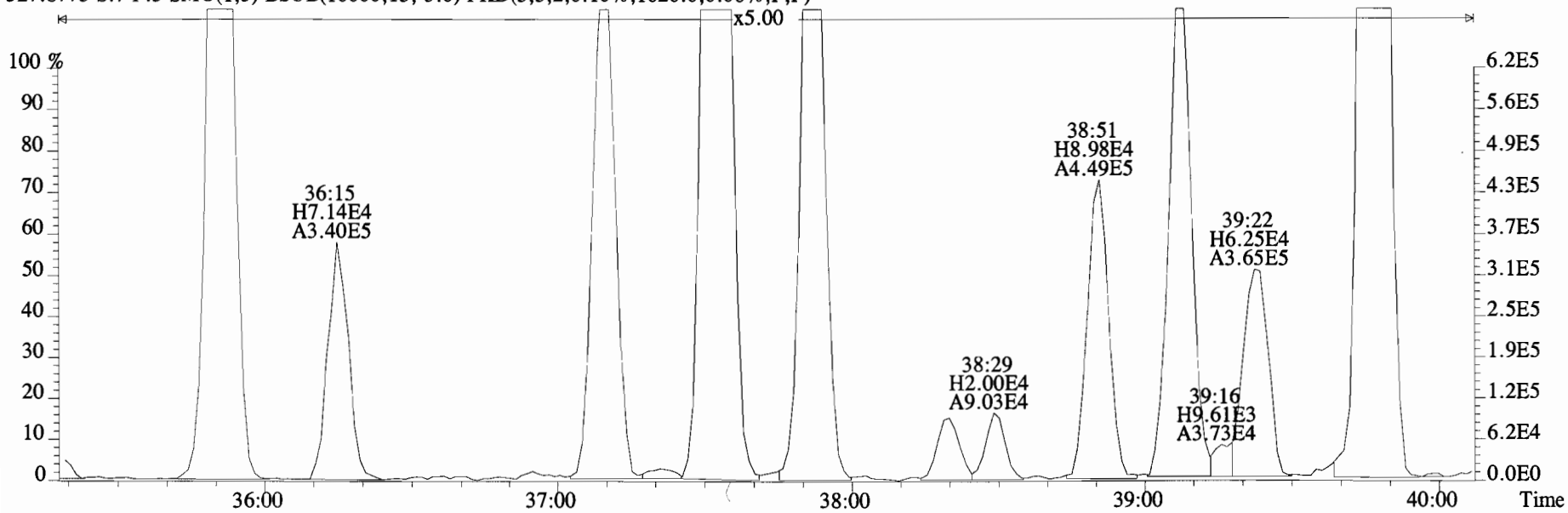

File:190610E1 #1-758 Acq:10-JUN-2019 23:12:02 GC EI+ Voltage SIR Autospec-UltimaE
Sample#7 File Text:Vista Analytical Laboratory VG-8 Text:1900817-03 T4-PDI2019-SG62-190418 12.96 Exp:PCB_ZB1
325.8804 S:7 F:3 SMO(1,3) BSUB(10000,15,-3.0) PKD(5,5,2,0.10%,1304.0,0.00%,F,F)

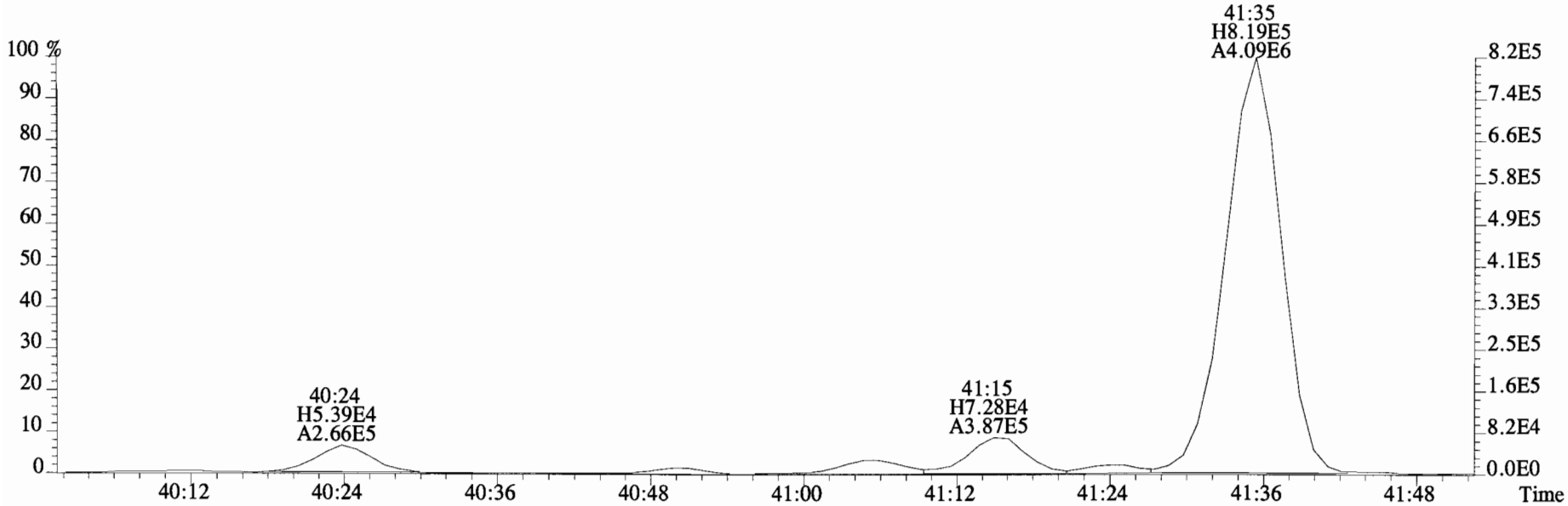

327.8775 S:7 F:3 SMO(1,3) BSUB(10000,15,-3.0) PKD(5,5,2,0.10%,1020.0,0.00%,F,F)

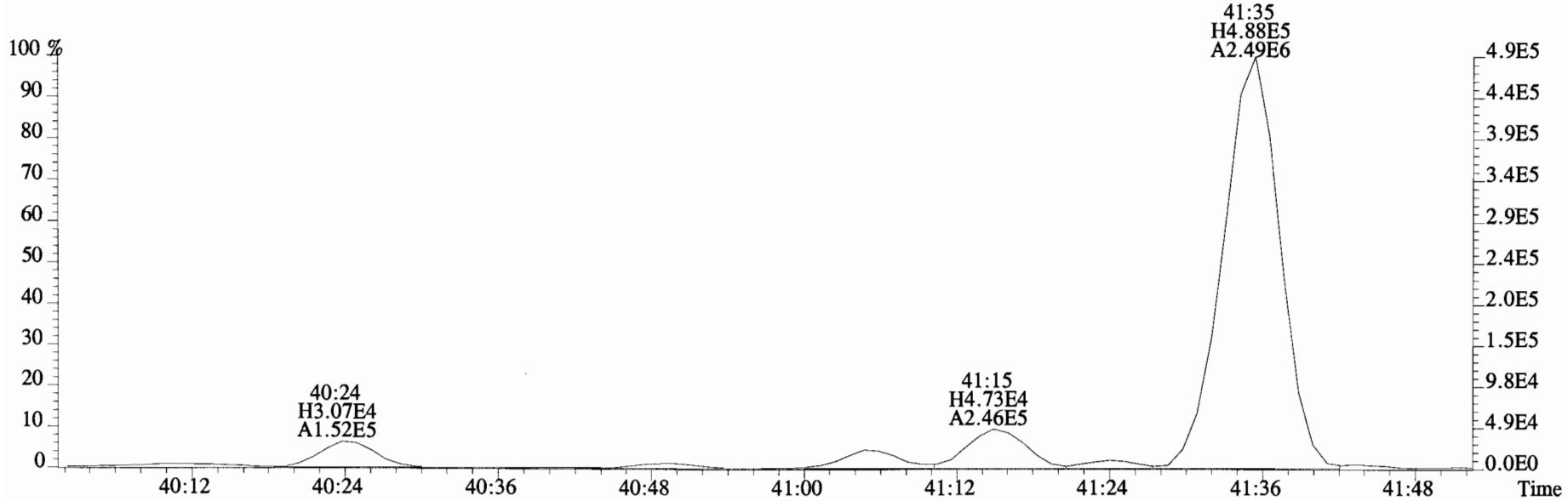

File:190610E1 #1-758 Acq:10-JUN-2019 23:12:02 GC EI+ Voltage SIR Autospec-UltimaE
Sample#7 File Text:Vista Analytical Laboratory VG-8 Text:1900817-03 T4-PDI2019-SG62-190418 12.96 Exp:PCB_ZB1
325.8804 S:7 F:3 SMO(1,3) BSUB(10000,15,-3.0) PKD(5,5,2,0.10%,1304.0,0.00%,F,F)

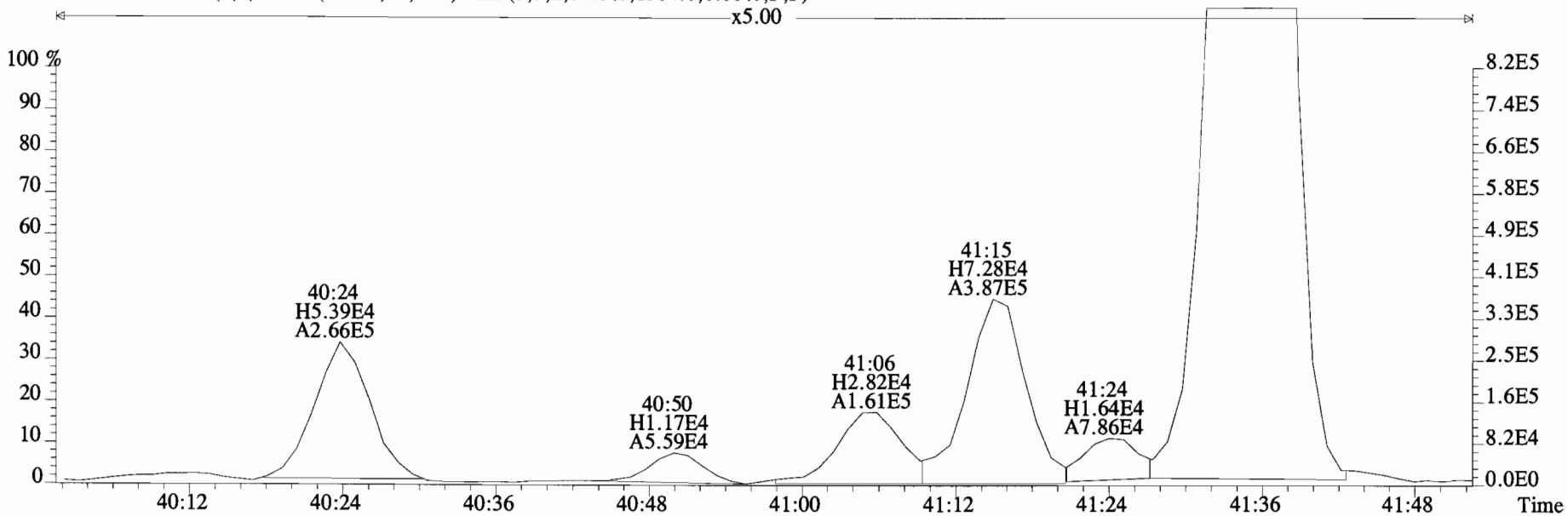

327.8775 S:7 F:3 SMO(1,3) BSUB(10000,15,-3.0) PKD(5,5,2,0.10%,1020.0,0.00%,F,F)

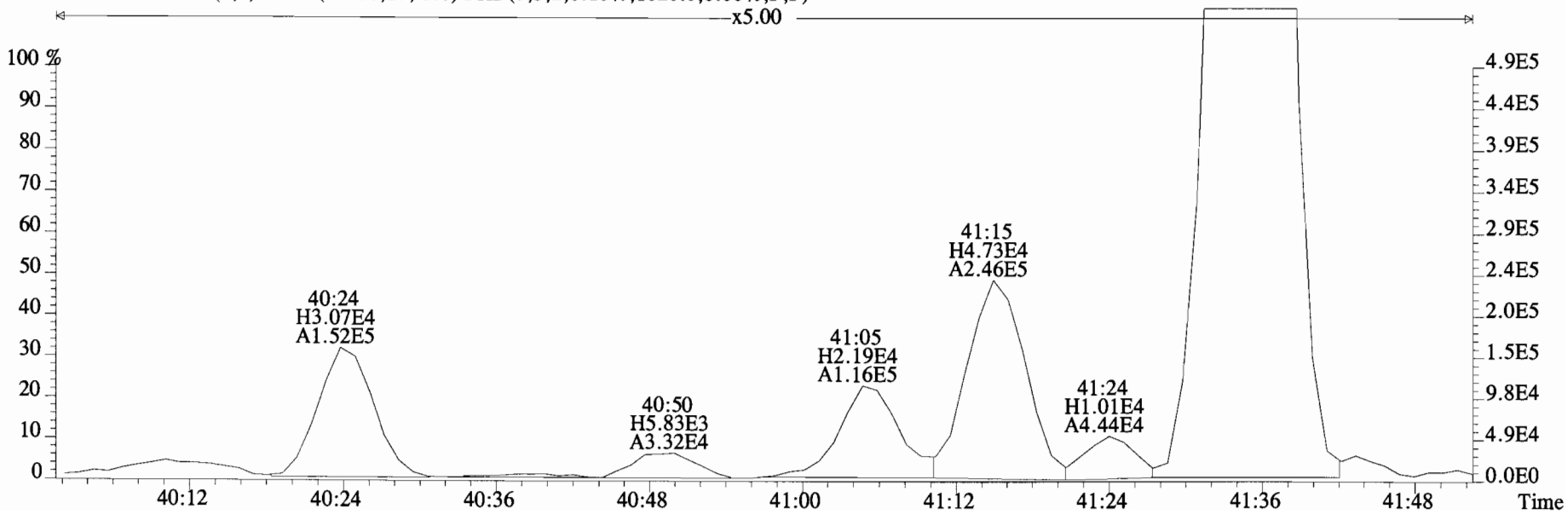

File:190610E1 #1-573 Acq:10-JUN-2019 23:12:02 GC EI+ Voltage SIR Autospec-UltimaE
Sample#7 File Text:Vista Analytical Laboratory VG-8 Text:1900817-03 T4-PDI2019-SG62-190418 12.96 Exp:PCB_ZB1

325.8804 S:7 F:4 SMO(1,3) BSUB(10000,15,-3.0) PKD(5,5,2,0.10%,2428.0,0.00%,F,F)

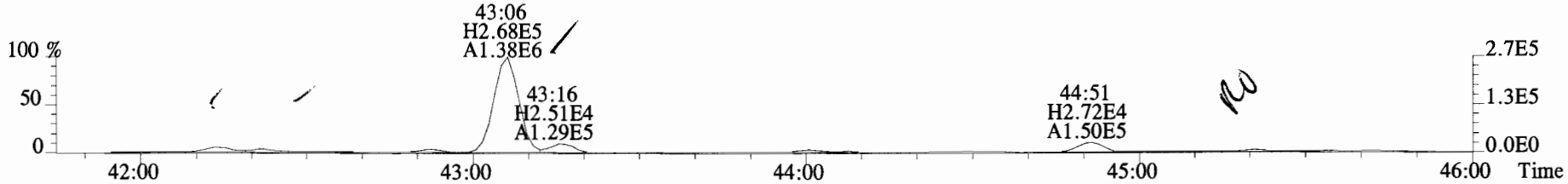

327.8775 S:7 F:4 SMO(1,3) BSUB(10000,15,-3.0) PKD(5,5,2,0.10%,2228.0,0.00%,F,F)

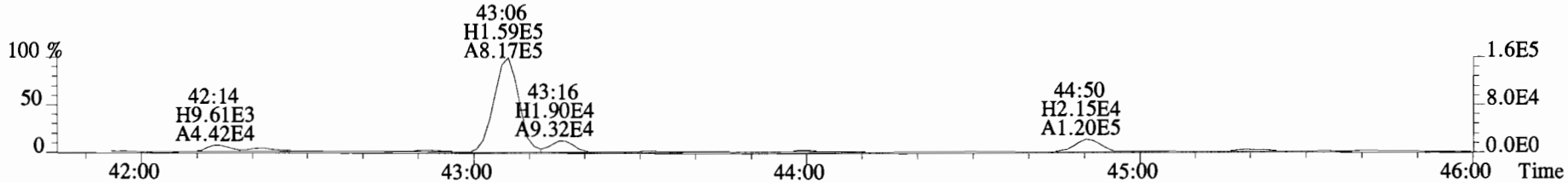

337.9207 S:7 F:4 SMO(1,3) BSUB(10000,15,-3.0) PKD(5,5,2,0.10%,5684.0,0.00%,F,F)

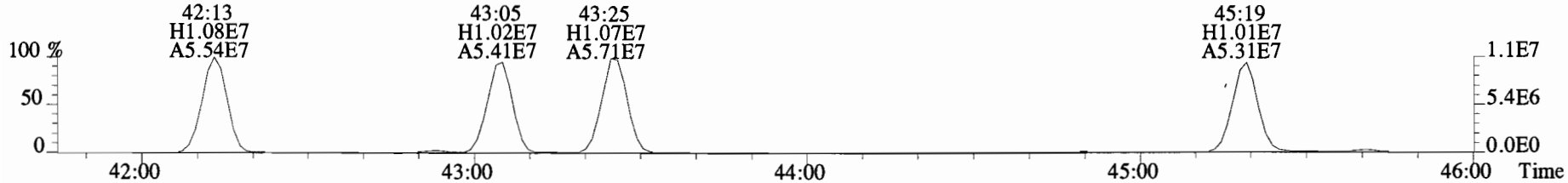

339.9177 S:7 F:4 SMO(1,3) BSUB(10000,15,-3.0) PKD(5,5,2,0.10%,6368.0,0.00%,F,F)

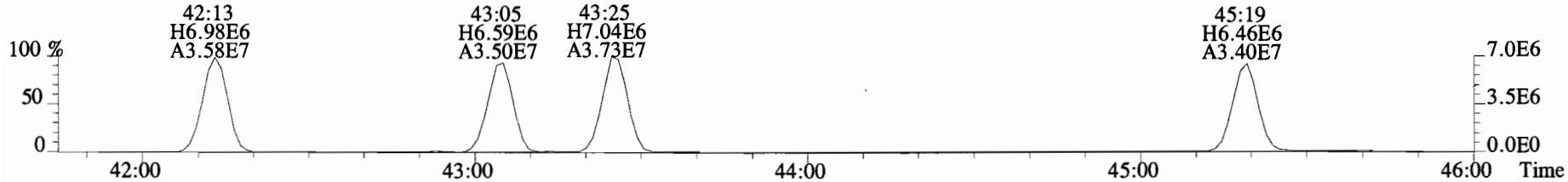

380.9760 S:7 F:4

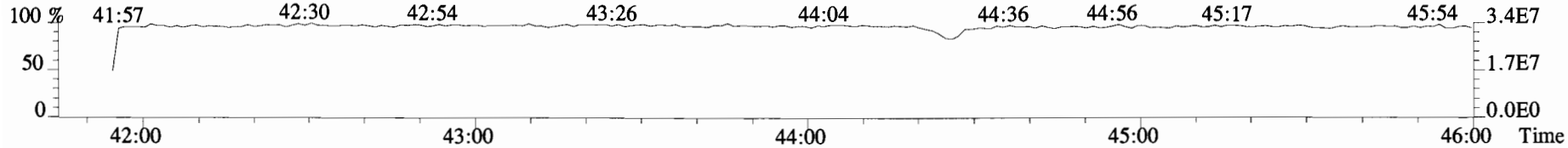

File:190610E1 #1-573 Acq:10-JUN-2019 23:12:02 GC EI+ Voltage SIR Autospec-UltimaE
Sample#7 File Text:Vista Analytical Laboratory VG-8 Text:1900817-03 T4-PDI2019-SG62-190418 12.96 Exp:PCB_ZB1
325.8804 S:7 F:4 SMO(1,3) BSUB(10000,15,-3.0) PKD(5,5,2,0.10%,2428.0,0.00%,F,F)

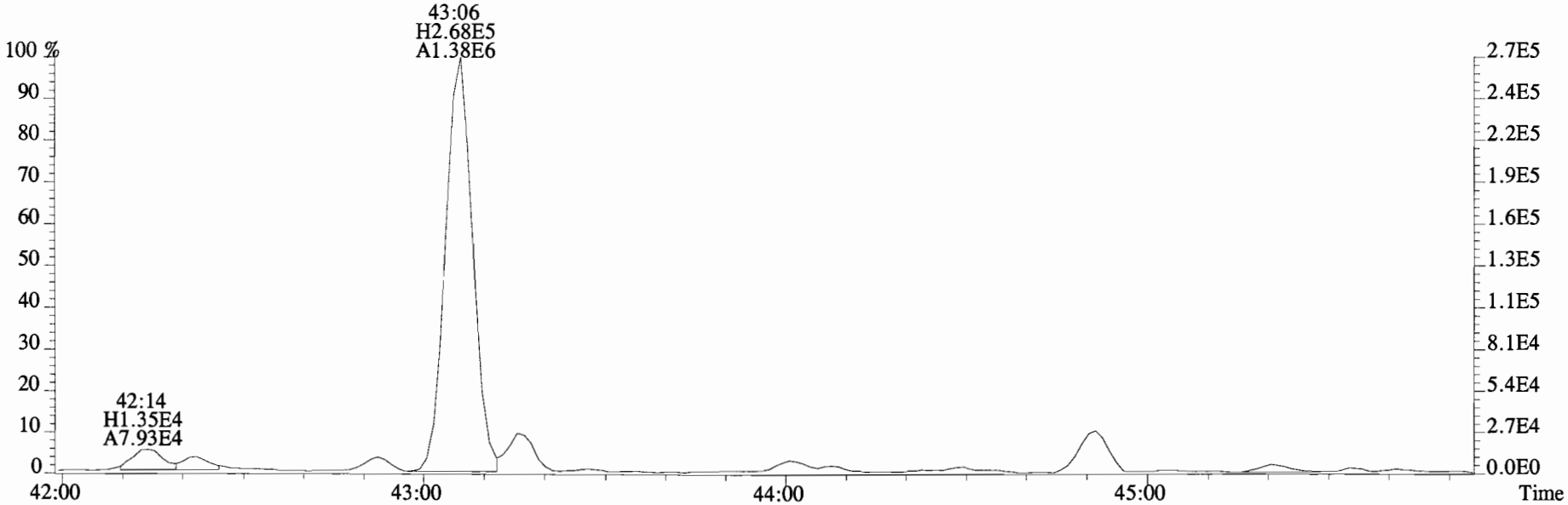

327.8775 S:7 F:4 SMO(1,3) BSUB(10000,15,-3.0) PKD(5,5,2,0.10%,2228.0,0.00%,F,F)

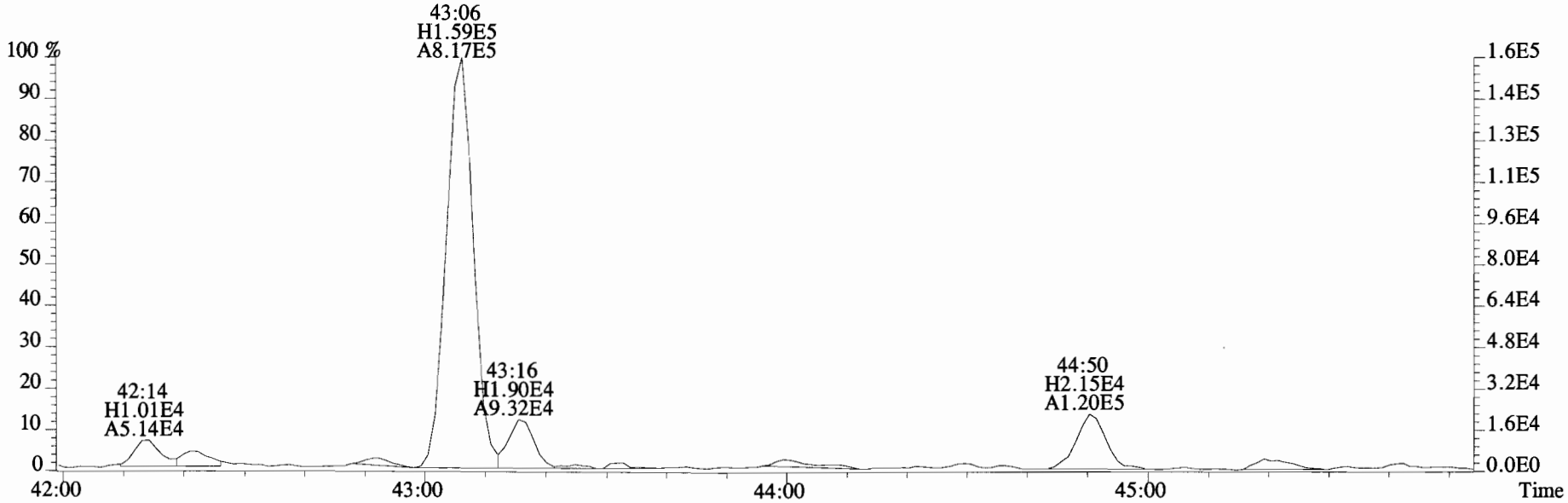

File:190610E1 #1-573 Acq:10-JUN-2019 23:12:02 GC EI+ Voltage SIR Autospec-UltimaE
Sample#7 File Text:Vista Analytical Laboratory VG-8 Text:1900817-03 T4-PDI2019-SG62-190418 12.96 Exp:PCB_ZB1
325.8804 S:7 F:4 SMO(1,3) BSUB(10000,15,-3.0) PKD(5,5,2,0.10%,2428.0,0.00%,F,F)

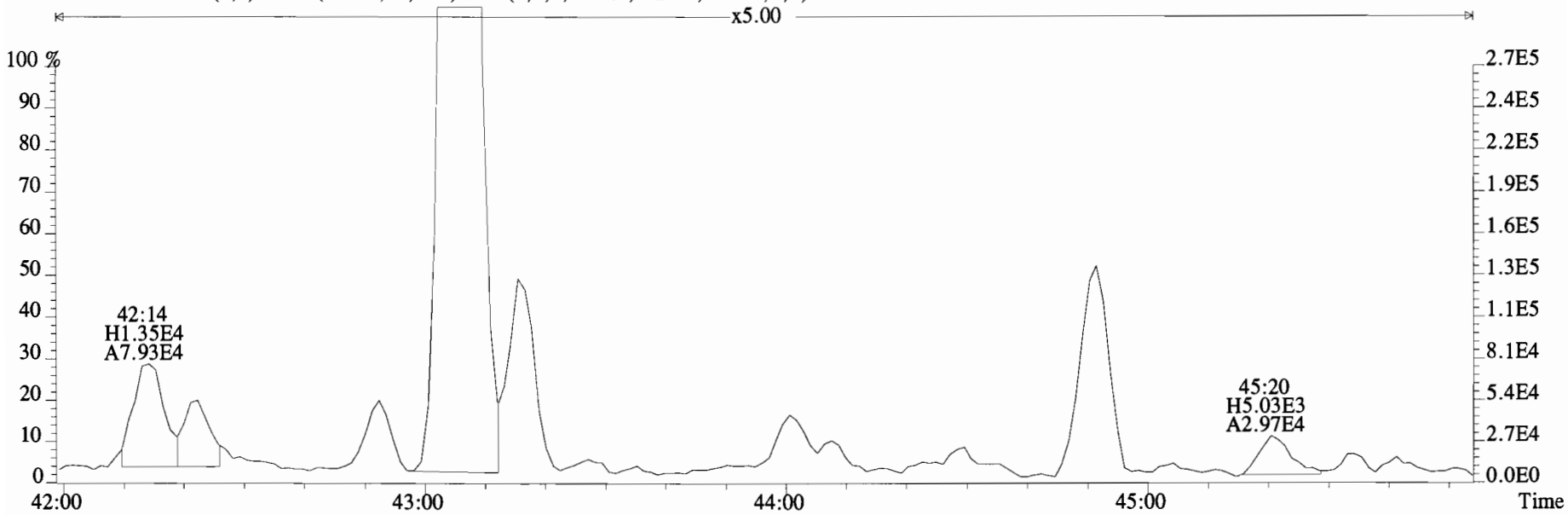

327.8775 S:7 F:4 SMO(1,3) BSUB(10000,15,-3.0) PKD(5,5,2,0.10%,2228.0,0.00%,F,F)

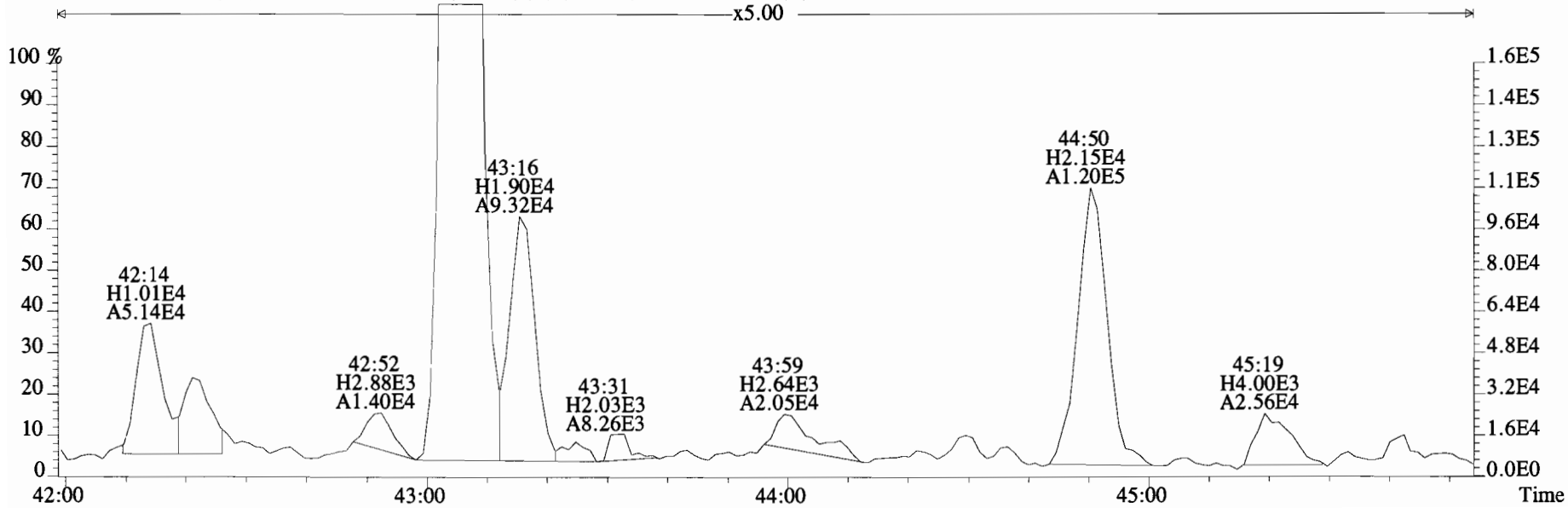

File:190610E1 #1-758 Acq:10-JUN-2019 23:12:02 GC EI+ Voltage SIR Autospec-UltimaE
Sample#7 File Text:Vista Analytical Laboratory VG-8 Text:1900817-03 T4-PDI2019-SG62-190418 12.96 Exp:PCB_ZB1
359.8415 S:7 F:3 SMO(1,3) BSUB(10000,15,-3.0) PKD(5,5,2,0.10%,996.0,0.00%,F,F)

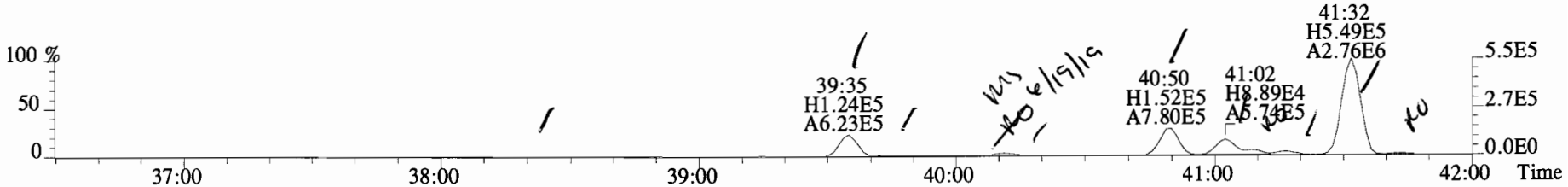

361.8385 S:7 F:3 SMO(1,3) BSUB(10000,15,-3.0) PKD(5,5,2,0.10%,788.0,0.00%,F,F)

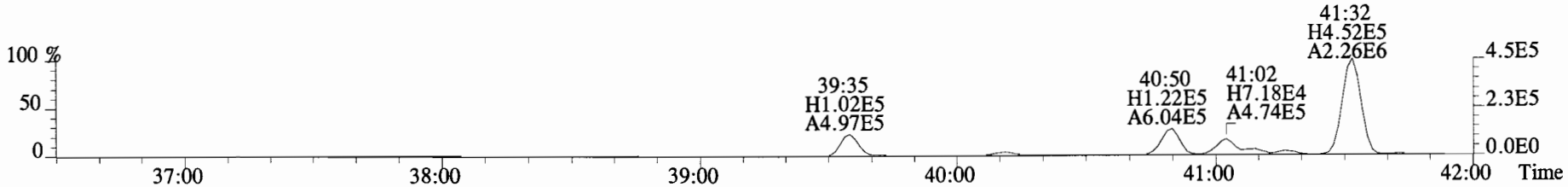

371.8817 S:7 F:3 SMO(1,3) BSUB(10000,15,-3.0) PKD(5,5,2,0.10%,952.0,0.00%,F,F)

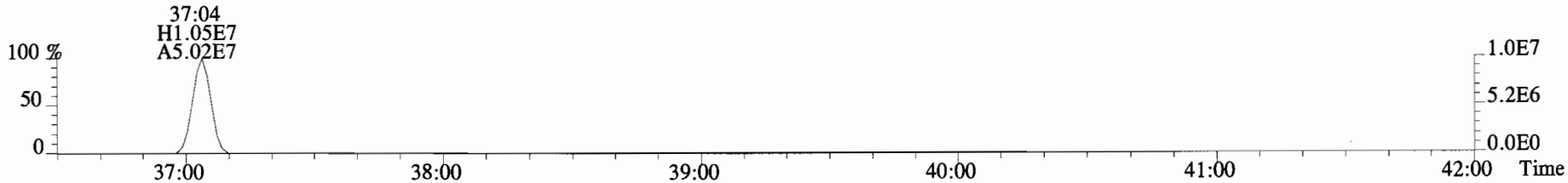

373.8788 S:7 F:3 SMO(1,3) BSUB(10000,15,-3.0) PKD(5,5,2,0.10%,896.0,0.00%,F,F)

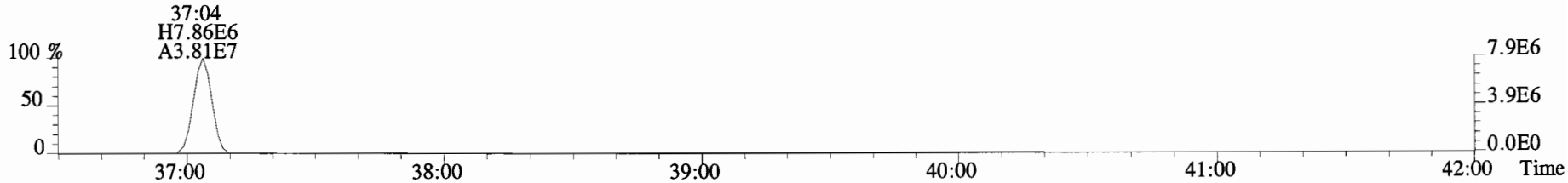

330.9792 S:7 F:3

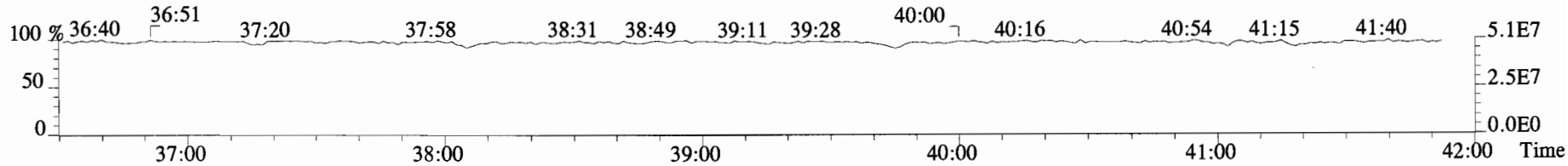

File:190610E1 #1-758 Acq:10-JUN-2019 23:12:02 GC EI+ Voltage SIR Autospec-UltimaE
Sample#7 File Text:Vista Analytical Laboratory VG-8 Text:1900817-03 T4-PDI2019-SG62-190418 12.96 Exp:PCB_ZB1
359.8415 S:7 F:3 SMO(1,3) BSUB(10000,15,-3.0) PKD(5,5,2,0.10%,996.0,0.00%,F,F)

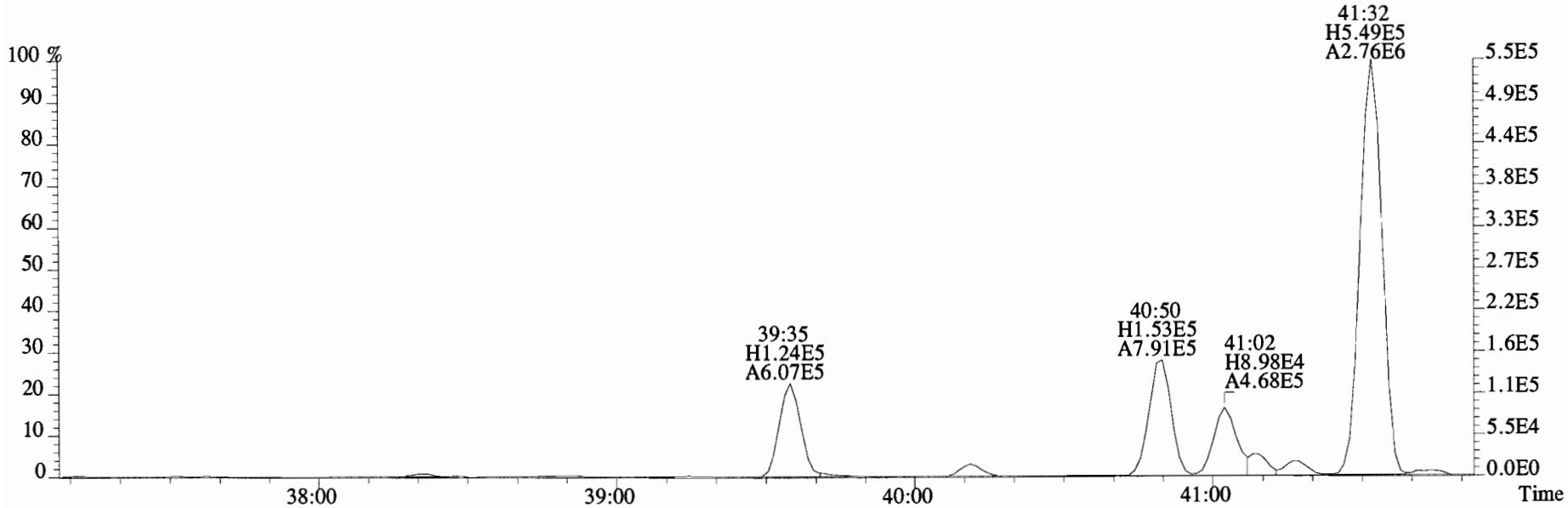

361.8385 S:7 F:3 SMO(1,3) BSUB(10000,15,-3.0) PKD(5,5,2,0.10%,788.0,0.00%,F,F)

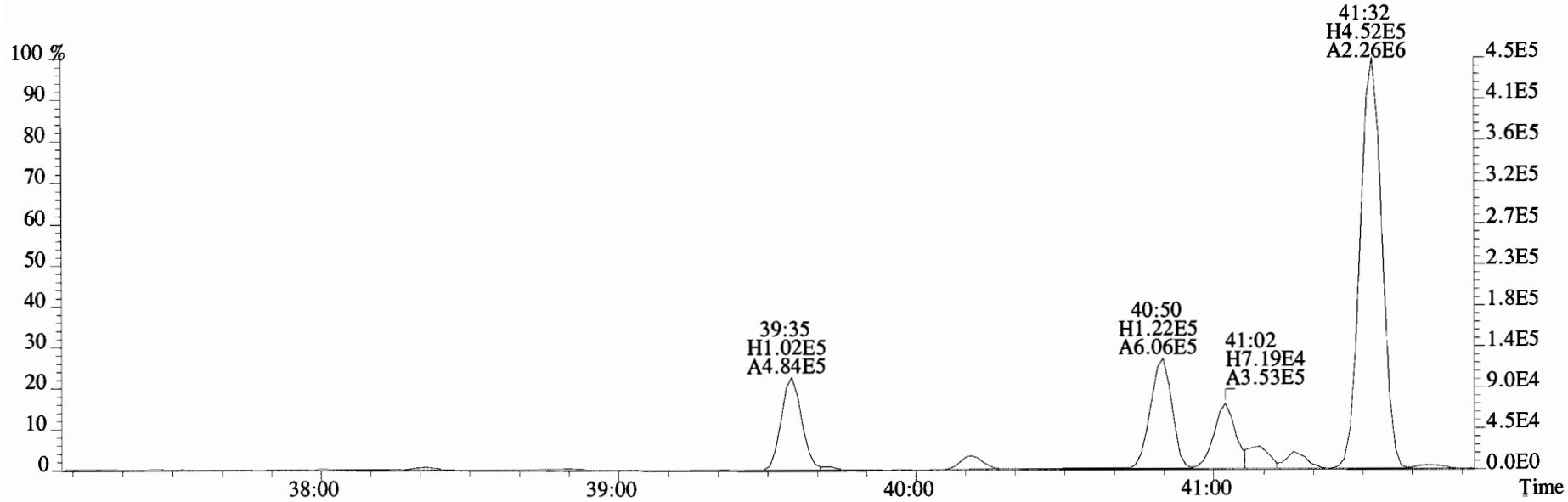

File:190610E1 #1-758 Acq:10-JUN-2019 23:12:02 GC EI+ Voltage SIR Autospec-UltimaE
Sample#7 File Text:Vista Analytical Laboratory VG-8 Text:1900817-03 T4-PDI2019-SG62-190418 12.96 Exp:PCB_ZB1
359.8415 S:7 F:3 SMO(1,3) BSUB(10000,15,-3.0) PKD(5,5,2,0.10%,996.0,0.00%,F,F)

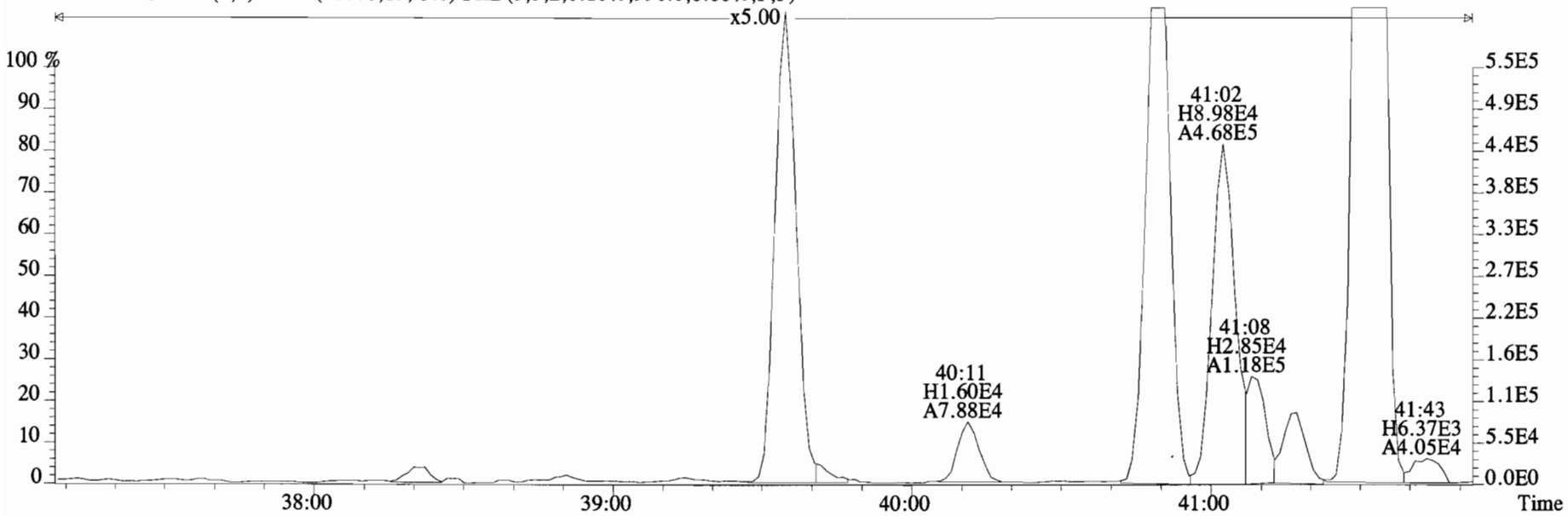

361.8385 S:7 F:3 SMO(1,3) BSUB(10000,15,-3.0) PKD(5,5,2,0.10%,788.0,0.00%,F,F)

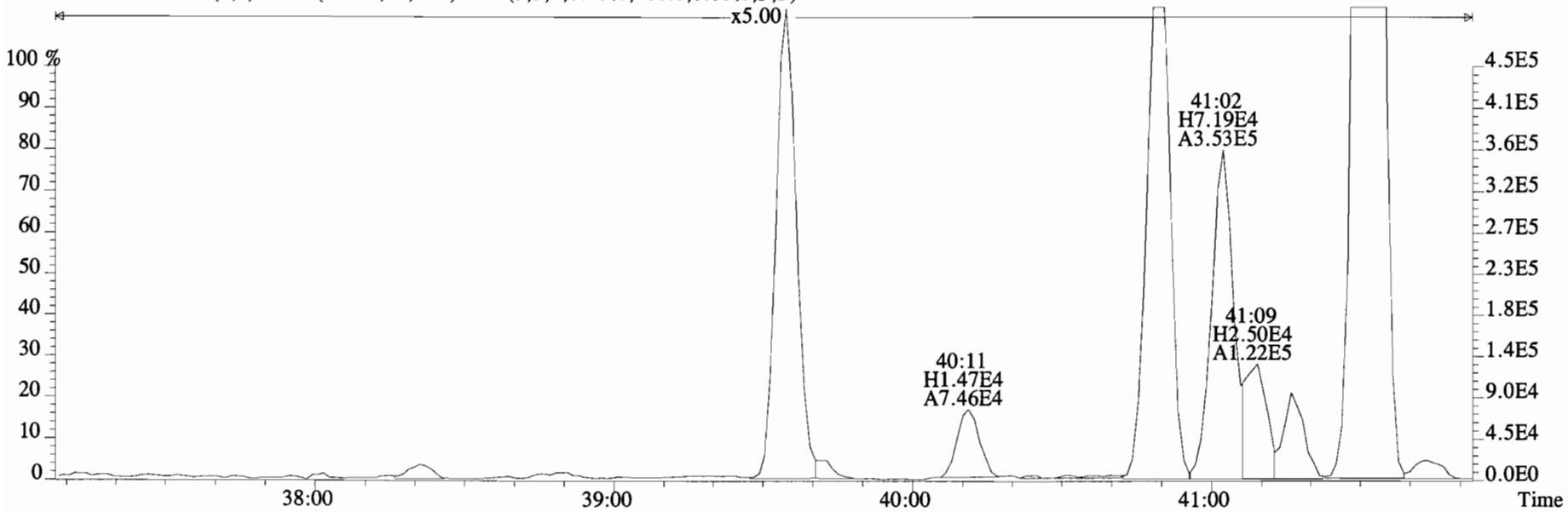

File:190610E1 #1-573 Acq:10-JUN-2019 23:12:02 GC EI+ Voltage SIR Autospec-UltimaE
Sample#7 File Text:Vista Analytical Laboratory VG-8 Text:1900817-03 T4-PDI2019-SG62-190418 12.96 Exp:PCB_ZB1
359.8415 S:7 F:4 SMO(1,3) BSUB(10000,15,-3.0) PKD(5,5,2,0.10%,1340.0,0.00%,F,F)

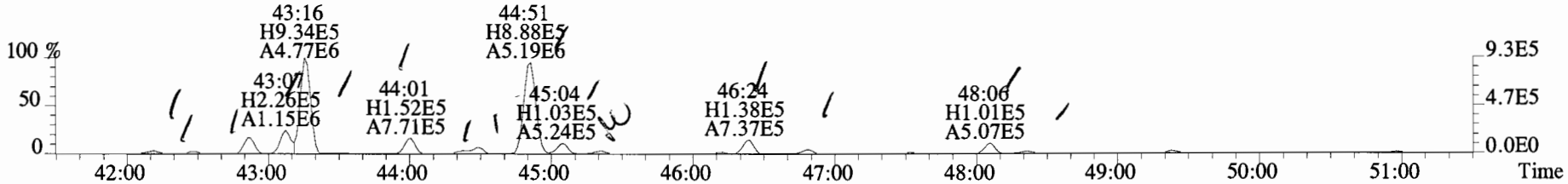

361.8385 S:7 F:4 SMO(1,3) BSUB(10000,15,-3.0) PKD(5,5,2,0.10%,1556.0,0.00%,F,F)

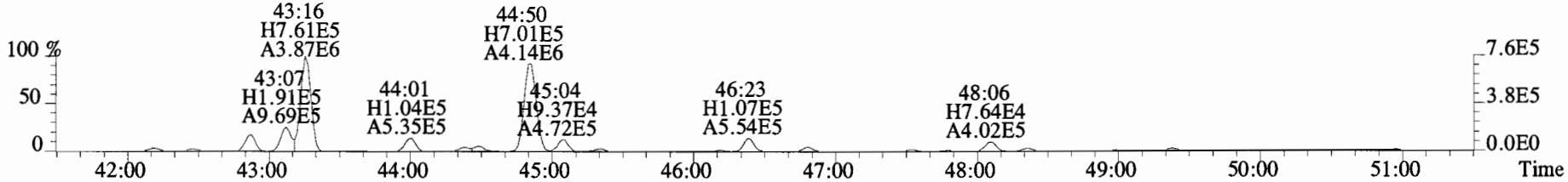

371.8817 S:7 F:4 SMO(1,3) BSUB(10000,15,-3.0) PKD(5,5,2,0.10%,10660.0,0.00%,F,F)

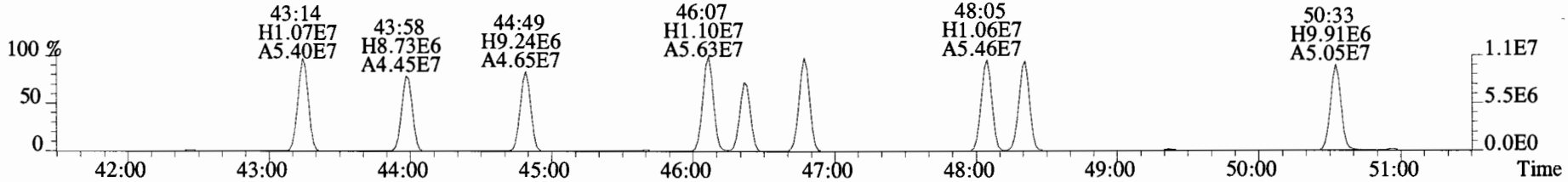

373.8788 S:7 F:4 SMO(1,3) BSUB(10000,15,-3.0) PKD(5,5,2,0.10%,8844.0,0.00%,F,F)

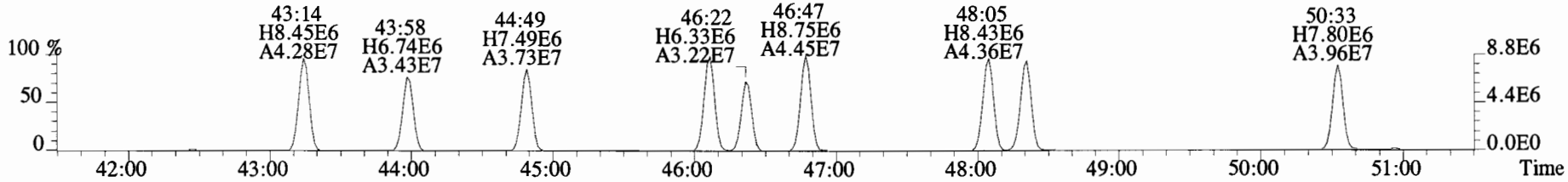

380.9760 S:7 F:4

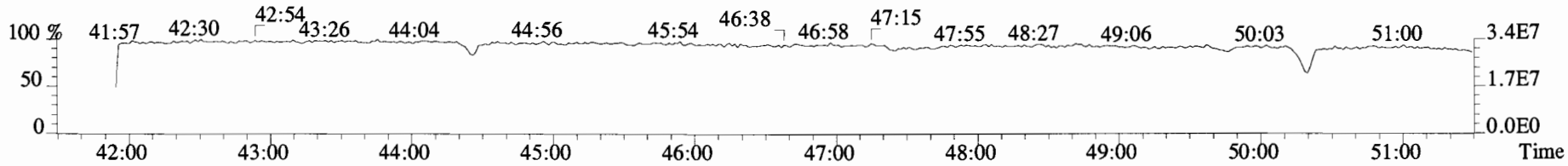

File:190610E1 #1-573 Acq:10-JUN-2019 23:12:02 GC EI+ Voltage SIR Autospec-UltimaE
Sample#7 File Text:Vista Analytical Laboratory VG-8 Text:1900817-03 T4-PDI2019-SG62-190418 12.96 Exp:PCB_ZB1
371.8817 S:7 F:4 SMO(1,3) BSUB(10000,15,-3.0) PKD(5,5,2,0.10%,10660.0,0.00%,F,F)

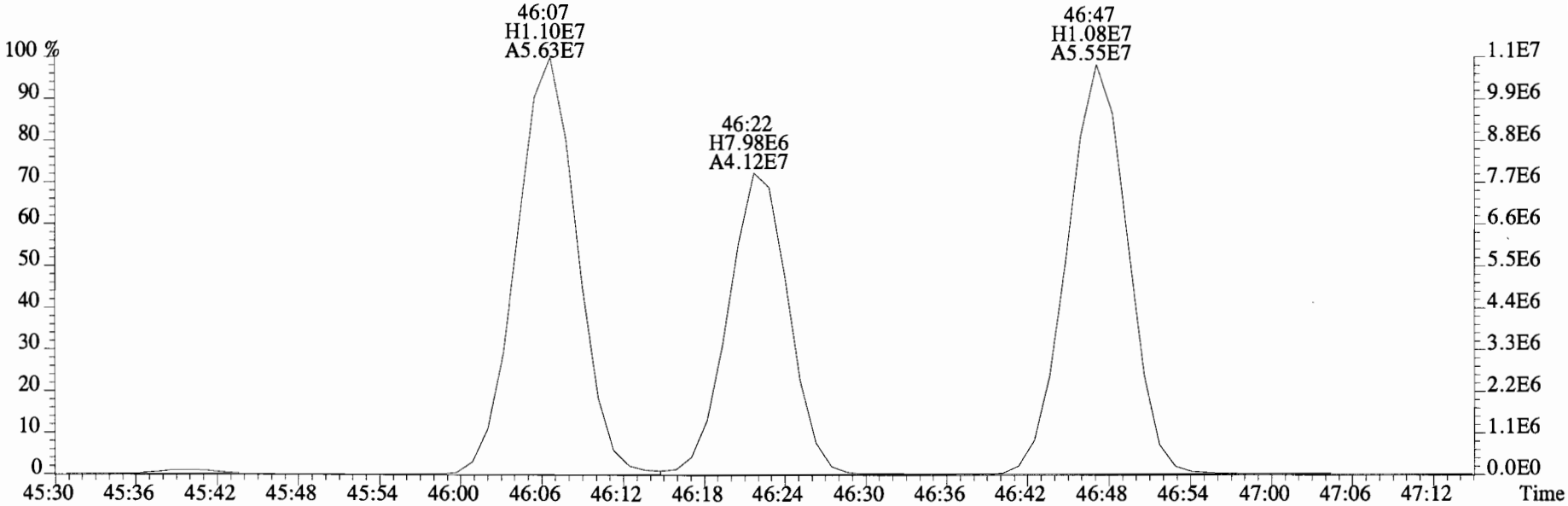

373.8788 S:7 F:4 SMO(1,3) BSUB(10000,15,-3.0) PKD(5,5,2,0.10%,8844.0,0.00%,F,F)

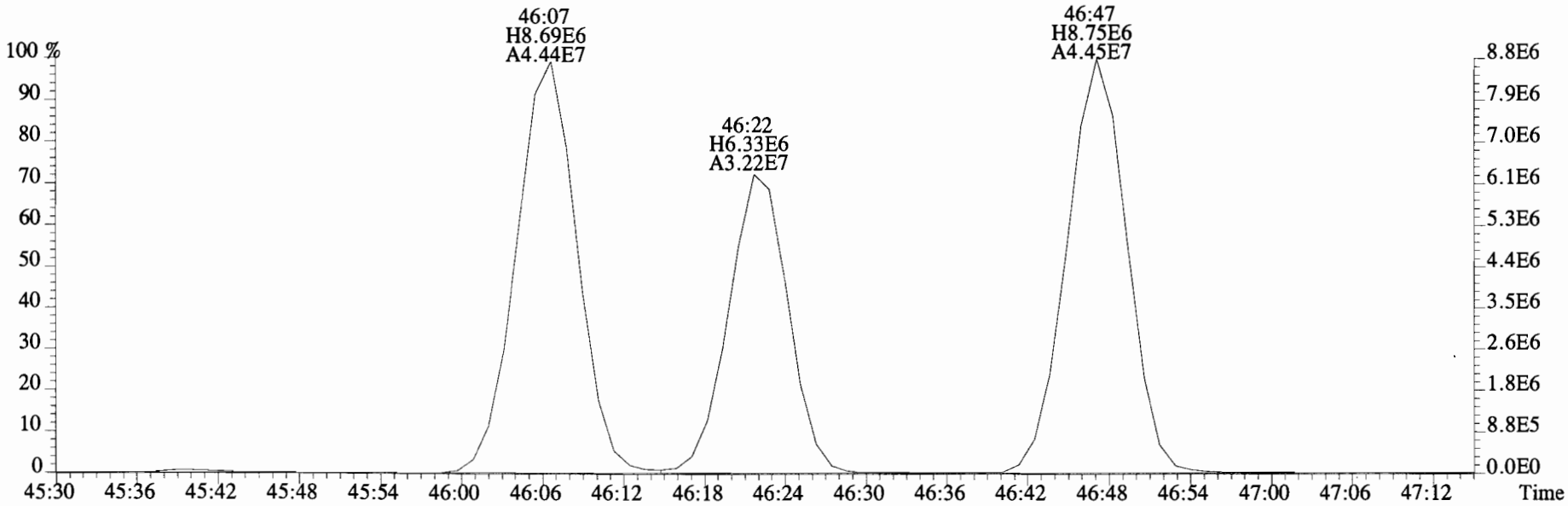

File:190610E1 #1-573 Acq:10-JUN-2019 23:12:02 GC EI+ Voltage SIR Autospec-UltimaE
Sample#7 File Text:Vista Analytical Laboratory VG-8 Text:1900817-03 T4-PDI2019-SG62-190418 12.96 Exp:PCB_ZB1
371.8817 S:7 F:4 SMO(1,3) BSUB(10000,15,-3.0) PKD(5,5,2,0.10%,10660.0,0.00%,F,F)

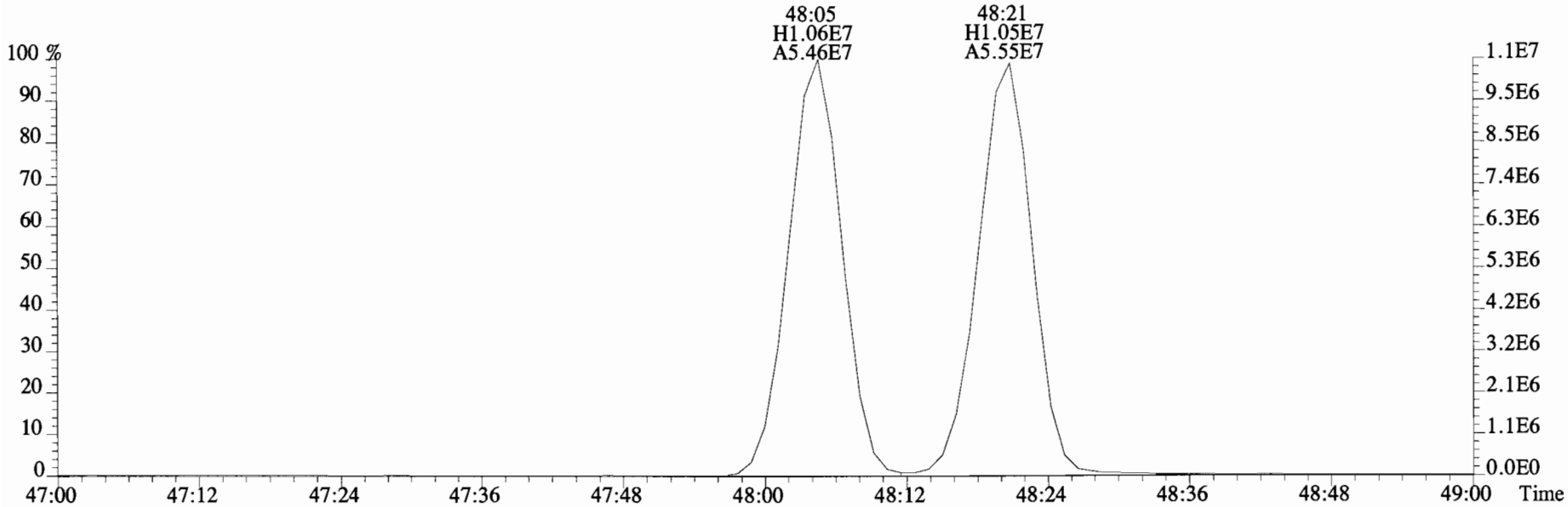

373.8788 S:7 F:4 SMO(1,3) BSUB(10000,15,-3.0) PKD(5,5,2,0.10%,8844.0,0.00%,F,F)

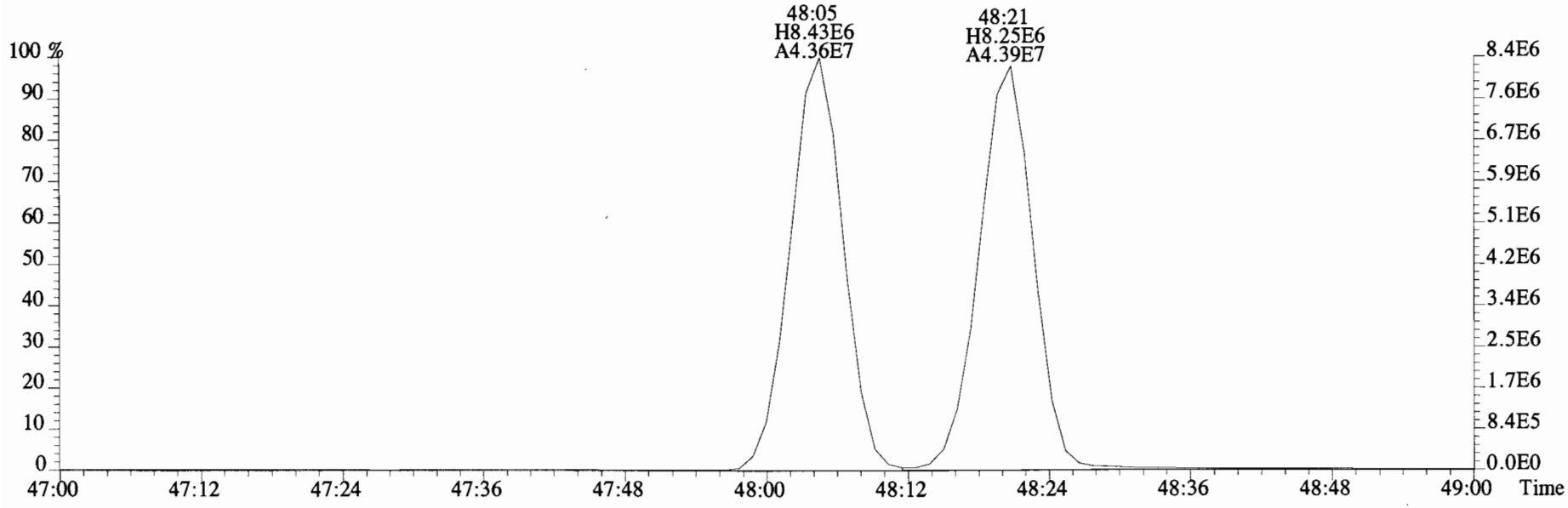

File:190610E1 #1-573 Acq:10-JUN-2019 23:12:02 GC EI+ Voltage SIR Autospec-UltimaE
Sample#7 File Text:Vista Analytical Laboratory VG-8 Text:1900817-03 T4-PDI2019-SG62-190418 12.96 Exp:PCB_ZB1
359.8415 S:7 F:4 SMO(1,3) BSUB(10000,15,-3.0) PKD(5,5,2,0.10%,1340.0,0.00%,F,F)

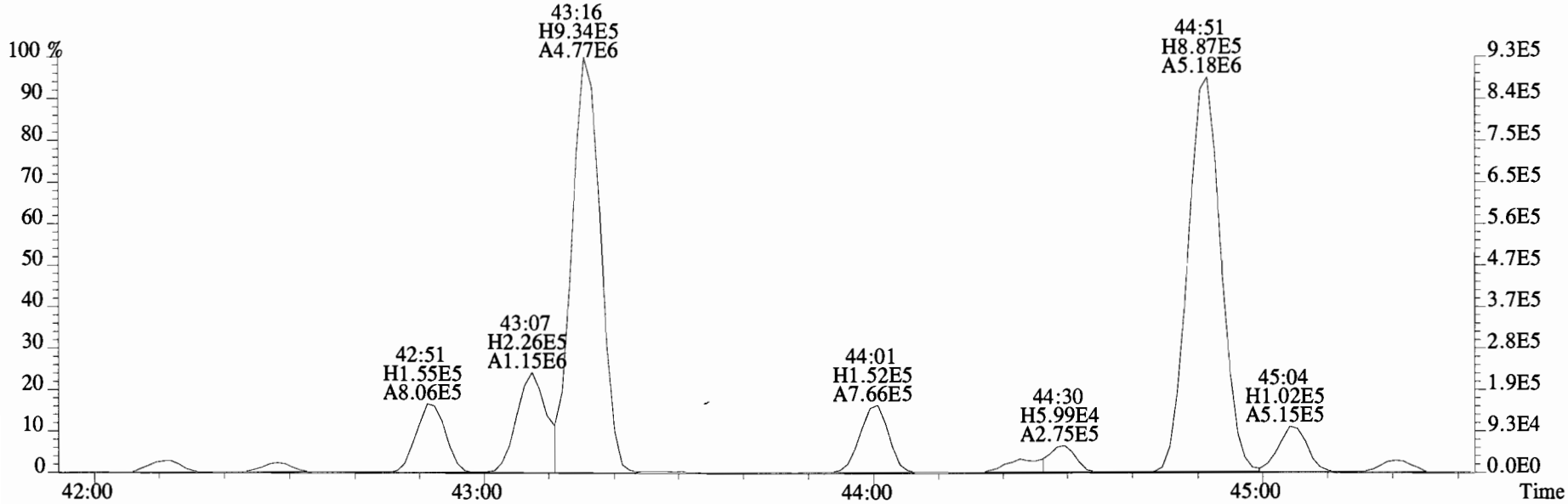

361.8385 S:7 F:4 SMO(1,3) BSUB(10000,15,-3.0) PKD(5,5,2,0.10%,1556.0,0.00%,F,F)

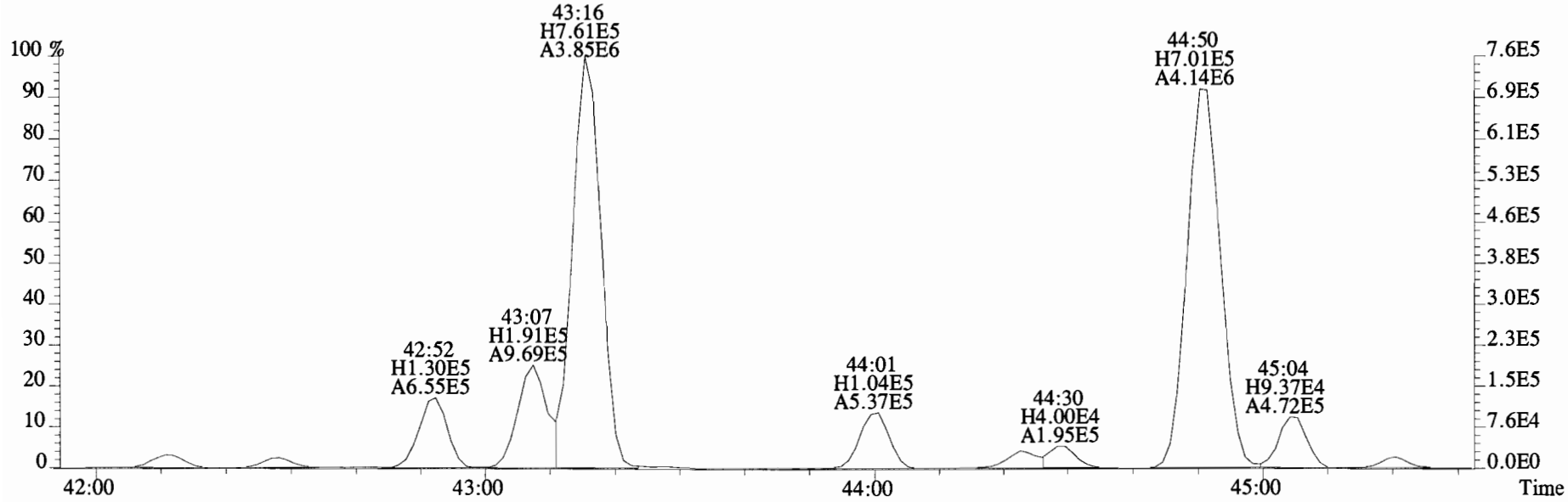

File:190610E1 #1-573 Acq:10-JUN-2019 23:12:02 GC EI+ Voltage SIR Autospec-UltimaE
Sample#7 File Text:Vista Analytical Laboratory VG-8 Text:1900817-03 T4-PDI2019-SG62-190418 12.96 Exp:PCB_ZB1
359.8415 S:7 F:4 SMO(1,3) BSUB(10000,15,-3.0) PKD(5,5,2,0.10%,1340.0,0.00%,F,F)

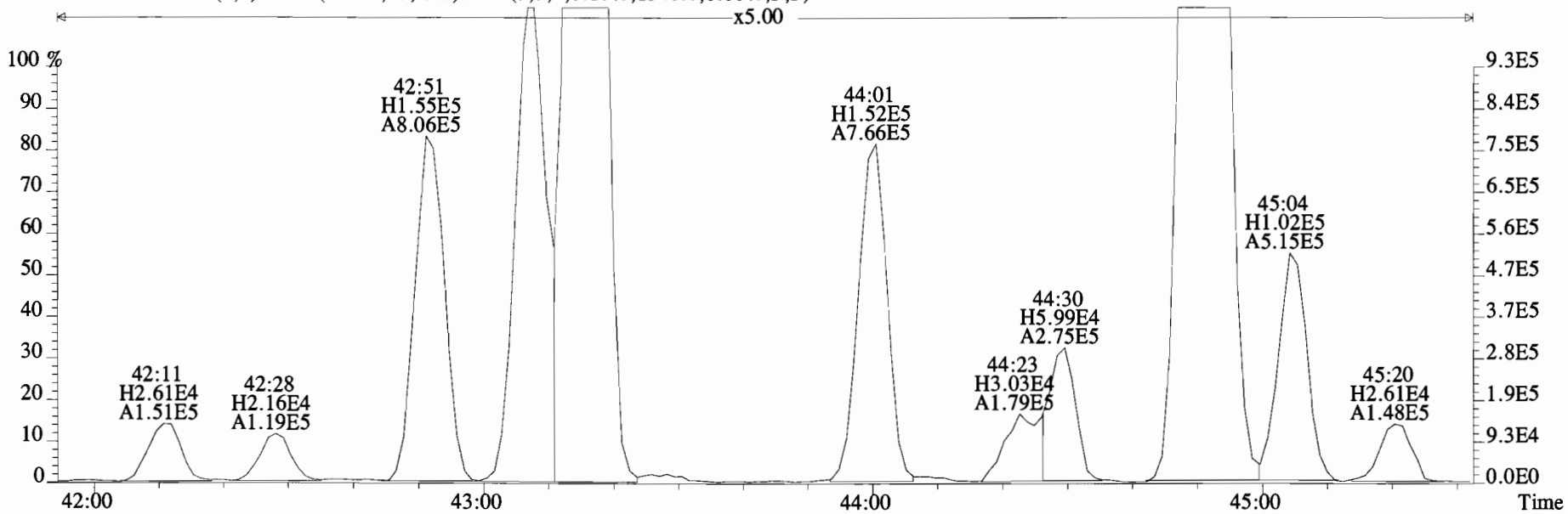

361.8385 S:7 F:4 SMO(1,3) BSUB(10000,15,-3.0) PKD(5,5,2,0.10%,1556.0,0.00%,F,F)

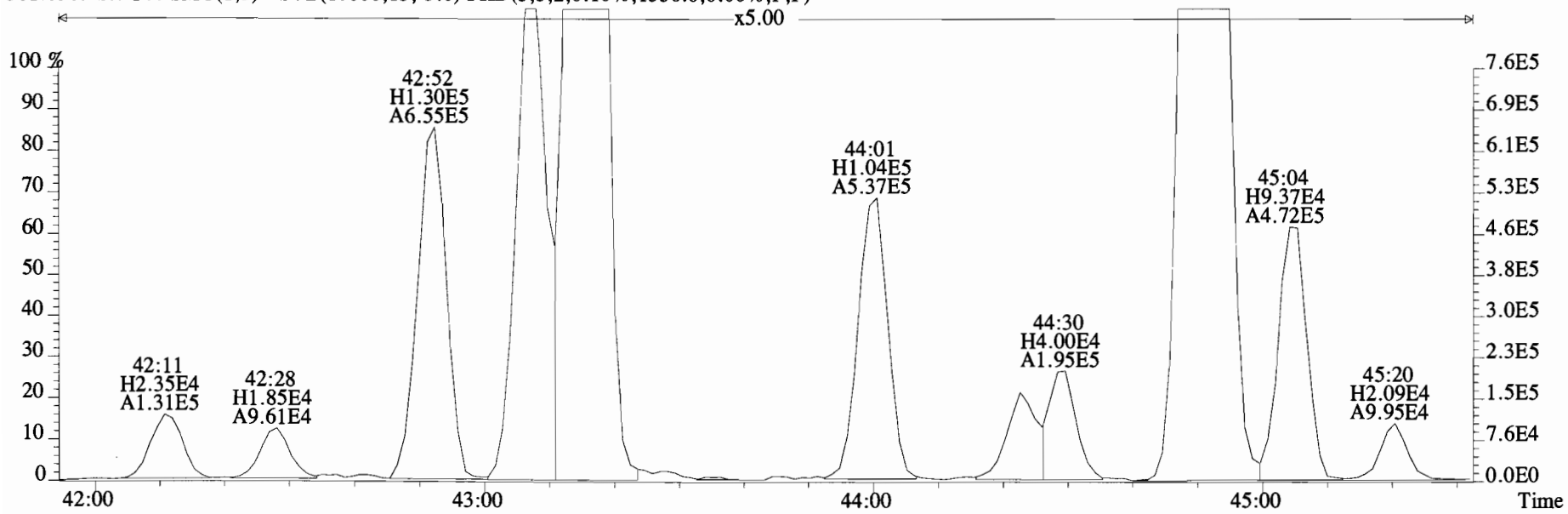

File:190610E1 #1-573 Acq:10-JUN-2019 23:12:02 GC EI+ Voltage SIR Autospec-UltimaE
Sample#7 File Text:Vista Analytical Laboratory VG-8 Text:1900817-03 T4-PDI2019-SG62-190418 12.96 Exp:PCB_ZB1
359.8415 S:7 F:4 SMO(1,3) BSUB(10000,15,-3.0) PKD(5,5,2,0.10%,1340.0,0.00%,F,F)

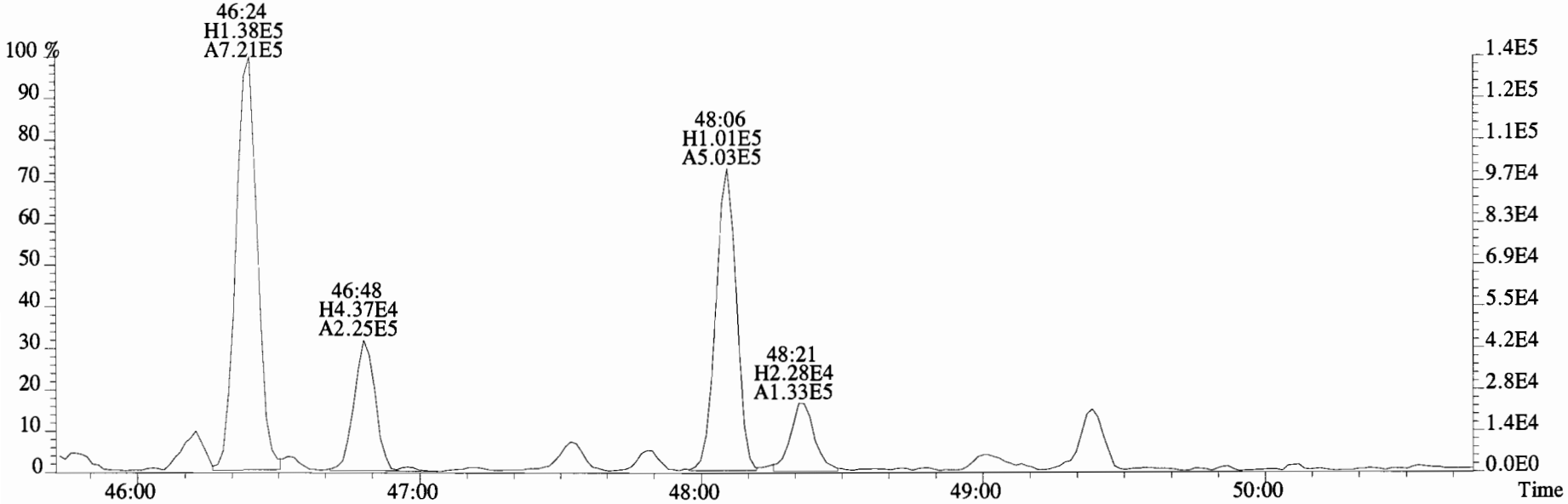

361.8385 S:7 F:4 SMO(1,3) BSUB(10000,15,-3.0) PKD(5,5,2,0.10%,1556.0,0.00%,F,F)

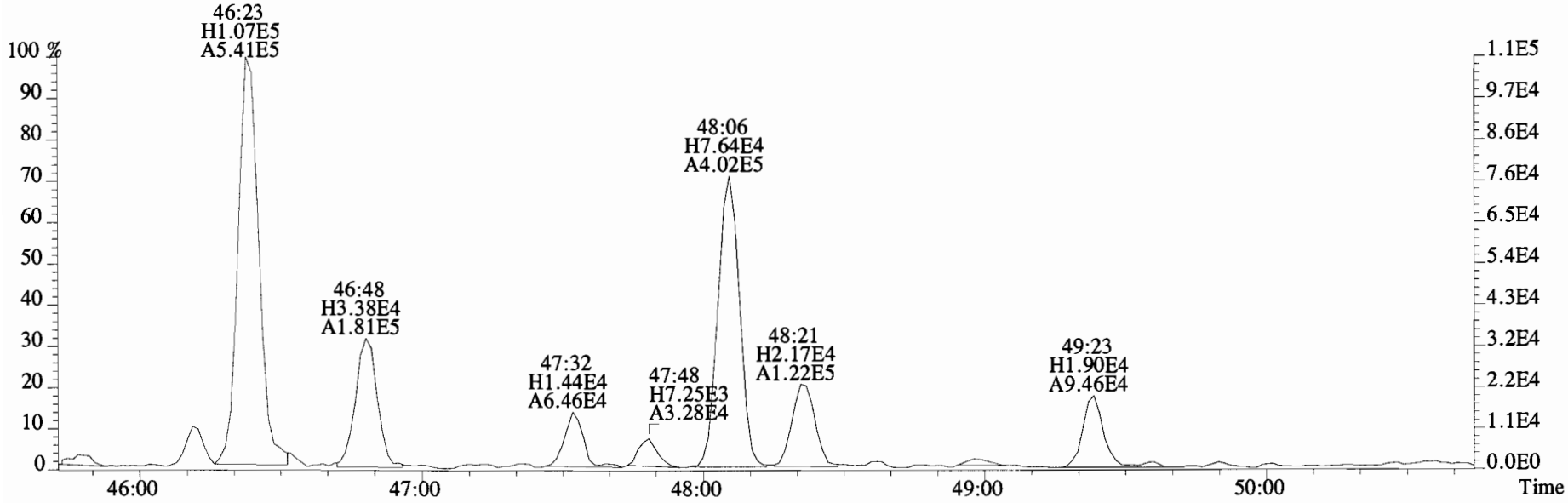

File:190610E1 #1-573 Acq:10-JUN-2019 23:12:02 GC EI+ Voltage SIR Autospec-UltimaE
Sample#7 File Text:Vista Analytical Laboratory VG-8 Text:1900817-03 T4-PDI2019-SG62-190418 12.96 Exp:PCB_ZB1

393.8025 S:7 F:4 SMO(1,3) BSUB(10000,15,-3.0) PKD(5,5,2,0.10%,1484.0,0.00%,F,F)

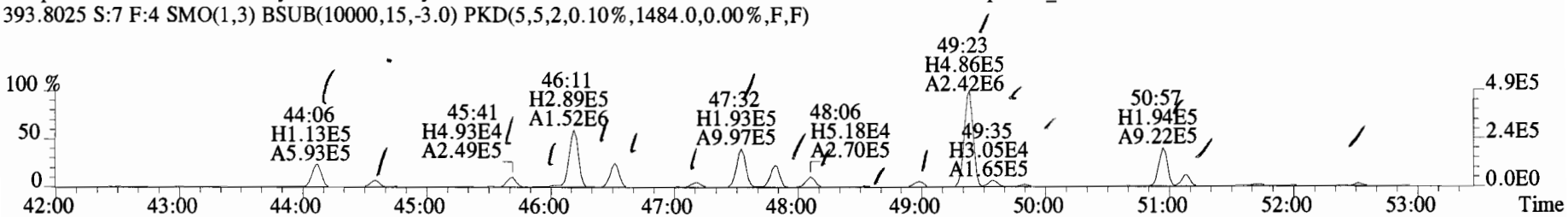

395.7995 S:7 F:4 SMO(1,3) BSUB(10000,15,-3.0) PKD(5,5,2,0.10%,1112.0,0.00%,F,F)



403.8457 S:7 F:4 SMO(1,3) BSUB(10000,15,-3.0) PKD(5,5,2,0.10%,1496.0,0.00%,F,F)

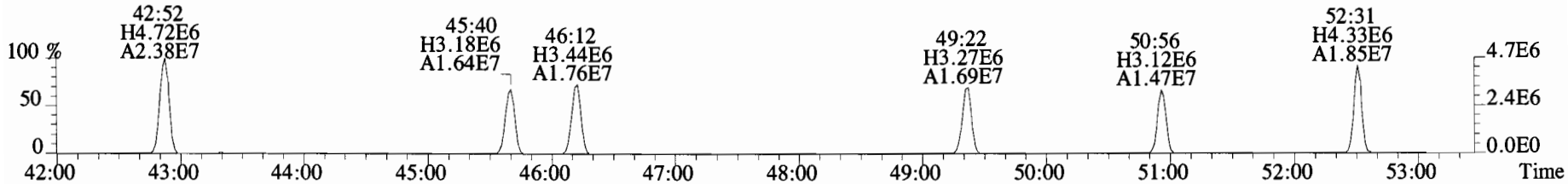

405.8428 S:7 F:4 SMO(1,3) BSUB(10000,15,-3.0) PKD(5,5,2,0.10%,3196.0,0.00%,F,F)

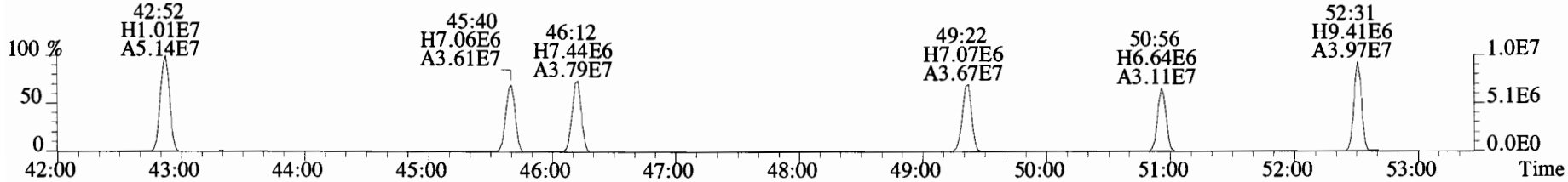

380.9760 S:7 F:4

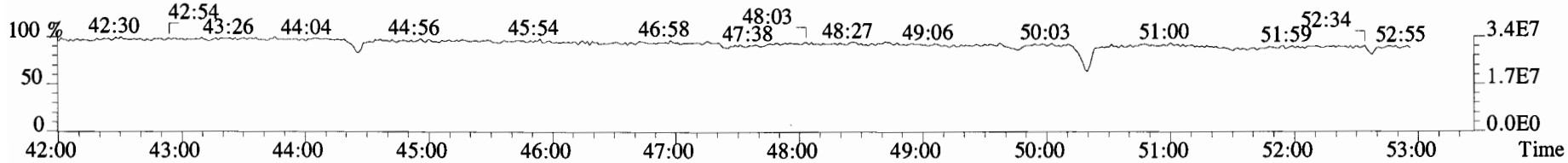

File:190610E1 #1-573 Acq:10-JUN-2019 23:12:02 GC EI+ Voltage SIR Autospec-UltimaE
Sample#7 File Text:Vista Analytical Laboratory VG-8 Text:1900817-03 T4-PDI2019-SG62-190418 12.96 Exp:PCB_ZB1
393.8025 S:7 F:4 SMO(1,3) BSUB(10000,15,-3.0) PKD(5,5,2,0.10%,1484.0,0.00%,F,F)

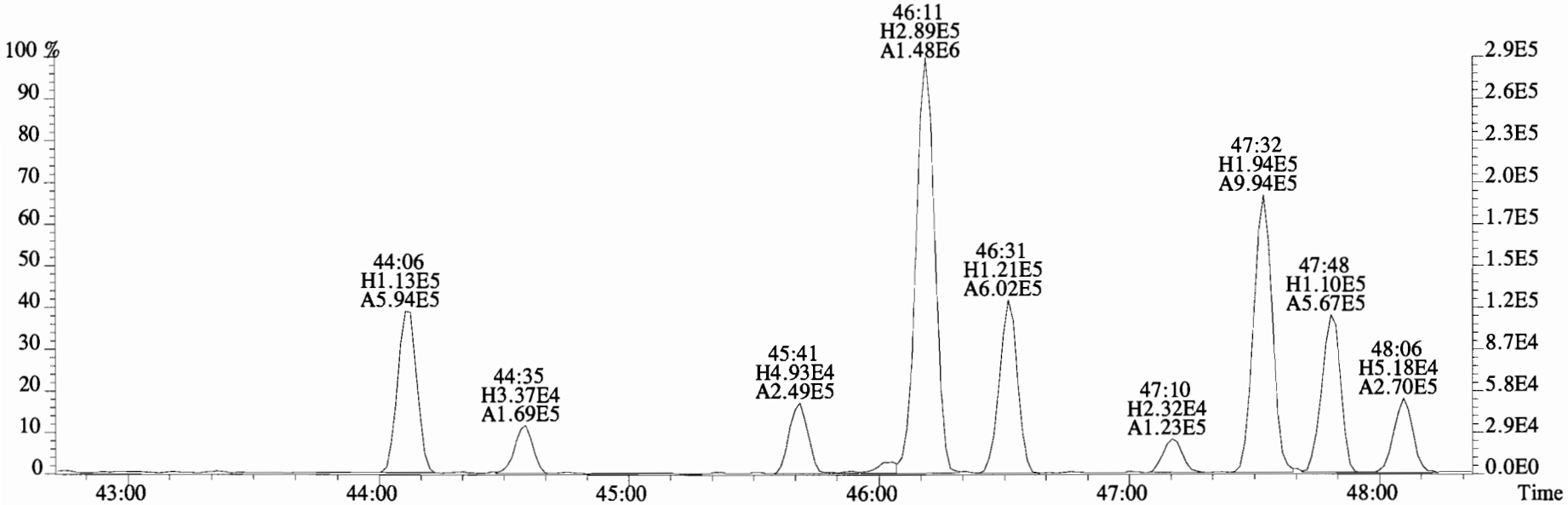

395.7995 S:7 F:4 SMO(1,3) BSUB(10000,15,-3.0) PKD(5,5,2,0.10%,1112.0,0.00%,F,F)

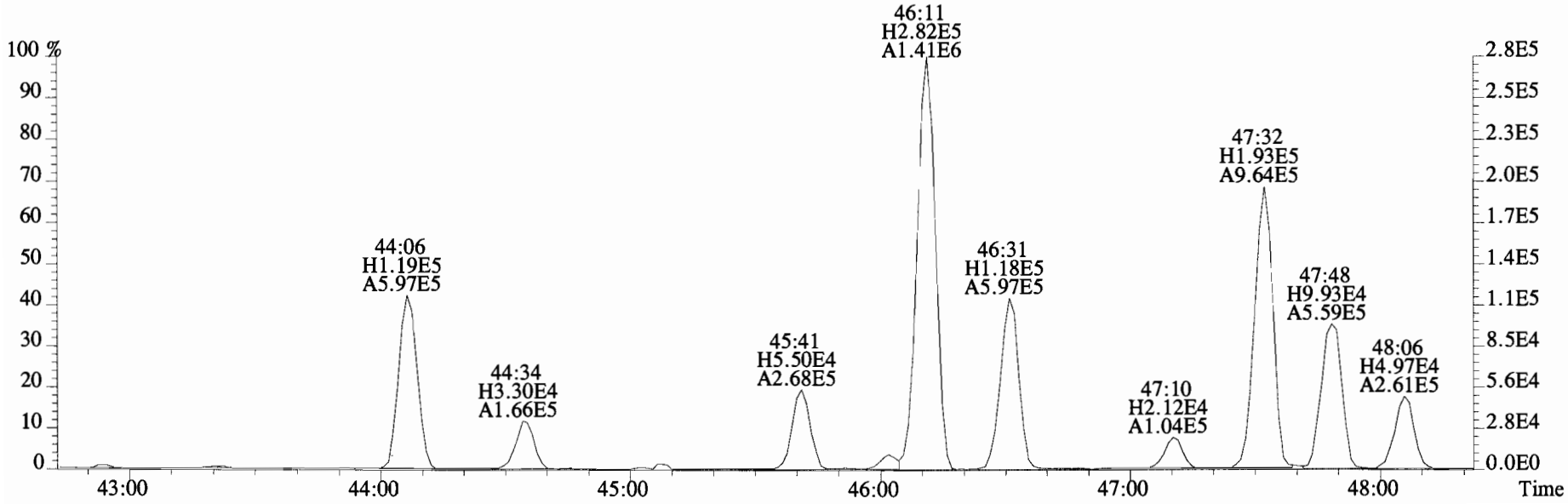

File:190610E1 #1-573 Acq:10-JUN-2019 23:12:02 GC EI+ Voltage SIR Autospec-UltimaE
Sample#7 File Text:Vista Analytical Laboratory VG-8 Text:1900817-03 T4-PDI2019-SG62-190418 12.96 Exp:PCB_ZB1
393.8025 S:7 F:4 SMO(1,3) BSUB(10000,15,-3.0) PKD(5,5,2,0.10%,1484.0,0.00%,F,F)

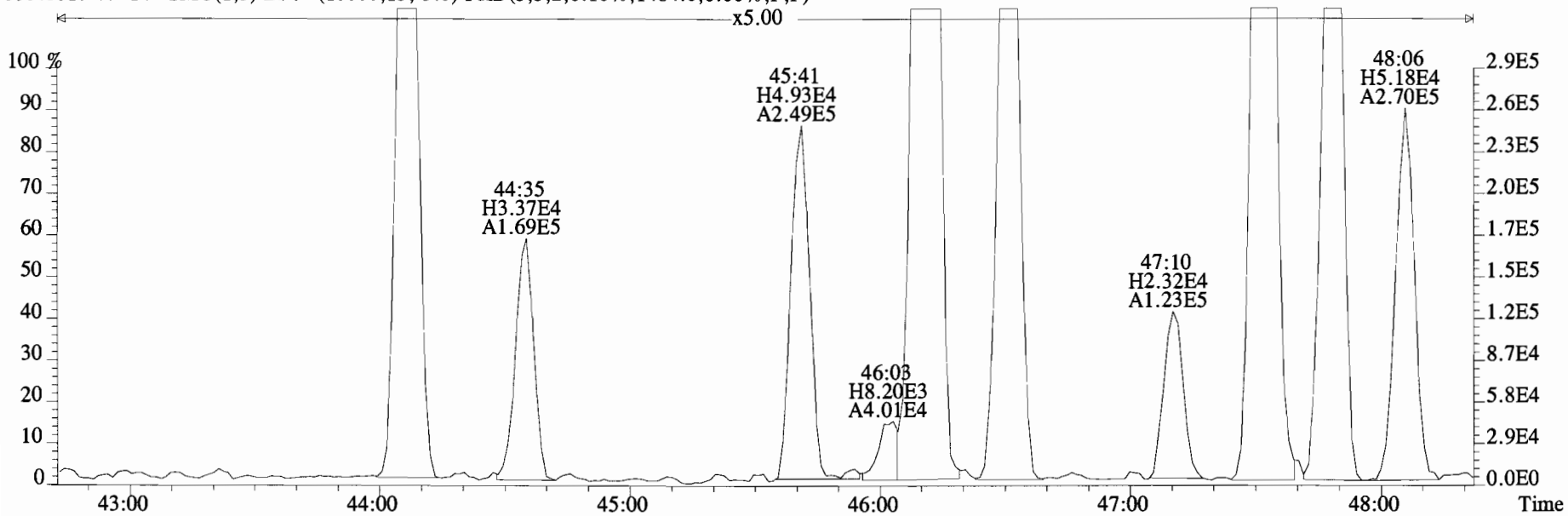

395.7995 S:7 F:4 SMO(1,3) BSUB(10000,15,-3.0) PKD(5,5,2,0.10%,1112.0,0.00%,F,F)

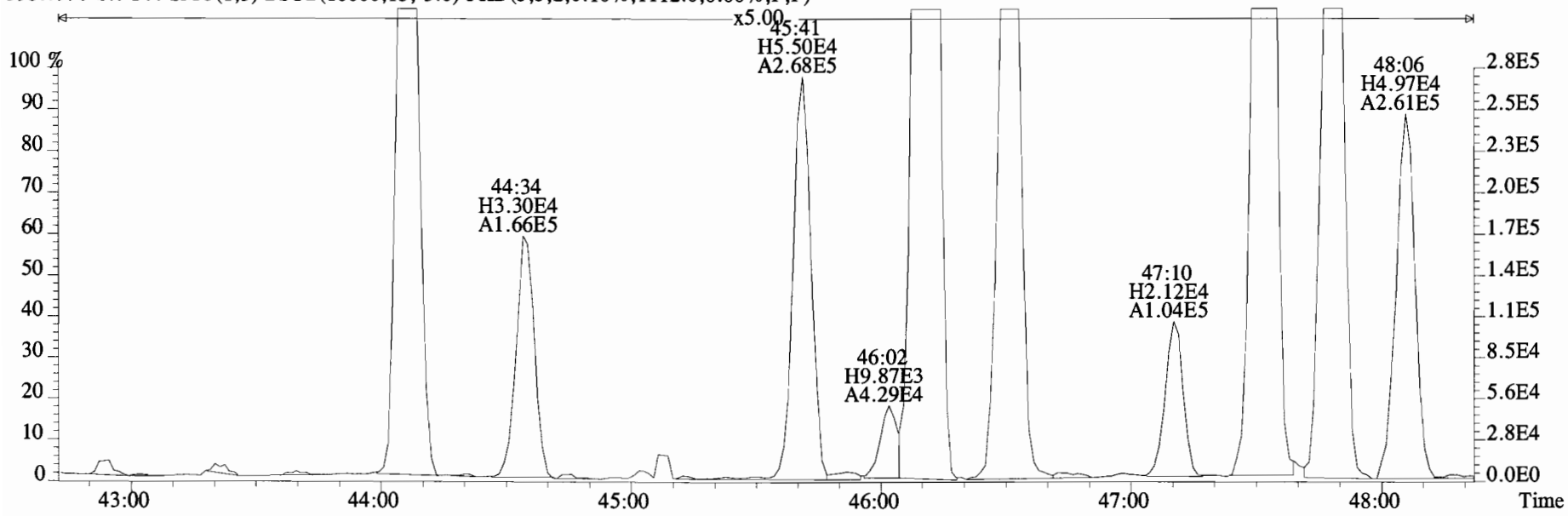

File:190610E1 #1-573 Acq:10-JUN-2019 23:12:02 GC EI+ Voltage SIR Autospec-UltimaE
Sample#7 File Text:Vista Analytical Laboratory VG-8 Text:1900817-03 T4-PDI2019-SG62-190418 12.96 Exp:PCB_ZB1
393.8025 S:7 F:4 SMO(1,3) BSUB(10000,15,-3.0) PKD(5,5,2,0.10%,1484.0,0.00%,F,F)

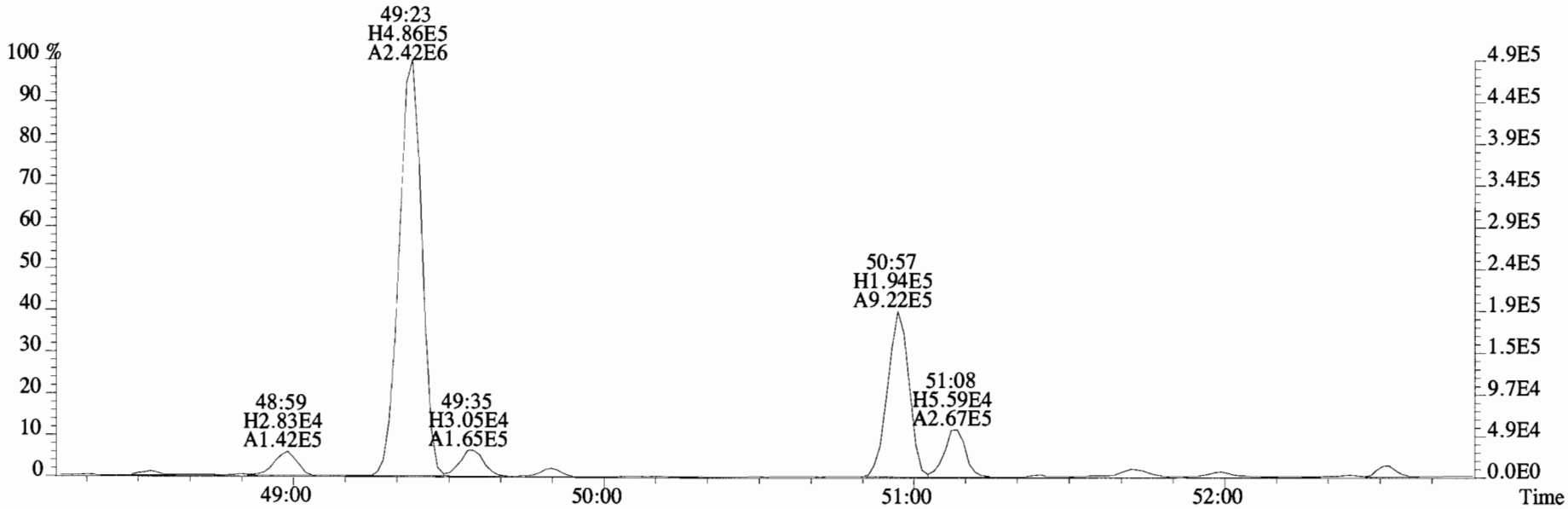

395.7995 S:7 F:4 SMO(1,3) BSUB(10000,15,-3.0) PKD(5,5,2,0.10%,1112.0,0.00%,F,F)

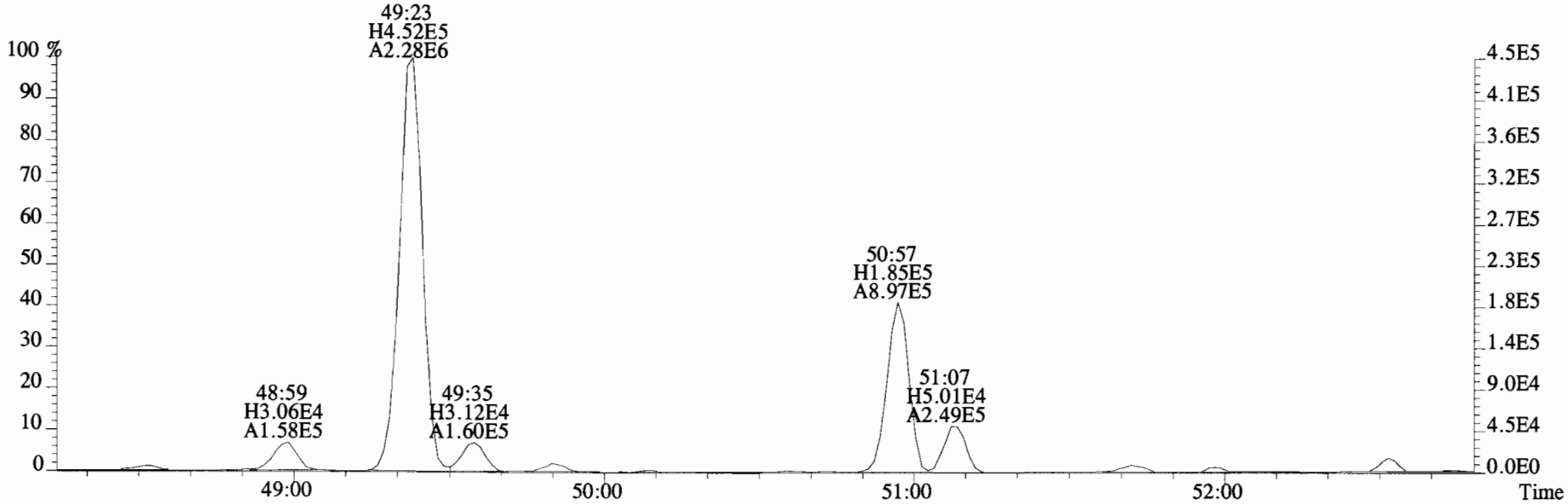

File:190610E1 #1-573 Acq:10-JUN-2019 23:12:02 GC EI+ Voltage SIR Autospec-UltimaE
Sample#7 File Text:Vista Analytical Laboratory VG-8 Text:1900817-03 T4-PDI2019-SG62-190418 12.96 Exp:PCB_ZB1
393.8025 S:7 F:4 SMO(1,3) BSUB(10000,15,-3.0) PKD(5,5,2,0.10%,1484.0,0.00%,F,F)

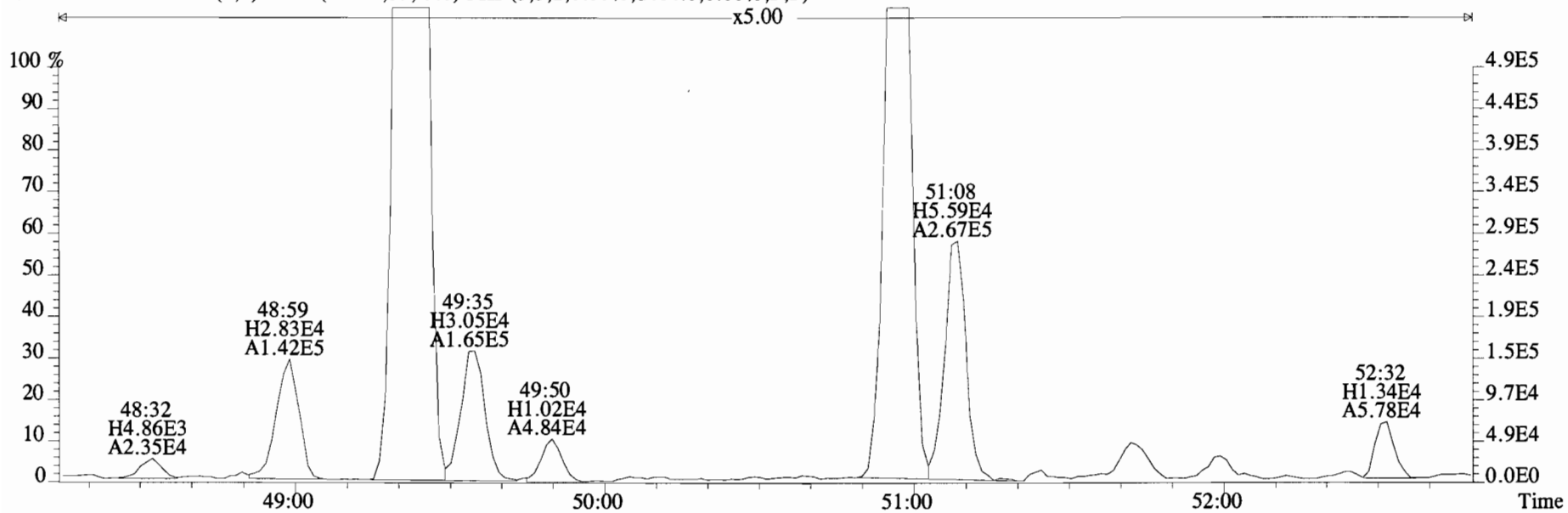

395.7995 S:7 F:4 SMO(1,3) BSUB(10000,15,-3.0) PKD(5,5,2,0.10%,1112.0,0.00%,F,F)

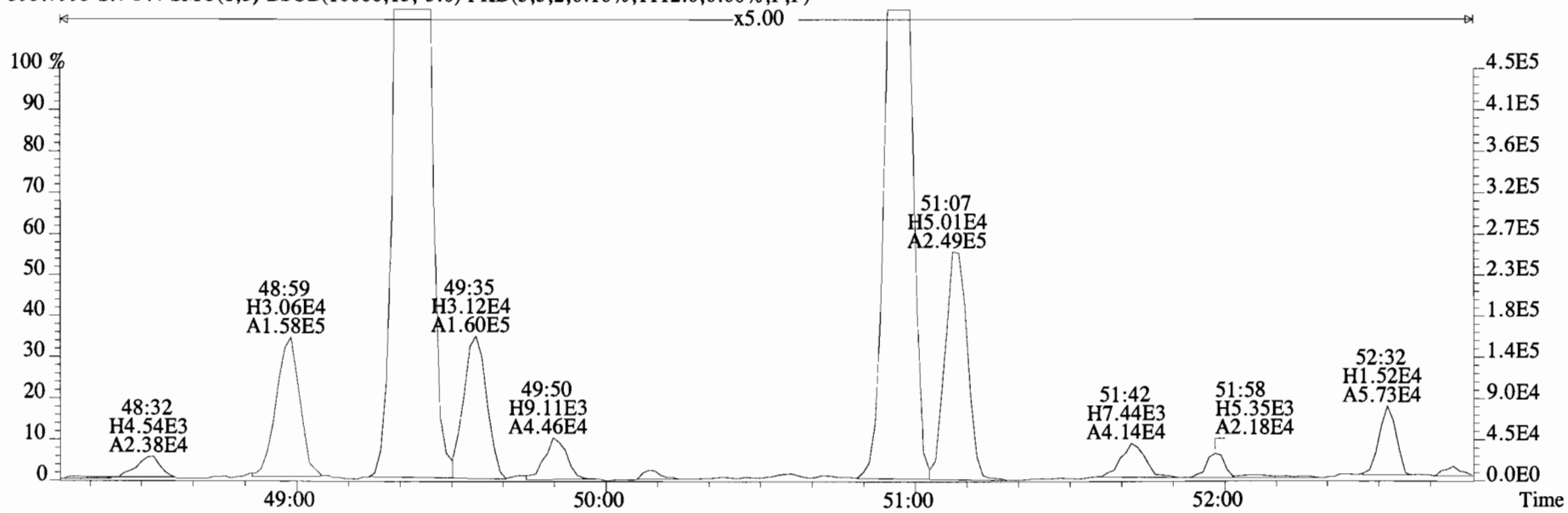

File:190610E1 #1-573 Acq:10-JUN-2019 23:12:02 GC EI+ Voltage SIR Autospec-UltimaE
Sample#7 File Text:Vista Analytical Laboratory VG-8 Text:1900817-03 T4-PDI2019-SG62-190418 12.96 Exp:PCB_ZB1
427.7635 S:7 F:4 SMO(1,3) BSUB(10000,15,-3.0) PKD(5,5,2,0.10%,784.0,0.00%,F,F)

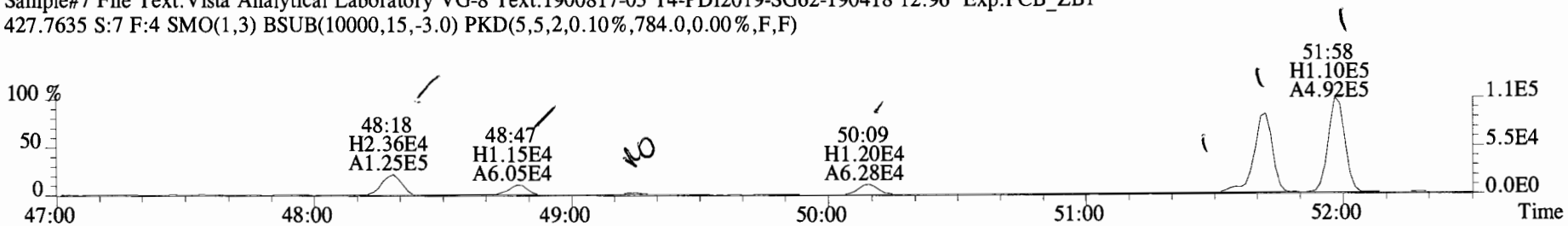

429.7606 S:7 F:4 SMO(1,3) BSUB(10000,15,-3.0) PKD(5,5,2,0.10%,1016.0,0.00%,F,F)

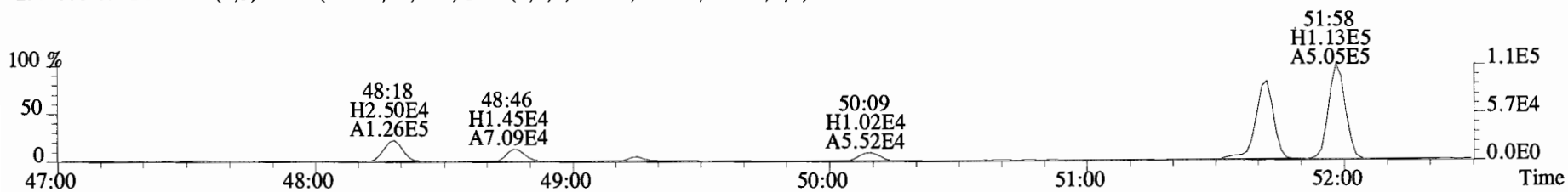

439.8038 S:7 F:4 SMO(1,3) BSUB(10000,15,-3.0) PKD(5,5,2,0.10%,836.0,0.00%,F,F)

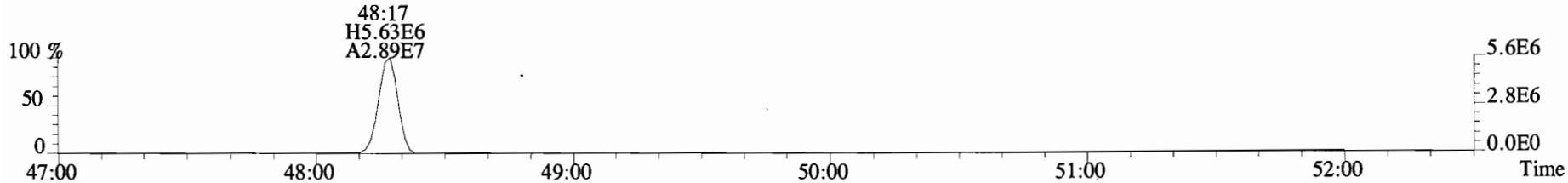

441.8008 S:7 F:4 SMO(1,3) BSUB(10000,15,-3.0) PKD(5,5,2,0.10%,832.0,0.00%,F,F)

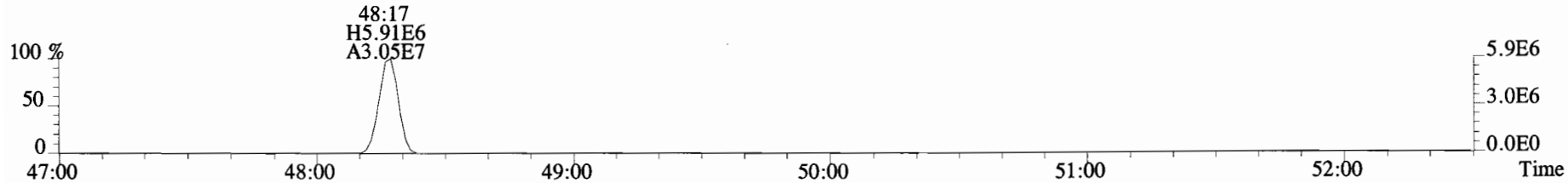

380.9760 S:7 F:4

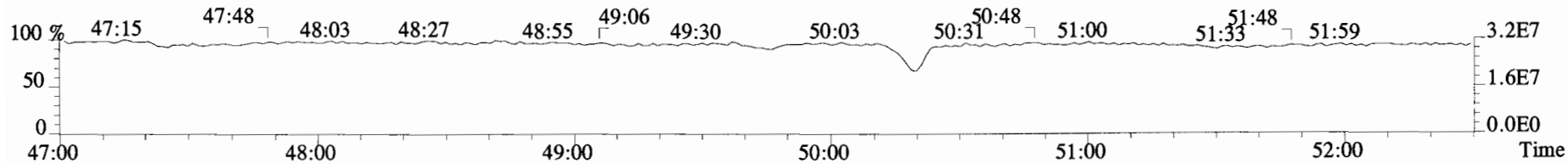

File:190610E1 #1-573 Acq:10-JUN-2019 23:12:02 GC EI+ Voltage SIR Autospec-UltimaE
Sample#7 File Text:Vista Analytical Laboratory VG-8 Text:1900817-03 T4-PDI2019-SG62-190418 12.96 Exp:PCB_ZB1
427.7635 S:7 F:4 SMO(1,3) BSUB(10000,15,-3.0) PKD(5,5,2,0.10%,784.0,0.00%,F,F)

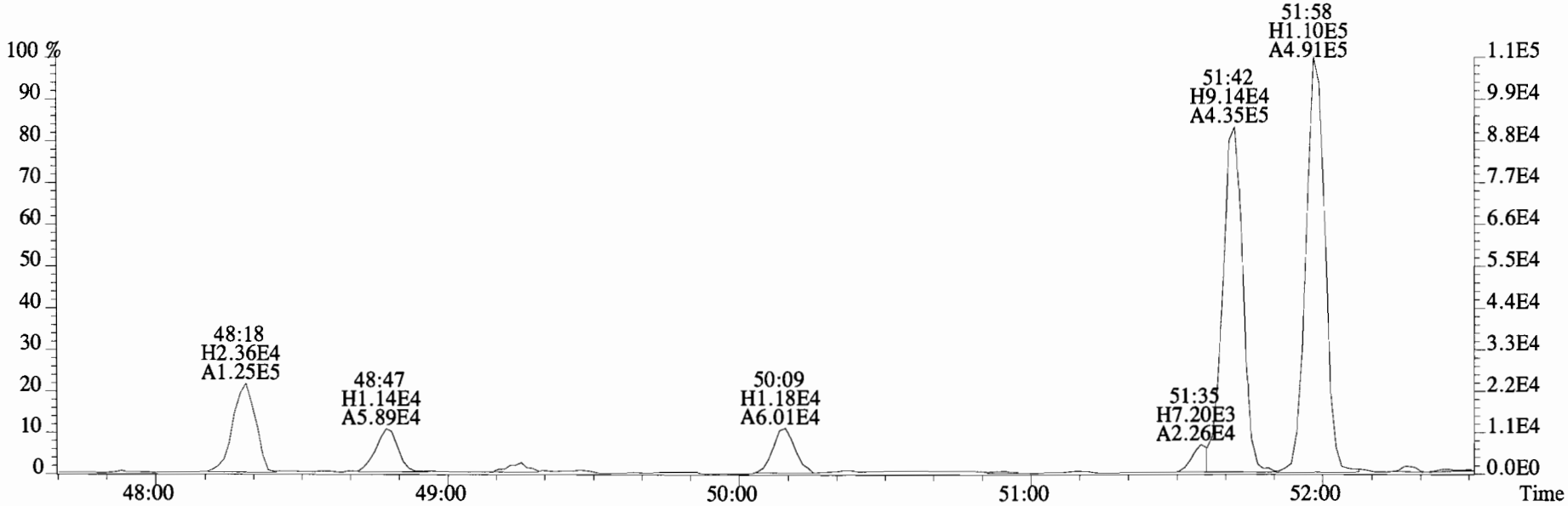

429.7606 S:7 F:4 SMO(1,3) BSUB(10000,15,-3.0) PKD(5,5,2,0.10%,1016.0,0.00%,F,F)

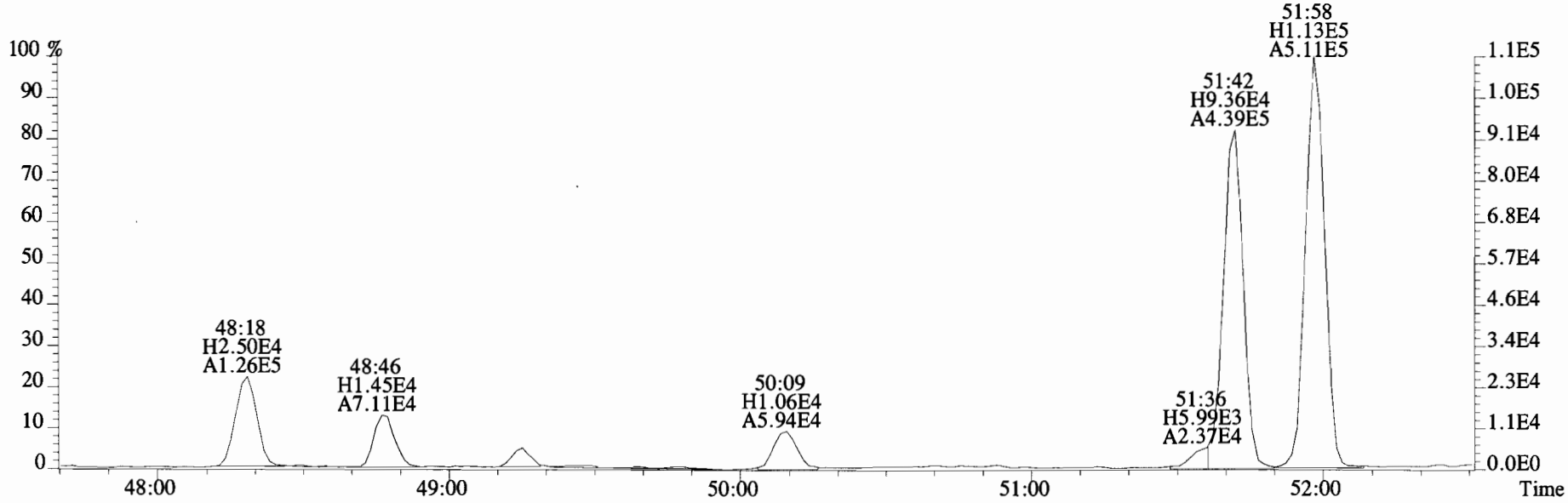

File:190610E1 #1-573 Acq:10-JUN-2019 23:12:02 GC EI+ Voltage SIR Autospec-UltimaE
Sample#7 File Text:Vista Analytical Laboratory VG-8 Text:1900817-03 T4-PDI2019-SG62-190418 12.96 Exp:PCB_ZB1
427.7635 S:7 F:4 SMO(1,3) BSUB(10000,15,-3.0) PKD(5,5,2,0.10%,784.0,0.00%,F,F)

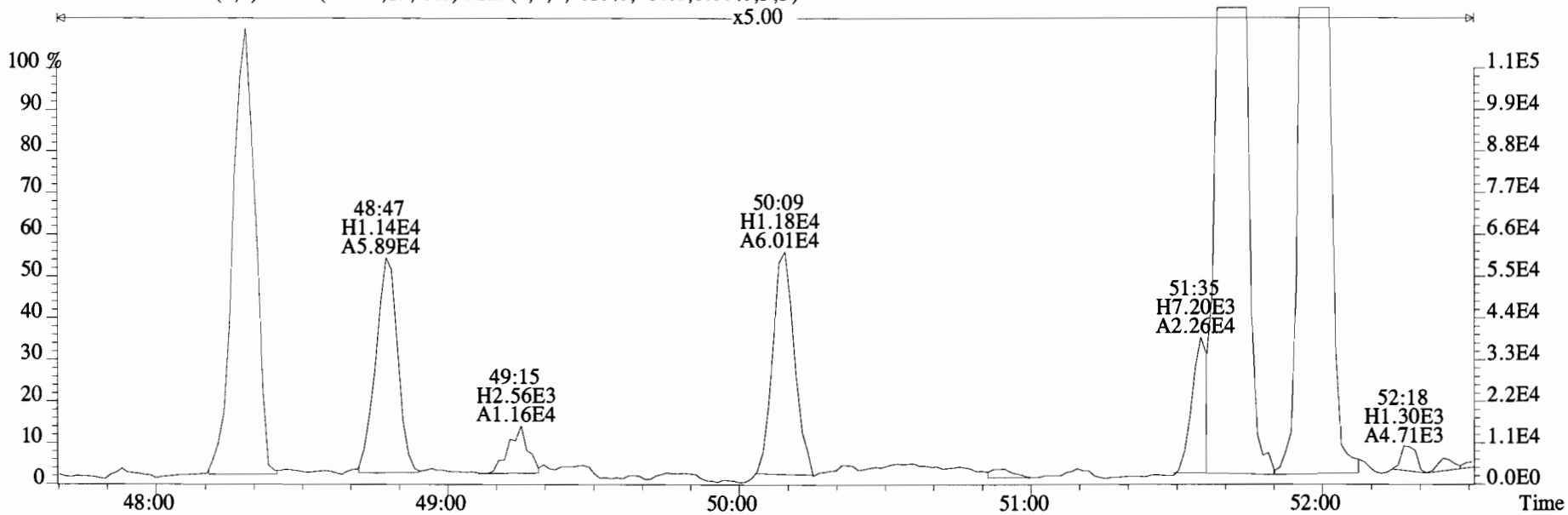

429.7606 S:7 F:4 SMO(1,3) BSUB(10000,15,-3.0) PKD(5,5,2,0.10%,1016.0,0.00%,F,F)

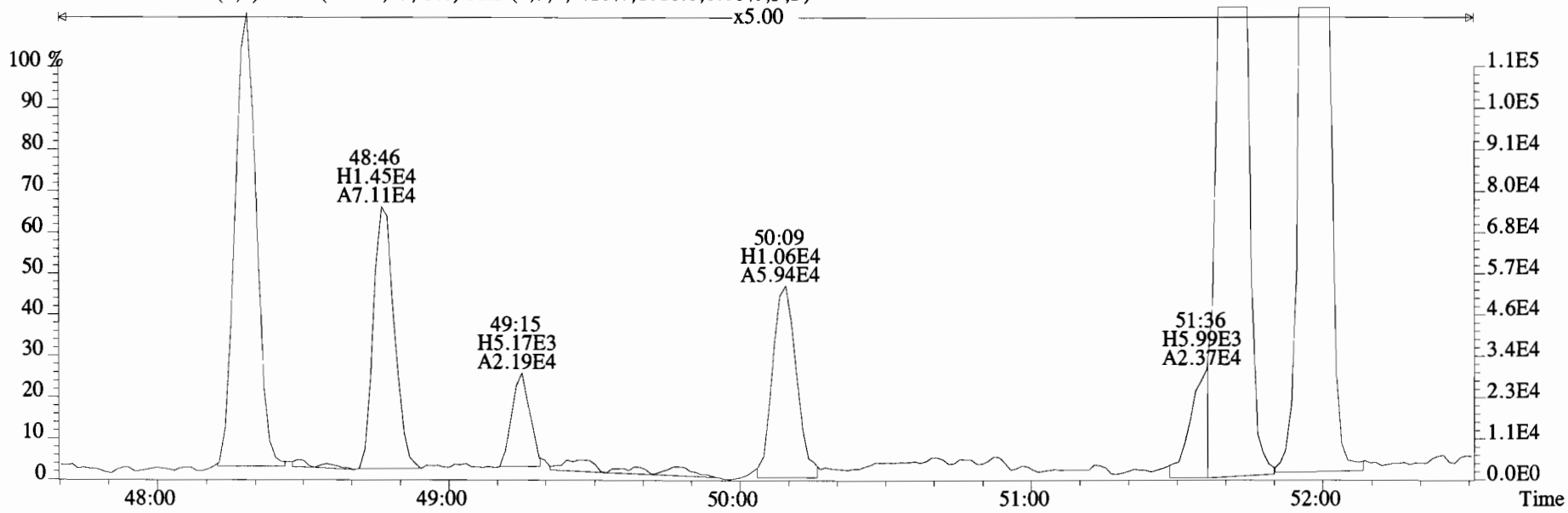

File:190610E1 #1-406 Acq:10-JUN-2019 23:12:02 GC EI+ Voltage SIR Autospec-UltimaE
Sample#7 File Text:Vista Analytical Laboratory VG-8 Text:1900817-03 T4-PDI2019-SG62-190418 12.96 Exp:PCB_ZB1
427.7635 S:7 F:5 SMO(1,3) BSUB(10000,15,-3.0) PKD(5,5,2,0.10%,1124.0,0.00%,F,F)



429.7606 S:7 F:5 SMO(1,3) BSUB(10000,15,-3.0) PKD(5,5,2,0.10%,736.0,0.00%,F,F)



439.8038 S:7 F:5 SMO(1,3) BSUB(10000,15,-3.0) PKD(5,5,2,0.10%,1236.0,0.00%,F,F)

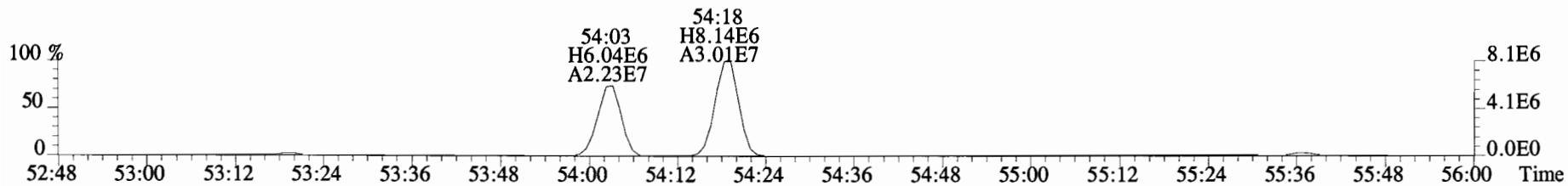

441.8008 S:7 F:5 SMO(1,3) BSUB(10000,15,-3.0) PKD(5,5,2,0.10%,2736.0,0.00%,F,F)

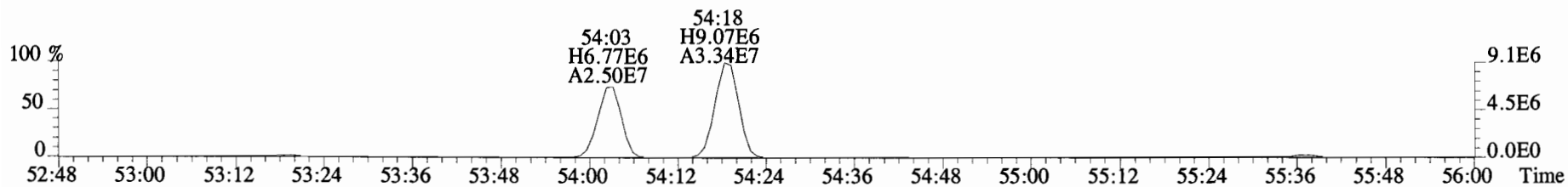

492.9697 S:7 F:5

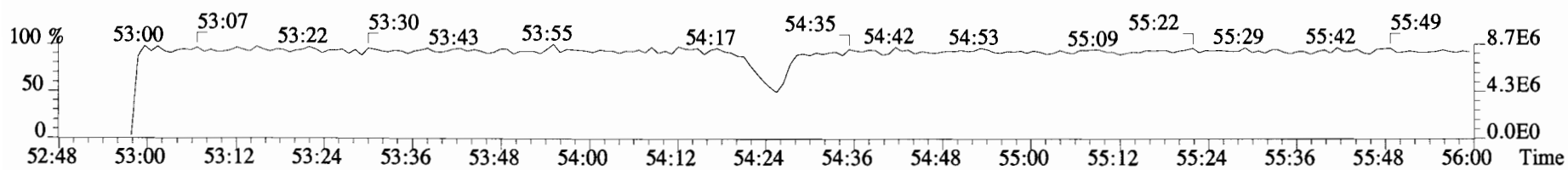

File:190610E1 #1-406 Acq:10-JUN-2019 23:12:02 GC EI+ Voltage SIR Autospec-UltimaE
Sample#7 File Text:Vista Analytical Laboratory VG-8 Text:1900817-03 T4-PDI2019-SG62-190418 12.96 Exp:PCB_ZB1
427.7635 S:7 F:5 SMO(1,3) BSUB(10000,15,-3.0) PKD(5,5,2,0.10%,1124.0,0.00%,F,F)

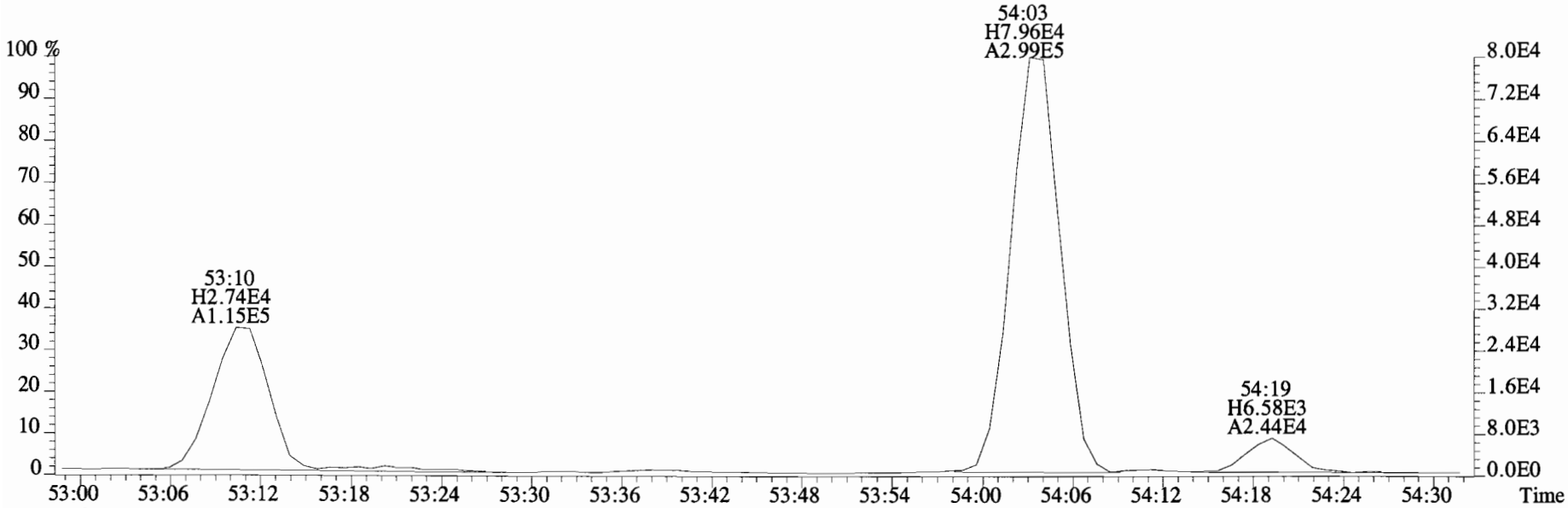

429.7606 S:7 F:5 SMO(1,3) BSUB(10000,15,-3.0) PKD(5,5,2,0.10%,736.0,0.00%,F,F)

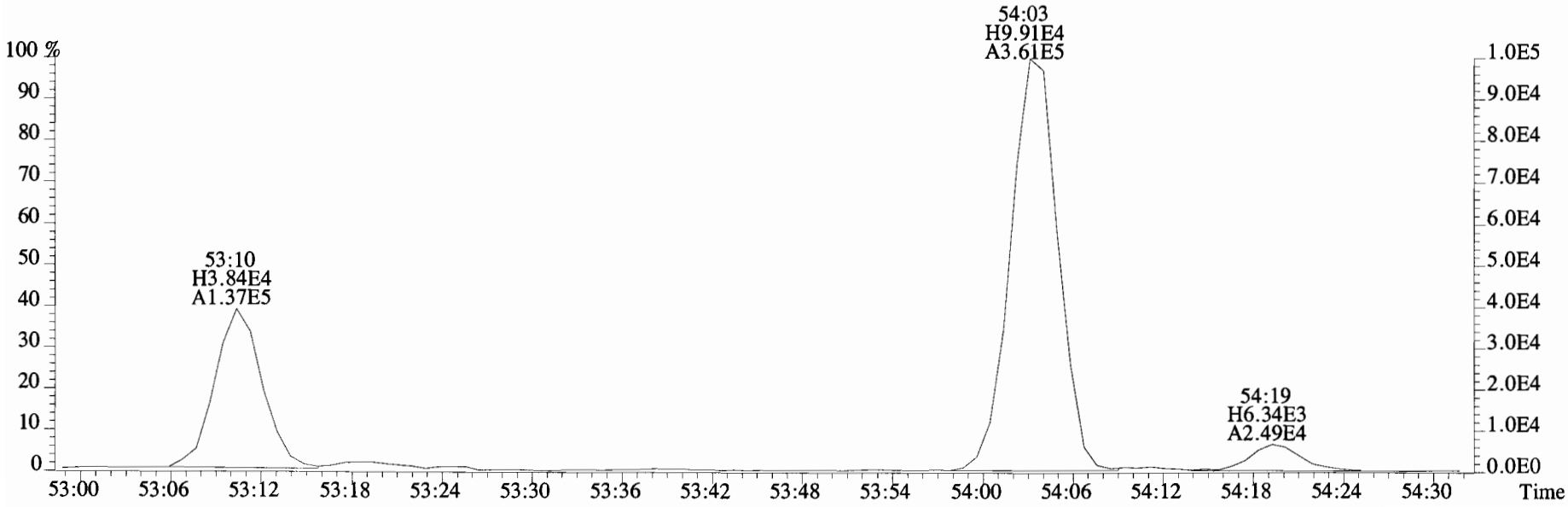

File:190610E1 #1-406 Acq:10-JUN-2019 23:12:02 GC EI+ Voltage SIR Autospec-UltimaE
Sample#7 File Text:Vista Analytical Laboratory VG-8 Text:1900817-03 T4-PDI2019-SG62-190418 12.96 Exp:PCB_ZB1
463.7216 S:7 F:5 SMO(1,3) BSUB(10000,15,-3.0) PKD(5,5,2,0.10%,708.0,0.00%,F,F)



465.7186 S:7 F:5 SMO(1,3) BSUB(10000,15,-3.0) PKD(5,5,2,0.10%,656.0,0.00%,F,F)



473.7648 S:7 F:5 SMO(1,3) BSUB(10000,15,-3.0) PKD(5,5,2,0.10%,2116.0,0.00%,F,F)

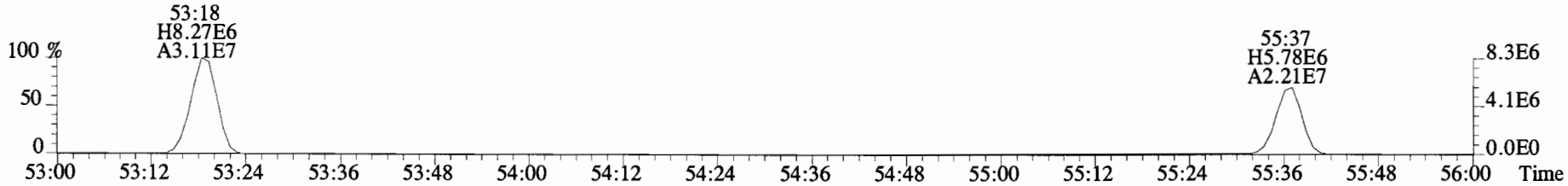

475.7619 S:7 F:5 SMO(1,3) BSUB(10000,15,-3.0) PKD(5,5,2,0.10%,2536.0,0.00%,F,F)



492.9697 S:7 F:5

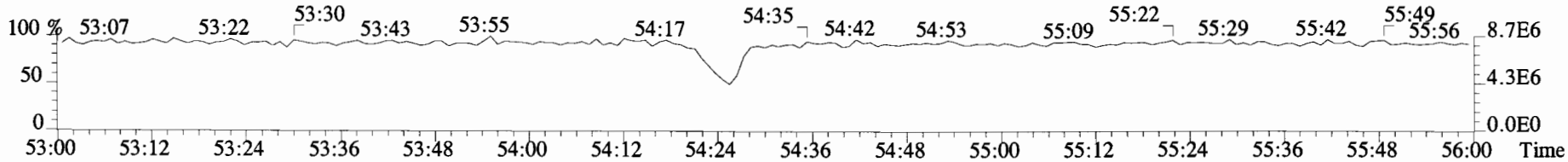

File:190610E1 #1-406 Acq:10-JUN-2019 23:12:02 GC EI+ Voltage SIR Autospec-UltimaE
Sample#7 File Text:Vista Analytical Laboratory VG-8 Text:1900817-03 T4-PDI2019-SG62-190418 12.96 Exp:PCB_ZB1
463.7216 S:7 F:5 SMO(1,3) BSUB(10000,15,-3.0) PKD(5,5,2,0.10%,708.0,0.00%,F,F)

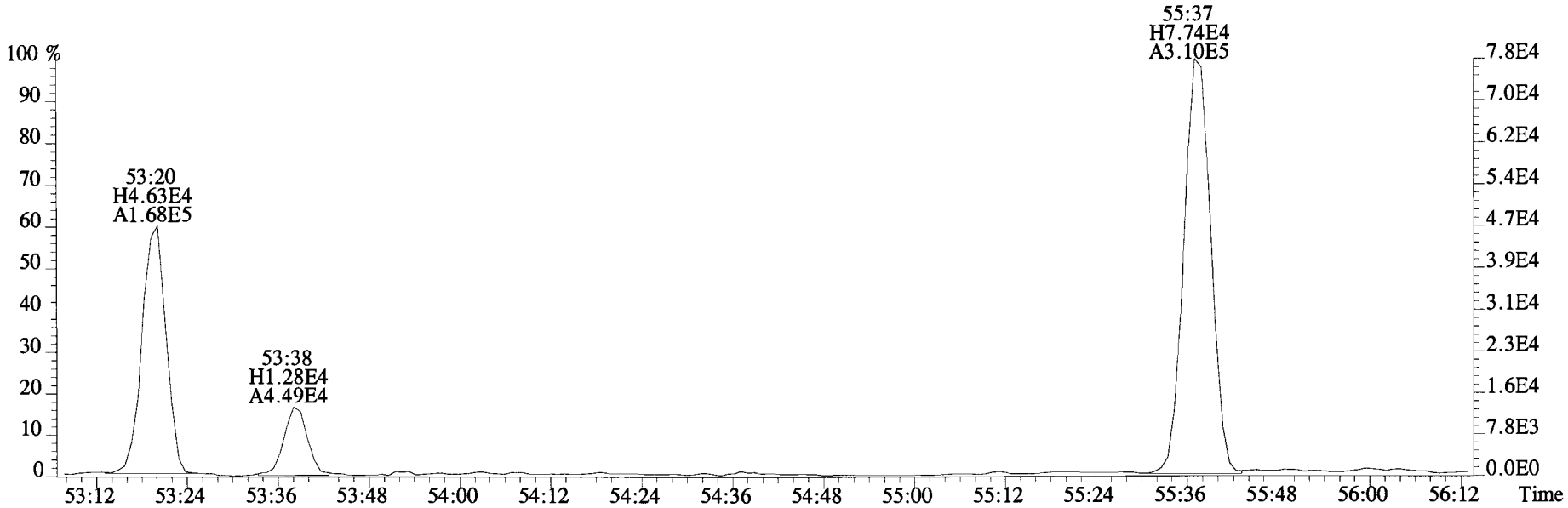

465.7186 S:7 F:5 SMO(1,3) BSUB(10000,15,-3.0) PKD(5,5,2,0.10%,656.0,0.00%,F,F)

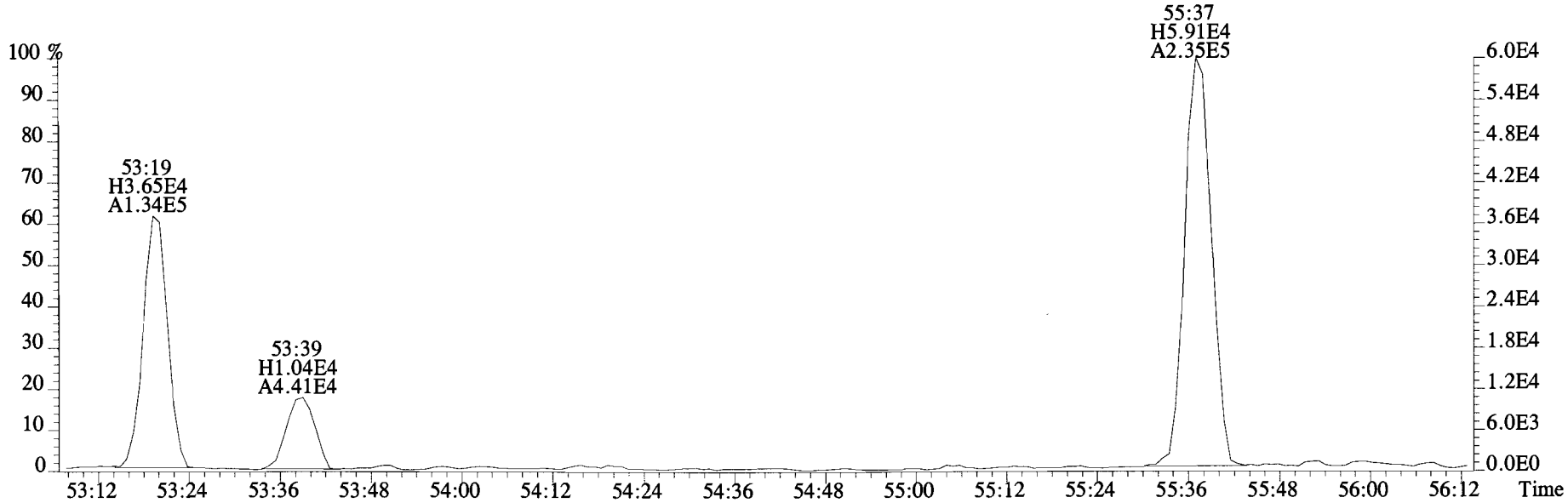

File:190610E1 #1-406 Acq:10-JUN-2019 23:12:02 GC EI+ Voltage SIR Autospec-UltimaE
Sample#7 File Text:Vista Analytical Laboratory VG-8 Text:1900817-03 T4-PDI2019-SG62-190418 12.96 Exp:PCB_ZB1
497.6826 S:7 F:5 SMO(1,3) BSUB(10000,15,-3.0) PKD(5,5,2,0.10%,644.0,0.00%,F,F)

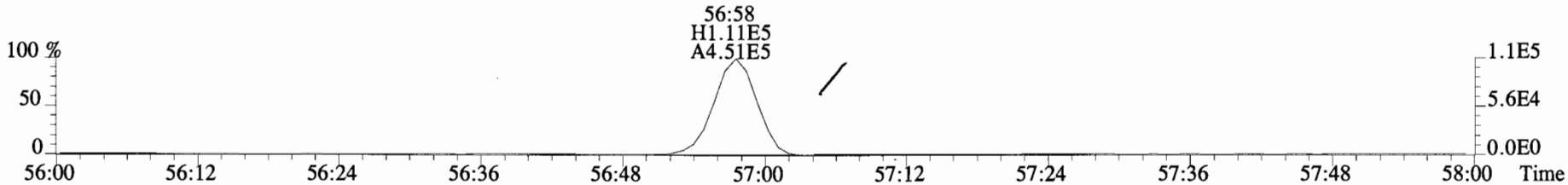

499.6797 S:7 F:5 SMO(1,3) BSUB(10000,15,-3.0) PKD(5,5,2,0.10%,688.0,0.00%,F,F)

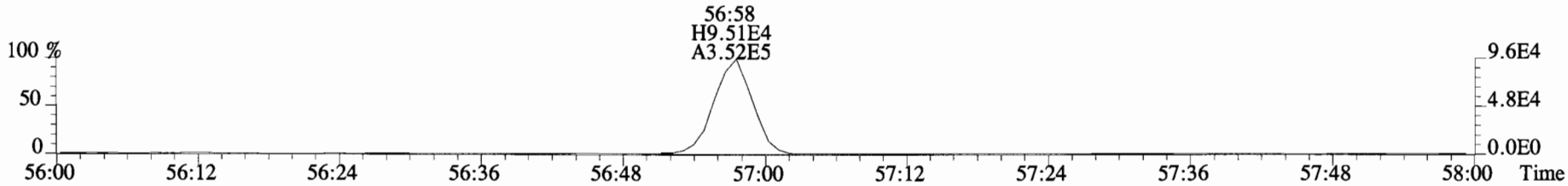

509.7229 S:7 F:5 SMO(1,3) BSUB(10000,15,-3.0) PKD(5,5,2,0.10%,684.0,0.00%,F,F)

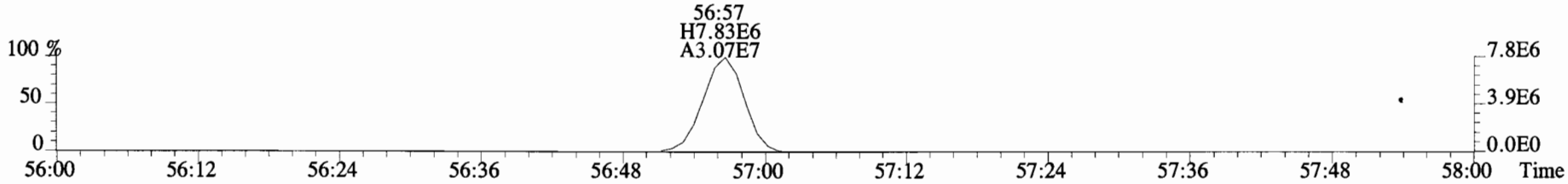

511.7199 S:7 F:5 SMO(1,3) BSUB(10000,15,-3.0) PKD(5,5,2,0.10%,820.0,0.00%,F,F)

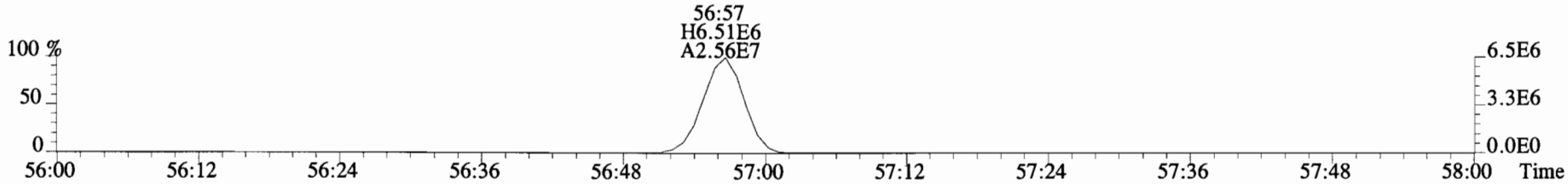

492.9697 S:7 F:5

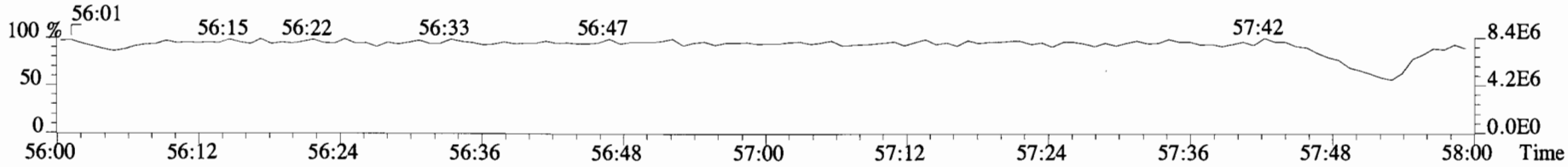

Client ID: T4-PDI2019-SG63-190418 Filename: 190610E1 S:8 Acq:11-JUN-19 00:17:02 ✓ConCal: ST190610E1-1
Lab ID: 1900817-04 GC Column ID: ZB-1 ICal: PCBVG8-2-8-18 wt/vol: 5.133 EndCAL: NA

Type	Name	Resp	RA	RT	RRF	Conc	Qual	noise	Fac	DL	RRT	LCL UCL
Mono	PCB-1	1.45e+05	2.72	y 16:05	1.07	2.466		*	2.5	*	1.001	0.996-1.006
Mono	PCB-2	1.86e+05	2.93	y 18:28	1.06	3.086		*	2.5	*	0.988	0.983-0.993
Mono	PCB-3	1.29e+05	2.85	y 18:42	1.06	2.137		*	2.5	*	1.001	0.996-1.006
Di	PCB-4/10	*	*	n NotF	1.24	*		32000	1.0	5.76	*	0.998-1.008
Di	PCB-7/9	*	*	n NotF	0.99	*		8700	1.0	1.22	*	0.863-0.871
Di	PCB-6	*	*	n NotF	1.06	*		14600	1.0	1.91	*	0.888-0.897
Di	PCB-5/8	4.80e+05	1.79	y 22:55	1.03	6.780		*	2.5	*	0.909	0.904-0.913
Di	PCB-14	*	*	n NotF	1.03	*		4700	2.5	1.48	*	0.948-0.958
Di	PCB-11	3.96e+05	1.59	y 25:14	1.11	4.610		*	2.5	*	1.001	0.996-1.006
Di	PCB-12/13	*	*	n NotF	1.02	*		8400	1.0	1.07	*	1.011-1.021
Di	PCB-15	4.37e+05	1.74	y 25:56	1.05	5.368		*	2.5	*	1.028	1.023-1.033
Tri	PCB-19	8.30e+04	0.80	n 24:13	1.20	1.857	R	*	2.5	*	1.001	0.996-1.006
Tri	PCB-30	*	*	n NotF	1.93	*		2630	2.5	0.746	*	1.034-1.044
Tri	PCB-18	2.62e+05	1.13	y 25:52	0.91	5.273		*	2.5	*	0.954	0.948-0.958
Tri	PCB-17	1.69e+05	0.94	y 26:02	0.84	3.689		*	2.5	*	0.960	0.955-0.965
Tri	PCB-24/27	*	*	n NotF	1.15	*		2630	2.5	0.883	*	0.977-0.986
Tri	PCB-16/32	2.45e+05	1.14	y 27:07	1.02	4.409		*	2.5	*	1.000	0.995-1.005
Tri	PCB-34	*	*	n NotF	0.96	*		1720	2.5	0.802	*	0.955-0.965
Tri	PCB-23	*	*	n NotF	0.95	*		1720	2.5	0.811	*	0.958-0.968
Tri	PCB-29	*	*	n NotF	0.96	*		1720	2.5	0.800	*	0.966-0.976
Tri	PCB-26	*	*	n NotF	1.00	*		1720	2.5	0.767	*	0.974-0.984
Tri	PCB-25	*	*	n NotF	1.06	*		1720	2.5	0.729	*	0.980-0.990
Tri	PCB-31	2.89e+05	1.00	y 29:00	1.10	4.996		*	2.5	*	0.997	0.992-1.002
Tri	PCB-28	3.96e+05	0.97	y 29:05	1.14	6.608		*	2.5	*	1.000	0.995-1.005
Tri	PCB-20/21/33	2.16e+05	1.00	y 29:44	1.00	4.108		*	2.5	*	1.022	1.017-1.027
Tri	PCB-22	1.06e+05	1.07	y 30:10	1.09	1.844		*	2.5	*	1.037	1.032-1.042
Tri	PCB-36	*	*	n NotF	1.15	*		1720	2.5	0.706	*	0.929-0.939
Tri	PCB-39	*	*	n NotF	1.07	*		1720	2.5	0.759	*	0.943-0.953
Tri	PCB-38	*	*	n NotF	1.10	*		1720	2.5	0.737	*	0.966-0.976
Tri	PCB-35	*	*	n NotF	1.12	*		1720	2.5	0.723	*	0.982-0.992
Tri	PCB-37	2.12e+05	1.15	y 32:59	1.11	4.016		*	2.5	*	1.001	0.996-1.006
Tetra	PCB-54	2.90e+04	0.98	n 27:58	1.07	0.4690	R	*	2.5	*	1.001	0.996-1.006
Tetra	PCB-50	*	*	n NotF	0.87	*		1500	2.5	0.604	*	1.038-1.048
Tetra	PCB-53	6.05e+04	0.88	y 29:47	1.01	1.300		*	2.5	*	0.945	0.940-0.950
Tetra	PCB-51	4.95e+04	0.71	y 30:08	1.10	0.9771		*	2.5	*	0.956	0.952-0.962
Tetra	PCB-45	*	*	n NotF	0.87	*		1600	2.5	0.890	*	0.965-0.975
Tetra	PCB-46	*	*	n NotF	0.84	*		1500	2.5	0.869	*	0.980-0.990

Integrations by:

Analyst: MJ

Date: 06/20/19

Reviewed by: CT Date: 06/25/19

Client ID: T4-PDI2019-SG63-190418 Filename: 190610E1 S:8 Acq:11-JUN-19 00:17:02 ConCal: ST190610E1-1
Lab ID: 1900817-04 GC Column ID: ZB-1 ICal: PCBVG8-2-8-18 wt/vol: 5.133 EndCAL: NA

Type	Name	Resp	RA	RT	RRF	Conc	Qual	noise	Fac	DL	RRT	LCL UCL
Tetra	PCB-52/69	2.93e+05	0.61	n 31:32	1.21	5.252	R	*	2.5	*	1.001	0.996-1.006
Tetra	PCB-73	*	*	n NotF¶	1.45	*		1500	2.5	0.502	*	1.000-1.010
Tetra	PCB-43/49	2.23e+05	0.85	y 31:50	1.01	4.782		*	2.5	*	1.010	1.005-1.015
Tetra	PCB-47	1.82e+05	0.84	y 32:03	0.91	3.959		*	2.5	*	1.001	0.995-1.005
Tetra	PCB-48/75	4.46e+04	0.53	n 32:11	1.13	0.7746	R	*	2.5	*	1.005	0.999-1.009
Tetra	PCB-65	*	*	n NotF¶	1.27	*		1500	2.5	0.522	*	1.007-1.017
Tetra	PCB-62	*	*	n NotF¶	1.10	*		1500	2.5	0.606	*	1.011-1.021
Tetra	PCB-44	2.05e+05	0.77	y 32:49	0.85	4.732		*	2.5	*	1.024	1.020-1.030
Tetra	PCB-42/59	8.23e+04	0.69	y 33:03	1.02	1.588		*	2.5	*	1.032	1.027-1.037
Tetra	PCB-41/64/71/72	2.66e+05	0.69	y 33:38	1.17	4.500		*	2.5	*	1.050	1.046-1.056
Tetra	PCB-68	*	*	n NotF¶	1.28	*		1500	2.5	0.520	*	1.054-1.064
Tetra	PCB-40	*	*	n NotF¶	0.62	*		1500	2.5	1.06	*	1.060-1.070
Tetra	PCB-57	*	*	n NotF¶	1.13	*		1500	2.5	0.478	*	0.965-0.975
Tetra	PCB-67	*	*	n NotF¶	1.10	*		1500	2.5	0.489	*	0.973-0.983
Tetra	PCB-58	*	*	n NotF¶	1.12	*		1500	2.5	0.480	*	0.977-0.987
Tetra	PCB-63	*	*	n NotF¶	1.00	*		1500	2.5	0.539	*	0.981-0.991
Tetra	PCB-74	1.38e+05	0.66	y 35:20	1.18	1.968		*	2.5	*	0.995	0.989-0.999
Tetra	PCB-61/70	3.26e+05	0.88	y 35:32	1.03	5.343		*	2.5	*	1.000	0.994-1.004
Tetra	PCB-76/66	3.00e+05	0.72	y 35:44	1.13	4.459		*	2.5	*	1.006	1.000-1.010
Tetra	PCB-80	*	*	n NotF¶	1.19	*		1500	2.5	0.447	*	0.995-1.005
Tetra	PCB-55	*	*	n NotF¶	1.16	*		1500	2.5	0.460	*	1.004-1.014
Tetra	PCB-56/60	1.53e+05	0.59	n 36:46	1.04	2.425	R	*	2.5	*	1.023	1.018-1.028
Tetra	PCB-79	*	*	n NotF¶	1.17	*		1500	2.5	0.456	*	1.047-1.057
Tetra	PCB-78	*	*	n NotF¶	1.10	*		1500	2.5	0.517	*	0.982-0.992
Tetra	PCB-81	*	*	n NotF¶	0.97	*		1500	2.5	0.589	*	0.995-1.005
Tetra	PCB-77	*	*	n NotF¶	1.08	*		1500	2.5	0.517	*	0.995-1.005
Penta	PCB-104	*	*	n NotF¶	1.08	*		1550	2.5	0.839	*	0.996-1.006
Penta	PCB-96	*	*	n NotF¶	1.13	*		1550	2.5	0.800	*	1.034-1.044
Penta	PCB-103	*	*	n NotF¶	0.91	*		1550	2.5	0.997	*	1.051-1.061
Penta	PCB-100	*	*	n NotF¶	0.93	*		1550	2.5	0.978	*	1.062-1.072
Penta	PCB-94	*	*	n NotF¶	0.91	*		1550	2.5	1.30	*	0.981-0.991
Penta	PCB-95/98/102	2.87e+05	1.66	y 35:50	1.17	5.912		*	2.5	*	1.000	0.994-1.004
Penta	PCB-93	*	*	n NotF¶	0.93	*		1550	2.5	1.28	*	0.997-1.007
Penta	PCB-88/91	7.22e+04	1.39	y 36:14	0.97	1.793		*	2.5	*	1.012	1.005-1.015
Penta	PCB-121	*	*	n NotF¶	1.68	*		1550	2.5	0.707	*	1.009-1.019
Penta	PCB-84/92	1.42e+05	1.41	y 37:08	0.97	3.430		*	2.5	*	0.990	0.985-0.995
Penta	PCB-89	*	*	n NotF¶	1.06	*		1550	2.5	1.09	*	0.990-1.000

Analyst: M

Date: 6/20/19

Client ID: T4-PDI2019-SG63-190418 Filename: 190610E1 S:8 Acq:11-JUN-19 00:17:02 ConCal: ST190610E1-1
Lab ID: 1900817-04 GC Column ID: ZB-1 ICal: PCBVG8-2-8-18 wt/vol: 5.133 EndCAL: NA

Type	Name	Resp	RA	RT	RRF	Conc	Qual	noise	Fac	DL	RRT	LCL UCL
Penta	PCB-90/101	3.34e+05	1.58	y 37:31	1.08	7.278		*	2.5	*	1.000	0.995-1.005
Penta	PCB-113	*	*	n NotF╗	1.48	*		1550	2.5	0.787	*	1.002-1.012
Penta	PCB-99	1.92e+05	1.71	y 37:50	1.25	3.583		*	2.5	*	1.008	1.004-1.014
Penta	PCB-119	*	*	n NotF╗	1.70	*		1550	2.5	0.776	*	0.982-0.992
Penta	PCB-108/112	*	*	n NotF╗	1.40	*		1550	2.5	0.939	*	0.986-0.996
Penta	PCB-83	*	*	n NotF╗	1.75	*		1550	2.5	0.752	*	0.990-1.000
Penta	PCB-97	9.39e+04	1.63	y 38:49	1.17	2.164		*	2.5	*	1.000	0.995-1.005
Penta	PCB-86	*	*	n NotF╗	1.08	*		1550	2.5	1.22	*	0.999-1.009
Penta	PCB-87/117/125	1.46e+05	1.42	y 39:06	1.55	2.542		*	2.5	*	1.008	1.002-1.012
Penta	PCB-111/115	*	*	n NotF╗	1.79	*		1550	2.5	0.735	*	1.006-1.016
Penta	PCB-85/116	4.59e+04	2.02	n 39:21	1.29	0.9621	R	*	2.5	*	1.014	1.009-1.019
Penta	PCB-120	*	*	n NotF╗	1.98	*		1550	2.5	0.665	*	1.016-1.026
Penta	PCB-110	5.50e+05	1.49	y 39:45	1.69	8.843		*	2.5	*	1.024	1.020-1.030
Penta	PCB-82	*	*	n NotF╗	0.81	*		1550	2.5	1.22	*	0.972-0.982
Penta	PCB-124	*	*	n NotF╗	1.30	*		1550	2.5	0.761	*	0.988-0.998
Penta	PCB-107/109	*	*	n NotF╗	1.31	*		1550	2.5	0.750	*	0.991-1.001
Penta	PCB-123	*	*	n NotF╗	1.12	*		1550	2.5	0.881	*	0.996-1.006
Penta	PCB-106/118	4.55e+05	1.50	y 41:33	1.18	7.040		*	2.5	*	1.000	0.996-1.006
Penta	PCB-114	*	*	n NotF╗	1.11	*		1350	2.5	0.845	*	0.995-1.005
Penta	PCB-122	*	*	n NotF╗	1.03	*		1350	2.5	0.914	*	0.999-1.009
Penta	PCB-105	1.40e+05	1.39	y 43:05	1.12	2.646		*	2.5	*	1.000	0.995-1.005
Penta	PCB-127	*	*	n NotF╗	1.12	*		1350	2.5	0.770	*	0.995-1.005
Penta	PCB-126	*	*	n NotF╗	1.20	*		1350	2.5	0.818	*	0.995-1.005
Hexa	PCB-155	*	*	n NotF╗	0.99	*		984	2.5	0.604	*	0.995-1.005
Hexa	PCB-150	*	*	n NotF╗	1.02	*		984	2.5	0.582	*	1.030-1.040
Hexa	PCB-152	*	*	n NotF╗	1.16	*		984	2.5	0.516	*	1.042-1.052
Hexa	PCB-145	*	*	n NotF╗	1.13	*		984	2.5	0.529	*	1.054-1.064
Hexa	PCB-136	6.65e+04	1.14	y 39:33	1.02	1.367		*	2.5	*	1.067	1.063-1.073
Hexa	PCB-148	*	*	n NotF╗	0.77	*		984	2.5	0.772	*	1.066-1.076
Hexa	PCB-154	*	*	n NotF╗	0.88	*		984	2.5	0.681	*	1.079-1.089
Hexa	PCB-151	9.43e+04	1.31	y 40:48	0.75	2.636		*	2.5	*	1.101	1.095-1.107
Hexa	PCB-135	*	*	n NotF╗	0.86	*		5900	1.0	1.66	*	1.101-1.113
Hexa	PCB-144	*	*	n NotF╗	0.77	*		984	2.5	0.779	*	1.105-1.116
Hexa	PCB-147	*	*	n NotF╗	0.80	*		984	2.5	0.741	*	1.108-1.120
Hexa	PCB-139/149	3.62e+05	1.08	y 41:31	0.88	8.643		*	2.5	*	1.121	1.115-1.127
Hexa	PCB-140	*	*	n NotF╗	0.77	*		984	2.5	0.775	*	1.120-1.132
Hexa	PCB-134/143	*	*	n NotF╗	0.76	*		988	2.5	0.750	*	0.970-0.980

Analyst: MI

Date: 6/20/19

Client ID: T4-PDI2019-SG63-190418 Filename: 190610E1 S:8 Acq:11-JUN-19 00:17:02 ConCal: ST190610E1-1
Lab ID: 1900817-04 GC Column ID: ZB-1 ICal: PCBVG8-2-8-18 wt/vol: 5.133 EndCAL: NA

Type	Name	Resp	RA	RT	RRF	Conc	Qual	noise	Fac	DL	RRT	LCL UCL
Hexa	PCB-131/133	*	*	n NotF╗	0.82	*		988	2.5	0.701	*	0.977-0.987
Hexa	PCB-142	*	*	n NotF╗	0.73	*		988	2.5	0.782	*	0.981-0.991
Hexa	PCB-146/165	8.27e+04	1.01	n 42:50	1.02	1.631	R	*	2.5	*	0.991	0.986-0.996
Hexa	PCB-132/161	1.43e+05	1.10	y 43:06	1.00	2.858		*	2.5	*	0.997	0.992-1.002
Hexa	PCB-153	4.94e+05	1.27	y 43:14	1.08	9.227		*	2.5	*	1.000	0.995-1.005
Hexa	PCB-168	*	*	n NotF╗	1.12	*		988	2.5	0.512	*	1.000-1.010
Hexa	PCB-141	7.47e+04	1.16	y 43:58	1.02	1.750		*	2.5	*	1.000	0.995-1.005
Hexa	PCB-137	*	*	n NotF╗	1.10	*		988	2.5	0.621	*	1.004-1.014
Hexa	PCB-130	*	*	n NotF╗	0.81	*		988	2.5	0.851	*	1.007-1.017
Hexa	PCB-138/163/164	5.57e+05	1.30	y 44:49	1.23	10.02		*	2.5	*	1.000	0.996-1.006
Hexa	PCB-158/160	4.44e+04	2.28	n 45:03	1.18	0.8348	R	*	2.5	*	1.006	1.001-1.011
Hexa	PCB-129	*	*	n NotF╗	0.78	*		988	2.5	0.807	*	1.007-1.017
Hexa	PCB-166	*	*	n NotF╗	1.13	*		988	2.5	0.458	*	0.988-0.998
Hexa	PCB-159	*	*	n NotF╗	1.16	*		988	2.5	0.446	*	0.995-1.005
Hexa	PCB-128/162	7.74e+04	1.32	y 46:22	0.89	1.568		*	2.5	*	1.006	1.002-1.012
Hexa	PCB-167	*	*	n NotF╗	1.02	*		988	2.5	0.488	*	0.995-1.005
Hexa	PCB-156	5.92e+04	0.96	n 48:03	1.06	1.001	R	*	2.5	*	1.000	0.995-1.005
Hexa	PCB-157	*	*	n NotF╗	1.02	*		988	2.5	0.507	*	0.996-1.006
Hexa	PCB-169	*	*	n NotF╗	1.13	*		988	2.5	0.469	*	0.995-1.005
Hepta	PCB-188	*	*	n NotF╗	1.37	*		672	2.5	0.236	*	0.995-1.005
Hepta	PCB-184	*	*	n NotF╗	1.32	*		672	2.5	0.246	*	1.006-1.016
Hepta	PCB-179	6.86e+04	1.31	n 44:06	1.38	1.310	R	*	2.5	*	1.029	1.024-1.034
Hepta	PCB-176	2.43e+04	1.20	y 44:34	1.31	0.4902		*	2.5	*	1.040	1.035-1.045
Hepta	PCB-186	*	*	n NotF╗	1.42	*		672	2.5	0.228	*	1.049-1.059
Hepta	PCB-178	3.21e+04	1.09	y 45:40	0.97	0.8762		*	2.5	*	1.066	1.060-1.070
Hepta	PCB-175	*	*	n NotF╗	1.00	*		672	2.5	0.325	*	1.069-1.079
Hepta	PCB-182/187	1.90e+05	1.03	y 46:10	1.14	4.393		*	2.5	*	1.077	1.072-1.082
Hepta	PCB-183	5.29e+04	1.37	n 46:30	1.13	1.239	R	*	2.5	*	1.085	1.080-1.090
Hepta	PCB-185	*	*	n NotF╗	1.36	*		1900	2.5	0.872	*	0.950-0.960
Hepta	PCB-174	1.12e+05	1.29	n 47:30	1.42	2.679	R	*	2.5	*	0.963	0.958-0.968
Hepta	PCB-181	*	*	n NotF╗	1.48	*		672	2.5	0.283	*	0.960-0.970
Hepta	PCB-177	6.65e+04	1.19	y 47:47	1.33	1.695		*	2.5	*	0.968	0.963-0.973
Hepta	PCB-171	4.16e+04	1.16	y 48:05	1.37	1.027		*	2.5	*	0.974	0.969-0.979
Hepta	PCB-173	*	*	n NotF╗	1.27	*		672	2.5	0.330	*	0.978-0.988
Hepta	PCB-172	2.58e+04	1.27	n 48:57	1.39	0.6294	R	*	2.5	*	0.992	0.987-0.997
Hepta	PCB-192	*	*	n NotF╗	1.80	*		672	2.5	0.232	*	0.991-1.001
Hepta	PCB-180	2.89e+05	1.02	y 49:21	1.52	6.459		*	2.5	*	1.000	0.995-1.005

Analyst: MJ

Date: 6/20/19

Client ID: T4-PDI2019-SG63-190418 Filename: 190610E1 S:8 Acq:11-JUN-19 00:17:02 ConCal: ST190610E1-1
Lab ID: 1900817-04 GC Column ID: ZB-1 ICal: PCBVG8-2-8-18 wt/vol: 5.133 EndCAL: NA

Type	Name	Resp	RA		RT	RRF	Conc	Qual	noise	Fac	DL	RRT	LCL UCL
Hepta	PCB-193	2.35e+04	1.75	n	49:34	1.71	0.4645		*	2.5	*	1.004	0.999-1.009
Hepta	PCB-191	*	*	n	NotF¶	1.74	*		672	2.5	0.240	*	1.005-1.015
Hepta	PCB-170	1.11e+05	1.01	y	50:56	1.44	2.933		*	2.5	*	1.000	0.995-1.005
Hepta	PCB-190	*	*	n	NotF¶	1.95	*		672	2.5	0.234	*	0.999-1.009
Hepta	PCB-189	*	*	n	NotF¶	1.46	*		672	2.5	0.197	*	0.995-1.005
Octa	PCB-202	2.15e+04	0.92	y	48:18	1.06	0.5773		*	2.5	*	1.001	0.995-1.005
Octa	PCB-201	*	*	n	NotF¶	0.98	*		808	2.5	0.586	*	1.006-1.016
Octa	PCB-204	*	*	n	NotF¶	1.07	*		808	2.5	0.535	*	1.009-1.019
Octa	PCB-197	*	*	n	NotF¶	1.10	*		808	2.5	0.521	*	1.015-1.025
Octa	PCB-200	*	*	n	NotF¶	1.04	*		808	2.5	0.550	*	1.034-1.044
Octa	PCB-198	*	*	n	NotF¶	0.84	*		808	2.5	0.682	*	1.065-1.075
Octa	PCB-199	6.33e+04	0.99	y	51:40	0.80	2.249		*	2.5	*	1.070	1.067-1.077
Octa	PCB-196/203	5.71e+04	1.42	n	51:57	0.84	1.926		808	2.5	0.681	1.076	1.072-1.082
Octa	PCB-195	*	*	n	NotF¶	1.04	*		3000	2.5	1.70	*	0.979-0.989
Octa	PCB-194	5.97e+04	1.01	y	54:02	1.16	1.834		*	2.5	*	1.000	0.995-1.005
Octa	PCB-205	*	*	n	NotF¶	1.33	*		628	2.5	0.277	*	1.000-1.010
Nona	PCB-208	2.44e+04	1.25	y	53:18	0.90	0.6478		*	2.5	*	1.000	0.995-1.005
Nona	PCB-207	8.53e+03	0.86	n	53:38	0.89	0.2282	R	*	2.5	*	1.006	1.001-1.011
Nona	PCB-206	4.51e+04	1.35	y	55:36	0.88	1.529		*	2.5	*	1.000	0.995-1.005
Deca	PCB-209	5.17e+04	1.23	y	56:56	1.04	1.315		*	2.5	*	1.000	0.995-1.005

Analyst: M)

Date: 6/20/19

Client ID: T4-PDI2019-SG63-190418 Filename: 190610E1 S:8 Acq:11-JUN-19 00:17:02 ConCal: ST190610E1-1
Lab ID: 1900817-04 GC Column ID: ZB-1 ICal: PCBVG8-2-8-18 wt/vol: 5.133 EndCAL: NA

Name	Resp	RA	RT	RRF	Conc	
Total Mono-PCB	4.60e+05	2.72 y	16:05	1.06	7.68926	
Total Di-PCB	1.31e+06	1.79 y	22:55	1.04	16.7581	
Total Tri-PCB	6.76e+05	1.13 y	25:52	1.15	13.3709	
Total Tri-PCB	1.22e+06	1.00 y	29:00	1.05	21.5719	Sum:34.9428
Total Tetra-PCB	1.83e+06	0.88 y	29:47	1.06	33.6069	
Total Penta-PCB	2.27e+06	1.66 y	35:50	1.18	42.5854	
Total Penta-PCB	1.40e+05	1.39 y	43:05	1.12	2.64560	Sum:45.2310
Total Hexa-PCB	5.23e+05	1.14 y	39:33	0.91	12.6462	
Total Hexa-PCB	1.35e+06	1.10 y	43:06	1.00	25.4272	Sum:38.0734
Total Hepta-PCB	7.54e+05	1.20 y	44:34	1.35	17.8735	
Total Octa-PCB	8.48e+04	0.92 y	48:18	0.95	2.82587	
Total Octa-PCB	5.97e+04	1.01 y	54:02	1.17	1.83367	Sum:4.65954
Total Nona-PCB	6.95e+04	1.25 y	53:18	0.89	2.17683	
Total Deca-PCB	5.17e+04	1.23 y	56:56	1.04	1.31529	

Total PCB Conc:226.008899000

Integrations by Analyst: MJ

Date: 6/20/19

Client ID: T4-PDI2019-SG63-190418 Filename: 190610E1 S:8 Acq:11-JUN-19 00:17:02 ConCal: ST190610E1-1
Lab ID: 1900817-04 GC Column ID: ZB-1 ICal: PCBVG8-2-8-18 wt/vol:5.1334 EndCAL: NA

Name	Resp	RA	RRF	RT	RRT	LCL	UCL	Conc	Rec
13C-PCB-1	1.07e+08	3.29 y	1.13	16:04	0.620	0.616	0.622	962	49.4
13C-PCB-3	1.11e+08	3.32 y	1.21	18:41	0.721	0.716	0.724	929	47.7
13C-PCB-4	8.10e+07	1.62 y	0.59	20:02	0.773	0.769	0.777	1380	71.0
13C-PCB-9	1.34e+08	1.58 y	0.94	21:50	0.842	0.837	0.845	1450	74.2
13C-PCB-11	1.50e+08	1.58 y	0.95	25:13	0.973	0.968	0.978	1610	82.7
13C-PCB-19	7.28e+07	1.10 y	0.62	24:12	0.934	0.928	0.938	1180	60.8
13C-PCB-28	1.03e+08	0.95 y	1.05	29:05	1.003	0.999	1.009	1690	86.8
13C-PCB-32	1.06e+08	1.12 y	0.91	27:07	1.046	1.041	1.051	1180	60.7
13C-PCB-37	9.22e+07	0.93 y	1.02	32:58	1.137	1.132	1.144	1560	80.1
13C-PCB-47	9.89e+07	0.74 y	0.83	32:02	0.871	0.867	0.875	1660	85.3
13C-PCB-52	8.98e+07	0.74 y	0.76	31:31	0.857	0.853	0.861	1650	84.5
13C-PCB-54	1.12e+08	0.76 y	0.93	27:57	0.760	0.756	0.764	1690	86.8
13C-PCB-70	1.15e+08	0.74 y	1.00	35:31	0.966	0.961	0.971	1620	83.2
13C-PCB-77	1.19e+08	0.76 y	0.96	39:38	1.078	1.073	1.083	1740	89.5
13C-PCB-80	1.18e+08	0.74 y	1.00	35:57	0.978	0.973	0.983	1660	85.1
13C-PCB-81	1.16e+08	0.74 y	1.01	39:03	1.062	1.057	1.067	1620	83.0
13C-PCB-95	8.06e+07	1.56 y	0.80	35:49	0.913	0.908	0.918	1700	87.3
13C-PCB-97	7.19e+07	1.61 y	0.70	38:48	0.989	0.984	0.994	1740	89.2
13C-PCB-101	8.31e+07	1.58 y	0.80	37:31	0.956	0.951	0.961	1760	90.1
13C-PCB-104	9.99e+07	1.60 y	1.01	32:40	0.833	0.828	0.836	1680	86.3
13C-PCB-105	9.19e+07	1.56 y	1.14	43:04	0.929	0.924	0.934	1850	94.8
13C-PCB-114	9.36e+07	1.58 y	1.18	42:12	0.910	0.905	0.915	1820	93.2
13C-PCB-118	1.07e+08	1.60 y	1.00	41:33	1.059	1.054	1.064	1820	93.3
13C-PCB-123	1.01e+08	1.57 y	0.95	41:22	1.054	1.049	1.059	1810	93.0
13C-PCB-126	8.87e+07	1.57 y	1.14	45:18	0.977	0.972	0.982	1790	92.0
13C-PCB-127	1.00e+08	1.54 y	1.24	43:24	0.936	0.931	0.941	1850	95.1
13C-PCB-138	8.77e+07	1.27 y	1.17	44:48	0.967	0.962	0.972	1710	88.0
13C-PCB-141	8.17e+07	1.26 y	1.11	43:58	0.949	0.944	0.954	1690	86.9
13C-PCB-153	9.69e+07	1.24 y	1.34	43:13	0.932	0.928	0.938	1660	85.4
13C-PCB-155	9.27e+07	1.29 y	0.83	37:03	0.944	0.939	0.949	1900	97.6
13C-PCB-156	1.08e+08	1.26 y	1.38	48:03	1.037	1.032	1.042	1800	92.3
13C-PCB-157	1.12e+08	1.28 y	1.37	48:20	1.043	1.037	1.047	1870	95.9
13C-PCB-159	1.08e+08	1.27 y	1.39	46:05	0.994	0.989	0.999	1780	91.6
13C-PCB-167	1.11e+08	1.25 y	1.40	46:46	1.009	1.004	1.014	1810	93.1
13C-PCB-169	1.04e+08	1.24 y	1.39	50:31	1.090	1.085	1.095	1720	88.5
13C-PCB-170	5.11e+07	0.47 y	0.86	50:55	1.102	1.097	1.109	1830	94.2
13C-PCB-180	5.76e+07	0.46 y	0.98	49:21	1.069	1.064	1.074	1810	93.1
13C-PCB-188	7.37e+07	0.47 y	1.40	42:51	0.928	0.923	0.933	1620	83.3
13C-PCB-189	7.15e+07	0.46 y	1.15	52:29	1.136	1.132	1.144	1920	98.4
13C-PCB-194	5.48e+07	0.88 y	0.77	54:02	0.995	0.990	1.000	1750	89.7
13C-PCB-202	6.86e+07	0.97 y	1.28	48:16	1.045	1.040	1.050	1650	84.7
13C-PCB-206	6.52e+07	0.76 y	0.81	55:36	1.024	1.019	1.029	1980	101
13C-PCB-208	8.19e+07	0.78 y	1.09	53:18	0.982	0.977	0.987	1840	94.4
13C-PCB-209	7.35e+07	1.19 y	0.74	56:55	1.048	1.043	1.053	2450	126

CRS vs. RS

Name	Resp	RA	RRF	RT	RRT	LCL	UCL	Conc	Rec
13C-PCB-79	1.41e+08	0.75 y	1.03	37:49	1.029	1.024	1.034	1920	98.4
13C-PCB-178	6.34e+07	0.46 y	0.93	45:39	0.985	0.980	0.990	2110	108

PS vs. IS

Name	Resp	RA	RRF	RT	RRT	LCL	UCL	Conc	Rec
13C-PCB-79	1.41e+08	0.75 y	1.03	37:49	0.968	0.963	0.973	2310	119
13C-PCB-178	6.34e+07	0.46 y	0.95	45:39	0.925	0.920	0.930	2260	116

RS

Name	Resp	RA	RRF	RT	Conc
13C-PCB-15	1.92e+08	1.58 y	1.00	25:55	1950
13C-PCB-31	1.13e+08	0.93 y	1.00	28:59	1950
13C-PCB-60	1.39e+08	0.76 y	1.00	36:46	1950
13C-PCB-111	1.15e+08	1.59 y	1.00	39:14	1950
13C-PCB-128	8.49e+07	1.27 y	1.00	46:21	1950
13C-PCB-182	6.33e+07	0.45 y	1.00	46:11	1950
13C-PCB-205	7.95e+07	0.88 y	1.00	54:18	1950

Analyst: MJ

Date: 6/20/19

File:190610E1 #1-867 Acq:11-JUN-2019 00:17:02 GC EI+ Voltage SIR Autospec-UltimaE
Sample#8 File Text:Vista Analytical Laboratory VG-8 Text:1900817-04 T4-PDI2019-SG63-190418 15.31 Exp:PCB_ZB1

188.0393 S:8 SMO(1,3) BSUB(10000,15,-3.0) PKD(5,5,2,0.10%,4852.0,0.00%,F,F)

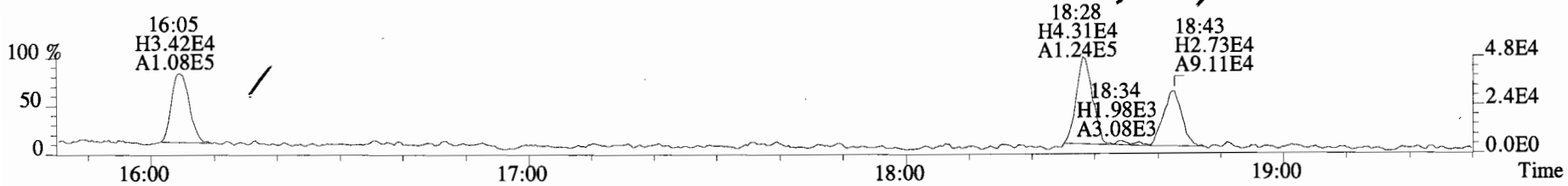

190.0363 S:8 SMO(1,3) BSUB(10000,15,-3.0) PKD(5,5,2,0.10%,3092.0,0.00%,F,F)

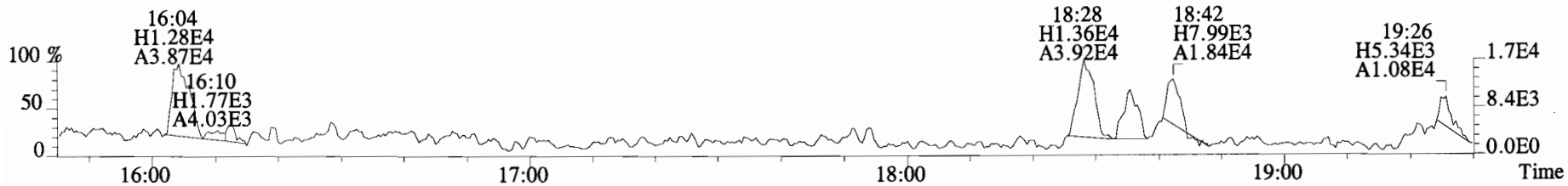

200.0795 S:8 SMO(1,3) BSUB(10000,15,-3.0) PKD(5,5,2,0.10%,4936.0,0.00%,F,F)

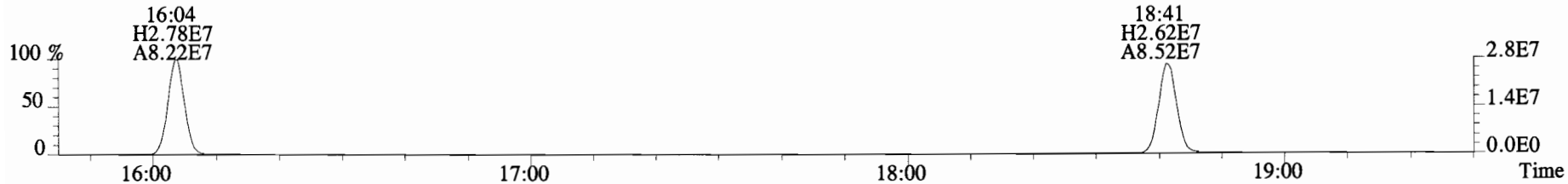

202.0766 S:8 SMO(1,3) BSUB(10000,15,-3.0) PKD(5,5,2,0.10%,32024.0,0.00%,F,F)

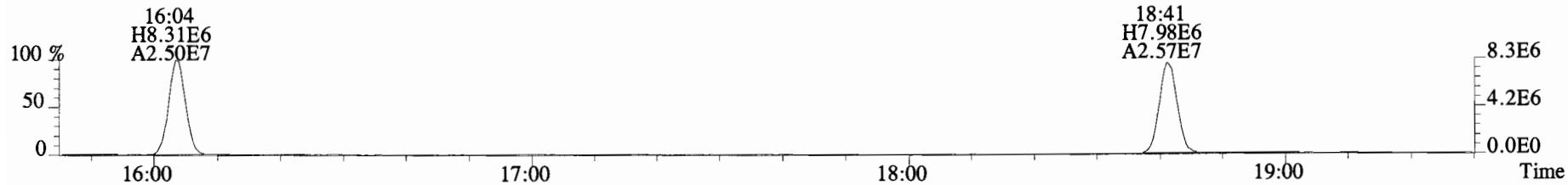

180.9880 S:8

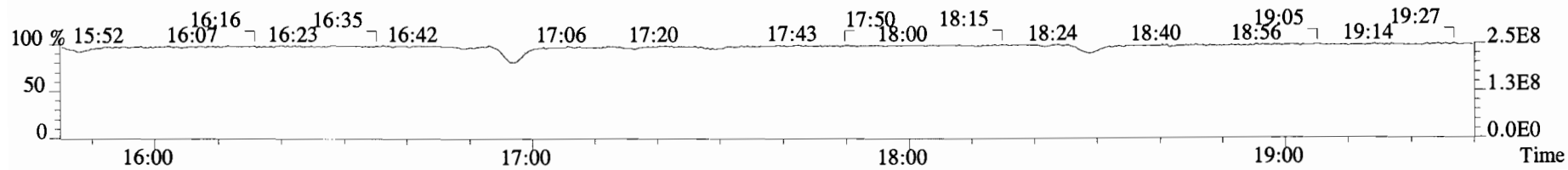

File:190610E1 #1-867 Acq:11-JUN-2019 00:17:02 GC EI+ Voltage SIR Autospec-UltimaE
Sample#8 File Text:Vista Analytical Laboratory VG-8 Text:1900817-04 T4-PDI2019-SG63-190418 15.31 Exp:PCB_ZB1
188.0393 S:8 SMO(1,3) BSUB(10000,15,-3.0) PKD(5,5,2,0.10%,4852.0,0.00%,F,F)

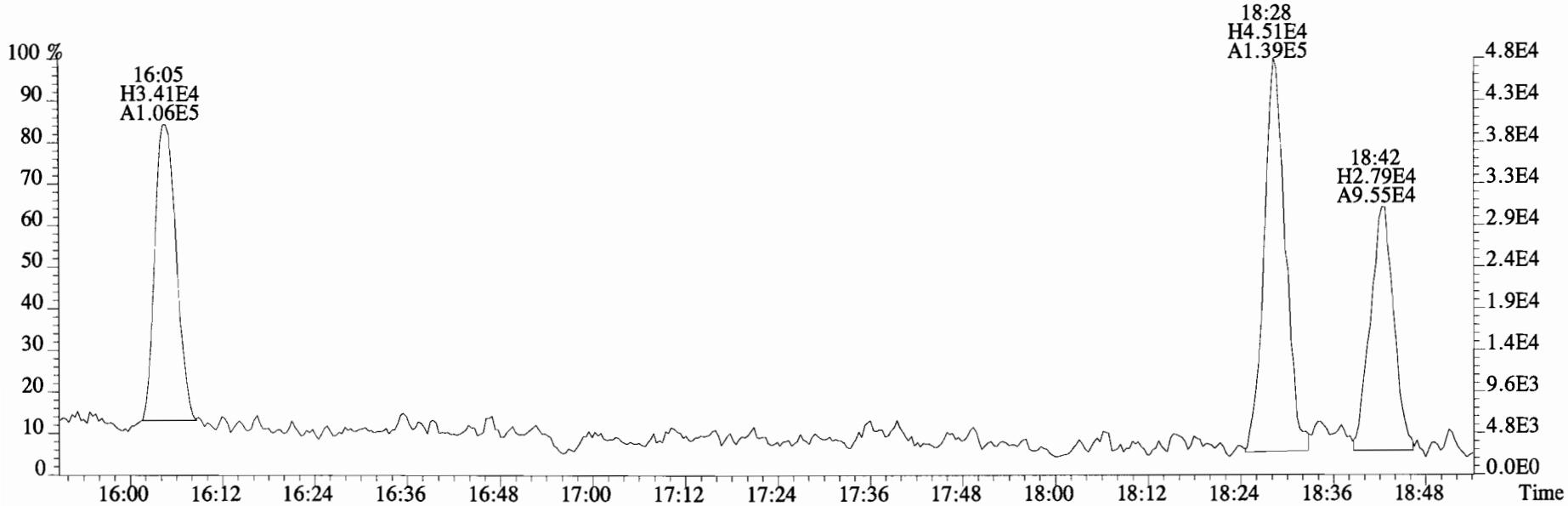

190.0363 S:8 SMO(1,3) BSUB(10000,15,-3.0) PKD(5,5,2,0.10%,3092.0,0.00%,F,F)

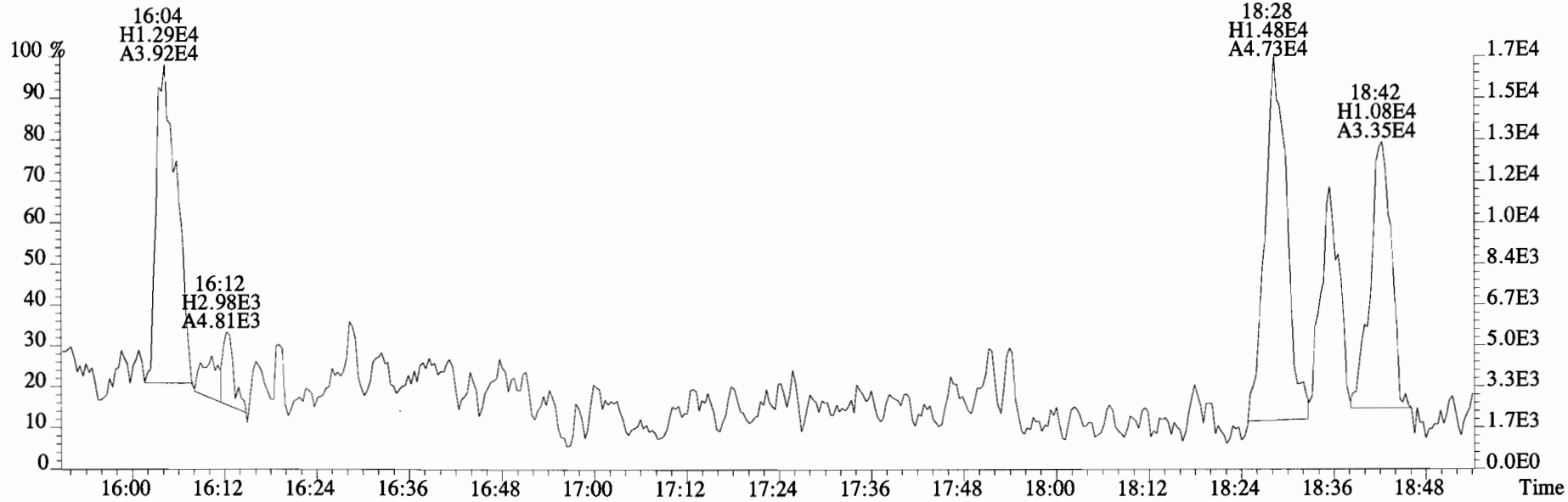

File:190610E1 #1-757 Acq:11-JUN-2019 00:17:02 GC EI+ Voltage SIR Autospec-UltimaE
Sample#8 File Text:Vista Analytical Laboratory VG-8 Text:1900817-04 T4-PDI2019-SG63-190418 15.31 Exp:PCB_ZB1
222.0003 S:8 F:2 SMO(1,3) BSUB(10000,15,-3.0) PKD(5,5,2,0.10%,7056.0,0.00%,F,F)

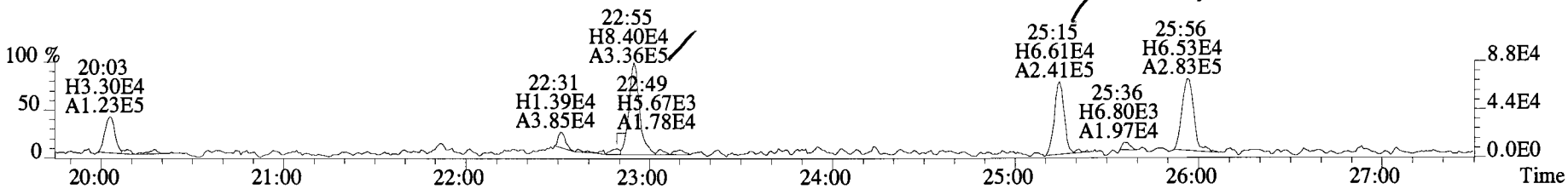

223.9974 S:8 F:2 SMO(1,3) BSUB(10000,15,-3.0) PKD(5,5,2,0.10%,73516.0,0.00%,F,F)

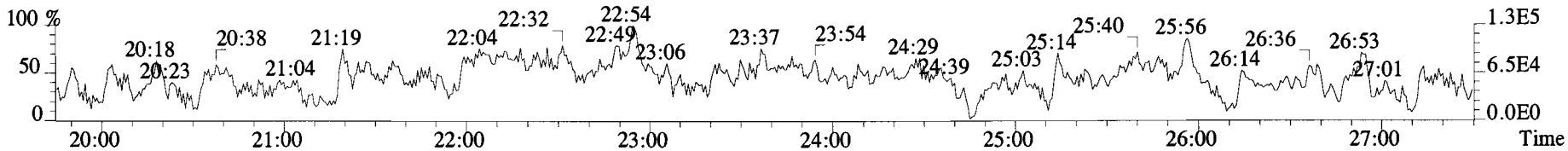

234.0406 S:8 F:2 SMO(1,3) BSUB(10000,15,-3.0) PKD(5,5,2,0.10%,4188.0,0.00%,F,F)

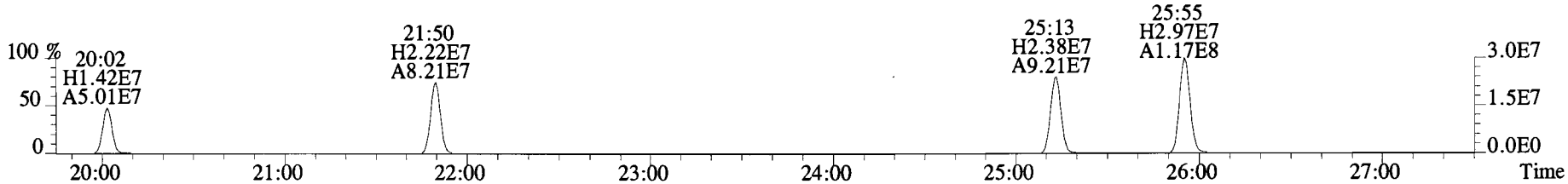

236.0376 S:8 F:2 SMO(1,3) BSUB(10000,15,-3.0) PKD(5,5,2,0.10%,3272.0,0.00%,F,F)

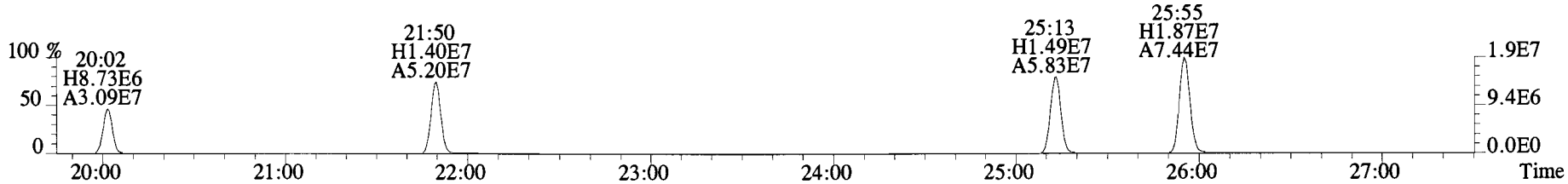

230.9856 S:8 F:2

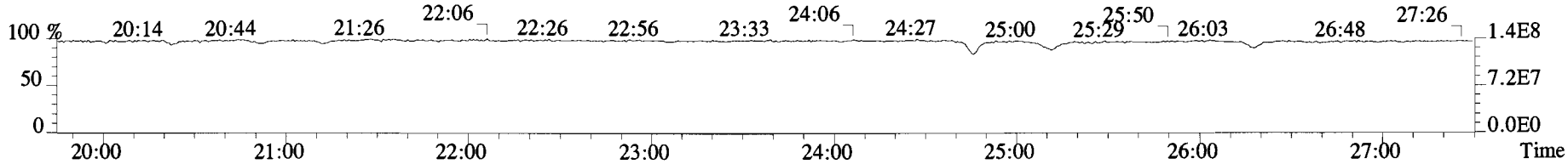

File:190610E1 #1-757 Acq:11-JUN-2019 00:17:02 GC EI+ Voltage SIR Autospec-UltimaE
Sample#8 File Text:Vista Analytical Laboratory VG-8 Text:1900817-04 T4-PDI2019-SG63-190418 15.31 Exp:PCB_ZB1
222.0003 S:8 F:2 SMO(1,3) BSUB(10000,15,-3.0) PKD(5,5,2,0.10%,7056.0,0.00%,F,F)

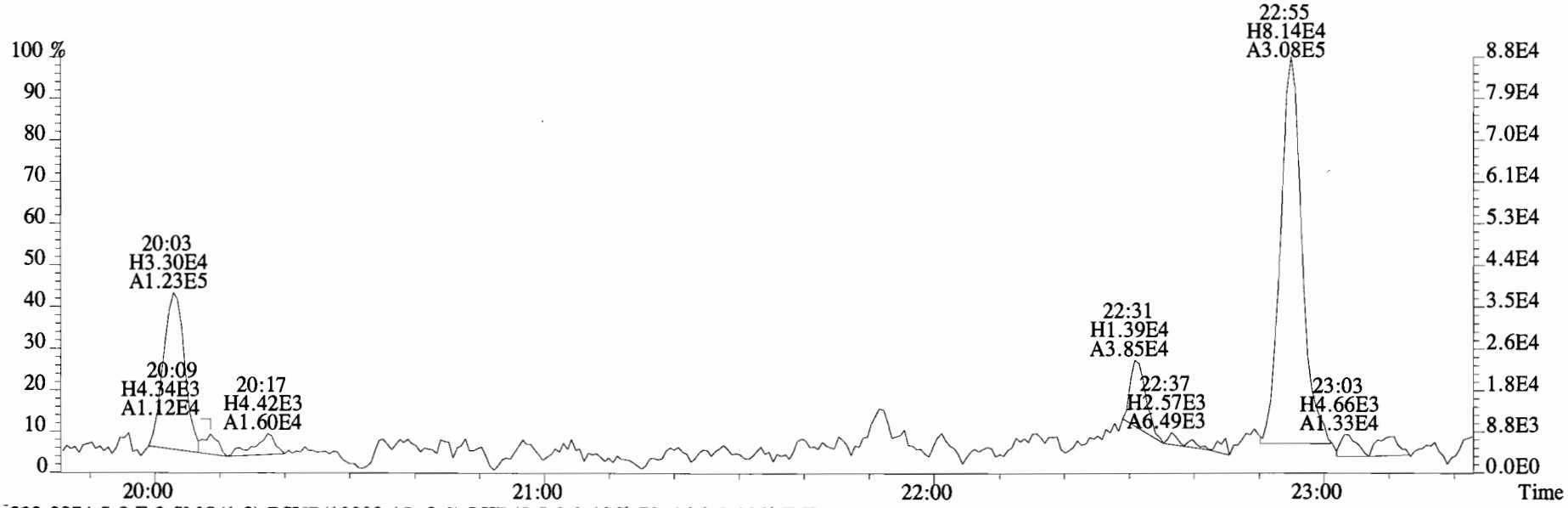

223.9974 S:8 F:2 SMO(1,3) BSUB(10000,15,-3.0) PKD(5,5,2,0.10%,73516.0,0.00%,F,F)

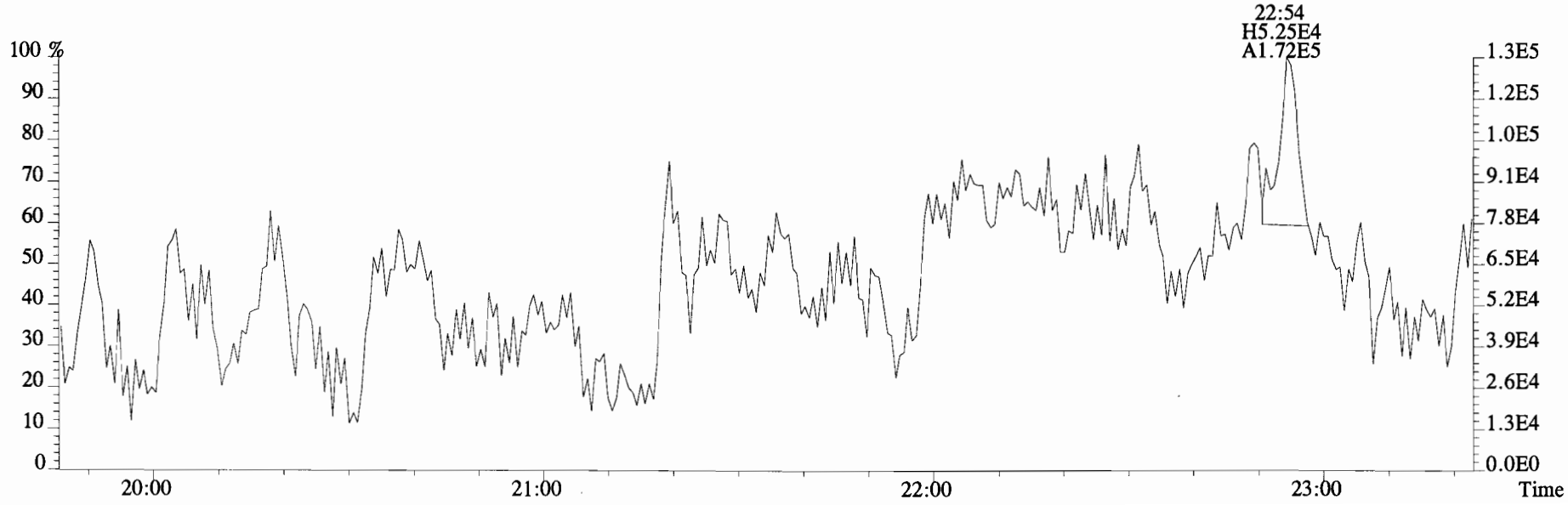

File:190610E1 #1-757 Acq:11-JUN-2019 00:17:02 GC EI+ Voltage SIR Autospec-UltimaE
Sample#8 File Text:Vista Analytical Laboratory VG-8 Text:1900817-04 T4-PDI2019-SG63-190418 15.31 Exp:PCB_ZB1
222.0003 S:8 F:2 SMO(1,3) BSUB(10000,15,-3.0) PKD(5,5,2,0.10%,7056.0,0.00%,F,F)

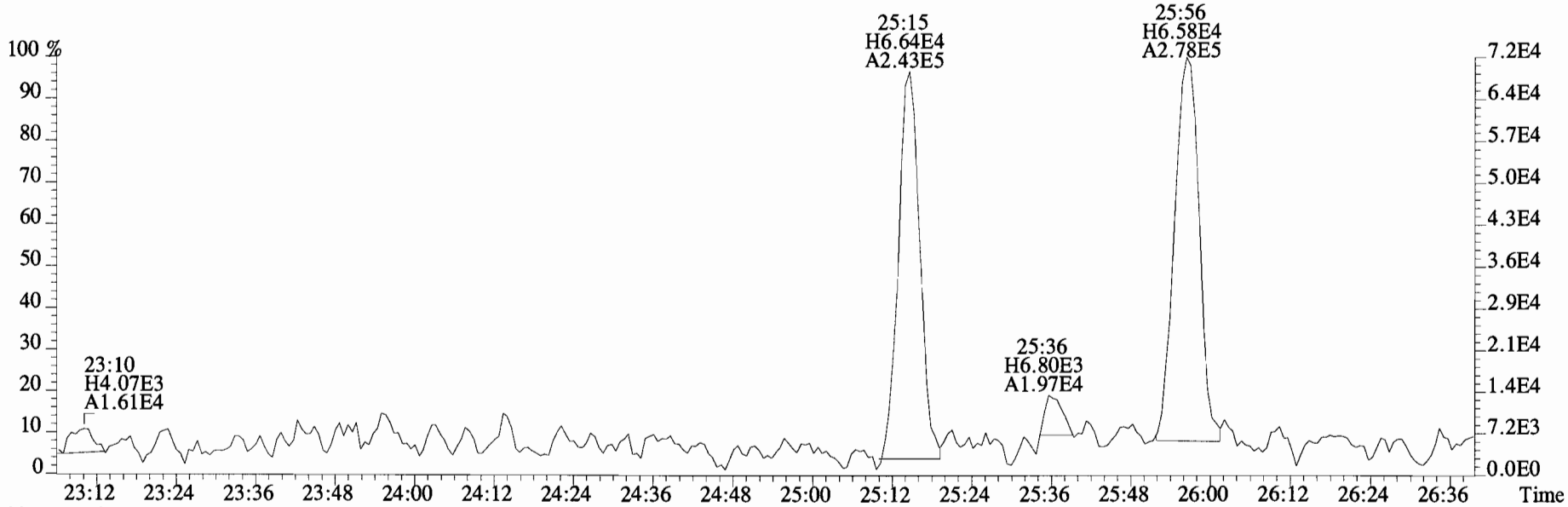

223.9974 S:8 F:2 SMO(1,3) BSUB(10000,15,-3.0) PKD(5,5,2,0.10%,73516.0,0.00%,F,F)

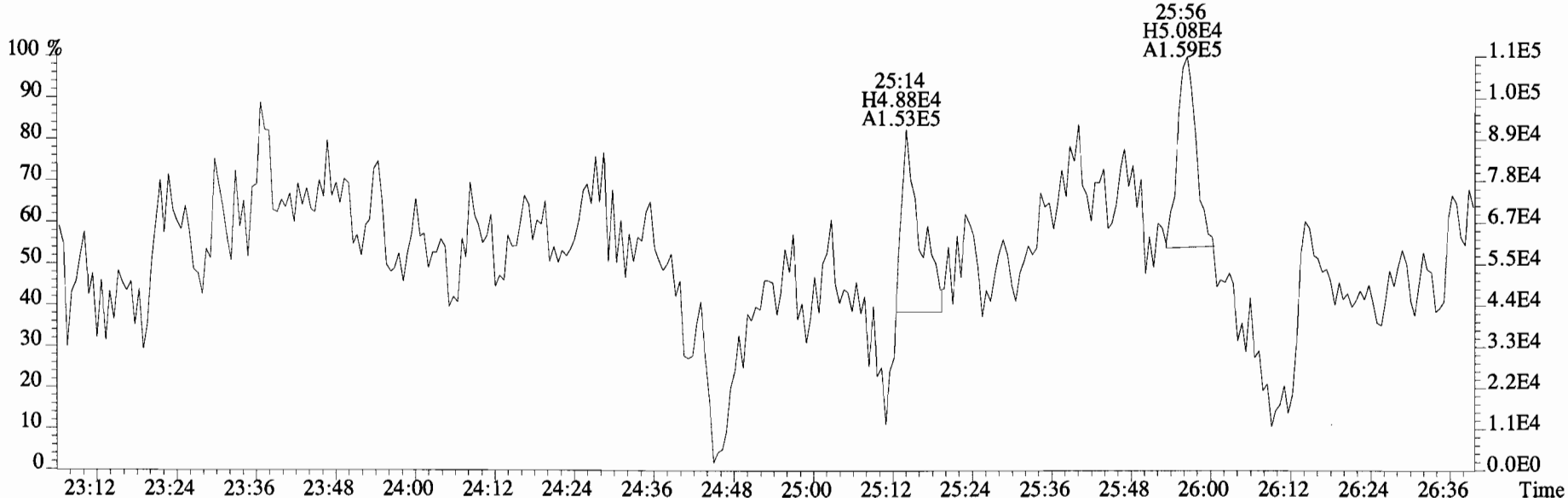

File:190610E1 #1-757 Acq:11-JUN-2019 00:17:02 GC EI+ Voltage SIR Autospec-UltimaE
Sample#8 File Text:Vista Analytical Laboratory VG-8 Text:1900817-04 T4-PDI2019-SG63-190418 15.31 Exp:PCB_ZB1

255.9613 S:8 F:2 SMO(1,3) BSUB(10000,15,-3.0) PKD(5,5,2,0.10%,6212.0,0.00%,F,F)

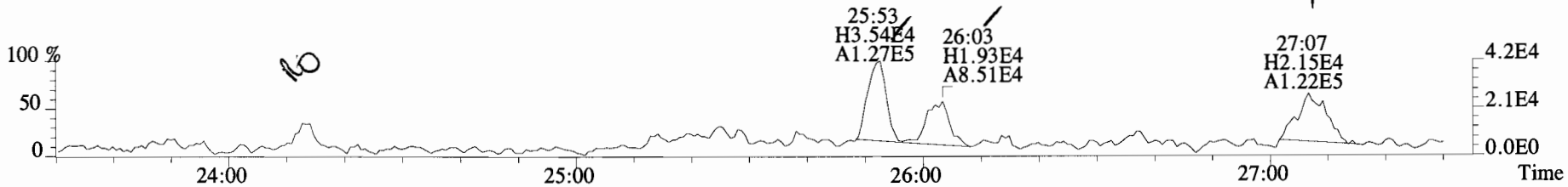

257.9584 S:8 F:2 SMO(1,3) BSUB(10000,15,-3.0) PKD(5,5,2,0.10%,2632.0,0.00%,F,F)

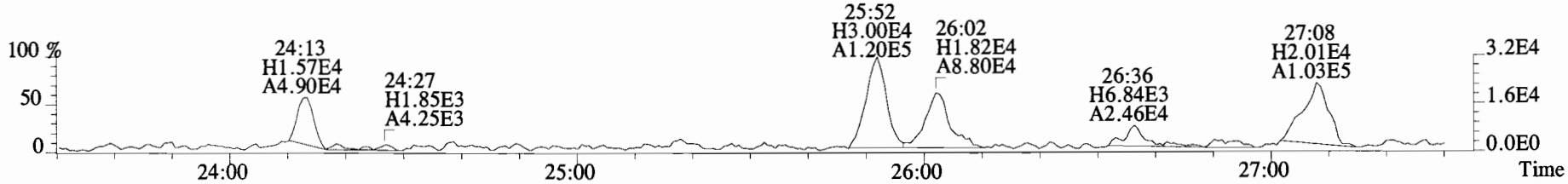

268.0016 S:8 F:2 SMO(1,3) BSUB(10000,15,-3.0) PKD(5,5,2,0.10%,56588.0,0.00%,F,F)

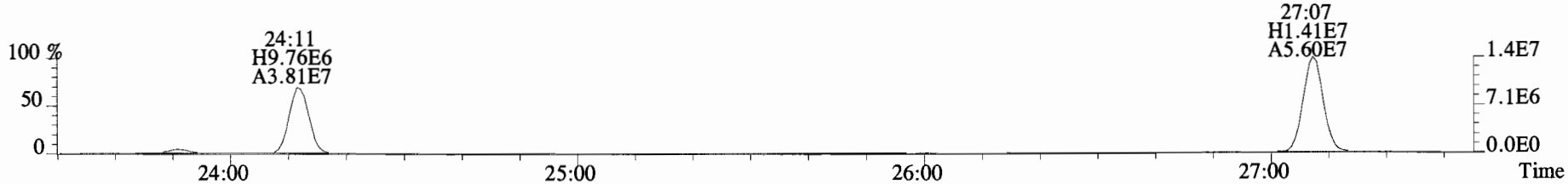

269.9986 S:8 F:2 SMO(1,3) BSUB(10000,15,-3.0) PKD(5,5,2,0.10%,34836.0,0.00%,F,F)

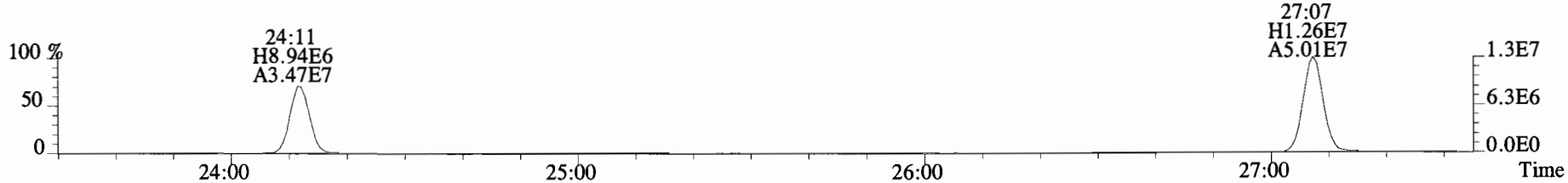

230.9856 S:8 F:2



File:190610E1 #1-758 Acq:11-JUN-2019 00:17:02 GC EI+ Voltage SIR Autospec-UltimaE
Sample#8 File Text:Vista Analytical Laboratory VG-8 Text:1900817-04 T4-PDI2019-SG63-190418 15.31 Exp:PCB_ZB1

255.9613 S:8 F:3 SMO(1,3) BSUB(10000,15,-3.0) PKD(5,5,2,0.10%,5496.0,0.00%,F,F)

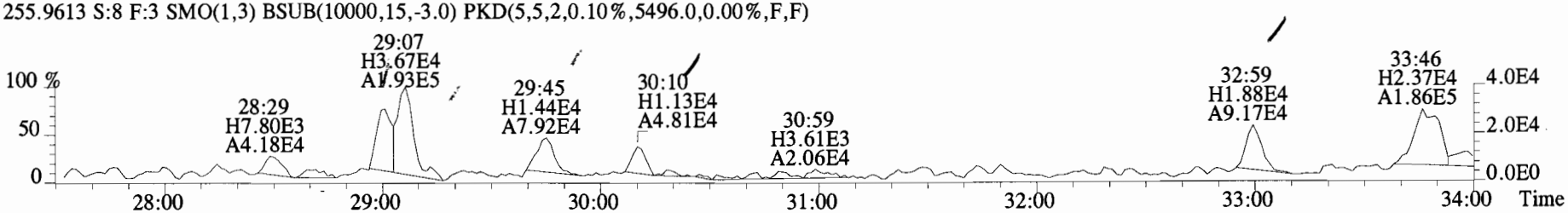

257.9584 S:8 F:3 SMO(1,3) BSUB(10000,15,-3.0) PKD(5,5,2,0.10%,1716.0,0.00%,F,F)

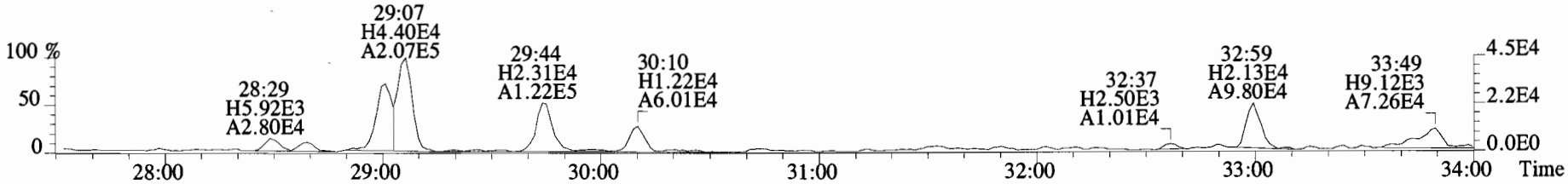

268.0016 S:8 F:3 SMO(1,3) BSUB(10000,15,-3.0) PKD(5,5,2,0.10%,186180.0,0.00%,F,F)

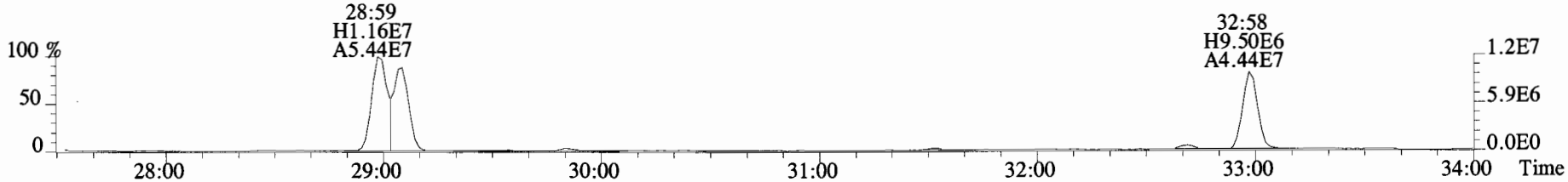

269.9986 S:8 F:3 SMO(1,3) BSUB(10000,15,-3.0) PKD(5,5,2,0.10%,299608.0,0.00%,F,F)

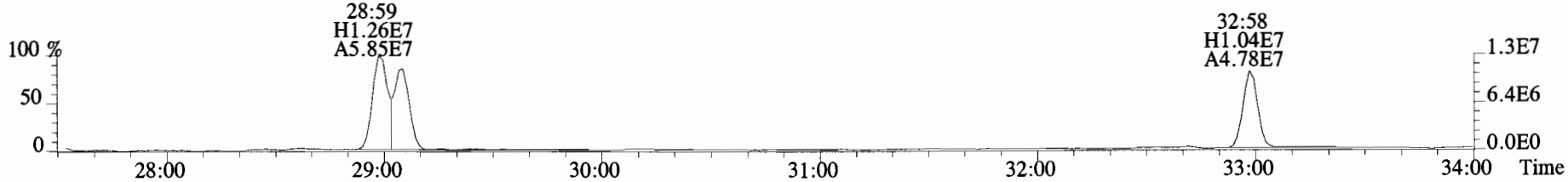

330.9792 S:8 F:3

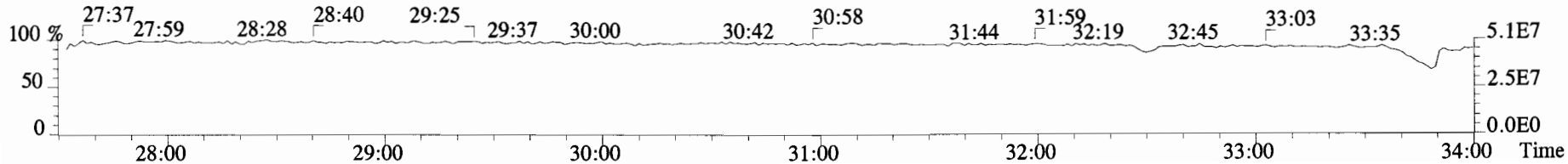

File:190610E1 #1-758 Acq:11-JUN-2019 00:17:02 GC EI+ Voltage SIR Autospec-UltimaE
Sample#8 File Text:Vista Analytical Laboratory VG-8 Text:1900817-04 T4-PDI2019-SG63-190418 15.31 Exp:PCB_ZB1
268.0016 S:8 F:3 SMO(1,3) BSUB(10000,15,-3.0) PKD(5,5,2,0.10%,186180.0,0.00%,F,F)

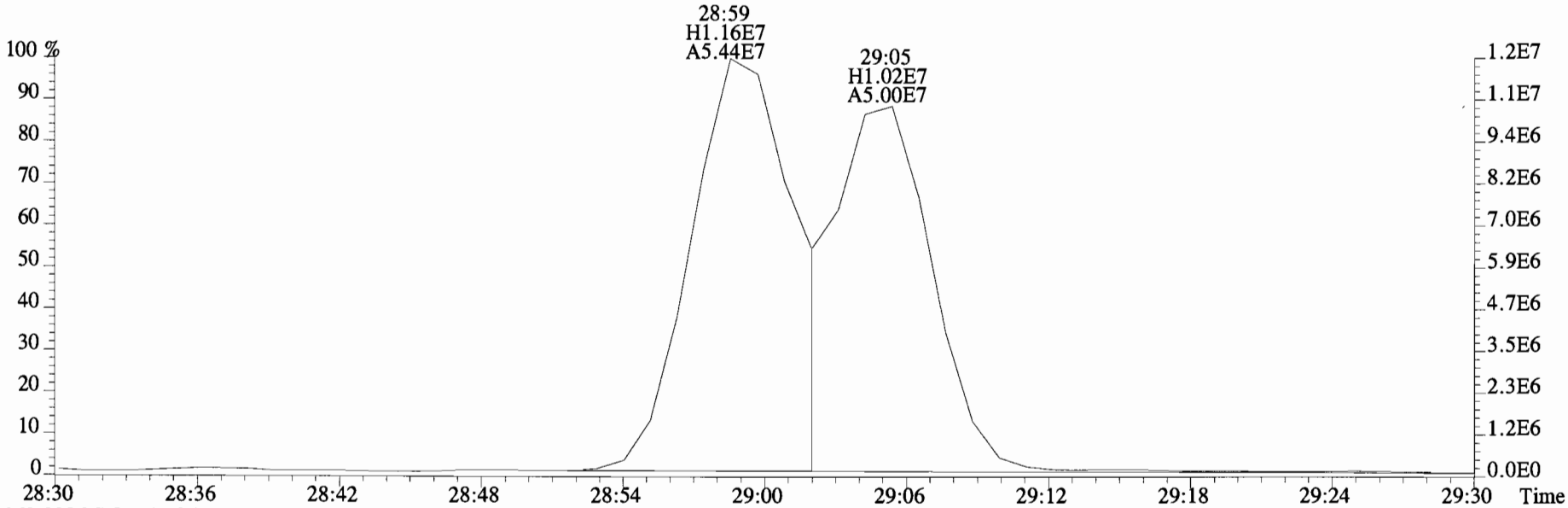

269.9986 S:8 F:3 SMO(1,3) BSUB(10000,15,-3.0) PKD(5,5,2,0.10%,299608.0,0.00%,F,F)

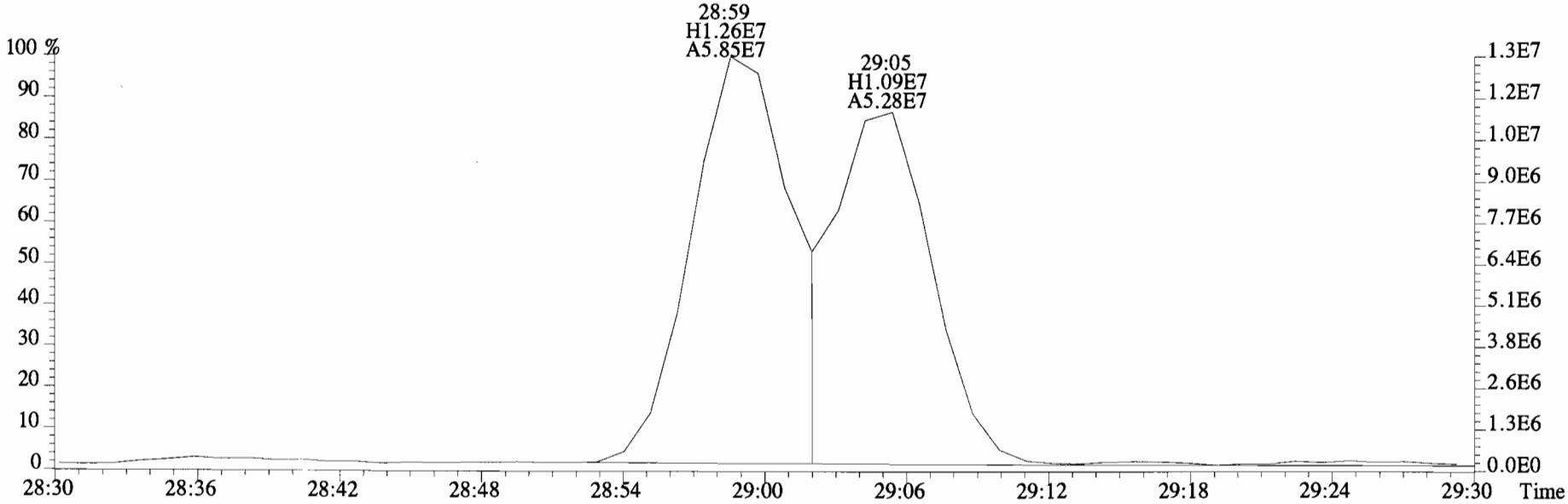

File:190610E1 #1-757 Acq:11-JUN-2019 00:17:02 GC EI+ Voltage SIR Autospec-UltimaE
Sample#8 File Text:Vista Analytical Laboratory VG-8 Text:1900817-04 T4-PDI2019-SG63-190418 15.31 Exp:PCB_ZB1
255.9613 S:8 F:2 SMO(1,3) BSUB(10000,15,-3.0) PKD(5,5,2,0.10%,6212.0,0.00%,F,F)

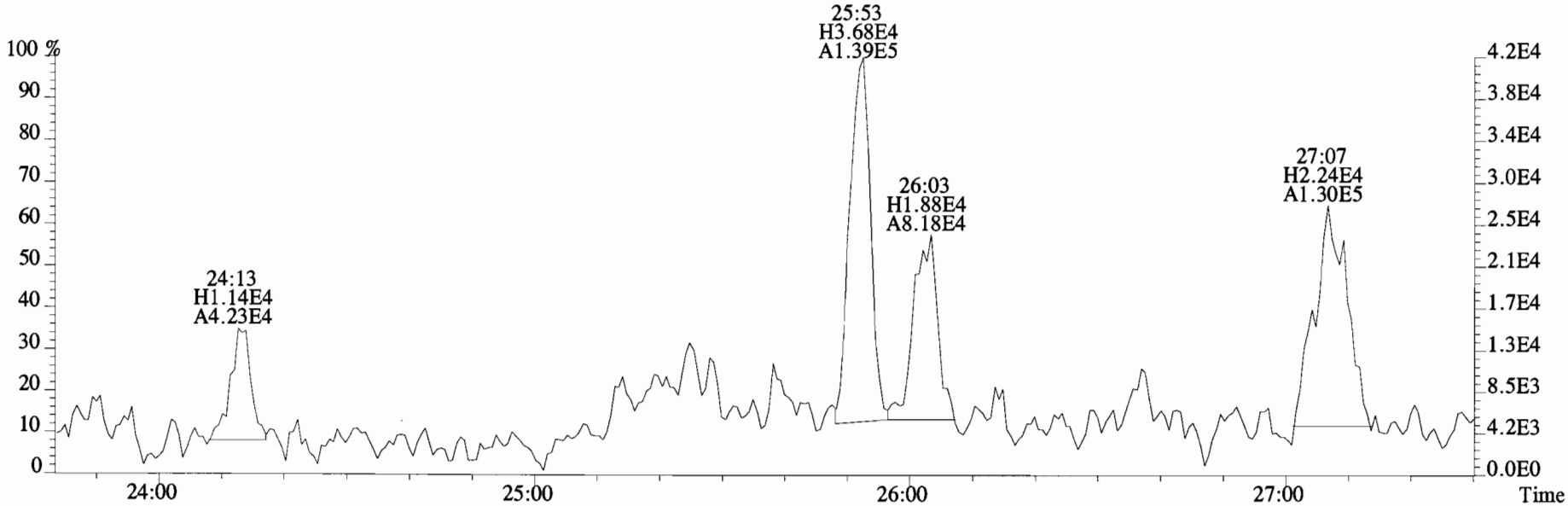

257.9584 S:8 F:2 SMO(1,3) BSUB(10000,15,-3.0) PKD(5,5,2,0.10%,2632.0,0.00%,F,F)

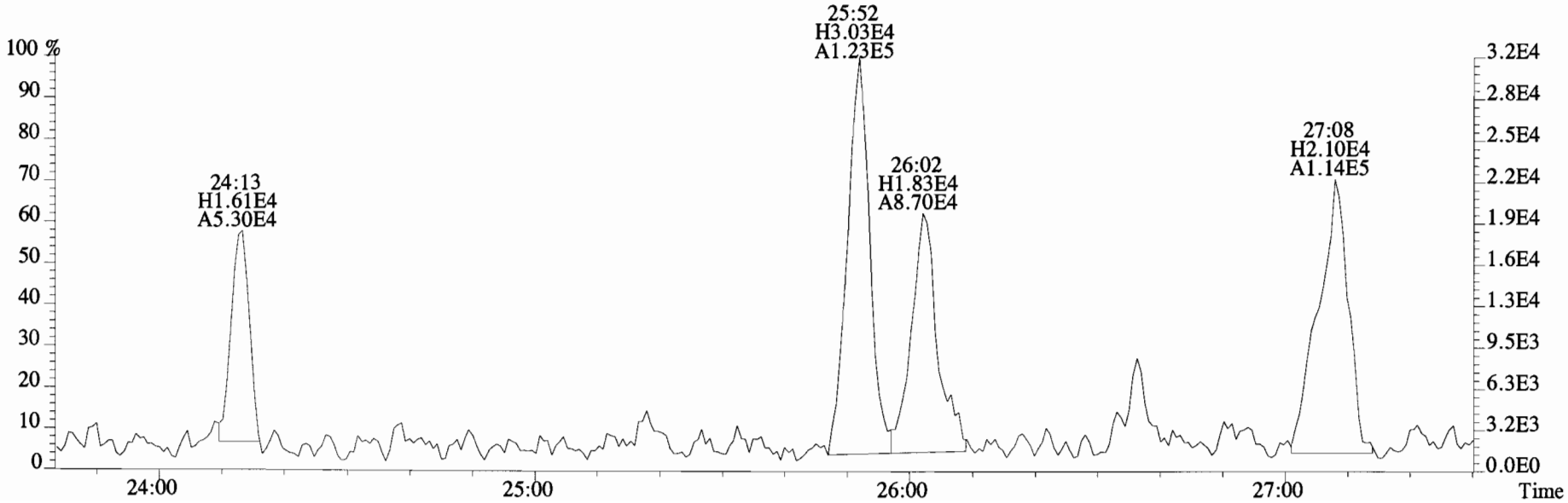

File:190610E1 #1-758 Acq:11-JUN-2019 00:17:02 GC EI+ Voltage SIR Autospec-UltimaE
Sample#8 File Text:Vista Analytical Laboratory VG-8 Text:1900817-04 T4-PDI2019-SG63-190418 15.31 Exp:PCB_ZB1
255.9613 S:8 F:3 SMO(1,3) BSUB(10000,15,-3.0) PKD(5,5,2,0.10%,5496.0,0.00%,F,F)

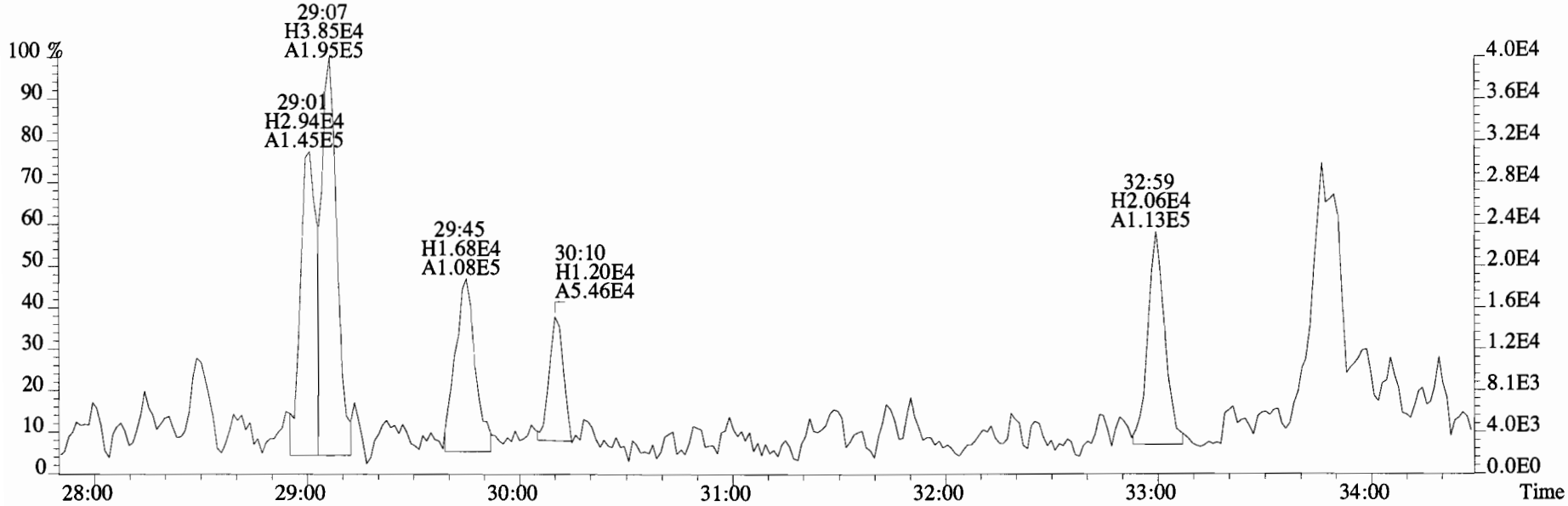

257.9584 S:8 F:3 SMO(1,3) BSUB(10000,15,-3.0) PKD(5,5,2,0.10%,1716.0,0.00%,F,F)

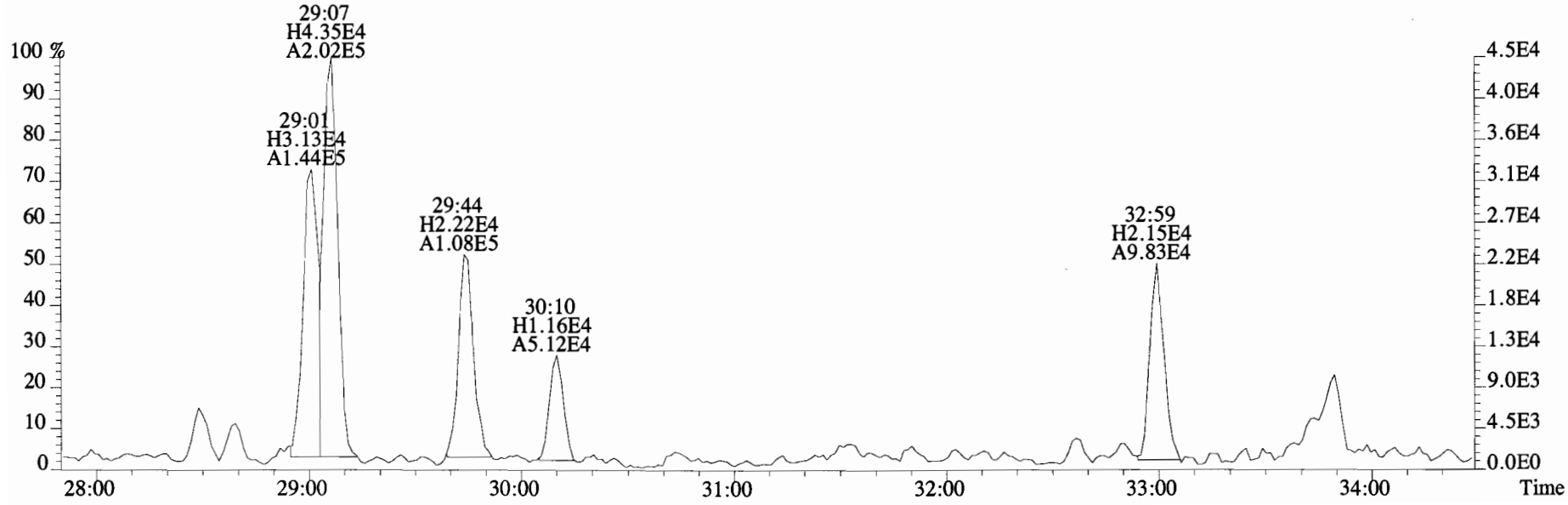

File:190610E1 #1-758 Acq:11-JUN-2019 00:17:02 GC EI+ Voltage SIR Autospec-UltimaE
Sample#8 File Text:Vista Analytical Laboratory VG-8 Text:1900817-04 T4-PDI2019-SG63-190418 15.31 Exp:PCB_ZB1
289.9224 S:8 F:3 SMO(1,3) BSUB(10000,15,-3.0) PKD(5,5,2,0.10%,1588.0,0.00%,F,F)

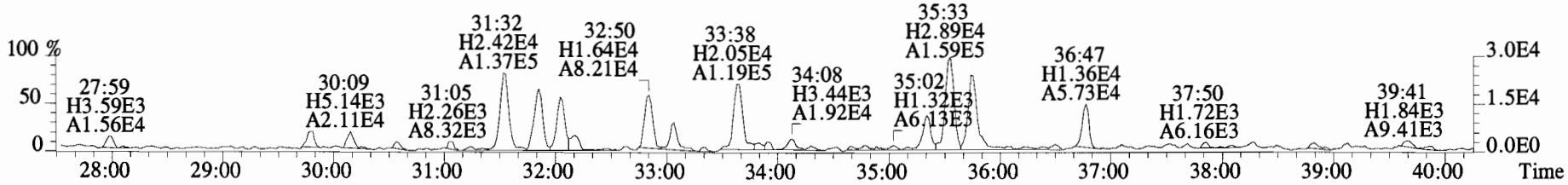

291.9194 S:8 F:3 SMO(1,3) BSUB(10000,15,-3.0) PKD(5,5,2,0.10%,1504.0,0.00%,F,F)

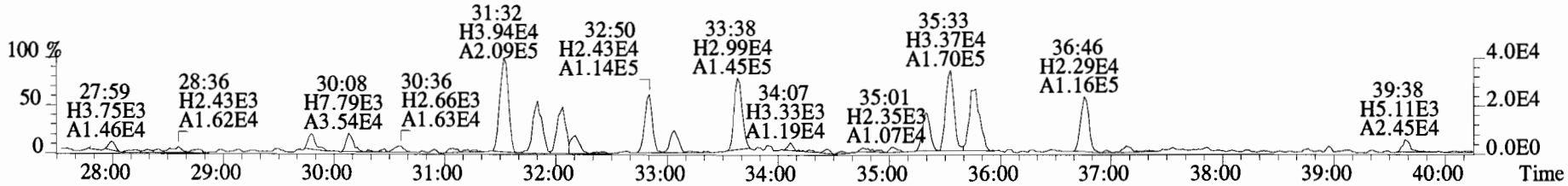

301.9626 S:8 F:3 SMO(1,3) BSUB(10000,15,-3.0) PKD(5,5,2,0.10%,41736.0,0.00%,F,F)

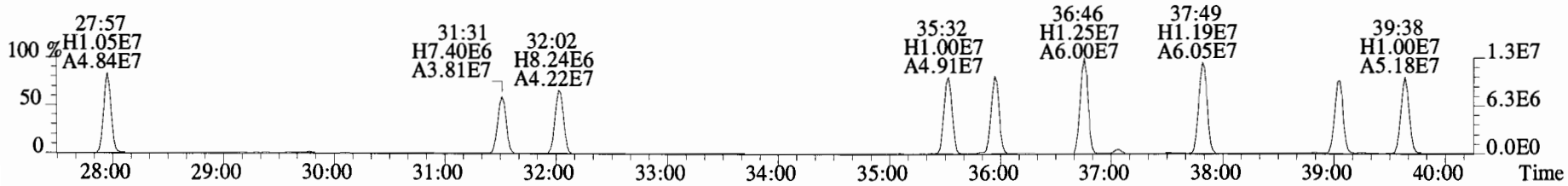

303.9597 S:8 F:3 SMO(1,3) BSUB(10000,15,-3.0) PKD(5,5,2,0.10%,23984.0,0.00%,F,F)

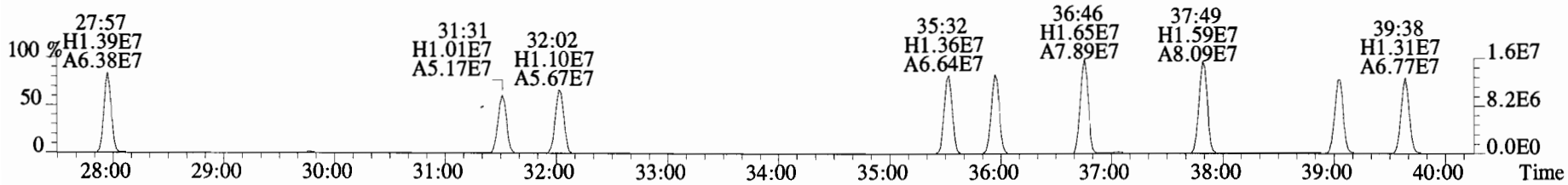

330.9792 S:8 F:3

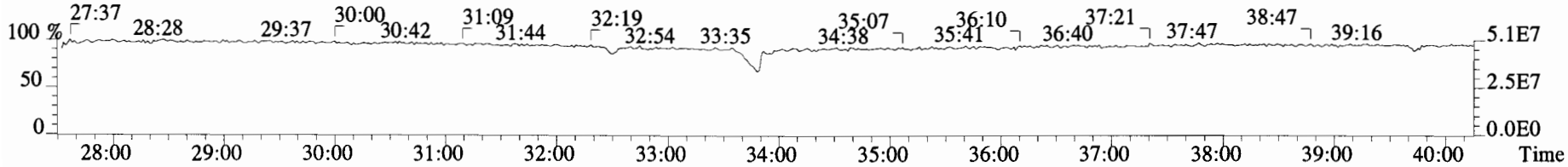

File:190610E1 #1-758 Acq:11-JUN-2019 00:17:02 GC EI+ Voltage SIR Autospec-UltimaE
Sample#8 File Text:Vista Analytical Laboratory VG-8 Text:1900817-04 T4-PDI2019-SG63-190418 15.31 Exp:PCB_ZB1

289.9224 S:8 F:3 SMO(1,3) BSUB(10000,15,-3.0) PKD(5,5,2,0.10%,1588.0,0.00%,F,F)

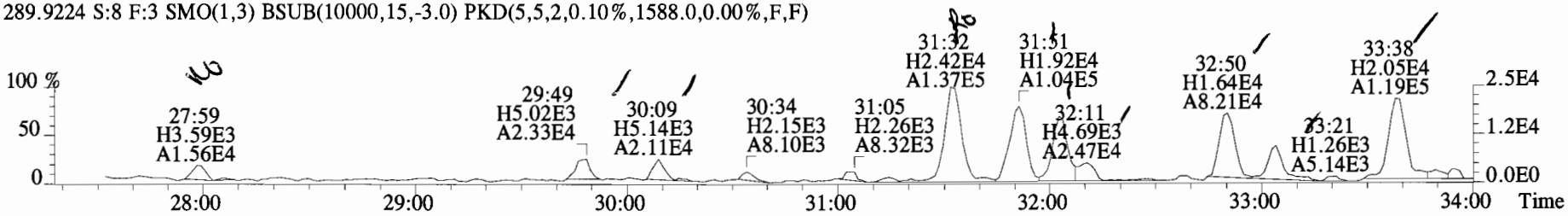

291.9194 S:8 F:3 SMO(1,3) BSUB(10000,15,-3.0) PKD(5,5,2,0.10%,1504.0,0.00%,F,F)

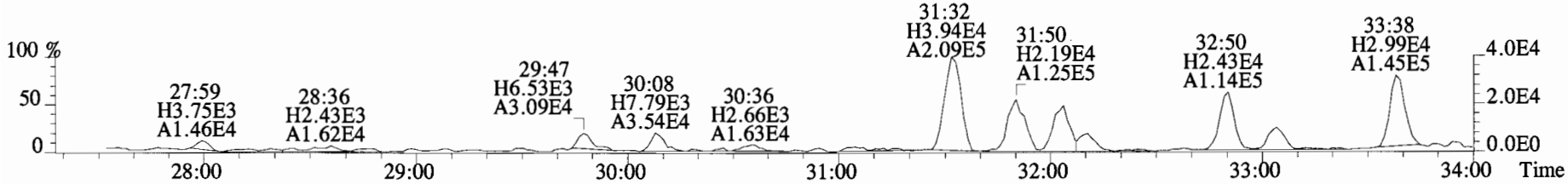

301.9626 S:8 F:3 SMO(1,3) BSUB(10000,15,-3.0) PKD(5,5,2,0.10%,41736.0,0.00%,F,F)

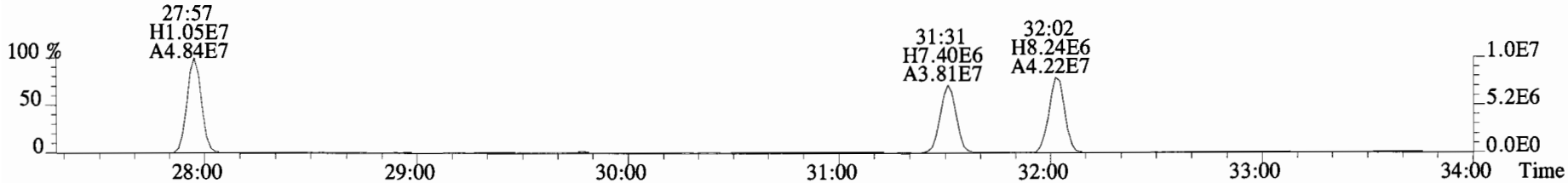

303.9597 S:8 F:3 SMO(1,3) BSUB(10000,15,-3.0) PKD(5,5,2,0.10%,23984.0,0.00%,F,F)

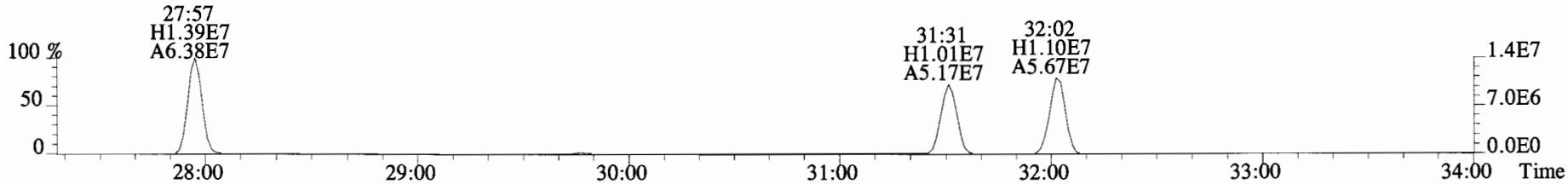

330.9792 S:8 F:3

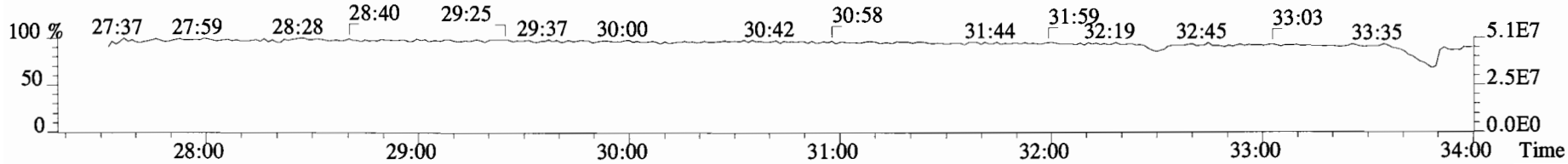

File:190610E1 #1-758 Acq:11-JUN-2019 00:17:02 GC EI+ Voltage SIR Autospec-UltimaE
Sample#8 File Text:Vista Analytical Laboratory VG-8 Text:1900817-04 T4-PDI2019-SG63-190418 15.31 Exp:PCB_ZB1
289.9224 S:8 F:3 SMO(1,3) BSUB(10000,15,-3.0) PKD(5,5,2,0.10%,1588.0,0.00%,F,F)

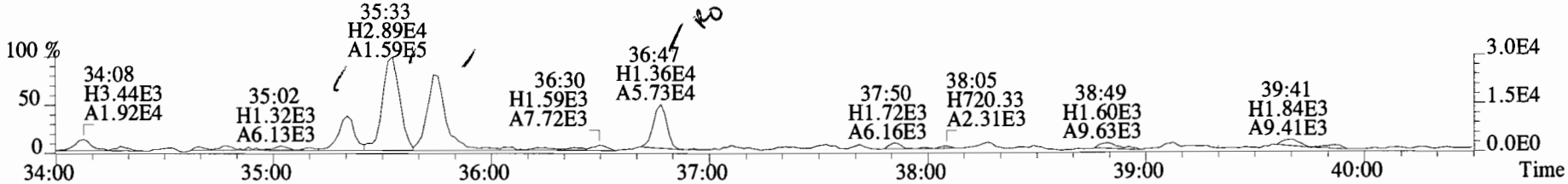

291.9194 S:8 F:3 SMO(1,3) BSUB(10000,15,-3.0) PKD(5,5,2,0.10%,1504.0,0.00%,F,F)



301.9626 S:8 F:3 SMO(1,3) BSUB(10000,15,-3.0) PKD(5,5,2,0.10%,41736.0,0.00%,F,F)

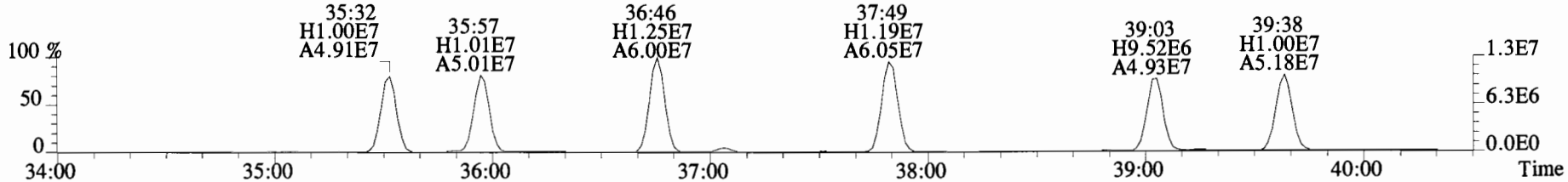

303.9597 S:8 F:3 SMO(1,3) BSUB(10000,15,-3.0) PKD(5,5,2,0.10%,23984.0,0.00%,F,F)

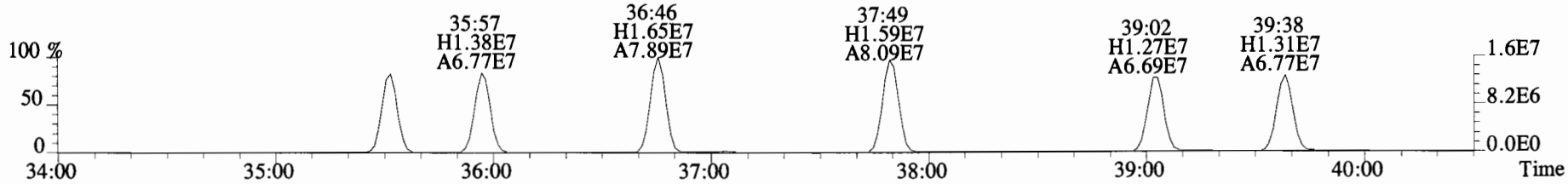

330.9792 S:8 F:3

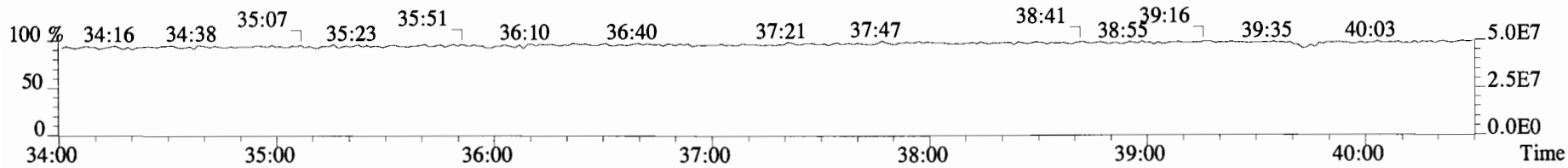

File:190610E1 #1-758 Acq:11-JUN-2019 00:17:02 GC EI+ Voltage SIR Autospec-UltimaE
Sample#8 File Text:Vista Analytical Laboratory VG-8 Text:1900817-04 T4-PDI2019-SG63-190418 15.31 Exp:PCB_ZB1
289.9224 S:8 F:3 SMO(1,3) BSUB(10000,15,-3.0) PKD(5,5,2,0.10%,1588.0,0.00%,F,F)

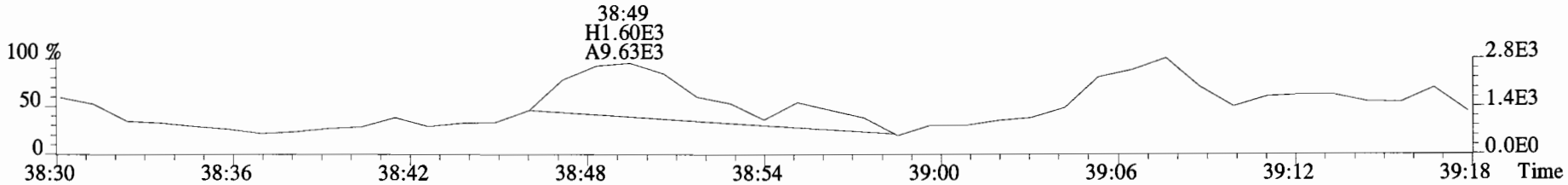

291.9194 S:8 F:3 SMO(1,3) BSUB(10000,15,-3.0) PKD(5,5,2,0.10%,1504.0,0.00%,F,F)

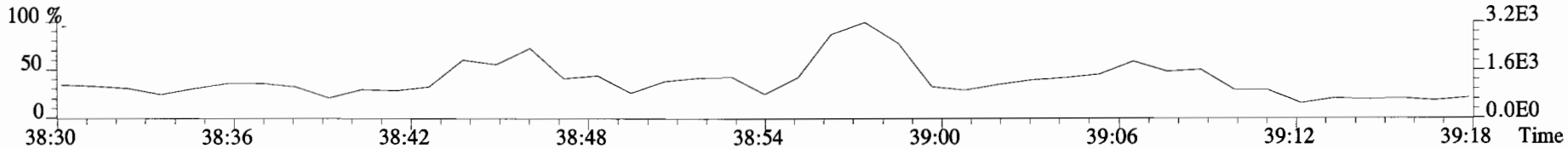

301.9626 S:8 F:3 SMO(1,3) BSUB(10000,15,-3.0) PKD(5,5,2,0.10%,41736.0,0.00%,F,F)

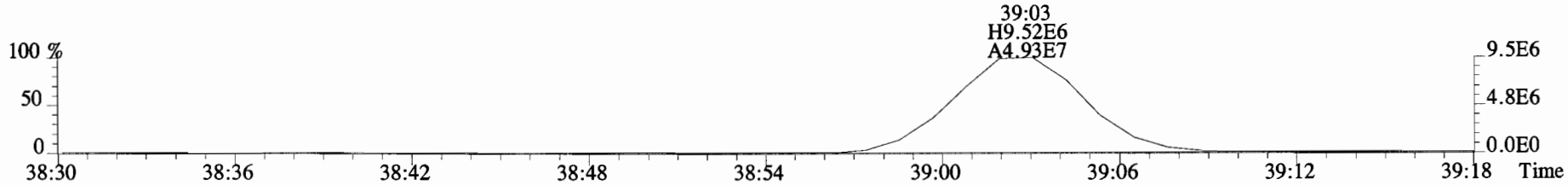

303.9597 S:8 F:3 SMO(1,3) BSUB(10000,15,-3.0) PKD(5,5,2,0.10%,23984.0,0.00%,F,F)

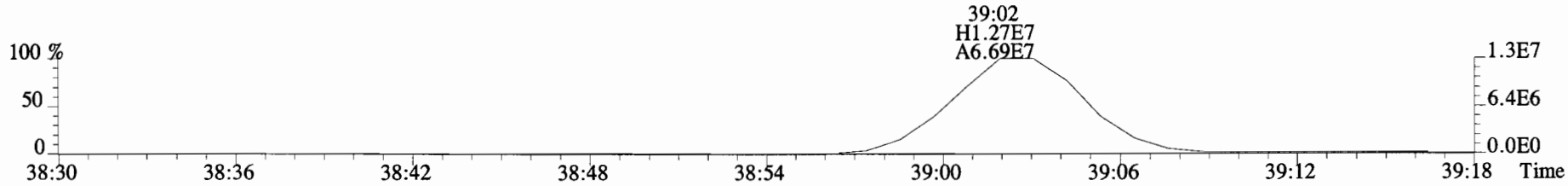

330.9792 S:8 F:3

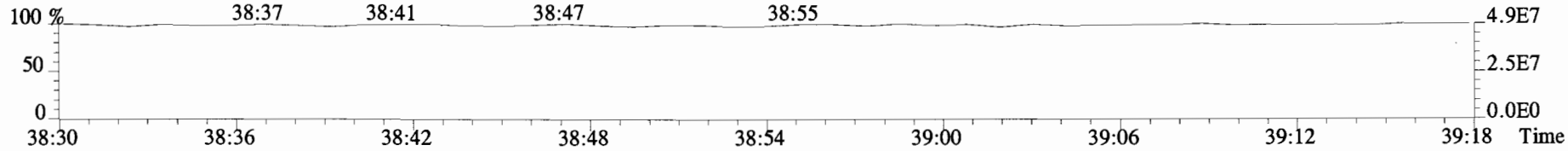

File:190610E1 #1-758 Acq:11-JUN-2019 00:17:02 GC EI+ Voltage SIR Autospec-UltimaE
Sample#8 File Text:Vista Analytical Laboratory VG-8 Text:1900817-04 T4-PDI2019-SG63-190418 15.31 Exp:PCB_ZB1
301.9626 S:8 F:3 SMO(1,3) BSUB(10000,15,-3.0) PKD(5,5,2,0.10%,41736.0,0.00%,F,F)

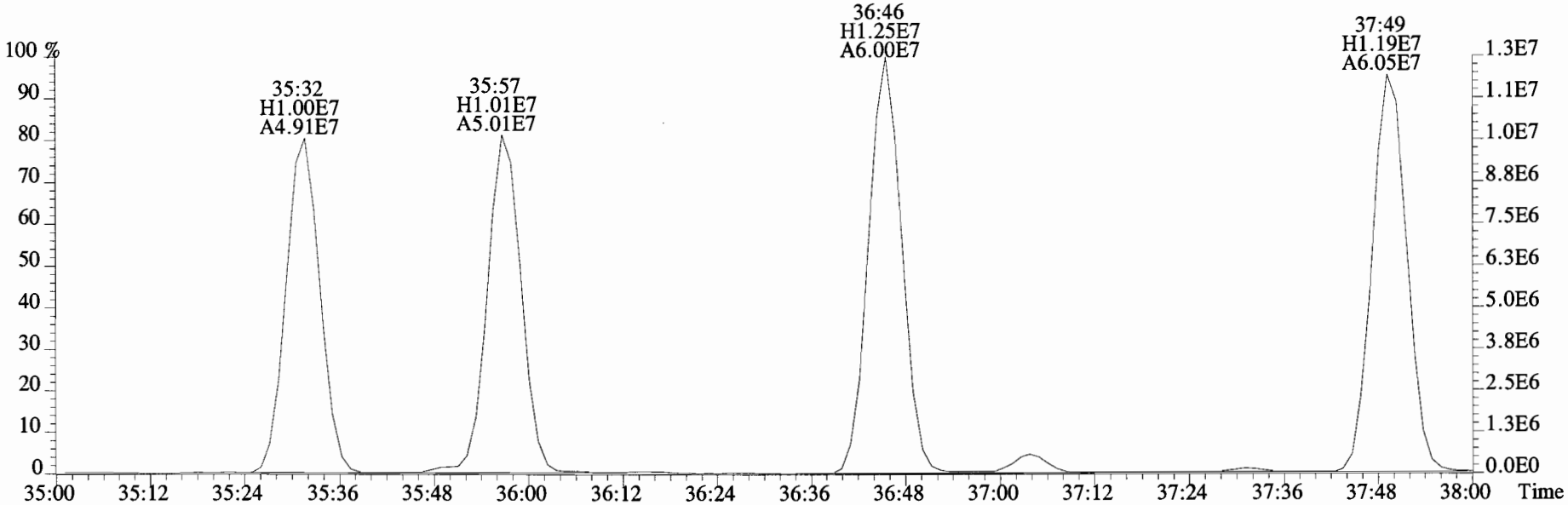

303.9597 S:8 F:3 SMO(1,3) BSUB(10000,15,-3.0) PKD(5,5,2,0.10%,23984.0,0.00%,F,F)

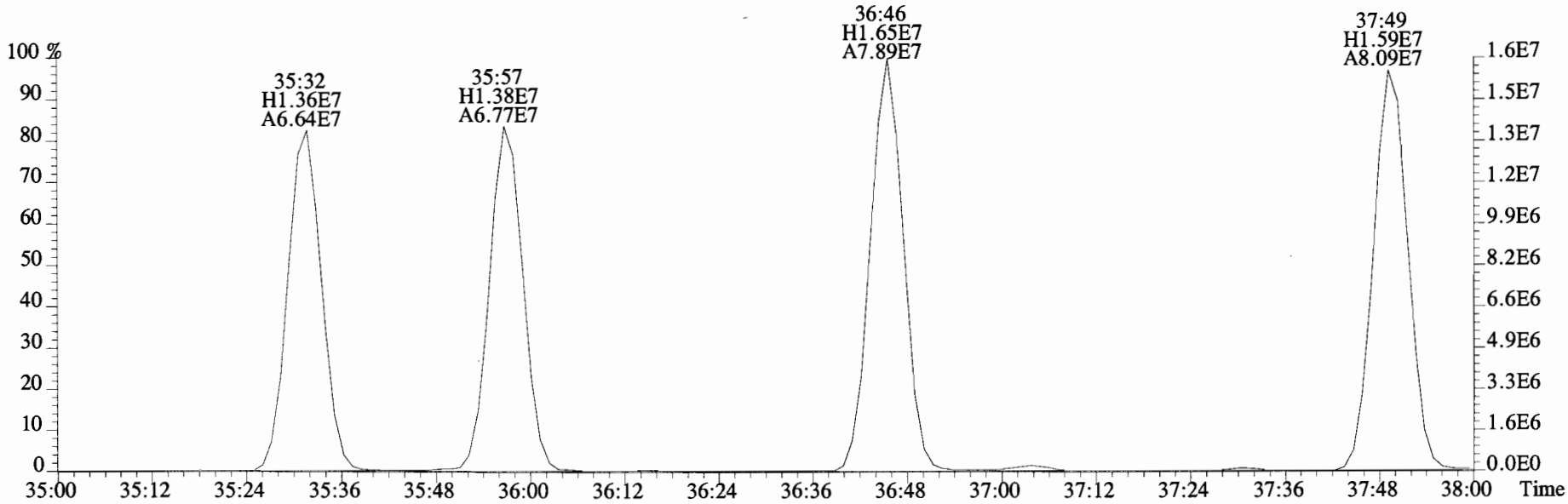

File:190610E1 #1-758 Acq:11-JUN-2019 00:17:02 GC EI+ Voltage SIR Autospec-UltimaE
Sample#8 File Text:Vista Analytical Laboratory VG-8 Text:1900817-04 T4-PDI2019-SG63-190418 15.31 Exp:PCB_ZB1
289.9224 S:8 F:3 SMO(1,3) BSUB(10000,15,-3.0)

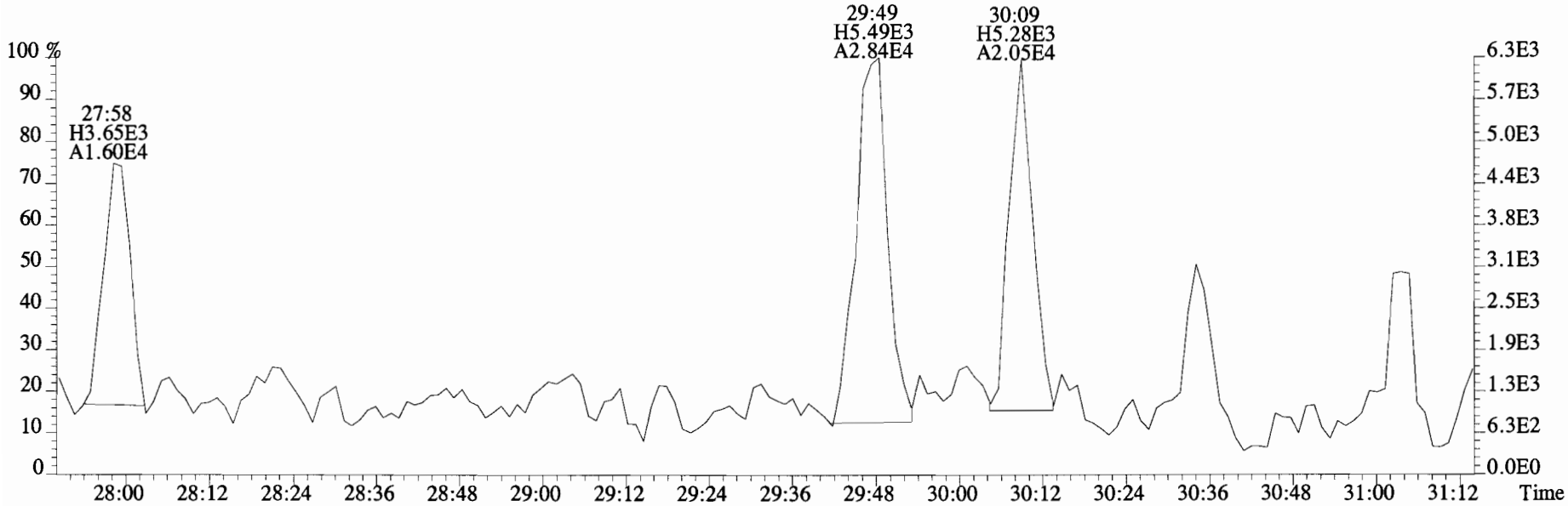

291.9194 S:8 F:3 SMO(1,3) BSUB(10000,15,-3.0)

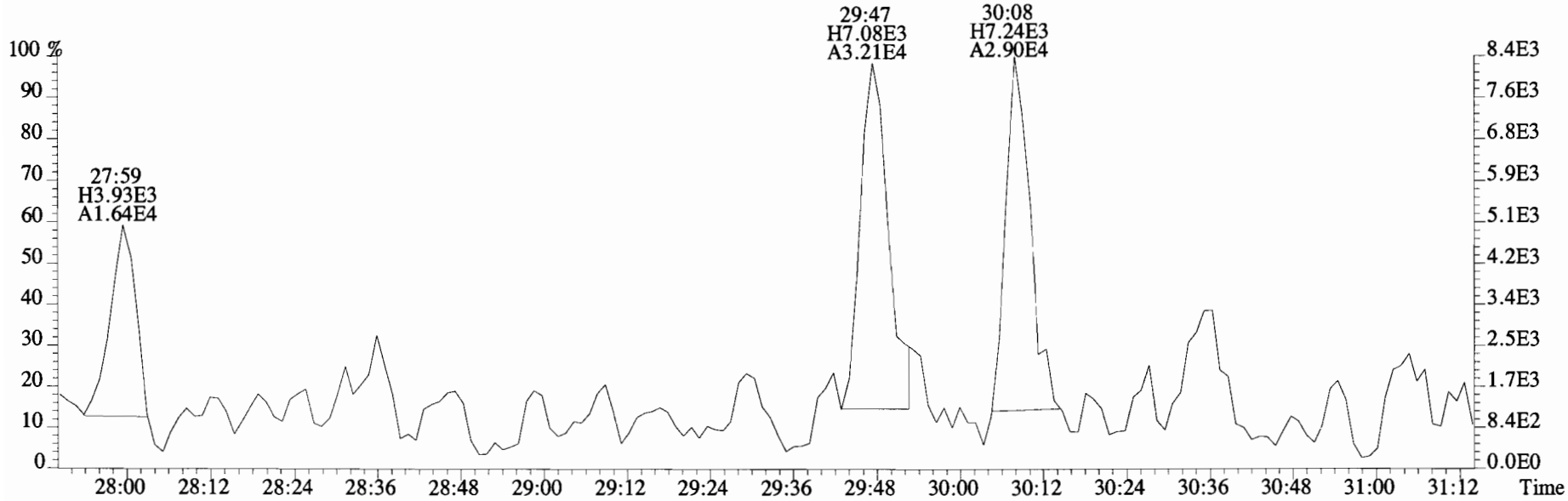

File:190610E1 #1-758 Acq:11-JUN-2019 00:17:02 GC EI+ Voltage SIR Autospec-UltimaE
Sample#8 File Text:Vista Analytical Laboratory VG-8 Text:1900817-04 T4-PDI2019-SG63-190418 15.31 Exp:PCB_ZB1
289.9224 S:8 F:3 SMO(1,3) BSUB(10000,15,-3.0)

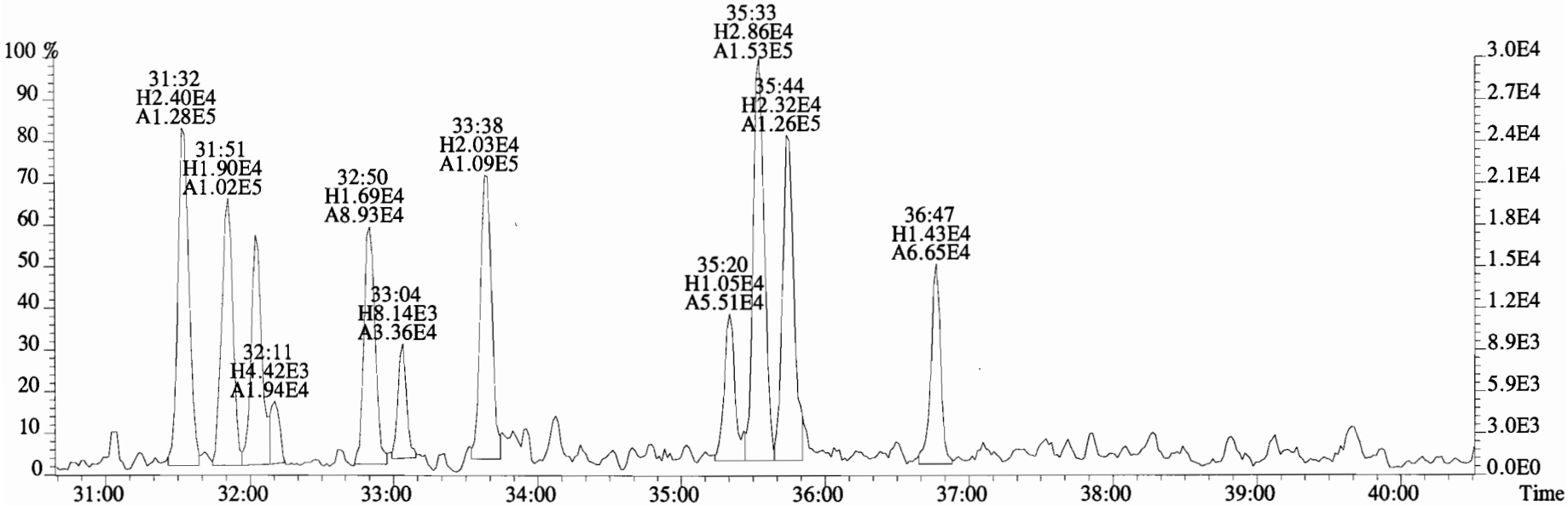

291.9194 S:8 F:3 SMO(1,3) BSUB(10000,15,-3.0)

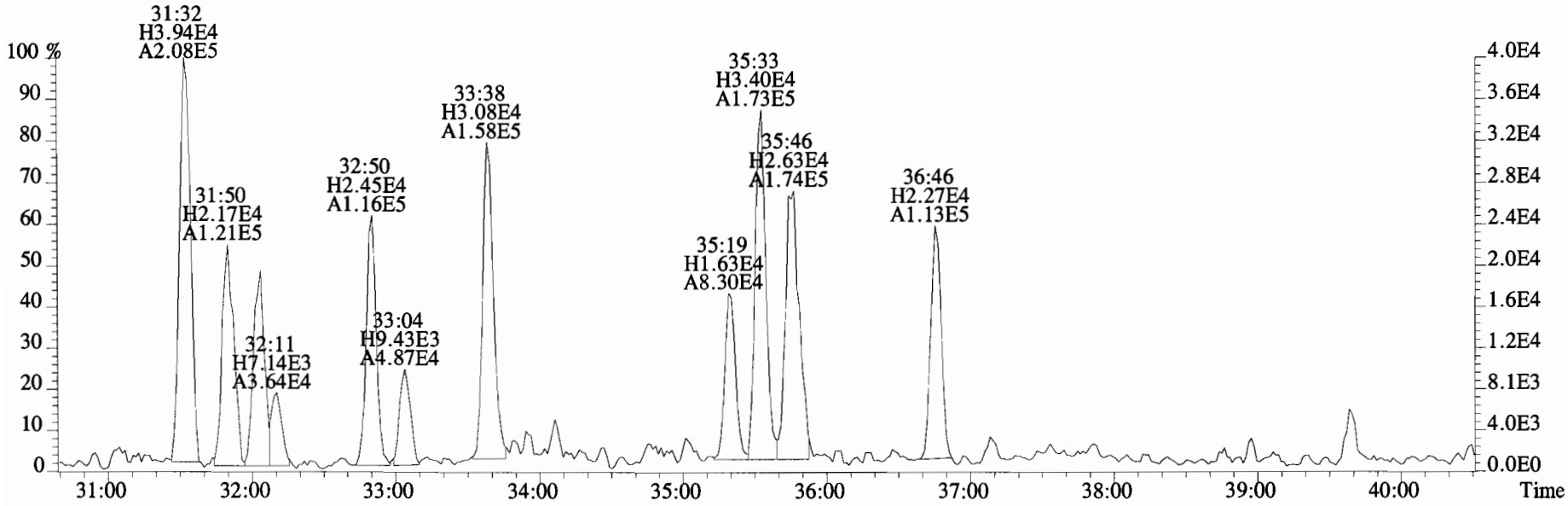

File:190610E1 #1-758 Acq:11-JUN-2019 00:17:02 GC EI+ Voltage SIR Autospec-UltimaE
Sample#8 File Text:Vista Analytical Laboratory VG-8 Text:1900817-04 T4-PDI2019-SG63-190418 15.31 Exp:PCB_ZB1
325.8804 S:8 F:3 SMO(1,3) BSUB(10000,15,-3.0) PKD(5,5,2,0.10%,1180.0,0.00%,F,F)

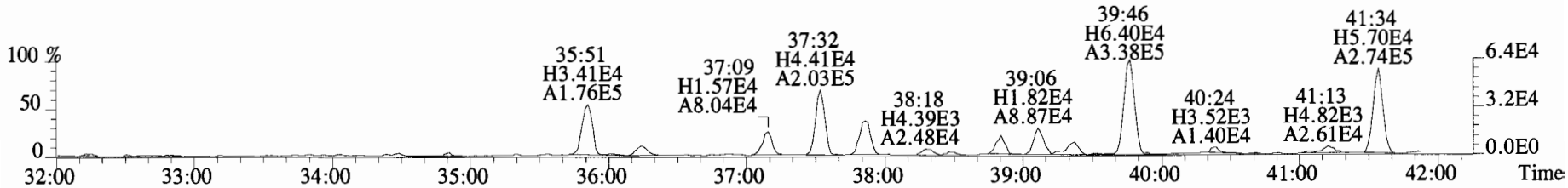

327.8775 S:8 F:3 SMO(1,3) BSUB(10000,15,-3.0) PKD(5,5,2,0.10%,1548.0,0.00%,F,F)

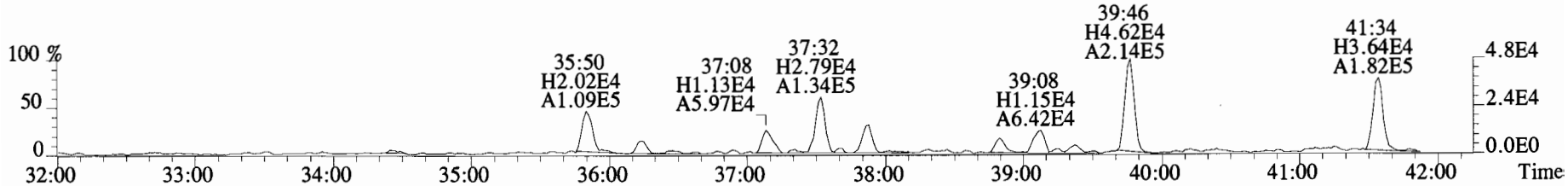

337.9207 S:8 F:3 SMO(1,3) BSUB(10000,15,-3.0) PKD(5,5,2,0.10%,2876.0,0.00%,F,F)

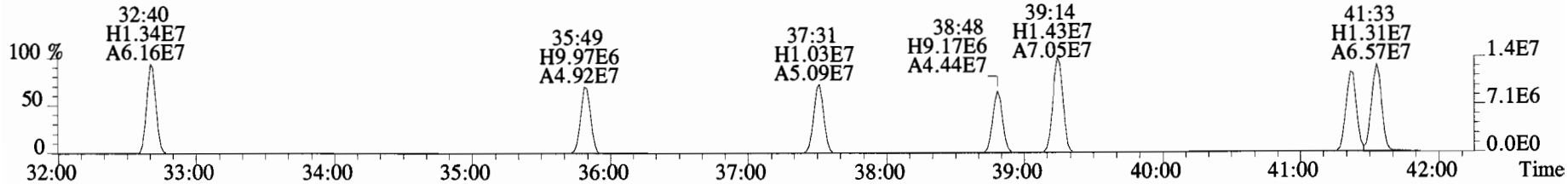

339.9177 S:8 F:3 SMO(1,3) BSUB(10000,15,-3.0) PKD(5,5,2,0.10%,1748.0,0.00%,F,F)

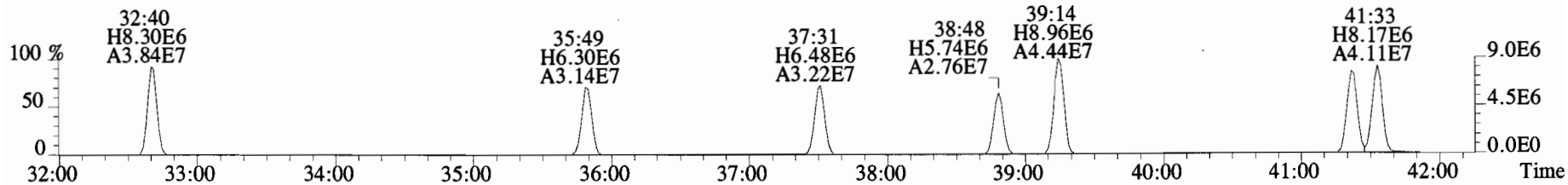

330.9792 S:8 F:3

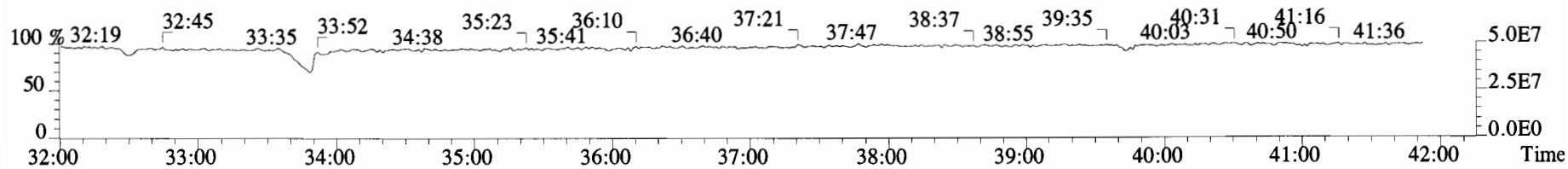

File:190610E1 #1-758 Acq:11-JUN-2019 00:17:02 GC EI+ Voltage SIR Autospec-UltimaE
Sample#8 File Text:Vista Analytical Laboratory VG-8 Text:1900817-04 T4-PDI2019-SG63-190418 15.31 Exp:PCB_ZB1

325.8804 S:8 F:3 SMO(1,3) BSUB(10000,15,-3.0) PKD(5,5,2,0.10%,1180.0,0.00%,F,F)

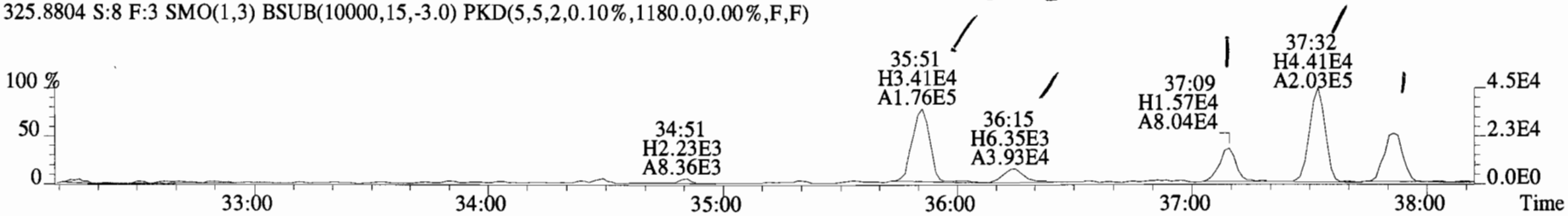

327.8775 S:8 F:3 SMO(1,3) BSUB(10000,15,-3.0) PKD(5,5,2,0.10%,1548.0,0.00%,F,F)



337.9207 S:8 F:3 SMO(1,3) BSUB(10000,15,-3.0) PKD(5,5,2,0.10%,2876.0,0.00%,F,F)

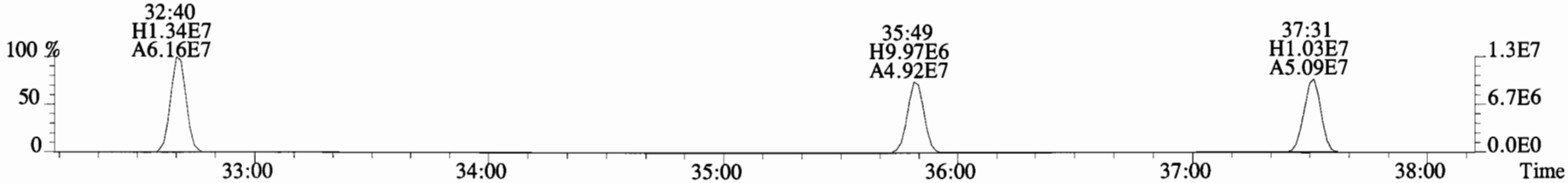

339.9177 S:8 F:3 SMO(1,3) BSUB(10000,15,-3.0) PKD(5,5,2,0.10%,1748.0,0.00%,F,F)

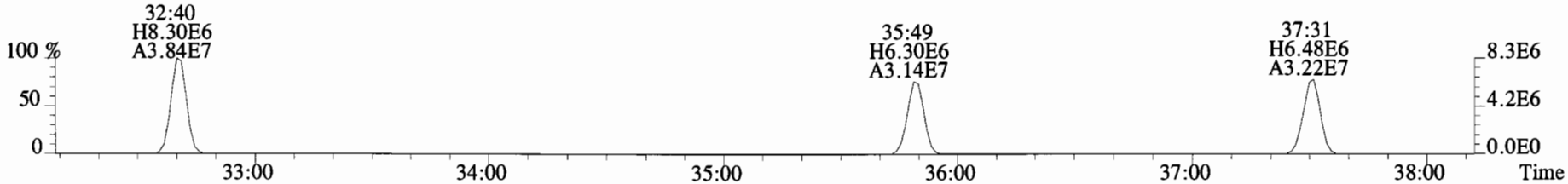

330.9792 S:8 F:3

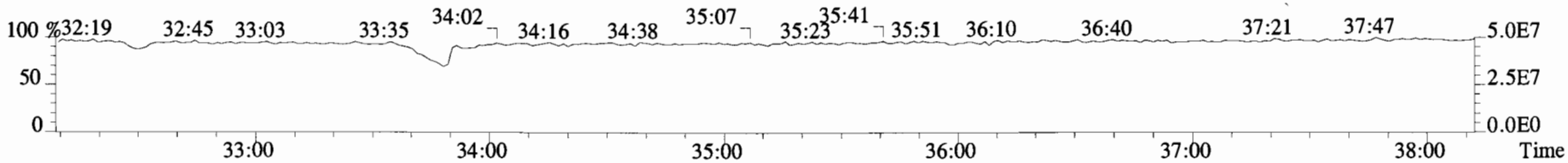

File:190610E1 #1-758 Acq:11-JUN-2019 00:17:02 GC EI+ Voltage SIR Autospec-UltimaE
Sample#8 File Text:Vista Analytical Laboratory VG-8 Text:1900817-04 T4-PDI2019-SG63-190418 15.31 Exp:PCB_ZB1
325.8804 S:8 F:3 SMO(1,3) BSUB(10000,15,-3.0) PKD(5,5,2,0.10%,1180.0,0.00%,F,F)

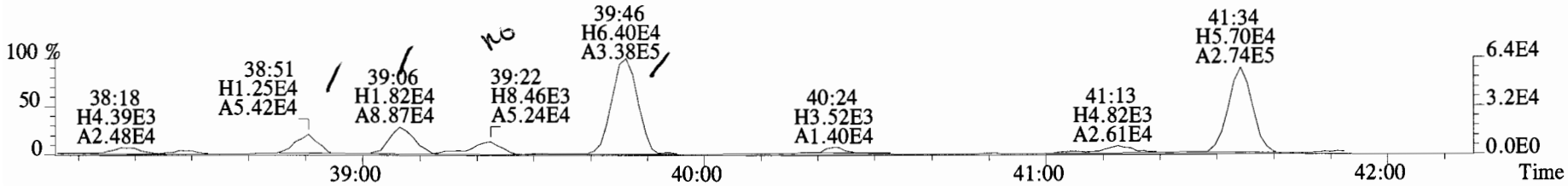

327.8775 S:8 F:3 SMO(1,3) BSUB(10000,15,-3.0) PKD(5,5,2,0.10%,1548.0,0.00%,F,F)

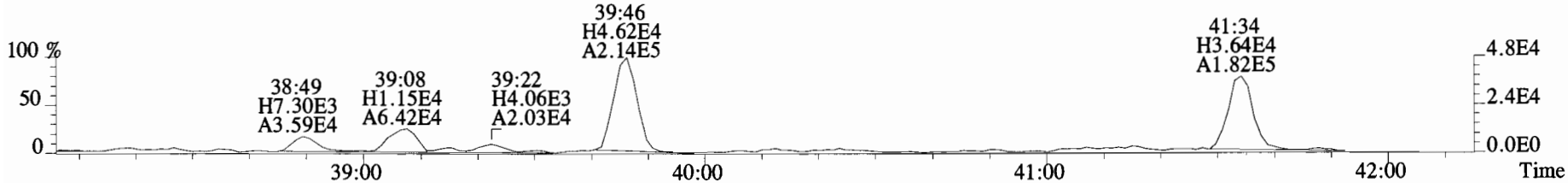

337.9207 S:8 F:3 SMO(1,3) BSUB(10000,15,-3.0) PKD(5,5,2,0.10%,2876.0,0.00%,F,F)

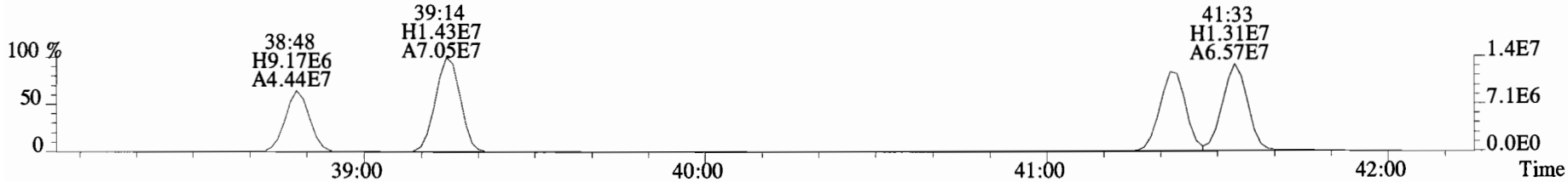

339.9177 S:8 F:3 SMO(1,3) BSUB(10000,15,-3.0) PKD(5,5,2,0.10%,1748.0,0.00%,F,F)

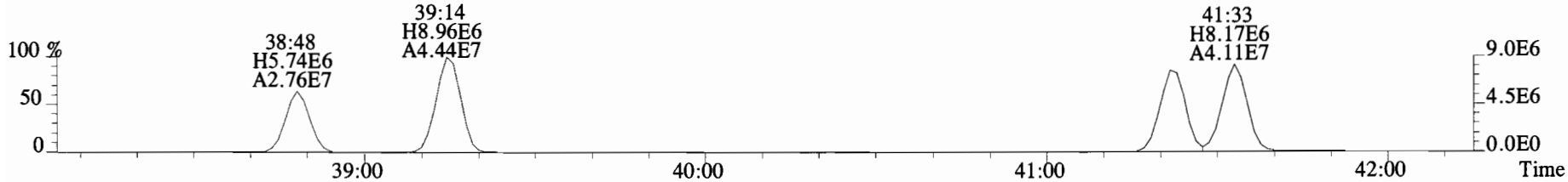

330.9792 S:8 F:3

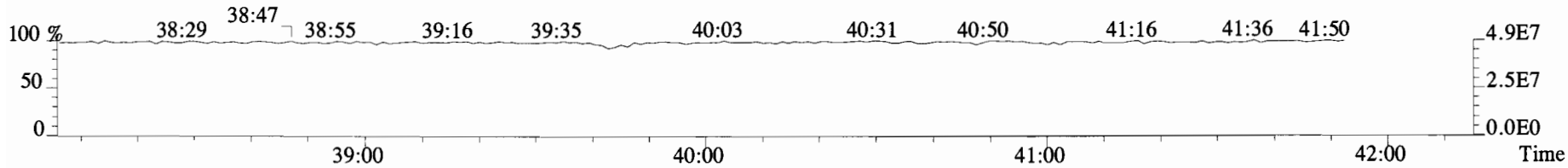

File:190610E1 #1-758 Acq:11-JUN-2019 00:17:02 GC EI+ Voltage SIR Autospec-UltimaE
Sample#8 File Text:Vista Analytical Laboratory VG-8 Text:1900817-04 T4-PDI2019-SG63-190418 15.31 Exp:PCB_ZB1
337.9207 S:8 F:3 SMO(1,3) BSUB(10000,15,-3.0) PKD(5,5,2,0.10%,2876.0,0.00%,F,F)

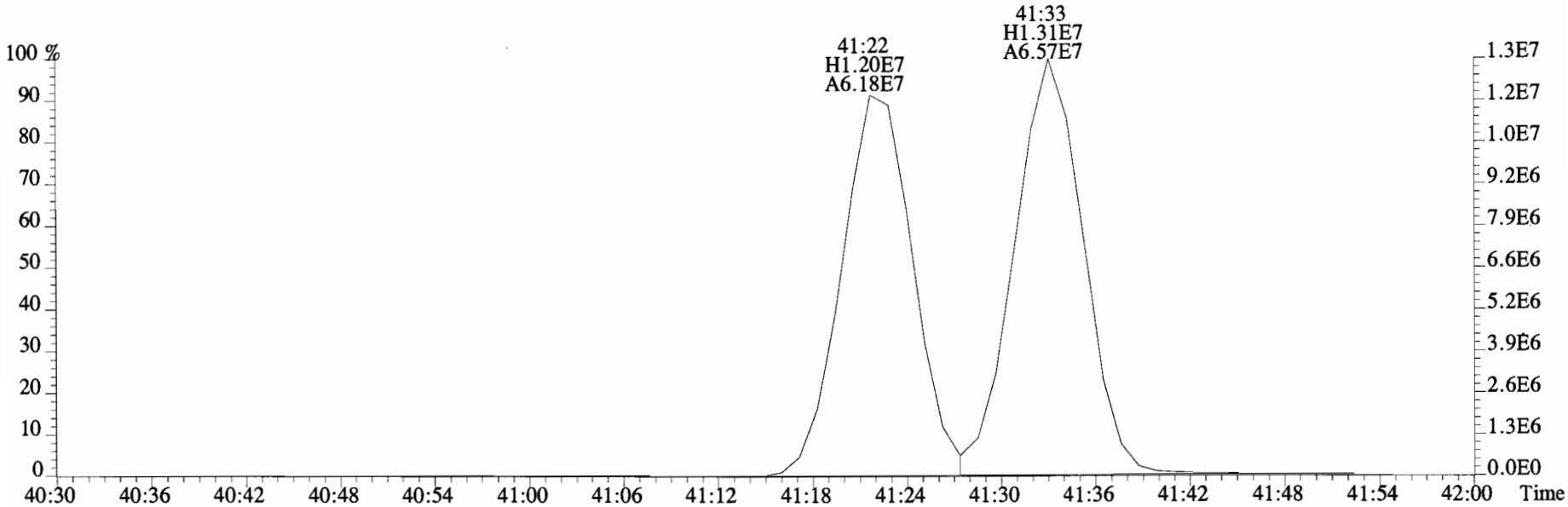

339.9177 S:8 F:3 SMO(1,3) BSUB(10000,15,-3.0) PKD(5,5,2,0.10%,1748.0,0.00%,F,F)

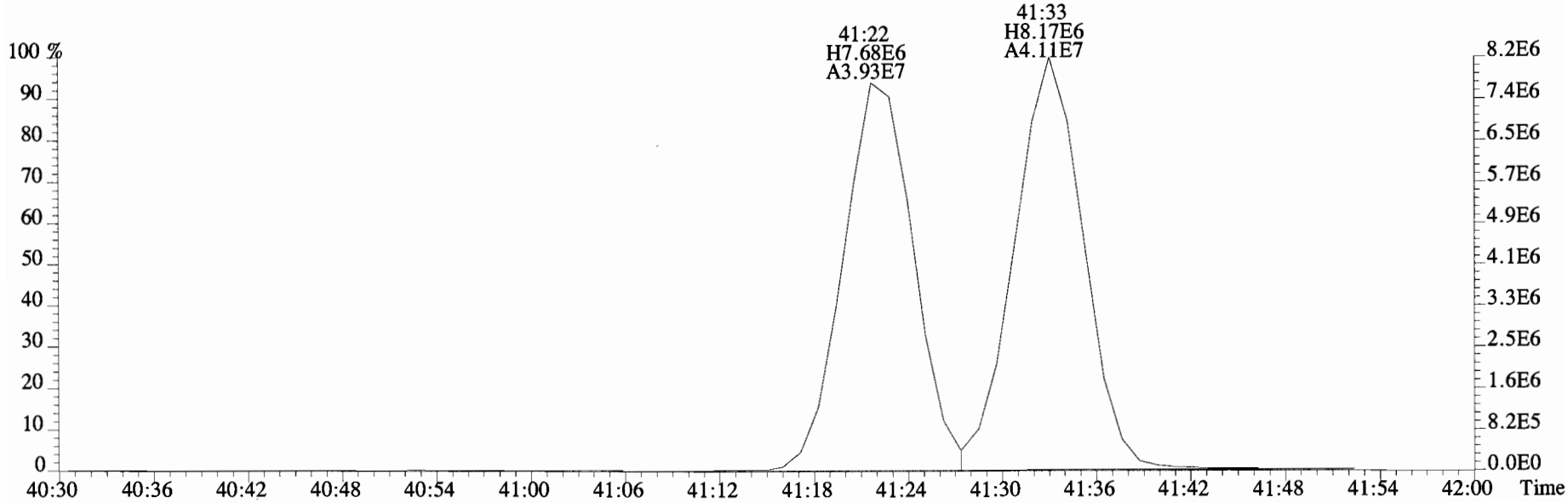

File:190610E1 #1-758 Acq:11-JUN-2019 00:17:02 GC EI+ Voltage SIR Autospec-UltimaE
Sample#8 File Text:Vista Analytical Laboratory VG-8 Text:1900817-04 T4-PDI2019-SG63-190418 15.31 Exp:PCB_ZB1
325.8804 S:8 F:3 SMO(1,3) BSUB(10000,15,-3.0) PKD(5,5,2,0.10%,1180.0,0.00%,F,F)

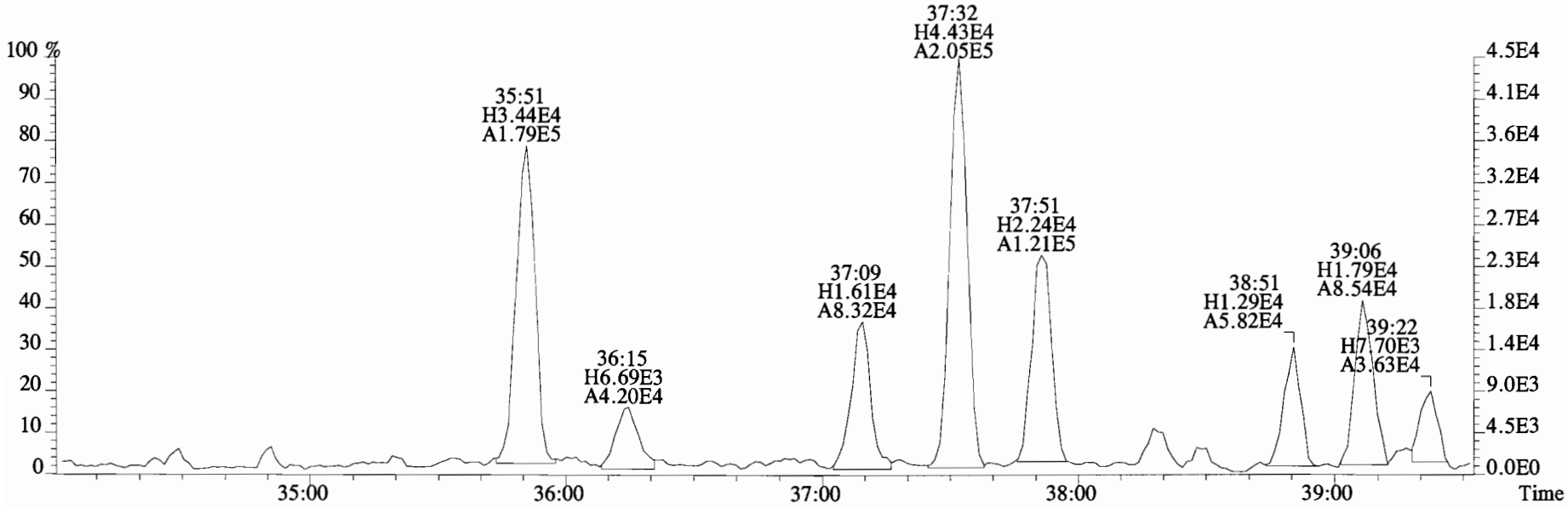

327.8775 S:8 F:3 SMO(1,3) BSUB(10000,15,-3.0) PKD(5,5,2,0.10%,1548.0,0.00%,F,F)

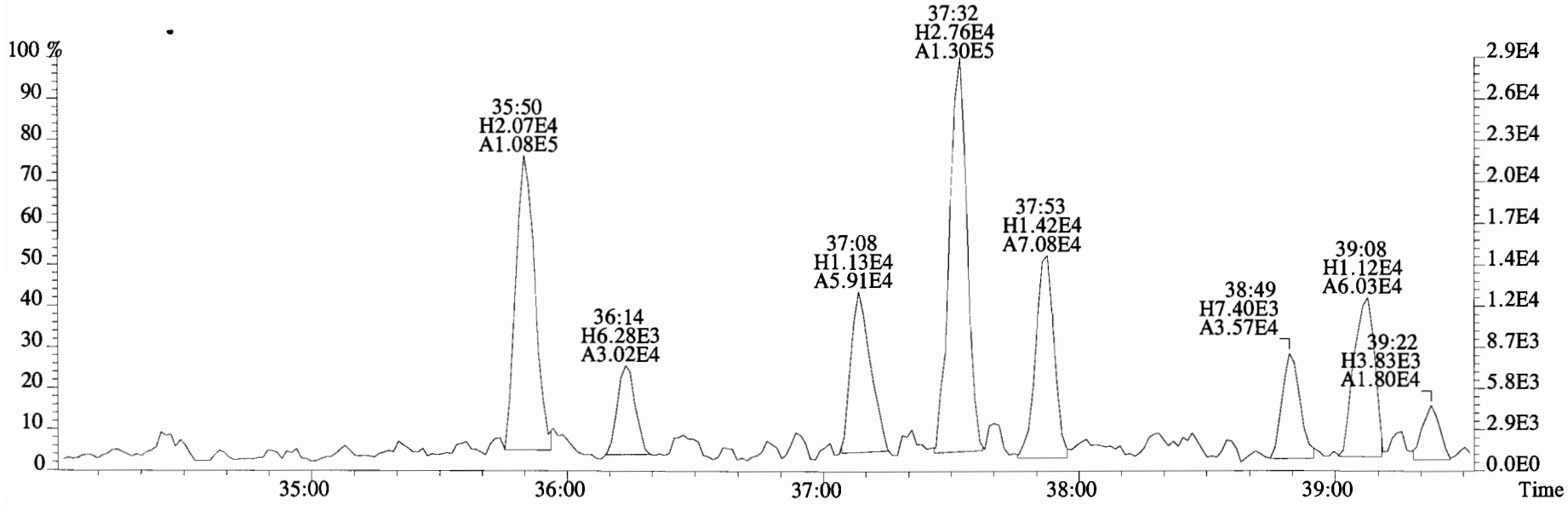

File:190610E1 #1-758 Acq:11-JUN-2019 00:17:02 GC EI+ Voltage SIR Autospec-UltimaE
Sample#8 File Text:Vista Analytical Laboratory VG-8 Text:1900817-04 T4-PDI2019-SG63-190418 15.31 Exp:PCB_ZB1
325.8804 S:8 F:3 SMO(1,3) BSUB(10000,15,-3.0) PKD(5,5,2,0.10%,1180.0,0.00%,F,F)

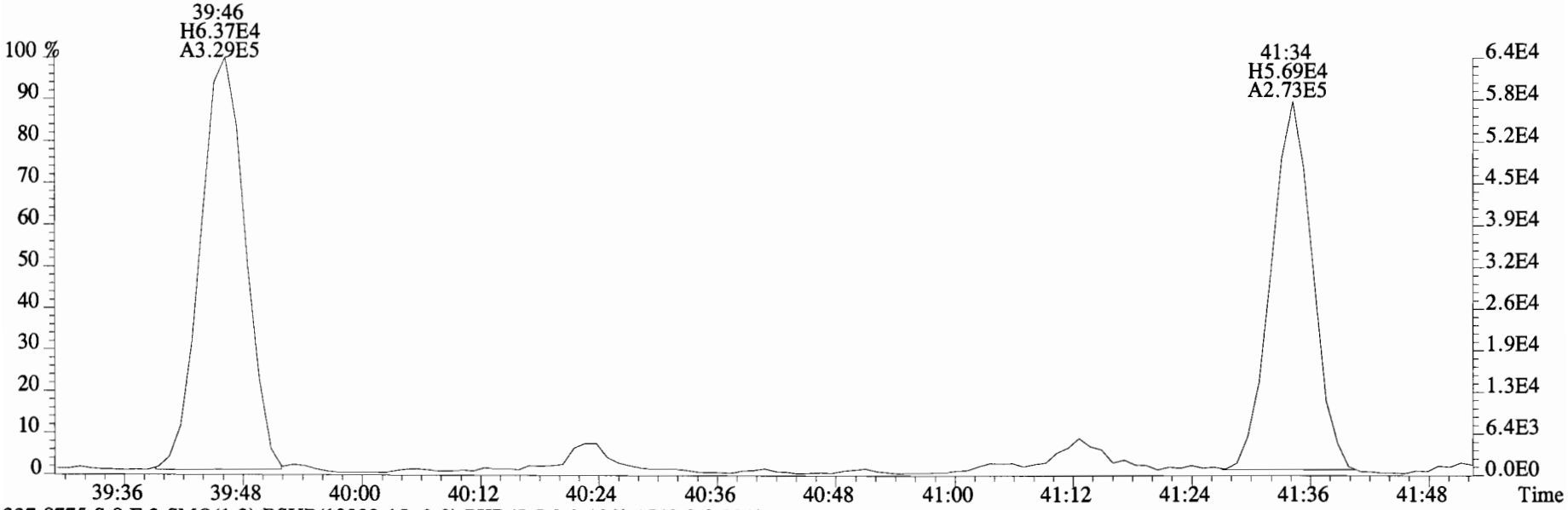

327.8775 S:8 F:3 SMO(1,3) BSUB(10000,15,-3.0) PKD(5,5,2,0.10%,1548.0,0.00%,F,F)

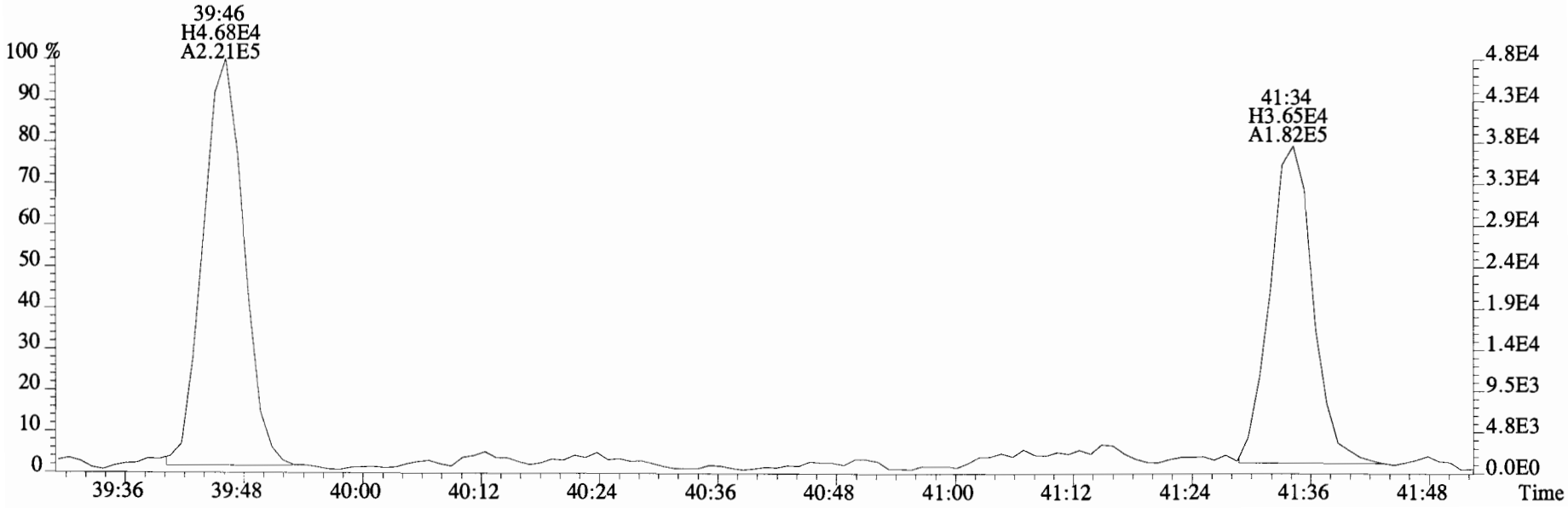

File:190610E1 #1-573 Acq:11-JUN-2019 00:17:02 GC EI+ Voltage SIR Autospec-UltimaE
Sample#8 File Text:Vista Analytical Laboratory VG-8 Text:1900817-04 T4-PDI2019-SG63-190418 15.31 Exp:PCB_ZB1
325.8804 S:8 F:4 SMO(1,3) BSUB(10000,15,-3.0) PKD(5,5,2,0.10%,1368.0,0.00%,F,F)

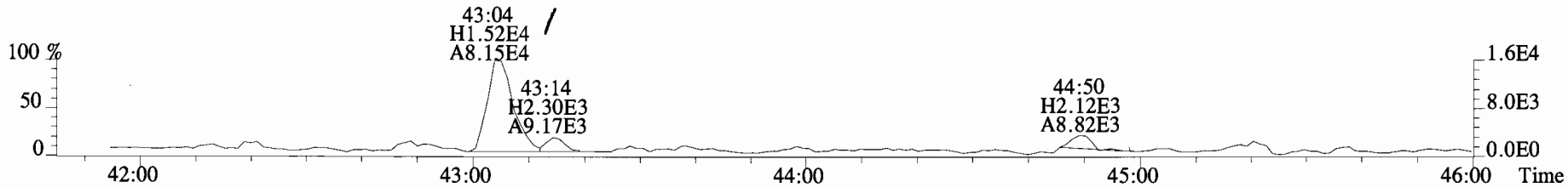

327.8775 S:8 F:4 SMO(1,3) BSUB(10000,15,-3.0) PKD(5,5,2,0.10%,1352.0,0.00%,F,F)

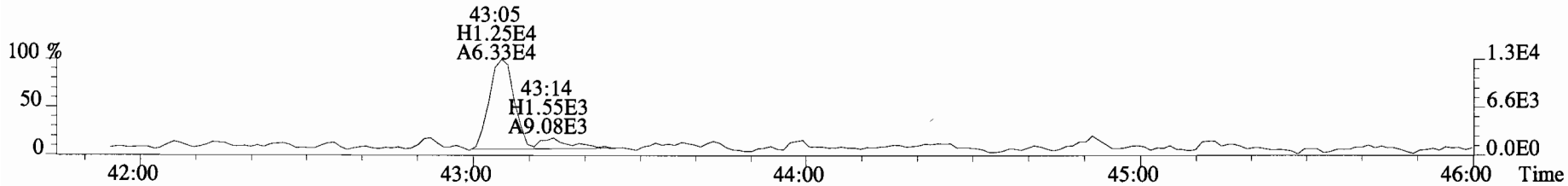

337.9207 S:8 F:4 SMO(1,3) BSUB(10000,15,-3.0) PKD(5,5,2,0.10%,10364.0,0.00%,F,F)

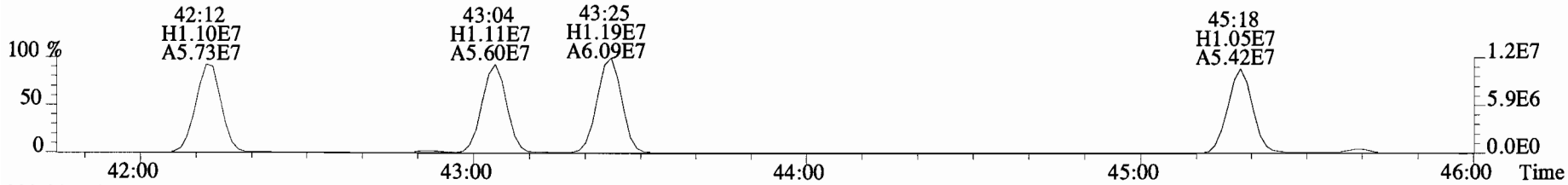

339.9177 S:8 F:4 SMO(1,3) BSUB(10000,15,-3.0) PKD(5,5,2,0.10%,6992.0,0.00%,F,F)

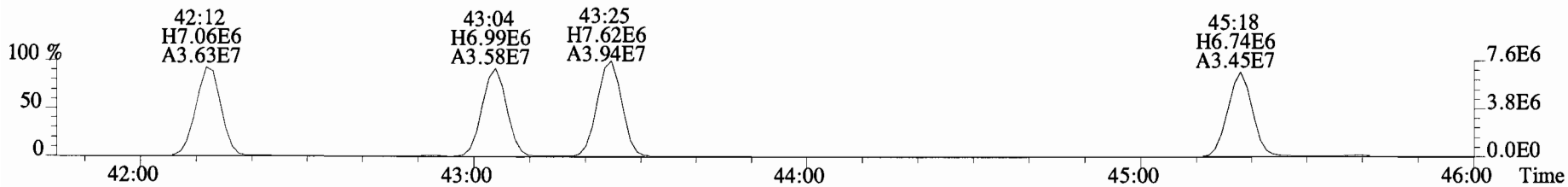

380.9760 S:8 F:4

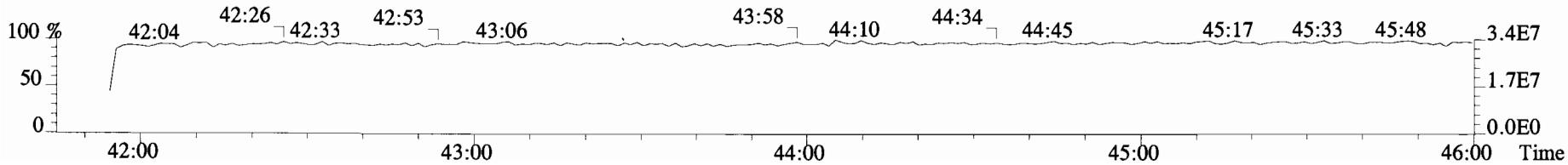

File:190610E1 #1-573 Acq:11-JUN-2019 00:17:02 GC EI+ Voltage SIR Autospec-UltimaE
Sample#8 File Text:Vista Analytical Laboratory VG-8 Text:1900817-04 T4-PDI2019-SG63-190418 15.31 Exp:PCB_ZB1
325.8804 S:8 F:4 SMO(1,3) BSUB(10000,15,-3.0) PKD(5,5,2,0.10%,1368.0,0.00%,F,F)

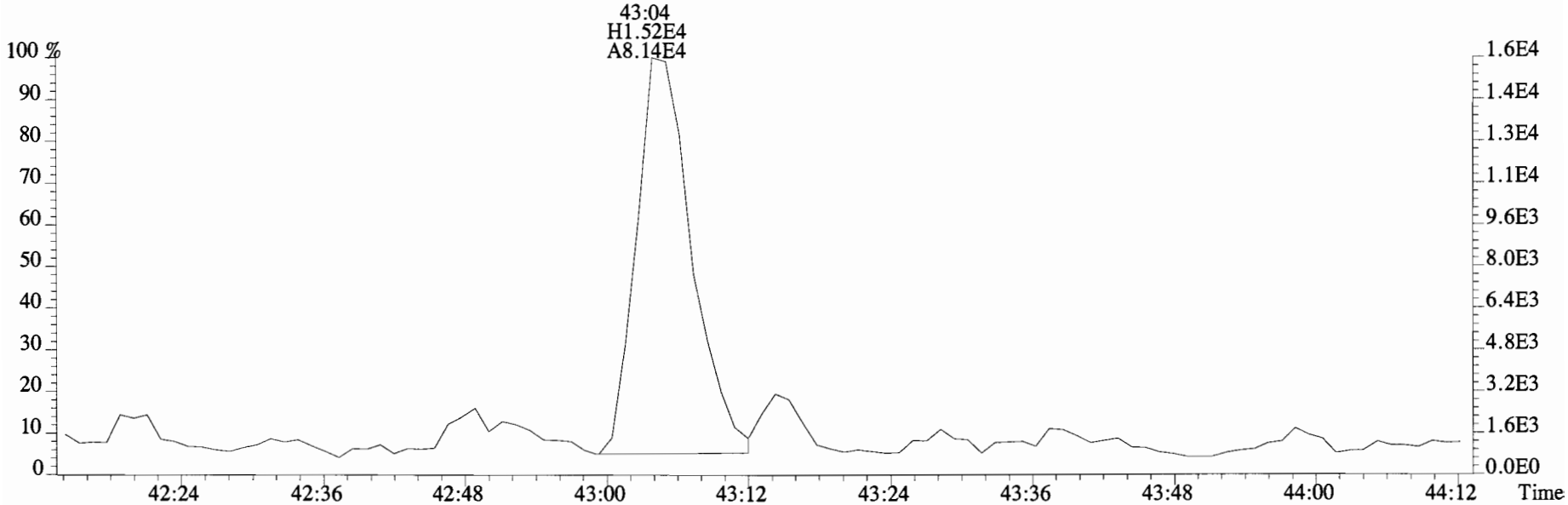

327.8775 S:8 F:4 SMO(1,3) BSUB(10000,15,-3.0) PKD(5,5,2,0.10%,1352.0,0.00%,F,F)

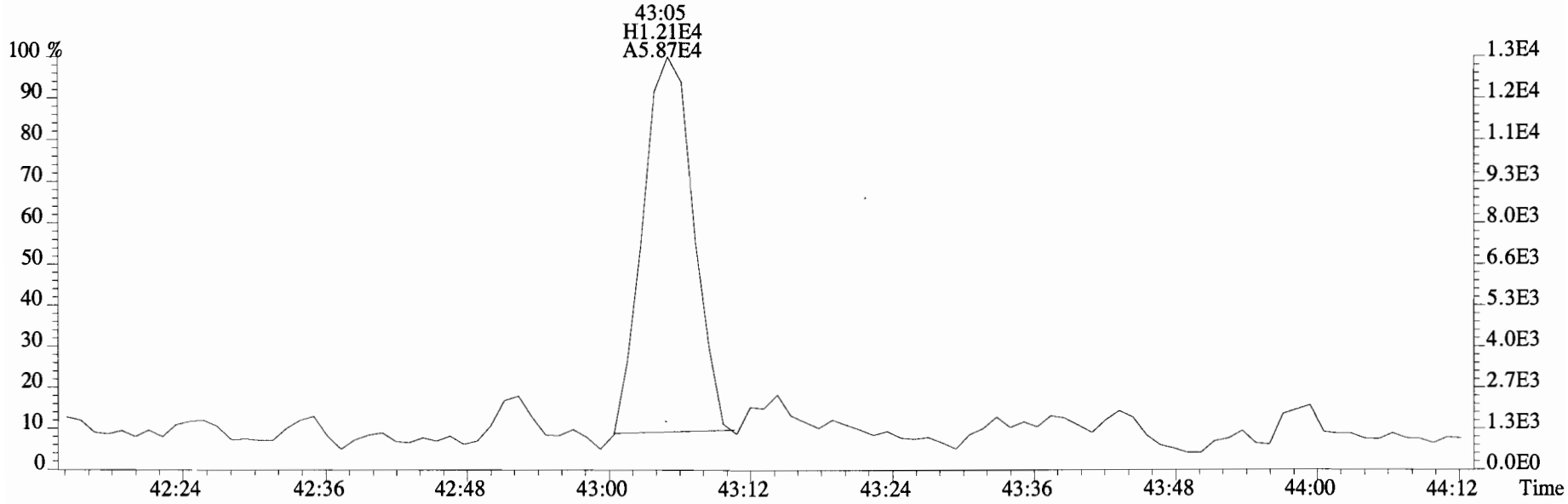

File:190610E1 #1-758 Acq:11-JUN-2019 00:17:02 GC EI+ Voltage SIR Autospec-UltimaE
Sample#8 File Text:Vista Analytical Laboratory VG-8 Text:1900817-04 T4-PDI2019-SG63-190418 15.31 Exp:PCB_ZB1
359.8415 S:8 F:3 SMO(1,3) BSUB(10000,15,-3.0) PKD(5,5,2,0.10%,996.0,0.00%,F,F)

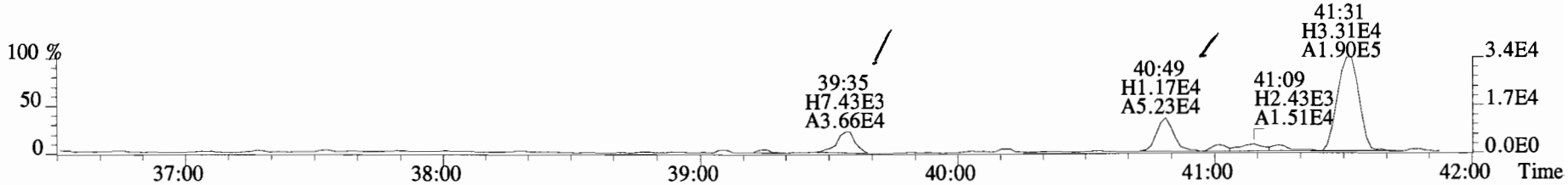

361.8385 S:8 F:3 SMO(1,3) BSUB(10000,15,-3.0) PKD(5,5,2,0.10%,984.0,0.00%,F,F)

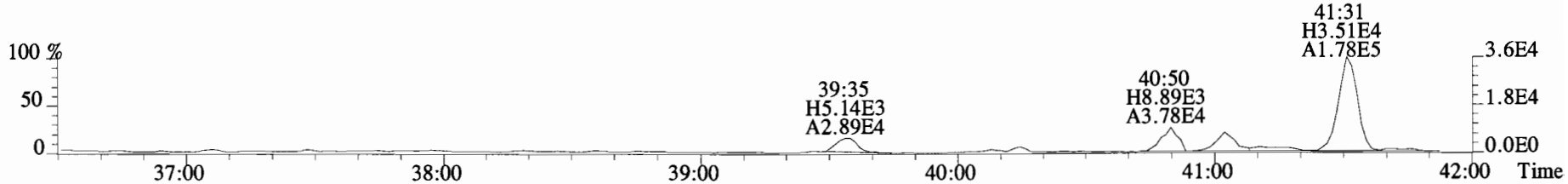

371.8817 S:8 F:3 SMO(1,3) BSUB(10000,15,-3.0) PKD(5,5,2,0.10%,1044.0,0.00%,F,F)

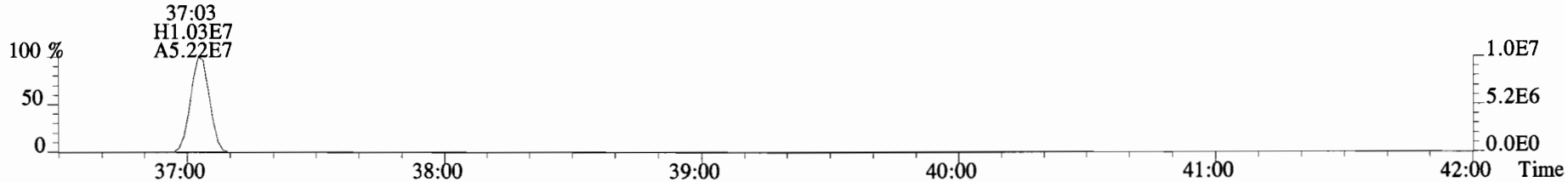

373.8788 S:8 F:3 SMO(1,3) BSUB(10000,15,-3.0) PKD(5,5,2,0.10%,1004.0,0.00%,F,F)

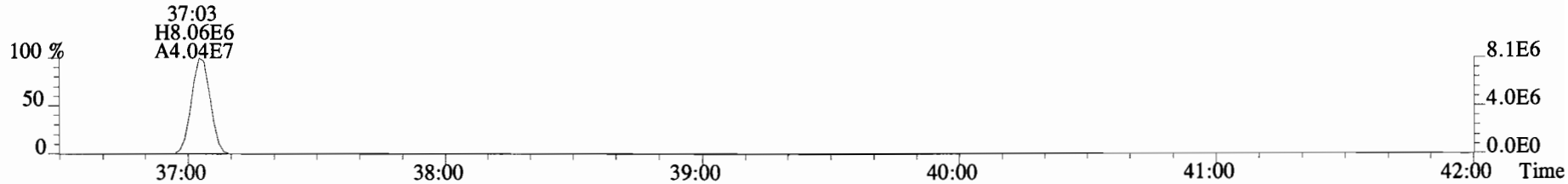

330.9792 S:8 F:3

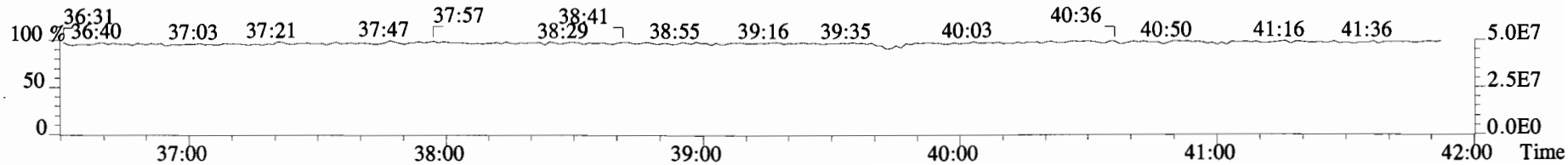

File:190610E1 #1-758 Acq:11-JUN-2019 00:17:02 GC EI+ Voltage SIR Autospec-UltimaE
Sample#8 File Text:Vista Analytical Laboratory VG-8 Text:1900817-04 T4-PDI2019-SG63-190418 15.31 Exp:PCB_ZB1
359.8415 S:8 F:3 SMO(1,3) BSUB(10000,15,-3.0) PKD(5,5,2,0.10%,996.0,0.00%,F,F)

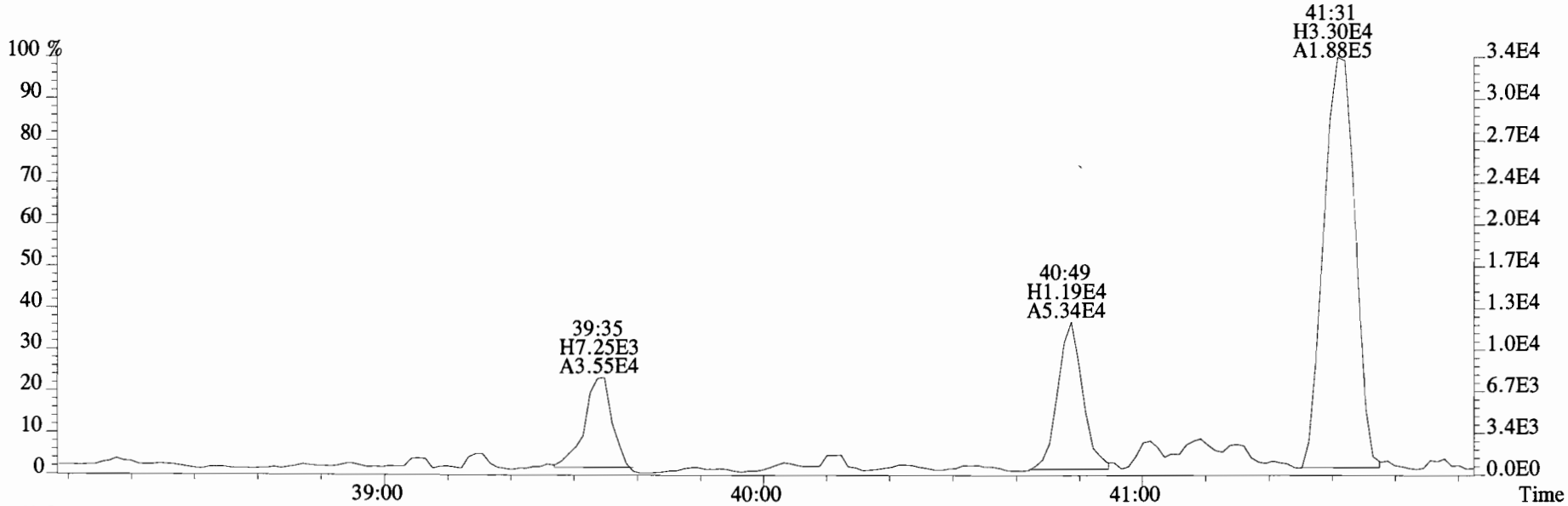

361.8385 S:8 F:3 SMO(1,3) BSUB(10000,15,-3.0) PKD(5,5,2,0.10%,984.0,0.00%,F,F)

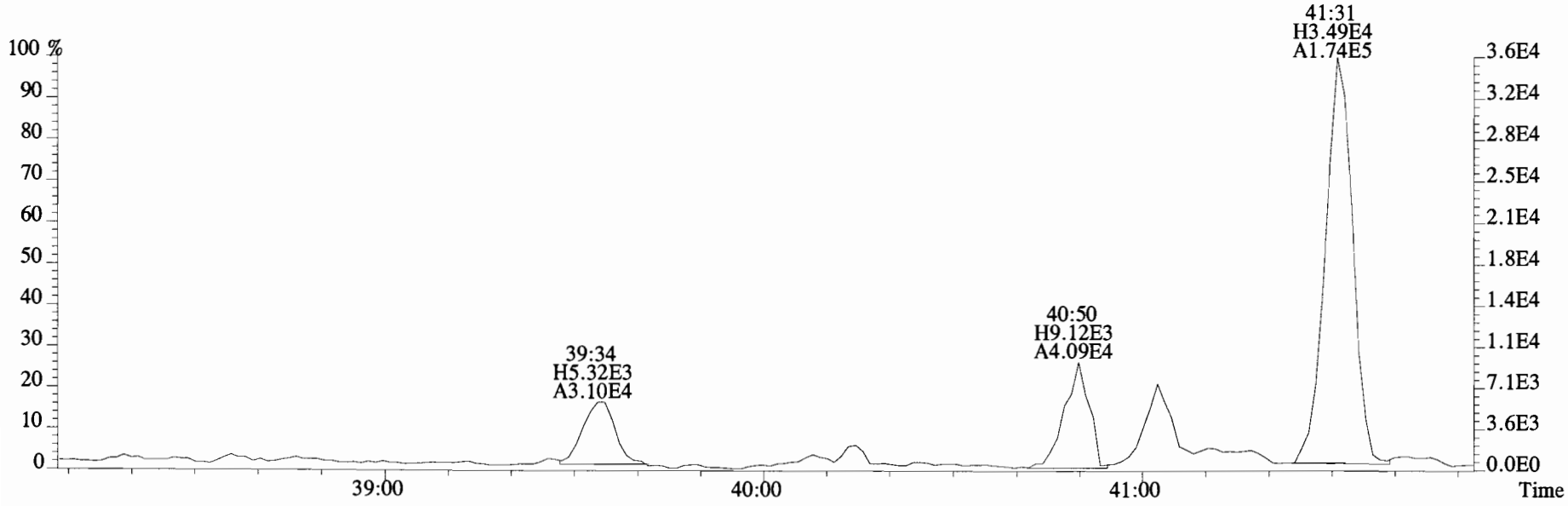

File:190610E1 #1-573 Acq:11-JUN-2019 00:17:02 GC EI+ Voltage SIR Autospec-UltimaE
Sample#8 File Text:Vista Analytical Laboratory VG-8 Text:1900817-04 T4-PDI2019-SG63-190418 15.31 Exp:PCB_ZB1
359.8415 S:8 F:4 SMO(1,3) BSUB(10000,15,-3.0) PKD(5,5,2,0.10%,832.0,0.00%,F,F)

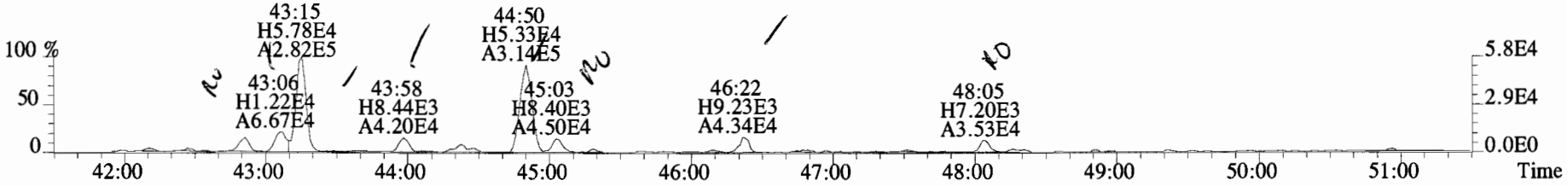

361.8385 S:8 F:4 SMO(1,3) BSUB(10000,15,-3.0) PKD(5,5,2,0.10%,988.0,0.00%,F,F)

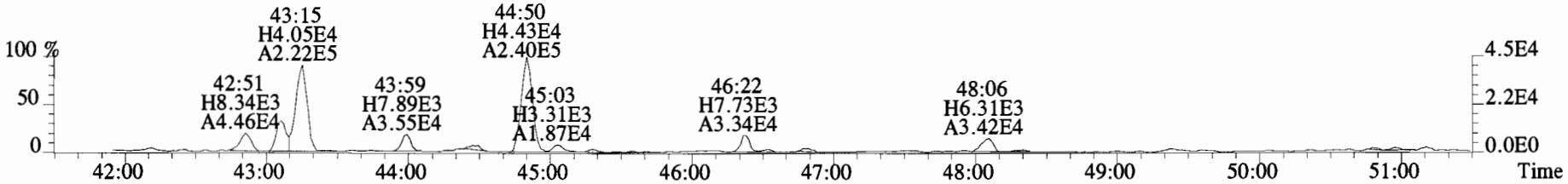

371.8817 S:8 F:4 SMO(1,3) BSUB(10000,15,-3.0) PKD(5,5,2,0.10%,13960.0,0.00%,F,F)

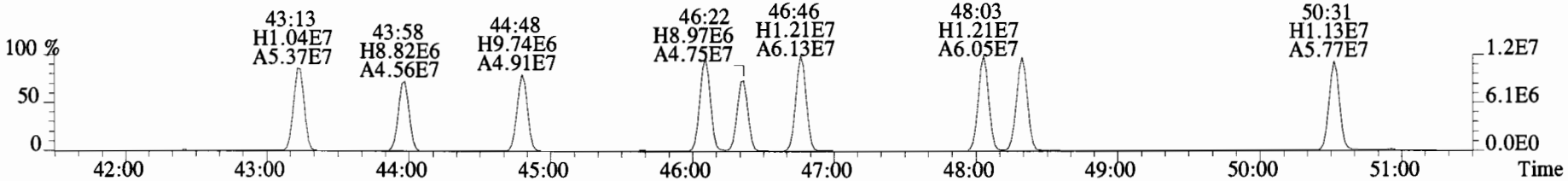

373.8788 S:8 F:4 SMO(1,3) BSUB(10000,15,-3.0) PKD(5,5,2,0.10%,8432.0,0.00%,F,F)

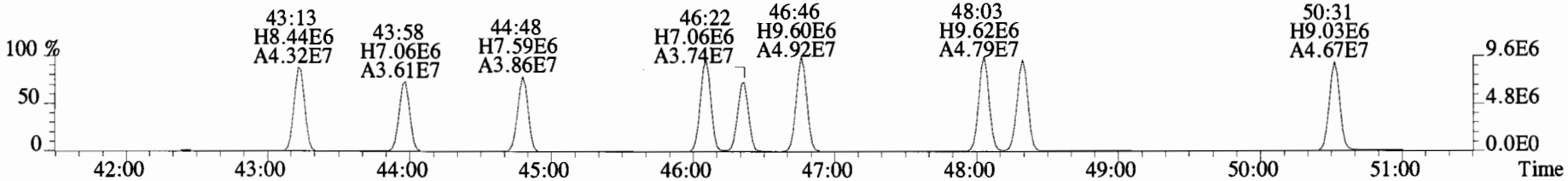

380.9760 S:8 F:4

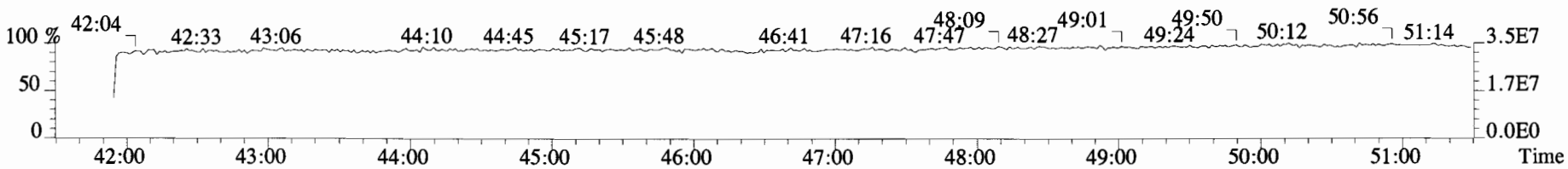

File:190610E1 #1-573 Acq:11-JUN-2019 00:17:02 GC EI+ Voltage SIR Autospec-UltimaE
Sample#8 File Text:Vista Analytical Laboratory VG-8 Text:1900817-04 T4-PDI2019-SG63-190418 15.31 Exp:PCB_ZB1
371.8817 S:8 F:4 SMO(1,3) BSUB(10000,15,-3.0) PKD(5,5,2,0.10%,13960.0,0.00%,F,F)

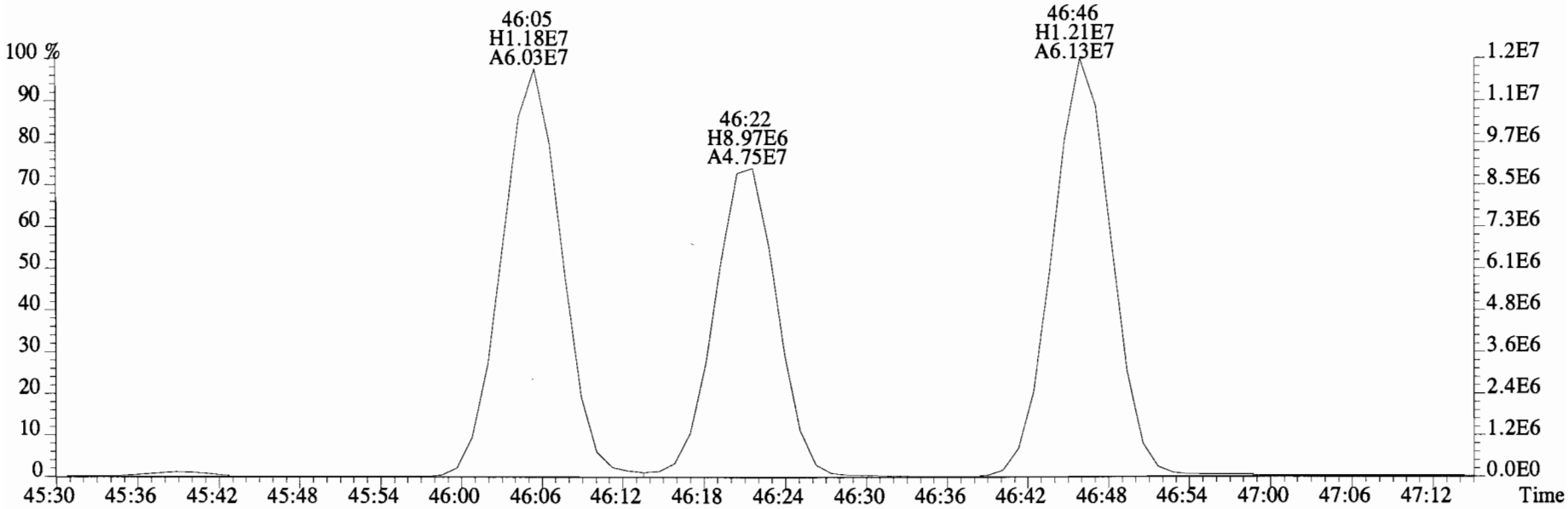

373.8788 S:8 F:4 SMO(1,3) BSUB(10000,15,-3.0) PKD(5,5,2,0.10%,8432.0,0.00%,F,F)

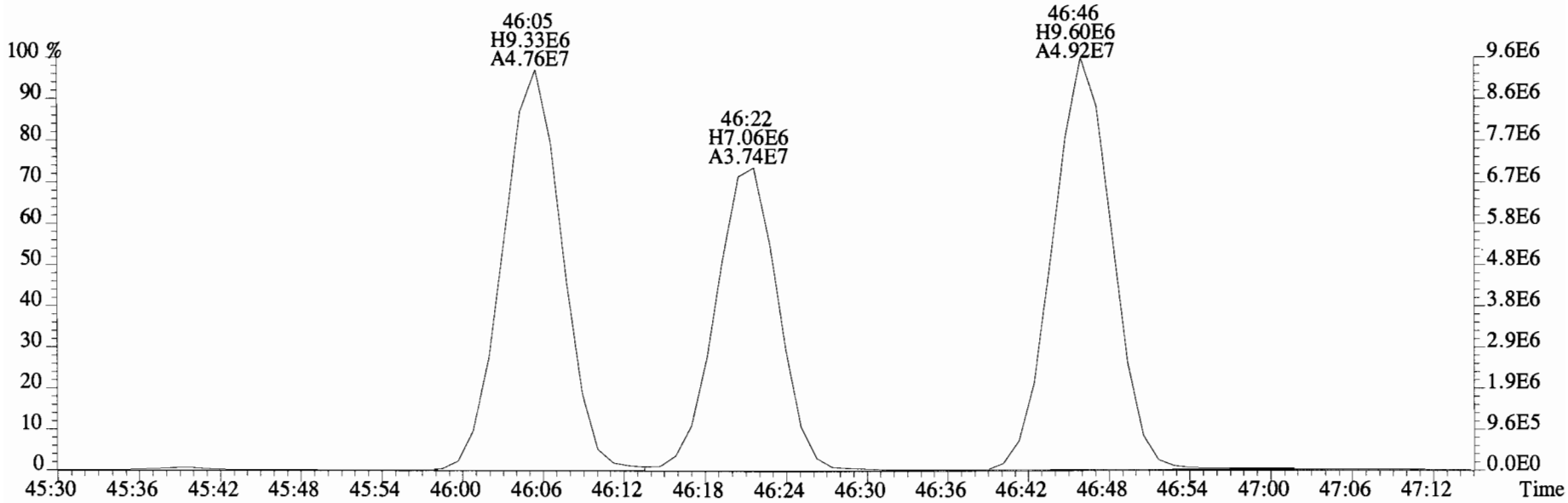

File:190610E1 #1-573 Acq:11-JUN-2019 00:17:02 GC EI+ Voltage SIR Autospec-UltimaE
Sample#8 File Text:Vista Analytical Laboratory VG-8 Text:1900817-04 T4-PDI2019-SG63-190418 15.31 Exp:PCB_ZB1
371.8817 S:8 F:4 SMO(1,3) BSUB(10000,15,-3.0) PKD(5,5,2,0.10%,13960.0,0.00%,F,F)

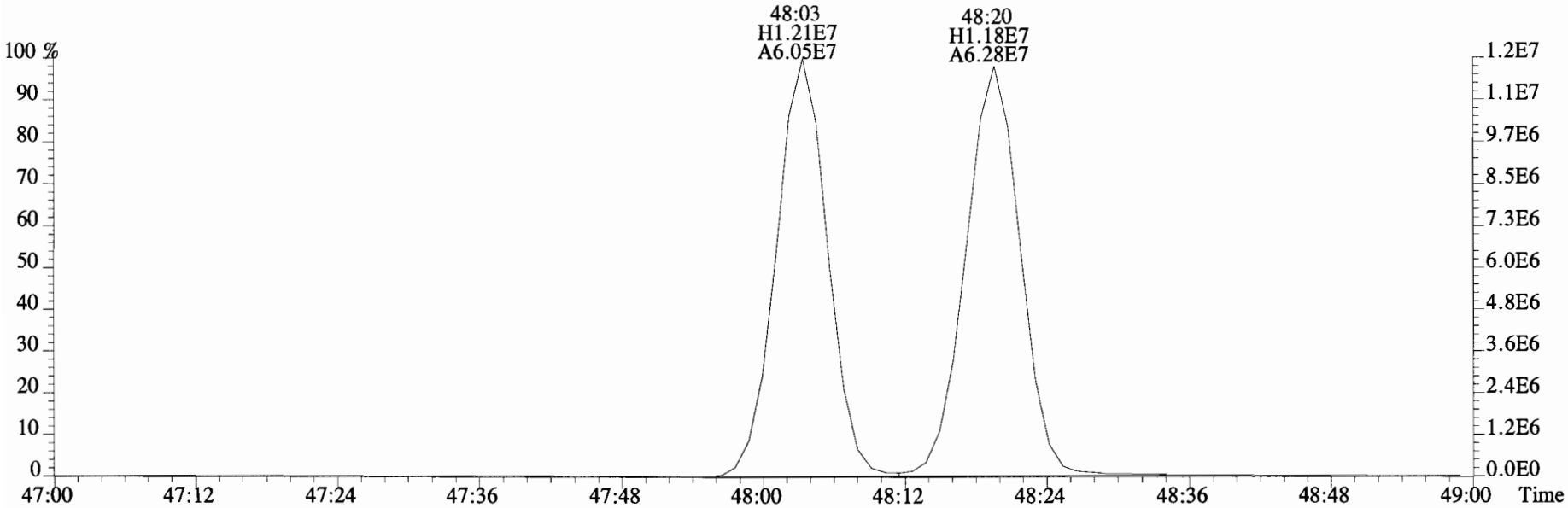

373.8788 S:8 F:4 SMO(1,3) BSUB(10000,15,-3.0) PKD(5,5,2,0.10%,8432.0,0.00%,F,F)

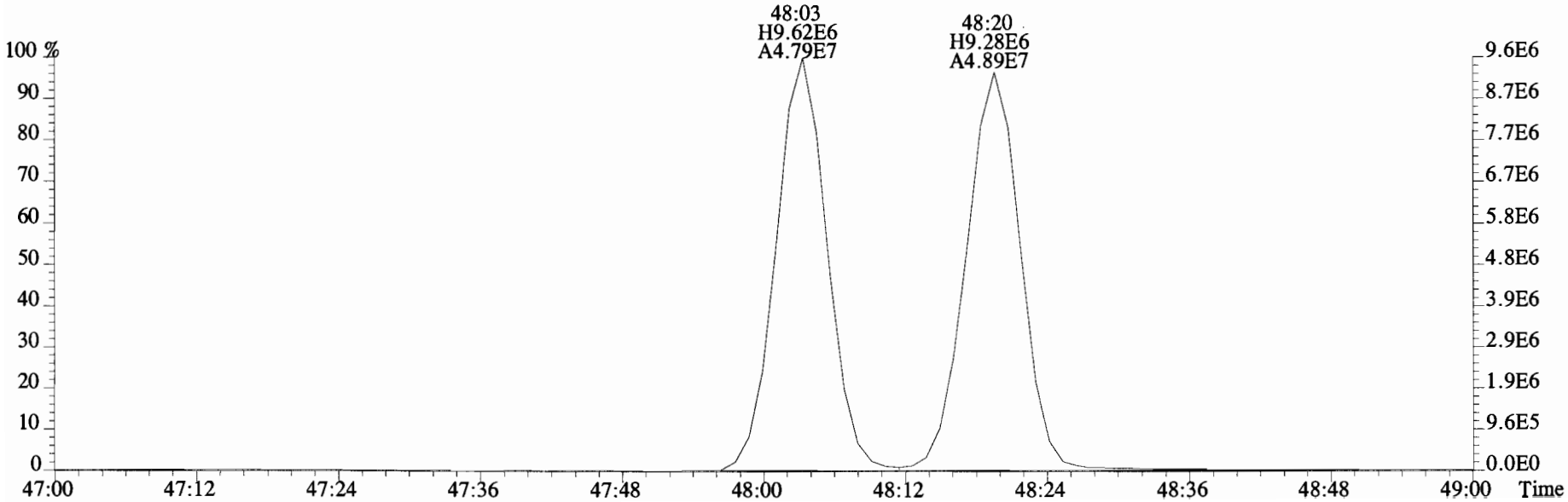

File:190610E1 #1-573 Acq:11-JUN-2019 00:17:02 GC EI+ Voltage SIR Autospec-UltimaE
Sample#8 File Text:Vista Analytical Laboratory VG-8 Text:1900817-04 T4-PDI2019-SG63-190418 15.31 Exp:PCB_ZB1
359.8415 S:8 F:4 SMO(1,3) BSUB(10000,15,-3.0) PKD(5,5,2,0.10%,832.0,0.00%,F,F)

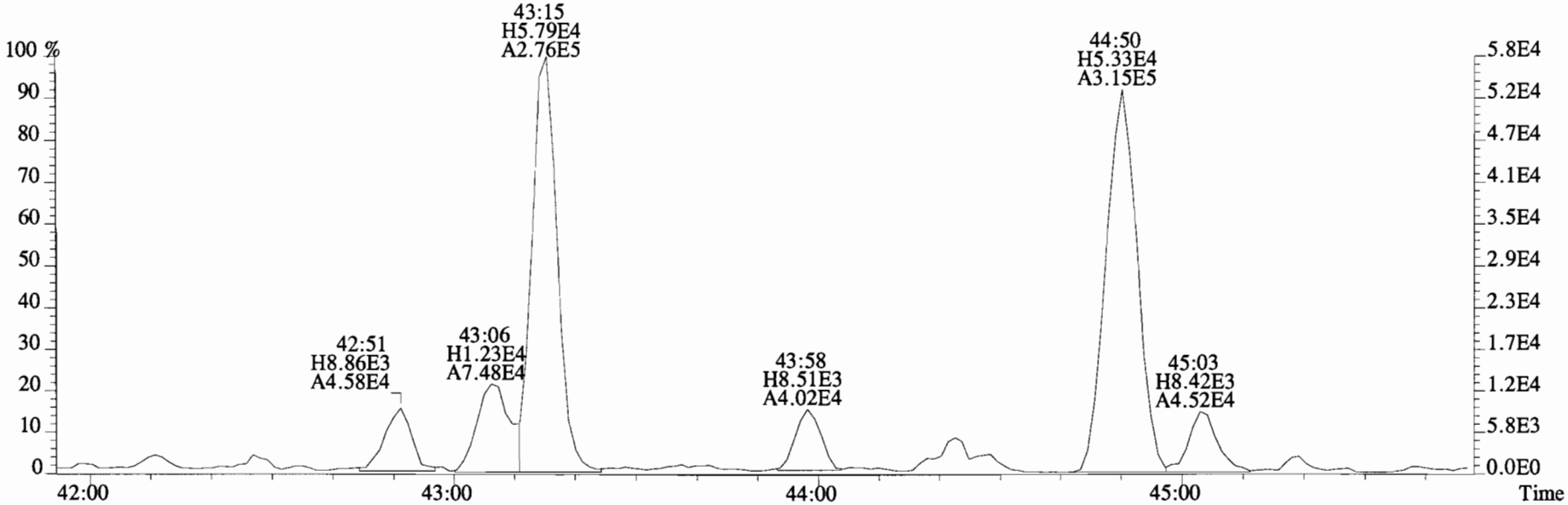

361.8385 S:8 F:4 SMO(1,3) BSUB(10000,15,-3.0) PKD(5,5,2,0.10%,988.0,0.00%,F,F)

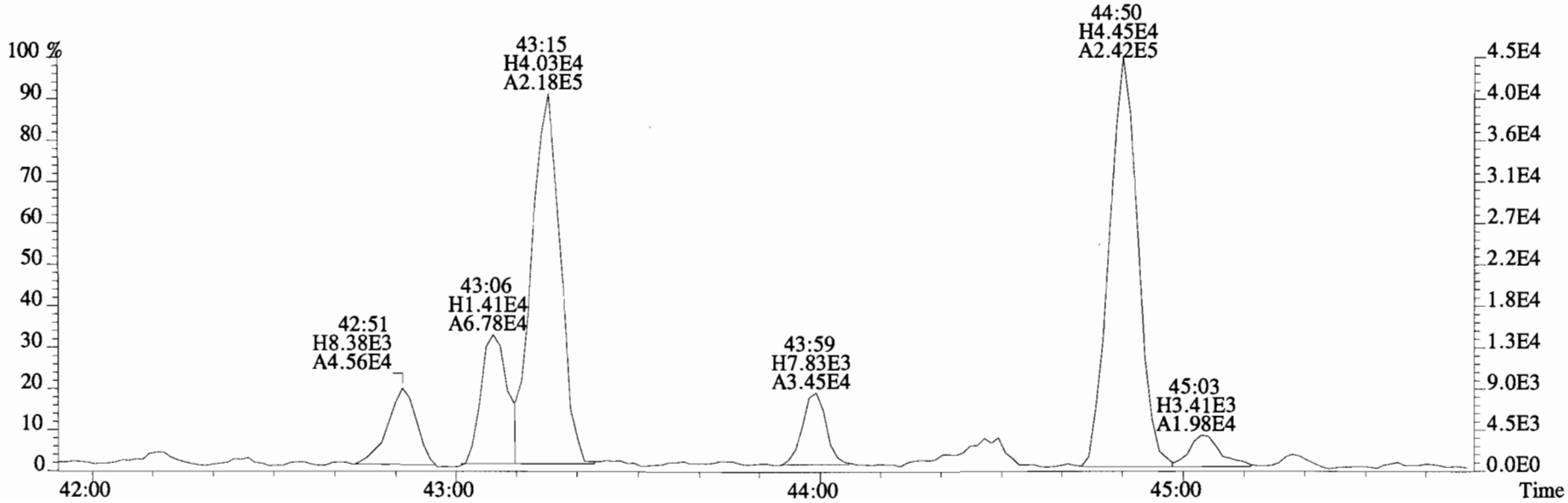

File:190610E1 #1-573 Acq:11-JUN-2019 00:17:02 GC EI+ Voltage SIR Autospec-UltimaE
Sample#8 File Text:Vista Analytical Laboratory VG-8 Text:1900817-04 T4-PDI2019-SG63-190418 15.31 Exp:PCB_ZB1
359.8415 S:8 F:4 SMO(1,3) BSUB(10000,15,-3.0) PKD(5,5,2,0.10%,832.0,0.00%,F,F)

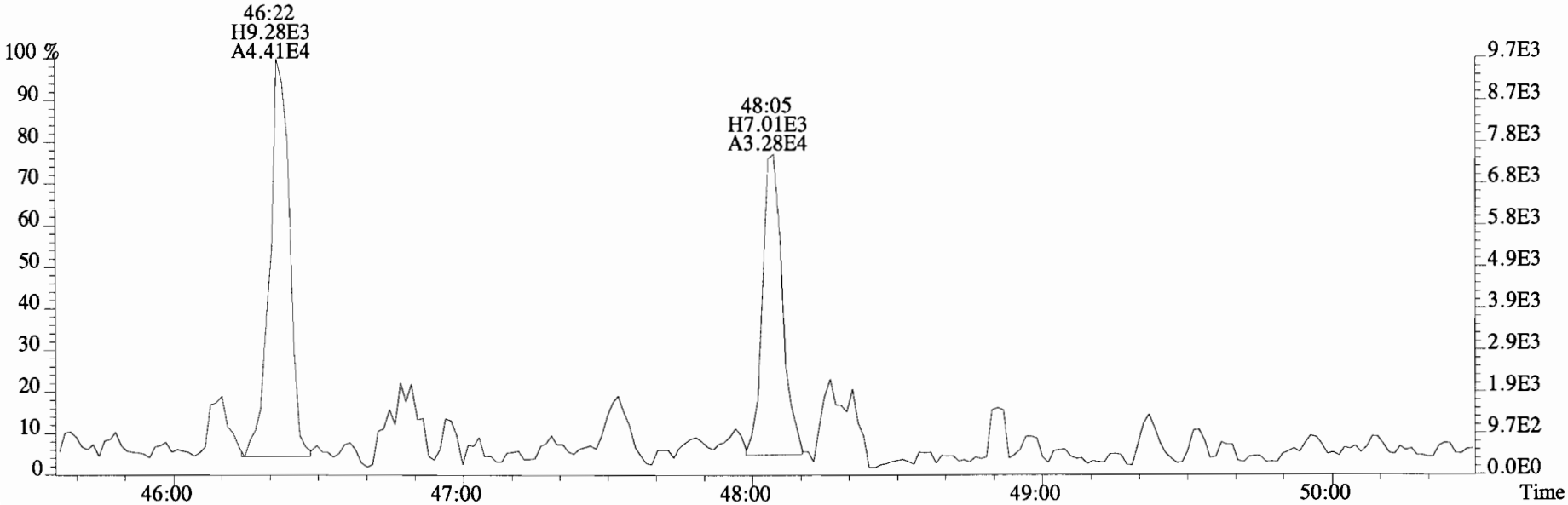

361.8385 S:8 F:4 SMO(1,3) BSUB(10000,15,-3.0) PKD(5,5,2,0.10%,988.0,0.00%,F,F)

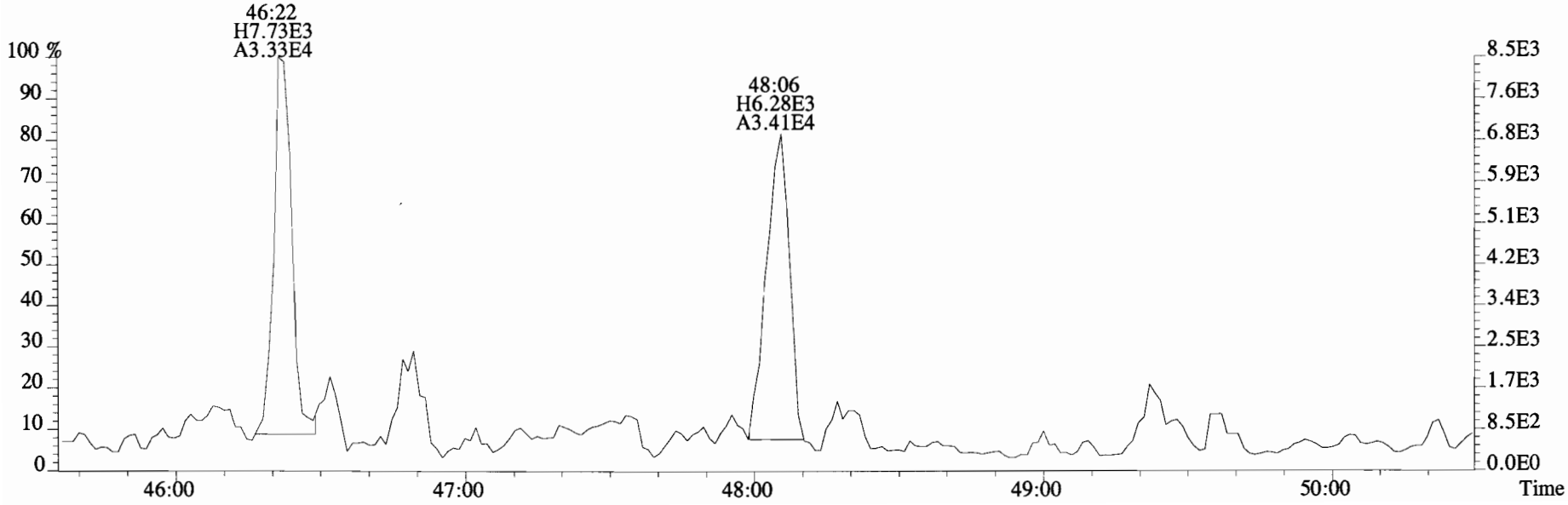

File:190610E1 #1-573 Acq:11-JUN-2019 00:17:02 GC EI+ Voltage SIR Autospec-UltimaE
Sample#8 File Text:Vista Analytical Laboratory VG-8 Text:1900817-04 T4-PDI2019-SG63-190418 15.31 Exp:PCB_ZB1
393.8025 S:8 F:4 SMO(1,3) BSUB(10000,15,-3.0) PKD(5,5,2,0.10%,1216.0,0.00%,F,F)

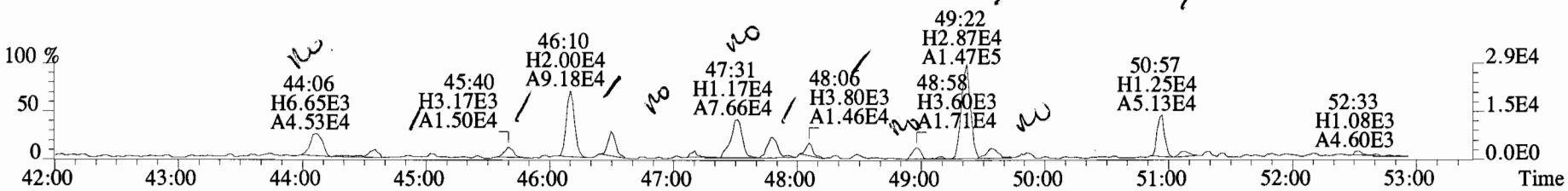

395.7995 S:8 F:4 SMO(1,3) BSUB(10000,15,-3.0) PKD(5,5,2,0.10%,672.0,0.00%,F,F)



403.8457 S:8 F:4 SMO(1,3) BSUB(10000,15,-3.0) PKD(5,5,2,0.10%,1708.0,0.00%,F,F)

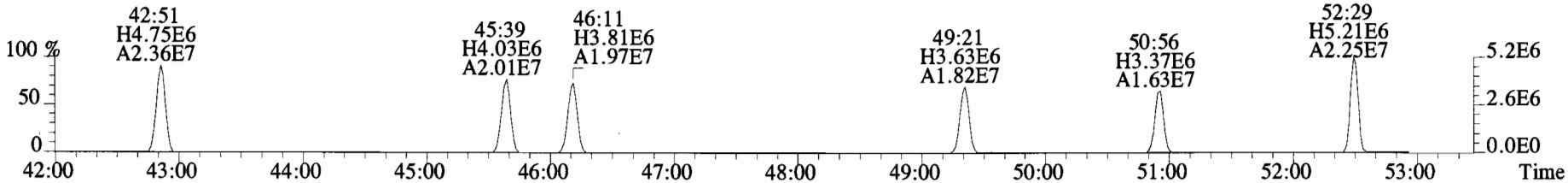

405.8428 S:8 F:4 SMO(1,3) BSUB(10000,15,-3.0) PKD(5,5,2,0.10%,3824.0,0.00%,F,F)

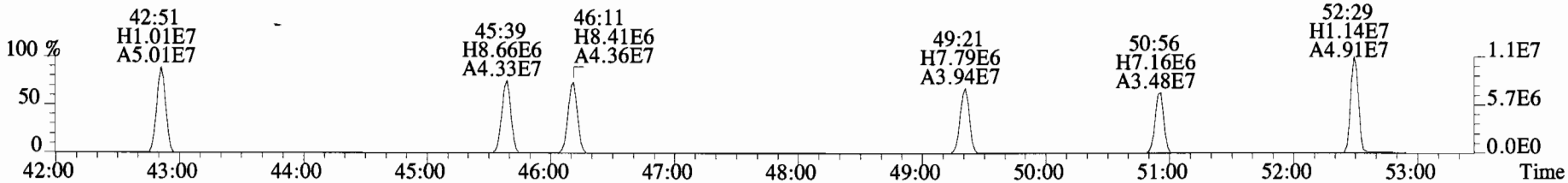

380.9760 S:8 F:4

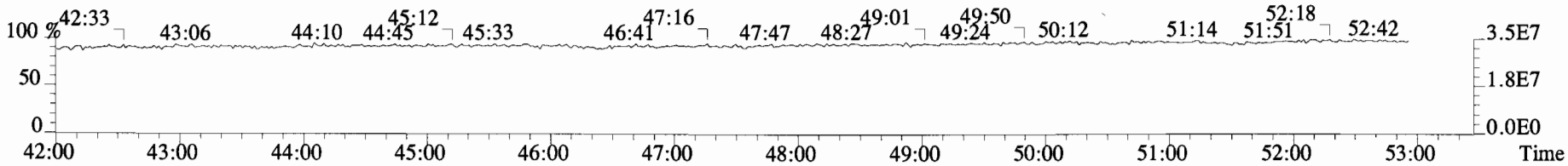

File:190610E1 #1-573 Acq:11-JUN-2019 00:17:02 GC EI+ Voltage SIR Autospec-UltimaE
Sample#8 File Text:Vista Analytical Laboratory VG-8 Text:1900817-04 T4-PDI2019-SG63-190418 15.31 Exp:PCB_ZB1
393.8025 S:8 F:4 SMO(1,3) BSUB(10000,15,-3.0) PKD(5,5,2,0.10%,1216.0,0.00%,F,F)

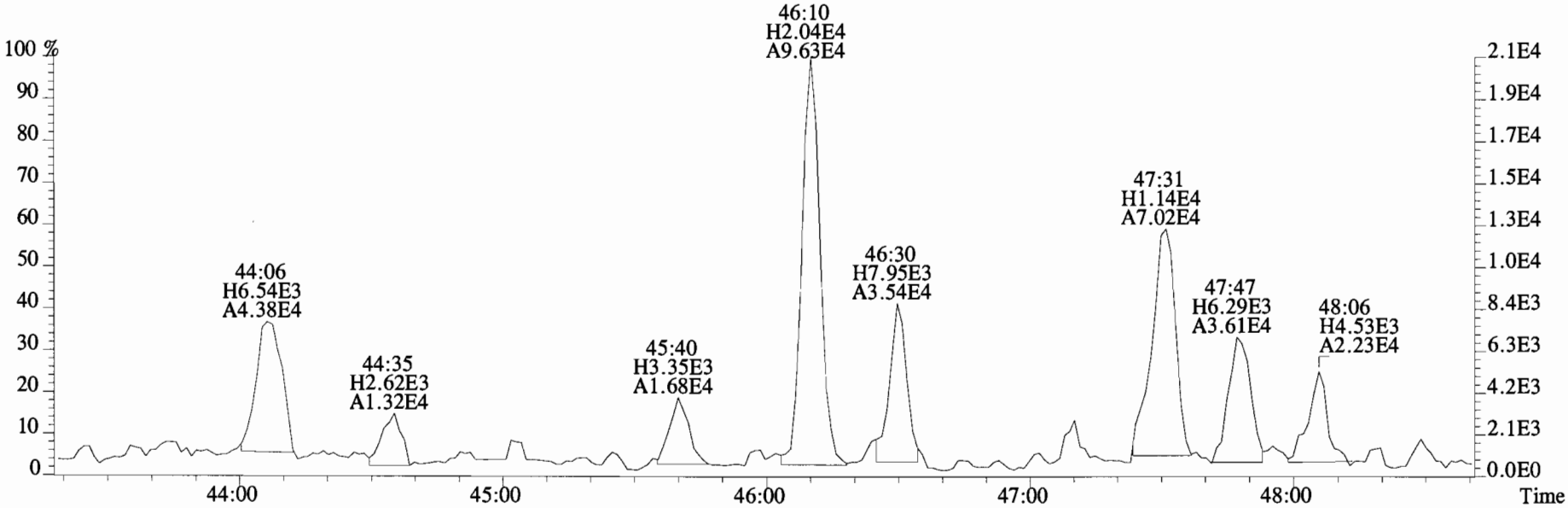

395.7995 S:8 F:4 SMO(1,3) BSUB(10000,15,-3.0) PKD(5,5,2,0.10%,672.0,0.00%,F,F)

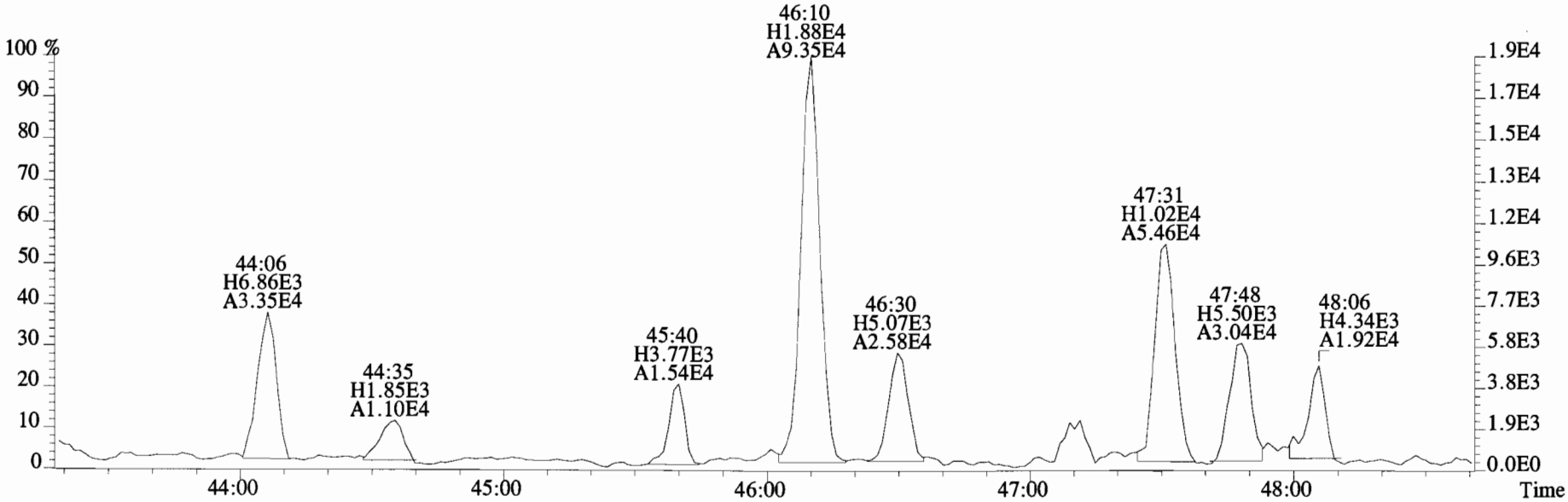

File:190610E1 #1-573 Acq:11-JUN-2019 00:17:02 GC EI+ Voltage SIR Autospec-UltimaE
Sample#8 File Text:Vista Analytical Laboratory VG-8 Text:1900817-04 T4-PDI2019-SG63-190418 15.31 Exp:PCB_ZB1
393.8025 S:8 F:4 SMO(1,3) BSUB(10000,15,-3.0) PKD(5,5,2,0.10%,1216.0,0.00%,F,F)

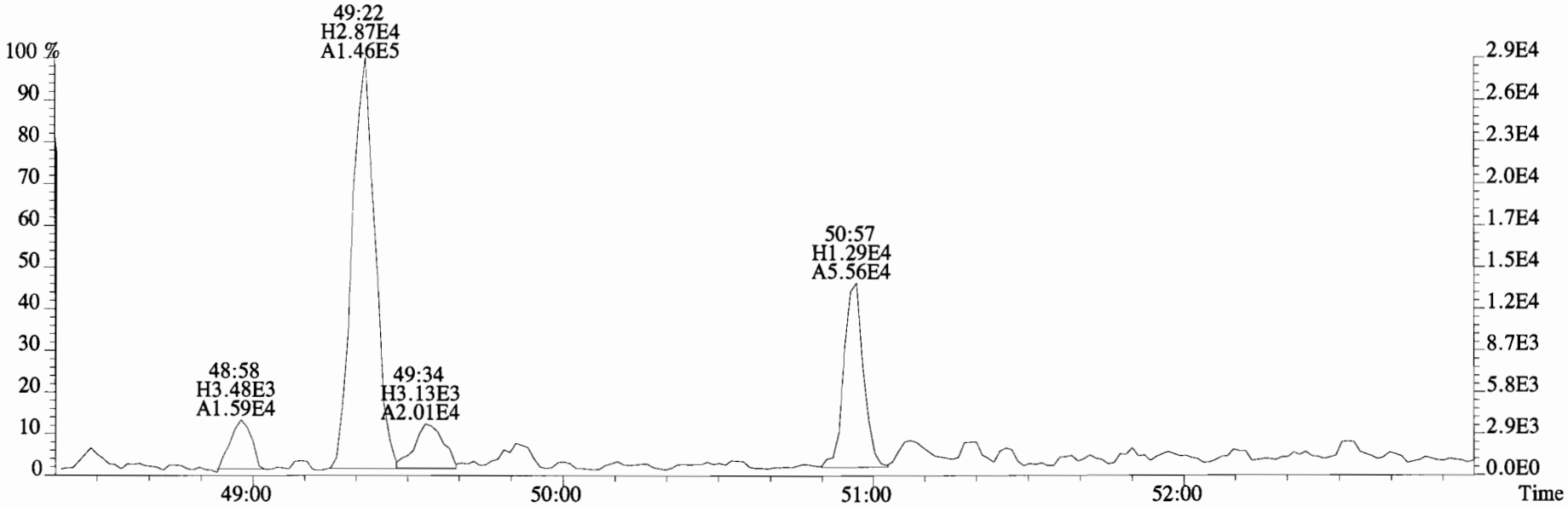

395.7995 S:8 F:4 SMO(1,3) BSUB(10000,15,-3.0) PKD(5,5,2,0.10%,672.0,0.00%,F,F)

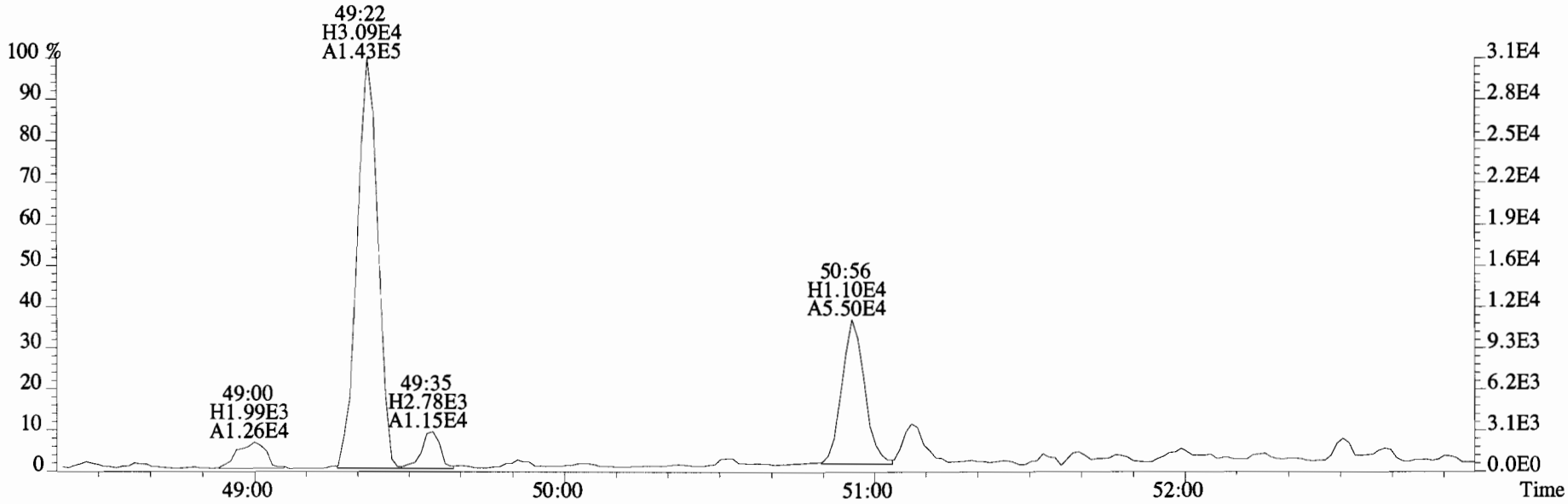

File:190610E1 #1-573 Acq:11-JUN-2019 00:17:02 GC EI+ Voltage SIR Autospec-UltimaE
Sample#8 File Text:Vista Analytical Laboratory VG-8 Text:1900817-04 T4-PDI2019-SG63-190418 15.31 Exp:PCB_ZB1

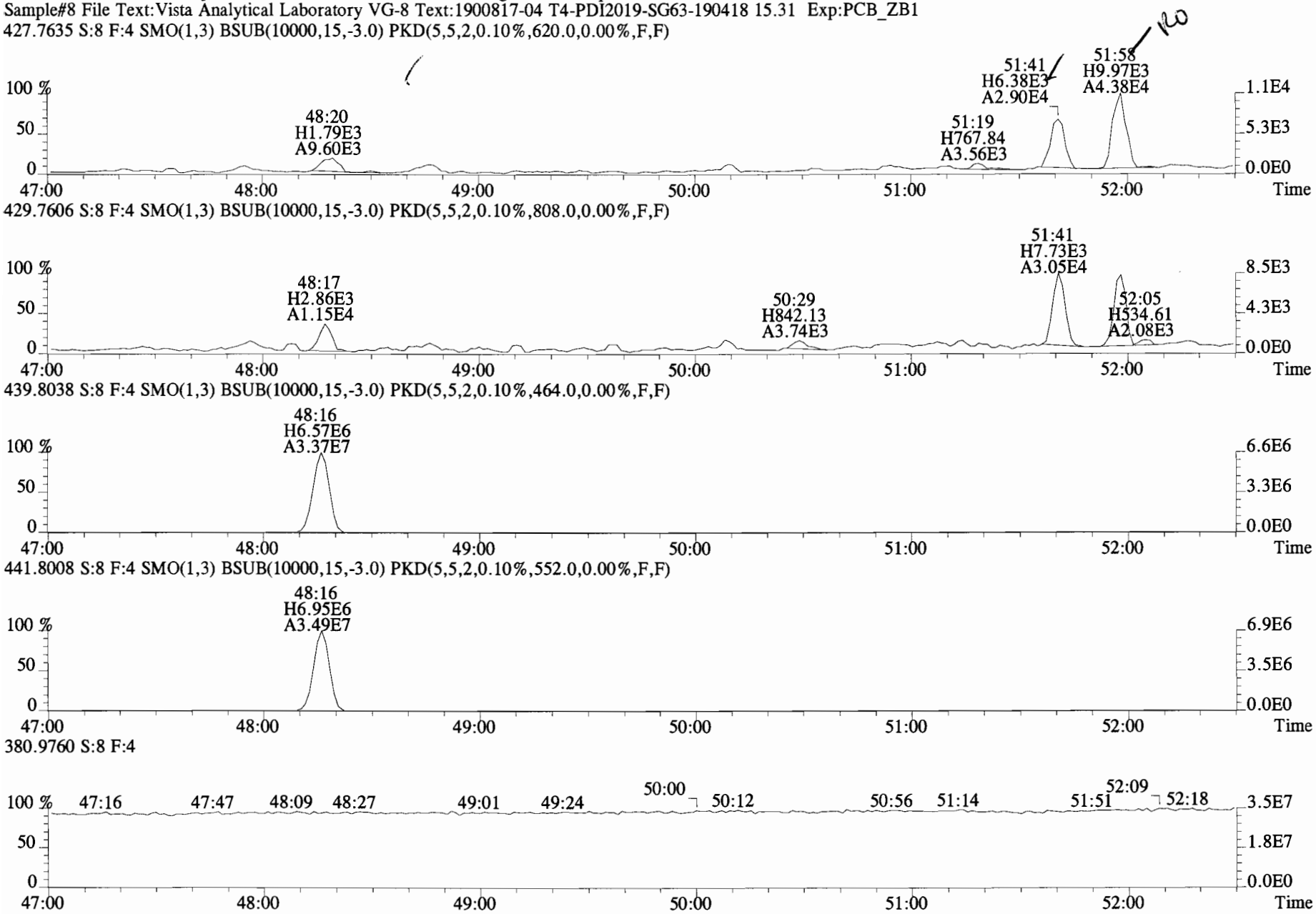

File:190610E1 #1-573 Acq:11-JUN-2019 00:17:02 GC EI+ Voltage SIR Autospec-UltimaE
Sample#8 File Text:Vista Analytical Laboratory VG-8 Text:1900817-04 T4-PDI2019-SG63-190418 15.31 Exp:PCB_ZB1
427.7635 S:8 F:4 SMO(1,3) BSUB(10000,15,-3.0) PKD(5,5,2,0.10%,620.0,0.00%,F,F)

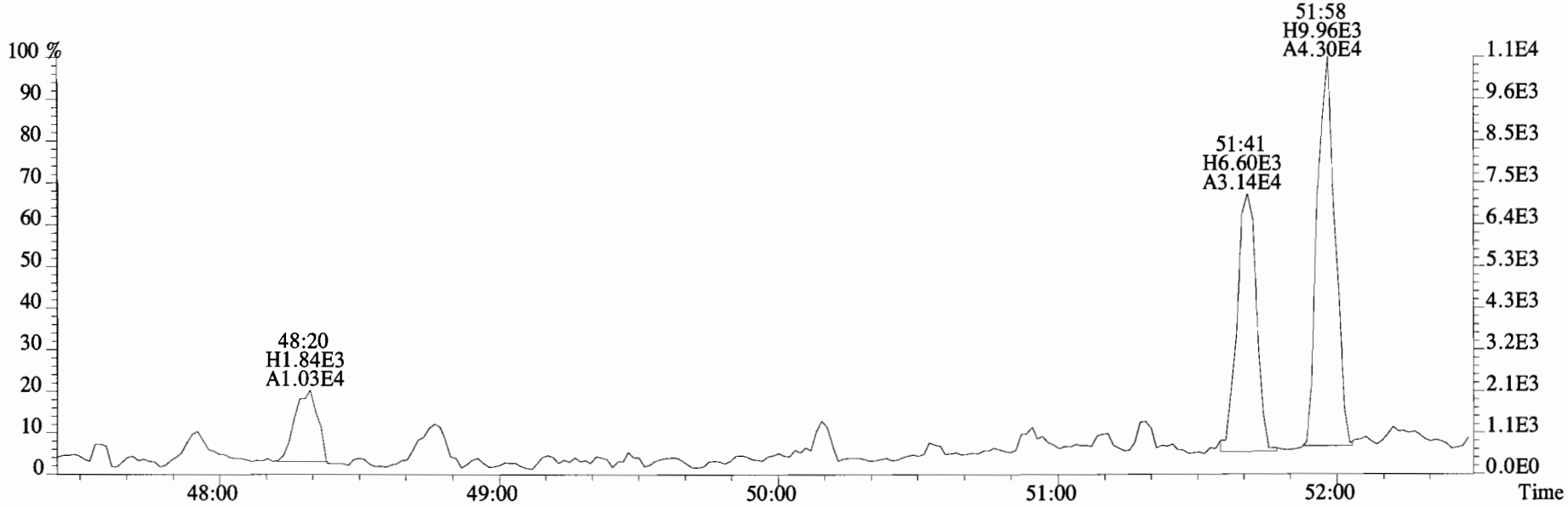

429.7606 S:8 F:4 SMO(1,3) BSUB(10000,15,-3.0) PKD(5,5,2,0.10%,808.0,0.00%,F,F)

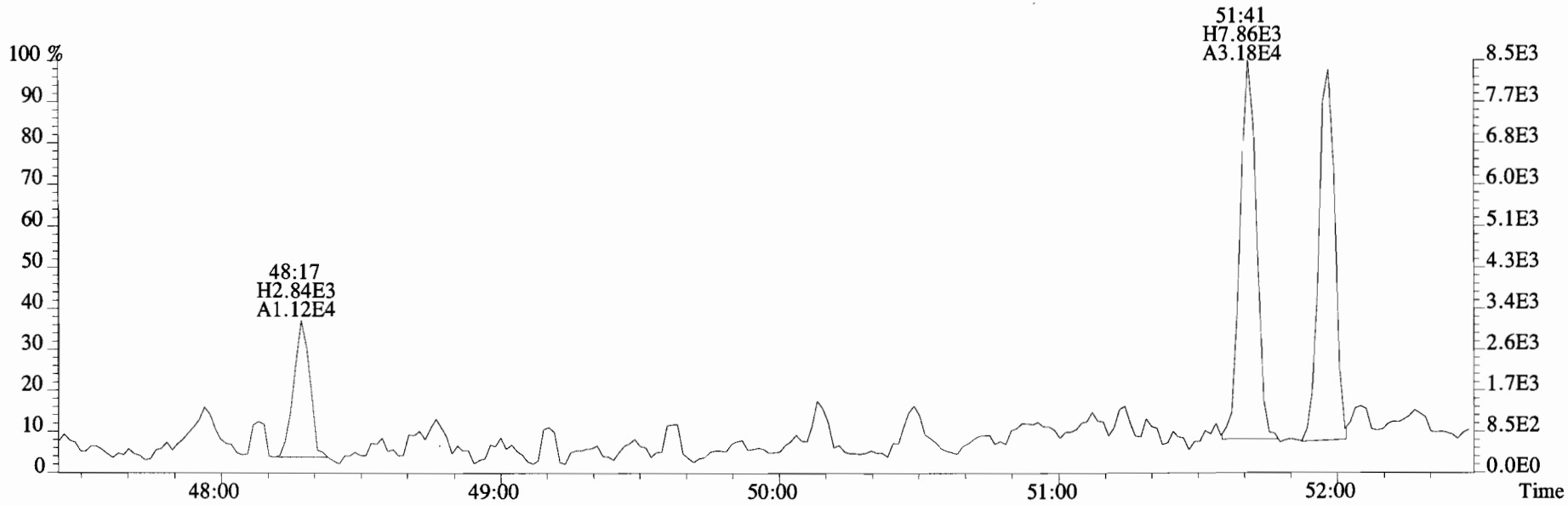

File:190610E1 #1-407 Acq:11-JUN-2019 00:17:02 GC EI+ Voltage SIR Autospec-UltimaE
Sample#8 File Text:Vista Analytical Laboratory VG-8 Text:1900817-04 T4-PDI2019-SG63-190418 15.31 Exp:PCB_ZB1
427.7635 S:8 F:5 SMO(1,3) BSUB(10000,15,-3.0) PKD(5,5,2,0.10%,644.0,0.00%,F,F)



429.7606 S:8 F:5 SMO(1,3) BSUB(10000,15,-3.0) PKD(5,5,2,0.10%,628.0,0.00%,F,F)

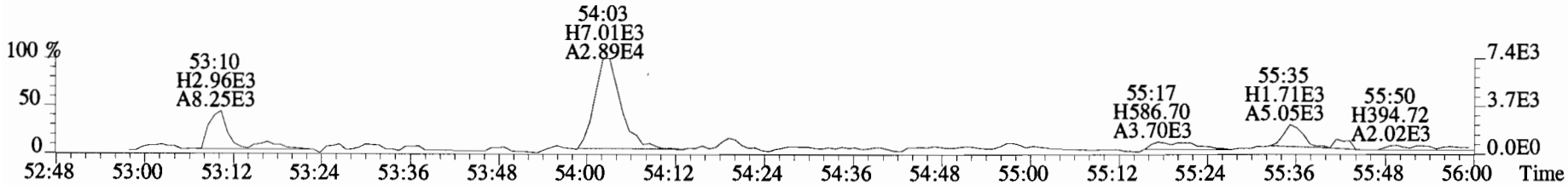

439.8038 S:8 F:5 SMO(1,3) BSUB(10000,15,-3.0) PKD(5,5,2,0.10%,3212.0,0.00%,F,F)

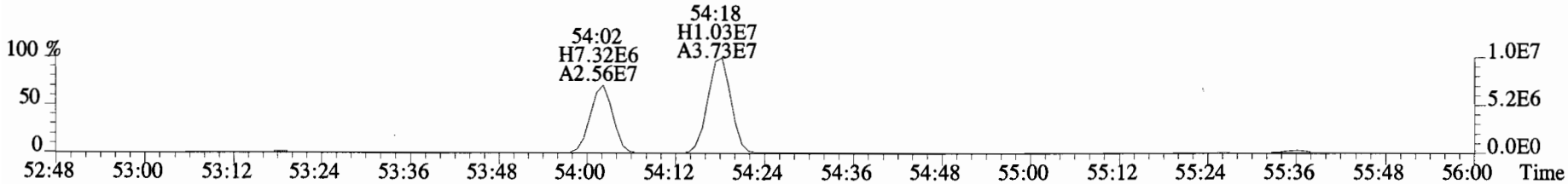

441.8008 S:8 F:5 SMO(1,3) BSUB(10000,15,-3.0) PKD(5,5,2,0.10%,2832.0,0.00%,F,F)

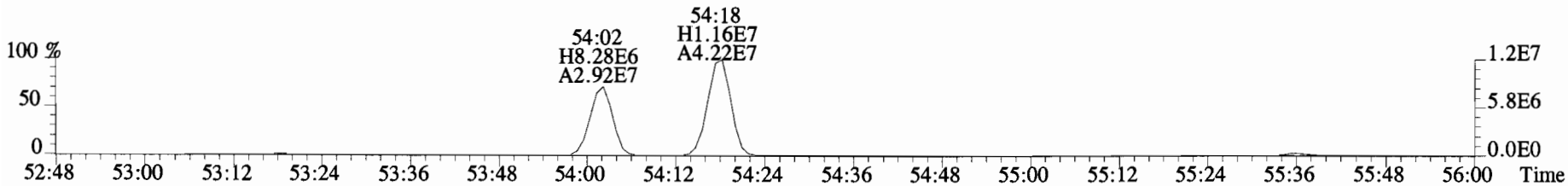

492.9697 S:8 F:5

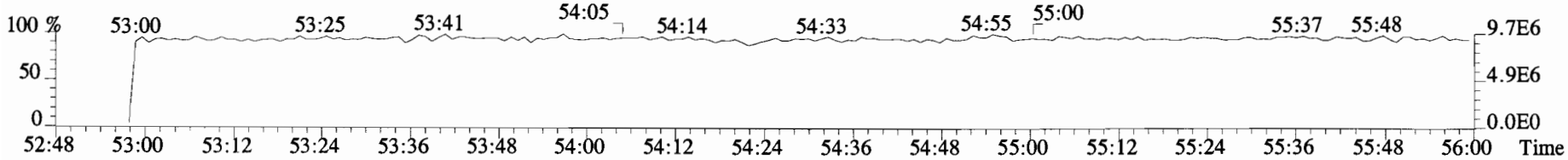

File:190610E1 #1-407 Acq:11-JUN-2019 00:17:02 GC EI+ Voltage SIR Autospec-UltimaE
Sample#8 File Text:Vista Analytical Laboratory VG-8 Text:1900817-04 T4-PDI2019-SG63-190418 15.31 Exp:PCB_ZB1
427.7635 S:8 F:5 SMO(1,3) BSUB(10000,15,-3.0) PKD(5,5,2,0.10%,644.0,0.00%,F,F)

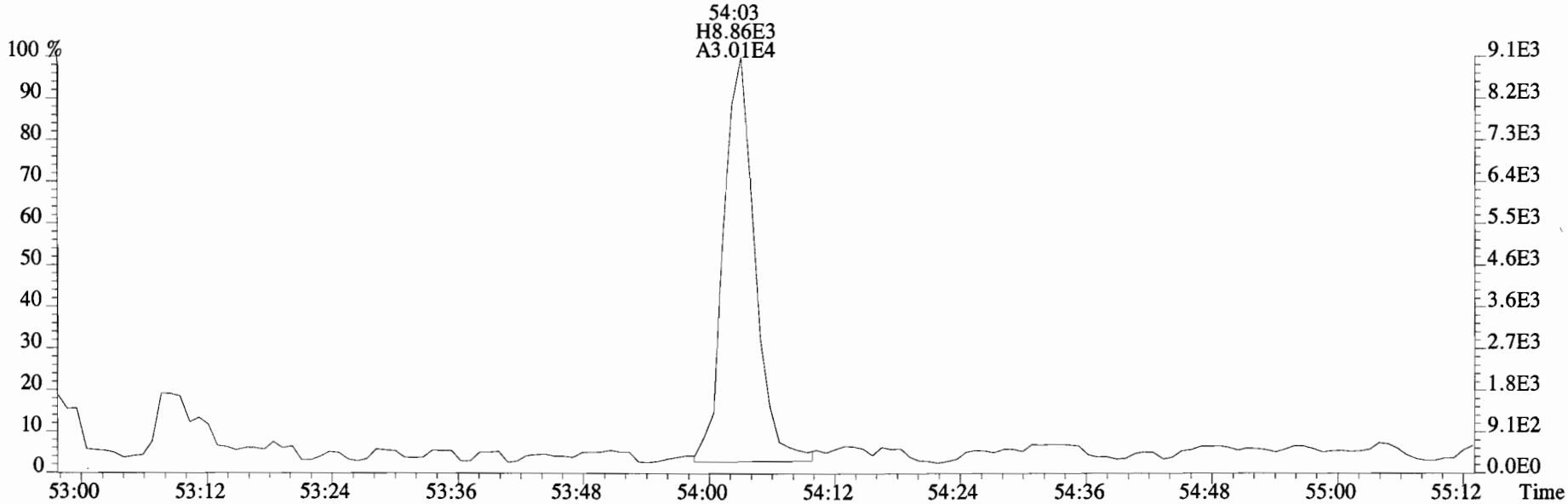

429.7606 S:8 F:5 SMO(1,3) BSUB(10000,15,-3.0) PKD(5,5,2,0.10%,628.0,0.00%,F,F)

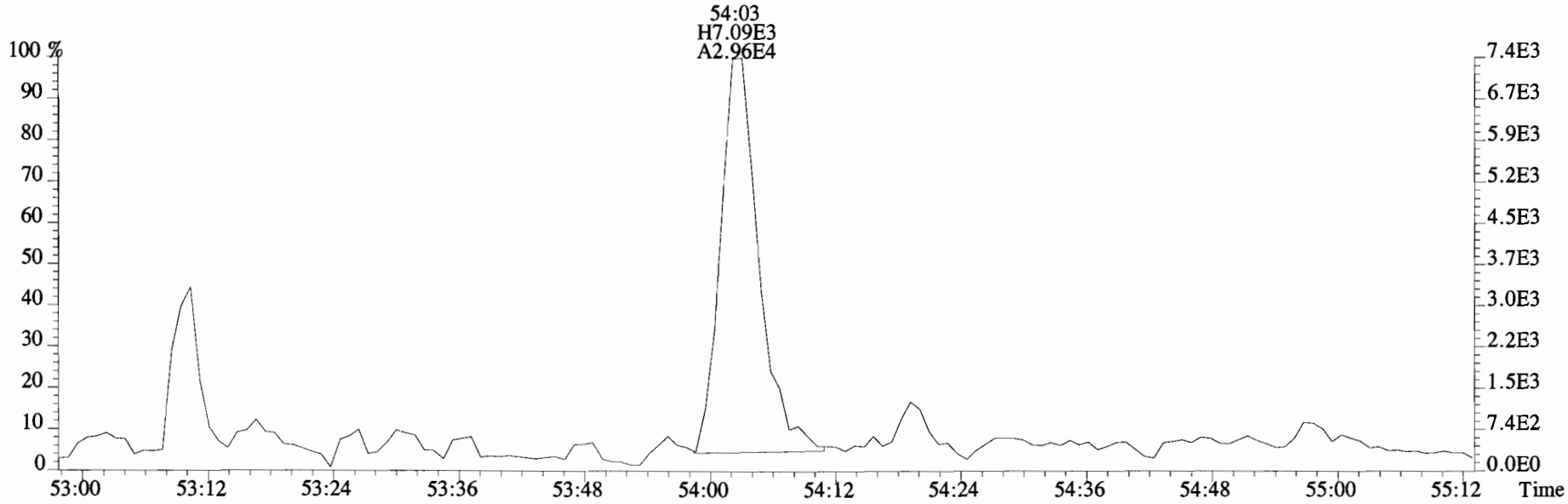

File:190610E1 #1-407 Acq:11-JUN-2019 00:17:02 GC EI+ Voltage SIR Autospec-UltimaE
Sample#8 File Text:Vista Analytical Laboratory VG-8 Text:1900817-04 T4-PDI2019-SG63-190418 15.31 Exp:PCB_ZB1
463.7216 S:8 F:5 SMO(1,3) BSUB(10000,15,-3.0) PKD(5,5,2,0.10%,624.0,0.00%,F,F)



465.7186 S:8 F:5 SMO(1,3) BSUB(10000,15,-3.0) PKD(5,5,2,0.10%,620.0,0.00%,F,F)

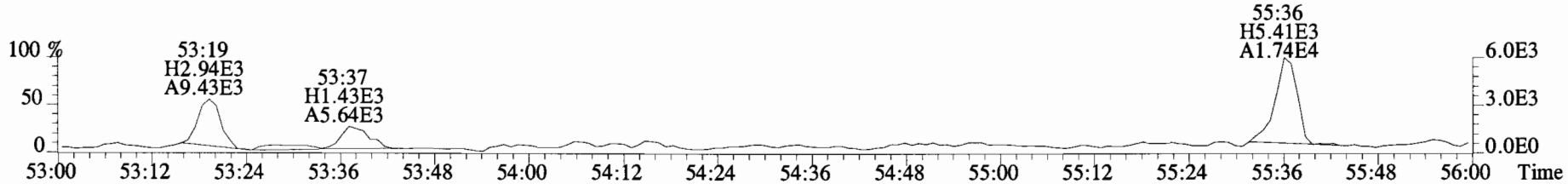

473.7648 S:8 F:5 SMO(1,3) BSUB(10000,15,-3.0) PKD(5,5,2,0.10%,5408.0,0.00%,F,F)

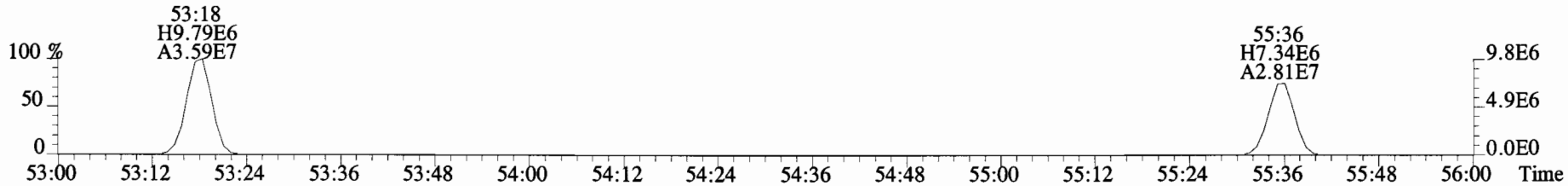

475.7619 S:8 F:5 SMO(1,3) BSUB(10000,15,-3.0) PKD(5,5,2,0.10%,8832.0,0.00%,F,F)

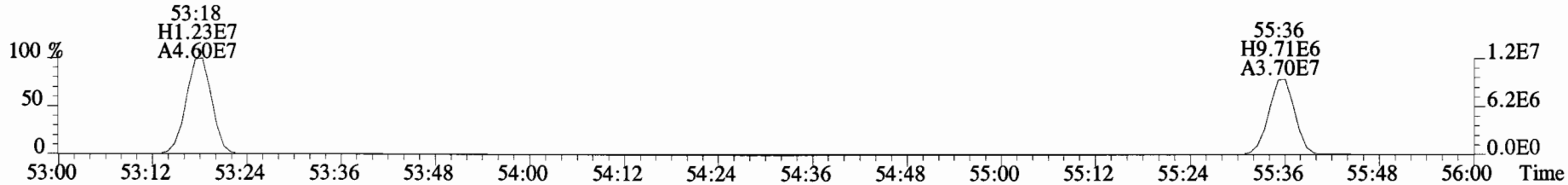

492.9697 S:8 F:5

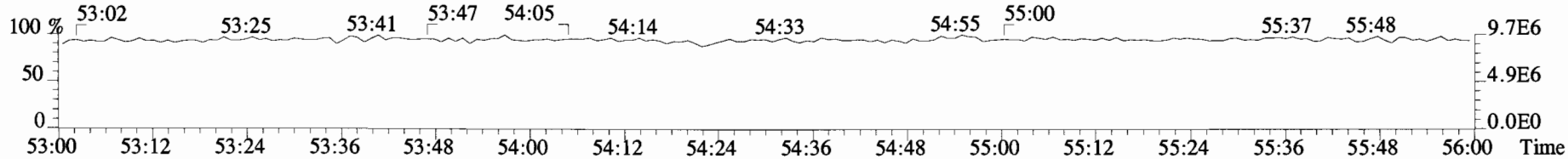

File:190610E1 #1-407 Acq:11-JUN-2019 00:17:02 GC EI+ Voltage SIR Autospec-UltimaE
Sample#8 File Text:Vista Analytical Laboratory VG-8 Text:1900817-04 T4-PDI2019-SG63-190418 15.31 Exp:PCB_ZB1
463.7216 S:8 F:5 SMO(1,3) BSUB(10000,15,-3.0) PKD(5,5,2,0.10%,624.0,0.00%,F,F)

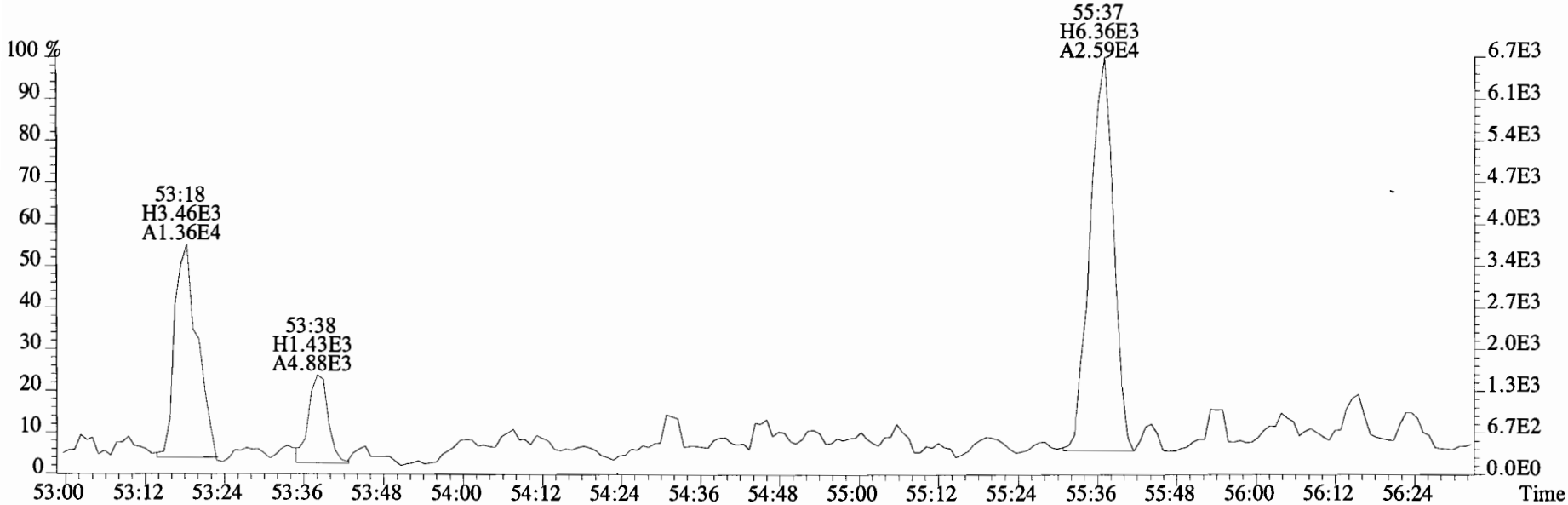

465.7186 S:8 F:5 SMO(1,3) BSUB(10000,15,-3.0) PKD(5,5,2,0.10%,620.0,0.00%,F,F)

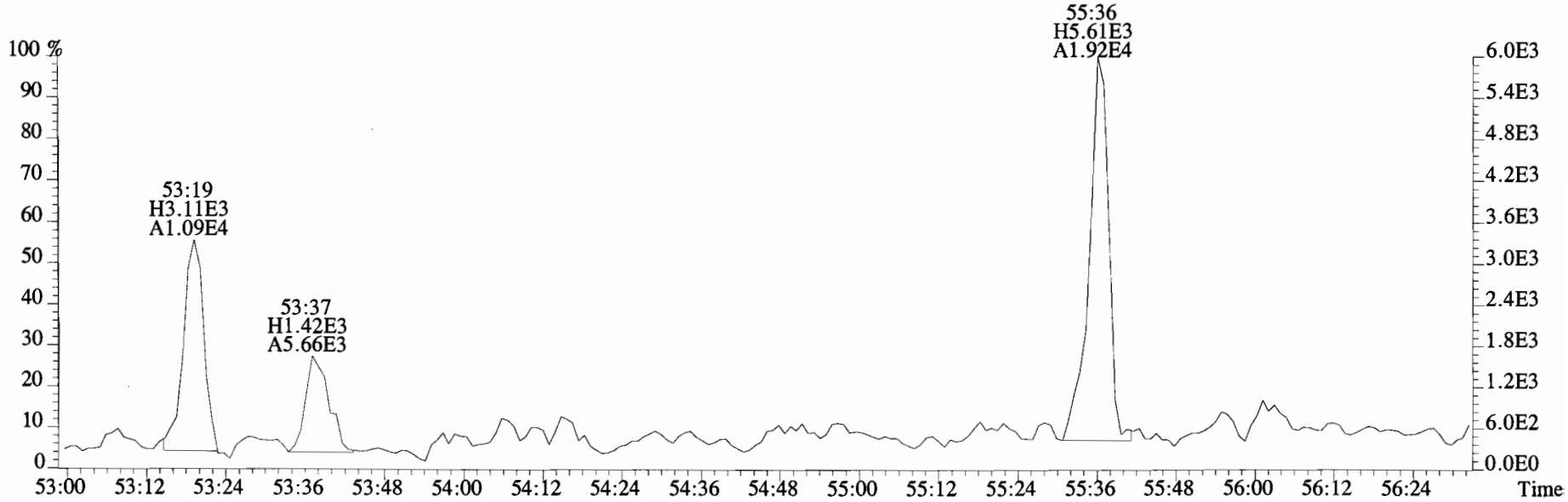

File:190610E1 #1-407 Acq:11-JUN-2019 00:17:02 GC EI+ Voltage SIR Autospec-UltimaE
Sample#8 File Text:Vista Analytical Laboratory VG-8 Text:1900817-04 T4-PDI2019-SG63-190418 15.31 Exp:PCB_ZB1

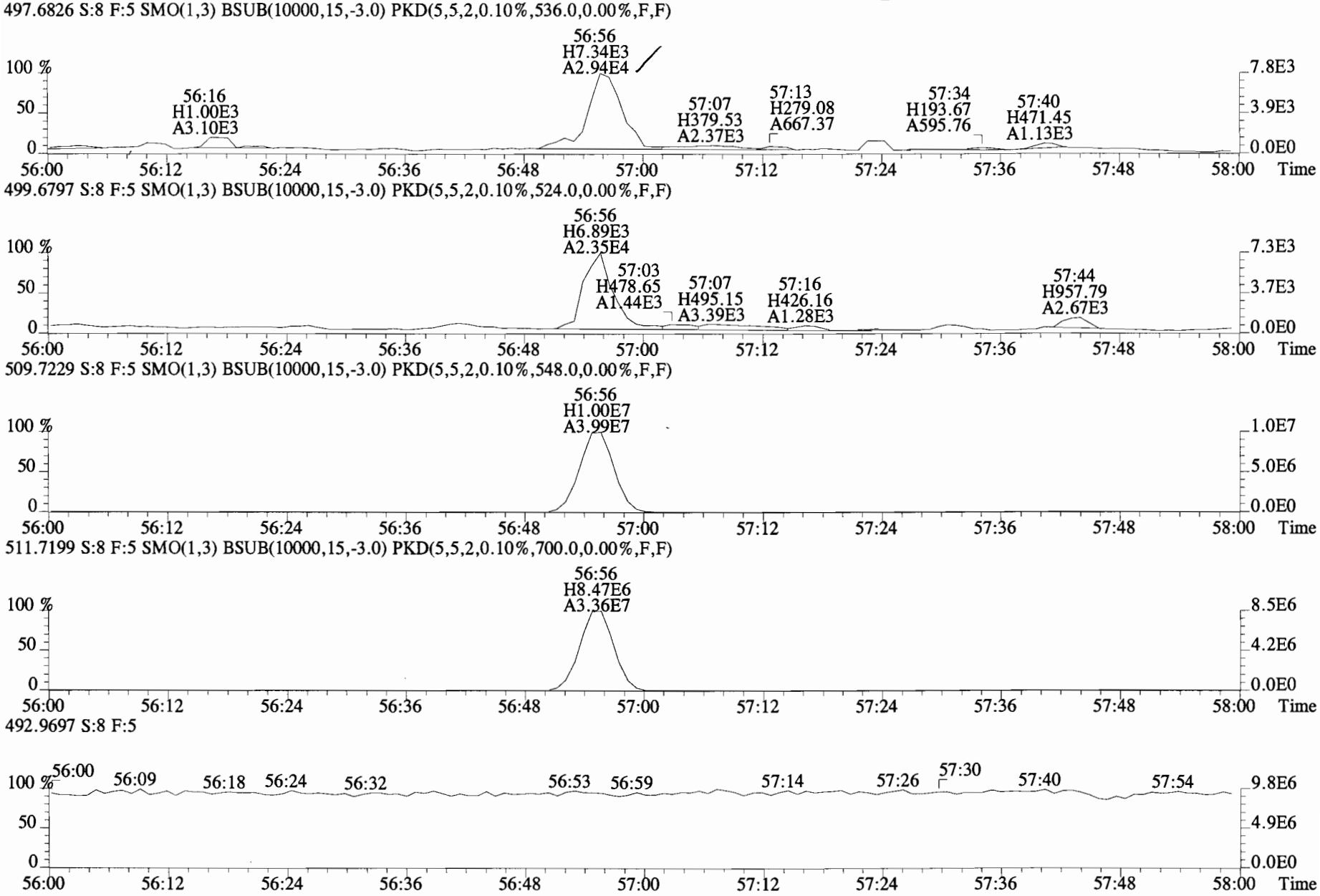

File:190610E1 #1-407 Acq:11-JUN-2019 00:17:02 GC EI+ Voltage SIR Autospec-UltimaE
Sample#8 File Text:Vista Analytical Laboratory VG-8 Text:1900817-04 T4-PDI2019-SG63-190418 15.31 Exp:PCB_ZB1
497.6826 S:8 F:5 SMO(1,3) BSUB(10000,15,-3.0) PKD(5,5,2,0.10%,536.0,0.00%,F,F)

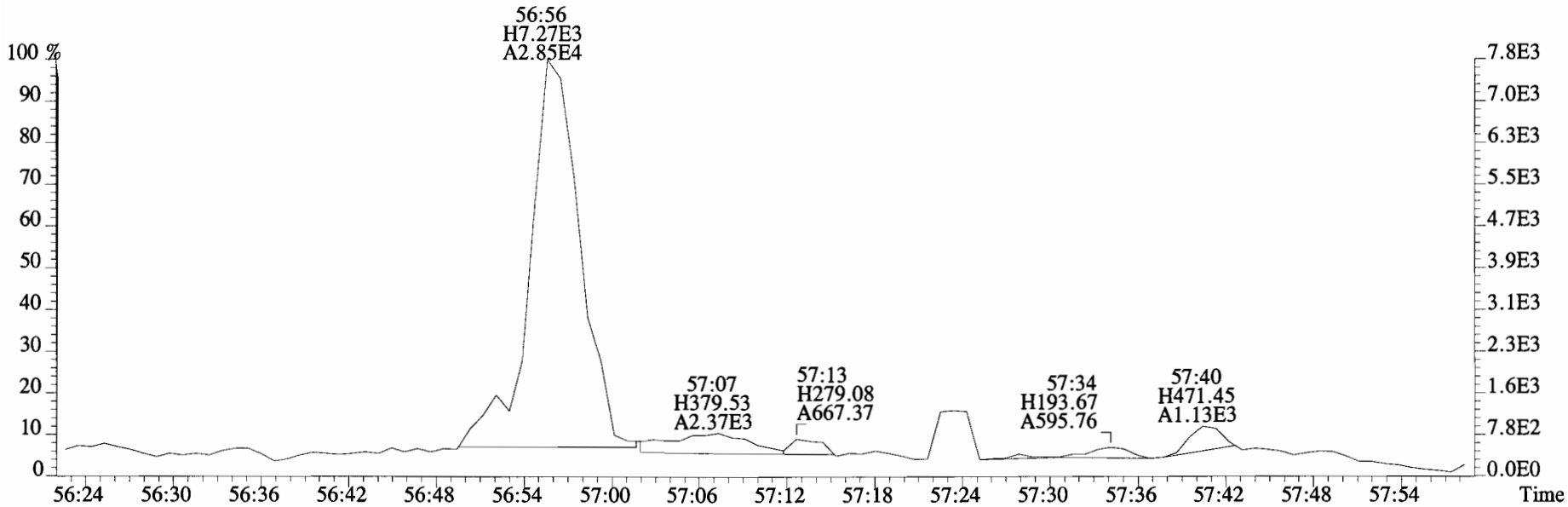

499.6797 S:8 F:5 SMO(1,3) BSUB(10000,15,-3.0) PKD(5,5,2,0.10%,524.0,0.00%,F,F)

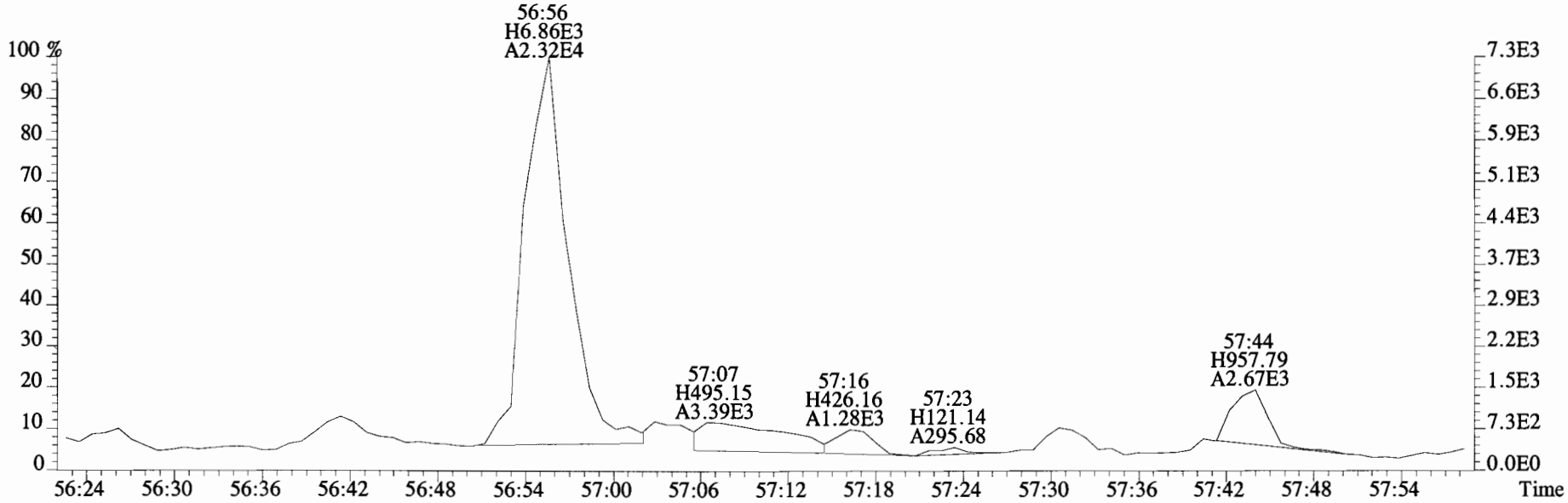

Client ID: T4-PDI2019-SG64-190418 Filename: 190610E1 S:9 Acq:11-JUN-19 01:21:56 ✓ ConCal: ST190610E1-1
Lab ID: 1900817-05 GC Column ID: ZB-1 ICal: PCBVG8-2-8-18 wt/vol: 5.193 EndCAL: NA

Type	Name	Resp	RA	RT	RRF	Conc	Qual	noise	Fac	DL	RRT	LCL UCL
Mono	PCB-1	2.74e+05	2.85	y 16:05	1.07	4.935		*	2.5	*	1.001	0.996-1.006
Mono	PCB-2	4.03e+05	3.18	y 18:28	1.06	7.108		*	2.5	*	0.988	0.983-0.993
Mono	PCB-3	2.46e+05	2.76	y 18:42	1.06	4.337		*	2.5	*	1.001	0.996-1.006
Di	PCB-4/10	4.67e+05	1.54	y 20:03	1.24	9.252		*	2.5	*	1.001	0.998-1.008
Di	PCB-7/9	*	*	n NotF╗	0.99	*		14000	1.0	1.94	*	0.863-0.871
Di	PCB-6	*	*	n NotF╗	1.06	*		42000	1.0	5.45	*	0.888-0.897
Di	PCB-5/8	1.19e+06	1.56	y 22:54	1.03	16.66		*	2.5	*	0.908	0.904-0.913
Di	PCB-14	*	*	n NotF╗	1.03	*		6800	1.0	0.858	*	0.948-0.958
Di	PCB-11	1.19e+06	1.58	y 25:14	1.11	13.80		*	2.5	*	1.001	0.996-1.006
Di	PCB-12/13	*	*	n NotF╗	1.02	*		16000	1.0	2.05	*	1.011-1.021
Di	PCB-15	1.21e+06	1.54	y 25:56	1.05	14.81		*	2.5	*	1.028	1.023-1.033
Tri	PCB-19	2.13e+05	0.90	y 24:13	1.20	4.891		*	2.5	*	1.001	0.996-1.006
Tri	PCB-30	*	*	n NotF╗	1.93	*		2440	2.5	0.702	*	1.034-1.044
Tri	PCB-18	6.26e+05	1.13	y 25:51	0.91	11.75		*	2.5	*	0.953	0.948-0.958
Tri	PCB-17	3.47e+05	1.17	y 26:02	0.84	7.077		*	2.5	*	0.960	0.955-0.965
Tri	PCB-24/27	9.45e+04	1.10	y 26:36	1.15	1.408		*	2.5	*	0.981	0.977-0.986
Tri	PCB-16/32	5.71e+05	1.15	y 27:07	1.02	9.586		*	2.5	*	1.000	0.995-1.005
Tri	PCB-34	*	*	n NotF╗	0.96	*		1840	2.5	0.836	*	0.955-0.965
Tri	PCB-23	*	*	n NotF╗	0.95	*		1840	2.5	0.845	*	0.958-0.968
Tri	PCB-29	*	*	n NotF╗	0.96	*		1840	2.5	0.834	*	0.966-0.976
Tri	PCB-26	1.48e+05	1.06	y 28:29	1.00	2.783		*	2.5	*	0.979	0.974-0.984
Tri	PCB-25	6.31e+04	1.92	n 28:38	1.06	1.127	R	*	2.5	*	0.985	0.980-0.990
Tri	PCB-31	7.56e+05	1.08	y 29:00	1.10	12.99		*	2.5	*	0.997	0.992-1.002
Tri	PCB-28	1.00e+06	1.04	y 29:05	1.14	16.67		*	2.5	*	1.000	0.995-1.005
Tri	PCB-20/21/33	5.68e+05	0.95	y 29:44	1.00	10.78		*	2.5	*	1.022	1.017-1.027
Tri	PCB-22	3.61e+05	1.02	y 30:09	1.09	6.272		*	2.5	*	1.037	1.032-1.042
Tri	PCB-36	*	*	n NotF╗	1.15	*		1840	2.5	0.719	*	0.929-0.939
Tri	PCB-39	*	*	n NotF╗	1.07	*		1840	2.5	0.773	*	0.943-0.953
Tri	PCB-38	*	*	n NotF╗	1.10	*		1840	2.5	0.750	*	0.966-0.976
Tri	PCB-35	*	*	n NotF╗	1.12	*		1840	2.5	0.736	*	0.982-0.992
Tri	PCB-37	4.90e+05	1.16	y 33:01	1.11	8.956		*	2.5	*	1.001	0.996-1.006
Tetra	PCB-54	5.01e+04	0.79	y 27:57	1.07	0.7765		*	2.5	*	1.000	0.996-1.006
Tetra	PCB-50	*	*	n NotF╗	0.87	*		1970	2.5	0.764	*	1.038-1.048
Tetra	PCB-53	1.66e+05	0.87	y 29:47	1.01	3.347		*	2.5	*	0.945	0.940-0.950
Tetra	PCB-51	1.27e+05	0.67	y 30:08	1.10	2.346		*	2.5	*	0.956	0.952-0.962
Tetra	PCB-45	1.00e+05	0.69	y 30:34	0.87	2.338		*	2.5	*	0.970	0.965-0.975
Tetra	PCB-46	*	*	n NotF╗	0.84	*		7370	1.0	1.66	*	0.980-0.990

Integrations by:

Analyst: M

Date: 6/24/19

Reviewed by: CT Date 07/09/19

Client ID: T4-PDI2019-SG64-190418 Filename: 190610E1 S:9 Acq:11-JUN-19 01:21:56 ConCal: ST190610E1-1

Lab ID: 1900817-05 GC Column ID: ZB-1 ICal: PCBVG8-2-8-18 wt/vol: 5.193 EndCAL: NA

Type	Name	Resp	RA		RT	RRF	Conc	Qual	noise	Fac	DL	RRT	LCL UCL
Tetra	PCB-52/69	7.81e+05	0.73	y	31:32	1.21	13.10		*	2.5	*	1.001	0.996-1.006
Tetra	PCB-73	*	*	n	NotF┐	1.45	*		1970	2.5	0.641	*	1.000-1.010
Tetra	PCB-43/49	6.97e+05	0.75	y	31:50	1.01	14.01		*	2.5	*	1.010	1.005-1.015
Tetra	PCB-47	6.09e+05	0.82	y	32:04	0.91	11.99		*	2.5	*	1.001	0.995-1.005
Tetra	PCB-48/75	1.74e+05	0.76	y	32:11	1.13	2.740		*	2.5	*	1.005	0.999-1.009
Tetra	PCB-65	*	*	n	NotF┐	1.27	*		1970	2.5	0.673	*	1.007-1.017
Tetra	PCB-62	*	*	n	NotF┐	1.10	*		1970	2.5	0.781	*	1.011-1.021
Tetra	PCB-44	5.23e+05	0.85	y	32:51	0.85	10.90		*	2.5	*	1.025	1.020-1.030
Tetra	PCB-42/59	2.45e+05	0.72	y	33:04	1.02	4.274		*	2.5	*	1.032	1.027-1.037
Tetra	PCB-41/64/71/72	7.34e+05	0.85	y	33:38	1.17	11.22		*	2.5	*	1.050	1.046-1.056
Tetra	PCB-68	3.50e+04	0.46	n	33:54	1.28	0.4883	R	*	2.5	*	1.058	1.054-1.064
Tetra	PCB-40	1.05e+05	0.69	y	34:06	0.62	2.996		*	2.5	*	1.065	1.060-1.070
Tetra	PCB-57	*	*	n	NotF┐	1.13	*		1970	2.5	0.566	*	0.965-0.975
Tetra	PCB-67	*	*	n	NotF┐	1.10	*		1970	2.5	0.580	*	0.973-0.983
Tetra	PCB-58	*	*	n	NotF┐	1.12	*		1970	2.5	0.569	*	0.977-0.987
Tetra	PCB-63	4.16e+04	0.66	y	35:02	1.00	0.6449		*	2.5	*	0.986	0.981-0.991
Tetra	PCB-74	3.88e+05	0.86	y	35:19	1.18	5.084		*	2.5	*	0.994	0.989-0.999
Tetra	PCB-61/70	9.20e+05	0.74	y	35:32	1.03	13.88		*	2.5	*	1.000	0.994-1.004
Tetra	PCB-76/66	8.66e+05	0.71	y	35:45	1.13	11.83		*	2.5	*	1.006	1.000-1.010
Tetra	PCB-80	*	*	n	NotF┐	1.19	*		1970	2.5	0.533	*	0.995-1.005
Tetra	PCB-55	*	*	n	NotF┐	1.16	*		1970	2.5	0.549	*	1.004-1.014
Tetra	PCB-56/60	4.48e+05	0.83	y	36:46	1.04	6.412		*	2.5	*	1.023	1.018-1.028
Tetra	PCB-79	*	*	n	NotF┐	1.17	*		1970	2.5	0.545	*	1.047-1.057
Tetra	PCB-78	*	*	n	NotF┐	1.10	*		1970	2.5	0.627	*	0.982-0.992
Tetra	PCB-81	*	*	n	NotF┐	0.97	*		1970	2.5	0.715	*	0.995-1.005
Tetra	PCB-77	9.69e+04	0.99	n	39:38	1.08	1.424	R	*	2.5	*	1.000	0.995-1.005
Penta	PCB-104	*	*	n	NotF┐	1.08	*		1420	2.5	0.685	*	0.996-1.006
Penta	PCB-96	*	*	n	NotF┐	1.13	*		1420	2.5	0.652	*	1.034-1.044
Penta	PCB-103	*	*	n	NotF┐	0.91	*		1420	2.5	0.813	*	1.051-1.061
Penta	PCB-100	4.15e+04	1.51	y	34:50	0.93	0.8292		*	2.5	*	1.065	1.062-1.072
Penta	PCB-94	*	*	n	NotF┐	0.91	*		1420	2.5	1.18	*	0.981-0.991
Penta	PCB-95/98/102	7.82e+05	1.70	y	35:50	1.17	15.77		*	2.5	*	1.000	0.994-1.004
Penta	PCB-93	*	*	n	NotF┐	0.93	*		1420	2.5	1.17	*	0.997-1.007
Penta	PCB-88/91	1.70e+05	1.77	y	36:14	0.97	4.134		*	2.5	*	1.012	1.005-1.015
Penta	PCB-121	*	*	n	NotF┐	1.68	*		1420	2.5	0.644	*	1.009-1.019
Penta	PCB-84/92	4.14e+05	1.35	y	37:08	0.97	9.780		*	2.5	*	0.990	0.985-0.995
Penta	PCB-89	*	*	n	NotF┐	1.06	*		1420	2.5	0.990	*	0.990-1.000

Analyst: M

Date: 6/24/19

Client ID: T4-PDI2019-SG64-190418 Filename: 190610E1 S:9 Acq:11-JUN-19 01:21:56 ConCal: ST190610E1-1
Lab ID: 1900817-05 GC Column ID: ZB-1 ICal: PCBVG8-2-8-18 wt/vol: 5.193 EndCAL: NA

Type	Name	Resp	RA	RT	RRF	Conc	Qual	noise	Fac	DL	RRT	LCL UCL
Penta	PCB-90/101	1.10e+06	1.47	y 37:31	1.08	23.40		*	2.5	*	1.000	0.995-1.005
Penta	PCB-113	*	*	n NotF╗	1.48	*		1420	2.5	0.716	*	1.002-1.012
Penta	PCB-99	5.28e+05	1.67	y 37:50	1.25	9.671		*	2.5	*	1.008	1.004-1.014
Penta	PCB-119	5.86e+04	1.74	y 38:19	1.70	0.8781		*	2.5	*	0.988	0.982-0.992
Penta	PCB-108/112	4.26e+04	1.38	y 38:29	1.40	0.7725		*	2.5	*	0.992	0.986-0.996
Penta	PCB-83	*	*	n NotF╗	1.75	*		1420	2.5	0.656	*	0.990-1.000
Penta	PCB-97	2.50e+05	1.46	y 38:49	1.17	5.425		*	2.5	*	1.000	0.995-1.005
Penta	PCB-86	*	*	n NotF╗	1.08	*		1420	2.5	1.06	*	0.999-1.009
Penta	PCB-87/117/125	3.28e+05	1.96	n 39:06	1.55	5.380	R	*	2.5	*	1.008	1.002-1.012
Penta	PCB-111/115	1.58e+04	0.99	n 39:14	1.79	0.2245		2700	1.0	0.490	1.011	1.006-1.016
Penta	PCB-85/116	1.99e+05	1.36	y 39:21	1.29	3.920		*	2.5	*	1.014	1.009-1.019
Penta	PCB-120	*	*	n NotF╗	1.98	*		1420	2.5	0.581	*	1.016-1.026
Penta	PCB-110	1.55e+06	1.60	y 39:45	1.69	23.47		*	2.5	*	1.024	1.020-1.030
Penta	PCB-82	9.98e+04	1.47	y 40:23	0.81	2.354		*	2.5	*	0.976	0.972-0.982
Penta	PCB-124	5.80e+04	1.59	y 41:03	1.30	0.8510		*	2.5	*	0.992	0.988-0.998
Penta	PCB-107/109	9.25e+04	1.11	n 41:14	1.31	1.339	R	*	2.5	*	0.997	0.991-1.001
Penta	PCB-123	*	*	n NotF╗	1.12	*		1420	2.5	0.784	*	0.996-1.006
Penta	PCB-106/118	1.22e+06	1.46	y 41:34	1.18	18.43		*	2.5	*	1.000	0.996-1.006
Penta	PCB-114	3.28e+04	1.13	n 42:13	1.11	0.6027	R	*	2.5	*	1.000	0.995-1.005
Penta	PCB-122	*	*	n NotF╗	1.03	*		1330	2.5	0.856	*	0.999-1.009
Penta	PCB-105	3.96e+05	1.41	y 43:05	1.12	7.317		*	2.5	*	1.000	0.995-1.005
Penta	PCB-127	*	*	n NotF╗	1.12	*		1330	2.5	0.757	*	0.995-1.005
Penta	PCB-126	*	*	n NotF╗	1.20	*		1330	2.5	0.778	*	0.995-1.005
Hexa	PCB-155	*	*	n NotF╗	0.99	*		1110	2.5	0.681	*	0.995-1.005
Hexa	PCB-150	*	*	n NotF╗	1.02	*		1110	2.5	0.656	*	1.030-1.040
Hexa	PCB-152	*	*	n NotF╗	1.16	*		1110	2.5	0.581	*	1.042-1.052
Hexa	PCB-145	*	*	n NotF╗	1.13	*		1110	2.5	0.596	*	1.054-1.064
Hexa	PCB-136	1.94e+05	1.33	y 39:34	1.02	4.010		*	2.5	*	1.068	1.063-1.073
Hexa	PCB-148	*	*	n NotF╗	0.77	*		1110	2.5	0.870	*	1.066-1.076
Hexa	PCB-154	3.27e+04	1.23	y 40:10	0.88	0.7885		*	2.5	*	1.084	1.079-1.089
Hexa	PCB-151	2.43e+05	1.39	y 40:48	0.75	6.821		*	2.5	*	1.101	1.095-1.107
Hexa	PCB-135	1.78e+05	1.42	y 41:01	0.86	4.370		*	2.5	*	1.107	1.101-1.113
Hexa	PCB-144	3.68e+04	1.59	n 41:08	0.77	1.014	R	*	2.5	*	1.110	1.105-1.116
Hexa	PCB-147	3.91e+04	1.13	y 41:15	0.80	1.026		*	2.5	*	1.113	1.108-1.120
Hexa	PCB-139/149	9.02e+05	1.21	y 41:31	0.88	21.65		*	2.5	*	1.121	1.115-1.127
Hexa	PCB-140	*	*	n NotF╗	0.77	*		1110	2.5	0.874	*	1.120-1.132
Hexa	PCB-134/143	4.55e+04	0.80	n 42:08	0.76	1.180	R	*	2.5	*	0.975	0.970-0.980

Analyst: MI

Date: 6/24/19

Client ID: T4-PDI2019-SG64-190418 Filename: 190610E1 S:9 Acq:11-JUN-19 01:21:56 ConCal: ST190610E1-1
Lab ID: 1900817-05 GC Column ID: ZB-1 ICal: PCBVG8-2-8-18 wt/vol: 5.193 EndCAL: NA

Type	Name	Resp	RA	RT	RRF	Conc	Qual	noise	Fac	DL	RRT	LCL UCL
Hexa	PCB-131/133	3.28e+04	1.25	y 42:27	0.82	0.7945		*	2.5	*	0.982	0.977-0.987
Hexa	PCB-142	*	*	n NotF┐	0.73	*		740	2.5	0.574	*	0.981-0.991
Hexa	PCB-146/165	2.59e+05	1.22	y 42:50	1.02	5.027		*	2.5	*	0.991	0.986-0.996
Hexa	PCB-132/161	3.86e+05	1.24	y 43:06	1.00	7.608		*	2.5	*	0.997	0.992-1.002
Hexa	PCB-153	1.44e+06	1.32	y 43:14	1.08	26.45		*	2.5	*	1.000	0.995-1.005
Hexa	PCB-168	*	*	n NotF┐	1.12	*		740	2.5	0.376	*	1.000-1.010
Hexa	PCB-141	2.15e+05	1.27	y 43:58	1.02	5.017		*	2.5	*	1.000	0.995-1.005
Hexa	PCB-137	4.81e+04	0.89	n 44:21	1.10	1.038	R	*	2.5	*	1.009	1.004-1.014
Hexa	PCB-130	7.61e+04	1.39	y 44:27	0.81	2.247		*	2.5	*	1.011	1.007-1.017
Hexa	PCB-138/163/164	1.59e+06	1.20	y 44:49	1.23	28.50		*	2.5	*	1.000	0.996-1.006
Hexa	PCB-158/160	1.78e+05	1.20	y 45:03	1.18	3.339		*	2.5	*	1.006	1.001-1.011
Hexa	PCB-129	5.83e+04	1.38	y 45:19	0.78	1.647		*	2.5	*	1.012	1.007-1.017
Hexa	PCB-166	*	*	n NotF┐	1.13	*		740	2.5	0.325	*	0.988-0.998
Hexa	PCB-159	*	*	n NotF┐	1.16	*		740	2.5	0.316	*	0.995-1.005
Hexa	PCB-128/162	2.15e+05	1.13	y 46:22	0.89	4.235		*	2.5	*	1.006	1.002-1.012
Hexa	PCB-167	7.18e+04	1.08	y 46:47	1.02	1.228		*	2.5	*	1.000	0.995-1.005
Hexa	PCB-156	1.76e+05	1.06	y 48:03	1.06	2.860		*	2.5	*	1.000	0.995-1.005
Hexa	PCB-157	4.51e+04	1.91	n 48:18	1.02	0.7627	R	*	2.5	*	1.000	0.996-1.006
Hexa	PCB-169	*	*	n NotF┐	1.13	*		740	2.5	0.336	*	0.995-1.005
Hepta	PCB-188	*	*	n NotF┐	1.37	*		632	2.5	0.207	*	0.995-1.005
Hepta	PCB-184	*	*	n NotF┐	1.32	*		632	2.5	0.216	*	1.006-1.016
Hepta	PCB-179	2.61e+05	1.05	y 44:05	1.38	4.719		*	2.5	*	1.029	1.024-1.034
Hepta	PCB-176	7.71e+04	1.07	y 44:33	1.31	1.473		*	2.5	*	1.040	1.035-1.045
Hepta	PCB-186	*	*	n NotF┐	1.42	*		632	2.5	0.200	*	1.049-1.059
Hepta	PCB-178	7.99e+04	1.15	y 45:39	0.97	2.063		*	2.5	*	1.065	1.060-1.070
Hepta	PCB-175	*	*	n NotF┐	1.00	*		632	2.5	0.285	*	1.069-1.079
Hepta	PCB-182/187	5.29e+05	1.10	y 46:10	1.14	11.60		*	2.5	*	1.077	1.072-1.082
Hepta	PCB-183	2.33e+05	0.96	y 46:30	1.13	5.171		*	2.5	*	1.085	1.080-1.090
Hepta	PCB-185	4.55e+04	1.17	y 47:09	1.36	1.110		*	2.5	*	0.955	0.950-0.960
Hepta	PCB-174	3.66e+05	1.03	y 47:31	1.42	8.541		*	2.5	*	0.963	0.958-0.968
Hepta	PCB-181	*	*	n NotF┐	1.48	*		632	2.5	0.261	*	0.960-0.970
Hepta	PCB-177	1.78e+05	0.82	n 47:47	1.33	4.436	R	*	2.5	*	0.968	0.963-0.973
Hepta	PCB-171	1.02e+05	1.30	n 48:04	1.37	2.452	R	*	2.5	*	0.974	0.969-0.979
Hepta	PCB-173	*	*	n NotF┐	1.27	*		632	2.5	0.304	*	0.978-0.988
Hepta	PCB-172	6.48e+04	1.26	n 48:58	1.39	1.545	R	*	2.5	*	0.992	0.987-0.997
Hepta	PCB-192	*	*	n NotF┐	1.80	*		632	2.5	0.214	*	0.991-1.001
Hepta	PCB-180	8.62e+05	1.01	y 49:22	1.52	18.78		*	2.5	*	1.000	0.995-1.005

Analyst: MI

Date: 6/24/19

Client ID: T4-PDI2019-SG64-190418 Filename: 190610E1 S:9 Acq:11-JUN-19 01:21:56 ConCal: ST190610E1-1
Lab ID: 1900817-05 GC Column ID: ZB-1 ICal: PCBVG8-2-8-18 wt/vol: 5.193 EndCAL: NA

Type	Name	Resp	RA	RT	RRF	Conc	Qual	noise	Fac	DL	RRT	LCL UCL
Hepta	PCB-193	5.22e+04	1.05	y 49:32	1.71	1.008		*	2.5	*	1.004	0.999-1.009
Hepta	PCB-191	*	*	n NotF╗	1.74	*		632	2.5	0.222	*	1.005-1.015
Hepta	PCB-170	3.32e+05	0.98	y 50:56	1.44	8.580		*	2.5	*	1.000	0.995-1.005
Hepta	PCB-190	1.16e+05	1.11	y 51:07	1.95	2.195		*	2.5	*	1.004	0.999-1.009
Hepta	PCB-189	1.66e+04	1.35	n 52:30	1.46	0.3088	R	*	2.5	*	1.000	0.995-1.005
Octa	PCB-202	6.84e+04	0.82	y 48:17	1.06	1.793		*	2.5	*	1.000	0.995-1.005
Octa	PCB-201	4.00e+04	0.79	y 48:45	0.98	1.138		*	2.5	*	1.010	1.006-1.016
Octa	PCB-204	*	*	n NotF╗	1.07	*		712	2.5	0.456	*	1.009-1.019
Octa	PCB-197	*	*	n NotF╗	1.10	*		712	2.5	0.445	*	1.015-1.025
Octa	PCB-200	2.72e+04	1.16	n 50:08	1.04	0.7251	R	*	2.5	*	1.039	1.034-1.044
Octa	PCB-198	*	*	n NotF╗	0.84	*		712	2.5	0.582	*	1.065-1.075
Octa	PCB-199	1.76e+05	1.00	y 51:41	0.80	6.134		*	2.5	*	1.071	1.067-1.077
Octa	PCB-196/203	1.80e+05	0.74	n 51:57	0.84	5.946	R	*	2.5	*	1.076	1.072-1.082
Octa	PCB-195	4.81e+04	1.08	n 53:09	1.04	1.569	R	*	2.5	*	0.984	0.979-0.989
Octa	PCB-194	1.58e+05	0.92	y 54:02	1.16	4.620		*	2.5	*	1.000	0.995-1.005
Octa	PCB-205	*	*	n NotF╗	1.33	*		1800	2.5	0.743	*	1.000-1.010
Nona	PCB-208	6.55e+04	1.32	y 53:18	0.90	1.654		*	2.5	*	1.000	0.995-1.005
Nona	PCB-207	1.20e+04	1.17	y 53:38	0.89	0.3050		*	2.5	*	1.006	1.001-1.011
Nona	PCB-206	1.21e+05	1.36	y 55:36	0.88	4.026		*	2.5	*	1.000	0.995-1.005
Deca	PCB-209	1.29e+05	1.32	y 56:57	1.04	3.199		*	2.5	*	1.000	0.995-1.005

Analyst: MJ

Date: 6/24/19

Client ID: T4-PDI2019-SG64-190418 Filename: 190610E1 S:9 Acq:11-JUN-19 01:21:56 ConCal: ST190610E1-1
Lab ID: 1900817-05 GC Column ID: ZB-1 ICal: PCBVG8-2-8-18 wt/vol: 5.193 EndCAL: NA

Name	Resp	RA	RT	RRF	Conc	
Total Mono-PCB	9.23e+05	2.85 y	16:05	1.06	16.3806	
Total Di-PCB	4.05e+06	1.54 y	20:03	1.04	54.5170	
Total Tri-PCB	1.85e+06	0.90 y	24:13	1.15	34.7064	
Total Tri-PCB	3.33e+06	1.06 y	28:29	1.05	58.4570	Sum:93.1634
Total Tetra-PCB	6.98e+06	0.79 y	27:57	1.06	117.882	
Total Penta-PCB	6.51e+06	1.51 y	34:50	1.18	119.691	
Total Penta-PCB	3.96e+05	1.41 y	43:05	1.12	7.31686	Sum:127.008
Total Hexa-PCB	1.59e+06	1.33 y	39:34	0.91	38.6696	
Total Hexa-PCB	4.70e+06	1.25 y	42:27	1.00	88.9439	Sum:127.614
Total Hepta-PCB	2.95e+06	1.05 y	44:05	1.35	65.2343	
Total Octa-PCB	2.85e+05	0.82 y	48:17	0.95	9.06498	
Total Octa-PCB	1.58e+05	0.92 y	54:02	1.17	4.62032	Sum:13.6853
Total Nona-PCB	1.99e+05	1.32 y	53:18	0.89	5.98504	
Total Deca-PCB	1.29e+05	1.32 y	56:57	1.04	3.19937	

Total PCB Conc:656.233635000

Integrations by Analyst: MJ

Date: 6/24/19

Client ID: T4-PDI2019-SG64-190418 Filename: 190610E1 S:9 Acq:11-JUN-19 01:21:56 ConCal: ST190610E1-1
Lab ID: 1900817-05 GC Column ID: ZB-1 ICal: PCBVG8-2-8-18 wt/vol:5.1929 EndCAL: NA

Name	Resp	RA	RRF	RT	RRT	LCL	UCL	Conc	Rec
13C-PCB-1	9.98e+07	3.26 y	1.13	16:04	0.620	0.616	0.622	935	48.5
13C-PCB-3	1.03e+08	3.32 y	1.21	18:41	0.721	0.716	0.724	901	46.8
13C-PCB-4	7.87e+07	1.62 y	0.59	20:02	0.773	0.769	0.777	1400	72.8
13C-PCB-9	1.33e+08	1.58 y	0.94	21:50	0.842	0.837	0.845	1500	77.9
13C-PCB-11	1.49e+08	1.58 y	0.95	25:13	0.973	0.968	0.978	1670	86.5
13C-PCB-19	7.02e+07	1.11 y	0.62	24:12	0.934	0.928	0.938	1190	61.8
13C-PCB-28	1.02e+08	0.93 y	1.05	29:05	1.003	0.999	1.009	1780	92.4
13C-PCB-32	1.12e+08	1.11 y	0.91	27:07	1.046	1.041	1.051	1310	67.9
13C-PCB-37	9.47e+07	0.94 y	1.02	33:00	1.139	1.132	1.144	1700	88.3
13C-PCB-47	1.08e+08	0.75 y	0.83	32:02	0.871	0.867	0.875	1930	100
13C-PCB-52	9.48e+07	0.75 y	0.76	31:31	0.857	0.853	0.861	1850	96.0
13C-PCB-54	1.16e+08	0.76 y	0.93	27:57	0.760	0.756	0.764	1860	96.4
13C-PCB-70	1.24e+08	0.76 y	1.00	35:32	0.966	0.961	0.971	1850	96.3
13C-PCB-77	1.21e+08	0.75 y	0.96	39:38	1.078	1.073	1.083	1880	97.6
13C-PCB-80	1.29e+08	0.77 y	1.00	35:57	0.978	0.973	0.983	1930	100
13C-PCB-81	1.21e+08	0.73 y	1.01	39:03	1.062	1.057	1.067	1790	93.0
13C-PCB-95	8.15e+07	1.58 y	0.80	35:49	0.913	0.908	0.918	1750	90.8
13C-PCB-97	7.56e+07	1.62 y	0.70	38:48	0.989	0.984	0.994	1860	96.4
13C-PCB-101	8.39e+07	1.59 y	0.80	37:31	0.956	0.951	0.961	1800	93.6
13C-PCB-104	1.04e+08	1.55 y	1.01	32:42	0.833	0.828	0.836	1780	92.5
13C-PCB-105	9.27e+07	1.54 y	1.14	43:04	0.929	0.924	0.934	1940	101
13C-PCB-114	9.41e+07	1.56 y	1.18	42:12	0.910	0.905	0.915	1900	98.5
13C-PCB-118	1.08e+08	1.60 y	1.00	41:33	1.059	1.054	1.064	1870	96.9
13C-PCB-123	1.01e+08	1.59 y	0.95	41:22	1.054	1.049	1.059	1840	95.8
13C-PCB-126	8.98e+07	1.55 y	1.14	45:18	0.977	0.972	0.982	1880	97.8
13C-PCB-127	9.99e+07	1.55 y	1.24	43:24	0.936	0.931	0.941	1920	99.6
13C-PCB-138	8.71e+07	1.25 y	1.17	44:48	0.967	0.962	0.972	1770	91.9
13C-PCB-141	8.10e+07	1.27 y	1.11	43:58	0.949	0.944	0.954	1740	90.5
13C-PCB-153	9.74e+07	1.25 y	1.34	43:13	0.932	0.928	0.938	1740	90.2
13C-PCB-155	9.12e+07	1.33 y	0.83	37:03	0.944	0.939	0.949	1900	98.8
13C-PCB-156	1.12e+08	1.27 y	1.38	48:03	1.037	1.032	1.042	1920	99.8
13C-PCB-157	1.11e+08	1.29 y	1.37	48:19	1.042	1.037	1.047	1930	100
13C-PCB-159	1.09e+08	1.27 y	1.39	46:05	0.994	0.989	0.999	1880	97.7
13C-PCB-167	1.10e+08	1.26 y	1.40	46:46	1.009	1.004	1.014	1880	97.6
13C-PCB-169	1.08e+08	1.26 y	1.39	50:31	1.090	1.085	1.095	1850	96.3
13C-PCB-170	5.20e+07	0.46 y	0.86	50:55	1.102	1.097	1.109	1940	101
13C-PCB-180	5.83e+07	0.48 y	0.98	49:21	1.069	1.064	1.074	1920	99.5
13C-PCB-188	7.69e+07	0.47 y	1.40	42:51	0.928	0.923	0.933	1770	91.8
13C-PCB-189	7.12e+07	0.45 y	1.15	52:29	1.136	1.132	1.144	1990	103
13C-PCB-194	5.70e+07	0.89 y	0.77	54:02	0.995	0.990	1.000	1950	101
13C-PCB-202	6.93e+07	0.95 y	1.28	48:16	1.045	1.040	1.050	1740	90.2
13C-PCB-206	6.58e+07	0.79 y	0.81	55:36	1.024	1.019	1.029	2150	112
13C-PCB-208	8.51e+07	0.78 y	1.09	53:18	0.982	0.977	0.987	2050	107
13C-PCB-209	7.46e+07	1.18 y	0.74	56:56	1.048	1.043	1.053	2670	139

CRS vs. RS

Name	Resp	RA	RRF	RT	RRT	LCL	UCL	Conc	Rec
13C-PCB-79	1.38e+08	0.74 y	1.03	37:49	1.029	1.024	1.034	2000	104
13C-PCB-178	5.56e+07	0.47 y	0.93	45:39	0.985	0.980	0.990	1920	99.9

PS vs. IS

Name	Resp	RA	RRF	RT	RRT	LCL	UCL	Conc	Rec
13C-PCB-79	1.38e+08	0.74 y	1.03	37:49	0.968	0.963	0.973	2150	111
13C-PCB-178	5.56e+07	0.47 y	0.95	45:39	0.925	0.920	0.930	1930	100

RS

Name	Resp	RA		RRF	RT	Conc
13C-PCB-15	1.82e+08	1.59	y	1.00	25:55	1930
13C-PCB-31	1.05e+08	0.93	y	1.00	28:59	1930
13C-PCB-60	1.29e+08	0.76	y	1.00	36:46	1930
13C-PCB-111	1.12e+08	1.61	y	1.00	39:14	1930
13C-PCB-128	8.08e+07	1.26	y	1.00	46:21	1930
13C-PCB-182	6.00e+07	0.47	y	1.00	46:11	1930
13C-PCB-205	7.30e+07	0.87	y	1.00	54:18	1930

Analyst: MJ

Date: 6/24/19

File:190610E1 #1-867 Acq:11-JUN-2019 01:21:56 GC EI+ Voltage SIR Autospec-UltimaE
Sample#9 File Text:Vista Analytical Laboratory VG-8 Text:1900817-05 T4-PDI2019-SG64-190418 15.54 Exp:PCB_ZB1

188.0393 S:9 SMO(1,3) BSUB(10000,15,-3.0) PKD(5,5,2,0.10%,5980.0,0.00%,F,F)

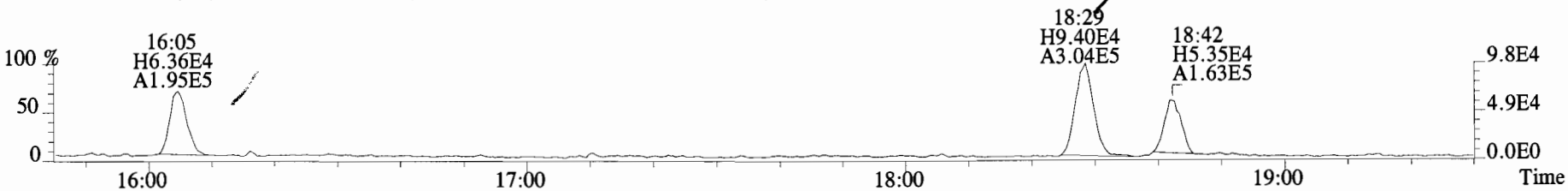

190.0363 S:9 SMO(1,3) BSUB(10000,15,-3.0) PKD(5,5,2,0.10%,3884.0,0.00%,F,F)

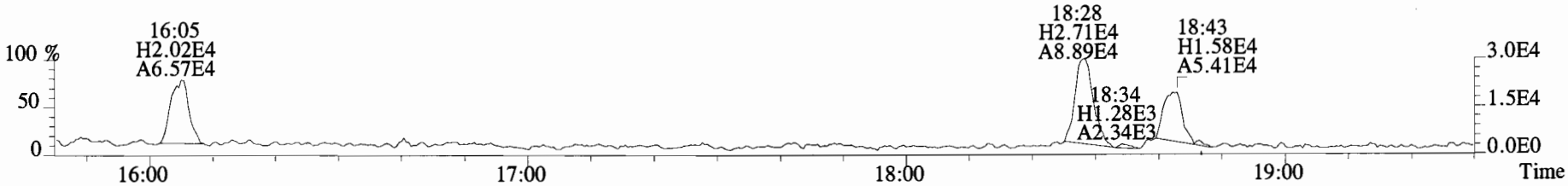

200.0795 S:9 SMO(1,3) BSUB(10000,15,-3.0) PKD(5,5,2,0.10%,4496.0,0.00%,F,F)

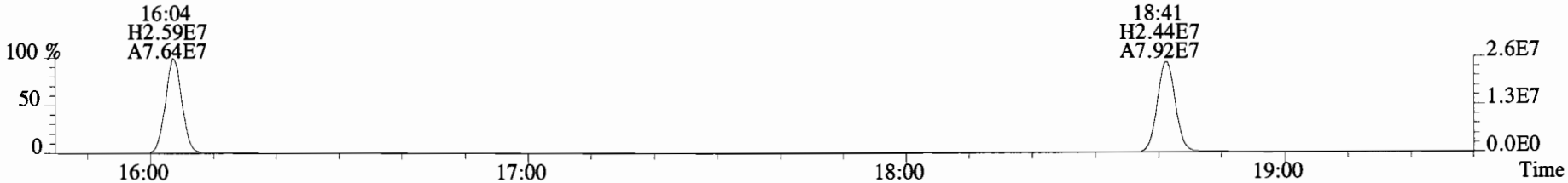

202.0766 S:9 SMO(1,3) BSUB(10000,15,-3.0) PKD(5,5,2,0.10%,30864.0,0.00%,F,F)

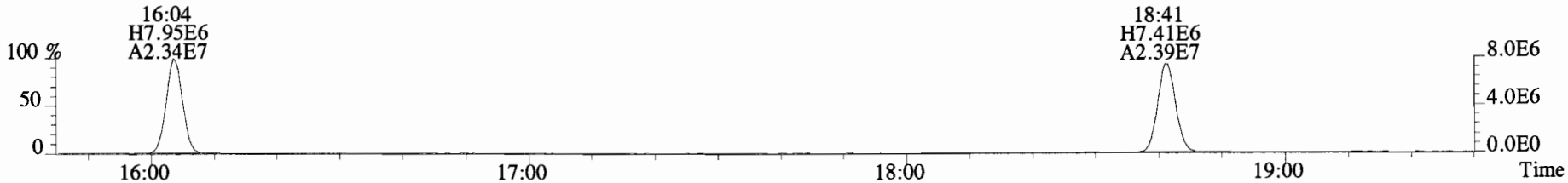

180.9880 S:9

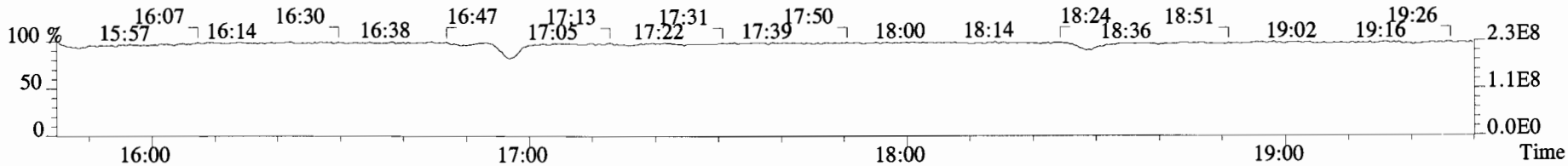

File:190610E1 #1-867 Acq:11-JUN-2019 01:21:56 GC EI+ Voltage SIR Autospec-UltimaE
Sample#9 File Text:Vista Analytical Laboratory VG-8 Text:1900817-05 T4-PDI2019-SG64-190418 15.54 Exp:PCB_ZB1
188.0393 S:9 SMO(1,3) BSUB(10000,15,-3.0) PKD(5,5,2,0.10%,5980.0,0.00%,F,F)

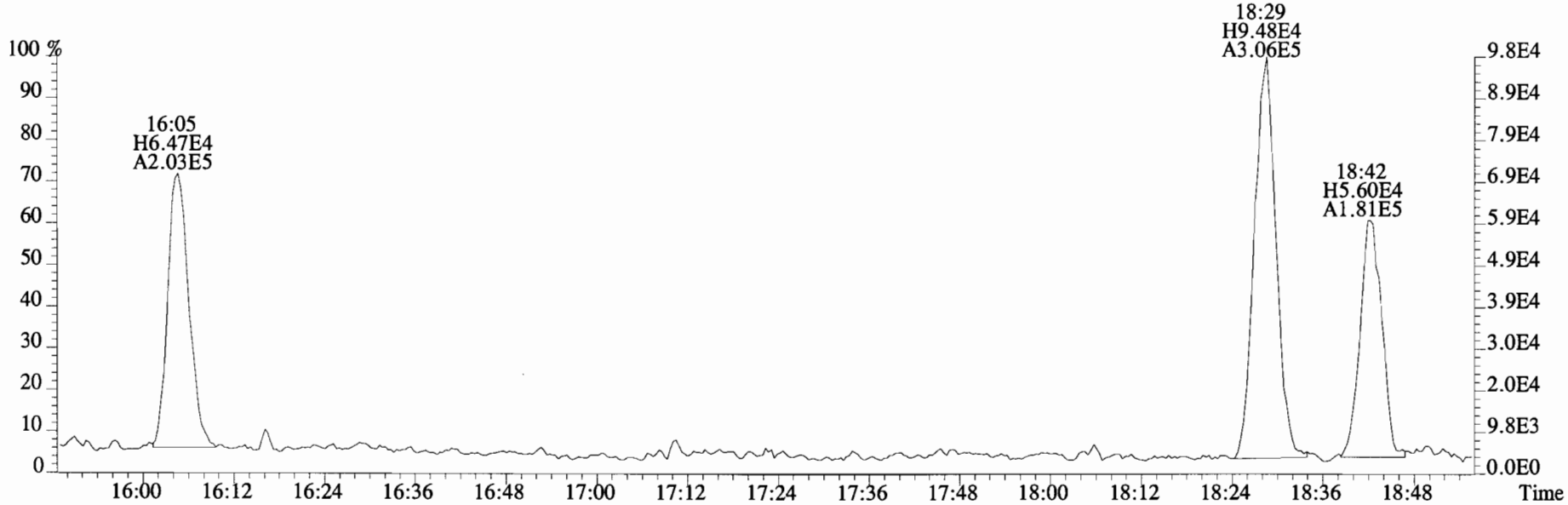

190.0363 S:9 SMO(1,3) BSUB(10000,15,-3.0) PKD(5,5,2,0.10%,3884.0,0.00%,F,F)

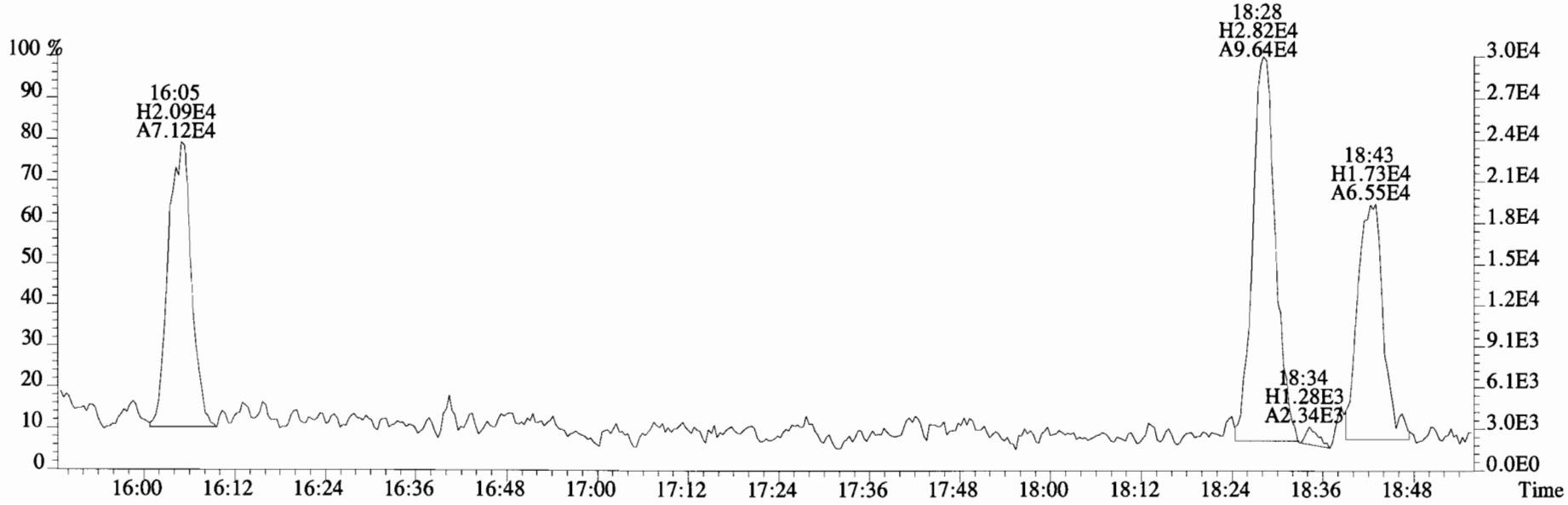

File:190610E1 #1-757 Acq:11-JUN-2019 01:21:56 GC EI+ Voltage SIR Autospec-UltimaE
Sample#9 File Text:Vista Analytical Laboratory VG-8 Text:1900817-05 T4-PDI2019-SG64-190418 15.54 Exp:PCB_ZB1
222.0003 S:9 F:2 SMO(1,3) BSUB(10000,15,-3.0) PKD(5,5,2,0.10%,6380.0,0.00%,F,F)

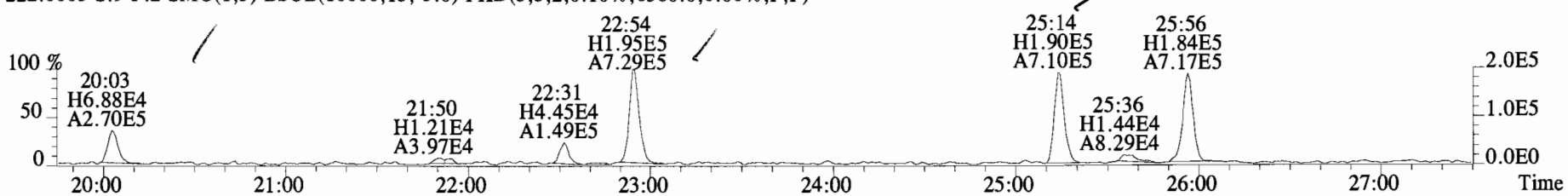

223.9974 S:9 F:2 SMO(1,3) BSUB(10000,15,-3.0) PKD(5,5,2,0.10%,69452.0,0.00%,F,F)

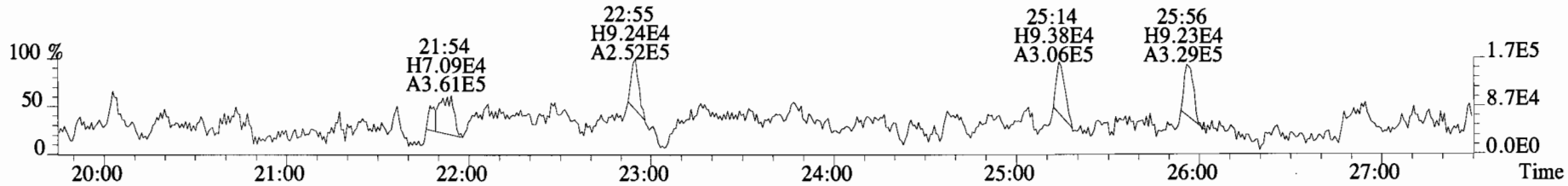

234.0406 S:9 F:2 SMO(1,3) BSUB(10000,15,-3.0) PKD(5,5,2,0.10%,3620.0,0.00%,F,F)

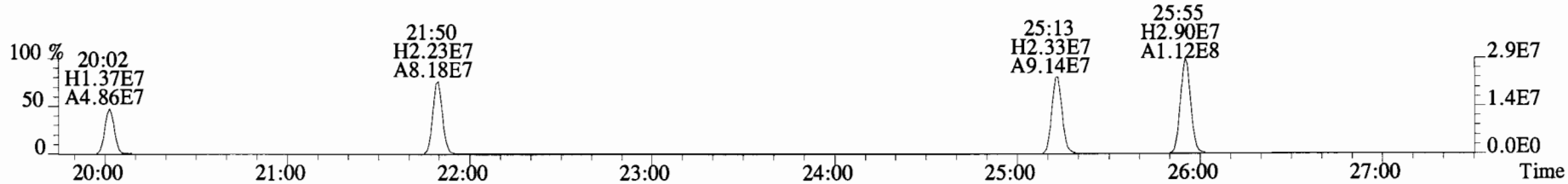

236.0376 S:9 F:2 SMO(1,3) BSUB(10000,15,-3.0) PKD(5,5,2,0.10%,3524.0,0.00%,F,F)

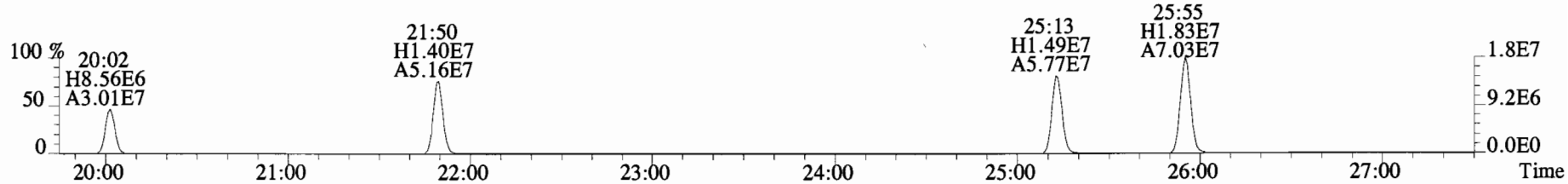

230.9856 S:9 F:2

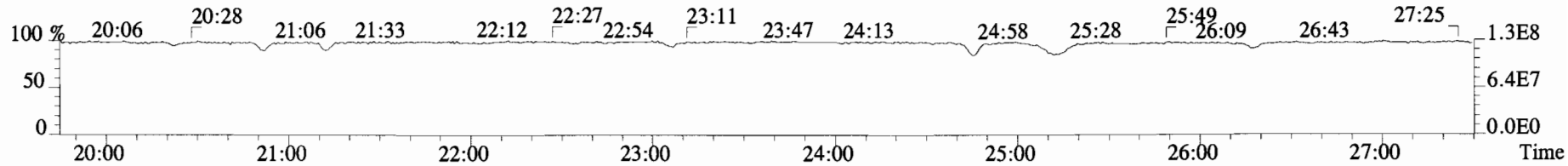

File:190610E1 #1-757 Acq:11-JUN-2019 01:21:56 GC EI+ Voltage SIR Autospec-UltimaE
Sample#9 File Text:Vista Analytical Laboratory VG-8 Text:1900817-05 T4-PDI2019-SG64-190418 15.54 Exp:PCB_ZB1
222.0003 S:9 F:2 SMO(1,3) BSUB(10000,15,-3.0) PKD(5,5,2,0.10%,6380.0,0.00%,F,F)

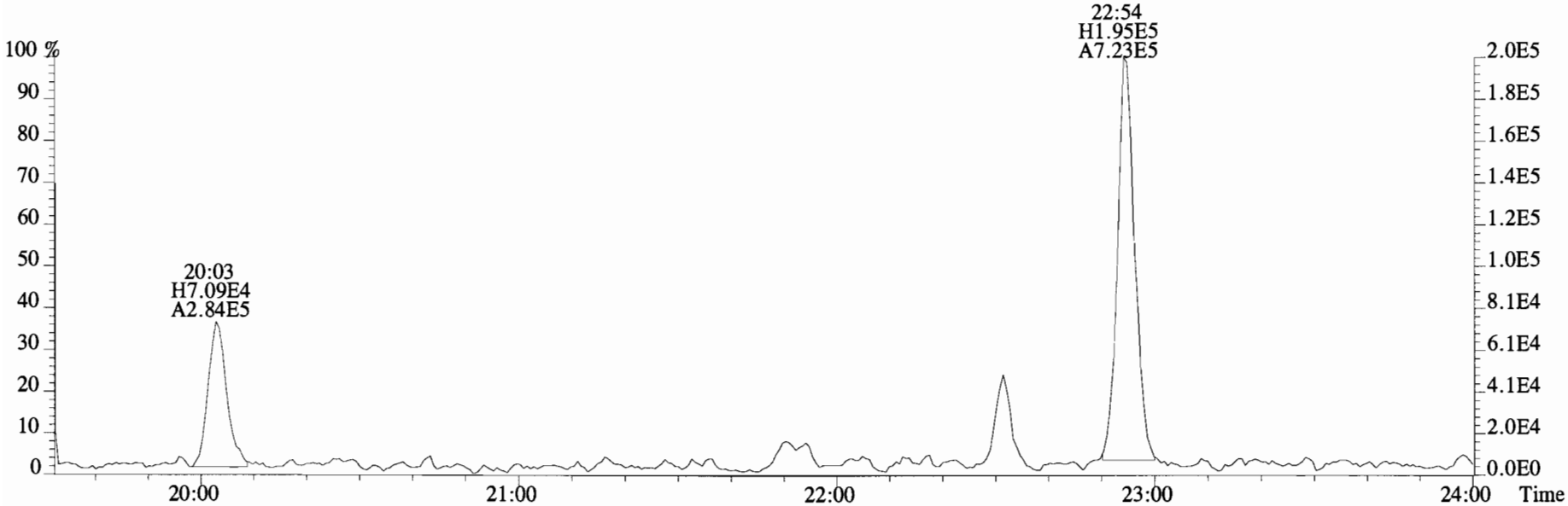

223.9974 S:9 F:2 SMO(1,3) BSUB(10000,15,-3.0) PKD(5,5,2,0.10%,69452.0,0.00%,F,F)

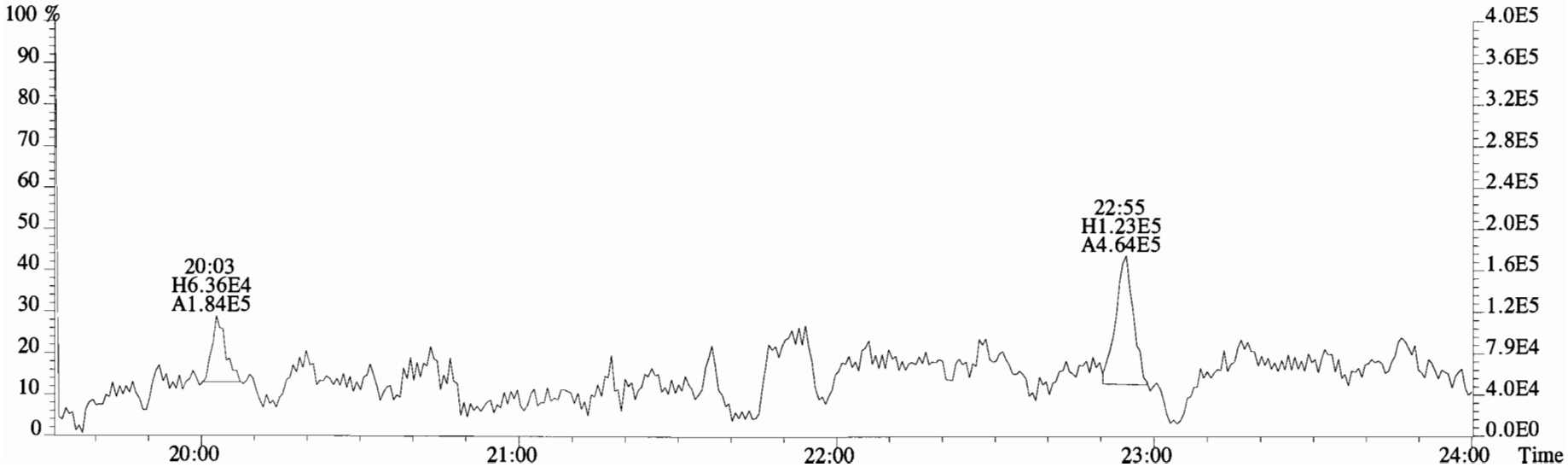

File:190610E1 #1-757 Acq:11-JUN-2019 01:21:56 GC EI+ Voltage SIR Autospec-UltimaE
Sample#9 File Text:Vista Analytical Laboratory VG-8 Text:1900817-05 T4-PDI2019-SG64-190418 15.54 Exp:PCB_ZB1
222.0003 S:9 F:2 SMO(1,3) BSUB(10000,15,-3.0) PKD(5,5,2,0.10%,6380.0,0.00%,F,F)

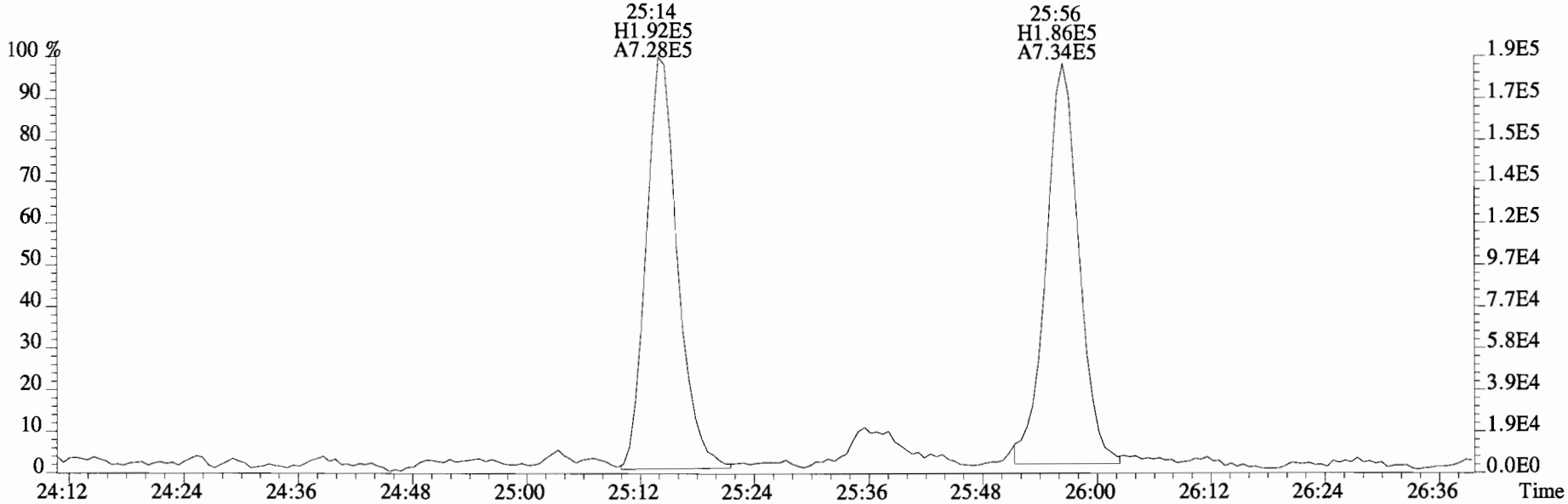

223.9974 S:9 F:2 SMO(1,3) BSUB(10000,15,-3.0) PKD(5,5,2,0.10%,69452.0,0.00%,F,F)

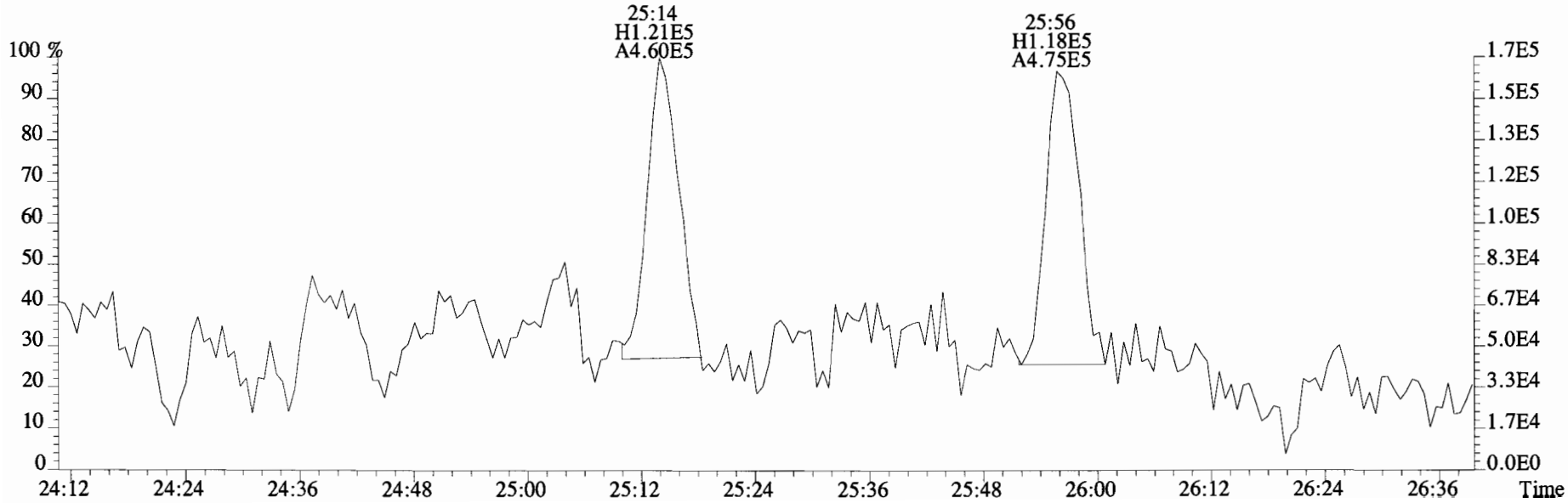

File:190610E1 #1-757 Acq:11-JUN-2019 01:21:56 GC EI+ Voltage SIR Autospec-UltimaE
Sample#9 File Text:Vista Analytical Laboratory VG-8 Text:1900817-05 T4-PDI2019-SG64-190418 15.54 Exp:PCB_ZB1

255.9613 S:9 F:2 SMO(1,3) BSUB(10000,15,-3.0) PKD(5,5,2,0.10%,5992.0,0.00%,F,F)

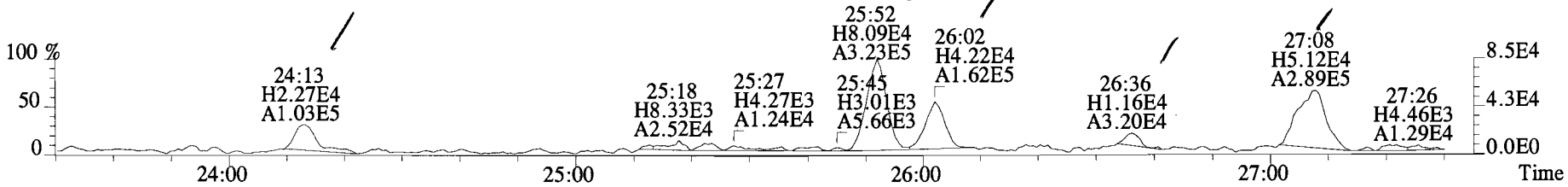

257.9584 S:9 F:2 SMO(1,3) BSUB(10000,15,-3.0) PKD(5,5,2,0.10%,2436.0,0.00%,F,F)

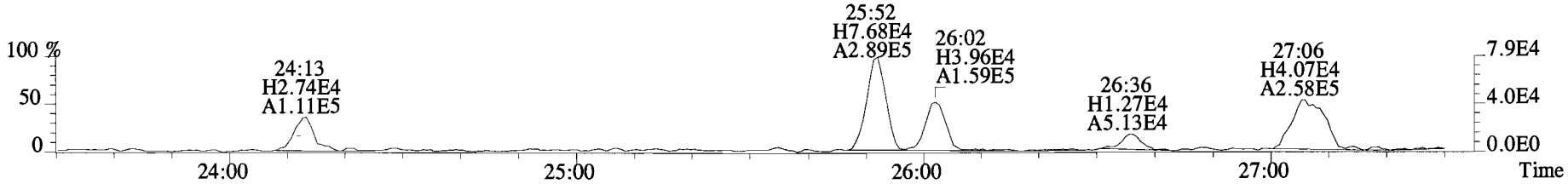

268.0016 S:9 F:2 SMO(1,3) BSUB(10000,15,-3.0) PKD(5,5,2,0.10%,53104.0,0.00%,F,F)

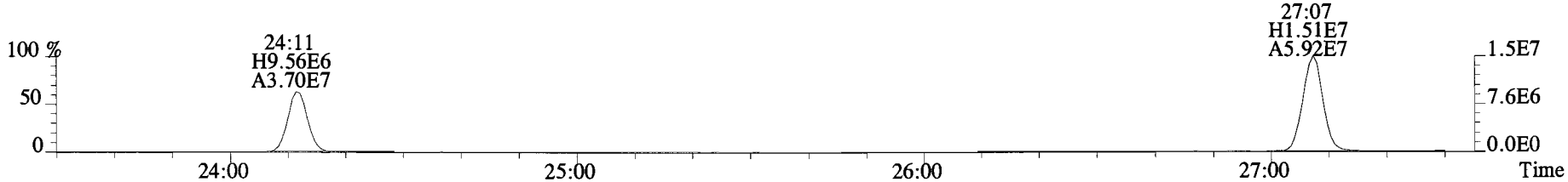

269.9986 S:9 F:2 SMO(1,3) BSUB(10000,15,-3.0) PKD(5,5,2,0.10%,31408.0,0.00%,F,F)

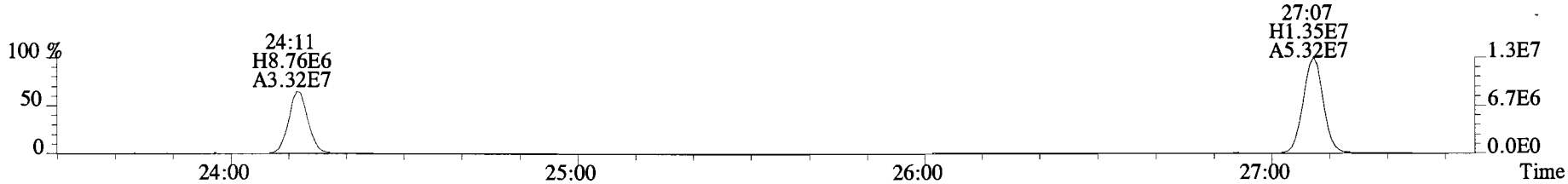

230.9856 S:9 F:2

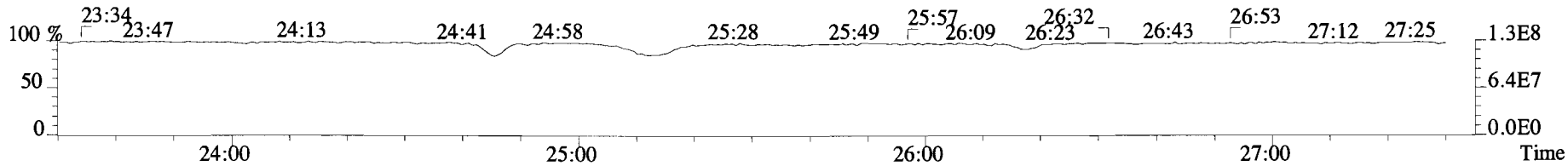

File:190610E1 #1-757 Acq:11-JUN-2019 01:21:56 GC EI+ Voltage SIR Autospec-UltimaE
Sample#9 File Text:Vista Analytical Laboratory VG-8 Text:1900817-05 T4-PDI2019-SG64-190418 15.54 Exp:PCB_ZB1
255.9613 S:9 F:2 SMO(1,3) BSUB(10000,15,-3.0) PKD(5,5,2,0.10%,5992.0,0.00%,F,F)

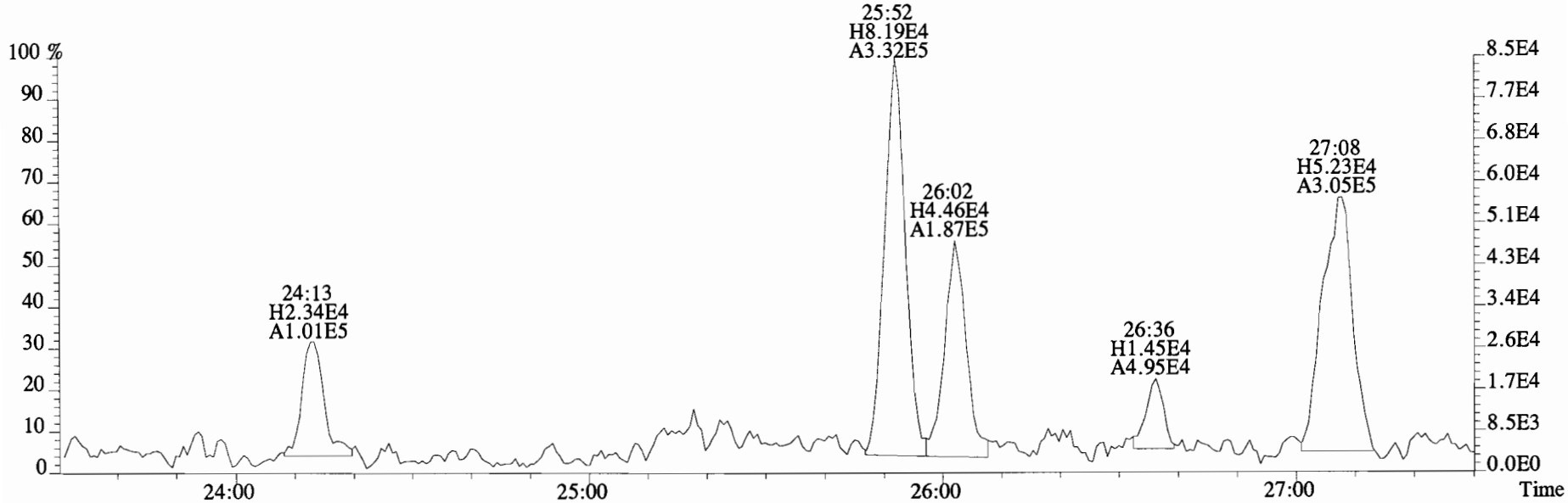

257.9584 S:9 F:2 SMO(1,3) BSUB(10000,15,-3.0) PKD(5,5,2,0.10%,2436.0,0.00%,F,F)

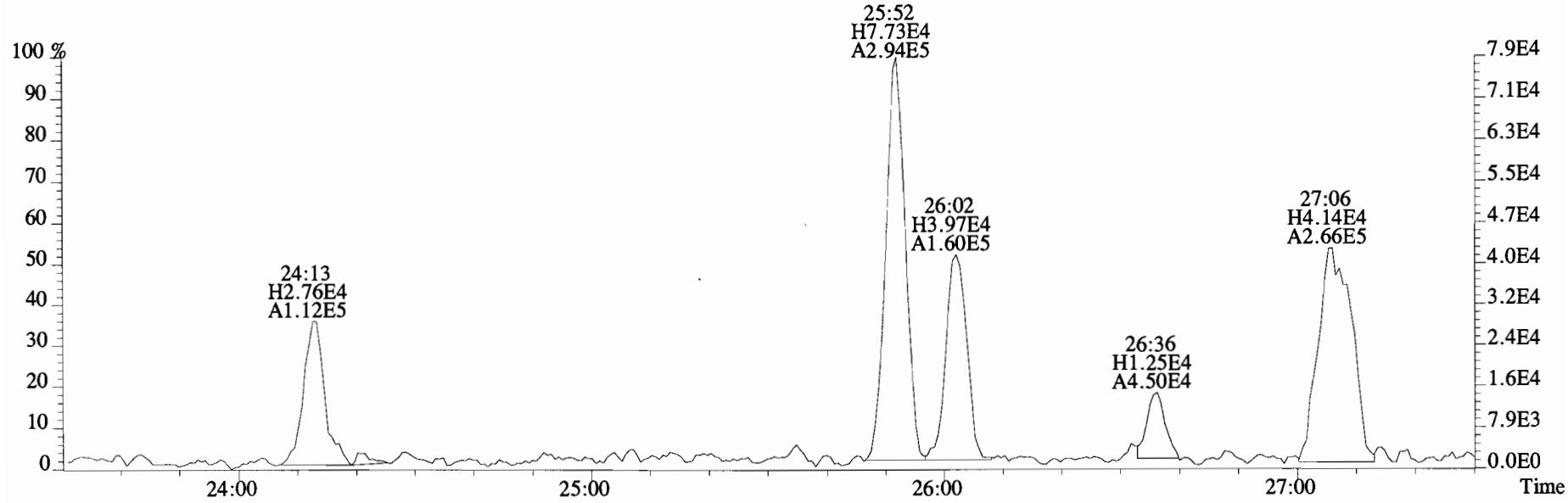

File:190610E1 #1-758 Acq:11-JUN-2019 01:21:56 GC EI+ Voltage SIR Autospec-UltimaE
Sample#9 File Text:Vista Analytical Laboratory VG-8 Text:1900817-05 T4-PDI2019-SG64-190418 15.54 Exp:PCB_ZB1
255.9613 S:9 F:3 SMO(1,3) BSUB(10000,15,-3.0) PKD(5,5,2,0.10%,7164.0,0.00%,F,F)

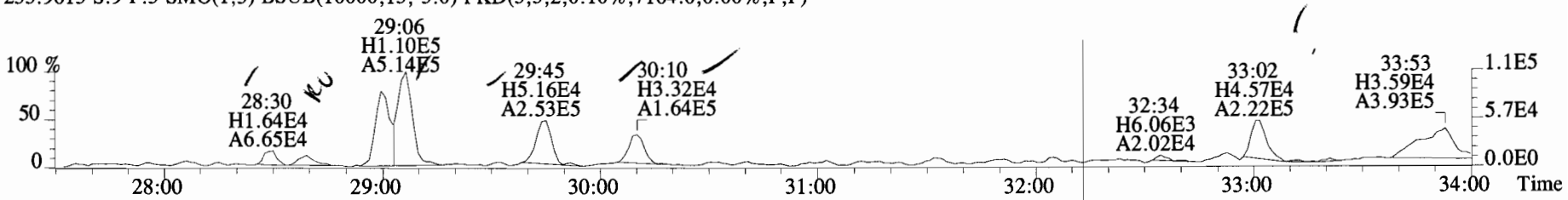

257.9584 S:9 F:3 SMO(1,3) BSUB(10000,15,-3.0) PKD(5,5,2,0.10%,1844.0,0.00%,F,F)



268.0016 S:9 F:3 SMO(1,3) BSUB(10000,15,-3.0) PKD(5,5,2,0.10%,217320.0,0.00%,F,F)

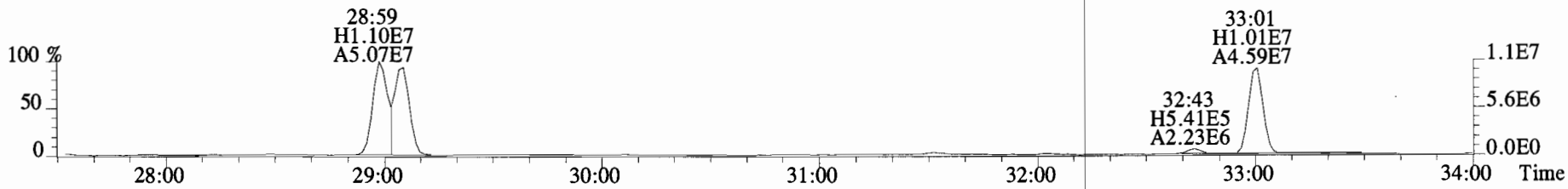

269.9986 S:9 F:3 SMO(1,3) BSUB(10000,15,-3.0) PKD(5,5,2,0.10%,290244.0,0.00%,F,F)

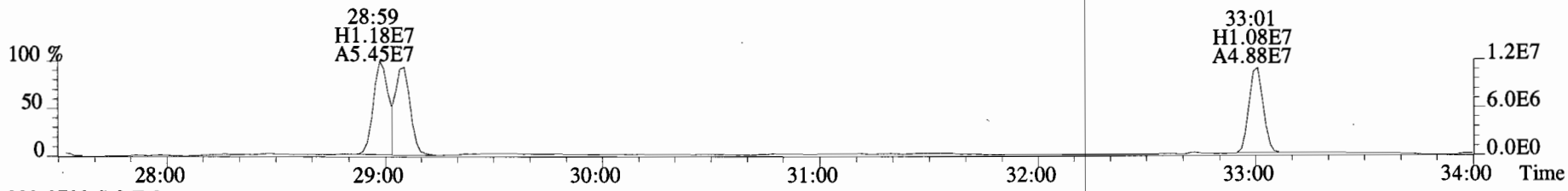

330.9792 S:9 F:3

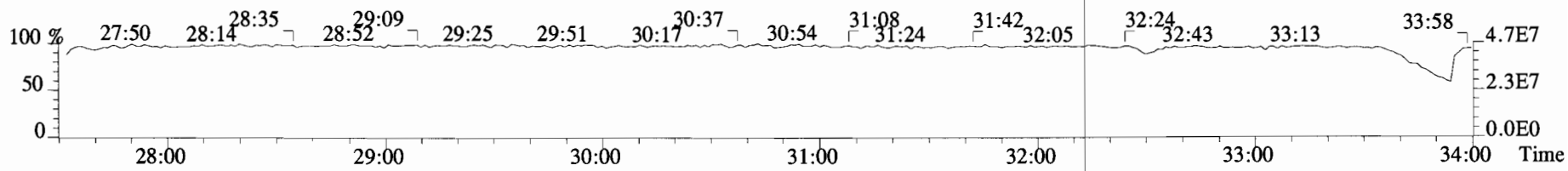

File:190610E1 #1-758 Acq:11-JUN-2019 01:21:56 GC EI+ Voltage SIR Autospec-UltimaE
Sample#9 File Text:Vista Analytical Laboratory VG-8 Text:1900817-05 T4-PDI2019-SG64-190418 15.54 Exp:PCB_ZB1
268.0016 S:9 F:3 SMO(1,3) BSUB(10000,15,-3.0) PKD(5,5,2,0.10%,217320.0,0.00%,F,F)

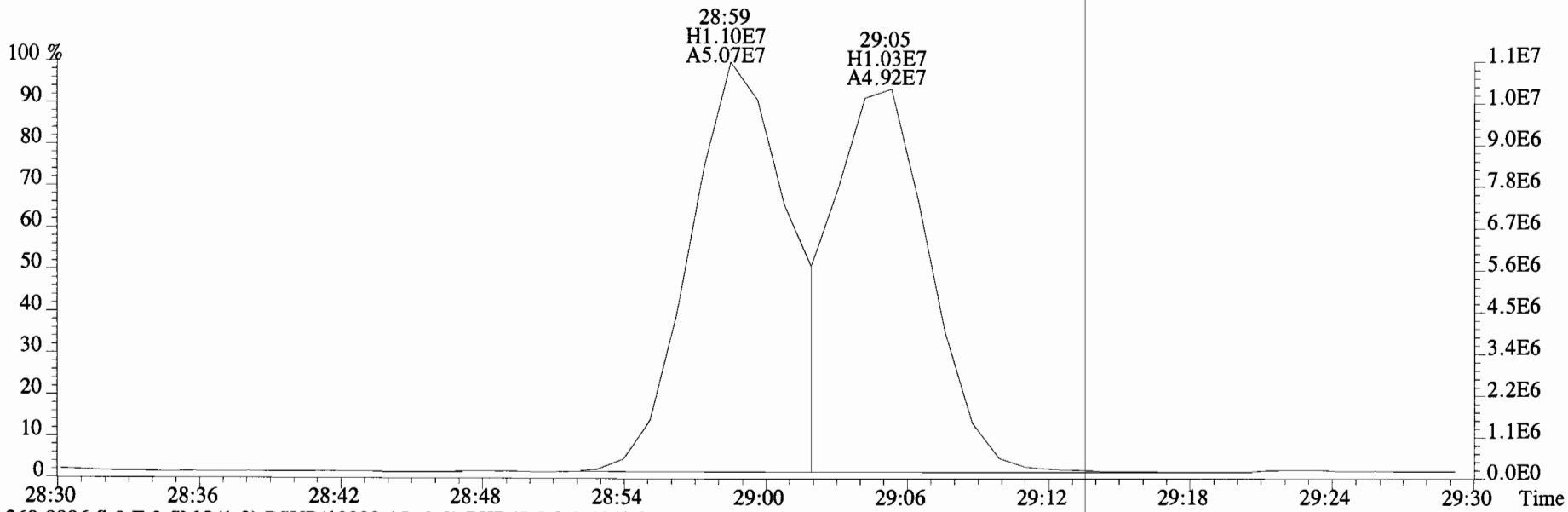

269.9986 S:9 F:3 SMO(1,3) BSUB(10000,15,-3.0) PKD(5,5,2,0.10%,290244.0,0.00%,F,F)

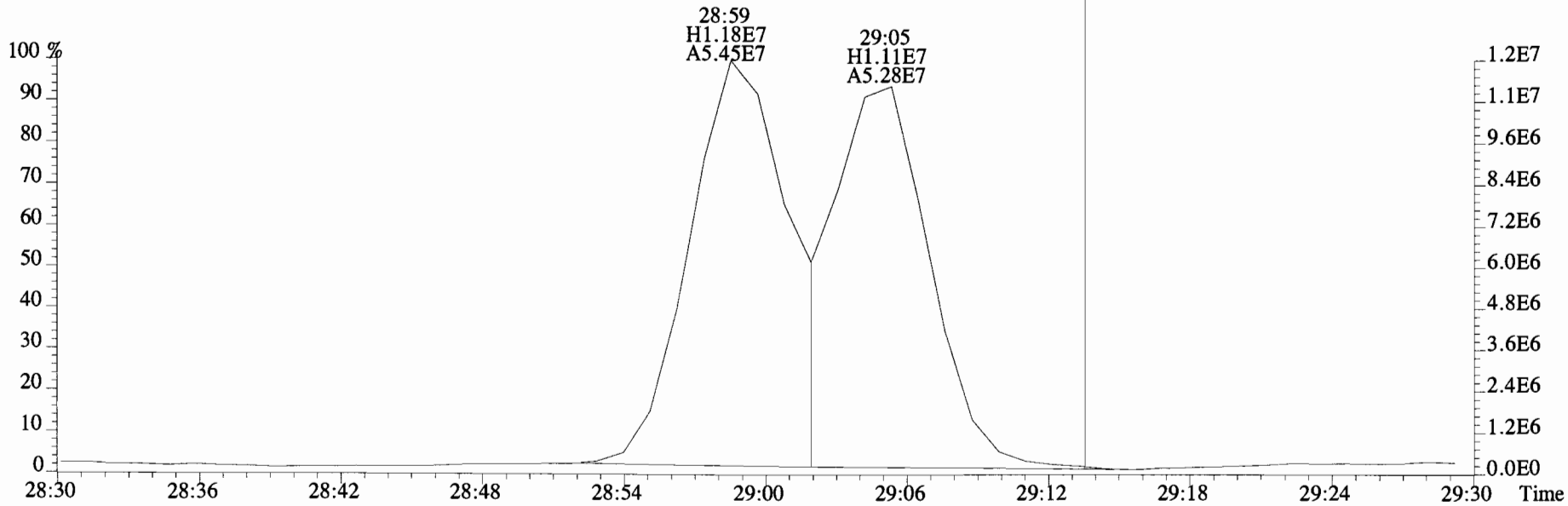

File:190610E1 #1-758 Acq:11-JUN-2019 01:21:56 GC EI+ Voltage SIR Autospec-UltimaE
Sample#9 File Text:Vista Analytical Laboratory VG-8 Text:1900817-05 T4-PDI2019-SG64-190418 15.54 Exp:PCB_ZB1
255.9613 S:9 F:3 SMO(1,3) BSUB(10000,15,-3.0) PKD(5,5,2,0.10%,7164.0,0.00%,F,F)

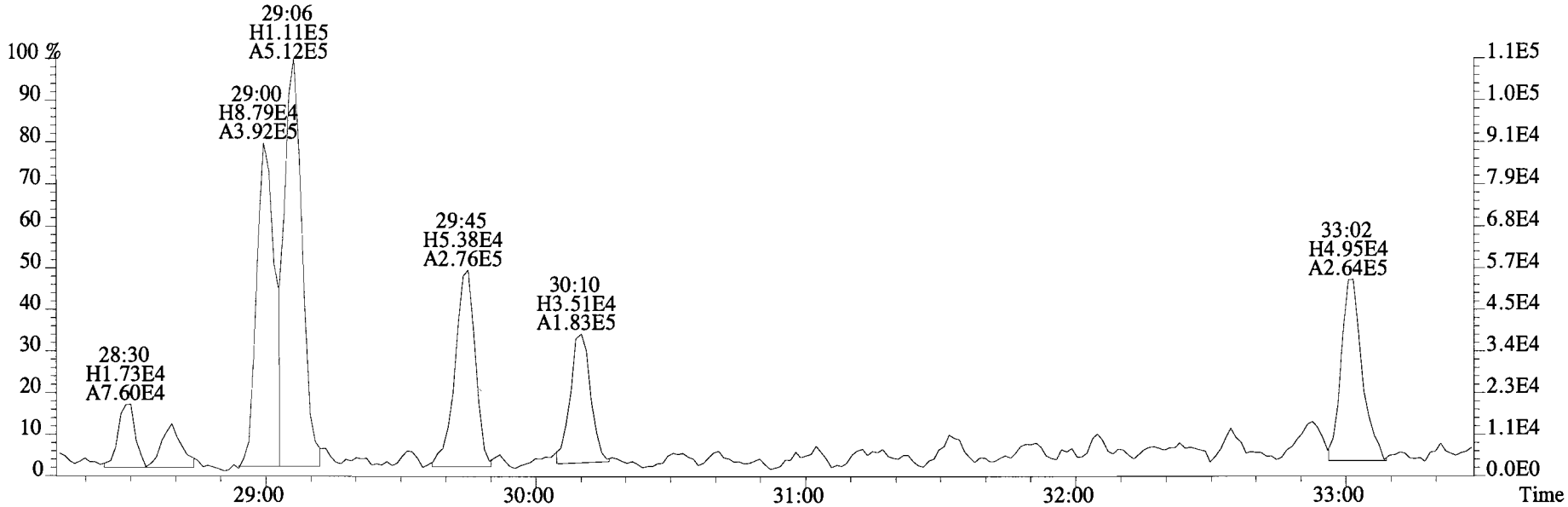

257.9584 S:9 F:3 SMO(1,3) BSUB(10000,15,-3.0) PKD(5,5,2,0.10%,1844.0,0.00%,F,F)

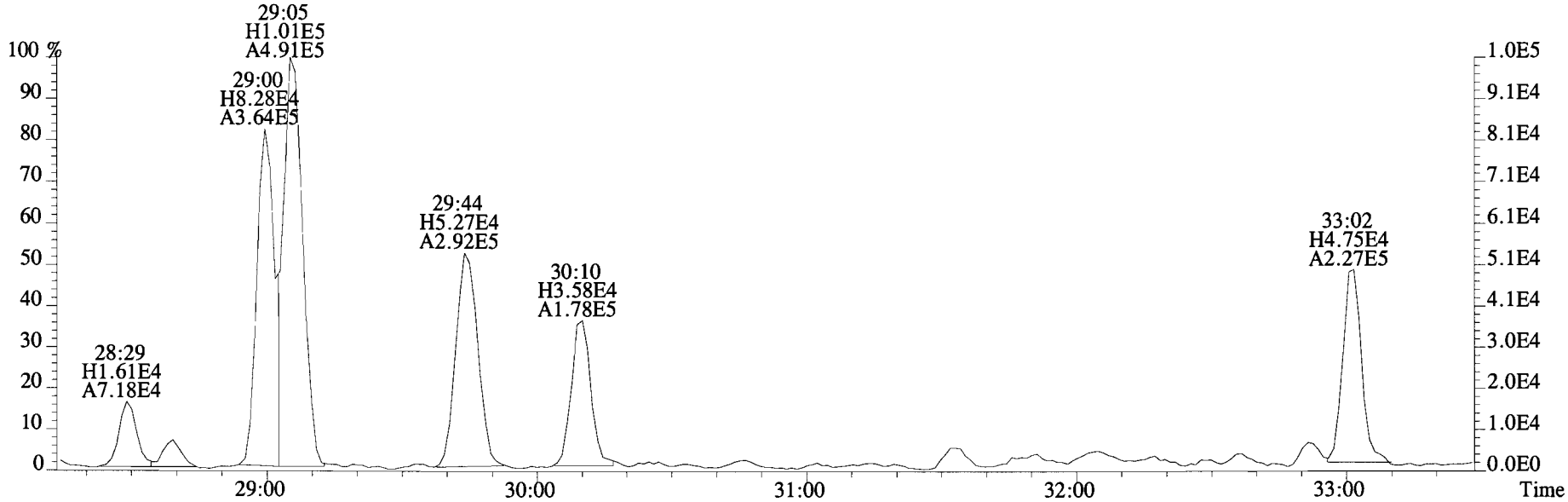

File:190610E1 #1-758 Acq:11-JUN-2019 01:21:56 GC EI+ Voltage SIR Autospec-UltimaE
Sample#9 File Text:Vista Analytical Laboratory VG-8 Text:1900817-05 T4-PDI2019-SG64-190418 15.54 Exp:PCB_ZB1
289.9224 S:9 F:3 SMO(1,3) BSUB(10000,15,-3.0) PKD(5,5,2,0.10%,1704.0,0.00%,F,F)

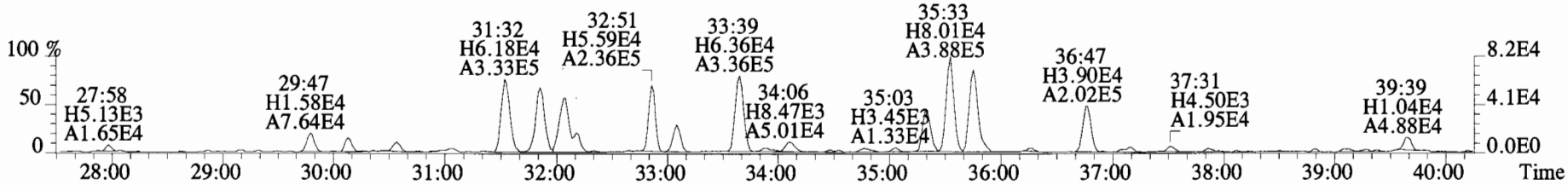

291.9194 S:9 F:3 SMO(1,3) BSUB(10000,15,-3.0) PKD(5,5,2,0.10%,1972.0,0.00%,F,F)

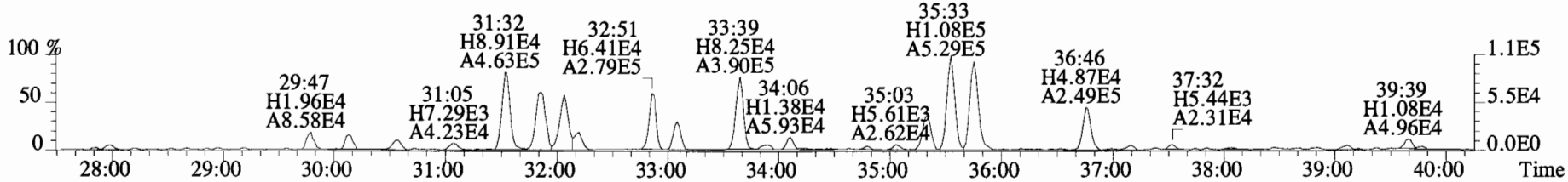

301.9626 S:9 F:3 SMO(1,3) BSUB(10000,15,-3.0) PKD(5,5,2,0.10%,39732.0,0.00%,F,F)

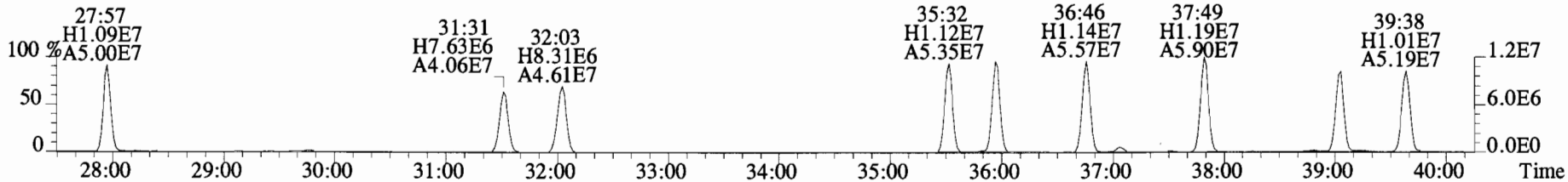

303.9597 S:9 F:3 SMO(1,3) BSUB(10000,15,-3.0) PKD(5,5,2,0.10%,21840.0,0.00%,F,F)

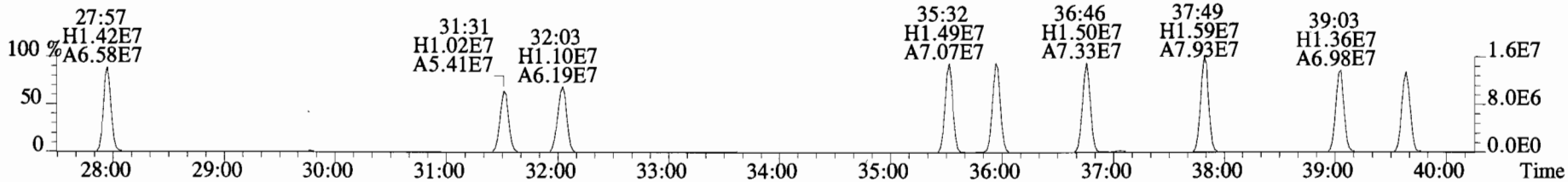

330.9792 S:9 F:3

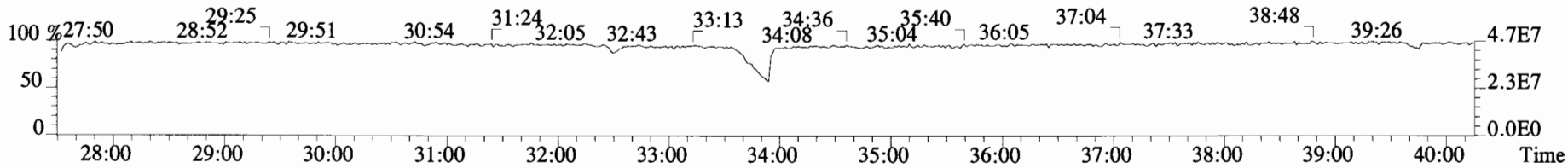

File:190610E1 #1-758 Acq:11-JUN-2019 01:21:56 GC EI+ Voltage SIR Autospec-UltimaE
Sample#9 File Text:Vista Analytical Laboratory VG-8 Text:1900817-05 T4-PDI2019-SG64-190418 15.54 Exp:PCB_ZB1

289.9224 S:9 F:3 SMO(1,3) BSUB(10000,15,-3.0) PKD(5,5,2,0.10%,1704.0,0.00%,F,F)

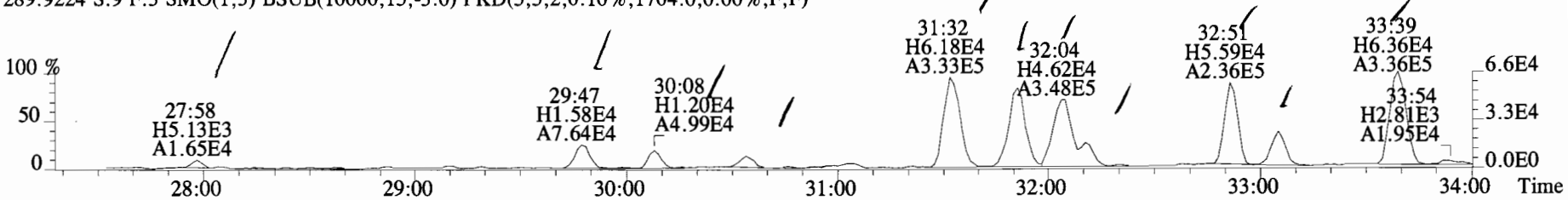

291.9194 S:9 F:3 SMO(1,3) BSUB(10000,15,-3.0) PKD(5,5,2,0.10%,1972.0,0.00%,F,F)

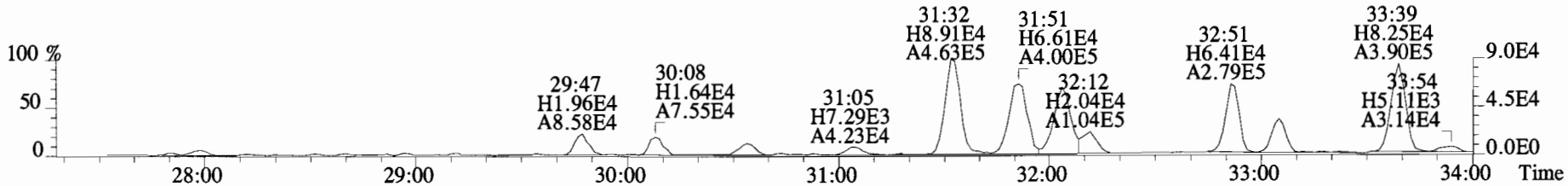

301.9626 S:9 F:3 SMO(1,3) BSUB(10000,15,-3.0) PKD(5,5,2,0.10%,39732.0,0.00%,F,F)

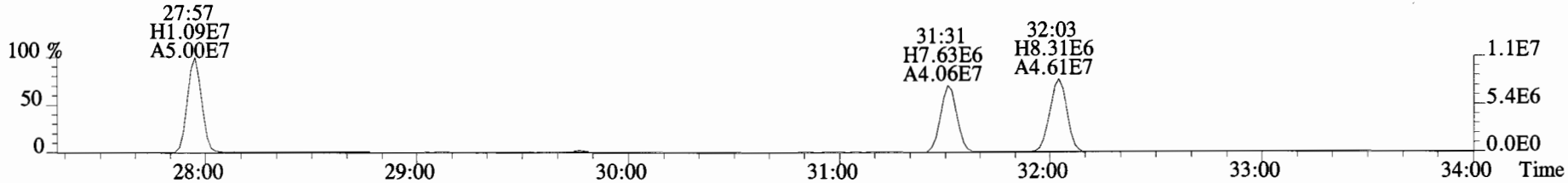

303.9597 S:9 F:3 SMO(1,3) BSUB(10000,15,-3.0) PKD(5,5,2,0.10%,21840.0,0.00%,F,F)

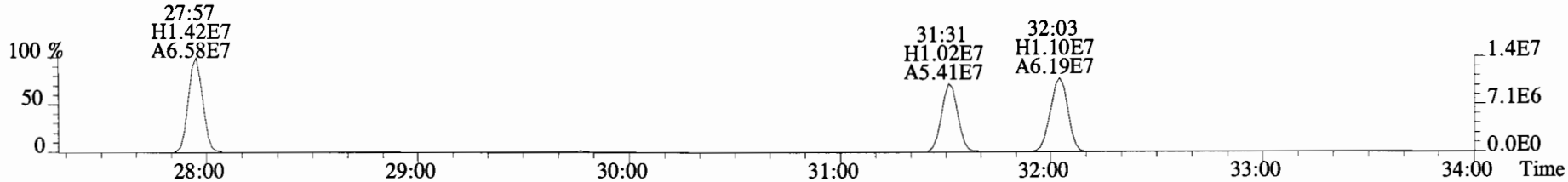

330.9792 S:9 F:3

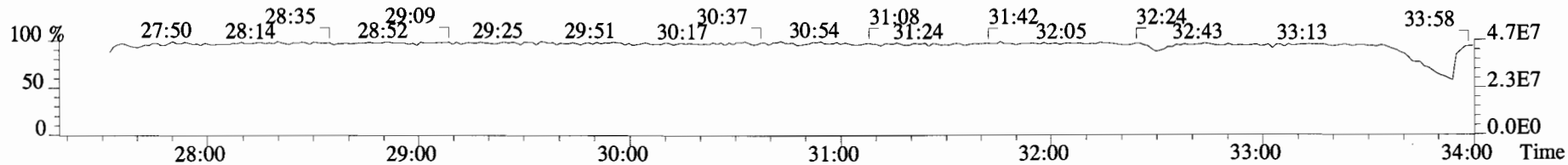

File:190610E1 #1-758 Acq:11-JUN-2019 01:21:56 GC EI+ Voltage SIR Autospec-UltimaE
Sample#9 File Text:Vista Analytical Laboratory VG-8 Text:1900817-05 T4-PDI2019-SG64-190418 15.54 Exp:PCB_ZB1
289.9224 S:9 F:3 SMO(1,3) BSUB(10000,15,-3.0) PKD(5,5,2,0.10%,1704.0,0.00%,F,F)

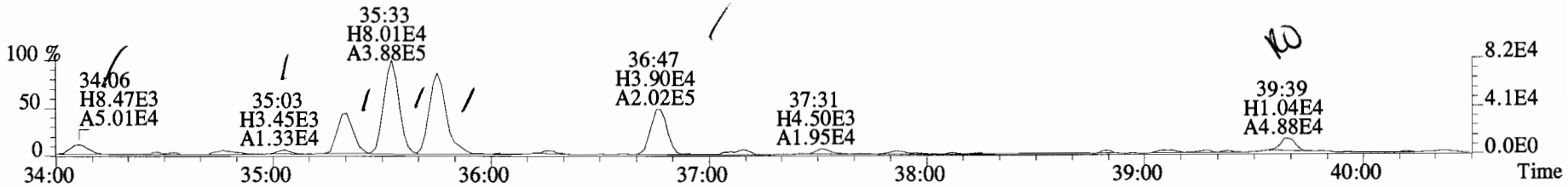

291.9194 S:9 F:3 SMO(1,3) BSUB(10000,15,-3.0) PKD(5,5,2,0.10%,1972.0,0.00%,F,F)



301.9626 S:9 F:3 SMO(1,3) BSUB(10000,15,-3.0) PKD(5,5,2,0.10%,39732.0,0.00%,F,F)

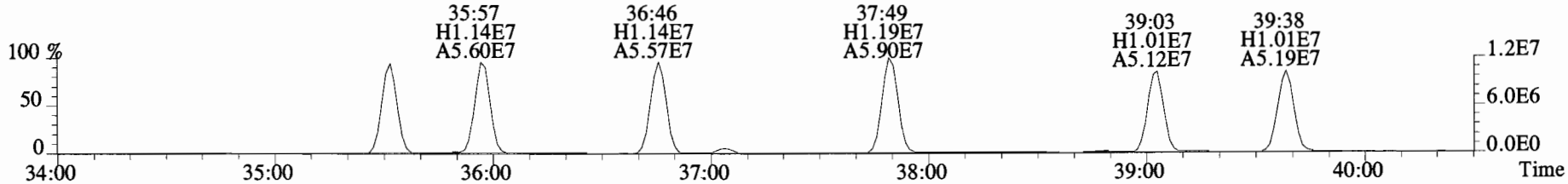

303.9597 S:9 F:3 SMO(1,3) BSUB(10000,15,-3.0) PKD(5,5,2,0.10%,21840.0,0.00%,F,F)

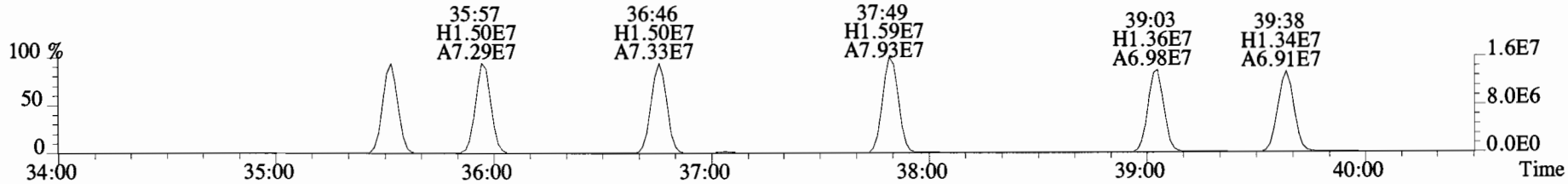

330.9792 S:9 F:3

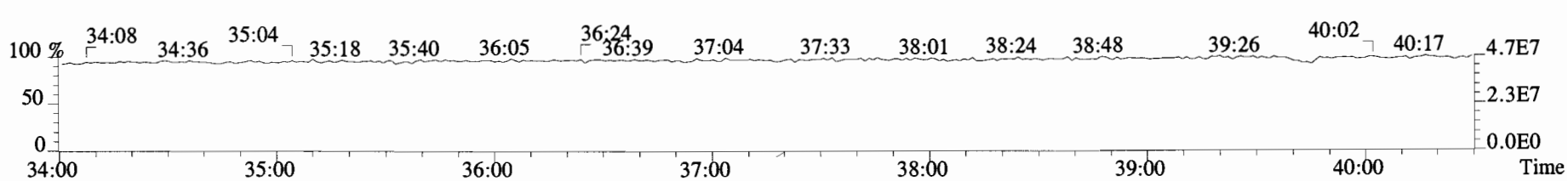

File:190610E1 #1-758 Acq:11-JUN-2019 01:21:56 GC EI+ Voltage SIR Autospec-UltimaE
Sample#9 File Text:Vista Analytical Laboratory VG-8 Text:1900817-05 T4-PDI2019-SG64-190418 15.54 Exp:PCB_ZB1
289.9224 S:9 F:3 SMO(1,3) BSUB(10000,15,-3.0) PKD(5,5,2,0.10%,1704.0,0.00%,F,F)

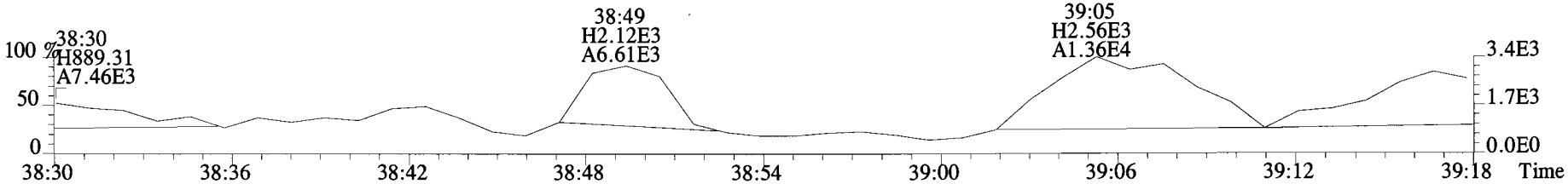

291.9194 S:9 F:3 SMO(1,3) BSUB(10000,15,-3.0) PKD(5,5,2,0.10%,1972.0,0.00%,F,F)

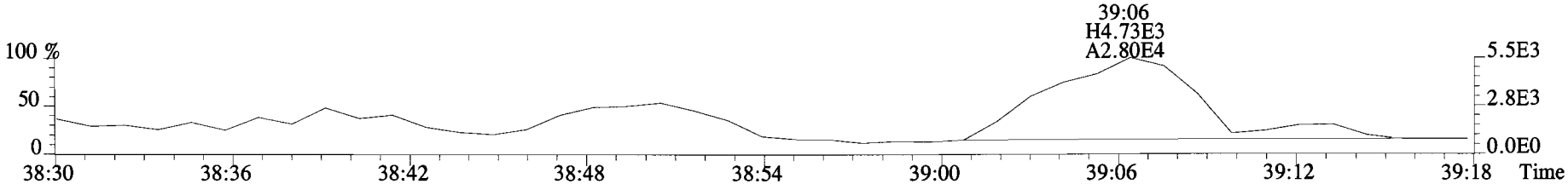

301.9626 S:9 F:3 SMO(1,3) BSUB(10000,15,-3.0) PKD(5,5,2,0.10%,39732.0,0.00%,F,F)

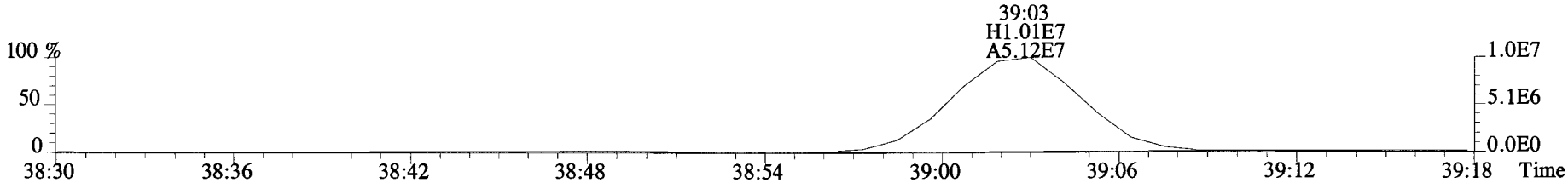

303.9597 S:9 F:3 SMO(1,3) BSUB(10000,15,-3.0) PKD(5,5,2,0.10%,21840.0,0.00%,F,F)

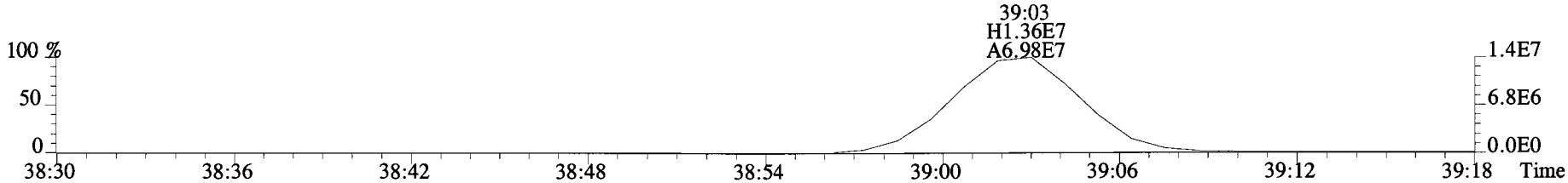

330.9792 S:9 F:3

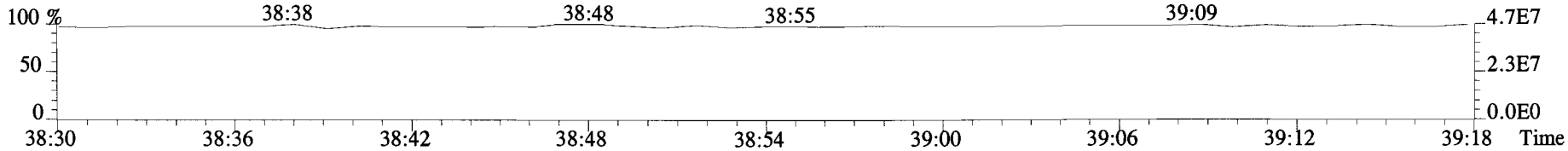

File:190610E1 #1-758 Acq:11-JUN-2019 01:21:56 GC EI+ Voltage SIR Autospec-UltimaE
Sample#9 File Text:Vista Analytical Laboratory VG-8 Text:1900817-05 T4-PDI2019-SG64-190418 15.54 Exp:PCB_ZB1
301.9626 S:9 F:3 SMO(1,3) BSUB(10000,15,-3.0) PKD(5,5,2,0.10%,39732.0,0.00%,F,F)

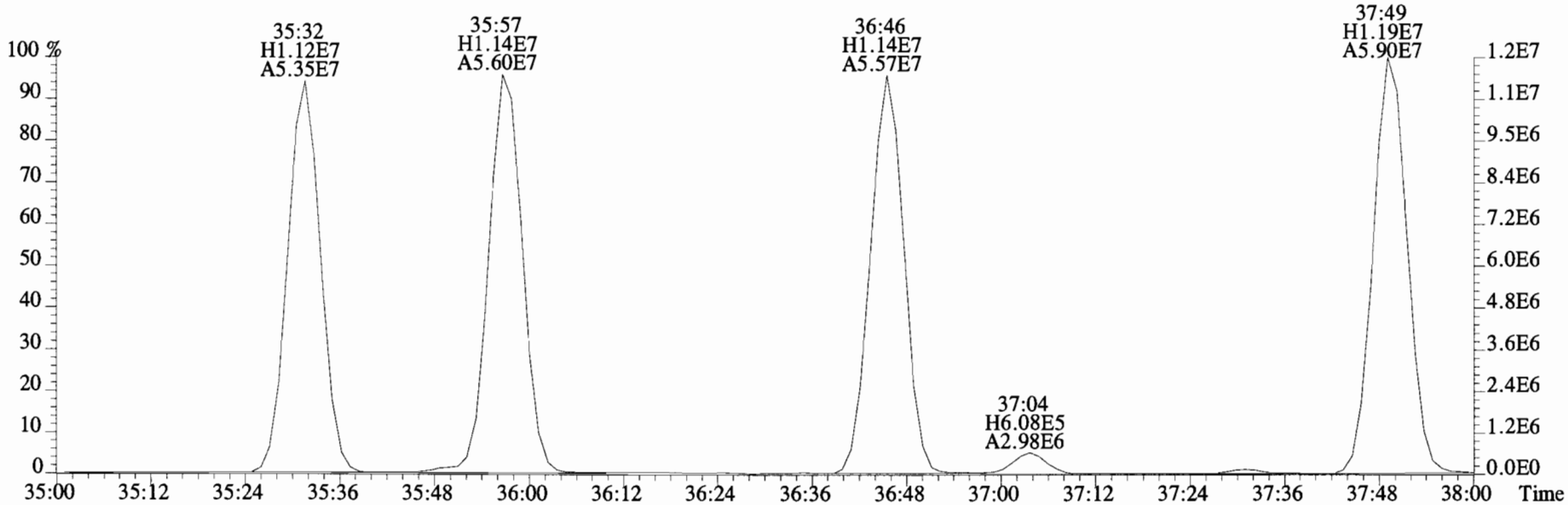

303.9597 S:9 F:3 SMO(1,3) BSUB(10000,15,-3.0) PKD(5,5,2,0.10%,21840.0,0.00%,F,F)

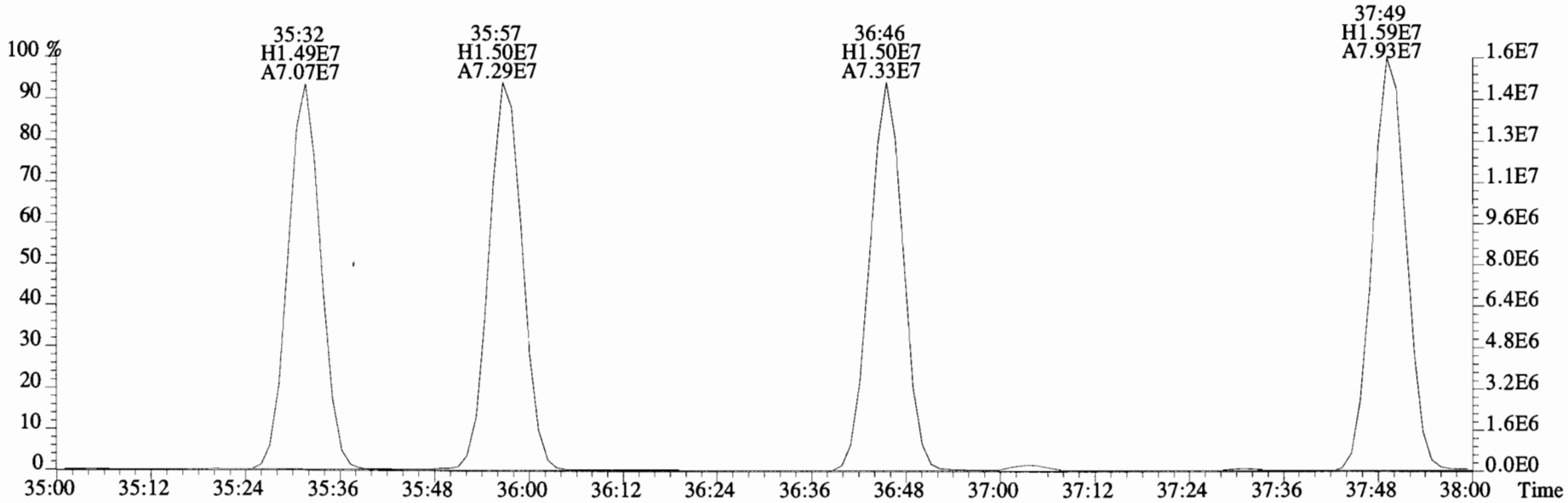

File:190610E1 #1-758 Acq:11-JUN-2019 01:21:56 GC EI+ Voltage SIR Autospec-UltimaE
Sample#9 File Text:Vista Analytical Laboratory VG-8 Text:1900817-05 T4-PDI2019-SG64-190418 15.54 Exp:PCB_ZB1
289.9224 S:9 F:3 SMO(1,3) BSUB(10000,15,-3.0) PKD(5,5,2,0.10%,1704.0,0.00%,F,F)

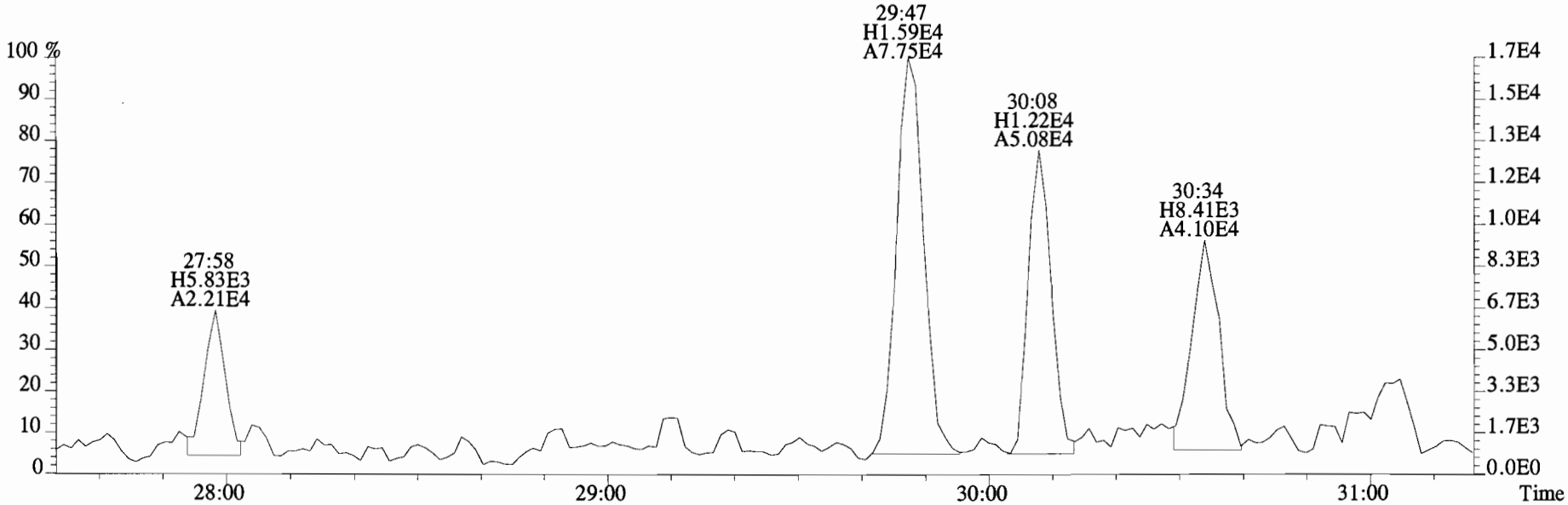

291.9194 S:9 F:3 SMO(1,3) BSUB(10000,15,-3.0) PKD(5,5,2,0.10%,1972.0,0.00%,F,F)

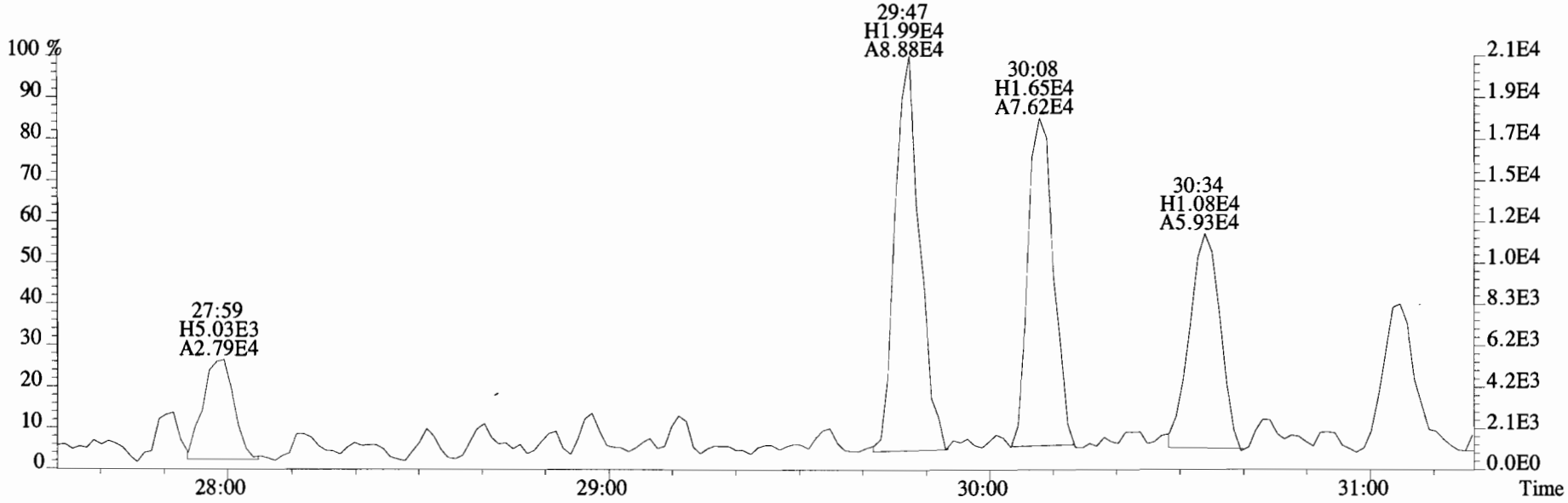

File:190610E1 #1-758 Acq:11-JUN-2019 01:21:56 GC EI+ Voltage SIR Autospec-UltimaE
Sample#9 File Text:Vista Analytical Laboratory VG-8 Text:1900817-05 T4-PDI2019-SG64-190418 15.54 Exp:PCB_ZB1
289.9224 S:9 F:3 SMO(1,3) BSUB(10000,15,-3.0)

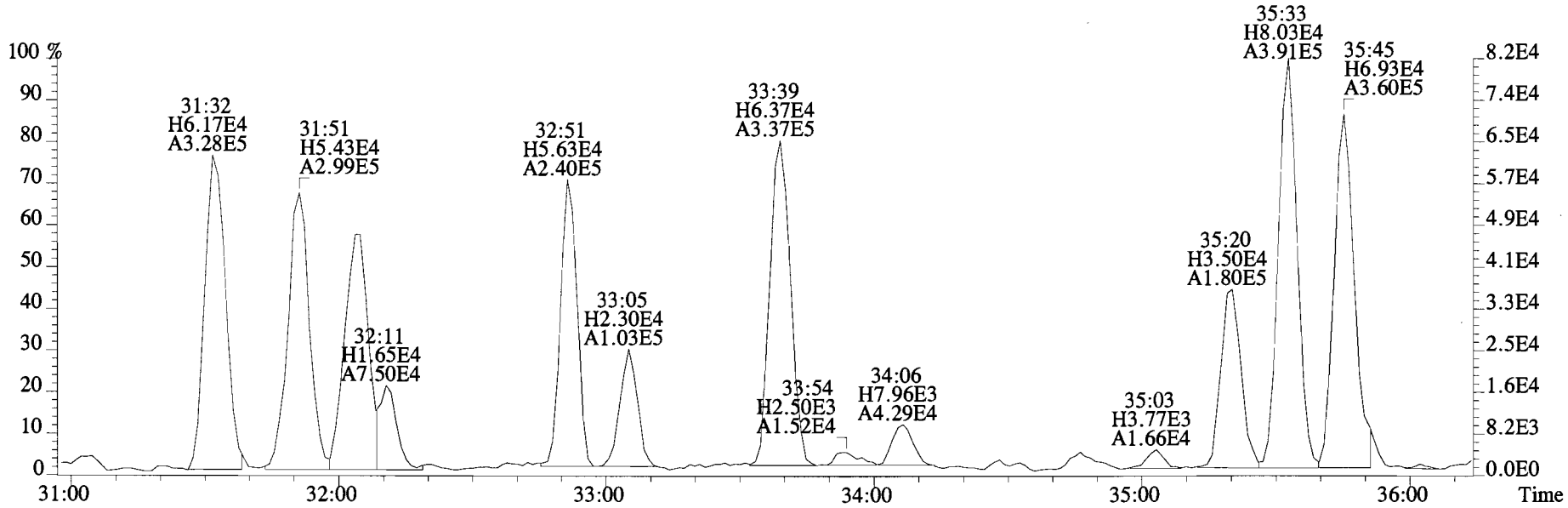

291.9194 S:9 F:3 SMO(1,3) BSUB(10000,15,-3.0)

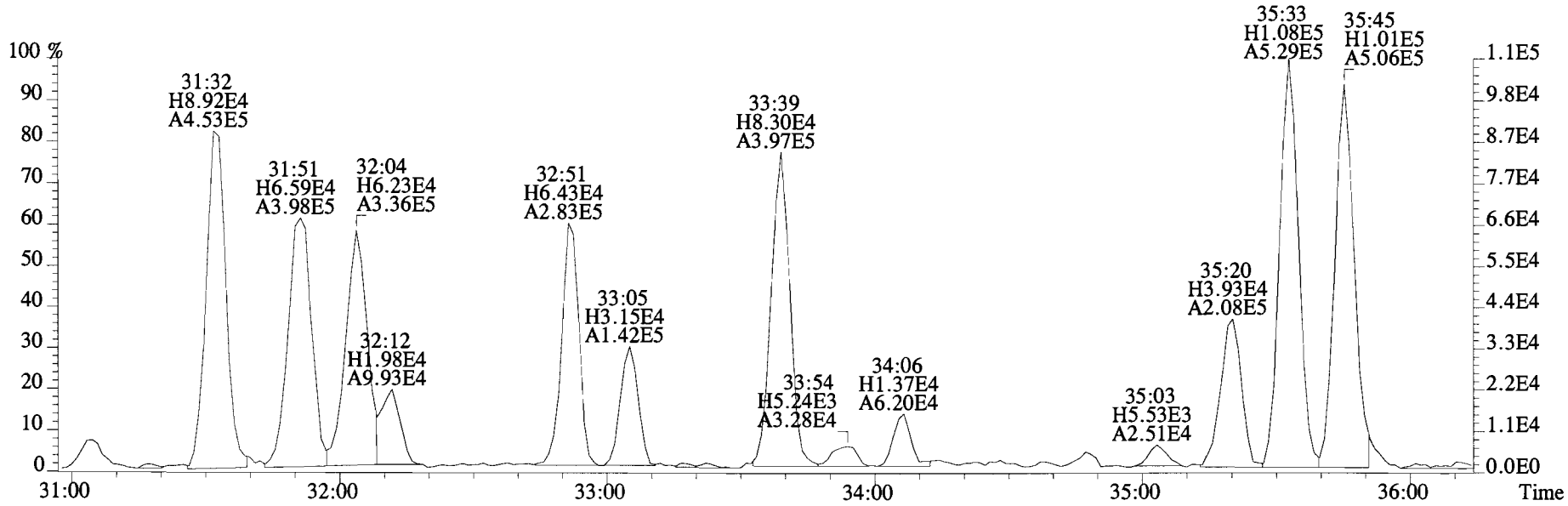

File:190610E1 #1-758 Acq:11-JUN-2019 01:21:56 GC EI+ Voltage SIR Autospec-UltimaE
Sample#9 File Text:Vista Analytical Laboratory VG-8 Text:1900817-05 T4-PDI2019-SG64-190418 15.54 Exp:PCB_ZB1
289.9224 S:9 F:3 SMO(1,3) BSUB(10000,15,-3.0)

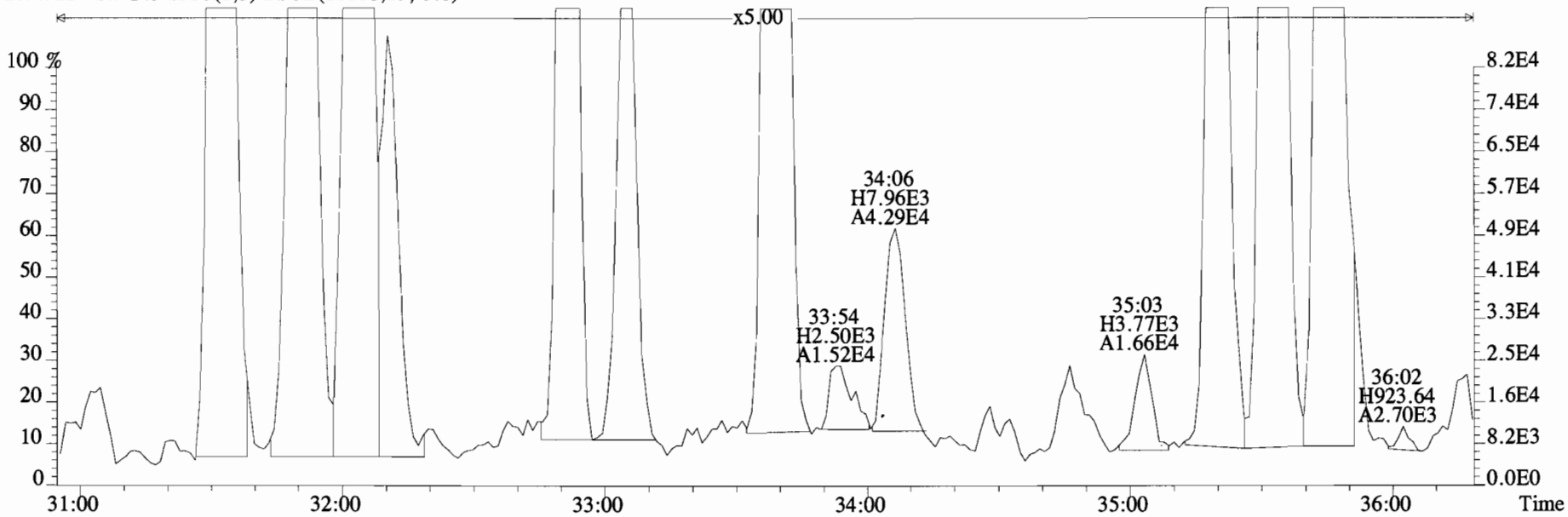

291.9194 S:9 F:3 SMO(1,3) BSUB(10000,15,-3.0)

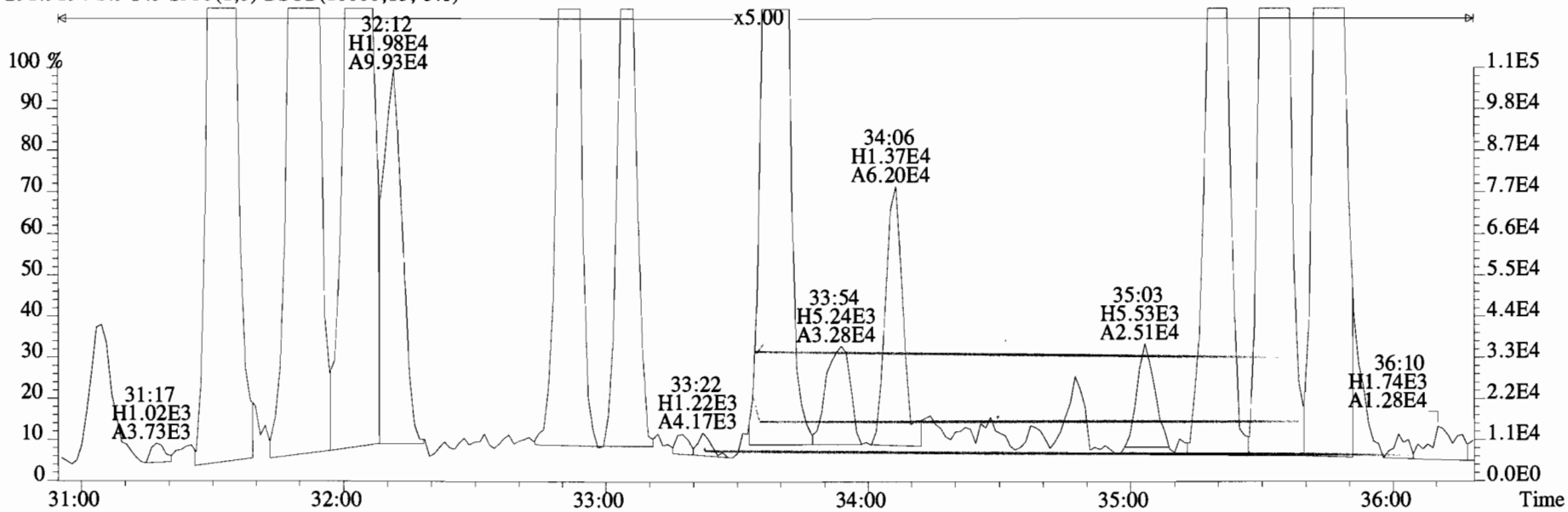

File:190610E1 #1-758 Acq:11-JUN-2019 01:21:56 GC EI+ Voltage SIR Autospec-UltimaE
Sample#9 File Text:Vista Analytical Laboratory VG-8 Text:1900817-05 T4-PDI2019-SG64-190418 15.54 Exp:PCB_ZB1
289.9224 S:9 F:3 SMO(1,3) BSUB(10000,15,-3.0) PKD(5,5,2,0.10%,1704.0,0.00%,F,F)

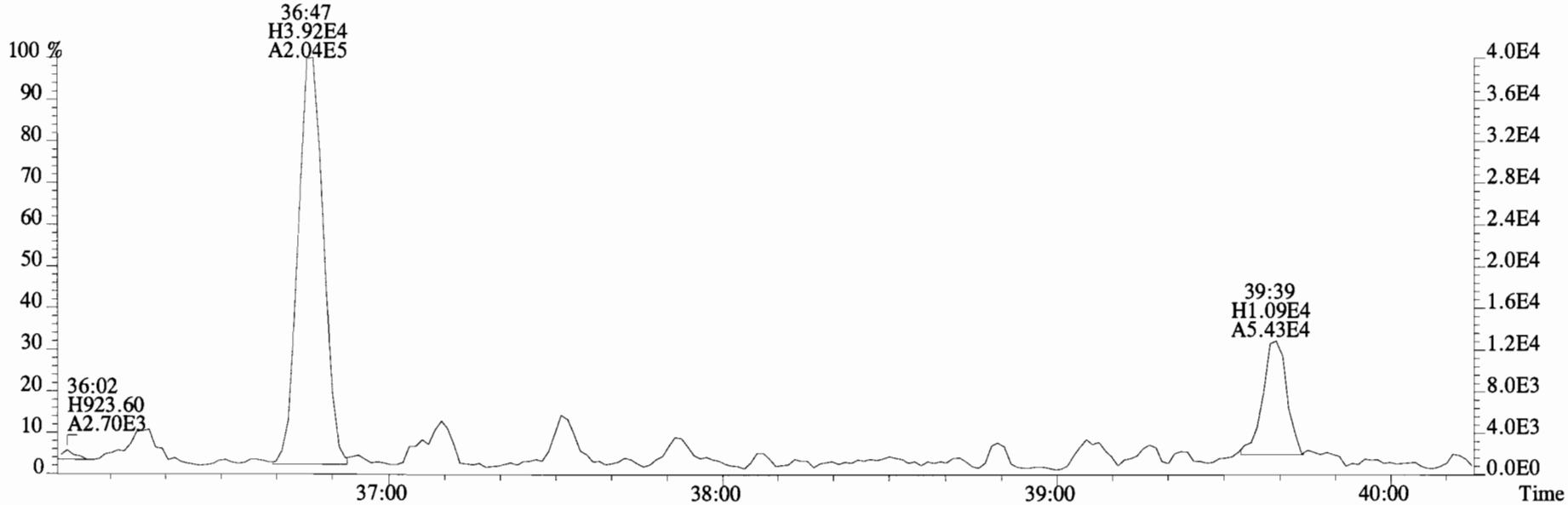

291.9194 S:9 F:3 SMO(1,3) BSUB(10000,15,-3.0) PKD(5,5,2,0.10%,1972.0,0.00%,F,F)

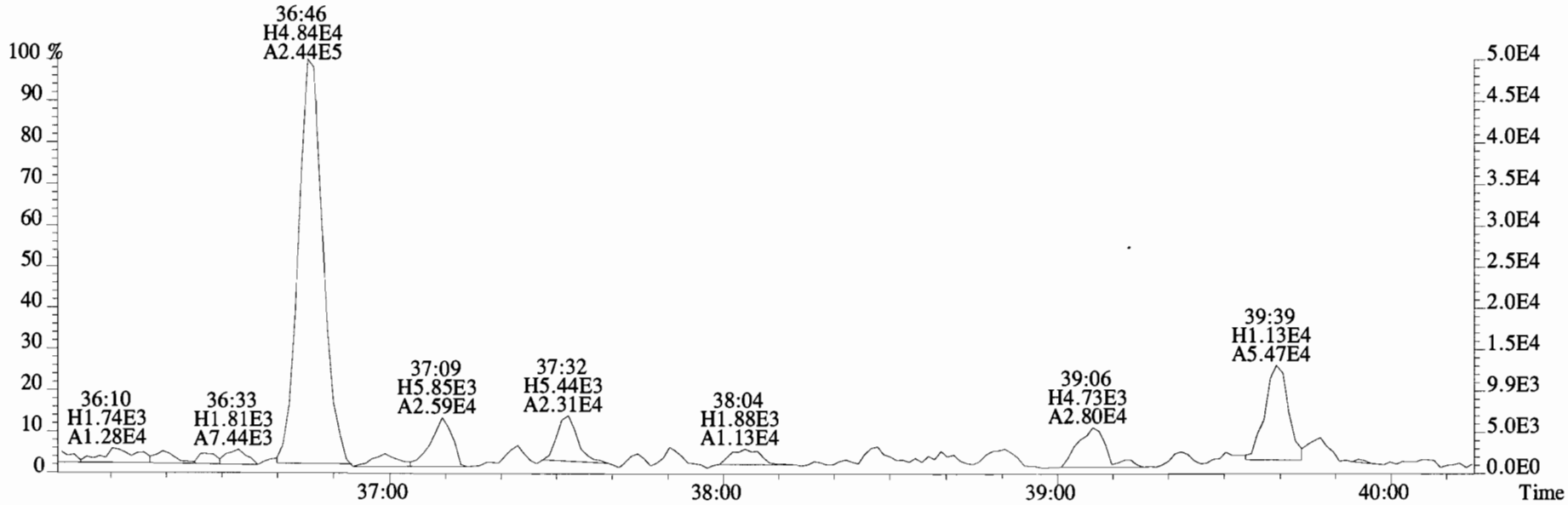

File:190610E1 #1-758 Acq:11-JUN-2019 01:21:56 GC EI+ Voltage SIR Autospec-UltimaE
Sample#9 File Text:Vista Analytical Laboratory VG-8 Text:1900817-05 T4-PDI2019-SG64-190418 15.54 Exp:PCB_ZB1
325.8804 S:9 F:3 SMO(1,3) BSUB(10000,15,-3.0) PKD(5,5,2,0.10%,1228.0,0.00%,F,F)

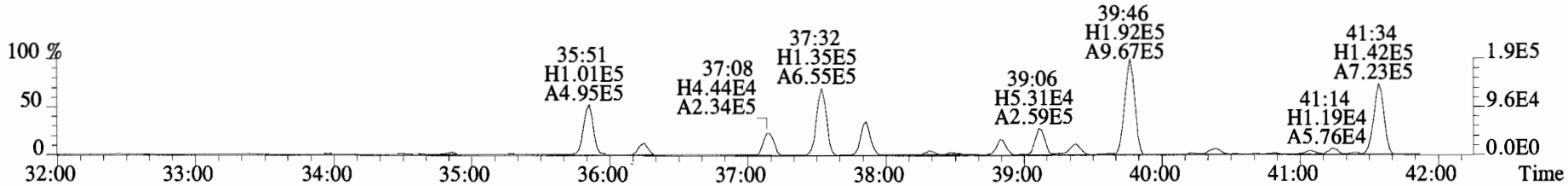

327.8775 S:9 F:3 SMO(1,3) BSUB(10000,15,-3.0) PKD(5,5,2,0.10%,1416.0,0.00%,F,F)

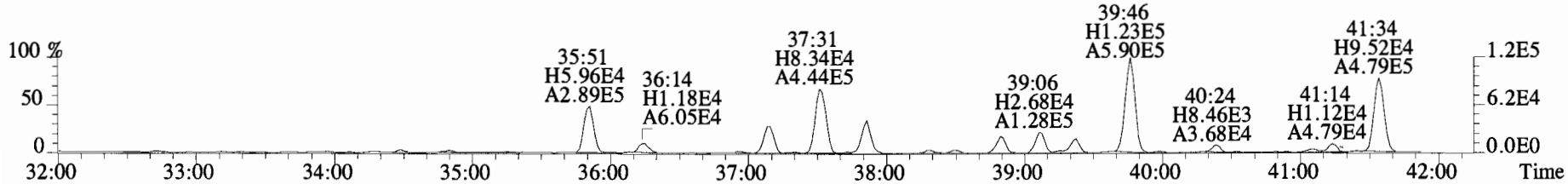

337.9207 S:9 F:3 SMO(1,3) BSUB(10000,15,-3.0) PKD(5,5,2,0.10%,2740.0,0.00%,F,F)

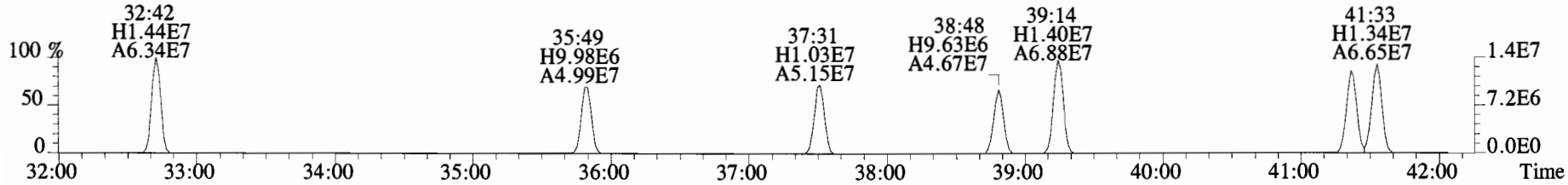

339.9177 S:9 F:3 SMO(1,3) BSUB(10000,15,-3.0) PKD(5,5,2,0.10%,1788.0,0.00%,F,F)

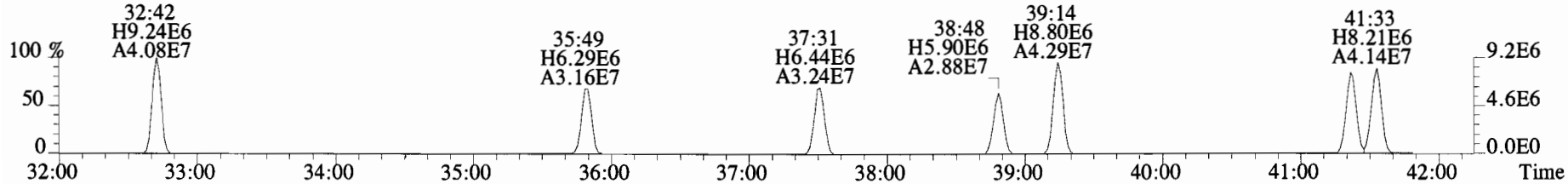

330.9792 S:9 F:3

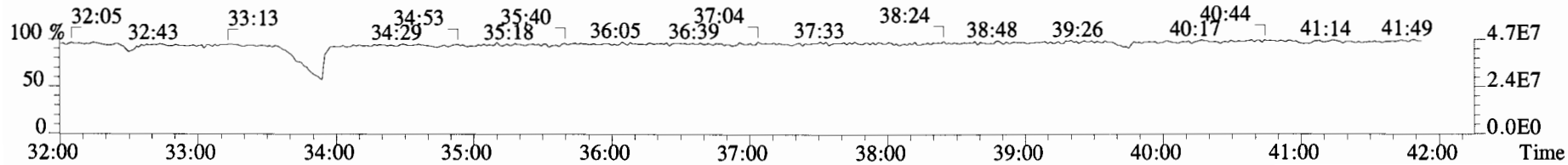

File:190610E1 #1-758 Acq:11-JUN-2019 01:21:56 GC EI+ Voltage SIR Autospec-UltimaE
Sample#9 File Text:Vista Analytical Laboratory VG-8 Text:1900817-05 T4-PDI2019-SG64-190418 15.54 Exp:PCB_ZB1
325.8804 S:9 F:3 SMO(1,3) BSUB(10000,15,-3.0) PKD(5,5,2,0.10%,1228.0,0.00%,F,F)



327.8775 S:9 F:3 SMO(1,3) BSUB(10000,15,-3.0) PKD(5,5,2,0.10%,1416.0,0.00%,F,F)

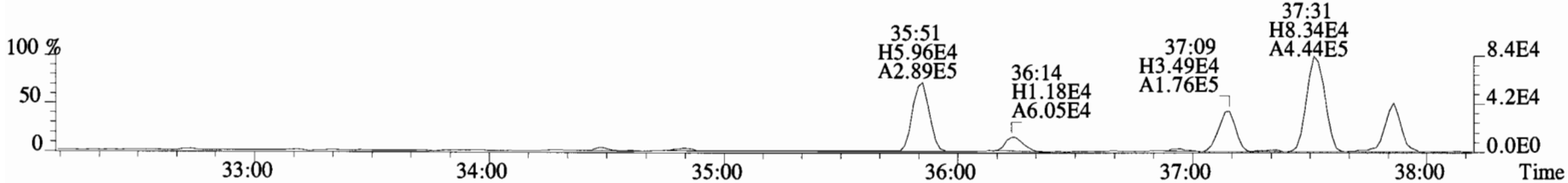

337.9207 S:9 F:3 SMO(1,3) BSUB(10000,15,-3.0) PKD(5,5,2,0.10%,2740.0,0.00%,F,F)

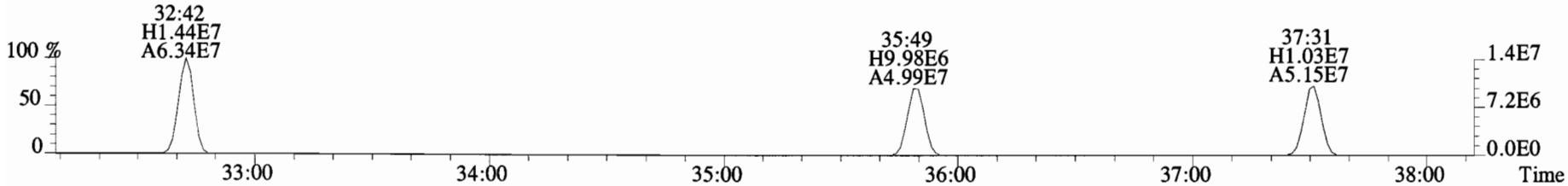

339.9177 S:9 F:3 SMO(1,3) BSUB(10000,15,-3.0) PKD(5,5,2,0.10%,1788.0,0.00%,F,F)

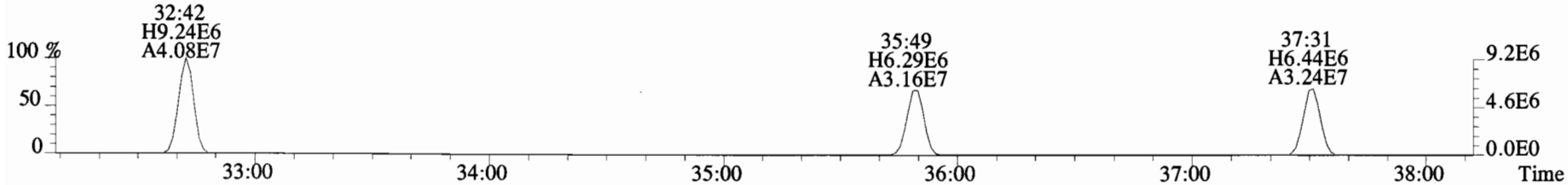

330.9792 S:9 F:3

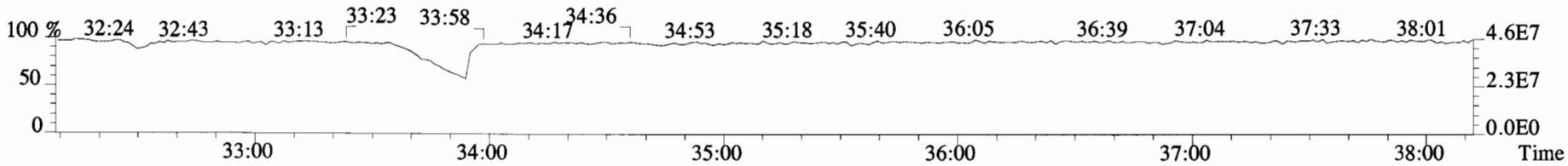

File:190610E1 #1-758 Acq:11-JUN-2019 01:21:56 GC EI+ Voltage SIR Autospec-UltimaE
Sample#9 File Text:Vista Analytical Laboratory VG-8 Text:1900817-05 T4-PDI2019-SG64-190418 15.54 Exp:PCB_ZB1

325.8804 S:9 F:3 SMO(1,3) BSUB(10000,15,-3.0) PKD(5,5,2,0.10%,1228.0,0.00%,F,F)

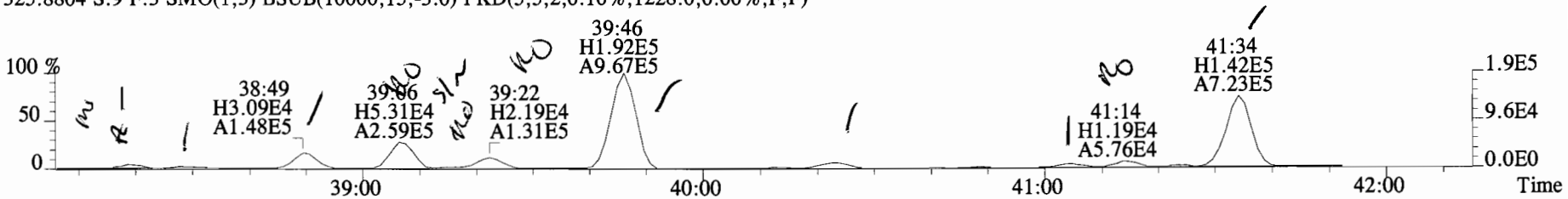

327.8775 S:9 F:3 SMO(1,3) BSUB(10000,15,-3.0) PKD(5,5,2,0.10%,1416.0,0.00%,F,F)

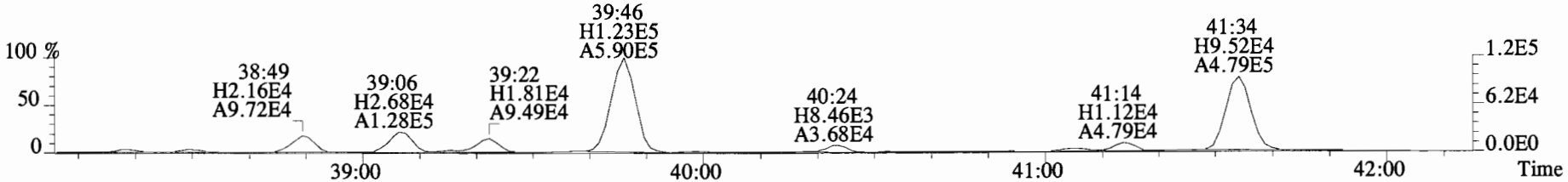

337.9207 S:9 F:3 SMO(1,3) BSUB(10000,15,-3.0) PKD(5,5,2,0.10%,2740.0,0.00%,F,F)

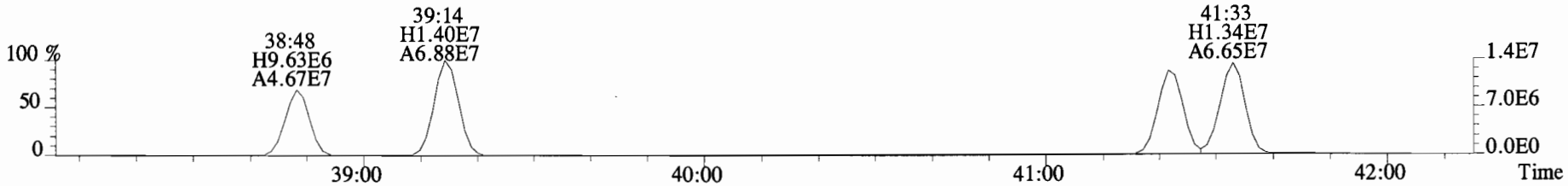

339.9177 S:9 F:3 SMO(1,3) BSUB(10000,15,-3.0) PKD(5,5,2,0.10%,1788.0,0.00%,F,F)

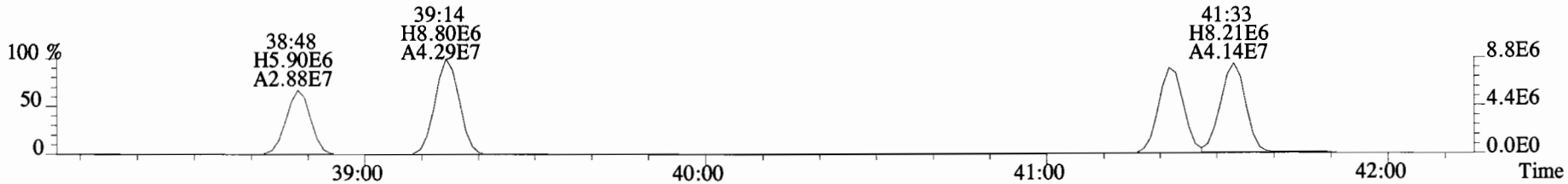

330.9792 S:9 F:3

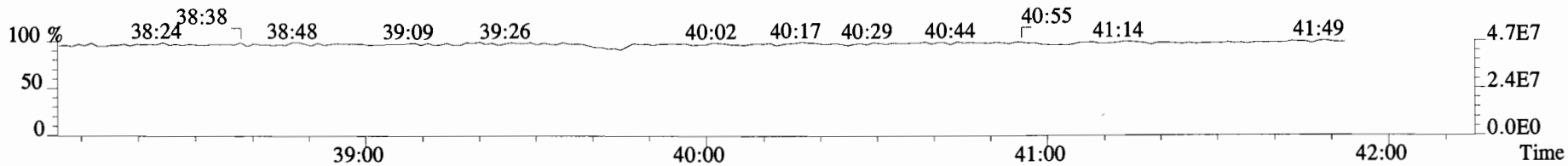

File:190610E1 #1-758 Acq:11-JUN-2019 01:21:56 GC EI+ Voltage SIR Autospec-UltimaE
Sample#9 File Text:Vista Analytical Laboratory VG-8 Text:1900817-05 T4-PDI2019-SG64-190418 15.54 Exp:PCB_ZB1
337.9207 S:9 F:3 SMO(1,3) BSUB(10000,15,-3.0) PKD(5,5,2,0.10%,2740.0,0.00%,F,F)

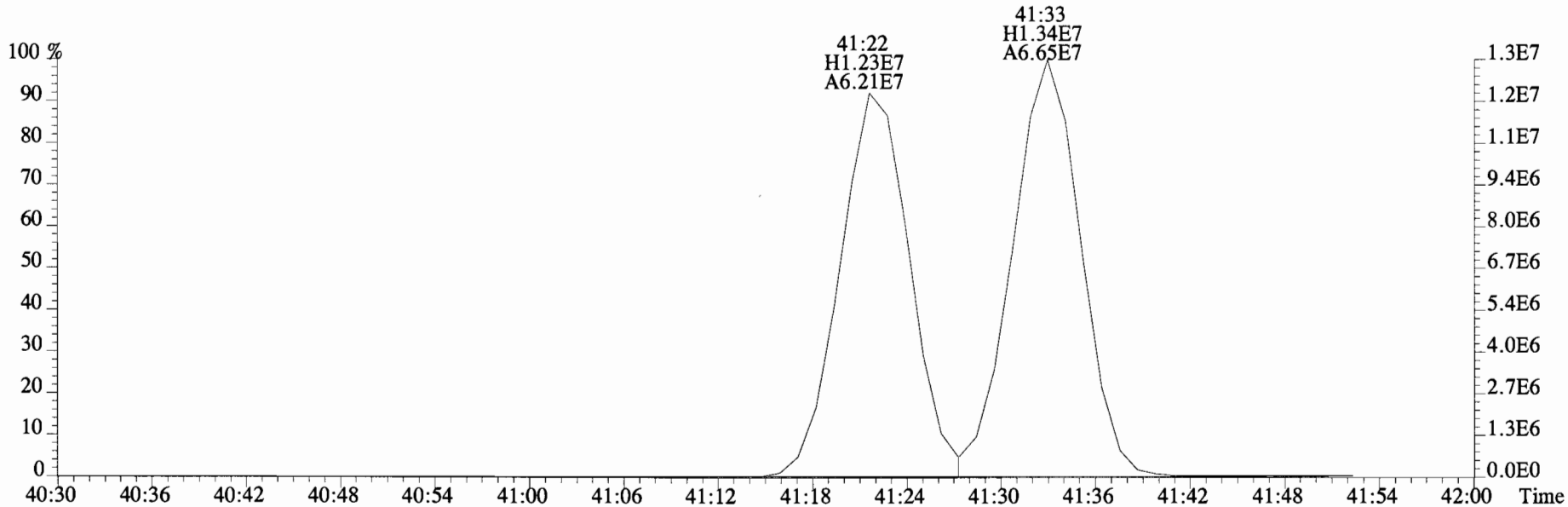

339.9177 S:9 F:3 SMO(1,3) BSUB(10000,15,-3.0) PKD(5,5,2,0.10%,1788.0,0.00%,F,F)

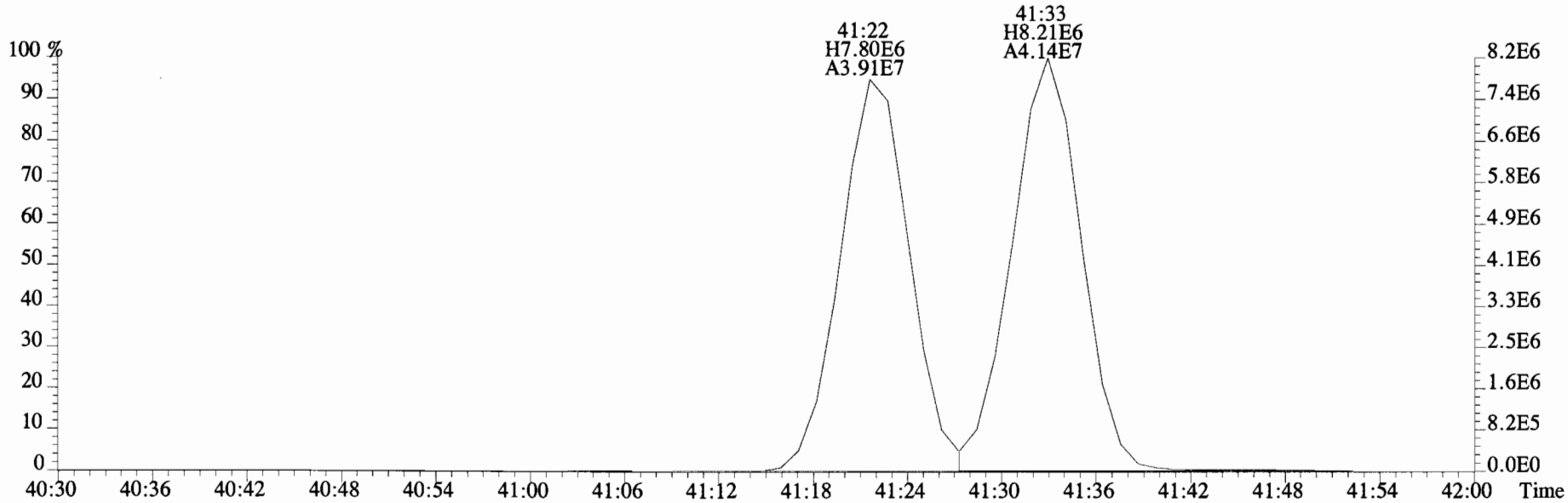

File:190610E1 #1-758 Acq:11-JUN-2019 01:21:56 GC EI+ Voltage SIR Autospec-UltimaE
Sample#9 File Text:Vista Analytical Laboratory VG-8 Text:1900817-05 T4-PDI2019-SG64-190418 15.54 Exp:PCB_ZB1
325.8804 S:9 F:3 SMO(1,3) BSUB(10000,15,-3.0) PKD(5,5,2,0.10%,1228.0,0.00%,F,F)

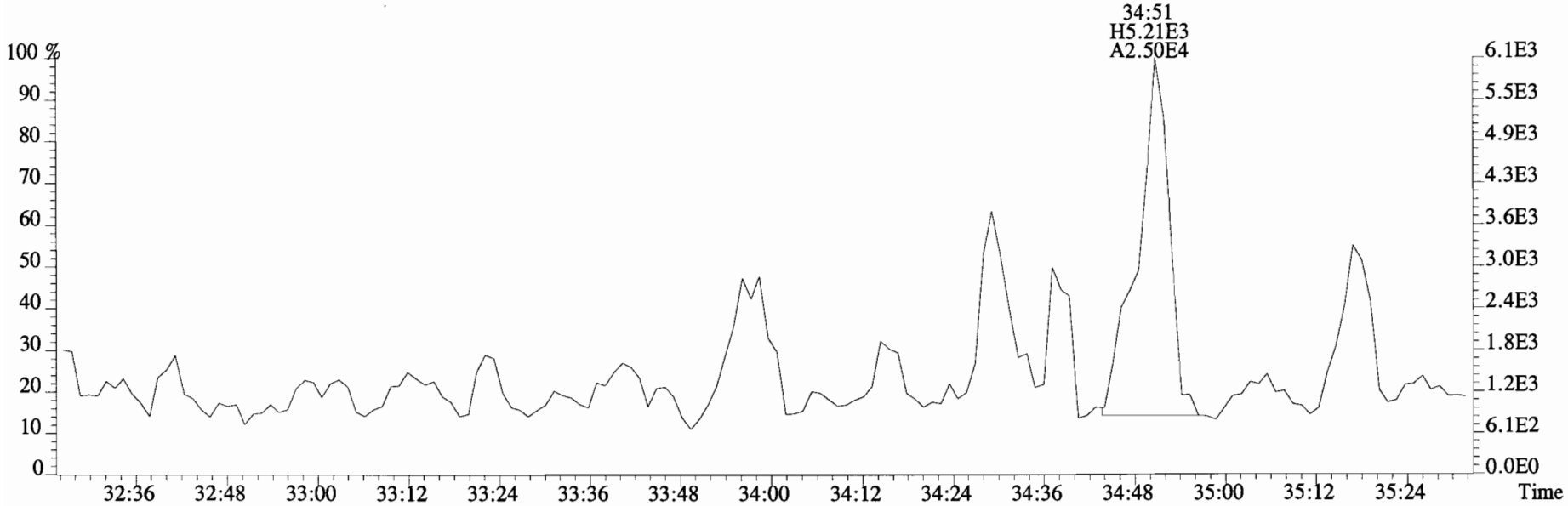

327.8775 S:9 F:3 SMO(1,3) BSUB(10000,15,-3.0) PKD(5,5,2,0.10%,1416.0,0.00%,F,F)

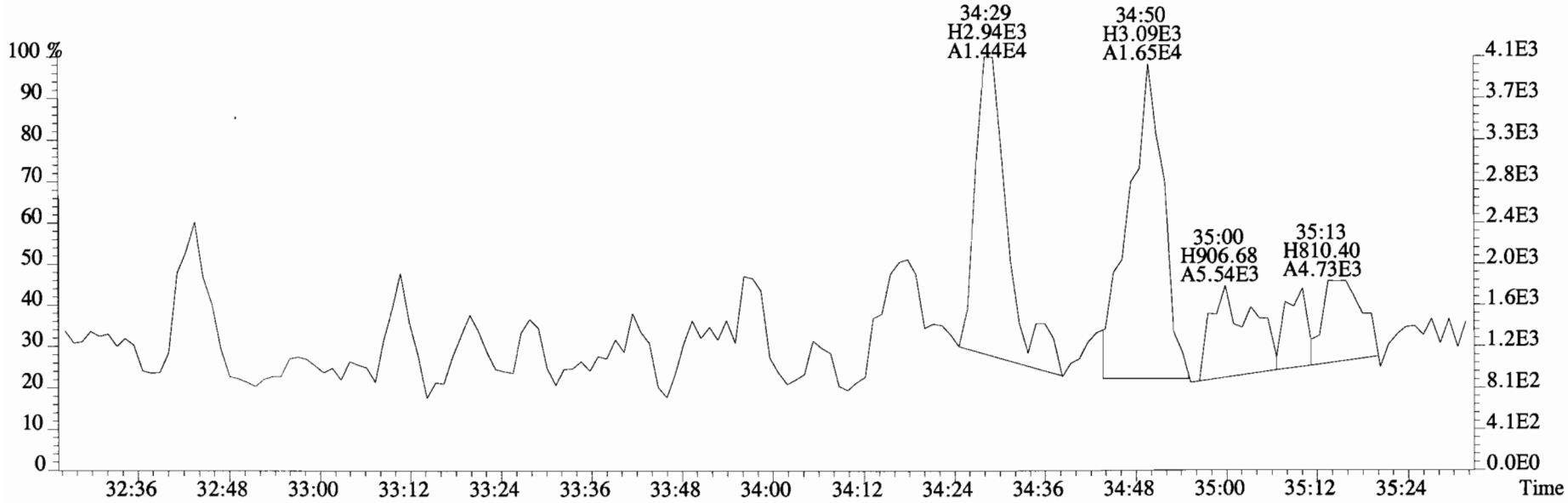

File:190610E1 #1-758 Acq:11-JUN-2019 01:21:56 GC EI+ Voltage SIR Autospec-UltimaE
Sample#9 File Text:Vista Analytical Laboratory VG-8 Text:1900817-05 T4-PDI2019-SG64-190418 15.54 Exp:PCB_ZB1
325.8804 S:9 F:3 SMO(1,3) BSUB(10000,15,-3.0) PKD(5,5,2,0.10%,1228.0,0.00%,F,F)

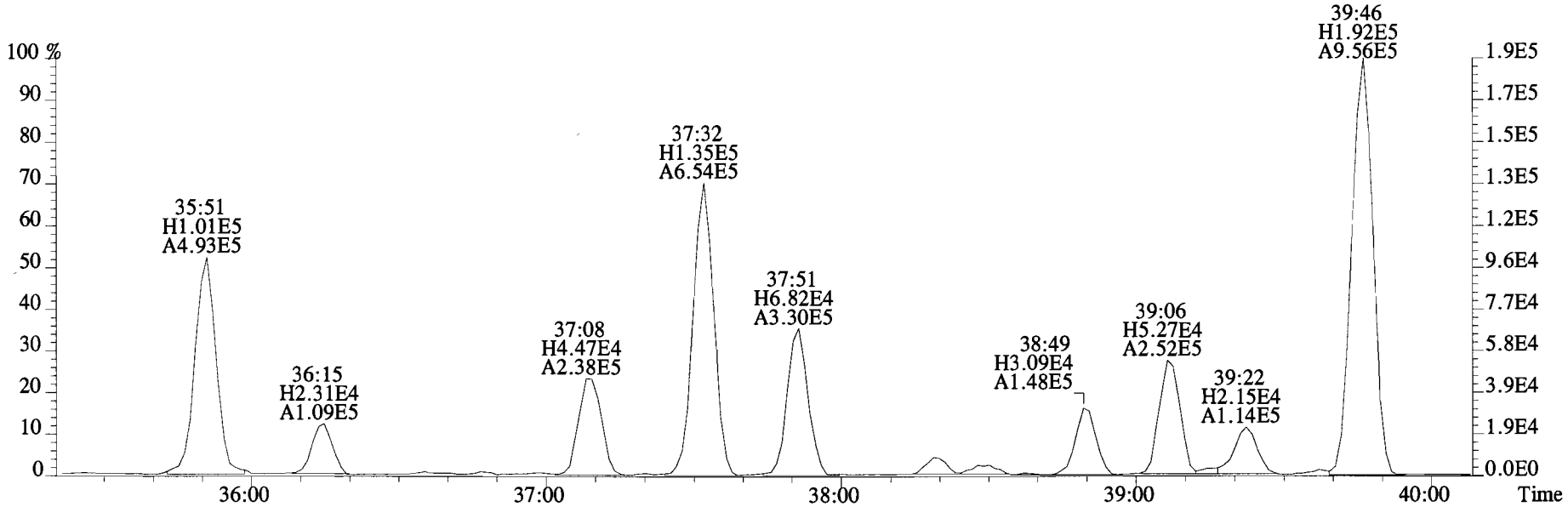

327.8775 S:9 F:3 SMO(1,3) BSUB(10000,15,-3.0) PKD(5,5,2,0.10%,1416.0,0.00%,F,F)

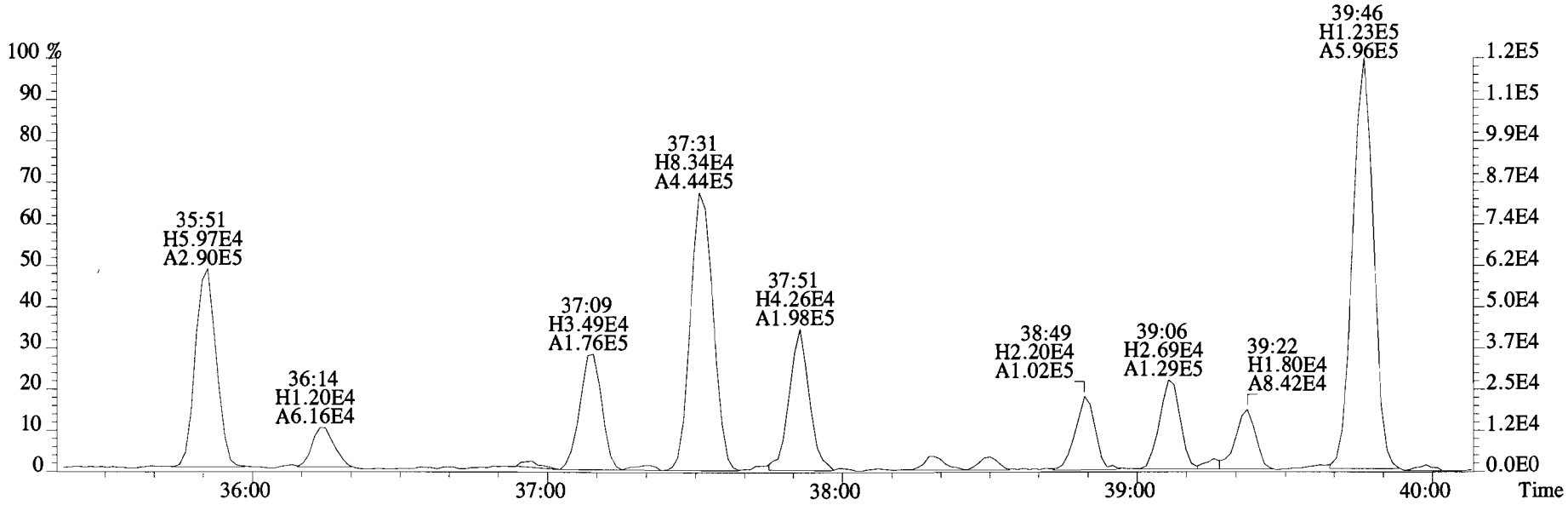

File:190610E1 #1-758 Acq:11-JUN-2019 01:21:56 GC EI+ Voltage SIR Autospec-UltimaE
Sample#9 File Text:Vista Analytical Laboratory VG-8 Text:1900817-05 T4-PDI2019-SG64-190418 15.54 Exp:PCB_ZB1
325.8804 S:9 F:3 SMO(1,3) BSUB(10000,15,-3.0) PKD(5,5,2,0.10%,1228.0,0.00%,F,F)

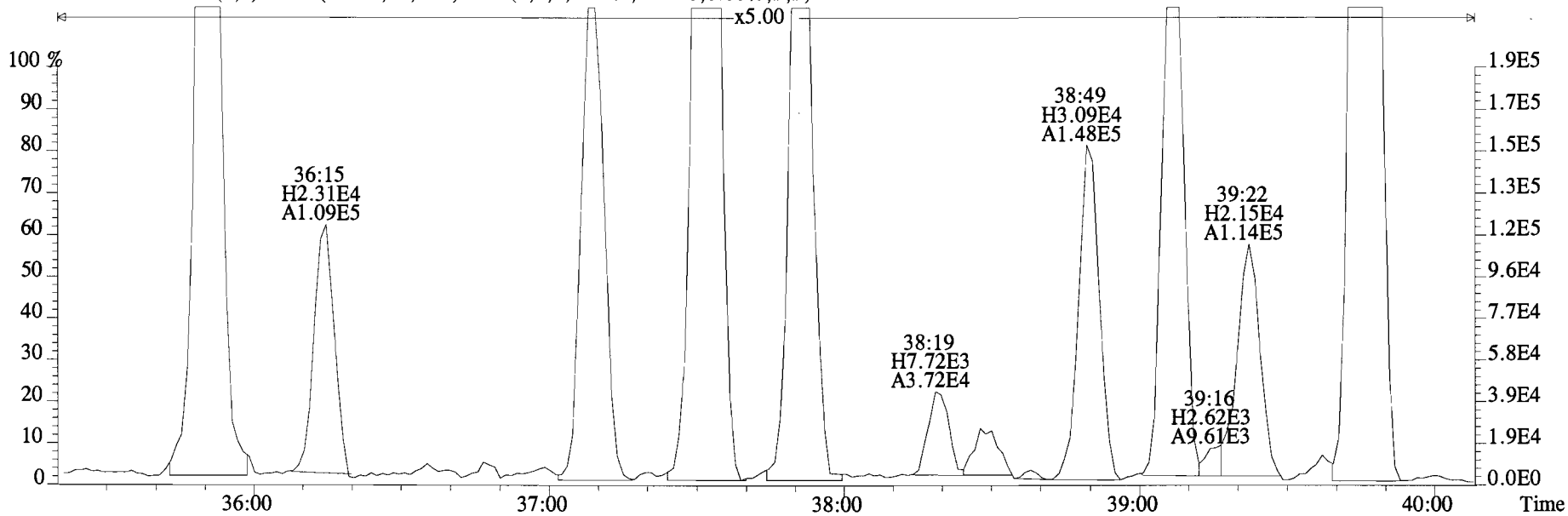

327.8775 S:9 F:3 SMO(1,3) BSUB(10000,15,-3.0) PKD(5,5,2,0.10%,1416.0,0.00%,F,F)

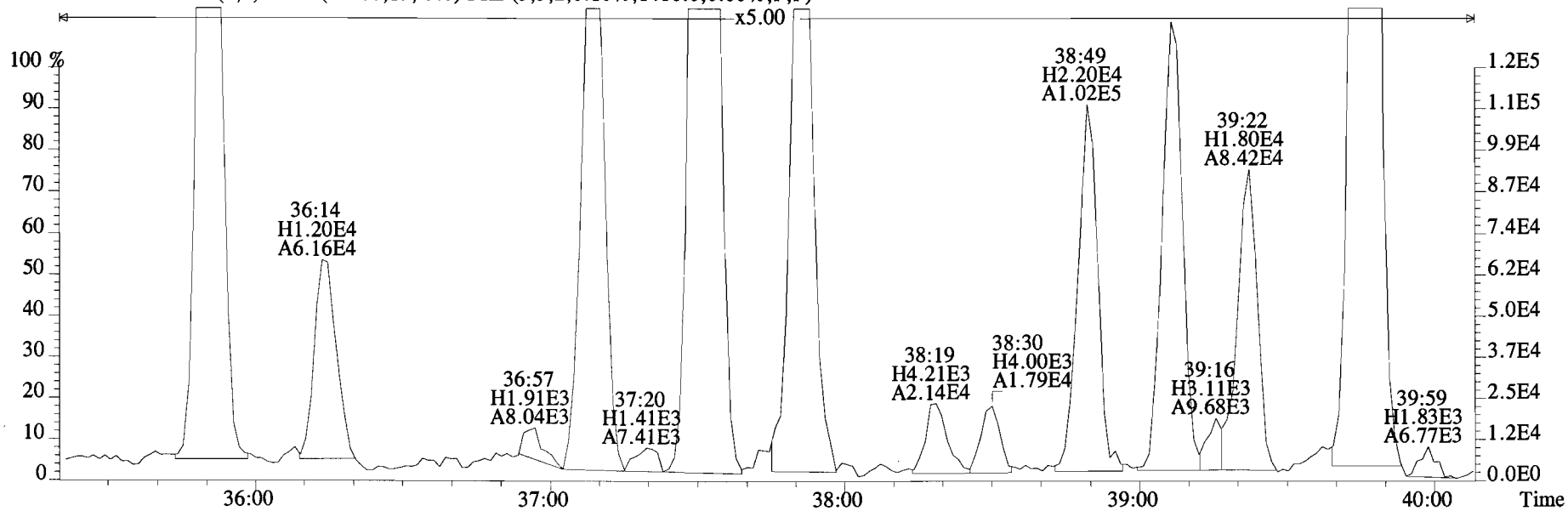

File:190610E1 #1-758 Acq:11-JUN-2019 01:21:56 GC EI+ Voltage SIR Autospec-UltimaE
Sample#9 File Text:Vista Analytical Laboratory VG-8 Text:1900817-05 T4-PDI2019-SG64-190418 15.54 Exp:PCB_ZB1
325.8804 S:9 F:3 SMO(1,3) BSUB(10000,15,-3.0) PKD(5,5,2,0.10%,1228.0,0.00%,F,F)

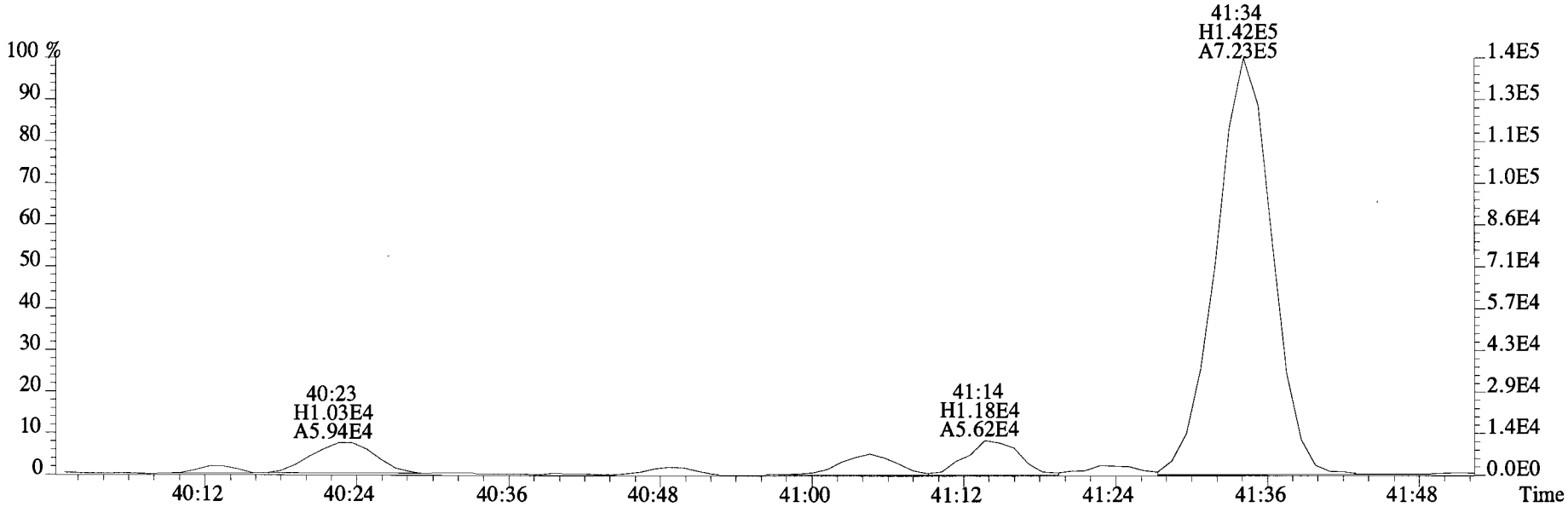

327.8775 S:9 F:3 SMO(1,3) BSUB(10000,15,-3.0) PKD(5,5,2,0.10%,1416.0,0.00%,F,F)

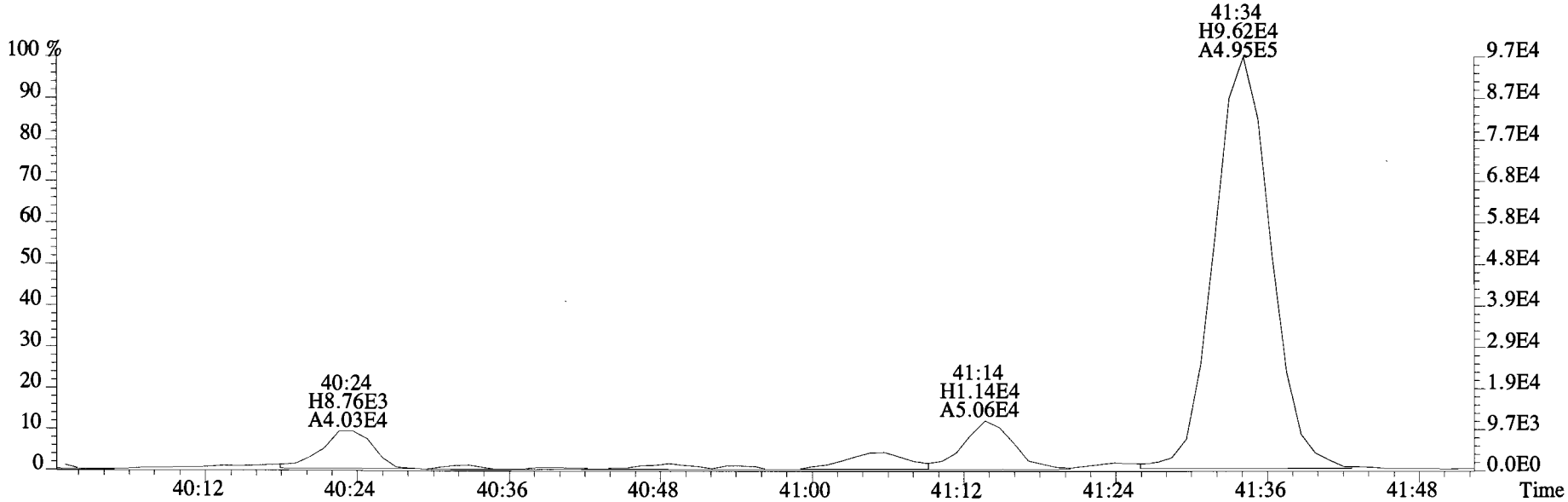

File:190610E1 #1-758 Acq:11-JUN-2019 01:21:56 GC EI+ Voltage SIR Autospec-UltimaE
Sample#9 File Text:Vista Analytical Laboratory VG-8 Text:1900817-05 T4-PDI2019-SG64-190418 15.54 Exp:PCB_ZB1
325.8804 S:9 F:3 SMO(1,3) BSUB(10000,15,-3.0) PKD(5,5,2,0.10%,1228.0,0.00%,F,F)

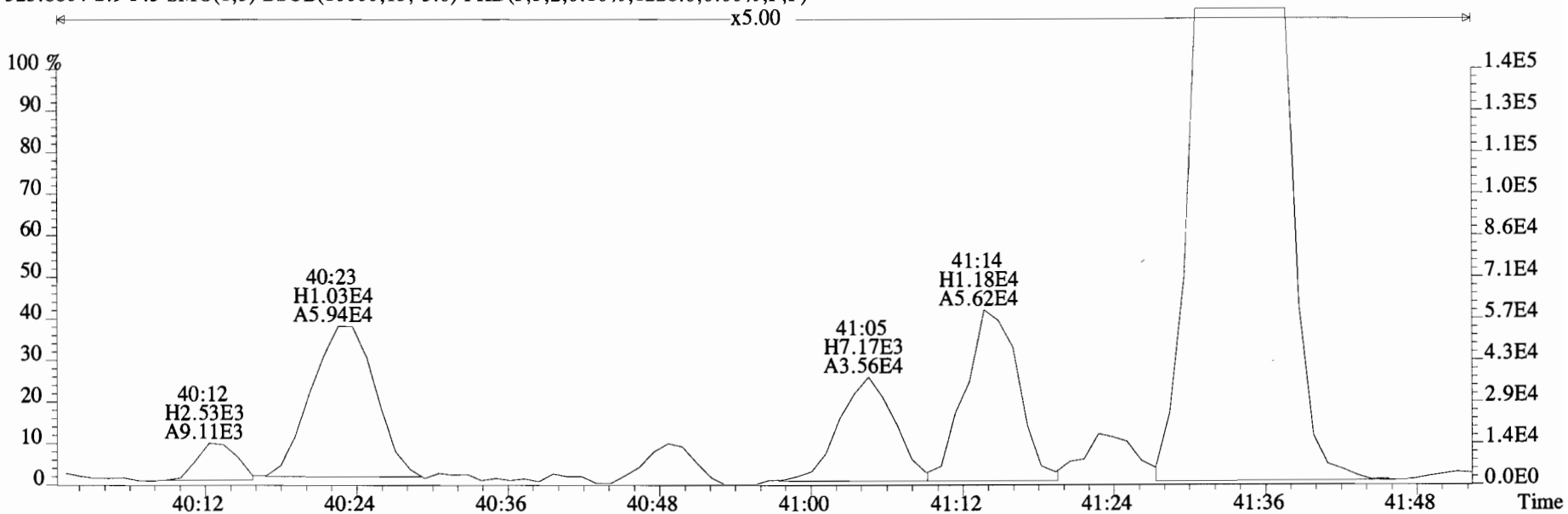

327.8775 S:9 F:3 SMO(1,3) BSUB(10000,15,-3.0) PKD(5,5,2,0.10%,1416.0,0.00%,F,F)

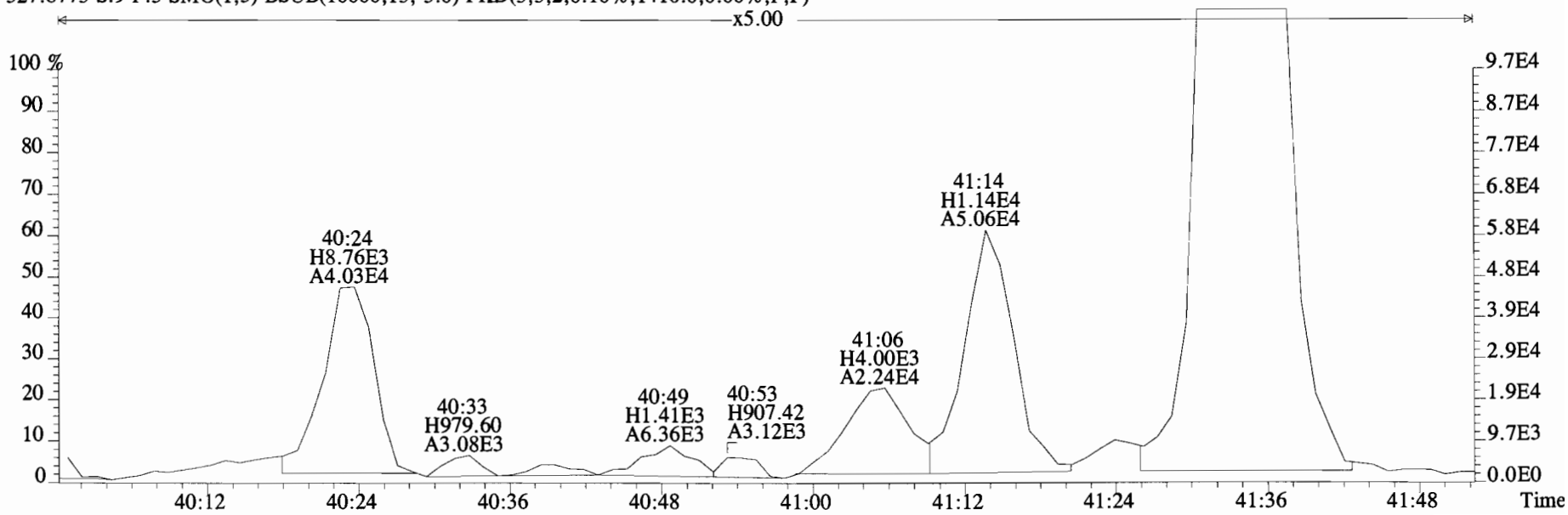

File:190610E1 #1-573 Acq:11-JUN-2019 01:21:56 GC EI+ Voltage SIR Autospec-UltimaE
Sample#9 File Text:Vista Analytical Laboratory VG-8 Text:1900817-05 T4-PDI2019-SG64-190418 15.54 Exp:PCB_ZB1
325.8804 S:9 F:4 SMO(1,3) BSUB(10000,15,-3.0) PKD(5,5,2,0.10%,1464.0,0.00%,F,F)



327.8775 S:9 F:4 SMO(1,3) BSUB(10000,15,-3.0) PKD(5,5,2,0.10%,1328.0,0.00%,F,F)



337.9207 S:9 F:4 SMO(1,3) BSUB(10000,15,-3.0) PKD(5,5,2,0.10%,6648.0,0.00%,F,F)

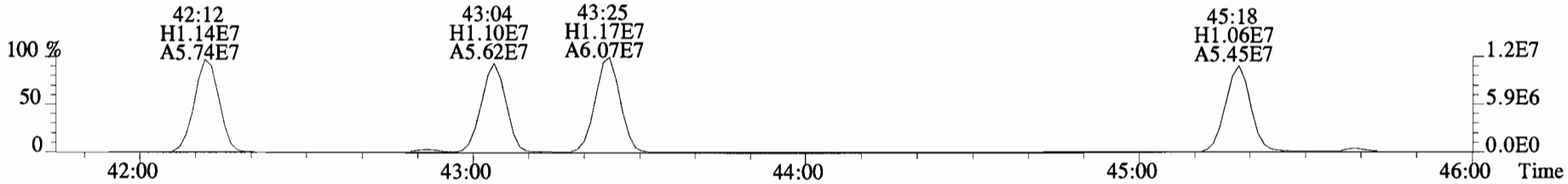

339.9177 S:9 F:4 SMO(1,3) BSUB(10000,15,-3.0) PKD(5,5,2,0.10%,5388.0,0.00%,F,F)

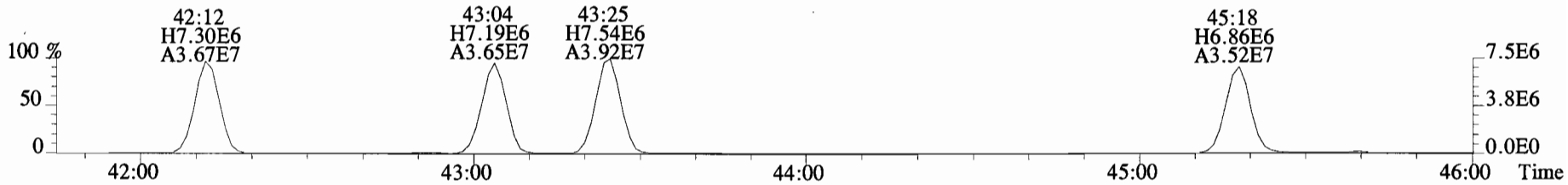

380.9760 S:9 F:4

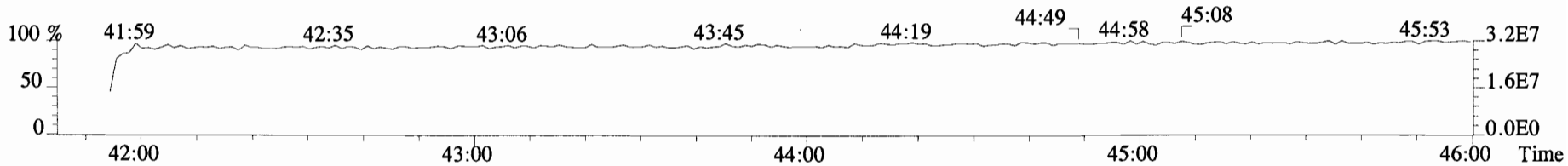

File:190610E1 #1-573 Acq:11-JUN-2019 01:21:56 GC EI+ Voltage SIR Autospec-UltimaE
Sample#9 File Text:Vista Analytical Laboratory VG-8 Text:1900817-05 T4-PDI2019-SG64-190418 15.54 Exp:PCB_ZB1
325.8804 S:9 F:4 SMO(1,3) BSUB(10000,15,-3.0) PKD(5,5,2,0.10%,1464.0,0.00%,F,F)

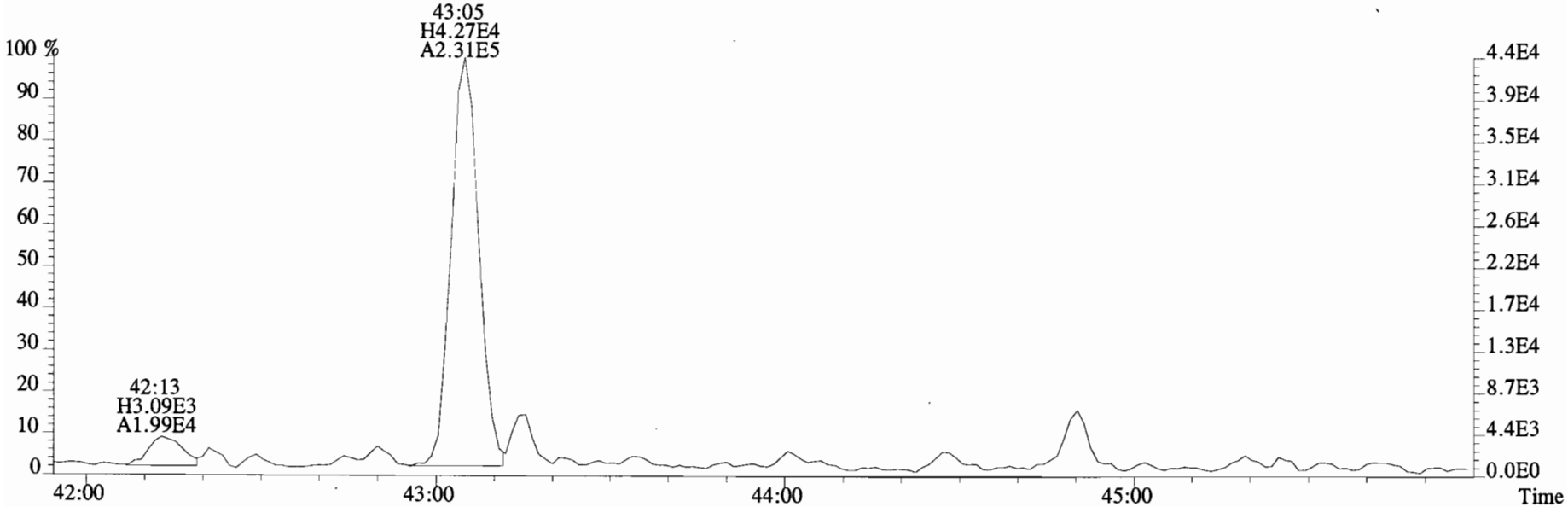

327.8775 S:9 F:4 SMO(1,3) BSUB(10000,15,-3.0) PKD(5,5,2,0.10%,1328.0,0.00%,F,F)

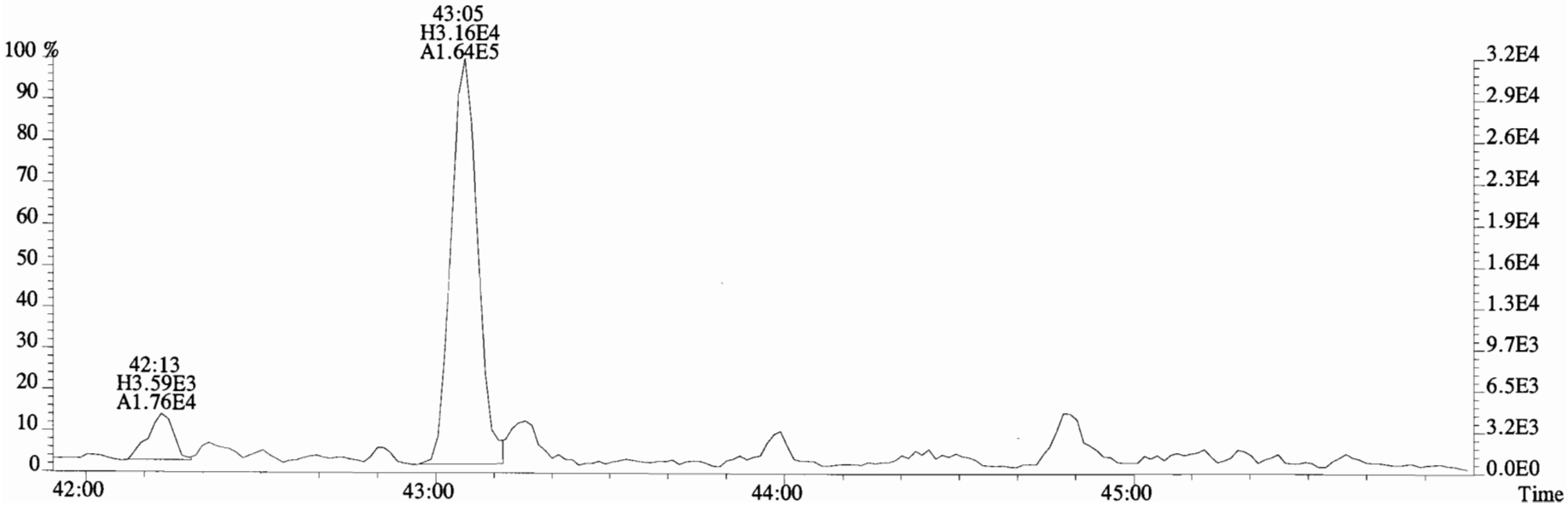

File:190610E1 #1-573 Acq:11-JUN-2019 01:21:56 GC EI+ Voltage SIR Autospec-UltimaE
Sample#9 File Text:Vista Analytical Laboratory VG-8 Text:1900817-05 T4-PDI2019-SG64-190418 15.54 Exp:PCB_ZB1
325.8804 S:9 F:4 SMO(1,3) BSUB(10000,15,-3.0) PKD(5,5,2,0.10%,1464.0,0.00%,F,F)

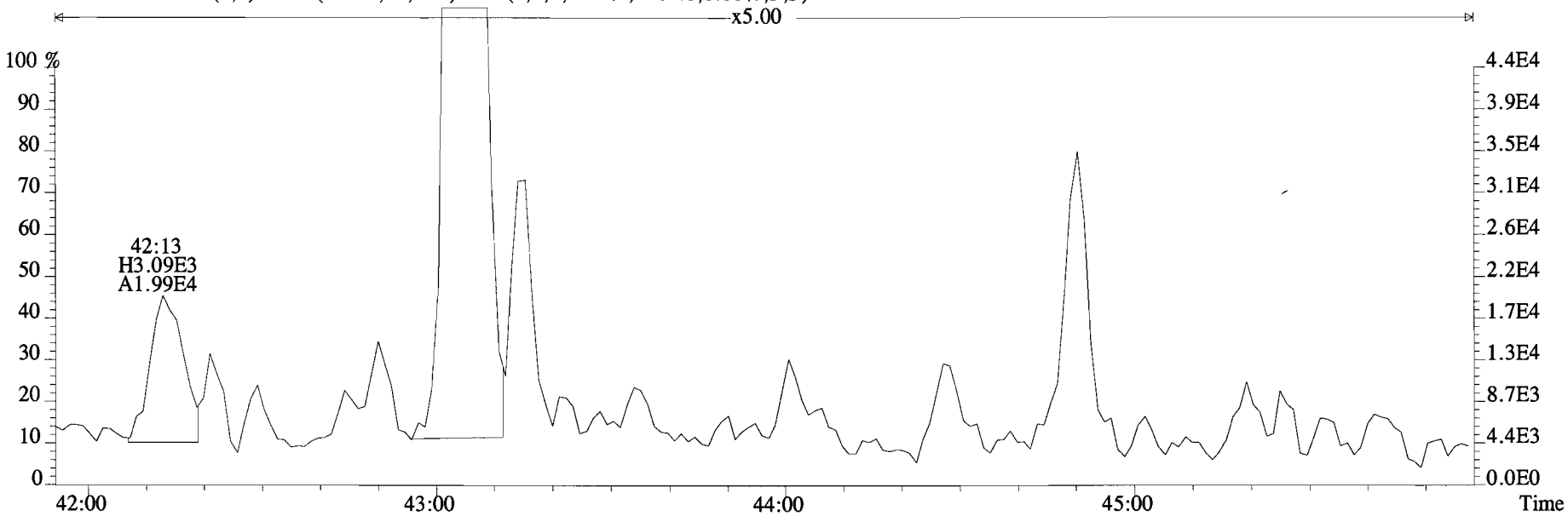

327.8775 S:9 F:4 SMO(1,3) BSUB(10000,15,-3.0) PKD(5,5,2,0.10%,1328.0,0.00%,F,F)

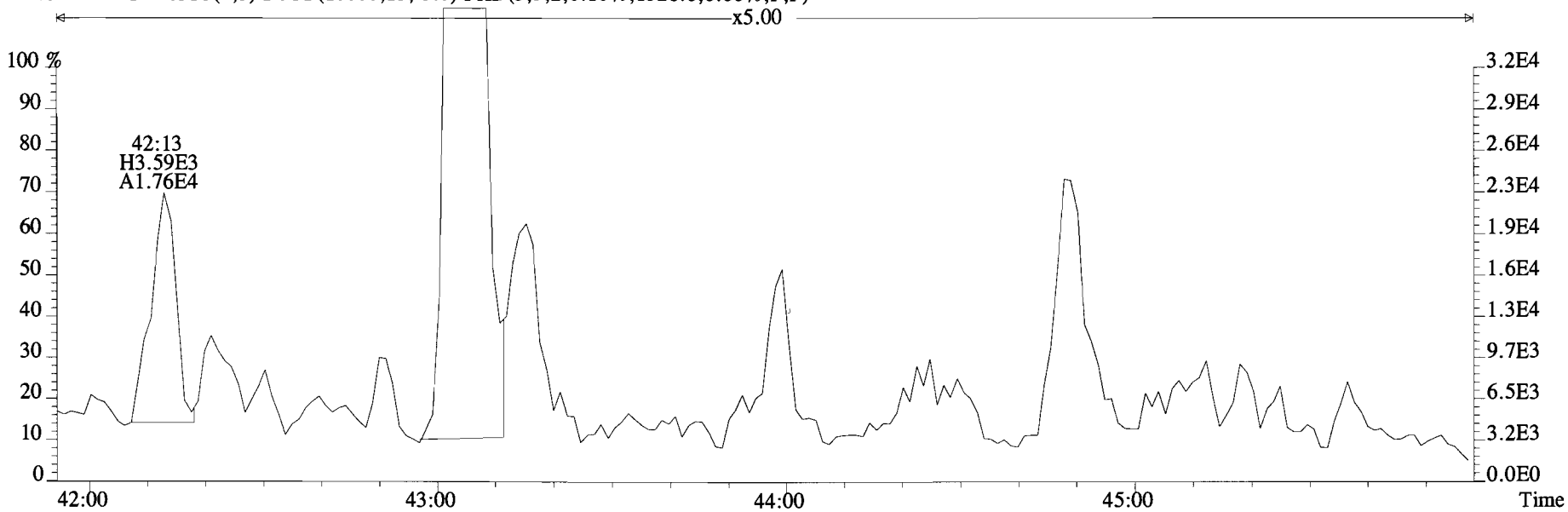

File:190610E1 #1-758 Acq:11-JUN-2019 01:21:56 GC EI+ Voltage SIR Autospec-UltimaE
Sample#9 File Text:Vista Analytical Laboratory VG-8 Text:1900817-05 T4-PDI2019-SG64-190418 15.54 Exp:PCB_ZB1

359.8415 S:9 F:3 SMO(1,3) BSUB(10000,15,-3.0) PKD(5,5,2,0.10%,960.0,0.00%,F,F)

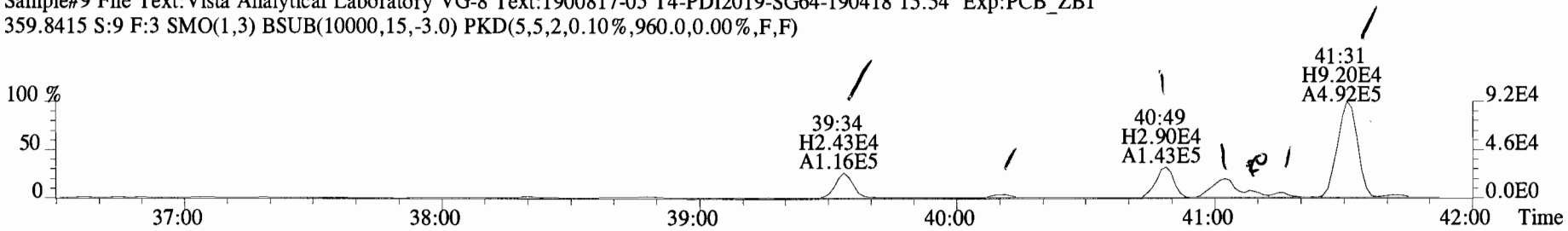

361.8385 S:9 F:3 SMO(1,3) BSUB(10000,15,-3.0) PKD(5,5,2,0.10%,1108.0,0.00%,F,F)

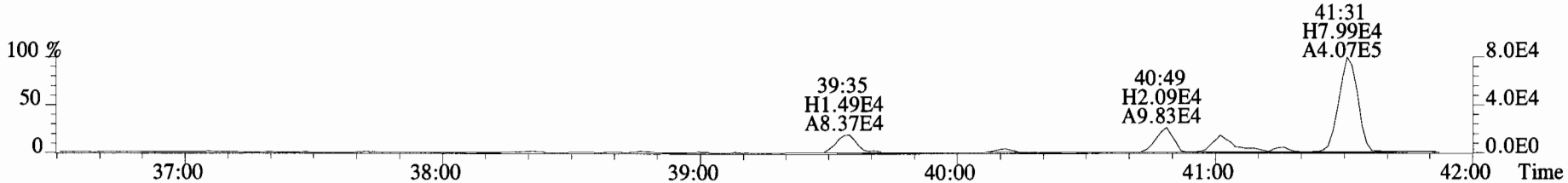

371.8817 S:9 F:3 SMO(1,3) BSUB(10000,15,-3.0) PKD(5,5,2,0.10%,1140.0,0.00%,F,F)

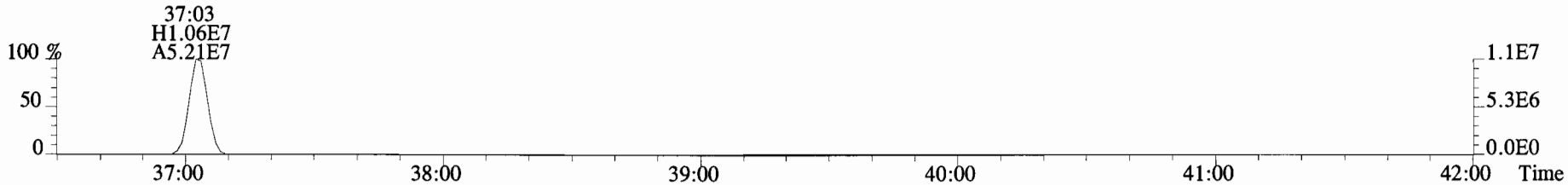

373.8788 S:9 F:3 SMO(1,3) BSUB(10000,15,-3.0) PKD(5,5,2,0.10%,1364.0,0.00%,F,F)

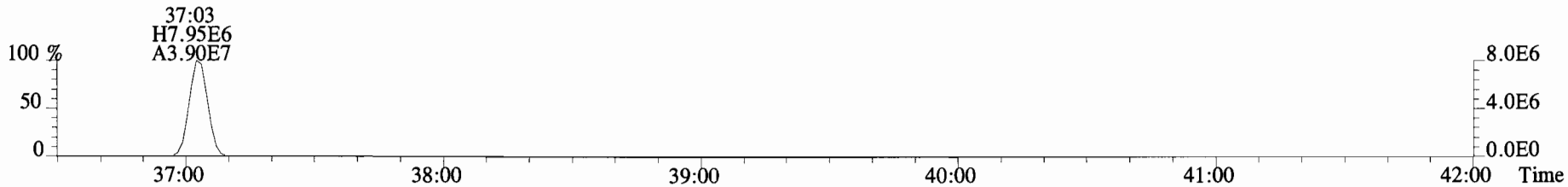

330.9792 S:9 F:3

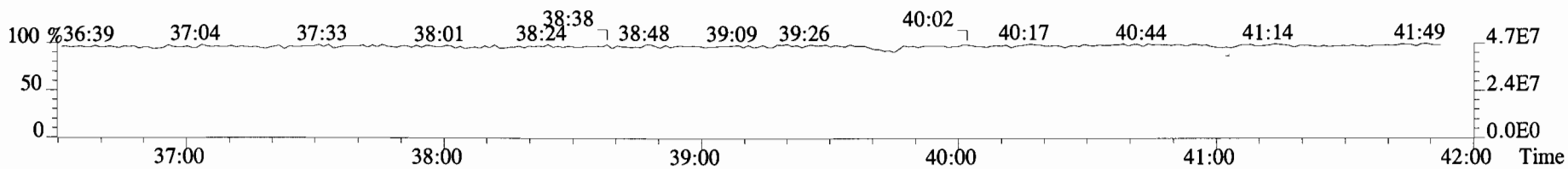

File:190610E1 #1-758 Acq:11-JUN-2019 01:21:56 GC EI+ Voltage SIR Autospec-UltimaE
Sample#9 File Text:Vista Analytical Laboratory VG-8 Text:1900817-05 T4-PDI2019-SG64-190418 15.54 Exp:PCB_ZB1
359.8415 S:9 F:3 SMO(1,3) BSUB(10000,15,-3.0) PKD(5,5,2,0.10%,960.0,0.00%,F,F)

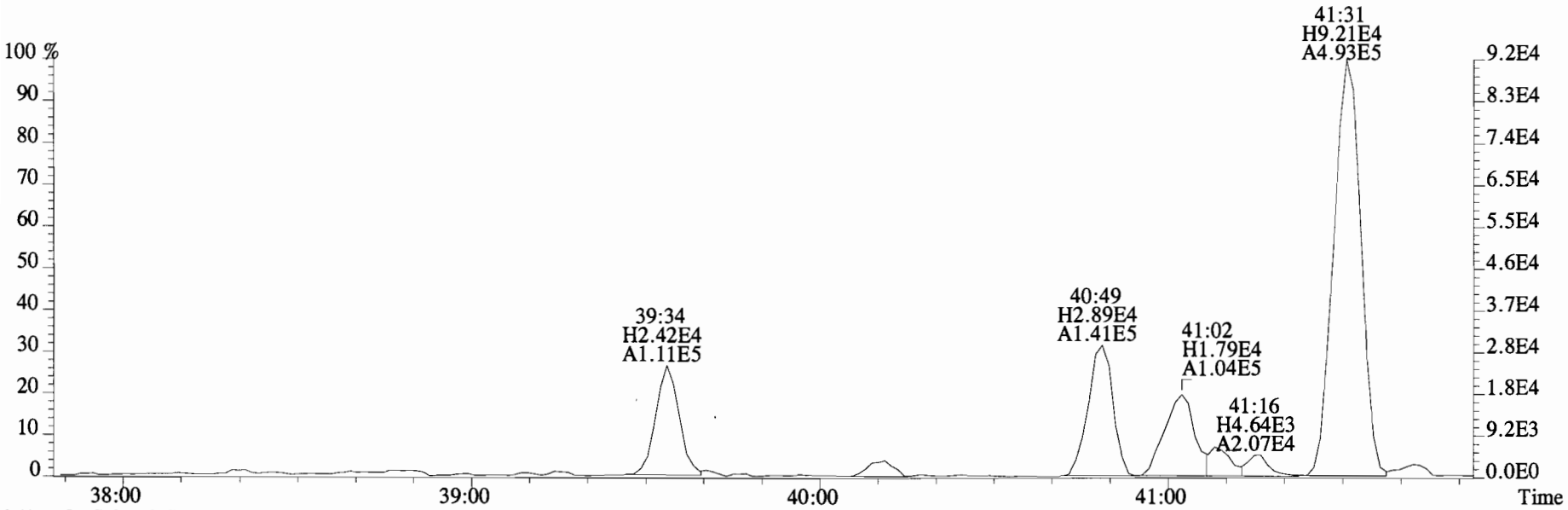

361.8385 S:9 F:3 SMO(1,3) BSUB(10000,15,-3.0) PKD(5,5,2,0.10%,1108.0,0.00%,F,F)

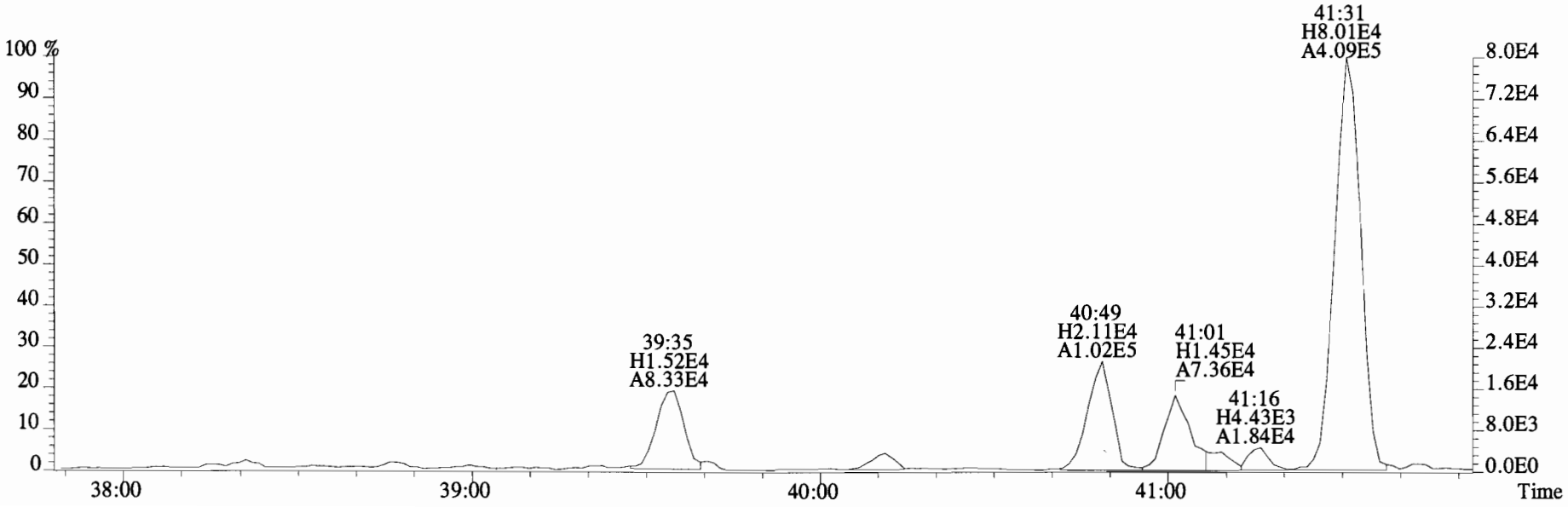

File:190610E1 #1-758 Acq:11-JUN-2019 01:21:56 GC EI+ Voltage SIR Autospec-UltimaE
Sample#9 File Text:Vista Analytical Laboratory VG-8 Text:1900817-05 T4-PDI2019-SG64-190418 15.54 Exp:PCB_ZB1
359.8415 S:9 F:3 SMO(1,3) BSUB(10000,15,-3.0) PKD(5,5,2,0.10%,960.0,0.00%,F,F)

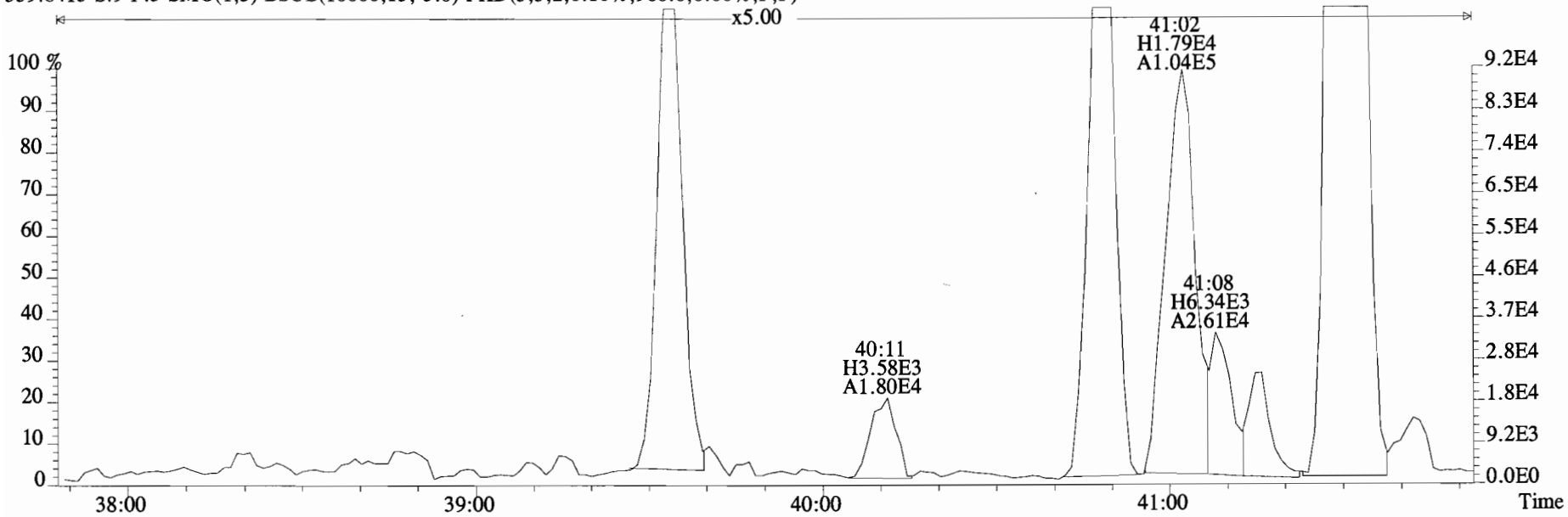

361.8385 S:9 F:3 SMO(1,3) BSUB(10000,15,-3.0) PKD(5,5,2,0.10%,1108.0,0.00%,F,F)

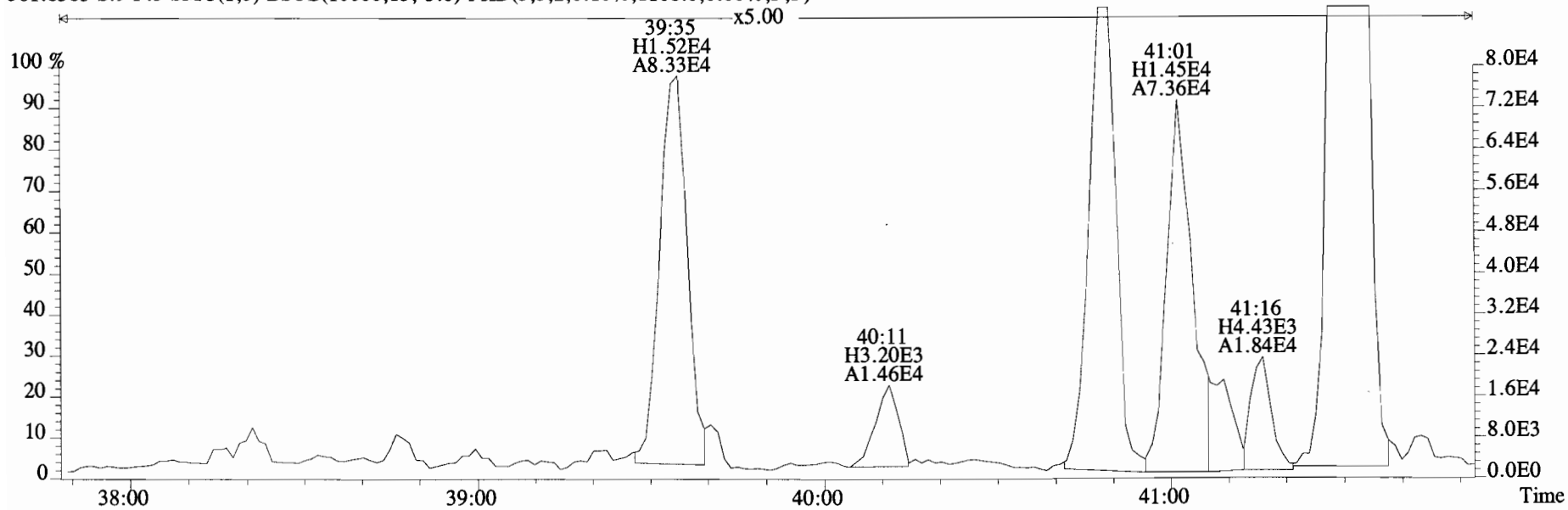

File:190610E1 #1-573 Acq:11-JUN-2019 01:21:56 GC EI+ Voltage SIR Autospec-UltimaE
Sample#9 File Text:Vista Analytical Laboratory VG-8 Text:1900817-05 T4-PDI2019-SG64-190418 15.54 Exp:PCB_ZB1

359.8415 S:9 F:4 SMO(1,3) BSUB(10000,15,-3.0) PKD(5,5,2,0.10%,740.0,0.00%,F,F)

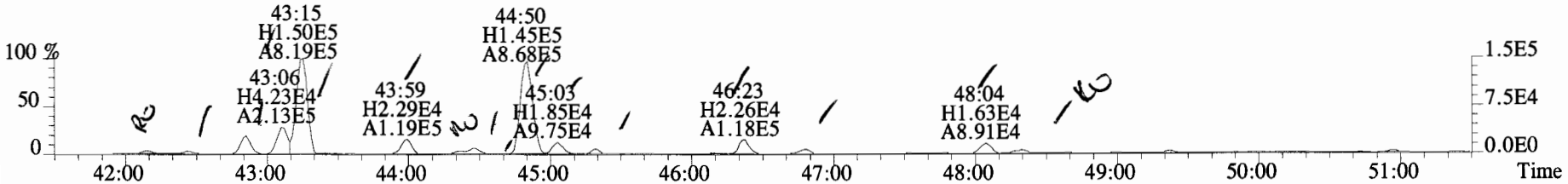

361.8385 S:9 F:4 SMO(1,3) BSUB(10000,15,-3.0) PKD(5,5,2,0.10%,740.0,0.00%,F,F)

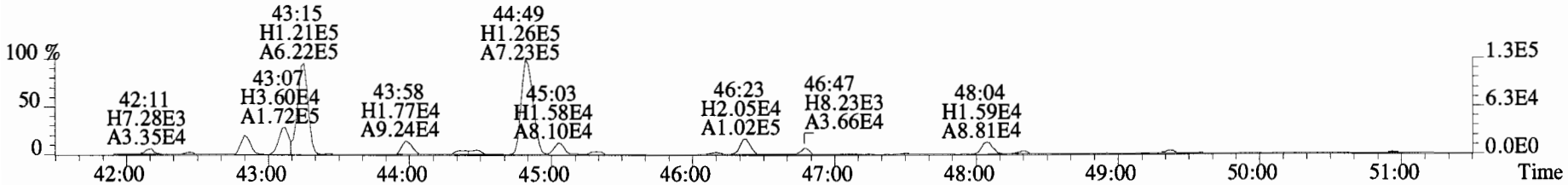

371.8817 S:9 F:4 SMO(1,3) BSUB(10000,15,-3.0) PKD(5,5,2,0.10%,10648.0,0.00%,F,F)

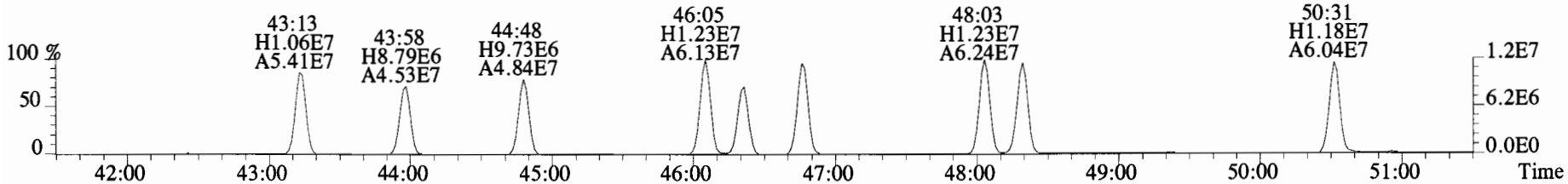

373.8788 S:9 F:4 SMO(1,3) BSUB(10000,15,-3.0) PKD(5,5,2,0.10%,13864.0,0.00%,F,F)

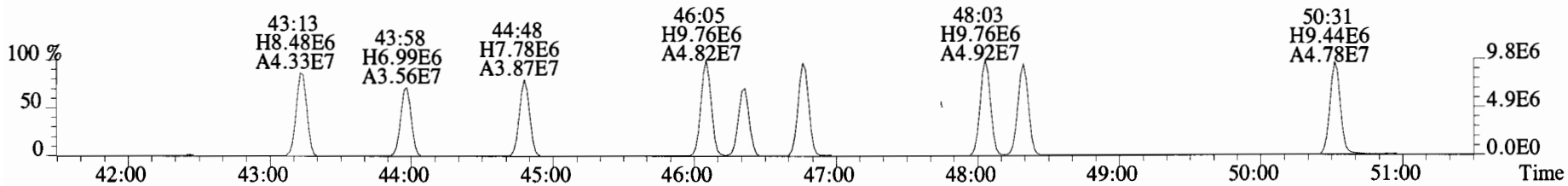

380.9760 S:9 F:4

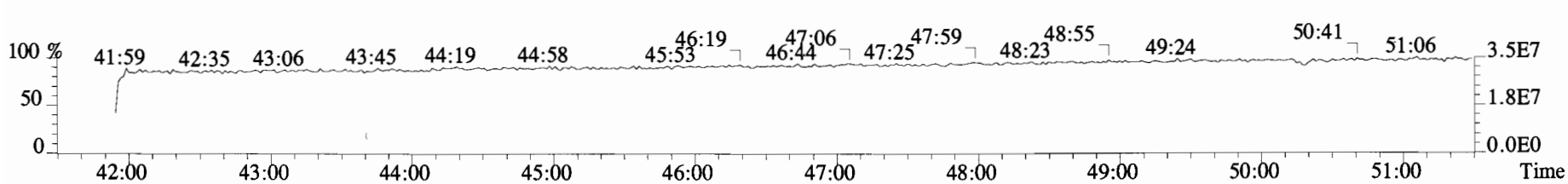

File:190610E1 #1-573 Acq:11-JUN-2019 01:21:56 GC EI+ Voltage SIR Autospec-UltimaE
Sample#9 File Text:Vista Analytical Laboratory VG-8 Text:1900817-05 T4-PDI2019-SG64-190418 15.54 Exp:PCB_ZB1
371.8817 S:9 F:4 SMO(1,3) BSUB(10000,15,-3.0) PKD(5,5,2,0.10%,10648.0,0.00%,F,F)

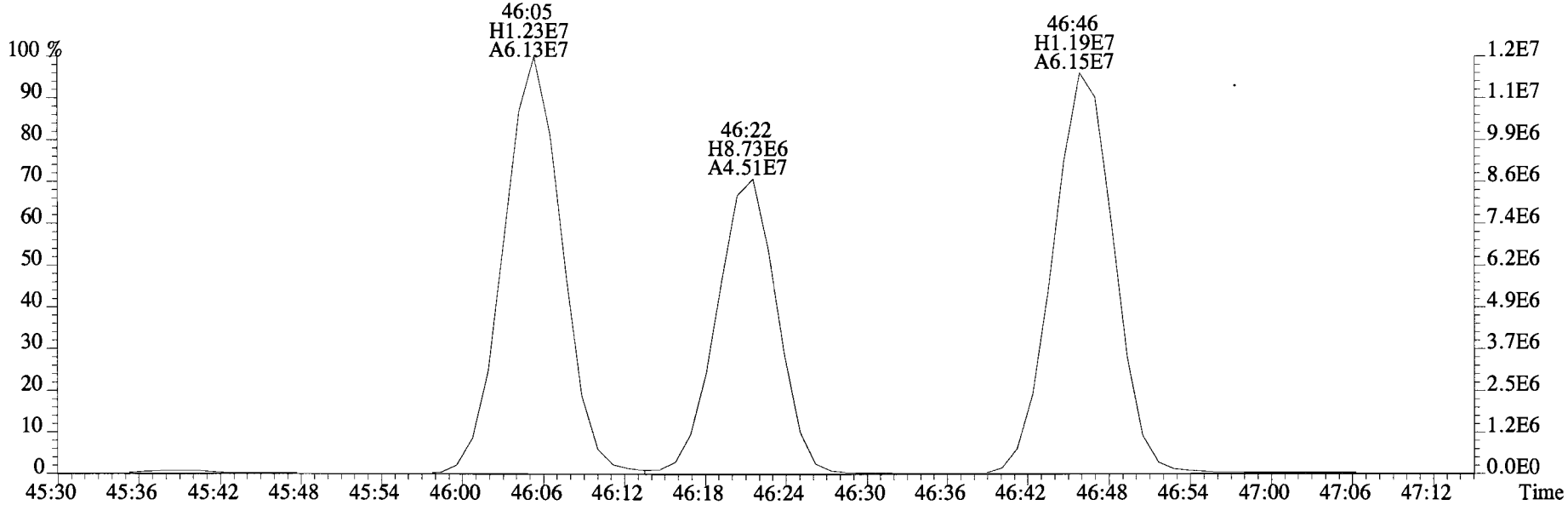

373.8788 S:9 F:4 SMO(1,3) BSUB(10000,15,-3.0) PKD(5,5,2,0.10%,13864.0,0.00%,F,F)

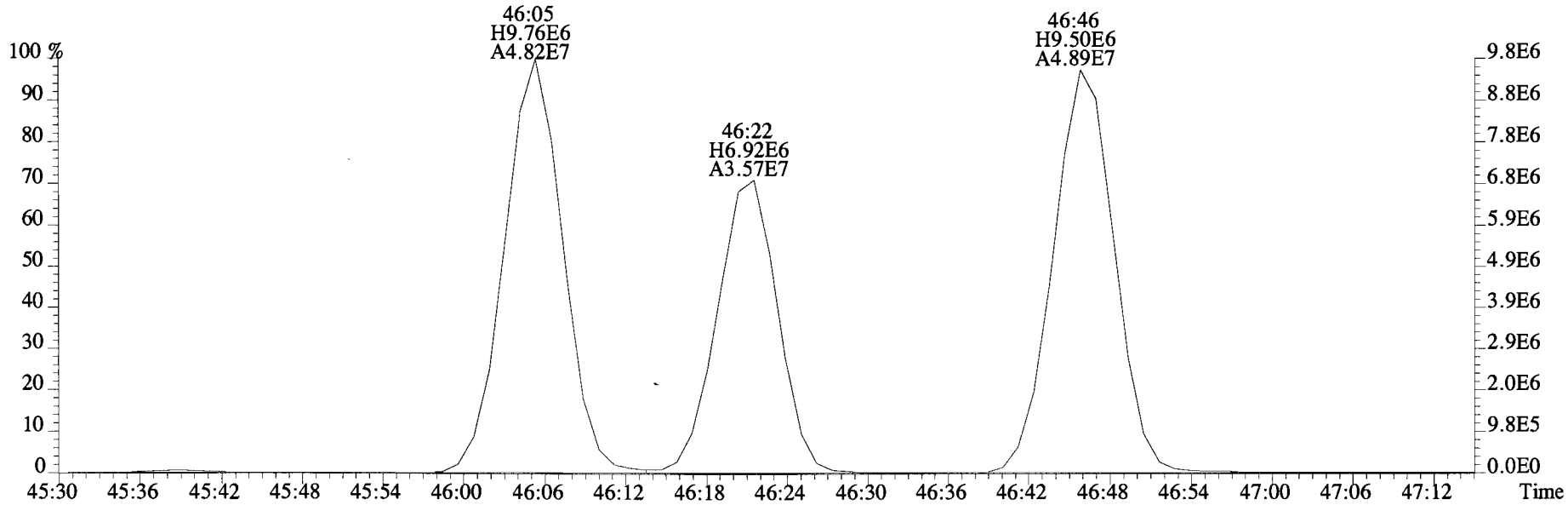

File:190610E1 #1-573 Acq:11-JUN-2019 01:21:56 GC EI+ Voltage SIR Autospec-UltimaE
Sample#9 File Text:Vista Analytical Laboratory VG-8 Text:1900817-05 T4-PDI2019-SG64-190418 15.54 Exp:PCB_ZB1
371.8817 S:9 F:4 SMO(1,3) BSUB(10000,15,-3.0) PKD(5,5,2,0.10%,10648.0,0.00%,F,F)

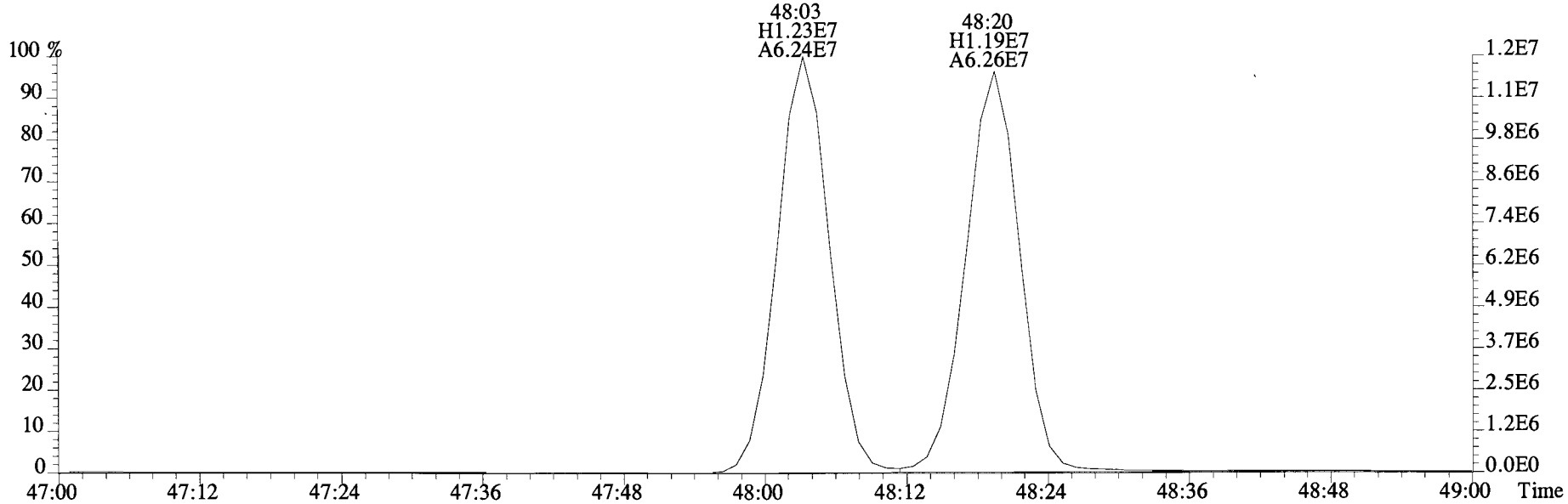

373.8788 S:9 F:4 SMO(1,3) BSUB(10000,15,-3.0) PKD(5,5,2,0.10%,13864.0,0.00%,F,F)

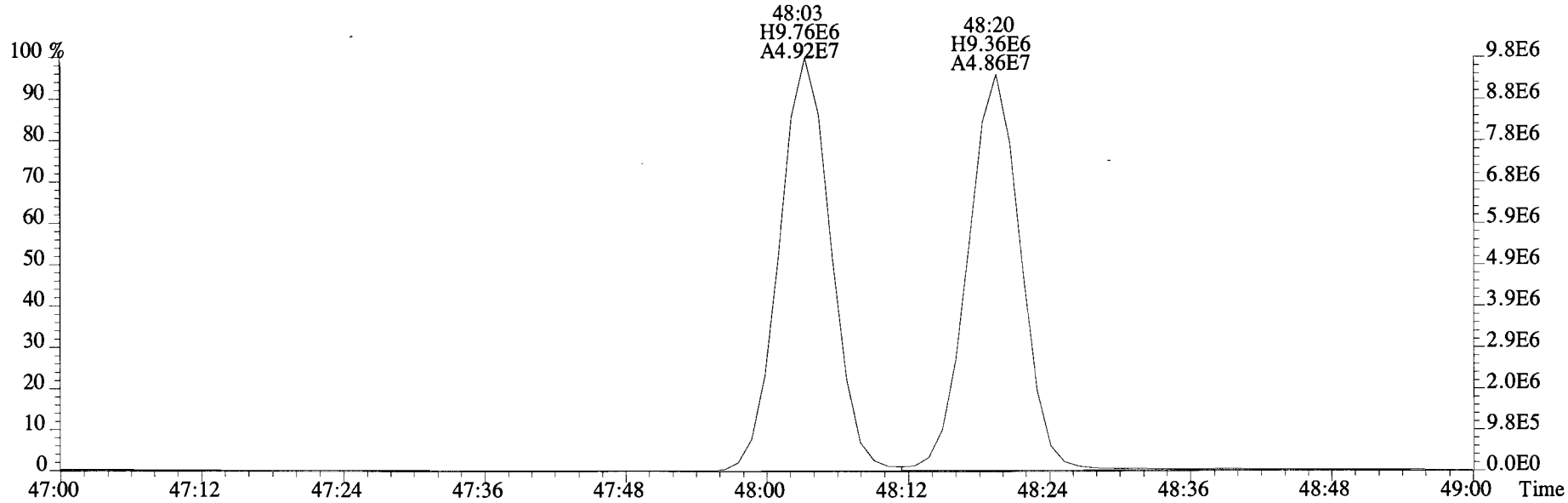

File:190610E1 #1-573 Acq:11-JUN-2019 01:21:56 GC EI+ Voltage SIR Autospec-UltimaE
Sample#9 File Text:Vista Analytical Laboratory VG-8 Text:1900817-05 T4-PDI2019-SG64-190418 15.54 Exp:PCB_ZB1
359.8415 S:9 F:4 SMO(1,3) BSUB(10000,15,-3.0) PKD(5,5,2,0.10%,740.0,0.00%,F,F)

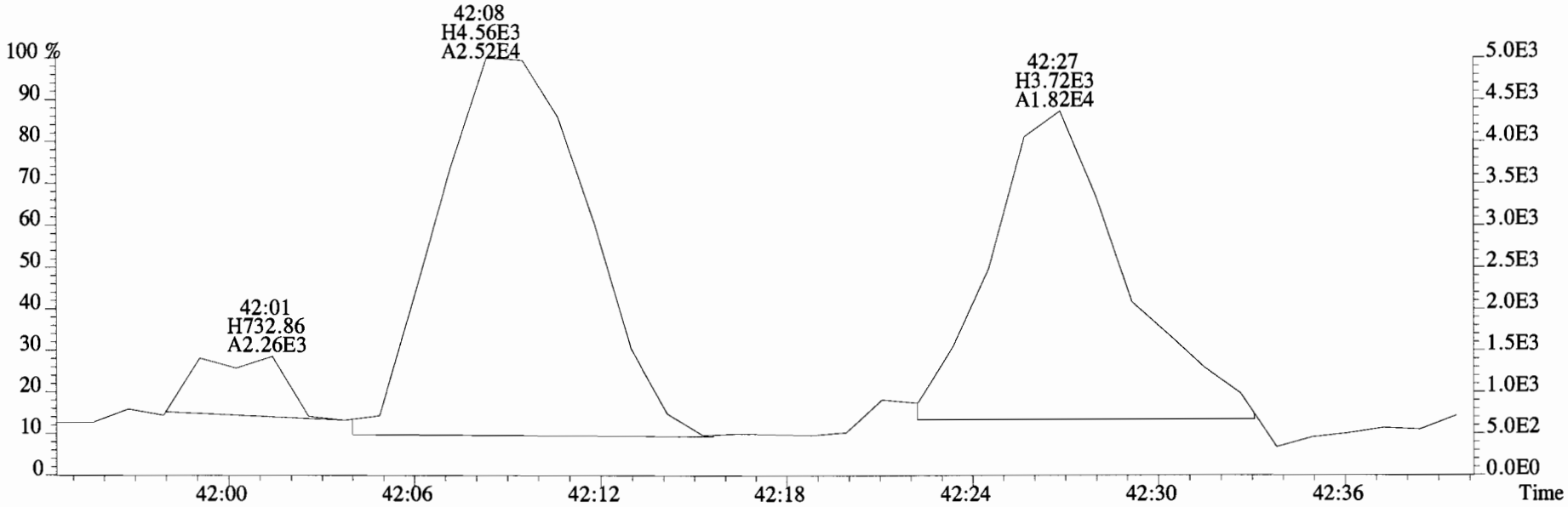

361.8385 S:9 F:4 SMO(1,3) BSUB(10000,15,-3.0) PKD(5,5,2,0.10%,740.0,0.00%,F,F)

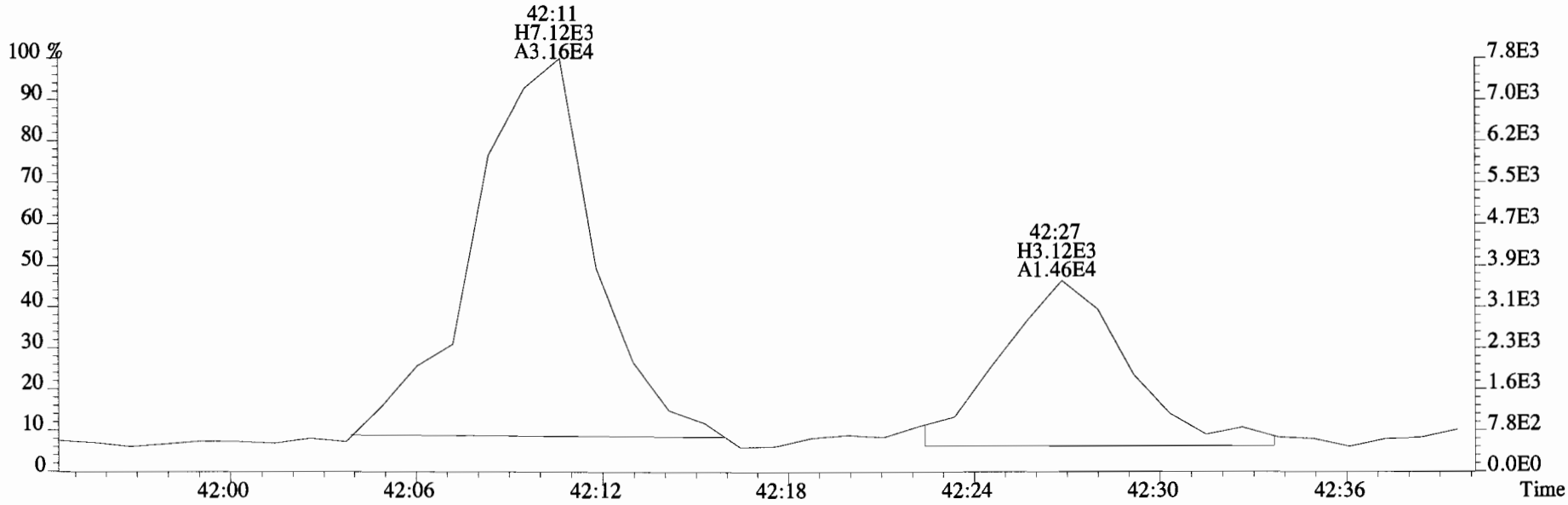

File:190610E1 #1-573 Acq:11-JUN-2019 01:21:56 GC EI+ Voltage SIR Autospec-UltimaE
Sample#9 File Text:Vista Analytical Laboratory VG-8 Text:1900817-05 T4-PDI2019-SG64-190418 15.54 Exp:PCB_ZB1
359.8415 S:9 F:4 SMO(1,3) BSUB(10000,15,-3.0) PKD(5,5,2,0.10%,740.0,0.00%,F,F)

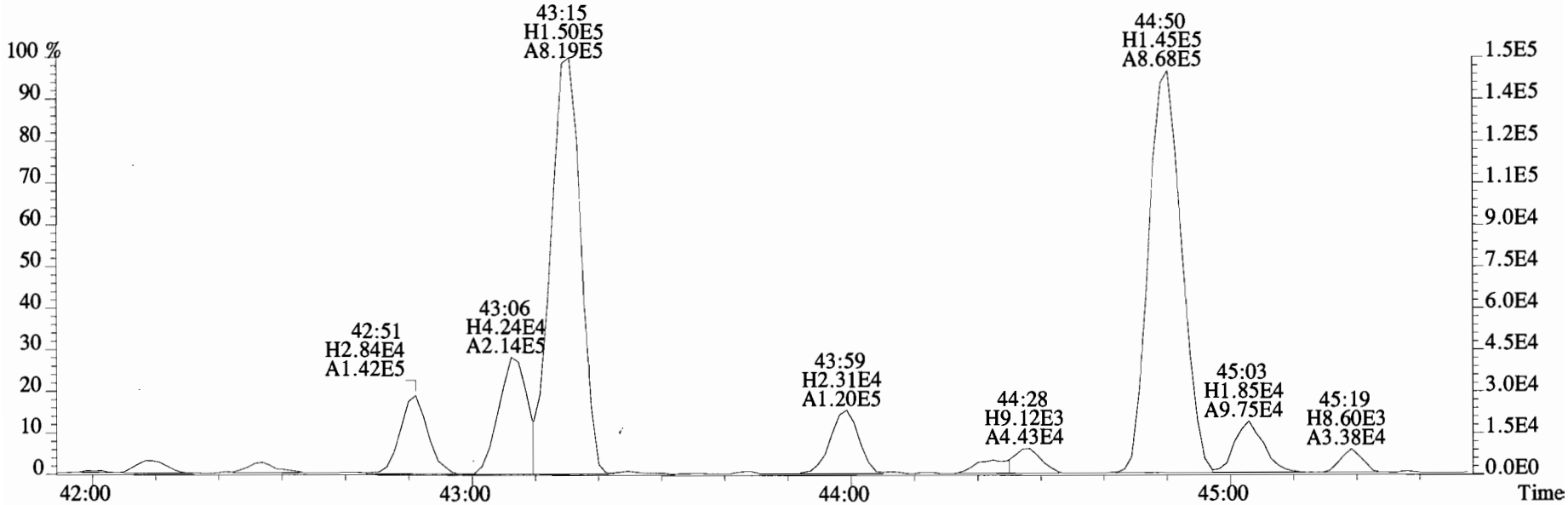

361.8385 S:9 F:4 SMO(1,3) BSUB(10000,15,-3.0) PKD(5,5,2,0.10%,740.0,0.00%,F,F)

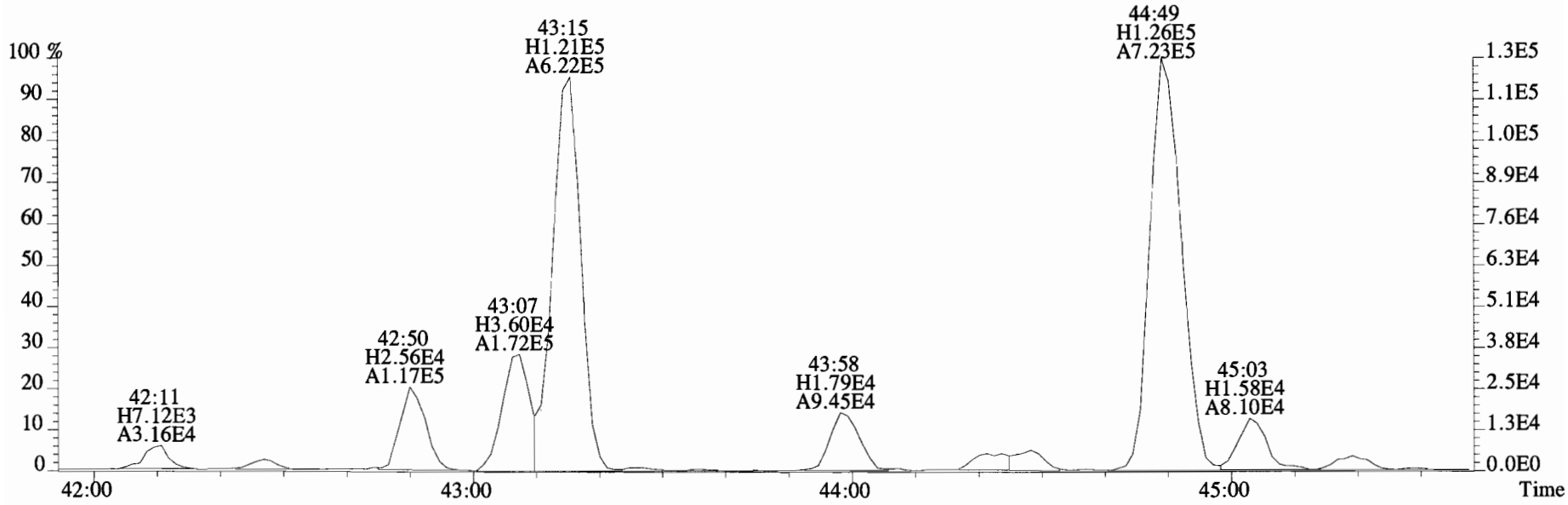

File:190610E1 #1-573 Acq:11-JUN-2019 01:21:56 GC EI+ Voltage SIR Autospec-UltimaE
Sample#9 File Text:Vista Analytical Laboratory VG-8 Text:1900817-05 T4-PDI2019-SG64-190418 15.54 Exp:PCB_ZB1
359.8415 S:9 F:4 SMO(1,3) BSUB(10000,15,-3.0) PKD(5,5,2,0.10%,740.0,0.00%,F,F)

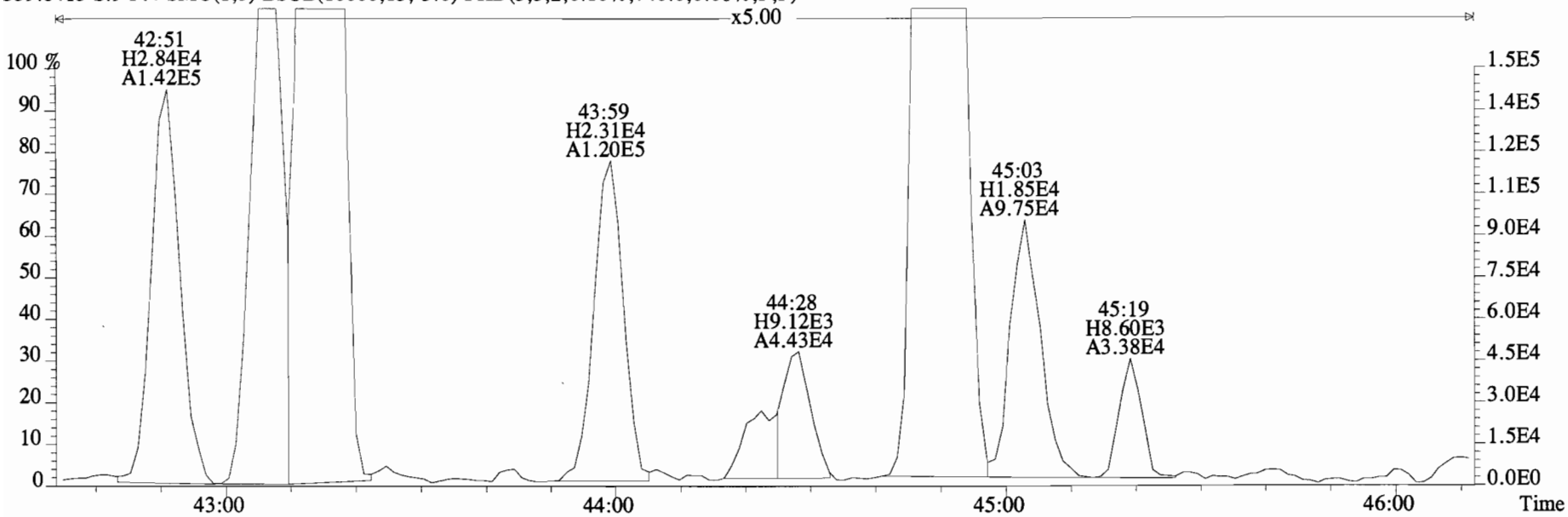

361.8385 S:9 F:4 SMO(1,3) BSUB(10000,15,-3.0) PKD(5,5,2,0.10%,740.0,0.00%,F,F)

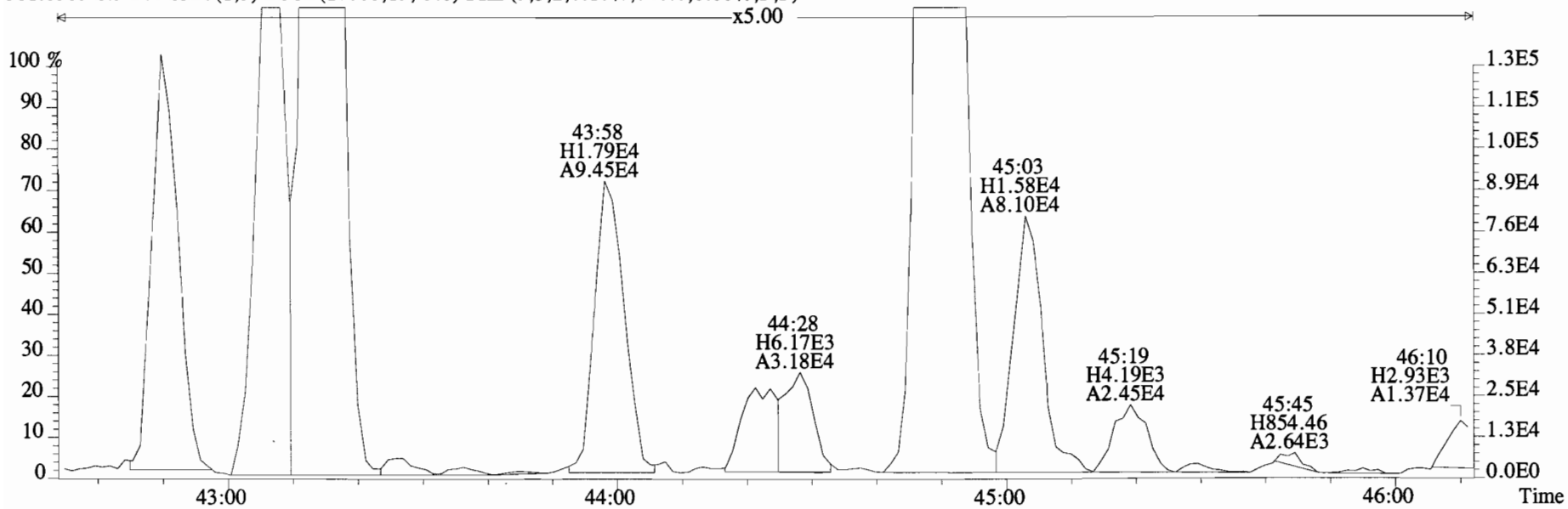

File:190610E1 #1-573 Acq:11-JUN-2019 01:21:56 GC EI+ Voltage SIR Autospec-UltimaE
Sample#9 File Text:Vista Analytical Laboratory VG-8 Text:1900817-05 T4-PDI2019-SG64-190418 15.54 Exp:PCB_ZB1
359.8415 S:9 F:4 SMO(1,3) BSUB(10000,15,-3.0) PKD(5,5,2,0.10%,740.0,0.00%,F,F)

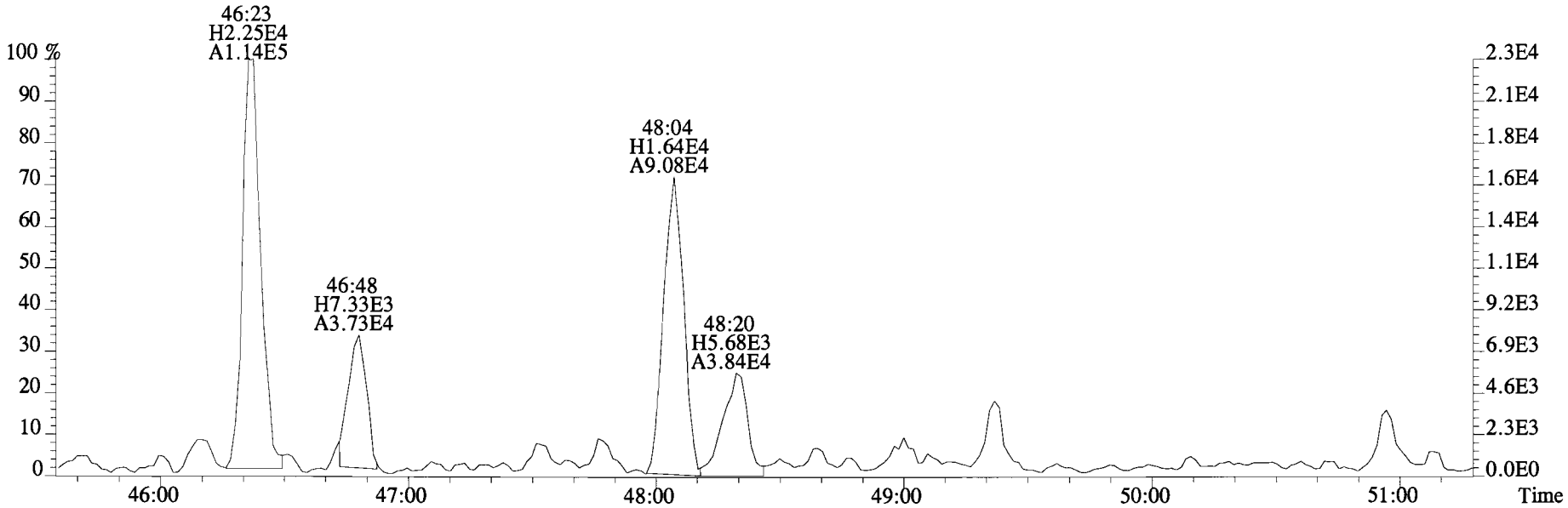

361.8385 S:9 F:4 SMO(1,3) BSUB(10000,15,-3.0) PKD(5,5,2,0.10%,740.0,0.00%,F,F)

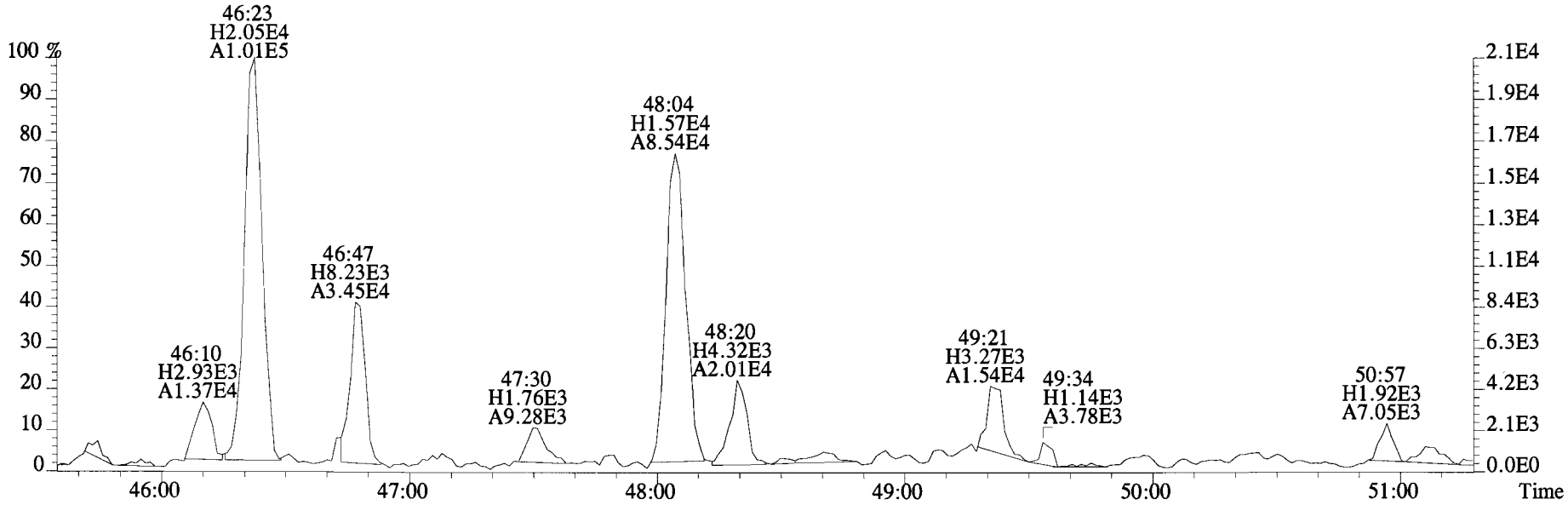

File:190610E1 #1-573 Acq:11-JUN-2019 01:21:56 GC EI+ Voltage SIR Autospec-UltimaE
Sample#9 File Text:Vista Analytical Laboratory VG-8 Text:1900817-05 T4-PDI2019-SG64-190418 15.54 Exp:PCB_ZB1
393.8025 S:9 F:4 SMO(1,3) BSUB(10000,15,-3.0) PKD(5,5,2,0.10%,864.0,0.00%,F,F)

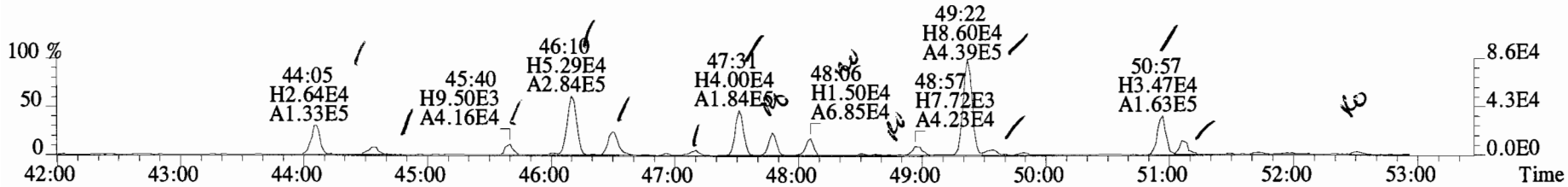

395.7995 S:9 F:4 SMO(1,3) BSUB(10000,15,-3.0) PKD(5,5,2,0.10%,632.0,0.00%,F,F)

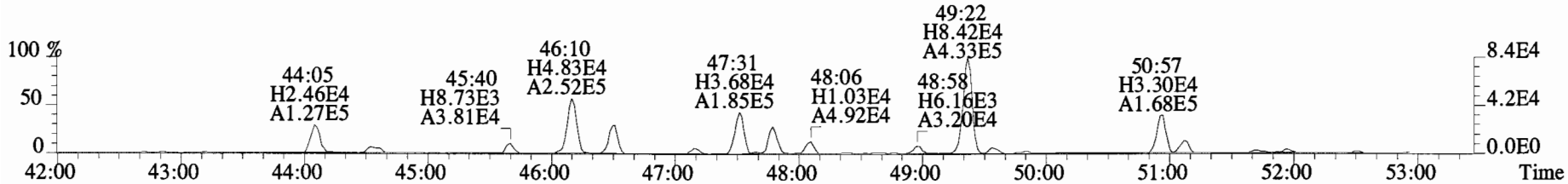

403.8457 S:9 F:4 SMO(1,3) BSUB(10000,15,-3.0) PKD(5,5,2,0.10%,2072.0,0.00%,F,F)

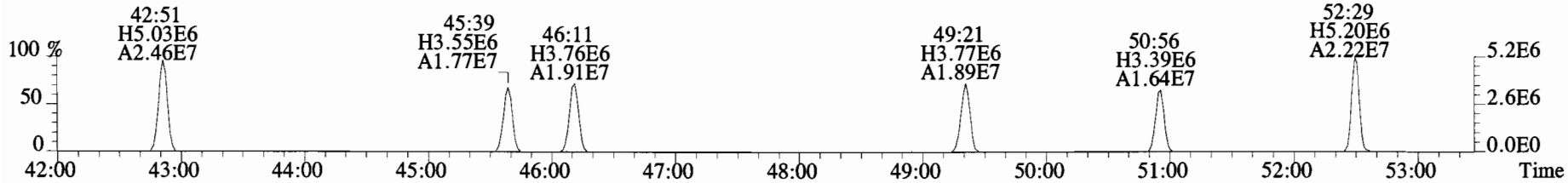

405.8428 S:9 F:4 SMO(1,3) BSUB(10000,15,-3.0) PKD(5,5,2,0.10%,3584.0,0.00%,F,F)

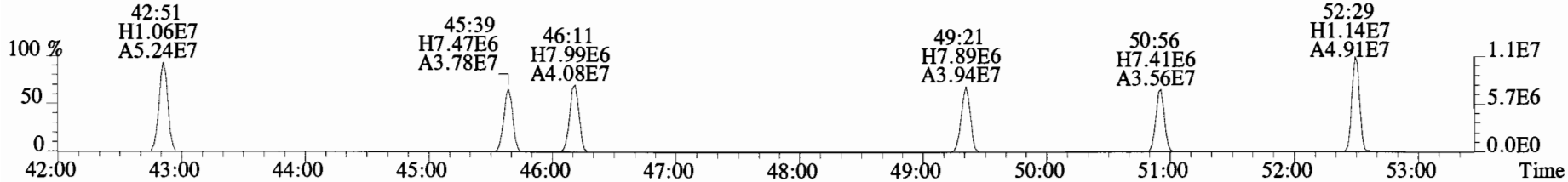

380.9760 S:9 F:4

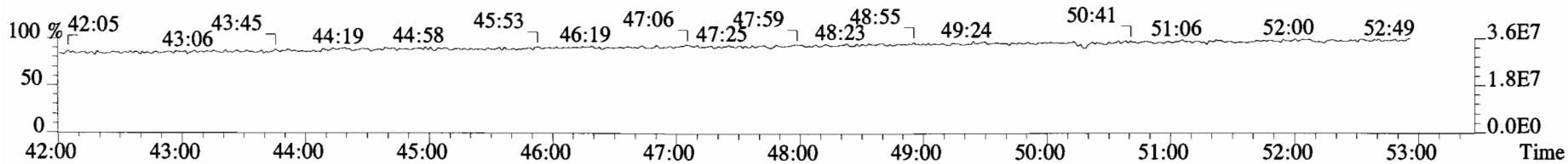

File:190610E1 #1-573 Acq:11-JUN-2019 01:21:56 GC EI+ Voltage SIR Autospec-UltimaE
Sample#9 File Text:Vista Analytical Laboratory VG-8 Text:1900817-05 T4-PDI2019-SG64-190418 15.54 Exp:PCB_ZB1
393.8025 S:9 F:4 SMO(1,3) BSUB(10000,15,-3.0) PKD(5,5,2,0.10%,864.0,0.00%,F,F)

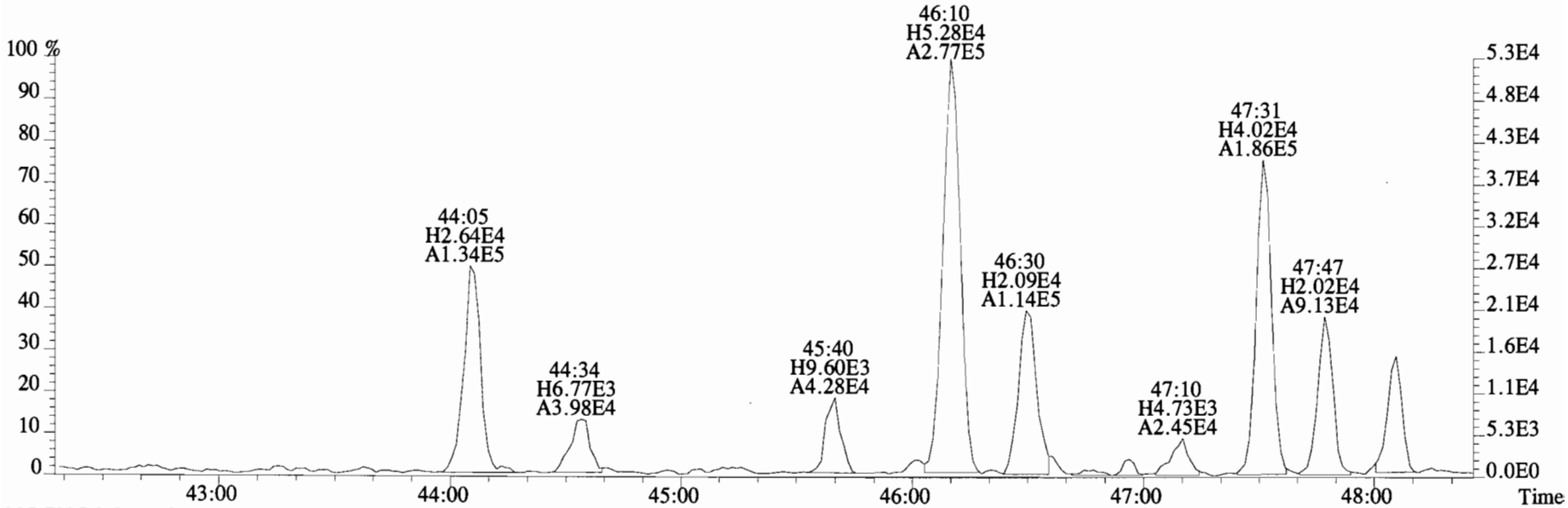

395.7995 S:9 F:4 SMO(1,3) BSUB(10000,15,-3.0) PKD(5,5,2,0.10%,632.0,0.00%,F,F)

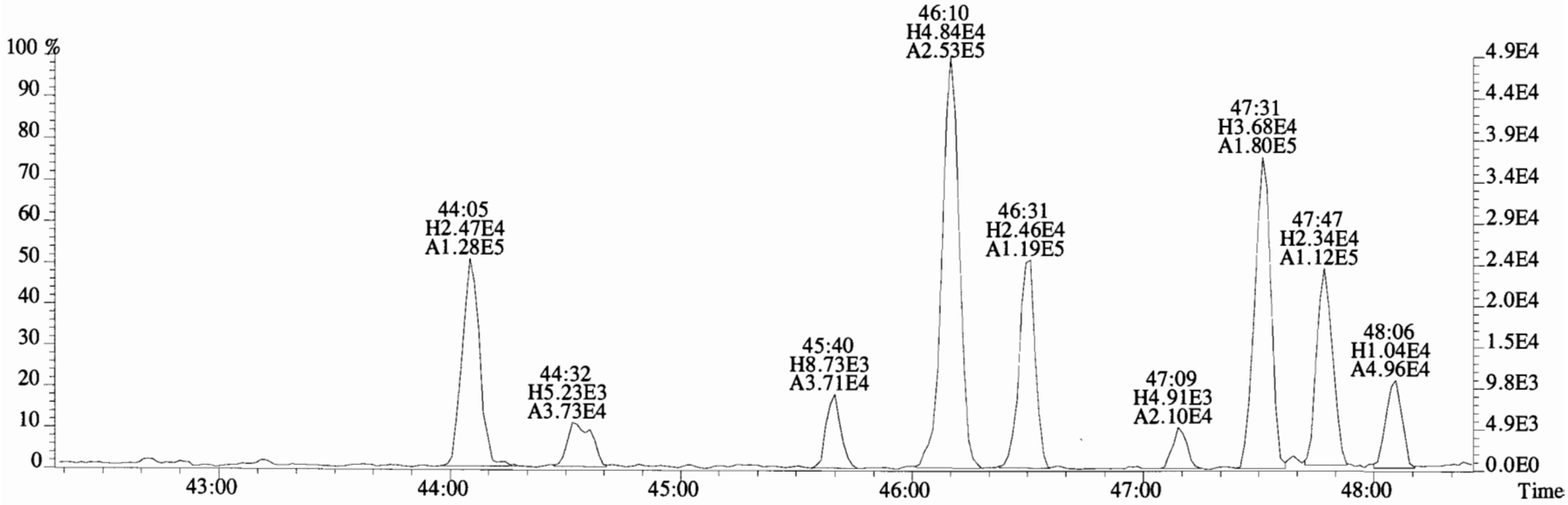

File:190610E1 #1-573 Acq:11-JUN-2019 01:21:56 GC EI+ Voltage SIR Autospec-UltimaE
Sample#9 File Text:Vista Analytical Laboratory VG-8 Text:1900817-05 T4-PDI2019-SG64-190418 15.54 Exp:PCB_ZB1
393.8025 S:9 F:4 SMO(1,3) BSUB(10000,15,-3.0) PKD(5,5,2,0.10%,864.0,0.00%,F,F)

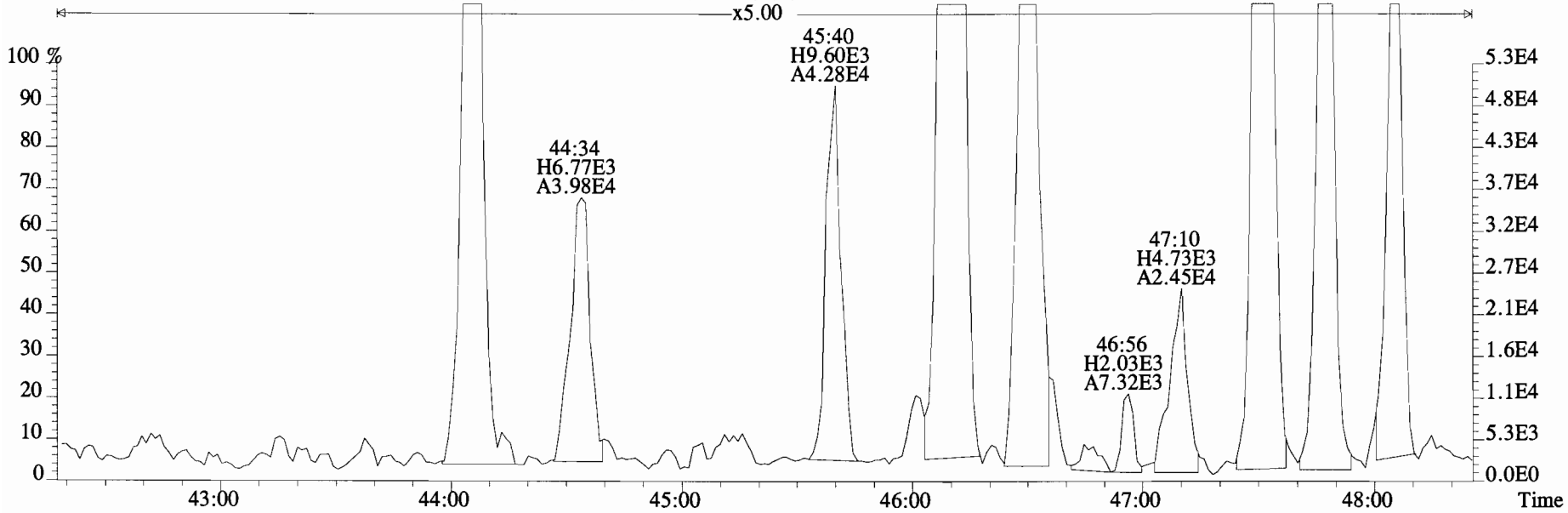

395.7995 S:9 F:4 SMO(1,3) BSUB(10000,15,-3.0) PKD(5,5,2,0.10%,632.0,0.00%,F,F)

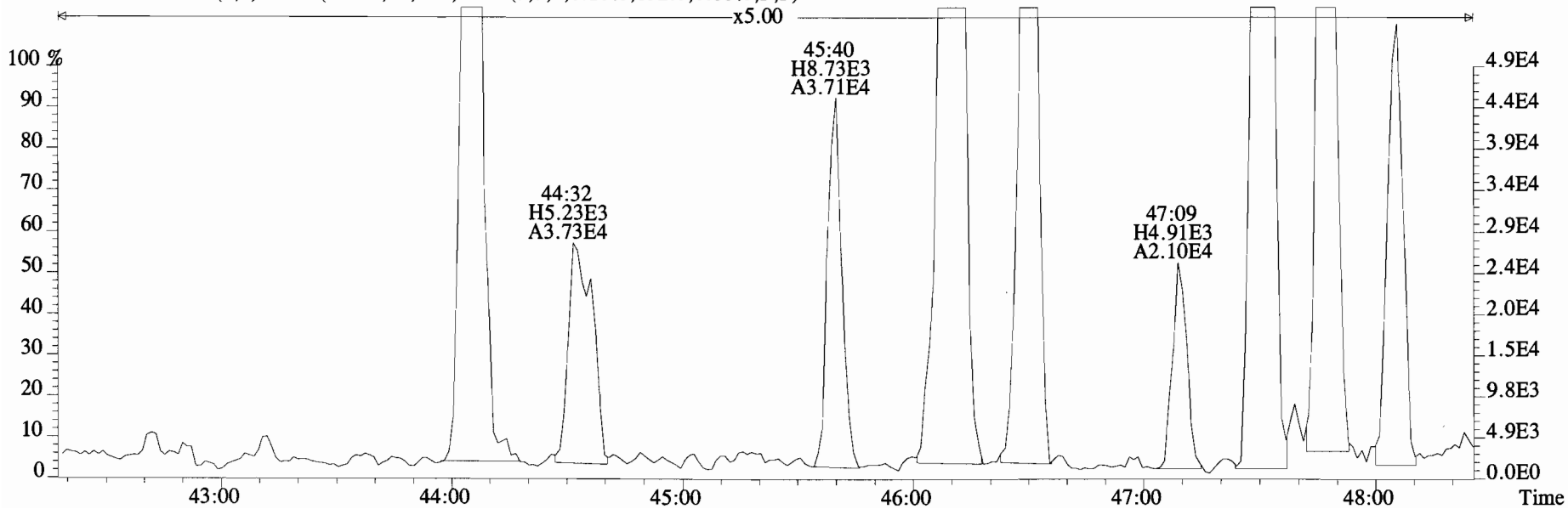

File:190610E1 #1-573 Acq:11-JUN-2019 01:21:56 GC EI+ Voltage SIR Autospec-UltimaE
Sample#9 File Text:Vista Analytical Laboratory VG-8 Text:1900817-05 T4-PDI2019-SG64-190418 15.54 Exp:PCB_ZB1
393.8025 S:9 F:4 SMO(1,3) BSUB(10000,15,-3.0) PKD(5,5,2,0.10%,864.0,0.00%,F,F)

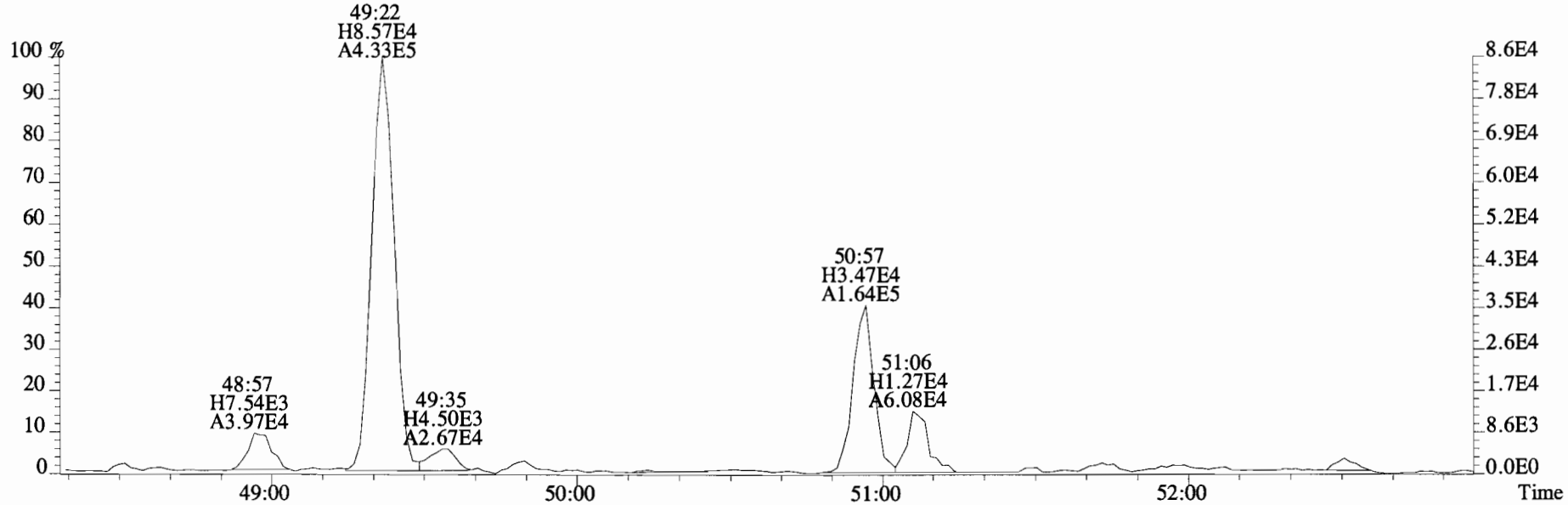

395.7995 S:9 F:4 SMO(1,3) BSUB(10000,15,-3.0) PKD(5,5,2,0.10%,632.0,0.00%,F,F)

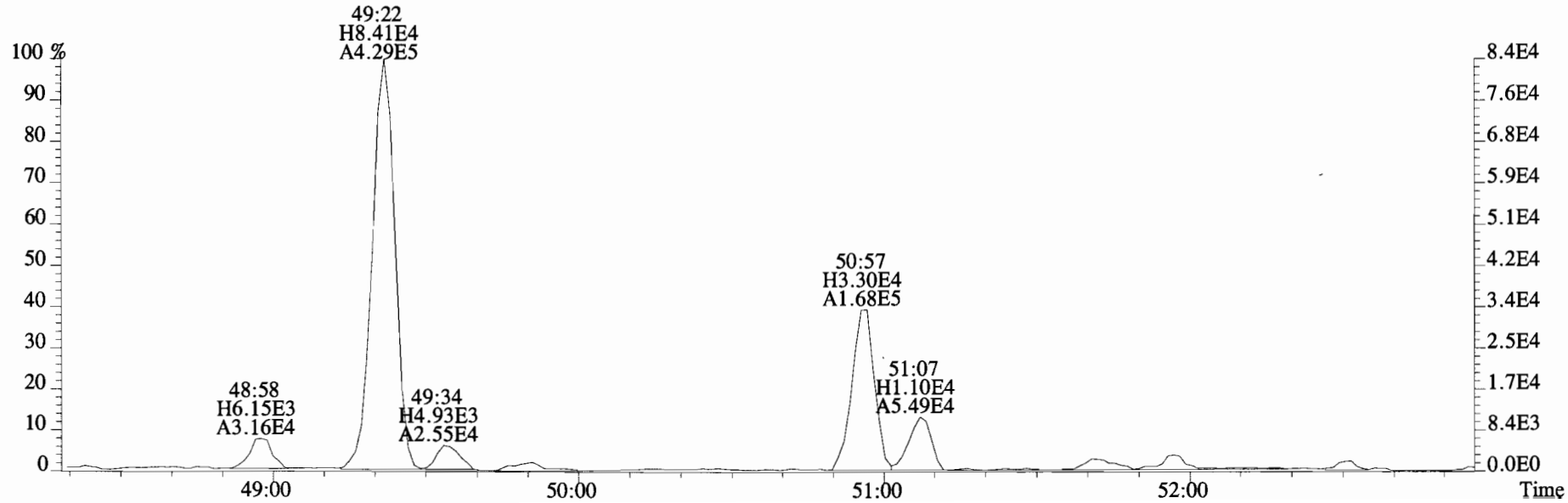

File:190610E1 #1-573 Acq:11-JUN-2019 01:21:56 GC EI+ Voltage SIR Autospec-UltimaE
Sample#9 File Text:Vista Analytical Laboratory VG-8 Text:1900817-05 T4-PDI2019-SG64-190418 15.54 Exp:PCB_ZB1
393.8025 S:9 F:4 SMO(1,3) BSUB(10000,15,-3.0) PKD(5,5,2,0.10%,864.0,0.00%,F,F)

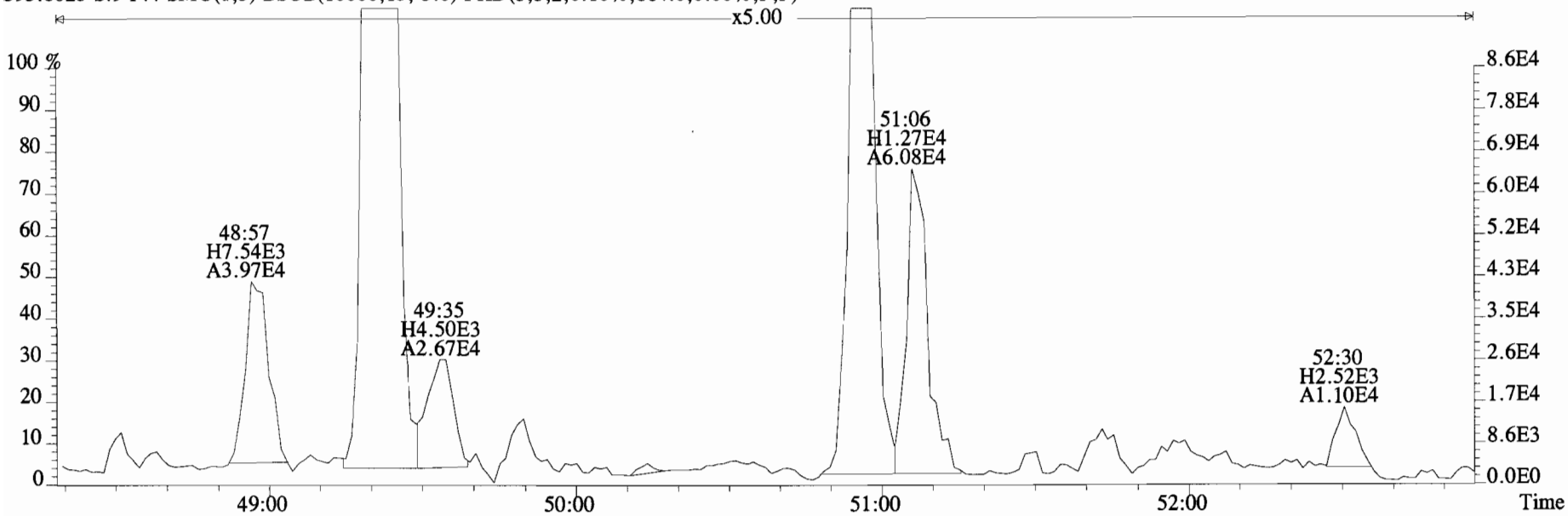

395.7995 S:9 F:4 SMO(1,3) BSUB(10000,15,-3.0) PKD(5,5,2,0.10%,632.0,0.00%,F,F)

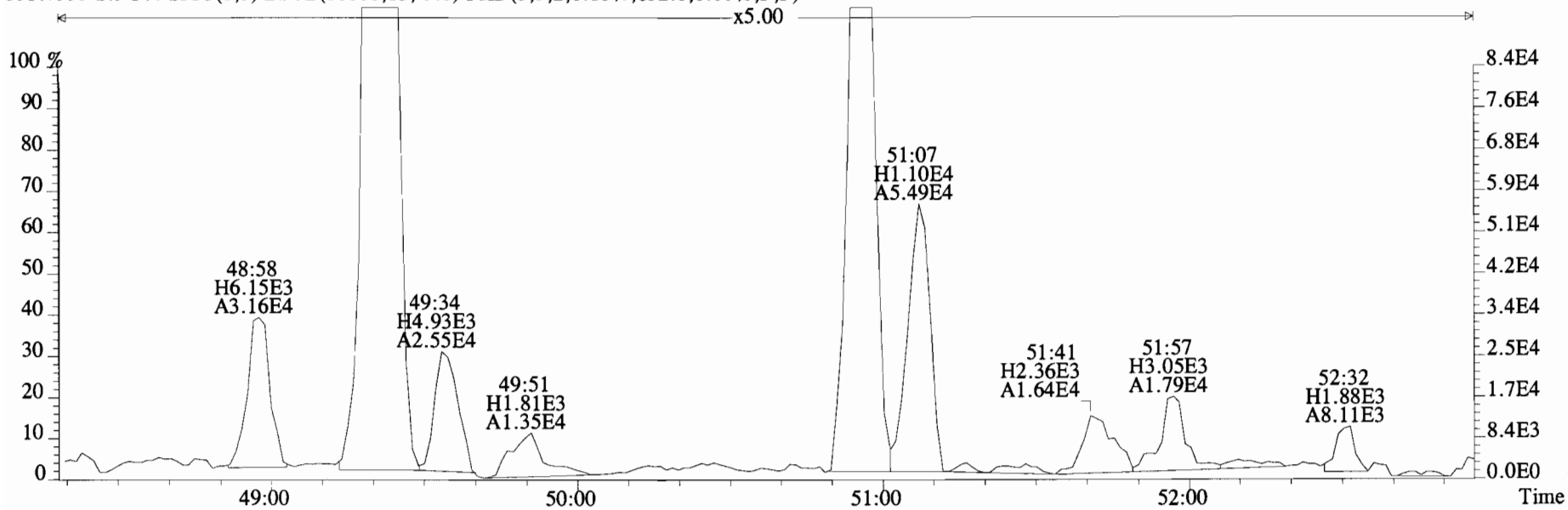

File:190610E1 #1-573 Acq:11-JUN-2019 01:21:56 GC EI+ Voltage SIR Autospec-UltimaE
Sample#9 File Text:Vista Analytical Laboratory VG-8 Text:1900817-05 T4-PDI2019-SG64-190418 15.54 Exp:PCB_ZB1
427.7635 S:9 F:4 SMO(1,3) BSUB(10000,15,-3.0) PKD(5,5,2,0.10%,616.0,0.00%,F,F)

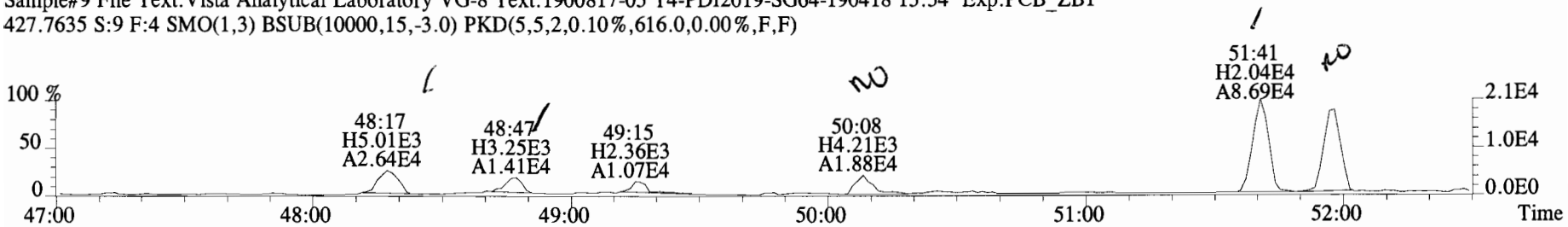

429.7606 S:9 F:4 SMO(1,3) BSUB(10000,15,-3.0) PKD(5,5,2,0.10%,712.0,0.00%,F,F)

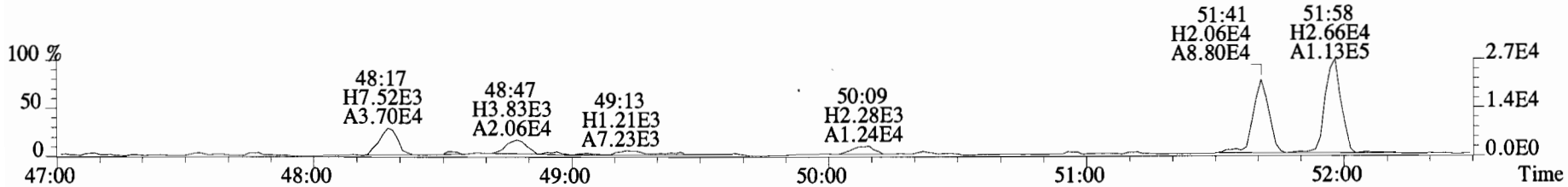

439.8038 S:9 F:4 SMO(1,3) BSUB(10000,15,-3.0) PKD(5,5,2,0.10%,420.0,0.00%,F,F)

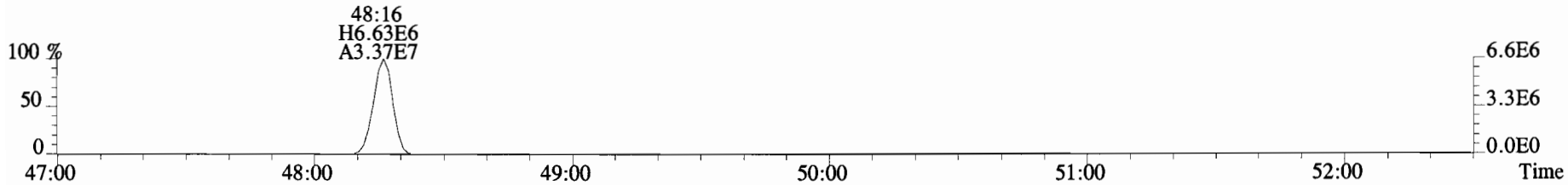

441.8008 S:9 F:4 SMO(1,3) BSUB(10000,15,-3.0) PKD(5,5,2,0.10%,532.0,0.00%,F,F)

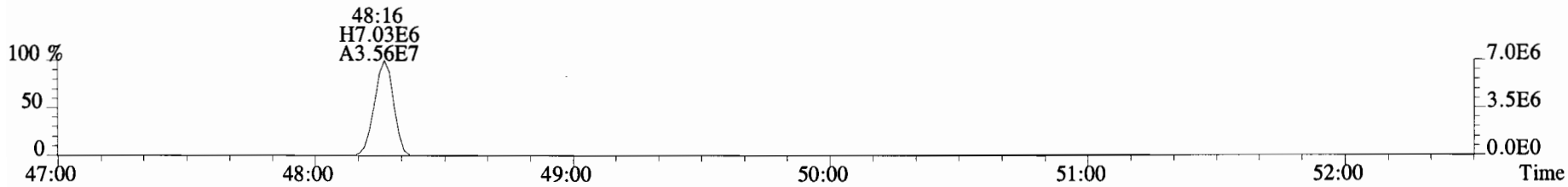

380.9760 S:9 F:4

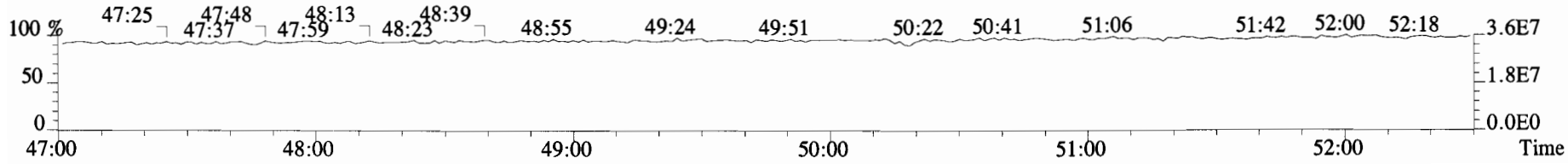

File:190610E1 #1-573 Acq:11-JUN-2019 01:21:56 GC EI+ Voltage SIR Autospec-UltimaE
Sample#9 File Text:Vista Analytical Laboratory VG-8 Text:1900817-05 T4-PDI2019-SG64-190418 15.54 Exp:PCB_ZB1
427.7635 S:9 F:4 SMO(1,3) BSUB(10000,15,-3.0) PKD(5,5,2,0.10%,616.0,0.00%,F,F)

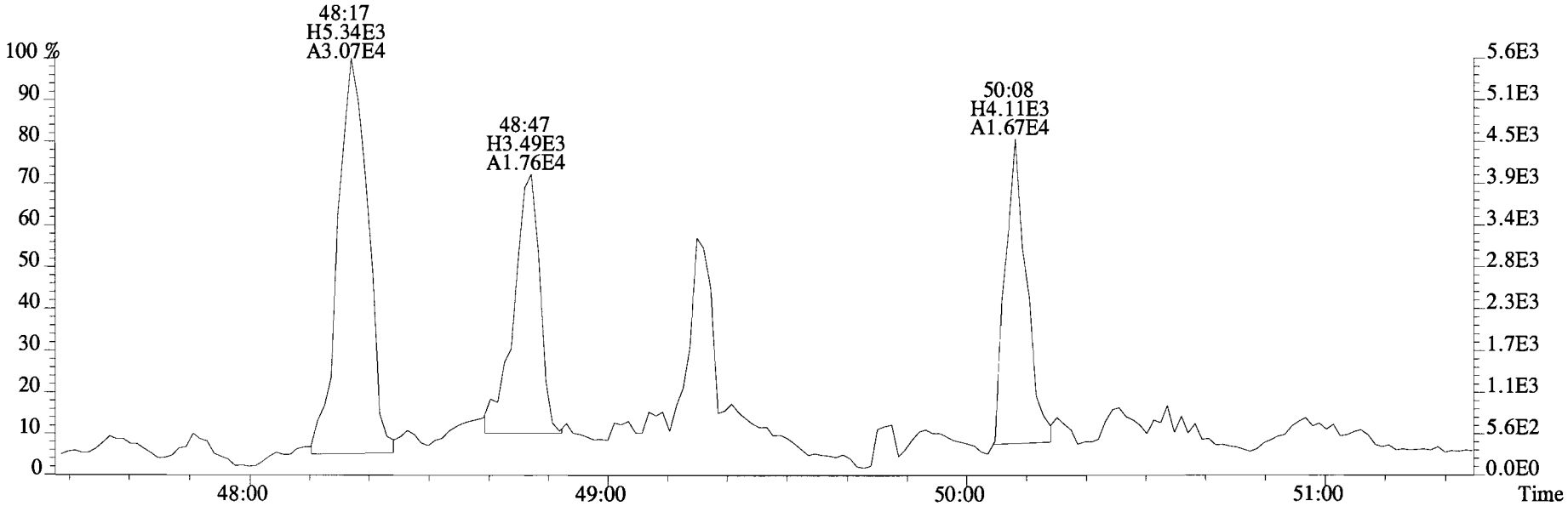

429.7606 S:9 F:4 SMO(1,3) BSUB(10000,15,-3.0) PKD(5,5,2,0.10%,712.0,0.00%,F,F)

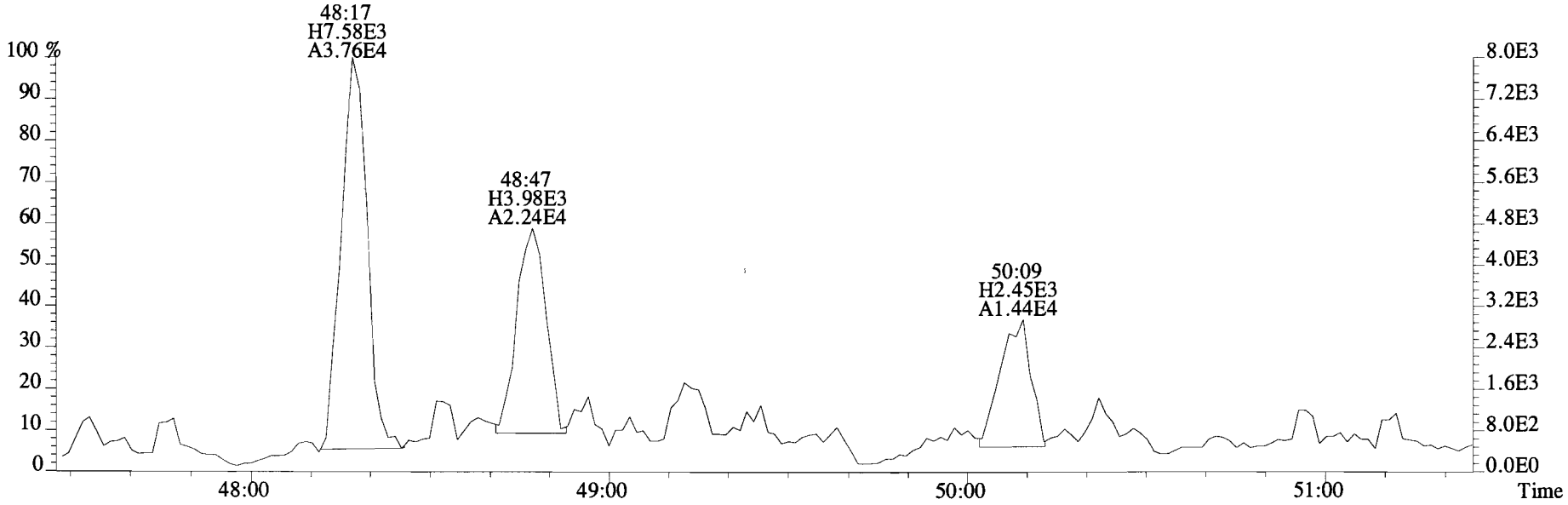

File:190610E1 #1-573 Acq:11-JUN-2019 01:21:56 GC EI+ Voltage SIR Autospec-UltimaE
Sample#9 File Text:Vista Analytical Laboratory VG-8 Text:1900817-05 T4-PDI2019-SG64-190418 15.54 Exp:PCB_ZB1
427.7635 S:9 F:4 SMO(1,3) BSUB(10000,15,-3.0) PKD(5,5,2,0.10%,616.0,0.00%,F,F)

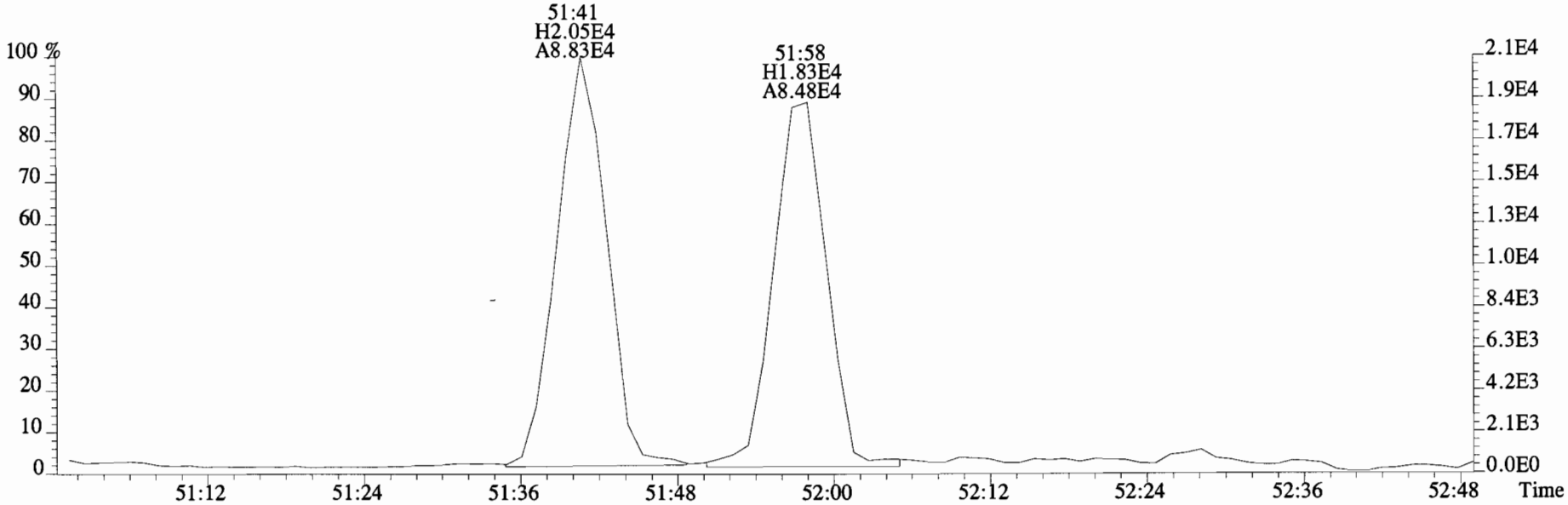

429.7606 S:9 F:4 SMO(1,3) BSUB(10000,15,-3.0) PKD(5,5,2,0.10%,712.0,0.00%,F,F)

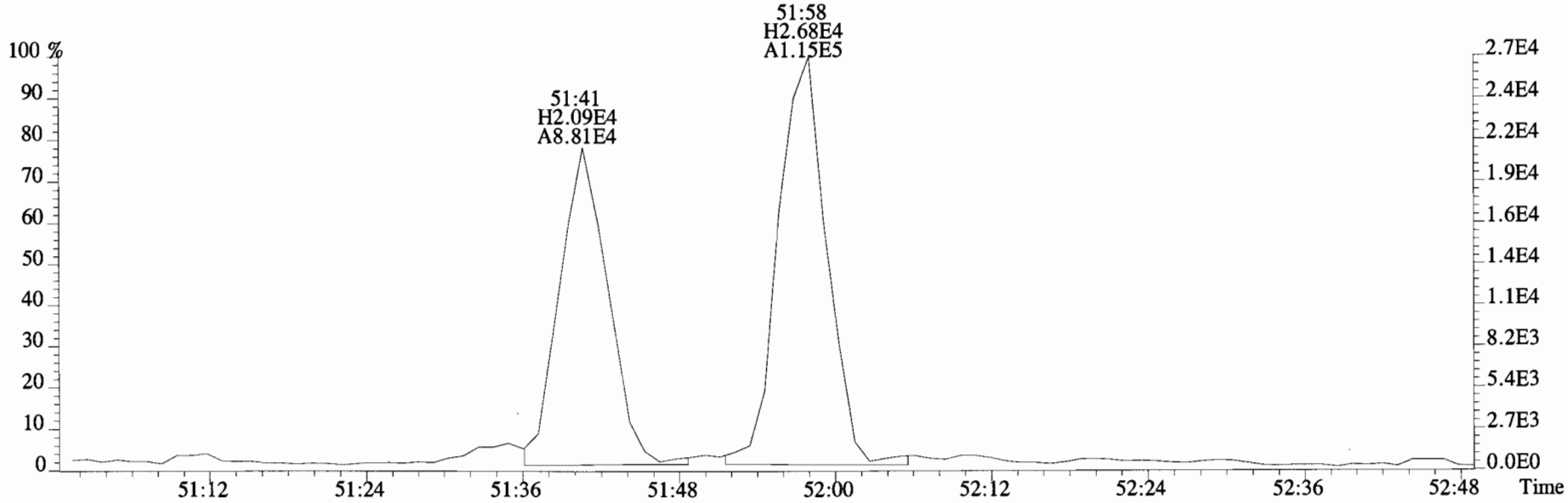

File:190610E1 #1-407 Acq:11-JUN-2019 01:21:56 GC EI+ Voltage SIR Autospec-UltimaE
Sample#9 File Text:Vista Analytical Laboratory VG-8 Text:1900817-05 T4-PDI2019-SG64-190418 15.54 Exp:PCB_ZB1
427.7635 S:9 F:5 SMO(1,3) BSUB(10000,15,-3.0) PKD(5,5,2,0.10%,644.0,0.00%,F,F)



429.7606 S:9 F:5 SMO(1,3) BSUB(10000,15,-3.0) PKD(5,5,2,0.10%,740.0,0.00%,F,F)



439.8038 S:9 F:5 SMO(1,3) BSUB(10000,15,-3.0) PKD(5,5,2,0.10%,2784.0,0.00%,F,F)

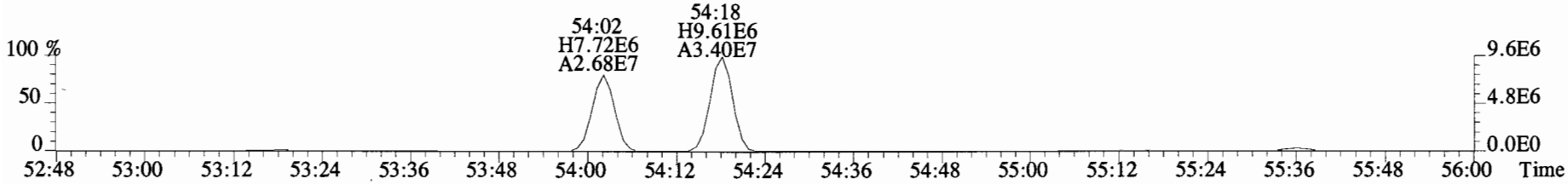

441.8008 S:9 F:5 SMO(1,3) BSUB(10000,15,-3.0) PKD(5,5,2,0.10%,2344.0,0.00%,F,F)

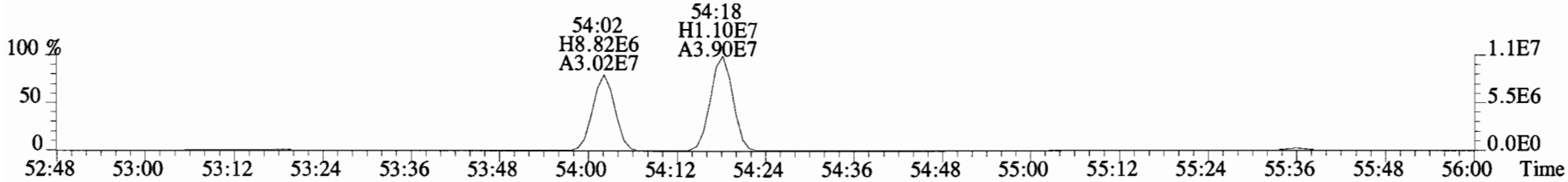

492.9697 S:9 F:5

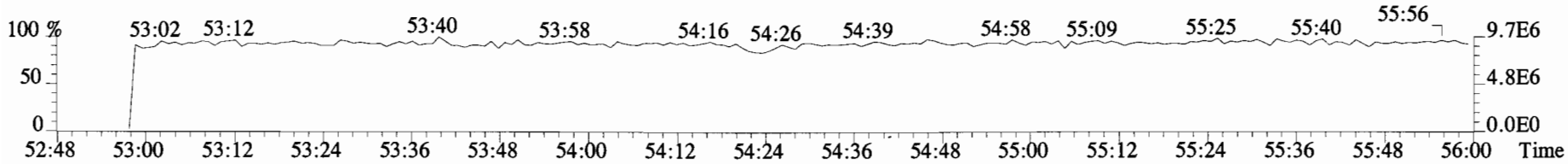

File:190610E1 #1-407 Acq:11-JUN-2019 01:21:56 GC EI+ Voltage SIR Autospec-UltimaE
Sample#9 File Text:Vista Analytical Laboratory VG-8 Text:1900817-05 T4-PDI2019-SG64-190418 15.54 Exp:PCB_ZB1
427.7635 S:9 F:5 SMO(1,3) BSUB(10000,15,-3.0) PKD(5,5,2,0.10%,644.0,0.00%,F,F)

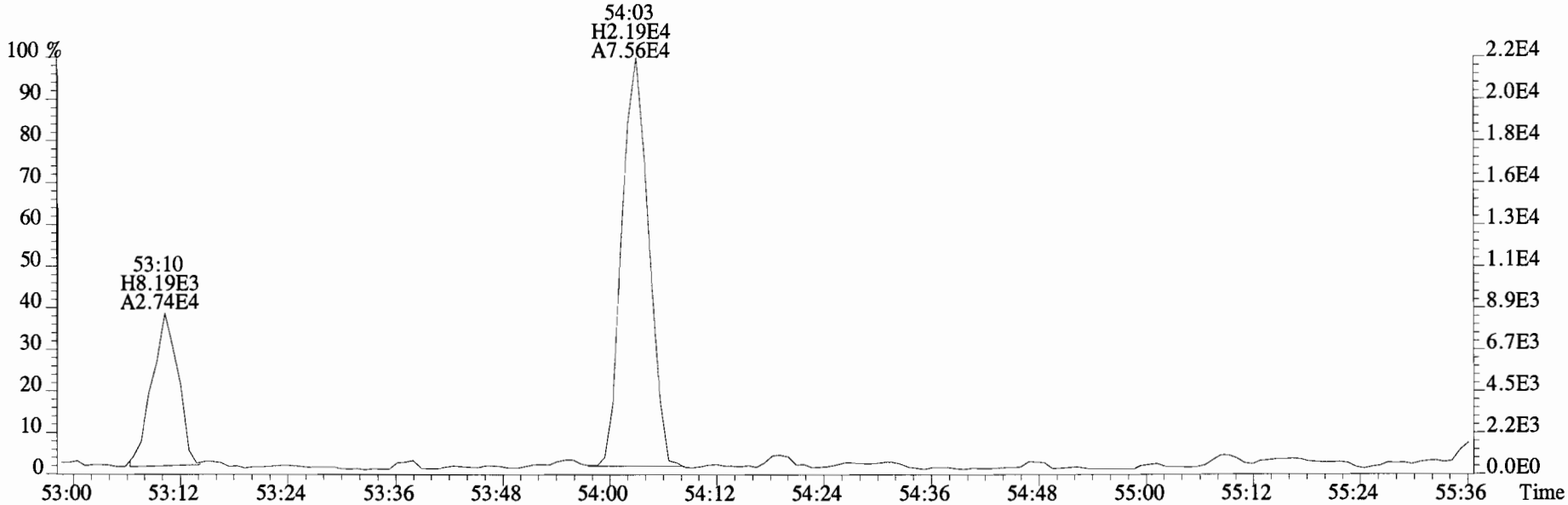

429.7606 S:9 F:5 SMO(1,3) BSUB(10000,15,-3.0) PKD(5,5,2,0.10%,740.0,0.00%,F,F)

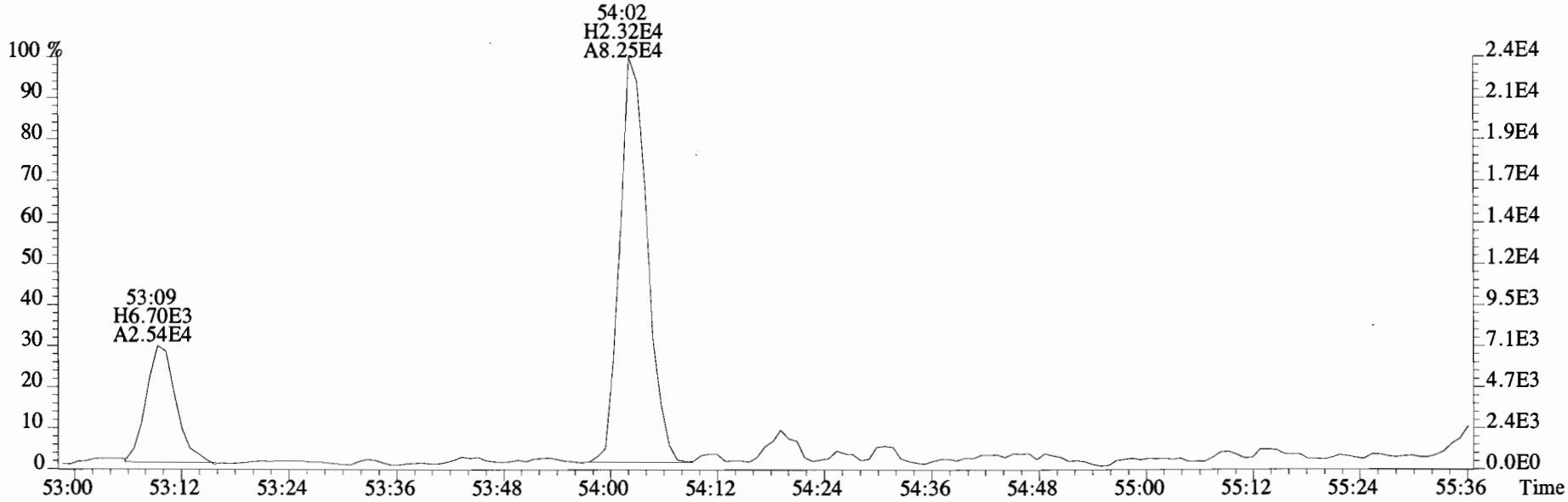

File:190610E1 #1-407 Acq:11-JUN-2019 01:21:56 GC EI+ Voltage SIR Autospec-UltimaE
Sample#9 File Text:Vista Analytical Laboratory VG-8 Text:1900817-05 T4-PDI2019-SG64-190418 15.54 Exp:PCB_ZB1
463.7216 S:9 F:5 SMO(1,3) BSUB(10000,15,-3.0) PKD(5,5,2,0.10%,544.0,0.00%,F,F)

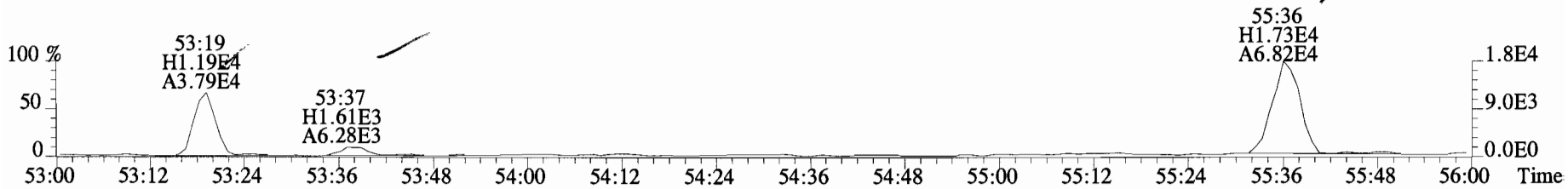

465.7186 S:9 F:5 SMO(1,3) BSUB(10000,15,-3.0) PKD(5,5,2,0.10%,576.0,0.00%,F,F)

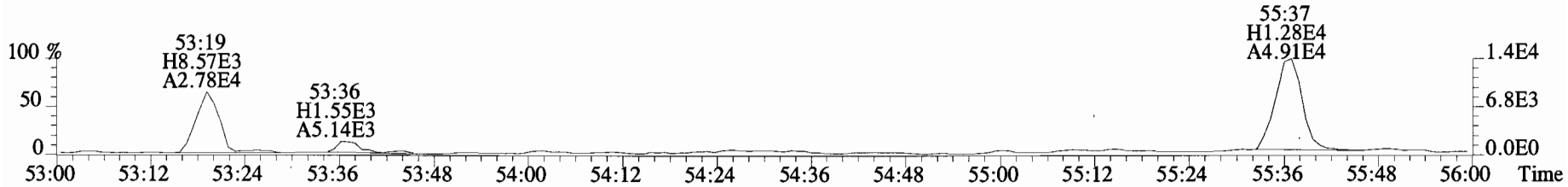

473.7648 S:9 F:5 SMO(1,3) BSUB(10000,15,-3.0) PKD(5,5,2,0.10%,6060.0,0.00%,F,F)

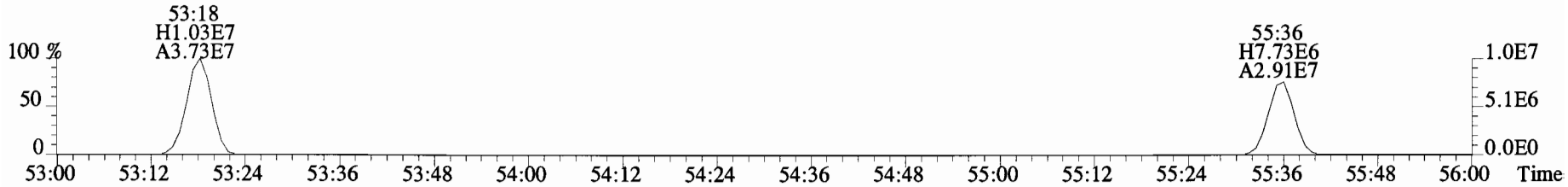

475.7619 S:9 F:5 SMO(1,3) BSUB(10000,15,-3.0) PKD(5,5,2,0.10%,8736.0,0.00%,F,F)

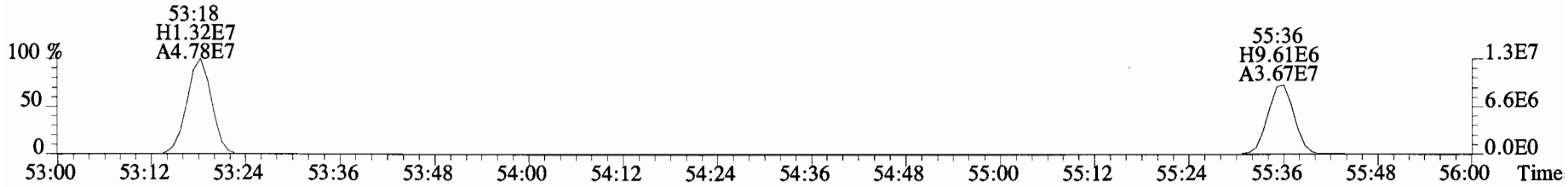

492.9697 S:9 F:5

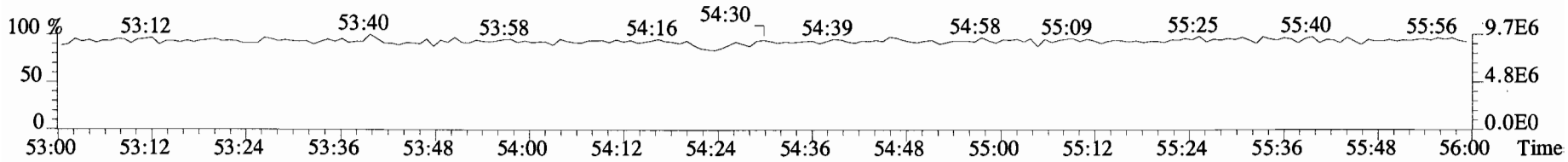

File:190610E1 #1-407 Acq:11-JUN-2019 01:21:56 GC EI+ Voltage SIR Autospec-UltimaE
Sample#9 File Text:Vista Analytical Laboratory VG-8 Text:1900817-05 T4-PDI2019-SG64-190418 15.54 Exp:PCB_ZB1
463.7216 S:9 F:5 SMO(1,3) BSUB(10000,15,-3.0) PKD(5,5,2,0.10%,544.0,0.00%,F,F)

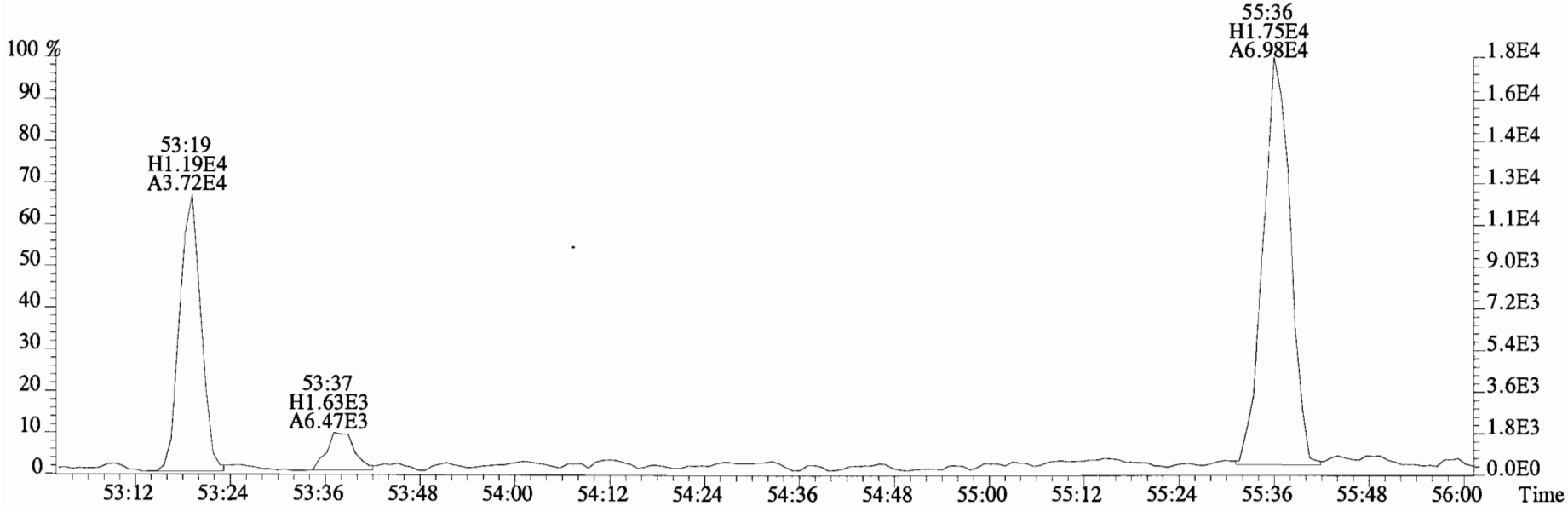

465.7186 S:9 F:5 SMO(1,3) BSUB(10000,15,-3.0) PKD(5,5,2,0.10%,576.0,0.00%,F,F)

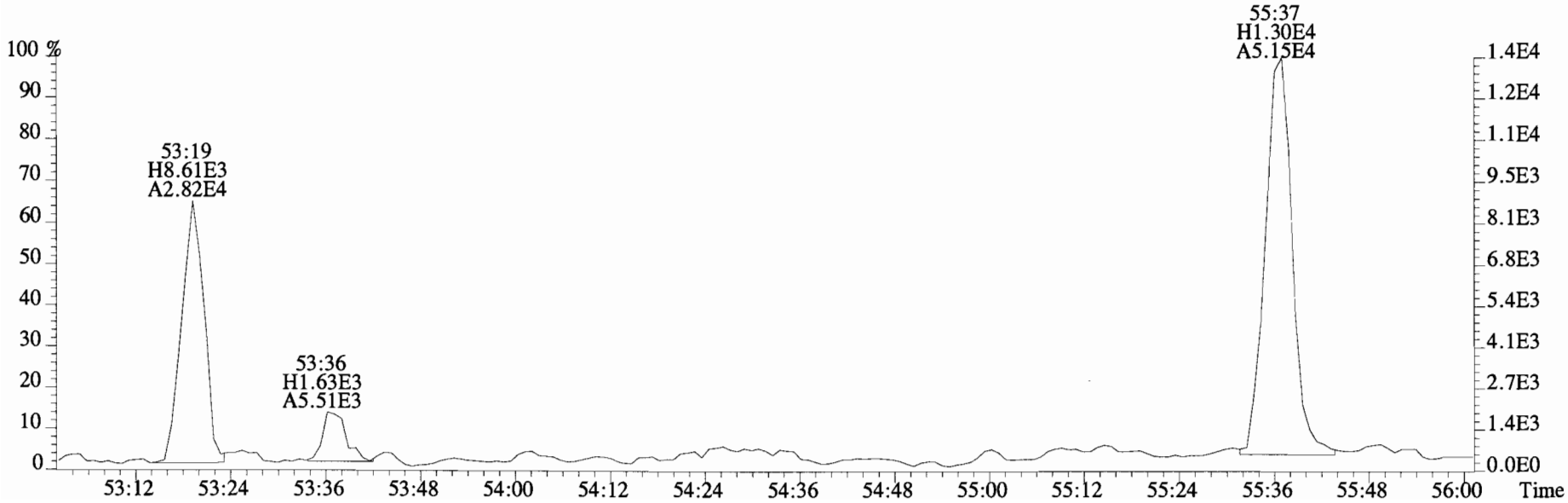

File:190610E1 #1-407 Acq:11-JUN-2019 01:21:56 GC EI+ Voltage SIR Autospec-UltimaE
Sample#9 File Text:Vista Analytical Laboratory VG-8 Text:1900817-05 T4-PDI2019-SG64-190418 15.54 Exp:PCB_ZB1
497.6826 S:9 F:5 SMO(1,3) BSUB(10000,15,-3.0) PKD(5,5,2,0.10%,528.0,0.00%,F,F)

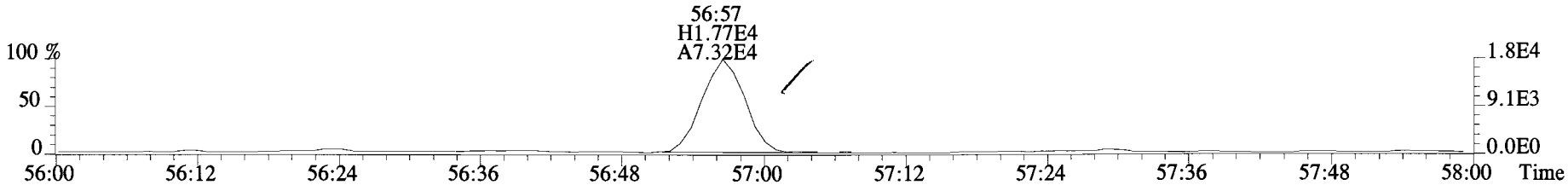

499.6797 S:9 F:5 SMO(1,3) BSUB(10000,15,-3.0) PKD(5,5,2,0.10%,488.0,0.00%,F,F)

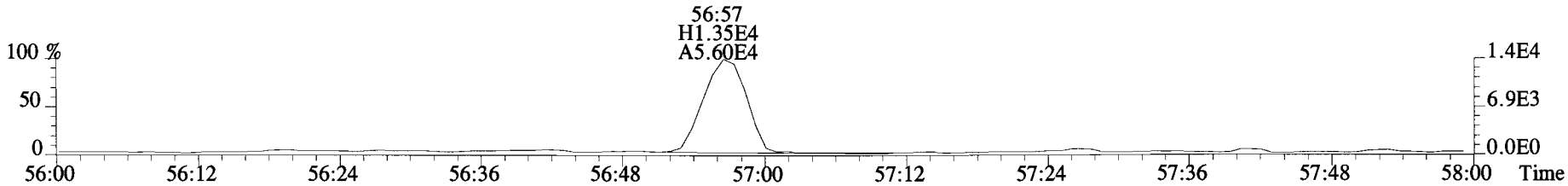

509.7229 S:9 F:5 SMO(1,3) BSUB(10000,15,-3.0) PKD(5,5,2,0.10%,660.0,0.00%,F,F)

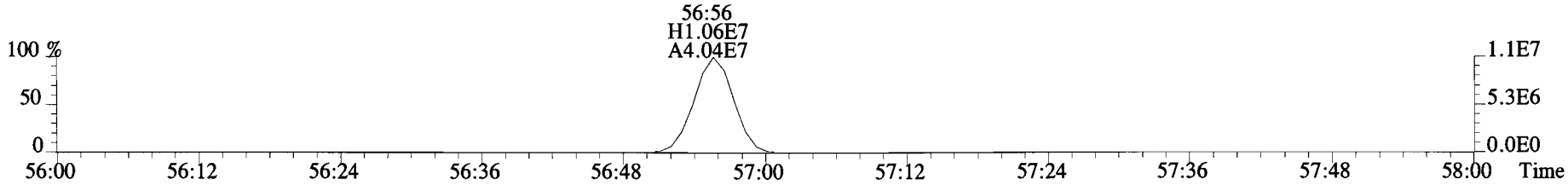

511.7199 S:9 F:5 SMO(1,3) BSUB(10000,15,-3.0) PKD(5,5,2,0.10%,712.0,0.00%,F,F)

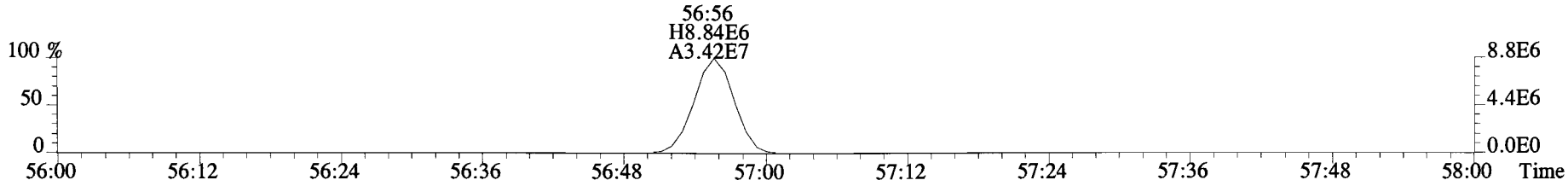

492.9697 S:9 F:5

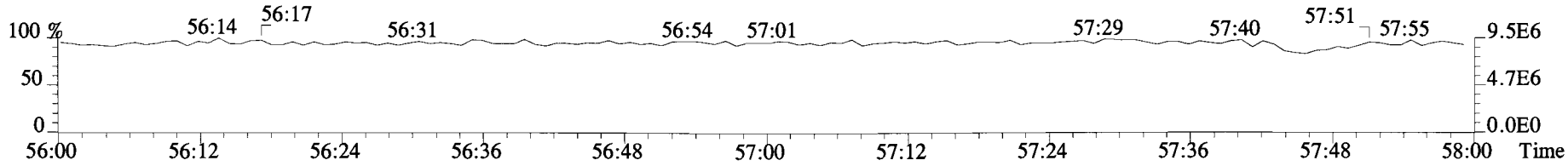

File:190610E1 #1-407 Acq:11-JUN-2019 01:21:56 GC EI+ Voltage SIR Autospec-UltimaE
Sample#9 File Text:Vista Analytical Laboratory VG-8 Text:1900817-05 T4-PDI2019-SG64-190418 15.54 Exp:PCB_ZB1
497.6826 S:9 F:5 SMO(1,3) BSUB(10000,15,-3.0) PKD(5,5,2,0.10%,528.0,0.00%,F,F)

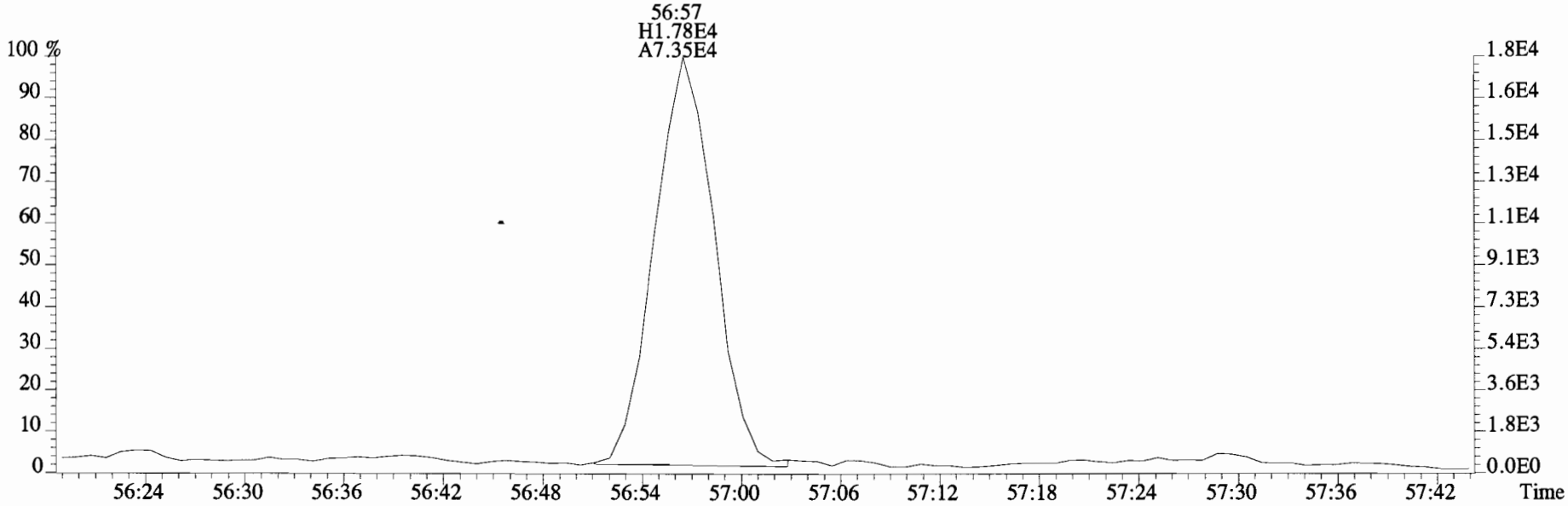

499.6797 S:9 F:5 SMO(1,3) BSUB(10000,15,-3.0) PKD(5,5,2,0.10%,488.0,0.00%,F,F)

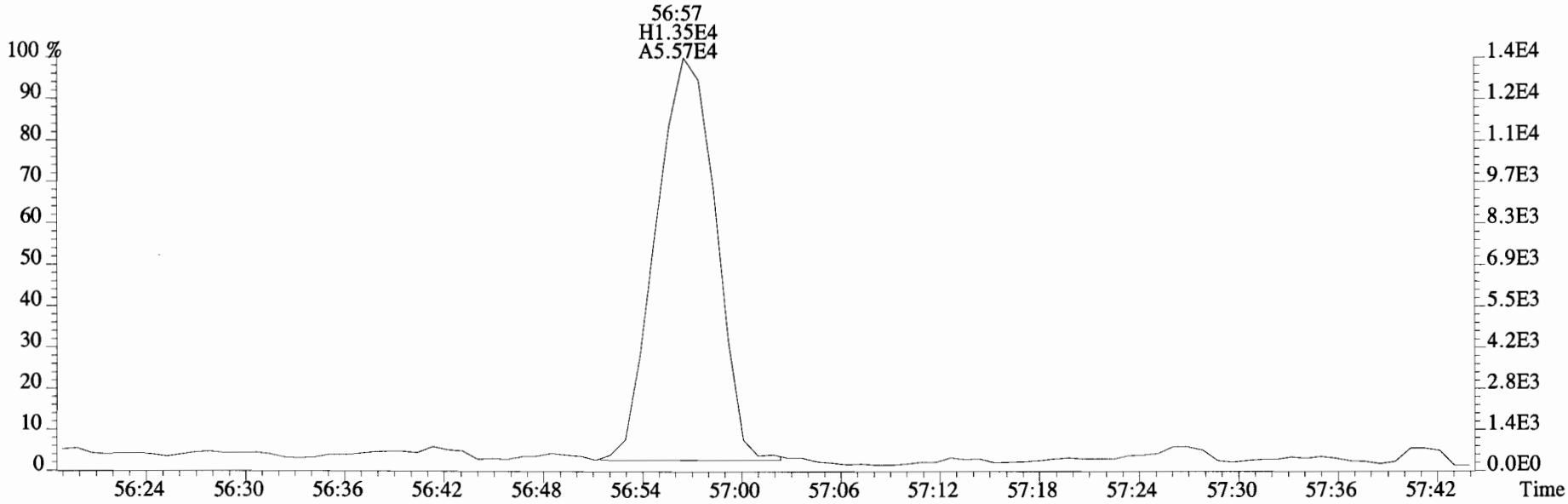

CONTINUING CALIBRATION

HRMS CALIBRATION STANDARDS REVIEW CHECKLIST

Beg. Calbration ID: ST190607D1-1

Reviewed By: CT 06/10/19
Initials & Date

End Calibration ID: NA

	Beg.	End
Ion abundance within QC limits?	✓	NA
Concentrations within criteria?	✓	
TCDD/TCDF Valleys <25%	✓	
First and last eluters present?	✓	
Retention Times within criteria?	✓	
Verification Std. named correctly? (ST-Year-Month-Day-VG ID)	✓	
Forms signed and dated?	✓	
Correct ICAL referenced?	DB	

Run Log:

	Beg.	End
- Correct instrument listed?	✓	✓
- Samples within 12 hour clock?	Y	N
- Bottle position verfied?	DB	

	Beg.	End
Mass resolution ≥	✓	✓

☐ 5k ☐ 6-8K ☐ 8K ☑ 10K
1614 1699 429 1613/1668/8280

	Beg.	End
Intergrated peaks display correctly?	✓	NA

GC Break <20% NA

8280 CS1 End Standard:

- Ratios within limits, S/N <2.5:1, CS1 within 12 hours NA

Comments:

FORM 4A
PCDD/PCDF CALIBRATION VERIFICATION

Lab Name: Vista Analytical Laboratory Episode No.: CCAL ID: ST190607D1-1

Contract No.: SAS No.:

Initial Calibration Date: 5-10-19

Instrument ID: VG-7 GC Column ID: ZB-5MS

VER Data Filename: 190607D1 S#1 Analysis Date: 7-JUN-19 Time: 10:27:21

	M/Z'S FORMING RATIO (1)	ION ABUND. RATIO	QC LIMITS (2)	Pass	CONC. FOUND	CONC. RANGE (3) (ng/mL)
NATIVE ANALYTES						
2,3,7,8-TCDD	M/M+2	0.84	0.65-0.89	y	11.2	7.8 - 12.9 8.2 - 12.3 (4)
1,2,3,7,8-PeCDD	M/M+2	0.62	0.54-0.72	y	51.3	39.0 - 65.0
1,2,3,4,7,8-HxCDD	M+2/M+4	1.22	1.05-1.43	y	49.7	39.0 - 64.0
1,2,3,6,7,8-HxCDD	M+2/M+4	1.20	1.05-1.43	y	53.1	39.0 - 64.0
1,2,3,7,8,9-HxCDD	M+2/M+4	1.21	1.05-1.43	y	51.4	41.0 - 61.0
1,2,3,4,6,7,8-HpCDD	M+2/M+4	1.04	0.88-1.20	y	48.5	43.0 - 58.0
OCDD	M+2/M+4	0.89	0.76-1.02	y	102	79.0 - 126.0
2,3,7,8-TCDF	M/M+2	0.75	0.65-0.89	y	9.28	8.4 - 12.0 8.6 - 11.6 (4)
1,2,3,7,8-PeCDF	M+2/M+4	1.60	1.32-1.78	y	54.1	41.0 - 60.0
2,3,4,7,8-PeCDF	M+2/M+4	1.60	1.32-1.78	y	52.9	41.0 - 61.0
1,2,3,4,7,8-HxCDF	M+2/M+4	1.21	1.05-1.43	y	48.3	45.0 - 56.0
1,2,3,6,7,8-HxCDF	M+2/M+4	1.23	1.05-1.43	y	49.5	44.0 - 57.0
2,3,4,6,7,8-HxCDF	M+2/M+4	1.25	1.05-1.43	y	49.0	44.0 - 57.0
1,2,3,7,8,9-HxCDF	M+2/M+4	1.26	1.05-1.43	y	48.5	45.0 - 56.0
1,2,3,4,6,7,8-HpCDF	M+2/M+4	1.04	0.88-1.20	y	50.5	45.0 - 55.0
1,2,3,4,7,8,9-HpCDF	M+2/M+4	1.06	0.88-1.20	y	50.2	43.0 - 58.0
OCDF	M+2/M+4	0.91	0.76-1.02	y	99.9	63.0 - 159.0

(1) See Table 8, Method 1613, for m/z specifications.

(2) Ion Abundance Ratio Control Limits as specified in Table 9, Method 1613.

(3) Contract-required concentration range as specified in Table 6, Method 1613.

(4) Contract-required concentration range as specified in Table 6a, Method 1613, for tetras only.

Analyst: DB

Date: 6/7/19

FORM 4B
PCDD/PCDF CALIBRATION VERIFICATION

Lab Name: Vista Analytical Laboratory Episode No.:

Contract No.: SAS No.:

Initial Calibration Date: 5-10-19

Instrument ID: VG-7 GC Column ID: ZB-5MS

VER Data Filename: 190607D1 S#1 Analysis Date: 7-JUN-19 Time: 10:27:21

LABELED COMPOUNDS	M/Z'S FORMING RATIO (1)	ION ABUND. RATIO	QC LIMITS (2)	Pass	CONC. FOUND	CONC. RANGE (ng/mL)
13C-2,3,7,8-TCDD	M/M+2	0.78	0.65-0.89	y	106	82.0 - 121.0
13C-1,2,3,7,8-PeCDD	M/M+2	0.63	0.54-0.72	y	101	62.0 - 160.0
13C-1,2,3,4,7,8-HxCDD	M+2/M+4	1.32	1.05-1.43	y	101	85.0 - 117.0
13C-1,2,3,6,7,8-HxCDD	M+2/M+4	1.25	1.05-1.43	y	99.6	85.0 - 118.0
13C-1,2,3,7,8,9-HxCDD	M+2/M+4	1.27	1.05-1.43	y	103	85.0 - 118.0
13C-1,2,3,4,6,7,8-HpCDD	M+2/M+4	1.05	0.88-1.20	y	110	72.0 - 138.0
13C-OCDD	M/M+2	0.95	0.76-1.02	y	236	96.0 - 415.0
13C-2,3,7,8-TCDF	M+2/M+4	0.82	0.65-0.89	y	102	71.0 - 140.0
13C-1,2,3,7,8-PeCDF	M+2/M+4	1.58	1.32-1.78	y	97.8	76.0 - 130.0
13C-2,3,4,7,8-PeCDF	M+2/M+4	1.58	1.32-1.78	y	96.7	77.0 - 130.0
13C-1,2,3,4,7,8-HxCDF	M/M+2	0.49	0.43-0.59	y	98.8	76.0 - 131.0
13C-1,2,3,6,7,8-HxCDF	M/M+2	0.51	0.43-0.59	y	101	70.0 - 143.0
13C-2,3,4,6,7,8-HxCDF	M/M+2	0.51	0.43-0.59	y	102	73.0 - 137.0
13C-1,2,3,7,8,9-HxCDF	M/M+2	0.48	0.43-0.59	y	102	74.0 - 135.0
13C-1,2,3,4,6,7,8-HpCDF	M+2/M+4	0.44	0.37-0.51	y	102	78.0 - 129.0
13C-1,2,3,4,7,8,9-HpCDF	M+2/M+4	0.45	0.37-0.51	y	107	77.0 - 129.0
13C-OCDF	M+2/M+4	0.90	0.76-1.02	y	233	96.0 - 415.0
CLEANUP STANDARD (3)						
37Cl-2,3,7,8-TCDD					9.59	7.9 - 12.7

(1) See Table 8, Method 1613, for m/z specifications.

(2) Ion Abundance Ratio Control Limits as specified

(3) No ion abundance ratio; report concentration found.

Analyst: DB

Date: 6/7/19

FORM 5

PCDD/PCDF RT WINDOW AND ISOMER SPECIFICITY STANDARDS

Lab Name: Vista Analytical Laboratory Episode No.:

Contract No.: SAS No.:

Instrument ID: VG-7 Initial Calibration Date: 5-10-19

RT Window Data Filename: 190607D1 S#1 Analysis Date: 7-JUN-19 Time: 10:27:21

ZB-5MS IS Data Filename: 190607D1 S#1 Analysis Date: 7-JUN-19 Time: 10:27:21

DB_225 IS Data Filename: Analysis Date: Time:

ZB-5MS RT WINDOW DEFINING STANDARDS RESULTS

ISOMERS	ABSOLUTE RT	ISOMERS	ABSOLUTE RT
1,3,6,8-TCDD (F)	22:44	1,3,6,8-TCDF (F)	20:36
1,2,8,9-TCDD (L)	26:57	1,2,8,9-TCDF (L)	27:06
1,2,4,7,9-PeCDD (F)	28:31	1,3,4,6,8-PeCDF (F)	27:01
1,2,3,8,9-PeCDD (L)	30:55	1,2,3,8,9-PeCDF (L)	31:10
1,2,4,6,7,9-HxCDD (F)	32:18	1,2,3,4,6,8-HxCDF (F)	31:46
1,2,3,7,8,9-HxCDD (L)	34:16	1,2,3,7,8,9-HxCDF (L)	34:40
1,2,3,4,6,7,9-HpCDD (F)	36:51	1,2,3,4,6,7,8-HpCDF (F)	36:29
1,2,3,4,6,7,8-HpCDD (L)	37:42	1,2,3,4,7,8,9-HpCDF (L)	38:16

(F) = First eluting isomer (ZB-5MS); (L) = Last eluting isomer (ZB-5MS).

==========

ISOMER SPECIFICITY (IS) TEST STANDARD RESULTS

% VALLEY HEIGHT BETWEEN COMPARED PEAKS (1)

<25%

(1) To meet contract requirements, %Valley Height Between Compared Peaks shall not exceed 25% (section 15.4.2.2, Method 1613).

Analyst: DB

Date: 6/7/19

FORM 6A
PCDD/PCDF RELATIVE RETENTION TIMES

Lab Name: Vista Analytical Laboratory Episode No.:

Contract No.: SAS No.:

Initial Calibration Date: 5-10-19

Instrument ID: VG-7 GC Column ID: ZB-5MS

VER Data Filename: 190607D1 S#1 Analysis Date: 7-JUN-19 Time: 10:27:21

Compounds Using 13C-1234-TCDD as RT Internal Standard

NATIVE ANALYTES	RETENTION TIME REFERENCE	RRT	RRT QC LIMITS (1)
2,3,7,8-TCDD	13C-2,3,7,8-TCDD	1.001	0.999-1.002
1,2,3,7,8-PeCDD	13C-1,2,3,7,8-PeCDD	1.000	0.999-1.002
2,3,7,8-TCDF	13C-2,3,7,8-TCDF	1.000	0.999-1.003
1,2,3,7,8-PeCDF	13C-1,2,3,7,8-PeCDF	1.001	0.999-1.002
2,3,4,7,8-PeCDF	13C-2,3,4,7,8-PeCDF	1.000	0.999-1.002
LABELED COMPOUNDS			
13C-2,3,7,8-TCDD	13C-1,2,3,4-TCDD	1.023	0.976-1.043
13C-1,2,3,7,8-PeCDD	13C-1,2,3,4-TCDD	1.198	1.000-1.567
13C-2,3,7,8-TCDF	13C-1,2,3,4-TCDD	0.994	0.923-1.103
13C-1,2,3,7,8-PeCDF	13C-1,2,3,4-TCDD	1.153	1.000-1.425
13C-2,3,4,7,8-PeCDF	13C-1,2,3,4-TCDD	1.188	1.011-1.526
37Cl-2,3,7,8-TCDD	13C-1,2,3,4-TCDD	1.024	0.989-1.052

Analyst: DB

Date: 6/7/19

FORM 6B
PCDD/PCDF RELATIVE RETENTION TIMES

Lab Name: Vista Analytical Laboratory Episode No.:

Contract No.: SAS No.:

Initial Calibration Date: 5-10-19

Instrument ID: VG-7 GC Column ID: ZB-5MS

VER Data Filename: 190607D1 S#1 Analysis Date: 7-JUN-19 Time: 10:27:21

NATIVE ANALYTES	RETENTION TIME REFERENCE	RRT	RRT QC LIMITS (1)
1,2,3,4,7,8-HxCDF	13C-1,2,3,4,7,8-HxCDF	1.000	0.999-1.001
1,2,3,6,7,8-HxCDF	13C-1,2,3,6,7,8-HxCDF	1.000	0.997-1.005
2,3,4,6,7,8-HxCDF	13C-2,3,4,6,7,8-HxCDF	1.000	0.999-1.001
1,2,3,7,8,9-HxCDF	13C-1,2,3,7,8,9-HxCDF	1.000	0.999-1.001
1,2,3,4,7,8-HxCDD	13C-1,2,3,4,7,8-HxCDD	1.000	0.999-1.001
1,2,3,6,7,8-HxCDD	13C-1,2,3,6,7,8-HxCDD	1.000	0.998-1.004
1,2,3,7,8,9-HxCDD	13C-1,2,3,7,8,9-HxCDD	1.000	0.998-1.004
1,2,3,4,6,7,8-HpCDF	13C-1,2,3,4,6,7,8-HpCDF	1.000	0.999-1.001
1,2,3,4,6,7,8-HpCDD	13C-1,2,3,4,6,7,8-HpCDD	1.000	0.999-1.001
1,2,3,4,7,8,9-HpCDF	13C-1,2,3,4,7,8,9-HpCDF	1.000	0.999-1.001
OCDD	13C-OCDD	1.000	0.999-1.001
OCDF	13C-OCDF	1.000	0.999-1.001
LABELED COMPOUNDS			
13C-1,2,3,4,7,8-HxCDF	13C-1,2,3,4,6,9-HxCDF	0.988	0.975-1.001
13C-1,2,3,6,7,8-HxCDF	13C-1,2,3,4,6,9-HxCDF	0.992	0.979-1.005
13C-2,3,4,6,7,8-HxCDF	13C-1,2,3,4,6,9-HxCDF	1.010	1.001-1.020
13C-1,2,3,7,8,9-HxCDF	13C-1,2,3,4,6,9-HxCDF	1.039	1.002-1.072
13C-1,2,3,4,7,8-HxCDD	13C-1,2,3,4,6,9-HxCDF	1.014	1.002-1.026
13C-1,2,3,6,7,8-HxCDD	13C-1,2,3,4,6,9-HxCDF	1.017	1.007-1.029
13C-1,2,3,7,8,9-HxCDD	13C-1,2,3,4,6,9-HxCDF	1.027	1.014-1.038
13C-1,2,3,4,6,7,8-HpCDF	13C-1,2,3,4,6,9-HxCDF	1.093	1.069-1.111
13C-1,2,3,4,7,8,9-HpCDF	13C-1,2,3,4,6,9-HxCDF	1.147	1.098-1.192
13C-1,2,3,4,6,7,8-HpCDD	13C-1,2,3,4,6,9-HxCDF	1.130	1.117-1.141
13C-OCDD	13C-1,2,3,4,6,9-HxCDF	1.228	1.085-1.365
13C-OCDF	13C-1,2,3,4,6,9-HxCDF	1.235	1.091-1.371

Analyst: DB

Date: 6/7/19

Client ID: 1613 CS3 19C2204 Filename: 190607D1 S:1 Acq: 7-JUN-19 10:27:21 ConCal: ST190607D1-1

Lab ID: ST190607D1-1 GC Column ID: ZB-5MS ICal: 1613VG7-5-10-19 wt/vol: 1.000 EndCAL: NA

	Name	Resp	RA	RRF	RT	Conc	Qual	noise	Fac	DL
	2,3,7,8-TCDD	1.11e+06	0.84 y	0.90	26:05	11.154		*	2.5	*
	1,2,3,7,8-PeCDD	4.16e+06	0.62 y	0.87	30:33	51.315		*	2.5	*
	1,2,3,4,7,8-HxCDD	3.77e+06	1.22 y	1.05	33:50	49.705		*	2.5	*
	1,2,3,6,7,8-HxCDD	4.37e+06	1.20 y	0.93	33:57	53.106		*	2.5	*
	1,2,3,7,8,9-HxCDD	4.35e+06	1.21 y	0.96	34:16	51.422		*	2.5	*
	1,2,3,4,6,7,8-HpCDD	3.80e+06	1.04 y	0.99	37:42	48.454		*	2.5	*
	OCDD	7.80e+06	0.89 y	0.99	40:59	101.76		*	2.5	*
	2,3,7,8-TCDF	1.33e+06	0.75 y	0.94	25:20	9.2765		*	2.5	*
	1,2,3,7,8-PeCDF	6.60e+06	1.60 y	0.92	29:23	54.094		*	2.5	*
	2,3,4,7,8-PeCDF	6.49e+06	1.60 y	0.96	30:17	52.865		*	2.5	*
	1,2,3,4,7,8-HxCDF	4.98e+06	1.21 y	1.15	32:57	48.316		*	2.5	*
	1,2,3,6,7,8-HxCDF	5.58e+06	1.23 y	1.04	33:05	49.509		*	2.5	*
	2,3,4,6,7,8-HxCDF	5.48e+06	1.25 y	1.10	33:41	48.962		*	2.5	*
	1,2,3,7,8,9-HxCDF	4.68e+06	1.26 y	1.03	34:40	48.499		*	2.5	*
	1,2,3,4,6,7,8-HpCDF	4.70e+06	1.04 y	1.06	36:29	50.486		*	2.5	*
	1,2,3,4,7,8,9-HpCDF	4.40e+06	1.06 y	1.23	38:16	50.153		*	2.5	*
	OCDF	9.04e+06	0.91 y	0.94	41:13	99.891		*	2.5	*

Name	Conc	EMPC	Qual	noise	DL
Total Tetra-Dioxins	74.3	75.6		*	*
Total Penta-Dioxins	191	192		*	*
Total Hexa-Dioxins	223	225		*	*
Total Hepta-Dioxins	111	113		*	*
Total Tetra-Furans	35.6	37.6		*	*
Total Penta-Furans	239.48	239.87		*	*
Total Hexa-Furans	234	236		*	*
Total Hepta-Furans	102	103		*	*

							Rec	Qual
IS	13C-2,3,7,8-TCDD	1.10e+07	0.78 y	1.11	26:04	105.69	106	
IS	13C-1,2,3,7,8-PeCDD	9.29e+06	0.63 y	0.98	30:32	100.74	101	
IS	13C-1,2,3,4,7,8-HxCDD	7.23e+06	1.32 y	0.68	33:50	101.43	101	
IS	13C-1,2,3,6,7,8-HxCDD	8.85e+06	1.25 y	0.84	33:56	99.633	99.6	
IS	13C-1,2,3,7,8,9-HxCDD	8.80e+06	1.27 y	0.81	34:15	102.66	103	
IS	13C-1,2,3,4,6,7,8-HpCDD	7.94e+06	1.05 y	0.69	37:41	109.63	110	
IS	13C-OCDD	1.55e+07	0.95 y	0.62	40:58	235.62	118	
IS	13C-2,3,7,8-TCDF	1.52e+07	0.82 y	1.05	25:19	102.22	102	
IS	13C-1,2,3,7,8-PeCDF	1.32e+07	1.58 y	0.95	29:22	97.814	97.8	
IS	13C-2,3,4,7,8-PeCDF	1.28e+07	1.58 y	0.94	30:16	96.706	96.7	
IS	13C-1,2,3,4,7,8-HxCDF	8.94e+06	0.49 y	0.86	32:56	98.833	98.8	
IS	13C-1,2,3,6,7,8-HxCDF	1.08e+07	0.51 y	1.02	33:04	100.55	101	
IS	13C-2,3,4,6,7,8-HxCDF	1.02e+07	0.51 y	0.95	33:41	101.57	102	
IS	13C-1,2,3,7,8,9-HxCDF	9.36e+06	0.48 y	0.87	34:39	102.20	102	
IS	13C-1,2,3,4,6,7,8-HpCDF	8.74e+06	0.44 y	0.81	36:28	102.40	102	
IS	13C-1,2,3,4,7,8,9-HpCDF	7.16e+06	0.45 y	0.63	38:15	107.29	107	
IS	13C-OCDF	1.92e+07	0.90 y	0.78	41:12	233.05	117	
C/Up	37Cl-2,3,7,8-TCDD	1.10e+06		1.22	26:05	9.5866	95.9	
RS/RT	13C-1,2,3,4-TCDD	9.45e+06	0.77 y	1.00	25:29	100.00		
RS	13C-1,2,3,4-TCDF	1.42e+07	0.80 y	1.00	24:05	100.00		
RS/RT	13C-1,2,3,4,6,9-HxCDF	1.06e+07	0.50 y	1.00	33:21	100.00		

Integrations by Analyst: DB

Date: 6/7/19

Reviewed by Analyst: CT

Date: 06/10/19

Vista Analytical Laboratory - Injection Log Run file: 190607D1 Instrument ID: VG-7 GC Column ID: ZB-5MS

Data file	S#	Sample ID	Analyst	Acq date	Acq time	CCal	ECal
190607D1	1	ST190607D1-1	DB	7-JUN-19	10:27:21	ST190607D1-1	NA
190607D1	2	B9E0217-BS1	DB	7-JUN-19	11:15:04	ST190607D1-1	NA
190607D1	3	SOLVENT BLANK	DB	7-JUN-19	12:02:46	ST190607D1-1	NA
190607D1	4	B9E0217-BLK1	DB	7-JUN-19	12:50:27	ST190607D1-1	NA
190607D1	5	1900817-01	DB	7-JUN-19	13:38:14	ST190607D1-1	NA
190607D1	6	1900817-02	DB	7-JUN-19	14:25:56	ST190607D1-1	NA
190607D1	7	1900817-03	DB	7-JUN-19	15:13:38	ST190607D1-1	NA
190607D1	8	1900817-04	DB	7-JUN-19	16:01:20	ST190607D1-1	NA
190607D1	9	1900817-05	DB	7-JUN-19	16:49:02	ST190607D1-1	NA
190607D1	10	1900951-03	DB	7-JUN-19	17:36:38	ST190607D1-1	NA
190607D1	11	1900951-06	DB	7-JUN-19	18:24:23	ST190607D1-1	NA
190607D1	12	1900951-08	DB	7-JUN-19	19:12:08	ST190607D1-1	NA
190607D1	13	1900951-09	DB	7-JUN-19	19:59:53	ST190607D1-1	NA
190607D1	14	B9E0217-DUP1	DB	7-JUN-19	20:47:32	ST190607D1-1	NA
190607D1	15	1900951-10	DB	7-JUN-19	21:35:17	ST190607D1-1	NA

Peak Locate Examination: 7-JUN-2019:10:23 File:190607D1

Experiment:OCDD_DB5 Function:1 Reference:PFK

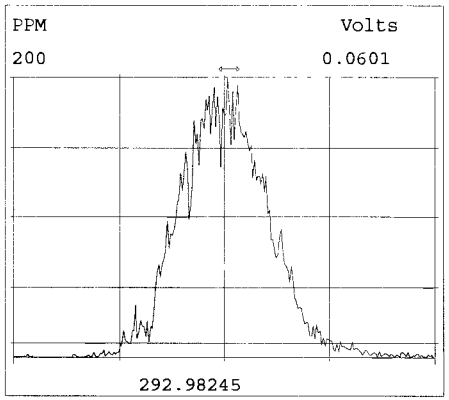

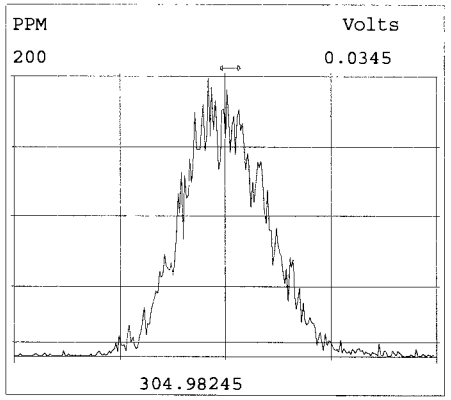

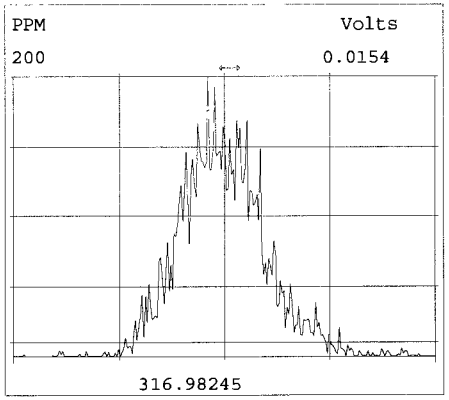

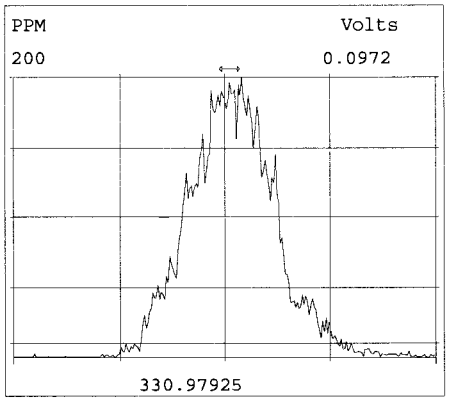

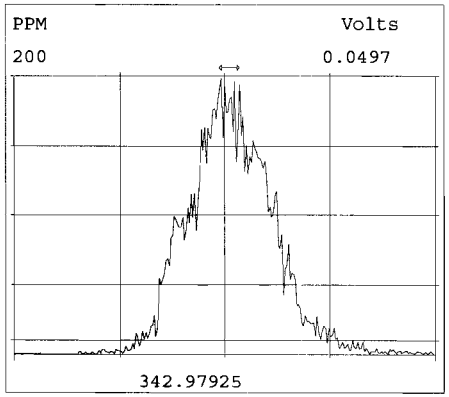

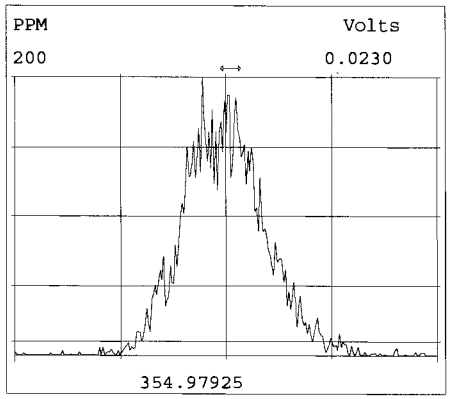

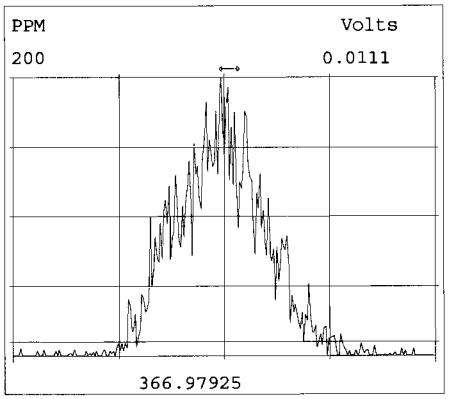

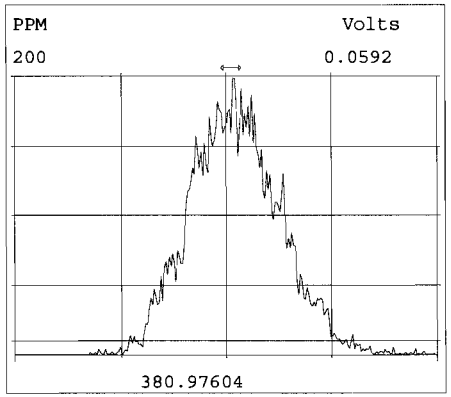

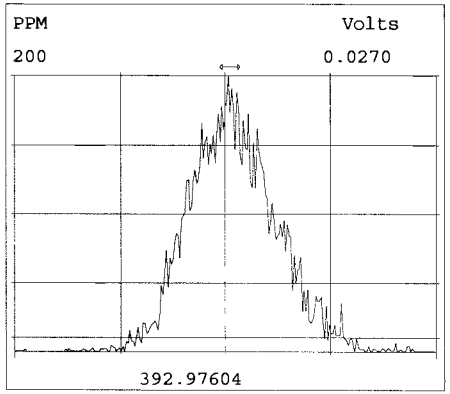

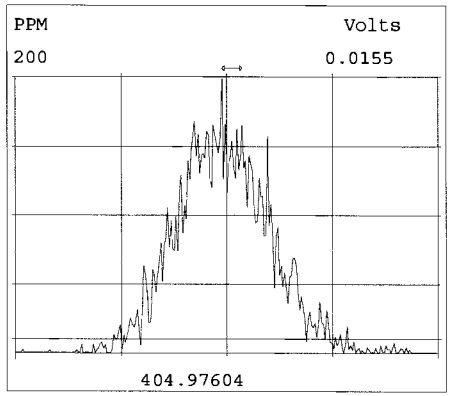

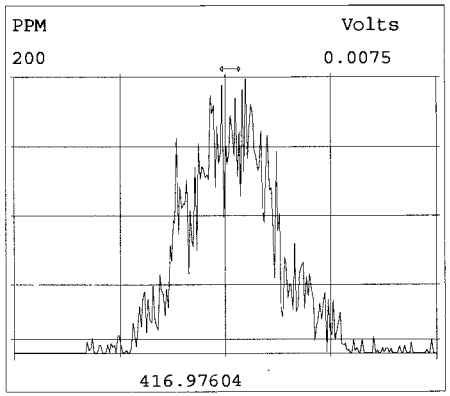

Peak Locate Examination: 7-JUN-2019:10:24 File:190607D1

Experiment:OCDD_DB5 Function:2 Reference:PFK

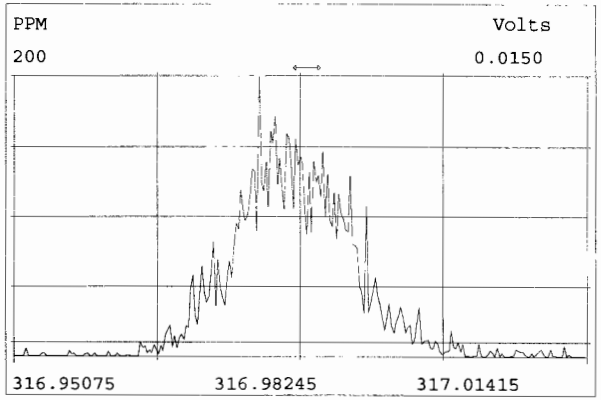

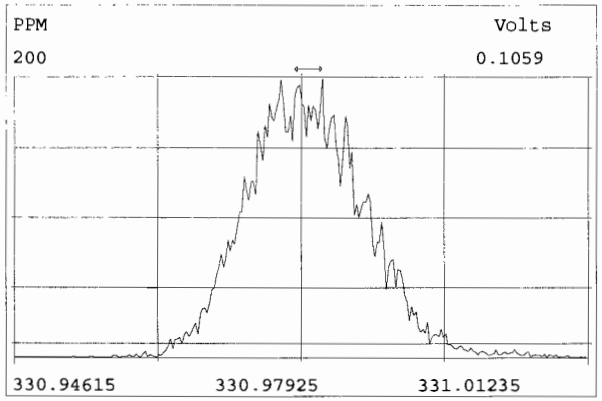

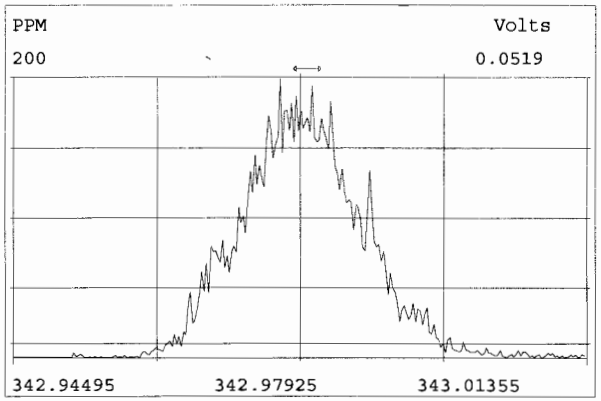

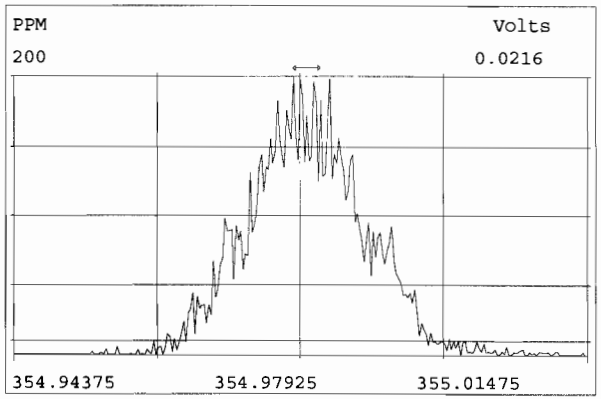

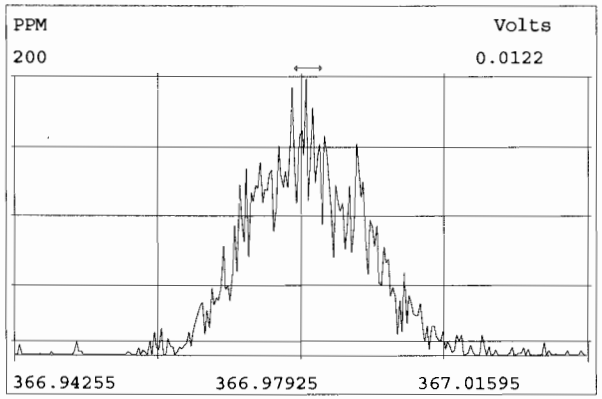

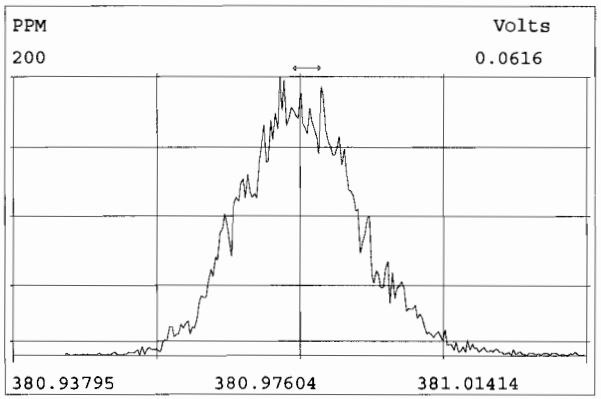

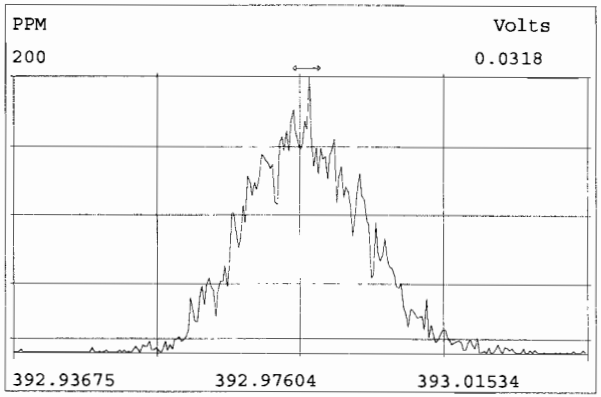

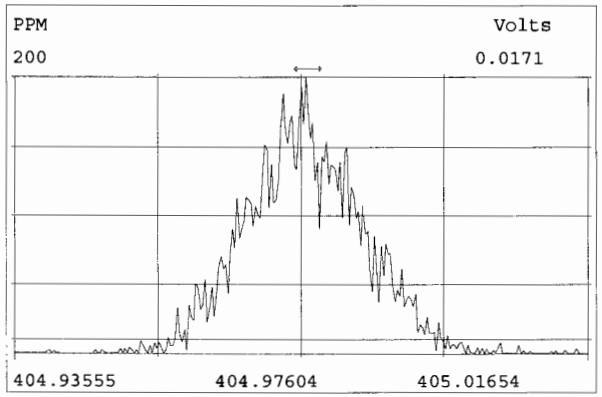

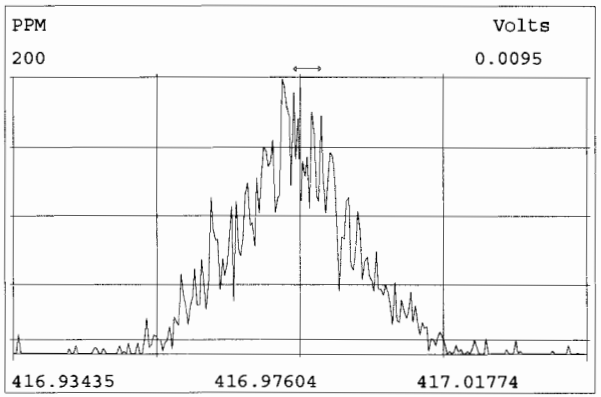

Peak Locate Examination: 7-JUN-2019:10:25 File:190607D1

Experiment:OCDD_DB5 Function:3 Reference:PFK

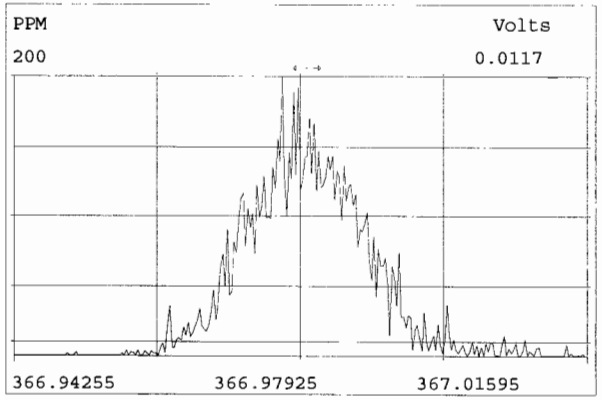

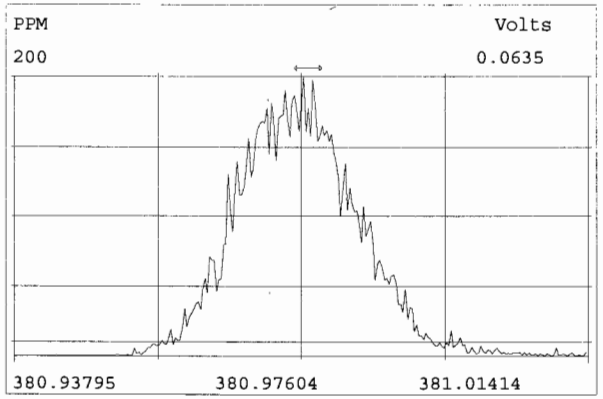

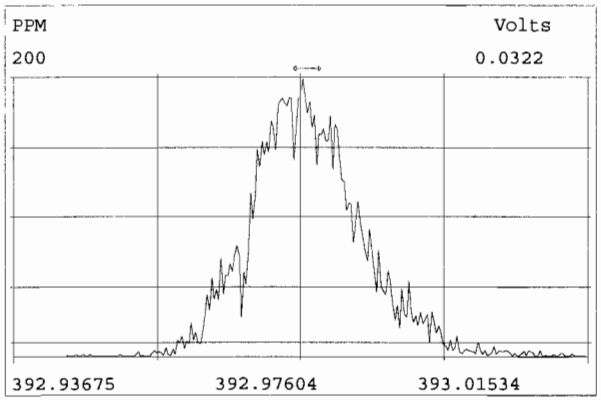

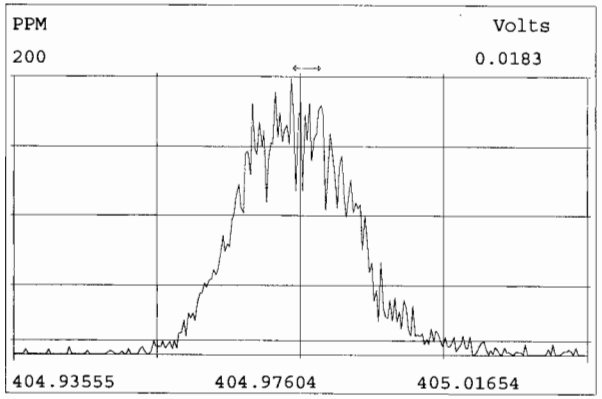

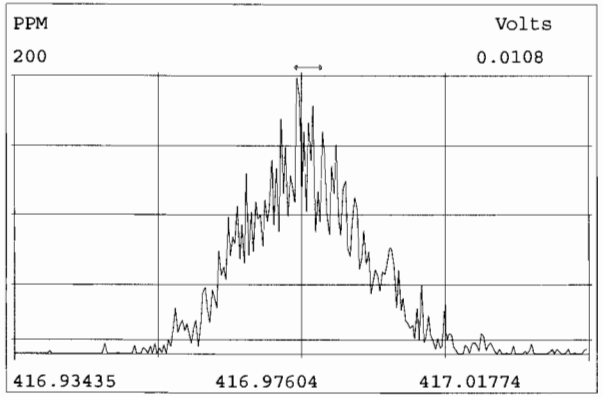

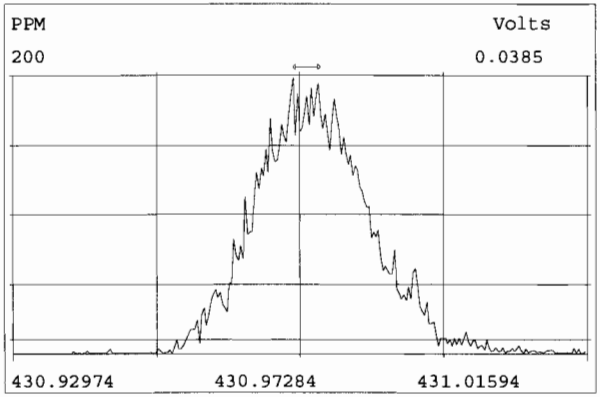

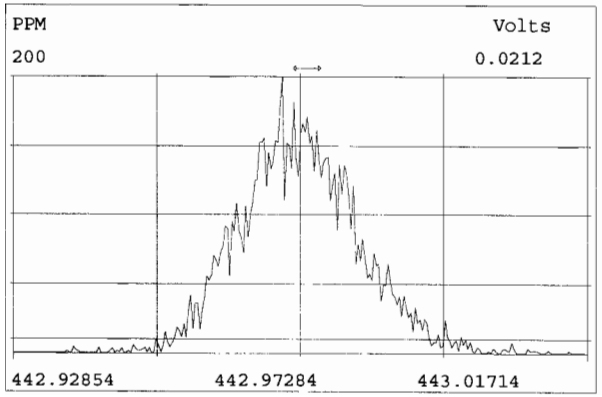

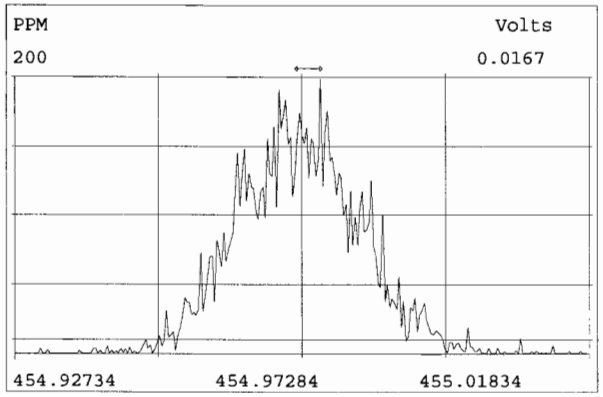

Peak Locate Examination: 7-JUN-2019:10:25 File:190607D1

Experiment:OCDD_DB5 Function:4 Reference:PFK

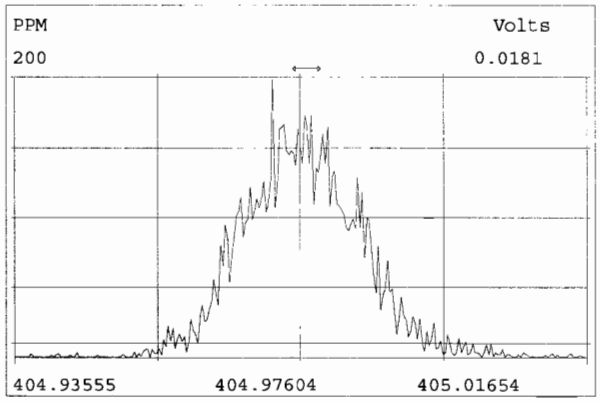

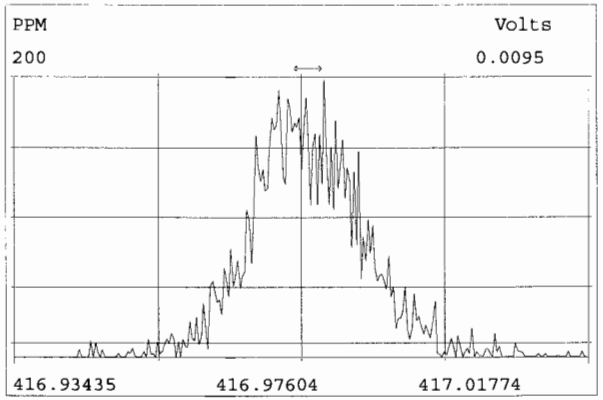

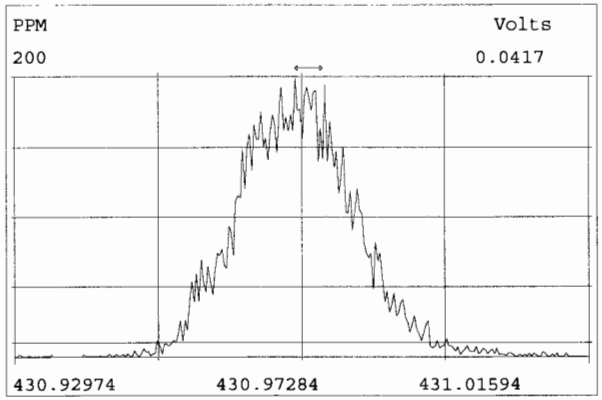

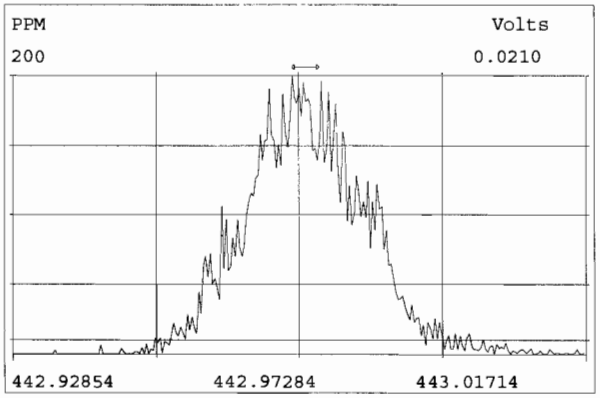

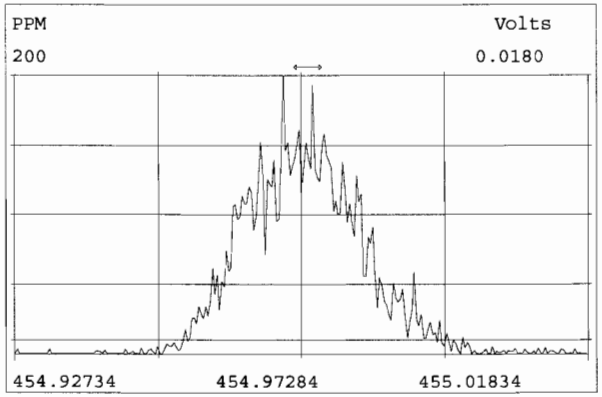

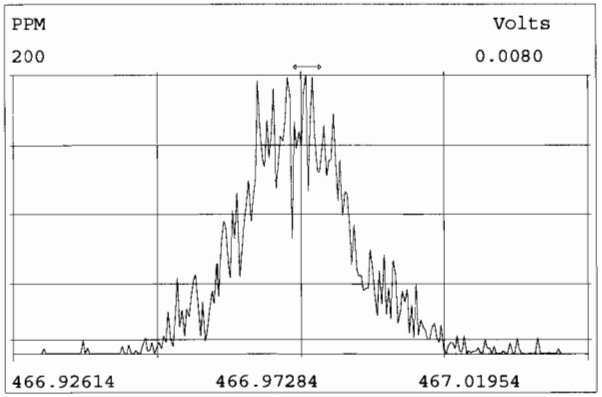

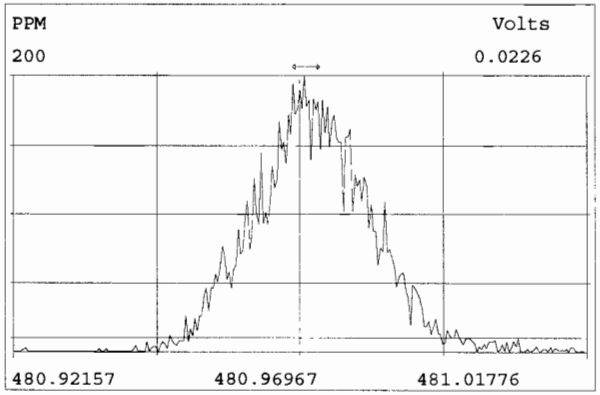

Peak Locate Examination: 7-JUN-2019:10:26 File:190607D1

Experiment:OCDD_DB5 Function:5 Reference:PFK

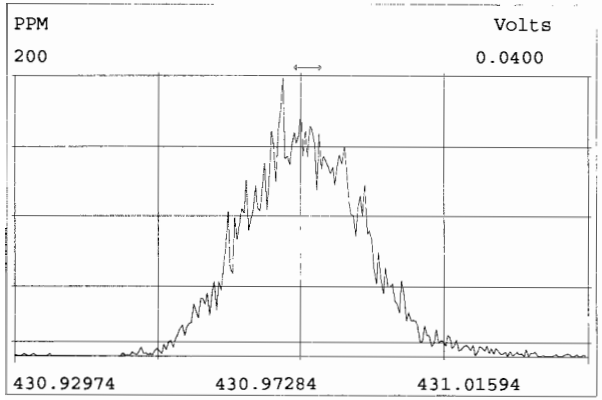

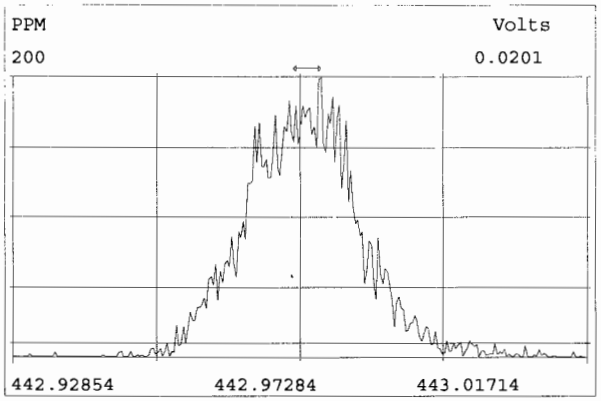

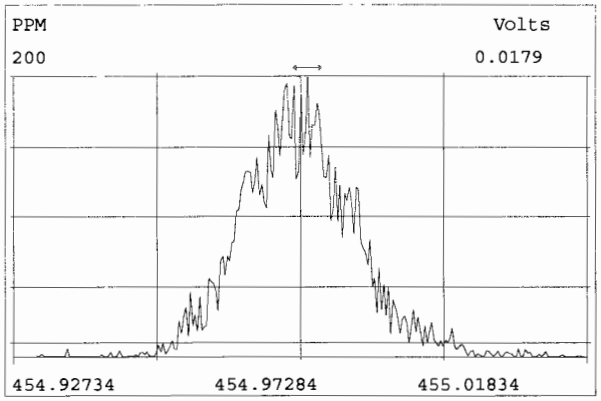

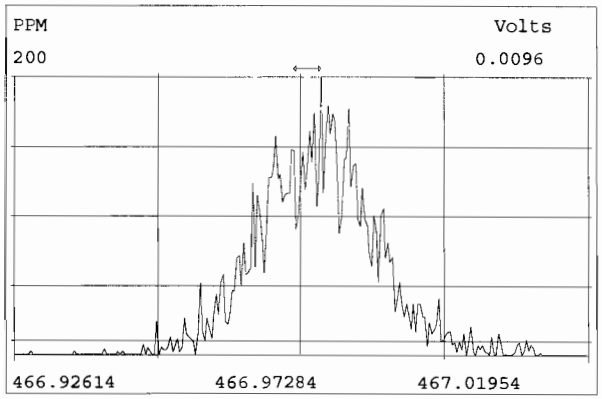

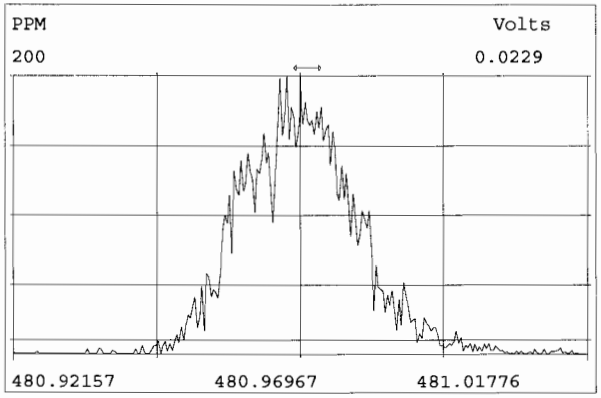

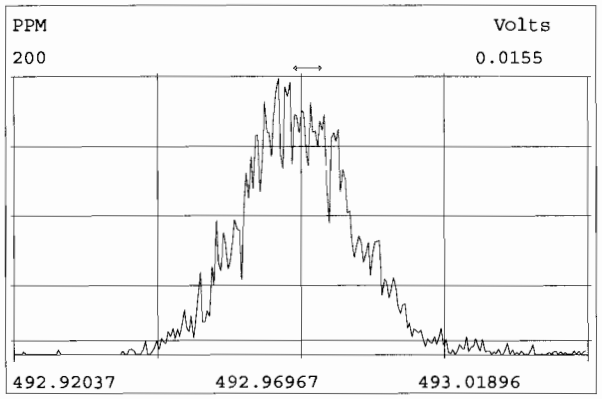

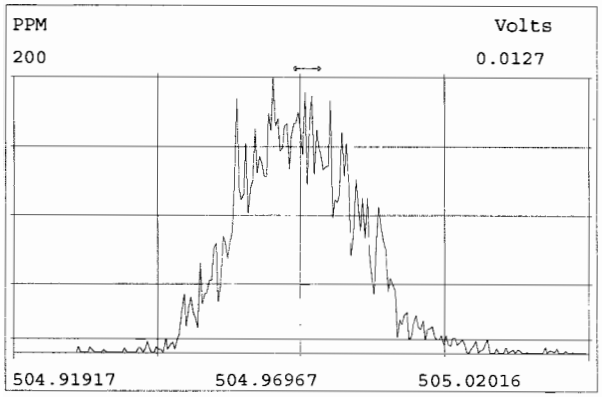

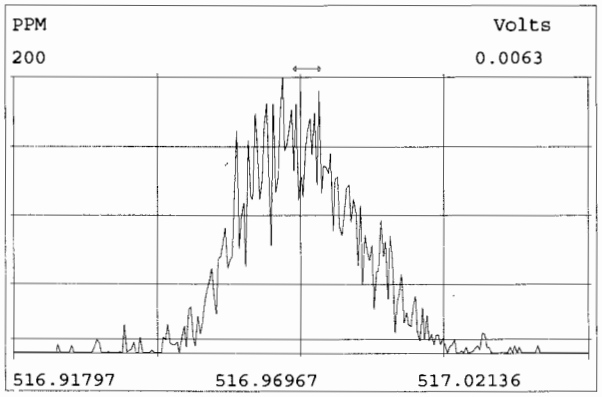

File:190607D1 #1-530 Acq: 7-JUN-2019 10:27:21 GC EI+ Voltage SIR Autospec-UltimaE
Sample#1 File Text:Vista_Analytical_Laboratory_VG7 Text:ST190607D1-1 1613 CS3 19C2204 Exp:OCDD_DB5
321.8936

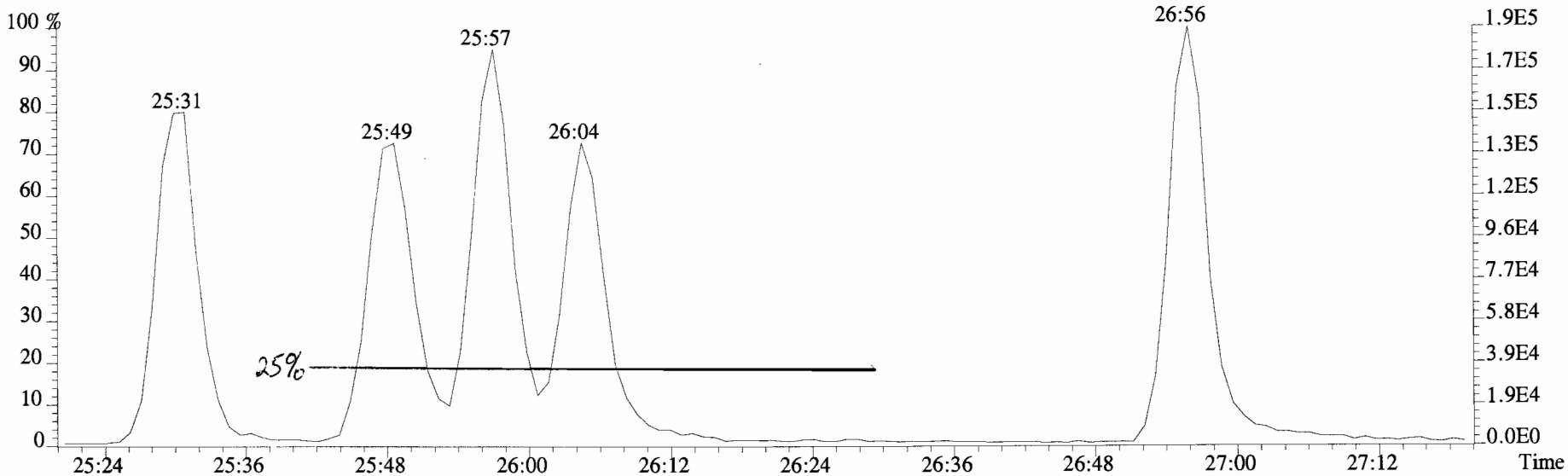

333.9339

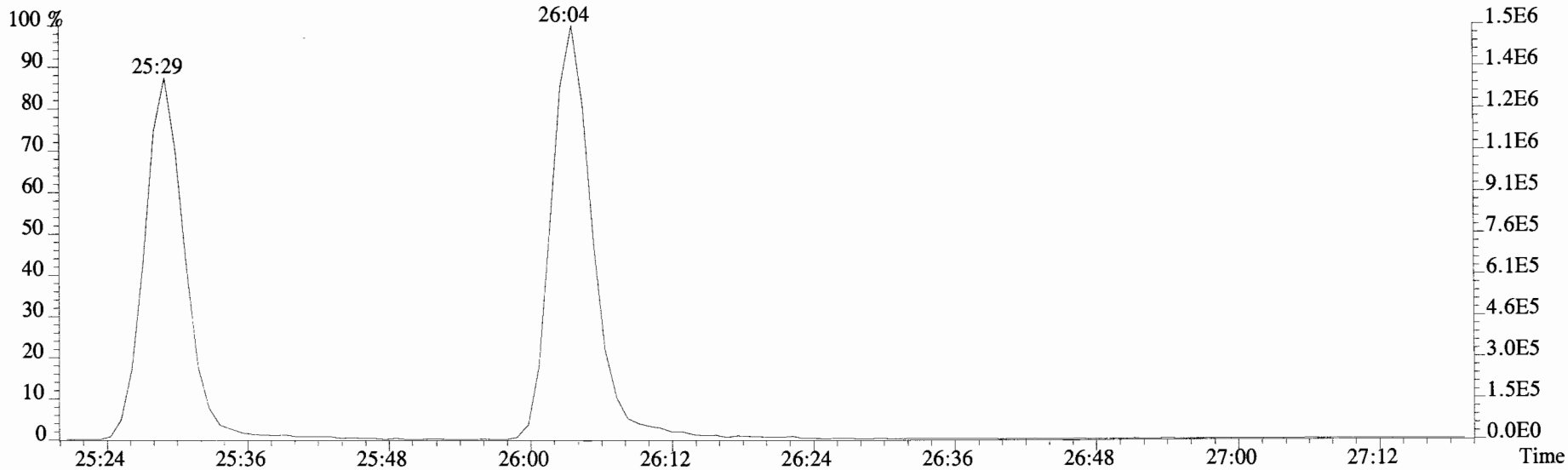

File:190607D1 #1-530 Acq: 7-JUN-2019 10:27:21 GC EI+ Voltage SIR Autospec-UltimaE
Sample#1 File Text:Vista_Analytical_Laboratory_VG7 Text:ST190607D1-1 1613 CS3 19C2204 Exp:OCDD_DB5
319.8965 BSUB(10000,15,-3.0) PKD(5,5,3,0.10%,100.0,0.00%,F,F)

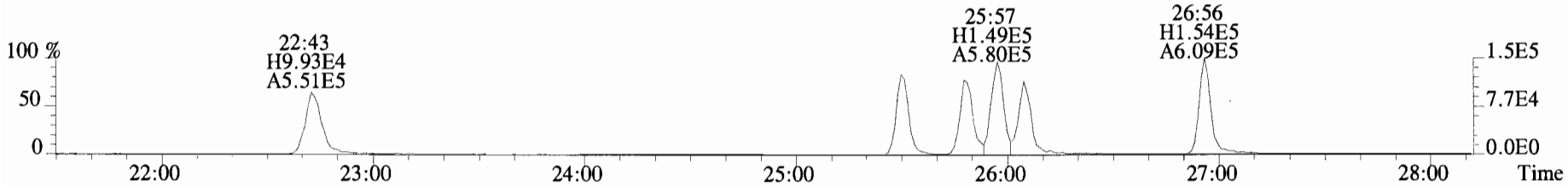

321.8936 BSUB(10000,15,-3.0) PKD(5,5,3,0.10%,100.0,0.00%,F,F)



327.8847 BSUB(10000,15,-3.0) PKD(5,5,3,0.10%,100.0,0.00%,F,F)

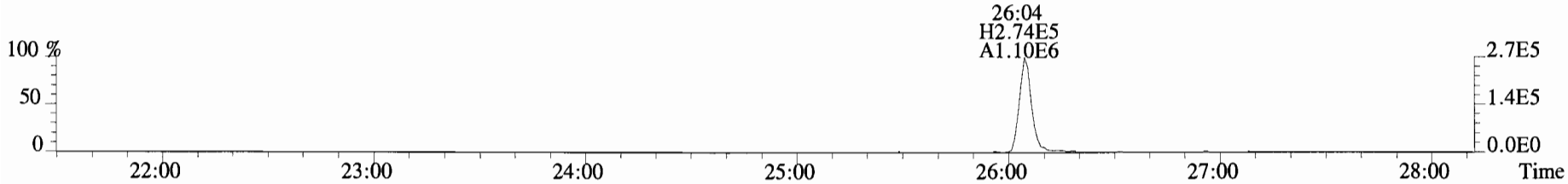

331.9368 BSUB(10000,15,-3.0) PKD(5,5,3,0.10%,100.0,0.00%,F,F)



333.9339 BSUB(10000,15,-3.0) PKD(5,5,3,0.10%,100.0,0.00%,F,F)



File:190607D1 #1-180 Acq: 7-JUN-2019 10:27:21 GC EI+ Voltage SIR Autospec-UltimaE
Sample#1 File Text:Vista_Analytical_Laboratory_VG7 Text:ST190607D1-1 1613 CS3 19C2204 Exp:OCDD_DB5
353.8576 F:2 BSUB(10000,15,-3.0) PKD(5,5,3,0.10%,100.0,0.00%,F,F)

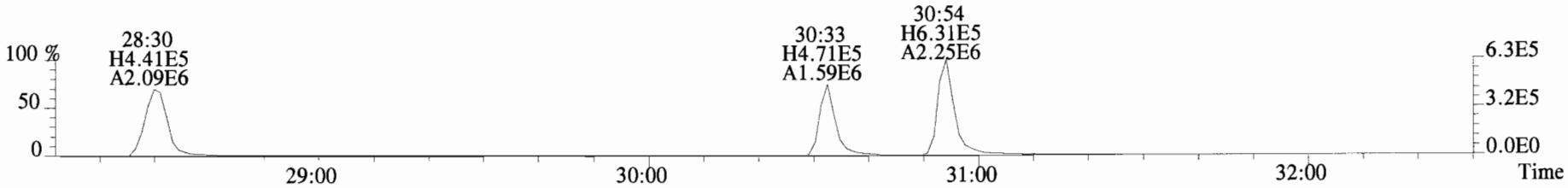

355.8546 F:2 BSUB(10000,15,-3.0) PKD(5,5,3,0.10%,100.0,0.00%,F,F)

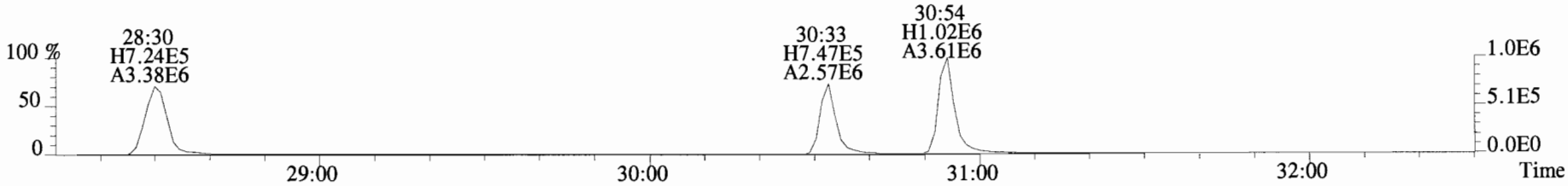

365.8978 F:2 BSUB(10000,15,-3.0) PKD(5,5,3,0.10%,100.0,0.00%,F,F)

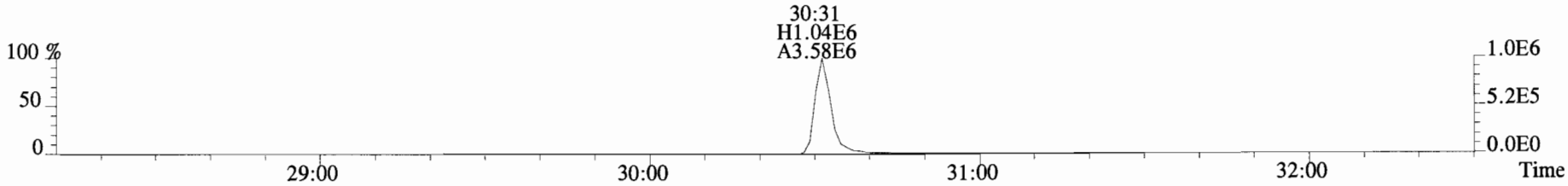

367.8949 F:2 BSUB(10000,15,-3.0) PKD(5,5,3,0.10%,100.0,0.00%,F,F)

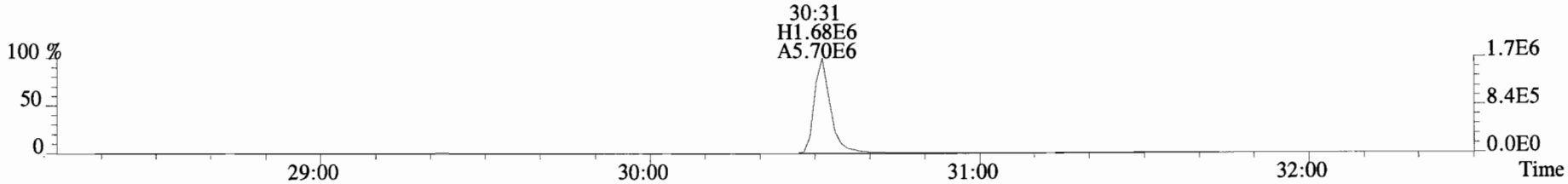

366.9792 F:2

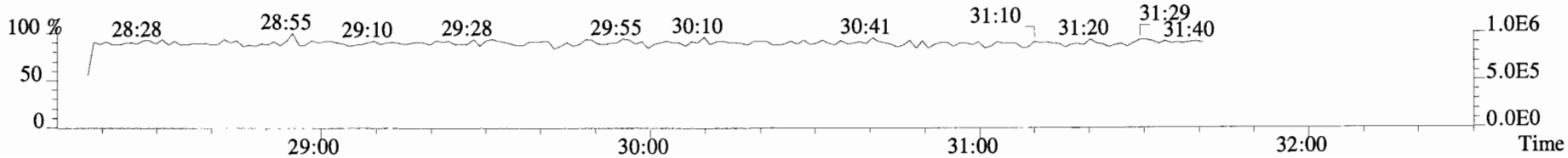

File:190607D1 #1-384 Acq: 7-JUN-2019 10:27:21 GC EI+ Voltage SIR Autospec-UltimaE
Sample#1 File Text:Vista_Analytical_Laboratory_VG7 Text:ST190607D1-1 1613 CS3 19C2204 Exp:OCDD_DB5

389.8156 F:3 BSUB(10000,15,-3.0) PKD(5,5,3,0.10%,100.0,0.00%,F,F)

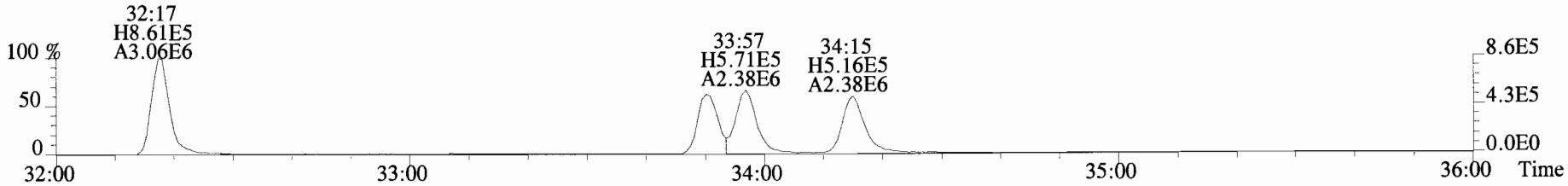

391.8127 F:3 BSUB(10000,15,-3.0) PKD(5,5,3,0.10%,100.0,0.00%,F,F)

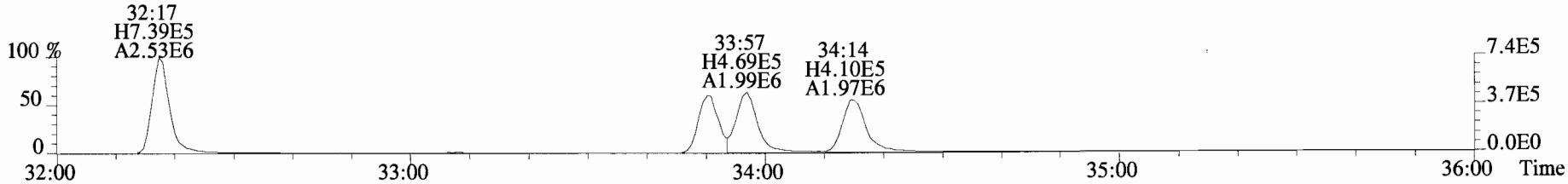

401.8559 F:3 BSUB(10000,15,-3.0) PKD(5,5,3,0.10%,100.0,0.00%,F,F)

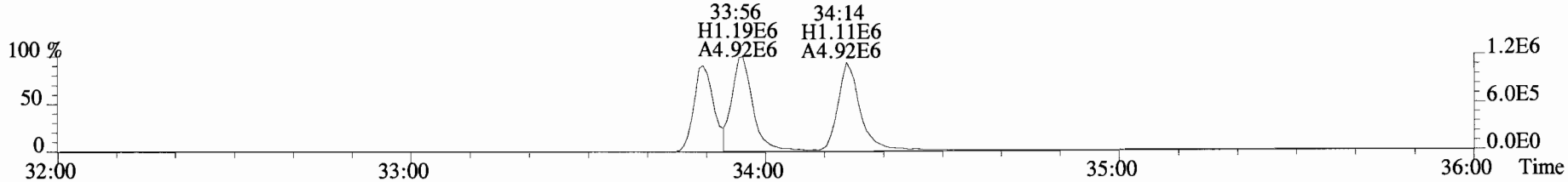

403.8530 F:3 BSUB(10000,15,-3.0) PKD(5,5,3,0.10%,100.0,0.00%,F,F)

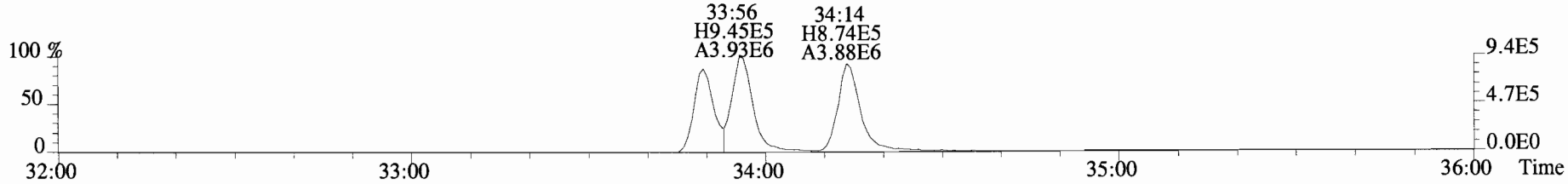

392.9760 F:3

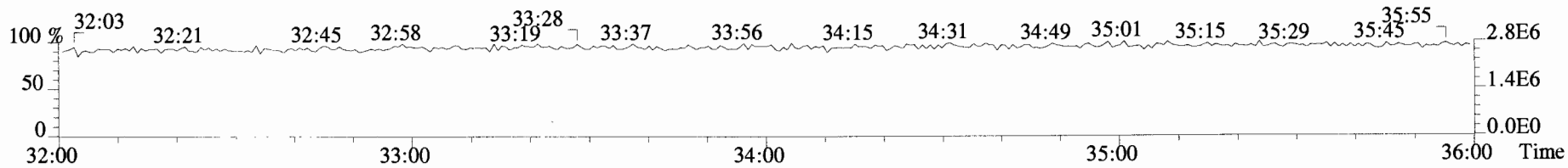

File:190607D1 #1-384 Acq: 7-JUN-2019 10:27:21 GC EI+ Voltage SIR Autospec-UltimaE
Sample#1 File Text:Vista_Analytical_Laboratory_VG7 Text:ST190607D1-1 1613 CS3 19C2204 Exp:OCDD_DB5
401.8559 F:3 BSUB(10000,15,-3.0) PKD(5,5,3,0.10%,100.0,0.00%,F,F)

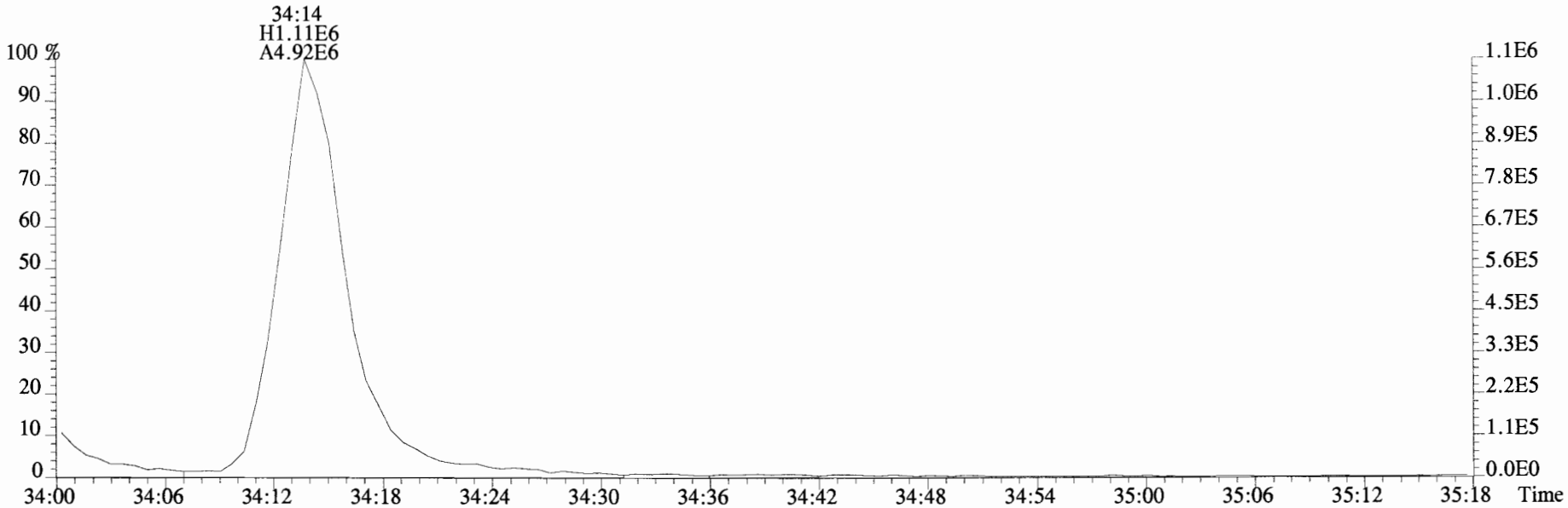

403.8530 F:3 BSUB(10000,15,-3.0) PKD(5,5,3,0.10%,100.0,0.00%,F,F)

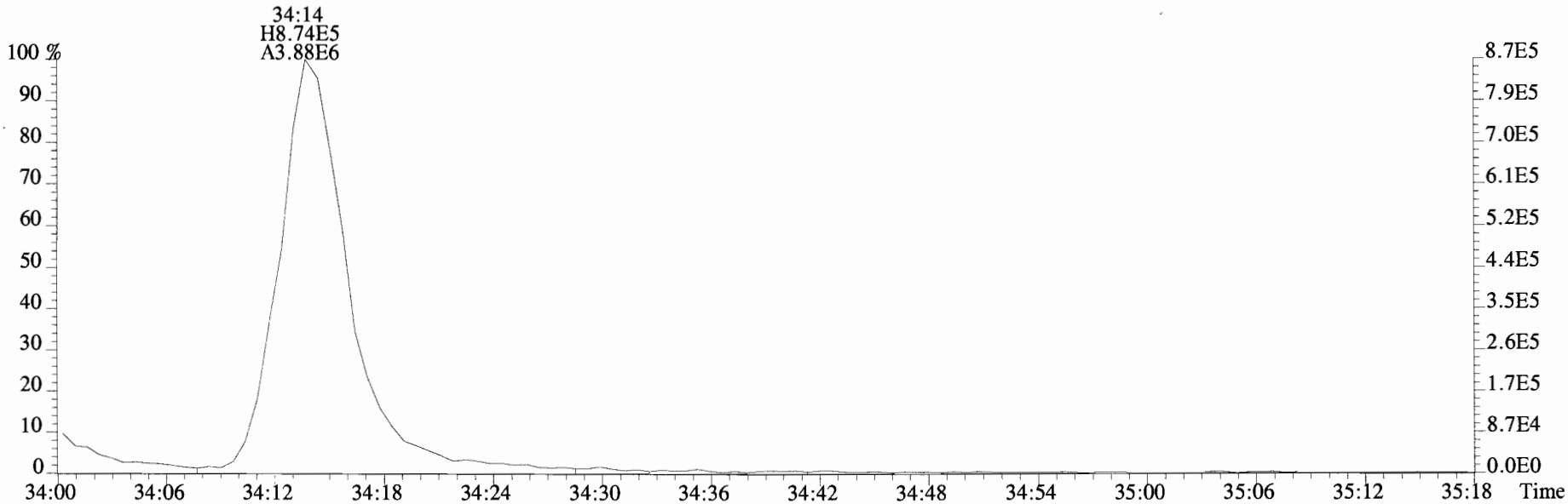

File:190607D1 #1-356 Acq: 7-JUN-2019 10:27:21 GC EI+ Voltage SIR Autospec-UltimaE
Sample#1 File Text:Vista_Analytical_Laboratory_VG7 Text:ST190607D1-1 1613 CS3 19C2204 Exp:OCDD_DB5

423.7767 F:4 BSUB(10000,15,-3.0) PKD(5,5,3,0.10%,100.0,0.00%,F,F)

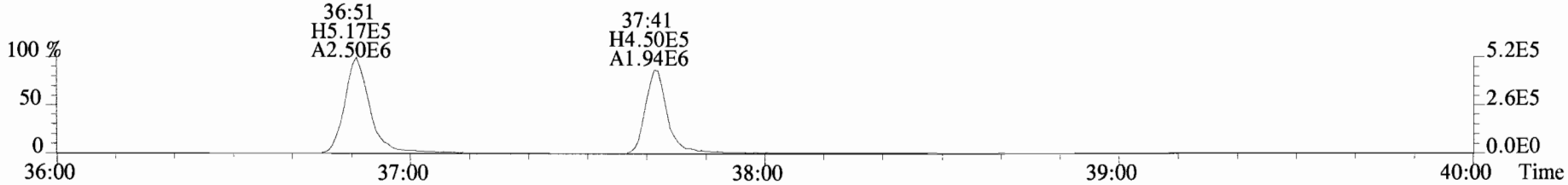

425.7737 F:4 BSUB(10000,15,-3.0) PKD(5,5,3,0.10%,100.0,0.00%,F,F)

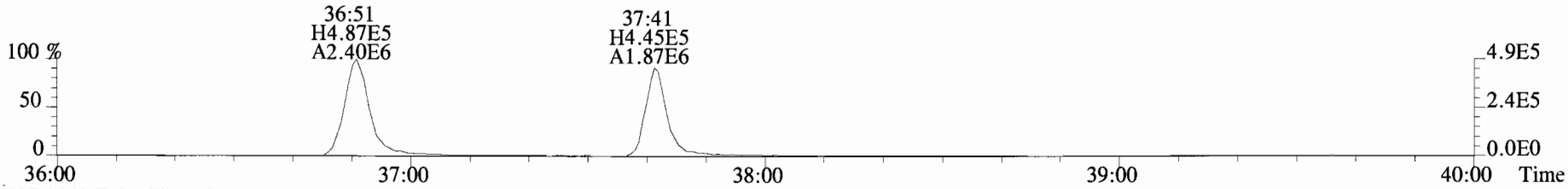

435.8169 F:4 BSUB(10000,15,-3.0) PKD(5,5,3,0.10%,100.0,0.00%,F,F)

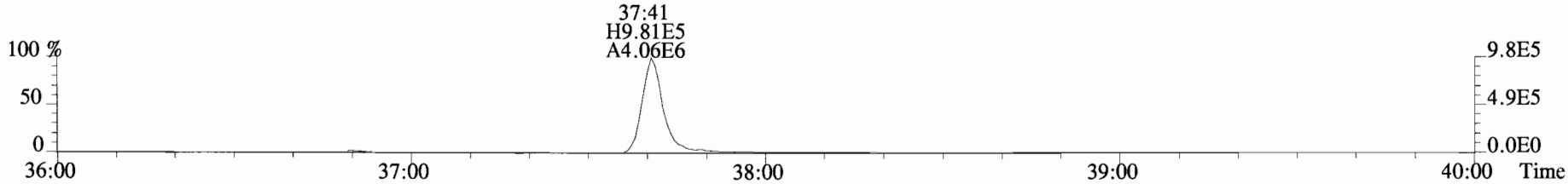

437.8140 F:4 BSUB(10000,15,-3.0) PKD(5,5,3,0.10%,100.0,0.00%,F,F)

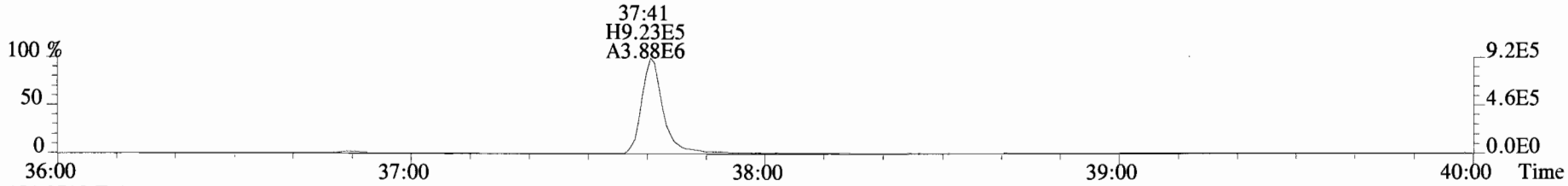

454.9728 F:4

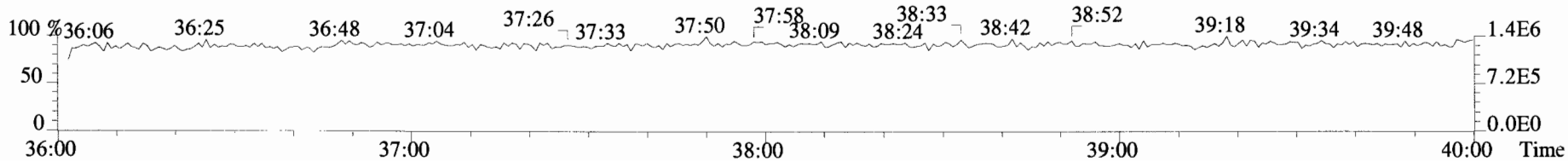

File:190607D1 #1-431 Acq: 7-JUN-2019 10:27:21 GC EI+ Voltage SIR Autospec-UltimaE
Sample#1 File Text:Vista_Analytical_Laboratory_VG7 Text:ST190607D1-1 1613 CS3 19C2204 Exp:OCDD_DB5

457.7377 F:5 BSUB(10000,15,-3.0) PKD(5,5,3,0.10%,100.0,0.00%,F,F)

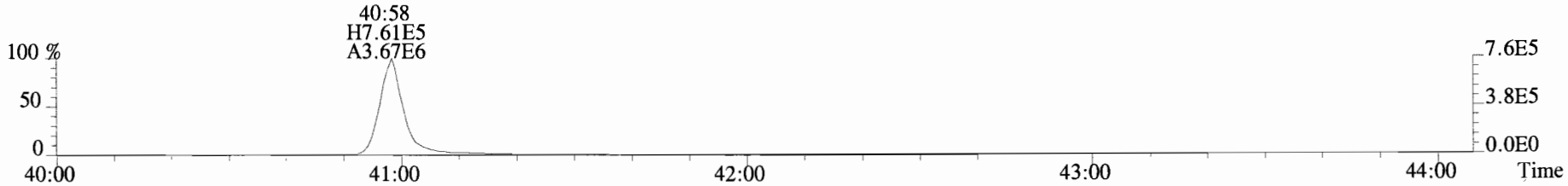

459.7348 F:5 BSUB(10000,15,-3.0) PKD(5,5,3,0.10%,100.0,0.00%,F,F)

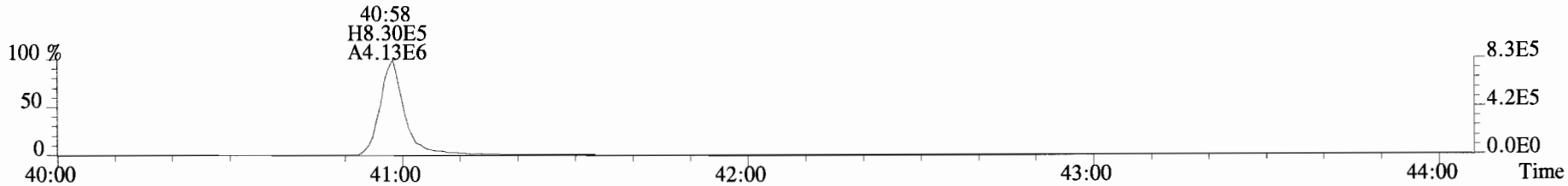

469.7780 F:5 BSUB(10000,15,-3.0) PKD(5,5,3,0.10%,100.0,0.00%,F,F)

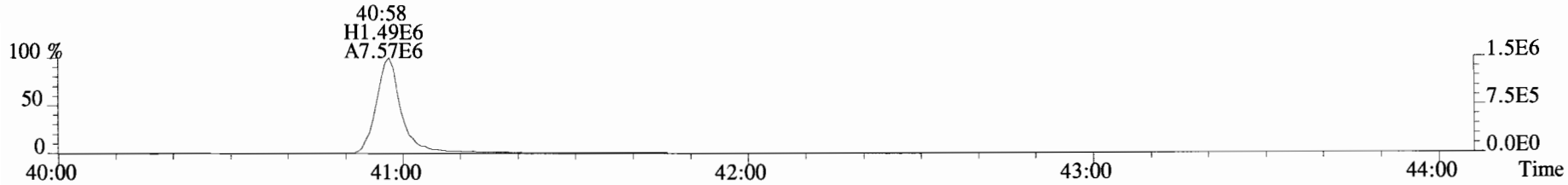

471.7750 F:5 BSUB(10000,15,-3.0) PKD(5,5,3,0.10%,100.0,0.00%,F,F)

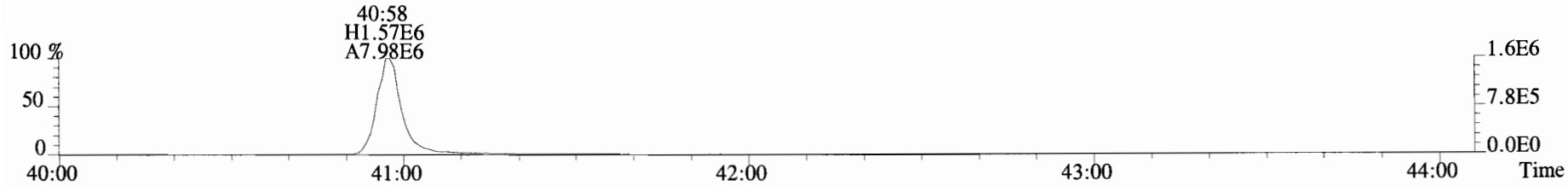

454.9728 F:5

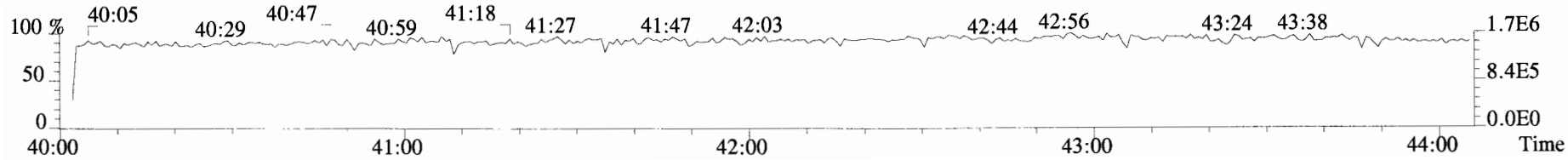

File:190607D1 #1-530 Acq: 7-JUN-2019 10:27:21 GC EI+ Voltage SIR Autospec-UltimaE
Sample#1 File Text:Vista_Analytical_Laboratory_VG7 Text:ST190607D1-1 1613 CS3 19C2204 Exp:OCDD_DB5

303.9016 BSUB(10000,15,-3.0) PKD(5,5,3,0.10%,100.0,0.00%,F,F)

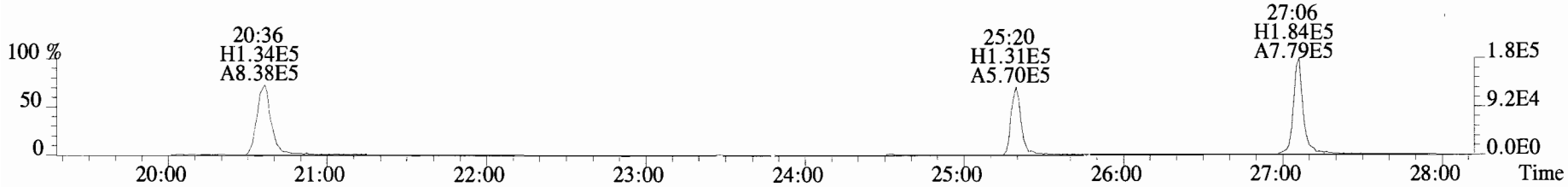

305.8987 BSUB(10000,15,-3.0) PKD(5,5,3,0.10%,100.0,0.00%,F,F)

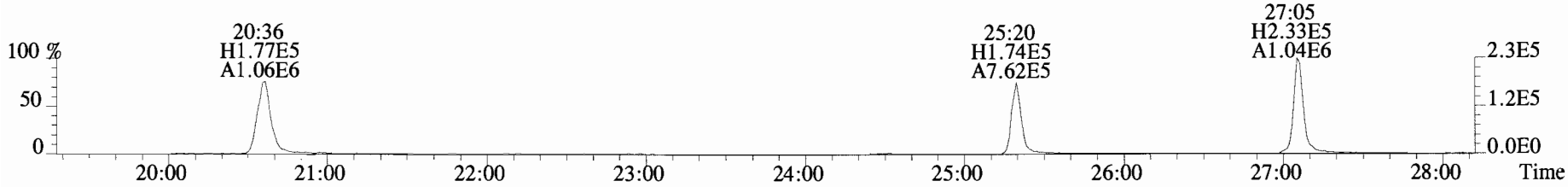

315.9419 BSUB(10000,15,-3.0) PKD(5,5,3,0.10%,100.0,0.00%,F,F)

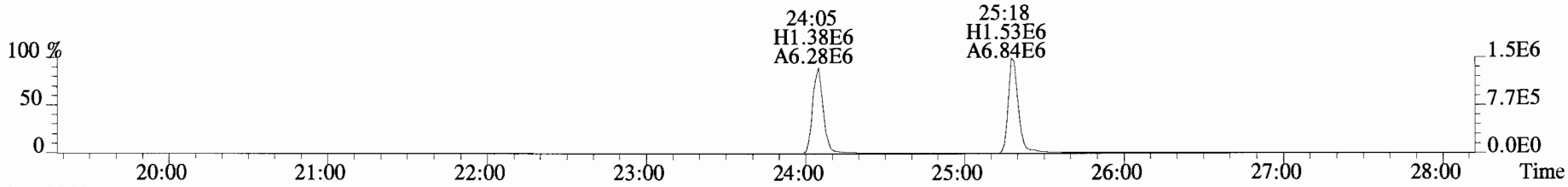

317.9389 BSUB(10000,15,-3.0) PKD(5,5,3,0.10%,100.0,0.00%,F,F)

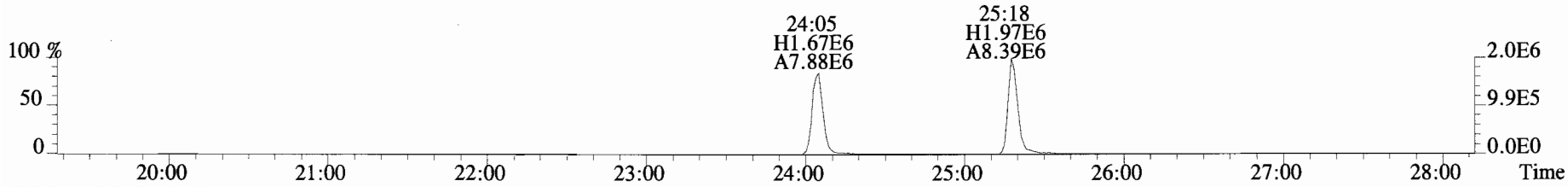

375.8364 BSUB(10000,15,-3.0) PKD(5,5,3,0.10%,100.0,0.00%,F,F)

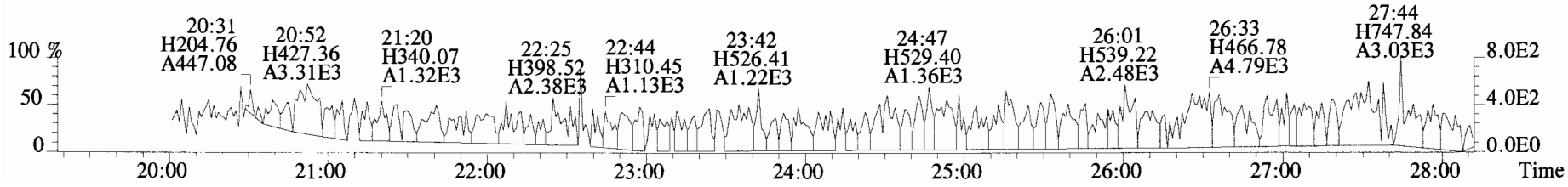

File:190607D1 #1-530 Acq: 7-JUN-2019 10:27:21 GC EI+ Voltage SIR Autospec-UltimaE
Sample#1 File Text:Vista_Analytical_Laboratory_VG7 Text:ST190607D1-1 1613 CS3 19C2204 Exp:OCDD_DB5
339.8597 BSUB(10000,15,-3.0) PKD(5,5,3,0.10%,100.0,0.00%,F,F)

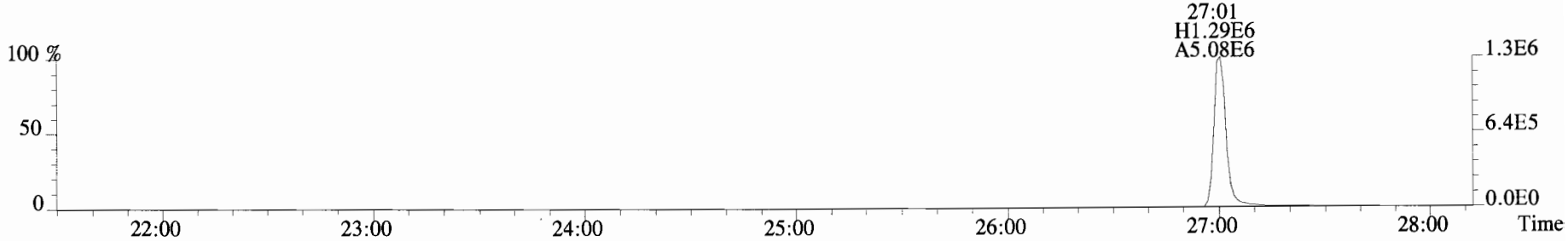

341.8568 BSUB(10000,15,-3.0) PKD(5,5,3,0.10%,100.0,0.00%,F,F)

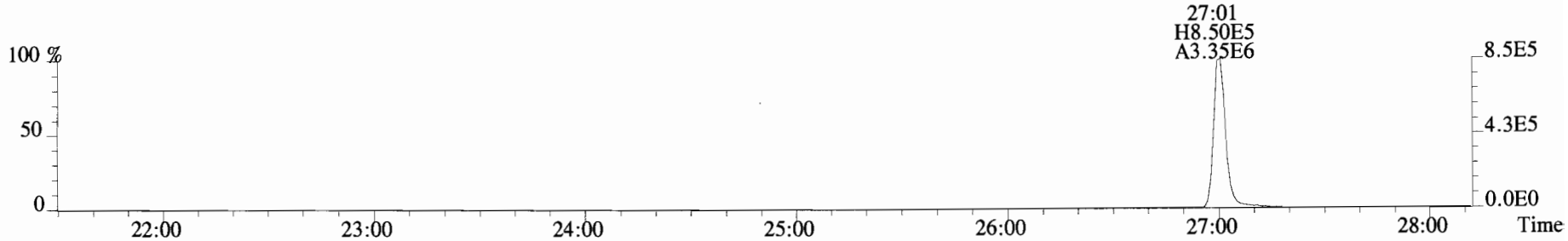

409.7974 BSUB(10000,15,-3.0) PKD(5,5,3,0.10%,100.0,0.00%,F,F)

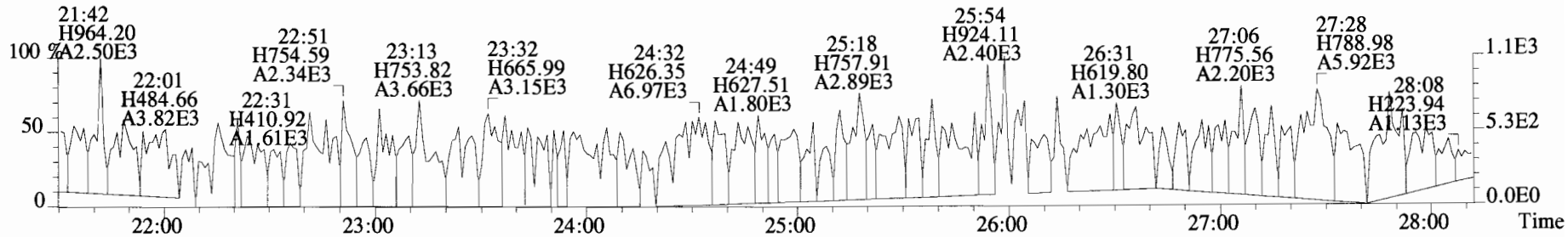

316.9824

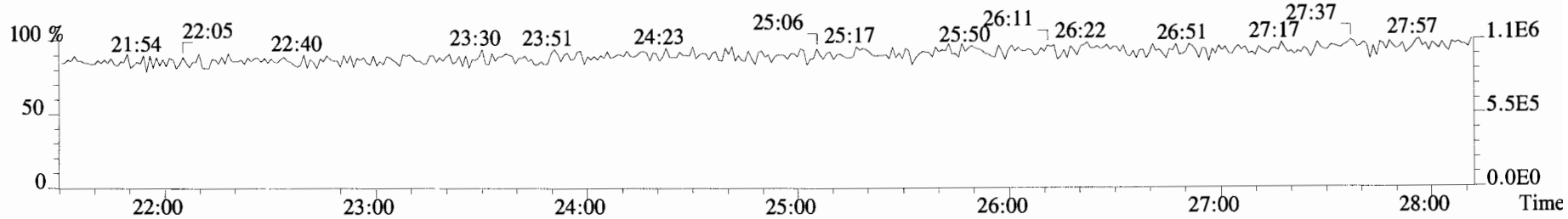

File:190607D1 #1-180 Acq: 7-JUN-2019 10:27:21 GC EI+ Voltage SIR Autospec-UltimaE
Sample#1 File Text:Vista_Analytical_Laboratory_VG7 Text:ST190607D1-1 1613 CS3 19C2204 Exp:OCDD_DB5
339.8597 F:2 BSUB(10000,15,-3.0) PKD(5,5,3,0.10%,100.0,0.00%,F,F)

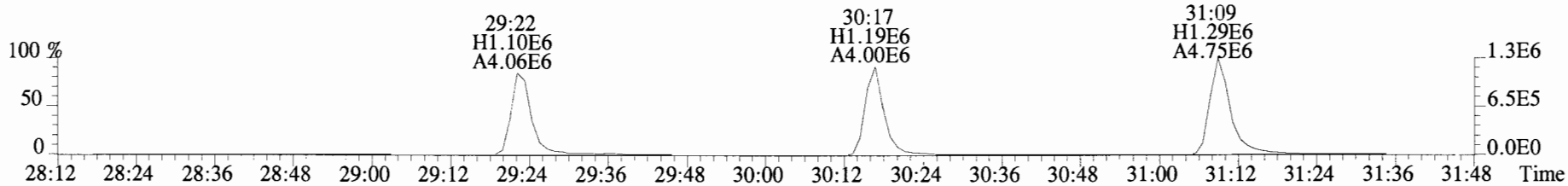

341.8568 F:2 BSUB(10000,15,-3.0) PKD(5,5,3,0.10%,100.0,0.00%,F,F)

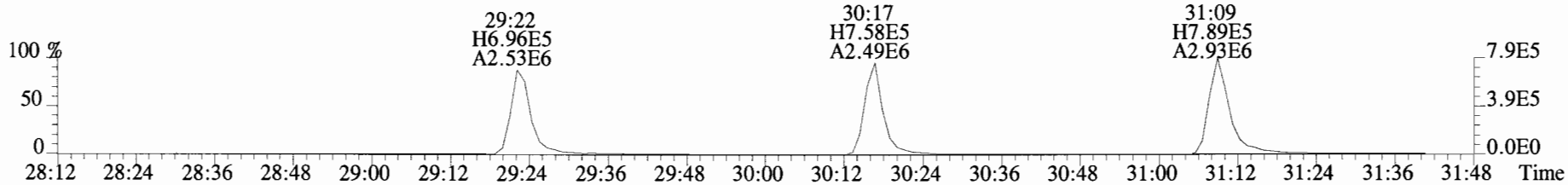

351.9000 F:2 BSUB(10000,15,-3.0) PKD(5,5,3,0.10%,100.0,0.00%,F,F)

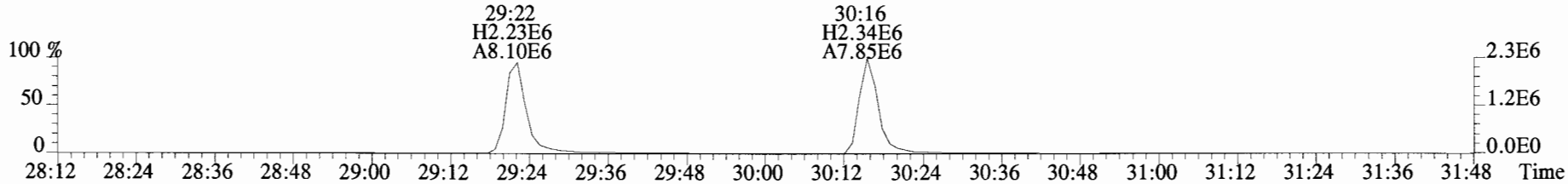

353.8970 F:2 BSUB(10000,15,-3.0) PKD(5,5,3,0.10%,100.0,0.00%,F,F)

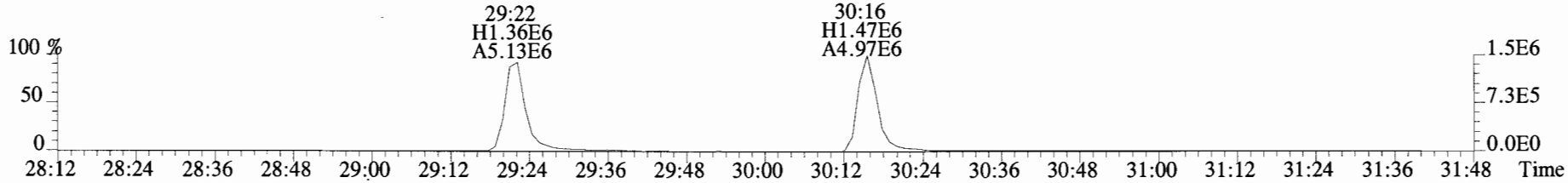

409.7974 F:2 BSUB(10000,15,-3.0) PKD(5,5,3,0.10%,100.0,0.00%,F,F)

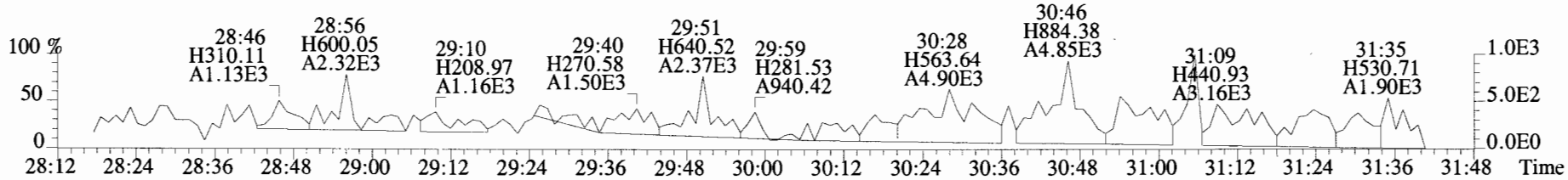

File:190607D1 #1-384 Acq: 7-JUN-2019 10:27:21 GC EI+ Voltage SIR Autospec-UltimaE
Sample#1 File Text:Vista_Analytical_Laboratory_VG7 Text:ST190607D1-1 1613 CS3 19C2204 Exp:OCDD_DB5

373.8207 F:3 BSUB(10000,15,-3.0) PKD(5,5,3,0.10%,100.0,0.00%,F,F)

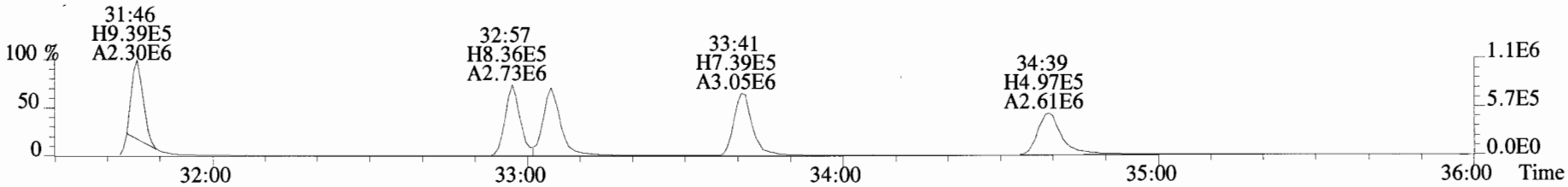

375.8178 F:3 BSUB(10000,15,-3.0) PKD(5,5,3,0.10%,100.0,0.00%,F,F)

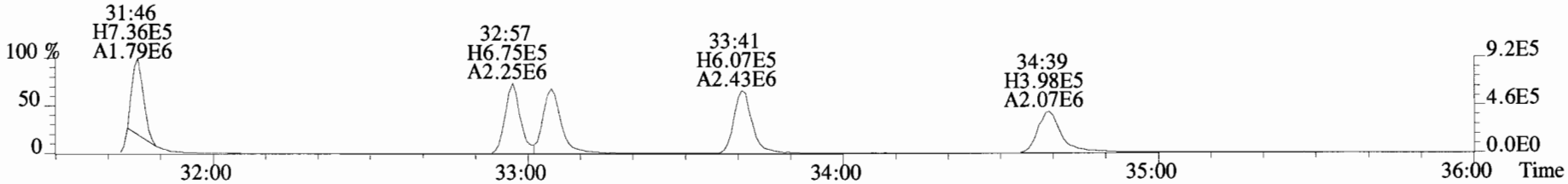

383.8639 F:3 BSUB(10000,15,-3.0) PKD(5,5,3,0.10%,100.0,0.00%,F,F)

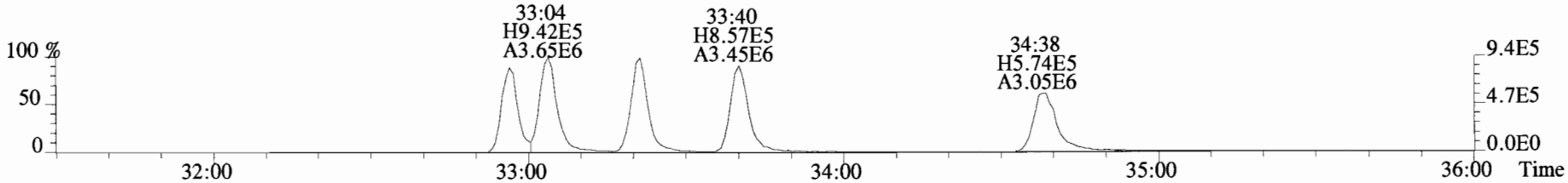

385.8610 F:3 BSUB(10000,15,-3.0) PKD(5,5,3,0.10%,100.0,0.00%,F,F)

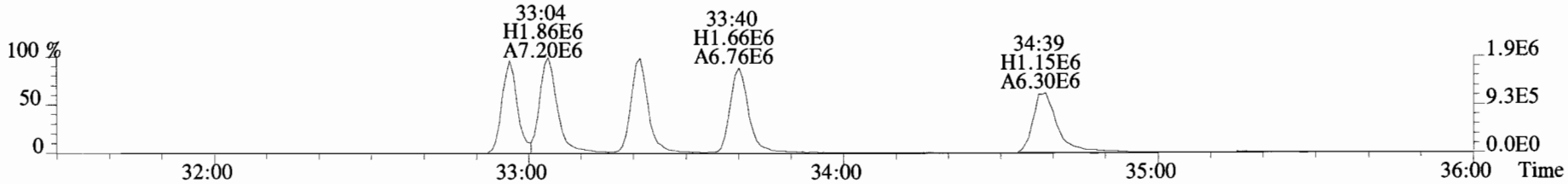

445.7555 F:3 BSUB(10000,15,-3.0) PKD(5,5,3,0.10%,100.0,0.00%,F,F)

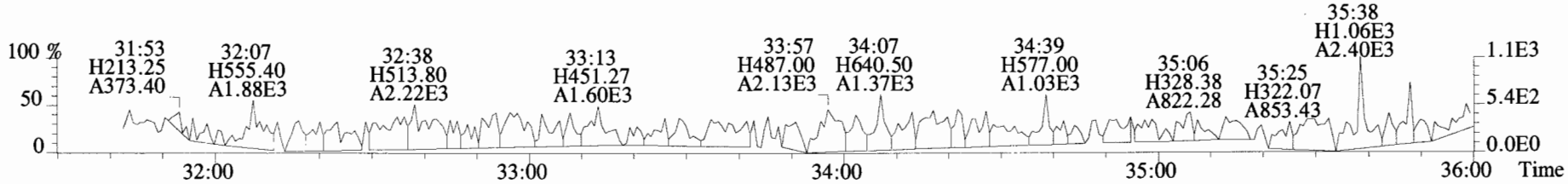

File:190607D1 #1-384 Acq: 7-JUN-2019 10:27:21 GC EI+ Voltage SIR Autospec-UltimaE
Sample#1 File Text:Vista_Analytical_Laboratory_VG7 Text:ST190607D1-1 1613 CS3 19C2204 Exp:OCDD_DB5
383.8639 F:3 BSUB(10000,15,-3.0) PKD(5,5,3,0.10%,100.0,0.00%,F,F)

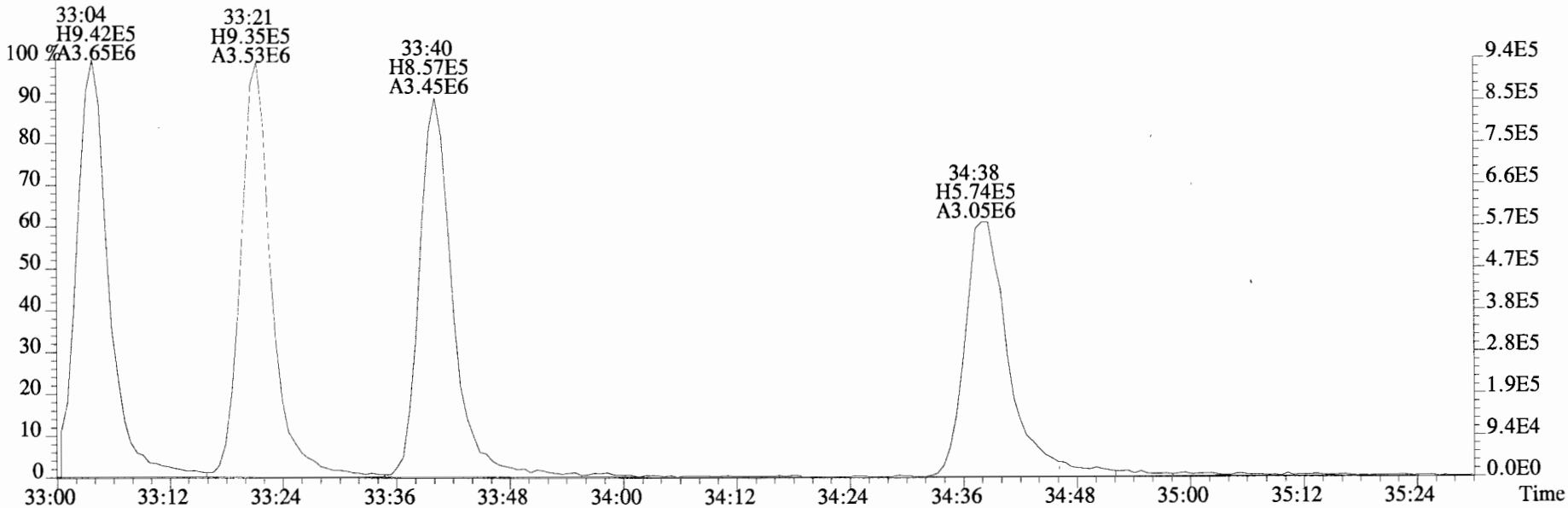

385.8610 F:3 BSUB(10000,15,-3.0) PKD(5,5,3,0.10%,100.0,0.00%,F,F)

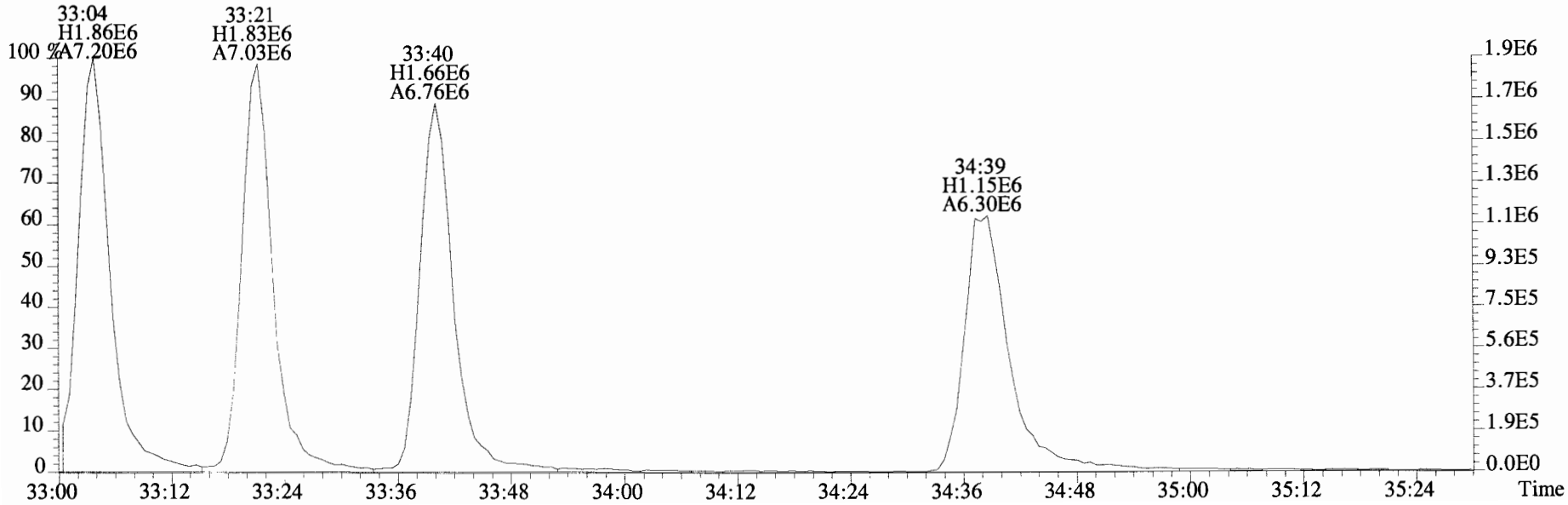

File:190607D1 #1-356 Acq: 7-JUN-2019 10:27:21 GC EI+ Voltage SIR Autospec-UltimaE
Sample#1 File Text:Vista_Analytical_Laboratory_VG7 Text:ST190607D1-1 1613 CS3 19C2204 Exp:OCDD_DB5

407.7818 F:4 BSUB(10000,15,-3.0) PKD(5,5,3,0.10%,100.0,0.00%,F,F)

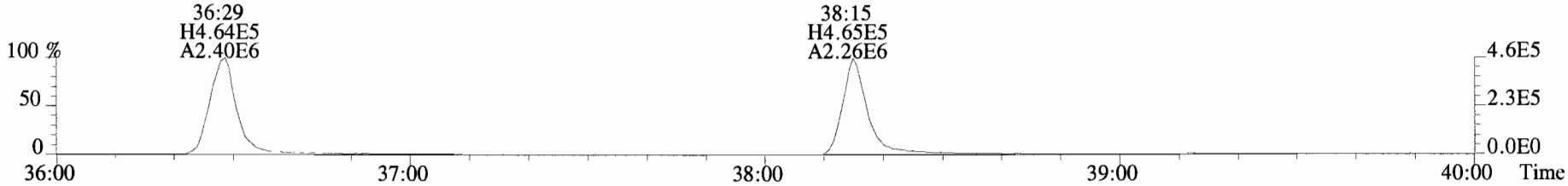

409.7788 F:4 BSUB(10000,15,-3.0) PKD(5,5,3,0.10%,100.0,0.00%,F,F)

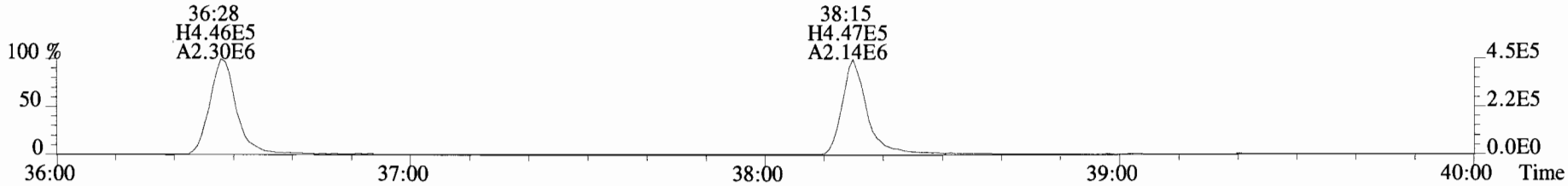

417.8253 F:4 BSUB(10000,15,-3.0) PKD(5,5,3,0.10%,100.0,0.00%,F,F)

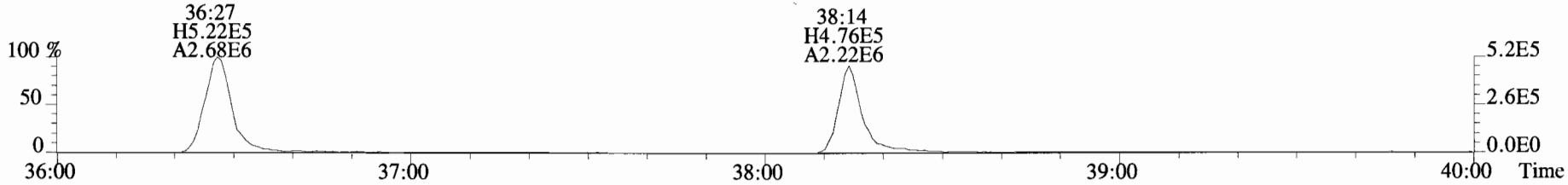

419.8220 F:4 BSUB(10000,15,-3.0) PKD(5,5,3,0.10%,100.0,0.00%,F,F)

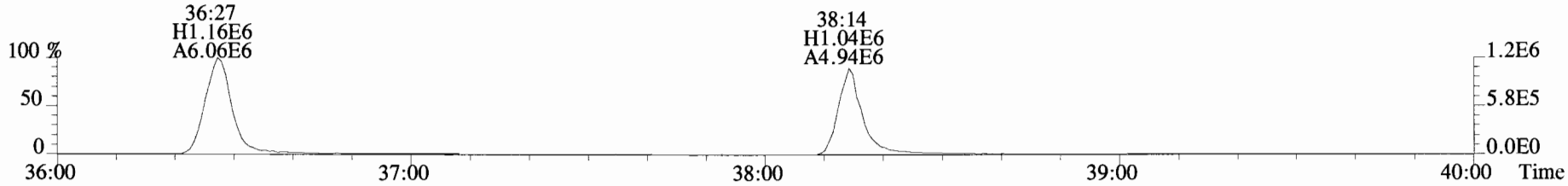

479.7165 F:4 BSUB(10000,15,-3.0) PKD(5,5,3,0.10%,100.0,0.00%,F,F)

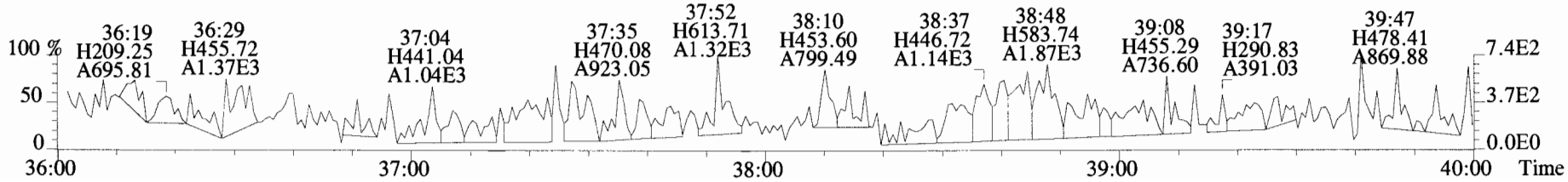

File:190607D1 #1-431 Acq: 7-JUN-2019 10:27:21 GC EI+ Voltage SIR Autospec-UltimaE
Sample#1 File Text:Vista_Analytical_Laboratory_VG7 Text:ST190607D1-1 1613 CS3 19C2204 Exp:OCDD_DB5

441.7428 F:5 BSUB(10000,15,-3.0) PKD(5,5,3,0.10%,100.0,0.00%,F,F)

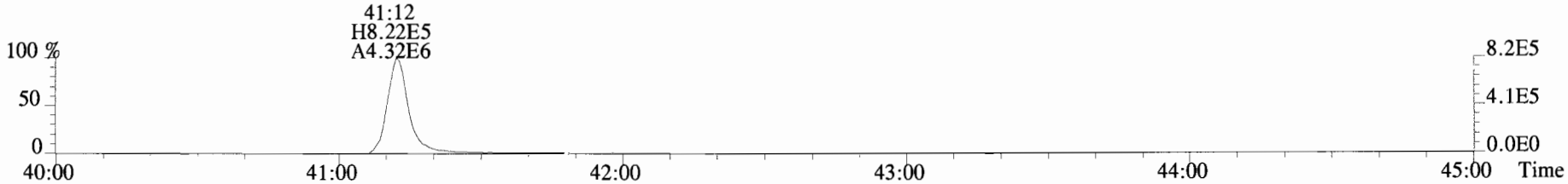

443.7398 F:5 BSUB(10000,15,-3.0) PKD(5,5,3,0.10%,100.0,0.00%,F,F)

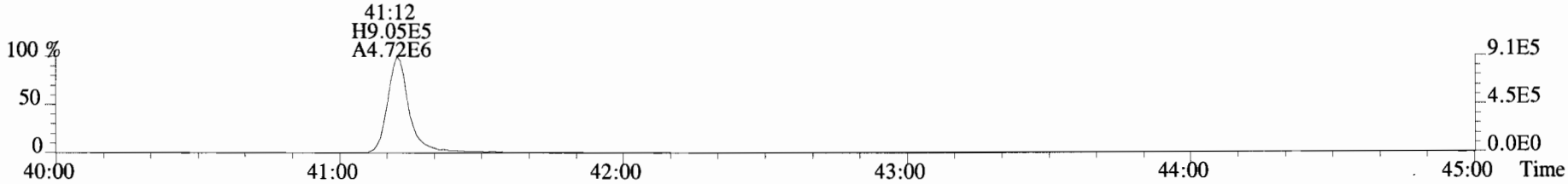

453.7831 F:5 BSUB(10000,15,-3.0) PKD(5,5,3,0.10%,100.0,0.00%,F,F)

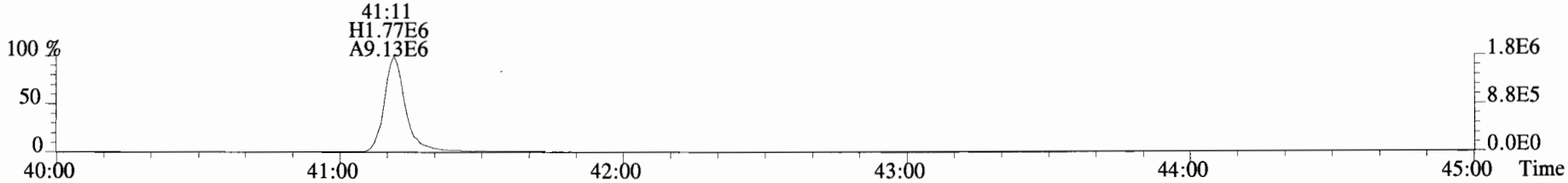

455.7801 F:5 BSUB(10000,15,-3.0) PKD(5,5,3,0.10%,100.0,0.00%,F,F)



513.6775 F:5 BSUB(10000,15,-3.0) PKD(5,5,3,0.10%,100.0,0.00%,F,F)

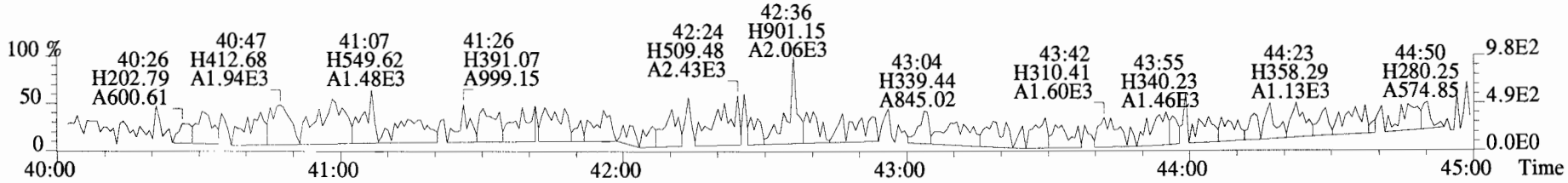

Peak Locate Examination: 7-JUN-2019:22:32 File:RES_CHECK

Experiment:OCDD_DB5 Function:1 Reference:PFK

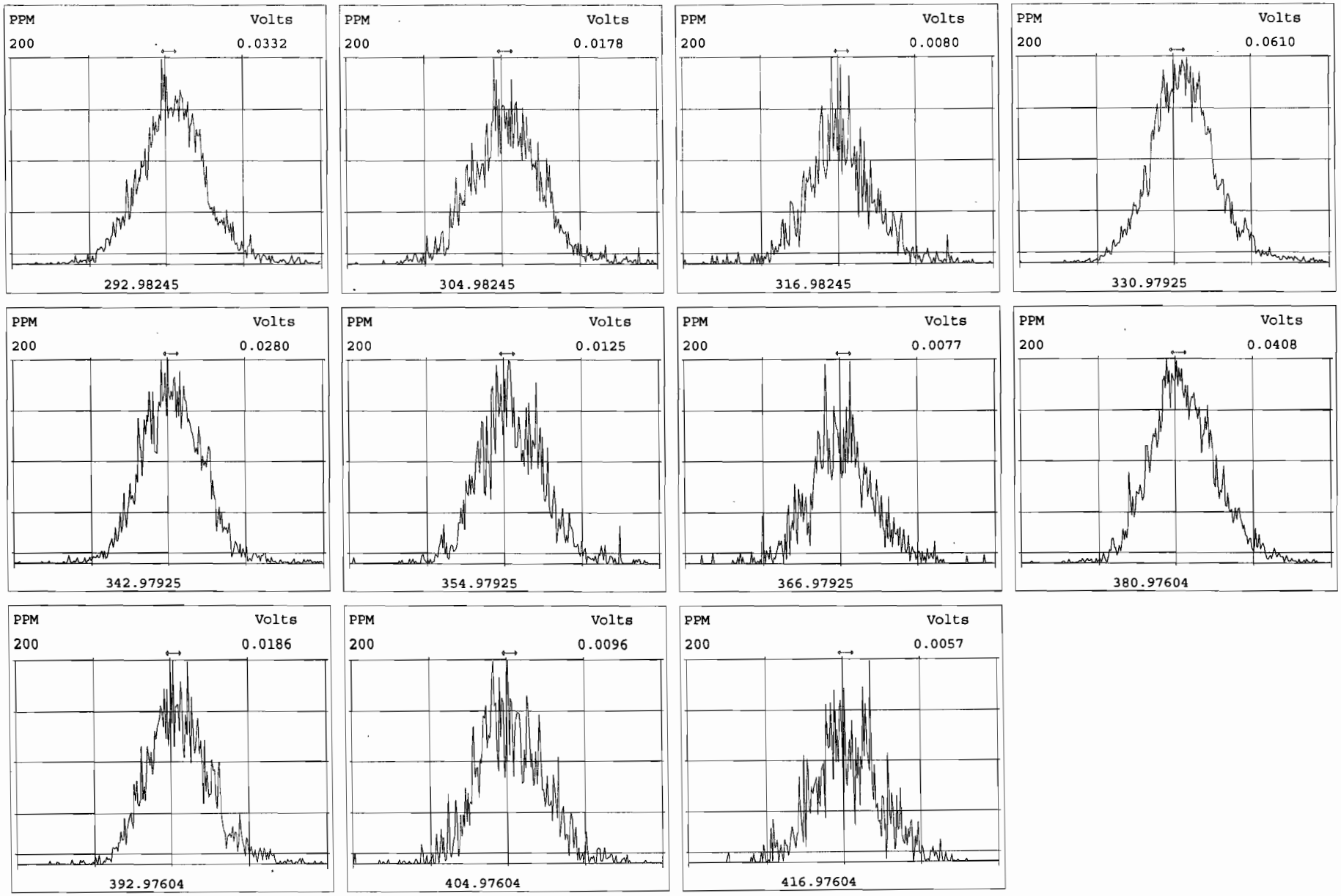

Peak Locate Examination: 7-JUN-2019:22:33 File:RES_CHECK

Experiment:OCDD_DB5 Function:2 Reference:PFK

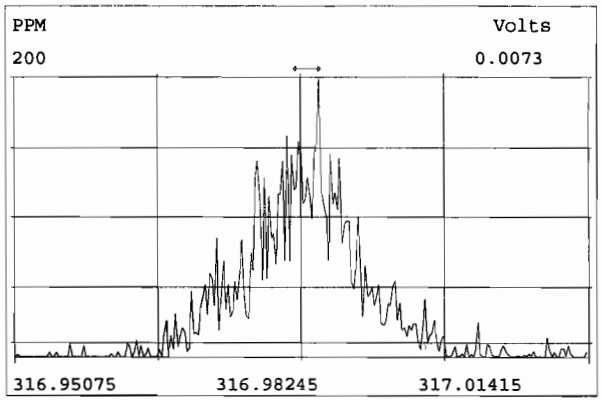

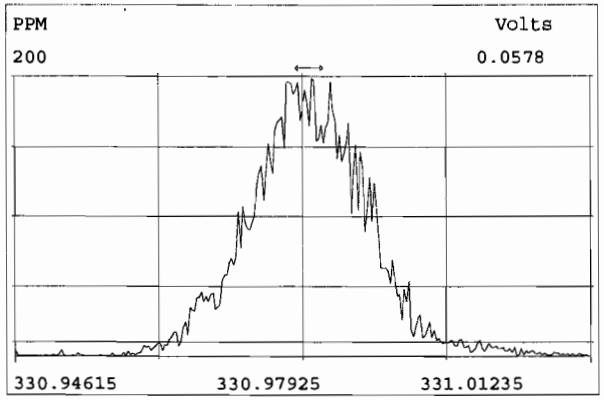

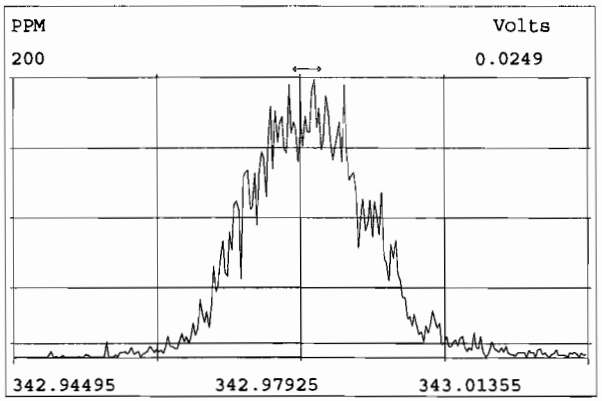

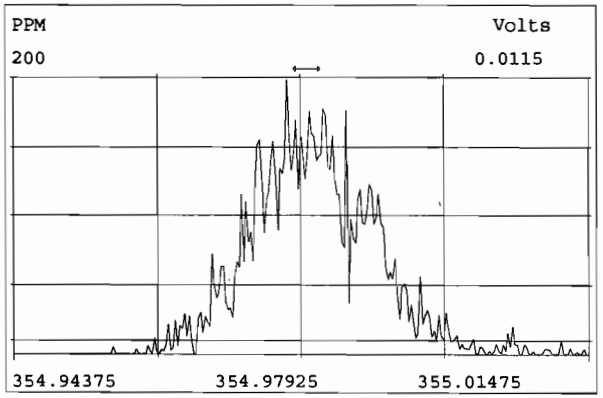

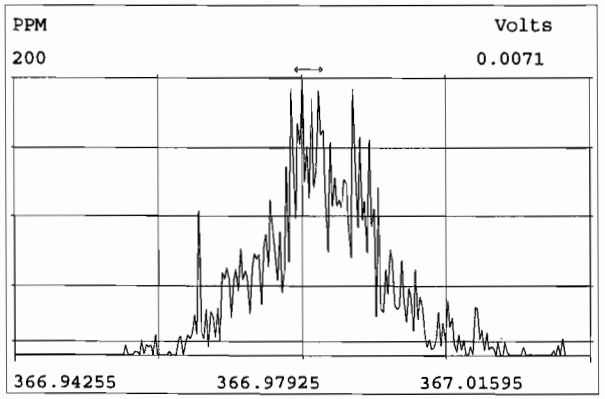

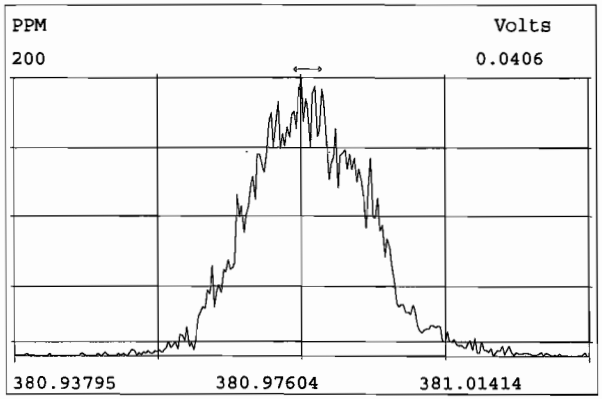

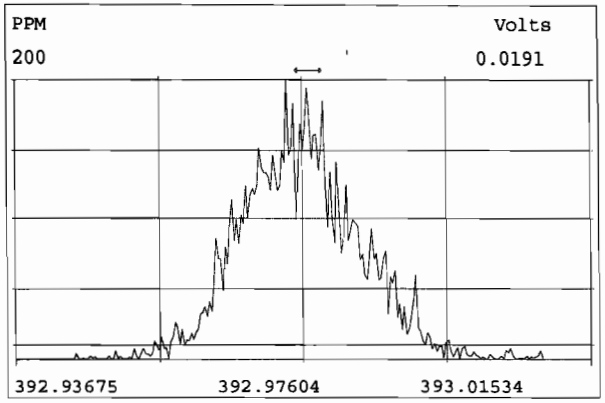

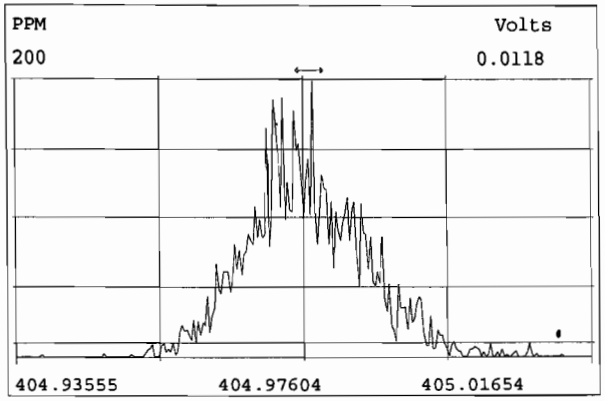

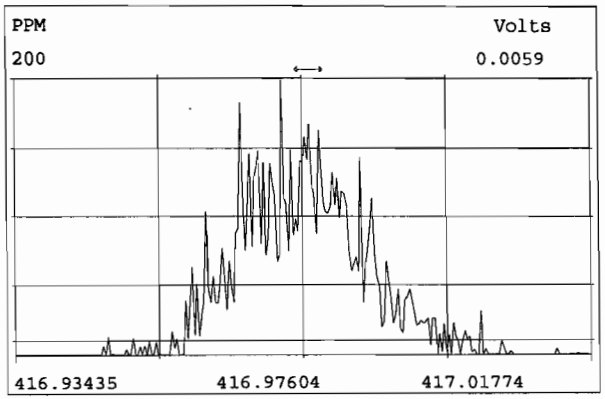

Peak Locate Examination: 7-JUN-2019:22:34 File:RES_CHECK

Experiment:OCDD_DB5 Function:3 Reference:PFK

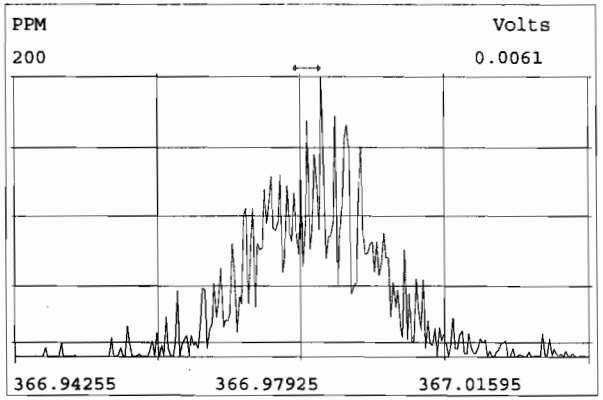

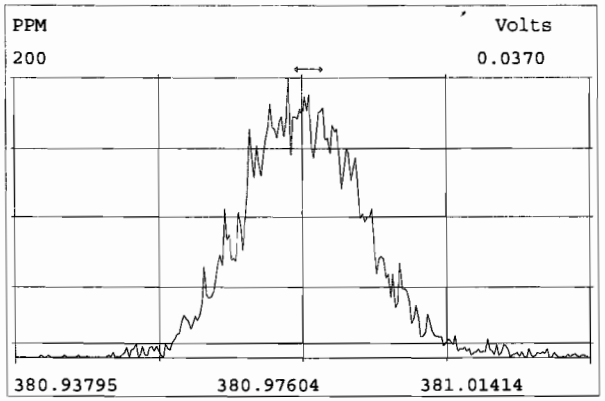

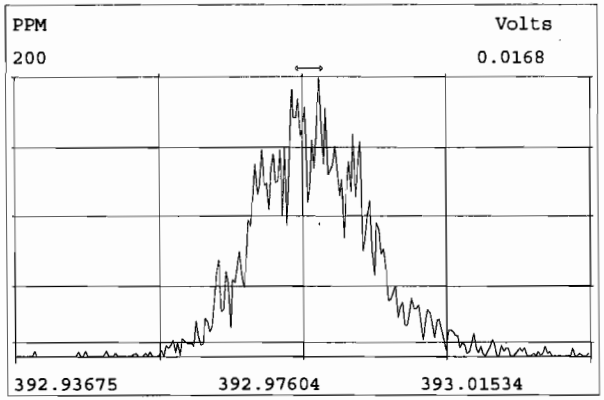

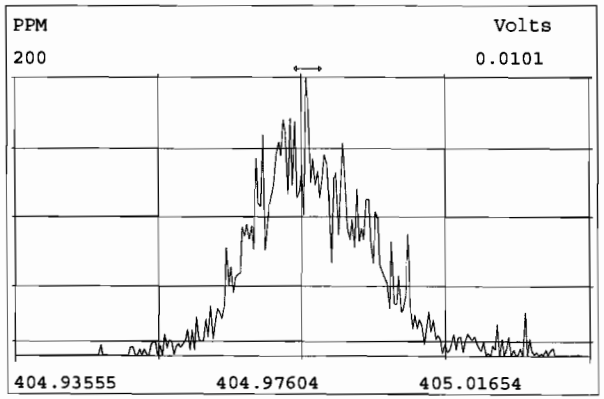

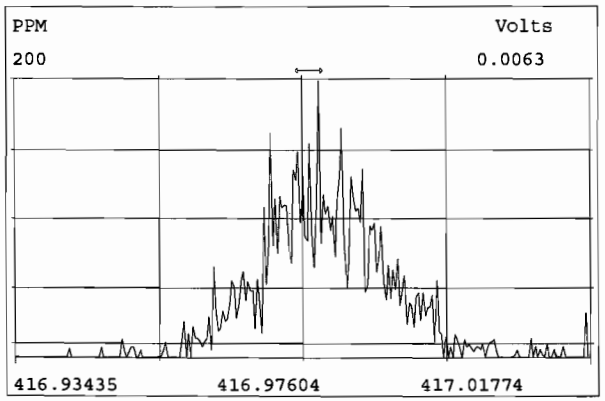

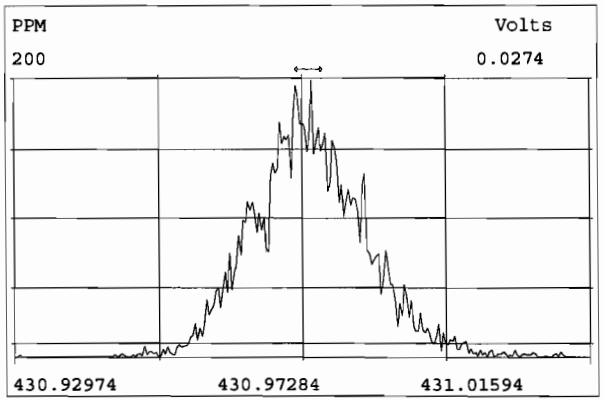

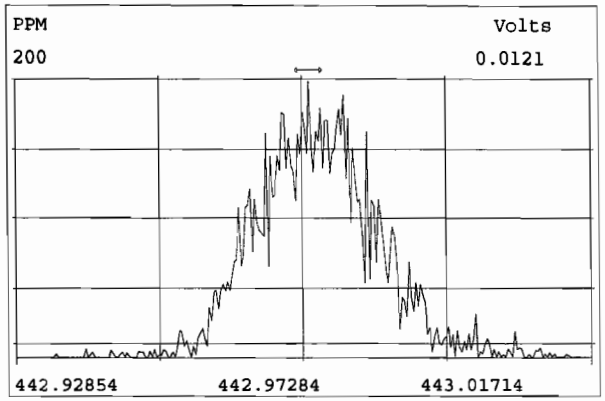

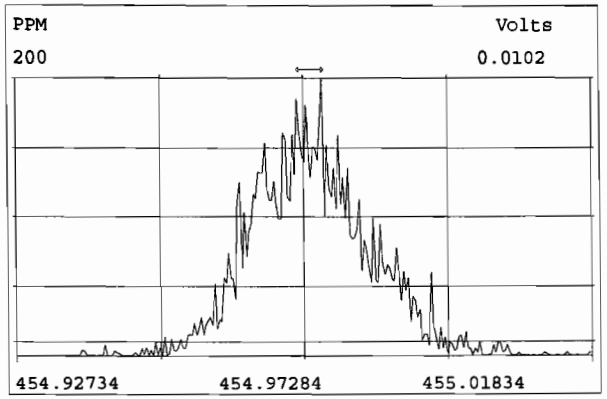

Peak Locate Examination: 7-JUN-2019:22:35 File:RES_CHECK

Experiment:OCDD_DB5 Function:4 Reference:PFK

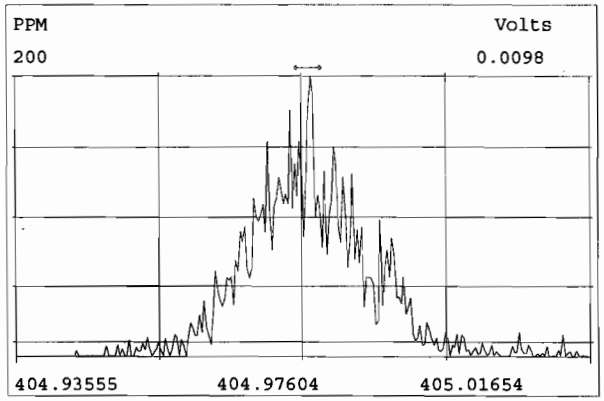

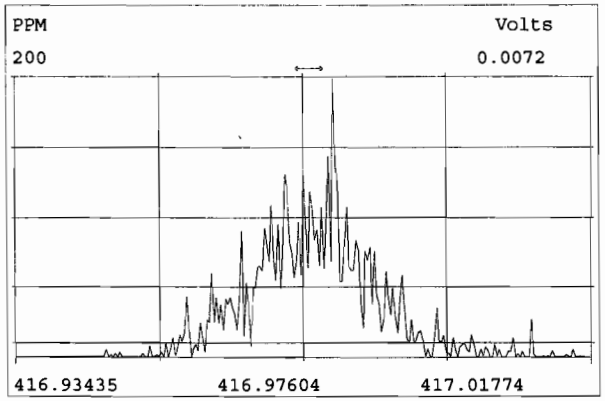

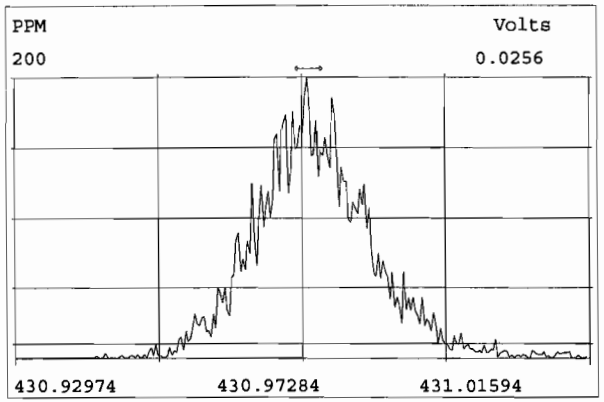

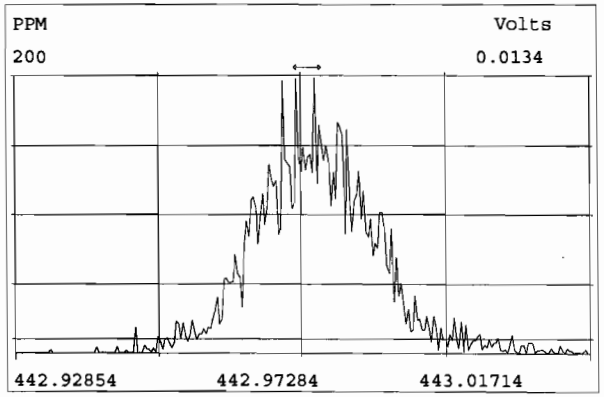

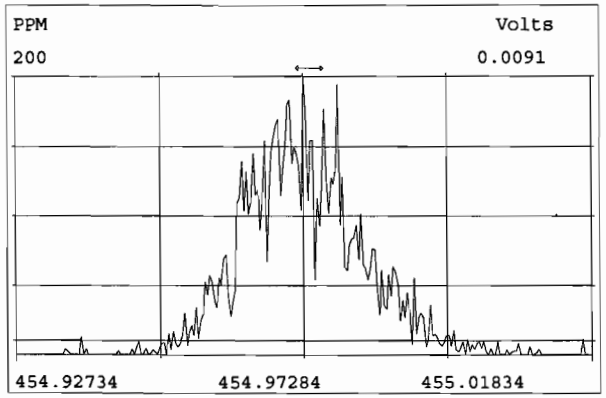

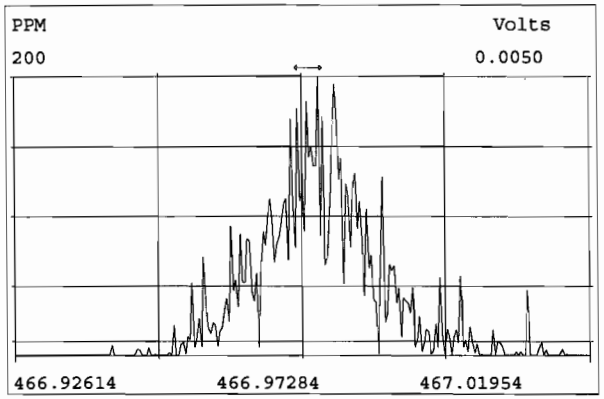

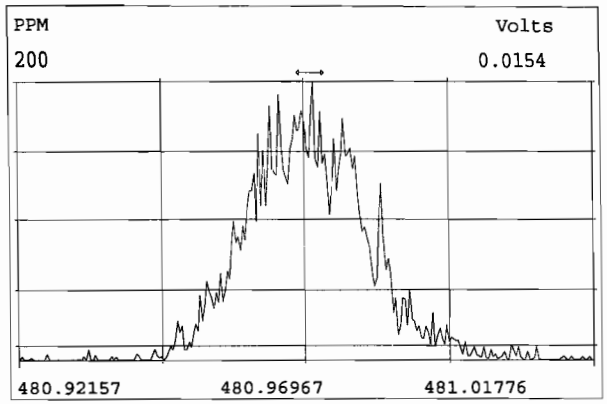

Peak Locate Examination: 7-JUN-2019:22:36 File:RES_CHECK

Experiment:OCDD_DB5 Function:5 Reference:PFK

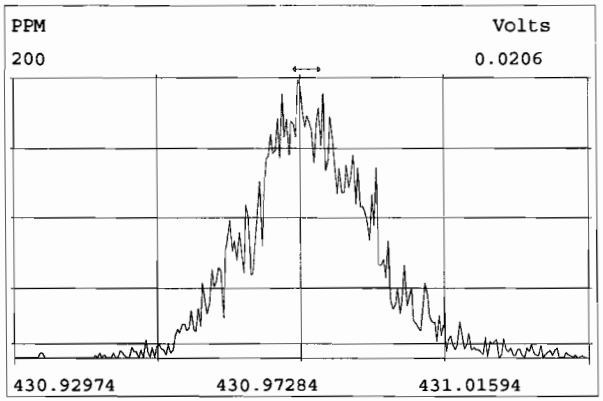

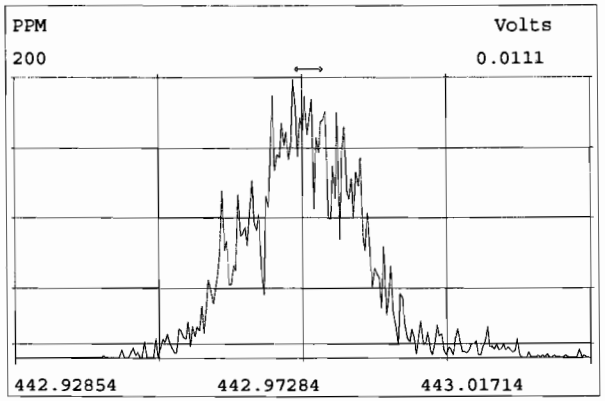

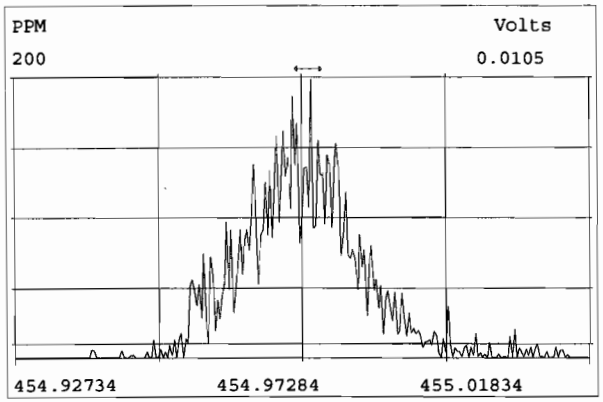

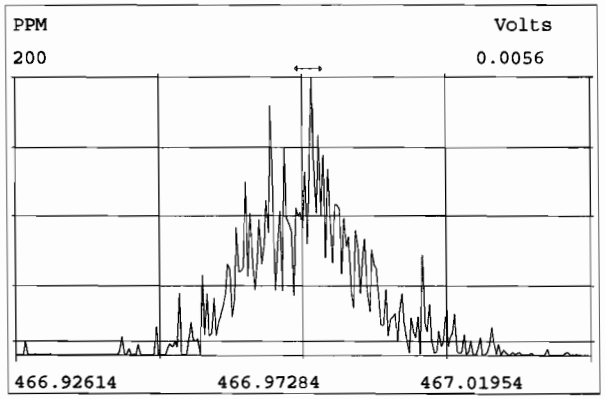

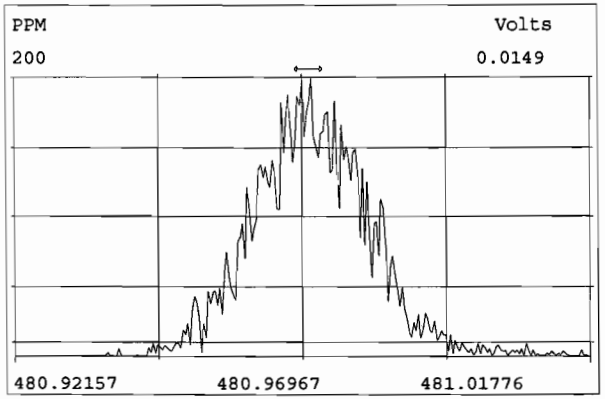

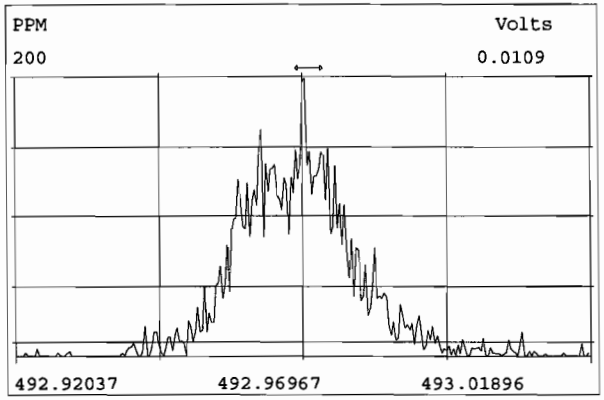

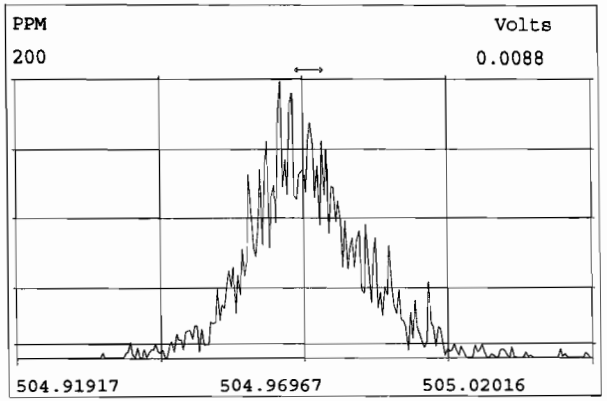

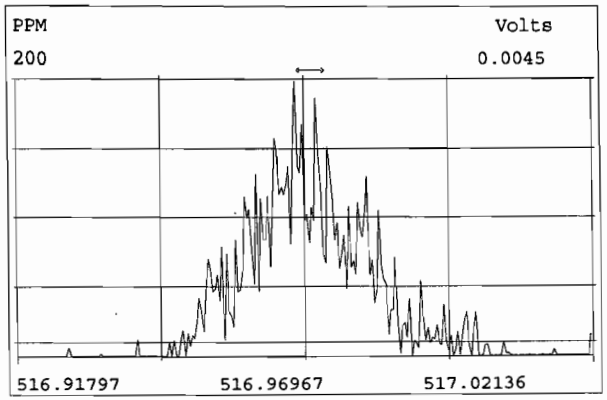

HRMS CALIBRATION STANDARDS REVIEW CHECKLIST

Beg. Calbration ID: ST190610E1-1

Reviewed By: CT 06/25/19
Initials & Date

End Calibration ID: NA

	Beg.	End
Ion abundance within QC limits?	✓	NA
Concentrations within criteria?	✓	
TCDD/TCDF Valleys <25%	NA	
First and last eluters present?	NA	
Retention Times within criteria?	✓	
Verification Std. named correctly? (ST-Year-Month-Day-VG ID)	✓	
Forms signed and dated?	✓	
Correct ICAL referenced?	(M)	
Run Log:		
- Correct instrument listed?	✓	✓
- Samples within 12 hour clock?	(Y)	N
- Bottle position verfied?	(M)	

	Beg.	End
Mass resolution ≥	✓	✓
☐ 5k ☐ 6-8K ☐ 8K ☒ 10K 1614 1699 429 1613/1668/8280		
Intergrated peaks display correctly?	✓	NA
GC Break <20%	NA	

8280 CS1 End Standard:

- Ratios within limits, S/N <2.5:1, CS1 within 12 hours — NA

Comments:

NATIVE 1668C CONTINUING CALIBRATION VERIFICATION

Lab Name: Vista Analytical Laboratory Lab ID: ST190610E1-1 Instrument ID: VG-8

Initial Calibration Date: 2-8-18 ICal ID: PCBVG8-2-8-18 GC Column ID: ZB-1

VER Data Filename: 190610E1 S#1 Analysis Date: 10-JUN-19 Time: 16:42:09

ANALYTES	ION ABUND. RATIO	QC LIMITS	PASS	CONC. FOUND	CONC. RANGE (ng/mL)
PCB-1	3.13	2.66-3.60	y	51.5	37.5-62.5
PCB-2	3.14	2.66-3.60	y	48.9	37.5-62.5
PCB-3	3.08	2.66-3.60	y	50.3	37.5-62.5
PCB-4/10	1.59	1.33-1.79	y	95.2	75-125
PCB-7/9	1.59	1.33-1.79	y	92.7	75-125
PCB-6	1.60	1.33-1.79	y	46.3	37.5-62.5
PCB-5/8	1.62	1.33-1.79	y	92.9	75-125
PCB-14	1.59	1.33-1.79	y	47.8	37.5-62.5
PCB-11	1.59	1.33-1.79	y	46.8	37.5-62.5
PCB-12/13	1.57	1.33-1.79	y	92.4	75-125
PCB-15	1.57	1.33-1.79	y	47.6	37.5-62.5
PCB-19	1.04	0.88-1.20	y	45.1	37.5-62.5
PCB-30	1.05	0.88-1.20	y	43.1	37.5-62.5
PCB-18	1.03	0.88-1.20	y	43.0	37.5-62.5
PCB-17	1.04	0.88-1.20	y	43.9	37.5-62.5
PCB-24/27	1.04	0.88-1.20	y	88.9	75.0-125
PCB-16/32	1.04	0.88-1.20	y	87.3	75.0-125
PCB-34	1.04	0.88-1.20	y	46.9	37.5-62.5
PCB-23	1.03	0.88-1.20	y	44.3	37.5-62.5
PCB-29	1.04	0.88-1.20	y	44.4	37.5-62.5
PCB-26	1.04	0.88-1.20	y	45.7	37.5-62.5
PCB-25	1.04	0.88-1.20	y	44.5	37.5-62.5
PCB-31	1.02	0.88-1.20	y	42.6	37.5-62.5
PCB-28	1.05	0.88-1.20	y	47.9	37.5-62.5
PCB-20/21/33	1.03	0.88-1.20	y	134.8	112.5-225
PCB-22	1.04	0.88-1.20	y	43.6	37.5-62.5
PCB-36	1.02	0.88-1.20	y	46.1	37.5-62.5
PCB-39	1.03	0.88-1.20	y	47.0	37.5-62.5
PCB-38	1.05	0.88-1.20	y	47.0	37.5-62.5
PCB-35	1.04	0.88-1.20	y	46.9	37.5-62.5
PCB-37	1.04	0.88-1.20	y	46.6	37.5-62.5
PCB-54	0.78	0.65-0.89	y	47.3	37.5-62.5
PCB-50	0.77	0.65-0.89	y	45.6	37.5-62.5
PCB-53	0.78	0.65-0.89	y	48.7	37.5-62.5
PCB-51	0.78	0.65-0.89	y	46.9	37.5-62.5
PCB-45	0.79	0.65-0.89	y	46.1	37.5-62.5
PCB-46	0.78	0.65-0.89	y	46.5	37.5-62.5

ANALYTES	ION ABUND. RATIO	QC LIMITS	PASS	CONC. FOUND	CONC. RANGE (ng/mL)
PCB-52/69	0.79	0.65-0.89	y	90.9	75.0-125
PCB-73	0.78	0.65-0.89	y	48.2	37.5-62.5
PCB-43/49	0.78	0.65-0.89	y	92.8	75.0-125
PCB-47	0.78	0.65-0.89	y	49.1	37.5-62.5
PCB-48/75	0.79	0.65-0.89	y	93.0	75.0-125
PCB-65	0.78	0.65-0.89	y	42.8	37.5-62.5
PCB-62	0.79	0.65-0.89	y	51.4	37.5-62.5
PCB-44	0.78	0.65-0.89	y	47.7	37.5-62.5
PCB-42/59	0.78	0.65-0.89	y	96.4	75.0-125
PCB-41/64/71/72	0.78	0.65-0.89	y	194.6	150-250
PCB-68	0.78	0.65-0.89	y	45.8	37.5-62.5
PCB-40	0.77	0.65-0.89	y	46.6	37.5-62.5
PCB-57	0.76	0.65-0.89	y	47.3	37.5-62.5
PCB-67	0.77	0.65-0.89	y	47.5	37.5-62.5
PCB-58	0.79	0.65-0.89	y	47.6	37.5-62.5
PCB-63	0.79	0.65-0.89	y	46.6	37.5-62.5
PCB-74	0.78	0.65-0.89	y	45.7	37.5-62.5
PCB-61/70	0.79	0.65-0.89	y	92.3	75.0-125
PCB-76/66	0.78	0.65-0.89	y	94.5	75.0-125
PCB-80	0.77	0.65-0.89	y	47.7	37.5-62.5
PCB-55	0.77	0.65-0.89	y	47.2	37.5-62.5
PCB-56/60	0.78	0.65-0.89	y	90.6	75.0-125
PCB-79	0.79	0.65-0.89	y	45.9	37.5-62.5
PCB-78	0.77	0.65-0.89	y	46.0	37.5-62.5
PCB-81	0.78	0.65-0.89	y	48.6	37.5-62.5
PCB-77	0.79	0.65-0.89	y	47.3	37.5-62.5
PCB-104	1.56	1.32-1.78	y	44.7	37.5-62.5
PCB-96	1.56	1.32-1.78	y	44.0	37.5-62.5
PCB-103	1.57	1.32-1.78	y	43.1	37.5-62.5
PCB-100	1.53	1.32-1.78	y	43.6	37.5-62.5
PCB-94	1.56	1.32-1.78	y	42.0	37.5-62.5
PCB-95/98/102	1.56	1.32-1.78	y	126.7	112.5-225
PCB-93	1.54	1.32-1.78	y	43.0	37.5-62.5
PCB-88/91	1.56	1.32-1.78	y	82.2	75.0-125
PCB-121	1.60	1.32-1.78	y	43.6	37.5-62.5

Analyst: MI

Date: 6/11/19

NATIVE 1668C CONTINUING CALIBRATION VERIFICATION

Lab Name: Vista Analytical Laboratory Lab ID: ST190610E1-1 Instrument ID: VG-8

Initial Calibration Date: 2-8-18 ICal ID: PCBVG8-2-8-18 GC Column ID: ZB-1

VER Data Filename: 190610E1 S#1 Analysis Date: 10-JUN-19 Time: 16:42:09

ANALYTES	ION ABUND. RATIO	QC LIMITS	PASS	CONC. FOUND	CONC. RANGE (ng/mL)	ANALYTES	ION ABUND. RATIO	QC LIMITS	PASS	CONC. FOUND	CONC. RANGE (ng/mL)
PCB-84/92	1.53	1.32-1.78	y	89.1	75.0-125	PCB-140	1.24	1.05-1.43	y	43.1	37.5-62.5
PCB-89	1.56	1.32-1.78	y	44.5	37.5-62.5	PCB-134/143	1.26	1.05-1.43	y	91.7	75.0-125
PCB-90/101	1.54	1.32-1.78	y	89.4	75.0-125	PCB-131/133	1.26	1.05-1.43	y	91.9	75.0-125
PCB-113	1.52	1.32-1.78	y	41.3	37.5-62.5	PCB-142	1.28	1.05-1.43	y	45.7	37.5-62.5
PCB-99	1.57	1.32-1.78	y	48.1	37.5-62.5	PCB-146/165	1.26	1.05-1.43	y	90.4	75.0-125
PCB-119	1.57	1.32-1.78	y	44.5	37.5-62.5	PCB-132/161	1.25	1.05-1.43	y	93.1	75.0-125
PCB-108/112	1.56	1.32-1.78	y	87.7	75.0-125	PCB-153	1.26	1.05-1.43	y	47.8	37.5-62.5
PCB-83	1.57	1.32-1.78	y	43.2	37.5-62.5	PCB-168	1.27	1.05-1.43	y	45.4	37.5-62.5
PCB-97	1.57	1.32-1.78	y	44.8	37.5-62.5	PCB-141	1.25	1.05-1.43	y	47.7	37.5-62.5
PCB-86	1.56	1.32-1.78	y	45.4	37.5-62.5	PCB-137	1.25	1.05-1.43	y	43.5	37.5-62.5
PCB-87/117/125	1.56	1.32-1.78	y	133.6	112.5-225	PCB-130	1.25	1.05-1.43	y	53.1	37.5-62.5
PCB-111/115	1.54	1.32-1.78	y	87.9	75.0-125	PCB-138/163/164	1.25	1.05-1.43	y	142.5	112.5-225
PCB-85/116	1.57	1.32-1.78	y	91.6	75.0-125	PCB-158/160	1.25	1.05-1.43	y	95.1	75.0-125
PCB-120	1.56	1.32-1.78	y	43.2	37.5-62.5	PCB-129	1.25	1.05-1.43	y	46.6	37.5-62.5
PCB-110	1.57	1.32-1.78	y	45.5	37.5-62.5	PCB-166	1.26	1.05-1.43	y	44.1	37.5-62.5
PCB-82	1.56	1.32-1.78	y	43.6	37.5-62.5	PCB-159	1.25	1.05-1.43	y	48.9	37.5-62.5
PCB-124	1.54	1.32-1.78	y	46.1	37.5-62.5	PCB-128/162	1.24	1.05-1.43	y	91.4	75.0-125
PCB-107/109	1.57	1.32-1.78	y	85.4	75.0-125	PCB-167	1.26	1.05-1.43	y	46.9	37.5-62.5
PCB-123	1.56	1.32-1.78	y	45.5	37.5-62.5	PCB-156	1.25	1.05-1.43	y	46.4	37.5-62.5
PCB-106/118	1.56	1.32-1.78	y	87.7	75.0-125	PCB-157	1.24	1.05-1.43	y	46.7	37.5-62.5
PCB-114	1.60	1.32-1.78	y	45.1	37.5-62.5	PCB-169	1.26	1.05-1.43	y	47.1	37.5-62.5
PCB-122	1.59	1.32-1.78	y	47.0	37.5-62.5	PCB-188	1.03	0.89-1.21	y	45.9	37.5-62.5
PCB-105	1.57	1.32-1.78	y	45.7	37.5-62.5	PCB-184	1.04	0.89-1.21	y	46.6	37.5-62.5
PCB-127	1.53	1.32-1.78	y	45.3	37.5-62.5	PCB-179	1.04	0.89-1.21	y	45.9	37.5-62.5
PCB-126	1.57	1.32-1.78	y	46.4	37.5-62.5	PCB-176	1.05	0.89-1.21	y	45.7	37.5-62.5
PCB-155	1.21	1.05-1.43	y	43.3	37.5-62.5	PCB-186	1.05	0.89-1.21	y	46.2	37.5-62.5
PCB-150	1.22	1.05-1.43	y	44.0	37.5-62.5	PCB-178	1.05	0.89-1.21	y	46.3	37.5-62.5
PCB-152	1.24	1.05-1.43	y	44.2	37.5-62.5	PCB-175	1.03	0.89-1.21	y	47.7	37.5-62.5
PCB-145	1.21	1.05-1.43	y	44.1	37.5-62.5	PCB-182/187	1.05	0.89-1.21	y	94.8	75.0-125
PCB-136	1.22	1.05-1.43	y	41.7	37.5-62.5	PCB-183	1.04	0.89-1.21	y	46.6	37.5-62.5
PCB-148	1.24	1.05-1.43	y	46.0	37.5-62.5	PCB-185	1.06	0.89-1.21	y	45.3	37.5-62.5
PCB-154	1.22	1.05-1.43	y	42.5	37.5-62.5	PCB-174	1.03	0.89-1.21	y	49.3	37.5-62.5
PCB-151	1.22	1.05-1.43	y	42.5	37.5-62.5	PCB-181	1.05	0.89-1.21	y	45.2	37.5-62.5
PCB-135	1.23	1.05-1.43	y	43.9	37.5-62.5	PCB-177	1.04	0.89-1.21	y	46.1	37.5-62.5
PCB-144	1.23	1.05-1.43	y	44.7	37.5-62.5	PCB-171	1.06	0.89-1.21	y	45.7	37.5-62.5
PCB-147	1.22	1.05-1.43	y	44.4	37.5-62.5	PCB-173	1.05	0.89-1.21	y	45.0	37.5-62.5
PCB-139/149	1.23	1.05-1.43	y	87.7	75.0-125	PCB-172	1.04	0.89-1.21	y	45.3	37.5-62.5

Analyst: MJ

Date: 6/11/19

NATIVE 1668C CONTINUING CALIBRATION VERIFICATION

Lab Name: Vista Analytical Laboratory Lab ID: ST190610E1-1 Instrument ID: VG-8

Initial Calibration Date: 2-8-18 ICal ID: PCBVG8-2-8-18 GC Column ID: ZB-1

VER Data Filename: 190610E1 S#1 Analysis Date: 10-JUN-19 Time: 16:42:09

ANALYTES	ION ABUND. RATIO	QC LIMITS	PASS	CONC. FOUND	CONC. RANGE (ng/mL)
PCB-192	1.04	0.89-1.21	y	46.1	37.5-62.5
PCB-180	1.04	0.89-1.21	y	46.3	37.5-62.5
PCB-193	1.04	0.89-1.21	y	44.5	37.5-62.5
PCB-191	1.06	0.89-1.21	y	46.3	37.5-62.5
PCB-170	1.04	0.89-1.21	y	46.3	37.5-62.5
PCB-190	1.05	0.89-1.21	y	45.8	37.5-62.5
PCB-189	1.04	0.89-1.21	y	45.0	37.5-62.5
PCB-202	0.88	0.76-1.02	y	46.8	37.5-62.5
PCB-201	0.87	0.76-1.02	y	45.8	37.5-62.5
PCB-204	0.88	0.76-1.02	y	43.8	37.5-62.5
PCB-197	0.88	0.76-1.02	y	43.6	37.5-62.5
PCB-200	0.88	0.76-1.02	y	44.3	37.5-62.5
PCB-198	0.97	0.76-1.02	y	41.3	37.5-62.5
PCB-199	0.82	0.76-1.02	y	44.6	37.5-62.5
PCB-196/203	0.88	0.76-1.02	y	89.2	75.0-125
PCB-195	0.90	0.76-1.02	y	45.7	37.5-62.5
PCB-194	0.89	0.76-1.02	y	44.4	37.5-62.5
PCB-205	0.90	0.76-1.02	y	46.3	37.5-62.5
PCB-208	1.31	1.14-1.54	y	49.6	37.5-62.5
PCB-207	1.30	1.14-1.54	y	49.8	37.5-62.5
PCB-206	1.32	1.14-1.54	y	49.9	37.5-62.5
PCB-209	1.19	0.99-1.33	y	45.6	37.5-62.5

Analyst: MD

Date: 6/11/19

LABELED 1668C CONTINUING CALIBRATION VERIFICATION

Lab Name: Vista Analytical Laboratory Lab ID: ST190610E1-1 Instrument ID: VG-8

Initial Calibration Date: 2-8-18 ICal ID: PCBVG8-2-8-18 GC Column ID: ZB-1

VER Data Filename: 190610E1 S#1 Analysis Date: 10-JUN-19 Time: 16:42:09

LABELED IS	ION ABUND. RATIO	QC LIMITS	PASS	CONC. FOUND	CONC. RANGE (ng/mL)
13C-PCB-1	3.07	2.66-3.60	y	78.7	50.0-145
13C-PCB-3	3.09	2.66-3.60	y	77.0	50.0-145
13C-PCB-4	1.55	1.33-1.79	y	104.6	50.0-145
13C-PCB-9	1.55	1.33-1.79	y	102.3	50.0-145
13C-PCB-11	1.55	1.33-1.79	y	99.2	50.0-145
13C-PCB-19	1.03	0.88-1.20	y	90.6	50.0-145
13C-PCB-32	1.05	0.88-1.20	y	90.2	50.0-145
13C-PCB-28	0.99	0.88-1.20	y	110.3	50.0-145
13C-PCB-37	0.99	0.88-1.20	y	100.9	50.0-145
13C-PCB-54	0.76	0.65-0.89	y	113.7	50.0-145
13C-PCB-52	0.77	0.65-0.89	y	107.5	50.0-145
13C-PCB-47	0.77	0.65-0.89	y	106.2	50.0-145
13C-PCB-70	0.78	0.65-0.89	y	102.4	50.0-145
13C-PCB-80	0.77	0.65-0.89	y	103.5	50.0-145
13C-PCB-81	0.76	0.65-0.89	y	99.4	50.0-145
13C-PCB-77	0.77	0.65-0.89	y	97.0	50.0-145
13C-PCB-104	1.57	1.32-1.78	y	101.3	50.0-145
13C-PCB-95	1.60	1.32-1.78	y	102.4	50.0-145
13C-PCB-101	1.61	1.32-1.78	y	97.6	50.0-145
13C-PCB-97	1.60	1.32-1.78	y	97.0	50.0-145
13C-PCB-123	1.58	1.32-1.78	y	98.7	50.0-145
13C-PCB-118	1.59	1.32-1.78	y	98.4	50.0-145
13C-PCB-114	1.61	1.32-1.78	y	103.3	50.0-145
13C-PCB-105	1.58	1.32-1.78	y	106.1	50.0-145
13C-PCB-127	1.59	1.32-1.78	y	108.2	50.0-145
13C-PCB-126	1.58	1.32-1.78	y	105.3	50.0-145
13C-PCB-155	1.27	1.05-1.43	y	111.2	50.0-145
13C-PCB-153	1.26	1.05-1.43	y	96.0	50.0-145
13C-PCB-141	1.27	1.05-1.43	y	94.1	50.0-145
13C-PCB-138	1.26	1.05-1.43	y	95.1	50.0-145
13C-PCB-159	1.27	1.05-1.43	y	101.8	50.0-145
13C-PCB-167	1.27	1.05-1.43	y	98.7	50.0-145
13C-PCB-156	1.28	1.05-1.43	y	96.0	50.0-145
13C-PCB-157	1.27	1.05-1.43	y	98.1	50.0-145

LABELED IS	ION ABUND. RATIO	QC LIMITS	PASS	CONC. FOUND	CONC. RANGE (ng/mL)
13C-PCB-169	1.26	1.05-1.43	y	93.3	50 - 145
13C-PCB-188	0.46	0.38-0.52	y	94.8	50 - 145
13C-PCB-180	0.45	0.38-0.52	y	94.4	50 - 145
13C-PCB-170	0.46	0.38-0.52	y	94.5	50 - 145
13C-PCB-189	0.45	0.38-0.52	y	95.1	50 - 145
13C-PCB-202	0.91	0.76-1.02	y	105.6	50 - 145
13C-PCB-194	0.90	0.76-1.02	y	97.1	50 - 145
13C-PCB-208	0.79	0.65-0.89	y	98.0	50 - 145
13C-PCB-206	0.79	0.65-0.89	y	102.3	50 - 145
13C-PCB-209	1.19	0.99-1.33	y	121.4	50 - 145
CRS vs. RS					
13C-PCB-79	0.77	0.65-0.89	y	102.3	75 - 125
13C-PCB-178	0.46	0.38-0.52	y	97.6	75 - 125

Analyst: MJ

Date: 6/11/19

Client ID: PCB CS3 19C1815 Filename: 190610E1 S:1 Acq:10-JUN-19 16:42:09 ConCal: ST190610E1-1

Lab ID: ST190610E1-1 GC Column ID: ZB-1 ICal: PCBVG8-2-8-18 wt/vol: 1.0000 EndCAL: NA

	Name	Resp	RA		RRF	RT	RRT	LCL	UCL	Conc
	PCB-1	1.29e+08	3.13	y	1.07	16:03	1.001	0.996	1.006	51.5085
	PCB-2	1.26e+08	3.14	y	1.06	18:27	0.988	0.983	0.993	48.9123
	PCB-3	1.30e+08	3.08	y	1.06	18:41	1.001	0.996	1.006	50.3294
	PCB-4/10	1.91e+08	1.59	y	1.24	20:04	1.003	0.998	1.008	95.2083
	PCB-7/9	2.32e+08	1.59	y	0.99	21:52	0.868	0.863	0.871	92.7092
	PCB-6	1.23e+08	1.60	y	1.06	22:31	0.893	0.888	0.897	46.3093
	PCB-5/8	2.41e+08	1.62	y	1.03	22:56	0.910	0.904	0.913	92.9237
	PCB-14	1.21e+08	1.59	y	1.03	24:01	0.953	0.948	0.958	47.7923
	PCB-11	1.28e+08	1.59	y	1.11	25:14	1.001	0.996	1.006	46.7521
	PCB-12/13	2.31e+08	1.57	y	1.02	25:37	1.016	1.011	1.021	92.3811
	PCB-15	1.23e+08	1.57	y	1.05	25:55	1.028	1.023	1.033	47.5892
	PCB-19	7.96e+07	1.04	y	1.20	24:12	1.001	0.996	1.006	45.0539
	PCB-30	1.23e+08	1.05	y	1.93	25:06	1.038	1.034	1.044	43.0834
	PCB-18	8.42e+07	1.03	y	0.91	25:51	0.954	0.948	0.958	42.9938
	PCB-17	7.93e+07	1.04	y	0.84	26:02	0.960	0.955	0.965	43.9276
	PCB-24/27	2.20e+08	1.04	y	1.15	26:36	0.981	0.977	0.986	88.9138
-	PCB-16/32	1.91e+08	1.04	y	1.02	27:07	1.000	0.995	1.005	87.3193
-	PCB-34	1.02e+08	1.04	y	0.96	27:55	0.960	0.955	0.965	46.9206
	PCB-23	9.50e+07	1.03	y	0.95	28:01	0.964	0.958	0.968	44.3011
	PCB-29	9.65e+07	1.04	y	0.96	28:15	0.972	0.966	0.976	44.4165
	PCB-26	1.03e+08	1.04	y	1.00	28:28	0.979	0.974	0.984	45.6892
	PCB-25	1.06e+08	1.04	y	1.06	28:38	0.985	0.980	0.990	44.5394
	PCB-31	1.06e+08	1.02	y	1.10	28:59	0.997	0.992	1.002	42.6056
	PCB-28	1.23e+08	1.05	y	1.14	29:05	1.000	0.995	1.005	47.9315
	PCB-20/21/33	3.03e+08	1.03	y	1.00	29:42	1.022	1.017	1.027	134.750
	PCB-22	1.07e+08	1.04	y	1.09	30:09	1.037	1.032	1.042	43.6118
	PCB-36	1.06e+08	1.02	y	1.15	30:45	0.933	0.929	0.939	46.0531
	PCB-39	1.01e+08	1.03	y	1.07	31:14	0.948	0.943	0.953	46.9631
	PCB-38	1.04e+08	1.05	y	1.10	32:00	0.971	0.966	0.976	47.0330
	PCB-35	1.06e+08	1.04	y	1.12	32:32	0.987	0.982	0.992	46.9291
	PCB-37	1.04e+08	1.04	y	1.11	32:58	1.000	0.996	1.006	46.6432
	PCB-54	1.01e+08	0.78	y	1.07	27:58	1.001	0.996	1.006	47.2913
	PCB-50	7.93e+07	0.77	y	0.87	29:08	1.043	1.038	1.048	45.5868
	PCB-53	7.62e+07	0.78	y	1.01	29:47	0.946	0.940	0.950	48.6764
	PCB-51	8.00e+07	0.78	y	1.10	30:08	0.957	0.952	0.962	46.9493
	PCB-45	6.23e+07	0.79	y	0.87	30:34	0.970	0.965	0.975	46.0888
	PCB-46	6.03e+07	0.78	y	0.84	31:03	0.986	0.980	0.990	46.4970

Name	Resp	RA		RRF	RT	RRT	LCL	UCL	Conc
PCB-52/69	1.71e+08	0.79	y	1.212	31:32	1.001	0.996	1.006	90.9149
PCB-73	1.09e+08	0.78	y	1.453	31:39	1.005	1.000	1.010	48.2230
PCB-43/49	1.45e+08	0.78	y	1.011	31:49	1.010	1.005	1.015	92.8033
PCB-47	7.43e+07	0.78	y	0.906	32:01	1.001	0.995	1.005	49.0830
PCB-48/75	1.76e+08	0.79	y	1.134	32:08	1.004	0.999	1.009	93.0291
PCB-65	9.08e+07	0.78	y	1.271	32:23	1.012	1.007	1.017	42.7673
PCB-62	9.40e+07	0.79	y	1.096	32:30	1.016	1.011	1.021	51.3991
PCB-44	6.81e+07	0.78	y	0.855	32:48	1.025	1.020	1.030	47.7148
PCB-42/59	1.64e+08	0.78	y	1.021	33:02	1.032	1.027	1.037	96.4072
PCB-41/64/71/72	3.79e+08	0.78	y	1.166	33:38	1.051	1.046	1.056	194.581
PCB-68	9.77e+07	0.78	y	1.278	33:53	1.059	1.054	1.064	45.8138
PCB-40	4.86e+07	0.77	y	0.624	34:05	1.065	1.060	1.070	46.5994
PCB-57	1.03e+08	0.76	y	1.129	34:28	0.971	0.965	0.975	47.2841
PCB-67	1.01e+08	0.77	y	1.103	34:46	0.979	0.973	0.983	47.4964
PCB-58	1.03e+08	0.79	y	1.123	34:53	0.982	0.977	0.987	47.6300
PCB-63	8.99e+07	0.79	y	1.001	35:02	0.987	0.981	0.991	46.6214
PCB-74	1.04e+08	0.78	y	1.184	35:19	0.995	0.989	0.999	45.7389
PCB-61/70	1.83e+08	0.79	y	1.028	35:30	0.999	0.994	1.004	92.2750
PCB-76/66	2.07e+08	0.78	y	1.134	35:43	1.006	1.000	1.010	94.4826
PCB-80	1.11e+08	0.77	y	1.193	35:58	1.000	0.995	1.005	47.6689
PCB-55	1.06e+08	0.77	y	1.159	36:16	1.009	1.004	1.014	47.1546
PCB-56/60	1.84e+08	0.78	y	1.043	36:46	1.023	1.018	1.028	90.5721
PCB-79	1.04e+08	0.79	y	1.169	37:50	1.053	1.047	1.057	45.9217
PCB-78	9.60e+07	0.77	y	1.105	38:32	0.987	0.982	0.992	46.0323
PCB-81	8.89e+07	0.78	y	0.969	39:03	1.000	0.995	1.005	48.5871
PCB-77	8.98e+07	0.79	y	1.082	39:39	1.000	0.995	1.005	47.2668
PCB-104	7.45e+07	1.56	y	1.078	32:40	1.000	0.996	1.006	44.6627
PCB-96	7.71e+07	1.56	y	1.131	33:55	1.039	1.034	1.044	44.0475
PCB-103	6.06e+07	1.57	y	0.908	34:28	1.056	1.051	1.061	43.1425
PCB-100	6.25e+07	1.53	y	0.925	34:50	1.067	1.062	1.072	43.6283
PCB-94	4.79e+07	1.56	y	0.914	35:18	0.986	0.981	0.991	42.0362
PCB-95/98/102	1.85e+08	1.56	y	1.172	35:47	0.999	0.994	1.004	126.698
PCB-93	4.96e+07	1.54	y	0.926	35:55	1.003	0.997	1.007	43.0464
PCB-88/91	9.98e+07	1.56	y	0.974	36:12	1.011	1.005	1.015	82.2429
PCB-121	9.12e+07	1.60	y	1.681	36:18	1.014	1.009	1.019	43.5530
PCB-84/92	1.03e+08	1.53	y	0.973	37:08	0.990	0.985	0.995	89.1232
PCB-89	5.62e+07	1.56	y	1.065	37:19	0.995	0.990	1.000	44.4870

Integrations by Analyst: M

Date: 6/11/19

Reviewed by Analyst: CT

Date: 06/25/19

Client ID: PCB CS3 19C1815 Filename: 190610E1 S:1 Acq:10-JUN-19 16:42:09 ConCal: ST190610E1-1

Lab ID: ST190610E1-1 GC Column ID: ZB-1 ICal: PCBVG8-2-8-18 wt/vol: 1.0000 EndCAL: NA

	Name	Resp	RA	RRF	RT	RRT	LCL	UCL	Conc
	PCB-90/101	1.14e+08	1.54 y	1.08	37:30	1.000	0.995	1.005	89.4164
	PCB-113	7.23e+07	1.52 y	1.48	37:45	1.007	1.002	1.012	41.2635
	PCB-99	7.15e+07	1.57 y	1.25	37:50	1.009	1.004	1.014	48.0555
	PCB-119	7.80e+07	1.57 y	1.70	38:18	0.987	0.982	0.992	44.5491
	PCB-108/112	1.27e+08	1.56 y	1.40	38:28	0.991	0.986	0.996	87.6992
	PCB-83	7.80e+07	1.57 y	1.75	38:37	0.995	0.990	1.000	43.1580
	PCB-97	5.43e+07	1.57 y	1.17	38:48	1.000	0.995	1.005	44.8336
	PCB-86	5.06e+07	1.56 y	1.08	38:57	1.004	0.999	1.009	45.3889
	B-87/117/125	2.14e+08	1.56 y	1.55	39:05	1.007	1.002	1.012	133.584
	PCB-111/115	1.63e+08	1.54 y	1.79	39:15	1.012	1.006	1.016	87.9331
	PCB-85/116	1.22e+08	1.57 y	1.29	39:22	1.015	1.009	1.019	91.6258
	PCB-120	8.83e+07	1.56 y	1.98	39:37	1.021	1.016	1.026	43.2072
	PCB-110	7.89e+07	1.57 y	1.69	39:45	1.024	1.020	1.030	45.4643
	PCB-82	4.96e+07	1.56 y	0.81	40:23	0.976	0.972	0.982	43.5579
	PCB-124	8.44e+07	1.54 y	1.30	41:04	0.993	0.988	0.998	46.0951
	PCB-107/109	1.59e+08	1.57 y	1.31	41:13	0.996	0.991	1.001	85.4157
	PCB-123	7.20e+07	1.56 y	1.12	41:23	1.000	0.996	1.006	45.5498
-	PCB-106/118	1.54e+08	1.56 y	1.18	41:34	1.000	0.996	1.006	87.7186
-	PCB-114	7.06e+07	1.60 y	1.11	42:12	1.000	0.995	1.005	45.1052
	PCB-122	6.80e+07	1.59 y	1.03	42:21	1.004	0.999	1.009	47.0082
	PCB-105	7.15e+07	1.57 y	1.12	43:04	1.000	0.995	1.005	45.6928
	PCB-127	7.83e+07	1.53 y	1.12	43:25	1.000	0.995	1.005	45.2910
	PCB-126	7.66e+07	1.57 y	1.20	45:18	1.000	0.995	1.005	46.3758
	PCB-155	5.94e+07	1.21 y	0.99	37:04	1.001	0.995	1.005	43.2956
	PCB-150	6.28e+07	1.22 y	1.02	38:20	1.035	1.030	1.040	44.0424
	PCB-152	7.11e+07	1.24 y	1.16	38:48	1.047	1.042	1.052	44.2252
	PCB-145	6.92e+07	1.21 y	1.13	39:15	1.059	1.054	1.064	44.0688
	PCB-136	5.94e+07	1.22 y	1.02	39:34	1.068	1.063	1.073	41.7324
	PCB-148	4.95e+07	1.24 y	0.77	39:41	1.071	1.066	1.076	45.9946
	PCB-154	5.18e+07	1.22 y	0.88	40:10	1.084	1.079	1.089	42.5448
	PCB-151	4.45e+07	1.22 y	0.75	40:48	1.102	1.095	1.107	42.5282
	PCB-135	5.25e+07	1.23 y	0.86	41:01	1.107	1.101	1.113	43.8757
	PCB-144	4.76e+07	1.23 y	0.77	41:08	1.110	1.105	1.116	44.7008
	PCB-147	4.97e+07	1.22 y	0.80	41:16	1.114	1.108	1.120	44.4375
	PCB-139/149	1.07e+08	1.23 y	0.88	41:32	1.121	1.115	1.127	87.6828
-	PCB-140	4.61e+07	1.24 y	0.77	41:42	1.126	1.120	1.132	43.0529
-	PCB-134/143	1.03e+08	1.26 y	0.76	42:09	0.975	0.970	0.980	91.7494

	Name	Resp	RA	RRF	RT	RRT	LCL	UCL	Conc
	PCB-131/133	1.11e+08	1.26 y	0.82	42:26	0.982	0.977	0.987	91.8932
	PCB-142	4.94e+07	1.28 y	0.73	42:35	0.985	0.981	0.991	45.7123
	PCB-146/165	1.36e+08	1.26 y	1.02	42:49	0.991	0.986	0.996	90.4489
	PCB-132/161	1.38e+08	1.25 y	1.00	43:04	0.996	0.992	1.002	93.1190
	PCB-153	7.60e+07	1.26 y	1.08	43:14	1.000	0.995	1.005	47.7822
	PCB-168	7.49e+07	1.27 y	1.12	43:27	1.005	1.000	1.010	45.4383
	PCB-141	5.82e+07	1.25 y	1.02	43:58	1.000	0.995	1.005	47.6979
	PCB-137	5.75e+07	1.25 y	1.10	44:21	1.009	1.004	1.014	43.5081
	PCB-130	5.13e+07	1.25 y	0.81	44:27	1.011	1.007	1.017	53.1111
	PCB-138/163/164	2.26e+08	1.25 y	1.23	44:50	1.001	0.996	1.006	142.549
	PCB-158/160	1.44e+08	1.25 y	1.18	45:04	1.006	1.001	1.011	95.1059
	PCB-129	4.69e+07	1.25 y	0.78	45:18	1.011	1.007	1.017	46.6487
	PCB-166	8.08e+07	1.26 y	1.13	45:46	0.993	0.988	0.998	44.0898
	PCB-159	9.21e+07	1.25 y	1.16	46:06	1.000	0.995	1.005	48.8841
	PCB-128/162	1.33e+08	1.24 y	0.89	46:23	1.006	1.002	1.012	91.3797
	PCB-167	7.60e+07	1.26 y	1.02	46:47	1.000	0.995	1.005	46.8587
	PCB-156	7.54e+07	1.25 y	1.06	48:04	1.000	0.995	1.005	46.3796
	PCB-157	7.42e+07	1.24 y	1.02	48:20	1.000	0.996	1.006	46.7290
	PCB-169	7.94e+07	1.26 y	1.13	50:33	1.000	0.995	1.005	47.0580
	PCB-188	7.74e+07	1.03 y	1.37	42:52	1.001	0.995	1.005	45.9297
	PCB-184	7.54e+07	1.04 y	1.32	43:19	1.011	1.006	1.016	46.6258
	PCB-179	7.79e+07	1.04 y	1.38	44:05	1.029	1.024	1.034	45.8793
	PCB-176	7.34e+07	1.05 y	1.31	44:33	1.040	1.035	1.045	45.7099
	PCB-186	8.05e+07	1.05 y	1.42	45:10	1.054	1.049	1.059	46.1841
	PCB-178	5.50e+07	1.05 y	0.97	45:40	1.066	1.060	1.070	46.2802
	PCB-175	5.85e+07	1.03 y	1.00	46:01	1.074	1.069	1.079	47.7421
	PCB-182/187	1.33e+08	1.05 y	1.14	46:11	1.078	1.072	1.082	94.7541
	PCB-183	6.45e+07	1.04 y	1.13	46:30	1.085	1.080	1.090	46.6127
	PCB-185	5.24e+07	1.06 y	1.36	47:09	0.956	0.950	0.960	45.2626
	PCB-174	5.96e+07	1.03 y	1.42	47:31	0.963	0.958	0.968	49.3297
	PCB-181	5.69e+07	1.05 y	1.48	47:37	0.965	0.960	0.970	45.1933
	PCB-177	5.23e+07	1.04 y	1.33	47:47	0.969	0.963	0.973	46.1457
	PCB-171	5.34e+07	1.06 y	1.37	48:05	0.975	0.969	0.979	45.6687
	PCB-173	4.87e+07	1.05 y	1.27	48:30	0.983	0.978	0.988	44.9564
	PCB-172	5.35e+07	1.04 y	1.39	48:57	0.992	0.987	0.997	45.2525
	PCB-192	7.10e+07	1.04 y	1.80	49:09	0.996	0.991	1.001	46.1397
	PCB-180	5.99e+07	1.04 y	1.52	49:21	1.000	0.995	1.005	46.2918

Integrations by Analyst: MJ

Date: 6/11/19

Client ID: PCB CS3 19C1815 Filename: 190610E1 S:1 Acq:10-JUN-19 16:42:09 ConCal: ST190610E1-1
Lab ID: ST190610E1-1 GC Column ID: ZB-1 ICal: PCBVG8-2-8-18 wt/vol: 1.0000 EndCAL: NA

	Name	Resp	RA		RRF	RT	RRT	LCL	UCL	Conc
	PCB-193	6.50e+07	1.04	y	1.71	49:34	1.005	0.999	1.009	44.4902
	PCB-191	6.88e+07	1.06	y	1.74	49:49	1.010	1.005	1.015	46.3163
	PCB-170	4.99e+07	1.04	y	1.44	50:56	1.000	0.995	1.005	46.2956
	PCB-190	6.71e+07	1.05	y	1.95	51:06	1.004	0.999	1.009	45.7932
	PCB-189	6.63e+07	1.04	y	1.46	52:30	1.000	0.995	1.005	44.9966
	PCB-202	6.21e+07	0.88	y	1.06	48:17	1.000	0.995	1.005	46.7793
	PCB-201	5.61e+07	0.87	y	0.98	48:46	1.010	1.006	1.016	45.8268
	PCB-204	5.87e+07	0.88	y	1.07	48:55	1.014	1.009	1.019	43.7714
	PCB-197	5.99e+07	0.88	y	1.10	49:13	1.020	1.015	1.025	43.5696
	PCB-200	5.77e+07	0.88	y	1.04	50:07	1.038	1.034	1.044	44.2566
	PCB-198	4.34e+07	0.97	y	0.84	51:34	1.068	1.065	1.075	41.3447
	PCB-199	4.46e+07	0.82	y	0.80	51:40	1.071	1.067	1.077	44.5553
-	PCB-196/203	9.39e+07	0.88	y	0.84	51:57	1.076	1.072	1.082	89.1733
-	PCB-195	4.36e+07	0.90	y	1.04	53:09	0.984	0.979	0.989	45.6898
	PCB-194	4.73e+07	0.89	y	1.16	54:02	1.000	0.995	1.005	44.3607
	PCB-205	5.67e+07	0.90	y	1.33	54:18	1.005	1.000	1.010	46.2570
	PCB-208	5.86e+07	1.31	y	0.90	53:18	1.000	0.995	1.005	49.5877
	PCB-207	5.84e+07	1.30	y	0.89	53:37	1.006	1.001	1.011	49.8275
	PCB-206	4.49e+07	1.32	y	0.88	55:35	1.000	0.995	1.005	49.9164
	PCB-209	5.23e+07	1.19	y	1.04	56:54	1.000	0.995	1.005	45.5850

Name	Resp	RA		RT	RRF	Conc	
Total Mono-PCB	3.85e+08	3.13	y	16:03	1.06	150.750	
Total Di-PCB	1.40e+09	1.59	y	20:04	1.04	565.098	
Total Tri-PCB	7.76e+08	1.04	y	24:12	1.15	351.292	
Total Tri-PCB	1.69e+09	1.04	y	27:55	1.05	739.655	Sum:1090.95
Total Tetra-PCB	3.78e+09	0.78	y	27:58	1.06	1992.65	
Total Penta-PCB	2.74e+09	1.56	y	32:40	1.18	1804.18	
Total Penta-PCB	3.81e+08	1.60	y	42:12	1.12	239.639	Sum:2043.82
Total Hexa-PCB	7.71e+08	1.21	y	37:04	0.91	612.182	
Total Hexa-PCB	1.90e+09	1.26	y	42:09	1.00	1318.73	Sum:1930.91
Total Hepta-PCB	1.53e+09	1.03	y	42:52	1.35	1115.90	
Total Octa-PCB	4.76e+08	0.88	y	48:17	0.95	399.277	
Total Octa-PCB	1.50e+08	0.90	y	53:09	1.17	138.679	Sum:537.956
Total Nona-PCB	1.62e+08	1.31	y	53:18	0.89	149.805	
Total Deca-PCB	5.23e+07	1.19	y	56:54	1.04	45.5850	

Total PCB Conc:9554.58418500

Integrations by Analyst: MJ

Date: 6/11/19

Client ID: PCB CS3 19C1815 Filename: 190610E1 S:1 Acq:10-JUN-19 16:42:09 ConCal: ST190610E1-1
Lab ID: ST190610E1-1 GC Column ID: ZB-1 ICal: PCBVG8-2-8-18 wt/vol:1.0000 EndCAL: NA

Name	Resp	RA	RRF	RT	RRT	LCL	UCL	Conc	Rec
13C-PCB-1	2.33e+08	3.07 y	1.13	16:02	0.619	0.616	0.622	78.7	78.7
13C-PCB-3	2.44e+08	3.09 y	1.21	18:40	0.721	0.716	0.724	77.0	77.0
13C-PCB-4	1.63e+08	1.55 y	0.59	20:01	0.773	0.769	0.777	105	105
13C-PCB-9	2.52e+08	1.55 y	0.94	21:49	0.842	0.837	0.845	102	102
13C-PCB-11	2.46e+08	1.55 y	0.95	25:12	0.973	0.968	0.978	99.2	99.2
13C-PCB-19	1.48e+08	1.03 y	0.62	24:11	0.933	0.928	0.938	90.6	90.6
13C-PCB-28	2.26e+08	0.99 y	1.05	29:04	1.004	0.999	1.009	110	110
13C-PCB-32	2.15e+08	1.05 y	0.91	27:07	1.046	1.041	1.051	90.2	90.2
13C-PCB-37	2.01e+08	0.99 y	1.02	32:57	1.138	1.132	1.144	101	101
13C-PCB-47	1.67e+08	0.77 y	0.83	32:00	0.871	0.867	0.875	106	106
13C-PCB-52	1.55e+08	0.77 y	0.76	31:30	0.857	0.853	0.861	108	108
13C-PCB-54	1.99e+08	0.76 y	0.93	27:56	0.760	0.756	0.764	114	114
13C-PCB-70	1.93e+08	0.78 y	1.00	35:31	0.966	0.961	0.971	102	102
13C-PCB-77	1.76e+08	0.77 y	0.96	39:38	1.078	1.073	1.083	97.0	97.0
13C-PCB-80	1.94e+08	0.77 y	1.00	35:57	0.978	0.973	0.983	103	103
13C-PCB-81	1.89e+08	0.76 y	1.01	39:02	1.062	1.057	1.067	99.4	99.4
13C-PCB-95	1.25e+08	1.60 y	0.80	35:49	0.913	0.908	0.918	102	102
13C-PCB-97	1.03e+08	1.60 y	0.70	38:48	0.989	0.984	0.994	97.0	97.0
13C-PCB-101	1.19e+08	1.61 y	0.80	37:30	0.956	0.951	0.961	97.6	97.6
13C-PCB-104	1.55e+08	1.57 y	1.01	32:39	0.832	0.828	0.836	101	101
13C-PCB-105	1.39e+08	1.58 y	1.14	43:04	0.929	0.924	0.934	106	106
13C-PCB-114	1.41e+08	1.61 y	1.18	42:12	0.911	0.905	0.915	103	103
13C-PCB-118	1.48e+08	1.59 y	1.00	41:33	1.059	1.054	1.064	98.4	98.4
13C-PCB-123	1.41e+08	1.58 y	0.95	41:22	1.054	1.049	1.059	98.7	98.7
13C-PCB-126	1.38e+08	1.58 y	1.14	45:18	0.978	0.972	0.982	105	105
13C-PCB-127	1.55e+08	1.59 y	1.24	43:24	0.937	0.931	0.941	108	108
13C-PCB-138	1.28e+08	1.26 y	1.17	44:48	0.967	0.962	0.972	95.1	95.1
13C-PCB-141	1.20e+08	1.27 y	1.11	43:57	0.948	0.944	0.954	94.1	94.1
13C-PCB-153	1.48e+08	1.26 y	1.34	43:13	0.933	0.928	0.938	96.0	96.0
13C-PCB-155	1.39e+08	1.27 y	0.83	37:03	0.944	0.939	0.949	111	111
13C-PCB-156	1.53e+08	1.28 y	1.38	48:03	1.037	1.032	1.042	96.0	96.0
13C-PCB-157	1.55e+08	1.27 y	1.37	48:19	1.043	1.037	1.047	98.1	98.1
13C-PCB-159	1.63e+08	1.27 y	1.39	46:05	0.994	0.989	0.999	102	102
13C-PCB-167	1.59e+08	1.27 y	1.40	46:46	1.009	1.004	1.014	98.7	98.7
13C-PCB-169	1.49e+08	1.26 y	1.39	50:32	1.090	1.085	1.095	93.3	93.3
13C-PCB-170	7.51e+07	0.46 y	0.86	50:55	1.103	1.097	1.109	94.5	94.5
13C-PCB-180	8.54e+07	0.45 y	0.98	49:20	1.068	1.064	1.074	94.4	94.4
13C-PCB-188	1.23e+08	0.46 y	1.40	42:51	0.928	0.923	0.933	94.8	94.8
13C-PCB-189	1.01e+08	0.45 y	1.15	52:29	1.137	1.132	1.144	95.1	95.1
13C-PCB-194	9.21e+07	0.90 y	0.77	54:01	0.995	0.990	1.000	97.1	97.1
13C-PCB-202	1.25e+08	0.91 y	1.28	48:16	1.045	1.040	1.050	106	106
13C-PCB-206	1.02e+08	0.79 y	0.81	55:34	1.024	1.019	1.029	102	102
13C-PCB-208	1.32e+08	0.79 y	1.09	53:17	0.982	0.977	0.987	98.0	98.0
13C-PCB-209	1.10e+08	1.19 y	0.74	56:53	1.048	1.043	1.053	121	121

CRS vs. RS

Name	Resp	RA	RRF	RT	RRT	LCL	UCL	Conc	Rec
13C-PCB-79	1.99e+08	0.77 y	1.03	37:49	1.029	1.024	1.034	102	102
13C-PCB-178	8.38e+07	0.46 y	0.93	45:38	0.985	0.980	0.990	97.6	97.6

PS vs. IS

Name	Resp	RA	RRF	RT	RRT	LCL	UCL	Conc	Rec
13C-PCB-79	1.99e+08	0.77 y	1.03	37:49	0.969	0.963	0.973	103	103
13C-PCB-178	8.38e+07	0.46 y	0.95	45:38	0.925	0.920	0.930	103	103

RS

Name	Resp	RA	RRF	RT	Conc
13C-PCB-15	2.61e+08	1.57 y	1.00	25:55	100
13C-PCB-31	1.95e+08	0.99 y	1.00	28:58	100
13C-PCB-60	1.88e+08	0.77 y	1.00	36:45	100
13C-PCB-111	1.51e+08	1.58 y	1.00	39:14	100
13C-PCB-128	1.15e+08	1.26 y	1.00	46:21	100
13C-PCB-182	9.26e+07	0.46 y	1.00	46:10	100
13C-PCB-205	1.23e+08	0.89 y	1.00	54:17	100

Analyst: MJ

Date: 6/11/19

Vista Analytical Laboratory - Injection Log Run file: 190610E1 Instrument ID: VG-8 GC Column ID: ZB-1

Data file	S#	Sample ID	Analyst	Acq date	Acq time	CCal	ECal
190610E1	1	ST190610E1-1	MAS	10-JUN-19	16:42:09	ST190610E1-1	NA
190610E1	2	B9F0064-BS1	MAS	10-JUN-19	17:47:08	ST190610E1-1	NA
190610E1	3	SOLVENT BLANK	MAS	10-JUN-19	18:52:08	ST190610E1-1	NA
190610E1	4	B9F0064-BLK1	MAS	10-JUN-19	19:57:04	ST190610E1-1	NA
190610E1	5	1900817-01	MAS	10-JUN-19	21:02:03	ST190610E1-1	NA
190610E1	6	1900817-02	MAS	10-JUN-19	22:07:03	ST190610E1-1	NA
190610E1	7	1900817-03	MAS	10-JUN-19	23:12:02	ST190610E1-1	NA
190610E1	8	1900817-04	MAS	11-JUN-19	00:17:02	ST190610E1-1	NA
190610E1	9	1900817-05	MAS	11-JUN-19	01:21:56	ST190610E1-1	NA
190610E1	10	1900951-01	MAS	11-JUN-19	02:26:51	ST190610E1-1	NA
190610E1	11	1900951-02	MAS	11-JUN-19	03:31:49	ST190610E1-1	NA
190610E1	12	SOLVENT BLANK	MAS	11-JUN-19	04:36:50	ST190610E1-1	NA

Peak Locate Examination:10-JUN-2019:16:40 File:190610E1

Experiment:PCB_ZB1 Function:1 Reference:PFK

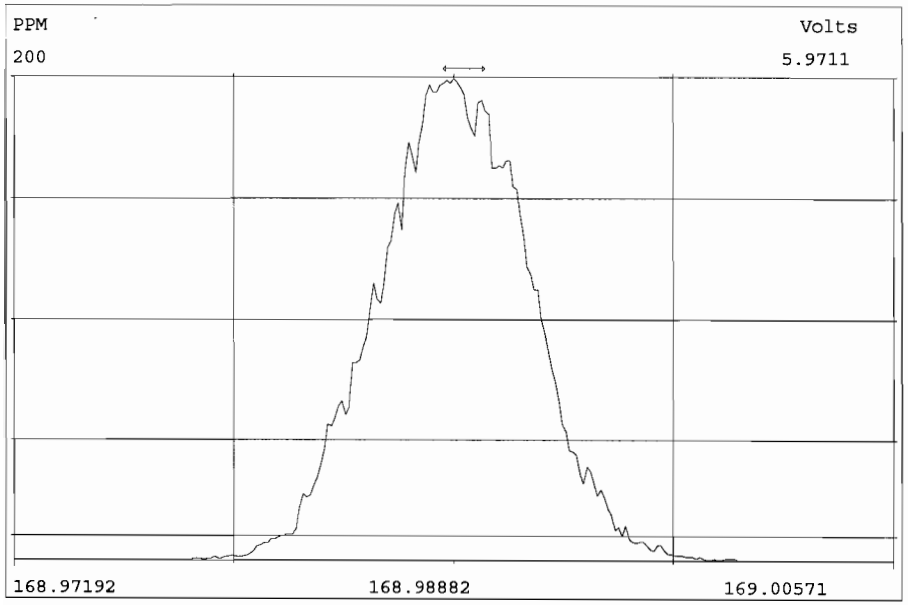

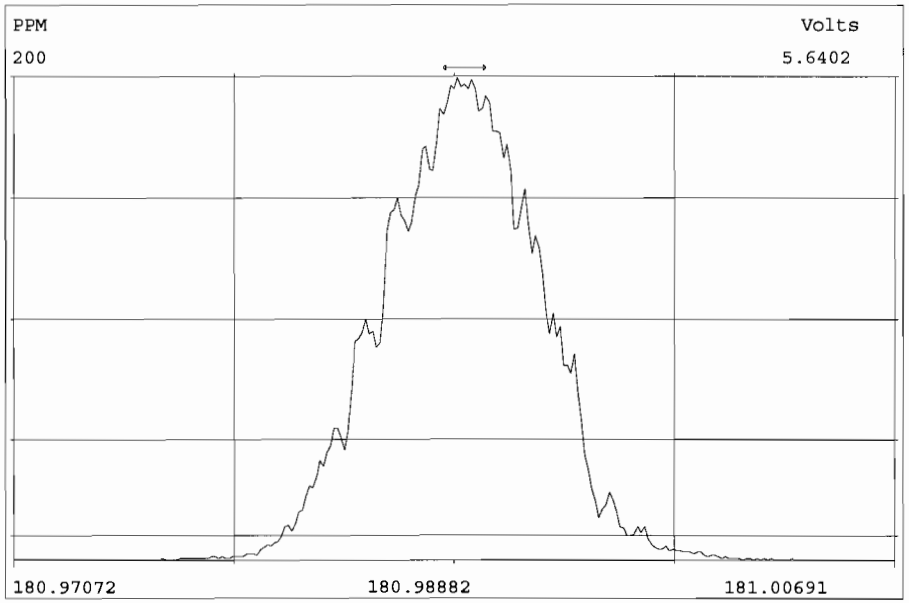

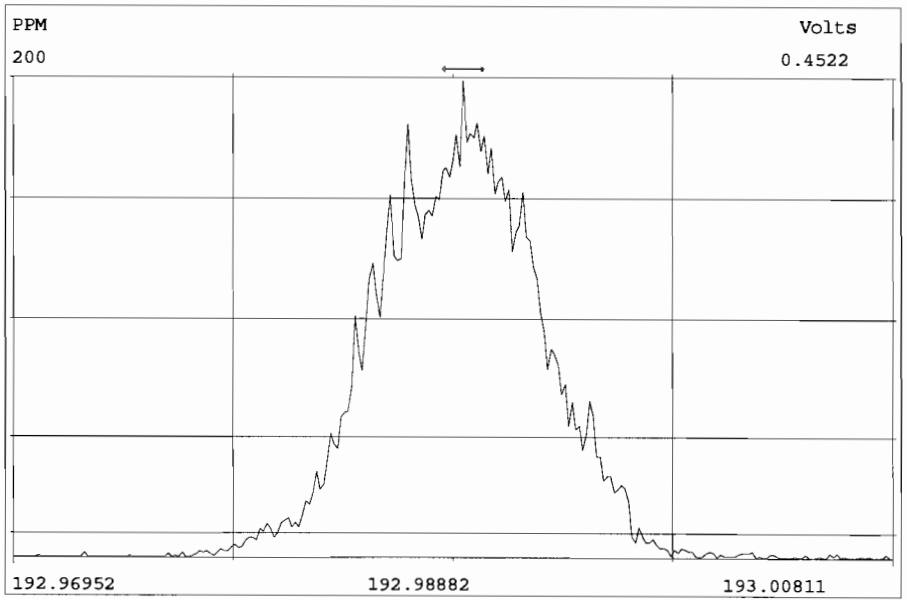

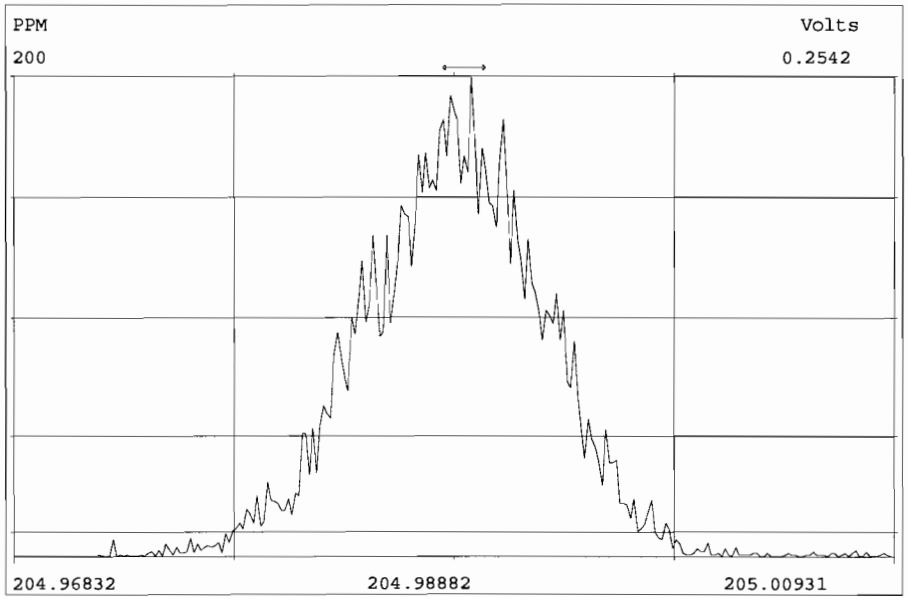

Peak Locate Examination:10-JUN-2019:16:40 File:190610E1

Experiment:PCB_ZB1 Function:2 Reference:PFK

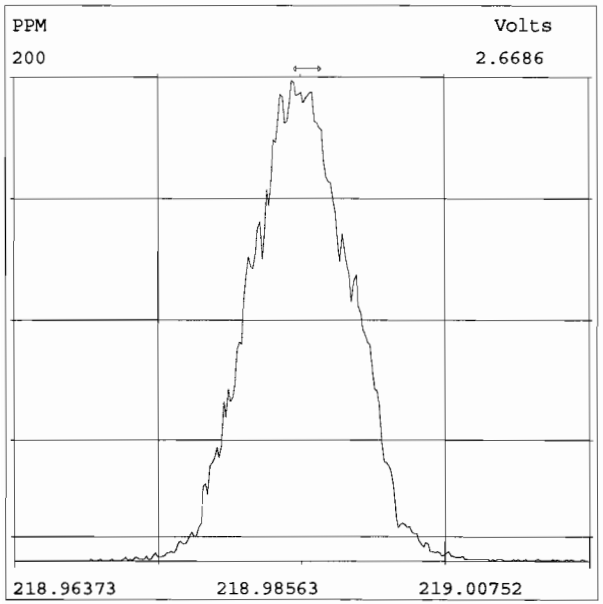

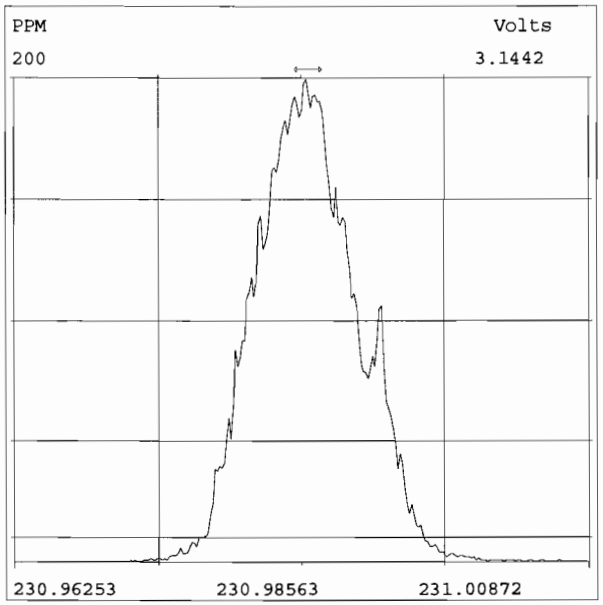

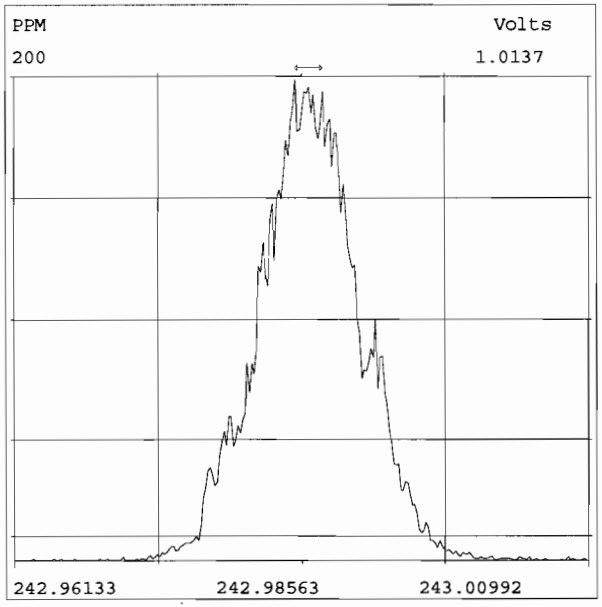

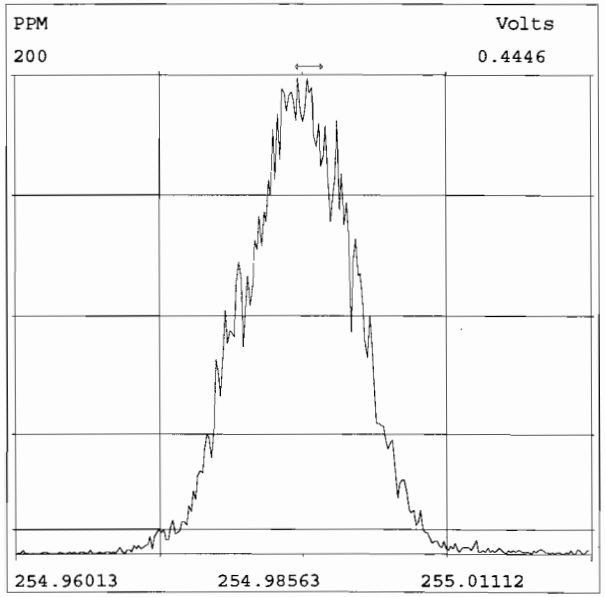

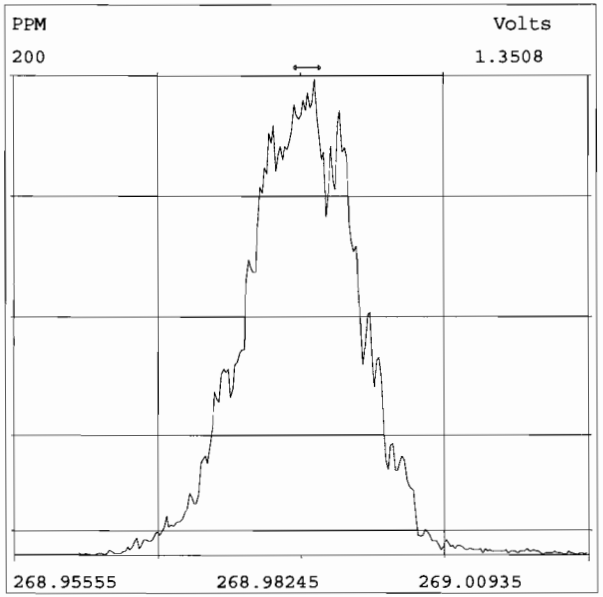

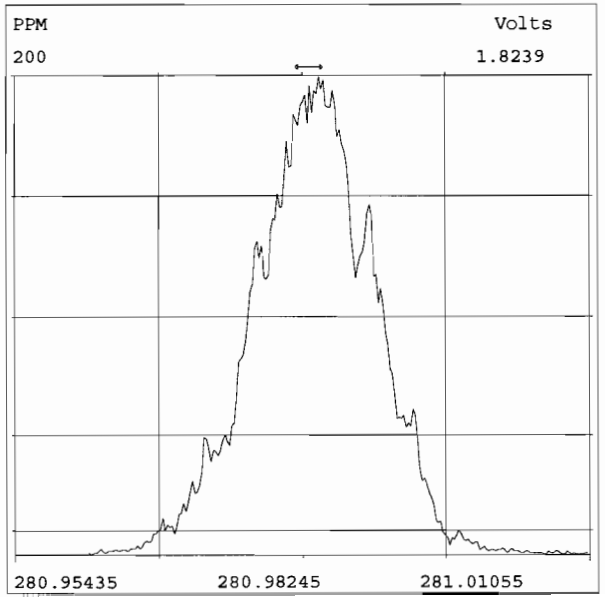

Peak Locate Examination:10-JUN-2019:16:41 File:190610E1

Experiment:PCB_ZB1 Function:3 Reference:PFK

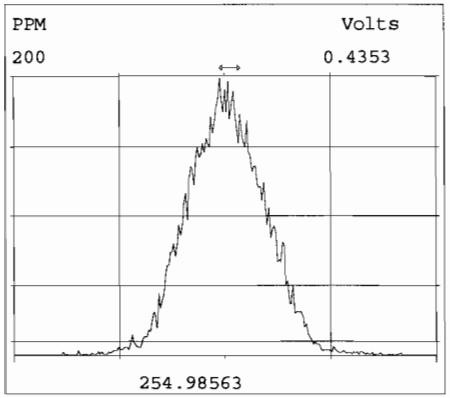

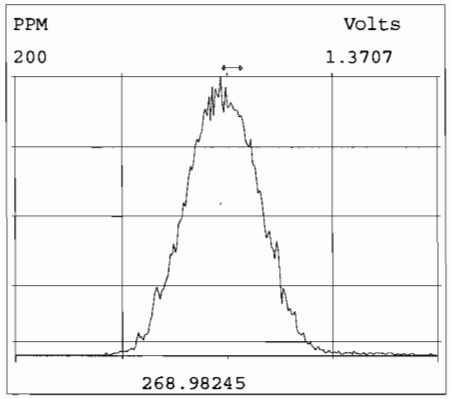

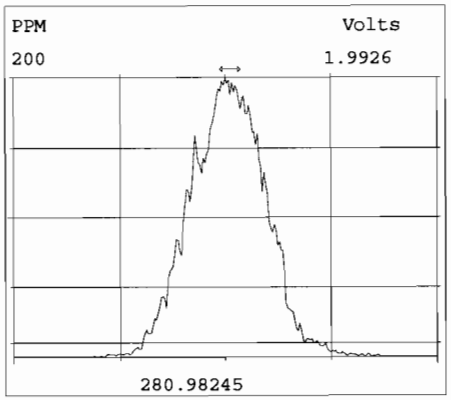

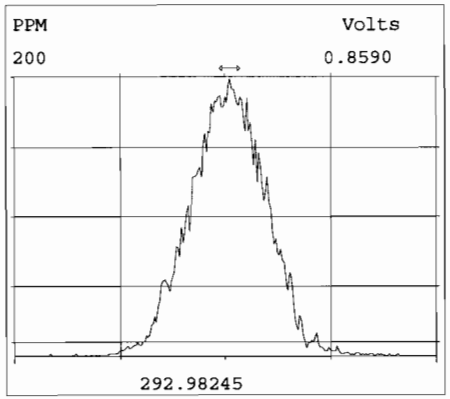

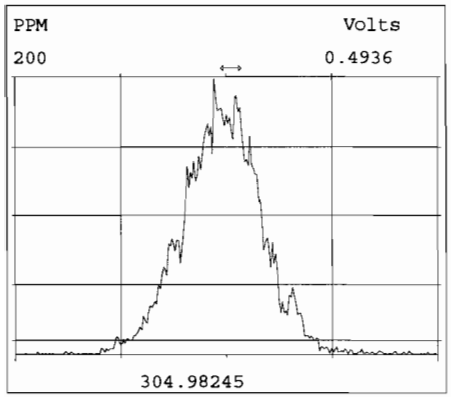

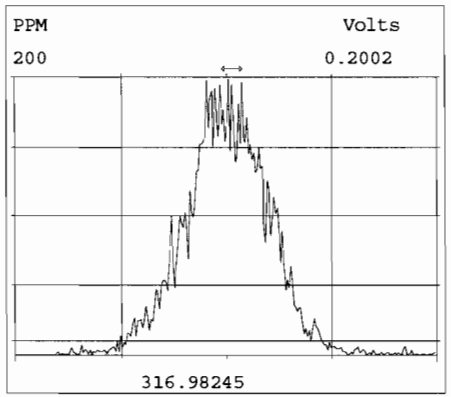

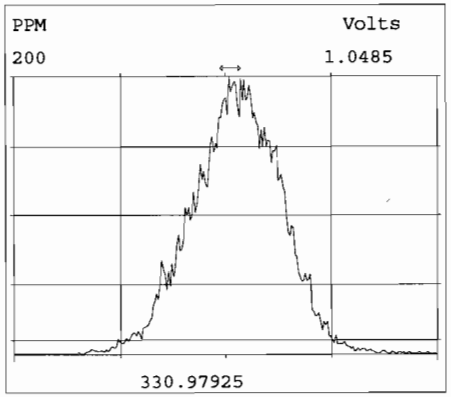

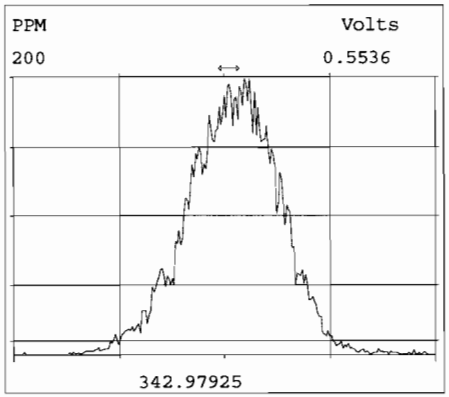

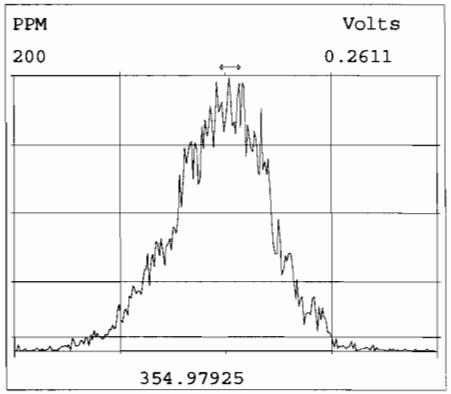

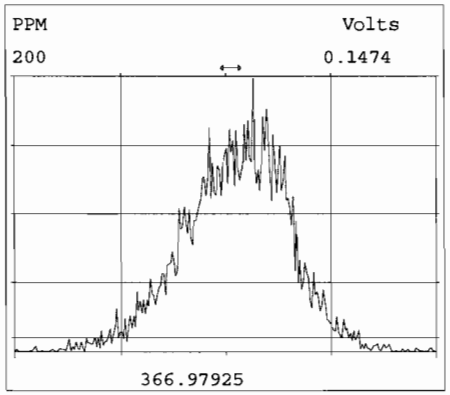

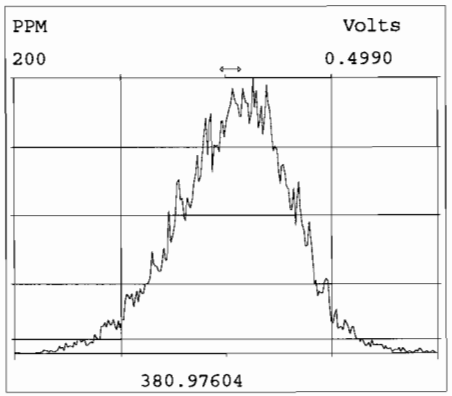

Peak Locate Examination:10-JUN-2019:16:41 File:190610E1

Experiment:PCB_ZB1 Function:4 Reference:PFK

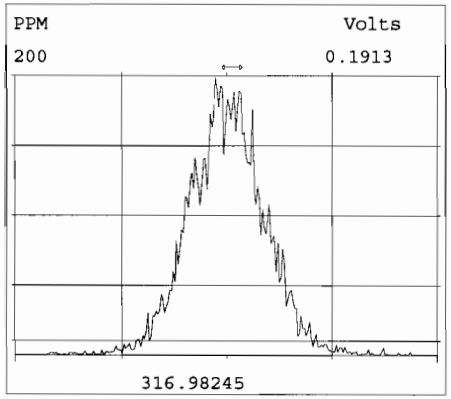

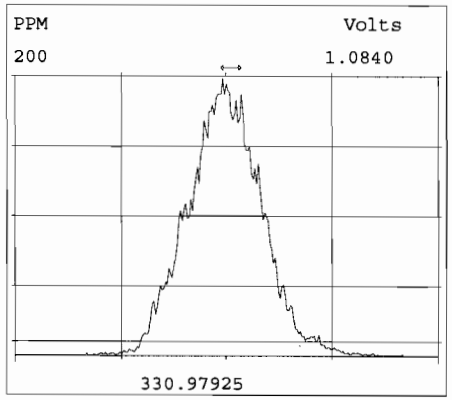

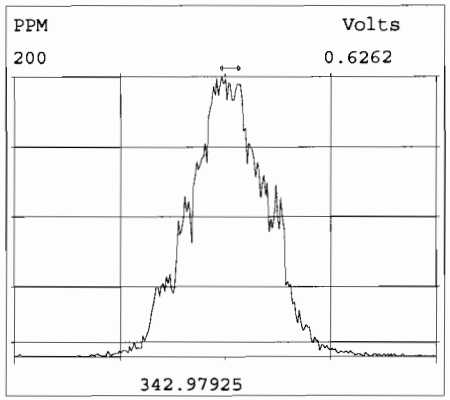

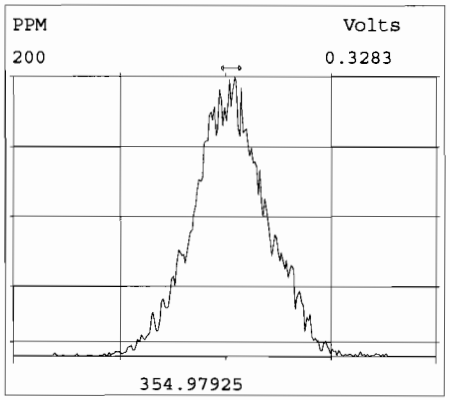

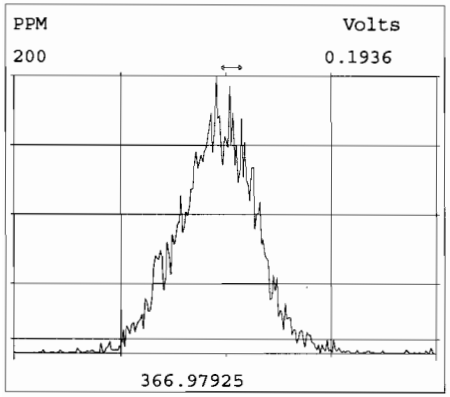

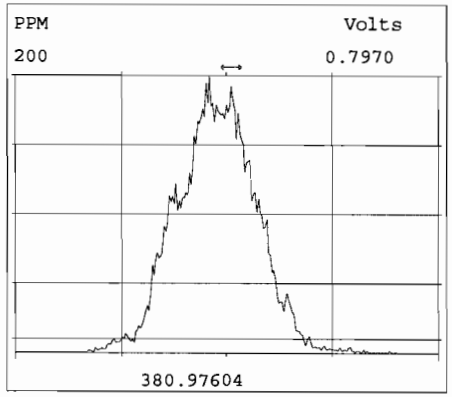

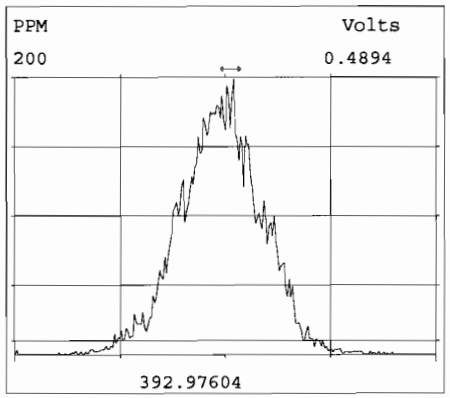

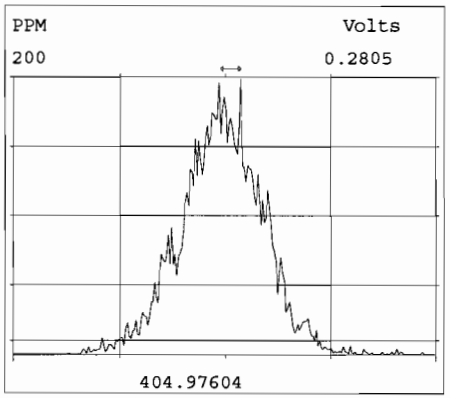

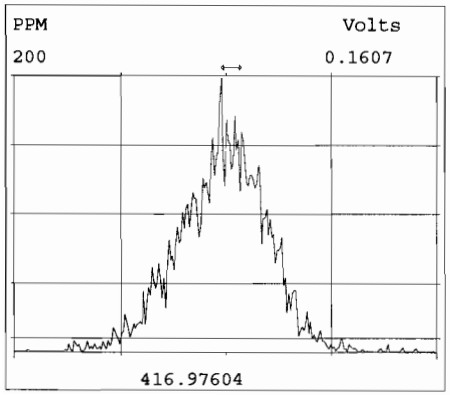

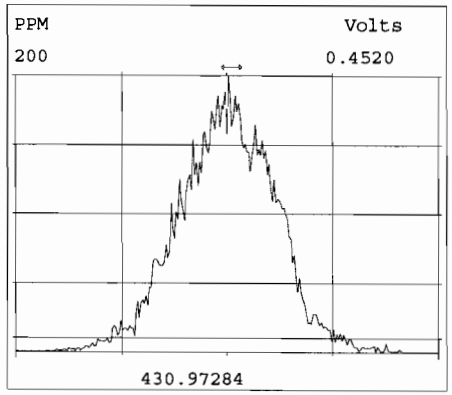

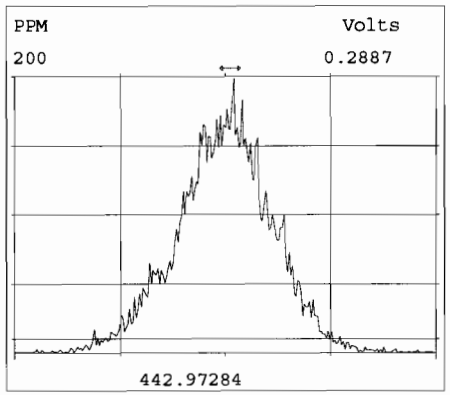

Peak Locate Examination:10-JUN-2019:16:41 File:190610E1

Experiment:PCB_ZB1 Function:5 Reference:PFK

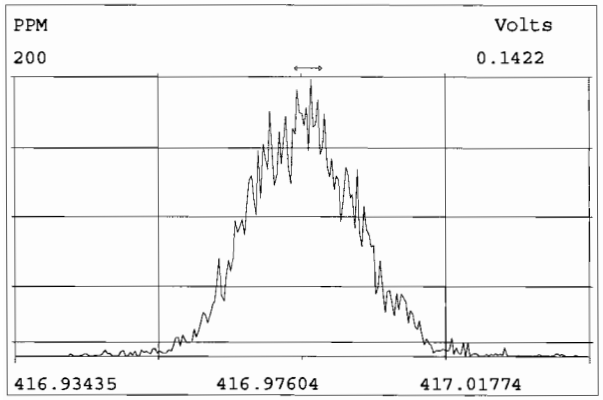

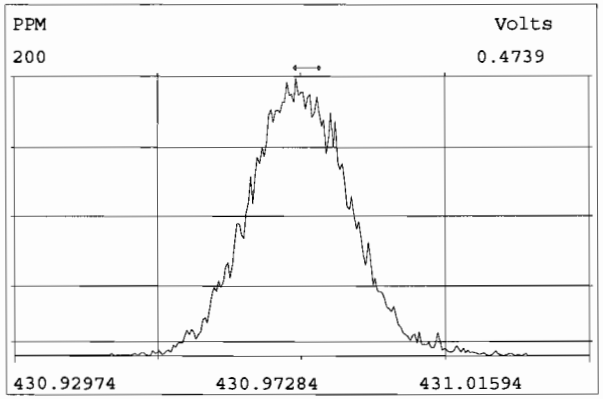

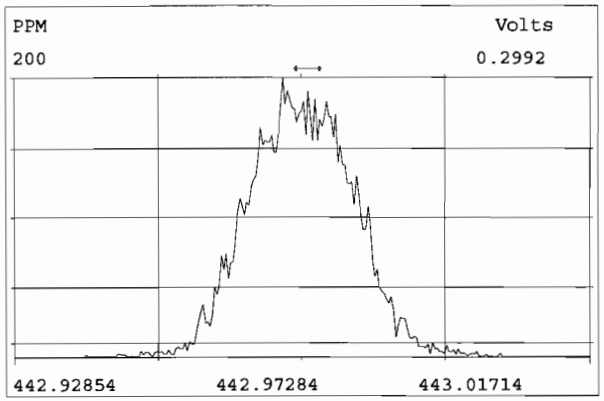

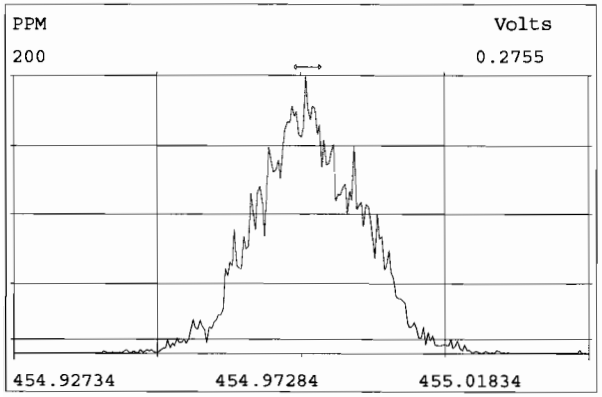

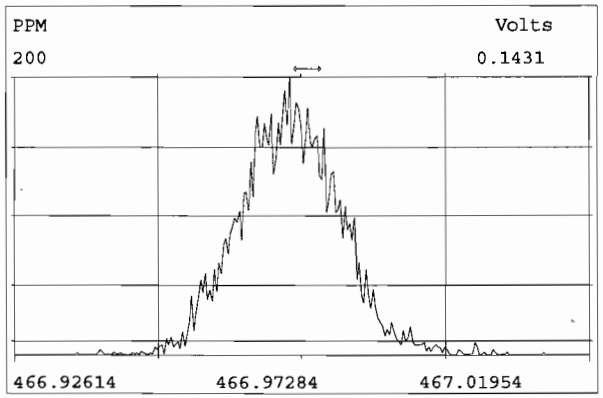

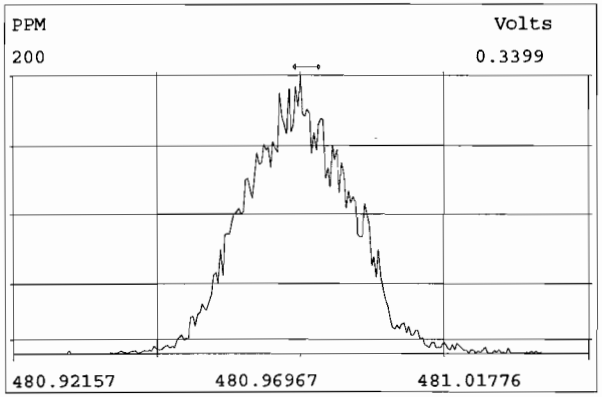

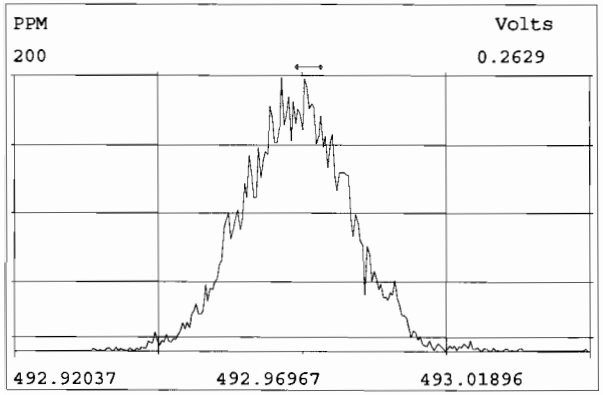

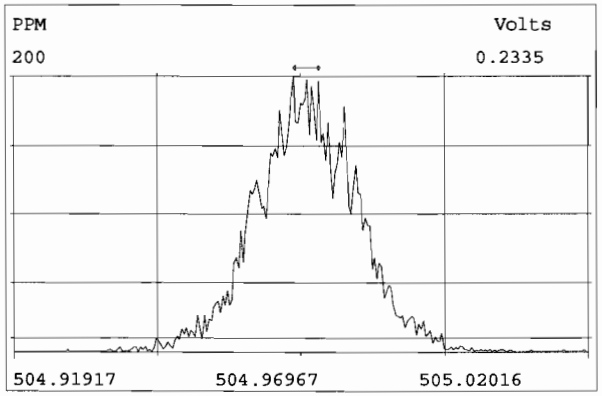

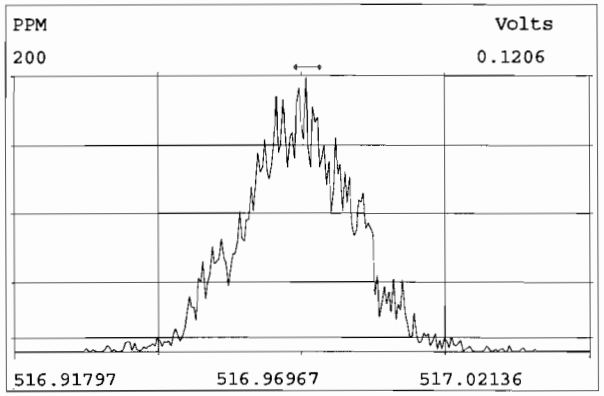

File:190610E1 #1-867 Acq:10-JUN-2019 16:42:09 GC EI+ Voltage SIR Autospec-UltimaE
Sample#1 File Text:Vista Analytical Laboratory VG-8 Text:ST190610E1-1 PCB CS3 19C1815 Exp:PCB_ZB1
188.0393 SMO(1,3) BSUB(10000,15,-3.0) PKD(5,5,2,0.10%,7640.0,0.00%,F,F)

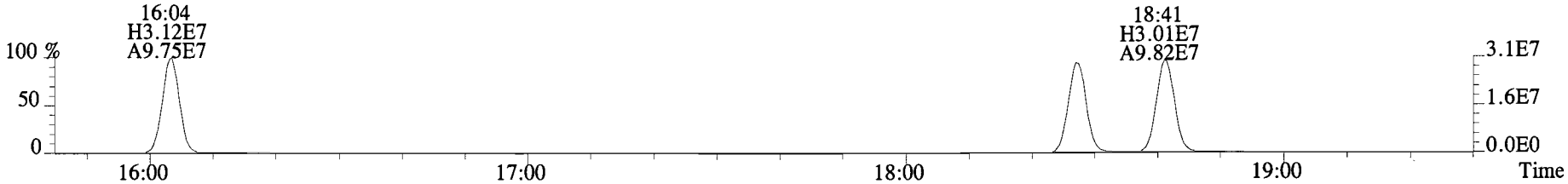

190.0363 SMO(1,3) BSUB(10000,15,-3.0) PKD(5,5,2,0.10%,4796.0,0.00%,F,F)

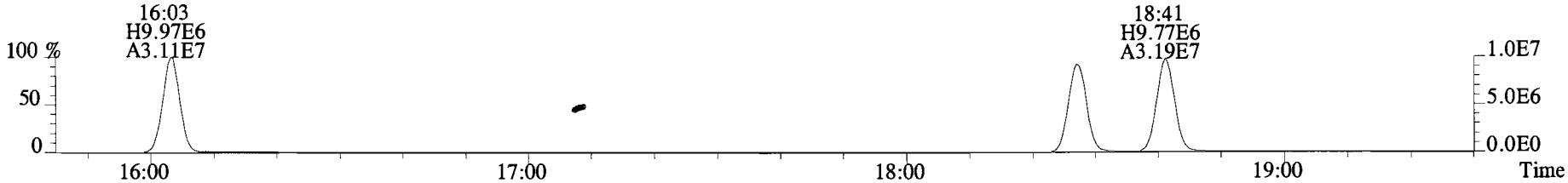

200.0795 SMO(1,3) BSUB(10000,15,-3.0) PKD(5,5,2,0.10%,5024.0,0.00%,F,F)

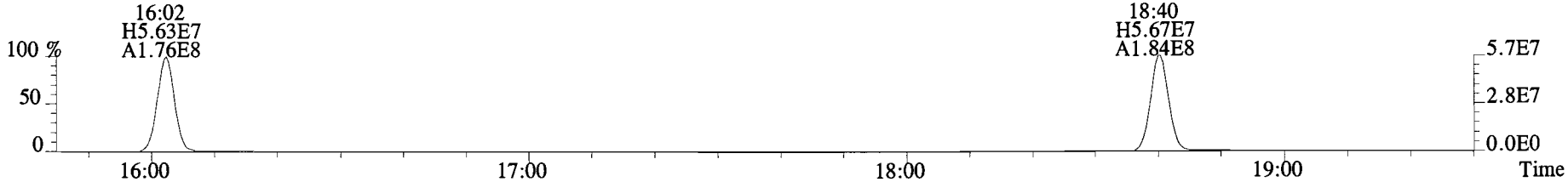

202.0766 SMO(1,3) BSUB(10000,15,-3.0) PKD(5,5,2,0.10%,18584.0,0.00%,F,F)

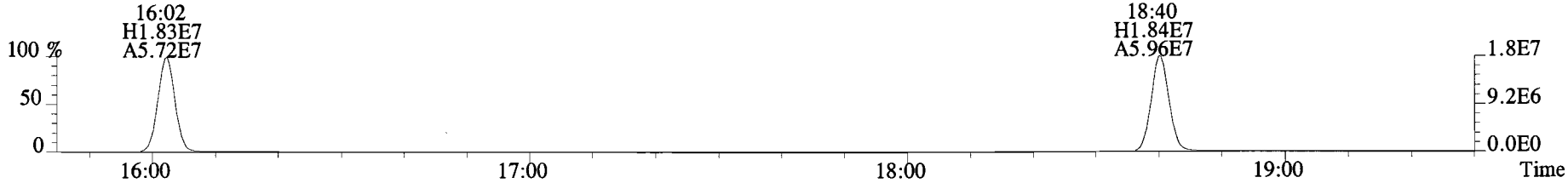

180.9880



File:190610E1 #1-757 Acq:10-JUN-2019 16:42:09 GC EI+ Voltage SIR Autospec-UltimaE
Sample#1 File Text:Vista Analytical Laboratory VG-8 Text:ST190610E1-1 PCB CS3 19C1815 Exp:PCB_ZB1
222.0003 F:2 SMO(1,3) BSUB(10000,15,-3.0) PKD(5,5,2,0.10%,7868.0,0.00%,F,F)

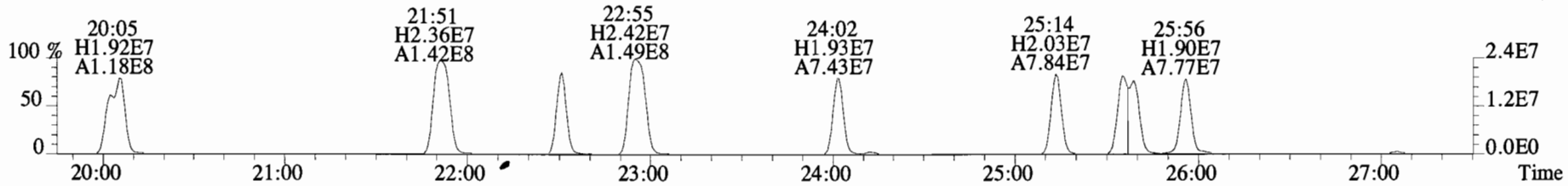

223.9974 F:2 SMO(1,3) BSUB(10000,15,-3.0) PKD(5,5,2,0.10%,71268.0,0.00%,F,F)

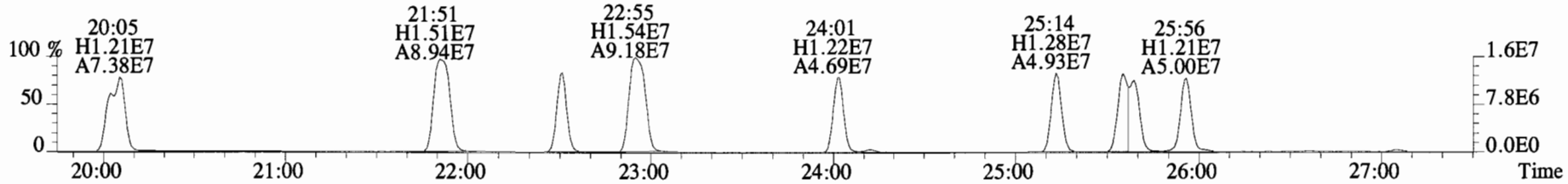

234.0406 F:2 SMO(1,3) BSUB(10000,15,-3.0) PKD(5,5,2,0.10%,6184.0,0.00%,F,F)

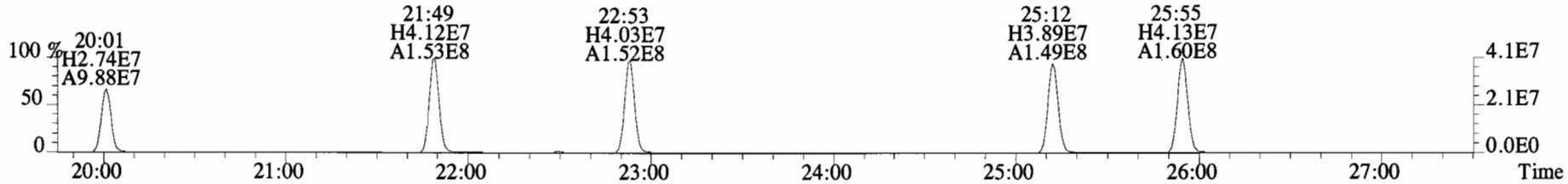

236.0376 F:2 SMO(1,3) BSUB(10000,15,-3.0) PKD(5,5,2,0.10%,6572.0,0.00%,F,F)

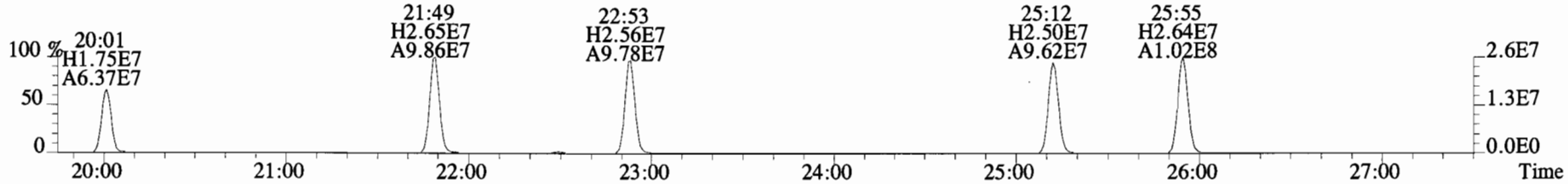

230.9856 F:2

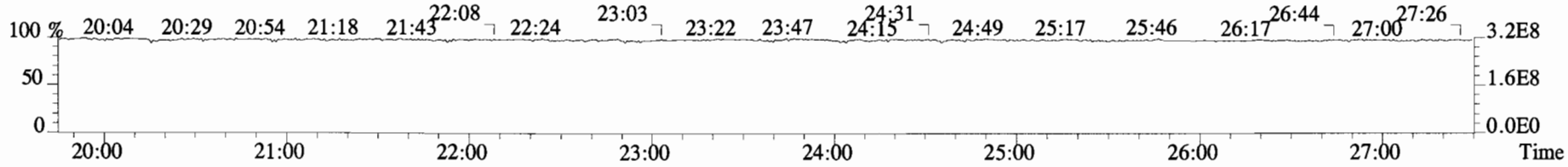

File:190610E1 #1-757 Acq:10-JUN-2019 16:42:09 GC EI+ Voltage SIR Autospec-UltimaE
Sample#1 File Text:Vista Analytical Laboratory VG-8 Text:ST190610E1-1 PCB CS3 19C1815 Exp:PCB_ZB1
222.0003 F:2 SMO(1,3) BSUB(10000,15,-3.0) PKD(5,5,2,0.10%,7868.0,0.00%,F,F)

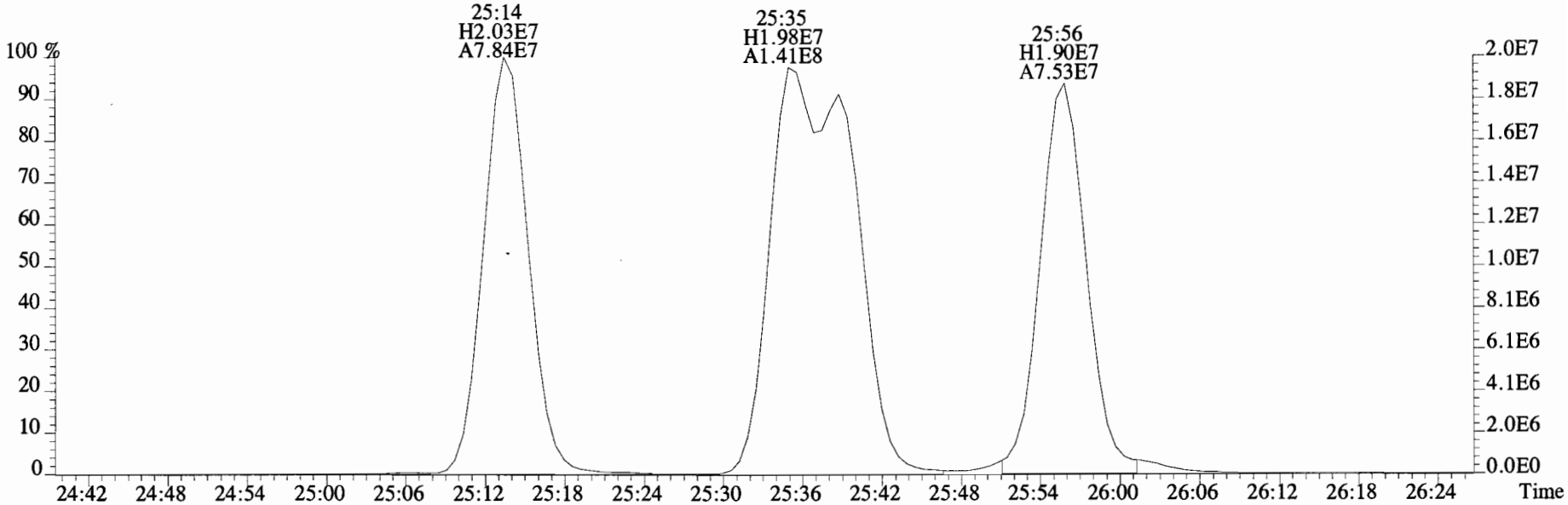

223.9974 F:2 SMO(1,3) BSUB(10000,15,-3.0) PKD(5,5,2,0.10%,71268.0,0.00%,F,F)

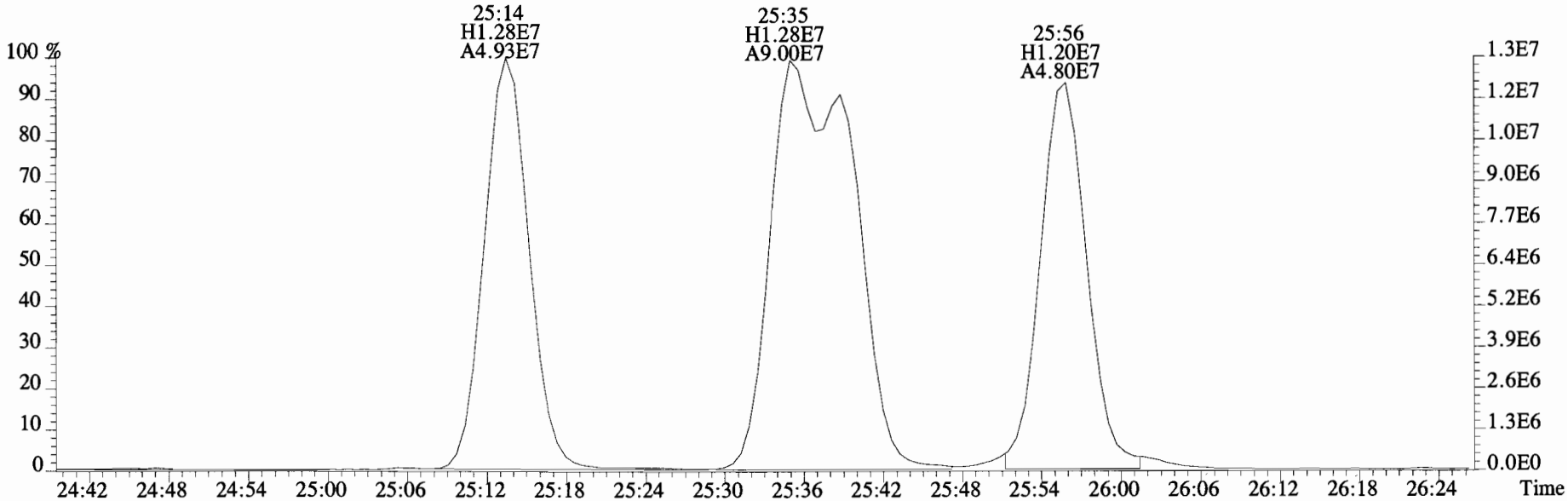

File:190610E1 #1-757 Acq:10-JUN-2019 16:42:09 GC EI+ Voltage SIR Autospec-UltimaE
Sample#1 File Text:Vista Analytical Laboratory VG-8 Text:ST190610E1-1 PCB CS3 19C1815 Exp:PCB_ZB1
255.9613 F:2 SMO(1,3) BSUB(10000,15,-3.0) PKD(5,5,2,0.10%,4160.0,0.00%,F,F)

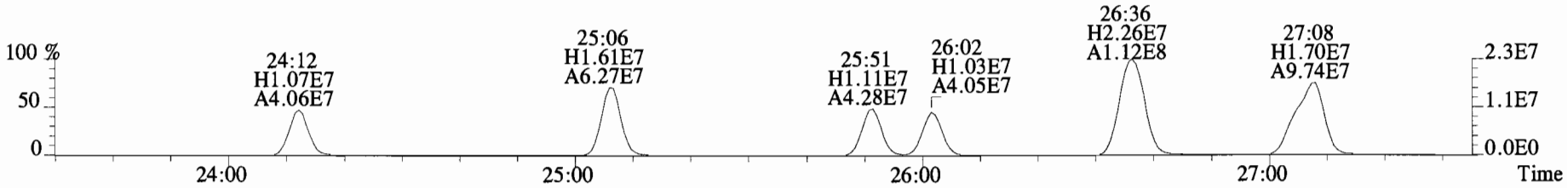

257.9584 F:2 SMO(1,3) BSUB(10000,15,-3.0) PKD(5,5,2,0.10%,3076.0,0.00%,F,F)

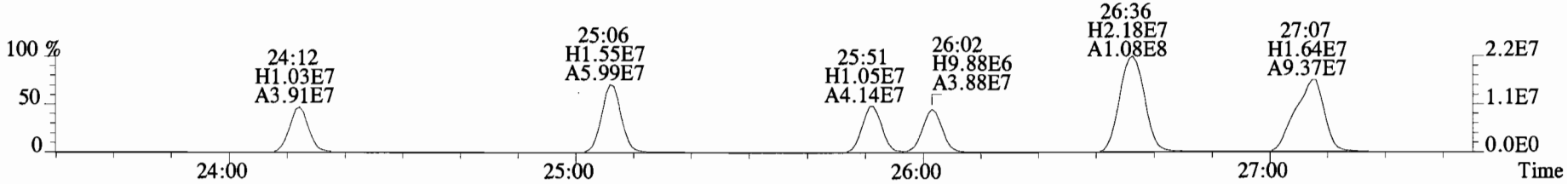

268.0016 F:2 SMO(1,3) BSUB(10000,15,-3.0) PKD(5,5,2,0.10%,187800.0,0.00%,F,F)

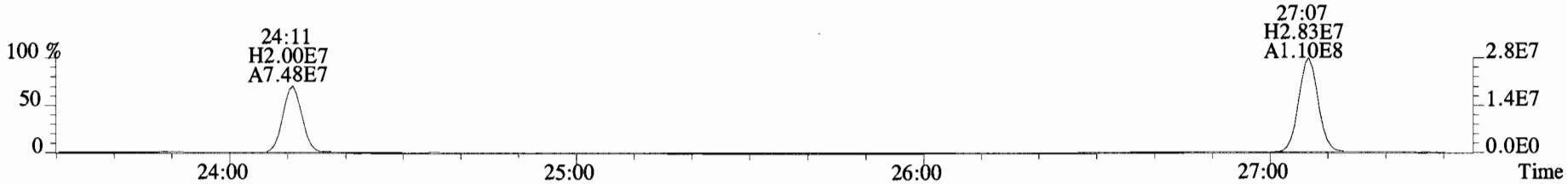

269.9986 F:2 SMO(1,3) BSUB(10000,15,-3.0) PKD(5,5,2,0.10%,42652.0,0.00%,F,F)

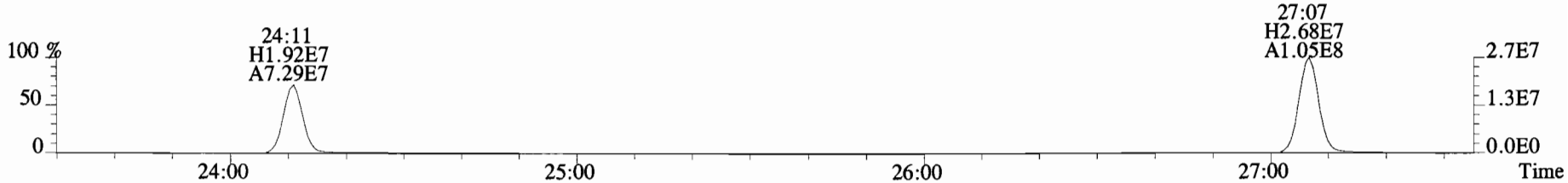

230.9856 F:2

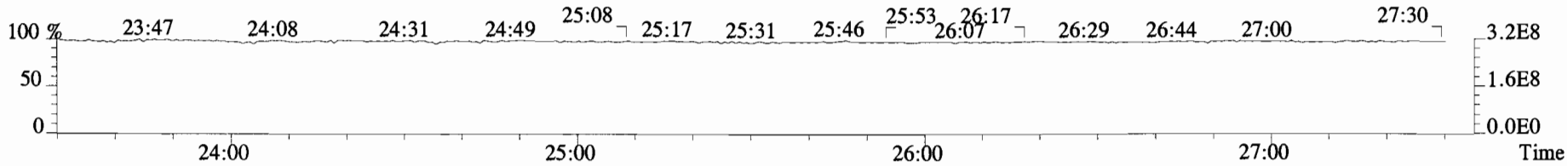

File:190610E1 #1-758 Acq:10-JUN-2019 16:42:09 GC EI+ Voltage SIR Autospec-UltimaE
Sample#1 File Text:Vista Analytical Laboratory VG-8 Text:ST190610E1-1 PCB CS3 19C1815 Exp:PCB_ZB1
255.9613 F:3 SMO(1,3) BSUB(10000,15,-3.0) PKD(5,5,2,0.10%,15768.0,0.00%,F,F)

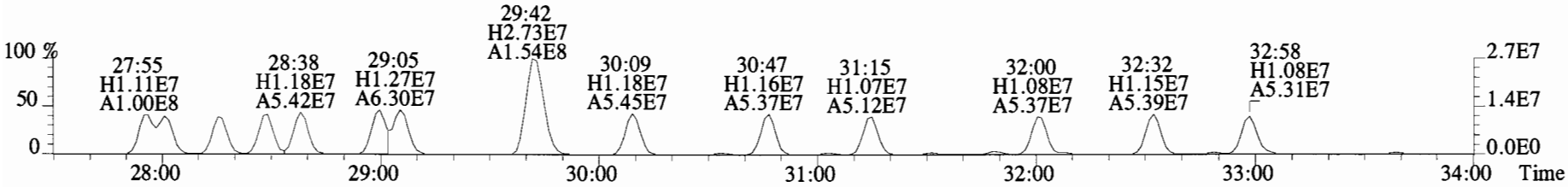

257.9584 F:3 SMO(1,3) BSUB(10000,15,-3.0) PKD(5,5,2,0.10%,4428.0,0.00%,F,F)

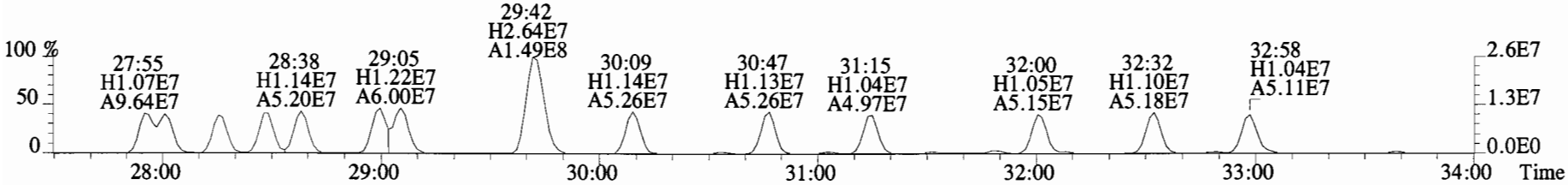

268.0016 F:3 SMO(1,3) BSUB(10000,15,-3.0) PKD(5,5,2,0.10%,216684.0,0.00%,F,F)

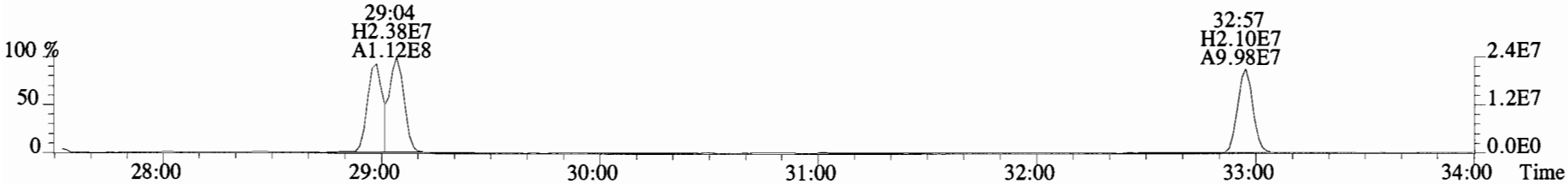

269.9986 F:3 SMO(1,3) BSUB(10000,15,-3.0) PKD(5,5,2,0.10%,81188.0,0.00%,F,F)

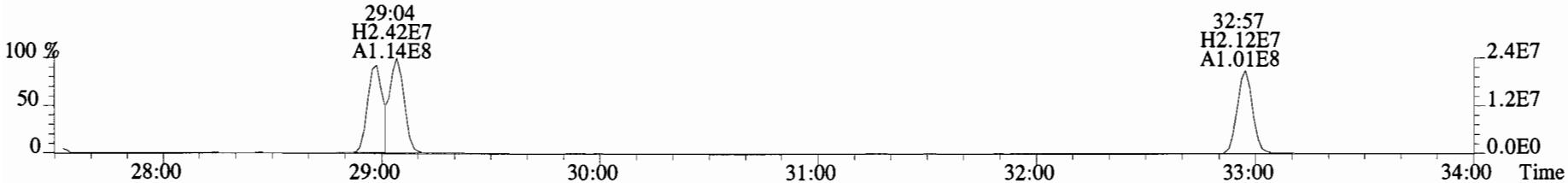

330.9792 F:3

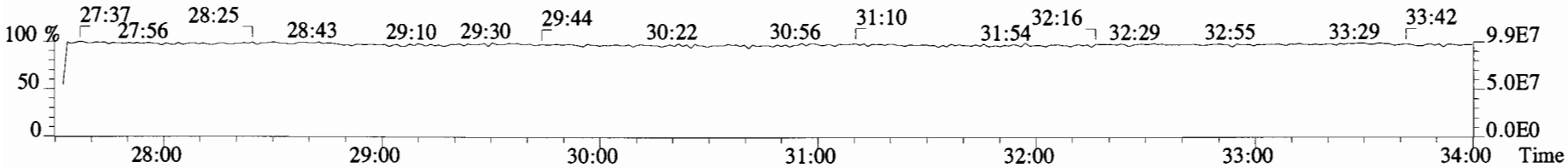

File:190610E1 #1-758 Acq:10-JUN-2019 16:42:09 GC EI+ Voltage SIR Autospec-UltimaE
Sample#1 File Text:Vista Analytical Laboratory VG-8 Text:ST190610E1-1 PCB CS3 19C1815 Exp:PCB_ZB1
268.0016 F:3 SMO(1,3) BSUB(10000,15,-3.0) PKD(5,5,2,0.10%,216684.0,0.00%,F,F)

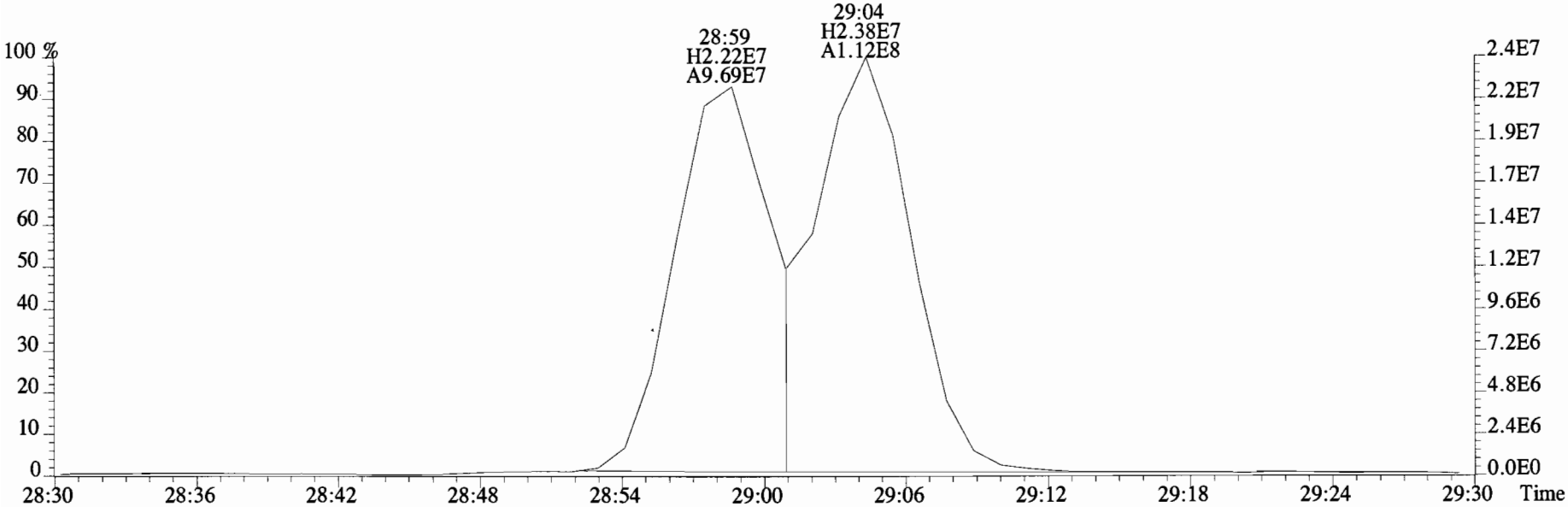

269.9986 F:3 SMO(1,3) BSUB(10000,15,-3.0) PKD(5,5,2,0.10%,81188.0,0.00%,F,F)

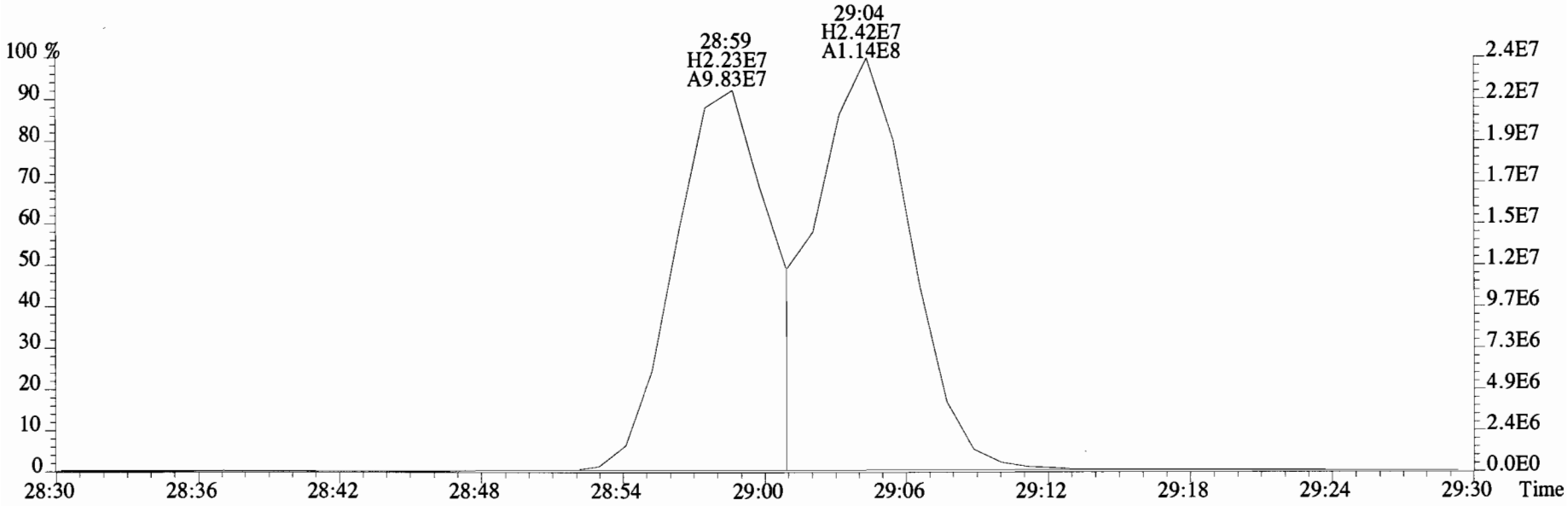

File:190610E1 #1-758 Acq:10-JUN-2019 16:42:09 GC EI+ Voltage SIR Autospec-UltimaE
Sample#1 File Text:Vista Analytical Laboratory VG-8 Text:ST190610E1-1 PCB CS3 19C1815 Exp:PCB_ZB1
255.9613 F:3 SMO(1,3) BSUB(10000,15,-3.0) PKD(5,5,2,0.10%,15768.0,0.00%,F,F)

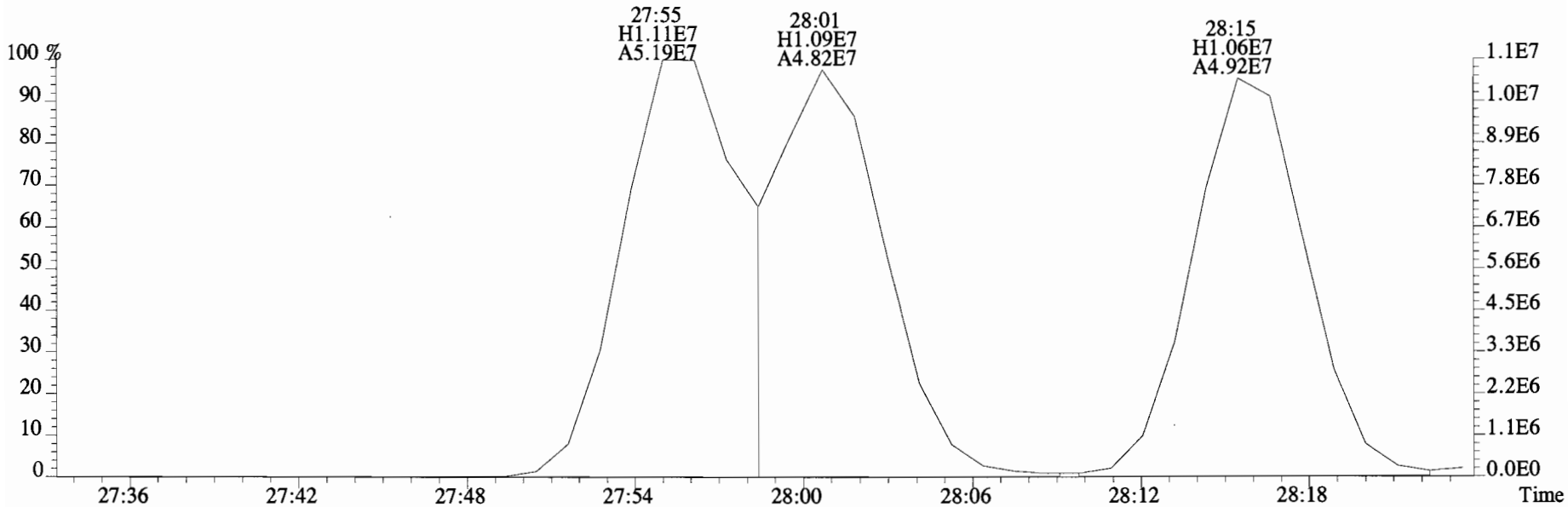

257.9584 F:3 SMO(1,3) BSUB(10000,15,-3.0) PKD(5,5,2,0.10%,4428.0,0.00%,F,F)

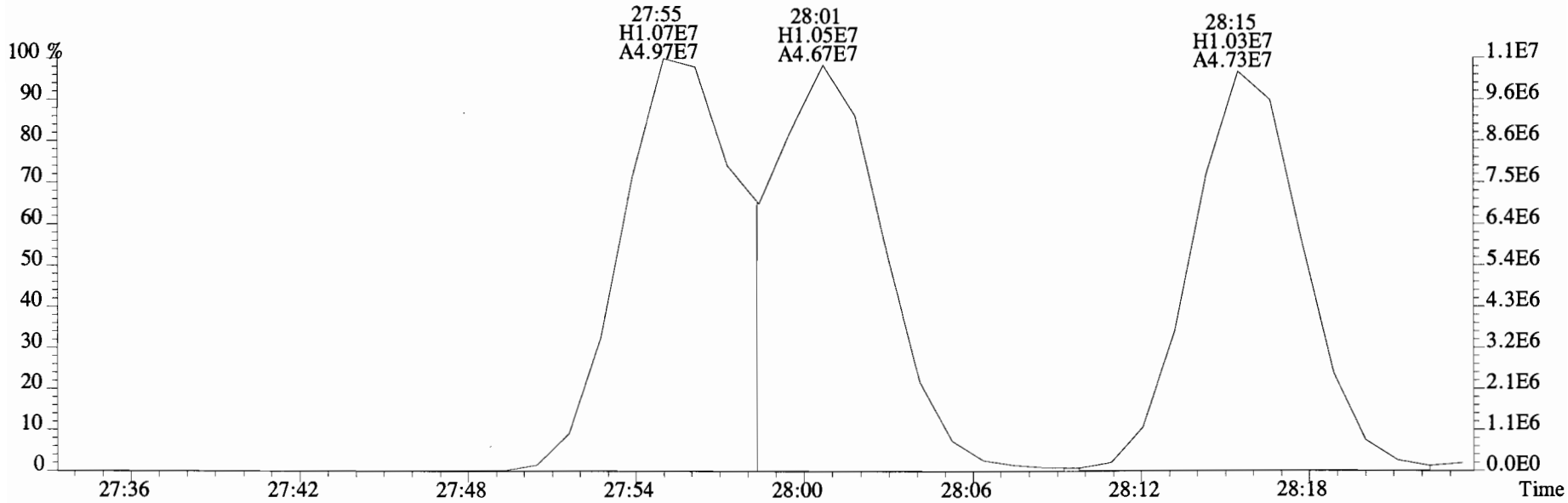

File:190610E1 #1-758 Acq:10-JUN-2019 16:42:09 GC EI+ Voltage SIR Autospec-UltimaE
Sample#1 File Text:Vista Analytical Laboratory VG-8 Text:ST190610E1-1 PCB CS3 19C1815 Exp:PCB_ZB1
255.9613 F:3 SMO(1,3) BSUB(10000,15,-3.0) PKD(5,5,2,0.10%,15768.0,0.00%,F,F)

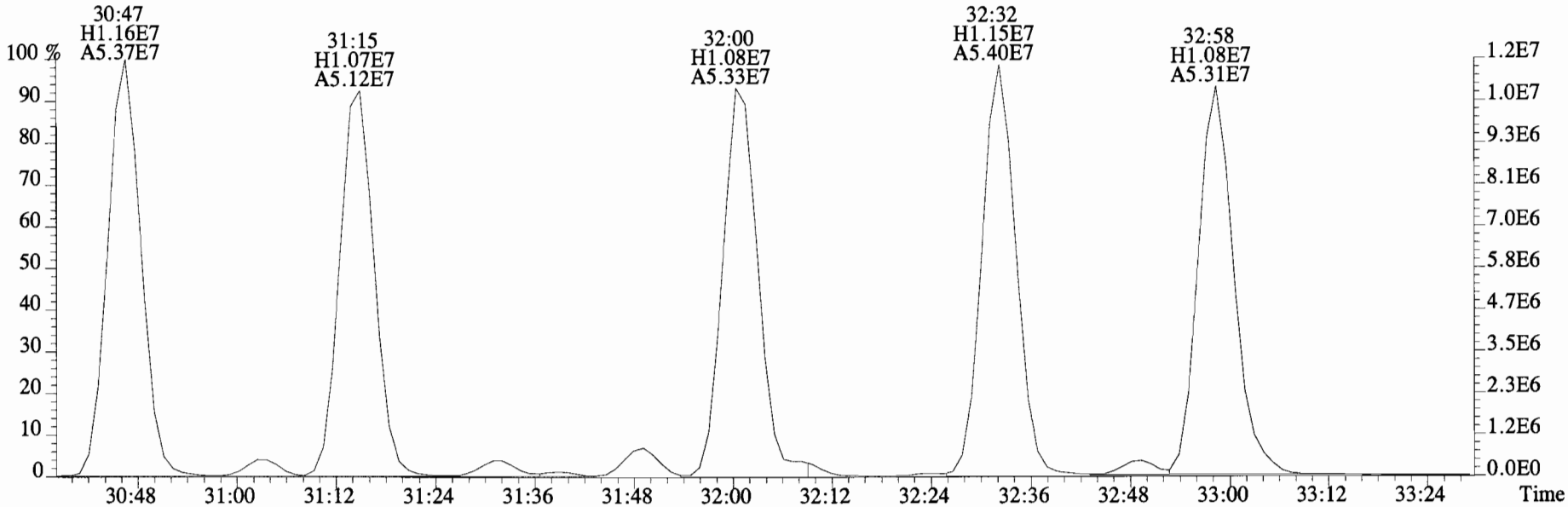

257.9584 F:3 SMO(1,3) BSUB(10000,15,-3.0) PKD(5,5,2,0.10%,4428.0,0.00%,F,F)

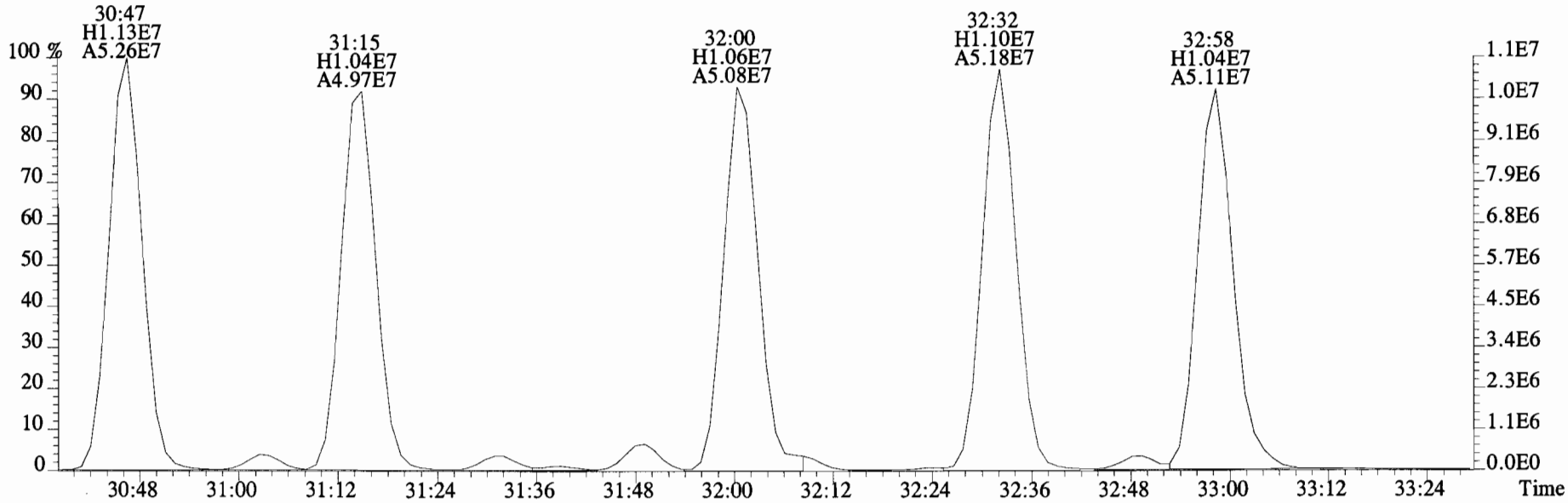

File:190610E1 #1-758 Acq:10-JUN-2019 16:42:09 GC EI+ Voltage SIR Autospec-UltimaE
Sample#1 File Text:Vista Analytical Laboratory VG-8 Text:ST190610E1-1 PCB CS3 19C1815 Exp:PCB_ZB1
289.9224 F:3 SMO(1,3) BSUB(10000,15,-3.0) PKD(5,5,2,0.10%,16416.0,0.00%,F,F)

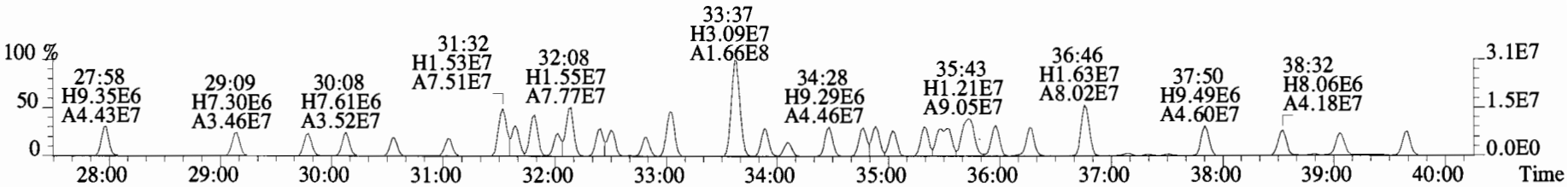

291.9194 F:3 SMO(1,3) BSUB(10000,15,-3.0) PKD(5,5,2,0.10%,11500.0,0.00%,F,F)

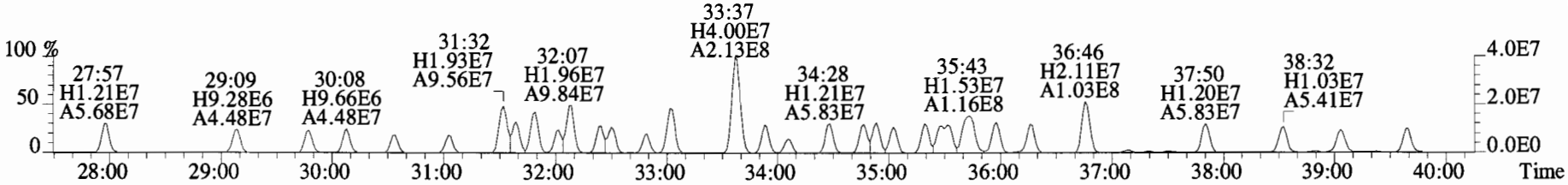

301.9626 F:3 SMO(1,3) BSUB(10000,15,-3.0) PKD(5,5,2,0.10%,64184.0,0.00%,F,F)

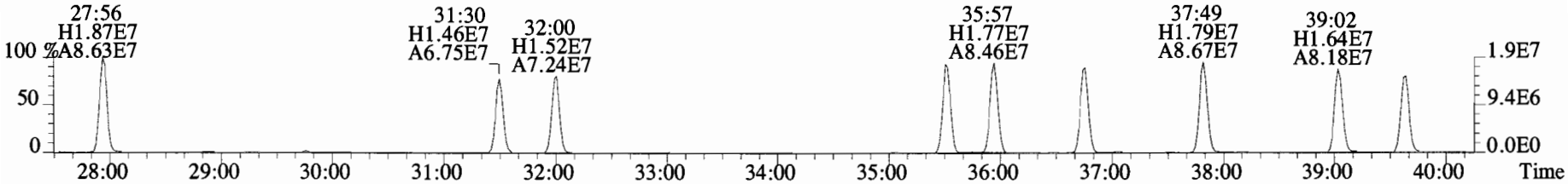

303.9597 F:3 SMO(1,3) BSUB(10000,15,-3.0) PKD(5,5,2,0.10%,30640.0,0.00%,F,F)

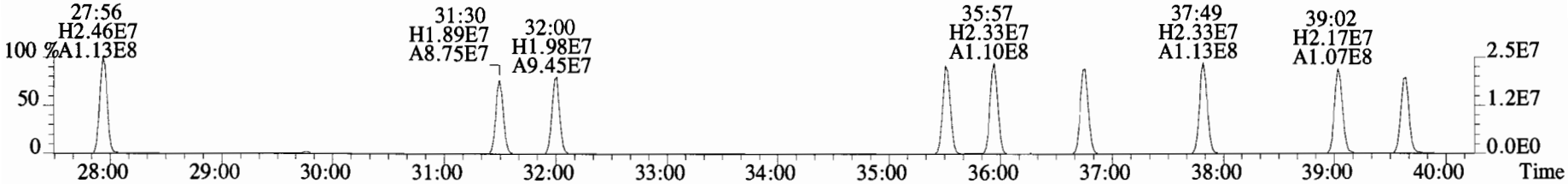

330.9792 F:3

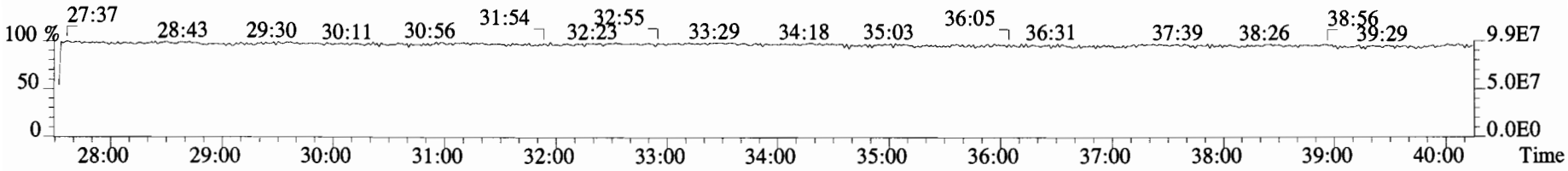

File:190610E1 #1-758 Acq:10-JUN-2019 16:42:09 GC EI+ Voltage SIR Autospec-UltimaE
Sample#1 File Text:Vista Analytical Laboratory VG-8 Text:ST190610E1-1 PCB CS3 19C1815 Exp:PCB_ZB1
289.9224 F:3 SMO(1,3) BSUB(10000,15,-3.0) PKD(5,5,2,0.10%,16416.0,0.00%,F,F)

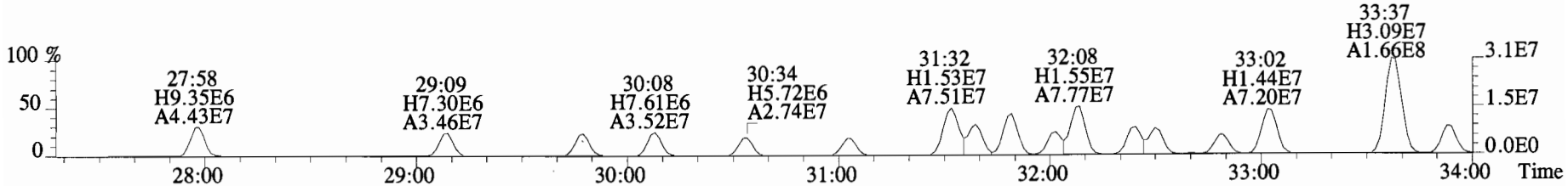

291.9194 F:3 SMO(1,3) BSUB(10000,15,-3.0) PKD(5,5,2,0.10%,11500.0,0.00%,F,F)

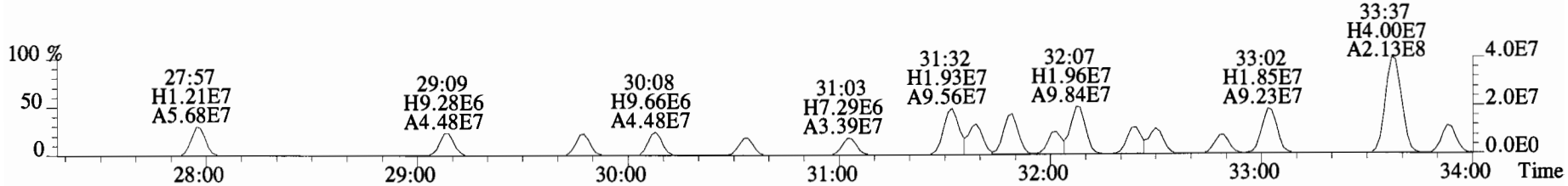

301.9626 F:3 SMO(1,3) BSUB(10000,15,-3.0) PKD(5,5,2,0.10%,64184.0,0.00%,F,F)

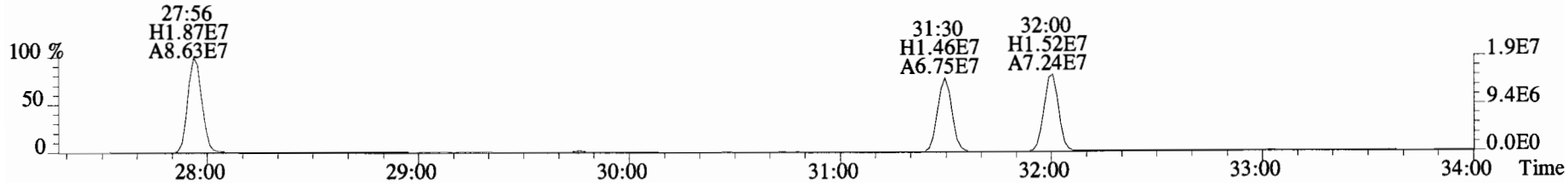

303.9597 F:3 SMO(1,3) BSUB(10000,15,-3.0) PKD(5,5,2,0.10%,30640.0,0.00%,F,F)

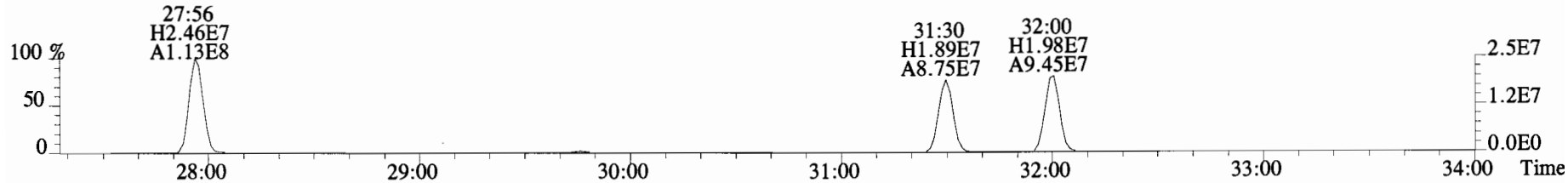

330.9792 F:3

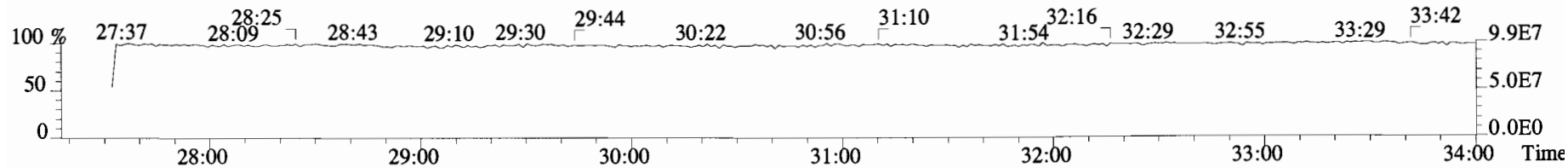

File:190610E1 #1-758 Acq:10-JUN-2019 16:42:09 GC EI+ Voltage SIR Autospec-UltimaE
Sample#1 File Text:Vista Analytical Laboratory VG-8 Text:ST190610E1-1 PCB CS3 19C1815 Exp:PCB_ZB1
289.9224 F:3 SMO(1,3) BSUB(10000,15,-3.0) PKD(5,5,2,0.10%,16416.0,0.00%,F,F)

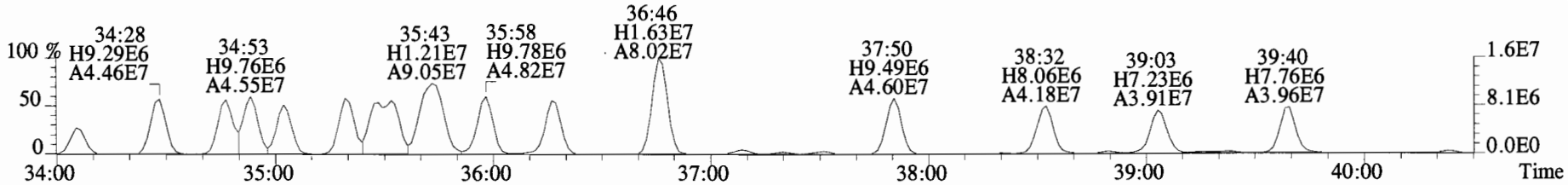

291.9194 F:3 SMO(1,3) BSUB(10000,15,-3.0) PKD(5,5,2,0.10%,11500.0,0.00%,F,F)

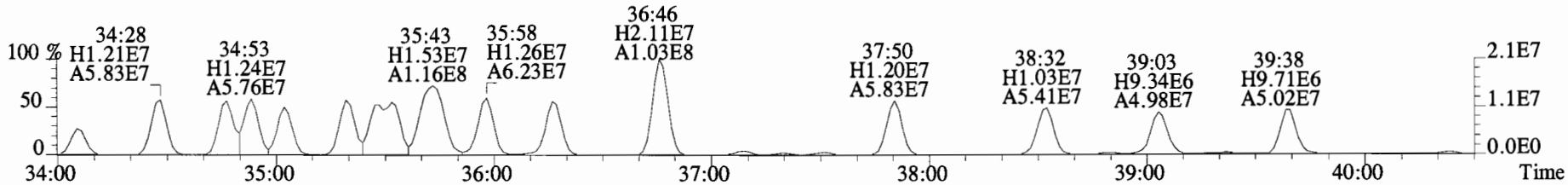

301.9626 F:3 SMO(1,3) BSUB(10000,15,-3.0) PKD(5,5,2,0.10%,64184.0,0.00%,F,F)

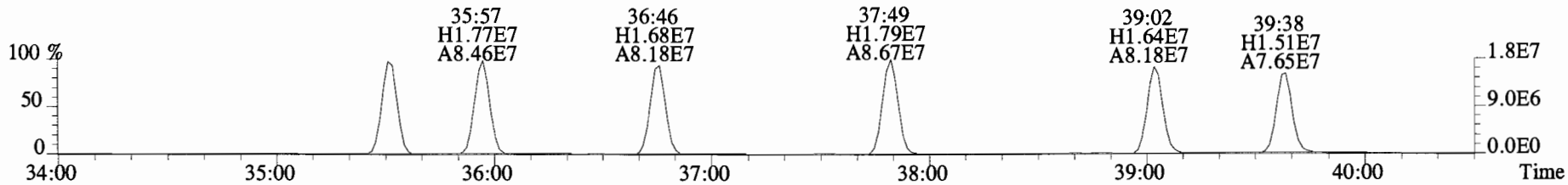

303.9597 F:3 SMO(1,3) BSUB(10000,15,-3.0) PKD(5,5,2,0.10%,30640.0,0.00%,F,F)

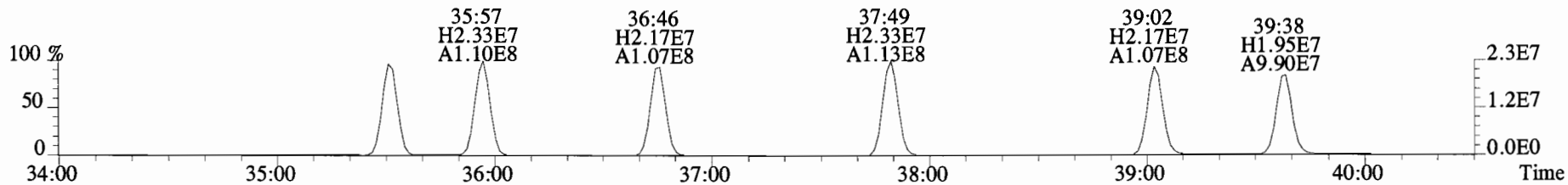

330.9792 F:3

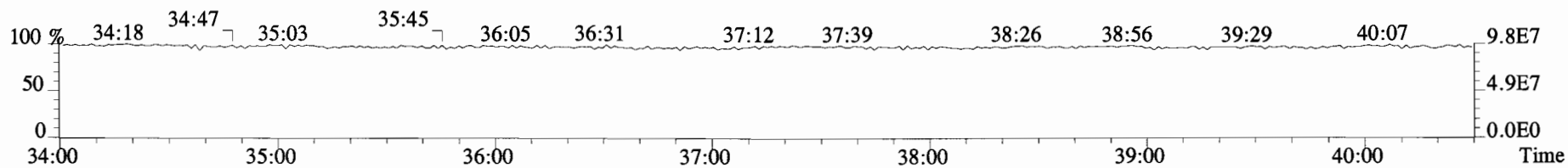

File:190610E1 #1-758 Acq:10-JUN-2019 16:42:09 GC EI+ Voltage SIR Autospec-UltimaE
Sample#1 File Text:Vista Analytical Laboratory VG-8 Text:ST190610E1-1 PCB CS3 19C1815 Exp:PCB_ZB1
289.9224 F:3 SMO(1,3) BSUB(10000,15,-3.0) PKD(5,5,2,0.10%,16416.0,0.00%,F,F)

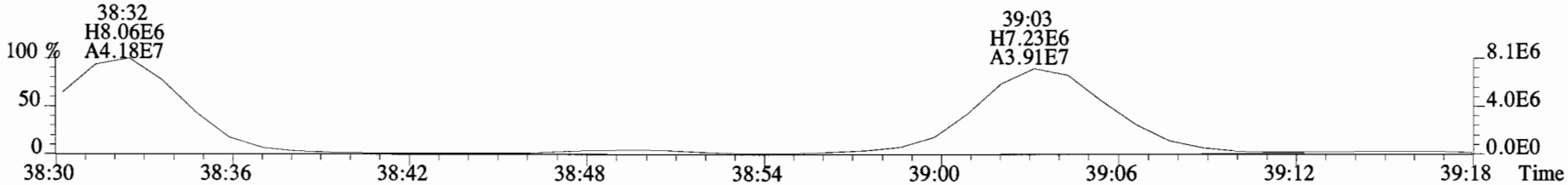

291.9194 F:3 SMO(1,3) BSUB(10000,15,-3.0) PKD(5,5,2,0.10%,11500.0,0.00%,F,F)

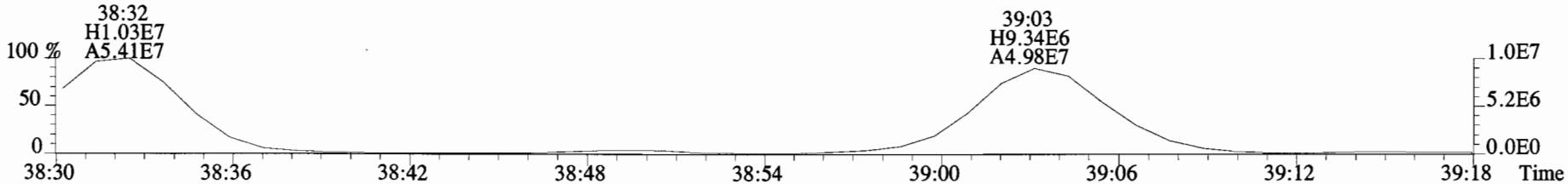

301.9626 F:3 SMO(1,3) BSUB(10000,15,-3.0) PKD(5,5,2,0.10%,64184.0,0.00%,F,F)

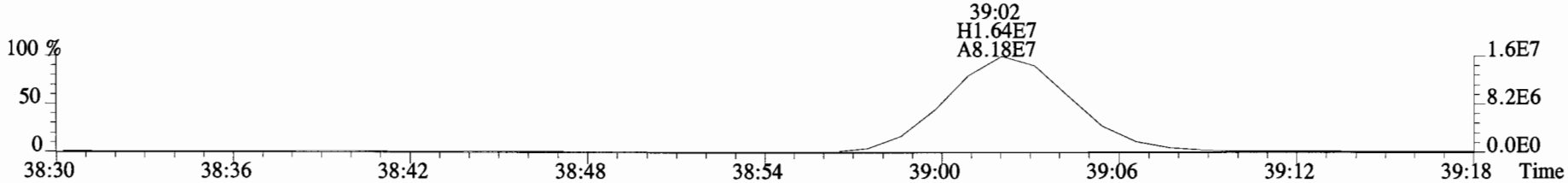

303.9597 F:3 SMO(1,3) BSUB(10000,15,-3.0) PKD(5,5,2,0.10%,30640.0,0.00%,F,F)

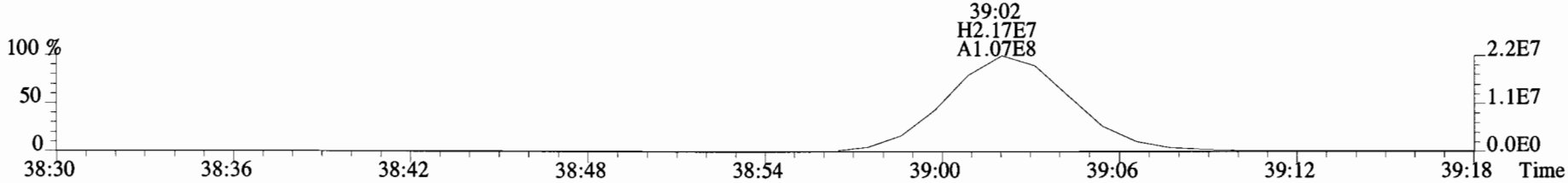

330.9792 F:3

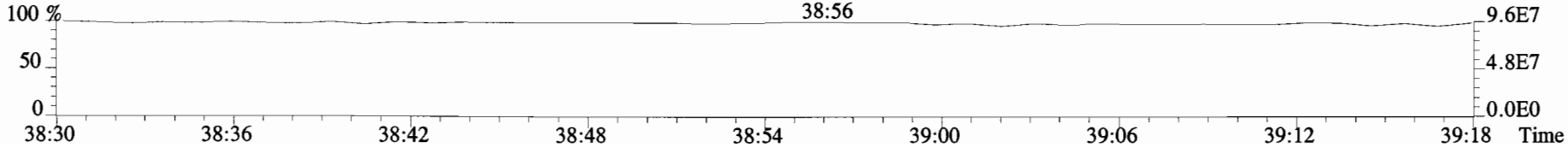

File:190610E1 #1-758 Acq:10-JUN-2019 16:42:09 GC EI+ Voltage SIR Autospec-UltimaE
Sample#1 File Text:Vista Analytical Laboratory VG-8 Text:ST190610E1-1 PCB CS3 19C1815 Exp:PCB_ZB1
301.9626 F:3 SMO(1,3) BSUB(10000,15,-3.0) PKD(5,5,2,0.10%,64184.0,0.00%,F,F)

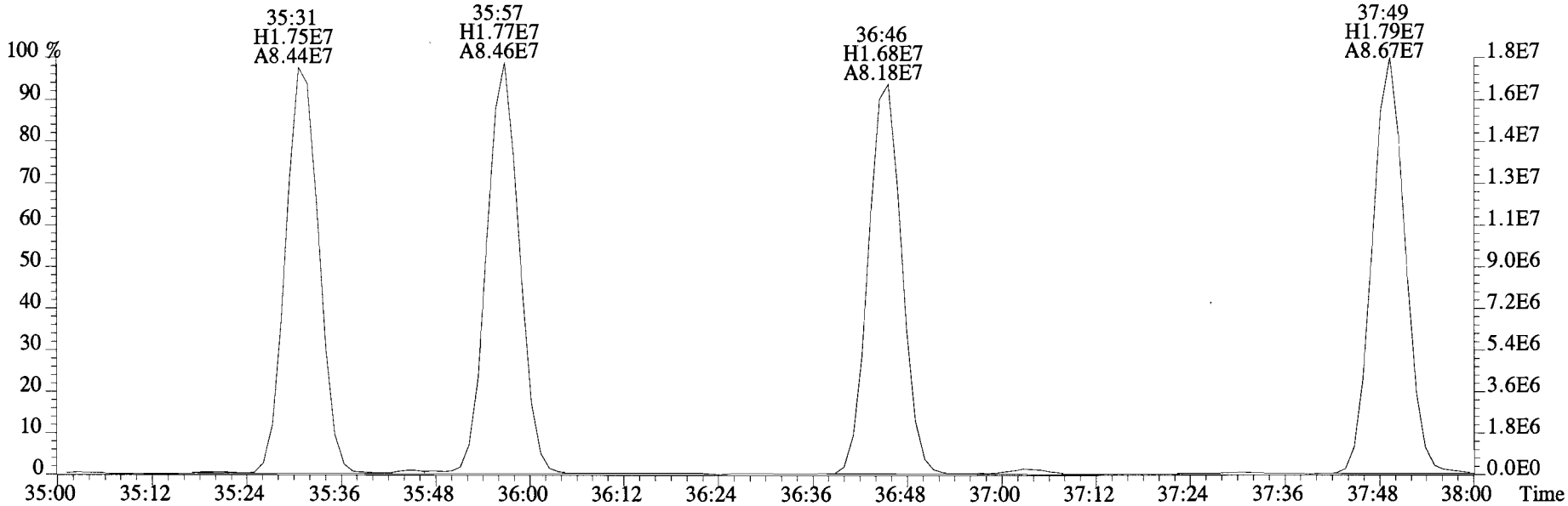

303.9597 F:3 SMO(1,3) BSUB(10000,15,-3.0) PKD(5,5,2,0.10%,30640.0,0.00%,F,F)

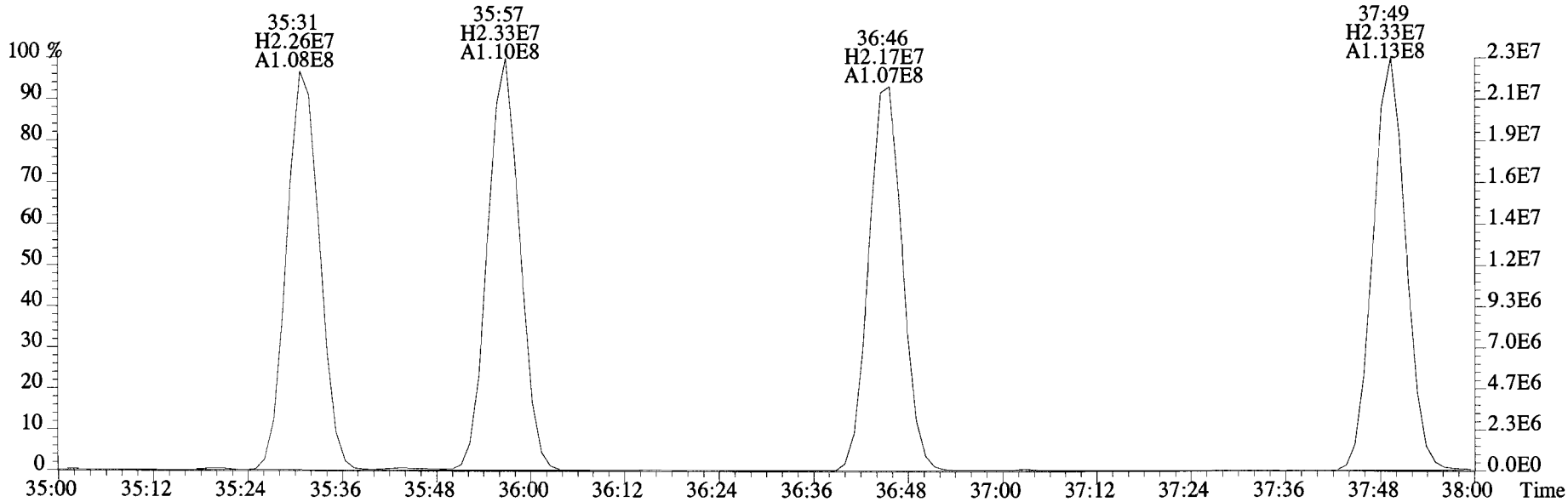

File:190610E1 #1-758 Acq:10-JUN-2019 16:42:09 GC EI+ Voltage SIR Autospec-UltimaE
Sample#1 File Text:Vista Analytical Laboratory VG-8 Text:ST190610E1-1 PCB CS3 19C1815 Exp:PCB_ZB1
325.8804 F:3 SMO(1,3) BSUB(10000,15,-3.0) PKD(5,5,2,0.10%,1192.0,0.00%,F,F)

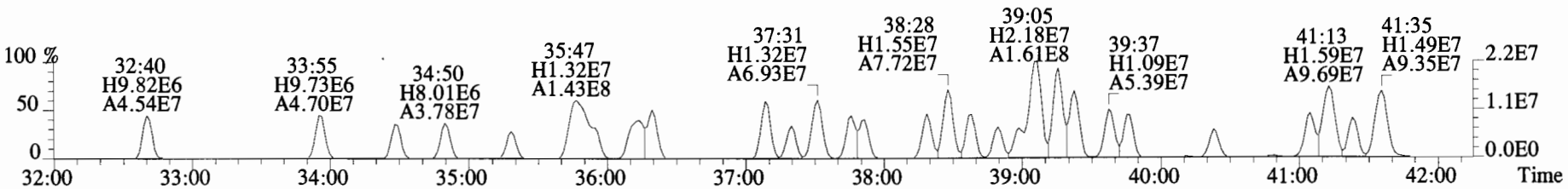

327.8775 F:3 SMO(1,3) BSUB(10000,15,-3.0) PKD(5,5,2,0.10%,1168.0,0.00%,F,F)

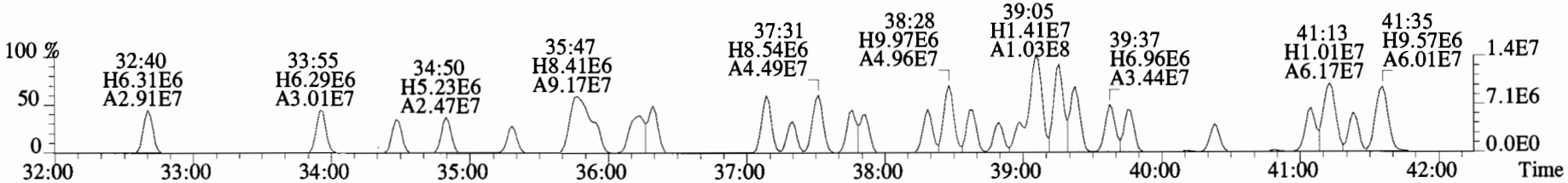

337.9207 F:3 SMO(1,3) BSUB(10000,15,-3.0) PKD(5,5,2,0.10%,3952.0,0.00%,F,F)

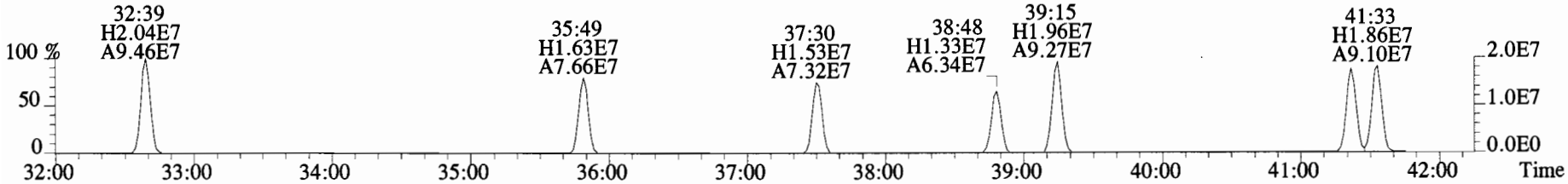

339.9177 F:3 SMO(1,3) BSUB(10000,15,-3.0) PKD(5,5,2,0.10%,2840.0,0.00%,F,F)

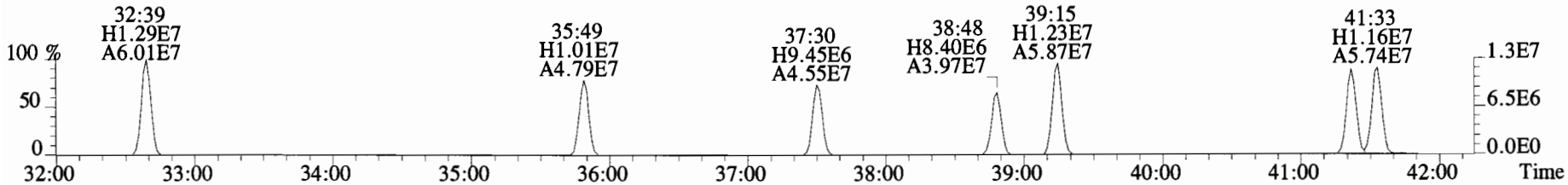

330.9792 F:3

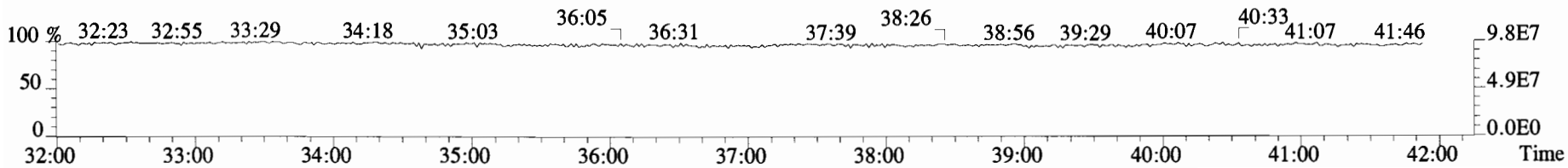

File:190610E1 #1-758 Acq:10-JUN-2019 16:42:09 GC EI+ Voltage SIR Autospec-UltimaE
Sample#1 File Text:Vista Analytical Laboratory VG-8 Text:ST190610E1-1 PCB CS3 19C1815 Exp:PCB_ZB1
325.8804 F:3 SMO(1,3) BSUB(10000,15,-3.0) PKD(5,5,2,0.10%,1192.0,0.00%,F,F)

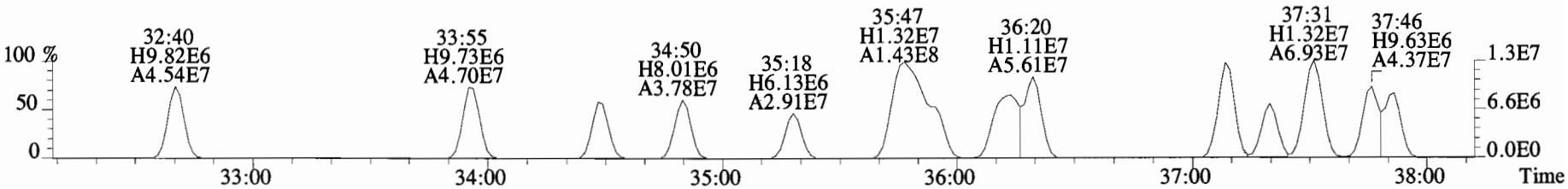

327.8775 F:3 SMO(1,3) BSUB(10000,15,-3.0) PKD(5,5,2,0.10%,1168.0,0.00%,F,F)

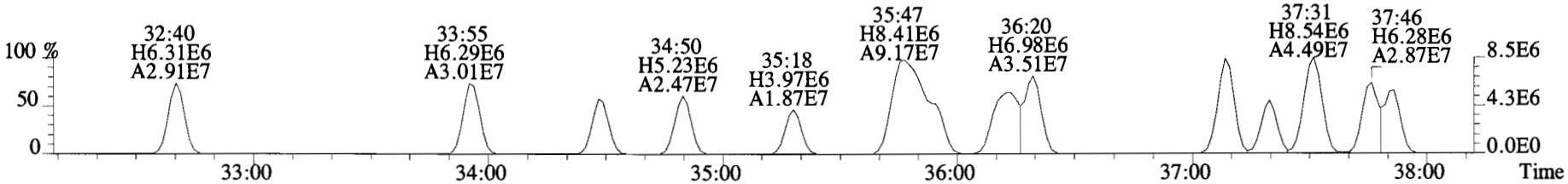

337.9207 F:3 SMO(1,3) BSUB(10000,15,-3.0) PKD(5,5,2,0.10%,3952.0,0.00%,F,F)

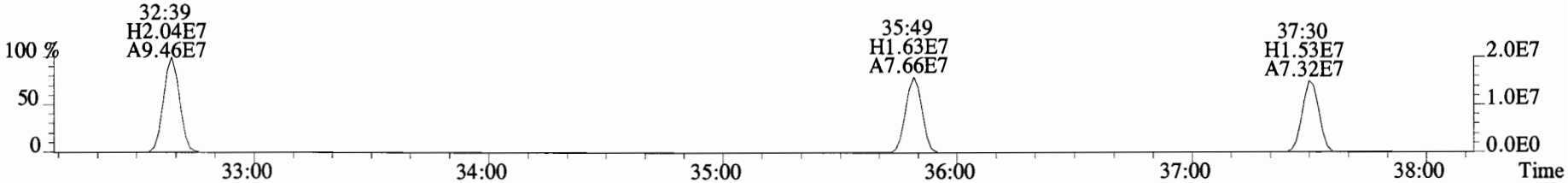

339.9177 F:3 SMO(1,3) BSUB(10000,15,-3.0) PKD(5,5,2,0.10%,2840.0,0.00%,F,F)

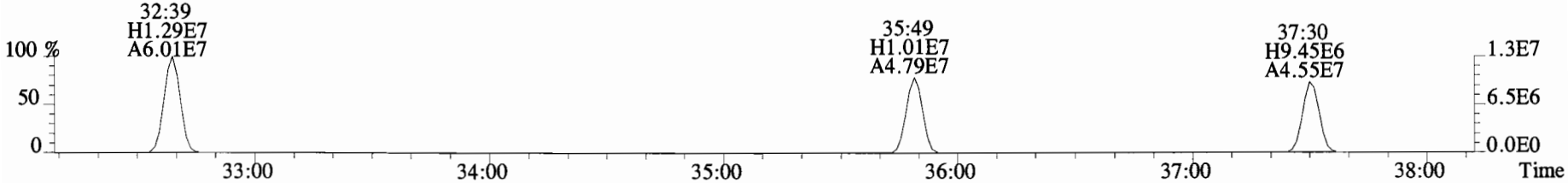

330.9792 F:3

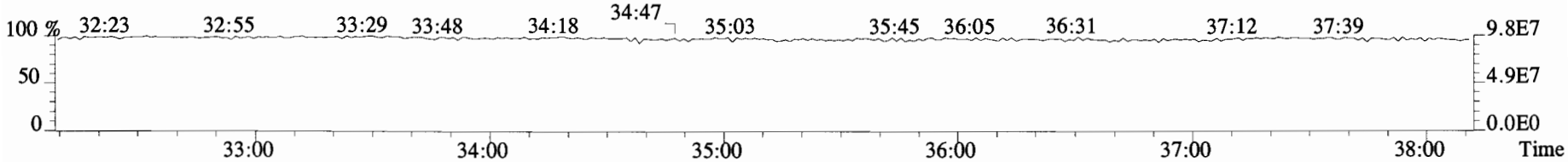

File:190610E1 #1-758 Acq:10-JUN-2019 16:42:09 GC EI+ Voltage SIR Autospec-UltimaE
Sample#1 File Text:Vista Analytical Laboratory VG-8 Text:ST190610E1-1 PCB CS3 19C1815 Exp:PCB_ZB1
325.8804 F:3 SMO(1,3) BSUB(10000,15,-3.0) PKD(5,5,2,0.10%,1192.0,0.00%,F,F)

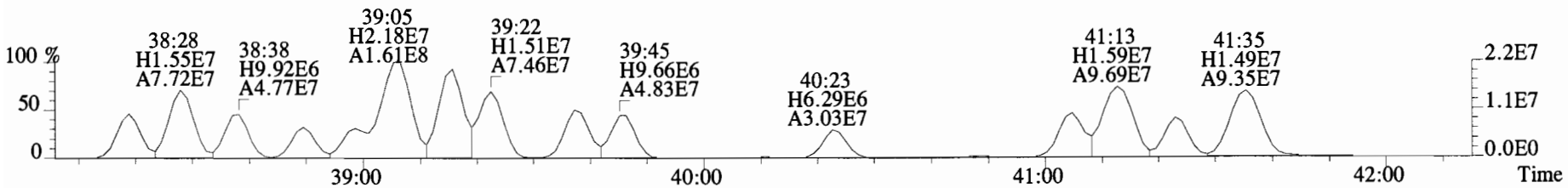

327.8775 F:3 SMO(1,3) BSUB(10000,15,-3.0) PKD(5,5,2,0.10%,1168.0,0.00%,F,F)

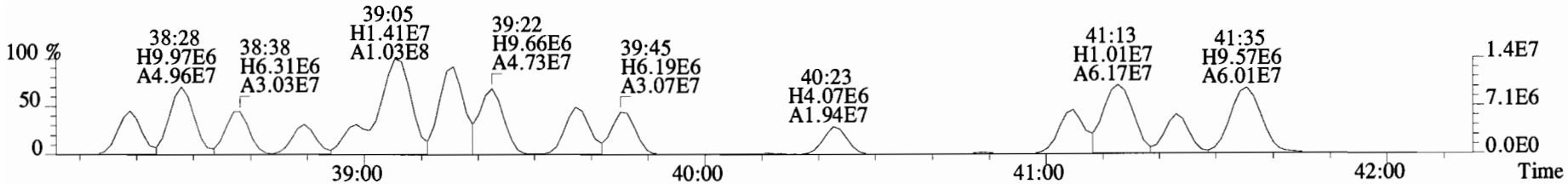

337.9207 F:3 SMO(1,3) BSUB(10000,15,-3.0) PKD(5,5,2,0.10%,3952.0,0.00%,F,F)

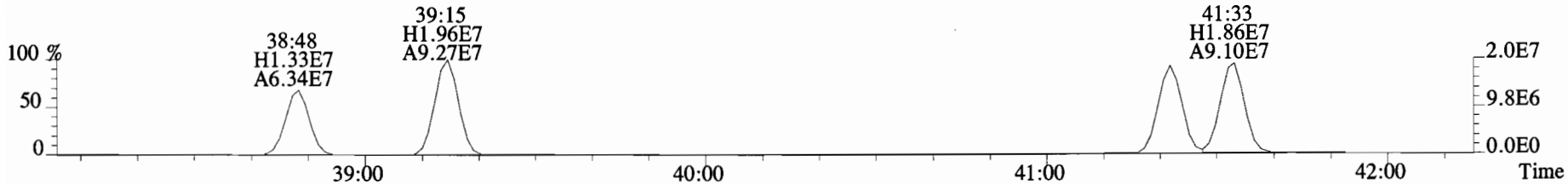

339.9177 F:3 SMO(1,3) BSUB(10000,15,-3.0) PKD(5,5,2,0.10%,2840.0,0.00%,F,F)

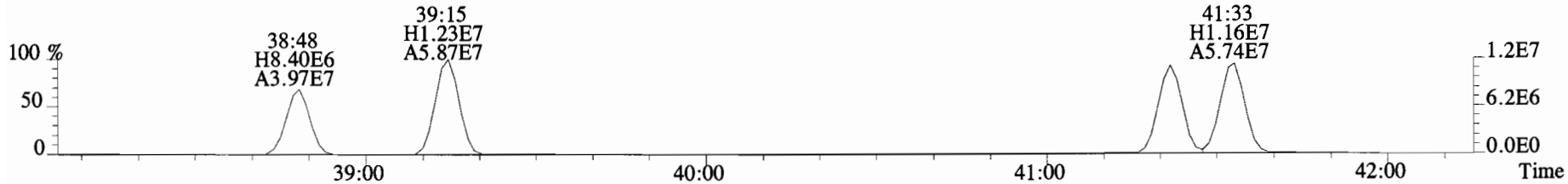

330.9792 F:3

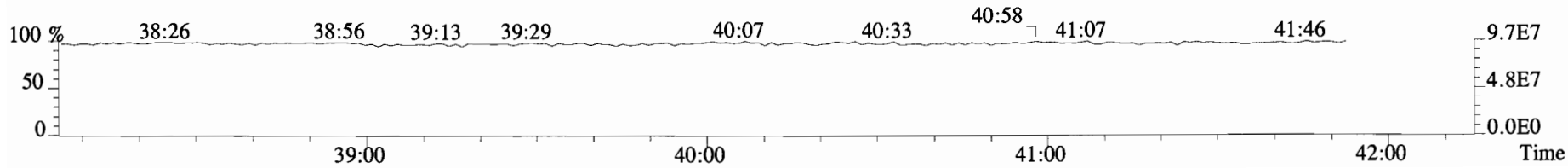

File:190610E1 #1-758 Acq:10-JUN-2019 16:42:09 GC EI+ Voltage SIR Autospec-UltimaE
Sample#1 File Text:Vista Analytical Laboratory VG-8 Text:ST190610E1-1 PCB CS3 19C1815 Exp:PCB_ZB1
337.9207 F:3 SMO(1,3) BSUB(10000,15,-3.0) PKD(5,5,2,0.10%,3952.0,0.00%,F,F)

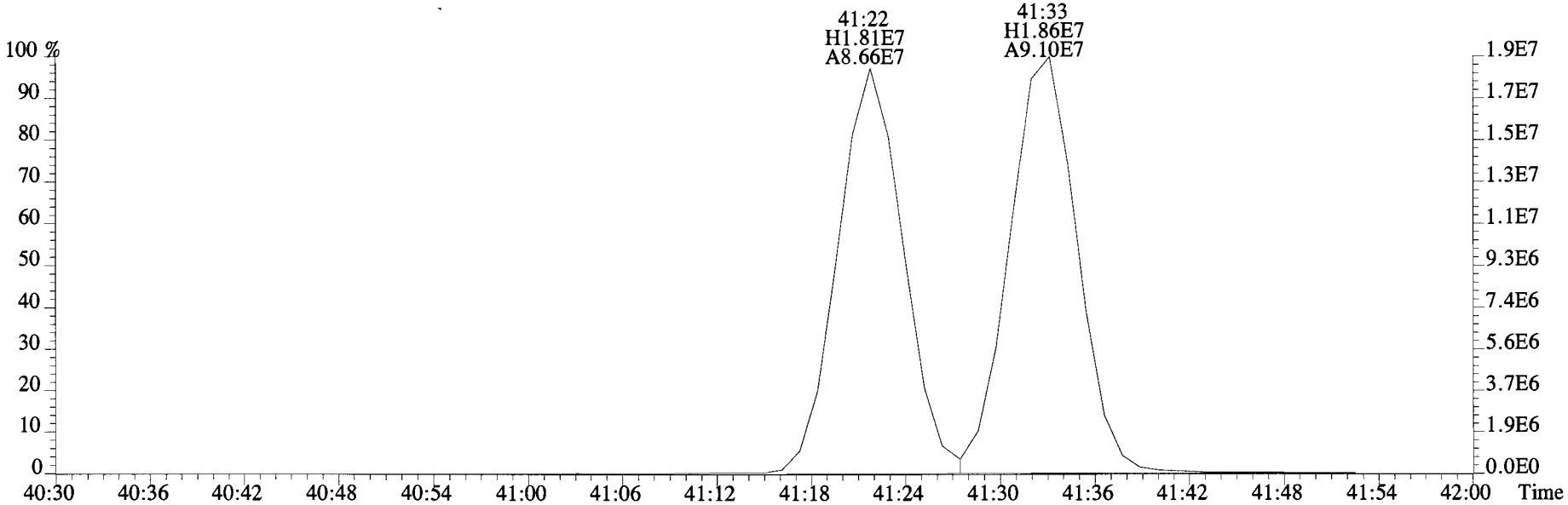

339.9177 F:3 SMO(1,3) BSUB(10000,15,-3.0) PKD(5,5,2,0.10%,2840.0,0.00%,F,F)

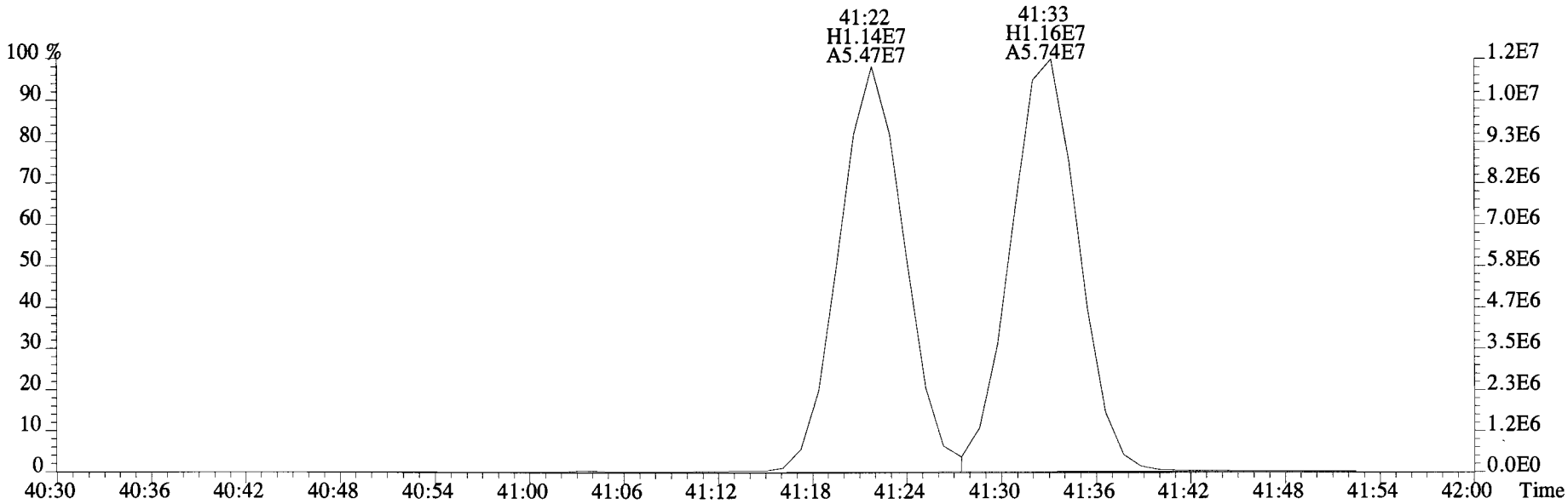

File:190610E1 #1-758 Acq:10-JUN-2019 16:42:09 GC EI+ Voltage SIR Autospec-UltimaE
Sample#1 File Text:Vista Analytical Laboratory VG-8 Text:ST190610E1-1 PCB CS3 19C1815 Exp:PCB_ZB1
325.8804 F:3 SMO(1,3) BSUB(10000,15,-3.0) PKD(5,5,2,0.10%,1192.0,0.00%,F,F)

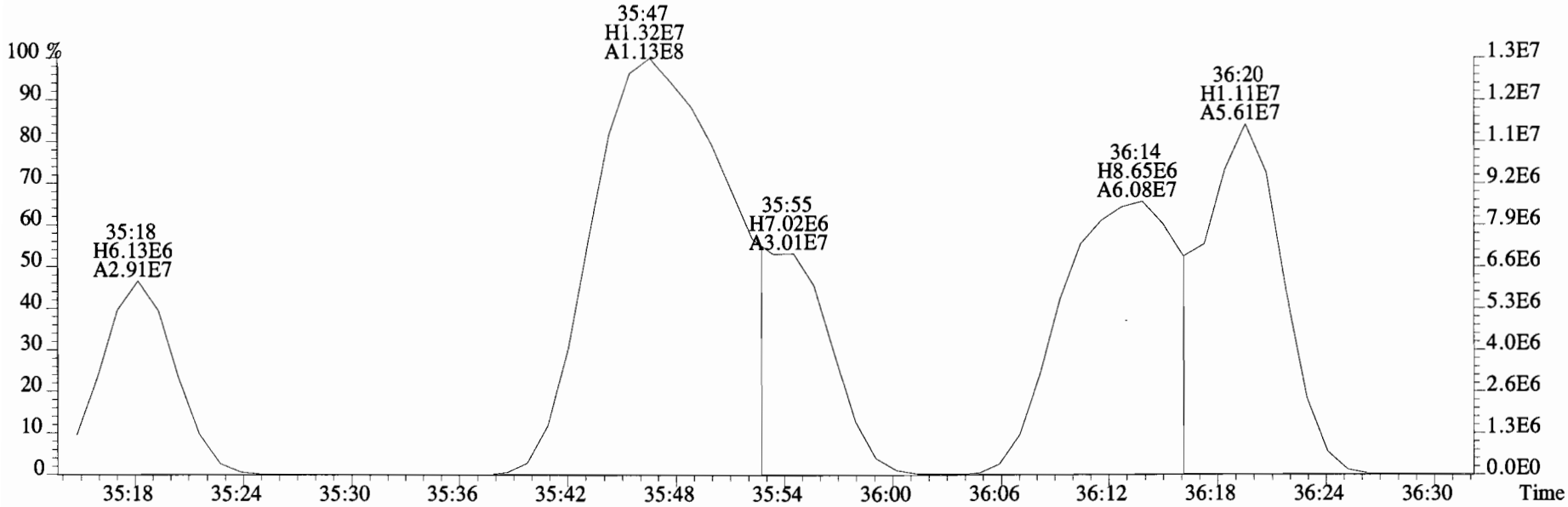

327.8775 F:3 SMO(1,3) BSUB(10000,15,-3.0) PKD(5,5,2,0.10%,1168.0,0.00%,F,F)

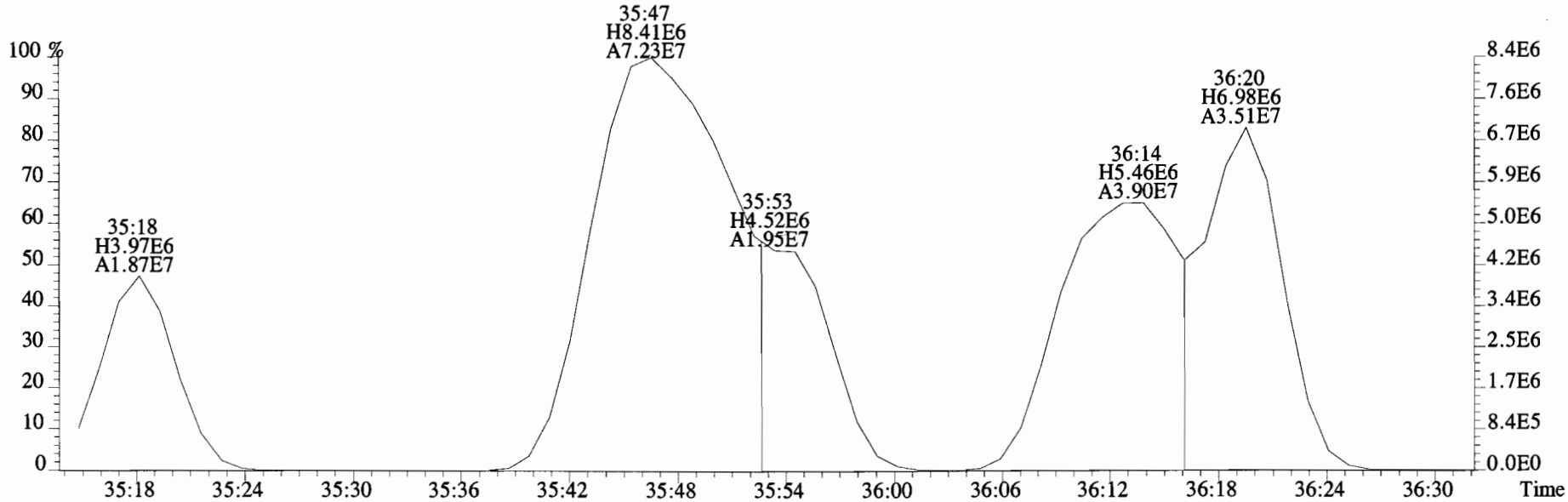

File:190610E1 #1-758 Acq:10-JUN-2019 16:42:09 GC EI+ Voltage SIR Autospec-UltimaE
Sample#1 File Text:Vista Analytical Laboratory VG-8 Text:ST190610E1-1 PCB CS3 19C1815 Exp:PCB_ZB1
325.8804 F:3 SMO(1,3) BSUB(10000,15,-3.0) PKD(5,5,2,0.10%,1192.0,0.00%,F,F)

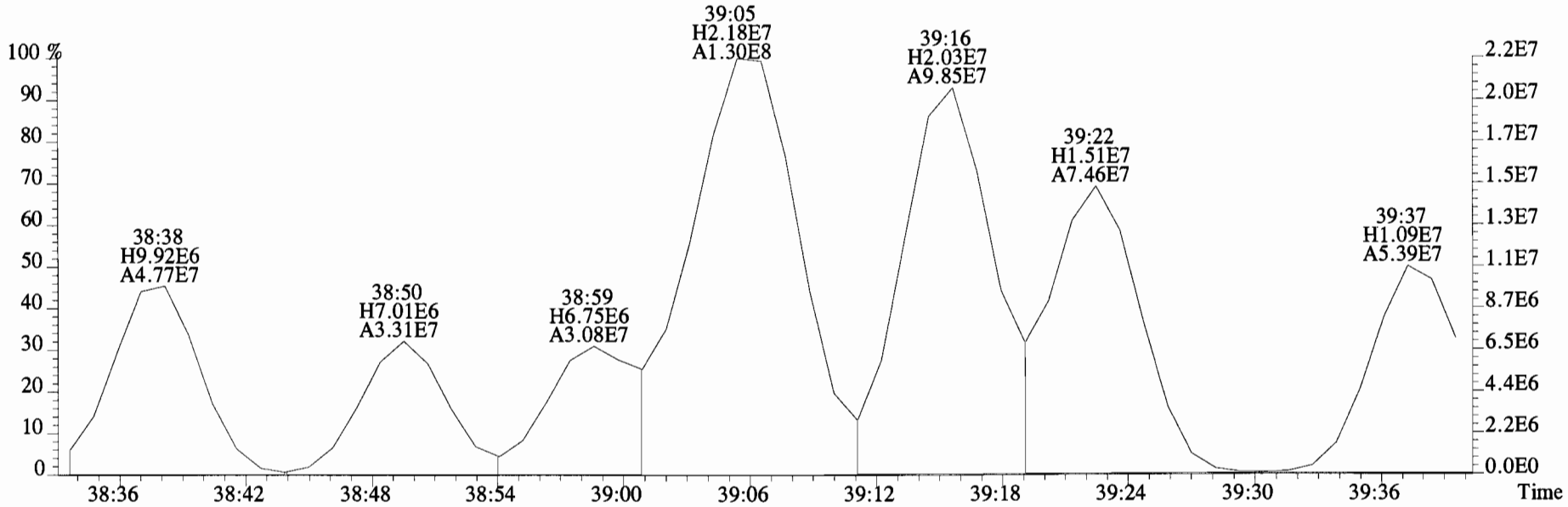

327.8775 F:3 SMO(1,3) BSUB(10000,15,-3.0) PKD(5,5,2,0.10%,1168.0,0.00%,F,F)

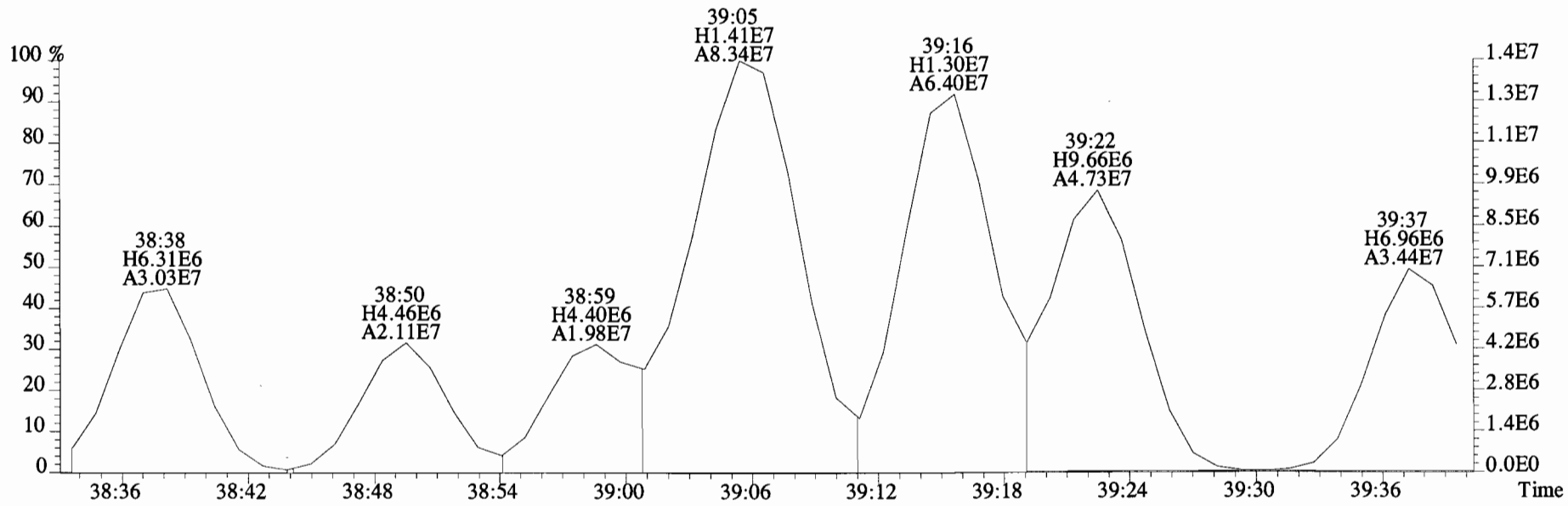

File:190610E1 #1-573 Acq:10-JUN-2019 16:42:09 GC EI+ Voltage SIR Autospec-UltimaE
Sample#1 File Text:Vista Analytical Laboratory VG-8 Text:ST190610E1-1 PCB CS3 19C1815 Exp:PCB_ZB1

325.8804 F:4 SMO(1,3) BSUB(10000,15,-3.0) PKD(5,5,2,0.10%,6440.0,0.00%,F,F)

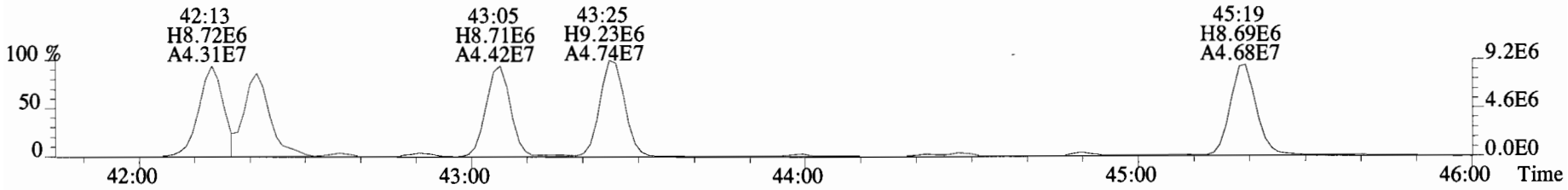

327.8775 F:4 SMO(1,3) BSUB(10000,15,-3.0) PKD(5,5,2,0.10%,5704.0,0.00%,F,F)

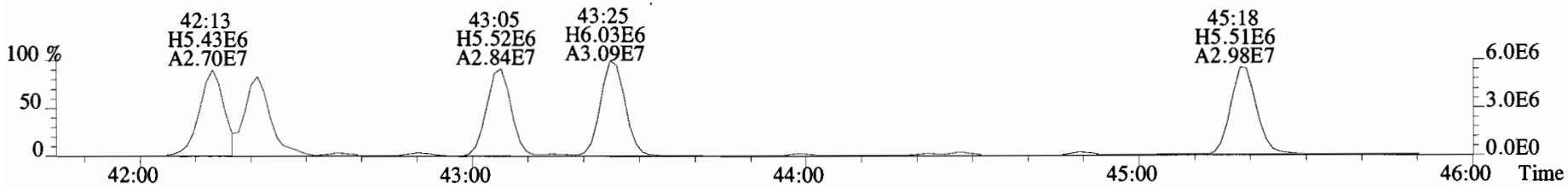

337.9207 F:4 SMO(1,3) BSUB(10000,15,-3.0) PKD(5,5,2,0.10%,7268.0,0.00%,F,F)

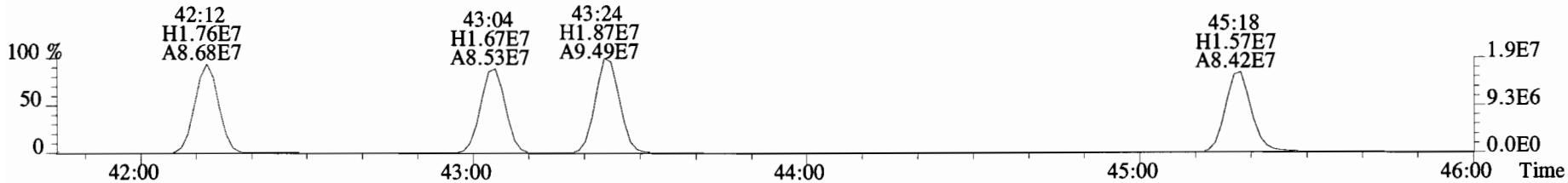

339.9177 F:4 SMO(1,3) BSUB(10000,15,-3.0) PKD(5,5,2,0.10%,6344.0,0.00%,F,F)

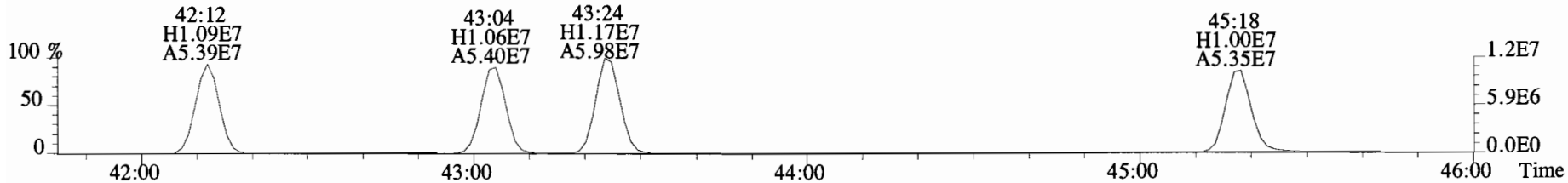

380.9760 F:4

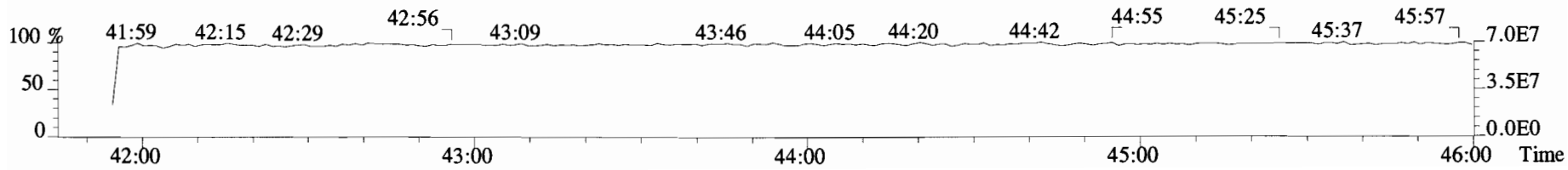

File:190610E1 #1-573 Acq:10-JUN-2019 16:42:09 GC EI+ Voltage SIR Autospec-UltimaE
Sample#1 File Text:Vista Analytical Laboratory VG-8 Text:ST190610E1-1 PCB CS3 19C1815 Exp:PCB_ZB1
325.8804 F:4 SMO(1,3) BSUB(10000,15,-3.0) PKD(5,5,2,0.10%,6440.0,0.00%,F,F)

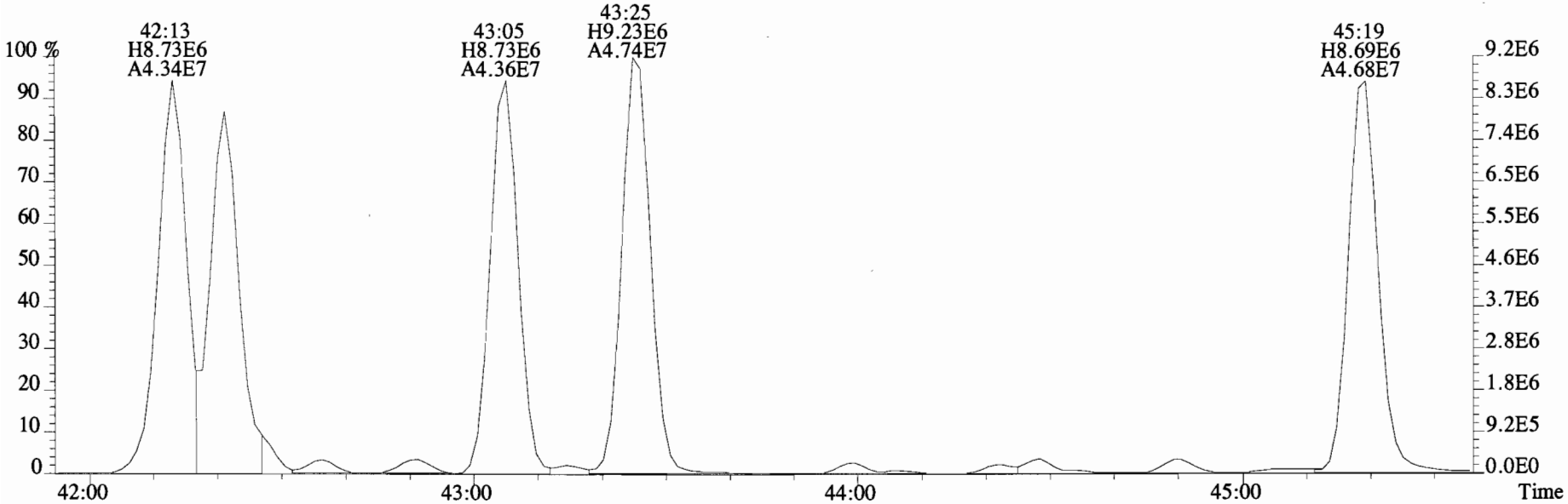

327.8775 F:4 SMO(1,3) BSUB(10000,15,-3.0) PKD(5,5,2,0.10%,5704.0,0.00%,F,F)

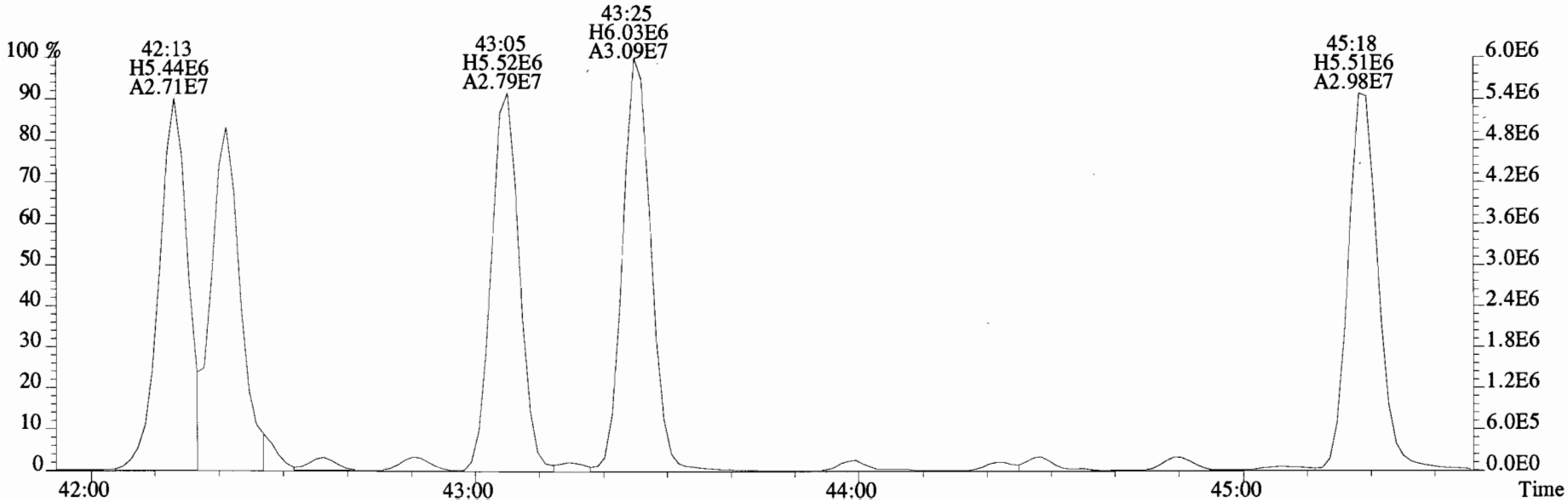

File:190610E1 #1-758 Acq:10-JUN-2019 16:42:09 GC EI+ Voltage SIR Autospec-UltimaE
Sample#1 File Text:Vista Analytical Laboratory VG-8 Text:ST190610E1-1 PCB CS3 19C1815 Exp:PCB_ZB1
359.8415 F:3 SMO(1,3) BSUB(10000,15,-3.0) PKD(5,5,2,0.10%,840.0,0.00%,F,F)

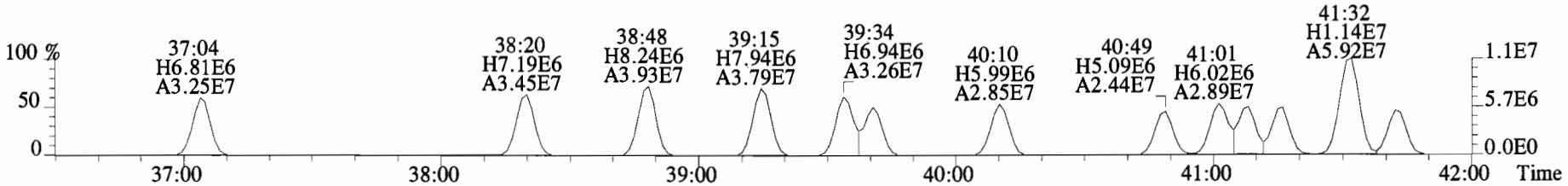

361.8385 F:3 SMO(1,3) BSUB(10000,15,-3.0) PKD(5,5,2,0.10%,792.0,0.00%,F,F)

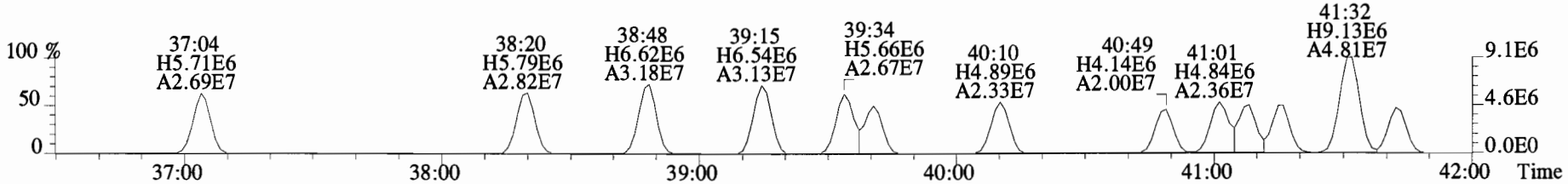

371.8817 F:3 SMO(1,3) BSUB(10000,15,-3.0) PKD(5,5,2,0.10%,724.0,0.00%,F,F)

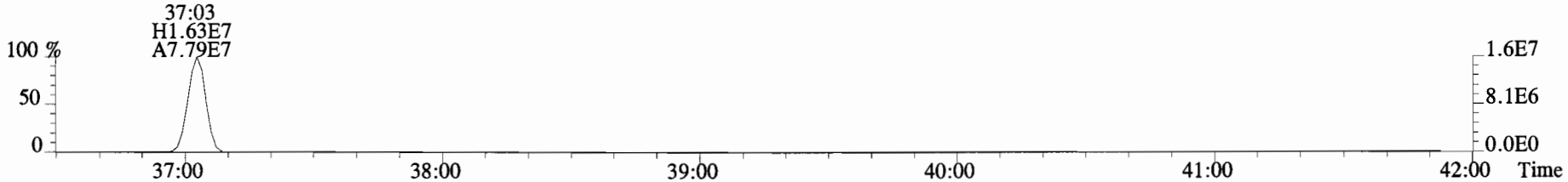

373.8788 F:3 SMO(1,3) BSUB(10000,15,-3.0) PKD(5,5,2,0.10%,1088.0,0.00%,F,F)

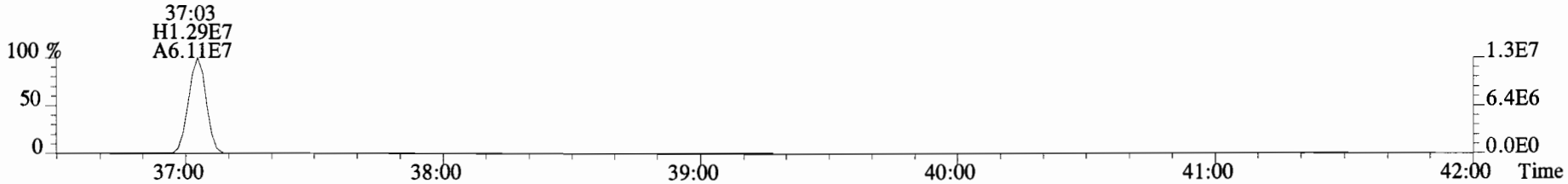

330.9792 F:3

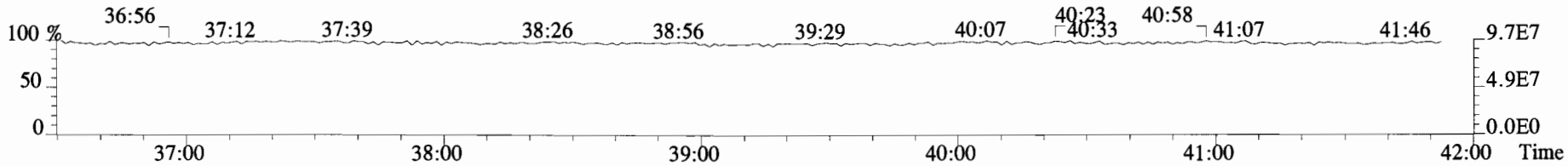

File:190610E1 #1-573 Acq:10-JUN-2019 16:42:09 GC EI+ Voltage SIR Autospec-UltimaE
Sample#1 File Text:Vista Analytical Laboratory VG-8 Text:ST190610E1-1 PCB CS3 19C1815 Exp:PCB_ZB1
359.8415 F:4 SMO(1,3) BSUB(10000,15,-3.0) PKD(5,5,2,0.10%,22212.0,0.00%,F,F)

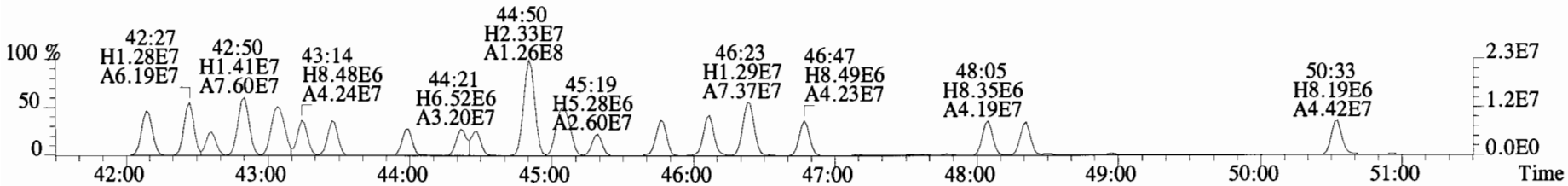

361.8385 F:4 SMO(1,3) BSUB(10000,15,-3.0) PKD(5,5,2,0.10%,20604.0,0.00%,F,F)

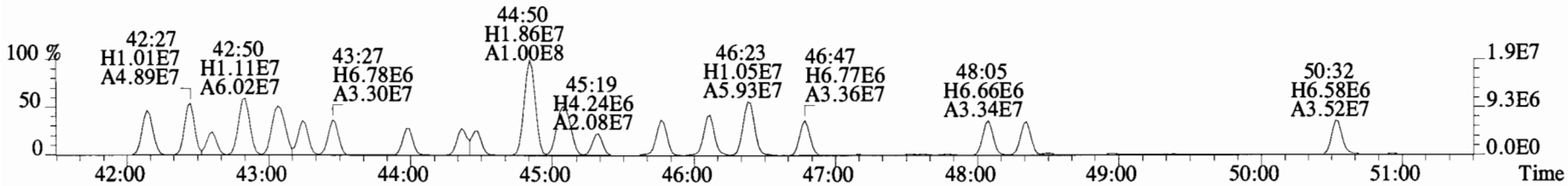

371.8817 F:4 SMO(1,3) BSUB(10000,15,-3.0) PKD(5,5,2,0.10%,13588.0,0.00%,F,F)

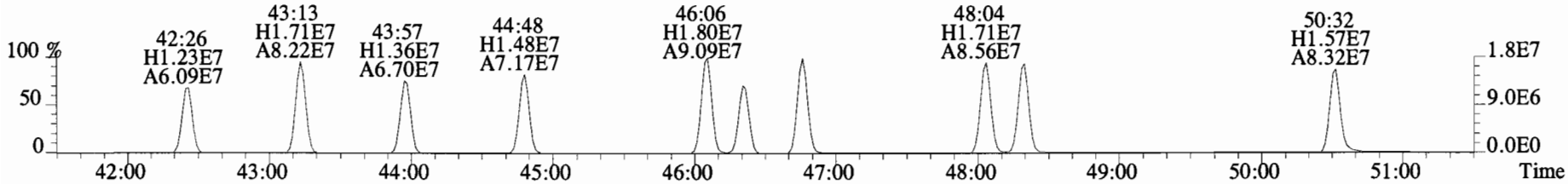

373.8788 F:4 SMO(1,3) BSUB(10000,15,-3.0) PKD(5,5,2,0.10%,13168.0,0.00%,F,F)

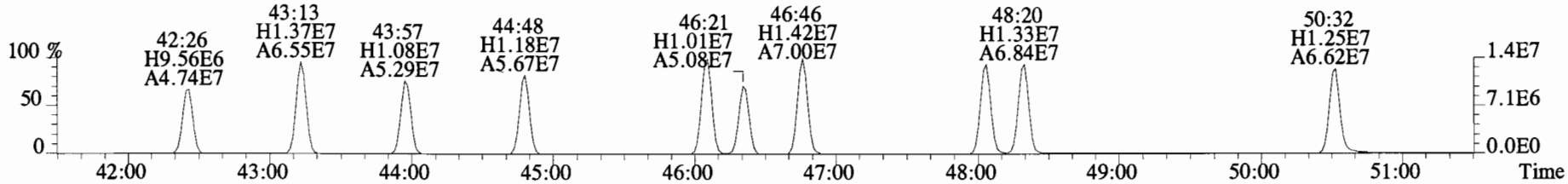

380.9760 F:4

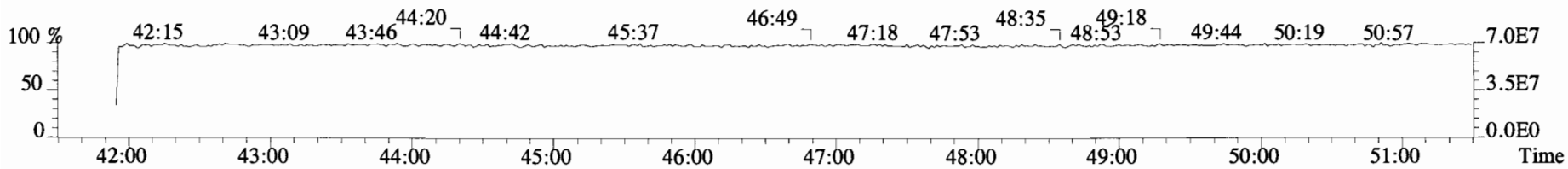

File:190610E1 #1-573 Acq:10-JUN-2019 16:42:09 GC EI+ Voltage SIR Autospec-UltimaE
Sample#1 File Text:Vista Analytical Laboratory VG-8 Text:ST190610E1-1 PCB CS3 19C1815 Exp:PCB_ZB1
371.8817 F:4 SMO(1,3) BSUB(10000,15,-3.0) PKD(5,5,2,0.10%,13588.0,0.00%,F,F)

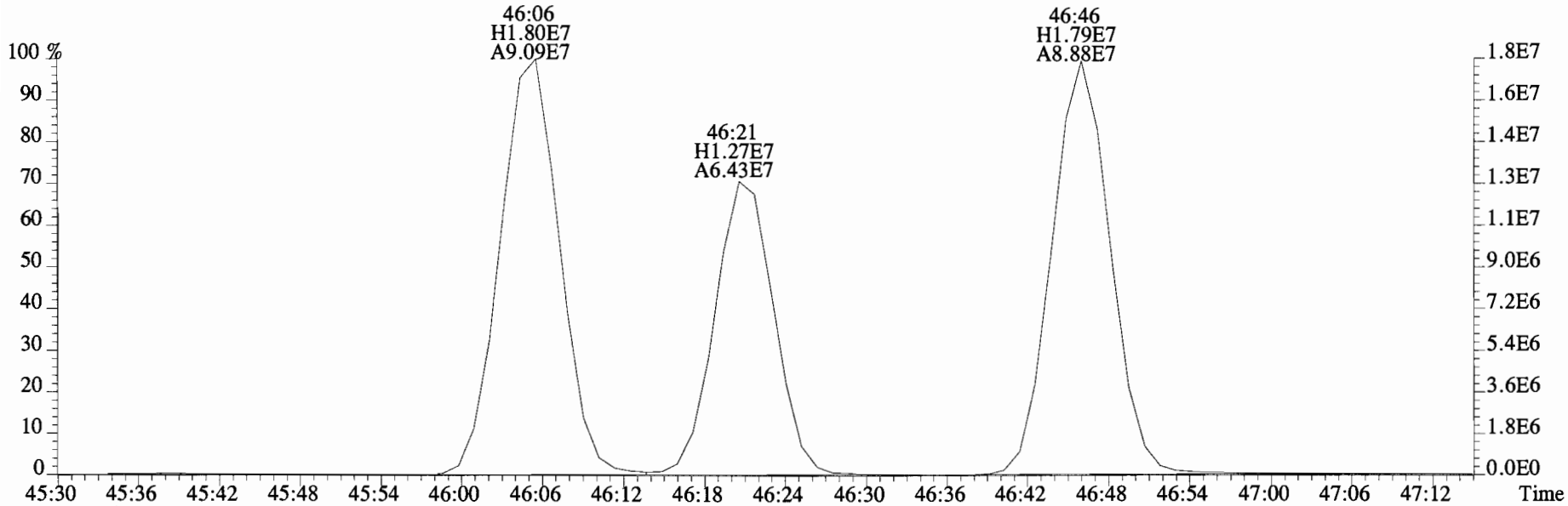

373.8788 F:4 SMO(1,3) BSUB(10000,15,-3.0) PKD(5,5,2,0.10%,13168.0,0.00%,F,F)

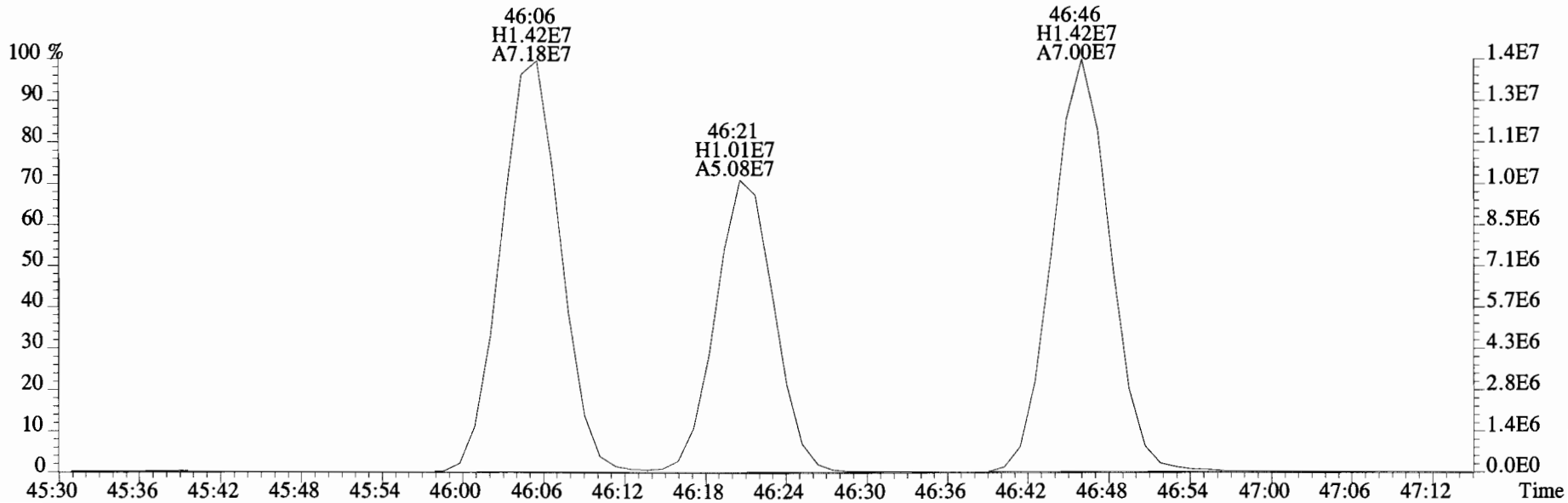

File:190610E1 #1-573 Acq:10-JUN-2019 16:42:09 GC EI+ Voltage SIR Autospec-UltimaE
Sample#1 File Text:Vista Analytical Laboratory VG-8 Text:ST190610E1-1 PCB CS3 19C1815 Exp:PCB_ZB1
371.8817 F:4 SMO(1,3) BSUB(10000,15,-3.0) PKD(5,5,2,0.10%,13588.0,0.00%,F,F)

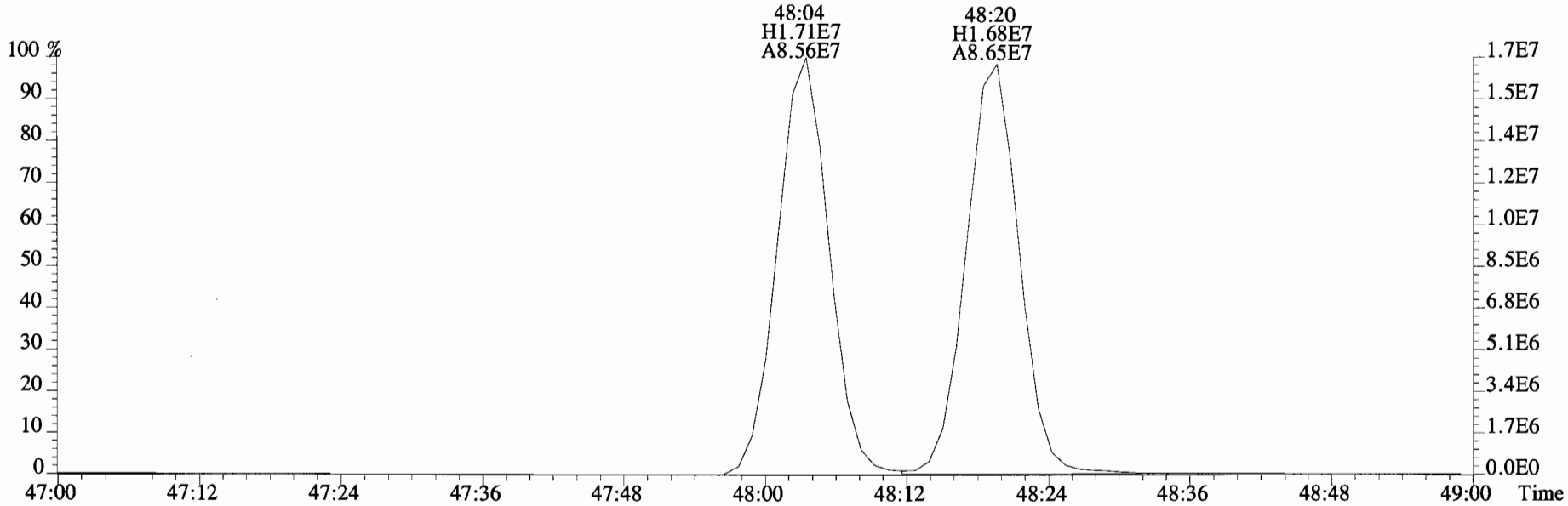

373.8788 F:4 SMO(1,3) BSUB(10000,15,-3.0) PKD(5,5,2,0.10%,13168.0,0.00%,F,F)

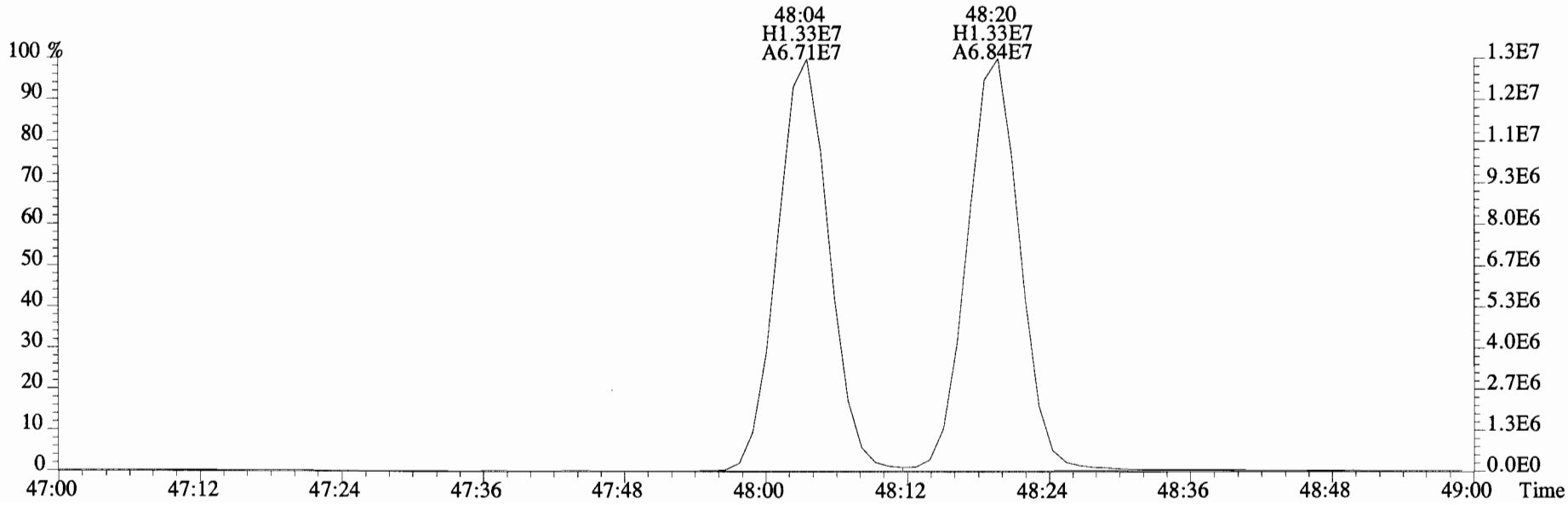

File:190610E1 #1-573 Acq:10-JUN-2019 16:42:09 GC EI+ Voltage SIR Autospec-UltimaE
Sample#1 File Text:Vista Analytical Laboratory VG-8 Text:ST190610E1-1 PCB CS3 19C1815 Exp:PCB_ZB1
359.8415 F:4 SMO(1,3) BSUB(10000,15,-3.0) PKD(5,5,2,0.10%,22212.0,0.00%,F,F)

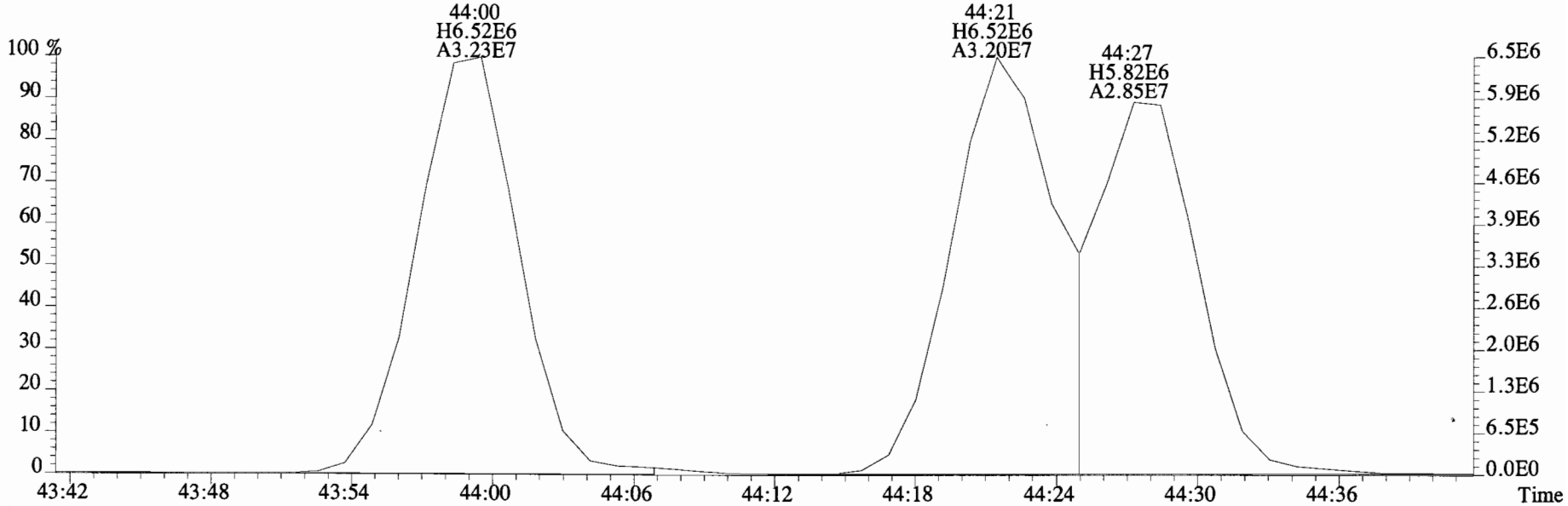

361.8385 F:4 SMO(1,3) BSUB(10000,15,-3.0) PKD(5,5,2,0.10%,20604.0,0.00%,F,F)

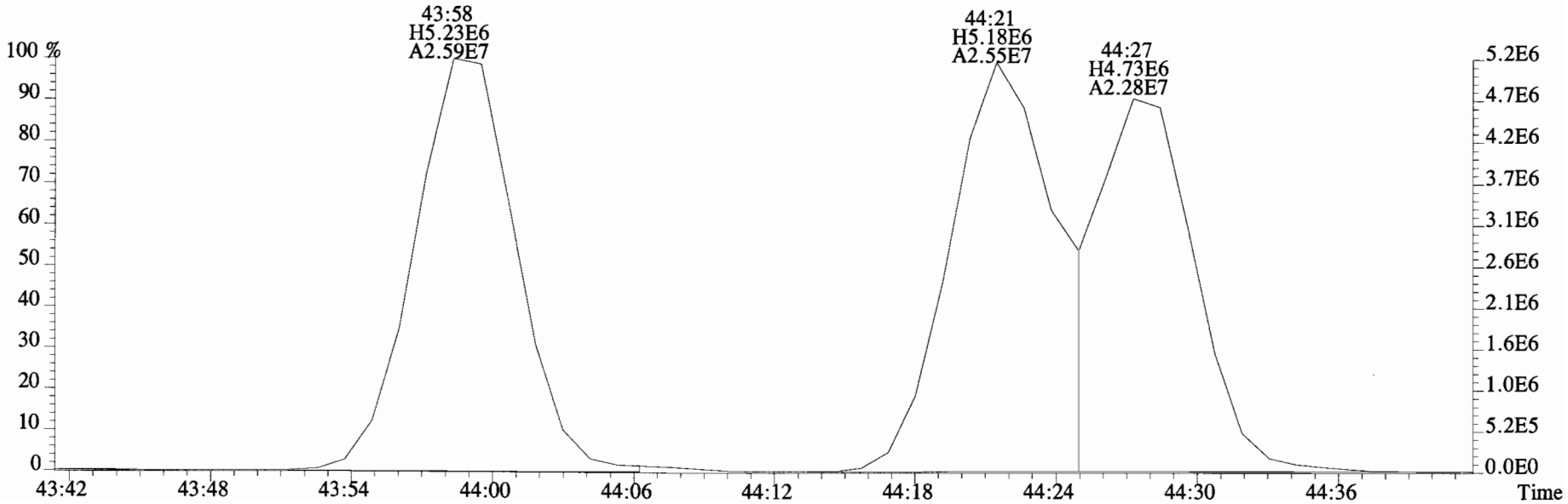

File:190610E1 #1-573 Acq:10-JUN-2019 16:42:09 GC EI+ Voltage SIR Autospec-UltimaE
Sample#1 File Text:Vista Analytical Laboratory VG-8 Text:ST190610E1-1 PCB CS3 19C1815 Exp:PCB_ZB1
359.8415 F:4 SMO(1,3) BSUB(10000,15,-3.0) PKD(5,5,2,0.10%,22212.0,0.00%,F,F)

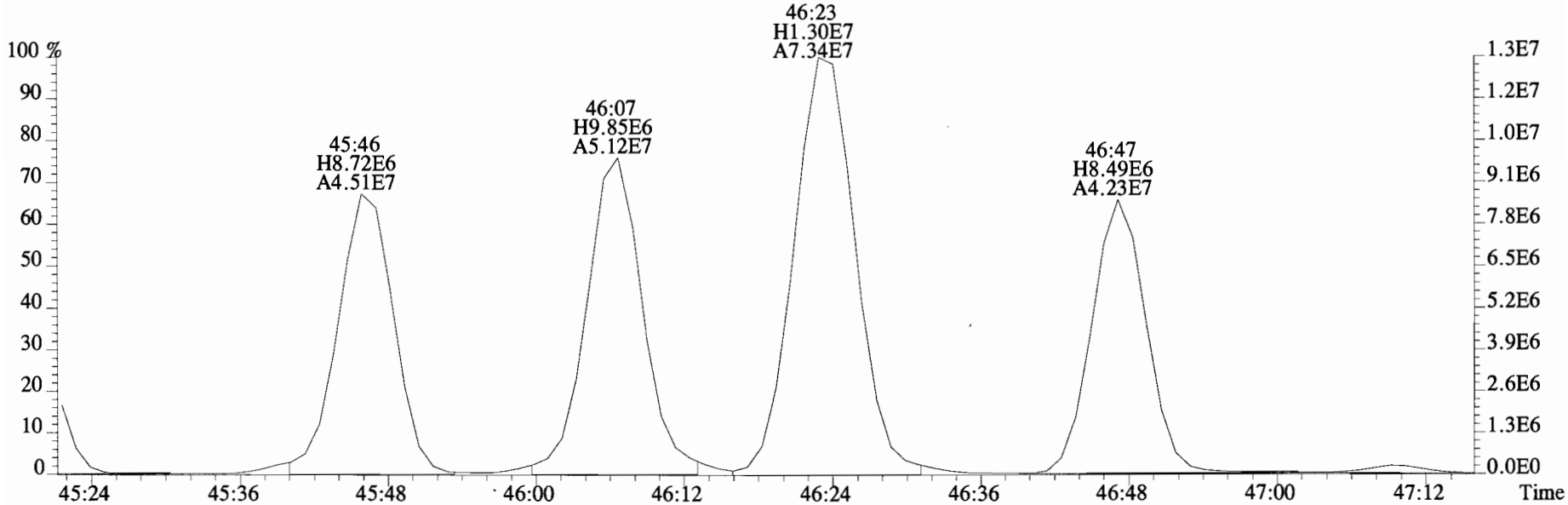

361.8385 F:4 SMO(1,3) BSUB(10000,15,-3.0) PKD(5,5,2,0.10%,20604.0,0.00%,F,F)

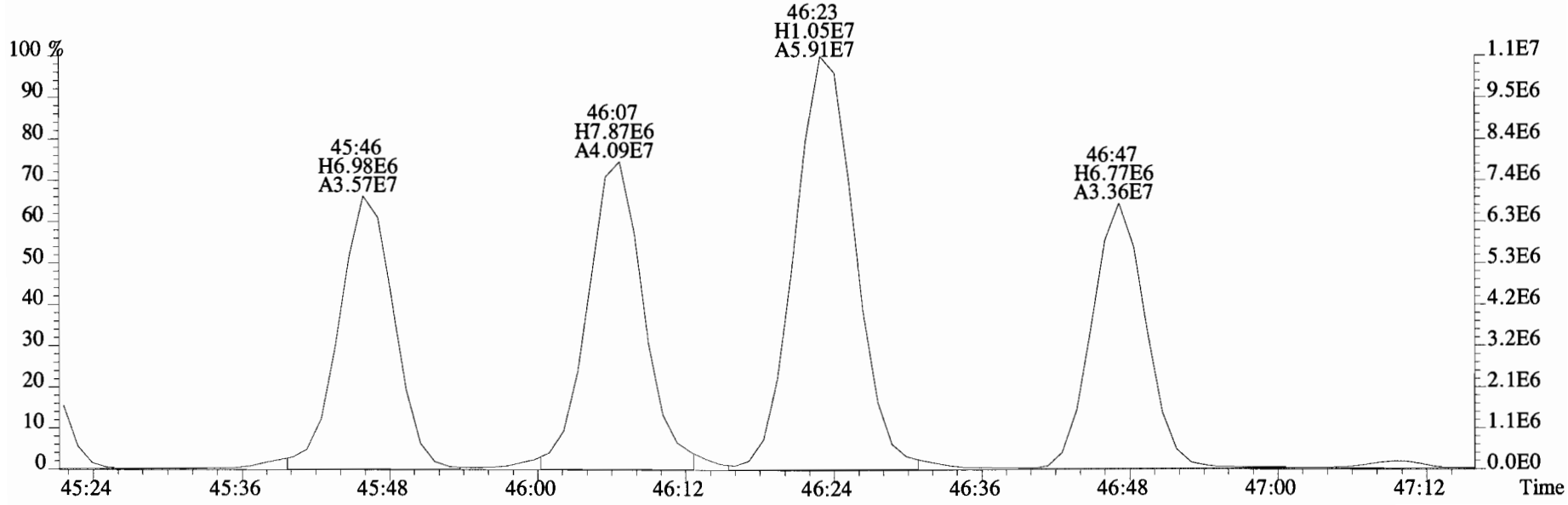

File:190610E1 #1-573 Acq:10-JUN-2019 16:42:09 GC EI+ Voltage SIR Autospec-UltimaE
Sample#1 File Text:Vista Analytical Laboratory VG-8 Text:ST190610E1-1 PCB CS3 19C1815 Exp:PCB_ZB1
393.8025 F:4 SMO(1,3) BSUB(10000,15,-3.0) PKD(5,5,2,0.10%,6500.0,0.00%,F,F)

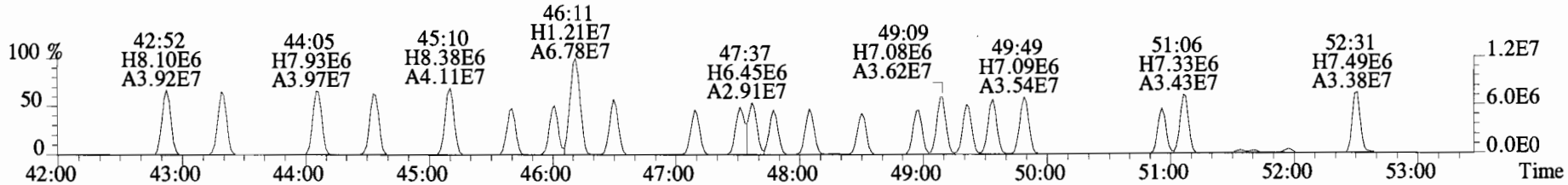

395.7995 F:4 SMO(1,3) BSUB(10000,15,-3.0) PKD(5,5,2,0.10%,5496.0,0.00%,F,F)

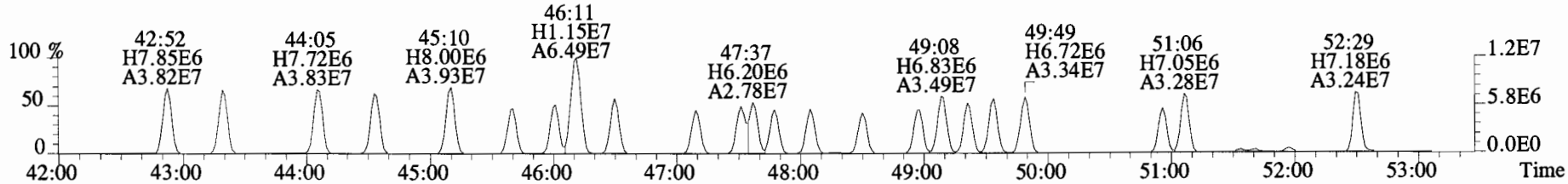

403.8457 F:4 SMO(1,3) BSUB(10000,15,-3.0) PKD(5,5,2,0.10%,2408.0,0.00%,F,F)

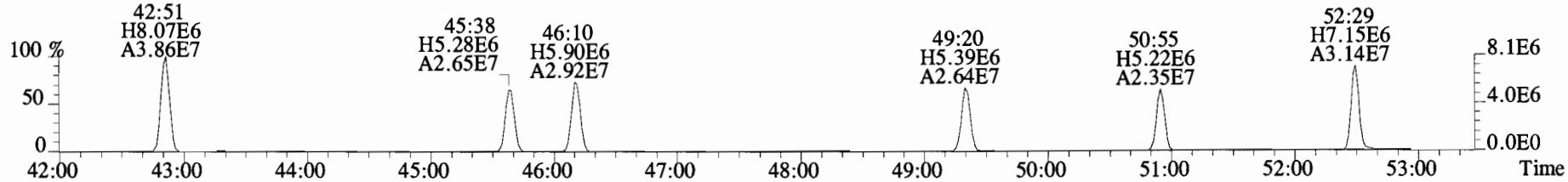

405.8428 F:4 SMO(1,3) BSUB(10000,15,-3.0) PKD(5,5,2,0.10%,5432.0,0.00%,F,F)

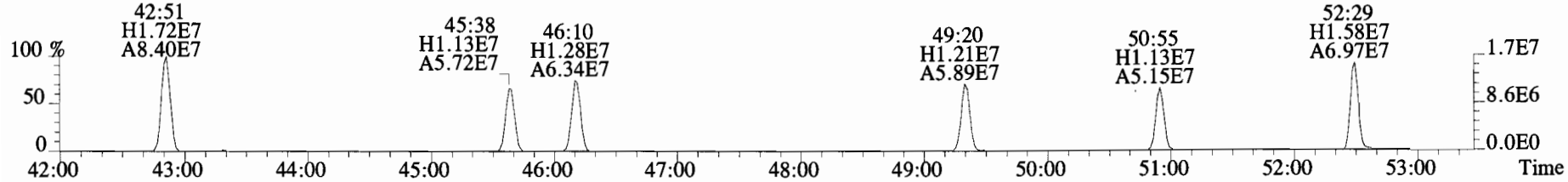

380.9760 F:4

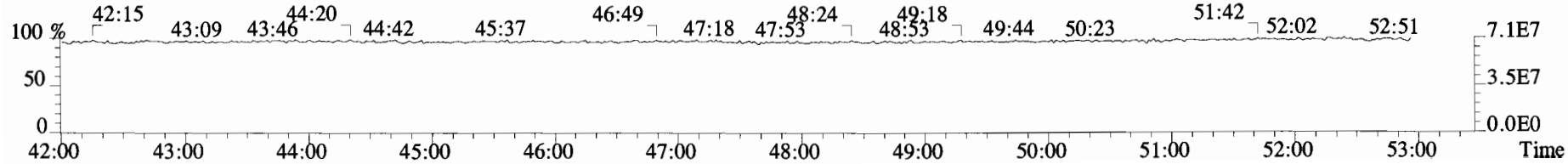

File:190610E1 #1-573 Acq:10-JUN-2019 16:42:09 GC EI+ Voltage SIR Autospec-UltimaE
Sample#1 File Text:Vista Analytical Laboratory VG-8 Text:ST190610E1-1 PCB CS3 19C1815 Exp:PCB_ZB1
427.7635 F:4 SMO(1,3) BSUB(10000,15,-3.0) PKD(5,5,2,0.10%,312.0,0.00%,F,F)

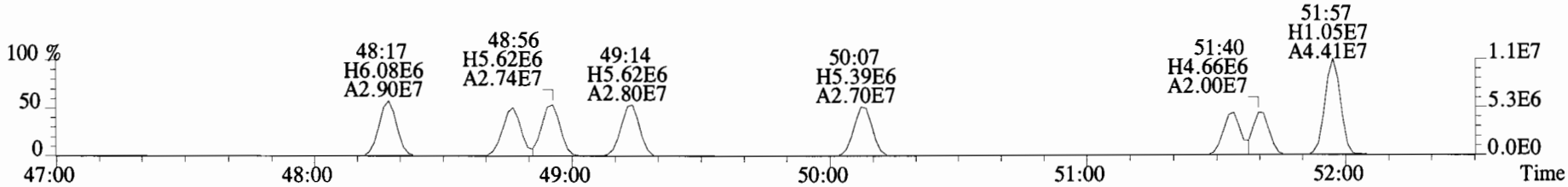

429.7606 F:4 SMO(1,3) BSUB(10000,15,-3.0) PKD(5,5,2,0.10%,608.0,0.00%,F,F)

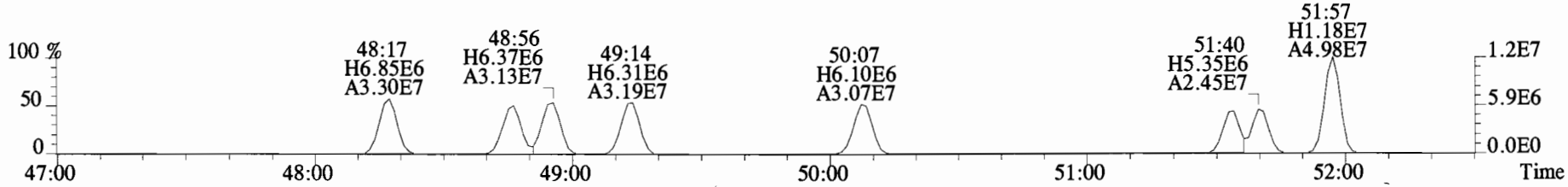

439.8038 F:4 SMO(1,3) BSUB(10000,15,-3.0) PKD(5,5,2,0.10%,460.0,0.00%,F,F)

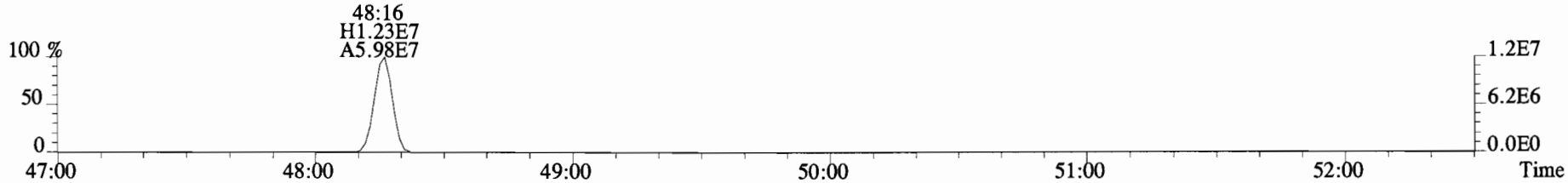

441.8008 F:4 SMO(1,3) BSUB(10000,15,-3.0) PKD(5,5,2,0.10%,492.0,0.00%,F,F)

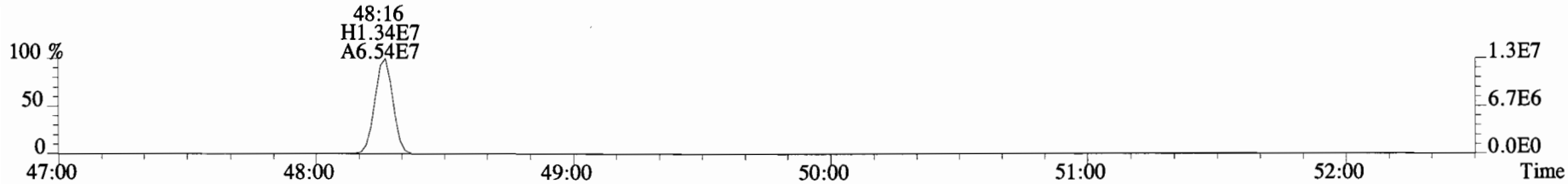

380.9760 F:4

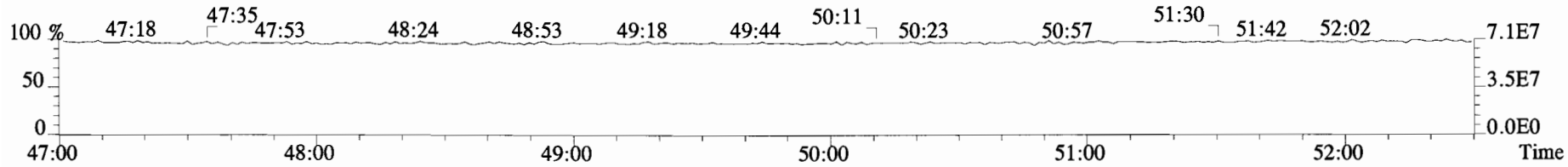

File:190610E1 #1-406 Acq:10-JUN-2019 16:42:09 GC EI+ Voltage SIR Autospec-UltimaE
Sample#1 File Text:Vista Analytical Laboratory VG-8 Text:ST190610E1-1 PCB CS3 19C1815 Exp:PCB_ZB1
427.7635 F:5 SMO(1,3) BSUB(10000,15,-3.0) PKD(5,5,2,0.10%,2940.0,0.00%,F,F)

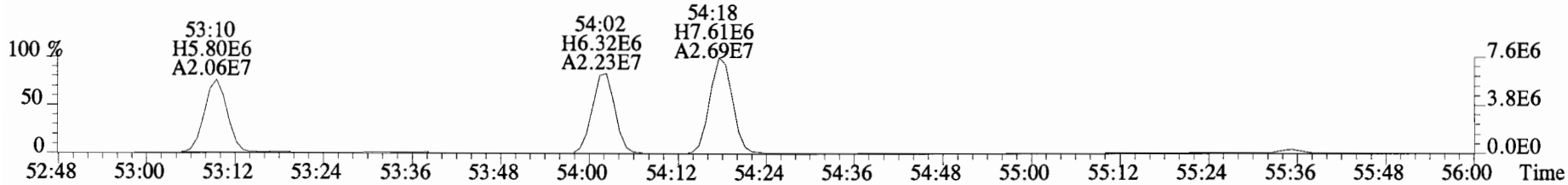

429.7606 F:5 SMO(1,3) BSUB(10000,15,-3.0) PKD(5,5,2,0.10%,2524.0,0.00%,F,F)

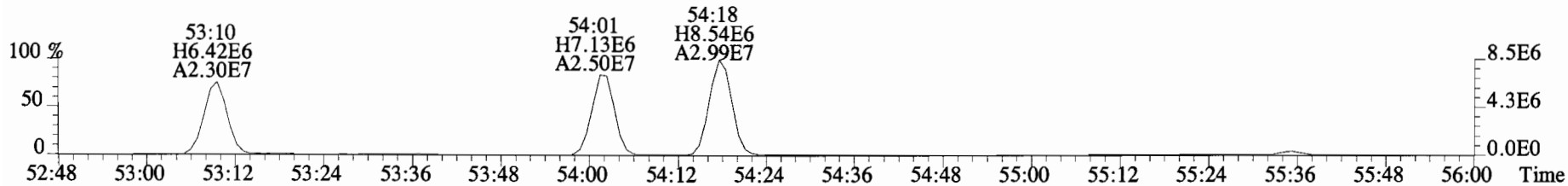

439.8038 F:5 SMO(1,3) BSUB(10000,15,-3.0) PKD(5,5,2,0.10%,2436.0,0.00%,F,F)

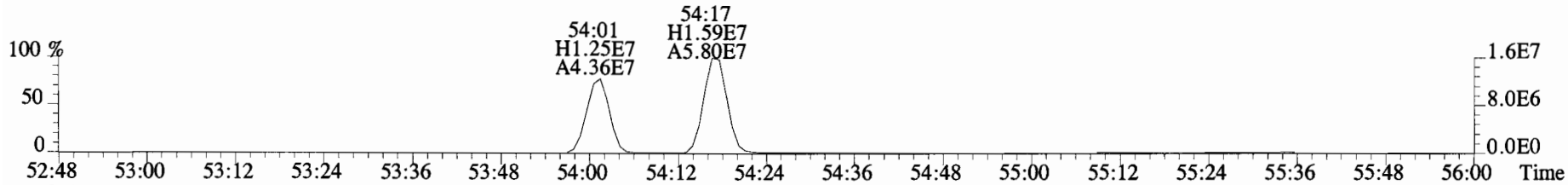

441.8008 F:5 SMO(1,3) BSUB(10000,15,-3.0) PKD(5,5,2,0.10%,2504.0,0.00%,F,F)

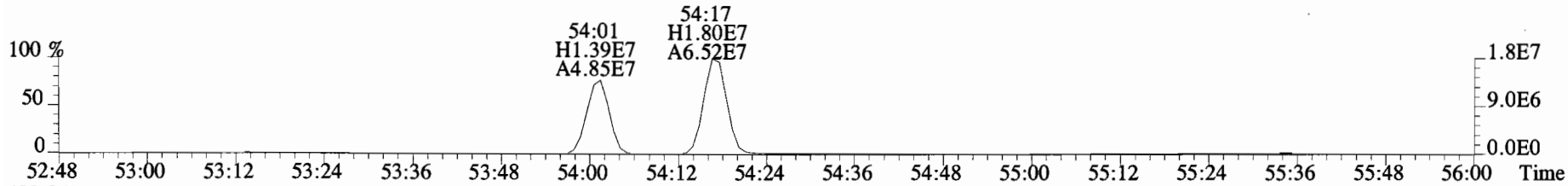

492.9697 F:5

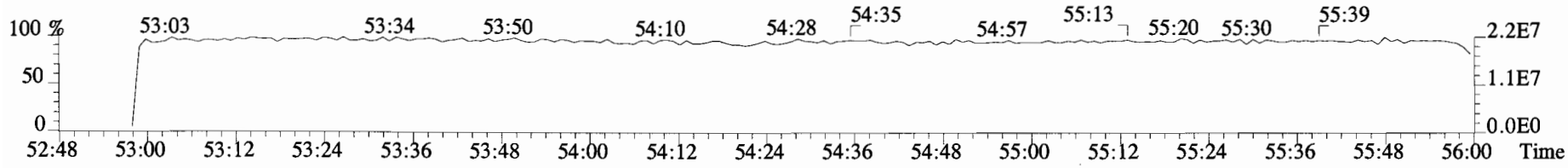

File:190610E1 #1-406 Acq:10-JUN-2019 16:42:09 GC EI+ Voltage SIR Autospec-UltimaE
Sample#1 File Text:Vista Analytical Laboratory VG-8 Text:ST190610E1-1 PCB CS3 19C1815 Exp:PCB_ZB1
463.7216 F:5 SMO(1,3) BSUB(10000,15,-3.0) PKD(5,5,2,0.10%,6656.0,0.00%,F,F)



465.7186 F:5 SMO(1,3) BSUB(10000,15,-3.0) PKD(5,5,2,0.10%,5372.0,0.00%,F,F)

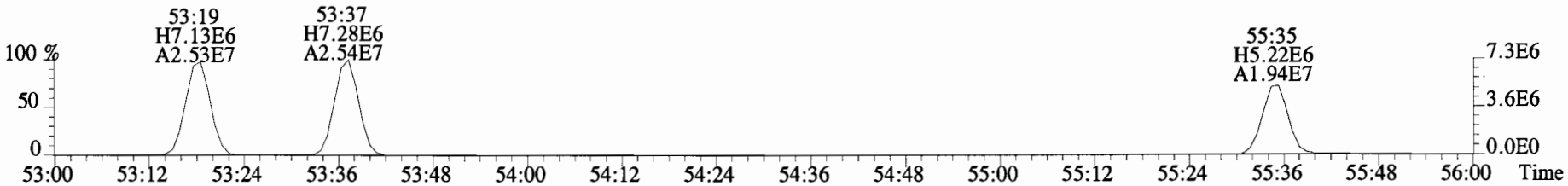

473.7648 F:5 SMO(1,3) BSUB(10000,15,-3.0) PKD(5,5,2,0.10%,6364.0,0.00%,F,F)

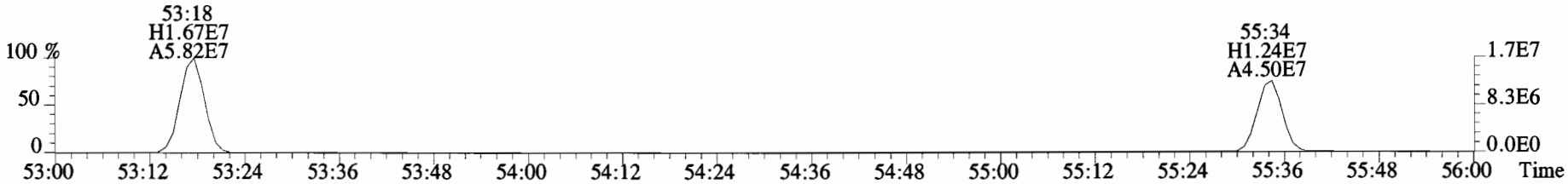

475.7619 F:5 SMO(1,3) BSUB(10000,15,-3.0) PKD(5,5,2,0.10%,8624.0,0.00%,F,F)



492.9697 F:5

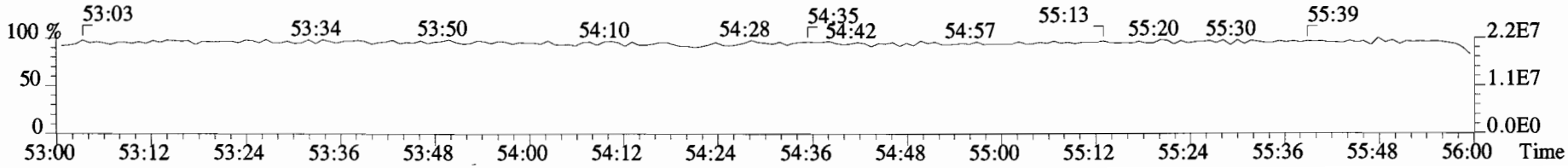

File:190610E1 #1-406 Acq:10-JUN-2019 16:42:09 GC EI+ Voltage SIR Autospec-UltimaE
Sample#1 File Text:Vista Analytical Laboratory VG-8 Text:ST190610E1-1 PCB CS3 19C1815 Exp:PCB_ZB1

497.6826 F:5 SMO(1,3) BSUB(10000,15,-3.0) PKD(5,5,2,0.10%,452.0,0.00%,F,F)

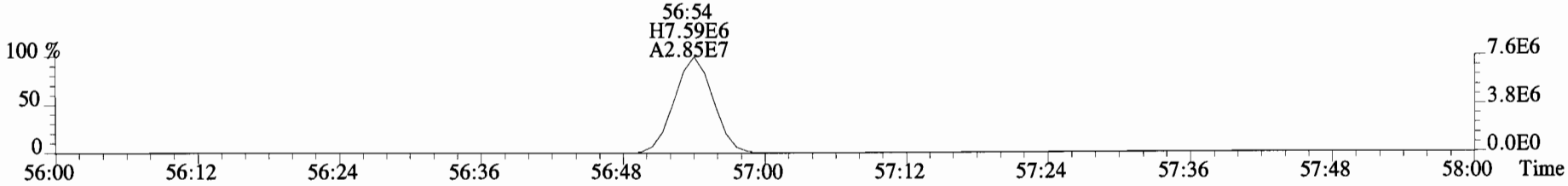

499.6797 F:5 SMO(1,3) BSUB(10000,15,-3.0) PKD(5,5,2,0.10%,464.0,0.00%,F,F)

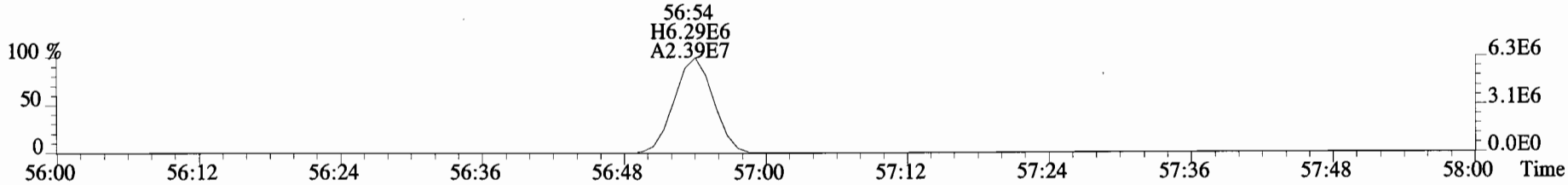

509.7229 F:5 SMO(1,3) BSUB(10000,15,-3.0) PKD(5,5,2,0.10%,380.0,0.00%,F,F)

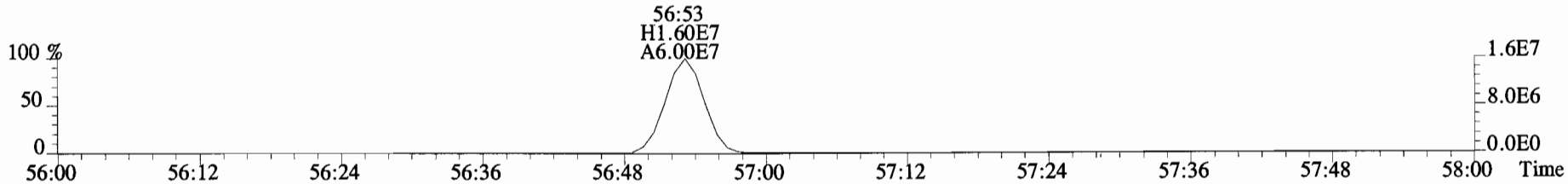

511.7199 F:5 SMO(1,3) BSUB(10000,15,-3.0) PKD(5,5,2,0.10%,364.0,0.00%,F,F)

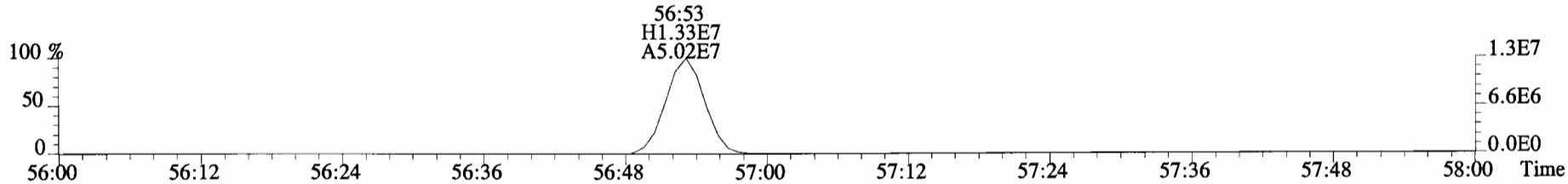

492.9697 F:5

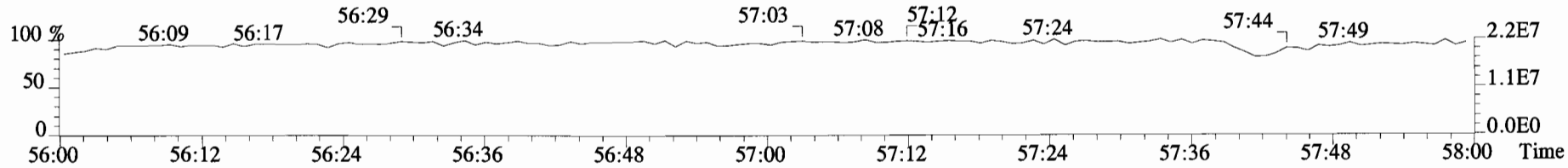

Peak Locate Examination:11-JUN-2019:05:49 File:RES_CHECK

Experiment:PCB_ZB1 Function:1 Reference:PFK

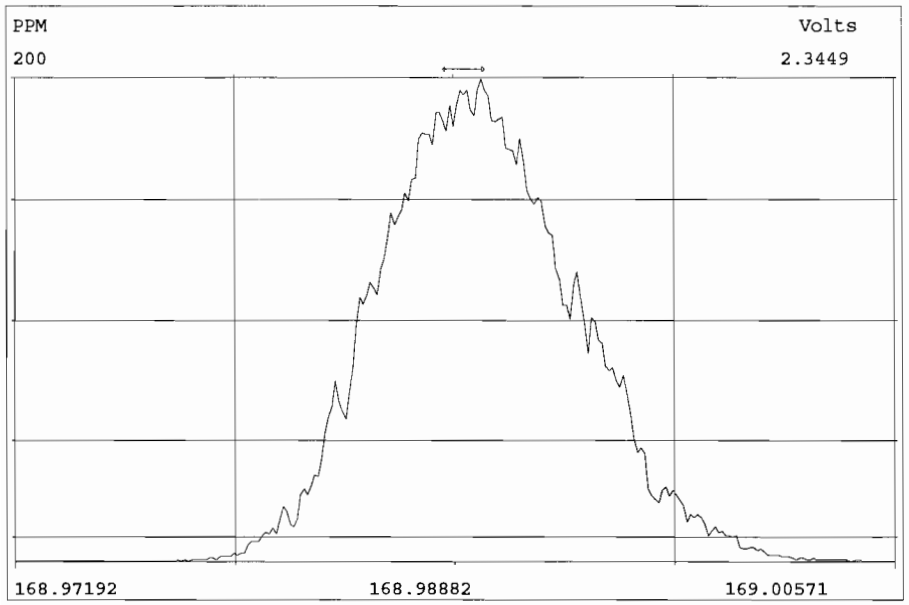

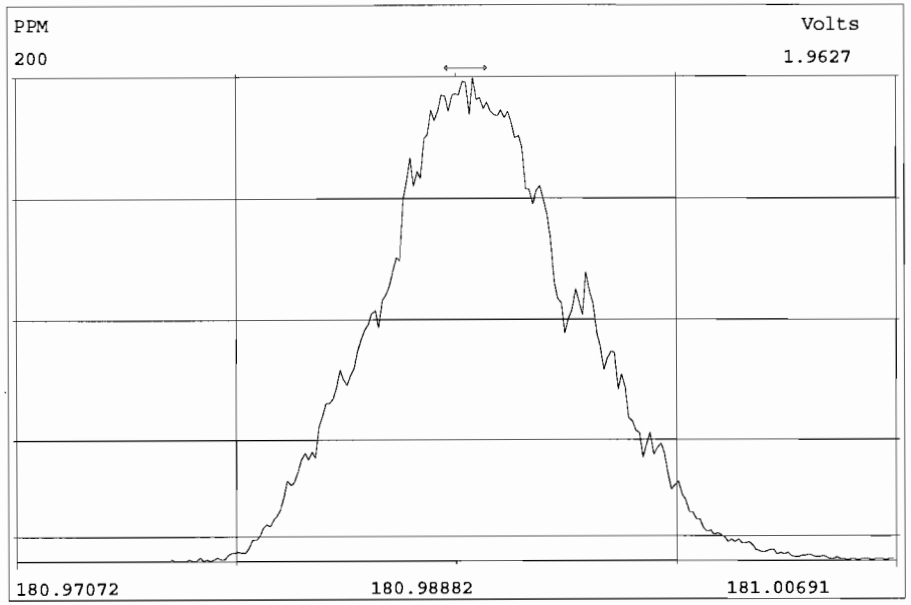

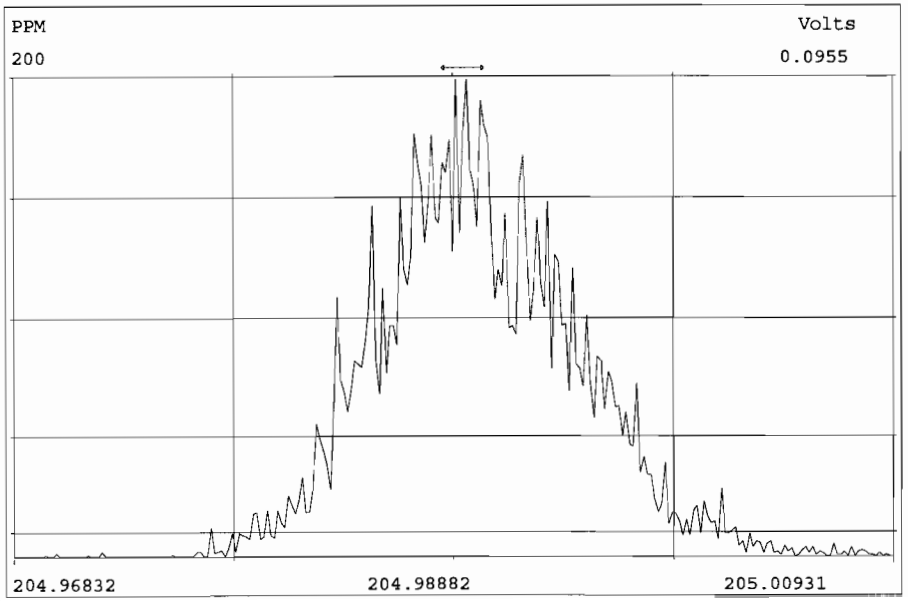

Peak Locate Examination:11-JUN-2019:05:50 File:RES_CHECK

Experiment:PCB_ZB1 Function:2 Reference:PFK

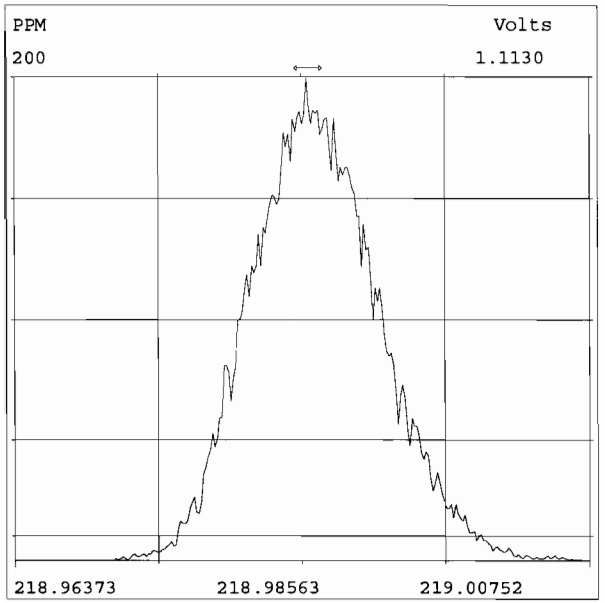

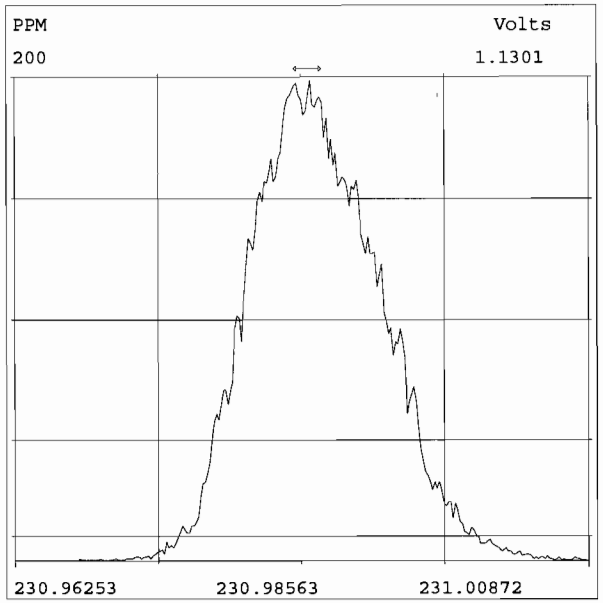

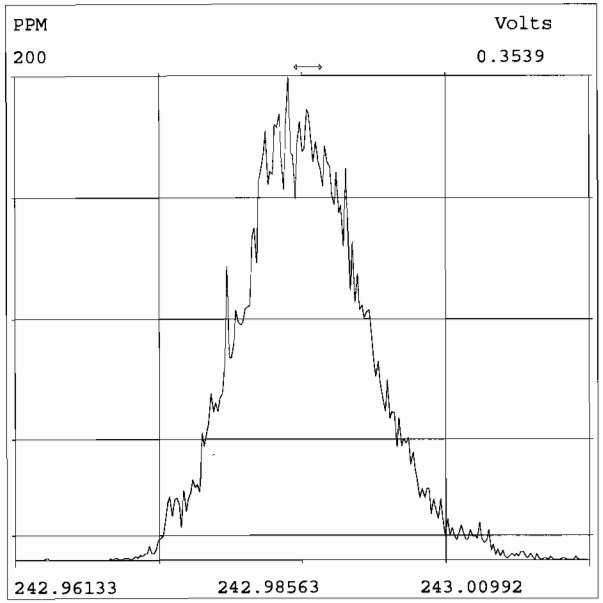

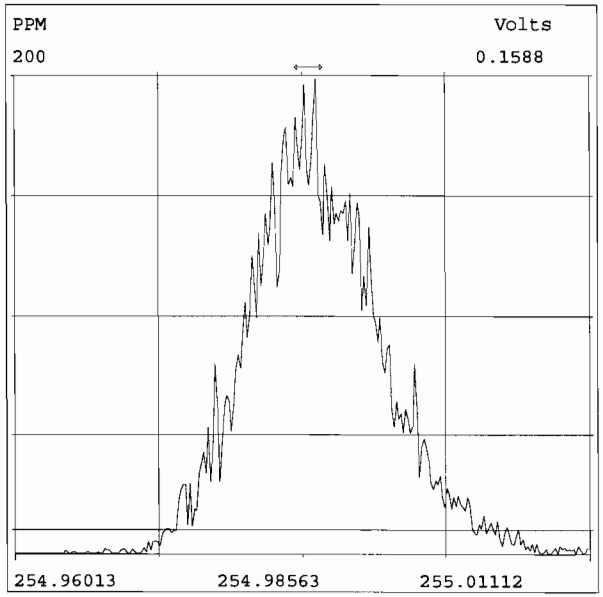

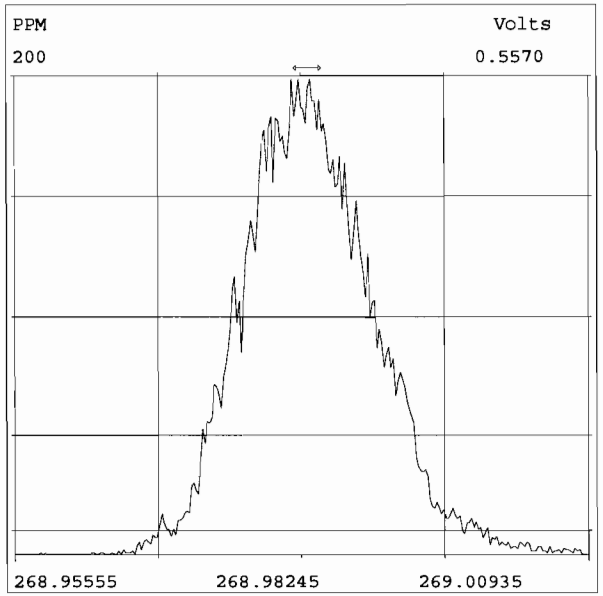

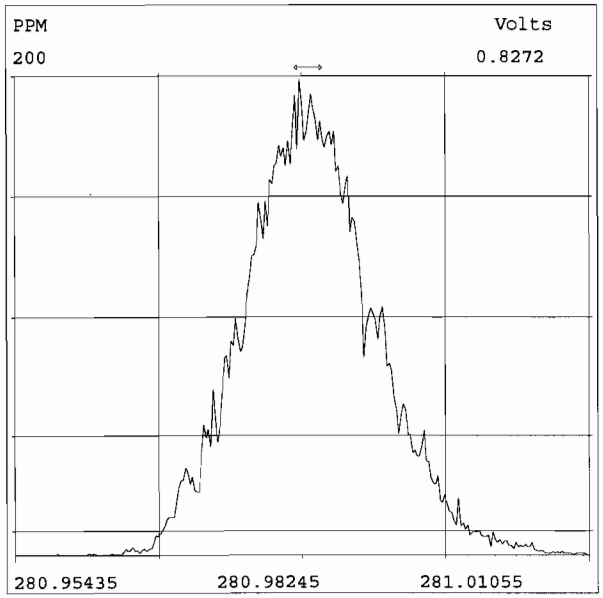

Peak Locate Examination:11-JUN-2019:05:51 File:RES_CHECK

Experiment:PCB_ZB1 Function:3 Reference:PFK

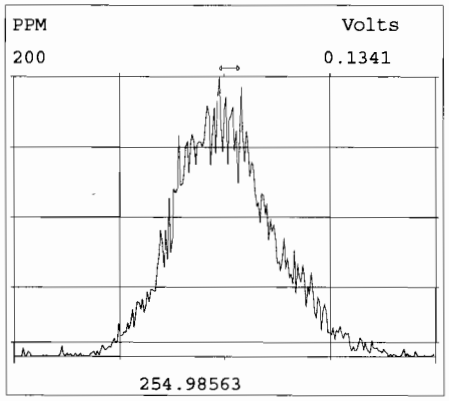

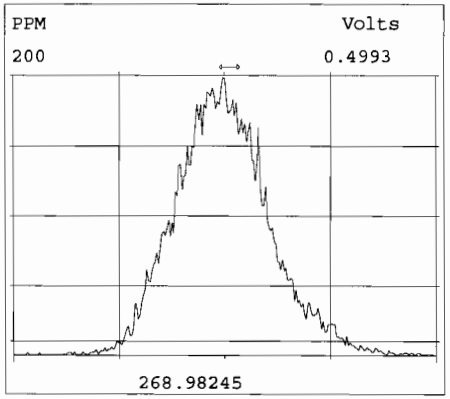

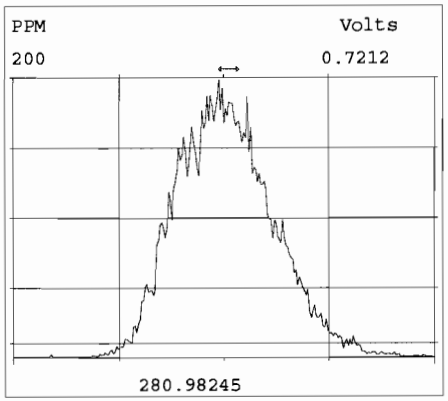

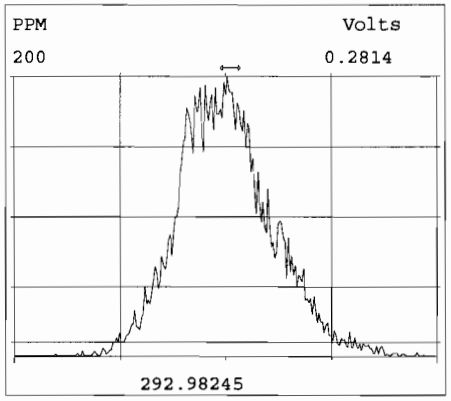

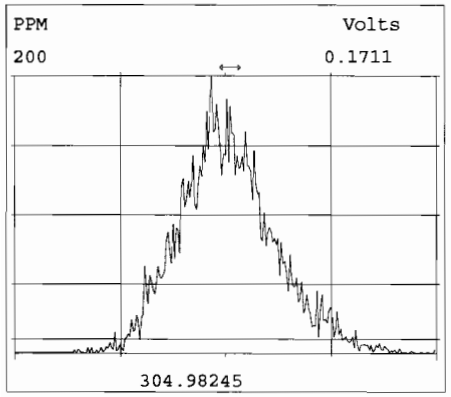

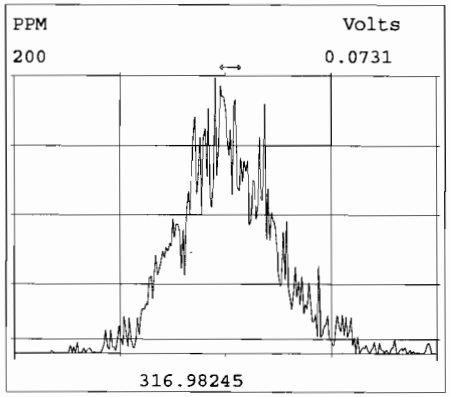

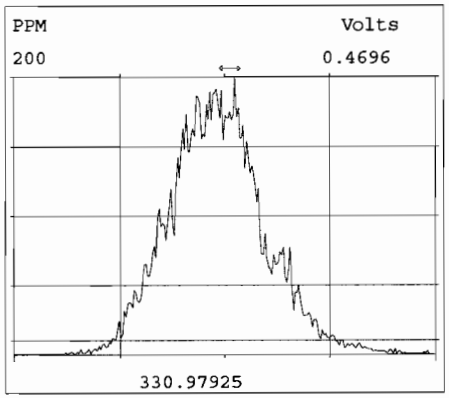

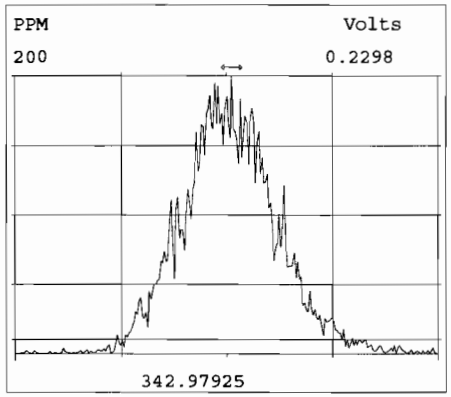

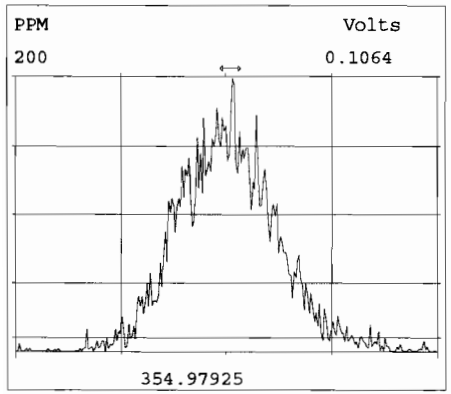

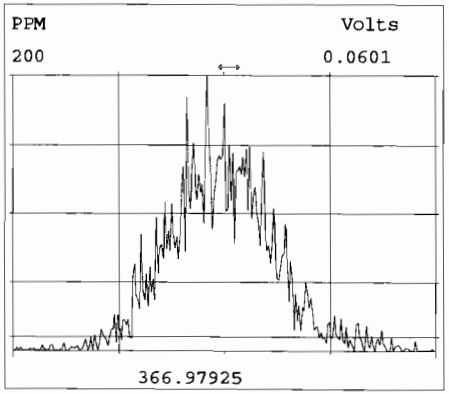

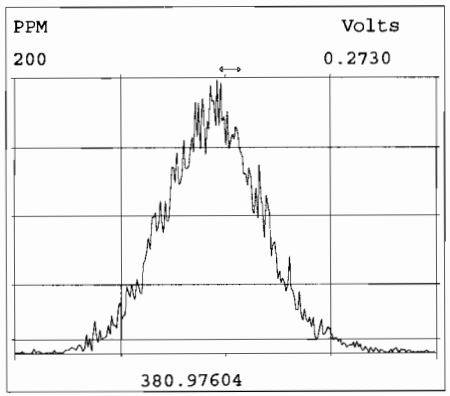

Peak Locate Examination:11-JUN-2019:05:52 File:RES_CHECK

Experiment:PCB_ZB1 Function:4 Reference:PFK

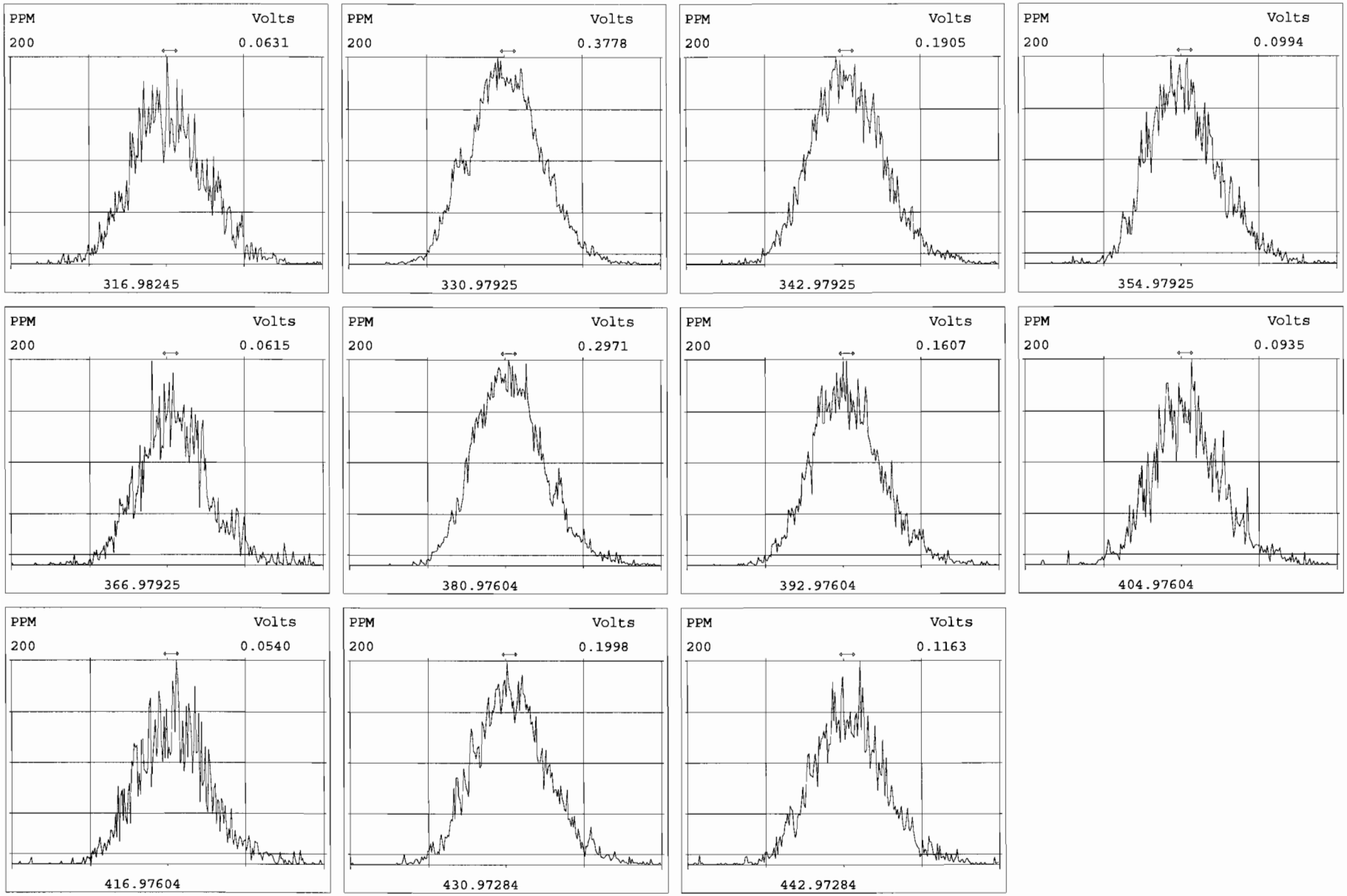

Peak Locate Examination:11-JUN-2019:05:53 File:RES_CHECK

Experiment:PCB_ZB1 Function:5 Reference:PFK

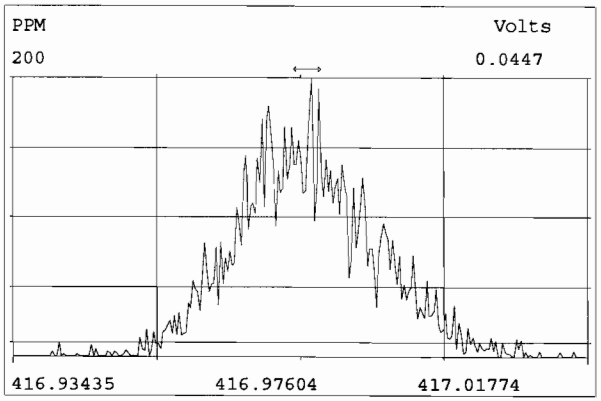

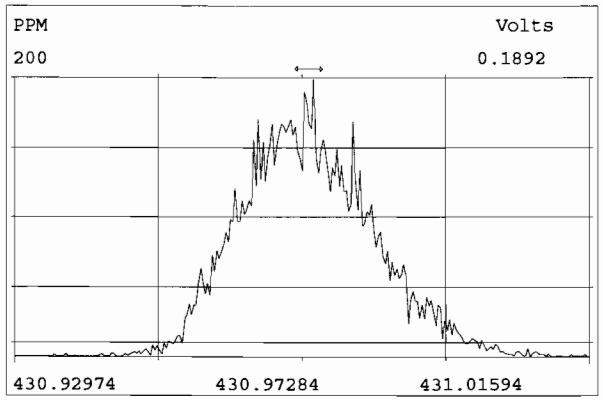

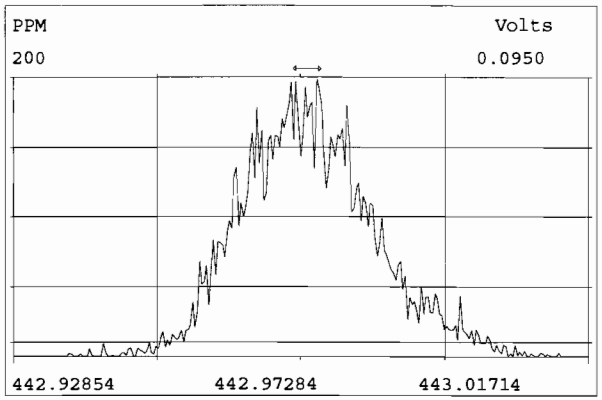

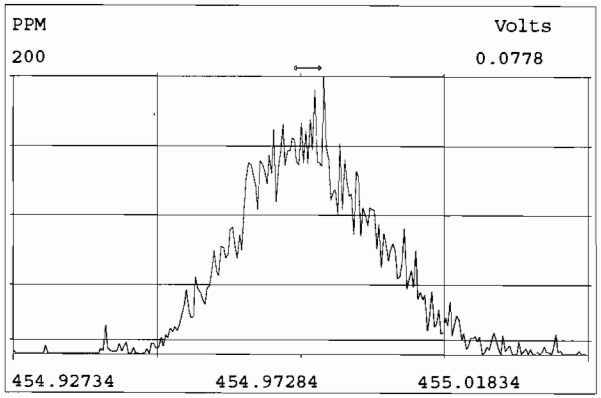

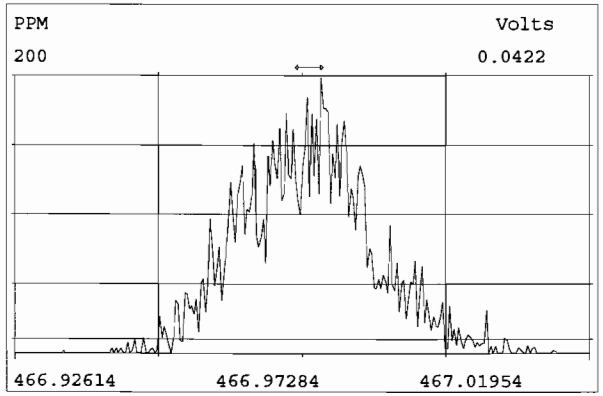

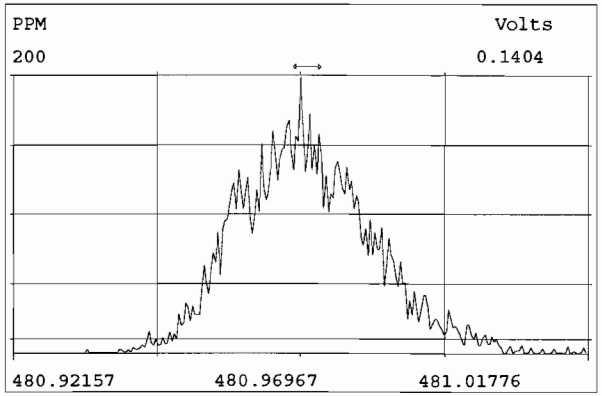

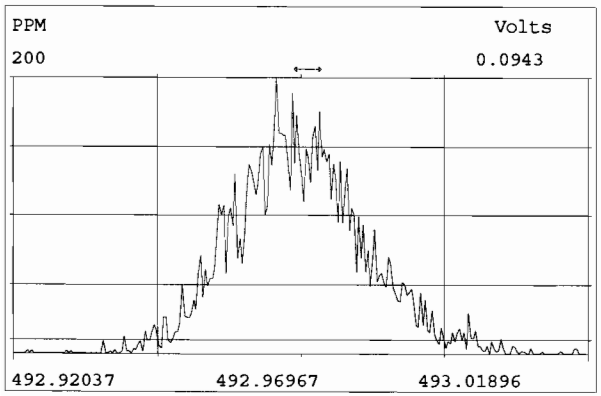

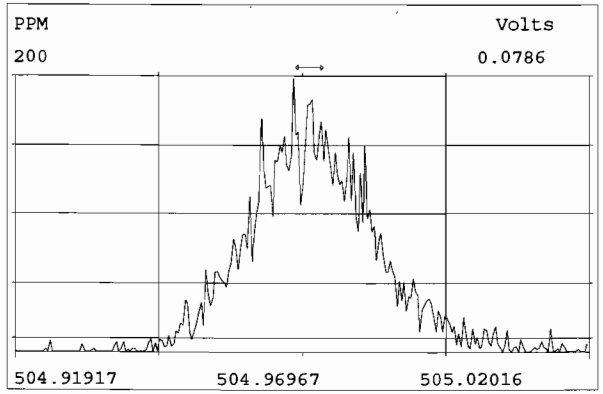

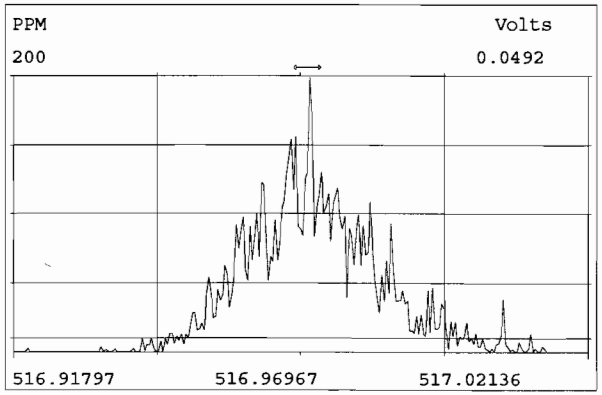

INITIAL CALIBRATION

Initial Calibration RRF Summary (ICAL) Vista Analytical Laboratory

Run: 190510D2 Analyte: Cal: 1613VG7-5-10-19 Inst. ID. VG-7

Data filename: 190510D2

			Samp# 1	Samp# 2	Samp# 3	Samp# 4	Samp# 5	Samp# 6
			0.25	0.50	2.0	10	40	300
Name	Mean RRF	%RSD	RRF#1	RRF#2	RRF#3	RRF#4	RRF#5	RRF#6
2,3,7,8-TCDD	0.90	6.57 %	0.90	0.80	0.95	0.86	0.94	0.95
1,2,3,7,8-PeCDD	0.87	6.42 %	0.89	0.94	0.90	0.78	0.85	0.87
1,2,3,4,7,8-HxCDD	1.05	9.29 %	0.96	0.97	0.98	1.04	1.17	1.17
1,2,3,6,7,8-HxCDD	0.93	8.35 %	0.88	0.88	0.91	0.86	0.99	1.05
1,2,3,7,8,9-HxCDD	0.96	8.79 %	0.98	0.89	0.89	0.89	1.05	1.07
1,2,3,4,6,7,8-HpCDD	0.99	10.09 %	0.94	0.89	0.90	0.99	1.10	1.12
OCDD	0.99	7.57 %	0.93	0.91	0.94	0.98	1.08	1.08
2,3,7,8-TCDF	0.94	5.57 %	0.97	0.91	0.92	0.87	1.00	0.99
1,2,3,7,8-PeCDF	0.92	4.71 %	0.86	0.94	0.94	0.88	0.96	0.96
2,3,4,7,8-PeCDF	0.96	4.77 %	0.95	0.93	0.97	0.88	0.99	1.01
1,2,3,4,7,8-HxCDF	1.15	9.95 %	1.10	1.08	1.02	1.13	1.28	1.31
1,2,3,6,7,8-HxCDF	1.04	13.16 %	0.94	0.91	0.92	1.06	1.18	1.21
2,3,4,6,7,8-HxCDF	1.10	11.28 %	1.03	0.97	0.97	1.14	1.23	1.24
1,2,3,7,8,9-HxCDF	1.03	10.60 %	0.93	0.95	0.92	1.10	1.13	1.16
1,2,3,4,6,7,8-HpCDF	1.06	8.75 %	0.98	0.94	1.03	1.12	1.15	1.16
1,2,3,4,7,8,9-HpCDF	1.23	10.34 %	1.16	1.12	1.07	1.26	1.38	1.35
OCDF	0.94	12.29 %	0.85	0.83	0.85	0.97	1.05	1.10
13C-2,3,7,8-TCDD	1.11	2.01 %	1.12	1.09	1.10	1.14	1.08	1.11
13C-1,2,3,7,8-PeCDD	0.98	9.80 %	0.91	0.90	0.87	1.11	1.05	1.01
13C-1,2,3,4,7,8-HxCDD	0.68	4.26 %	0.67	0.65	0.72	0.70	0.64	0.67
13C-1,2,3,6,7,8-HxCDD	0.84	5.78 %	0.86	0.82	0.86	0.92	0.80	0.78
13C-1,2,3,7,8,9-HxCDD	0.81	4.72 %	0.82	0.78	0.85	0.85	0.77	0.79
13C-1,2,3,4,6,7,8-HpCDD	0.69	8.78 %	0.68	0.63	0.71	0.79	0.67	0.63
13C-OCDD	0.62	9.24 %	0.62	0.58	0.65	0.73	0.59	0.57
13C-2,3,7,8-TCDF	1.05	2.81 %	1.03	1.04	1.06	1.06	1.02	1.10
13C-1,2,3,7,8-PeCDF	0.95	4.06 %	0.92	0.95	0.95	1.03	0.95	0.93
13C-2,3,4,7,8-PeCDF	0.94	6.37 %	0.93	0.94	0.93	1.05	0.90	0.87
13C-1,2,3,4,7,8-HxCDF	0.86	4.27 %	0.87	0.83	0.90	0.89	0.83	0.82
13C-1,2,3,6,7,8-HxCDF	1.02	5.53 %	1.07	0.99	1.09	1.04	0.98	0.95
13C-2,3,4,6,7,8-HxCDF	0.95	2.98 %	0.94	0.90	0.96	0.96	0.98	0.97
13C-1,2,3,7,8,9-HxCDF	0.87	5.08 %	0.83	0.81	0.85	0.88	0.91	0.92
13C-1,2,3,4,6,7,8-HpCDF	0.81	12.94 %	0.70	0.71	0.74	0.90	0.94	0.86
13C-1,2,3,4,7,8,9-HpCDF	0.63	11.56 %	0.57	0.56	0.59	0.75	0.66	0.65
13C-OCDF	0.78	9.30 %	0.76	0.71	0.75	0.92	0.80	0.76
37Cl-2,3,7,8-TCDD	1.22	8.68 %	1.36	1.32	1.16	1.08	1.17	1.22
13C-1,2,3,4-TCDD	1.00	0.00 %	1.00	1.00	1.00	1.00	1.00	1.00
13C-1,2,3,4-TCDF	1.00	0.00 %	1.00	1.00	1.00	1.00	1.00	1.00
13C-1,2,3,4,6,9-HxCDF	1.00	0.00 %	1.00	1.00	1.00	1.00	1.00	1.00

DB
5/14/19
MW 5/14/19

Filename: 190510D2 S: 1 Acquired: 10-MAY-19 14:24:45
Run: 190510D2 Analyte: Cal: 1613VG7-5-10-19 Results: 190510D2
Sample text: ST190510D2-1 1613 CS0 19C2201

	Typ	Name	Amount	Resp	RA	RT	RF	RRF
1	Unk	2,3,7,8-TCDD	0.25	1.72e+04	0.74 y	26:10	-	0.90
2	Unk	1,2,3,7,8-PeCDD	1.25	6.93e+04	0.69 y	30:37	-	0.89
3	Unk	1,2,3,4,7,8-HxCDD	1.25	6.06e+04	1.22 y	33:54	-	0.96
4	Unk	1,2,3,6,7,8-HxCDD	1.25	7.11e+04	1.08 y	34:01	-	0.88
5	Unk	1,2,3,7,8,9-HxCDD	1.25	7.57e+04	1.08 y	34:19	-	0.98
6	Unk	1,2,3,4,6,7,8-HpCDD	1.25	5.98e+04	0.98 y	37:46	-	0.94
7	Unk	OCDD	2.50	1.09e+05	0.79 y	41:03	-	0.93
8	Unk	2,3,7,8-TCDF	0.25	2.42e+04	0.84 y	25:25	-	0.97
9	Unk	1,2,3,7,8-PeCDF	1.25	9.56e+04	1.75 y	29:26	-	0.86
10	Unk	2,3,4,7,8-PeCDF	1.25	1.07e+05	1.35 y	30:20	-	0.95
11	Unk	1,2,3,4,7,8-HxCDF	1.25	9.07e+04	1.11 y	33:01	-	1.10
12	Unk	1,2,3,6,7,8-HxCDF	1.25	9.46e+04	1.15 y	33:08	-	0.94
13	Unk	2,3,4,6,7,8-HxCDF	1.25	9.04e+04	1.26 y	33:44	-	1.03
14	Unk	1,2,3,7,8,9-HxCDF	1.25	7.29e+04	1.32 y	34:44	-	0.93
15	Unk	1,2,3,4,6,7,8-HpCDF	1.25	6.46e+04	0.93 y	36:33	-	0.98
16	Unk	1,2,3,4,7,8,9-HpCDF	1.25	6.19e+04	0.96 y	38:19	-	1.16
17	Unk	OCDF	2.50	1.21e+05	0.84 y	41:17	-	0.85
36	IS	13C-2,3,7,8-TCDD	100.00	7.65e+06	0.78 y	26:10	-	1.12
37	IS	13C-1,2,3,7,8-PeCDD	100.00	6.21e+06	0.61 y	30:36	-	0.91
38	IS	13C-1,2,3,4,7,8-HxCDD	100.00	5.03e+06	1.22 y	33:54	-	0.67
39	IS	13C-1,2,3,6,7,8-HxCDD	100.00	6.47e+06	1.23 y	34:01	-	0.86
40	IS	13C-1,2,3,7,8,9-HxCDD	100.00	6.21e+06	1.22 y	34:19	-	0.82
41	IS	13C-1,2,3,4,6,7,8-HpCDD	100.00	5.11e+06	1.07 y	37:45	-	0.68
42	IS	13C-OCDD	200.00	9.40e+06	0.90 y	41:02	-	0.62
43	IS	13C-2,3,7,8-TCDF	100.00	1.00e+07	0.80 y	25:25	-	1.03
44	IS	13C-1,2,3,7,8-PeCDF	100.00	8.93e+06	1.58 y	29:26	-	0.92
45	IS	13C-2,3,4,7,8-PeCDF	100.00	9.01e+06	1.65 y	30:20	-	0.93
46	IS	13C-1,2,3,4,7,8-HxCDF	100.00	6.58e+06	0.51 y	33:00	-	0.87
47	IS	13C-1,2,3,6,7,8-HxCDF	100.00	8.07e+06	0.52 y	33:08	-	1.07
48	IS	13C-2,3,4,6,7,8-HxCDF	100.00	7.05e+06	0.52 y	33:44	-	0.94
49	IS	13C-1,2,3,7,8,9-HxCDF	100.00	6.28e+06	0.52 y	34:44	-	0.83
50	IS	13C-1,2,3,4,6,7,8-HpCDF	100.00	5.25e+06	0.42 y	36:32	-	0.70
51	IS	13C-1,2,3,4,7,8,9-HpCDF	100.00	4.27e+06	0.39 y	38:19	-	0.57
52	IS	13C-OCDF	200.00	1.14e+07	0.89 y	41:17	-	0.76
53	C/Up	37Cl-2,3,7,8-TCDD	0.25	2.32e+04		26:10	-	1.36
54	RS/RT	13C-1,2,3,4-TCDD	100.00	6.82e+06	0.78 y	25:35	-	1.00
55	RS	13C-1,2,3,4-TCDF	100.00	9.73e+06	0.81 y	24:11	-	1.00
56	RS/RT	13C-1,2,3,4,6,9-HxCDF	100.00	7.52e+06	0.52 y	33:26	-	1.00

DB
5/14/19

Filename: 190510D2 S: 2 Acquired: 10-MAY-19 15:12:30
Run: 190510D2 Analyte: Cal: 1613VG7-5-10-19 Results: 190510D2
Sample text: ST190510D2-2 1613 CS1 19C2202

	Typ	Name	Amount	Resp	RA	RT	RF	RRF
1	Unk	2,3,7,8-TCDD	0.50	2.78e+04	0.80 y	26:10	-	0.80
2	Unk	1,2,3,7,8-PeCDD	2.50	1.35e+05	0.63 y	30:36	-	0.94
3	Unk	1,2,3,4,7,8-HxCDD	2.50	1.13e+05	1.21 y	33:54	-	0.97
4	Unk	1,2,3,6,7,8-HxCDD	2.50	1.29e+05	1.12 y	34:00	-	0.88
5	Unk	1,2,3,7,8,9-HxCDD	2.50	1.24e+05	1.23 y	34:19	-	0.89
6	Unk	1,2,3,4,6,7,8-HpCDD	2.50	9.95e+04	1.02 y	37:45	-	0.89
7	Unk	OCDD	5.00	1.90e+05	0.90 y	41:02	-	0.91
8	Unk	2,3,7,8-TCDF	0.50	4.28e+04	0.81 y	25:25	-	0.91
9	Unk	1,2,3,7,8-PeCDF	2.50	2.02e+05	1.60 y	29:27	-	0.94
10	Unk	2,3,4,7,8-PeCDF	2.50	1.98e+05	1.64 y	30:20	-	0.93
11	Unk	1,2,3,4,7,8-HxCDF	2.50	1.59e+05	1.26 y	33:01	-	1.08
12	Unk	1,2,3,6,7,8-HxCDF	2.50	1.61e+05	1.10 y	33:08	-	0.91
13	Unk	2,3,4,6,7,8-HxCDF	2.50	1.56e+05	1.24 y	33:44	-	0.97
14	Unk	1,2,3,7,8,9-HxCDF	2.50	1.36e+05	1.18 y	34:44	-	0.95
15	Unk	1,2,3,4,6,7,8-HpCDF	2.50	1.19e+05	0.99 y	36:32	-	0.94
16	Unk	1,2,3,4,7,8,9-HpCDF	2.50	1.13e+05	1.00 y	38:19	-	1.12
17	Unk	OCDF	5.00	2.10e+05	0.93 y	41:16	-	0.83
36	IS	13C-2,3,7,8-TCDD	100.00	6.94e+06	0.78 y	26:09	-	1.09
37	IS	13C-1,2,3,7,8-PeCDD	100.00	5.74e+06	0.63 y	30:36	-	0.90
38	IS	13C-1,2,3,4,7,8-HxCDD	100.00	4.64e+06	1.23 y	33:53	-	0.65
39	IS	13C-1,2,3,6,7,8-HxCDD	100.00	5.87e+06	1.26 y	34:00	-	0.82
40	IS	13C-1,2,3,7,8,9-HxCDD	100.00	5.55e+06	1.23 y	34:19	-	0.78
41	IS	13C-1,2,3,4,6,7,8-HpCDD	100.00	4.49e+06	1.03 y	37:45	-	0.63
42	IS	13C-OCDD	200.00	8.35e+06	0.91 y	41:02	-	0.58
43	IS	13C-2,3,7,8-TCDF	100.00	9.42e+06	0.82 y	25:25	-	1.04
44	IS	13C-1,2,3,7,8-PeCDF	100.00	8.60e+06	1.60 y	29:27	-	0.95
45	IS	13C-2,3,4,7,8-PeCDF	100.00	8.49e+06	1.58 y	30:20	-	0.94
46	IS	13C-1,2,3,4,7,8-HxCDF	100.00	5.90e+06	0.52 y	32:60	-	0.83
47	IS	13C-1,2,3,6,7,8-HxCDF	100.00	7.06e+06	0.50 y	33:08	-	0.99
48	IS	13C-2,3,4,6,7,8-HxCDF	100.00	6.44e+06	0.51 y	33:44	-	0.90
49	IS	13C-1,2,3,7,8,9-HxCDF	100.00	5.76e+06	0.51 y	34:43	-	0.81
50	IS	13C-1,2,3,4,6,7,8-HpCDF	100.00	5.08e+06	0.43 y	36:32	-	0.71
51	IS	13C-1,2,3,4,7,8,9-HpCDF	100.00	4.01e+06	0.41 y	38:18	-	0.56
52	IS	13C-OCDF	200.00	1.01e+07	0.89 y	41:16	-	0.71
53	C/Up	37Cl-2,3,7,8-TCDD	0.50	4.20e+04		26:10	-	1.32
54	RS/RT	13C-1,2,3,4-TCDD	100.00	6.37e+06	0.81 y	25:35	-	1.00
55	RS	13C-1,2,3,4-TCDF	100.00	9.03e+06	0.81 y	24:12	-	1.00
56	RS/RT	13C-1,2,3,4,6,9-HxCDF	100.00	7.15e+06	0.50 y	33:25	-	1.00

DB
5/14/19

Filename: 190510D2 S: 3 Acquired: 10-MAY-19 16:00:06
Run: 190510D2 Analyte: Cal: 1613VG7-5-10-19 Results: 190510D2
Sample text: ST190510D2-3 1613 CS2 19C2203

	Typ	Name	Amount	Resp	RA	RT	RF	RRF
1	Unk	2,3,7,8-TCDD	2.00	1.38e+05	0.86 y	26:11	-	0.95
2	Unk	1,2,3,7,8-PeCDD	10.00	5.22e+05	0.63 y	30:36	-	0.90
3	Unk	1,2,3,4,7,8-HxCDD	10.00	4.65e+05	1.19 y	33:54	-	0.98
4	Unk	1,2,3,6,7,8-HxCDD	10.00	5.21e+05	1.27 y	34:01	-	0.91
5	Unk	1,2,3,7,8,9-HxCDD	10.00	4.98e+05	1.14 y	34:19	-	0.89
6	Unk	1,2,3,4,6,7,8-HpCDD	10.00	4.24e+05	0.99 y	37:45	-	0.90
7	Unk	OCDD	20.00	8.06e+05	0.93 y	41:02	-	0.94
8	Unk	2,3,7,8-TCDF	2.00	1.80e+05	0.77 y	25:26	-	0.92
9	Unk	1,2,3,7,8-PeCDF	10.00	8.13e+05	1.63 y	29:27	-	0.94
10	Unk	2,3,4,7,8-PeCDF	10.00	8.19e+05	1.61 y	30:21	-	0.97
11	Unk	1,2,3,4,7,8-HxCDF	10.00	6.06e+05	1.12 y	33:01	-	1.02
12	Unk	1,2,3,6,7,8-HxCDF	10.00	6.63e+05	1.20 y	33:08	-	0.92
13	Unk	2,3,4,6,7,8-HxCDF	10.00	6.18e+05	1.17 y	33:45	-	0.97
14	Unk	1,2,3,7,8,9-HxCDF	10.00	5.17e+05	1.14 y	34:44	-	0.92
15	Unk	1,2,3,4,6,7,8-HpCDF	10.00	5.02e+05	0.99 y	36:32	-	1.03
16	Unk	1,2,3,4,7,8,9-HpCDF	10.00	4.21e+05	0.92 y	38:18	-	1.07
17	Unk	OCDF	20.00	8.37e+05	0.91 y	41:16	-	0.85
36	IS	13C-2,3,7,8-TCDD	100.00	7.28e+06	0.80 y	26:10	-	1.10
37	IS	13C-1,2,3,7,8-PeCDD	100.00	5.80e+06	0.63 y	30:36	-	0.87
38	IS	13C-1,2,3,4,7,8-HxCDD	100.00	4.74e+06	1.22 y	33:53	-	0.72
39	IS	13C-1,2,3,6,7,8-HxCDD	100.00	5.70e+06	1.25 y	33:60	-	0.86
40	IS	13C-1,2,3,7,8,9-HxCDD	100.00	5.63e+06	1.20 y	34:18	-	0.85
41	IS	13C-1,2,3,4,6,7,8-HpCDD	100.00	4.70e+06	1.04 y	37:44	-	0.71
42	IS	13C-OCDD	200.00	8.55e+06	0.90 y	41:01	-	0.65
43	IS	13C-2,3,7,8-TCDF	100.00	9.73e+06	0.80 y	25:25	-	1.06
44	IS	13C-1,2,3,7,8-PeCDF	100.00	8.68e+06	1.58 y	29:27	-	0.95
45	IS	13C-2,3,4,7,8-PeCDF	100.00	8.48e+06	1.56 y	30:20	-	0.93
46	IS	13C-1,2,3,4,7,8-HxCDF	100.00	5.93e+06	0.51 y	32:60	-	0.90
47	IS	13C-1,2,3,6,7,8-HxCDF	100.00	7.20e+06	0.50 y	33:07	-	1.09
48	IS	13C-2,3,4,6,7,8-HxCDF	100.00	6.35e+06	0.50 y	33:44	-	0.96
49	IS	13C-1,2,3,7,8,9-HxCDF	100.00	5.60e+06	0.50 y	34:42	-	0.85
50	IS	13C-1,2,3,4,6,7,8-HpCDF	100.00	4.87e+06	0.42 y	36:32	-	0.74
51	IS	13C-1,2,3,4,7,8,9-HpCDF	100.00	3.92e+06	0.42 y	38:18	-	0.59
52	IS	13C-OCDF	200.00	9.89e+06	0.89 y	41:16	-	0.75
53	C/Up	37Cl-2,3,7,8-TCDD	2.00	1.54e+05		26:11	-	1.16
54	RS/RT	13C-1,2,3,4-TCDD	100.00	6.64e+06	0.79 y	25:35	-	1.00
55	RS	13C-1,2,3,4-TCDF	100.00	9.16e+06	0.80 y	24:12	-	1.00
56	RS/RT	13C-1,2,3,4,6,9-HxCDF	100.00	6.60e+06	0.51 y	33:25	-	1.00

DB
5/14/19

Filename: 190510D2 S: 4 Acquired: 10-MAY-19 16:47:52
Run: 190510D2 Analyte: Cal: 1613VG7-5-10-19 Results: 190510D2
Sample text: ST190510D2-4 1613 CS3 19C2204

	Typ	Name	Amount	Resp	RA	RT	RF	RRF
1	Unk	2,3,7,8-TCDD	10.00	3.27e+05	0.78 y	26:10	-	0.86
2	Unk	1,2,3,7,8-PeCDD	50.00	1.43e+06	0.62 y	30:36	-	0.78
3	Unk	1,2,3,4,7,8-HxCDD	50.00	1.14e+06	1.20 y	33:54	-	1.04
4	Unk	1,2,3,6,7,8-HxCDD	50.00	1.23e+06	1.23 y	34:01	-	0.86
5	Unk	1,2,3,7,8,9-HxCDD	50.00	1.20e+06	1.18 y	34:19	-	0.89
6	Unk	1,2,3,4,6,7,8-HpCDD	50.00	1.22e+06	1.03 y	37:45	-	0.99
7	Unk	OCDD	100.00	2.22e+06	0.92 y	41:02	-	0.98
8	Unk	2,3,7,8-TCDF	10.00	3.81e+05	0.78 y	25:26	-	0.87
9	Unk	1,2,3,7,8-PeCDF	50.00	1.89e+06	1.51 y	29:27	-	0.88
10	Unk	2,3,4,7,8-PeCDF	50.00	1.93e+06	1.57 y	30:20	-	0.88
11	Unk	1,2,3,4,7,8-HxCDF	50.00	1.58e+06	1.20 y	33:01	-	1.13
12	Unk	1,2,3,6,7,8-HxCDF	50.00	1.74e+06	1.24 y	33:08	-	1.06
13	Unk	2,3,4,6,7,8-HxCDF	50.00	1.71e+06	1.19 y	33:44	-	1.14
14	Unk	1,2,3,7,8,9-HxCDF	50.00	1.51e+06	1.26 y	34:44	-	1.10
15	Unk	1,2,3,4,6,7,8-HpCDF	50.00	1.58e+06	1.01 y	36:32	-	1.12
16	Unk	1,2,3,4,7,8,9-HpCDF	50.00	1.49e+06	1.05 y	38:19	-	1.26
17	Unk	OCDF	100.00	2.79e+06	0.91 y	41:16	-	0.97
36	IS	13C-2,3,7,8-TCDD	100.00	3.78e+06	0.75 y	26:09	-	1.14
37	IS	13C-1,2,3,7,8-PeCDD	100.00	3.68e+06	0.61 y	30:35	-	1.11
38	IS	13C-1,2,3,4,7,8-HxCDD	100.00	2.19e+06	1.25 y	33:53	-	0.70
39	IS	13C-1,2,3,6,7,8-HxCDD	100.00	2.87e+06	1.18 y	33:60	-	0.92
40	IS	13C-1,2,3,7,8,9-HxCDD	100.00	2.67e+06	1.23 y	34:18	-	0.85
41	IS	13C-1,2,3,4,6,7,8-HpCDD	100.00	2.48e+06	1.05 y	37:44	-	0.79
42	IS	13C-OCDD	200.00	4.55e+06	0.90 y	41:01	-	0.73
43	IS	13C-2,3,7,8-TCDF	100.00	4.40e+06	0.81 y	25:25	-	1.06
44	IS	13C-1,2,3,7,8-PeCDF	100.00	4.28e+06	1.54 y	29:26	-	1.03
45	IS	13C-2,3,4,7,8-PeCDF	100.00	4.36e+06	1.61 y	30:19	-	1.05
46	IS	13C-1,2,3,4,7,8-HxCDF	100.00	2.80e+06	0.51 y	32:60	-	0.89
47	IS	13C-1,2,3,6,7,8-HxCDF	100.00	3.27e+06	0.51 y	33:07	-	1.04
48	IS	13C-2,3,4,6,7,8-HxCDF	100.00	3.01e+06	0.51 y	33:44	-	0.96
49	IS	13C-1,2,3,7,8,9-HxCDF	100.00	2.76e+06	0.53 y	34:42	-	0.88
50	IS	13C-1,2,3,4,6,7,8-HpCDF	100.00	2.81e+06	0.43 y	36:31	-	0.90
51	IS	13C-1,2,3,4,7,8,9-HpCDF	100.00	2.36e+06	0.44 y	38:18	-	0.75
52	IS	13C-OCDF	200.00	5.75e+06	0.93 y	41:15	-	0.92
53	C/Up	37Cl-2,3,7,8-TCDD	10.00	3.57e+05		26:10	-	1.08
54	RS/RT	13C-1,2,3,4-TCDD	100.00	3.32e+06	0.80 y	25:35	-	1.00
55	RS	13C-1,2,3,4-TCDF	100.00	4.16e+06	0.82 y	24:11	-	1.00
56	RS/RT	13C-1,2,3,4,6,9-HxCDF	100.00	3.13e+06	0.53 y	33:25	-	1.00

DB
5/14/19

Filename: 190510D2 S: 5 Acquired: 10-MAY-19 17:35:29
Run: 190510D2 Analyte: Cal: 1613VG7-5-10-19 Results: 190510D2
Sample text: ST190510D2-5 1613 CS4 19C2205

	Typ	Name	Amount	Resp	RA	RT	RF	RRF
1	Unk	2,3,7,8-TCDD	40.00	1.65e+06	0.80 y	26:10	-	0.94
2	Unk	1,2,3,7,8-PeCDD	200.00	7.26e+06	0.62 y	30:36	-	0.85
3	Unk	1,2,3,4,7,8-HxCDD	200.00	6.64e+06	1.22 y	33:54	-	1.17
4	Unk	1,2,3,6,7,8-HxCDD	200.00	7.06e+06	1.22 y	34:01	-	0.99
5	Unk	1,2,3,7,8,9-HxCDD	200.00	7.15e+06	1.23 y	34:19	-	1.05
6	Unk	1,2,3,4,6,7,8-HpCDD	200.00	6.52e+06	1.06 y	37:44	-	1.10
7	Unk	OCDD	400.00	1.12e+07	0.93 y	41:01	-	1.08
8	Unk	2,3,7,8-TCDF	40.00	2.32e+06	0.78 y	25:26	-	1.00
9	Unk	1,2,3,7,8-PeCDF	200.00	1.03e+07	1.57 y	29:27	-	0.96
10	Unk	2,3,4,7,8-PeCDF	200.00	1.02e+07	1.59 y	30:20	-	0.99
11	Unk	1,2,3,4,7,8-HxCDF	200.00	9.33e+06	1.19 y	33:00	-	1.28
12	Unk	1,2,3,6,7,8-HxCDF	200.00	1.02e+07	1.22 y	33:08	-	1.18
13	Unk	2,3,4,6,7,8-HxCDF	200.00	1.07e+07	1.21 y	33:44	-	1.23
14	Unk	1,2,3,7,8,9-HxCDF	200.00	9.08e+06	1.21 y	34:43	-	1.13
15	Unk	1,2,3,4,6,7,8-HpCDF	200.00	9.58e+06	0.99 y	36:32	-	1.15
16	Unk	1,2,3,4,7,8,9-HpCDF	200.00	8.06e+06	1.03 y	38:18	-	1.38
17	Unk	OCDF	400.00	1.48e+07	0.91 y	41:16	-	1.05
36	IS	13C-2,3,7,8-TCDD	100.00	4.37e+06	0.77 y	26:09	-	1.08
37	IS	13C-1,2,3,7,8-PeCDD	100.00	4.27e+06	0.62 y	30:35	-	1.05
38	IS	13C-1,2,3,4,7,8-HxCDD	100.00	2.85e+06	1.22 y	33:53	-	0.64
39	IS	13C-1,2,3,6,7,8-HxCDD	100.00	3.55e+06	1.25 y	33:59	-	0.80
40	IS	13C-1,2,3,7,8,9-HxCDD	100.00	3.39e+06	1.25 y	34:17	-	0.77
41	IS	13C-1,2,3,4,6,7,8-HpCDD	100.00	2.96e+06	1.01 y	37:44	-	0.67
42	IS	13C-OCDD	200.00	5.20e+06	0.92 y	41:01	-	0.59
43	IS	13C-2,3,7,8-TCDF	100.00	5.78e+06	0.80 y	25:25	-	1.02
44	IS	13C-1,2,3,7,8-PeCDF	100.00	5.38e+06	1.59 y	29:26	-	0.95
45	IS	13C-2,3,4,7,8-PeCDF	100.00	5.12e+06	1.55 y	30:19	-	0.90
46	IS	13C-1,2,3,4,7,8-HxCDF	100.00	3.66e+06	0.49 y	32:59	-	0.83
47	IS	13C-1,2,3,6,7,8-HxCDF	100.00	4.32e+06	0.51 y	33:07	-	0.98
48	IS	13C-2,3,4,6,7,8-HxCDF	100.00	4.33e+06	0.51 y	33:44	-	0.98
49	IS	13C-1,2,3,7,8,9-HxCDF	100.00	4.02e+06	0.52 y	34:42	-	0.91
50	IS	13C-1,2,3,4,6,7,8-HpCDF	100.00	4.15e+06	0.43 y	36:31	-	0.94
51	IS	13C-1,2,3,4,7,8,9-HpCDF	100.00	2.91e+06	0.46 y	38:17	-	0.66
52	IS	13C-OCDF	200.00	7.04e+06	0.91 y	41:15	-	0.80
53	C/Up	37Cl-2,3,7,8-TCDD	40.00	1.89e+06		26:10	-	1.17
54	RS/RT	13C-1,2,3,4-TCDD	100.00	4.05e+06	0.77 y	25:35	-	1.00
55	RS	13C-1,2,3,4-TCDF	100.00	5.68e+06	0.82 y	24:12	-	1.00
56	RS/RT	13C-1,2,3,4,6,9-HxCDF	100.00	4.42e+06	0.52 y	33:25	-	1.00

DB
5/14/19

Filename: 190510D2 S: 6 Acquired: 10-MAY-19 18:23:05
Run: 190510D2 Analyte: Cal: 1613VG7-5-10-19 Results: 190510D2
Sample text: ST190510D2-6 1613 CS5 19C2206

	Typ	Name	Amount	Resp	RA	RT	RF	RRF
1	Unk	2,3,7,8-TCDD	300.00	1.49e+07	0.80 y	26:10	-	0.95
2	Unk	1,2,3,7,8-PeCDD	1500.00	6.20e+07	0.63 y	30:36	-	0.87
3	Unk	1,2,3,4,7,8-HxCDD	1500.00	6.57e+07	1.25 y	33:54	-	1.17
4	Unk	1,2,3,6,7,8-HxCDD	1500.00	6.86e+07	1.23 y	33:60	-	1.05
5	Unk	1,2,3,7,8,9-HxCDD	1500.00	7.06e+07	1.23 y	34:18	-	1.07
6	Unk	1,2,3,4,6,7,8-HpCDD	1500.00	5.88e+07	1.05 y	37:44	-	1.12
7	Unk	OCDD	3000.00	1.03e+08	0.92 y	41:01	-	1.08
8	Unk	2,3,7,8-TCDF	300.00	2.15e+07	0.81 y	25:26	-	0.99
9	Unk	1,2,3,7,8-PeCDF	1500.00	8.84e+07	1.57 y	29:27	-	0.96
10	Unk	2,3,4,7,8-PeCDF	1500.00	8.73e+07	1.58 y	30:20	-	1.01
11	Unk	1,2,3,4,7,8-HxCDF	1500.00	8.94e+07	1.21 y	33:00	-	1.31
12	Unk	1,2,3,6,7,8-HxCDF	1500.00	9.62e+07	1.21 y	33:08	-	1.21
13	Unk	2,3,4,6,7,8-HxCDF	1500.00	9.98e+07	1.20 y	33:44	-	1.24
14	Unk	1,2,3,7,8,9-HxCDF	1500.00	8.85e+07	1.20 y	34:42	-	1.16
15	Unk	1,2,3,4,6,7,8-HpCDF	1500.00	8.29e+07	1.00 y	36:32	-	1.16
16	Unk	1,2,3,4,7,8,9-HpCDF	1500.00	7.36e+07	1.03 y	38:18	-	1.35
17	Unk	OCDF	3000.00	1.39e+08	0.91 y	41:15	-	1.10
36	IS	13C-2,3,7,8-TCDD	100.00	5.24e+06	0.77 y	26:09	-	1.11
37	IS	13C-1,2,3,7,8-PeCDD	100.00	4.77e+06	0.60 y	30:35	-	1.01
38	IS	13C-1,2,3,4,7,8-HxCDD	100.00	3.73e+06	1.27 y	33:53	-	0.67
39	IS	13C-1,2,3,6,7,8-HxCDD	100.00	4.34e+06	1.27 y	33:59	-	0.78
40	IS	13C-1,2,3,7,8,9-HxCDD	100.00	4.39e+06	1.28 y	34:17	-	0.79
41	IS	13C-1,2,3,4,6,7,8-HpCDD	100.00	3.51e+06	1.06 y	37:43	-	0.63
42	IS	13C-OCDD	200.00	6.38e+06	0.94 y	41:01	-	0.57
43	IS	13C-2,3,7,8-TCDF	100.00	7.23e+06	0.83 y	25:25	-	1.10
44	IS	13C-1,2,3,7,8-PeCDF	100.00	6.13e+06	1.59 y	29:26	-	0.93
45	IS	13C-2,3,4,7,8-PeCDF	100.00	5.74e+06	1.61 y	30:19	-	0.87
46	IS	13C-1,2,3,4,7,8-HxCDF	100.00	4.54e+06	0.53 y	32:59	-	0.82
47	IS	13C-1,2,3,6,7,8-HxCDF	100.00	5.28e+06	0.53 y	33:07	-	0.95
48	IS	13C-2,3,4,6,7,8-HxCDF	100.00	5.37e+06	0.52 y	33:43	-	0.97
49	IS	13C-1,2,3,7,8,9-HxCDF	100.00	5.09e+06	0.52 y	34:41	-	0.92
50	IS	13C-1,2,3,4,6,7,8-HpCDF	100.00	4.78e+06	0.44 y	36:30	-	0.86
51	IS	13C-1,2,3,4,7,8,9-HpCDF	100.00	3.63e+06	0.43 y	38:17	-	0.65
52	IS	13C-OCDF	200.00	8.43e+06	0.90 y	41:15	-	0.76
53	C/Up	37Cl-2,3,7,8-TCDD	199.80	1.16e+07		26:10	-	1.22
54	RS/RT	13C-1,2,3,4-TCDD	100.00	4.74e+06	0.82 y	25:35	-	1.00
55	RS	13C-1,2,3,4-TCDF	100.00	6.56e+06	0.84 y	24:12	-	1.00
56	RS/RT	13C-1,2,3,4,6,9-HxCDF	100.00	5.55e+06	0.52 y	33:25	-	1.00

DB
5/14/19

Initial Calibration RRF Summary (ICAL) Vista Analytical Laboratory

Run: 190510D2 Analyte: Cal: 1613VG7-5-10-19 Inst. ID. VG-7

Data filename: 190510D2

Name	RRT Limits Lower	RRT Limits Upper	Samp# 1 0.25 RRT#1	Samp# 2 0.50 RRT#2	Samp# 3 2.0 RRT#3	Samp# 4 10 RRT#4	Samp# 5 40 RRT#5	Samp# 6 300 RRT#6
2,3,7,8-TCDD	0.999	-1.002	1.000	1.000	1.001	1.001	1.001	1.001
1,2,3,7,8-PeCDD	0.999	-1.002	1.000	1.000	1.000	1.001	1.001	1.001
1,2,3,4,7,8-HxCDD	0.999	-1.001	1.000	1.000	1.000	1.000	1.001	1.001
1,2,3,6,7,8-HxCDD	0.998	-1.004	1.000	1.000	1.000	1.000	1.001	1.000
1,2,3,7,8,9-HxCDD	0.998	-1.004	1.000	1.000	1.001	1.000	1.001	1.000
1,2,3,4,6,7,8-HpCDD	0.999	-1.001	1.000	1.000	1.000	1.000	1.000	1.000
OCDD	0.999	-1.001	1.000	1.000	1.000	1.000	1.000	1.000
2,3,7,8-TCDF	0.999	-1.003	1.000	1.000	1.001	1.001	1.001	1.001
1,2,3,7,8-PeCDF	0.999	-1.002	1.000	1.000	1.000	1.001	1.000	1.000
2,3,4,7,8-PeCDF	0.999	-1.002	1.000	1.000	1.000	1.001	1.000	1.001
1,2,3,4,7,8-HxCDF	0.999	-1.001	1.000	1.001	1.000	1.000	1.000	1.000
1,2,3,6,7,8-HxCDF	0.997	-1.005	1.000	1.000	1.000	1.000	1.000	1.001
2,3,4,6,7,8-HxCDF	0.999	-1.001	1.000	1.000	1.000	1.000	1.000	1.001
1,2,3,7,8,9-HxCDF	0.999	-1.001	1.000	1.001	1.001	1.001	1.000	1.001
1,2,3,4,6,7,8-HpCDF	0.999	-1.001	1.000	1.000	1.000	1.000	1.001	1.001
1,2,3,4,7,8,9-HpCDF	0.999	-1.001	1.000	1.000	1.000	1.001	1.000	1.000
OCDF	0.999	-1.001	1.000	1.000	1.000	1.000	1.000	1.000
13C-2,3,7,8-TCDD	0.976	-1.043	1.023	1.023	1.022	1.022	1.022	1.022
13C-1,2,3,7,8-PeCDD	1.000	-1.567	1.196	1.196	1.196	1.196	1.196	1.196
13C-1,2,3,4,7,8-HxCDD	1.002	-1.026	1.014	1.014	1.014	1.014	1.014	1.014
13C-1,2,3,6,7,8-HxCDD	1.007	-1.029	1.017	1.017	1.017	1.017	1.017	1.017
13C-1,2,3,7,8,9-HxCDD	1.014	-1.038	1.027	1.027	1.027	1.027	1.026	1.026
13C-1,2,3,4,6,7,8-HpCDD	1.117	-1.141	1.130	1.129	1.129	1.129	1.129	1.129
13C-OCDD	1.085	-1.365	1.228	1.228	1.228	1.228	1.228	1.227
13C-2,3,7,8-TCDF	0.923	-1.103	0.993	0.993	0.993	0.993	0.993	0.993
13C-1,2,3,7,8-PeCDF	1.000	-1.425	1.151	1.151	1.151	1.151	1.151	1.150
13C-2,3,4,7,8-PeCDF	1.011	-1.526	1.186	1.186	1.186	1.185	1.185	1.185
13C-1,2,3,4,7,8-HxCDF	0.975	-1.001	0.987	0.987	0.988	0.987	0.987	0.987
13C-1,2,3,6,7,8-HxCDF	0.979	-1.005	0.991	0.991	0.991	0.991	0.991	0.991
13C-2,3,4,6,7,8-HxCDF	1.001	-1.020	1.009	1.009	1.010	1.009	1.010	1.009
13C-1,2,3,7,8,9-HxCDF	1.002	-1.072	1.039	1.039	1.039	1.039	1.039	1.038
13C-1,2,3,4,6,7,8-HpCDF	1.069	-1.111	1.093	1.093	1.093	1.093	1.093	1.093
13C-1,2,3,4,7,8,9-HpCDF	1.098	-1.192	1.146	1.146	1.146	1.146	1.146	1.146
13C-OCDF	1.091	-1.371	1.235	1.235	1.235	1.235	1.235	1.234
37Cl-2,3,7,8-TCDD	0.989	-1.052	1.023	1.023	1.023	1.023	1.023	1.023
13C-1,2,3,4-TCDD	0.000	-0.000	*	*	*	*	*	*
13C-1,2,3,4-TCDF	0.000	-0.000	*	*	*	*	*	*
13C-1,2,3,4,6,9-HxCDF	0.000	-0.000	*	*	*	*	*	*

DB
5/14/19

FORM 5
PCDD/PCDF RT WINDOW AND ISOMER SPECIFICITY STANDARDS

Lab Name: Vista Analytical Laboratory Episode No.:

Contract No.: SAS No.:

Instrument ID: VG-7 Initial Calibration Date: 5-10-19

RT Window Data Filename: 190510D2 S#4 Analysis Date: 10-MAY-19 Time: 16:47:52

ZB-5MS IS Data Filename: 190510D2 S#4 Analysis Date: 10-MAY-19 Time: 16:47:52

DB_225 IS Data Filename: Analysis Date: Time:

ZB-5MS RT WINDOW DEFINING STANDARDS RESULTS

ISOMERS	ABSOLUTE RT	ISOMERS	ABSOLUTE RT
1,3,6,8-TCDD (F)	22:50	1,3,6,8-TCDF (F)	20:45
1,2,8,9-TCDD (L)	27:01	1,2,8,9-TCDF (L)	27:11
1,2,4,7,9-PeCDD (F)	28:35	1,3,4,6,8-PeCDF (F)	27:05
1,2,3,8,9-PeCDD (L)	30:58	1,2,3,8,9-PeCDF (L)	31:13
1,2,4,6,7,9-HxCDD (F)	32:21	1,2,3,4,6,8-HxCDF (F)	31:49
1,2,3,7,8,9-HxCDD (L)	34:19	1,2,3,7,8,9-HxCDF (L)	34:44
1,2,3,4,6,7,9-HpCDD (F)	36:54	1,2,3,4,6,7,8-HpCDF (F)	36:32
1,2,3,4,6,7,8-HpCDD (L)	37:45	1,2,3,4,7,8,9-HpCDF (L)	38:19

(F) = First eluting isomer (ZB-5MS); (L) = Last eluting isomer (ZB-5MS).

==========

ISOMER SPECIFICITY (IS) TEST STANDARD RESULTS

% VALLEY HEIGHT
BETWEEN
COMPARED PEAKS (1)

<25%

(1) To meet contract requirements, %Valley Height Between Compared Peaks shall not exceed 25% (section 15.4.2.2, Method 1613).

Analyst: DB

Date: 5/13/19

Vista Analytical Laboratory - Injection Log Run file: 190510D2 Instrument ID: VG-7 GC Column ID: ZB-5MS

Data file	S#	Sample ID	Analyst	Acq date	Acq time	CCal	ECal
190510D2	1	ST190510D2-1	DB	10-MAY-19	14:24:45	ST190510D2-4	NA
190510D2	2	ST190510D2-2	DB	10-MAY-19	15:12:30	ST190510D2-4	NA
190510D2	3	ST190510D2-3	DB	10-MAY-19	16:00:06	ST190510D2-4	NA
190510D2	4	ST190510D2-4	DB	10-MAY-19	16:47:52	ST190510D2-4	ST190510D2-7
190510D2	5	ST190510D2-5	DB	10-MAY-19	17:35:29	ST190510D2-4	NA
190510D2	6	ST190510D2-6	DB	10-MAY-19	18:23:05	ST190510D2-4	NA
190510D2	7	SOLVENT BLANK	DB	10-MAY-19	19:10:42	NA	NA
190510D2	8	SS190510D2-1	DB	10-MAY-19	19:58:17	ST190510D2-4	NA
190510D2	9	B9E0067-BS1	DB	10-MAY-19	20:45:54	ST190510D2-4	ST190510D2-7
190510D2	10	SOLVENT BLANK	DB	10-MAY-19	21:33:30	NA	NA
190510D2	11	B9E0067-BLK1	DB	10-MAY-19	22:21:10	ST190510D2-4	ST190510D2-7
190510D2	12	1900874-01	DB	10-MAY-19	23:08:45	ST190510D2-4	ST190510D2-7
190510D2	13	1900832-01	DB	10-MAY-19	23:56:25	ST190510D2-4	NA
190510D2	14	1901011-01	DB	11-MAY-19	00:44:00	ST190510D2-4	NA
190510D2	15	1901009-01	DB	11-MAY-19	01:31:38	ST190510D2-4	NA
190510D2	16	1901010-01	DB	11-MAY-19	02:19:20	ST190510D2-4	NA
190510D2	17	SOLVENT BLANK	DB	11-MAY-19	03:06:55	NA	NA
190510D2	18	ST190510D2-7	DB	11-MAY-19	03:54:32	ST190510D2-4	ST190510D2-7

Peak Locate Examination:10-MAY-2019:14:15 File:190510D2

Experiment:OCDD_DB5 Function:1 Reference:PFK

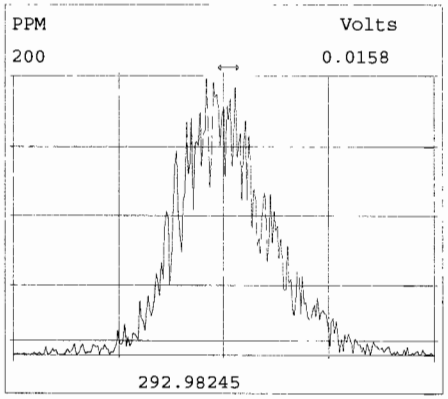

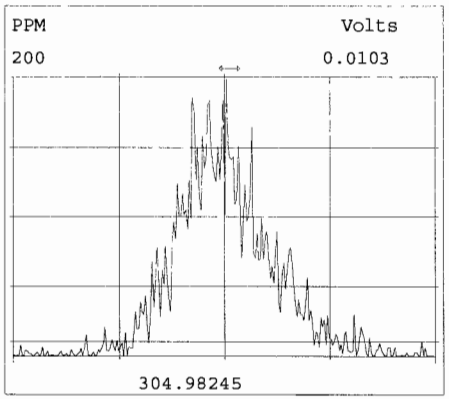

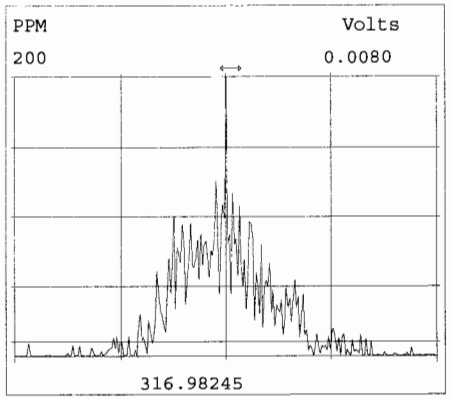

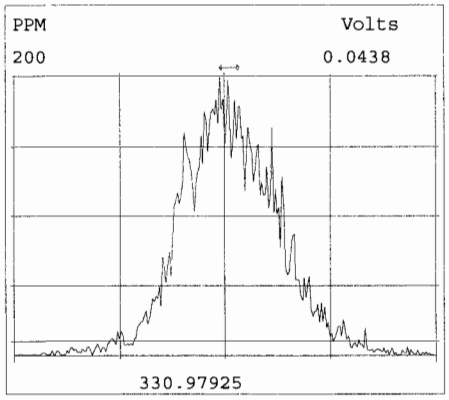

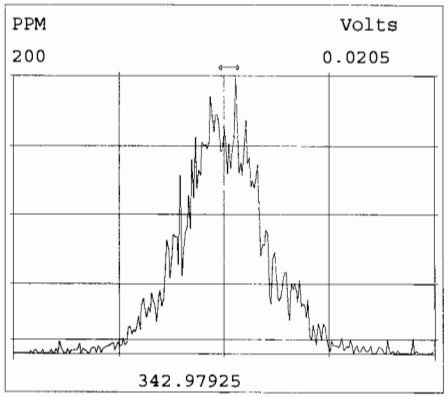

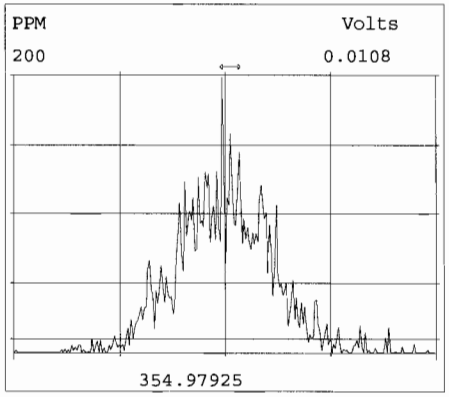

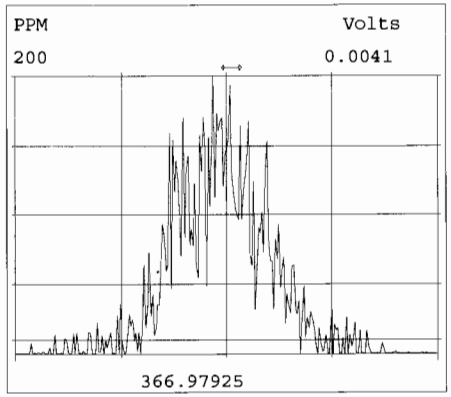

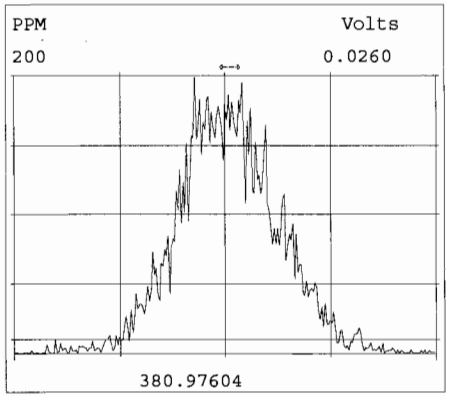

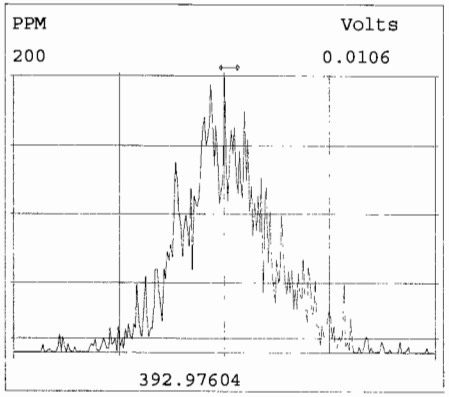

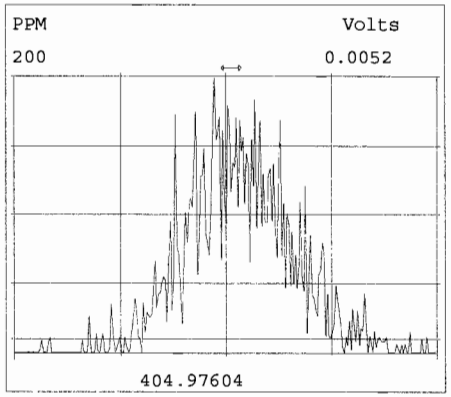

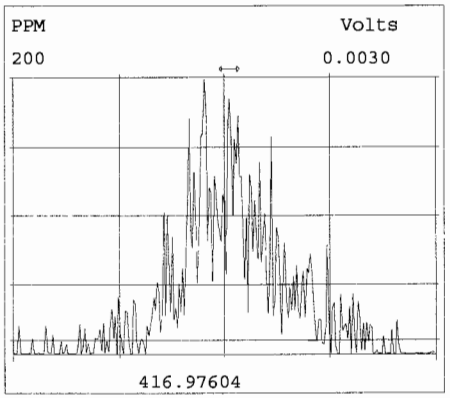

Peak Locate Examination:10-MAY-2019:14:18 File:190510D2

Experiment:OCDD_DB5 Function:2 Reference:PFK

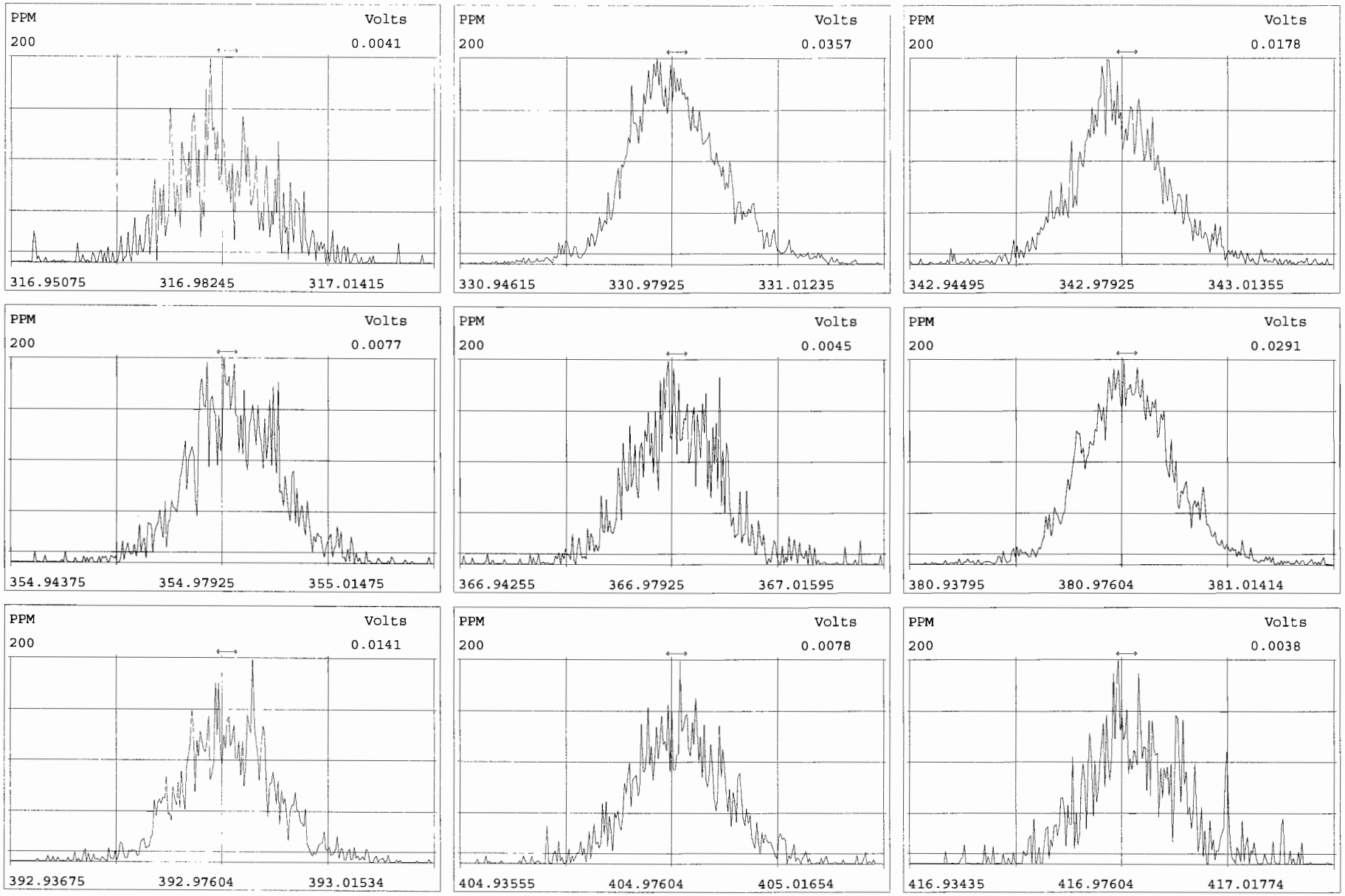

Peak Locate Examination:10-MAY-2019:14:19 File:190510D2

Experiment:OCDD_DB5 Function:3 Reference:PFK

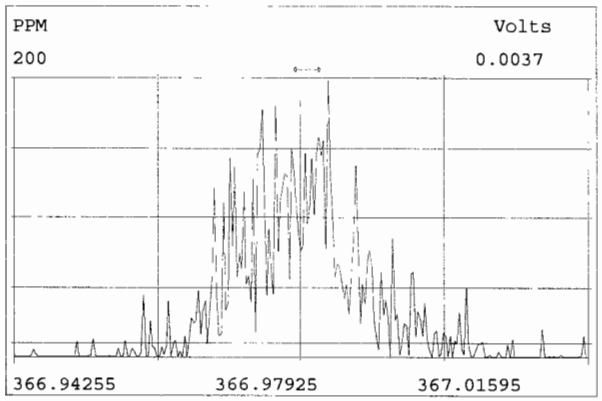

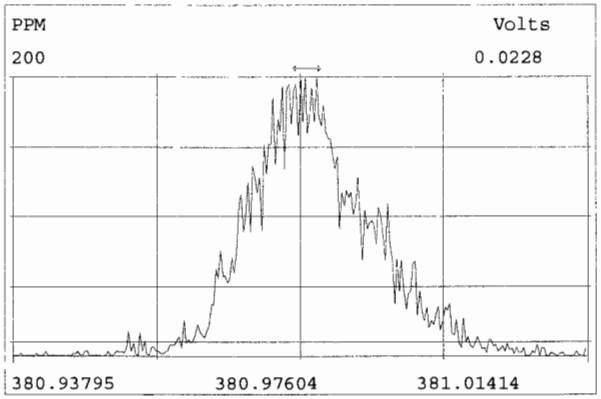

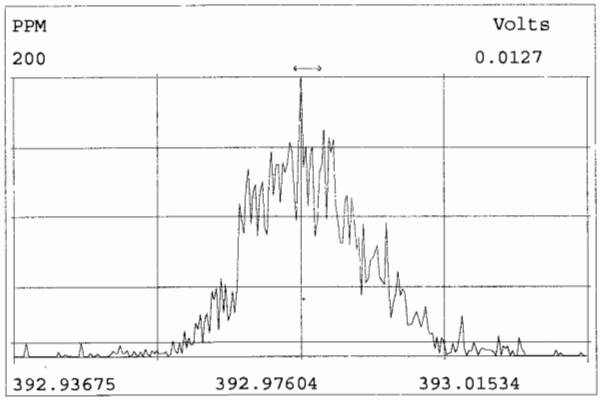

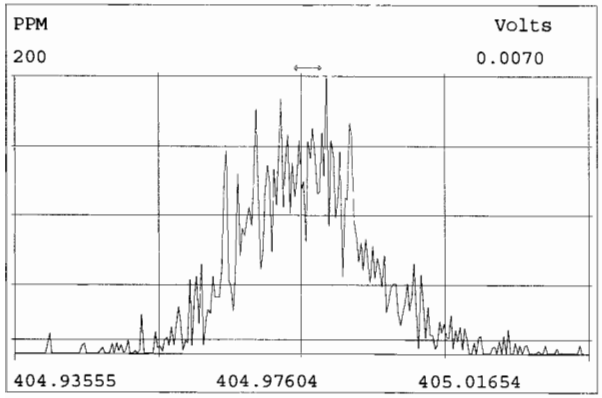

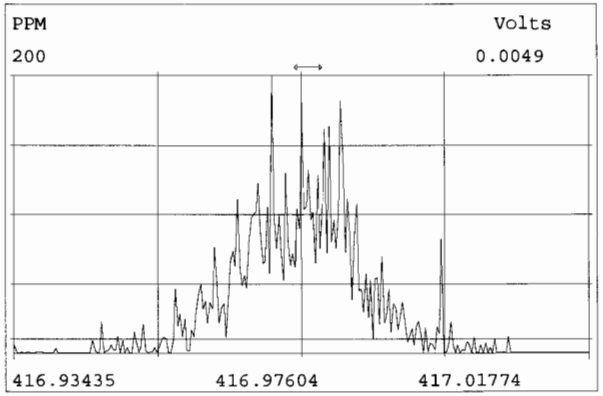

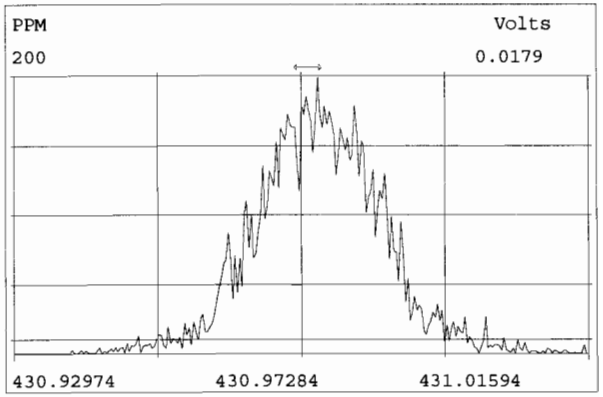

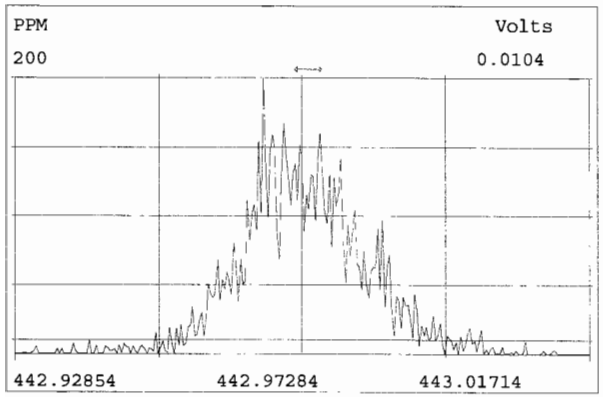

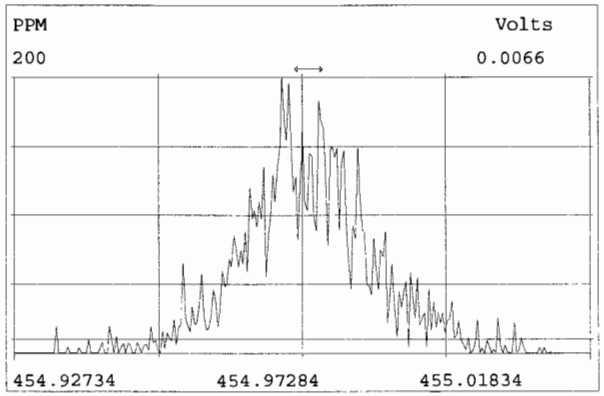

Peak Locate Examination:10-MAY-2019:14:21 File:190510D2

Experiment:OCDD_DB5 Function:4 Reference:PFK

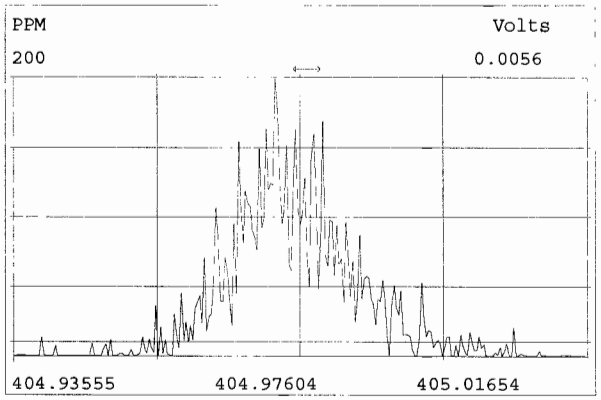

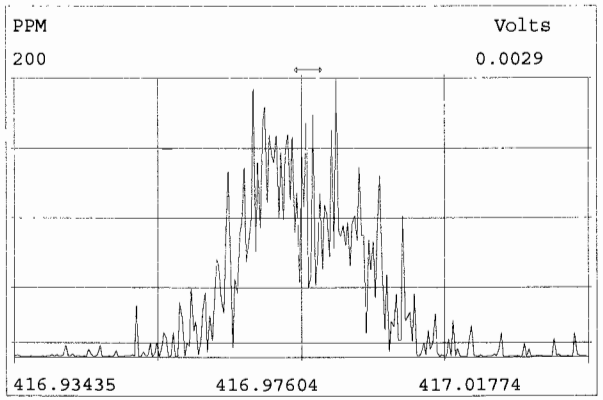

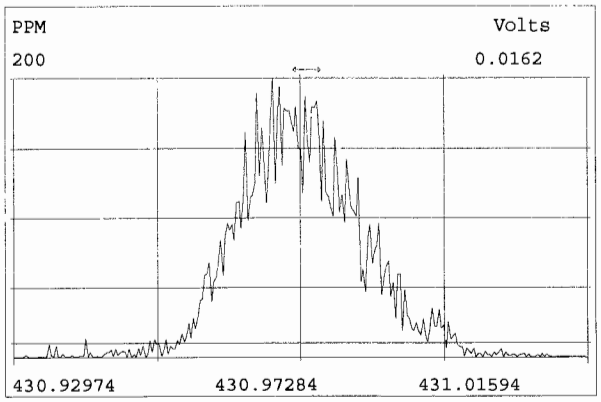

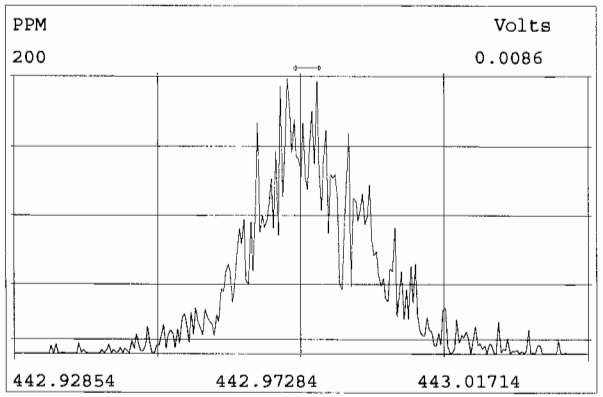

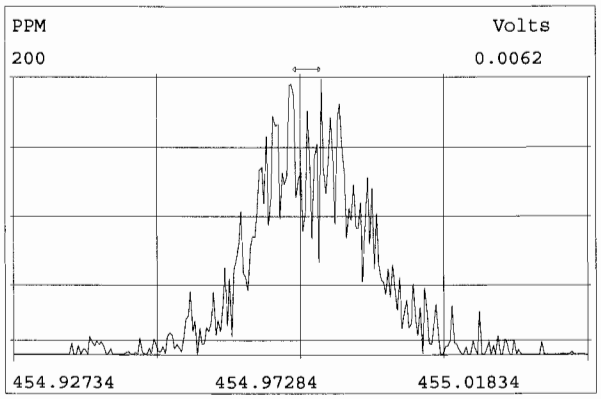

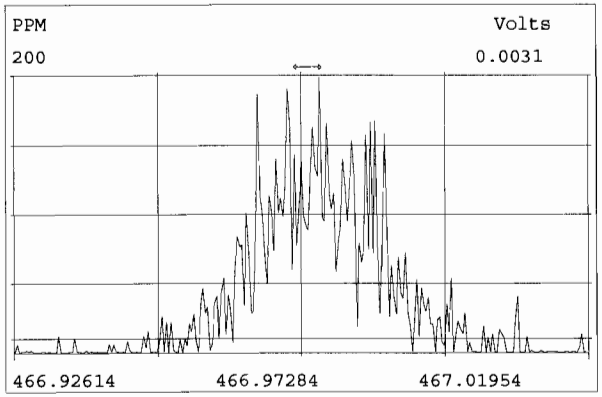

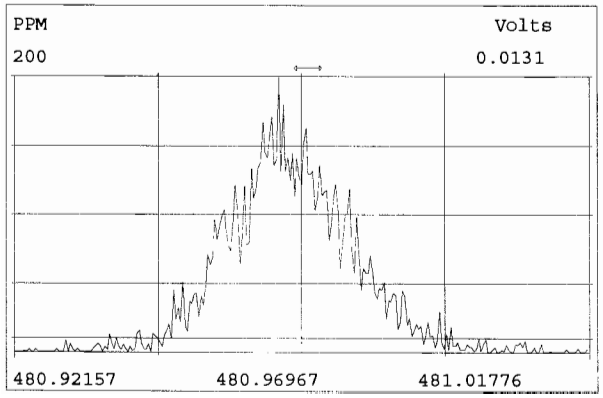

Peak Locate Examination:10-MAY-2019:14:22 File:190510D2

Experiment:OCDD_DB5 Function:5 Reference:PFK

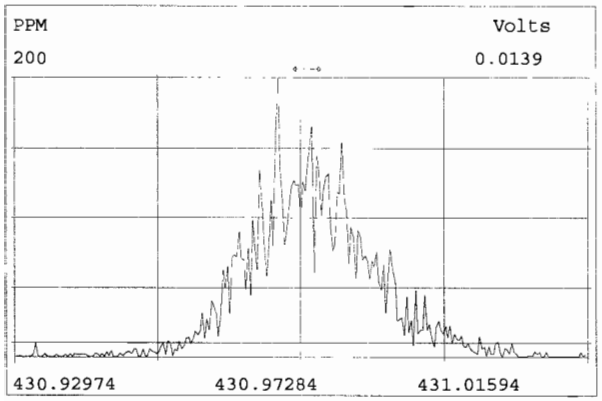

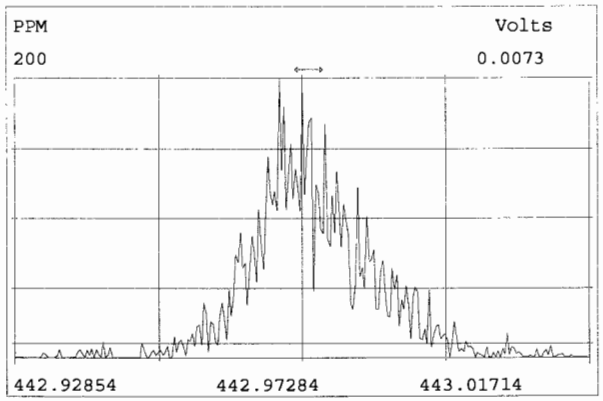

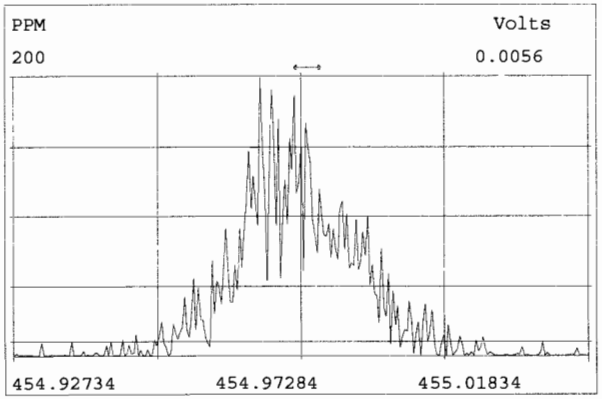

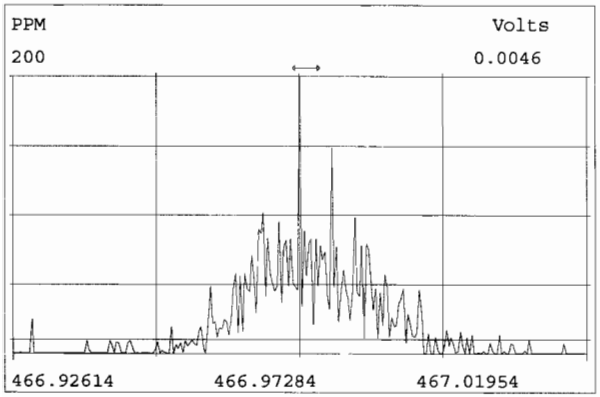

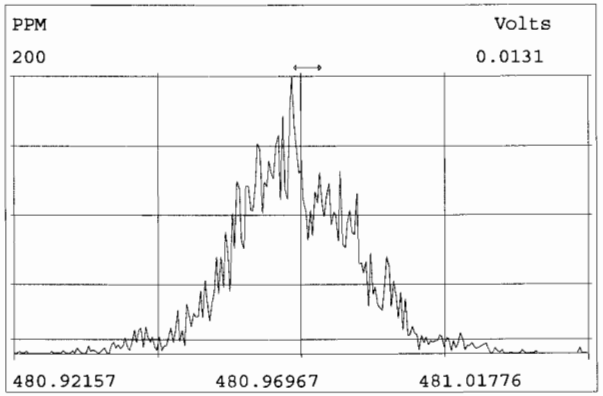

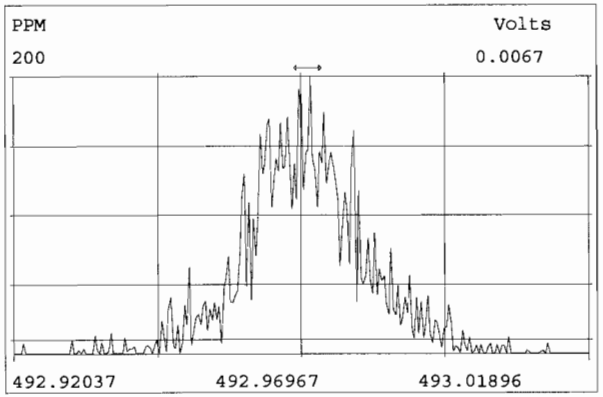

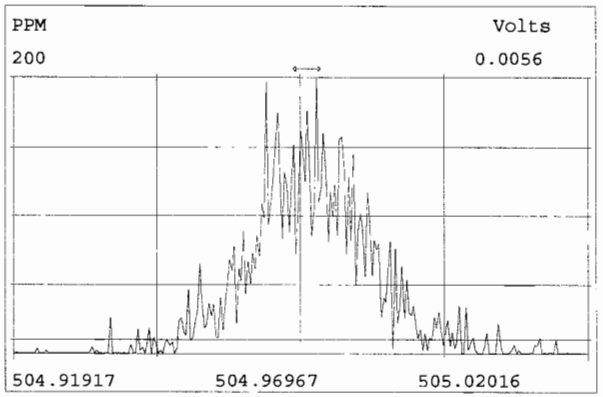

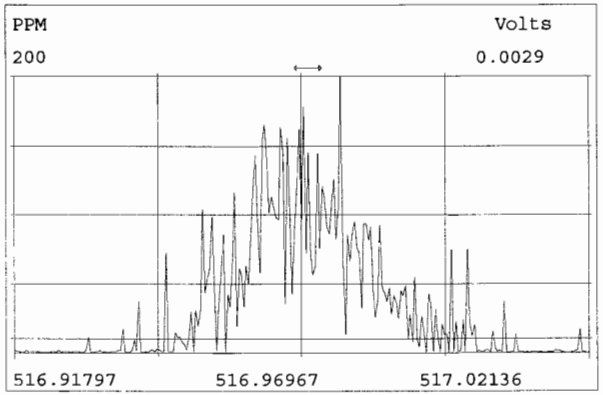

File:190510D2 #1-530 Acq:10-MAY-2019 16:47:52 GC EI+ Voltage SIR Autospec-UltimaE
Sample#4 File Text:Vista_Analytical_Laboratory_VG7 Text:ST190510D2-4 1613 CS3 19C2204 Exp:OCDD_DB5
321.8936 S:4

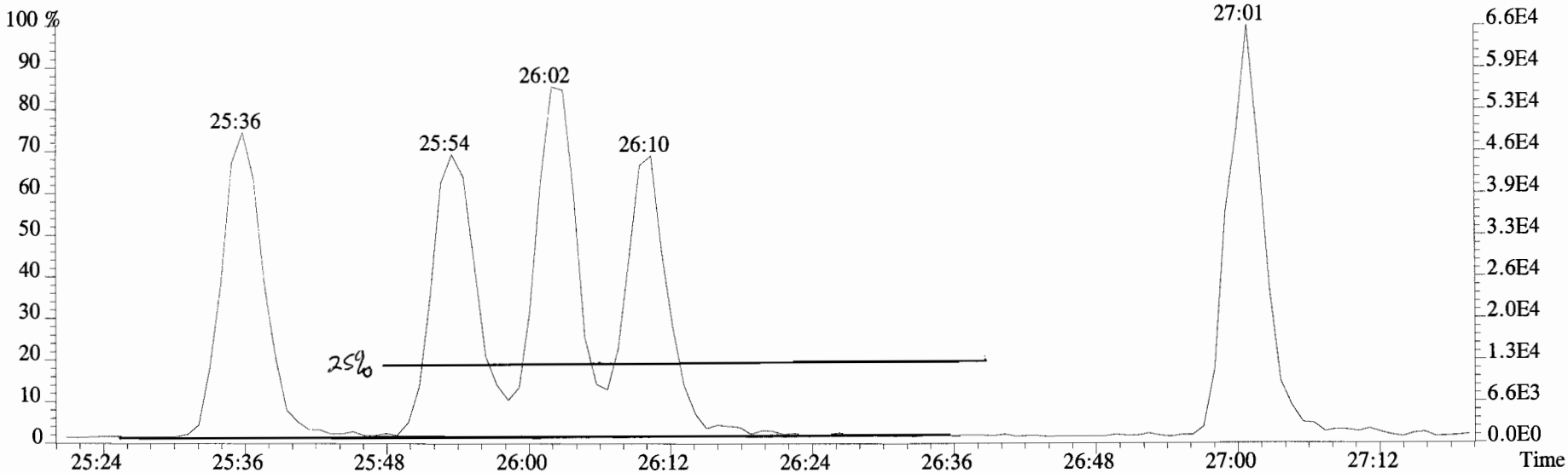

333.9339 S:4

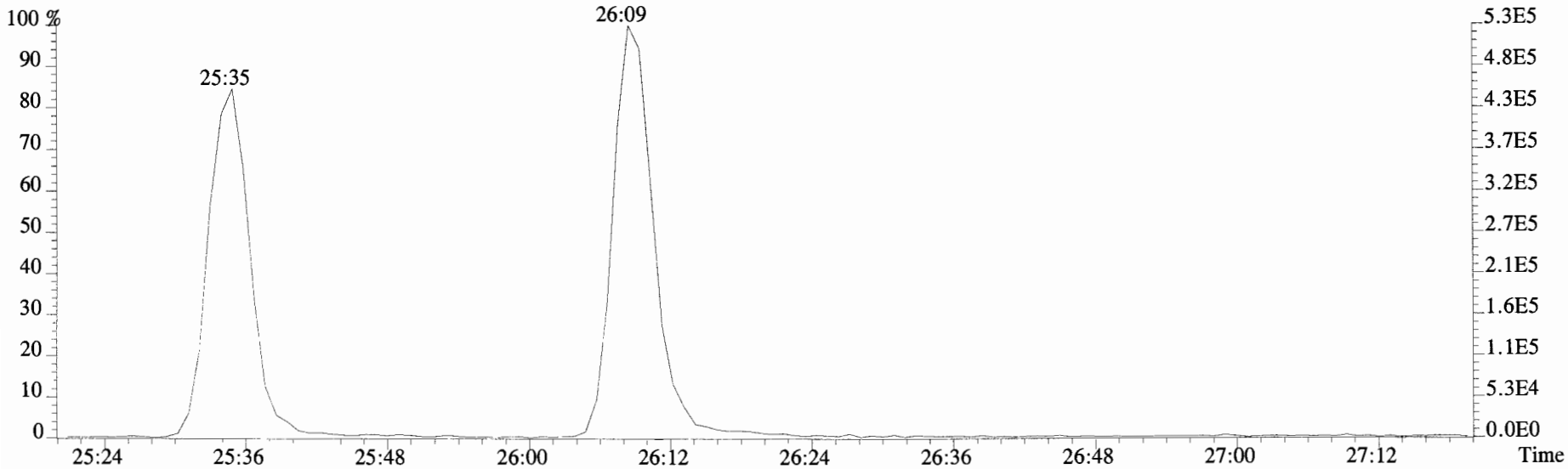

File:190510D2 #1-529 Acq:10-MAY-2019 14:24:45 GC EI+ Voltage SIR Autospec-UltimaE
Sample#1 File Text:Vista_Analytical_Laboratory_VG7 Text:ST190510D2-1 1613 CS0 19C2201 Exp:OCDD_DB5

319.8965 BSUB(10000,15,-3.0) PKD(5,5,3,0.10%,100.0,0.00%,F,F)

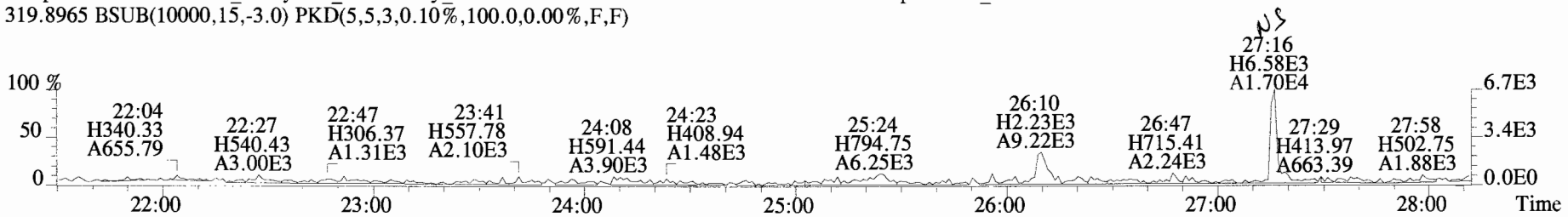

321.8936 BSUB(10000,15,-3.0) PKD(5,5,3,0.10%,100.0,0.00%,F,F)



327.8847 BSUB(10000,15,-3.0) PKD(5,5,3,0.10%,100.0,0.00%,F,F)



331.9368 BSUB(10000,15,-3.0) PKD(5,5,3,0.10%,100.0,0.00%,F,F)

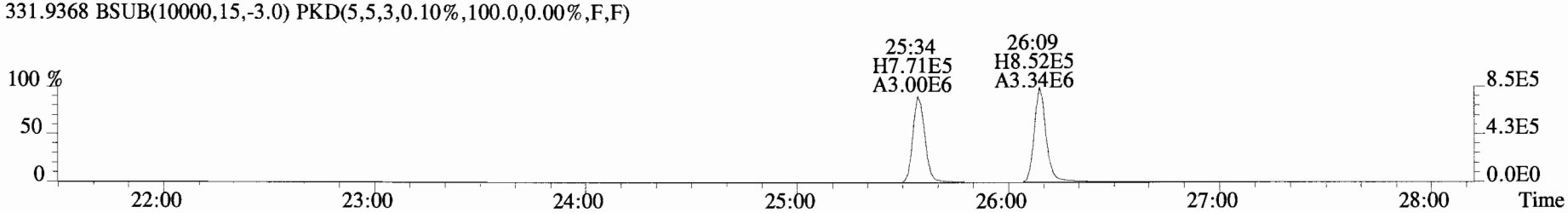

333.9339 BSUB(10000,15,-3.0) PKD(5,5,3,0.10%,100.0,0.00%,F,F)

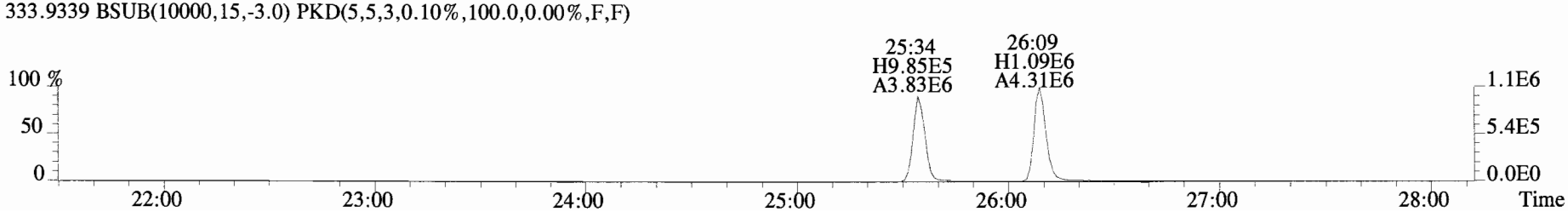

File:190510D2 #1-529 Acq:10-MAY-2019 14:24:45 GC EI+ Voltage SIR Autospec-UltimaE
Sample#1 File Text:Vista_Analytical_Laboratory_VG7 Text:ST190510D2-1 1613 CS0 19C2201 Exp:OCDD_DB5
319.8965 BSUB(10000,15,-3.0) PKD(5,5,3,0.10%,100.0,0.00%,F,F)

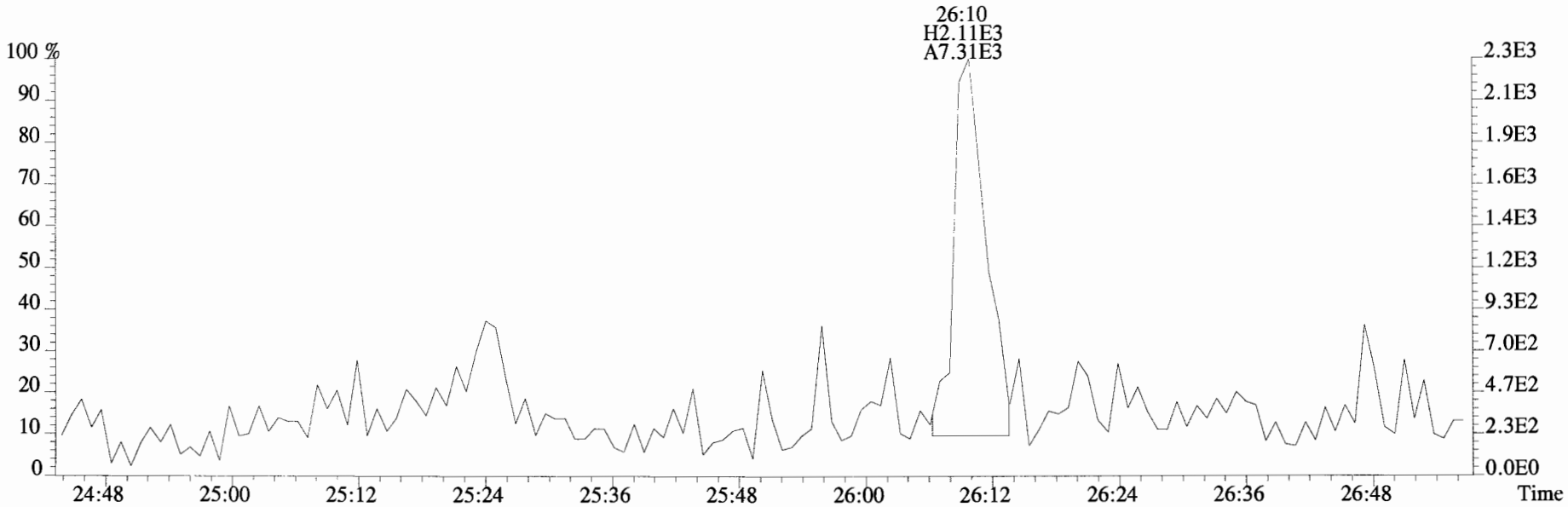

321.8936 BSUB(10000,15,-3.0) PKD(5,5,3,0.10%,100.0,0.00%,F,F)

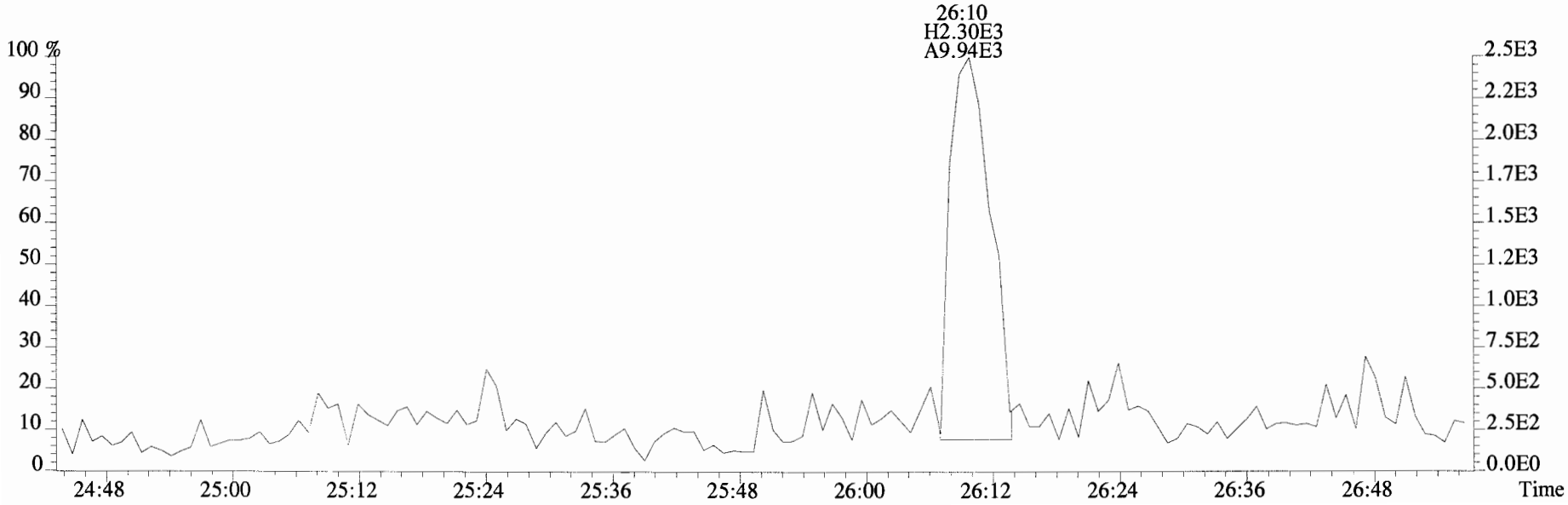

File:190510D2 #1-529 Acq:10-MAY-2019 14:24:45 GC EI+ Voltage SIR Autospec-UltimaE
Sample#1 File Text:Vista_Analytical_Laboratory_VG7 Text:ST190510D2-1 1613 CS0 19C2201 Exp:OCDD_DB5
327.8847 BSUB(10000,15,-3.0) PKD(5,5,3,0.10%,100.0,0.00%,F,F)

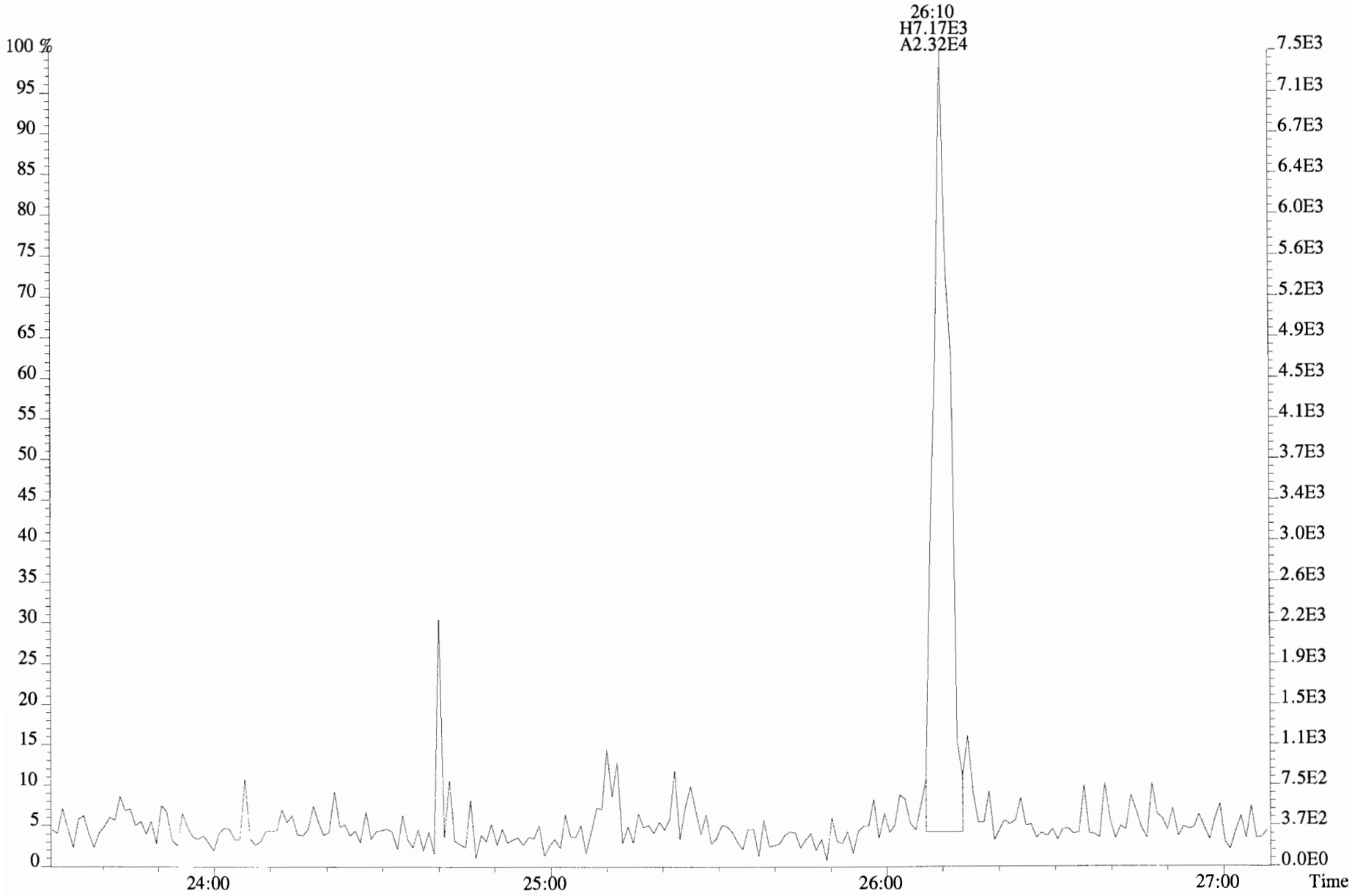

File:190510D2 #1-180 Acq:10-MAY-2019 14:24:45 GC EI+ Voltage SIR Autospec-UltimaE
Sample#1 File Text:Vista_Analytical_Laboratory_VG7 Text:ST190510D2-1 1613 CS0 19C2201 Exp:OCDD_DB5
353.8576 F:2 BSUB(10000,15,-3.0) PKD(5,5,3,0.10%,100.0,0.00%,F,F)

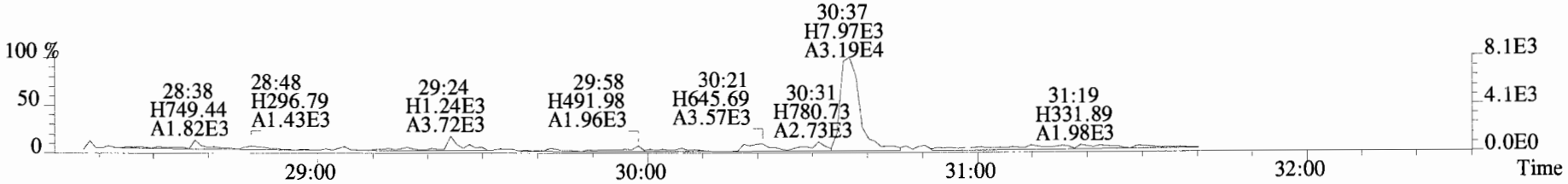

355.8546 F:2 BSUB(10000,15,-3.0) PKD(5,5,3,0.10%,100.0,0.00%,F,F)

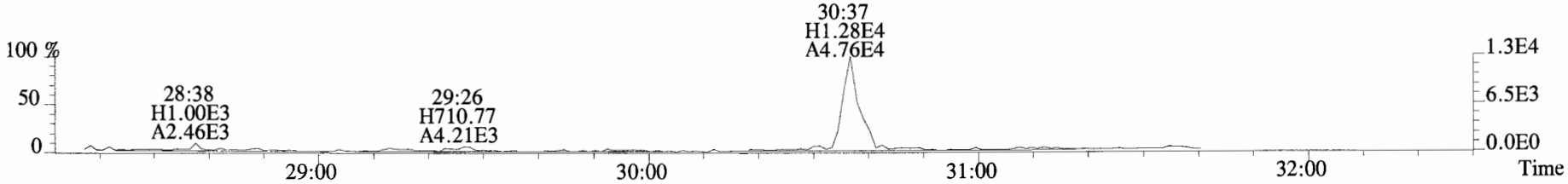

365.8978 F:2 BSUB(10000,15,-3.0) PKD(5,5,3,0.10%,100.0,0.00%,F,F)

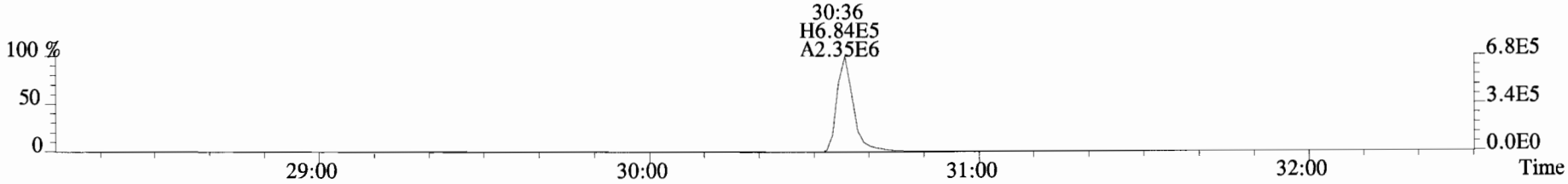

367.8949 F:2 BSUB(10000,15,-3.0) PKD(5,5,3,0.10%,100.0,0.00%,F,F)

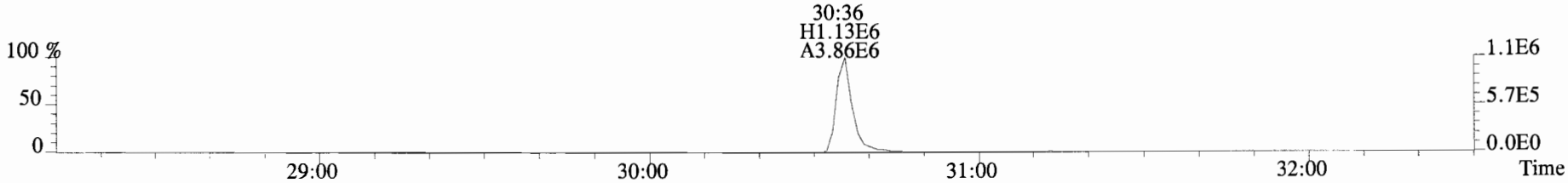

366.9792 F:2

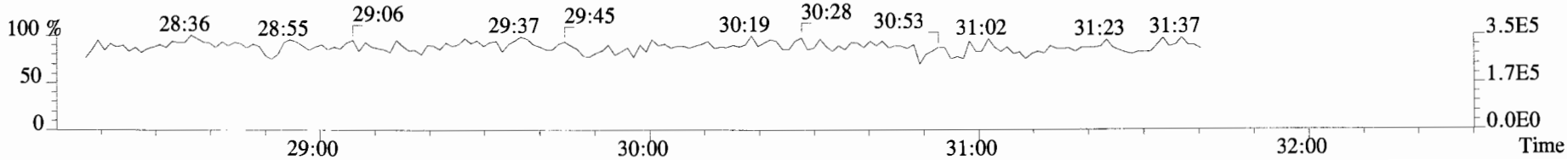

File:190510D2 #1-180 Acq:10-MAY-2019 14:24:45 GC EI+ Voltage SIR Autospec-UltimaE
Sample#1 File Text:Vista_Analytical_Laboratory_VG7 Text:ST190510D2-1 1613 CS0 19C2201 Exp:OCDD_DB5
353.8576 F:2 BSUB(10000,15,-3.0) PKD(5,5,3,0.10%,100.0,0.00%,F,F)

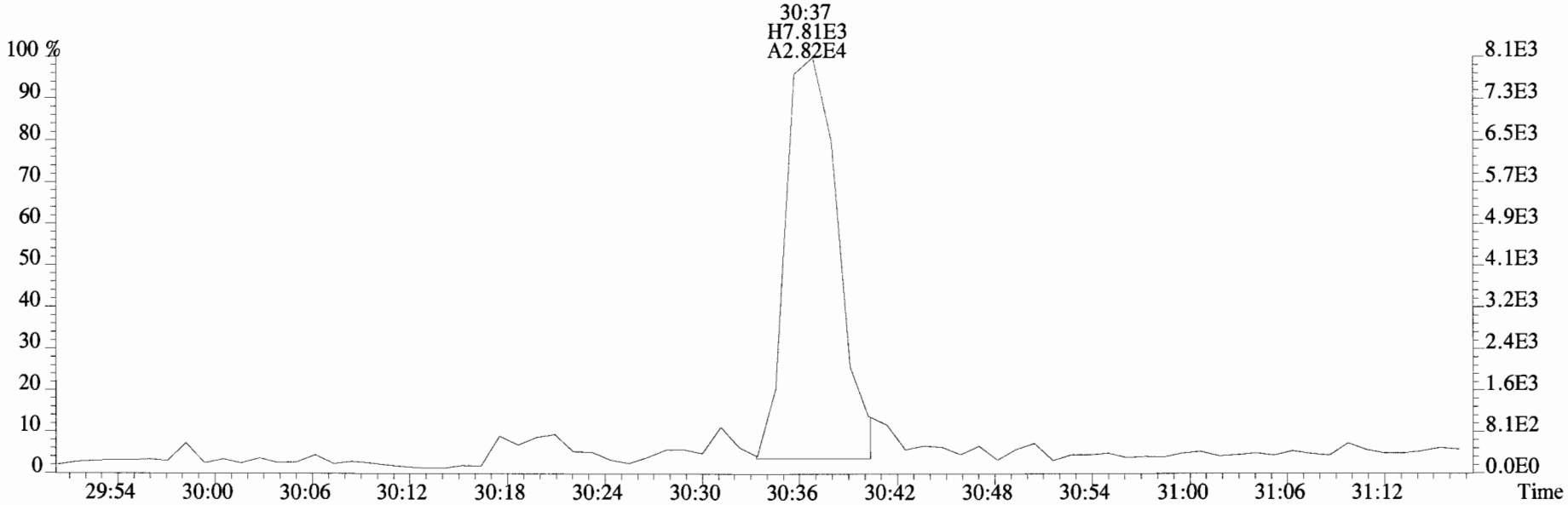

355.8546 F:2 BSUB(10000,15,-3.0) PKD(5,5,3,0.10%,100.0,0.00%,F,F)

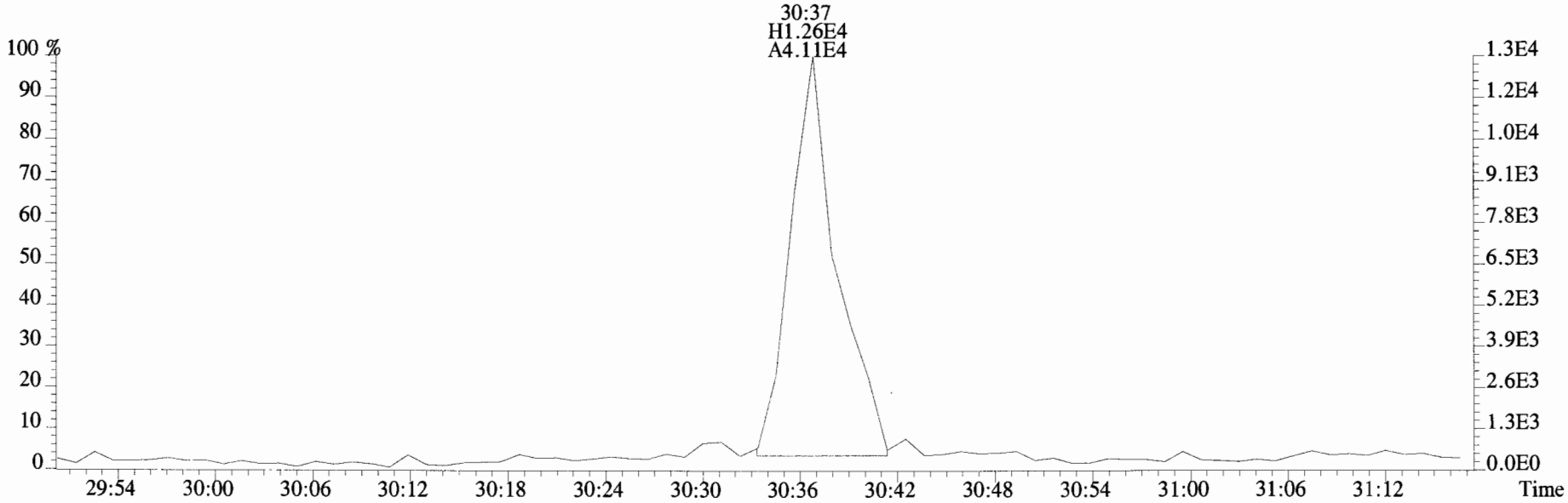

File:190510D2 #1-385 Acq:10-MAY-2019 14:24:45 GC EI+ Voltage SIR Autospec-UltimaE
Sample#1 File Text:Vista_Analytical_Laboratory_VG7 Text:ST190510D2-1 1613 CS0 19C2201 Exp:OCDD_DB5

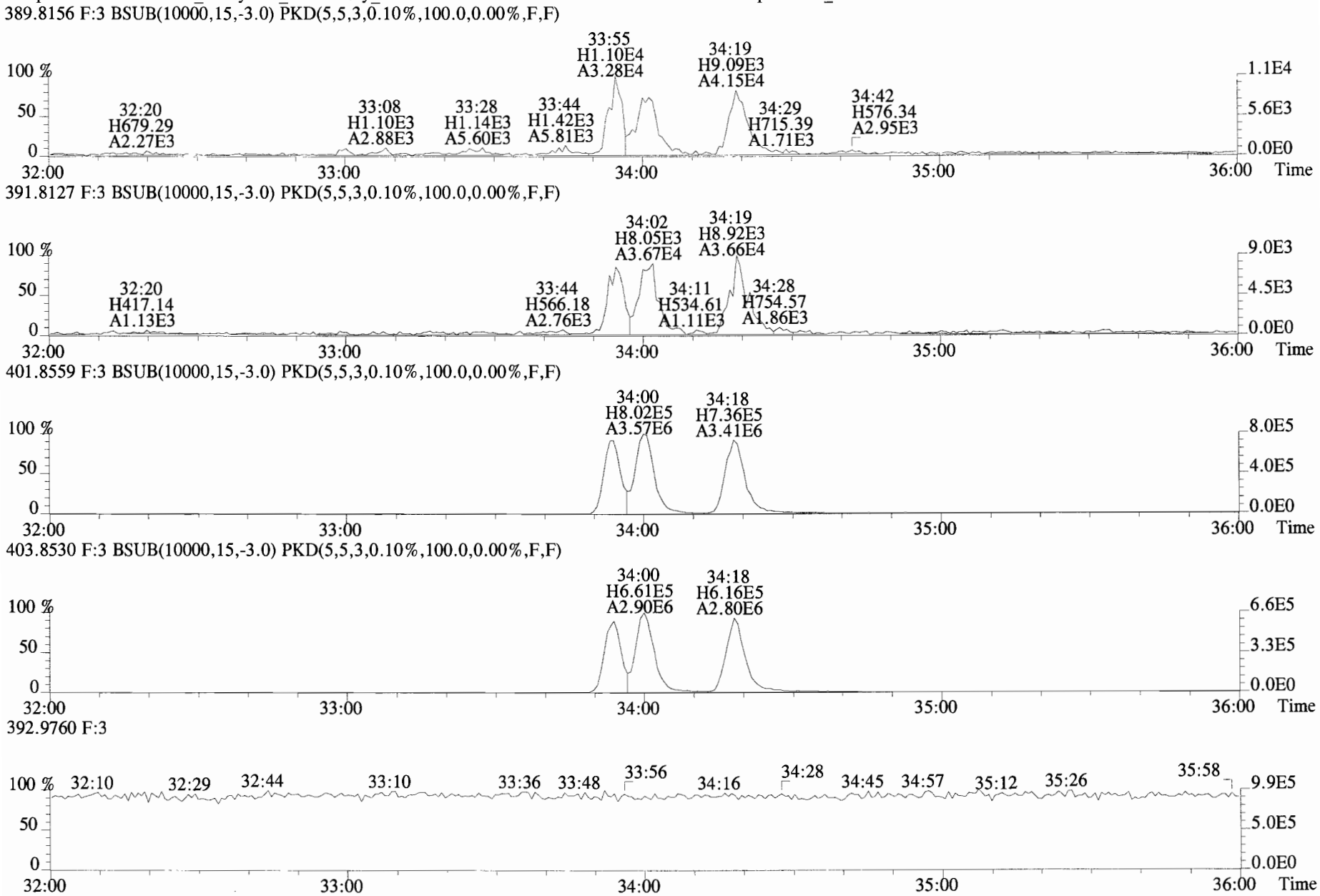

File:190510D2 #1-385 Acq:10-MAY-2019 14:24:45 GC EI+ Voltage SIR Autospec-UltimaE
Sample#1 File Text:Vista_Analytical_Laboratory_VG7 Text:ST190510D2-1 1613 CS0 19C2201 Exp:OCDD_DB5
389.8156 F:3 BSUB(10000,15,-3.0) PKD(5,5,3,0.10%,100.0,0.00%,F,F)

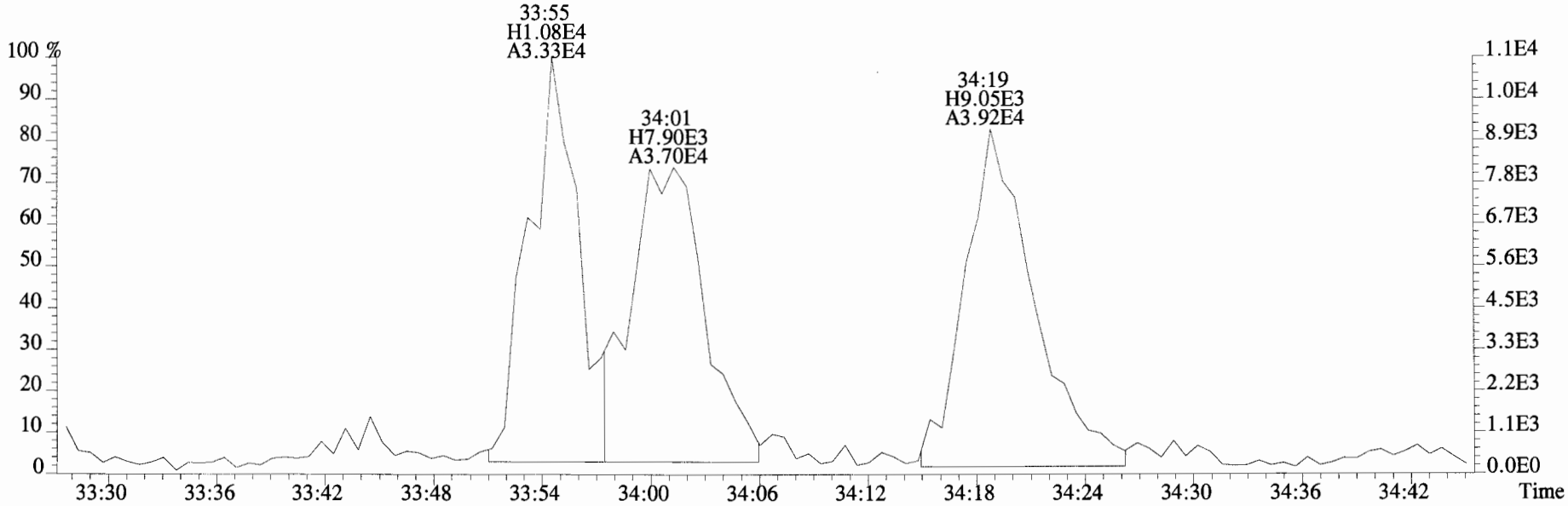

391.8127 F:3 BSUB(10000,15,-3.0) PKD(5,5,3,0.10%,100.0,0.00%,F,F)

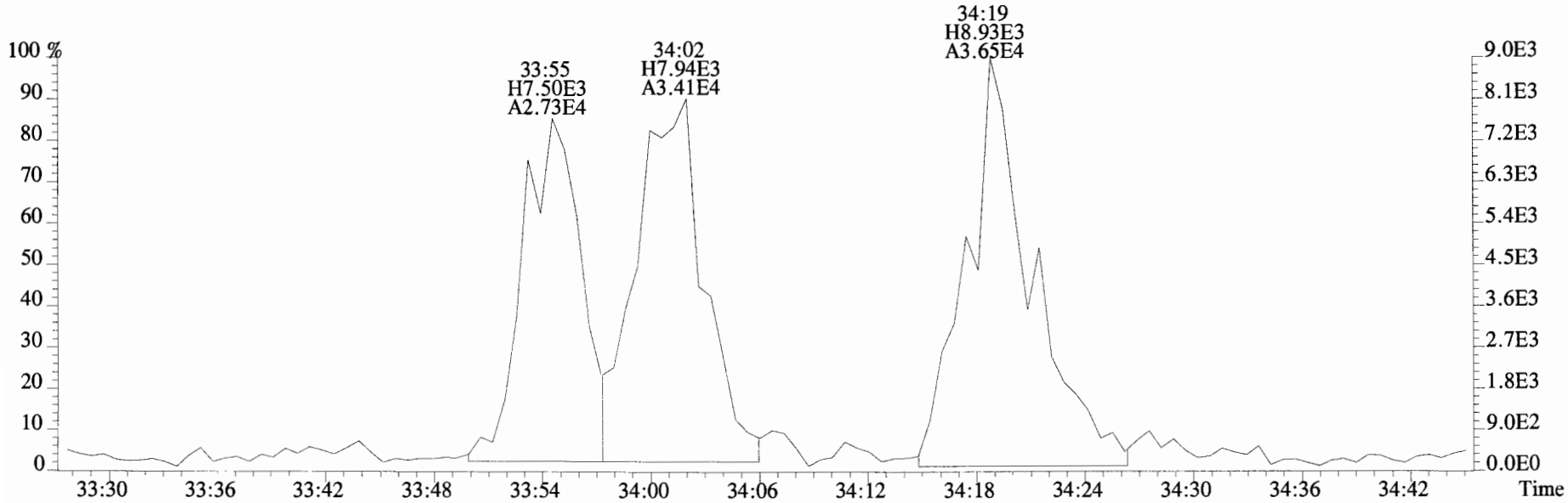

File:190510D2 #1-385 Acq:10-MAY-2019 14:24:45 GC EI+ Voltage SIR Autospec-UltimaE
Sample#1 File Text:Vista_Analytical_Laboratory_VG7 Text:ST190510D2-1 1613 CS0 19C2201 Exp:OCDD_DB5
401.8559 F:3 BSUB(10000,15,-3.0) PKD(5,5,3,0.10%,100.0,0.00%,F,F)

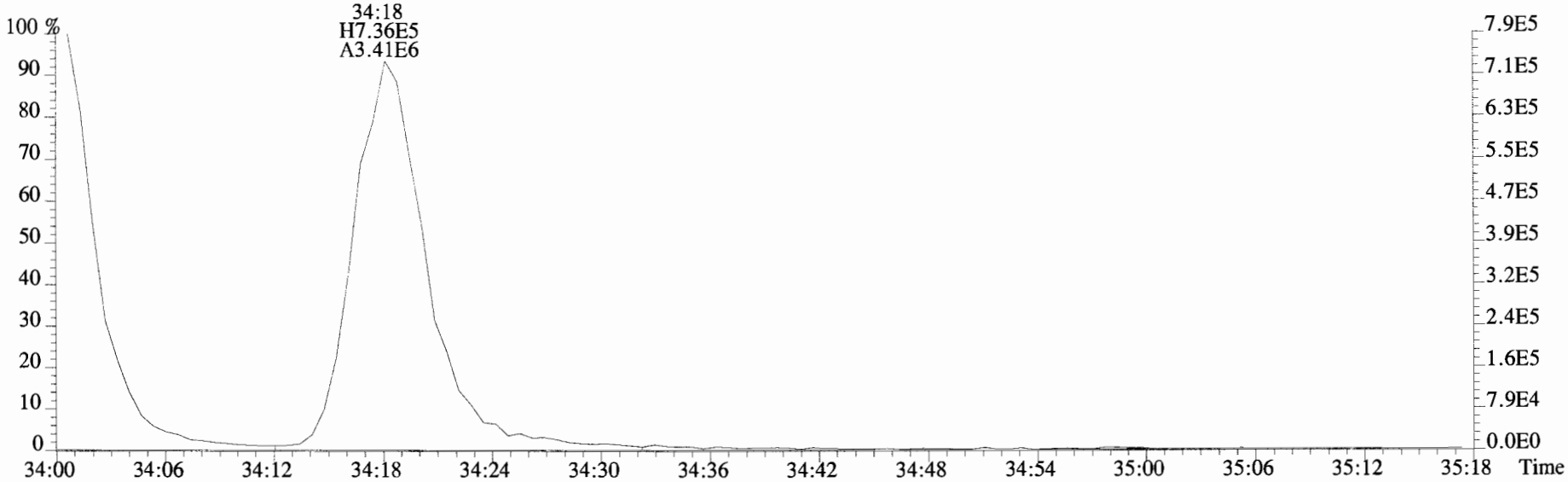

403.8530 F:3 BSUB(10000,15,-3.0) PKD(5,5,3,0.10%,100.0,0.00%,F,F)

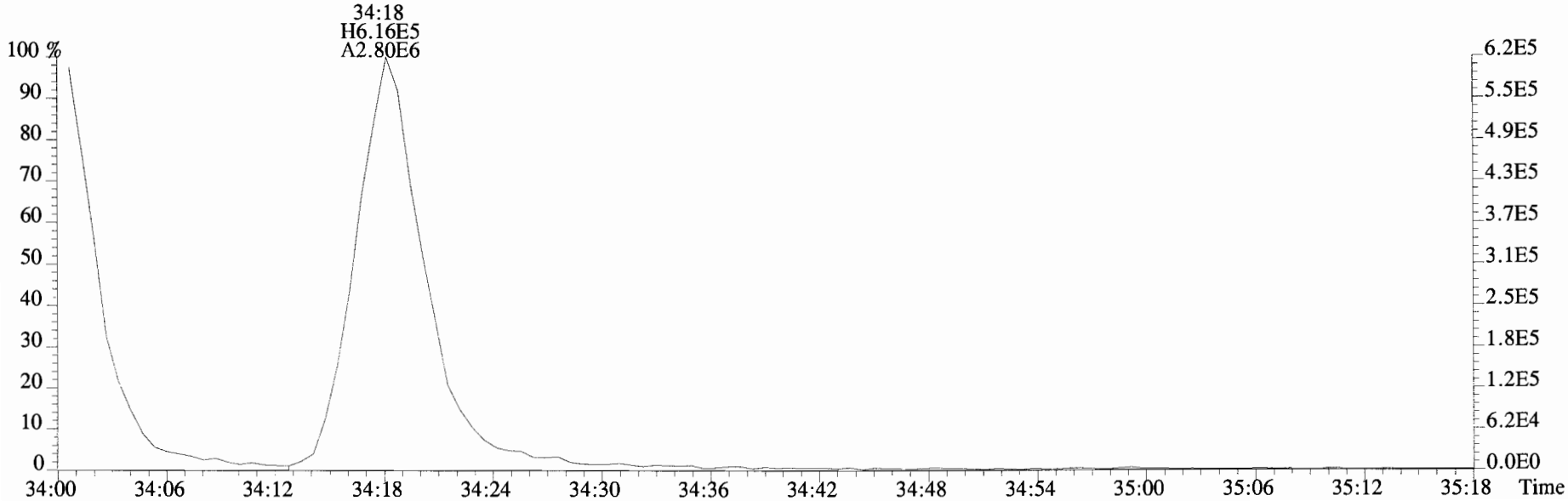

File:190510D2 #1-355 Acq:10-MAY-2019 14:24:45 GC EI+ Voltage SIR Autospec-UltimaE
Sample#1 File Text:Vista_Analytical_Laboratory_VG7 Text:ST190510D2-1 1613 CS0 19C2201 Exp:OCDD_DB5

423.7767 F:4 BSUB(10000,15,-3.0) PKD(5,5,3,0.10%,100.0,0.00%,F,F)



425.7737 F:4 BSUB(10000,15,-3.0) PKD(5,5,3,0.10%,100.0,0.00%,F,F)

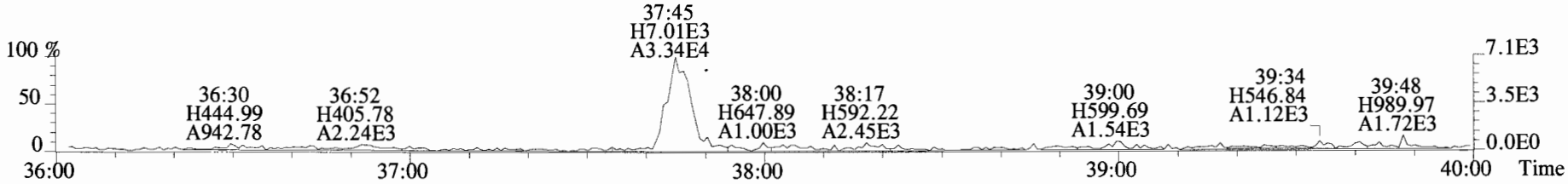

435.8169 F:4 BSUB(10000,15,-3.0) PKD(5,5,3,0.10%,100.0,0.00%,F,F)

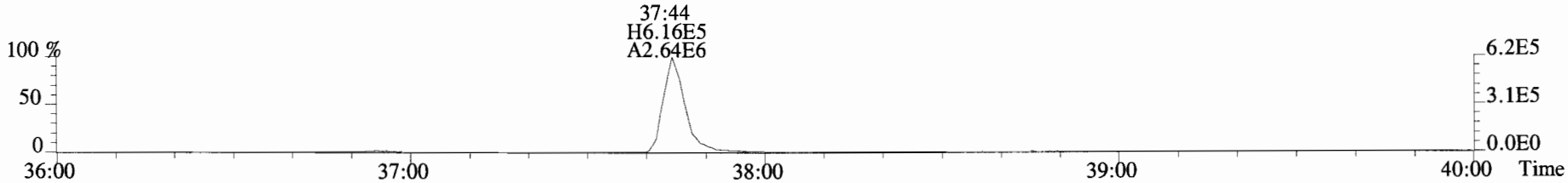

437.8140 F:4 BSUB(10000,15,-3.0) PKD(5,5,3,0.10%,100.0,0.00%,F,F)

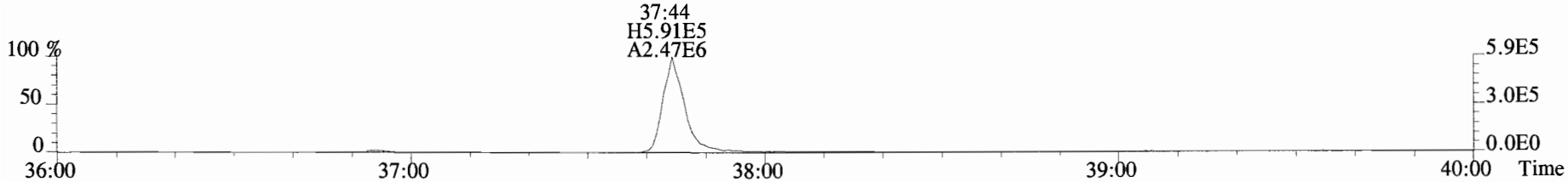

454.9728 F:4

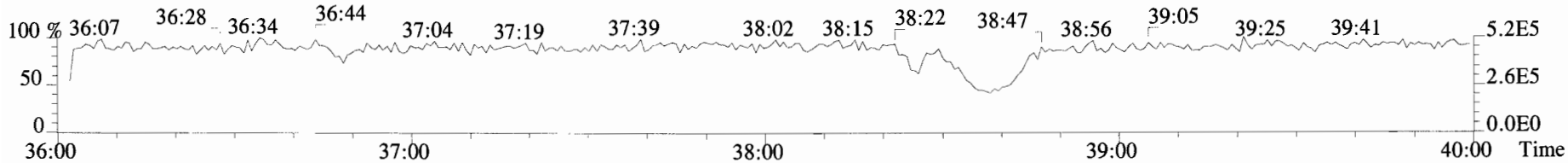

File:190510D2 #1-355 Acq:10-MAY-2019 14:24:45 GC EI+ Voltage SIR Autospec-UltimaE
Sample#1 File Text:Vista_Analytical_Laboratory_VG7 Text:ST190510D2-1 1613 CS0 19C2201 Exp:OCDD_DB5
423.7767 F:4 BSUB(10000,15,-3.0) PKD(5,5,3,0.10%,100.0,0.00%,F,F)

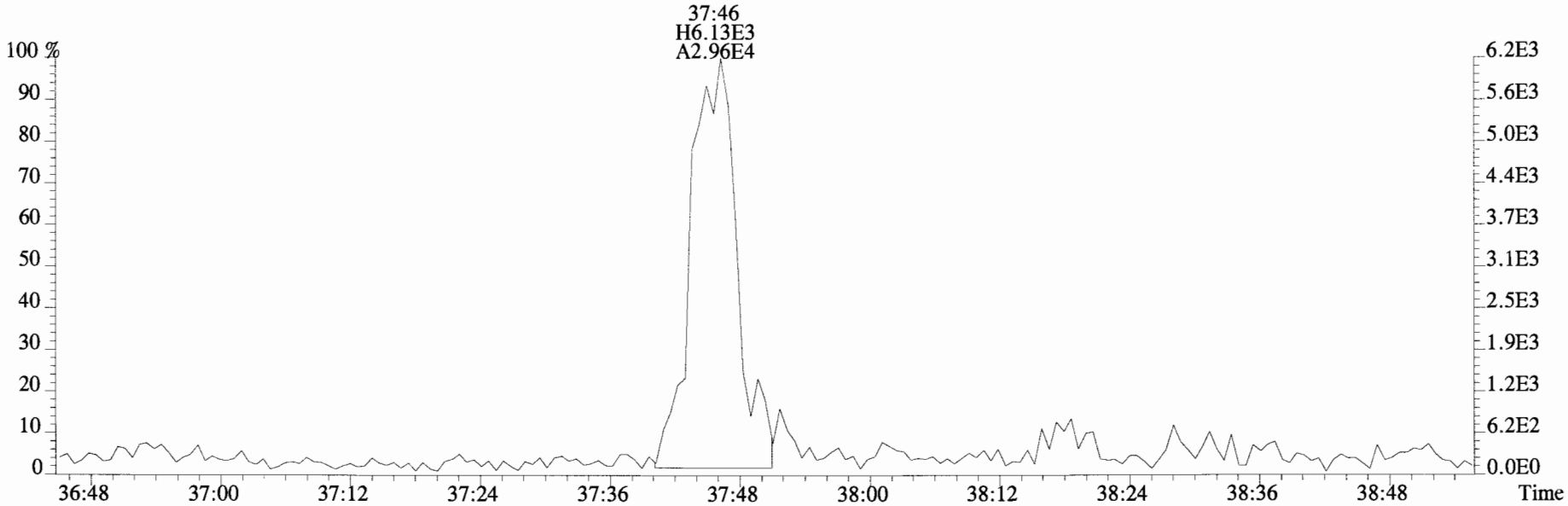

425.7737 F:4 BSUB(10000,15,-3.0) PKD(5,5,3,0.10%,100.0,0.00%,F,F)

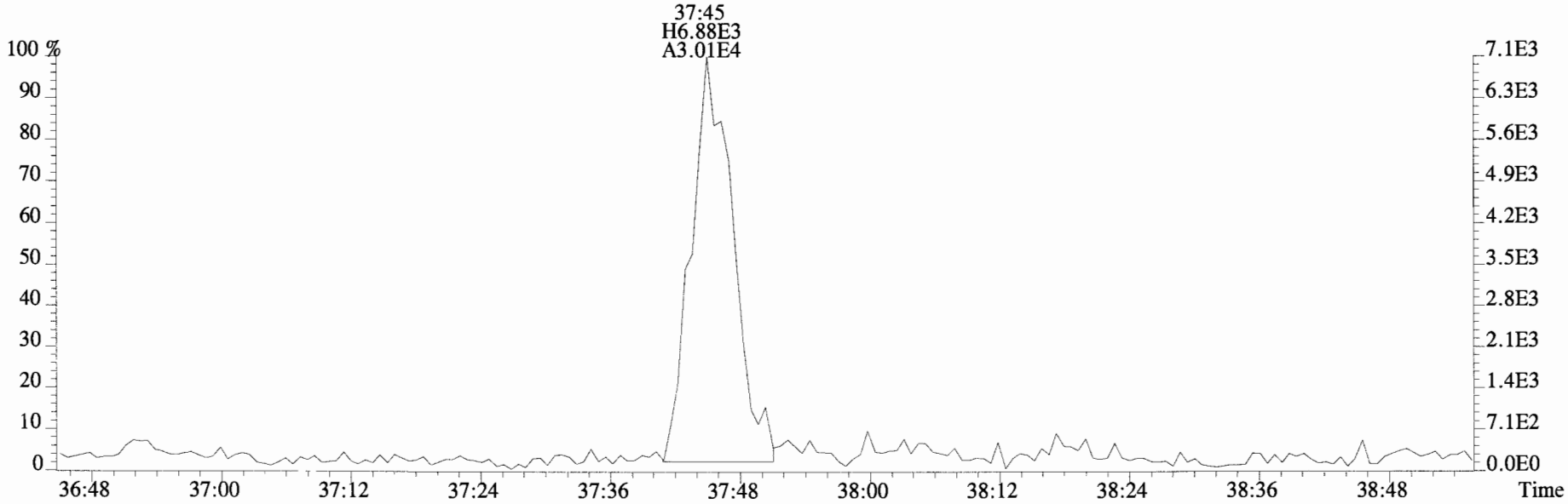

File:190510D2 #1-432 Acq:10-MAY-2019 14:24:45 GC EI+ Voltage SIR Autospec-UltimaE
Sample#1 File Text:Vista_Analytical_Laboratory_VG7 Text:ST190510D2-1 1613 CS0 19C2201 Exp:OCDD_DB5

457.7377 F:5 BSUB(10000,15,-3.0) PKD(5,5,3,0.10%,100.0,0.00%,F,F)

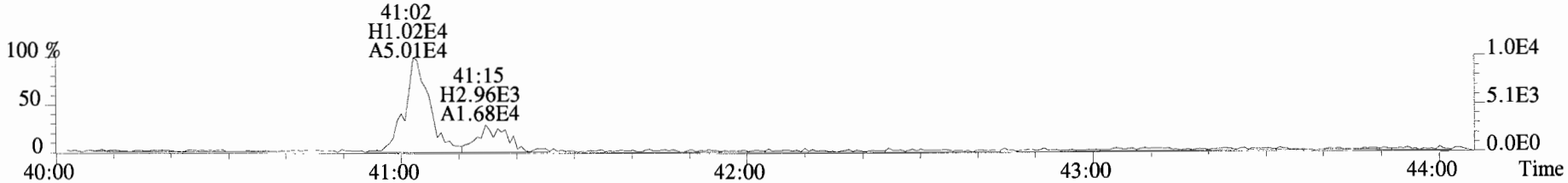

459.7348 F:5 BSUB(10000,15,-3.0) PKD(5,5,3,0.10%,100.0,0.00%,F,F)



469.7780 F:5 BSUB(10000,15,-3.0) PKD(5,5,3,0.10%,100.0,0.00%,F,F)

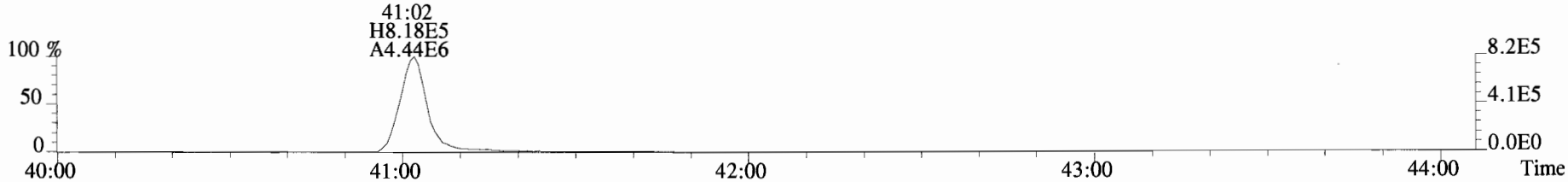

471.7750 F:5 BSUB(10000,15,-3.0) PKD(5,5,3,0.10%,100.0,0.00%,F,F)

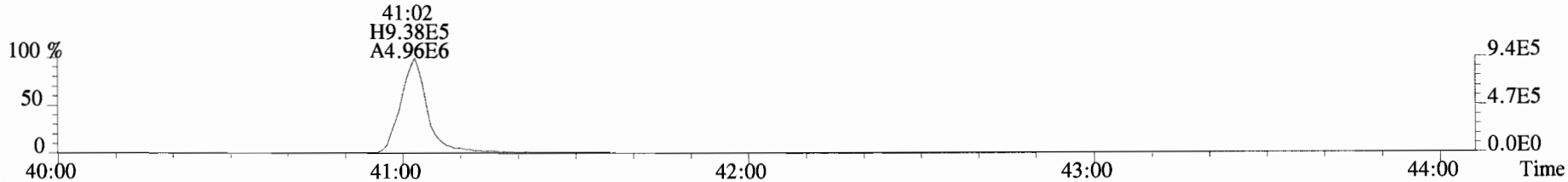

454.9728 F:5

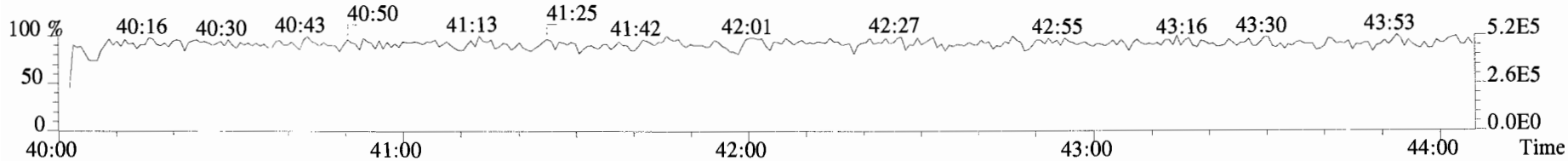

File:190510D2 #1-432 Acq:10-MAY-2019 14:24:45 GC EI+ Voltage SIR Autospec-UltimaE
Sample#1 File Text:Vista_Analytical_Laboratory_VG7 Text:ST190510D2-1 1613 CS0 19C2201 Exp:OCDD_DB5
457.7377 F:5 BSUB(10000,15,-3.0) PKD(5,5,3,0.10%,100.0,0.00%,F,F)

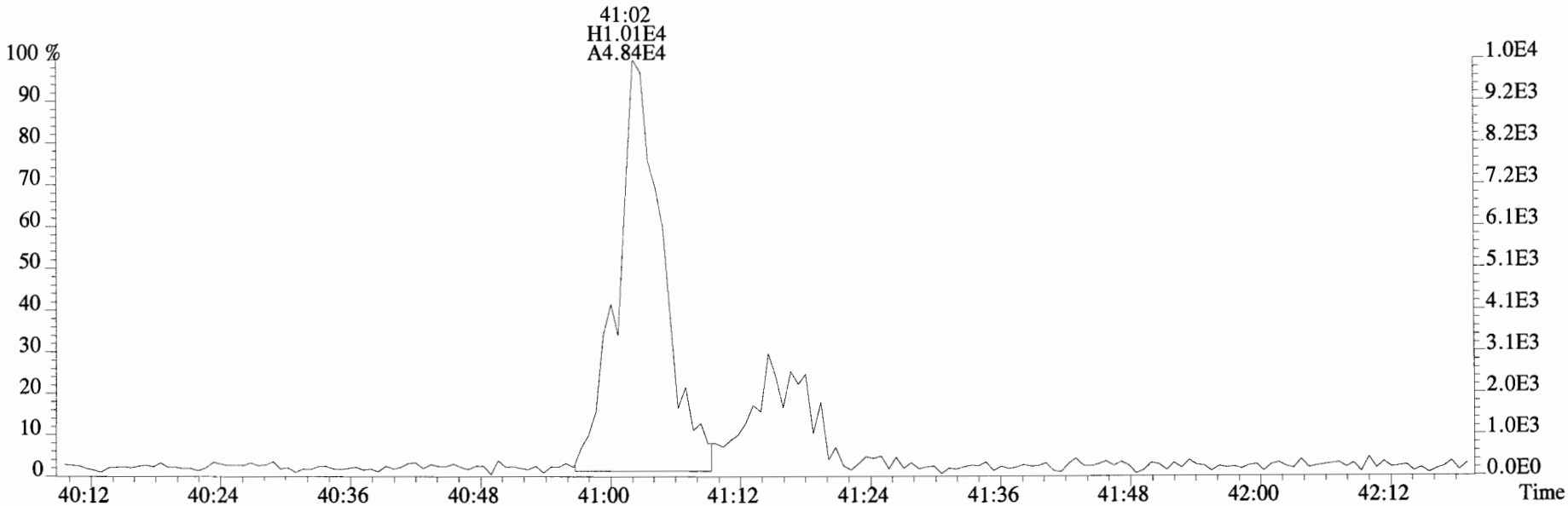

459.7348 F:5 BSUB(10000,15,-3.0) PKD(5,5,3,0.10%,100.0,0.00%,F,F)

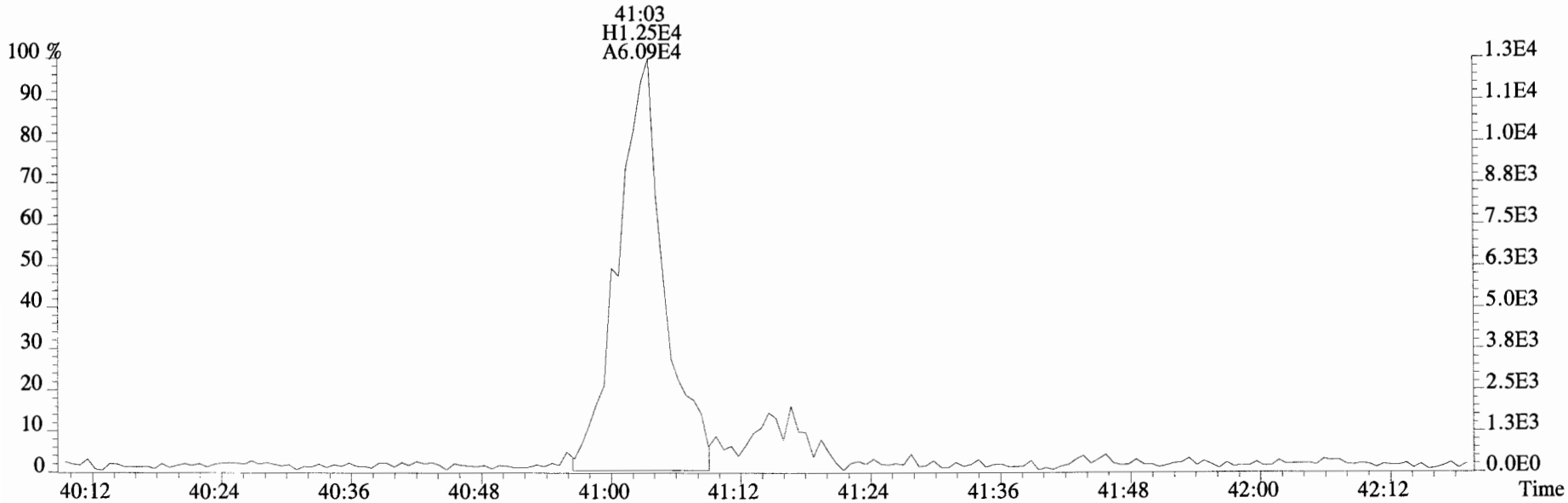

File:190510D2 #1-529 Acq:10-MAY-2019 14:24:45 GC EI+ Voltage SIR Autospec-UltimaE
Sample#1 File Text:Vista_Analytical_Laboratory_VG7 Text:ST190510D2-1 1613 CS0 19C2201 Exp:OCDD_DB5

303.9016 BSUB(10000,15,-3.0) PKD(5,5,3,0.10%,100.0,0.00%,F,F)

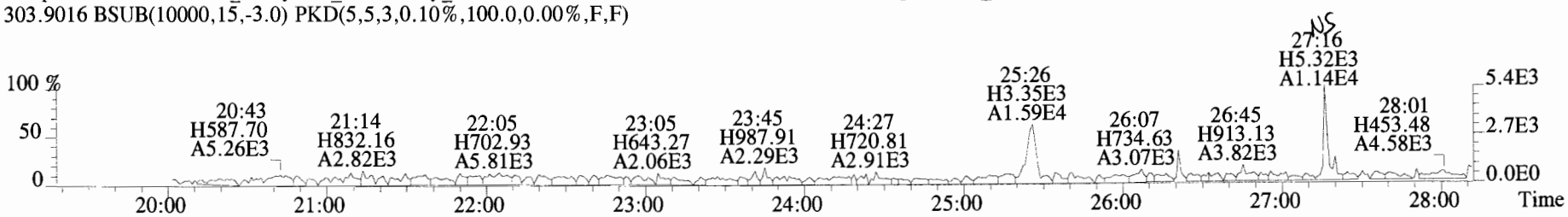

305.8987 BSUB(10000,15,-3.0) PKD(5,5,3,0.10%,100.0,0.00%,F,F)

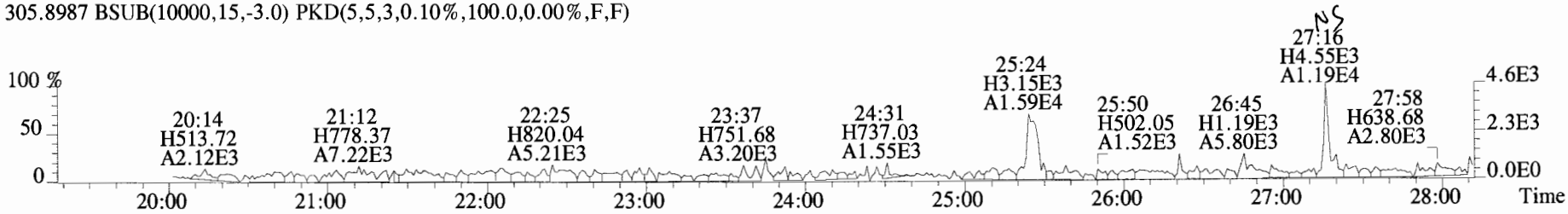

315.9419 BSUB(10000,15,-3.0) PKD(5,5,3,0.10%,100.0,0.00%,F,F)

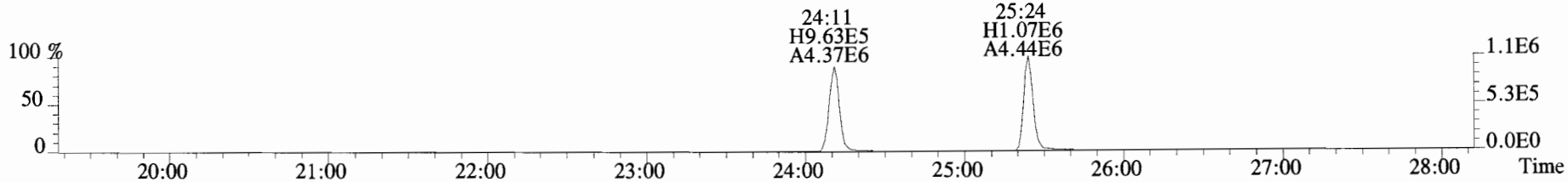

317.9389 BSUB(10000,15,-3.0) PKD(5,5,3,0.10%,100.0,0.00%,F,F)

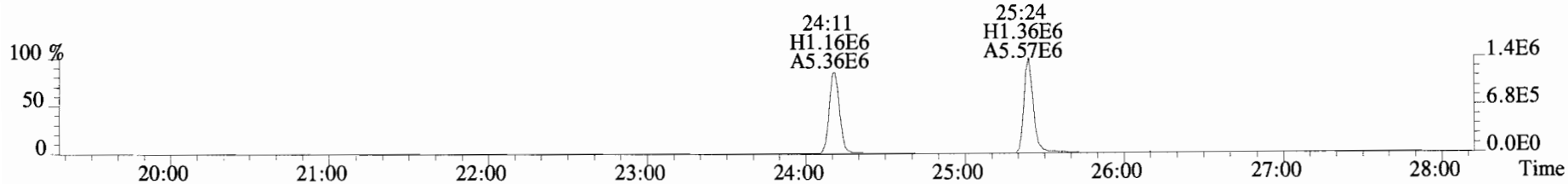

375.8364 BSUB(10000,15,-3.0) PKD(5,5,3,0.10%,100.0,0.00%,F,F)



File:190510D2 #1-529 Acq:10-MAY-2019 14:24:45 GC EI+ Voltage SIR Autospec-UltimaE
Sample#1 File Text:Vista_Analytical_Laboratory_VG7 Text:ST190510D2-1 1613 CS0 19C2201 Exp:OCDD_DB5
303.9016 BSUB(10000,15,-3.0)

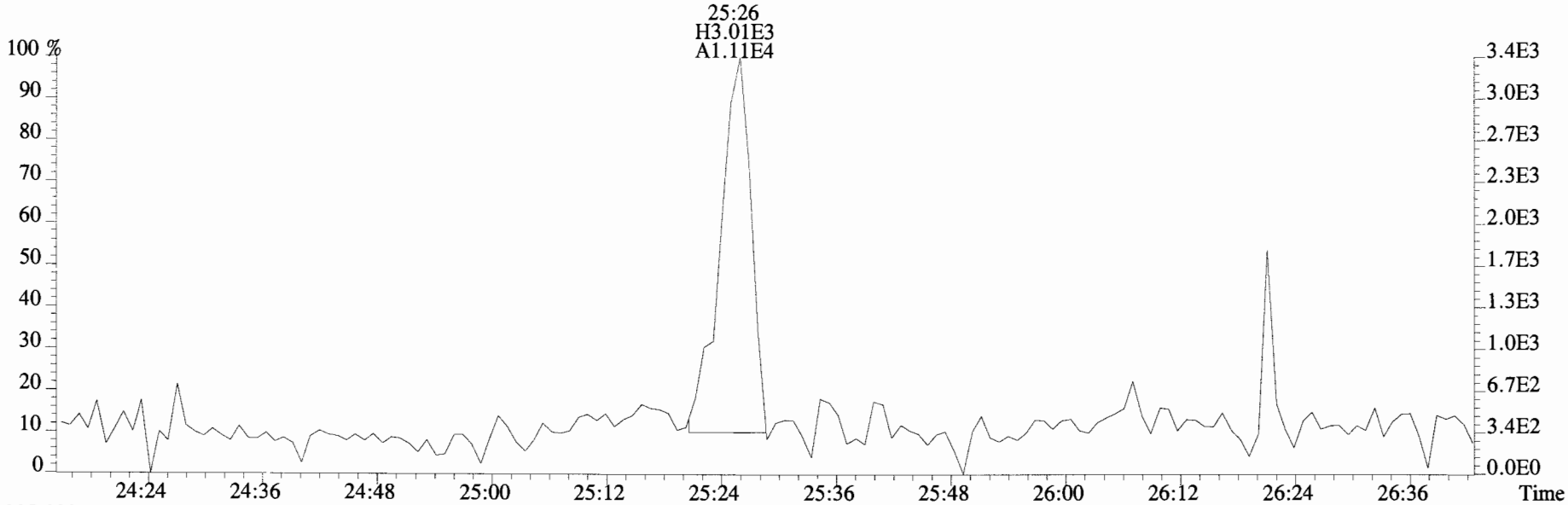

305.8987 BSUB(10000,15,-3.0)

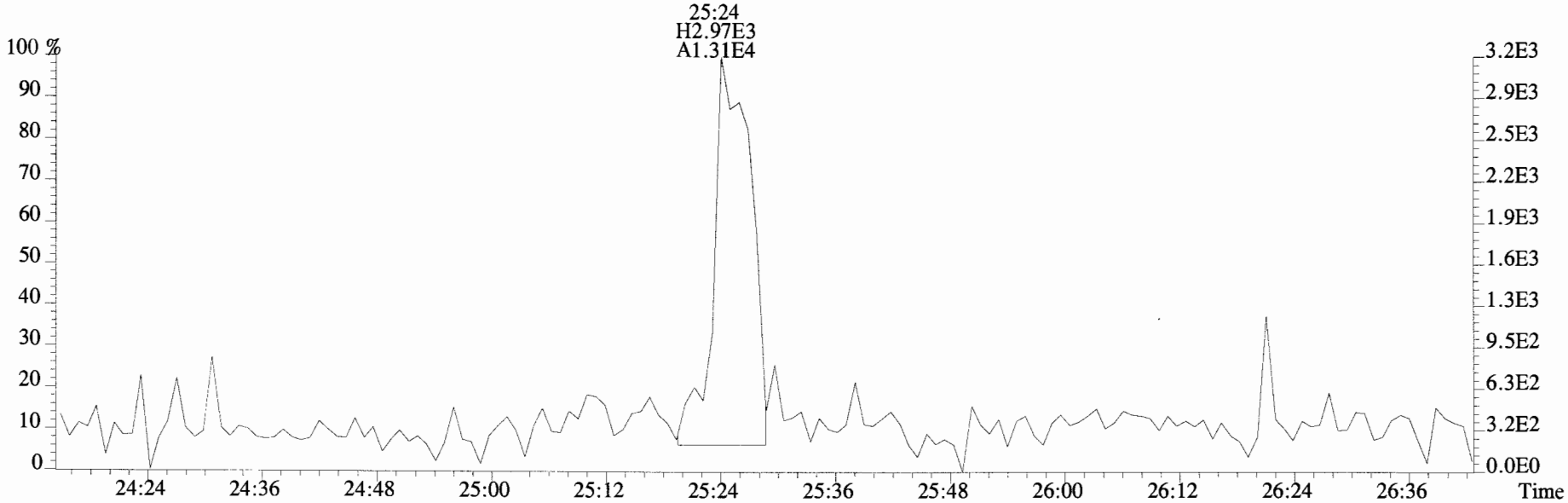

File:190510D2 #1-529 Acq:10-MAY-2019 14:24:45 GC EI+ Voltage SIR Autospec-UltimaE
Sample#1 File Text:Vista_Analytical_Laboratory_VG7 Text:ST190510D2-1 1613 CS0 19C2201 Exp:OCDD_DB5
339.8597 BSUB(10000,15,-3.0) PKD(5,5,3,0.10%,100.0,0.00%,F,F)

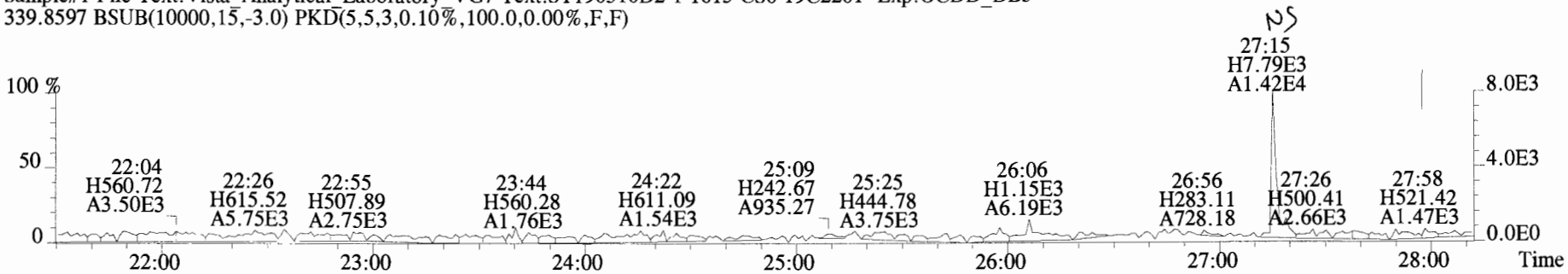

341.8568 BSUB(10000,15,-3.0) PKD(5,5,3,0.10%,100.0,0.00%,F,F)

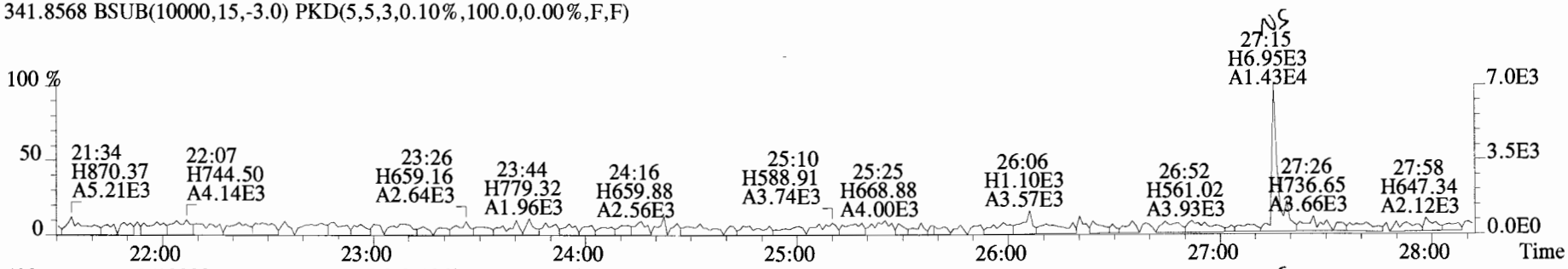

409.7974 BSUB(10000,15,-3.0) PKD(5,5,3,0.10%,100.0,0.00%,F,F)



316.9824

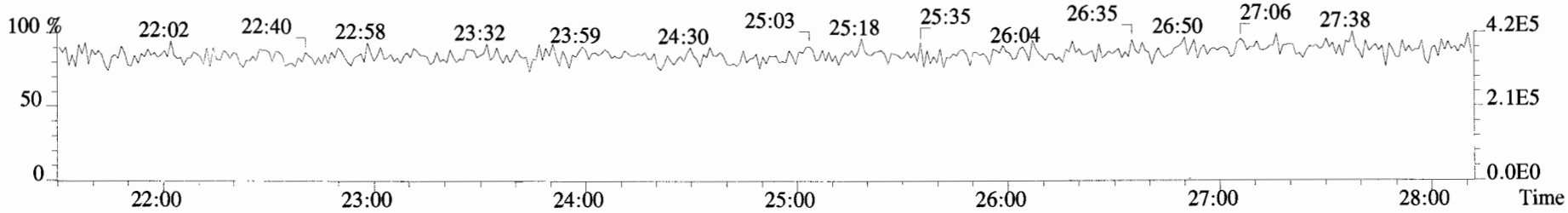

File:190510D2 #1-180 Acq:10-MAY-2019 14:24:45 GC EI+ Voltage SIR Autospec-UltimaE
Sample#1 File Text:Vista_Analytical_Laboratory_VG7 Text:ST190510D2-1 1613 CS0 19C2201 Exp:OCDD_DB5

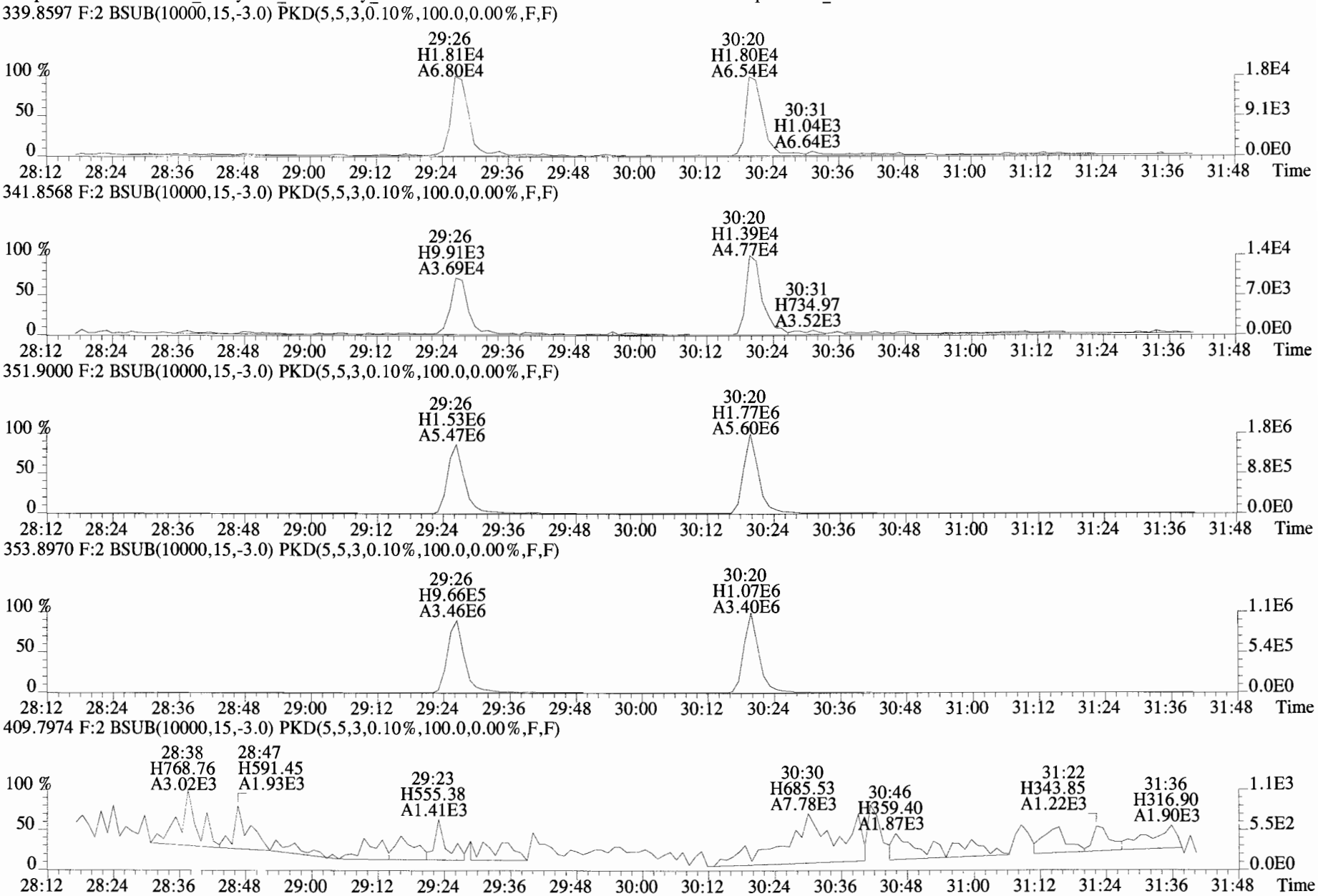

File:190510D2 #1-180 Acq:10-MAY-2019 14:24:45 GC EI+ Voltage SIR Autospec-UltimaE
Sample#1 File Text:Vista_Analytical_Laboratory_VG7 Text:ST190510D2-1 1613 CS0 19C2201 Exp:OCDD_DB5
339.8597 F:2 BSUB(10000,15,-3.0) PKD(5,5,3,0.10%,100.0,0.00%,F,F)

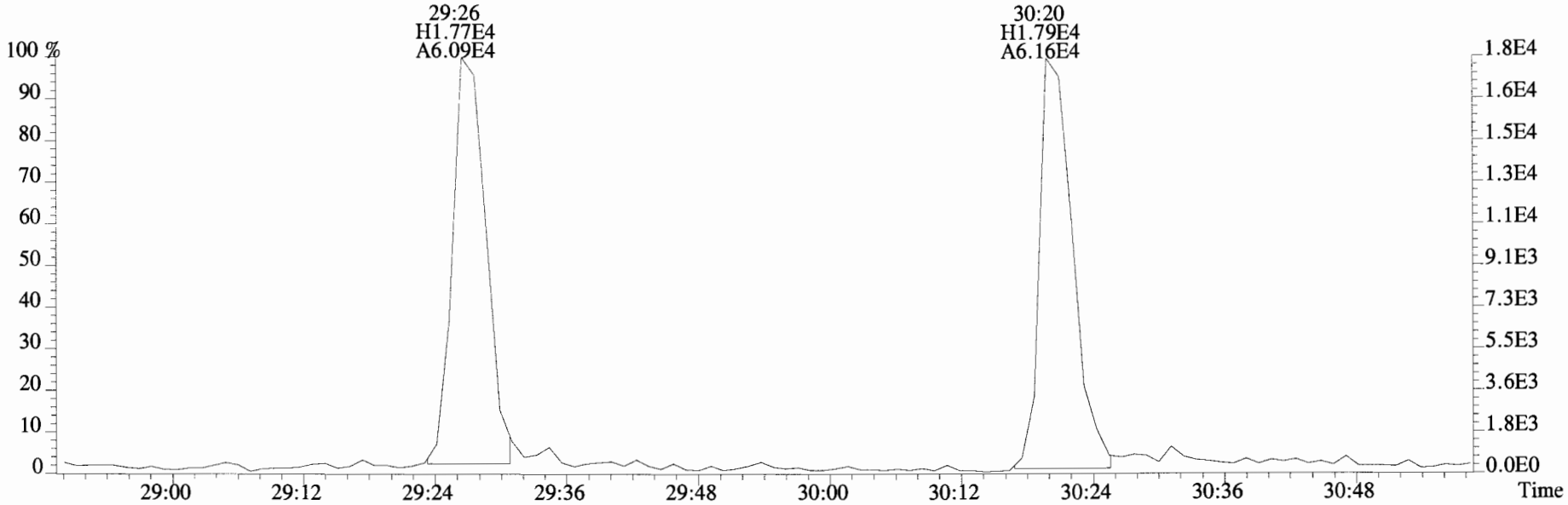

341.8568 F:2 BSUB(10000,15,-3.0) PKD(5,5,3,0.10%,100.0,0.00%,F,F)

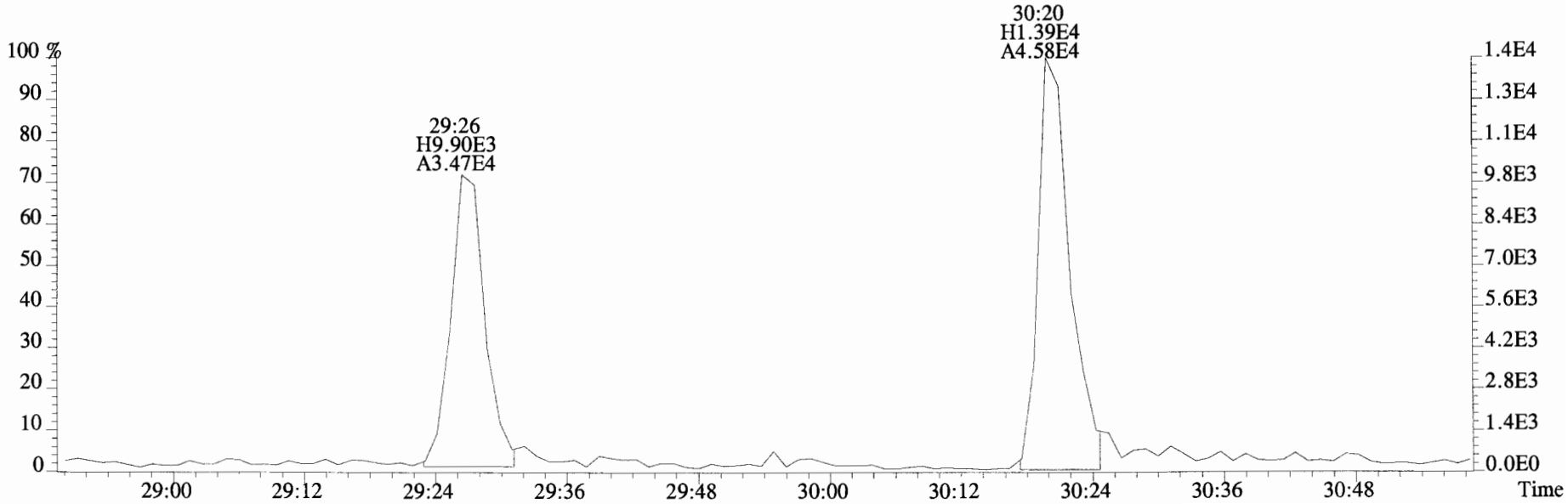

File:190510D2 #1-385 Acq:10-MAY-2019 14:24:45 GC EI+ Voltage SIR Autospec-UltimaE
Sample#1 File Text:Vista_Analytical_Laboratory_VG7 Text:ST190510D2-1 1613 CS0 19C2201 Exp:OCDD_DB5

373.8207 F:3 BSUB(10000,15,-3.0) PKD(5,5,3,0.10%,100.0,0.00%,F,F)



375.8178 F:3 BSUB(10000,15,-3.0) PKD(5,5,3,0.10%,100.0,0.00%,F,F)

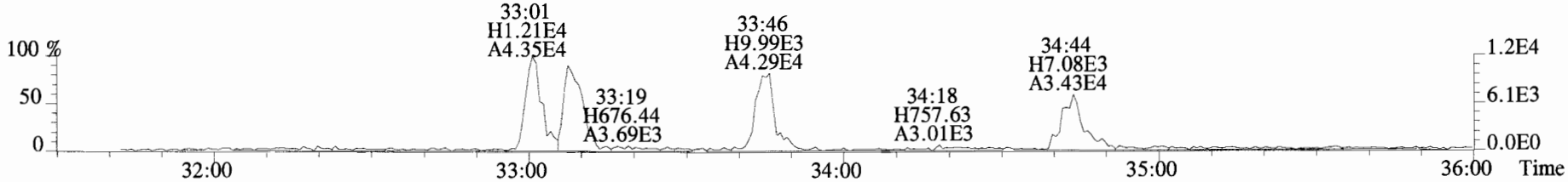

383.8639 F:3 BSUB(10000,15,-3.0) PKD(5,5,3,0.10%,100.0,0.00%,F,F)

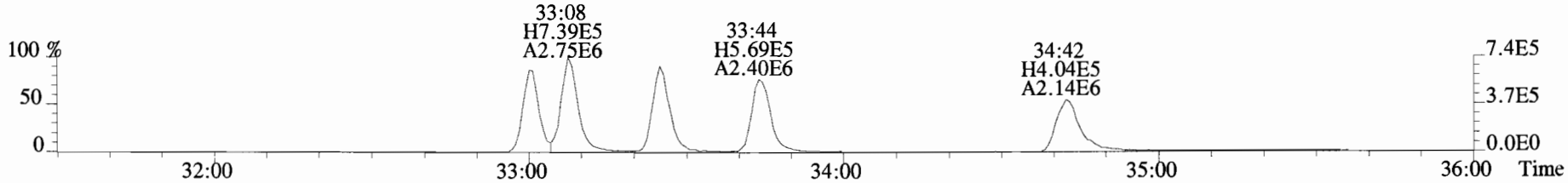

385.8610 F:3 BSUB(10000,15,-3.0) PKD(5,5,3,0.10%,100.0,0.00%,F,F)

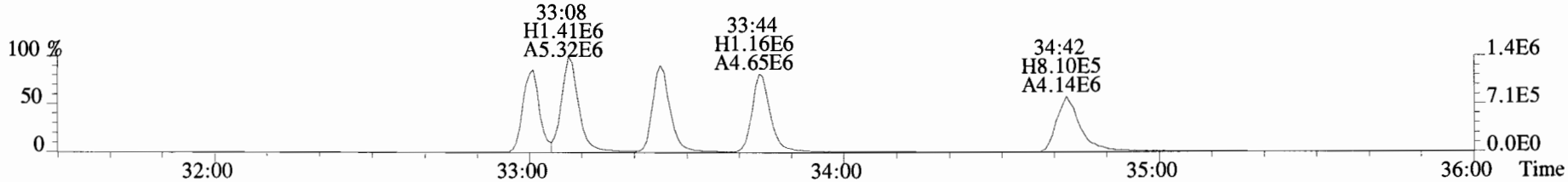

445.7555 F:3 BSUB(10000,15,-3.0) PKD(5,5,3,0.10%,100.0,0.00%,F,F)

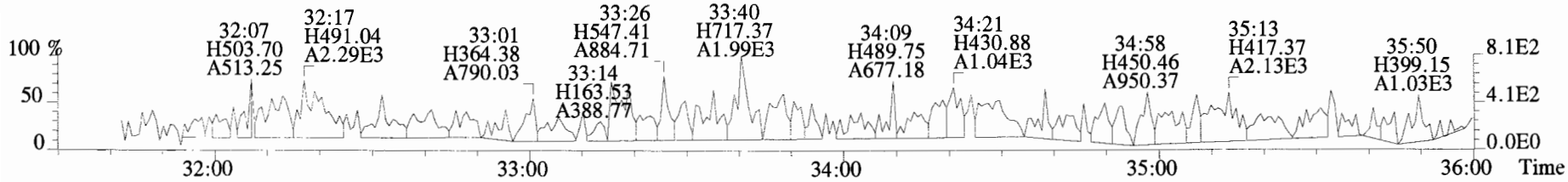

File:190510D2 #1-385 Acq:10-MAY-2019 14:24:45 GC EI+ Voltage SIR Autospec-UltimaE
Sample#1 File Text:Vista_Analytical_Laboratory_VG7 Text:ST190510D2-1 1613 CS0 19C2201 Exp:OCDD_DB5
373.8207 F:3 BSUB(10000,15,-3.0) PKD(5,5,3,0.10%,100.0,0.00%,F,F)

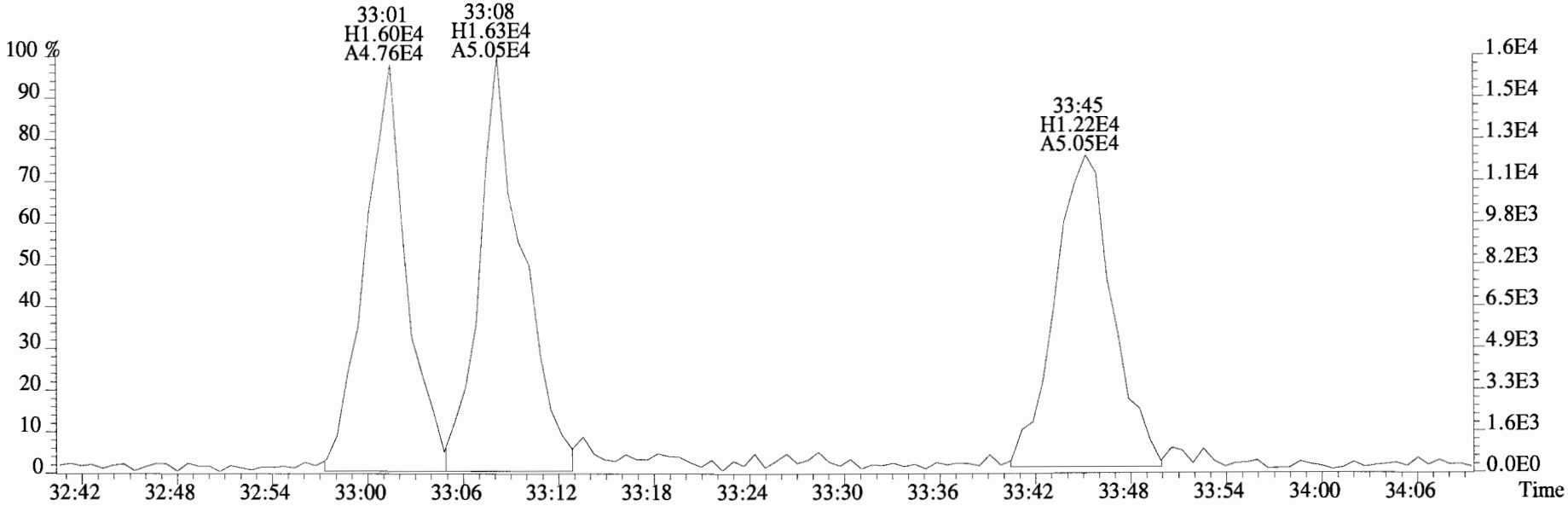

375.8178 F:3 BSUB(10000,15,-3.0) PKD(5,5,3,0.10%,100.0,0.00%,F,F)

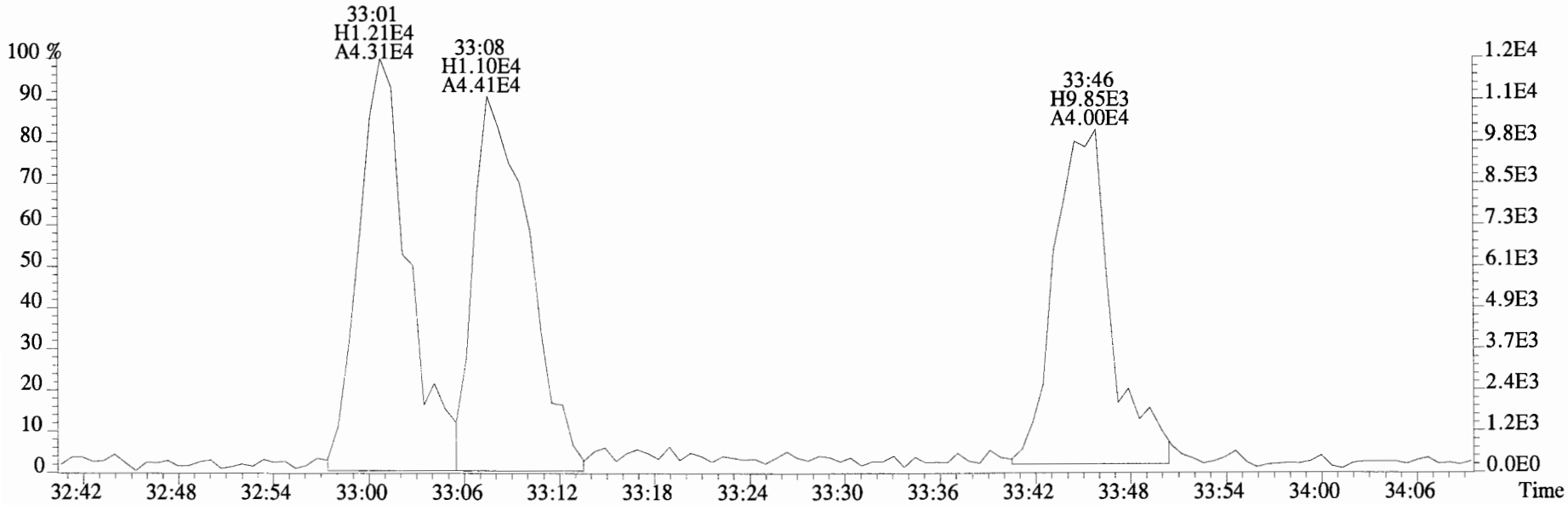

File:190510D2 #1-385 Acq:10-MAY-2019 14:24:45 GC EI+ Voltage SIR Autospec-UltimaE
Sample#1 File Text:Vista_Analytical_Laboratory_VG7 Text:ST190510D2-1 1613 CS0 19C2201 Exp:OCDD_DB5
373.8207 F:3 BSUB(10000,15,-3.0) PKD(5,5,3,0.10%,100.0,0.00%,F,F)

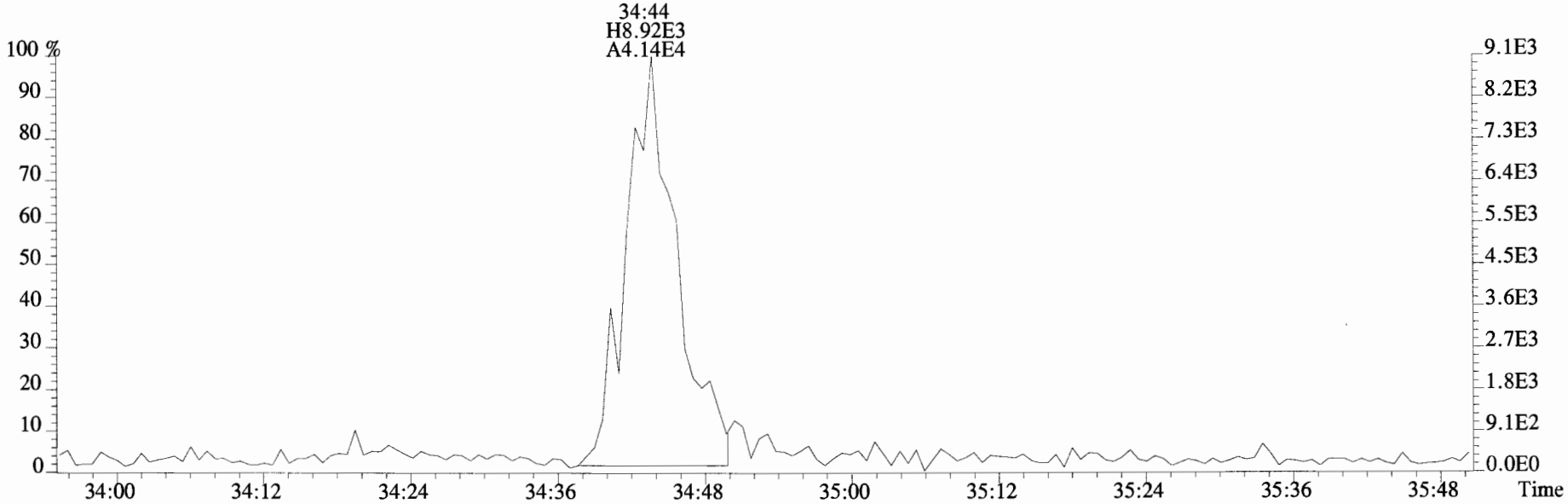

375.8178 F:3 BSUB(10000,15,-3.0) PKD(5,5,3,0.10%,100.0,0.00%,F,F)

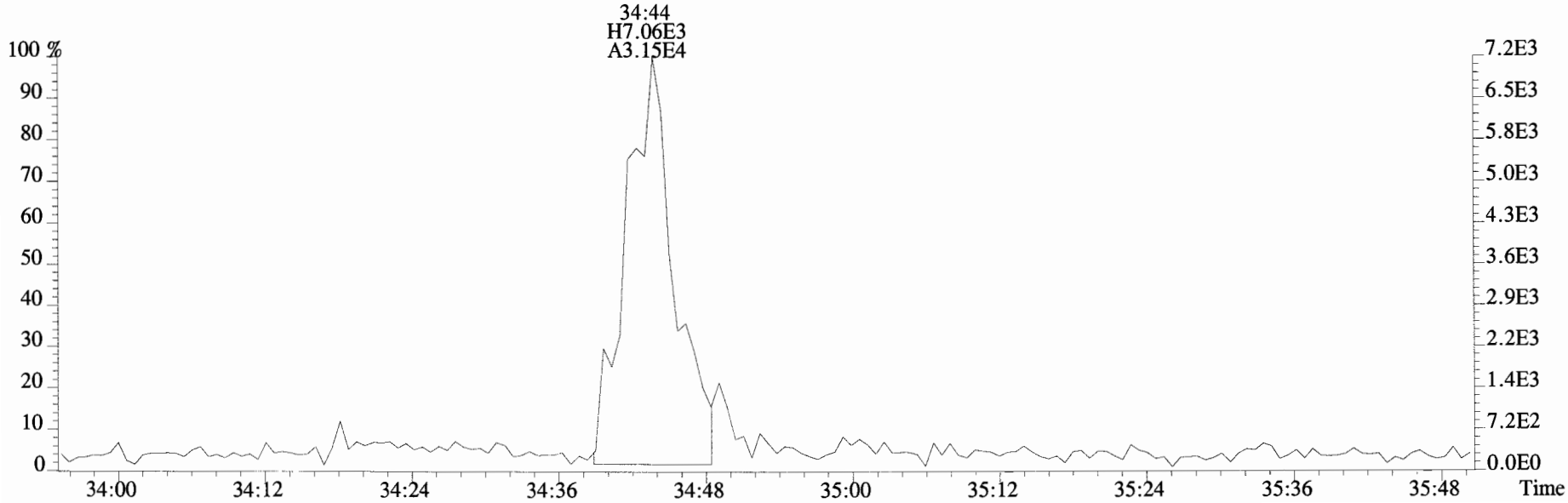

File:190510D2 #1-385 Acq:10-MAY-2019 14:24:45 GC EI+ Voltage SIR Autospec-UltimaE
Sample#1 File Text:Vista_Analytical_Laboratory_VG7 Text:ST190510D2-1 1613 CS0 19C2201 Exp:OCDD_DB5
383.8639 F:3 BSUB(10000,15,-3.0) PKD(5,5,3,0.10%,100.0,0.00%,F,F)

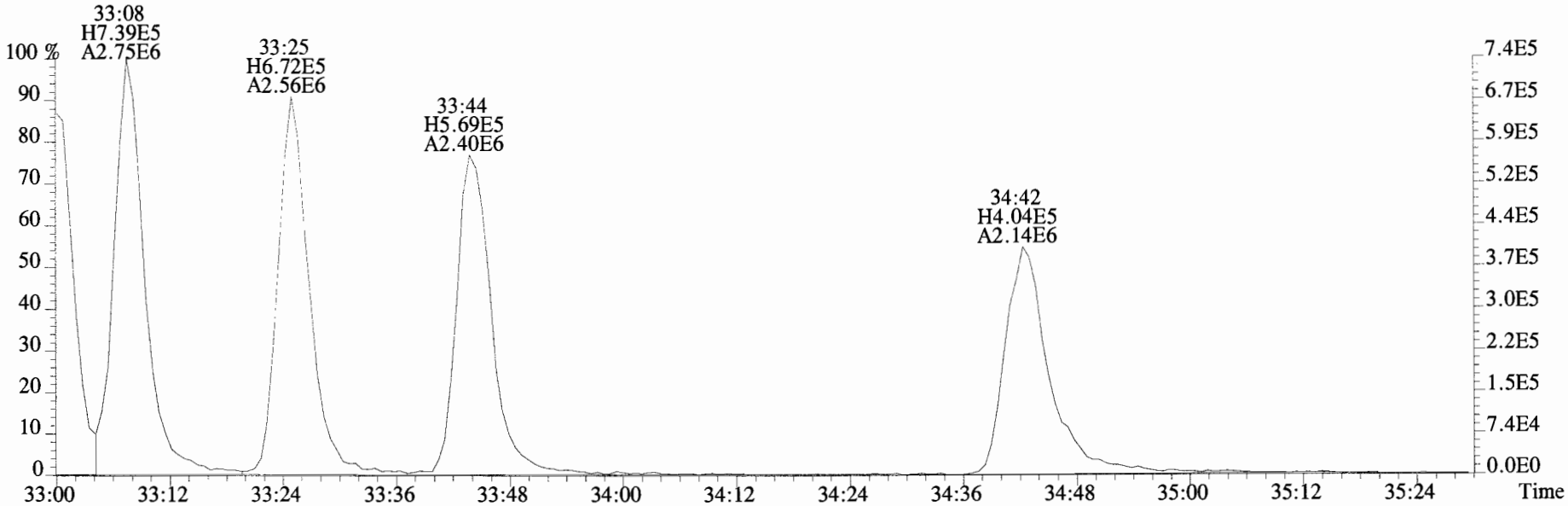

385.8610 F:3 BSUB(10000,15,-3.0) PKD(5,5,3,0.10%,100.0,0.00%,F,F)

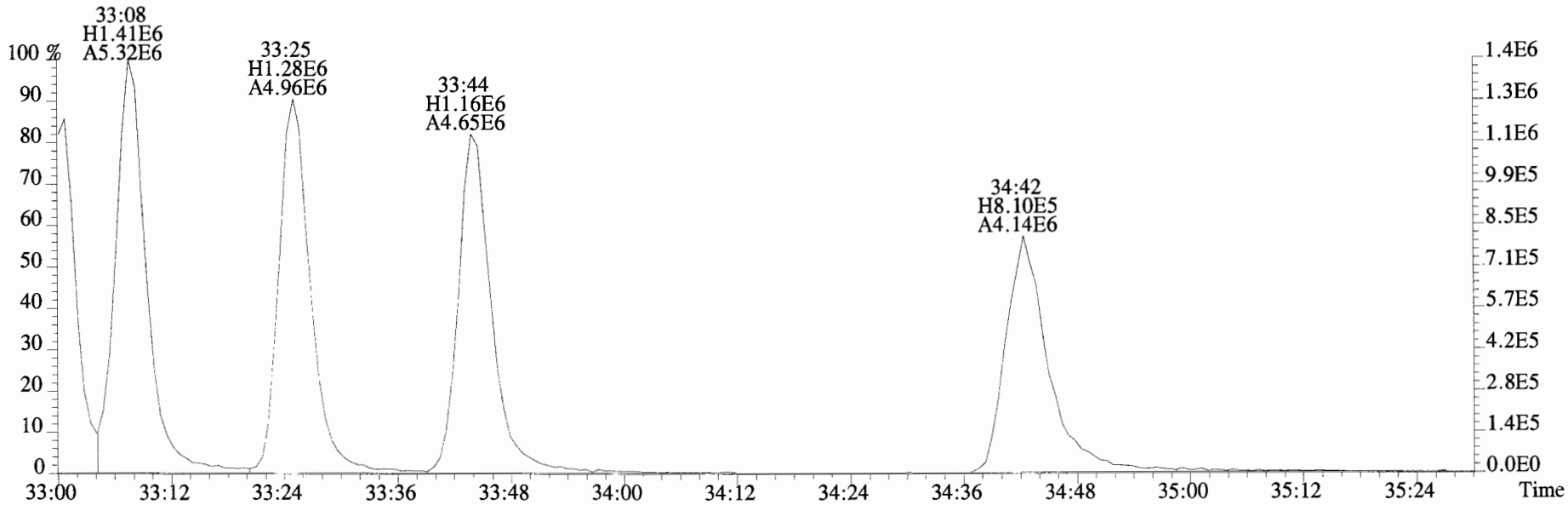

File:190510D2 #1-355 Acq:10-MAY-2019 14:24:45 GC EI+ Voltage SIR Autospec-UltimaE
Sample#1 File Text:Vista_Analytical_Laboratory_VG7 Text:ST190510D2-1 1613 CS0 19C2201 Exp:OCDD_DB5

407.7818 F:4 BSUB(10000,15,-3.0) PKD(5,5,3,0.10%,100.0,0.00%,F,F)

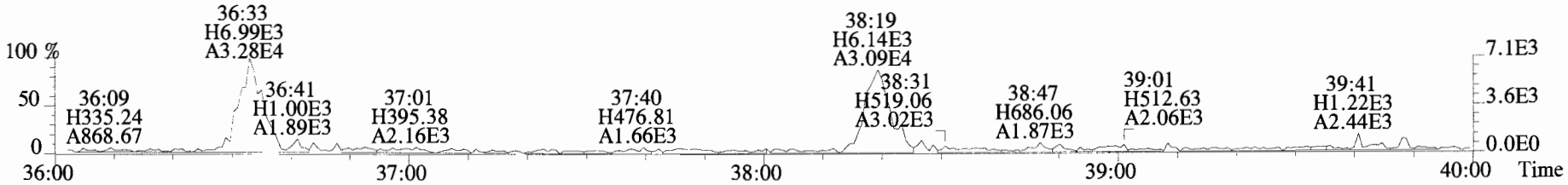

409.7788 F:4 BSUB(10000,15,-3.0) PKD(5,5,3,0.10%,100.0,0.00%,F,F)

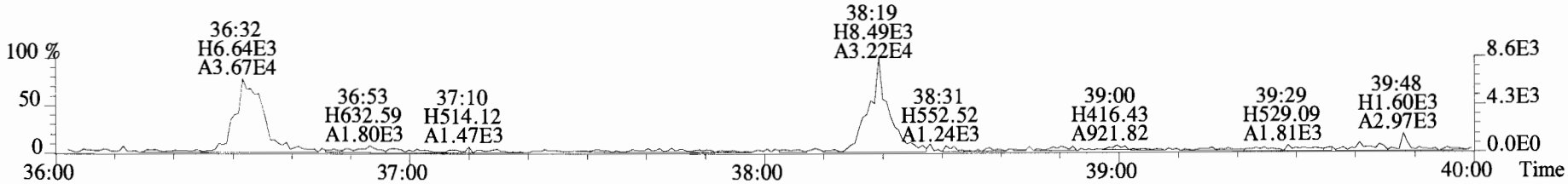

417.8253 F:4 BSUB(10000,15,-3.0) PKD(5,5,3,0.10%,100.0,0.00%,F,F)

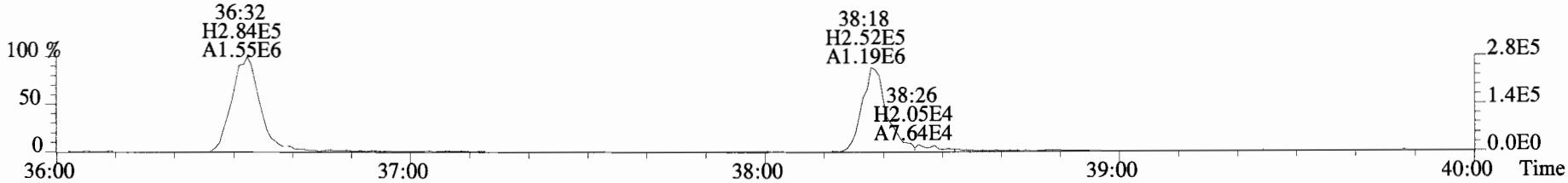

419.8220 F:4 BSUB(10000,15,-3.0) PKD(5,5,3,0.10%,100.0,0.00%,F,F)

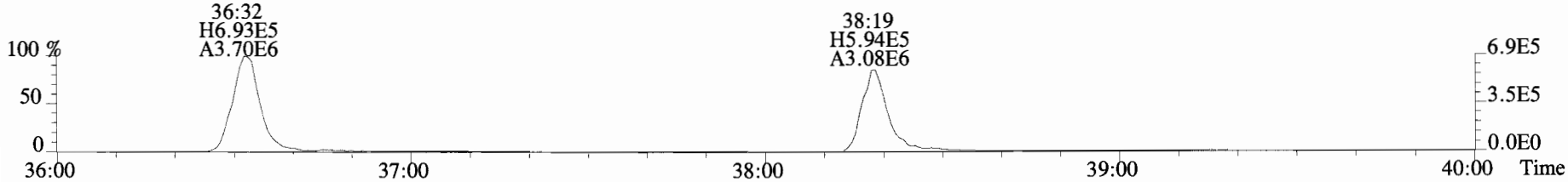

479.7165 F:4 BSUB(10000,15,-3.0) PKD(5,5,3,0.10%,100.0,0.00%,F,F)

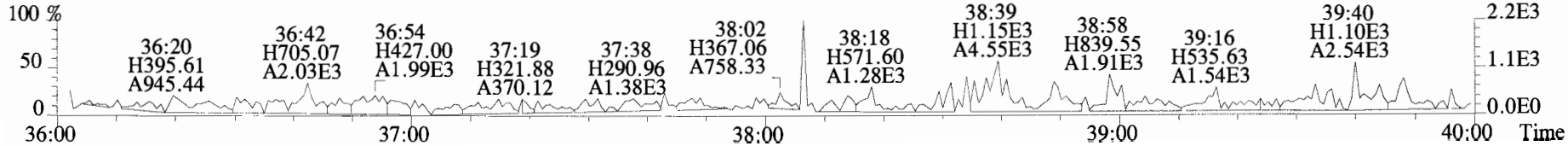

File:190510D2 #1-355 Acq:10-MAY-2019 14:24:45 GC EI+ Voltage SIR Autospec-UltimaE
Sample#1 File Text:Vista_Analytical_Laboratory_VG7 Text:ST190510D2-1 1613 CS0 19C2201 Exp:OCDD_DB5
407.7818 F:4 BSUB(10000,15,-3.0) PKD(5,5,3,0.10%,100.0,0.00%,F,F)

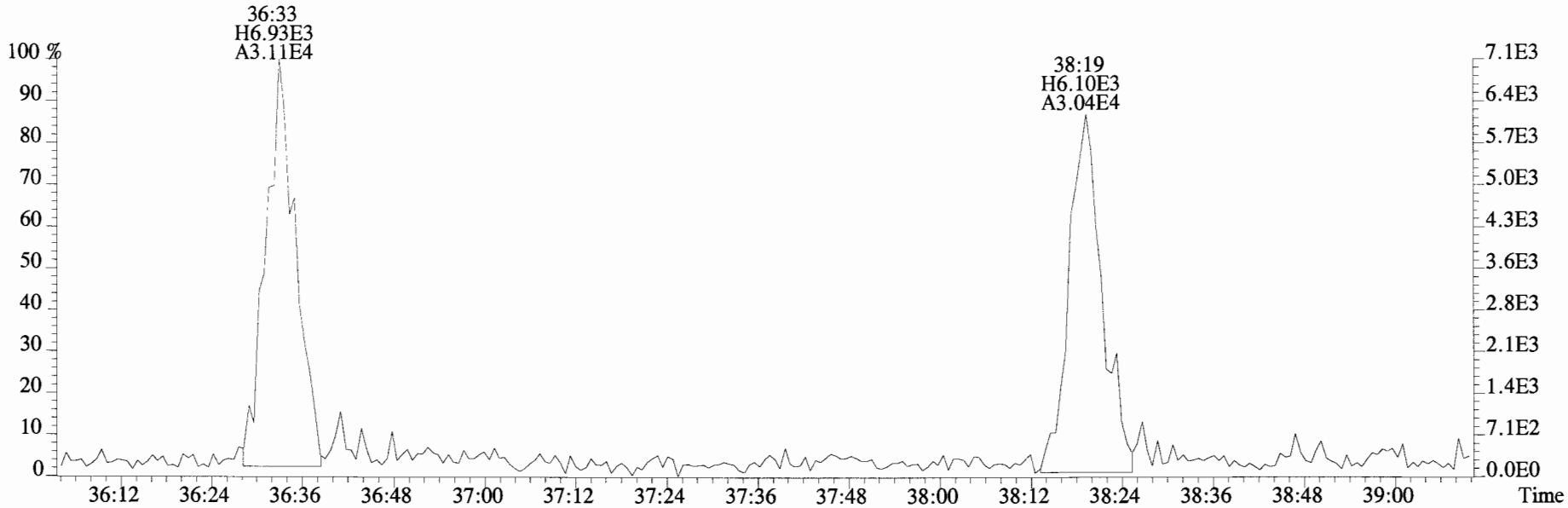

409.7788 F:4 BSUB(10000,15,-3.0) PKD(5,5,3,0.10%,100.0,0.00%,F,F)

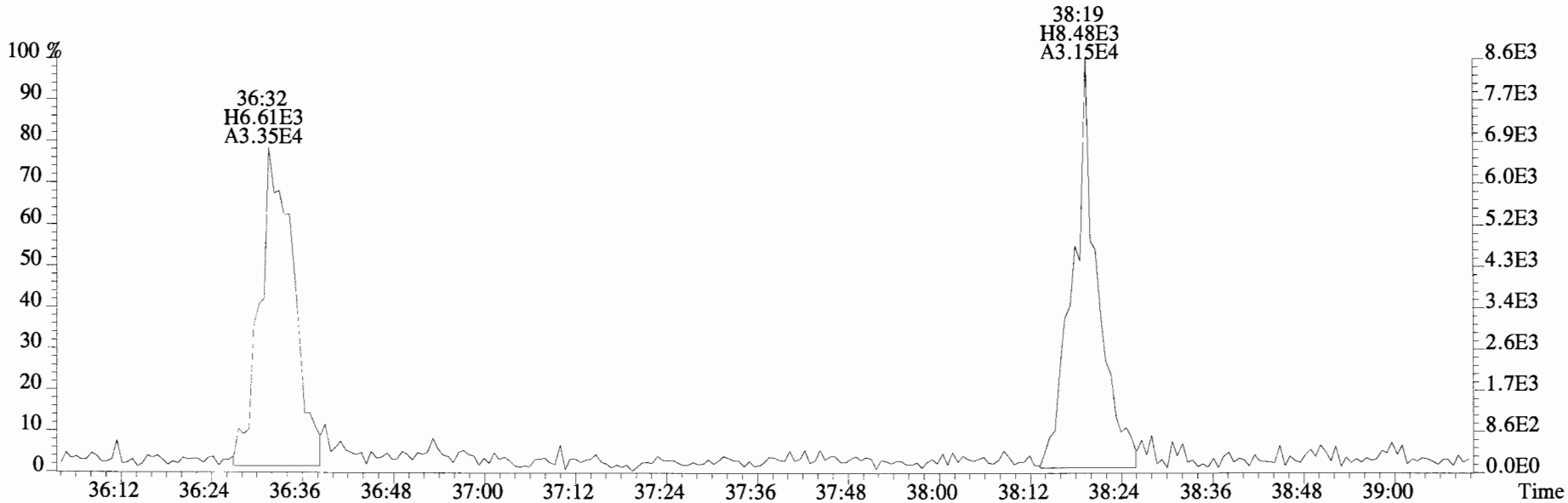

File:190510D2 #1-432 Acq:10-MAY-2019 14:24:45 GC EI+ Voltage SIR Autospec-UltimaE
Sample#1 File Text:Vista_Analytical_Laboratory_VG7 Text:ST190510D2-1 1613 CS0 19C2201 Exp:OCDD_DB5

441.7428 F:5 BSUB(10000,15,-3.0) PKD(5,5,3,0.10%,100.0,0.00%,F,F)

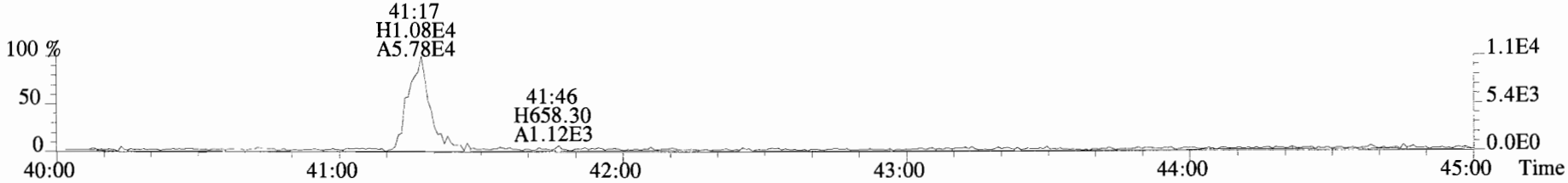

443.7398 F:5 BSUB(10000,15,-3.0) PKD(5,5,3,0.10%,100.0,0.00%,F,F)



453.7831 F:5 BSUB(10000,15,-3.0) PKD(5,5,3,0.10%,100.0,0.00%,F,F)

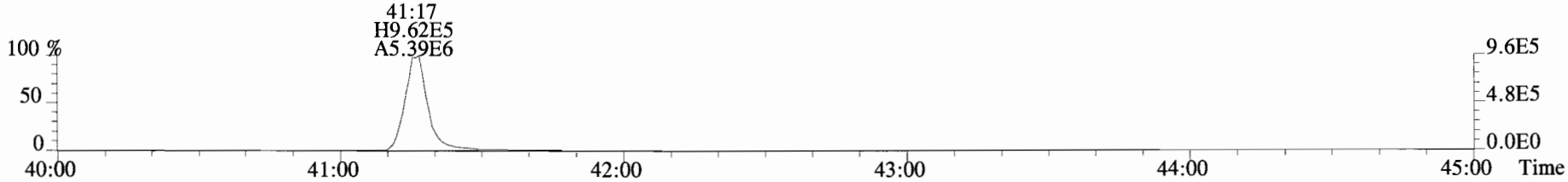

455.7801 F:5 BSUB(10000,15,-3.0) PKD(5,5,3,0.10%,100.0,0.00%,F,F)

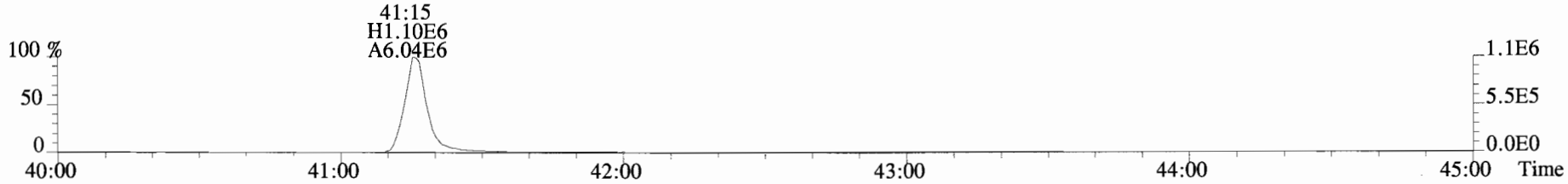

513.6775 F:5 BSUB(10000,15,-3.0) PKD(5,5,3,0.10%,100.0,0.00%,F,F)

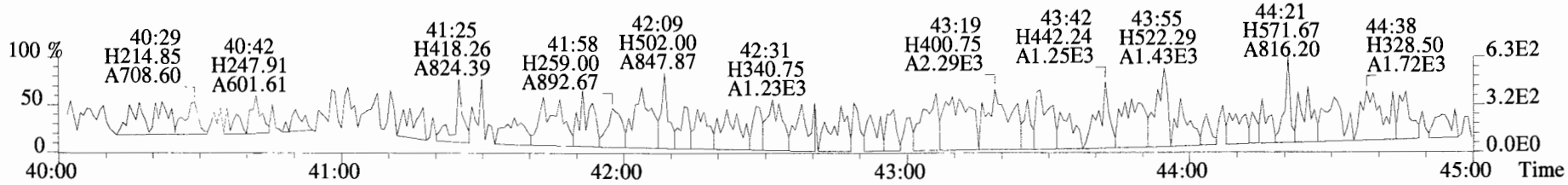

File:190510D2 #1-432 Acq:10-MAY-2019 14:24:45 GC EI+ Voltage SIR Autospec-UltimaE
Sample#1 File Text:Vista_Analytical_Laboratory_VG7 Text:ST190510D2-1 1613 CS0 19C2201 Exp:OCDD_DB5
441.7428 F:5 BSUB(10000,15,-3.0) PKD(5,5,3,0.10%,100.0,0.00%,F,F)

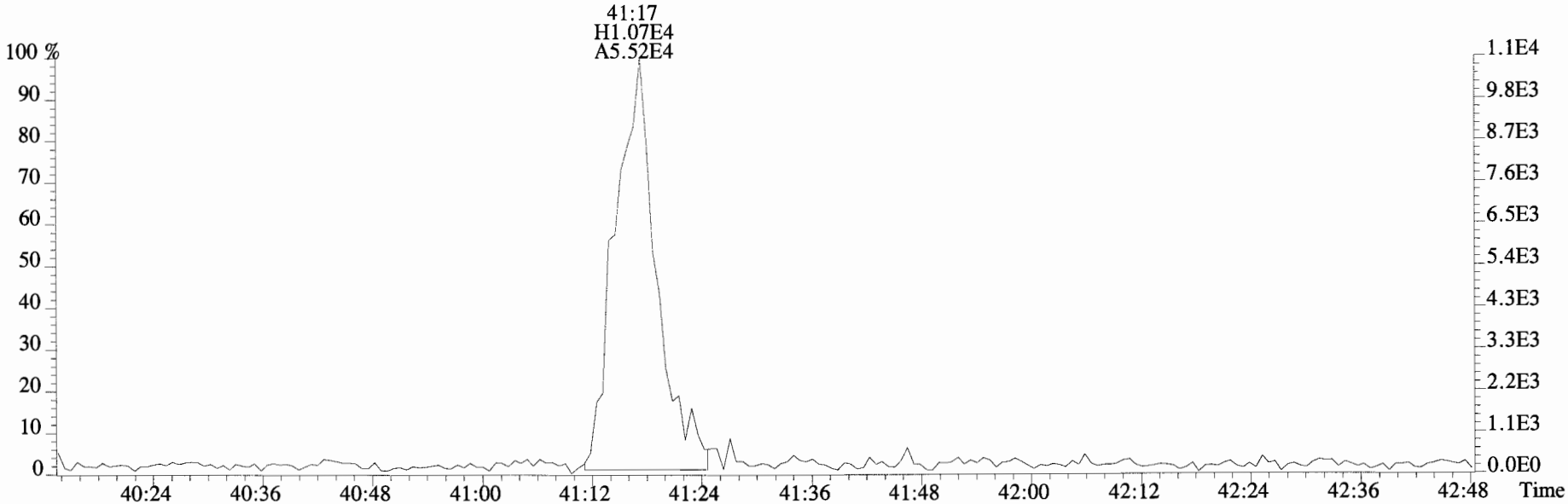

443.7398 F:5 BSUB(10000,15,-3.0) PKD(5,5,3,0.10%,100.0,0.00%,F,F)

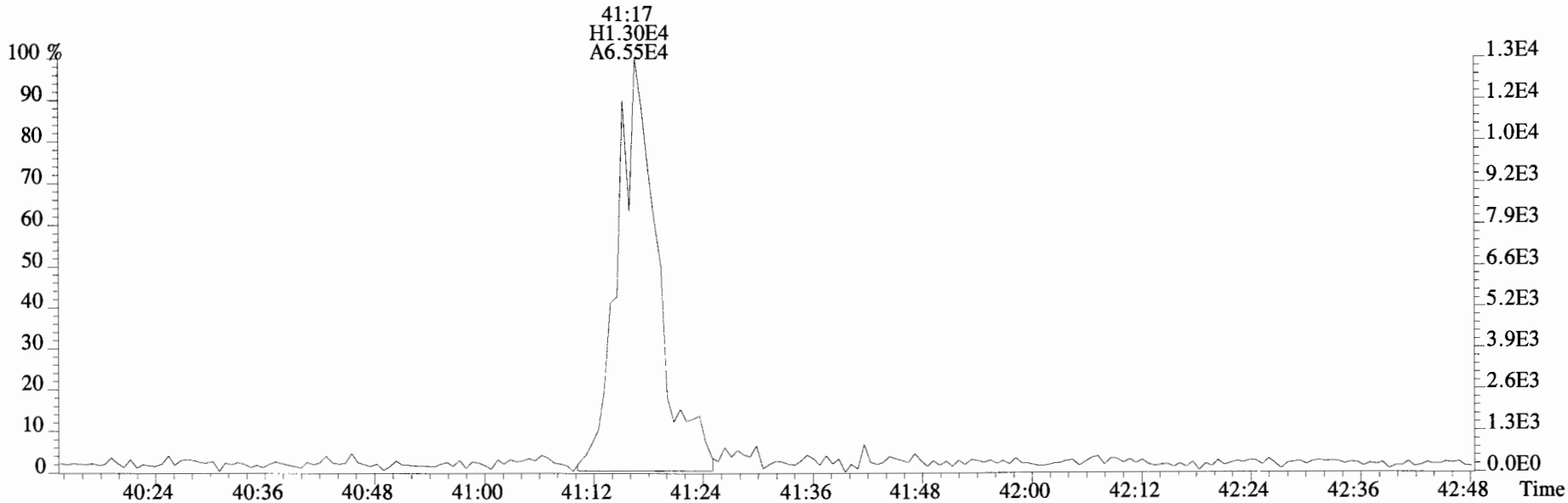

File:190510D2 #1-530 Acq:10-MAY-2019 15:12:30 GC EI+ Voltage SIR Autospec-UltimaE
Sample#2 File Text:Vista_Analytical_Laboratory_VG7 Text:ST190510D2-2 1613 CS1 19C2202 Exp:OCDD_DB5
319.8965 S:2 BSUB(10000,15,-3.0) PKD(5,5,3,0.10%,100.0,0.00%,F,F)

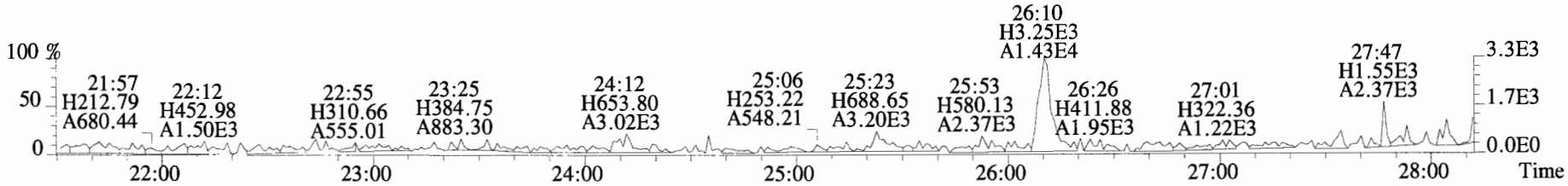

321.8936 S:2 BSUB(10000,15,-3.0) PKD(5,5,3,0.10%,100.0,0.00%,F,F)

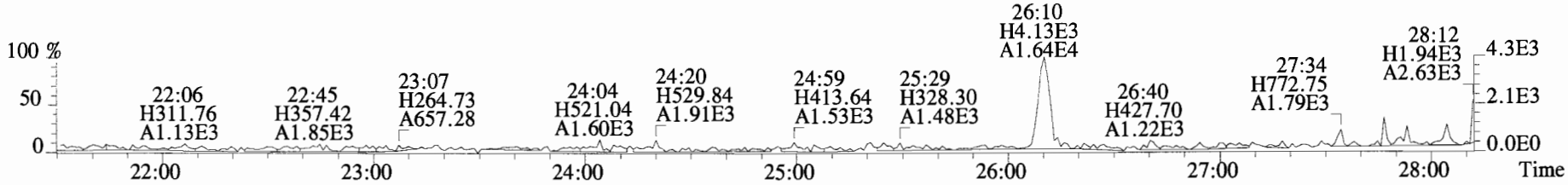

327.8847 S:2 BSUB(10000,15,-3.0) PKD(5,5,3,0.10%,100.0,0.00%,F,F)

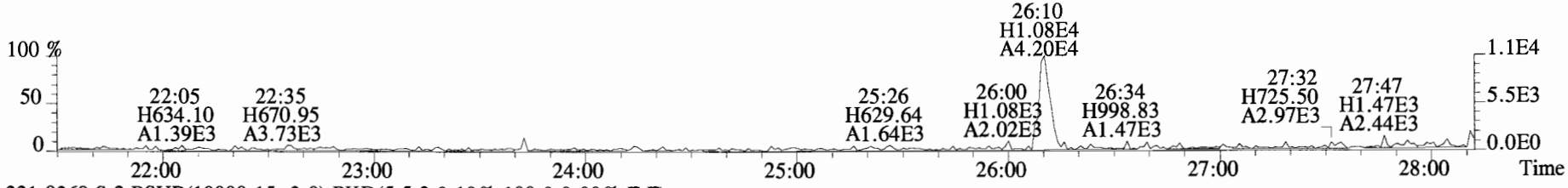

331.9368 S:2 BSUB(10000,15,-3.0) PKD(5,5,3,0.10%,100.0,0.00%,F,F)

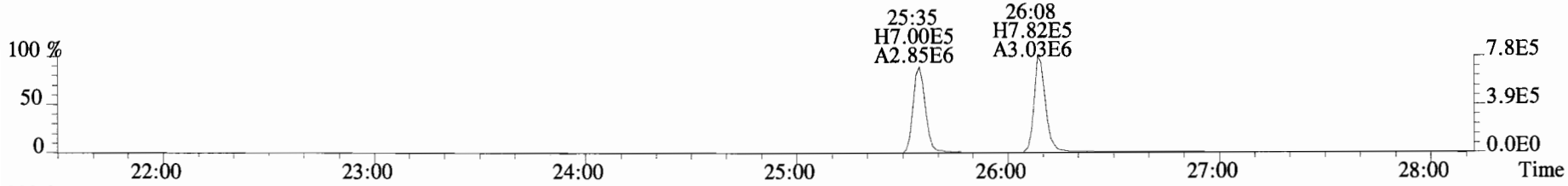

333.9339 S:2 BSUB(10000,15,-3.0) PKD(5,5,3,0.10%,100.0,0.00%,F,F)

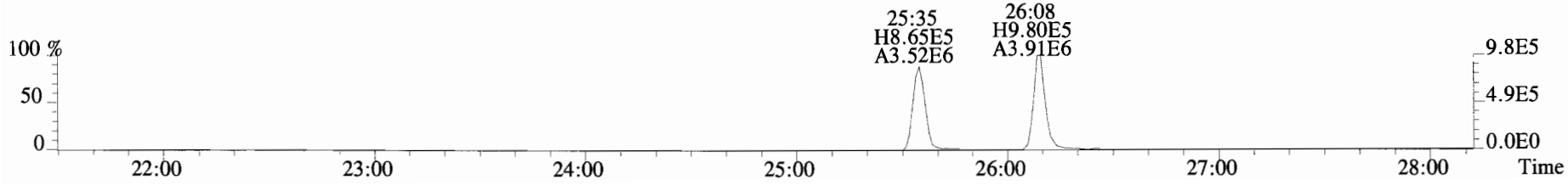

File:190510D2 #1-530 Acq:10-MAY-2019 15:12:30 GC EI+ Voltage SIR Autospec-UltimaE
Sample#2 File Text:Vista_Analytical_Laboratory_VG7 Text:ST190510D2-2 1613 CS1 19C2202 Exp:OCDD_DB5
319.8965 S:2 BSUB(10000,15,-3.0) PKD(5,5,3,0.10%,100.0,0.00%,F,F)

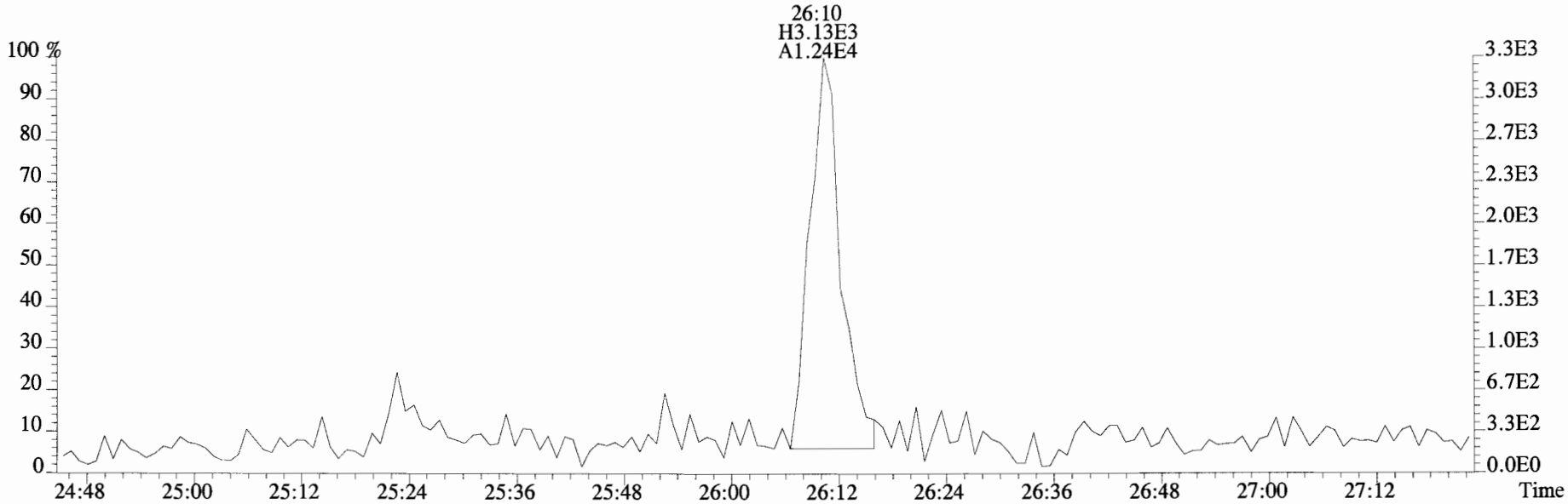

321.8936 S:2 BSUB(10000,15,-3.0) PKD(5,5,3,0.10%,100.0,0.00%,F,F)

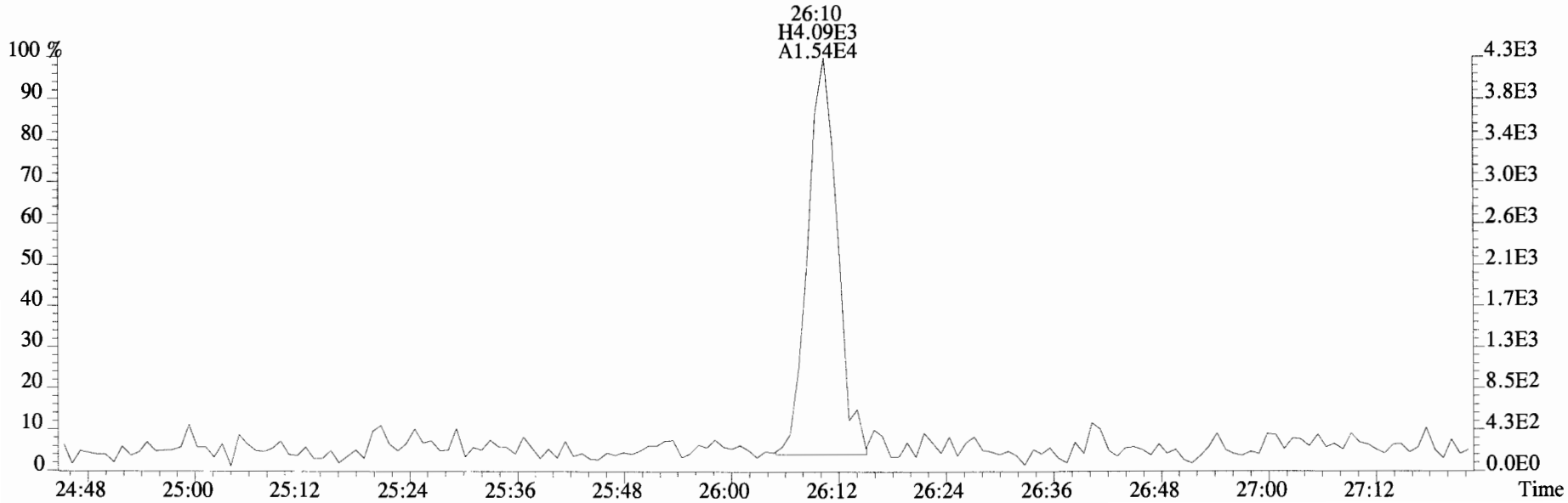

File:190510D2 #1-180 Acq:10-MAY-2019 15:12:30 GC EI+ Voltage SIR Autospec-UltimaE
Sample#2 File Text:Vista_Analytical_Laboratory_VG7 Text:ST190510D2-2 1613 CS1 19C2202 Exp:OCDD_DB5

353.8576 S:2 F:2 BSUB(10000,15,-3.0) PKD(5,5,3,0.10%,100.0,0.00%,F,F)

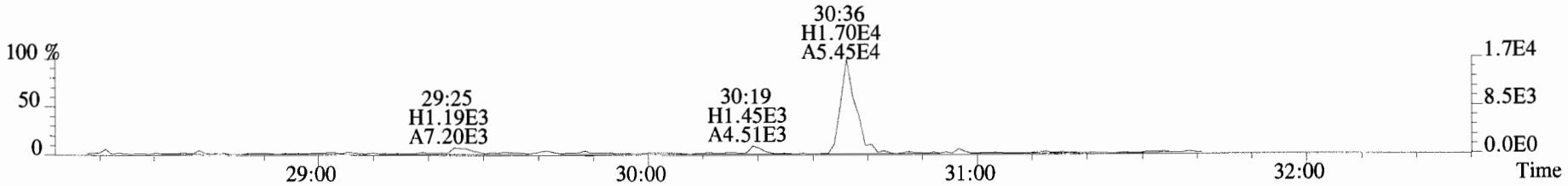

355.8546 S:2 F:2 BSUB(10000,15,-3.0) PKD(5,5,3,0.10%,100.0,0.00%,F,F)

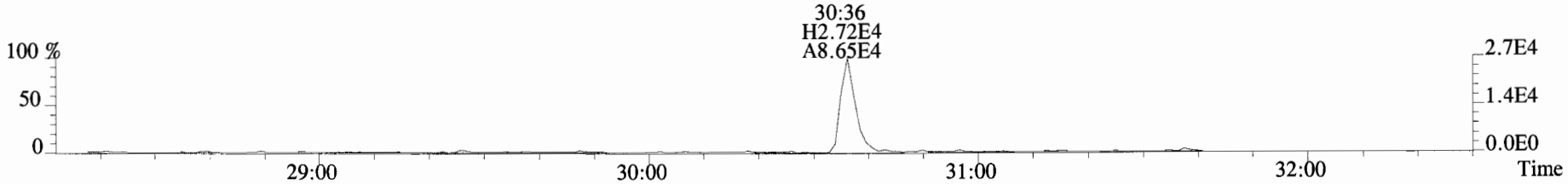

365.8978 S:2 F:2 BSUB(10000,15,-3.0) PKD(5,5,3,0.10%,100.0,0.00%,F,F)

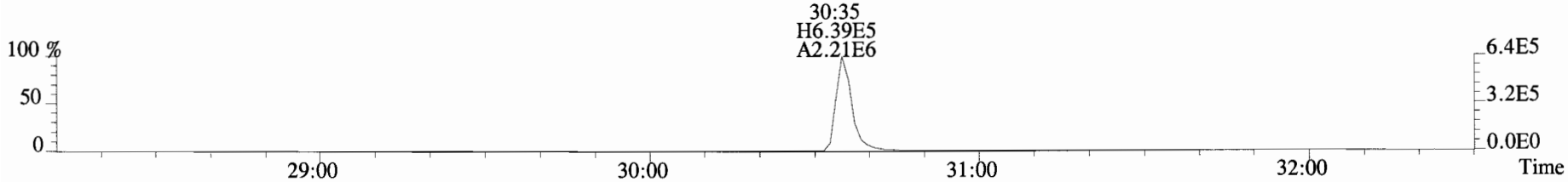

367.8949 S:2 F:2 BSUB(10000,15,-3.0) PKD(5,5,3,0.10%,100.0,0.00%,F,F)

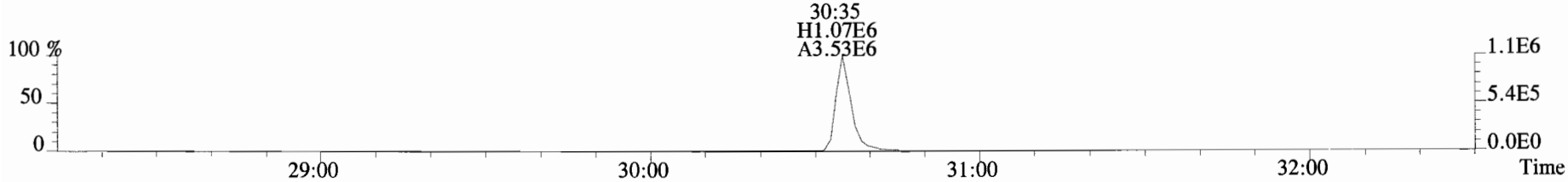

366.9792 S:2 F:2

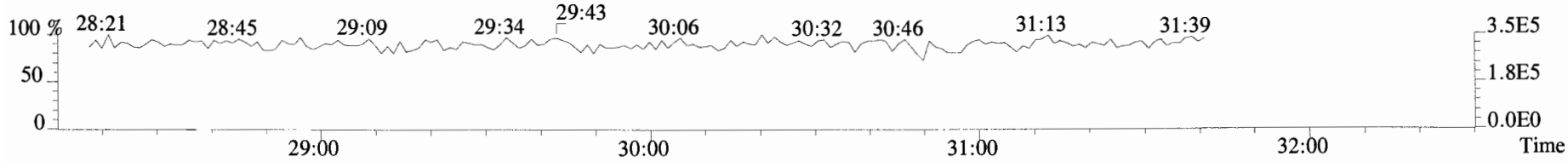

File:190510D2 #1-180 Acq:10-MAY-2019 15:12:30 GC EI+ Voltage SIR Autospec-UltimaE
Sample#2 File Text:Vista_Analytical_Laboratory_VG7 Text:ST190510D2-2 1613 CS1 19C2202 Exp:OCDD_DB5
353.8576 S:2 F:2 BSUB(10000,15,-3.0) PKD(5,5,3,0.10%,100.0,0.00%,F,F)

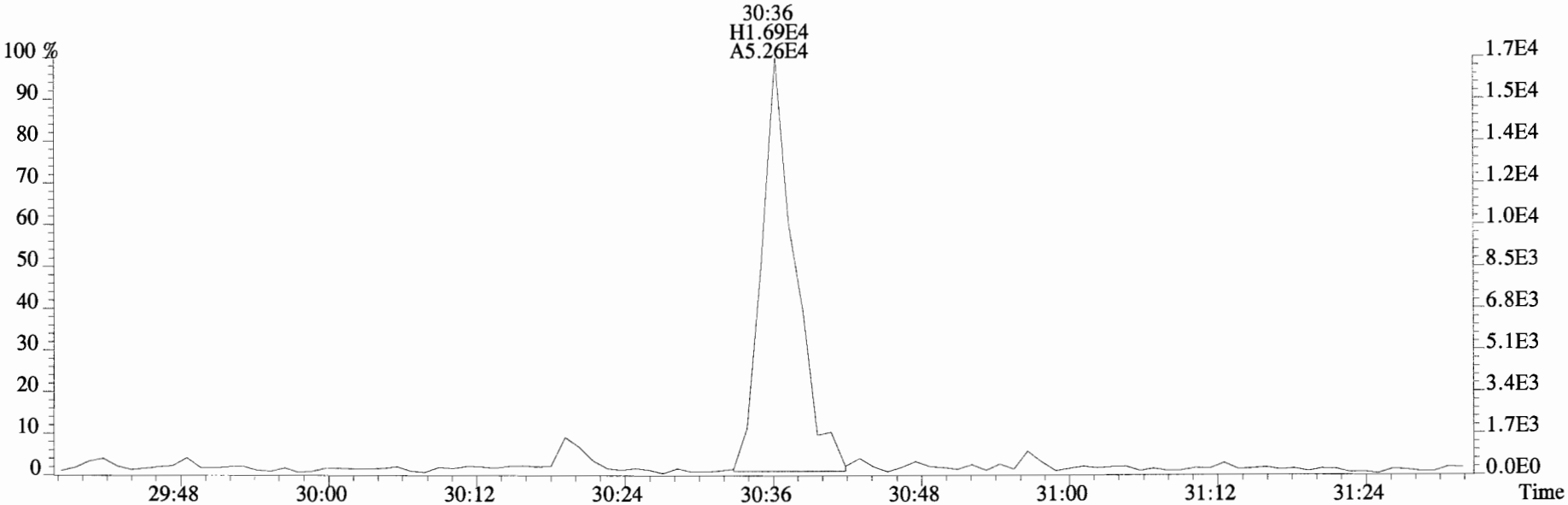

355.8546 S:2 F:2 BSUB(10000,15,-3.0) PKD(5,5,3,0.10%,100.0,0.00%,F,F)

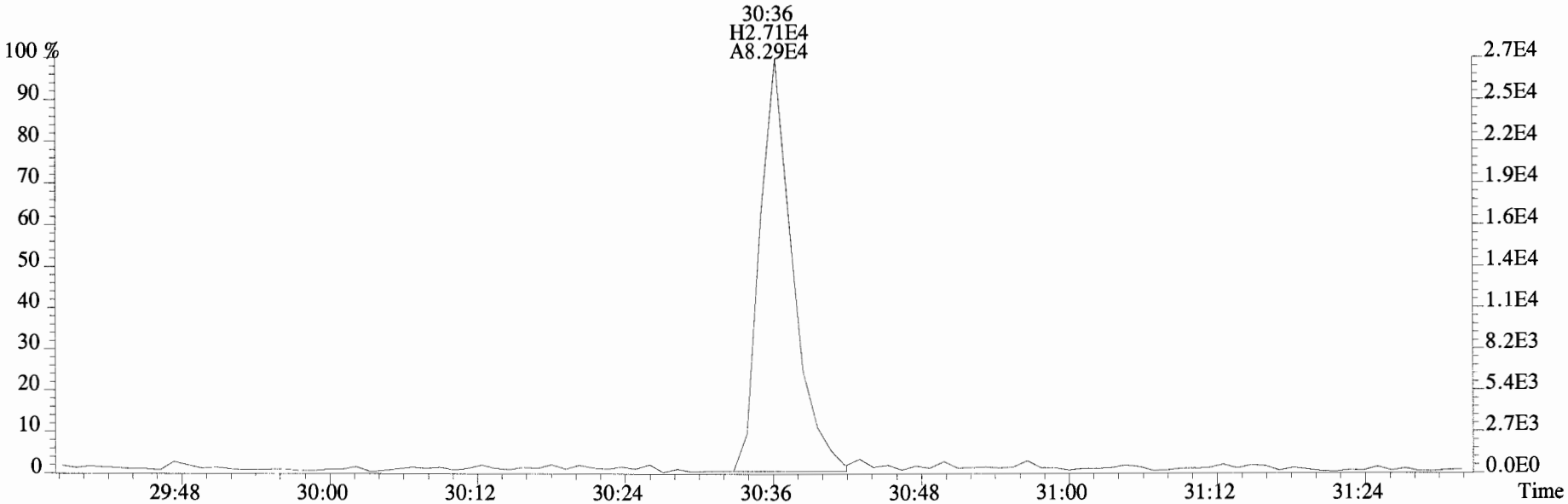

File:190510D2 #1-384 Acq:10-MAY-2019 15:12:30 GC EI+ Voltage SIR Autospec-UltimaE
Sample#2 File Text:Vista_Analytical_Laboratory_VG7 Text:ST190510D2-2 1613 CS1 19C2202 Exp:OCDD_DB5

389.8156 S:2 F:3 BSUB(10000,15,-3.0) PKD(5,5,3,0.10%,100.0,0.00%,F,F)

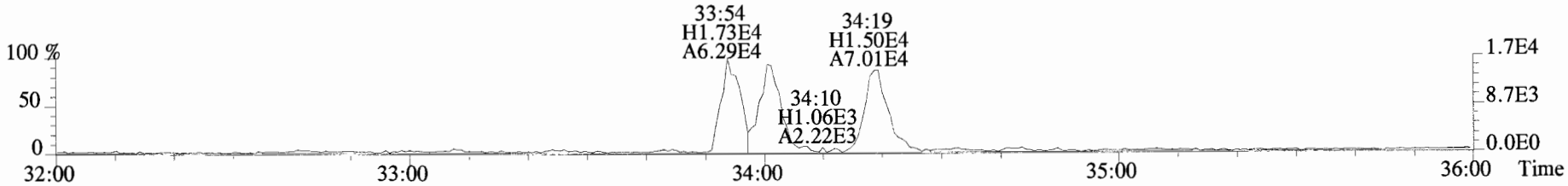

391.8127 S:2 F:3 BSUB(10000,15,-3.0) PKD(5,5,3,0.10%,100.0,0.00%,F,F)

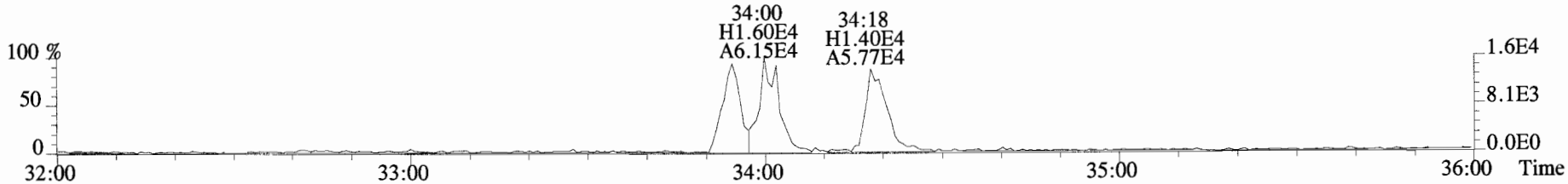

401.8559 S:2 F:3 BSUB(10000,15,-3.0) PKD(5,5,3,0.10%,100.0,0.00%,F,F)

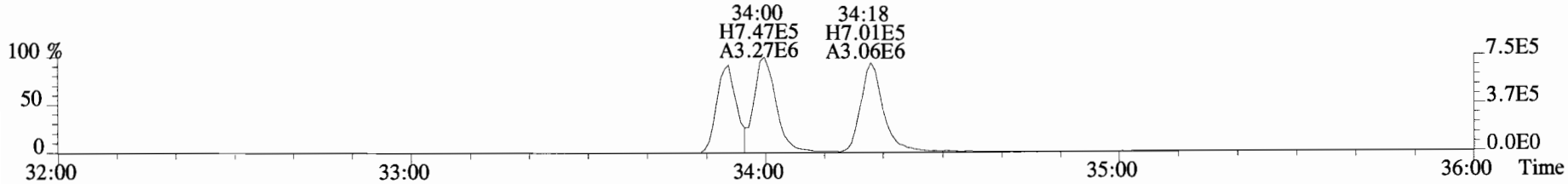

403.8530 S:2 F:3 BSUB(10000,15,-3.0) PKD(5,5,3,0.10%,100.0,0.00%,F,F)

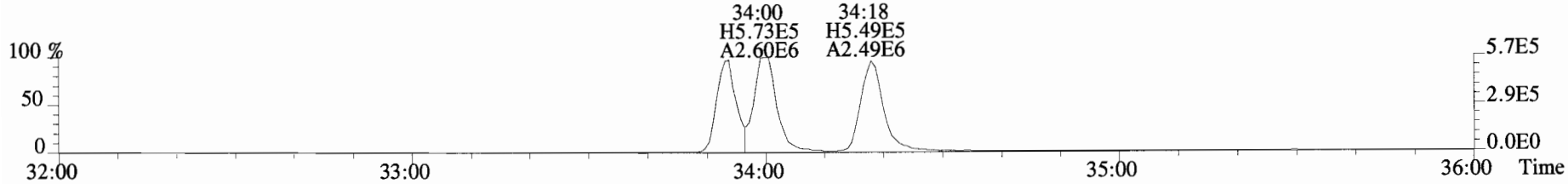

392.9760 S:2 F:3

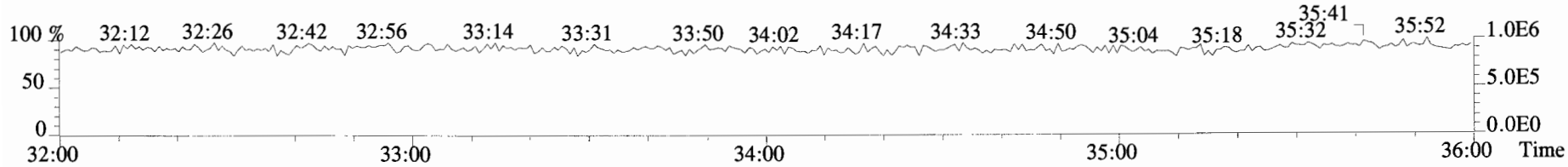

File:190510D2 #1-384 Acq:10-MAY-2019 15:12:30 GC EI+ Voltage SIR Autospec-UltimaE
Sample#2 File Text:Vista_Analytical_Laboratory_VG7 Text:ST190510D2-2 1613 CS1 19C2202 Exp:OCDD_DB5
389.8156 S:2 F:3 BSUB(10000,15,-3.0) PKD(5,5,3,0.10%,100.0,0.00%,F,F)

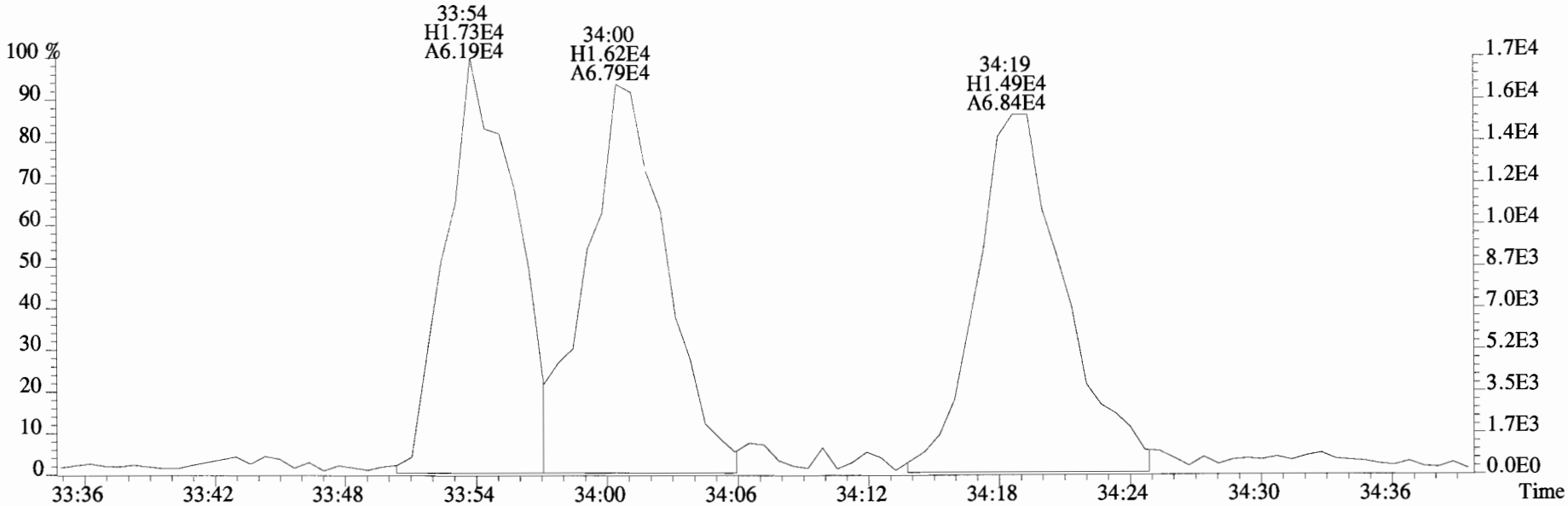

391.8127 S:2 F:3 BSUB(10000,15,-3.0) PKD(5,5,3,0.10%,100.0,0.00%,F,F)

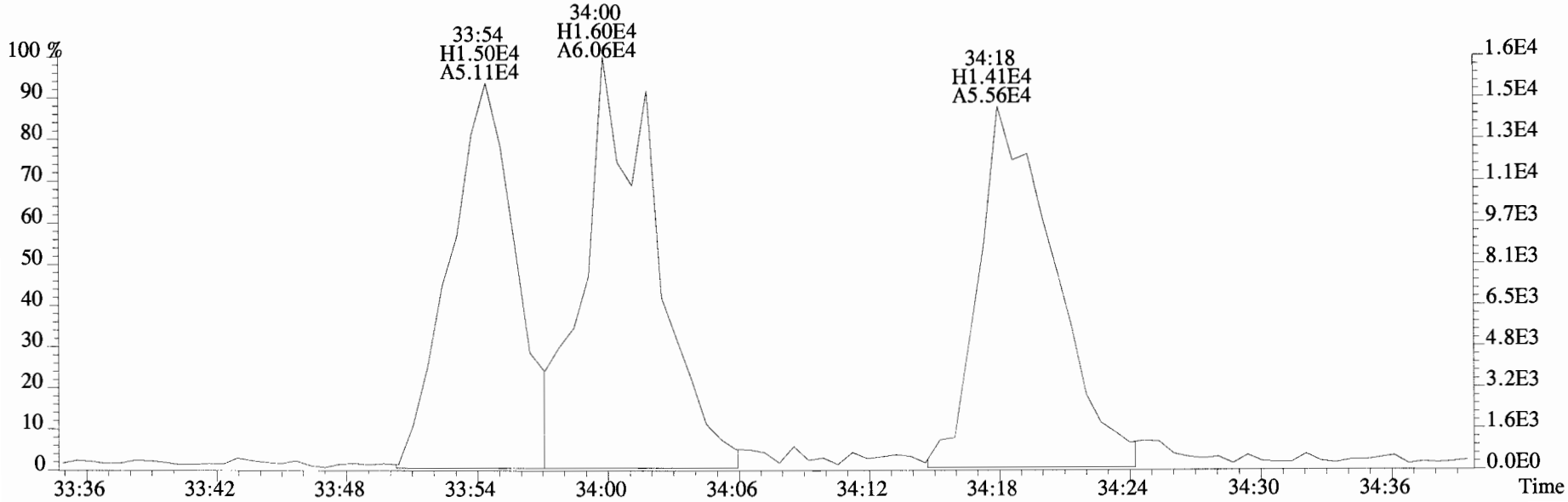

File:190510D2 #1-384 Acq:10-MAY-2019 15:12:30 GC EI+ Voltage SIR Autospec-UltimaE
Sample#2 File Text:Vista_Analytical_Laboratory_VG7 Text:ST190510D2-2 1613 CS1 19C2202 Exp:OCDD_DB5
401.8559 S:2 F:3 BSUB(10000,15,-3.0) PKD(5,5,3,0.10%,100.0,0.00%,F,F)

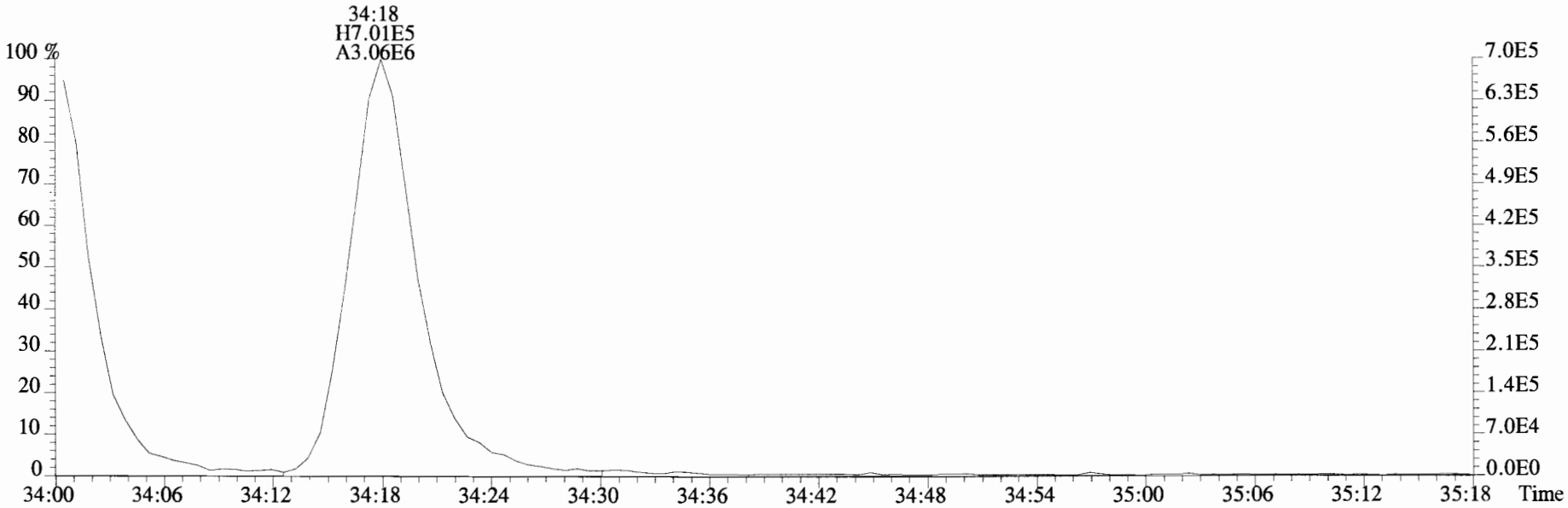

403.8530 S:2 F:3 BSUB(10000,15,-3.0) PKD(5,5,3,0.10%,100.0,0.00%,F,F)

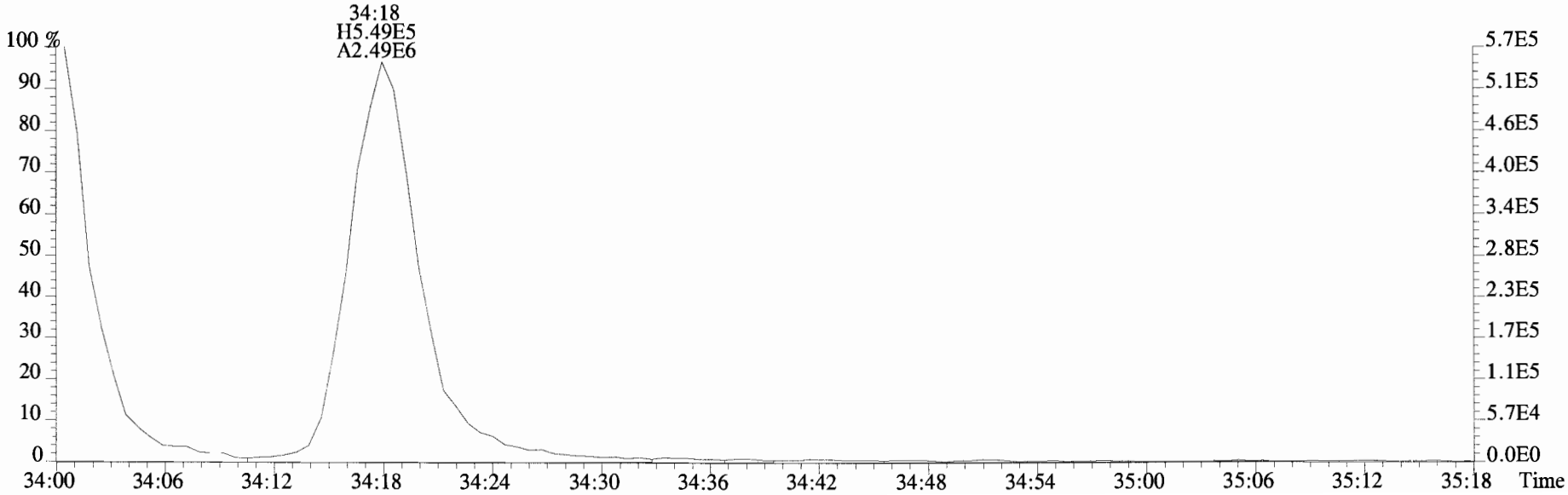

File:190510D2 #1-356 Acq:10-MAY-2019 15:12:30 GC EI+ Voltage SIR Autospec-UltimaE
Sample#2 File Text:Vista_Analytical_Laboratory_VG7 Text:ST190510D2-2 1613 CS1 19C2202 Exp:OCDD_DB5
423.7767 S:2 F:4 BSUB(10000,15,-3.0) PKD(5,5,3,0.10%,100.0,0.00%,F,F)

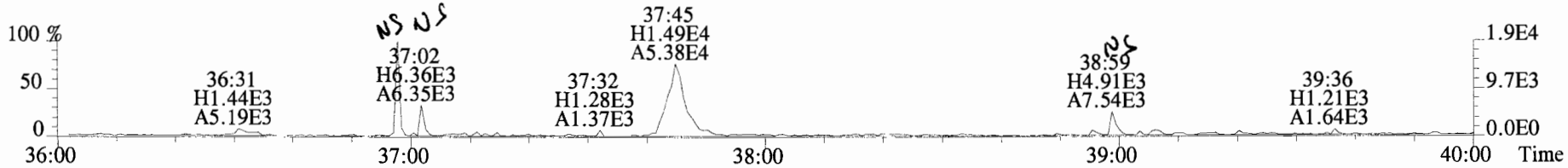

425.7737 S:2 F:4 BSUB(10000,15,-3.0) PKD(5,5,3,0.10%,100.0,0.00%,F,F)

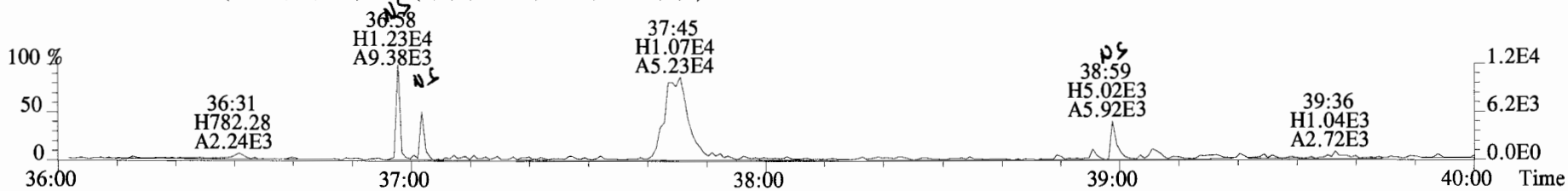

435.8169 S:2 F:4 BSUB(10000,15,-3.0) PKD(5,5,3,0.10%,100.0,0.00%,F,F)

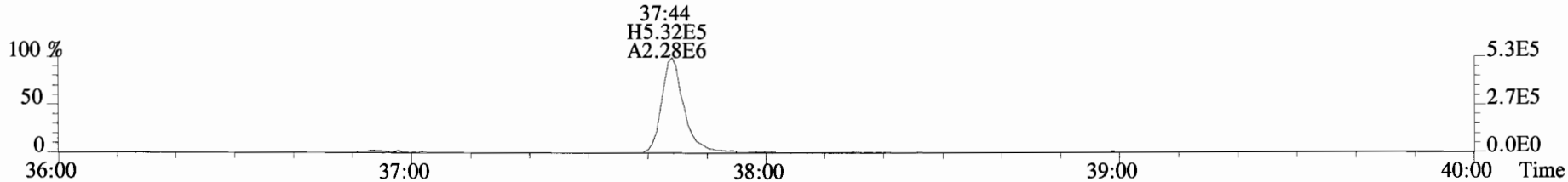

437.8140 S:2 F:4 BSUB(10000,15,-3.0) PKD(5,5,3,0.10%,100.0,0.00%,F,F)

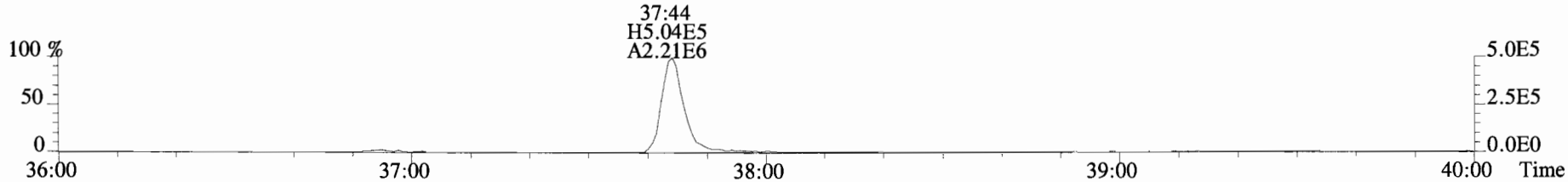

454.9728 S:2 F:4

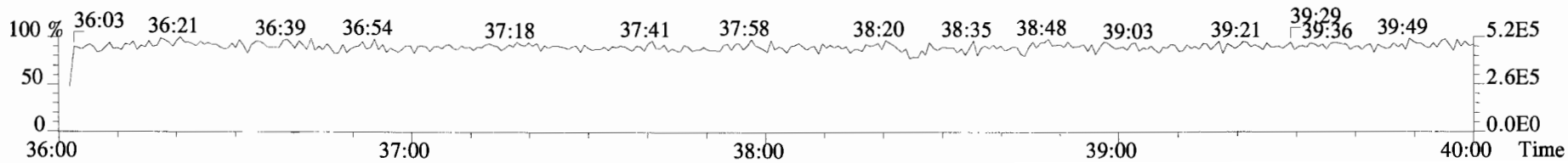

File:190510D2 #1-356 Acq:10-MAY-2019 15:12:30 GC EI+ Voltage SIR Autospec-UltimaE
Sample#2 File Text:Vista_Analytical_Laboratory_VG7 Text:ST190510D2-2 1613 CS1 19C2202 Exp:OCDD_DB5
423.7767 S:2 F:4 BSUB(10000,15,-3.0) PKD(5,5,3,0.10%,100.0,0.00%,F,F)

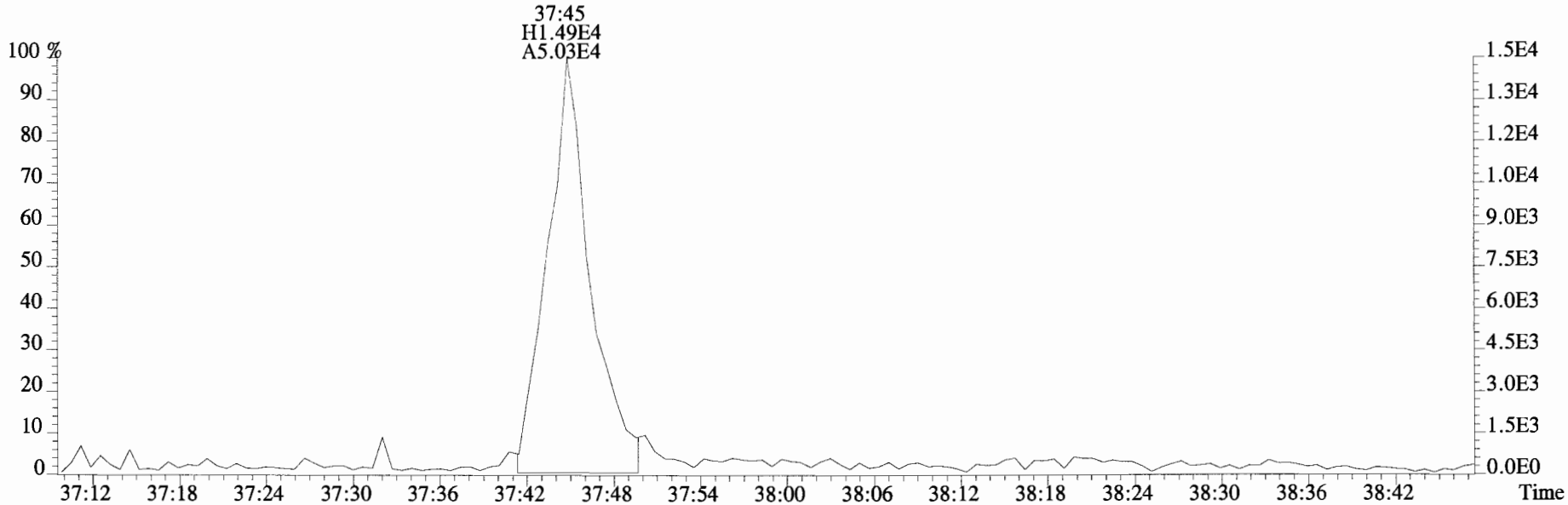

425.7737 S:2 F:4 BSUB(10000,15,-3.0) PKD(5,5,3,0.10%,100.0,0.00%,F,F)

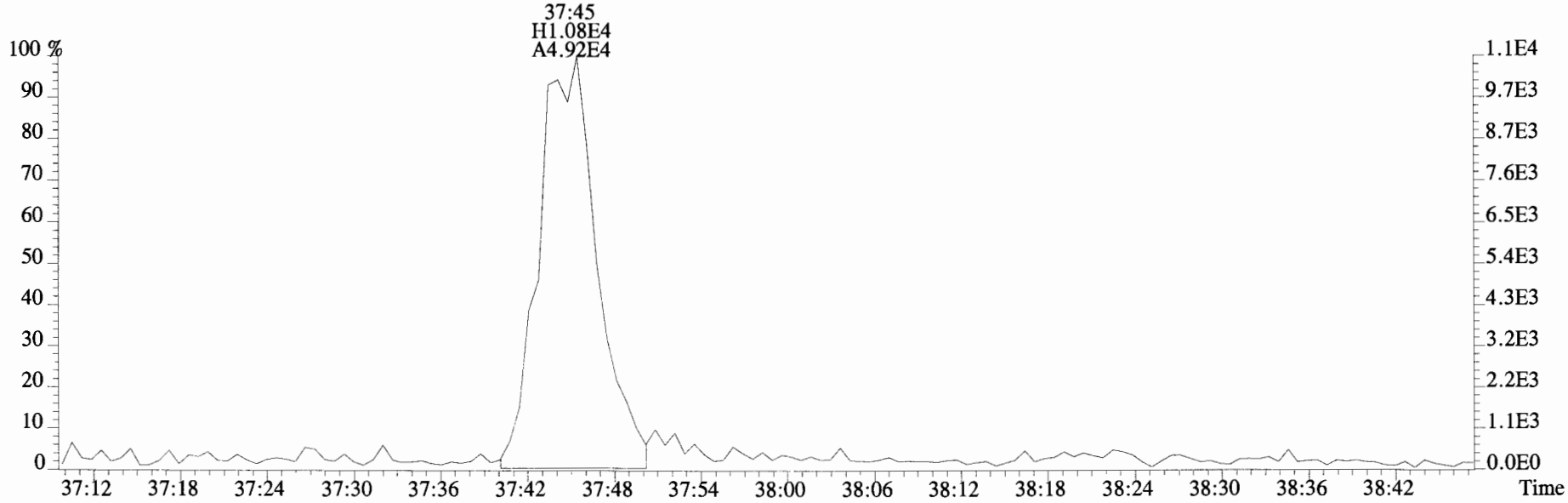

File:190510D2 #1-431 Acq:10-MAY-2019 15:12:30 GC EI+ Voltage SIR Autospec-UltimaE
Sample#2 File Text:Vista_Analytical_Laboratory_VG7 Text:ST190510D2-2 1613 CS1 19C2202 Exp:OCDD_DB5

457.7377 S:2 F:5 BSUB(10000,15,-3.0) PKD(5,5,3,0.10%,100.0,0.00%,F,F)



459.7348 S:2 F:5 BSUB(10000,15,-3.0) PKD(5,5,3,0.10%,100.0,0.00%,F,F)



469.7780 S:2 F:5 BSUB(10000,15,-3.0) PKD(5,5,3,0.10%,100.0,0.00%,F,F)

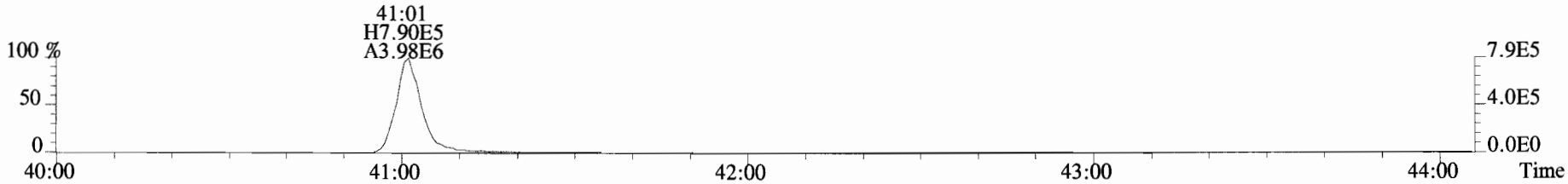

471.7750 S:2 F:5 BSUB(10000,15,-3.0) PKD(5,5,3,0.10%,100.0,0.00%,F,F)

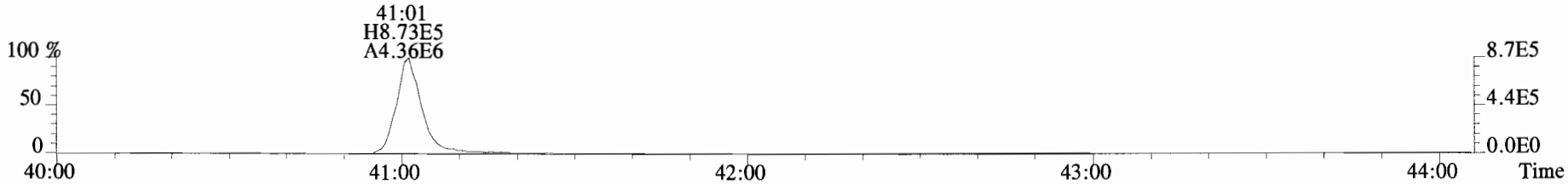

454.9728 S:2 F:5

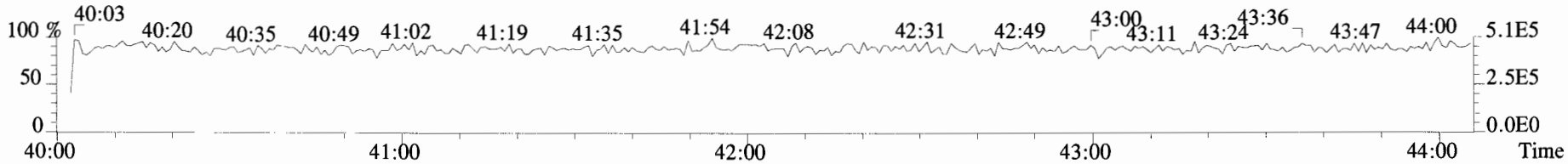

File:190510D2 #1-431 Acq:10-MAY-2019 15:12:30 GC EI+ Voltage SIR Autospec-UltimaE
Sample#2 File Text:Vista_Analytical_Laboratory_VG7 Text:ST190510D2-2 1613 CS1 19C2202 Exp:OCDD_DB5
457.7377 S:2 F:5 BSUB(10000,15,-3.0) PKD(5,5,3,0.10%,100.0,0.00%,F,F)

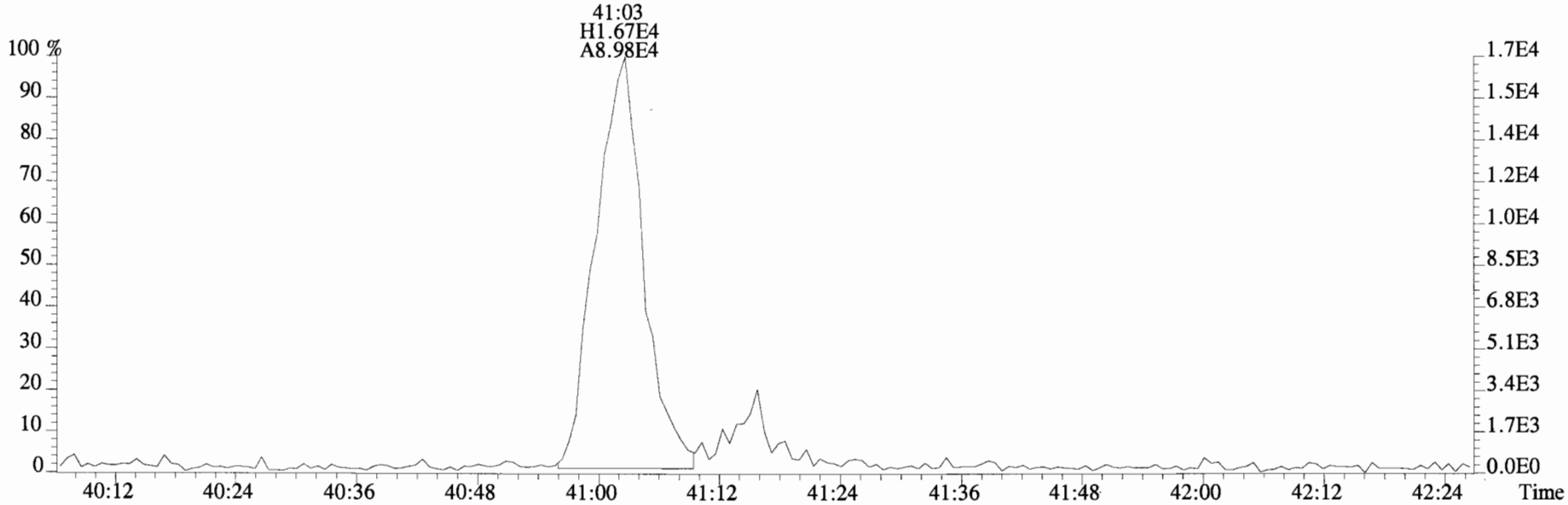

459.7348 S:2 F:5 BSUB(10000,15,-3.0) PKD(5,5,3,0.10%,100.0,0.00%,F,F)

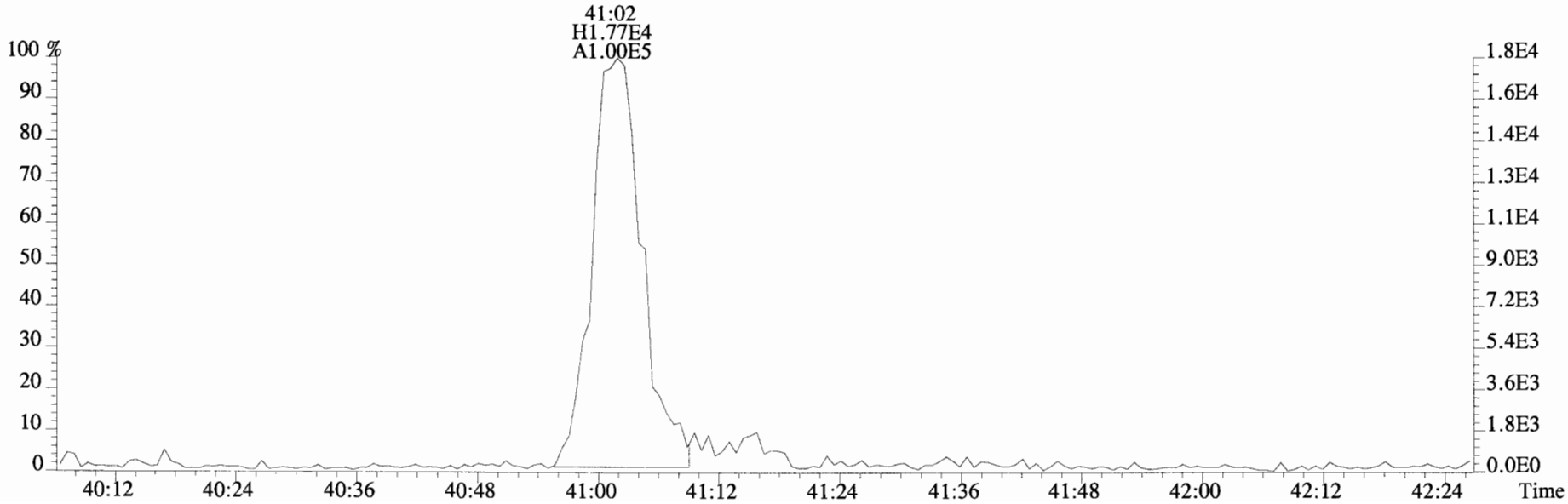

File:190510D2 #1-530 Acq:10-MAY-2019 15:12:30 GC EI+ Voltage SIR Autospec-UltimaE
Sample#2 File Text:Vista_Analytical_Laboratory_VG7 Text:ST190510D2-2 1613 CS1 19C2202 Exp:OCDD_DB5
303.9016 S:2 BSUB(10000,15,-3.0) PKD(5,5,3,0.10%,100.0,0.00%,F,F)

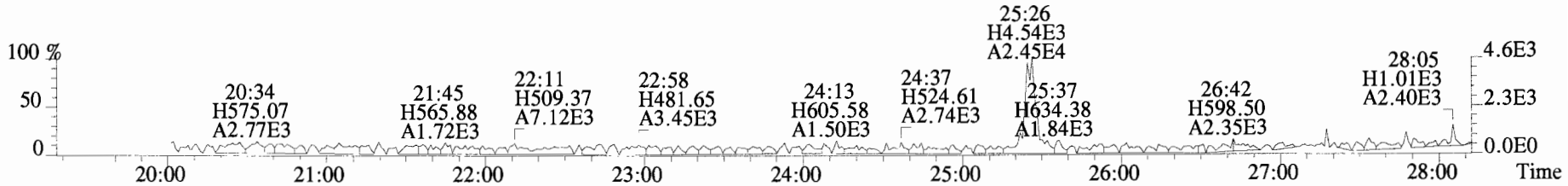

305.8987 S:2 BSUB(10000,15,-3.0) PKD(5,5,3,0.10%,100.0,0.00%,F,F)

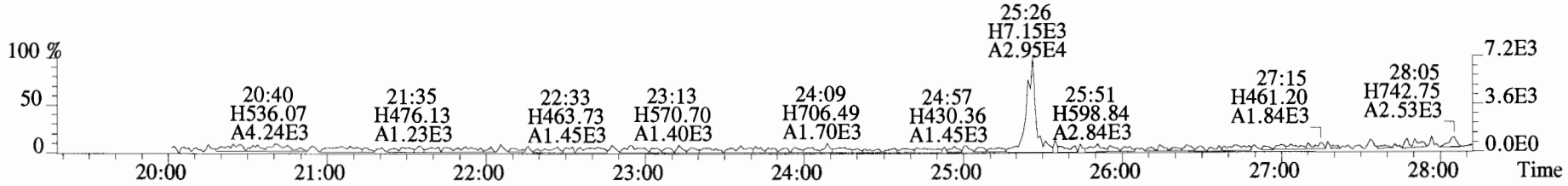

315.9419 S:2 BSUB(10000,15,-3.0) PKD(5,5,3,0.10%,100.0,0.00%,F,F)

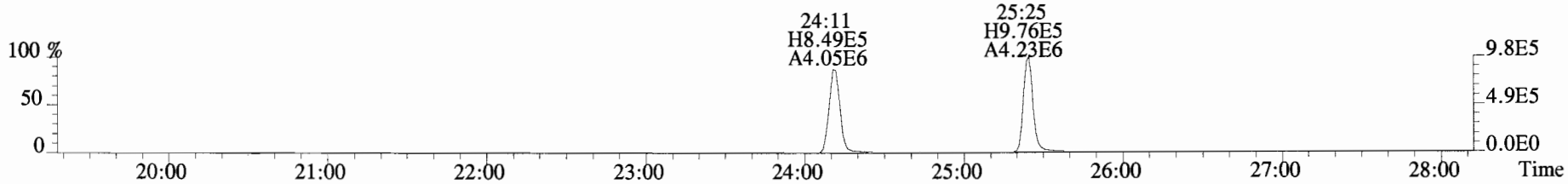

317.9389 S:2 BSUB(10000,15,-3.0) PKD(5,5,3,0.10%,100.0,0.00%,F,F)

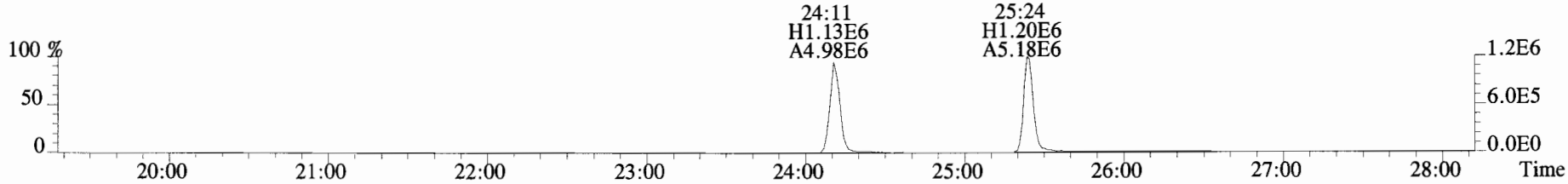

375.8364 S:2 BSUB(10000,15,-3.0) PKD(5,5,3,0.10%,100.0,0.00%,F,F)

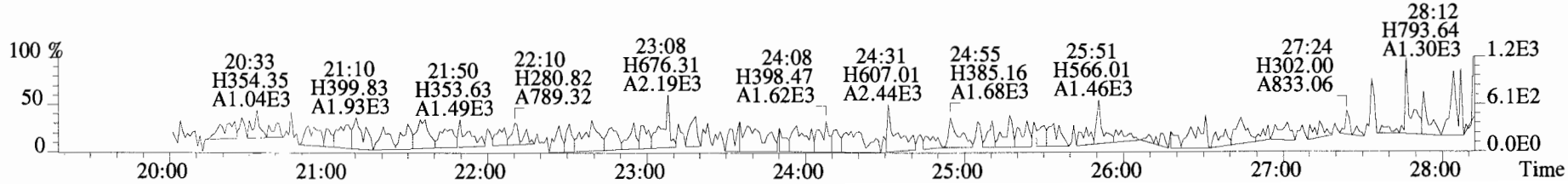

File:190510D2 #1-530 Acq:10-MAY-2019 15:12:30 GC EI+ Voltage SIR Autospec-UltimaE
Sample#2 File Text:Vista_Analytical_Laboratory_VG7 Text:ST190510D2-2 1613 CS1 19C2202 Exp:OCDD_DB5
303.9016 S:2 BSUB(10000,15,-3.0) PKD(5,5,3,0.10%,100.0,0.00%,F,F)

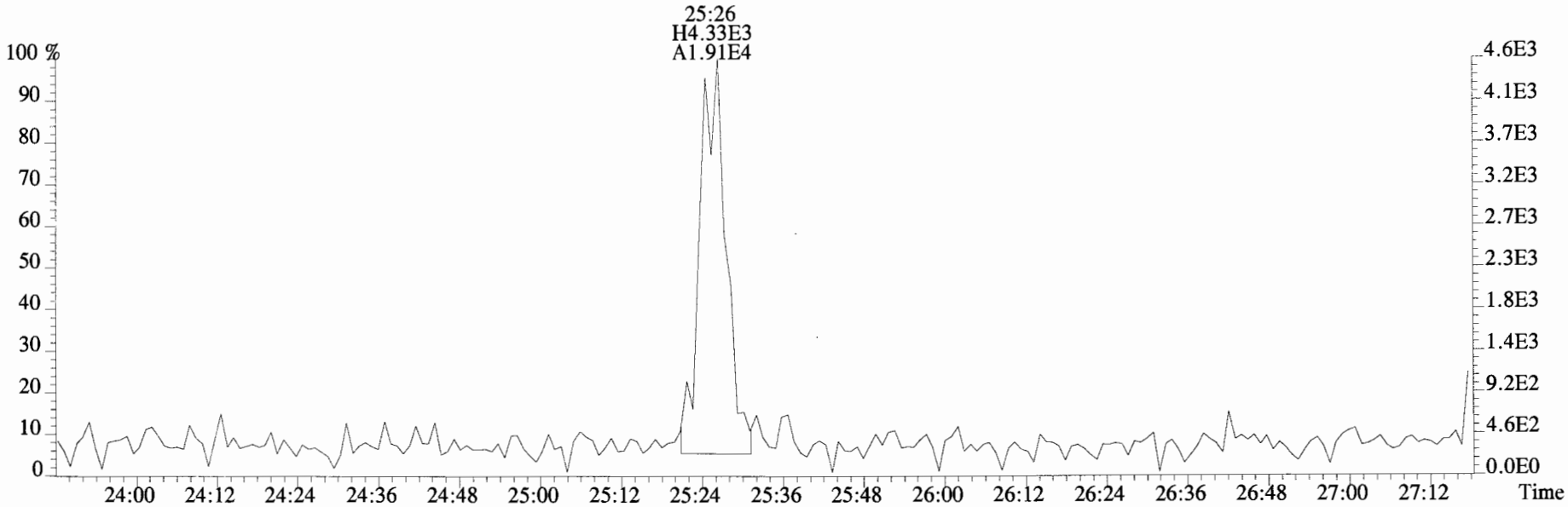

305.8987 S:2 BSUB(10000,15,-3.0) PKD(5,5,3,0.10%,100.0,0.00%,F,F)

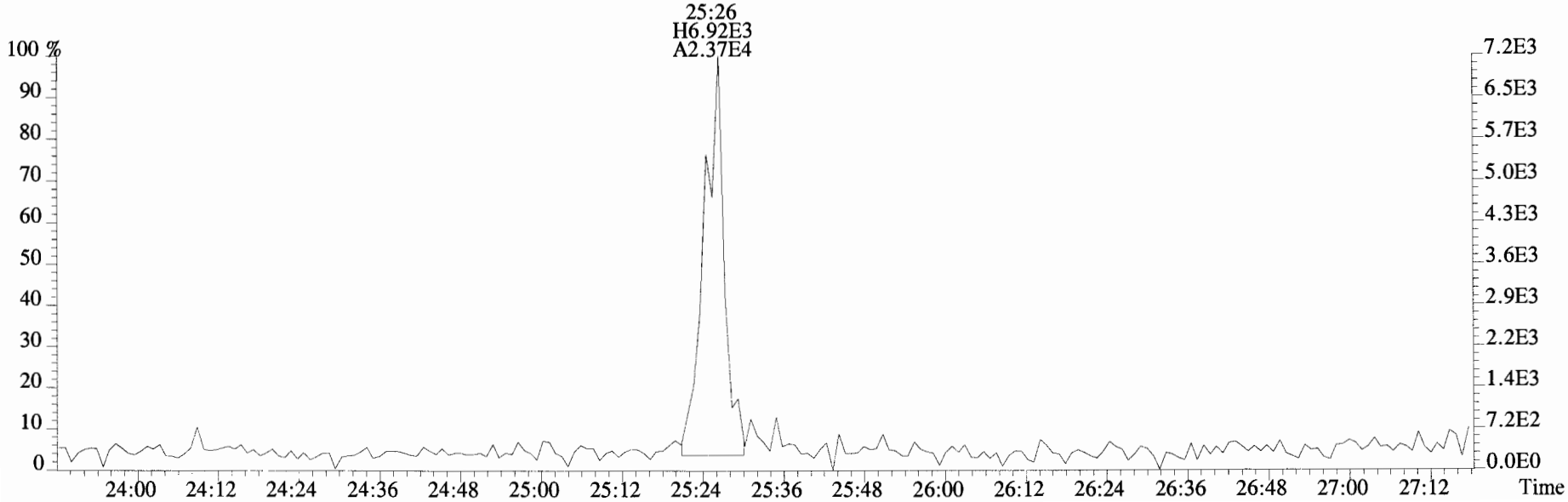

File:190510D2 #1-530 Acq:10-MAY-2019 15:12:30 GC EI+ Voltage SIR Autospec-UltimaE
Sample#2 File Text:Vista_Analytical_Laboratory_VG7 Text:ST190510D2-2 1613 CS1 19C2202 Exp:OCDD_DB5
339.8597 S:2 BSUB(10000,15,-3.0) PKD(5,5,3,0.10%,100.0,0.00%,F,F)

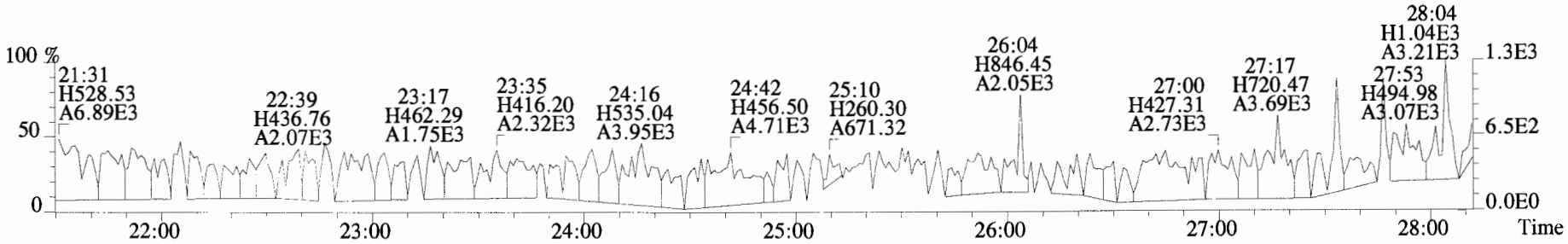

341.8568 S:2 BSUB(10000,15,-3.0) PKD(5,5,3,0.10%,100.0,0.00%,F,F)

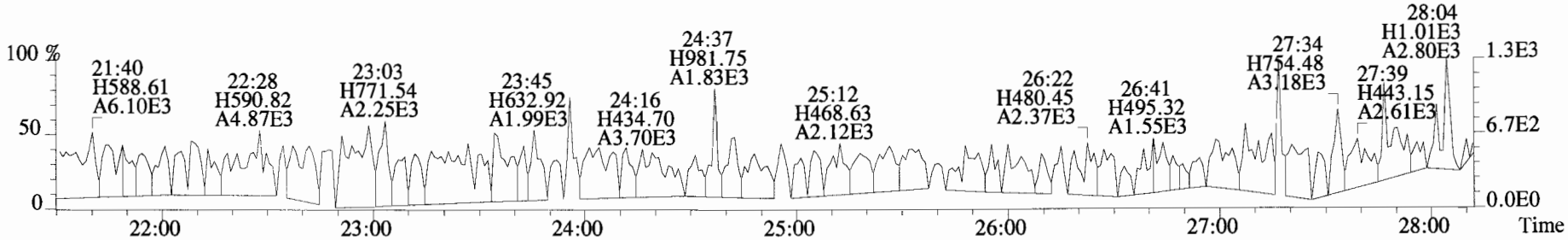

409.7974 S:2 BSUB(10000,15,-3.0) PKD(5,5,3,0.10%,100.0,0.00%,F,F)

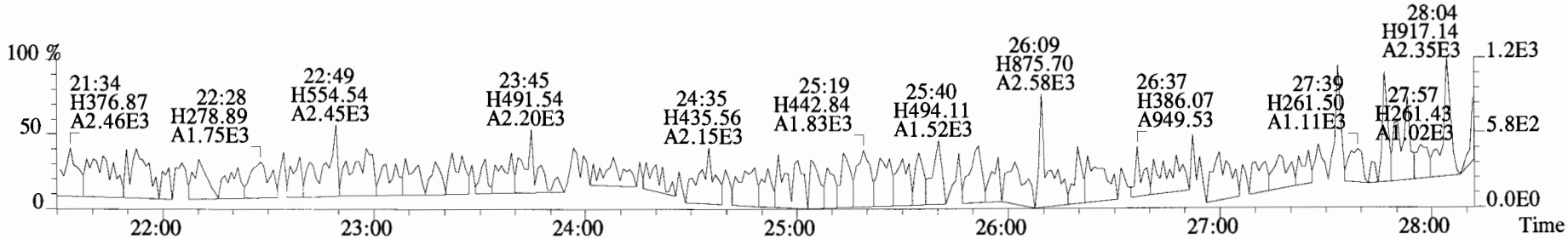

316.9824 S:2

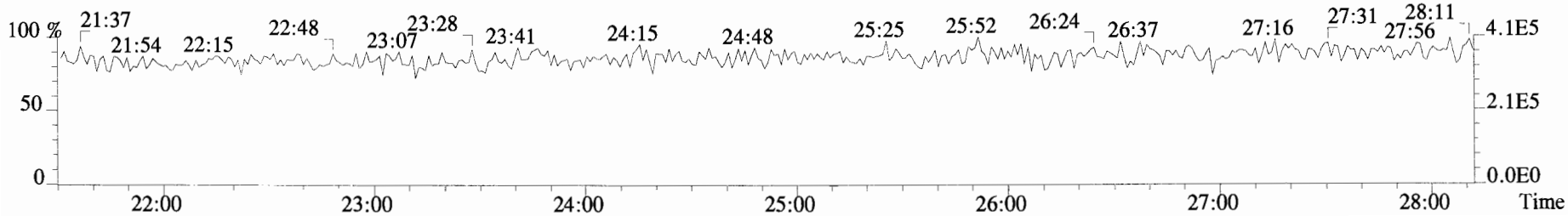

File:190510D2 #1-180 Acq:10-MAY-2019 15:12:30 GC EI+ Voltage SIR Autospec-UltimaE
Sample#2 File Text:Vista_Analytical_Laboratory_VG7 Text:ST190510D2-2 1613 CS1 19C2202 Exp:OCDD_DB5
339.8597 S:2 F:2 BSUB(10000,15,-3.0) PKD(5,5,3,0.10%,100.0,0.00%,F,F)

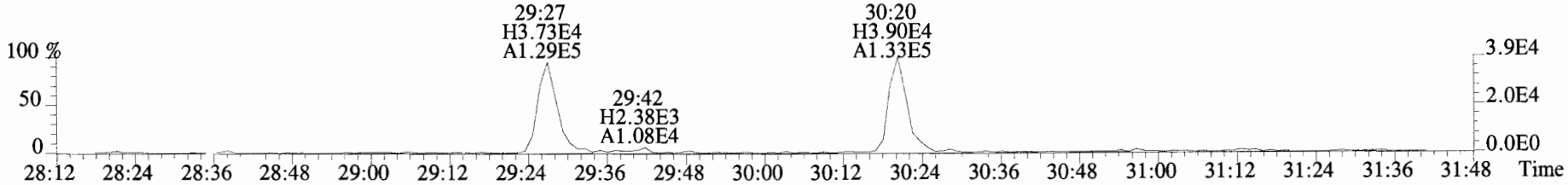

341.8568 S:2 F:2 BSUB(10000,15,-3.0) PKD(5,5,3,0.10%,100.0,0.00%,F,F)

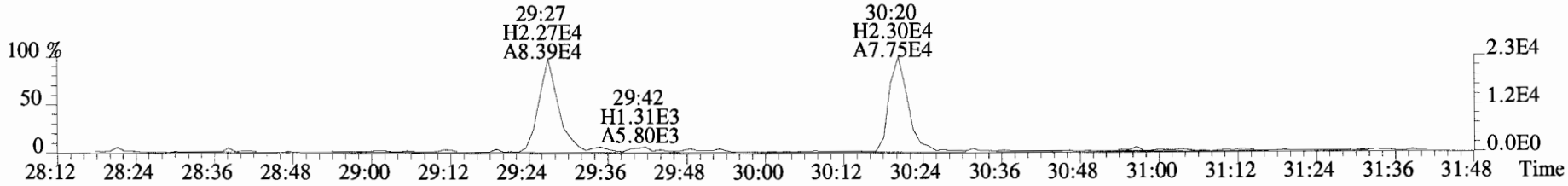

351.9000 S:2 F:2 BSUB(10000,15,-3.0) PKD(5,5,3,0.10%,100.0,0.00%,F,F)

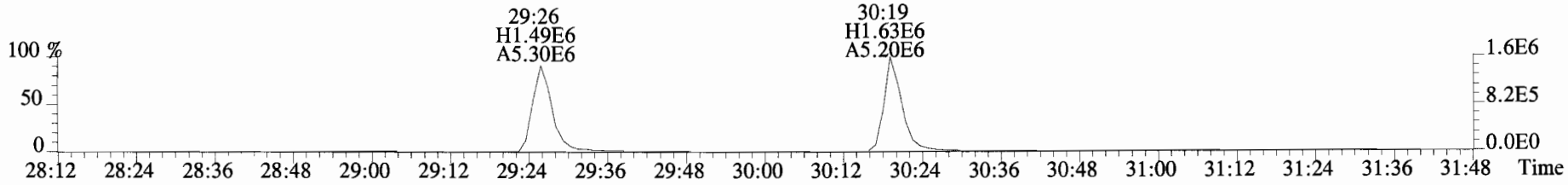

353.8970 S:2 F:2 BSUB(10000,15,-3.0) PKD(5,5,3,0.10%,100.0,0.00%,F,F)

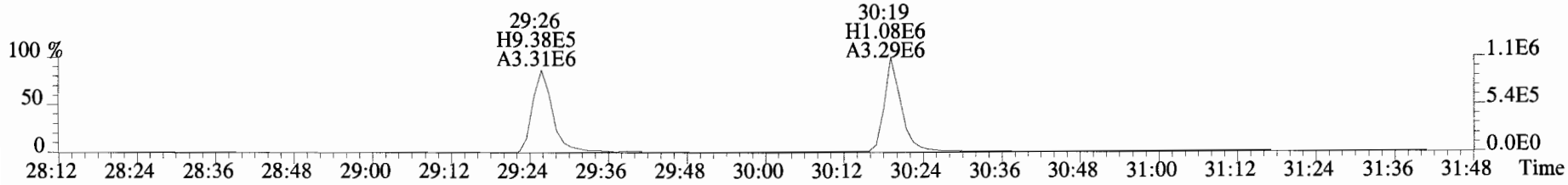

409.7974 S:2 F:2 BSUB(10000,15,-3.0) PKD(5,5,3,0.10%,100.0,0.00%,F,F)

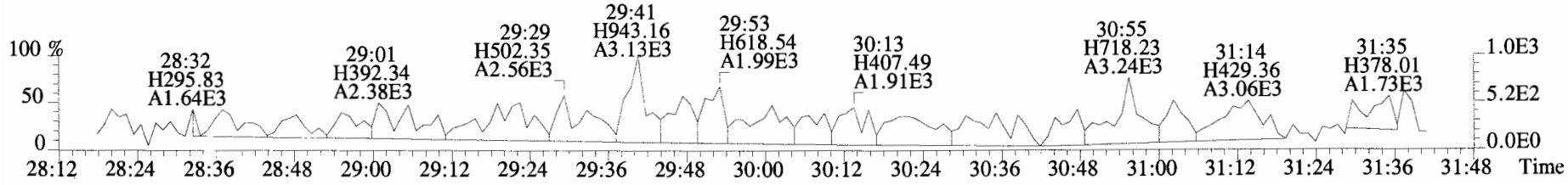

File:190510D2 #1-180 Acq:10-MAY-2019 15:12:30 GC EI+ Voltage SIR Autospec-UltimaE
Sample#2 File Text:Vista_Analytical_Laboratory_VG7 Text:ST190510D2-2 1613 CS1 19C2202 Exp:OCDD_DB5
339.8597 S:2 F:2 BSUB(10000,15,-3.0) PKD(5,5,3,0.10%,100.0,0.00%,F,F)

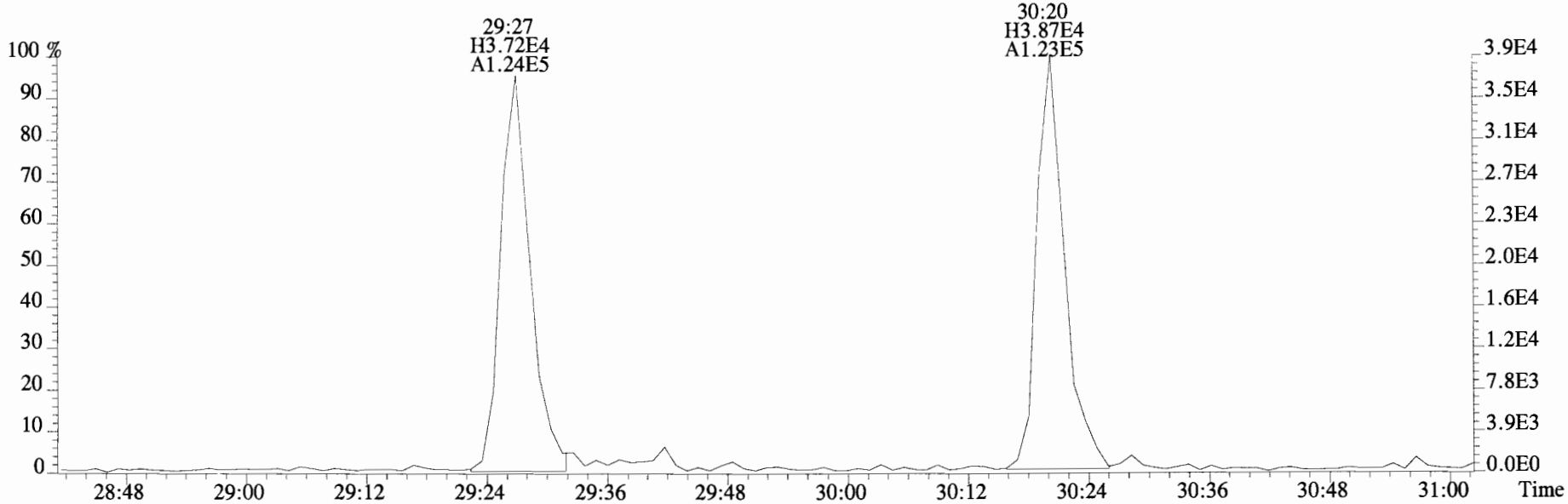

341.8568 S:2 F:2 BSUB(10000,15,-3.0) PKD(5,5,3,0.10%,100.0,0.00%,F,F)

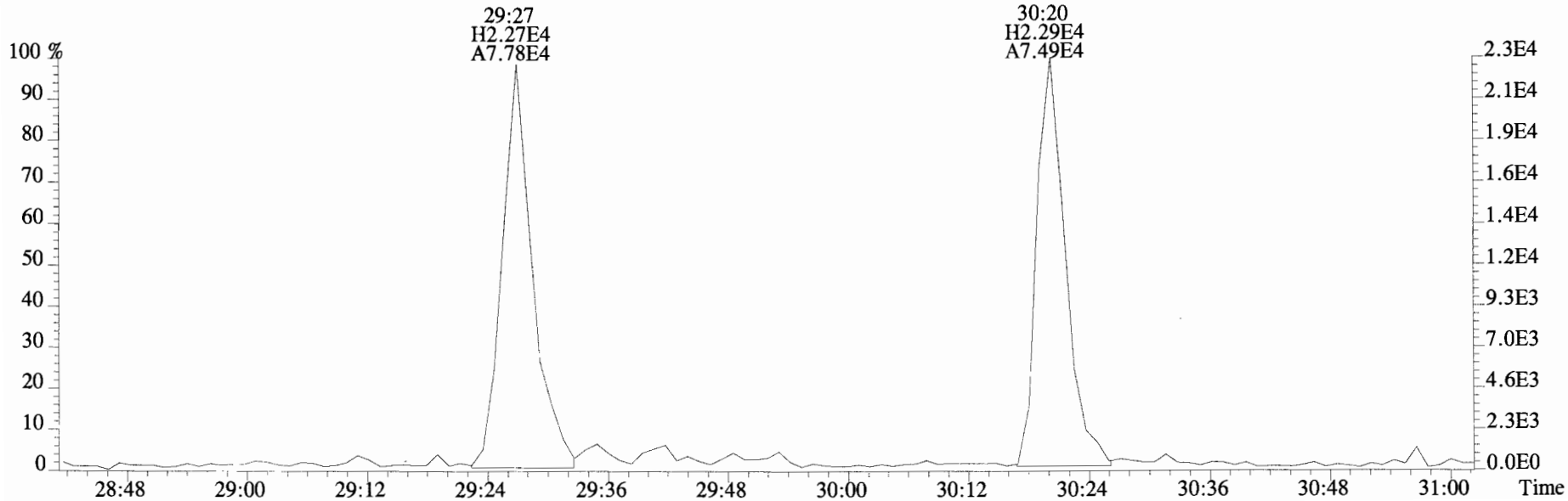

File:190510D2 #1-384 Acq:10-MAY-2019 15:12:30 GC EI+ Voltage SIR Autospec-UltimaE
Sample#2 File Text:Vista_Analytical_Laboratory_VG7 Text:ST190510D2-2 1613 CS1 19C2202 Exp:OCDD_DB5

373.8207 S:2 F:3 BSUB(10000,15,-3.0) PKD(5,5,3,0.10%,100.0,0.00%,F,F)

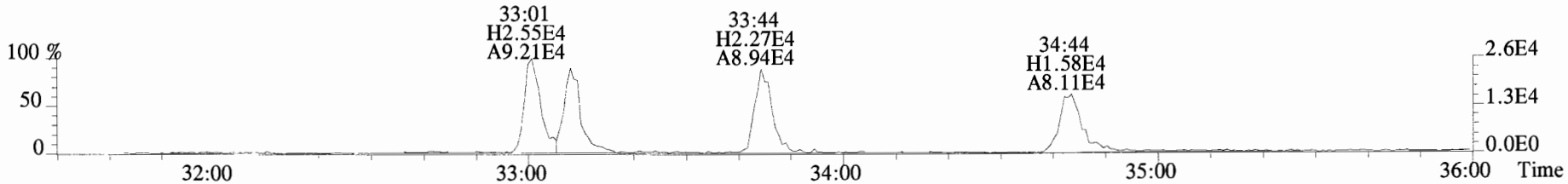

375.8178 S:2 F:3 BSUB(10000,15,-3.0) PKD(5,5,3,0.10%,100.0,0.00%,F,F)

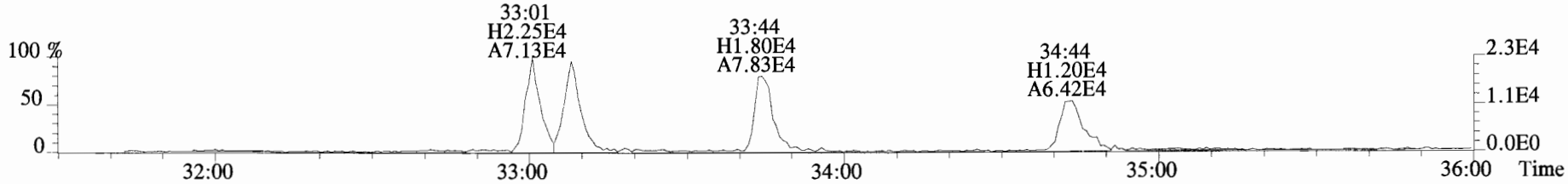

383.8639 S:2 F:3 BSUB(10000,15,-3.0) PKD(5,5,3,0.10%,100.0,0.00%,F,F)

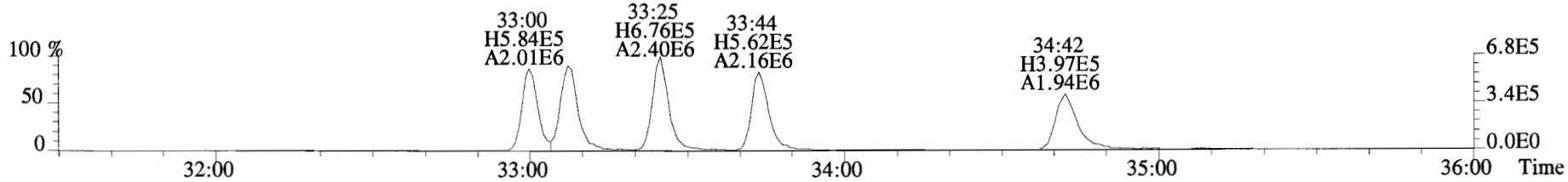

385.8610 S:2 F:3 BSUB(10000,15,-3.0) PKD(5,5,3,0.10%,100.0,0.00%,F,F)

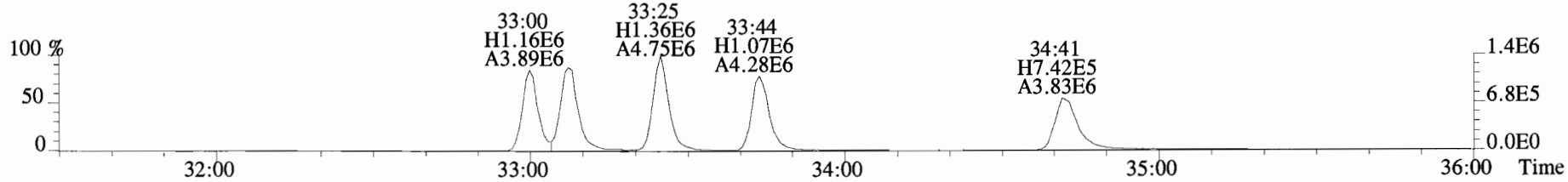

445.7555 S:2 F:3 BSUB(10000,15,-3.0) PKD(5,5,3,0.10%,100.0,0.00%,F,F)

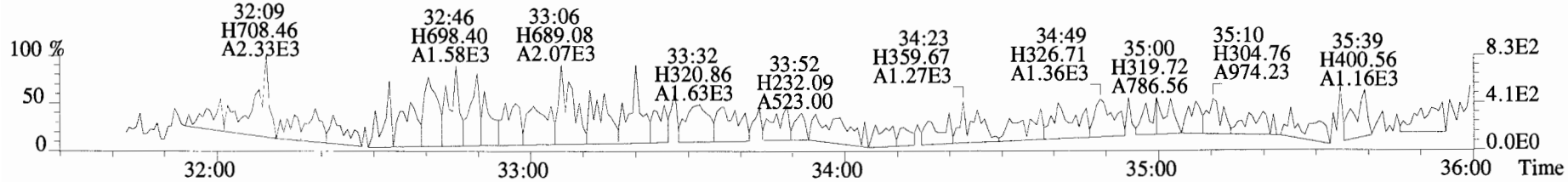

File:190510D2 #1-384 Acq:10-MAY-2019 15:12:30 GC EI+ Voltage SIR Autospec-UltimaE
Sample#2 File Text:Vista_Analytical_Laboratory_VG7 Text:ST190510D2-2 1613 CS1 19C2202 Exp:OCDD_DB5
373.8207 S:2 F:3 BSUB(10000,15,-3.0) PKD(5,5,3,0.10%,100.0,0.00%,F,F)

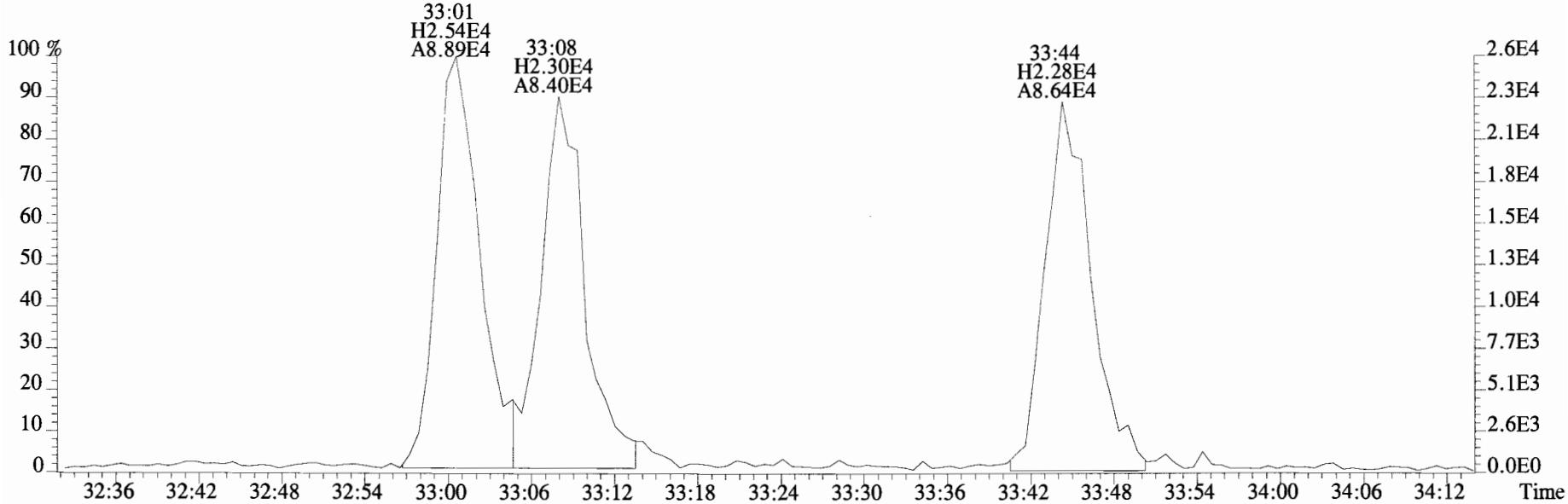

375.8178 S:2 F:3 BSUB(10000,15,-3.0) PKD(5,5,3,0.10%,100.0,0.00%,F,F)

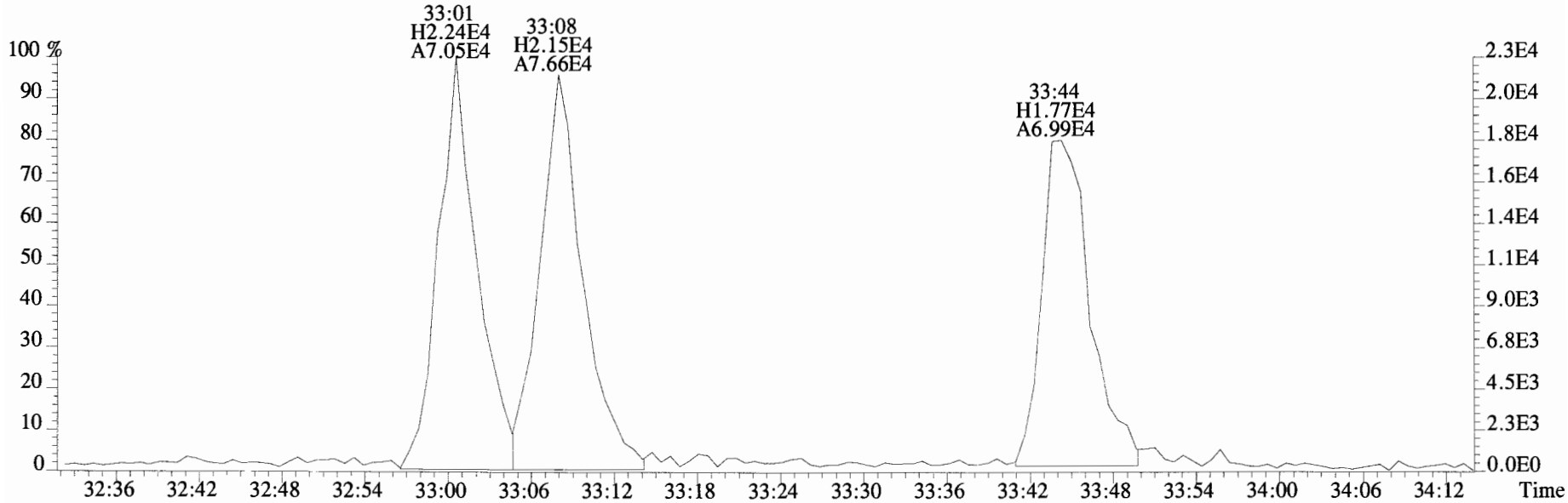

File:190510D2 #1-384 Acq:10-MAY-2019 15:12:30 GC EI+ Voltage SIR Autospec-UltimaE
Sample#2 File Text:Vista_Analytical_Laboratory_VG7 Text:ST190510D2-2 1613 CS1 19C2202 Exp:OCDD_DB5
373.8207 S:2 F:3 BSUB(10000,15,-3.0) PKD(5,5,3,0.10%,100.0,0.00%,F,F)

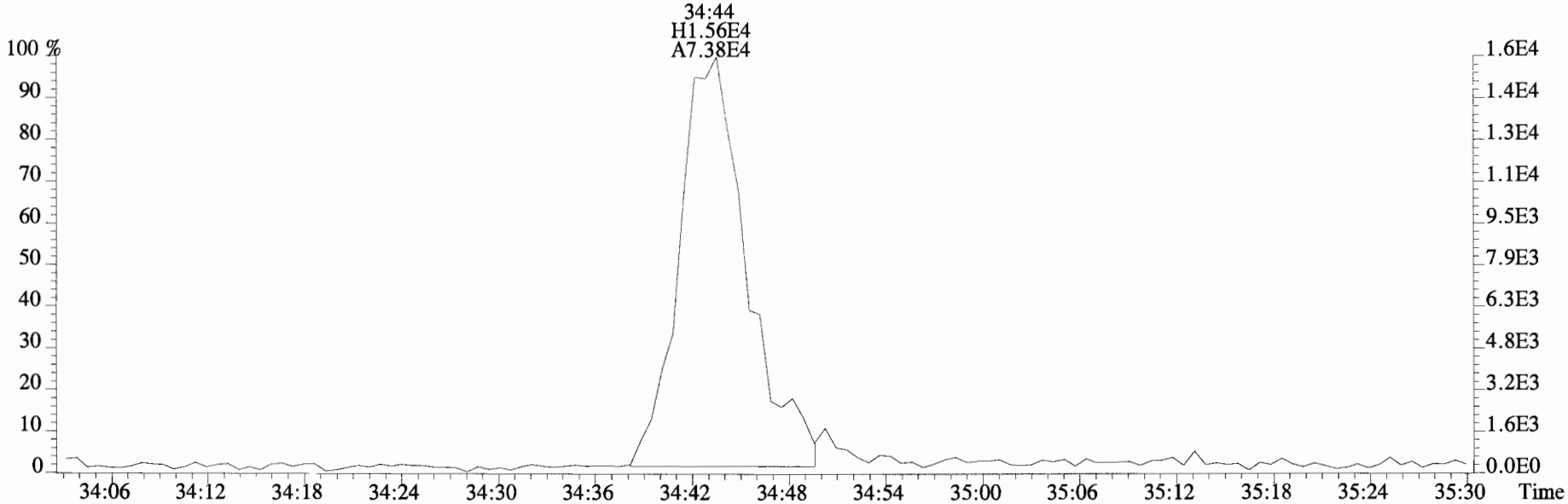

375.8178 S:2 F:3 BSUB(10000,15,-3.0) PKD(5,5,3,0.10%,100.0,0.00%,F,F)

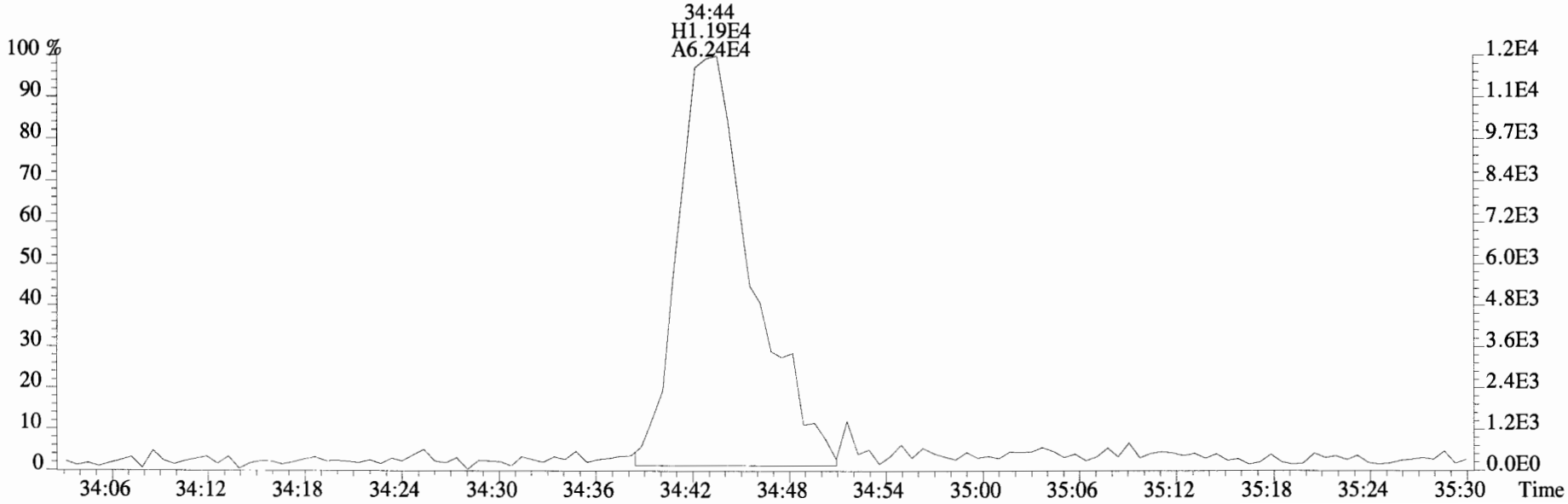

File:190510D2 #1-384 Acq:10-MAY-2019 15:12:30 GC EI+ Voltage SIR Autospec-UltimaE
Sample#2 File Text:Vista_Analytical_Laboratory_VG7 Text:ST190510D2-2 1613 CS1 19C2202 Exp:OCDD_DB5
383.8639 S:2 F:3 BSUB(10000,15,-3.0) PKD(5,5,3,0.10%,100.0,0.00%,F,F)

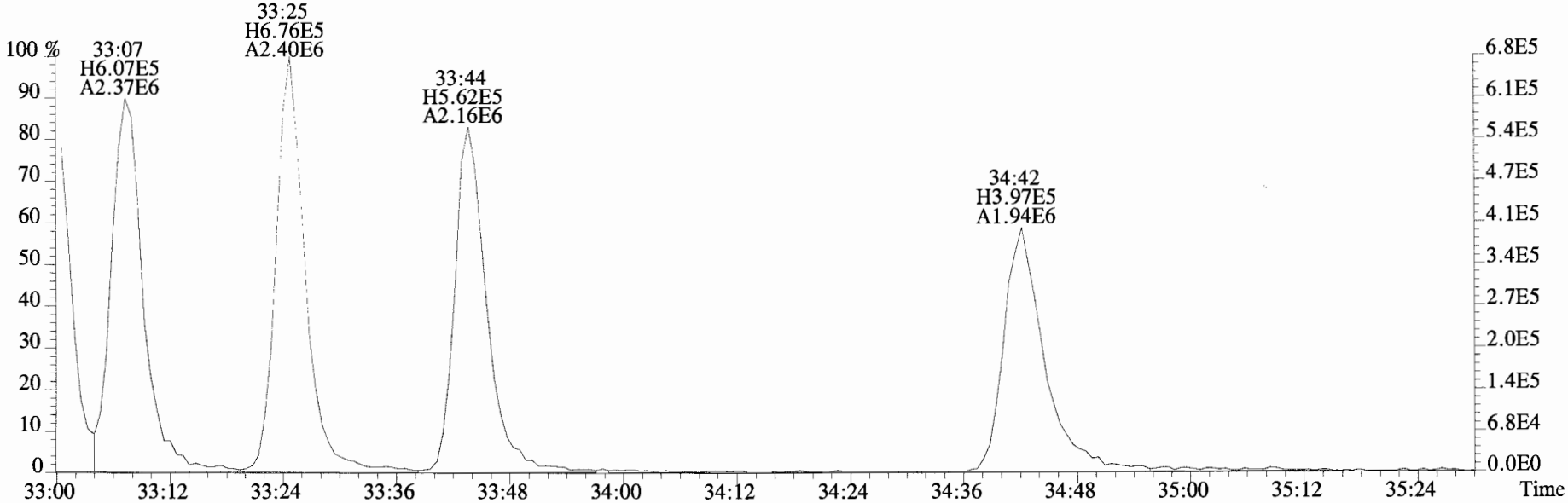

385.8610 S:2 F:3 BSUB(10000,15,-3.0) PKD(5,5,3,0.10%,100.0,0.00%,F,F)

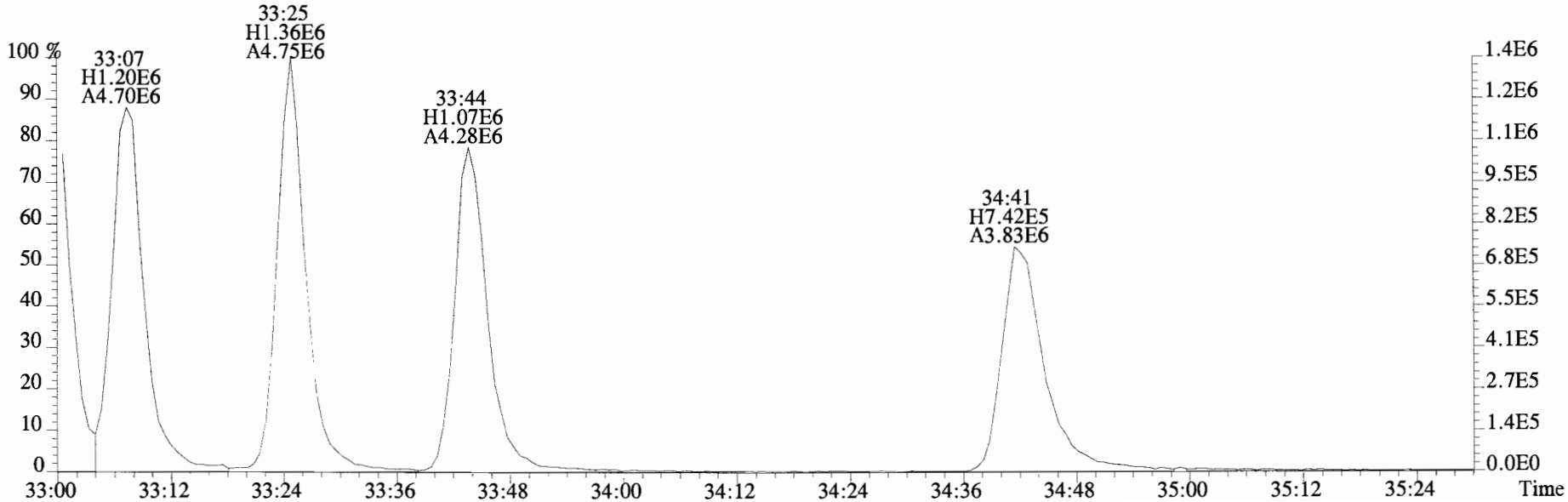

File:190510D2 #1-356 Acq:10-MAY-2019 15:12:30 GC EI+ Voltage SIR Autospec-UltimaE
Sample#2 File Text:Vista_Analytical_Laboratory_VG7 Text:ST190510D2-2 1613 CS1 19C2202 Exp:OCDD_DB5

407.7818 S:2 F:4 BSUB(10000,15,-3.0) PKD(5,5,3,0.10%,100.0,0.00%,F,F)

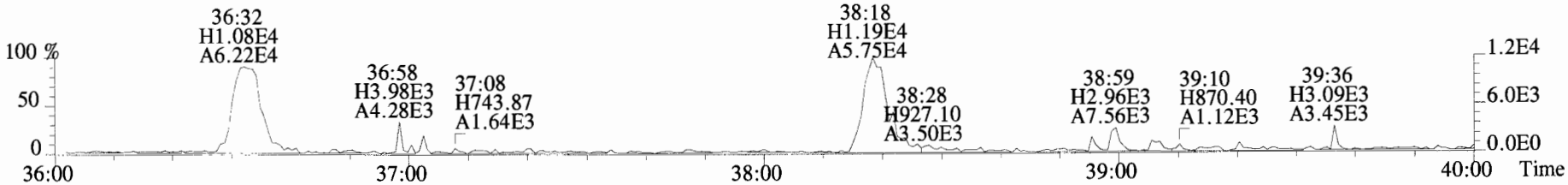

409.7788 S:2 F:4 BSUB(10000,15,-3.0) PKD(5,5,3,0.10%,100.0,0.00%,F,F)

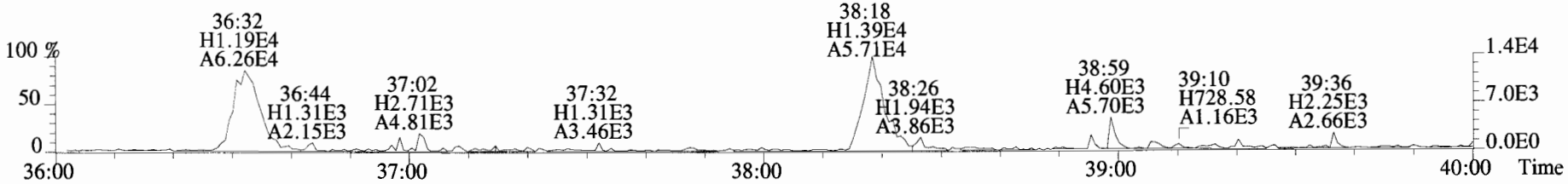

417.8253 S:2 F:4 BSUB(10000,15,-3.0) PKD(5,5,3,0.10%,100.0,0.00%,F,F)

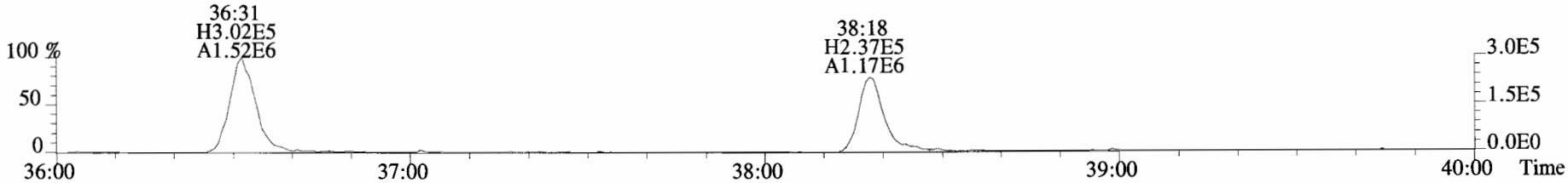

419.8220 S:2 F:4 BSUB(10000,15,-3.0) PKD(5,5,3,0.10%,100.0,0.00%,F,F)

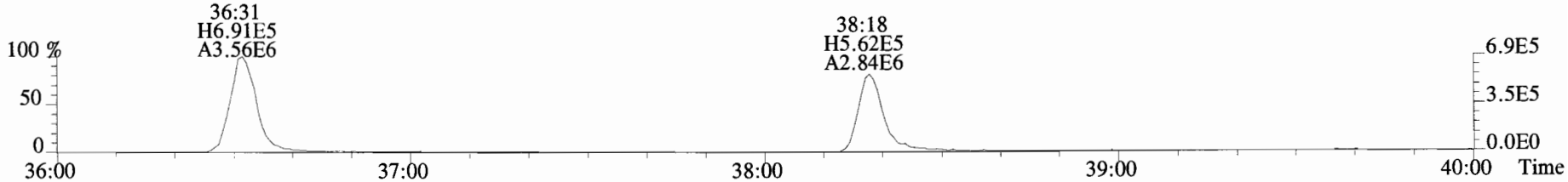

479.7165 S:2 F:4 BSUB(10000,15,-3.0) PKD(5,5,3,0.10%,100.0,0.00%,F,F)

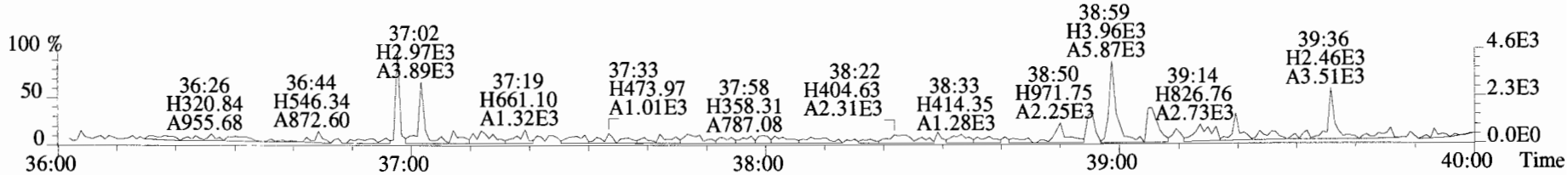

File:190510D2 #1-356 Acq:10-MAY-2019 15:12:30 GC EI+ Voltage SIR Autospec-UltimaE
Sample#2 File Text:Vista_Analytical_Laboratory_VG7 Text:ST190510D2-2 1613 CS1 19C2202 Exp:OCDD_DB5
407.7818 S:2 F:4 BSUB(10000,15,-3.0) PKD(5,5,3,0.10%,100.0,0.00%,F,F)

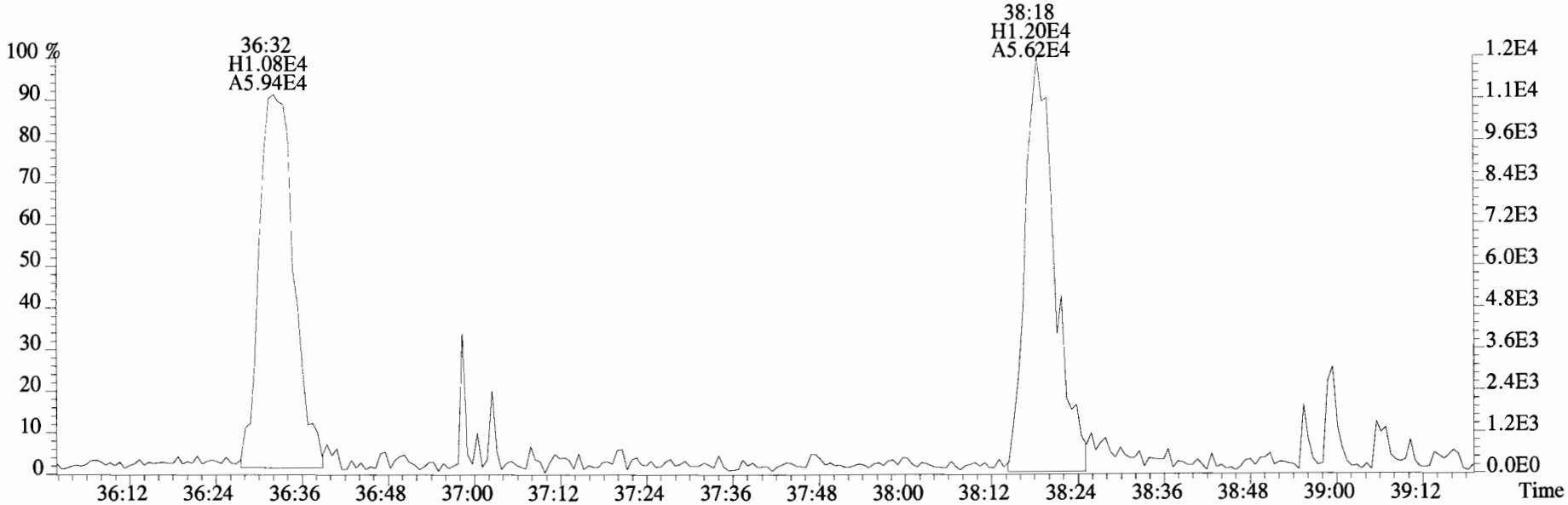

409.7788 S:2 F:4 BSUB(10000,15,-3.0) PKD(5,5,3,0.10%,100.0,0.00%,F,F)

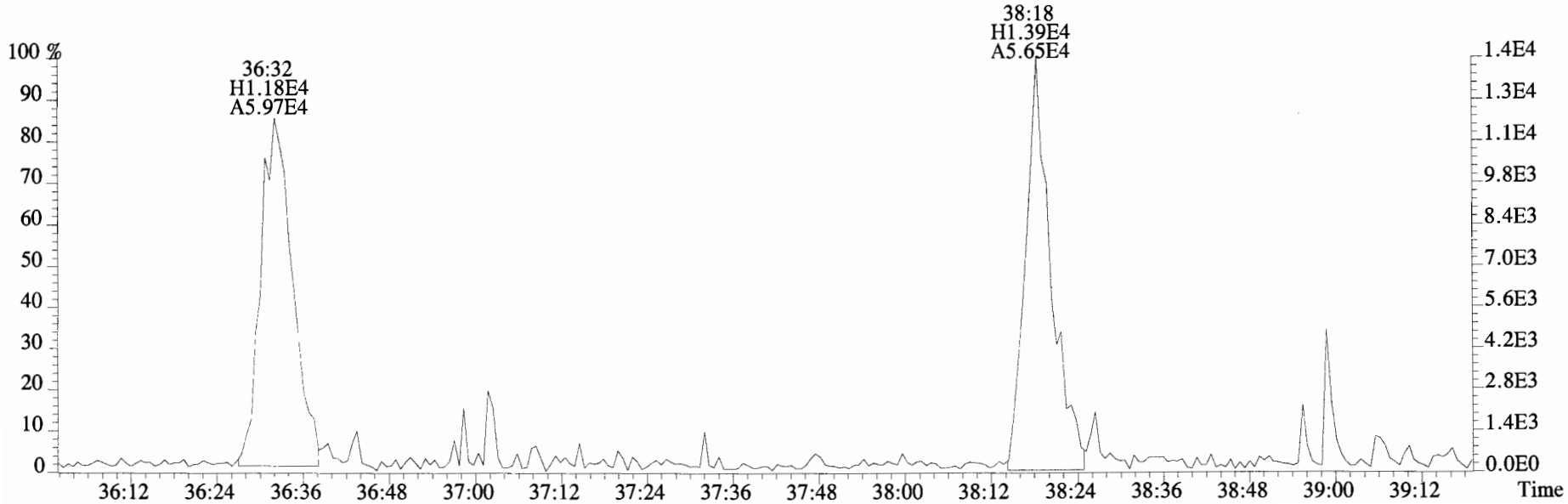

File:190510D2 #1-431 Acq:10-MAY-2019 15:12:30 GC EI+ Voltage SIR Autospec-UltimaE
Sample#2 File Text:Vista_Analytical_Laboratory_VG7 Text:ST190510D2-2 1613 CS1 19C2202 Exp:OCDD_DB5

441.7428 S:2 F:5 BSUB(10000,15,-3.0) PKD(5,5,3,0.10%,100.0,0.00%,F,F)



443.7398 S:2 F:5 BSUB(10000,15,-3.0) PKD(5,5,3,0.10%,100.0,0.00%,F,F)



453.7831 S:2 F:5 BSUB(10000,15,-3.0) PKD(5,5,3,0.10%,100.0,0.00%,F,F)

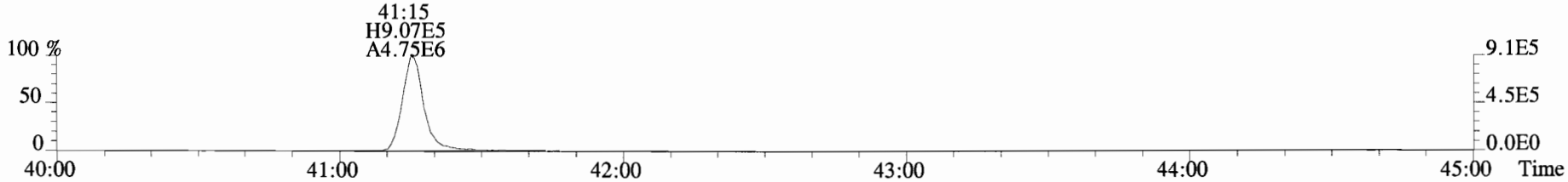

455.7801 S:2 F:5 BSUB(10000,15,-3.0) PKD(5,5,3,0.10%,100.0,0.00%,F,F)

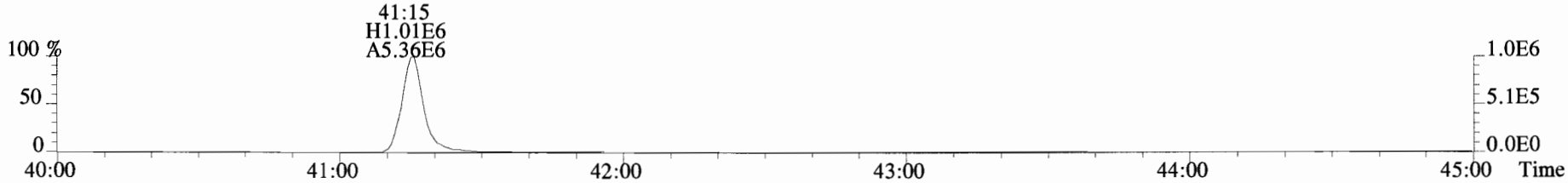

513.6775 S:2 F:5 BSUB(10000,15,-3.0) PKD(5,5,3,0.10%,100.0,0.00%,F,F)

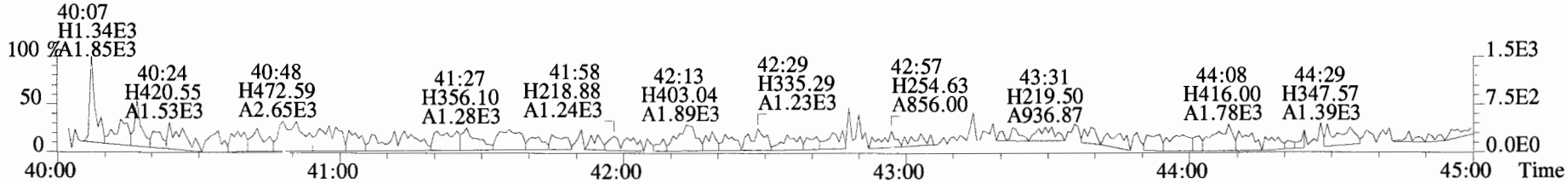

File:190510D2 #1-431 Acq:10-MAY-2019 15:12:30 GC EI+ Voltage SIR Autospec-UltimaE
Sample#2 File Text:Vista_Analytical_Laboratory_VG7 Text:ST190510D2-2 1613 CS1 19C2202 Exp:OCDD_DB5
441.7428 S:2 F:5 BSUB(10000,15,-3.0) PKD(5,5,3,0.10%,100.0,0.00%,F,F)

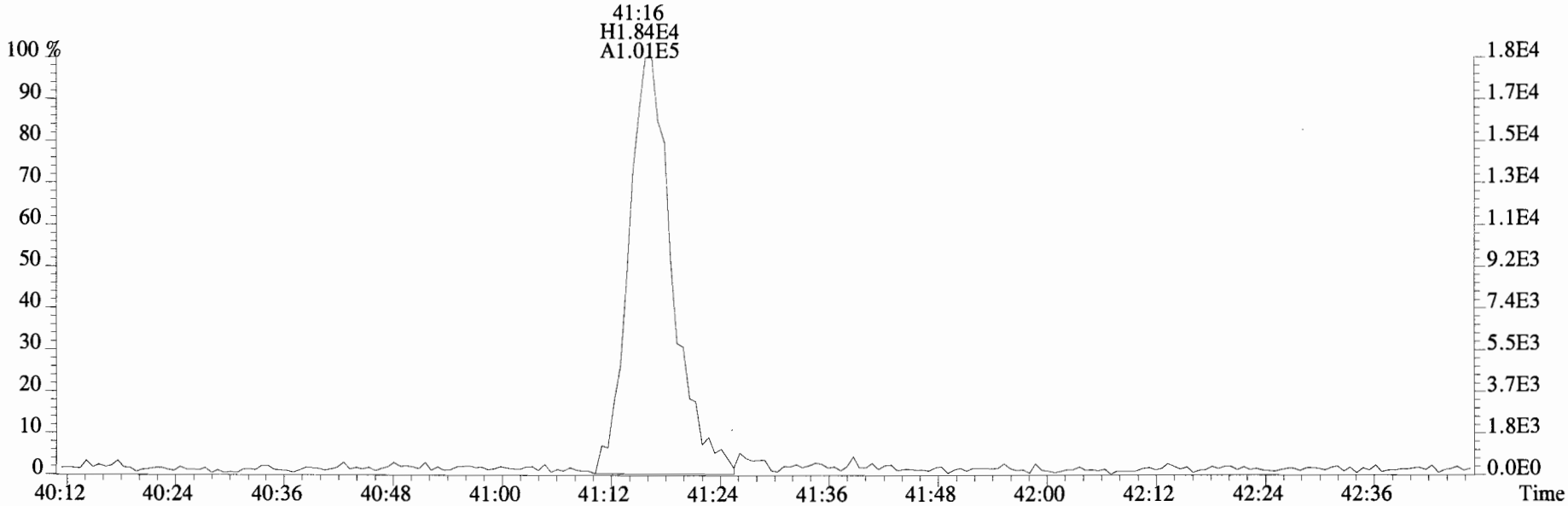

443.7398 S:2 F:5 BSUB(10000,15,-3.0) PKD(5,5,3,0.10%,100.0,0.00%,F,F)

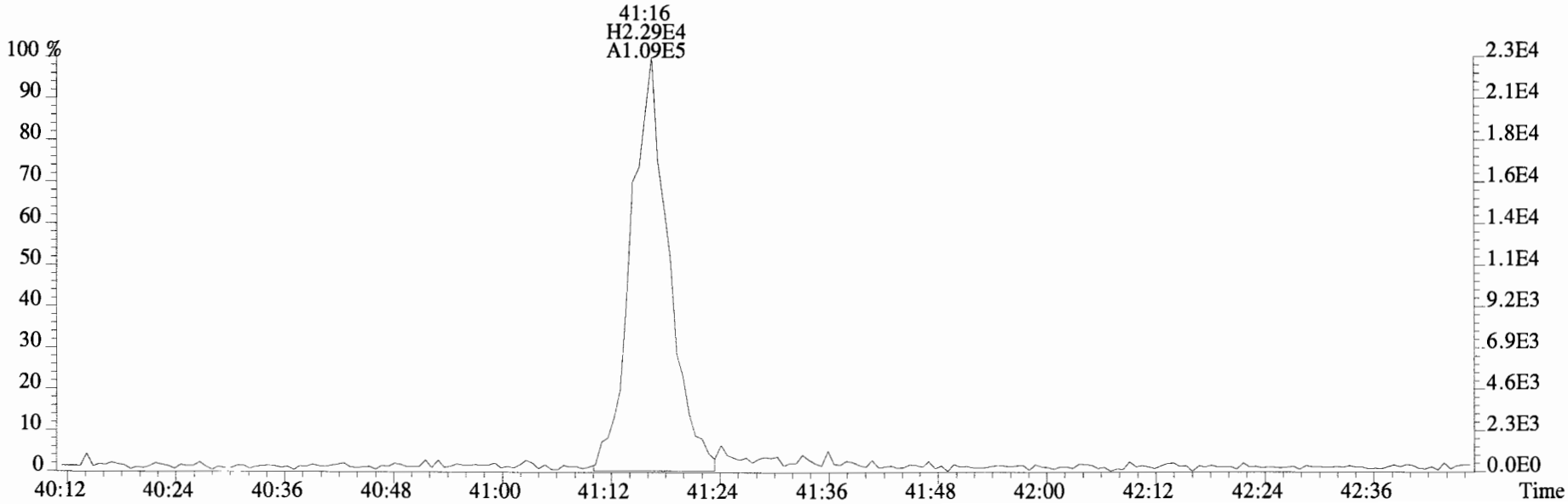

File:190510D2 #1-530 Acq:10-MAY-2019 16:00:06 GC EI+ Voltage SIR Autospec-UltimaE
Sample#3 File Text:Vista_Analytical_Laboratory_VG7 Text:ST190510D2-3 1613 CS2 19C2203 Exp:OCDD_DB5

319.8965 S:3 BSUB(10000,15,-3.0) PKD(5,5,3,0.10%,100.0,0.00%,F,F)



321.8936 S:3 BSUB(10000,15,-3.0) PKD(5,5,3,0.10%,100.0,0.00%,F,F)

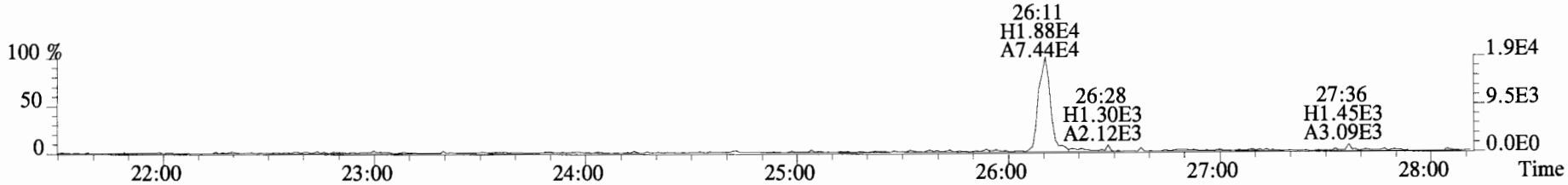

327.8847 S:3 BSUB(10000,15,-3.0) PKD(5,5,3,0.10%,100.0,0.00%,F,F)



331.9368 S:3 BSUB(10000,15,-3.0) PKD(5,5,3,0.10%,100.0,0.00%,F,F)

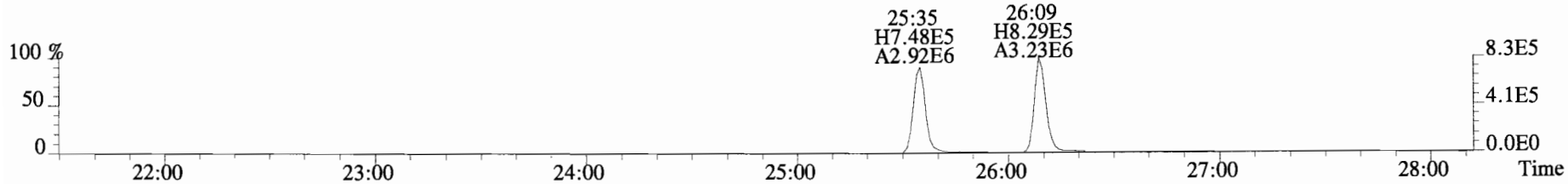

333.9339 S:3 BSUB(10000,15,-3.0) PKD(5,5,3,0.10%,100.0,0.00%,F,F)

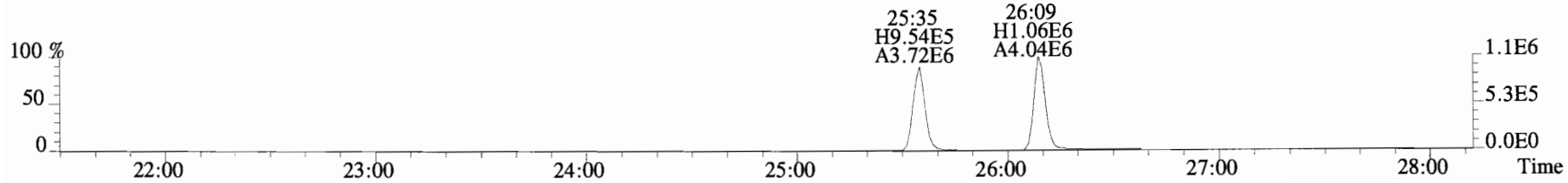

File:190510D2 #1-180 Acq:10-MAY-2019 16:00:06 GC EI+ Voltage SIR Autospec-UltimaE
Sample#3 File Text:Vista_Analytical_Laboratory_VG7 Text:ST190510D2-3 1613 CS2 19C2203 Exp:OCDD_DB5

353.8576 S:3 F:2 BSUB(10000,15,-3.0) PKD(5,5,3,0.10%,100.0,0.00%,F,F)

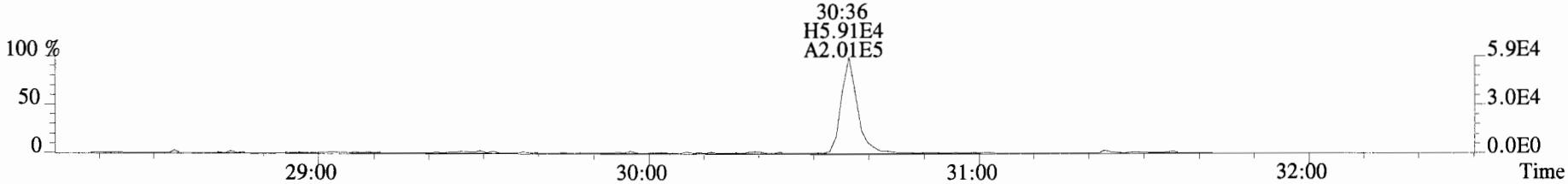

355.8546 S:3 F:2 BSUB(10000,15,-3.0) PKD(5,5,3,0.10%,100.0,0.00%,F,F)

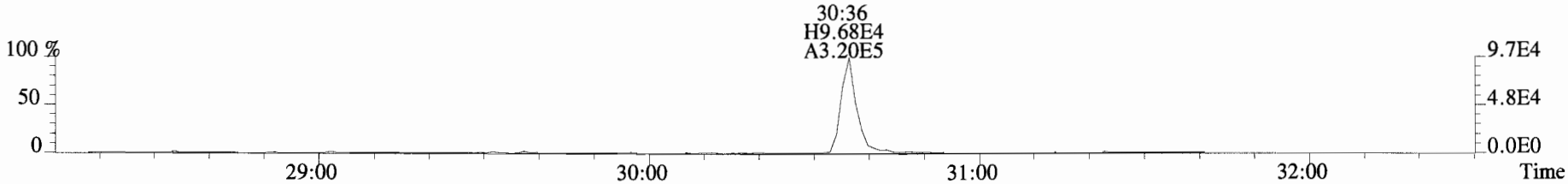

365.8978 S:3 F:2 BSUB(10000,15,-3.0) PKD(5,5,3,0.10%,100.0,0.00%,F,F)

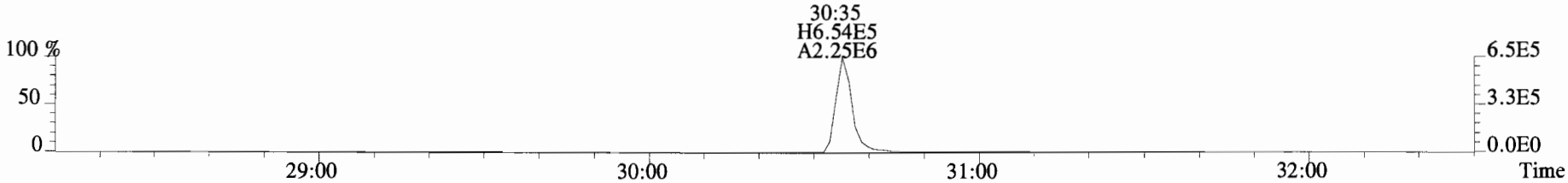

367.8949 S:3 F:2 BSUB(10000,15,-3.0) PKD(5,5,3,0.10%,100.0,0.00%,F,F)

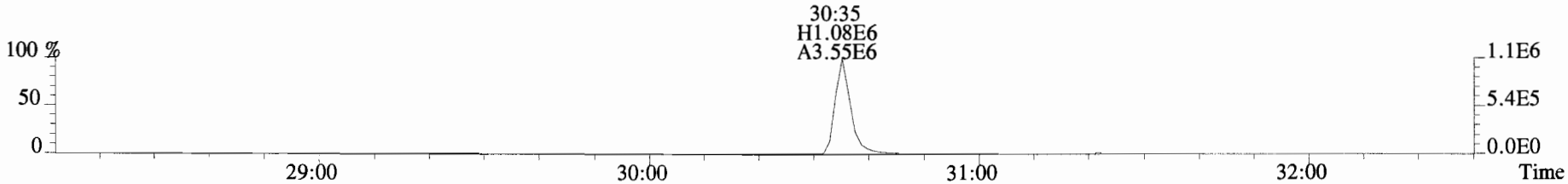

366.9792 S:3 F:2

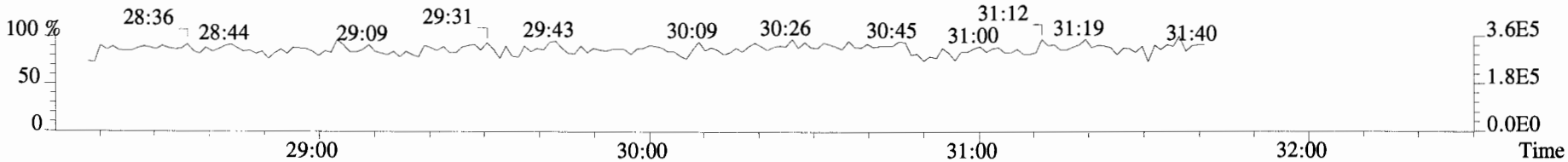

File:190510D2 #1-384 Acq:10-MAY-2019 16:00:06 GC EI+ Voltage SIR Autospec-UltimaE
Sample#3 File Text:Vista_Analytical_Laboratory_VG7 Text:ST190510D2-3 1613 CS2 19C2203 Exp:OCDD_DB5

389.8156 S:3 F:3 BSUB(10000,15,-3.0) PKD(5,5,3,0.10%,100.0,0.00%,F,F)

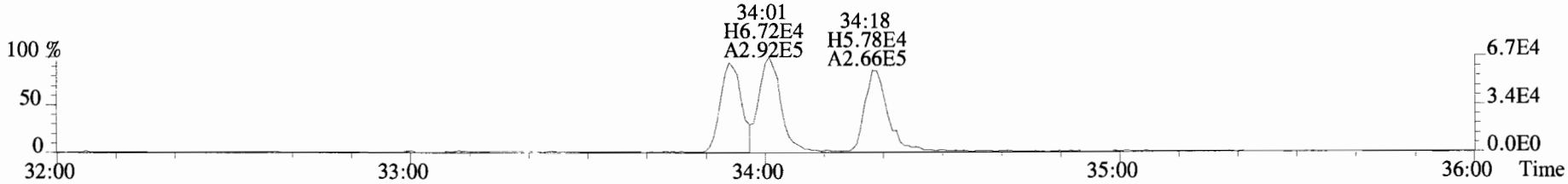

391.8127 S:3 F:3 BSUB(10000,15,-3.0) PKD(5,5,3,0.10%,100.0,0.00%,F,F)

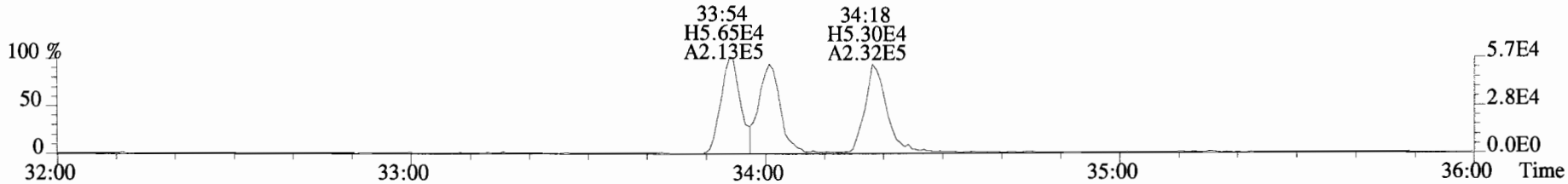

401.8559 S:3 F:3 BSUB(10000,15,-3.0) PKD(5,5,3,0.10%,100.0,0.00%,F,F)

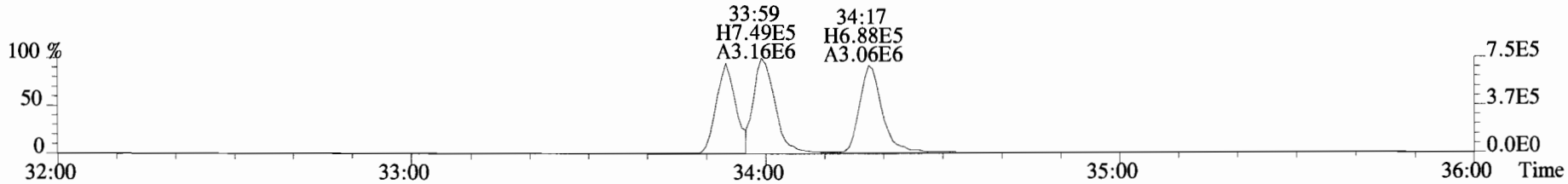

403.8530 S:3 F:3 BSUB(10000,15,-3.0) PKD(5,5,3,0.10%,100.0,0.00%,F,F)

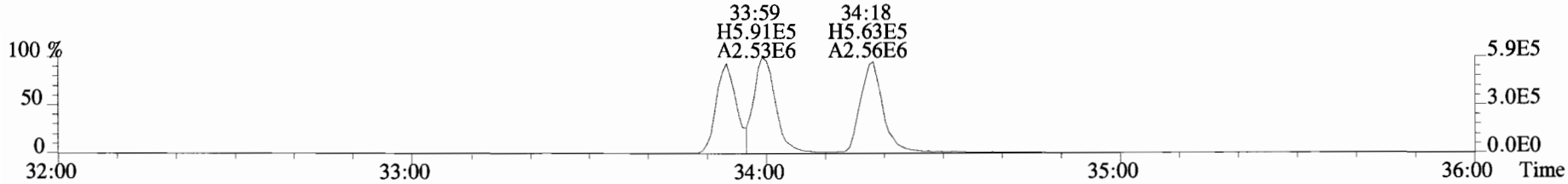

392.9760 S:3 F:3

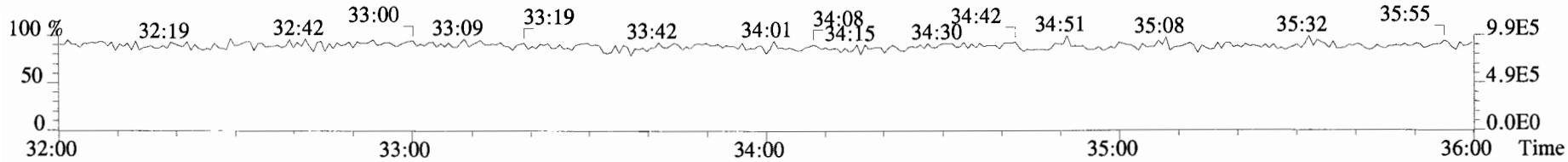

File:190510D2 #1-384 Acq:10-MAY-2019 16:00:06 GC EI+ Voltage SIR Autospec-UltimaE
Sample#3 File Text:Vista_Analytical_Laboratory_VG7 Text:ST190510D2-3 1613 CS2 19C2203 Exp:OCDD_DB5
401.8559 S:3 F:3 BSUB(10000,15,-3.0) PKD(5,5,3,0.10%,100.0,0.00%,F,F)

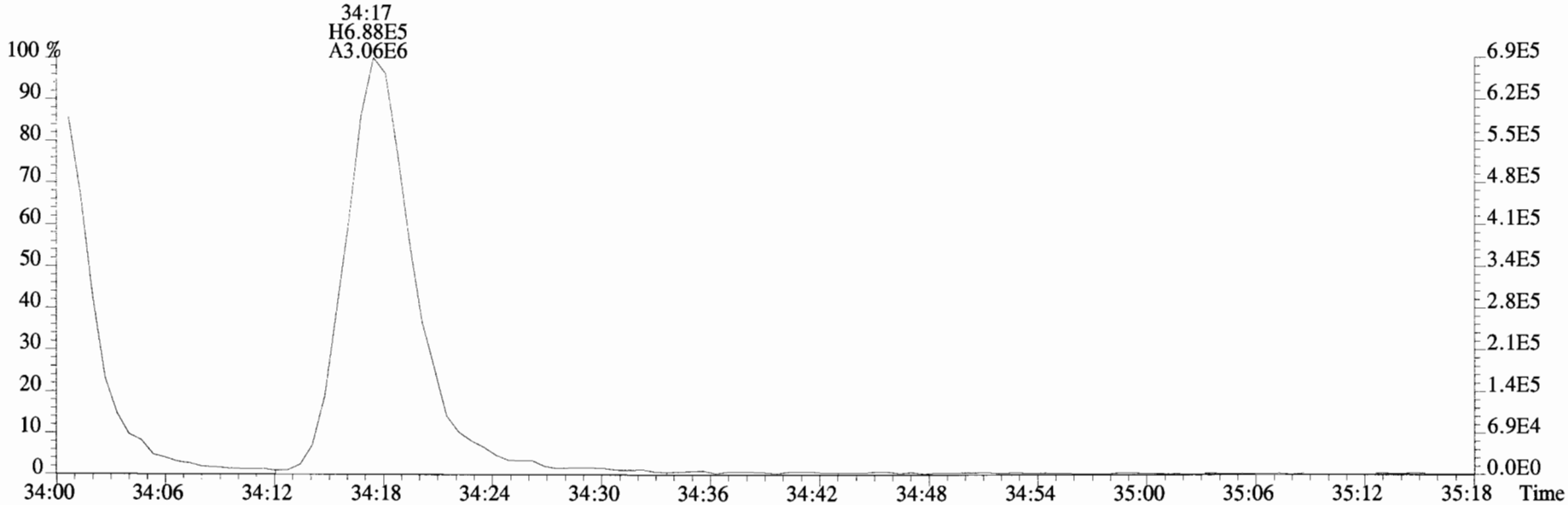

403.8530 S:3 F:3 BSUB(10000,15,-3.0) PKD(5,5,3,0.10%,100.0,0.00%,F,F)

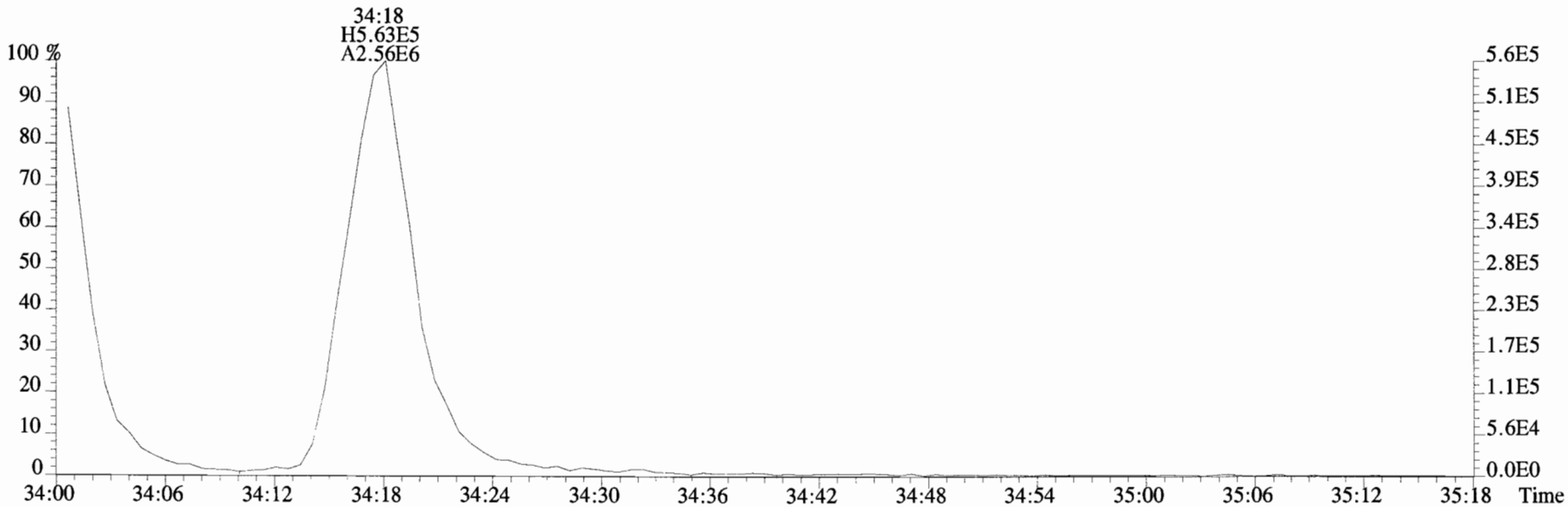

File:190510D2 #1-355 Acq:10-MAY-2019 16:00:06 GC EI+ Voltage SIR Autospec-UltimaE
Sample#3 File Text:Vista_Analytical_Laboratory_VG7 Text:ST190510D2-3 1613 CS2 19C2203 Exp:OCDD_DB5

423.7767 S:3 F:4 BSUB(10000,15,-3.0) PKD(5,5,3,0.10%,100.0,0.00%,F,F)

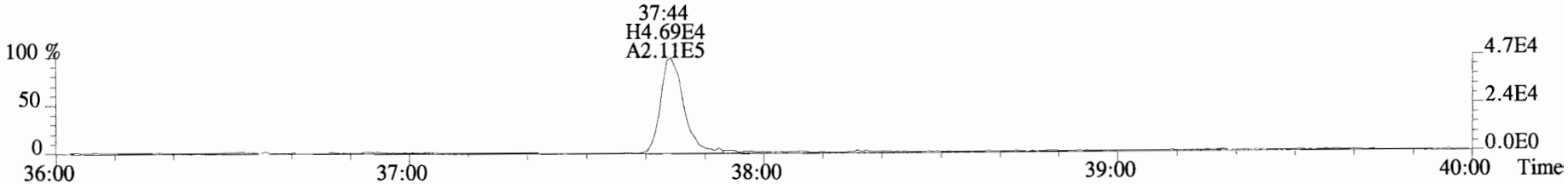

425.7737 S:3 F:4 BSUB(10000,15,-3.0) PKD(5,5,3,0.10%,100.0,0.00%,F,F)

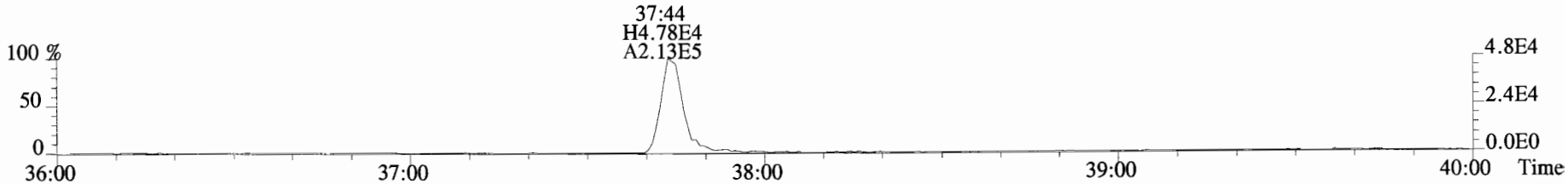

435.8169 S:3 F:4 BSUB(10000,15,-3.0) PKD(5,5,3,0.10%,100.0,0.00%,F,F)

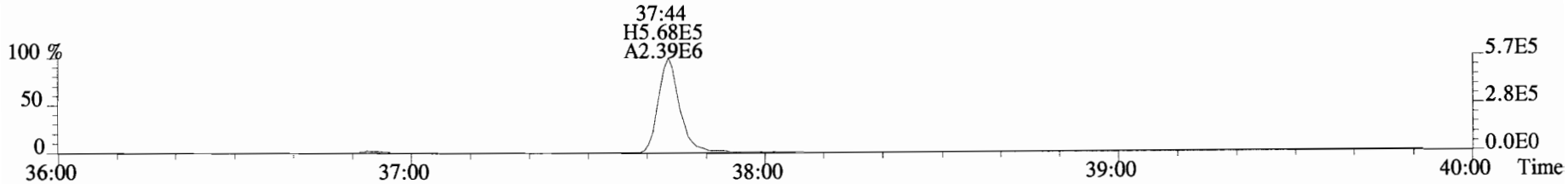

437.8140 S:3 F:4 BSUB(10000,15,-3.0) PKD(5,5,3,0.10%,100.0,0.00%,F,F)

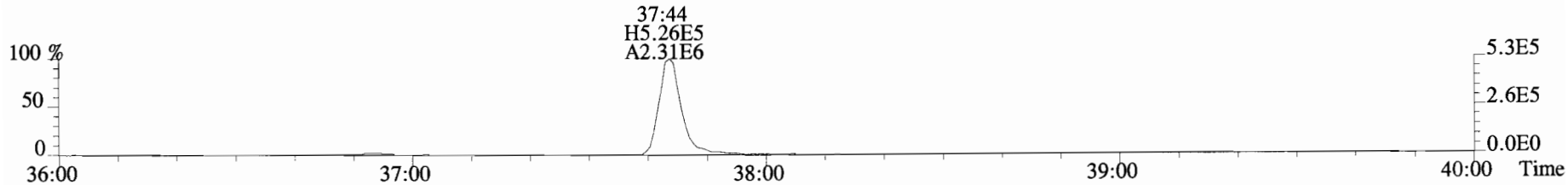

454.9728 S:3 F:4

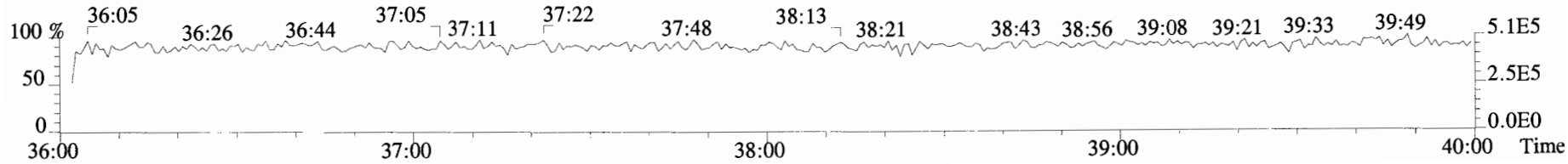

File:190510D2 #1-432 Acq:10-MAY-2019 16:00:06 GC EI+ Voltage SIR Autospec-UltimaE
Sample#3 File Text:Vista_Analytical_Laboratory_VG7 Text:ST190510D2-3 1613 CS2 19C2203 Exp:OCDD_DB5

457.7377 S:3 F:5 BSUB(10000,15,-3.0) PKD(5,5,3,0.10%,100.0,0.00%,F,F)

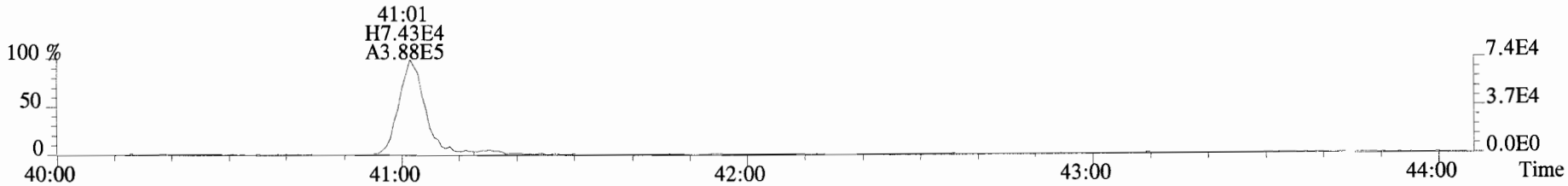

459.7348 S:3 F:5 BSUB(10000,15,-3.0) PKD(5,5,3,0.10%,100.0,0.00%,F,F)



469.7780 S:3 F:5 BSUB(10000,15,-3.0) PKD(5,5,3,0.10%,100.0,0.00%,F,F)

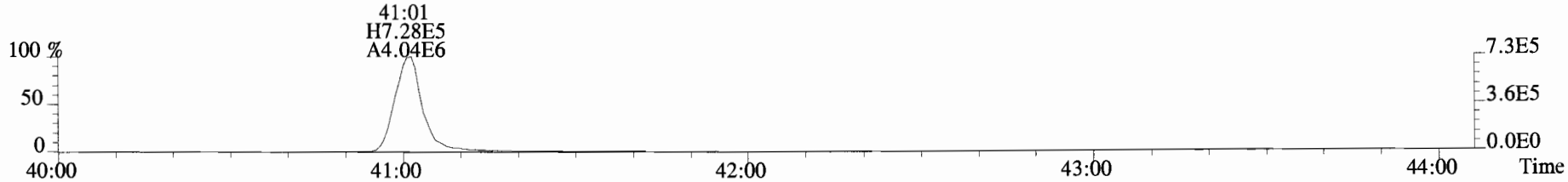

471.7750 S:3 F:5 BSUB(10000,15,-3.0) PKD(5,5,3,0.10%,100.0,0.00%,F,F)

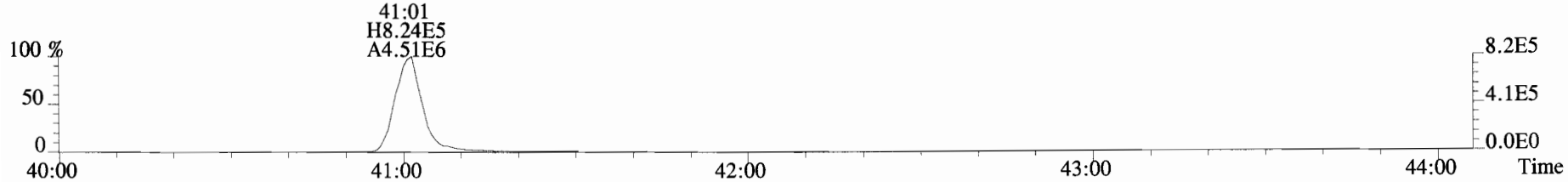

454.9728 S:3 F:5

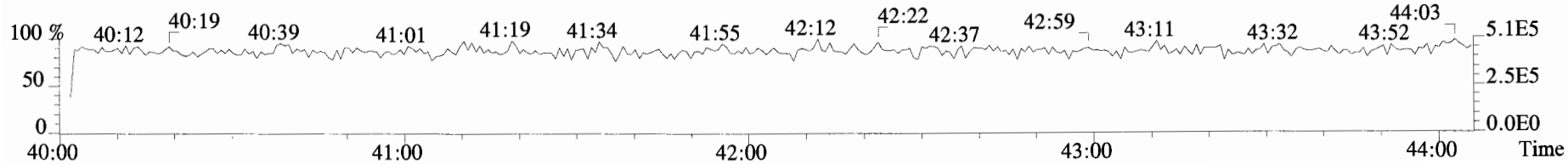

File:190510D2 #1-530 Acq:10-MAY-2019 16:00:06 GC EI+ Voltage SIR Autospec-UltimaE
Sample#3 File Text:Vista_Analytical_Laboratory_VG7 Text:ST190510D2-3 1613 CS2 19C2203 Exp:OCDD_DB5

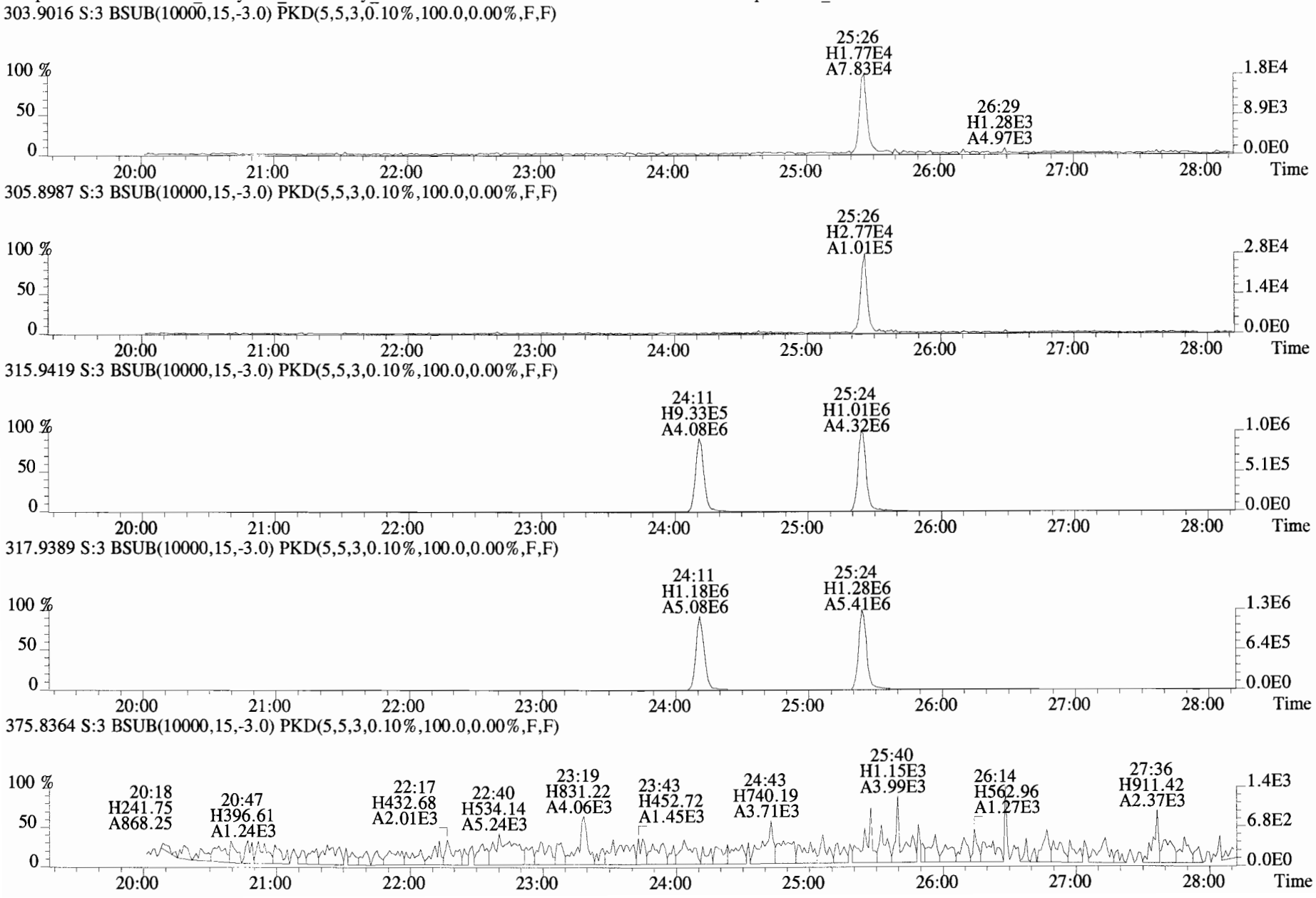

File:190510D2 #1-530 Acq:10-MAY-2019 16:00:06 GC EI+ Voltage SIR Autospec-UltimaE
Sample#3 File Text:Vista_Analytical_Laboratory_VG7 Text:ST190510D2-3 1613 CS2 19C2203 Exp:OCDD_DB5
339.8597 S:3 BSUB(10000,15,-3.0) PKD(5,5,3,0.10%,100.0,0.00%,F,F)

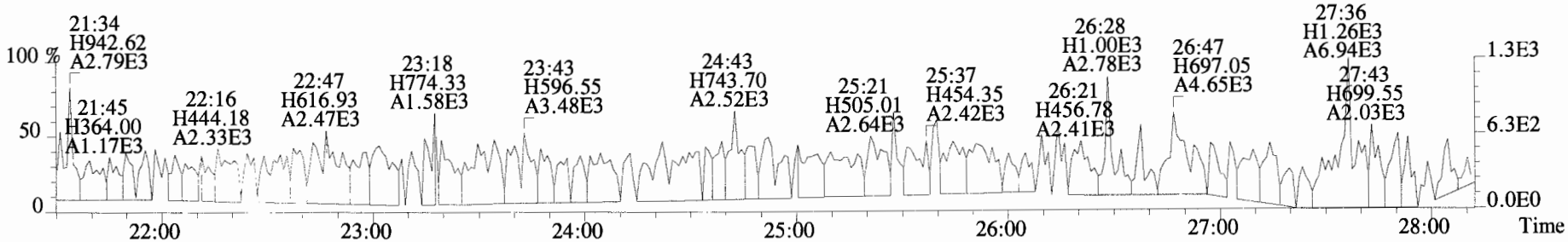

341.8568 S:3 BSUB(10000,15,-3.0) PKD(5,5,3,0.10%,100.0,0.00%,F,F)

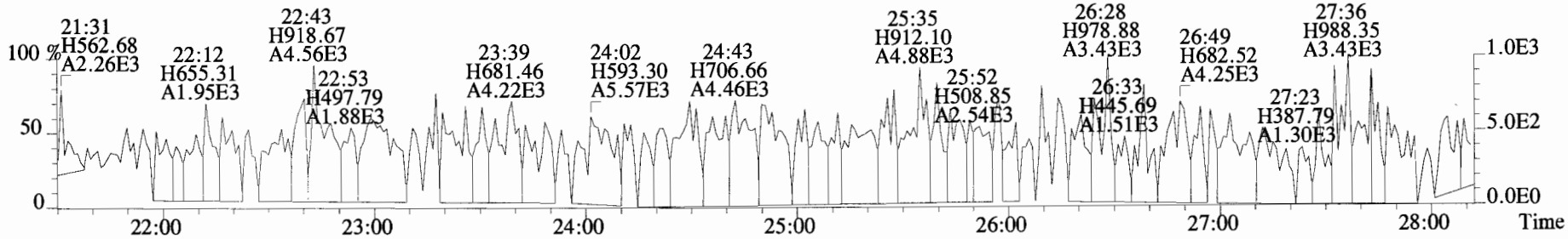

409.7974 S:3 BSUB(10000,15,-3.0) PKD(5,5,3,0.10%,100.0,0.00%,F,F)

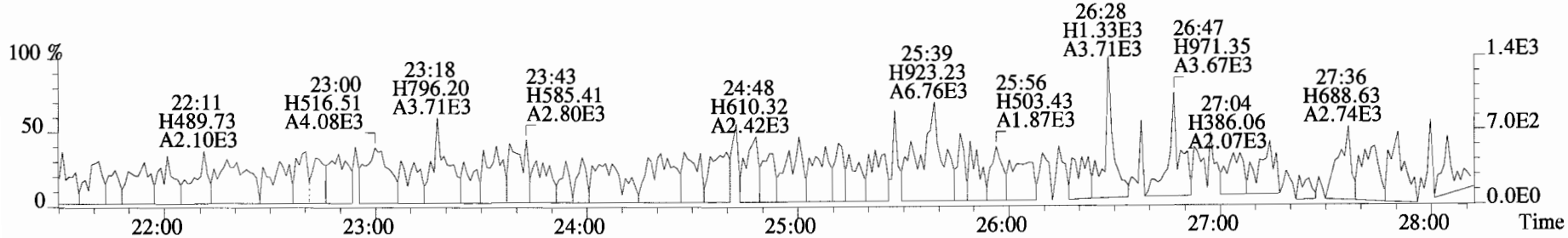

316.9824 S:3

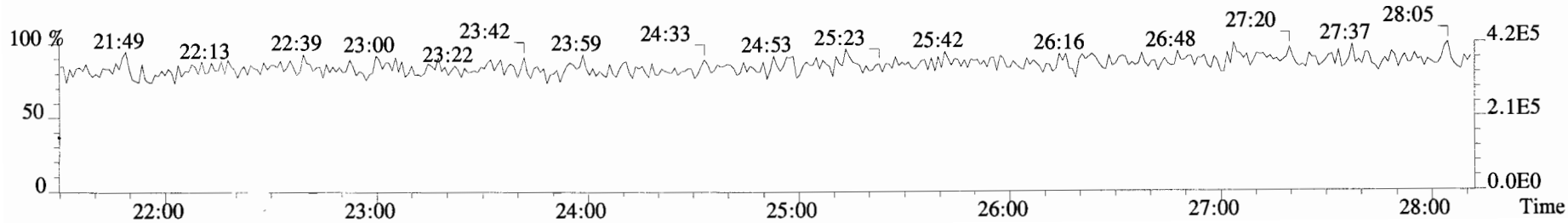

File:190510D2 #1-180 Acq:10-MAY-2019 16:00:06 GC EI+ Voltage SIR Autospec-UltimaE
Sample#3 File Text:Vista_Analytical_Laboratory_VG7 Text:ST190510D2-3 1613 CS2 19C2203 Exp:OCDD_DB5



File:190510D2 #1-384 Acq:10-MAY-2019 16:00:06 GC EI+ Voltage SIR Autospec-UltimaE
Sample#3 File Text:Vista_Analytical_Laboratory_VG7 Text:ST190510D2-3 1613 CS2 19C2203 Exp:OCDD_DB5

373.8207 S:3 F:3 BSUB(10000,15,-3.0) PKD(5,5,3,0.10%,100.0,0.00%,F,F)

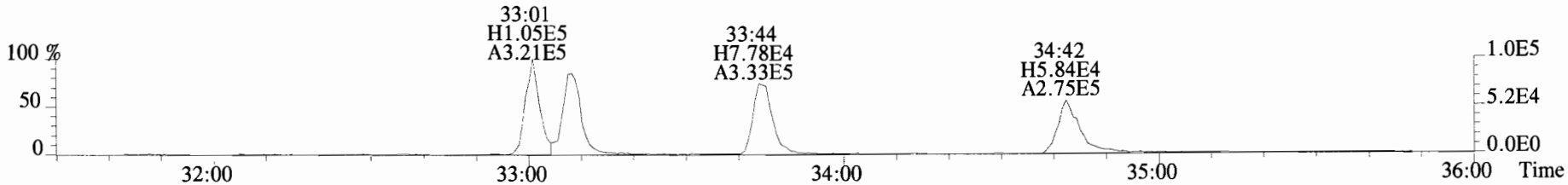

375.8178 S:3 F:3 BSUB(10000,15,-3.0) PKD(5,5,3,0.10%,100.0,0.00%,F,F)

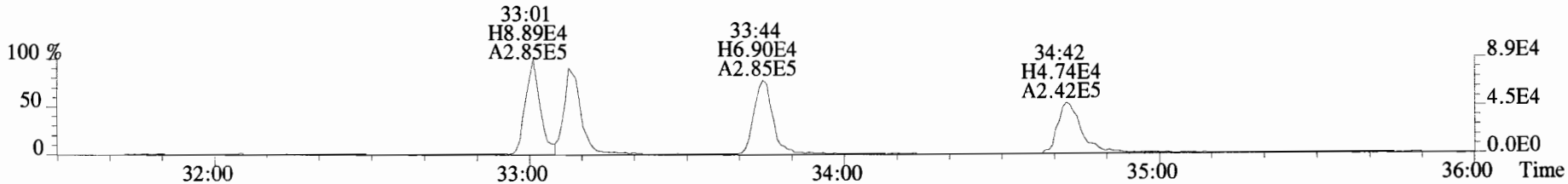

383.8639 S:3 F:3 BSUB(10000,15,-3.0) PKD(5,5,3,0.10%,100.0,0.00%,F,F)

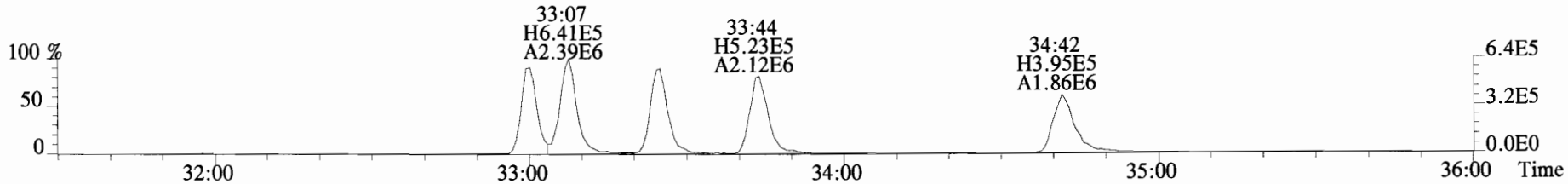

385.8610 S:3 F:3 BSUB(10000,15,-3.0) PKD(5,5,3,0.10%,100.0,0.00%,F,F)

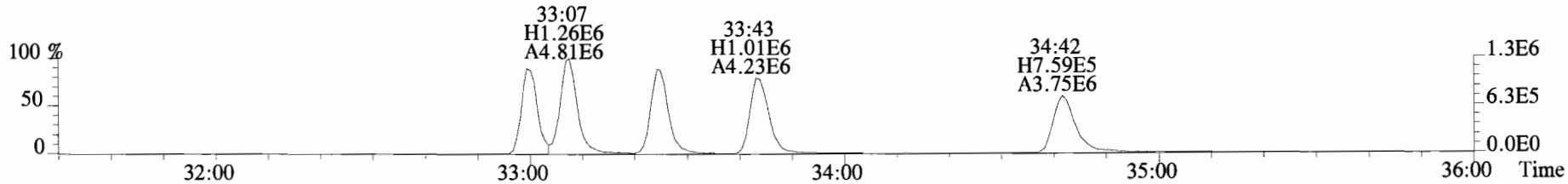

445.7555 S:3 F:3 BSUB(10000,15,-3.0) PKD(5,5,3,0.10%,100.0,0.00%,F,F)

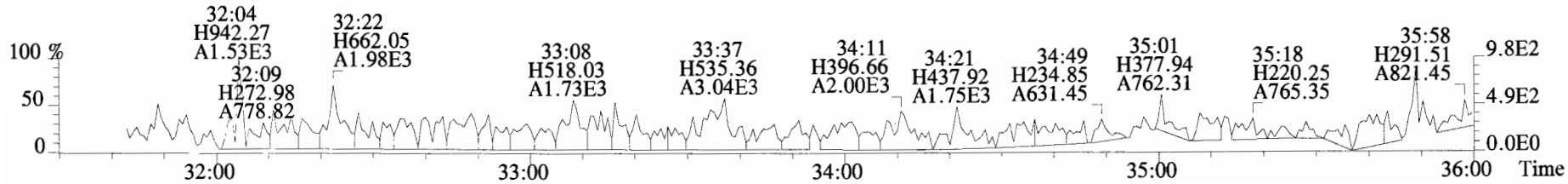

File:190510D2 #1-384 Acq:10-MAY-2019 16:00:06 GC EI+ Voltage SIR Autospec-UltimaE
Sample#3 File Text:Vista_Analytical_Laboratory_VG7 Text:ST190510D2-3 1613 CS2 19C2203 Exp:OCDD_DB5
383.8639 S:3 F:3 BSUB(10000,15,-3.0) PKD(5,5,3,0.10%,100.0,0.00%,F,F)

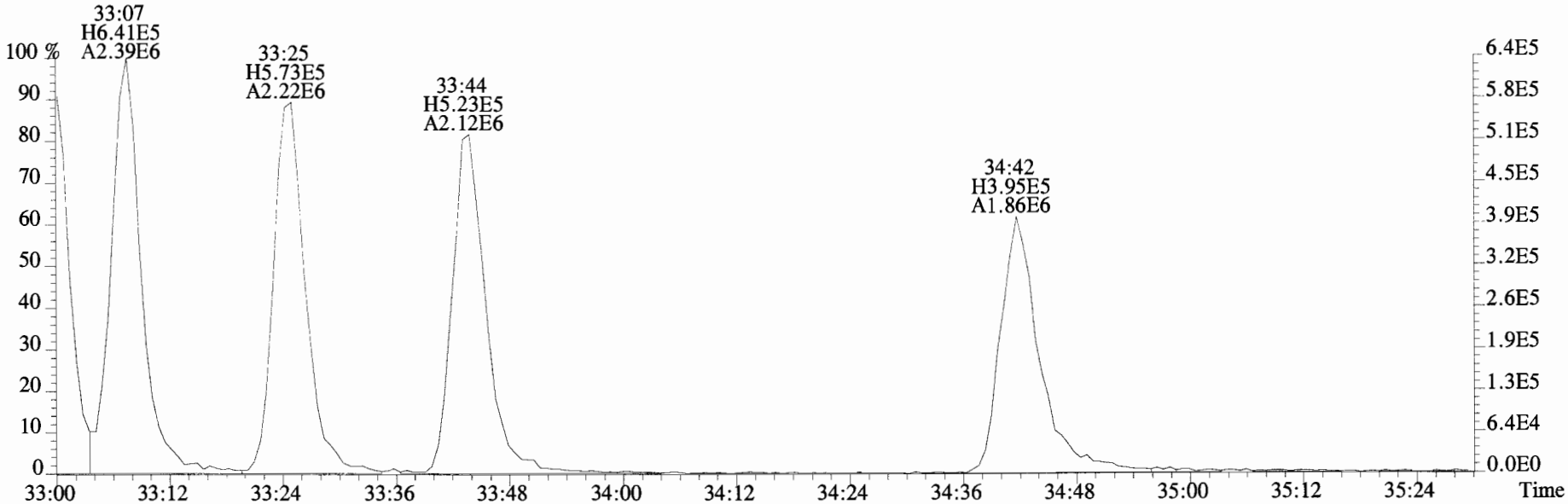

385.8610 S:3 F:3 BSUB(10000,15,-3.0) PKD(5,5,3,0.10%,100.0,0.00%,F,F)

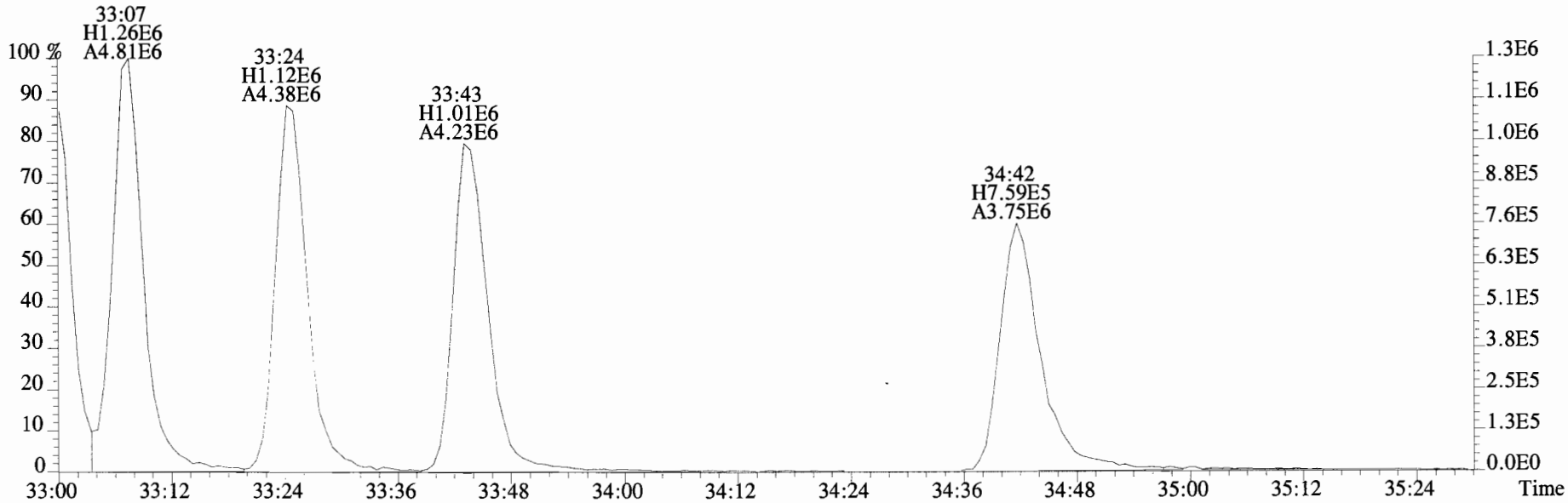

File:190510D2 #1-355 Acq:10-MAY-2019 16:00:06 GC EI+ Voltage SIR Autospec-UltimaE
Sample#3 File Text:Vista_Analytical_Laboratory_VG7 Text:ST190510D2-3 1613 CS2 19C2203 Exp:OCDD_DB5

407.7818 S:3 F:4 BSUB(10000,15,-3.0) PKD(5,5,3,0.10%,100.0,0.00%,F,F)

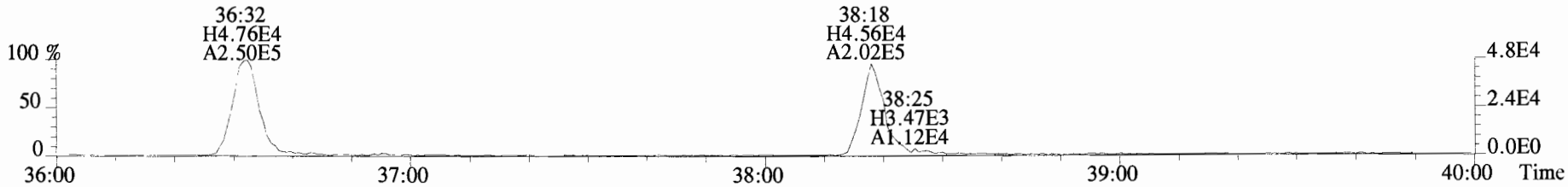

409.7788 S:3 F:4 BSUB(10000,15,-3.0) PKD(5,5,3,0.10%,100.0,0.00%,F,F)

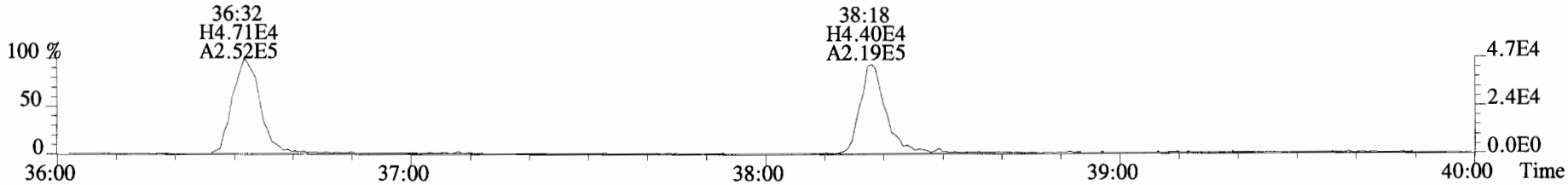

417.8253 S:3 F:4 BSUB(10000,15,-3.0) PKD(5,5,3,0.10%,100.0,0.00%,F,F)

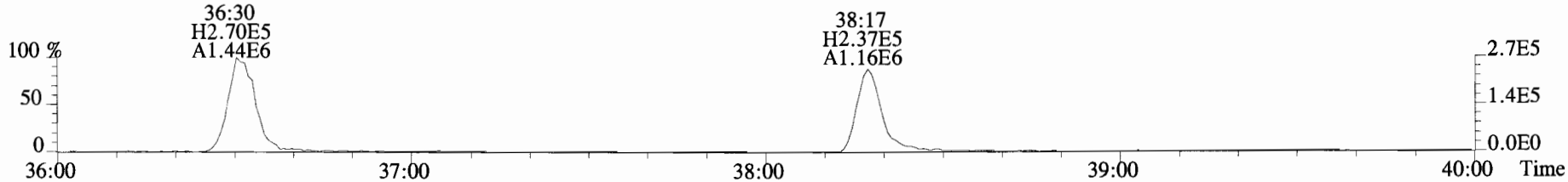

419.8220 S:3 F:4 BSUB(10000,15,-3.0) PKD(5,5,3,0.10%,100.0,0.00%,F,F)

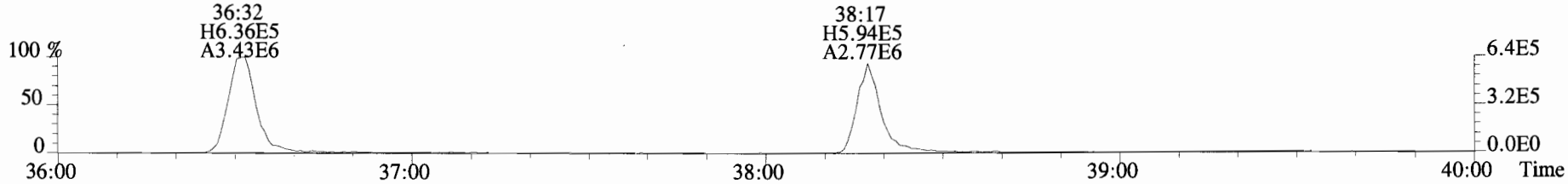

479.7165 S:3 F:4 BSUB(10000,15,-3.0) PKD(5,5,3,0.10%,100.0,0.00%,F,F)

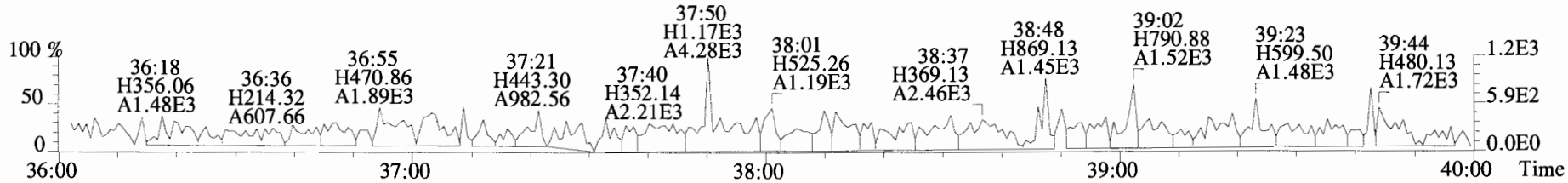

File:190510D2 #1-432 Acq:10-MAY-2019 16:00:06 GC EI+ Voltage SIR Autospec-UltimaE
Sample#3 File Text:Vista_Analytical_Laboratory_VG7 Text:ST190510D2-3 1613 CS2 19C2203 Exp:OCDD_DB5

441.7428 S:3 F:5 BSUB(10000,15,-3.0) PKD(5,5,3,0.10%,100.0,0.00%,F,F)

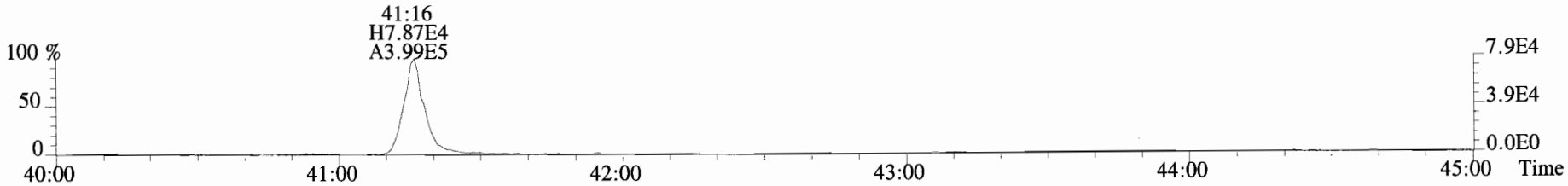

443.7398 S:3 F:5 BSUB(10000,15,-3.0) PKD(5,5,3,0.10%,100.0,0.00%,F,F)



453.7831 S:3 F:5 BSUB(10000,15,-3.0) PKD(5,5,3,0.10%,100.0,0.00%,F,F)

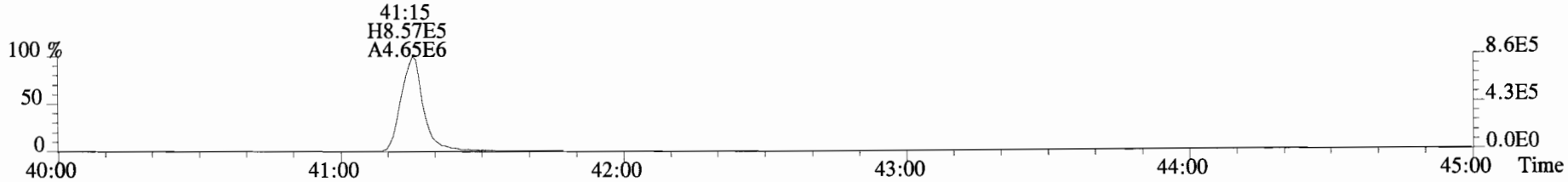

455.7801 S:3 F:5 BSUB(10000,15,-3.0) PKD(5,5,3,0.10%,100.0,0.00%,F,F)

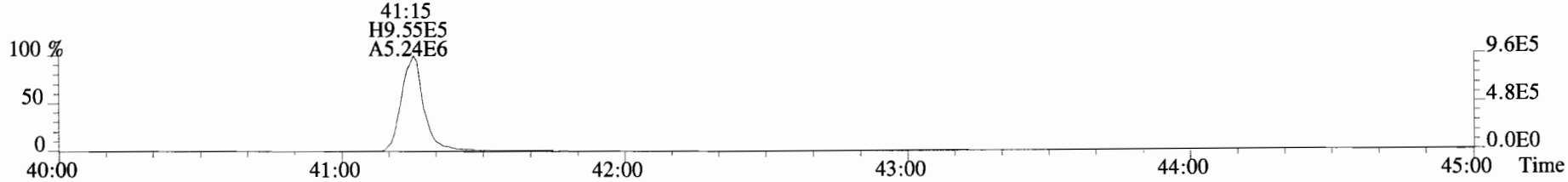

513.6775 S:3 F:5 BSUB(10000,15,-3.0) PKD(5,5,3,0.10%,100.0,0.00%,F,F)

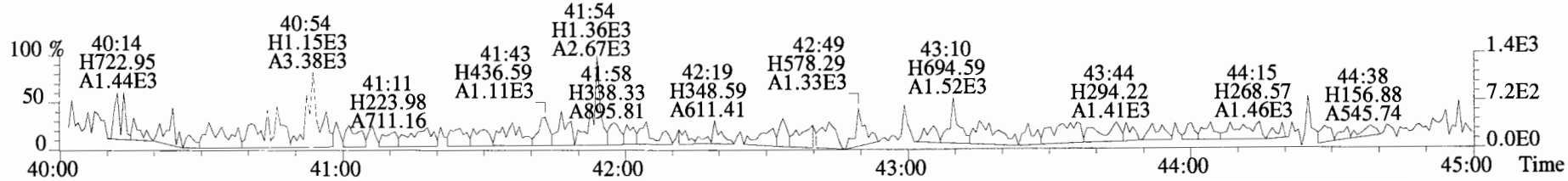

File:190510D2 #1-530 Acq:10-MAY-2019 16:47:52 GC EI+ Voltage SIR Autospec-UltimaE
Sample#4 File Text:Vista_Analytical_Laboratory_VG7 Text:ST190510D2-4 1613 CS3 19C2204 Exp:OCDD_DB5

319.8965 S:4 BSUB(10000,15,-3.0) PKD(5,5,3,0.10%,100.0,0.00%,F,F)



321.8936 S:4 BSUB(10000,15,-3.0) PKD(5,5,3,0.10%,100.0,0.00%,F,F)

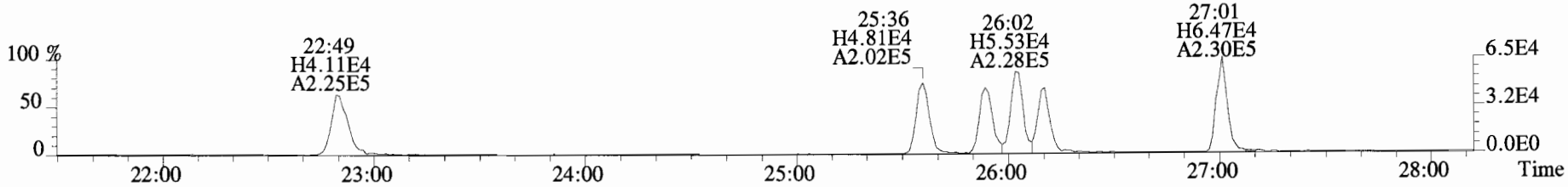

327.8847 S:4 BSUB(10000,15,-3.0) PKD(5,5,3,0.10%,100.0,0.00%,F,F)



331.9368 S:4 BSUB(10000,15,-3.0) PKD(5,5,3,0.10%,100.0,0.00%,F,F)

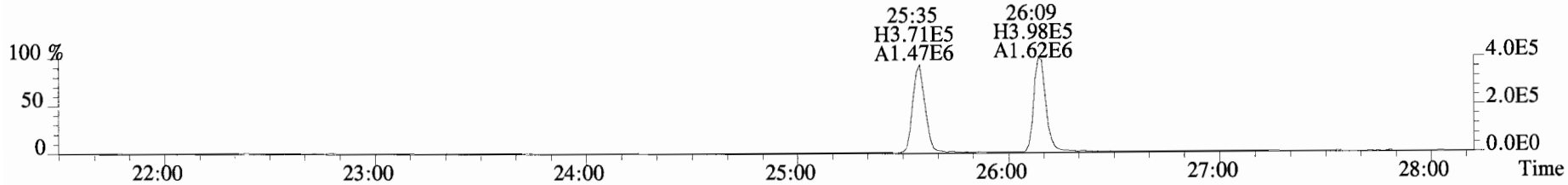

333.9339 S:4 BSUB(10000,15,-3.0) PKD(5,5,3,0.10%,100.0,0.00%,F,F)

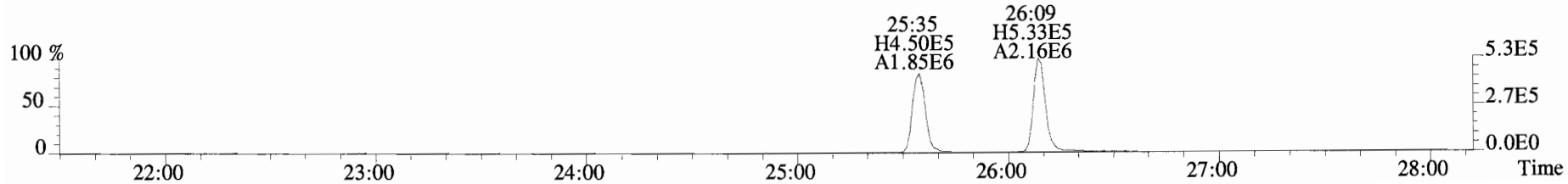

File:190510D2 #1-180 Acq:10-MAY-2019 16:47:52 GC EI+ Voltage SIR Autospec-UltimaE
Sample#4 File Text:Vista_Analytical_Laboratory_VG7 Text:ST190510D2-4 1613 CS3 19C2204 Exp:OCDD_DB5
353.8576 S:4 F:2 BSUB(10000,15,-3.0) PKD(5,5,3,0.10%,100.0,0.00%,F,F)

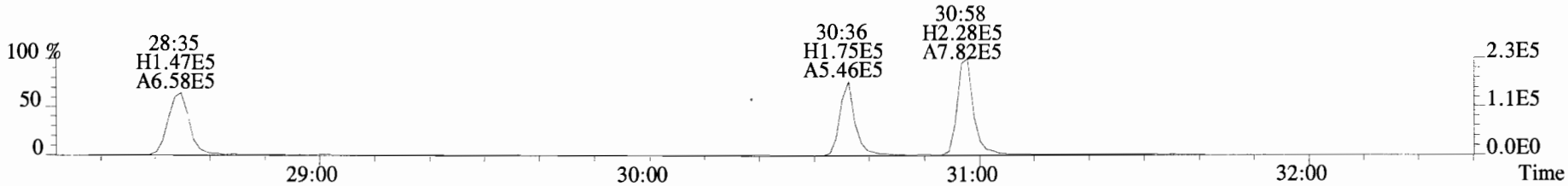

355.8546 S:4 F:2 BSUB(10000,15,-3.0) PKD(5,5,3,0.10%,100.0,0.00%,F,F)

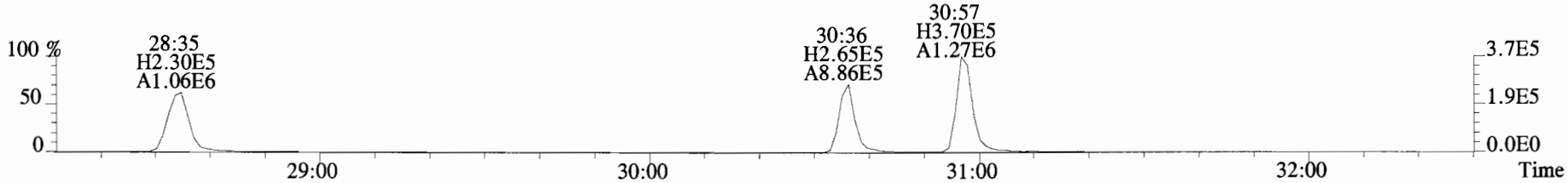

365.8978 S:4 F:2 BSUB(10000,15,-3.0) PKD(5,5,3,0.10%,100.0,0.00%,F,F)

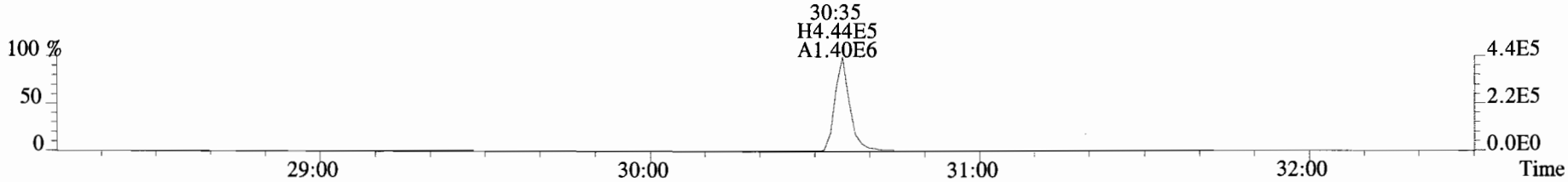

367.8949 S:4 F:2 BSUB(10000,15,-3.0) PKD(5,5,3,0.10%,100.0,0.00%,F,F)

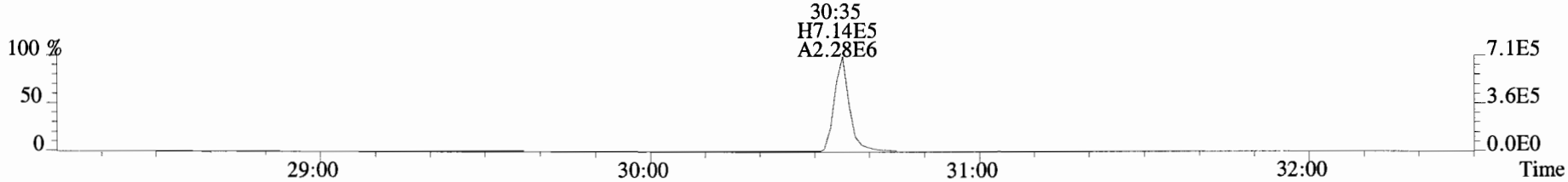

366.9792 S:4 F:2

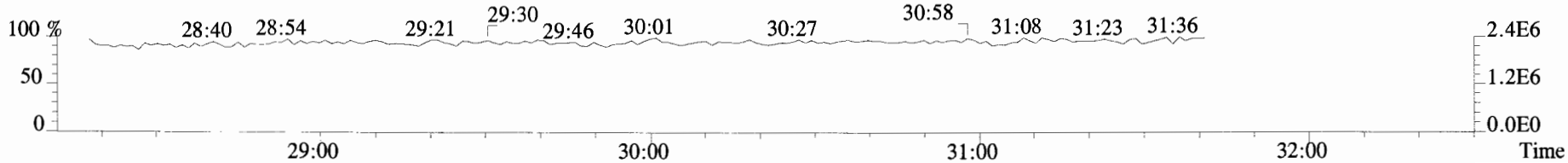

File:190510D2 #1-384 Acq:10-MAY-2019 16:47:52 GC EI+ Voltage SIR Autospec-UltimaE
Sample#4 File Text:Vista_Analytical_Laboratory_VG7 Text:ST190510D2-4 1613 CS3 19C2204 Exp:OCDD_DB5
389.8156 S:4 F:3 BSUB(10000,15,-3.0) PKD(5,5,3,0.10%,100.0,0.00%,F,F)

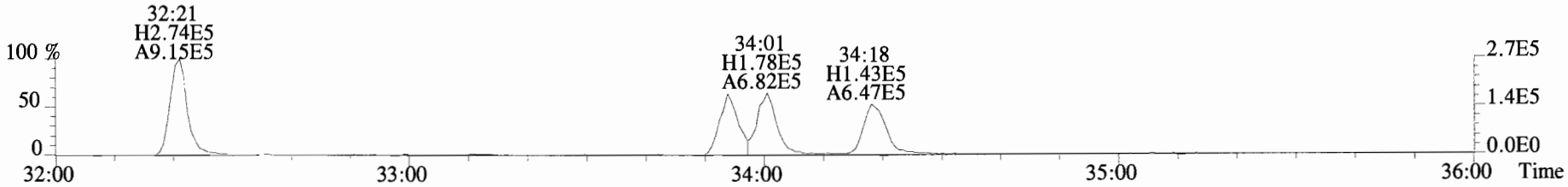

391.8127 S:4 F:3 BSUB(10000,15,-3.0) PKD(5,5,3,0.10%,100.0,0.00%,F,F)

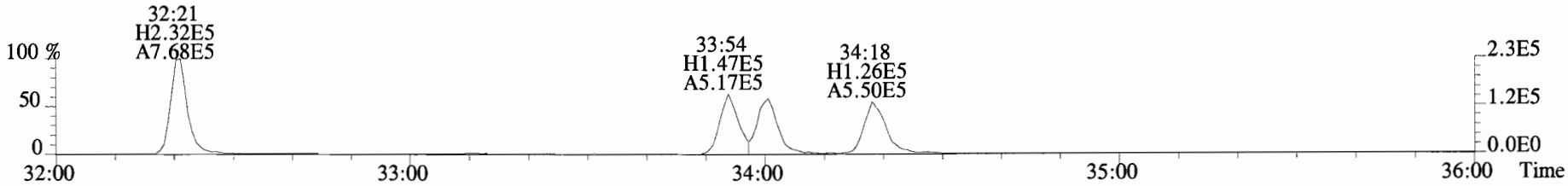

401.8559 S:4 F:3 BSUB(10000,15,-3.0) PKD(5,5,3,0.10%,100.0,0.00%,F,F)

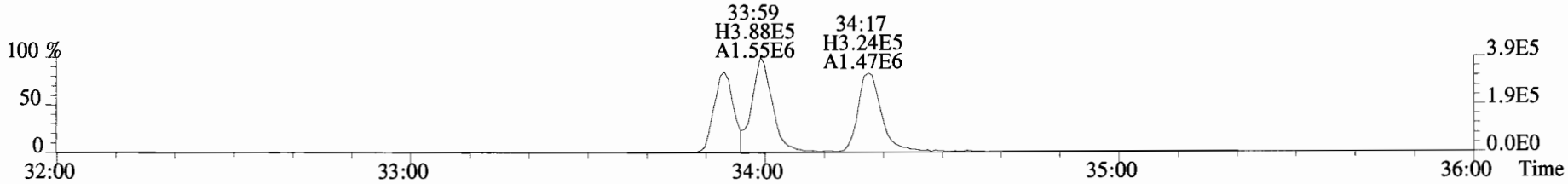

403.8530 S:4 F:3 BSUB(10000,15,-3.0) PKD(5,5,3,0.10%,100.0,0.00%,F,F)

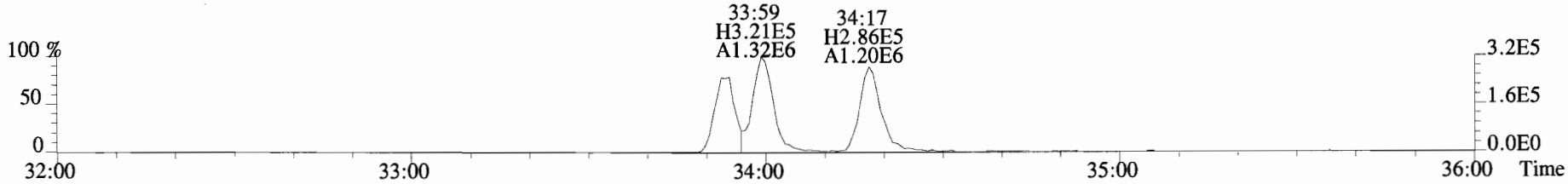

392.9760 S:4 F:3

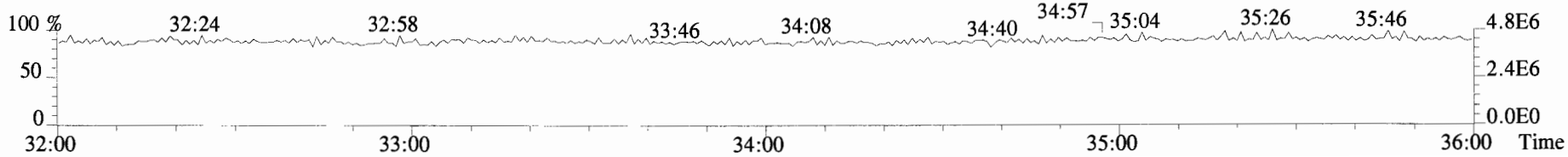

File:190510D2 #1-384 Acq:10-MAY-2019 16:47:52 GC EI+ Voltage SIR Autospec-UltimaE
Sample#4 File Text:Vista_Analytical_Laboratory_VG7 Text:ST190510D2-4 1613 CS3 19C2204 Exp:OCDD_DB5
401.8559 S:4 F:3 BSUB(10000,15,-3.0) PKD(5,5,3,0.10%,100.0,0.00%,F,F)

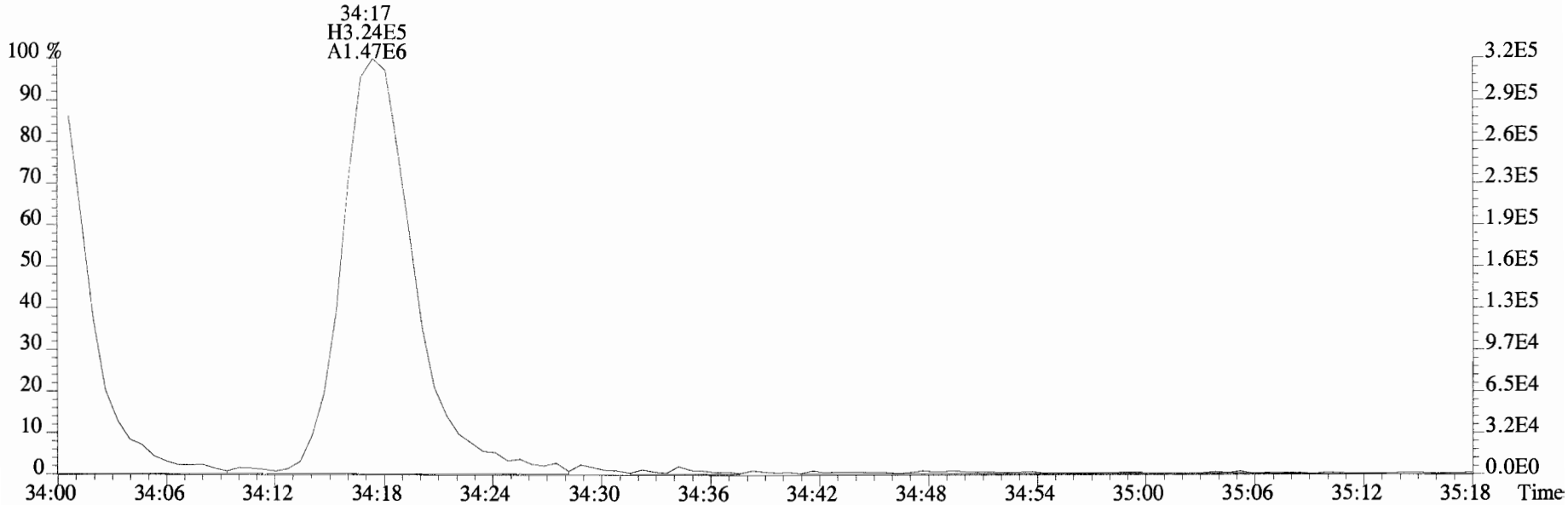

403.8530 S:4 F:3 BSUB(10000,15,-3.0) PKD(5,5,3,0.10%,100.0,0.00%,F,F)

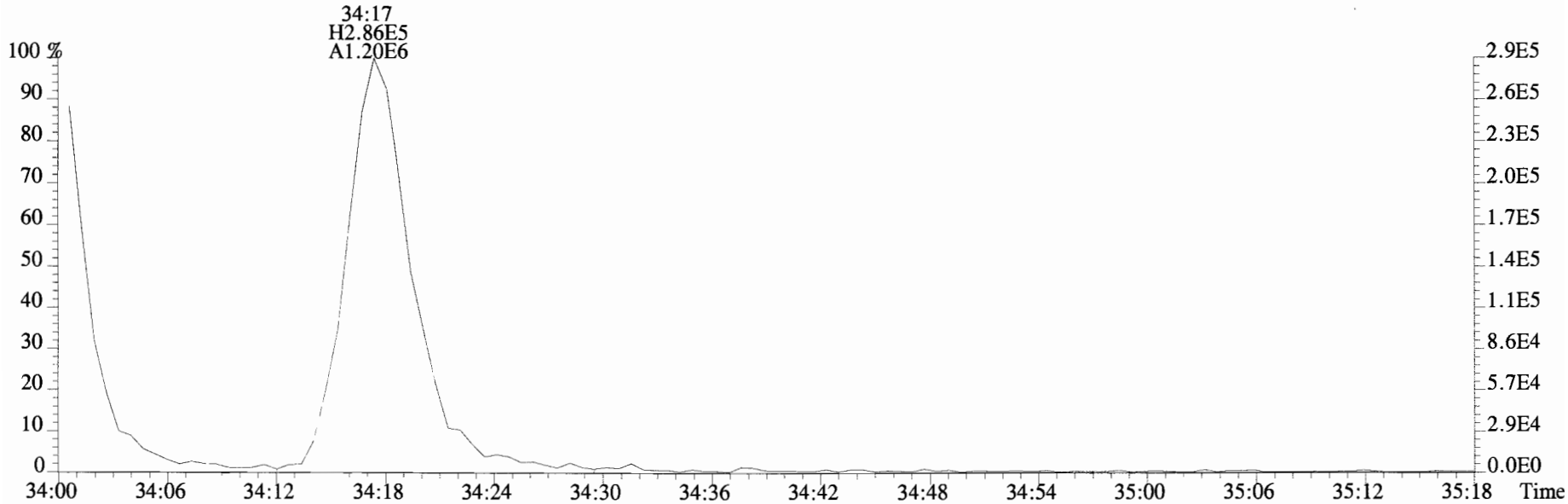

File:190510D2 #1-355 Acq:10-MAY-2019 16:47:52 GC EI+ Voltage SIR Autospec-UltimaE
Sample#4 File Text:Vista_Analytical_Laboratory_VG7 Text:ST190510D2-4 1613 CS3 19C2204 Exp:OCDD_DB5

423.7767 S:4 F:4 BSUB(10000,15,-3.0) PKD(5,5,3,0.10%,100.0,0.00%,F,F)

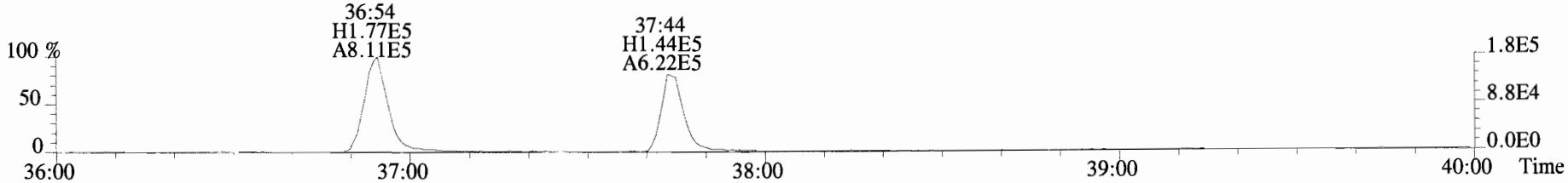

425.7737 S:4 F:4 BSUB(10000,15,-3.0) PKD(5,5,3,0.10%,100.0,0.00%,F,F)

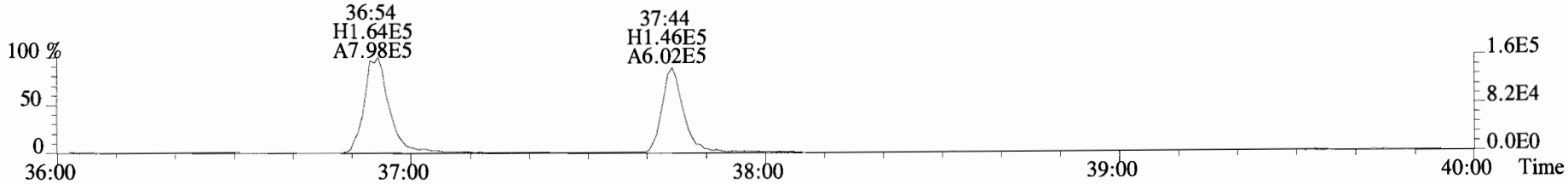

435.8169 S:4 F:4 BSUB(10000,15,-3.0) PKD(5,5,3,0.10%,100.0,0.00%,F,F)

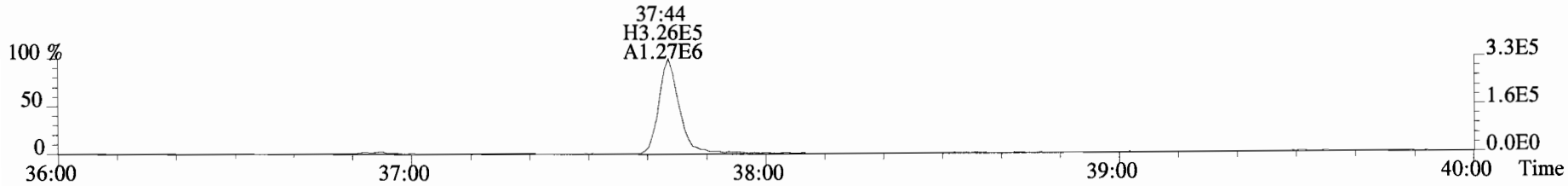

437.8140 S:4 F:4 BSUB(10000,15,-3.0) PKD(5,5,3,0.10%,100.0,0.00%,F,F)

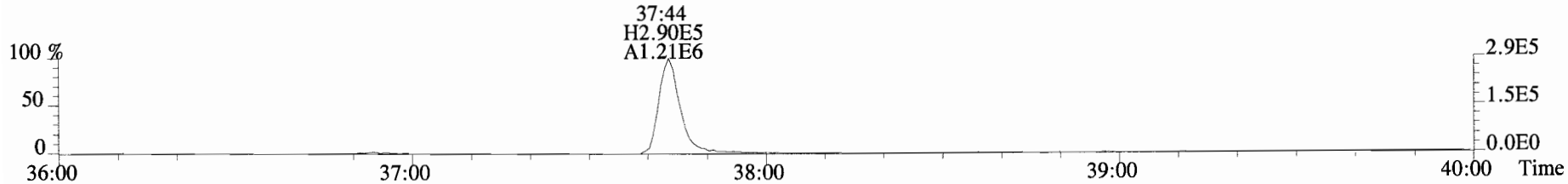

454.9728 S:4 F:4

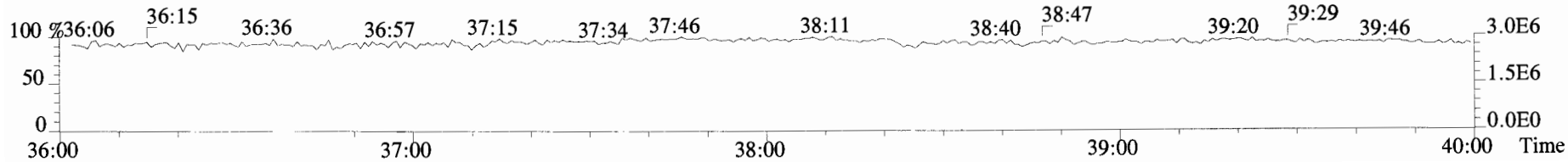

File:190510D2 #1-432 Acq:10-MAY-2019 16:47:52 GC EI+ Voltage SIR Autospec-UltimaE
Sample#4 File Text:Vista_Analytical_Laboratory_VG7 Text:ST190510D2-4 1613 CS3 19C2204 Exp:OCDD_DB5
457.7377 S:4 F:5 BSUB(10000,15,-3.0) PKD(5,5,3,0.10%,100.0,0.00%,F,F)

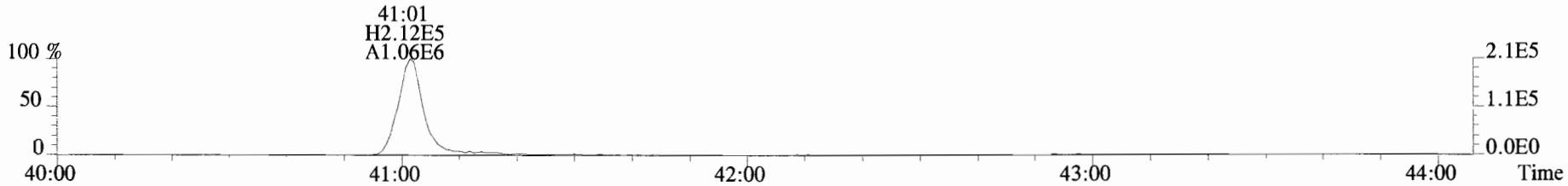

459.7348 S:4 F:5 BSUB(10000,15,-3.0) PKD(5,5,3,0.10%,100.0,0.00%,F,F)

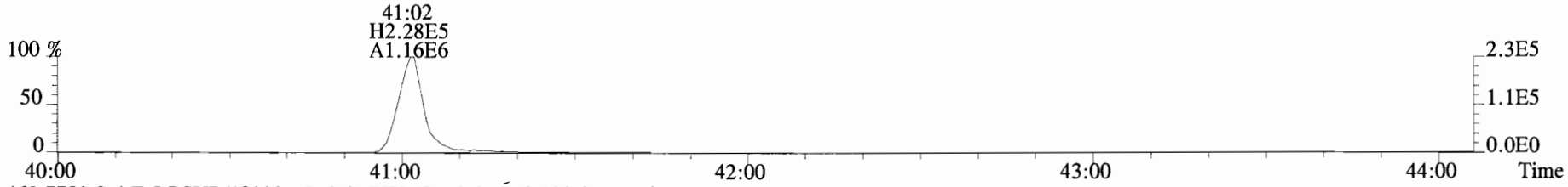

469.7780 S:4 F:5 BSUB(10000,15,-3.0) PKD(5,5,3,0.10%,100.0,0.00%,F,F)

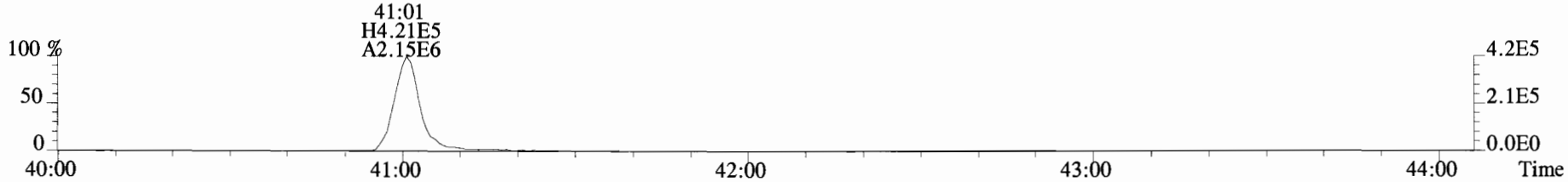

471.7750 S:4 F:5 BSUB(10000,15,-3.0) PKD(5,5,3,0.10%,100.0,0.00%,F,F)

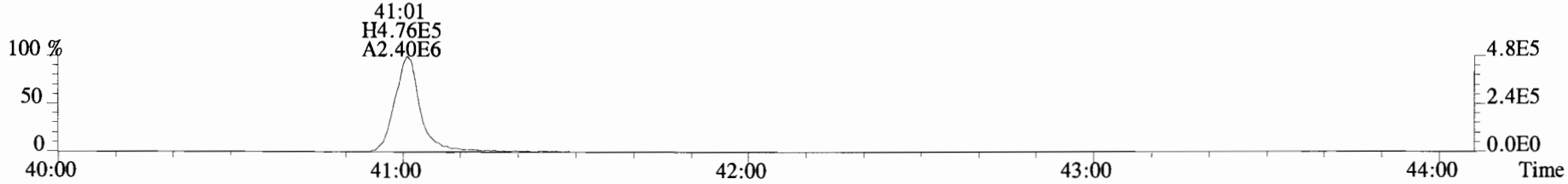

454.9728 S:4 F:5

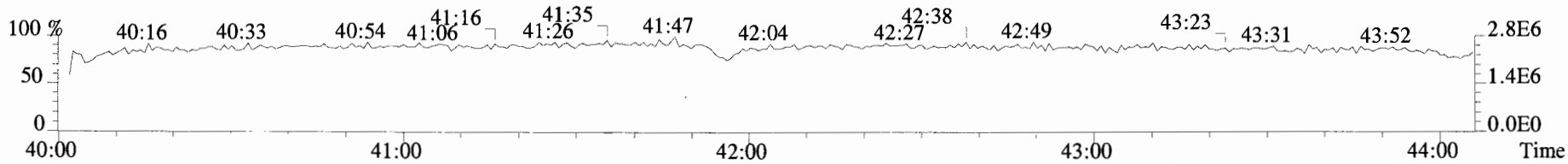

File:190510D2 #1-530 Acq:10-MAY-2019 16:47:52 GC EI+ Voltage SIR Autospec-UltimaE
Sample#4 File Text:Vista_Analytical_Laboratory_VG7 Text:ST190510D2-4 1613 CS3 19C2204 Exp:OCDD_DB5

303.9016 S:4 BSUB(10000,15,-3.0) PKD(5,5,3,0.10%,100.0,0.00%,F,F)



305.8987 S:4 BSUB(10000,15,-3.0) PKD(5,5,3,0.10%,100.0,0.00%,F,F)

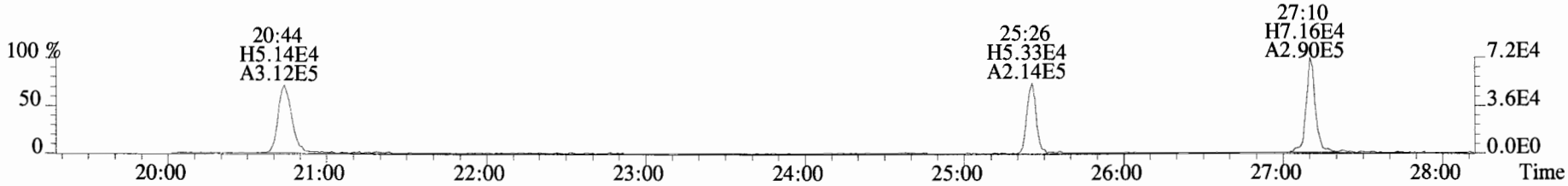

315.9419 S:4 BSUB(10000,15,-3.0) PKD(5,5,3,0.10%,100.0,0.00%,F,F)

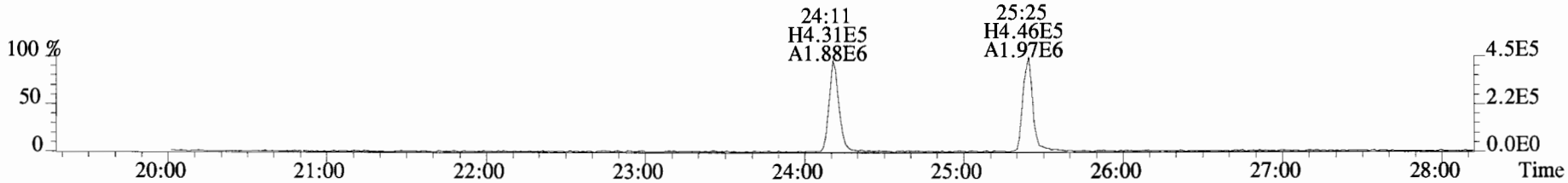

317.9389 S:4 BSUB(10000,15,-3.0) PKD(5,5,3,0.10%,100.0,0.00%,F,F)

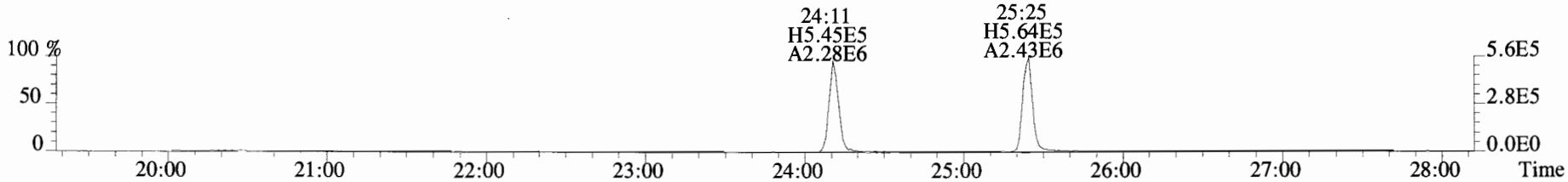

375.8364 S:4 BSUB(10000,15,-3.0) PKD(5,5,3,0.10%,100.0,0.00%,F,F)

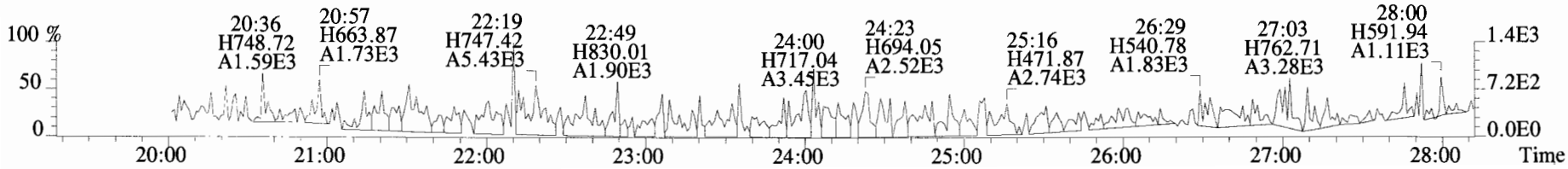

File:190510D2 #1-530 Acq:10-MAY-2019 16:47:52 GC EI+ Voltage SIR Autospec-UltimaE
Sample#4 File Text:Vista_Analytical_Laboratory_VG7 Text:ST190510D2-4 1613 CS3 19C2204 Exp:OCDD_DB5
339.8597 S:4 BSUB(10000,15,-3.0) PKD(5,5,3,0.10%,100.0,0.00%,F,F)

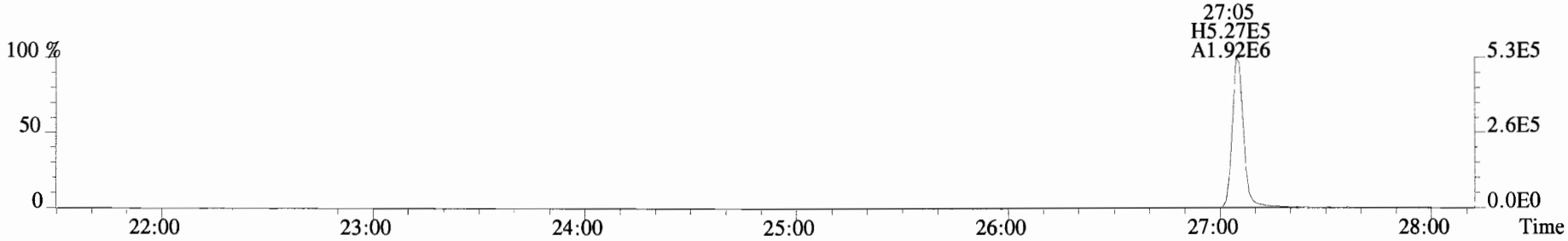

341.8568 S:4 BSUB(10000,15,-3.0) PKD(5,5,3,0.10%,100.0,0.00%,F,F)

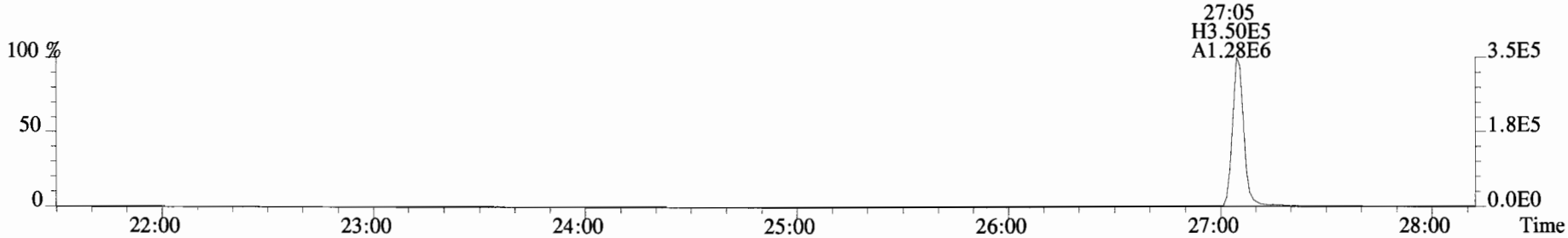

409.7974 S:4 BSUB(10000,15,-3.0) PKD(5,5,3,0.10%,100.0,0.00%,F,F)

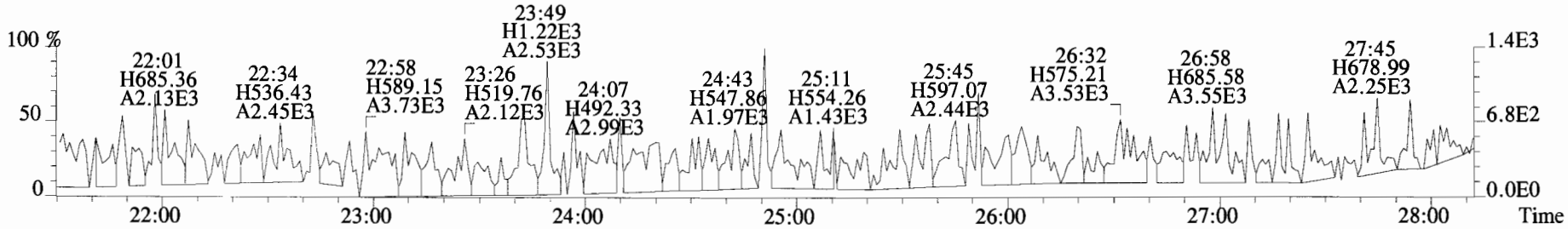

316.9824 S:4

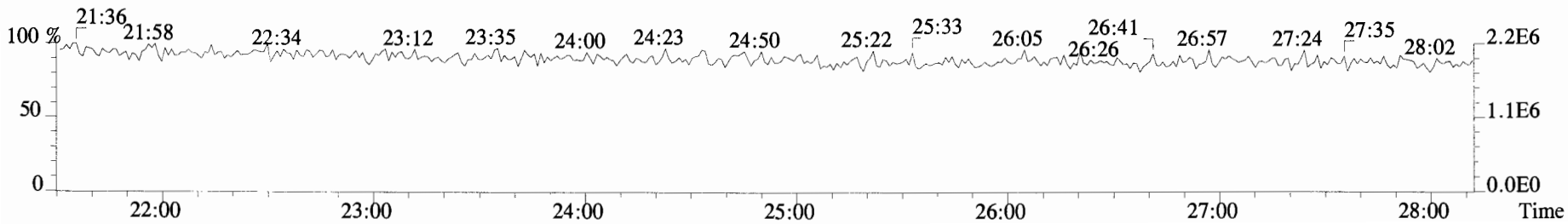

File:190510D2 #1-180 Acq:10-MAY-2019 16:47:52 GC EI+ Voltage SIR Autospec-UltimaE
Sample#4 File Text:Vista_Analytical_Laboratory_VG7 Text:ST190510D2-4 1613 CS3 19C2204 Exp:OCDD_DB5
339.8597 S:4 F:2 BSUB(10000,15,-3.0) PKD(5,5,3,0.10%,100.0,0.00%,F,F)

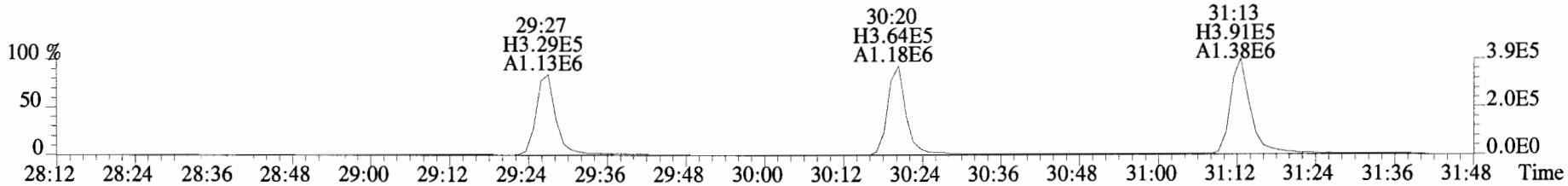

341.8568 S:4 F:2 BSUB(10000,15,-3.0) PKD(5,5,3,0.10%,100.0,0.00%,F,F)



351.9000 S:4 F:2 BSUB(10000,15,-3.0) PKD(5,5,3,0.10%,100.0,0.00%,F,F)

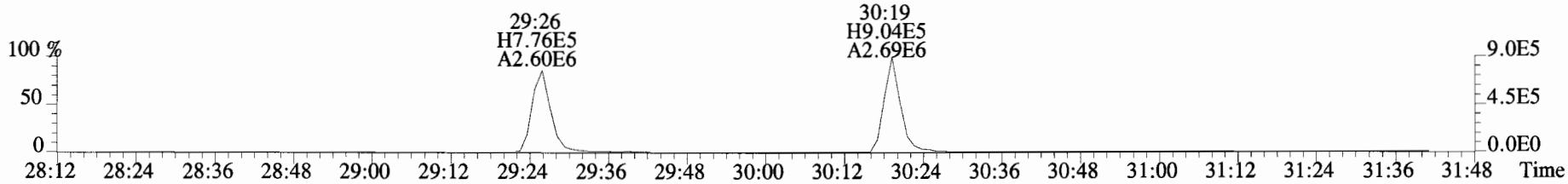

353.8970 S:4 F:2 BSUB(10000,15,-3.0) PKD(5,5,3,0.10%,100.0,0.00%,F,F)

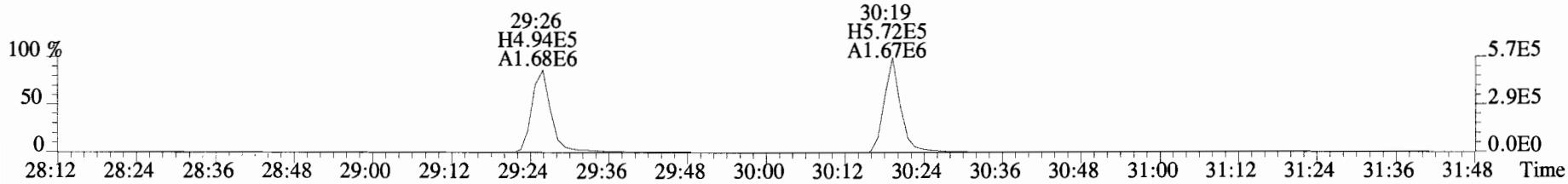

409.7974 S:4 F:2 BSUB(10000,15,-3.0) PKD(5,5,3,0.10%,100.0,0.00%,F,F)

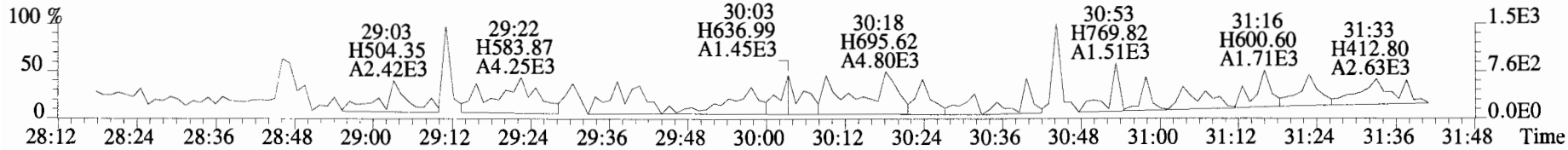

File:190510D2 #1-384 Acq:10-MAY-2019 16:47:52 GC EI+ Voltage SIR Autospec-UltimaE
Sample#4 File Text:Vista_Analytical_Laboratory_VG7 Text:ST190510D2-4 1613 CS3 19C2204 Exp:OCDD_DB5

373.8207 S:4 F:3 BSUB(10000,15,-3.0) PKD(5,5,3,0.10%,100.0,0.00%,F,F)

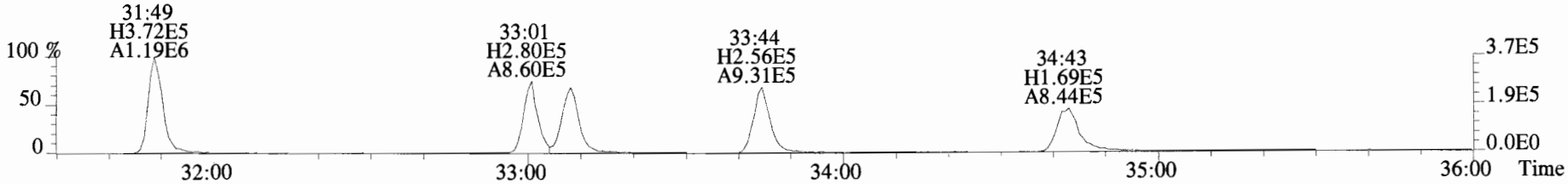

375.8178 S:4 F:3 BSUB(10000,15,-3.0) PKD(5,5,3,0.10%,100.0,0.00%,F,F)

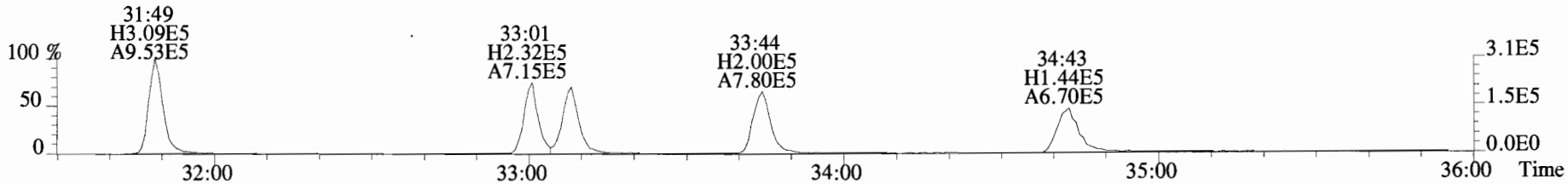

383.8639 S:4 F:3 BSUB(10000,15,-3.0) PKD(5,5,3,0.10%,100.0,0.00%,F,F)

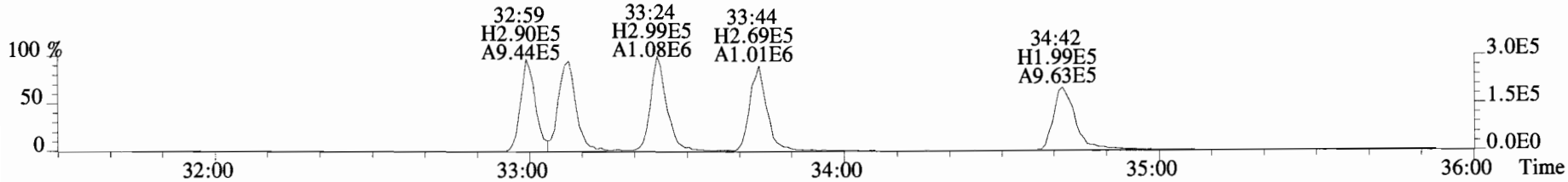

385.8610 S:4 F:3 BSUB(10000,15,-3.0) PKD(5,5,3,0.10%,100.0,0.00%,F,F)

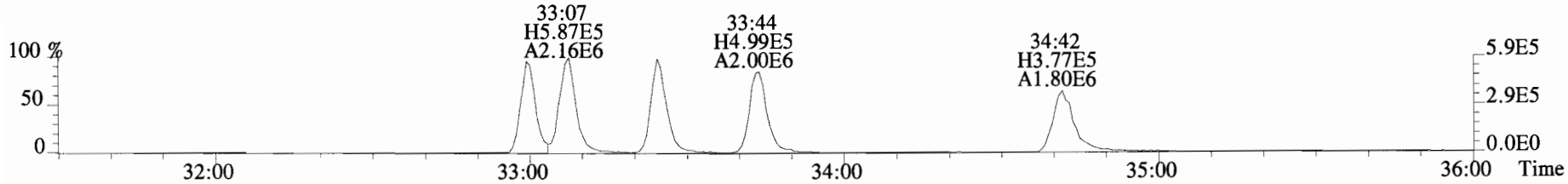

445.7555 S:4 F:3 BSUB(10000,15,-3.0) PKD(5,5,3,0.10%,100.0,0.00%,F,F)

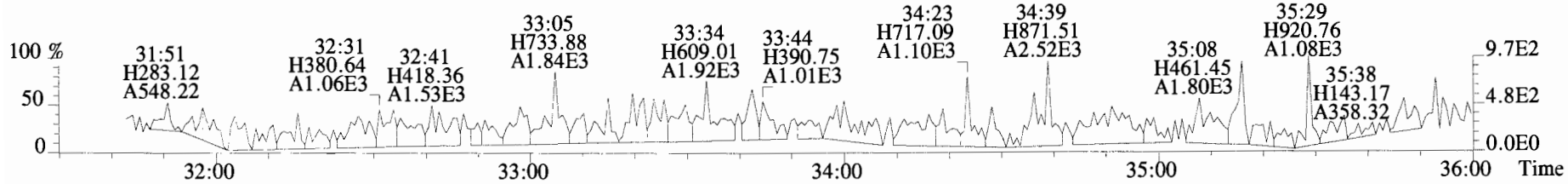

File:190510D2 #1-384 Acq:10-MAY-2019 16:47:52 GC EI+ Voltage SIR Autospec-UltimaE
Sample#4 File Text:Vista_Analytical_Laboratory_VG7 Text:ST190510D2-4 1613 CS3 19C2204 Exp:OCDD_DB5
383.8639 S:4 F:3 BSUB(10000,15,-3.0) PKD(5,5,3,0.10%,100.0,0.00%,F,F)

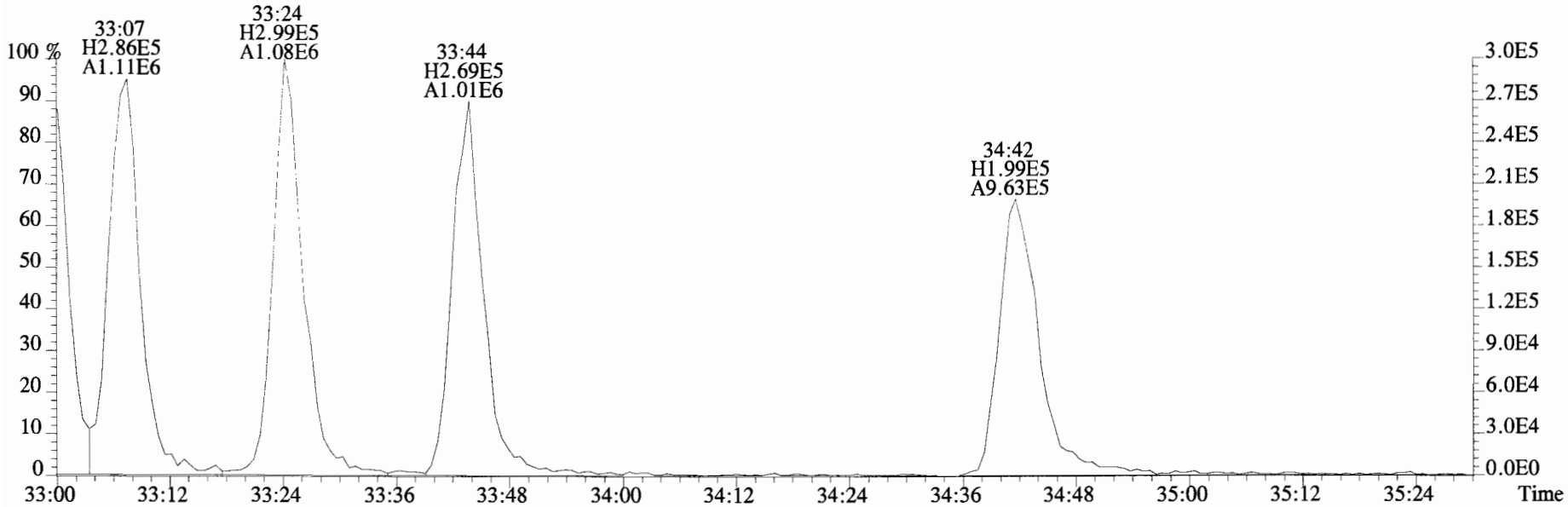

385.8610 S:4 F:3 BSUB(10000,15,-3.0) PKD(5,5,3,0.10%,100.0,0.00%,F,F)

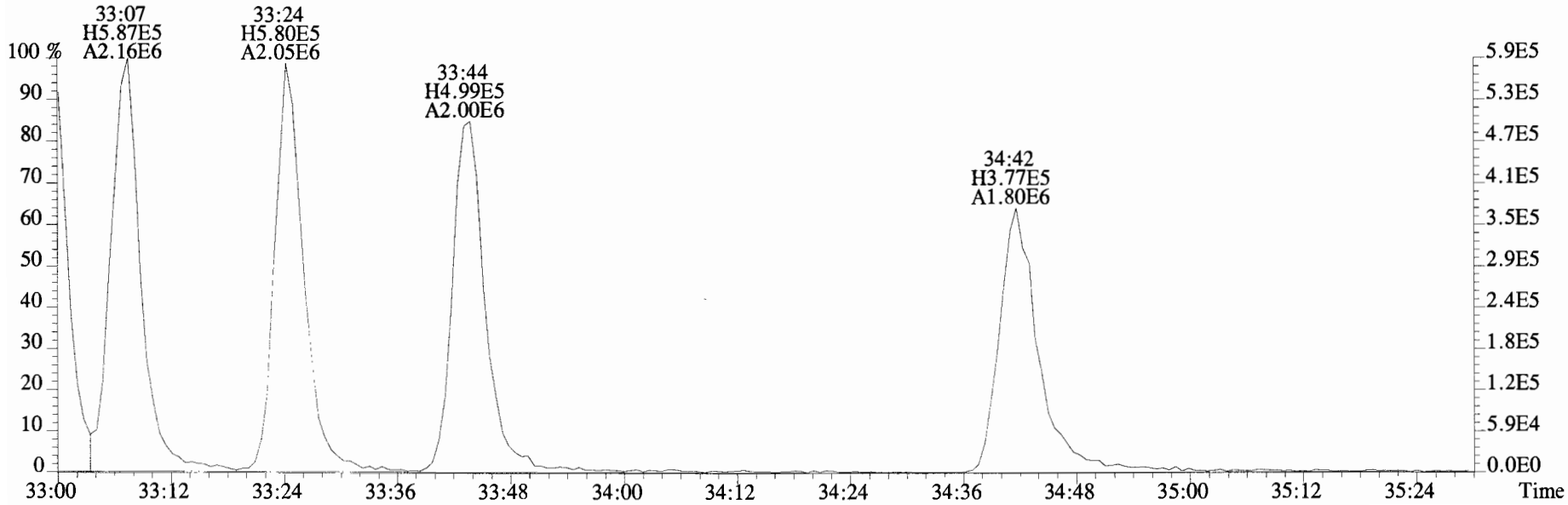

File:190510D2 #1-355 Acq:10-MAY-2019 16:47:52 GC EI+ Voltage SIR Autospec-UltimaE
Sample#4 File Text:Vista_Analytical_Laboratory_VG7 Text:ST190510D2-4 1613 CS3 19C2204 Exp:OCDD_DB5

407.7818 S:4 F:4 BSUB(10000,15,-3.0) PKD(5,5,3,0.10%,100.0,0.00%,F,F)

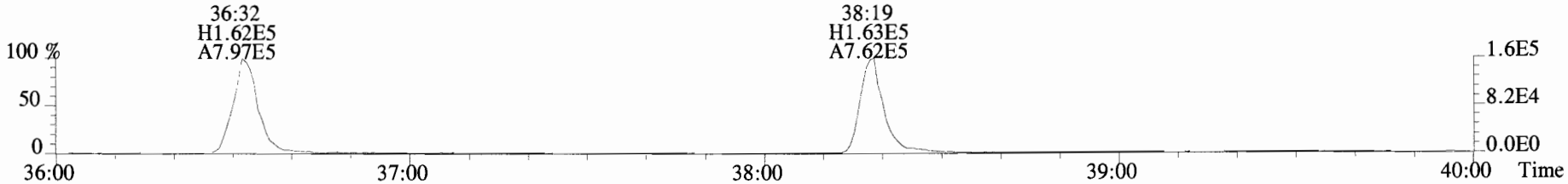

409.7788 S:4 F:4 BSUB(10000,15,-3.0) PKD(5,5,3,0.10%,100.0,0.00%,F,F)

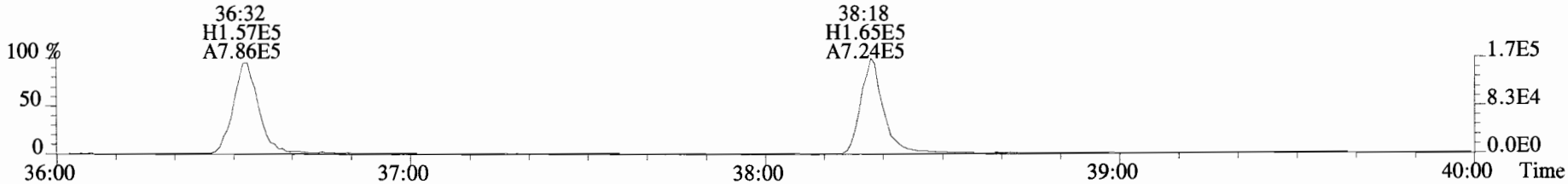

417.8253 S:4 F:4 BSUB(10000,15,-3.0) PKD(5,5,3,0.10%,100.0,0.00%,F,F)

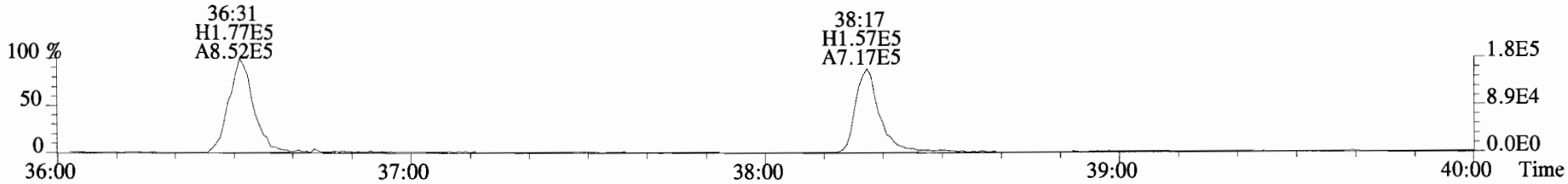

419.8220 S:4 F:4 BSUB(10000,15,-3.0) PKD(5,5,3,0.10%,100.0,0.00%,F,F)

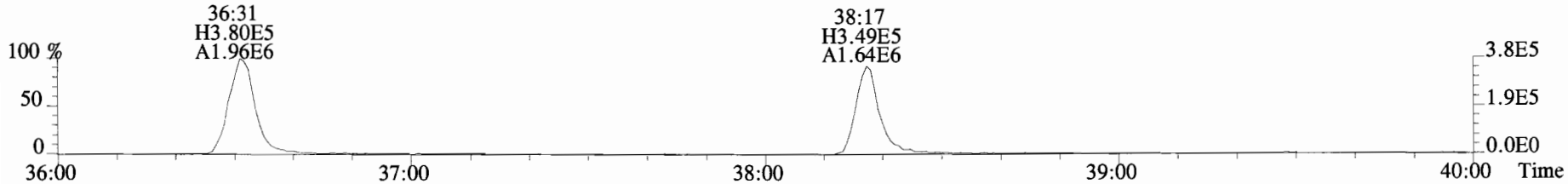

479.7165 S:4 F:4 BSUB(10000,15,-3.0) PKD(5,5,3,0.10%,100.0,0.00%,F,F)

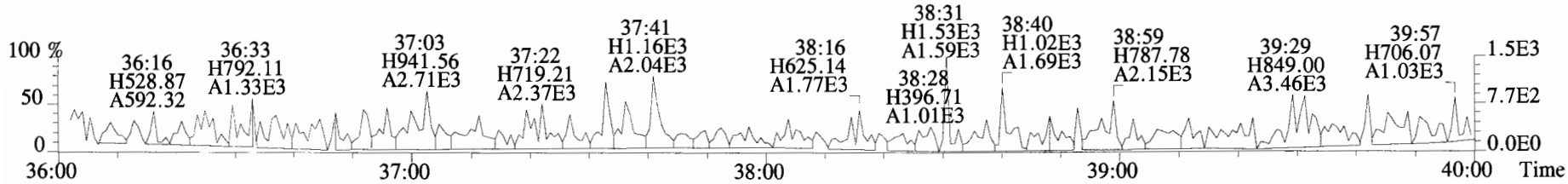

File:190510D2 #1-432 Acq:10-MAY-2019 16:47:52 GC EI+ Voltage SIR Autospec-UltimaE
Sample#4 File Text:Vista_Analytical_Laboratory_VG7 Text:ST190510D2-4 1613 CS3 19C2204 Exp:OCDD_DB5
441.7428 S:4 F:5 BSUB(10000,15,-3.0) PKD(5,5,3,0.10%,100.0,0.00%,F,F)

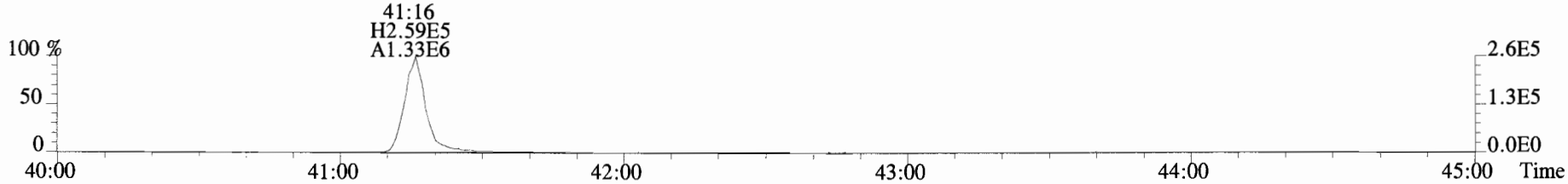

443.7398 S:4 F:5 BSUB(10000,15,-3.0) PKD(5,5,3,0.10%,100.0,0.00%,F,F)

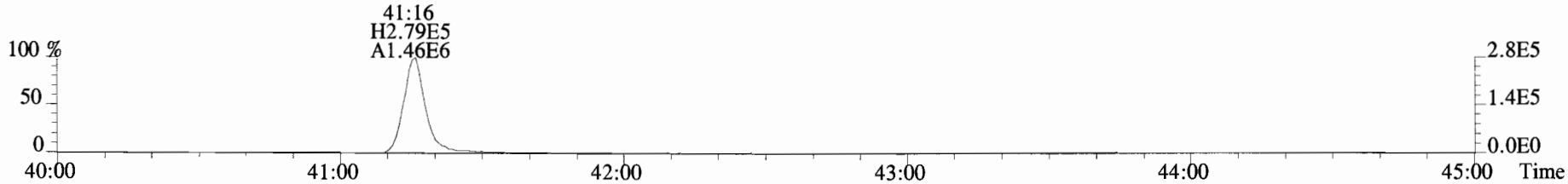

453.7831 S:4 F:5 BSUB(10000,15,-3.0) PKD(5,5,3,0.10%,100.0,0.00%,F,F)

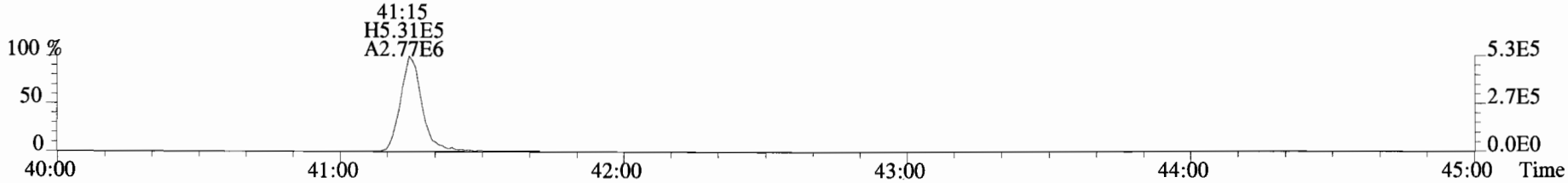

455.7801 S:4 F:5 BSUB(10000,15,-3.0) PKD(5,5,3,0.10%,100.0,0.00%,F,F)

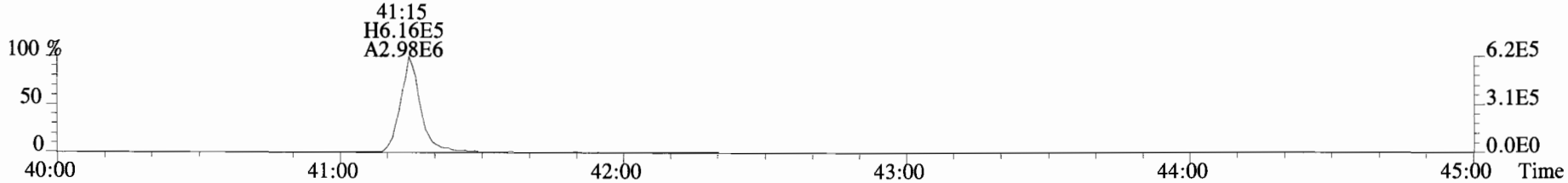

513.6775 S:4 F:5 BSUB(10000,15,-3.0) PKD(5,5,3,0.10%,100.0,0.00%,F,F)

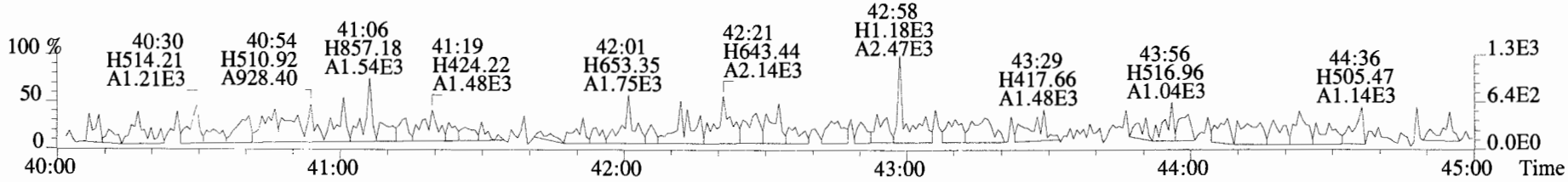

File:190510D2 #1-530 Acq:10-MAY-2019 17:35:29 GC EI+ Voltage SIR Autospec-UltimaE
Sample#5 File Text:Vista_Analytical_Laboratory_VG7 Text:ST190510D2-5 1613 CS4 19C2205 Exp:OCDD_DB5

319.8965 S:5 BSUB(10000,15,-3.0) PKD(5,5,3,0.10%,100.0,0.00%,F,F)

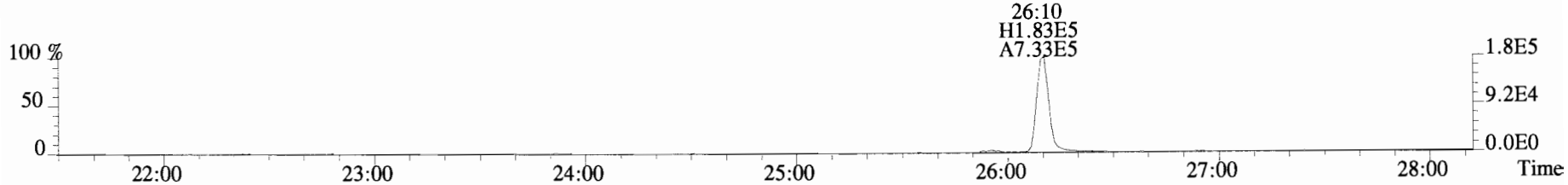

321.8936 S:5 BSUB(10000,15,-3.0) PKD(5,5,3,0.10%,100.0,0.00%,F,F)

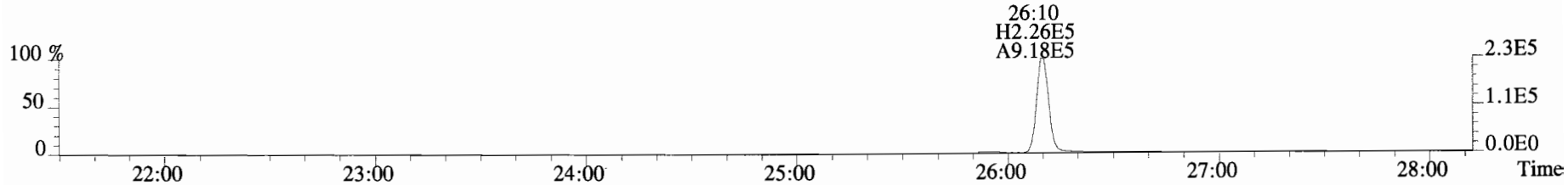

327.8847 S:5 BSUB(10000,15,-3.0) PKD(5,5,3,0.10%,100.0,0.00%,F,F)

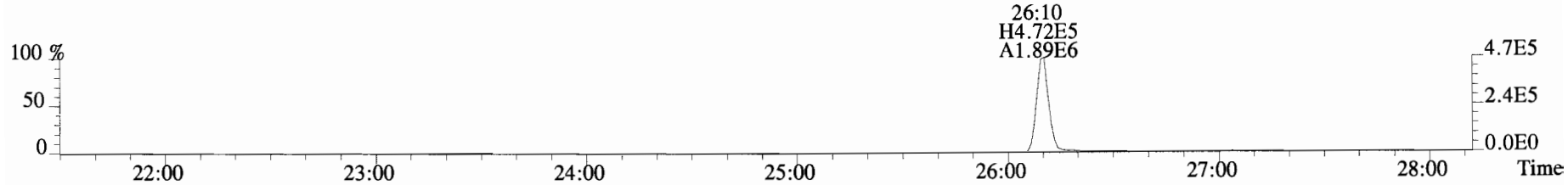

331.9368 S:5 BSUB(10000,15,-3.0) PKD(5,5,3,0.10%,100.0,0.00%,F,F)

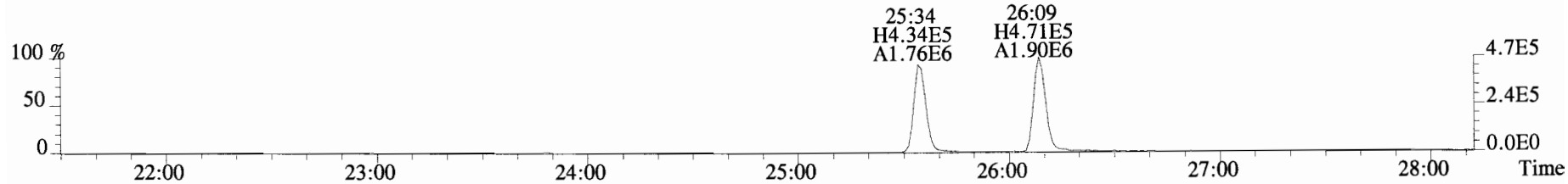

333.9339 S:5 BSUB(10000,15,-3.0) PKD(5,5,3,0.10%,100.0,0.00%,F,F)

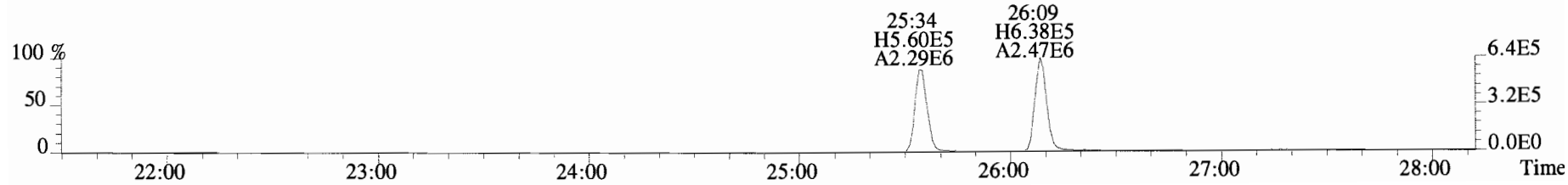

File:190510D2 #1-180 Acq:10-MAY-2019 17:35:29 GC EI+ Voltage SIR Autospec-UltimaE
Sample#5 File Text:Vista_Analytical_Laboratory_VG7 Text:ST190510D2-5 1613 CS4 19C2205 Exp:OCDD_DB5

353.8576 S:5 F:2 BSUB(10000,15,-3.0) PKD(5,5,3,0.10%,100.0,0.00%,F,F)

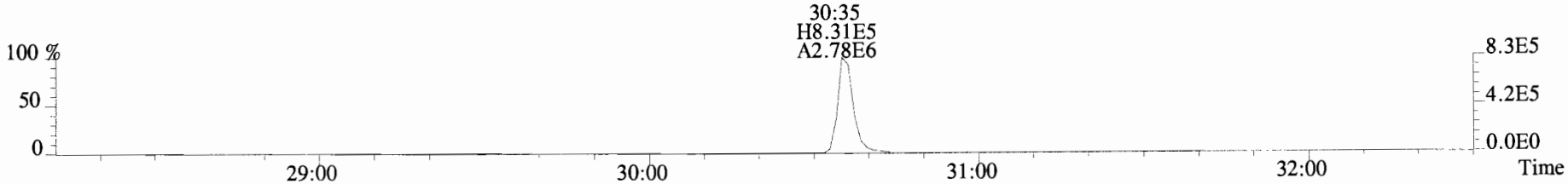

355.8546 S:5 F:2 BSUB(10000,15,-3.0) PKD(5,5,3,0.10%,100.0,0.00%,F,F)

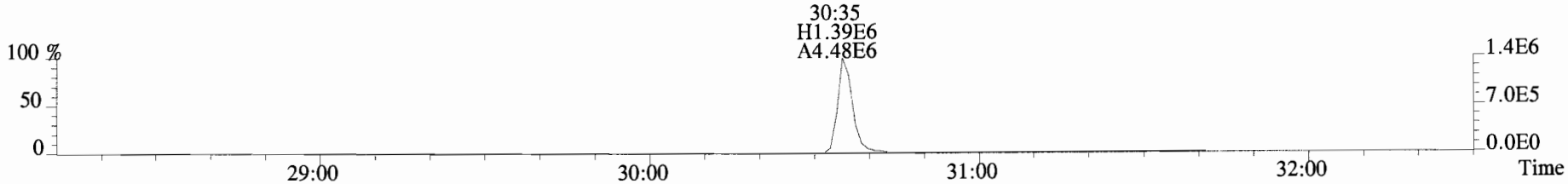

365.8978 S:5 F:2 BSUB(10000,15,-3.0) PKD(5,5,3,0.10%,100.0,0.00%,F,F)

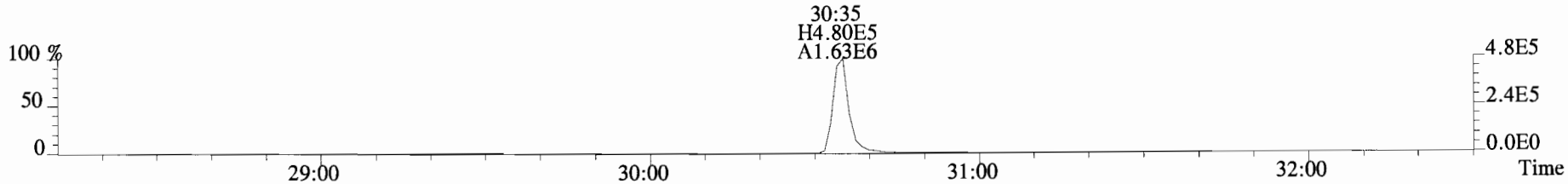

367.8949 S:5 F:2 BSUB(10000,15,-3.0) PKD(5,5,3,0.10%,100.0,0.00%,F,F)

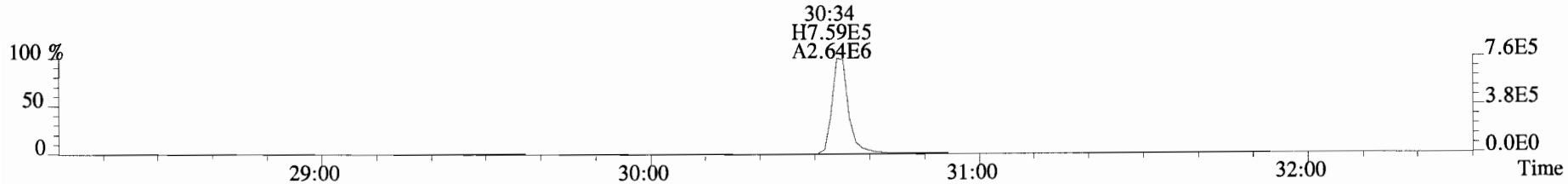

366.9792 S:5 F:2

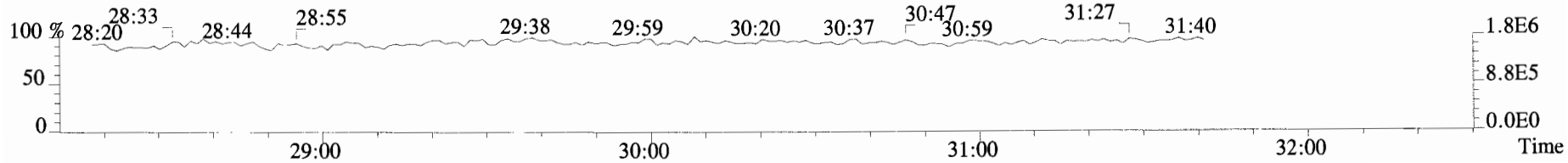

File:190510D2 #1-384 Acq:10-MAY-2019 17:35:29 GC EI+ Voltage SIR Autospec-UltimaE
Sample#5 File Text:Vista_Analytical_Laboratory_VG7 Text:ST190510D2-5 1613 CS4 19C2205 Exp:OCDD_DB5

389.8156 S:5 F:3 BSUB(10000,15,-3.0) PKD(5,5,3,0.10%,100.0,0.00%,F,F)

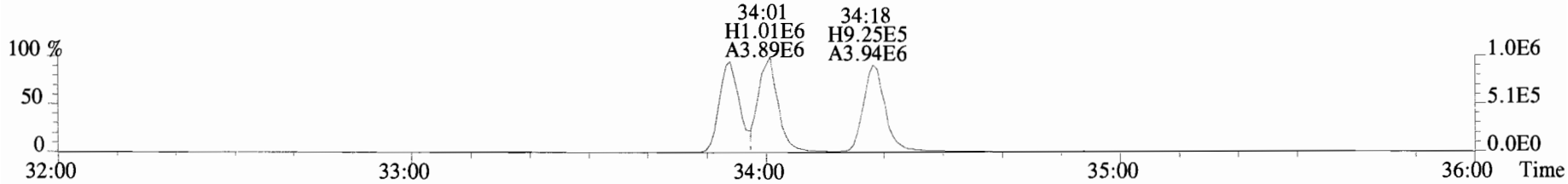

391.8127 S:5 F:3 BSUB(10000,15,-3.0) PKD(5,5,3,0.10%,100.0,0.00%,F,F)

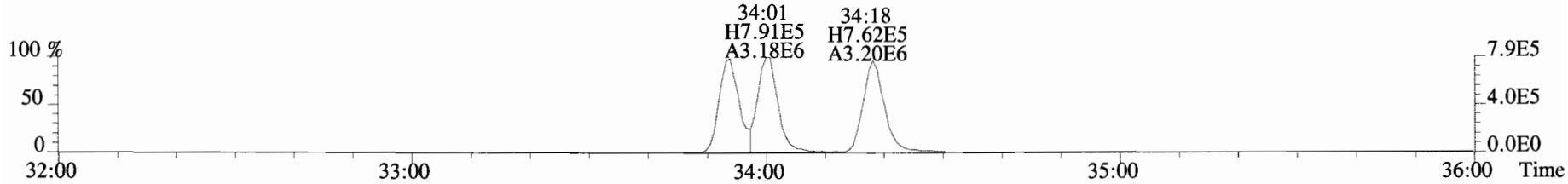

401.8559 S:5 F:3 BSUB(10000,15,-3.0) PKD(5,5,3,0.10%,100.0,0.00%,F,F)

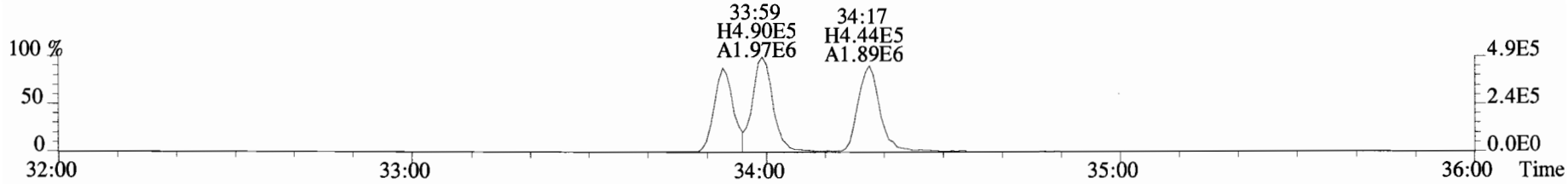

403.8530 S:5 F:3 BSUB(10000,15,-3.0) PKD(5,5,3,0.10%,100.0,0.00%,F,F)

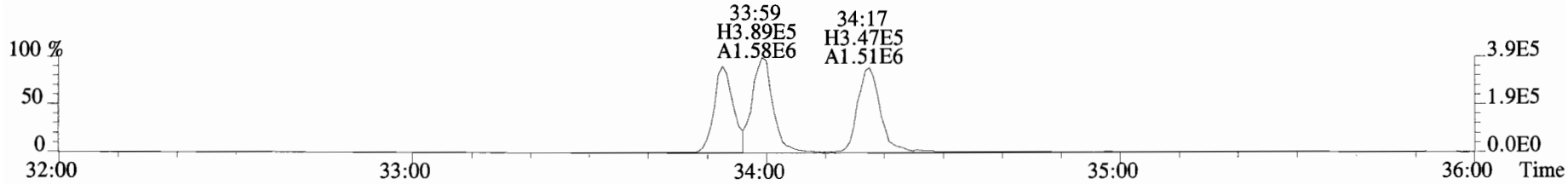

392.9760 S:5 F:3

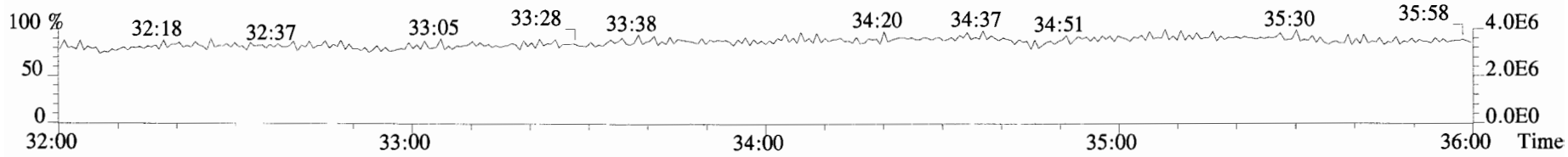

File:190510D2 #1-384 Acq:10-MAY-2019 17:35:29 GC EI+ Voltage SIR Autospec-UltimaE
Sample#5 File Text:Vista_Analytical_Laboratory_VG7 Text:ST190510D2-5 1613 CS4 19C2205 Exp:OCDD_DB5
401.8559 S:5 F:3 BSUB(10000,15,-3.0) PKD(5,5,3,0.10%,100.0,0.00%,F,F)

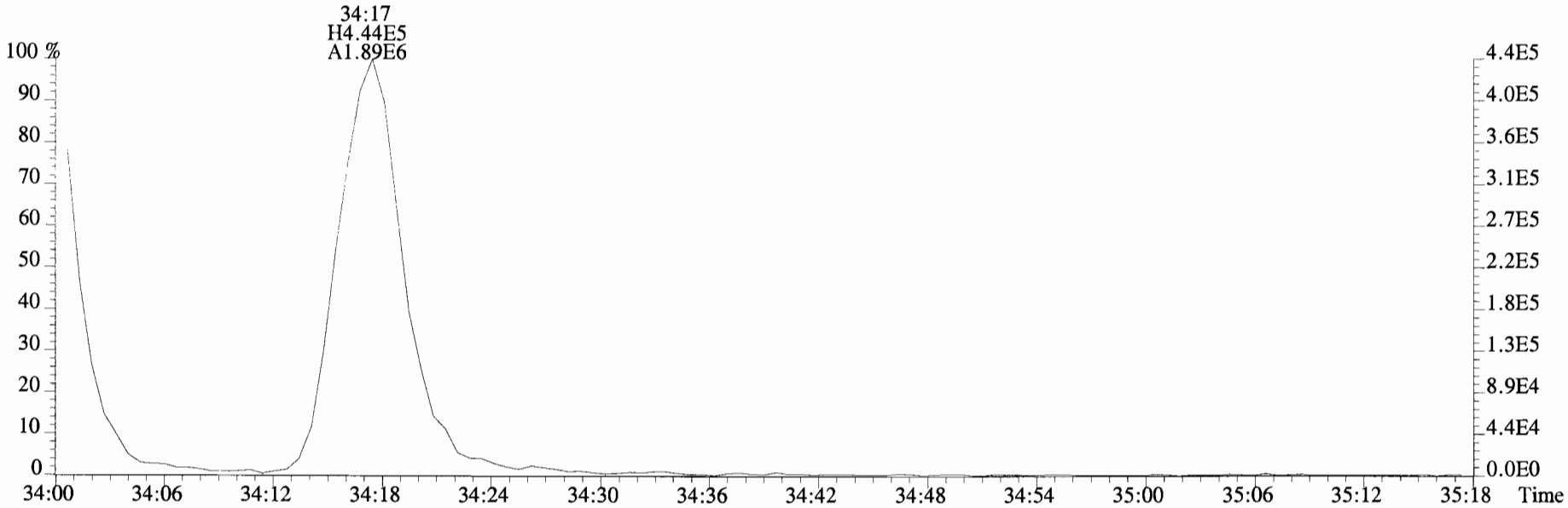

403.8530 S:5 F:3 BSUB(10000,15,-3.0) PKD(5,5,3,0.10%,100.0,0.00%,F,F)

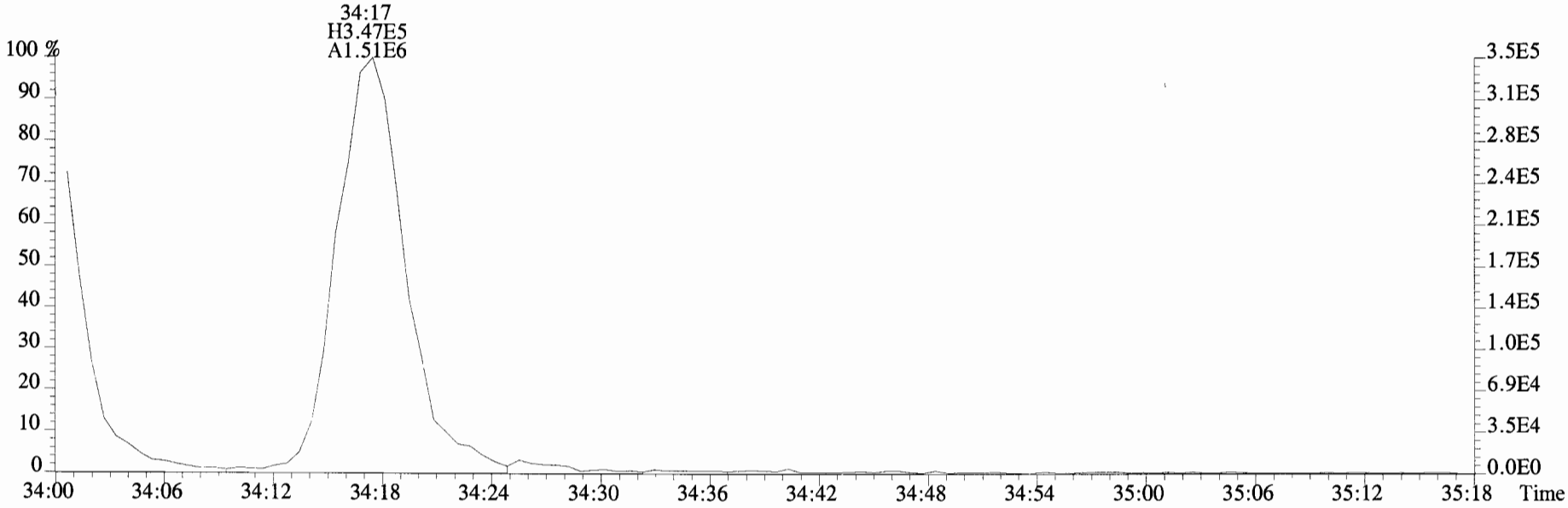

File:190510D2 #1-355 Acq:10-MAY-2019 17:35:29 GC EI+ Voltage SIR Autospec-UltimaE
Sample#5 File Text:Vista_Analytical_Laboratory_VG7 Text:ST190510D2-5 1613 CS4 19C2205 Exp:OCDD_DB5

423.7767 S:5 F:4 BSUB(10000,15,-3.0) PKD(5,5,3,0.10%,100.0,0.00%,F,F)

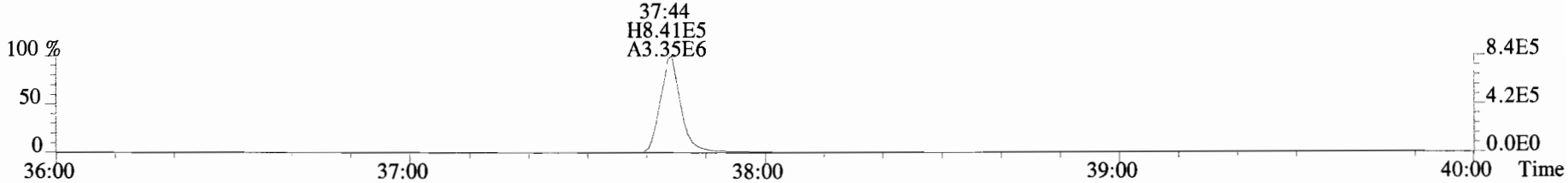

425.7737 S:5 F:4 BSUB(10000,15,-3.0) PKD(5,5,3,0.10%,100.0,0.00%,F,F)

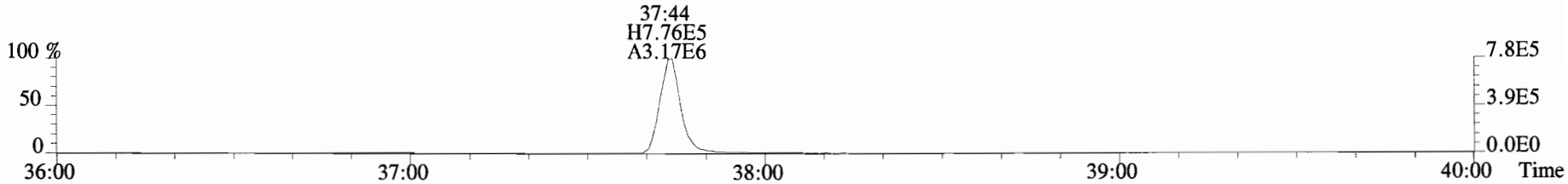

435.8169 S:5 F:4 BSUB(10000,15,-3.0) PKD(5,5,3,0.10%,100.0,0.00%,F,F)

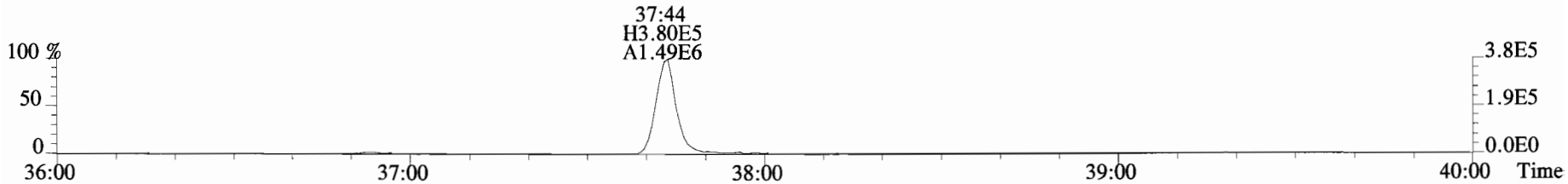

437.8140 S:5 F:4 BSUB(10000,15,-3.0) PKD(5,5,3,0.10%,100.0,0.00%,F,F)

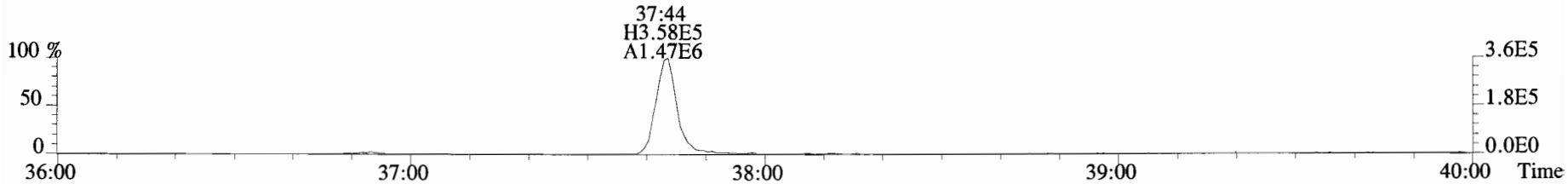

454.9728 S:5 F:4

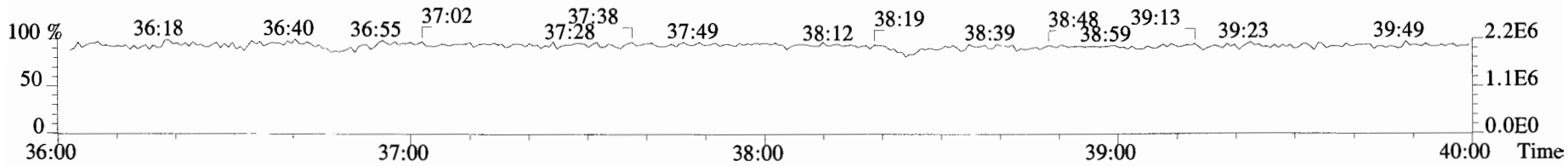

File:190510D2 #1-432 Acq:10-MAY-2019 17:35:29 GC EI+ Voltage SIR Autospec-UltimaE
Sample#5 File Text:Vista_Analytical_Laboratory_VG7 Text:ST190510D2-5 1613 CS4 19C2205 Exp:OCDD_DB5

457.7377 S:5 F:5 BSUB(10000,15,-3.0) PKD(5,5,3,0.10%,100.0,0.00%,F,F)

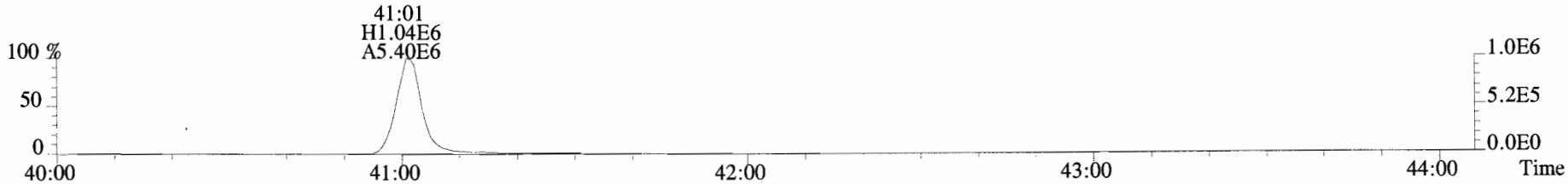

459.7348 S:5 F:5 BSUB(10000,15,-3.0) PKD(5,5,3,0.10%,100.0,0.00%,F,F)

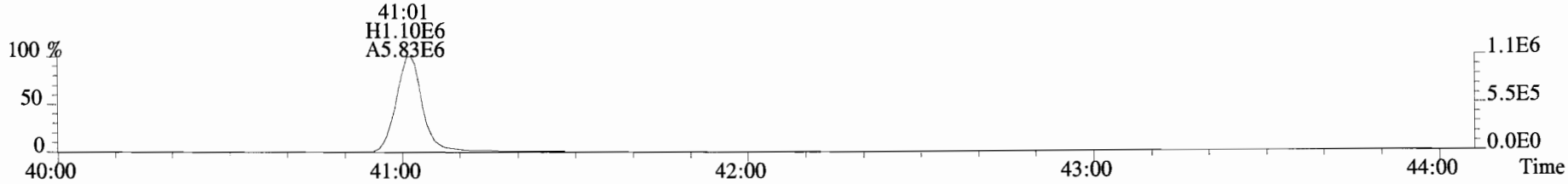

469.7780 S:5 F:5 BSUB(10000,15,-3.0) PKD(5,5,3,0.10%,100.0,0.00%,F,F)

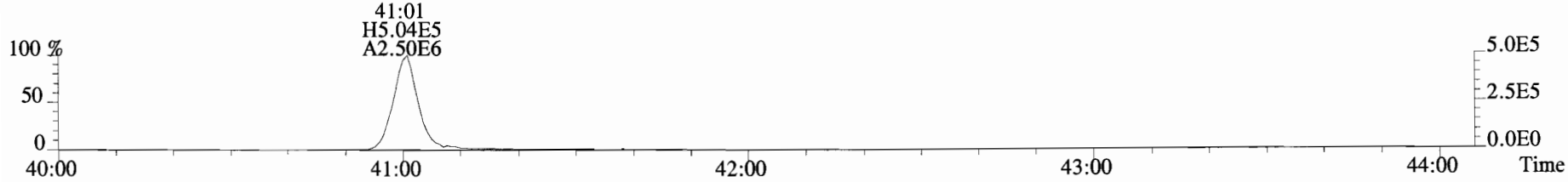

471.7750 S:5 F:5 BSUB(10000,15,-3.0) PKD(5,5,3,0.10%,100.0,0.00%,F,F)

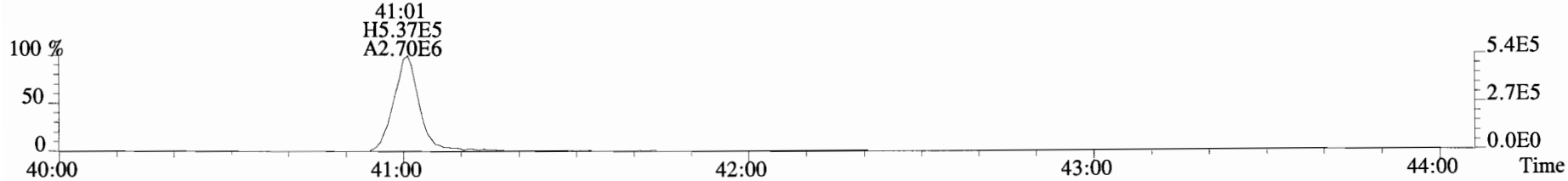

454.9728 S:5 F:5

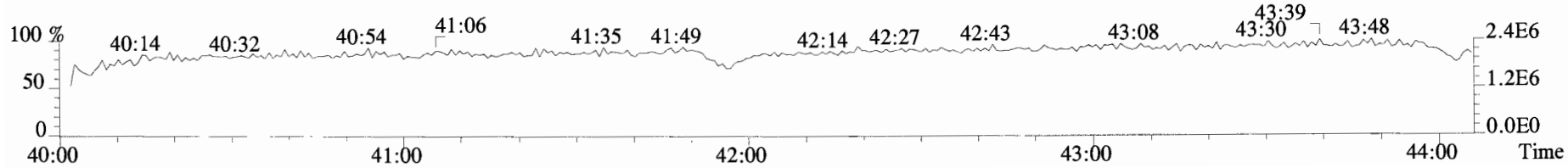

File:190510D2 #1-530 Acq:10-MAY-2019 17:35:29 GC EI+ Voltage SIR Autospec-UltimaE
Sample#5 File Text:Vista_Analytical_Laboratory_VG7 Text:ST190510D2-5 1613 CS4 19C2205 Exp:OCDD_DB5

303.9016 S:5 BSUB(10000,15,-3.0) PKD(5,5,3,0.10%,100.0,0.00%,F,F)

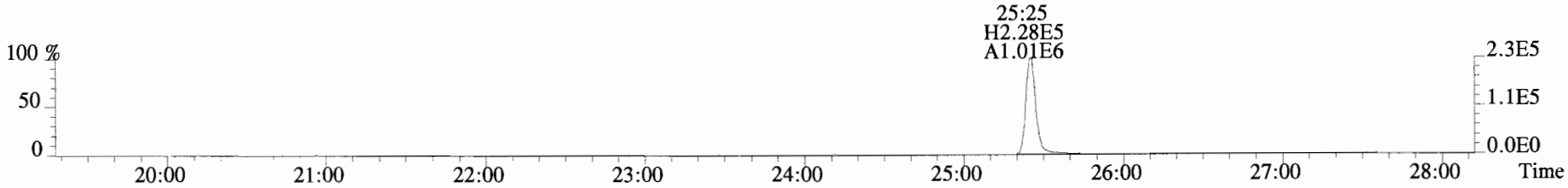

305.8987 S:5 BSUB(10000,15,-3.0) PKD(5,5,3,0.10%,100.0,0.00%,F,F)

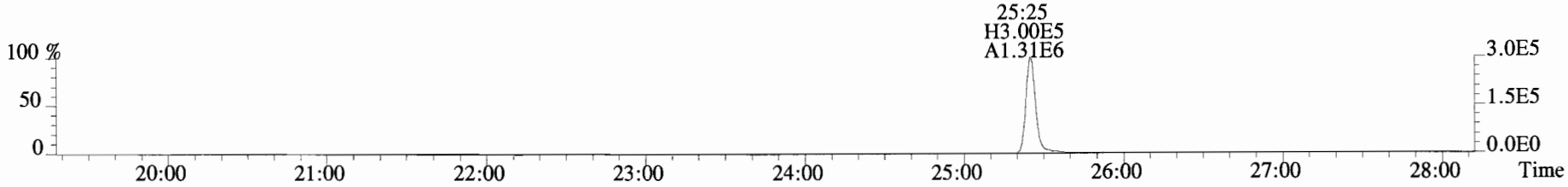

315.9419 S:5 BSUB(10000,15,-3.0) PKD(5,5,3,0.10%,100.0,0.00%,F,F)

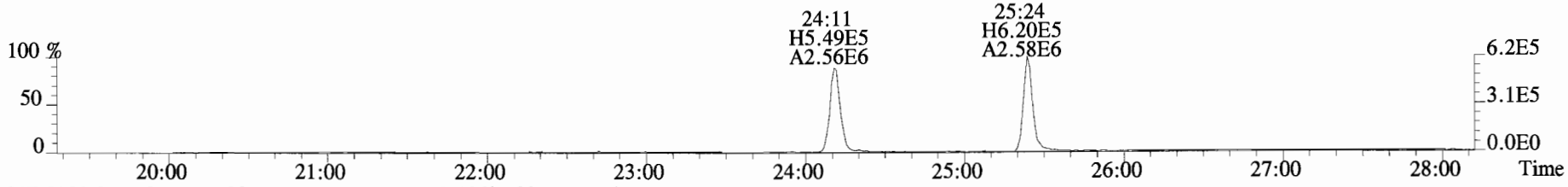

317.9389 S:5 BSUB(10000,15,-3.0) PKD(5,5,3,0.10%,100.0,0.00%,F,F)

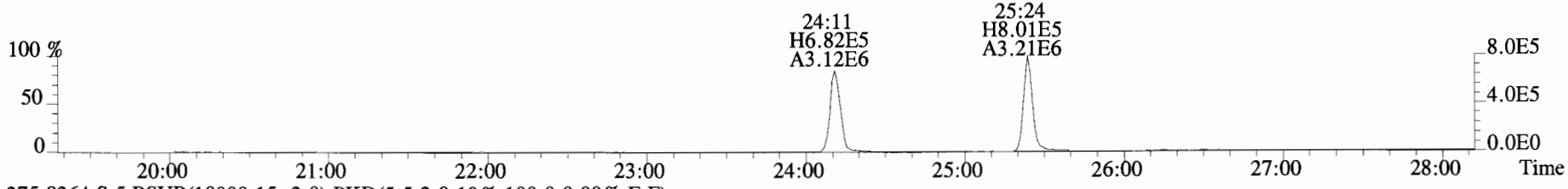

375.8364 S:5 BSUB(10000,15,-3.0) PKD(5,5,3,0.10%,100.0,0.00%,F,F)

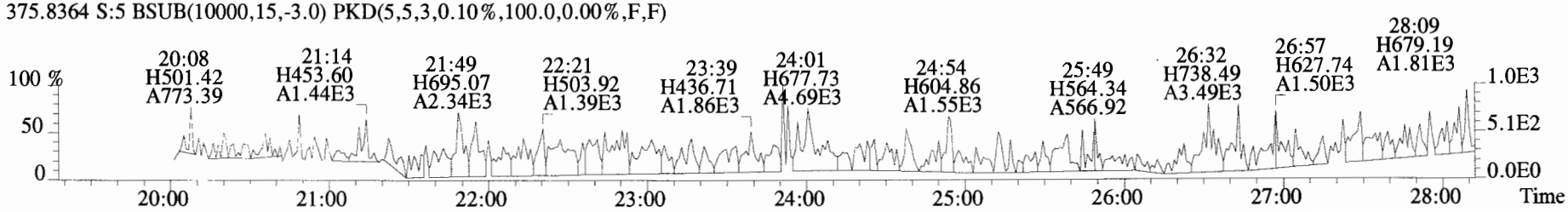

File:190510D2 #1-530 Acq:10-MAY-2019 17:35:29 GC EI+ Voltage SIR Autospec-UltimaE
Sample#5 File Text:Vista_Analytical_Laboratory_VG7 Text:ST190510D2-5 1613 CS4 19C2205 Exp:OCDD_DB5
339.8597 S:5 BSUB(10000,15,-3.0) PKD(5,5,3,0.10%,100.0,0.00%,F,F)

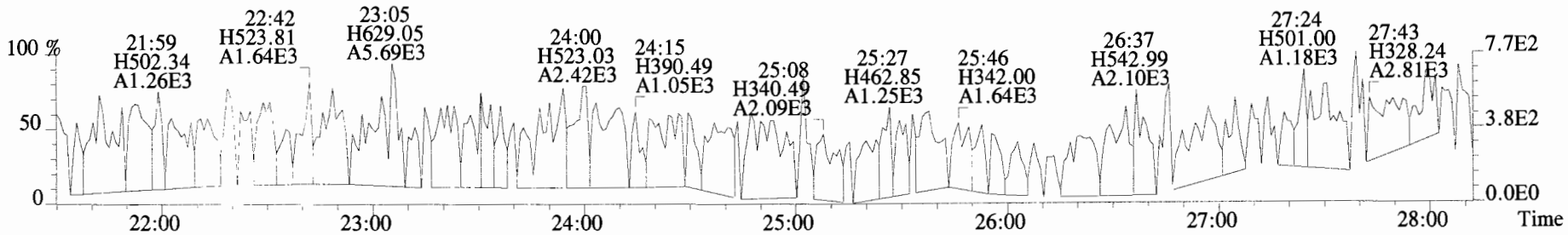

341.8568 S:5 BSUB(10000,15,-3.0) PKD(5,5,3,0.10%,100.0,0.00%,F,F)

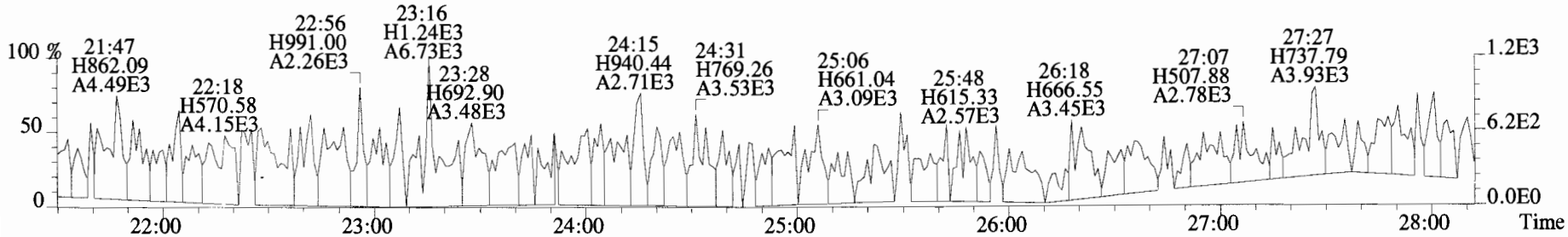

409.7974 S:5 BSUB(10000,15,-3.0) PKD(5,5,3,0.10%,100.0,0.00%,F,F)

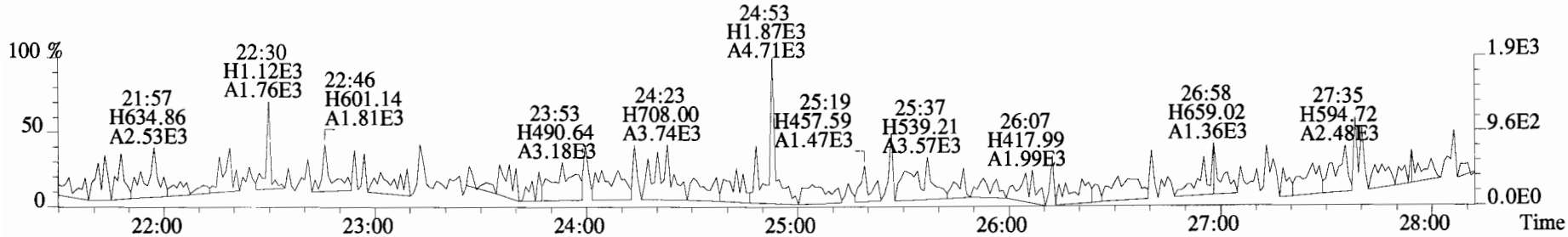

316.9824 S:5

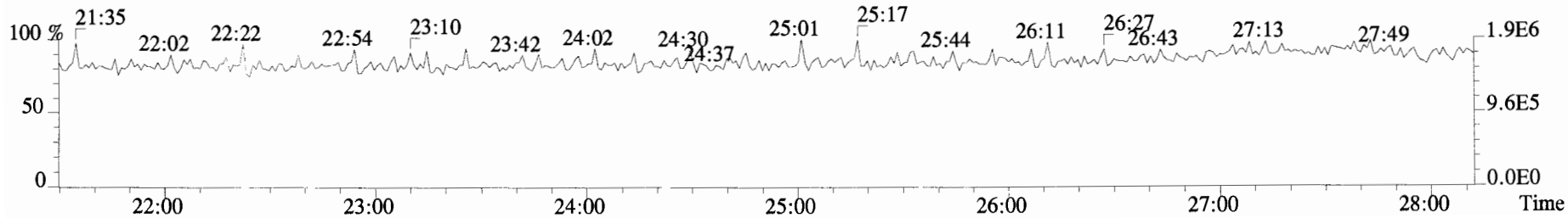

File:190510D2 #1-180 Acq:10-MAY-2019 17:35:29 GC EI+ Voltage SIR Autospec-UltimaE
Sample#5 File Text:Vista_Analytical_Laboratory_VG7 Text:ST190510D2-5 1613 CS4 19C2205 Exp:OCDD_DB5

339.8597 S:5 F:2 BSUB(10000,15,-3.0) PKD(5,5,3,0.10%,100.0,0.00%,F,F)

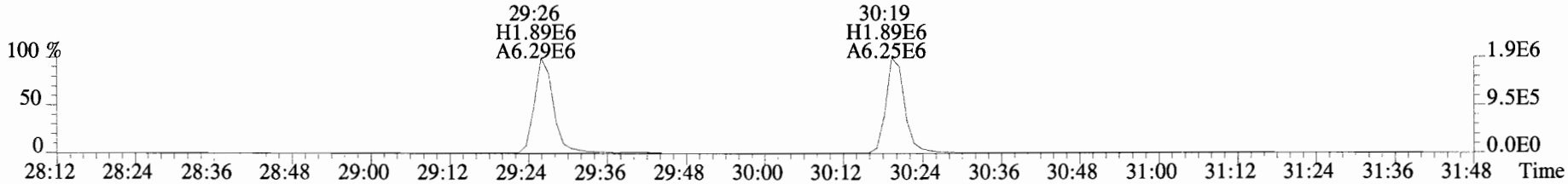

341.8568 S:5 F:2 BSUB(10000,15,-3.0) PKD(5,5,3,0.10%,100.0,0.00%,F,F)

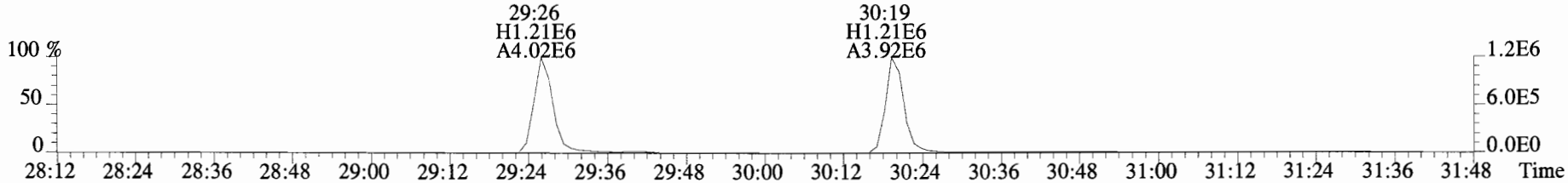

351.9000 S:5 F:2 BSUB(10000,15,-3.0) PKD(5,5,3,0.10%,100.0,0.00%,F,F)

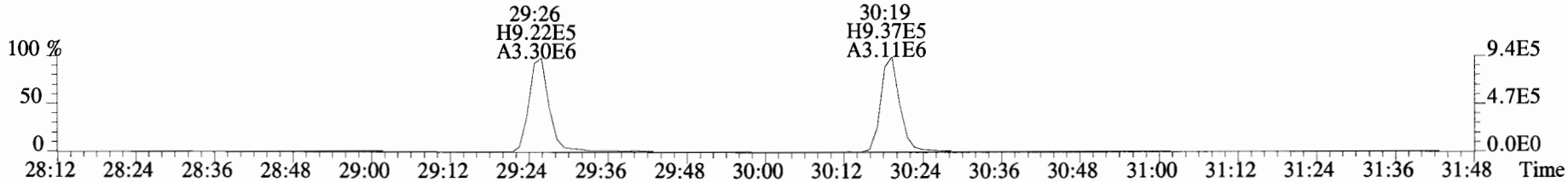

353.8970 S:5 F:2 BSUB(10000,15,-3.0) PKD(5,5,3,0.10%,100.0,0.00%,F,F)

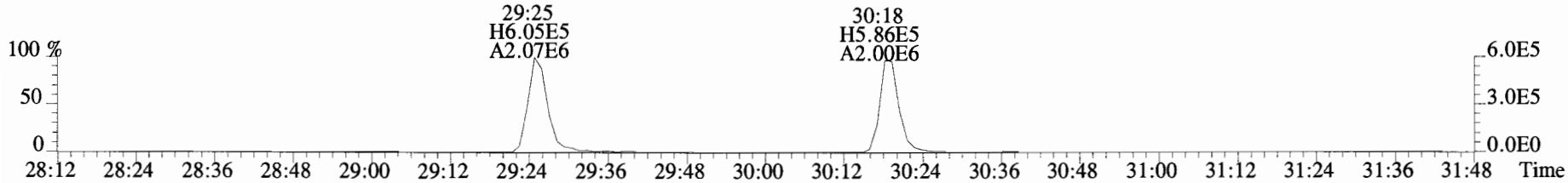

409.7974 S:5 F:2 BSUB(10000,15,-3.0) PKD(5,5,3,0.10%,100.0,0.00%,F,F)

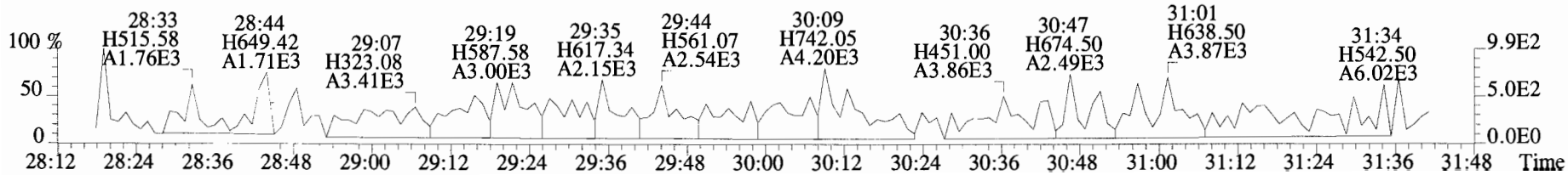

File:190510D2 #1-384 Acq:10-MAY-2019 17:35:29 GC EI+ Voltage SIR Autospec-UltimaE
Sample#5 File Text:Vista_Analytical_Laboratory_VG7 Text:ST190510D2-5 1613 CS4 19C2205 Exp:OCDD_DB5

373.8207 S:5 F:3 BSUB(10000,15,-3.0) PKD(5,5,3,0.10%,100.0,0.00%,F,F)

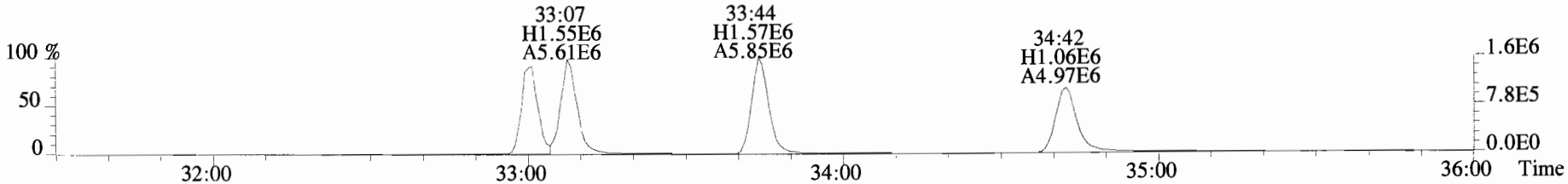

375.8178 S:5 F:3 BSUB(10000,15,-3.0) PKD(5,5,3,0.10%,100.0,0.00%,F,F)

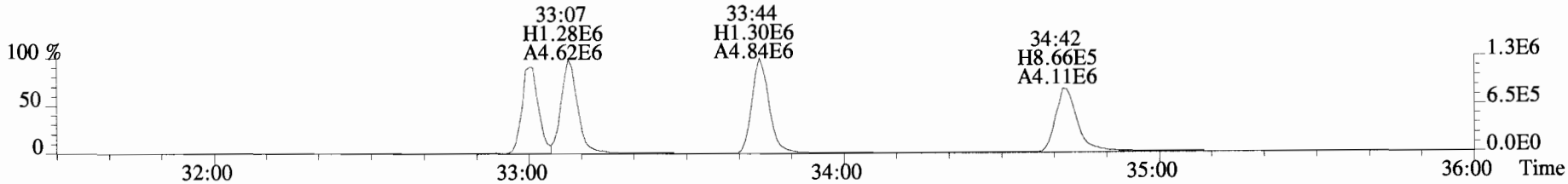

383.8639 S:5 F:3 BSUB(10000,15,-3.0) PKD(5,5,3,0.10%,100.0,0.00%,F,F)

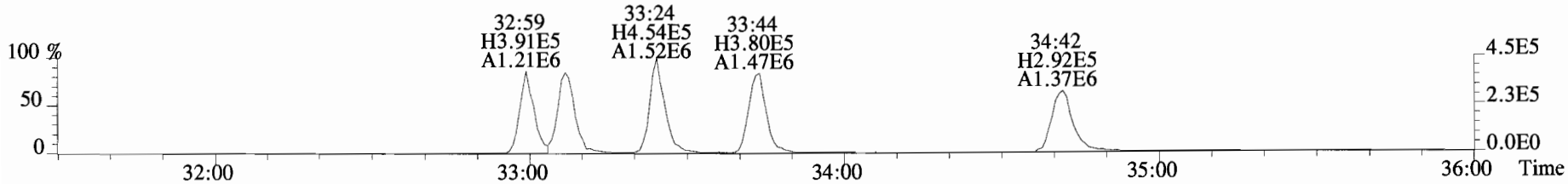

385.8610 S:5 F:3 BSUB(10000,15,-3.0) PKD(5,5,3,0.10%,100.0,0.00%,F,F)

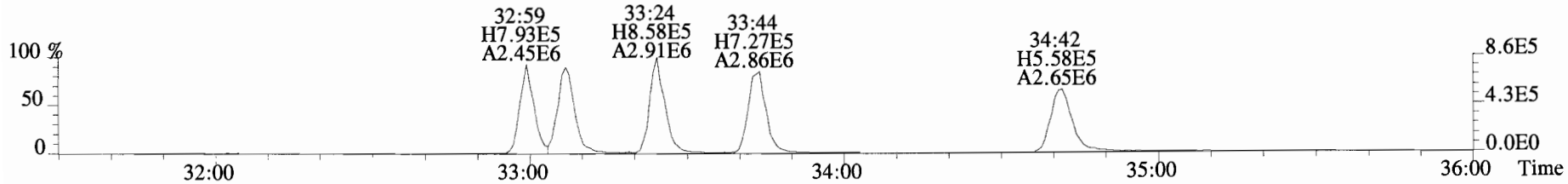

445.7555 S:5 F:3 BSUB(10000,15,-3.0) PKD(5,5,3,0.10%,100.0,0.00%,F,F)

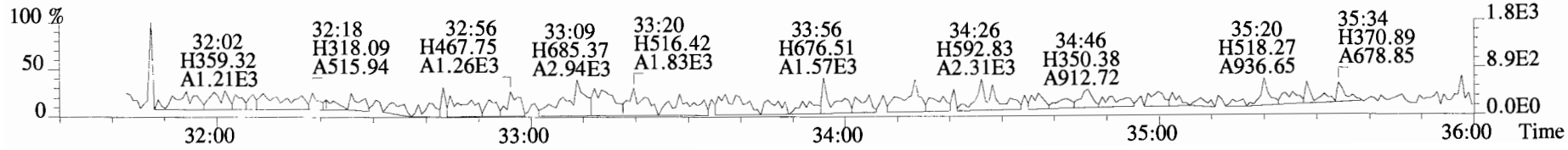

File:190510D2 #1-384 Acq:10-MAY-2019 17:35:29 GC EI+ Voltage SIR Autospec-UltimaE
Sample#5 File Text:Vista_Analytical_Laboratory_VG7 Text:ST190510D2-5 1613 CS4 19C2205 Exp:OCDD_DB5
383.8639 S:5 F:3 BSUB(10000,15,-3.0) PKD(5,5,3,0.10%,100.0,0.00%,F,F)

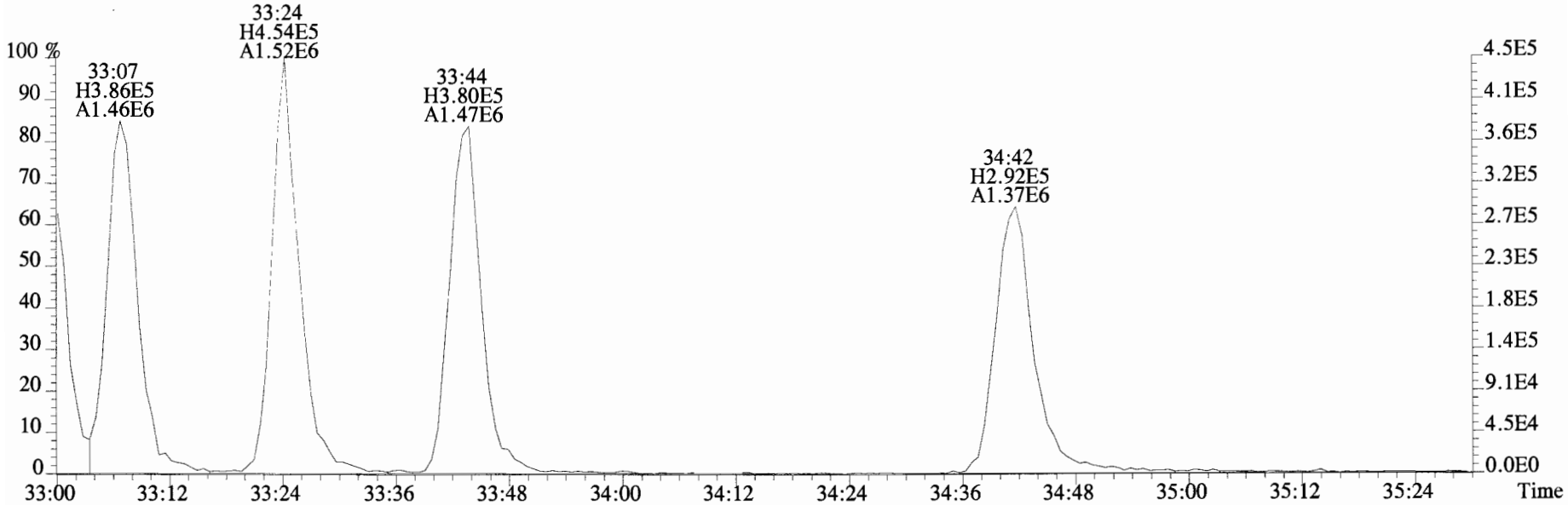

385.8610 S:5 F:3 BSUB(10000,15,-3.0) PKD(5,5,3,0.10%,100.0,0.00%,F,F)

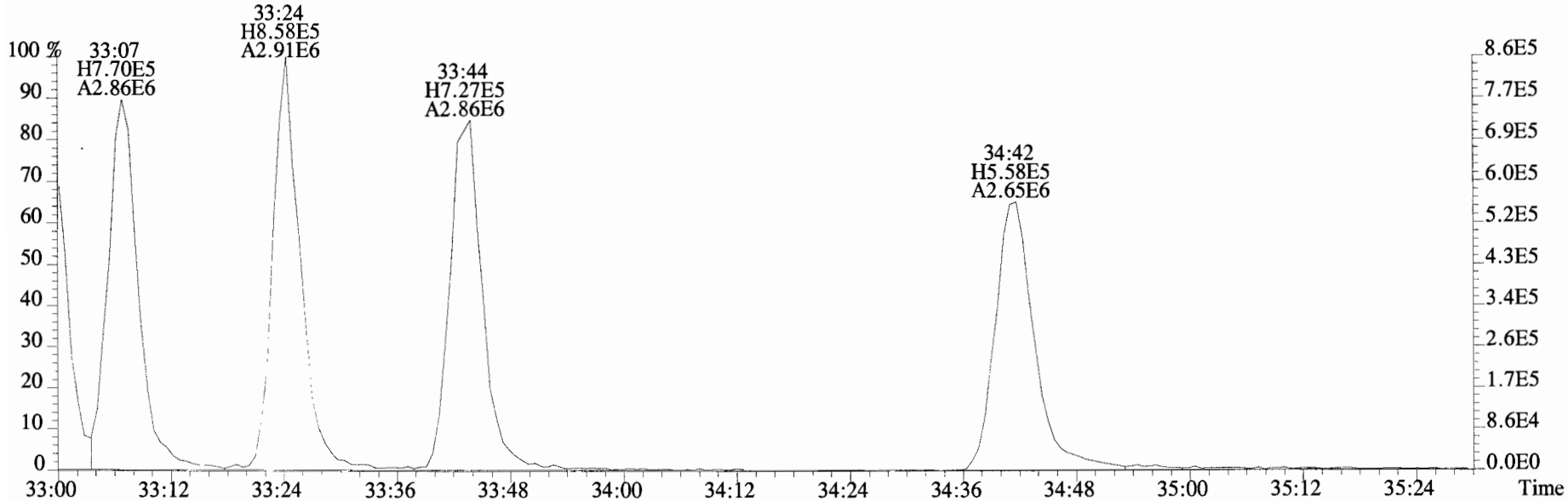

File:190510D2 #1-355 Acq:10-MAY-2019 17:35:29 GC EI+ Voltage SIR Autospec-UltimaE
Sample#5 File Text:Vista_Analytical_Laboratory_VG7 Text:ST190510D2-5 1613 CS4 19C2205 Exp:OCDD_DB5

407.7818 S:5 F:4 BSUB(10000,15,-3.0) PKD(5,5,3,0.10%,100.0,0.00%,F,F)

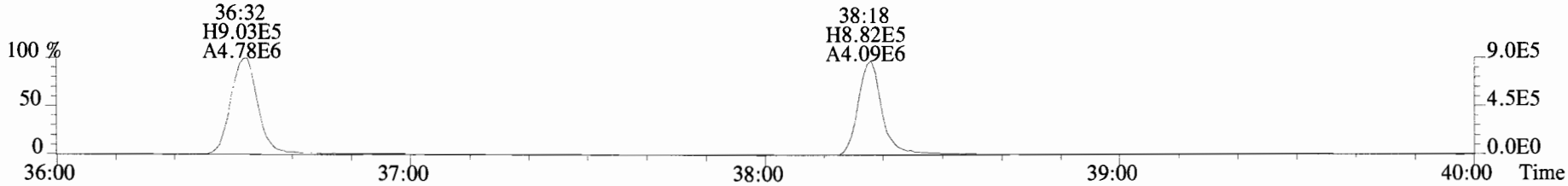

409.7788 S:5 F:4 BSUB(10000,15,-3.0) PKD(5,5,3,0.10%,100.0,0.00%,F,F)

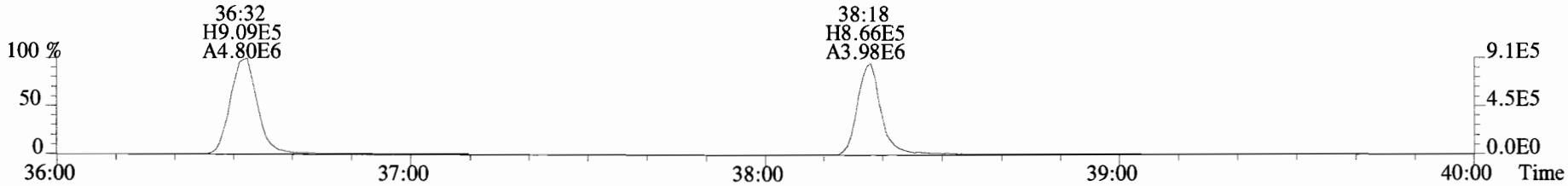

417.8253 S:5 F:4 BSUB(10000,15,-3.0) PKD(5,5,3,0.10%,100.0,0.00%,F,F)

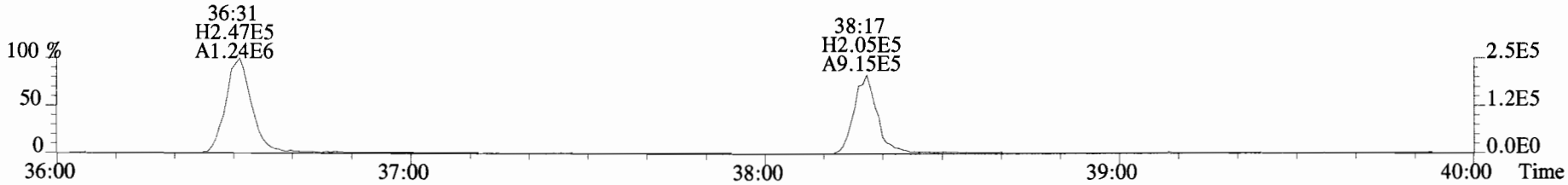

419.8220 S:5 F:4 BSUB(10000,15,-3.0) PKD(5,5,3,0.10%,100.0,0.00%,F,F)

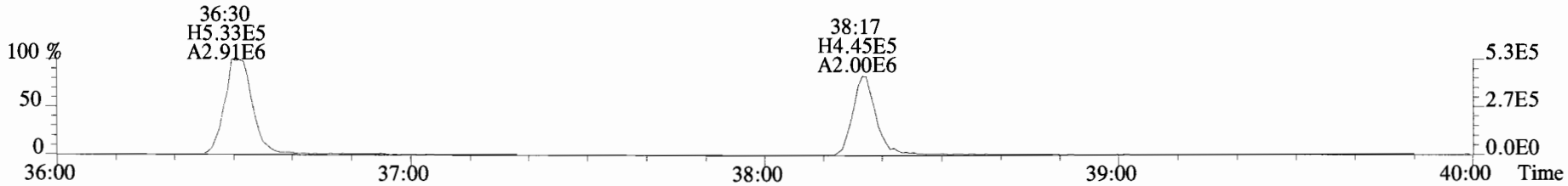

479.7165 S:5 F:4 BSUB(10000,15,-3.0) PKD(5,5,3,0.10%,100.0,0.00%,F,F)

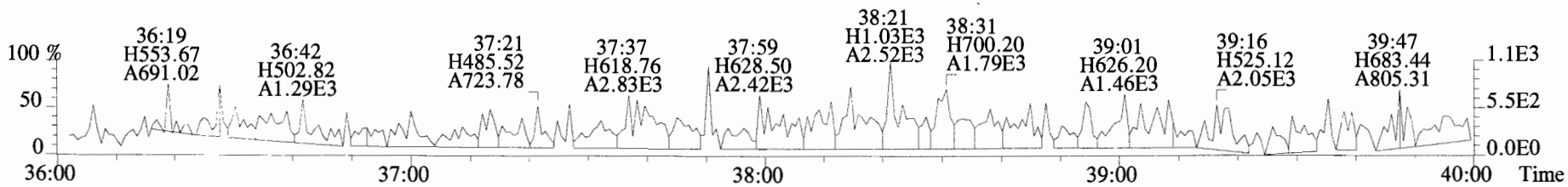

File:190510D2 #1-432 Acq:10-MAY-2019 17:35:29 GC EI+ Voltage SIR Autospec-UltimaE
Sample#5 File Text:Vista_Analytical_Laboratory_VG7 Text:ST190510D2-5 1613 CS4 19C2205 Exp:OCDD_DB5

441.7428 S:5 F:5 BSUB(10000,15,-3.0) PKD(5,5,3,0.10%,100.0,0.00%,F,F)

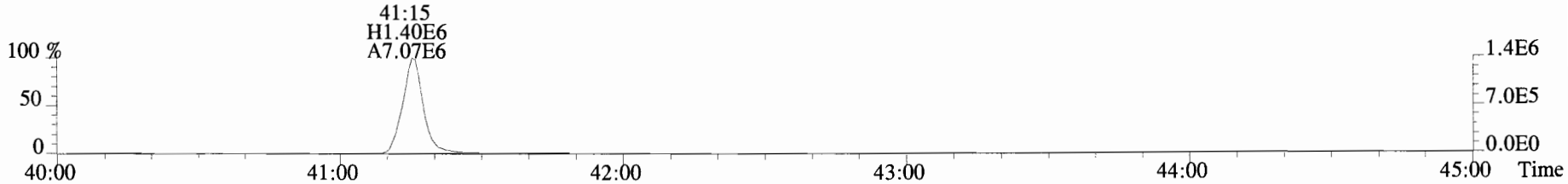

443.7398 S:5 F:5 BSUB(10000,15,-3.0) PKD(5,5,3,0.10%,100.0,0.00%,F,F)

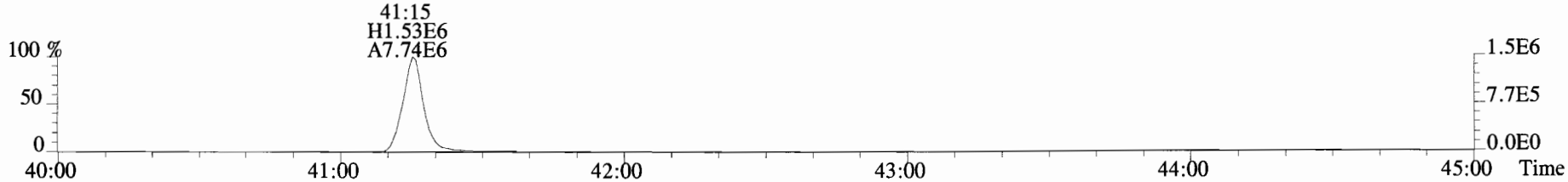

453.7831 S:5 F:5 BSUB(10000,15,-3.0) PKD(5,5,3,0.10%,100.0,0.00%,F,F)

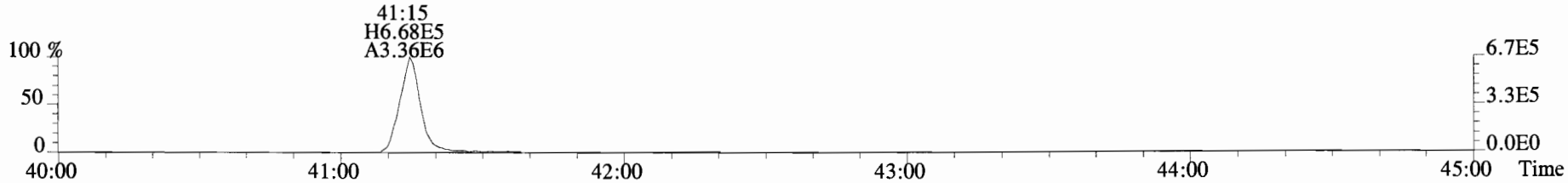

455.7801 S:5 F:5 BSUB(10000,15,-3.0) PKD(5,5,3,0.10%,100.0,0.00%,F,F)

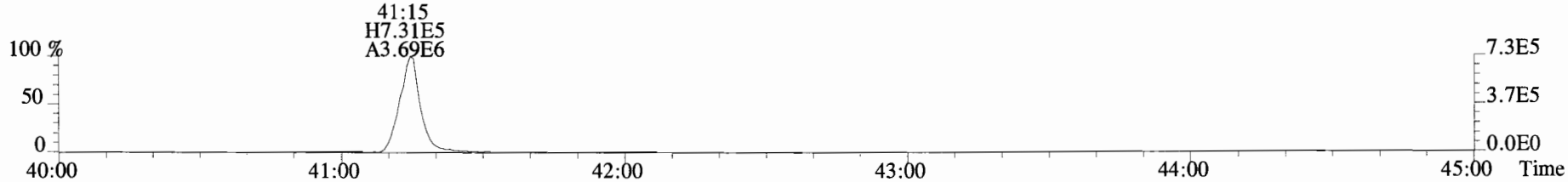

513.6775 S:5 F:5 BSUB(10000,15,-3.0) PKD(5,5,3,0.10%,100.0,0.00%,F,F)

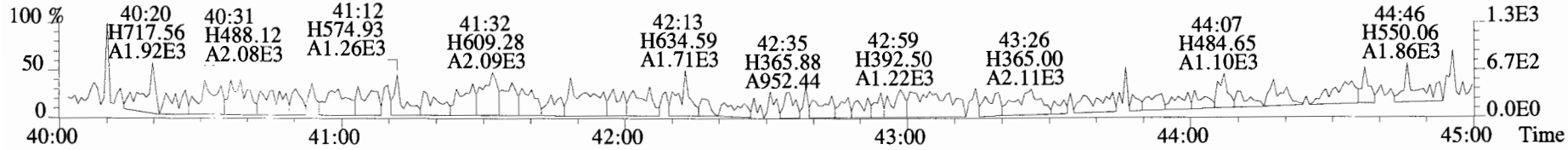

File:190510D2 #1-530 Acq:10-MAY-2019 18:23:05 GC EI+ Voltage SIR Autospec-UltimaE
Sample#6 File Text:Vista_Analytical_Laboratory_VG7 Text:ST190510D2-6 1613 CS5 19C2206 Exp:OCDD_DB5

319.8965 S:6 BSUB(10000,15,-3.0) PKD(5,5,3,0.10%,100.0,0.00%,F,F)

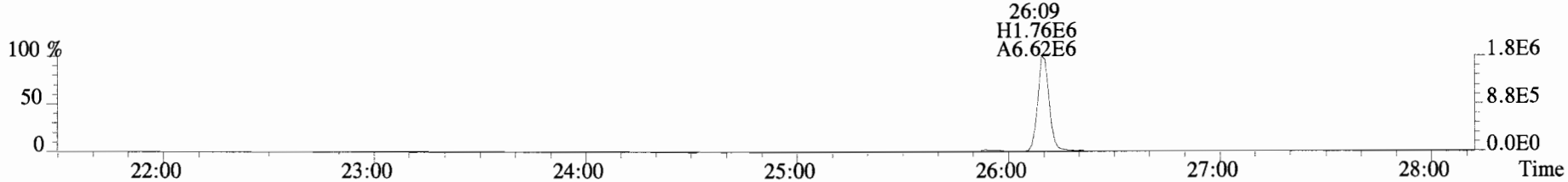

321.8936 S:6 BSUB(10000,15,-3.0) PKD(5,5,3,0.10%,100.0,0.00%,F,F)

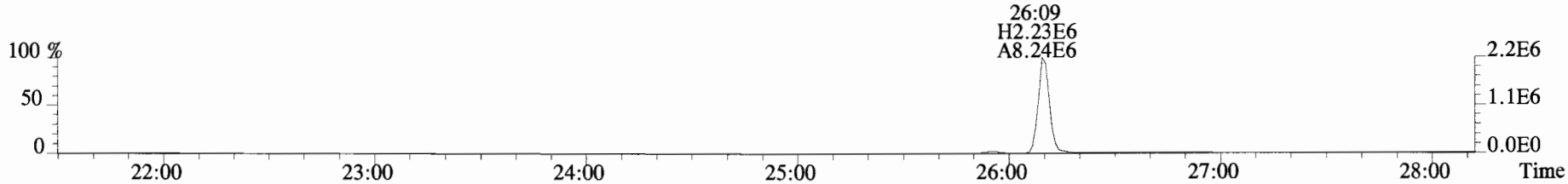

327.8847 S:6 BSUB(10000,15,-3.0) PKD(5,5,3,0.10%,100.0,0.00%,F,F)

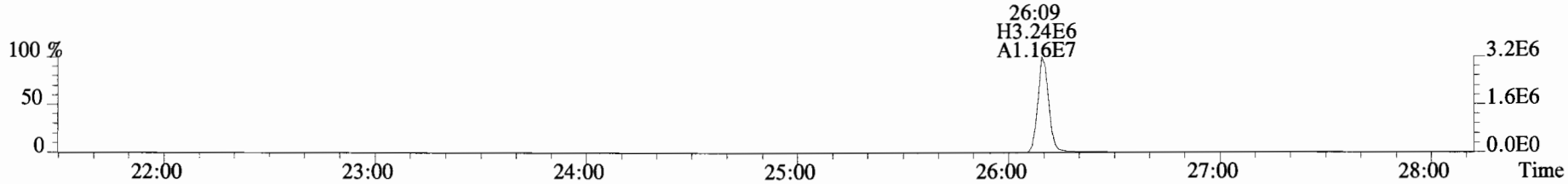

331.9368 S:6 BSUB(10000,15,-3.0) PKD(5,5,3,0.10%,100.0,0.00%,F,F)

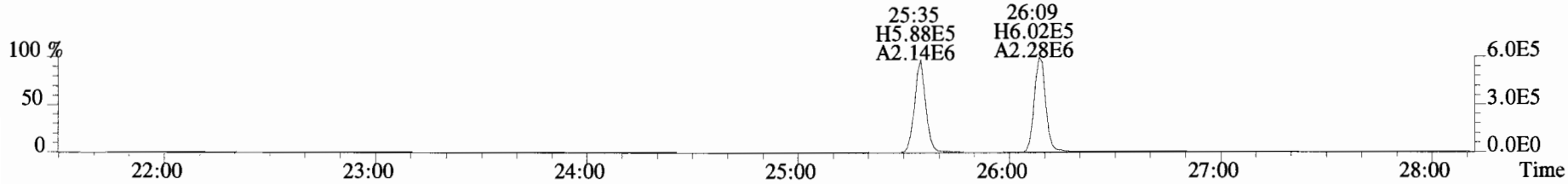

333.9339 S:6 BSUB(10000,15,-3.0) PKD(5,5,3,0.10%,100.0,0.00%,F,F)

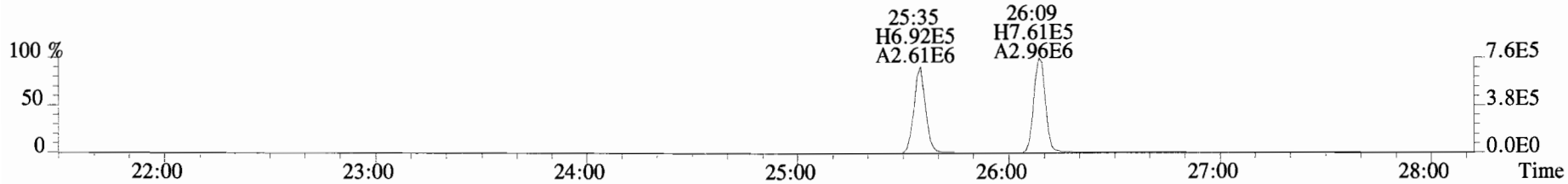

File:190510D2 #1-180 Acq:10-MAY-2019 18:23:05 GC EI+ Voltage SIR Autospec-UltimaE
Sample#6 File Text:Vista_Analytical_Laboratory_VG7 Text:ST190510D2-6 1613 CS5 19C2206 Exp:OCDD_DB5

353.8576 S:6 F:2 BSUB(10000,15,-3.0) PKD(5,5,3,0.10%,100.0,0.00%,F,F)

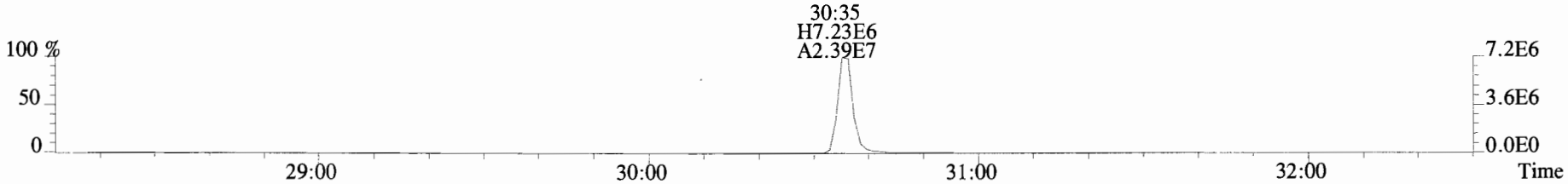

355.8546 S:6 F:2 BSUB(10000,15,-3.0) PKD(5,5,3,0.10%,100.0,0.00%,F,F)

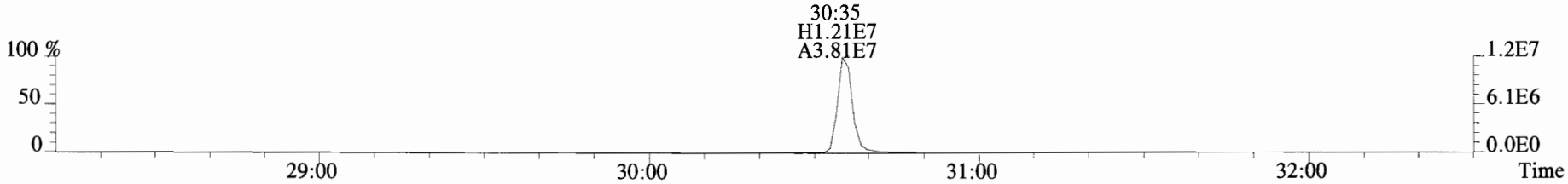

365.8978 S:6 F:2 BSUB(10000,15,-3.0) PKD(5,5,3,0.10%,100.0,0.00%,F,F)

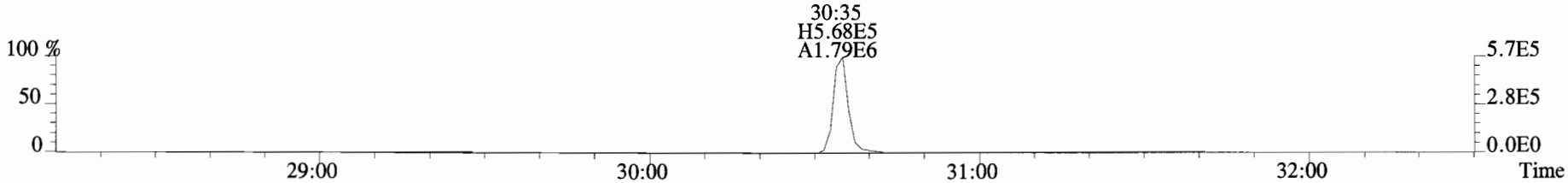

367.8949 S:6 F:2 BSUB(10000,15,-3.0) PKD(5,5,3,0.10%,100.0,0.00%,F,F)

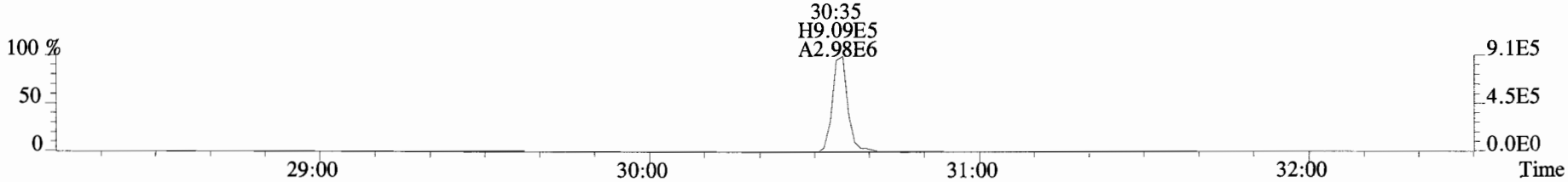

366.9792 S:6 F:2

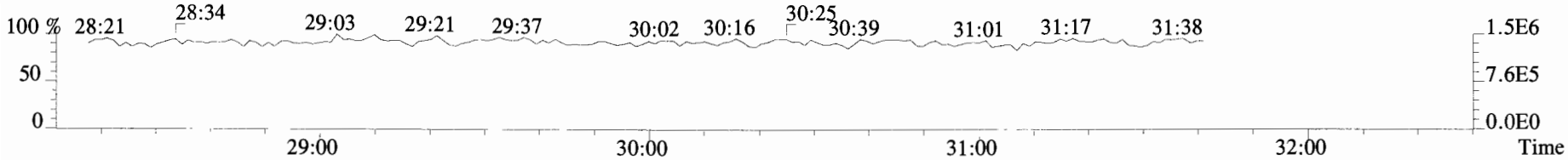

File:190510D2 #1-384 Acq:10-MAY-2019 18:23:05 GC EI+ Voltage SIR Autospec-UltimaE
Sample#6 File Text:Vista_Analytical_Laboratory_VG7 Text:ST190510D2-6 1613 CS5 19C2206 Exp:OCDD_DB5

389.8156 S:6 F:3 BSUB(10000,15,-3.0) PKD(5,5,3,0.10%,100.0,0.00%,F,F)

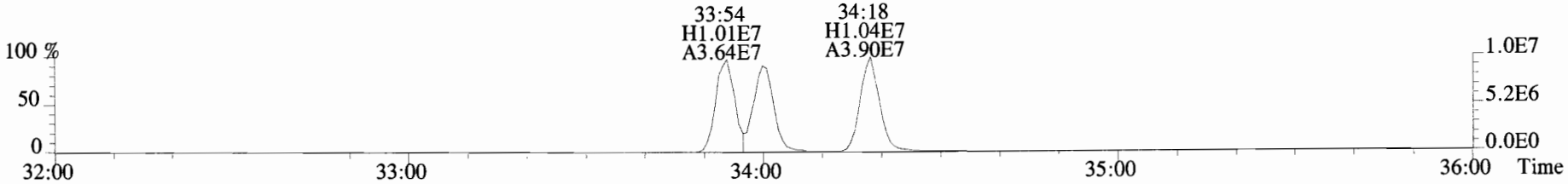

391.8127 S:6 F:3 BSUB(10000,15,-3.0) PKD(5,5,3,0.10%,100.0,0.00%,F,F)

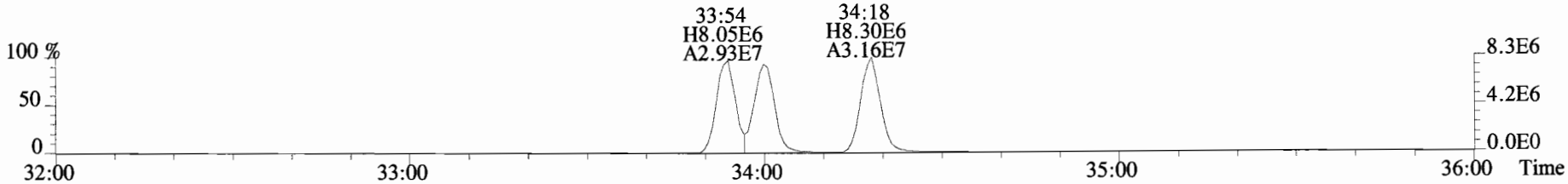

401.8559 S:6 F:3 BSUB(10000,15,-3.0) PKD(5,5,3,0.10%,100.0,0.00%,F,F)

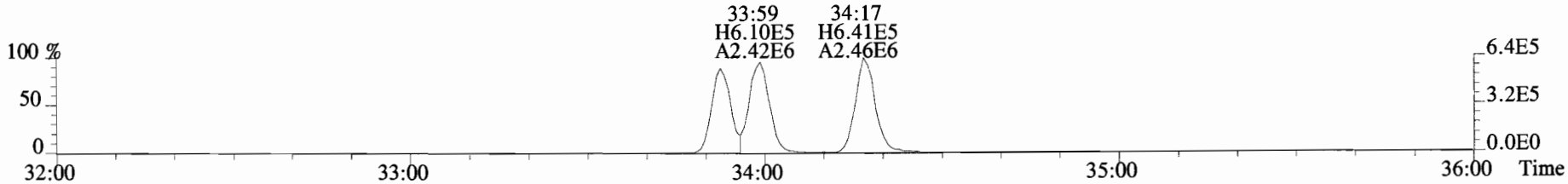

403.8530 S:6 F:3 BSUB(10000,15,-3.0) PKD(5,5,3,0.10%,100.0,0.00%,F,F)

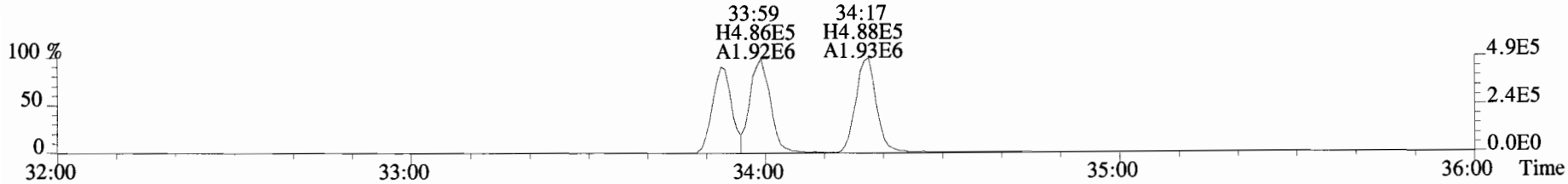

392.9760 S:6 F:3

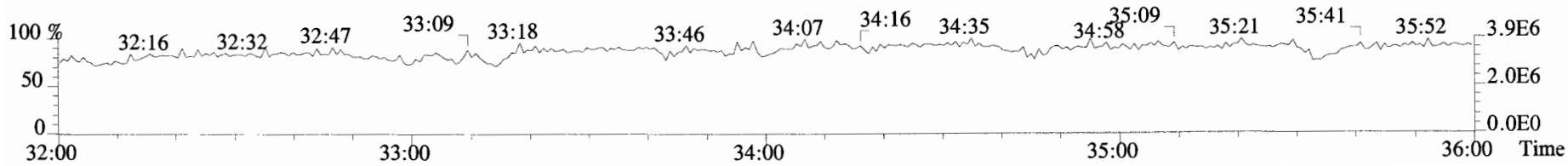

File:190510D2 #1-384 Acq:10-MAY-2019 18:23:05 GC EI+ Voltage SIR Autospec-UltimaE
Sample#6 File Text:Vista_Analytical_Laboratory_VG7 Text:ST190510D2-6 1613 CS5 19C2206 Exp:OCDD_DB5
401.8559 S:6 F:3 BSUB(10000,15,-3.0) PKD(5,5,3,0.10%,100.0,0.00%,F,F)

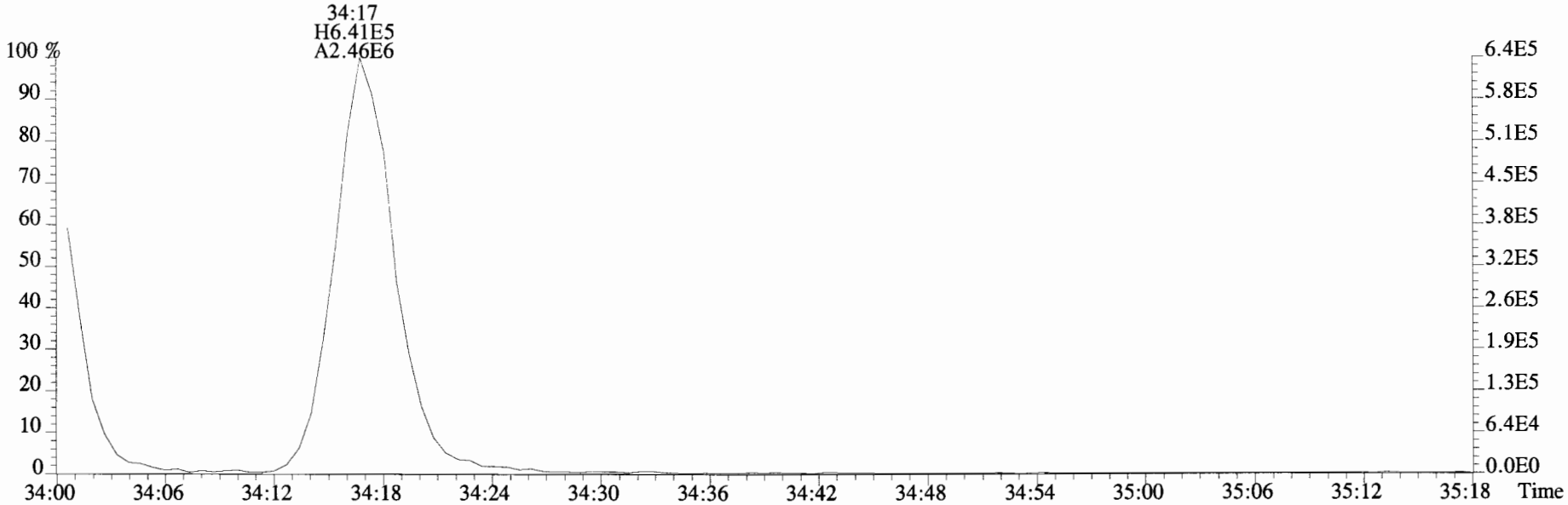

403.8530 S:6 F:3 BSUB(10000,15,-3.0) PKD(5,5,3,0.10%,100.0,0.00%,F,F)

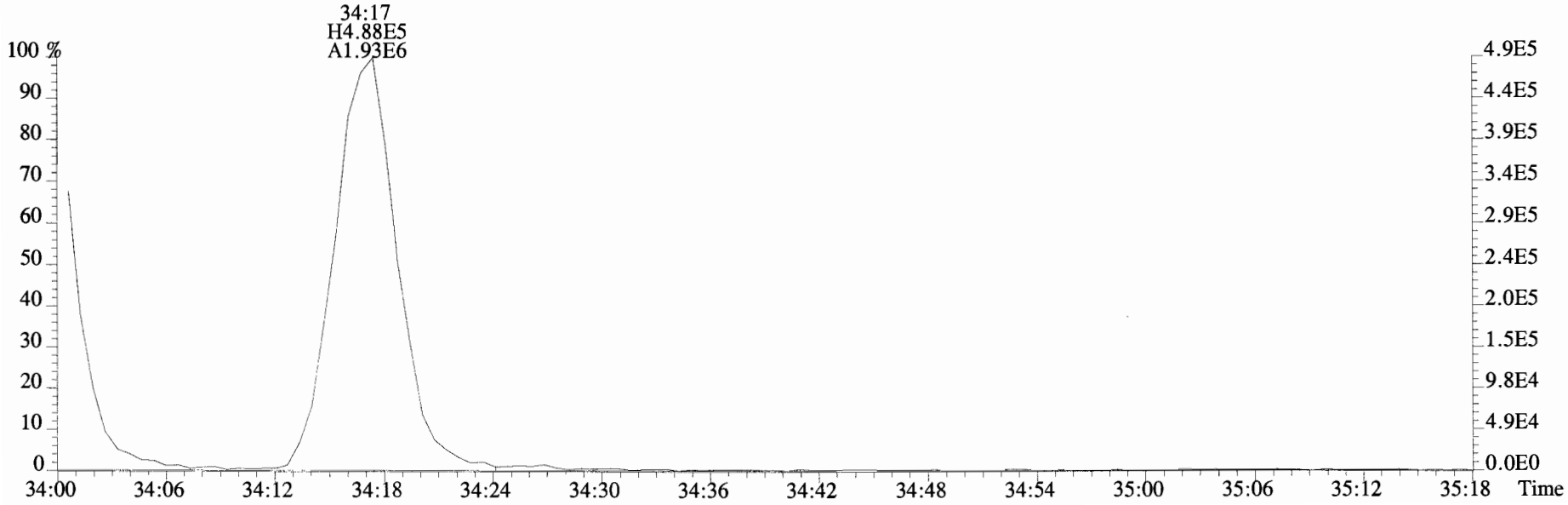

File:190510D2 #1-355 Acq:10-MAY-2019 18:23:05 GC EI+ Voltage SIR Autospec-UltimaE
Sample#6 File Text:Vista_Analytical_Laboratory_VG7 Text:ST190510D2-6 1613 CS5 19C2206 Exp:OCDD_DB5

423.7767 S:6 F:4 BSUB(10000,15,-3.0) PKD(5,5,3,0.10%,100.0,0.00%,F,F)

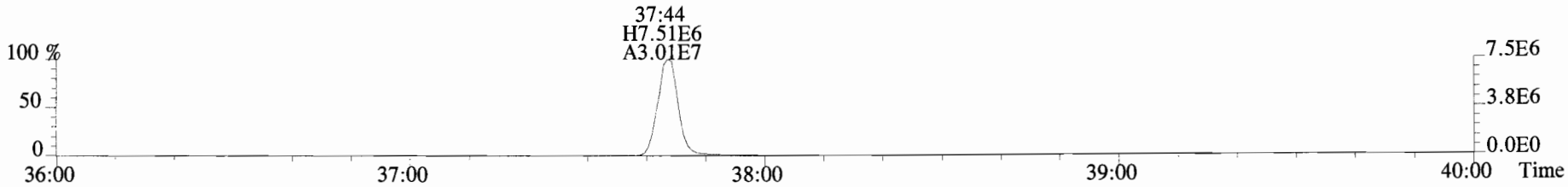

425.7737 S:6 F:4 BSUB(10000,15,-3.0) PKD(5,5,3,0.10%,100.0,0.00%,F,F)

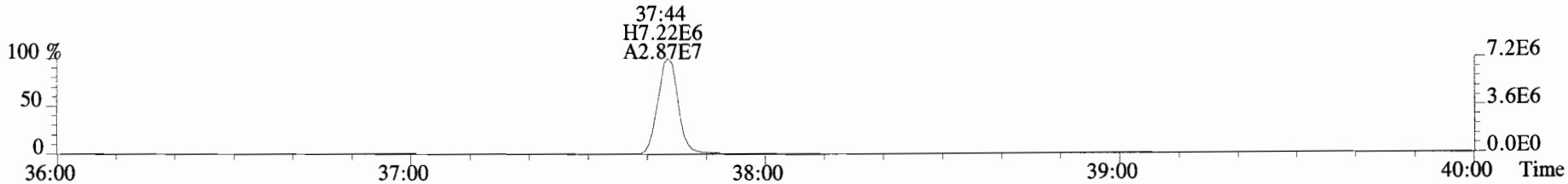

435.8169 S:6 F:4 BSUB(10000,15,-3.0) PKD(5,5,3,0.10%,100.0,0.00%,F,F)

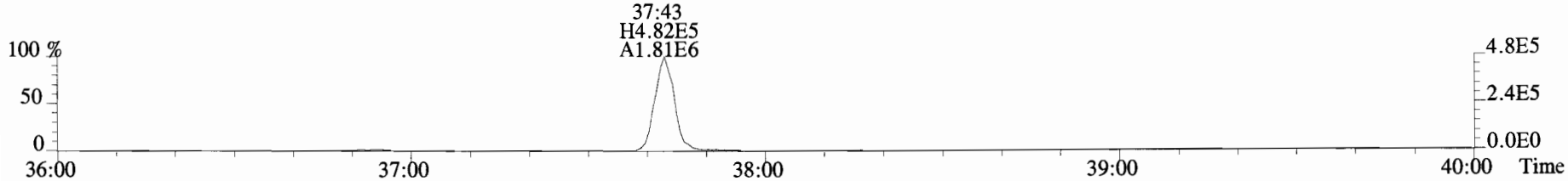

437.8140 S:6 F:4 BSUB(10000,15,-3.0) PKD(5,5,3,0.10%,100.0,0.00%,F,F)

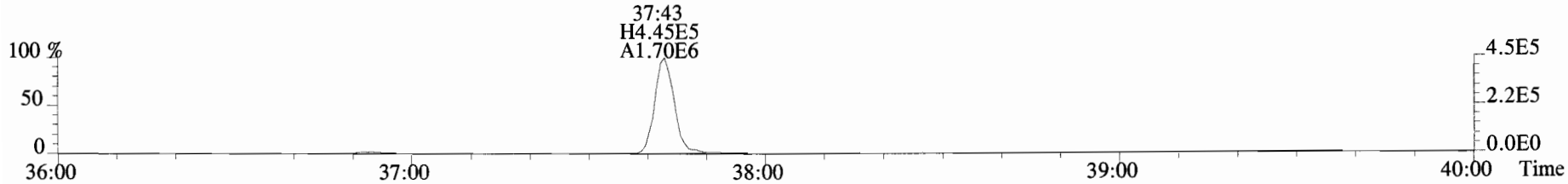

454.9728 S:6 F:4

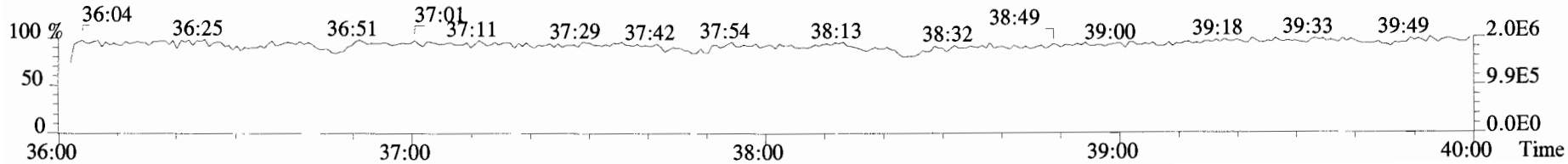

File:190510D2 #1-432 Acq:10-MAY-2019 18:23:05 GC EI+ Voltage SIR Autospec-UltimaE
Sample#6 File Text:Vista_Analytical_Laboratory_VG7 Text:ST190510D2-6 1613 CS5 19C2206 Exp:OCDD_DB5

457.7377 S:6 F:5 BSUB(10000,15,-3.0) PKD(5,5,3,0.10%,100.0,0.00%,F,F)

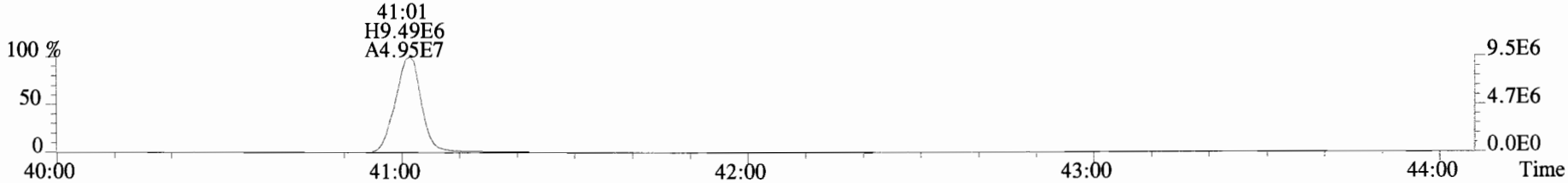

459.7348 S:6 F:5 BSUB(10000,15,-3.0) PKD(5,5,3,0.10%,100.0,0.00%,F,F)

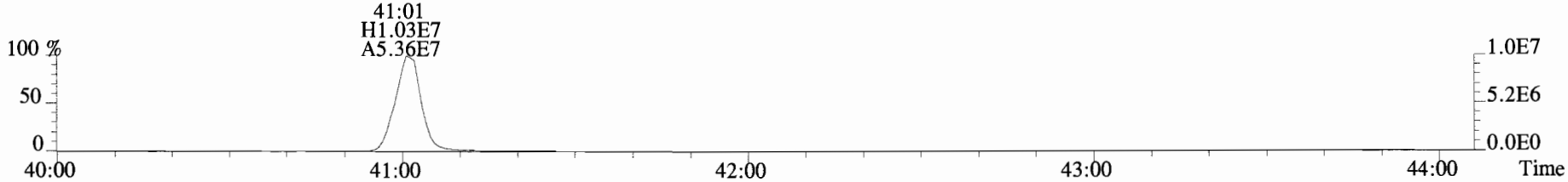

469.7780 S:6 F:5 BSUB(10000,15,-3.0) PKD(5,5,3,0.10%,100.0,0.00%,F,F)

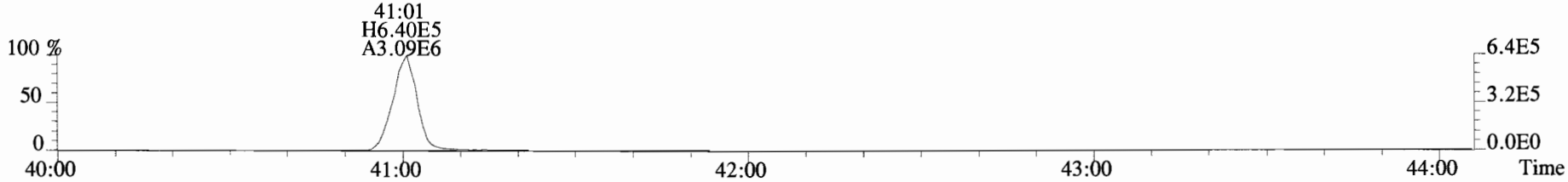

471.7750 S:6 F:5 BSUB(10000,15,-3.0) PKD(5,5,3,0.10%,100.0,0.00%,F,F)

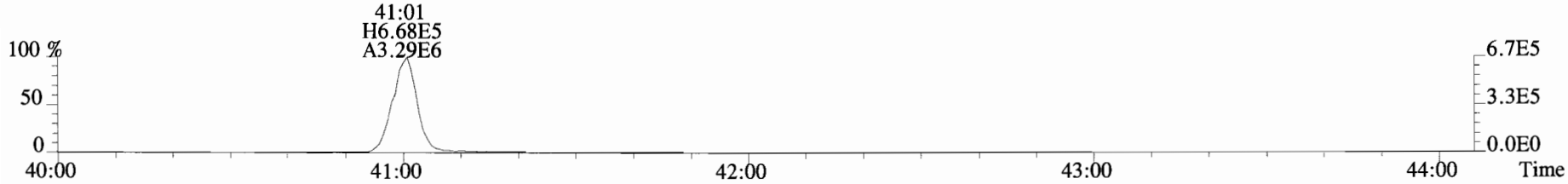

454.9728 S:6 F:5

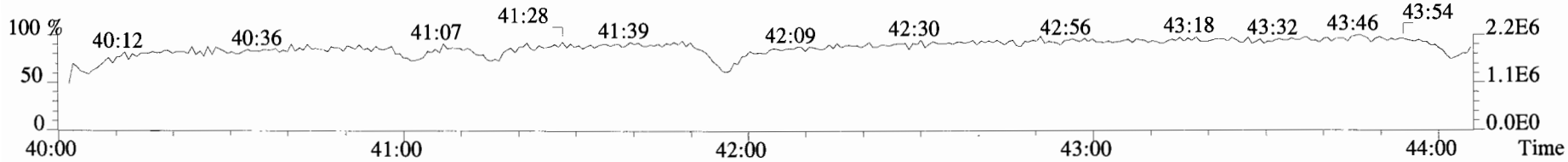

File:190510D2 #1-530 Acq:10-MAY-2019 18:23:05 GC EI+ Voltage SIR Autospec-UltimaE
Sample#6 File Text:Vista_Analytical_Laboratory_VG7 Text:ST190510D2-6 1613 CS5 19C2206 Exp:OCDD_DB5

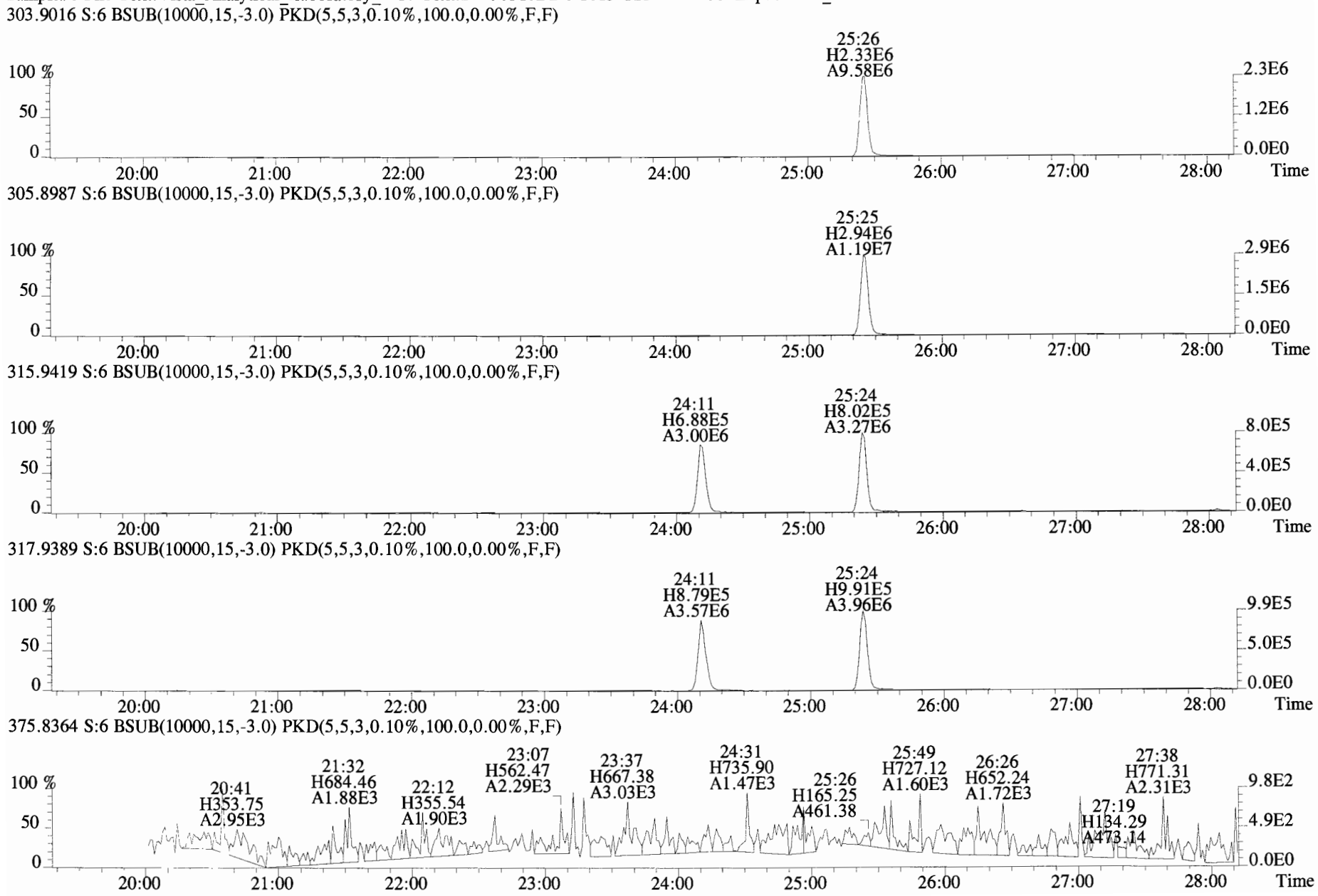

File:190510D2 #1-530 Acq:10-MAY-2019 18:23:05 GC EI+ Voltage SIR Autospec-UltimaE
Sample#6 File Text:Vista_Analytical_Laboratory_VG7 Text:ST190510D2-6 1613 CS5 19C2206 Exp:OCDD_DB5
339.8597 S:6 BSUB(10000,15,-3.0) PKD(5,5,3,0.10%,100.0,0.00%,F,F)

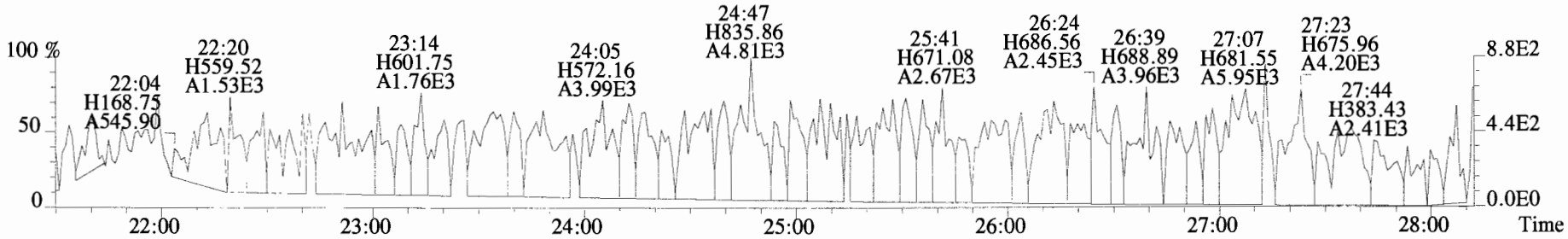

341.8568 S:6 BSUB(10000,15,-3.0) PKD(5,5,3,0.10%,100.0,0.00%,F,F)

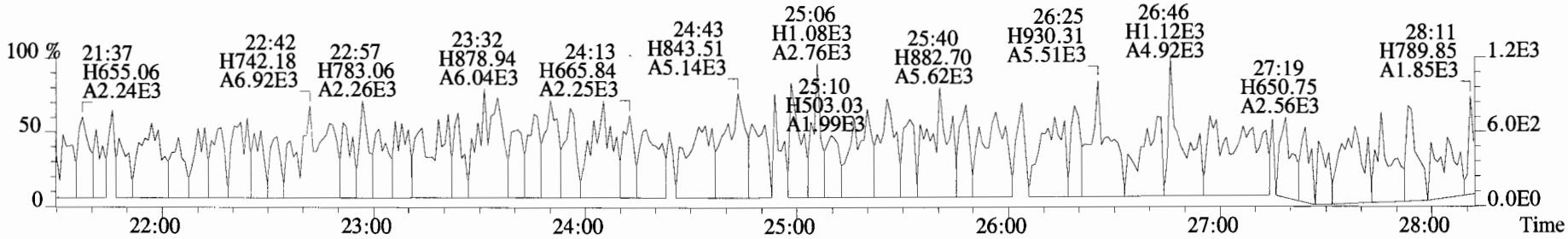

409.7974 S:6 BSUB(10000,15,-3.0) PKD(5,5,3,0.10%,100.0,0.00%,F,F)

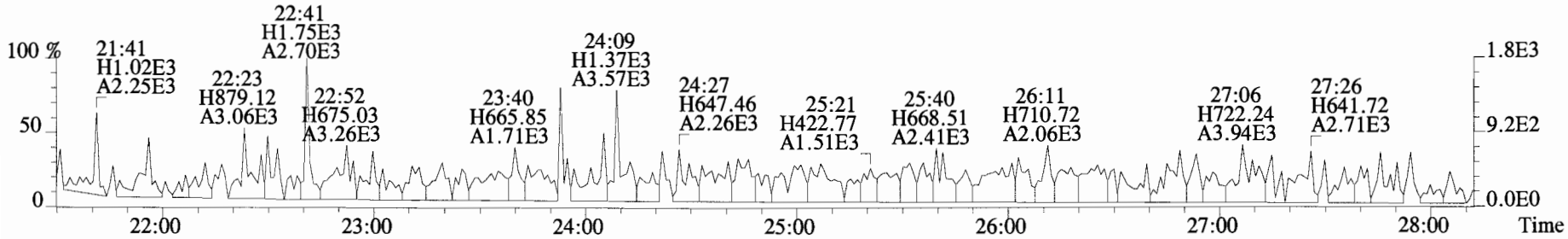

316.9824 S:6

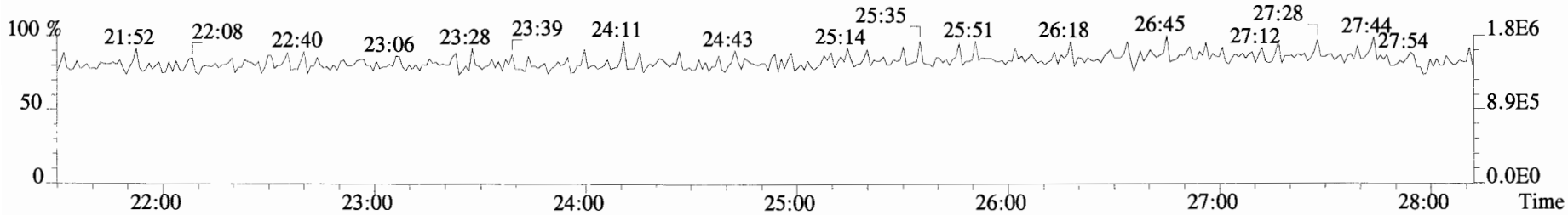

File:190510D2 #1-180 Acq:10-MAY-2019 18:23:05 GC EI+ Voltage SIR Autospec-UltimaE
Sample#6 File Text:Vista_Analytical_Laboratory_VG7 Text:ST190510D2-6 1613 CS5 19C2206 Exp:OCDD_DB5

339.8597 S:6 F:2 BSUB(10000,15,-3.0) PKD(5,5,3,0.10%,100.0,0.00%,F,F)

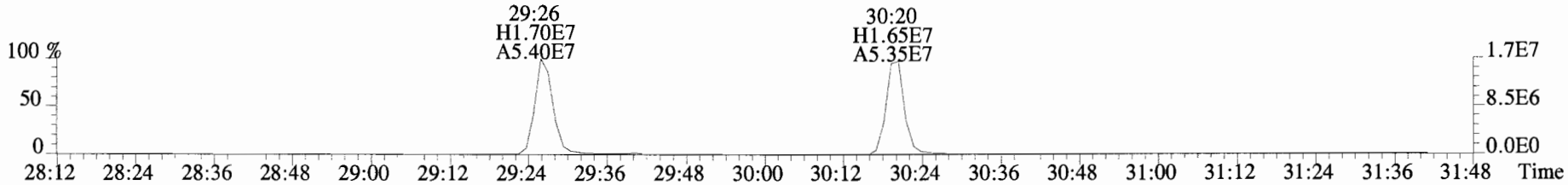

341.8568 S:6 F:2 BSUB(10000,15,-3.0) PKD(5,5,3,0.10%,100.0,0.00%,F,F)

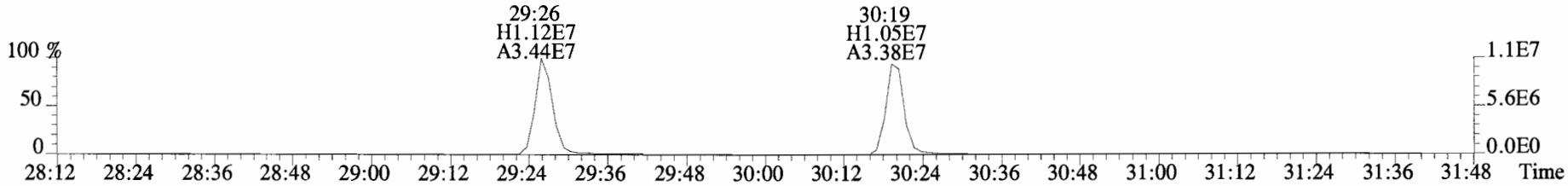

351.9000 S:6 F:2 BSUB(10000,15,-3.0) PKD(5,5,3,0.10%,100.0,0.00%,F,F)

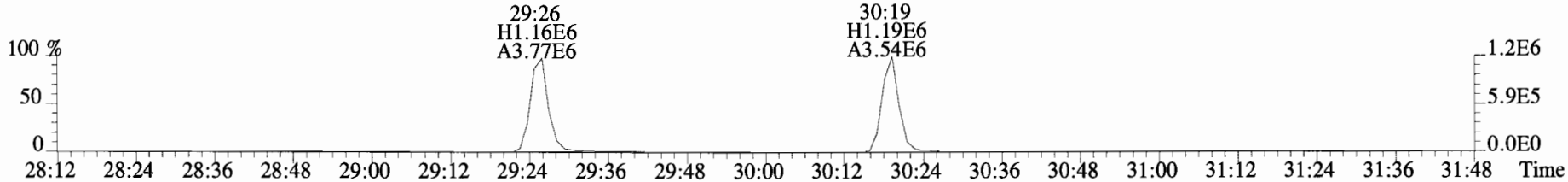

353.8970 S:6 F:2 BSUB(10000,15,-3.0) PKD(5,5,3,0.10%,100.0,0.00%,F,F)

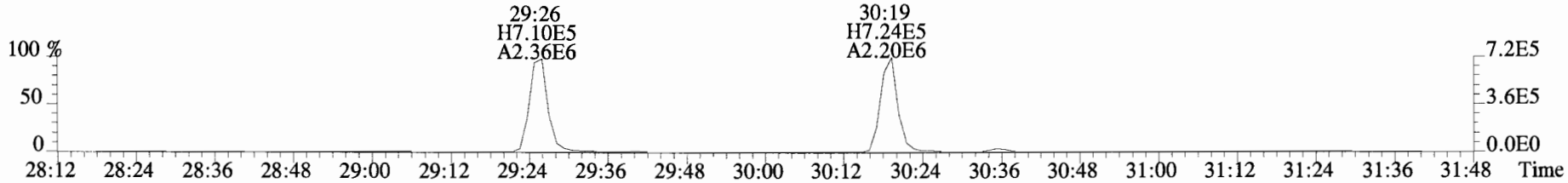

409.7974 S:6 F:2 BSUB(10000,15,-3.0) PKD(5,5,3,0.10%,100.0,0.00%,F,F)

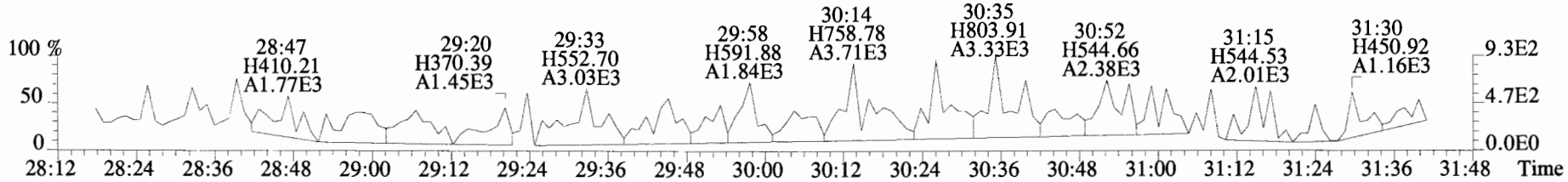

File:190510D2 #1-384 Acq:10-MAY-2019 18:23:05 GC EI+ Voltage SIR Autospec-UltimaE
Sample#6 File Text:Vista_Analytical_Laboratory_VG7 Text:ST190510D2-6 1613 CS5 19C2206 Exp:OCDD_DB5

373.8207 S:6 F:3 BSUB(10000,15,-3.0) PKD(5,5,3,0.10%,100.0,0.00%,F,F)

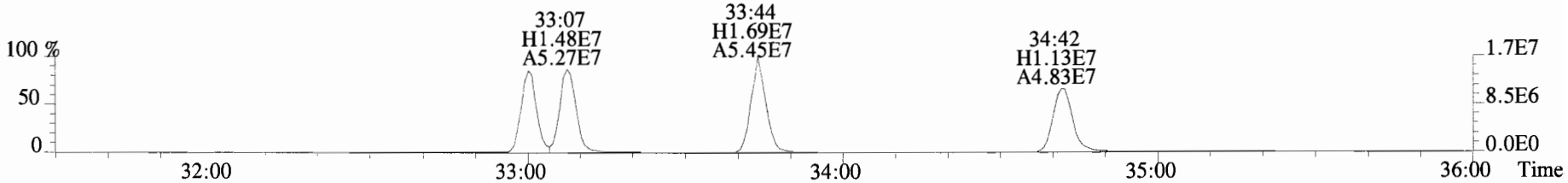

375.8178 S:6 F:3 BSUB(10000,15,-3.0) PKD(5,5,3,0.10%,100.0,0.00%,F,F)

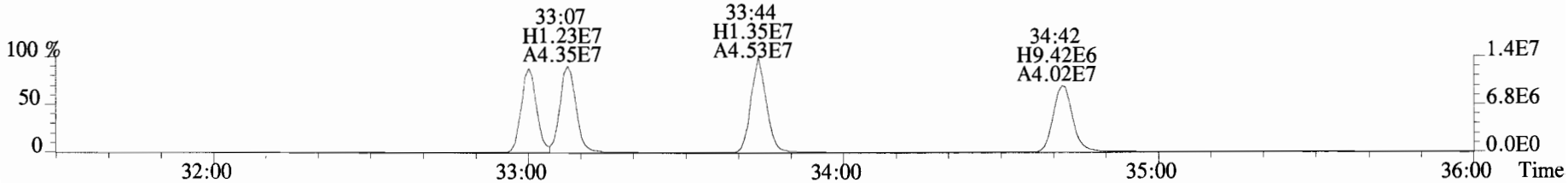

383.8639 S:6 F:3 BSUB(10000,15,-3.0) PKD(5,5,3,0.10%,100.0,0.00%,F,F)

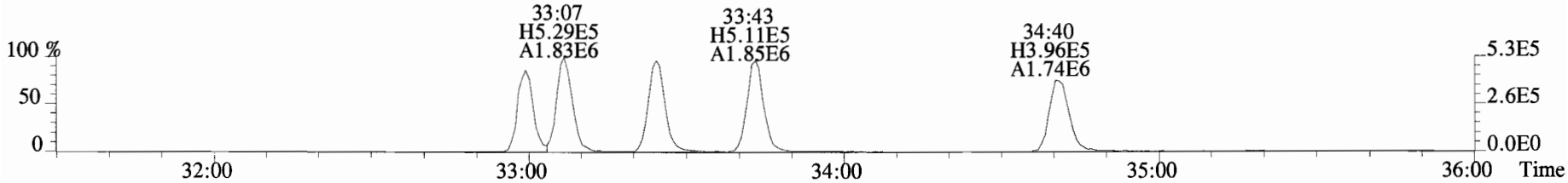

385.8610 S:6 F:3 BSUB(10000,15,-3.0) PKD(5,5,3,0.10%,100.0,0.00%,F,F)

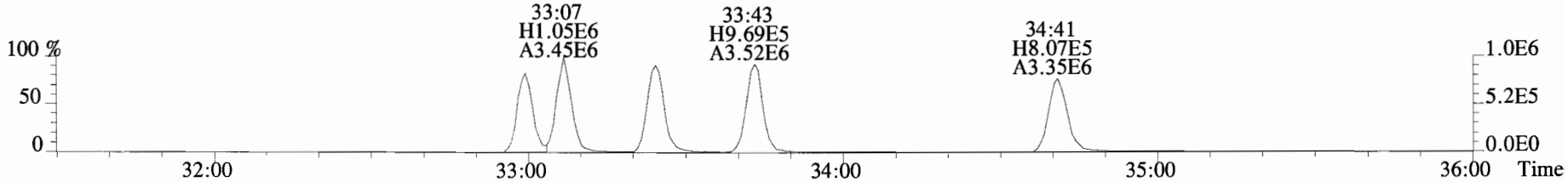

445.7555 S:6 F:3 BSUB(10000,15,-3.0) PKD(5,5,3,0.10%,100.0,0.00%,F,F)

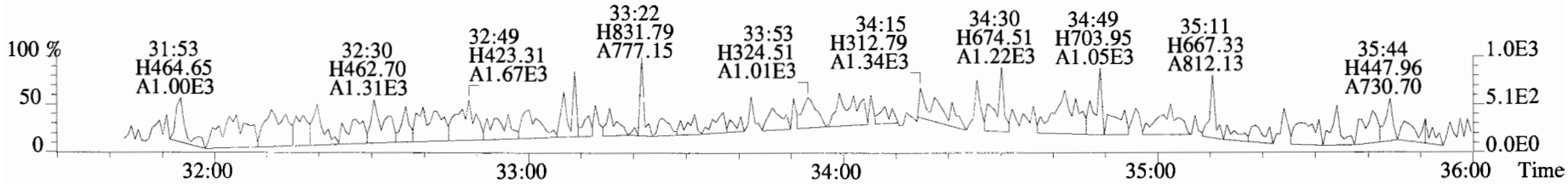

File:190510D2 #1-384 Acq:10-MAY-2019 18:23:05 GC EI+ Voltage SIR Autospec-UltimaE
Sample#6 File Text:Vista_Analytical_Laboratory_VG7 Text:ST190510D2-6 1613 CS5 19C2206 Exp:OCDD_DB5
383.8639 S:6 F:3 BSUB(10000,15,-3.0) PKD(5,5,3,0.10%,100.0,0.00%,F,F)

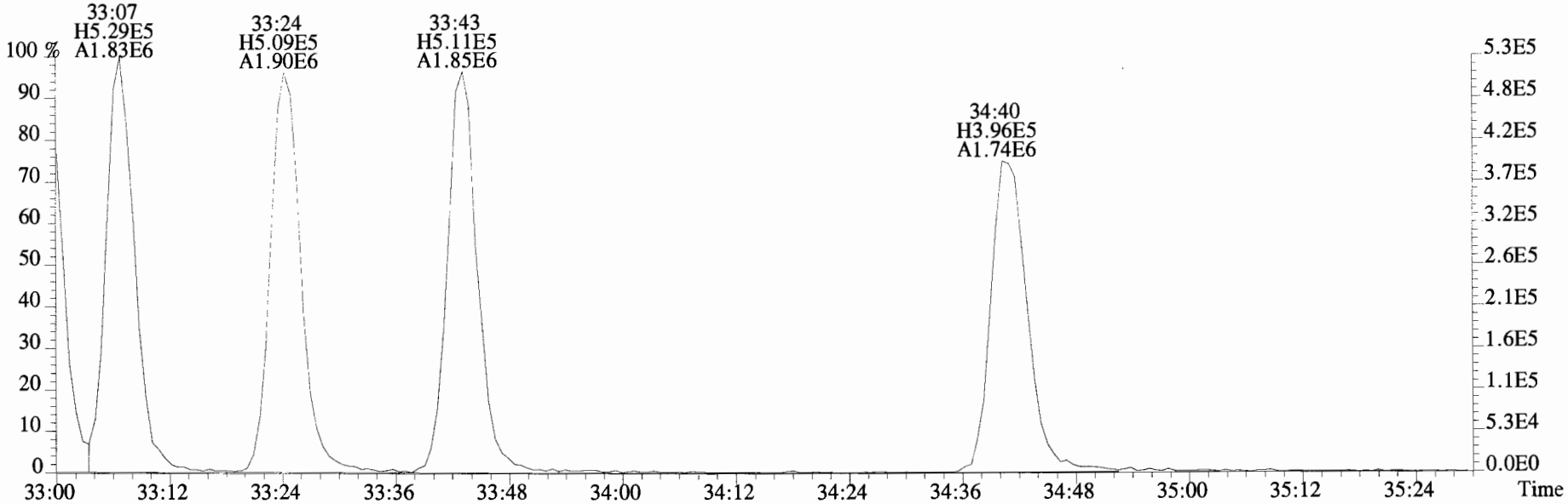

385.8610 S:6 F:3 BSUB(10000,15,-3.0) PKD(5,5,3,0.10%,100.0,0.00%,F,F)

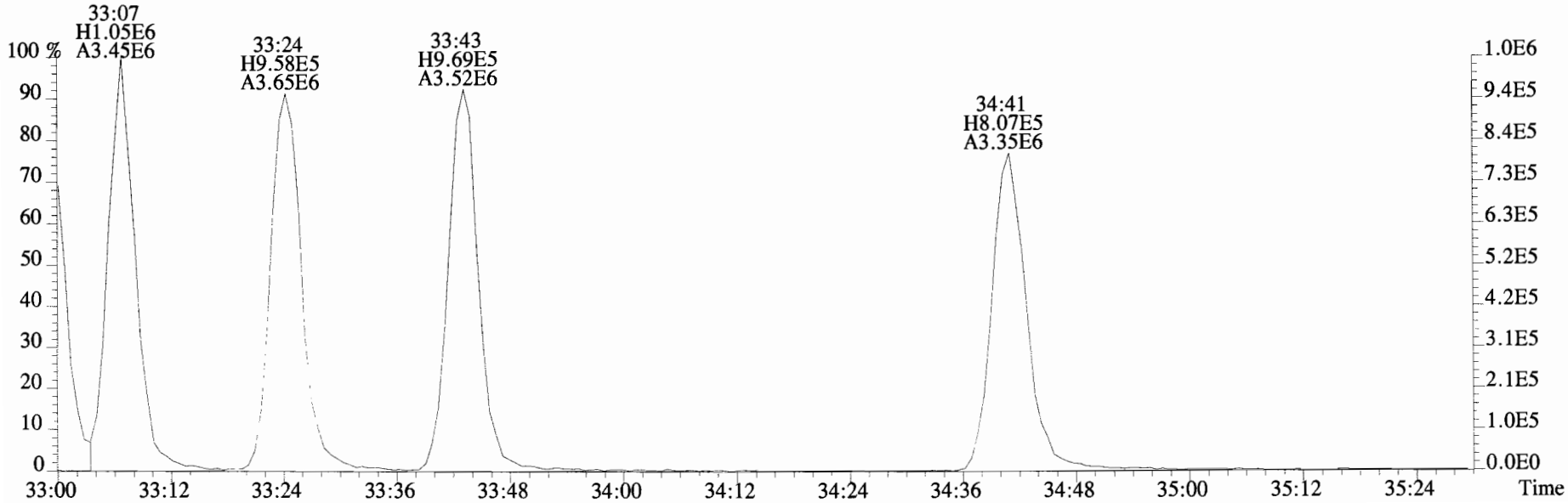

File:190510D2 #1-355 Acq:10-MAY-2019 18:23:05 GC EI+ Voltage SIR Autospec-UltimaE
Sample#6 File Text:Vista_Analytical_Laboratory_VG7 Text:ST190510D2-6 1613 CS5 19C2206 Exp:OCDD_DB5

407.7818 S:6 F:4 BSUB(10000,15,-3.0) PKD(5,5,3,0.10%,100.0,0.00%,F,F)

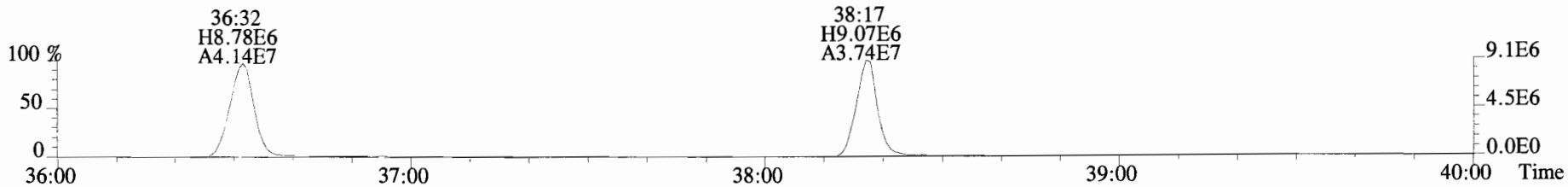

409.7788 S:6 F:4 BSUB(10000,15,-3.0) PKD(5,5,3,0.10%,100.0,0.00%,F,F)

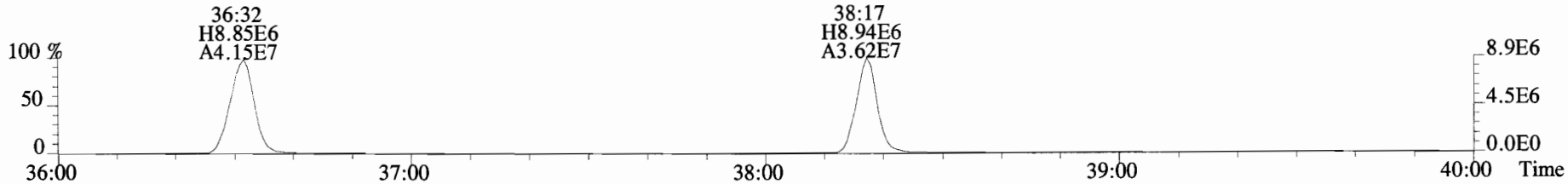

417.8253 S:6 F:4 BSUB(10000,15,-3.0) PKD(5,5,3,0.10%,100.0,0.00%,F,F)

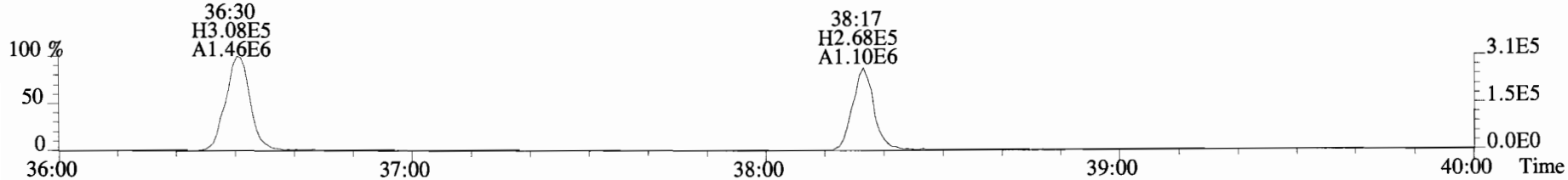

419.8220 S:6 F:4 BSUB(10000,15,-3.0) PKD(5,5,3,0.10%,100.0,0.00%,F,F)

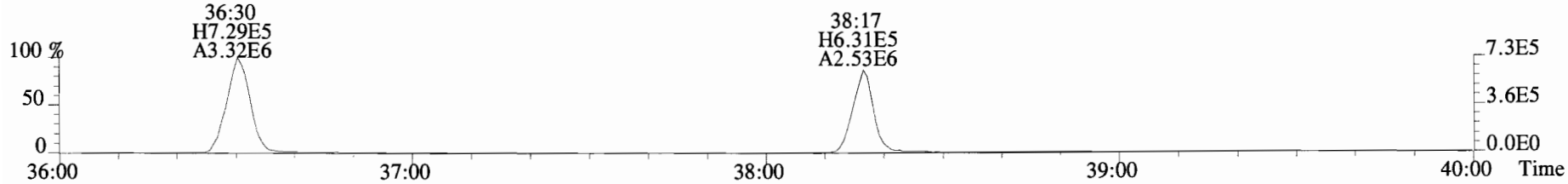

479.7165 S:6 F:4 BSUB(10000,15,-3.0) PKD(5,5,3,0.10%,100.0,0.00%,F,F)

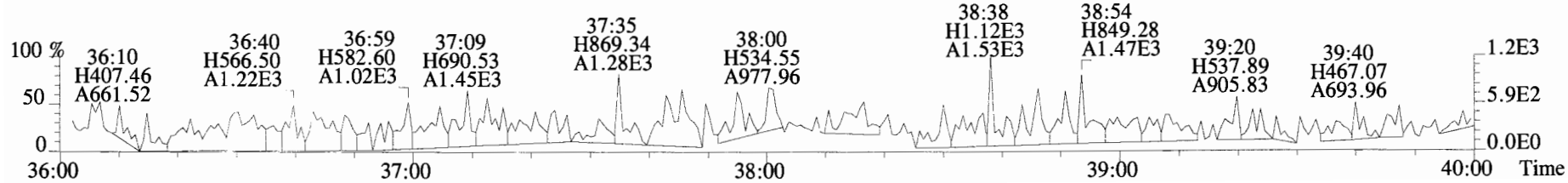

File:190510D2 #1-432 Acq:10-MAY-2019 18:23:05 GC EI+ Voltage SIR Autospec-UltimaE
Sample#6 File Text:Vista_Analytical_Laboratory_VG7 Text:ST190510D2-6 1613 CS5 19C2206 Exp:OCDD_DB5

441.7428 S:6 F:5 BSUB(10000,15,-3.0) PKD(5,5,3,0.10%,100.0,0.00%,F,F)

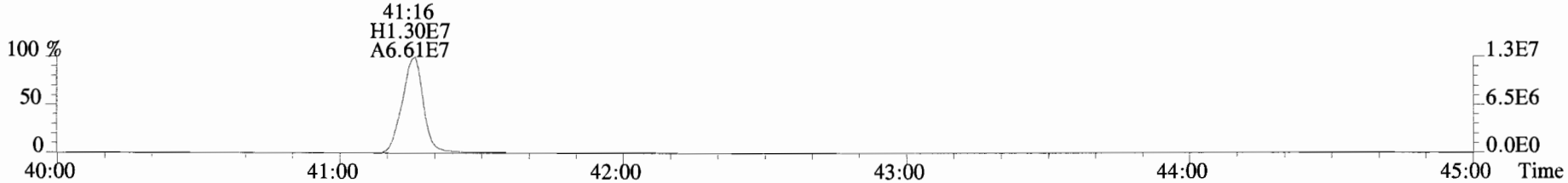

443.7398 S:6 F:5 BSUB(10000,15,-3.0) PKD(5,5,3,0.10%,100.0,0.00%,F,F)

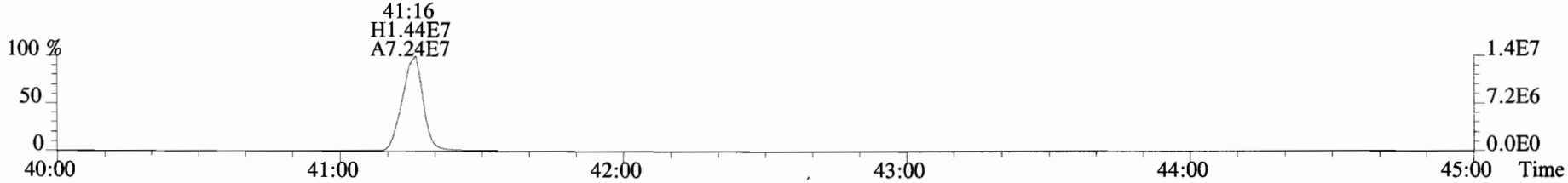

453.7831 S:6 F:5 BSUB(10000,15,-3.0) PKD(5,5,3,0.10%,100.0,0.00%,F,F)

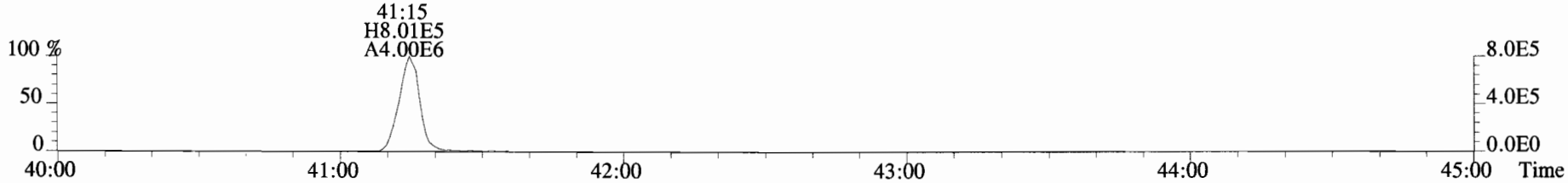

455.7801 S:6 F:5 BSUB(10000,15,-3.0) PKD(5,5,3,0.10%,100.0,0.00%,F,F)

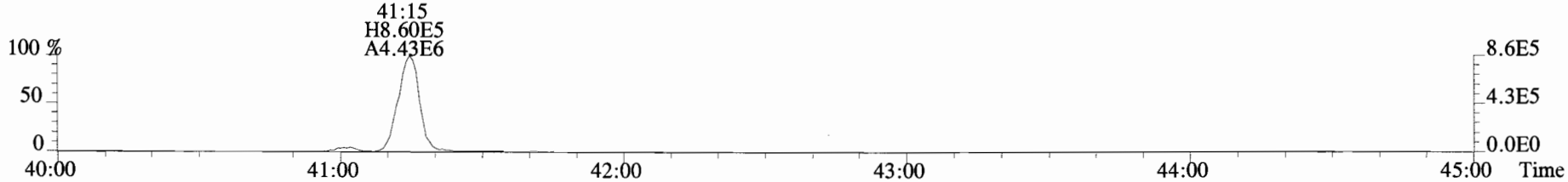

513.6775 S:6 F:5 BSUB(10000,15,-3.0) PKD(5,5,3,0.10%,100.0,0.00%,F,F)

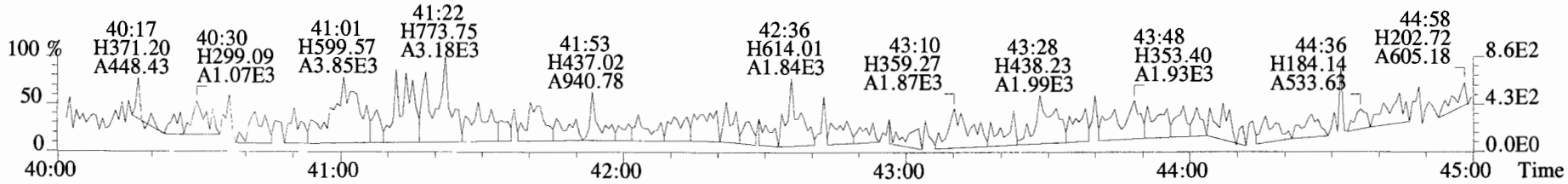

Peak Locate Examination:11-MAY-2019:04:52 File:RES_CHECK

Experiment:OCDD_DB5 Function:1 Reference:PFK

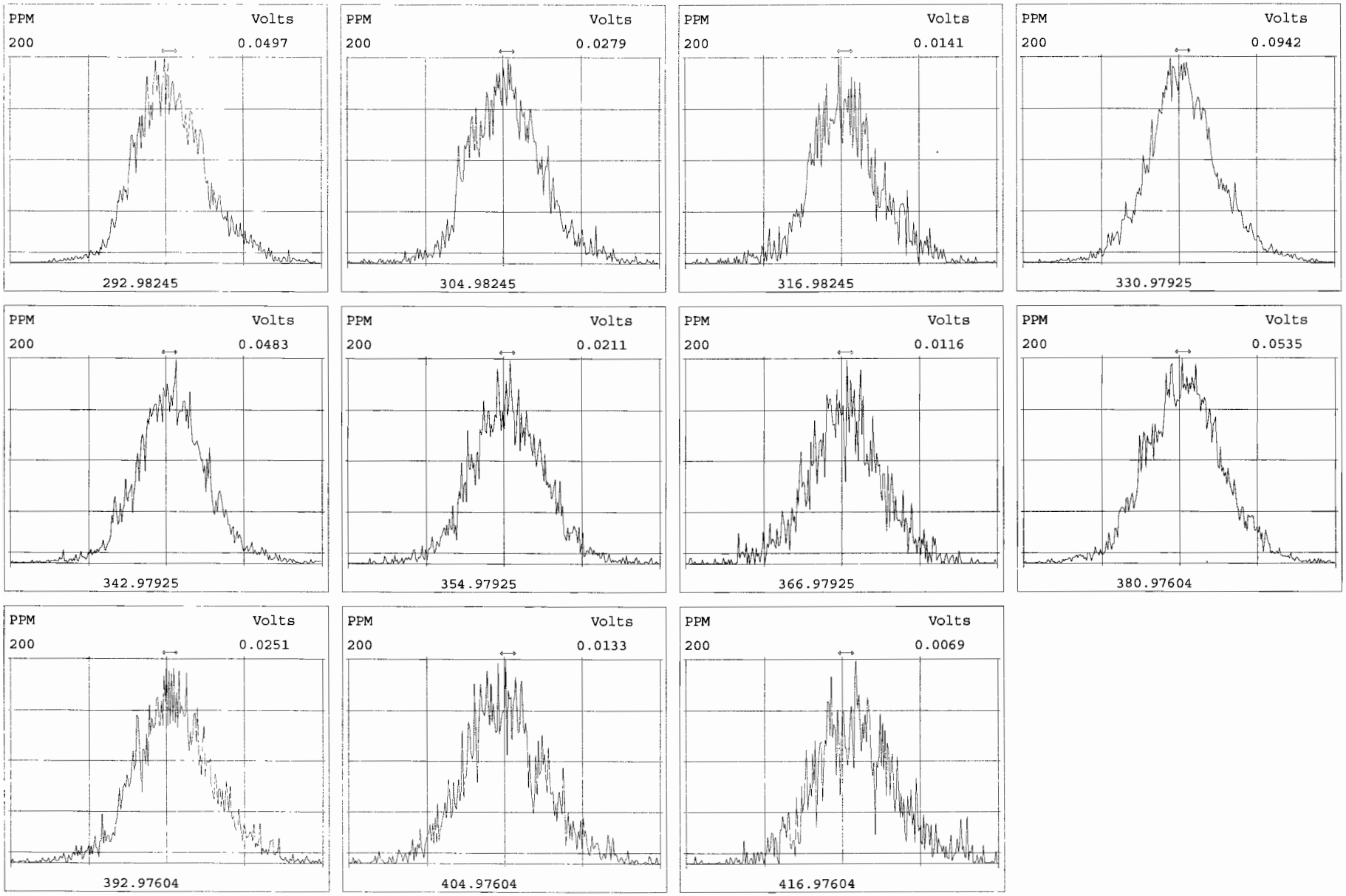

Peak Locate Examination:11-MAY-2019:04:53 File:RES_CHECK

Experiment:OCDD_DB5 Function:2 Reference:PFK

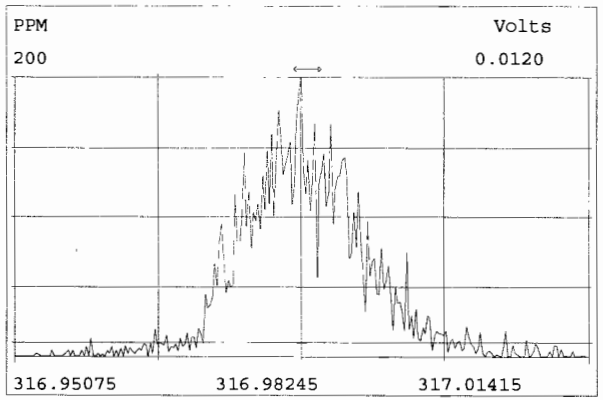

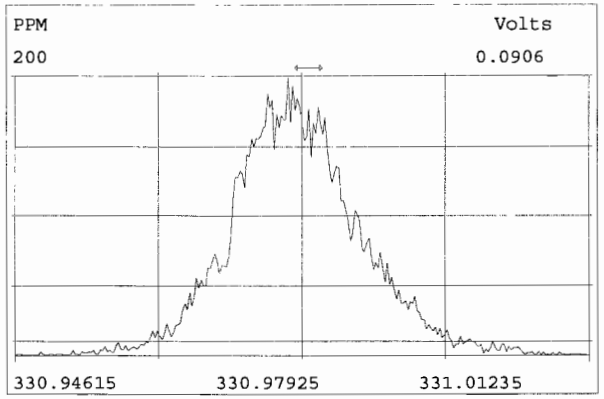

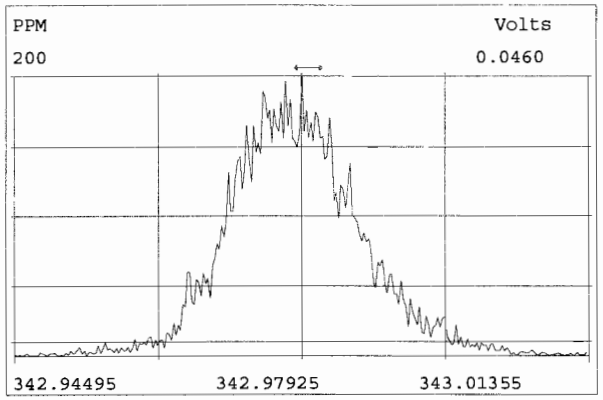

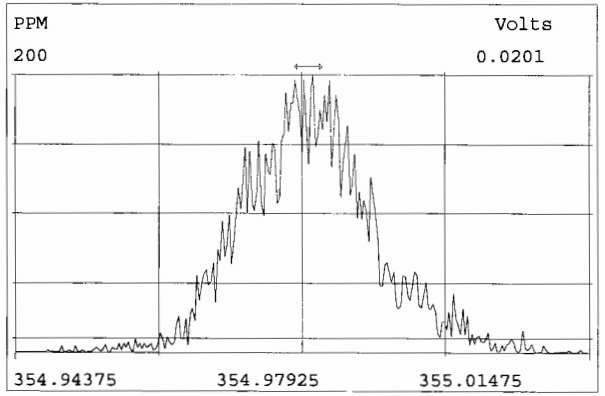

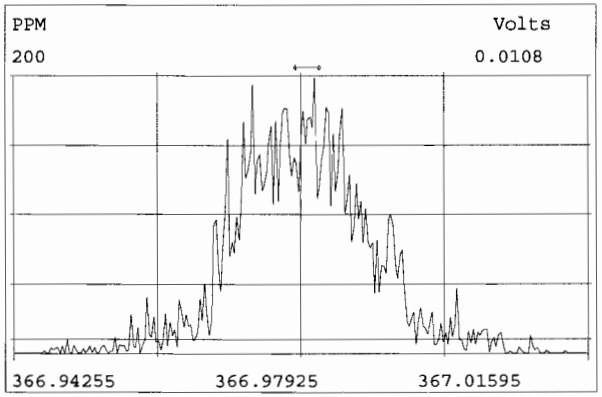

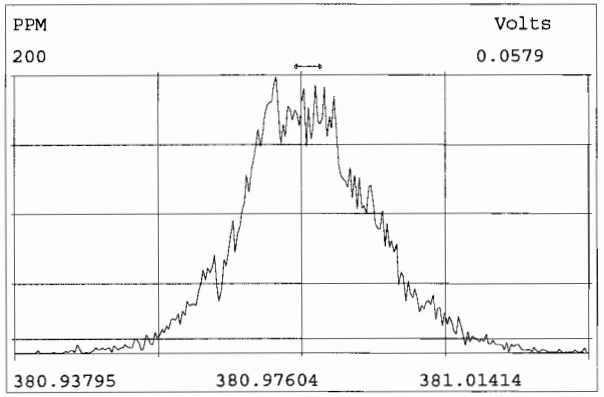

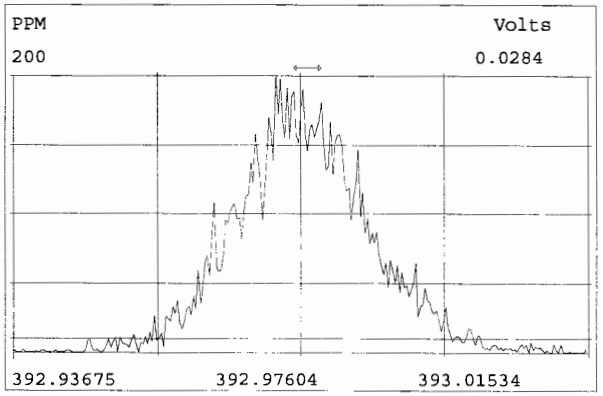

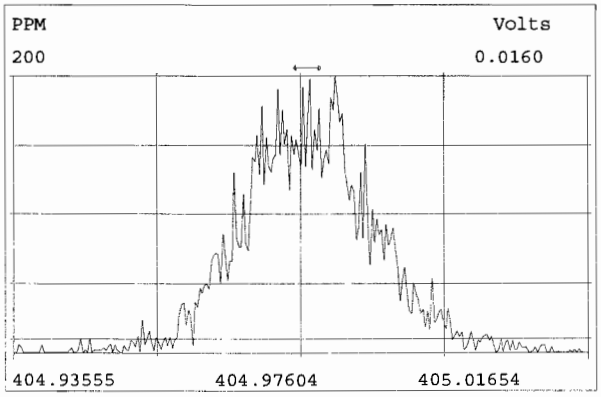

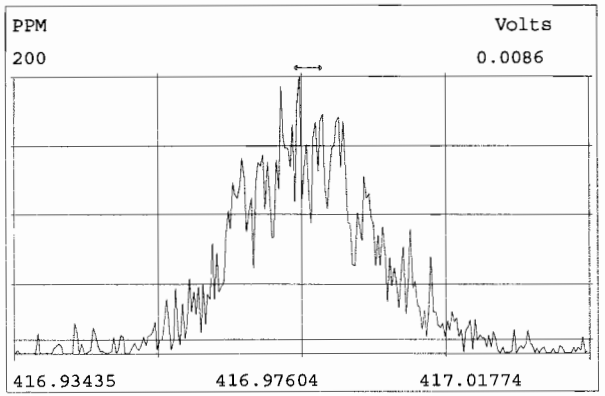

Peak Locate Examination:11-MAY-2019:04:54 File:RES_CHECK

Experiment:OCDD_DB5 Function:3 Reference:PFK

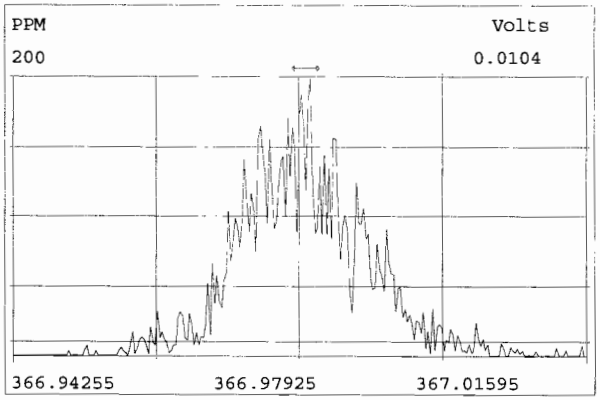

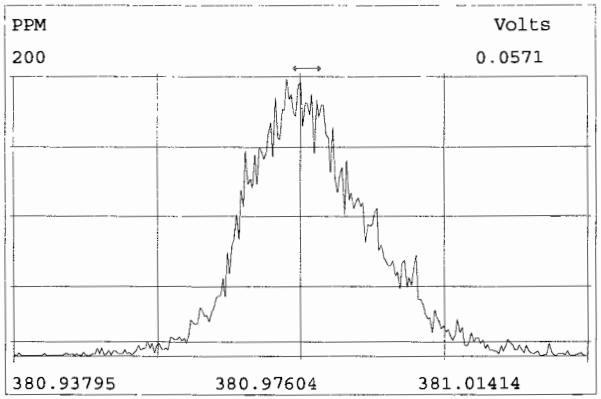

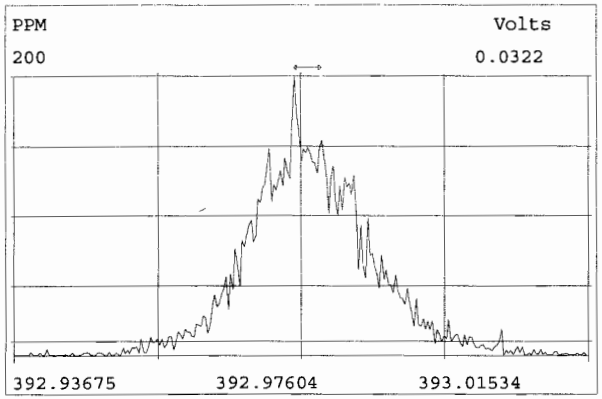

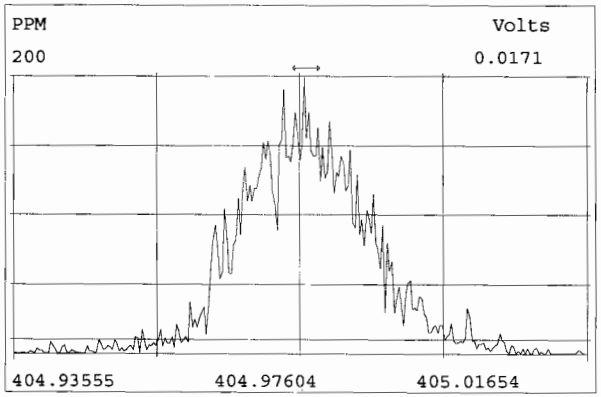

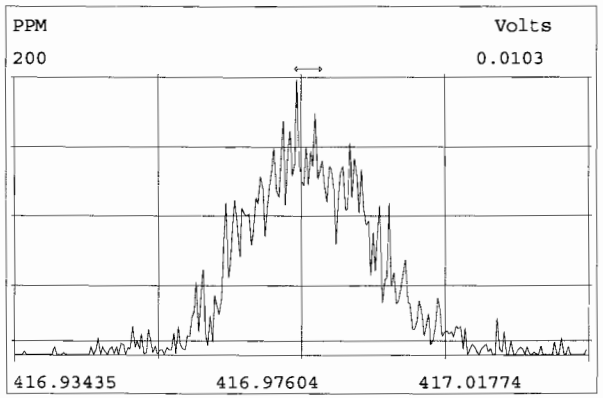

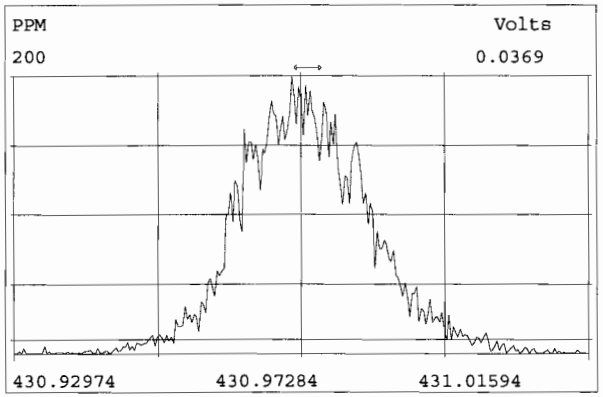

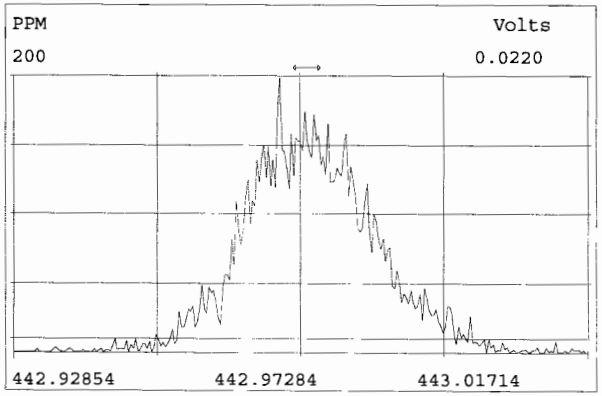

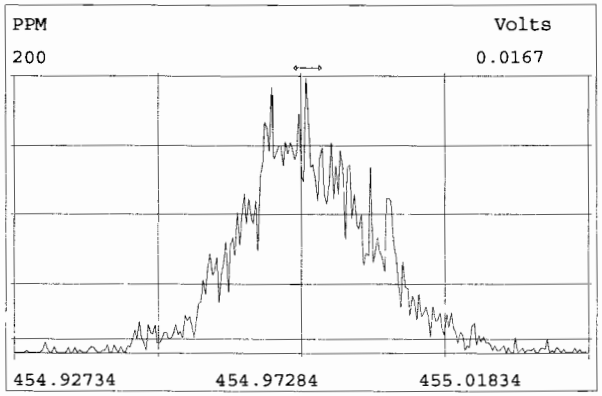

Peak Locate Examination:11-MAY-2019:04:54 File:RES_CHECK

Experiment:OCDD_DB5 Function:4 Reference:PFK

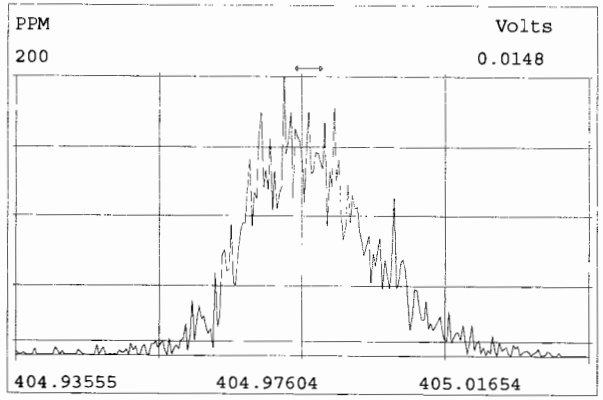

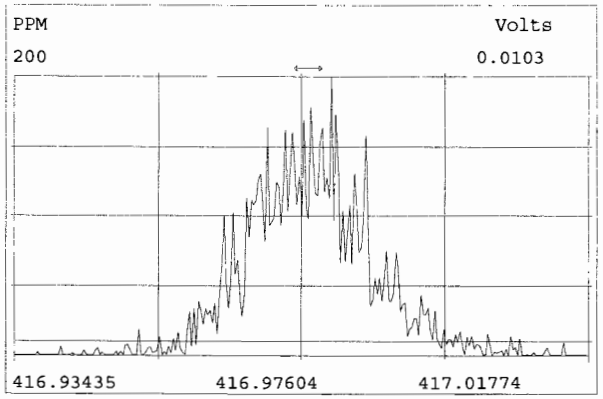

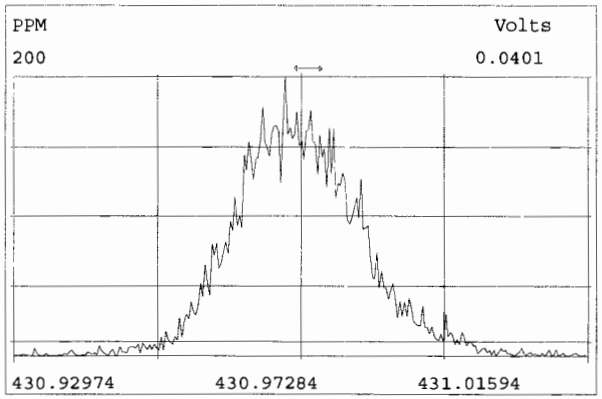

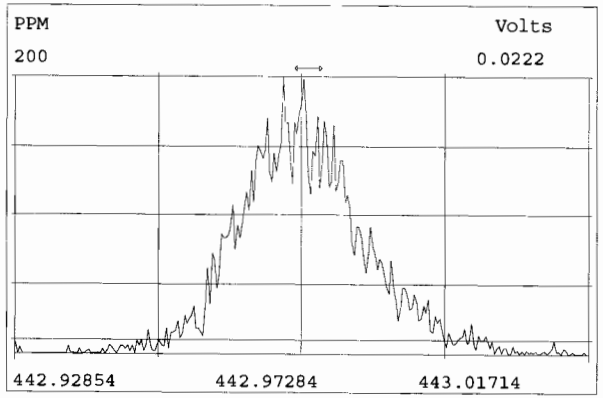

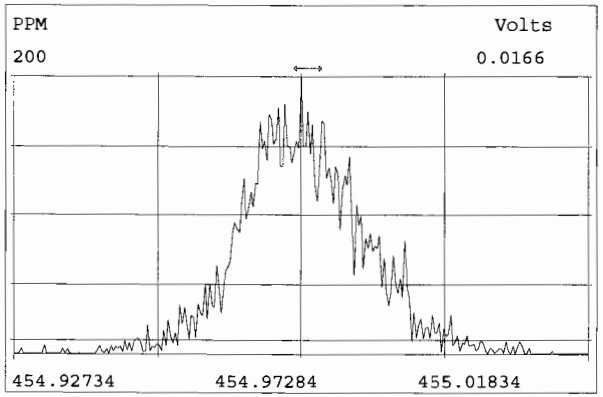

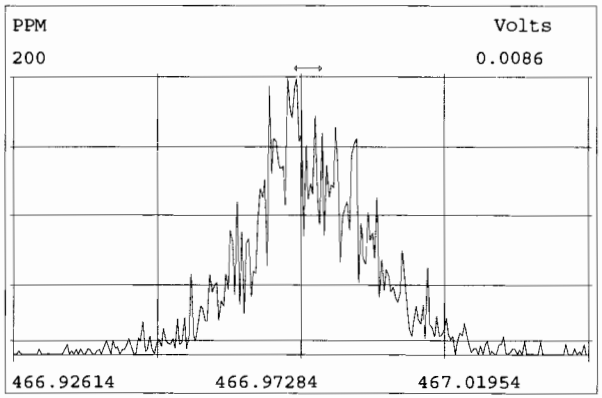

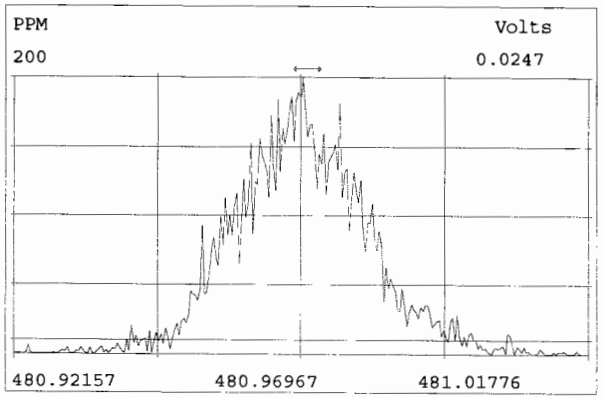

Peak Locate Examination:11-MAY-2019:04:55 File:RES_CHECK

Experiment:OCDD_DB5 Function:5 Reference:PFK

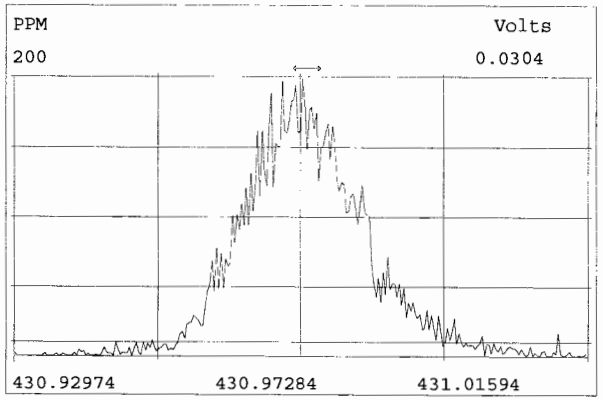

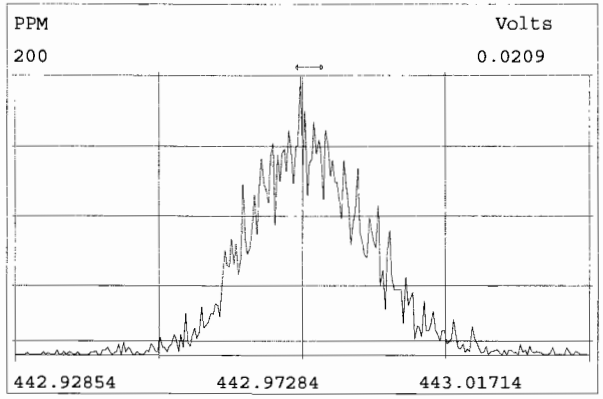

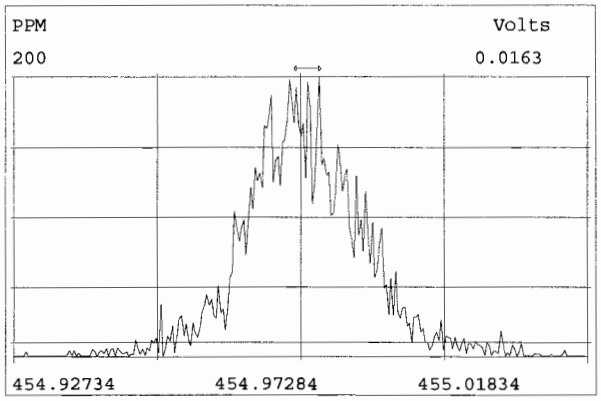

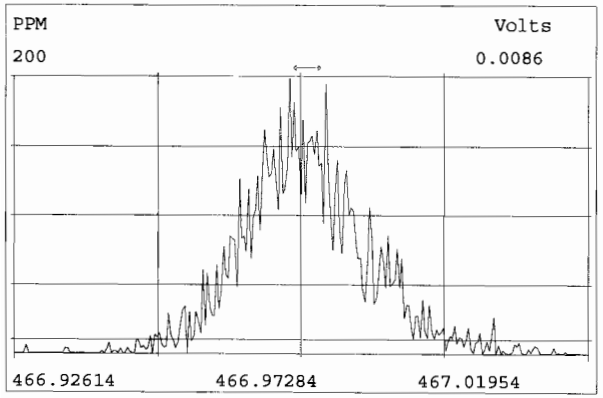

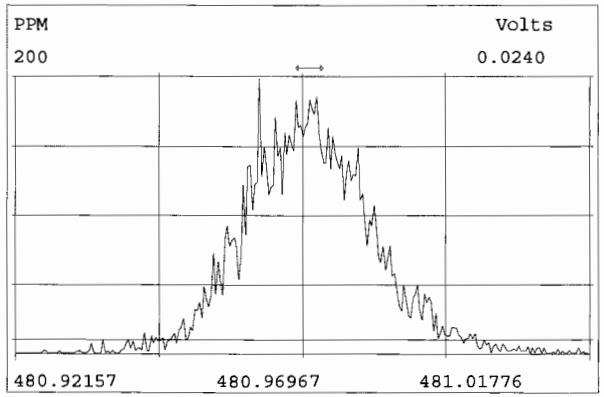

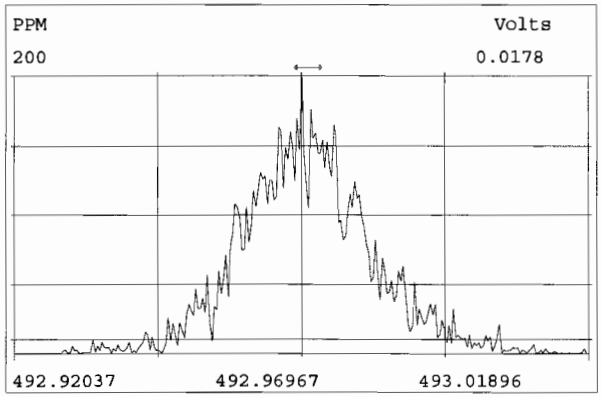

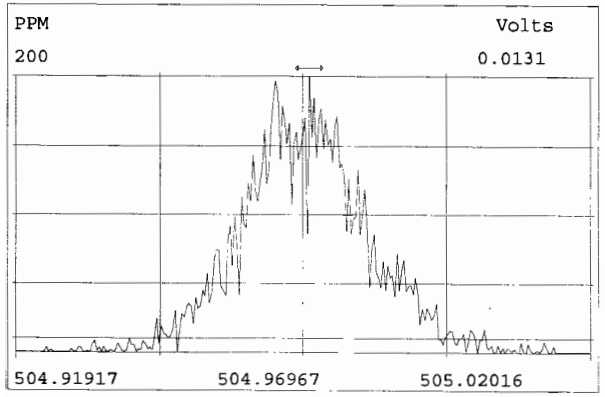

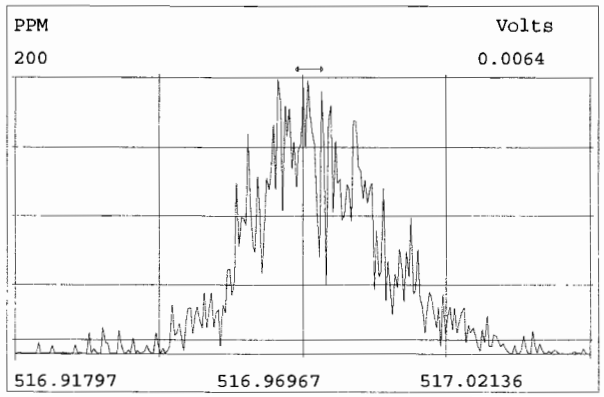

FORM 4A
PCDD/PCDF CALIBRATION VERIFICATION

Lab Name: Vista Analytical Laboratory Episode No.: CCAL ID: SS190510D2-1

Contract No.: SAS No.:

Initial Calibration Date: 5-10-19

Instrument ID: VG-7 GC Column ID: ZB-5MS

VER Data Filename: 190510D2 S#8 Analysis Date: 10-MAY-19 Time: 19:58:17

NATIVE ANALYTES	M/Z'S FORMING RATIO (1)	ION ABUND. RATIO	QC LIMITS (2)	Pass	CONC. FOUND	CONC. RANGE (3) (ng/mL)
2,3,7,8-TCDD	M/M+2	0.82	0.65-0.89	y	9.99	7.8 - 12.9 8.2 - 12.3 (4)
1,2,3,7,8-PeCDD	M/M+2	0.59	0.54-0.72	y	50.9	39.0 - 65.0
1,2,3,4,7,8-HxCDD	M+2/M+4	1.21	1.05-1.43	y	52.6	39.0 - 64.0
1,2,3,6,7,8-HxCDD	M+2/M+4	1.22	1.05-1.43	y	55.2	39.0 - 64.0
1,2,3,7,8,9-HxCDD	M+2/M+4	1.26	1.05-1.43	y	52.4	41.0 - 61.0
1,2,3,4,6,7,8-HpCDD	M+2/M+4	1.01	0.88-1.20	y	52.0	43.0 - 58.0
OCDD	M+2/M+4	0.92	0.76-1.02	y	104	79.0 - 126.0
2,3,7,8-TCDF	M/M+2	0.78	0.65-0.89	y	10.7	8.4 - 12.0 8.6 - 11.6 (4)
1,2,3,7,8-PeCDF	M+2/M+4	1.61	1.32-1.78	y	52.3	41.0 - 60.0
2,3,4,7,8-PeCDF	M+2/M+4	1.59	1.32-1.78	y	58.4	41.0 - 61.0
1,2,3,4,7,8-HxCDF	M+2/M+4	1.22	1.05-1.43	y	54.5	45.0 - 56.0
1,2,3,6,7,8-HxCDF	M+2/M+4	1.18	1.05-1.43	y	56.2	44.0 - 57.0
2,3,4,6,7,8-HxCDF	M+2/M+4	1.20	1.05-1.43	y	52.3	44.0 - 57.0
1,2,3,7,8,9-HxCDF	M+2/M+4	1.22	1.05-1.43	y	55.6	45.0 - 56.0
1,2,3,4,6,7,8-HpCDF	M+2/M+4	1.00	0.88-1.20	y	52.1	45.0 - 55.0
1,2,3,4,7,8,9-HpCDF	M+2/M+4	1.02	0.88-1.20	y	50.0	43.0 - 58.0
OCDF	M+2/M+4	0.90	0.76-1.02	y	109	63.0 - 159.0

(1) See Table 8, Method 1613, for m/z specifications.

(2) Ion Abundance Ratio Control Limits as specified in Table 9, Method 1613.

(3) Contract-required concentration range as specified in Table 6, Method 1613.

(4) Contract-required concentration range as specified in Table 6a, Method 1613, for tetras only.

Analyst: JB

Date: 5/13/19

FORM 4B
PCDD/PCDF CALIBRATION VERIFICATION

Lab Name: Vista Analytical Laboratory Episode No.:

Contract No.: SAS No.:

Initial Calibration Date: 5-10-19

Instrument ID: VG-7 GC Column ID: ZB-5MS

VER Data Filename: 190510D2 S#8 Analysis Date: 10-MAY-19 Time: 19:58:17

LABELED COMPOUNDS	M/Z'S FORMING RATIO (1)	ION ABUND. RATIO	QC LIMITS (2)	Pass	CONC. FOUND	CONC. RANGE (ng/mL)
13C-2,3,7,8-TCDD	M/M+2	0.76	0.65-0.89	y	101	82.0 - 121.0
13C-1,2,3,7,8-PeCDD	M/M+2	0.63	0.54-0.72	y	98.7	62.0 - 160.0
13C-1,2,3,4,7,8-HxCDD	M+2/M+4	1.34	1.05-1.43	y	95.3	85.0 - 117.0
13C-1,2,3,6,7,8-HxCDD	M+2/M+4	1.19	1.05-1.43	y	93.1	85.0 - 118.0
13C-1,2,3,7,8,9-HxCDD	M+2/M+4	1.24	1.05-1.43	y	97.2	85.0 - 118.0
13C-1,2,3,4,6,7,8-HpCDD	M+2/M+4	1.06	0.88-1.20	y	115	72.0 - 138.0
13C-OCDD	M/M+2	0.91	0.76-1.02	y	199	96.0 - 415.0
13C-2,3,7,8-TCDF	M+2/M+4	0.77	0.65-0.89	y	103	71.0 - 140.0
13C-1,2,3,7,8-PeCDF	M+2/M+4	1.53	1.32-1.78	y	98.2	76.0 - 130.0
13C-2,3,4,7,8-PeCDF	M+2/M+4	1.58	1.32-1.78	y	99.0	77.0 - 130.0
13C-1,2,3,4,7,8-HxCDF	M/M+2	0.50	0.43-0.59	y	96.4	76.0 - 131.0
13C-1,2,3,6,7,8-HxCDF	M/M+2	0.53	0.43-0.59	y	96.5	70.0 - 143.0
13C-2,3,4,6,7,8-HxCDF	M/M+2	0.52	0.43-0.59	y	98.2	73.0 - 137.0
13C-1,2,3,7,8,9-HxCDF	M/M+2	0.53	0.43-0.59	y	102	74.0 - 135.0
13C-1,2,3,4,6,7,8-HpCDF	M+2/M+4	0.43	0.37-0.51	y	116	78.0 - 129.0
13C-1,2,3,4,7,8,9-HpCDF	M+2/M+4	0.41	0.37-0.51	y	119	77.0 - 129.0
13C-OCDF	M+2/M+4	0.92	0.76-1.02	y	202	96.0 - 415.0
CLEANUP STANDARD (3)						
37Cl-2,3,7,8-TCDD					9.30	7.9 - 12.7

(1) See Table 8, Method 1613, for m/z specifications.

(2) Ion Abundance Ratio Control Limits as specified

(3) No ion abundance ratio; report concentration found.

Analyst: DB

Date: 5/13/19

FORM 6A
PCDD/PCDF RELATIVE RETENTION TIMES

Lab Name: Vista Analytical Laboratory Episode No.:

Contract No.: SAS No.:

Initial Calibration Date: 5-10-19

Instrument ID: VG-7 GC Column ID: ZB-5MS

VER Data Filename: 190510D2 S#8 Analysis Date: 10-MAY-19 Time: 19:58:17

Compounds Using 13C-1234-TCDD as RT Internal Standard

NATIVE ANALYTES	RETENTION TIME REFERENCE	RRT	RRT QC LIMITS (1)
2,3,7,8-TCDD	13C-2,3,7,8-TCDD	1.001	0.999-1.002
1,2,3,7,8-PeCDD	13C-1,2,3,7,8-PeCDD	1.000	0.999-1.002
2,3,7,8-TCDF	13C-2,3,7,8-TCDF	1.001	0.999-1.003
1,2,3,7,8-PeCDF	13C-1,2,3,7,8-PeCDF	1.000	0.999-1.002
2,3,4,7,8-PeCDF	13C-2,3,4,7,8-PeCDF	1.000	0.999-1.002
LABELED COMPOUNDS			
13C-2,3,7,8-TCDD	13C-1,2,3,4-TCDD	1.022	0.976-1.043
13C-1,2,3,7,8-PeCDD	13C-1,2,3,4-TCDD	1.196	1.000-1.567
13C-2,3,7,8-TCDF	13C-1,2,3,4-TCDD	0.993	0.923-1.103
13C-1,2,3,7,8-PeCDF	13C-1,2,3,4-TCDD	1.151	1.000-1.425
13C-2,3,4,7,8-PeCDF	13C-1,2,3,4-TCDD	1.185	1.011-1.526
37Cl-2,3,7,8-TCDD	13C-1,2,3,4-TCDD	1.023	0.989-1.052

Analyst: DB

Date: 5/13/19

FORM 6B
PCDD/PCDF RELATIVE RETENTION TIMES

Lab Name: Vista Analytical Laboratory Episode No.:

Contract No.: SAS No.:

Initial Calibration Date: 5-10-19

Instrument ID: VG-7 GC Column ID: ZB-5MS

VER Data Filename: 190510D2 S#8 Analysis Date: 10-MAY-19 Time: 19:58:17

NATIVE ANALYTES	RETENTION TIME REFERENCE	RRT	RRT QC LIMITS (1)
1,2,3,4,7,8-HxCDF	13C-1,2,3,4,7,8-HxCDF	1.000	0.999-1.001
1,2,3,6,7,8-HxCDF	13C-1,2,3,6,7,8-HxCDF	1.000	0.997-1.005
2,3,4,6,7,8-HxCDF	13C-2,3,4,6,7,8-HxCDF	1.000	0.999-1.001
1,2,3,7,8,9-HxCDF	13C-1,2,3,7,8,9-HxCDF	1.000	0.999-1.001
1,2,3,4,7,8-HxCDD	13C-1,2,3,4,7,8-HxCDD	1.000	0.999-1.001
1,2,3,6,7,8-HxCDD	13C-1,2,3,6,7,8-HxCDD	1.000	0.998-1.004
1,2,3,7,8,9-HxCDD	13C-1,2,3,7,8,9-HxCDD	1.000	0.998-1.004
1,2,3,4,6,7,8-HpCDF	13C-1,2,3,4,6,7,8-HpCDF	1.000	0.999-1.001
1,2,3,4,6,7,8-HpCDD	13C-1,2,3,4,6,7,8-HpCDD	1.000	0.999-1.001
1,2,3,4,7,8,9-HpCDF	13C-1,2,3,4,7,8,9-HpCDF	1.000	0.999-1.001
OCDD	13C-OCDD	1.000	0.999-1.001
OCDF	13C-OCDF	1.000	0.999-1.001
LABELED COMPOUNDS			
13C-1,2,3,4,7,8-HxCDF	13C-1,2,3,4,6,9-HxCDF	0.987	0.975-1.001
13C-1,2,3,6,7,8-HxCDF	13C-1,2,3,4,6,9-HxCDF	0.991	0.979-1.005
13C-2,3,4,6,7,8-HxCDF	13C-1,2,3,4,6,9-HxCDF	1.009	1.001-1.020
13C-1,2,3,7,8,9-HxCDF	13C-1,2,3,4,6,9-HxCDF	1.039	1.002-1.072
13C-1,2,3,4,7,8-HxCDD	13C-1,2,3,4,6,9-HxCDF	1.014	1.002-1.026
13C-1,2,3,6,7,8-HxCDD	13C-1,2,3,4,6,9-HxCDF	1.017	1.007-1.029
13C-1,2,3,7,8,9-HxCDD	13C-1,2,3,4,6,9-HxCDF	1.027	1.014-1.038
13C-1,2,3,4,6,7,8-HpCDF	13C-1,2,3,4,6,9-HxCDF	1.093	1.069-1.111
13C-1,2,3,4,7,8,9-HpCDF	13C-1,2,3,4,6,9-HxCDF	1.146	1.098-1.192
13C-1,2,3,4,6,7,8-HpCDD	13C-1,2,3,4,6,9-HxCDF	1.129	1.117-1.141
13C-OCDD	13C-1,2,3,4,6,9-HxCDF	1.228	1.085-1.365
13C-OCDF	13C-1,2,3,4,6,9-HxCDF	1.235	1.091-1.371

Analyst: DB

Date: 5/13/19

Client ID: 1613 SSS 19C2207 Filename: 190510D2 S:8 Acq:10-MAY-19 19:58:17 ConCal: ST190510D2-4

Lab ID: SS190510D2-1 GC Column ID: ZB-5MS ICal: 1613VG7-5-10-19 wt/vol: 1.000 EndCAL: NA

	Name	Resp	RA	RRF	RT	Conc	Qual	noise	Fac	DL
	2,3,7,8-TCDD	4.81e+05	0.82 y	0.90	26:12	9.9887		*	2.5	*
	1,2,3,7,8-PeCDD	2.04e+06	0.59 y	0.87	30:37	50.933		*	2.5	*
	1,2,3,4,7,8-HxCDD	1.83e+06	1.21 y	1.05	33:55	52.576		*	2.5	*
	1,2,3,6,7,8-HxCDD	2.08e+06	1.22 y	0.93	34:01	55.219		*	2.5	*
	1,2,3,7,8,9-HxCDD	2.05e+06	1.26 y	0.96	34:20	52.379		*	2.5	*
	1,2,3,4,6,7,8-HpCDD	2.09e+06	1.01 y	0.99	37:46	52.015		*	2.5	*
	OCDD	3.30e+06	0.92 y	0.99	41:03	104.03		*	2.5	*
	2,3,7,8-TCDF	7.27e+05	0.78 y	0.94	25:27	10.721		*	2.5	*
	1,2,3,7,8-PeCDF	2.99e+06	1.61 y	0.92	29:28	52.327		*	2.5	*
	2,3,4,7,8-PeCDF	3.42e+06	1.59 y	0.96	30:22	58.360		*	2.5	*
	1,2,3,4,7,8-HxCDF	2.68e+06	1.22 y	1.15	33:01	54.544		*	2.5	*
	1,2,3,6,7,8-HxCDF	2.97e+06	1.18 y	1.04	33:09	56.235		*	2.5	*
	2,3,4,6,7,8-HxCDF	2.76e+06	1.20 y	1.10	33:45	52.297		*	2.5	*
	1,2,3,7,8,9-HxCDF	2.60e+06	1.22 y	1.03	34:44	55.557		*	2.5	*
	1,2,3,4,6,7,8-HpCDF	2.69e+06	1.00 y	1.06	36:33	52.088		*	2.5	*
	1,2,3,4,7,8,9-HpCDF	2.39e+06	1.02 y	1.23	38:19	50.039		*	2.5	*
	OCDF	4.19e+06	0.90 y	0.94	41:17	109.14		*	2.5	*

Name	Conc	EMPC	Qual	noise	DL
Total Tetra-Dioxins	10.1	12.4		*	*
Total Penta-Dioxins	51.0	51.6		*	*
Total Hexa-Dioxins	161	163		*	*
Total Hepta-Dioxins	52.4	54.4		*	*
Total Tetra-Furans	12.0	14.7		*	*
Total Penta-Furans	111.82	118.05		*	*
Total Hexa-Furans	219	219		*	*
Total Hepta-Furans	103	105		*	*

							Rec	Qual
IS	13C-2,3,7,8-TCDD	5.35e+06	0.76 y	1.11	26:10	101.43	101	
IS	13C-1,2,3,7,8-PeCDD	4.59e+06	0.63 y	0.98	30:37	98.658	98.7	
IS	13C-1,2,3,4,7,8-HxCDD	3.32e+06	1.34 y	0.68	33:54	95.294	95.3	
IS	13C-1,2,3,6,7,8-HxCDD	4.04e+06	1.19 y	0.84	34:01	93.135	93.1	
IS	13C-1,2,3,7,8,9-HxCDD	4.07e+06	1.24 y	0.81	34:19	97.155	97.2	
IS	13C-1,2,3,4,6,7,8-HpCDD	4.07e+06	1.06 y	0.69	37:45	114.95	115	
IS	13C-OCDD	6.43e+06	0.91 y	0.62	41:02	199.49	99.7	
IS	13C-2,3,7,8-TCDF	7.19e+06	0.77 y	1.05	25:26	103.44	103	
IS	13C-1,2,3,7,8-PeCDF	6.20e+06	1.53 y	0.95	29:27	98.238	98.2	
IS	13C-2,3,4,7,8-PeCDF	6.12e+06	1.58 y	0.94	30:21	98.956	99.0	
IS	13C-1,2,3,4,7,8-HxCDF	4.26e+06	0.50 y	0.86	33:01	96.378	96.4	
IS	13C-1,2,3,6,7,8-HxCDF	5.09e+06	0.53 y	1.02	33:08	96.528	96.5	
IS	13C-2,3,4,6,7,8-HxCDF	4.82e+06	0.52 y	0.95	33:45	98.157	98.2	
IS	13C-1,2,3,7,8,9-HxCDF	4.55e+06	0.53 y	0.87	34:43	101.63	102	
IS	13C-1,2,3,4,6,7,8-HpCDF	4.85e+06	0.43 y	0.81	36:32	116.37	116	
IS	13C-1,2,3,4,7,8,9-HpCDF	3.89e+06	0.41 y	0.63	38:19	119.40	119	
IS	13C-OCDF	8.17e+06	0.92 y	0.78	41:16	202.50	101	
C/Up	37Cl-2,3,7,8-TCDD	5.40e+05		1.22	26:12	9.3041	93.0	
RS/RT	13C-1,2,3,4-TCDD	4.77e+06	0.78 y	1.00	25:36	100.00		
RS	13C-1,2,3,4-TCDF	6.61e+06	0.84 y	1.00	24:13	100.00		
RS/RT	13C-1,2,3,4,6,9-HxCDF	5.16e+06	0.52 y	1.00	33:26	100.00		

Integrations by Analyst: DB Date: 5/14/19

Reviewed by Analyst: MS Date: 5/14/19

File:190510D2 #1-529 Acq:10-MAY-2019 19:58:17 GC EI+ Voltage SIR Autospec-UltimaE
Sample#8 File Text:Vista_Analytical_Laboratory_VG7 Text:SS190510D2-1 1613 SSS 19C2207 Exp:OCDD_DB5

319.8965 S:8 BSUB(10000,15,-3.0) PKD(5,5,3,0.10%,100.0,0.00%,F,F)



321.8936 S:8 BSUB(10000,15,-3.0) PKD(5,5,3,0.10%,100.0,0.00%,F,F)

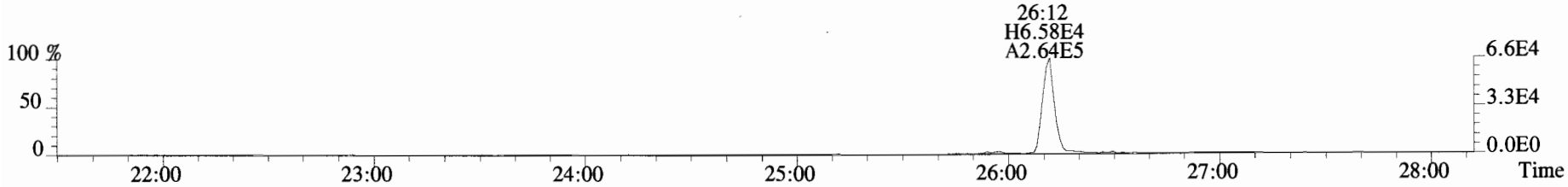

327.8847 S:8 BSUB(10000,15,-3.0) PKD(5,5,3,0.10%,100.0,0.00%,F,F)

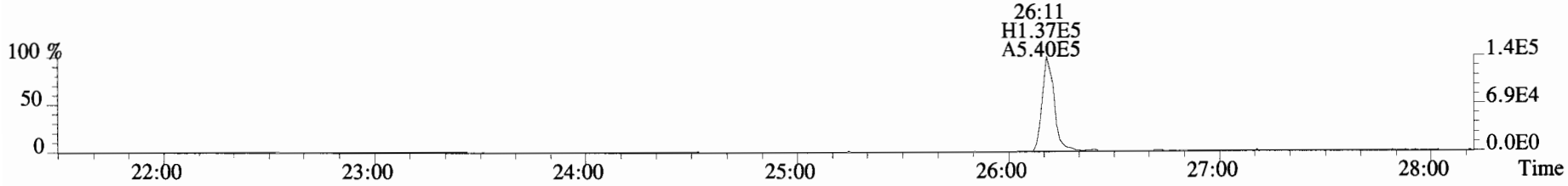

331.9368 S:8 BSUB(10000,15,-3.0) PKD(5,5,3,0.10%,100.0,0.00%,F,F)

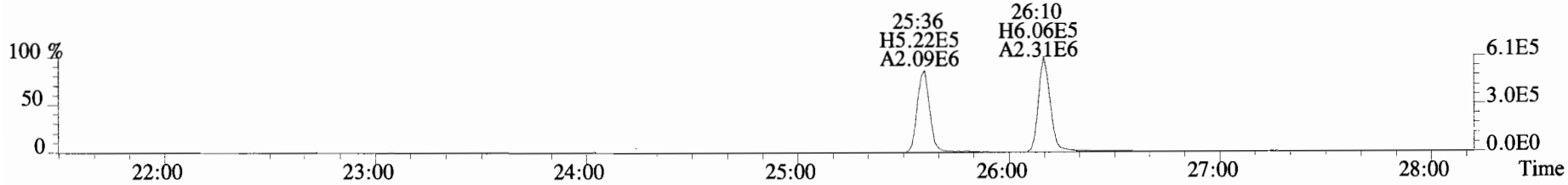

333.9339 S:8 BSUB(10000,15,-3.0) PKD(5,5,3,0.10%,100.0,0.00%,F,F)

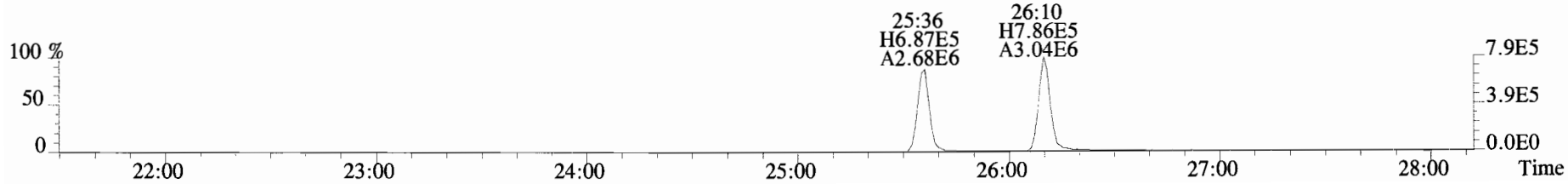

File:190510D2 #1-180 Acq:10-MAY-2019 19:58:17 GC EI+ Voltage SIR Autospec-UltimaE
Sample#8 File Text:Vista_Analytical_Laboratory_VG7 Text:SS190510D2-1 1613 SSS 19C2207 Exp:OCDD_DB5
353.8576 S:8 F:2 BSUB(10000,15,-3.0) PKD(5,5,3,0.10%,100.0,0.00%,F,F)

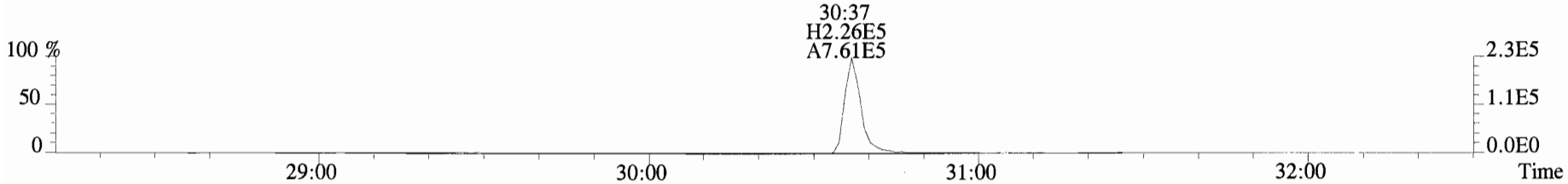

355.8546 S:8 F:2 BSUB(10000,15,-3.0) PKD(5,5,3,0.10%,100.0,0.00%,F,F)

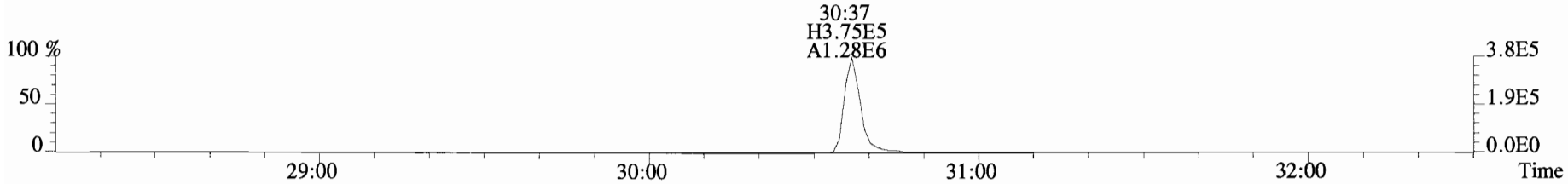

365.8978 S:8 F:2 BSUB(10000,15,-3.0) PKD(5,5,3,0.10%,100.0,0.00%,F,F)

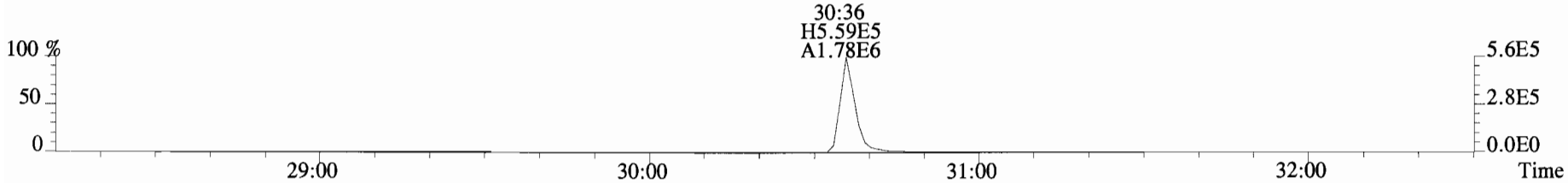

367.8949 S:8 F:2 BSUB(10000,15,-3.0) PKD(5,5,3,0.10%,100.0,0.00%,F,F)

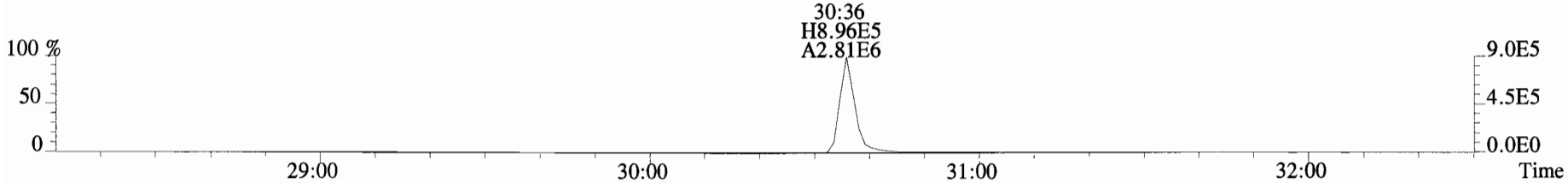

366.9792 S:8 F:2

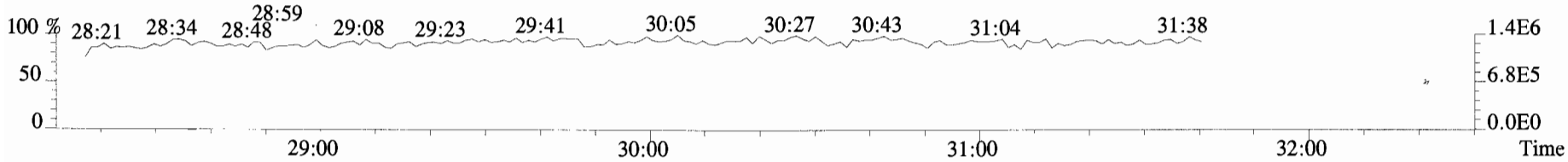

File:190510D2 #1-385 Acq:10-MAY-2019 19:58:17 GC EI+ Voltage SIR Autospec-UltimaE
Sample#8 File Text:Vista_Analytical_Laboratory_VG7 Text:SS190510D2-1 1613 SSS 19C2207 Exp:OCDD_DB5

389.8156 S:8 F:3 BSUB(10000,15,-3.0) PKD(5,5,3,0.10%,100.0,0.00%,F,F)

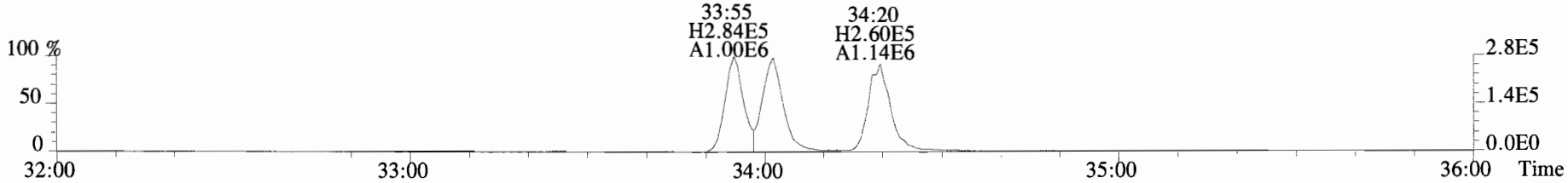

391.8127 S:8 F:3 BSUB(10000,15,-3.0) PKD(5,5,3,0.10%,100.0,0.00%,F,F)

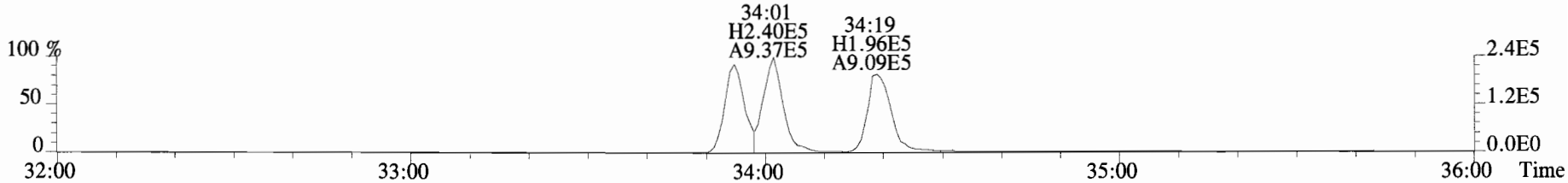

401.8559 S:8 F:3 BSUB(10000,15,-3.0) PKD(5,5,3,0.10%,100.0,0.00%,F,F)

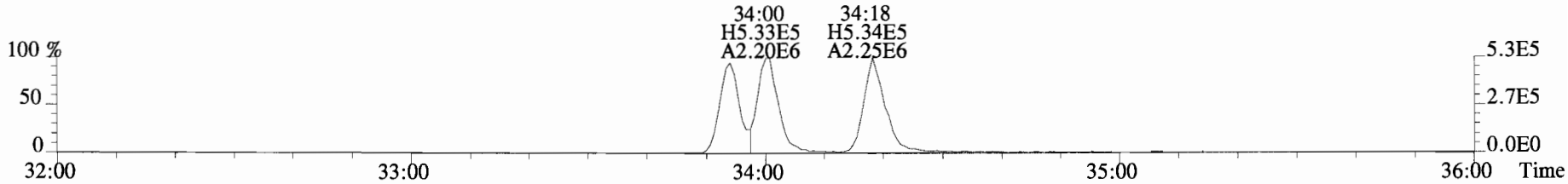

403.8530 S:8 F:3 BSUB(10000,15,-3.0) PKD(5,5,3,0.10%,100.0,0.00%,F,F)

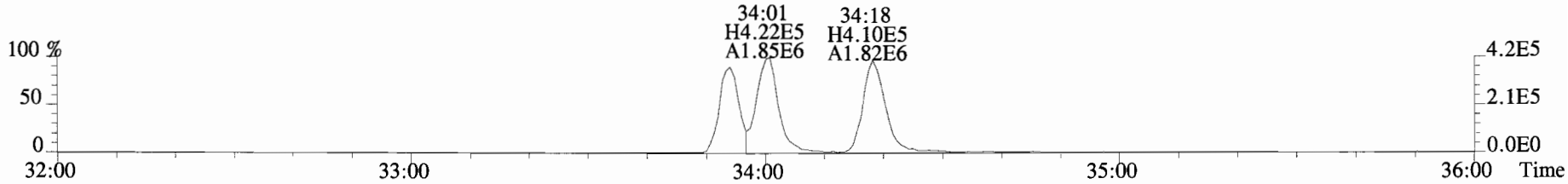

392.9760 S:8 F:3

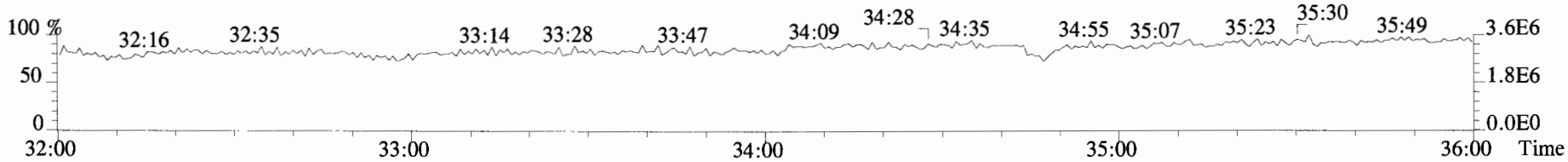

File:190510D2 #1-385 Acq:10-MAY-2019 19:58:17 GC EI+ Voltage SIR Autospec-UltimaE
Sample#8 File Text:Vista_Analytical_Laboratory_VG7 Text:SS190510D2-1 1613 SSS 19C2207 Exp:OCDD_DB5
401.8559 S:8 F:3 BSUB(10000,15,-3.0) PKD(5,5,3,0.10%,100.0,0.00%,F,F)

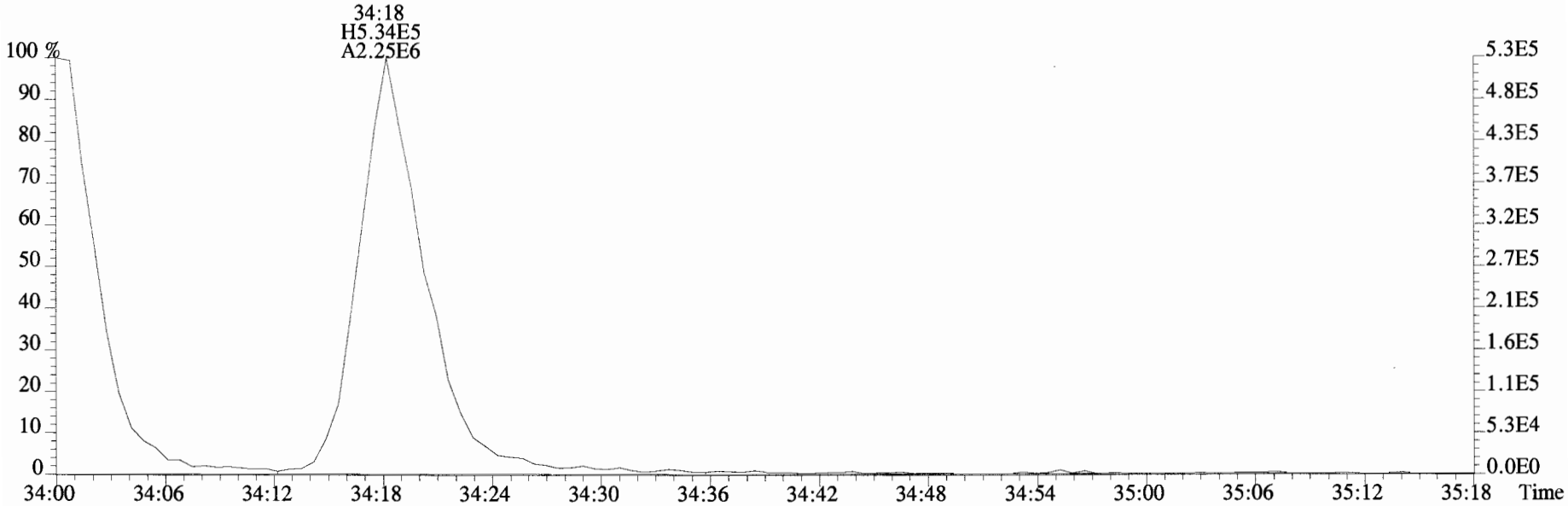

403.8530 S:8 F:3 BSUB(10000,15,-3.0) PKD(5,5,3,0.10%,100.0,0.00%,F,F)

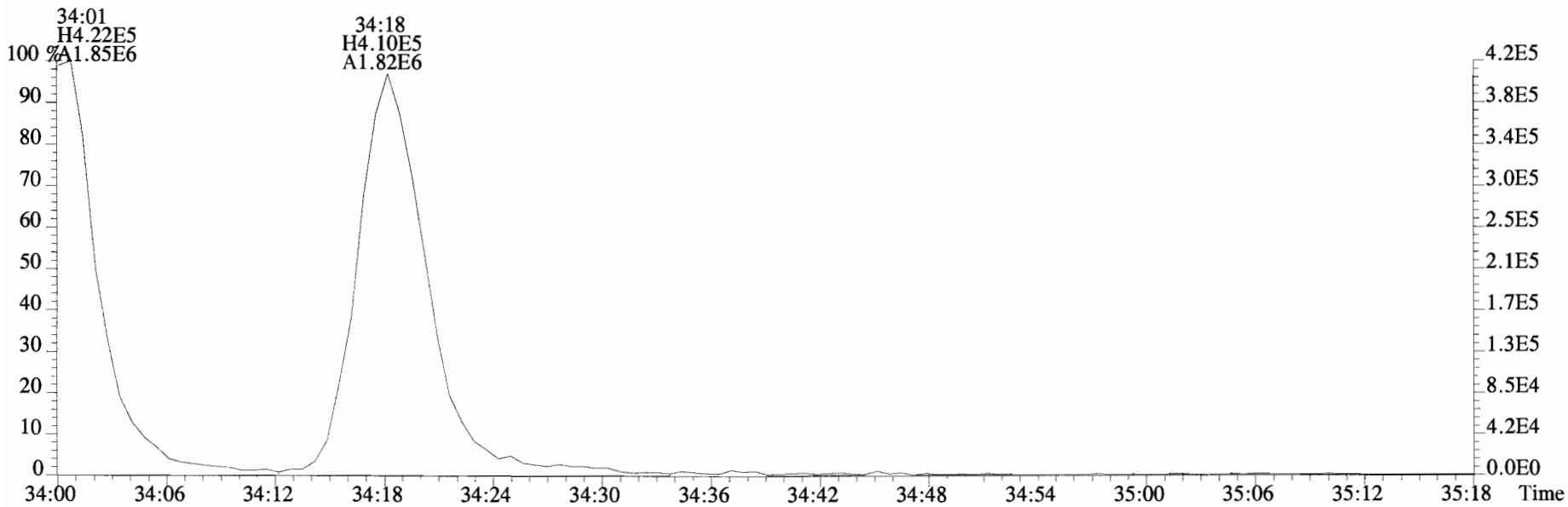

File:190510D2 #1-355 Acq:10-MAY-2019 19:58:17 GC EI+ Voltage SIR Autospec-UltimaE
Sample#8 File Text:Vista_Analytical_Laboratory_VG7 Text:SS190510D2-1 1613 SSS 19C2207 Exp:OCDD_DB5

423.7767 S:8 F:4 BSUB(10000,15,-3.0) PKD(5,5,3,0.10%,100.0,0.00%,F,F)

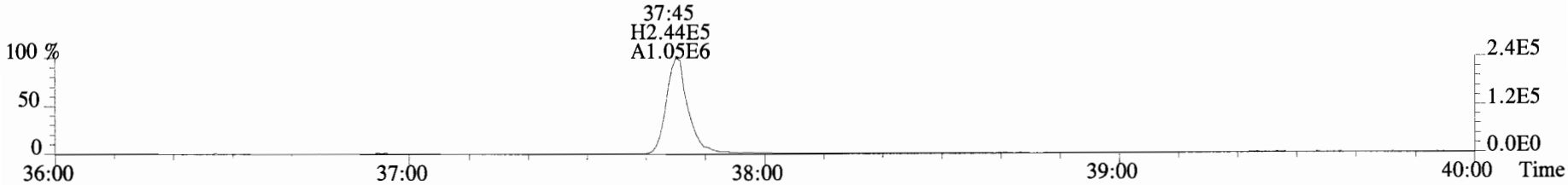

425.7737 S:8 F:4 BSUB(10000,15,-3.0) PKD(5,5,3,0.10%,100.0,0.00%,F,F)

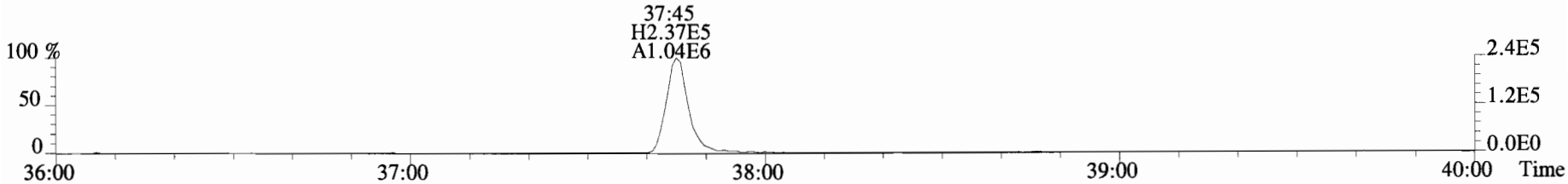

435.8169 S:8 F:4 BSUB(10000,15,-3.0) PKD(5,5,3,0.10%,100.0,0.00%,F,F)

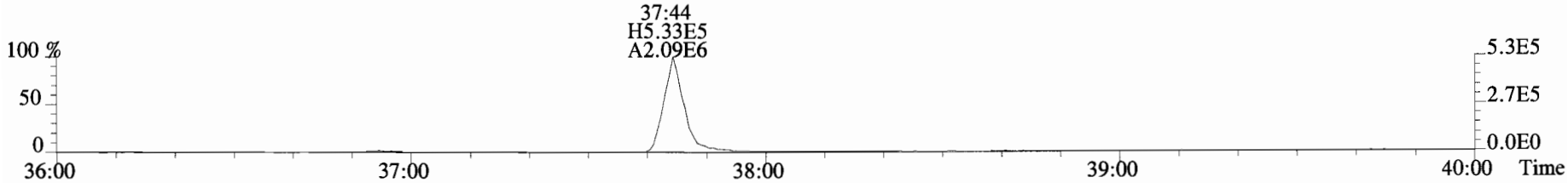

437.8140 S:8 F:4 BSUB(10000,15,-3.0) PKD(5,5,3,0.10%,100.0,0.00%,F,F)

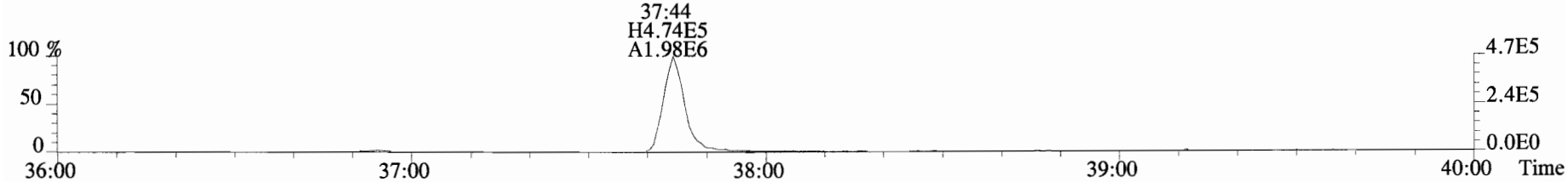

454.9728 S:8 F:4

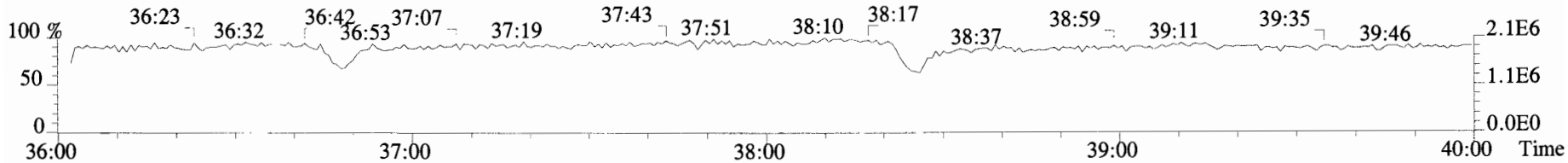

File:190510D2 #1-432 Acq:10-MAY-2019 19:58:17 GC EI+ Voltage SIR Autospec-UltimaE
Sample#8 File Text:Vista_Analytical_Laboratory_VG7 Text:SS190510D2-1 1613 SSS 19C2207 Exp:OCDD_DB5

457.7377 S:8 F:5 BSUB(10000,15,-3.0) PKD(5,5,3,0.10%,100.0,0.00%,F,F)

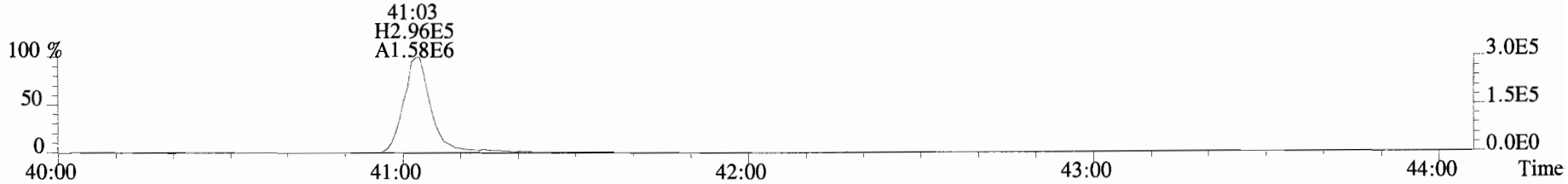

459.7348 S:8 F:5 BSUB(10000,15,-3.0) PKD(5,5,3,0.10%,100.0,0.00%,F,F)

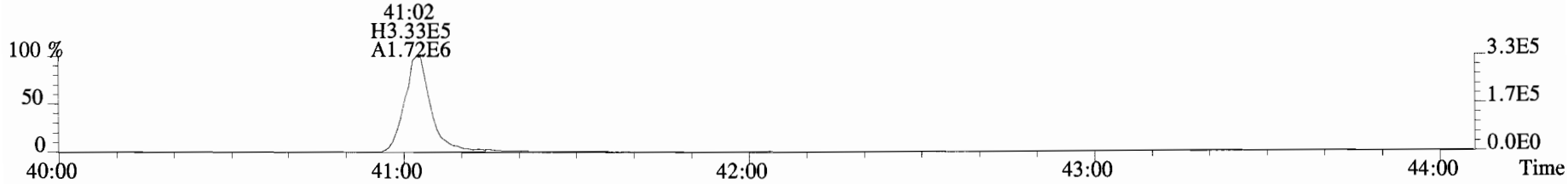

469.7780 S:8 F:5 BSUB(10000,15,-3.0) PKD(5,5,3,0.10%,100.0,0.00%,F,F)

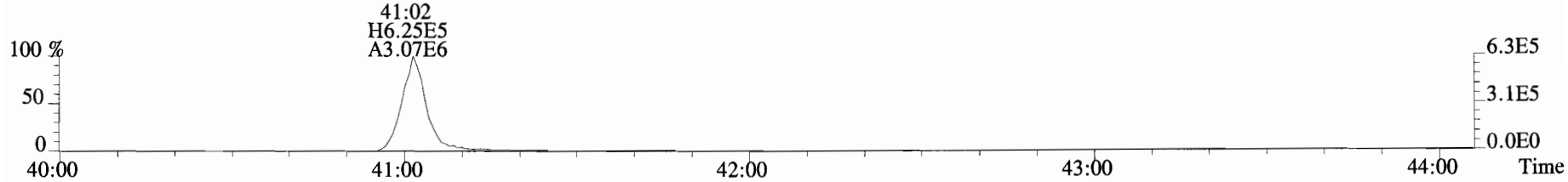

471.7750 S:8 F:5 BSUB(10000,15,-3.0) PKD(5,5,3,0.10%,100.0,0.00%,F,F)

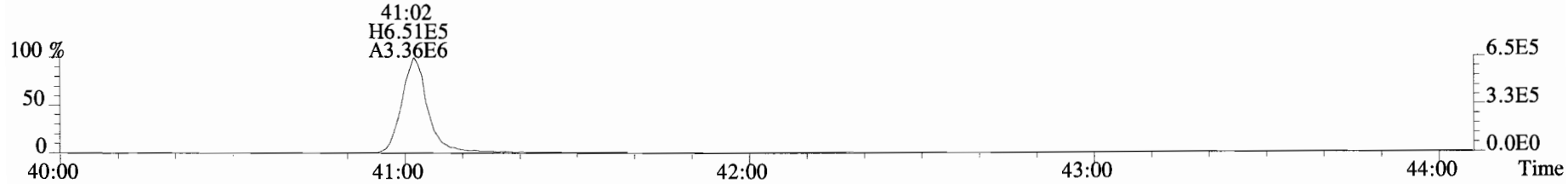

454.9728 S:8 F:5

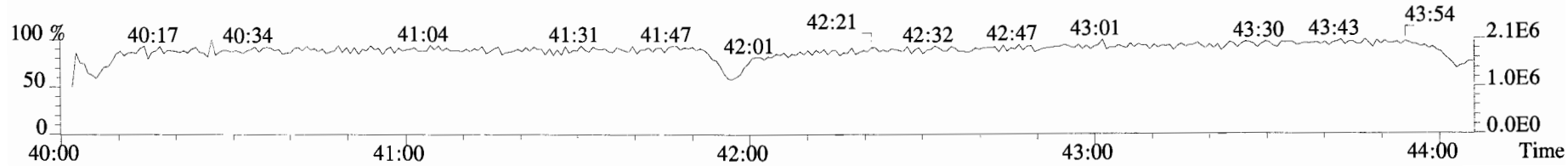

File:190510D2 #1-529 Acq:10-MAY-2019 19:58:17 GC EI+ Voltage SIR Autospec-UltimaE
Sample#8 File Text:Vista_Analytical_Laboratory_VG7 Text:SS190510D2-1 1613 SSS 19C2207 Exp:OCDD_DB5

303.9016 S:8 BSUB(10000,15,-3.0) PKD(5,5,3,0.10%,100.0,0.00%,F,F)

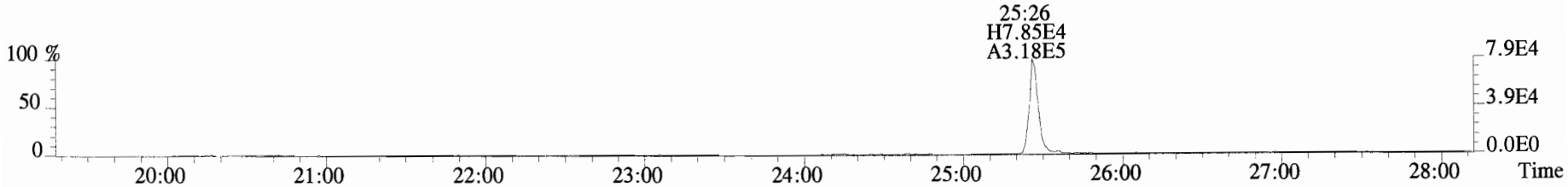

305.8987 S:8 BSUB(10000,15,-3.0) PKD(5,5,3,0.10%,100.0,0.00%,F,F)

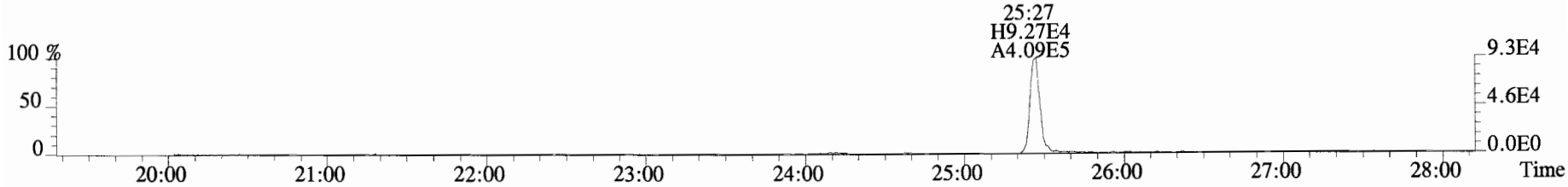

315.9419 S:8 BSUB(10000,15,-3.0) PKD(5,5,3,0.10%,100.0,0.00%,F,F)

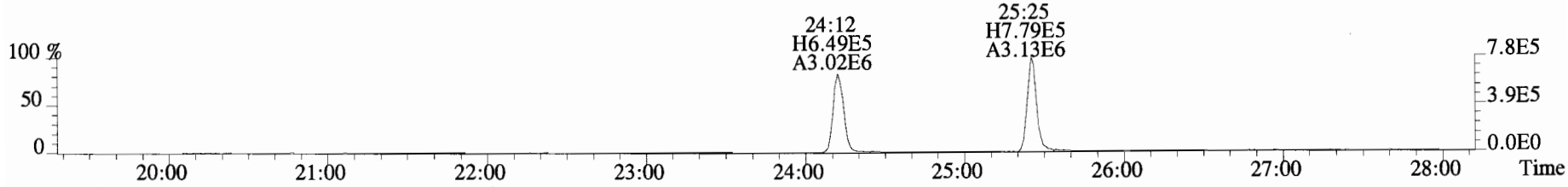

317.9389 S:8 BSUB(10000,15,-3.0) PKD(5,5,3,0.10%,100.0,0.00%,F,F)

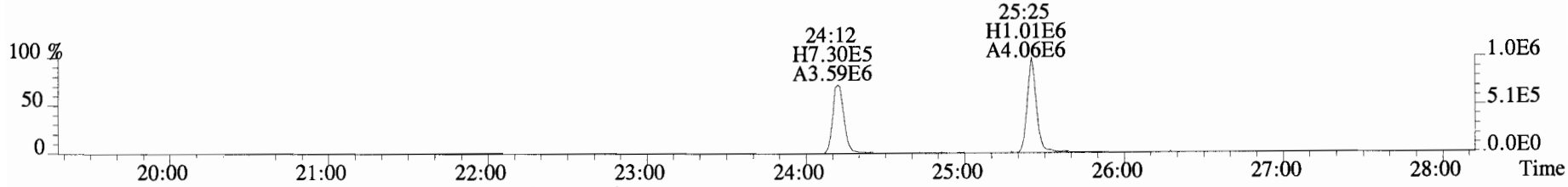

375.8364 S:8 BSUB(10000,15,-3.0) PKD(5,5,3,0.10%,100.0,0.00%,F,F)

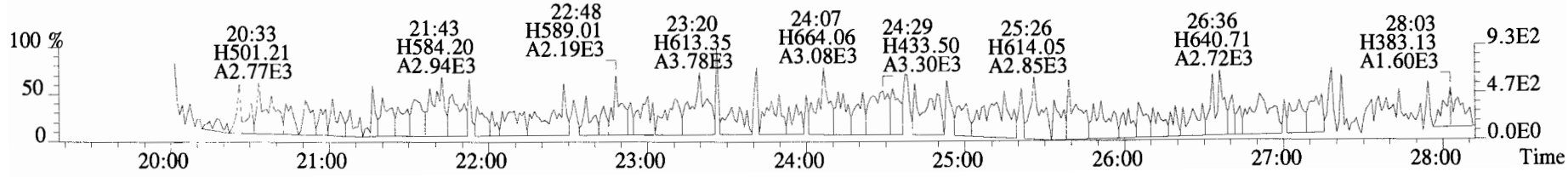

File:190510D2 #1-529 Acq:10-MAY-2019 19:58:17 GC EI+ Voltage SIR Autospec-UltimaE
Sample#8 File Text:Vista_Analytical_Laboratory_VG7 Text:SS190510D2-1 1613 SSS 19C2207 Exp:OCDD_DB5
339.8597 S:8 BSUB(10000,15,-3.0) PKD(5,5,3,0.10%,100.0,0.00%,F,F)

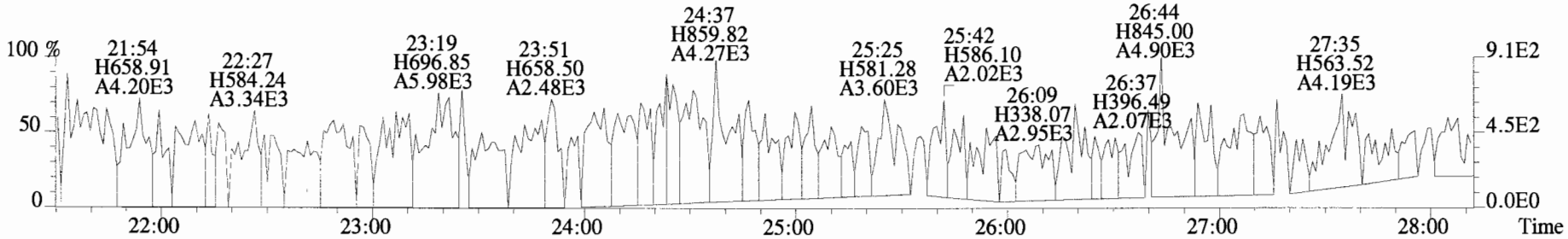

341.8568 S:8 BSUB(10000,15,-3.0) PKD(5,5,3,0.10%,100.0,0.00%,F,F)

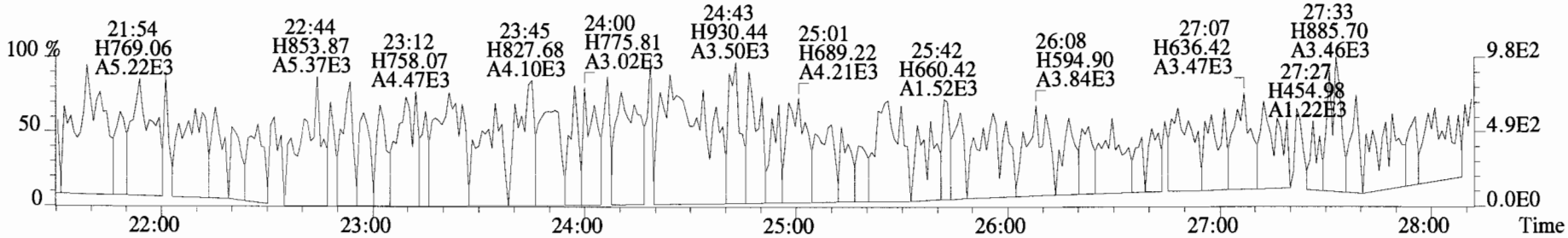

409.7974 S:8 BSUB(10000,15,-3.0) PKD(5,5,3,0.10%,100.0,0.00%,F,F)

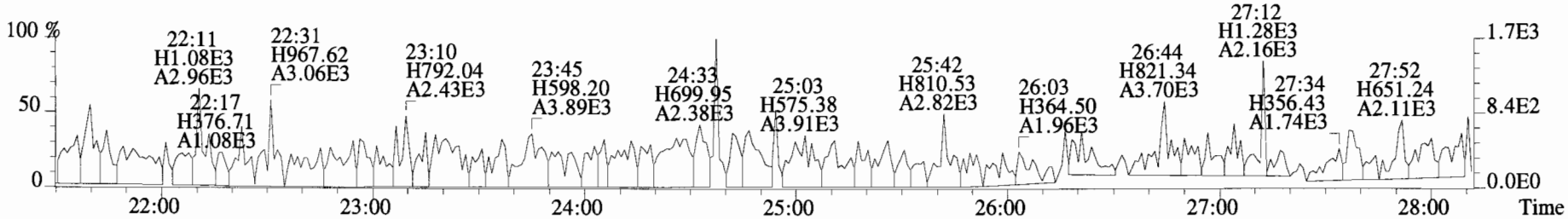

316.9824 S:8

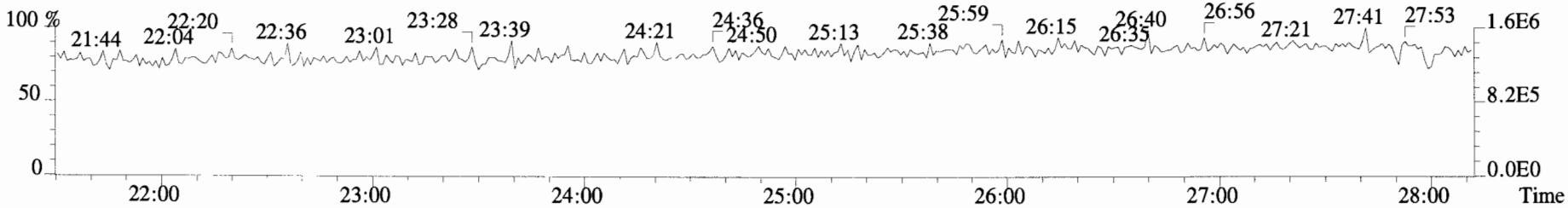

File:190510D2 #1-180 Acq:10-MAY-2019 19:58:17 GC EI+ Voltage SIR Autospec-UltimaE
Sample#8 File Text:Vista_Analytical_Laboratory_VG7 Text:SS190510D2-1 1613 SSS 19C2207 Exp:OCDD_DB5

339.8597 S:8 F:2 BSUB(10000,15,-3.0) PKD(5,5,3,0.10%,100.0,0.00%,F,F)



341.8568 S:8 F:2 BSUB(10000,15,-3.0) PKD(5,5,3,0.10%,100.0,0.00%,F,F)



351.9000 S:8 F:2 BSUB(10000,15,-3.0) PKD(5,5,3,0.10%,100.0,0.00%,F,F)

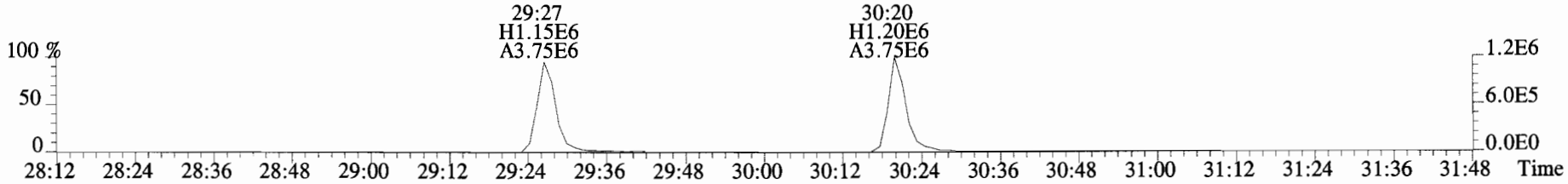

353.8970 S:8 F:2 BSUB(10000,15,-3.0) PKD(5,5,3,0.10%,100.0,0.00%,F,F)

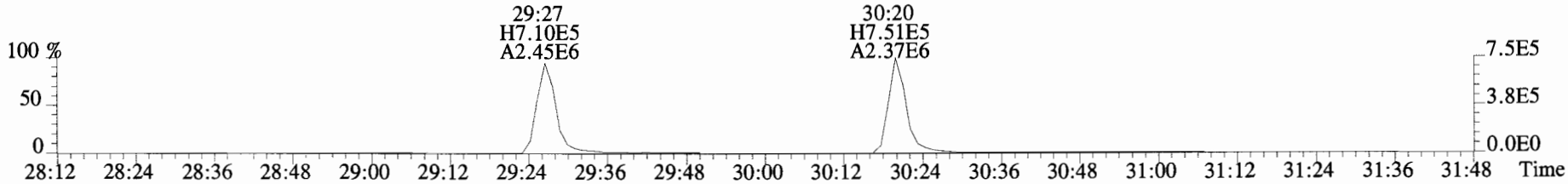

409.7974 S:8 F:2 BSUB(10000,15,-3.0) PKD(5,5,3,0.10%,100.0,0.00%,F,F)

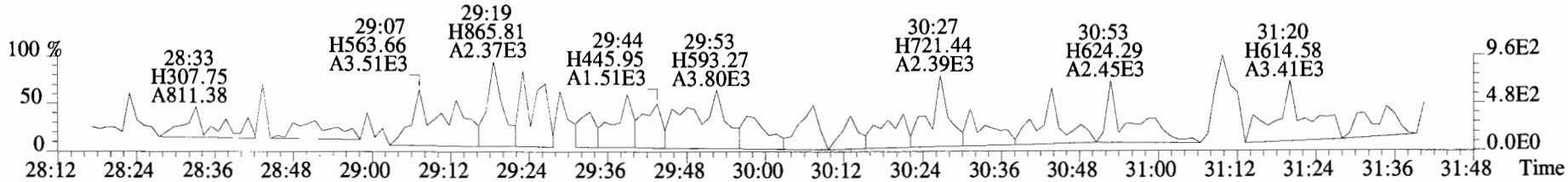

File:190510D2 #1-385 Acq:10-MAY-2019 19:58:17 GC EI+ Voltage SIR Autospec-UltimaE
Sample#8 File Text:Vista_Analytical_Laboratory_VG7 Text:SS190510D2-1 1613 SSS 19C2207 Exp:OCDD_DB5

373.8207 S:8 F:3 BSUB(10000,15,-3.0) PKD(5,5,3,0.10%,100.0,0.00%,F,F)

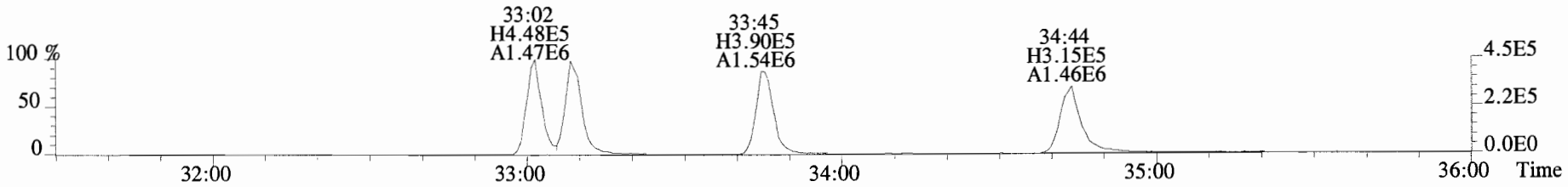

375.8178 S:8 F:3 BSUB(10000,15,-3.0) PKD(5,5,3,0.10%,100.0,0.00%,F,F)

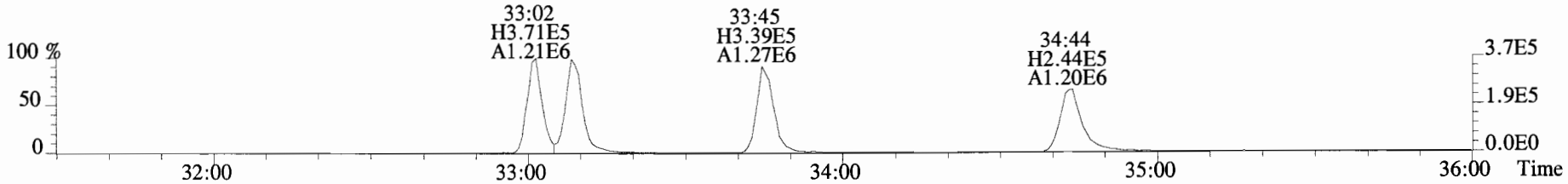

383.8639 S:8 F:3 BSUB(10000,15,-3.0) PKD(5,5,3,0.10%,100.0,0.00%,F,F)

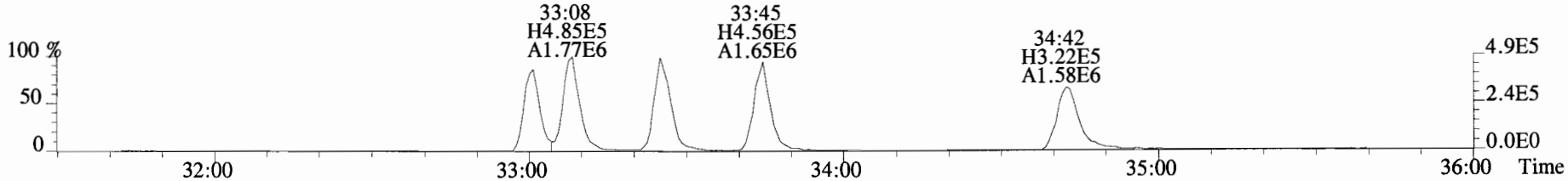

385.8610 S:8 F:3 BSUB(10000,15,-3.0) PKD(5,5,3,0.10%,100.0,0.00%,F,F)

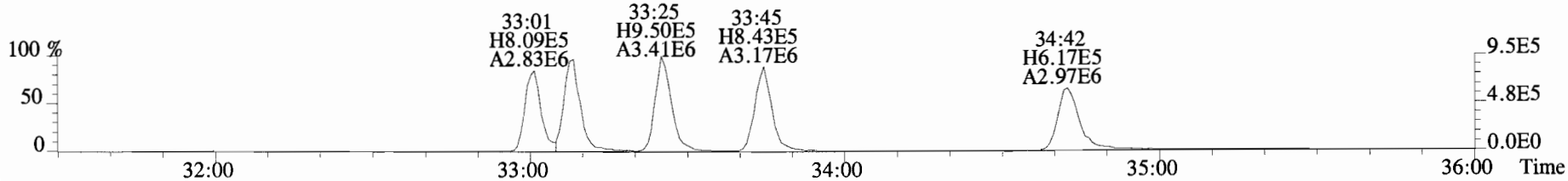

445.7555 S:8 F:3 BSUB(10000,15,-3.0) PKD(5,5,3,0.10%,100.0,0.00%,F,F)

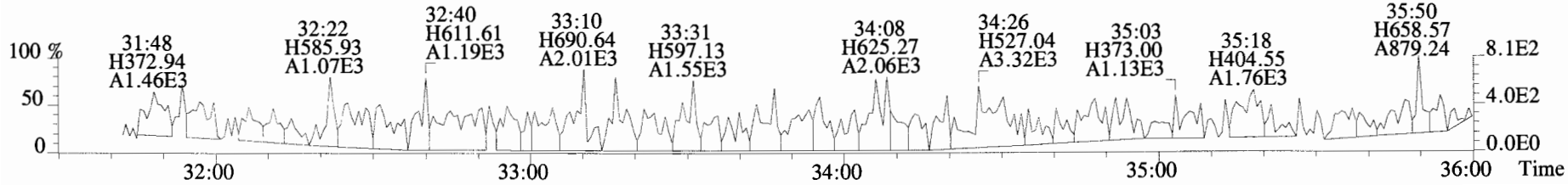

File:190510D2 #1-385 Acq:10-MAY-2019 19:58:17 GC EI+ Voltage SIR Autospec-UltimaE
Sample#8 File Text:Vista_Analytical_Laboratory_VG7 Text:SS190510D2-1 1613 SSS 19C2207 Exp:OCDD_DB5
373.8207 S:8 F:3 BSUB(10000,15,-3.0) PKD(5,5,3,0.10%,100.0,0.00%,F,F)

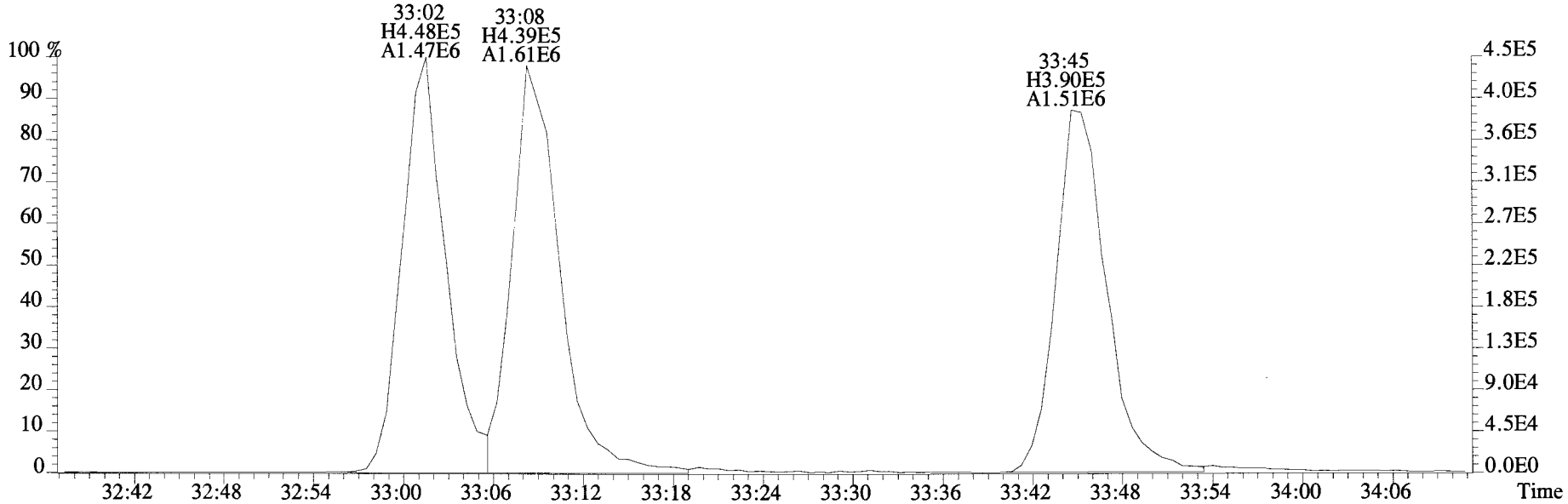

375.8178 S:8 F:3 BSUB(10000,15,-3.0) PKD(5,5,3,0.10%,100.0,0.00%,F,F)

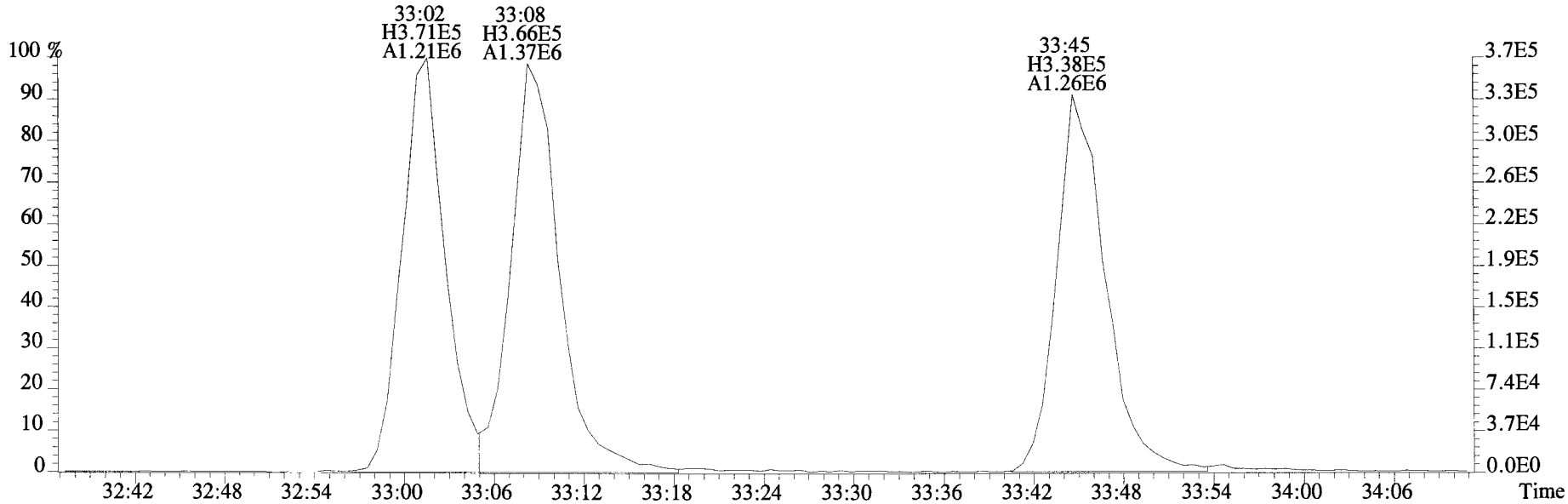

File:190510D2 #1-385 Acq:10-MAY-2019 19:58:17 GC EI+ Voltage SIR Autospec-UltimaE
Sample#8 File Text:Vista_Analytical_Laboratory_VG7 Text:SS190510D2-1 1613 SSS 19C2207 Exp:OCDD_DB5
373.8207 S:8 F:3 BSUB(10000,15,-3.0) PKD(5,5,3,0.10%,100.0,0.00%,F,F)

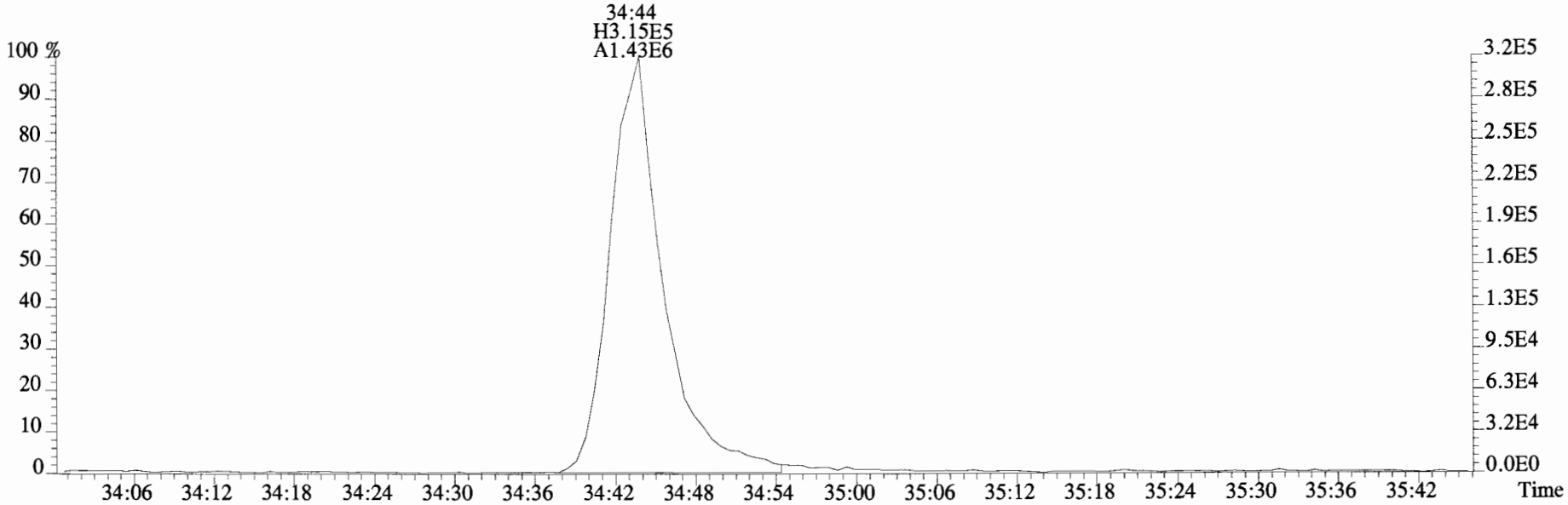

375.8178 S:8 F:3 BSUB(10000,15,-3.0) PKD(5,5,3,0.10%,100.0,0.00%,F,F)

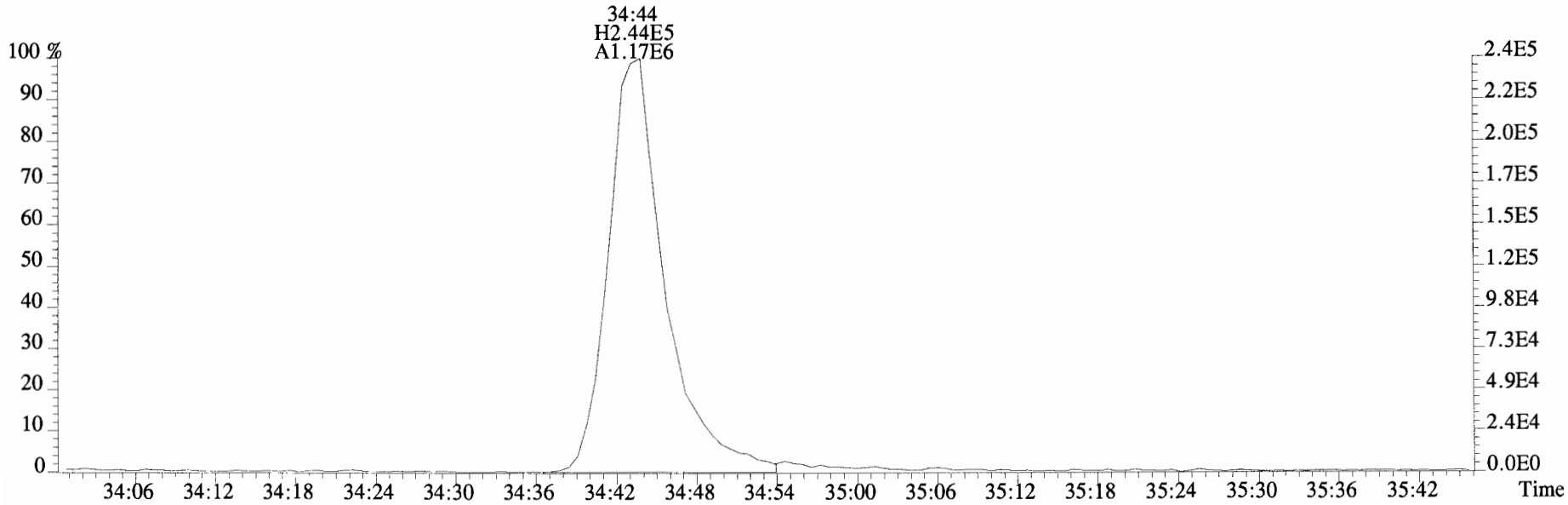

File:190510D2 #1-385 Acq:10-MAY-2019 19:58:17 GC EI+ Voltage SIR Autospec-UltimaE
Sample#8 File Text:Vista_Analytical_Laboratory_VG7 Text:SS190510D2-1 1613 SSS 19C2207 Exp:OCDD_DB5
383.8639 S:8 F:3 BSUB(10000,15,-3.0) PKD(5,5,3,0.10%,100.0,0.00%,F,F)

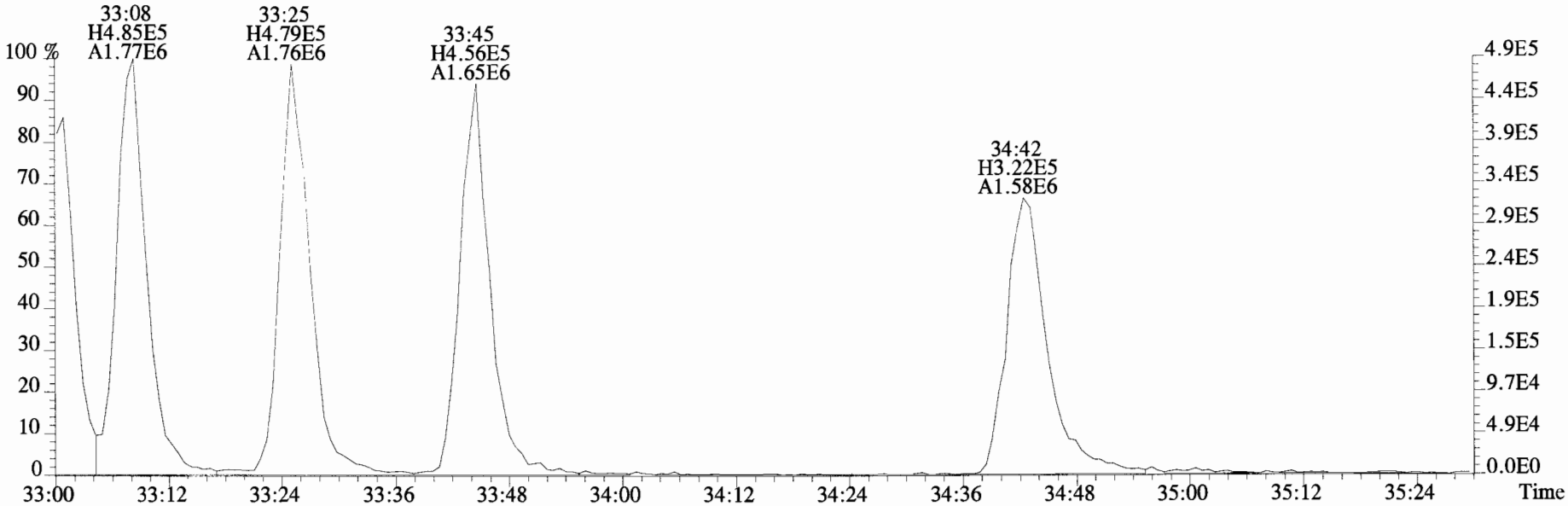

385.8610 S:8 F:3 BSUB(10000,15,-3.0) PKD(5,5,3,0.10%,100.0,0.00%,F,F)

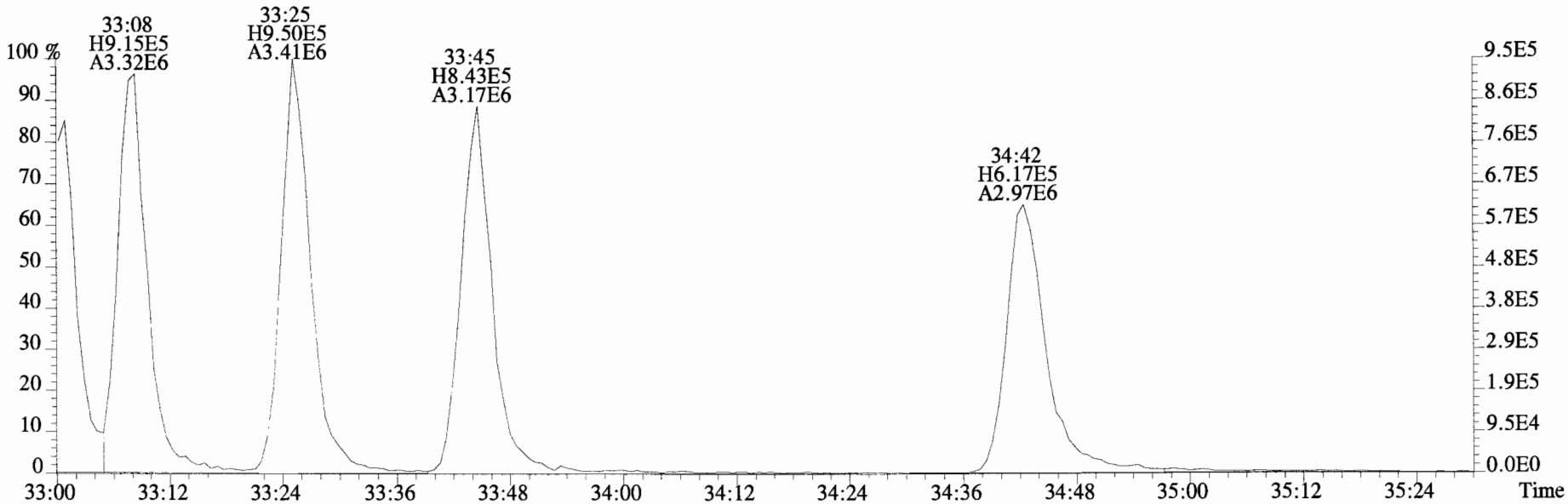

File:190510D2 #1-355 Acq:10-MAY-2019 19:58:17 GC EI+ Voltage SIR Autospec-UltimaE
Sample#8 File Text:Vista_Analytical_Laboratory_VG7 Text:SS190510D2-1 1613 SSS 19C2207 Exp:OCDD_DB5

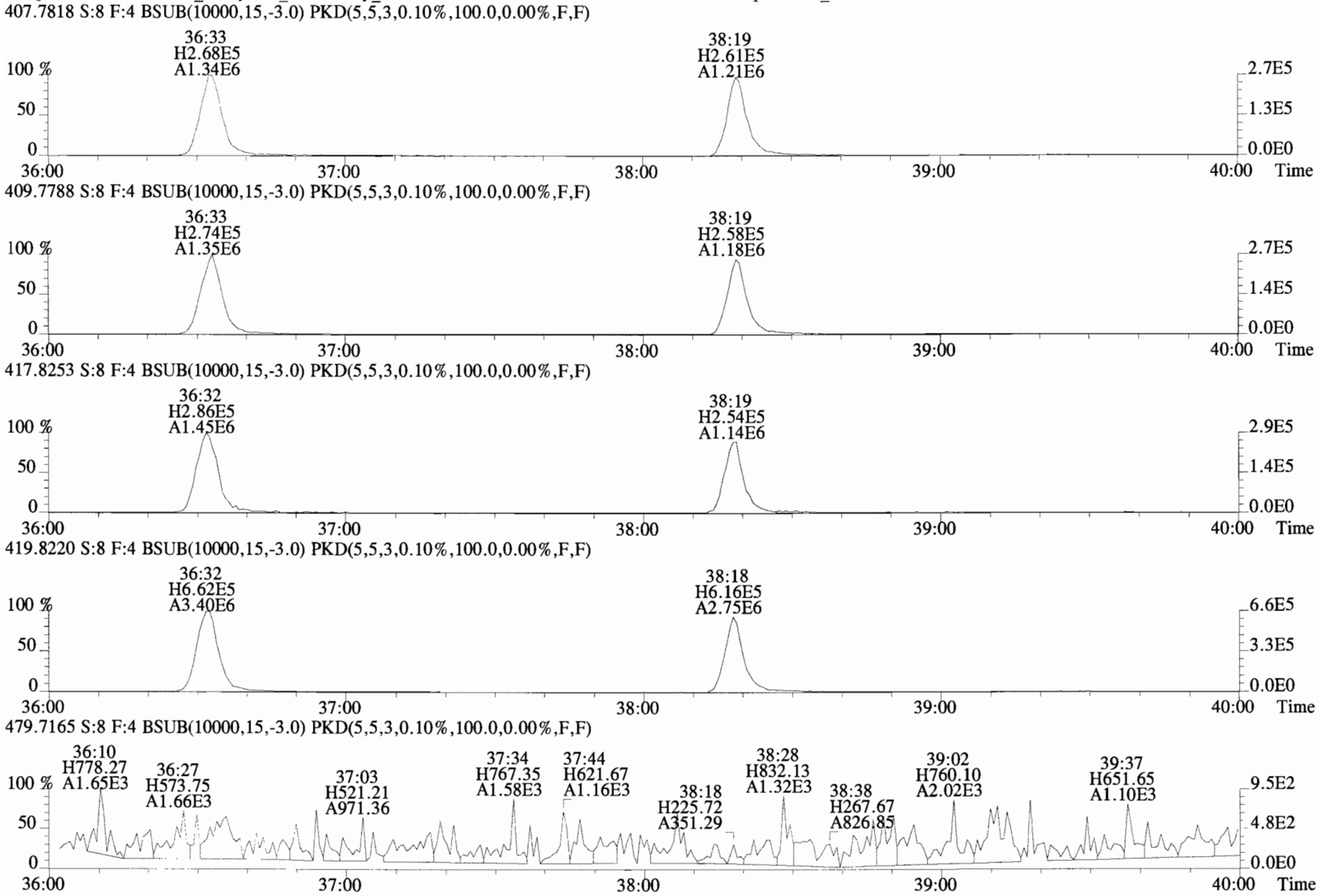

File:190510D2 #1-432 Acq:10-MAY-2019 19:58:17 GC EI+ Voltage SIR Autospec-UltimaE
Sample#8 File Text:Vista_Analytical_Laboratory_VG7 Text:SS190510D2-1 1613 SSS 19C2207 Exp:OCDD_DB5

441.7428 S:8 F:5 BSUB(10000,15,-3.0) PKD(5,5,3,0.10%,100.0,0.00%,F,F)

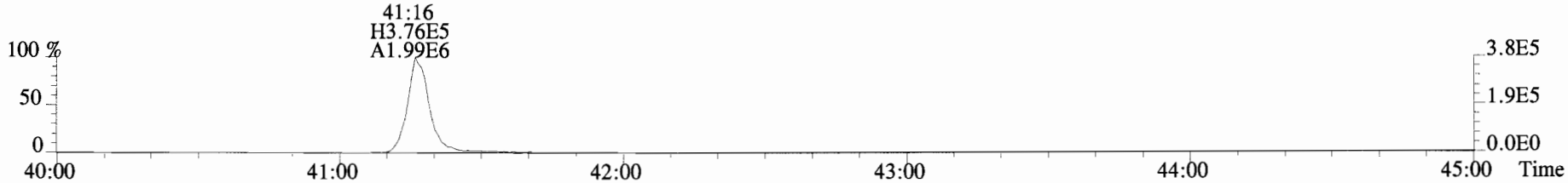

443.7398 S:8 F:5 BSUB(10000,15,-3.0) PKD(5,5,3,0.10%,100.0,0.00%,F,F)

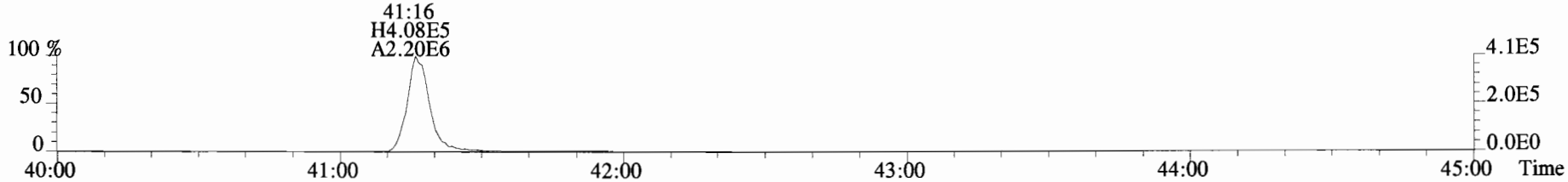

453.7831 S:8 F:5 BSUB(10000,15,-3.0) PKD(5,5,3,0.10%,100.0,0.00%,F,F)

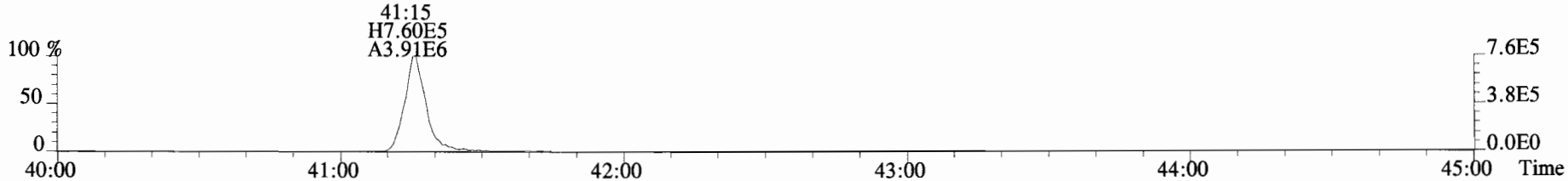

455.7801 S:8 F:5 BSUB(10000,15,-3.0) PKD(5,5,3,0.10%,100.0,0.00%,F,F)

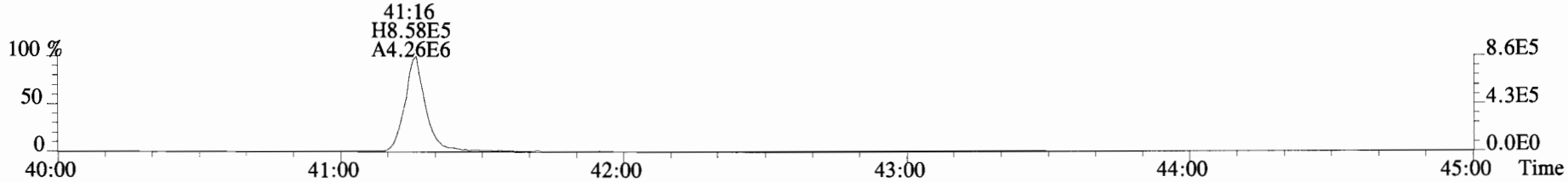

513.6775 S:8 F:5 BSUB(10000,15,-3.0) PKD(5,5,3,0.10%,100.0,0.00%,F,F)

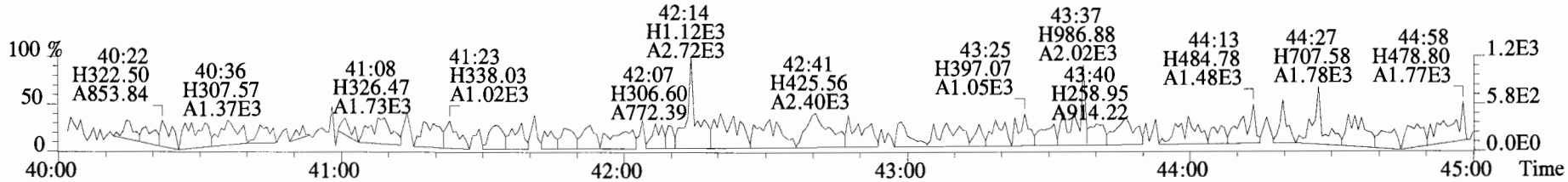

FORM 4A
PCDD/PCDF CALIBRATION VERIFICATION

Lab Name: Vista Analytical Laboratory Episode No.: CCAL ID: ST190510D2-7

Contract No.: SAS No.:

Initial Calibration Date: 5-10-19

Instrument ID: VG-7 GC Column ID: ZB-5MS

VER Data Filename: 190510D2 S#18 Analysis Date: 11-MAY-19 Time: 03:54:32

	M/Z'S FORMING RATIO (1)	ION ABUND. RATIO	QC LIMITS (2)	Pass	CONC. FOUND	CONC. RANGE (3) (ng/mL)
NATIVE ANALYTES						
2,3,7,8-TCDD	M/M+2	0.73	0.65-0.89	y	10.7	7.8 - 12.9 8.2 - 12.3 (4)
1,2,3,7,8-PeCDD	M/M+2	0.63	0.54-0.72	y	50.7	39.0 - 65.0
1,2,3,4,7,8-HxCDD	M+2/M+4	1.19	1.05-1.43	y	48.1	39.0 - 64.0
1,2,3,6,7,8-HxCDD	M+2/M+4	1.21	1.05-1.43	y	48.8	39.0 - 64.0
1,2,3,7,8,9-HxCDD	M+2/M+4	1.18	1.05-1.43	y	47.9	41.0 - 61.0
1,2,3,4,6,7,8-HpCDD	M+2/M+4	1.05	0.88-1.20	y	50.7	43.0 - 58.0
OCDD	M+2/M+4	0.91	0.76-1.02	y	97.6	79.0 - 126.0
2,3,7,8-TCDF	M/M+2	0.78	0.65-0.89	y	8.80	8.4 - 12.0 8.6 - 11.6 (4)
1,2,3,7,8-PeCDF	M+2/M+4	1.62	1.32-1.78	y	49.4	41.0 - 60.0
2,3,4,7,8-PeCDF	M+2/M+4	1.61	1.32-1.78	y	49.7	41.0 - 61.0
1,2,3,4,7,8-HxCDF	M+2/M+4	1.14	1.05-1.43	y	46.6	45.0 - 56.0
1,2,3,6,7,8-HxCDF	M+2/M+4	1.22	1.05-1.43	y	49.7	44.0 - 57.0
2,3,4,6,7,8-HxCDF	M+2/M+4	1.18	1.05-1.43	y	49.1	44.0 - 57.0
1,2,3,7,8,9-HxCDF	M+2/M+4	1.18	1.05-1.43	y	48.3	45.0 - 56.0
1,2,3,4,6,7,8-HpCDF	M+2/M+4	0.97	0.88-1.20	y	48.8	45.0 - 55.0
1,2,3,4,7,8,9-HpCDF	M+2/M+4	1.00	0.88-1.20	y	48.7	43.0 - 58.0
OCDF	M+2/M+4	0.91	0.76-1.02	y	103	63.0 - 159.0

(1) See Table 8, Method 1613, for m/z specifications.

(2) Ion Abundance Ratio Control Limits as specified in Table 9, Method 1613.

(3) Contract-required concentration range as specified in Table 6, Method 1613.

(4) Contract-required concentration range as specified in Table 6a, Method 1613, for tetras only.

Analyst: DB

Date: 5/13/19

FORM 4B
PCDD/PCDF CALIBRATION VERIFICATION

Lab Name: Vista Analytical Laboratory Episode No.:

Contract No.: SAS No.:

Initial Calibration Date: 5-10-19

Instrument ID: VG-7 GC Column ID: ZB-5MS

VER Data Filename: 190510D2 S#18 Analysis Date: 11-MAY-19 Time: 03:54:32

LABELED COMPOUNDS	M/Z'S FORMING RATIO (1)	ION ABUND. RATIO	QC LIMITS (2)	Pass	CONC. FOUND	CONC. RANGE (ng/mL)
13C-2,3,7,8-TCDD	M/M+2	0.80	0.65-0.89	y	101	82.0 - 121.0
13C-1,2,3,7,8-PeCDD	M/M+2	0.61	0.54-0.72	y	89.6	62.0 - 160.0
13C-1,2,3,4,7,8-HxCDD	M+2/M+4	1.27	1.05-1.43	y	105	85.0 - 117.0
13C-1,2,3,6,7,8-HxCDD	M+2/M+4	1.22	1.05-1.43	y	104	85.0 - 118.0
13C-1,2,3,7,8,9-HxCDD	M+2/M+4	1.25	1.05-1.43	y	105	85.0 - 118.0
13C-1,2,3,4,6,7,8-HpCDD	M+2/M+4	1.02	0.88-1.20	y	98.9	72.0 - 138.0
13C-OCDD	M/M+2	0.91	0.76-1.02	y	209	96.0 - 415.0
13C-2,3,7,8-TCDF	M+2/M+4	0.79	0.65-0.89	y	106	71.0 - 140.0
13C-1,2,3,7,8-PeCDF	M+2/M+4	1.55	1.32-1.78	y	96.0	76.0 - 130.0
13C-2,3,4,7,8-PeCDF	M+2/M+4	1.61	1.32-1.78	y	93.6	77.0 - 130.0
13C-1,2,3,4,7,8-HxCDF	M/M+2	0.51	0.43-0.59	y	99.8	76.0 - 131.0
13C-1,2,3,6,7,8-HxCDF	M/M+2	0.51	0.43-0.59	y	102	70.0 - 143.0
13C-2,3,4,6,7,8-HxCDF	M/M+2	0.51	0.43-0.59	y	102	73.0 - 137.0
13C-1,2,3,7,8,9-HxCDF	M/M+2	0.52	0.43-0.59	y	101	74.0 - 135.0
13C-1,2,3,4,6,7,8-HpCDF	M+2/M+4	0.42	0.37-0.51	y	98.8	78.0 - 129.0
13C-1,2,3,4,7,8,9-HpCDF	M+2/M+4	0.44	0.37-0.51	y	101	77.0 - 129.0
13C-OCDF	M+2/M+4	0.92	0.76-1.02	y	196	96.0 - 415.0
CLEANUP STANDARD (3)						
37Cl-2,3,7,8-TCDD					9.02	7.9 - 12.7

(1) See Table 8, Method 1613, for m/z specifications.

(2) Ion Abundance Ratio Control Limits as specified

(3) No ion abundance ratio; report concentration found.

Analyst: DB

Date: 5/13/19

FORM 5

PCDD/PCDF RT WINDOW AND ISOMER SPECIFICITY STANDARDS

Lab Name: Vista Analytical Laboratory Episode No.:

Contract No.: SAS No.:

Instrument ID: VG-7 Initial Calibration Date: 5-10-19

RT Window Data Filename: 190510D2 S#18 Analysis Date: 11-MAY-19 Time: 03:54:32

ZB-5MS IS Data Filename: 190510D2 S#18 Analysis Date: 11-MAY-19 Time: 03:54:32

DB_225 IS Data Filename: Analysis Date: Time:

ZB-5MS RT WINDOW DEFINING STANDARDS RESULTS

ISOMERS	ABSOLUTE RT	ISOMERS	ABSOLUTE RT
1,3,6,8-TCDD (F)	22:50	1,3,6,8-TCDF (F)	20:44
1,2,8,9-TCDD (L)	27:01	1,2,8,9-TCDF (L)	27:11
1,2,4,7,9-PeCDD (F)	28:34	1,3,4,6,8-PeCDF (F)	27:05
1,2,3,8,9-PeCDD (L)	30:58	1,2,3,8,9-PeCDF (L)	31:13
1,2,4,6,7,9-HxCDD (F)	32:21	1,2,3,4,6,8-HxCDF (F)	31:49
1,2,3,7,8,9-HxCDD (L)	34:19	1,2,3,7,8,9-HxCDF (L)	34:43
1,2,3,4,6,7,9-HpCDD (F)	36:54	1,2,3,4,6,7,8-HpCDF (F)	36:32
1,2,3,4,6,7,8-HpCDD (L)	37:45	1,2,3,4,7,8,9-HpCDF (L)	38:18

(F) = First eluting isomer (ZB-5MS); (L) = Last eluting isomer (ZB-5MS).

==========

ISOMER SPECIFICITY (IS) TEST STANDARD RESULTS

% VALLEY HEIGHT BETWEEN COMPARED PEAKS (1)
<25%

(1) To meet contract requirements, %Valley Height Between Compared Peaks shall not exceed 25% (section 15.4.2.2, Method 1613).

Analyst: DB

Date: 5/13/19

FORM 6A
PCDD/PCDF RELATIVE RETENTION TIMES

Lab Name: Vista Analytical Laboratory Episode No.:

Contract No.: SAS No.:

Initial Calibration Date: 5-10-19

Instrument ID: VG-7 GC Column ID: ZB-5MS

VER Data Filename: 190510D2 S#18 Analysis Date: 11-MAY-19 Time: 03:54:32

Compounds Using 13C-1234-TCDD as RT Internal Standard

NATIVE ANALYTES	RETENTION TIME REFERENCE	RRT	RRT QC LIMITS (1)
2,3,7,8-TCDD	13C-2,3,7,8-TCDD	1.001	0.999-1.002
1,2,3,7,8-PeCDD	13C-1,2,3,7,8-PeCDD	1.001	0.999-1.002
2,3,7,8-TCDF	13C-2,3,7,8-TCDF	1.000	0.999-1.003
1,2,3,7,8-PeCDF	13C-1,2,3,7,8-PeCDF	1.000	0.999-1.002
2,3,4,7,8-PeCDF	13C-2,3,4,7,8-PeCDF	1.001	0.999-1.002
LABELED COMPOUNDS			
13C-2,3,7,8-TCDD	13C-1,2,3,4-TCDD	1.022	0.976-1.043
13C-1,2,3,7,8-PeCDD	13C-1,2,3,4-TCDD	1.196	1.000-1.567
13C-2,3,7,8-TCDF	13C-1,2,3,4-TCDD	0.993	0.923-1.103
13C-1,2,3,7,8-PeCDF	13C-1,2,3,4-TCDD	1.151	1.000-1.425
13C-2,3,4,7,8-PeCDF	13C-1,2,3,4-TCDD	1.186	1.011-1.526
37Cl-2,3,7,8-TCDD	13C-1,2,3,4-TCDD	1.023	0.989-1.052

Analyst: DB

Date: 5/13/19

FORM 6B
PCDD/PCDF RELATIVE RETENTION TIMES

Lab Name: Vista Analytical Laboratory Episode No.:

Contract No.: SAS No.:

Initial Calibration Date: 5-10-19

Instrument ID: VG-7 GC Column ID: ZB-5MS

VER Data Filename: 190510D2 S#18 Analysis Date: 11-MAY-19 Time: 03:54:32

NATIVE ANALYTES	RETENTION TIME REFERENCE	RRT	RRT QC LIMITS (1)
1,2,3,4,7,8-HxCDF	13C-1,2,3,4,7,8-HxCDF	1.000	0.999-1.001
1,2,3,6,7,8-HxCDF	13C-1,2,3,6,7,8-HxCDF	1.000	0.997-1.005
2,3,4,6,7,8-HxCDF	13C-2,3,4,6,7,8-HxCDF	1.001	0.999-1.001
1,2,3,7,8,9-HxCDF	13C-1,2,3,7,8,9-HxCDF	1.000	0.999-1.001
1,2,3,4,7,8-HxCDD	13C-1,2,3,4,7,8-HxCDD	1.001	0.999-1.001
1,2,3,6,7,8-HxCDD	13C-1,2,3,6,7,8-HxCDD	1.001	0.998-1.004
1,2,3,7,8,9-HxCDD	13C-1,2,3,7,8,9-HxCDD	1.001	0.998-1.004
1,2,3,4,6,7,8-HpCDF	13C-1,2,3,4,6,7,8-HpCDF	1.000	0.999-1.001
1,2,3,4,6,7,8-HpCDD	13C-1,2,3,4,6,7,8-HpCDD	1.000	0.999-1.001
1,2,3,4,7,8,9-HpCDF	13C-1,2,3,4,7,8,9-HpCDF	1.000	0.999-1.001
OCDD	13C-OCDD	1.000	0.999-1.001
OCDF	13C-OCDF	1.000	0.999-1.001
LABELED COMPOUNDS			
13C-1,2,3,4,7,8-HxCDF	13C-1,2,3,4,6,9-HxCDF	0.988	0.975-1.001
13C-1,2,3,6,7,8-HxCDF	13C-1,2,3,4,6,9-HxCDF	0.991	0.979-1.005
13C-2,3,4,6,7,8-HxCDF	13C-1,2,3,4,6,9-HxCDF	1.009	1.001-1.020
13C-1,2,3,7,8,9-HxCDF	13C-1,2,3,4,6,9-HxCDF	1.039	1.002-1.072
13C-1,2,3,4,7,8-HxCDD	13C-1,2,3,4,6,9-HxCDF	1.014	1.002-1.026
13C-1,2,3,6,7,8-HxCDD	13C-1,2,3,4,6,9-HxCDF	1.017	1.007-1.029
13C-1,2,3,7,8,9-HxCDD	13C-1,2,3,4,6,9-HxCDF	1.027	1.014-1.038
13C-1,2,3,4,6,7,8-HpCDF	13C-1,2,3,4,6,9-HxCDF	1.093	1.069-1.111
13C-1,2,3,4,7,8,9-HpCDF	13C-1,2,3,4,6,9-HxCDF	1.146	1.098-1.192
13C-1,2,3,4,6,7,8-HpCDD	13C-1,2,3,4,6,9-HxCDF	1.129	1.117-1.141
13C-OCDD	13C-1,2,3,4,6,9-HxCDF	1.228	1.085-1.365
13C-OCDF	13C-1,2,3,4,6,9-HxCDF	1.235	1.091-1.371

Analyst: DB

Date: 5/13/19

Client ID: 1613 CS3 19C2204 Filename: 190510D2 S:18 Acq:11-MAY-19 03:54:32 ConCal: ST190510D2-4
Lab ID: ST190510D2-7 GC Column ID: ZB-5MS ICal: 1613VG7-5-10-19 wt/vol: 1.000 EndCAL: ST190510D2-7

	Name	Resp	RA	RRF	RT	Conc	Qual	noise	Fac	DL
	2,3,7,8-TCDD	7.10e+05	0.73 y	0.90	26:10	10.716		*	2.5	*
	1,2,3,7,8-PeCDD	2.54e+06	0.63 y	0.87	30:36	50.710		*	2.5	*
	1,2,3,4,7,8-HxCDD	2.51e+06	1.19 y	1.05	33:54	48.059		*	2.5	*
	1,2,3,6,7,8-HxCDD	2.79e+06	1.21 y	0.93	34:00	48.777		*	2.5	*
	1,2,3,7,8,9-HxCDD	2.78e+06	1.18 y	0.96	34:19	47.912		*	2.5	*
	1,2,3,4,6,7,8-HpCDD	2.39e+06	1.05 y	0.99	37:45	50.718		*	2.5	*
	OCDD	4.42e+06	0.91 y	0.99	41:02	97.583		*	2.5	*
	2,3,7,8-TCDF	8.30e+05	0.78 y	0.94	25:25	8.7982		*	2.5	*
	1,2,3,7,8-PeCDF	3.75e+06	1.62 y	0.92	29:27	49.387		*	2.5	*
	2,3,4,7,8-PeCDF	3.74e+06	1.61 y	0.96	30:20	49.704		*	2.5	*
	1,2,3,4,7,8-HxCDF	3.24e+06	1.14 y	1.15	33:00	46.598		*	2.5	*
	1,2,3,6,7,8-HxCDF	3.78e+06	1.22 y	1.04	33:08	49.707		*	2.5	*
	2,3,4,6,7,8-HxCDF	3.66e+06	1.18 y	1.10	33:44	49.056		*	2.5	*
	1,2,3,7,8,9-HxCDF	3.07e+06	1.18 y	1.03	34:43	48.289		*	2.5	*
	1,2,3,4,6,7,8-HpCDF	2.92e+06	0.97 y	1.06	36:32	48.759		*	2.5	*
	1,2,3,4,7,8,9-HpCDF	2.68e+06	1.00 y	1.23	38:18	48.717		*	2.5	*
	OCDF	5.19e+06	0.91 y	0.94	41:16	102.58		*	2.5	*

Name	Conc	EMPC	Qual	noise	DL
Total Tetra-Dioxins	73.0	74.4		*	*
Total Penta-Dioxins	189	189		*	*
Total Hexa-Dioxins	211	211		*	*
Total Hepta-Dioxins	115	117		*	*
Total Tetra-Furans	34.7	36.4		*	*
Total Penta-Furans	236.06	237.33		*	*
Total Hexa-Furans	258	259		*	*
Total Hepta-Furans	99.2	101		*	*

							Rec	Qual
IS	13C-2,3,7,8-TCDD	7.36e+06	0.80 y	1.11	26:09	101.34	101	
IS	13C-1,2,3,7,8-PeCDD	5.74e+06	0.61 y	0.98	30:35	89.585	89.6	
IS	13C-1,2,3,4,7,8-HxCDD	4.97e+06	1.27 y	0.68	33:53	104.58	105	
IS	13C-1,2,3,6,7,8-HxCDD	6.16e+06	1.22 y	0.84	33:59	103.99	104	
IS	13C-1,2,3,7,8,9-HxCDD	6.02e+06	1.25 y	0.81	34:17	105.34	105	
IS	13C-1,2,3,4,6,7,8-HpCDD	4.77e+06	1.02 y	0.69	37:44	98.871	98.9	
IS	13C-OCDD	9.18e+06	0.91 y	0.62	41:01	208.71	104	
IS	13C-2,3,7,8-TCDF	1.00e+07	0.79 y	1.05	25:25	105.95	106	
IS	13C-1,2,3,7,8-PeCDF	8.23e+06	1.55 y	0.95	29:26	96.004	96.0	
IS	13C-2,3,4,7,8-PeCDF	7.87e+06	1.61 y	0.94	30:19	93.631	93.6	
IS	13C-1,2,3,4,7,8-HxCDF	6.02e+06	0.51 y	0.86	32:59	99.806	99.8	
IS	13C-1,2,3,6,7,8-HxCDF	7.33e+06	0.51 y	1.02	33:07	101.97	102	
IS	13C-2,3,4,6,7,8-HxCDF	6.81e+06	0.51 y	0.95	33:43	101.53	102	
IS	13C-1,2,3,7,8,9-HxCDF	6.16e+06	0.52 y	0.87	34:42	100.95	101	
IS	13C-1,2,3,4,6,7,8-HpCDF	5.62e+06	0.42 y	0.81	36:31	98.759	98.8	
IS	13C-1,2,3,4,7,8,9-HpCDF	4.48e+06	0.44 y	0.63	38:18	100.75	101	
IS	13C-OCDF	1.08e+07	0.92 y	0.78	41:15	195.62	97.8	
C/Up	37Cl-2,3,7,8-TCDD	7.21e+05		1.22	26:10	9.0209	90.2	
RS/RT	13C-1,2,3,4-TCDD	6.57e+06	0.79 y	1.00	25:35	100.00		
RS	13C-1,2,3,4-TCDF	8.98e+06	0.81 y	1.00	24:11	100.00		
RS/RT	13C-1,2,3,4,6,9-HxCDF	7.04e+06	0.51 y	1.00	33:24	100.00		

Integrations by Analyst: DB
Date: 5/14/19

Reviewed by Analyst: MM
Date: 5/14/19

Vista Analytical Laboratory - Injection Log Run file: 190510D2 Instrument ID: VG-7 GC Column ID: ZB-5MS

Data file	S#	Sample ID	Analyst	Acq date	Acq time	CCal	ECal
190510D2	1	ST190510D2-1	DB	10-MAY-19	14:24:45	ST190510D2-4	NA
190510D2	2	ST190510D2-2	DB	10-MAY-19	15:12:30	ST190510D2-4	NA
190510D2	3	ST190510D2-3	DB	10-MAY-19	16:00:06	ST190510D2-4	NA
190510D2	4	ST190510D2-4	DB	10-MAY-19	16:47:52	ST190510D2-4	ST190510D2-7
190510D2	5	ST190510D2-5	DB	10-MAY-19	17:35:29	ST190510D2-4	NA
190510D2	6	ST190510D2-6	DB	10-MAY-19	18:23:05	ST190510D2-4	NA
190510D2	7	SOLVENT BLANK	DB	10-MAY-19	19:10:42	NA	NA
190510D2	8	SS190510D2-1	DB	10-MAY-19	19:58:17	ST190510D2-4	NA
190510D2	9	B9E0067-BS1	DB	10-MAY-19	20:45:54	ST190510D2-4	ST190510D2-7
190510D2	10	SOLVENT BLANK	DB	10-MAY-19	21:33:30	NA	NA
190510D2	11	B9E0067-BLK1	DB	10-MAY-19	22:21:10	ST190510D2-4	ST190510D2-7
190510D2	12	1900874-01	DB	10-MAY-19	23:08:45	ST190510D2-4	ST190510D2-7
190510D2	13	1900832-01	DB	10-MAY-19	23:56:25	ST190510D2-4	NA
190510D2	14	1901011-01	DB	11-MAY-19	00:44:00	ST190510D2-4	NA
190510D2	15	1901009-01	DB	11-MAY-19	01:31:38	ST190510D2-4	NA
190510D2	16	1901010-01	DB	11-MAY-19	02:19:20	ST190510D2-4	NA
190510D2	17	SOLVENT BLANK	DB	11-MAY-19	03:06:55	NA	NA
190510D2	18	ST190510D2-7	DB	11-MAY-19	03:54:32	ST190510D2-4	ST190510D2-7

File:190510D2 #1-530 Acq:11-MAY-2019 03:54:32 GC EI+ Voltage SIR Autospec-UltimaE
Sample#18 File Text:Vista_Analytical_Laboratory_VG7 Text:ST190510D2-7 1613 CS3 19C2204 Exp:OCDD_DB5
321.8936 S:18

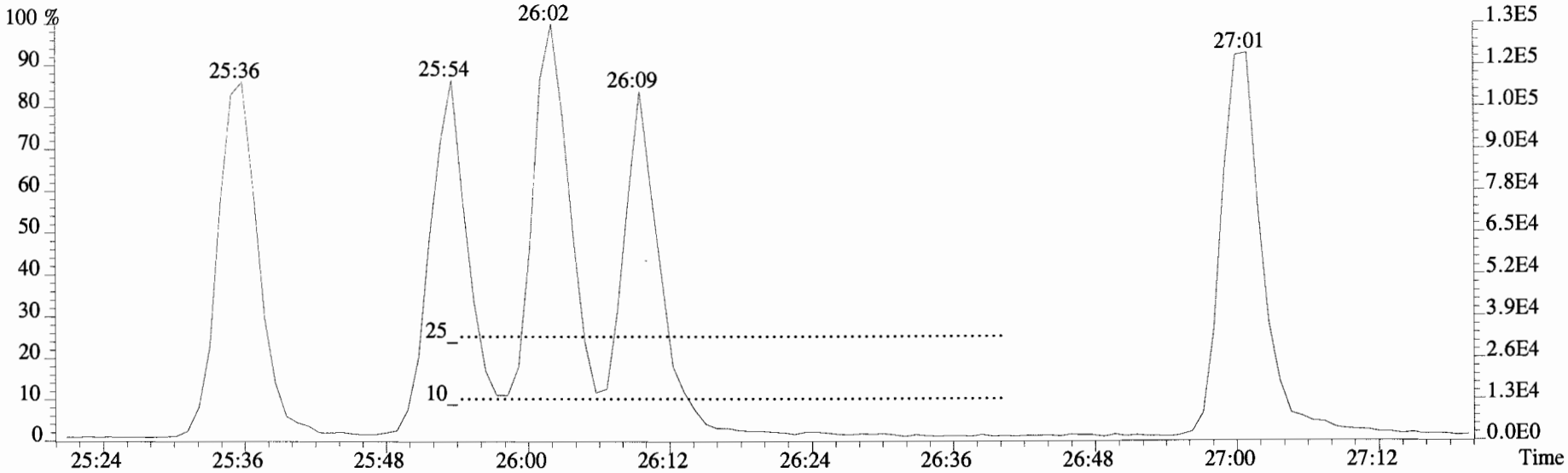

333.9339 S:18

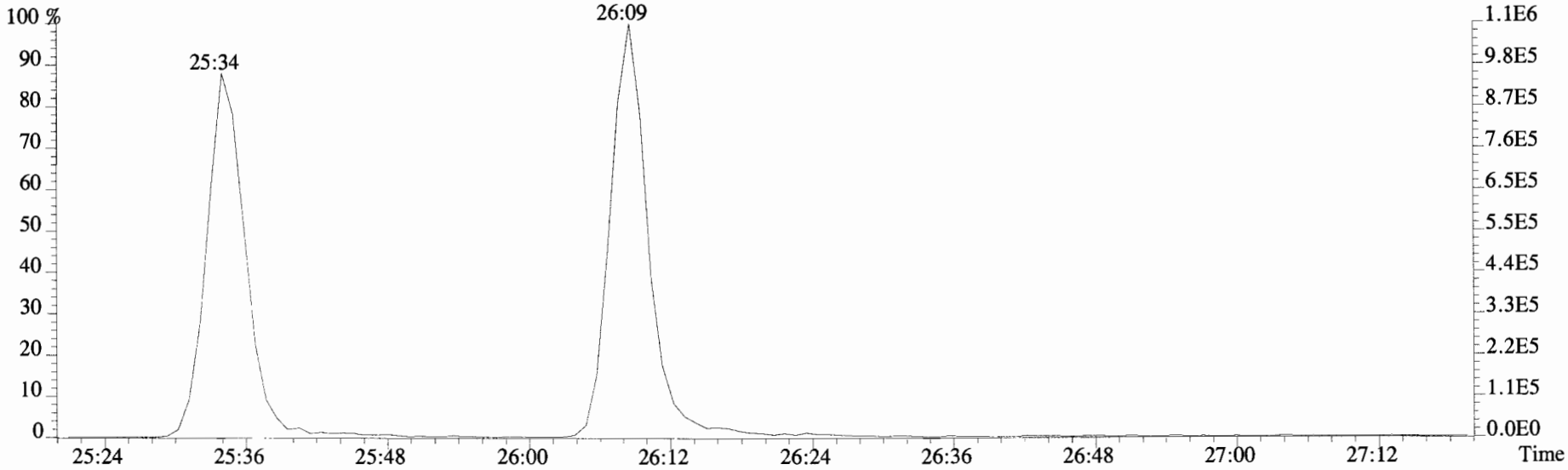

File:190510D2 #1-530 Acq:11-MAY-2019 03:54:32 GC EI+ Voltage SIR Autospec-UltimaE
Sample#18 File Text:Vista_Analytical_Laboratory_VG7 Text:ST190510D2-7 1613 CS3 19C2204 Exp:OCDD_DB5

319.8965 S:18 BSUB(10000,15,-3.0) PKD(5,5,3,0.10%,100.0,0.00%,F,F)

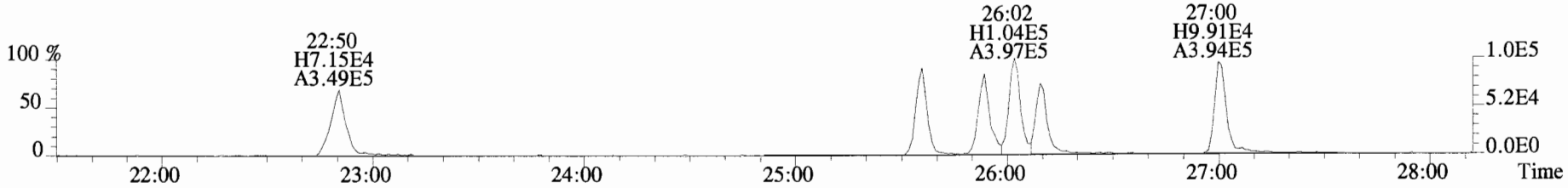

321.8936 S:18 BSUB(10000,15,-3.0) PKD(5,5,3,0.10%,100.0,0.00%,F,F)

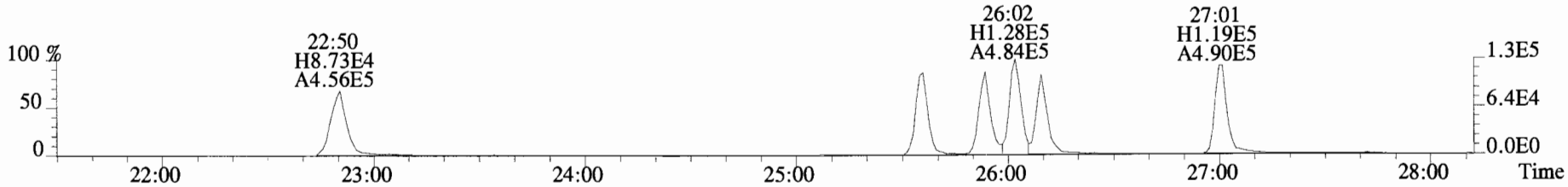

327.8847 S:18 BSUB(10000,15,-3.0) PKD(5,5,3,0.10%,100.0,0.00%,F,F)

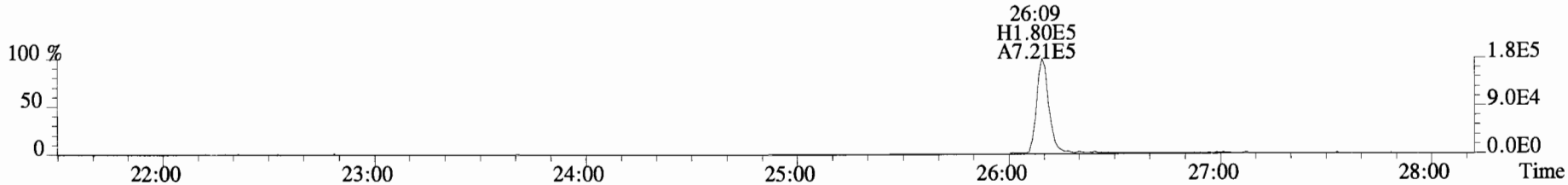

331.9368 S:18 BSUB(10000,15,-3.0) PKD(5,5,3,0.10%,100.0,0.00%,F,F)

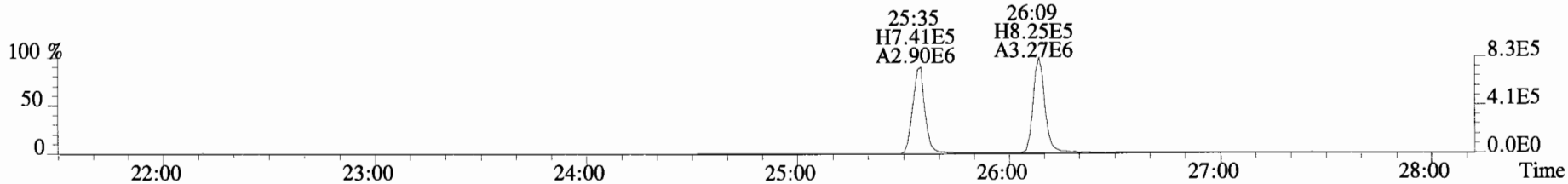

333.9339 S:18 BSUB(10000,15,-3.0) PKD(5,5,3,0.10%,100.0,0.00%,F,F)

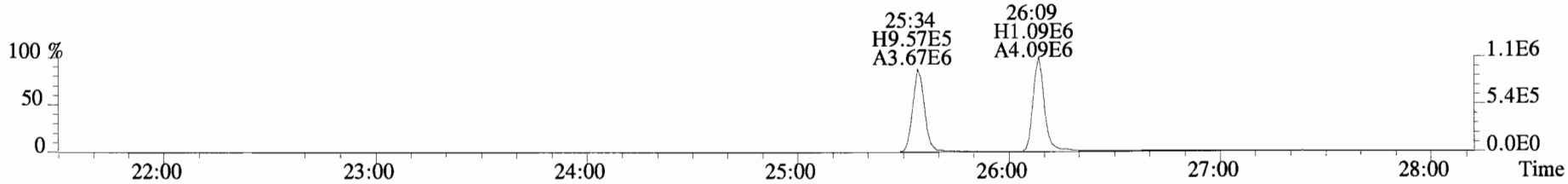

File:190510D2 #1-180 Acq:11-MAY-2019 03:54:32 GC EI+ Voltage SIR Autospec-UltimaE
Sample#18 File Text:Vista_Analytical_Laboratory_VG7 Text:ST190510D2-7 1613 CS3 19C2204 Exp:OCDD_DB5
353.8576 S:18 F:2 BSUB(10000,15,-3.0) PKD(5,5,3,0.10%,100.0,0.00%,F,F)

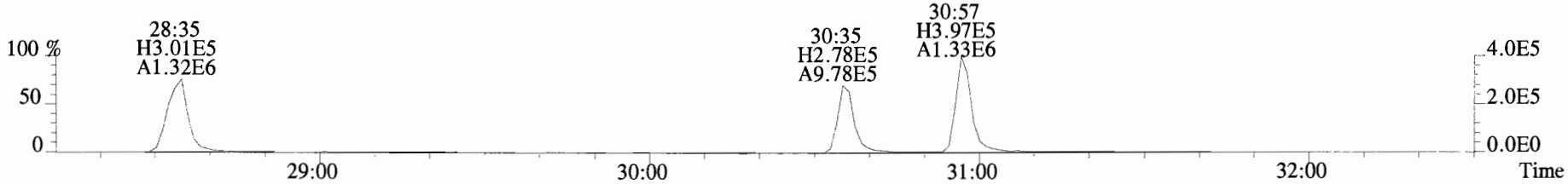

355.8546 S:18 F:2 BSUB(10000,15,-3.0) PKD(5,5,3,0.10%,100.0,0.00%,F,F)

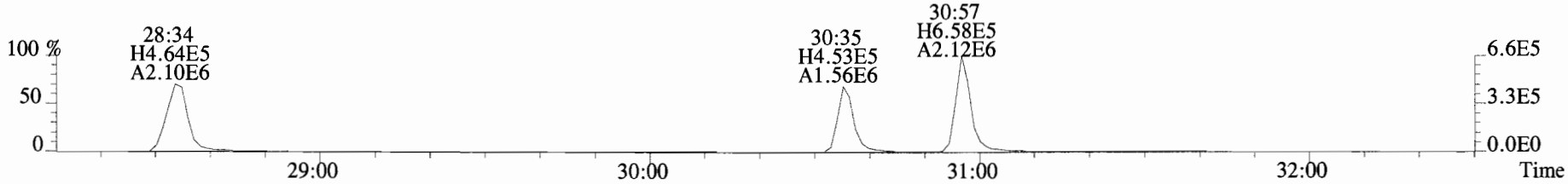

365.8978 S:18 F:2 BSUB(10000,15,-3.0) PKD(5,5,3,0.10%,100.0,0.00%,F,F)

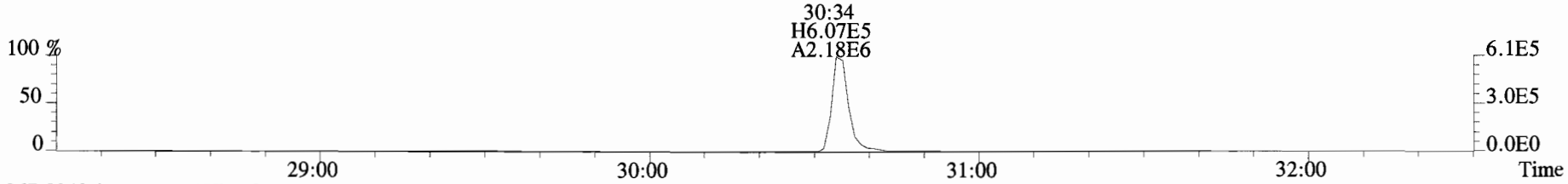

367.8949 S:18 F:2 BSUB(10000,15,-3.0) PKD(5,5,3,0.10%,100.0,0.00%,F,F)

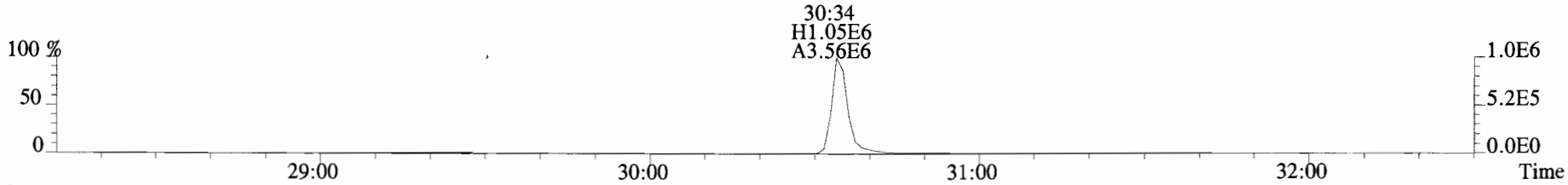

366.9792 S:18 F:2

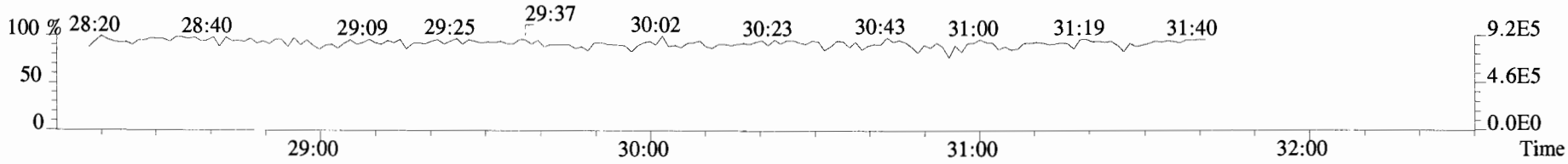

File:190510D2 #1-384 Acq:11-MAY-2019 03:54:32 GC EI+ Voltage SIR Autospec-UltimaE
Sample#18 File Text:Vista_Analytical_Laboratory_VG7 Text:ST190510D2-7 1613 CS3 19C2204 Exp:OCDD_DB5

389.8156 S:18 F:3 BSUB(10000,15,-3.0) PKD(5,5,3,0.10%,100.0,0.00%,F,F)

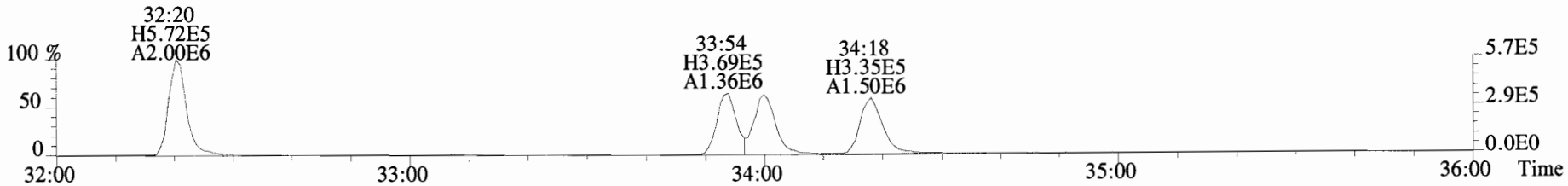

391.8127 S:18 F:3 BSUB(10000,15,-3.0) PKD(5,5,3,0.10%,100.0,0.00%,F,F)

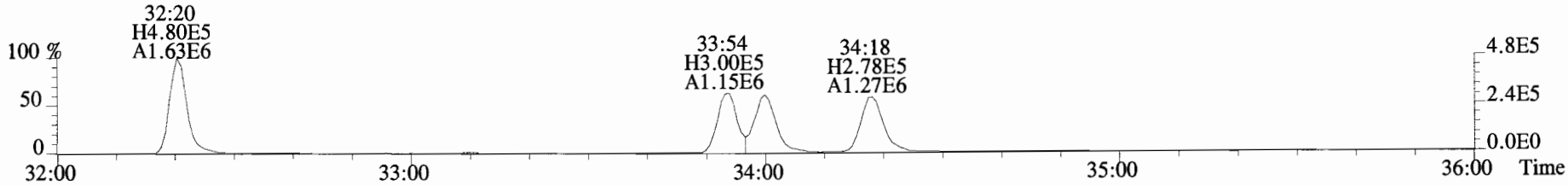

401.8559 S:18 F:3 BSUB(10000,15,-3.0) PKD(5,5,3,0.10%,100.0,0.00%,F,F)

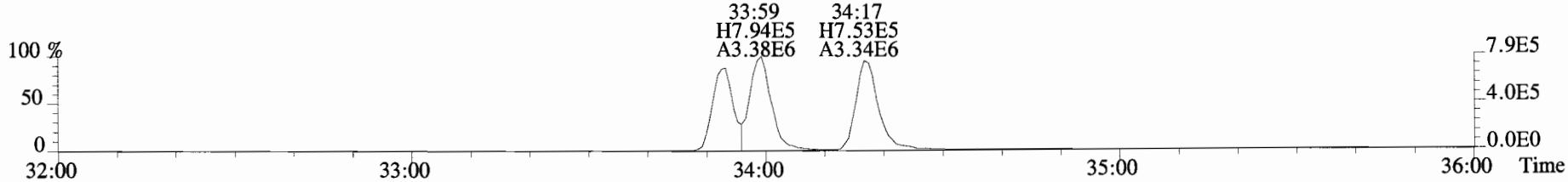

403.8530 S:18 F:3 BSUB(10000,15,-3.0) PKD(5,5,3,0.10%,100.0,0.00%,F,F)

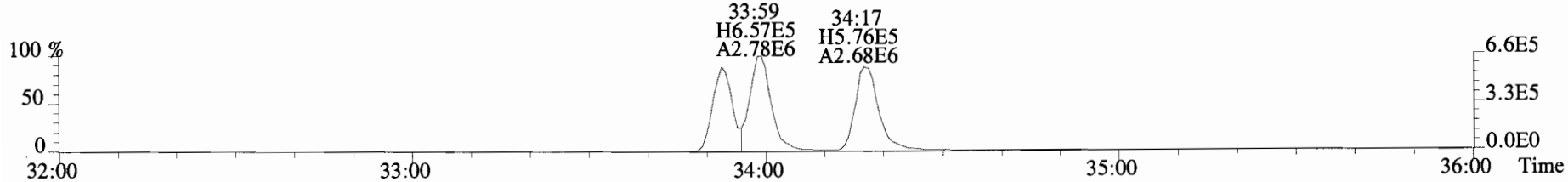

392.9760 S:18 F:3

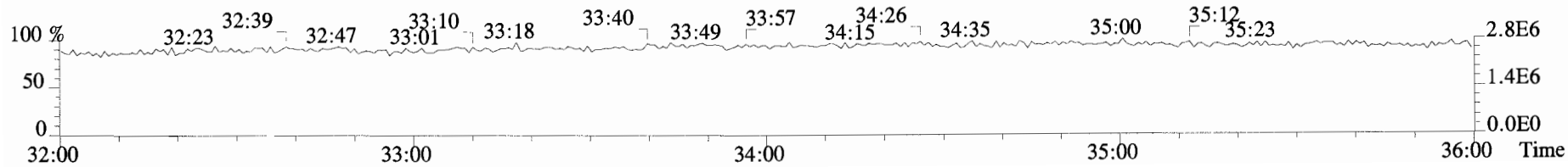

File:190510D2 #1-384 Acq:11-MAY-2019 03:54:32 GC EI+ Voltage SIR Autospec-UltimaE
Sample#18 File Text:Vista_Analytical_Laboratory_VG7 Text:ST190510D2-7 1613 CS3 19C2204 Exp:OCDD_DB5
401.8559 S:18 F:3 BSUB(10000,15,-3.0) PKD(5,5,3,0.10%,100.0,0.00%,F,F)

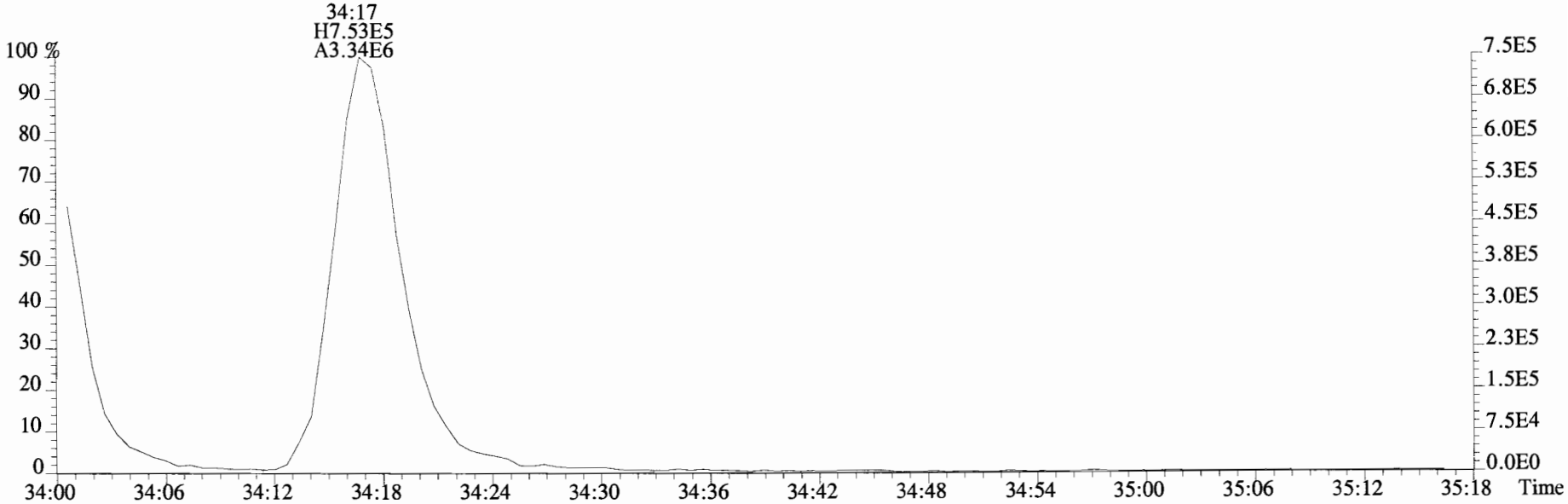

403.8530 S:18 F:3 BSUB(10000,15,-3.0) PKD(5,5,3,0.10%,100.0,0.00%,F,F)

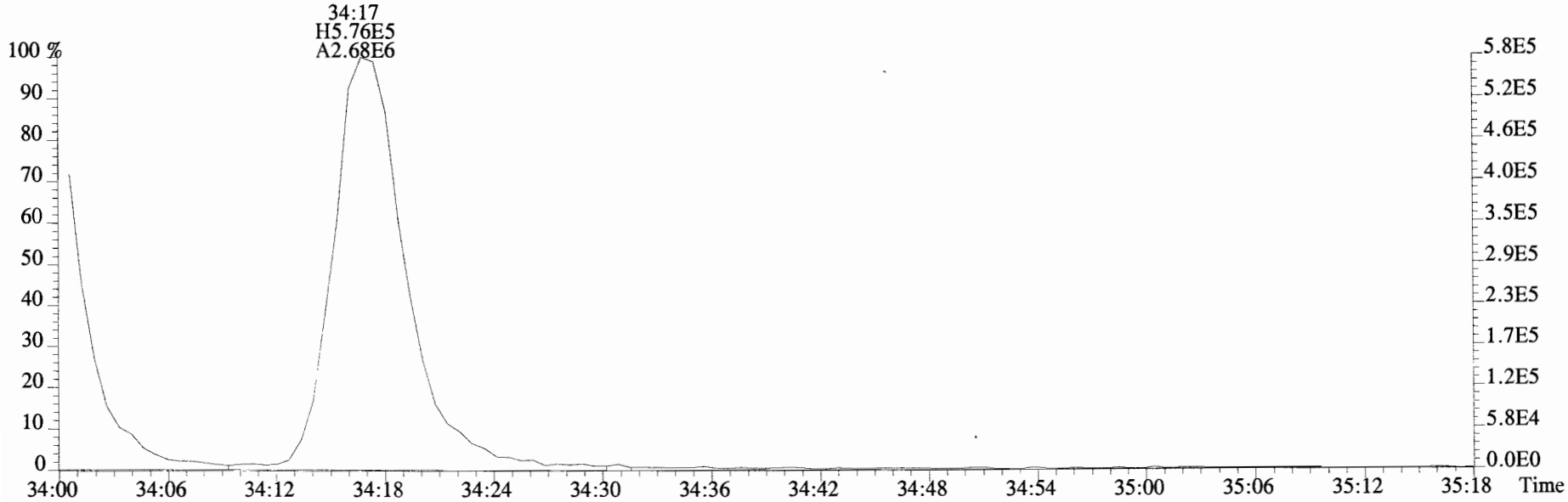

File:190510D2 #1-355 Acq:11-MAY-2019 03:54:32 GC EI+ Voltage SIR Autospec-UltimaE
Sample#18 File Text:Vista_Analytical_Laboratory_VG7 Text:ST190510D2-7 1613 CS3 19C2204 Exp:OCDD_DB5
423.7767 S:18 F:4 BSUB(10000,15,-3.0) PKD(5,5,3,0.10%,100.0,0.00%,F,F)

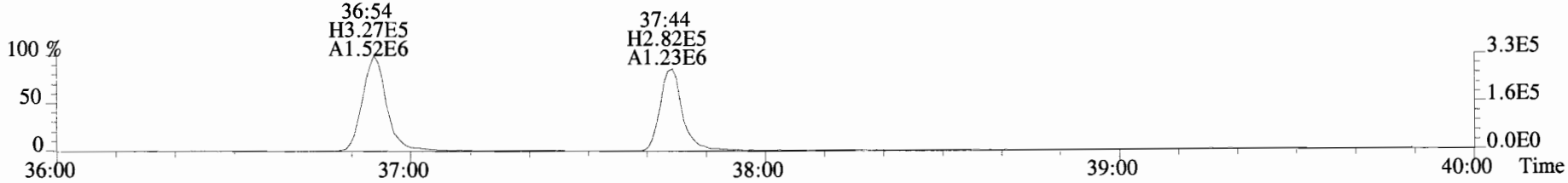

425.7737 S:18 F:4 BSUB(10000,15,-3.0) PKD(5,5,3,0.10%,100.0,0.00%,F,F)

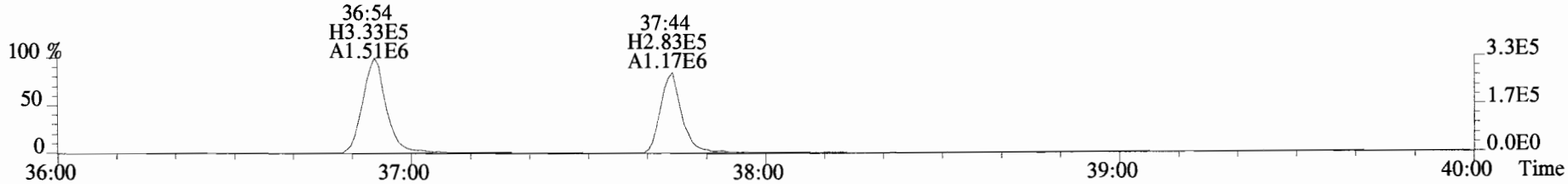

435.8169 S:18 F:4 BSUB(10000,15,-3.0) PKD(5,5,3,0.10%,100.0,0.00%,F,F)

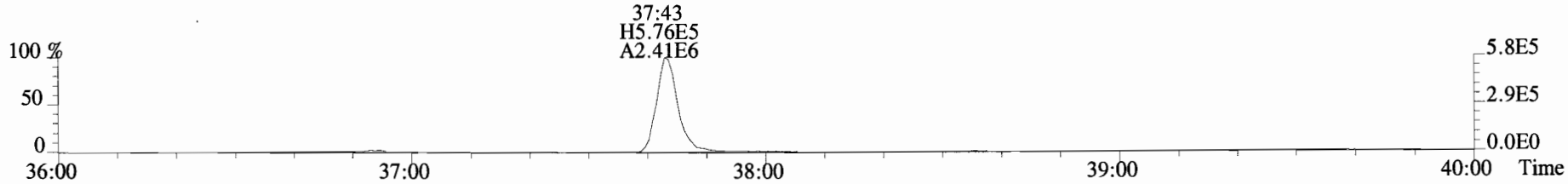

437.8140 S:18 F:4 BSUB(10000,15,-3.0) PKD(5,5,3,0.10%,100.0,0.00%,F,F)

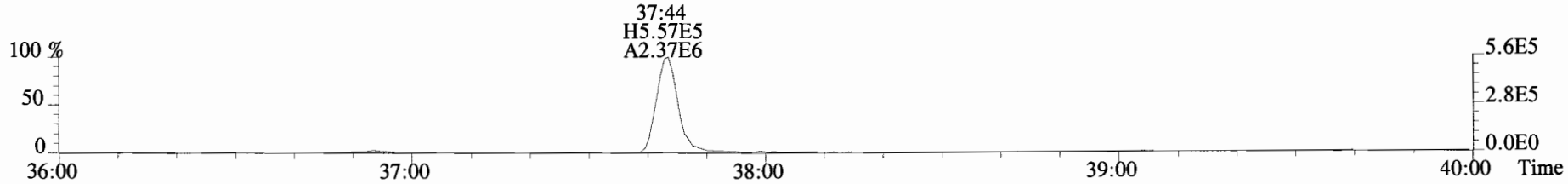

454.9728 S:18 F:4

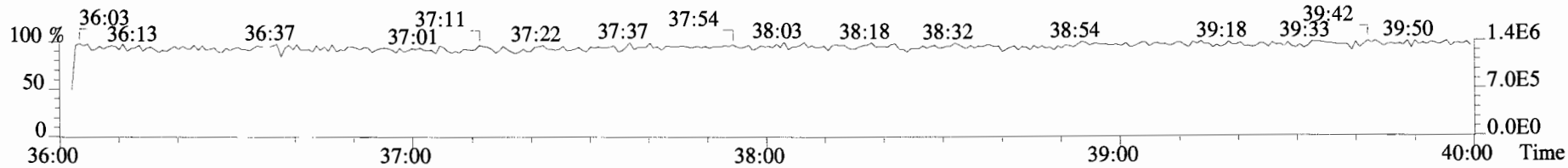

File:190510D2 #1-432 Acq:11-MAY-2019 03:54:32 GC EI+ Voltage SIR Autospec-UltimaE
Sample#18 File Text:Vista_Analytical_Laboratory_VG7 Text:ST190510D2-7 1613 CS3 19C2204 Exp:OCDD_DB5

457.7377 S:18 F:5 BSUB(10000,15,-3.0) PKD(5,5,3,0.10%,100.0,0.00%,F,F)

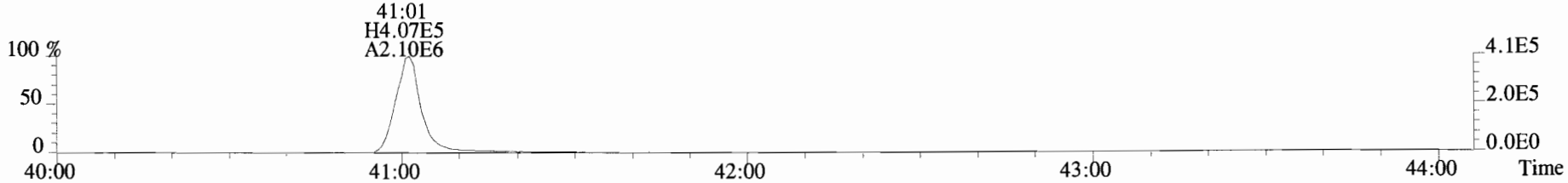

459.7348 S:18 F:5 BSUB(10000,15,-3.0) PKD(5,5,3,0.10%,100.0,0.00%,F,F)

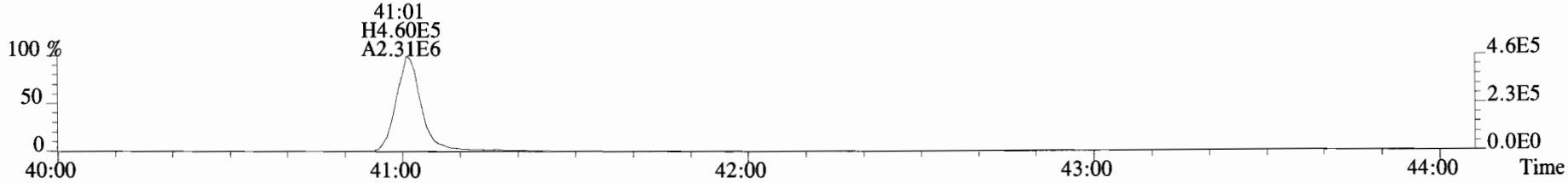

469.7780 S:18 F:5 BSUB(10000,15,-3.0) PKD(5,5,3,0.10%,100.0,0.00%,F,F)

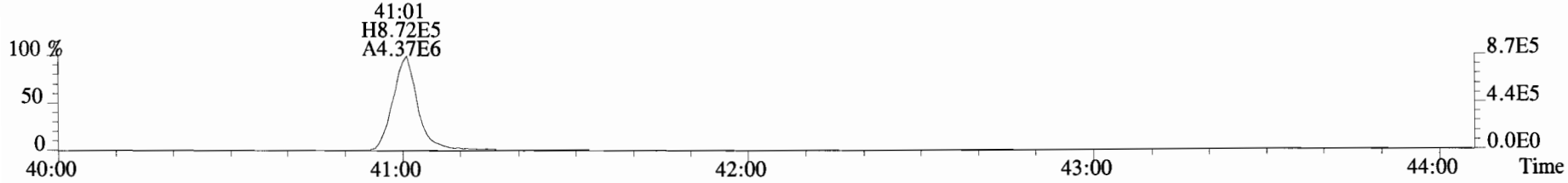

471.7750 S:18 F:5 BSUB(10000,15,-3.0) PKD(5,5,3,0.10%,100.0,0.00%,F,F)

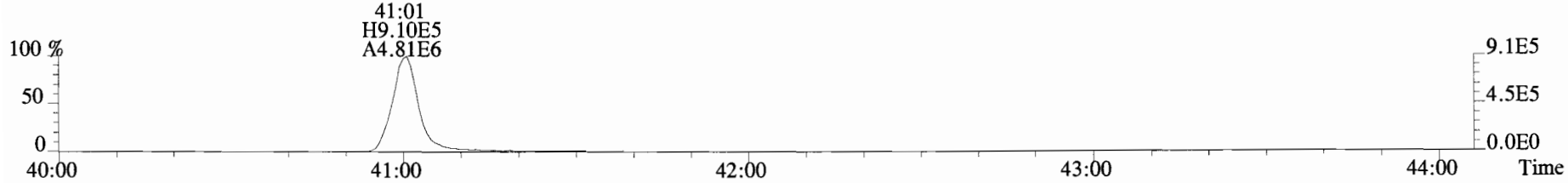

454.9728 S:18 F:5

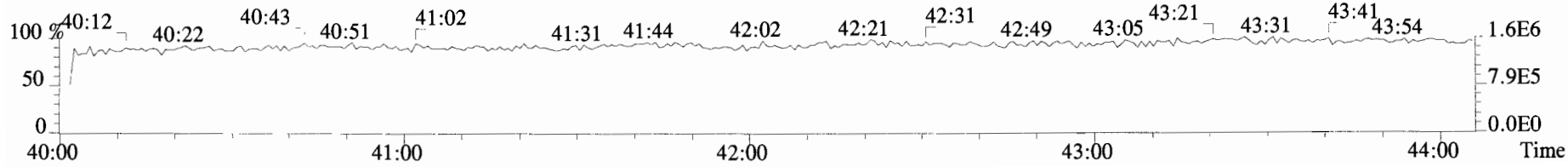

File:190510D2 #1-530 Acq:11-MAY-2019 03:54:32 GC EI+ Voltage SIR Autospec-UltimaE
Sample#18 File Text:Vista_Analytical_Laboratory_VG7 Text:ST190510D2-7 1613 CS3 19C2204 Exp:OCDD_DB5

303.9016 S:18 BSUB(10000,15,-3.0) PKD(5,5,3,0.10%,100.0,0.00%,F,F)

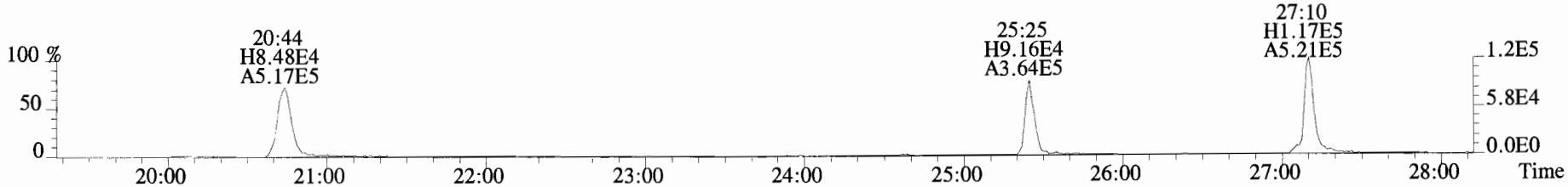

305.8987 S:18 BSUB(10000,15,-3.0) PKD(5,5,3,0.10%,100.0,0.00%,F,F)

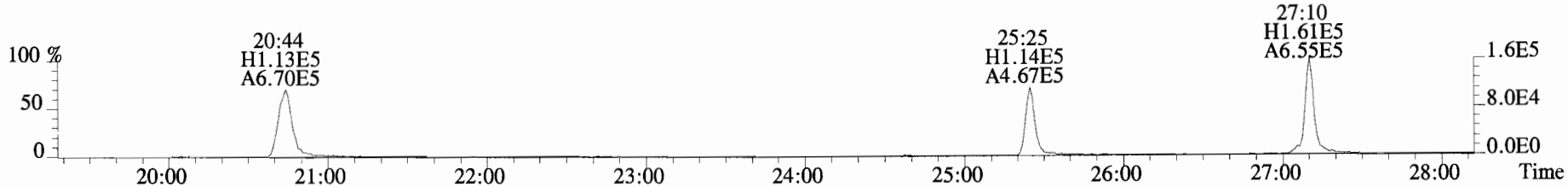

315.9419 S:18 BSUB(10000,15,-3.0) PKD(5,5,3,0.10%,100.0,0.00%,F,F)

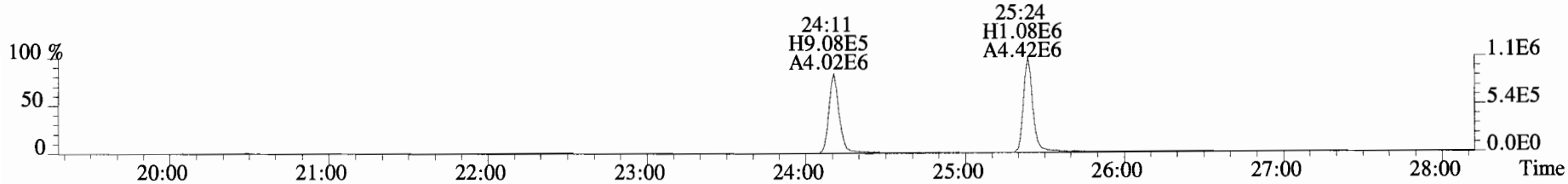

317.9389 S:18 BSUB(10000,15,-3.0) PKD(5,5,3,0.10%,100.0,0.00%,F,F)

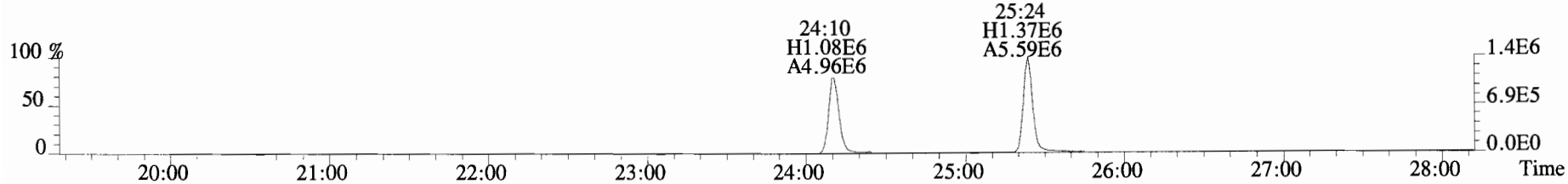

375.8364 S:18 BSUB(10000,15,-3.0) PKD(5,5,3,0.10%,100.0,0.00%,F,F)

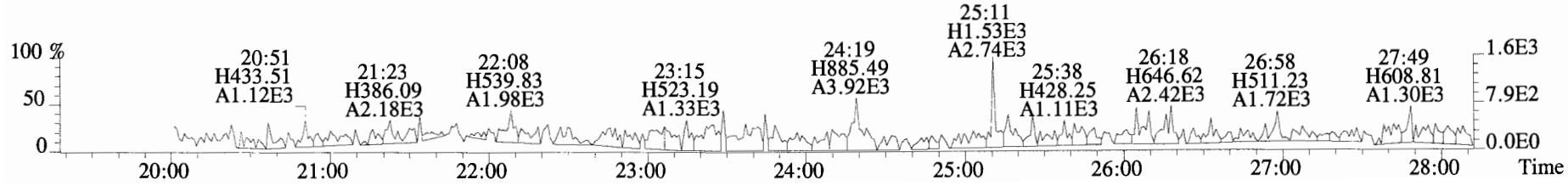

File:190510D2 #1-530 Acq:11-MAY-2019 03:54:32 GC EI+ Voltage SIR Autospec-UltimaE
Sample#18 File Text:Vista_Analytical_Laboratory_VG7 Text:ST190510D2-7 1613 CS3 19C2204 Exp:OCDD_DB5
339.8597 S:18 BSUB(10000,15,-3.0) PKD(5,5,3,0.10%,100.0,0.00%,F,F)

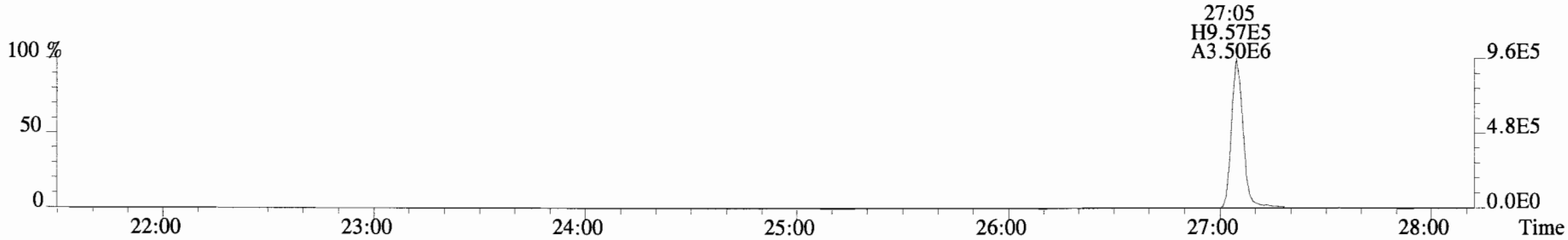

341.8568 S:18 BSUB(10000,15,-3.0) PKD(5,5,3,0.10%,100.0,0.00%,F,F)

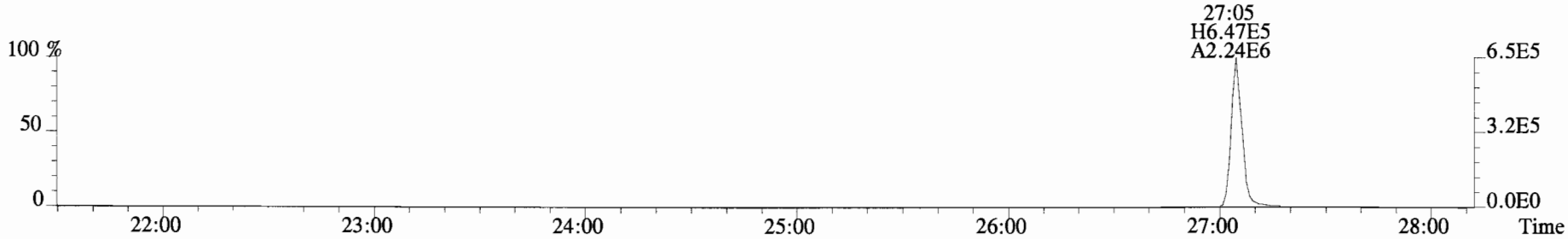

409.7974 S:18 BSUB(10000,15,-3.0) PKD(5,5,3,0.10%,100.0,0.00%,F,F)

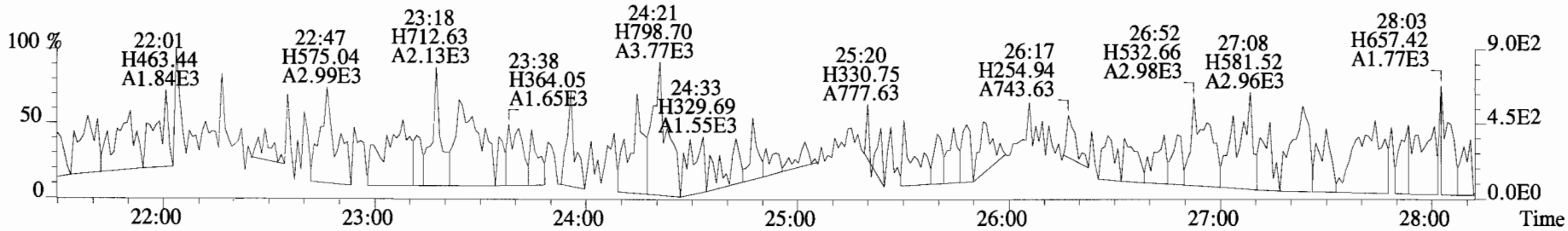

316.9824 S:18

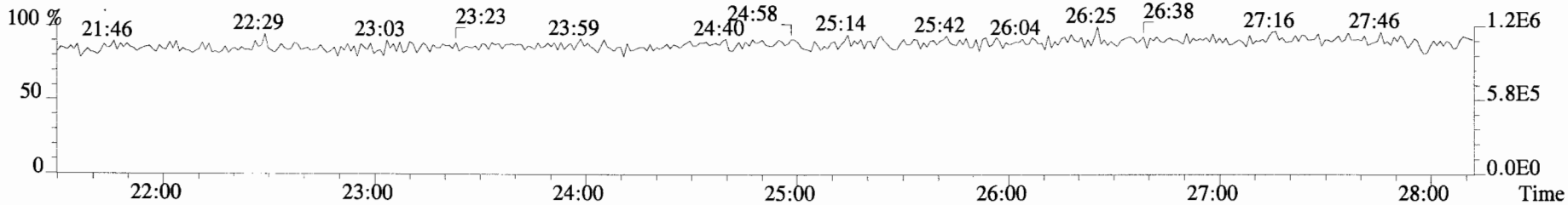

File:190510D2 #1-180 Acq:11-MAY-2019 03:54:32 GC EI+ Voltage SIR Autospec-UltimaE
Sample#18 File Text:Vista_Analytical_Laboratory_VG7 Text:ST190510D2-7 1613 CS3 19C2204 Exp:OCDD_DB5

339.8597 S:18 F:2 BSUB(10000,15,-3.0) PKD(5,5,3,0.10%,100.0,0.00%,F,F)

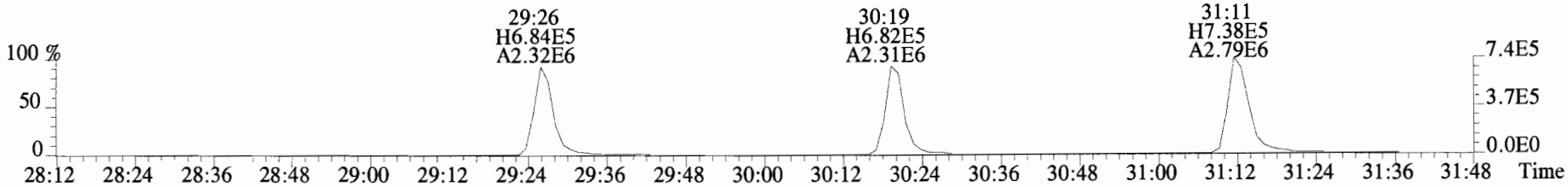

341.8568 S:18 F:2 BSUB(10000,15,-3.0) PKD(5,5,3,0.10%,100.0,0.00%,F,F)

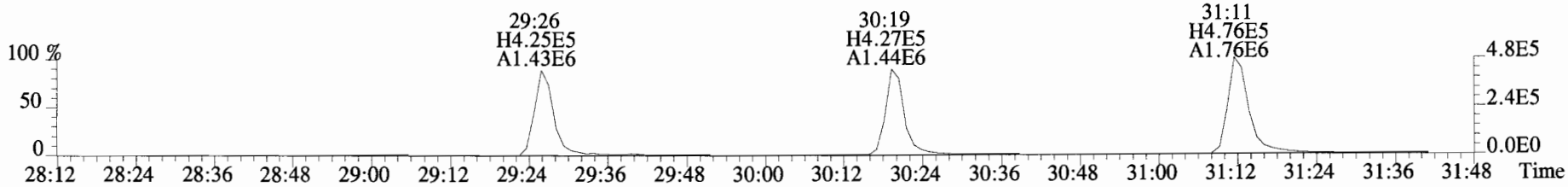

351.9000 S:18 F:2 BSUB(10000,15,-3.0) PKD(5,5,3,0.10%,100.0,0.00%,F,F)

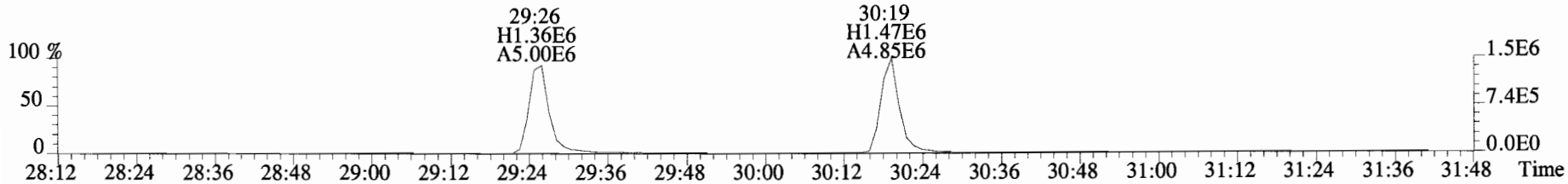

353.8970 S:18 F:2 BSUB(10000,15,-3.0) PKD(5,5,3,0.10%,100.0,0.00%,F,F)

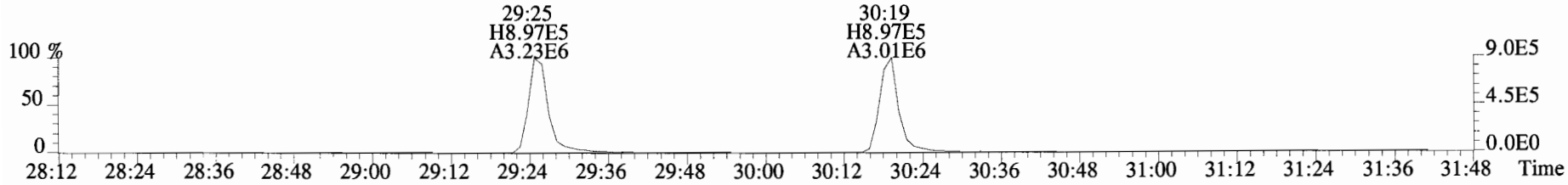

409.7974 S:18 F:2 BSUB(10000,15,-3.0) PKD(5,5,3,0.10%,100.0,0.00%,F,F)

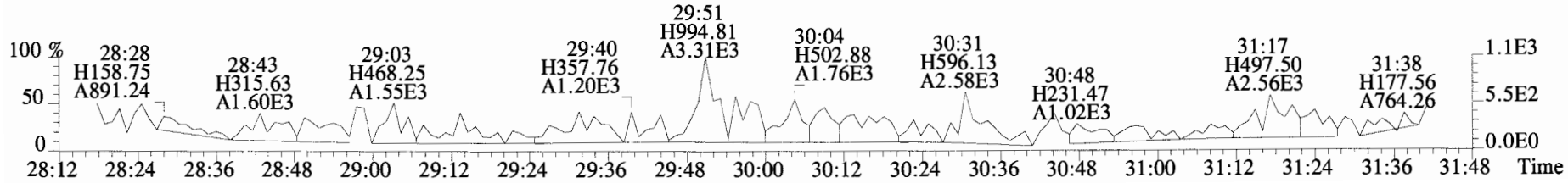

File:190510D2 #1-384 Acq:11-MAY-2019 03:54:32 GC EI+ Voltage SIR Autospec-UltimaE
Sample#18 File Text:Vista_Analytical_Laboratory_VG7 Text:ST190510D2-7 1613 CS3 19C2204 Exp:OCDD_DB5

373.8207 S:18 F:3 BSUB(10000,15,-3.0) PKD(5,5,3,0.10%,100.0,0.00%,F,F)

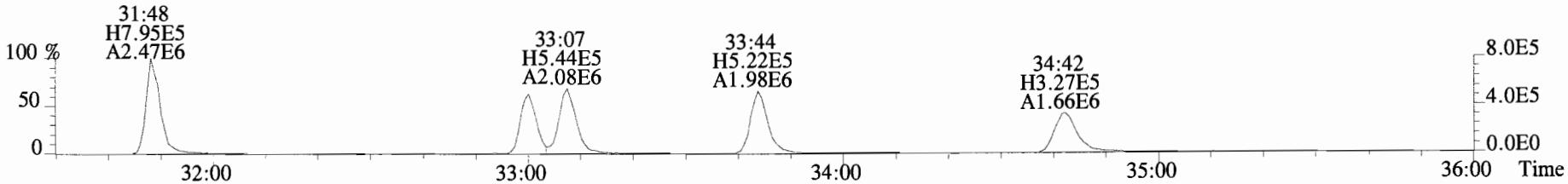

375.8178 S:18 F:3 BSUB(10000,15,-3.0) PKD(5,5,3,0.10%,100.0,0.00%,F,F)

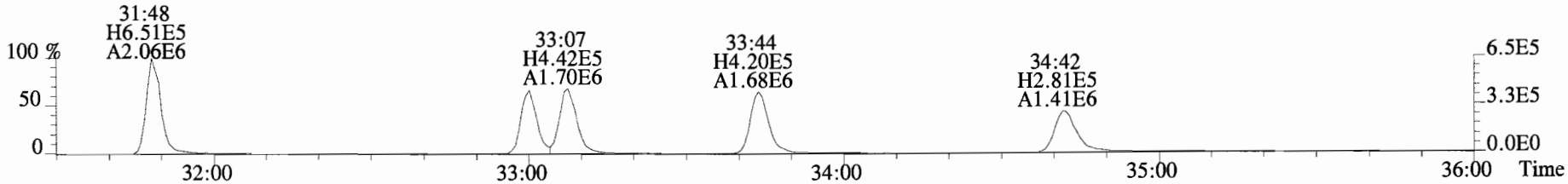

383.8639 S:18 F:3 BSUB(10000,15,-3.0) PKD(5,5,3,0.10%,100.0,0.00%,F,F)

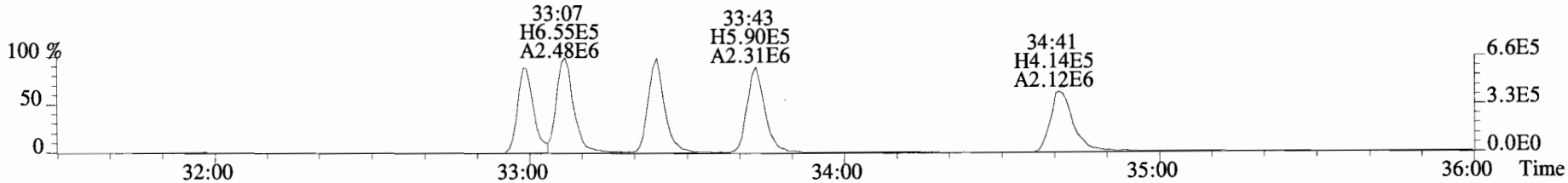

385.8610 S:18 F:3 BSUB(10000,15,-3.0) PKD(5,5,3,0.10%,100.0,0.00%,F,F)

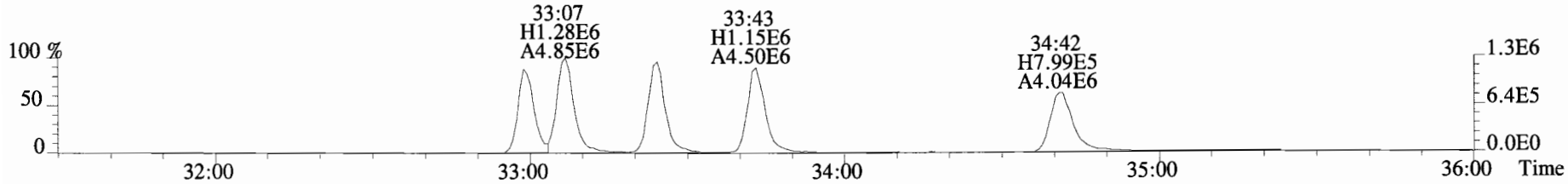

445.7555 S:18 F:3 BSUB(10000,15,-3.0) PKD(5,5,3,0.10%,100.0,0.00%,F,F)

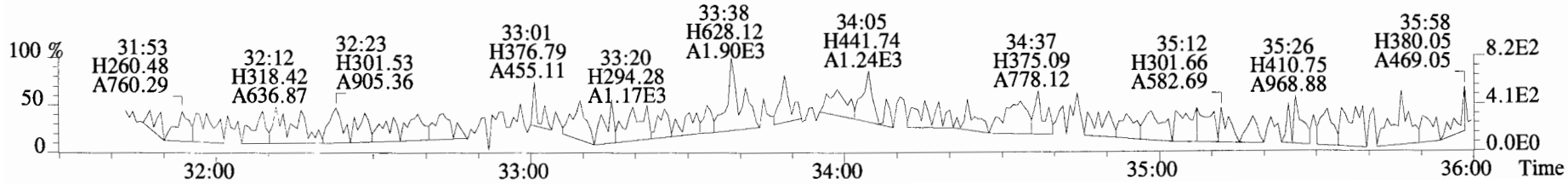

File:190510D2 #1-384 Acq:11-MAY-2019 03:54:32 GC EI+ Voltage SIR Autospec-UltimaE
Sample#18 File Text:Vista_Analytical_Laboratory_VG7 Text:ST190510D2-7 1613 CS3 19C2204 Exp:OCDD_DB5
383.8639 S:18 F:3 BSUB(10000,15,-3.0) PKD(5,5,3,0.10%,100.0,0.00%,F,F)

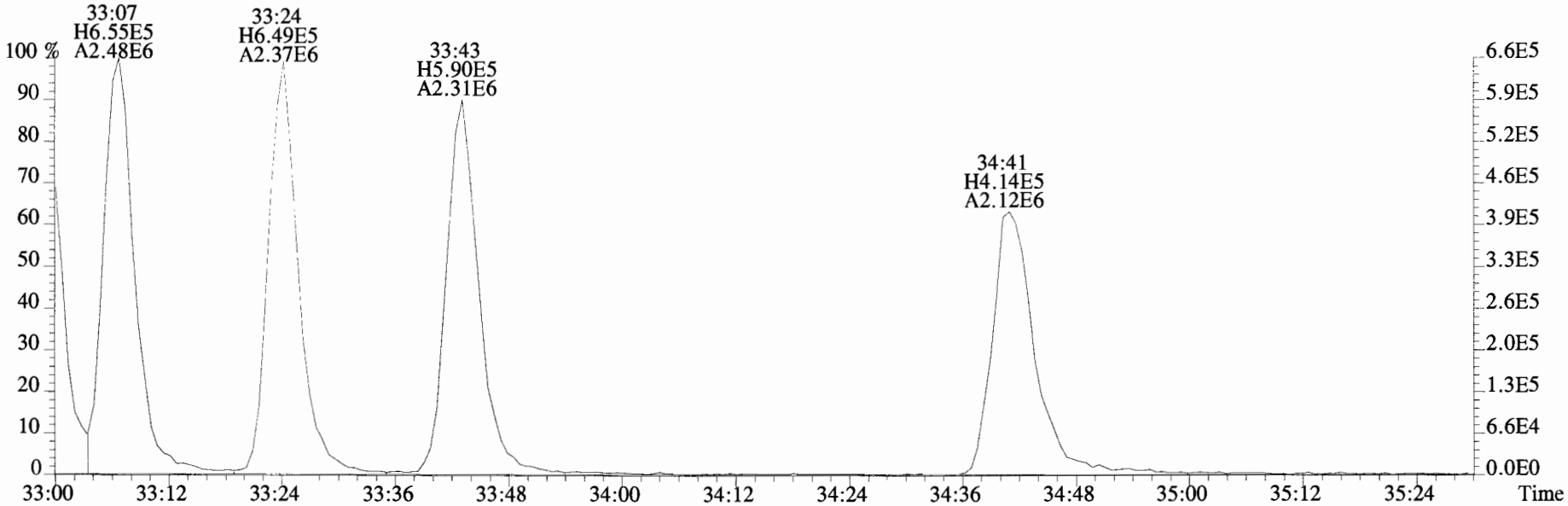

385.8610 S:18 F:3 BSUB(10000,15,-3.0) PKD(5,5,3,0.10%,100.0,0.00%,F,F)

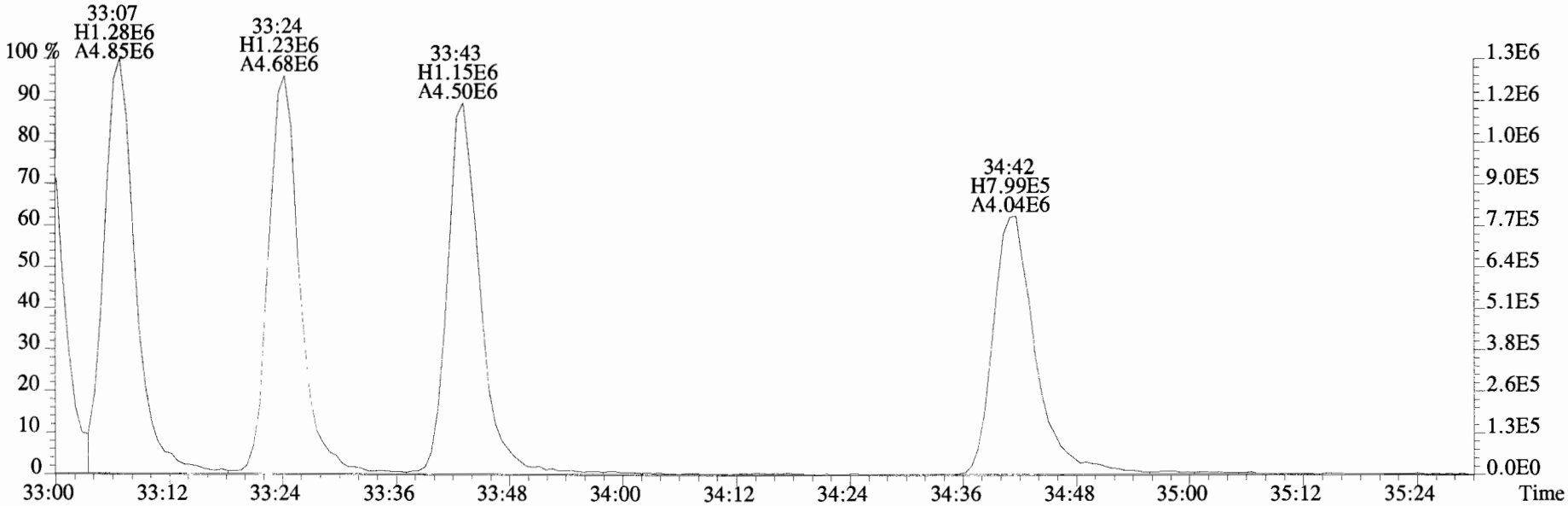

File:190510D2 #1-355 Acq:11-MAY-2019 03:54:32 GC EI+ Voltage SIR Autospec-UltimaE
Sample#18 File Text:Vista_Analytical_Laboratory_VG7 Text:ST190510D2-7 1613 CS3 19C2204 Exp:OCDD_DB5

407.7818 S:18 F:4 BSUB(10000,15,-3.0) PKD(5,5,3,0.10%,100.0,0.00%,F,F)

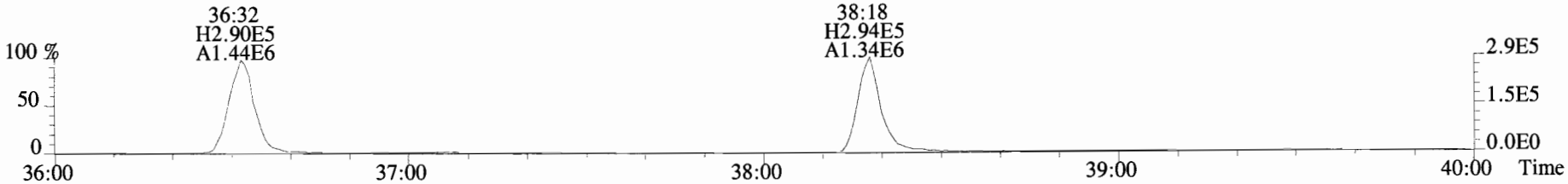

409.7788 S:18 F:4 BSUB(10000,15,-3.0) PKD(5,5,3,0.10%,100.0,0.00%,F,F)

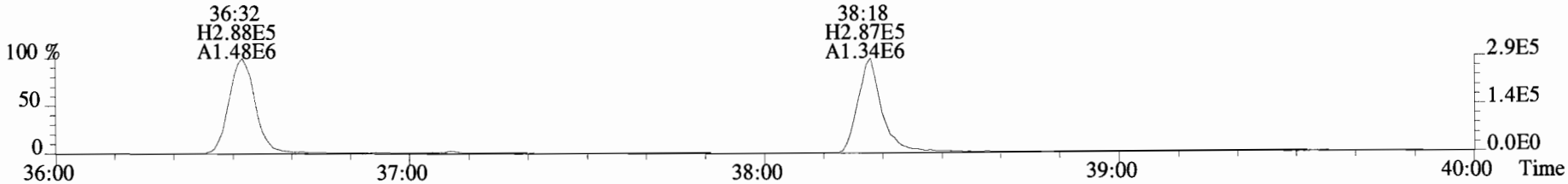

417.8253 S:18 F:4 BSUB(10000,15,-3.0) PKD(5,5,3,0.10%,100.0,0.00%,F,F)

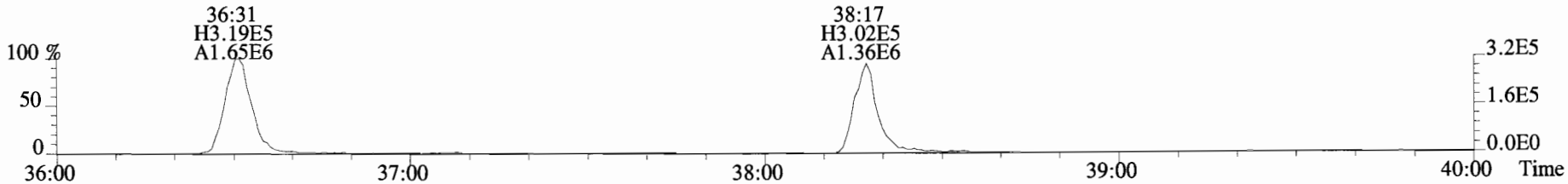

419.8220 S:18 F:4 BSUB(10000,15,-3.0) PKD(5,5,3,0.10%,100.0,0.00%,F,F)

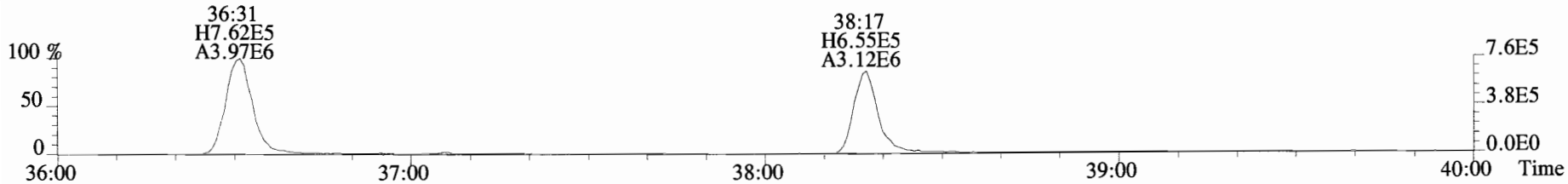

479.7165 S:18 F:4 BSUB(10000,15,-3.0) PKD(5,5,3,0.10%,100.0,0.00%,F,F)



File:190510D2 #1-432 Acq:11-MAY-2019 03:54:32 GC EI+ Voltage SIR Autospec-UltimaE
Sample#18 File Text:Vista_Analytical_Laboratory_VG7 Text:ST190510D2-7 1613 CS3 19C2204 Exp:OCDD_DB5

441.7428 S:18 F:5 BSUB(10000,15,-3.0) PKD(5,5,3,0.10%,100.0,0.00%,F,F)

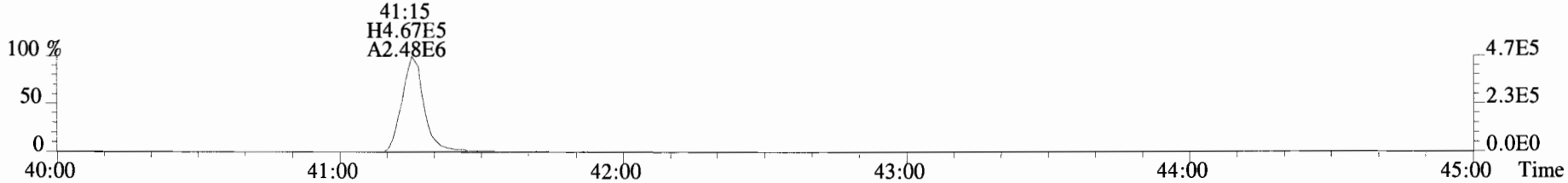

443.7398 S:18 F:5 BSUB(10000,15,-3.0) PKD(5,5,3,0.10%,100.0,0.00%,F,F)

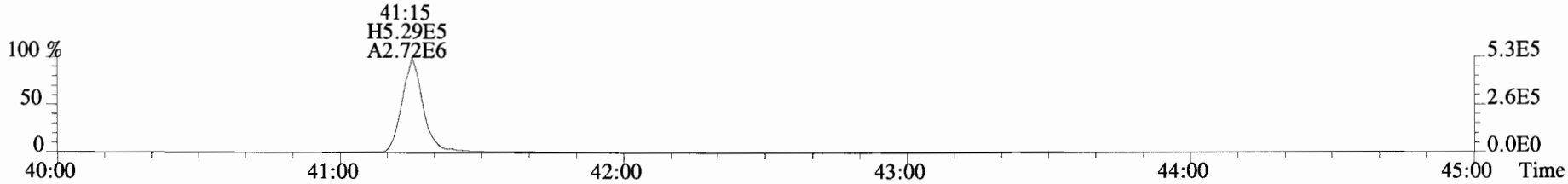

453.7831 S:18 F:5 BSUB(10000,15,-3.0) PKD(5,5,3,0.10%,100.0,0.00%,F,F)

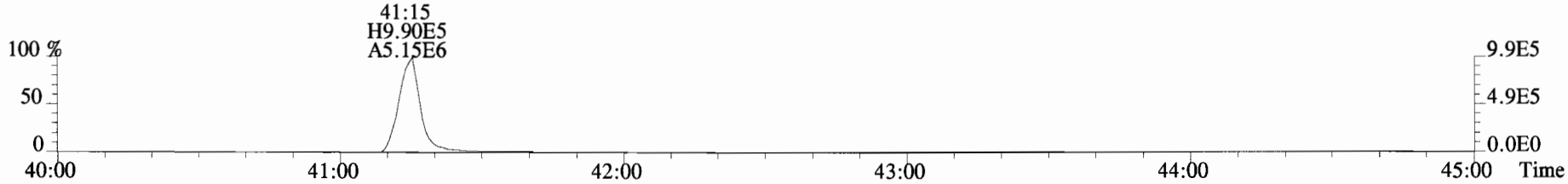

455.7801 S:18 F:5 BSUB(10000,15,-3.0) PKD(5,5,3,0.10%,100.0,0.00%,F,F)

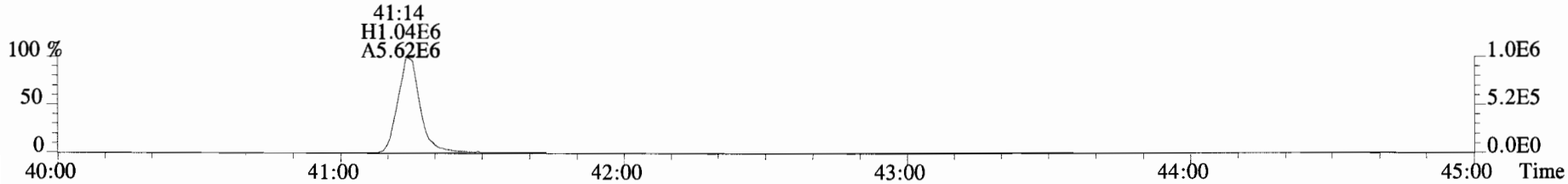

513.6775 S:18 F:5 BSUB(10000,15,-3.0) PKD(5,5,3,0.10%,100.0,0.00%,F,F)

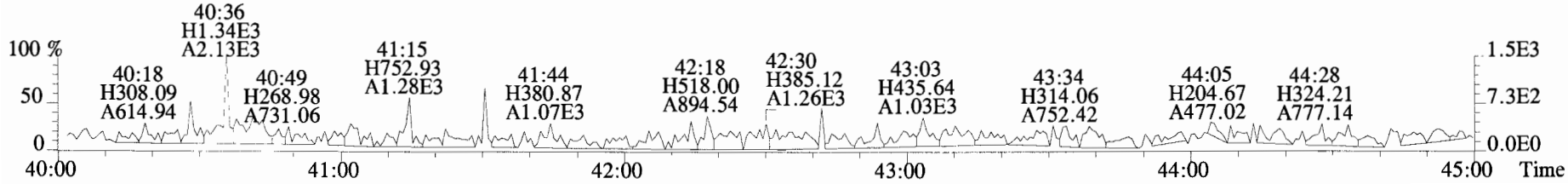

Peak Locate Examination:11-MAY-2019:04:52 File:RES_CHECK

Experiment:OCDD_DB5 Function:1 Reference:PFK

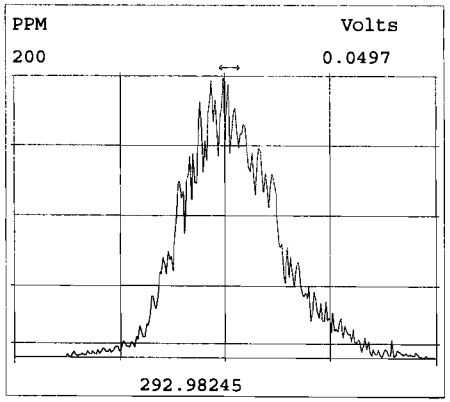

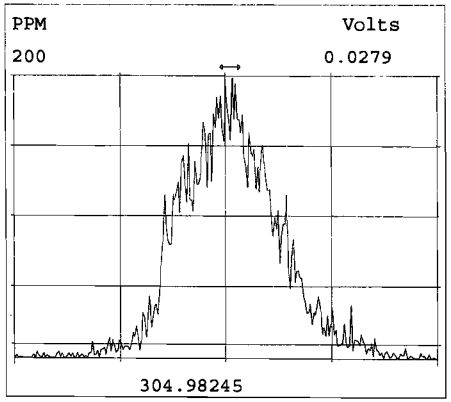

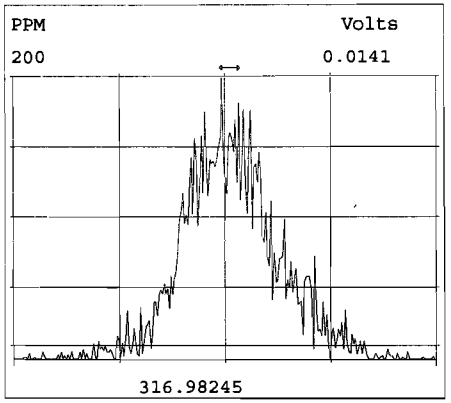

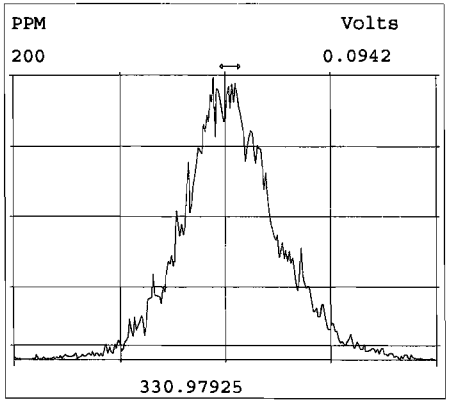

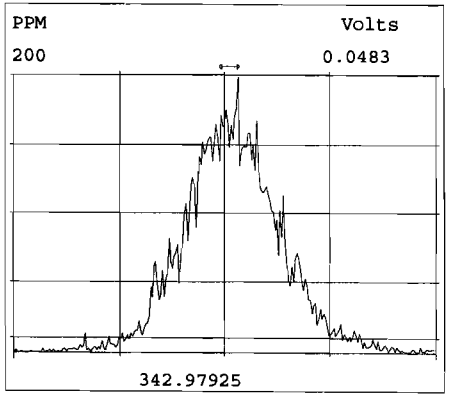

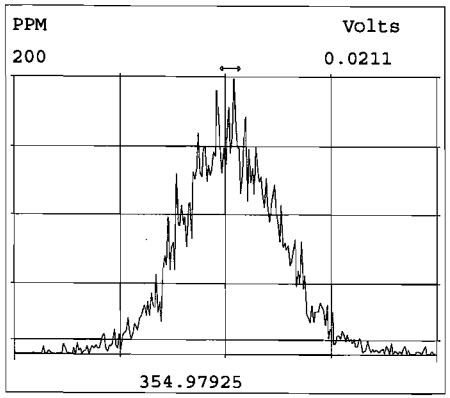

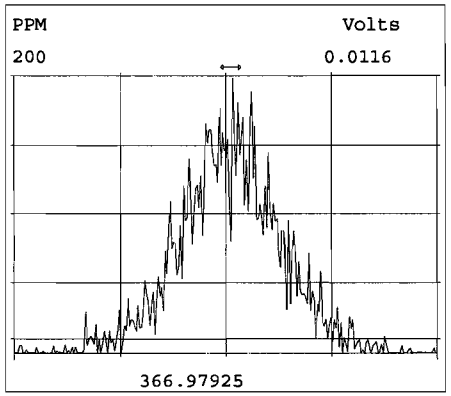

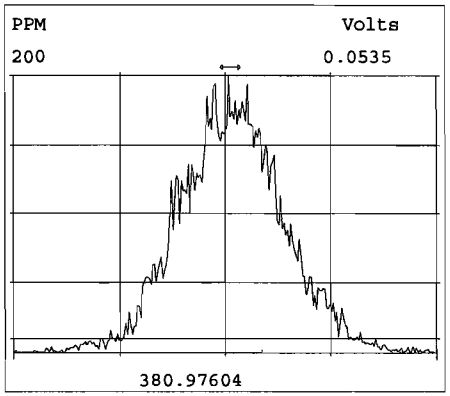

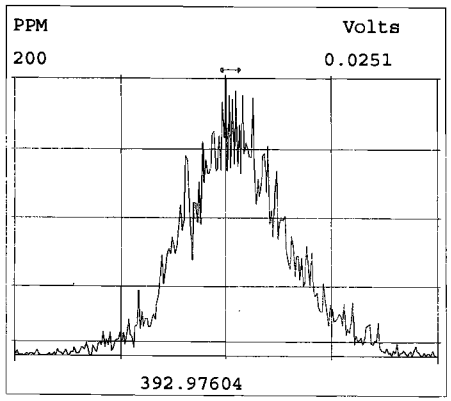

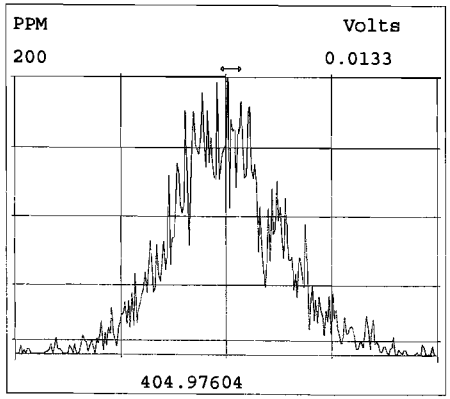

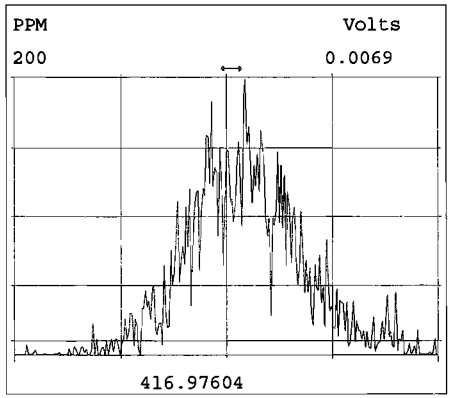

Peak Locate Examination:11-MAY-2019:04:53 File:RES_CHECK

Experiment:OCDD_DB5 Function:2 Reference:PFK

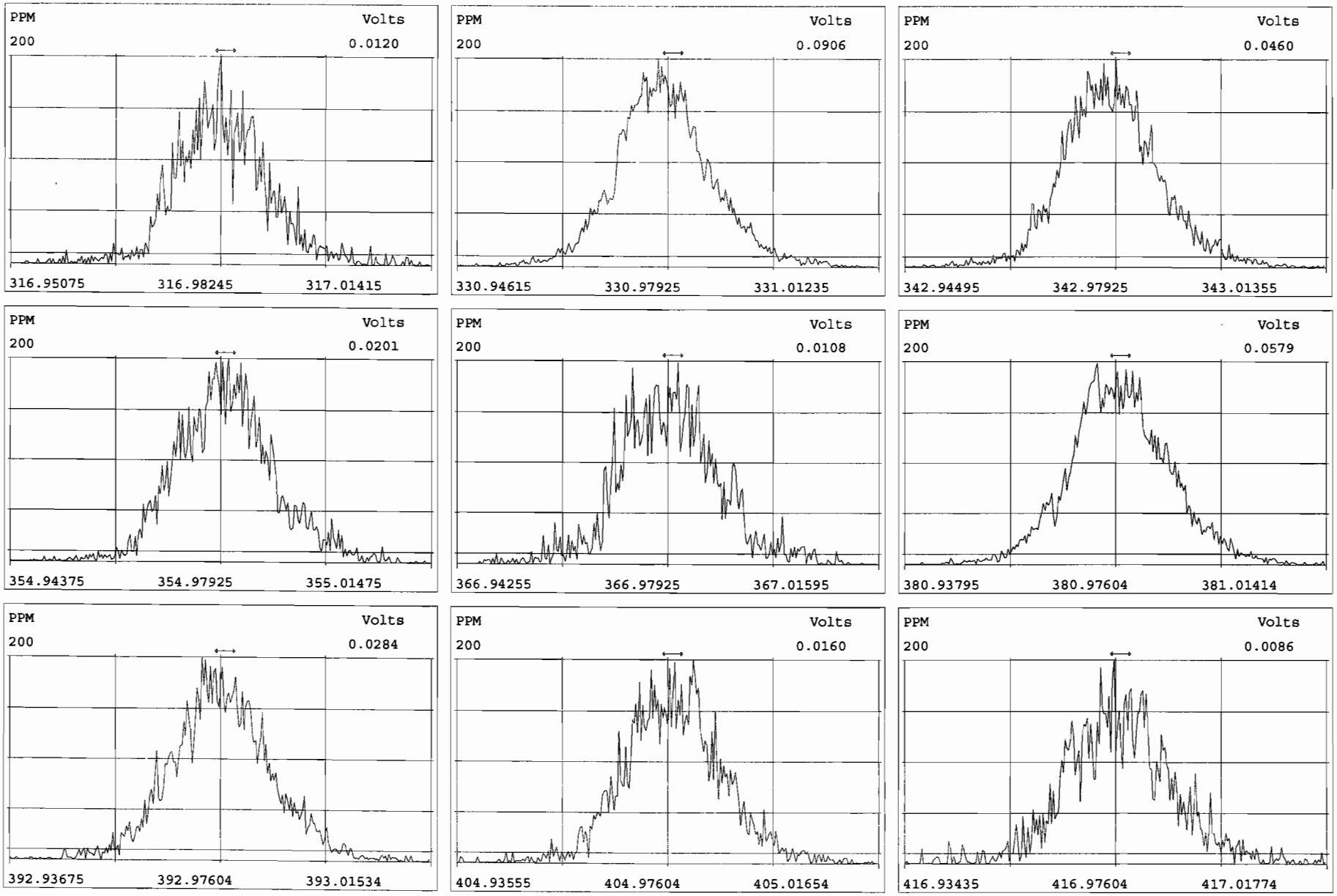

Peak Locate Examination:11-MAY-2019:04:54 File:RES_CHECK

Experiment:OCDD_DB5 Function:3 Reference:PFK

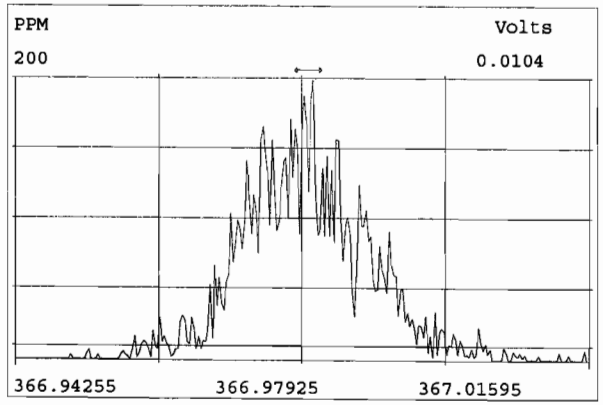

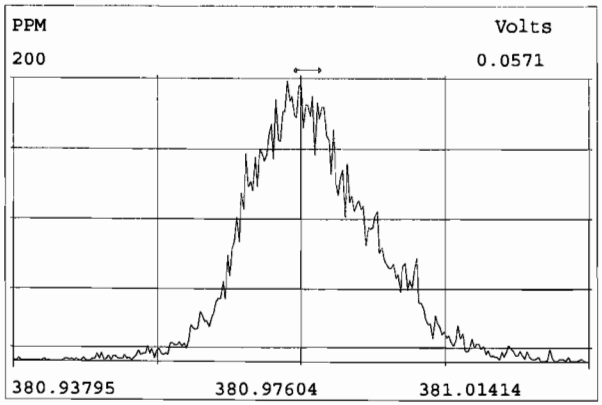

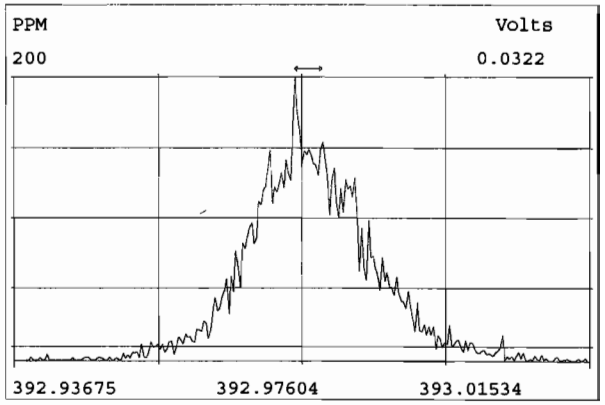

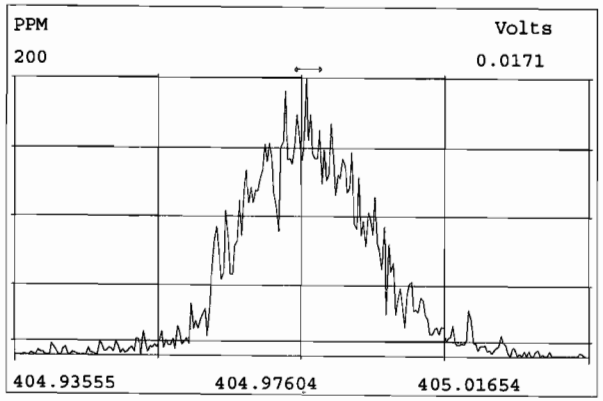

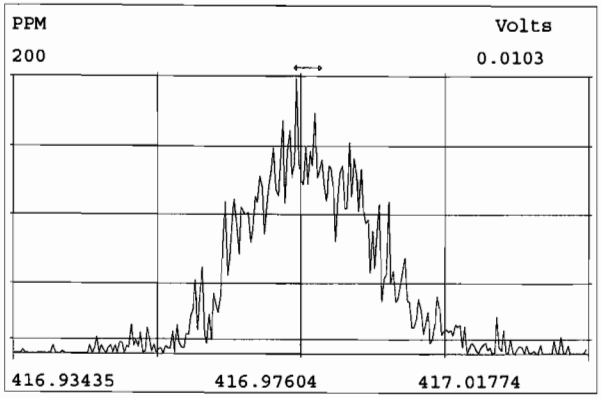

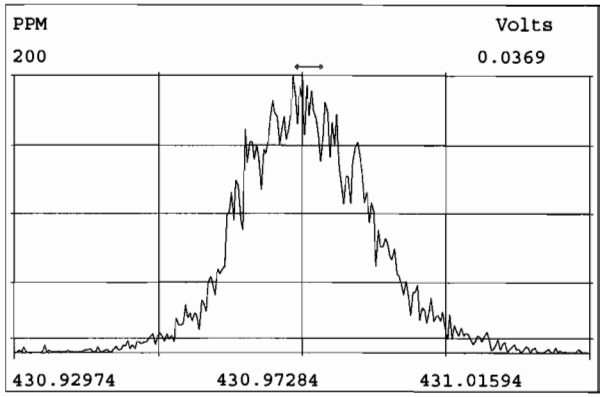

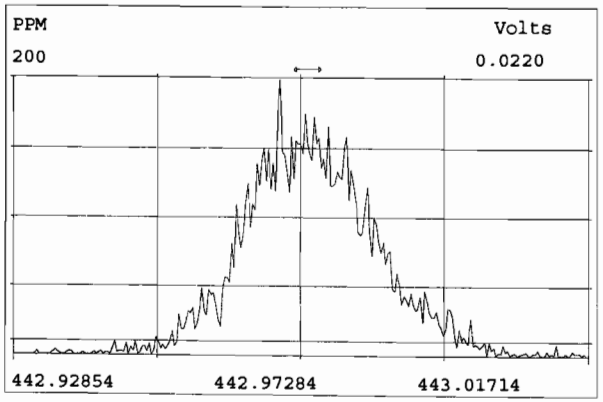

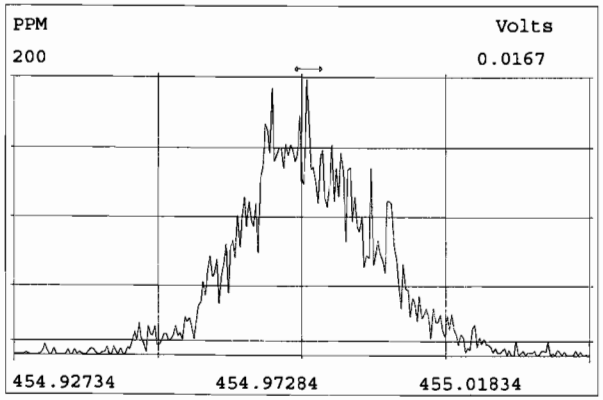

Peak Locate Examination:11-MAY-2019:04:54 File:RES_CHECK

Experiment:OCDD_DB5 Function:4 Reference:PFK

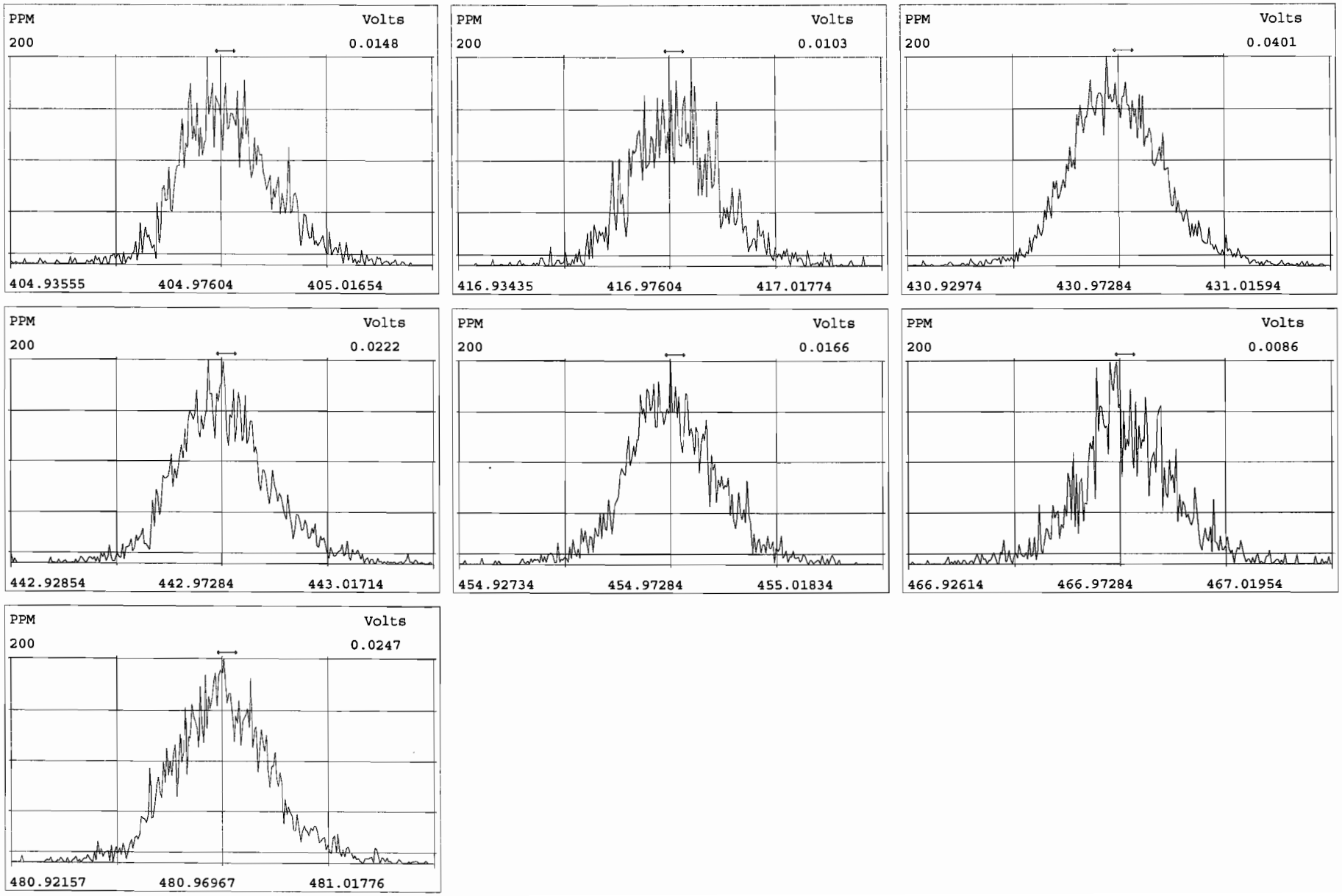

Peak Locate Examination:11-MAY-2019:04:55 File:RES_CHECK

Experiment:OCDD_DB5 Function:5 Reference:PFK

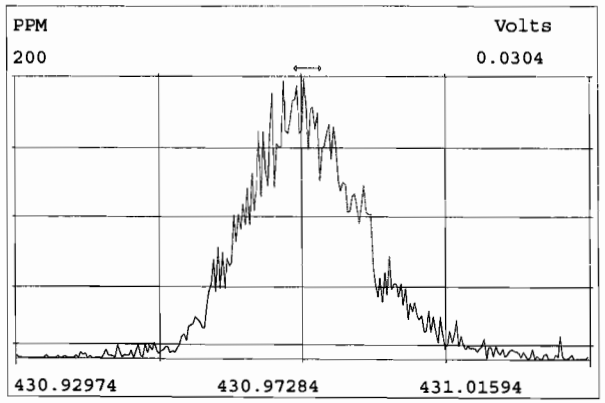

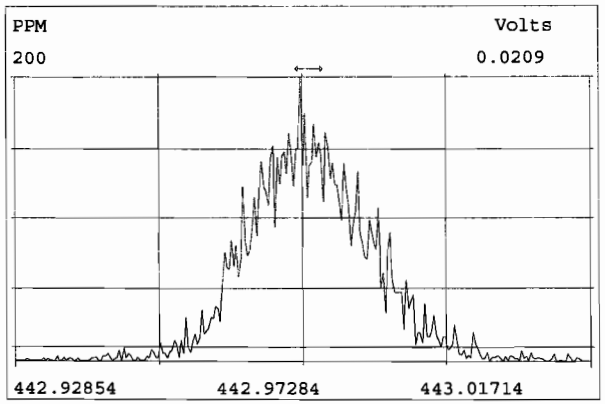

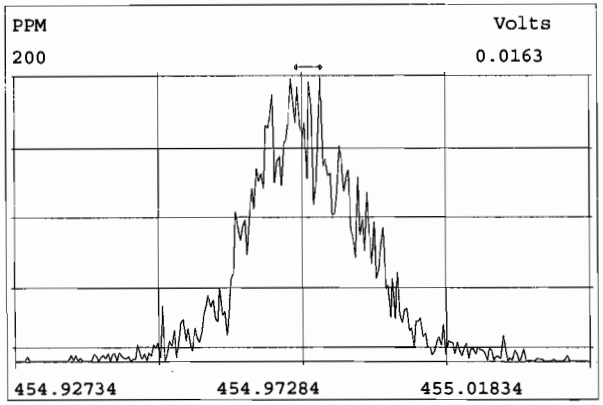

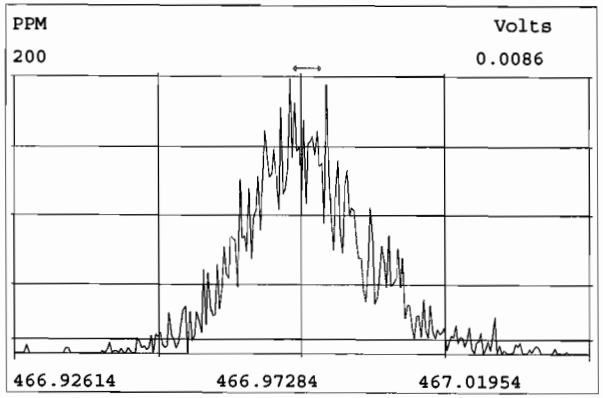

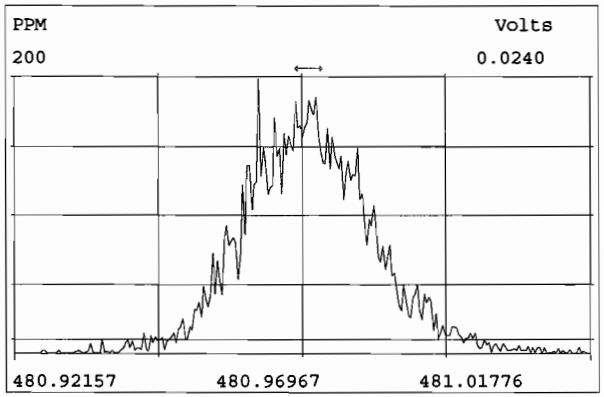

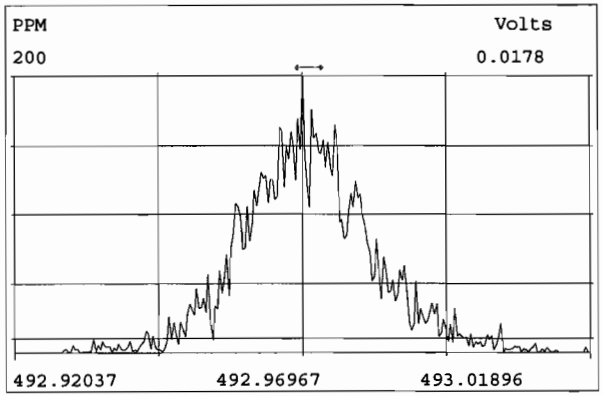

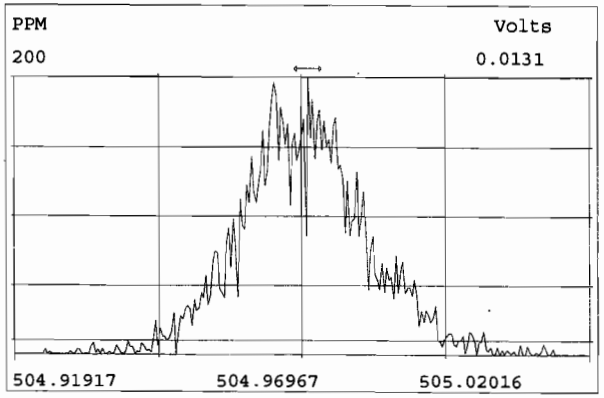

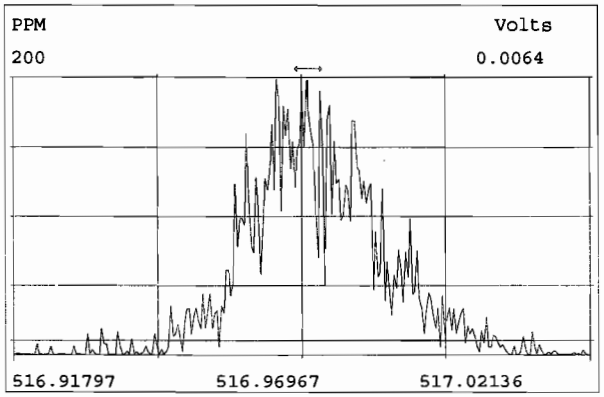

Initial Calibration RRF Summary (ICAL) Vista Analytical Laboratory
Run: 180208E1 Analyte: PCBNEW Cal: PCBVG8-2-8-18 Inst. ID. VG-8

Data filename: 180208E1

			Samp# 1	Samp# 2	Samp# 3	Samp# 4	Samp# 5	Samp# 6
			0.25	1.0	2.5	50	400	1000
Name	Mean RRF	%RSD	RRF#1	RRF#2	RRF#3	RRF#4	RRF#5	RRF#6
PCB-1	1.073	6.13 %	1.14	1.15	1.09	1.00	1.05	1.01
PCB-2	1.059	7.19 %	1.17	1.13	1.06	0.97	1.02	1.00
PCB-3	1.061	7.61 %	1.19	1.11	1.08	0.98	1.02	0.99
PCB-4/10	1.237	6.20 %	1.29	1.35	1.27	1.16	1.20	1.15
PCB-7/9	0.993	7.86 %	1.10	1.07	1.01	0.91	0.95	0.92
PCB-6	1.058	6.90 %	1.16	1.12	1.09	0.98	1.02	0.99
PCB-5/8	1.028	6.70 %	1.10	1.11	1.03	0.96	1.00	0.96
PCB-14	1.032	5.99 %	1.01	1.13	1.08	0.99	1.00	0.98
PCB-11	1.112	6.22 %	1.18	1.19	1.15	1.05	1.06	1.04
PCB-12/13	1.018	5.16 %	1.06	1.10	1.03	0.96	0.99	0.97
PCB-15	1.055	6.07 %	1.04	1.16	1.10	1.00	1.03	0.99
PCB-19	1.197	5.83 %	1.26	1.27	1.24	1.12	1.15	1.13
PCB-30	1.927	6.78 %	2.02	2.11	1.98	1.78	1.85	1.82
PCB-18	0.913	6.05 %	0.95	0.97	0.97	0.87	0.85	0.86
PCB-17	0.841	6.27 %	0.88	0.91	0.87	0.80	0.79	0.80
PCB-24/27	1.150	4.98 %	1.15	1.24	1.20	1.10	1.11	1.11
PCB-16/32	1.020	7.62 %	1.13	1.09	1.03	0.95	0.96	0.95
PCB-34	0.960	9.39 %	0.99	1.05	1.04	0.86	0.84	0.97
PCB-23	0.949	3.39 %	0.96	0.95	0.90	0.96	0.93	1.00
PCB-29	0.962	4.29 %	1.00	0.98	0.98	0.93	0.90	0.98
PCB-26	1.003	2.77 %	1.03	1.04	1.00	0.97	0.97	1.01
PCB-25	1.056	3.69 %	1.11	1.08	1.07	1.01	1.02	1.06
PCB-31	1.116	3.10 %	1.11	1.09	1.10	1.10	1.11	1.19
PCB-28	1.137	5.24 %	1.17	1.21	1.19	1.07	1.10	1.09
PCB-20/21/33	0.995	3.84 %	1.03	1.00	0.98	0.93	0.98	1.04
PCB-22	1.087	4.60 %	1.12	1.11	1.05	1.02	1.07	1.15
PCB-36	1.150	8.05 %	1.26	1.25	1.18	1.08	1.08	1.05
PCB-39	1.069	7.17 %	1.18	1.13	1.10	1.01	1.00	0.99
PCB-38	1.102	6.63 %	1.20	1.17	1.13	1.03	1.06	1.03
PCB-35	1.123	4.97 %	1.16	1.20	1.13	1.05	1.10	1.08
PCB-37	1.113	6.98 %	1.23	1.15	1.15	1.04	1.06	1.04
PCB-54	1.073	6.41 %	1.16	1.13	1.11	1.01	1.03	1.00
PCB-50	0.873	6.47 %	0.91	0.92	0.91	0.83	0.89	0.78
PCB-53	1.010	9.26 %	1.07	1.11	1.09	0.90	0.97	0.92
PCB-51	1.100	10.14 %	1.23	1.19	1.16	0.96	1.04	1.00
PCB-45	0.872	8.59 %	0.94	0.94	0.93	0.79	0.83	0.80
PCB-46	0.837	7.72 %	0.91	0.90	0.87	0.77	0.79	0.78
PCB-52/69	1.212	3.11 %	1.24	1.24	1.25	1.15	1.19	1.20
PCB-73	1.453	12.06 %	1.69	1.60	1.52	1.29	1.36	1.27
PCB-43/49	1.011	6.23 %	1.04	1.10	1.04	0.92	0.98	0.98
PCB-47	0.906	10.99 %	0.92	1.05	0.99	0.81	0.83	0.83

MS 2/22/18

DB 2/22/18

PCB-48/75	1.134	5.87 %	1.24	1.18	1.14	1.07	1.10	1.06
PCB-65	1.271	7.64 %	1.46	1.28	1.23	1.20	1.22	1.24
PCB-62	1.096	7.98 %	1.12	1.23	1.15	1.01	1.05	1.01
PCB-44	0.855	5.88 %	0.86	0.95	0.87	0.81	0.84	0.82
PCB-42/59	1.021	6.01 %	1.10	1.08	1.03	0.94	1.00	0.97
PCB-41/64/71/72	1.166	4.31 %	1.23	1.22	1.17	1.10	1.16	1.13
PCB-68	1.278	8.40 %	1.47	1.31	1.27	1.18	1.23	1.20
PCB-40	0.624	4.82 %	0.64	0.66	0.65	0.59	0.61	0.59
PCB-57	1.129	9.12 %	1.24	1.26	1.15	1.03	1.06	1.04
PCB-67	1.103	8.98 %	1.25	1.20	1.07	1.00	1.04	1.05
PCB-58	1.123	7.27 %	1.15	1.18	1.25	1.03	1.08	1.07

PCB-63	1.001	7.38 %	1.13	1.04	0.99	0.94	0.96	0.94
PCB-74	1.184	6.77 %	1.27	1.28	1.20	1.10	1.12	1.12
PCB-61/70	1.028	8.08 %	1.14	1.09	1.07	0.95	0.97	0.95
PCB-76/66	1.134	6.53 %	1.23	1.21	1.15	1.06	1.08	1.07
PCB-80	1.193	7.80 %	1.29	1.30	1.24	1.10	1.12	1.11
PCB-55	1.159	5.51 %	1.20	1.24	1.20	1.07	1.12	1.12
PCB-56/60	1.043	6.71 %	1.13	1.12	1.05	0.97	0.99	0.99
PCB-79	1.169	7.70 %	1.30	1.25	1.18	1.08	1.10	1.10
PCB-78	1.105	7.95 %	1.23	1.19	1.11	1.02	1.05	1.03
PCB-81	0.969	6.28 %	1.01	1.06	0.99	0.90	0.94	0.91
PCB-77	1.082	8.00 %	1.22	1.15	1.08	1.00	1.03	1.02
PCB-104	1.078	8.00 %	1.17	1.18	1.10	0.99	1.02	1.00
PCB-96	1.131	4.84 %	1.14	1.22	1.14	1.06	1.13	1.10
PCB-103	0.908	6.15 %	0.96	0.98	0.87	0.84	0.90	0.88
PCB-100	0.925	3.63 %	0.94	0.98	0.93	0.88	0.93	0.90
PCB-94	0.914	6.18 %	0.97	0.96	0.96	0.84	0.89	0.87
PCB-95/98/102	1.172	8.23 %	1.32	1.23	1.18	1.08	1.15	1.07
PCB-93	0.926	4.63 %	0.97	0.98	0.94	0.89	0.87	0.91
PCB-88/91	0.974	9.21 %	1.06	1.07	1.04	0.87	0.92	0.89
PCB-121	1.681	5.57 %	1.83	1.73	1.57	1.63	1.72	1.61
PCB-84/92	0.973	5.66 %	1.01	1.04	1.02	0.90	0.95	0.92
PCB-89	1.065	6.31 %	1.14	1.12	1.12	0.99	1.04	0.99
PCB-90/101	1.077	5.48 %	1.14	1.13	1.10	1.01	1.06	1.01
PCB-113	1.477	4.68 %	1.52	1.57	1.51	1.43	1.38	1.46
PCB-99	1.253	9.15 %	1.43	1.30	1.23	1.14	1.31	1.12
PCB-119	1.700	3.91 %	1.66	1.81	1.76	1.63	1.67	1.68
PCB-108/112	1.404	6.74 %	1.50	1.53	1.43	1.32	1.31	1.34
PCB-83	1.754	6.67 %	1.89	1.89	1.78	1.61	1.71	1.65
PCB-97	1.175	4.87 %	1.24	1.24	1.19	1.12	1.13	1.12
PCB-86	1.082	3.73 %	1.04	1.11	1.15	1.06	1.07	1.06
PCB-87/117/125	1.552	4.81 %	1.62	1.64	1.59	1.46	1.49	1.50
PCB-111/115	1.794	6.19 %	1.90	1.96	1.78	1.67	1.74	1.72
PCB-85/116	1.291	3.58 %	1.27	1.34	1.36	1.25	1.26	1.26
PCB-120	1.983	6.99 %	2.18	2.14	1.93	1.85	1.91	1.90
PCB-110	1.685	5.66 %	1.74	1.69	1.85	1.60	1.63	1.61
PCB-82	0.807	7.47 %	0.86	0.86	0.86	0.73	0.76	0.77
PCB-124	1.296	4.96 %	1.24	1.34	1.36	1.29	1.20	1.33
PCB-107/109	1.314	9.40 %	1.50	1.39	1.34	1.17	1.28	1.19
PCB-123	1.119	6.63 %	1.25	1.16	1.12	1.05	1.06	1.07
PCB-106/118	1.179	5.88 %	1.21	1.27	1.23	1.10	1.16	1.10
PCB-114	1.112	5.81 %	1.16	1.18	1.17	1.04	1.08	1.04
PCB-122	1.028	6.25 %	1.14	1.06	1.02	0.98	0.99	0.97
PCB-105	1.123	5.02 %	1.15	1.21	1.15	1.06	1.09	1.08
PCB-127	1.118	6.67 %	1.21	1.19	1.15	1.03	1.08	1.05
PCB-126	1.200	4.09 %	1.24	1.24	1.25	1.13	1.18	1.16
PCB-155	0.987	6.92 %	1.06	1.07	1.01	0.91	0.95	0.93
PCB-150	1.025	4.44 %	1.07	1.07	1.05	0.97	1.01	0.98
PCB-152	1.157	4.55 %	1.24	1.19	1.17	1.09	1.14	1.11
PCB-145	1.129	4.88 %	1.18	1.20	1.14	1.06	1.11	1.08
PCB-136	1.023	7.49 %	1.11	1.08	1.08	0.92	0.98	0.97

PCB-148	0.773	3.42 %	0.80	0.79	0.73	0.76	0.79	0.77
PCB-154	0.876	5.39 %	0.97	0.87	0.86	0.83	0.87	0.85
PCB-151	0.752	2.07 %	0.74	0.76	0.77	0.73	0.76	0.74
PCB-135	0.860	5.19 %	0.86	0.94	0.81	0.82	0.87	0.85
PCB-144	0.766	5.72 %	0.79	0.78	0.83	0.73	0.75	0.72
PCB-147	0.805	4.47 %	0.87	0.81	0.80	0.78	0.81	0.76
PCB-139/149	0.880	3.35 %	0.90	0.92	0.88	0.84	0.89	0.85
PCB-140	0.769	4.96 %	0.80	0.81	0.78	0.73	0.76	0.72
PCB-134/143	0.762	5.66 %	0.80	0.81	0.79	0.71	0.75	0.72
PCB-131/133	0.817	4.62 %	0.85	0.86	0.83	0.76	0.80	0.80
PCB-142	0.732	6.54 %	0.81	0.73	0.77	0.68	0.71	0.70

PCB-146/165	1.020	5.25 %	1.08	1.07	1.04	0.94	0.99	0.99
PCB-132/161	1.004	4.87 %	1.04	1.07	1.02	0.93	0.98	0.98
PCB-153	1.077	6.13 %	1.16	1 16	1.07	1.01	1.04	1.02
PCB-168	1.117	11.99 %	1.37	1.14	1.11	1.00	1.05	1.04
PCB-141	1.018	6.34 %	1.06	1.10	1.06	0.94	0.98	0.97
PCB-137	1.103	7.02 %	1.21	1.19	1.05	1.04	1.06	1.07
PCB-130	0.806	5.09 %	0.84	0.78	0.87	0.77	0.80	0.77
PCB-138/163/164	1.235	6.33 %	1.33	1.32	1.25	1.13	1.20	1.18
PCB-158/160	1.182	6.67 %	1.27	1.28	1.16	1.09	1.15	1.12
PCB-129	0.782	8.19 %	0.89	0.82	0.78	0.72	0.75	0.73
PCB-166	1.127	7.00 %	1.20	1.24	1.13	1.04	1.09	1.06
PCB-159	1.158	3.96 %	1.15	1.23	1.18	1.10	1.16	1.13
PCB-128/162	0.892	5.71 %	0.89	0.96	0.94	0.84	0.87	0.85
PCB-167	1.020	5.21 %	1.03	1.09	1.07	0.95	1.00	0.97
PCB-156	1.064	8.36 %	1.18	1.13	1.11	0.97	1.00	0.99
PCB-157	1.025	6.13 %	1.10	1.09	1.05	0.96	0.98	0.97
PCB-169	1.130	4.80 %	1.15	1.22	1.15	1.06	1.10	1.10
PCB-188	1.373	8.18 %	1.53	1.46	1.40	1.24	1.31	1.30
PCB-184	1.319	5.43 %	1.40	1.41	1.33	1.23	1.28	1.27
PCB-179	1.385	5.63 %	1.50	1.44	1.41	1.29	1.33	1.33
PCB-176	1.309	7.50 %	1.48	1.36	1.29	1.23	1.25	1.25
PCB-186	1.421	7.44 %	1.54	1.57	1.34	1.31	1.37	1.39
PCB-178	0.970	4.41 %	0.99	1.05	0.96	0.93	0.94	0.96
PCB-175	0.998	2.87 %	0.99	1.04	1.01	0.96	0.99	1.01
PCB-182/187	1.142	6.04 %	1.25	1.20	1.09	1.07	1.11	1.13
PCB-183	1.128	6.01 %	1.24	1.18	1.12	1.06	1.07	1.10
PCB-185	1.355	6.16 %	1.31	1.50	1.39	1.28	1.34	1.30
PCB-174	1.415	7.45 %	1.49	1.46	1.55	1.27	1.36	1.35
PCB-181	1.475	3.67 %	1.52	1.55	1.41	1.44	1.49	1.43
PCB-177	1.327	4.38 %	1.41	1.38	1.31	1.27	1.31	1.28
PCB-171	1.370	5.85 %	1.46	1.43	1.43	1.26	1.34	1.31
PCB-173	1.268	7.66 %	1.43	1.31	1.29	1.16	1.23	1.19
PCB-172	1.386	4.08 %	1.38	1.46	1.43	1.30	1.39	1.36
PCB-192	1.804	3.70 %	1.81	1.88	1.85	1.69	1.82	1.77
PCB-180	1.516	5.07 %	1.61	1.56	1.57	1.41	1.49	1.46
PCB-193	1.712	9.38 %	1.96	1.86	1.66	1.55	1.64	1.60
PCB-191	1.739	4.26 %	1.76	1.81	1.83	1.63	1.71	1.69
PCB-170	1.436	6.83 %	1.39	1.63	1.43	1.35	1.42	1.40
PCB-190	1.953	6.00 %	2.01	2.15	1.93	1.80	1.94	1.89
PCB-189	1.457	7.03 %	1.59	1.56	1.49	1.35	1.38	1.38
PCB-202	1.060	3.15 %	1.09	1.08	1.09	1.01	1.05	1.04
PCB-201	0.977	3.37 %	0.99	1.02	1.01	0.94	0.95	0.95
PCB-204	1.070	6.47 %	1.07	1.19	1.08	0.99	1.06	1.04
PCB-197	1.098	9.42 %	1.20	1.24	1.12	0.98	1.03	1.03
PCB-200	1.041	7.42 %	1.08	1.15	1.08	0.94	0.99	1.00
PCB-198	0.839	8.60 %	0.87	0.95	0.88	0.77	0.77	0.80
PCB-199	0.799	9.16 %	0.87	0.90	0.77	0.71	0.78	0.77
PCB-196/203	0.841	8.91 %	0.81	0.98	0.87	0.76	0.81	0.82
PCB-195	1.036	6.19 %	1.11	1.11	1.04	0.98	1.01	0.97
PCB-194	1.157	8.11 %	1.32	1.21	1.16	1.07	1.11	1.07

PCB-205	1.330	5.04 %	1.40	1.41	1.35	1.26	1.30	1.26
PCB-208	0.896	4.81 %	0.92	0.92	0.96	0.84	0.88	0.86
PCB-207	0.888	5.44 %	0.89	0.97	0.90	0.83	0.88	0.87
PCB-206	0.881	4.46 %	0.93	0.92	0.91	0.84	0.86	0.84
PCB-209	1.042	5.70 %	1.12	1.09	1.05	0.96	1.02	1.00
Total Mono-PCB	1.064	6.89 %	1.16	1.13	1.08	0.98	1.03	1.00
Total Di-PCB	1.038	5.93 %	1.09	1.12	1.06	0.98	1.00	0.98
Total Tri-PCB	1.150	5.95 %	1.21	1.24	1.19	1.08	1.10	1.09

Total Tri-PCB	1.051	4.10 %	1.10	1.09	1.06	1.00	1.01	1.04
Total Tetra-PCB	1.063	6.28 %	1.14	1.13	1.09	0.98	1.03	1.00
Total Penta-PCB	1.180	5.40 %	1.25	1.25	1.19	1.10	1.15	1.12
Total Penta-PCB	1.116	5.24 %	1.18	1.17	1.14	1.05	1.09	1.06
Total Hexa-PCB	0.906	4.09 %	0.95	0.94	0.91	0.86	0.90	0.87
Total Hexa-PCB	1.002	5.66 %	1.07	1.07	1.02	0.93	0.97	0.96
Total Hepta-PCB	1.348	5.12 %	1.44	1.42	1.35	1.26	1.31	1.31
Total Octa-PCB	0.952	6.67 %	0.98	1.05	0.97	0.87	0.92	0.92
Total Octa-PCB	1.174	6.25 %	1.28	1.24	1.18	1.10	1.14	1.10
Total Nona-PCB	0.889	4.53 %	0.91	0.94	0.92	0.83	0.87	0.86
Total Deca-PCB	1.042	5.70 %	1.12	1.09	1.05	0.96	1.02	1.00
13C-PCB-1	1.132	5.38 %	1.07	1.10	1.16	1.17	1.07	1.22
13C-PCB-3	1.212	4.20 %	1.16	1.18	1.24	1.25	1.17	1.28
13C-PCB-4	0.595	4.03 %	0.57	0.58	0.60	0.62	0.57	0.62
13C-PCB-9	0.942	2.13 %	0.93	0.94	0.95	0.96	0.91	0.96
13C-PCB-11	0.949	0.68 %	0.96	0.94	0.95	0.95	0.94	0.95
13C-PCB-19	0.624	2.08 %	0.61	0.61	0.63	0.63	0.64	0.63
13C-PCB-32	0.911	2.87 %	0.91	0.90	0.90	0.89	0.96	0.91
13C-PCB-28	1.049	7.16 %	1.14	1.10	1.08	1.01	1.03	0.93
13C-PCB-37	1.019	2.48 %	1.04	0.99	1.00	1.01	1.04	1.05
13C-PCB-54	0.930	6.17 %	0.91	1.01	0.99	0.91	0.86	0.90
13C-PCB-52	0.765	3.00 %	0.75	0.79	0.79	0.77	0.74	0.75
13C-PCB-47	0.835	2.53 %	0.82	0.85	0.87	0.83	0.82	0.83
13C-PCB-70	0.999	0.90 %	0.98	1.00	1.01	1.00	1.01	1.00
13C-PCB-80	0.997	0.93 %	0.99	0.98	1.00	1.01	1.01	0.99
13C-PCB-81	1.008	1.10 %	1.01	1.00	0.99	1.01	1.02	1.01
13C-PCB-77	0.961	2.04 %	0.95	0.94	0.94	0.98	0.99	0.97
13C-PCB-104	1.008	3.81 %	0.99	1.02	1.08	1.01	0.97	0.99
13C-PCB-95	0.803	2.13 %	0.78	0.80	0.83	0.80	0.79	0.81
13C-PCB-101	0.803	1.33 %	0.80	0.80	0.82	0.80	0.79	0.81
13C-PCB-97	0.702	0.74 %	0.70	0.70	0.71	0.70	0.70	0.70
13C-PCB-123	0.946	1.26 %	0.95	0.93	0.95	0.96	0.95	0.93
13C-PCB-118	0.997	1.85 %	0.99	0.97	0.98	1.02	1.01	1.01
13C-PCB-114	1.183	2.55 %	1.18	1.20	1.23	1.18	1.14	1.17
13C-PCB-105	1.142	2.43 %	1.11	1.16	1.18	1.16	1.11	1.13
13C-PCB-127	1.243	2.02 %	1.25	1.24	1.26	1.26	1.20	1.24
13C-PCB-126	1.137	1.36 %	1.14	1.13	1.14	1.16	1.11	1.14
13C-PCB-155	0.826	2.54 %	0.84	0.84	0.85	0.81	0.82	0.80
13C-PCB-153	1.336	2.63 %	1.33	1.36	1.39	1.33	1.32	1.28
13C-PCB-141	1.107	2.34 %	1.10	1.13	1.15	1.10	1.10	1.08
13C-PCB-138	1.173	0.83 %	1.16	1.17	1.19	1.18	1.18	1.16
13C-PCB-159	1.388	1.05 %	1.38	1.39	1.36	1.40	1.40	1.40
13C-PCB-167	1.400	1.06 %	1.40	1.38	1.42	1.41	1.40	1.39
13C-PCB-156	1.383	2.80 %	1.37	1.32	1.44	1.38	1.40	1.39
13C-PCB-157	1.372	3.13 %	1.36	1.30	1.44	1.37	1.37	1.39
13C-PCB-169	1.391	2.57 %	1.35	1.39	1.45	1.39	1.37	1.40
13C-PCB-188	1.398	3.12 %	1.37	1.40	1.47	1.38	1.41	1.35
13C-PCB-180	0.977	3.62 %	0.97	0.93	1.04	0.97	0.97	0.98
13C-PCB-170	0.858	3.97 %	0.83	0.84	0.92	0.86	0.83	0.87
13C-PCB-189	1.149	2.75 %	1.13	1.12	1.20	1.13	1.15	1.17
13C-PCB-202	1.281	4.41 %	1.28	1.19	1.36	1.28	1.30	1.28

13C-PCB-194	0.770	1.20 %	0.76	0.76	0.77	0.76	0.77	0.79
13C-PCB-208	1.093	1.71 %	1.11	1.08	1.07	1.07	1.11	1.11
13C-PCB-206	0.808	1.98 %	0.80	0.80	0.80	0.80	0.82	0.83
13C-PCB-209	0.736	3.69 %	0.69	0.74	0.74	0.74	0.76	0.76
13C-PCB-15	1.000	0.00 %	1.00	1.00	1.00	1.00	1.00	1.00
13C-PCB-31	1.000	0.00 %	1.00	1.00	1.00	1.00	1.00	1.00
13C-PCB-60	1.000	0.00 %	1.00	1.00	1.00	1.00	1.00	1.00
13C-PCB-111	1.000	0.00 %	1.00	1.00	1.00	1.00	1.00	1.00
13C-PCB-128	1.000	0.00 %	1.00	1.00	1.00	1.00	1.00	1.00
13C-PCB-182	1.000	0.00 %	1.00	1.00	1.00	1.00	1.00	1.00

13C-PCB-205	1.000	0.00 %	1.00	1.00	1.00	1.00	1.00	1.00
13C-PCB-79	1.034	0.79 %	1.02	1.05	1.03	1.03	1.04	1.04
13C-PCB-178	0.927	1.97 %	0.92	0.95	0.93	0.91	0.94	0.90
13C-PCB-79	1.026	1.27 %	1.02	1.05	1.04	1.02	1.01	1.02
13C-PCB-178	0.950	4.64 %	0.95	1.02	0.89	0.94	0.98	0.92

Filename: 180208E1 S: 1 Acquired: 8-FEB-18 08:34:42
Run: 180208E1 Analyte: PCBNEW ICal: PCBVG8-2-8-18 Results:
Sample text: ST180208E1-1 PCB CS0 17L3003

	Typ	Name	Amount	Resp	RA	RT	RF	RRF
1	Mono	PCB-1	0.25	8.77e+05	2.96 y	16:01	-	1.14
2	Mono	PCB-2	0.25	9.76e+05	2.96 y	18:24	-	1.17
3	Mono	PCB-3	0.25	9.95e+05	3.27 y	18:38	-	1.19
4	Di	PCB-4/10	0.50	1.06e+06	1.63 y	20:01	-	1.29
5	Di	PCB-7/9	0.50	1.47e+06	1.53 y	21:48	-	1.10
6	Di	PCB-6	0.25	7.75e+05	1.39 y	22:28	-	1.16
7	Di	PCB-5/8	0.50	1.48e+06	1.51 y	22:52	-	1.10
8	Di	PCB-14	0.25	6.97e+05	1.76 y	23:59	-	1.01
9	Di	PCB-11	0.25	8.16e+05	1.52 y	25:10	-	1.18
10	Di	PCB-12/13	0.50	1.46e+06	1.69 y	25:34	-	1.06
11	Di	PCB-15	0.25	7.19e+05	1.79 y	25:53	-	1.04
12	Tri	PCB-19	0.25	5.56e+05	1.09 y	24:09	-	1.26
13	Tri	PCB-30	0.25	8.92e+05	1.10 y	25:03	-	2.02
14	Tri	PCB-18	0.25	6.23e+05	0.99 y	25:48	-	0.95
15	Tri	PCB-17	0.25	5.74e+05	1.06 y	25:59	-	0.88
16	Tri	PCB-24/27	0.50	1.51e+06	1.04 y	26:33	-	1.15
17	Tri	PCB-16/32	0.50	1.48e+06	1.03 y	27:04	-	1.13
18	Tri	PCB-34	0.25	6.78e+05	1.06 y	27:52	-	0.99
19	Tri	PCB-23	0.25	6.56e+05	1.13 y	27:58	-	0.96
20	Tri	PCB-29	0.25	6.87e+05	1.12 y	28:13	-	1.00
21	Tri	PCB-26	0.25	7.03e+05	1.07 y	28:25	-	1.03
22	Tri	PCB-25	0.25	7.62e+05	1.08 y	28:35	-	1.11
23	Tri	PCB-31	0.25	7.61e+05	1.14 y	28:56	-	1.11
24	Tri	PCB-28	0.25	8.00e+05	0.93 y	29:03	-	1.17
25	Tri	PCB-20/21/33	0.75	2.11e+06	1.07 y	29:39	-	1.03
26	Tri	PCB-22	0.25	7.68e+05	1.02 y	30:06	-	1.12
27	Tri	PCB-36	0.25	7.87e+05	1.02 y	30:43	-	1.26
28	Tri	PCB-39	0.25	7.33e+05	1.10 y	31:11	-	1.18
29	Tri	PCB-38	0.25	7.47e+05	1.17 y	31:58	-	1.20
30	Tri	PCB-35	0.25	7.25e+05	1.07 y	32:28	-	1.16
31	Tri	PCB-37	0.25	7.66e+05	0.99 y	32:55	-	1.23
32	Tetra	PCB-54	0.25	7.13e+05	0.74 y	27:54	-	1.16
33	Tetra	PCB-50	0.25	5.59e+05	0.76 y	29:05	-	0.91
34	Tetra	PCB-53	0.25	5.42e+05	0.81 y	29:43	-	1.07
35	Tetra	PCB-51	0.25	6.22e+05	0.77 y	30:04	-	1.23
36	Tetra	PCB-45	0.25	4.75e+05	0.72 y	30:30	-	0.94
37	Tetra	PCB-46	0.25	4.59e+05	0.66 y	31:00	-	0.91
38	Tetra	PCB-52/69	0.50	1.25e+06	0.78 y	31:28	-	1.24
39	Tetra	PCB-73	0.25	8.54e+05	0.77 y	31:36	-	1.69
40	Tetra	PCB-43/49	0.50	1.05e+06	0.69 y	31:45	-	1.04

41	Tetra	PCB-47	0.25	5.03e+05	0.80 y	31:58	-	0.92
42	Tetra	PCB-48/75	0.50	1.35e+06	0.82 y	32:04	-	1.24
43	Tetra	PCB-65	0.25	8.01e+05	0.66 y	32:20	-	1.46
44	Tetra	PCB-62	0.25	6.16e+05	0.66 y	32:27	-	1.12
45	Tetra	PCB-44	0.25	4.69e+05	0.78 y	32:45	-	0.86
46	Tetra	PCB-42/59	0.50	1.20e+06	0.77 y	32:59	-	1.10
47	Tetra	PCB-41/64/71/72	1.00	2.68e+06	0.80 y	33:34	-	1.23
48	Tetra	PCB-68	0.25	8.07e+05	0.73 y	33:50	-	1.47
49	Tetra	PCB-40	0.25	3.48e+05	0.87 y	34:03	-	0.64
50	Tetra	PCB-57	0.25	8.14e+05	0.69 y	34:24	-	1.24
51	Tetra	PCB-67	0.25	8.23e+05	0.74 y	34:42	-	1.25

52	Tetra	PCB-58	0.25	7.55e+05	0.73 y	34:50	-	1.15
53	Tetra	PCB-63	0.25	7.44e+05	0.73 y	34:58	-	1.13
54	Tetra	PCB-74	0.25	8.39e+05	0.72 y	35:15	-	1.27
55	Tetra	PCB-61/70	0.50	1.51e+06	0.73 y	35:27	-	1.14
56	Tetra	PCB-76/66	0.50	1.62e+06	0.74 y	35:39	-	1.23
57	Tetra	PCB-80	0.25	8.58e+05	0.89 y	35:54	-	1.29
58	Tetra	PCB-55	0.25	8.01e+05	0.85 y	36:13	-	1.20
59	Tetra	PCB-56/60	0.50	1.51e+06	0.81 y	36:43	-	1.13
60	Tetra	PCB-79	0.25	8.66e+05	0.75 y	37:46	-	1.30
61	Tetra	PCB-78	0.25	8.28e+05	0.67 y	38:28	-	1.23
62	Tetra	PCB-81	0.25	6.84e+05	0.82 y	38:59	-	1.01
63	Tetra	PCB-77	0.25	7.80e+05	0.72 y	39:36	-	1.22
64	Penta	PCB-104	0.25	4.95e+05	1.76 y	32:37	-	1.17
65	Penta	PCB-96	0.25	4.80e+05	1.43 y	33:52	-	1.14
66	Penta	PCB-103	0.25	4.06e+05	1.32 y	34:25	-	0.96
67	Penta	PCB-100	0.25	3.95e+05	1.62 y	34:46	-	0.94
68	Penta	PCB-94	0.25	3.25e+05	1.61 y	35:14	-	0.97
69	Penta	PCB-95/98/102	0.75	1.33e+06	1.57 y	35:44	-	1.32
70	Penta	PCB-93	0.25	3.23e+05	1.47 y	35:52	-	0.97
71	Penta	PCB-88/91	0.50	7.08e+05	1.63 y	36:09	-	1.06
72	Penta	PCB-121	0.25	6.11e+05	1.49 y	36:16	-	1.83
73	Penta	PCB-84/92	0.50	6.83e+05	1.78 y	37:06	-	1.01
74	Penta	PCB-89	0.25	3.86e+05	1.67 y	37:16	-	1.14
75	Penta	PCB-90/101	0.50	7.76e+05	1.43 y	37:27	-	1.14
76	Penta	PCB-113	0.25	5.17e+05	1.70 y	37:42	-	1.52
77	Penta	PCB-99	0.25	4.85e+05	1.73 y	37:48	-	1.43
78	Penta	PCB-119	0.25	4.95e+05	1.78 y	38:15	-	1.66
79	Penta	PCB-108/112	0.50	8.95e+05	1.78 y	38:24	-	1.50
80	Penta	PCB-83	0.25	5.64e+05	1.46 y	38:34	-	1.89
81	Penta	PCB-97	0.25	3.71e+05	1.40 y	38:46	-	1.24
82	Penta	PCB-86	0.25	3.11e+05	1.75 y	38:53	-	1.04
83	Penta	PCB-87/117/125	0.75	1.46e+06	1.72 y	39:01	-	1.62
84	Penta	PCB-111/115	0.50	1.13e+06	1.48 y	39:12	-	1.90
85	Penta	PCB-85/116	0.50	7.61e+05	1.68 y	39:18	-	1.27
86	Penta	PCB-120	0.25	6.51e+05	1.49 y	39:33	-	2.18
87	Penta	PCB-110	0.25	5.20e+05	1.61 y	39:42	-	1.74
88	Penta	PCB-82	0.25	3.46e+05	1.48 y	40:20	-	0.86
89	Penta	PCB-124	0.25	5.00e+05	1.75 y	41:01	-	1.24
90	Penta	PCB-107/109	0.50	1.21e+06	1.61 y	41:09	-	1.50
91	Penta	PCB-123	0.25	5.02e+05	1.60 y	41:19	-	1.25
92	Penta	PCB-106/118	0.50	1.03e+06	1.51 y	41:31	-	1.21
93	Penta	PCB-114	0.25	4.85e+05	1.44 y	42:09	-	1.16
94	Penta	PCB-122	0.25	4.79e+05	1.34 y	42:17	-	1.14
95	Penta	PCB-105	0.25	4.57e+05	1.49 y	43:01	-	1.15
96	Penta	PCB-127	0.25	5.36e+05	1.58 y	43:21	-	1.21
97	Penta	PCB-126	0.25	5.04e+05	1.50 y	45:14	-	1.24
98	Hexa	PCB-155	0.25	3.78e+05	1.27 y	37:00	-	1.06
99	Hexa	PCB-150	0.25	3.83e+05	1.30 y	38:16	-	1.07
100	Hexa	PCB-152	0.25	4.41e+05	1.24 y	38:44	-	1.24
101	Hexa	PCB-145	0.25	4.22e+05	1.43 y	39:11	-	1.18

102	Hexa	PCB-136	0.25	3.96e+05	1.24 y	39:30	-	1.11
103	Hexa	PCB-148	0.25	2.86e+05	1.27 y	39:37	-	0.80
104	Hexa	PCB-154	0.25	3.46e+05	1.26 y	40:06	-	0.97
105	Hexa	PCB-151	0.25	2.64e+05	1.07 y	40:45	-	0.74
106	Hexa	PCB-135	0.25	3.08e+05	1.37 y	40:57	-	0.86
107	Hexa	PCB-144	0.25	2.84e+05	1.19 y	41:04	-	0.79
108	Hexa	PCB-147	0.25	3.09e+05	1.38 y	41:12	-	0.87
109	Hexa	PCB-139/149	0.50	6.43e+05	1.25 y	41:28	-	0.90
110	Hexa	PCB-140	0.25	2.87e+05	1.27 y	41:39	-	0.80
111	Hexa	PCB-134/143	0.50	7.57e+05	1.15 y	42:06	-	0.80
112	Hexa	PCB-131/133	0.50	8.04e+05	1.20 y	42:23	-	0.85

113	Hexa	PCB-142	0.25	3.80e+05	1.09 y	42:32	-	0.81
114	Hexa	PCB-146/165	0.50	1.02e+06	1.32 y	42:46	-	1.08
115	Hexa	PCB-132/161	0.50	9.81e+05	1.30 y	43:00	-	1.04
116	Hexa	PCB-153	0.25	5.47e+05	1.05 y	43:10	-	1.16
117	Hexa	PCB-168	0.25	6.46e+05	1.16 y	43:23	-	1.37
118	Hexa	PCB-141	0.25	4.15e+05	1.21 y	43:54	-	1.06
119	Hexa	PCB-137	0.25	4.73e+05	1.27 y	44:17	-	1.21
120	Hexa	PCB-130	0.25	3.26e+05	1.06 y	44:24	-	0.84
121	Hexa	PCB-138/163/164	0.75	1.65e+06	1.30 y	44:46	-	1.33
122	Hexa	PCB-158/160	0.50	1.05e+06	1.24 y	45:01	-	1.27
123	Hexa	PCB-129	0.25	3.67e+05	1.38 y	45:15	-	0.89
124	Hexa	PCB-166	0.25	5.88e+05	1.25 y	45:42	-	1.20
125	Hexa	PCB-159	0.25	5.64e+05	1.23 y	46:03	-	1.15
126	Hexa	PCB-128/162	0.50	8.72e+05	1.13 y	46:19	-	0.89
127	Hexa	PCB-167	0.25	5.12e+05	1.39 y	46:43	-	1.03
128	Hexa	PCB-156	0.25	5.77e+05	1.13 y	48:01	-	1.18
129	Hexa	PCB-157	0.25	5.31e+05	1.26 y	48:16	-	1.10
130	Hexa	PCB-169	0.25	5.52e+05	1.25 y	50:29	-	1.15
131	Hepta	PCB-188	0.25	5.23e+05	1.07 y	42:48	-	1.53
132	Hepta	PCB-184	0.25	4.77e+05	1.16 y	43:15	-	1.40
133	Hepta	PCB-179	0.25	5.11e+05	1.05 y	44:01	-	1.50
134	Hepta	PCB-176	0.25	5.06e+05	1.01 y	44:29	-	1.48
135	Hepta	PCB-186	0.25	5.24e+05	1.03 y	45:06	-	1.54
136	Hepta	PCB-178	0.25	3.37e+05	0.93 y	45:36	-	0.99
137	Hepta	PCB-175	0.25	3.37e+05	1.10 y	45:57	-	0.99
138	Hepta	PCB-182/187	0.50	8.54e+05	0.97 y	46:07	-	1.25
139	Hepta	PCB-183	0.25	4.23e+05	0.89 y	46:26	-	1.24
140	Hepta	PCB-185	0.25	3.13e+05	1.16 y	47:05	-	1.31
141	Hepta	PCB-174	0.25	3.58e+05	1.19 y	47:27	-	1.49
142	Hepta	PCB-181	0.25	3.64e+05	1.20 y	47:33	-	1.52
143	Hepta	PCB-177	0.25	3.38e+05	1.02 y	47:43	-	1.41
144	Hepta	PCB-171	0.25	3.50e+05	0.92 y	48:01	-	1.46
145	Hepta	PCB-173	0.25	3.43e+05	0.90 y	48:26	-	1.43
146	Hepta	PCB-172	0.25	3.31e+05	1.08 y	48:54	-	1.38
147	Hepta	PCB-192	0.25	4.34e+05	0.93 y	49:05	-	1.81
148	Hepta	PCB-180	0.25	3.86e+05	0.94 y	49:17	-	1.61
149	Hepta	PCB-193	0.25	4.69e+05	1.09 y	49:30	-	1.96
150	Hepta	PCB-191	0.25	4.23e+05	0.97 y	49:45	-	1.76
151	Hepta	PCB-170	0.25	2.87e+05	0.94 y	50:53	-	1.39
152	Hepta	PCB-190	0.25	4.16e+05	1.08 y	51:05	-	2.01
153	Hepta	PCB-189	0.25	4.46e+05	0.90 y	52:30	-	1.59
154	Octa	PCB-202	0.25	3.46e+05	0.91 y	48:13	-	1.09
155	Octa	PCB-201	0.25	3.16e+05	0.94 y	48:42	-	0.99
156	Octa	PCB-204	0.25	3.39e+05	0.83 y	48:52	-	1.07
157	Octa	PCB-197	0.25	3.82e+05	0.88 y	49:09	-	1.20
158	Octa	PCB-200	0.25	3.46e+05	0.84 y	50:04	-	1.08
159	Octa	PCB-198	0.25	2.77e+05	0.80 y	51:31	-	0.87
160	Octa	PCB-199	0.25	2.78e+05	0.99 y	51:39	-	0.87
161	Octa	PCB-196/203	0.50	5.16e+05	0.88 y	51:57	-	0.81
162	Octa	PCB-195	0.25	2.75e+05	0.86 y	53:10	-	1.11

163	Octa	PCB-194	0.25	3.27e+05	0.83	y	54:04	-	1.32
164	Octa	PCB-205	0.25	3.48e+05	0.86	y	54:20	-	1.40
165	Nona	PCB-208	0.25	3.31e+05	1.17	y	53:19	-	0.92
166	Nona	PCB-207	0.25	3.21e+05	1.45	y	53:38	-	0.89
167	Nona	PCB-206	0.25	2.41e+05	1.29	y	55:37	-	0.93
168	Deca	PCB-209	0.25	2.50e+05	1.11	y	56:56	-	1.12
169	Tot ╗	Total Mono-PCB	0.00	-	-	n	-	-	1.16
170	Tot ╗	Total Di-PCB	0.00	-	-	n	-	-	1.09

171	Tot ¶	Total Tri-PCB	0.00	-	-	n	-	-	1.21
172	Tot ¶	Total Tri-PCB	0.00	-	-	n	-	-	1.10
173	Tot ¶	Total Tetra-PCB	0.00	-	-	n	-	-	1.14
174	Tot ¶	Total Penta-PCB	0.00	-	-	n	-	-	1.25
175	Tot ¶	Total Penta-PCB	0.00	-	-	n	-	-	1.18
176	Tot ¶	Total Hexa-PCB	0.00	-	-	n	-	-	0.95
177	Tot ¶	Total Hexa-PCB	0.00	-	-	n	-	-	1.07
178	Tot ¶	Total Hepta-PCB	0.00	-	-	n	-	-	1.44
179	Tot ¶	Total Octa-PCB	0.00	-	-	n	-	-	0.98
180	Tot ¶	Total Octa-PCB	0.00	-	-	n	-	-	1.28
181	Tot ¶	Total Nona-PCB	0.00	-	-	n	-	-	0.91
182	Tot ¶	Total Deca-PCB	0.25	2.50e+05	1.11	y	56:56	-	1.12
183	Mono¶	13C-PCB-1	100.00	3.09e+08	3.17	y	15:60	-	1.07
184	Mono¶	13C-PCB-3	100.00	3.35e+08	3.19	y	18:37	-	1.16
185	Di-IS	13C-PCB-4	100.00	1.64e+08	1.57	y	19:58	-	0.57
186	Di-IS	13C-PCB-9	100.00	2.68e+08	1.56	y	21:46	-	0.93
187	Di-IS	13C-PCB-11	100.00	2.77e+08	1.54	y	25:09	-	0.96
188	Tri-¶	13C-PCB-19	100.00	1.77e+08	1.06	y	24:08	-	0.61
189	Tri-¶	13C-PCB-32	100.00	2.62e+08	1.07	y	27:04	-	0.91
190	Tri-¶	13C-PCB-28	100.00	2.74e+08	1.04	y	29:01	-	1.14
191	Tri-¶	13C-PCB-37	100.00	2.49e+08	1.05	y	32:54	-	1.04
192	Tetr¶	13C-PCB-54	100.00	2.45e+08	0.80	y	27:53	-	0.91
193	Tetr¶	13C-PCB-52	100.00	2.02e+08	0.80	y	31:27	-	0.75
194	Tetr¶	13C-PCB-47	100.00	2.19e+08	0.80	y	31:57	-	0.82
195	Tetr¶	13C-PCB-70	100.00	2.63e+08	0.82	y	35:28	-	0.98
196	Tetr¶	13C-PCB-80	100.00	2.66e+08	0.81	y	35:53	-	0.99
197	Tetr¶	13C-PCB-81	100.00	2.70e+08	0.80	y	38:59	-	1.01
198	Tetr¶	13C-PCB-77	100.00	2.56e+08	0.80	y	39:34	-	0.95
199	Pent¶	13C-PCB-104	100.00	1.68e+08	1.59	y	32:36	-	0.99
200	Pent¶	13C-PCB-95	100.00	1.34e+08	1.59	y	35:46	-	0.78
201	Pent¶	13C-PCB-101	100.00	1.36e+08	1.58	y	37:27	-	0.80
202	Pent¶	13C-PCB-97	100.00	1.20e+08	1.59	y	38:44	-	0.70
203	Pent¶	13C-PCB-123	100.00	1.61e+08	1.58	y	41:18	-	0.95
204	Pent¶	13C-PCB-118	100.00	1.69e+08	1.61	y	41:29	-	0.99
205	Pent¶	13C-PCB-114	100.00	1.67e+08	1.58	y	42:08	-	1.18
206	Pent¶	13C-PCB-105	100.00	1.58e+08	1.57	y	42:60	-	1.11
207	Pent¶	13C-PCB-127	100.00	1.77e+08	1.59	y	43:20	-	1.25
208	Pent¶	13C-PCB-126	100.00	1.62e+08	1.58	y	45:14	-	1.14
209	Hexa¶	13C-PCB-155	100.00	1.43e+08	1.29	y	36:60	-	0.84
210	Hexa¶	13C-PCB-153	100.00	1.89e+08	1.26	y	43:10	-	1.33
211	Hexa¶	13C-PCB-141	100.00	1.56e+08	1.28	y	43:54	-	1.10
212	Hexa	13C-PCB-138	100.00	1.65e+08	1.28	y	44:44	-	1.16
213	Hexa¶	13C-PCB-159	100.00	1.96e+08	1.27	y	46:02	-	1.38
214	Hexa¶	13C-PCB-167	100.00	1.98e+08	1.28	y	46:42	-	1.40
215	Hexa¶	13C-PCB-156	100.00	1.95e+08	1.26	y	47:59	-	1.37
216	Hexa¶	13C-PCB-157	100.00	1.94e+08	1.28	y	48:16	-	1.36
217	Hexa¶	13C-PCB-169	100.00	1.91e+08	1.27	y	50:28	-	1.35
218	Hept¶	13C-PCB-188	100.00	1.36e+08	0.46	y	42:47	-	1.37
219	Hept¶	13C-PCB-180	100.00	9.59e+07	0.46	y	49:17	-	0.97
220	Hept¶	13C-PCB-170	100.00	8.27e+07	0.47	y	50:53	-	0.83
221	Hept¶	13C-PCB-189	100.00	1.12e+08	0.46	y	52:29	-	1.13

222	Octa╗	13C-PCB-202	100.00	1.27e+08	0.90	y	48:12	-	1.28
223	Octa╗	13C-PCB-194	100.00	9.93e+07	0.90	y	54:03	-	0.76
224	Nona╗	13C-PCB-208	100.00	1.44e+08	0.78	y	53:18	-	1.11
225	Nona╗	13C-PCB-206	100.00	1.04e+08	0.79	y	55:36	-	0.80
226	Deca╗	13C-PCB-209	100.00	8.93e+07	1.20	y	56:55	-	0.69
227	DI-RS	13C-PCB-15	100.00	2.89e+08	1.55	y	25:52	-	1.00
228	Tri-╗	13C-PCB-31	100.00	2.39e+08	1.05	y	28:55	-	1.00
229	Tetr╗	13C-PCB-60	100.00	2.68e+08	0.80	y	36:42	-	1.00
230	Penta	13C-PCB-111	100.00	1.70e+08	1.59	y	39:11	-	1.00
231	Hexa╗	13C-PCB-128	100.00	1.42e+08	1.28	y	46:18	-	1.00

232	Hept╗	13C-PCB-182	100.00	9.93e+07	0.46 y	46:07	-	1.00
233	Octa╗	13C-PCB-205	100.00	1.30e+08	0.90 y	54:19	-	1.00
234	CRS	13C-PCB-79	100.00	2.74e+08	0.80 y	37:45	-	1.02
235	CRS	13C-PCB-178	100.00	9.16e+07	0.45 y	45:35	-	0.92
236	PS	13C-PCB-79	100.00	2.74e+08	0.80 y	37:45	-	1.02
237	PS	13C-PCB-178	100.00	9.16e+07	0.45 y	45:35	-	0.95

Filename: 180208E1 S: 2 Acquired: 8-FEB-18 09:39:46
Run: 180208E1 Analyte: PCBNEW ICal: PCBVG8-2-8-18 Results:
Sample text: ST180208E1-2 PCB CS1 17L3004

	Typ	Name	Amount	Resp	RA	RT	RF	RRF
1	Mono	PCB-1	1.00	3.49e+06	2.97 y	16:02	-	1.15
2	Mono	PCB-2	1.00	3.67e+06	3.12 y	18:25	-	1.13
3	Mono	PCB-3	1.00	3.61e+06	2.92 y	18:39	-	1.11
4	Di	PCB-4/10	2.00	4.31e+06	1.57 y	20:02	-	1.35
5	Di	PCB-7/9	2.00	5.51e+06	1.59 y	21:49	-	1.07
6	Di	PCB-6	1.00	2.88e+06	1.59 y	22:28	-	1.12
7	Di	PCB-5/8	2.00	5.74e+06	1.53 y	22:53	-	1.11
8	Di	PCB-14	1.00	2.95e+06	1.54 y	23:59	-	1.13
9	Di	PCB-11	1.00	3.10e+06	1.62 y	25:11	-	1.19
10	Di	PCB-12/13	2.00	5.70e+06	1.62 y	25:34	-	1.10
11	Di	PCB-15	1.00	3.02e+06	1.59 y	25:53	-	1.16
12	Tri	PCB-19	1.00	2.12e+06	1.02 y	24:10	-	1.27
13	Tri	PCB-30	1.00	3.52e+06	1.00 y	25:04	-	2.11
14	Tri	PCB-18	1.00	2.41e+06	1.07 y	25:49	-	0.97
15	Tri	PCB-17	1.00	2.27e+06	1.05 y	25:59	-	0.91
16	Tri	PCB-24/27	2.00	6.17e+06	1.08 y	26:34	-	1.24
17	Tri	PCB-16/32	2.00	5.42e+06	1.07 y	27:04	-	1.09
18	Tri	PCB-34	1.00	2.55e+06	1.07 y	27:53	-	1.05
19	Tri	PCB-23	1.00	2.30e+06	1.14 y	27:58	-	0.95
20	Tri	PCB-29	1.00	2.39e+06	1.10 y	28:13	-	0.98
21	Tri	PCB-26	1.00	2.52e+06	1.03 y	28:26	-	1.04
22	Tri	PCB-25	1.00	2.61e+06	1.07 y	28:36	-	1.08
23	Tri	PCB-31	1.00	2.66e+06	1.04 y	28:56	-	1.09
24	Tri	PCB-28	1.00	2.94e+06	1.08 y	29:03	-	1.21
25	Tri	PCB-20/21/33	3.00	7.32e+06	1.07 y	29:39	-	1.00
26	Tri	PCB-22	1.00	2.71e+06	1.07 y	30:07	-	1.11
27	Tri	PCB-36	1.00	2.72e+06	1.10 y	30:43	-	1.25
28	Tri	PCB-39	1.00	2.46e+06	1.03 y	31:11	-	1.13
29	Tri	PCB-38	1.00	2.55e+06	1.01 y	31:58	-	1.17
30	Tri	PCB-35	1.00	2.63e+06	1.08 y	32:29	-	1.20
31	Tri	PCB-37	1.00	2.52e+06	1.01 y	32:55	-	1.15
32	Tetra	PCB-54	1.00	2.62e+06	0.81 y	27:55	-	1.13
33	Tetra	PCB-50	1.00	2.14e+06	0.73 y	29:05	-	0.92
34	Tetra	PCB-53	1.00	2.03e+06	0.88 y	29:44	-	1.11
35	Tetra	PCB-51	1.00	2.19e+06	0.79 y	30:04	-	1.19
36	Tetra	PCB-45	1.00	1.73e+06	0.79 y	30:31	-	0.94
37	Tetra	PCB-46	1.00	1.65e+06	0.82 y	31:00	-	0.90
38	Tetra	PCB-52/69	2.00	4.54e+06	0.75 y	31:29	-	1.24
39	Tetra	PCB-73	1.00	2.92e+06	0.78 y	31:35	-	1.60
40	Tetra	PCB-43/49	2.00	4.02e+06	0.83 y	31:46	-	1.10
41	Tetra	PCB-47	1.00	2.08e+06	0.78 y	31:58	-	1.05

42	Tetra	PCB-48/75	2.00	4.67e+06	0.81 y	32:05	-	1.18
43	Tetra	PCB-65	1.00	2.52e+06	0.79 y	32:21	-	1.28
44	Tetra	PCB-62	1.00	2.43e+06	0.79 y	32:27	-	1.23
45	Tetra	PCB-44	1.00	1.87e+06	0.79 y	32:46	-	0.95
46	Tetra	PCB-42/59	2.00	4.27e+06	0.80 y	32:59	-	1.08
47	Tetra	PCB-41/64/71/72	4.00	9.61e+06	0.77 y	33:35	-	1.22
48	Tetra	PCB-68	1.00	2.59e+06	0.87 y	33:51	-	1.31
49	Tetra	PCB-40	1.00	1.31e+06	0.81 y	34:03	-	0.66
50	Tetra	PCB-57	1.00	2.93e+06	0.76 y	34:25	-	1.26
51	Tetra	PCB-67	1.00	2.78e+06	0.80 y	34:43	-	1.20
52	Tetra	PCB-58	1.00	2.73e+06	0.81 y	34:50	-	1.18

53	Tetra	PCB-63	1.00	2.42e+06	0.79 y	34:59	-	1.04
54	Tetra	PCB-74	1.00	2.97e+06	0.84 y	35:17	-	1.28
55	Tetra	PCB-61/70	2.00	5.06e+06	0.79 y	35:27	-	1.09
56	Tetra	PCB-76/66	2.00	5.62e+06	0.75 y	35:40	-	1.21
57	Tetra	PCB-80	1.00	2.95e+06	0.76 y	35:54	-	1.30
58	Tetra	PCB-55	1.00	2.81e+06	0.79 y	36:13	-	1.24
59	Tetra	PCB-56/60	2.00	5.08e+06	0.80 y	36:42	-	1.12
60	Tetra	PCB-79	1.00	2.83e+06	0.79 y	37:47	-	1.25
61	Tetra	PCB-78	1.00	2.75e+06	0.77 y	38:28	-	1.19
62	Tetra	PCB-81	1.00	2.44e+06	0.82 y	39:00	-	1.06
63	Tetra	PCB-77	1.00	2.48e+06	0.77 y	39:35	-	1.15
64	Penta	PCB-104	1.00	1.78e+06	1.64 y	32:37	-	1.18
65	Penta	PCB-96	1.00	1.85e+06	1.55 y	33:53	-	1.22
66	Penta	PCB-103	1.00	1.49e+06	1.59 y	34:26	-	0.98
67	Penta	PCB-100	1.00	1.47e+06	1.62 y	34:46	-	0.98
68	Penta	PCB-94	1.00	1.14e+06	1.59 y	35:15	-	0.96
69	Penta	PCB-95/98/102	3.00	4.39e+06	1.64 y	35:44	-	1.23
70	Penta	PCB-93	1.00	1.16e+06	1.71 y	35:52	-	0.98
71	Penta	PCB-88/91	2.00	2.53e+06	1.71 y	36:09	-	1.07
72	Penta	PCB-121	1.00	2.05e+06	1.54 y	36:16	-	1.73
73	Penta	PCB-84/92	2.00	2.46e+06	1.56 y	37:05	-	1.04
74	Penta	PCB-89	1.00	1.33e+06	1.62 y	37:16	-	1.12
75	Penta	PCB-90/101	2.00	2.69e+06	1.73 y	37:28	-	1.13
76	Penta	PCB-113	1.00	1.86e+06	1.50 y	37:42	-	1.57
77	Penta	PCB-99	1.00	1.54e+06	1.58 y	37:48	-	1.30
78	Penta	PCB-119	1.00	1.87e+06	1.54 y	38:15	-	1.81
79	Penta	PCB-108/112	2.00	3.16e+06	1.56 y	38:24	-	1.53
80	Penta	PCB-83	1.00	1.95e+06	1.49 y	38:35	-	1.89
81	Penta	PCB-97	1.00	1.28e+06	1.55 y	38:46	-	1.24
82	Penta	PCB-86	1.00	1.15e+06	1.48 y	38:54	-	1.11
83	Penta	PCB-87/117/125	3.00	5.08e+06	1.58 y	39:02	-	1.64
84	Penta	PCB-111/115	2.00	4.05e+06	1.74 y	39:12	-	1.96
85	Penta	PCB-85/116	2.00	2.77e+06	1.33 y	39:19	-	1.34
86	Penta	PCB-120	1.00	2.21e+06	1.55 y	39:34	-	2.14
87	Penta	PCB-110	1.00	1.74e+06	1.66 y	39:43	-	1.69
88	Penta	PCB-82	1.00	1.20e+06	1.46 y	40:20	-	0.86
89	Penta	PCB-124	1.00	1.86e+06	1.59 y	41:00	-	1.34
90	Penta	PCB-107/109	2.00	3.86e+06	1.57 y	41:09	-	1.39
91	Penta	PCB-123	1.00	1.61e+06	1.58 y	41:19	-	1.16
92	Penta	PCB-106/118	2.00	3.66e+06	1.62 y	41:32	-	1.27
93	Penta	PCB-114	1.00	1.72e+06	1.59 y	42:10	-	1.18
94	Penta	PCB-122	1.00	1.54e+06	1.49 y	42:18	-	1.06
95	Penta	PCB-105	1.00	1.69e+06	1.68 y	43:02	-	1.21
96	Penta	PCB-127	1.00	1.79e+06	1.63 y	43:21	-	1.19
97	Penta	PCB-126	1.00	1.69e+06	1.53 y	45:15	-	1.24
98	Hexa	PCB-155	1.00	1.33e+06	1.18 y	37:01	-	1.07
99	Hexa	PCB-150	1.00	1.33e+06	1.20 y	38:17	-	1.07
100	Hexa	PCB-152	1.00	1.48e+06	1.27 y	38:45	-	1.19
101	Hexa	PCB-145	1.00	1.49e+06	1.14 y	39:12	-	1.20
102	Hexa	PCB-136	1.00	1.34e+06	1.30 y	39:31	-	1.08

103	Hexa	PCB-148	1.00	9.79e+05	1.21	y	39:38	-	0.79
104	Hexa	PCB-154	1.00	1.09e+06	1.37	y	40:07	-	0.87
105	Hexa	PCB-151	1.00	9.47e+05	1.33	y	40:45	-	0.76
106	Hexa	PCB-135	1.00	1.17e+06	1.34	y	40:59	-	0.94
107	Hexa	PCB-144	1.00	9.66e+05	1.40	y	41:06	-	0.78
108	Hexa	PCB-147	1.00	1.01e+06	1.39	y	41:13	-	0.81
109	Hexa	PCB-139/149	2.00	2.28e+06	1.36	y	41:28	-	0.92
110	Hexa	PCB-140	1.00	1.01e+06	1.25	y	41:40	-	0.81
111	Hexa	PCB-134/143	2.00	2.66e+06	1.22	y	42:05	-	0.81
112	Hexa	PCB-131/133	2.00	2.83e+06	1.18	y	42:24	-	0.86
113	Hexa	PCB-142	1.00	1.20e+06	1.27	y	42:33	-	0.73

114	Hexa	PCB-146/165	2.00	3.52e+06	1.21 y	42:47	-	1.07
115	Hexa	PCB-132/161	2.00	3.51e+06	1.24 y	43:01	-	1.07
116	Hexa	PCB-153	1.00	1.90e+06	1.22 y	43:11	-	1.16
117	Hexa	PCB-168	1.00	1.88e+06	1.23 y	43:24	-	1.14
118	Hexa	PCB-141	1.00	1.50e+06	1.24 y	43:55	-	1.10
119	Hexa	PCB-137	1.00	1.62e+06	1.15 y	44:18	-	1.19
120	Hexa	PCB-130	1.00	1.07e+06	1.25 y	44:25	-	0.78
121	Hexa	PCB-138/163/164	3.00	5.60e+06	1.22 y	44:47	-	1.32
122	Hexa	PCB-158/160	2.00	3.64e+06	1.20 y	45:01	-	1.28
123	Hexa	PCB-129	1.00	1.16e+06	1.25 y	45:16	-	0.82
124	Hexa	PCB-166	1.00	2.08e+06	1.20 y	45:42	-	1.24
125	Hexa	PCB-159	1.00	2.07e+06	1.15 y	46:03	-	1.23
126	Hexa	PCB-128/162	2.00	3.24e+06	1.22 y	46:19	-	0.96
127	Hexa	PCB-167	1.00	1.82e+06	1.28 y	46:44	-	1.09
128	Hexa	PCB-156	1.00	1.81e+06	1.20 y	48:00	-	1.13
129	Hexa	PCB-157	1.00	1.72e+06	1.24 y	48:17	-	1.09
130	Hexa	PCB-169	1.00	2.05e+06	1.20 y	50:29	-	1.22
131	Hepta	PCB-188	1.00	1.77e+06	1.04 y	42:49	-	1.46
132	Hepta	PCB-184	1.00	1.71e+06	1.10 y	43:16	-	1.41
133	Hepta	PCB-179	1.00	1.74e+06	1.04 y	44:02	-	1.44
134	Hepta	PCB-176	1.00	1.65e+06	1.18 y	44:30	-	1.36
135	Hepta	PCB-186	1.00	1.90e+06	1.00 y	45:07	-	1.57
136	Hepta	PCB-178	1.00	1.27e+06	1.03 y	45:37	-	1.05
137	Hepta	PCB-175	1.00	1.26e+06	1.01 y	45:56	-	1.04
138	Hepta	PCB-182/187	2.00	2.90e+06	1.11 y	46:08	-	1.20
139	Hepta	PCB-183	1.00	1.42e+06	1.13 y	46:26	-	1.18
140	Hepta	PCB-185	1.00	1.22e+06	1.17 y	47:06	-	1.50
141	Hepta	PCB-174	1.00	1.18e+06	1.05 y	47:28	-	1.46
142	Hepta	PCB-181	1.00	1.26e+06	1.01 y	47:33	-	1.55
143	Hepta	PCB-177	1.00	1.12e+06	1.08 y	47:44	-	1.38
144	Hepta	PCB-171	1.00	1.16e+06	1.16 y	48:01	-	1.43
145	Hepta	PCB-173	1.00	1.06e+06	0.98 y	48:27	-	1.31
146	Hepta	PCB-172	1.00	1.18e+06	1.18 y	48:54	-	1.46
147	Hepta	PCB-192	1.00	1.52e+06	1.03 y	49:05	-	1.88
148	Hepta	PCB-180	1.00	1.26e+06	1.07 y	49:18	-	1.56
149	Hepta	PCB-193	1.00	1.51e+06	1.02 y	49:30	-	1.86
150	Hepta	PCB-191	1.00	1.46e+06	1.11 y	49:45	-	1.81
151	Hepta	PCB-170	1.00	1.18e+06	1.10 y	50:54	-	1.63
152	Hepta	PCB-190	1.00	1.56e+06	1.05 y	51:04	-	2.15
153	Hepta	PCB-189	1.00	1.51e+06	1.11 y	52:30	-	1.56
154	Octa	PCB-202	1.00	1.11e+06	0.90 y	48:14	-	1.08
155	Octa	PCB-201	1.00	1.05e+06	0.87 y	48:43	-	1.02
156	Octa	PCB-204	1.00	1.23e+06	0.87 y	48:52	-	1.19
157	Octa	PCB-197	1.00	1.27e+06	0.84 y	49:11	-	1.24
158	Octa	PCB-200	1.00	1.18e+06	0.95 y	50:05	-	1.15
159	Octa	PCB-198	1.00	9.78e+05	0.96 y	51:33	-	0.95
160	Octa	PCB-199	1.00	9.25e+05	0.89 y	51:40	-	0.90
161	Octa	PCB-196/203	2.00	2.01e+06	0.94 y	51:57	-	0.98
162	Octa	PCB-195	1.00	1.03e+06	0.84 y	53:10	-	1.11
163	Octa	PCB-194	1.00	1.11e+06	0.88 y	54:03	-	1.21

164	Octa	PCB-205	1.00	1.30e+06	0.94	y	54:19	-	1.41
165	Nona	PCB-208	1.00	1.20e+06	1.30	y	53:19	-	0.92
166	Nona	PCB-207	1.00	1.27e+06	1.34	y	53:39	-	0.97
167	Nona	PCB-206	1.00	8.81e+05	1.30	y	55:38	-	0.92
168	Deca	PCB-209	1.00	9.72e+05	1.19	y	56:57	-	1.09
169	Tot ╗	Total Mono-PCB	0.00	-	-	n	-	-	1.13
170	Tot ╗	Total Di-PCB	0.00	-	-	n	-	-	1.12
171	Tot ╗	Total Tri-PCB	0.00	-	-	n	-	-	1.24

172	Tot ¶	Total Tri-PCB	0.00	-	-	n	-	-	1.09
173	Tot ¶	Total Tetra-PCB	0.00	-	-	n	-	-	1.13
174	Tot ¶	Total Penta-PCB	0.00	-	-	n	-	-	1.25
175	Tot ¶	Total Penta-PCB	0.00	-	-	n	-	-	1.17
176	Tot ¶	Total Hexa-PCB	0.00	-	-	n	-	-	0.94
177	Tot ¶	Total Hexa-PCB	0.00	-	-	n	-	-	1.07
178	Tot ¶	Total Hepta-PCB	0.00	-	-	n	-	-	1.42
179	Tot ¶	Total Octa-PCB	0.00	-	-	n	-	-	1.05
180	Tot ¶	Total Octa-PCB	0.00	-	-	n	-	-	1.24
181	Tot ¶	Total Nona-PCB	0.00	-	-	n	-	-	0.94
182	Tot ¶	Total Deca-PCB	1.00	9.72e+05	1.19	y	56:57	-	1.09
183	Mono¶	13C-PCB-1	100.00	3.02e+08	3.16	y	16:01	-	1.10
184	Mono¶	13C-PCB-3	100.00	3.24e+08	3.17	y	18:38	-	1.18
185	Di-IS	13C-PCB-4	100.00	1.60e+08	1.58	y	19:59	-	0.58
186	Di-IS	13C-PCB-9	100.00	2.58e+08	1.55	y	21:46	-	0.94
187	Di-IS	13C-PCB-11	100.00	2.60e+08	1.54	y	25:10	-	0.94
188	Tri-¶	13C-PCB-19	100.00	1.67e+08	1.04	y	24:09	-	0.61
189	Tri-¶	13C-PCB-32	100.00	2.49e+08	1.05	y	27:04	-	0.90
190	Tri-¶	13C-PCB-28	100.00	2.43e+08	1.04	y	29:02	-	1.10
191	Tri-¶	13C-PCB-37	100.00	2.18e+08	1.05	y	32:54	-	0.99
192	Tetr¶	13C-PCB-54	100.00	2.33e+08	0.79	y	27:54	-	1.01
193	Tetr¶	13C-PCB-52	100.00	1.83e+08	0.80	y	31:27	-	0.79
194	Tetr¶	13C-PCB-47	100.00	1.97e+08	0.80	y	31:57	-	0.85
195	Tetr¶	13C-PCB-70	100.00	2.32e+08	0.80	y	35:28	-	1.00
196	Tetr¶	13C-PCB-80	100.00	2.27e+08	0.79	y	35:53	-	0.98
197	Tetr¶	13C-PCB-81	100.00	2.31e+08	0.80	y	38:59	-	1.00
198	Tetr¶	13C-PCB-77	100.00	2.17e+08	0.81	y	39:35	-	0.94
199	Pent¶	13C-PCB-104	100.00	1.51e+08	1.55	y	32:36	-	1.02
200	Pent¶	13C-PCB-95	100.00	1.19e+08	1.58	y	35:46	-	0.80
201	Pent¶	13C-PCB-101	100.00	1.19e+08	1.59	y	37:28	-	0.80
202	Pent¶	13C-PCB-97	100.00	1.03e+08	1.60	y	38:45	-	0.70
203	Pent¶	13C-PCB-123	100.00	1.39e+08	1.59	y	41:18	-	0.93
204	Pent¶	13C-PCB-118	100.00	1.44e+08	1.64	y	41:30	-	0.97
205	Pent¶	13C-PCB-114	100.00	1.46e+08	1.58	y	42:09	-	1.20
206	Pent¶	13C-PCB-105	100.00	1.40e+08	1.60	y	43:00	-	1.16
207	Pent¶	13C-PCB-127	100.00	1.50e+08	1.56	y	43:20	-	1.24
208	Pent¶	13C-PCB-126	100.00	1.37e+08	1.59	y	45:14	-	1.13
209	Hexa¶	13C-PCB-155	100.00	1.24e+08	1.32	y	36:60	-	0.84
210	Hexa¶	13C-PCB-153	100.00	1.65e+08	1.26	y	43:10	-	1.36
211	Hexa¶	13C-PCB-141	100.00	1.36e+08	1.28	y	43:55	-	1.13
212	Hexa	13C-PCB-138	100.00	1.42e+08	1.26	y	44:45	-	1.17
213	Hexa¶	13C-PCB-159	100.00	1.68e+08	1.28	y	46:02	-	1.39
214	Hexa¶	13C-PCB-167	100.00	1.67e+08	1.29	y	46:43	-	1.38
215	Hexa¶	13C-PCB-156	100.00	1.60e+08	1.26	y	47:60	-	1.32
216	Hexa¶	13C-PCB-157	100.00	1.58e+08	1.28	y	48:16	-	1.30
217	Hexa¶	13C-PCB-169	100.00	1.69e+08	1.26	y	50:28	-	1.39
218	Hept¶	13C-PCB-188	100.00	1.21e+08	0.45	y	42:48	-	1.40
219	Hept¶	13C-PCB-180	100.00	8.10e+07	0.47	y	49:17	-	0.93
220	Hept¶	13C-PCB-170	100.00	7.27e+07	0.46	y	50:52	-	0.84
221	Hept¶	13C-PCB-189	100.00	9.67e+07	0.46	y	52:29	-	1.12
222	Octa¶	13C-PCB-202	100.00	1.03e+08	0.92	y	48:13	-	1.19

223	Octa╗	13C-PCB-194	100.00	9.21e+07	0.91 y	54:03	-	0.76
224	Nona╗	13C-PCB-208	100.00	1.30e+08	0.79 y	53:19	-	1.08
225	Nona╗	13C-PCB-206	100.00	9.62e+07	0.76 y	55:37	-	0.80
226	Deca╗	13C-PCB-209	100.00	8.88e+07	1.19 y	56:56	-	0.74
227	DI-RS	13C-PCB-15	100.00	2.76e+08	1.56 y	25:52	-	1.00
228	Tri-╗	13C-PCB-31	100.00	2.21e+08	1.05 y	28:55	-	1.00
229	Tetr╗	13C-PCB-60	100.00	2.31e+08	0.80 y	36:42	-	1.00
230	Penta	13C-PCB-111	100.00	1.48e+08	1.60 y	39:11	-	1.00
231	Hexa╗	13C-PCB-128	100.00	1.21e+08	1.26 y	46:18	-	1.00
232	Hept╗	13C-PCB-182	100.00	8.67e+07	0.46 y	46:08	-	1.00

233	Octa$_{\eta}$	13C-PCB-205	100.00	1.21e+08	0.93	y	54:19	-	1.00
234	CRS	13C-PCB-79	100.00	2.42e+08	0.79	y	37:46	-	1.05
235	CRS	13C-PCB-178	100.00	8.24e+07	0.46	y	45:35	-	0.95
236	PS	13C-PCB-79	100.00	2.42e+08	0.79	y	37:46	-	1.05
237	PS	13C-PCB-178	100.00	8.24e+07	0.46	y	45:35	-	1.02

Filename: 180208E1 S: 3 Acquired: 8-FEB-18 10:44:54
Run: 180208E1 Analyte: PCBNEW ICal: PCBVG8-2-8-18 Results:
Sample text: ST180208E1-3 PCB CS2 17L3005

	Typ	Name	Amount	Resp	RA	RT	RF	RRF
1	Mono	PCB-1	2.50	8.06e+06	3.04 y	16:02	-	1.09
2	Mono	PCB-2	2.50	8.36e+06	2.97 y	18:25	-	1.06
3	Mono	PCB-3	2.50	8.48e+06	3.04 y	18:39	-	1.08
4	Di	PCB-4/10	5.00	9.72e+06	1.59 y	20:02	-	1.27
5	Di	PCB-7/9	5.00	1.23e+07	1.57 y	21:49	-	1.01
6	Di	PCB-6	2.50	6.60e+06	1.53 y	22:29	-	1.09
7	Di	PCB-5/8	5.00	1.26e+07	1.59 y	22:53	-	1.03
8	Di	PCB-14	2.50	6.54e+06	1.57 y	23:59	-	1.08
9	Di	PCB-11	2.50	6.95e+06	1.55 y	25:11	-	1.15
10	Di	PCB-12/13	5.00	1.25e+07	1.57 y	25:35	-	1.03
11	Di	PCB-15	2.50	6.65e+06	1.50 y	25:54	-	1.10
12	Tri	PCB-19	2.50	4.98e+06	1.02 y	24:10	-	1.24
13	Tri	PCB-30	2.50	7.94e+06	1.04 y	25:04	-	1.98
14	Tri	PCB-18	2.50	5.51e+06	1.05 y	25:49	-	0.97
15	Tri	PCB-17	2.50	4.96e+06	1.06 y	25:59	-	0.87
16	Tri	PCB-24/27	5.00	1.36e+07	1.05 y	26:34	-	1.20
17	Tri	PCB-16/32	5.00	1.18e+07	1.03 y	27:04	-	1.03
18	Tri	PCB-34	2.50	5.78e+06	1.05 y	27:53	-	1.04
19	Tri	PCB-23	2.50	5.00e+06	1.08 y	27:59	-	0.90
20	Tri	PCB-29	2.50	5.44e+06	1.07 y	28:13	-	0.98
21	Tri	PCB-26	2.50	5.55e+06	1.07 y	28:26	-	1.00
22	Tri	PCB-25	2.50	5.91e+06	1.06 y	28:35	-	1.07
23	Tri	PCB-31	2.50	6.09e+06	1.08 y	28:57	-	1.10
24	Tri	PCB-28	2.50	6.57e+06	1.03 y	29:03	-	1.19
25	Tri	PCB-20/21/33	7.50	1.63e+07	1.06 y	29:40	-	0.98
26	Tri	PCB-22	2.50	5.82e+06	1.04 y	30:06	-	1.05
27	Tri	PCB-36	2.50	6.03e+06	1.02 y	30:43	-	1.18
28	Tri	PCB-39	2.50	5.63e+06	1.08 y	31:12	-	1.10
29	Tri	PCB-38	2.50	5.75e+06	1.06 y	31:58	-	1.13
30	Tri	PCB-35	2.50	5.80e+06	1.09 y	32:29	-	1.13
31	Tri	PCB-37	2.50	5.88e+06	1.06 y	32:55	-	1.15
32	Tetra	PCB-54	2.50	5.89e+06	0.79 y	27:55	-	1.11
33	Tetra	PCB-50	2.50	4.83e+06	0.78 y	29:06	-	0.91
34	Tetra	PCB-53	2.50	4.60e+06	0.78 y	29:44	-	1.09
35	Tetra	PCB-51	2.50	4.92e+06	0.73 y	30:05	-	1.16
36	Tetra	PCB-45	2.50	3.94e+06	0.75 y	30:31	-	0.93
37	Tetra	PCB-46	2.50	3.69e+06	0.73 y	31:00	-	0.87
38	Tetra	PCB-52/69	5.00	1.06e+07	0.77 y	31:29	-	1.25
39	Tetra	PCB-73	2.50	6.41e+06	0.79 y	31:36	-	1.52
40	Tetra	PCB-43/49	5.00	8.83e+06	0.77 y	31:46	-	1.04
41	Tetra	PCB-47	2.50	4.59e+06	0.74 y	31:58	-	0.99

42	Tetra	PCB-48/75	5.00	1.06e+07	0.77 y	32:05	-	1.14
43	Tetra	PCB-65	2.50	5.70e+06	0.80 y	32:21	-	1.23
44	Tetra	PCB-62	2.50	5.32e+06	0.78 y	32:27	-	1.15
45	Tetra	PCB-44	2.50	4.01e+06	0.79 y	32:46	-	0.87
46	Tetra	PCB-42/59	5.00	9.55e+06	0.79 y	33:00	-	1.03
47	Tetra	PCB-41/64/71/72	10.00	2.17e+07	0.79 y	33:35	-	1.17
48	Tetra	PCB-68	2.50	5.89e+06	0.78 y	33:50	-	1.27
49	Tetra	PCB-40	2.50	3.02e+06	0.78 y	34:03	-	0.65
50	Tetra	PCB-57	2.50	6.18e+06	0.78 y	34:25	-	1.15
51	Tetra	PCB-67	2.50	5.76e+06	0.77 y	34:43	-	1.07
52	Tetra	PCB-58	2.50	6.69e+06	0.81 y	34:50	-	1.25

53	Tetra	PCB-63	2.50	5.32e+06	0.79 y	34:59	-	0.99
54	Tetra	PCB-74	2.50	6.45e+06	0.76 y	35:16	-	1.20
55	Tetra	PCB-61/70	5.00	1.14e+07	0.76 y	35:26	-	1.07
56	Tetra	PCB-76/66	5.00	1.24e+07	0.75 y	35:40	-	1.15
57	Tetra	PCB-80	2.50	6.63e+06	0.79 y	35:55	-	1.24
58	Tetra	PCB-55	2.50	6.41e+06	0.76 y	36:13	-	1.20
59	Tetra	PCB-56/60	5.00	1.12e+07	0.77 y	36:42	-	1.05
60	Tetra	PCB-79	2.50	6.29e+06	0.76 y	37:47	-	1.18
61	Tetra	PCB-78	2.50	5.90e+06	0.76 y	38:28	-	1.11
62	Tetra	PCB-81	2.50	5.25e+06	0.83 y	39:00	-	0.99
63	Tetra	PCB-77	2.50	5.43e+06	0.78 y	39:35	-	1.08
64	Penta	PCB-104	2.50	3.95e+06	1.63 y	32:37	-	1.10
65	Penta	PCB-96	2.50	4.06e+06	1.67 y	33:53	-	1.14
66	Penta	PCB-103	2.50	3.13e+06	1.60 y	34:26	-	0.87
67	Penta	PCB-100	2.50	3.33e+06	1.52 y	34:47	-	0.93
68	Penta	PCB-94	2.50	2.65e+06	1.61 y	35:15	-	0.96
69	Penta	PCB-95/98/102	7.50	9.81e+06	1.56 y	35:45	-	1.18
70	Penta	PCB-93	2.50	2.60e+06	1.58 y	35:52	-	0.94
71	Penta	PCB-88/91	5.00	5.74e+06	1.62 y	36:10	-	1.04
72	Penta	PCB-121	2.50	4.35e+06	1.55 y	36:16	-	1.57
73	Penta	PCB-84/92	5.00	5.52e+06	1.61 y	37:05	-	1.02
74	Penta	PCB-89	2.50	3.03e+06	1.62 y	37:17	-	1.12
75	Penta	PCB-90/101	5.00	6.00e+06	1.63 y	37:28	-	1.10
76	Penta	PCB-113	2.50	4.10e+06	1.58 y	37:43	-	1.51
77	Penta	PCB-99	2.50	3.34e+06	1.44 y	37:48	-	1.23
78	Penta	PCB-119	2.50	4.14e+06	1.68 y	38:16	-	1.76
79	Penta	PCB-108/112	5.00	6.74e+06	1.60 y	38:25	-	1.43
80	Penta	PCB-83	2.50	4.20e+06	1.55 y	38:34	-	1.78
81	Penta	PCB-97	2.50	2.81e+06	1.61 y	38:46	-	1.19
82	Penta	PCB-86	2.50	2.71e+06	1.53 y	38:54	-	1.15
83	Penta	PCB-87/117/125	7.50	1.12e+07	1.62 y	39:02	-	1.59
84	Penta	PCB-111/115	5.00	8.40e+06	1.60 y	39:11	-	1.78
85	Penta	PCB-85/116	5.00	6.41e+06	1.58 y	39:19	-	1.36
86	Penta	PCB-120	2.50	4.56e+06	1.53 y	39:34	-	1.93
87	Penta	PCB-110	2.50	4.36e+06	1.53 y	39:42	-	1.85
88	Penta	PCB-82	2.50	2.70e+06	1.67 y	40:20	-	0.86
89	Penta	PCB-124	2.50	4.29e+06	1.56 y	41:00	-	1.36
90	Penta	PCB-107/109	5.00	8.43e+06	1.71 y	41:10	-	1.34
91	Penta	PCB-123	2.50	3.53e+06	1.49 y	41:20	-	1.12
92	Penta	PCB-106/118	5.00	7.97e+06	1.58 y	41:32	-	1.23
93	Penta	PCB-114	2.50	3.96e+06	1.63 y	42:09	-	1.17
94	Penta	PCB-122	2.50	3.45e+06	1.59 y	42:18	-	1.02
95	Penta	PCB-105	2.50	3.74e+06	1.55 y	43:01	-	1.15
96	Penta	PCB-127	2.50	3.99e+06	1.59 y	43:22	-	1.15
97	Penta	PCB-126	2.50	3.92e+06	1.57 y	45:15	-	1.25
98	Hexa	PCB-155	2.50	2.86e+06	1.32 y	37:01	-	1.01
99	Hexa	PCB-150	2.50	2.99e+06	1.29 y	38:17	-	1.05
100	Hexa	PCB-152	2.50	3.31e+06	1.25 y	38:45	-	1.17
101	Hexa	PCB-145	2.50	3.24e+06	1.20 y	39:12	-	1.14
102	Hexa	PCB-136	2.50	3.07e+06	1.36 y	39:31	-	1.08

103	Hexa	PCB-148	2.50	2.06e+06	1.24 y	39:38	-	0.73
104	Hexa	PCB-154	2.50	2.44e+06	1.18 y	40:07	-	0.86
105	Hexa	PCB-151	2.50	2.20e+06	1.20 y	40:46	-	0.77
106	Hexa	PCB-135	2.50	2.31e+06	1.27 y	40:58	-	0.81
107	Hexa	PCB-144	2.50	2.36e+06	1.37 y	41:05	-	0.83
108	Hexa	PCB-147	2.50	2.26e+06	1.17 y	41:13	-	0.80
109	Hexa	PCB-139/149	5.00	4.98e+06	1.28 y	41:29	-	0.88
110	Hexa	PCB-140	2.50	2.22e+06	1.20 y	41:40	-	0.78
111	Hexa	PCB-134/143	5.00	6.04e+06	1.29 y	42:05	-	0.79
112	Hexa	PCB-131/133	5.00	6.34e+06	1.27 y	42:23	-	0.83
113	Hexa	PCB-142	2.50	2.96e+06	1.18 y	42:32	-	0.77

114	Hexa	PCB-146/165	5.00	7.96e+06	1.23 y	42:46	-	1.04
115	Hexa	PCB-132/161	5.00	7.81e+06	1.22 y	43:01	-	1.02
116	Hexa	PCB-153	2.50	4.11e+06	1.22 y	43:11	-	1.07
117	Hexa	PCB-168	2.50	4.25e+06	1.19 y	43:24	-	1.11
118	Hexa	PCB-141	2.50	3.35e+06	1.17 y	43:55	-	1.06
119	Hexa	PCB-137	2.50	3.32e+06	1.24 y	44:18	-	1.05
120	Hexa	PCB-130	2.50	2.77e+06	1.26 y	44:24	-	0.87
121	Hexa	PCB-138/163/164	7.50	1.23e+07	1.22 y	44:47	-	1.25
122	Hexa	PCB-158/160	5.00	7.61e+06	1.22 y	45:01	-	1.16
123	Hexa	PCB-129	2.50	2.56e+06	1.35 y	45:15	-	0.78
124	Hexa	PCB-166	2.50	4.25e+06	1.20 y	45:43	-	1.13
125	Hexa	PCB-159	2.50	4.44e+06	1.30 y	46:02	-	1.18
126	Hexa	PCB-128/162	5.00	7.08e+06	1.28 y	46:20	-	0.94
127	Hexa	PCB-167	2.50	4.19e+06	1.24 y	46:43	-	1.07
128	Hexa	PCB-156	2.50	4.38e+06	1.26 y	48:00	-	1.11
129	Hexa	PCB-157	2.50	4.17e+06	1.28 y	48:17	-	1.05
130	Hexa	PCB-169	2.50	4.60e+06	1.23 y	50:28	-	1.15
131	Hepta	PCB-188	2.50	3.93e+06	1.08 y	42:49	-	1.40
132	Hepta	PCB-184	2.50	3.72e+06	1.11 y	43:16	-	1.33
133	Hepta	PCB-179	2.50	3.96e+06	1.02 y	44:02	-	1.41
134	Hepta	PCB-176	2.50	3.61e+06	1.06 y	44:30	-	1.29
135	Hepta	PCB-186	2.50	3.75e+06	1.04 y	45:07	-	1.34
136	Hepta	PCB-178	2.50	2.68e+06	1.04 y	45:36	-	0.96
137	Hepta	PCB-175	2.50	2.82e+06	1.10 y	45:57	-	1.01
138	Hepta	PCB-182/187	5.00	6.13e+06	1.01 y	46:07	-	1.09
139	Hepta	PCB-183	2.50	3.13e+06	1.05 y	46:27	-	1.12
140	Hepta	PCB-185	2.50	2.76e+06	1.09 y	47:06	-	1.39
141	Hepta	PCB-174	2.50	3.07e+06	1.06 y	47:28	-	1.55
142	Hepta	PCB-181	2.50	2.80e+06	1.01 y	47:34	-	1.41
143	Hepta	PCB-177	2.50	2.60e+06	1.00 y	47:44	-	1.31
144	Hepta	PCB-171	2.50	2.83e+06	1.03 y	48:00	-	1.43
145	Hepta	PCB-173	2.50	2.56e+06	1.00 y	48:27	-	1.29
146	Hepta	PCB-172	2.50	2.84e+06	1.06 y	48:54	-	1.43
147	Hepta	PCB-192	2.50	3.66e+06	1.07 y	49:05	-	1.85
148	Hepta	PCB-180	2.50	3.12e+06	1.01 y	49:18	-	1.57
149	Hepta	PCB-193	2.50	3.29e+06	1.08 y	49:29	-	1.66
150	Hepta	PCB-191	2.50	3.62e+06	1.02 y	49:46	-	1.83
151	Hepta	PCB-170	2.50	2.50e+06	1.13 y	50:54	-	1.43
152	Hepta	PCB-190	2.50	3.38e+06	1.02 y	51:04	-	1.93
153	Hepta	PCB-189	2.50	3.40e+06	1.09 y	52:30	-	1.49
154	Octa	PCB-202	2.50	2.83e+06	0.94 y	48:14	-	1.09
155	Octa	PCB-201	2.50	2.61e+06	0.87 y	48:43	-	1.01
156	Octa	PCB-204	2.50	2.79e+06	0.94 y	48:52	-	1.08
157	Octa	PCB-197	2.50	2.89e+06	0.91 y	49:10	-	1.12
158	Octa	PCB-200	2.50	2.80e+06	0.91 y	50:05	-	1.08
159	Octa	PCB-198	2.50	2.27e+06	0.94 y	51:33	-	0.88
160	Octa	PCB-199	2.50	1.98e+06	0.91 y	51:40	-	0.77
161	Octa	PCB-196/203	5.00	4.49e+06	0.88 y	51:56	-	0.87
162	Octa	PCB-195	2.50	2.32e+06	0.94 y	53:11	-	1.04
163	Octa	PCB-194	2.50	2.57e+06	0.90 y	54:04	-	1.16

164	Octa	PCB-205	2.50	2.99e+06	0.88	y	54:20	-	1.35
165	Nona	PCB-208	2.50	2.95e+06	1 29	y	53:20	-	0.96
166	Nona	PCB-207	2.50	2.77e+06	1.29	y	53:39	-	0.90
167	Nona	PCB-206	2.50	2.07e+06	1.23	y	55:38	-	0.91
168	Deca	PCB-209	2.50	2.23e+06	1.22	y	56:58	-	1.05
169	Tot ╗	Total Mono-PCB	0.00	-	-	n	-	-	1.08
170	Tot ╗	Total Di-PCB	0.00	-	-	n	-	-	1.06
171	Tot ╗	Total Tri-PCB	0.00	-	-	n	-	-	1.19

172	Tot ╗	Total Tri-PCB	0.00	-	-	n	-	-	1.06
173	Tot ╗	Total Tetra-PCB	0.00	-	-	n	-	-	1.09
174	Tot ╗	Total Penta-PCB	0.00	-	-	n	-	-	1.19
175	Tot ╗	Total Penta-PCB	0.00	-	-	n	-	-	1.14
176	Tot ╗	Total Hexa-PCB	0.00	-	-	n	-	-	0.91
177	Tot ╗	Total Hexa-PCB	0.00	-	-	n	-	-	1.02
178	Tot ╗	Total Hepta-PCB	0.00	-	-	n	-	-	1.35
179	Tot ╗	Total Octa-PCB	0.00	-	-	n	-	-	0.97
180	Tot ╗	Total Octa-PCB	0.00	-	-	n	-	-	1.18
181	Tot ╗	Total Nona-PCB	0.00	-	-	n	-	-	0.92
182	Tot ╗	Total Deca-PCB	2.50	2.23e+06	1.22	y	56:58	-	1.05
183	Mono╗	13C-PCB-1	100.00	2.95e+08	3.22	y	16:01	-	1.16
184	Mono╗	13C-PCB-3	100.00	3.15e+08	3.18	y	18:38	-	1.24
185	Di-IS	13C-PCB-4	100.00	1.54e+08	1.56	y	19:59	-	0.60
186	Di-IS	13C-PCB-9	100.00	2.43e+08	1.57	y	21:47	-	0.95
187	Di-IS	13C-PCB-11	100.00	2.42e+08	1.56	y	25:10	-	0.95
188	Tri-╗	13C-PCB-19	100.00	1.60e+08	1.05	y	24:08	-	0.63
189	Tri-╗	13C-PCB-32	100.00	2.28e+08	1.08	y	27:04	-	0.90
190	Tri-╗	13C-PCB-28	100.00	2.21e+08	1.05	y	29:02	-	1.08
191	Tri-╗	13C-PCB-37	100.00	2.05e+08	1.05	y	32:54	-	1.00
192	Tetr╗	13C-PCB-54	100.00	2.12e+08	0.80	y	27:54	-	0.99
193	Tetr╗	13C-PCB-52	100.00	1.69e+08	0.79	y	31:27	-	0.79
194	Tetr╗	13C-PCB-47	100.00	1.85e+08	0.80	y	31:57	-	0.87
195	Tetr╗	13C-PCB-70	100.00	2.15e+08	0.79	y	35:29	-	1.01
196	Tetr╗	13C-PCB-80	100.00	2.14e+08	0.80	y	35:54	-	1.00
197	Tetr╗	13C-PCB-81	100.00	2.12e+08	0.79	y	38:59	-	0.99
198	Tetr╗	13C-PCB-77	100.00	2.01e+08	0.81	y	39:35	-	0.94
199	Pent╗	13C-PCB-104	100.00	1.43e+08	1.59	y	32:37	-	1.08
200	Pent╗	13C-PCB-95	100.00	1.11e+08	1.57	y	35:46	-	0.83
201	Pent╗	13C-PCB-101	100.00	1.09e+08	1.59	y	37:28	-	0.82
202	Pent╗	13C-PCB-97	100.00	9.44e+07	1.60	y	38:45	-	0.71
203	Pent╗	13C-PCB-123	100.00	1.26e+08	1.59	y	41:19	-	0.95
204	Pent╗	13C-PCB-118	100.00	1.30e+08	1.61	y	41:30	-	0.98
205	Pent╗	13C-PCB-114	100.00	1.35e+08	1.60	y	42:09	-	1.23
206	Pent╗	13C-PCB-105	100.00	1.30e+08	1.57	y	43:00	-	1.18
207	Pent╗	13C-PCB-127	100.00	1.40e+08	1.58	y	43:21	-	1.26
208	Pent╗	13C-PCB-126	100.00	1.26e+08	1.57	y	45:14	-	1.14
209	Hexa╗	13C-PCB-155	100.00	1.14e+08	1.28	y	36:60	-	0.85
210	Hexa╗	13C-PCB-153	100.00	1.53e+08	1.26	y	43:10	-	1.39
211	Hexa╗	13C-PCB-141	100.00	1.27e+08	1.26	y	43:54	-	1.15
212	Hexa	13C-PCB-138	100.00	1.31e+08	1.26	y	44:45	-	1.19
213	Hexa╗	13C-PCB-159	100.00	1.51e+08	1.27	y	46:01	-	1.36
214	Hexa╗	13C-PCB-167	100.00	1.57e+08	1.27	y	46:43	-	1.42
215	Hexa╗	13C-PCB-156	100.00	1.59e+08	1.27	y	47:59	-	1.44
216	Hexa╗	13C-PCB-157	100.00	1.59e+08	1.28	y	48:15	-	1.44
217	Hexa╗	13C-PCB-169	100.00	1.60e+08	1.28	y	50:28	-	1.45
218	Hept╗	13C-PCB-188	100.00	1.12e+08	0.46	y	42:48	-	1.47
219	Hept╗	13C-PCB-180	100.00	7.92e+07	0.46	y	49:17	-	1.04
220	Hept╗	13C-PCB-170	100.00	7.01e+07	0.46	y	50:53	-	0.92
221	Hept╗	13C-PCB-189	100.00	9.14e+07	0.46	y	52:30	-	1.20
222	Octa╗	13C-PCB-202	100.00	1.04e+08	0.92	y	48:13	-	1.36

223	Octa¬	13C-PCB-194	100.00	8.89e+07	0.91 y	54:03	-	0.77
224	Nona¬	13C-PCB-208	100.00	1.24e+08	0.78 y	53:19	-	1.07
225	Nona¬	13C-PCB-206	100.00	9.15e+07	0.77 y	55:37	-	0.80
226	Deca¬	13C-PCB-209	100.00	8.46e+07	1.21 y	56:57	-	0.74
227	DI-RS	13C-PCB-15	100.00	2.54e+08	1.56 y	25:52	-	1.00
228	Tri-¬	13C-PCB-31	100.00	2.04e+08	1.04 y	28:55	-	1.00
229	Tetr¬	13C-PCB-60	100.00	2.14e+08	0.80 y	36:42	-	1.00
230	Penta	13C-PCB-111	100.00	1.33e+08	1.60 y	39:11	-	1.00
231	Hexa¬	13C-PCB-128	100.00	1.10e+08	1.25 y	46:17	-	1.00
232	Hept¬	13C-PCB-182	100.00	7.61e+07	0.46 y	46:07	-	1.00

233	Octa	13C-PCB-205	100.00	1.15e+08	0.91 y	54:19	-	1.00
234	CRS	13C-PCB-79	100.00	2.20e+08	0.81 y	37:46	-	1.03
235	CRS	13C-PCB-178	100.00	7.07e+07	0.46 y	45:35	-	0.93
236	PS	13C-PCB-79	100.00	2.20e+08	0.81 y	37:46	-	1.04
237	PS	13C-PCB-178	100.00	7.07e+07	0.46 y	45:35	-	0.89

Filename: 180208E1 S: 4 Acquired: 8-FEB-18 11:50:02
Run: 180208E1 Analyte: PCBNEW ICal: PCBVG8-2-8-18 Results:
Sample text: ST180208E1-4 PCB CS3 17L3006

	Typ	Name	Amount	Resp	RA	RT	RF	RRF
1	Mono	PCB-1	50.00	1.41e+08	2.92 y	16:02	-	1.00
2	Mono	PCB-2	50.00	1.46e+08	2.95 y	18:25	-	0.97
3	Mono	PCB-3	50.00	1.47e+08	2.93 y	18:39	-	0.98
4	Di	PCB-4/10	100.00	1.75e+08	1.55 y	20:02	-	1.16
5	Di	PCB-7/9	100.00	2.12e+08	1.55 y	21:49	-	0.91
6	Di	PCB-6	50.00	1.14e+08	1.56 y	22:28	-	0.98
7	Di	PCB-5/8	100.00	2.22e+08	1.57 y	22:53	-	0.96
8	Di	PCB-14	50.00	1.14e+08	1.57 y	23:59	-	0.99
9	Di	PCB-11	50.00	1.20e+08	1.58 y	25:11	-	1.05
10	Di	PCB-12/13	100.00	2.21e+08	1.58 y	25:34	-	0.96
11	Di	PCB-15	50.00	1.15e+08	1.54 y	25:53	-	1.00
12	Tri	PCB-19	50.00	8.51e+07	1.05 y	24:10	-	1.12
13	Tri	PCB-30	50.00	1.35e+08	1.05 y	25:04	-	1.78
14	Tri	PCB-18	50.00	9.32e+07	1.05 y	25:48	-	0.87
15	Tri	PCB-17	50.00	8.51e+07	1.06 y	25:59	-	0.80
16	Tri	PCB-24/27	100.00	2.34e+08	1.06 y	26:34	-	1.10
17	Tri	PCB-16/32	100.00	2.03e+08	1.05 y	27:04	-	0.95
18	Tri	PCB-34	50.00	8.53e+07	1.08 y	27:52	-	0.86
19	Tri	PCB-23	50.00	9.58e+07	1.04 y	27:57	-	0.96
20	Tri	PCB-29	50.00	9.24e+07	1.04 y	28:12	-	0.93
21	Tri	PCB-26	50.00	9.68e+07	1.06 y	28:26	-	0.97
22	Tri	PCB-25	50.00	1.00e+08	1.06 y	28:35	-	1.01
23	Tri	PCB-31	50.00	1.09e+08	1.05 y	28:57	-	1.10
24	Tri	PCB-28	50.00	1.06e+08	1.06 y	29:02	-	1.07
25	Tri	PCB-20/21/33	150.00	2.79e+08	1.06 y	29:40	-	0.93
26	Tri	PCB-22	50.00	1.01e+08	1.06 y	30:06	-	1.02
27	Tri	PCB-36	50.00	1.07e+08	1.04 y	30:43	-	1.08
28	Tri	PCB-39	50.00	1.01e+08	1.04 y	31:11	-	1.01
29	Tri	PCB-38	50.00	1.03e+08	1.05 y	31:57	-	1.03
30	Tri	PCB-35	50.00	1.05e+08	1.06 y	32:29	-	1.05
31	Tri	PCB-37	50.00	1.03e+08	1.06 y	32:55	-	1.04
32	Tetra	PCB-54	50.00	9.68e+07	0.78 y	27:55	-	1.01
33	Tetra	PCB-50	50.00	7.95e+07	0.78 y	29:06	-	0.83
34	Tetra	PCB-53	50.00	7.25e+07	0.78 y	29:44	-	0.90
35	Tetra	PCB-51	50.00	7.81e+07	0.79 y	30:05	-	0.96
36	Tetra	PCB-45	50.00	6.37e+07	0.79 y	30:31	-	0.79
37	Tetra	PCB-46	50.00	6.22e+07	0.78 y	30:59	-	0.77
38	Tetra	PCB-52/69	100.00	1.86e+08	0.78 y	31:29	-	1.15
39	Tetra	PCB-73	50.00	1.04e+08	0.79 y	31:36	-	1.29
40	Tetra	PCB-43/49	100.00	1.49e+08	0.78 y	31:46	-	0.92
41	Tetra	PCB-47	50.00	7.05e+07	0.75 y	31:57	-	0.81

42	Tetra	PCB-48/75	100.00	1.87e+08	0.78	y	32:04	-	1.07
43	Tetra	PCB-65	50.00	1.05e+08	0.78	y	32:20	-	1.20
44	Tetra	PCB-62	50.00	8.83e+07	0.79	y	32:27	-	1.01
45	Tetra	PCB-44	50.00	7.05e+07	0.78	y	32:45	-	0.81
46	Tetra	PCB-42/59	100.00	1.64e+08	0.78	y	32:59	-	0.94
47	Tetra	PCB-41/64/71/72	200.00	3.82e+08	0.78	y	33:34	-	1.10
48	Tetra	PCB-68	50.00	1.03e+08	0.79	y	33:50	-	1.18
49	Tetra	PCB-40	50.00	5.17e+07	0.79	y	34:02	-	0.59
50	Tetra	PCB-57	50.00	1.08e+08	0.78	y	34:24	-	1.03
51	Tetra	PCB-67	50.00	1.05e+08	0.77	y	34:42	-	1.00
52	Tetra	PCB-58	50.00	1.08e+08	0.79	y	34:50	-	1.03

53	Tetra	PCB-63	50.00	9.93e+07	0.78 y	34:59	-	0.94
54	Tetra	PCB-74	50.00	1.16e+08	0.78 y	35:16	-	1.10
55	Tetra	PCB-61/70	100.00	2.00e+08	0.78 y	35:26	-	0.95
56	Tetra	PCB-76/66	100.00	2.24e+08	0.78 y	35:39	-	1.06
57	Tetra	PCB-80	50.00	1.16e+08	0.78 y	35:54	-	1.10
58	Tetra	PCB-55	50.00	1.14e+08	0.78 y	36:13	-	1.07
59	Tetra	PCB-56/60	100.00	2.06e+08	0.78 y	36:43	-	0.97
60	Tetra	PCB-79	50.00	1.14e+08	0.77 y	37:46	-	1.08
61	Tetra	PCB-78	50.00	1.09e+08	0.78 y	38:28	-	1.02
62	Tetra	PCB-81	50.00	9.64e+07	0.78 y	38:59	-	0.90
63	Tetra	PCB-77	50.00	1.02e+08	0.78 y	39:35	-	1.00
64	Penta	PCB-104	50.00	6.58e+07	1.59 y	32:37	-	0.99
65	Penta	PCB-96	50.00	7.04e+07	1.57 y	33:52	-	1.06
66	Penta	PCB-103	50.00	5.57e+07	1.61 y	34:25	-	0.84
67	Penta	PCB-100	50.00	5.86e+07	1.60 y	34:47	-	0.88
68	Penta	PCB-94	50.00	4.46e+07	1.58 y	35:15	-	0.84
69	Penta	PCB-95/98/102	150.00	1.72e+08	1.61 y	35:43	-	1.08
70	Penta	PCB-93	50.00	4.75e+07	1.56 y	35:51	-	0.89
71	Penta	PCB-88/91	100.00	9.25e+07	1.58 y	36:08	-	0.87
72	Penta	PCB-121	50.00	8.66e+07	1.62 y	36:16	-	1.63
73	Penta	PCB-84/92	100.00	9.60e+07	1.57 y	37:05	-	0.90
74	Penta	PCB-89	50.00	5.25e+07	1.58 y	37:15	-	0.99
75	Penta	PCB-90/101	100.00	1.08e+08	1.59 y	37:27	-	1.01
76	Penta	PCB-113	50.00	7.59e+07	1.59 y	37:42	-	1.43
77	Penta	PCB-99	50.00	6.09e+07	1.59 y	37:48	-	1.14
78	Penta	PCB-119	50.00	7.60e+07	1.60 y	38:15	-	1.63
79	Penta	PCB-108/112	100.00	1.23e+08	1.60 y	38:25	-	1.32
80	Penta	PCB-83	50.00	7.49e+07	1.60 y	38:34	-	1.61
81	Penta	PCB-97	50.00	5.22e+07	1.61 y	38:46	-	1.12
82	Penta	PCB-86	50.00	4.93e+07	1.56 y	38:54	-	1.06
83	Penta	PCB-87/117/125	150.00	2.04e+08	1.59 y	39:02	-	1.46
84	Penta	PCB-111/115	100.00	1.56e+08	1.61 y	39:11	-	1.67
85	Penta	PCB-85/116	100.00	1.17e+08	1.63 y	39:19	-	1.25
86	Penta	PCB-120	50.00	8.59e+07	1.57 y	39:34	-	1.85
87	Penta	PCB-110	50.00	7.42e+07	1.60 y	39:42	-	1.60
88	Penta	PCB-82	50.00	4.66e+07	1.58 y	40:20	-	0.73
89	Penta	PCB-124	50.00	8.23e+07	1.59 y	41:00	-	1.29
90	Penta	PCB-107/109	100.00	1.49e+08	1.58 y	41:08	-	1.17
91	Penta	PCB-123	50.00	6.71e+07	1.58 y	41:20	-	1.05
92	Penta	PCB-106/118	100.00	1.48e+08	1.60 y	41:31	-	1.10
93	Penta	PCB-114	50.00	7.17e+07	1.55 y	42:09	-	1.04
94	Penta	PCB-122	50.00	6.75e+07	1.57 y	42:17	-	0.98
95	Penta	PCB-105	50.00	7.13e+07	1.60 y	43:01	-	1.06
96	Penta	PCB-127	50.00	7.61e+07	1.59 y	43:21	-	1.03
97	Penta	PCB-126	50.00	7.59e+07	1.59 y	45:14	-	1.13
98	Hexa	PCB-155	50.00	4.86e+07	1.29 y	37:01	-	0.91
99	Hexa	PCB-150	50.00	5.18e+07	1.29 y	38:17	-	0.97
100	Hexa	PCB-152	50.00	5.86e+07	1.29 y	38:45	-	1.09
101	Hexa	PCB-145	50.00	5.67e+07	1.27 y	39:11	-	1.06
102	Hexa	PCB-136	50.00	4.93e+07	1.29 y	39:31	-	0.92

103	Hexa	PCB-148	50.00	4.08e+07	1.34	y	39:38	-	0.76
104	Hexa	PCB-154	50.00	4.47e+07	1.27	y	40:07	-	0.83
105	Hexa	PCB-151	50.00	3.94e+07	1.27	y	40:45	-	0.73
106	Hexa	PCB-135	50.00	4.41e+07	1.28	y	40:58	-	0.82
107	Hexa	PCB-144	50.00	3.89e+07	1.29	y	41:05	-	0.73
108	Hexa	PCB-147	50.00	4.19e+07	1.30	y	41:12	-	0.78
109	Hexa	PCB-139/149	100.00	9.02e+07	1.28	y	41:28	-	0.84
110	Hexa	PCB-140	50.00	3.94e+07	1.30	y	41:39	-	0.73
111	Hexa	PCB-134/143	100.00	1.10e+08	1.23	y	42:05	-	0.71
112	Hexa	PCB-131/133	100.00	1.18e+08	1.24	y	42:23	-	0.76
113	Hexa	PCB-142	50.00	5.31e+07	1.24	y	42:32	-	0.68

114	Hexa	PCB-146/165	100.00	1.46e+08	1.25 y	42:46	-	0.94
115	Hexa	PCB-132/161	100.00	1.44e+08	1.25 y	43:01	-	0.93
116	Hexa	PCB-153	50.00	7.85e+07	1.24 y	43:10	-	1.01
117	Hexa	PCB-168	50.00	7.73e+07	1.24 y	43:23	-	1.00
118	Hexa	PCB-141	50.00	5.99e+07	1.23 y	43:55	-	0.94
119	Hexa	PCB-137	50.00	6.65e+07	1.25 y	44:17	-	1.04
120	Hexa	PCB-130	50.00	4.92e+07	1.25 y	44:24	-	0.77
121	Hexa	PCB-138/163/164	150.00	2.34e+08	1.24 y	44:46	-	1.13
122	Hexa	PCB-158/160	100.00	1.50e+08	1.25 y	45:01	-	1.09
123	Hexa	PCB-129	50.00	4.94e+07	1.23 y	45:15	-	0.72
124	Hexa	PCB-166	50.00	8.50e+07	1.23 y	45:42	-	1.04
125	Hexa	PCB-159	50.00	9.01e+07	1.22 y	46:02	-	1.10
126	Hexa	PCB-128/162	100.00	1.37e+08	1.24 y	46:20	-	0.84
127	Hexa	PCB-167	50.00	7.81e+07	1.23 y	46:43	-	0.95
128	Hexa	PCB-156	50.00	7.78e+07	1.25 y	48:00	-	0.97
129	Hexa	PCB-157	50.00	7.62e+07	1.23 y	48:17	-	0.96
130	Hexa	PCB-169	50.00	8.59e+07	1.23 y	50:28	-	1.06
131	Hepta	PCB-188	50.00	6.98e+07	1.03 y	42:48	-	1.24
132	Hepta	PCB-184	50.00	6.93e+07	1.05 y	43:15	-	1.23
133	Hepta	PCB-179	50.00	7.28e+07	1.06 y	44:02	-	1.29
134	Hepta	PCB-176	50.00	6.90e+07	1.06 y	44:30	-	1.23
135	Hepta	PCB-186	50.00	7.40e+07	1.03 y	45:06	-	1.31
136	Hepta	PCB-178	50.00	5.22e+07	1.04 y	45:36	-	0.93
137	Hepta	PCB-175	50.00	5.39e+07	1.06 y	45:57	-	0.96
138	Hepta	PCB-182/187	100.00	1.21e+08	1.05 y	46:07	-	1.07
139	Hepta	PCB-183	50.00	5.97e+07	1.06 y	46:26	-	1.06
140	Hepta	PCB-185	50.00	5.07e+07	1.06 y	47:05	-	1.28
141	Hepta	PCB-174	50.00	5.01e+07	1.04 y	47:27	-	1.27
142	Hepta	PCB-181	50.00	5.71e+07	1.05 y	47:33	-	1.44
143	Hepta	PCB-177	50.00	5.01e+07	1.03 y	47:43	-	1.27
144	Hepta	PCB-171	50.00	4.98e+07	1.05 y	48:00	-	1.26
145	Hepta	PCB-173	50.00	4.60e+07	1.04 y	48:26	-	1.16
146	Hepta	PCB-172	50.00	5.13e+07	1.03 y	48:54	-	1.30
147	Hepta	PCB-192	50.00	6.70e+07	1.04 y	49:05	-	1.69
148	Hepta	PCB-180	50.00	5.56e+07	1.04 y	49:18	-	1.41
149	Hepta	PCB-193	50.00	6.12e+07	1.03 y	49:29	-	1.55
150	Hepta	PCB-191	50.00	6.46e+07	1.05 y	49:46	-	1.63
151	Hepta	PCB-170	50.00	4.73e+07	1.05 y	50:53	-	1.35
152	Hepta	PCB-190	50.00	6.31e+07	1.05 y	51:04	-	1.80
153	Hepta	PCB-189	50.00	6.19e+07	1.04 y	52:30	-	1.35
154	Octa	PCB-202	50.00	5.23e+07	0.90 y	48:13	-	1.01
155	Octa	PCB-201	50.00	4.89e+07	0.95 y	48:43	-	0.94
156	Octa	PCB-204	50.00	5.12e+07	0.86 y	48:52	-	0.99
157	Octa	PCB-197	50.00	5.09e+07	0.90 y	49:10	-	0.98
158	Octa	PCB-200	50.00	4.91e+07	0.91 y	50:04	-	0.94
159	Octa	PCB-198	50.00	4.03e+07	0.91 y	51:33	-	0.77
160	Octa	PCB-199	50.00	3.67e+07	0.91 y	51:40	-	0.71
161	Octa	PCB-196/203	100.00	7.88e+07	0.90 y	51:56	-	0.76
162	Octa	PCB-195	50.00	4.26e+07	0.90 y	53:11	-	0.98
163	Octa	PCB-194	50.00	4.69e+07	0.90 y	54:04	-	1.07

164	Octa	PCB-205	50.00	5.50e+07	0.90	y	54:20	-	1.26
165	Nona	PCB-208	50.00	5.15e+07	1.33	y	53:20	-	0.84
166	Nona	PCB-207	50.00	5.06e+07	1.33	y	53:39	-	0.83
167	Nona	PCB-206	50.00	3.82e+07	1.32	y	55:38	-	0.84
168	Deca	PCB-209	50.00	4.06e+07	1.19	y	56:56	-	0.96
169	Tot ╗	Total Mono-PCB	0.00	-	-	n	-	-	0.98
170	Tot ╗	Total Di-PCB	0.00	-	-	n	-	-	0.98
171	Tot ╗	Total Tri-PCB	0.00	-	-	n	-	-	1.08

172	Tot ╗	Total Tri-PCB	0.00	-	-	n	-	-	1.00
173	Tot ╗	Total Tetra-PCB	0.00	-	-	n	-	-	0.98
174	Tot ╗	Total Penta-PCB	0.00	-	-	n	-	-	1.10
175	Tot ╗	Total Penta-PCB	0.00	-	-	n	-	-	1.05
176	Tot ╗	Total Hexa-PCB	0.00	-	-	n	-	-	0.86
177	Tot ╗	Total Hexa-PCB	0.00	-	-	n	-	-	0.93
178	Tot ╗	Total Hepta-PCB	0.00	-	-	n	-	-	1.26
179	Tot ╗	Total Octa-PCB	0.00	-	-	n	-	-	0.87
180	Tot ╗	Total Octa-PCB	0.00	-	-	n	-	-	1.10
181	Tot ╗	Total Nona-PCB	0.00	-	-	n	-	-	0.83
182	Tot ╗	Total Deca-PCB	50.00	4.06e+07	1.19	y	56:56	-	0.96
183	Mono╗	13C-PCB-1	100.00	2.83e+08	3.19	y	16:01	-	1.17
184	Mono╗	13C-PCB-3	100.00	3.01e+08	3.19	y	18:38	-	1.25
185	Di-IS	13C-PCB-4	100.00	1.50e+08	1.56	y	19:59	-	0.62
186	Di-IS	13C-PCB-9	100.00	2.32e+08	1.58	y	21:46	-	0.96
187	Di-IS	13C-PCB-11	100.00	2.29e+08	1.55	y	25:10	-	0.95
188	Tri-╗	13C-PCB-19	100.00	1.52e+08	1.05	y	24:08	-	0.63
189	Tri-╗	13C-PCB-32	100.00	2.14e+08	1.08	y	27:04	-	0.89
190	Tri-╗	13C-PCB-28	100.00	1.99e+08	1.04	y	29:02	-	1.01
191	Tri-╗	13C-PCB-37	100.00	1.99e+08	1.06	y	32:54	-	1.01
192	Tetr╗	13C-PCB-54	100.00	1.91e+08	0.79	y	27:54	-	0.91
193	Tetr╗	13C-PCB-52	100.00	1.62e+08	0.79	y	31:27	-	0.77
194	Tetr╗	13C-PCB-47	100.00	1.74e+08	0.80	y	31:57	-	0.83
195	Tetr╗	13C-PCB-70	100.00	2.11e+08	0.81	y	35:28	-	1.00
196	Tetr╗	13C-PCB-80	100.00	2.12e+08	0.80	y	35:53	-	1.01
197	Tetr╗	13C-PCB-81	100.00	2.13e+08	0.79	y	38:59	-	1.01
198	Tetr╗	13C-PCB-77	100.00	2.06e+08	0.82	y	39:34	-	0.98
199	Pent╗	13C-PCB-104	100.00	1.33e+08	1.61	y	32:36	-	1.01
200	Pent╗	13C-PCB-95	100.00	1.06e+08	1.60	y	35:46	-	0.80
201	Pent╗	13C-PCB-101	100.00	1.06e+08	1.59	y	37:27	-	0.80
202	Pent╗	13C-PCB-97	100.00	9.30e+07	1.60	y	38:45	-	0.70
203	Pent╗	13C-PCB-123	100.00	1.27e+08	1.59	y	41:18	-	0.96
204	Pent╗	13C-PCB-118	100.00	1.34e+08	1.59	y	41:29	-	1.02
205	Pent╗	13C-PCB-114	100.00	1.37e+08	1.59	y	42:08	-	1.18
206	Pent╗	13C-PCB-105	100.00	1.35e+08	1.59	y	42:60	-	1.16
207	Pent╗	13C-PCB-127	100.00	1.47e+08	1.57	y	43:20	-	1.26
208	Pent╗	13C-PCB-126	100.00	1.35e+08	1.57	y	45:14	-	1.16
209	Hexa╗	13C-PCB-155	100.00	1.07e+08	1.26	y	36:60	-	0.81
210	Hexa╗	13C-PCB-153	100.00	1.55e+08	1.28	y	43:10	-	1.33
211	Hexa╗	13C-PCB-141	100.00	1.28e+08	1.28	y	43:54	-	1.10
212	Hexa	13C-PCB-138	100.00	1.38e+08	1.26	y	44:44	-	1.18
213	Hexa╗	13C-PCB-159	100.00	1.63e+08	1.27	y	46:01	-	1.40
214	Hexa╗	13C-PCB-167	100.00	1.64e+08	1.26	y	46:42	-	1.41
215	Hexa╗	13C-PCB-156	100.00	1.60e+08	1.27	y	47:59	-	1.38
216	Hexa╗	13C-PCB-157	100.00	1.59e+08	1.28	y	48:15	-	1.37
217	Hexa╗	13C-PCB-169	100.00	1.62e+08	1.27	y	50:28	-	1.39
218	Hept╗	13C-PCB-188	100.00	1.13e+08	0.46	y	42:48	-	1.38
219	Hept╗	13C-PCB-180	100.00	7.91e+07	0.46	y	49:17	-	0.97
220	Hept╗	13C-PCB-170	100.00	7.02e+07	0.46	y	50:53	-	0.86
221	Hept╗	13C-PCB-189	100.00	9.18e+07	0.45	y	52:29	-	1.13
222	Octa╗	13C-PCB-202	100.00	1.04e+08	0.91	y	48:12	-	1.28

223	Octa╗	13C-PCB-194	100.00	8.73e+07	0.90	y	54:03	-	0.76
224	Nona╗	13C-PCB-208	100.00	1.23e+08	0.77	y	53:19	-	1.07
225	Nona╗	13C-PCB-206	100.00	9.13e+07	0.78	y	55:37	-	0.80
226	Deca╗	13C-PCB-209	100.00	8.43e+07	1.20	y	56:56	-	0.74
227	DI-RS	13C-PCB-15	100.00	2.42e+08	1.55	y	25:52	-	1.00
228	Tri-╗	13C-PCB-31	100.00	1.98e+08	1.05	y	28:55	-	1.00
229	Tetr╗	13C-PCB-60	100.00	2.11e+08	0.79	y	36:42	-	1.00
230	Penta	13C-PCB-111	100.00	1.32e+08	1.57	y	39:11	-	1.00
231	Hexa╗	13C-PCB-128	100.00	1.16e+08	1.28	y	46:17	-	1.00
232	Hept╗	13C-PCB-182	100.00	8.15e+07	0.46	y	46:07	-	1.00

233	Octa[illegible]	13C-PCB-205	100.00	1.14e+08	0.91	y	54:19	-	1.00
234	CRS	13C-PCB-79	100.00	2.17e+08	0.80	y	37:46	-	1.03
235	CRS	13C-PCB-178	100.00	7.44e+07	0.46	y	45:35	-	0.91
236	PS	13C-PCB-79	100.00	2.17e+08	0.80	y	37:46	-	1.02
237	PS	13C-PCB-178	100.00	7.44e+07	0.46	y	45:35	-	0.94

Filename: 180208E1 S: 5 Acquired: 8-FEB-18 12:55:10
Run: 180208E1 Analyte: PCBNEW ICal: PCBVG8-2-8-18 Results:
Sample text: ST180208E1-5 PCB CS4 17L3007

	Typ	Name	Amount	Resp	RA	RT	RF	RRF
1	Mono	PCB-1	400.00	1.06e+09	3.00 y	16:00	-	1.05
2	Mono	PCB-2	400.00	1.12e+09	3.01 y	18:24	-	1.02
3	Mono	PCB-3	400.00	1.12e+09	3.00 y	18:38	-	1.02
4	Di	PCB-4/10	800.00	1.29e+09	1.54 y	20:01	-	1.20
5	Di	PCB-7/9	800.00	1.64e+09	1.55 y	21:49	-	0.95
6	Di	PCB-6	400.00	8.81e+08	1.55 y	22:28	-	1.02
7	Di	PCB-5/8	800.00	1.73e+09	1.56 y	22:52	-	1.00
8	Di	PCB-14	400.00	8.84e+08	1.56 y	23:58	-	1.00
9	Di	PCB-11	400.00	9.38e+08	1.56 y	25:10	-	1.06
10	Di	PCB-12/13	800.00	1.76e+09	1.55 y	25:34	-	0.99
11	Di	PCB-15	400.00	9.16e+08	1.53 y	25:53	-	1.03
12	Tri	PCB-19	400.00	6.92e+08	1.05 y	24:09	-	1.15
13	Tri	PCB-30	400.00	1.11e+09	1.05 y	25:03	-	1.85
14	Tri	PCB-18	400.00	7.73e+08	1.05 y	25:48	-	0.85
15	Tri	PCB-17	400.00	7.14e+08	1.04 y	25:59	-	0.79
16	Tri	PCB-24/27	800.00	2.01e+09	1.05 y	26:34	-	1.11
17	Tri	PCB-16/32	800.00	1.75e+09	1.05 y	27:04	-	0.96
18	Tri	PCB-34	400.00	6.97e+08	1.03 y	27:52	-	0.84
19	Tri	PCB-23	400.00	7.68e+08	1.08 y	27:57	-	0.93
20	Tri	PCB-29	400.00	7.41e+08	1.05 y	28:12	-	0.90
21	Tri	PCB-26	400.00	8.02e+08	1.06 y	28:26	-	0.97
22	Tri	PCB-25	400.00	8.41e+08	1.05 y	28:35	-	1.02
23	Tri	PCB-31	400.00	9.14e+08	1.05 y	28:56	-	1.11
24	Tri	PCB-28	400.00	9.09e+08	1.06 y	29:02	-	1.10
25	Tri	PCB-20/21/33	1200.00	2.44e+09	1.05 y	29:40	-	0.98
26	Tri	PCB-22	400.00	8.82e+08	1.05 y	30:06	-	1.07
27	Tri	PCB-36	400.00	9.01e+08	1.05 y	30:43	-	1.08
28	Tri	PCB-39	400.00	8.37e+08	1.06 y	31:11	-	1.00
29	Tri	PCB-38	400.00	8.81e+08	1.04 y	31:57	-	1.06
30	Tri	PCB-35	400.00	9.16e+08	1.05 y	32:29	-	1.10
31	Tri	PCB-37	400.00	8.86e+08	1.05 y	32:55	-	1.06
32	Tetra	PCB-54	400.00	8.28e+08	0.78 y	27:55	-	1.03
33	Tetra	PCB-50	400.00	7.17e+08	0.78 y	29:06	-	0.89
34	Tetra	PCB-53	400.00	6.74e+08	0.78 y	29:44	-	0.97
35	Tetra	PCB-51	400.00	7.22e+08	0.77 y	30:05	-	1.04
36	Tetra	PCB-45	400.00	5.75e+08	0.78 y	30:31	-	0.83
37	Tetra	PCB-46	400.00	5.51e+08	0.78 y	31:00	-	0.79
38	Tetra	PCB-52/69	800.00	1.66e+09	0.77 y	31:29	-	1.19
39	Tetra	PCB-73	400.00	9.41e+08	0.79 y	31:36	-	1.36
40	Tetra	PCB-43/49	800.00	1.35e+09	0.78 y	31:46	-	0.98
41	Tetra	PCB-47	400.00	6.36e+08	0.77 y	31:58	-	0.83

42	Tetra	PCB-48/75	800.00	1.69e+09	0.78 y	32:05	-	1.10
43	Tetra	PCB-65	400.00	9.31e+08	0.78 y	32:21	-	1.22
44	Tetra	PCB-62	400.00	8.02e+08	0.79 y	32:27	-	1.05
45	Tetra	PCB-44	400.00	6.38e+08	0.77 y	32:46	-	0.84
46	Tetra	PCB-42/59	800.00	1.53e+09	0.78 y	32:59	-	1.00
47	Tetra	PCB-41/64/71/72	1600.00	3.54e+09	0.78 y	33:35	-	1.16
48	Tetra	PCB-68	400.00	9.39e+08	0.77 y	33:50	-	1.23
49	Tetra	PCB-40	400.00	4.66e+08	0.78 y	34:03	-	0.61
50	Tetra	PCB-57	400.00	9.99e+08	0.78 y	34:25	-	1.06
51	Tetra	PCB-67	400.00	9.81e+08	0.77 y	34:43	-	1.04
52	Tetra	PCB-58	400.00	1.01e+09	0.79 y	34:50	-	1.08

53	Tetra	PCB-63	400.00	9.01e+08	0.78 y	34:59	-	0.96
54	Tetra	PCB-74	400.00	1.06e+09	0.78 y	35:16	-	1.12
55	Tetra	PCB-61/70	800.00	1.83e+09	0.78 y	35:26	-	0.97
56	Tetra	PCB-76/66	800.00	2.04e+09	0.78 y	35:40	-	1.08
57	Tetra	PCB-80	400.00	1.06e+09	0.78 y	35:54	-	1.12
58	Tetra	PCB-55	400.00	1.06e+09	0.77 y	36:13	-	1.12
59	Tetra	PCB-56/60	800.00	1.87e+09	0.77 y	36:42	-	0.99
60	Tetra	PCB-79	400.00	1.04e+09	0.79 y	37:47	-	1.10
61	Tetra	PCB-78	400.00	1.01e+09	0.77 y	38:28	-	1.05
62	Tetra	PCB-81	400.00	8.99e+08	0.78 y	38:60	-	0.94
63	Tetra	PCB-77	400.00	9.51e+08	0.78 y	39:35	-	1.03
64	Penta	PCB-104	400.00	6.19e+08	1.59 y	32:37	-	1.02
65	Penta	PCB-96	400.00	6.88e+08	1.59 y	33:52	-	1.13
66	Penta	PCB-103	400.00	5.49e+08	1.60 y	34:25	-	0.90
67	Penta	PCB-100	400.00	5.67e+08	1.59 y	34:47	-	0.93
68	Penta	PCB-94	400.00	4.39e+08	1.58 y	35:15	-	0.89
69	Penta	PCB-95/98/102	1200.00	1.70e+09	1.60 y	35:43	-	1.15
70	Penta	PCB-93	400.00	4.28e+08	1.58 y	35:51	-	0.87
71	Penta	PCB-88/91	800.00	9.09e+08	1.57 y	36:08	-	0.92
72	Penta	PCB-121	400.00	8.47e+08	1.61 y	36:15	-	1.72
73	Penta	PCB-84/92	800.00	9.42e+08	1.59 y	37:05	-	0.95
74	Penta	PCB-89	400.00	5.13e+08	1.60 y	37:15	-	1.04
75	Penta	PCB-90/101	800.00	1.04e+09	1.59 y	37:27	-	1.06
76	Penta	PCB-113	400.00	6.79e+08	1.56 y	37:42	-	1.38
77	Penta	PCB-99	400.00	6.44e+08	1.62 y	37:47	-	1.31
78	Penta	PCB-119	400.00	7.33e+08	1.59 y	38:14	-	1.67
79	Penta	PCB-108/112	800.00	1.15e+09	1.59 y	38:24	-	1.31
80	Penta	PCB-83	400.00	7.46e+08	1.59 y	38:34	-	1.71
81	Penta	PCB-97	400.00	4.96e+08	1.58 y	38:45	-	1.13
82	Penta	PCB-86	400.00	4.68e+08	1.53 y	38:54	-	1.07
83	Penta	PCB-87/117/125	1200.00	1.96e+09	1.59 y	39:02	-	1.49
84	Penta	PCB-111/115	800.00	1.52e+09	1.59 y	39:11	-	1.74
85	Penta	PCB-85/116	800.00	1.11e+09	1.61 y	39:18	-	1.26
86	Penta	PCB-120	400.00	8.34e+08	1.57 y	39:34	-	1.91
87	Penta	PCB-110	400.00	7.15e+08	1.59 y	39:42	-	1.63
88	Penta	PCB-82	400.00	4.53e+08	1.59 y	40:20	-	0.76
89	Penta	PCB-124	400.00	7.17e+08	1.57 y	41:00	-	1.20
90	Penta	PCB-107/109	800.00	1.54e+09	1.59 y	41:08	-	1.28
91	Penta	PCB-123	400.00	6.35e+08	1.58 y	41:19	-	1.06
92	Penta	PCB-106/118	800.00	1.48e+09	1.59 y	41:31	-	1.16
93	Penta	PCB-114	400.00	6.40e+08	1.55 y	42:09	-	1.08
94	Penta	PCB-122	400.00	5.89e+08	1.58 y	42:17	-	0.99
95	Penta	PCB-105	400.00	6.29e+08	1.58 y	43:01	-	1.09
96	Penta	PCB-127	400.00	6.70e+08	1.59 y	43:20	-	1.08
97	Penta	PCB-126	400.00	6.84e+08	1.59 y	45:14	-	1.18
98	Hexa	PCB-155	400.00	4.84e+08	1.28 y	37:01	-	0.95
99	Hexa	PCB-150	400.00	5.15e+08	1.29 y	38:16	-	1.01
100	Hexa	PCB-152	400.00	5.82e+08	1.29 y	38:45	-	1.14
101	Hexa	PCB-145	400.00	5.70e+08	1.30 y	39:11	-	1.11
102	Hexa	PCB-136	400.00	5.04e+08	1.28 y	39:31	-	0.98

103	Hexa	PCB-148	400.00	4.03e+08	1.29 y	39:37	-	0.79
104	Hexa	PCB-154	400.00	4.43e+08	1.29 y	40:07	-	0.87
105	Hexa	PCB-151	400.00	3.89e+08	1.29 y	40:45	-	0.76
106	Hexa	PCB-135	400.00	4.48e+08	1.28 y	40:58	-	0.87
107	Hexa	PCB-144	400.00	3.83e+08	1.30 y	41:05	-	0.75
108	Hexa	PCB-147	400.00	4.15e+08	1.29 y	41:12	-	0.81
109	Hexa	PCB-139/149	800.00	9.15e+08	1.28 y	41:28	-	0.89
110	Hexa	PCB-140	400.00	3.90e+08	1.25 y	41:39	-	0.76
111	Hexa	PCB-134/143	800.00	1.02e+09	1.24 y	42:05	-	0.75
112	Hexa	PCB-131/133	800.00	1.09e+09	1.25 y	42:23	-	0.80
113	Hexa	PCB-142	400.00	4.85e+08	1.24 y	42:32	-	0.71

114	Hexa	PCB-146/165	800.00	1.37e+09	1.23 y	42:46	-	0.99
115	Hexa	PCB-132/161	800.00	1.35e+09	1.23 y	43:00	-	0.98
116	Hexa	PCB-153	400.00	7.14e+08	1.24 y	43:10	-	1.04
117	Hexa	PCB-168	400.00	7.18e+08	1.23 y	43:23	-	1.05
118	Hexa	PCB-141	400.00	5.60e+08	1.24 y	43:55	-	0.98
119	Hexa	PCB-137	400.00	6.04e+08	1.22 y	44:17	-	1.06
120	Hexa	PCB-130	400.00	4.55e+08	1.25 y	44:24	-	0.80
121	Hexa	PCB-138/163/164	1200.00	2.20e+09	1.24 y	44:46	-	1.20
122	Hexa	PCB-158/160	800.00	1.41e+09	1.24 y	45:01	-	1.15
123	Hexa	PCB-129	400.00	4.58e+08	1.24 y	45:15	-	0.75
124	Hexa	PCB-166	400.00	7.89e+08	1.22 y	45:42	-	1.09
125	Hexa	PCB-159	400.00	8.37e+08	1.22 y	46:02	-	1.16
126	Hexa	PCB-128/162	800.00	1.26e+09	1.22 y	46:19	-	0.87
127	Hexa	PCB-167	400.00	7.28e+08	1.23 y	46:43	-	1.00
128	Hexa	PCB-156	400.00	7.24e+08	1.22 y	48:00	-	1.00
129	Hexa	PCB-157	400.00	6.99e+08	1.23 y	48:17	-	0.98
130	Hexa	PCB-169	400.00	7.79e+08	1.24 y	50:28	-	1.10
131	Hepta	PCB-188	400.00	6.79e+08	1.04 y	42:49	-	1.31
132	Hepta	PCB-184	400.00	6.67e+08	1.05 y	43:16	-	1.28
133	Hepta	PCB-179	400.00	6.93e+08	1.06 y	44:02	-	1.33
134	Hepta	PCB-176	400.00	6.48e+08	1.05 y	44:30	-	1.25
135	Hepta	PCB-186	400.00	7.15e+08	1.04 y	45:06	-	1.37
136	Hepta	PCB-178	400.00	4.89e+08	1.04 y	45:36	-	0.94
137	Hepta	PCB-175	400.00	5.13e+08	1.05 y	45:57	-	0.99
138	Hepta	PCB-182/187	800.00	1.15e+09	1.05 y	46:07	-	1.11
139	Hepta	PCB-183	400.00	5.58e+08	1.05 y	46:26	-	1.07
140	Hepta	PCB-185	400.00	4.78e+08	1.04 y	47:05	-	1.34
141	Hepta	PCB-174	400.00	4.84e+08	1.03 y	47:27	-	1.36
142	Hepta	PCB-181	400.00	5.30e+08	1.04 y	47:34	-	1.49
143	Hepta	PCB-177	400.00	4.67e+08	1.05 y	47:44	-	1.31
144	Hepta	PCB-171	400.00	4.77e+08	1.05 y	48:01	-	1.34
145	Hepta	PCB-173	400.00	4.36e+08	1.04 y	48:27	-	1.23
146	Hepta	PCB-172	400.00	4.92e+08	1.04 y	48:54	-	1.39
147	Hepta	PCB-192	400.00	6.47e+08	1.05 y	49:05	-	1.82
148	Hepta	PCB-180	400.00	5.30e+08	1.03 y	49:18	-	1.49
149	Hepta	PCB-193	400.00	5.83e+08	1.04 y	49:30	-	1.64
150	Hepta	PCB-191	400.00	6.08e+08	1.06 y	49:45	-	1.71
151	Hepta	PCB-170	400.00	4.35e+08	1.04 y	50:53	-	1.42
152	Hepta	PCB-190	400.00	5.93e+08	1.04 y	51:04	-	1.94
153	Hepta	PCB-189	400.00	5.83e+08	1.05 y	52:30	-	1.38
154	Octa	PCB-202	400.00	5.05e+08	0.91 y	48:13	-	1.05
155	Octa	PCB-201	400.00	4.57e+08	0.90 y	48:42	-	0.95
156	Octa	PCB-204	400.00	5.09e+08	0.91 y	48:51	-	1.06
157	Octa	PCB-197	400.00	4.94e+08	0.90 y	49:10	-	1.03
158	Octa	PCB-200	400.00	4.73e+08	0.90 y	50:04	-	0.99
159	Octa	PCB-198	400.00	3.68e+08	0.90 y	51:32	-	0.77
160	Octa	PCB-199	400.00	3.73e+08	0.91 y	51:39	-	0.78
161	Octa	PCB-196/203	800.00	7.77e+08	0.90 y	51:56	-	0.81
162	Octa	PCB-195	400.00	3.64e+08	0.90 y	53:10	-	1.01
163	Octa	PCB-194	400.00	4.02e+08	0.90 y	54:04	-	1.11

164	Octa	PCB-205	400.00	4.72e+08	0.90	y	54:20	-	1.30
165	Nona	PCB-208	400.00	4.60e+08	1.32	y	53:19	-	0.88
166	Nona	PCB-207	400.00	4.60e+08	1.32	y	53:38	-	0.88
167	Nona	PCB-206	400.00	3.34e+08	1.31	y	55:37	-	0.86
168	Deca	PCB-209	400.00	3.68e+08	1.19	y	56:57	-	1.02
169	Tot ╗	Total Mono-PCB	0.00	-	-	n	-	-	1.03
170	Tot ╗	Total Di-PCB	0.00	-	-	n	-	-	1.00
171	Tot ╗	Total Tri-PCB	0.00	-	-	n	-	-	1.10

172	Tot ╗	Total Tri-PCB	0.00	-	-	n	-	-	1.01
173	Tot ╗	Total Tetra-PCB	0.00	-	-	n	-	-	1.03
174	Tot ╗	Total Penta-PCB	0.00	-	-	n	-	-	1.15
175	Tot ╗	Total Penta-PCB	0.00	-	-	n	-	-	1.09
176	Tot ╗	Total Hexa-PCB	0.00	-	-	n	-	-	0.90
177	Tot ╗	Total Hexa-PCB	0.00	-	-	n	-	-	0.97
178	Tot ╗	Total Hepta-PCB	0.00	-	-	n	-	-	1.31
179	Tot ╗	Total Octa-PCB	0.00	-	-	n	-	-	0.92
180	Tot ╗	Total Octa-PCB	0.00	-	-	n	-	-	1.14
181	Tot ╗	Total Nona-PCB	0.00	-	-	n	-	-	0.87
182	Tot ╗	Total Deca-PCB	400.00	3.68e+08	1.19	y	56:57	-	1.02
183	Mono╗	13C-PCB-1	100.00	2.53e+08	3.18	y	15:59	-	1.07
184	Mono╗	13C-PCB-3	100.00	2.75e+08	3.16	y	18:37	-	1.17
185	Di-IS	13C-PCB-4	100.00	1.35e+08	1.58	y	19:58	-	0.57
186	Di-IS	13C-PCB-9	100.00	2.15e+08	1.55	y	21:46	-	0.91
187	Di-IS	13C-PCB-11	100.00	2.22e+08	1.56	y	25:10	-	0.94
188	Tri-╗	13C-PCB-19	100.00	1.50e+08	1.06	y	24:08	-	0.64
189	Tri-╗	13C-PCB-32	100.00	2.26e+08	1.07	y	27:04	-	0.96
190	Tri-╗	13C-PCB-28	100.00	2.07e+08	1.05	y	29:02	-	1.03
191	Tri-╗	13C-PCB-37	100.00	2.08e+08	1.05	y	32:54	-	1.04
192	Tetr╗	13C-PCB-54	100.00	2.01e+08	0.81	y	27:54	-	0.86
193	Tetr╗	13C-PCB-52	100.00	1.73e+08	0.79	y	31:27	-	0.74
194	Tetr╗	13C-PCB-47	100.00	1.91e+08	0.79	y	31:57	-	0.82
195	Tetr╗	13C-PCB-70	100.00	2.36e+08	0.80	y	35:27	-	1.01
196	Tetr╗	13C-PCB-80	100.00	2.36e+08	0.79	y	35:53	-	1.01
197	Tetr╗	13C-PCB-81	100.00	2.40e+08	0.79	y	38:59	-	1.02
198	Tetr╗	13C-PCB-77	100.00	2.31e+08	0.81	y	39:34	-	0.99
199	Pent╗	13C-PCB-104	100.00	1.52e+08	1.59	y	32:36	-	0.97
200	Pent╗	13C-PCB-95	100.00	1.23e+08	1.58	y	35:46	-	0.79
201	Pent╗	13C-PCB-101	100.00	1.23e+08	1.62	y	37:27	-	0.79
202	Pent╗	13C-PCB-97	100.00	1.09e+08	1.59	y	38:45	-	0.70
203	Pent╗	13C-PCB-123	100.00	1.49e+08	1.58	y	41:18	-	0.95
204	Pent╗	13C-PCB-118	100.00	1.58e+08	1.58	y	41:29	-	1.01
205	Pent╗	13C-PCB-114	100.00	1.48e+08	1.59	y	42:08	-	1.14
206	Pent╗	13C-PCB-105	100.00	1.44e+08	1.56	y	42:60	-	1.11
207	Pent╗	13C-PCB-127	100.00	1.55e+08	1.59	y	43:20	-	1.20
208	Pent╗	13C-PCB-126	100.00	1.44e+08	1.56	y	45:14	-	1.11
209	Hexa╗	13C-PCB-155	100.00	1.28e+08	1.26	y	36:59	-	0.82
210	Hexa╗	13C-PCB-153	100.00	1.72e+08	1.26	y	43:10	-	1.32
211	Hexa╗	13C-PCB-141	100.00	1.42e+08	1.27	y	43:54	-	1.10
212	Hexa	13C-PCB-138	100.00	1.53e+08	1.26	y	44:44	-	1.18
213	Hexa╗	13C-PCB-159	100.00	1.81e+08	1.27	y	46:01	-	1.40
214	Hexa╗	13C-PCB-167	100.00	1.81e+08	1.26	y	46:42	-	1.40
215	Hexa╗	13C-PCB-156	100.00	1.82e+08	1.29	y	47:59	-	1.40
216	Hexa╗	13C-PCB-157	100.00	1.78e+08	1.29	y	48:15	-	1.37
217	Hexa╗	13C-PCB-169	100.00	1.77e+08	1.26	y	50:27	-	1.37
218	Hept╗	13C-PCB-188	100.00	1.30e+08	0.46	y	42:48	-	1.41
219	Hept╗	13C-PCB-180	100.00	8.88e+07	0.47	y	49:17	-	0.97
220	Hept╗	13C-PCB-170	100.00	7.64e+07	0.45	y	50:52	-	0.83
221	Hept╗	13C-PCB-189	100.00	1.06e+08	0.47	y	52:29	-	1.15
222	Octa╗	13C-PCB-202	100.00	1.20e+08	0.91	y	48:12	-	1.30

223	Octa╗	13C-PCB-194	100.00	9.06e+07	0.90	y	54:03	-	0.77
224	Nona╗	13C-PCB-208	100.00	1.31e+08	0.77	y	53:18	-	1.11
225	Nona╗	13C-PCB-206	100.00	9.72e+07	0.77	y	55:36	-	0.82
226	Deca╗	13C-PCB-209	100.00	8.99e+07	1.21	y	56:56	-	0.76
227	DI-RS	13C-PCB-15	100.00	2.36e+08	1.55	y	25:52	-	1.00
228	Tri-╗	13C-PCB-31	100.00	2.01e+08	1.04	y	28:55	-	1.00
229	Tetr╗	13C-PCB-60	100.00	2.34e+08	0.80	y	36:42	-	1.00
230	Penta	13C-PCB-111	100.00	1.57e+08	1.58	y	39:11	-	1.00
231	Hexa╗	13C-PCB-128	100.00	1.30e+08	1.25	y	46:17	-	1.00
232	Hept╗	13C-PCB-182	100.00	9.20e+07	0.46	y	46:07	-	1.00

233	Octa	13C-PCB-205	100.00	1.18e+08	0.90	y	54:19	-	1.00
234	CRS	13C-PCB-79	100.00	2.43e+08	0.79	y	37:46	-	1.04
235	CRS	13C-PCB-178	100.00	8.69e+07	0.46	y	45:35	-	0.94
236	PS	13C-PCB-79	100.00	2.43e+08	0.79	y	37:46	-	1.01
237	PS	13C-PCB-178	100.00	8.69e+07	0.46	y	45:35	-	0.98

Filename: 180208E1 S: 6 Acquired: 8-FEB-18 14:00:18
Run: 180208E1 Analyte: PCBNEW ICal: PCBVG8-2-8-18 Results:
Sample text: ST180208E1-6 PCB CS5 17L3008

	Typ	Name	Amount	Resp	RA	RT	RF	RRF
1	Mono	PCB-1	1000.00	2.61e+09	2.96 y	16:01	-	1.01
2	Mono	PCB-2	1000.00	2.74e+09	2.99 y	18:25	-	1.00
3	Mono	PCB-3	1000.00	2.70e+09	2.97 y	18:39	-	0.99
4	Di	PCB-4/10	2000.00	3.04e+09	1.55 y	20:01	-	1.15
5	Di	PCB-7/9	2000.00	3.76e+09	1.55 y	21:49	-	0.92
6	Di	PCB-6	1000.00	2.02e+09	1.56 y	22:28	-	0.99
7	Di	PCB-5/8	2000.00	3.91e+09	1.55 y	22:52	-	0.96
8	Di	PCB-14	1000.00	1.98e+09	1.55 y	23:58	-	0.98
9	Di	PCB-11	1000.00	2.10e+09	1.56 y	25:10	-	1.04
10	Di	PCB-12/13	2000.00	3.91e+09	1.55 y	25:34	-	0.97
11	Di	PCB-15	1000.00	2.00e+09	1.53 y	25:53	-	0.99
12	Tri	PCB-19	1000.00	1.52e+09	1.04 y	24:09	-	1.13
13	Tri	PCB-30	1000.00	2.45e+09	1.05 y	25:03	-	1.82
14	Tri	PCB-18	1000.00	1.68e+09	1.05 y	25:48	-	0.86
15	Tri	PCB-17	1000.00	1.55e+09	1.05 y	25:59	-	0.80
16	Tri	PCB-24/27	2000.00	4.32e+09	1.05 y	26:33	-	1.11
17	Tri	PCB-16/32	2000.00	3.69e+09	1.05 y	27:04	-	0.95
18	Tri	PCB-34	1000.00	1.55e+09	1.04 y	27:52	-	0.97
19	Tri	PCB-23	1000.00	1.59e+09	1.07 y	27:57	-	1.00
20	Tri	PCB-29	1000.00	1.56e+09	1.06 y	28:12	-	0.98
21	Tri	PCB-26	1000.00	1.61e+09	1.06 y	28:25	-	1.01
22	Tri	PCB-25	1000.00	1.69e+09	1.07 y	28:35	-	1.06
23	Tri	PCB-31	1000.00	1.89e+09	1.05 y	28:56	-	1.19
24	Tri	PCB-28	1000.00	1.73e+09	1.07 y	29:02	-	1.09
25	Tri	PCB-20/21/33	3000.00	4.98e+09	1.06 y	29:39	-	1.04
26	Tri	PCB-22	1000.00	1.84e+09	1.05 y	30:06	-	1.15
27	Tri	PCB-36	1000.00	1.89e+09	1.06 y	30:42	-	1.05
28	Tri	PCB-39	1000.00	1.78e+09	1.05 y	31:11	-	0.99
29	Tri	PCB-38	1000.00	1.85e+09	1.06 y	31:57	-	1.03
30	Tri	PCB-35	1000.00	1.94e+09	1.05 y	32:29	-	1.08
31	Tri	PCB-37	1000.00	1.87e+09	1.06 y	32:55	-	1.04
32	Tetra	PCB-54	1000.00	1.74e+09	0.78 y	27:54	-	1.00
33	Tetra	PCB-50	1000.00	1.36e+09	0.77 y	29:04	-	0.78
34	Tetra	PCB-53	1000.00	1.33e+09	0.77 y	29:44	-	0.92
35	Tetra	PCB-51	1000.00	1.45e+09	0.78 y	30:05	-	1.00
36	Tetra	PCB-45	1000.00	1.16e+09	0.78 y	30:30	-	0.80
37	Tetra	PCB-46	1000.00	1.12e+09	0.78 y	30:59	-	0.78
38	Tetra	PCB-52/69	2000.00	3.46e+09	0.77 y	31:29	-	1.20
39	Tetra	PCB-73	1000.00	1.83e+09	0.78 y	31:36	-	1.27
40	Tetra	PCB-43/49	2000.00	2.84e+09	0.78 y	31:45	-	0.98
41	Tetra	PCB-47	1000.00	1.34e+09	0.78 y	31:57	-	0.83

42	Tetra	PCB-48/75	2000.00	3.41e+09	0.78	y	32:04	-	1.06
43	Tetra	PCB-65	1000.00	1.98e+09	0.77	y	32:20	-	1.24
44	Tetra	PCB-62	1000.00	1.62e+09	0.78	y	32:27	-	1.01
45	Tetra	PCB-44	1000.00	1.31e+09	0.78	y	32:45	-	0.82
46	Tetra	PCB-42/59	2000.00	3.12e+09	0.78	y	32:59	-	0.97
47	Tetra	PCB-41/64/71/72	4000.00	7.25e+09	0.78	y	33:34	-	1.13
48	Tetra	PCB-68	1000.00	1.93e+09	0.78	y	33:50	-	1.20
49	Tetra	PCB-40	1000.00	9.50e+08	0.78	y	34:02	-	0.59
50	Tetra	PCB-57	1000.00	2.01e+09	0.78	y	34:24	-	1.04
51	Tetra	PCB-67	1000.00	2.03e+09	0.77	y	34:42	-	1.05
52	Tetra	PCB-58	1000.00	2.07e+09	0.78	y	34:50	-	1.07

53	Tetra	PCB-63	1000.00	1.82e-09	0.78 y	34:59	-	0.94
54	Tetra	PCB-74	1000.00	2.17e+09	0.78 y	35:16	-	1.12
55	Tetra	PCB-61/70	2000.00	3.66e+09	0.78 y	35:26	-	0.95
56	Tetra	PCB-76/66	2000.00	4.13e+09	0.78 y	35:39	-	1.07
57	Tetra	PCB-80	1000.00	2.14e+09	0.78 y	35:54	-	1.11
58	Tetra	PCB-55	1000.00	2.15e+09	0.77 y	36:13	-	1.12
59	Tetra	PCB-56/60	2000.00	3.82e+09	0.78 y	36:42	-	0.99
60	Tetra	PCB-79	1000.00	2.13e+09	0.78 y	37:46	-	1.10
61	Tetra	PCB-78	1000.00	2.03e+09	0.78 y	38:28	-	1.03
62	Tetra	PCB-81	1000.00	1.80e+09	0.78 y	38:59	-	0.91
63	Tetra	PCB-77	1000.00	1.92e+09	0.78 y	39:35	-	1.02
64	Penta	PCB-104	1000.00	1.21e+09	1.58 y	32:37	-	1.00
65	Penta	PCB-96	1000.00	1.32e+09	1.59 y	33:52	-	1.10
66	Penta	PCB-103	1000.00	1.06e+09	1.61 y	34:25	-	0.88
67	Penta	PCB-100	1000.00	1.08e+09	1.60 y	34:47	-	0.90
68	Penta	PCB-94	1000.00	8.53e+08	1.59 y	35:15	-	0.87
69	Penta	PCB-95/98/102	3000.00	3.16e+09	1.60 y	35:43	-	1.07
70	Penta	PCB-93	1000.00	8.96e+08	1.59 y	35:51	-	0.91
71	Penta	PCB-88/91	2000.00	1.76e+09	1.58 y	36:08	-	0.89
72	Penta	PCB-121	1000.00	1.59e+09	1.62 y	36:15	-	1.61
73	Penta	PCB-84/92	2000.00	1.81e+09	1.59 y	37:05	-	0.92
74	Penta	PCB-89	1000.00	9.76e+08	1.59 y	37:15	-	0.99
75	Penta	PCB-90/101	2000.00	1.99e+09	1.59 y	37:27	-	1.01
76	Penta	PCB-113	1000.00	1.44e+09	1.56 y	37:42	-	1.46
77	Penta	PCB-99	1000.00	1.10e+09	1.64 y	37:47	-	1.12
78	Penta	PCB-119	1000.00	1.43e+09	1.60 y	38:14	-	1.68
79	Penta	PCB-108/112	2000.00	2.28e+09	1.64 y	38:25	-	1.34
80	Penta	PCB-83	1000.00	1.41e+09	1.52 y	38:34	-	1.65
81	Penta	PCB-97	1000.00	9.57e+08	1.59 y	38:45	-	1.12
82	Penta	PCB-86	1000.00	9.05e+08	1.57 y	38:54	-	1.06
83	Penta	PCB-87/117/125	3000.00	3.84e+09	1.60 y	39:02	-	1.50
84	Penta	PCB-111/115	2000.00	2.93e+09	1.59 y	39:11	-	1.72
85	Penta	PCB-85/116	2000.00	2.14e+09	1.61 y	39:19	-	1.26
86	Penta	PCB-120	1000.00	1.62e+09	1.59 y	39:34	-	1.90
87	Penta	PCB-110	1000.00	1.37e+09	1.61 y	39:42	-	1.61
88	Penta	PCB-82	1000.00	8.70e+08	1.59 y	40:19	-	0.77
89	Penta	PCB-124	1000.00	1.51e+09	1.56 y	41:00	-	1.33
90	Penta	PCB-107/109	2000.00	2.70e+09	1.59 y	41:08	-	1.19
91	Penta	PCB-123	1000.00	1.21e+09	1.63 y	41:20	-	1.07
92	Penta	PCB-106/118	2000.00	2.70e+09	1.58 y	41:31	-	1.10
93	Penta	PCB-114	1000.00	1.32e+09	1.56 y	42:09	-	1.04
94	Penta	PCB-122	1000.00	1.23e+09	1.58 y	42:17	-	0.97
95	Penta	PCB-105	1000.00	1.32e+09	1.58 y	43:01	-	1.08
96	Penta	PCB-127	1000.00	1.41e+09	1.58 y	43:20	-	1.05
97	Penta	PCB-126	1000.00	1.44e+09	1.60 y	45:14	-	1.16
98	Hexa	PCB-155	1000.00	9.07e+08	1.29 y	37:01	-	0.93
99	Hexa	PCB-150	1000.00	9.56e+08	1.29 y	38:16	-	0.98
100	Hexa	PCB-152	1000.00	1.08e+09	1.29 y	38:45	-	1.11
101	Hexa	PCB-145	1000.00	1.05e+09	1.29 y	39:11	-	1.08
102	Hexa	PCB-136	1000.00	9.39e+08	1.28 y	39:31	-	0.97

103	Hexa	PCB-148	1000.00	7.52e+08	1.30 y	39:37	-	0.77
104	Hexa	PCB-154	1000.00	8.28e+08	1.28 y	40:07	-	0.85
105	Hexa	PCB-151	1000.00	7.22e+08	1.29 y	40:44	-	0.74
106	Hexa	PCB-135	1000.00	8.24e+08	1.28 y	40:58	-	0.85
107	Hexa	PCB-144	1000.00	6.97e+08	1.31 y	41:05	-	0.72
108	Hexa	PCB-147	1000.00	7.40e+08	1.30 y	41:12	-	0.76
109	Hexa	PCB-139/149	2000.00	1.65e+09	1.29 y	41:28	-	0.85
110	Hexa	PCB-140	1000.00	6.98e+08	1.29 y	41:39	-	0.72
111	Hexa	PCB-134/143	2000.00	2.01e+09	1.25 y	42:05	-	0.72
112	Hexa	PCB-131/133	2000.00	2.23e+09	1.25 y	42:23	-	0.80
113	Hexa	PCB-142	1000.00	9.70e+08	1.24 y	42:32	-	0.70

114	Hexa	PCB-146/165	2000.00	2.76e+09	1.24 y	42:46	-	0.99
115	Hexa	PCB-132/161	2000.00	2.74e+09	1.24 y	43:00	-	0.98
116	Hexa	PCB-153	1000.00	1.42e+09	1.25 y	43:10	-	1.02
117	Hexa	PCB-168	1000.00	1.45e+09	1.24 y	43:23	-	1.04
118	Hexa	PCB-141	1000.00	1.13e+09	1.24 y	43:54	-	0.97
119	Hexa	PCB-137	1000.00	1.24e+09	1.23 y	44:17	-	1.07
120	Hexa	PCB-130	1000.00	9.03e+08	1.25 y	44:24	-	0.77
121	Hexa	PCB-138/163/164	3000.00	4.46e+09	1.24 y	44:46	-	1.18
122	Hexa	PCB-158/160	2000.00	2.84e+09	1.24 y	45:01	-	1.12
123	Hexa	PCB-129	1000.00	9.27e+08	1.24 y	45:15	-	0.73
124	Hexa	PCB-166	1000.00	1.61e+09	1.24 y	45:42	-	1.06
125	Hexa	PCB-159	1000.00	1.71e+09	1.24 y	46:02	-	1.13
126	Hexa	PCB-128/162	2000.00	2.58e+09	1.23 y	46:19	-	0.85
127	Hexa	PCB-167	1000.00	1.47e+09	1.23 y	46:43	-	0.97
128	Hexa	PCB-156	1000.00	1.50e+09	1.24 y	48:00	-	0.99
129	Hexa	PCB-157	1000.00	1.46e+09	1.24 y	48:15	-	0.97
130	Hexa	PCB-169	1000.00	1.67e+09	1.25 y	50:28	-	1.10
131	Hepta	PCB-188	1000.00	1.31e+09	1.05 y	42:48	-	1.30
132	Hepta	PCB-184	1000.00	1.28e+09	1.05 y	43:15	-	1.27
133	Hepta	PCB-179	1000.00	1.35e+09	1.05 y	44:01	-	1.33
134	Hepta	PCB-176	1000.00	1.27e+09	1.05 y	44:29	-	1.25
135	Hepta	PCB-186	1000.00	1.41e+09	1.04 y	45:06	-	1.39
136	Hepta	PCB-178	1000.00	9.71e+08	1.06 y	45:36	-	0.96
137	Hepta	PCB-175	1000.00	1.02e+09	1.05 y	45:57	-	1.01
138	Hepta	PCB-182/187	2000.00	2.28e+09	1.05 y	46:07	-	1.13
139	Hepta	PCB-183	1000.00	1.12e+09	1.04 y	46:25	-	1.10
140	Hepta	PCB-185	1000.00	9.60e+08	1.06 y	47:05	-	1.30
141	Hepta	PCB-174	1000.00	9.99e+08	1.05 y	47:27	-	1.35
142	Hepta	PCB-181	1000.00	1.06e+09	1.05 y	47:33	-	1.43
143	Hepta	PCB-177	1000.00	9.42e+08	1.05 y	47:43	-	1.28
144	Hepta	PCB-171	1000.00	9.63e+08	1.05 y	48:00	-	1.31
145	Hepta	PCB-173	1000.00	8.78e+08	1.05 y	48:26	-	1.19
146	Hepta	PCB-172	1000.00	1.00e+09	1.05 y	48:54	-	1.36
147	Hepta	PCB-192	1000.00	1.30e+09	1.05 y	49:05	-	1.77
148	Hepta	PCB-180	1000.00	1.08e+09	1.05 y	49:17	-	1.46
149	Hepta	PCB-193	1000.00	1.18e+09	1.05 y	49:29	-	1.60
150	Hepta	PCB-191	1000.00	1.25e+09	1.05 y	49:44	-	1.69
151	Hepta	PCB-170	1000.00	9.07e+08	1.04 y	50:53	-	1.40
152	Hepta	PCB-190	1000.00	1.23e+09	1.06 y	51:04	-	1.89
153	Hepta	PCB-189	1000.00	1.21e+09	1.05 y	52:29	-	1.38
154	Octa	PCB-202	1000.00	9.95e+08	0.91 y	48:13	-	1.04
155	Octa	PCB-201	1000.00	9.11e+08	0.90 y	48:42	-	0.95
156	Octa	PCB-204	1000.00	9.96e+08	0.90 y	48:51	-	1.04
157	Octa	PCB-197	1000.00	9.86e+08	0.90 y	49:10	-	1.03
158	Octa	PCB-200	1000.00	9.59e+08	0.90 y	50:04	-	1.00
159	Octa	PCB-198	1000.00	7.64e+08	0.90 y	51:32	-	0.80
160	Octa	PCB-199	1000.00	7.38e+08	0.90 y	51:39	-	0.77
161	Octa	PCB-196/203	2000.00	1.58e+09	0.90 y	51:56	-	0.82
162	Octa	PCB-195	1000.00	8.04e+08	0.90 y	53:10	-	0.97
163	Octa	PCB-194	1000.00	8.93e+08	0.90 y	54:03	-	1.07

164	Octa	PCB-205	1000.00	1.05e+09	0.90	y	54:19	-	1.26
165	Nona	PCB-208	1000.00	1.01e+09	1.32	y	53:19	-	0.86
166	Nona	PCB-207	1000.00	1.02e+09	1.32	y	53:38	-	0.87
167	Nona	PCB-206	1000.00	7.42e+08	1.31	y	55:37	-	0.84
168	Deca	PCB-209	1000.00	8.00e+08	1.19	y	56:57	-	1.00
169	Tot ╗	Total Mono-PCB	0.00	-	-	n	-	-	1.00
170	Tot ╗	Total Di-PCB	0.00	-	-	n	-	-	0.98
171	Tot ╗	Total Tri-PCB	0.00	-	-	n	-	-	1.09

172	Tot ╗	Total Tri-PCB	0.00	-	-	n	-	-	1.04
173	Tot ╗	Total Tetra-PCB	0.00	-	-	n	-	-	1.00
174	Tot ╗	Total Penta-PCB	0.00	-	-	n	-	-	1.12
175	Tot ╗	Total Penta-PCB	0.00	-	-	n	-	-	1.06
176	Tot ╗	Total Hexa-PCB	0.00	-	-	n	-	-	0.87
177	Tot ╗	Total Hexa-PCB	0.00	-	-	n	-	-	0.96
178	Tot ╗	Total Hepta-PCB	0.00	-	-	n	-	-	1.31
179	Tot ╗	Total Octa-PCB	0.00	-	-	n	-	-	0.92
180	Tot ╗	Total Octa-PCB	0.00	-	-	n	-	-	1.10
181	Tot ╗	Total Nona-PCB	0.00	-	-	n	-	-	0.86
182	Tot ╗	Total Deca-PCB	1000.00	8.00e+08	1.19	y	56:57	-	1.00
183	Mono╗	13C-PCB-1	100.00	2.59e+08	3.17	y	16:00	-	1.22
184	Mono╗	13C-PCB-3	100.00	2.72e+08	3.19	y	18:38	-	1.28
185	Di-IS	13C-PCB-4	100.00	1.32e+08	1.56	y	19:58	-	0.62
186	Di-IS	13C-PCB-9	100.00	2.04e+08	1.55	y	21:46	-	0.96
187	Di-IS	13C-PCB-11	100.00	2.02e+08	1.54	y	25:10	-	0.95
188	Tri-╗	13C-PCB-19	100.00	1.35e+08	1.06	y	24:08	-	0.63
189	Tri-╗	13C-PCB-32	100.00	1.94e+08	1.06	y	27:04	-	0.91
190	Tri-╗	13C-PCB-28	100.00	1.60e+08	1.05	y	29:02	-	0.93
191	Tri-╗	13C-PCB-37	100.00	1.80e+08	1.05	y	32:54	-	1.05
192	Tetr╗	13C-PCB-54	100.00	1.74e+08	0.80	y	27:54	-	0.90
193	Tetr╗	13C-PCB-52	100.00	1.44e+08	0.80	y	31:26	-	0.75
194	Tetr╗	13C-PCB-47	100.00	1.60e+08	0.79	y	31:57	-	0.83
195	Tetr╗	13C-PCB-70	100.00	1.93e+08	0.81	y	35:27	-	1.00
196	Tetr╗	13C-PCB-80	100.00	1.93e+08	0.81	y	35:53	-	0.99
197	Tetr╗	13C-PCB-81	100.00	1.96e+08	0.81	y	38:59	-	1.01
198	Tetr╗	13C-PCB-77	100.00	1.88e+08	0.81	y	39:34	-	0.97
199	Pent╗	13C-PCB-104	100.00	1.20e+08	1.58	y	32:36	-	0.99
200	Pent╗	13C-PCB-95	100.00	9.85e+07	1.56	y	35:46	-	0.81
201	Pent╗	13C-PCB-101	100.00	9.85e+07	1.57	y	37:27	-	0.81
202	Pent╗	13C-PCB-97	100.00	8.53e+07	1.61	y	38:45	-	0.70
203	Pent╗	13C-PCB-123	100.00	1.13e+08	1.59	y	41:18	-	0.93
204	Pent╗	13C-PCB-118	100.00	1.23e+08	1.58	y	41:29	-	1.01
205	Pent╗	13C-PCB-114	100.00	1.26e+08	1.60	y	42:08	-	1.17
206	Pent╗	13C-PCB-105	100.00	1.23e+08	1.60	y	42:60	-	1.13
207	Pent╗	13C-PCB-127	100.00	1.35e+08	1.58	y	43:20	-	1.24
208	Pent╗	13C-PCB-126	100.00	1.23e+08	1.57	y	45:14	-	1.14
209	Hexa╗	13C-PCB-155	100.00	9.72e+07	1.27	y	36:59	-	0.80
210	Hexa╗	13C-PCB-153	100.00	1.39e+08	1.27	y	43:10	-	1.28
211	Hexa╗	13C-PCB-141	100.00	1.17e+08	1.29	y	43:54	-	1.08
212	Hexa	13C-PCB-138	100.00	1.26e+08	1.28	y	44:44	-	1.16
213	Hexa╗	13C-PCB-159	100.00	1.52e+08	1.27	y	46:01	-	1.40
214	Hexa╗	13C-PCB-167	100.00	1.51e+08	1.25	y	46:42	-	1.39
215	Hexa╗	13C-PCB-156	100.00	1.51e+08	1.27	y	47:59	-	1.39
216	Hexa╗	13C-PCB-157	100.00	1.51e+08	1.27	y	48:15	-	1.39
217	Hexa╗	13C-PCB-169	100.00	1.51e+08	1.28	y	50:27	-	1.40
218	Hept╗	13C-PCB-188	100.00	1.01e+08	0.46	y	42:47	-	1.35
219	Hept╗	13C-PCB-180	100.00	7.38e+07	0.46	y	49:16	-	0.98
220	Hept╗	13C-PCB-170	100.00	6.49e+07	0.47	y	50:52	-	0.87
221	Hept╗	13C-PCB-189	100.00	8.75e+07	0.44	y	52:29	-	1.17
222	Octa╗	13C-PCB-202	100.00	9.60e+07	0.91	y	48:12	-	1.28

223	Octa╗	13C-PCB-194	100.00	8.31e+07	0.91 y	54:02	-	0.79
224	Nona╗	13C-PCB-208	100.00	1.17e+08	0.76 y	53:18	-	1.11
225	Nona╗	13C-PCB-206	100.00	8.79e+07	0.78 y	55:36	-	0.83
226	Deca╗	13C-PCB-209	100.00	8.01e+07	1.19 y	56:56	-	0.76
227	DI-RS	13C-PCB-15	100.00	2.13e+08	1.55 y	25:52	-	1.00
228	Tri-╗	13C-PCB-31	100.00	1.71e+08	1.05 y	28:55	-	1.00
229	Tetr╗	13C-PCB-60	100.00	1.94e+08	0.79 y	36:42	-	1.00
230	Penta	13C-PCB-111	100.00	1.22e+08	1.61 y	39:11	-	1.00
231	Hexa╗	13C-PCB-128	100.00	1.08e+08	1.28 y	46:17	-	1.00
232	Hept╗	13C-PCB-182	100.00	7.51e+07	0.47 y	46:07	-	1.00

233	Octa¶	13C-PCB-205	100.00	1.06e+08	0.91 y	54:19	-	1.00
234	CRS	13C-PCB-79	100.00	2.01e+08	0.80 y	37:46	-	1.04
235	CRS	13C-PCB-178	100.00	6.78e+07	0.46 y	45:35	-	0.90
236	PS	13C-PCB-79	100.00	2.01e+08	0.80 y	37:46	-	1.02
237	PS	13C-PCB-178	100.00	6.78e+07	0.46 y	45:35	-	0.92

Initial Calibration RRF Summary (ICAL) Vista Analytical Laboratory

Run: 180208E1 Analyte: PCBNEW Cal: PCBVG8-2-8-18 Inst. ID. VG-8

Data filename: 180208E1

	RRT Limits		Samp# 1	Samp# 2	Samp# 3	Samp# 4	Samp# 5	Samp# 6
			0.25	1.0	2.5	50	400	1000
Name	Lower	Upper	RRT#1	RRT#2	RRT#3	RRT#4	RRT#5	RRT#6
PCB-1	0.996	-1.006	1.001	1.001	1.001	1.001	1.001	1.001
PCB-2	0.983	-0.993	0.988	0.988	0.988	0.988	0.988	0.988
PCB-3	0.996	-1.006	1.000	1.001	1.001	1.001	1.001	1.001
PCB-4/10	0.998	-1.008	1.002	1.003	1.003	1.003	1.003	1.002
PCB-7/9	0.863	-0.871	0.867	0.867	0.867	0.867	0.867	0.867
PCB-6	0.888	-0.897	0.893	0.893	0.893	0.893	0.893	0.893
PCB-5/8	0.904	-0.913	0.909	0.909	0.909	0.909	0.909	0.909
PCB-14	0.948	-0.958	0.953	0.953	0.953	0.953	0.953	0.953
PCB-11	0.996	-1.006	1.000	1.001	1.001	1.001	1.000	1.000
PCB-12/13	1.011	-1.021	1.016	1.016	1.017	1.016	1.016	1.016
PCB-15	1.023	-1.033	1.029	1.028	1.029	1.029	1.029	1.029
PCB-19	0.996	-1.006	1.001	1.001	1.001	1.001	1.001	1.001
PCB-30	1.034	-1.044	1.038	1.038	1.038	1.038	1.038	1.038
PCB-18	0.948	-0.958	0.953	0.954	0.954	0.953	0.953	0.954
PCB-17	0.955	-0.965	0.960	0.960	0.960	0.960	0.960	0.960
PCB-24/27	0.977	-0.986	0.981	0.981	0.981	0.981	0.981	0.981
PCB-16/32	0.995	-1.005	1.000	1.000	1.000	1.000	1.000	1.000
PCB-34	0.955	-0.965	0.960	0.960	0.960	0.960	0.960	0.960
PCB-23	0.958	-0.968	0.964	0.963	0.964	0.963	0.963	0.963
PCB-29	0.966	-0.976	0.972	0.972	0.972	0.971	0.971	0.971
PCB-26	0.974	-0.984	0.979	0.979	0.979	0.979	0.979	0.979
PCB-25	0.980	-0.990	0.985	0.985	0.984	0.985	0.985	0.985
PCB-31	0.992	-1.002	0.997	0.997	0.997	0.997	0.997	0.997
PCB-28	0.995	-1.005	1.001	1.001	1.001	1.000	1.000	1.000
PCB-20/21/33	1.017	-1.027	1.022	1.021	1.022	1.022	1.022	1.021
PCB-22	1.032	-1.042	1.037	1.037	1.037	1.037	1.037	1.037
PCB-36	0.929	-0.939	0.934	0.933	0.934	0.934	0.934	0.933
PCB-39	0.943	-0.953	0.948	0.948	0.948	0.948	0.948	0.948
PCB-38	0.966	-0.976	0.972	0.971	0.972	0.971	0.971	0.971
PCB-35	0.982	-0.992	0.987	0.987	0.987	0.987	0.987	0.987
PCB-37	0.996	-1.006	1.000	1.000	1.000	1.000	1.000	1.001
PCB-54	0.996	-1.006	1.000	1.001	1.001	1.001	1.001	1.000
PCB-50	1.038	-1.048	1.043	1.043	1.043	1.043	1.043	1.042
PCB-53	0.940	-0.950	0.945	0.945	0.945	0.946	0.946	0.946
PCB-51	0.952	-0.962	0.956	0.956	0.956	0.957	0.957	0.957
PCB-45	0.965	-0.975	0.970	0.970	0.970	0.971	0.970	0.970
PCB-46	0.980	-0.990	0.986	0.986	0.985	0.985	0.986	0.985
PCB-52/69	0.996	-1.006	1.001	1.001	1.001	1.001	1.001	1.001
PCB-73	1.000	-1.010	1.005	1.004	1.005	1.005	1.005	1.005
PCB-43/49	1.005	-1.015	1.010	1.010	1.010	1.010	1.010	1.010
PCB-47	0.995	-1.005	1.000	1.001	1.000	1.000	1.000	1.000

PCB-48/75	0.999	-1.009	1.004	1.004	1.004	1.004	1.004	1.004
PCB-65	1.007	-1.017	1.012	1.013	1.012	1.012	1.012	1.012
PCB-62	1.011	-1.021	1.016	1.016	1.016	1.016	1.016	1.016
PCB-44	1.020	-1.030	1.025	1.026	1.025	1.025	1.025	1.025
PCB-42/59	1.027	-1.037	1.032	1.032	1.033	1.032	1.033	1.032
PCB-41/64/71/72	1.046	-1.056	1.051	1.051	1.051	1.050	1.051	1.051
PCB-68	1.054	-1.064	1.059	1.059	1.059	1.059	1.059	1.059
PCB-40	1.060	-1.070	1.066	1.066	1.066	1.065	1.066	1.065
PCB-57	0.965	-0.975	0.970	0.970	0.970	0.970	0.971	0.970
PCB-67	0.973	-0.983	0.978	0.979	0.979	0.978	0.979	0.979
PCB-58	0.977	-0.987	0.982	0.982	0.982	0.982	0.982	0.982

PCB-63	0.981 -0.991	0.986	0.986	0.986	0.986	0.987	0.987
PCB-74	0.989 -0.999	0.994	0.995	0.994	0.994	0.995	0.995
PCB-61/70	0.994 -1.004	1.000	0.999	0.999	0.999	0.999	0.999
PCB-76/66	1.000 -1.010	1.005	1.005	1.005	1.005	1.006	1.005
PCB-80	0.995 -1.005	1.001	1.000	1.001	1.000	1.001	1.000
PCB-55	1.004 -1.014	1.009	1.009	1.009	1.009	1.009	1.009
PCB-56/60	1.018 -1.028	1.023	1.023	1.022	1.023	1.023	1.023
PCB-79	1.047 -1.057	1.053	1.053	1.053	1.052	1.053	1.052
PCB-78	0.982 -0.992	0.987	0.987	0.987	0.987	0.987	0.987
PCB-81	0.995 -1.005	1.000	1.000	1.000	1.000	1.000	1.000
PCB-77	0.995 -1.005	1.001	1.000	1.000	1.000	1.000	1.000
PCB-104	0.996 -1.006	1.001	1.000	1.000	1.001	1.001	1.001
PCB-96	1.034 -1.044	1.039	1.039	1.039	1.039	1.039	1.039
PCB-103	1.051 -1.061	1.056	1.056	1.056	1.056	1.056	1.056
PCB-100	1.062 -1.072	1.066	1.066	1.067	1.067	1.067	1.067
PCB-94	0.981 -0.991	0.985	0.985	0.985	0.986	0.986	0.986
PCB-95/98/102	0.994 -1.004	0.999	0.999	0.999	0.999	0.999	0.999
PCB-93	0.997 -1.007	1.003	1.003	1.003	1.002	1.003	1.003
PCB-88/91	1.005 -1.015	1.011	1.011	1.011	1.010	1.010	1.010
PCB-121	1.009 -1.019	1.014	1.014	1.014	1.014	1.014	1.014
PCB-84/92	0.985 -0.995	0.991	0.990	0.990	0.990	0.990	0.990
PCB-89	0.990 -1.000	0.995	0.995	0.995	0.995	0.995	0.995
PCB-90/101	0.995 -1.005	1.000	1.000	1.000	1.000	1.000	1.000
PCB-113	1.002 -1.012	1.007	1.006	1.007	1.007	1.007	1.007
PCB-99	1.004 -1.014	1.009	1.009	1.009	1.009	1.009	1.009
PCB-119	0.982 -0.992	0.987	0.987	0.987	0.987	0.987	0.987
PCB-108/112	0.986 -0.996	0.991	0.991	0.991	0.991	0.991	0.991
PCB-83	0.990 -1.000	0.996	0.996	0.995	0.995	0.995	0.995
PCB-97	0.995 -1.005	1.001	1.000	1.000	1.000	1.000	1.000
PCB-86	0.999 -1.009	1.004	1.004	1.004	1.004	1.004	1.004
PCB-87/117/125	1.002 -1.012	1.007	1.007	1.007	1.007	1.007	1.007
PCB-111/115	1.006 -1.016	1.012	1.012	1.011	1.011	1.011	1.011
PCB-85/116	1.009 -1.019	1.014	1.015	1.015	1.015	1.014	1.015
PCB-120	1.016 -1.026	1.021	1.021	1.021	1.021	1.021	1.021
PCB-110	1.020 -1.030	1.025	1.025	1.024	1.025	1.025	1.025
PCB-82	0.972 -0.982	0.976	0.976	0.976	0.976	0.977	0.976
PCB-124	0.988 -0.998	0.993	0.993	0.992	0.993	0.993	0.993
PCB-107/109	0.991 -1.001	0.996	0.996	0.997	0.996	0.996	0.996
PCB-123	0.996 -1.006	1.000	1.000	1.001	1.001	1.000	1.001
PCB-106/118	0.996 -1.006	1.001	1.001	1.001	1.001	1.001	1.001
PCB-114	0.995 -1.005	1.000	1.001	1.000	1.000	1.000	1.000
PCB-122	0.999 -1.009	1.004	1.004	1.004	1.003	1.003	1.003
PCB-105	0.995 -1.005	1.000	1.001	1.000	1.000	1.001	1.001
PCB-127	0.995 -1.005	1.000	1.000	1.001	1.000	1.000	1.000
PCB-126	0.995 -1.005	1.000	1.000	1.000	1.000	1.000	1.000
PCB-155	0.995 -1.005	1.000	1.001	1.001	1.001	1.001	1.001
PCB-150	1.030 -1.040	1.034	1.034	1.035	1.035	1.035	1.035
PCB-152	1.042 -1.052	1.047	1.047	1.048	1.047	1.047	1.047
PCB-145	1.054 -1.064	1.059	1.059	1.060	1.059	1.059	1.059
PCB-136	1.063 -1.073	1.068	1.068	1.068	1.068	1.068	1.068

PCB-148	1.066	-1.076	1.071	1.071	1.072	1.071	1.071	1.071
PCB-154	1.079	-1.089	1.084	1.084	1.084	1.084	1.084	1.084
PCB-151	1.095	-1.107	1.102	1.102	1.102	1.102	1.101	1.101
PCB-135	1.101	-1.113	1.107	1.107	1.108	1.107	1.107	1.107
PCB-144	1.105	-1.116	1.110	1.111	1.111	1.110	1.110	1.111
PCB-147	1.108	-1.120	1.114	1.114	1.114	1.114	1.114	1.114
PCB-139/149	1.115	-1.127	1.121	1.121	1.121	1.121	1.121	1.121
PCB-140	1.120	-1.132	1.126	1.126	1.126	1.126	1.126	1.126
PCB-134/143	0.970	-0.980	0.975	0.975	0.975	0.975	0.975	0.975
PCB-131/133	0.977	-0.987	0.982	0.982	0.982	0.982	0.982	0.982
PCB-142	0.981	-0.991	0.985	0.986	0.985	0.985	0.985	0.985

PCB-146/165	0.986 -0.996	0.991	0.991	0.991	0.991	0.991	0.991
PCB-132/161	0.992 -1.002	0.996	0.997	0.996	0.997	0.996	0.996
PCB-153	0.995 -1.005	1.000	1.000	1.000	1.000	1.000	1.000
PCB-168	1.000 -1.010	1.005	1.005	1.005	1.005	1.005	1.005
PCB-141	0.995 -1.005	1.000	1.000	1.000	1.000	1.000	1.000
PCB-137	1.004 -1.014	1.009	1.009	1.009	1.009	1.009	1.009
PCB-130	1.007 -1.017	1.011	1.012	1.011	1.011	1.011	1.011
PCB-138/163/164	0.996 -1.006	1.001	1.001	1.001	1.001	1.001	1.001
PCB-158/160	1.001 -1.011	1.006	1.006	1.006	1.006	1.006	1.006
PCB-129	1.007 -1.017	1.012	1.012	1.011	1.012	1.012	1.012
PCB-166	0.988 -0.998	0.993	0.993	0.993	0.993	0.993	0.993
PCB-159	0.995 -1.005	1.001	1.000	1.000	1.000	1.000	1.000
PCB-128/162	1.002 -1.012	1.006	1.006	1.007	1.007	1.006	1.006
PCB-167	0.995 -1.005	1.000	1.000	1.000	1.000	1.000	1.000
PCB-156	0.995 -1.005	1.001	1.000	1.000	1.000	1.000	1.000
PCB-157	0.996 -1.006	1.000	1.000	1.001	1.001	1.001	1.000
PCB-169	0.995 -1.005	1.000	1.000	1.000	1.000	1.000	1.000
PCB-188	0.995 -1.005	1.000	1.000	1.000	1.000	1.001	1.000
PCB-184	1.006 -1.016	1.011	1.011	1.011	1.011	1.011	1.011
PCB-179	1.024 -1.034	1.029	1.029	1.029	1.029	1.029	1.029
PCB-176	1.035 -1.045	1.040	1.040	1.040	1.040	1.040	1.040
PCB-186	1.049 -1.059	1.054	1.054	1.054	1.054	1.054	1.054
PCB-178	1.060 -1.070	1.066	1.066	1.065	1.066	1.066	1.066
PCB-175	1.069 -1.079	1.074	1.073	1.074	1.074	1.074	1.074
PCB-182/187	1.072 -1.082	1.078	1.078	1.077	1.078	1.078	1.078
PCB-183	1.080 -1.090	1.085	1.085	1.085	1.085	1.085	1.085
PCB-185	0.950 -0.960	0.955	0.956	0.956	0.955	0.956	0.956
PCB-174	0.958 -0.968	0.963	0.963	0.963	0.963	0.963	0.963
PCB-181	0.960 -0.970	0.965	0.965	0.965	0.965	0.965	0.965
PCB-177	0.963 -0.973	0.968	0.969	0.969	0.968	0.969	0.968
PCB-171	0.969 -0.979	0.974	0.974	0.974	0.974	0.974	0.974
PCB-173	0.978 -0.988	0.983	0.983	0.983	0.983	0.983	0.983
PCB-172	0.987 -0.997	0.992	0.992	0.992	0.992	0.992	0.992
PCB-192	0.991 -1.001	0.996	0.996	0.996	0.996	0.996	0.996
PCB-180	0.995 -1.005	1.000	1.000	1.000	1.000	1.000	1.000
PCB-193	0.999 -1.009	1.004	1.004	1.004	1.004	1.005	1.004
PCB-191	1.005 -1.015	1.010	1.009	1.010	1.010	1.010	1.009
PCB-170	0.995 -1.005	1.000	1.001	1.000	1.000	1.000	1.000
PCB-190	0.999 -1.009	1.004	1.004	1.004	1.004	1.004	1.004
PCB-189	0.995 -1.005	1.000	1.000	1.000	1.000	1.000	1.000
PCB-202	0.995 -1.005	1.000	1.000	1.000	1.000	1.000	1.000
PCB-201	1.006 -1.016	1.010	1.010	1.010	1.011	1.010	1.010
PCB-204	1.009 -1.019	1.014	1.014	1.014	1.014	1.014	1.014
PCB-197	1.015 -1.025	1.020	1.020	1.020	1.020	1.020	1.020
PCB-200	1.034 -1.044	1.039	1.039	1.039	1.039	1.039	1.039
PCB-198	1.065 -1.075	1.069	1.069	1.069	1.069	1.069	1.069
PCB-199	1.067 -1.077	1.071	1.072	1.072	1.072	1.072	1.072
PCB-196/203	1.072 -1.082	1.078	1.077	1.077	1.078	1.078	1.078
PCB-195	0.979 -0.989	0.984	0.984	0.984	0.984	0.984	0.984
PCB-194	0.995 -1.005	1.000	1.000	1.000	1.000	1.000	1.000

PCB-205	1.000	-1.010	1.005	1.005	1.005	1.005	1.005	1.005
PCB-208	0.995	-1.005	1.000	1.000	1.000	1.000	1.000	1.000
PCB-207	1.001	-1.011	1.006	1.006	1.006	1.006	1.006	1.006
PCB-206	0.995	-1.005	1.000	1.000	1.000	1.000	1.000	1.000
PCB-209	0.995	-1.005	1.000	1.000	1.000	1.000	1.000	1.000
Total Mono-PCB	0.000	-0.000	-	-	-	-	-	-
Total Di-PCB	0.000	-0.000	-	-	-	-	-	-
Total Tri-PCB	0.000	-0.000	-	-	-	-	-	-

Total Tri-PCB	0.000 -0.000	-	-	-	-	-	-
Total Tetra-PCB	0.000 -0.000	-	-	-	-	-	-
Total Penta-PCB	0.000 -0.000	-	-	-	-	-	-
Total Penta-PCB	0.000 -0.000	-	-	-	-	-	-
Total Hexa-PCB	0.000 -0.000	-	-	-	-	-	-
Total Hexa-PCB	0.000 -0.000	-	-	-	-	-	-
Total Hepta-PCB	0.000 -0.000	-	-	-	-	-	-
Total Octa-PCB	0.000 -0.000	-	-	-	-	-	-
Total Octa-PCB	0.000 -0.000	-	-	-	-	-	-
Total Nona-PCB	0.000 -0.000	-	-	-	-	-	-
Total Deca-PCB	0.995 -1.005	1.000	1.000	1.000	1.000	1.000	1.000
13C-PCB-1	0.616 -0.622	0.619	0.619	0.619	0.619	0.618	0.619
13C-PCB-3	0.716 -0.724	0.720	0.720	0.720	0.720	0.720	0.720
13C-PCB-4	0.769 -0.777	0.772	0.772	0.772	0.772	0.772	0.772
13C-PCB-9	0.837 -0.845	0.842	0.842	0.842	0.842	0.842	0.842
13C-PCB-11	0.968 -0.978	0.973	0.973	0.973	0.973	0.973	0.973
13C-PCB-19	0.928 -0.938	0.933	0.933	0.933	0.933	0.933	0.933
13C-PCB-32	1.041 -1.051	1.047	1.046	1.046	1.047	1.046	1.046
13C-PCB-28	0.999 -1.009	1.004	1.004	1.004	1.004	1.004	1.004
13C-PCB-37	1.132 -1.144	1.138	1.138	1.138	1.138	1.138	1.137
13C-PCB-54	0.756 -0.764	0.760	0.760	0.760	0.760	0.760	0.760
13C-PCB-52	0.853 -0.861	0.857	0.857	0.857	0.857	0.857	0.857
13C-PCB-47	0.867 -0.875	0.871	0.870	0.870	0.871	0.871	0.871
13C-PCB-70	0.961 -0.971	0.966	0.966	0.966	0.966	0.966	0.966
13C-PCB-80	0.973 -0.983	0.978	0.978	0.978	0.978	0.978	0.978
13C-PCB-81	1.057 -1.067	1.062	1.062	1.062	1.062	1.062	1.062
13C-PCB-77	1.073 -1.083	1.078	1.078	1.078	1.078	1.078	1.078
13C-PCB-104	0.828 -0.836	0.832	0.832	0.832	0.832	0.832	0.832
13C-PCB-95	0.908 -0.918	0.913	0.913	0.913	0.913	0.913	0.913
13C-PCB-101	0.951 -0.961	0.956	0.956	0.956	0.956	0.956	0.956
13C-PCB-97	0.984 -0.994	0.989	0.989	0.989	0.989	0.989	0.989
13C-PCB-123	1.049 -1.059	1.054	1.054	1.054	1.054	1.054	1.054
13C-PCB-118	1.054 -1.064	1.059	1.059	1.059	1.059	1.059	1.059
13C-PCB-114	0.905 -0.915	0.910	0.910	0.910	0.910	0.910	0.910
13C-PCB-105	0.924 -0.934	0.929	0.929	0.929	0.929	0.929	0.929
13C-PCB-127	0.931 -0.941	0.936	0.936	0.936	0.936	0.936	0.936
13C-PCB-126	0.972 -0.982	0.977	0.977	0.977	0.977	0.977	0.977
13C-PCB-155	0.939 -0.949	0.944	0.944	0.944	0.944	0.944	0.944
13C-PCB-153	0.928 -0.938	0.932	0.932	0.933	0.932	0.932	0.932
13C-PCB-141	0.944 -0.954	0.948	0.948	0.948	0.948	0.948	0.948
13C-PCB-138	0.962 -0.972	0.966	0.966	0.967	0.966	0.966	0.966
13C-PCB-159	0.989 -0.999	0.994	0.994	0.994	0.994	0.994	0.994
13C-PCB-167	1.004 -1.014	1.009	1.009	1.009	1.009	1.009	1.009
13C-PCB-156	1.032 -1.042	1.037	1.037	1.037	1.037	1.037	1.037
13C-PCB-157	1.037 -1.047	1.043	1.043	1.042	1.042	1.043	1.042
13C-PCB-169	1.085 -1.095	1.090	1.090	1.090	1.090	1.090	1.090
13C-PCB-188	0.923 -0.933	0.928	0.928	0.928	0.928	0.928	0.928
13C-PCB-180	1.064 -1.074	1.068	1.068	1.069	1.069	1.069	1.068
13C-PCB-170	1.097 -1.109	1.103	1.103	1.103	1.103	1.103	1.103
13C-PCB-189	1.132 -1.144	1.138	1.138	1.138	1.138	1.138	1.138
13C-PCB-202	1.040 -1.050	1.045	1.045	1.045	1.045	1.045	1.045

13C-PCB-194	0.990	-1.000	0.995	0.995	0.995	0.995	0.995	0.995
13C-PCB-208	0.977	-0.987	0.981	0.981	0.981	0.981	0.981	0.981
13C-PCB-206	1.019	-1.029	1.024	1.024	1.024	1.024	1.024	1.024
13C-PCB-209	1.043	-1.053	1.048	1.048	1.048	1.048	1.048	1.048
13C-PCB-15	0.000	-0.000	*	*	*	*	*	*
13C-PCB-31	0.000	-0.000	*	*	*	*	*	*
13C-PCB-60	0.000	-0.000	*	*	*	*	*	*
13C-PCB-111	0.000	-0.000	*	*	*	*	*	*
13C-PCB-128	0.000	-0.000	*	*	*	*	*	*
13C-PCB-182	0.000	-0.000	*	*	*	*	*	*

13C-PCB-205	0.000	-0.000	*	*	*	*	*	*
13C-PCB-79	1.024	-1.034	1.029	1.029	1.029	1.029	1.029	1.029
13C-PCB-178	0.980	-0.990	0.985	0.985	0.985	0.985	0.985	0.985
13C-PCB-79	0.963	-0.973	0.969	0.969	0.969	0.969	0.969	0.969
13C-PCB-178	0.920	-0.930	0.925	0.925	0.925	0.925	0.925	0.925

Vista Analytical Laboratory - Injection Log Run file: 180208E1 Instrument ID: VG-8 GC Column ID: ZB-1

Data file	S#	Sample ID	Analyst	Acq date	Acq time	CCal	ECal
180208E1	1	ST180208E1-1	MAS	8-FEB-18	08:34:42	NA	NA
180208E1	2	ST180208E1-2	MAS	8-FEB-18	09:39:46	NA	NA
180208E1	3	ST180208E1-3	MAS	8-FEB-18	10:44:54	NA	NA
180208E1	4	ST180208E1-4	MAS	8-FEB-18	11:50:02	NA	NA
180208E1	5	ST180208E1-5	MAS	8-FEB-18	12:55:10	NA	NA
180208E1	6	ST180208E1-6	MAS	8-FEB-18	14:00:18	NA	NA
180208E1	7	SOLVENT BLANK	MAS	8-FEB-18	15:05:26	NA	NA
180208E1	8	SS180208E1-1	MAS	8-FEB-18	16:10:35	NA	NA

Peak Locate Examination: 8-FEB-2018:08:33 File:180208E1

Experiment:PCB_ZB1 Function:1 Reference:PFK

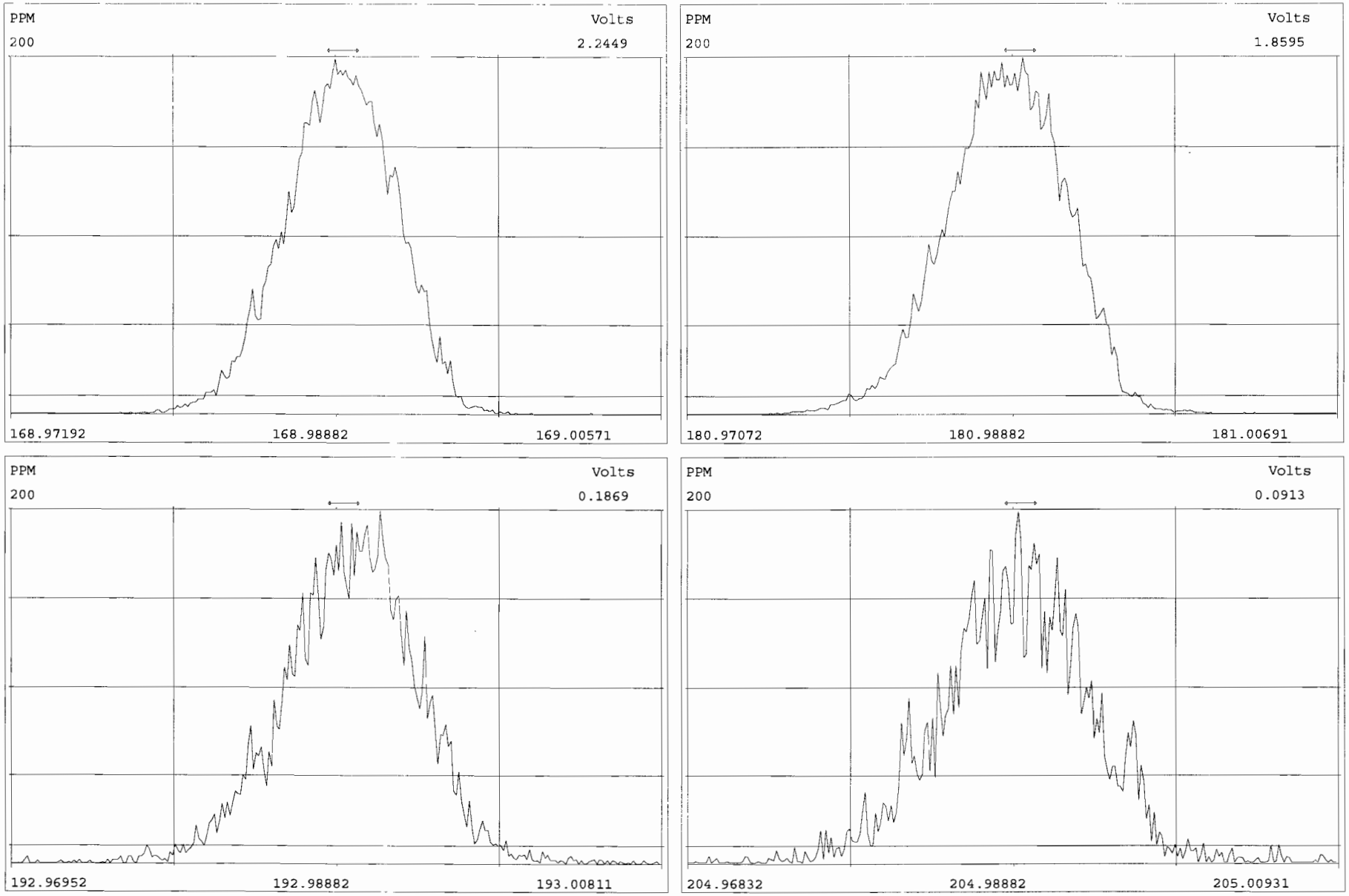

Peak Locate Examination: 8-FEB-2018:08:33 File:180208E1

Experiment:PCB_ZB1 Function:2 Reference:PFK

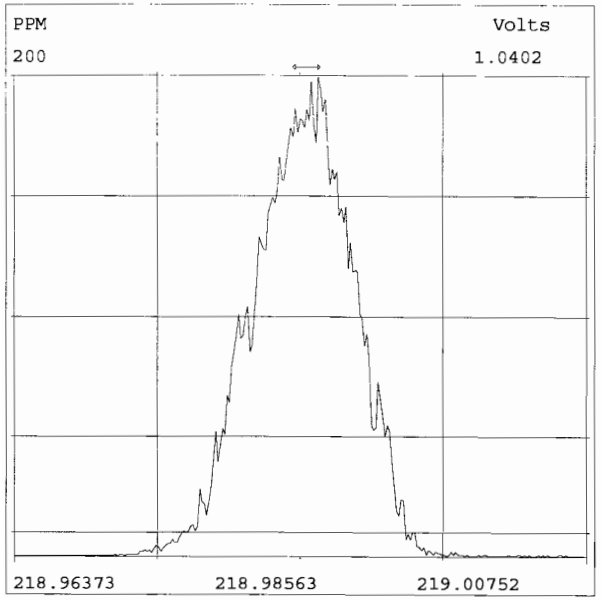

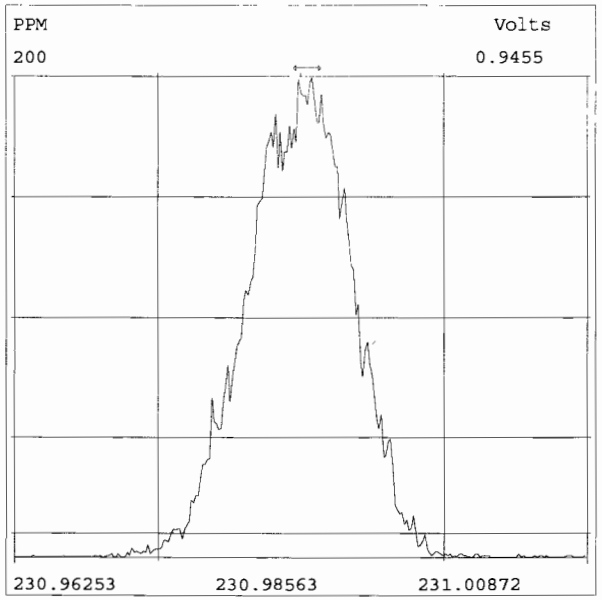

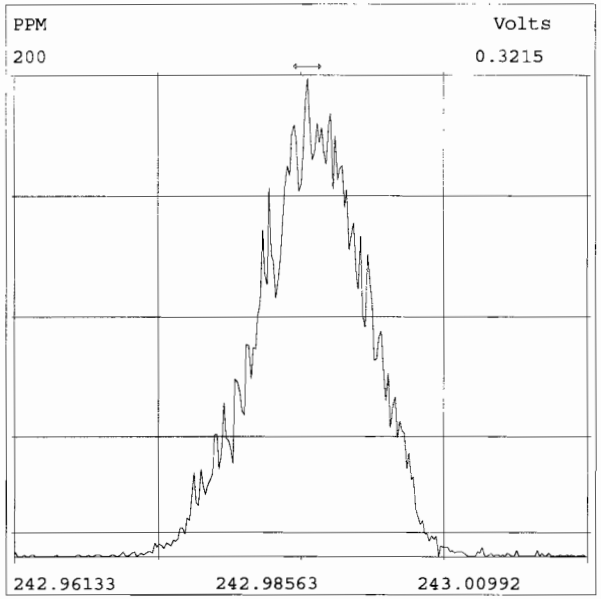

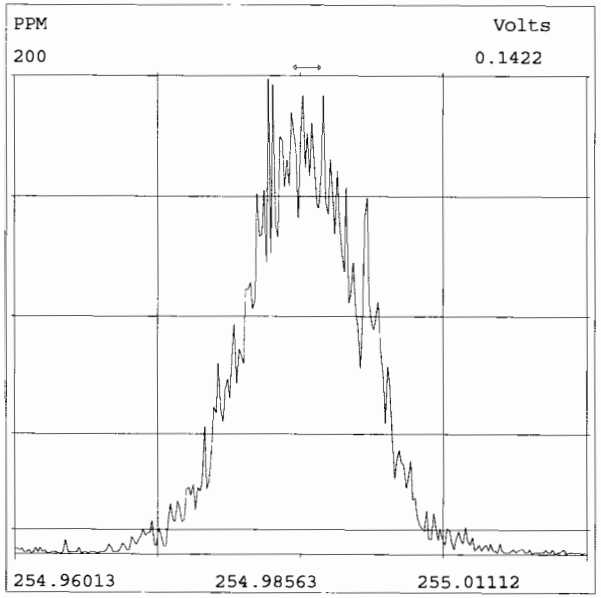

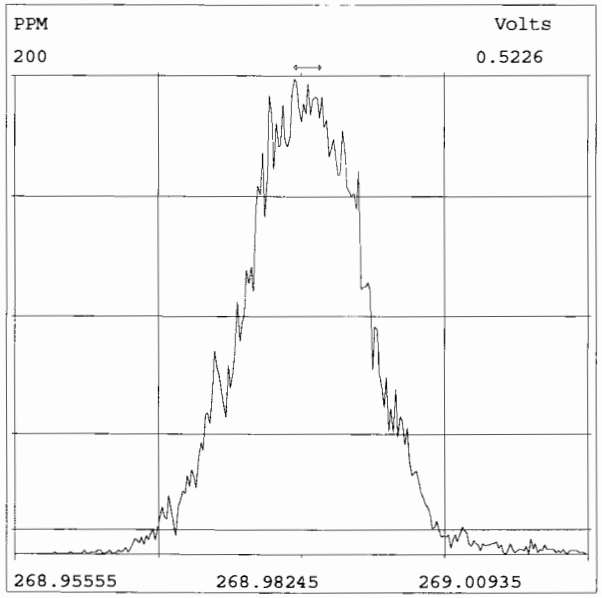

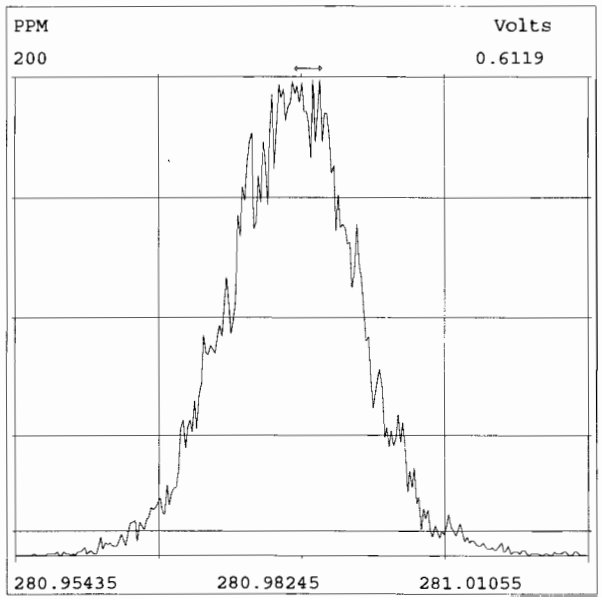

Peak Locate Examination: 8-FEB-2018:08:33 File:180208E1

Experiment:PCB_ZB1 Function:3 Reference:PFK

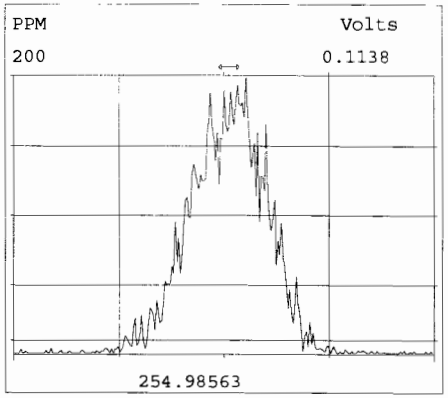

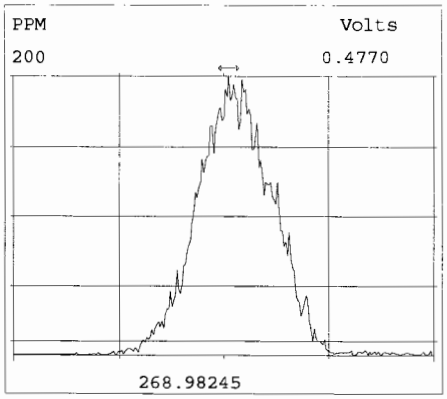

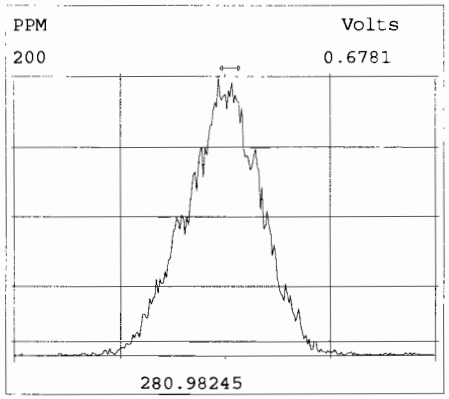

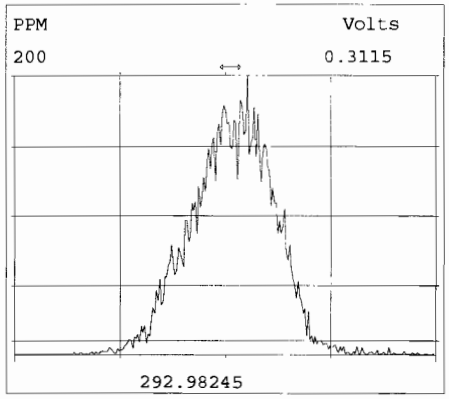

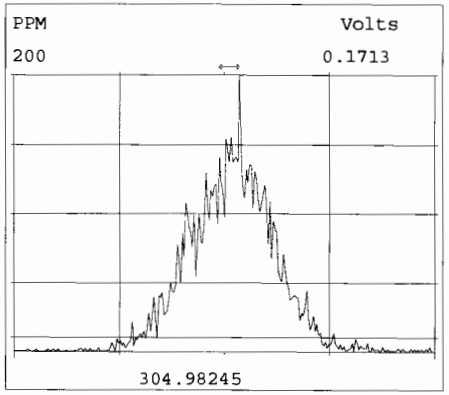

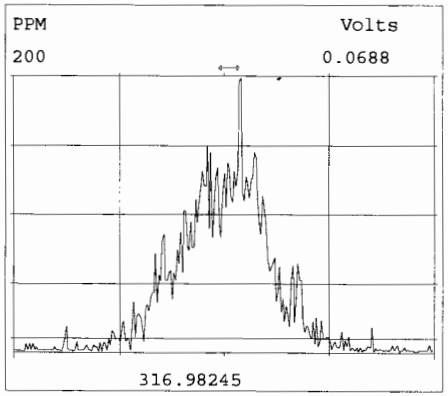

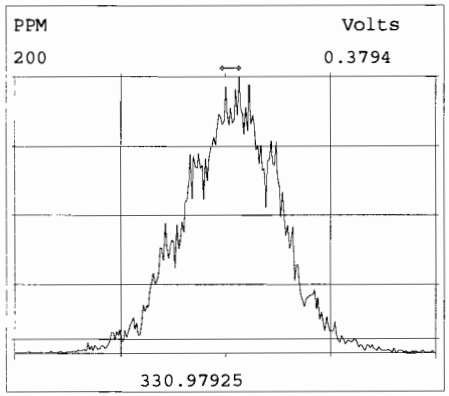

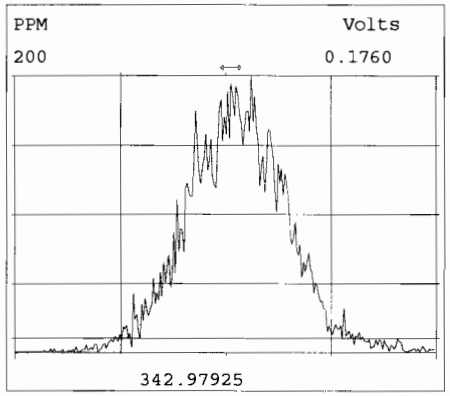

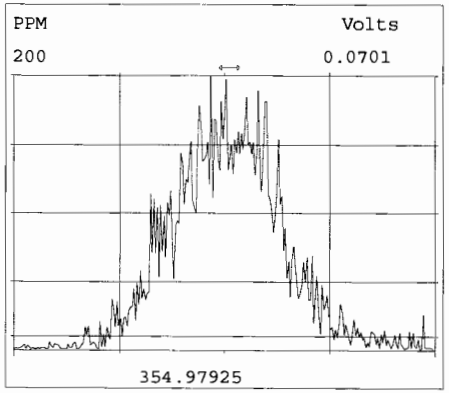

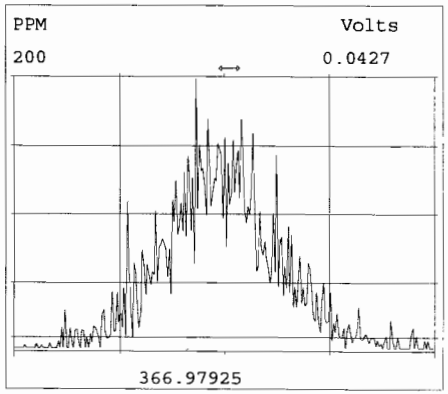

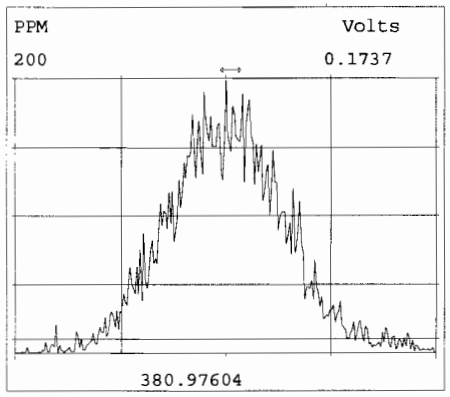

Peak Locate Examination: 8-FEB-2018:08:34 File:180208E1

Experiment:PCB_ZB1 Function:4 Reference:PFK

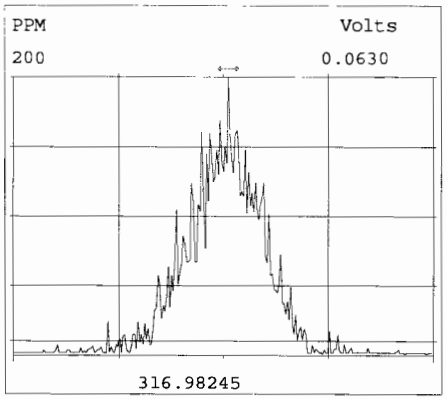

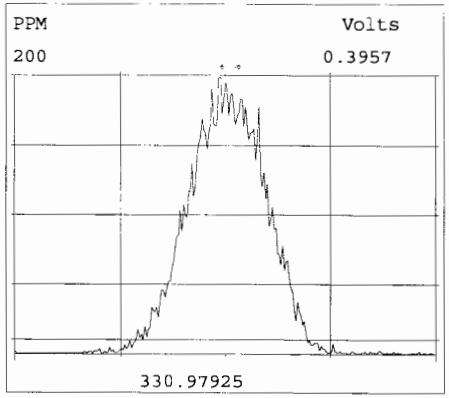

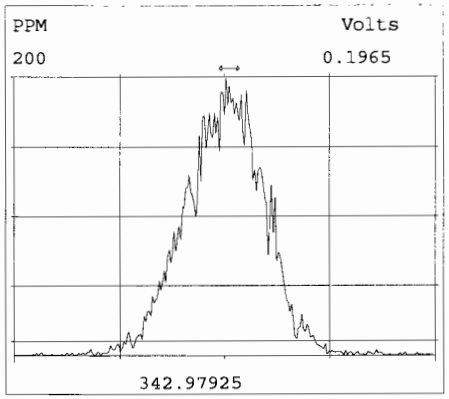

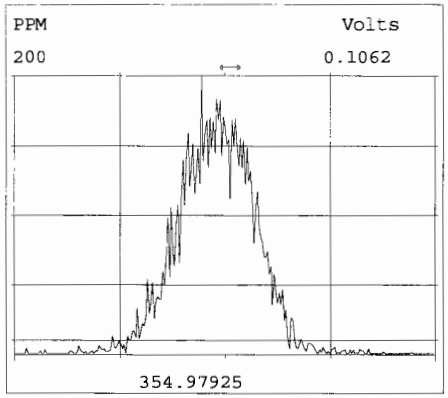

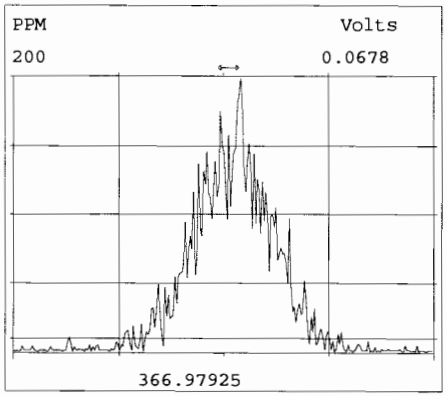

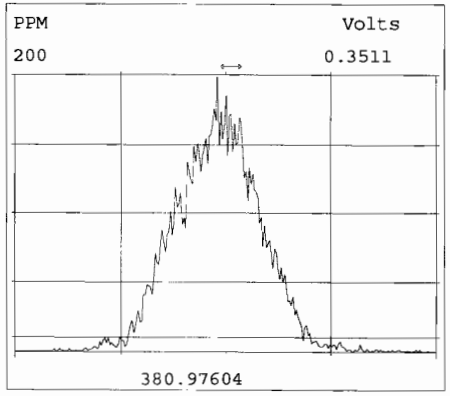

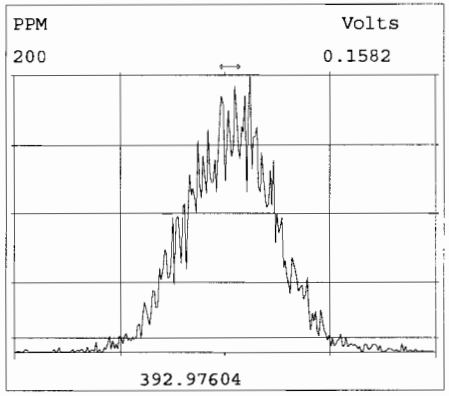

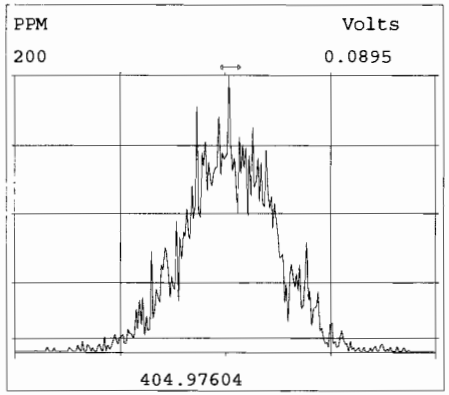

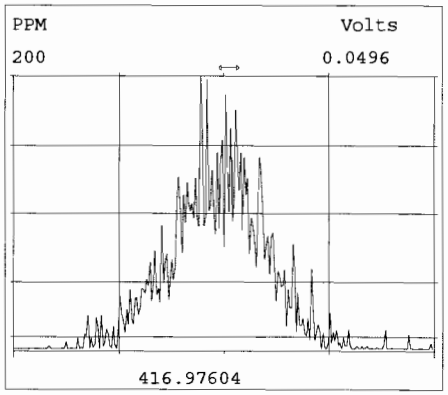

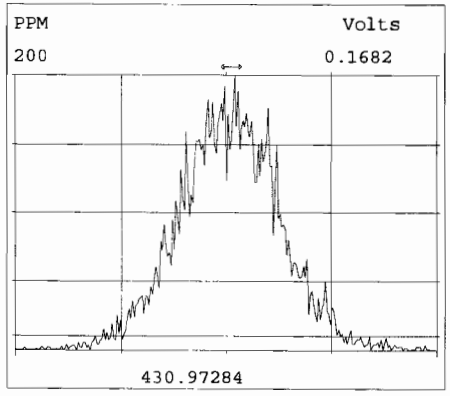

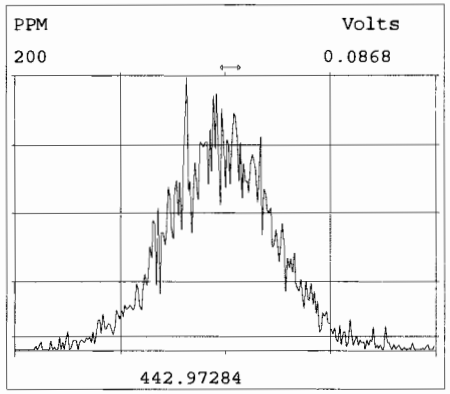

Peak Locate Examination: 8-FEB-2018:08:34 File:180208E1

Experiment:PCB_ZB1 Function:5 Reference:PFK

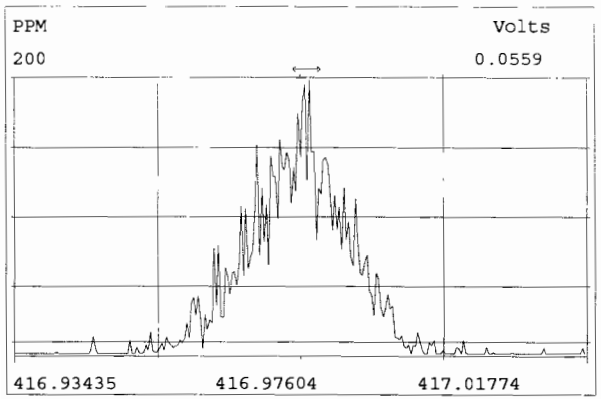

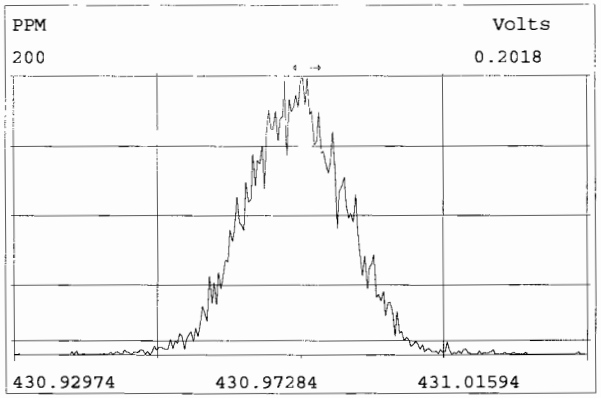

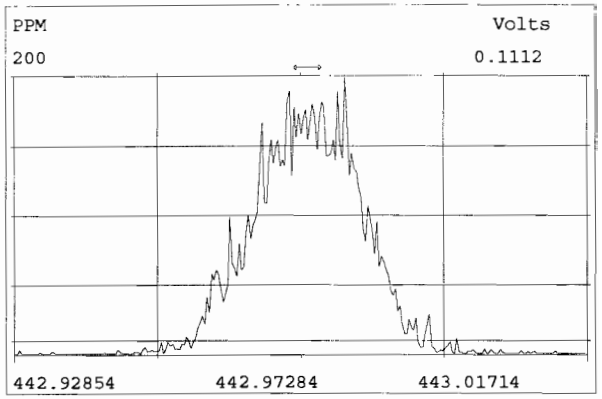

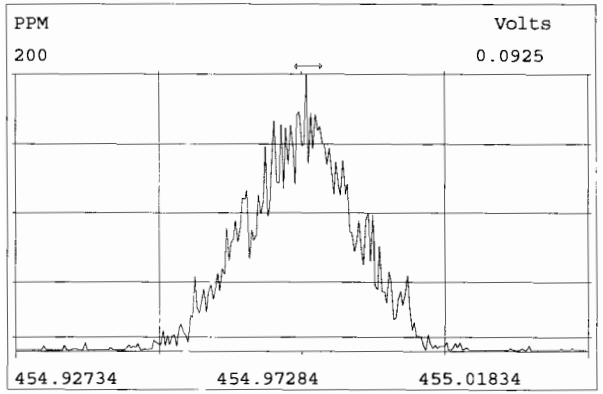

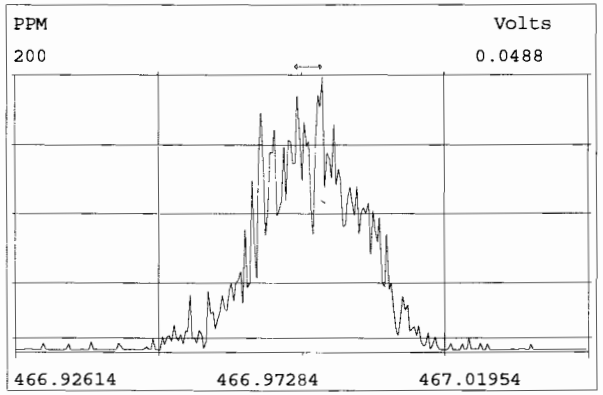

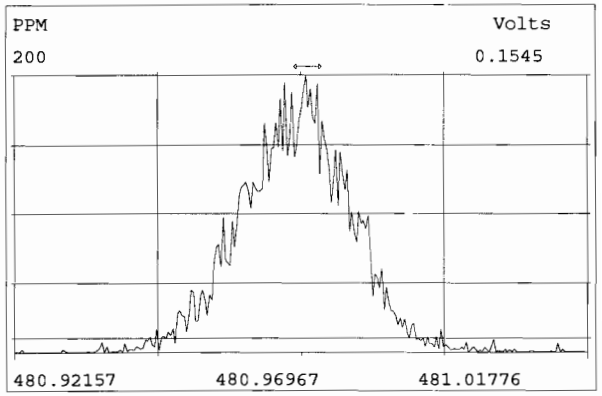

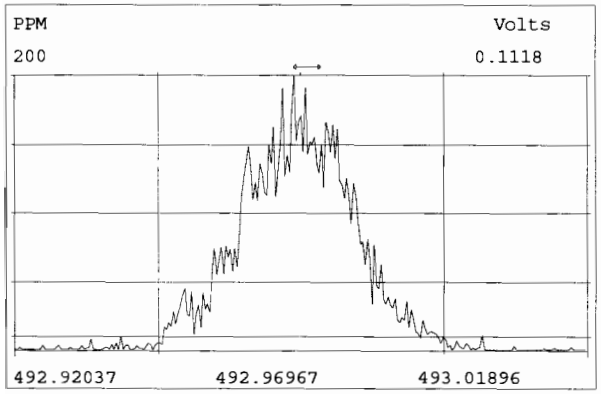

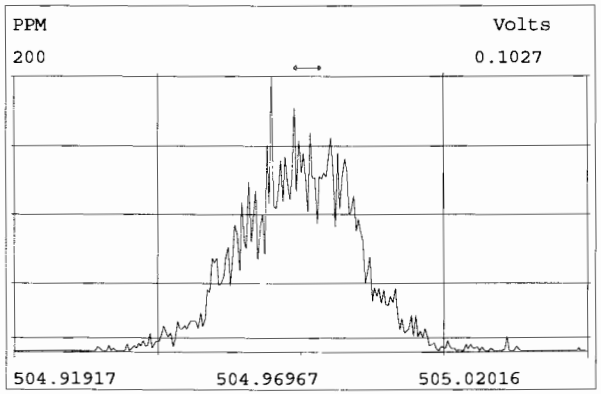

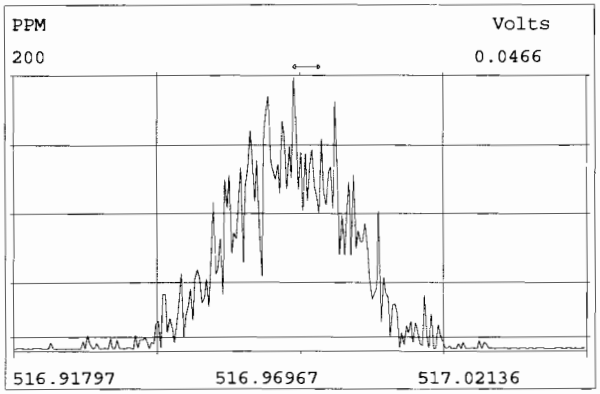

File:180208E1 #1-866 Acq: 8-FEB-2018 08:34:42 GC EI+ Voltage SIR Autospec-UltimaE
Sample#1 File Text:Vista Analytical Laboratory VG-8 Text:ST180208E1-1 PCB CS0 17L3003 Exp:PCB_ZB1
188.0393 SMO(1,3) BSUB(10000,15,-3.0) PKD(5,5,2,0.10%,5684.0,0.00%,F,F)

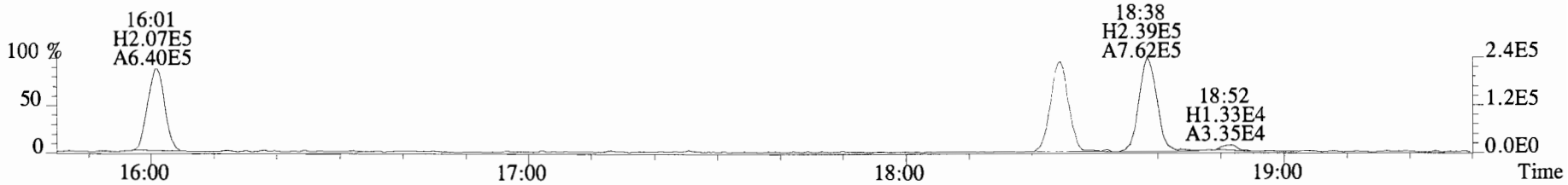

190.0363 SMO(1,3) BSUB(10000,15,-3.0) PKD(5,5,2,0.10%,3772.0,0.00%,F,F)

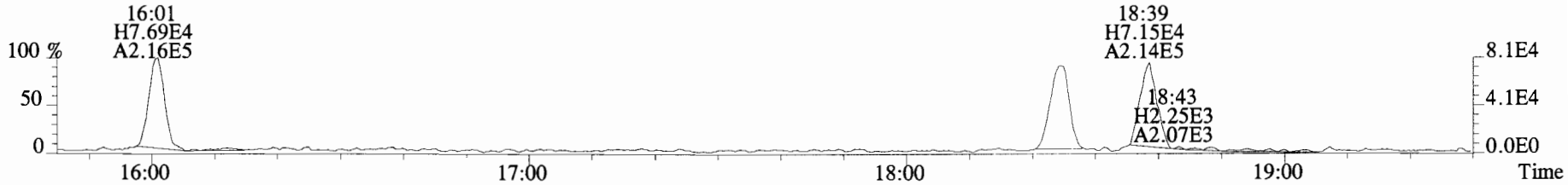

200.0795 SMO(1,3) BSUB(10000,15,-3.0) PKD(5,5,2,0.10%,7776.0,0.00%,F,F)

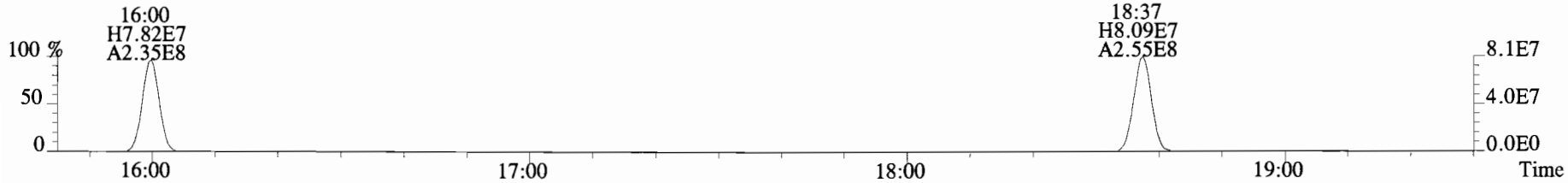

202.0766 SMO(1,3) BSUB(10000,15,-3.0) PKD(5,5,2,0.10%,86760.0,0.00%,F,F)

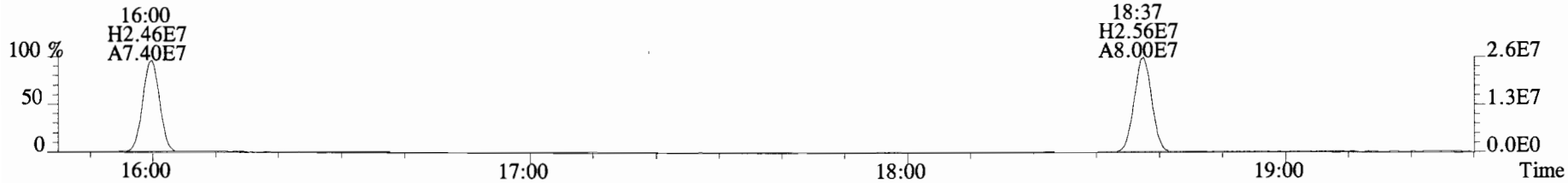

180.9880



File:180208E1 #1-866 Acq: 8-FEB-2018 08:34:42 GC EI+ Voltage SIR Autospec-UltimaE
Sample#1 File Text:Vista Analytical Laboratory VG-8 Text:ST180208E1-1 PCB CS0 17L3003 Exp:PCB_ZB1
188.0393 SMO(1,3) BSUB(10000,15,-3.0) PKD(5,5,2,0.10%,5684.0,0.00%,F,F)

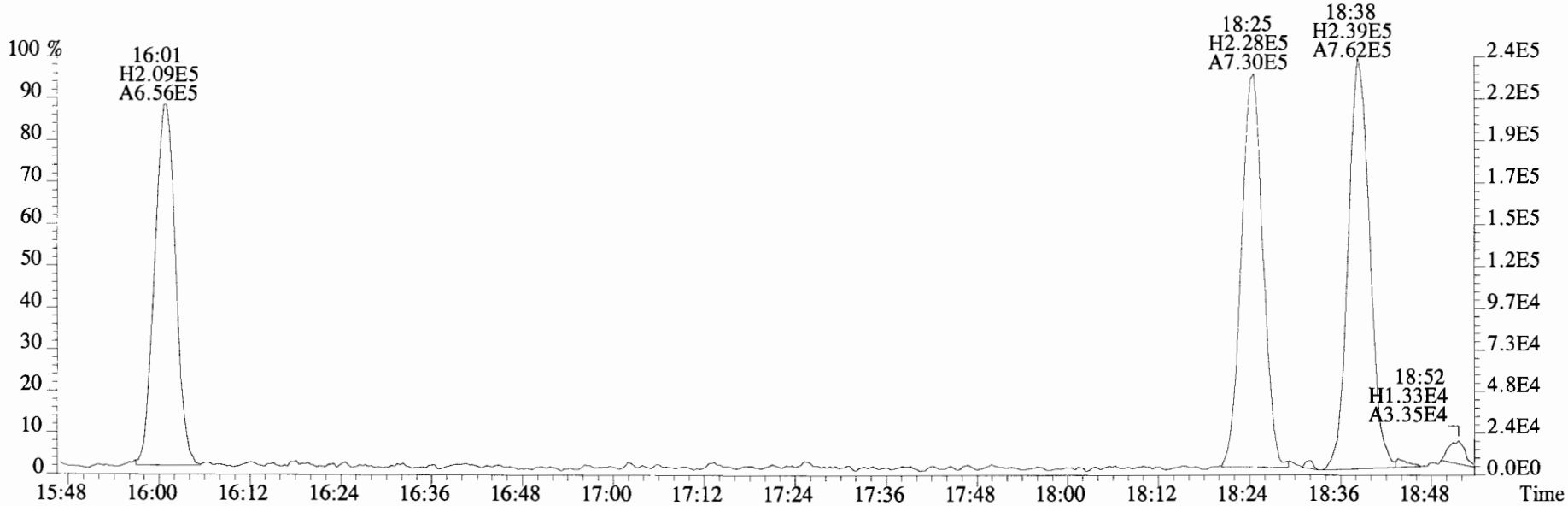

190.0363 SMO(1,3) BSUB(10000,15,-3.0) PKD(5,5,2,0.10%,3772.0,0.00%,F,F)

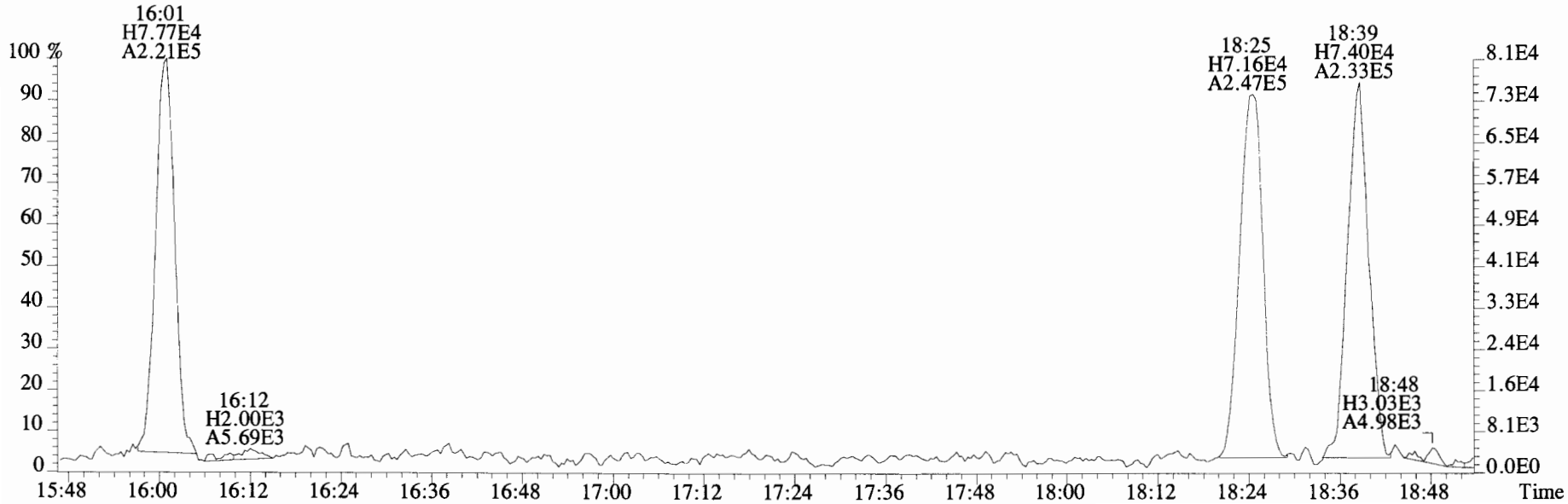

File:180208E1 #1-758 Acq: 8-FEB-2018 08:34:42 GC EI+ Voltage SIR Autospec-UltimaE
Sample#1 File Text:Vista Analytical Laboratory VG-8 Text:ST180208E1-1 PCB CS0 17L3003 Exp:PCB_ZB1
222.0003 F:2 SMO(1,3) BSUB(10000,15,-3.0) PKD(5,5,2,0.10%,3620.0,0.00%,F,F)

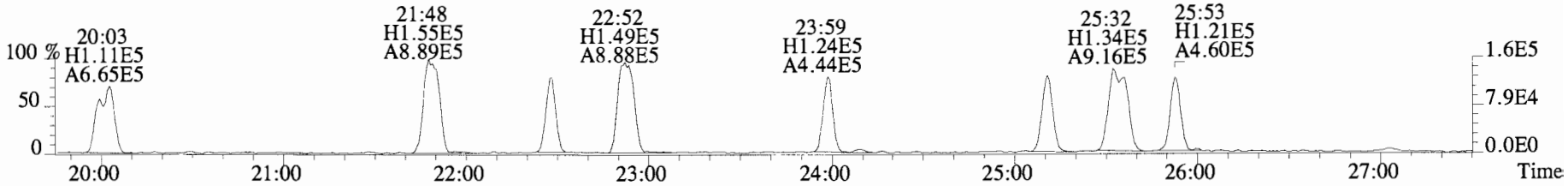

223.9974 F:2 SMO(1,3) BSUB(10000,15,-3.0) PKD(5,5,2,0.10%,15204.0,0.00%,F,F)

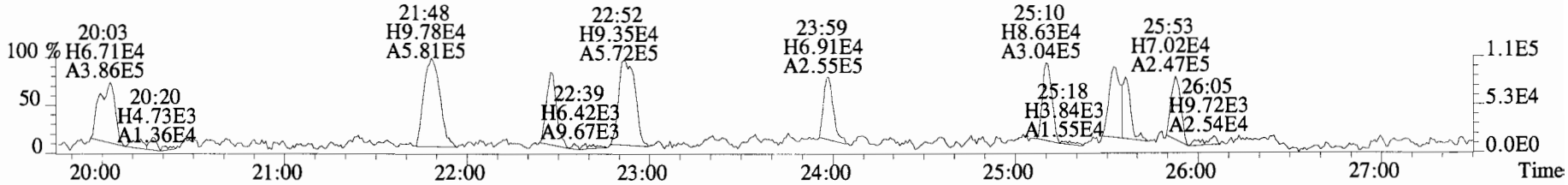

234.0406 F:2 SMO(1,3) BSUB(10000,15,-3.0) PKD(5,5,2,0.10%,6700.0,0.00%,F,F)

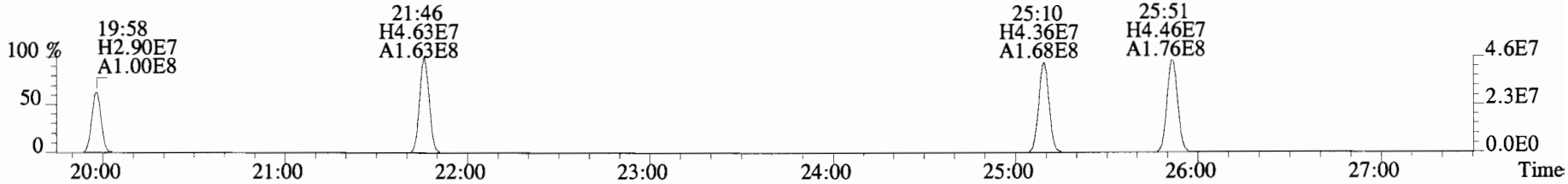

236.0376 F:2 SMO(1,3) BSUB(10000,15,-3.0) PKD(5,5,2,0.10%,5444.0,0.00%,F,F)

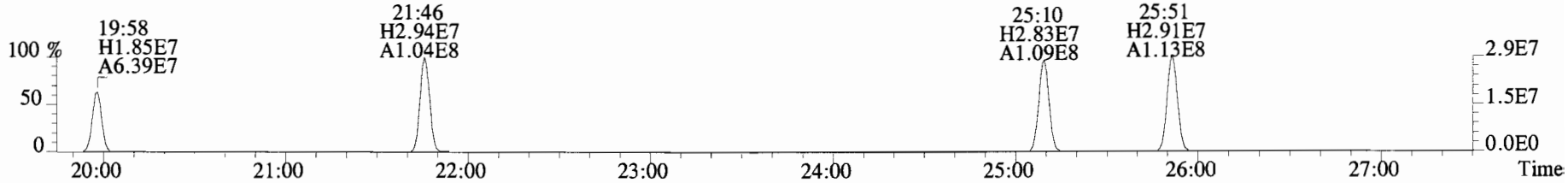

230.9856 F:2

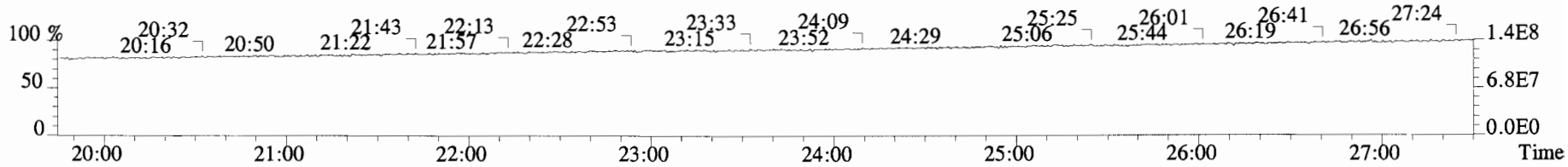

File:180208E1 #1-758 Acq: 8-FEB-2018 08:34:42 GC EI+ Voltage SIR Autospec-UltimaE
Sample#1 File Text:Vista Analytical Laboratory VG-8 Text:ST180208E1-1 PCB CS0 17L3003 Exp:PCB_ZB1
222.0003 F:2 SMO(1,3) BSUB(10000,15,-3.0) PKD(5,5,2,0.10%,3620.0,0.00%,F,F)

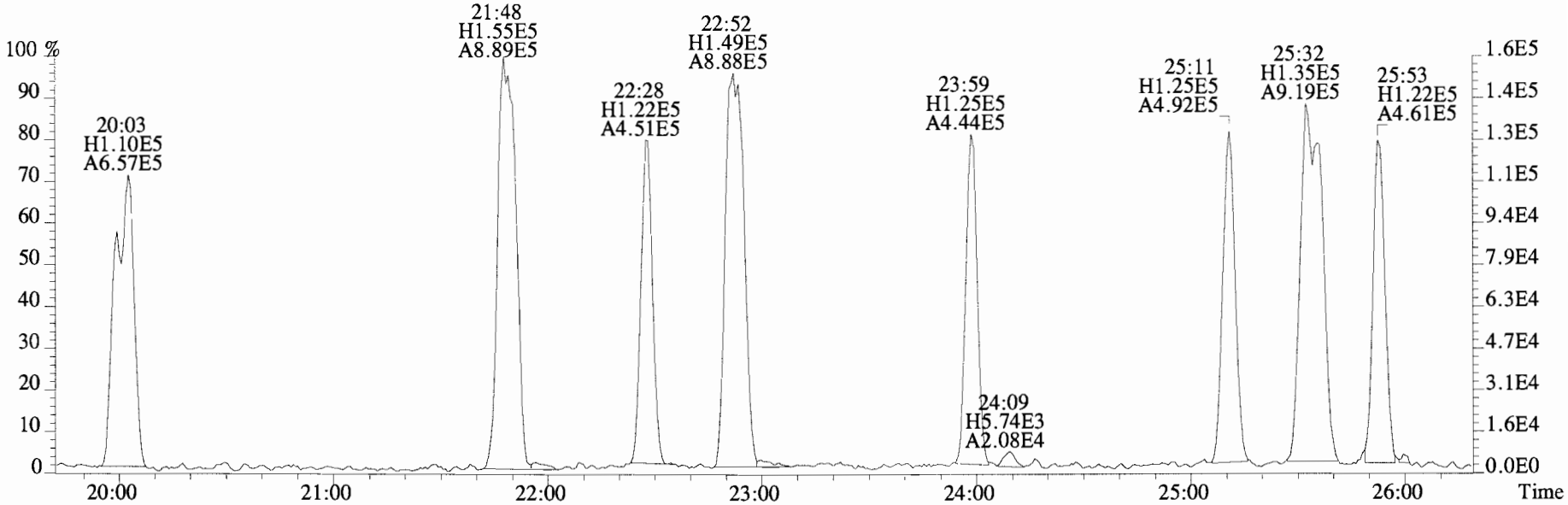

223.9974 F:2 SMO(1,3) BSUB(10000,15,-3.0) PKD(5,5,2,0.10%,15204.0,0.00%,F,F)

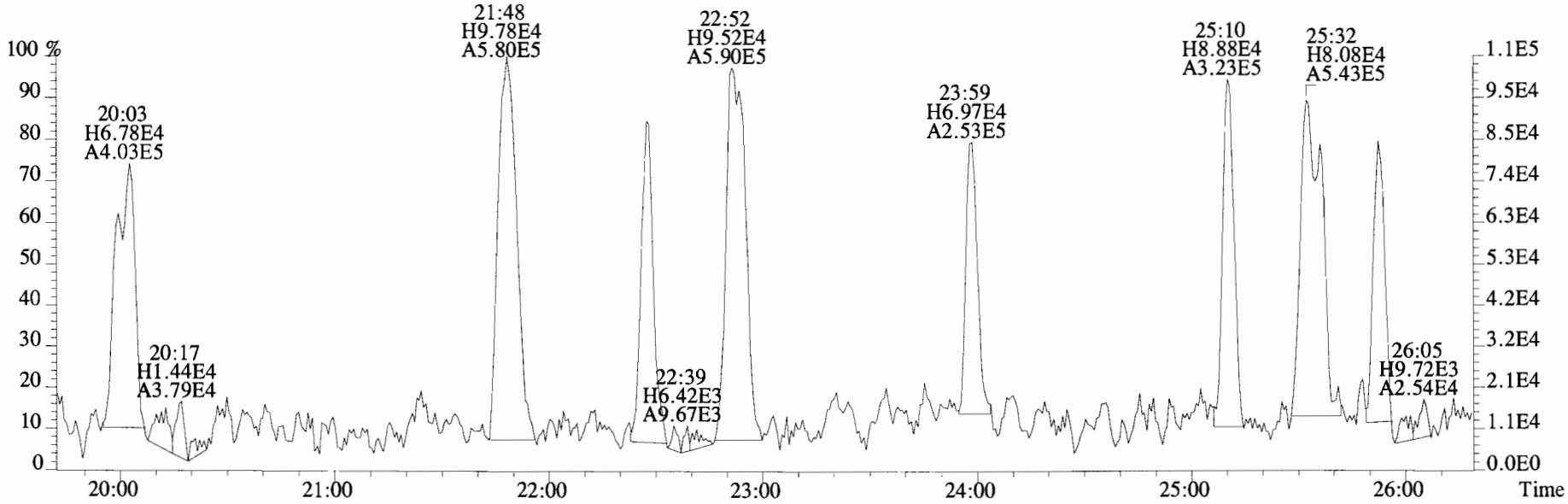

File:180208E1 #1-758 Acq: 8-FEB-2018 08:34:42 GC EI+ Voltage SIR Autospec-UltimaE
Sample#1 File Text:Vista Analytical Laboratory VG-8 Text:ST180208E1-1 PCB CS0 17L3003 Exp:PCB_ZB1
255.9613 F:2 SMO(1,3) BSUB(10000,15,-3.0) PKD(5,5,2,0.10%,4364.0,0.00%,F,F)

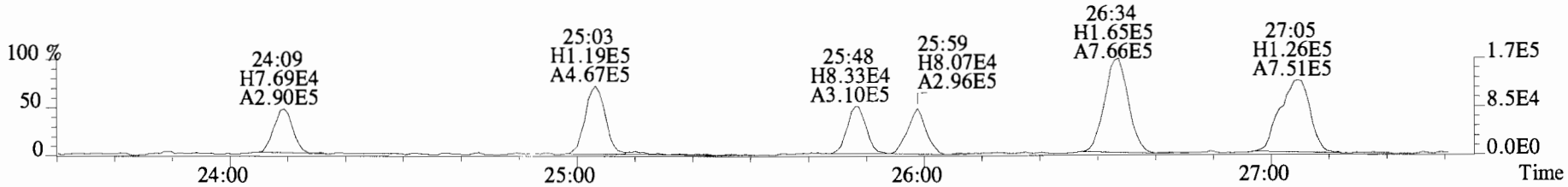

257.9584 F:2 SMO(1,3) BSUB(10000,15,-3.0) PKD(5,5,2,0.10%,2976.0,0.00%,F,F)

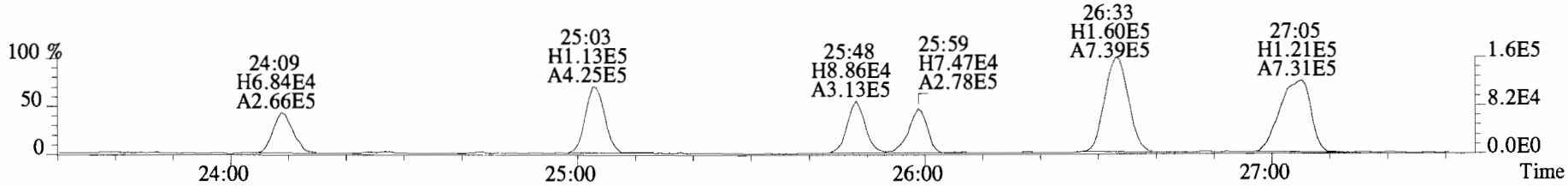

268.0016 F:2 SMO(1,3) BSUB(10000,15,-3.0) PKD(5,5,2,0.10%,77488.0,0.00%,F,F)

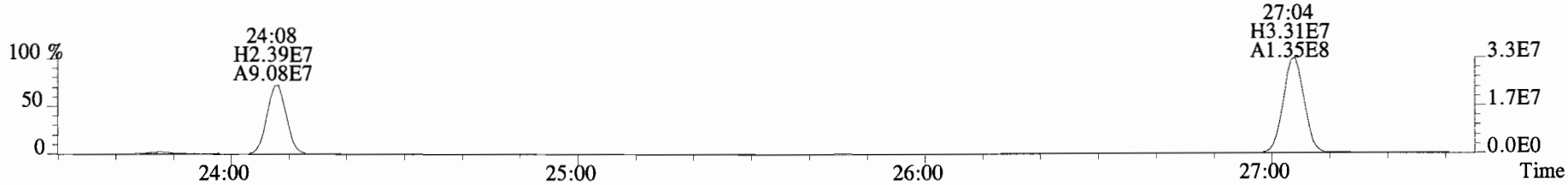

269.9986 F:2 SMO(1,3) BSUB(10000,15,-3.0) PKD(5,5,2,0.10%,35276.0,0.00%,F,F)

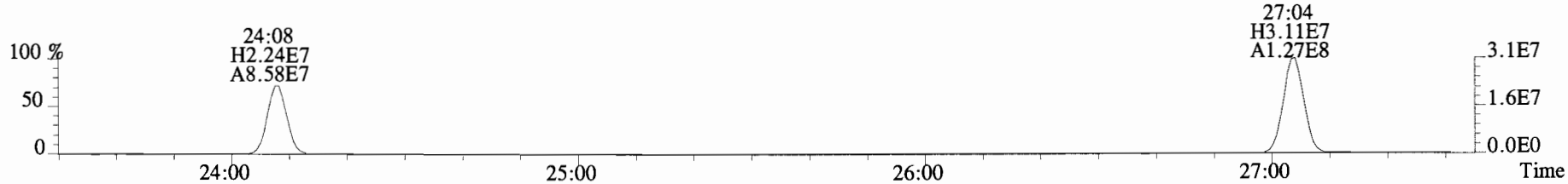

230.9856 F:2



File:180208E1 #1-756 Acq: 8-FEB-2018 08:34:42 GC EI+ Voltage SIR Autospec-UltimaE
Sample#1 File Text:Vista Analytical Laboratory VG-8 Text:ST180208E1-1 PCB CS0 17L3003 Exp:PCB_ZB1
255.9613 F:3 SMO(1,3) BSUB(10000,15,-3.0) PKD(5,5,2,0.10%,3672.0,0.00%,F,F)

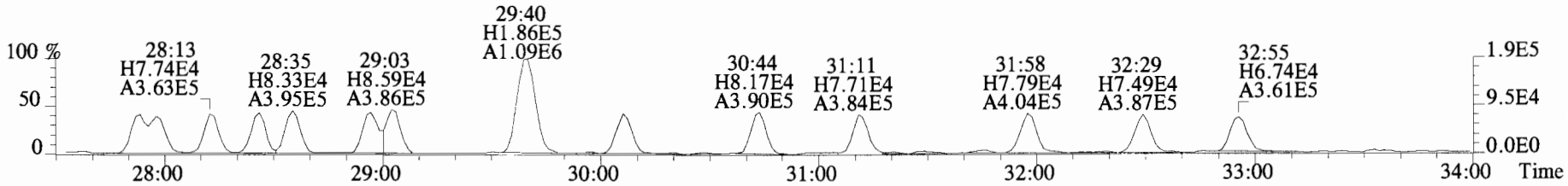

257.9584 F:3 SMO(1,3) BSUB(10000,15,-3.0) PKD(5,5,2,0.10%,2664.0,0.00%,F,F)

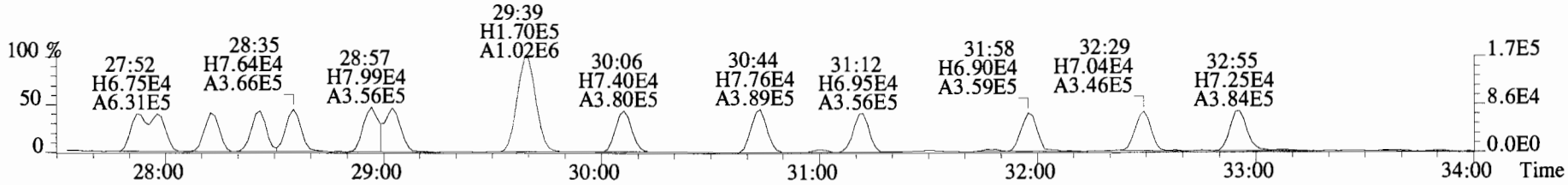

268.0016 F:3 SMO(1,3) BSUB(10000,15,-3.0) PKD(5,5,2,0.10%,107320.0,0.00%,F,F)

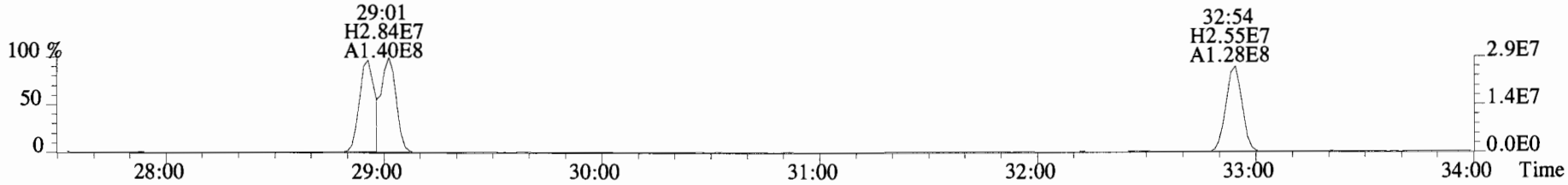

269.9986 F:3 SMO(1,3) BSUB(10000,15,-3.0) PKD(5,5,2,0.10%,24844.0,0.00%,F,F)

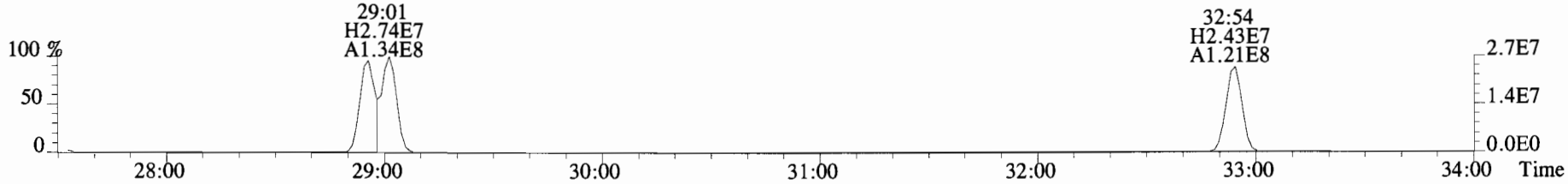

330.9792 F:3

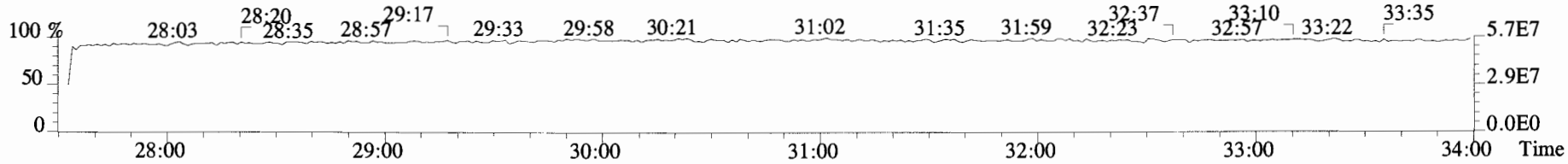

File:180208E1 #1-756 Acq: 8-FEB-2018 08:34:42 GC EI+ Voltage SIR Autospec-UltimaE
Sample#1 File Text:Vista Analytical Laboratory VG-8 Text:ST180208E1-1 PCB CS0 17L3003 Exp:PCB_ZB1
268.0016 F:3 SMO(1,3) BSUB(10000,15,-3.0) PKD(5,5,2,0.10%,107320.0,0.00%,F,F)

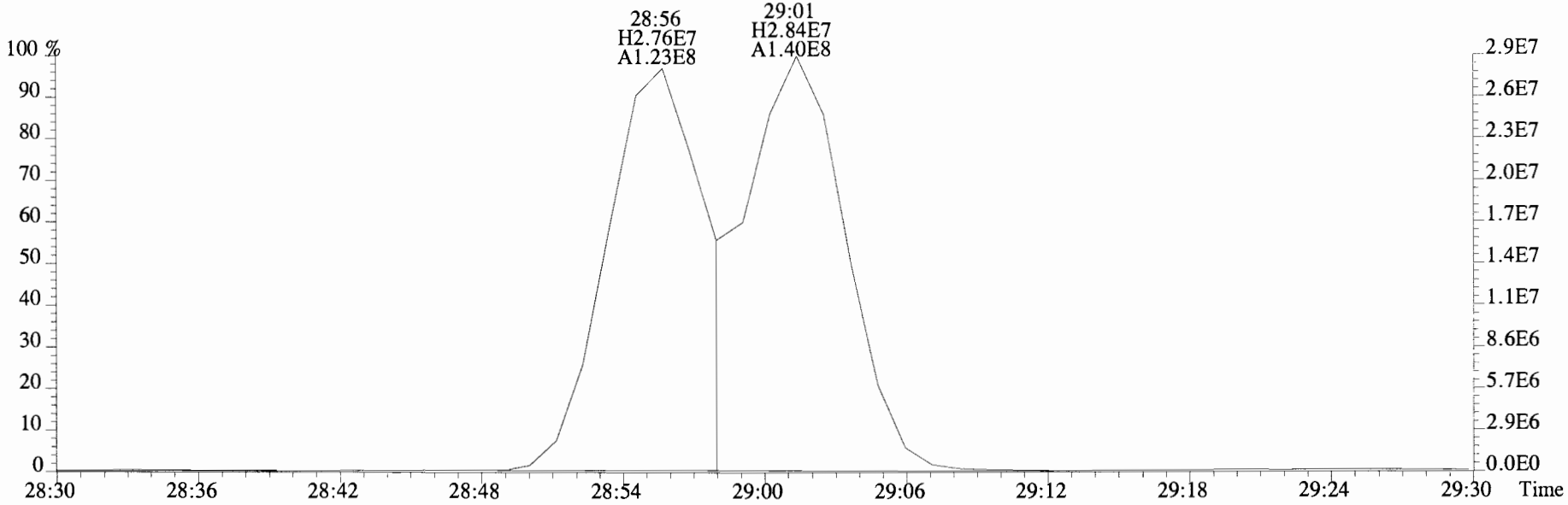

269.9986 F:3 SMO(1,3) BSUB(10000,15,-3.0) PKD(5,5,2,0.10%,24844.0,0.00%,F,F)

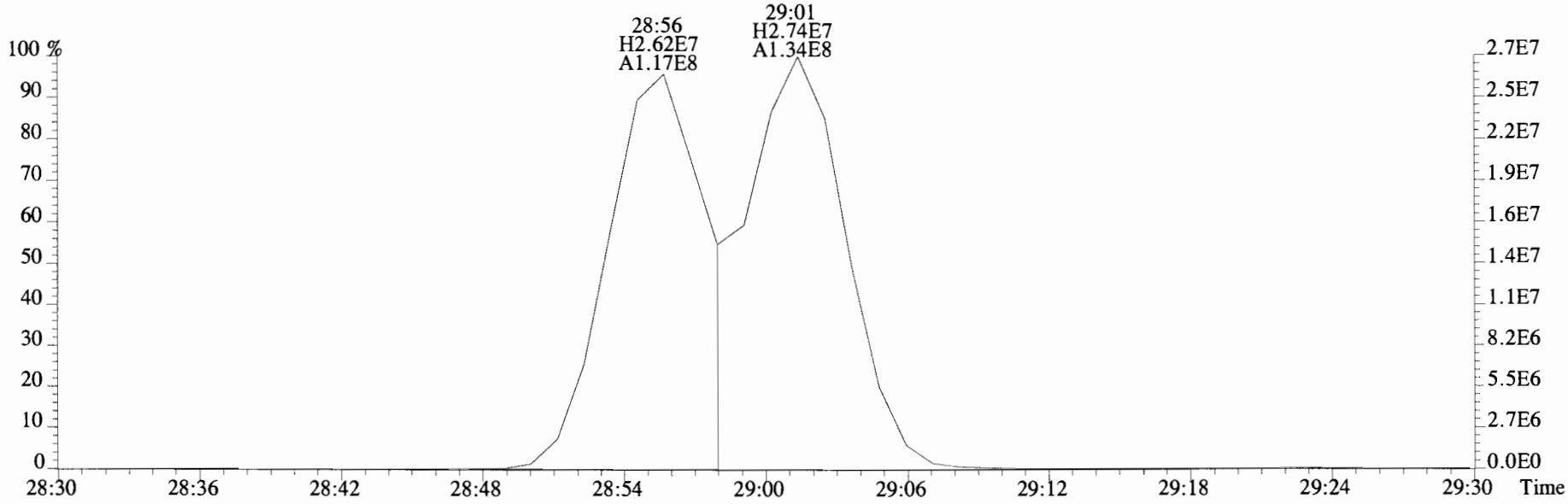

File:180208E1 #1-756 Acq: 8-FEB-2018 08:34:42 GC EI+ Voltage SIR Autospec-UltimaE
Sample#1 File Text:Vista Analytical Laboratory VG-8 Text:ST180208E1-1 PCB CS0 17L3003 Exp:PCB_ZB1
255.9613 F:3 SMO(1,3) BSUB(10000,15,-3.0) PKD(5,5,2,0.10%,3672.0,0.00%,F,F)

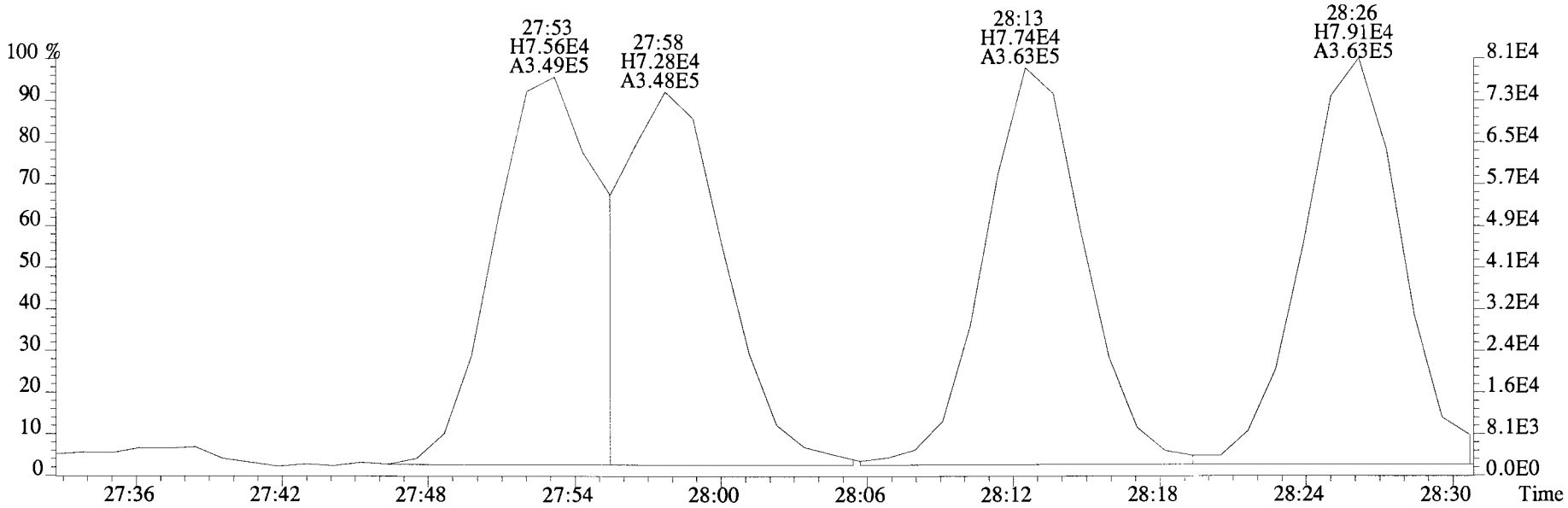

257.9584 F:3 SMO(1,3) BSUB(10000,15,-3.0) PKD(5,5,2,0.10%,2664.0,0.00%,F,F)

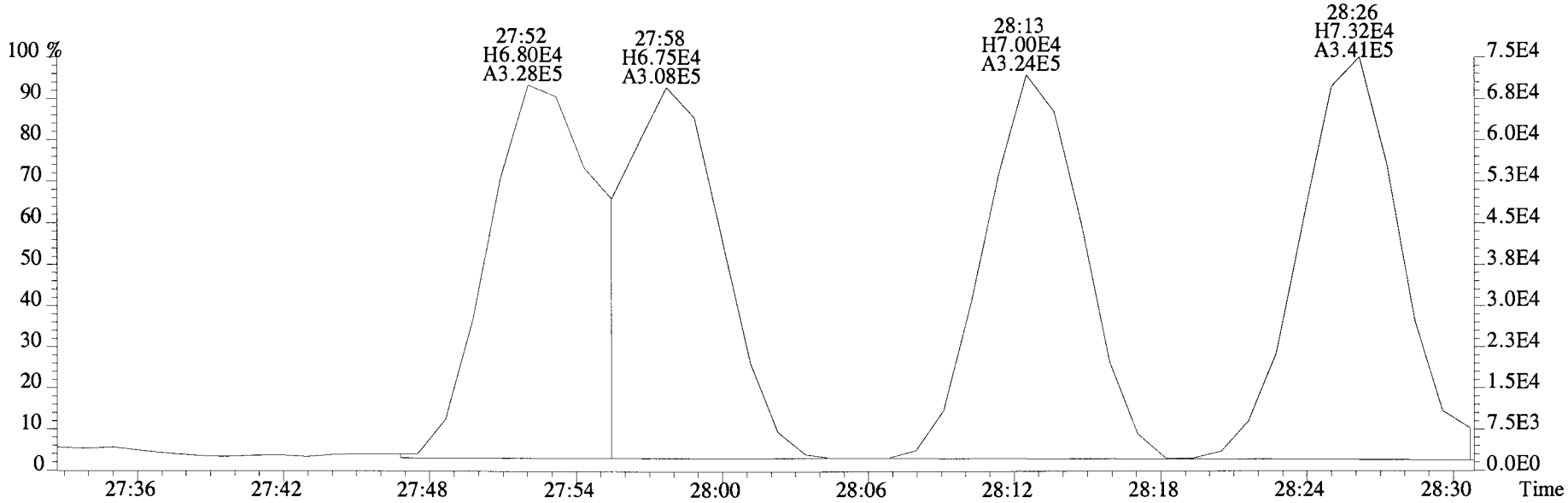

File:180208E1 #1-756 Acq: 8-FEB-2018 08:34:42 GC EI+ Voltage SIR Autospec-UltimaE
Sample#1 File Text:Vista Analytical Laboratory VG-8 Text:ST180208E1-1 PCB CS0 17L3003 Exp:PCB_ZB1
255.9613 F:3 SMO(1,3) BSUB(10000,15,-3.0) PKD(5,5,2,0.10%,3672.0,0.00%,F,F)

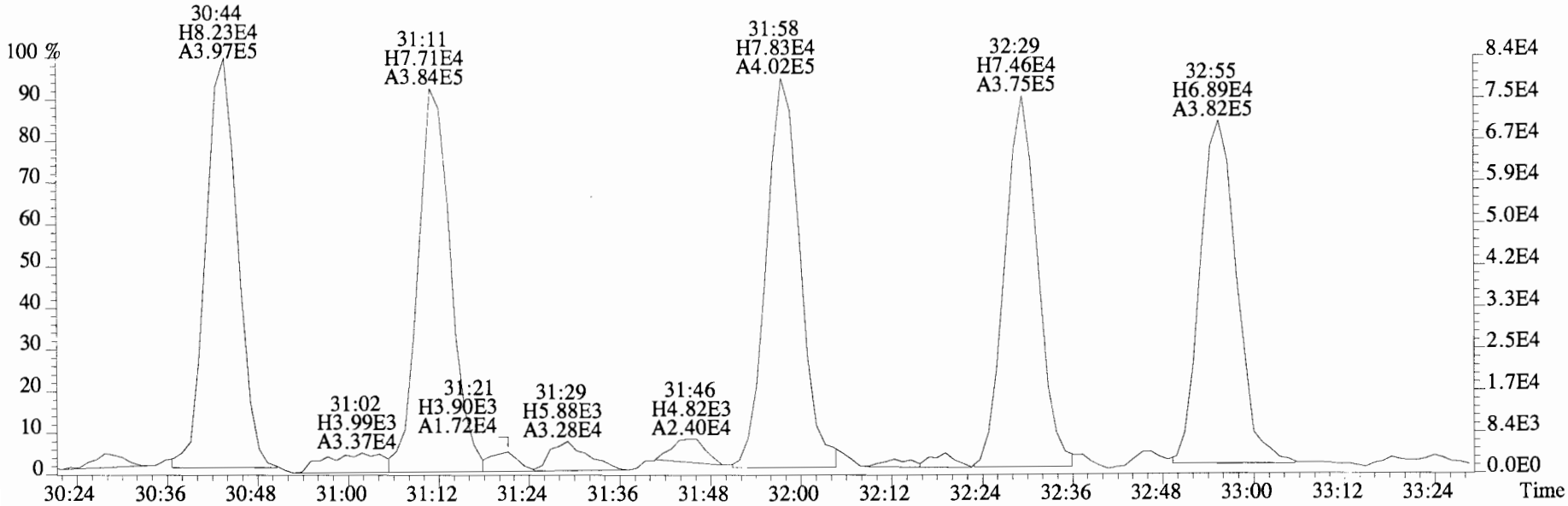

257.9584 F:3 SMO(1,3) BSUB(10000,15,-3.0) PKD(5,5,2,0.10%,2664.0,0.00%,F,F)

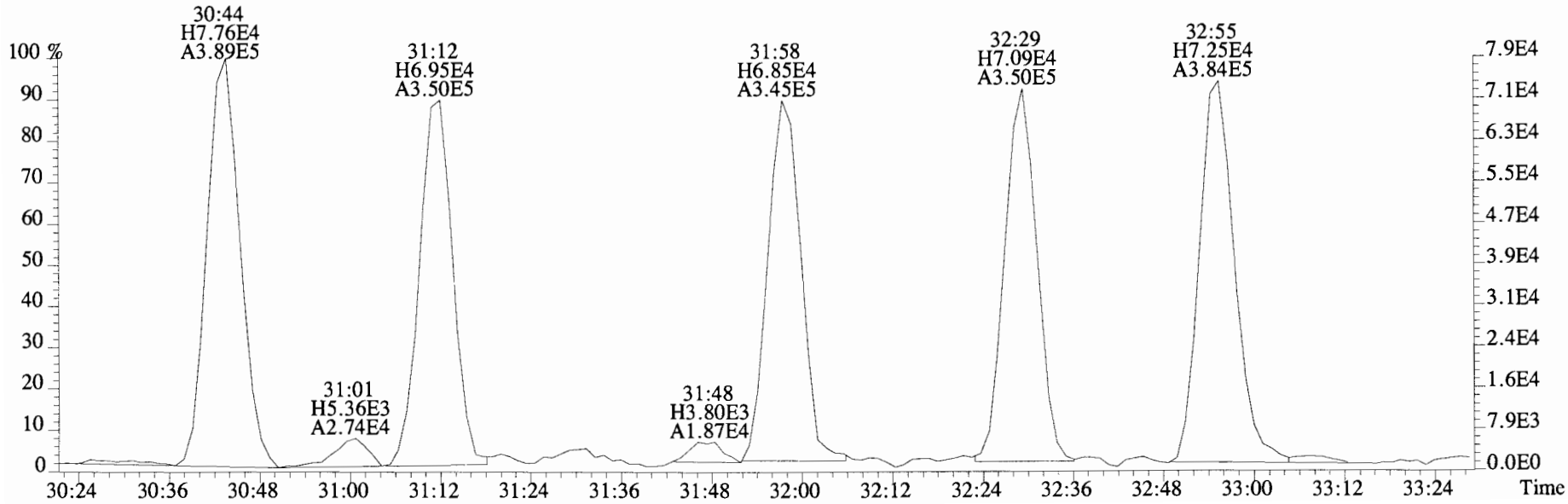

File:180208E1 #1-756 Acq: 8-FEB-2018 08:34:42 GC EI+ Voltage SIR Autospec-UltimaE
Sample#1 File Text:Vista Analytical Laboratory VG-8 Text:ST180208E1-1 PCB CS0 17L3003 Exp:PCB_ZB1
289.9224 F:3 SMO(1,3) BSUB(10000,15,-3.0) PKD(5,5,2,0.10%,2828.0,0.00%,F,F)

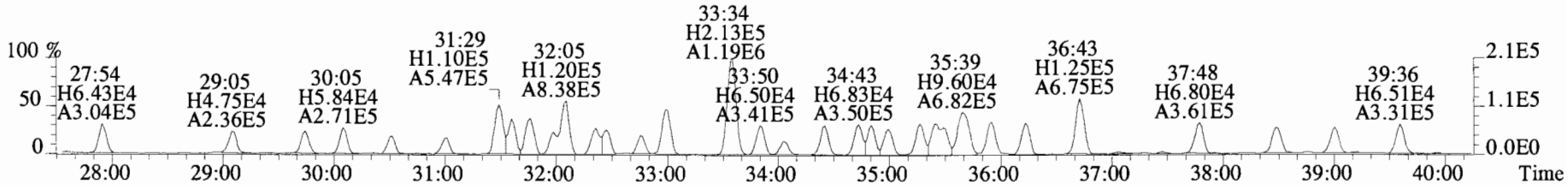

291.9194 F:3 SMO(1,3) BSUB(10000,15,-3.0) PKD(5,5,2,0.10%,3156.0,0.00%,F,F)

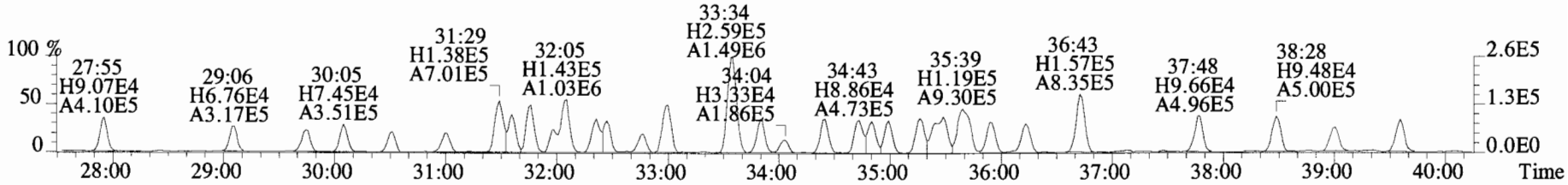

301.9626 F:3 SMO(1,3) BSUB(10000,15,-3.0) PKD(5,5,2,0.10%,33956.0,0.00%,F,F)

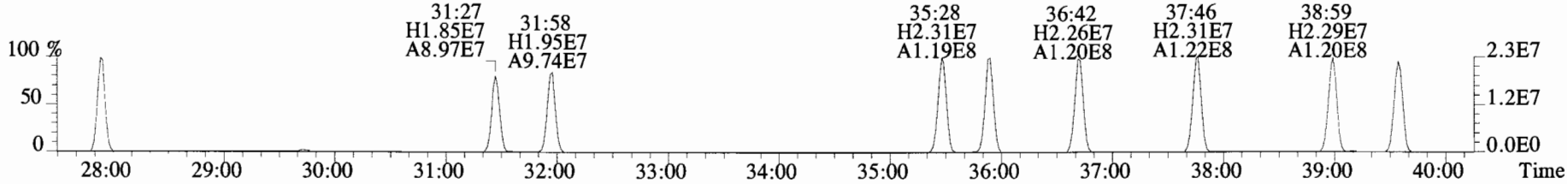

303.9597 F:3 SMO(1,3) BSUB(10000,15,-3.0) PKD(5,5,2,0.10%,24688.0,0.00%,F,F)

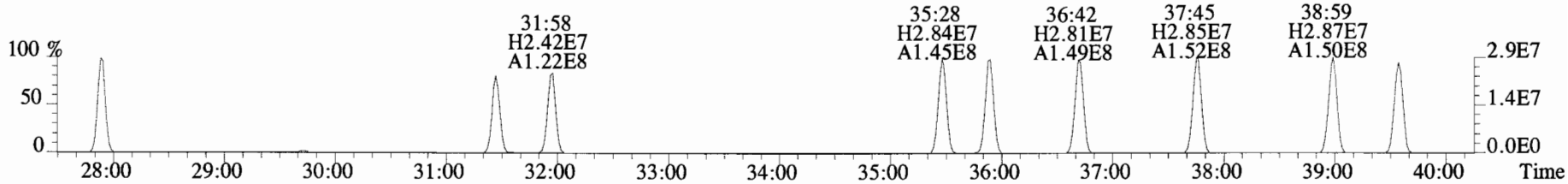

330.9792 F:3

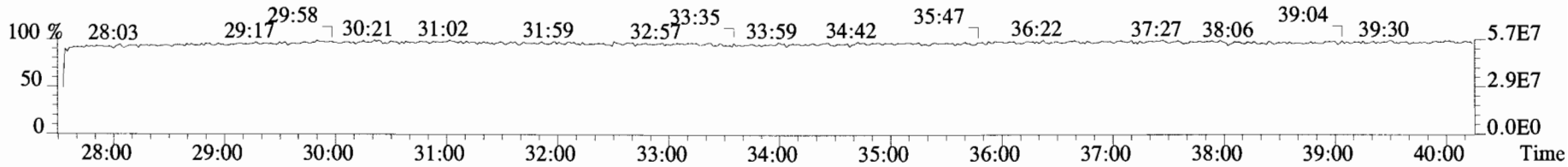

File:180208E1 #1-756 Acq: 8-FEB-2018 08:34:42 GC EI+ Voltage SIR Autospec-UltimaE
Sample#1 File Text:Vista Analytical Laboratory VG-8 Text:ST180208E1-1 PCB CS0 17L3003 Exp:PCB_ZB1
289.9224 F:3 SMO(1,3) BSUB(10000,15,-3.0) PKD(5,5,2,0.10%,2828.0,0.00%,F,F)

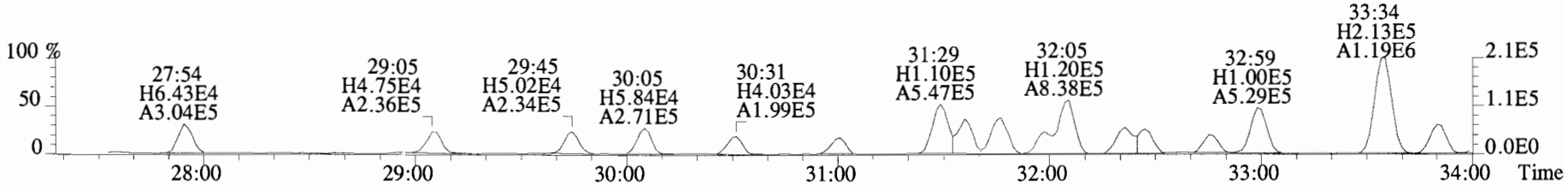

291.9194 F:3 SMO(1,3) BSUB(10000,15,-3.0) PKD(5,5,2,0.10%,3156.0,0.00%,F,F)

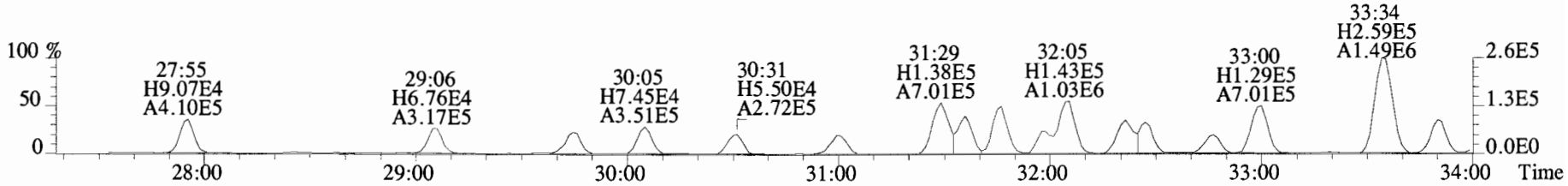

301.9626 F:3 SMO(1,3) BSUB(10000,15,-3.0) PKD(5,5,2,0.10%,33956.0,0.00%,F,F)

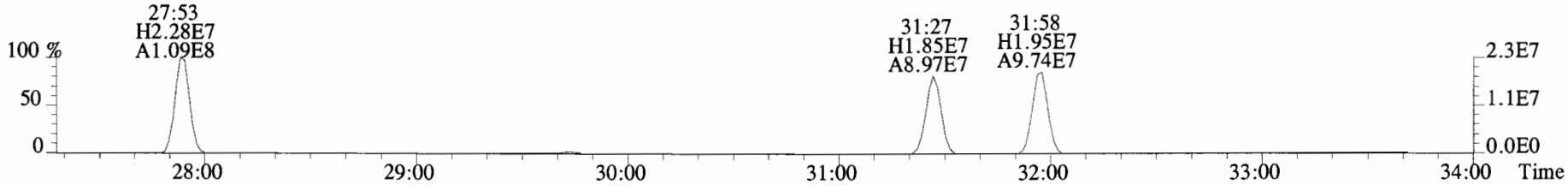

303.9597 F:3 SMO(1,3) BSUB(10000,15,-3.0) PKD(5,5,2,0.10%,24688.0,0.00%,F,F)

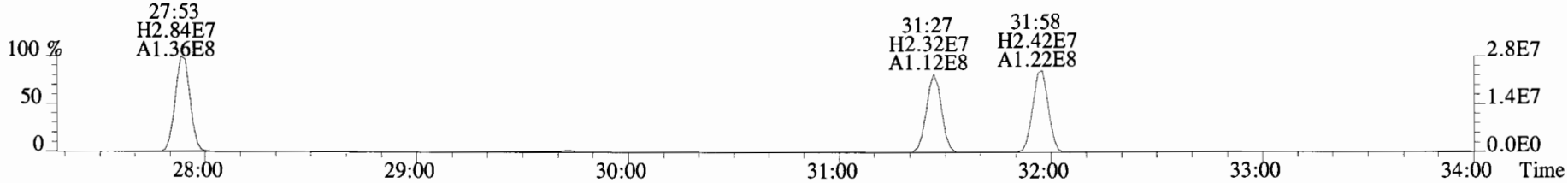

330.9792 F:3

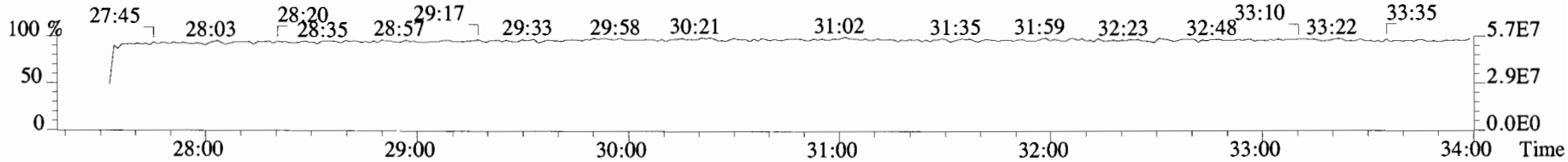

File:180208E1 #1-756 Acq: 8-FEB-2018 08:34:42 GC EI+ Voltage SIR Autospec-UltimaE
Sample#1 File Text:Vista Analytical Laboratory VG-8 Text:ST180208E1-1 PCB CS0 17L3003 Exp:PCB_ZB1
289.9224 F:3 SMO(1,3) BSUB(10000,15,-3.0) PKD(5,5,2,0.10%,2828.0,0.00%,F,F)

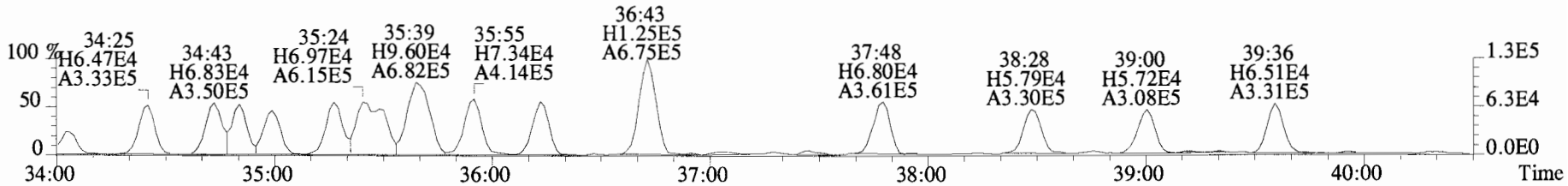

291.9194 F:3 SMO(1,3) BSUB(10000,15,-3.0) PKD(5,5,2,0.10%,3156.0,0.00%,F,F)

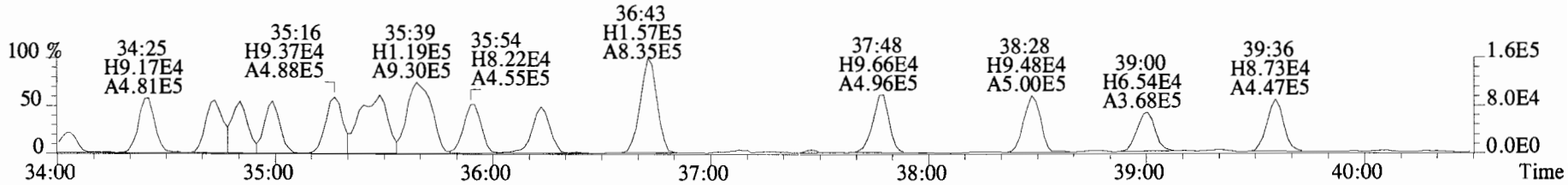

301.9626 F:3 SMO(1,3) BSUB(10000,15,-3.0) PKD(5,5,2,0.10%,33956.0,0.00%,F,F)

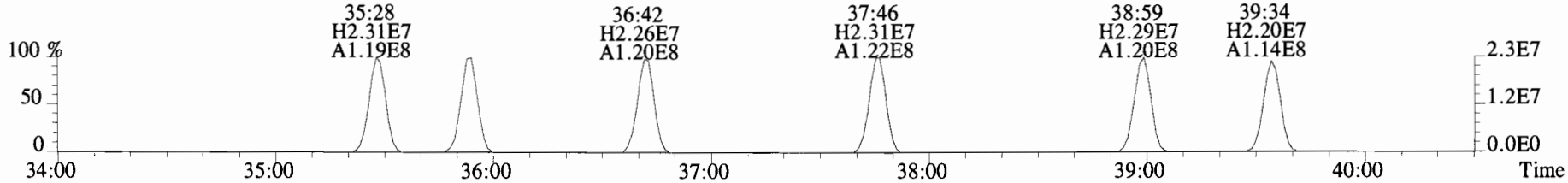

303.9597 F:3 SMO(1,3) BSUB(10000,15,-3.0) PKD(5,5,2,0.10%,24688.0,0.00%,F,F)

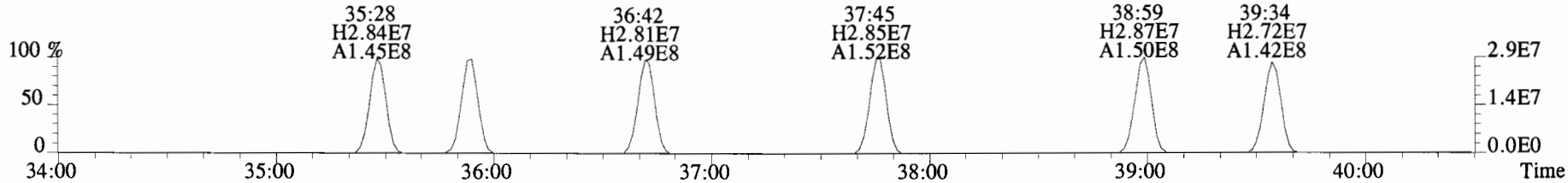

330.9792 F:3

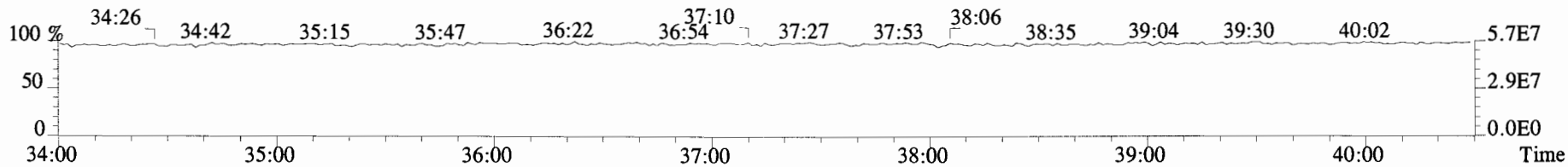

File:180208E1 #1-756 Acq: 8-FEB-2018 08:34:42 GC EI+ Voltage SIR Autospec-UltimaE
Sample#1 File Text:Vista Analytical Laboratory VG-8 Text:ST180208E1-1 PCB CS0 17L3003 Exp:PCB_ZB1
289.9224 F:3 SMO(1,3) BSUB(10000,15,-3.0) PKD(5,5,2,0.10%,2828.0,0.00%,F,F)

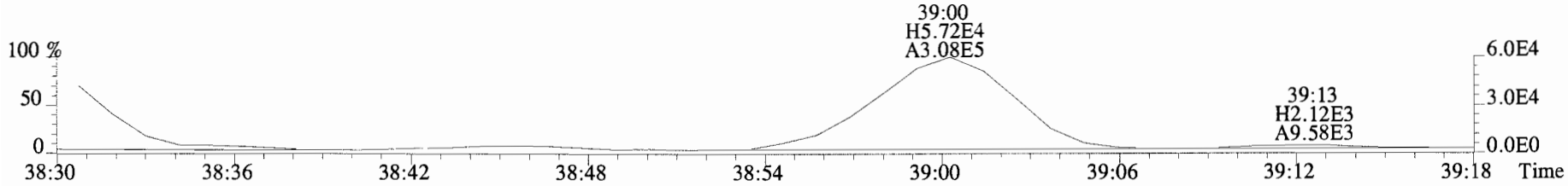

291.9194 F:3 SMO(1,3) BSUB(10000,15,-3.0) PKD(5,5,2,0.10%,3156.0,0.00%,F,F)

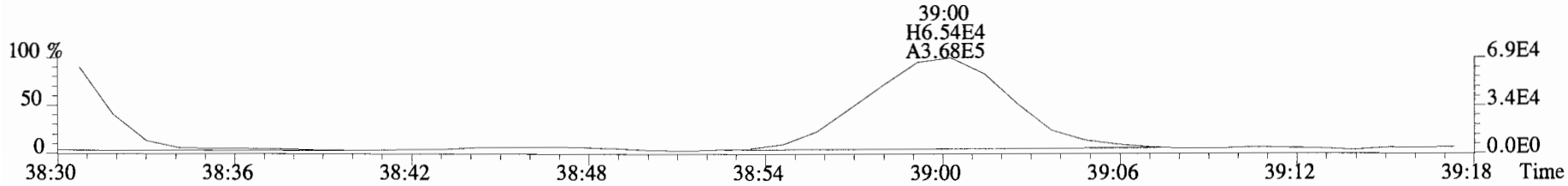

301.9626 F:3 SMO(1,3) BSUB(10000,15,-3.0) PKD(5,5,2,0.10%,33956.0,0.00%,F,F)

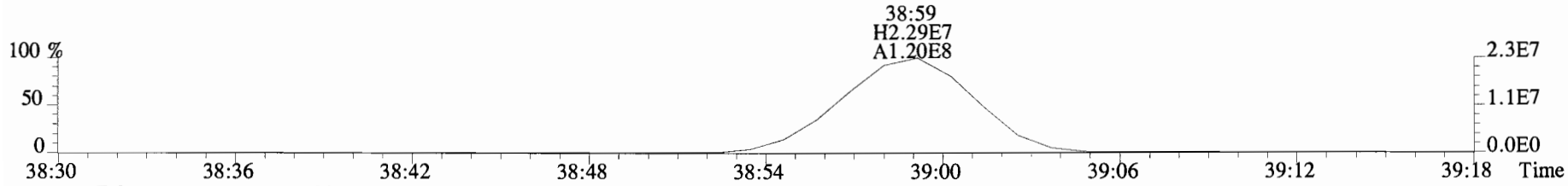

303.9597 F:3 SMO(1,3) BSUB(10000,15,-3.0) PKD(5,5,2,0.10%,24688.0,0.00%,F,F)

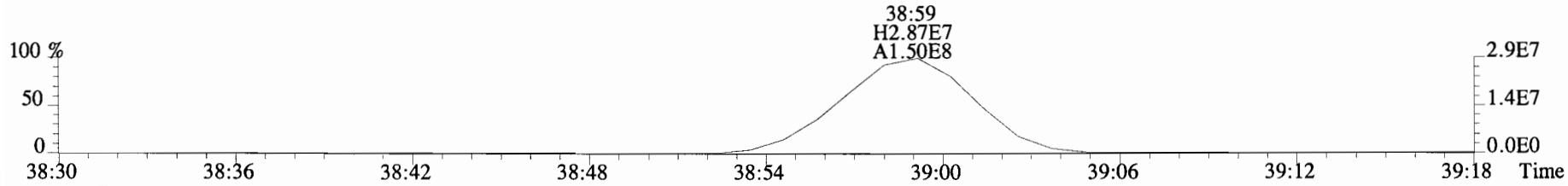

330.9792 F:3

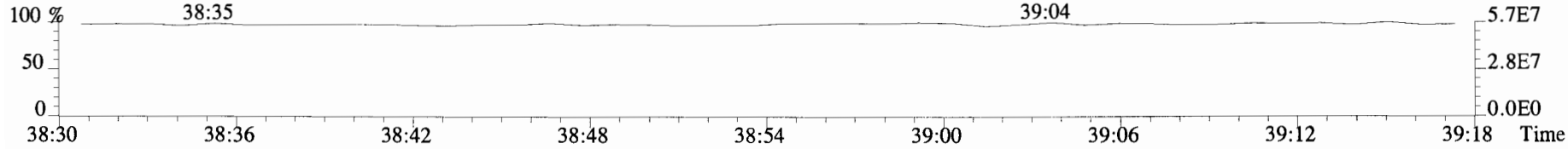

File:180208E1 #1-756 Acq: 8-FEB-2018 08:34:42 GC EI+ Voltage SIR Autospec-UltimaE
Sample#1 File Text:Vista Analytical Laboratory VG-8 Text:ST180208E1-1 PCB CS0 17L3003 Exp:PCB_ZB1
301.9626 F:3 SMO(1,3) BSUB(10000,15,-3.0) PKD(5,5,2,0.10%,33956.0,0.00%,F,F)

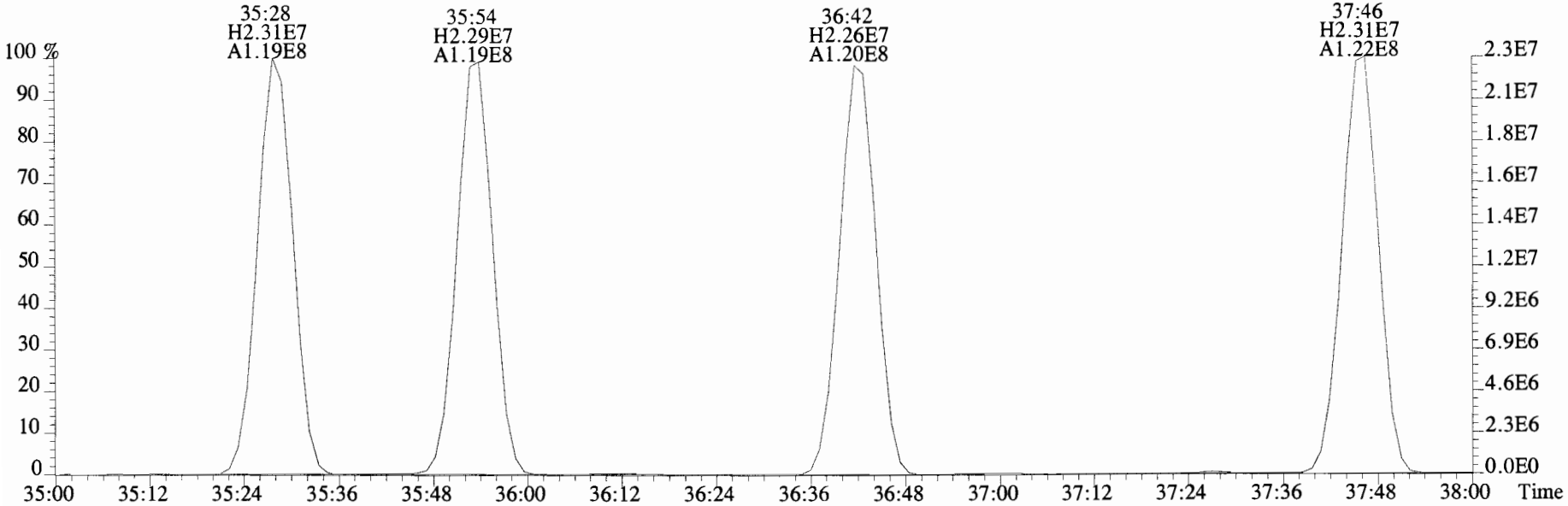

303.9597 F:3 SMO(1,3) BSUB(10000,15,-3.0) PKD(5,5,2,0.10%,24688.0,0.00%,F,F)

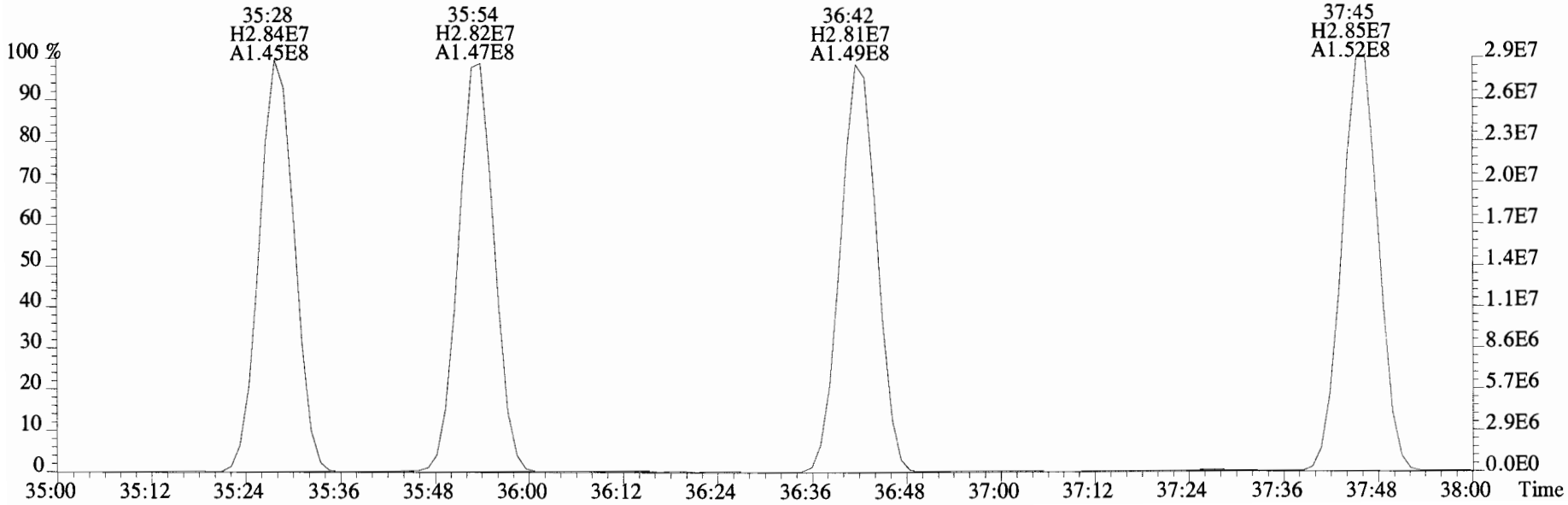

File:180208E1 #1-756 Acq: 8-FEB-2018 08:34:42 GC EI+ Voltage SIR Autospec-UltimaE
Sample#1 File Text:Vista Analytical Laboratory VG-8 Text:ST180208E1-1 PCB CS0 17L3003 Exp:PCB_ZB1
289.9224 F:3 SMO(1,3) BSUB(10000,15,-3.0) PKD(5,5,2,0.10%,2828.0,0.00%,F,F)

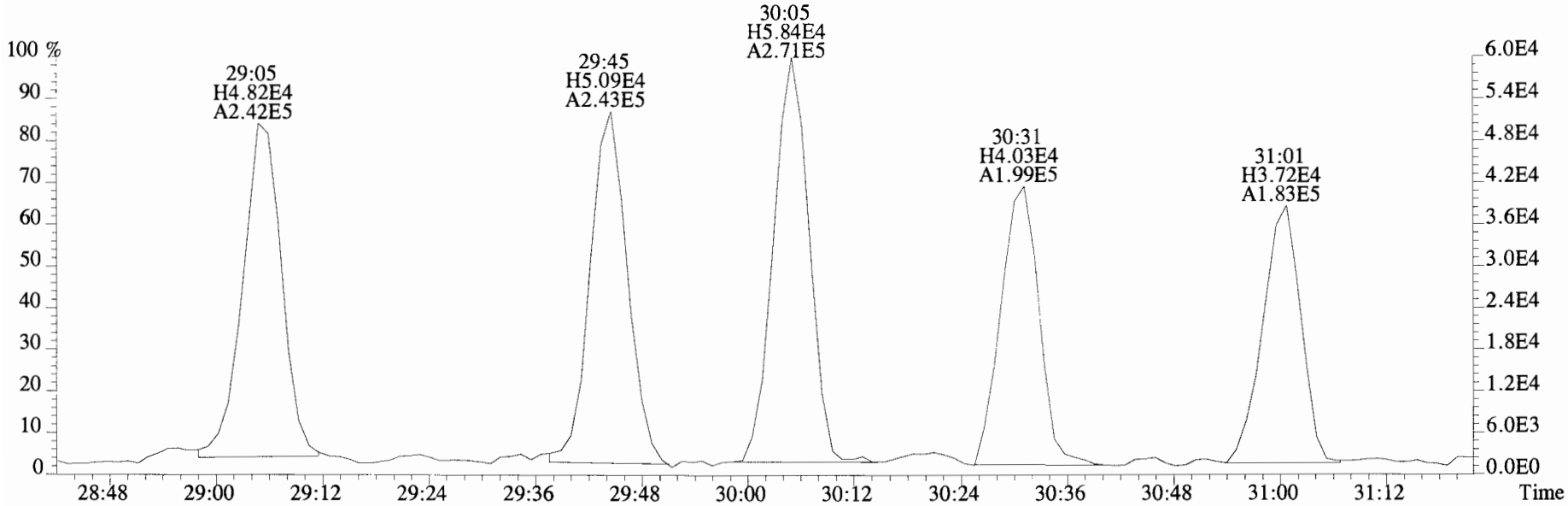

291.9194 F:3 SMO(1,3) BSUB(10000,15,-3.0) PKD(5,5,2,0.10%,3156.0,0.00%,F,F)

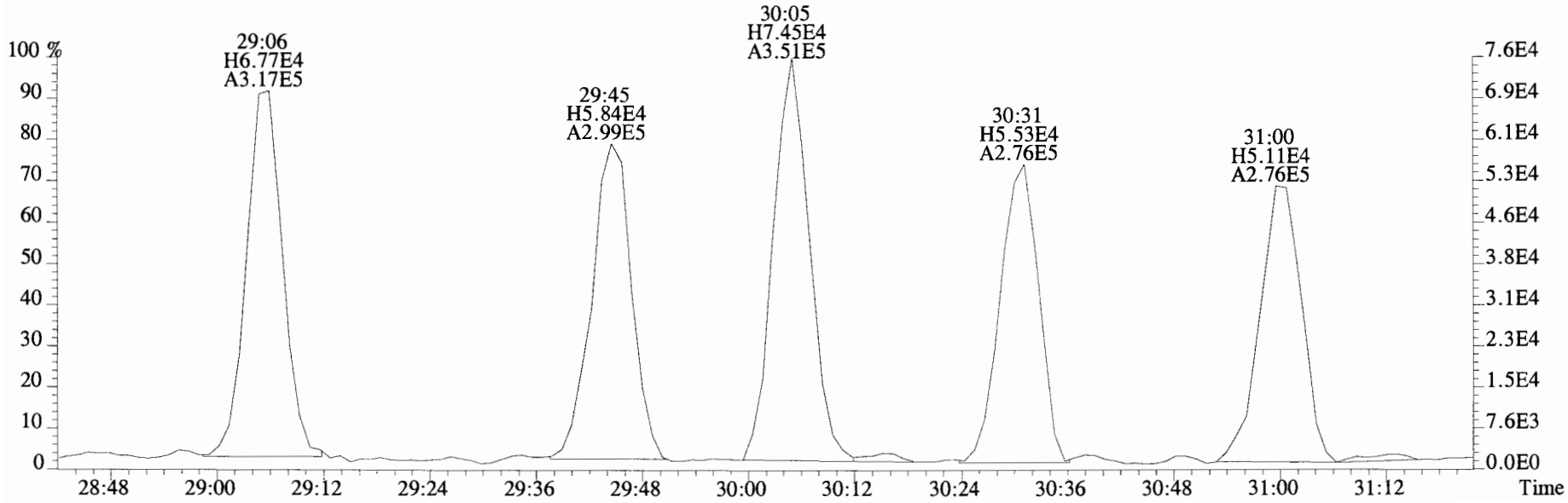

File:180208E1 #1-756 Acq: 8-FEB-2018 08:34:42 GC EI+ Voltage SIR Autospec-UltimaE
Sample#1 File Text:Vista Analytical Laboratory VG-8 Text:ST180208E1-1 PCB CS0 17L3003 Exp:PCB_ZB1
289.9224 F:3 SMO(1,3) BSUB(10000,15,-3.0) PKD(5,5,2,0.10%,2828.0,0.00%,F,F)

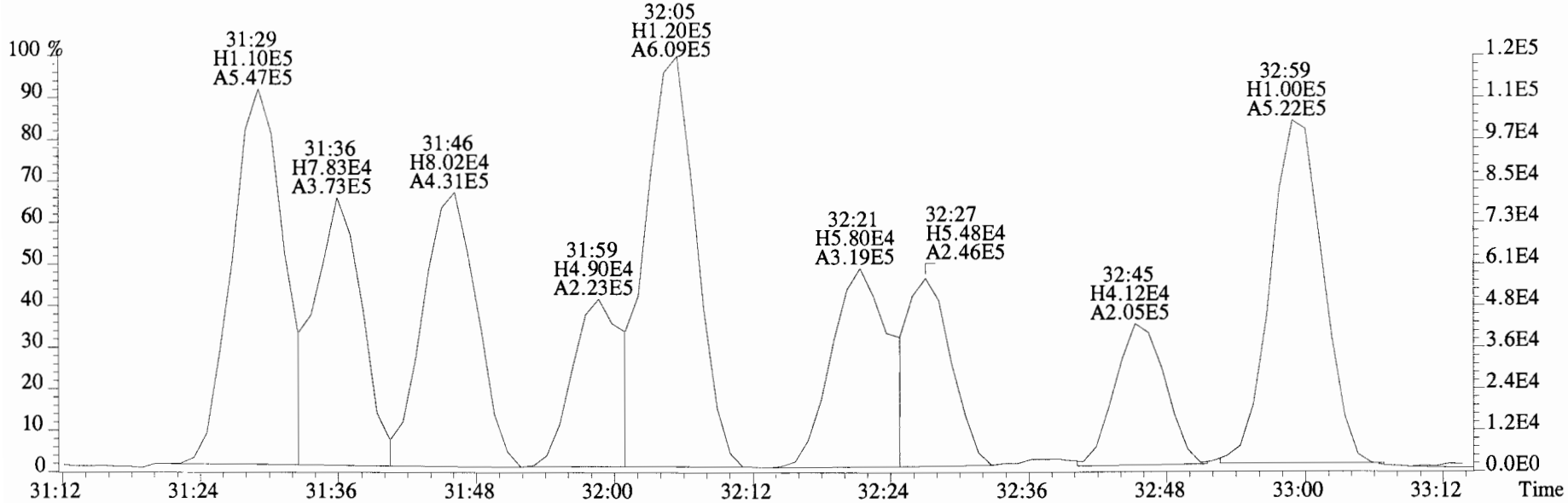

291.9194 F:3 SMO(1,3) BSUB(10000,15,-3.0) PKD(5,5,2,0.10%,3156.0,0.00%,F,F)

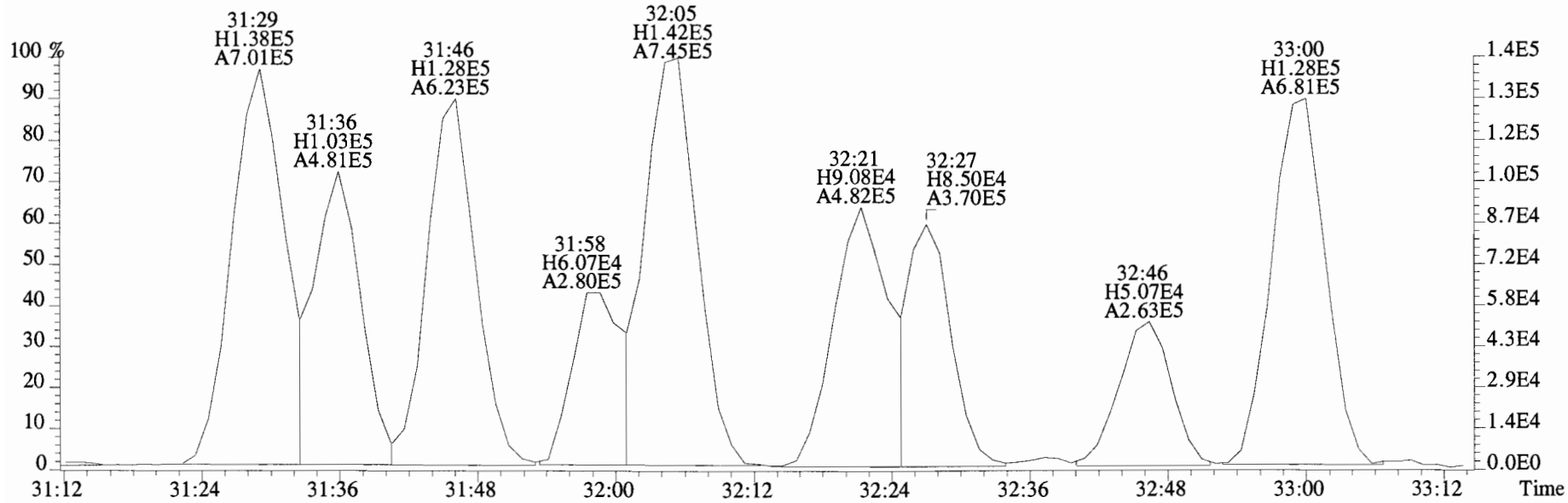

File:180208E1 #1-756 Acq: 8-FEB-2018 08:34:42 GC EI+ Voltage SIR Autospec-UltimaE
Sample#1 File Text:Vista Analytical Laboratory VG-8 Text:ST180208E1-1 PCB CS0 17L3003 Exp:PCB_ZB1
289.9224 F:3 SMO(1,3) BSUB(10000,15,-3.0) PKD(5,5,2,0.10%,2828.0,0.00%,F,F)

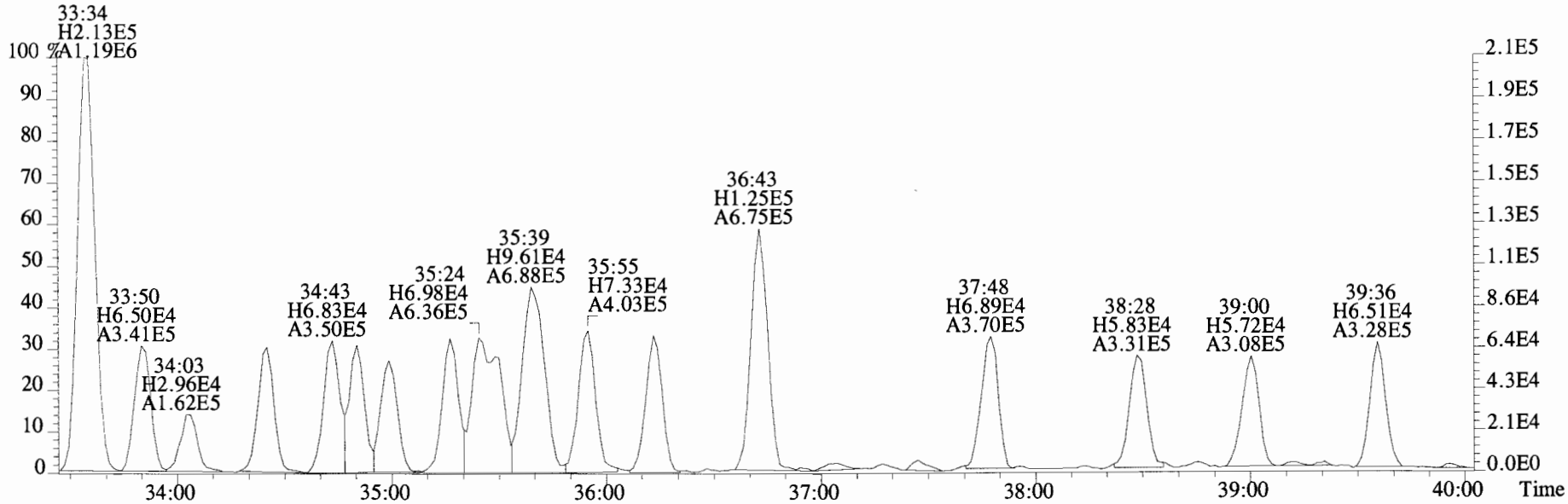

291.9194 F:3 SMO(1,3) BSUB(10000,15,-3.0) PKD(5,5,2,0.10%,3156.0,0.00%,F,F)

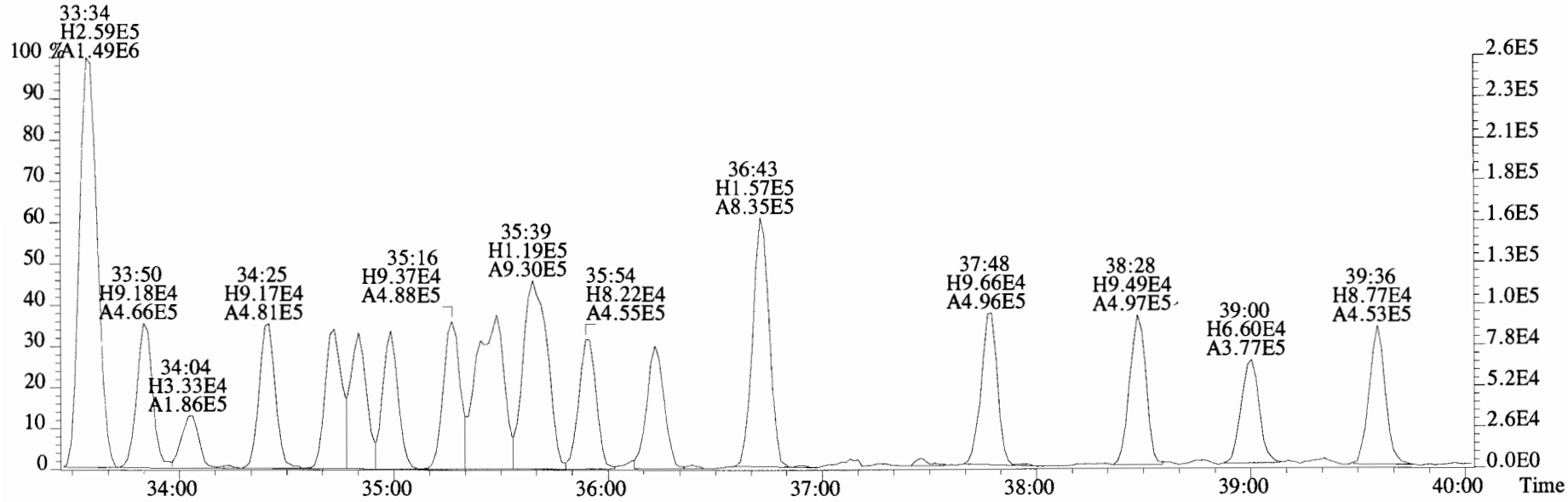

File:180208E1 #1-756 Acq: 8-FEB-2018 08:34:42 GC EI+ Voltage SIR Autospec-UltimaE
Sample#1 File Text:Vista Analytical Laboratory VG-8 Text:ST180208E1-1 PCB CS0 17L3003 Exp:PCB_ZB1
325.8804 F:3 SMO(1,3) BSUB(10000,15,-3.0) PKD(5,5,2,0.10%,2192.0,0.00%,F,F)

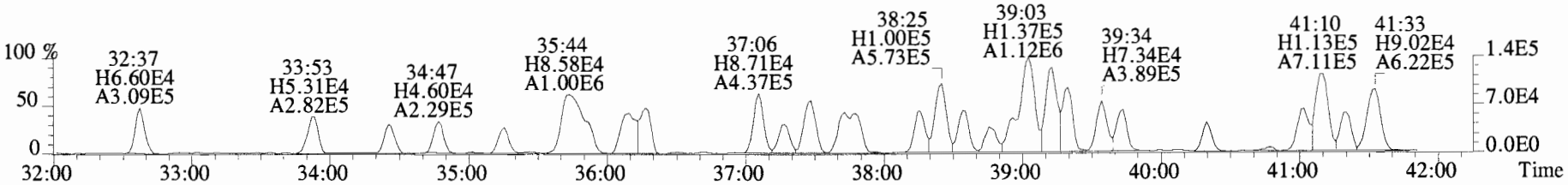

327.8775 F:3 SMO(1,3) BSUB(10000,15,-3.0) PKD(5,5,2,0.10%,2080.0,0.00%,F,F)

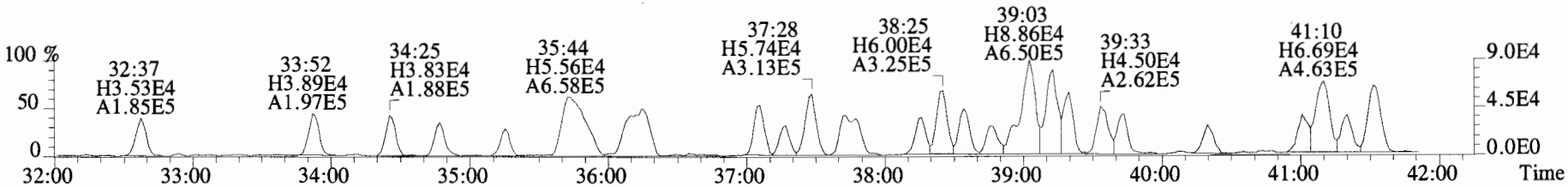

337.9207 F:3 SMO(1,3) BSUB(10000,15,-3.0) PKD(5,5,2,0.10%,4388.0,0.00%,F,F)

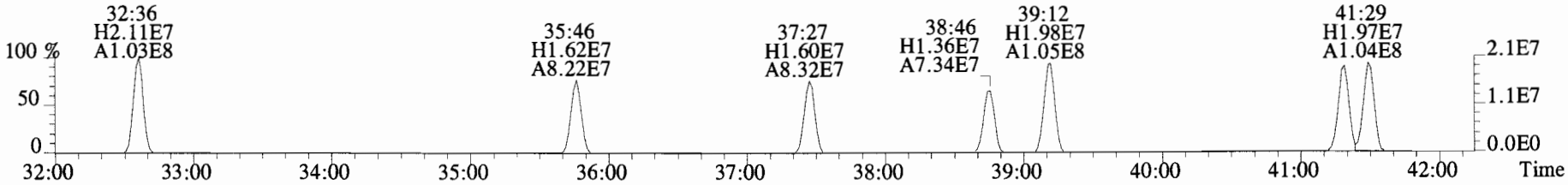

339.9177 F:3 SMO(1,3) BSUB(10000,15,-3.0) PKD(5,5,2,0.10%,3760.0,0.00%,F,F)

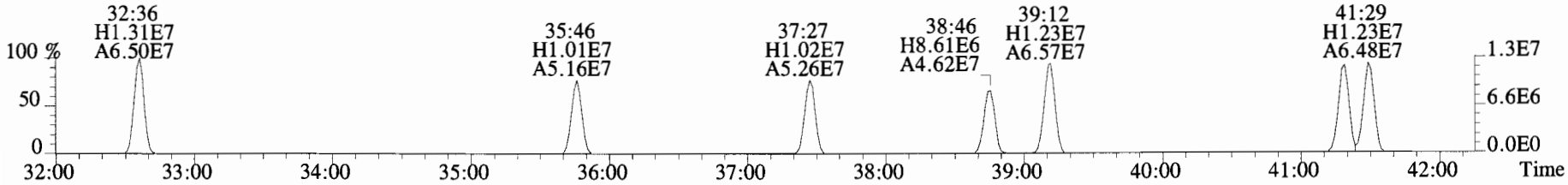

330.9792 F:3

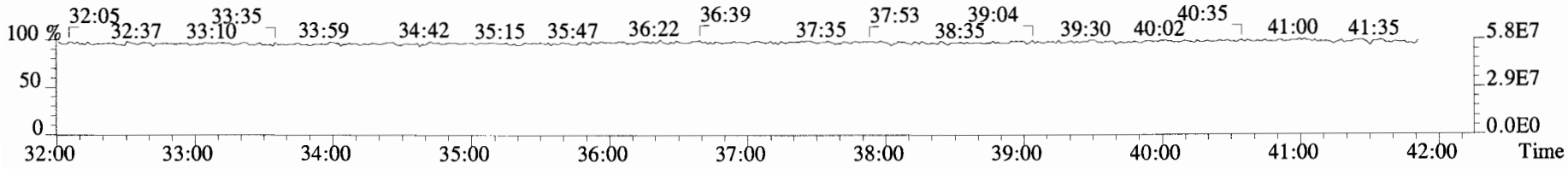

File:180208E1 #1-756 Acq: 8-FEB-2018 08:34:42 GC EI+ Voltage SIR Autospec-UltimaE
Sample#1 File Text:Vista Analytical Laboratory VG-8 Text:ST180208E1-1 PCB CS0 17L3003 Exp:PCB_ZB1
325.8804 F:3 SMO(1,3) BSUB(10000,15,-3.0) PKD(5,5,2,0.10%,2192.0,0.00%,F,F)

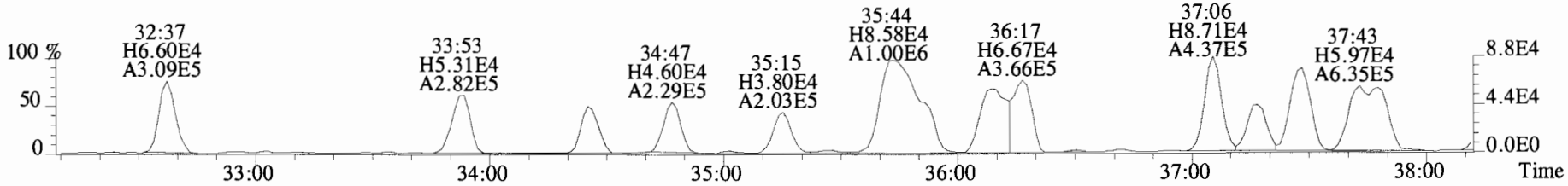

327.8775 F:3 SMO(1,3) BSUB(10000,15,-3.0) PKD(5,5,2,0.10%,2080.0,0.00%,F,F)

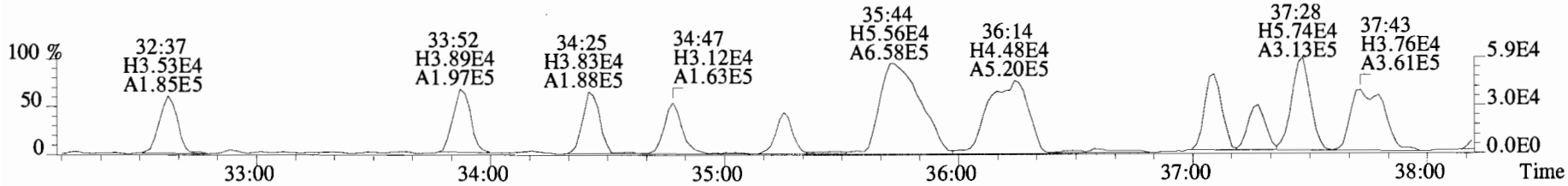

337.9207 F:3 SMO(1,3) BSUB(10000,15,-3.0) PKD(5,5,2,0.10%,4388.0,0.00%,F,F)



339.9177 F:3 SMO(1,3) BSUB(10000,15,-3.0) PKD(5,5,2,0.10%,3760.0,0.00%,F,F)

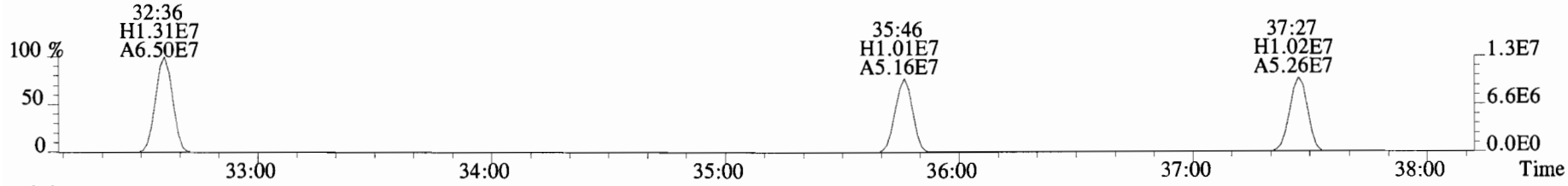

330.9792 F:3



File:180208E1 #1-756 Acq: 8-FEB-2018 08:34:42 GC EI+ Voltage SIR Autospec-UltimaE
Sample#1 File Text:Vista Analytical Laboratory VG-8 Text:ST180208E1-1 PCB CS0 17L3003 Exp:PCB_ZB1
325.8804 F:3 SMO(1,3) BSUB(10000,15,-3.0) PKD(5,5,2,0.10%,2192.0,0.00%,F,F)

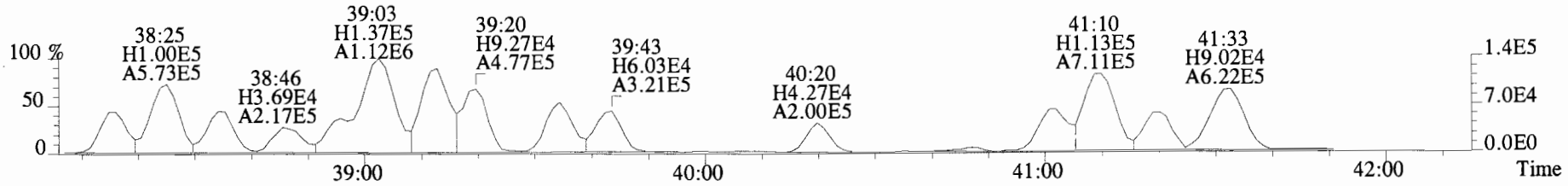

327.8775 F:3 SMO(1,3) BSUB(10000,15,-3.0) PKD(5,5,2,0.10%,2080.0,0.00%,F,F)

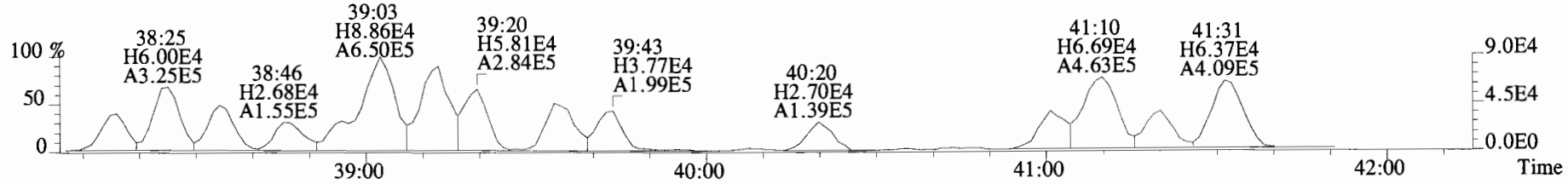

337.9207 F:3 SMO(1,3) BSUB(10000,15,-3.0) PKD(5,5,2,0.10%,4388.0,0.00%,F,F)

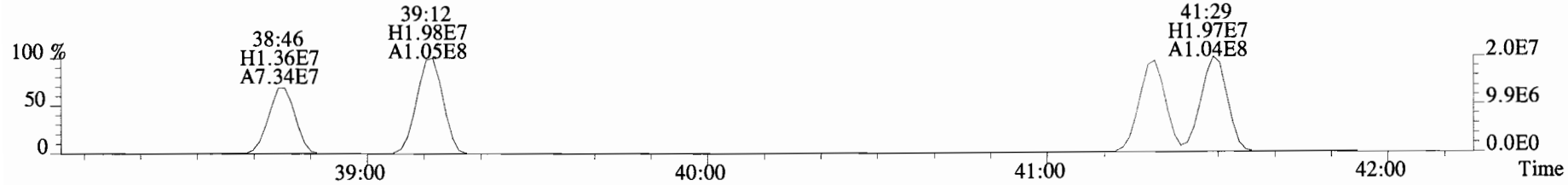

339.9177 F:3 SMO(1,3) BSUB(10000,15,-3.0) PKD(5,5,2,0.10%,3760.0,0.00%,F,F)

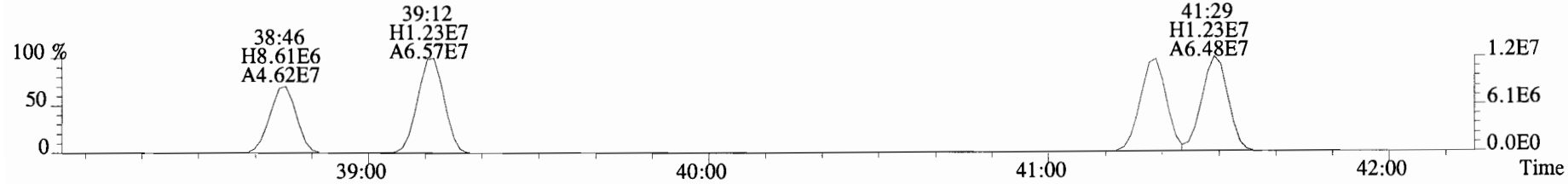

330.9792 F:3

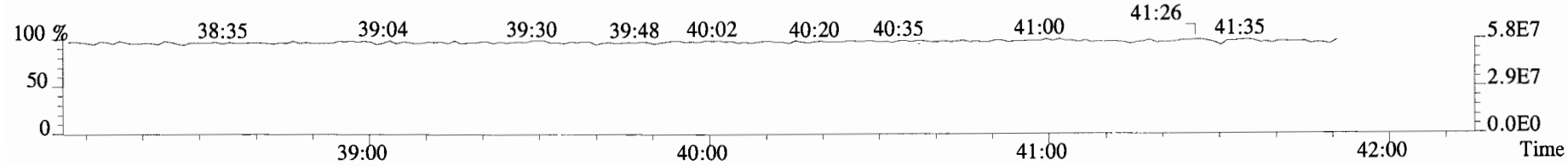

File:180208E1 #1-756 Acq: 8-FEB-2018 08:34:42 GC EI+ Voltage SIR Autospec-UltimaE
Sample#1 File Text:Vista Analytical Laboratory VG-8 Text:ST180208E1-1 PCB CS0 17L3003 Exp:PCB_ZB1
337.9207 F:3 SMO(1,3) BSUB(10000,15,-3.0) PKD(5,5,2,0.10%,4388.0,0.00%,F,F)

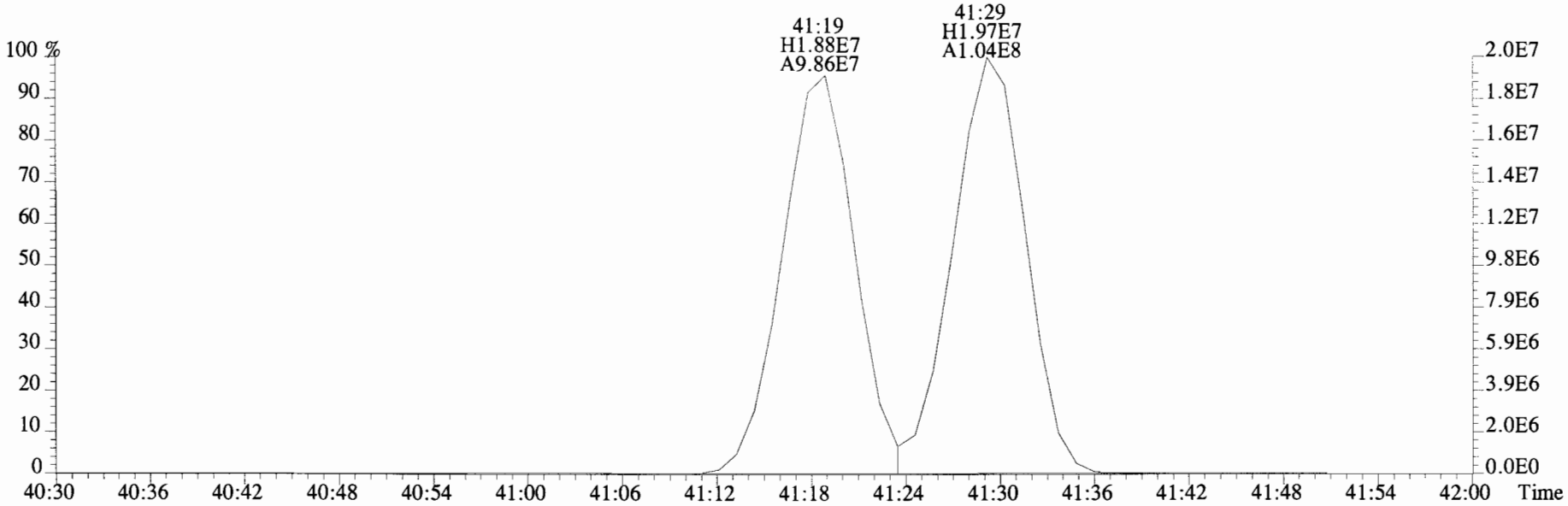

339.9177 F:3 SMO(1,3) BSUB(10000,15,-3.0) PKD(5,5,2,0.10%,3760.0,0.00%,F,F)

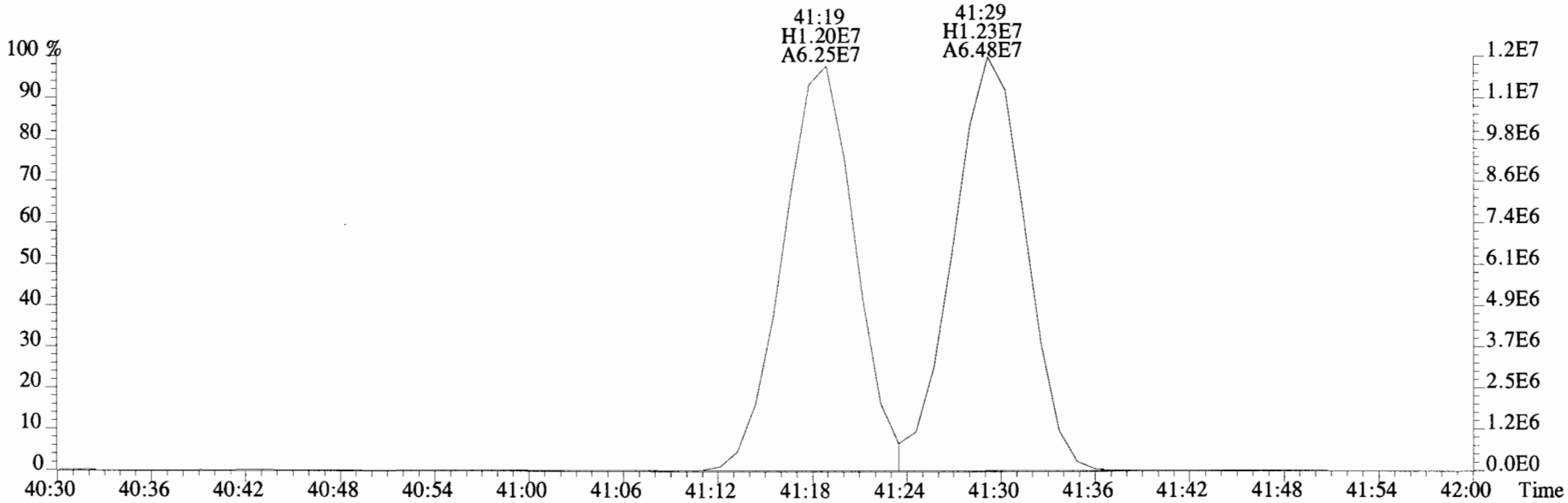

File:180208E1 #1-756 Acq: 8-FEB-2018 08:34:42 GC EI+ Voltage SIR Autospec-UltimaE
Sample#1 File Text:Vista Analytical Laboratory VG-8 Text:ST180208E1-1 PCB CS0 17L3003 Exp:PCB_ZB1
325.8804 F:3 SMO(1,3) BSUB(10000,15,-3.0) PKD(5,5,2,0.10%,2192.0,0.00%,F,F)

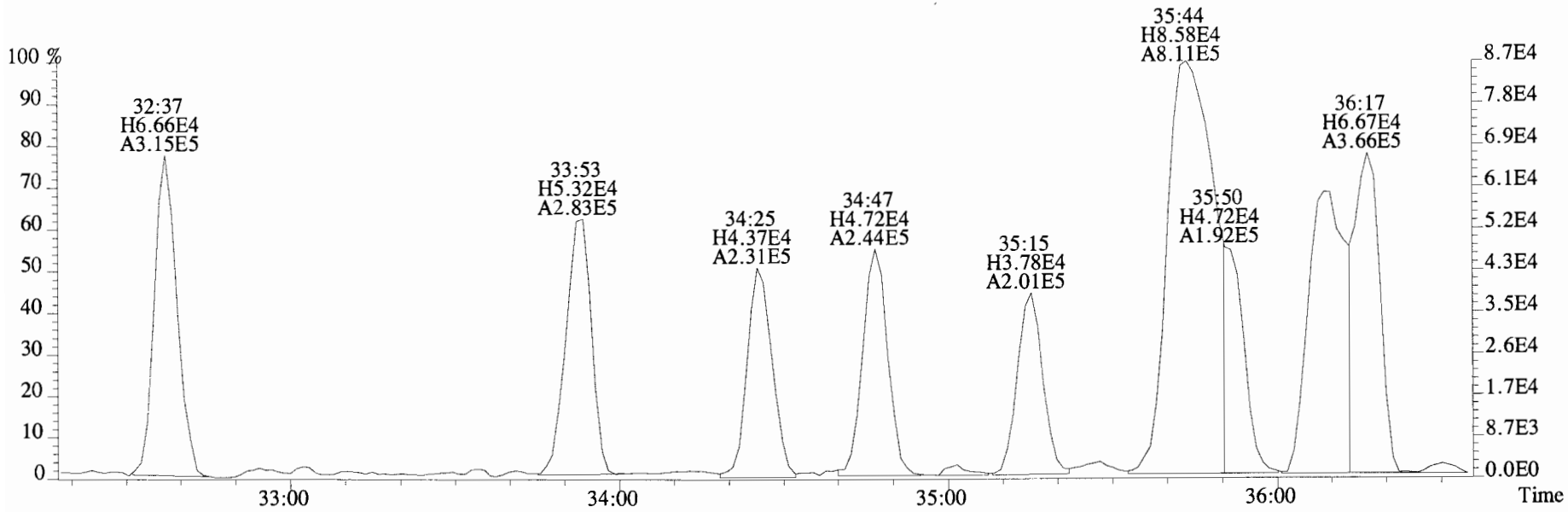

327.8775 F:3 SMO(1,3) BSUB(10000,15,-3.0) PKD(5,5,2,0.10%,2080.0,0.00%,F,F)

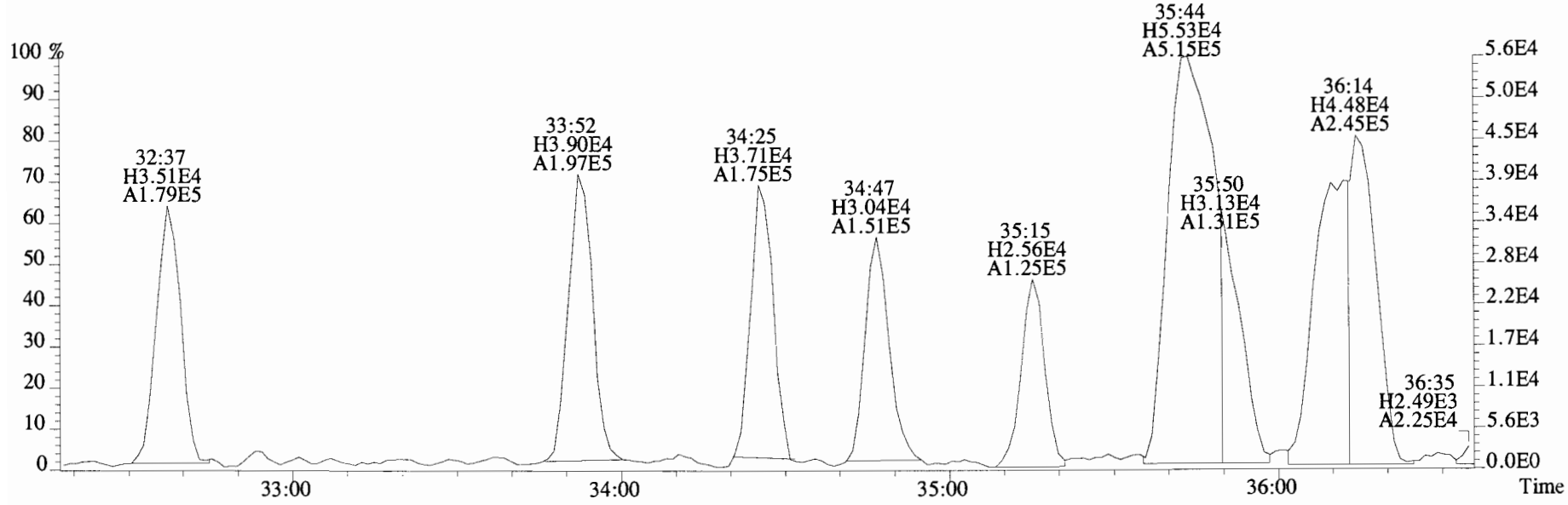

File:180208E1 #1-756 Acq: 8-FEB-2018 08:34:42 GC EI+ Voltage SIR Autospec-UltimaE
Sample#1 File Text:Vista Analytical Laboratory VG-8 Text:ST180208E1-1 PCB CS0 17L3003 Exp:PCB_ZB1
325.8804 F:3 SMO(1,3) BSUB(10000,15,-3.0) PKD(5,5,2,0.10%,2192.0,0.00%,F,F)

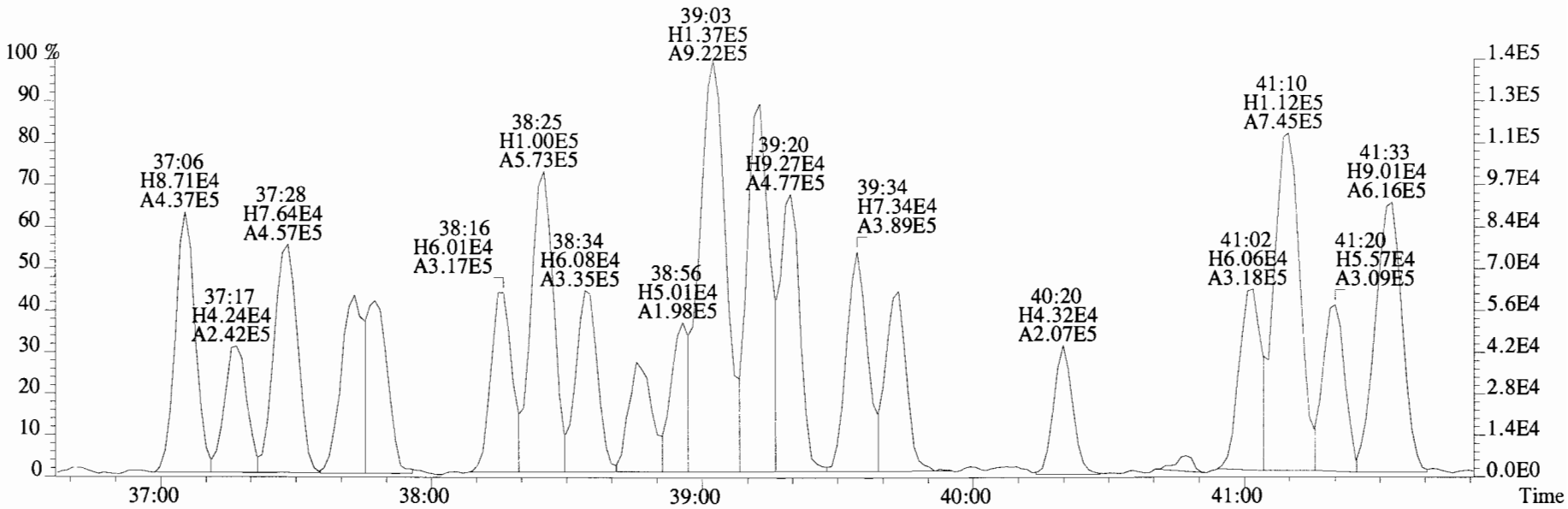

327.8775 F:3 SMO(1,3) BSUB(10000,15,-3.0) PKD(5,5,2,0.10%,2080.0,0.00%,F,F)

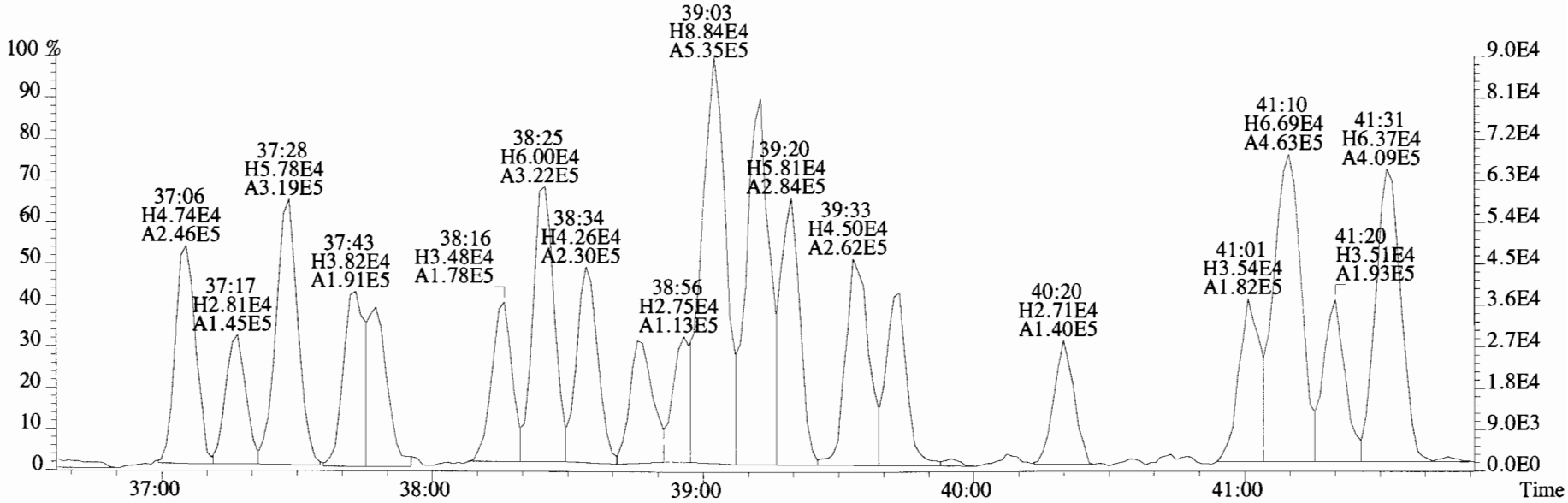

File:180208E1 #1-574 Acq: 8-FEB-2018 08:34:42 GC EI+ Voltage SIR Autospec-UltimaE
Sample#1 File Text:Vista Analytical Laboratory VG-8 Text:ST180208E1-1 PCB CS0 17L3003 Exp:PCB_ZB1

325.8804 F:4 SMO(1,3) BSUB(10000,15,-3.0) PKD(5,5,2,0.10%,2272.0,0.00%,F,F)



327.8775 F:4 SMO(1,3) BSUB(10000,15,-3.0) PKD(5,5,2,0.10%,2344.0,0.00%,F,F)



337.9207 F:4 SMO(1,3) BSUB(10000,15,-3.0) PKD(5,5,2,0.10%,12672.0,0.00%,F,F)

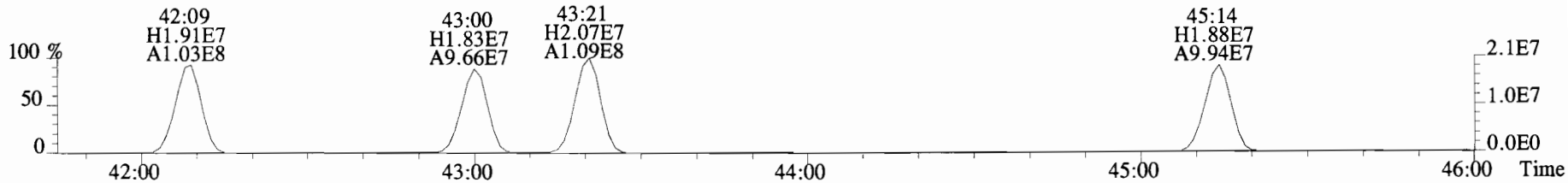

339.9177 F:4 SMO(1,3) BSUB(10000,15,-3.0) PKD(5,5,2,0.10%,9696.0,0.00%,F,F)

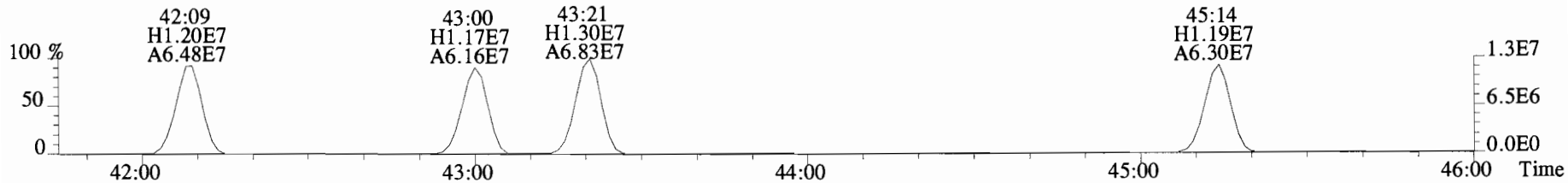

380.9760 F:4

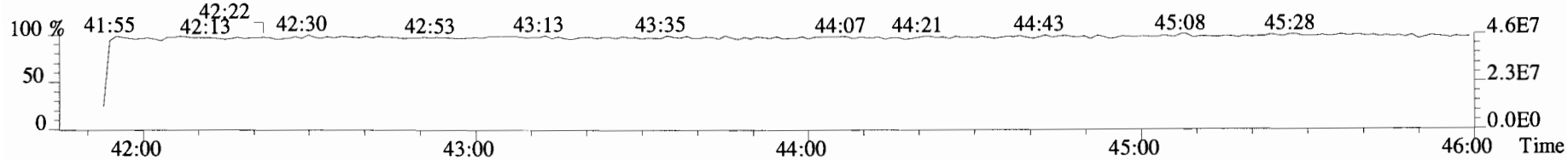

File:180208E1 #1-574 Acq: 8-FEB-2018 08:34:42 GC EI+ Voltage SIR Autospec-UltimaE
Sample#1 File Text:Vista Analytical Laboratory VG-8 Text:ST180208E1-1 PCB CS0 17L3003 Exp:PCB_ZB1
325.8804 F:4 SMO(1,3) BSUB(10000,15,-3.0) PKD(5,5,2,0.10%,2272.0,0.00%,F,F)

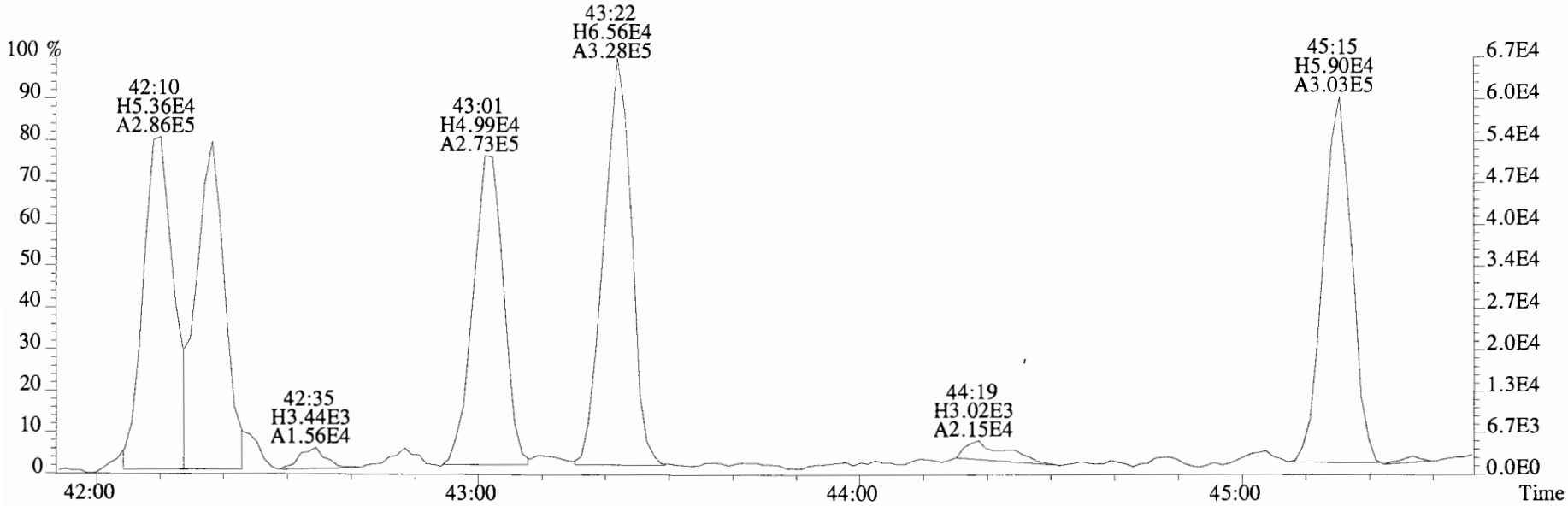

327.8775 F:4 SMO(1,3) BSUB(10000,15,-3.0) PKD(5,5,2,0.10%,2344.0,0.00%,F,F)

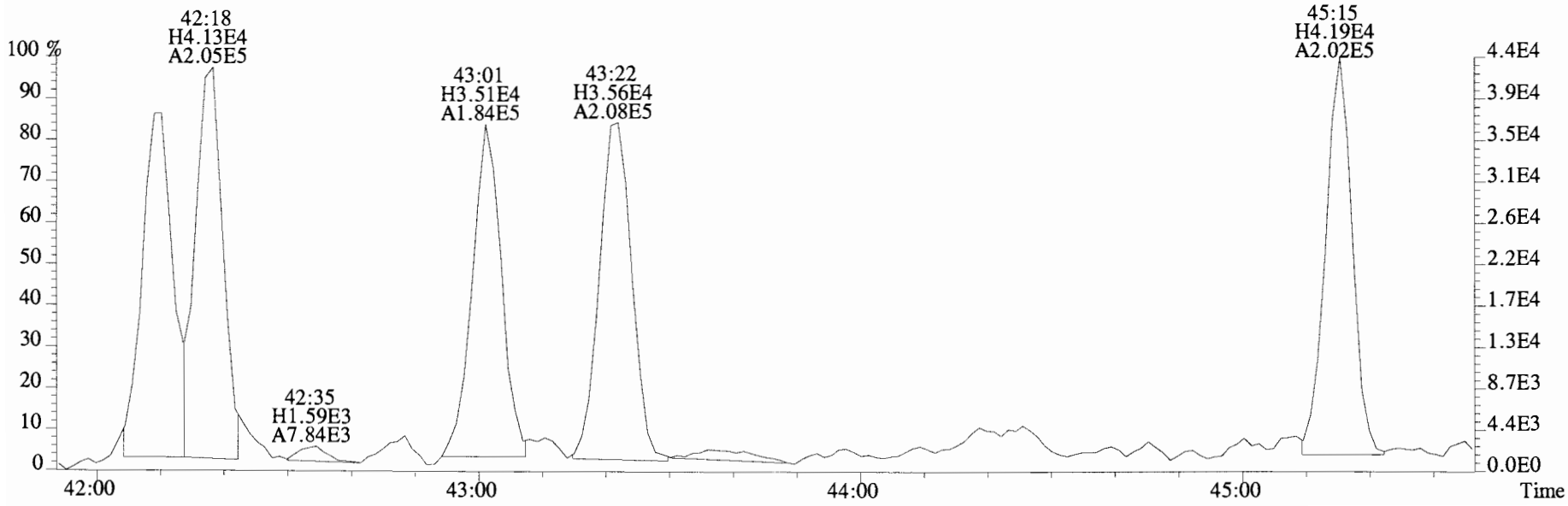

File:180208E1 #1-756 Acq: 8-FEB-2018 08:34:42 GC EI+ Voltage SIR Autospec-UltimaE
Sample#1 File Text:Vista Analytical Laboratory VG-8 Text:ST180208E1-1 PCB CS0 17L3003 Exp:PCB_ZB1
359.8415 F:3 SMO(1,3) BSUB(10000,15,-3.0) PKD(5,5,2,0.10%,1880.0,0.00%,F,F)

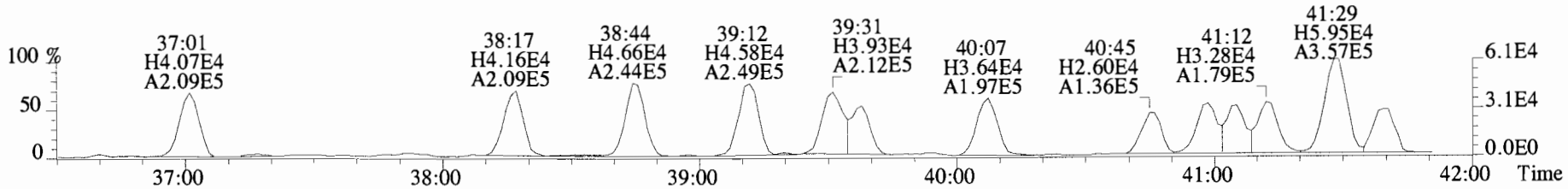

361.8385 F:3 SMO(1,3) BSUB(10000,15,-3.0) PKD(5,5,2,0.10%,2088.0,0.00%,F,F)

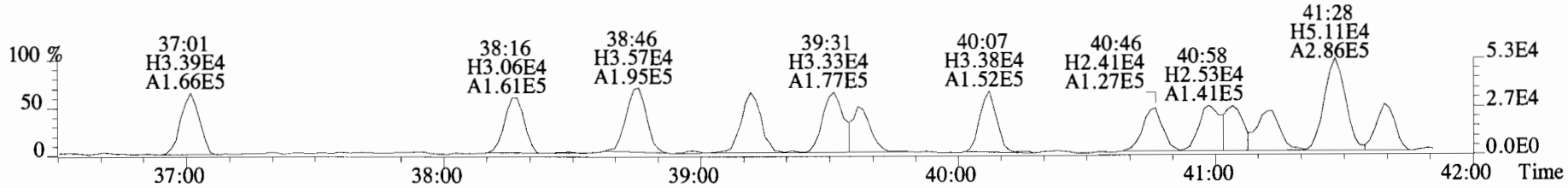

371.8817 F:3 SMO(1,3) BSUB(10000,15,-3.0) PKD(5,5,2,0.10%,1796.0,0.00%,F,F)

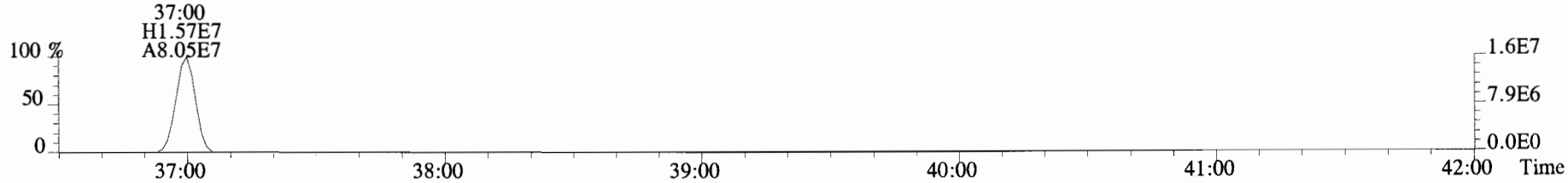

373.8788 F:3 SMO(1,3) BSUB(10000,15,-3.0) PKD(5,5,2,0.10%,2732.0,0.00%,F,F)

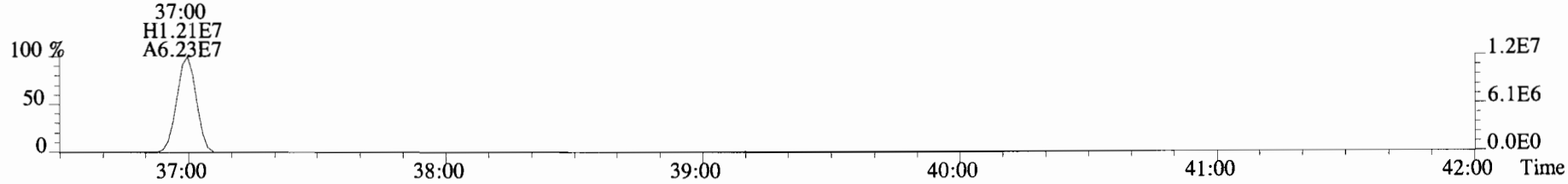

330.9792 F:3

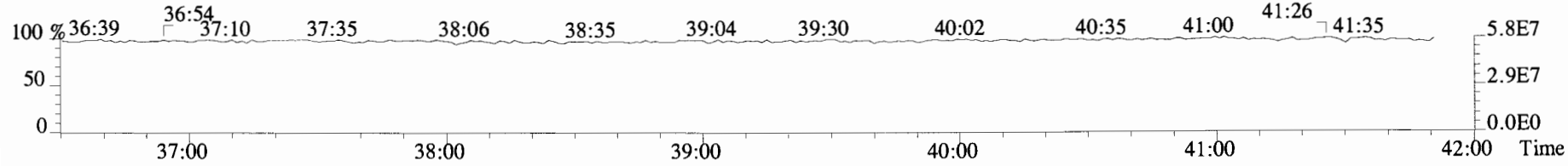

File:180208E1 #1-756 Acq: 8-FEB-2018 08:34:42 GC EI+ Voltage SIR Autospec-UltimaE
Sample#1 File Text:Vista Analytical Laboratory VG-8 Text:ST180208E1-1 PCB CS0 17L3003 Exp:PCB_ZB1
359.8415 F:3 SMO(1,3) BSUB(10000,15,-3.0) PKD(5,5,2,0.10%,1880.0,0.00%,F,F)

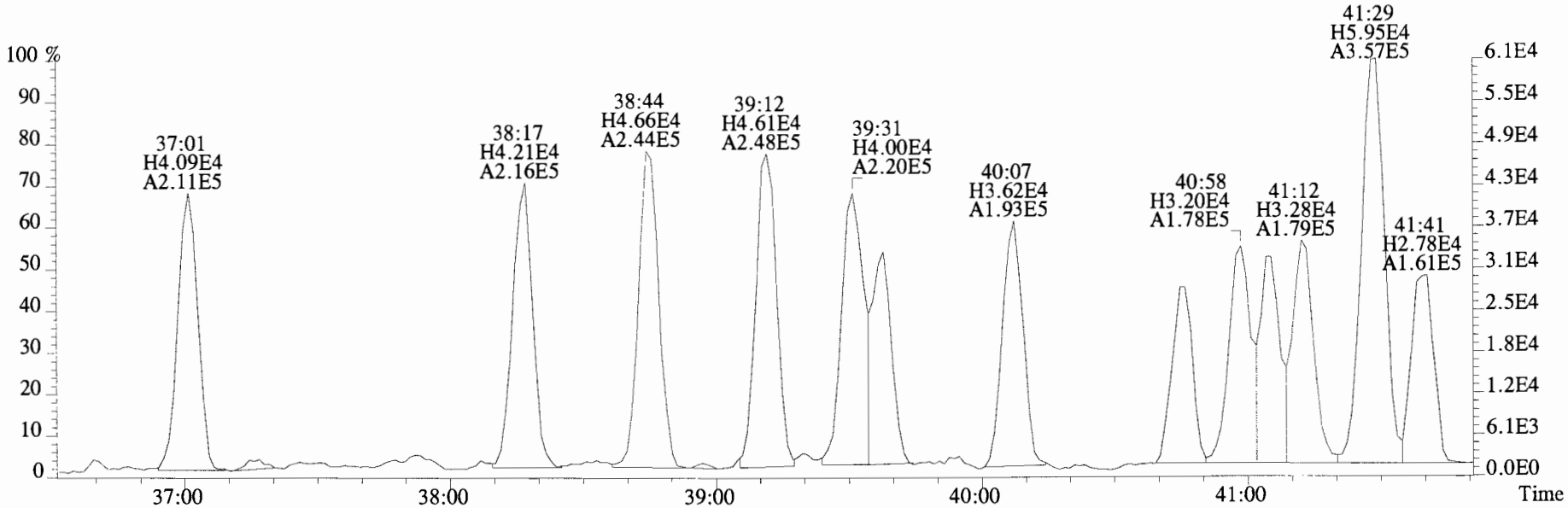

361.8385 F:3 SMO(1,3) BSUB(10000,15,-3.0) PKD(5,5,2,0.10%,2088.0,0.00%,F,F)

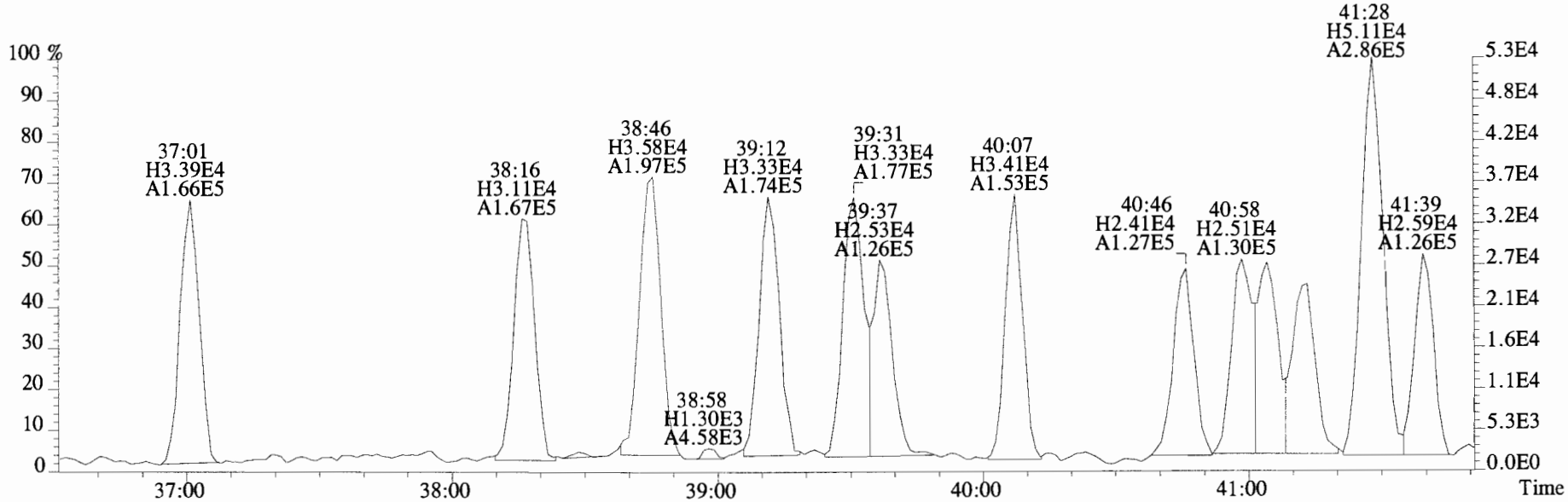

File:180208E1 #1-574 Acq: 8-FEB-2018 08:34:42 GC EI+ Voltage SIR Autospec-UltimaE
Sample#1 File Text:Vista Analytical Laboratory VG-8 Text:ST180208E1-1 PCB CS0 17L3003 Exp:PCB_ZB1
359.8415 F:4 SMO(1,3) BSUB(10000,15,-3.0) PKD(5,5,2,0.10%,2156.0,0.00%,F,F)

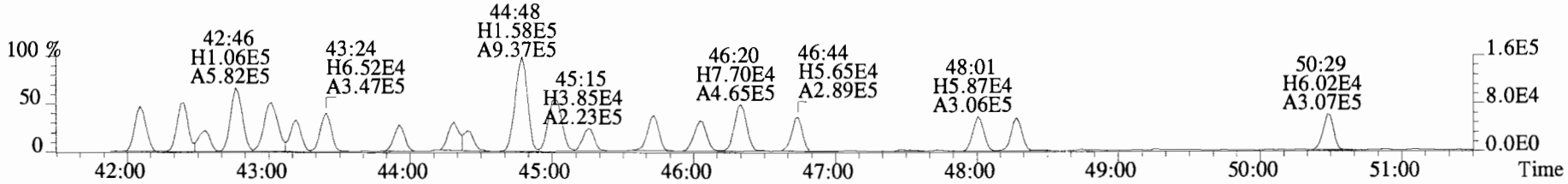

361.8385 F:4 SMO(1,3) BSUB(10000,15,-3.0) PKD(5,5,2,0.10%,2408.0,0.00%,F,F)

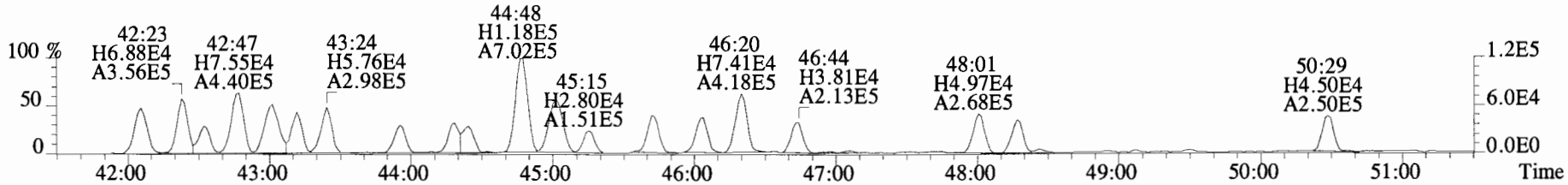

371.8817 F:4 SMO(1,3) BSUB(10000,15,-3.0) PKD(5,5,2,0.10%,27000.0,0.00%,F,F)

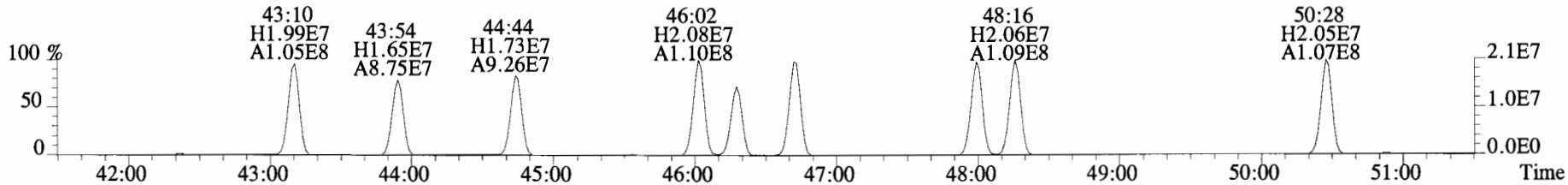

373.8788 F:4 SMO(1,3) BSUB(10000,15,-3.0) PKD(5,5,2,0.10%,19336.0,0.00%,F,F)

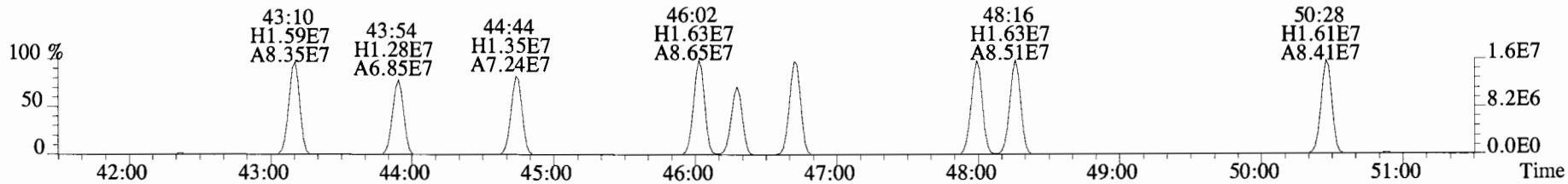

380.9760 F:4

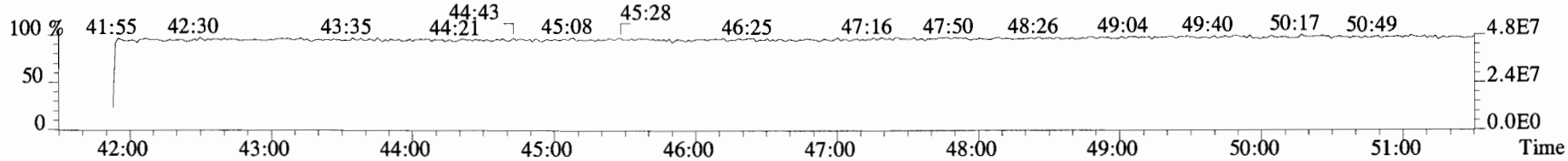

File:180208E1 #1-574 Acq: 8-FEB-2018 08:34:42 GC EI+ Voltage SIR Autospec-UltimaE
Sample#1 File Text:Vista Analytical Laboratory VG-8 Text:ST180208E1-1 PCB CS0 17L3003 Exp:PCB_ZB1
371.8817 F:4 SMO(1,3) BSUB(10000,15,-3.0) PKD(5,5,2,0.10%,27000.0,0.00%,F,F)

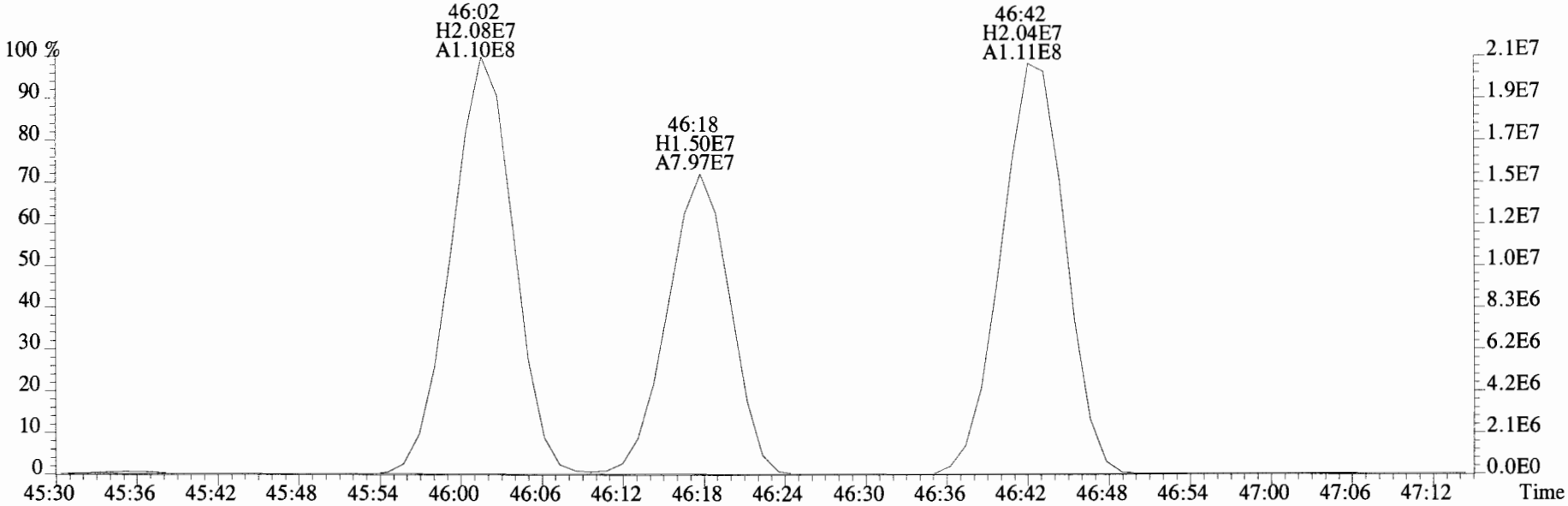

373.8788 F:4 SMO(1,3) BSUB(10000,15,-3.0) PKD(5,5,2,0.10%,19336.0,0.00%,F,F)

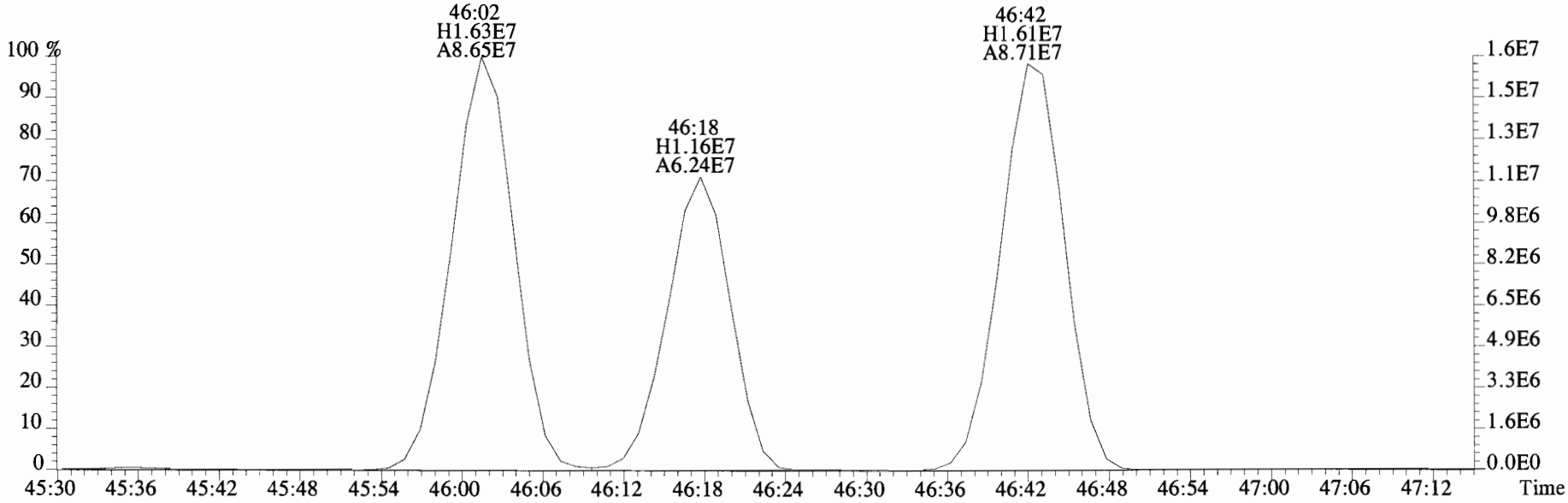

File:180208E1 #1-574 Acq: 8-FEB-2018 08:34:42 GC EI+ Voltage SIR Autospec-UltimaE
Sample#1 File Text:Vista Analytical Laboratory VG-8 Text:ST180208E1-1 PCB CS0 17L3003 Exp:PCB_ZB1
371.8817 F:4 SMO(1,3) BSUB(10000,15,-3.0) PKD(5,5,2,0.10%,27000.0,0.00%,F,F)

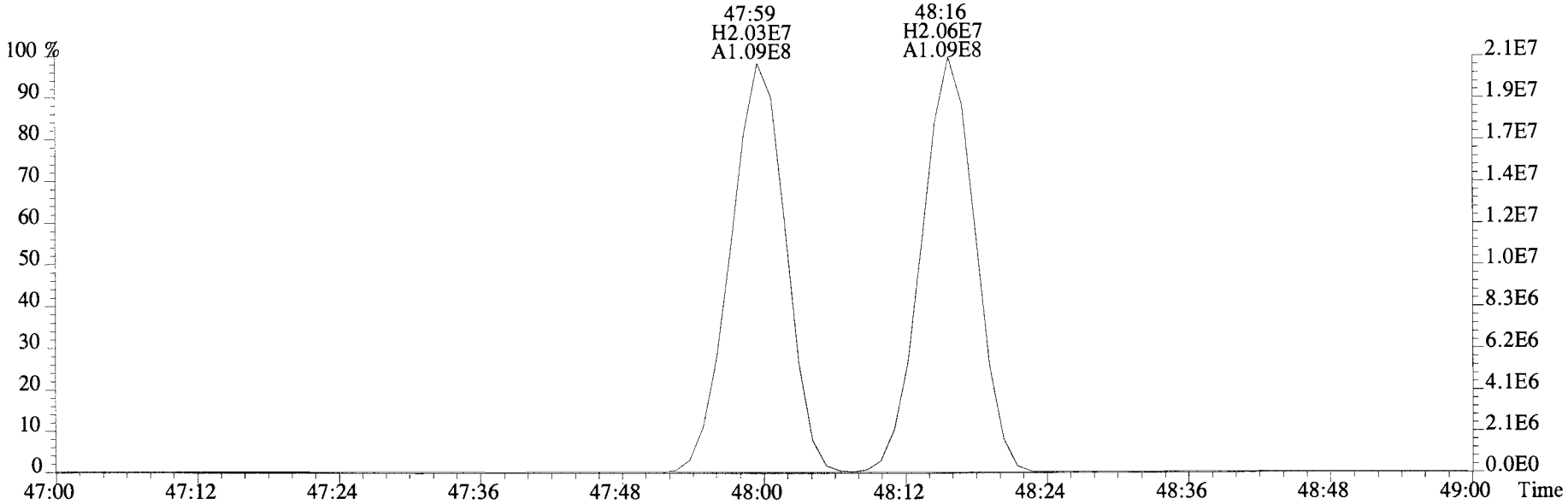

373.8788 F:4 SMO(1,3) BSUB(10000,15,-3.0) PKD(5,5,2,0.10%,19336.0,0.00%,F,F)

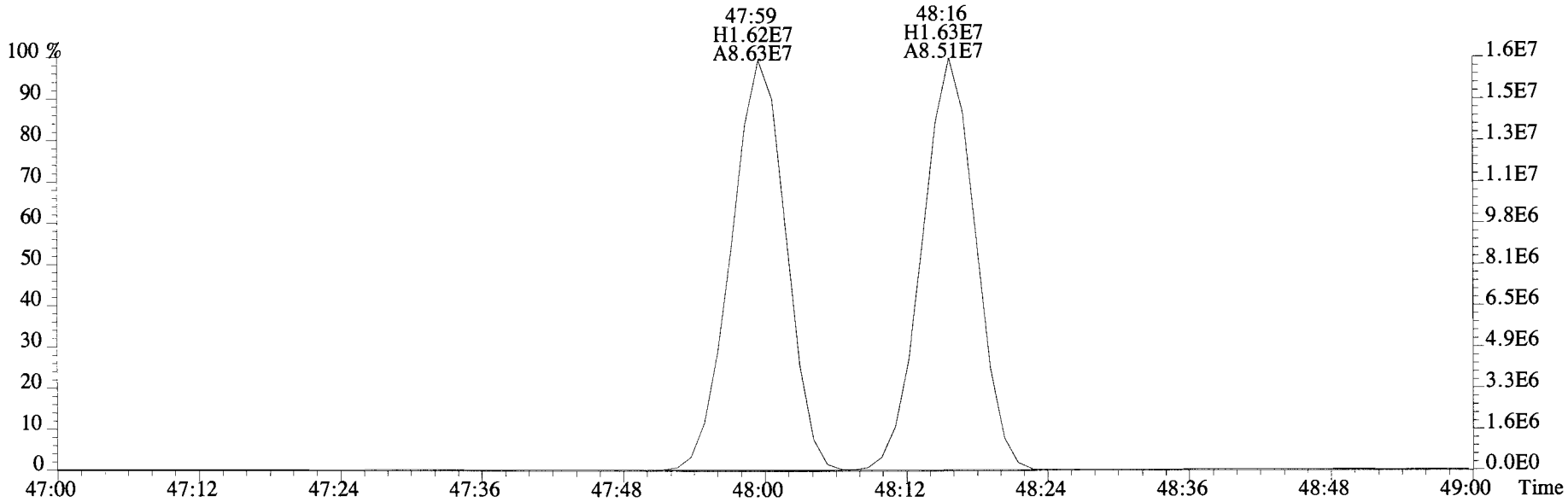

File:180208E1 #1-574 Acq: 8-FEB-2018 08:34:42 GC EI+ Voltage SIR Autospec-UltimaE
Sample#1 File Text:Vista Analytical Laboratory VG-8 Text:ST180208E1-1 PCB CS0 17L3003 Exp:PCB_ZB1
359.8415 F:4 SMO(1,3) BSUB(10000,15,-3.0) PKD(5,5,2,0.10%,2156.0,0.00%,F,F)

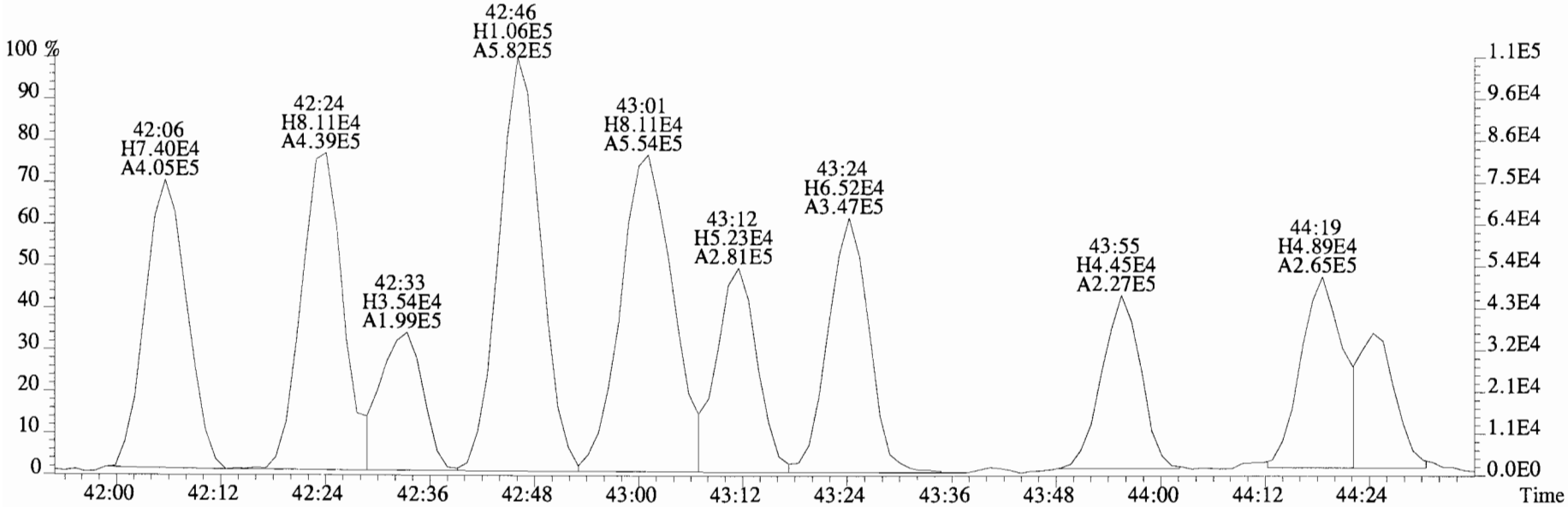

361.8385 F:4 SMO(1,3) BSUB(10000,15,-3.0) PKD(5,5,2,0.10%,2408.0,0.00%,F,F)

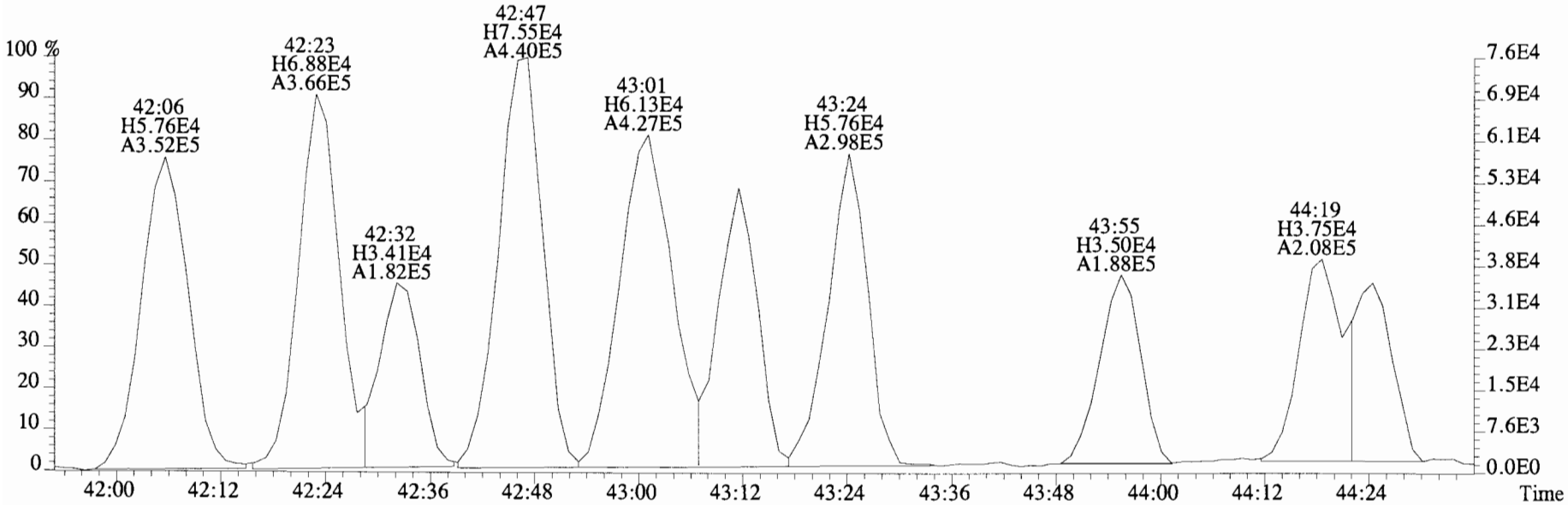

File:180208E1 #1-574 Acq: 8-FEB-2018 08:34:42 GC EI+ Voltage SIR Autospec-UltimaE
Sample#1 File Text:Vista Analytical Laboratory VG-8 Text:ST180208E1-1 PCB CS0 17L3003 Exp:PCB_ZB1
359.8415 F:4 SMO(1,3) BSUB(10000,15,-3.0) PKD(5,5,2,0.10%,2156.0,0.00%,F,F)

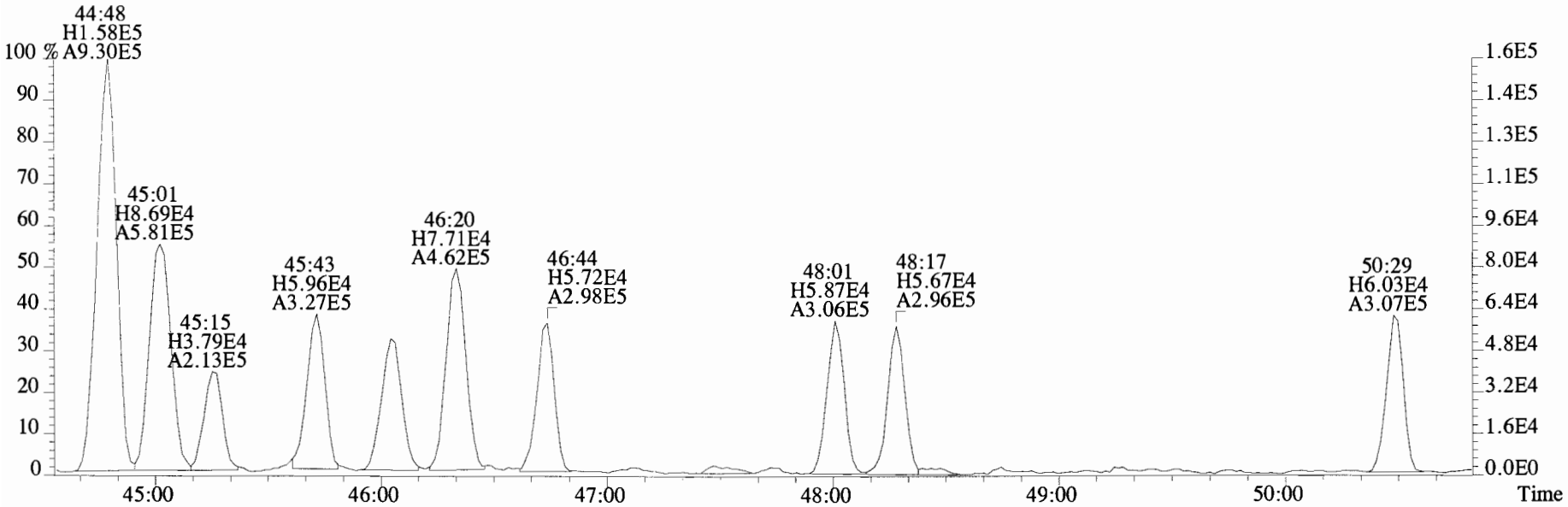

361.8385 F:4 SMO(1,3) BSUB(10000,15,-3.0) PKD(5,5,2,0.10%,2408.0,0.00%,F,F)

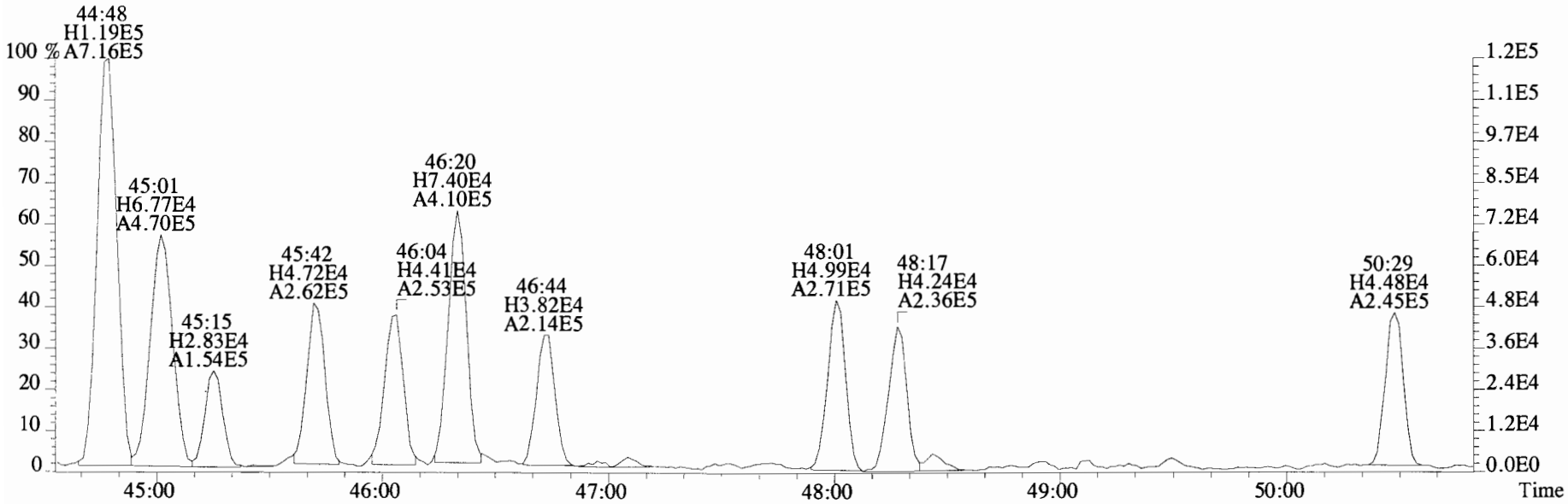

File:180208E1 #1-574 Acq: 8-FEB-2018 08:34:42 GC EI+ Voltage SIR Autospec-UltimaE
Sample#1 File Text:Vista Analytical Laboratory VG-8 Text:ST180208E1-1 PCB CS0 17L3003 Exp:PCB_ZB1
393.8025 F:4 SMO(1,3) BSUB(10000,15,-3.0) PKD(5,5,2,0.10%,2444.0,0.00%,F,F)

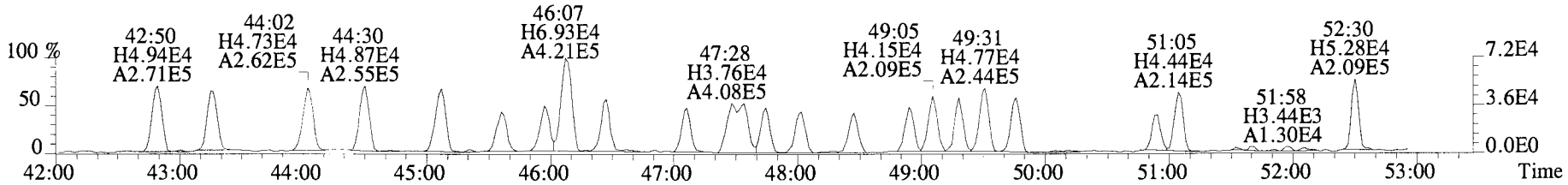

395.7995 F:4 SMO(1,3) BSUB(10000,15,-3.0) PKD(5,5,2,0.10%,2312.0,0.00%,F,F)

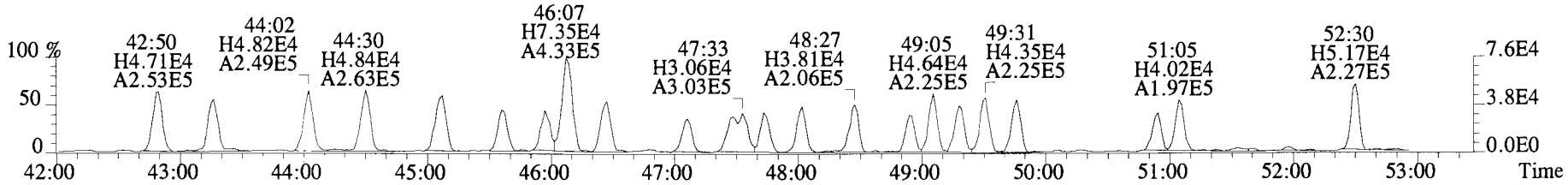

403.8457 F:4 SMO(1,3) BSUB(10000,15,-3.0) PKD(5,5,2,0.10%,11636.0,0.00%,F,F)

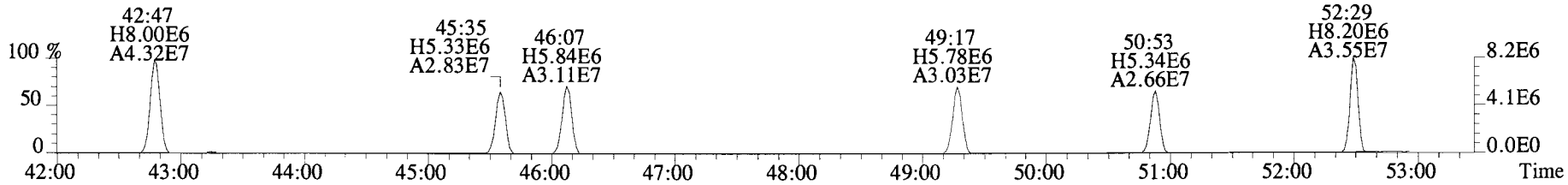

405.8428 F:4 SMO(1,3) BSUB(10000,15,-3.0) PKD(5,5,2,0.10%,18176.0,0.00%,F,F)

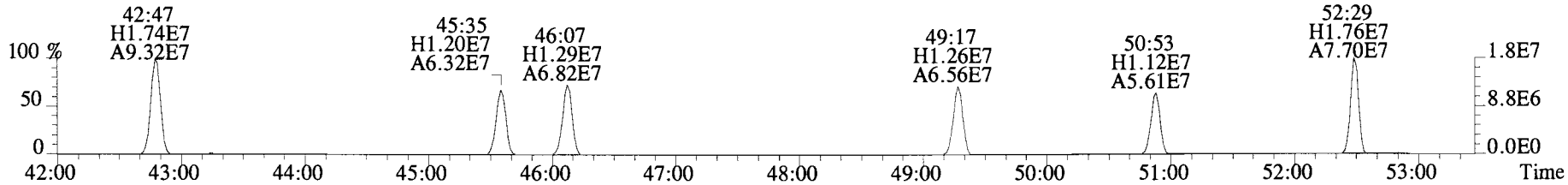

380.9760 F:4

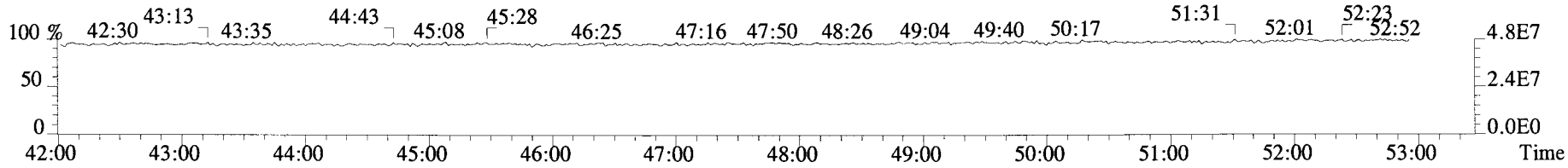

File:180208E1 #1-574 Acq: 8-FEB-2018 08:34:42 GC EI+ Voltage SIR Autospec-UltimaE
Sample#1 File Text:Vista Analytical Laboratory VG-8 Text:ST180208E1-1 PCB CS0 17L3003 Exp:PCB_ZB1
393.8025 F:4 SMO(1,3) BSUB(10000,15,-3.0) PKD(5,5,2,0.10%,2444.0,0.00%,F,F)

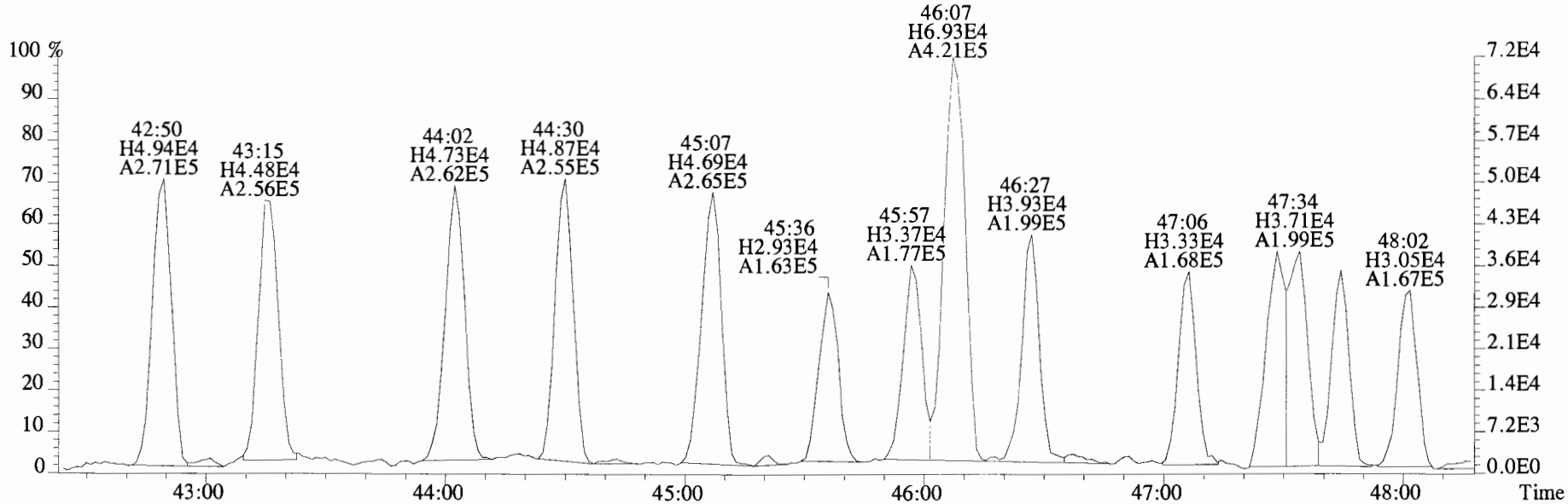

395.7995 F:4 SMO(1,3) BSUB(10000,15,-3.0) PKD(5,5,2,0.10%,2312.0,0.00%,F,F)

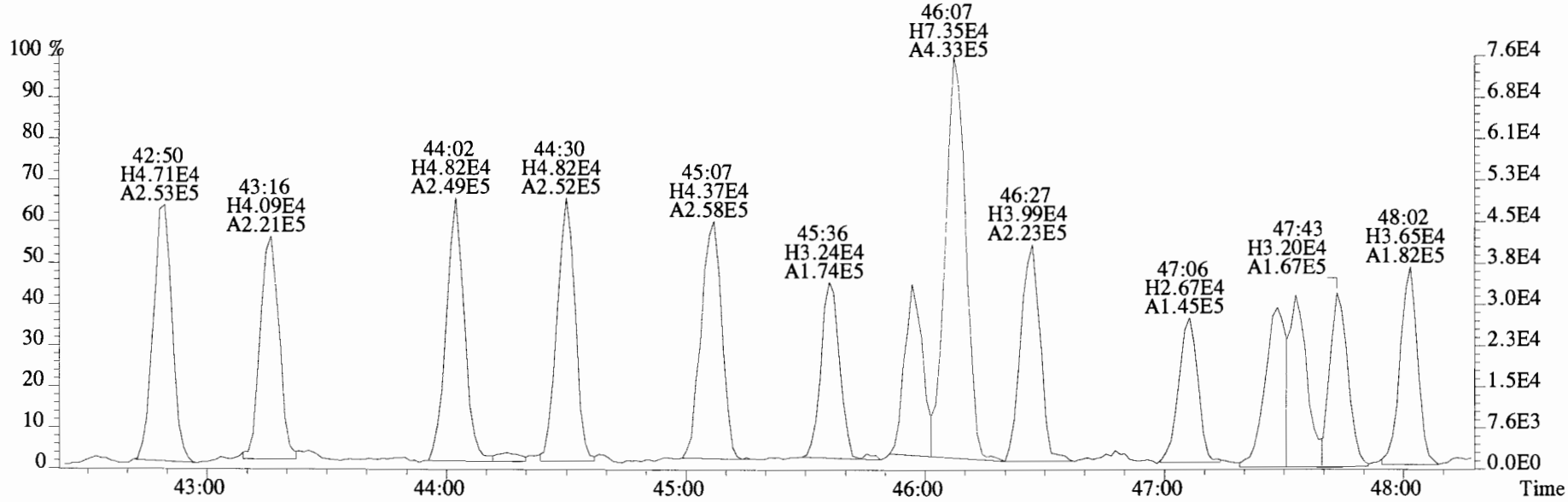

File:180208E1 #1-574 Acq: 8-FEB-2018 08:34:42 GC EI+ Voltage SIR Autospec-UltimaE
Sample#1 File Text:Vista Analytical Laboratory VG-8 Text:ST180208E1-1 PCB CS0 17L3003 Exp:PCB_ZB1
393.8025 F:4 SMO(1,3) BSUB(10000,15,-3.0) PKD(5,5,2,0.10%,2444.0,0.00%,F,F)

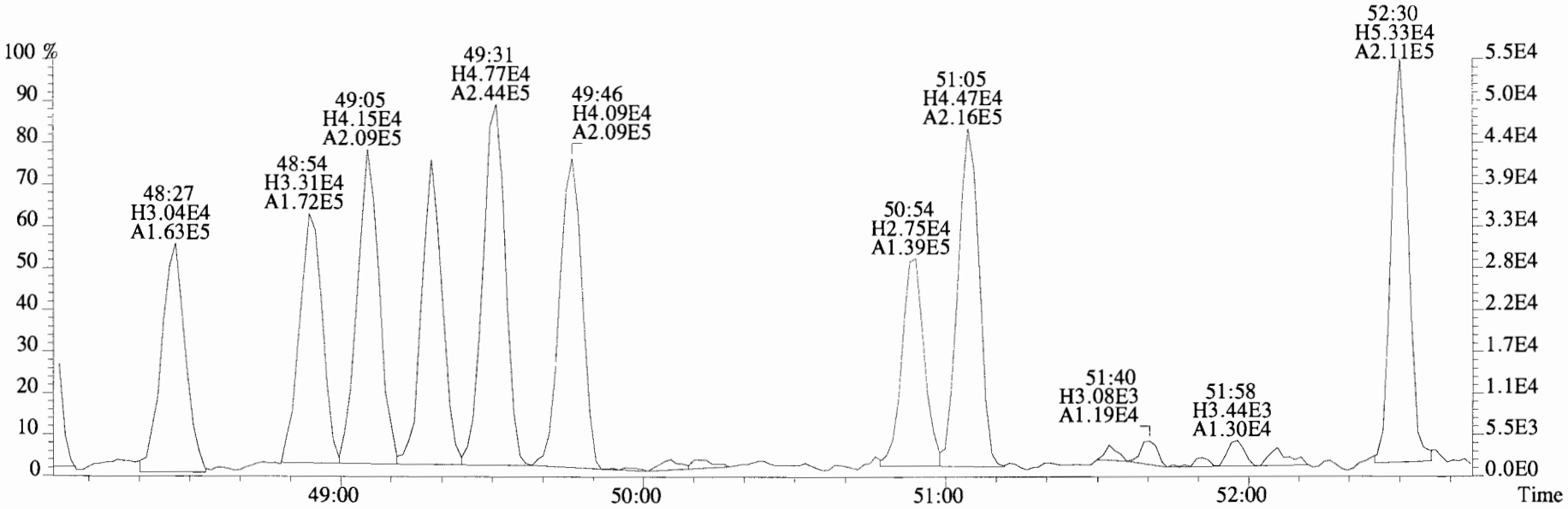

395.7995 F:4 SMO(1,3) BSUB(10000,15,-3.0) PKD(5,5,2,0.10%,2312.0,0.00%,F,F)

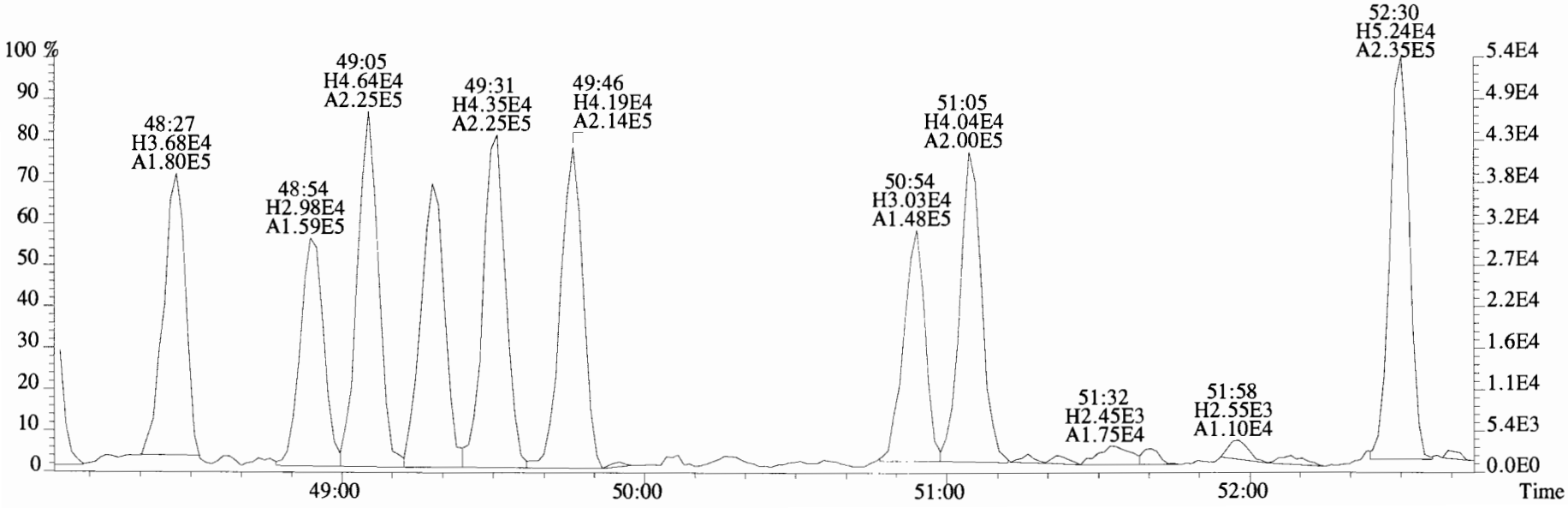

File:180208E1 #1-574 Acq: 8-FEB-2018 08:34:42 GC EI+ Voltage SIR Autospec-UltimaE
Sample#1 File Text:Vista Analytical Laboratory VG-8 Text:ST180208E1-1 PCB CS0 17L3003 Exp:PCB_ZB1
427.7635 F:4 SMO(1,3) BSUB(10000,15,-3.0) PKD(5,5,2,0.10%,1984.0,0.00%,F,F)

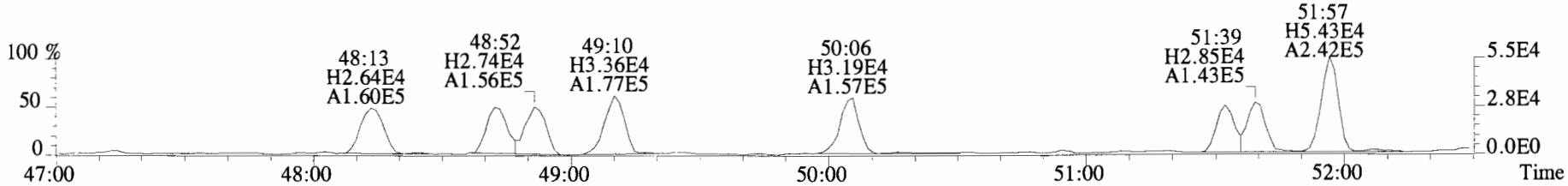

429.7606 F:4 SMO(1,3) BSUB(10000,15,-3.0) PKD(5,5,2,0.10%,1992.0,0.00%,F,F)

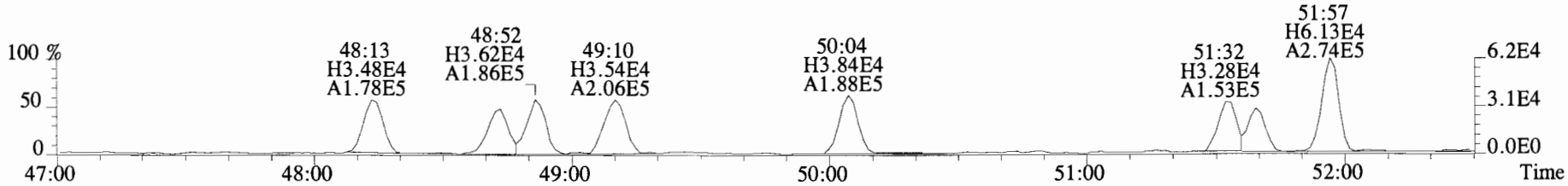

439.8038 F:4 SMO(1,3) BSUB(10000,15,-3.0) PKD(5,5,2,0.10%,6124.0,0.00%,F,F)

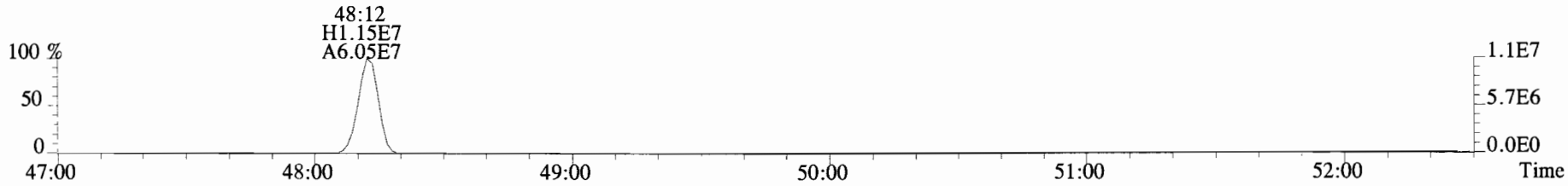

441.8008 F:4 SMO(1,3) BSUB(10000,15,-3.0) PKD(5,5,2,0.10%,6860.0,0.00%,F,F)

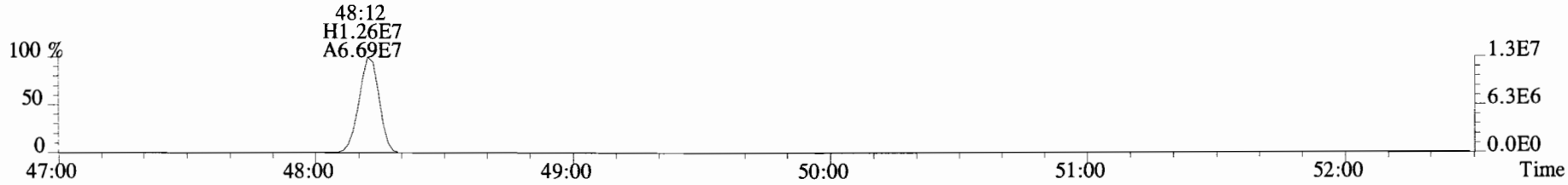

380.9760 F:4

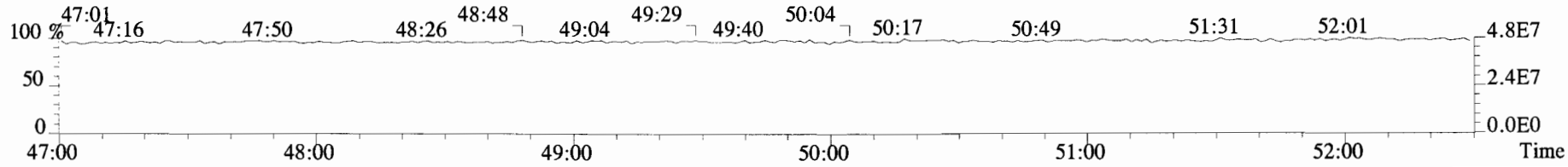

File:180208E1 #1-574 Acq: 8-FEB-2018 08:34:42 GC EI+ Voltage SIR Autospec-UltimaE
Sample#1 File Text:Vista Analytical Laboratory VG-8 Text:ST180208E1-1 PCB CS0 17L3003 Exp:PCB_ZB1
427.7635 F:4 SMO(1,3) BSUB(10000,15,-3.0) PKD(5,5,2,0.10%,1984.0,0.00%,F,F)

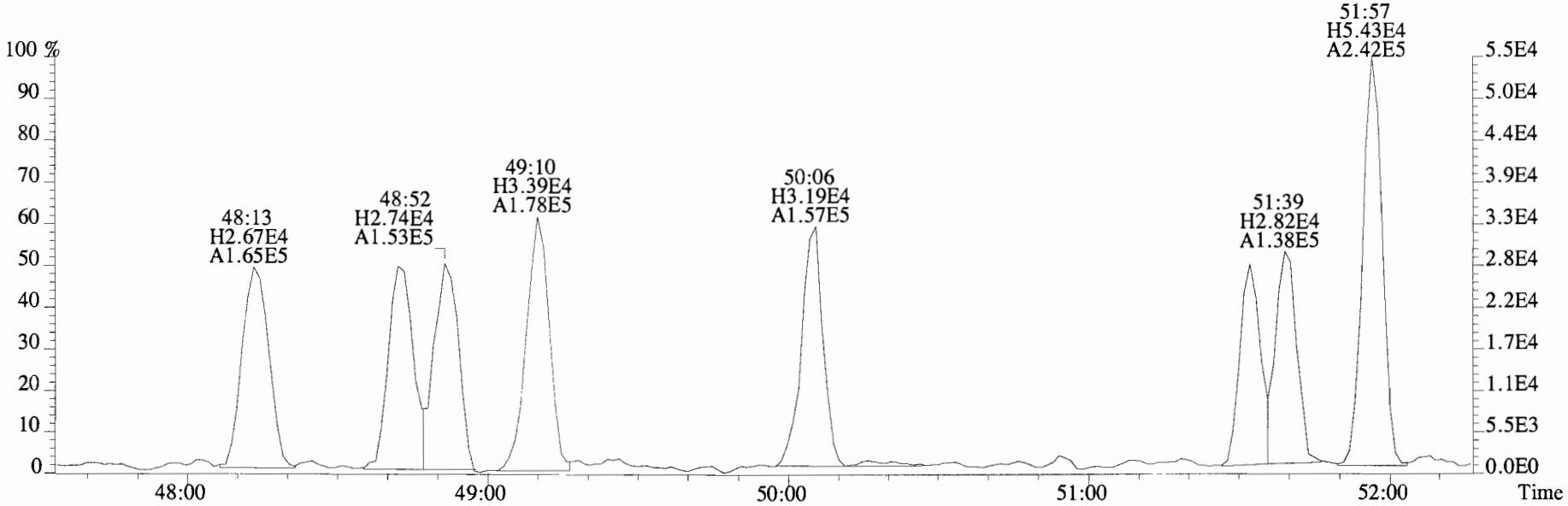

429.7606 F:4 SMO(1,3) BSUB(10000,15,-3.0) PKD(5,5,2,0.10%,1992.0,0.00%,F,F)

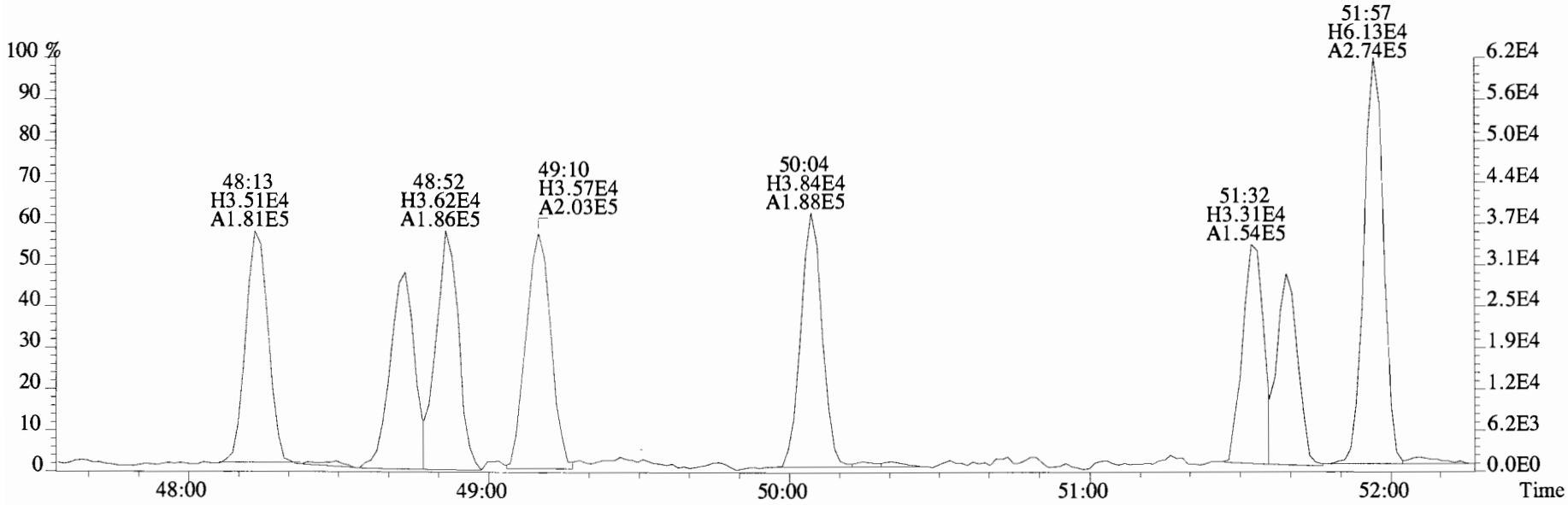

File:180208E1 #1-407 Acq: 8-FEB-2018 08:34:42 GC EI+ Voltage SIR Autospec-UltimaE
Sample#1 File Text:Vista Analytical Laboratory VG-8 Text:ST180208E1-1 PCB CS0 17L3003 Exp:PCB_ZB1
427.7635 F:5 SMO(1,3) BSUB(10000,15,-3.0) PKD(5,5,2,0.10%,1552.0,0.00%,F,F)

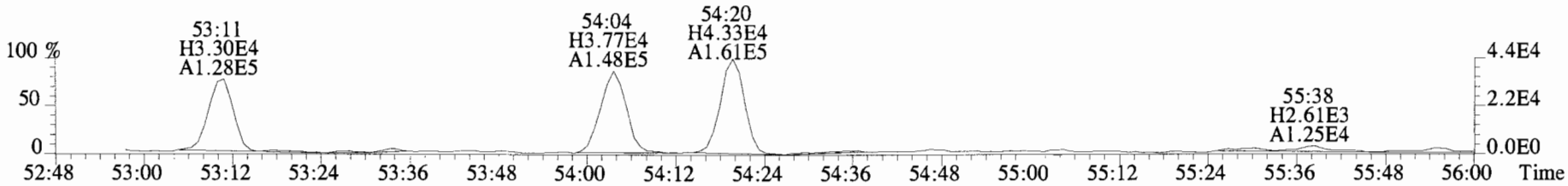

429.7606 F:5 SMO(1,3) BSUB(10000,15,-3.0) PKD(5,5,2,0.10%,1780.0,0.00%,F,F)

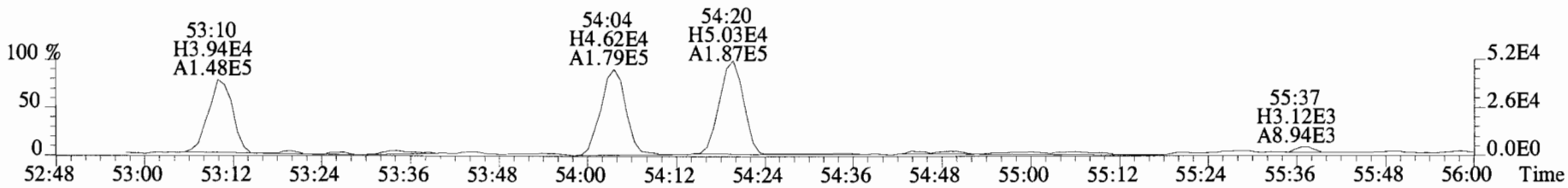

439.8038 F:5 SMO(1,3) BSUB(10000,15,-3.0) PKD(5,5,2,0.10%,9204.0,0.00%,F,F)

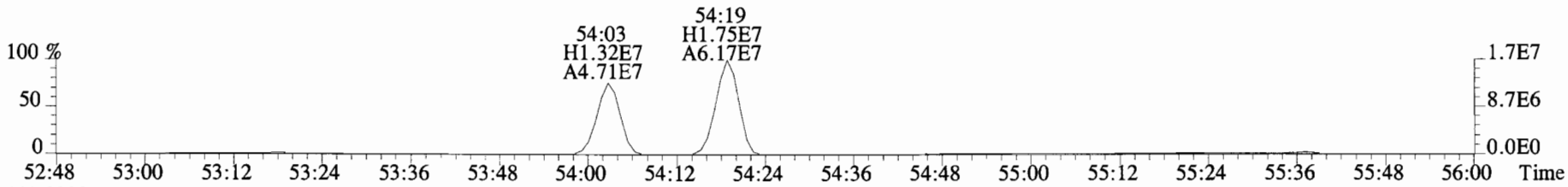

441.8008 F:5 SMO(1,3) BSUB(10000,15,-3.0) PKD(5,5,2,0.10%,13472.0,0.00%,F,F)

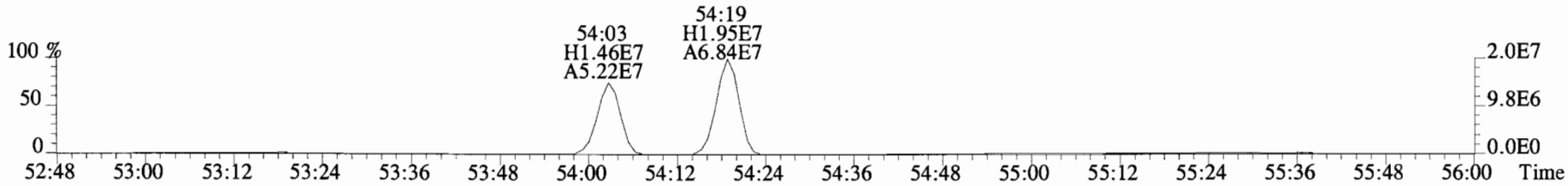

492.9697 F:5

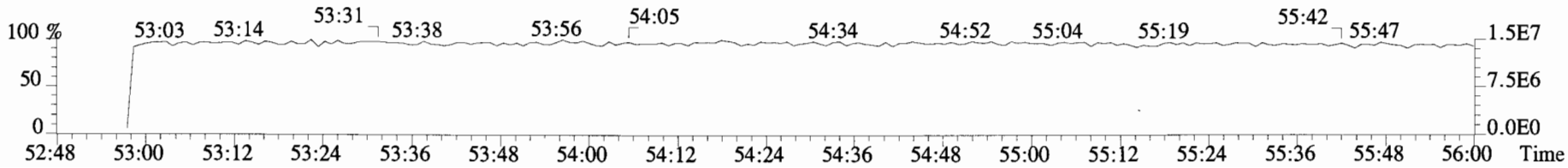

File:180208E1 #1-407 Acq: 8-FEB-2018 08:34:42 GC EI+ Voltage SIR Autospec-UltimaE
Sample#1 File Text:Vista Analytical Laboratory VG-8 Text:ST180208E1-1 PCB CS0 17L3003 Exp:PCB_ZB1
463.7216 F:5 SMO(1,3) BSUB(10000,15,-3.0) PKD(5,5,2,0.10%,1728.0,0.00%,F,F)

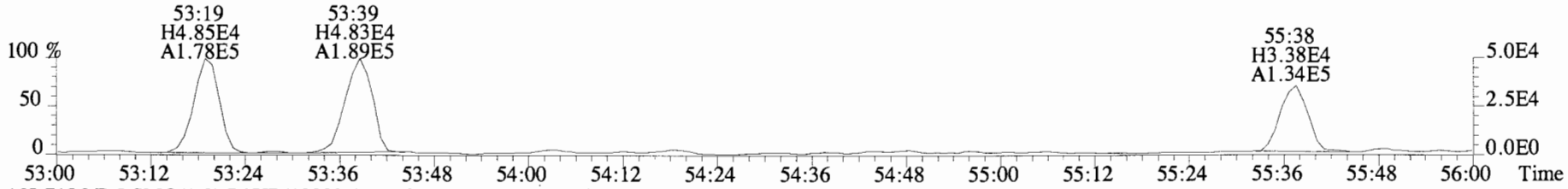

465.7186 F:5 SMO(1,3) BSUB(10000,15,-3.0) PKD(5,5,2,0.10%,1520.0,0.00%,F,F)

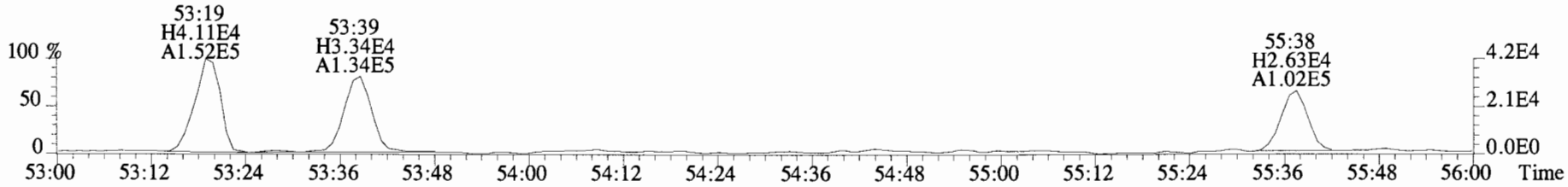

473.7648 F:5 SMO(1,3) BSUB(10000,15,-3.0) PKD(5,5,2,0.10%,60792.0,0.00%,F,F)



475.7619 F:5 SMO(1,3) BSUB(10000,15,-3.0) PKD(5,5,2,0.10%,69044.0,0.00%,F,F)

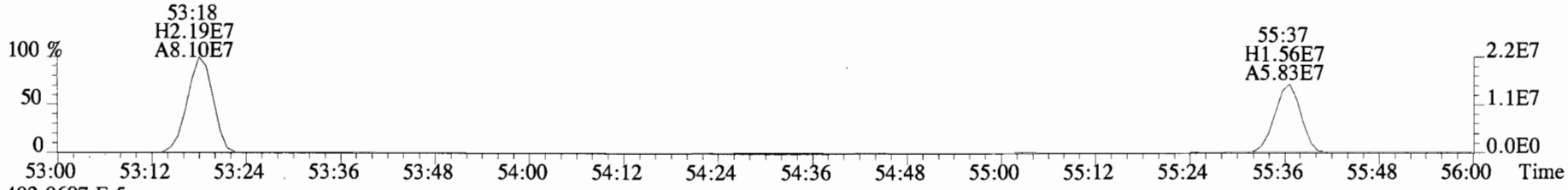

492.9697 F:5

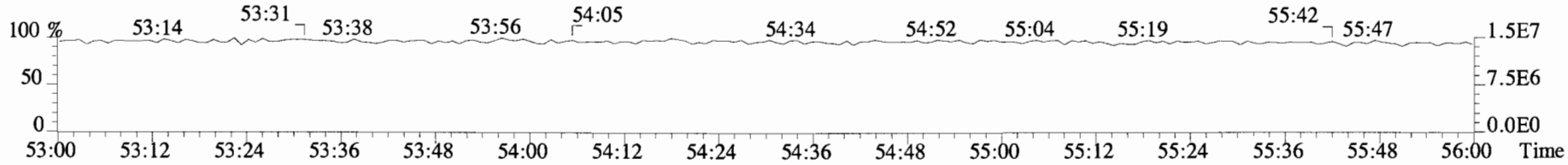

File:180208E1 #1-407 Acq: 8-FEB-2018 08:34:42 GC EI+ Voltage SIR Autospec-UltimaE
Sample#1 File Text:Vista Analytical Laboratory VG-8 Text:ST180208E1-1 PCB CS0 17L3003 Exp:PCB_ZB1
463.7216 F:5 SMO(1,3) BSUB(10000,15,-3.0) PKD(5,5,2,0.10%,1728.0,0.00%,F,F)

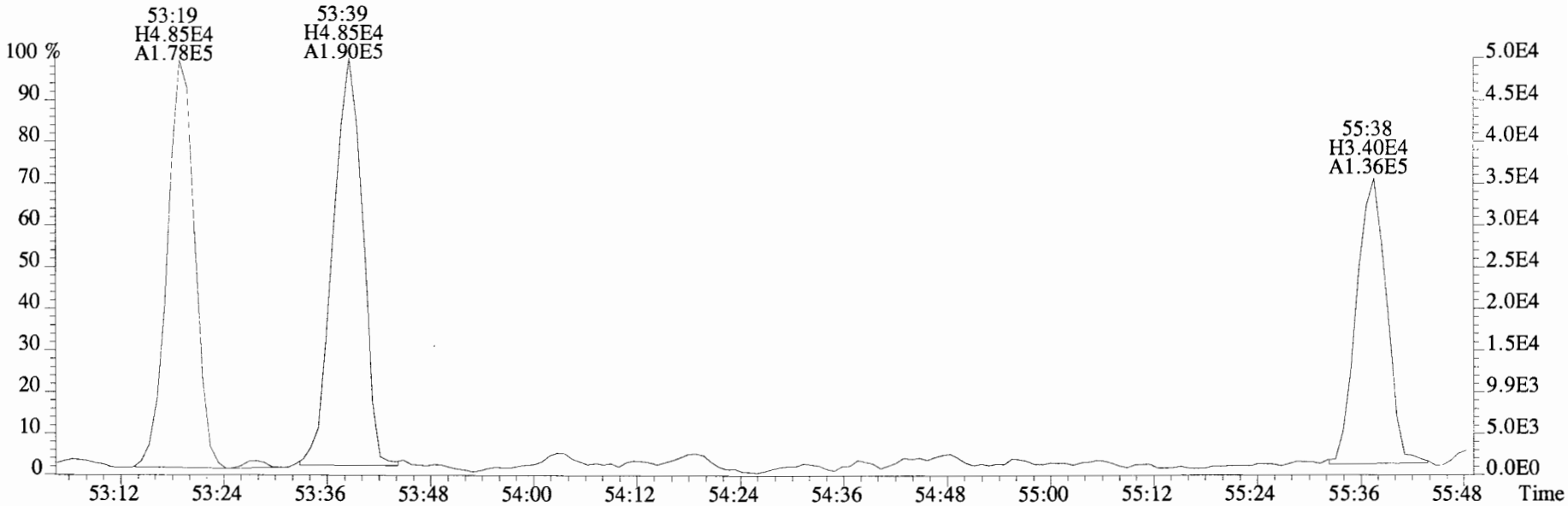

465.7186 F:5 SMO(1,3) BSUB(10000,15,-3.0) PKD(5,5,2,0.10%,1520.0,0.00%,F,F)

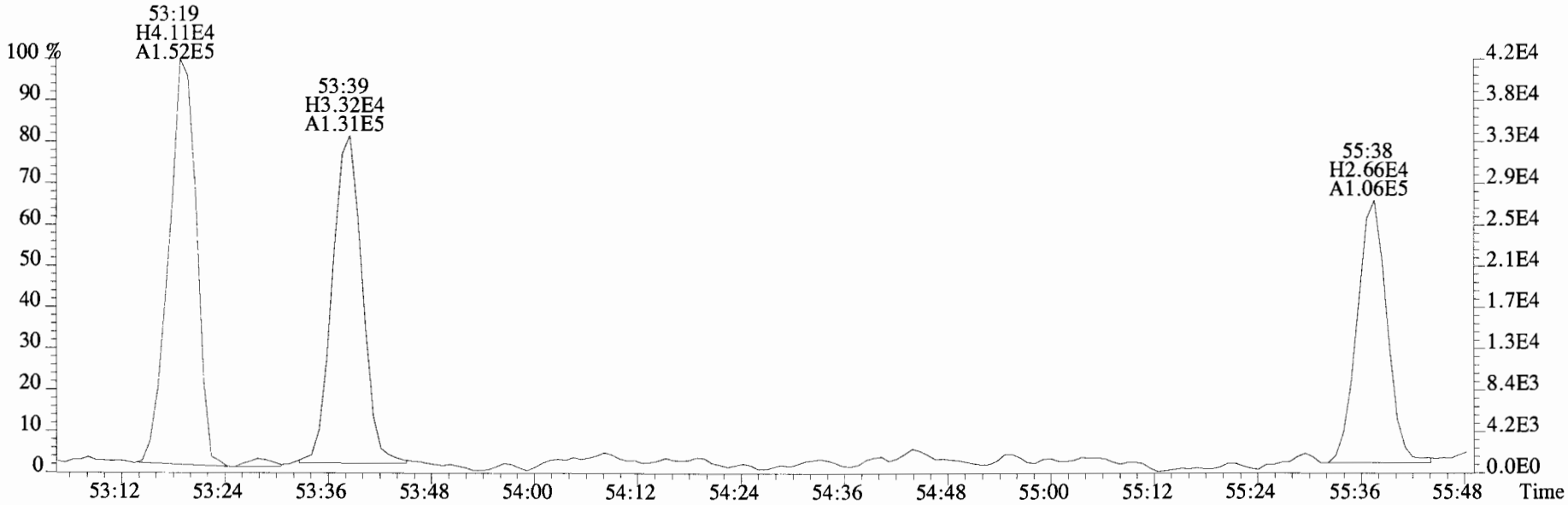

File:180208E1 #1-407 Acq: 8-FEB-2018 08:34:42 GC EI+ Voltage SIR Autospec-UltimaE
Sample#1 File Text:Vista Analytical Laboratory VG-8 Text:ST180208E1-1 PCB CS0 17L3003 Exp:PCB_ZB1
497.6826 F:5 SMO(1,3) BSUB(10000,15,-3.0) PKD(5,5,2,0.10%,1412.0,0.00%,F,F)

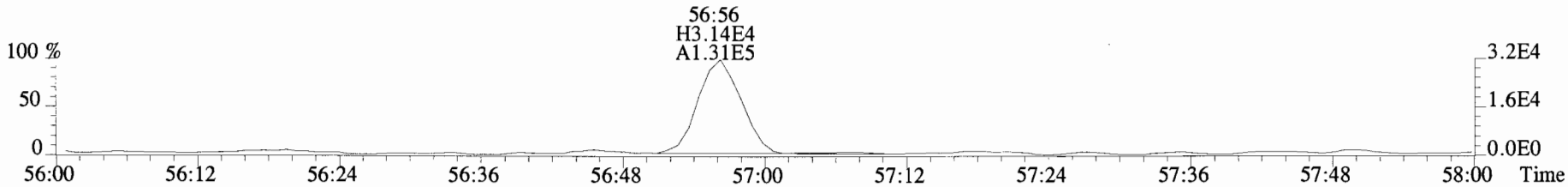

499.6797 F:5 SMO(1,3) BSUB(10000,15,-3.0) PKD(5,5,2,0.10%,1700.0,0.00%,F,F)

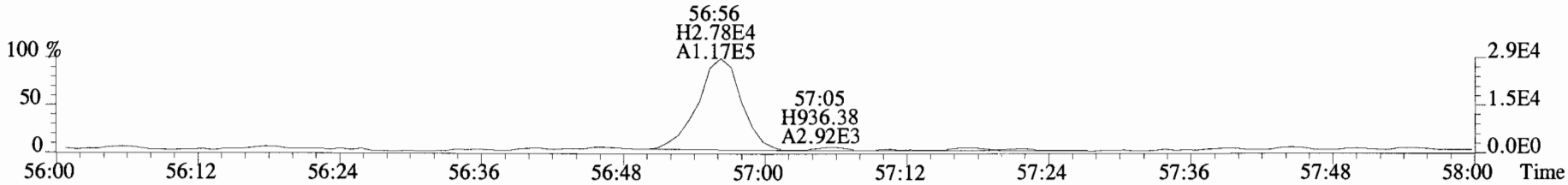

509.7229 F:5 SMO(1,3) BSUB(10000,15,-3.0) PKD(5,5,2,0.10%,1680.0,0.00%,F,F)

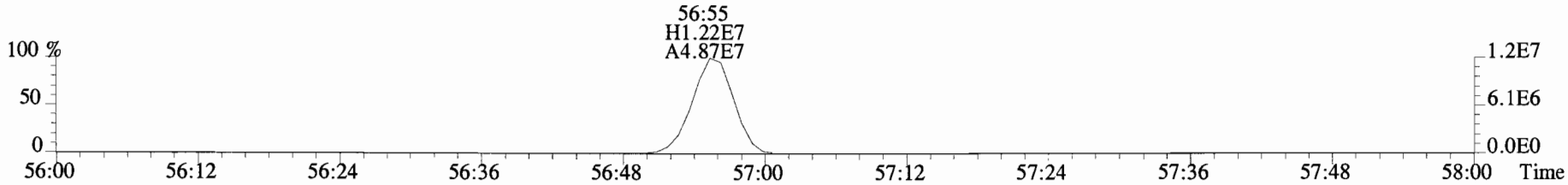

511.7199 F:5 SMO(1,3) BSUB(10000,15,-3.0) PKD(5,5,2,0.10%,1572.0,0.00%,F,F)

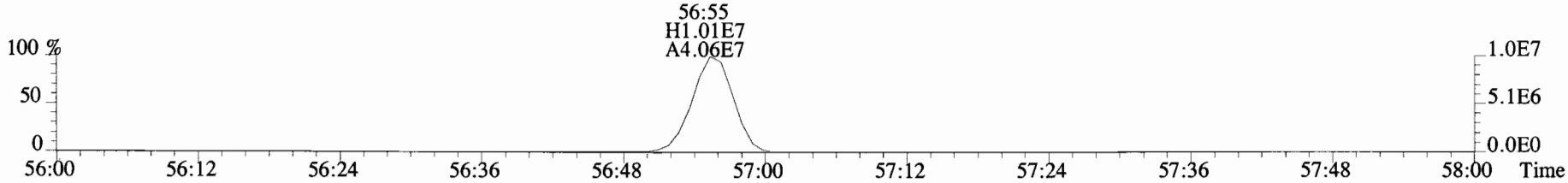

492.9697 F:5

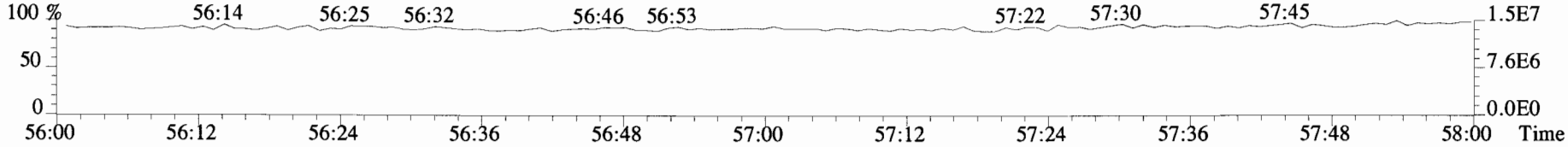

File:180208E1 #1-407 Acq: 8-FEB-2018 08:34:42 GC EI+ Voltage SIR Autospec-UltimaE
Sample#1 File Text:Vista Analytical Laboratory VG-8 Text:ST180208E1-1 PCB CS0 17L3003 Exp:PCB_ZB1
497.6826 F:5 SMO(1,3) BSUB(10000,15,-3.0) PKD(5,5,2,0.10%,1412.0,0.00%,F,F)

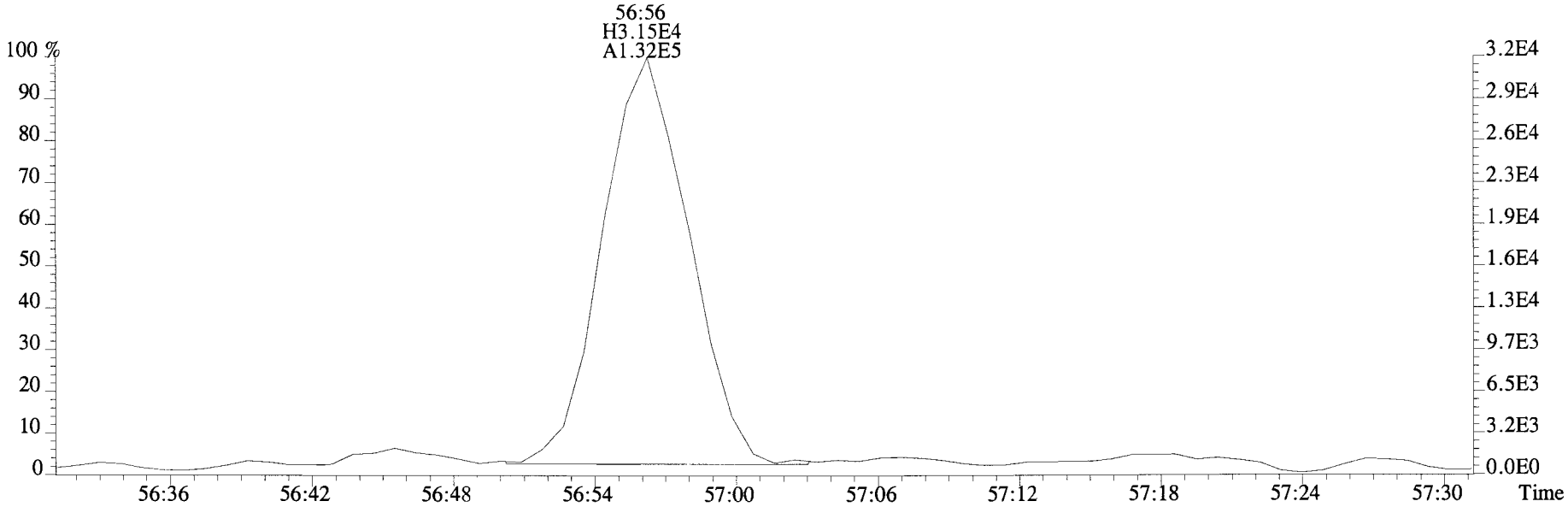

499.6797 F:5 SMO(1,3) BSUB(10000,15,-3.0) PKD(5,5,2,0.10%,1700.0,0.00%,F,F)

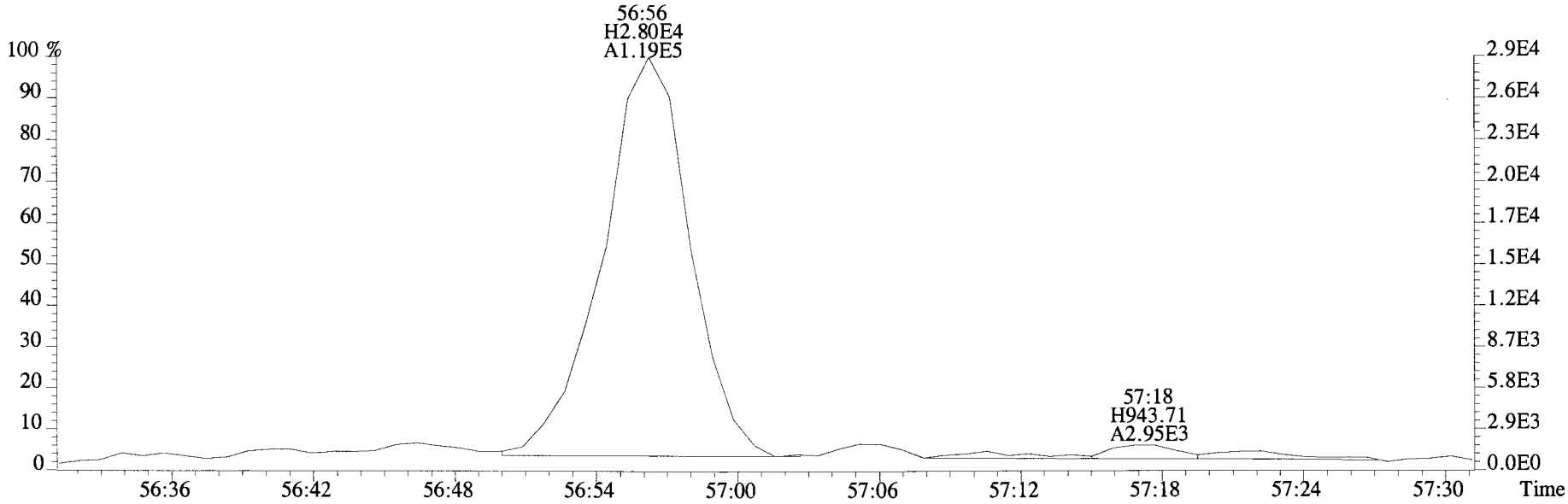

File:180208E1 #1-866 Acq: 8-FEB-2018 09:39:46 GC EI+ Voltage SIR Autospec-UltimaE
Sample#2 File Text:Vista Analytical Laboratory VG-8 Text:ST180208E1-2 PCB CS1 17L3004 Exp:PCB_ZB1
188.0393 S:2 SMO(1,3) BSUB(10000,15,-3.0) PKD(5,5,2,0.10%,9444.0,0.00%,F,F)

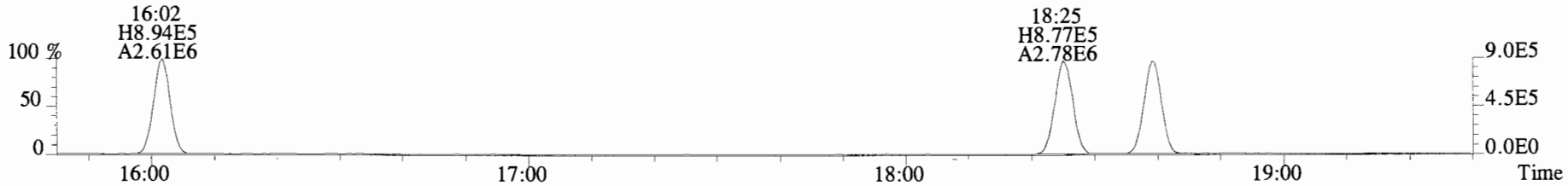

190.0363 S:2 SMO(1,3) BSUB(10000,15,-3.0) PKD(5,5,2,0.10%,5396.0,0.00%,F,F)

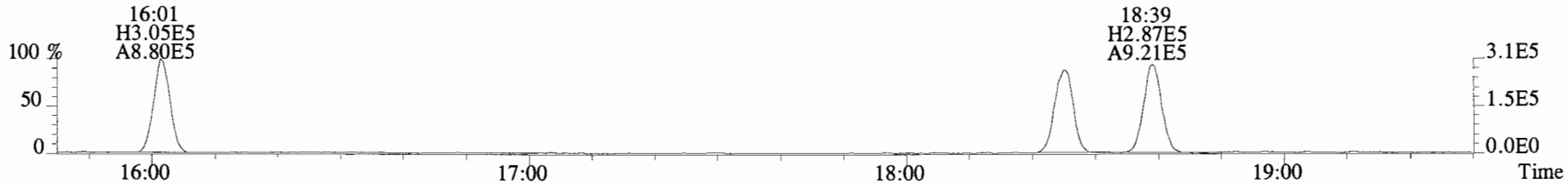

200.0795 S:2 SMO(1,3) BSUB(10000,15,-3.0) PKD(5,5,2,0.10%,8352.0,0.00%,F,F)

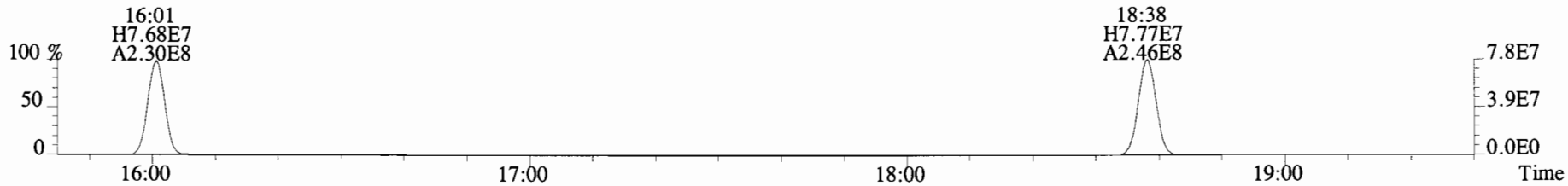

202.0766 S:2 SMO(1,3) BSUB(10000,15,-3.0) PKD(5,5,2,0.10%,98792.0,0.00%,F,F)

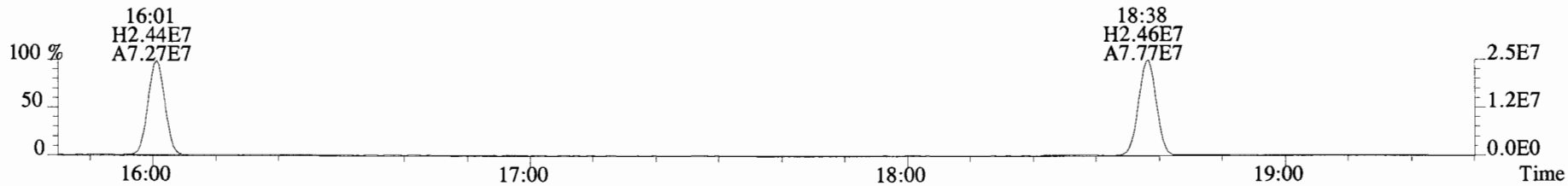

180.9880 S:2



File:180208E1 #1-757 Acq: 8-FEB-2018 09:39:46 GC EI+ Voltage SIR Autospec-UltimaE
Sample#2 File Text:Vista Analytical Laboratory VG-8 Text:ST180208E1-2 PCB CS1 17L3004 Exp:PCB_ZB1
222.0003 S:2 F:2 SMO(1,3) BSUB(10000,15,-3.0) PKD(5,5,2,0.10%,3252.0,0.00%,F,F)

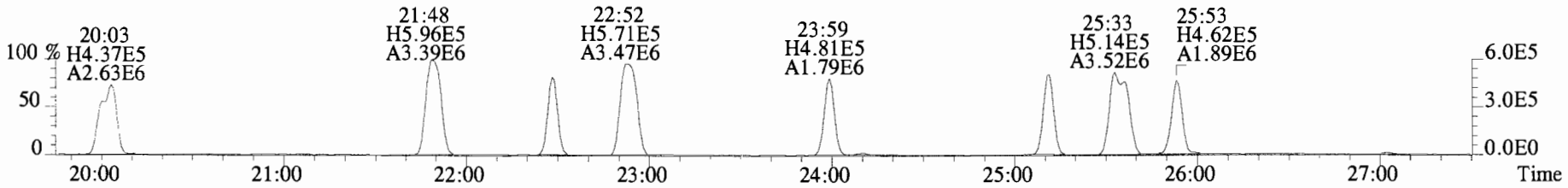

223.9974 S:2 F:2 SMO(1,3) BSUB(10000,15,-3.0) PKD(5,5,2,0.10%,14612.0,0.00%,F,F)

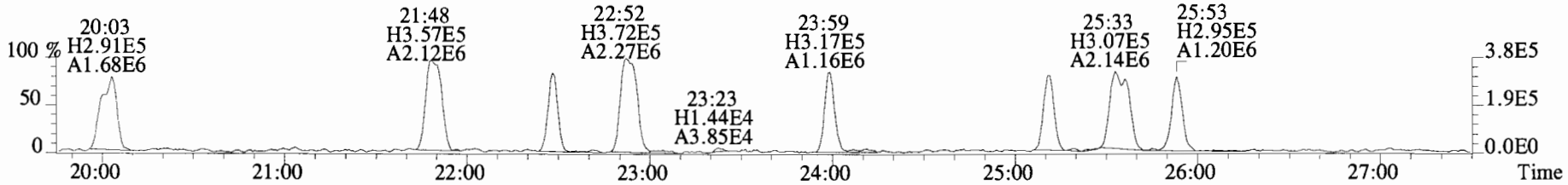

234.0406 S:2 F:2 SMO(1,3) BSUB(10000,15,-3.0) PKD(5,5,2,0.10%,5004.0,0.00%,F,F)

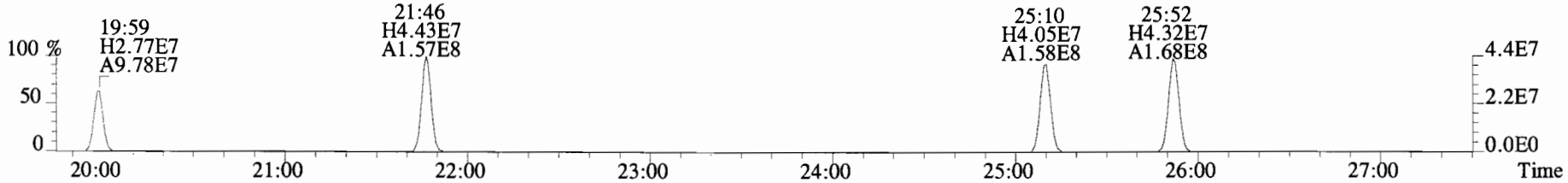

236.0376 S:2 F:2 SMO(1,3) BSUB(10000,15,-3.0) PKD(5,5,2,0.10%,4752.0,0.00%,F,F)

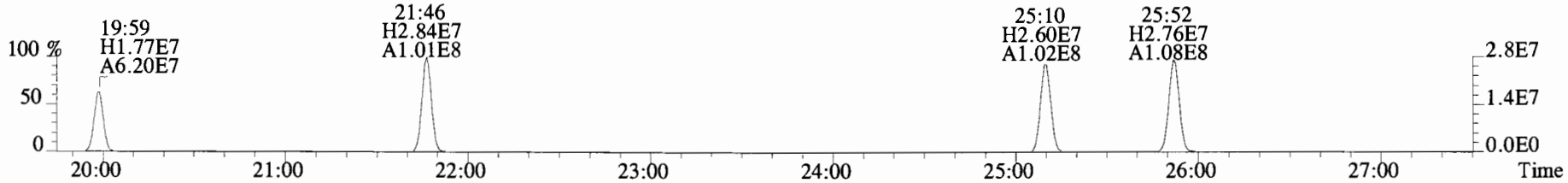

230.9856 S:2 F:2

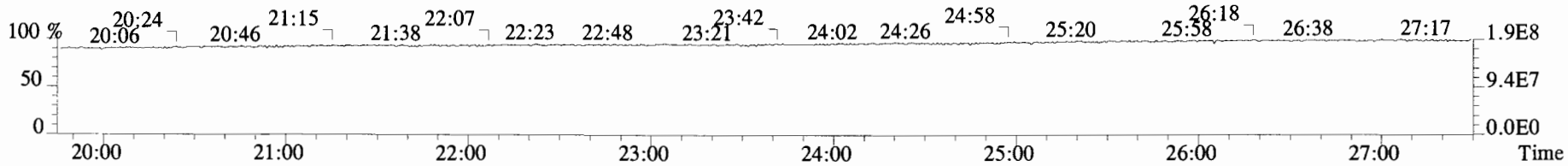

File:180208E1 #1-757 Acq: 8-FEB-2018 09:39:46 GC EI+ Voltage SIR Autospec-UltimaE
Sample#2 File Text:Vista Analytical Laboratory VG-8 Text:ST180208E1-2 PCB CS1 17L3004 Exp:PCB_ZB1
222.0003 S:2 F:2 SMO(1,3) BSUB(10000,15,-3.0) PKD(5,5,2,0.10%,3252.0,0.00%,F,F)

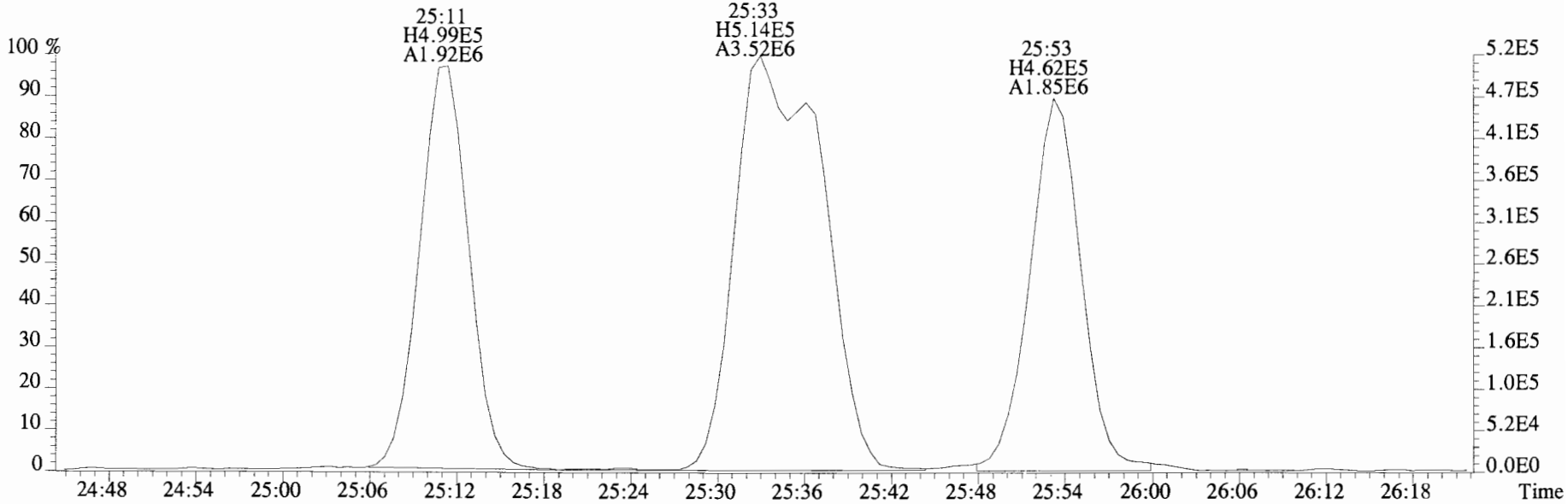

223.9974 S:2 F:2 SMO(1,3) BSUB(10000,15,-3.0) PKD(5,5,2,0.10%,14612.0,0.00%,F,F)

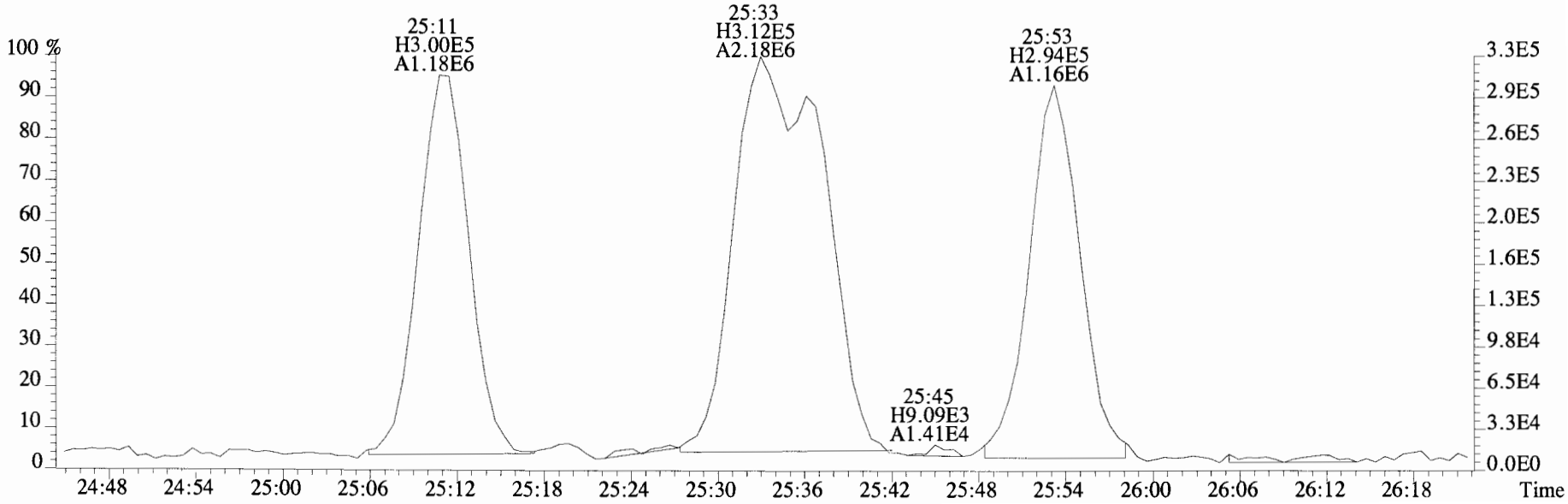

File:180208E1 #1-757 Acq: 8-FEB-2018 09:39:46 GC EI+ Voltage SIR Autospec-UltimaE
Sample#2 File Text:Vista Analytical Laboratory VG-8 Text:ST180208E1-2 PCB CS1 17L3004 Exp:PCB_ZB1
255.9613 S:2 F:2 SMO(1,3) BSUB(10000,15,-3.0) PKD(5,5,2,0.10%,4452.0,0.00%,F,F)

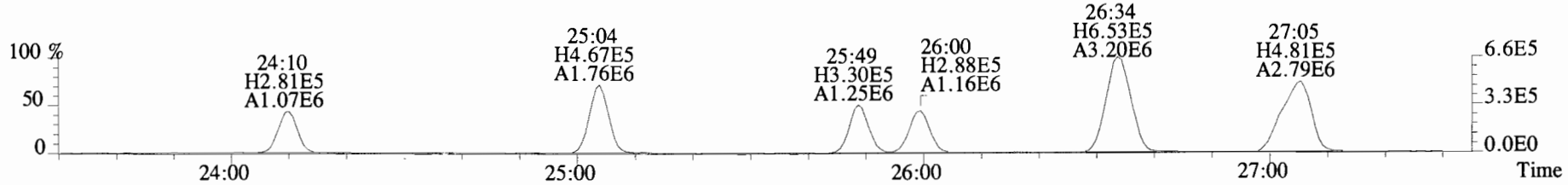

257.9584 S:2 F:2 SMO(1,3) BSUB(10000,15,-3.0) PKD(5,5,2,0.10%,2916.0,0.00%,F,F)

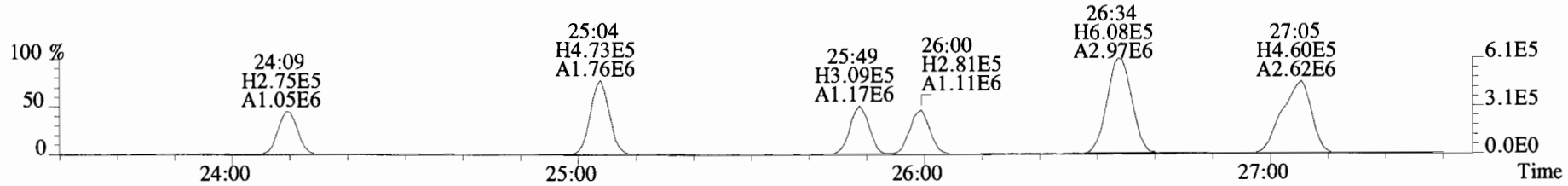

268.0016 S:2 F:2 SMO(1,3) BSUB(10000,15,-3.0) PKD(5,5,2,0.10%,87396.0,0.00%,F,F)

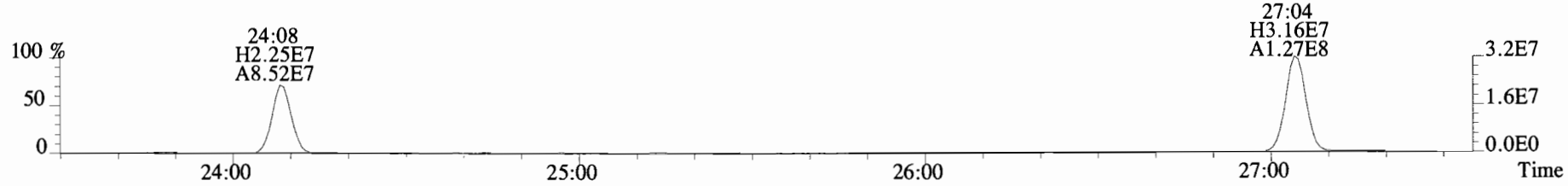

269.9986 S:2 F:2 SMO(1,3) BSUB(10000,15,-3.0) PKD(5,5,2,0.10%,40132.0,0.00%,F,F)

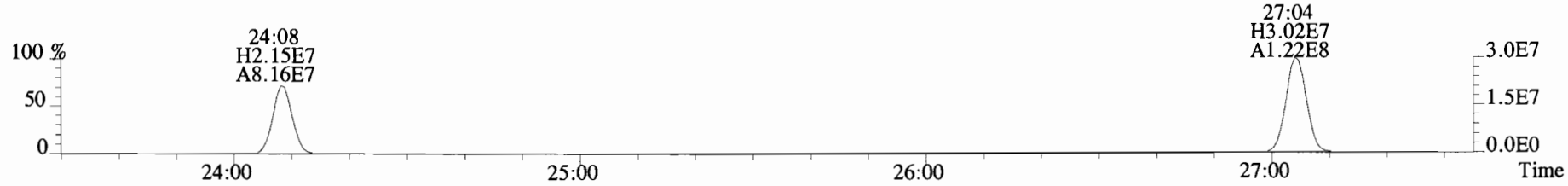

230.9856 S:2 F:2

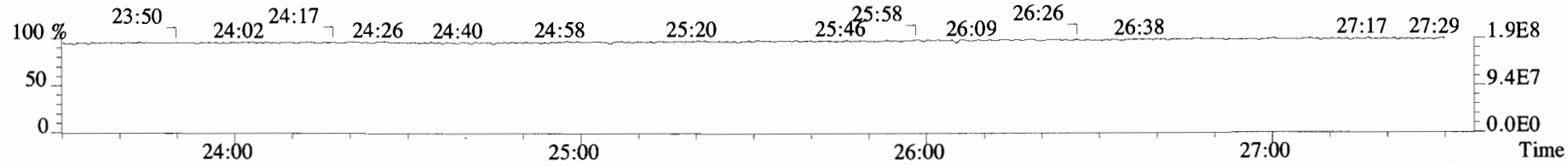

File:180208E1 #1-756 Acq: 8-FEB-2018 09:39:46 GC EI+ Voltage SIR Autospec-UltimaE
Sample#2 File Text:Vista Analytical Laboratory VG-8 Text:ST180208E1-2 PCB CS1 17L3004 Exp:PCB_ZB1
255.9613 S:2 F:3 SMO(1,3) BSUB(10000,15,-3.0) PKD(5,5,2,0.10%,4016.0,0.00%,F,F)

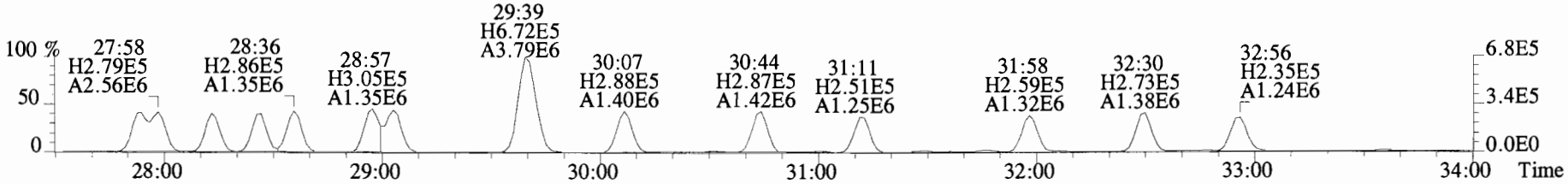

257.9584 S:2 F:3 SMO(1,3) BSUB(10000,15,-3.0) PKD(5,5,2,0.10%,3072.0,0.00%,F,F)

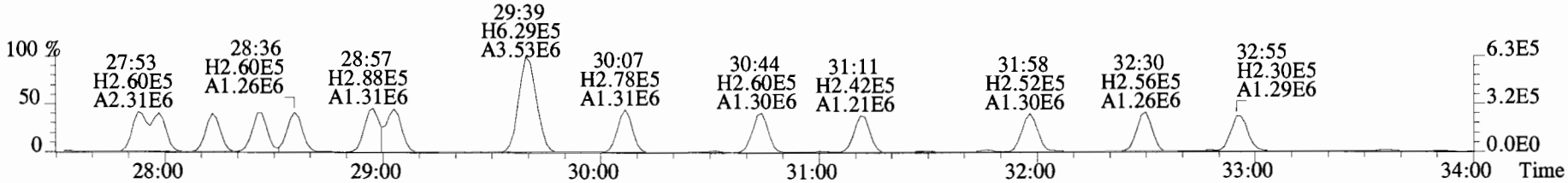

268.0016 S:2 F:3 SMO(1,3) BSUB(10000,15,-3.0) PKD(5,5,2,0.10%,94516.0,0.00%,F,F)



269.9986 S:2 F:3 SMO(1,3) BSUB(10000,15,-3.0) PKD(5,5,2,0.10%,25944.0,0.00%,F,F)

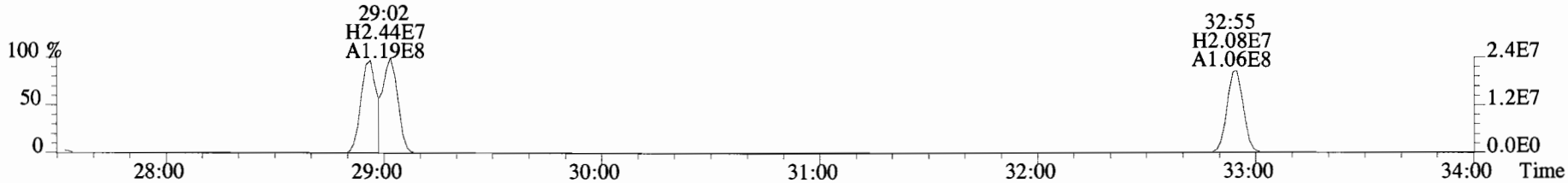

330.9792 S:2 F:3

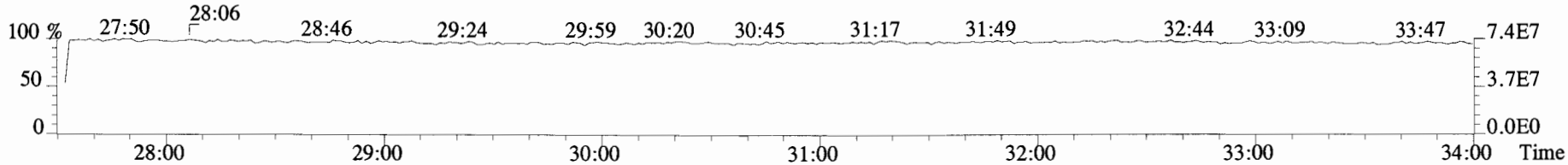

File:180208E1 #1-756 Acq: 8-FEB-2018 09:39:46 GC EI+ Voltage SIR Autospec-UltimaE
Sample#2 File Text:Vista Analytical Laboratory VG-8 Text:ST180208E1-2 PCB CS1 17L3004 Exp:PCB_ZB1
268.0016 S:2 F:3 SMO(1,3) BSUB(10000,15,-3.0) PKD(5,5,2,0.10%,94516.0,0.00%,F,F)

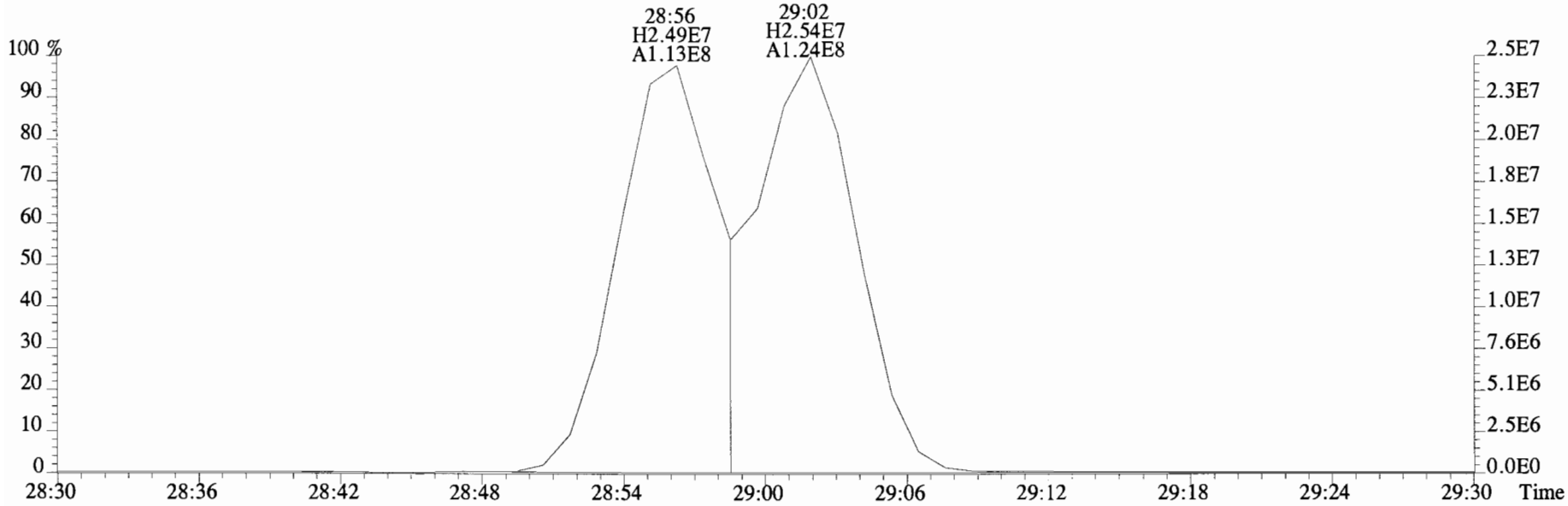

269.9986 S:2 F:3 SMO(1,3) BSUB(10000,15,-3.0) PKD(5,5,2,0.10%,25944.0,0.00%,F,F)

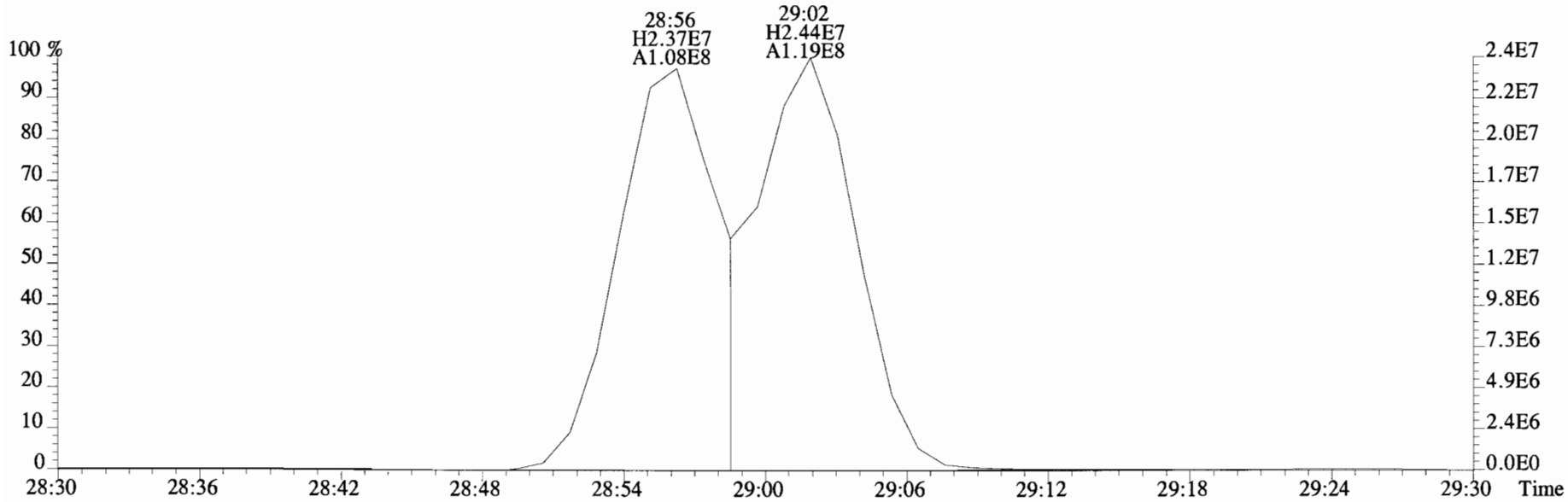

File:180208E1 #1-756 Acq: 8-FEB-2018 09:39:46 GC EI+ Voltage SIR Autospec-UltimaE
Sample#2 File Text:Vista Analytical Laboratory VG-8 Text:ST180208E1-2 PCB CS1 17L3004 Exp:PCB_ZB1
255.9613 S:2 F:3 SMO(1,3) BSUB(10000,15,-3.0) PKD(5,5,2,0.10%,4016.0,0.00%,F,F)

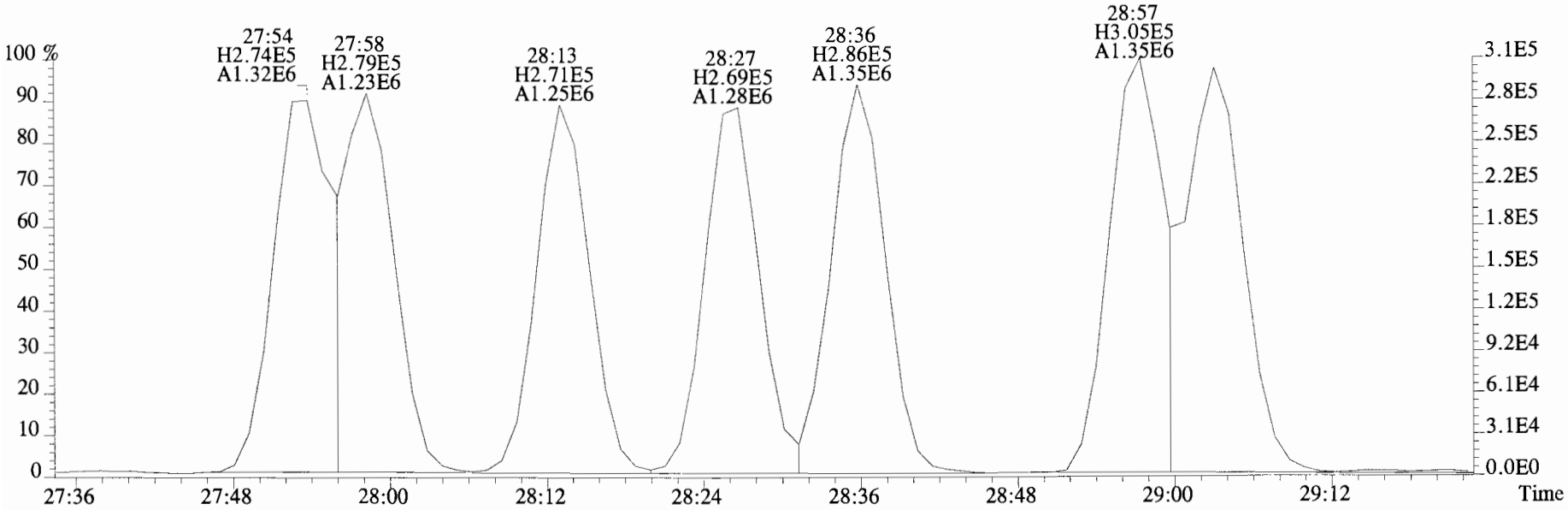

257.9584 S:2 F:3 SMO(1,3) BSUB(10000,15,-3.0) PKD(5,5,2,0.10%,3072.0,0.00%,F,F)

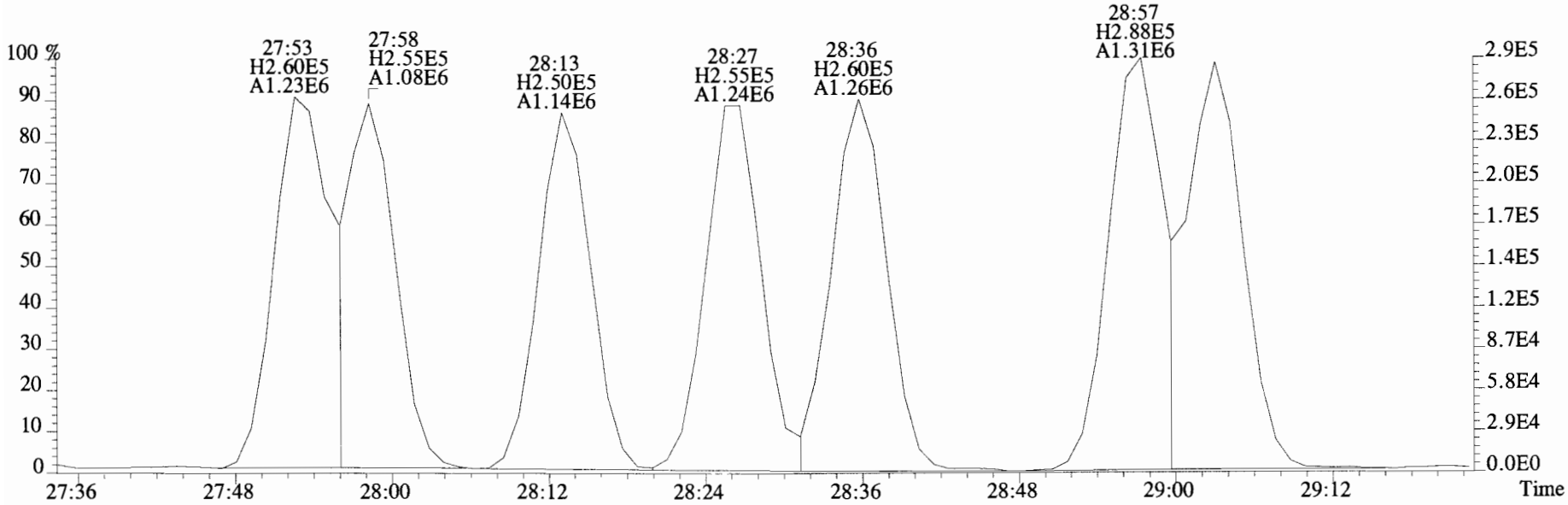

File:180208E1 #1-756 Acq: 8-FEB-2018 09:39:46 GC EI+ Voltage SIR Autospec-UltimaE
Sample#2 File Text:Vista Analytical Laboratory VG-8 Text:ST180208E1-2 PCB CS1 17L3004 Exp:PCB_ZB1
255.9613 S:2 F:3 SMO(1,3) BSUB(10000,15,-3.0) PKD(5,5,2,0.10%,4016.0,0.00%,F,F)

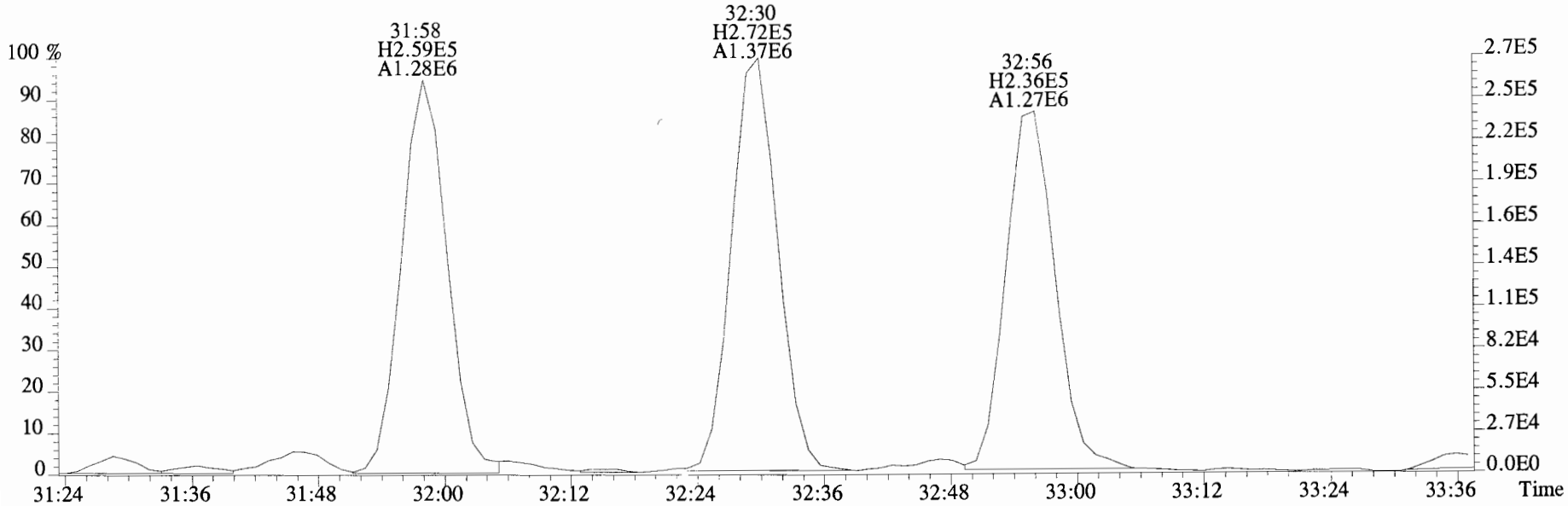

257.9584 S:2 F:3 SMO(1,3) BSUB(10000,15,-3.0) PKD(5,5,2,0.10%,3072.0,0.00%,F,F)

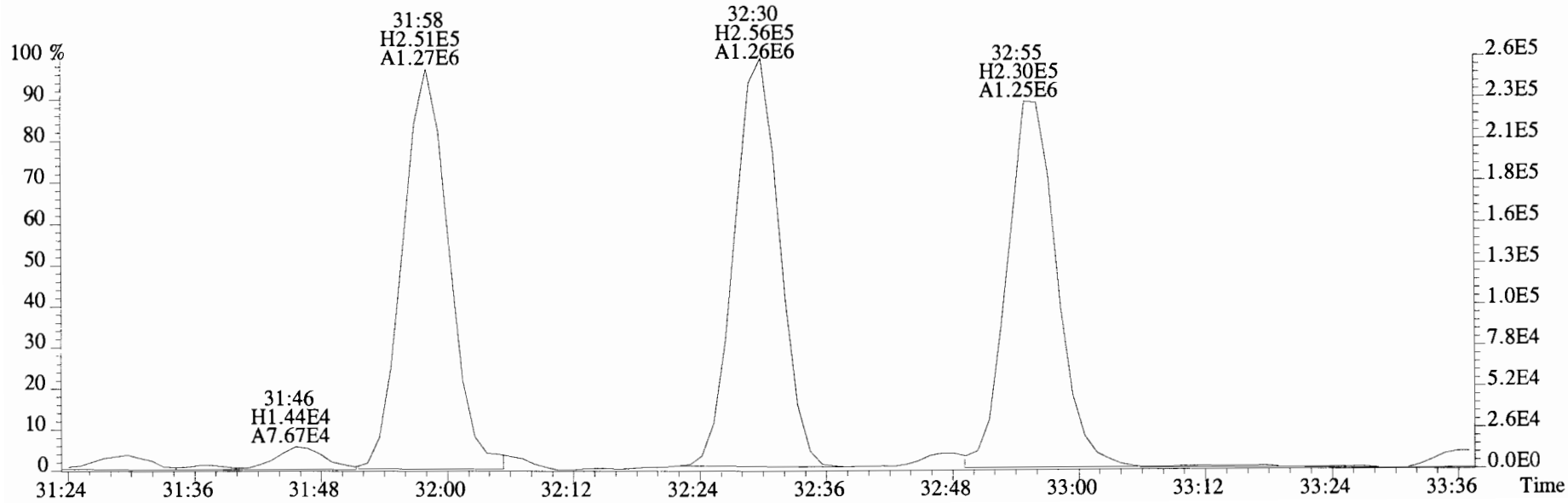

File:180208E1 #1-756 Acq: 8-FEB-2018 09:39:46 GC EI+ Voltage SIR Autospec-UltimaE
Sample#2 File Text:Vista Analytical Laboratory VG-8 Text:ST180208E1-2 PCB CS1 17L3004 Exp:PCB_ZB1
289.9224 S:2 F:3 SMO(1,3) BSUB(10000,15,-3.0) PKD(5,5,2,0.10%,3900.0,0.00%,F,F)

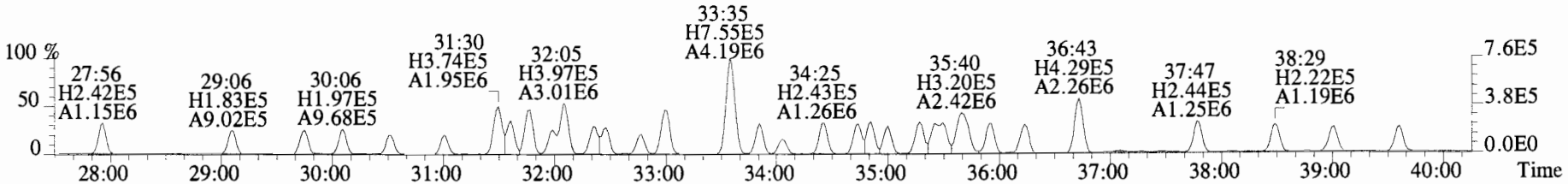

291.9194 S:2 F:3 SMO(1,3) BSUB(10000,15,-3.0) PKD(5,5,2,0.10%,4012.0,0.00%,F,F)

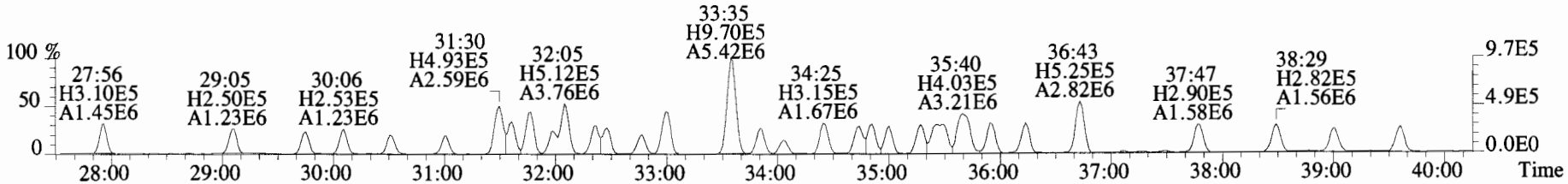

301.9626 S:2 F:3 SMO(1,3) BSUB(10000,15,-3.0) PKD(5,5,2,0.10%,35928.0,0.00%,F,F)

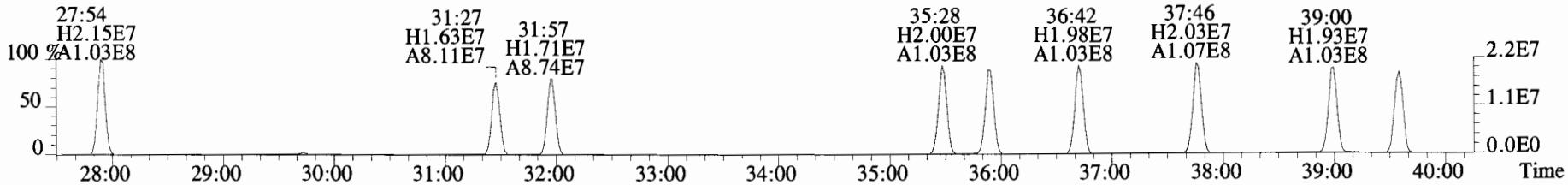

303.9597 S:2 F:3 SMO(1,3) BSUB(10000,15,-3.0) PKD(5,5,2,0.10%,22372.0,0.00%,F,F)

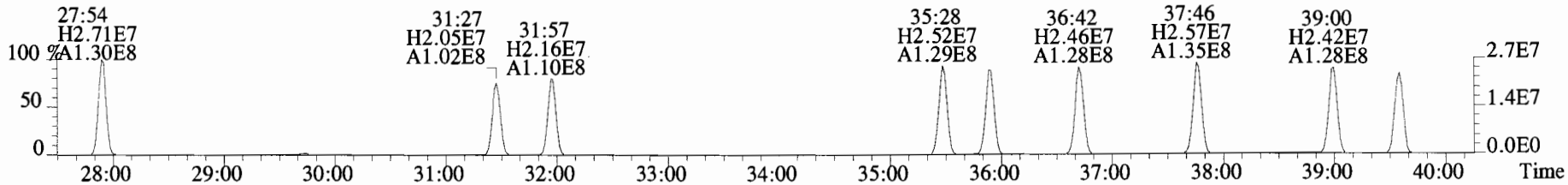

330.9792 S:2 F:3

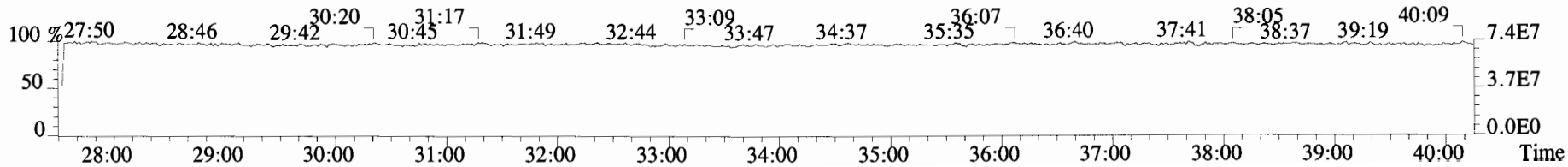

File:180208E1 #1-756 Acq: 8-FEB-2018 09:39:46 GC EI+ Voltage SIR Autospec-UltimaE
Sample#2 File Text:Vista Analytical Laboratory VG-8 Text:ST180208E1-2 PCB CS1 17L3004 Exp:PCB_ZB1
289.9224 S:2 F:3 SMO(1,3) BSUB(10000,15,-3.0) PKD(5,5,2,0.10%,3900.0,0.00%,F,F)

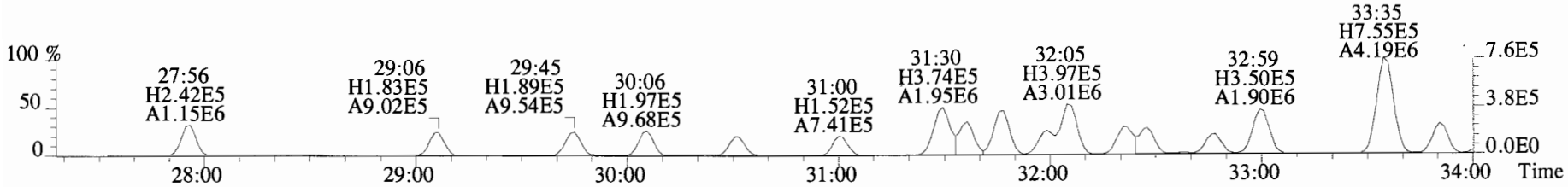

291.9194 S:2 F:3 SMO(1,3) BSUB(10000,15,-3.0) PKD(5,5,2,0.10%,4012.0,0.00%,F,F)

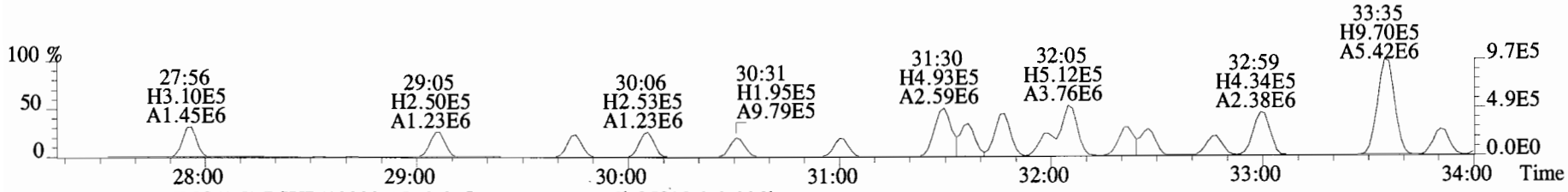

301.9626 S:2 F:3 SMO(1,3) BSUB(10000,15,-3.0) PKD(5,5,2,0.10%,35928.0,0.00%,F,F)

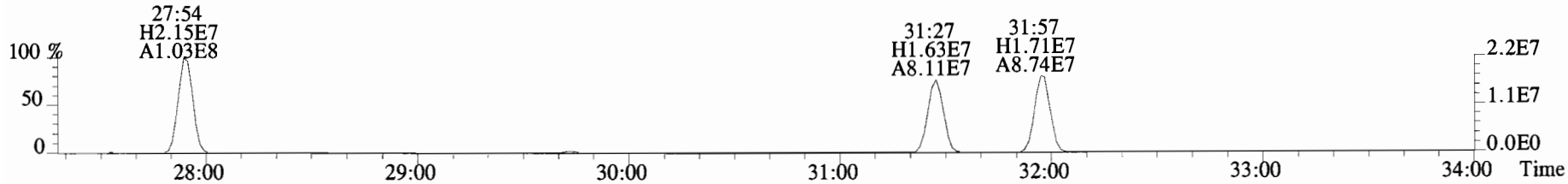

303.9597 S:2 F:3 SMO(1,3) BSUB(10000,15,-3.0) PKD(5,5,2,0.10%,22372.0,0.00%,F,F)

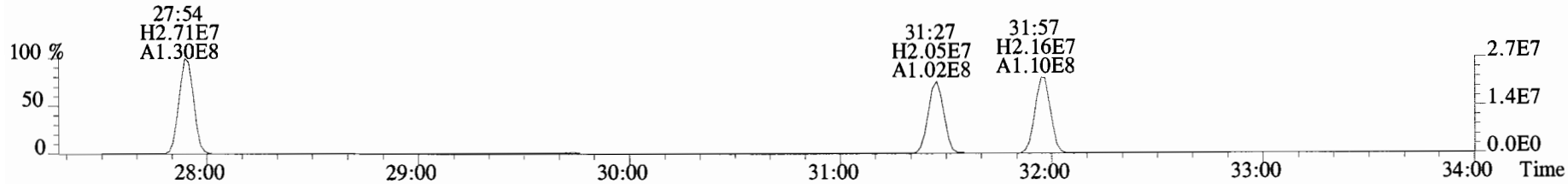

330.9792 S:2 F:3

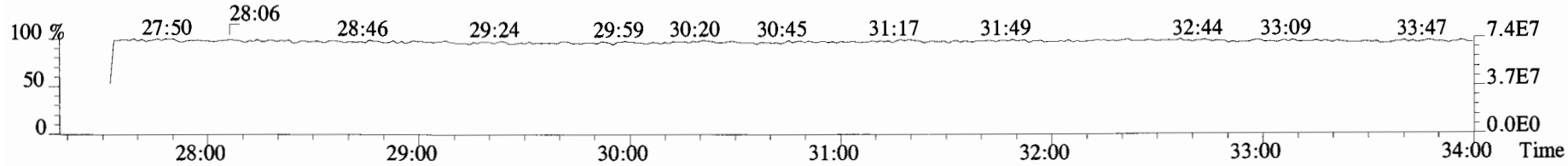

File:180208E1 #1-756 Acq: 8-FEB-2018 09:39:46 GC EI+ Voltage SIR Autospec-UltimaE
Sample#2 File Text:Vista Analytical Laboratory VG-8 Text:ST180208E1-2 PCB CS1 17L3004 Exp:PCB_ZB1
289.9224 S:2 F:3 SMO(1,3) BSUB(10000,15,-3.0) PKD(5,5,2,0.10%,3900.0,0.00%,F,F)

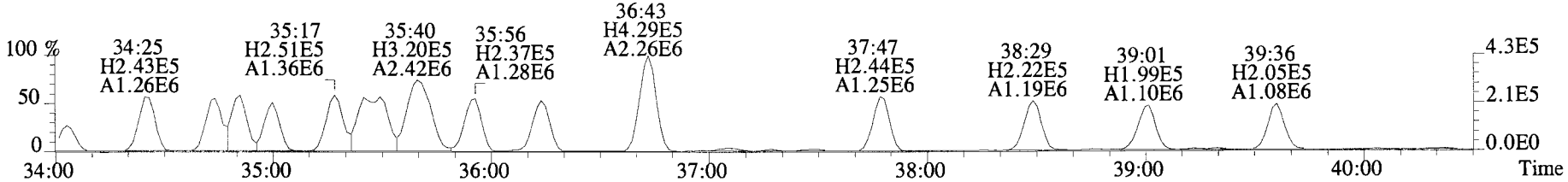

291.9194 S:2 F:3 SMO(1,3) BSUB(10000,15,-3.0) PKD(5,5,2,0.10%,4012.0,0.00%,F,F)

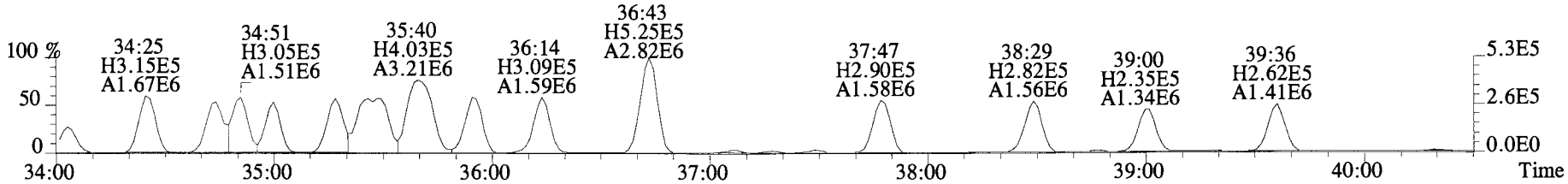

301.9626 S:2 F:3 SMO(1,3) BSUB(10000,15,-3.0) PKD(5,5,2,0.10%,35928.0,0.00%,F,F)

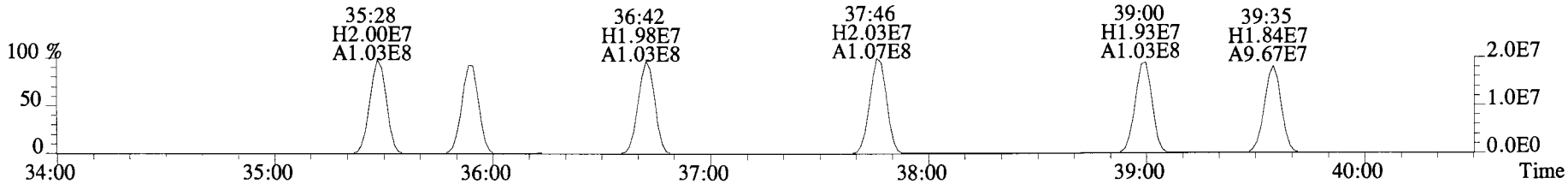

303.9597 S:2 F:3 SMO(1,3) BSUB(10000,15,-3.0) PKD(5,5,2,0.10%,22372.0,0.00%,F,F)

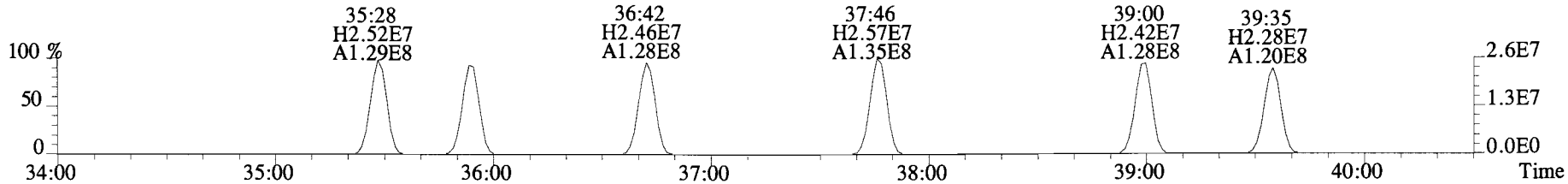

330.9792 S:2 F:3

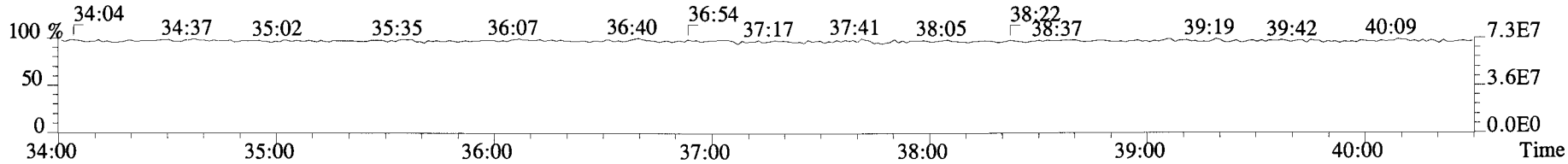

File:180208E1 #1-756 Acq: 8-FEB-2018 09:39:46 GC EI+ Voltage SIR Autospec-UltimaE
Sample#2 File Text:Vista Analytical Laboratory VG-8 Text:ST180208E1-2 PCB CS1 17L3004 Exp:PCB_ZB1
289.9224 S:2 F:3 SMO(1,3) BSUB(10000,15,-3.0) PKD(5,5,2,0.10%,3900.0,0.00%,F,F)

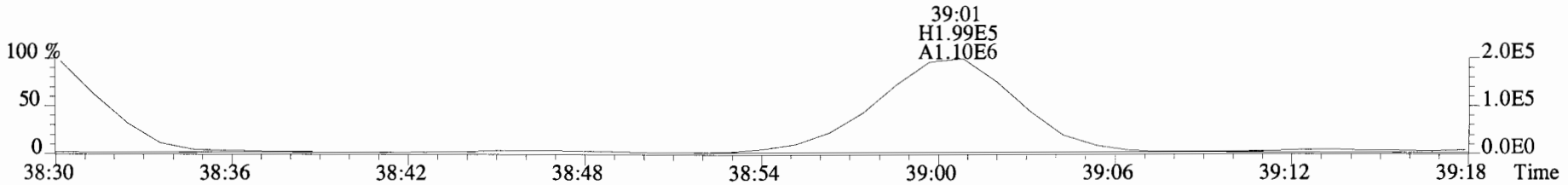

291.9194 S:2 F:3 SMO(1,3) BSUB(10000,15,-3.0) PKD(5,5,2,0.10%,4012.0,0.00%,F,F)

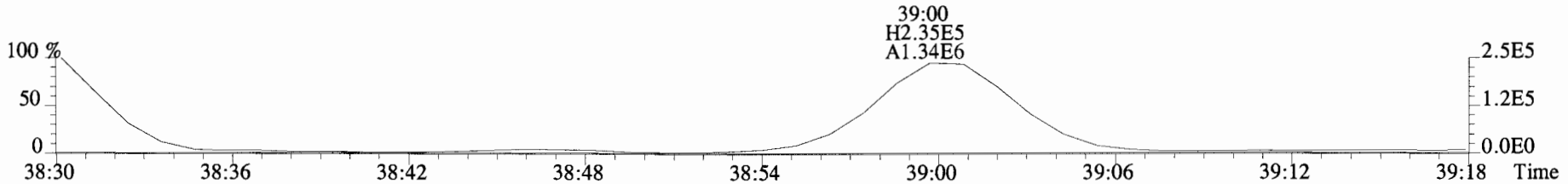

301.9626 S:2 F:3 SMO(1,3) BSUB(10000,15,-3.0) PKD(5,5,2,0.10%,35928.0,0.00%,F,F)

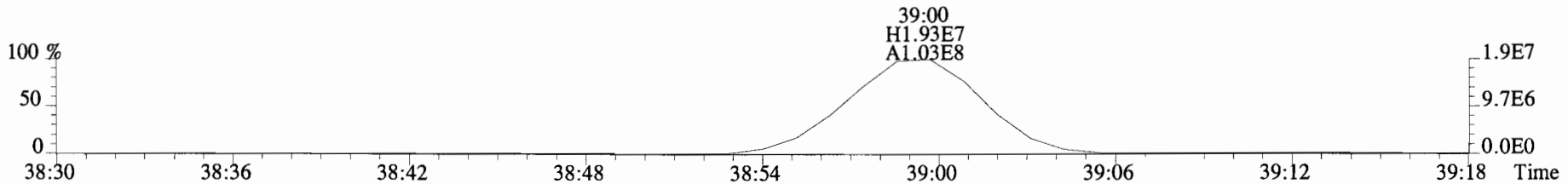

303.9597 S:2 F:3 SMO(1,3) BSUB(10000,15,-3.0) PKD(5,5,2,0.10%,22372.0,0.00%,F,F)

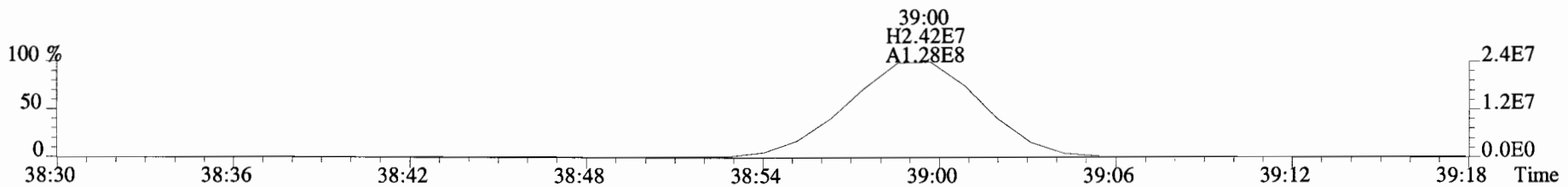

330.9792 S:2 F:3

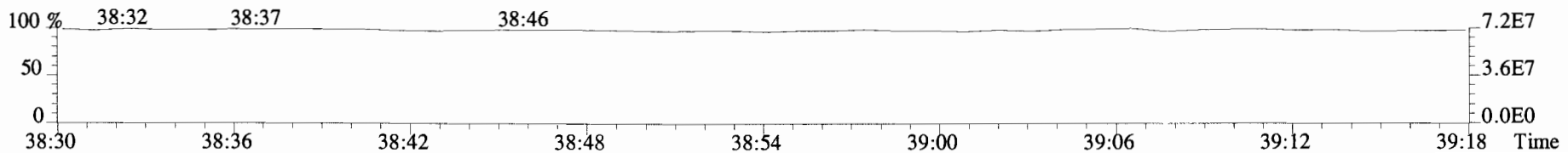

File:180208E1 #1-756 Acq: 8-FEB-2018 09:39:46 GC EI+ Voltage SIR Autospec-UltimaE
Sample#2 File Text:Vista Analytical Laboratory VG-8 Text:ST180208E1-2 PCB CS1 17L3004 Exp:PCB_ZB1
301.9626 S:2 F:3 SMO(1,3) BSUB(10000,15,-3.0) PKD(5,5,2,0.10%,35928.0,0.00%,F,F)

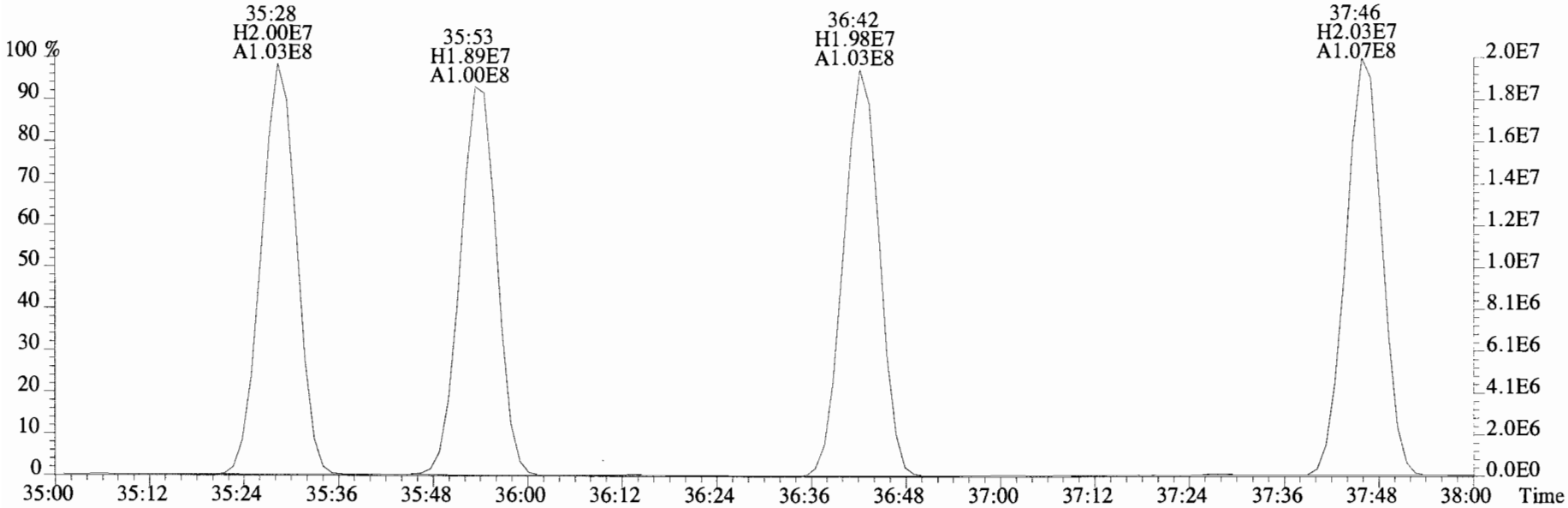

303.9597 S:2 F:3 SMO(1,3) BSUB(10000,15,-3.0) PKD(5,5,2,0.10%,22372.0,0.00%,F,F)

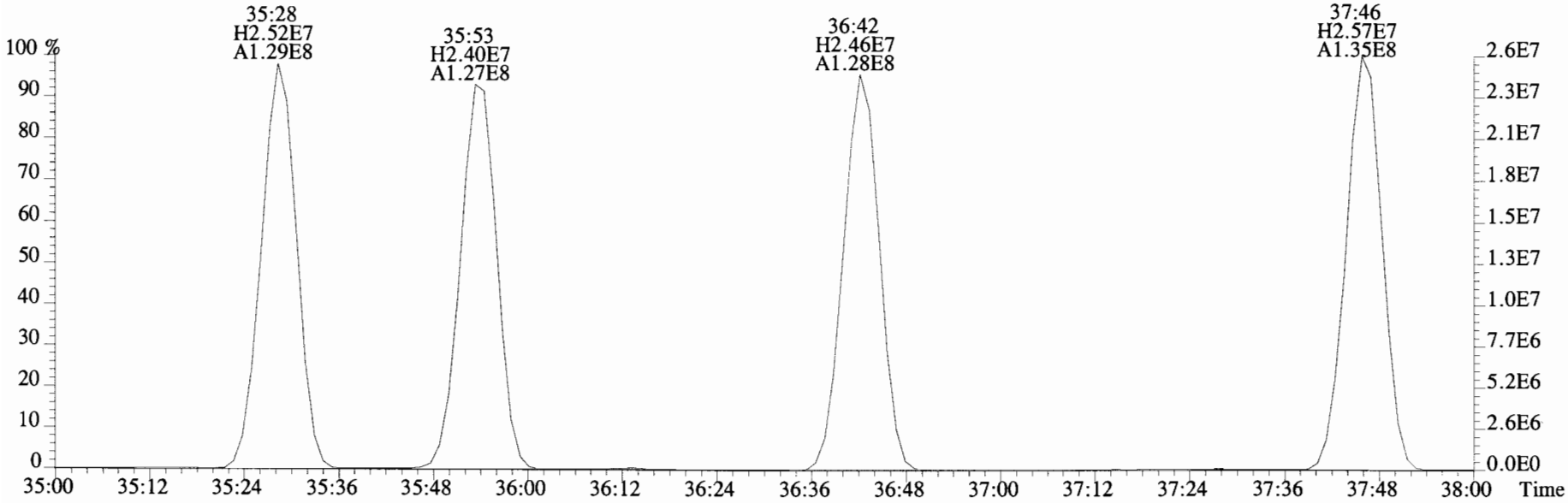

File:180208E1 #1-756 Acq: 8-FEB-2018 09:39:46 GC EI+ Voltage SIR Autospec-UltimaE
Sample#2 File Text:Vista Analytical Laboratory VG-8 Text:ST180208E1-2 PCB CS1 17L3004 Exp:PCB_ZB1
289.9224 S:2 F:3 SMO(1,3) BSUB(10000,15,-3.0) PKD(5,5,2,0.10%,3900.0,0.00%,F,F)

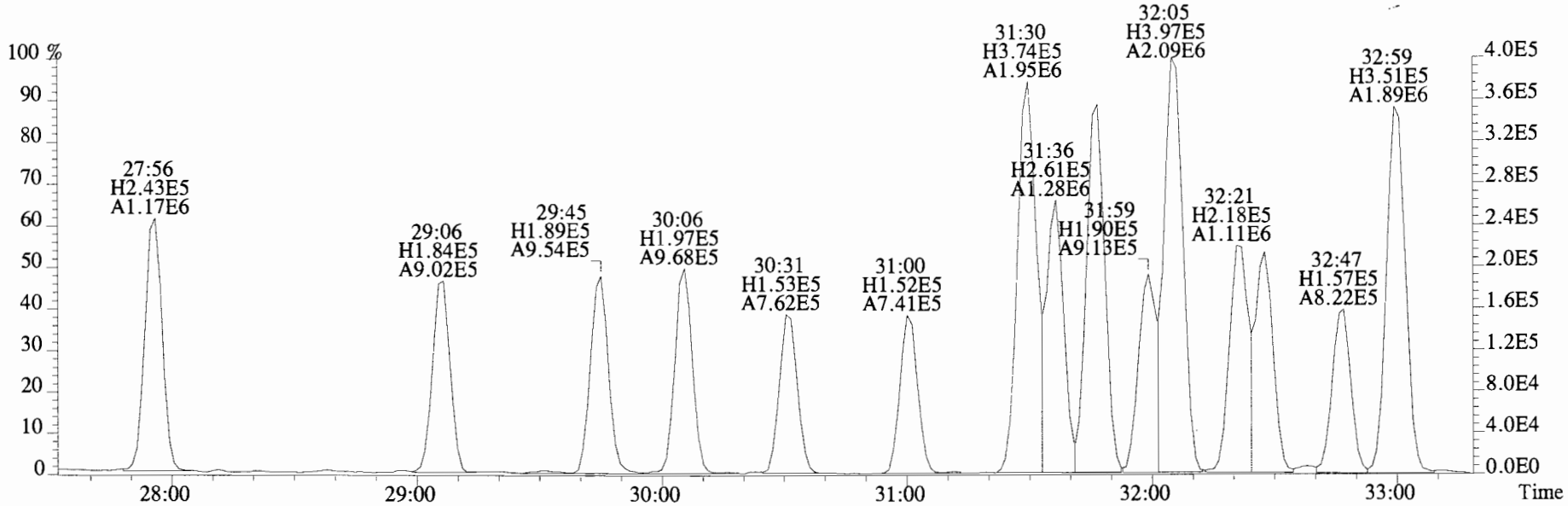

291.9194 S:2 F:3 SMO(1,3) BSUB(10000,15,-3.0) PKD(5,5,2,0.10%,4012.0,0.00%,F,F)

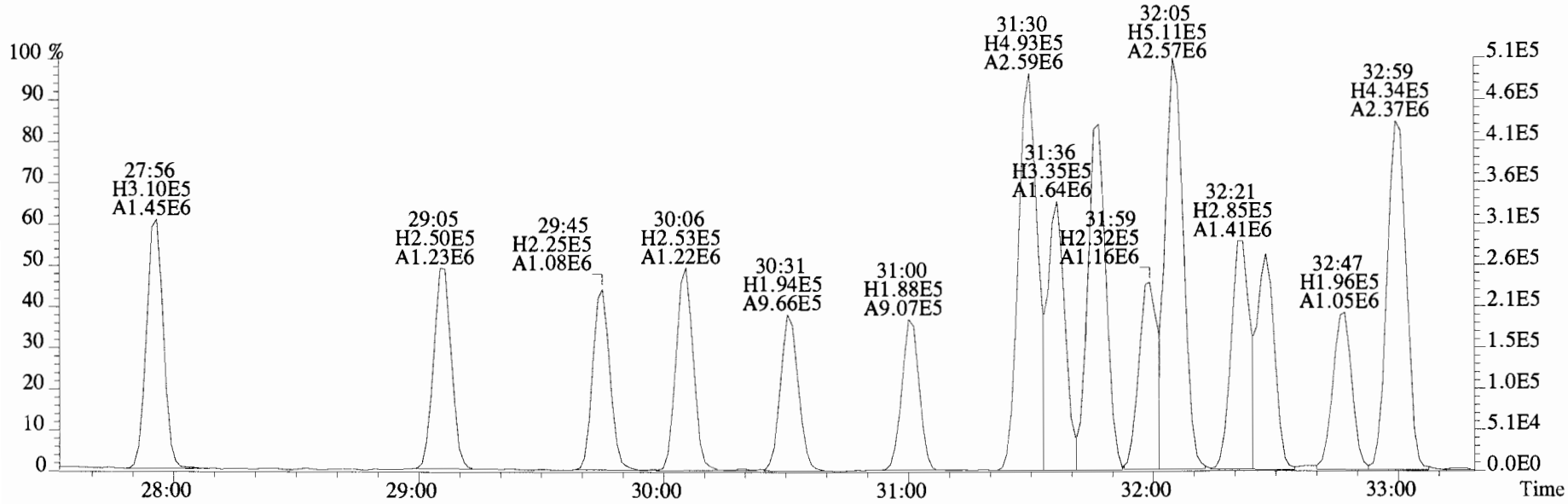

File:180208E1 #1-756 Acq: 8-FEB-2018 09:39:46 GC EI+ Voltage SIR Autospec-UltimaE
Sample#2 File Text:Vista Analytical Laboratory VG-8 Text:ST180208E1-2 PCB CS1 17L3004 Exp:PCB_ZB1
289.9224 S:2 F:3 SMO(1,3) BSUB(10000,15,-3.0) PKD(5,5,2,0.10%,3900.0,0.00%,F,F)

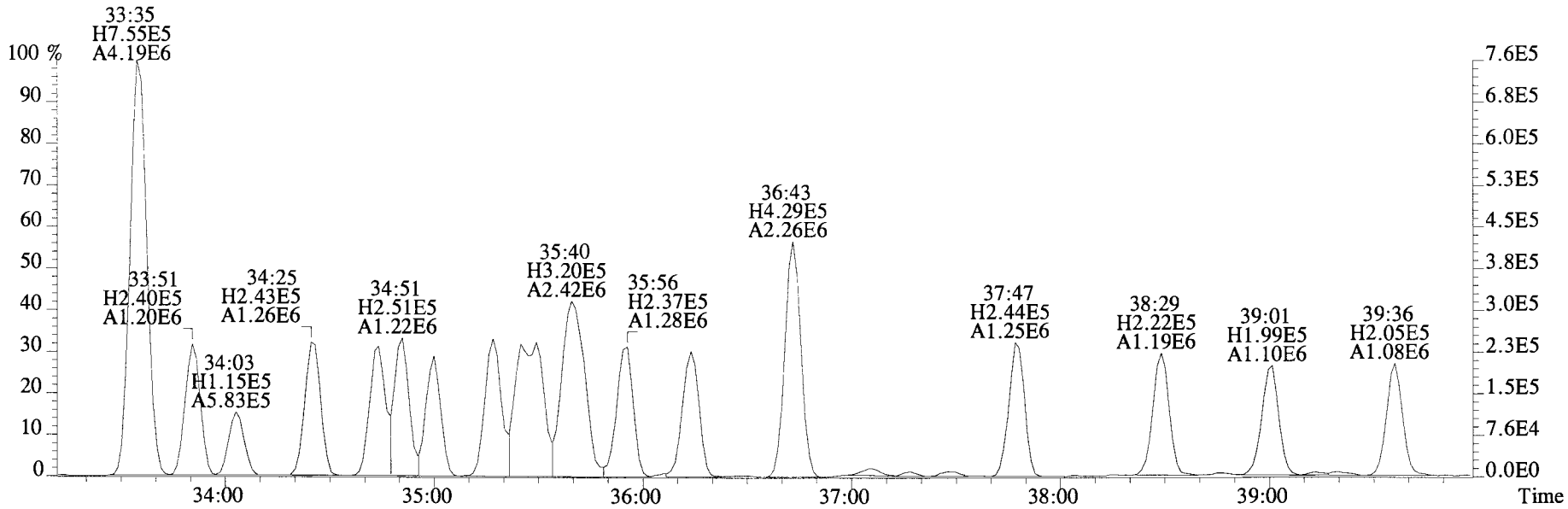

291.9194 S:2 F:3 SMO(1,3) BSUB(10000,15,-3.0) PKD(5,5,2,0.10%,4012.0,0.00%,F,F)

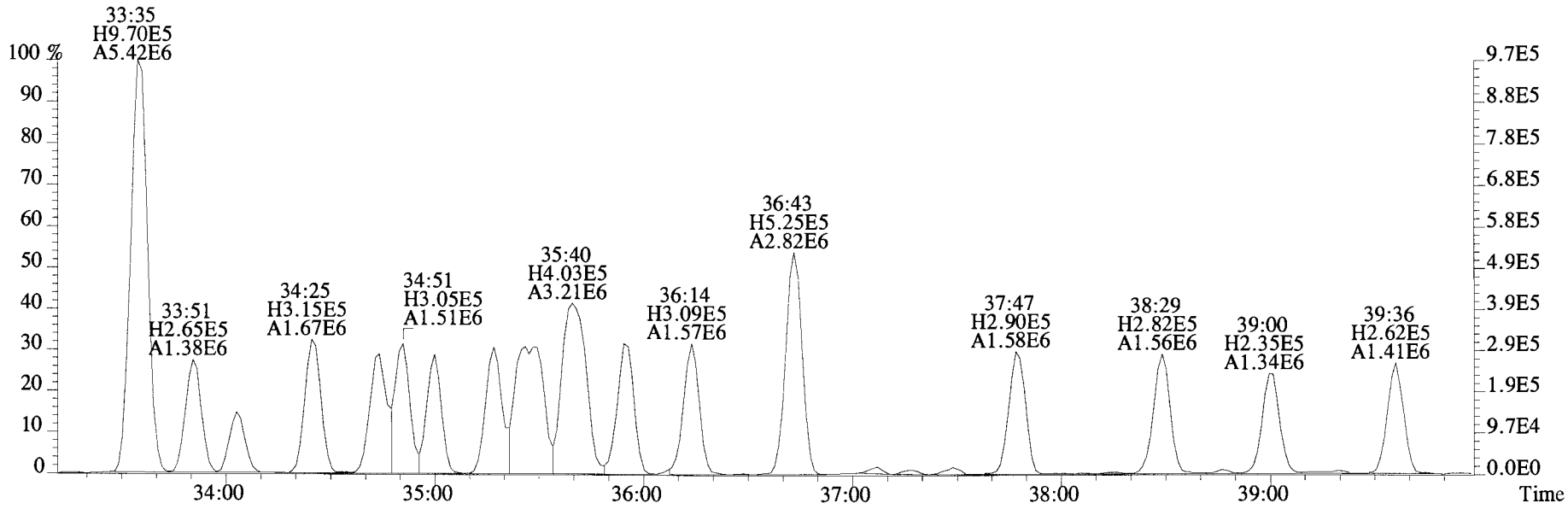

File:180208E1 #1-756 Acq: 8-FEB-2018 09:39:46 GC EI+ Voltage SIR Autospec-UltimaE
Sample#2 File Text:Vista Analytical Laboratory VG-8 Text:ST180208E1-2 PCB CS1 17L3004 Exp:PCB_ZB1
325.8804 S:2 F:3 SMO(1,3) BSUB(10000,15,-3.0) PKD(5,5,2,0.10%,2872.0,0.00%,F,F)

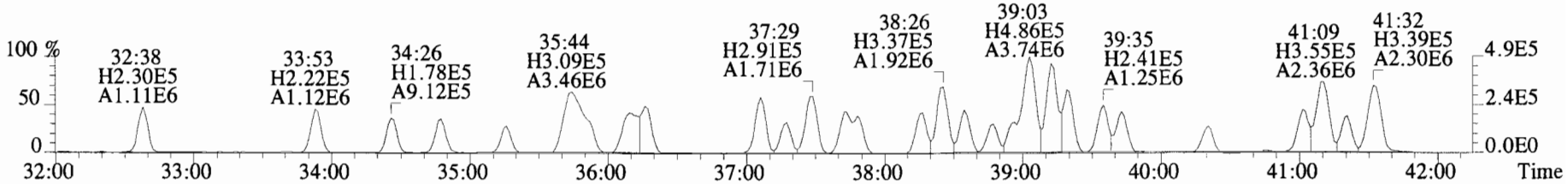

327.8775 S:2 F:3 SMO(1,3) BSUB(10000,15,-3.0) PKD(5,5,2,0.10%,2448.0,0.00%,F,F)

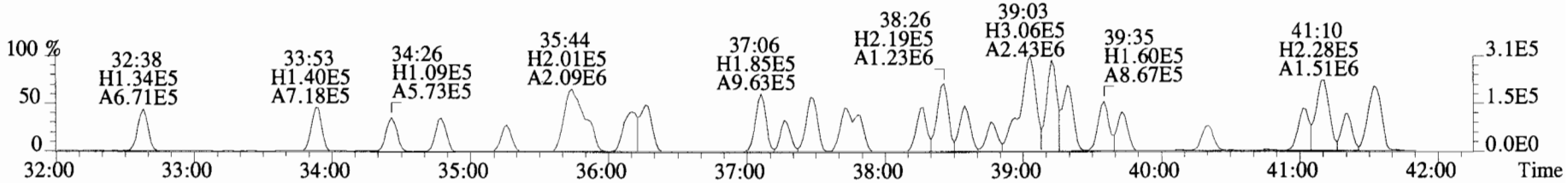

337.9207 S:2 F:3 SMO(1,3) BSUB(10000,15,-3.0) PKD(5,5,2,0.10%,6756.0,0.00%,F,F)

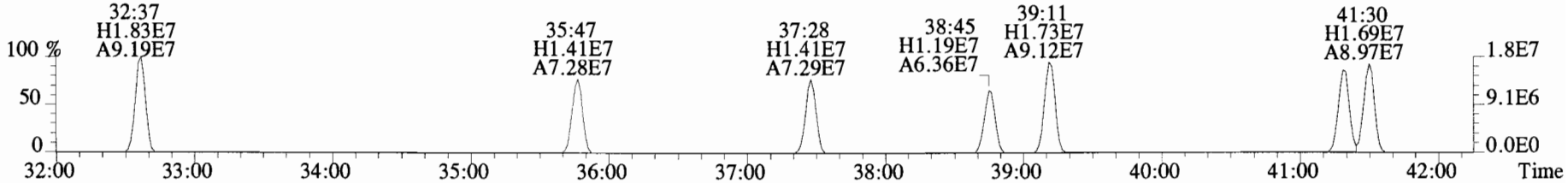

339.9177 S:2 F:3 SMO(1,3) BSUB(10000,15,-3.0) PKD(5,5,2,0.10%,3672.0,0.00%,F,F)

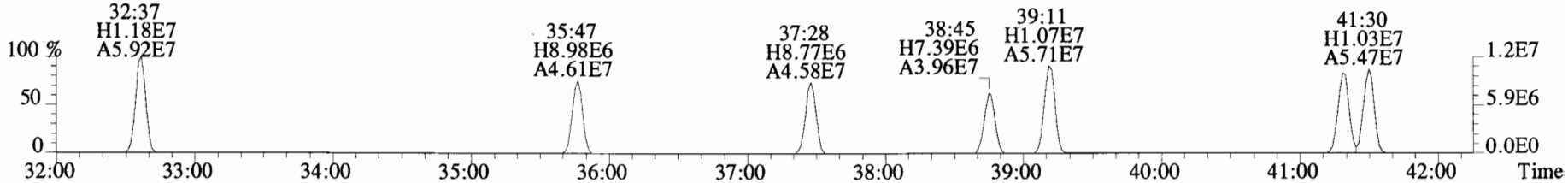

330.9792 S:2 F:3

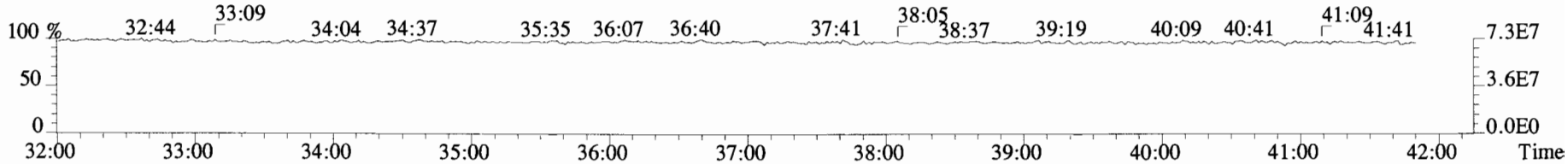

File:180208E1 #1-756 Acq: 8-FEB-2018 09:39:46 GC EI+ Voltage SIR Autospec-UltimaE
Sample#2 File Text:Vista Analytical Laboratory VG-8 Text:ST180208E1-2 PCB CS1 17L3004 Exp:PCB_ZB1
325.8804 S:2 F:3 SMO(1,3) BSUB(10000,15,-3.0) PKD(5,5,2,0.10%,2872.0,0.00%,F,F)

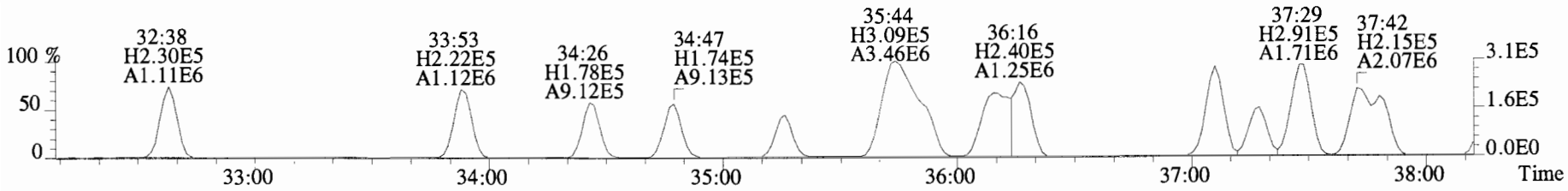

327.8775 S:2 F:3 SMO(1,3) BSUB(10000,15,-3.0) PKD(5,5,2,0.10%,2448.0,0.00%,F,F)

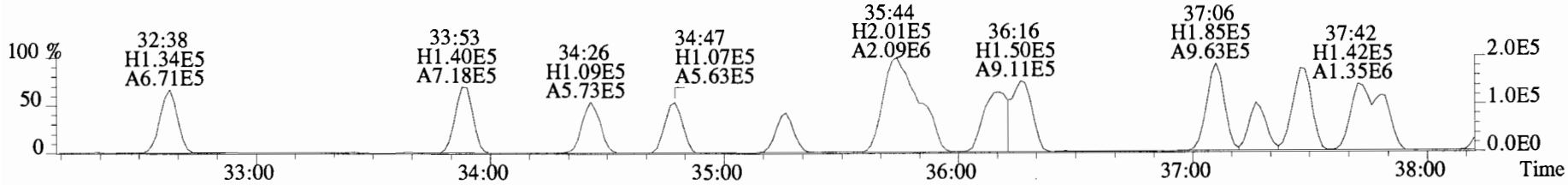

337.9207 S:2 F:3 SMO(1,3) BSUB(10000,15,-3.0) PKD(5,5,2,0.10%,6756.0,0.00%,F,F)

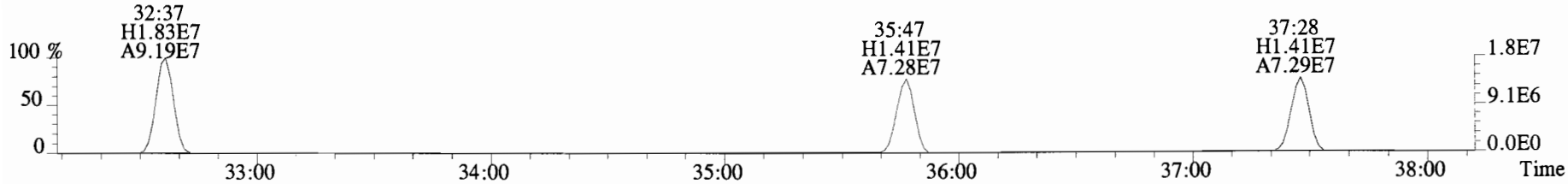

339.9177 S:2 F:3 SMO(1,3) BSUB(10000,15,-3.0) PKD(5,5,2,0.10%,3672.0,0.00%,F,F)



330.9792 S:2 F:3

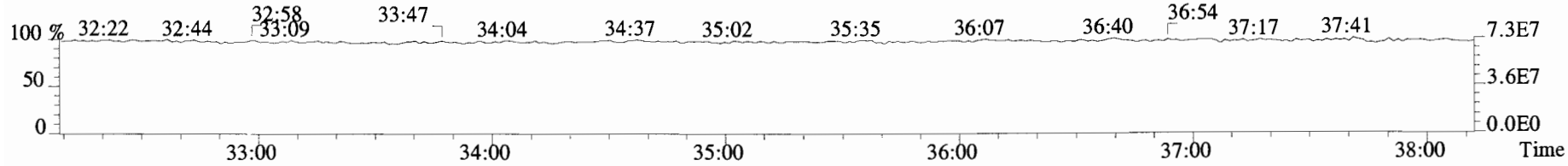

File:180208E1 #1-756 Acq: 8-FEB-2018 09:39:46 GC EI+ Voltage SIR Autospec-UltimaE
Sample#2 File Text:Vista Analytical Laboratory VG-8 Text:ST180208E1-2 PCB CS1 17L3004 Exp:PCB_ZB1

325.8804 S:2 F:3 SMO(1,3) BSUB(10000,15,-3.0) PKD(5,5,2,0.10%,2872.0,0.00%,F,F)

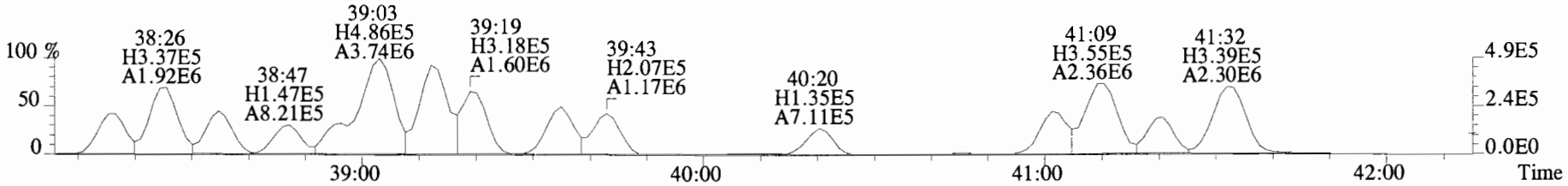

327.8775 S:2 F:3 SMO(1,3) BSUB(10000,15,-3.0) PKD(5,5,2,0.10%,2448.0,0.00%,F,F)

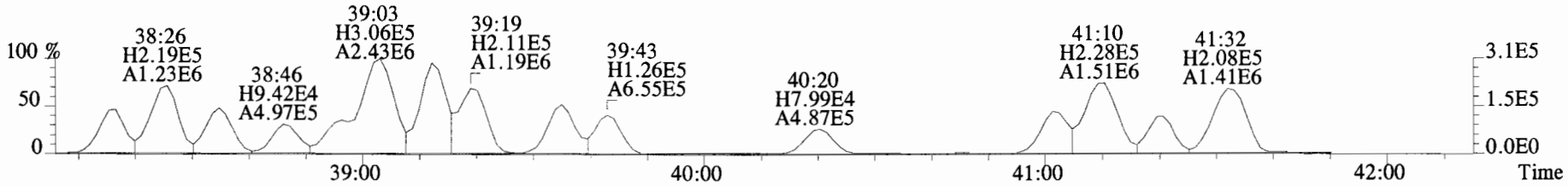

337.9207 S:2 F:3 SMO(1,3) BSUB(10000,15,-3.0) PKD(5,5,2,0.10%,6756.0,0.00%,F,F)

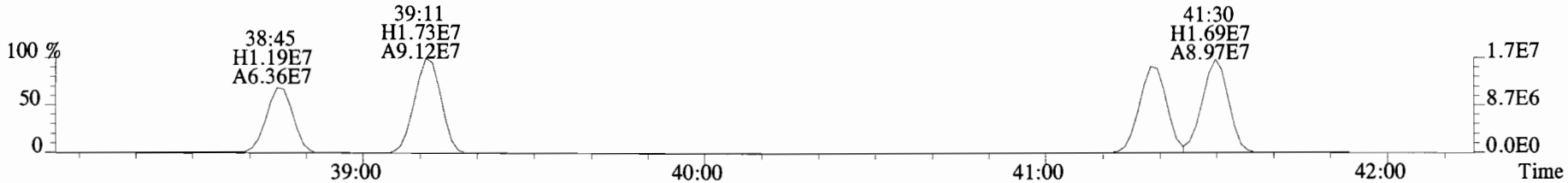

339.9177 S:2 F:3 SMO(1,3) BSUB(10000,15,-3.0) PKD(5,5,2,0.10%,3672.0,0.00%,F,F)

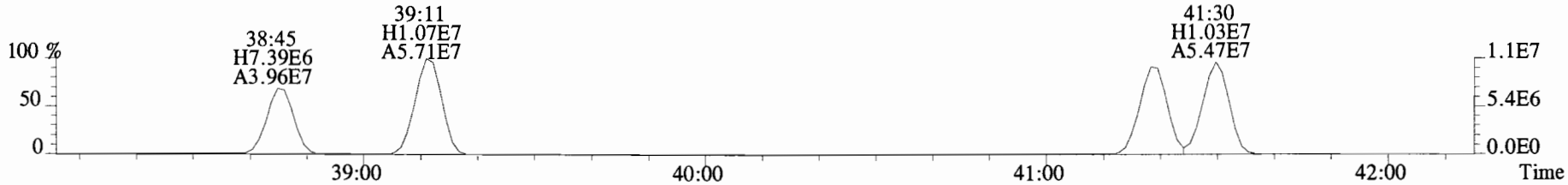

330.9792 S:2 F:3

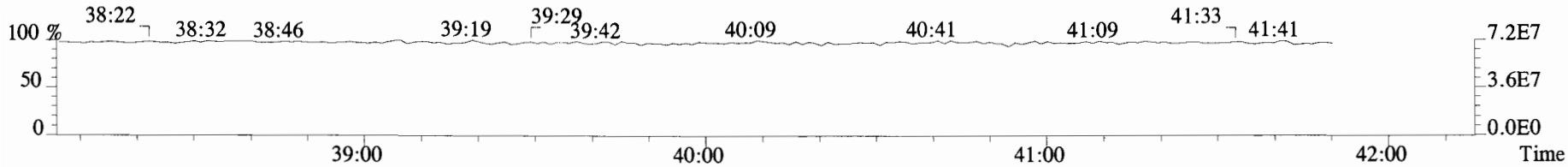

File:180208E1 #1-756 Acq: 8-FEB-2018 09:39:46 GC EI+ Voltage SIR Autospec-UltimaE
Sample#2 File Text:Vista Analytical Laboratory VG-8 Text:ST180208E1-2 PCB CS1 17L3004 Exp:PCB_ZB1
337.9207 S:2 F:3 SMO(1,3) BSUB(10000,15,-3.0) PKD(5,5,2,0.10%,6756.0,0.00%,F,F)

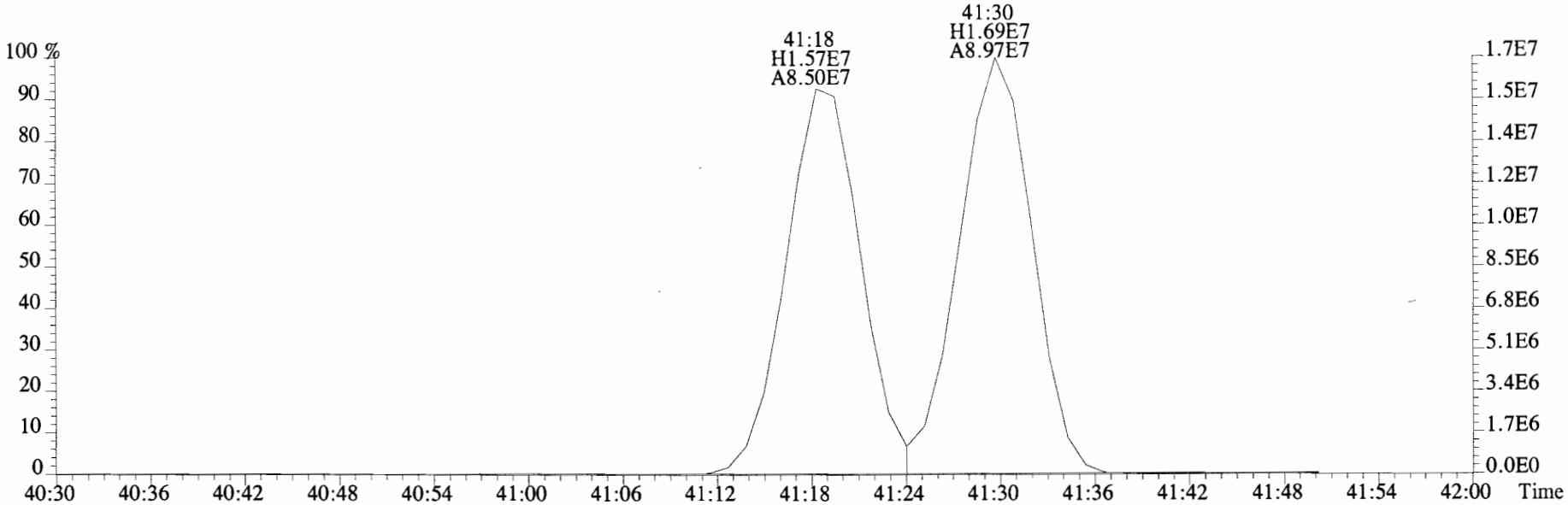

339.9177 S:2 F:3 SMO(1,3) BSUB(10000,15,-3.0) PKD(5,5,2,0.10%,3672.0,0.00%,F,F)

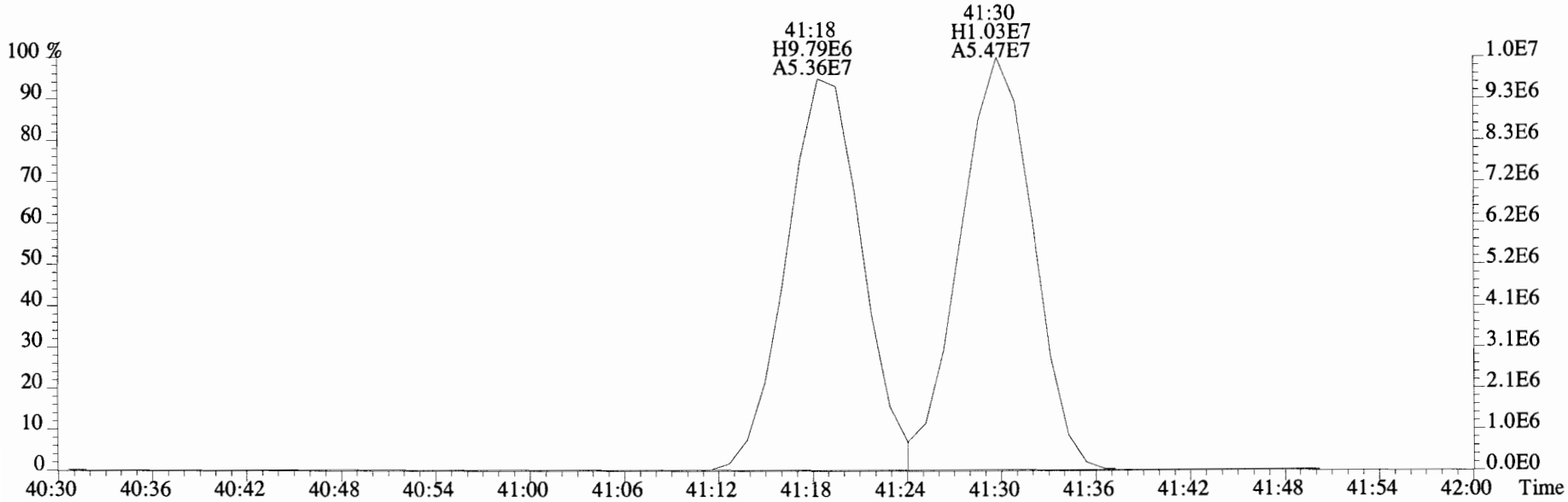

File:180208E1 #1-756 Acq: 8-FEB-2018 09:39:46 GC EI+ Voltage SIR Autospec-UltimaE
Sample#2 File Text:Vista Analytical Laboratory VG-8 Text:ST180208E1-2 PCB CS1 17L3004 Exp:PCB_ZB1
325.8804 S:2 F:3 SMO(1,3) BSUB(10000,15,-3.0) PKD(5,5,2,0.10%,2872.0,0.00%,F,F)

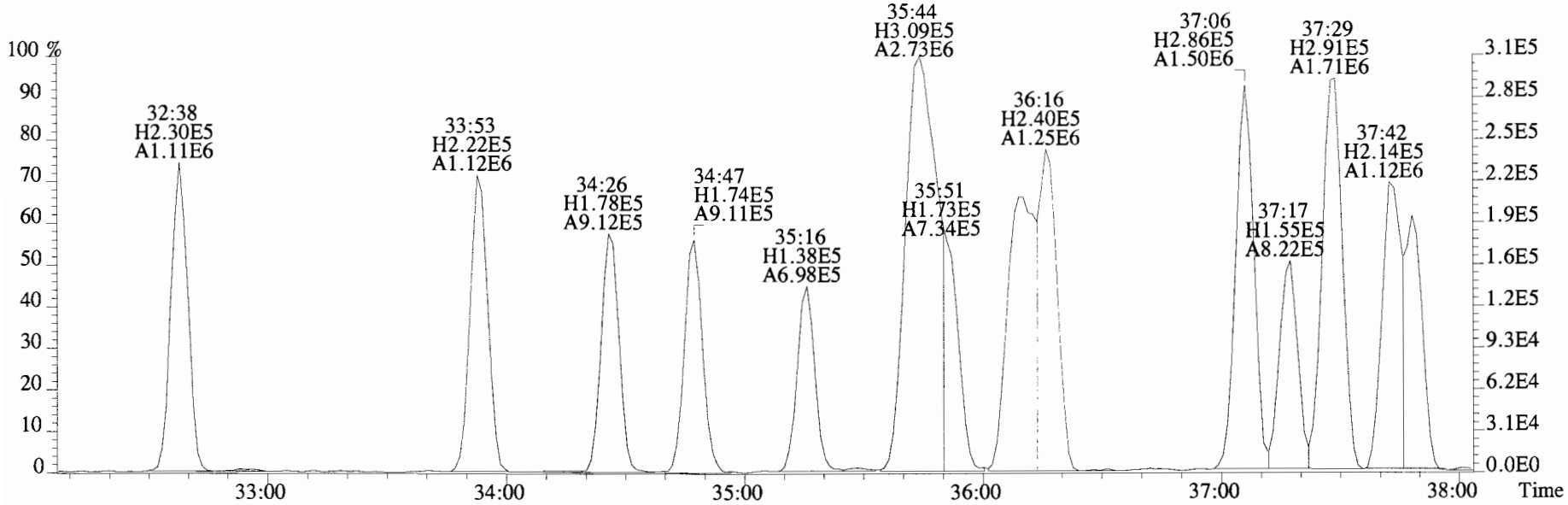

327.8775 S:2 F:3 SMO(1,3) BSUB(10000,15,-3.0) PKD(5,5,2,0.10%,2448.0,0.00%,F,F)

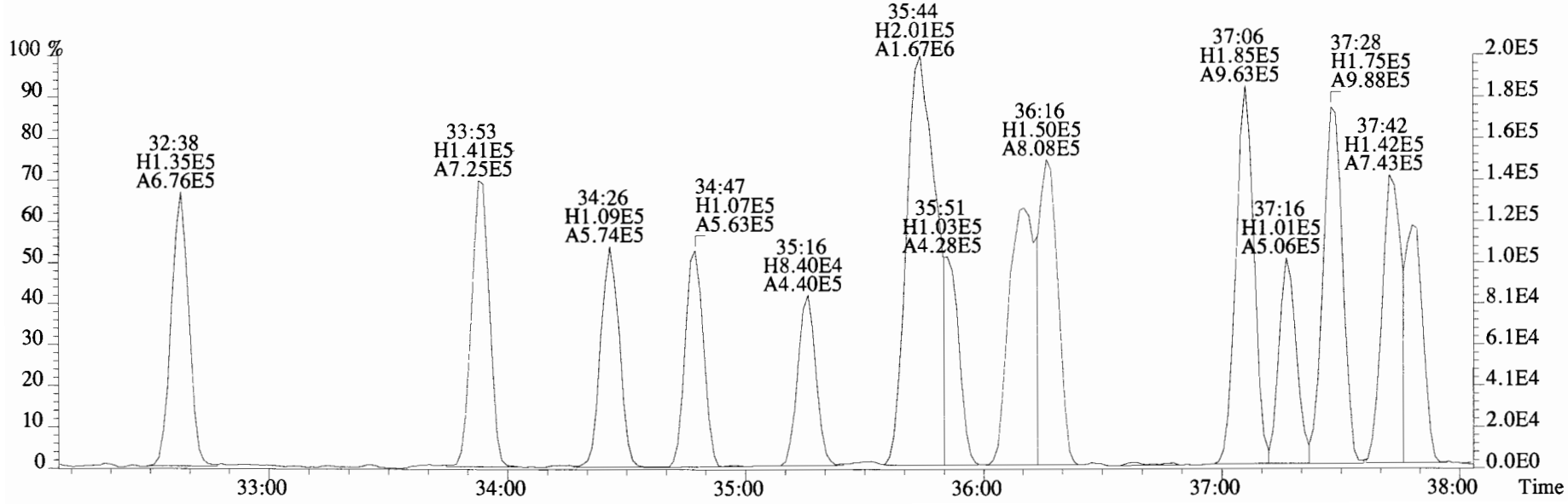

File:180208E1 #1-756 Acq: 8-FEB-2018 09:39:46 GC EI+ Voltage SIR Autospec-UltimaE
Sample#2 File Text:Vista Analytical Laboratory VG-8 Text:ST180208E1-2 PCB CS1 17L3004 Exp:PCB_ZB1
325.8804 S:2 F:3 SMO(1,3) BSUB(10000,15,-3.0) PKD(5,5,2,0.10%,2872.0,0.00%,F,F)

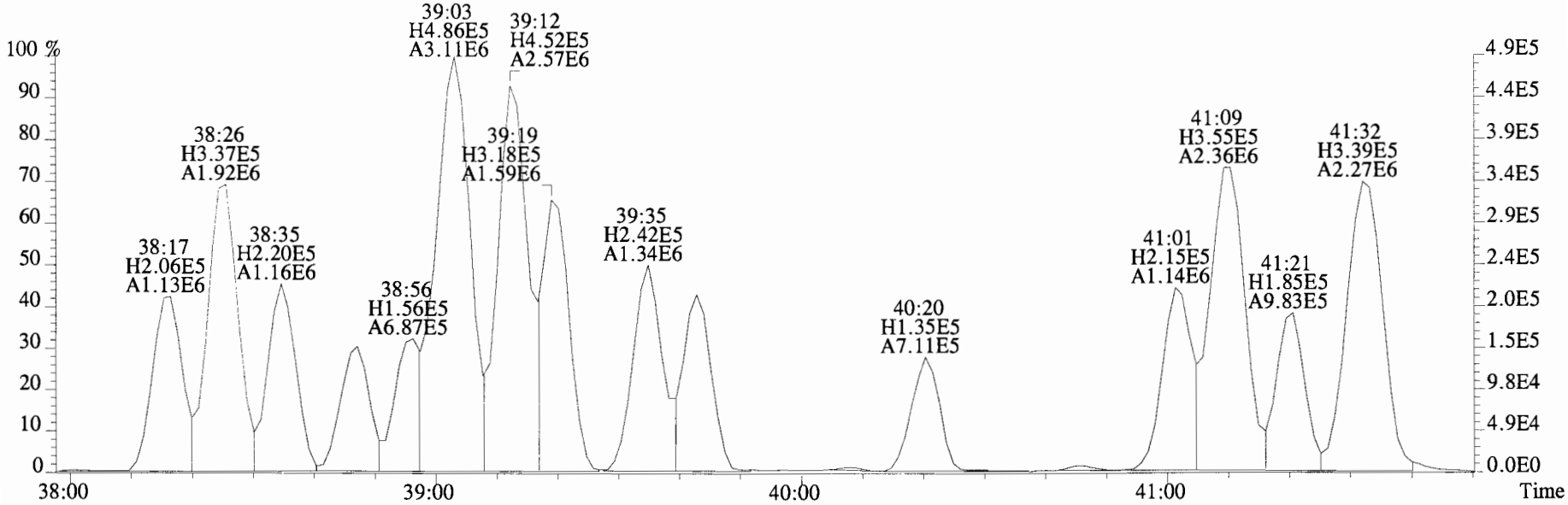

327.8775 S:2 F:3 SMO(1,3) BSUB(10000,15,-3.0) PKD(5,5,2,0.10%,2448.0,0.00%,F,F)

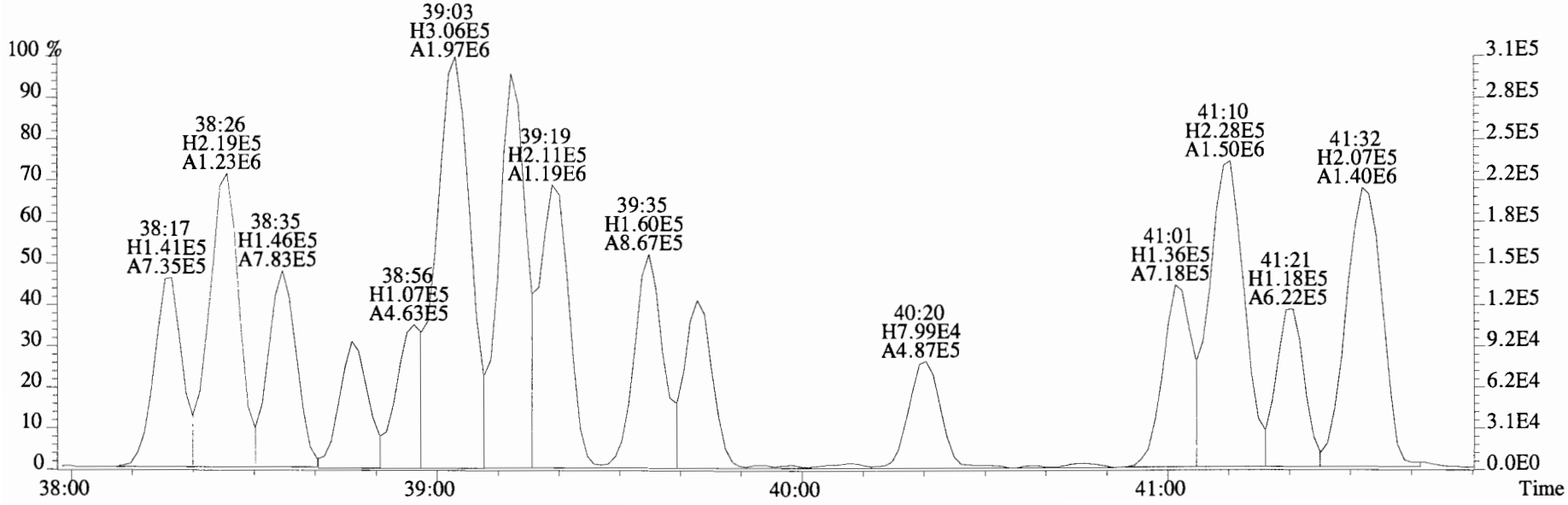

File:180208E1 #1-575 Acq: 8-FEB-2018 09:39:46 GC EI+ Voltage SIR Autospec-UltimaE
Sample#2 File Text:Vista Analytical Laboratory VG-8 Text:ST180208E1-2 PCB CS1 17L3004 Exp:PCB_ZB1

325.8804 S:2 F:4 SMO(1,3) BSUB(10000,15,-3.0) PKD(5,5,2,0.10%,2660.0,0.00%,F,F)

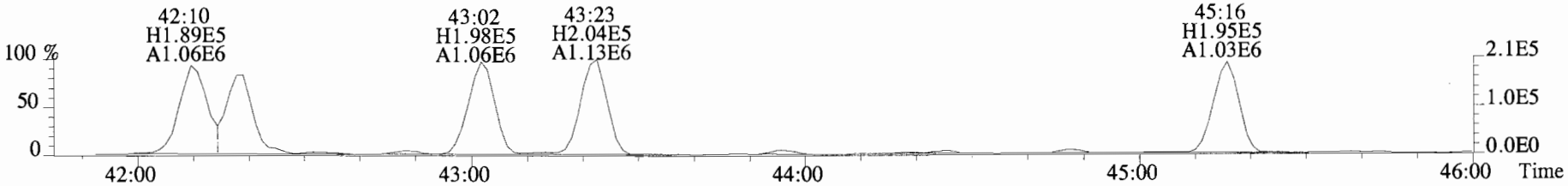

327.8775 S:2 F:4 SMO(1,3) BSUB(10000,15,-3.0) PKD(5,5,2,0.10%,2516.0,0.00%,F,F)



337.9207 S:2 F:4 SMO(1,3) BSUB(10000,15,-3.0) PKD(5,5,2,0.10%,7880.0,0.00%,F,F)

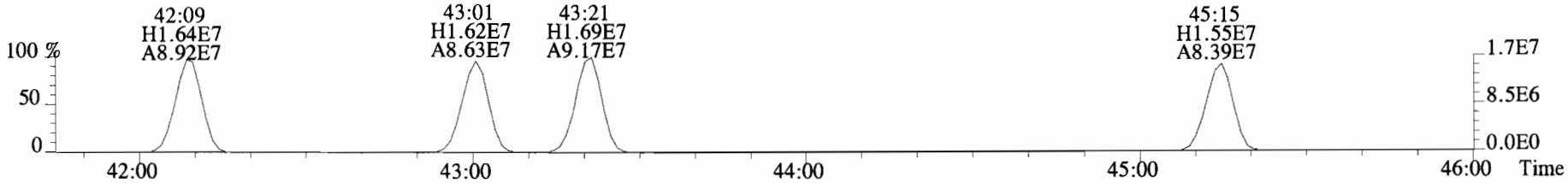

339.9177 S:2 F:4 SMO(1,3) BSUB(10000,15,-3.0) PKD(5,5,2,0.10%,7156.0,0.00%,F,F)

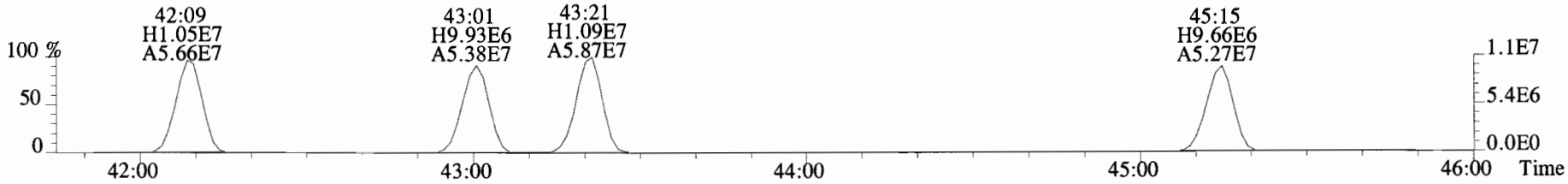

380.9760 S:2 F:4

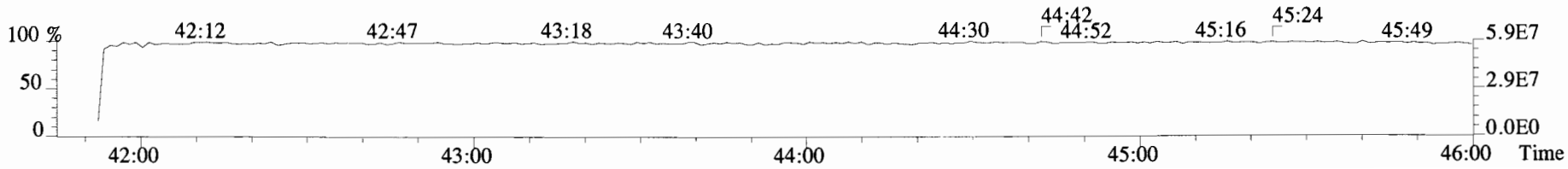

File:180208E1 #1-575 Acq: 8-FEB-2018 09:39:46 GC EI+ Voltage SIR Autospec-UltimaE
Sample#2 File Text:Vista Analytical Laboratory VG-8 Text:ST180208E1-2 PCB CS1 17L3004 Exp:PCB_ZB1
325.8804 S:2 F:4 SMO(1,3) BSUB(10000,15,-3.0) PKD(5,5,2,0.10%,2660.0,0.00%,F,F)

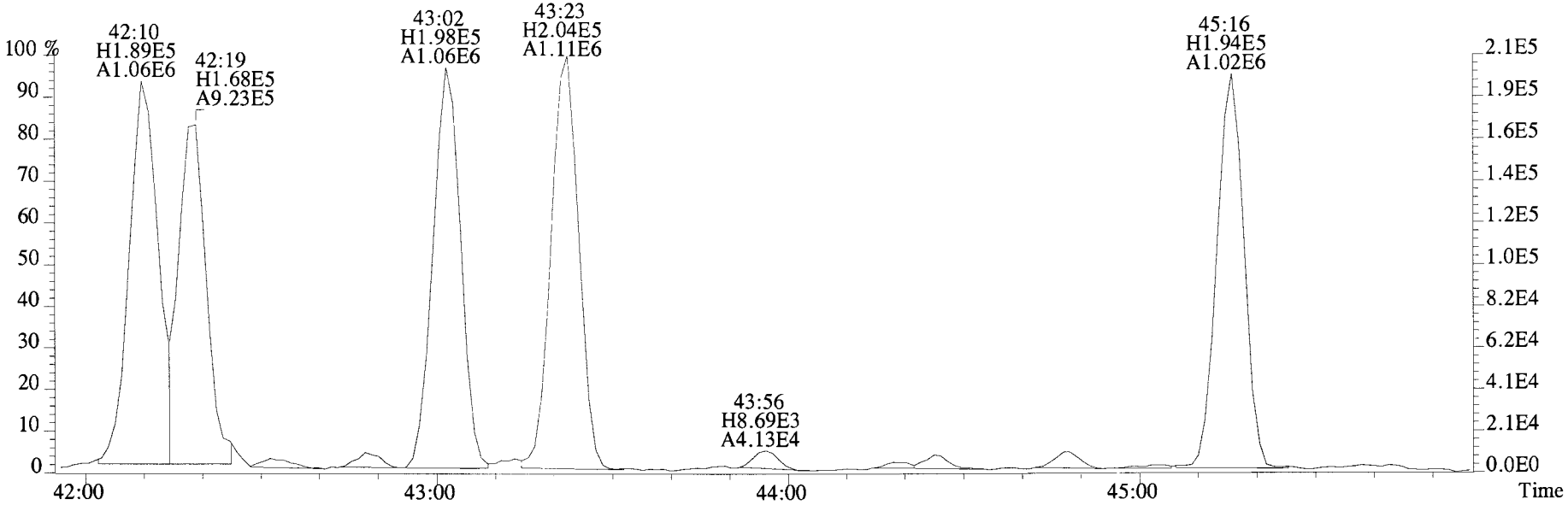

327.8775 S:2 F:4 SMO(1,3) BSUB(10000,15,-3.0) PKD(5,5,2,0.10%,2516.0,0.00%,F,F)

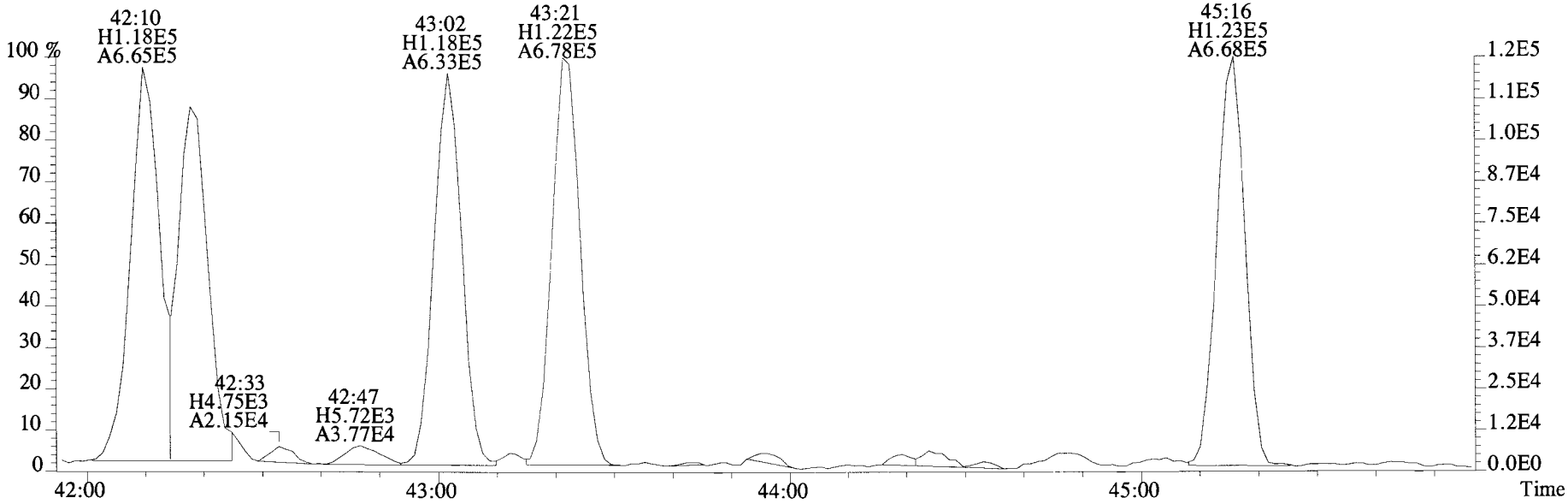

File:180208E1 #1-756 Acq: 8-FEB-2018 09:39:46 GC EI+ Voltage SIR Autospec-UitimaE
Sample#2 File Text:Vista Analytical Laboratory VG-8 Text:ST180208E1-2 PCB CS1 17L3004 Exp:PCB_ZB1
359.8415 S:2 F:3 SMO(1,3) BSUB(10000,15,-3.0) PKD(5,5,2,0.10%,2340.0,0.00%,F,F)

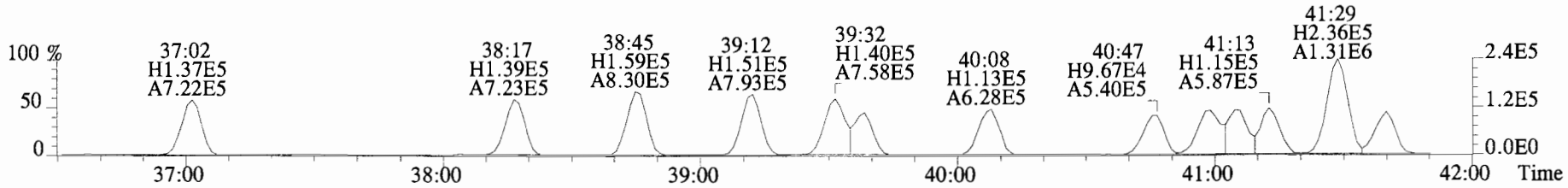

361.8385 S:2 F:3 SMO(1,3) BSUB(10000,15,-3.0) PKD(5,5,2,0.10%,2648.0,0.00%,F,F)

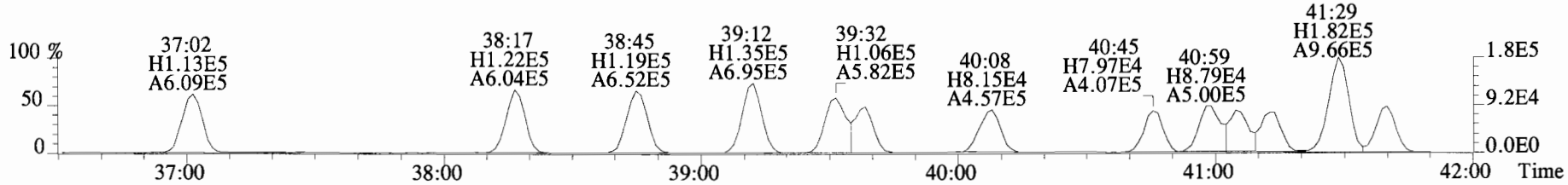

371.8817 S:2 F:3 SMO(1,3) BSUB(10000,15,-3.0) PKD(5,5,2,0.10%,3308.0,0.00%,F,F)

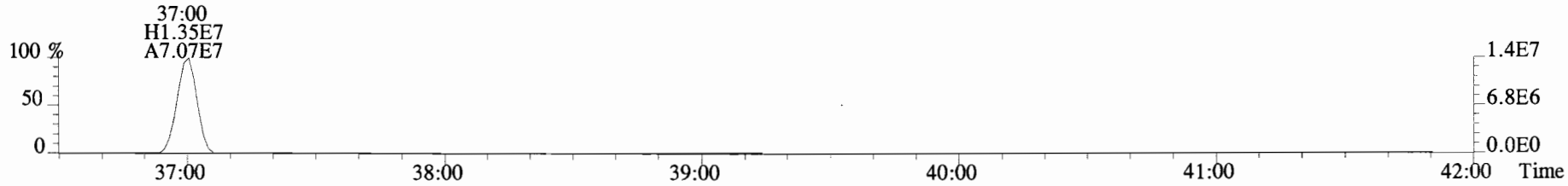

373.8788 S:2 F:3 SMO(1,3) BSUB(10000,15,-3.0) PKD(5,5,2,0.10%,2588.0,0.00%,F,F)

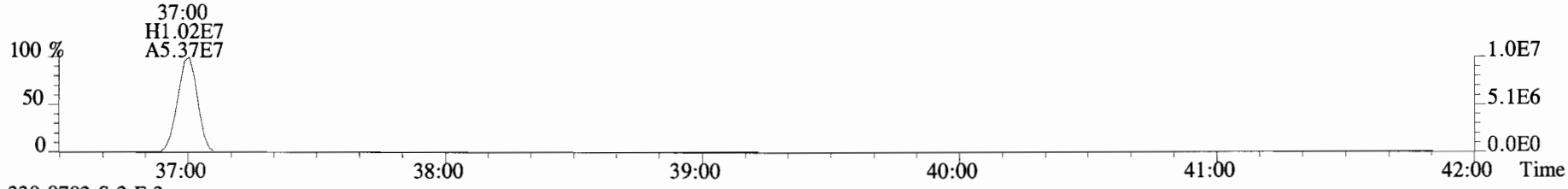

330.9792 S:2 F:3

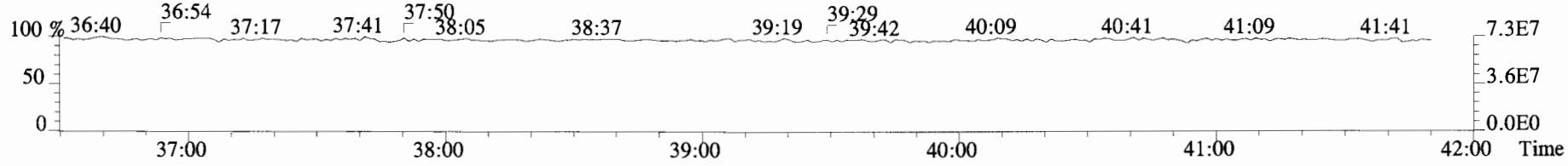

File:180208E1 #1-575 Acq: 8-FEB-2018 09:39:46 GC EI+ Voltage SIR Autospec-UltimaE
Sample#2 File Text:Vista Analytical Laboratory VG-8 Text:ST180208E1-2 PCB CS1 17L3004 Exp:PCB_ZB1
359.8415 S:2 F:4 SMO(1,3) BSUB(10000,15,-3.0) PKD(5,5,2,0.10%,2556.0,0.00%,F,F)

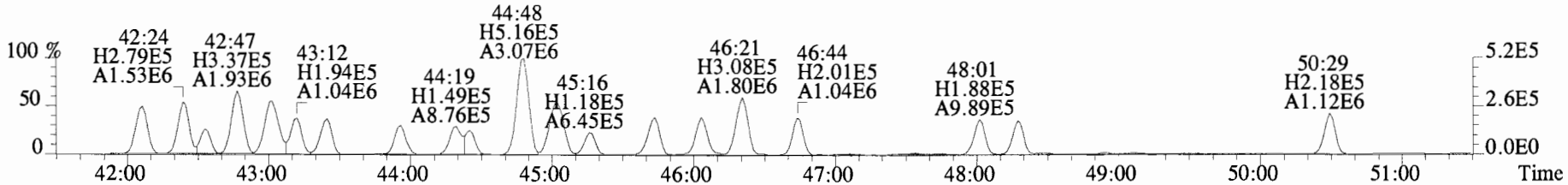

361.8385 S:2 F:4 SMO(1,3) BSUB(10000,15,-3.0) PKD(5,5,2,0.10%,2476.0,0.00%,F,F)

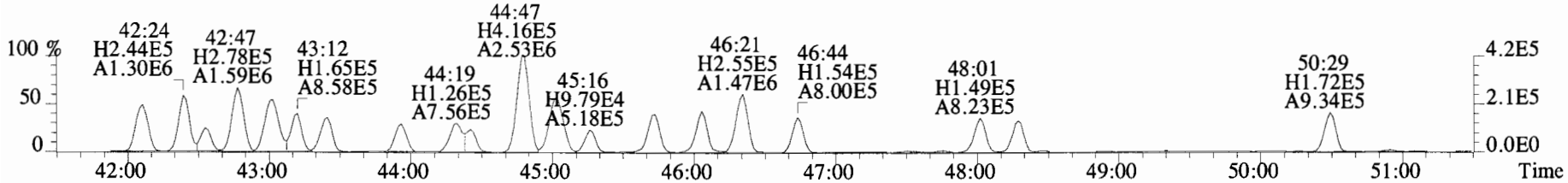

371.8817 S:2 F:4 SMO(1,3) BSUB(10000,15,-3.0) PKD(5,5,2,0.10%,19196.0,0.00%,F,F)

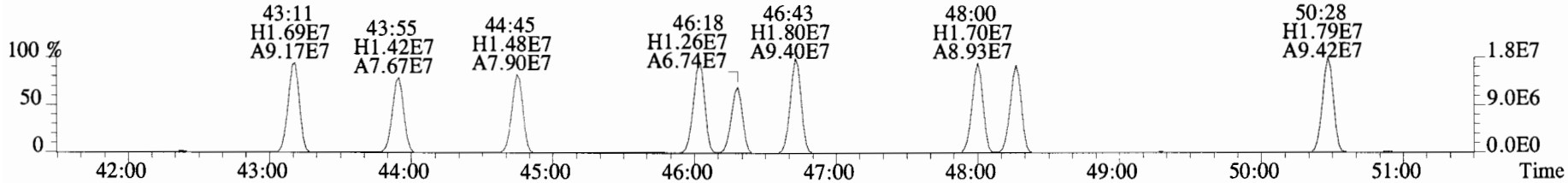

373.8788 S:2 F:4 SMO(1,3) BSUB(10000,15,-3.0) PKD(5,5,2,0.10%,14324.0,0.00%,F,F)

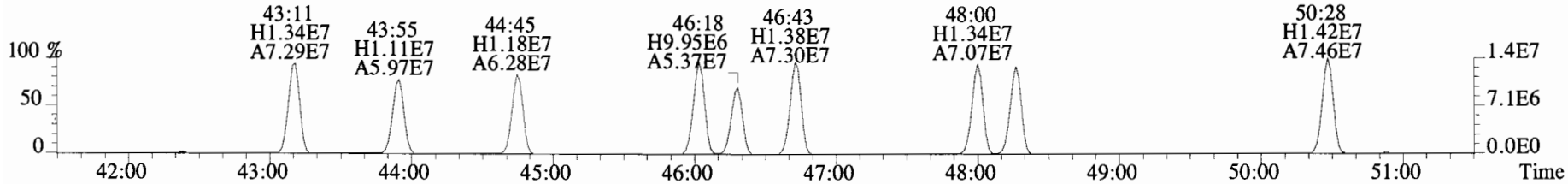

380.9760 S:2 F:4

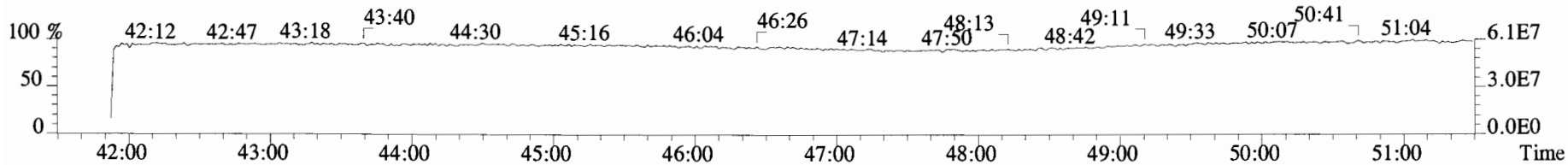

File:180208E1 #1-575 Acq: 8-FEB-2018 09:39:46 GC EI+ Voltage SIR Autospec-UltimaE
Sample#2 File Text:Vista Analytical Laboratory VG-8 Text:ST180208E1-2 PCB CS1 17L3004 Exp:PCB_ZB1
371.8817 S:2 F:4 SMO(1,3) BSUB(10000,15,-3.0) PKD(5,5,2,0.10%,19196.0,0.00%,F,F)

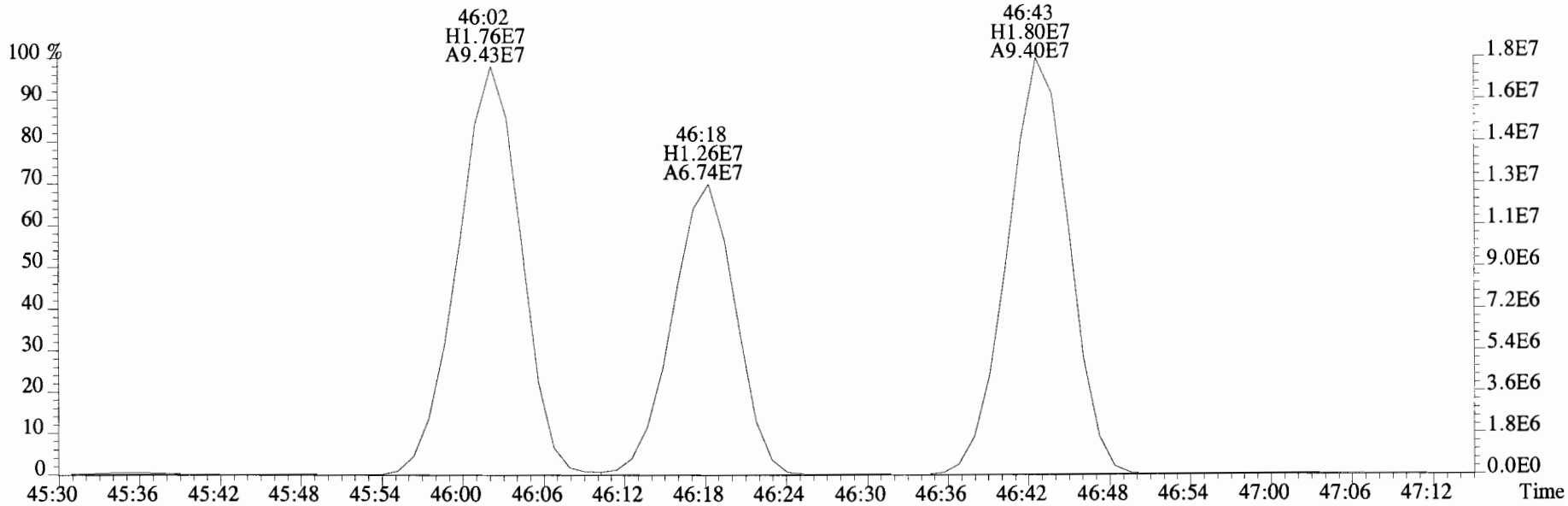

373.8788 S:2 F:4 SMO(1,3) BSUB(10000,15,-3.0) PKD(5,5,2,0.10%,14324.0,0.00%,F,F)

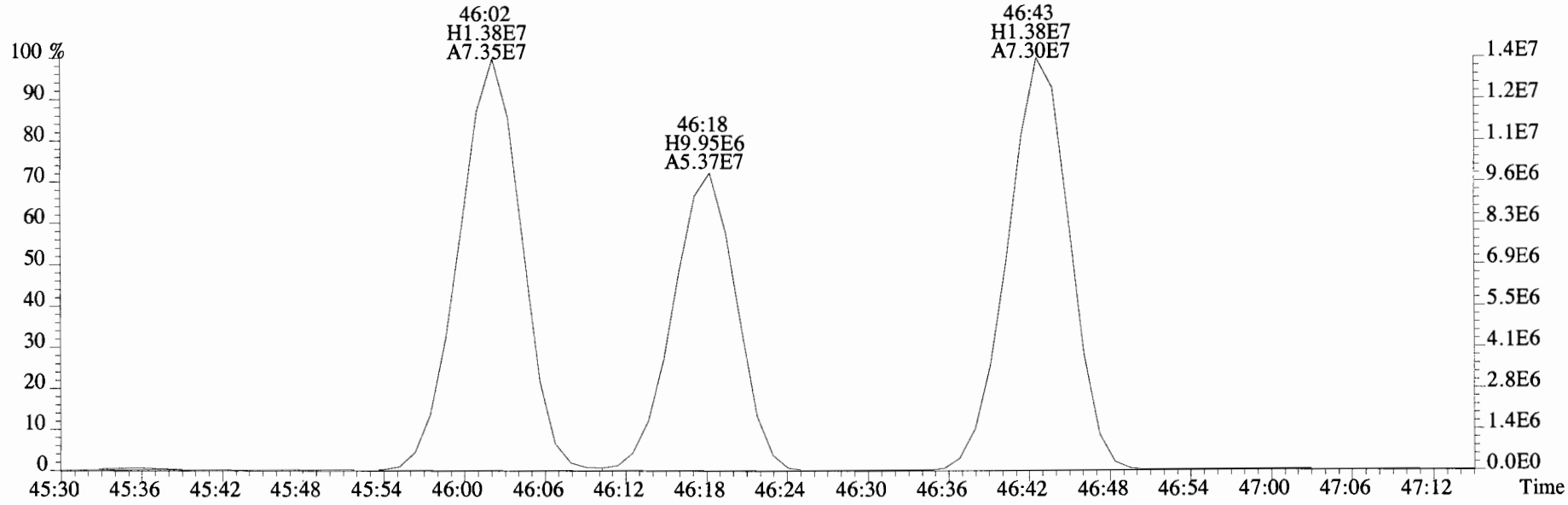

File:180208E1 #1-575 Acq: 8-FEB-2018 09:39:46 GC EI+ Voltage SIR Autospec-UltimaE
Sample#2 File Text:Vista Analytical Laboratory VG-8 Text:ST180208E1-2 PCB CS1 17L3004 Exp:PCB_ZB1
371.8817 S:2 F:4 SMO(1,3) BSUB(10000,15,-3.0) PKD(5,5,2,0.10%,19196.0,0.00%,F,F)

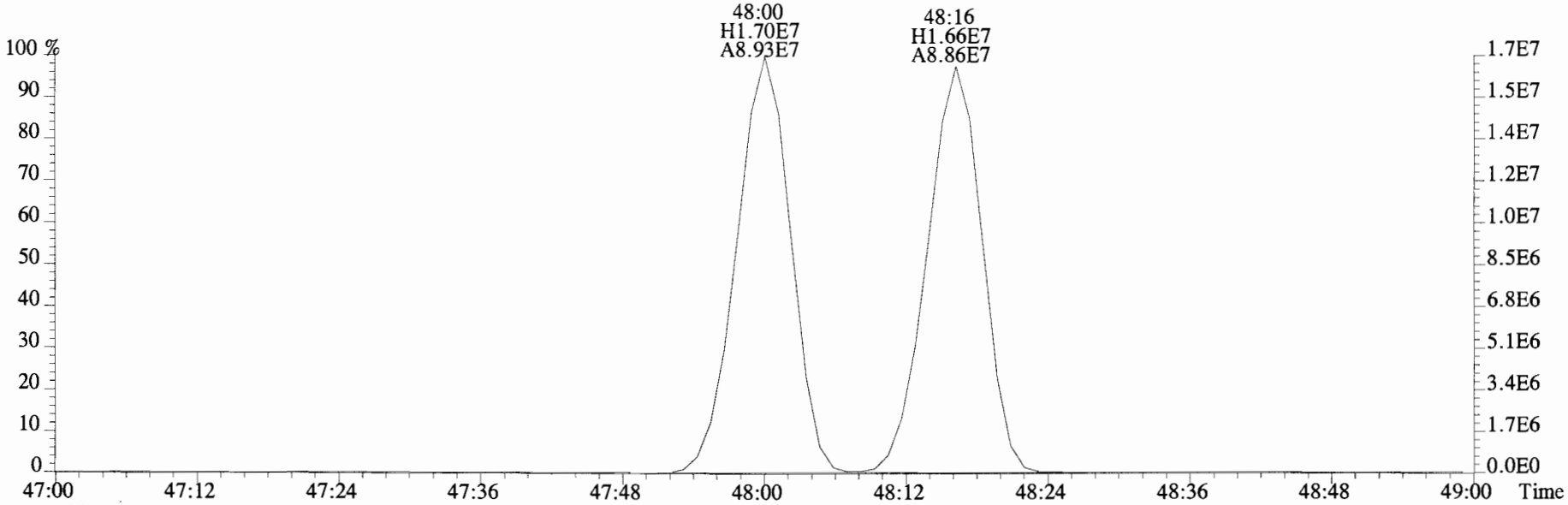

373.8788 S:2 F:4 SMO(1,3) BSUB(10000,15,-3.0) PKD(5,5,2,0.10%,14324.0,0.00%,F,F)

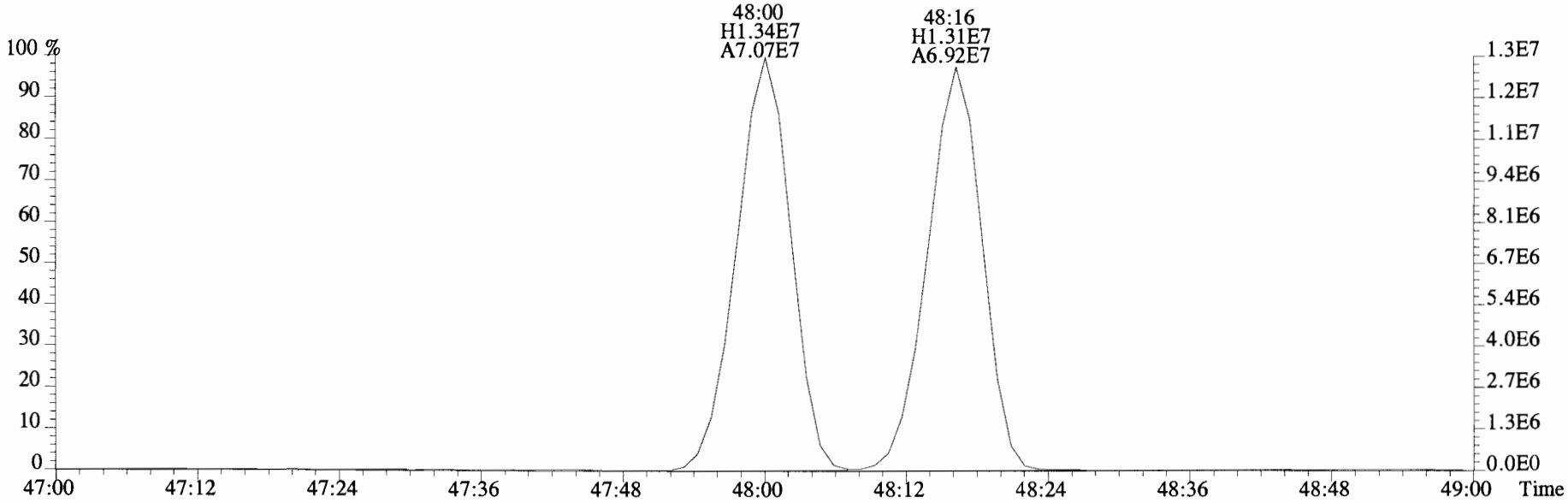

File:180208E1 #1-575 Acq: 8-FEB-2018 09:39:46 GC EI+ Voltage SIR Autospec-UltimaE
Sample#2 File Text:Vista Analytical Laboratory VG-8 Text:ST180208E1-2 PCB CS1 17L3004 Exp:PCB_ZB1
359.8415 S:2 F:4 SMO(1,3) BSUB(10000,15,-3.0) PKD(5,5,2,0.10%,2556.0,0.00%,F,F)

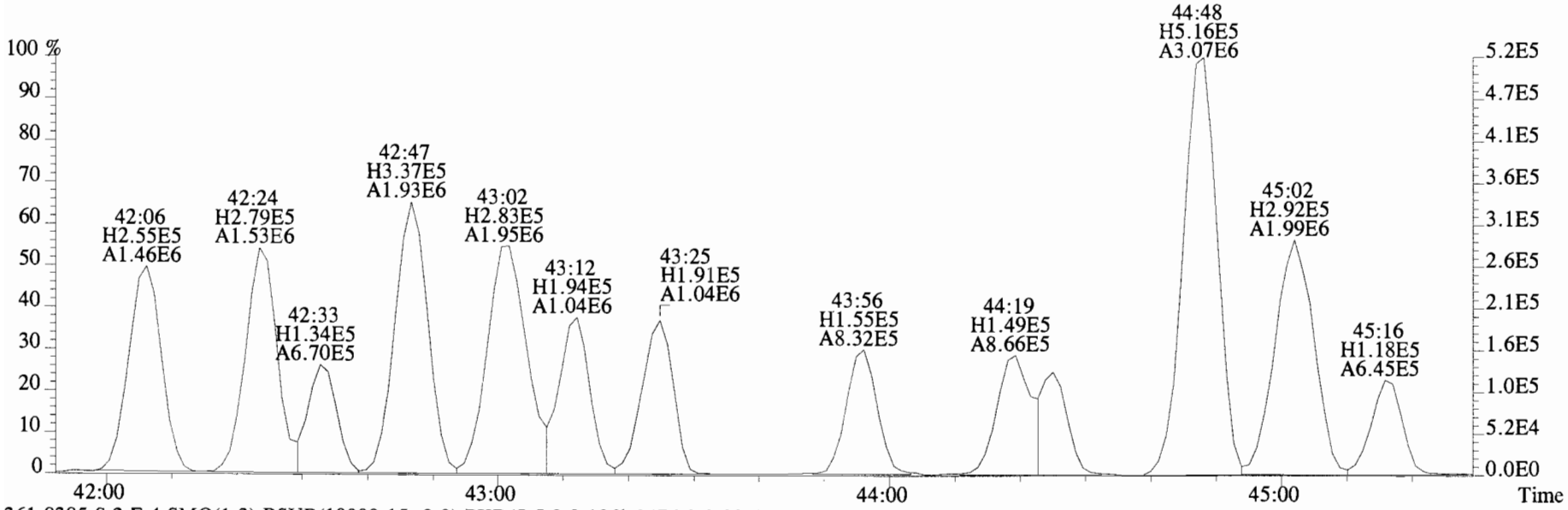

361.8385 S:2 F:4 SMO(1,3) BSUB(10000,15,-3.0) PKD(5,5,2,0.10%,2476.0,0.00%,F,F)

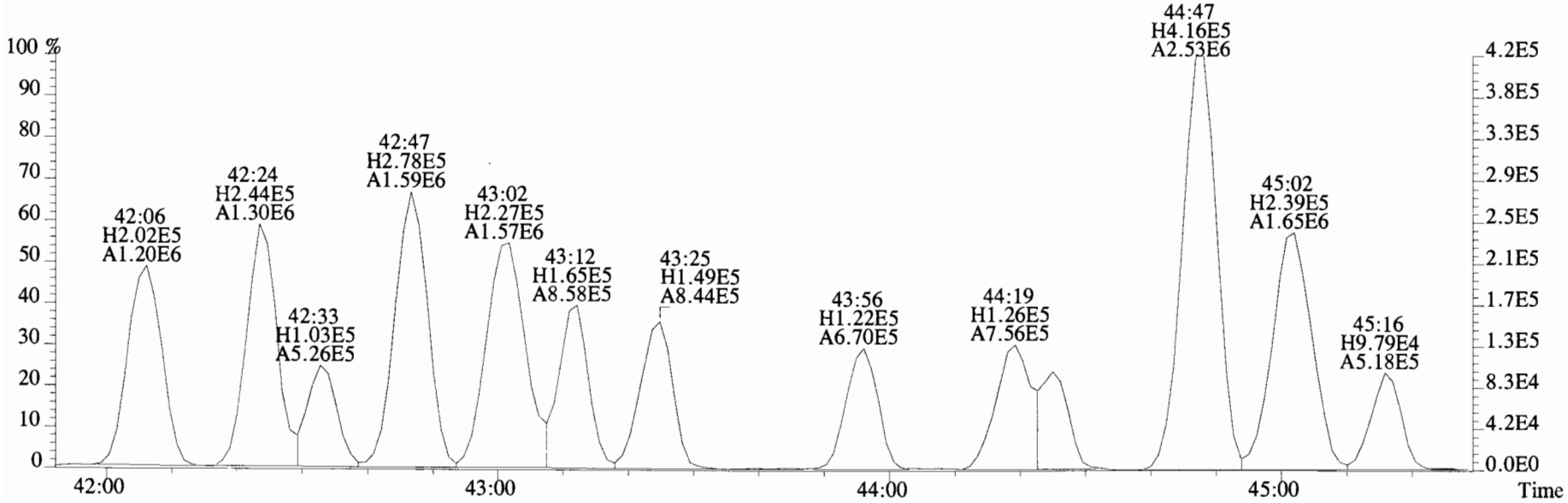

File:180208E1 #1-575 Acq: 8-FEB-2018 09:39:46 GC EI+ Voltage SIR Autospec-UltimaE
Sample#2 File Text:Vista Analytical Laboratory VG-8 Text:ST180208E1-2 PCB CS1 17L3004 Exp:PCB_ZB1
359.8415 S:2 F:4 SMO(1,3) BSUB(10000,15,-3.0) PKD(5,5,2,0.10%,2556.0,0.00%,F,F)

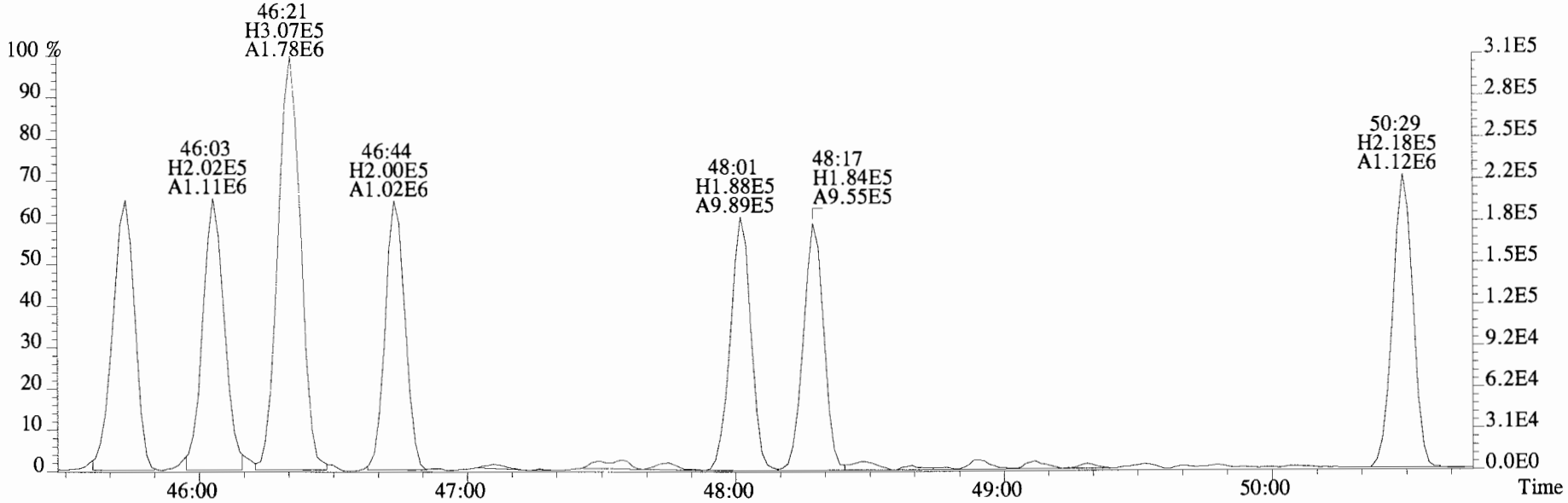

361.8385 S:2 F:4 SMO(1,3) BSUB(10000,15,-3.0) PKD(5,5,2,0.10%,2476.0,0.00%,F,F)

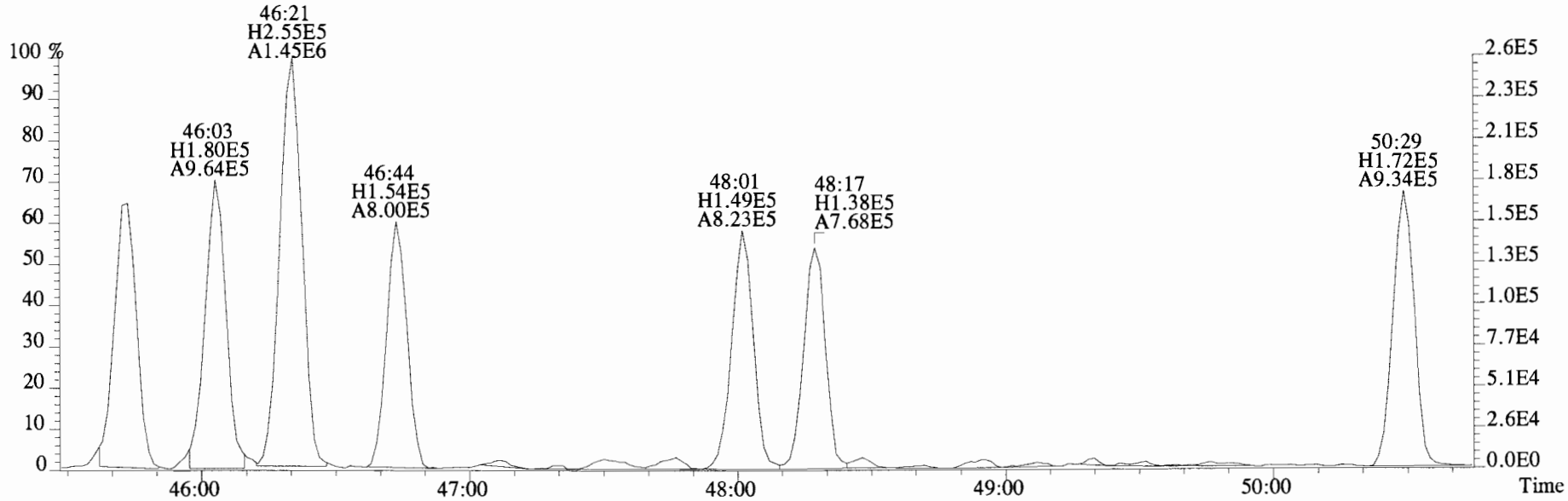

File:180208E1 #1-575 Acq: 8-FEB-2018 09:39:46 GC EI+ Voltage SIR Autospec-UltimaE
Sample#2 File Text:Vista Analytical Laboratory VG-8 Text:ST180208E1-2 PCB CS1 17L3004 Exp:PCB_ZB1
393.8025 S:2 F:4 SMO(1,3) BSUB(10000,15,-3.0) PKD(5,5,2,0.10%,2760.0,0.00%,F,F)

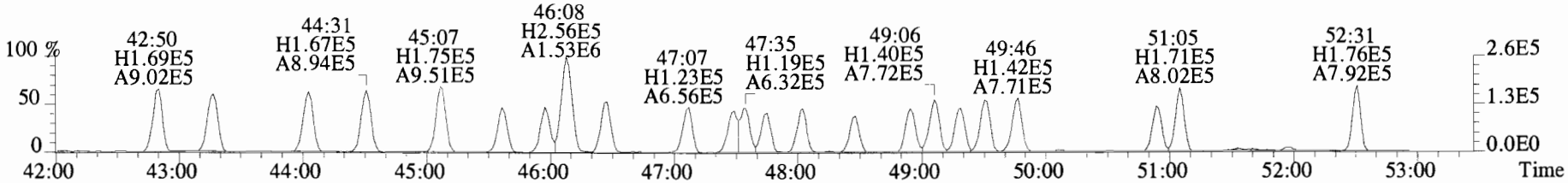

395.7995 S:2 F:4 SMO(1,3) BSUB(10000,15,-3.0) PKD(5,5,2,0.10%,2288.0,0.00%,F,F)

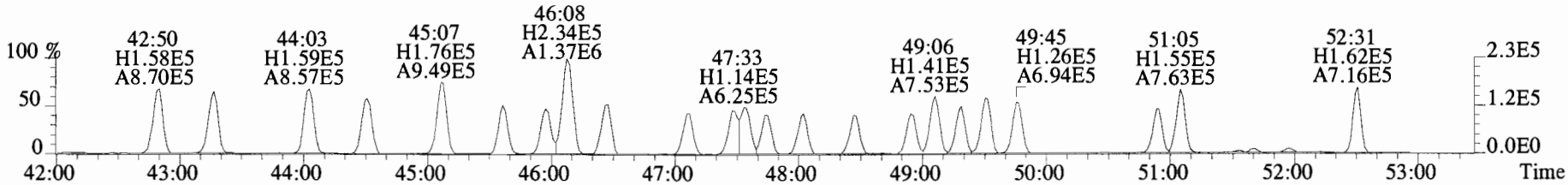

403.8457 S:2 F:4 SMO(1,3) BSUB(10000,15,-3.0) PKD(5,5,2,0.10%,9196.0,0.00%,F,F)

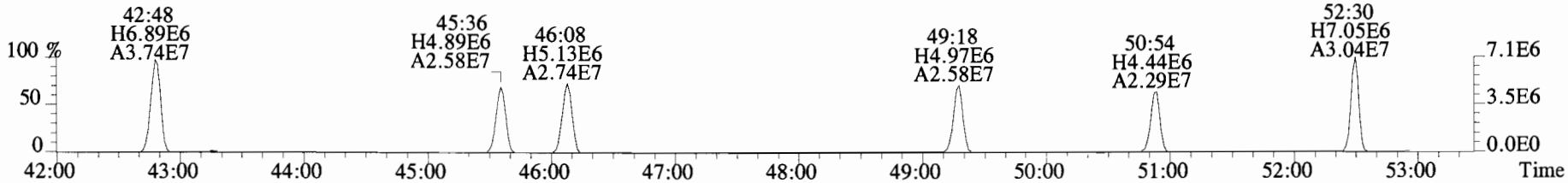

405.8428 S:2 F:4 SMO(1,3) BSUB(10000,15,-3.0) PKD(5,5,2,0.10%,19096.0,0.00%,F,F)

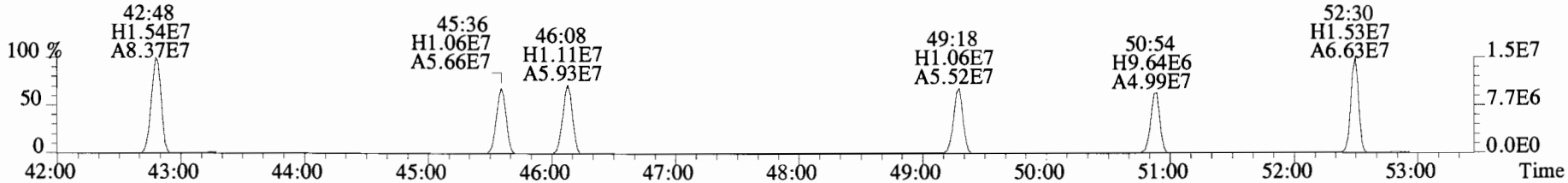

380.9760 S:2 F:4

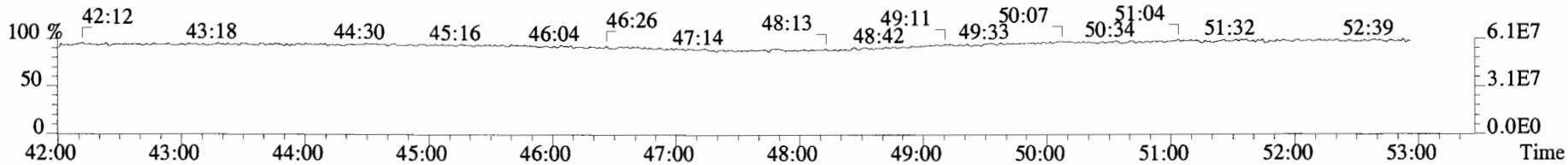

File:180208E1 #1-575 Acq: 8-FEB-2018 09:39:46 GC EI+ Voltage SIR Autospec-UltimaE
Sample#2 File Text:Vista Analytical Laboratory VG-8 Text:ST180208E1-2 PCB CS1 17L3004 Exp:PCB_ZB1
393.8025 S:2 F:4 SMO(1,3) BSUB(10000,15,-3.0) PKD(5,5,2,0.10%,2760.0,0.00%,F,F)

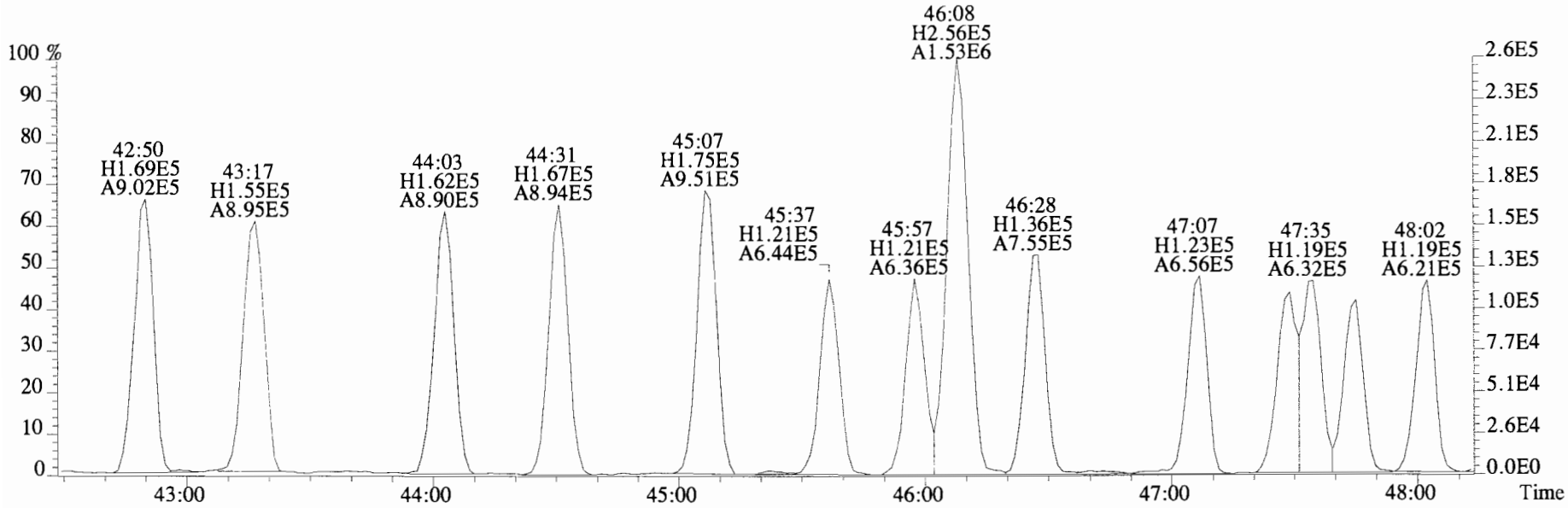

395.7995 S:2 F:4 SMO(1,3) BSUB(10000,15,-3.0) PKD(5,5,2,0.10%,2288.0,0.00%,F,F)

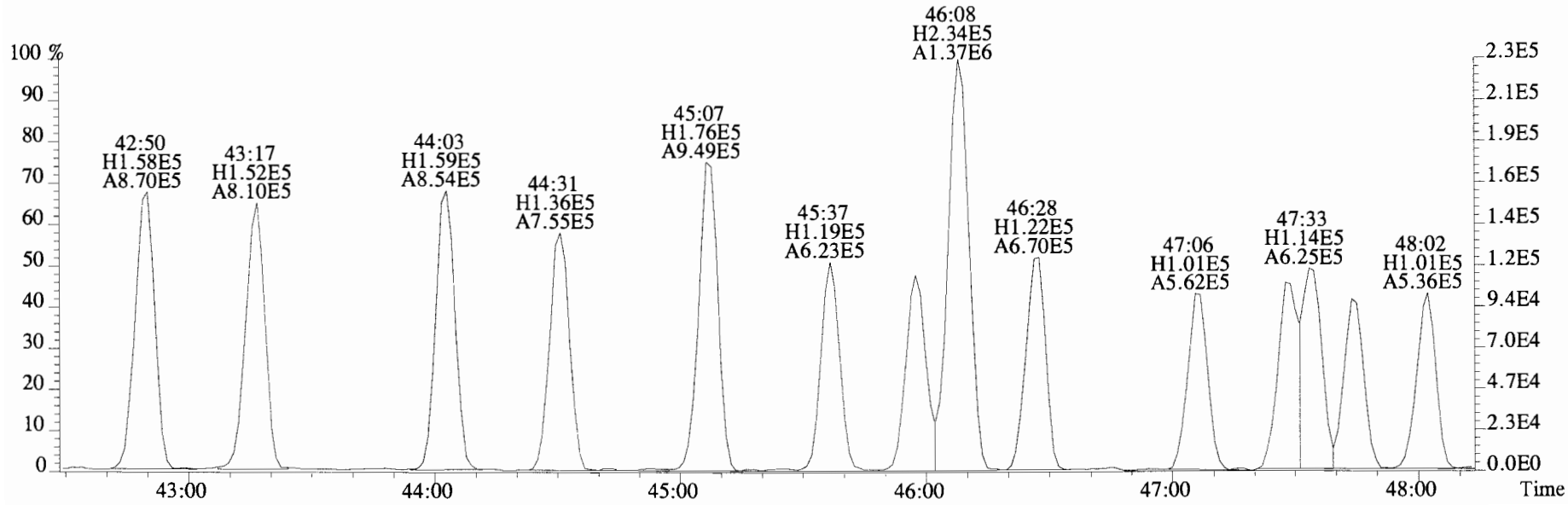

File:180208E1 #1-575 Acq: 8-FEB-2018 09:39:46 GC EI+ Voltage SIR Autospec-UltimaE
Sample#2 File Text:Vista Analytical Laboratory VG-8 Text:ST180208E1-2 PCB CS1 17L3004 Exp:PCB_ZB1
393.8025 S:2 F:4 SMO(1,3) BSUB(10000,15,-3.0) PKD(5,5,2,0.10%,2760.0,0.00%,F,F)

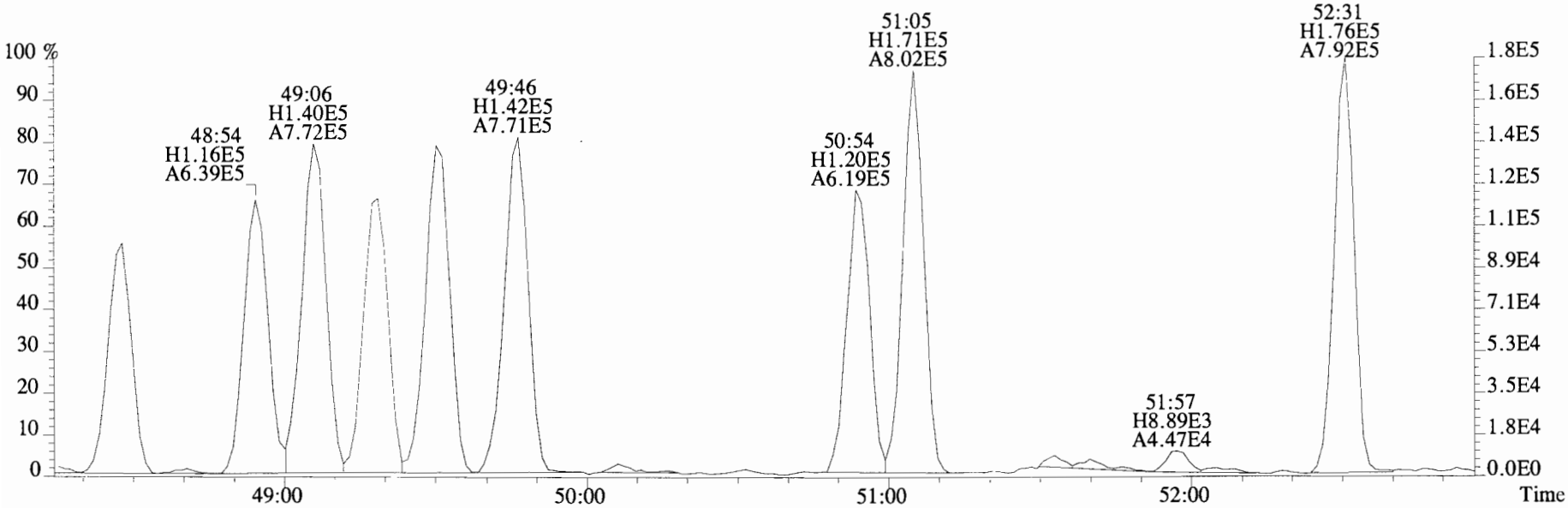

395.7995 S:2 F:4 SMO(1,3) BSUB(10000,15,-3.0) PKD(5,5,2,0.10%,2288.0,0.00%,F,F)

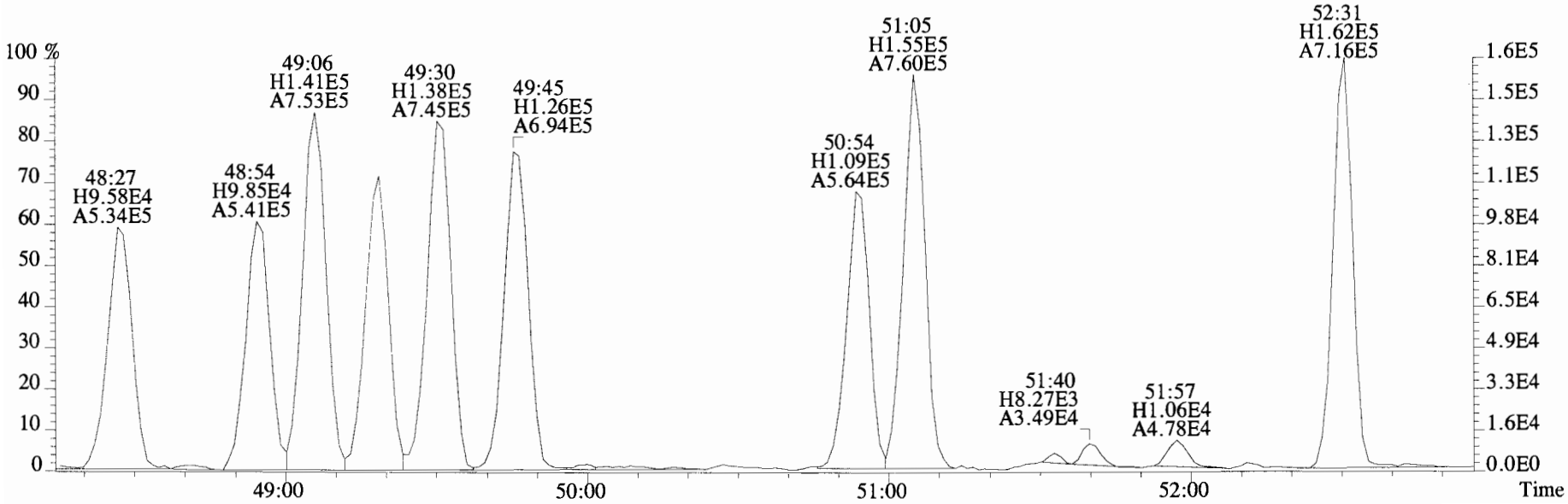

File:180208E1 #1-575 Acq: 8-FEB-2018 09:39:46 GC EI+ Voltage SIR Autospec-UltimaE
Sample#2 File Text:Vista Analytical Laboratory VG-8 Text:ST180208E1-2 PCB CS1 17L3004 Exp:PCB_ZB1
427.7635 S:2 F:4 SMO(1,3) BSUB(10000,15,-3.0) PKD(5,5,2,0.10%,2072.0,0.00%,F,F)

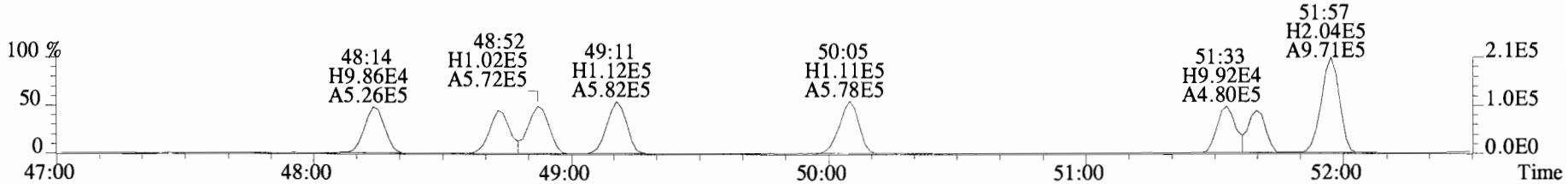

429.7606 S:2 F:4 SMO(1,3) BSUB(10000,15,-3.0) PKD(5,5,2,0.10%,2144.0,0.00%,F,F)

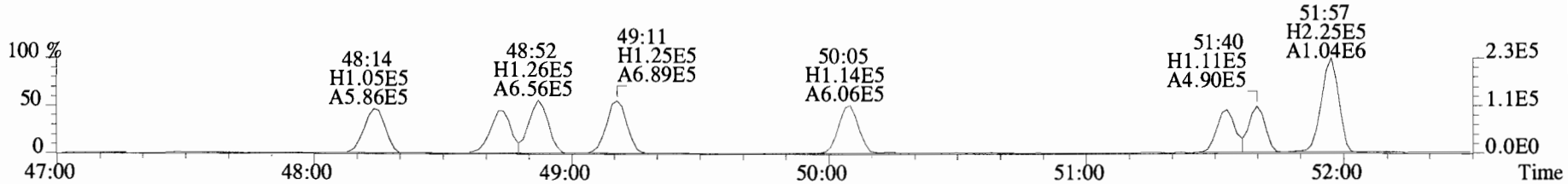

439.8038 S:2 F:4 SMO(1,3) BSUB(10000,15,-3.0) PKD(5,5,2,0.10%,1684.0,0.00%,F,F)

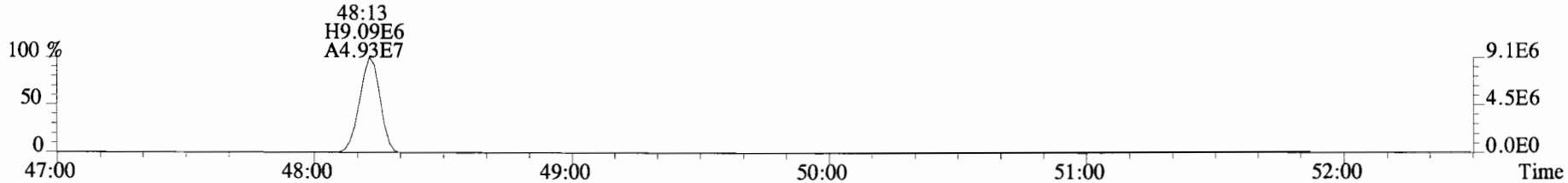

441.8008 S:2 F:4 SMO(1,3) BSUB(10000,15,-3.0) PKD(5,5,2,0.10%,1532.0,0.00%,F,F)

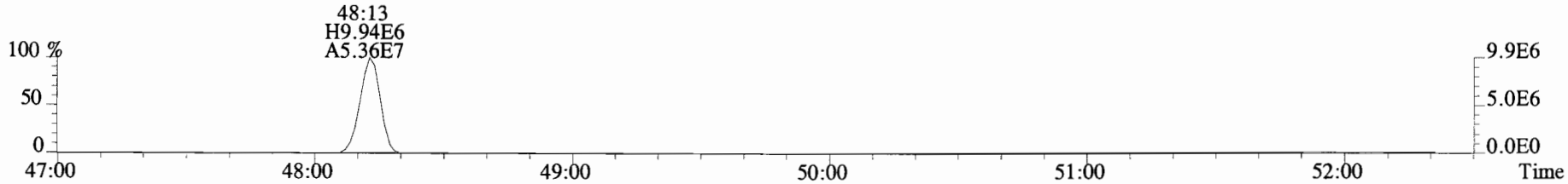

380.9760 S:2 F:4

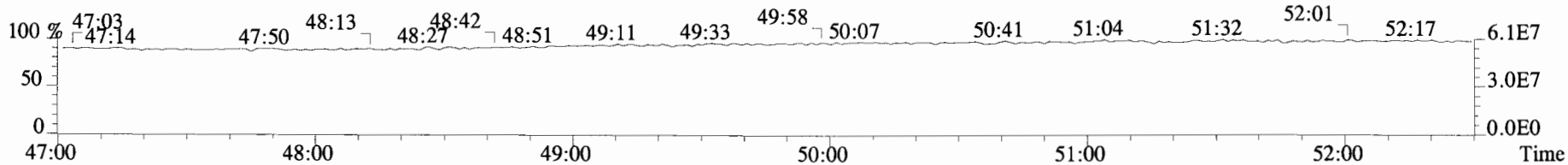

File:180208E1 #1-406 Acq: 8-FEB-2018 09:39:46 GC EI+ Voltage SIR Autospec-UltimaE
Sample#2 File Text:Vista Analytical Laboratory VG-8 Text:ST180208E1-2 PCB CS1 17L3004 Exp:PCB_ZB1
427.7635 S:2 F:5 SMO(1,3) BSUB(10000,15,-3.0) PKD(5,5,2,0.10%,1956.0,0.00%,F,F)

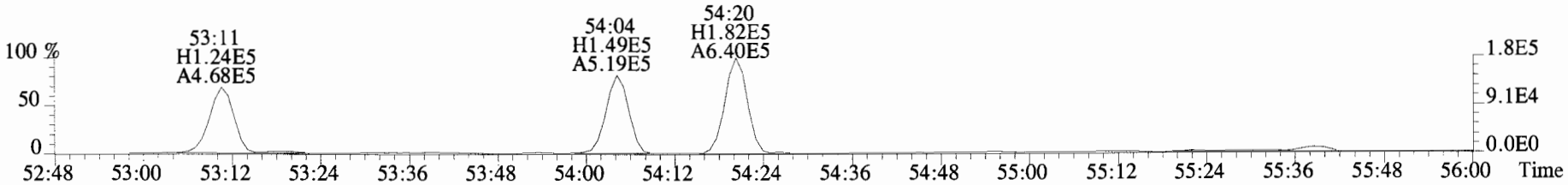

429.7606 S:2 F:5 SMO(1,3) BSUB(10000,15,-3.0) PKD(5,5,2,0.10%,2004.0,0.00%,F,F)

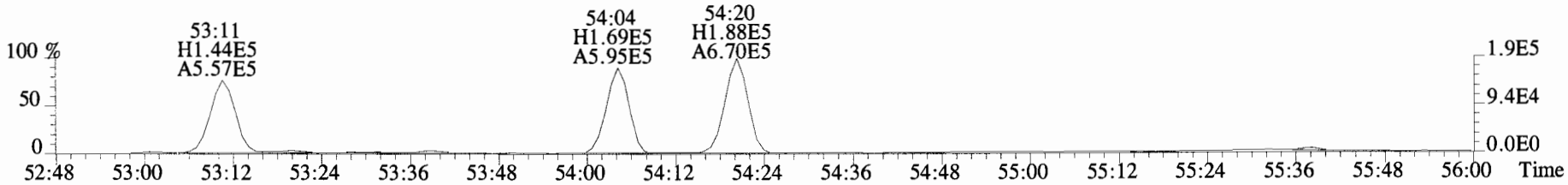

439.8038 S:2 F:5 SMO(1,3) BSUB(10000,15,-3.0) PKD(5,5,2,0.10%,8404.0,0.00%,F,F)

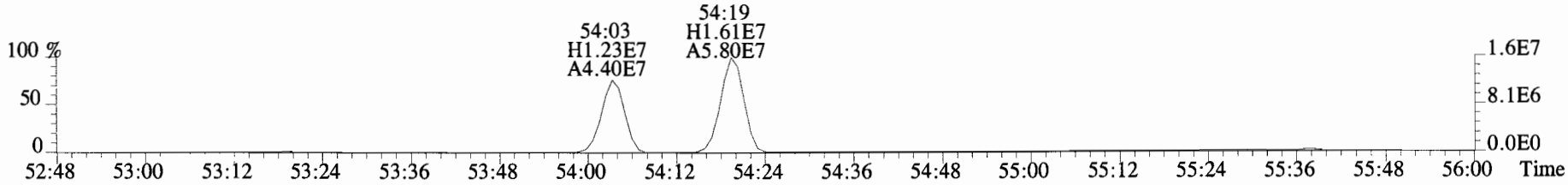

441.8008 S:2 F:5 SMO(1,3) BSUB(10000,15,-3.0) PKD(5,5,2,0.10%,11356.0,0.00%,F,F)

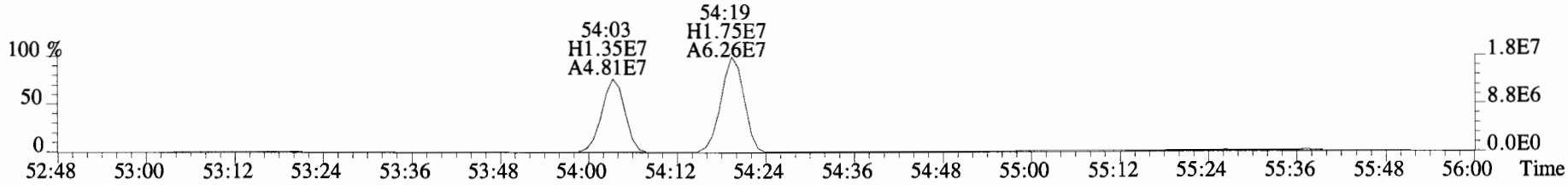

492.9697 S:2 F:5

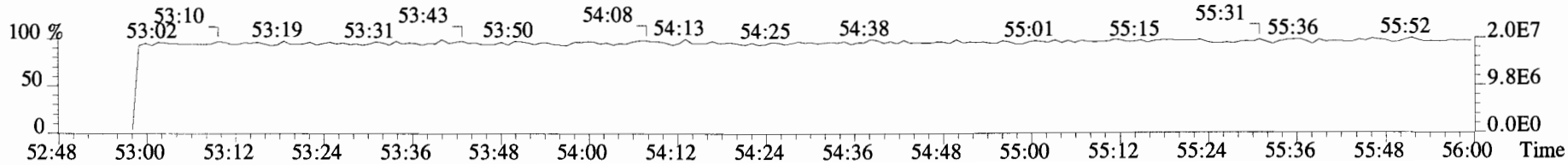

File:180208E1 #1-406 Acq: 8-FEB-2018 09:39:46 GC EI+ Voltage SIR Autospec-UltimaE
Sample#2 File Text:Vista Analytical Laboratory VG-8 Text:ST180208E1-2 PCB CS1 17L3004 Exp:PCB_ZB1
427.7635 S:2 F:5 SMO(1,3) BSUB(10000,15,-3.0) PKD(5,5,2,0.10%,1956.0,0.00%,F,F)

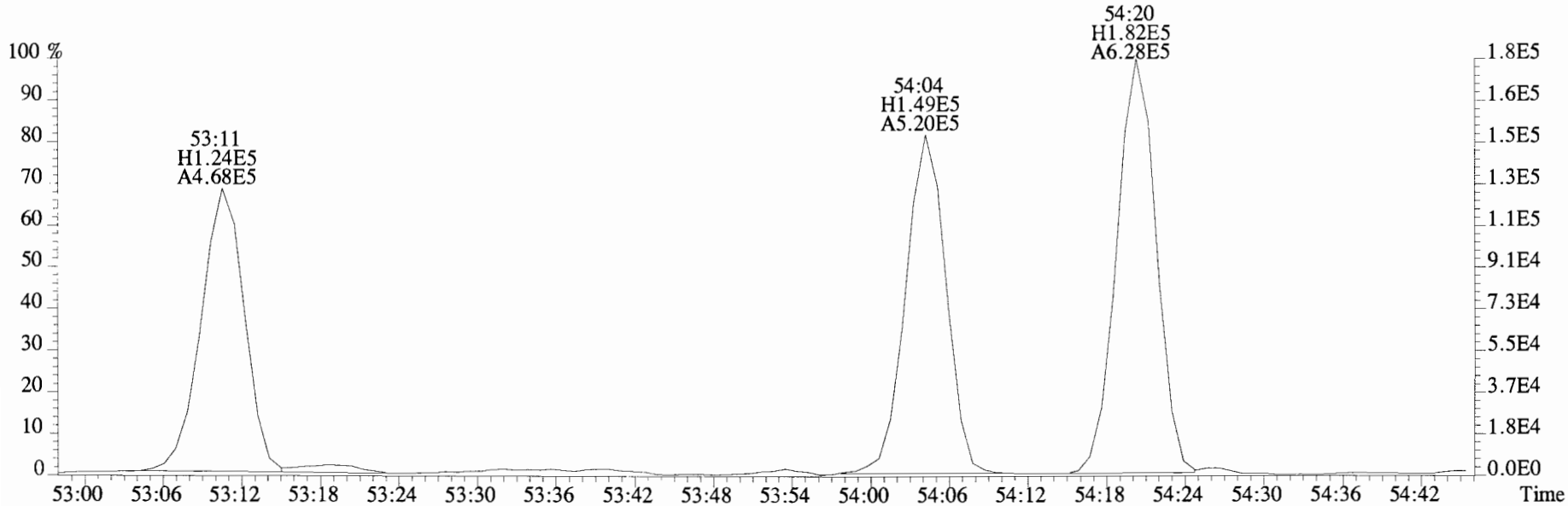

429.7606 S:2 F:5 SMO(1,3) BSUB(10000,15,-3.0) PKD(5,5,2,0.10%,2004.0,0.00%,F,F)

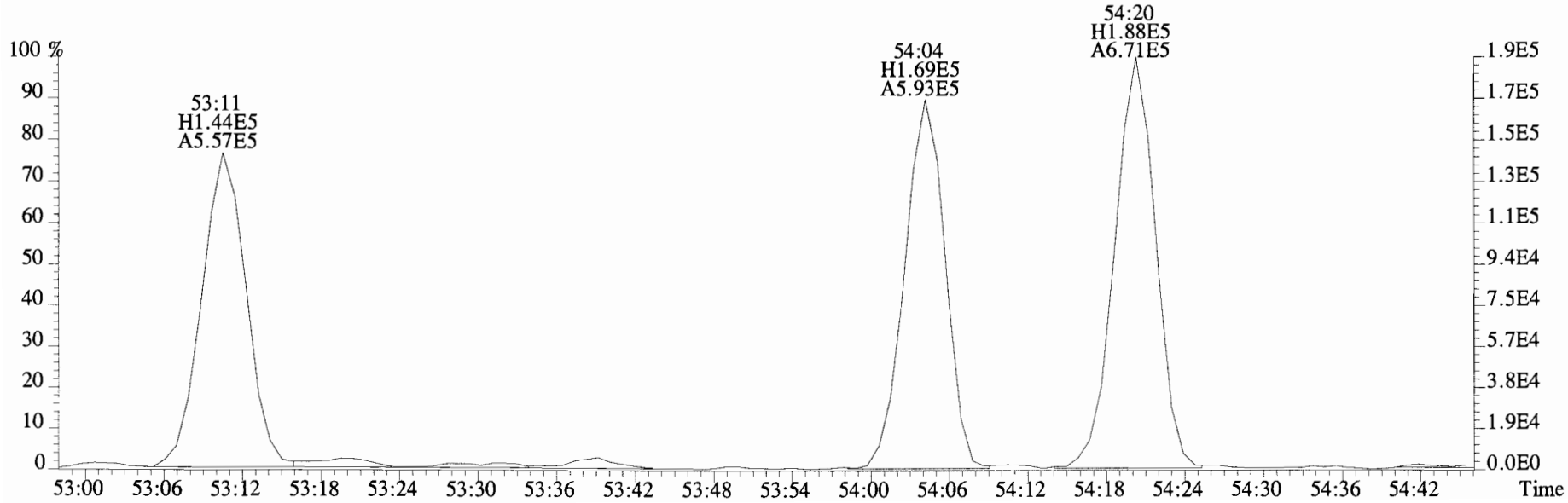

File:180208E1 #1-406 Acq: 8-FEB-2018 09:39:46 GC EI+ Voltage SIR Autospec-UltimaE
Sample#2 File Text:Vista Analytical Laboratory VG-8 Text:ST180208E1-2 PCB CS1 17L3004 Exp:PCB_ZB1
463.7216 S:2 F:5 SMO(1,3) BSUB(10000,15,-3.0) PKD(5,5,2,0.10%,2136.0,0.00%,F,F)



465.7186 S:2 F:5 SMO(1,3) BSUB(10000,15,-3.0) PKD(5,5,2,0.10%,2004.0,0.00%,F,F)

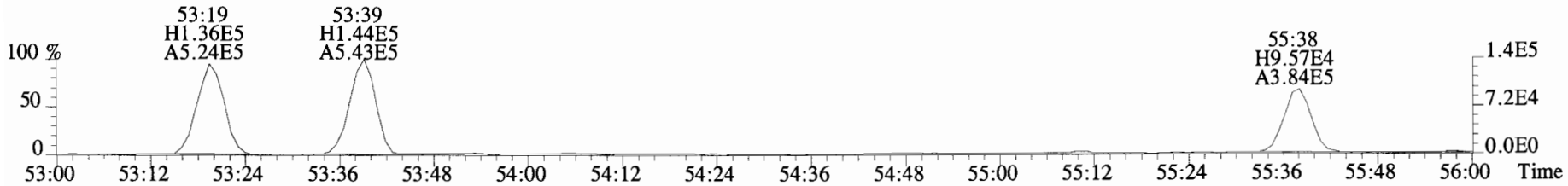

473.7648 S:2 F:5 SMO(1,3) BSUB(10000,15,-3.0) PKD(5,5,2,0.10%,52944.0,0.00%,F,F)

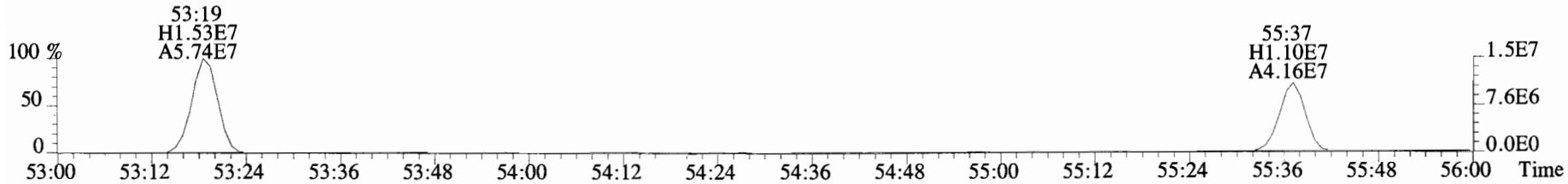

475.7619 S:2 F:5 SMO(1,3) BSUB(10000,15,-3.0) PKD(5,5,2,0.10%,60288.0,0.00%,F,F)

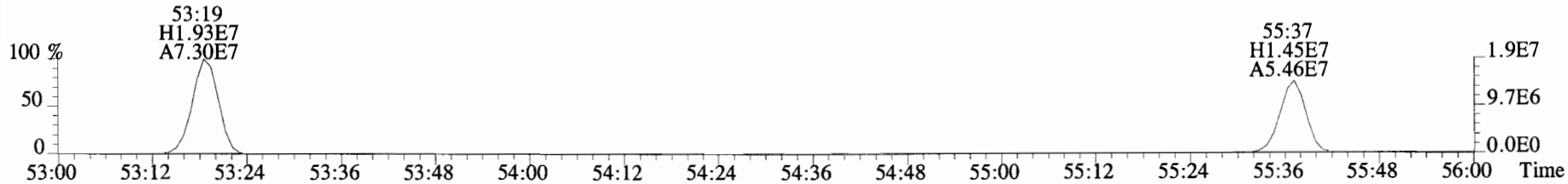

492.9697 S:2 F:5

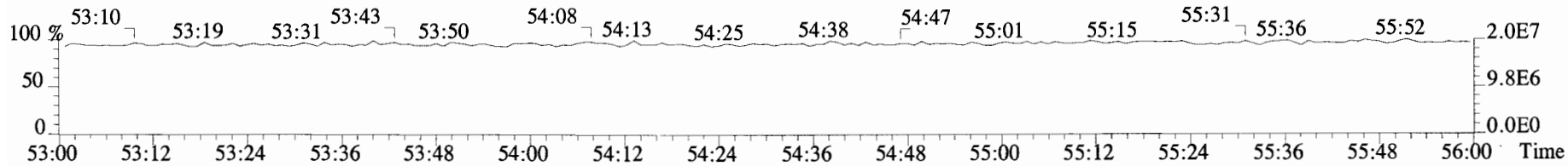

File:180208E1 #1-406 Acq: 8-FEB-2018 09:39:46 GC EI+ Voltage SIR Autospec-UltimaE
Sample#2 File Text:Vista Analytical Laboratory VG-8 Text:ST180208E1-2 PCB CS1 17L3004 Exp:PCB_ZB1
497.6826 S:2 F:5 SMO(1,3) BSUB(10000,15,-3.0) PKD(5,5,2,0.10%,1596.0,0.00%,F,F)

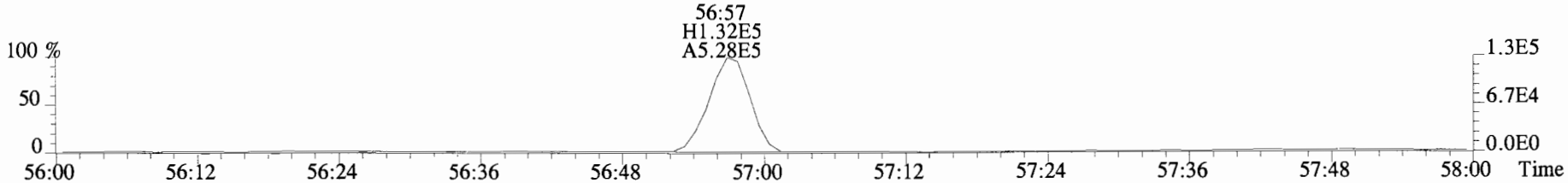

499.6797 S:2 F:5 SMO(1,3) BSUB(10000,15,-3.0) PKD(5,5,2,0.10%,1524.0,0.00%,F,F)

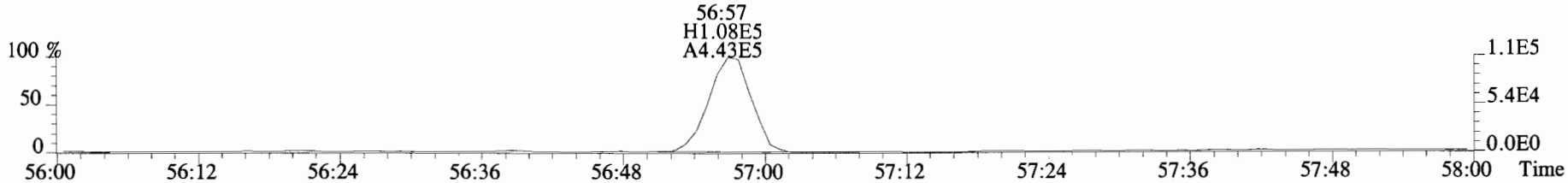

509.7229 S:2 F:5 SMO(1,3) BSUB(10000,15,-3.0) PKD(5,5,2,0.10%,1608.0,0.00%,F,F)

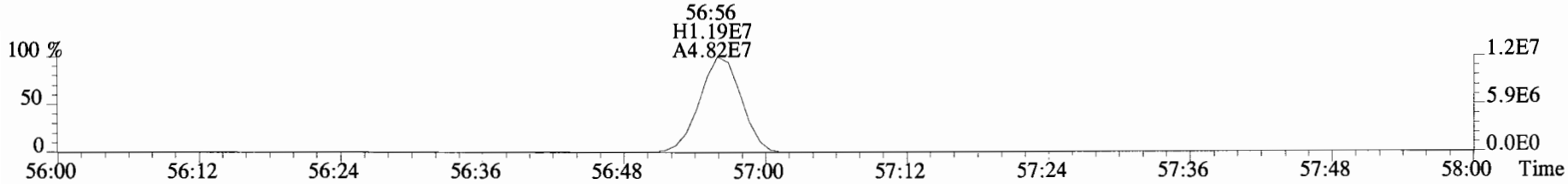

511.7199 S:2 F:5 SMO(1,3) BSUB(10000,15,-3.0) PKD(5,5,2,0.10%,1848.0,0.00%,F,F)

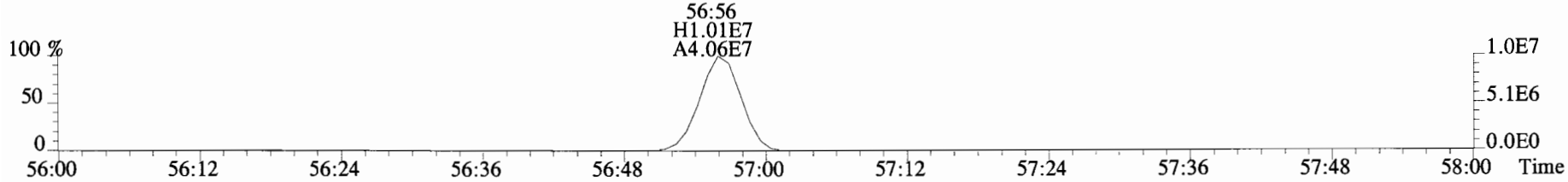

492.9697 S:2 F:5

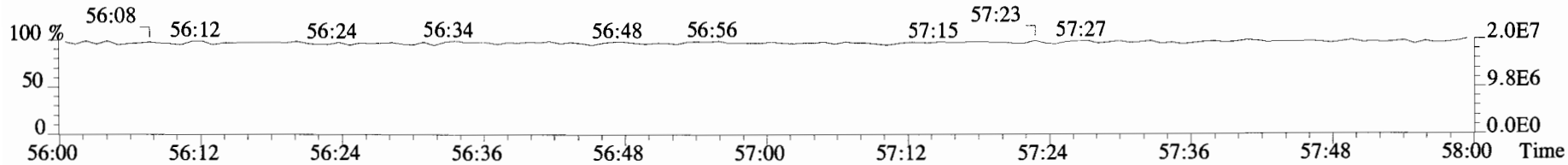

File:180208E1 #1-867 Acq: 8-FEB-2018 10:44:54 GC EI+ Voltage SIR Autospec-UltimaE
Sample#3 File Text:Vista Analytical Laboratory VG-8 Text:ST180208E1-3 PCB CS2 17L3005 Exp:PCB_ZB1
188.0393 S:3 SMO(1,3) BSUB(10000,15,-3.0) PKD(5,5,2,0.10%,12760.0,0.00%,F,F)

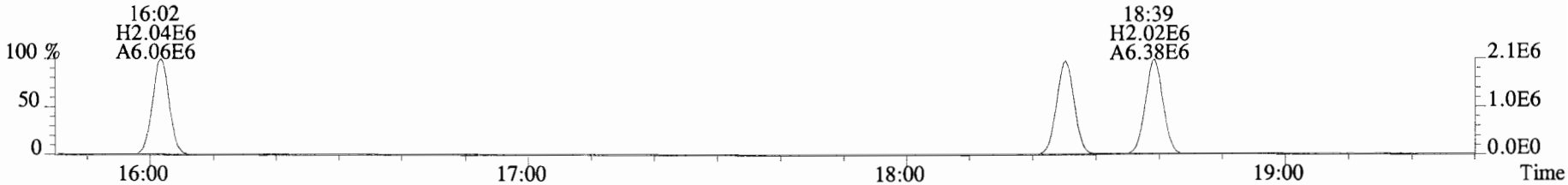

190.0363 S:3 SMO(1,3) BSUB(10000,15,-3.0) PKD(5,5,2,0.10%,7840.0,0.00%,F,F)

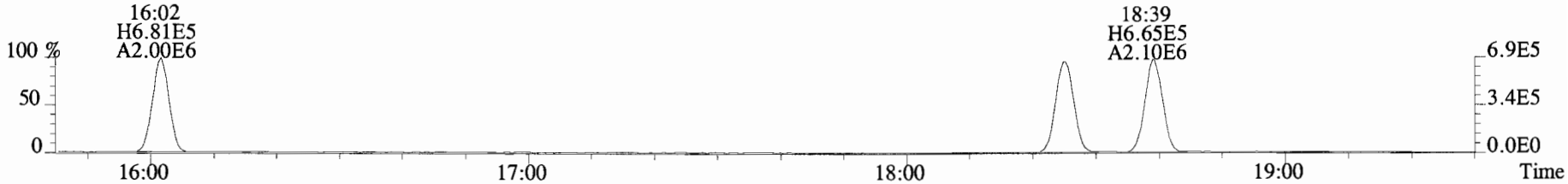

200.0795 S:3 SMO(1,3) BSUB(10000,15,-3.0) PKD(5,5,2,0.10%,9684.0,0.00%,F,F)

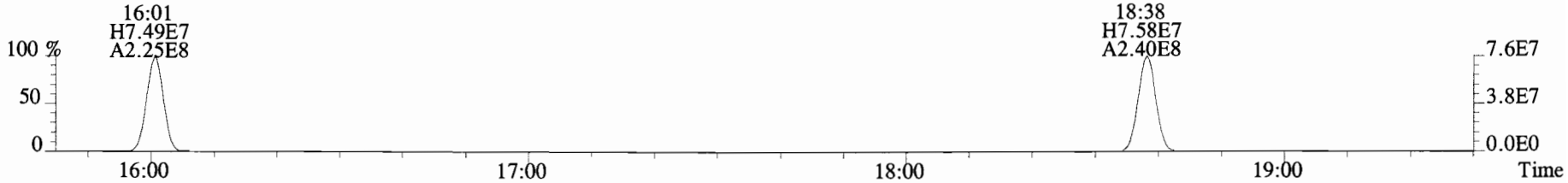

202.0766 S:3 SMO(1,3) BSUB(10000,15,-3.0) PKD(5,5,2,0.10%,82544.0,0.00%,F,F)

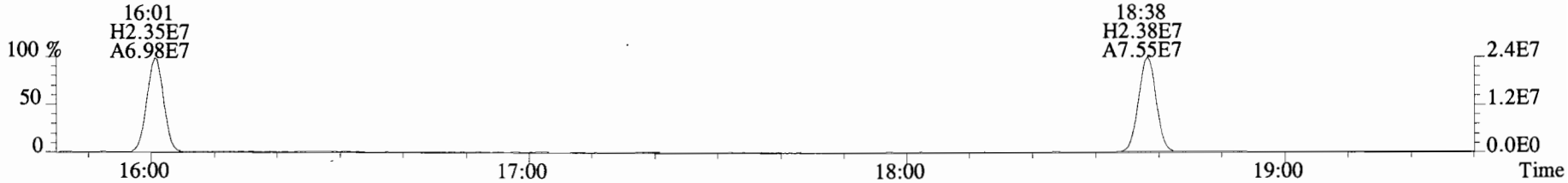

180.9880 S:3



File:180208E1 #1-757 Acq: 8-FEB-2018 10:44:54 GC EI+ Voltage SIR Autospec-UltimaE
Sample#3 File Text:Vista Analytical Laboratory VG-8 Text:ST180208E1-3 PCB CS2 17L3005 Exp:PCB_ZB1
222.0003 S:3 F:2 SMO(1,3) BSUB(10000,15,-3.0) PKD(5,5,2,0.10%,2700.0,0.00%,F,F)

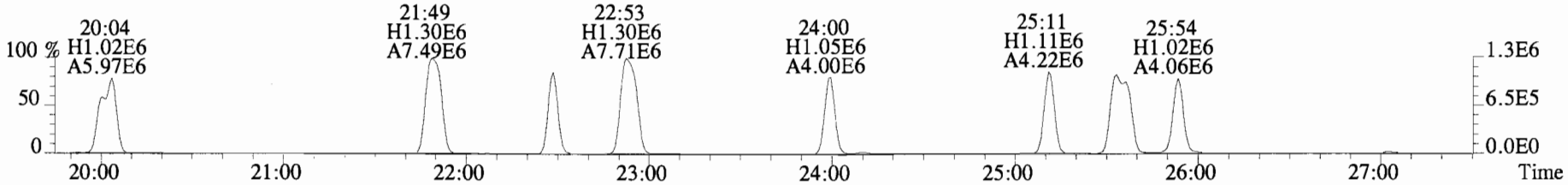

223.9974 S:3 F:2 SMO(1,3) BSUB(10000,15,-3.0) PKD(5,5,2,0.10%,14968.0,0.00%,F,F)

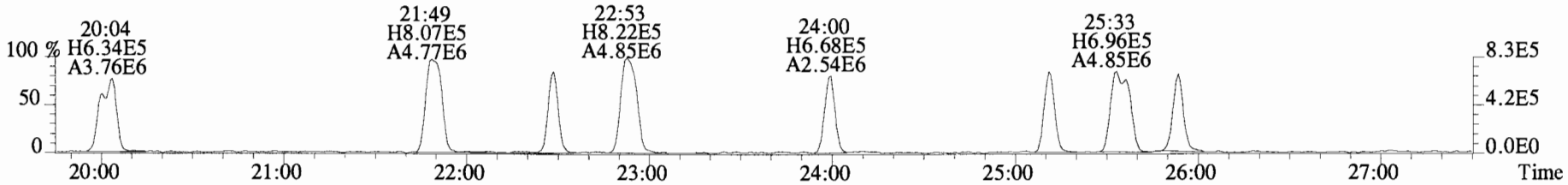

234.0406 S:3 F:2 SMO(1,3) BSUB(10000,15,-3.0) PKD(5,5,2,0.10%,6620.0,0.00%,F,F)

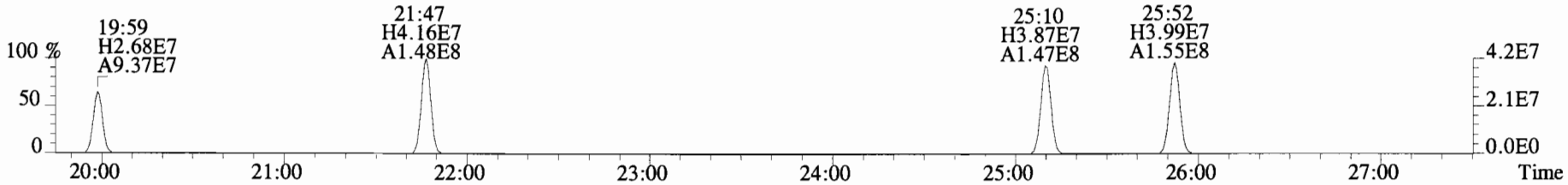

236.0376 S:3 F:2 SMO(1,3) BSUB(10000,15,-3.0) PKD(5,5,2,0.10%,5296.0,0.00%,F,F)

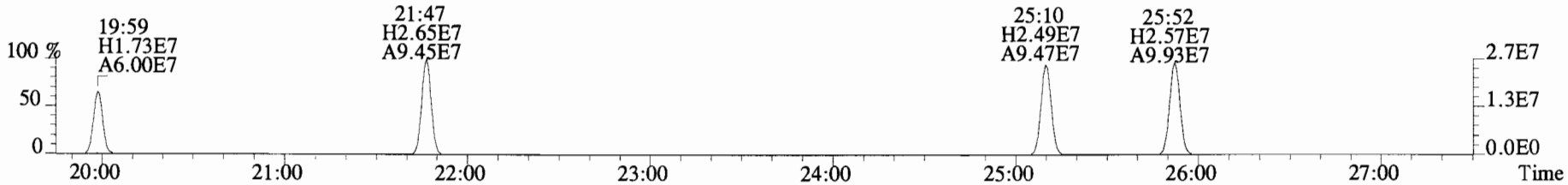

230.9856 S:3 F:2

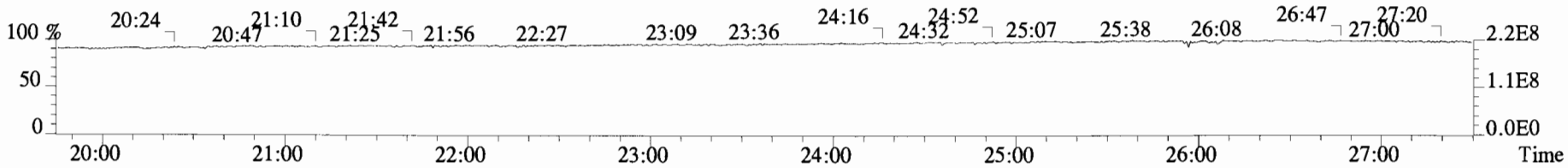

File:180208E1 #1-757 Acq: 8-FEB-2018 10:44:54 GC EI+ Voltage SIR Autospec-UltimaE
Sample#3 File Text:Vista Analytical Laboratory VG-8 Text:ST180208E1-3 PCB CS2 17L3005 Exp:PCB_ZB1
222.0003 S:3 F:2 SMO(1,3) BSUB(10000,15,-3.0) PKD(5,5,2,0.10%,2700.0,0.00%,F,F)

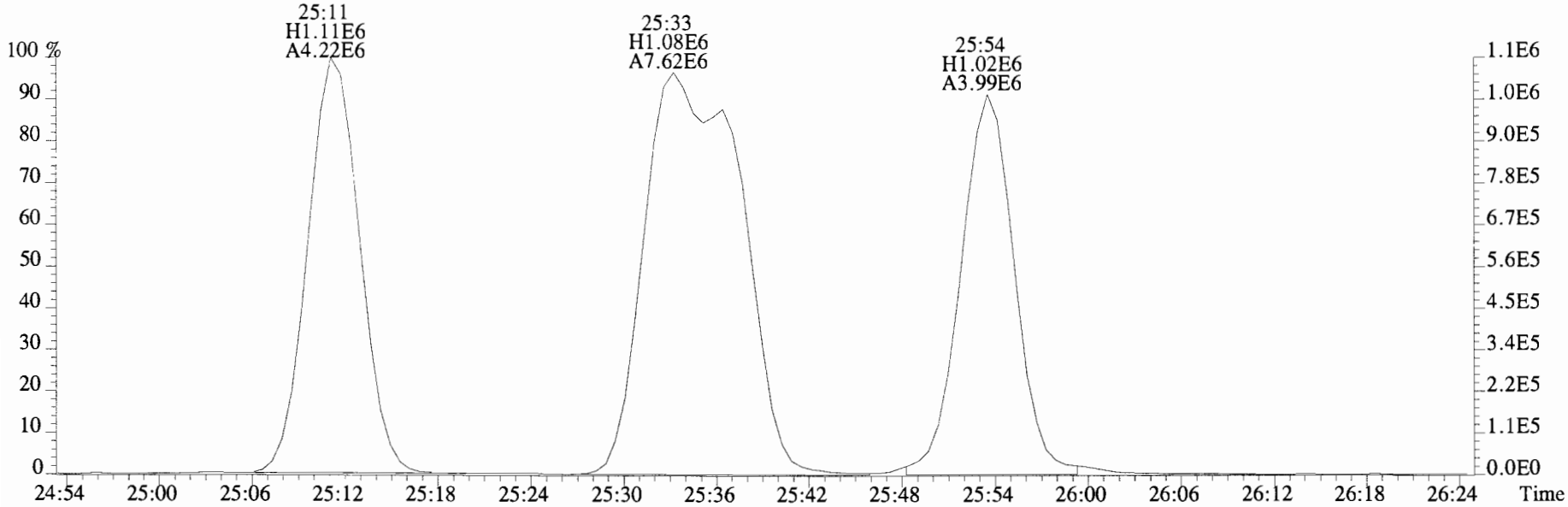

223.9974 S:3 F:2 SMO(1,3) BSUB(10000,15,-3.0) PKD(5,5,2,0.10%,14968.0,0.00%,F,F)

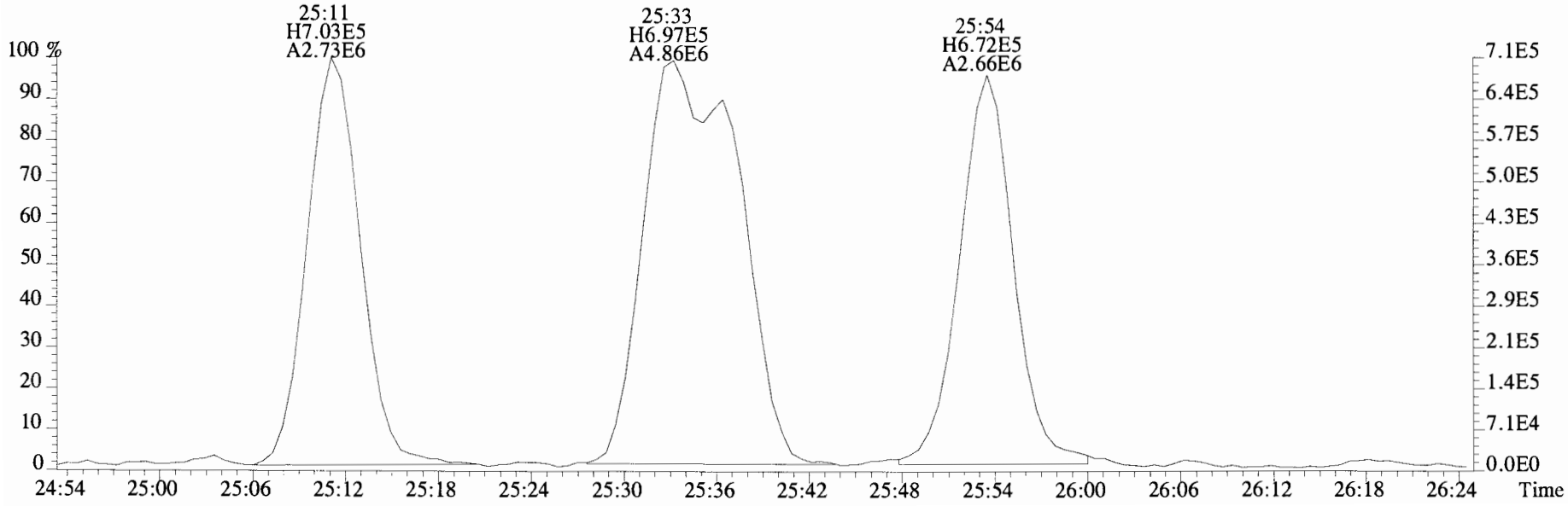

File:180208E1 #1-757 Acq: 8-FEB-2018 10:44:54 GC EI+ Voltage SIR Autospec-UltimaE
Sample#3 File Text:Vista Analytical Laboratory VG-8 Text:ST180208E1-3 PCB CS2 17L3005 Exp:PCB_ZB1
255.9613 S:3 F:2 SMO(1,3) BSUB(10000,15,-3.0) PKD(5,5,2,0.10%,4124.0,0.00%,F,F)

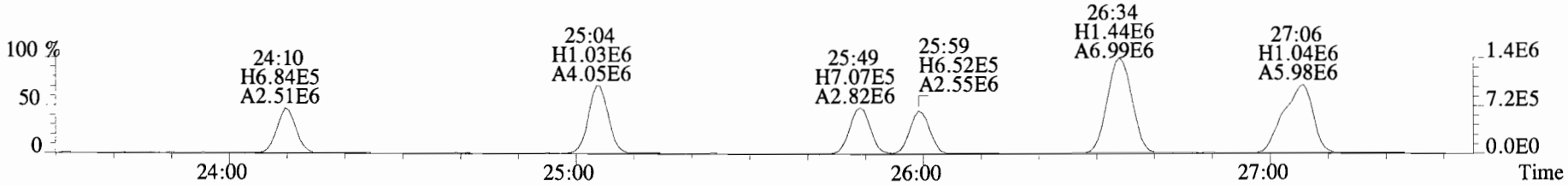

257.9584 S:3 F:2 SMO(1,3) BSUB(10000,15,-3.0) PKD(5,5,2,0.10%,2868.0,0.00%,F,F)

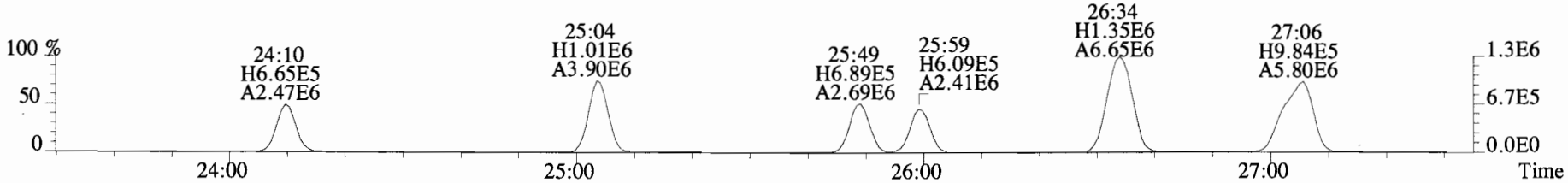

268.0016 S:3 F:2 SMO(1,3) BSUB(10000,15,-3.0) PKD(5,5,2,0.10%,96708.0,0.00%,F,F)

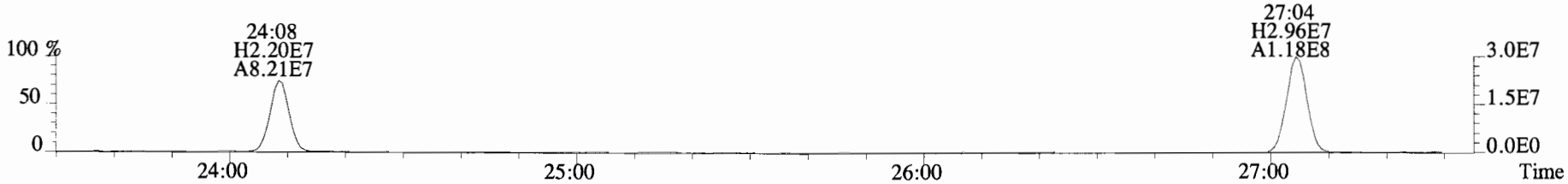

269.9986 S:3 F:2 SMO(1,3) BSUB(10000,15,-3.0) PKD(5,5,2,0.10%,42044.0,0.00%,F,F)

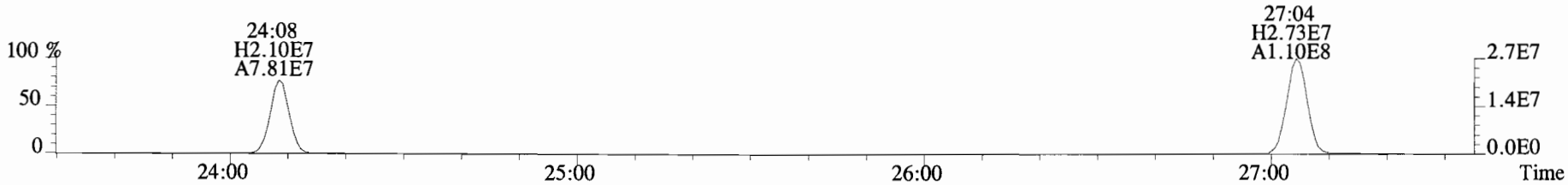

230.9856 S:3 F:2



File:180208E1 #1-756 Acq: 8-FEB-2018 10:44:54 GC EI+ Voltage SIR Autospec-UltimaE
Sample#3 File Text:Vista Analytical Laboratory VG-8 Text:ST180208E1-3 PCB CS2 17L3005 Exp:PCB_ZB1
255.9613 S:3 F:3 SMO(1,3) BSUB(10000,15,-3.0) PKD(5,5,2,0.10%,4104.0,0.00%,F,F)

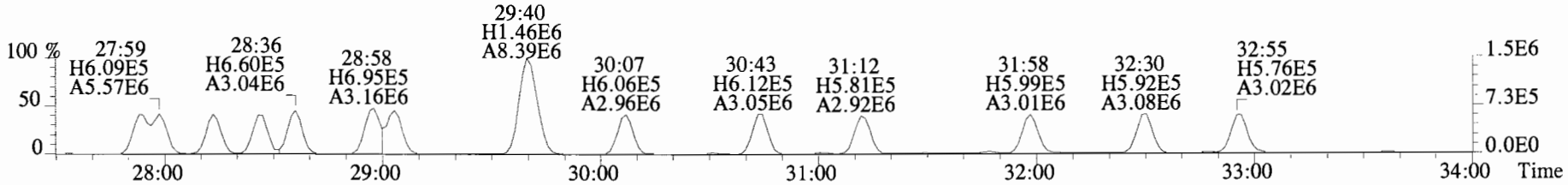

257.9584 S:3 F:3 SMO(1,3) BSUB(10000,15,-3.0) PKD(5,5,2,0.10%,3400.0,0.00%,F,F)

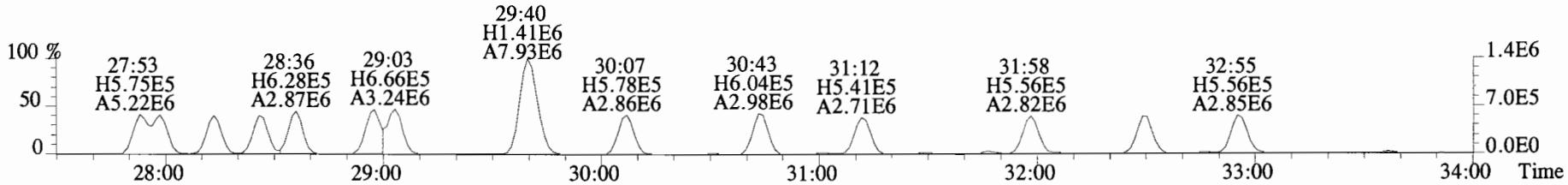

268.0016 S:3 F:3 SMO(1,3) BSUB(10000,15,-3.0) PKD(5,5,2,0.10%,101400.0,0.00%,F,F)

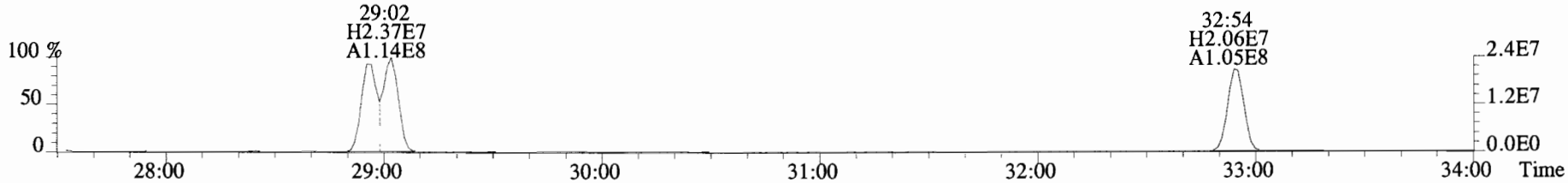

269.9986 S:3 F:3 SMO(1,3) BSUB(10000,15,-3.0) PKD(5,5,2,0.10%,25516.0,0.00%,F,F)

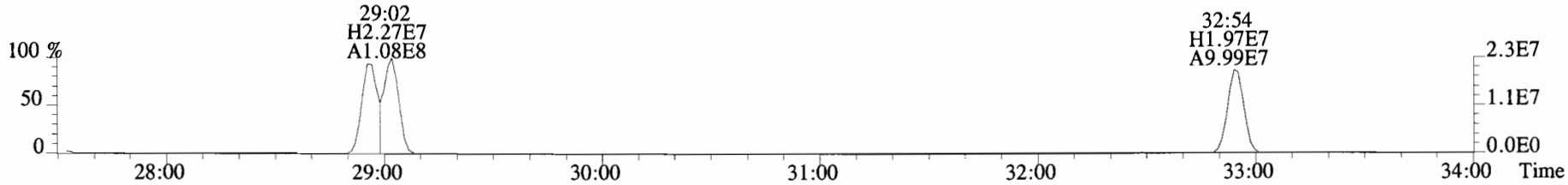

330.9792 S:3 F:3

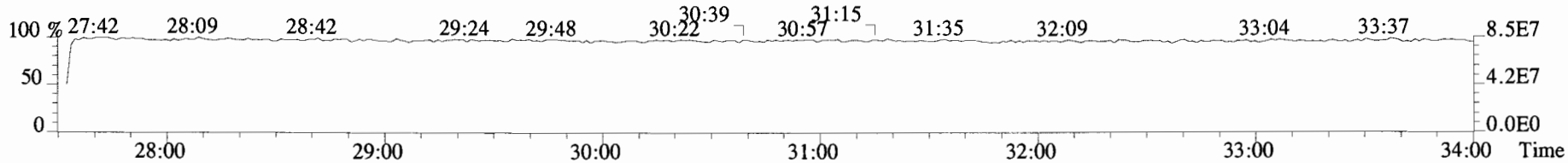

File:180208E1 #1-756 Acq: 8-FEB-2018 10:44:54 GC EI+ Voltage SIR Autospec-UltimaE
Sample#3 File Text:Vista Analytical Laboratory VG-8 Text:ST180208E1-3 PCB CS2 17L3005 Exp:PCB_ZB1
268.0016 S:3 F:3 SMO(1,3) BSUB(10000,15,-3.0) PKD(5,5,2,0.10%,101400.0,0.00%,F,F)

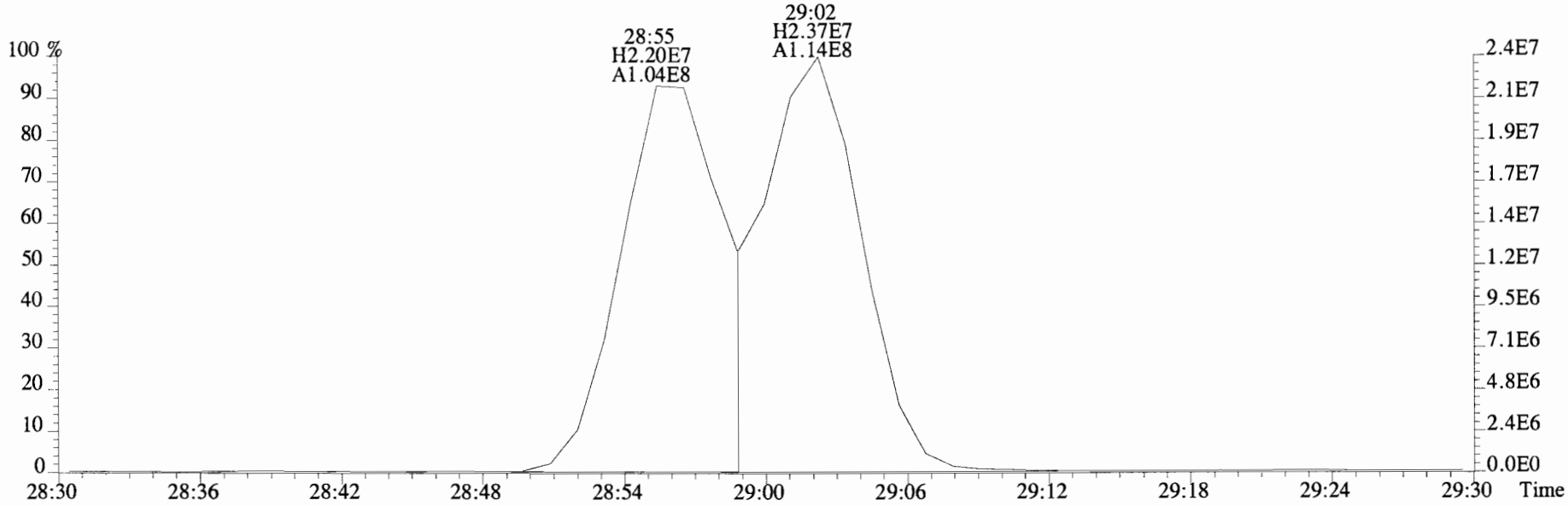

269.9986 S:3 F:3 SMO(1,3) BSUB(10000,15,-3.0) PKD(5,5,2,0.10%,25516.0,0.00%,F,F)

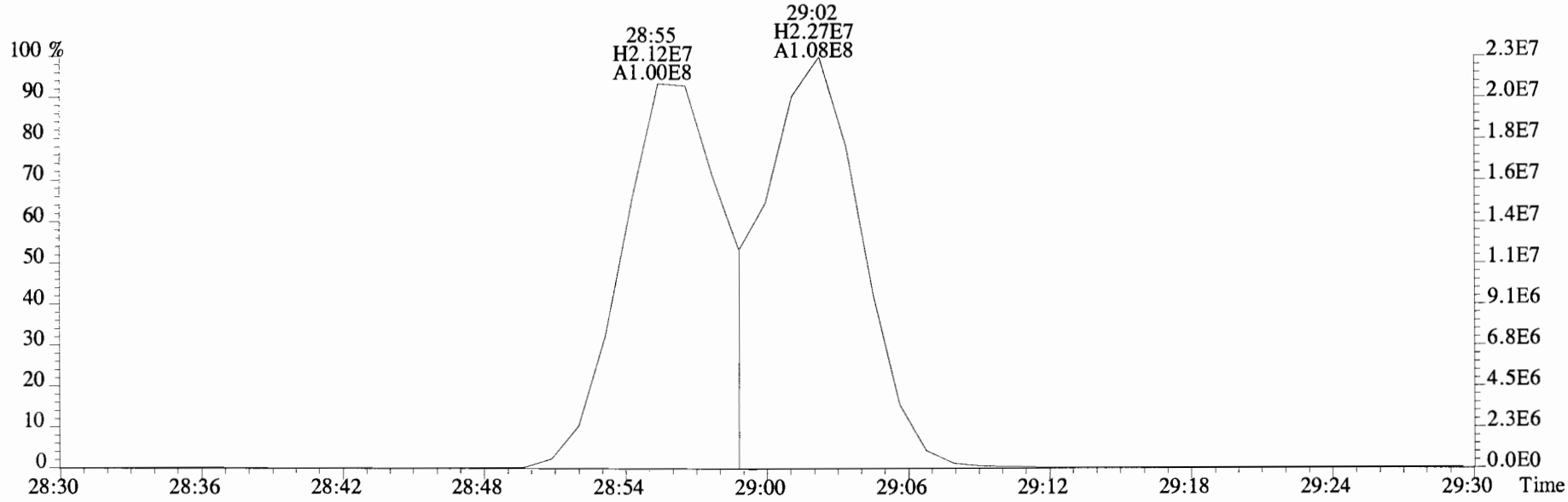

File:180208E1 #1-756 Acq: 8-FEB-2018 10:44:54 GC EI+ Voltage SIR Autospec-UltimaE
Sample#3 File Text:Vista Analytical Laboratory VG-8 Text:ST180208E1-3 PCB CS2 17L3005 Exp:PCB_ZB1
255.9613 S:3 F:3 SMO(1,3) BSUB(10000,15,-3.0) PKD(5,5,2,0.10%,4104.0,0.00%,F,F)

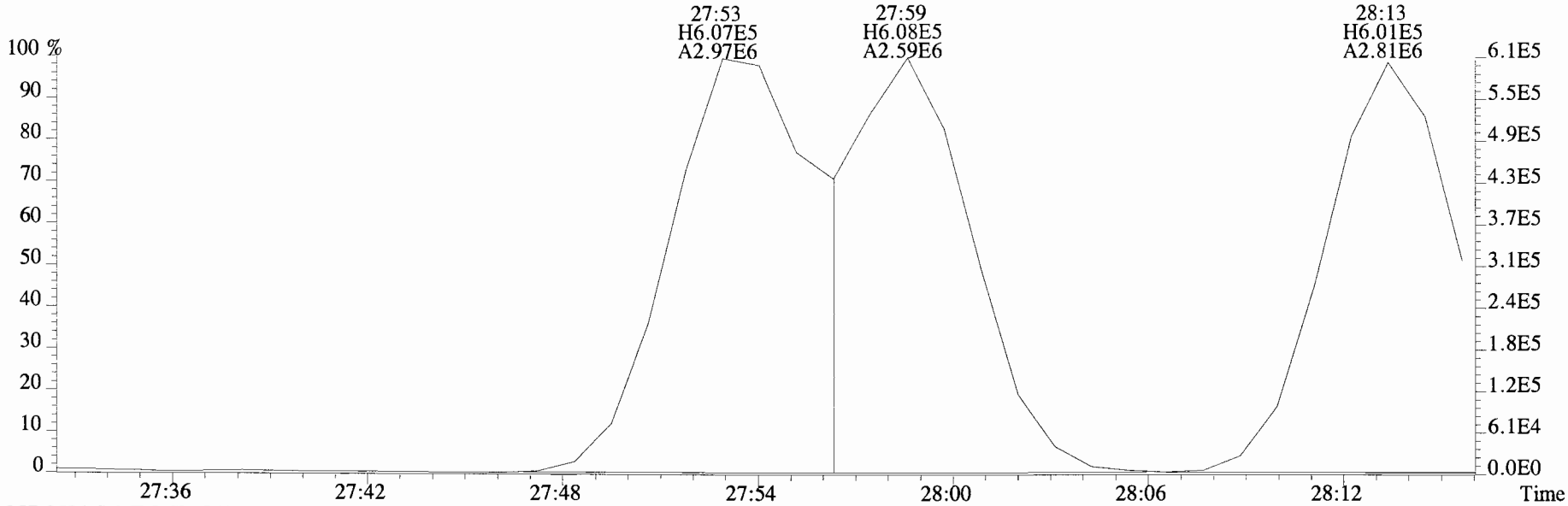

257.9584 S:3 F:3 SMO(1,3) BSUB(10000,15,-3.0) PKD(5,5,2,0.10%,3400.0,0.00%,F,F)

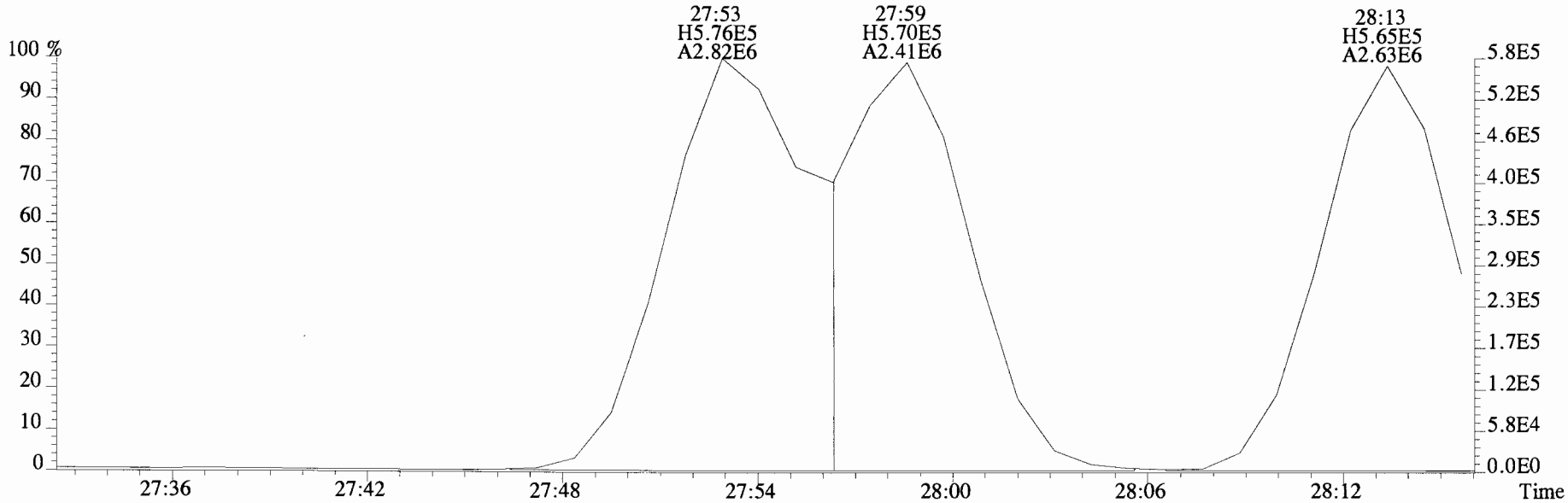

File:180208E1 #1-756 Acq: 8-FEB-2018 10:44:54 GC EI+ Voltage SIR Autospec-UltimaE
Sample#3 File Text:Vista Analytical Laboratory VG-8 Text:ST180208E1-3 PCB CS2 17L3005 Exp:PCB_ZB1
255.9613 S:3 F:3 SMO(1,3) BSUB(10000,15,-3.0) PKD(5,5,2,0.10%,4104.0,0.00%,F,F)

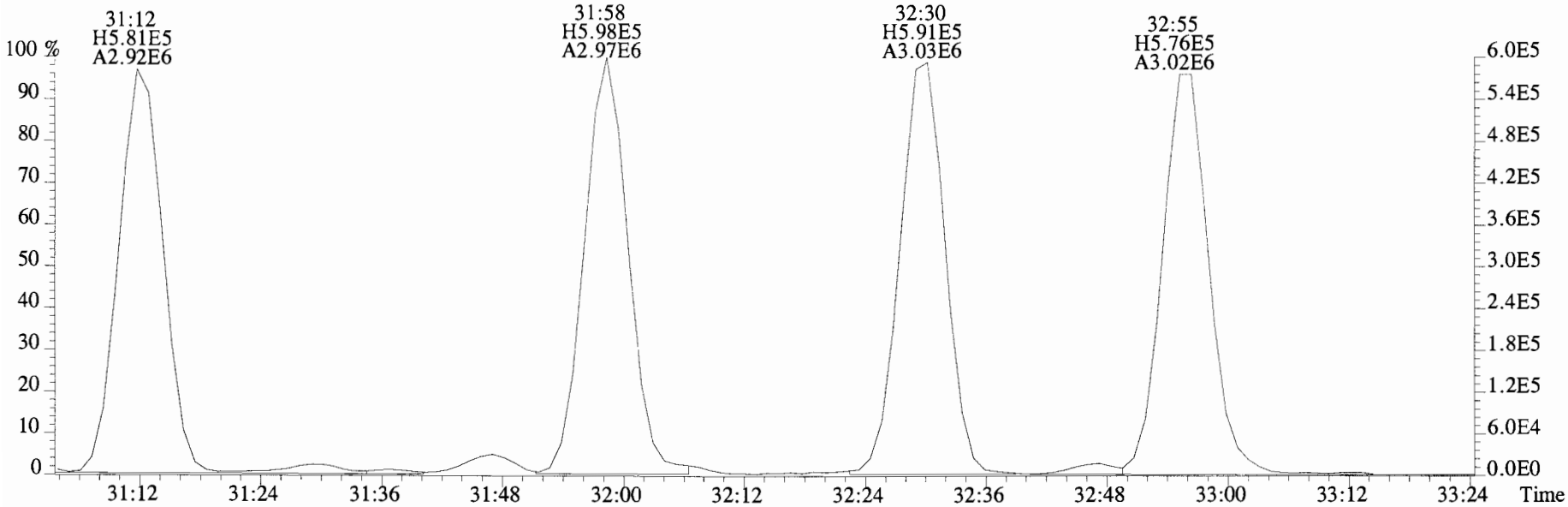

257.9584 S:3 F:3 SMO(1,3) BSUB(10000,15,-3.0) PKD(5,5,2,0.10%,3400.0,0.00%,F,F)

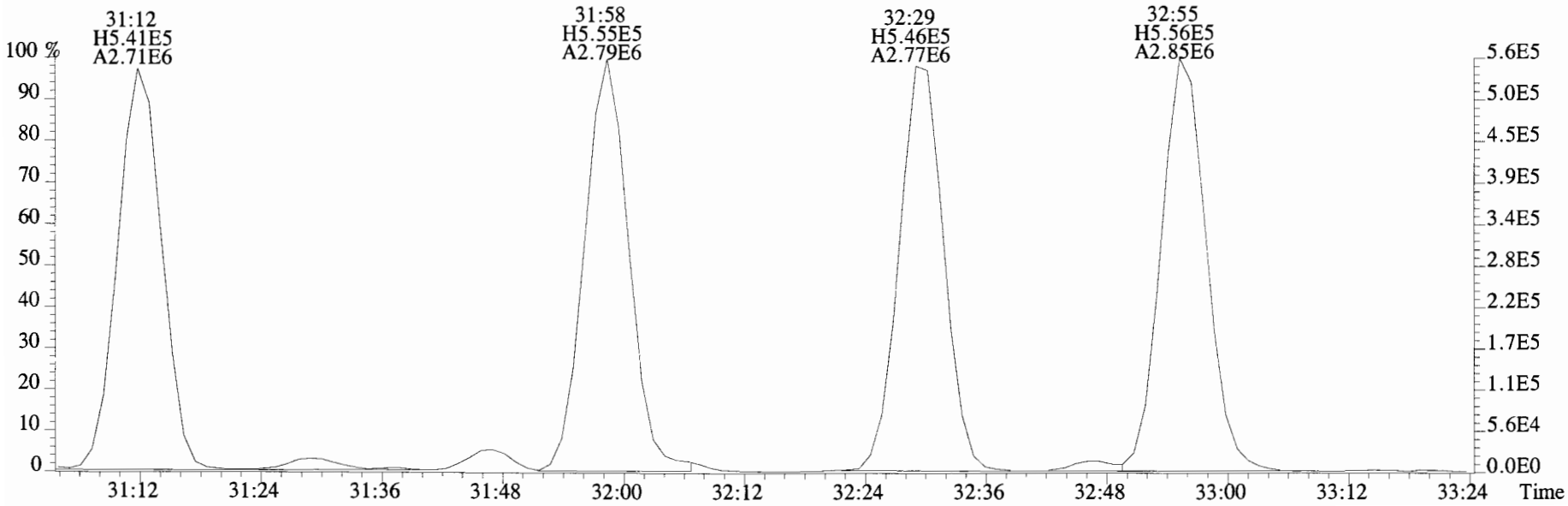

File:180208E1 #1-756 Acq: 8-FEB-2018 10:44:54 GC EI+ Voltage SIR Autospec-UltimaE
Sample#3 File Text:Vista Analytical Laboratory VG-8 Text:ST180208E1-3 PCB CS2 17L3005 Exp:PCB_ZB1
289.9224 S:3 F:3 SMO(1,3) BSUB(10000,15,-3.0) PKD(5,5,2,0.10%,3152.0,0.00%,F,F)

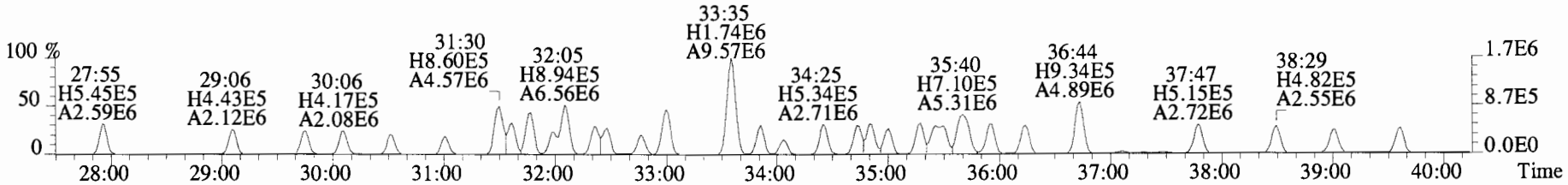

291.9194 S:3 F:3 SMO(1,3) BSUB(10000,15,-3.0) PKD(5,5,2,0.10%,3488.0,0.00%,F,F)

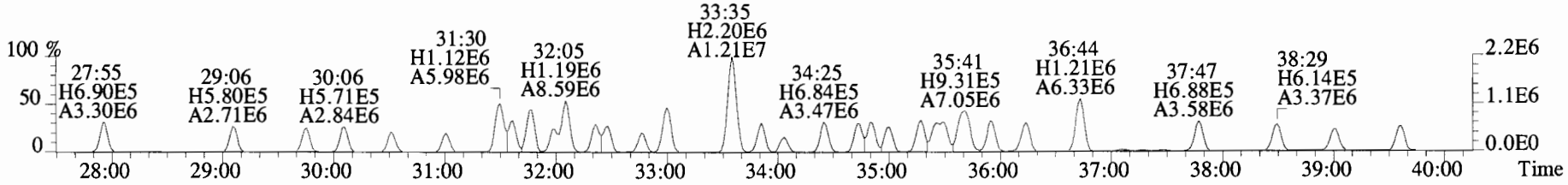

301.9626 S:3 F:3 SMO(1,3) BSUB(10000,15,-3.0) PKD(5,5,2,0.10%,39160.0,0.00%,F,F)

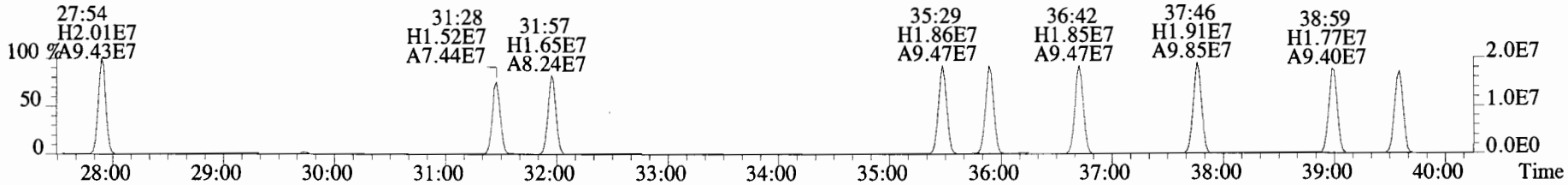

303.9597 S:3 F:3 SMO(1,3) BSUB(10000,15,-3.0) PKD(5,5,2,0.10%,22808.0,0.00%,F,F)

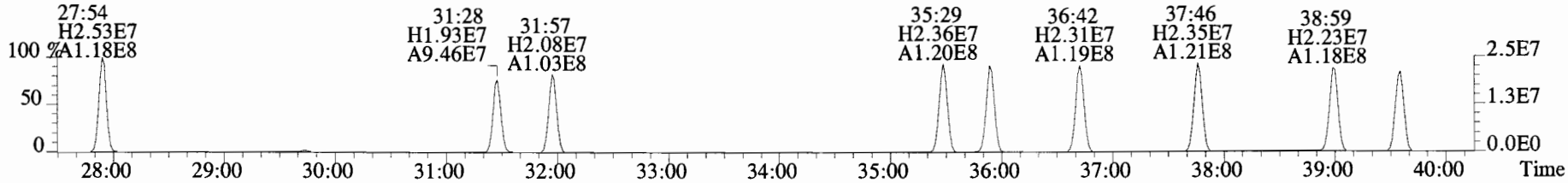

330.9792 S:3 F:3

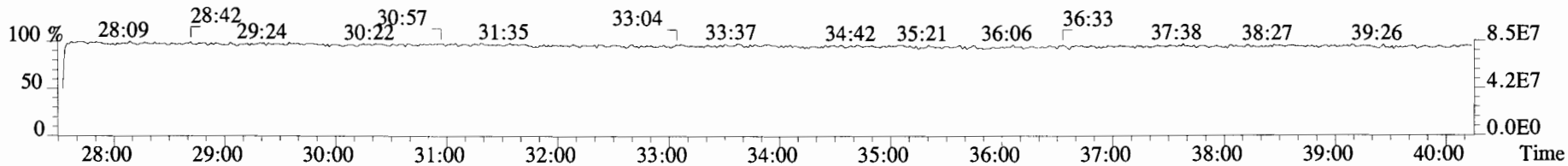

File:180208E1 #1-756 Acq: 8-FEB-2018 10:44:54 GC EI+ Voltage SIR Autospec-UltimaE
Sample#3 File Text:Vista Analytical Laboratory VG-8 Text:ST180208E1-3 PCB CS2 17L3005 Exp:PCB_ZB1
289.9224 S:3 F:3 SMO(1,3) BSUB(10000,15,-3.0) PKD(5,5,2,0.10%,3152.0,0.00%,F,F)

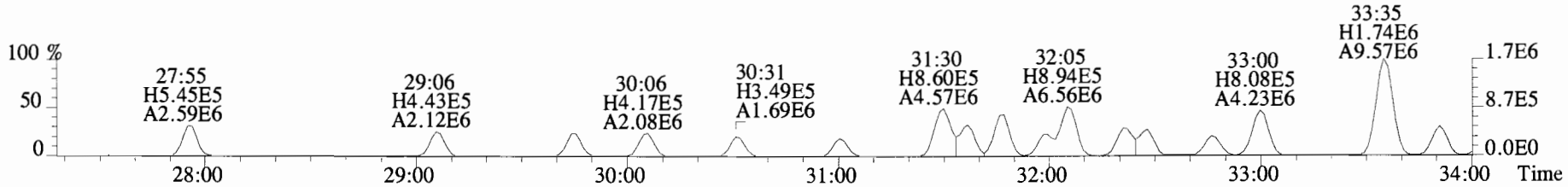

291.9194 S:3 F:3 SMO(1,3) BSUB(10000,15,-3.0) PKD(5,5,2,0.10%,3488.0,0.00%,F,F)

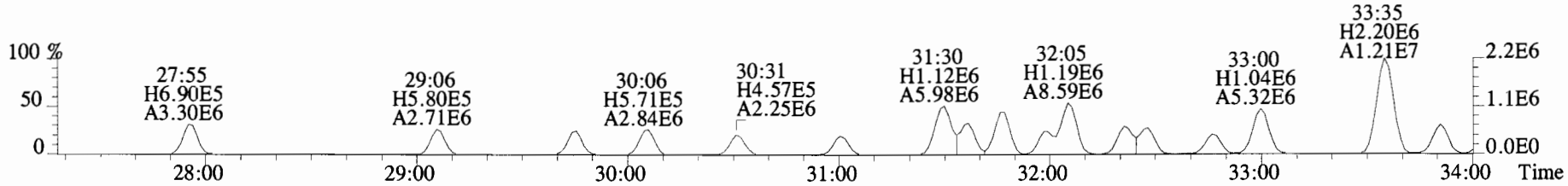

301.9626 S:3 F:3 SMO(1,3) BSUB(10000,15,-3.0) PKD(5,5,2,0.10%,39160.0,0.00%,F,F)

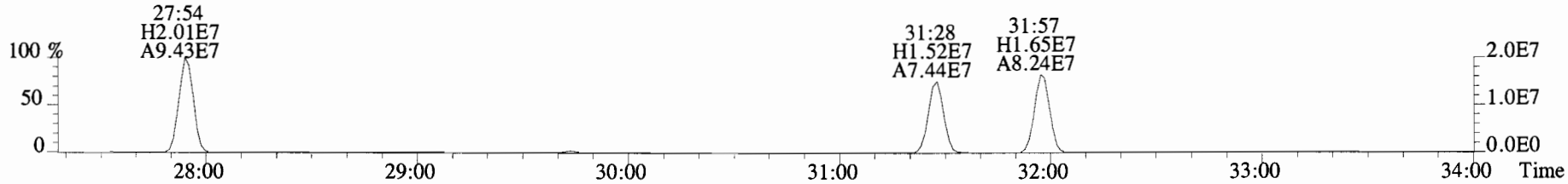

303.9597 S:3 F:3 SMO(1,3) BSUB(10000,15,-3.0) PKD(5,5,2,0.10%,22808.0,0.00%,F,F)

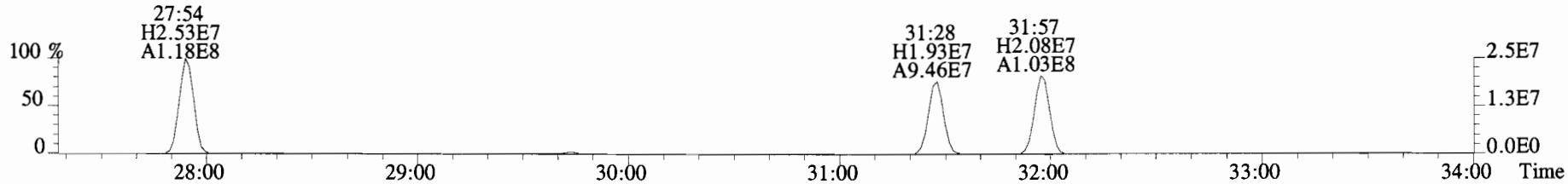

330.9792 S:3 F:3

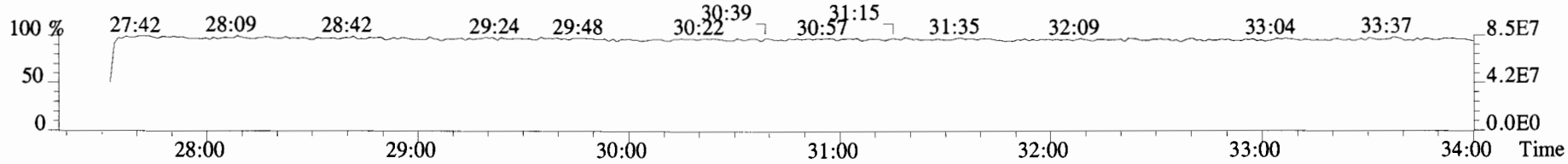

File:180208E1 #1-756 Acq: 8-FEB-2018 10:44:54 GC EI+ Voltage SIR Autospec-UltimaE
Sample#3 File Text:Vista Analytical Laboratory VG-8 Text:ST180208E1-3 PCB CS2 17L3005 Exp:PCB_ZB1
289.9224 S:3 F:3 SMO(1,3) BSUB(10000,15,-3.0) PKD(5,5,2,0.10%,3152.0,0.00%,F,F)

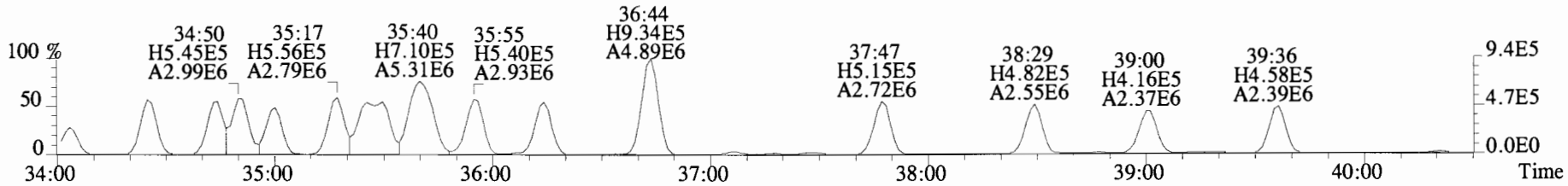

291.9194 S:3 F:3 SMO(1,3) BSUB(10000,15,-3.0) PKD(5,5,2,0.10%,3488.0,0.00%,F,F)

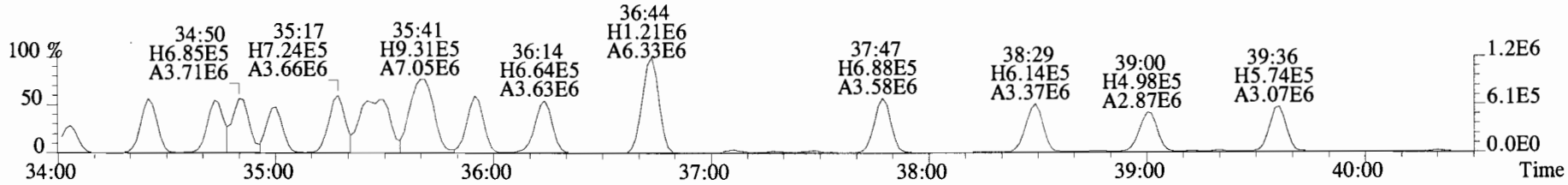

301.9626 S:3 F:3 SMO(1,3) BSUB(10000,15,-3.0) PKD(5,5,2,0.10%,39160.0,0.00%,F,F)

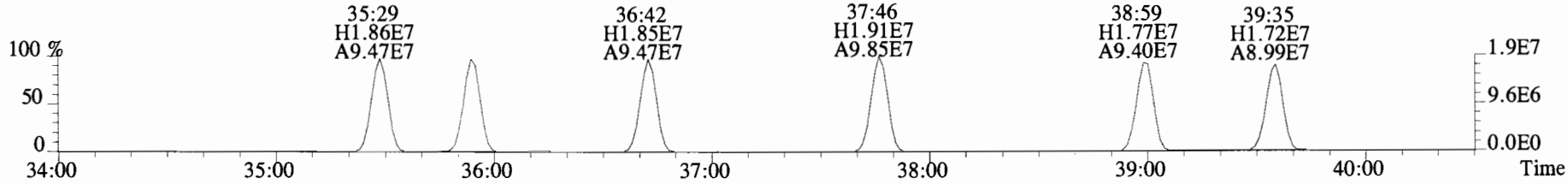

303.9597 S:3 F:3 SMO(1,3) BSUB(10000,15,-3.0) PKD(5,5,2,0.10%,22808.0,0.00%,F,F)

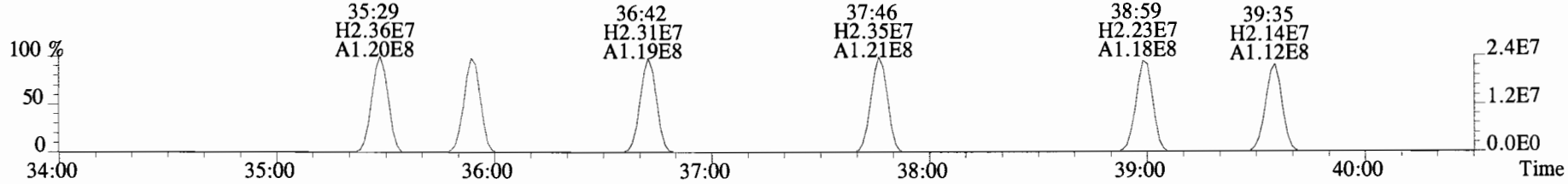

330.9792 S:3 F:3

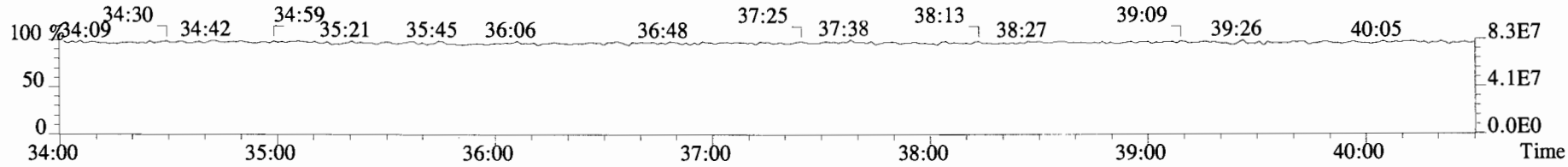

File:180208E1 #1-756 Acq: 8-FEB-2018 10:44:54 GC EI+ Voltage SIR Autospec-UltimaE
Sample#3 File Text:Vista Analytical Laboratory VG-8 Text:ST180208E1-3 PCB CS2 17L3005 Exp:PCB_ZB1
289.9224 S:3 F:3 SMO(1,3) BSUB(10000,15,-3.0) PKD(5,5,2,0.10%,3152.0,0.00%,F,F)

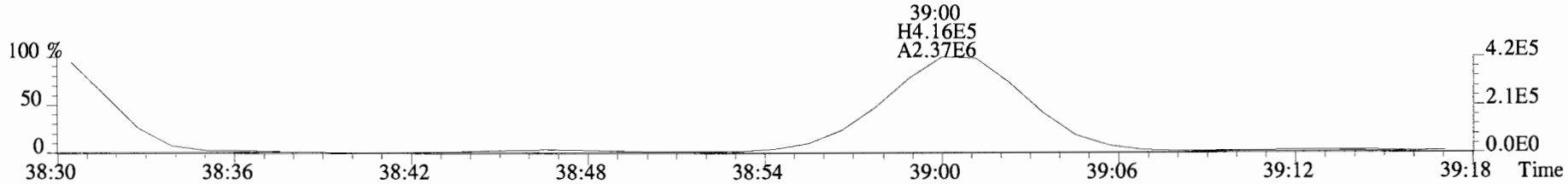

291.9194 S:3 F:3 SMO(1,3) BSUB(10000,15,-3.0) PKD(5,5,2,0.10%,3488.0,0.00%,F,F)

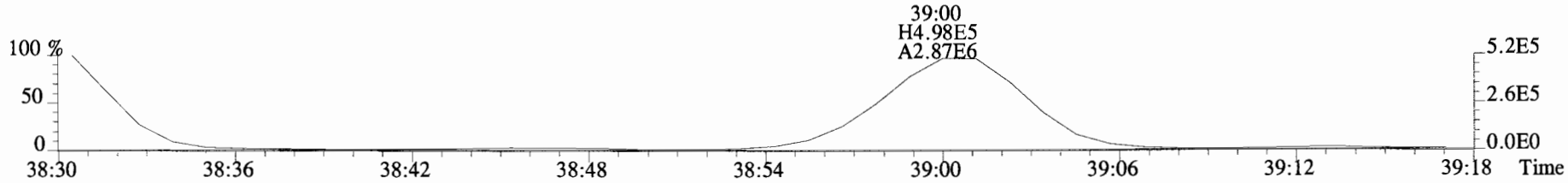

301.9626 S:3 F:3 SMO(1,3) BSUB(10000,15,-3.0) PKD(5,5,2,0.10%,39160.0,0.00%,F,F)

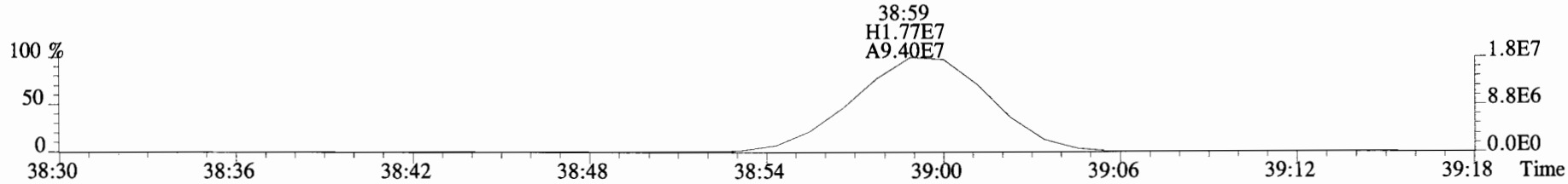

303.9597 S:3 F:3 SMO(1,3) BSUB(10000,15,-3.0) PKD(5,5,2,0.10%,22808.0,0.00%,F,F)

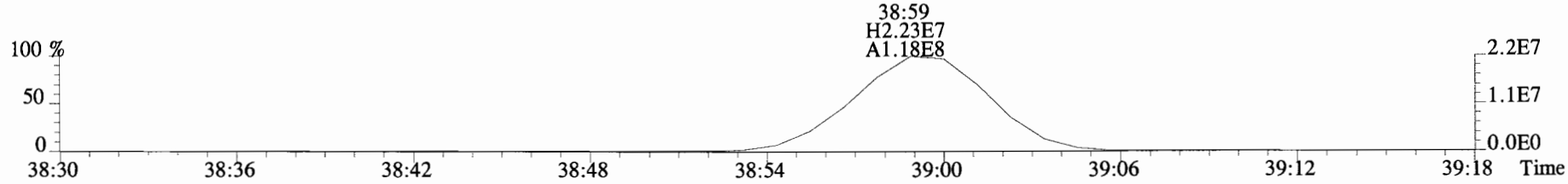

330.9792 S:3 F:3

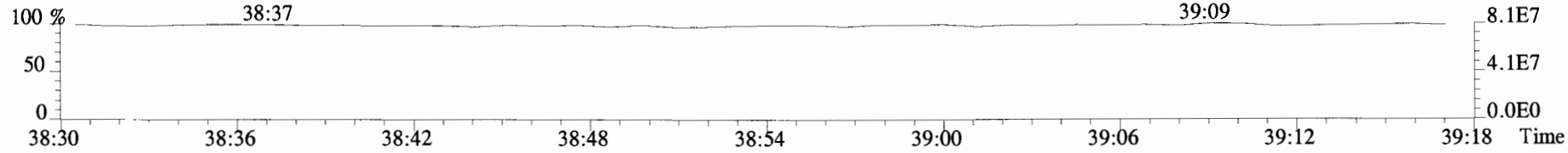

File:180208E1 #1-756 Acq: 8-FEB-2018 10:44:54 GC EI+ Voltage SIR Autospec-UltimaE
Sample#3 File Text:Vista Analytical Laboratory VG-8 Text:ST180208E1-3 PCB CS2 17L3005 Exp:PCB_ZB1
301.9626 S:3 F:3 SMO(1,3) BSUB(10000,15,-3.0) PKD(5,5,2,0.10%,39160.0,0.00%,F,F)

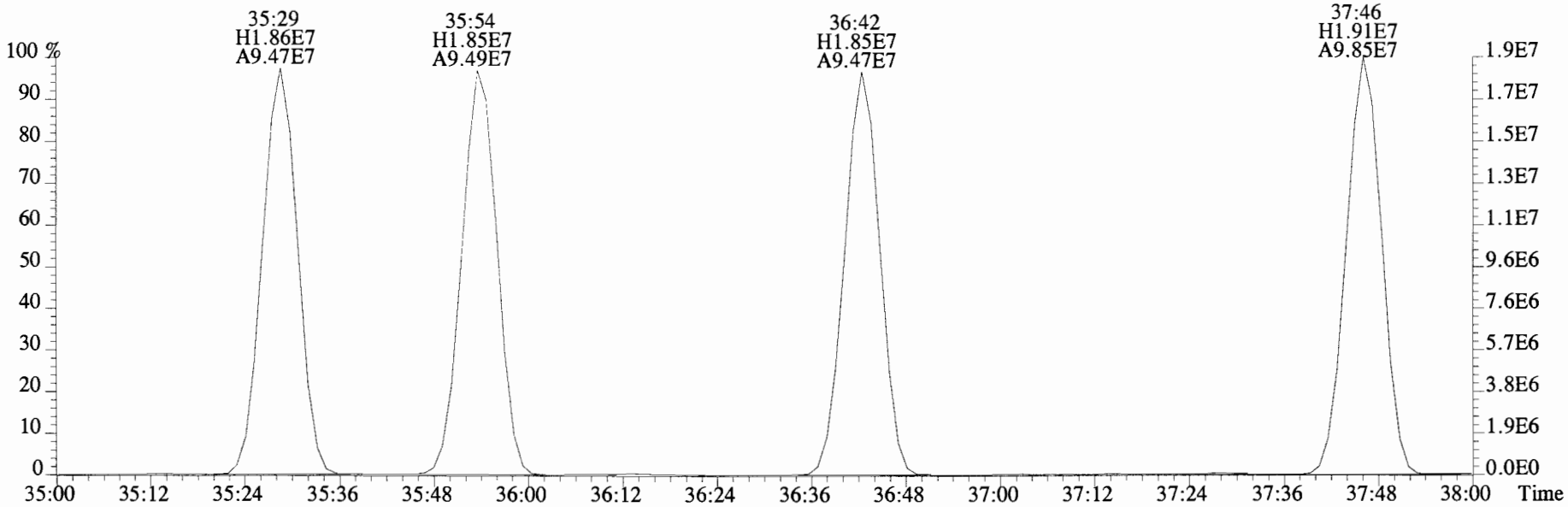

303.9597 S:3 F:3 SMO(1,3) BSUB(10000,15,-3.0) PKD(5,5,2,0.10%,22808.0,0.00%,F,F)

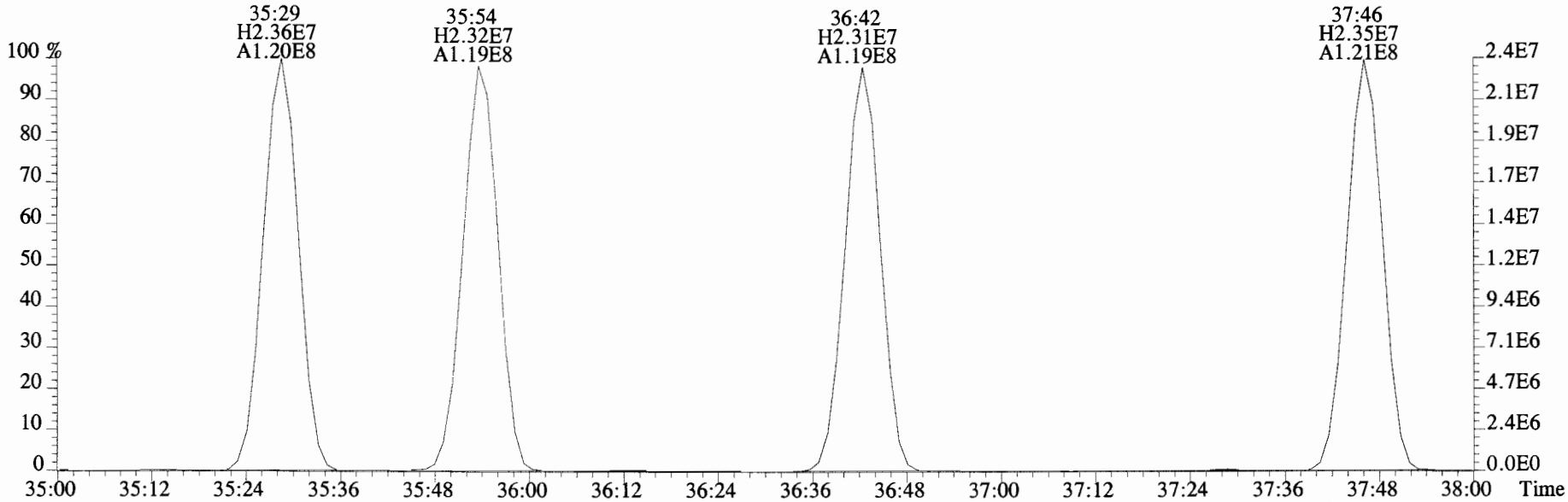

File:180208E1 #1-756 Acq: 8-FEB-2018 10:44:54 GC EI+ Voltage SIR Autospec-UltimaE
Sample#3 File Text:Vista Analytical Laboratory VG-8 Text:ST180208E1-3 PCB CS2 17L3005 Exp:PCB_ZB1
289.9224 S:3 F:3 SMO(1,3) BSUB(10000,15,-3.0) PKD(5,5,2,0.10%,3152.0,0.00%,F,F)

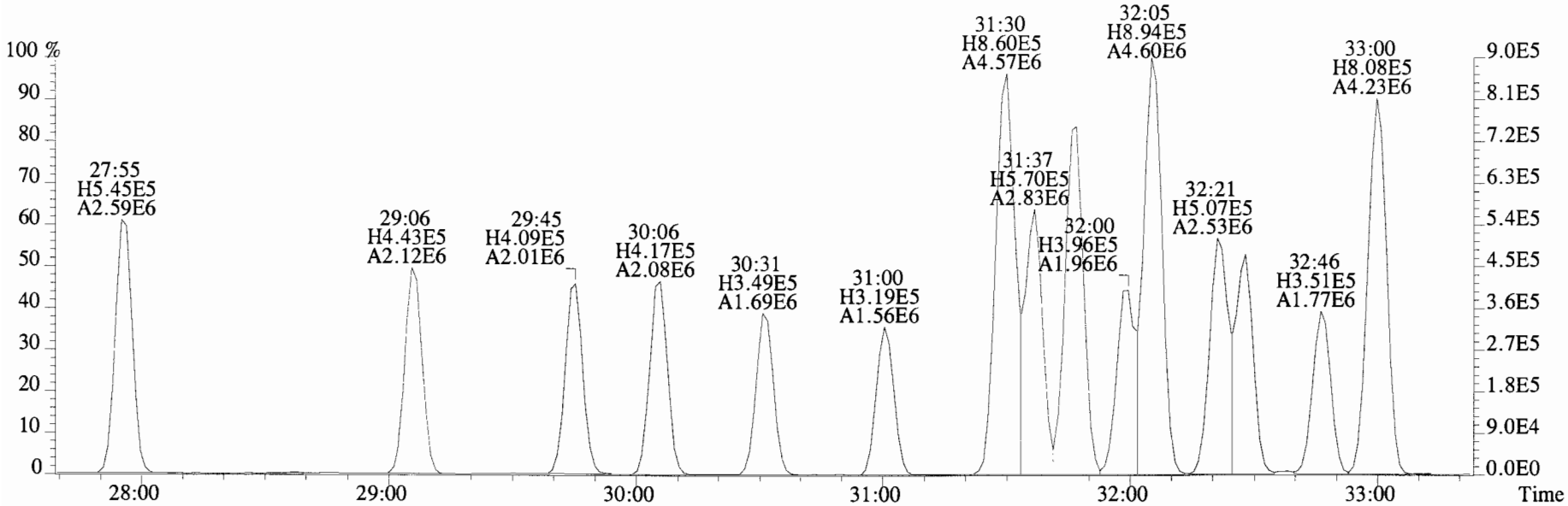

291.9194 S:3 F:3 SMO(1,3) BSUB(10000,15,-3.0) PKD(5,5,2,0.10%,3488.0,0.00%,F,F)

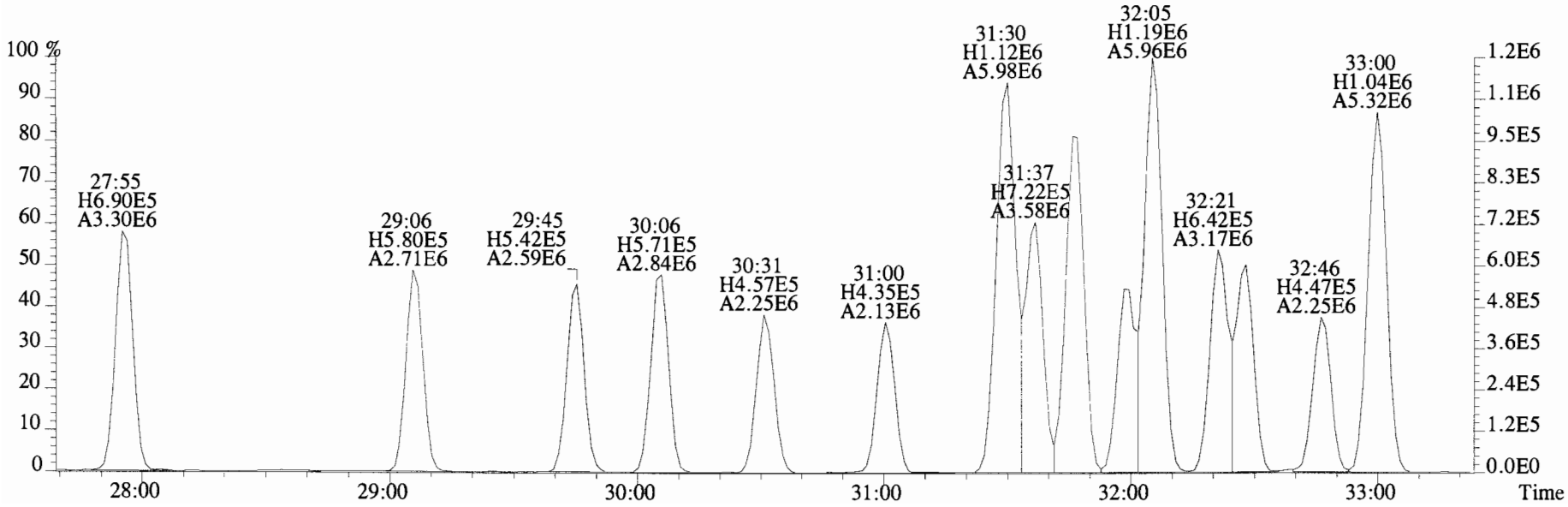

File:180208E1 #1-756 Acq: 8-FEB-2018 10:44:54 GC EI+ Voltage SIR Autospec-UltimaE
Sample#3 File Text:Vista Analytical Laboratory VG-8 Text:ST180208E1-3 PCB CS2 17L3005 Exp:PCB_ZB1
289.9224 S:3 F:3 SMO(1,3) BSUB(10000,15,-3.0) PKD(5,5,2,0.10%,3152.0,0.00%,F,F)

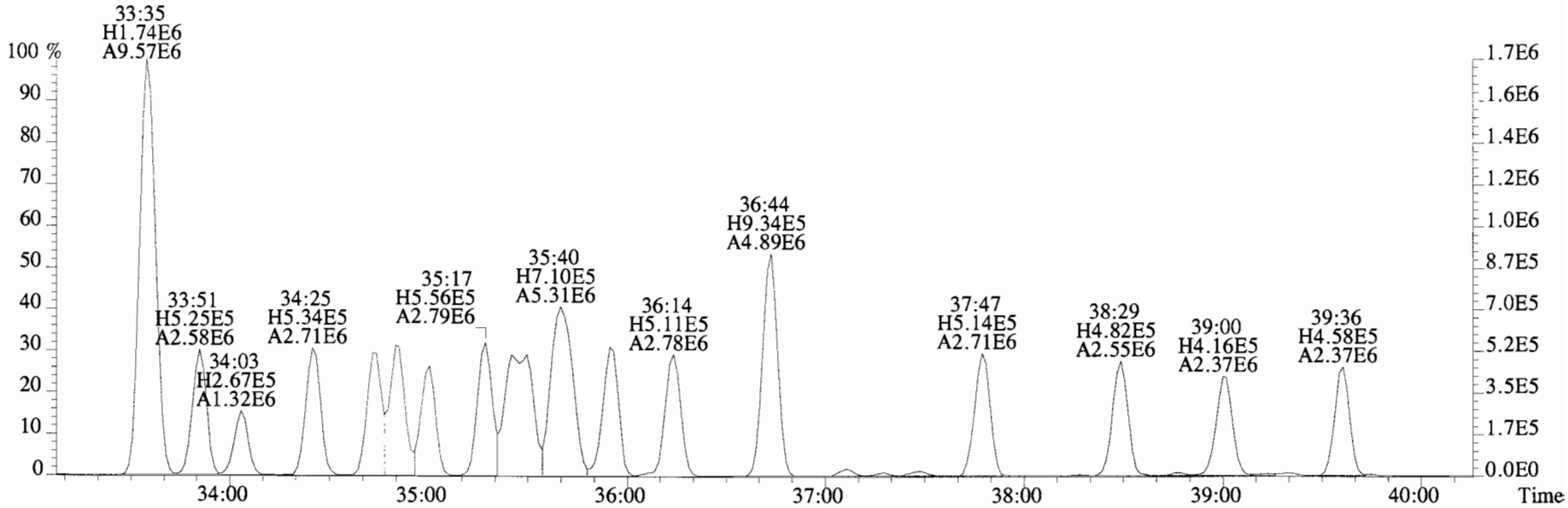

291.9194 S:3 F:3 SMO(1,3) BSUB(10000,15,-3.0) PKD(5,5,2,0.10%,3488.0,0.00%,F,F)

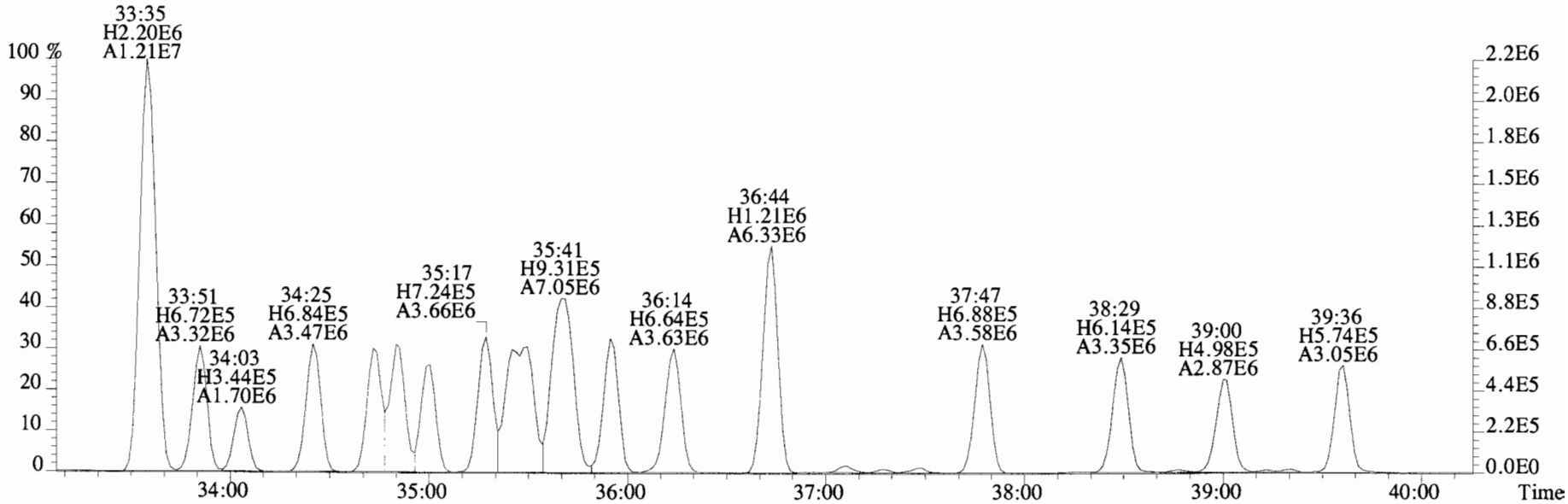

File:180208E1 #1-756 Acq: 8-FEB-2018 10:44:54 GC EI+ Voltage SIR Autospec-UltimaE
Sample#3 File Text:Vista Analytical Laboratory VG-8 Text:ST180208E1-3 PCB CS2 17L3005 Exp:PCB_ZB1
325.8804 S:3 F:3 SMO(1,3) BSUB(10000,15,-3.0) PKD(5,5,2,0.10%,2084.0,0.00%,F,F)

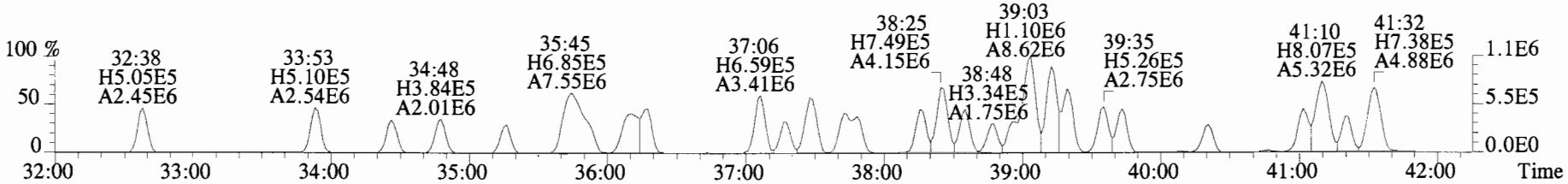

327.8775 S:3 F:3 SMO(1,3) BSUB(10000,15,-3.0) PKD(5,5,2,0.10%,2224.0,0.00%,F,F)

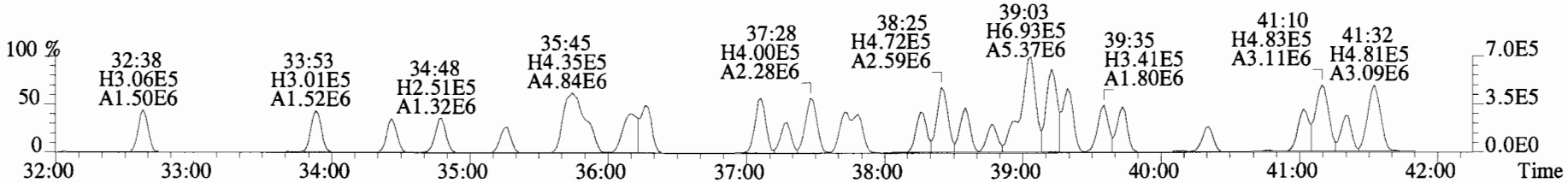

337.9207 S:3 F:3 SMO(1,3) BSUB(10000,15,-3.0) PKD(5,5,2,0.10%,4520.0,0.00%,F,F)

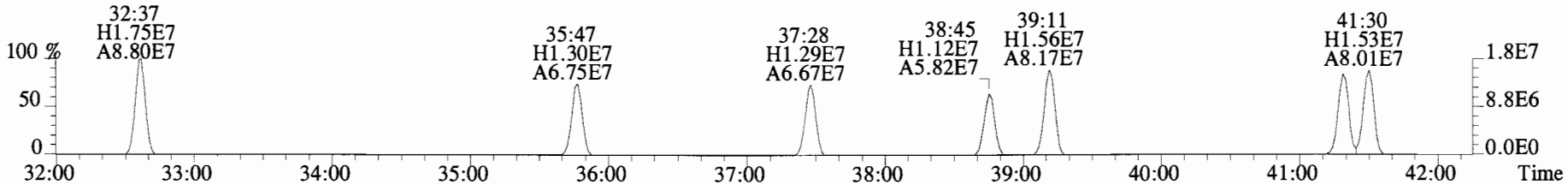

339.9177 S:3 F:3 SMO(1,3) BSUB(10000,15,-3.0) PKD(5,5,2,0.10%,4420.0,0.00%,F,F)

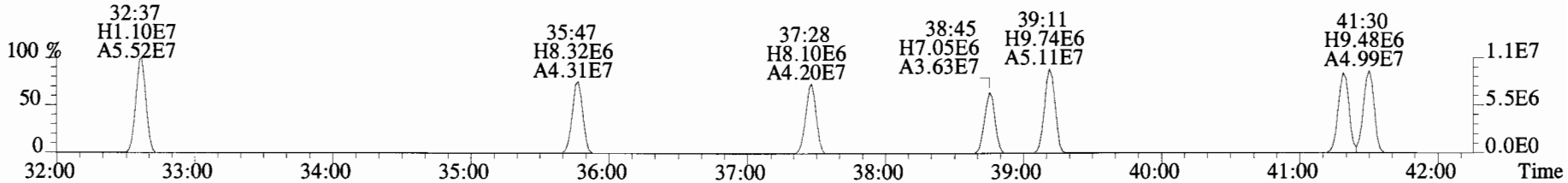

330.9792 S:3 F:3

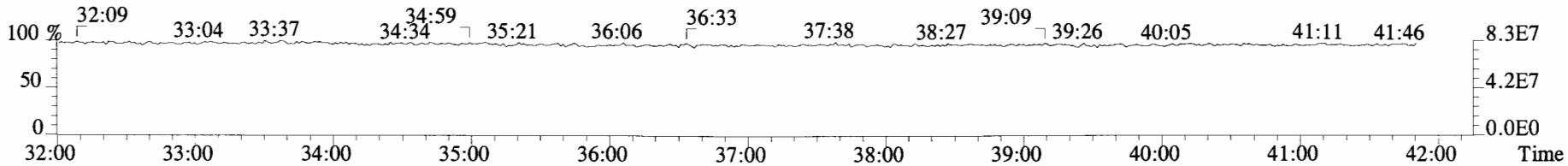

File:180208E1 #1-756 Acq: 8-FEB-2018 10:44:54 GC EI+ Voltage SIR Autospec-UltimaE
Sample#3 File Text:Vista Analytical Laboratory VG-8 Text:ST180208E1-3 PCB CS2 17L3005 Exp:PCB_ZB1
325.8804 S:3 F:3 SMO(1,3) BSUB(10000,15,-3.0) PKD(5,5,2,0.10%,2084.0,0.00%,F,F)

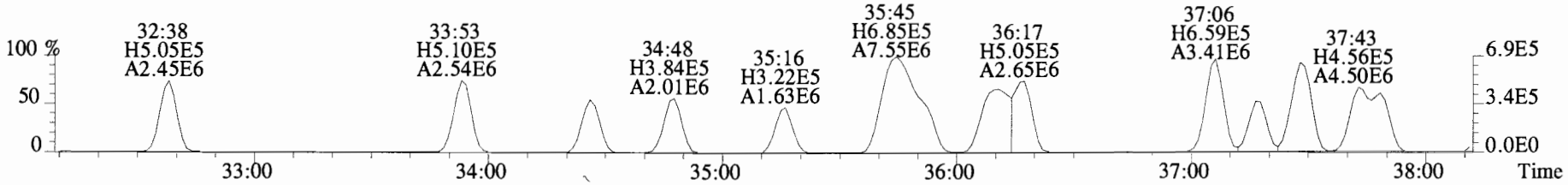

327.8775 S:3 F:3 SMO(1,3) BSUB(10000,15,-3.0) PKD(5,5,2,0.10%,2224.0,0.00%,F,F)

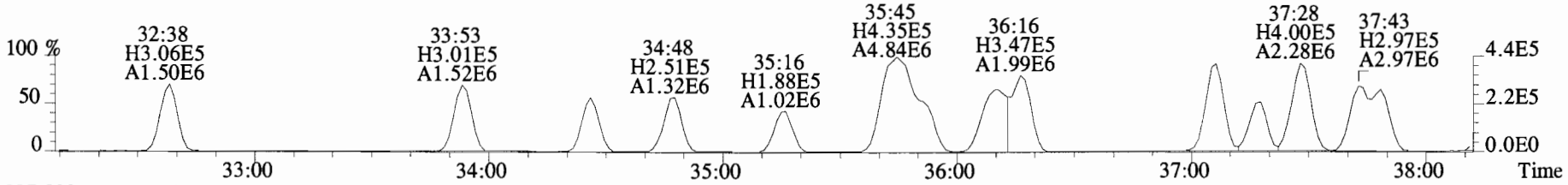

337.9207 S:3 F:3 SMO(1,3) BSUB(10000,15,-3.0) PKD(5,5,2,0.10%,4520.0,0.00%,F,F)

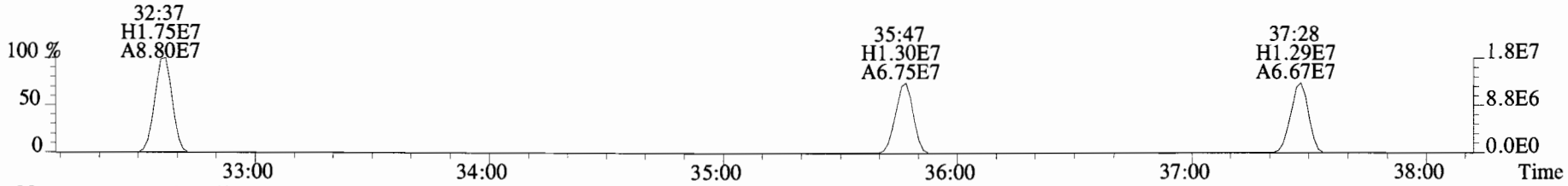

339.9177 S:3 F:3 SMO(1,3) BSUB(10000,15,-3.0) PKD(5,5,2,0.10%,4420.0,0.00%,F,F)

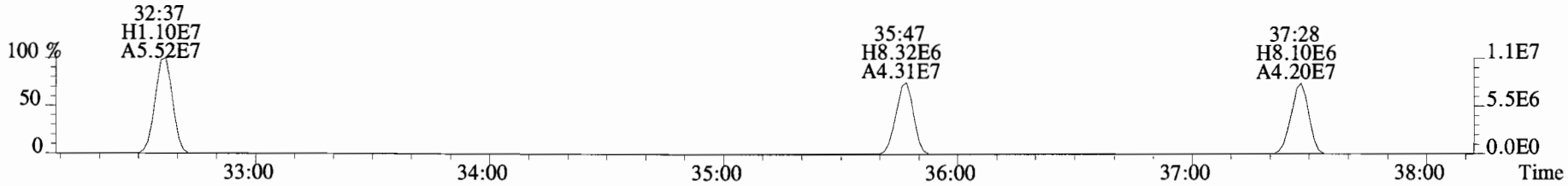

330.9792 S:3 F:3

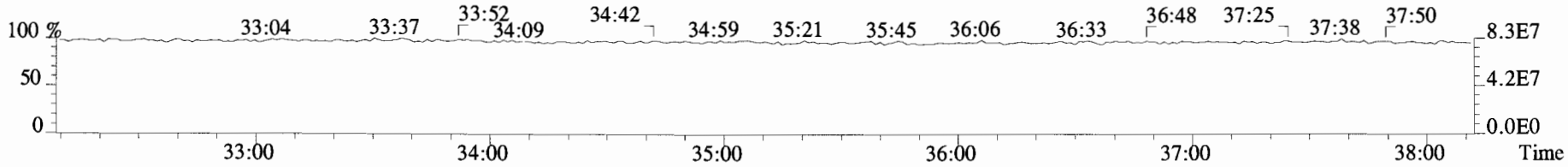

File:180208E1 #1-756 Acq: 8-FEB-2018 10:44:54 GC EI+ Voltage SIR Autospec-UltimaE
Sample#3 File Text:Vista Analytical Laboratory VG-8 Text:ST180208E1-3 PCB CS2 17L3005 Exp:PCB_ZB1
325.8804 S:3 F:3 SMO(1,3) BSUB(10000,15,-3.0) PKD(5,5,2,0.10%,2084.0,0.00%,F,F)

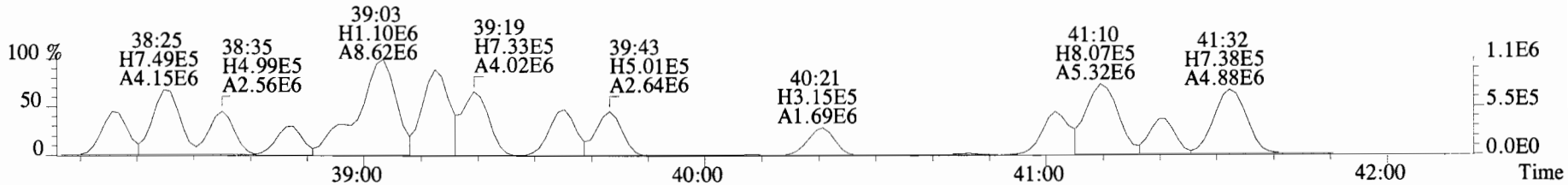

327.8775 S:3 F:3 SMO(1,3) BSUB(10000,15,-3.0) PKD(5,5,2,0.10%,2224.0,0.00%,F,F)

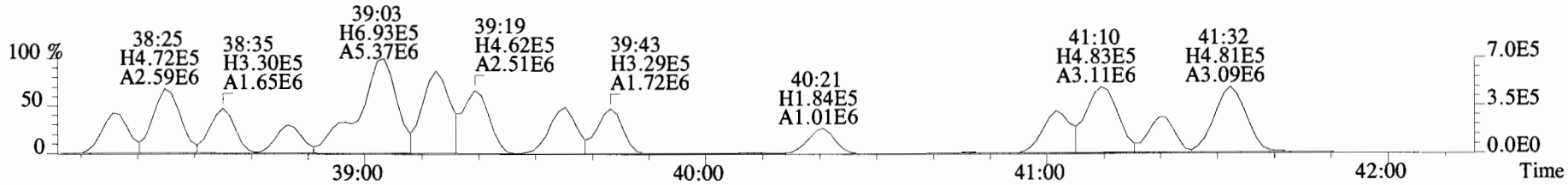

337.9207 S:3 F:3 SMO(1,3) BSUB(10000,15,-3.0) PKD(5,5,2,0.10%,4520.0,0.00%,F,F)

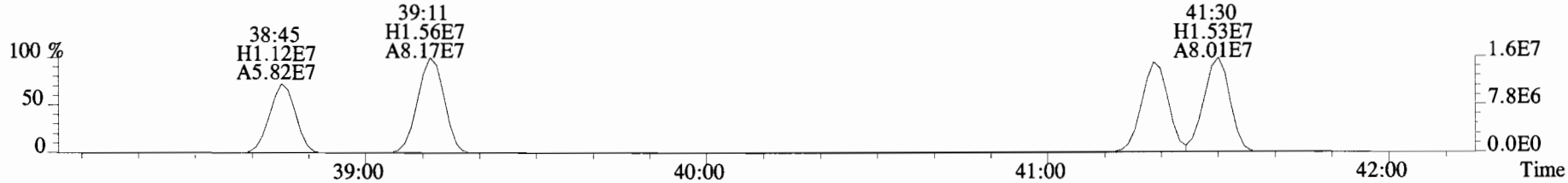

339.9177 S:3 F:3 SMO(1,3) BSUB(10000,15,-3.0) PKD(5,5,2,0.10%,4420.0,0.00%,F,F)

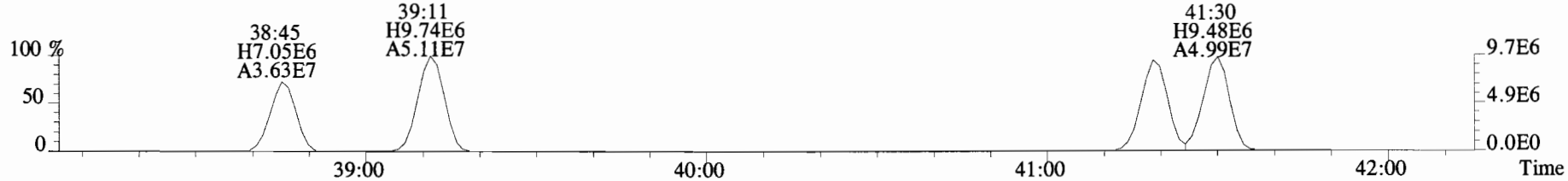

330.9792 S:3 F:3

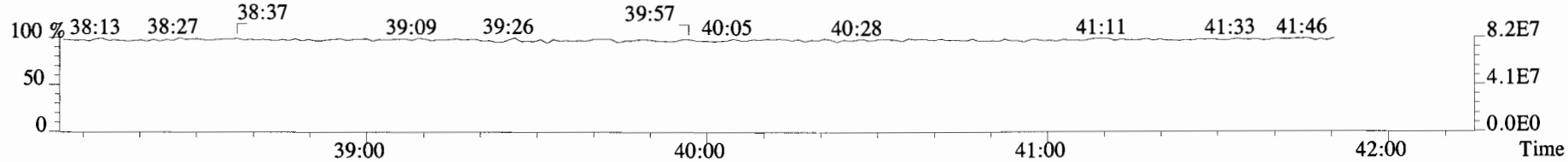

File:180208E1 #1-756 Acq: 8-FEB-2018 10:44:54 GC EI+ Voltage SIR Autospec-UltimaE
Sample#3 File Text:Vista Analytical Laboratory VG-8 Text:ST180208E1-3 PCB CS2 17L3005 Exp:PCB_ZB1
337.9207 S:3 F:3 SMO(1,3) BSUB(10000,15,-3.0) PKD(5,5,2,0.10%,4520.0,0.00%,F,F)

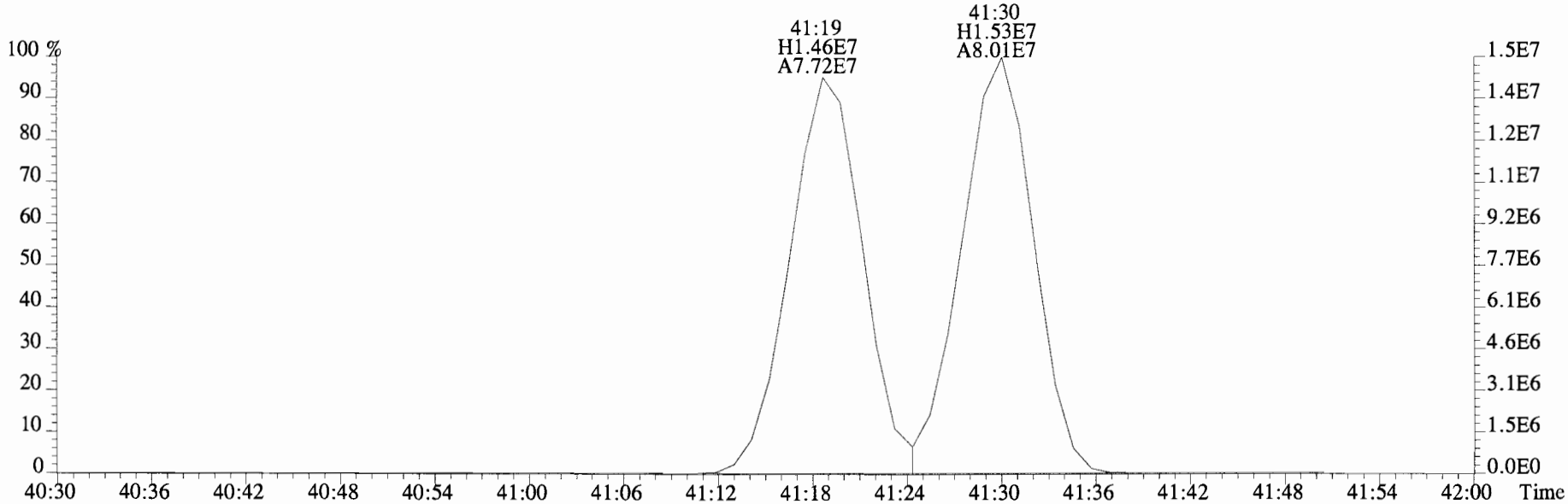

339.9177 S:3 F:3 SMO(1,3) BSUB(10000,15,-3.0) PKD(5,5,2,0.10%,4420.0,0.00%,F,F)

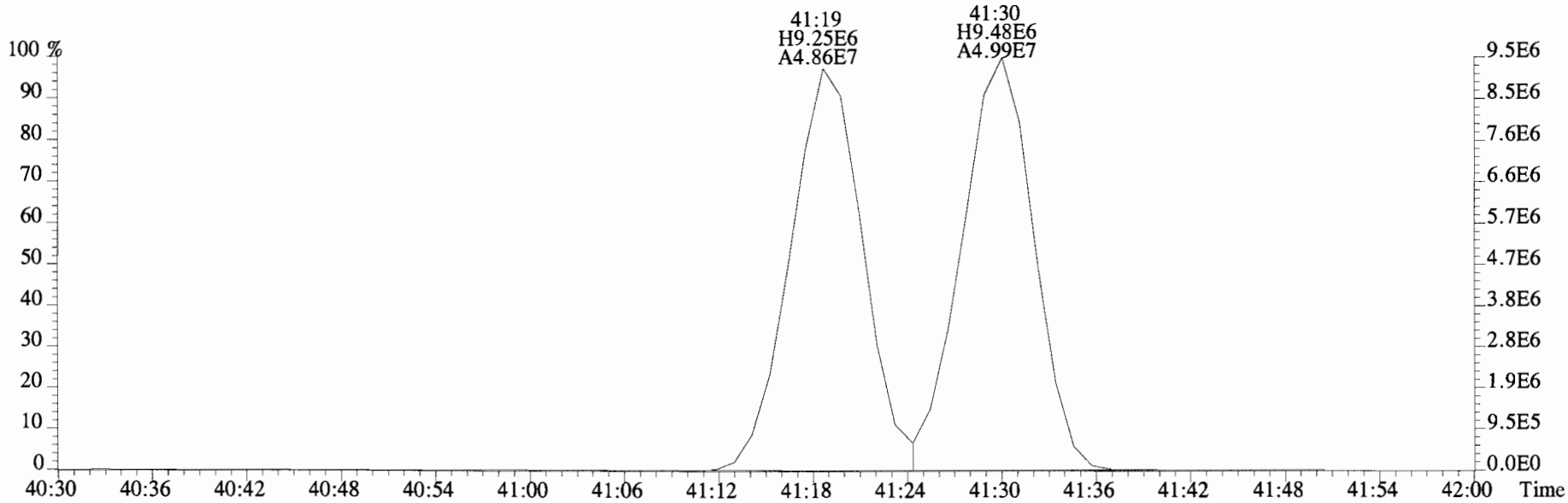

File:180208E1 #1-756 Acq: 8-FEB-2018 10:44:54 GC EI+ Voltage SIR Autospec-UltimaE
Sample#3 File Text:Vista Analytical Laboratory VG-8 Text:ST180208E1-3 PCB CS2 17L3005 Exp:PCB_ZB1
325.8804 S:3 F:3 SMO(1,3) BSUB(10000,15,-3.0) PKD(5,5,2,0.10%,2084.0,0.00%,F,F)

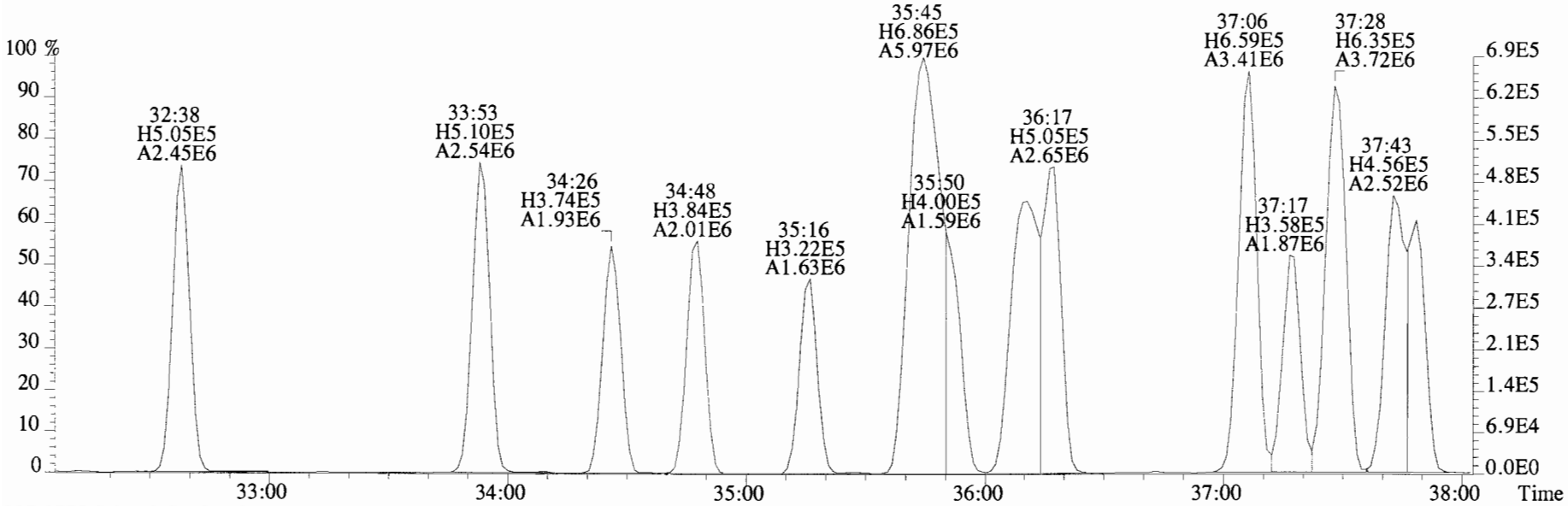

327.8775 S:3 F:3 SMO(1,3) BSUB(10000,15,-3.0) PKD(5,5,2,0.10%,2224.0,0.00%,F,F)

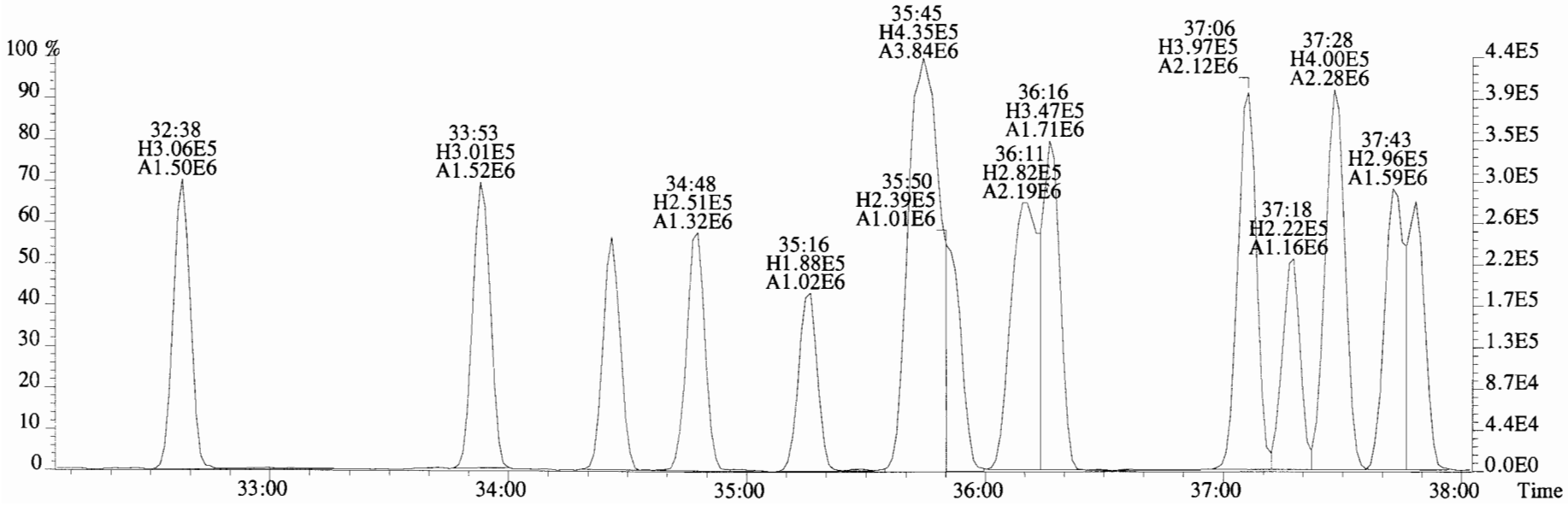

File:180208E1 #1-756 Acq: 8-FEB-2018 10:44:54 GC EI+ Voltage SIR Autospec-UltimaE
Sample#3 File Text:Vista Analytical Laboratory VG-8 Text:ST180208E1-3 PCB CS2 17L3005 Exp:PCB_ZB1
325.8804 S:3 F:3 SMO(1,3) BSUB(10000,15,-3.0) PKD(5,5,2,0.10%,2084.0,0.00%,F,F)

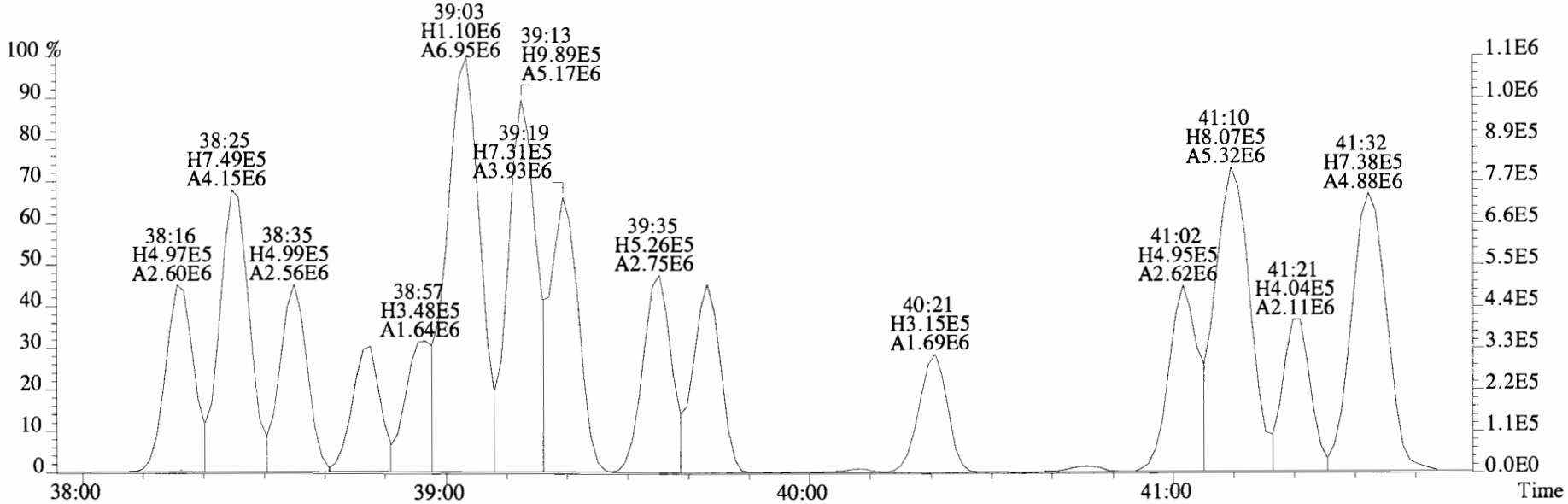

327.8775 S:3 F:3 SMO(1,3) BSUB(10000,15,-3.0) PKD(5,5,2,0.10%,2224.0,0.00%,F,F)

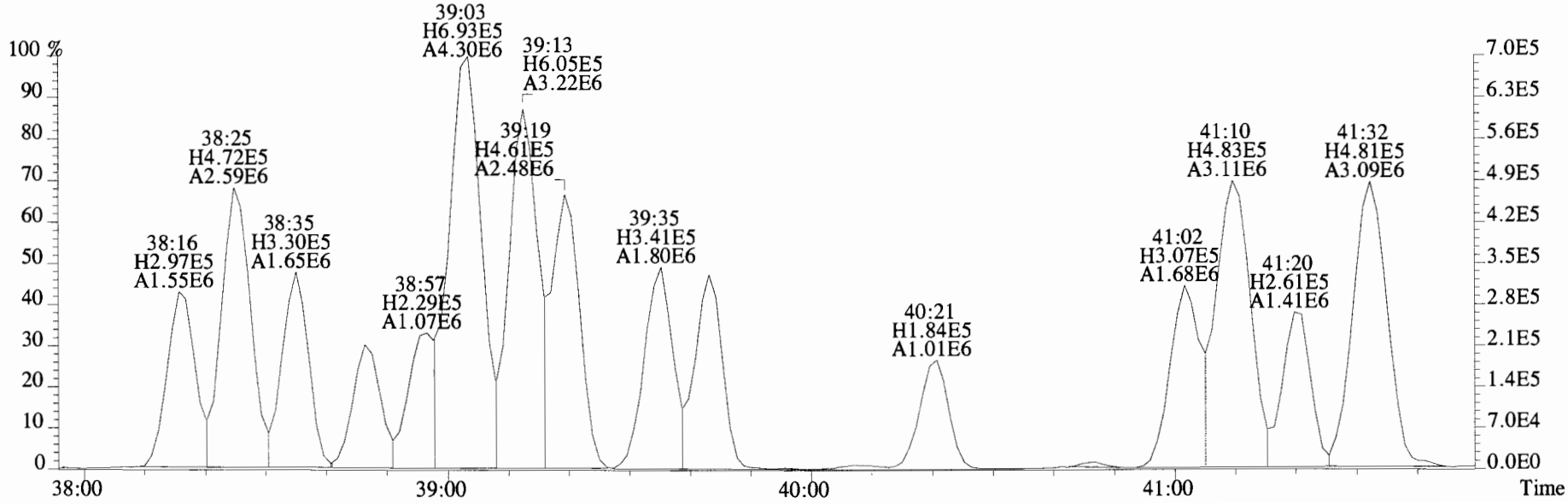

File:180208E1 #1-574 Acq: 8-FEB-2018 10:44:54 GC EI+ Voltage SIR Autospec-UltimaE
Sample#3 File Text:Vista Analytical Laboratory VG-8 Text:ST180208E1-3 PCB CS2 17L3005 Exp:PCB_ZB1
325.8804 S:3 F:4 SMO(1,3) BSUB(10000,15,-3.0) PKD(5,5,2,0.10%,2204.0,0.00%,F,F)

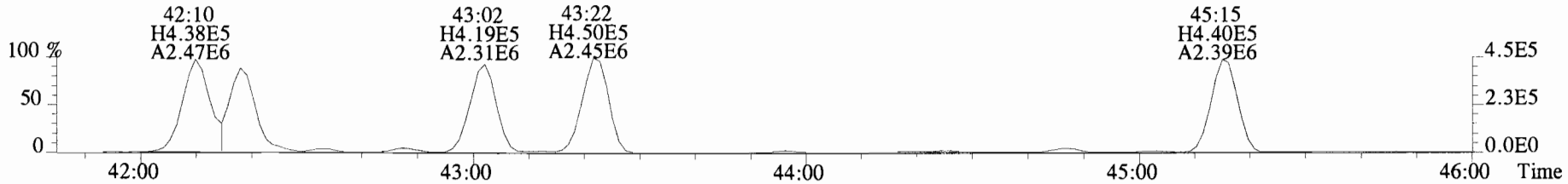

327.8775 S:3 F:4 SMO(1,3) BSUB(10000,15,-3.0) PKD(5,5,2,0.10%,2344.0,0.00%,F,F)

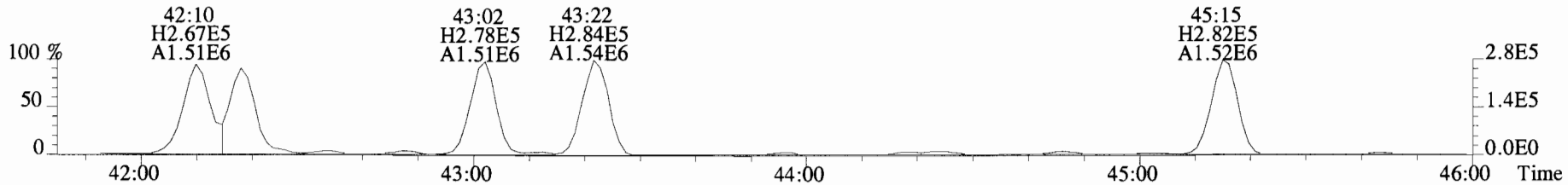

337.9207 S:3 F:4 SMO(1,3) BSUB(10000,15,-3.0) PKD(5,5,2,0.10%,11840.0,0.00%,F,F)

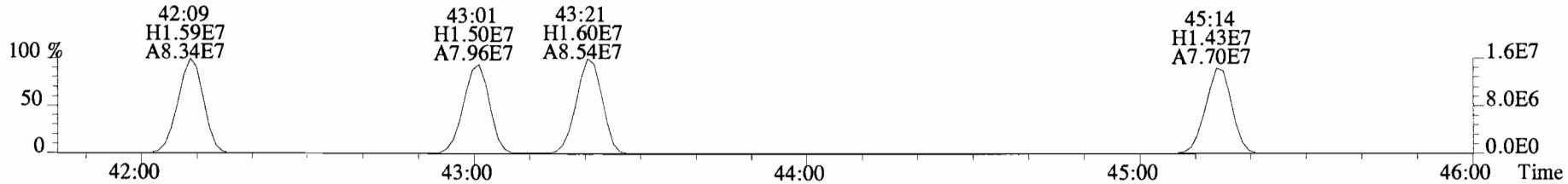

339.9177 S:3 F:4 SMO(1,3) BSUB(10000,15,-3.0) PKD(5,5,2,0.10%,7184.0,0.00%,F,F)

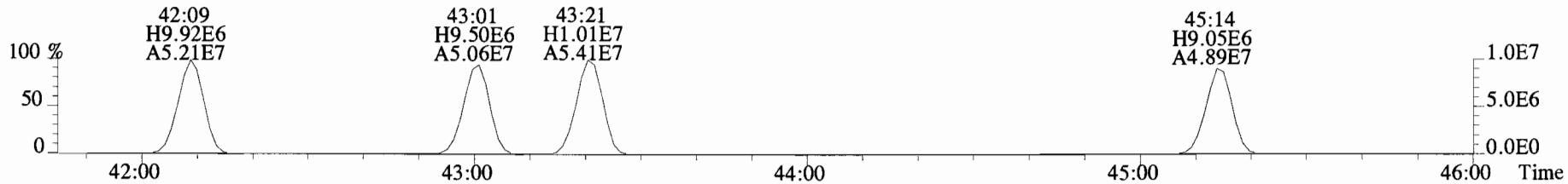

380.9760 S:3 F:4

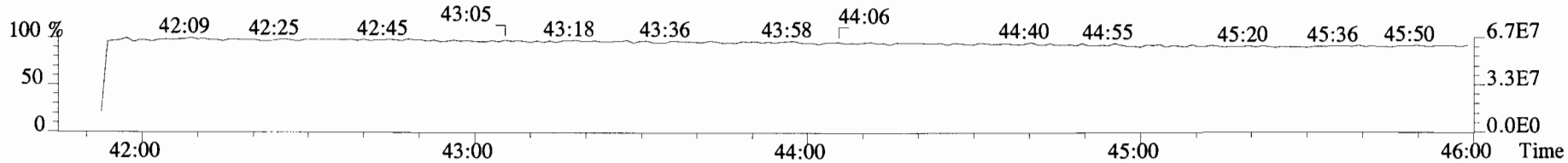

File:180208E1 #1-574 Acq: 8-FEB-2018 10:44:54 GC EI+ Voltage SIR Autospec-UltimaE
Sample#3 File Text:Vista Analytical Laboratory VG-8 Text:ST180208E1-3 PCB CS2 17L3005 Exp:PCB_ZB1
325.8804 S:3 F:4 SMO(1,3) BSUB(10000,15,-3.0)

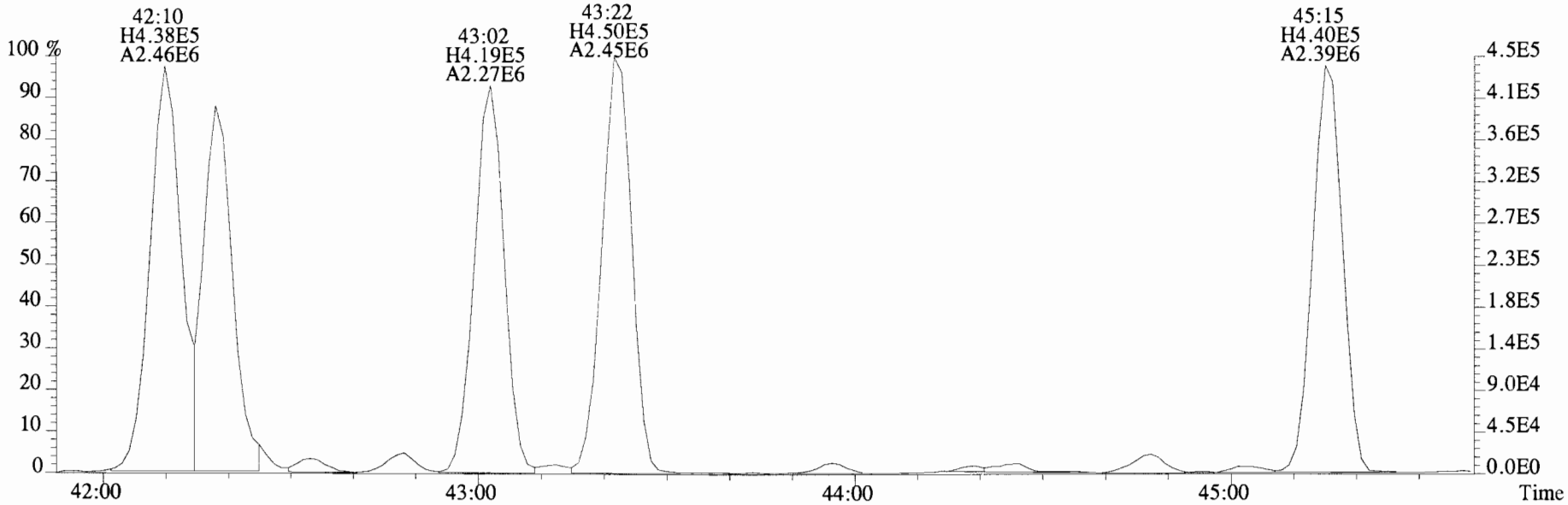

327.8775 S:3 F:4 SMO(1,3) BSUB(10000,15,-3.0)

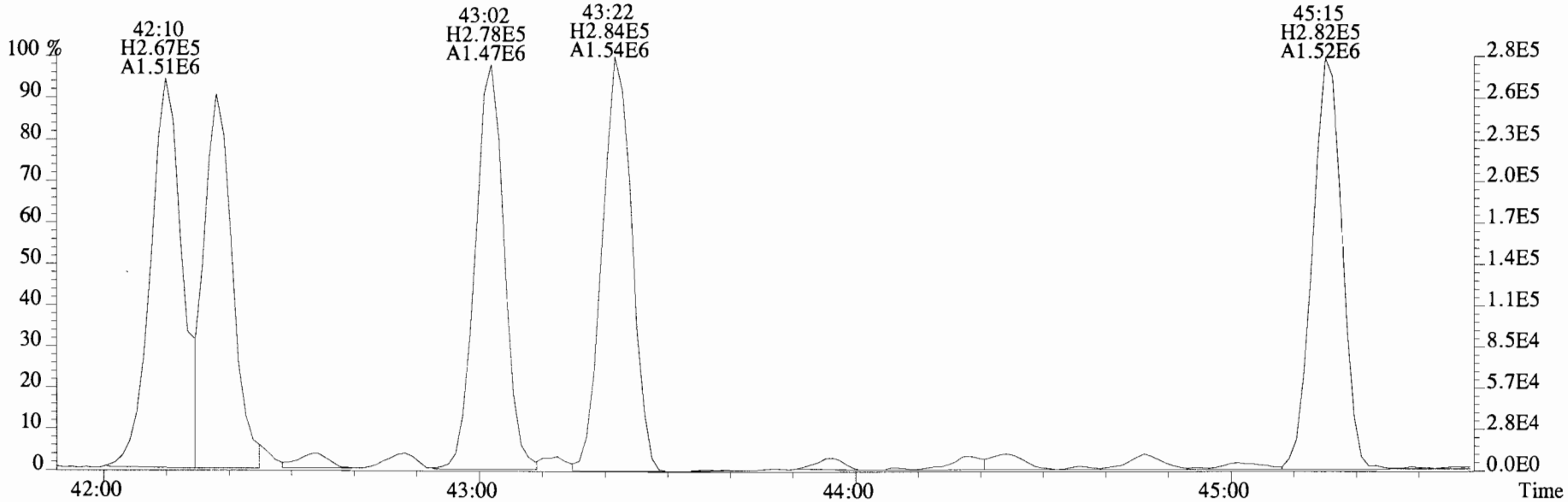

File:180208E1 #1-756 Acq: 8-FEB-2018 10:44:54 GC EI+ Voltage SIR Autospec-UltimaE
Sample#3 File Text:Vista Analytical Laboratory VG-8 Text:ST180208E1-3 PCB CS2 17L3005 Exp:PCB_ZB1
359.8415 S:3 F:3 SMO(1,3) BSUB(10000,15,-3.0) PKD(5,5,2,0.10%,2036.0,0.00%,F,F)

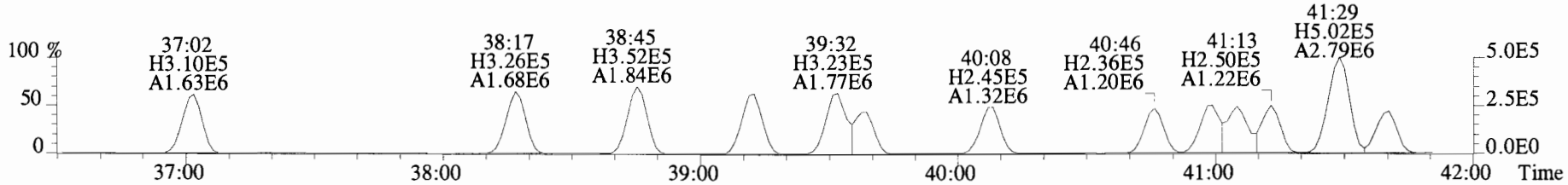

361.8385 S:3 F:3 SMO(1,3) BSUB(10000,15,-3.0) PKD(5,5,2,0.10%,1896.0,0.00%,F,F)

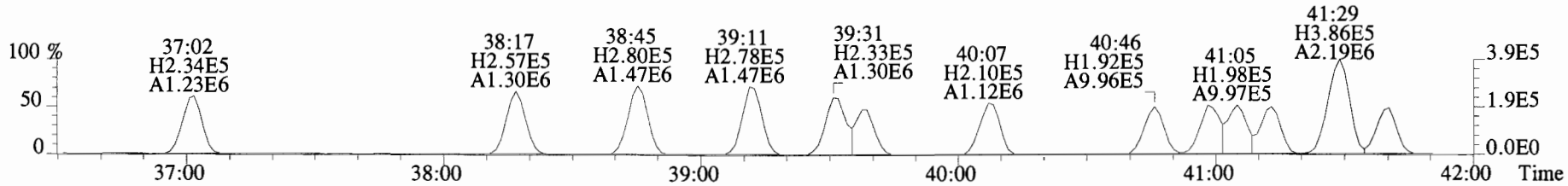

371.8817 S:3 F:3 SMO(1,3) BSUB(10000,15,-3.0) PKD(5,5,2,0.10%,2324.0,0.00%,F,F)

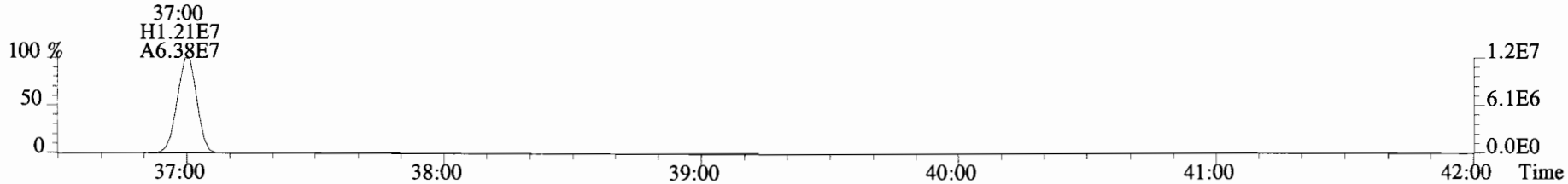

373.8788 S:3 F:3 SMO(1,3) BSUB(10000,15,-3.0) PKD(5,5,2,0.10%,2612.0,0.00%,F,F)

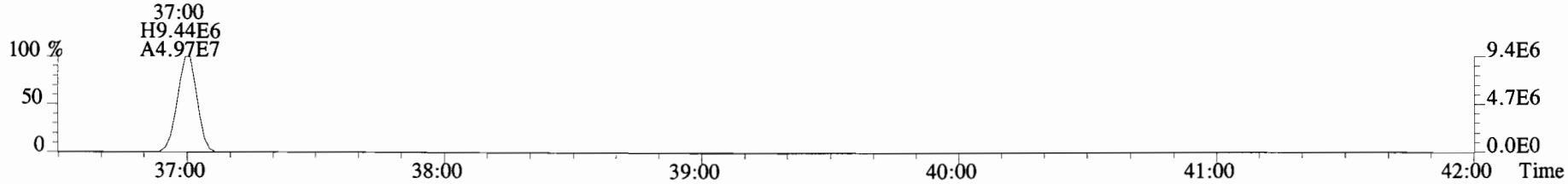

330.9792 S:3 F:3

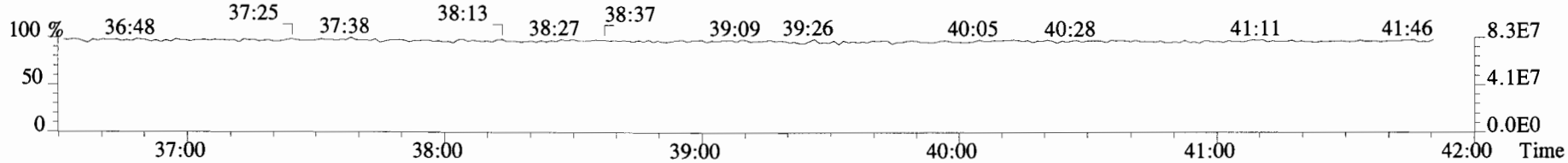

File:180208E1 #1-574 Acq: 8-FEB-2018 10:44:54 GC EI+ Voltage SIR Autospec-UltimaE
Sample#3 File Text:Vista Analytical Laboratory VG-8 Text:ST180208E1-3 PCB CS2 17L3005 Exp:PCB_ZB1
359.8415 S:3 F:4 SMO(1,3) BSUB(10000,15,-3.0) PKD(5,5,2,0.10%,3508.0,0.00%,F,F)

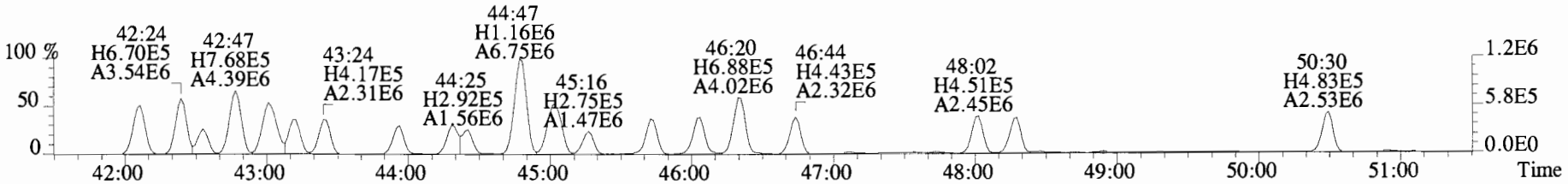

361.8385 S:3 F:4 SMO(1,3) BSUB(10000,15,-3.0) PKD(5,5,2,0.10%,3712.0,0.00%,F,F)

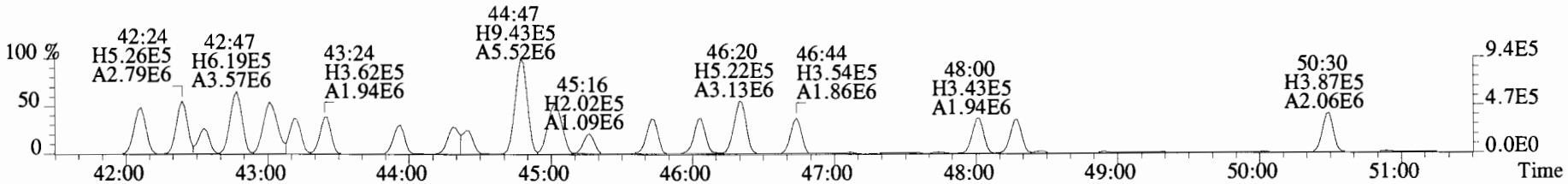

371.8817 S:3 F:4 SMO(1,3) BSUB(10000,15,-3.0) PKD(5,5,2,0.10%,19604.0,0.00%,F,F)

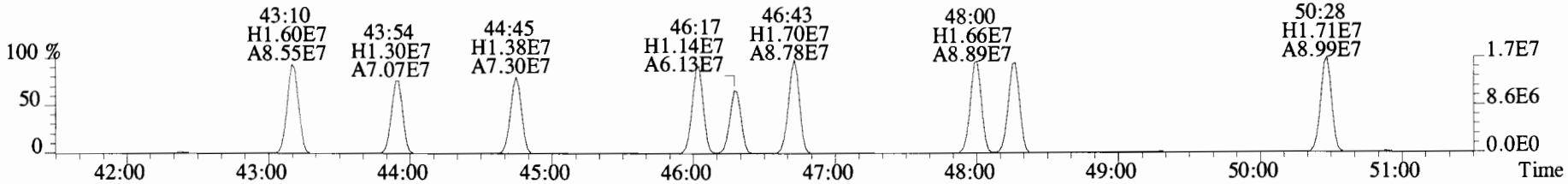

373.8788 S:3 F:4 SMO(1,3) BSUB(10000,15,-3.0) PKD(5,5,2,0.10%,19252.0,0.00%,F,F)

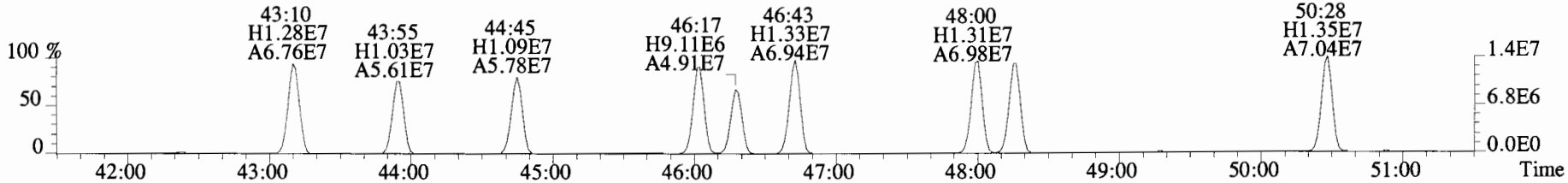

380.9760 S:3 F:4

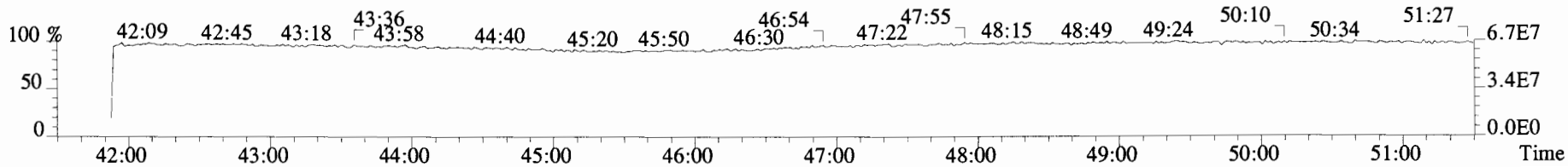

File:180208E1 #1-574 Acq: 8-FEB-2018 10:44:54 GC EI+ Voltage SIR Autospec-UltimaE
Sample#3 File Text:Vista Analytical Laboratory VG-8 Text:ST180208E1-3 PCB CS2 17L3005 Exp:PCB_ZB1
371.8817 S:3 F:4 SMO(1,3) BSUB(10000,15,-3.0) PKD(5,5,2,0.10%,19604.0,0.00%,F,F)

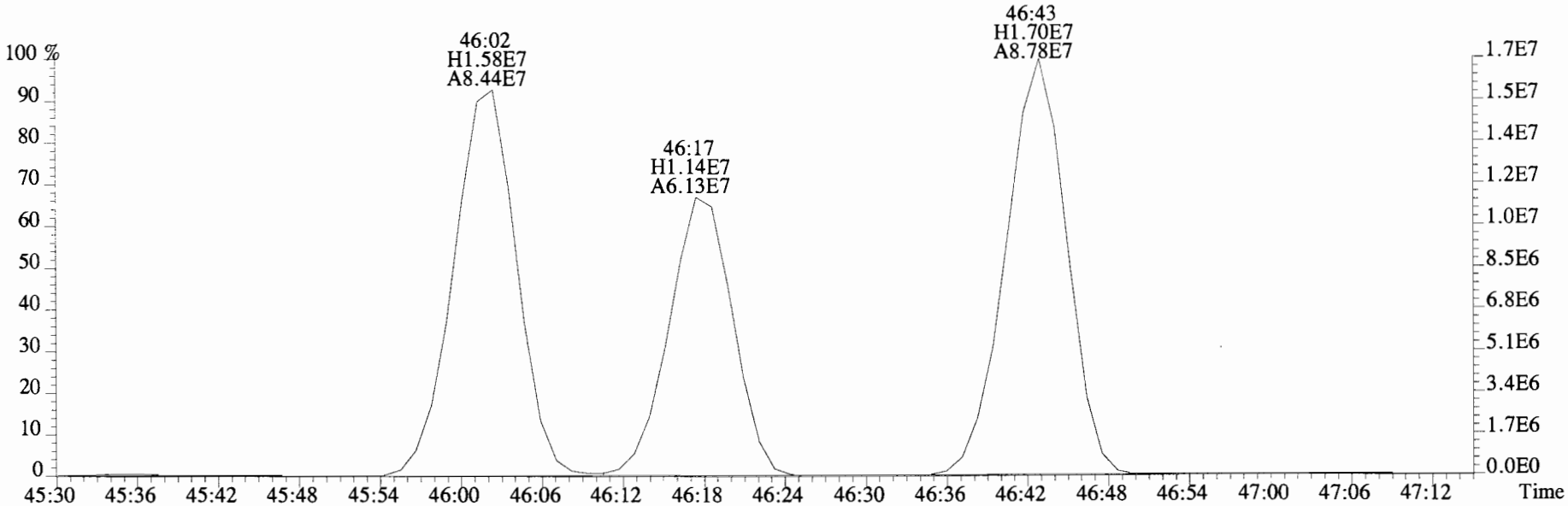

373.8788 S:3 F:4 SMO(1,3) BSUB(10000,15,-3.0) PKD(5,5,2,0.10%,19252.0,0.00%,F,F)

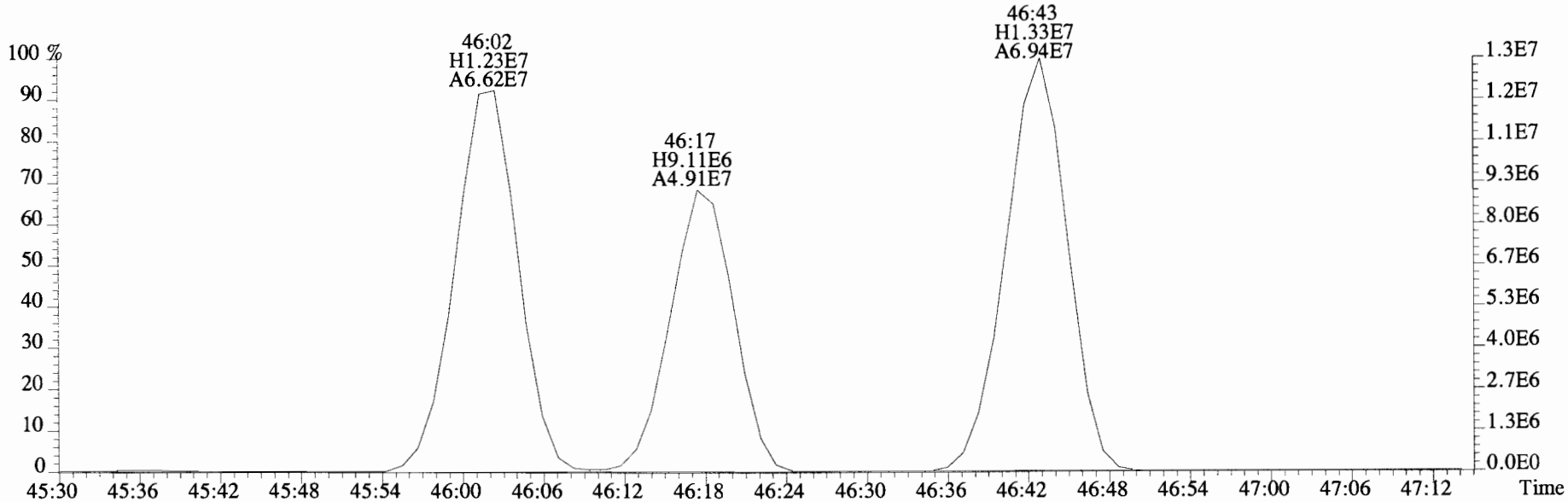

File:180208E1 #1-574 Acq: 8-FEB-2018 10:44:54 GC EI+ Voltage SIR Autospec-UltimaE
Sample#3 File Text:Vista Analytical Laboratory VG-8 Text:ST180208E1-3 PCB CS2 17L3005 Exp:PCB_ZB1
371.8817 S:3 F:4 SMO(1,3) BSUB(10000,15,-3.0) PKD(5,5,2,0.10%,19604.0,0.00%,F,F)

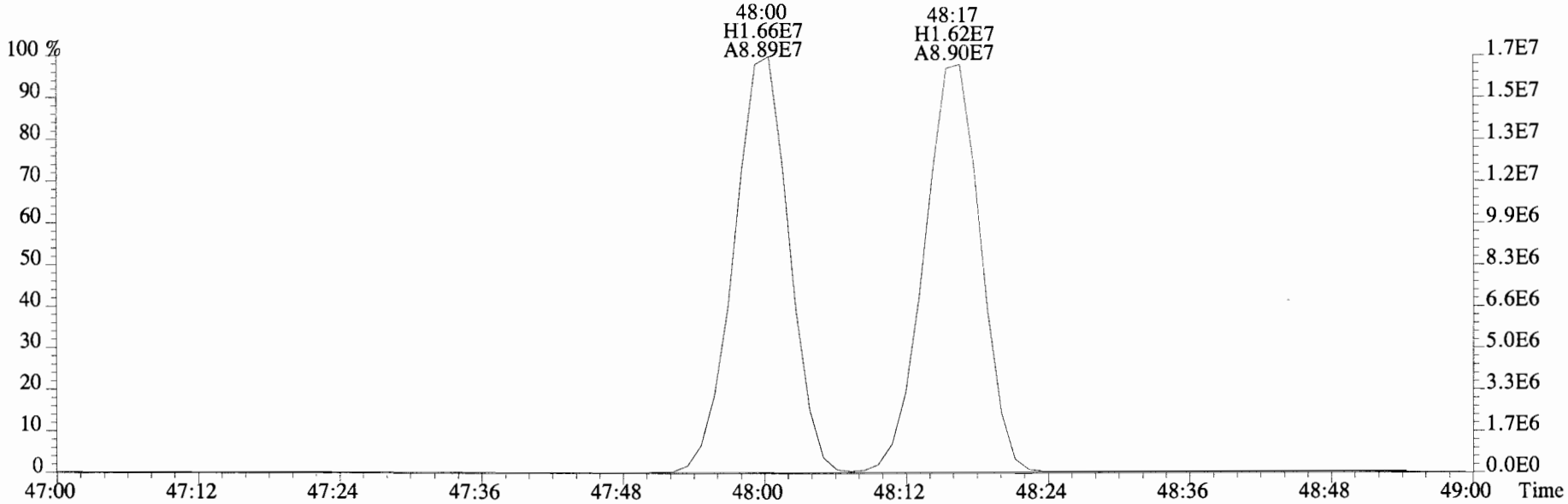

373.8788 S:3 F:4 SMO(1,3) BSUB(10000,15,-3.0) PKD(5,5,2,0.10%,19252.0,0.00%,F,F)

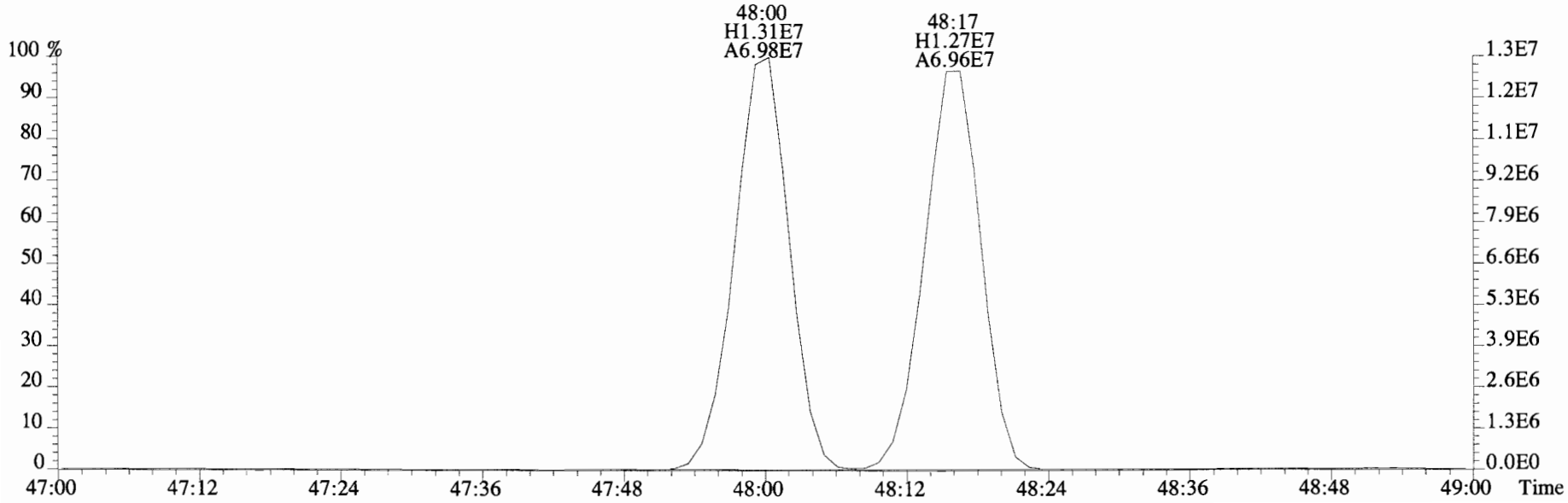

File:180208E1 #1-574 Acq: 8-FEB-2018 10:44:54 GC EI+ Voltage SIR Autospec-UltimaE
Sample#3 File Text:Vista Analytical Laboratory VG-8 Text:ST180208E1-3 PCB CS2 17L3005 Exp:PCB_ZB1
359.8415 S:3 F:4 SMO(1,3) BSUB(10000,15,-3.0) PKD(5,5,2,0.10%,3508.0,0.00%,F,F)

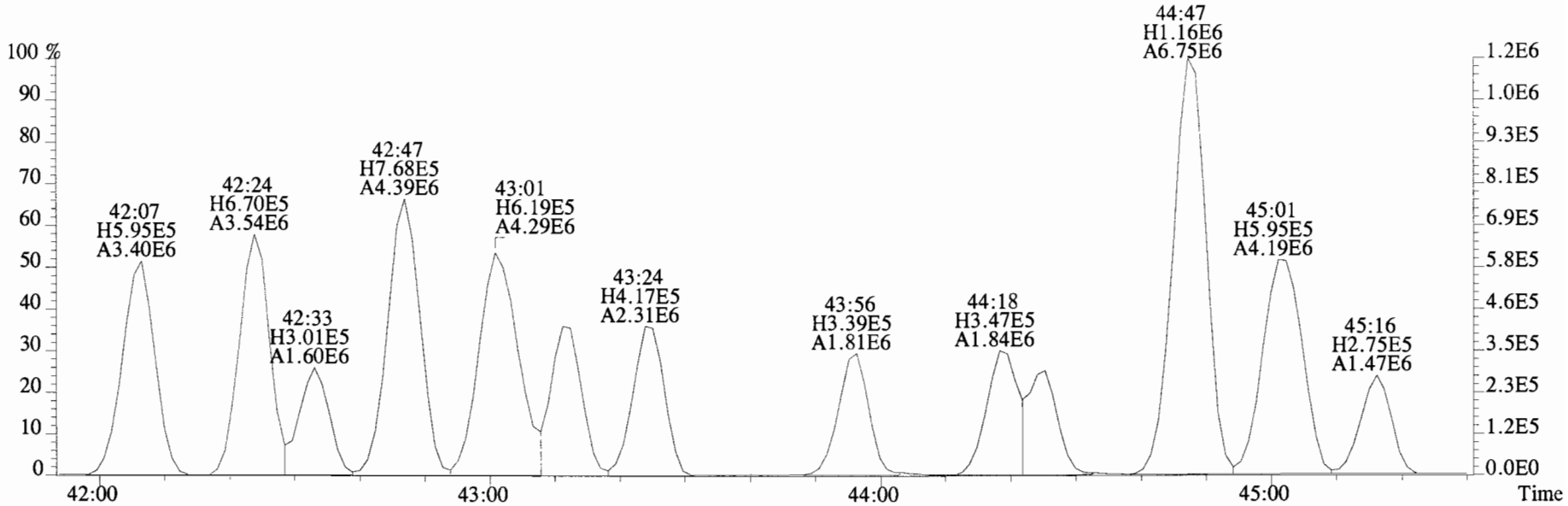

361.8385 S:3 F:4 SMO(1,3) BSUB(10000,15,-3.0) PKD(5,5,2,0.10%,3712.0,0.00%,F,F)

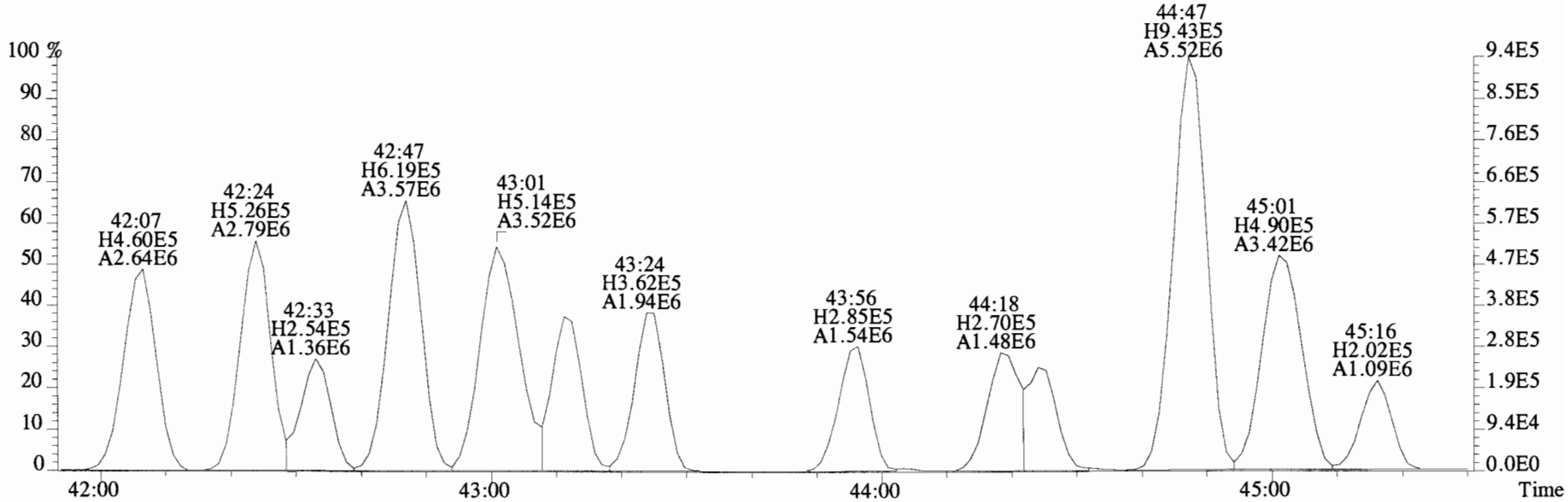

File:180208E1 #1-574 Acq: 8-FEB-2018 10:44:54 GC EI+ Voltage SIR Autospec-UltimaE
Sample#3 File Text:Vista Analytical Laboratory VG-8 Text:ST180208E1-3 PCB CS2 17L3005 Exp:PCB_ZB1
359.8415 S:3 F:4 SMO(1,3) BSUB(10000,15,-3.0) PKD(5,5,2,0.10%,3508.0,0.00%,F,F)

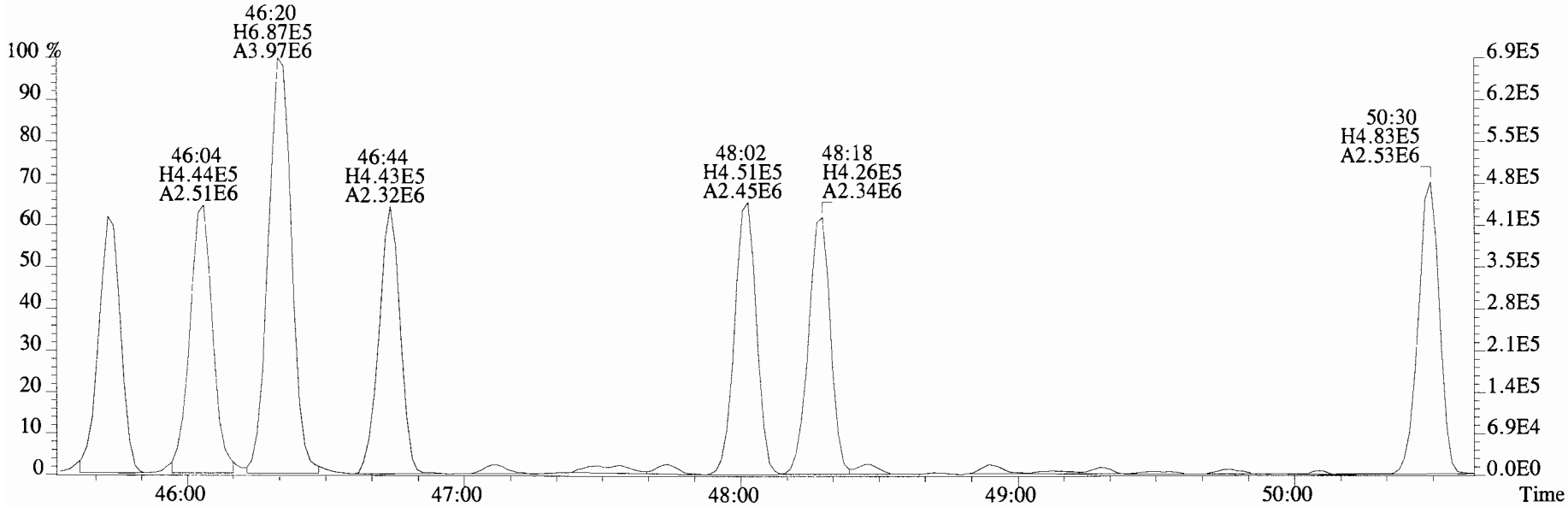

361.8385 S:3 F:4 SMO(1,3) BSUB(10000,15,-3.0) PKD(5,5,2,0.10%,3712.0,0.00%,F,F)

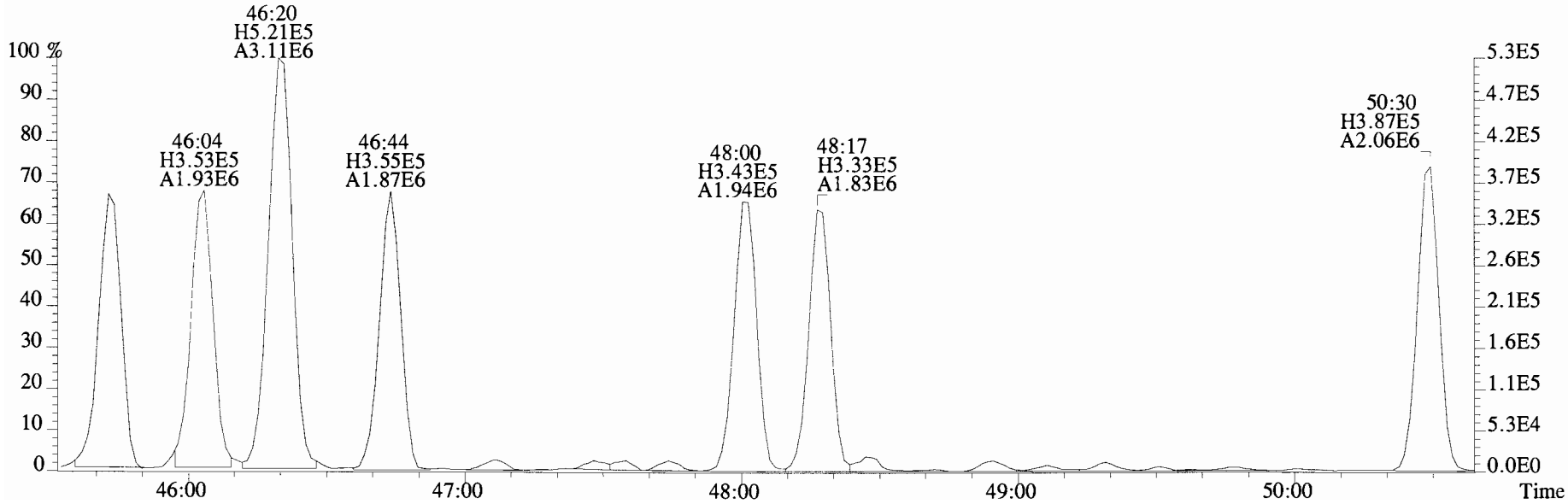

File:180208E1 #1-574 Acq: 8-FEB-2018 10:44:54 GC EI+ Voltage SIR Autospec-UltimaE
Sample#3 File Text:Vista Analytical Laboratory VG-8 Text:ST180208E1-3 PCB CS2 17L3005 Exp:PCB_ZB1
393.8025 S:3 F:4 SMO(1,3) BSUB(10000,15,-3.0) PKD(5,5,2,0.10%,3968.0,0.00%,F,F)

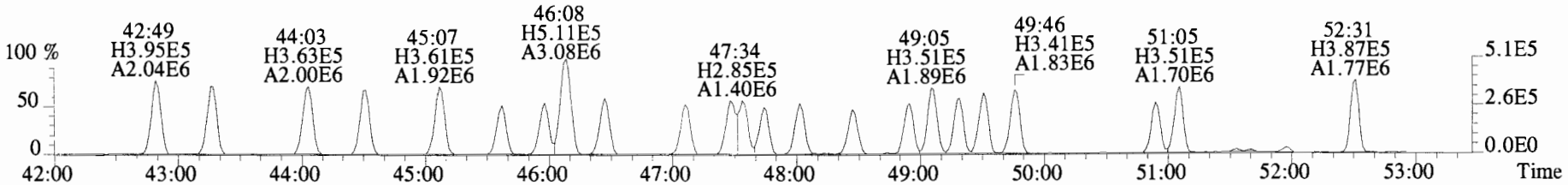

395.7995 S:3 F:4 SMO(1,3) BSUB(10000,15,-3.0) PKD(5,5,2,0.10%,3332.0,0.00%,F,F)

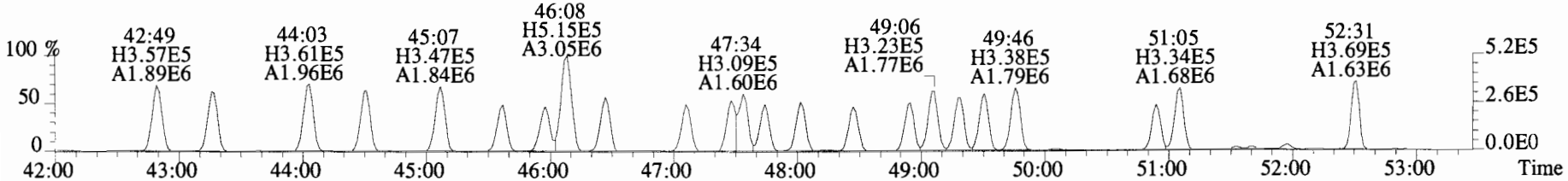

403.8457 S:3 F:4 SMO(1,3) BSUB(10000,15,-3.0) PKD(5,5,2,0.10%,8740.0,0.00%,F,F)

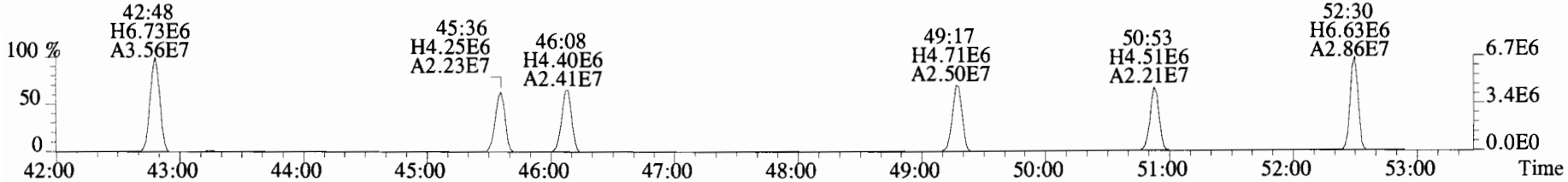

405.8428 S:3 F:4 SMO(1,3) BSUB(10000,15,-3.0) PKD(5,5,2,0.10%,16048.0,0.00%,F,F)

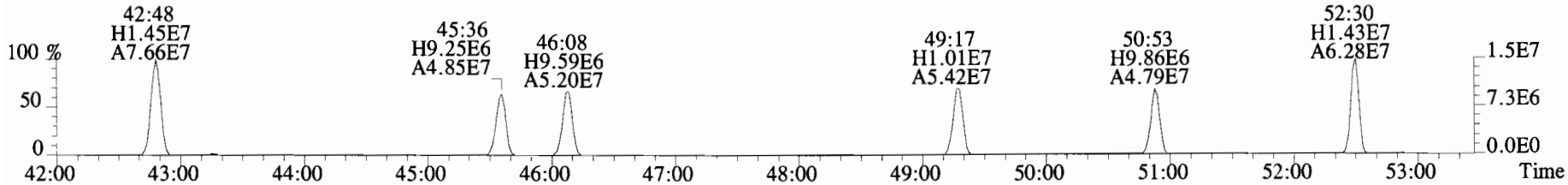

380.9760 S:3 F:4

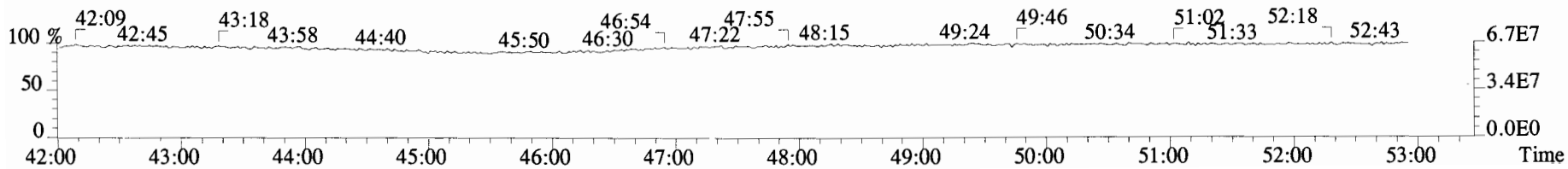

File:180208E1 #1-574 Acq: 8-FEB-2018 10:44:54 GC EI+ Voltage SIR Autospec-UltimaE
Sample#3 File Text:Vista Analytical Laboratory VG-8 Text:ST180208E1-3 PCB CS2 17L3005 Exp:PCB_ZB1
393.8025 S:3 F:4 SMO(1,3) BSUB(10000,15,-3.0) PKD(5,5,2,0.10%,3968.0,0.00%,F,F)

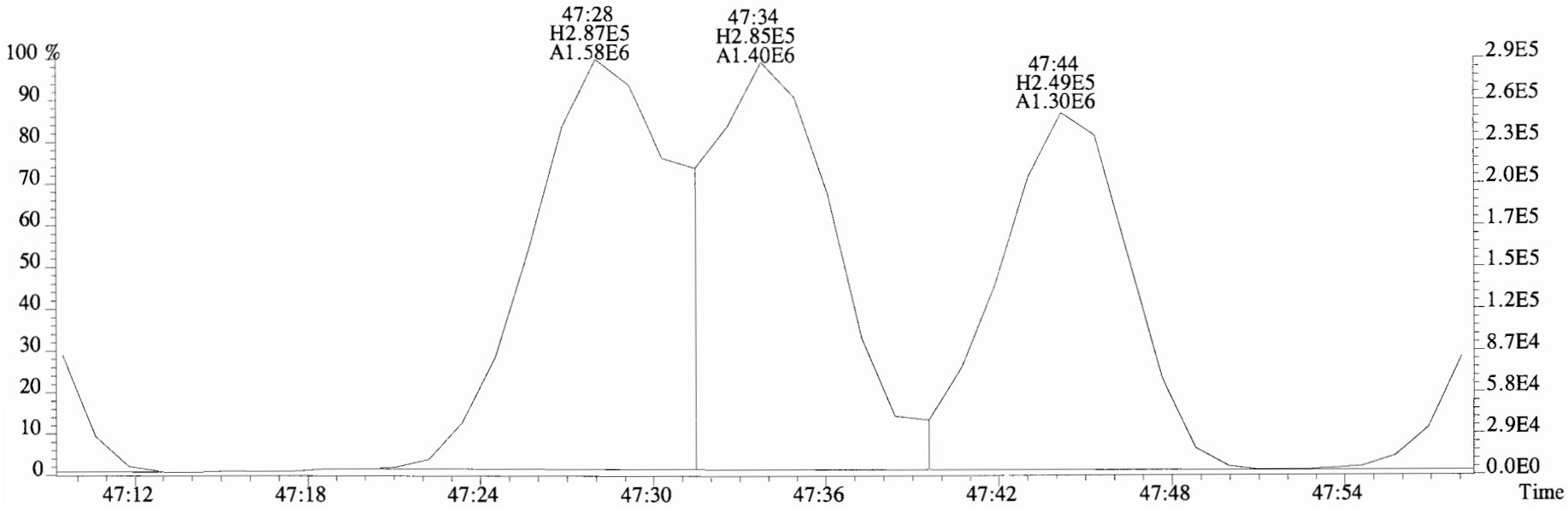

395.7995 S:3 F:4 SMO(1,3) BSUB(10000,15,-3.0) PKD(5,5,2,0.10%,3332.0,0.00%,F,F)

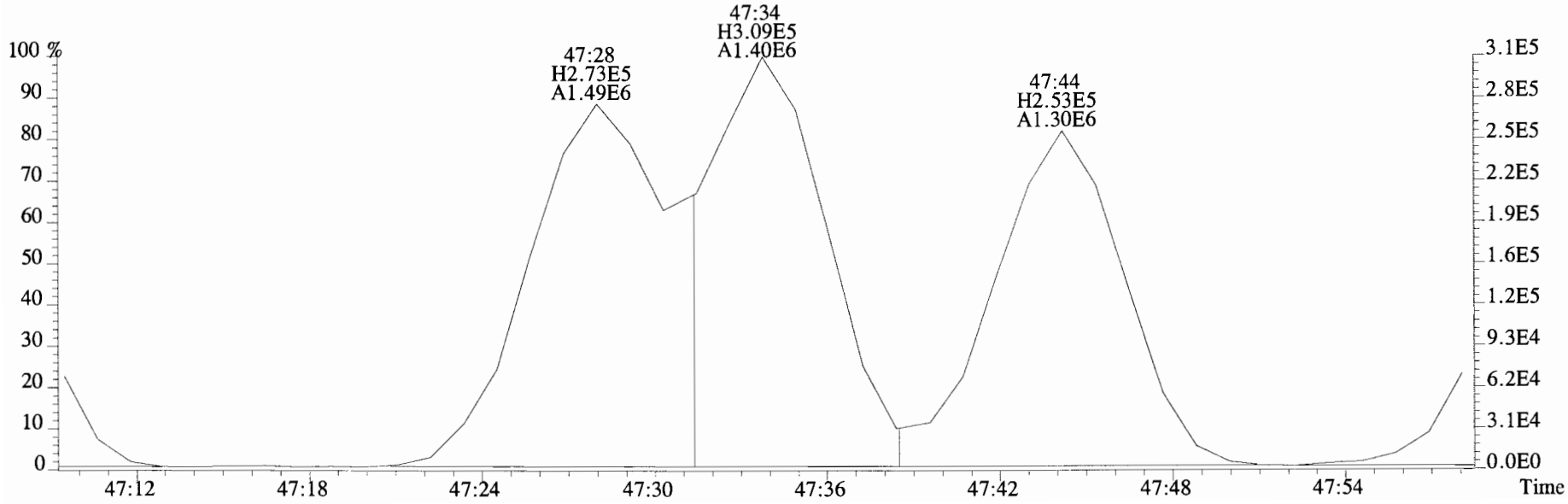

File:180208E1 #1-574 Acq: 8-FEB-2018 10:44:54 GC EI+ Voltage SIR Autospec-UltimaE
Sample#3 File Text:Vista Analytical Laboratory VG-8 Text:ST180208E1-3 PCB CS2 17L3005 Exp:PCB_ZB1
427.7635 S:3 F:4 SMO(1,3) BSUB(10000,15,-3.0) PKD(5,5,2,0.10%,1588.0,0.00%,F,F)

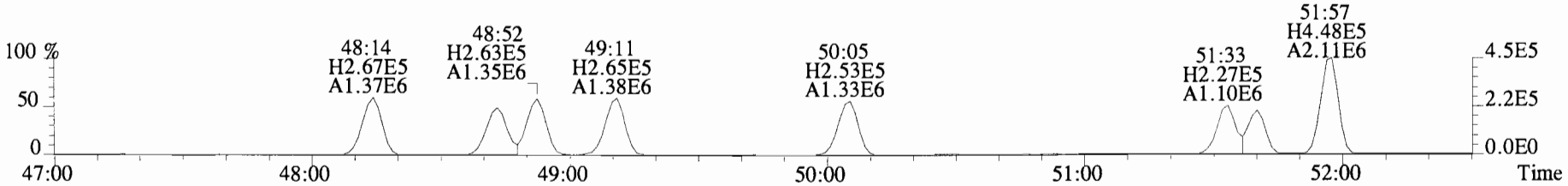

429.7606 S:3 F:4 SMO(1,3) BSUB(10000,15,-3.0) PKD(5,5,2,0.10%,1940.0,0.00%,F,F)

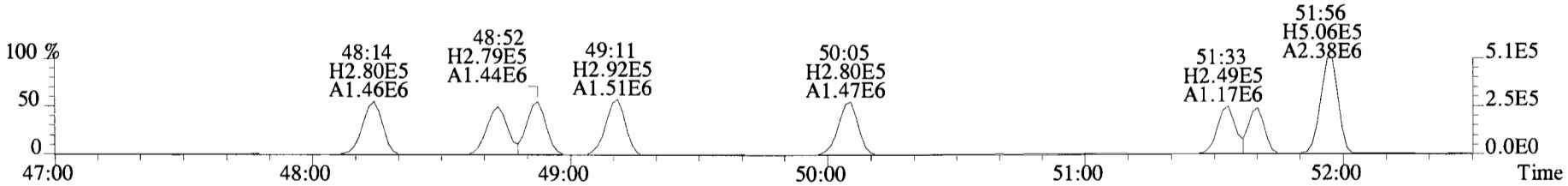

439.8038 S:3 F:4 SMO(1,3) BSUB(10000,15,-3.0) PKD(5,5,2,0.10%,1756.0,0.00%,F,F)

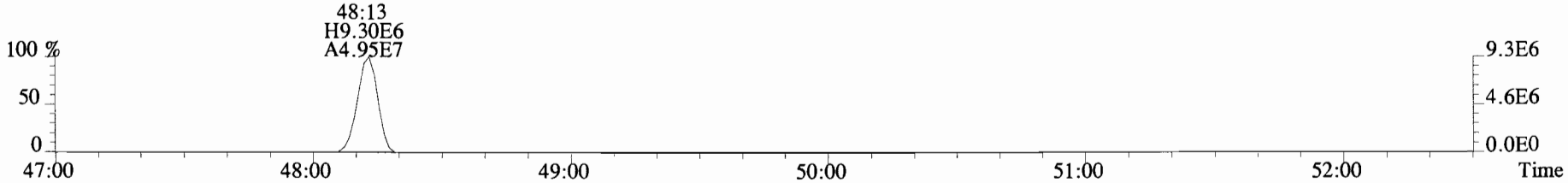

441.8008 S:3 F:4 SMO(1,3) BSUB(10000,15,-3.0) PKD(5,5,2,0.10%,1596.0,0.00%,F,F)

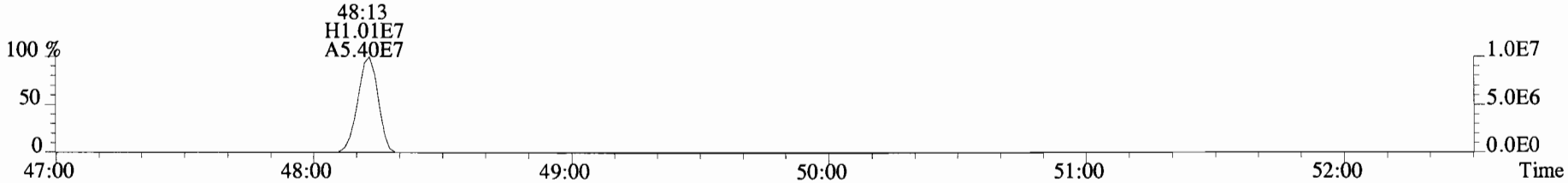

380.9760 S:3 F:4

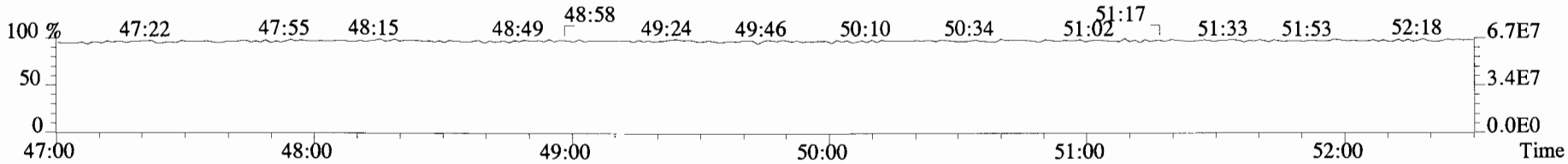

File:180208E1 #1-407 Acq: 8-FEB-2018 10:44:54 GC EI+ Voltage SIR Autospec-UltimaE
Sample#3 File Text:Vista Analytical Laboratory VG-8 Text:ST180208E1-3 PCB CS2 17L3005 Exp:PCB_ZB1
427.7635 S:3 F:5 SMO(1,3) BSUB(10000,15,-3.0) PKD(5,5,2,0.10%,2236.0,0.00%,F,F)

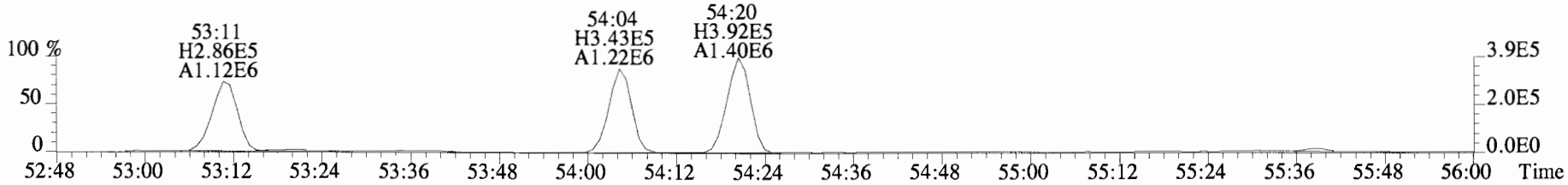

429.7606 S:3 F:5 SMO(1,3) BSUB(10000,15,-3.0) PKD(5,5,2,0.10%,2516.0,0.00%,F,F)

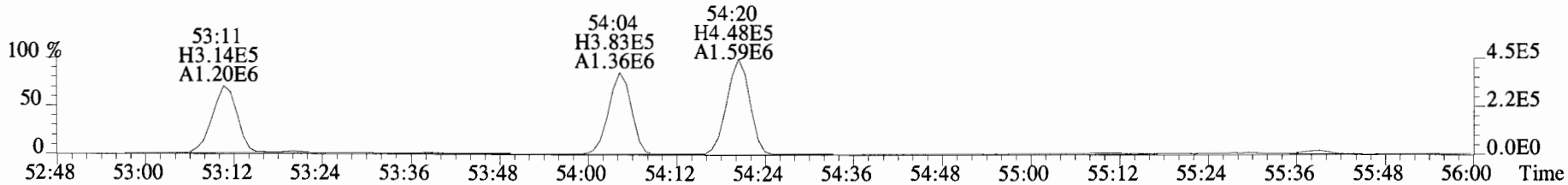

439.8038 S:3 F:5 SMO(1,3) BSUB(10000,15,-3.0) PKD(5,5,2,0.10%,10060.0,0.00%,F,F)

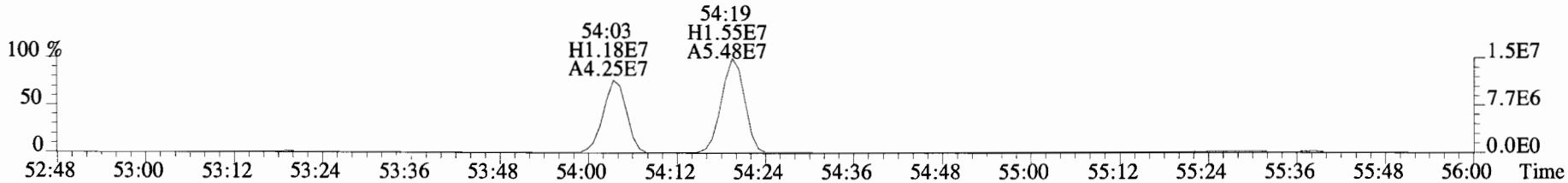

441.8008 S:3 F:5 SMO(1,3) BSUB(10000,15,-3.0) PKD(5,5,2,0.10%,9996.0,0.00%,F,F)

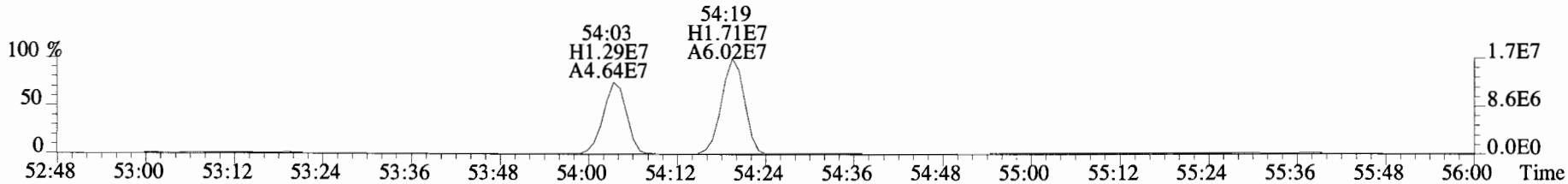

492.9697 S:3 F:5

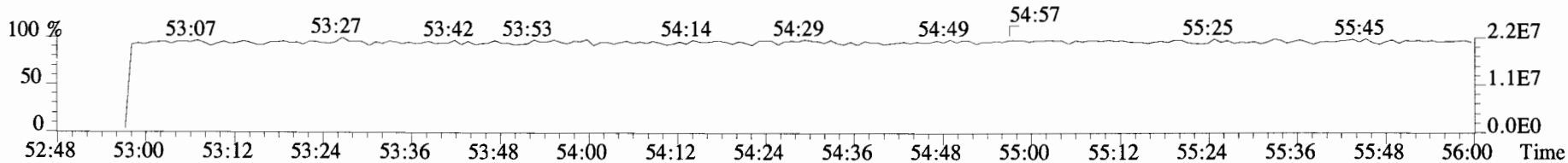

File:180208E1 #1-407 Acq: 8-FEB-2018 10:44:54 GC EI+ Voltage SIR Autospec-UltimaE
Sample#3 File Text:Vista Analytical Laboratory VG-8 Text:ST180208E1-3 PCB CS2 17L3005 Exp:PCB_ZB1
463.7216 S:3 F:5 SMO(1,3) BSUB(10000,15,-3.0) PKD(5,5,2,0.10%,1728.0,0.00%,F,F)

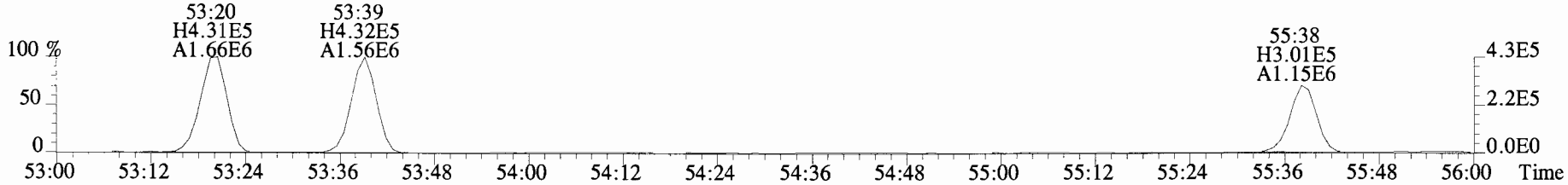

465.7186 S:3 F:5 SMO(1,3) BSUB(10000,15,-3.0) PKD(5,5,2,0.10%,1820.0,0.00%,F,F)

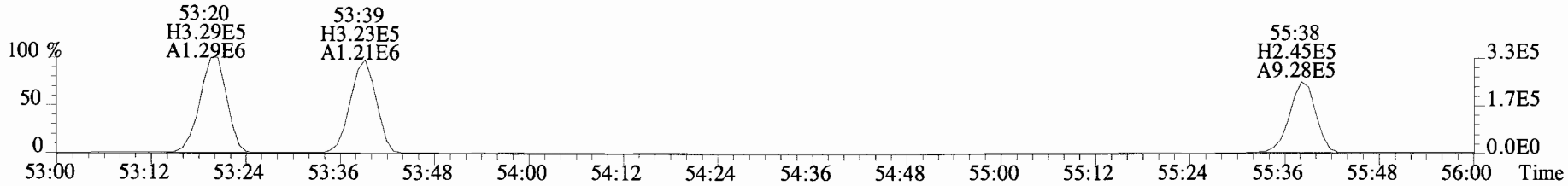

473.7648 S:3 F:5 SMO(1,3) BSUB(10000,15,-3.0) PKD(5,5,2,0.10%,35008.0,0.00%,F,F)



475.7619 S:3 F:5 SMO(1,3) BSUB(10000,15,-3.0) PKD(5,5,2,0.10%,43412.0,0.00%,F,F)

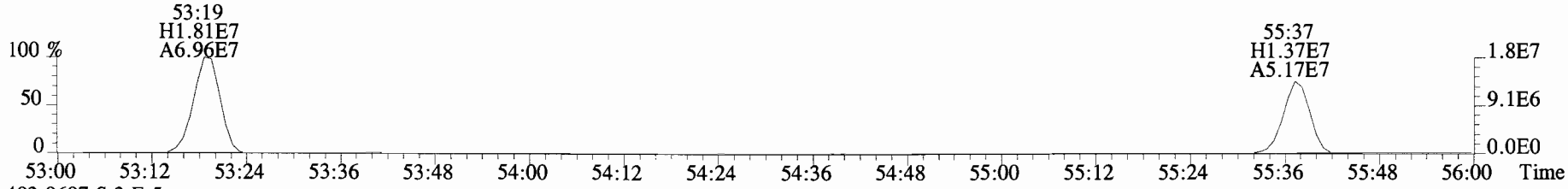

492.9697 S:3 F:5

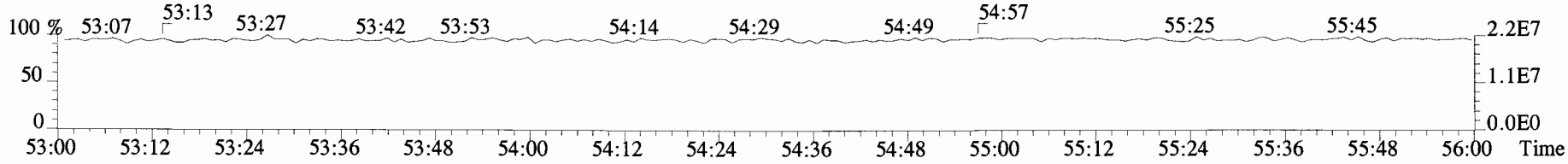

File:180208E1 #1-407 Acq: 8-FEB-2018 10:44:54 GC EI+ Voltage SIR Autospec-UltimaE
Sample#3 File Text:Vista Analytical Laboratory VG-8 Text:ST180208E1-3 PCB CS2 17L3005 Exp:PCB_ZB1
497.6826 S:3 F:5 SMO(1,3) BSUB(10000,15,-3.0) PKD(5,5,2,0.10%,1484.0,0.00%,F,F)

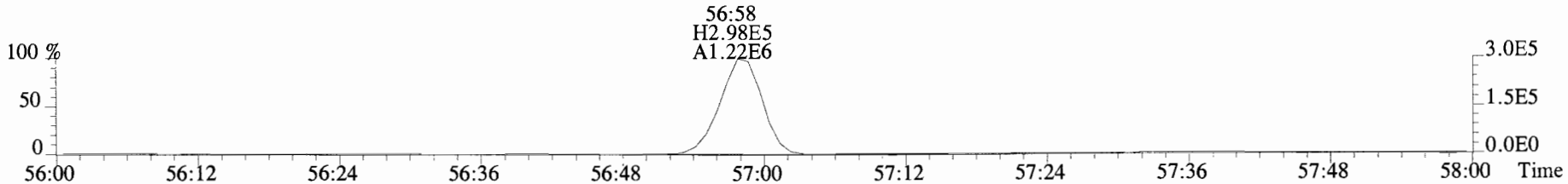

499.6797 S:3 F:5 SMO(1,3) BSUB(10000,15,-3.0) PKD(5,5,2,0.10%,1468.0,0.00%,F,F)

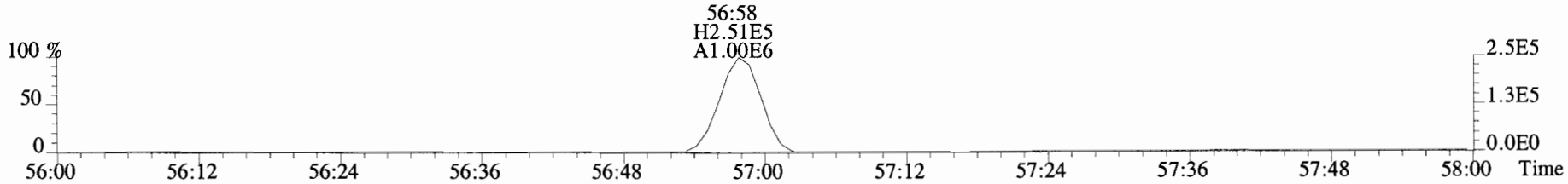

509.7229 S:3 F:5 SMO(1,3) BSUB(10000,15,-3.0) PKD(5,5,2,0.10%,1660.0,0.00%,F,F)

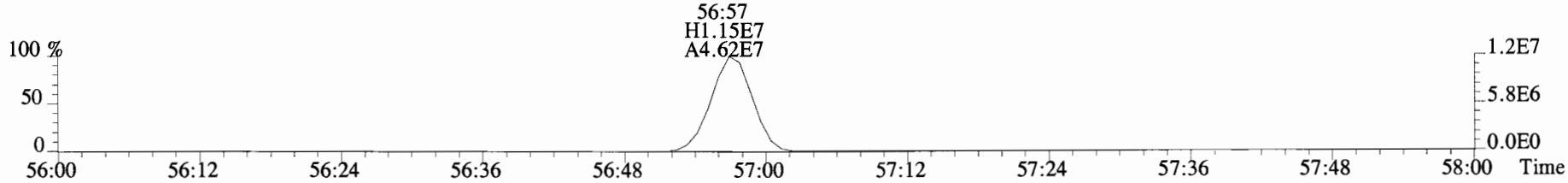

511.7199 S:3 F:5 SMO(1,3) BSUB(10000,15,-3.0) PKD(5,5,2,0.10%,1916.0,0.00%,F,F)

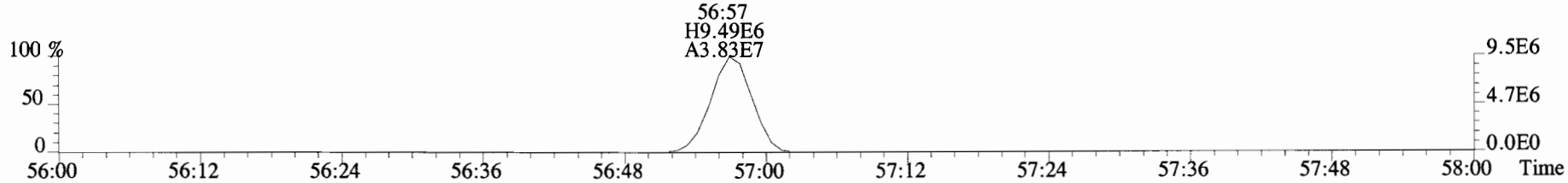

492.9697 S:3 F:5

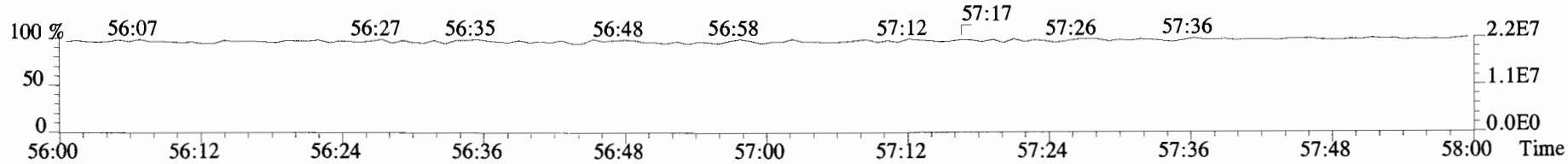

File:180208E1 #1-867 Acq: 8-FEB-2018 11:50:02 GC EI+ Voltage SIR Autospec-UltimaE
Sample#4 File Text:Vista Analytical Laboratory VG-8 Text:ST180208E1-4 PCB CS3 17L3006 Exp:PCB_ZB1
188.0393 S:4 SMO(1,3) BSUB(10000,15,-3.0) PKD(5,5,2,0.10%,5568.0,0.00%,F,F)

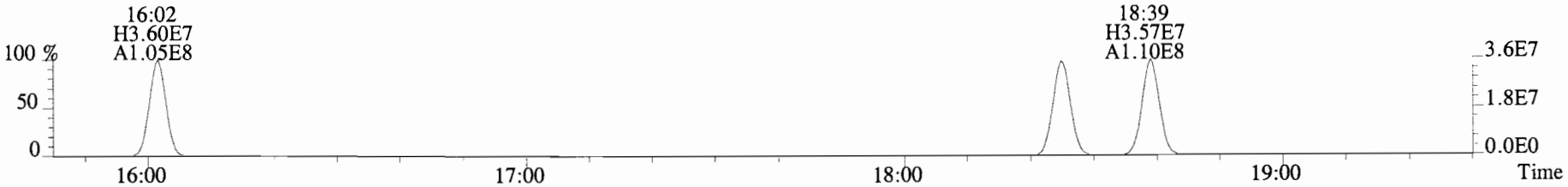

190.0363 S:4 SMO(1,3) BSUB(10000,15,-3.0) PKD(5,5,2,0.10%,4976.0,0.00%,F,F)

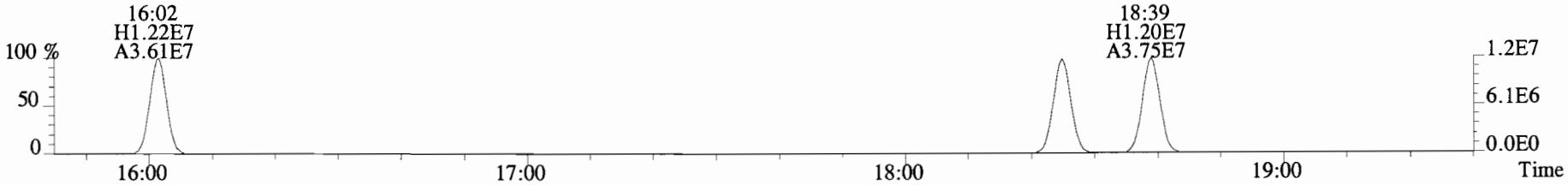

200.0795 S:4 SMO(1,3) BSUB(10000,15,-3.0) PKD(5,5,2,0.10%,7008.0,0.00%,F,F)

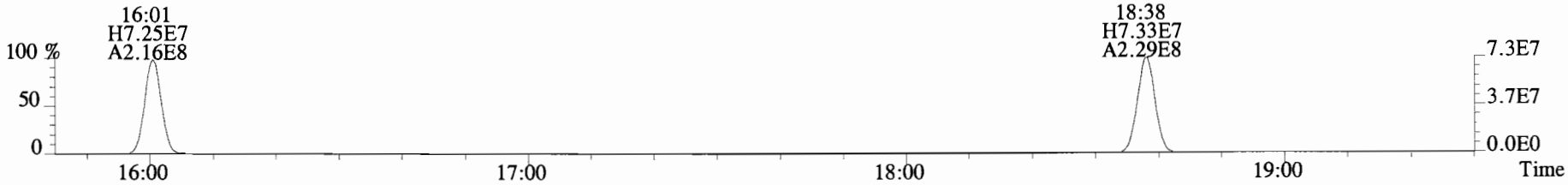

202.0766 S:4 SMO(1,3) BSUB(10000,15,-3.0) PKD(5,5,2,0.10%,45624.0,0.00%,F,F)

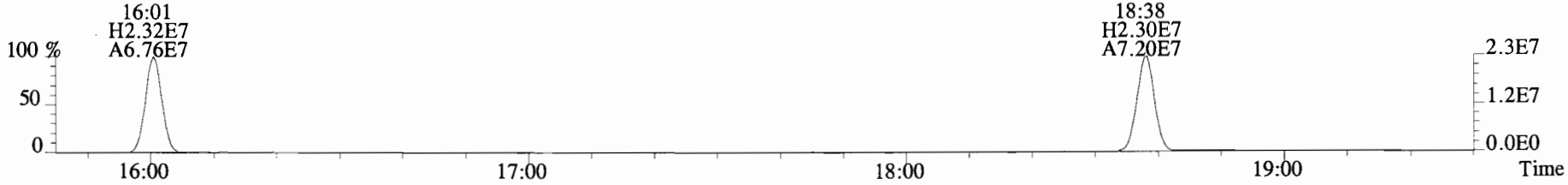

180.9880 S:4

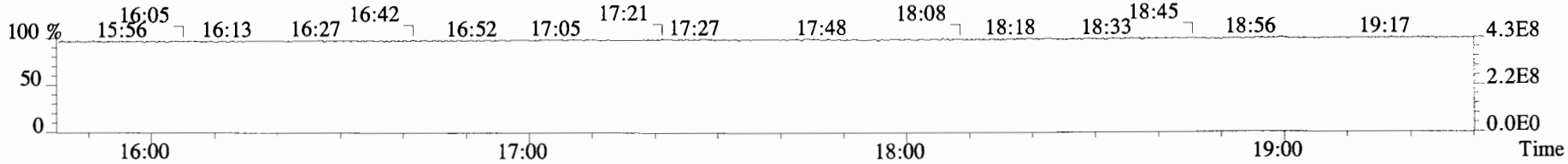

File:180208E1 #1-757 Acq: 8-FEB-2018 11:50:02 GC El+ Voltage SIR Autospec-UltimaE
Sample#4 File Text:Vista Analytical Laboratory VG-8 Text:ST180208E1-4 PCB CS3 17L3006 Exp:PCB_ZB1
222.0003 S:4 F:2 SMO(1,3) BSUB(10000,15,-3.0) PKD(5,5,2,0.10%,6820.0,0.00%,F,F)

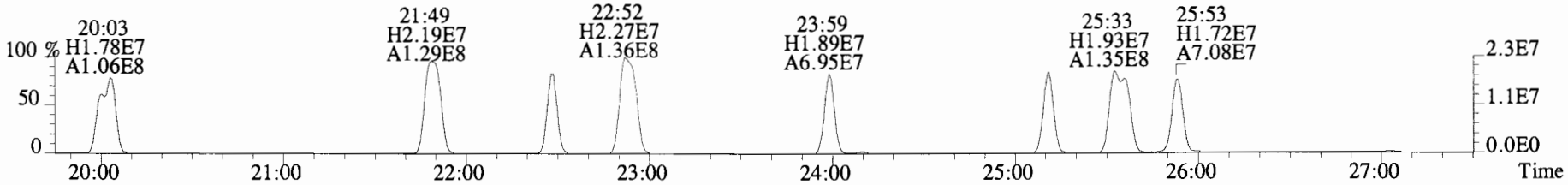

223.9974 S:4 F:2 SMO(1,3) BSUB(10000,15,-3.0) PKD(5,5,2,0.10%,16192.0,0.00%,F,F)

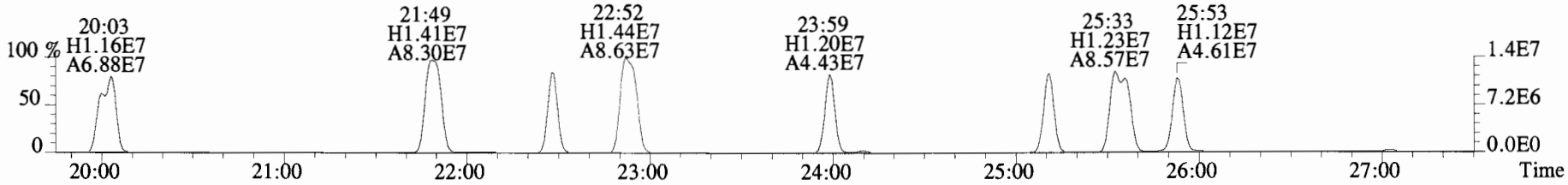

234.0406 S:4 F:2 SMO(1,3) BSUB(10000,15,-3.0) PKD(5,5,2,0.10%,7028.0,0.00%,F,F)

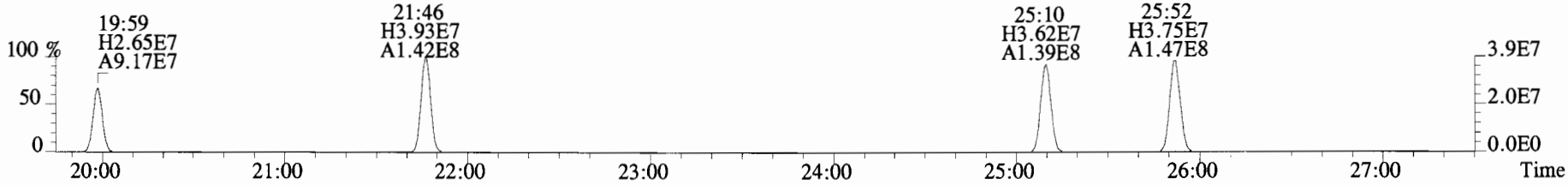

236.0376 S:4 F:2 SMO(1,3) BSUB(10000,15,-3.0) PKD(5,5,2,0.10%,4744.0,0.00%,F,F)

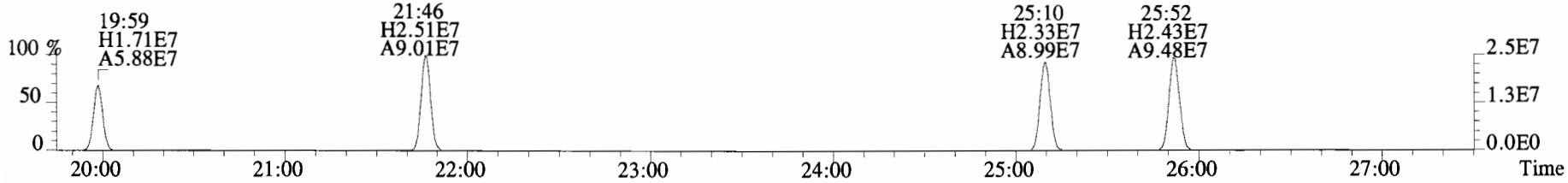

230.9856 S:4 F:2

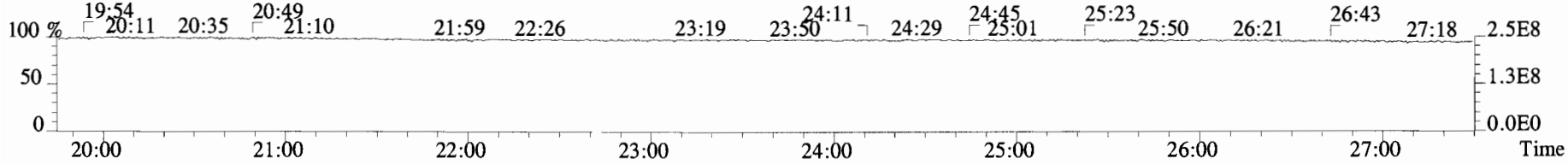

File:180208E1 #1-757 Acq: 8-FEB-2018 11:50:02 GC EI+ Voltage SIR Autospec-UltimaE
Sample#4 File Text:Vista Analytical Laboratory VG-8 Text:ST180208E1-4 PCB CS3 17L3006 Exp:PCB_ZB1
222.0003 S:4 F:2 SMO(1,3) BSUB(10000,15,-3.0) PKD(5,5,2,0.10%,6820.0,0.00%,F,F)

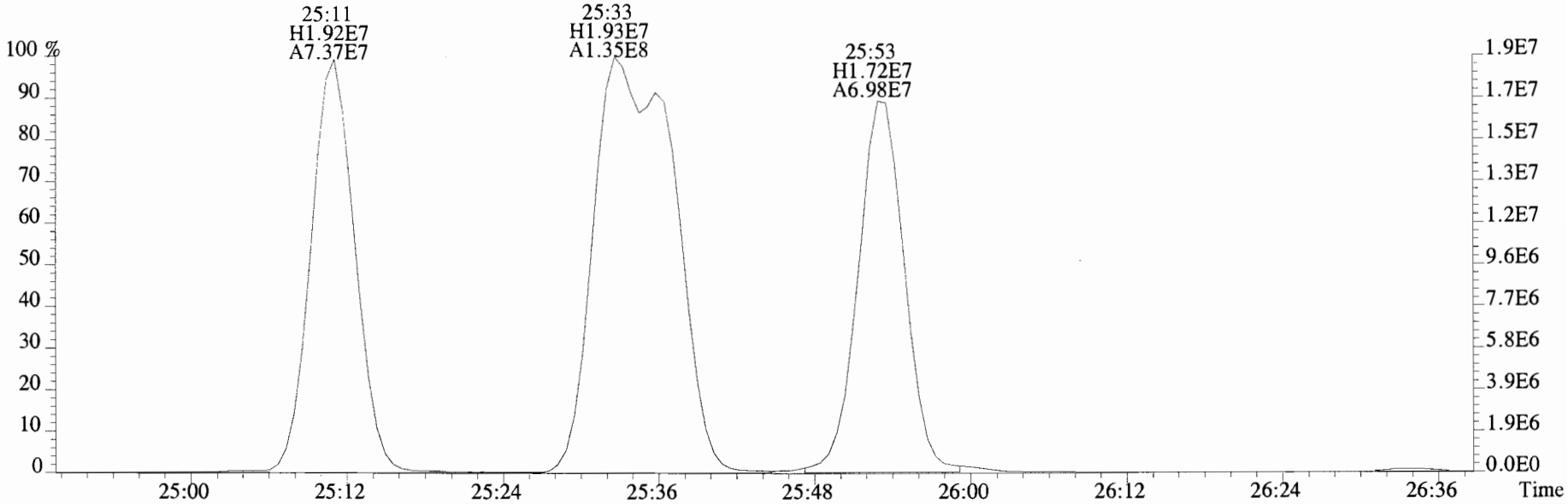

223.9974 S:4 F:2 SMO(1,3) BSUB(10000,15,-3.0) PKD(5,5,2,0.10%,16192.0,0.00%,F,F)

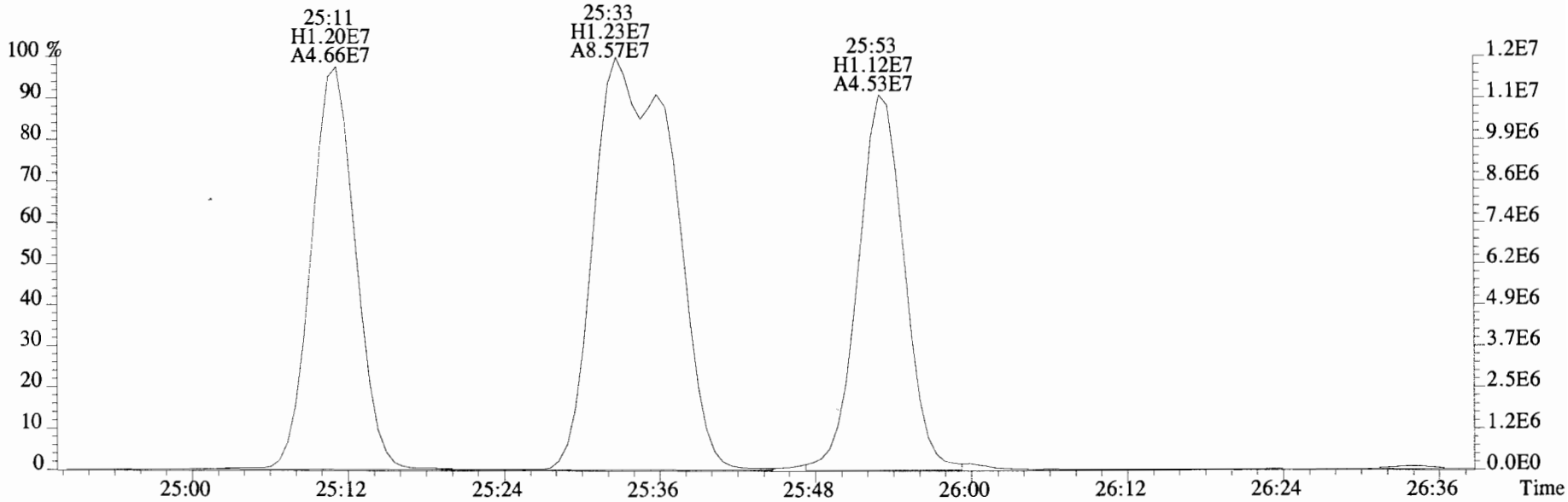

File:180208E1 #1-757 Acq: 8-FEB-2018 11:50:02 GC EI+ Voltage SIR Autospec-UltimaE
Sample#4 File Text:Vista Analytical Laboratory VG-8 Text:ST180208E1-4 PCB CS3 17L3006 Exp:PCB_ZB1
255.9613 S:4 F:2 SMO(1,3) BSUB(10000,15,-3.0) PKD(5,5,2,0.10%,5472.0,0.00%,F,F)

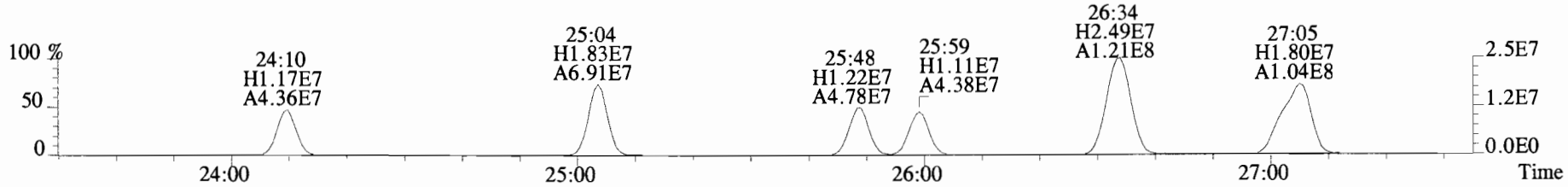

257.9584 S:4 F:2 SMO(1,3) BSUB(10000,15,-3.0) PKD(5,5,2,0.10%,2716.0,0.00%,F,F)

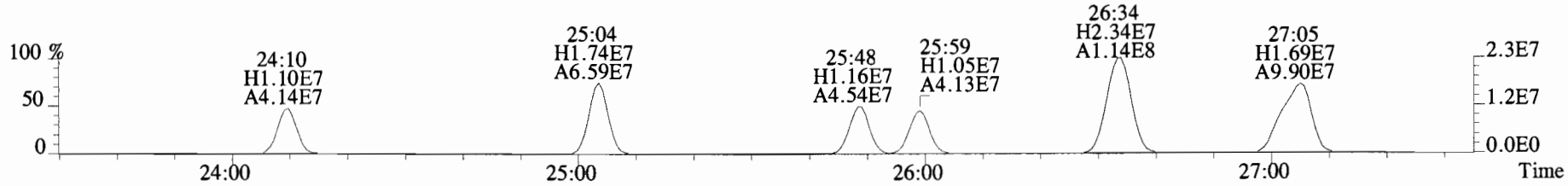

268.0016 S:4 F:2 SMO(1,3) BSUB(10000,15,-3.0) PKD(5,5,2,0.10%,122248.0,0.00%,F,F)



269.9986 S:4 F:2 SMO(1,3) BSUB(10000,15,-3.0) PKD(5,5,2,0.10%,57912.0,0.00%,F,F)

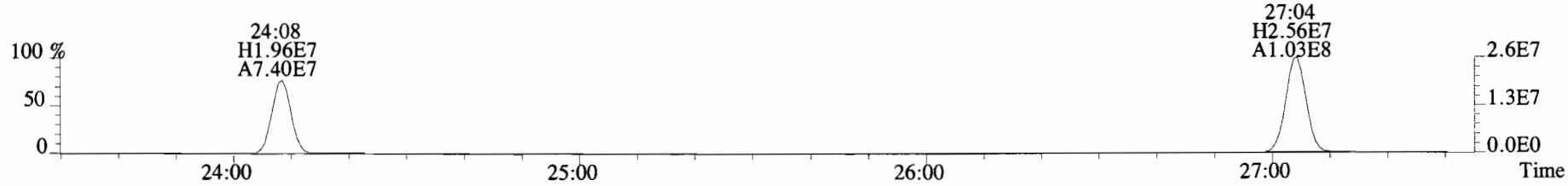

230.9856 S:4 F:2

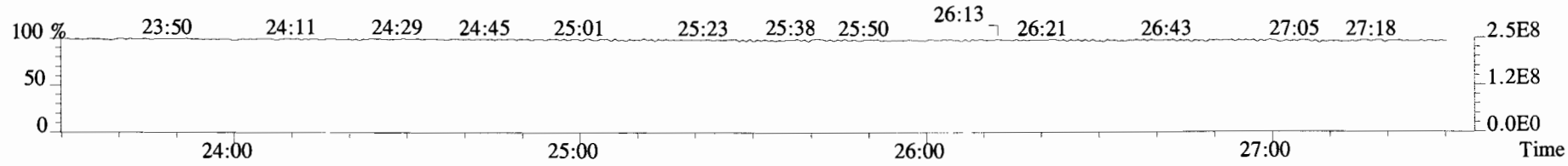

File:180208E1 #1-756 Acq: 8-FEB-2018 11:50:02 GC EI+ Voltage SIR Autospec-UltimaE
Sample#4 File Text:Vista Analytical Laboratory VG-8 Text:ST180208E1-4 PCB CS3 17L3006 Exp:PCB_ZB1
255.9613 S:4 F:3 SMO(1,3) BSUB(10000,15,-3.0) PKD(5,5,2,0.10%,15204.0,0.00%,F,F)

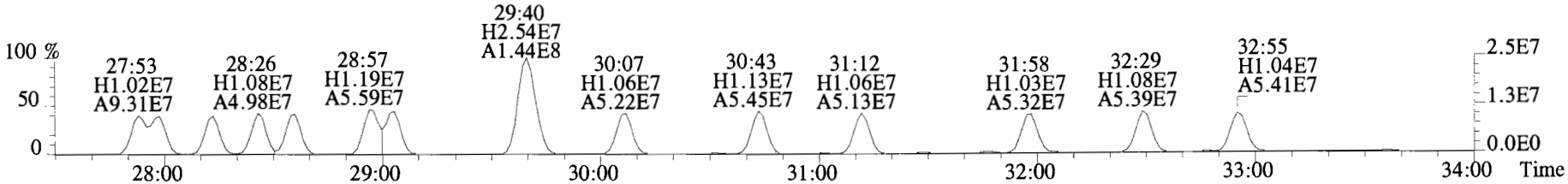

257.9584 S:4 F:3 SMO(1,3) BSUB(10000,15,-3.0) PKD(5,5,2,0.10%,13460.0,0.00%,F,F)

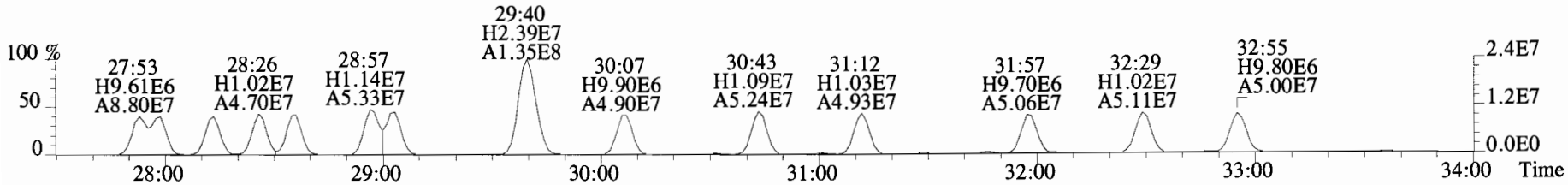

268.0016 S:4 F:3 SMO(1,3) BSUB(10000,15,-3.0) PKD(5,5,2,0.10%,86660.0,0.00%,F,F)

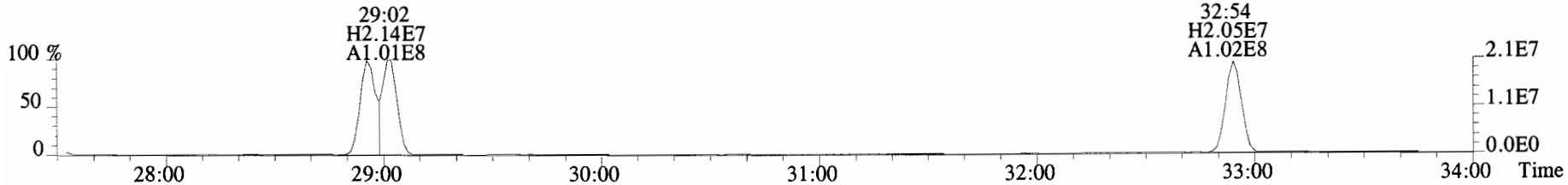

269.9986 S:4 F:3 SMO(1,3) BSUB(10000,15,-3.0) PKD(5,5,2,0.10%,23324.0,0.00%,F,F)

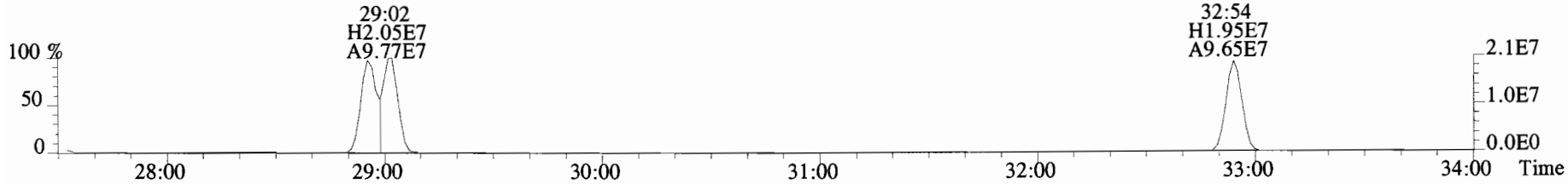

330.9792 S:4 F:3

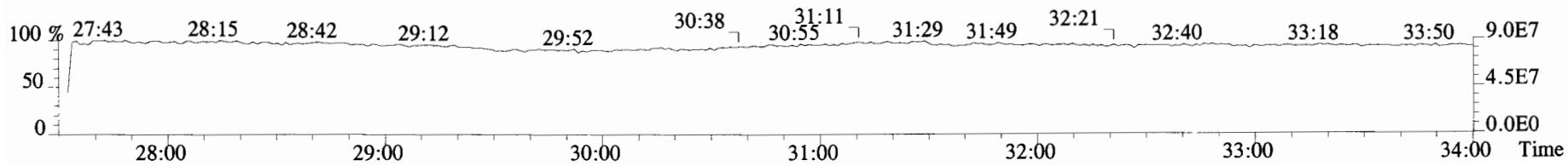

File:180208E1 #1-756 Acq: 8-FEB-2018 11:50:02 GC EI+ Voltage SIR Autospec-UltimaE
Sample#4 File Text:Vista Analytical Laboratory VG-8 Text:ST180208E1-4 PCB CS3 17L3006 Exp:PCB_ZB1
268.0016 S:4 F:3 SMO(1,3) BSUB(10000,15,-3.0) PKD(5,5,2,0.10%,86660.0,0.00%,F,F)

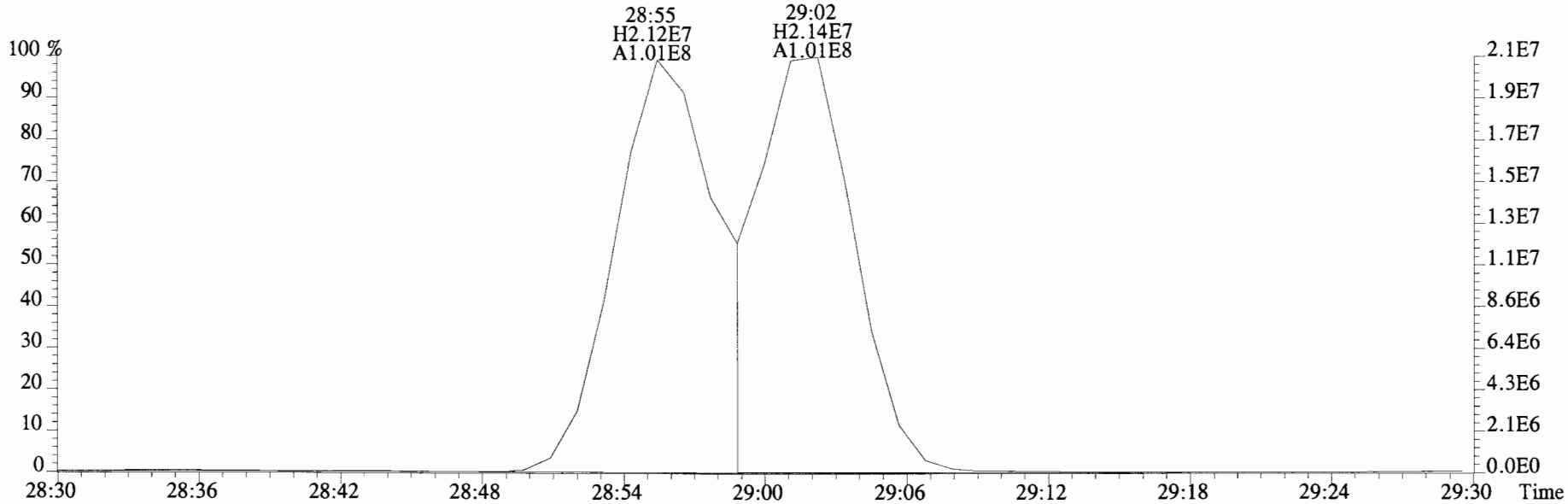

269.9986 S:4 F:3 SMO(1,3) BSUB(10000,15,-3.0) PKD(5,5,2,0.10%,23324.0,0.00%,F,F)

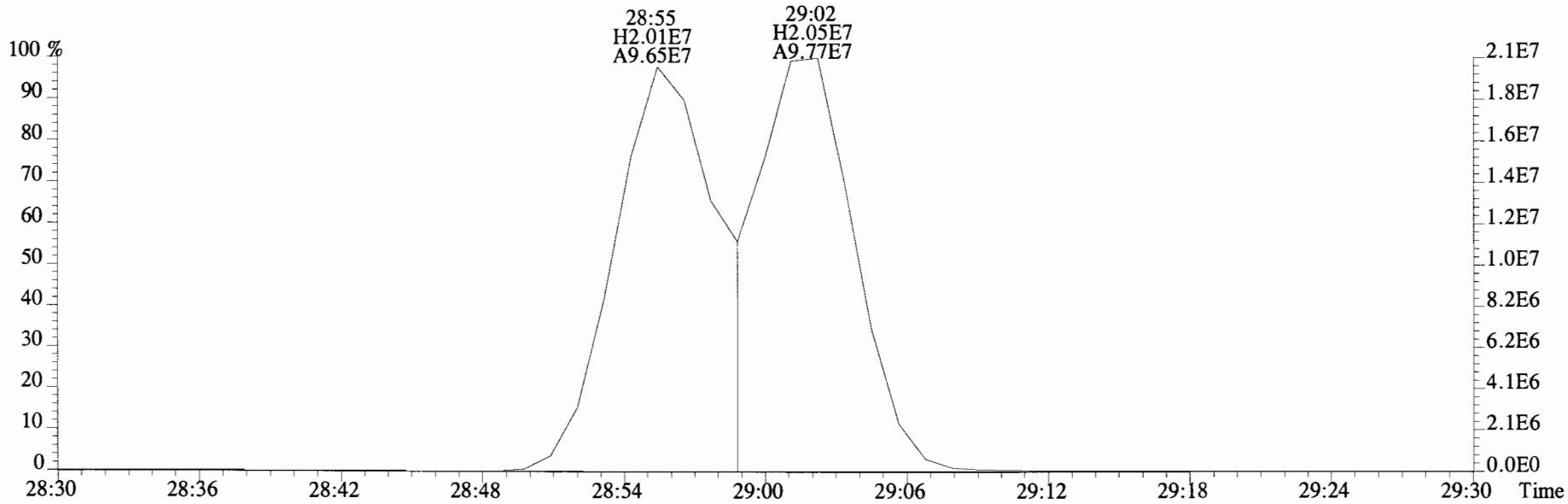

File:180208E1 #1-756 Acq: 8-FEB-2018 11:50:02 GC EI+ Voltage SIR Autospec-UltimaE
Sample#4 File Text:Vista Analytical Laboratory VG-8 Text:ST180208E1-4 PCB CS3 17L3006 Exp:PCB_ZB1
255.9613 S:4 F:3 SMO(1,3) BSUB(10000,15,-3.0) PKD(5,5,2,0.10%,15204.0,0.00%,F,F)

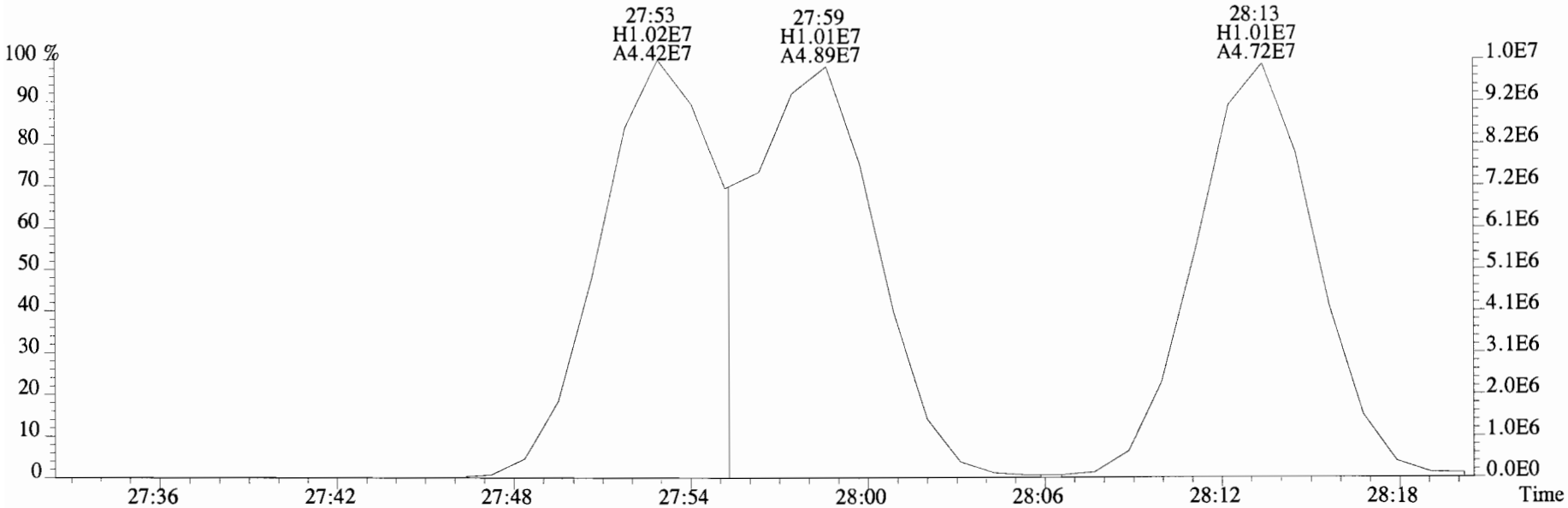

257.9584 S:4 F:3 SMO(1,3) BSUB(10000,15,-3.0) PKD(5,5,2,0.10%,13460.0,0.00%,F,F)

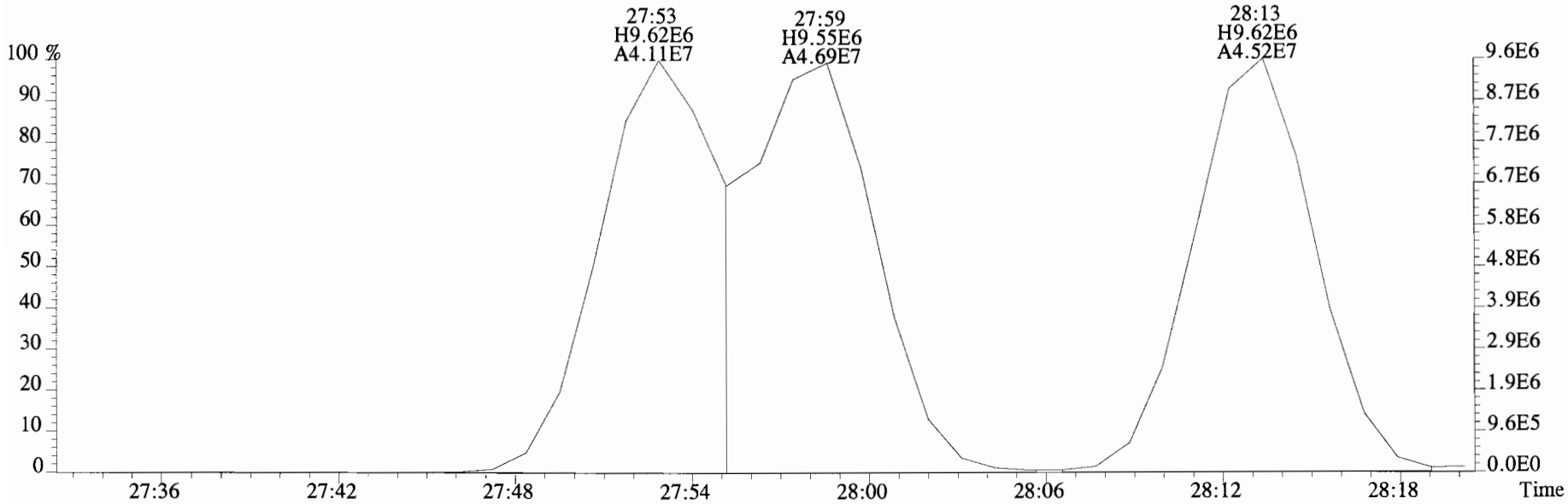

File:180208E1 #1-756 Acq: 8-FEB-2018 11:50:02 GC EI+ Voltage SIR Autospec-UltimaE
Sample#4 File Text:Vista Analytical Laboratory VG-8 Text:ST180208E1-4 PCB CS3 17L3006 Exp:PCB_ZB1
255.9613 S:4 F:3 SMO(1,3) BSUB(10000,15,-3.0) PKD(5,5,2,0.10%,15204.0,0.00%,F,F)

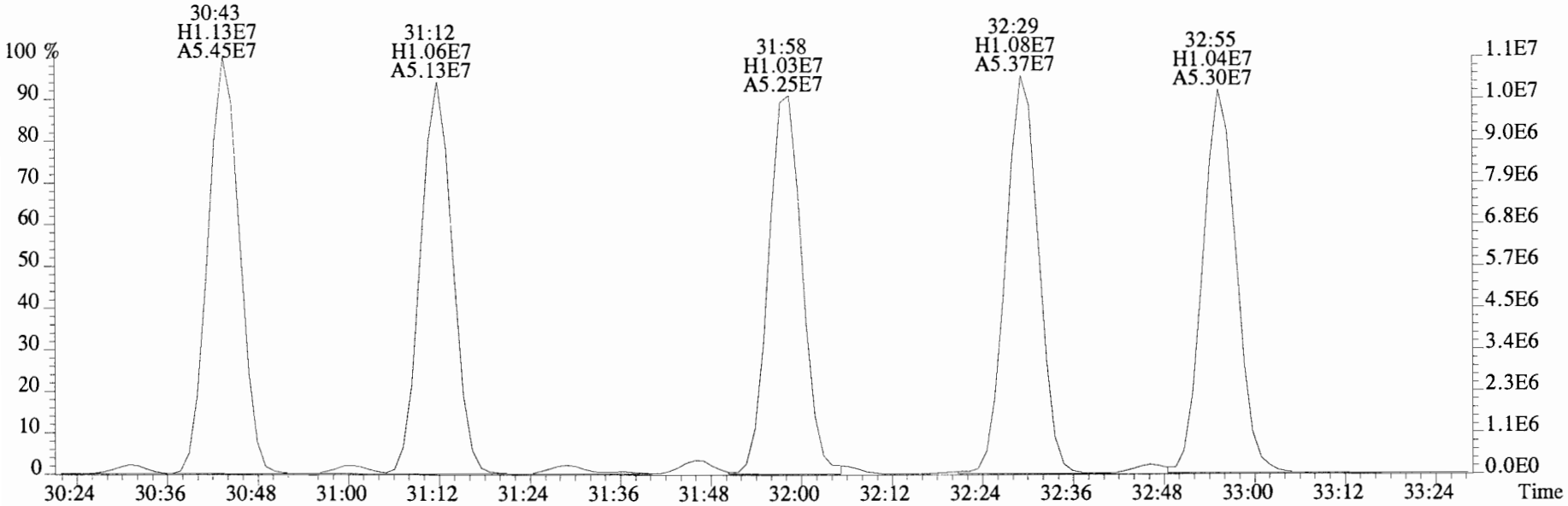

257.9584 S:4 F:3 SMO(1,3) BSUB(10000,15,-3.0) PKD(5,5,2,0.10%,13460.0,0.00%,F,F)

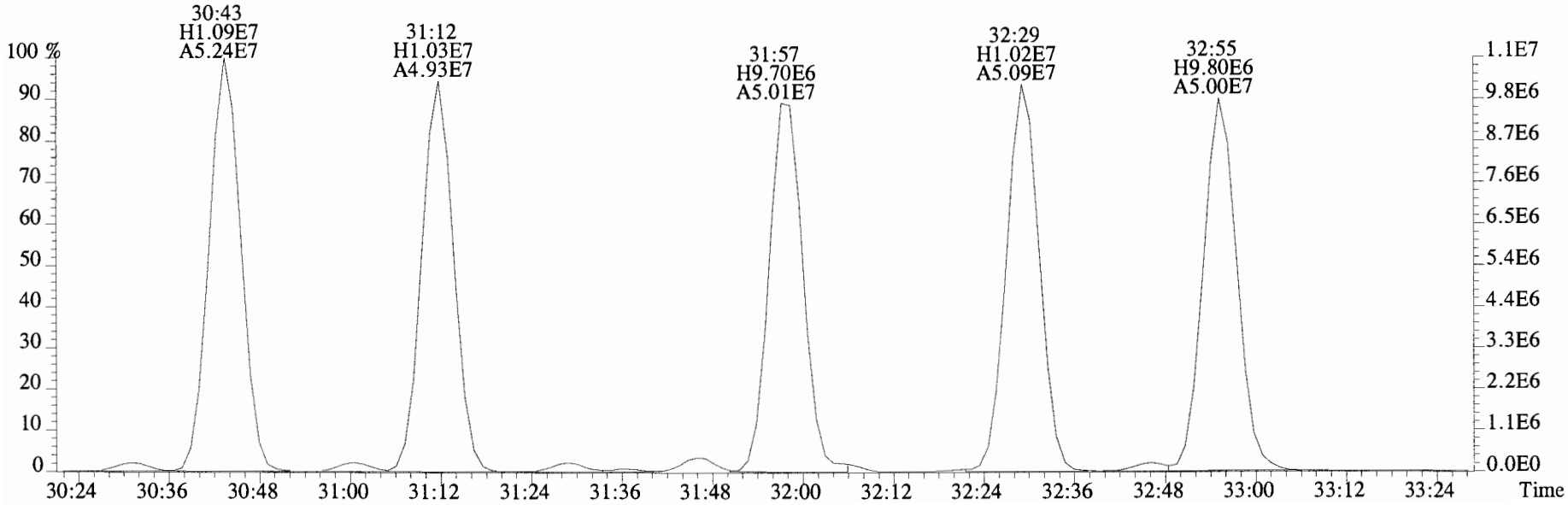

File:180208E1 #1-756 Acq: 8-FEB-2018 11:50:02 GC EI+ Voltage SIR Autospec-UltimaE
Sample#4 File Text:Vista Analytical Laboratory VG-8 Text:ST180208E1-4 PCB CS3 17L3006 Exp:PCB_ZB1
289.9224 S:4 F:3 SMO(1,3) BSUB(10000,15,-3.0) PKD(5,5,2,0.10%,24808.0,0.00%,F,F)

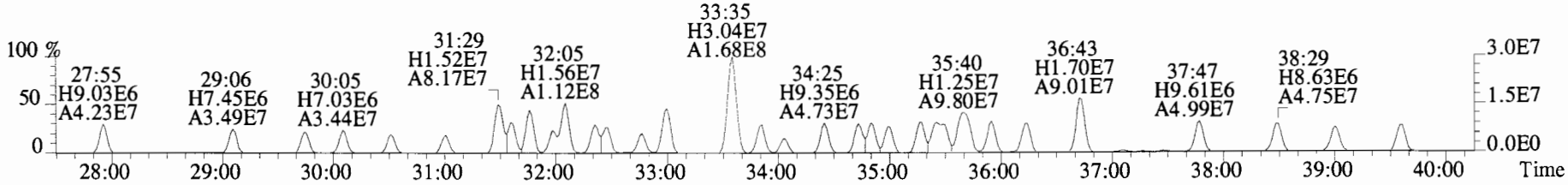

291.9194 S:4 F:3 SMO(1,3) BSUB(10000,15,-3.0) PKD(5,5,2,0.10%,27716.0,0.00%,F,F)

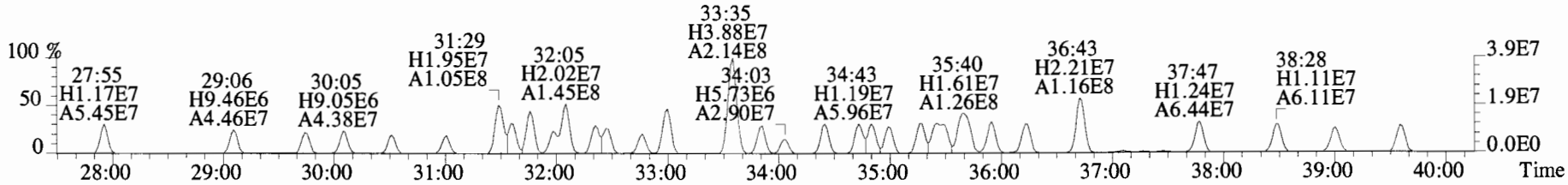

301.9626 S:4 F:3 SMO(1,3) BSUB(10000,15,-3.0) PKD(5,5,2,0.10%,37508.0,0.00%,F,F)

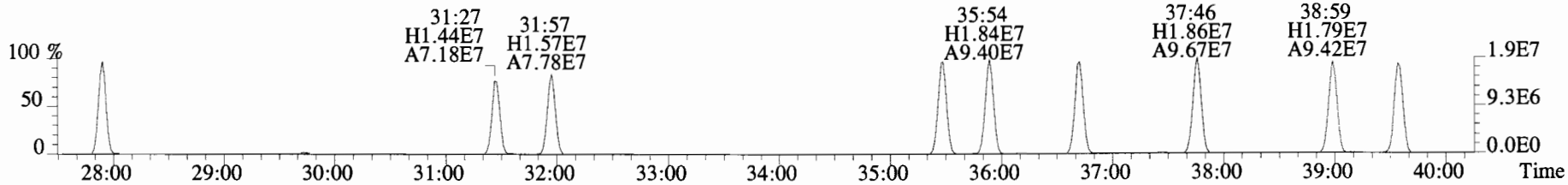

303.9597 S:4 F:3 SMO(1,3) BSUB(10000,15,-3.0) PKD(5,5,2,0.10%,20648.0,0.00%,F,F)

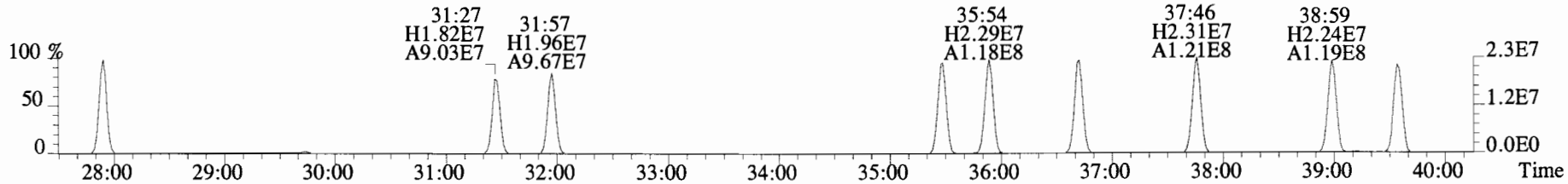

330.9792 S:4 F:3

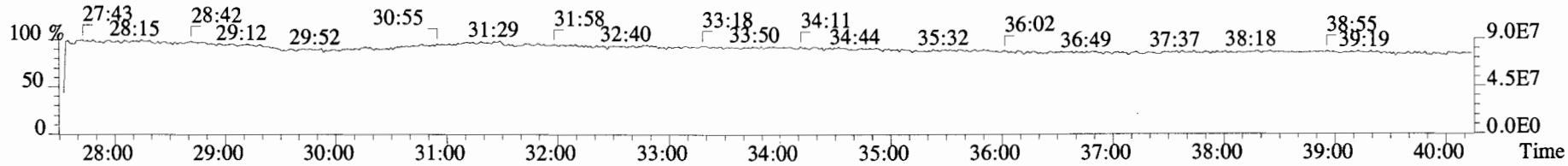

File:180208E1 #1-756 Acq: 8-FEB-2018 11:50:02 GC EI+ Voltage SIR Autospec-UltimaE
Sample#4 File Text:Vista Analytical Laboratory VG-8 Text:ST180208E1-4 PCB CS3 17L3006 Exp:PCB_ZB1
289.9224 S:4 F:3 SMO(1,3) BSUB(10000,15,-3.0) PKD(5,5,2,0.10%,24808.0,0.00%,F,F)

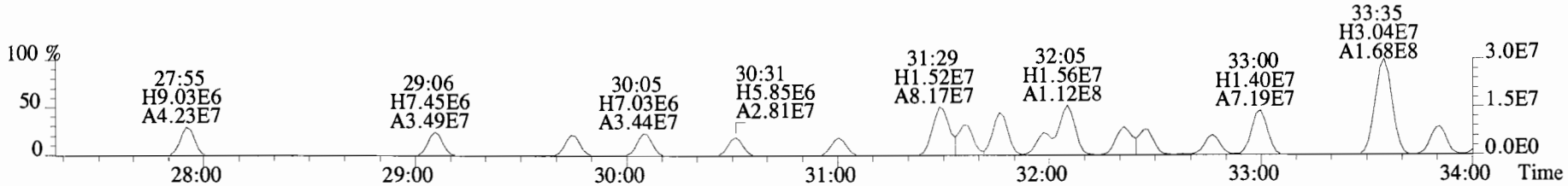

291.9194 S:4 F:3 SMO(1,3) BSUB(10000,15,-3.0) PKD(5,5,2,0.10%,27716.0,0.00%,F,F)

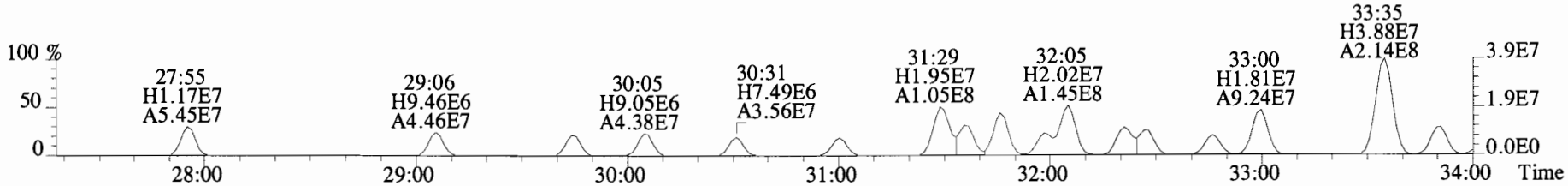

301.9626 S:4 F:3 SMO(1,3) BSUB(10000,15,-3.0) PKD(5,5,2,0.10%,37508.0,0.00%,F,F)

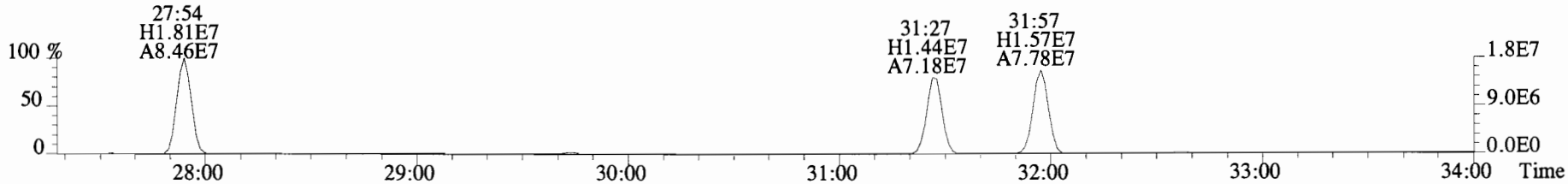

303.9597 S:4 F:3 SMO(1,3) BSUB(10000,15,-3.0) PKD(5,5,2,0.10%,20648.0,0.00%,F,F)

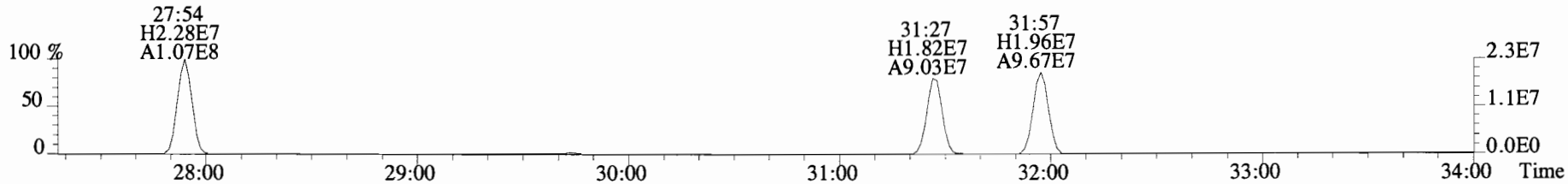

330.9792 S:4 F:3

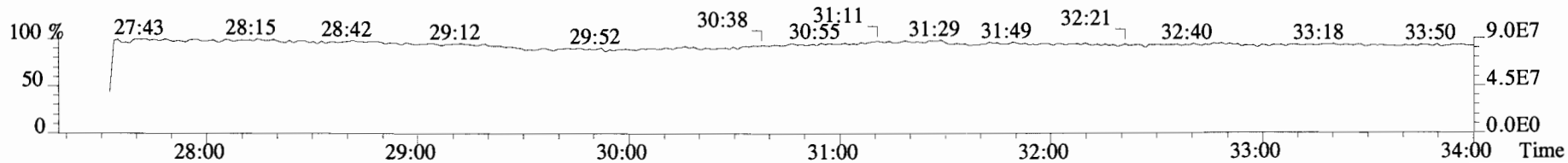

File:180208E1 #1-756 Acq: 8-FEB-2018 11:50:02 GC EI+ Voltage SIR Autospec-UltimaE
Sample#4 File Text:Vista Analytical Laboratory VG-8 Text:ST180208E1-4 PCB CS3 17L3006 Exp:PCB_ZB1
289.9224 S:4 F:3 SMO(1,3) BSUB(10000,15,-3.0) PKD(5,5,2,0.10%,24808.0,0.00%,F,F)

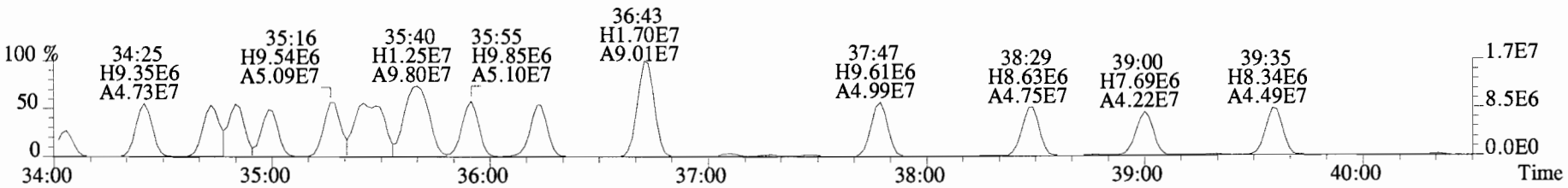

291.9194 S:4 F:3 SMO(1,3) BSUB(10000,15,-3.0) PKD(5,5,2,0.10%,27716.0,0.00%,F,F)

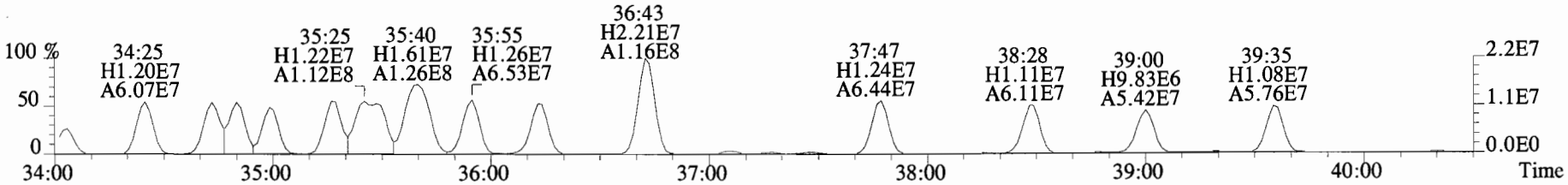

301.9626 S:4 F:3 SMO(1,3) BSUB(10000,15,-3.0) PKD(5,5,2,0.10%,37508.0,0.00%,F,F)

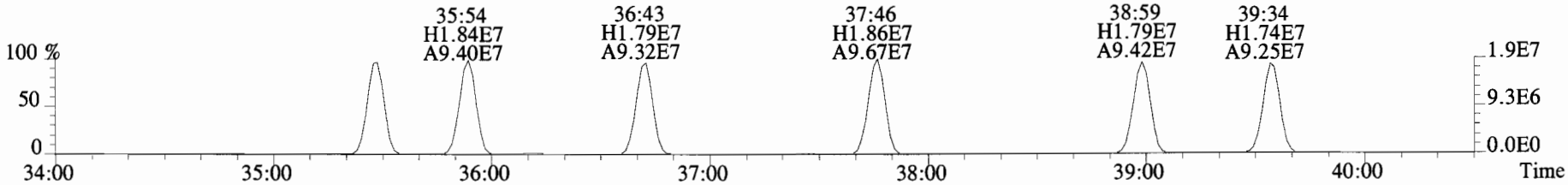

303.9597 S:4 F:3 SMO(1,3) BSUB(10000,15,-3.0) PKD(5,5,2,0.10%,20648.0,0.00%,F,F)

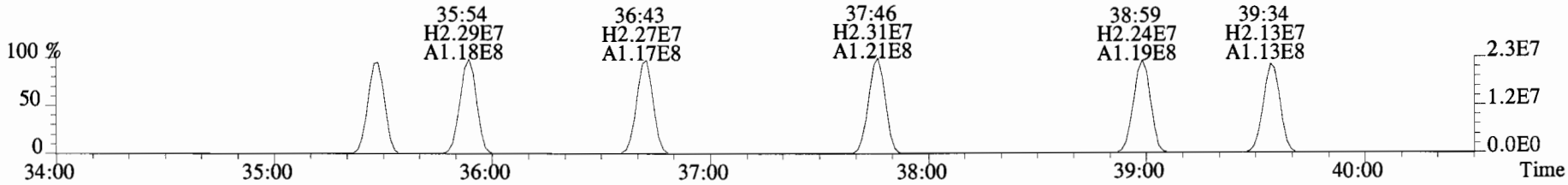

330.9792 S:4 F:3

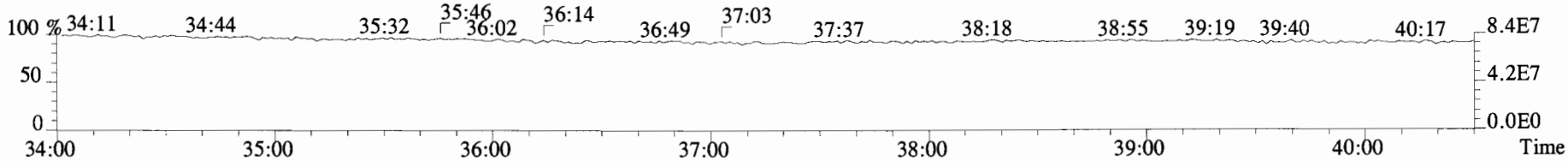

File:180208E1 #1-756 Acq: 8-FEB-2018 11:50:02 GC EI+ Voltage SIR Autospec-UltimaE
Sample#4 File Text:Vista Analytical Laboratory VG-8 Text:ST180208E1-4 PCB CS3 17L3006 Exp:PCB_ZB1
289.9224 S:4 F:3 SMO(1,3) BSUB(10000,15,-3.0) PKD(5,5,2,0.10%,24808.0,0.00%,F,F)

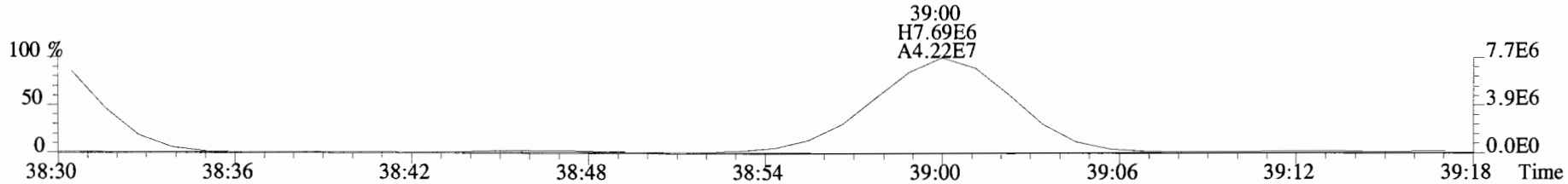

291.9194 S:4 F:3 SMO(1,3) BSUB(10000,15,-3.0) PKD(5,5,2,0.10%,27716.0,0.00%,F,F)

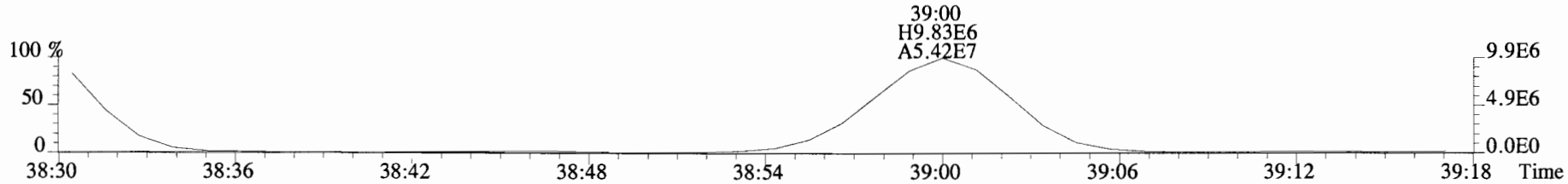

301.9626 S:4 F:3 SMO(1,3) BSUB(10000,15,-3.0) PKD(5,5,2,0.10%,37508.0,0.00%,F,F)

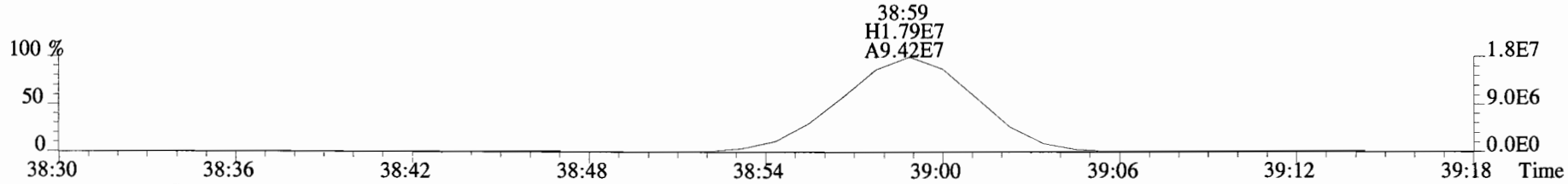

303.9597 S:4 F:3 SMO(1,3) BSUB(10000,15,-3.0) PKD(5,5,2,0.10%,20648.0,0.00%,F,F)

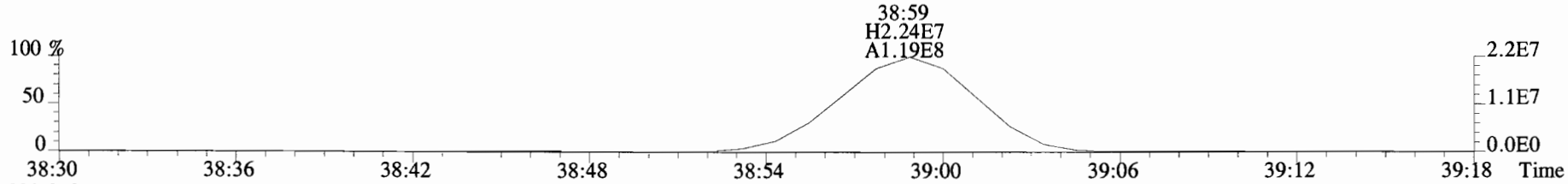

330.9792 S:4 F:3

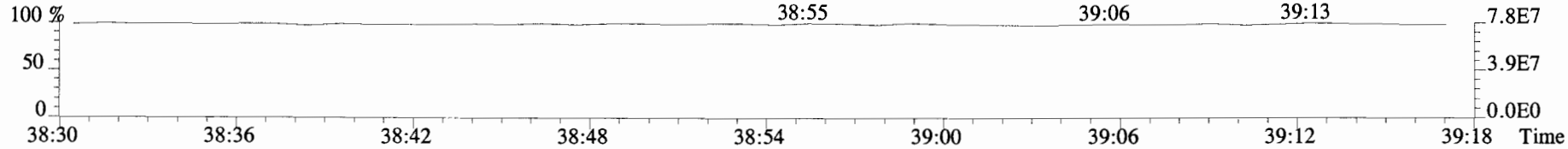

File:180208E1 #1-756 Acq: 8-FEB-2018 11:50:02 GC EI+ Voltage SIR Autospec-UltimaE
Sample#4 File Text:Vista Analytical Laboratory VG-8 Text:ST180208E1-4 PCB CS3 17L3006 Exp:PCB_ZB1
301.9626 S:4 F:3 SMO(1,3) BSUB(10000,15,-3.0) PKD(5,5,2,0.10%,37508.0,0.00%,F,F)

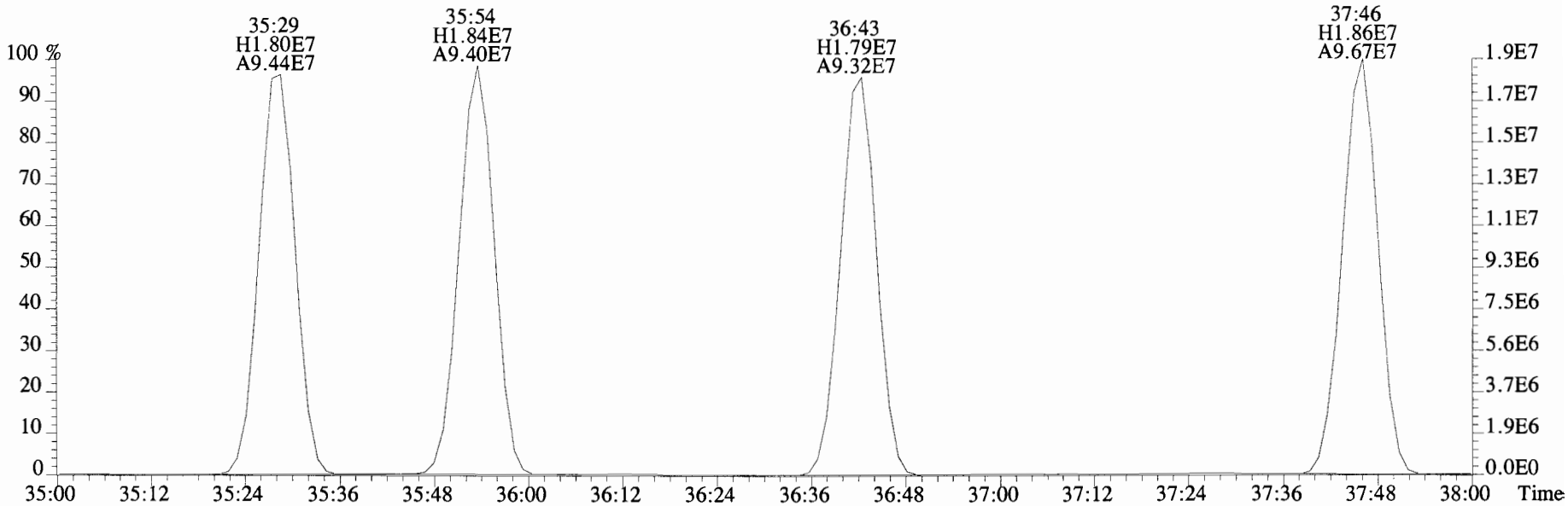

303.9597 S:4 F:3 SMO(1,3) BSUB(10000,15,-3.0) PKD(5,5,2,0.10%,20648.0,0.00%,F,F)

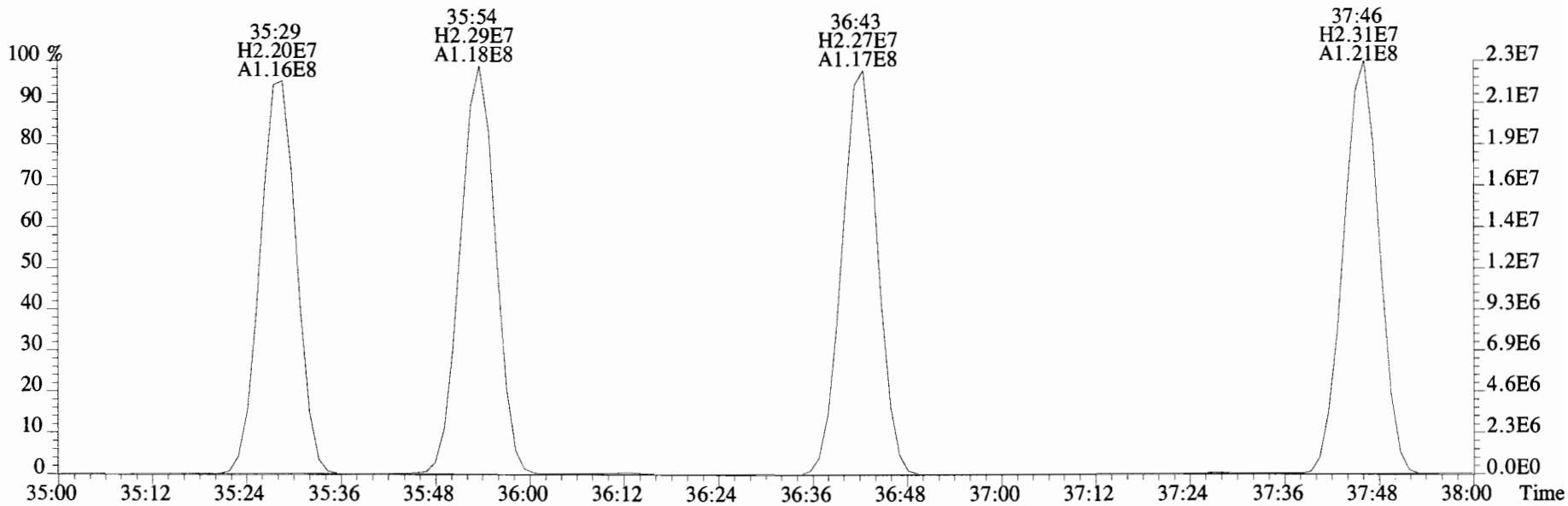

File:180208E1 #1-756 Acq: 8-FEB-2018 11:50:02 GC EI+ Voltage SIR Autospec-UltimaE
Sample#4 File Text:Vista Analytical Laboratory VG-8 Text:ST180208E1-4 PCB CS3 17L3006 Exp:PCB_ZB1
289.9224 S:4 F:3 SMO(1,3) BSUB(10000,15,-3.0) PKD(5,5,2,0.10%,24808.0,0.00%,F,F)

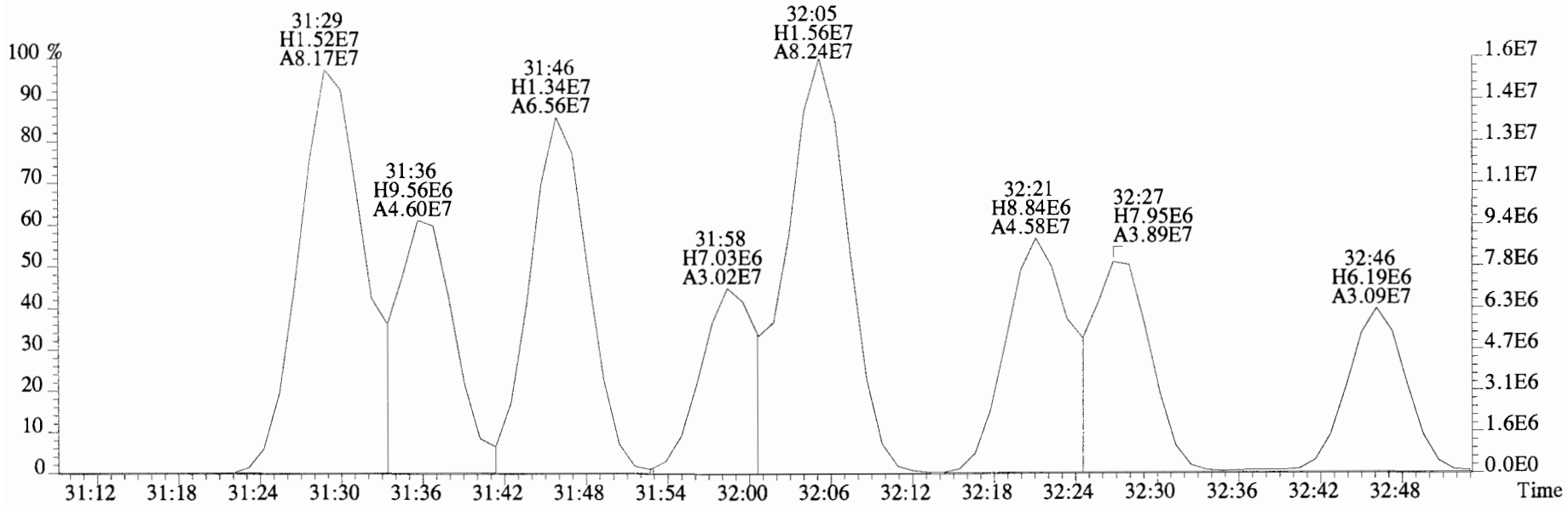

291.9194 S:4 F:3 SMO(1,3) BSUB(10000,15,-3.0) PKD(5,5,2,0.10%,27716.0,0.00%,F,F)

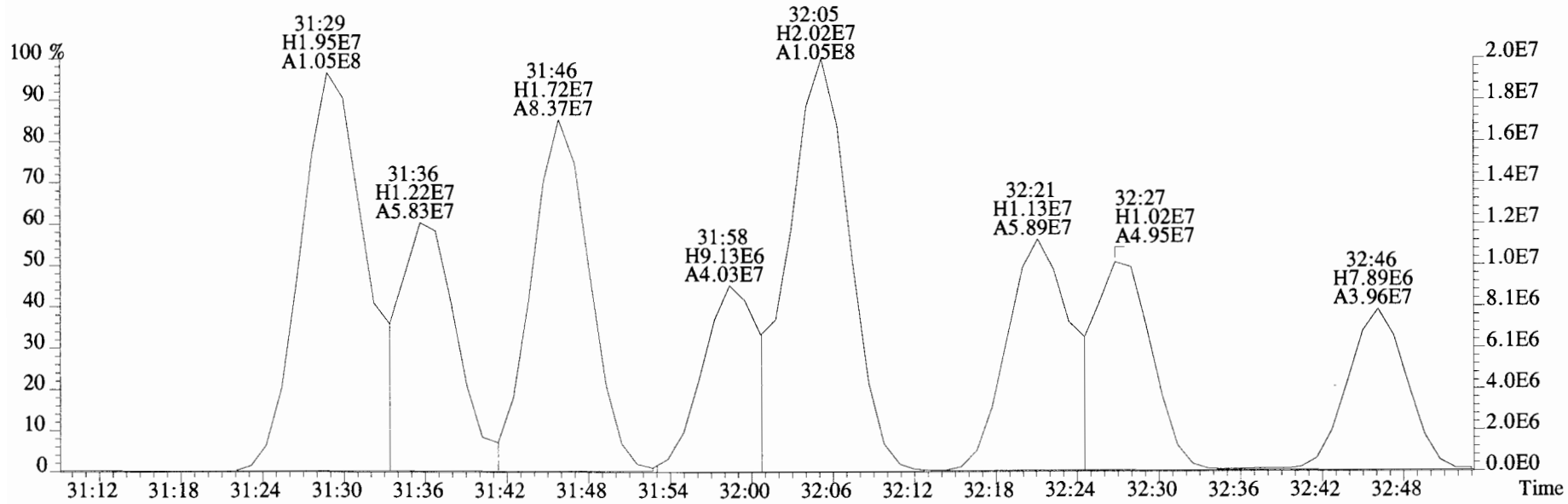

File:180208E1 #1-756 Acq: 8-FEB-2018 11:50:02 GC EI+ Voltage SIR Autospec-UltimaE
Sample#4 File Text:Vista Analytical Laboratory VG-8 Text:ST180208E1-4 PCB CS3 17L3006 Exp:PCB_ZB1
325.8804 S:4 F:3 SMO(1,3) BSUB(10000,15,-3.0) PKD(5,5,2,0.10%,2016.0,0.00%,F,F)

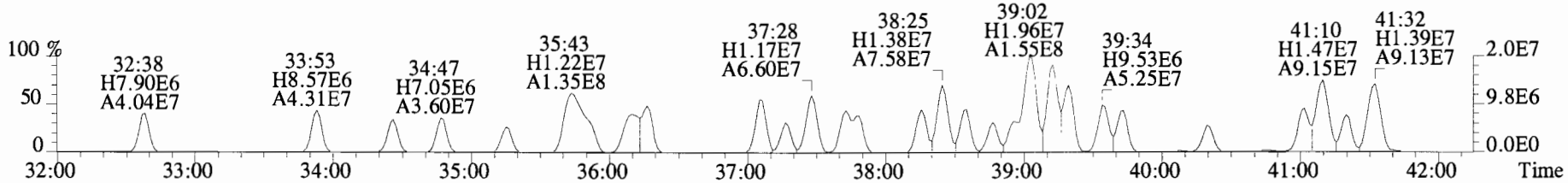

327.8775 S:4 F:3 SMO(1,3) BSUB(10000,15,-3.0) PKD(5,5,2,0.10%,2092.0,0.00%,F,F)

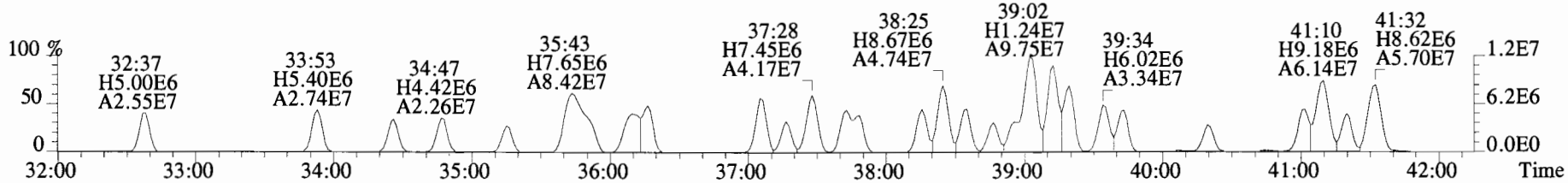

337.9207 S:4 F:3 SMO(1,3) BSUB(10000,15,-3.0) PKD(5,5,2,0.10%,7456.0,0.00%,F,F)

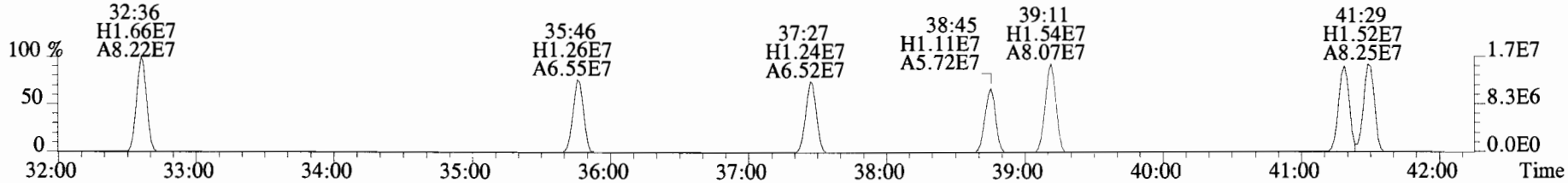

339.9177 S:4 F:3 SMO(1,3) BSUB(10000,15,-3.0) PKD(5,5,2,0.10%,4200.0,0.00%,F,F)

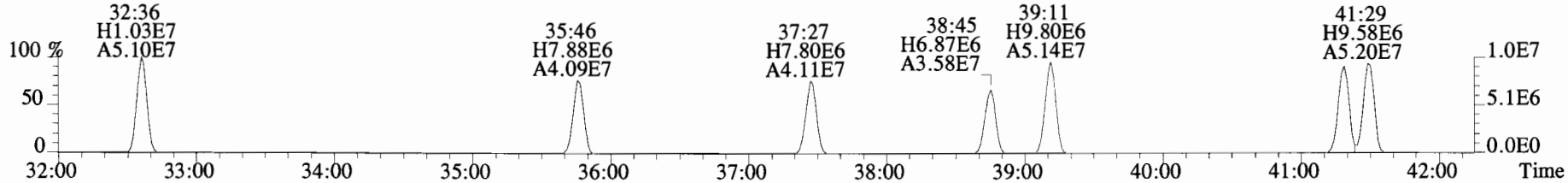

330.9792 S:4 F:3

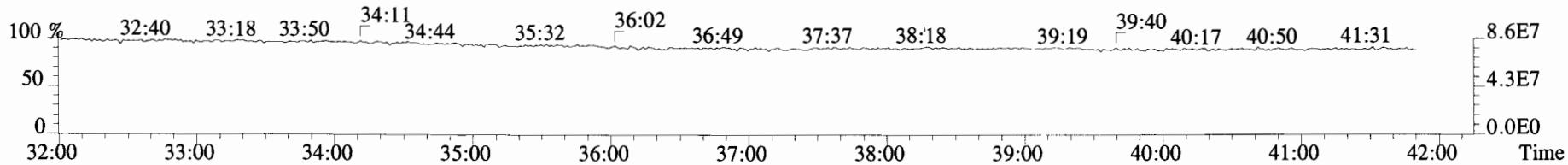

File:180208E1 #1-756 Acq: 8-FEB-2018 11:50:02 GC EI+ Voltage SIR Autospec-UltimaE
Sample#4 File Text:Vista Analytical Laboratory VG-8 Text:ST180208E1-4 PCB CS3 17L3006 Exp:PCB_ZB1
325.8804 S:4 F:3 SMO(1,3) BSUB(10000,15,-3.0) PKD(5,5,2,0.10%,2016.0,0.00%,F,F)

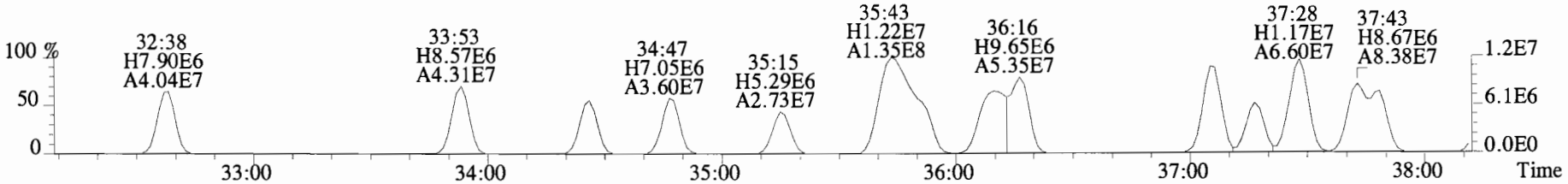

327.8775 S:4 F:3 SMO(1,3) BSUB(10000,15,-3.0) PKD(5,5,2,0.10%,2092.0,0.00%,F,F)

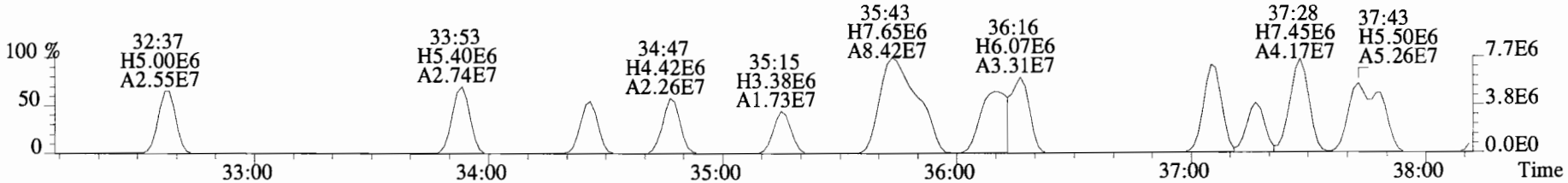

337.9207 S:4 F:3 SMO(1,3) BSUB(10000,15,-3.0) PKD(5,5,2,0.10%,7456.0,0.00%,F,F)



339.9177 S:4 F:3 SMO(1,3) BSUB(10000,15,-3.0) PKD(5,5,2,0.10%,4200.0,0.00%,F,F)



330.9792 S:4 F:3

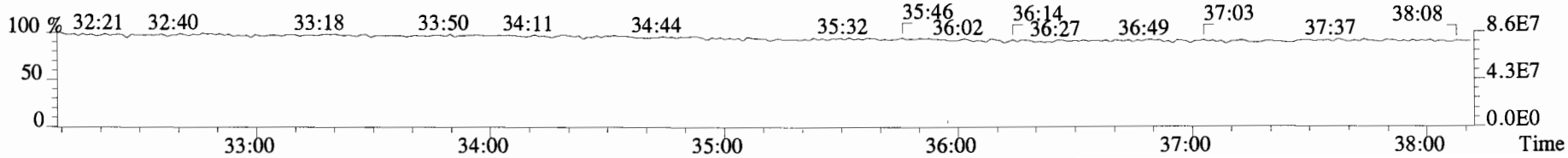

File:180208E1 #1-756 Acq: 8-FEB-2018 11:50:02 GC EI+ Voltage SIR Autospec-UltimaE
Sample#4 File Text:Vista Analytical Laboratory VG-8 Text:ST180208E1-4 PCB CS3 17L3006 Exp:PCB_ZB1
325.8804 S:4 F:3 SMO(1,3) BSUB(10000,15,-3.0) PKD(5,5,2,0.10%,2016.0,0.00%,F,F)

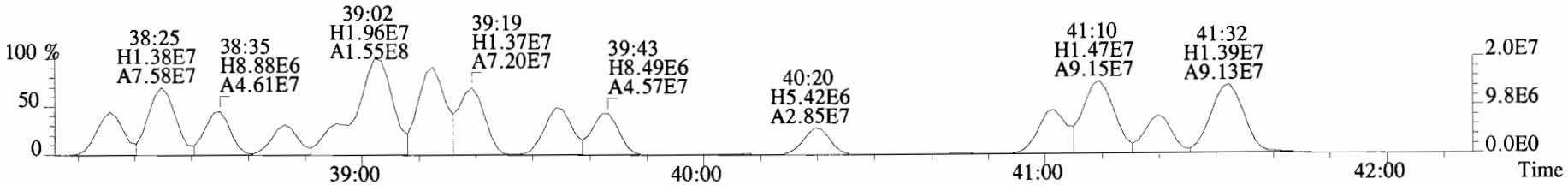

327.8775 S:4 F:3 SMO(1,3) BSUB(10000,15,-3.0) PKD(5,5,2,0.10%,2092.0,0.00%,F,F)

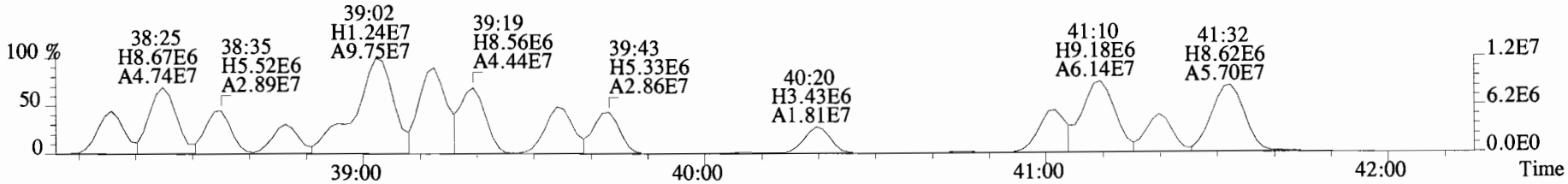

337.9207 S:4 F:3 SMO(1,3) BSUB(10000,15,-3.0) PKD(5,5,2,0.10%,7456.0,0.00%,F,F)

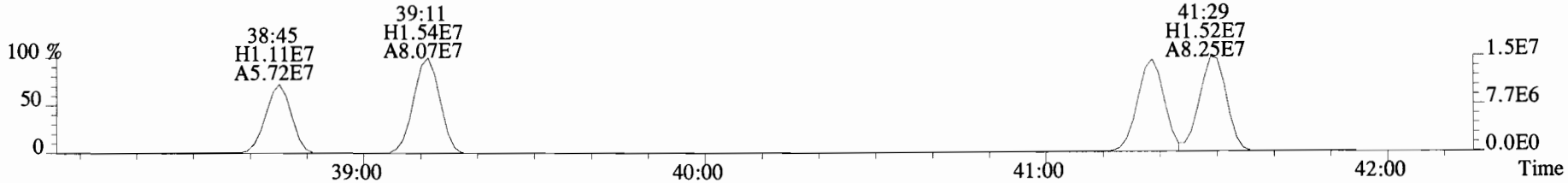

339.9177 S:4 F:3 SMO(1,3) BSUB(10000,15,-3.0) PKD(5,5,2,0.10%,4200.0,0.00%,F,F)

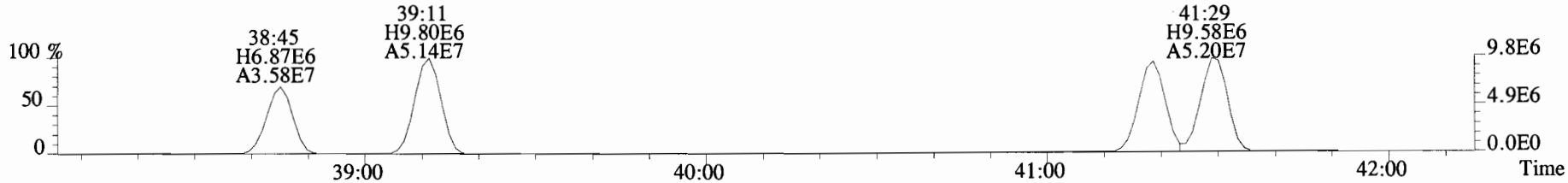

330.9792 S:4 F:3

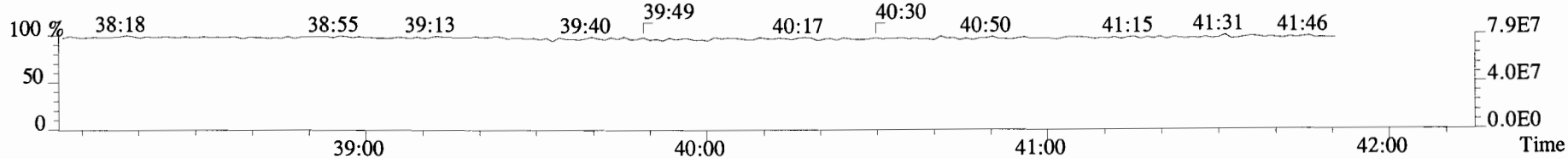

File:180208E1 #1-756 Acq: 8-FEB-2018 11:50:02 GC EI+ Voltage SlR Autospec-UltimaE
Sample#4 File Text:Vista Analytical Laboratory VG-8 Text:ST180208E1-4 PCB CS3 17L3006 Exp:PCB_ZB1
337.9207 S:4 F:3 SMO(1,3) BSUB(10000,15,-3.0) PKD(5,5,2,0.10%,7456.0,0.00%,F,F)

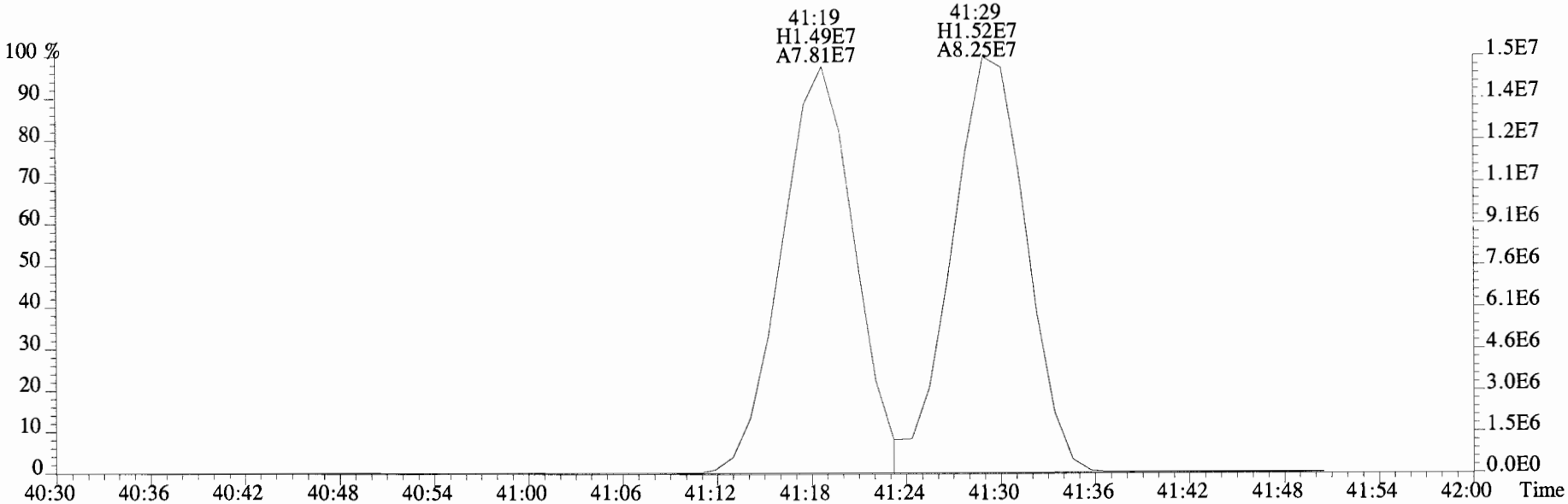

339.9177 S:4 F:3 SMO(1,3) BSUB(10000,15,-3.0) PKD(5,5,2,0.10%,4200.0,0.00%,F,F)

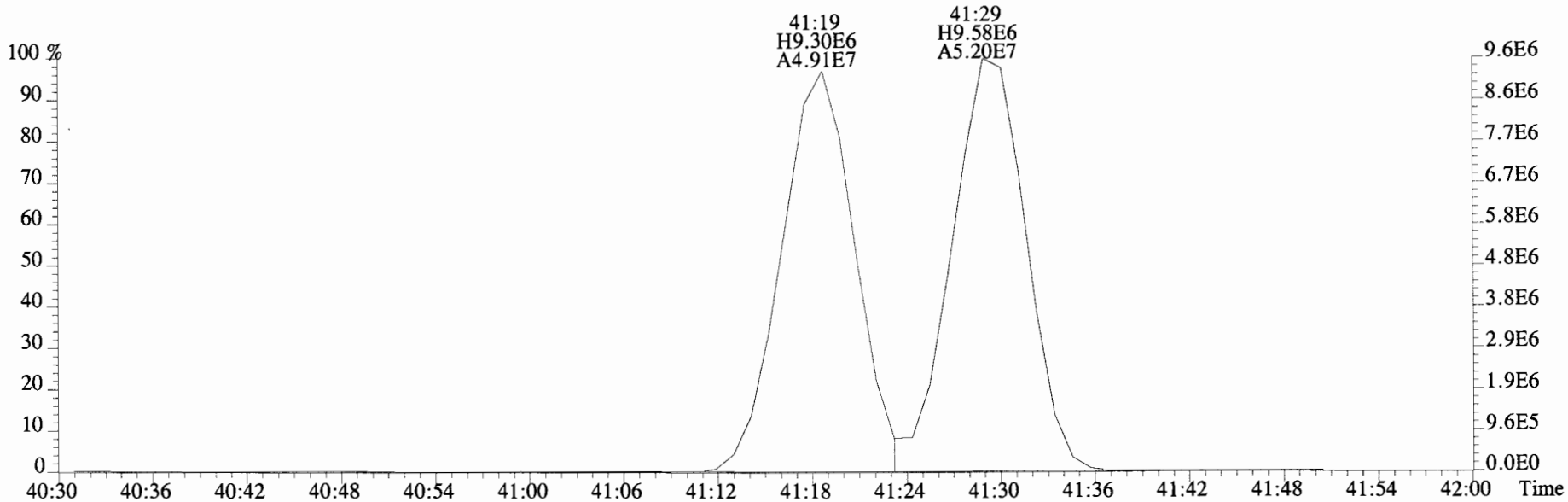

File:180208E1 #1-756 Acq: 8-FEB-2018 11:50:02 GC EI+ Voltage SIR Autospec-UltimaE
Sample#4 File Text:Vista Analytical Laboratory VG-8 Text:ST180208E1-4 PCB CS3 17L3006 Exp:PCB_ZB1
325.8804 S:4 F:3 SMO(1,3) BSUB(10000,15,-3.0) PKD(5,5,2,0.10%,2016.0,0.00%,F,F)

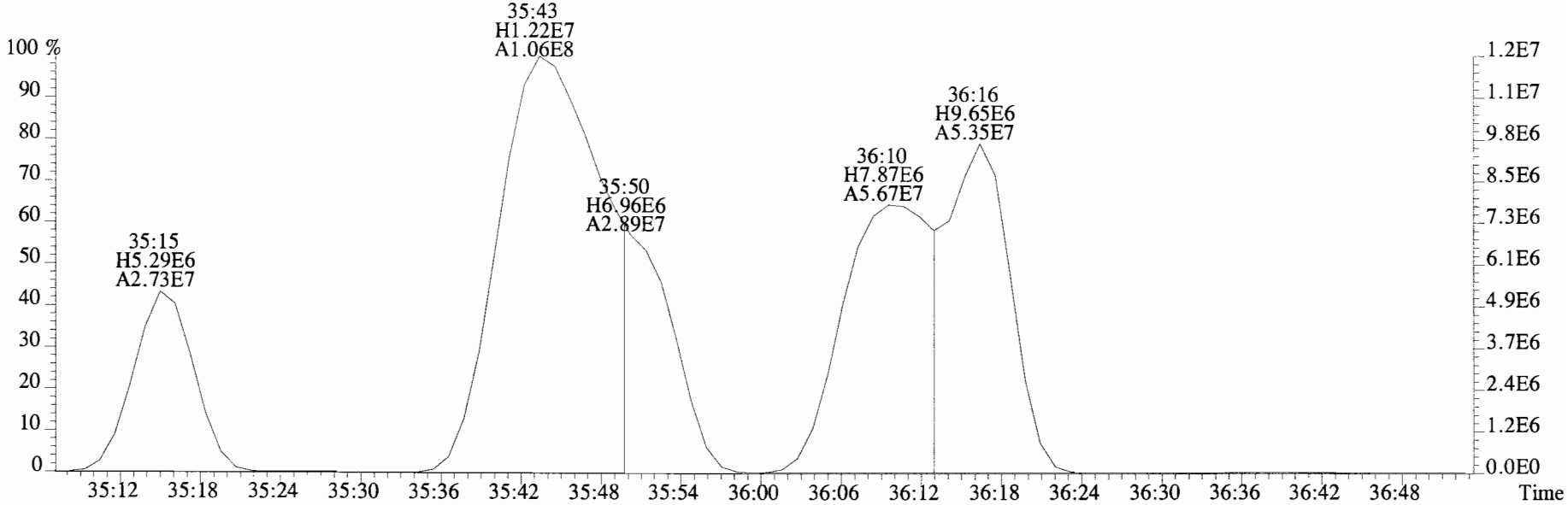

327.8775 S:4 F:3 SMO(1,3) BSUB(10000,15,-3.0) PKD(5,5,2,0.10%,2092.0,0.00%,F,F)

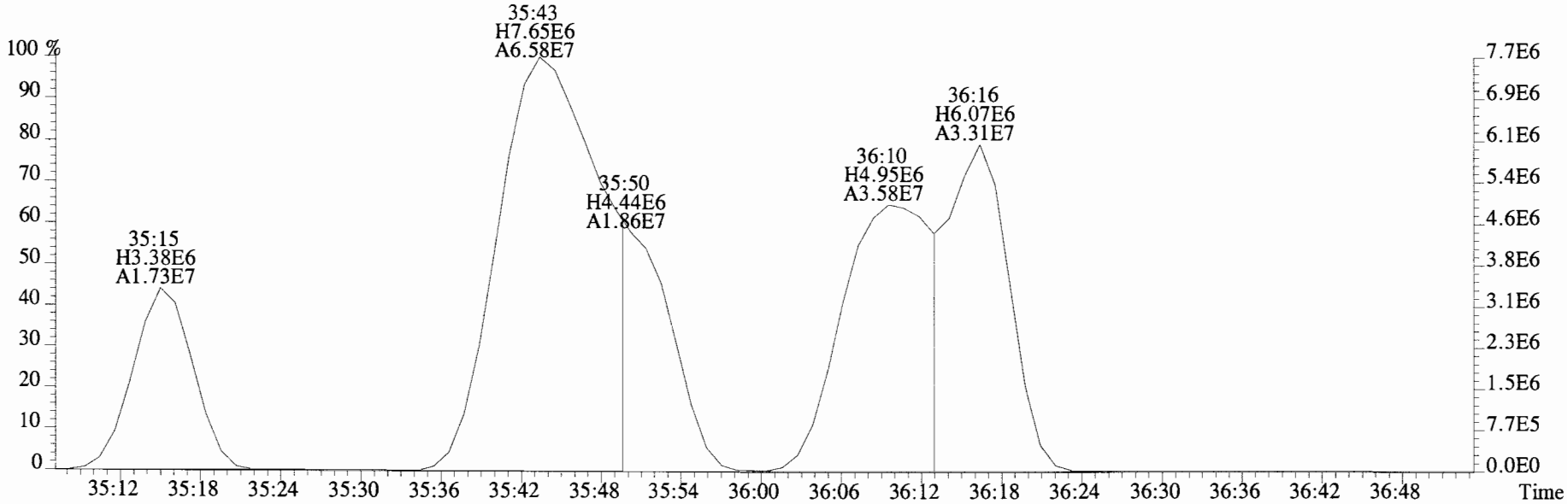

File:180208E1 #1-756 Acq: 8-FEB-2018 11:50:02 GC EI+ Voltage SIR Autospec-UltimaE
Sample#4 File Text:Vista Analytical Laboratory VG-8 Text:ST180208E1-4 PCB CS3 17L3006 Exp:PCB_ZB1
325.8804 S:4 F:3 SMO(1,3) BSUB(10000,15,-3.0) PKD(5,5,2,0.10%,2016.0,0.00%,F,F)

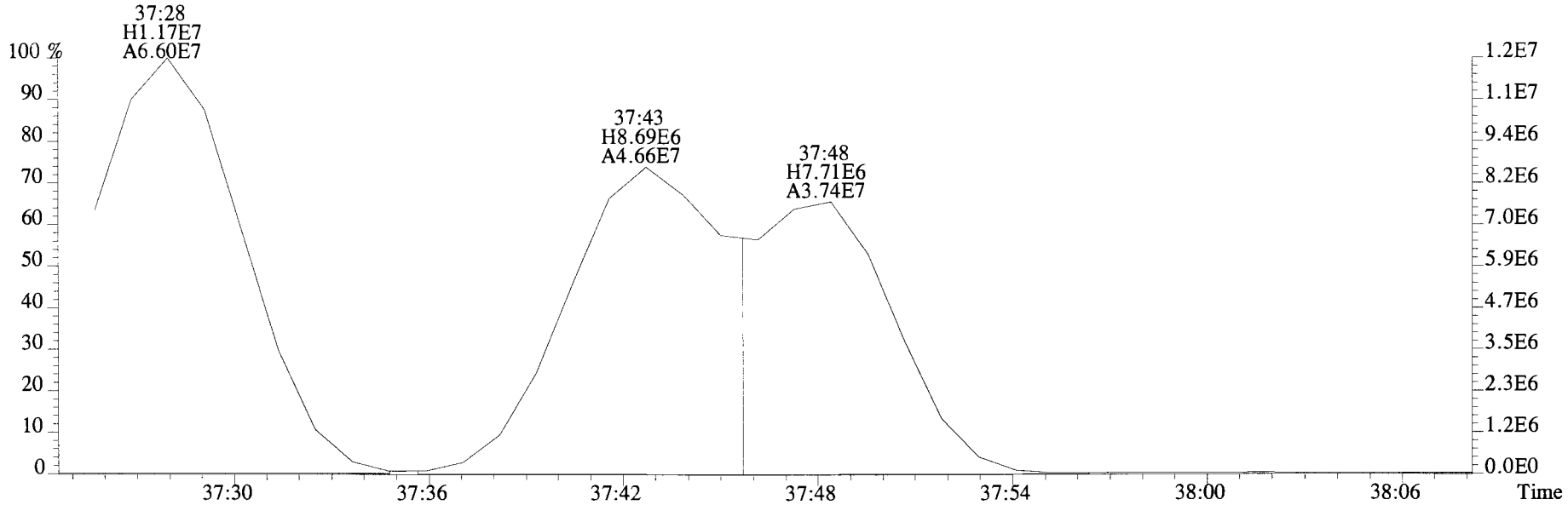

327.8775 S:4 F:3 SMO(1,3) BSUB(10000,15,-3.0) PKD(5,5,2,0.10%,2092.0,0.00%,F,F)

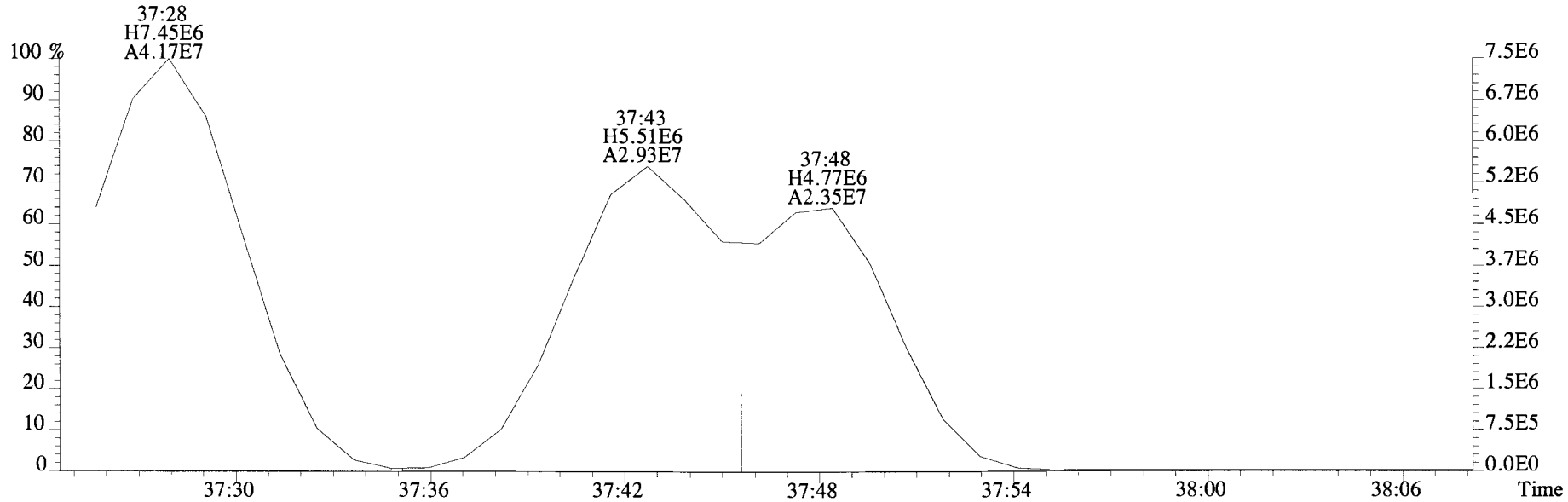

File:180208E1 #1-756 Acq: 8-FEB-2018 11:50:02 GC EI+ Voltage SIR Autospec-UltimaE
Sample#4 File Text:Vista Analytical Laboratory VG-8 Text:ST180208E1-4 PCB CS3 17L3006 Exp:PCB_ZB1
325.8804 S:4 F:3 SMO(1,3) BSUB(10000,15,-3.0) PKD(5,5,2,0.10%,2016.0,0.00%,F,F)

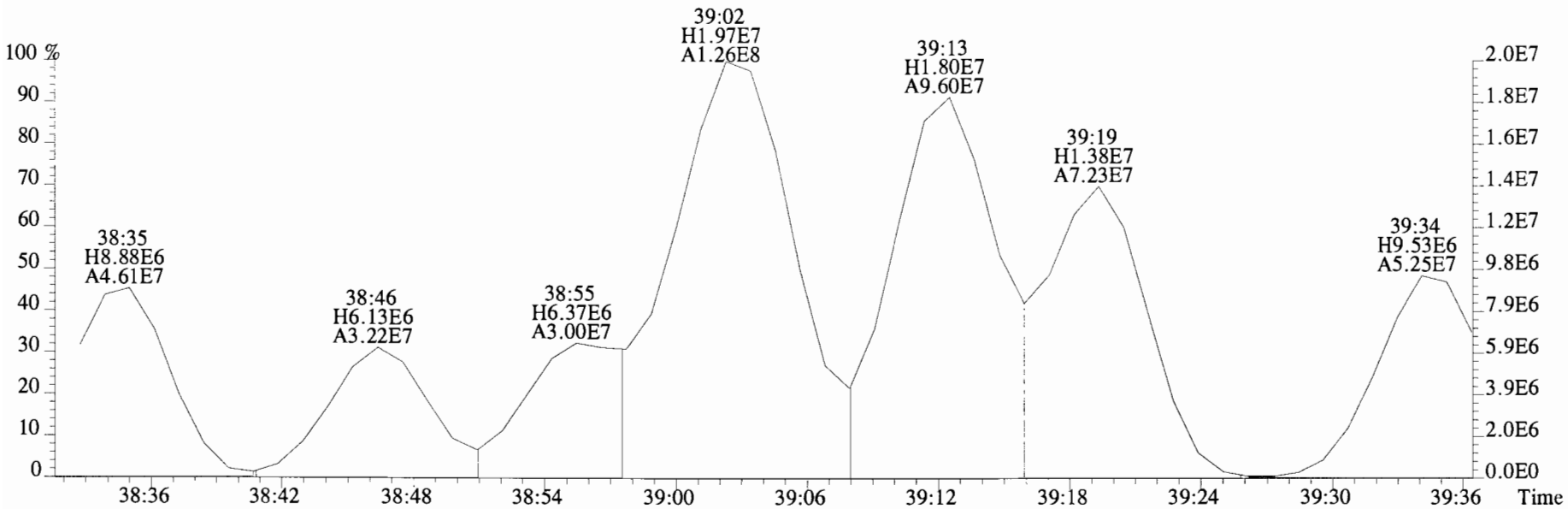

327.8775 S:4 F:3 SMO(1,3) BSUB(10000,15,-3.0) PKD(5,5,2,0.10%,2092.0,0.00%,F,F)

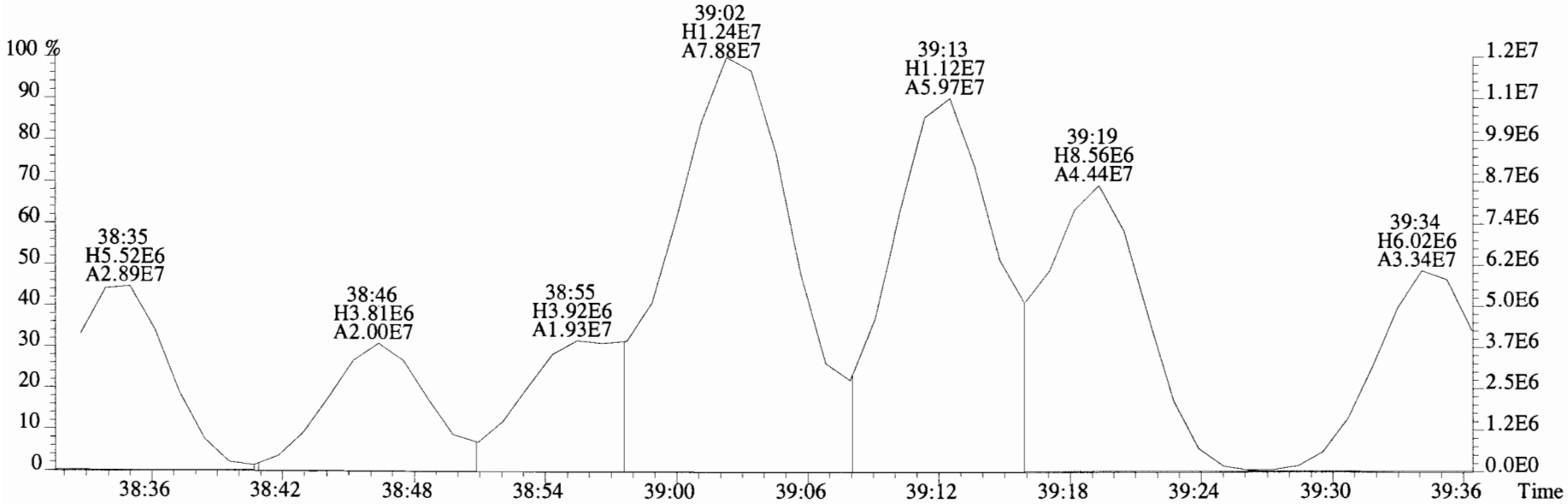

File:180208E1 #1-756 Acq: 8-FEB-2018 11:50:02 GC EI+ Voltage SIR Autospec-UltimaE
Sample#4 File Text:Vista Analytical Laboratory VG-8 Text:ST180208E1-4 PCB CS3 17L3006 Exp:PCB_ZB1
325.8804 S:4 F:3 SMO(1,3) BSUB(10000,15,-3.0) PKD(5,5,2,0.10%,2016.0,0.00%,F,F)

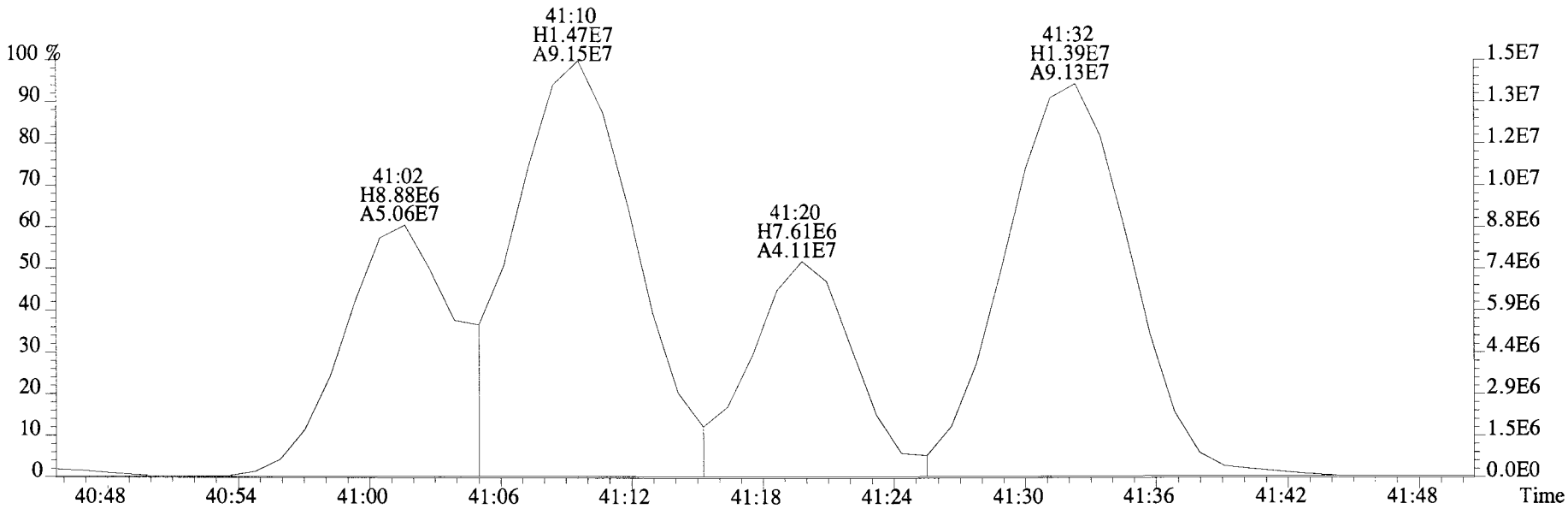

327.8775 S:4 F:3 SMO(1,3) BSUB(10000,15,-3.0) PKD(5,5,2,0.10%,2092.0,0.00%,F,F)

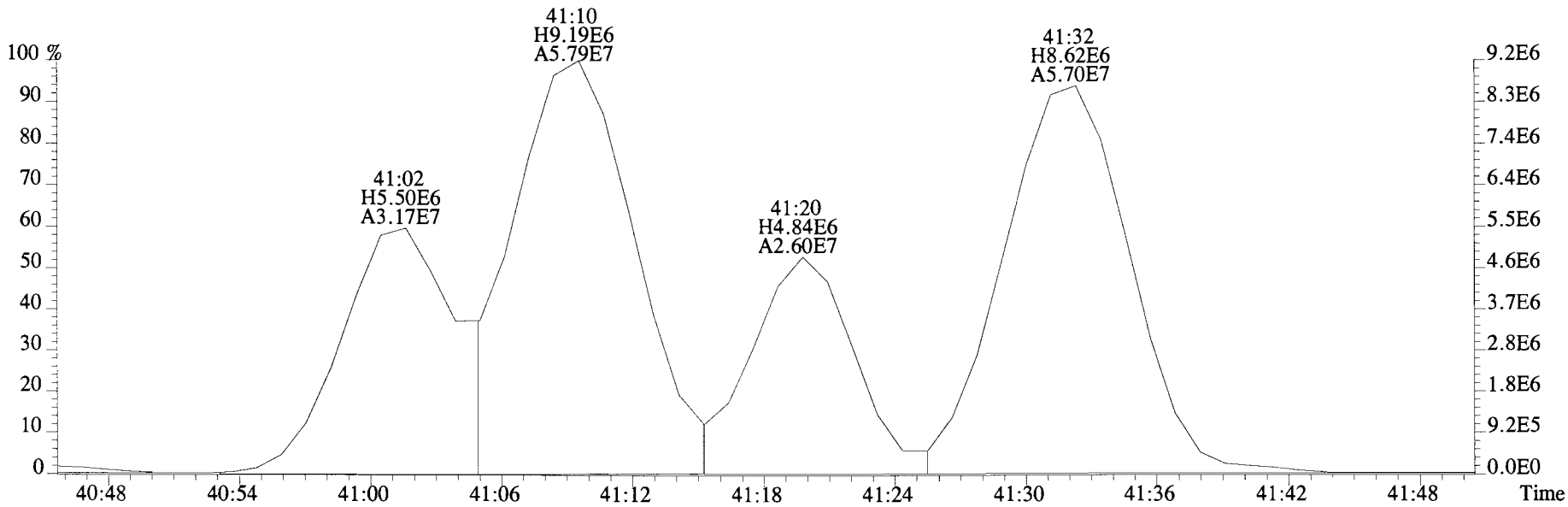

File:180208E1 #1-574 Acq: 8-FEB-2018 11:50:02 GC EI+ Voltage SIR Autospec-UltimaE
Sample#4 File Text:Vista Analytical Laboratory VG-8 Text:ST180208E1-4 PCB CS3 17L3006 Exp:PCB_ZB1
325.8804 S:4 F:4 SMO(1,3) BSUB(10000,15,-3.0) PKD(5,5,2,0.10%,13140.0,0.00%,F,F)

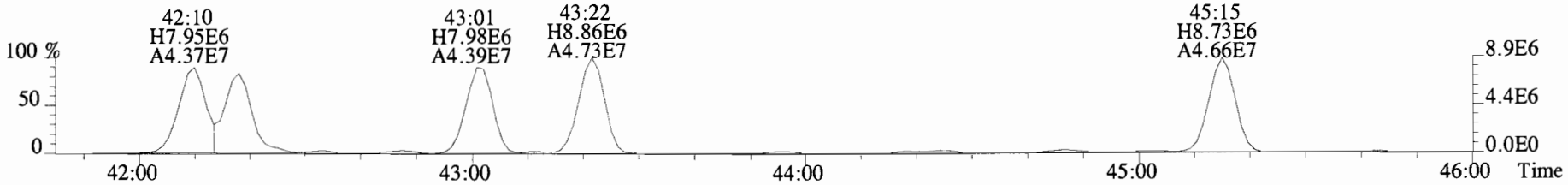

327.8775 S:4 F:4 SMO(1,3) BSUB(10000,15,-3.0) PKD(5,5,2,0.10%,8388.0,0.00%,F,F)



337.9207 S:4 F:4 SMO(1,3) BSUB(10000,15,-3.0) PKD(5,5,2,0.10%,12724.0,0.00%,F,F)

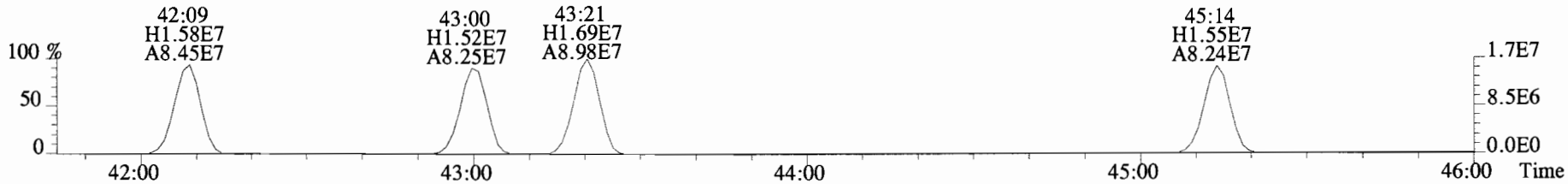

339.9177 S:4 F:4 SMO(1,3) BSUB(10000,15,-3.0) PKD(5,5,2,0.10%,9400.0,0.00%,F,F)

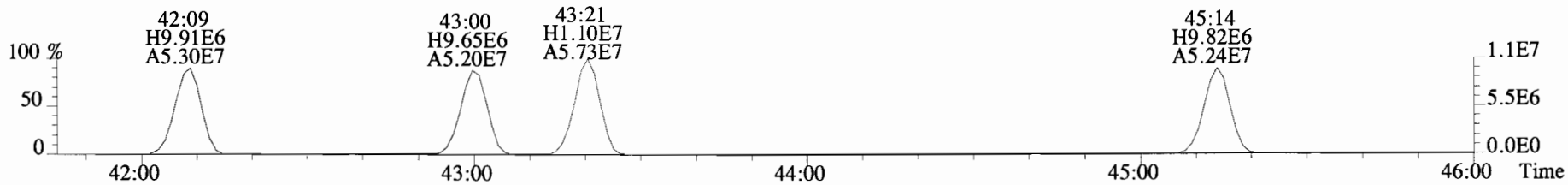

380.9760 S:4 F:4

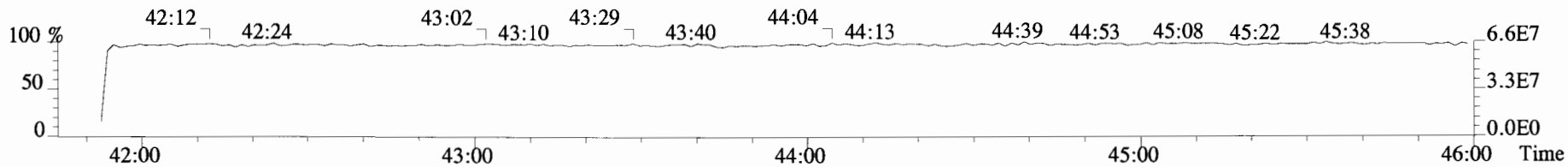

File:180208E1 #1-574 Acq: 8-FEB-2018 11:50:02 GC EI+ Voltage SIR Autospec-UltimaE
Sample#4 File Text:Vista Analytical Laboratory VG-8 Text:ST180208E1-4 PCB CS3 17L3006 Exp:PCB_ZB1
325.8804 S:4 F:4 SMO(1,3) BSUB(10000,15,-3.0) PKD(5,5,2,0.10%,13140.0,0.00%,F,F)

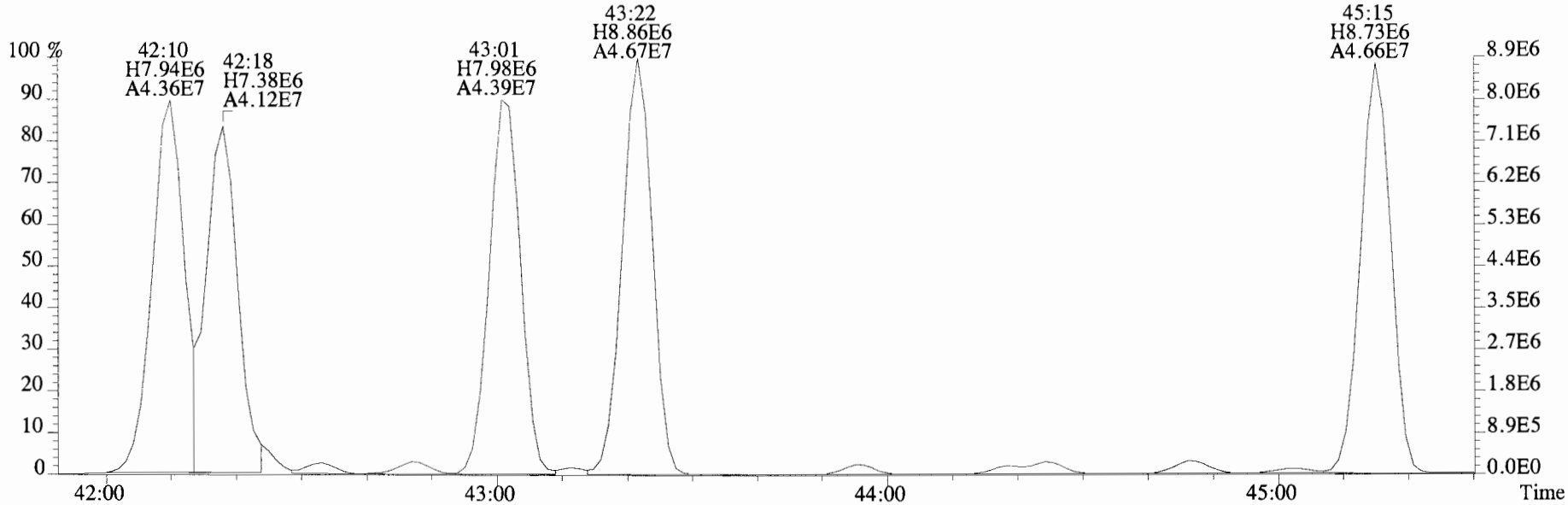

327.8775 S:4 F:4 SMO(1,3) BSUB(10000,15,-3.0) PKD(5,5,2,0.10%,8388.0,0.00%,F,F)

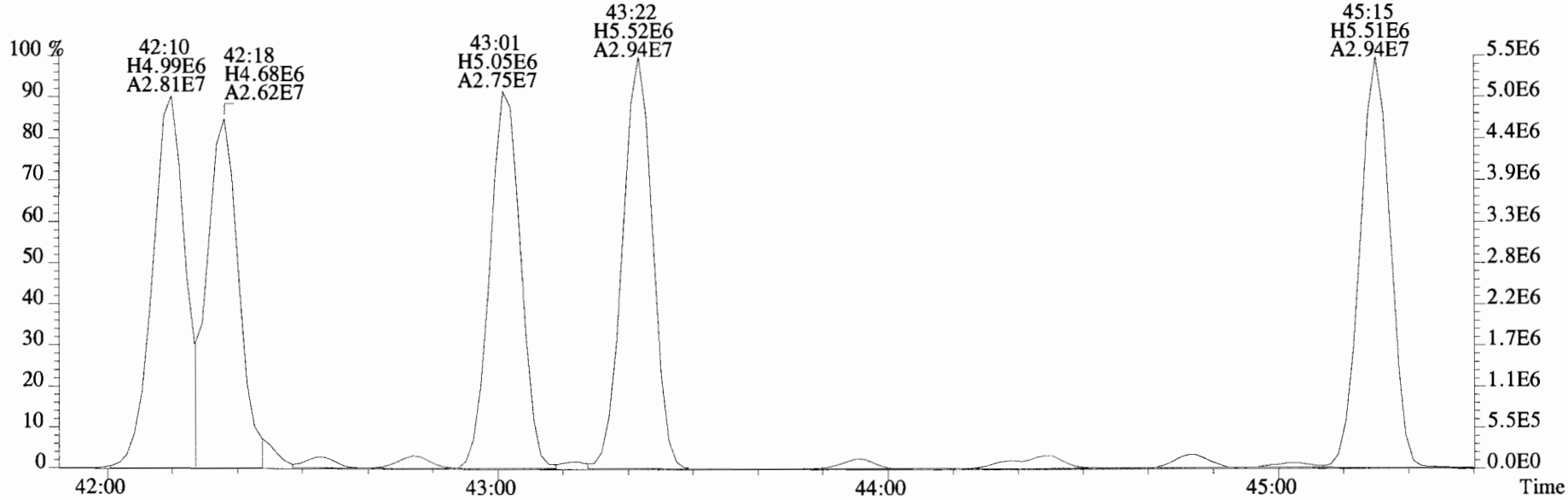

File:180208E1 #1-756 Acq: 8-FEB-2018 11:50:02 GC EI+ Voltage SIR Autospec-UltimaE
Sample#4 File Text:Vista Analytical Laboratory VG-8 Text:ST180208E1-4 PCB CS3 17L3006 Exp:PCB_ZB1
359.8415 S:4 F:3 SMO(1,3) BSUB(10000,15,-3.0) PKD(5,5,2,0.10%,1812.0,0.00%,F,F)

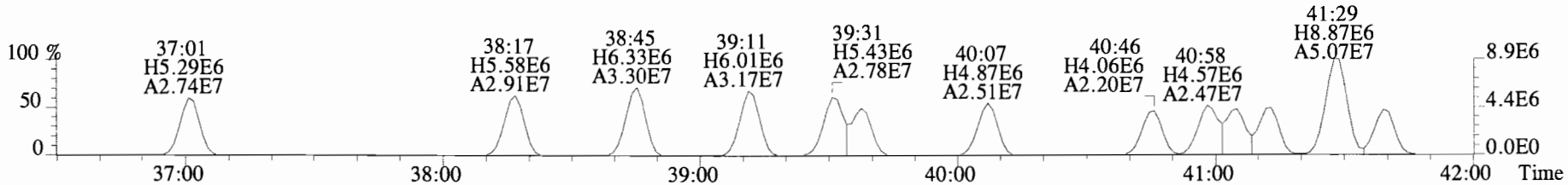

361.8385 S:4 F:3 SMO(1,3) BSUB(10000,15,-3.0) PKD(5,5,2,0.10%,1692.0,0.00%,F,F)

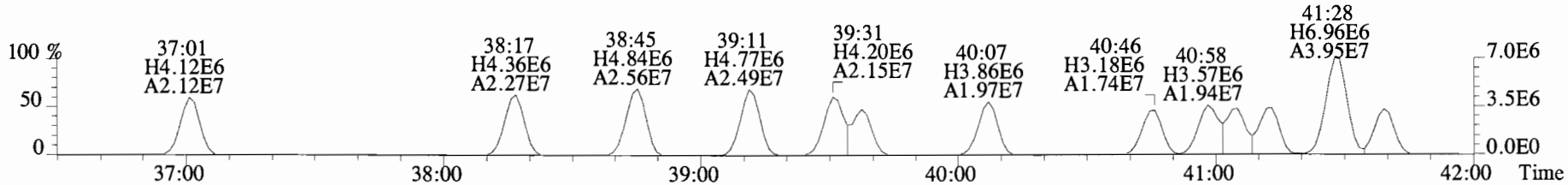

371.8817 S:4 F:3 SMO(1,3) BSUB(10000,15,-3.0) PKD(5,5,2,0.10%,1804.0,0.00%,F,F)

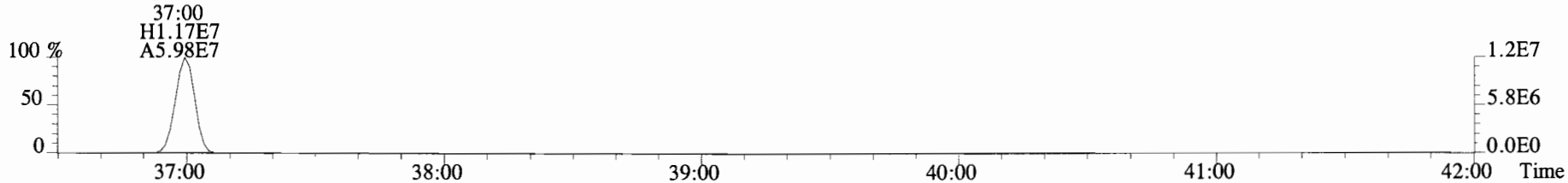

373.8788 S:4 F:3 SMO(1,3) BSUB(10000,15,-3.0) PKD(5,5,2,0.10%,3536.0,0.00%,F,F)

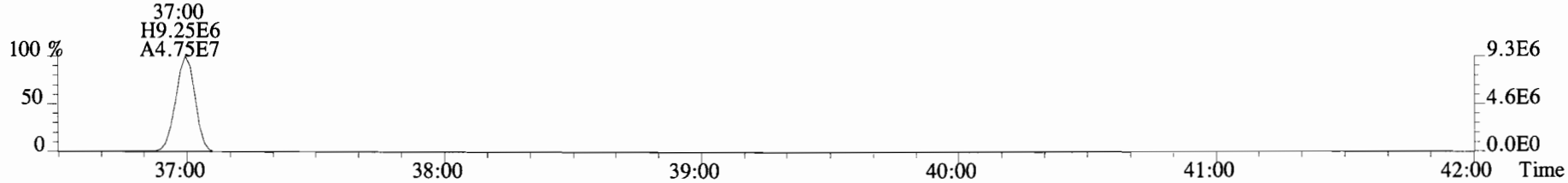

330.9792 S:4 F:3

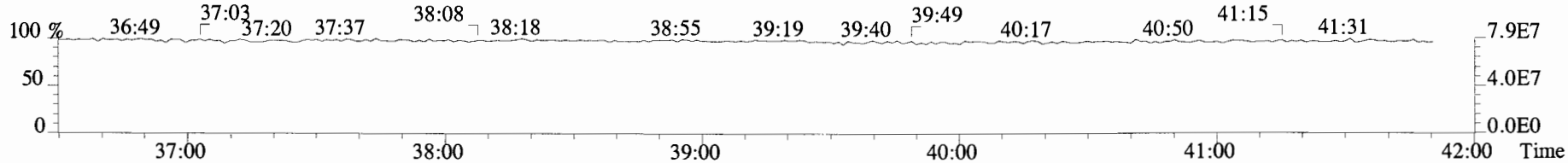

File:180208E1 #1-574 Acq: 8-FEB-2018 11:50:02 GC EI+ Voltage SIR Autospec-UltimaE
Sample#4 File Text:Vista Analytical Laboratory VG-8 Text:ST180208E1-4 PCB CS3 17L3006 Exp:PCB_ZB1
359.8415 S:4 F:4 SMO(1,3) BSUB(10000,15,-3.0) PKD(5,5,2,0.10%,60908.0,0.00%,F,F)

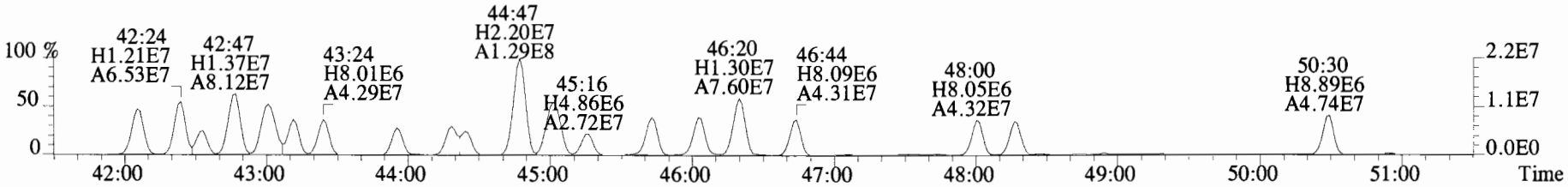

361.8385 S:4 F:4 SMO(1,3) BSUB(10000,15,-3.0) PKD(5,5,2,0.10%,50008.0,0.00%,F,F)

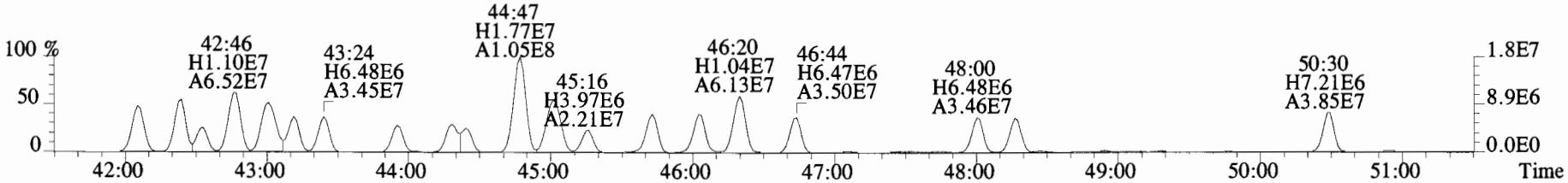

371.8817 S:4 F:4 SMO(1,3) BSUB(10000,15,-3.0) PKD(5,5,2,0.10%,24460.0,0.00%,F,F)

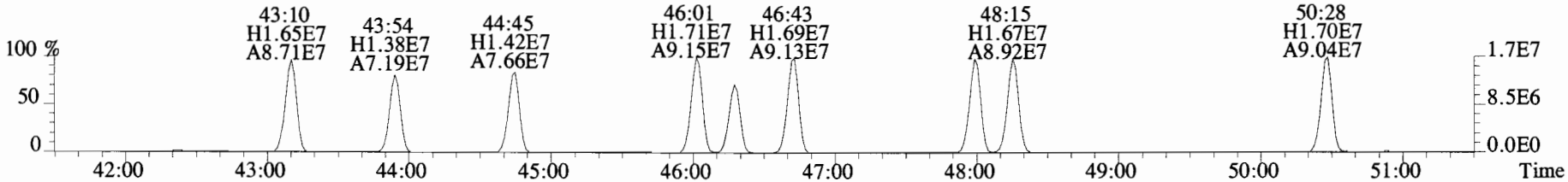

373.8788 S:4 F:4 SMO(1,3) BSUB(10000,15,-3.0) PKD(5,5,2,0.10%,19756.0,0.00%,F,F)

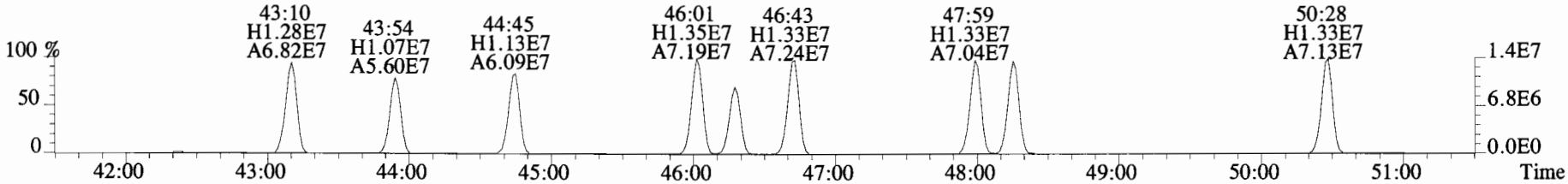

380.9760 S:4 F:4

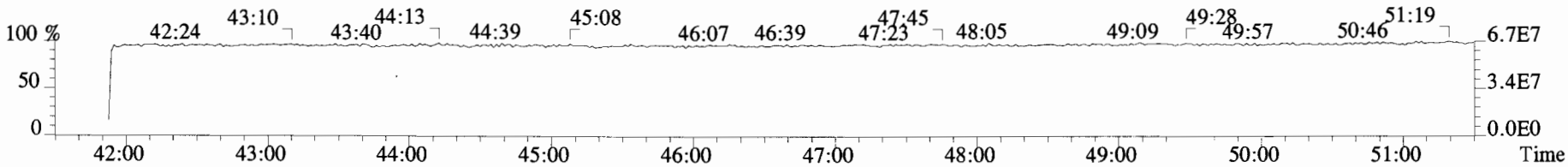

File:180208E1 #1-574 Acq: 8-FEB-2018 11:50:02 GC EI+ Voltage SIR Autospec-UltimaE
Sample#4 File Text:Vista Analytical Laboratory VG-8 Text:ST180208E1-4 PCB CS3 17L3006 Exp:PCB_ZB1
371.8817 S:4 F:4 SMO(1,3) BSUB(10000,15,-3.0) PKD(5,5,2,0.10%,24460.0,0.00%,F,F)

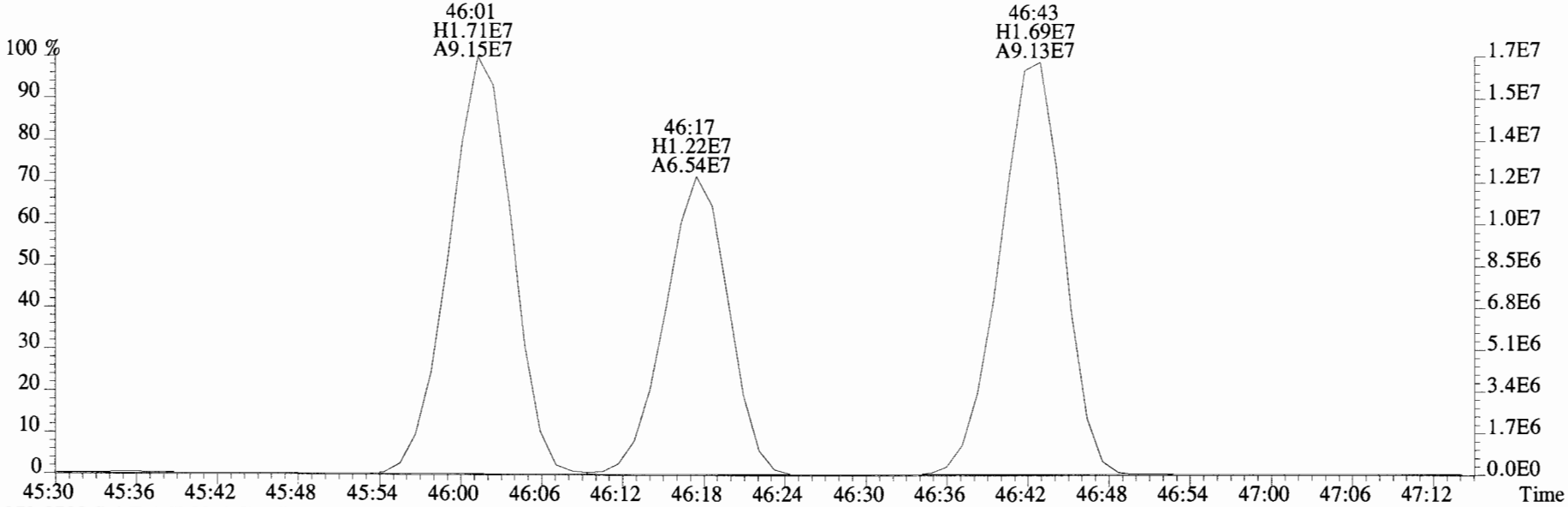

373.8788 S:4 F:4 SMO(1,3) BSUB(10000,15,-3.0) PKD(5,5,2,0.10%,19756.0,0.00%,F,F)

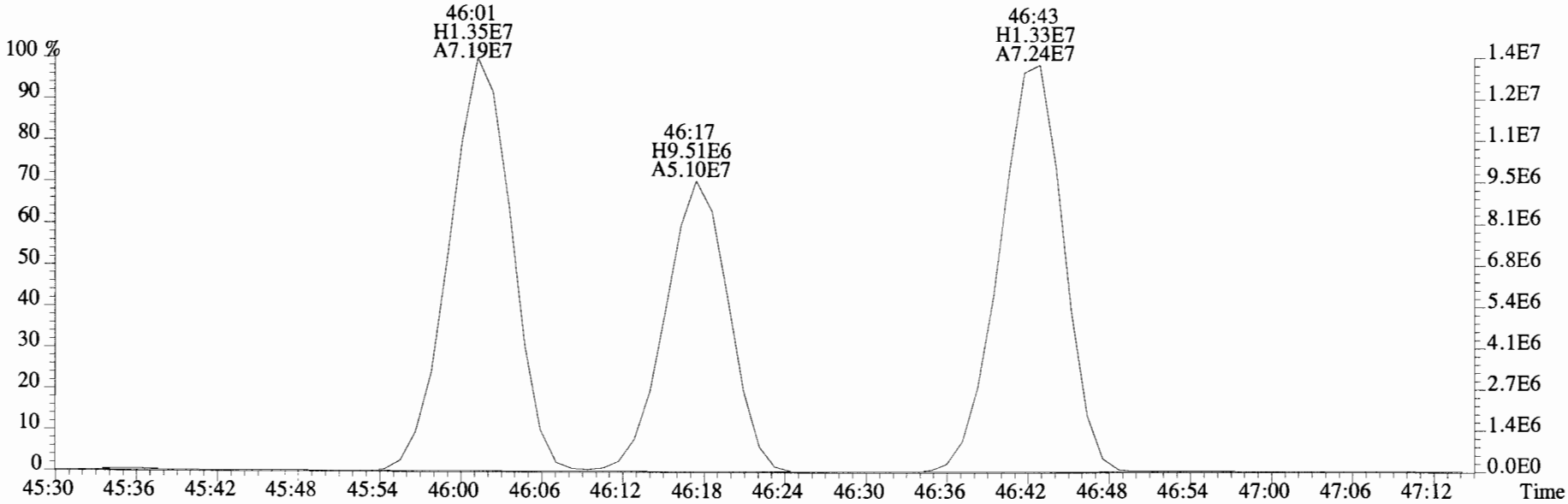

File:180208E1 #1-574 Acq: 8-FEB-2018 11:50:02 GC EI+ Voltage SIR Autospec-UltimaE
Sample#4 File Text:Vista Analytical Laboratory VG-8 Text:ST180208E1-4 PCB CS3 17L3006 Exp:PCB_ZB1
371.8817 S:4 F:4 SMO(1,3) BSUB(10000,15,-3.0) PKD(5,5,2,0.10%,24460.0,0.00%,F,F)

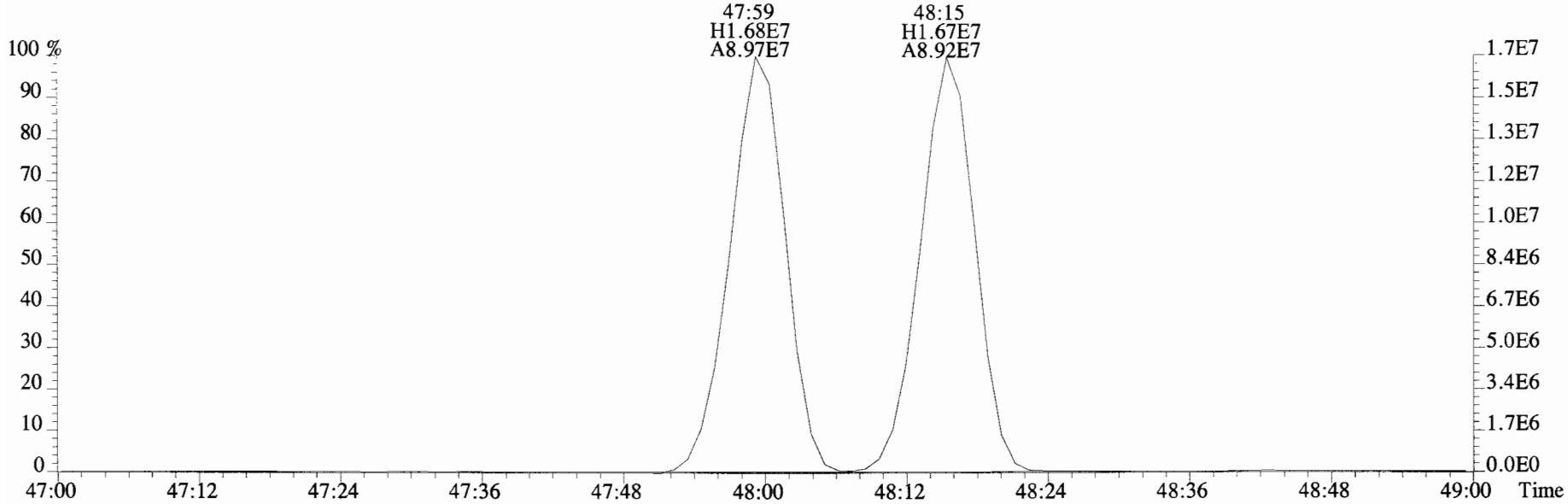

373.8788 S:4 F:4 SMO(1,3) BSUB(10000,15,-3.0) PKD(5,5,2,0.10%,19756.0,0.00%,F,F)

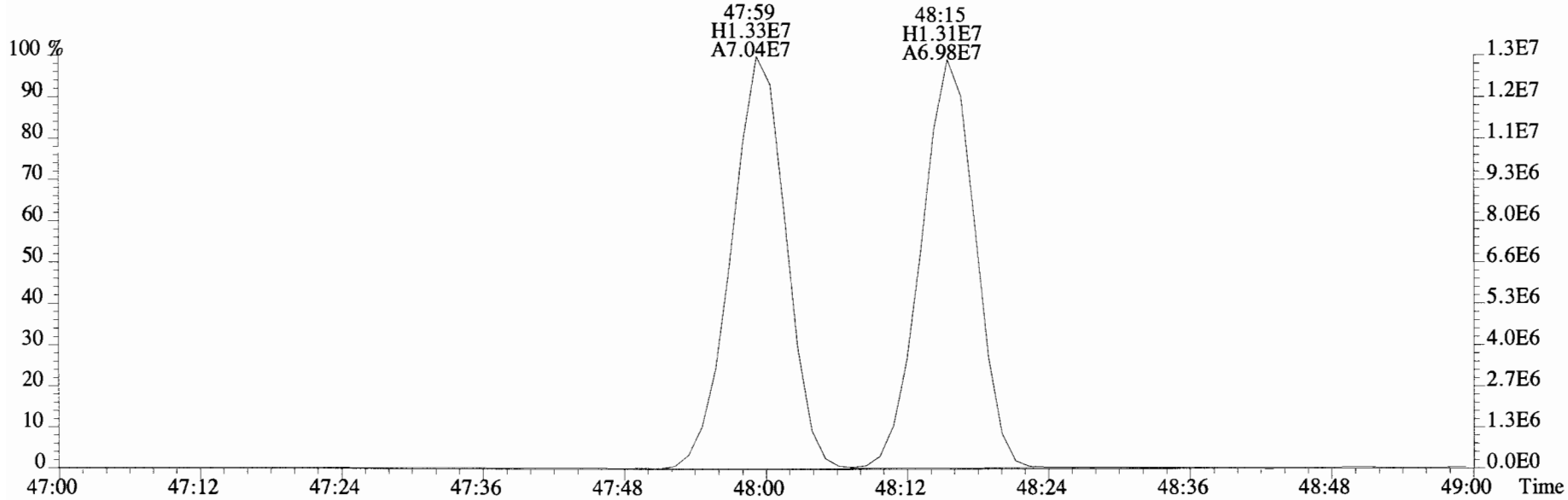

File:180208E1 #1-574 Acq: 8-FEB-2018 11:50:02 GC EI+ Voltage SIR Autospec-UltimaE
Sample#4 File Text:Vista Analytical Laboratory VG-8 Text:ST180208E1-4 PCB CS3 17L3006 Exp:PCB_ZB1
359.8415 S:4 F:4 SMO(1,3) BSUB(10000,15,-3.0) PKD(5,5,2,0.10%,60908.0,0.00%,F,F)

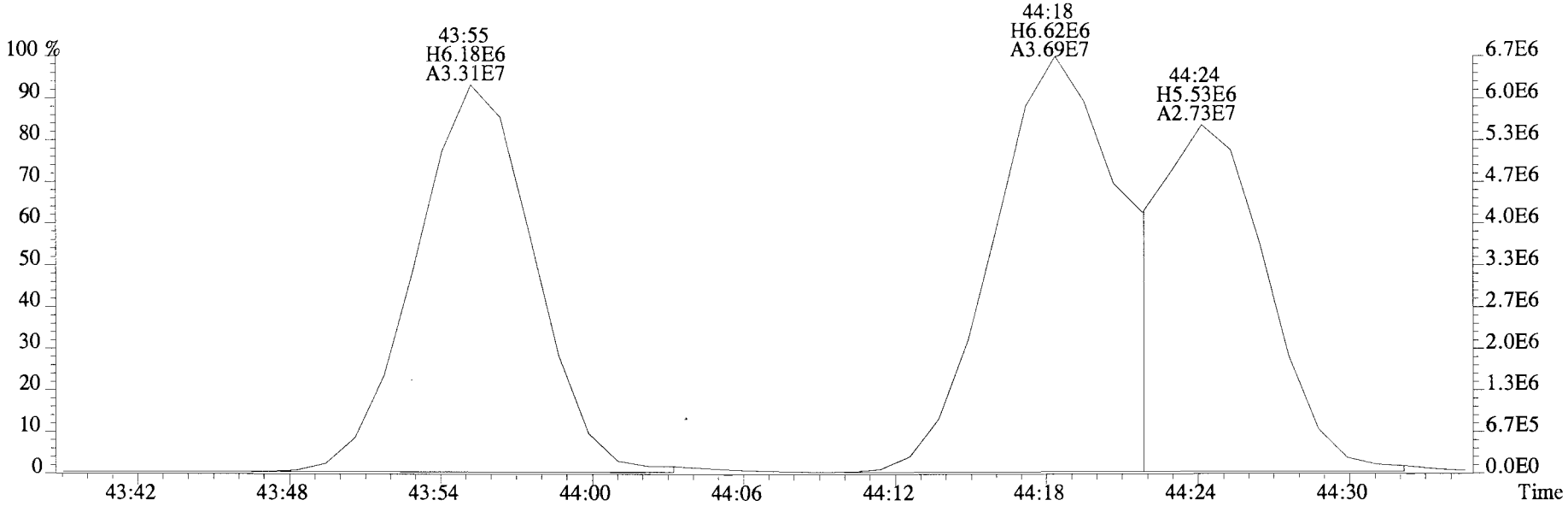

361.8385 S:4 F:4 SMO(1,3) BSUB(10000,15,-3.0) PKD(5,5,2,0.10%,50008.0,0.00%,F,F)

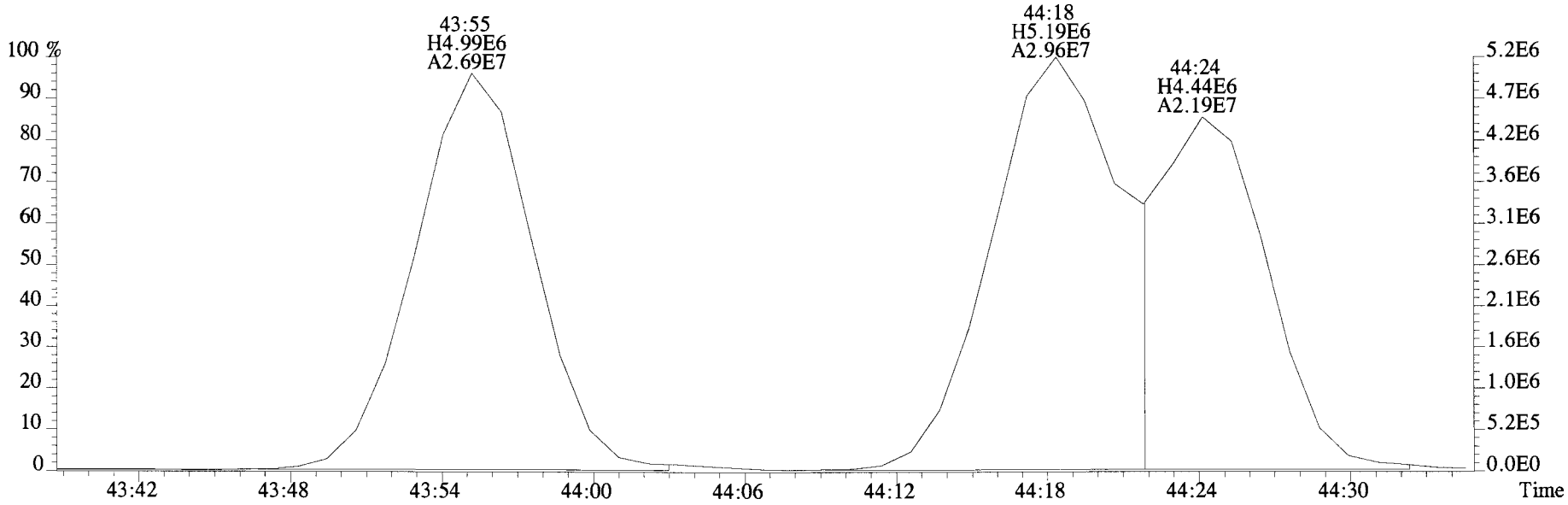

File:180208E1 #1-574 Acq: 8-FEB-2018 11:50:02 GC EI+ Voltage SIR Autospec-UltimaE
Sample#4 File Text:Vista Analytical Laboratory VG-8 Text:ST180208E1-4 PCB CS3 17L3006 Exp:PCB_ZB1
359.8415 S:4 F:4 SMO(1,3) BSUB(10000,15,-3.0) PKD(5,5,2,0.10%,60908.0,0.00%,F,F)

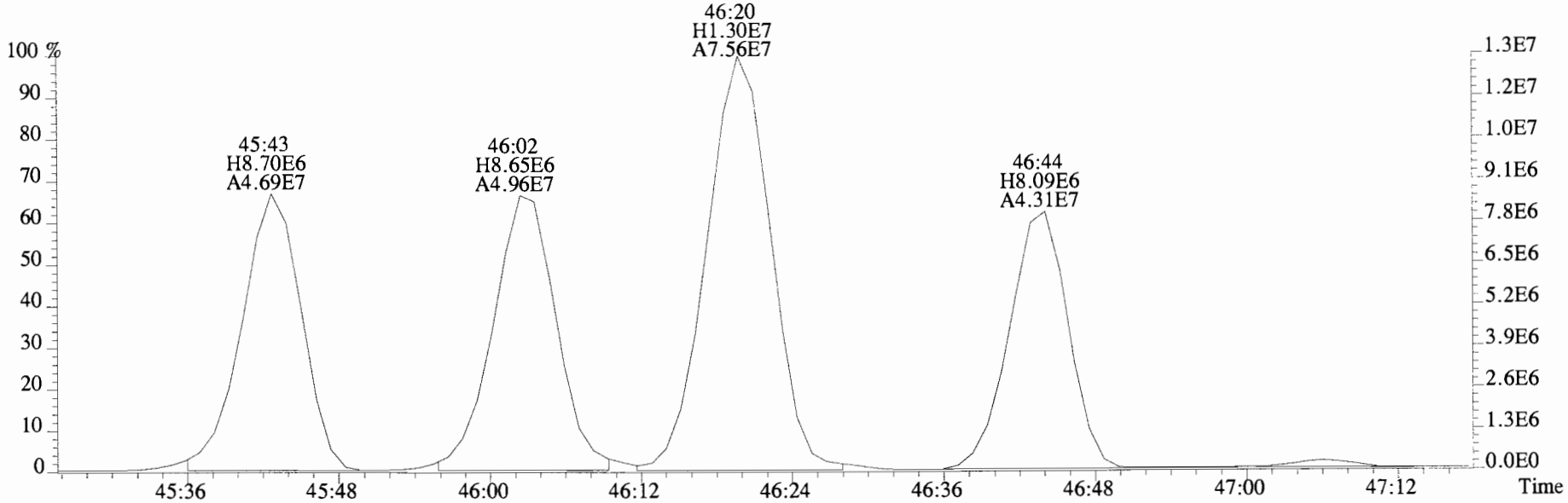

361.8385 S:4 F:4 SMO(1,3) BSUB(10000,15,-3.0) PKD(5,5,2,0.10%,50008.0,0.00%,F,F)

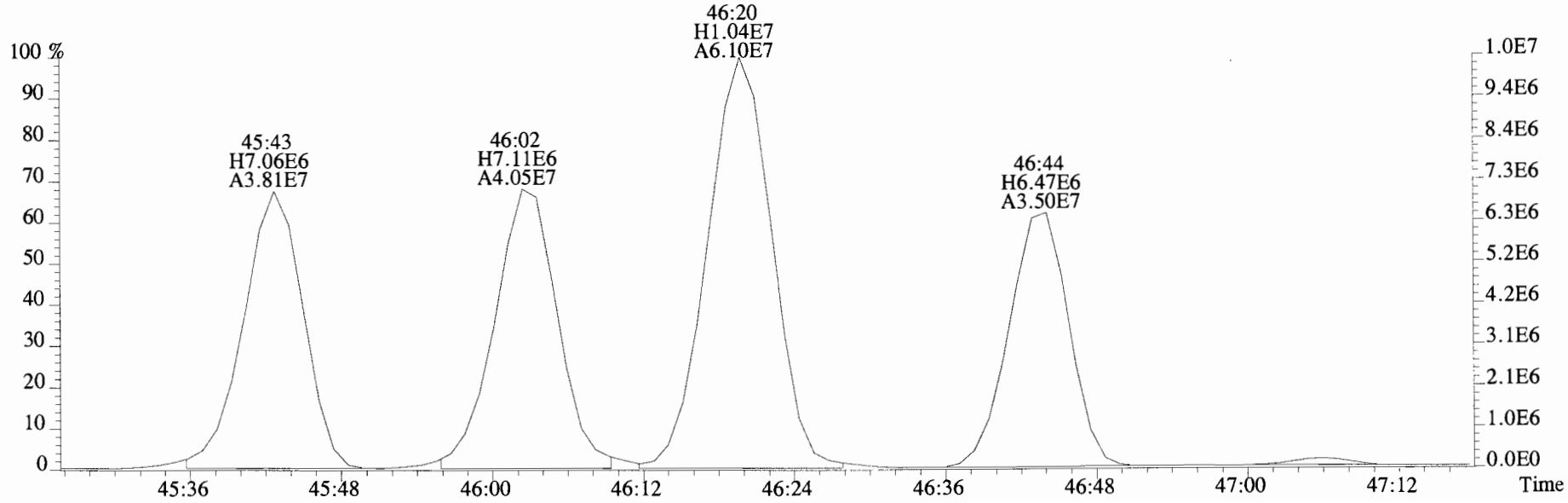

File:180208E1 #1-574 Acq: 8-FEB-2018 11:50:02 GC EI+ Voltage SIR Autospec-UltimaE
Sample#4 File Text:Vista Analytical Laboratory VG-8 Text:ST180208E1-4 PCB CS3 17L3006 Exp:PCB_ZB1
393.8025 S:4 F:4 SMO(1,3) BSUB(10000,15,-3.0) PKD(5,5,2,0.10%,43436.0,0.00%,F,F)

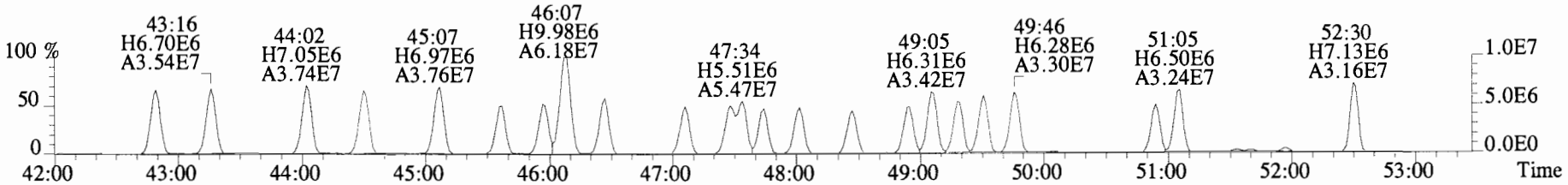

395.7995 S:4 F:4 SMO(1,3) BSUB(10000,15,-3.0) PKD(5,5,2,0.10%,39792.0,0.00%,F,F)

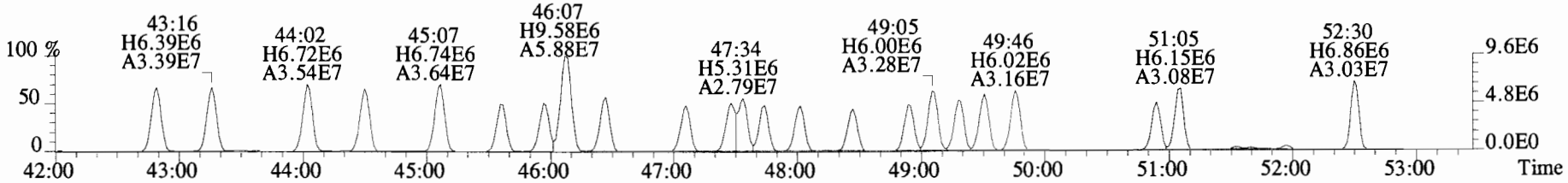

403.8457 S:4 F:4 SMO(1,3) BSUB(10000,15,-3.0) PKD(5,5,2,0.10%,8856.0,0.00%,F,F)

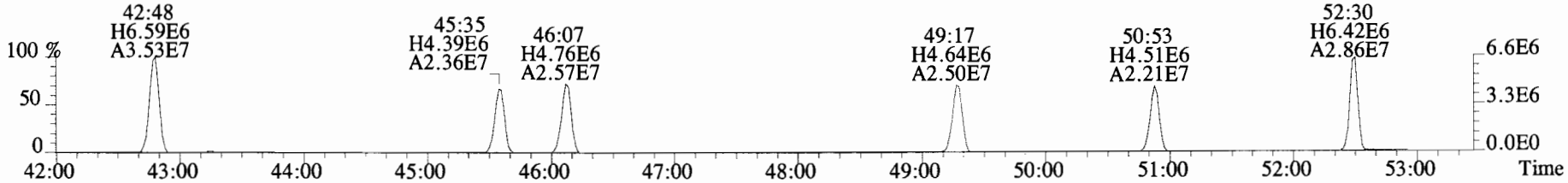

405.8428 S:4 F:4 SMO(1,3) BSUB(10000,15,-3.0) PKD(5,5,2,0.10%,16584.0,0.00%,F,F)

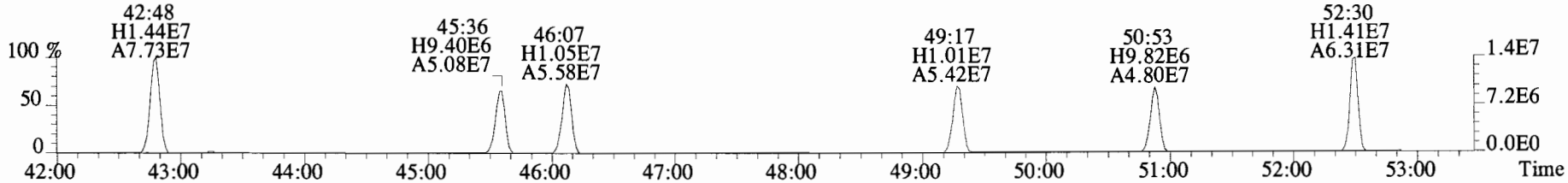

380.9760 S:4 F:4

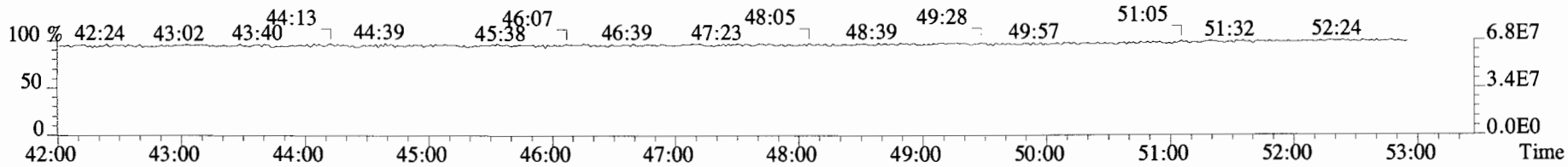

File:180208E1 #1-574 Acq: 8-FEB-2018 11:50:02 GC EI+ Voltage SIR Autospec-UltimaE
Sample#4 File Text:Vista Analytical Laboratory VG-8 Text:ST180208E1-4 PCB CS3 17L3006 Exp:PCB_ZB1
393.8025 S:4 F:4 SMO(1,3) BSUB(10000,15,-3.0) PKD(5,5,2,0.10%,43436.0,0.00%,F,F)

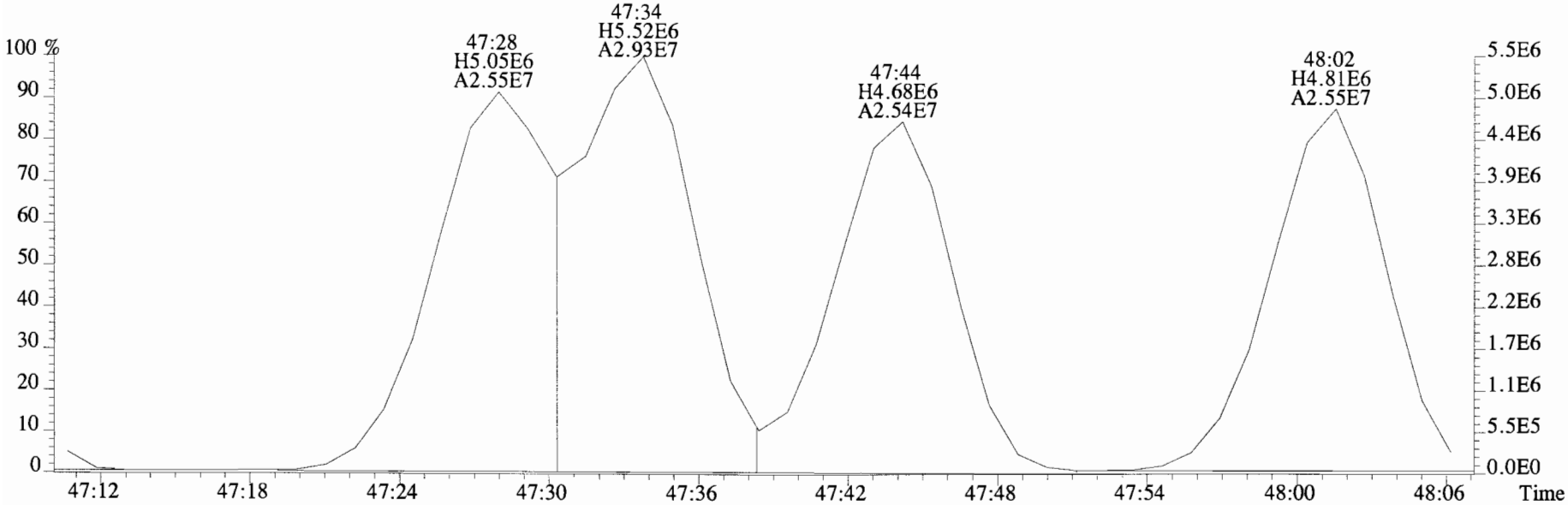

395.7995 S:4 F:4 SMO(1,3) BSUB(10000,15,-3.0) PKD(5,5,2,0.10%,39792.0,0.00%,F,F)

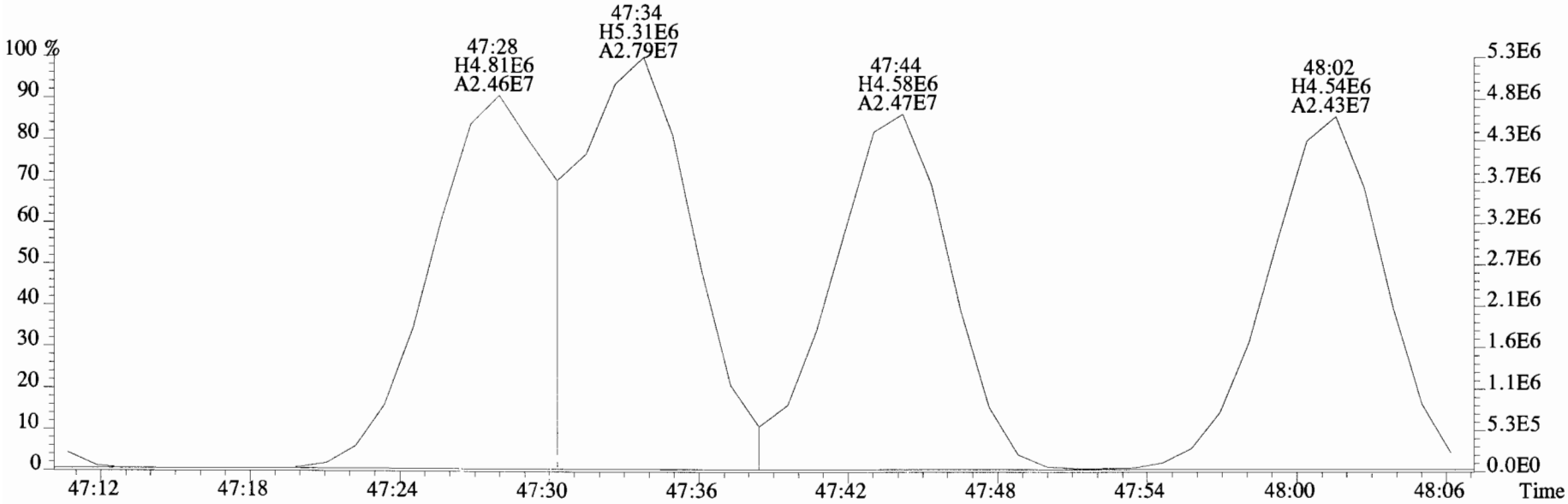

File:180208E1 #1-574 Acq: 8-FEB-2018 11:50:02 GC EI+ Voltage SIR Autospec-UltimaE
Sample#4 File Text:Vista Analytical Laboratory VG-8 Text:ST180208E1-4 PCB CS3 17L3006 Exp:PCB_ZB1
427.7635 S:4 F:4 SMO(1,3) BSUB(10000,15,-3.0) PKD(5,5,2,0.10%,1764.0,0.00%,F,F)

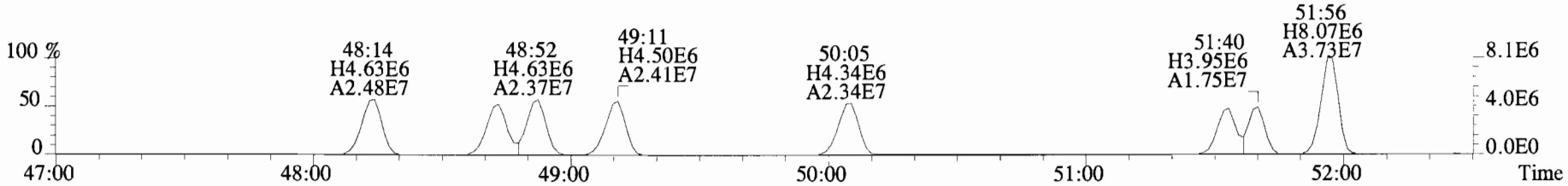

429.7606 S:4 F:4 SMO(1,3) BSUB(10000,15,-3.0) PKD(5,5,2,0.10%,1516.0,0.00%,F,F)

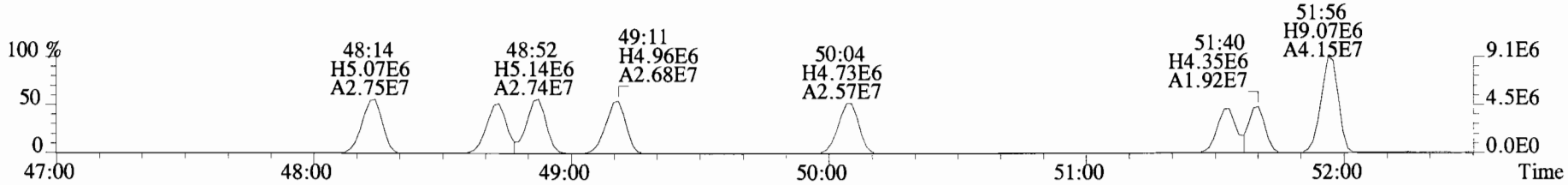

439.8038 S:4 F:4 SMO(1,3) BSUB(10000,15,-3.0) PKD(5,5,2,0.10%,1792.0,0.00%,F,F)

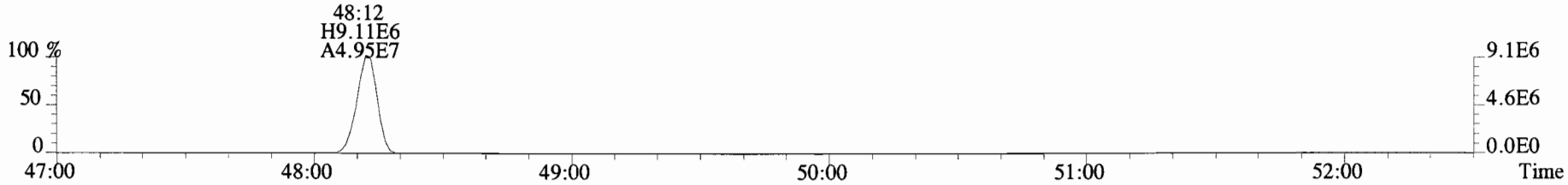

441.8008 S:4 F:4 SMO(1,3) BSUB(10000,15,-3.0) PKD(5,5,2,0.10%,2288.0,0.00%,F,F)

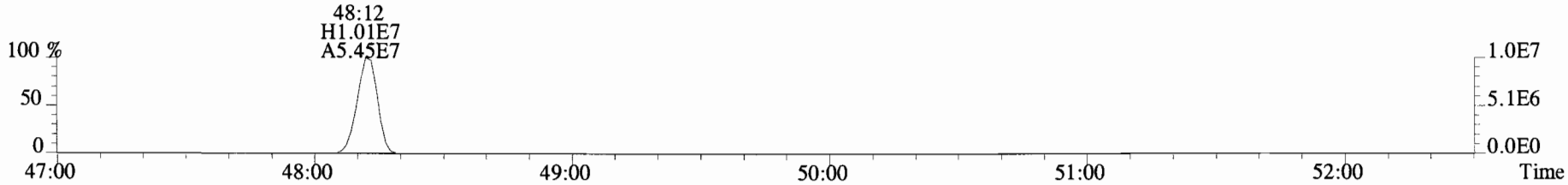

380.9760 S:4 F:4

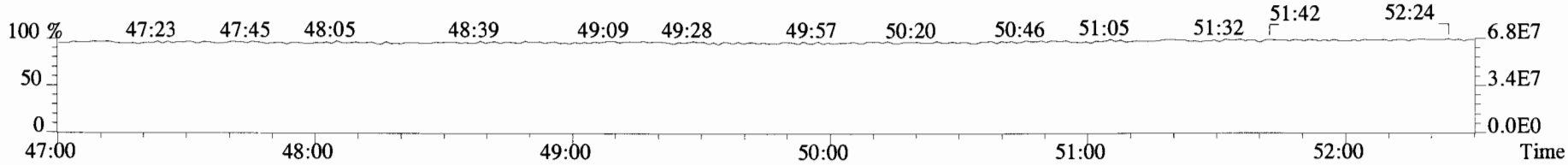

File:180208E1 #1-407 Acq: 8-FEB-2018 11:50:02 GC EI+ Voltage SiR Autospec-UltimaE
Sample#4 File Text:Vista Analytical Laboratory VG-8 Text:ST180208E1-4 PCB CS3 17L3006 Exp:PCB_ZB1
427.7635 S:4 F:5 SMO(1,3) BSUB(10000,15,-3.0) PKD(5,5,2,0.10%,39764.0,0.00%,F,F)

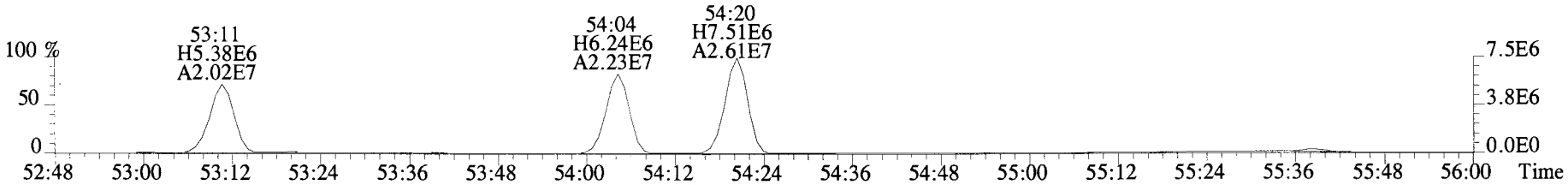

429.7606 S:4 F:5 SMO(1,3) BSUB(10000,15,-3.0) PKD(5,5,2,0.10%,33268.0,0.00%,F,F)

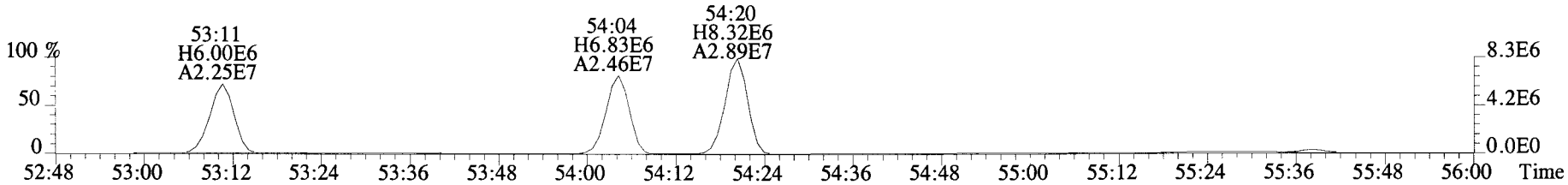

439.8038 S:4 F:5 SMO(1,3) BSUB(10000,15,-3.0) PKD(5,5,2,0.10%,8472.0,0.00%,F,F)

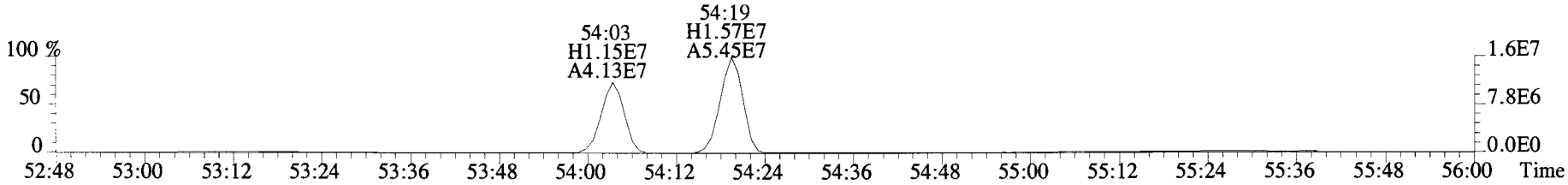

441.8008 S:4 F:5 SMO(1,3) BSUB(10000,15,-3.0) PKD(5,5,2,0.10%,9876.0,0.00%,F,F)

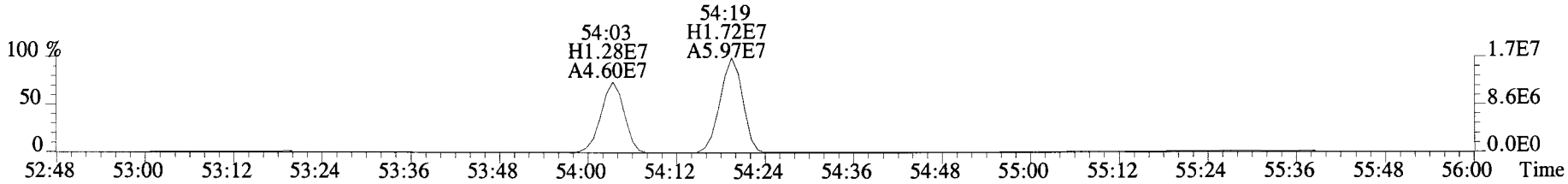

492.9697 S:4 F:5

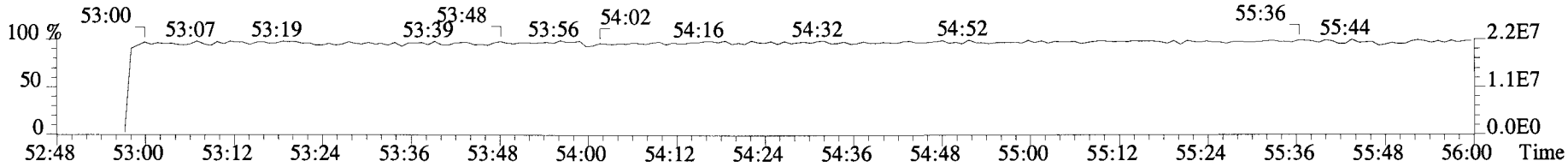

File:180208E1 #1-407 Acq: 8-FEB-2018 11:50:02 GC EI+ Voltage SIR Autospec-UltimaE
Sample#4 File Text:Vista Analytical Laboratory VG-8 Text:ST180208E1-4 PCB CS3 17L3006 Exp:PCB_ZB1
463.7216 S:4 F:5 SMO(1,3) BSUB(10000,15,-3.0) PKD(5,5,2,0.10%,28604.0,0.00%,F,F)



465.7186 S:4 F:5 SMO(1,3) BSUB(10000,15,-3.0) PKD(5,5,2,0.10%,21100.0,0.00%,F,F)

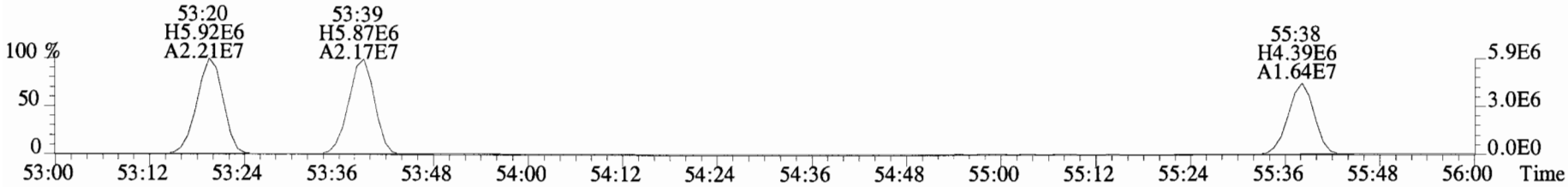

473.7648 S:4 F:5 SMO(1,3) BSUB(10000,15,-3.0) PKD(5,5,2,0.10%,41640.0,0.00%,F,F)



475.7619 S:4 F:5 SMO(1,3) BSUB(10000,15,-3.0) PKD(5,5,2,0.10%,50524.0,0.00%,F,F)

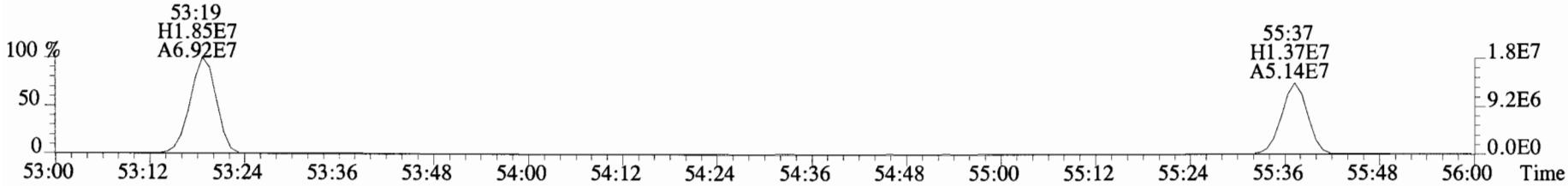

492.9697 S:4 F:5

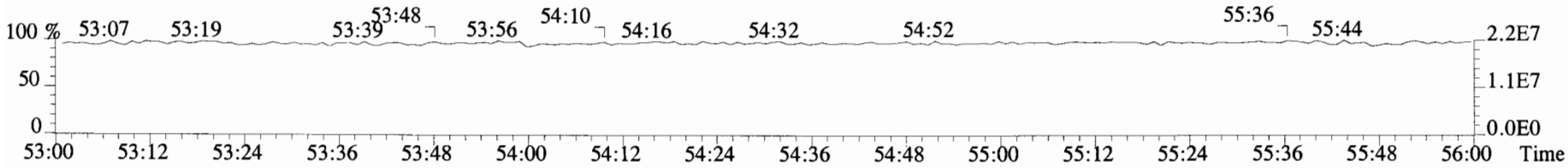

File:180208E1 #1-407 Acq: 8-FEB-2018 11:50:02 GC EI+ Voltage SIR Autospec-UltimaE
Sample#4 File Text:Vista Analytical Laboratory VG-8 Text:ST180208E1-4 PCB CS3 17L3006 Exp:PCB_ZB1
497.6826 S:4 F:5 SMO(1,3) BSUB(10000,15,-3.0) PKD(5,5,2,0.10%,1492.0,0.00%,F,F)

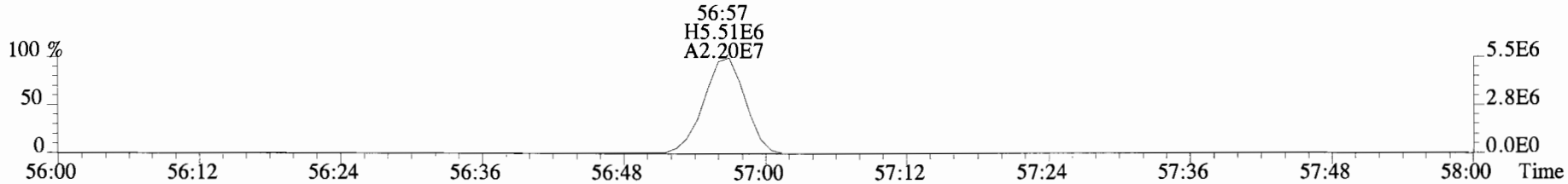

499.6797 S:4 F:5 SMO(1,3) BSUB(10000,15,-3.0) PKD(5,5,2,0.10%,1396.0,0.00%,F,F)

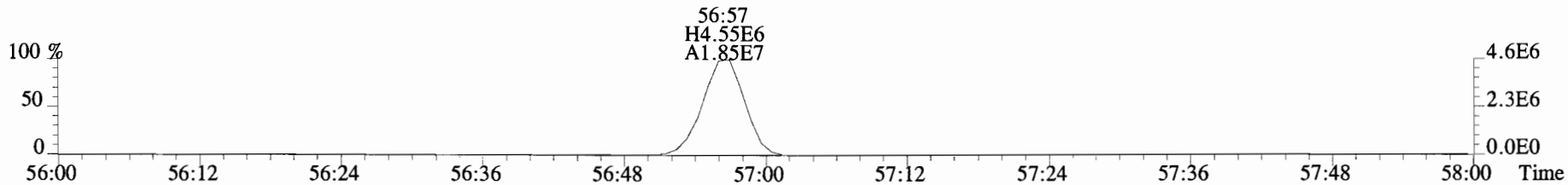

509.7229 S:4 F:5 SMO(1,3) BSUB(10000,15,-3.0) PKD(5,5,2,0.10%,1512.0,0.00%,F,F)

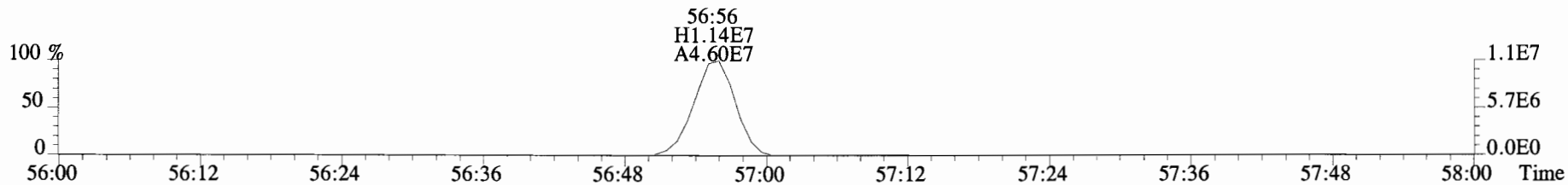

511.7199 S:4 F:5 SMO(1,3) BSUB(10000,15,-3.0) PKD(5,5,2,0.10%,1476.0,0.00%,F,F)

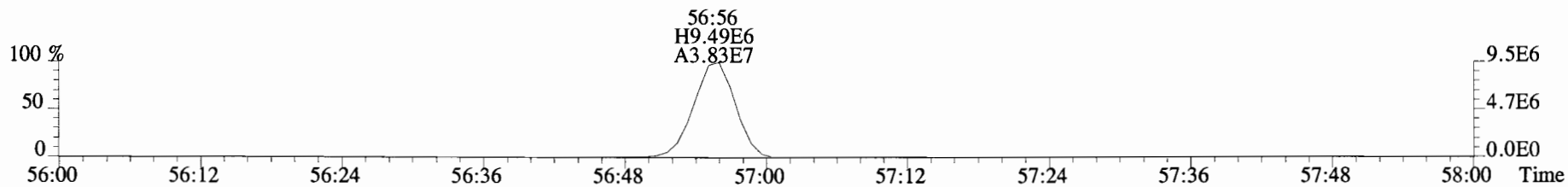

492.9697 S:4 F:5

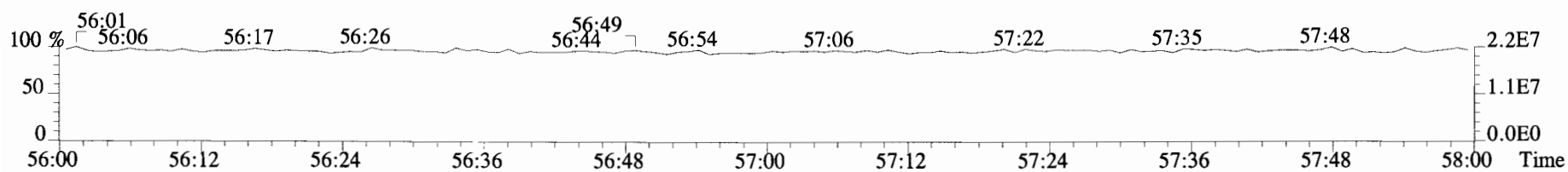

File:180208E1 #1-867 Acq: 8-FEB-2018 12:55:10 GC EI+ Voltage SIR Autospec-UltimaE
Sample#5 File Text:Vista Analytical Laboratory VG-8 Text:ST180208E1-5 PCB CS4 17L3007 Exp:PCB_ZB1
188.0393 S:5 SMO(1,3) BSUB(10000,15,-3.0) PKD(5,5,2,0.10%,11396.0,0.00%,F,F)

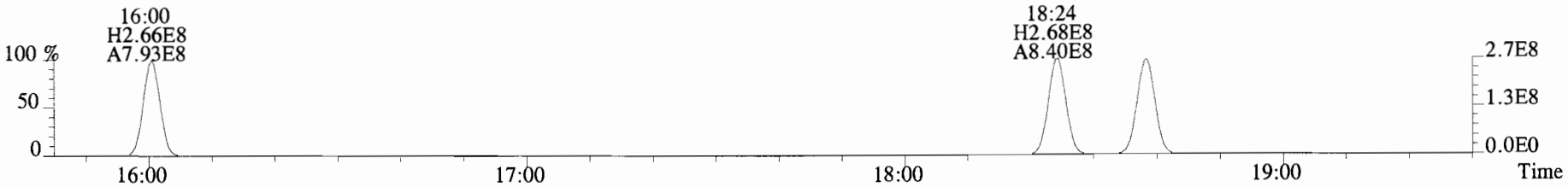

190.0363 S:5 SMO(1,3) BSUB(10000,15,-3.0) PKD(5,5,2,0.10%,7896.0,0.00%,F,F)

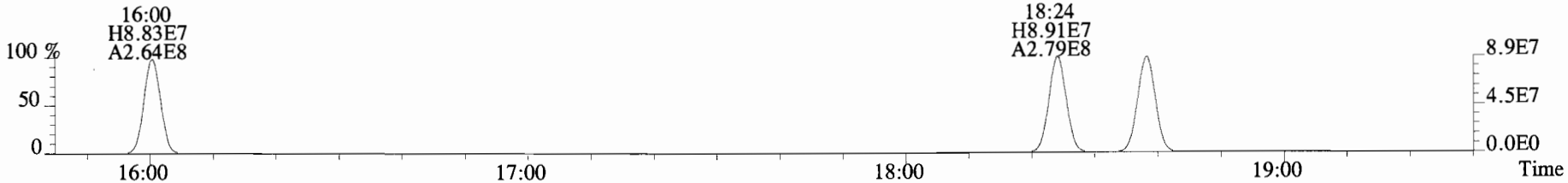

200.0795 S:5 SMO(1,3) BSUB(10000,15,-3.0) PKD(5,5,2,0.10%,7952.0,0.00%,F,F)

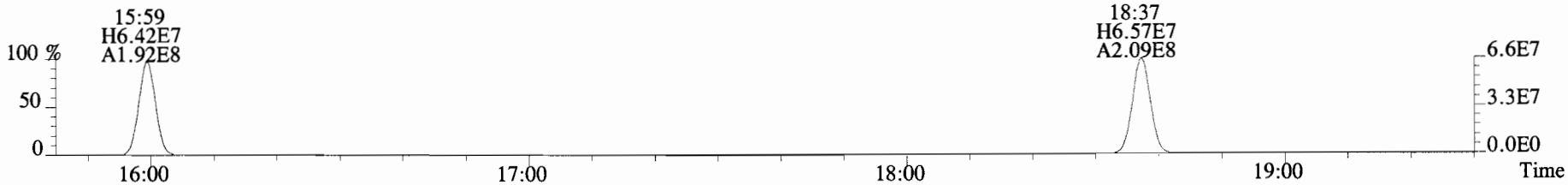

202.0766 S:5 SMO(1,3) BSUB(10000,15,-3.0) PKD(5,5,2,0.10%,42388.0,0.00%,F,F)

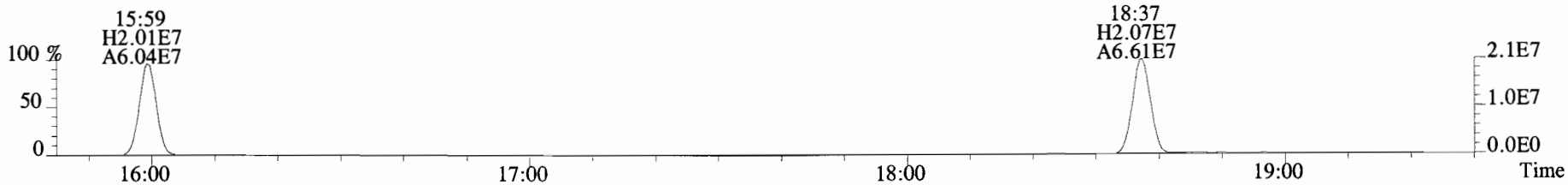

180.9880 S:5



File:180208E1 #1-757 Acq: 8-FEB-2018 12:55:10 GC EI+ Voltage SIR Autospec-UltimaE
Sample#5 File Text:Vista Analytical Laboratory VG-8 Text:ST180208E1-5 PCB CS4 17L3007 Exp:PCB_ZB1
222.0003 S:5 F:2 SMO(1,3) BSUB(10000,15,-3.0) PKD(5,5,2,0.10%,45612.0,0.00%,F,F)

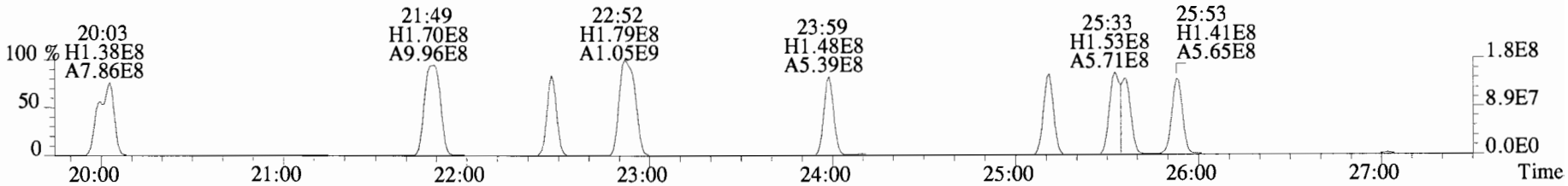

223.9974 S:5 F:2 SMO(1,3) BSUB(10000,15,-3.0) PKD(5,5,2,0.10%,27936.0,0.00%,F,F)

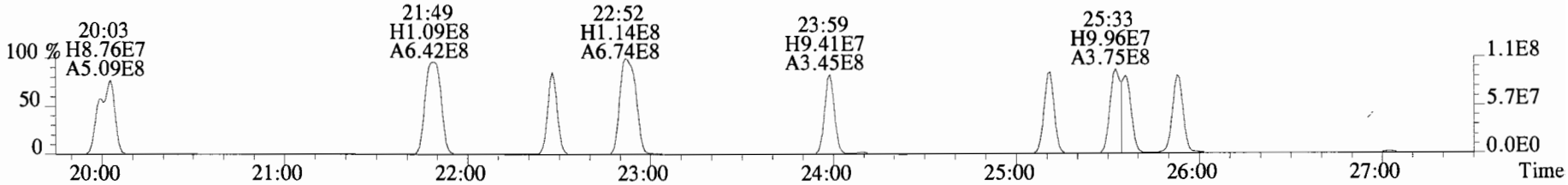

234.0406 S:5 F:2 SMO(1,3) BSUB(10000,15,-3.0) PKD(5,5,2,0.10%,6268.0,0.00%,F,F)

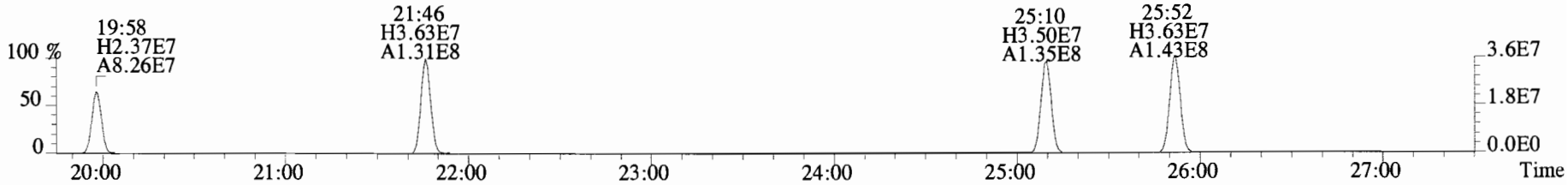

236.0376 S:5 F:2 SMO(1,3) BSUB(10000,15,-3.0) PKD(5,5,2,0.10%,4688.0,0.00%,F,F)

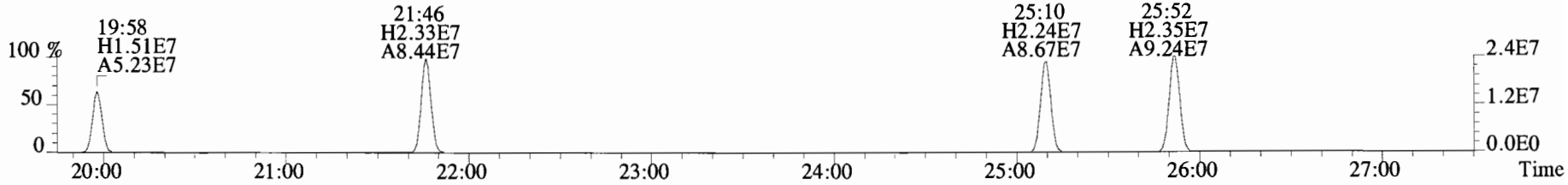

230.9856 S:5 F:2

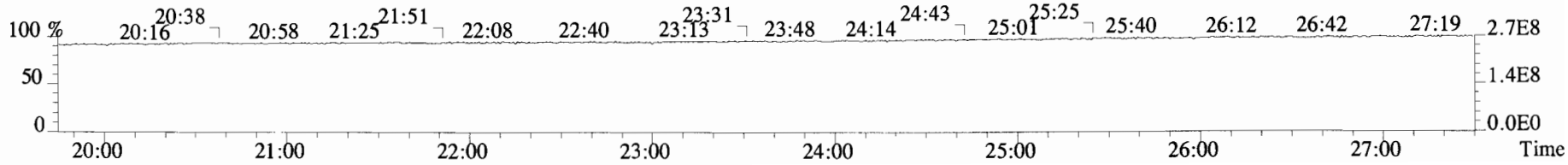

File:180208E1 #1-757 Acq: 8-FEB-2018 12:55:10 GC EI+ Voltage SIR Autospec-UltimaE
Sample#5 File Text:Vista Analytical Laboratory VG-8 Text:ST180208E1-5 PCB CS4 17L3007 Exp:PCB_ZB1
222.0003 S:5 F:2 SMO(1,3) BSUB(10000,15,-3.0) PKD(5,5,2,0.10%,45612.0,0.00%,F,F)

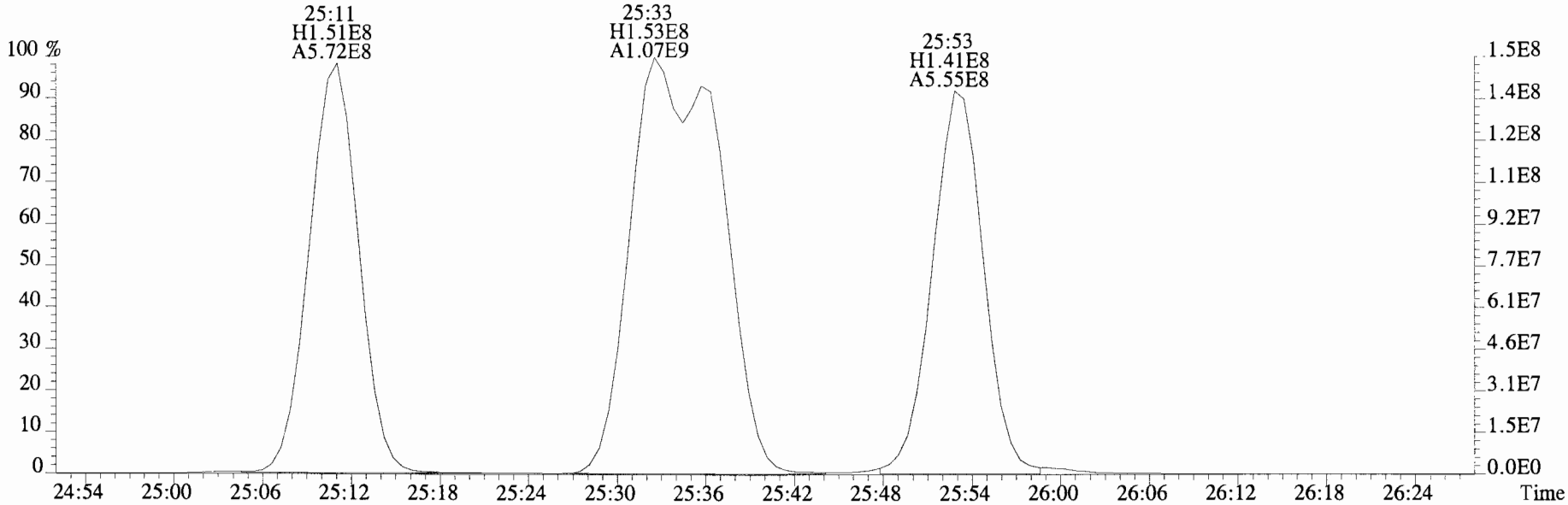

223.9974 S:5 F:2 SMO(1,3) BSUB(10000,15,-3.0) PKD(5,5,2,0.10%,27936.0,0.00%,F,F)

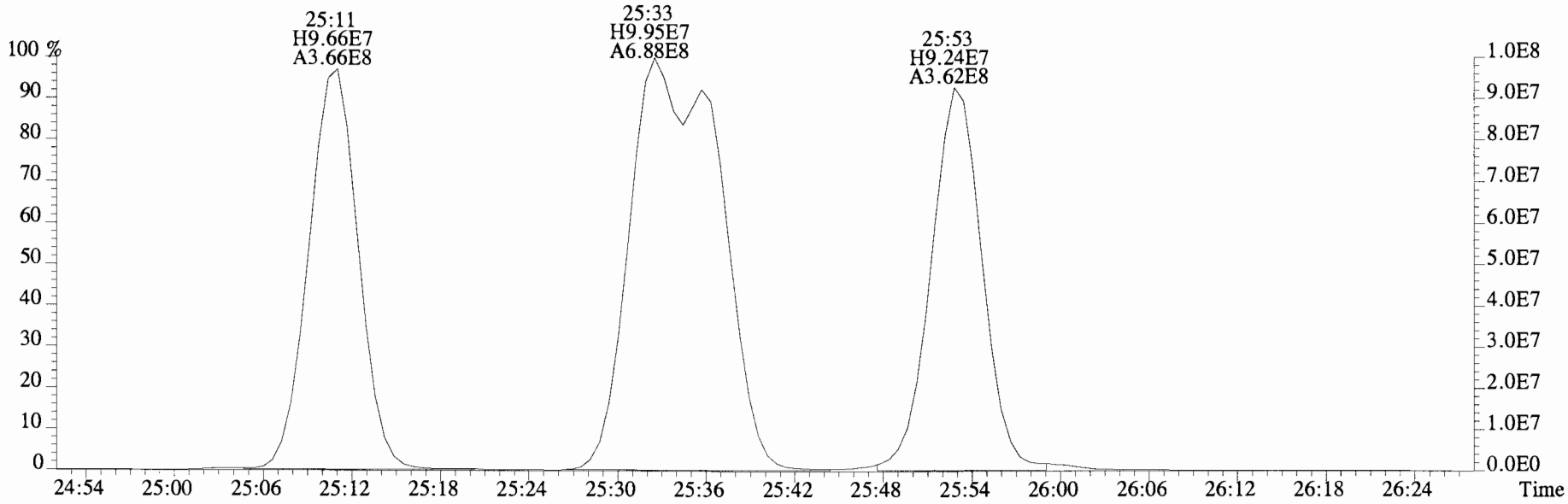

File:180208E1 #1-757 Acq: 8-FEB-2018 12:55:10 GC EI+ Voltage SIR Autospec-UltimaE
Sample#5 File Text:Vista Analytical Laboratory VG-8 Text:ST180208E1-5 PCB CS4 17L3007 Exp:PCB_ZB1
255.9613 S:5 F:2 SMO(1,3) BSUB(10000,15,-3.0) PKD(5,5,2,0.10%,4388.0,0.00%,F,F)

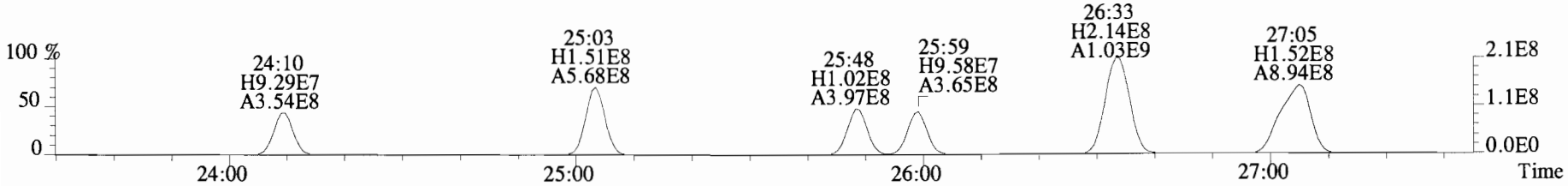

257.9584 S:5 F:2 SMO(1,3) BSUB(10000,15,-3.0) PKD(5,5,2,0.10%,3040.0,0.00%,F,F)

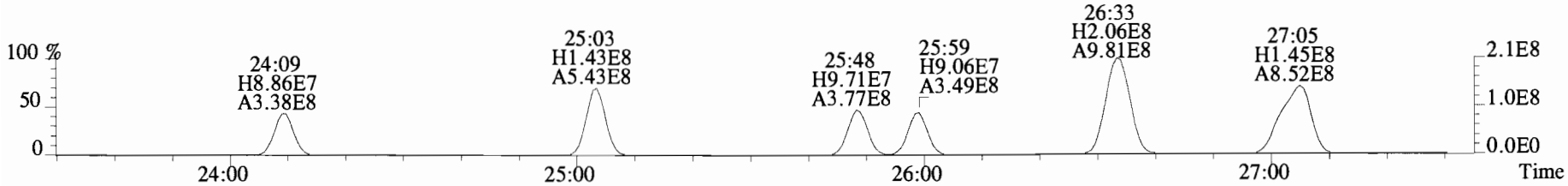

268.0016 S:5 F:2 SMO(1,3) BSUB(10000,15,-3.0) PKD(5,5,2,0.10%,113860.0,0.00%,F,F)

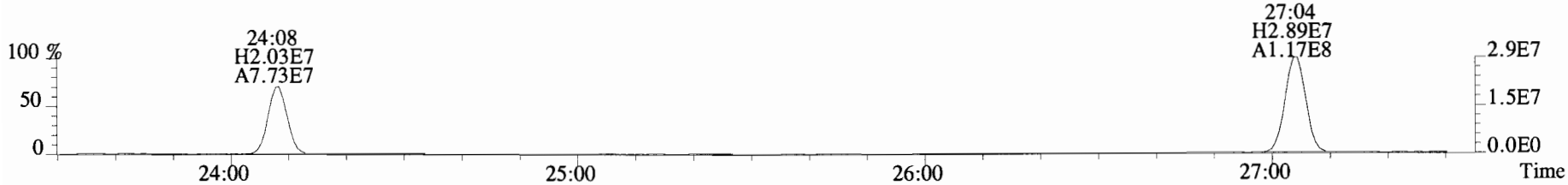

269.9986 S:5 F:2 SMO(1,3) BSUB(10000,15,-3.0) PKD(5,5,2,0.10%,43432.0,0.00%,F,F)

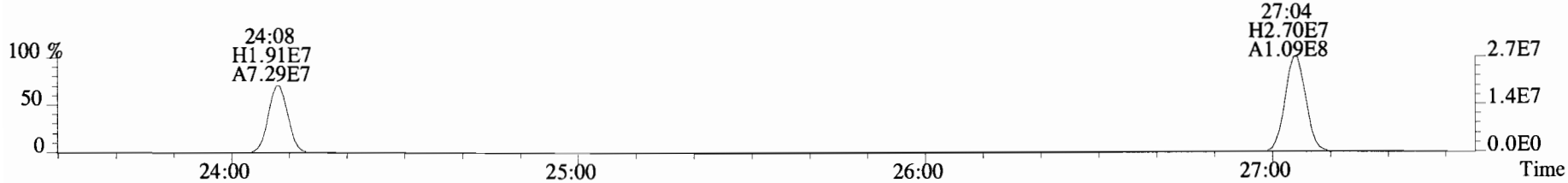

230.9856 S:5 F:2

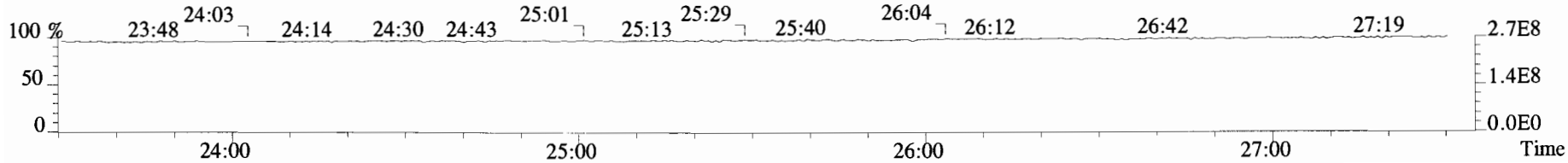

File:180208E1 #1-756 Acq: 8-FEB-2018 12:55:10 GC EI+ Voltage SIR Autospec-UltimaE
Sample#5 File Text:Vista Analytical Laboratory VG-8 Text:ST180208E1-5 PCB CS4 17L3007 Exp:PCB_ZB1
255.9613 S:5 F:3 SMO(1,3) BSUB(10000,15,-3.0) PKD(5,5,2,0.10%,133028.0,0.00%,F,F)

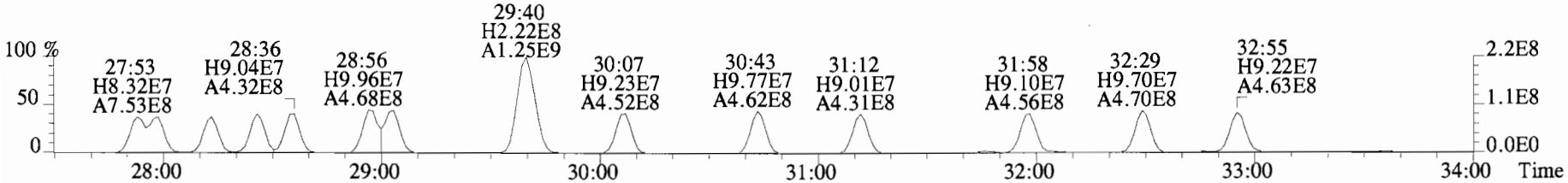

257.9584 S:5 F:3 SMO(1,3) BSUB(10000,15,-3.0) PKD(5,5,2,0.10%,103180.0,0.00%,F,F)

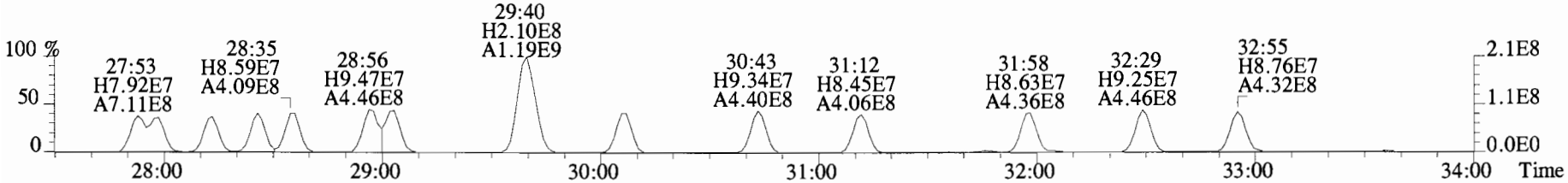

268.0016 S:5 F:3 SMO(1,3) BSUB(10000,15,-3.0) PKD(5,5,2,0.10%,74576.0,0.00%,F,F)

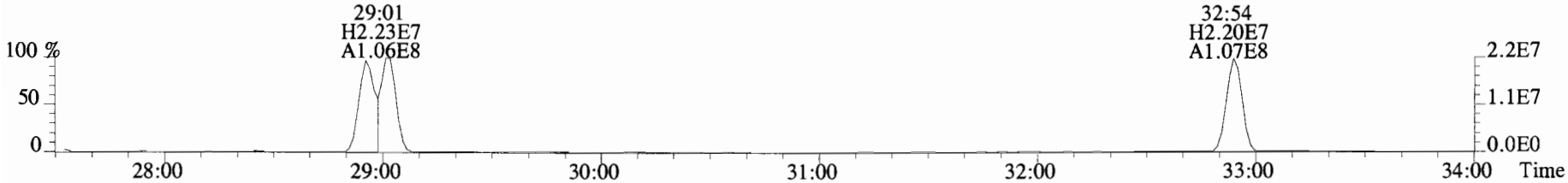

269.9986 S:5 F:3 SMO(1,3) BSUB(10000,15,-3.0) PKD(5,5,2,0.10%,28852.0,0.00%,F,F)

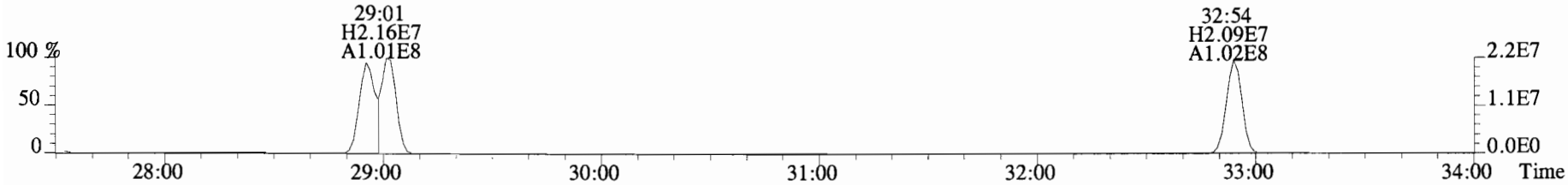

330.9792 S:5 F:3

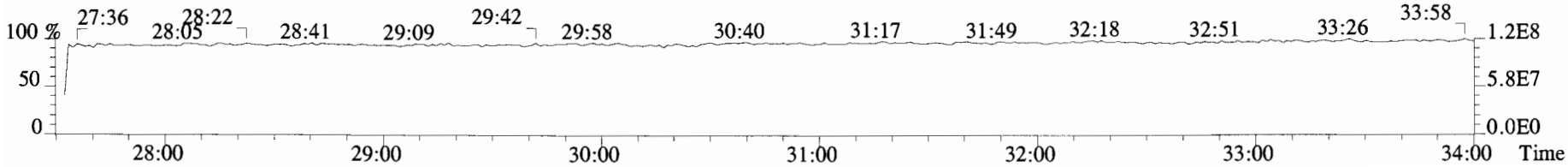

File:180208E1 #1-756 Acq: 8-FEB-2018 12:55:10 GC EI+ Voltage SIR Autospec-UltimaE
Sample#5 File Text:Vista Analytical Laboratory VG-8 Text:ST180208E1-5 PCB CS4 17L3007 Exp:PCB_ZB1
268.0016 S:5 F:3 SMO(1,3) BSUB(10000,15,-3.0) PKD(5,5,2,0.10%,74576.0,0.00%,F,F)

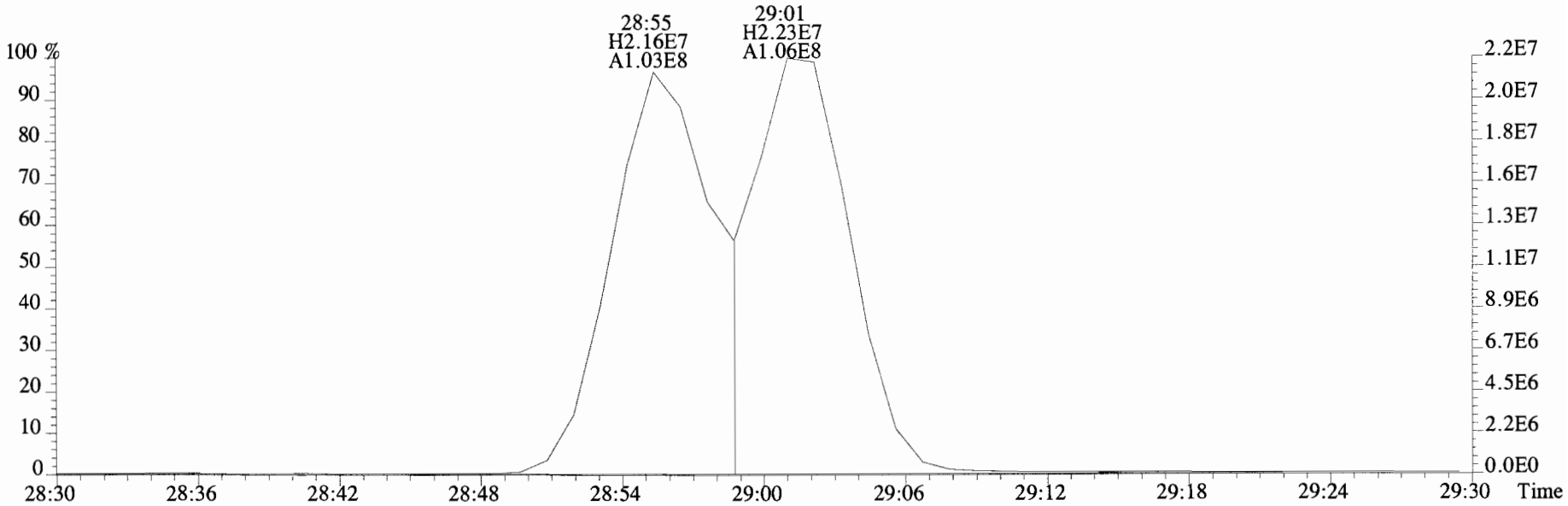

269.9986 S:5 F:3 SMO(1,3) BSUB(10000,15,-3.0) PKD(5,5,2,0.10%,28852.0,0.00%,F,F)

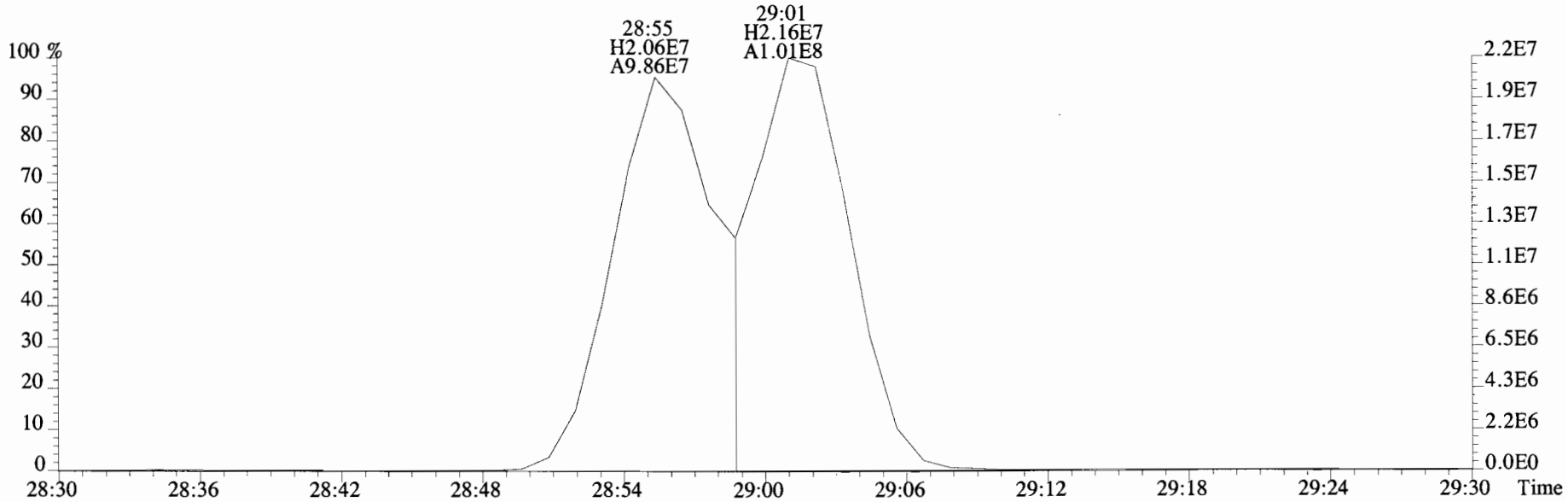

File:180208E1 #1-756 Acq: 8-FEB-2018 12:55:10 GC EI+ Voltage SIR Autospec-UltimaE
Sample#5 File Text:Vista Analytical Laboratory VG-8 Text:ST180208E1-5 PCB CS4 17L3007 Exp:PCB_ZB1
255.9613 S:5 F:3 SMO(1,3) BSUB(10000,15,-3.0) PKD(5,5,2,0.10%,133028.0,0.00%,F,F)

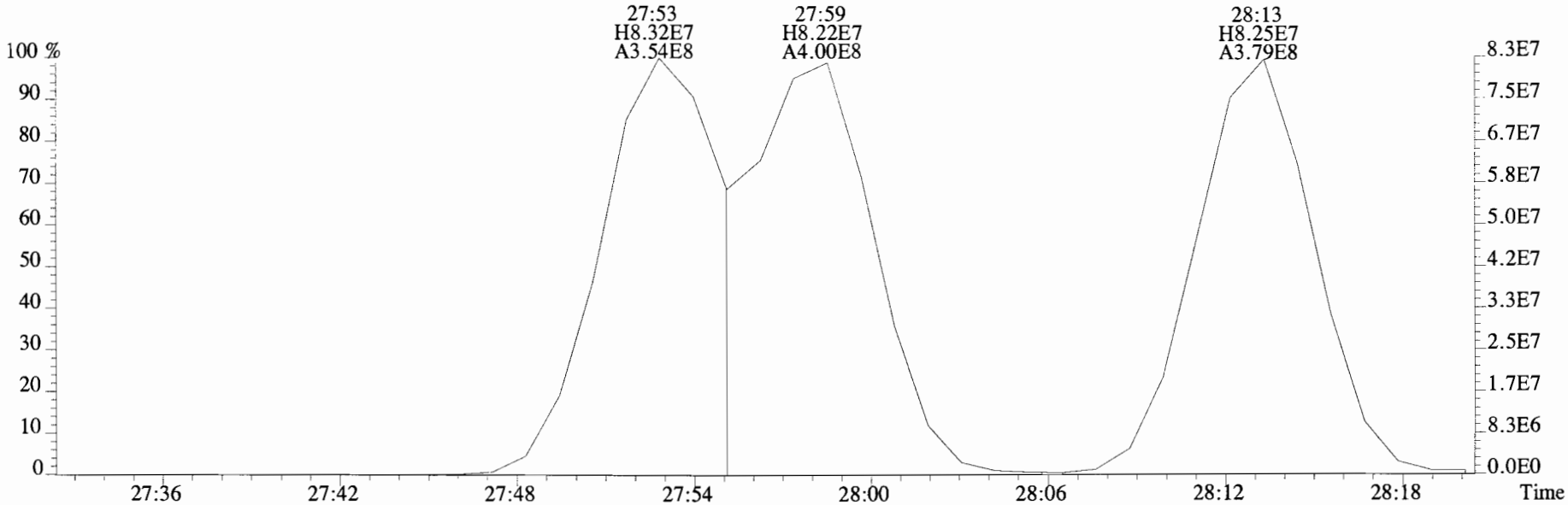

257.9584 S:5 F:3 SMO(1,3) BSUB(10000,15,-3.0) PKD(5,5,2,0.10%,103180.0,0.00%,F,F)

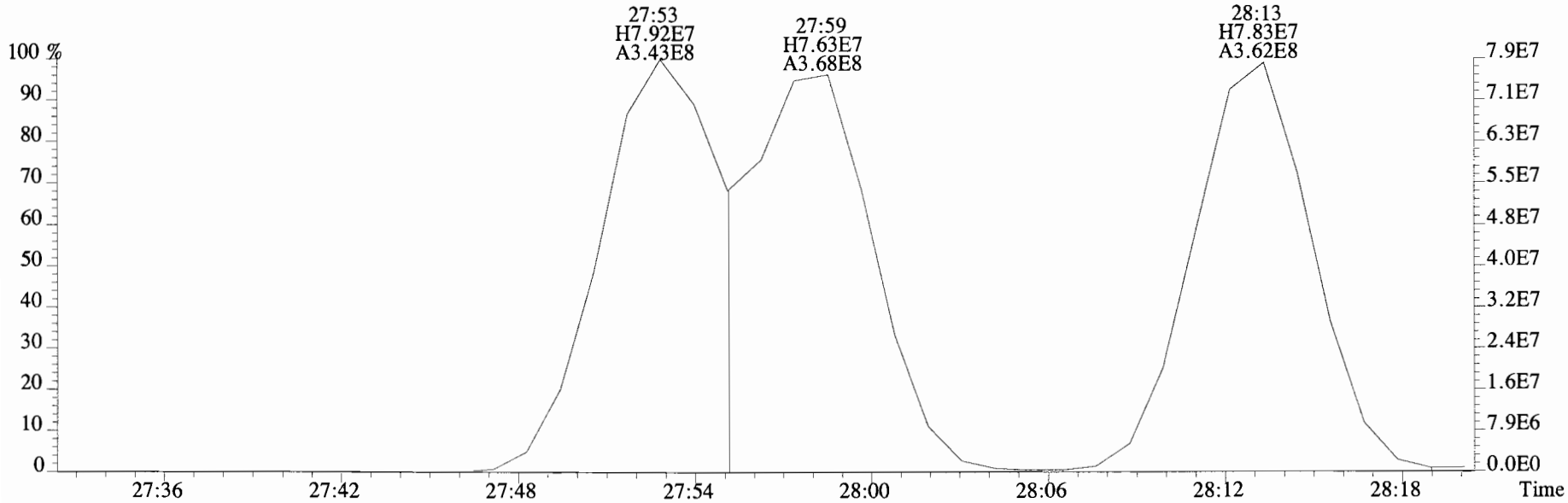

File:180208E1 #1-756 Acq: 8-FEB-2018 12:55:10 GC EI+ Voltage SIR Autospec-UltimaE
Sample#5 File Text:Vista Analytical Laboratory VG-8 Text:ST180208E1-5 PCB CS4 17L3007 Exp:PCB_ZB1
255.9613 S:5 F:3 SMO(1,3) BSUB(10000,15,-3.0) PKD(5,5,2,0.10%,133028.0,0.00%,F,F)

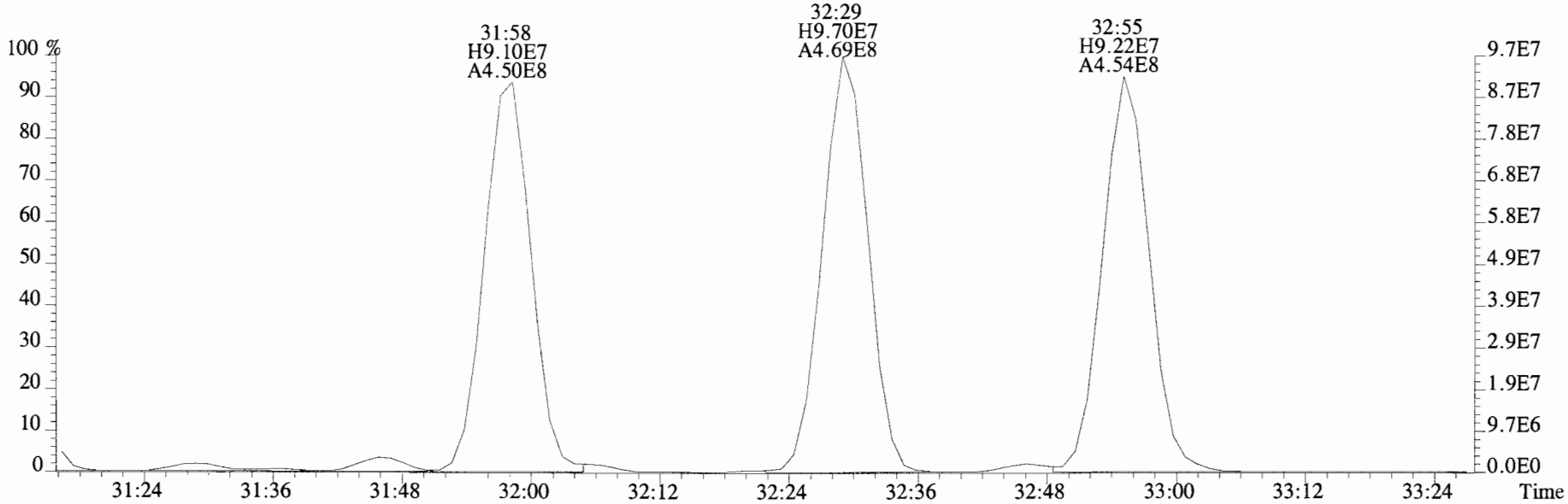

257.9584 S:5 F:3 SMO(1,3) BSUB(10000,15,-3.0) PKD(5,5,2,0.10%,103180.0,0.00%,F,F)

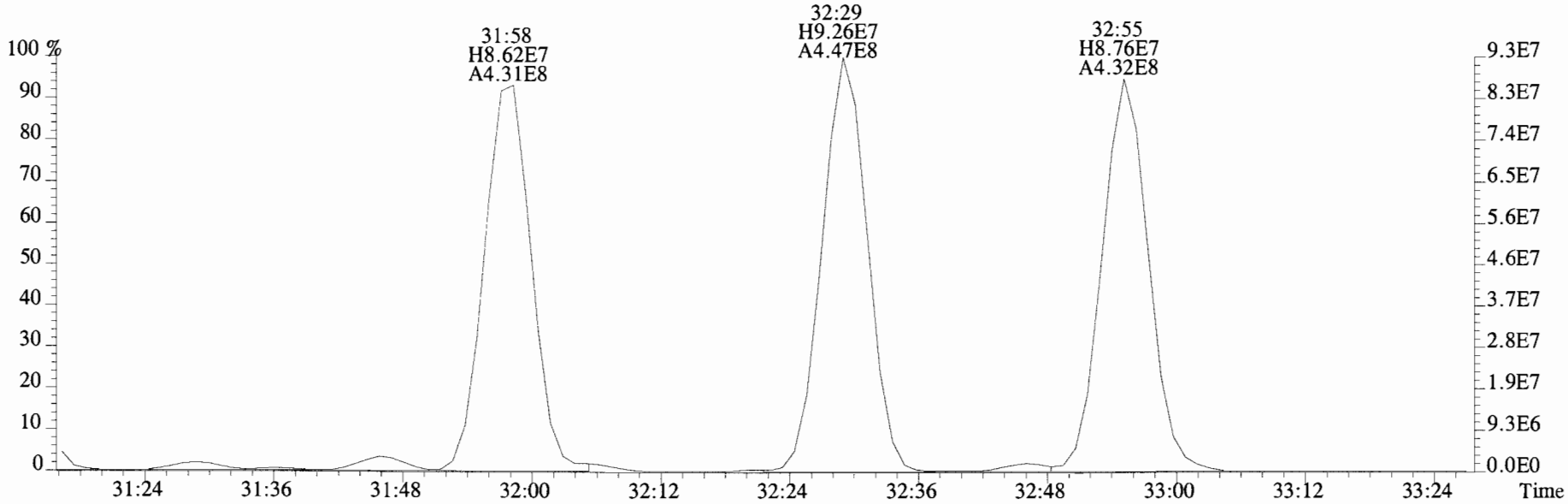

File:180208E1 #1-756 Acq: 8-FEB-2018 12:55:10 GC EI+ Voltage SIR Autospec-UltimaE
Sample#5 File Text:Vista Analytical Laboratory VG-8 Text:ST180208E1-5 PCB CS4 17L3007 Exp:PCB_ZB1

289.9224 S:5 F:3 SMO(1,3) BSUB(10000,15,-3.0) PKD(5,5,2,0.10%,195004.0,0.00%,F,F)

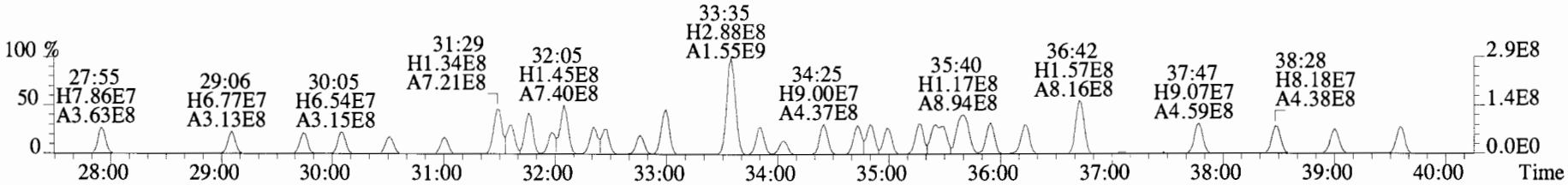

291.9194 S:5 F:3 SMO(1,3) BSUB(10000,15,-3.0) PKD(5,5,2,0.10%,242576.0,0.00%,F,F)

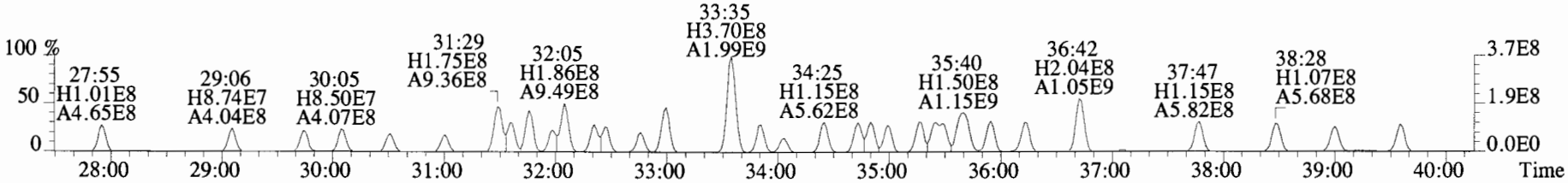

301.9626 S:5 F:3 SMO(1,3) BSUB(10000,15,-3.0) PKD(5,5,2,0.10%,41456.0,0.00%,F,F)

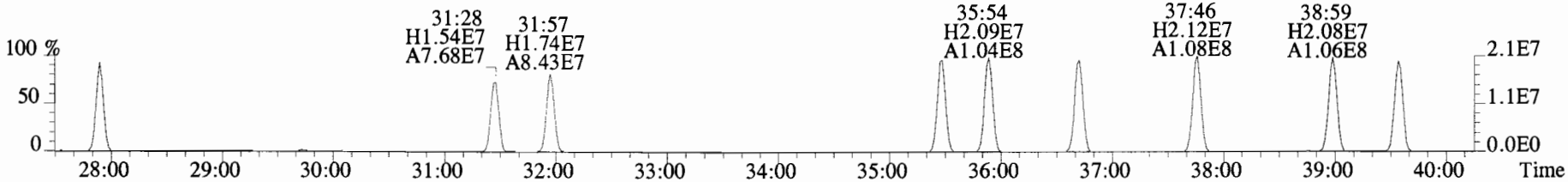

303.9597 S:5 F:3 SMO(1,3) BSUB(10000,15,-3.0) PKD(5,5,2,0.10%,19976.0,0.00%,F,F)

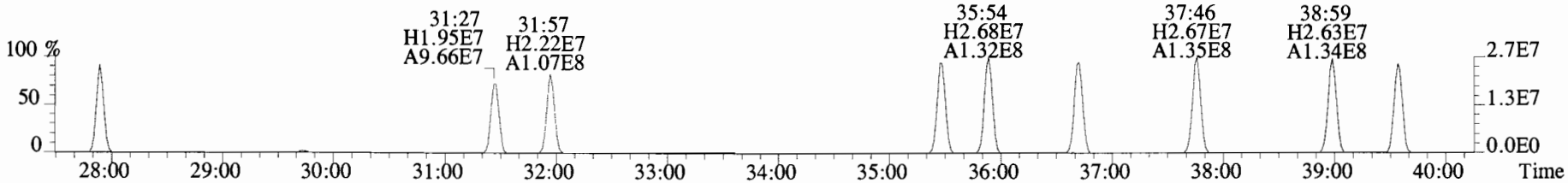

330.9792 S:5 F:3

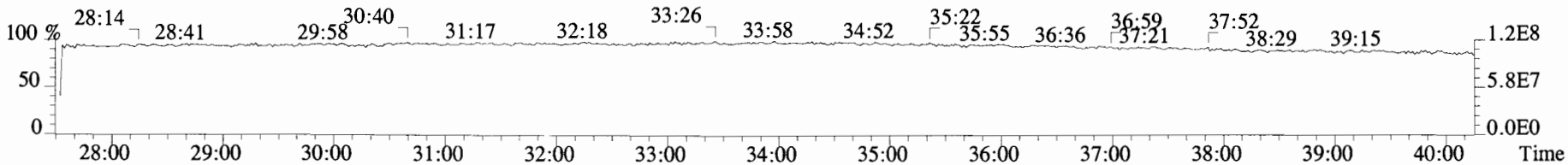

File:180208E1 #1-756 Acq: 8-FEB-2018 12:55:10 GC EI+ Voltage SIR Autospec-UltimaE
Sample#5 File Text:Vista Analytical Laboratory VG-8 Text:ST180208E1-5 PCB CS4 17L3007 Exp:PCB_ZB1
289.9224 S:5 F:3 SMO(1,3) BSUB(10000,15,-3.0) PKD(5,5,2,0.10%,195004.0,0.00%,F,F)

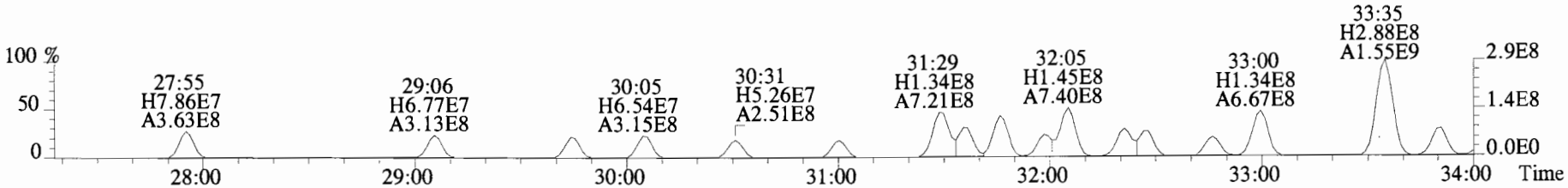

291.9194 S:5 F:3 SMO(1,3) BSUB(10000,15,-3.0) PKD(5,5,2,0.10%,242576.0,0.00%,F,F)

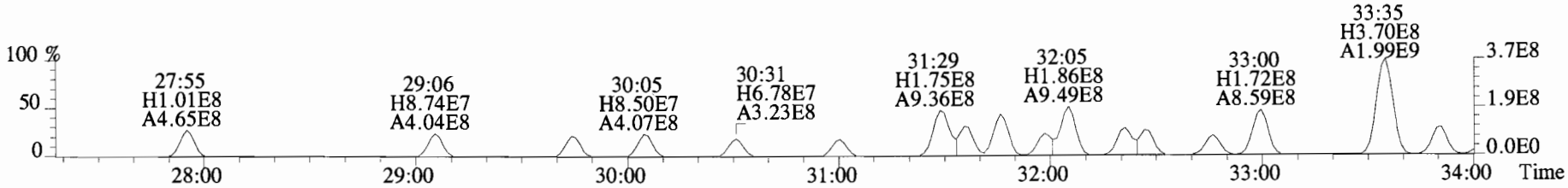

301.9626 S:5 F:3 SMO(1,3) BSUB(10000,15,-3.0) PKD(5,5,2,0.10%,41456.0,0.00%,F,F)

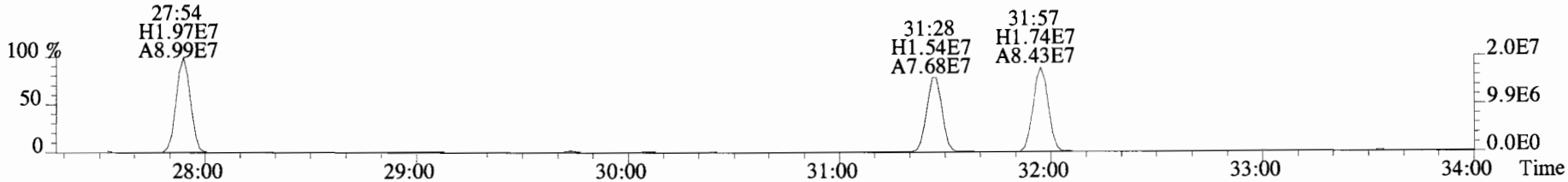

303.9597 S:5 F:3 SMO(1,3) BSUB(10000,15,-3.0) PKD(5,5,2,0.10%,19976.0,0.00%,F,F)

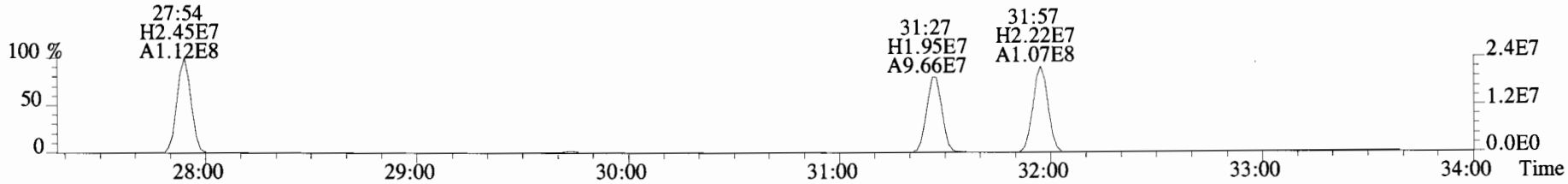

330.9792 S:5 F:3

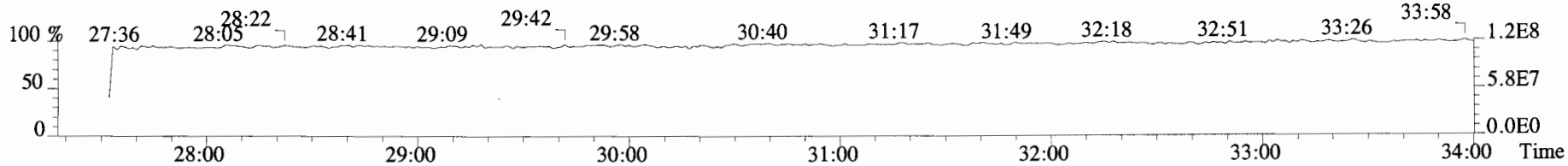

File:180208E1 #1-756 Acq: 8-FEB-2018 12:55:10 GC EI+ Voltage SIR Autospec-UltimaE
Sample#5 File Text:Vista Analytical Laboratory VG-8 Text:ST180208E1-5 PCB CS4 17L3007 Exp:PCB_ZB1
289.9224 S:5 F:3 SMO(1,3) BSUB(10000,15,-3.0) PKD(5,5,2,0.10%,195004.0,0.00%,F,F)

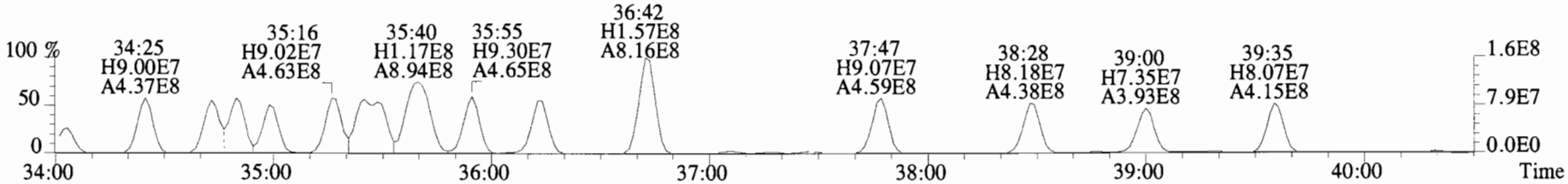

291.9194 S:5 F:3 SMO(1,3) BSUB(10000,15,-3.0) PKD(5,5,2,0.10%,242576.0,0.00%,F,F)

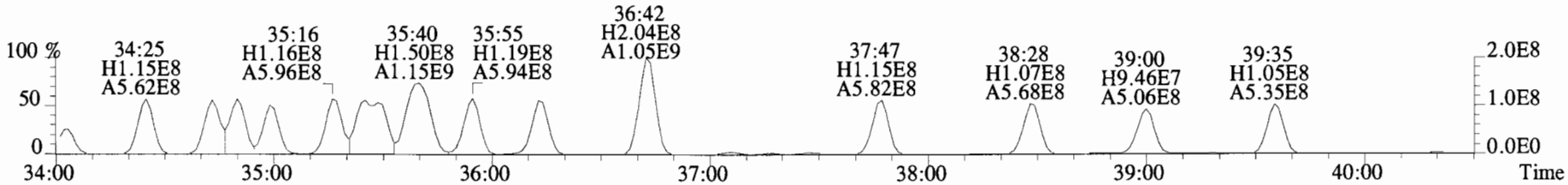

301.9626 S:5 F:3 SMO(1,3) BSUB(10000,15,-3.0) PKD(5,5,2,0.10%,41456.0,0.00%,F,F)

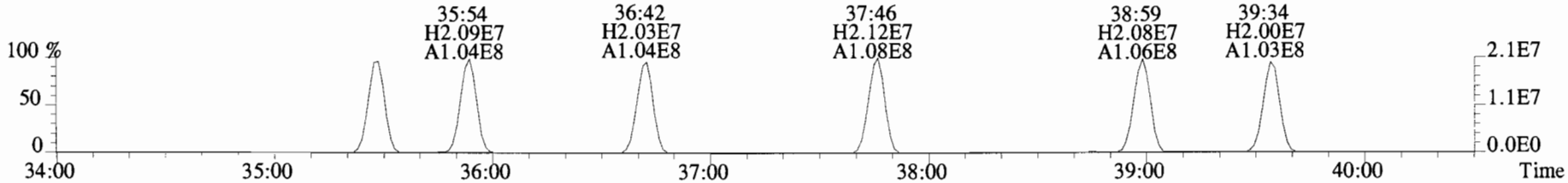

303.9597 S:5 F:3 SMO(1,3) BSUB(10000,15,-3.0) PKD(5,5,2,0.10%,19976.0,0.00%,F,F)

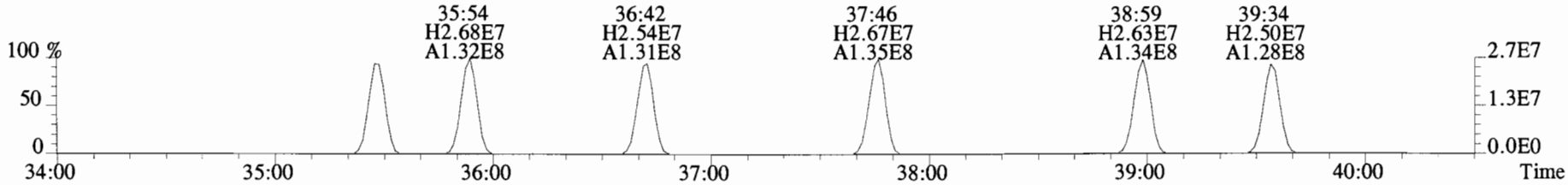

330.9792 S:5 F:3

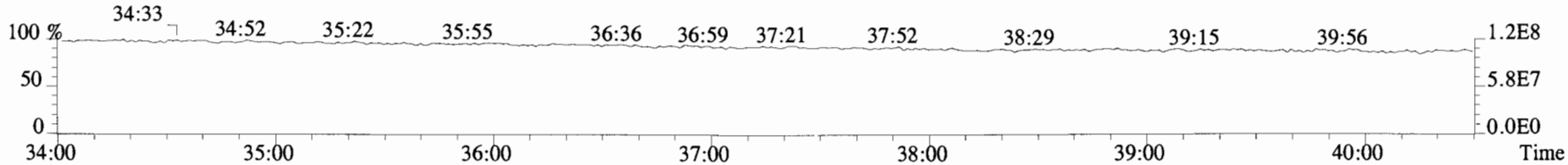

File:180208E1 #1-756 Acq: 8-FEB-2018 12:55:10 GC EI+ Voltage SIR Autospec-UltimaE
Sample#5 File Text:Vista Analytical Laboratory VG-8 Text:ST180208E1-5 PCB CS4 17L3007 Exp:PCB_ZB1
289.9224 S:5 F:3 SMO(1,3) BSUB(10000,15,-3.0) PKD(5,5,2,0.10%,195004.0,0.00%,F,F)

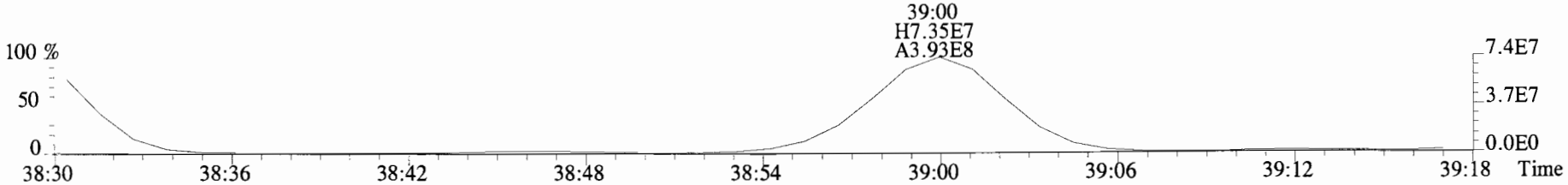

291.9194 S:5 F:3 SMO(1,3) BSUB(10000,15,-3.0) PKD(5,5,2,0.10%,242576.0,0.00%,F,F)

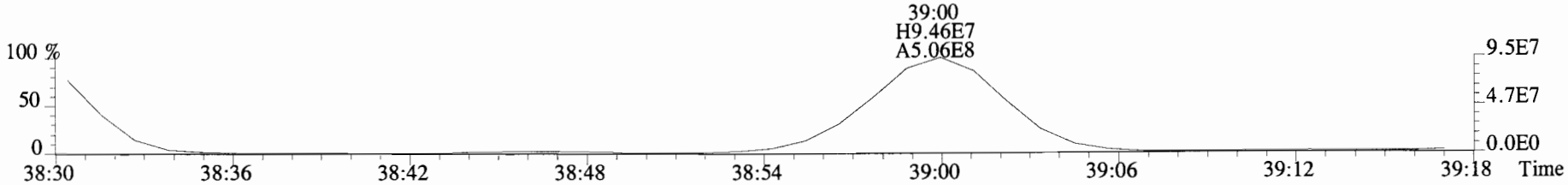

301.9626 S:5 F:3 SMO(1,3) BSUB(10000,15,-3.0) PKD(5,5,2,0.10%,41456.0,0.00%,F,F)

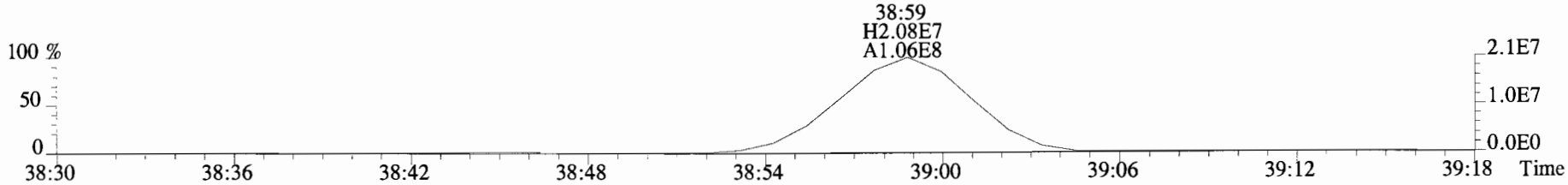

303.9597 S:5 F:3 SMO(1,3) BSUB(10000,15,-3.0) PKD(5,5,2,0.10%,19976.0,0.00%,F,F)

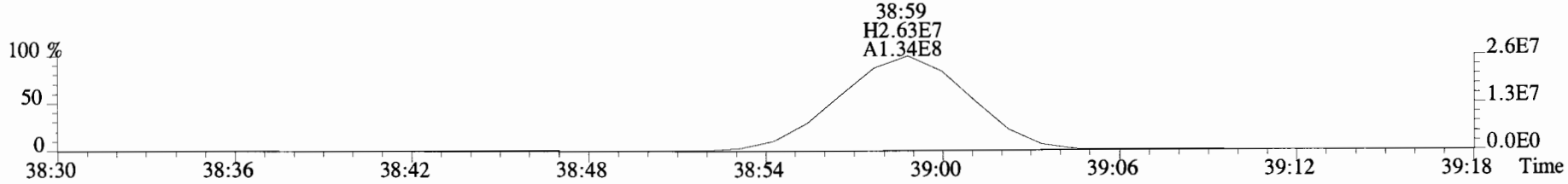

330.9792 S:5 F:3

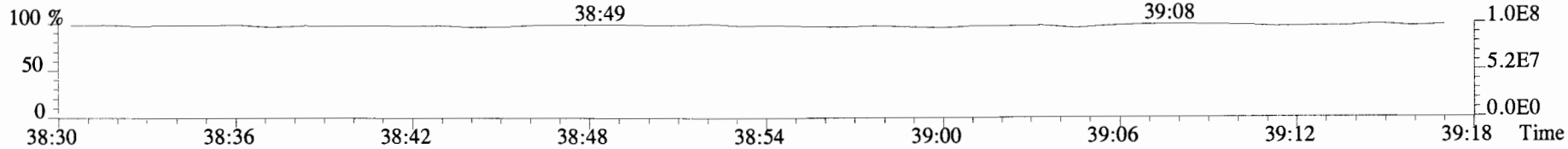

File:180208E1 #1-756 Acq: 8-FEB-2018 12:55:10 GC EI+ Voltage SIR Autospec-UltimaE
Sample#5 File Text:Vista Analytical Laboratory VG-8 Text:ST180208E1-5 PCB CS4 17L3007 Exp:PCB_ZB1
301.9626 S:5 F:3 SMO(1,3) BSUB(10000,15,-3.0) PKD(5,5,2,0.10%,41456.0,0.00%,F,F)

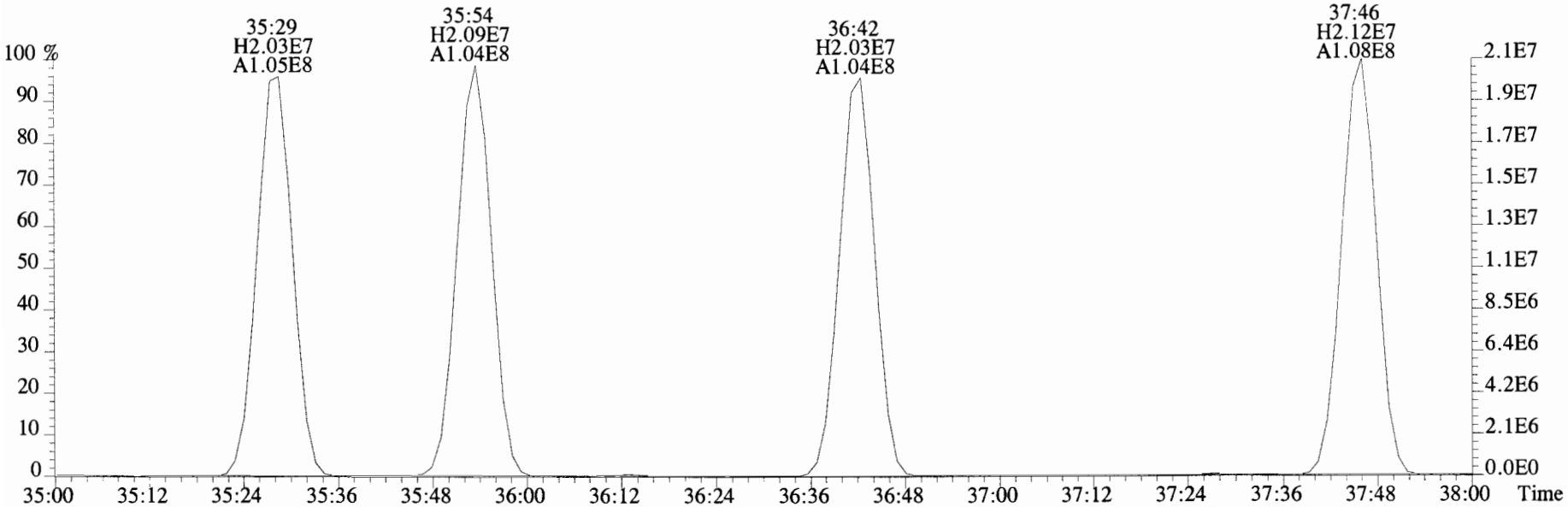

303.9597 S:5 F:3 SMO(1,3) BSUB(10000,15,-3.0) PKD(5,5,2,0.10%,19976.0,0.00%,F,F)

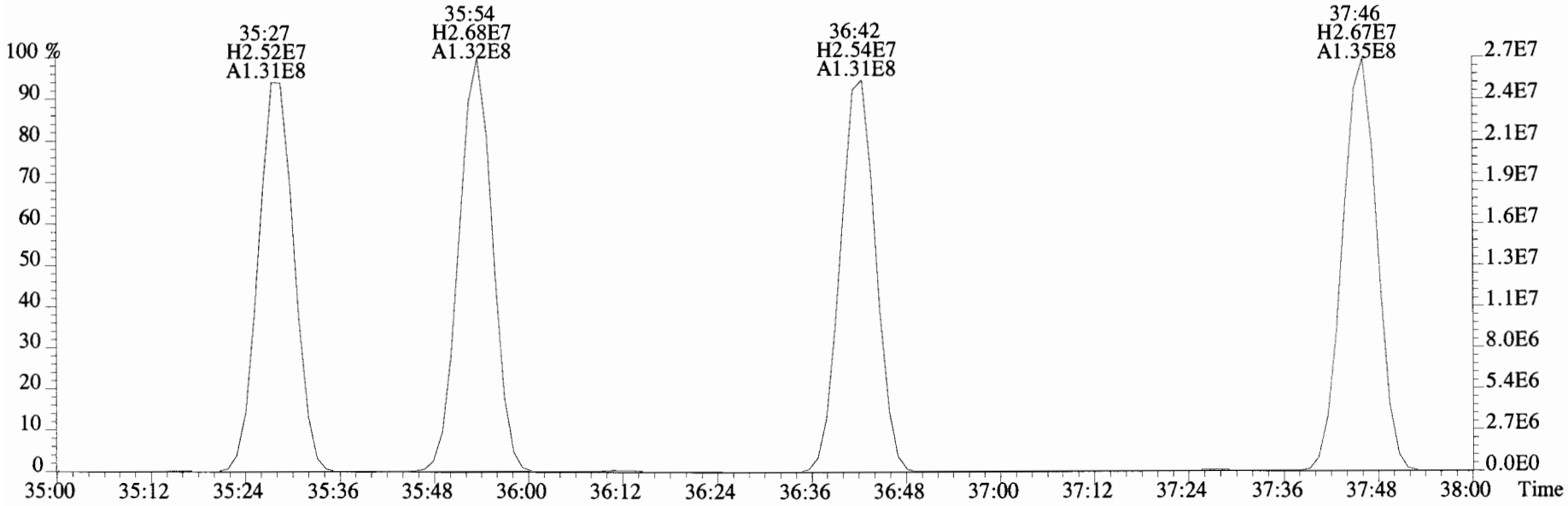

File:180208E1 #1-756 Acq: 8-FEB-2018 12:55:10 GC EI+ Voltage SIR Autospec-UltimaE
Sample#5 File Text:Vista Analytical Laboratory VG-8 Text:ST180208E1-5 PCB CS4 17L3007 Exp:PCB_ZB1
325.8804 S:5 F:3 SMO(1,3) BSUB(10000,15,-3.0) PKD(5,5,2,0.10%,6976.0,0.00%,F,F)

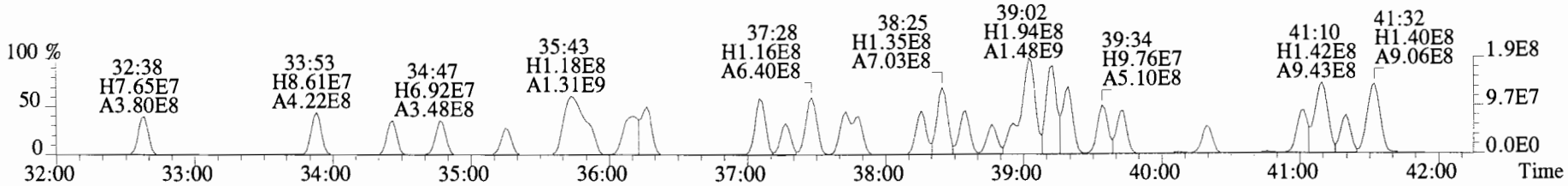

327.8775 S:5 F:3 SMO(1,3) BSUB(10000,15,-3.0) PKD(5,5,2,0.10%,4628.0,0.00%,F,F)

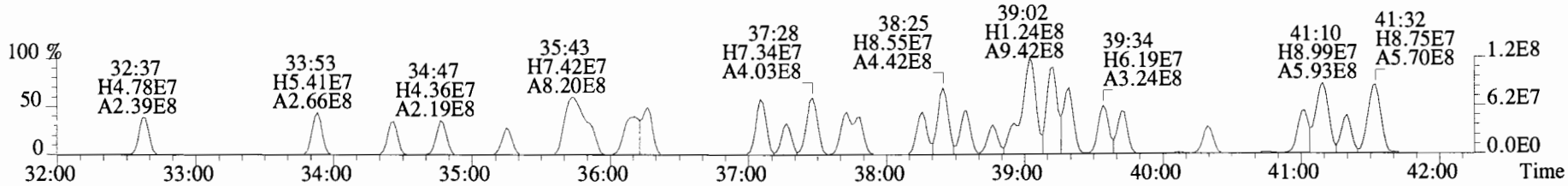

337.9207 S:5 F:3 SMO(1,3) BSUB(10000,15,-3.0) PKD(5,5,2,0.10%,7720.0,0.00%,F,F)

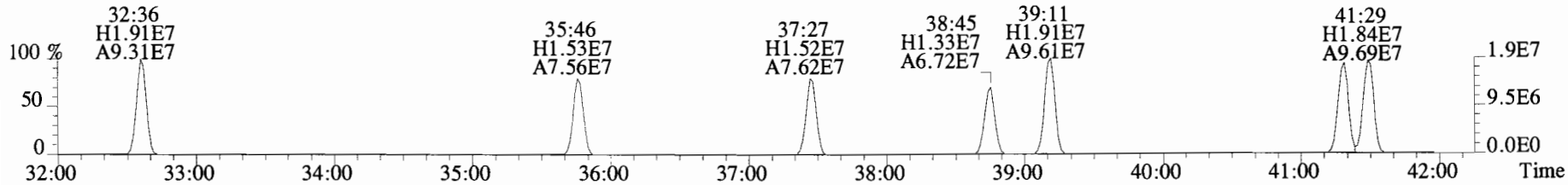

339.9177 S:5 F:3 SMO(1,3) BSUB(10000,15,-3.0) PKD(5,5,2,0.10%,7208.0,0.00%,F,F)

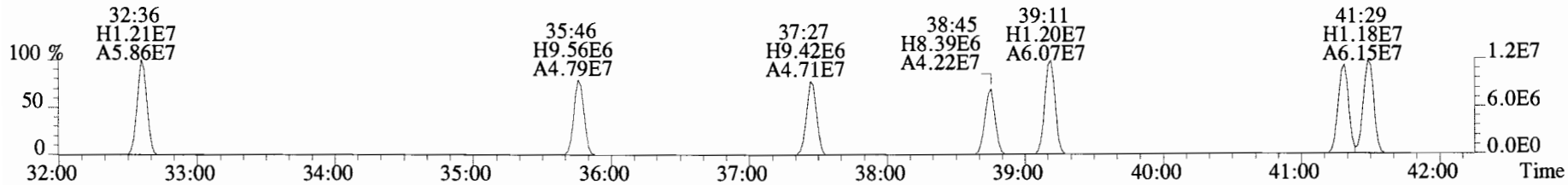

330.9792 S:5 F:3

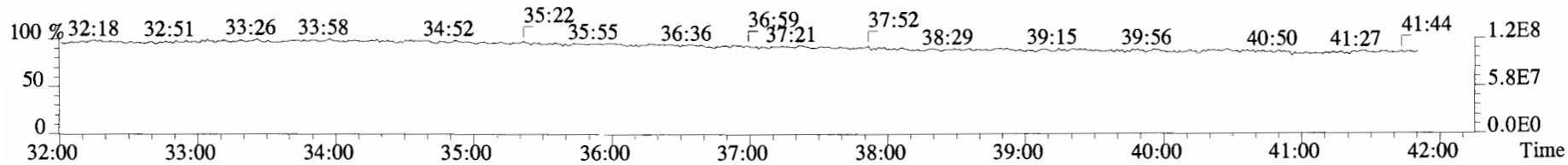

File:180208E1 #1-756 Acq: 8-FEB-2018 12:55:10 GC EI+ Voltage SIR Autospec-UltimaE
Sample#5 File Text:Vista Analytical Laboratory VG-8 Text:ST180208E1-5 PCB CS4 17L3007 Exp:PCB_ZB1

325.8804 S:5 F:3 SMO(1,3) BSUB(10000,15,-3.0) PKD(5,5,2,0.10%,6976.0,0.00%,F,F)

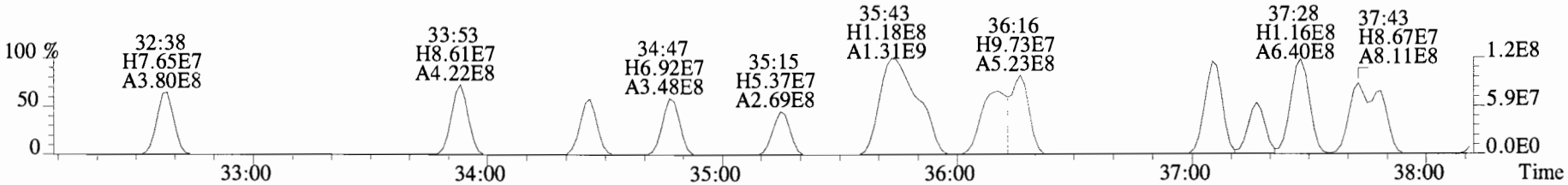

327.8775 S:5 F:3 SMO(1,3) BSUB(10000,15,-3.0) PKD(5,5,2,0.10%,4628.0,0.00%,F,F)

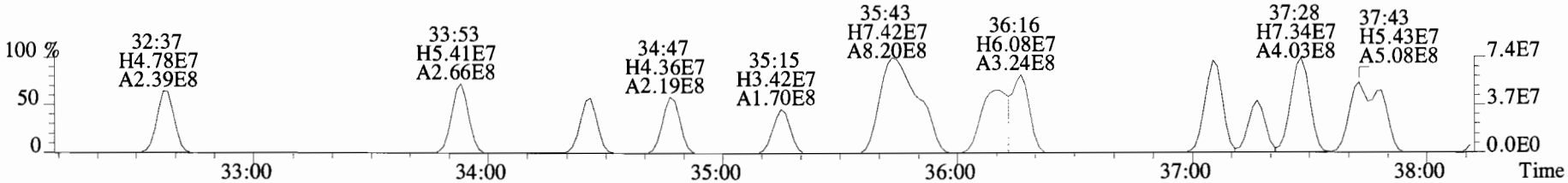

337.9207 S:5 F:3 SMO(1,3) BSUB(10000,15,-3.0) PKD(5,5,2,0.10%,7720.0,0.00%,F,F)

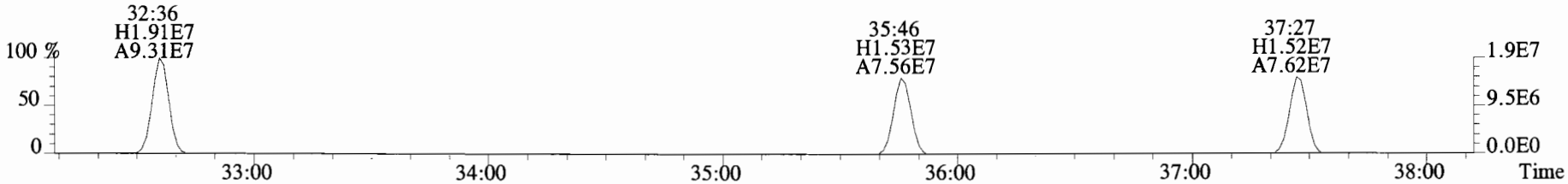

339.9177 S:5 F:3 SMO(1,3) BSUB(10000,15,-3.0) PKD(5,5,2,0.10%,7208.0,0.00%,F,F)



330.9792 S:5 F:3

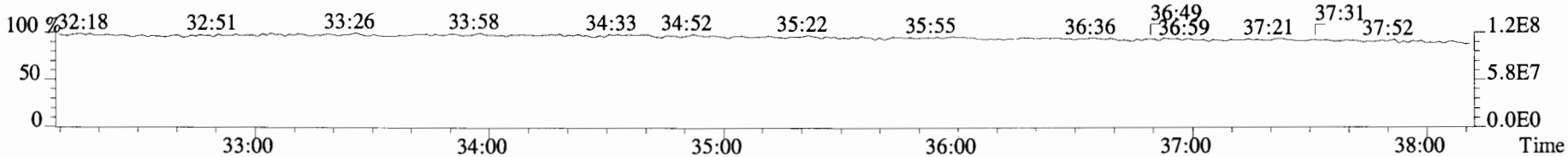

File:180208E1 #1-756 Acq: 8-FEB-2018 12:55:10 GC EI+ Voltage SIR Autospec-UltimaE
Sample#5 File Text:Vista Analytical Laboratory VG-8 Text:ST180208E1-5 PCB CS4 17L3007 Exp:PCB_ZB1
325.8804 S:5 F:3 SMO(1,3) BSUB(10000,15,-3.0) PKD(5,5,2,0.10%,6976.0,0.00%,F,F)

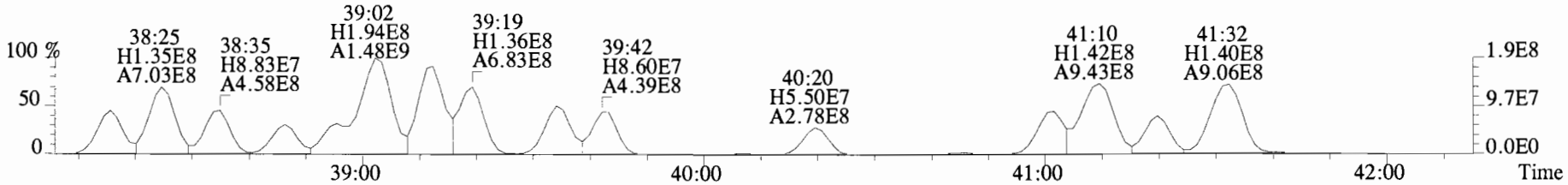

327.8775 S:5 F:3 SMO(1,3) BSUB(10000,15,-3.0) PKD(5,5,2,0.10%,4628.0,0.00%,F,F)

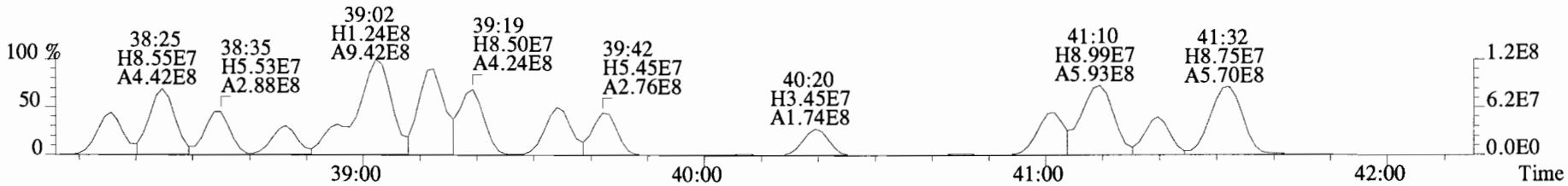

337.9207 S:5 F:3 SMO(1,3) BSUB(10000,15,-3.0) PKD(5,5,2,0.10%,7720.0,0.00%,F,F)

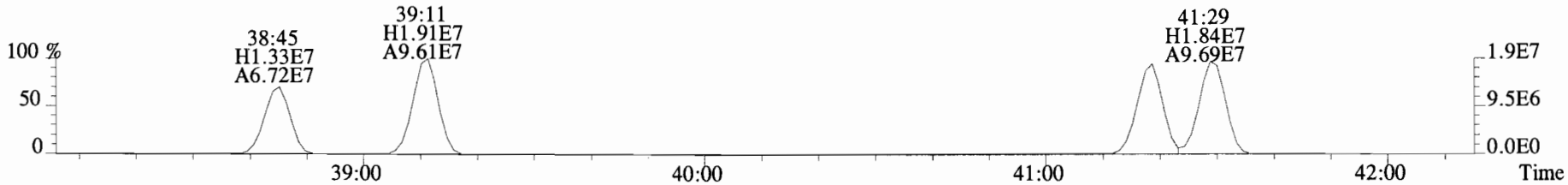

339.9177 S:5 F:3 SMO(1,3) BSUB(10000,15,-3.0) PKD(5,5,2,0.10%,7208.0,0.00%,F,F)

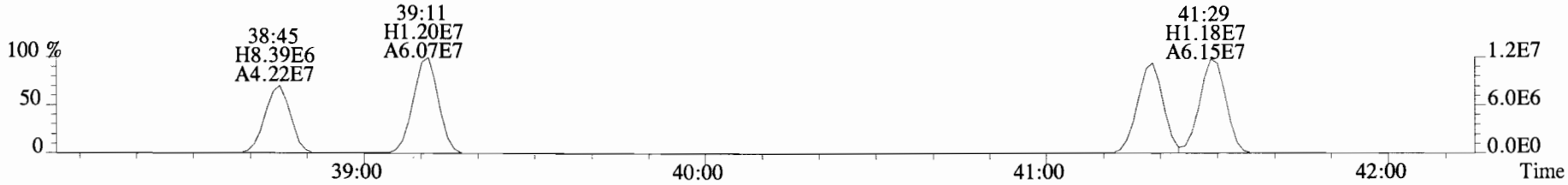

330.9792 S:5 F:3

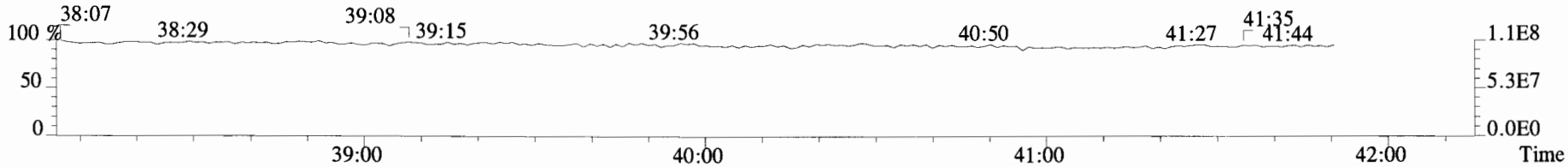

File:180208E1 #1-756 Acq: 8-FEB-2018 12:55:10 GC Ei+ Voltage SIR Autospec-UltimaE
Sample#5 File Text:Vista Analytical Laboratory VG-8 Text:ST180208E1-5 PCB CS4 17L3007 Exp:PCB_ZB1
337.9207 S:5 F:3 SMO(1,3) BSUB(10000,15,-3.0) PKD(5,5,2,0.10%,7720.0,0.00%,F,F)

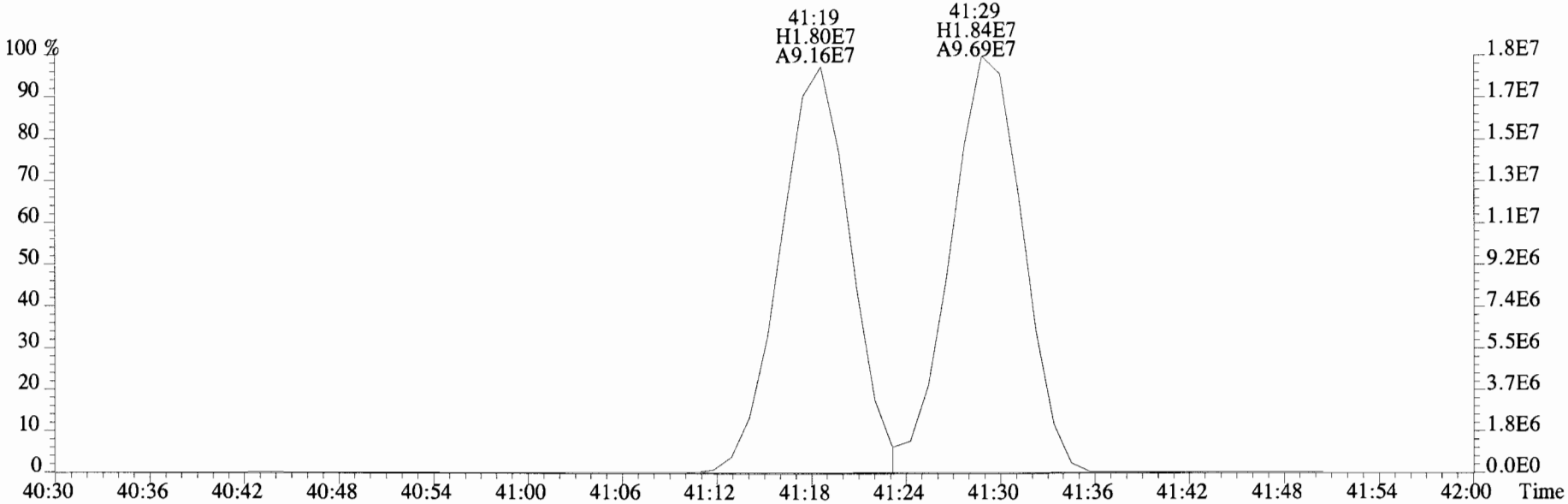

339.9177 S:5 F:3 SMO(1,3) BSUB(10000,15,-3.0) PKD(5,5,2,0.10%,7208.0,0.00%,F,F)

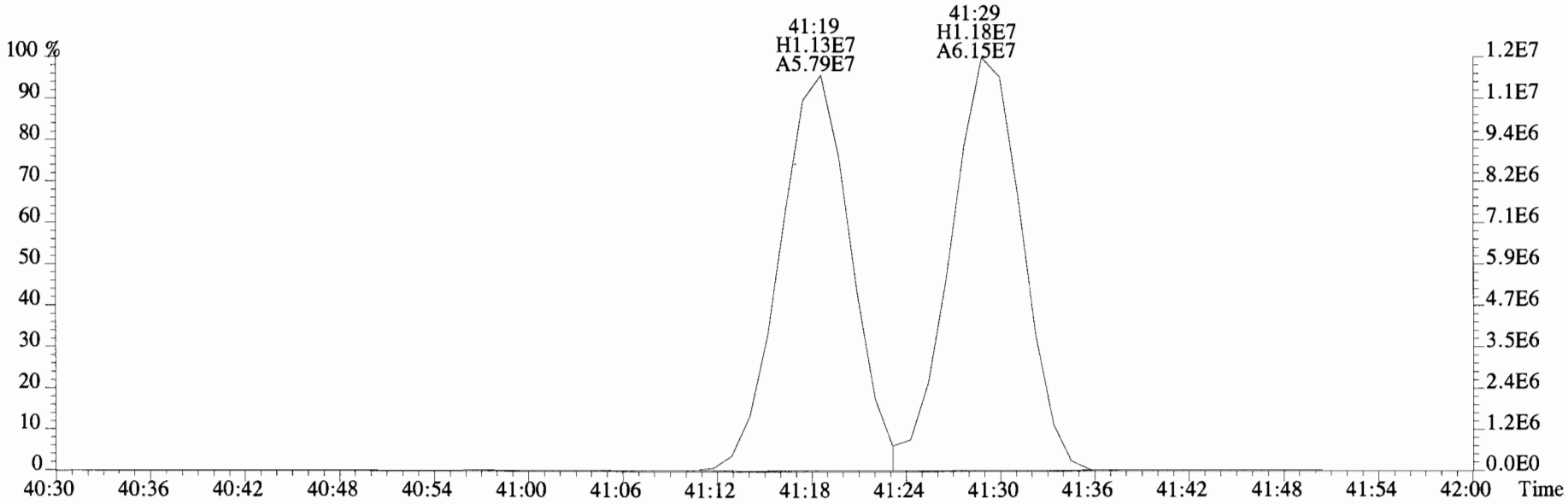

File:180208E1 #1-756 Acq: 8-FEB-2018 12:55:10 GC EI+ Voltage SIR Autospec-UltimaE
Sample#5 File Text:Vista Analytical Laboratory VG-8 Text:ST180208E1-5 PCB CS4 17L3007 Exp:PCB_ZB1
325.8804 S:5 F:3 SMO(1,3) BSUB(10000,15,-3.0) PKD(5,5,2,0.10%,6976.0,0.00%,F,F)

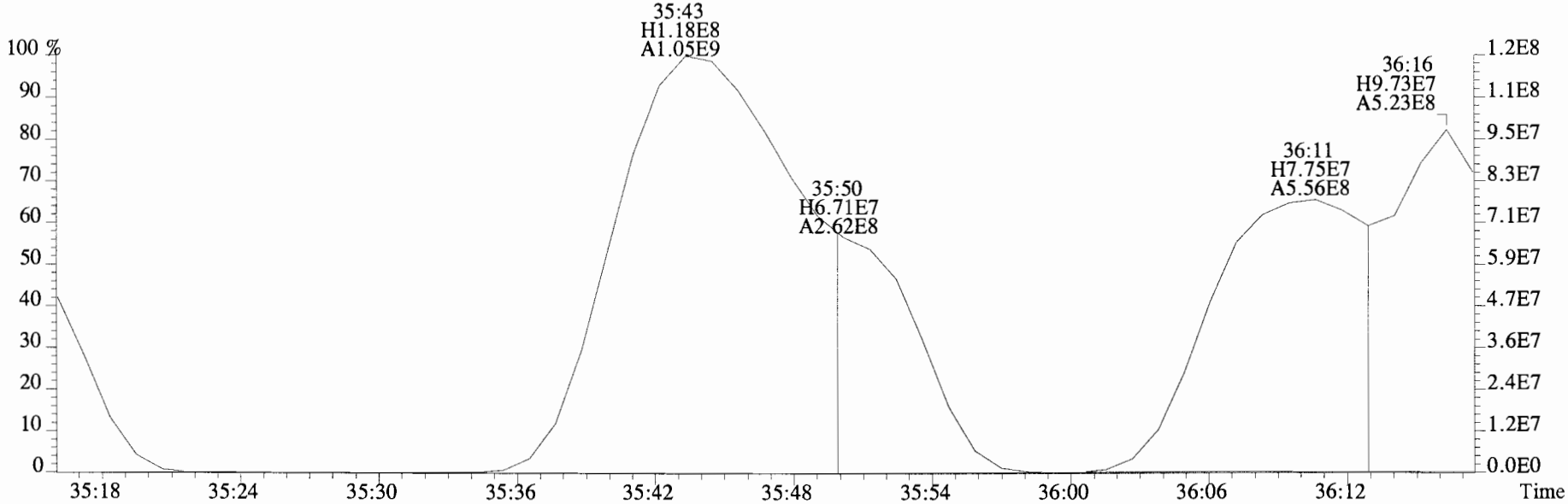

327.8775 S:5 F:3 SMO(1,3) BSUB(10000,15,-3.0) PKD(5,5,2,0.10%,4628.0,0.00%,F,F)

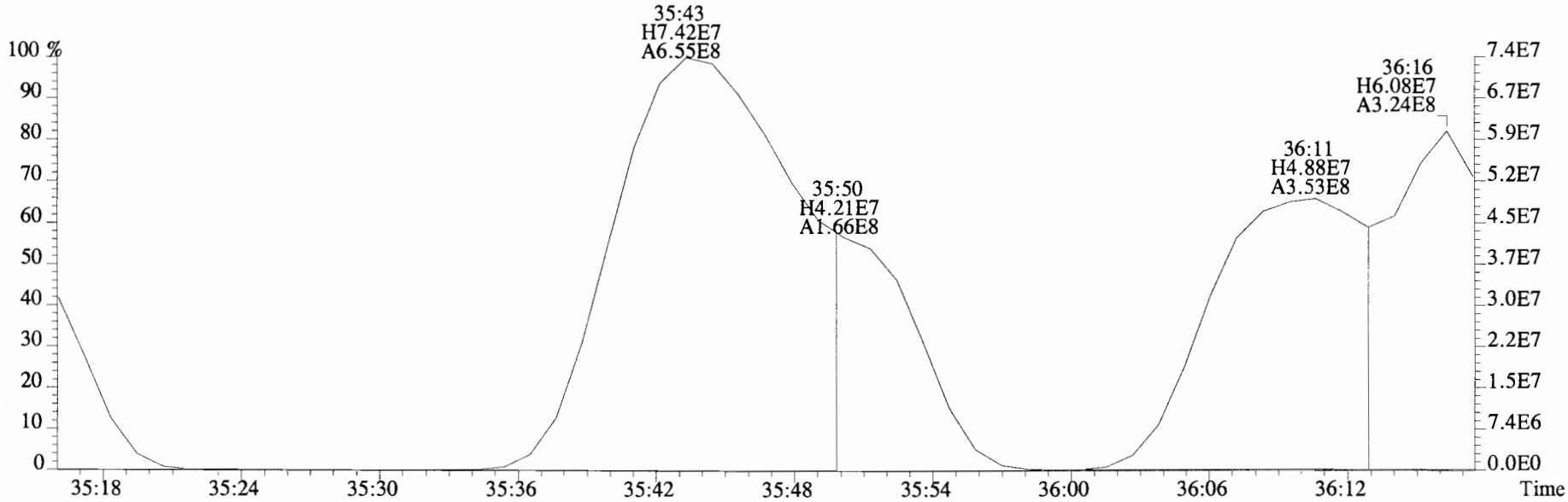

File:180208E1 #1-756 Acq: 8-FEB-2018 12:55:10 GC EI+ Voltage SIR Autospec-UltimaE
Sample#5 File Text:Vista Analytical Laboratory VG-8 Text:ST180208E1-5 PCB CS4 17L3007 Exp:PCB_ZB1
325.8804 S:5 F:3 SMO(1,3) BSUB(10000,15,-3.0) PKD(5,5,2,0.10%,6976.0,0.00%,F,F)

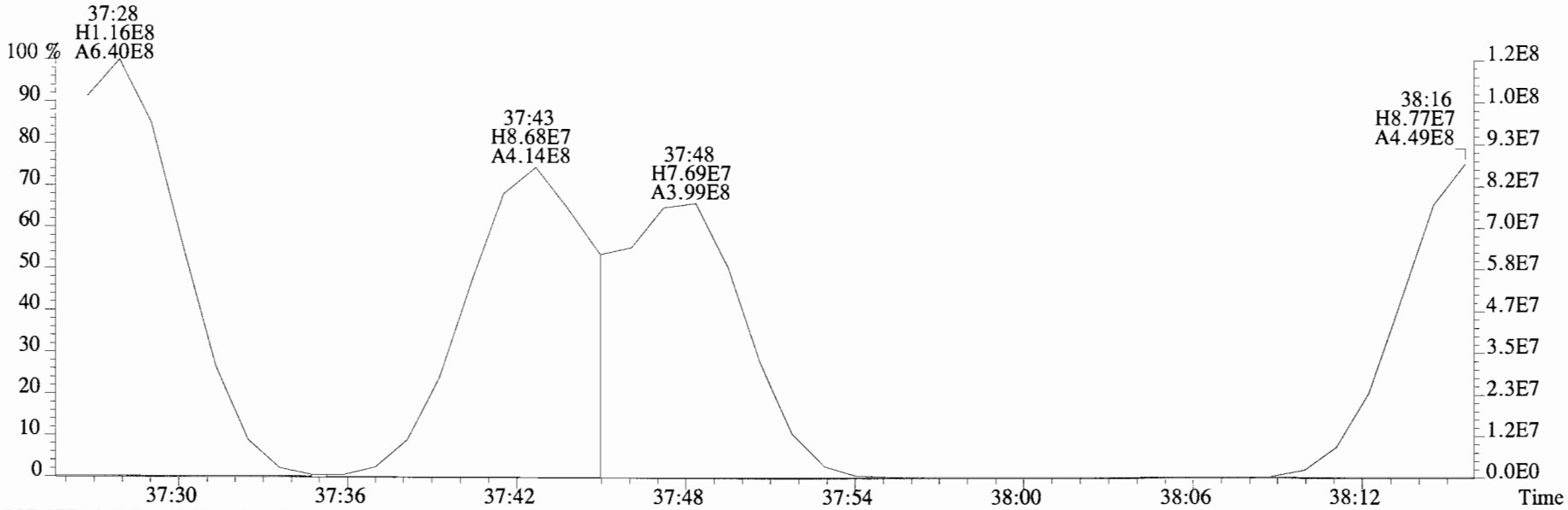

327.8775 S:5 F:3 SMO(1,3) BSUB(10000,15,-3.0) PKD(5,5,2,0.10%,4628.0,0.00%,F,F)

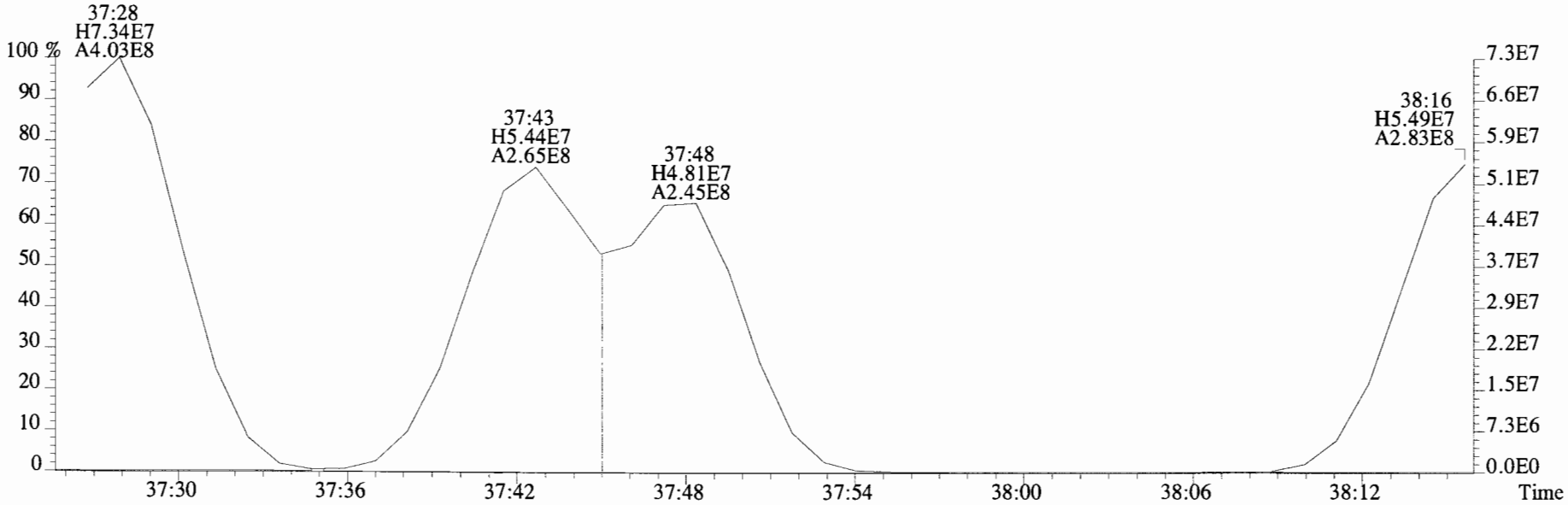

File:180208E1 #1-756 Acq: 8-FEB-2018 12:55:10 GC EI+ Voltage SIR Autospec-UltimaE
Sample#5 File Text:Vista Analytical Laboratory VG-8 Text:ST180208E1-5 PCB CS4 17L3007 Exp:PCB_ZB1
325.8804 S:5 F:3 SMO(1,3) BSUB(10000,15,-3.0) PKD(5,5,2,0.10%,6976.0,0.00%,F,F)

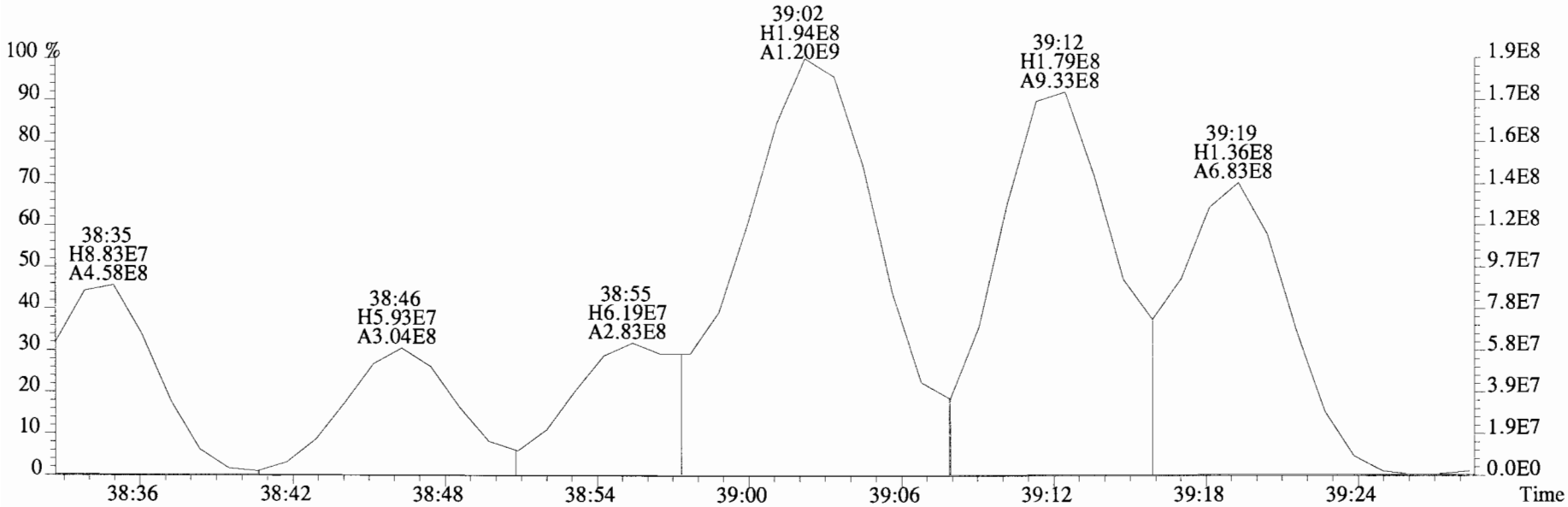

327.8775 S:5 F:3 SMO(1,3) BSUB(10000,15,-3.0) PKD(5,5,2,0.10%,4628.0,0.00%,F,F)

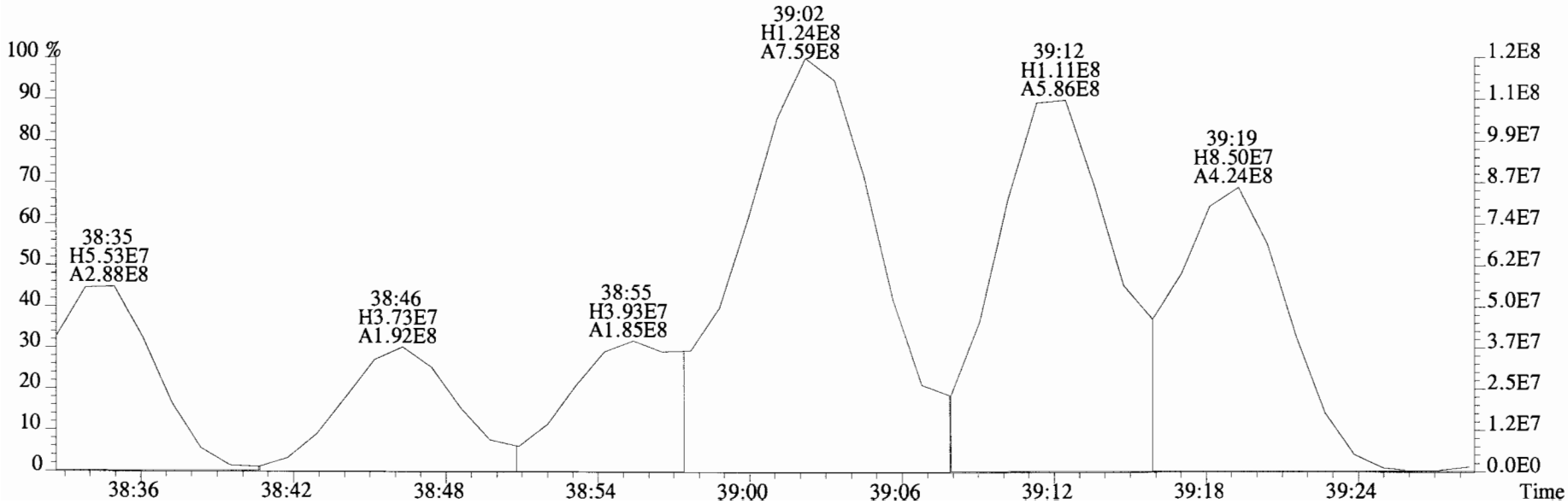

File:180208E1 #1-574 Acq: 8-FEB-2018 12:55:10 GC EI+ Voltage SIR Autospec-UltimaE
Sample#5 File Text:Vista Analytical Laboratory VG-8 Text:ST180208E1-5 PCB CS4 17L3007 Exp:PCB_ZB1
325.8804 S:5 F:4 SMO(1,3) BSUB(10000,15,-3.0) PKD(5,5,2,0.10%,94504.0,0.00%,F,F)

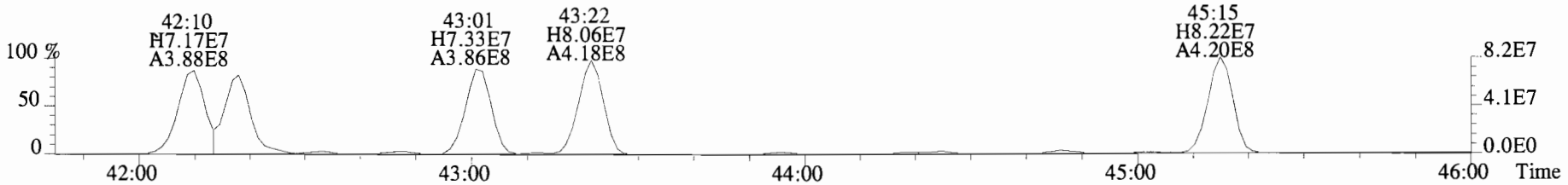

327.8775 S:5 F:4 SMO(1,3) BSUB(10000,15,-3.0) PKD(5,5,2,0.10%,67108.0,0.00%,F,F)

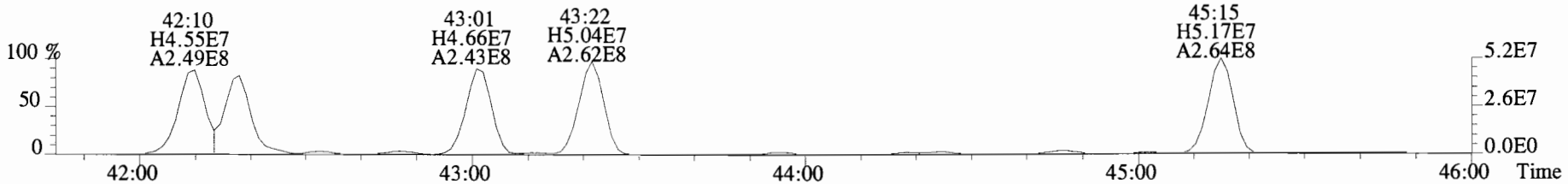

337.9207 S:5 F:4 SMO(1,3) BSUB(10000,15,-3.0) PKD(5,5,2,0.10%,10784.0,0.00%,F,F)

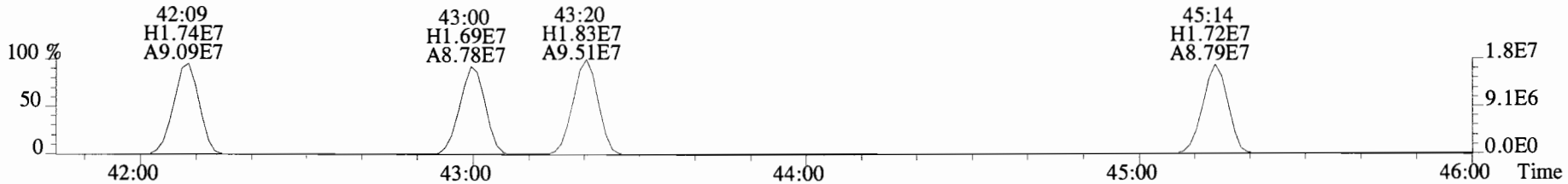

339.9177 S:5 F:4 SMO(1,3) BSUB(10000,15,-3.0) PKD(5,5,2,0.10%,9340.0,0.00%,F,F)

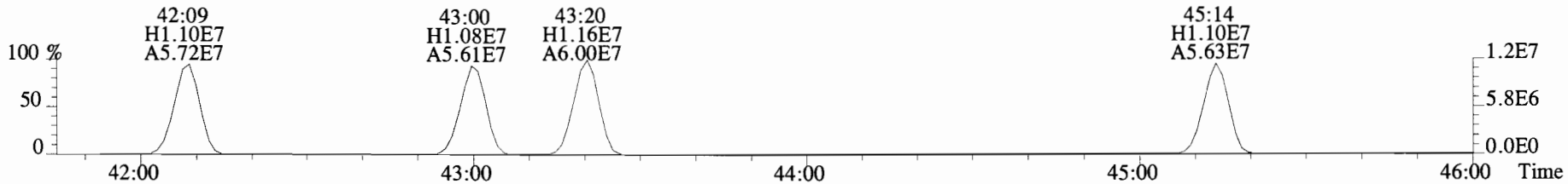

380.9760 S:5 F:4

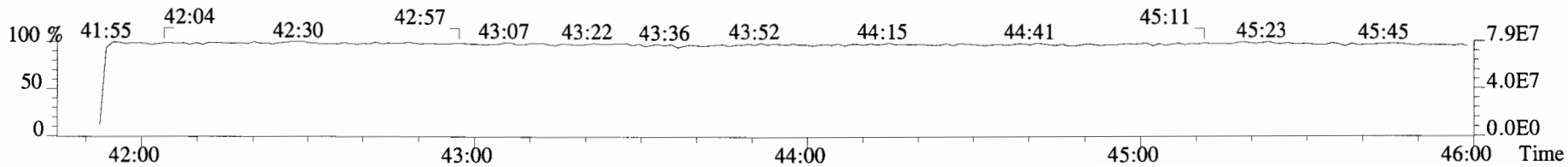

File:180208E1 #1-574 Acq: 8-FEB-2018 12:55:10 GC EI+ Voltage SIR Autospec-UltimaE
Sample#5 File Text:Vista Analytical Laboratory VG-8 Text:ST180208E1-5 PCB CS4 17L3007 Exp:PCB_ZB1
325.8804 S:5 F:4 SMO(1,3) BSUB(10000,15,-3.0) PKD(5,5,2,0.10%,94504.0,0.00%,F,F)

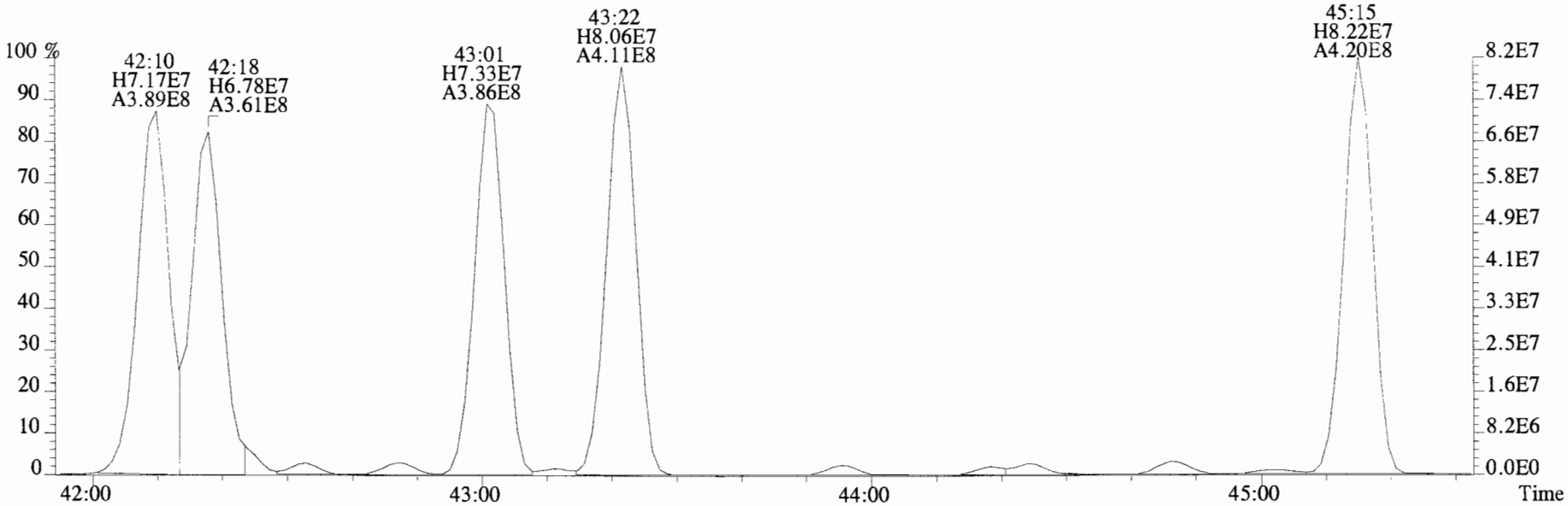

327.8775 S:5 F:4 SMO(1,3) BSUB(10000,15,-3.0) PKD(5,5,2,0.10%,67108.0,0.00%,F,F)

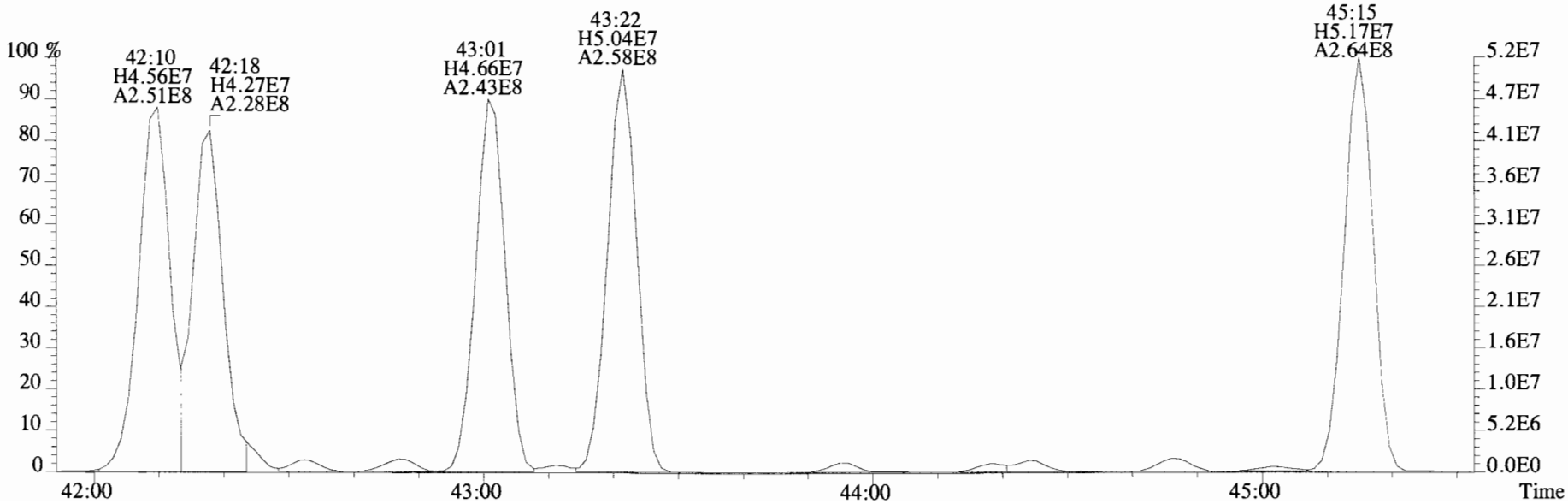

File:180208E1 #1-756 Acq: 8-FEB-2018 12:55:10 GC EI+ Voltage SIR Autospec-UltimaE
Sample#5 File Text:Vista Analytical Laboratory VG-8 Text:ST180208E1-5 PCB CS4 17L3007 Exp:PCB_ZB1
359.8415 S:5 F:3 SMO(1,3) BSUB(10000,15,-3.0) PKD(5,5,2,0.10%,3972.0,0.00%,F,F)

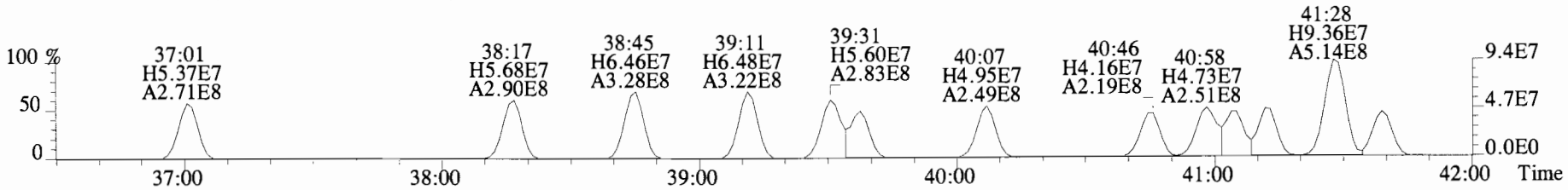

361.8385 S:5 F:3 SMO(1,3) BSUB(10000,15,-3.0) PKD(5,5,2,0.10%,3740.0,0.00%,F,F)

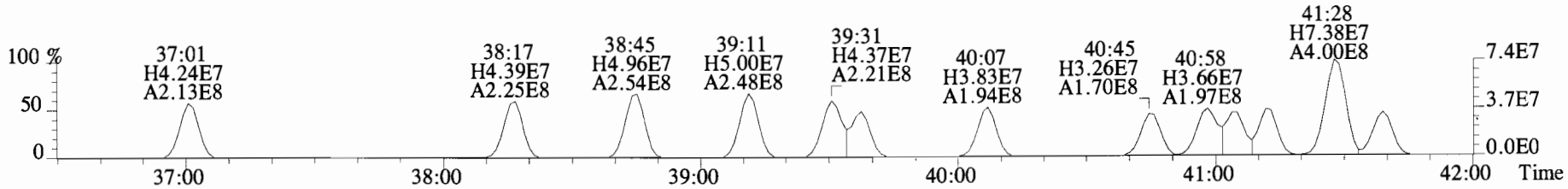

371.8817 S:5 F:3 SMO(1,3) BSUB(10000,15,-3.0) PKD(5,5,2,0.10%,4744.0,0.00%,F,F)

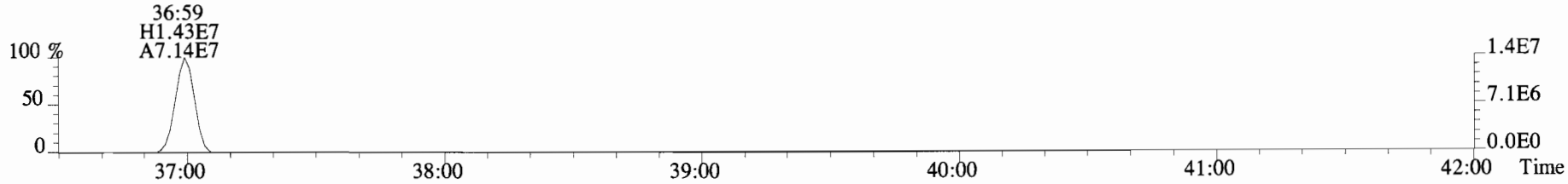

373.8788 S:5 F:3 SMO(1,3) BSUB(10000,15,-3.0) PKD(5,5,2,0.10%,4524.0,0.00%,F,F)

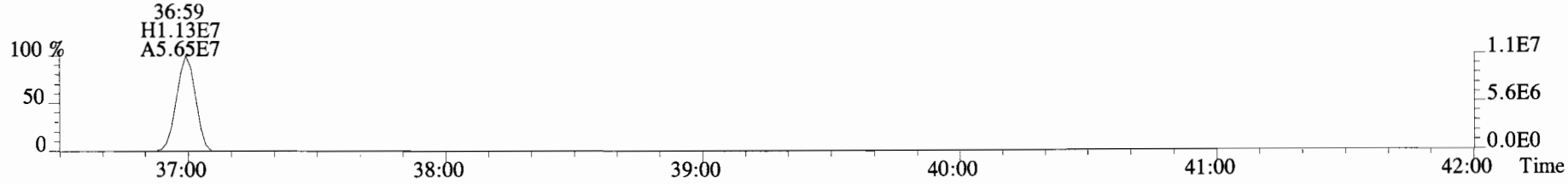

330.9792 S:5 F:3

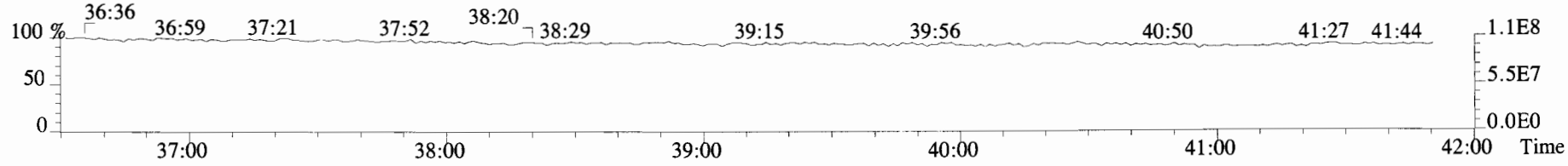

File:180208E1 #1-574 Acq: 8-FEB-2018 12:55:10 GC EI+ Voltage SIR Autospec-UltimaE
Sample#5 File Text:Vista Analytical Laboratory VG-8 Text:ST180208E1-5 PCB CS4 17L3007 Exp:PCB_ZB1
359.8415 S:5 F:4 SMO(1,3) BSUB(10000,15,-3.0) PKD(5,5,2,0.10%,448632.0,0.00%,F,F)

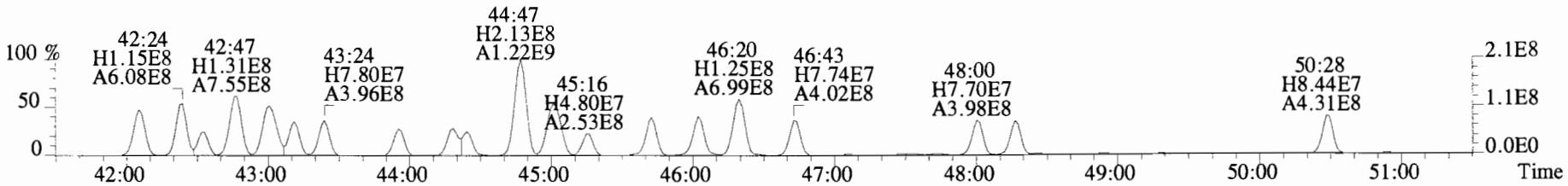

361.8385 S:5 F:4 SMO(1,3) BSUB(10000,15,-3.0) PKD(5,5,2,0.10%,358152.0,0.00%,F,F)

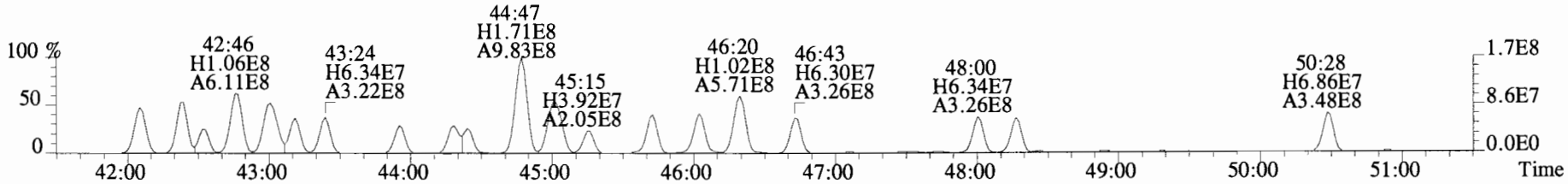

371.8817 S:5 F:4 SMO(1,3) BSUB(10000,15,-3.0) PKD(5,5,2,0.10%,27148.0,0.00%,F,F)

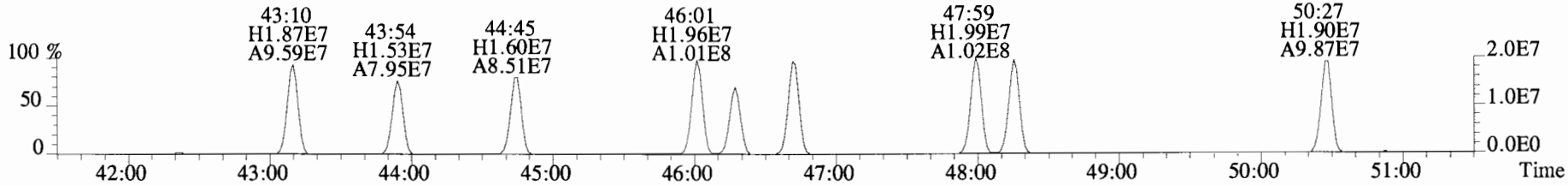

373.8788 S:5 F:4 SMO(1,3) BSUB(10000,15,-3.0) PKD(5,5,2,0.10%,20348.0,0.00%,F,F)

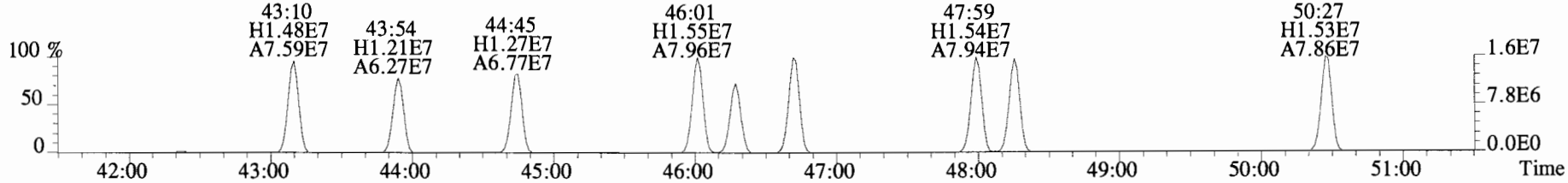

380.9760 S:5 F:4

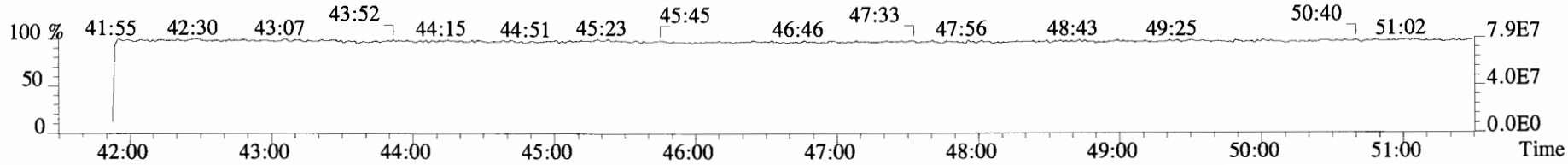

File:180208E1 #1-574 Acq: 8-FEB-2018 12:55:10 GC EI+ Voltage SIR Autospec-UltimaE
Sample#5 File Text:Vista Analytical Laboratory VG-8 Text:ST180208E1-5 PCB CS4 17L3007 Exp:PCB_ZB1
371.8817 S:5 F:4 SMO(1,3) BSUB(10000,15,-3.0) PKD(5,5,2,0.10%,27148.0,0.00%,F,F)

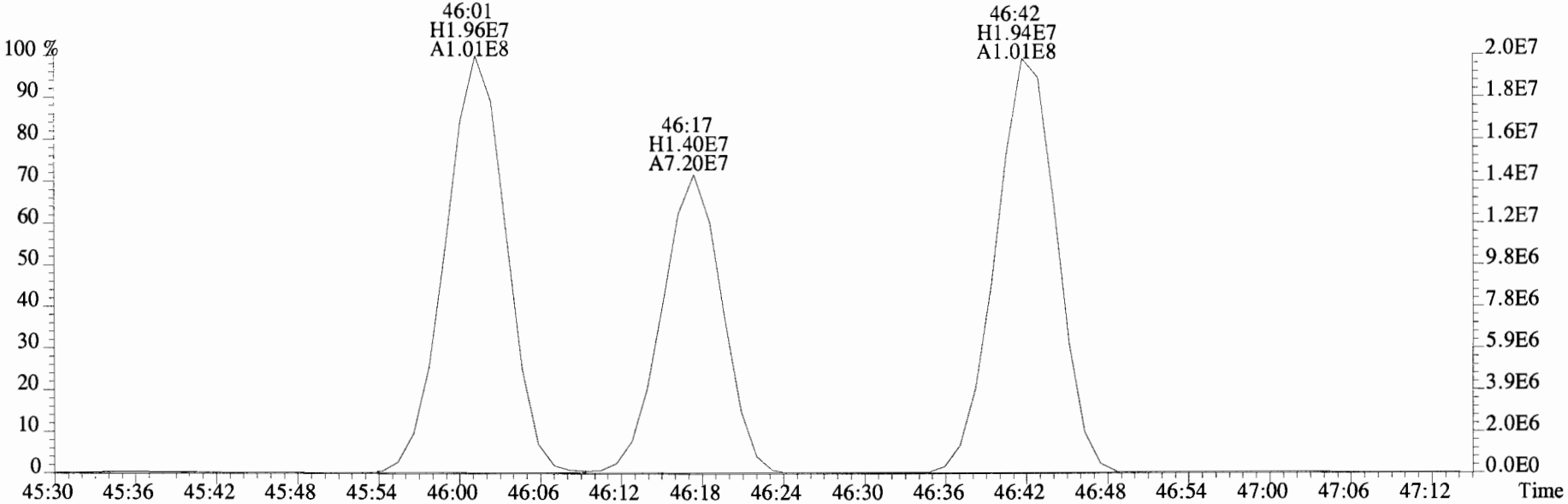

373.8788 S:5 F:4 SMO(1,3) BSUB(10000,15,-3.0) PKD(5,5,2,0.10%,20348.0,0.00%,F,F)

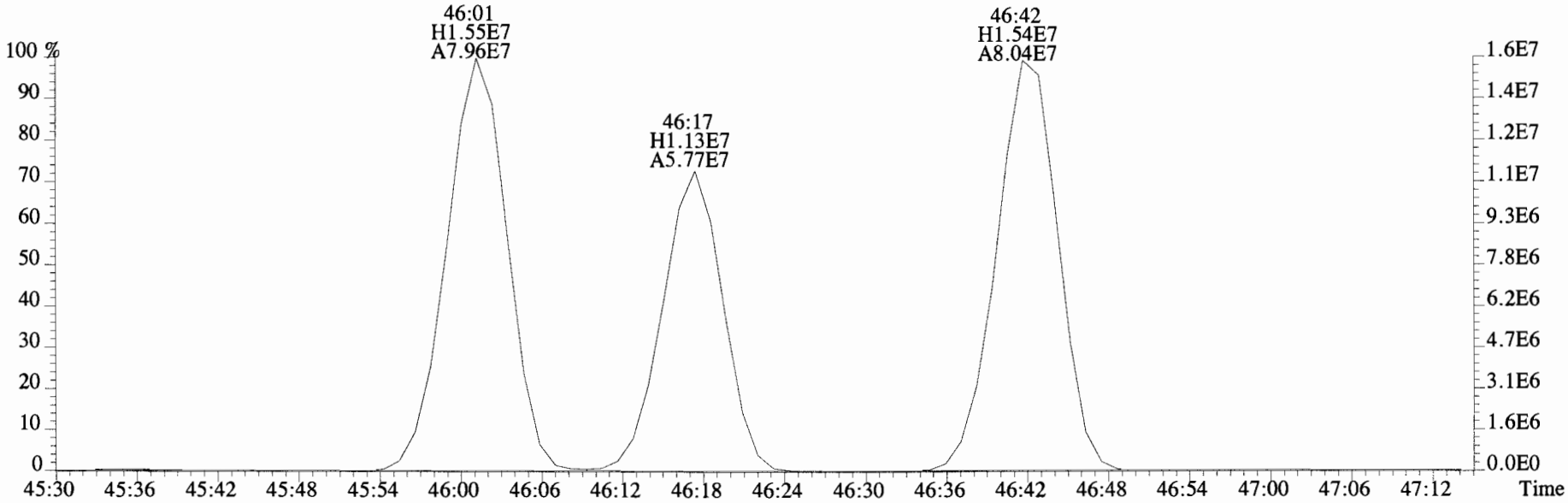

File:180208E1 #1-574 Acq: 8-FEB-2018 12:55:10 GC EI+ Voltage SIR Autospec-UltimaE
Sample#5 File Text:Vista Analytical Laboratory VG-8 Text:ST180208E1-5 PCB CS4 17L3007 Exp:PCB_ZB1
371.8817 S:5 F:4 SMO(1,3) BSUB(10000,15,-3.0) PKD(5,5,2,0.10%,27148.0,0.00%,F,F)

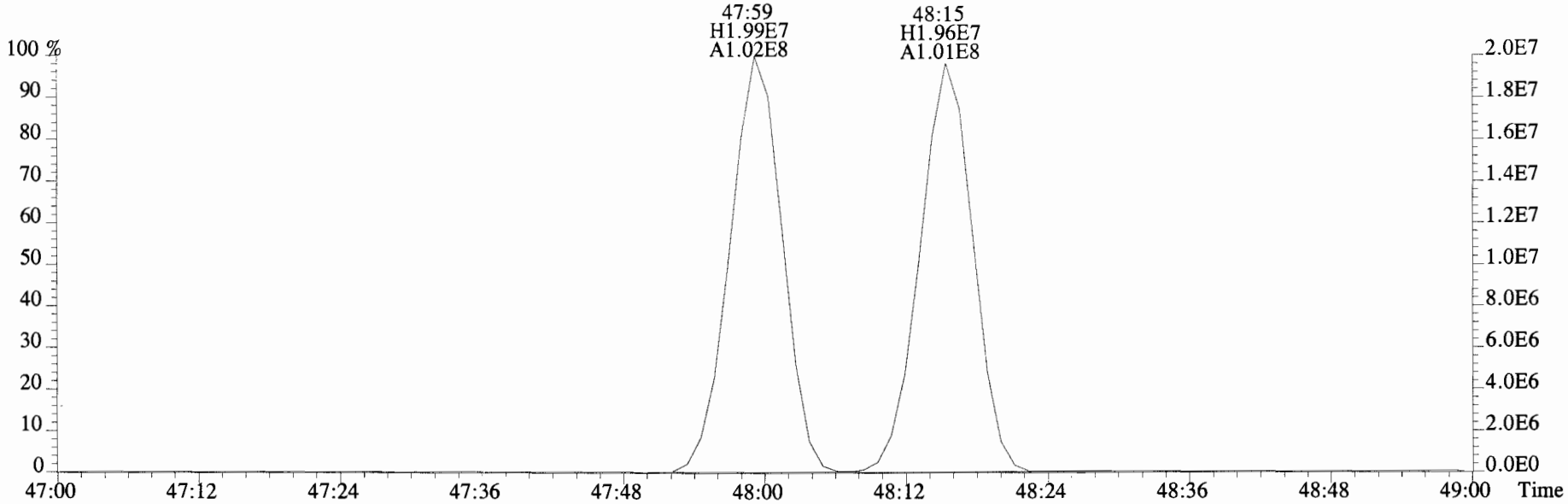

373.8788 S:5 F:4 SMO(1,3) BSUB(10000,15,-3.0) PKD(5,5,2,0.10%,20348.0,0.00%,F,F)

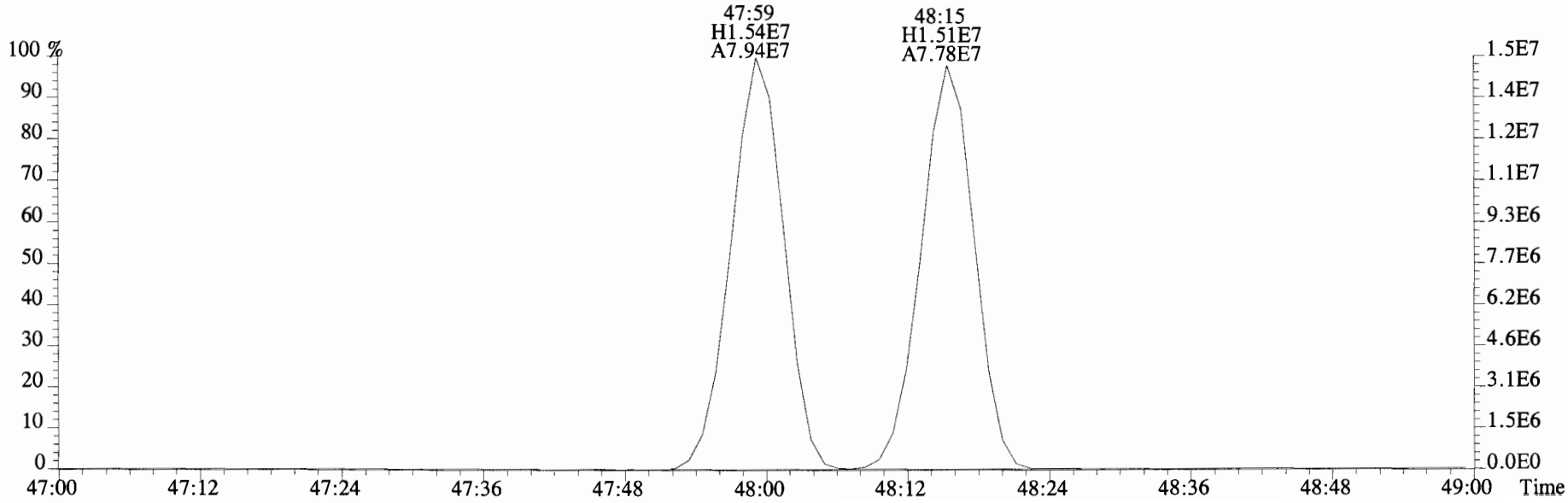

File:180208E1 #1-574 Acq: 8-FEB-2018 12:55:10 GC EI+ Voltage SIR Autospec-UltimaE
Sample#5 File Text:Vista Analytical Laboratory VG-8 Text:ST180208E1-5 PCB CS4 17L3007 Exp:PCB_ZB1
359.8415 S:5 F:4 SMO(1,3) BSUB(10000,15,-3.0) PKD(5,5,2,0.10%,448632.0,0.00%,F,F)

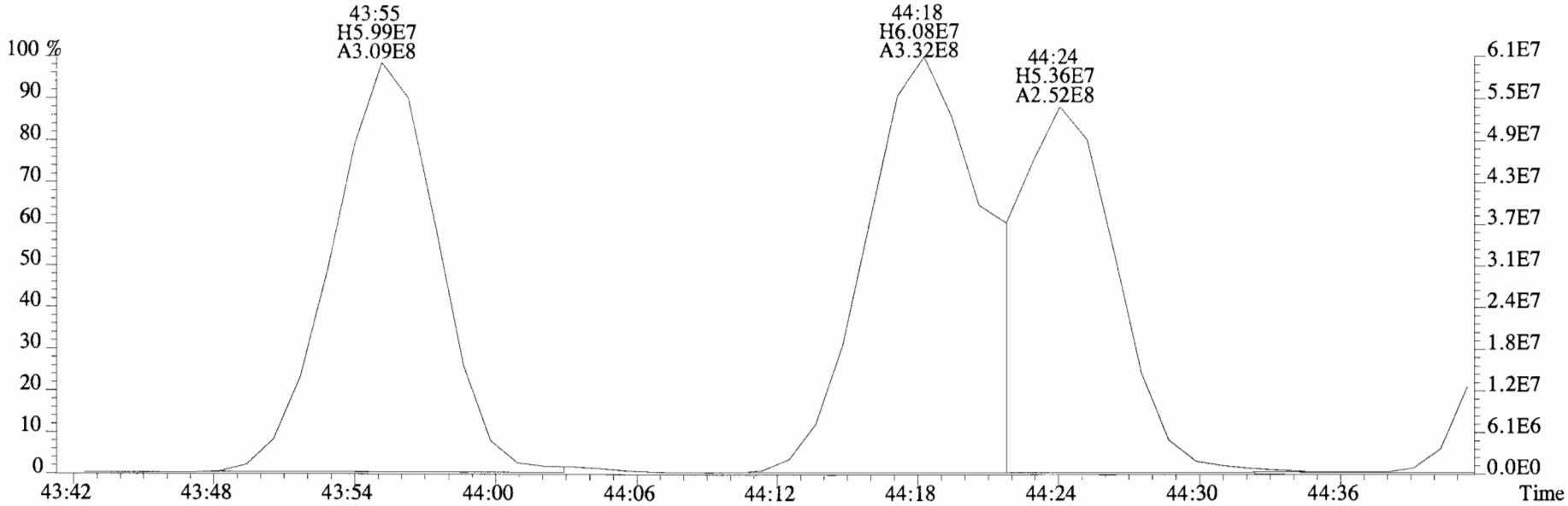

361.8385 S:5 F:4 SMO(1,3) BSUB(10000,15,-3.0) PKD(5,5,2,0.10%,358152.0,0.00%,F,F)

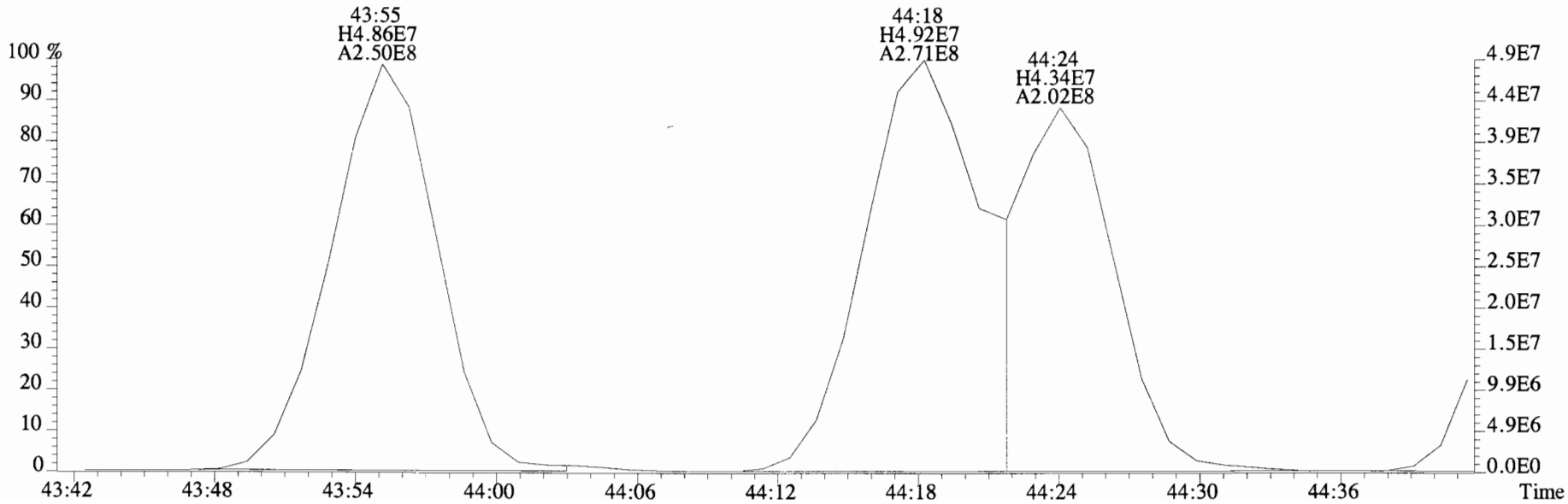

File:180208E1 #1-574 Acq: 8-FEB-2018 12:55:10 GC EI+ Voltage SIR Autospec-UltimaE
Sample#5 File Text:Vista Analytical Laboratory VG-8 Text:ST180208E1-5 PCB CS4 17L3007 Exp:PCB_ZB1
359.8415 S:5 F:4 SMO(1,3) BSUB(10000,15,-3.0) PKD(5,5,2,0.10%,448632.0,0.00%,F,F)

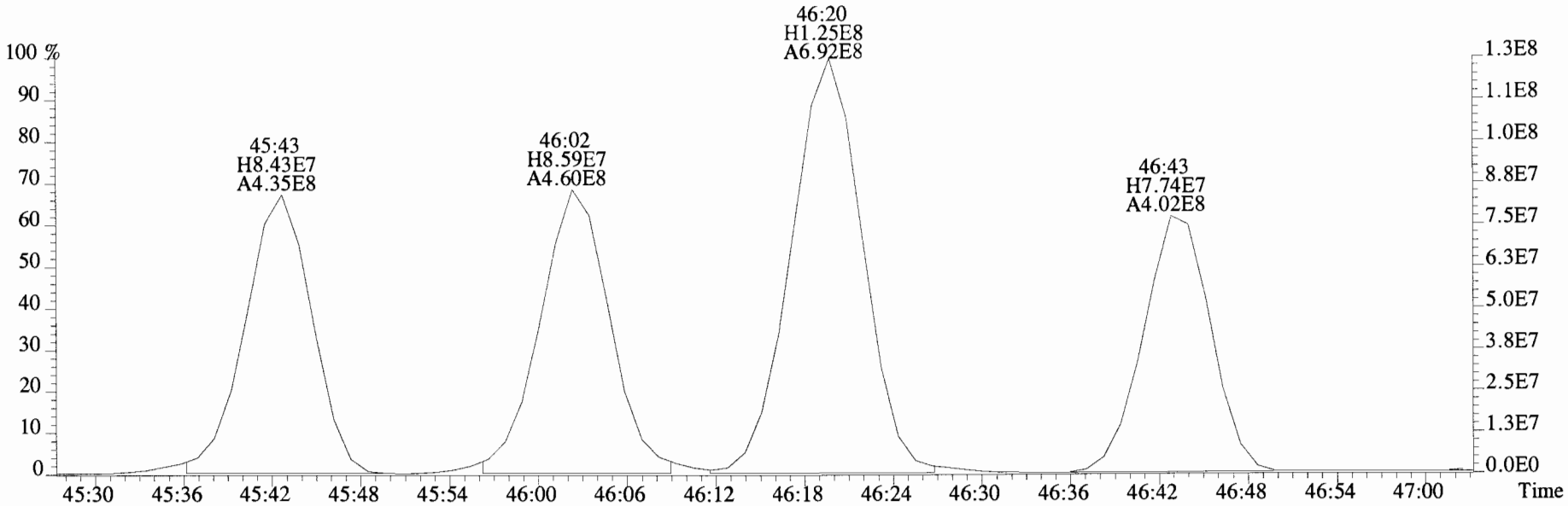

361.8385 S:5 F:4 SMO(1,3) BSUB(10000,15,-3.0) PKD(5,5,2,0.10%,358152.0,0.00%,F,F)

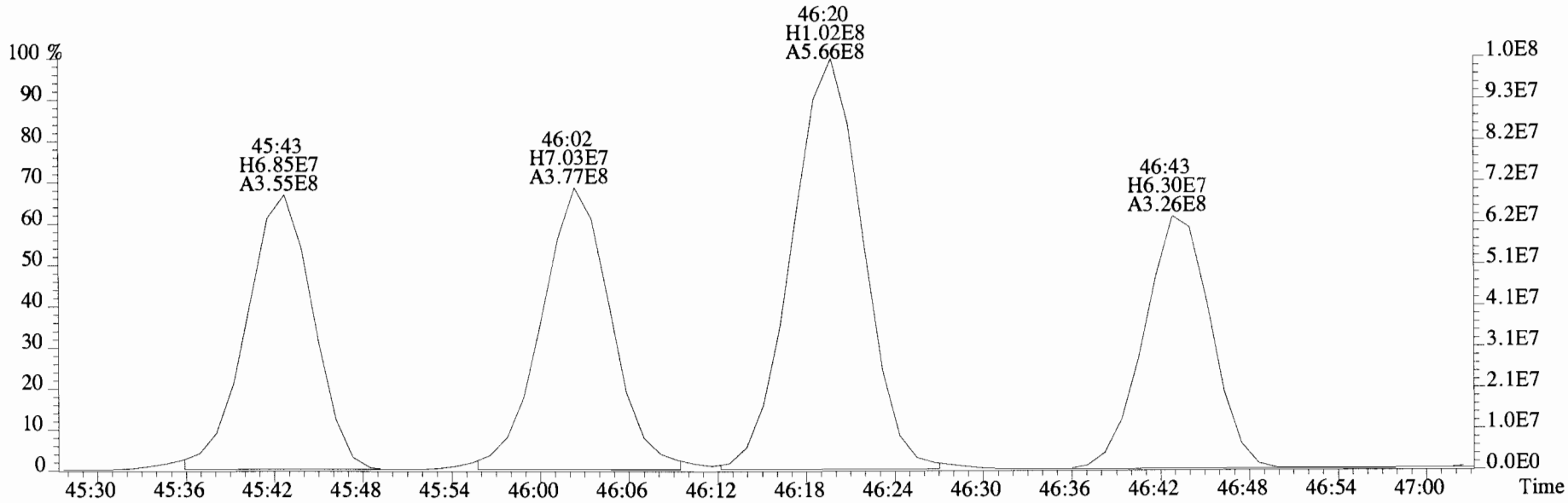

File:180208E1 #1-574 Acq: 8-FEB-2018 12:55:10 GC EI+ Voltage SIR Autospec-UltimaE
Sample#5 File Text:Vista Analytical Laboratory VG-8 Text:ST180208E1-5 PCB CS4 17L3007 Exp:PCB_ZB1
393.8025 S:5 F:4 SMO(1,3) BSUB(10000,15,-3.0) PKD(5,5,2,0.10%,325356.0,0.00%,F,F)

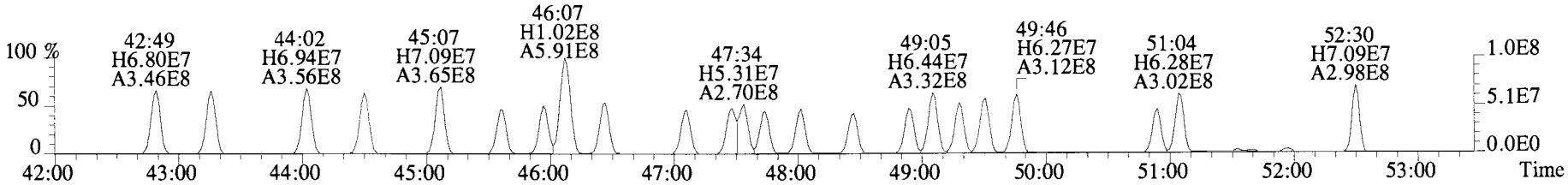

395.7995 S:5 F:4 SMO(1,3) BSUB(10000,15,-3.0) PKD(5,5,2,0.10%,302116.0,0.00%,F,F)

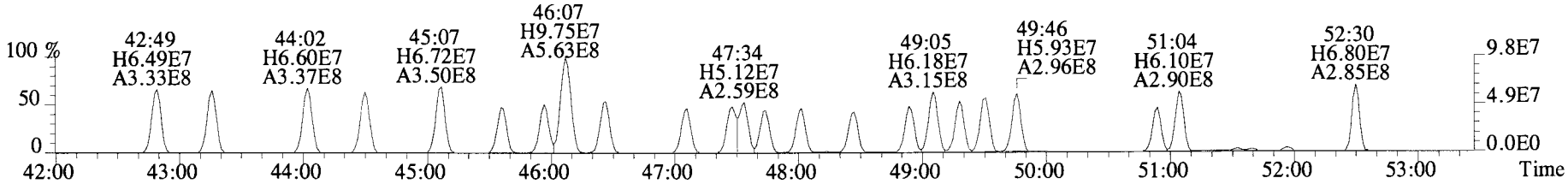

403.8457 S:5 F:4 SMO(1,3) BSUB(10000,15,-3.0) PKD(5,5,2,0.10%,9408.0,0.00%,F,F)

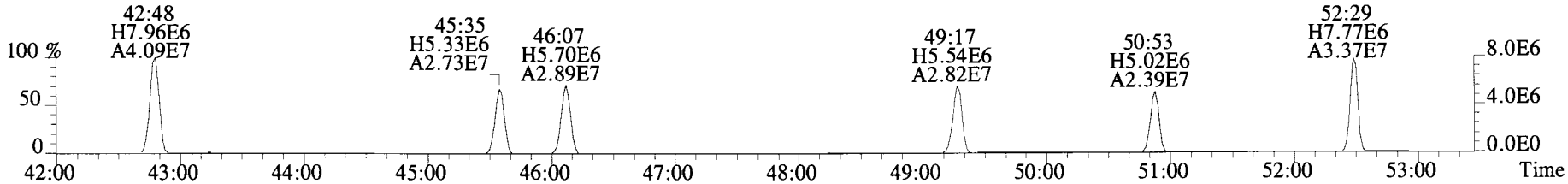

405.8428 S:5 F:4 SMO(1,3) BSUB(10000,15,-3.0) PKD(5,5,2,0.10%,17680.0,0.00%,F,F)

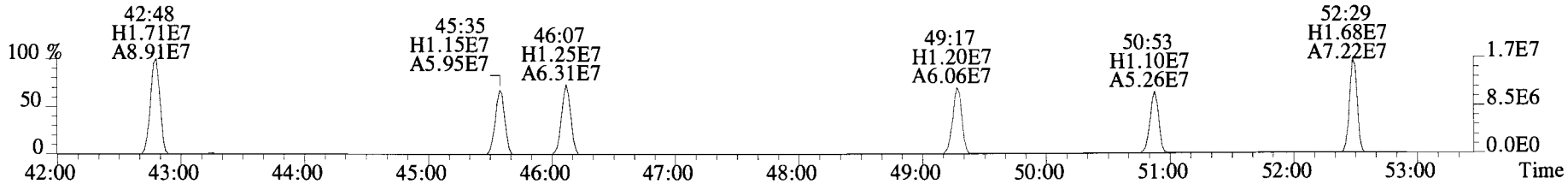

380.9760 S:5 F:4

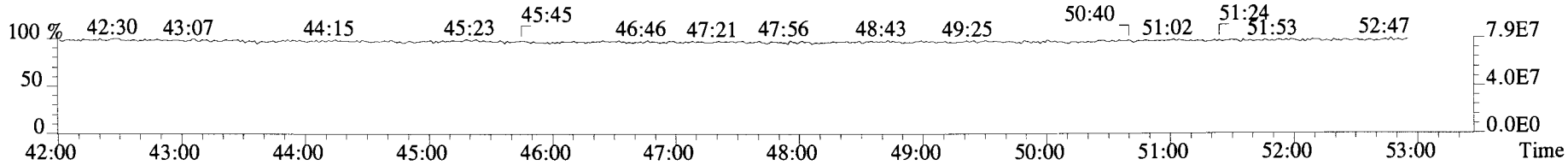

File:180208E1 #1-574 Acq: 8-FEB-2018 12:55:10 GC EI+ Voltage SIR Autospec-UltimaE
Sample#5 File Text:Vista Analytical Laboratory VG-8 Text:ST180208E1-5 PCB CS4 17L3007 Exp:PCB_ZB1
427.7635 S:5 F:4 SMO(1,3) BSUB(10000,15,-3.0) PKD(5,5,2,0.10%,51864.0,0.00%,F,F)

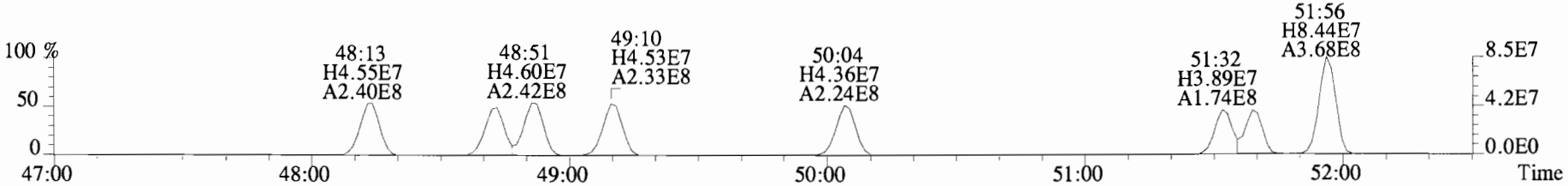

429.7606 S:5 F:4 SMO(1,3) BSUB(10000,15,-3.0) PKD(5,5,2,0.10%,57104.0,0.00%,F,F)

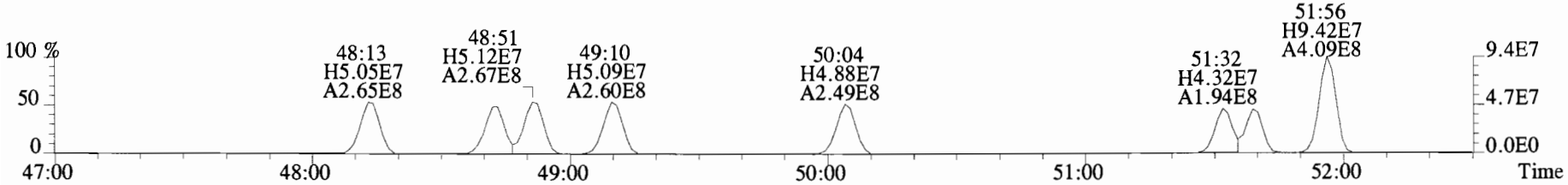

439.8038 S:5 F:4 SMO(1,3) BSUB(10000,15,-3.0) PKD(5,5,2,0.10%,2544.0,0.00%,F,F)

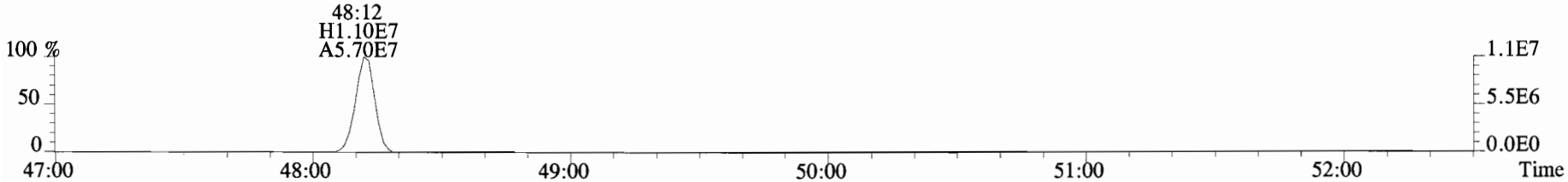

441.8008 S:5 F:4 SMO(1,3) BSUB(10000,15,-3.0) PKD(5,5,2,0.10%,6976.0,0.00%,F,F)

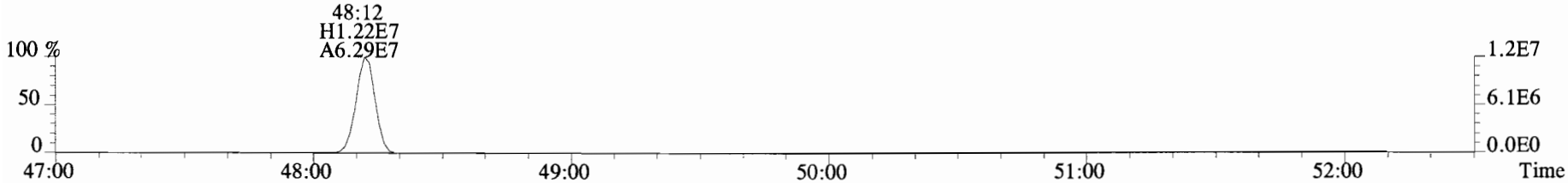

380.9760 S:5 F:4

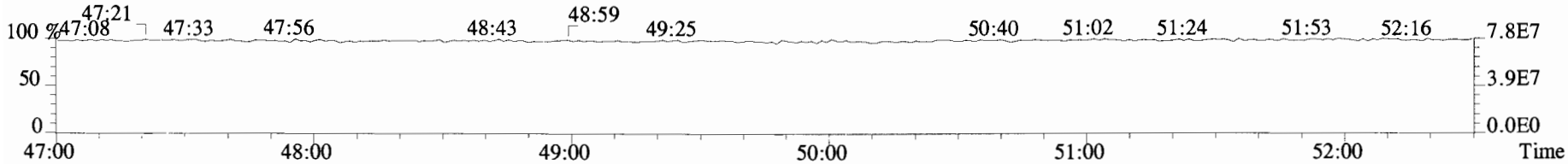

File:180208E1 #1-407 Acq: 8-FEB-2018 12:55:10 GC EI+ Voltage SIR Autospec-UltimaE
Sample#5 File Text:Vista Analytical Laboratory VG-8 Text:ST180208E1-5 PCB CS4 17L3007 Exp:PCB_ZB1
427.7635 S:5 F:5 SMO(1,3) BSUB(10000,15,-3.0) PKD(5,5,2,0.10%,271760.0,0.00%,F,F)

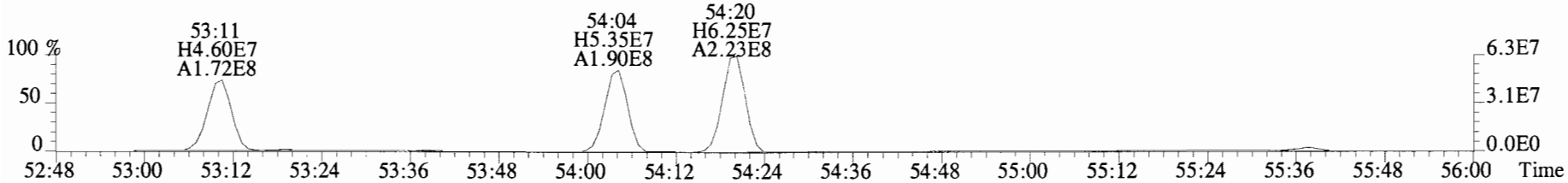

429.7606 S:5 F:5 SMO(1,3) BSUB(10000,15,-3.0) PKD(5,5,2,0.10%,305640.0,0.00%,F,F)

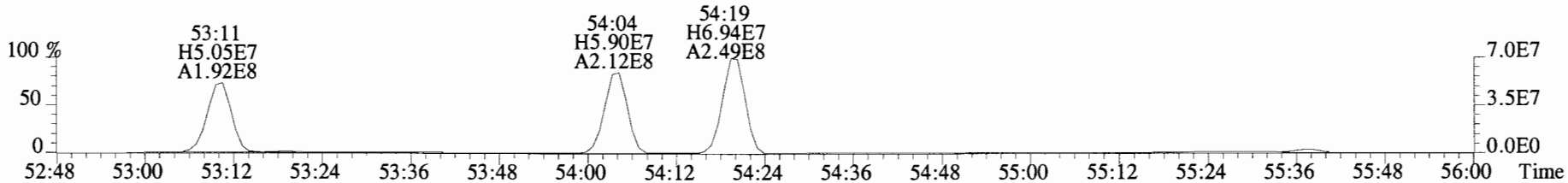

439.8038 S:5 F:5 SMO(1,3) BSUB(10000,15,-3.0) PKD(5,5,2,0.10%,10252.0,0.00%,F,F)

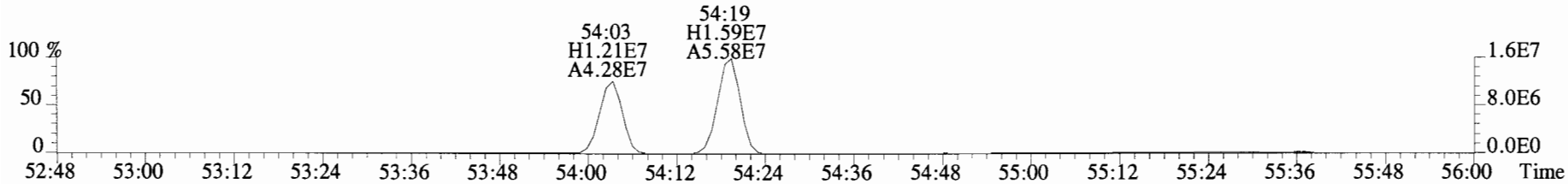

441.8008 S:5 F:5 SMO(1,3) BSUB(10000,15,-3.0) PKD(5,5,2,0.10%,9748.0,0.00%,F,F)

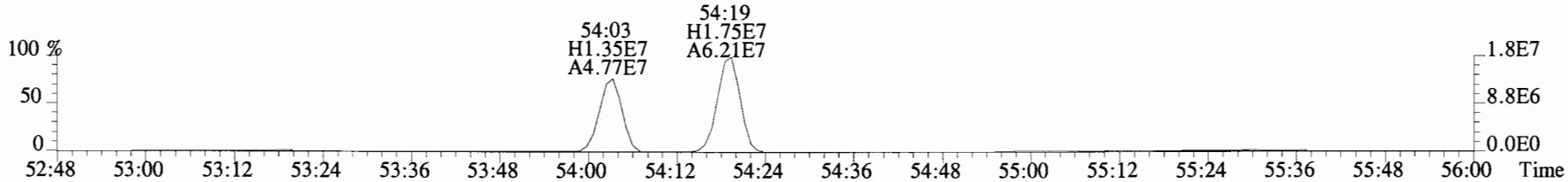

492.9697 S:5 F:5

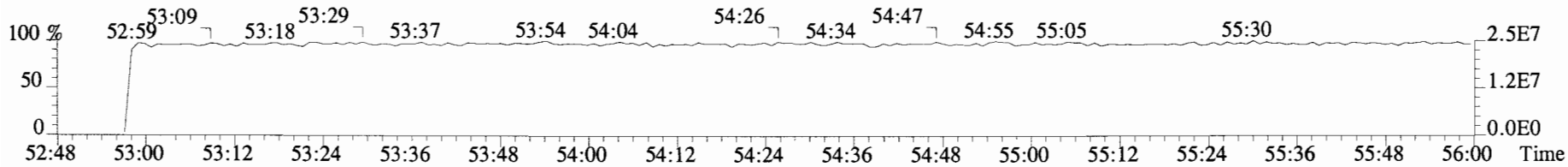

File:180208E1 #1-407 Acq: 8-FEB-2018 12:55:10 GC EI+ Voltage SIR Autospec-UltimaE
Sample#5 File Text:Vista Analytical Laboratory VG-8 Text:ST180208E1-5 PCB CS4 17L3007 Exp:PCB_ZB1
463.7216 S:5 F:5 SMO(1,3) BSUB(10000,15,-3.0) PKD(5,5,2,0.10%,229276.0,0.00%,F,F)

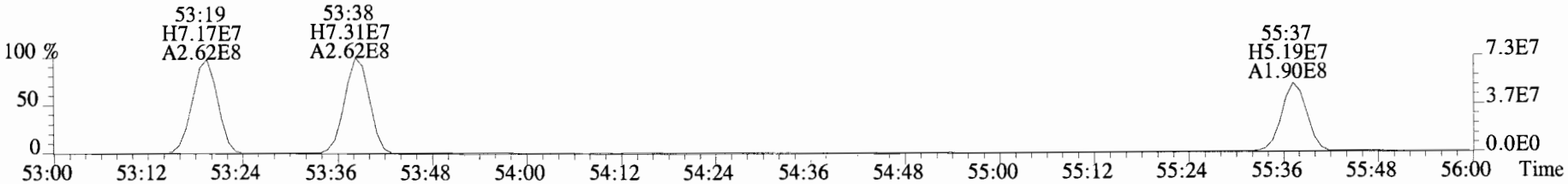

465.7186 S:5 F:5 SMO(1,3) BSUB(10000,15,-3.0) PKD(5,5,2,0.10%,174376.0,0.00%,F,F)



473.7648 S:5 F:5 SMO(1,3) BSUB(10000,15,-3.0) PKD(5,5,2,0.10%,37356.0,0.00%,F,F)

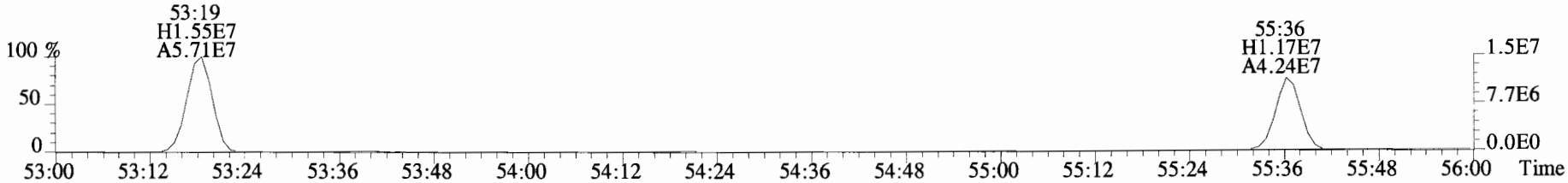

475.7619 S:5 F:5 SMO(1,3) BSUB(10000,15,-3.0) PKD(5,5,2,0.10%,47388.0,0.00%,F,F)

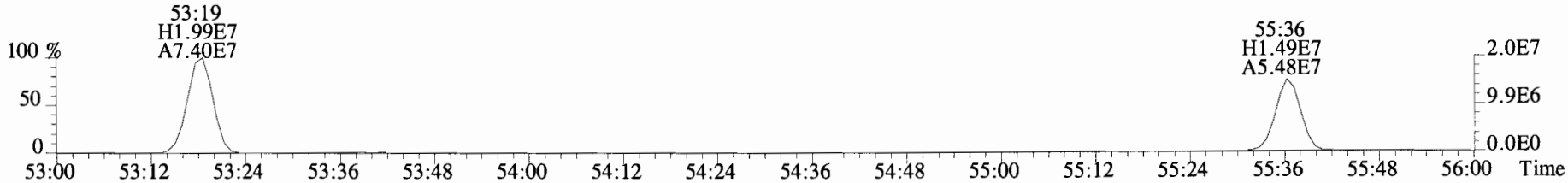

492.9697 S:5 F:5

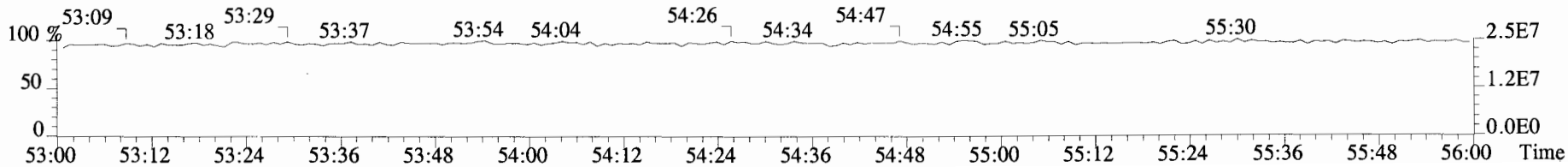

File:180208E1 #1-407 Acq: 8-FEB-2018 12:55:10 GC EI+ Voltage SIR Autospec-UltimaE
Sample#5 File Text:Vista Analytical Laboratory VG-8 Text:ST180208E1-5 PCB CS4 17L3007 Exp:PCB_ZB1
497.6826 S:5 F:5 SMO(1,3) BSUB(10000,15,-3.0) PKD(5,5,2,0.10%,1776.0,0.00%,F,F)

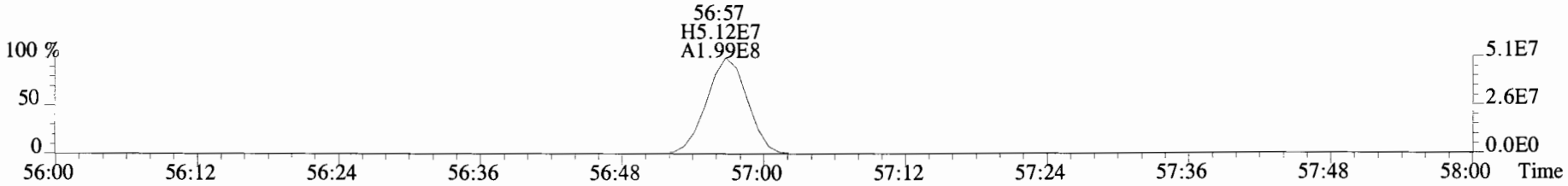

499.6797 S:5 F:5 SMO(1,3) BSUB(10000,15,-3.0) PKD(5,5,2,0.10%,1780.0,0.00%,F,F)

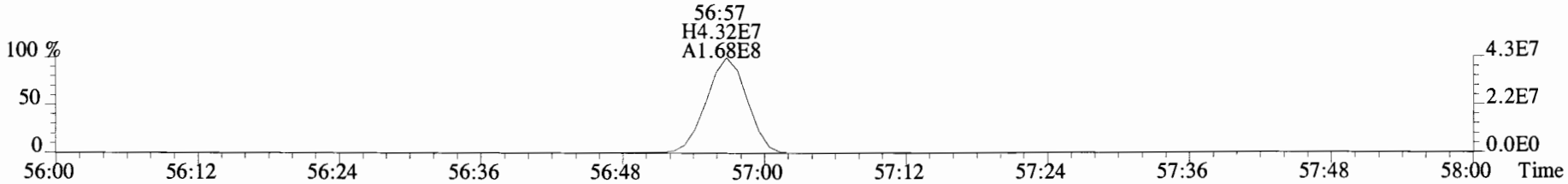

509.7229 S:5 F:5 SMO(1,3) BSUB(10000,15,-3.0) PKD(5,5,2,0.10%,1792.0,0.00%,F,F)

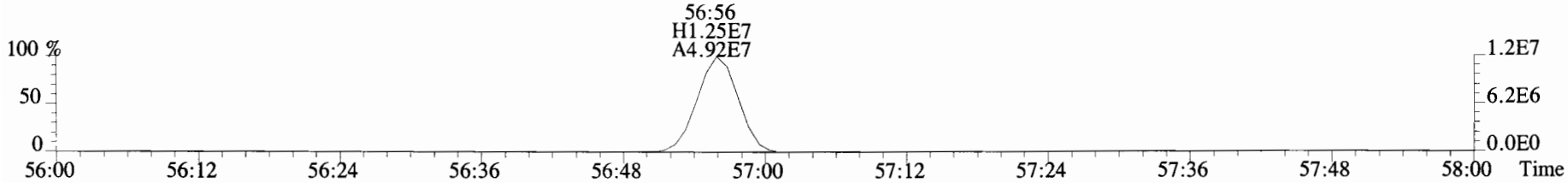

511.7199 S:5 F:5 SMO(1,3) BSUB(10000,15,-3.0) PKD(5,5,2,0.10%,1656.0,0.00%,F,F)

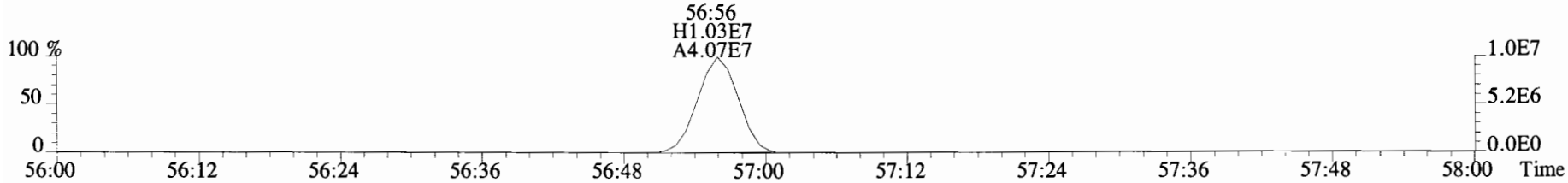

492.9697 S:5 F:5

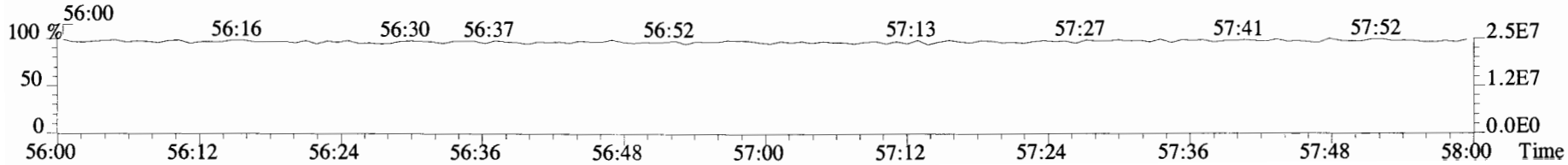

File:180208E1 #1-867 Acq: 8-FEB-2018 14:00:18 GC EI+ Voltage SIR Autospec-UltimaE
Sample#6 File Text:Vista Analytical Laboratory VG-8 Text:ST180208E1-6 PCB CS5 17L3008 Exp:PCB_ZB1
188.0393 S:6 SMO(1,3) BSUB(10000,15,-3.0) PKD(5,5,2,0.10%,13676.0,0.00%,F,F)

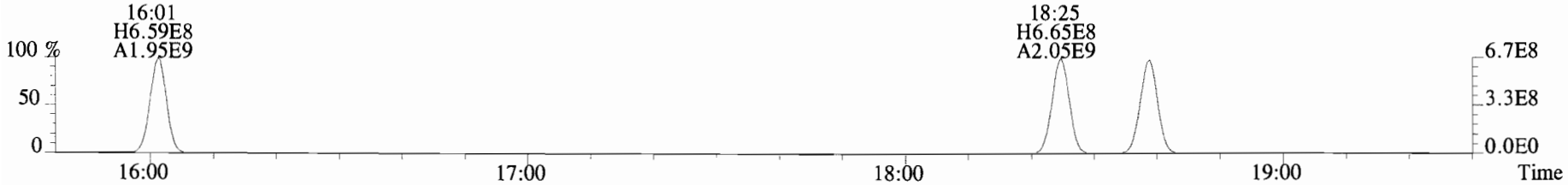

190.0363 S:6 SMO(1,3) BSUB(10000,15,-3.0) PKD(5,5,2,0.10%,8128.0,0.00%,F,F)

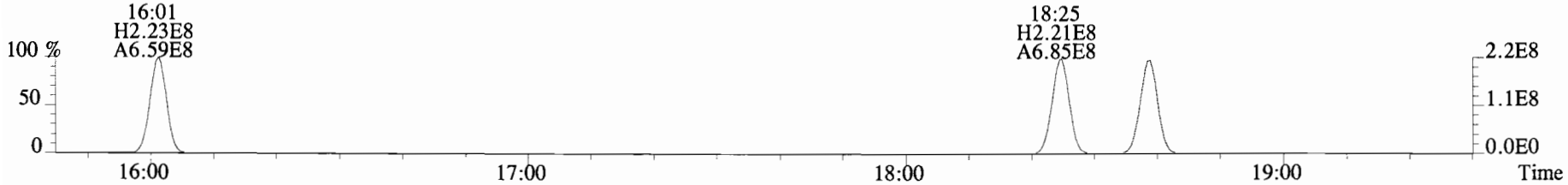

200.0795 S:6 SMO(1,3) BSUB(10000,15,-3.0) PKD(5,5,2,0.10%,7876.0,0.00%,F,F)

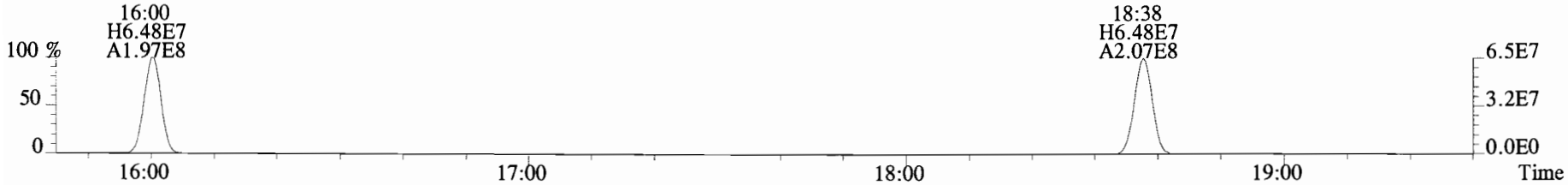

202.0766 S:6 SMO(1,3) BSUB(10000,15,-3.0) PKD(5,5,2,0.10%,40796.0,0.00%,F,F)

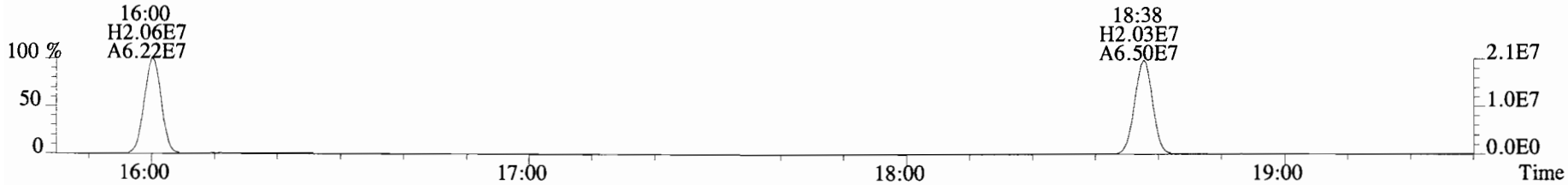

180.9880 S:6



File:180208E1 #1-757 Acq: 8-FEB-2018 14:00:18 GC EI+ Voltage SIR Autospec-UltimaE
Sample#6 File Text:Vista Analytical Laboratory VG-8 Text:ST180208E1-6 PCB CS5 17L3008 Exp:PCB_ZB1
222.0003 S:6 F:2 SMO(1,3) BSUB(10000,15,-3.0) PKD(5,5,2,0.10%,105088.0,0.00%,F,F)

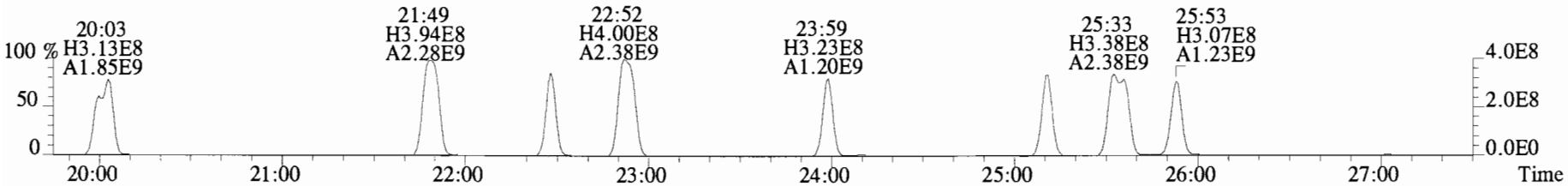

223.9974 S:6 F:2 SMO(1,3) BSUB(10000,15,-3.0) PKD(5,5,2,0.10%,63132.0,0.00%,F,F)

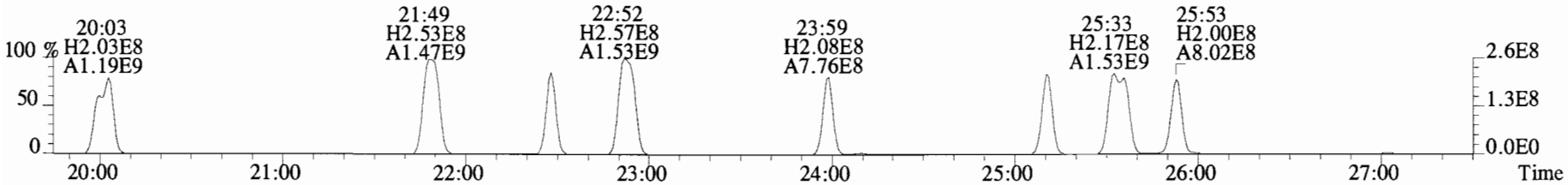

234.0406 S:6 F:2 SMO(1,3) BSUB(10000,15,-3.0) PKD(5,5,2,0.10%,5376.0,0.00%,F,F)

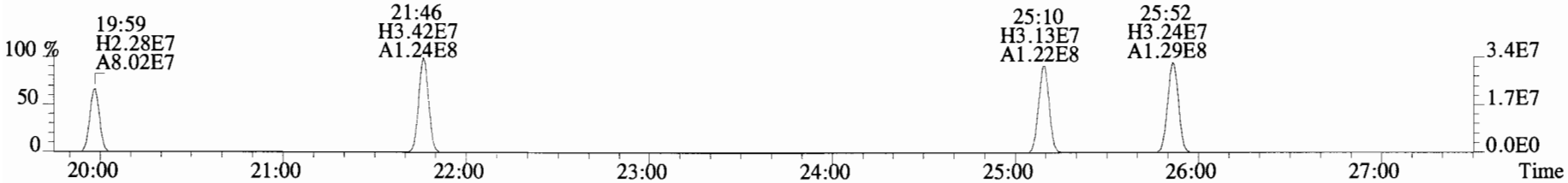

236.0376 S:6 F:2 SMO(1,3) BSUB(10000,15,-3.0) PKD(5,5,2,0.10%,5360.0,0.00%,F,F)

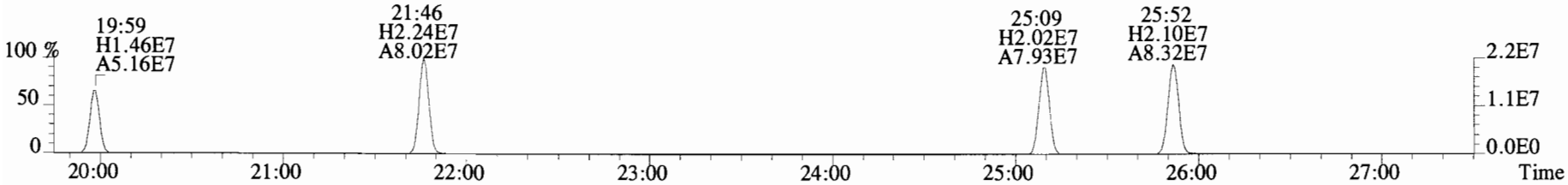

230.9856 S:6 F:2

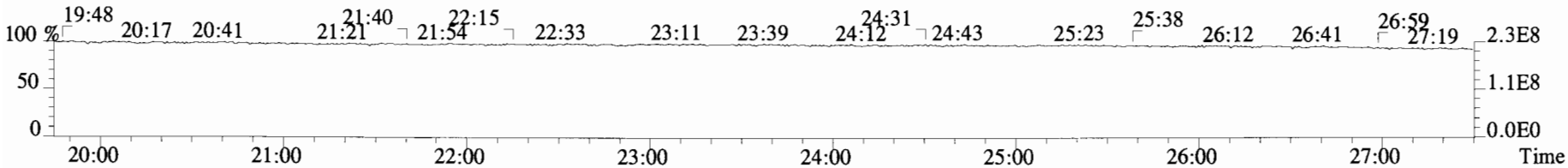

File:180208E1 #1-757 Acq: 8-FEB-2018 14:00:18 GC EI+ Voltage SIR Autospec-UltimaE
Sample#6 File Text:Vista Analytical Laboratory VG-8 Text:ST180208E1-6 PCB CS5 17L3008 Exp:PCB_ZB1
222.0003 S:6 F:2 SMO(1,3) BSUB(10000,15,-3.0) PKD(5,5,2,0.10%,105088.0,0.00%,F,F)

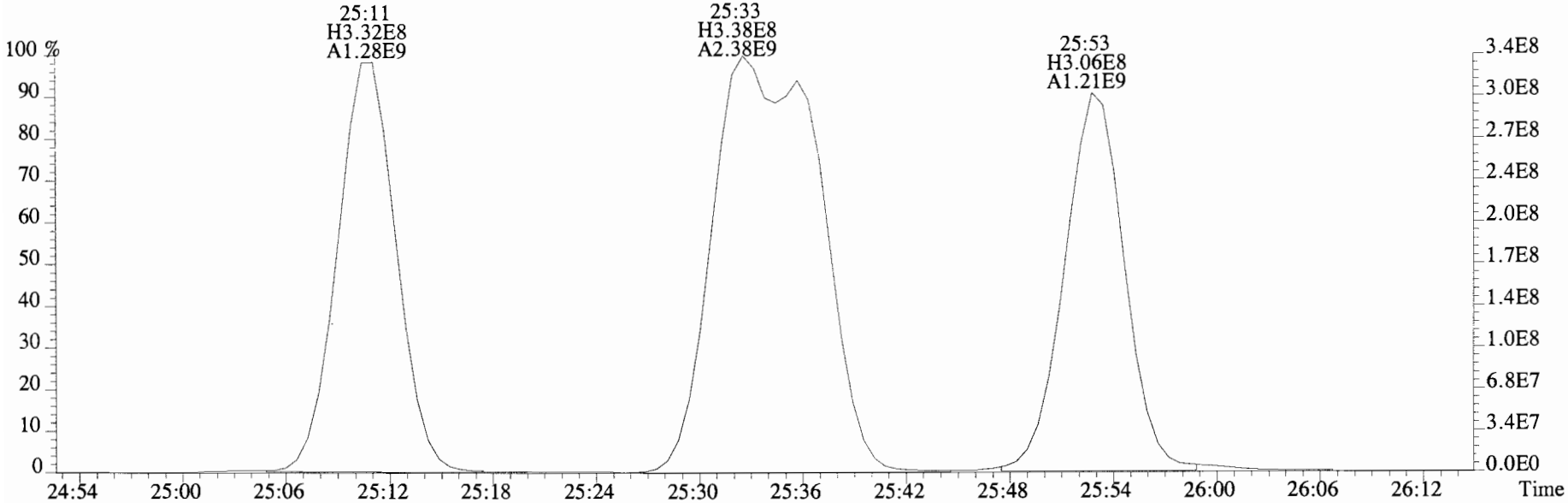

223.9974 S:6 F:2 SMO(1,3) BSUB(10000,15,-3.0) PKD(5,5,2,0.10%,63132.0,0.00%,F,F)

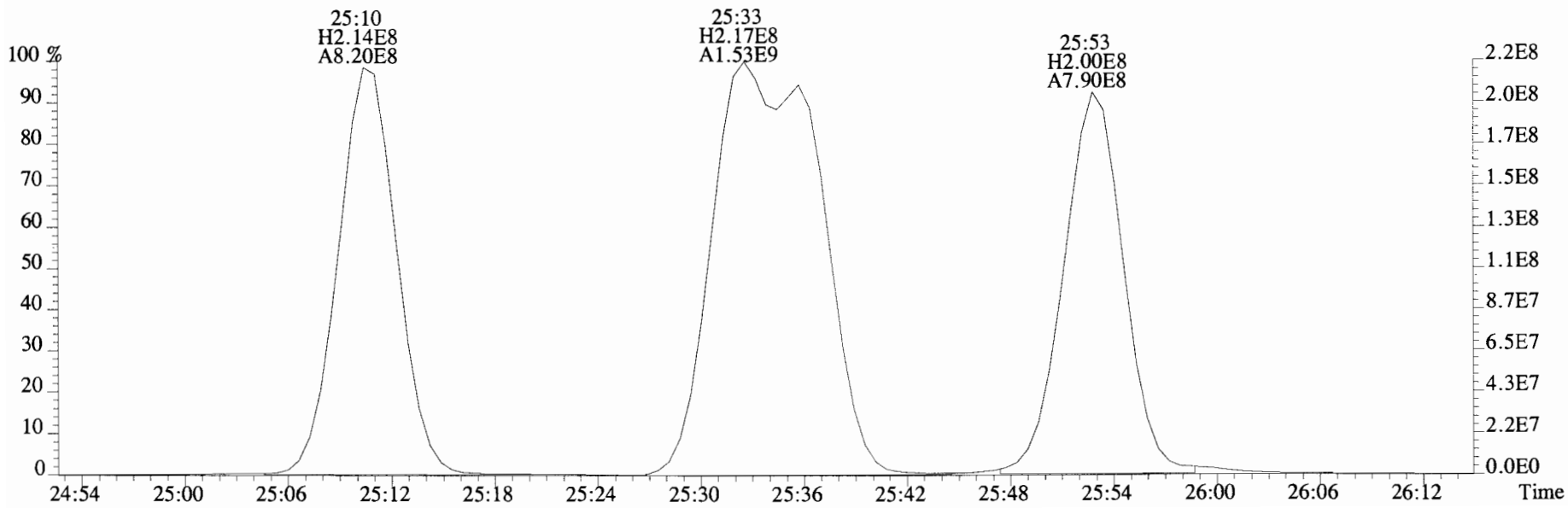

File:180208E1 #1-757 Acq: 8-FEB-2018 14:00:18 GC EI+ Voltage SIR Autospec-UltimaE
Sample#6 File Text:Vista Analytical Laboratory VG-8 Text:ST180208E1-6 PCB CS5 17L3008 Exp:PCB_ZB1
255.9613 S:6 F:2 SMO(1,3) BSUB(10000,15,-3.0) PKD(5,5,2,0.10%,4416.0,0.00%,F,F)

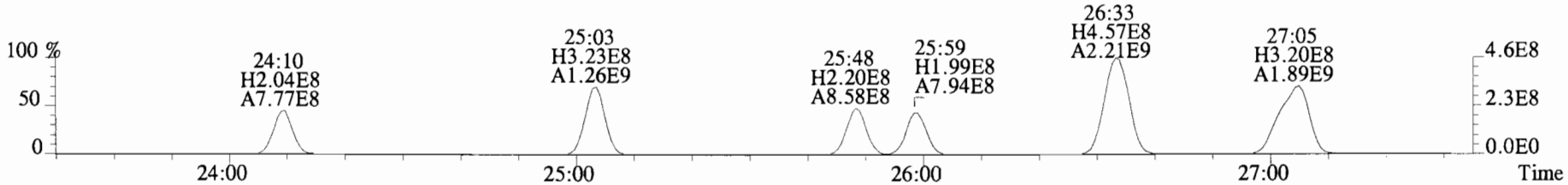

257.9584 S:6 F:2 SMO(1,3) BSUB(10000,15,-3.0) PKD(5,5,2,0.10%,3504.0,0.00%,F,F)

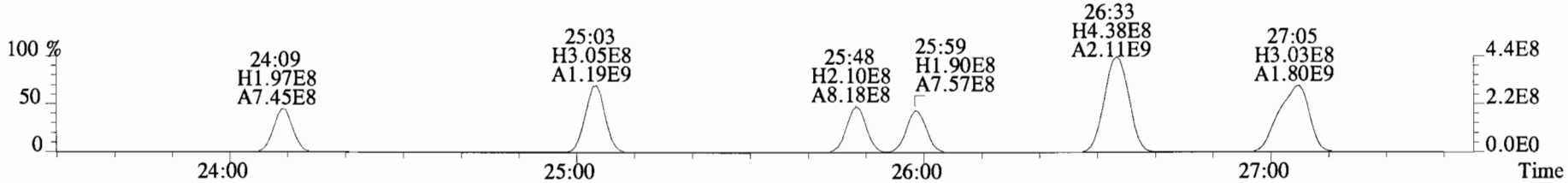

268.0016 S:6 F:2 SMO(1,3) BSUB(10000,15,-3.0) PKD(5,5,2,0.10%,90196.0,0.00%,F,F)

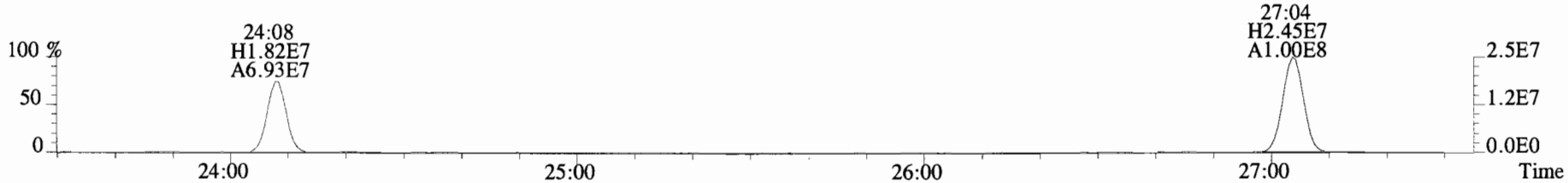

269.9986 S:6 F:2 SMO(1,3) BSUB(10000,15,-3.0) PKD(5,5,2,0.10%,38764.0,0.00%,F,F)

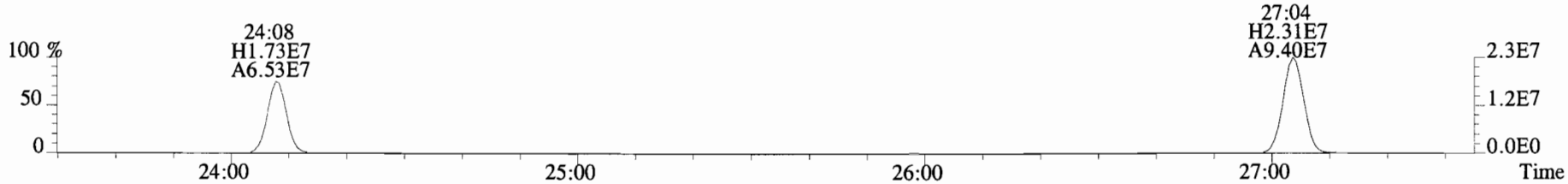

230.9856 S:6 F:2

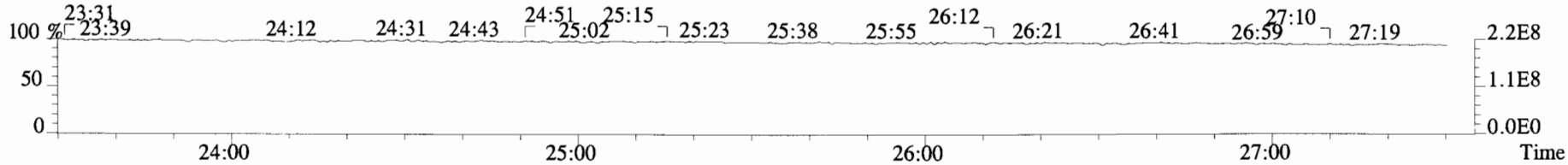

File:180208E1 #1-756 Acq: 8-FEB-2018 14:00:18 GC EI+ Voltage SIR Autospec-UltimaE
Sample#6 File Text:Vista Analytical Laboratory VG-8 Text:ST180208E1-6 PCB CS5 17L3008 Exp:PCB_ZB1
255.9613 S:6 F:3 SMO(1,3) BSUB(10000,15,-3.0) PKD(5,5,2,0.10%,213976.0,0.00%,F,F)

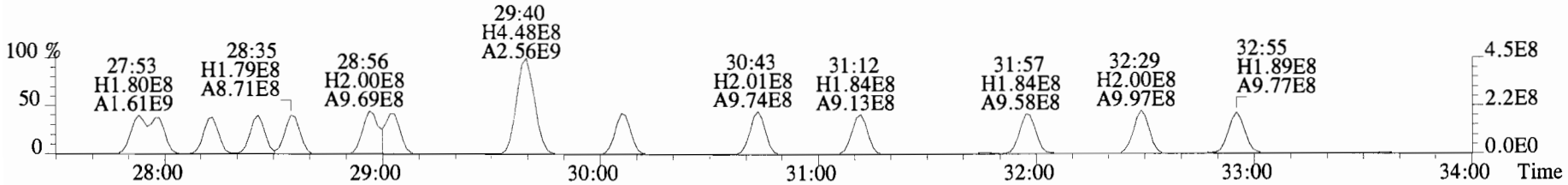

257.9584 S:6 F:3 SMO(1,3) BSUB(10000,15,-3.0) PKD(5,5,2,0.10%,176416.0,0.00%,F,F)

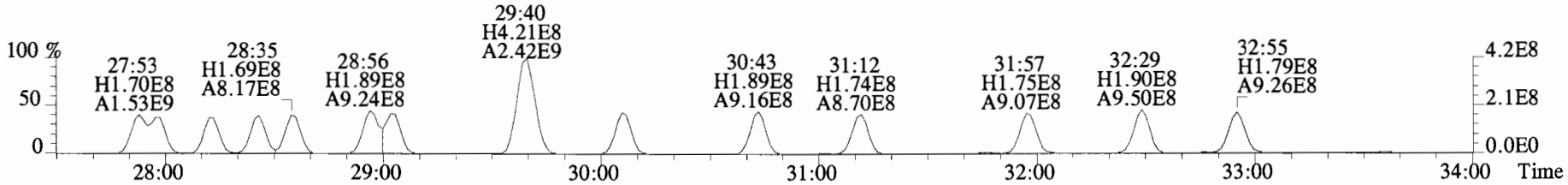

268.0016 S:6 F:3 SMO(1,3) BSUB(10000,15,-3.0) PKD(5,5,2,0.10%,63432.0,0.00%,F,F)

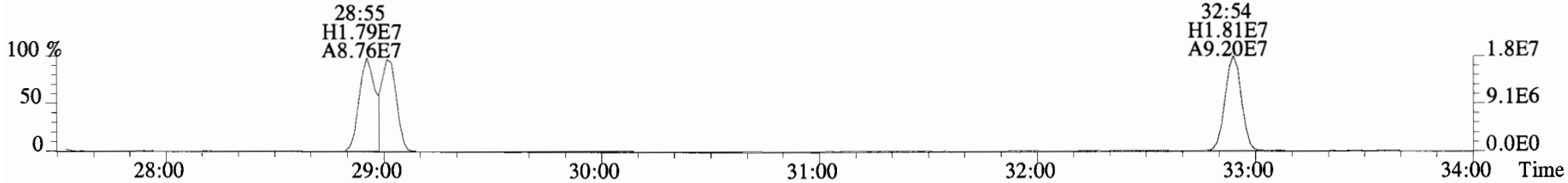

269.9986 S:6 F:3 SMO(1,3) BSUB(10000,15,-3.0) PKD(5,5,2,0.10%,25116.0,0.00%,F,F)

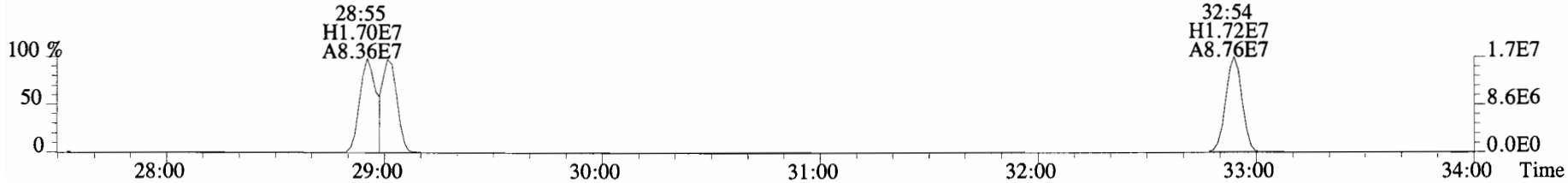

330.9792 S:6 F:3

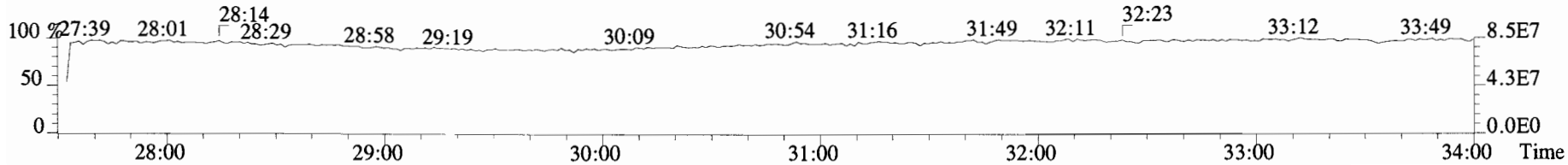

File:180208E1 #1-756 Acq: 8-FEB-2018 14:00:18 GC EI+ Voltage SIR Autospec-UltimaE
Sample#6 File Text:Vista Analytical Laboratory VG-8 Text:ST180208E1-6 PCB CS5 17L3008 Exp:PCB_ZB1
268.0016 S:6 F:3 SMO(1,3) BSUB(10000,15,-3.0) PKD(5,5,2,0.10%,63432.0,0.00%,F,F)

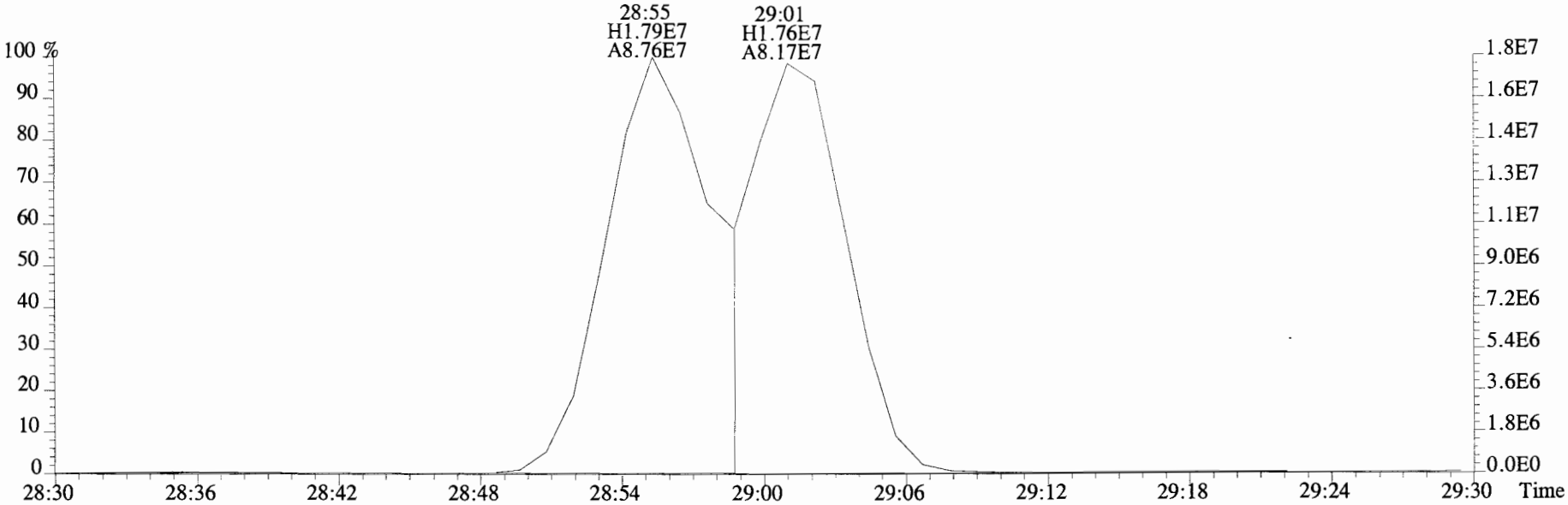

269.9986 S:6 F:3 SMO(1,3) BSUB(10000,15,-3.0) PKD(5,5,2,0.10%,25116.0,0.00%,F,F)

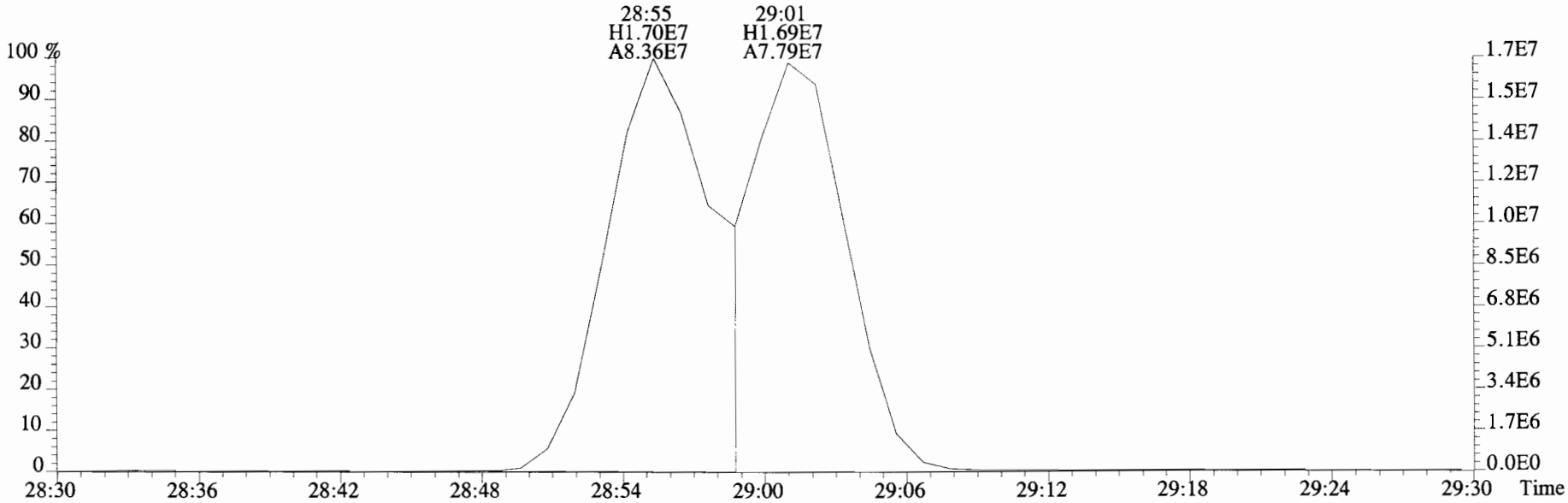

File:180208E1 #1-756 Acq: 8-FEB-2018 14:00:18 GC EI+ Voltage SIR Autospec-UltimaE
Sample#6 File Text:Vista Analytical Laboratory VG-8 Text:ST180208E1-6 PCB CS5 17L3008 Exp:PCB_ZB1
255.9613 S:6 F:3 SMO(1,3) BSUB(10000,15,-3.0) PKD(5,5,2,0.10%,213976.0,0.00%,F,F)

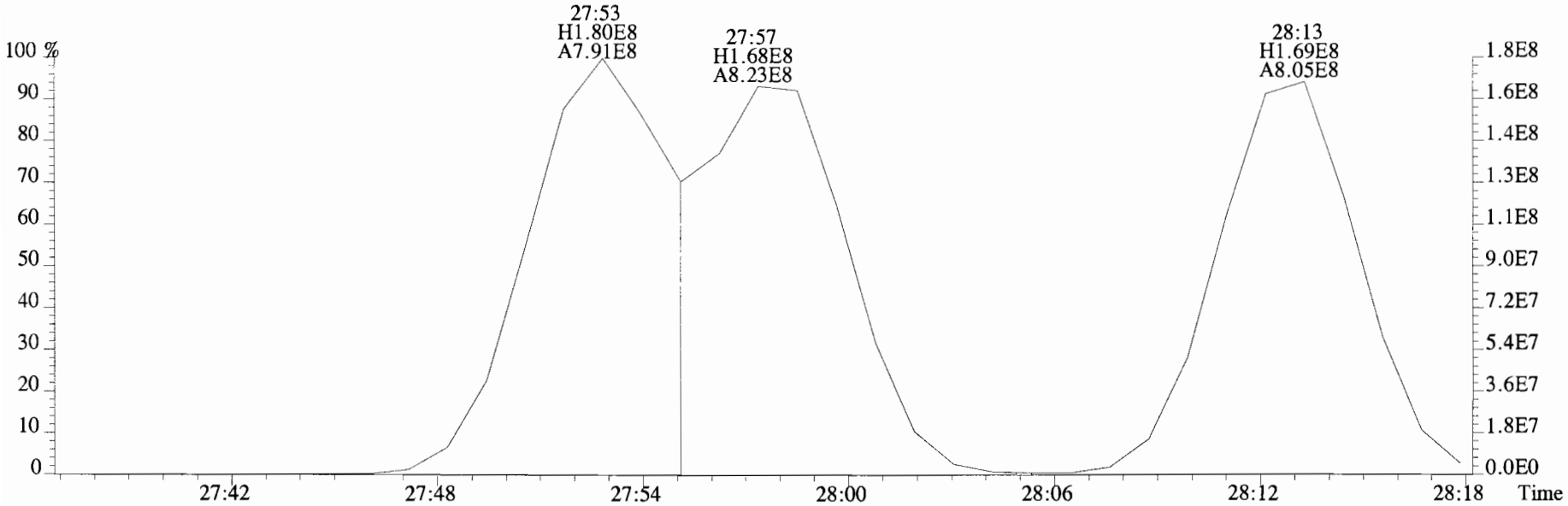

257.9584 S:6 F:3 SMO(1,3) BSUB(10000,15,-3.0) PKD(5,5,2,0.10%,176416.0,0.00%,F,F)

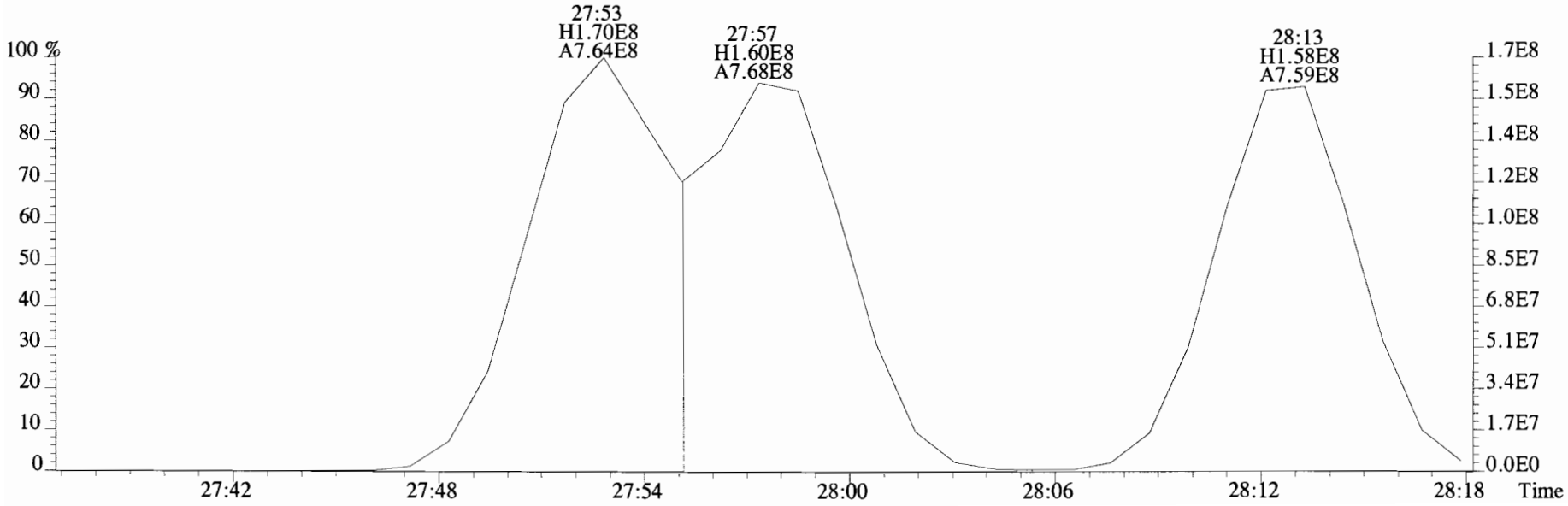

File:180208E1 #1-756 Acq: 8-FEB-2018 14:00:18 GC EI+ Voltage SIR Autospec-UltimaE
Sample#6 File Text:Vista Analytical Laboratory VG-8 Text:ST180208E1-6 PCB CS5 17L3008 Exp:PCB_ZB1
255.9613 S:6 F:3 SMO(1,3) BSUB(10000,15,-3.0) PKD(5,5,2,0.10%,213976.0,0.00%,F,F)

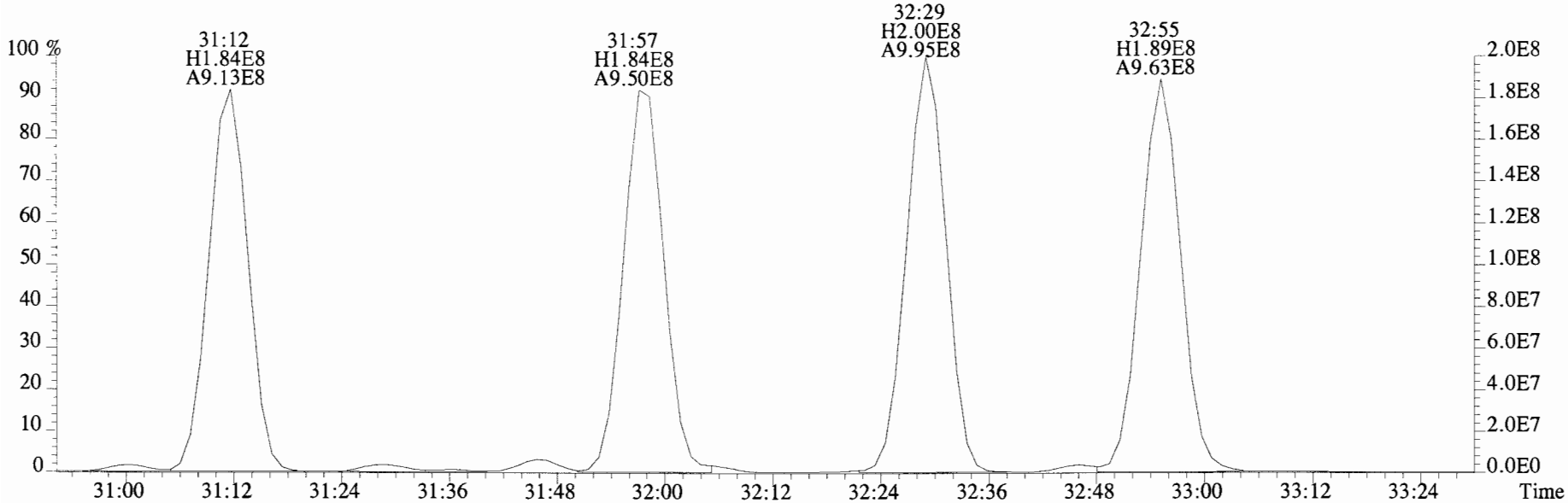

257.9584 S:6 F:3 SMO(1,3) BSUB(10000,15,-3.0) PKD(5,5,2,0.10%,176416.0,0.00%,F,F)

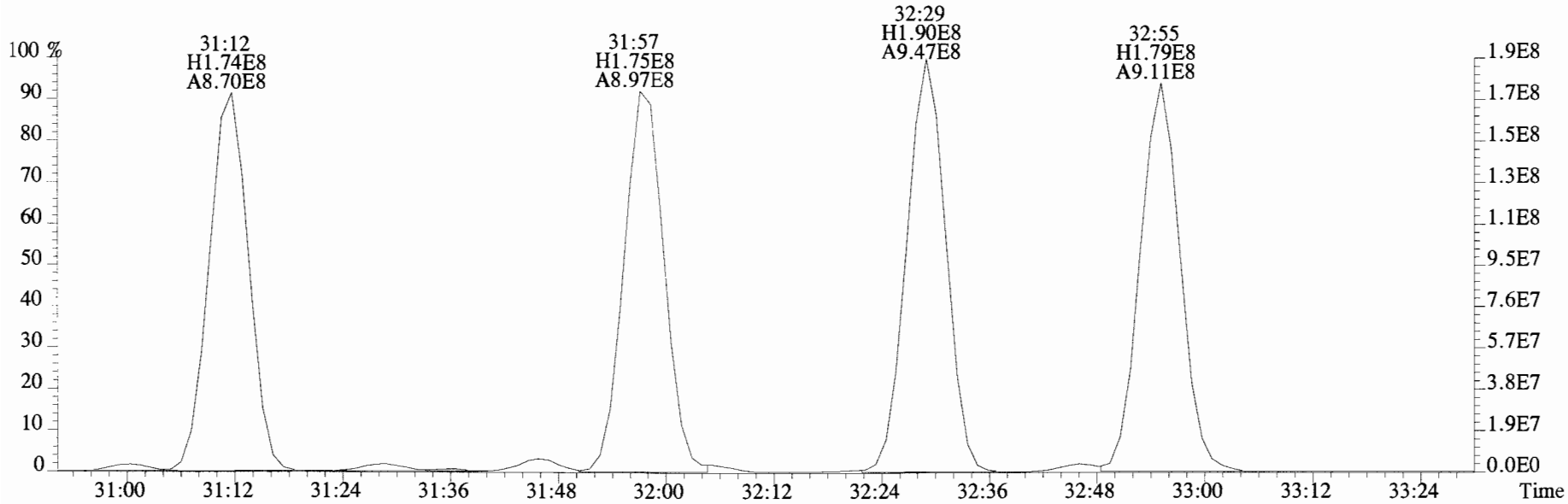

File:180208E1 #1-756 Acq: 8-FEB-2018 14:00:18 GC EI+ Voltage SIR Autospec-UltimaE
Sample#6 File Text:Vista Analytical Laboratory VG-8 Text:ST180208E1-6 PCB CS5 17L3008 Exp:PCB_ZB1
289.9224 S:6 F:3 SMO(1,3) BSUB(10000,15,-3.0) PKD(5,5,2,0.10%,258380.0,0.00%,F,F)

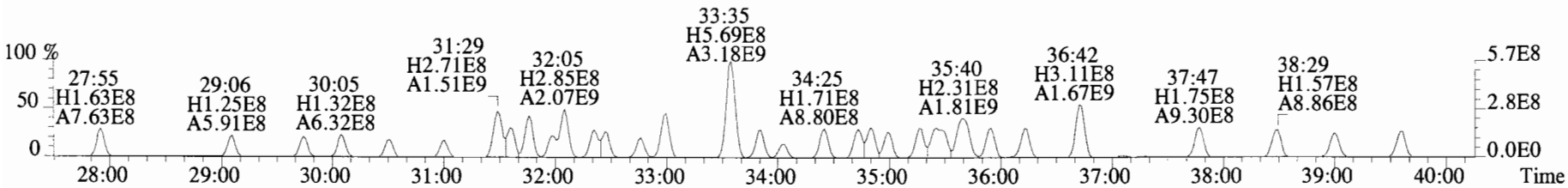

291.9194 S:6 F:3 SMO(1,3) BSUB(10000,15,-3.0) PKD(5,5,2,0.10%,148624.0,0.00%,F,F)

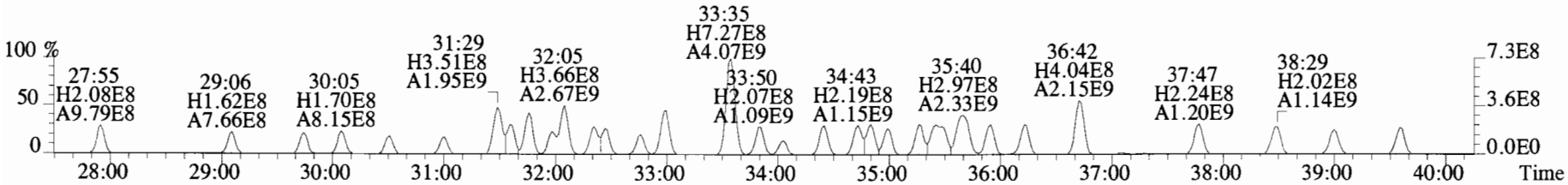

301.9626 S:6 F:3 SMO(1,3) BSUB(10000,15,-3.0) PKD(5,5,2,0.10%,35976.0,0.00%,F,F)

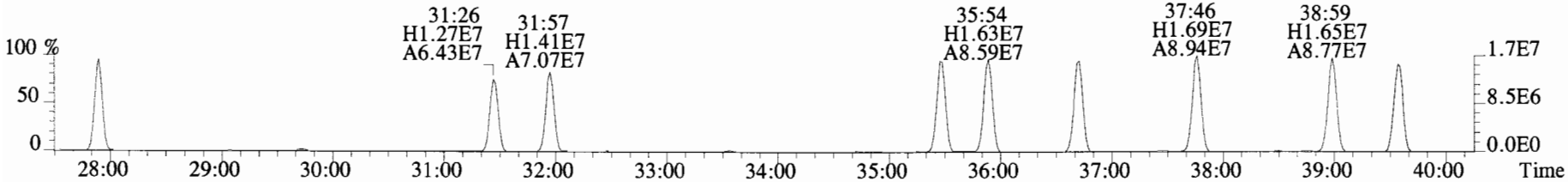

303.9597 S:6 F:3 SMO(1,3) BSUB(10000,15,-3.0) PKD(5,5,2,0.10%,23044.0,0.00%,F,F)

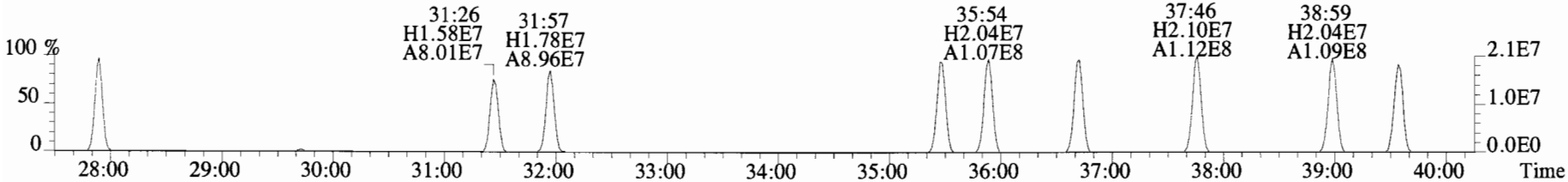

330.9792 S:6 F:3

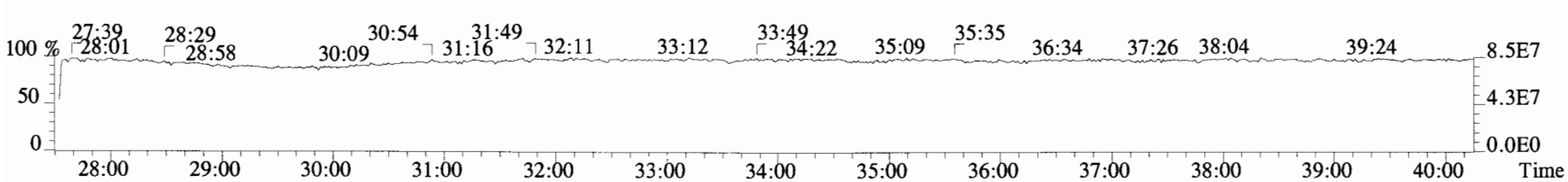

File:180208E1 #1-756 Acq: 8-FEB-2018 14:00:18 GC EI+ Voltage SIR Autospec-UltimaE
Sample#6 File Text:Vista Analytical Laboratory VG-8 Text:ST180208E1-6 PCB CS5 17L3008 Exp:PCB_ZB1
289.9224 S:6 F:3 SMO(1,3) BSUB(10000,15,-3.0) PKD(5,5,2,0.10%,258380.0,0.00%,F,F)

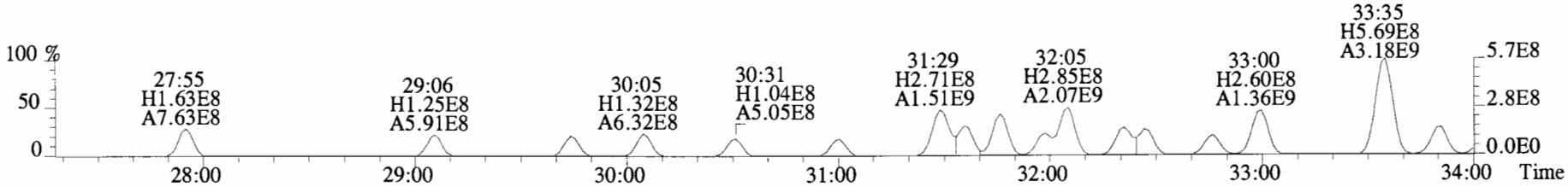

291.9194 S:6 F:3 SMO(1,3) BSUB(10000,15,-3.0) PKD(5,5,2,0.10%,148624.0,0.00%,F,F)

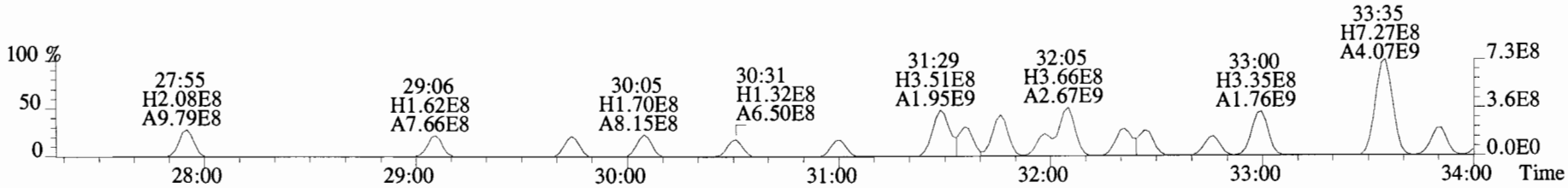

301.9626 S:6 F:3 SMO(1,3) BSUB(10000,15,-3.0) PKD(5,5,2,0.10%,35976.0,0.00%,F,F)

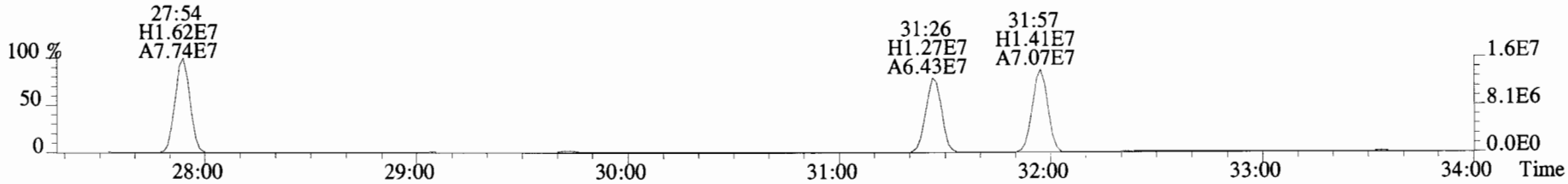

303.9597 S:6 F:3 SMO(1,3) BSUB(10000,15,-3.0) PKD(5,5,2,0.10%,23044.0,0.00%,F,F)

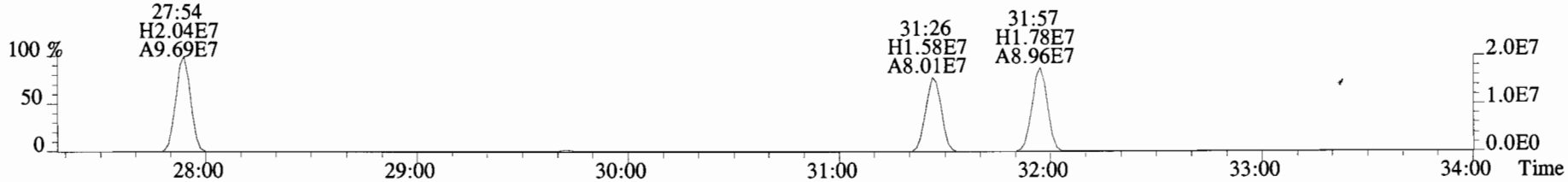

330.9792 S:6 F:3

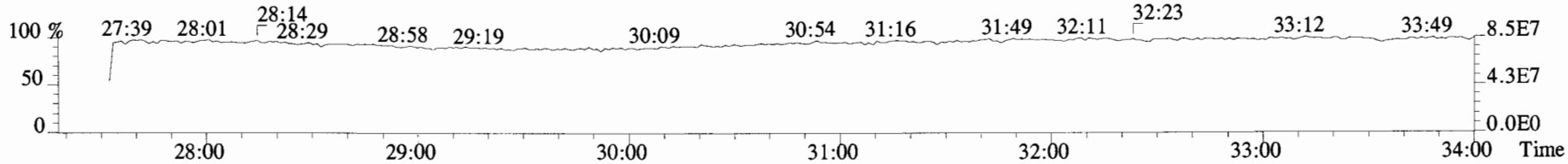

File:180208E1 #1-756 Acq: 8-FEB-2018 14:00:18 GC EI+ Voltage SIR Autospec-UltimaE
Sample#6 File Text:Vista Analytical Laboratory VG-8 Text:ST180208E1-6 PCB CS5 17L3008 Exp:PCB_ZB1
289.9224 S:6 F:3 SMO(1,3) BSUB(10000,15,-3.0) PKD(5,5,2,0.10%,258380.0,0.00%,F,F)

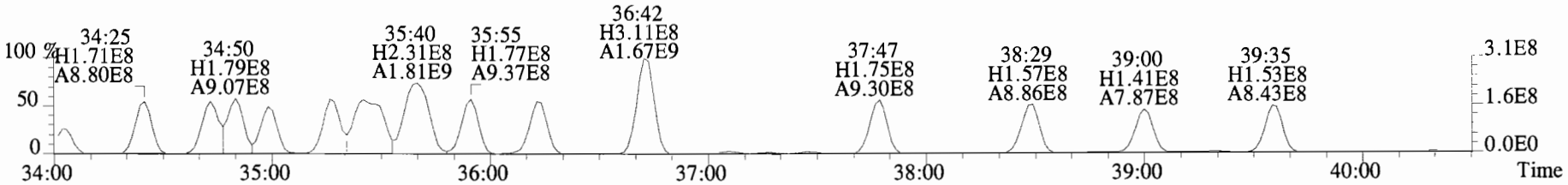

291.9194 S:6 F:3 SMO(1,3) BSUB(10000,15,-3.0) PKD(5,5,2,0.10%,148624.0,0.00%,F,F)

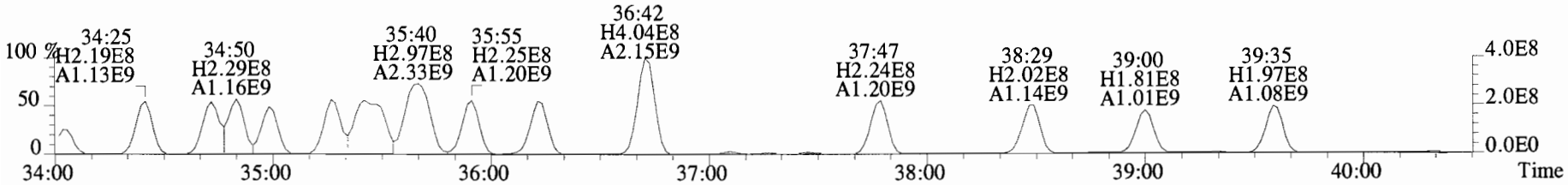

301.9626 S:6 F:3 SMO(1,3) BSUB(10000,15,-3.0) PKD(5,5,2,0.10%,35976.0,0.00%,F,F)

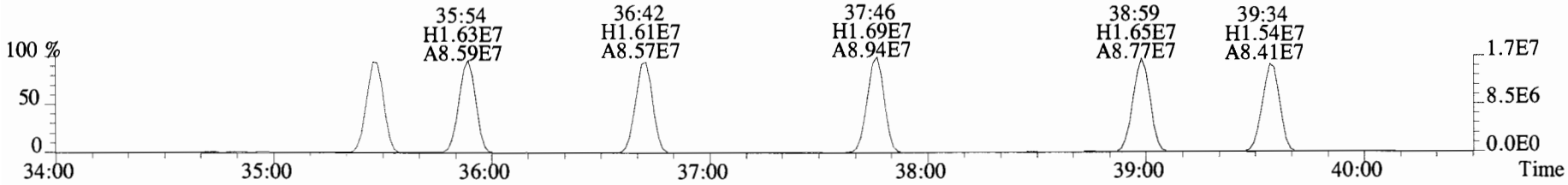

303.9597 S:6 F:3 SMO(1,3) BSUB(10000,15,-3.0) PKD(5,5,2,0.10%,23044.0,0.00%,F,F)

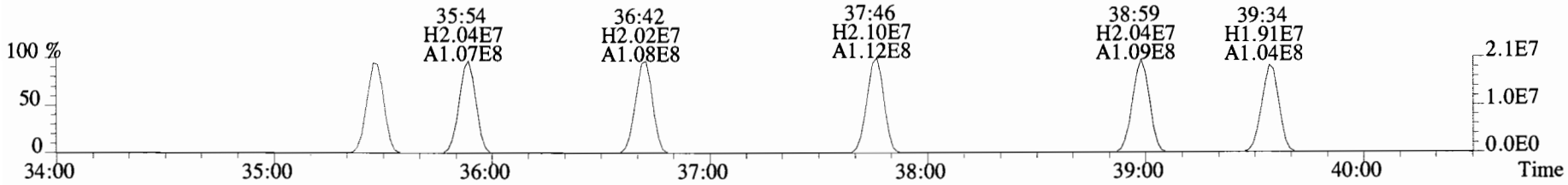

330.9792 S:6 F:3

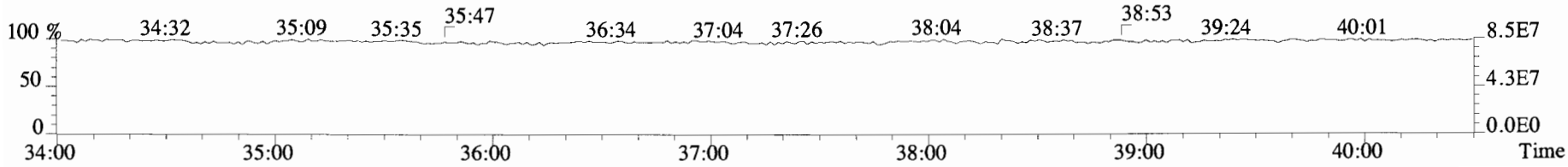

File:180208E1 #1-756 Acq: 8-FEB-2018 14:00:18 GC EI+ Voltage SIR Autospec-UltimaE
Sample#6 File Text:Vista Analytical Laboratory VG-8 Text:ST180208E1-6 PCB CS5 17L3008 Exp:PCB_ZB1
289.9224 S:6 F:3 SMO(1,3) BSUB(10000,15,-3.0) PKD(5,5,2,0.10%,258380.0,0.00%,F,F)

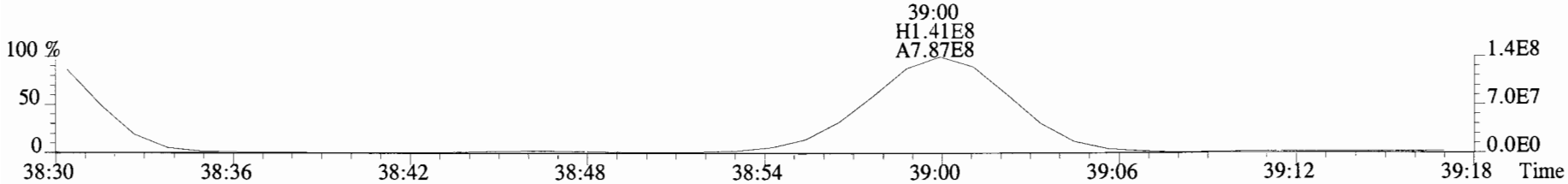

291.9194 S:6 F:3 SMO(1,3) BSUB(10000,15,-3.0) PKD(5,5,2,0.10%,148624.0,0.00%,F,F)

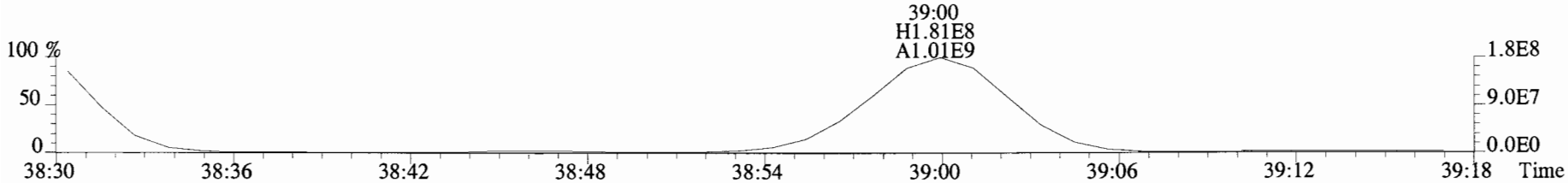

301.9626 S:6 F:3 SMO(1,3) BSUB(10000,15,-3.0) PKD(5,5,2,0.10%,35976.0,0.00%,F,F)

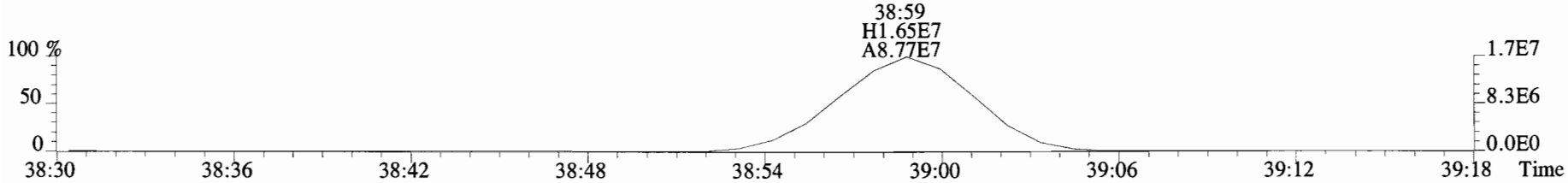

303.9597 S:6 F:3 SMO(1,3) BSUB(10000,15,-3.0) PKD(5,5,2,0.10%,23044.0,0.00%,F,F)

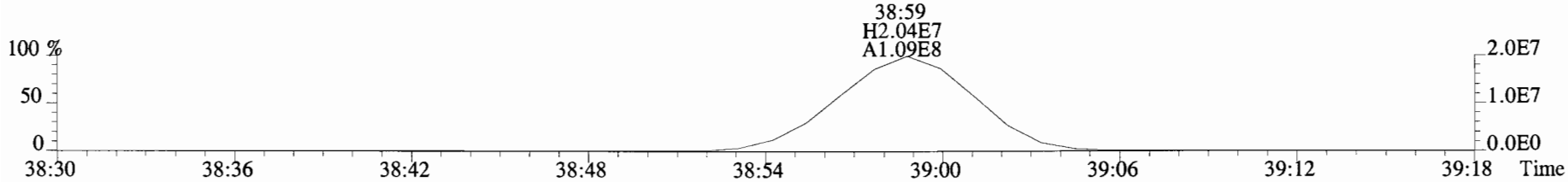

330.9792 S:6 F:3

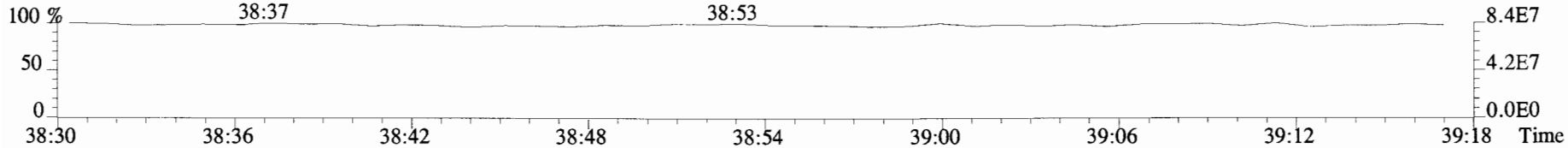

File:180208E1 #1-756 Acq: 8-FEB-2018 14:00:18 GC EI+ Voltage SIR Autospec-UltimaE
Sample#6 File Text:Vista Analytical Laboratory VG-8 Text:ST180208E1-6 PCB CS5 17L3008 Exp:PCB_ZB1
301.9626 S:6 F:3 SMO(1,3) BSUB(10000,15,-3.0) PKD(5,5,2,0.10%,35976.0,0.00%,F,F)

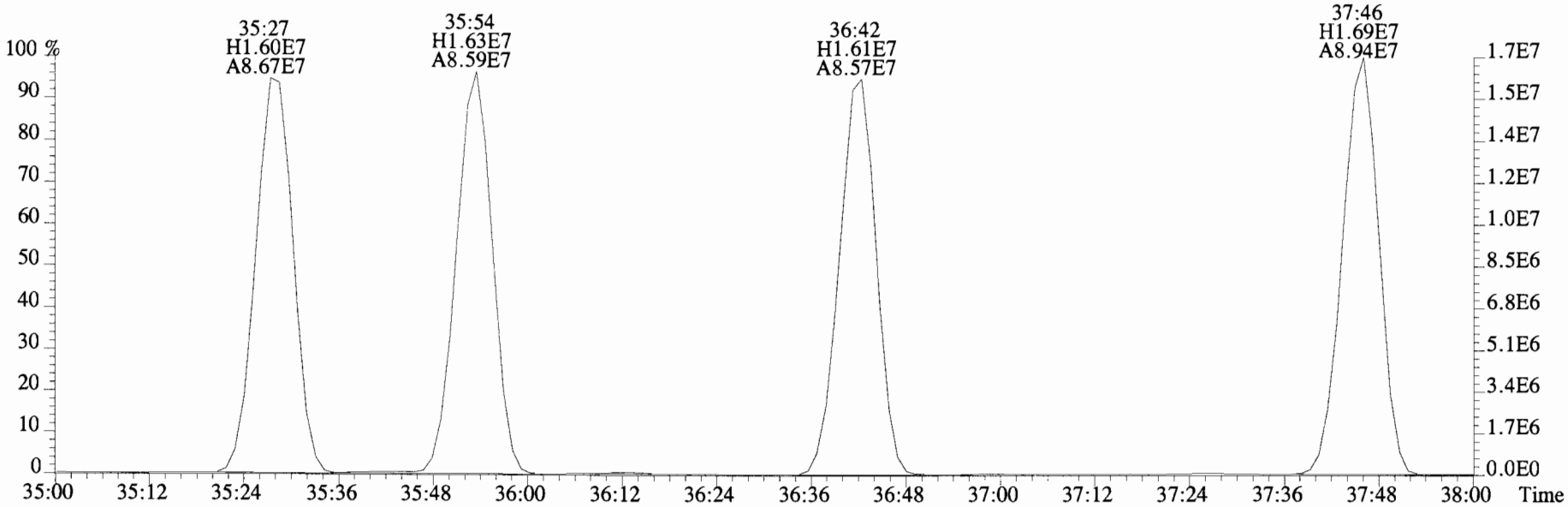

303.9597 S:6 F:3 SMO(1,3) BSUB(10000,15,-3.0) PKD(5,5,2,0.10%,23044.0,0.00%,F,F)

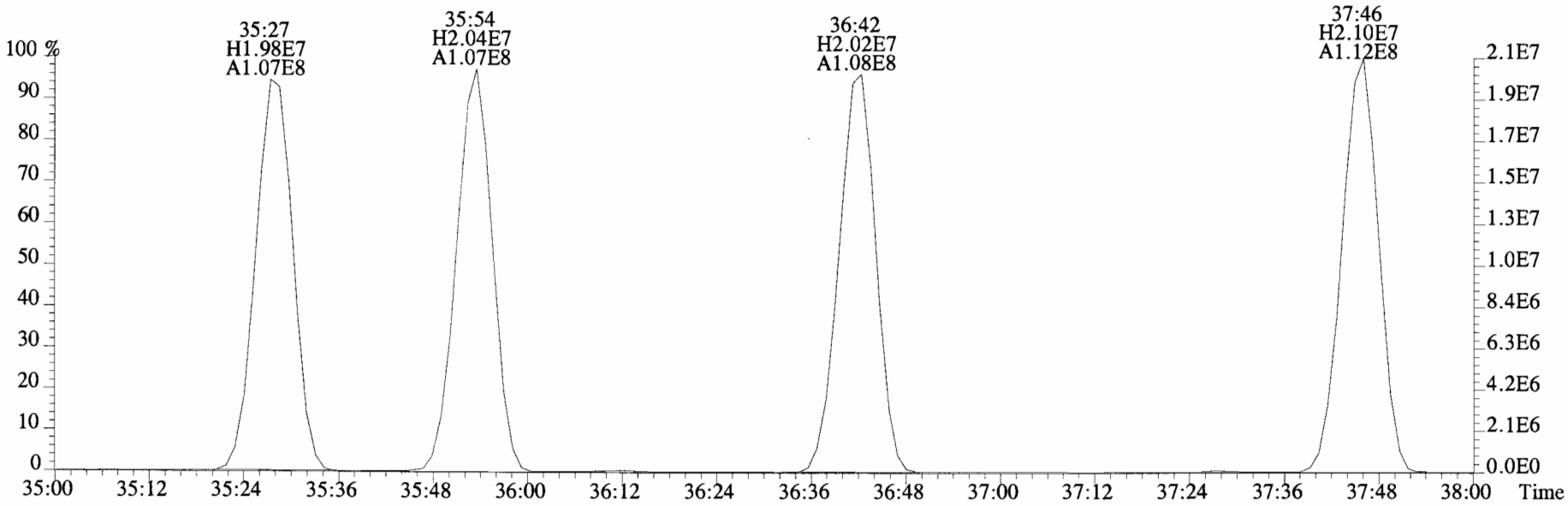

File:180208E1 #1-756 Acq: 8-FEB-2018 14:00:18 GC EI+ Voltage SIR Autospec-UltimaE
Sample#6 File Text:Vista Analytical Laboratory VG-8 Text:ST180208E1-6 PCB CS5 17L3008 Exp:PCB_ZB1
289.9224 S:6 F:3 SMO(1,3) BSUB(10000,15,-3.0) PKD(5,5,2,0.10%,258380.0,0.00%,F,F)

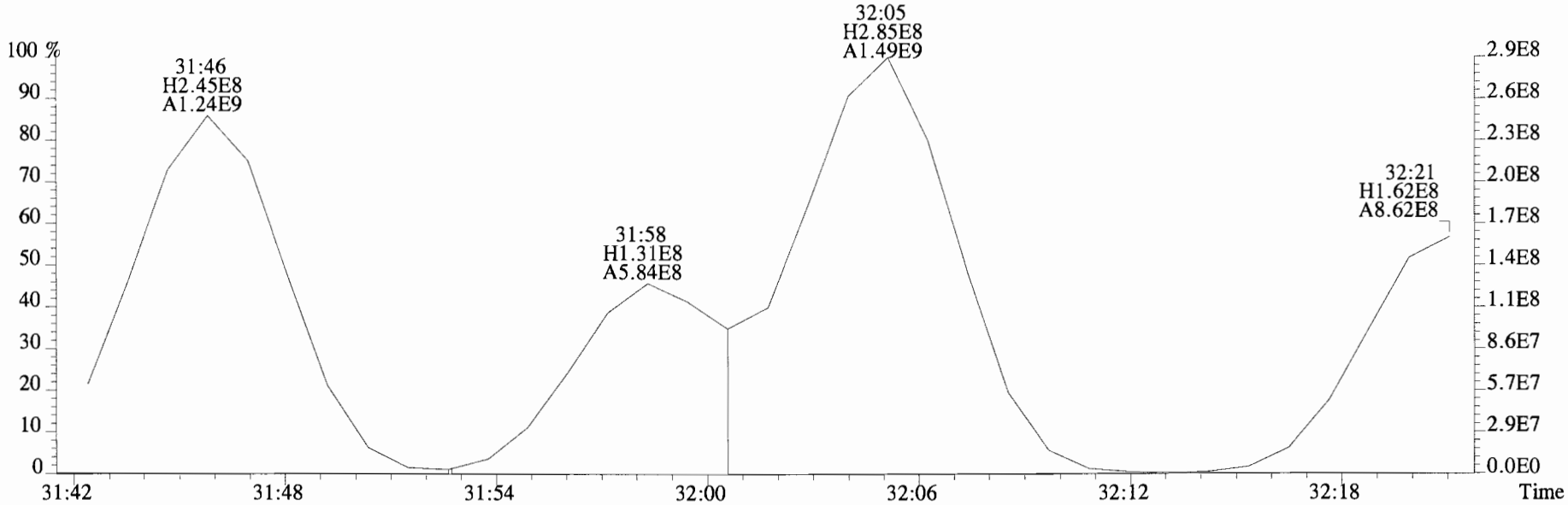

291.9194 S:6 F:3 SMO(1,3) BSUB(10000,15,-3.0) PKD(5,5,2,0.10%,148624.0,0.00%,F,F)

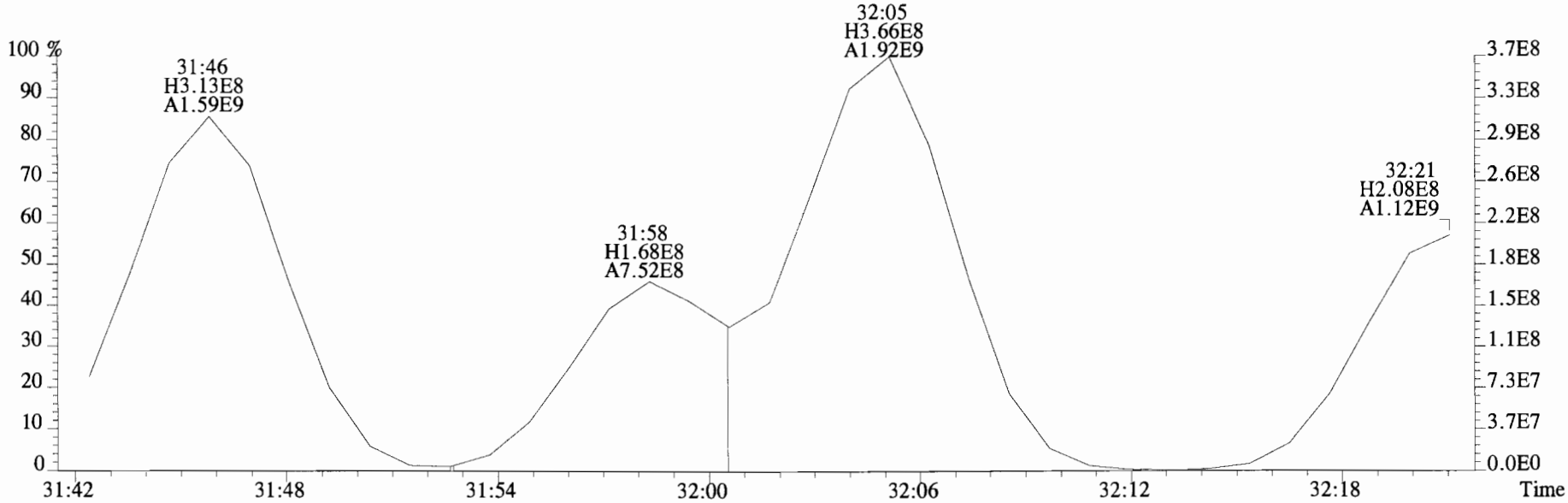

File:180208E1 #1-756 Acq: 8-FEB-2018 14:00:18 GC EI+ Voltage SIR Autospec-UltimaE
Sample#6 File Text:Vista Analytical Laboratory VG-8 Text:ST180208E1-6 PCB CS5 17L3008 Exp:PCB_ZB1
325.8804 S:6 F:3 SMO(1,3) BSUB(10000,15,-3.0) PKD(5,5,2,0.10%,12936.0,0.00%,F,F)

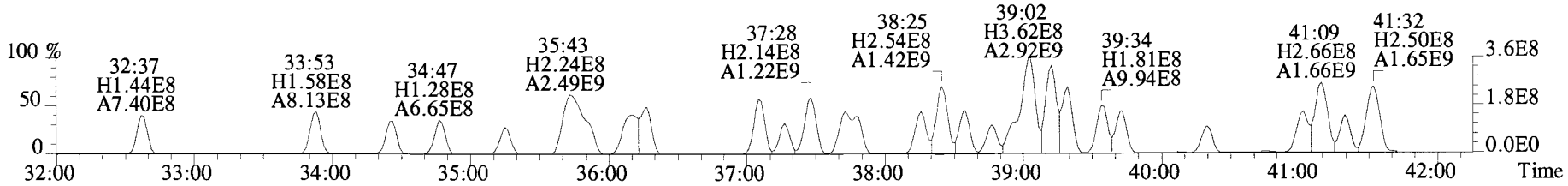

327.8775 S:6 F:3 SMO(1,3) BSUB(10000,15,-3.0) PKD(5,5,2,0.10%,6380.0,0.00%,F,F)

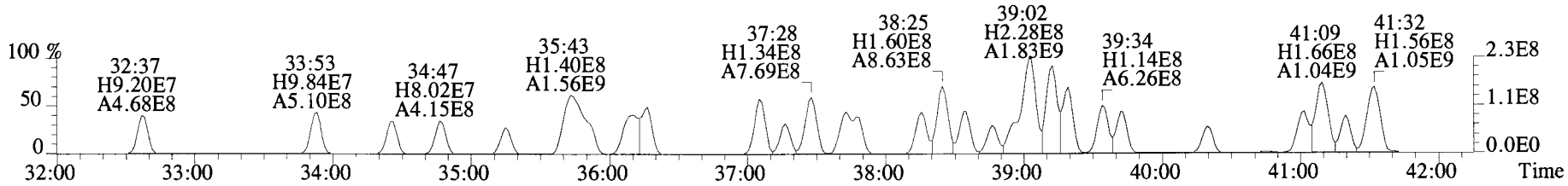

337.9207 S:6 F:3 SMO(1,3) BSUB(10000,15,-3.0) PKD(5,5,2,0.10%,7344.0,0.00%,F,F)

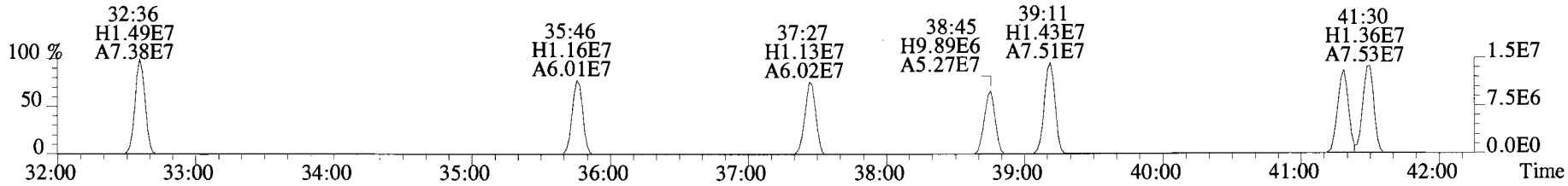

339.9177 S:6 F:3 SMO(1,3) BSUB(10000,15,-3.0) PKD(5,5,2,0.10%,7576.0,0.00%,F,F)

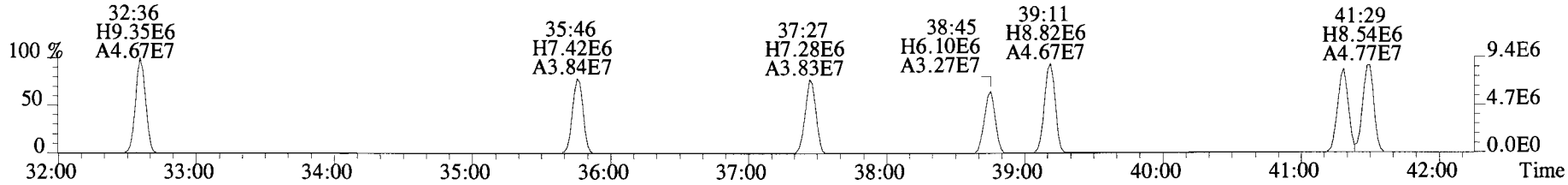

330.9792 S:6 F:3

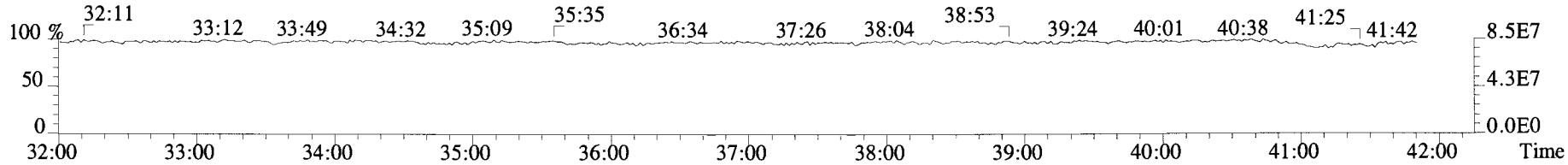

File:180208E1 #1-756 Acq: 8-FEB-2018 14:00:18 GC EI+ Voltage SIR Autospec-UltimaE
Sample#6 File Text:Vista Analytical Laboratory VG-8 Text:ST180208E1-6 PCB CS5 17L3008 Exp:PCB_ZB1

325.8804 S:6 F:3 SMO(1,3) BSUB(10000,15,-3.0) PKD(5,5,2,0.10%,12936.0,0.00%,F,F)

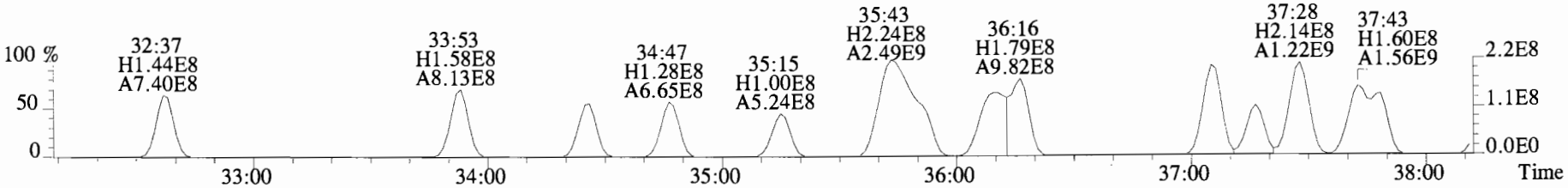

327.8775 S:6 F:3 SMO(1,3) BSUB(10000,15,-3.0) PKD(5,5,2,0.10%,6380.0,0.00%,F,F)

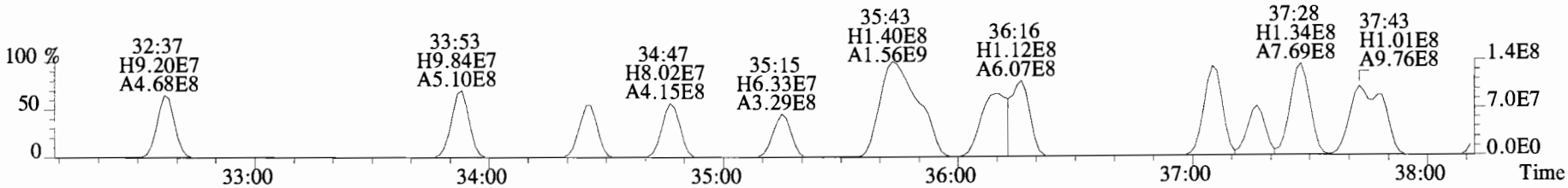

337.9207 S:6 F:3 SMO(1,3) BSUB(10000,15,-3.0) PKD(5,5,2,0.10%,7344.0,0.00%,F,F)



339.9177 S:6 F:3 SMO(1,3) BSUB(10000,15,-3.0) PKD(5,5,2,0.10%,7576.0,0.00%,F,F)

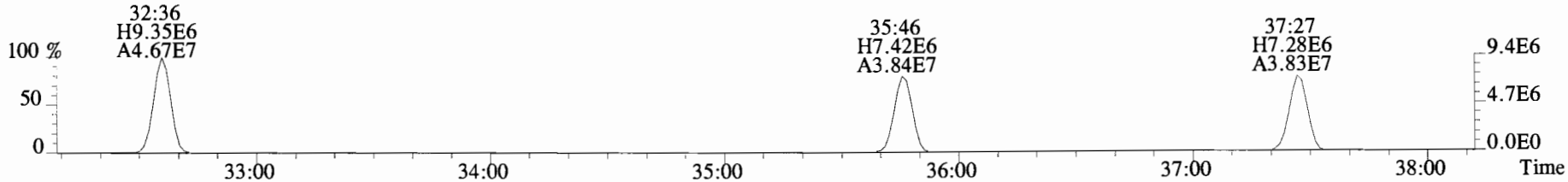

330.9792 S:6 F:3

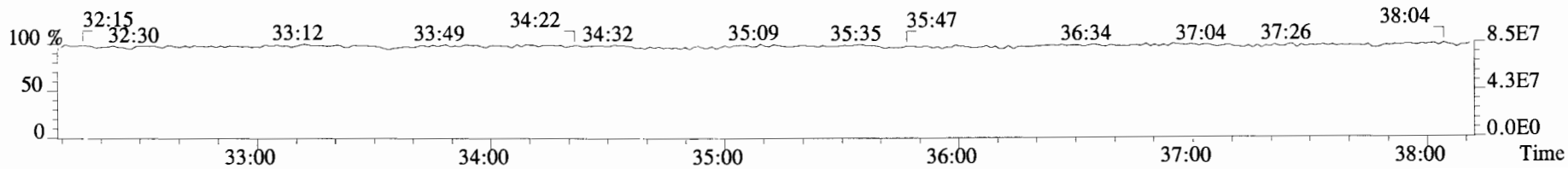

File:180208E1 #1-756 Acq: 8-FEB-2018 14:00:18 GC EI+ Voltage SIR Autospec-UltimaE
Sample#6 File Text:Vista Analytical Laboratory VG-8 Text:ST180208E1-6 PCB CS5 17L3008 Exp:PCB_ZB1
325.8804 S:6 F:3 SMO(1,3) BSUB(10000,15,-3.0) PKD(5,5,2,0.10%,12936.0,0.00%,F,F)

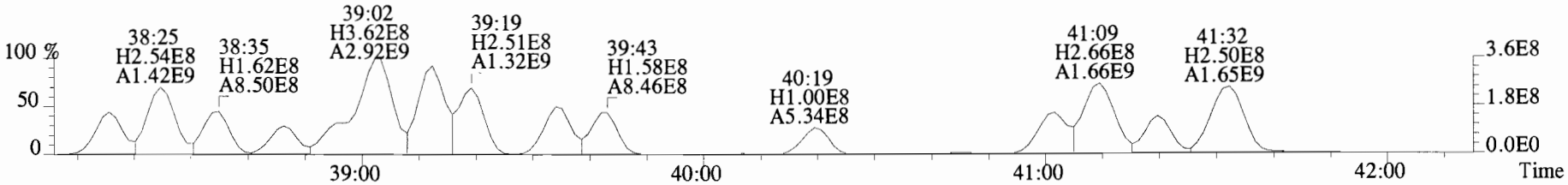

327.8775 S:6 F:3 SMO(1,3) BSUB(10000,15,-3.0) PKD(5,5,2,0.10%,6380.0,0.00%,F,F)

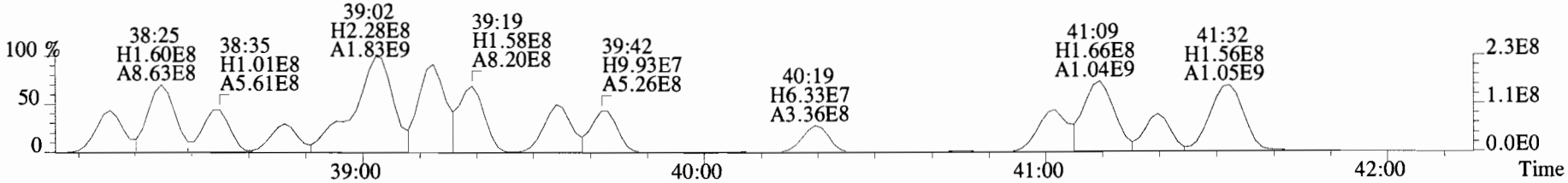

337.9207 S:6 F:3 SMO(1,3) BSUB(10000,15,-3.0) PKD(5,5,2,0.10%,7344.0,0.00%,F,F)

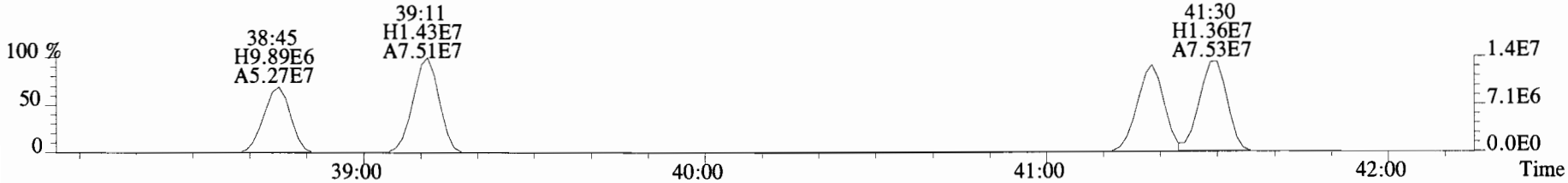

339.9177 S:6 F:3 SMO(1,3) BSUB(10000,15,-3.0) PKD(5,5,2,0.10%,7576.0,0.00%,F,F)

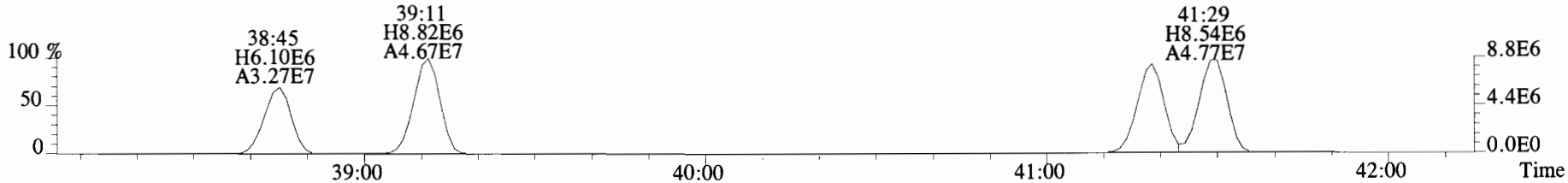

330.9792 S:6 F:3

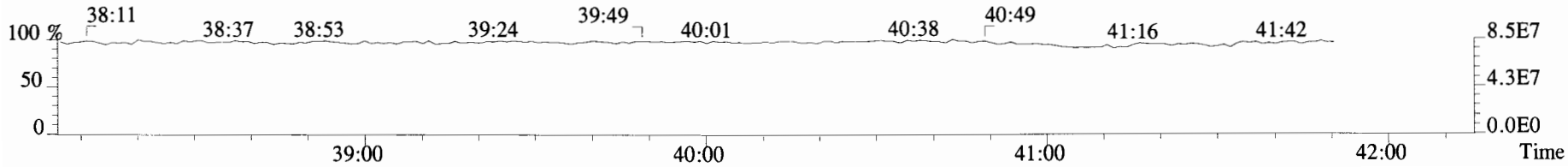

File:180208E1 #1-756 Acq: 8-FEB-2018 14:00:18 GC EI+ Voltage SIR Autospec-UltimaE
Sample#6 File Text:Vista Analytical Laboratory VG-8 Text:ST180208E1-6 PCB CS5 17L3008 Exp:PCB_ZB1
337.9207 S:6 F:3 SMO(1,3) BSUB(10000,15,-3.0) PKD(5,5,2,0.10%,7344.0,0.00%,F,F)

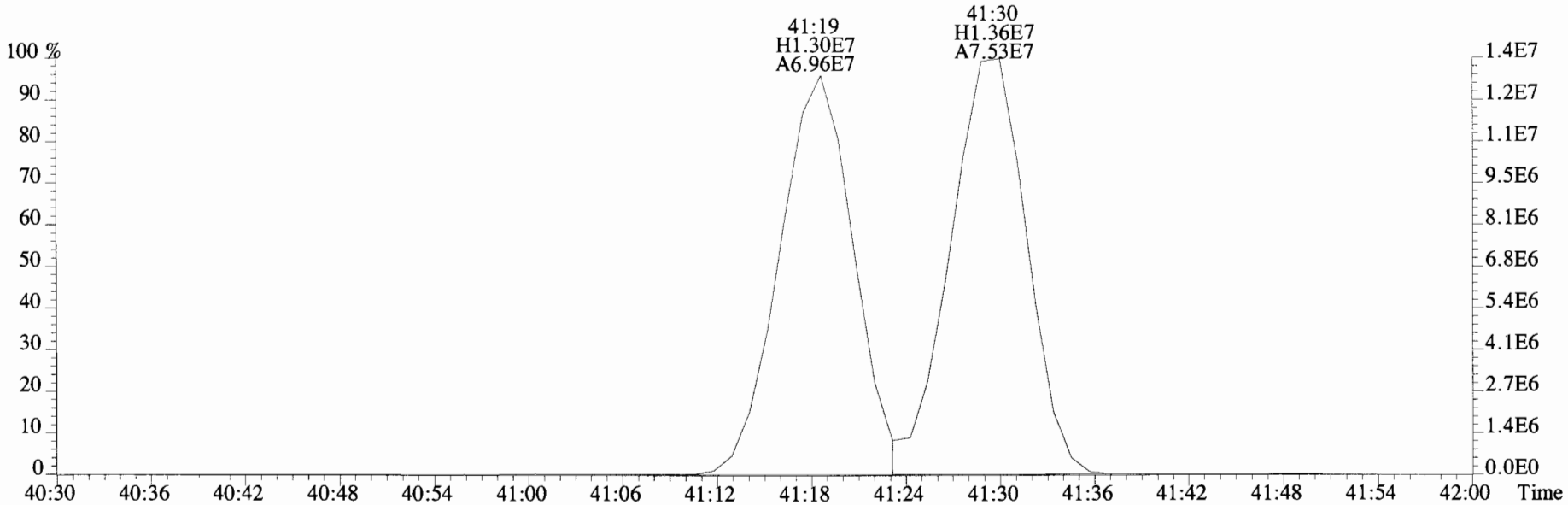

339.9177 S:6 F:3 SMO(1,3) BSUB(10000,15,-3.0) PKD(5,5,2,0.10%,7576.0,0.00%,F,F)

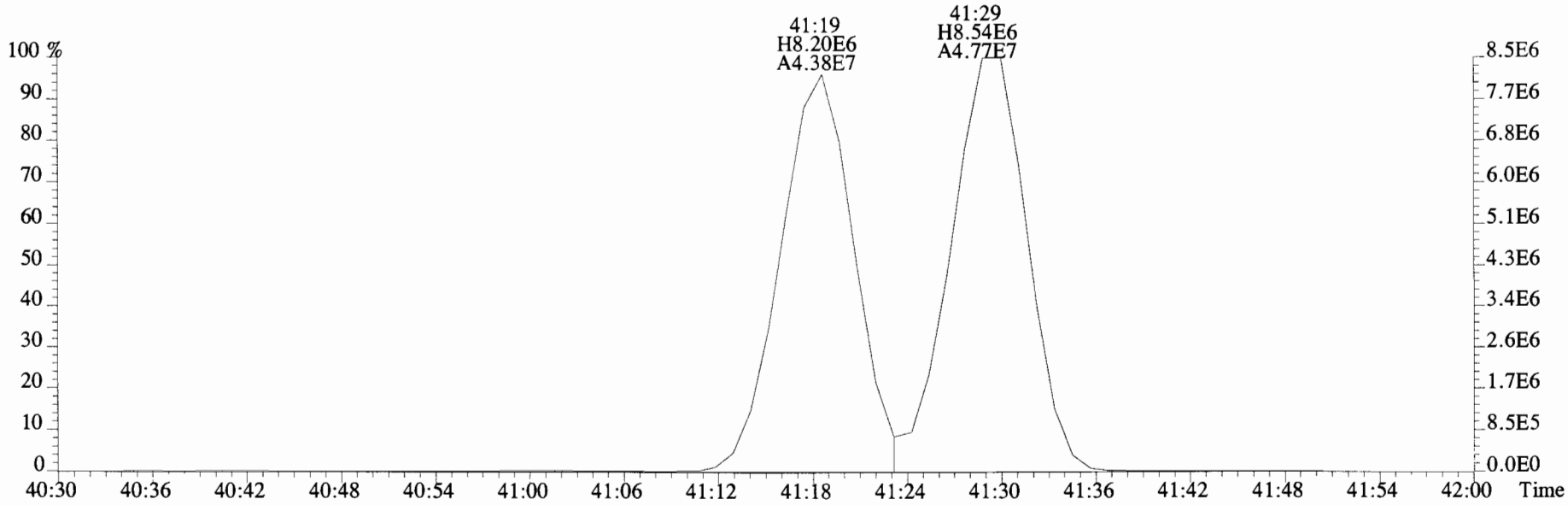

File:180208E1 #1-756 Acq: 8-FEB-2018 14:00:18 GC EI+ Voltage SIR Autospec-UltimaE
Sample#6 File Text:Vista Analytical Laboratory VG-8 Text:ST180208E1-6 PCB CS5 17L3008 Exp:PCB_ZB1
325.8804 S:6 F:3 SMO(1,3) BSUB(10000,15,-3.0) PKD(5,5,2,0.10%,12936.0,0.00%,F,F)

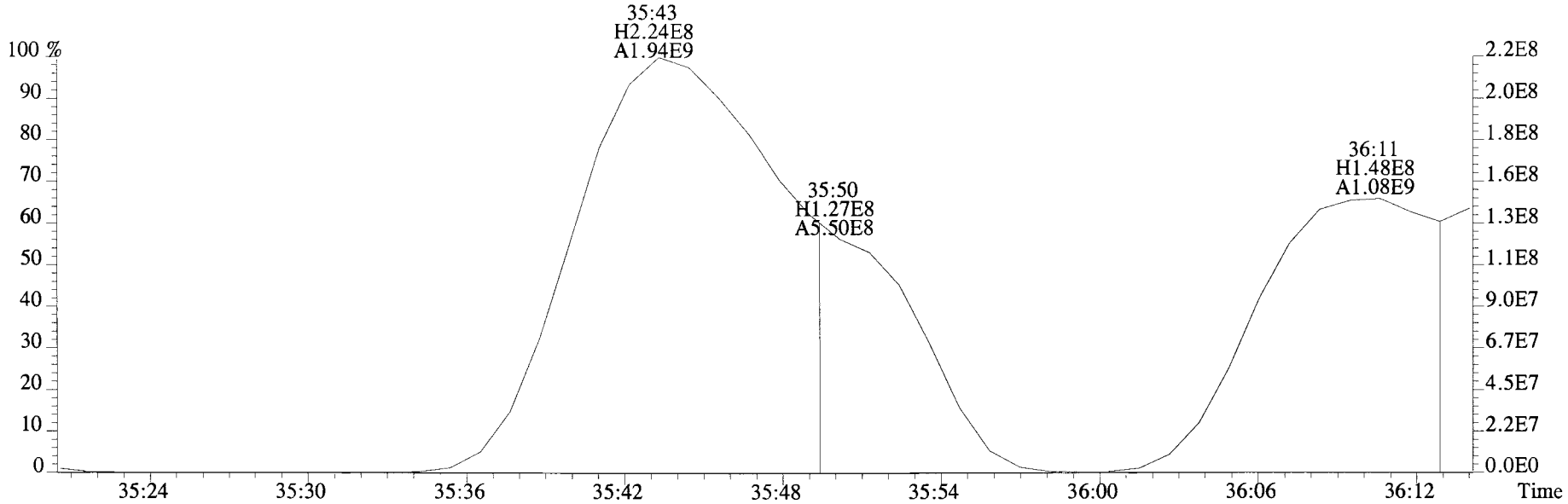

327.8775 S:6 F:3 SMO(1,3) BSUB(10000,15,-3.0) PKD(5,5,2,0.10%,6380.0,0.00%,F,F)

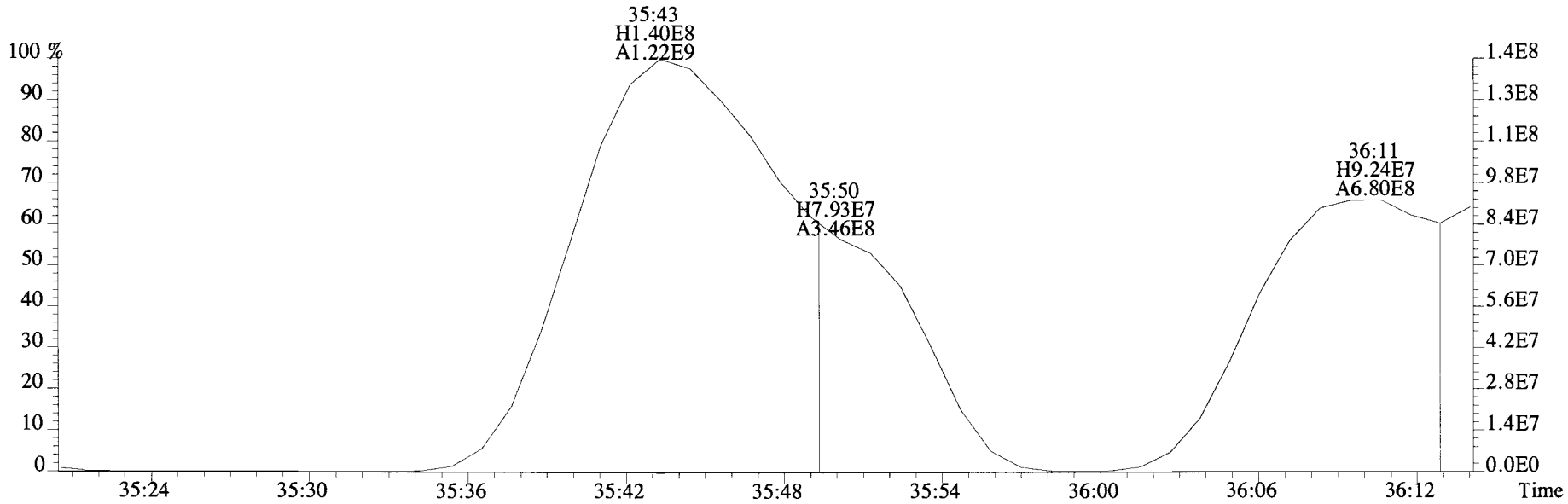

File:180208E1 #1-756 Acq: 8-FEB-2018 14:00:18 GC EI+ Voltage SIR Autospec-UltimaE
Sample#6 File Text:Vista Analytical Laboratory VG-8 Text:ST180208E1-6 PCB CS5 17L3008 Exp:PCB_ZB1
325.8804 S:6 F:3 SMO(1,3) BSUB(10000,15,-3.0) PKD(5,5,2,0.10%,12936.0,0.00%,F,F)

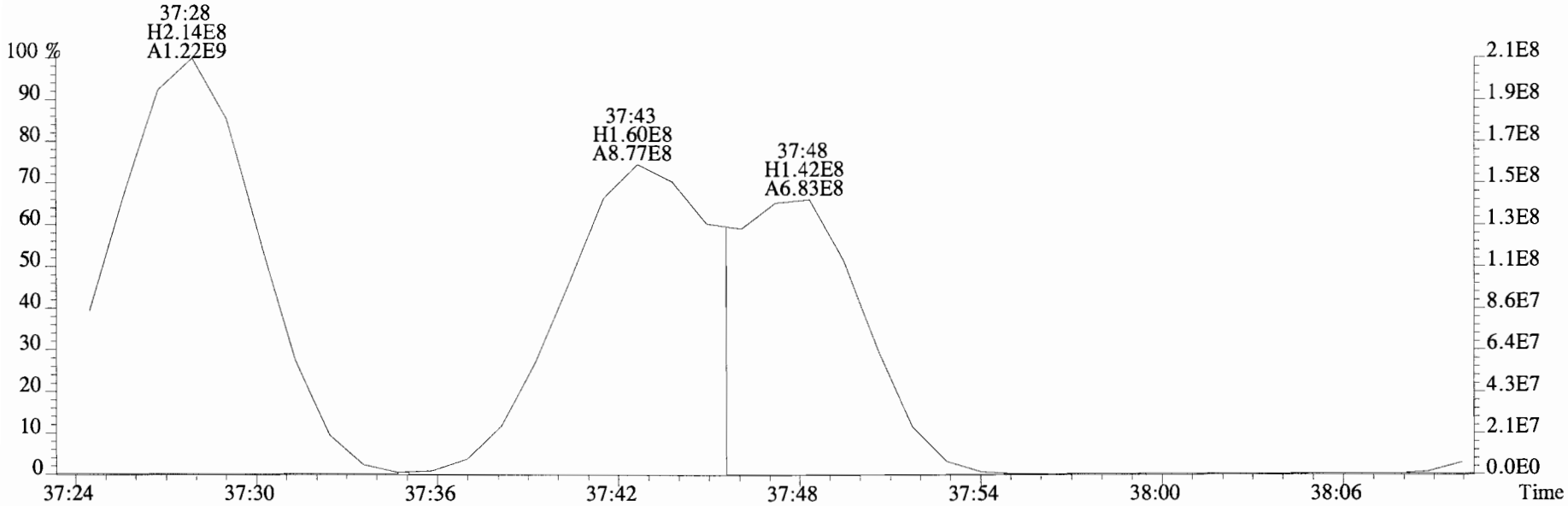

327.8775 S:6 F:3 SMO(1,3) BSUB(10000,15,-3.0) PKD(5,5,2,0.10%,6380.0,0.00%,F,F)

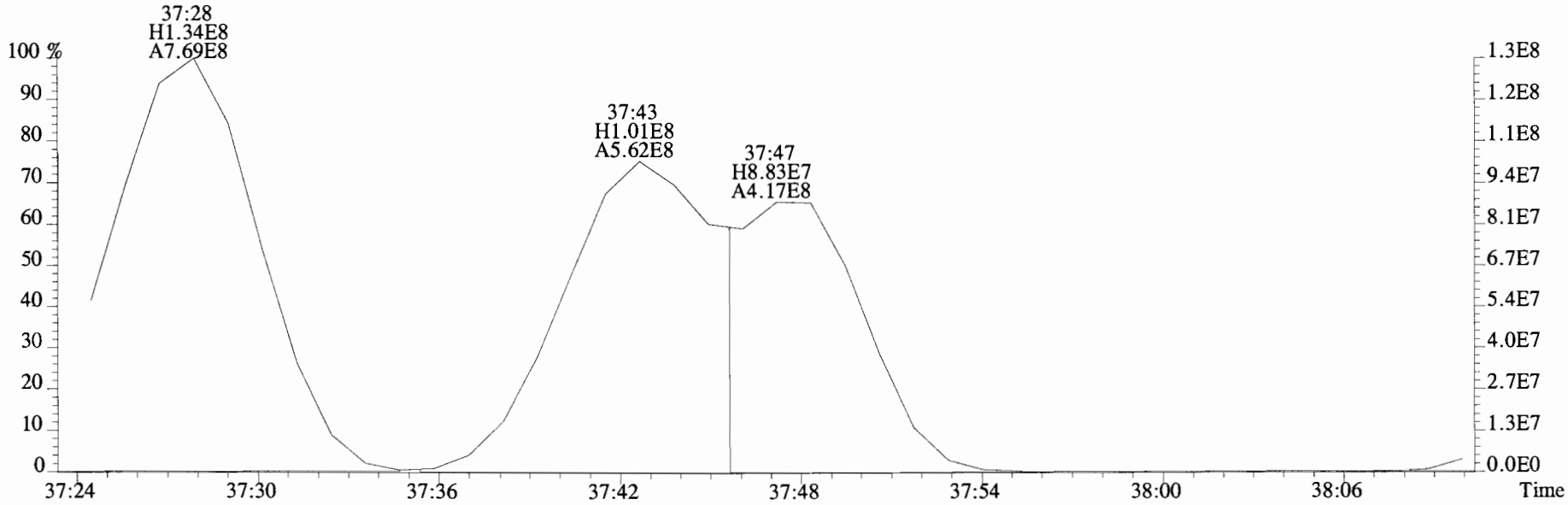

File:180208E1 #1-756 Acq: 8-FEB-2018 14:00:18 GC EI+ Voltage SIR Autospec-UltimaE
Sample#6 File Text:Vista Analytical Laboratory VG-8 Text:ST180208E1-6 PCB CS5 17L3008 Exp:PCB_ZB1
325.8804 S:6 F:3 SMO(1,3) BSUB(10000,15,-3.0) PKD(5,5,2,0.10%,12936.0,0.00%,F,F)

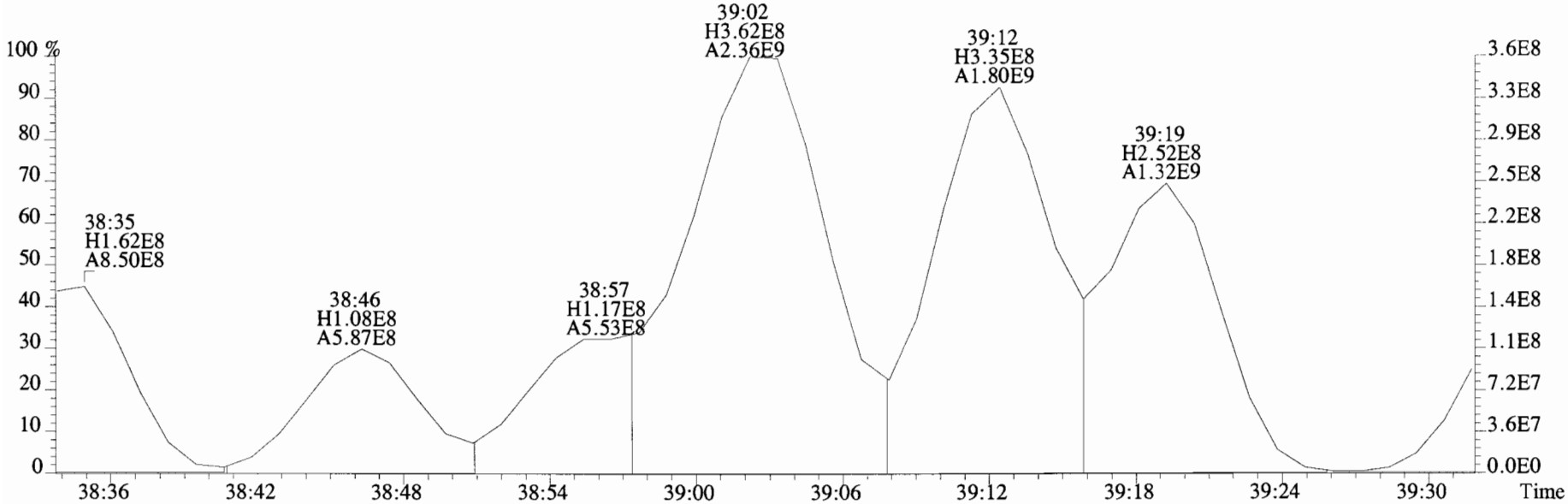

327.8775 S:6 F:3 SMO(1,3) BSUB(10000,15,-3.0) PKD(5,5,2,0.10%,6380.0,0.00%,F,F)

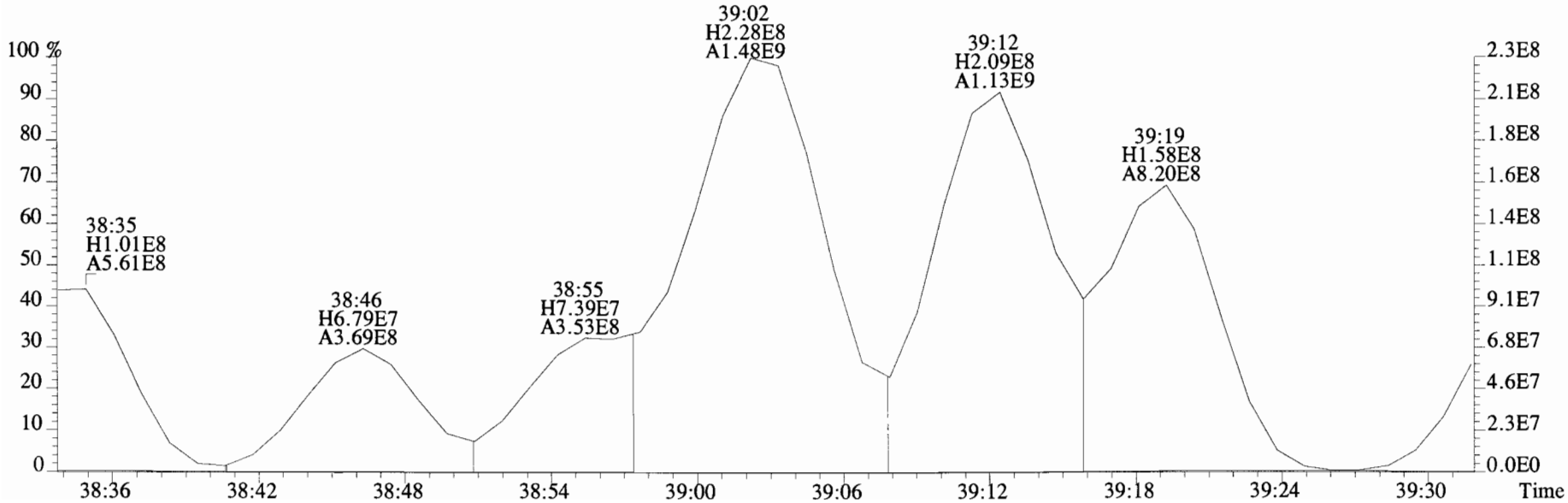

File:180208E1 #1-574 Acq: 8-FEB-2018 14:00:18 GC EI+ Voltage SIR Autospec-UltimaE
Sample#6 File Text:Vista Analytical Laboratory VG-8 Text:ST180208E1-6 PCB CS5 17L3008 Exp:PCB_ZB1
325.8804 S:6 F:4 SMO(1,3) BSUB(10000,15,-3.0) PKD(5,5,2,0.10%,146716.0,0.00%,F,F)

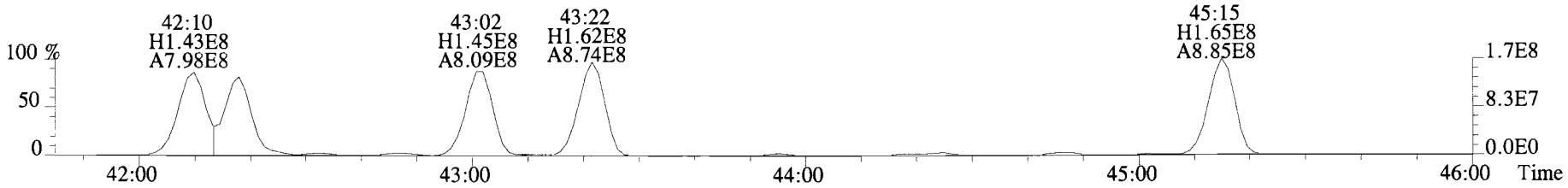

327.8775 S:6 F:4 SMO(1,3) BSUB(10000,15,-3.0) PKD(5,5,2,0.10%,99216.0,0.00%,F,F)

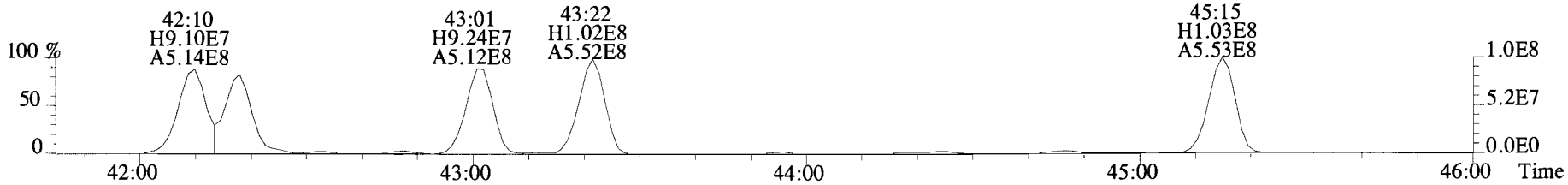

337.9207 S:6 F:4 SMO(1,3) BSUB(10000,15,-3.0) PKD(5,5,2,0.10%,10968.0,0.00%,F,F)

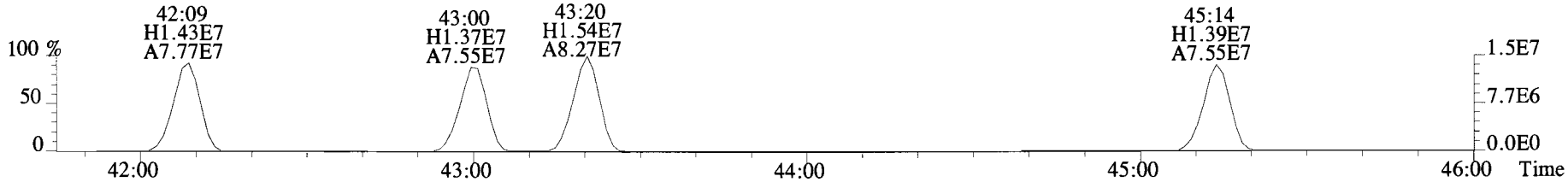

339.9177 S:6 F:4 SMO(1,3) BSUB(10000,15,-3.0) PKD(5,5,2,0.10%,8764.0,0.00%,F,F)

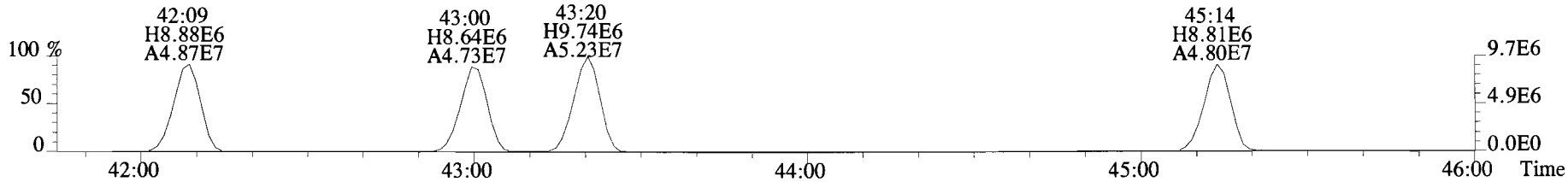

380.9760 S:6 F:4

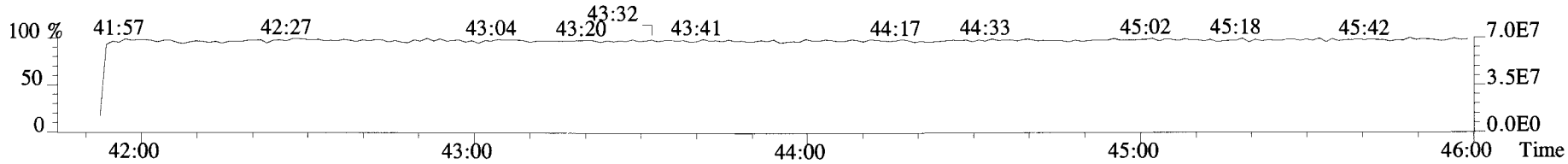

File:180208E1 #1-574 Acq: 8-FEB-2018 14:00:18 GC EI+ Voltage SIR Autospec-UltimaE
Sample#6 File Text:Vista Analytical Laboratory VG-8 Text:ST180208E1-6 PCB CS5 17L3008 Exp:PCB_ZB1
325.8804 S:6 F:4 SMO(1,3) BSUB(10000,15,-3.0) PKD(5,5,2,0.10%,146716.0,0.00%,F,F)

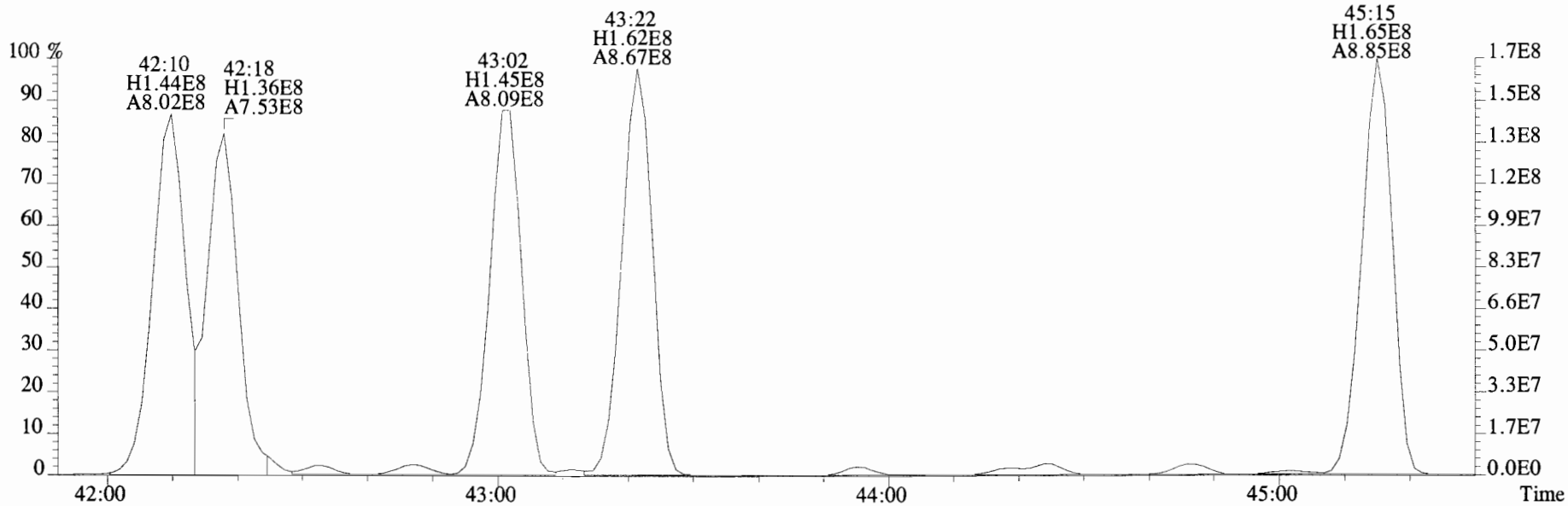

327.8775 S:6 F:4 SMO(1,3) BSUB(10000,15,-3.0) PKD(5,5,2,0.10%,99216.0,0.00%,F,F)

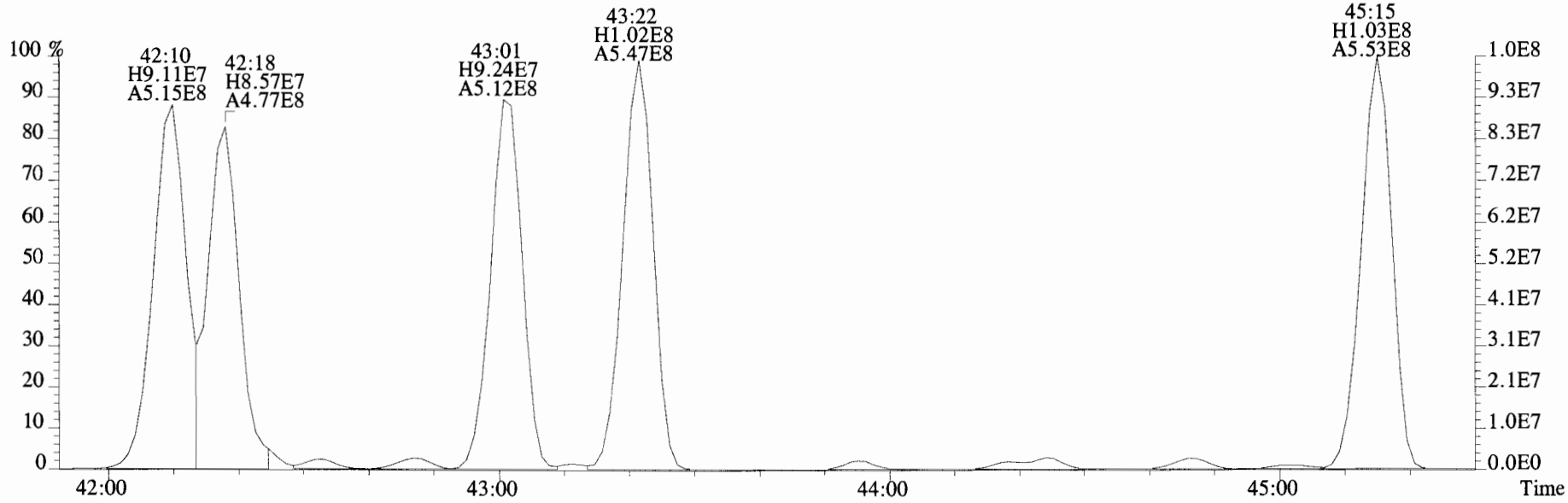

File:180208E1 #1-756 Acq: 8-FEB-2018 14:00:18 GC EI+ Voltage SIR Autospec-UltimaE
Sample#6 File Text:Vista Analytical Laboratory VG-8 Text:ST180208E1-6 PCB CS5 17L3008 Exp:PCB_ZB1
359.8415 S:6 F:3 SMO(1,3) BSUB(10000,15,-3.0) PKD(5,5,2,0.10%,6276.0,0.00%,F,F)

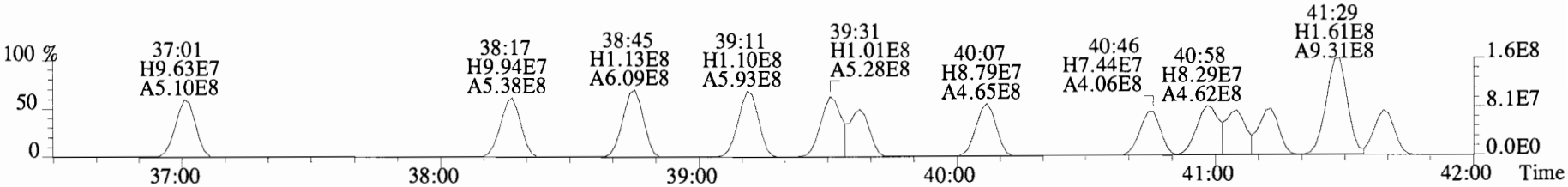

361.8385 S:6 F:3 SMO(1,3) BSUB(10000,15,-3.0) PKD(5,5,2,0.10%,6140.0,0.00%,F,F)

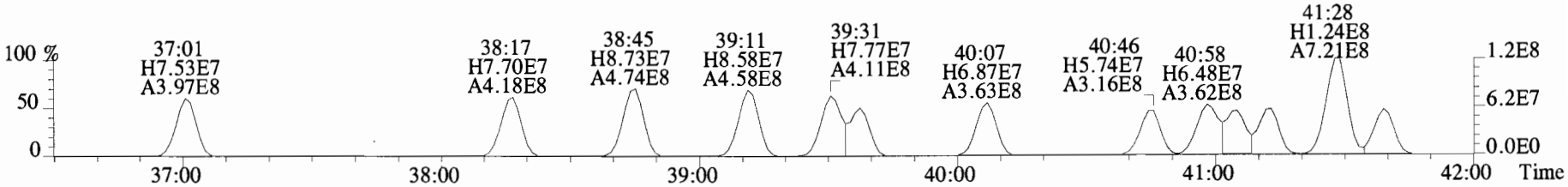

371.8817 S:6 F:3 SMO(1,3) BSUB(10000,15,-3.0) PKD(5,5,2,0.10%,5844.0,0.00%,F,F)

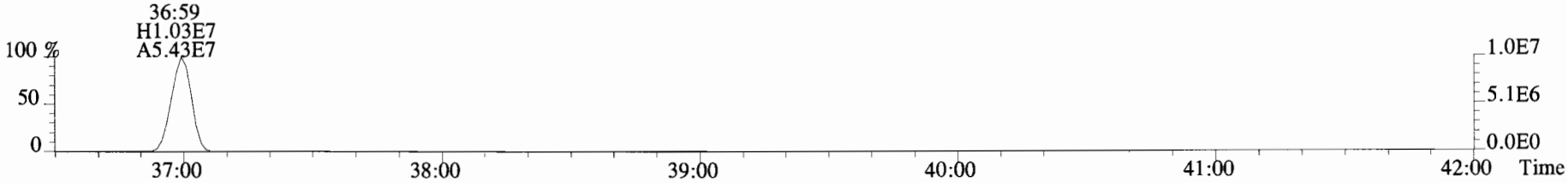

373.8788 S:6 F:3 SMO(1,3) BSUB(10000,15,-3.0) PKD(5,5,2,0.10%,6888.0,0.00%,F,F)

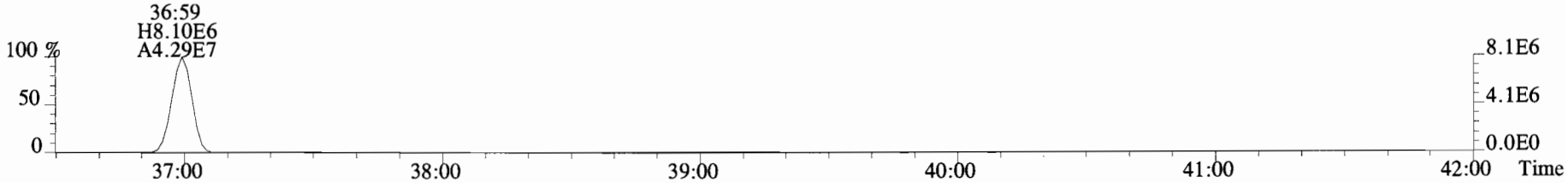

330.9792 S:6 F:3

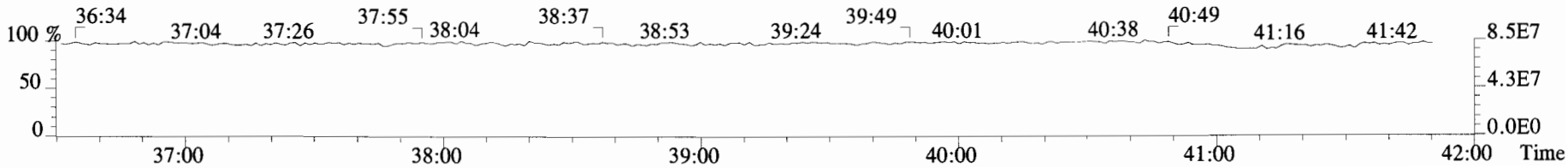

File:180208E1 #1-574 Acq: 8-FEB-2018 14:00:18 GC EI+ Voltage SIR Autospec-UltimaE
Sample#6 File Text:Vista Analytical Laboratory VG-8 Text:ST180208E1-6 PCB CS5 17L3008 Exp:PCB_ZB1
359.8415 S:6 F:4 SMO(1,3) BSUB(10000,15,-3.0) PKD(5,5,2,0.10%,916648.0,0.00%,F,F)

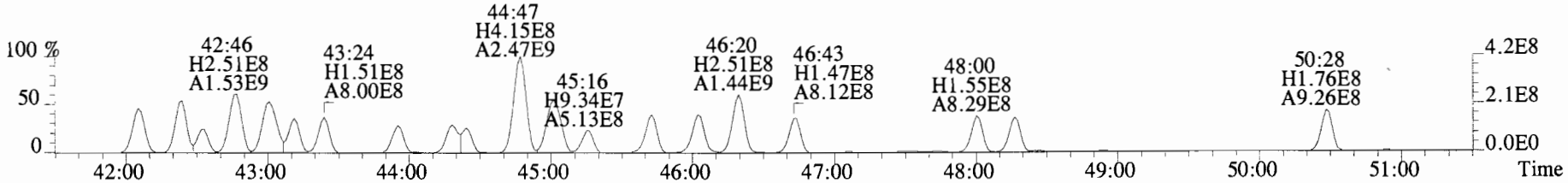

361.8385 S:6 F:4 SMO(1,3) BSUB(10000,15,-3.0) PKD(5,5,2,0.10%,734040.0,0.00%,F,F)

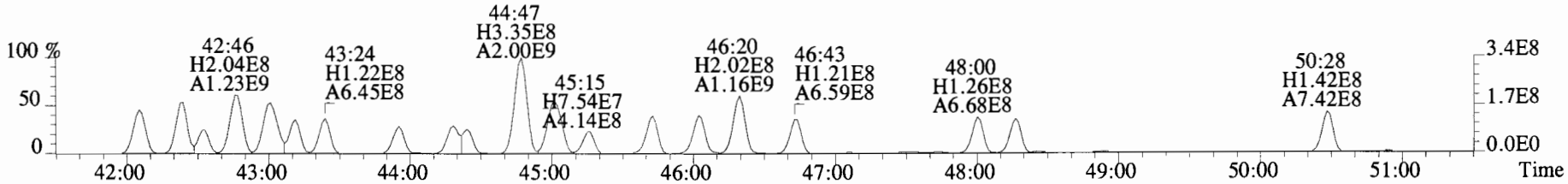

371.8817 S:6 F:4 SMO(1,3) BSUB(10000,15,-3.0) PKD(5,5,2,0.10%,21288.0,0.00%,F,F)

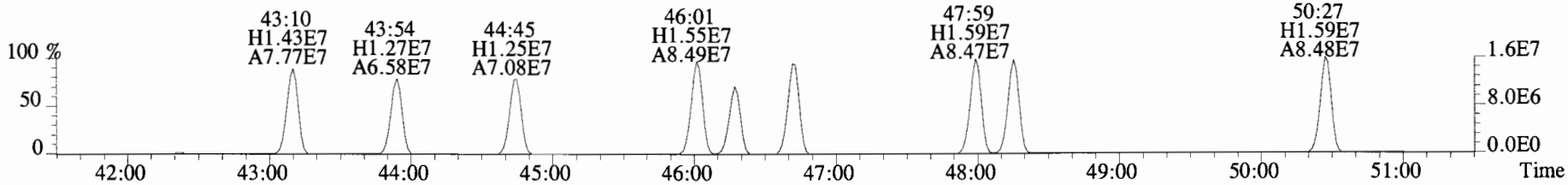

373.8788 S:6 F:4 SMO(1,3) BSUB(10000,15,-3.0) PKD(5,5,2,0.10%,18380.0,0.00%,F,F)

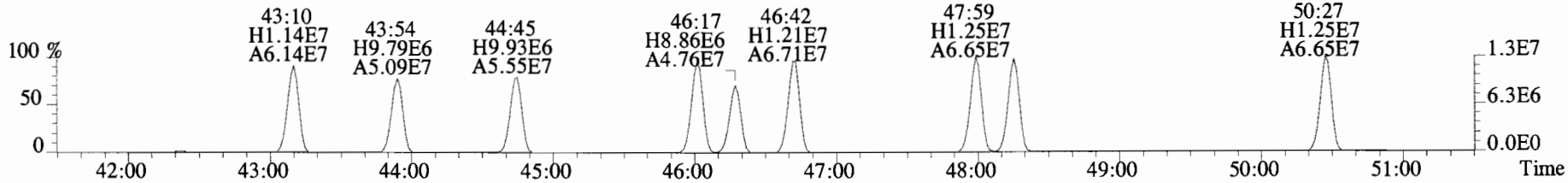

380.9760 S:6 F:4

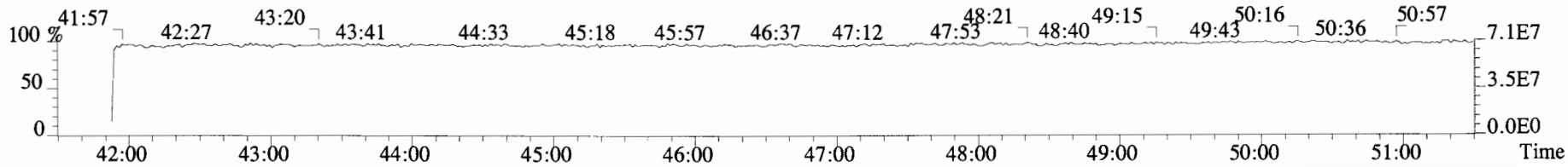

File:180208E1 #1-574 Acq: 8-FEB-2018 14:00:18 GC EI+ Voltage SIR Autospec-UltimaE
Sample#6 File Text:Vista Analytical Laboratory VG-8 Text:ST180208E1-6 PCB CS5 17L3008 Exp:PCB_ZB1
371.8817 S:6 F:4 SMO(1,3) BSUB(10000,15,-3.0) PKD(5,5,2,0.10%,21288.0,0.00%,F,F)

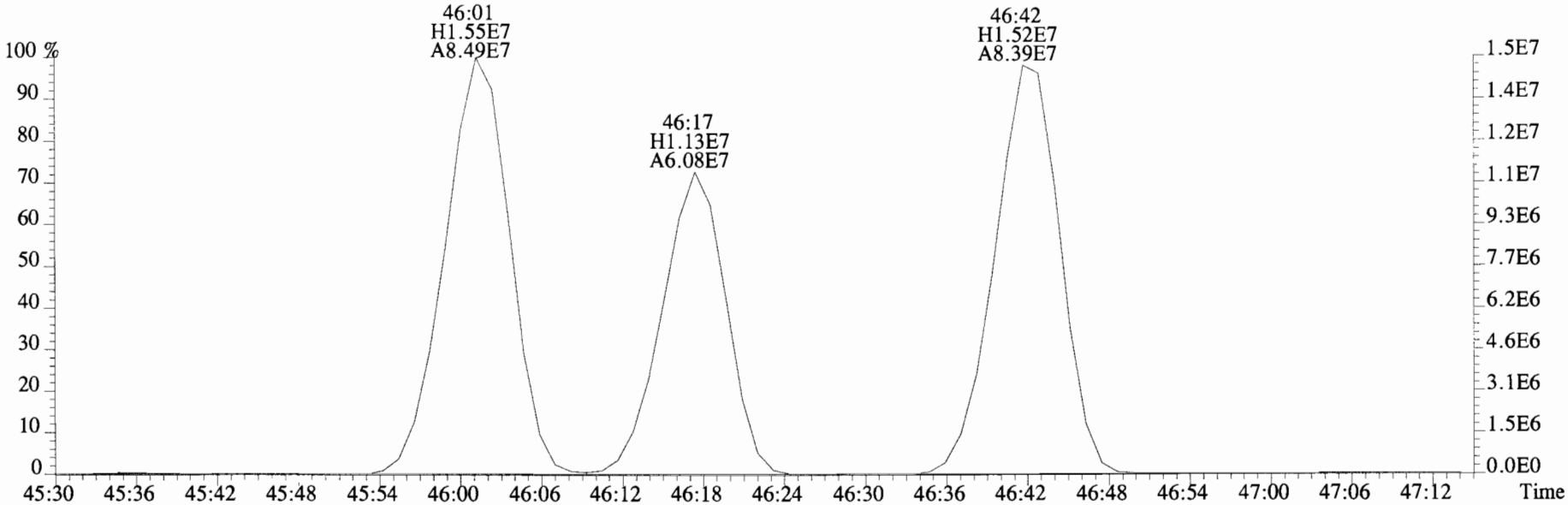

373.8788 S:6 F:4 SMO(1,3) BSUB(10000,15,-3.0) PKD(5,5,2,0.10%,18380.0,0.00%,F,F)

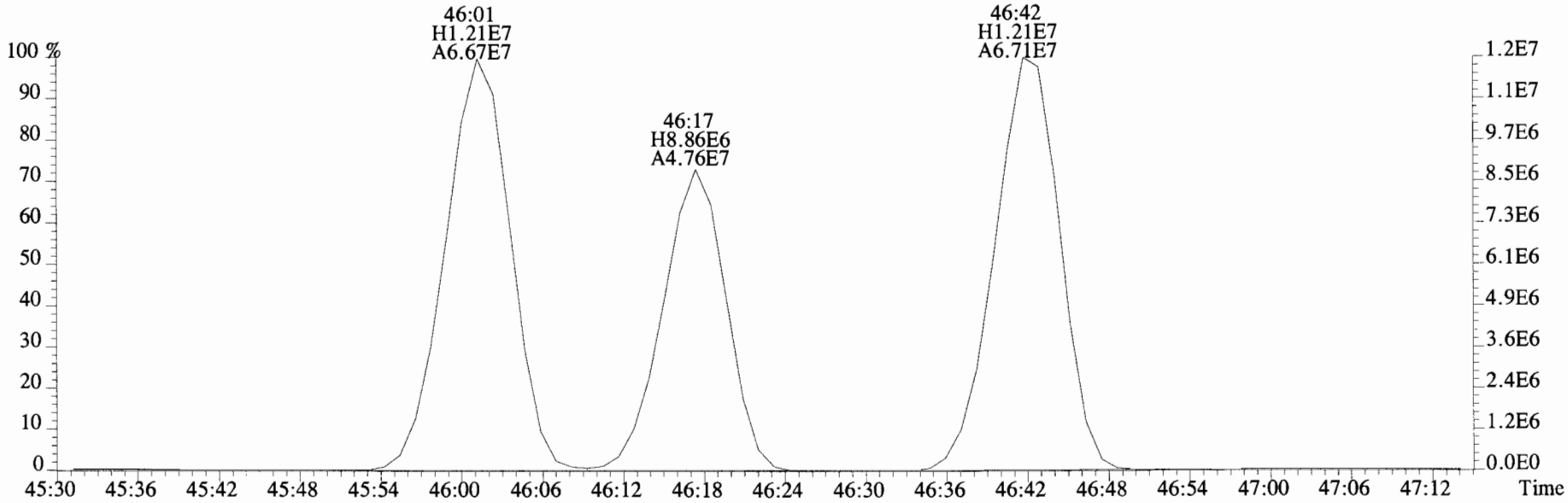

File:180208E1 #1-574 Acq: 8-FEB-2018 14:00:18 GC EI+ Voltage SIR Autospec-UltimaE
Sample#6 File Text:Vista Analytical Laboratory VG-8 Text:ST180208E1-6 PCB CS5 17L3008 Exp:PCB_ZB1
371.8817 S:6 F:4 SMO(1,3) BSUB(10000,15,-3.0) PKD(5,5,2,0.10%,21288.0,0.00%,F,F)

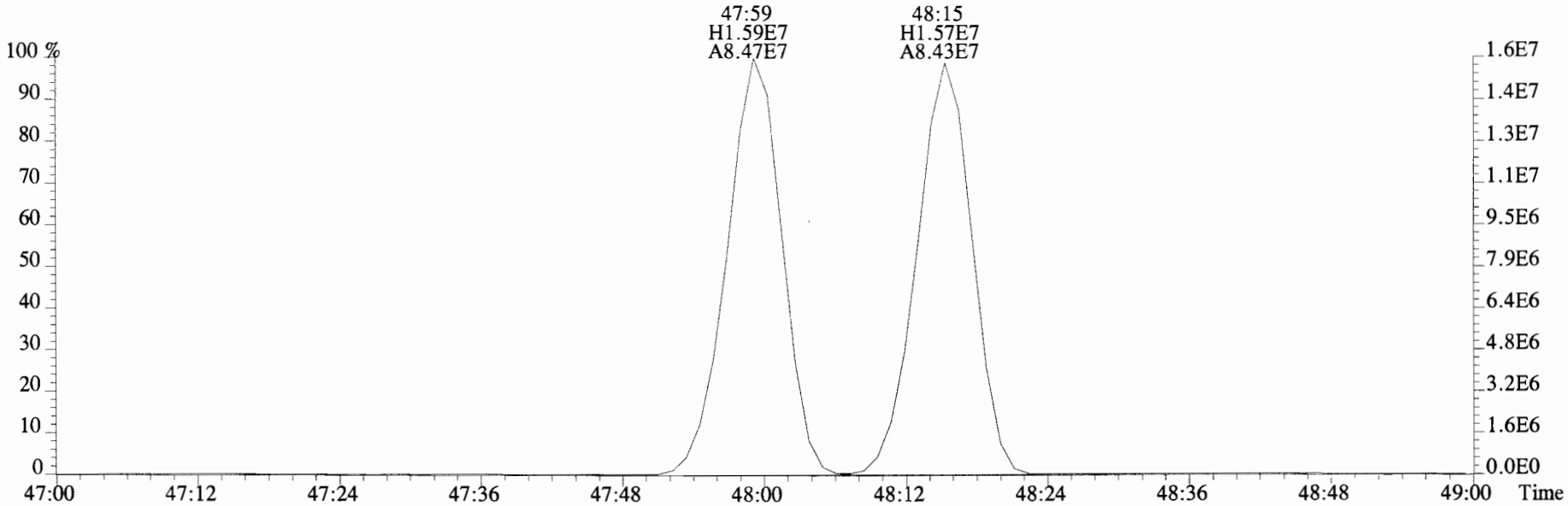

373.8788 S:6 F:4 SMO(1,3) BSUB(10000,15,-3.0) PKD(5,5,2,0.10%,18380.0,0.00%,F,F)

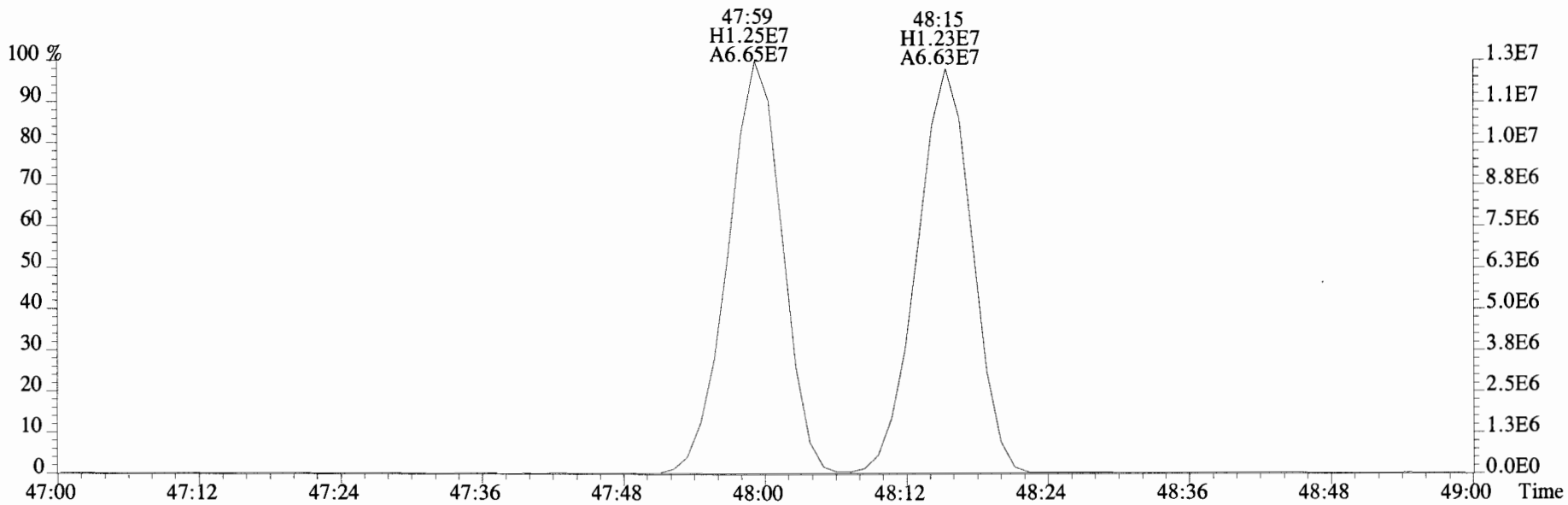

File:180208E1 #1-574 Acq: 8-FEB-2018 14:00:18 GC EI+ Voltage SIR Autospec-UltimaE
Sample#6 File Text:Vista Analytical Laboratory VG-8 Text:ST180208E1-6 PCB CS5 17L3008 Exp:PCB_ZB1
359.8415 S:6 F:4 SMO(1,3) BSUB(10000,15,-3.0) PKD(5,5,2,0.10%,916648.0,0.00%,F,F)

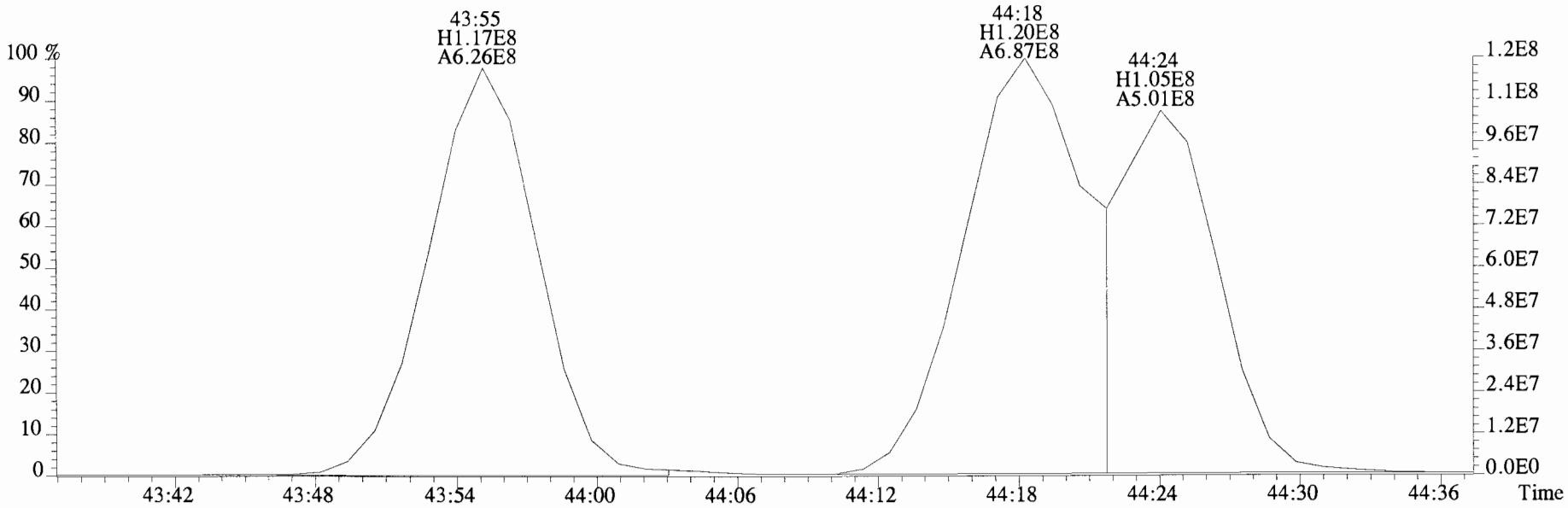

361.8385 S:6 F:4 SMO(1,3) BSUB(10000,15,-3.0) PKD(5,5,2,0.10%,734040.0,0.00%,F,F)

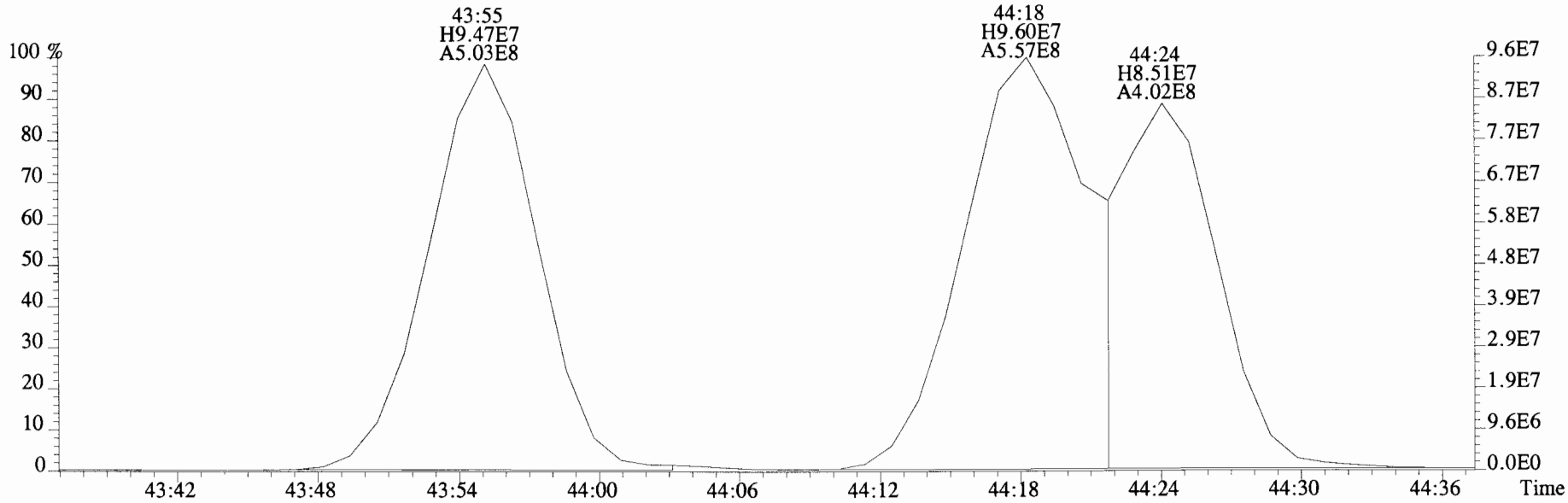

File:180208E1 #1-574 Acq: 8-FEB-2018 14:00:18 GC EI+ Voltage SIR Autospec-UltimaE
Sample#6 File Text:Vista Analytical Laboratory VG-8 Text:ST180208E1-6 PCB CS5 17L3008 Exp:PCB_ZB1
359.8415 S:6 F:4 SMO(1,3) BSUB(10000,15,-3.0) PKD(5,5,2,0.10%,916648.0,0.00%,F,F)

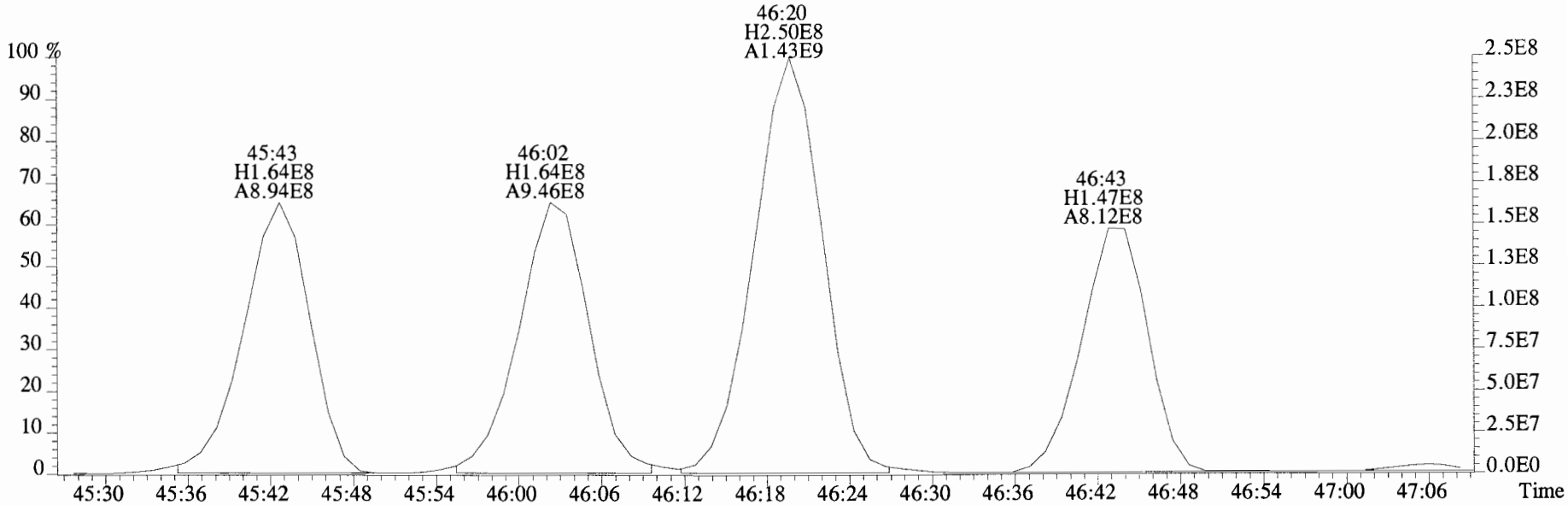

361.8385 S:6 F:4 SMO(1,3) BSUB(10000,15,-3.0) PKD(5,5,2,0.10%,734040.0,0.00%,F,F)

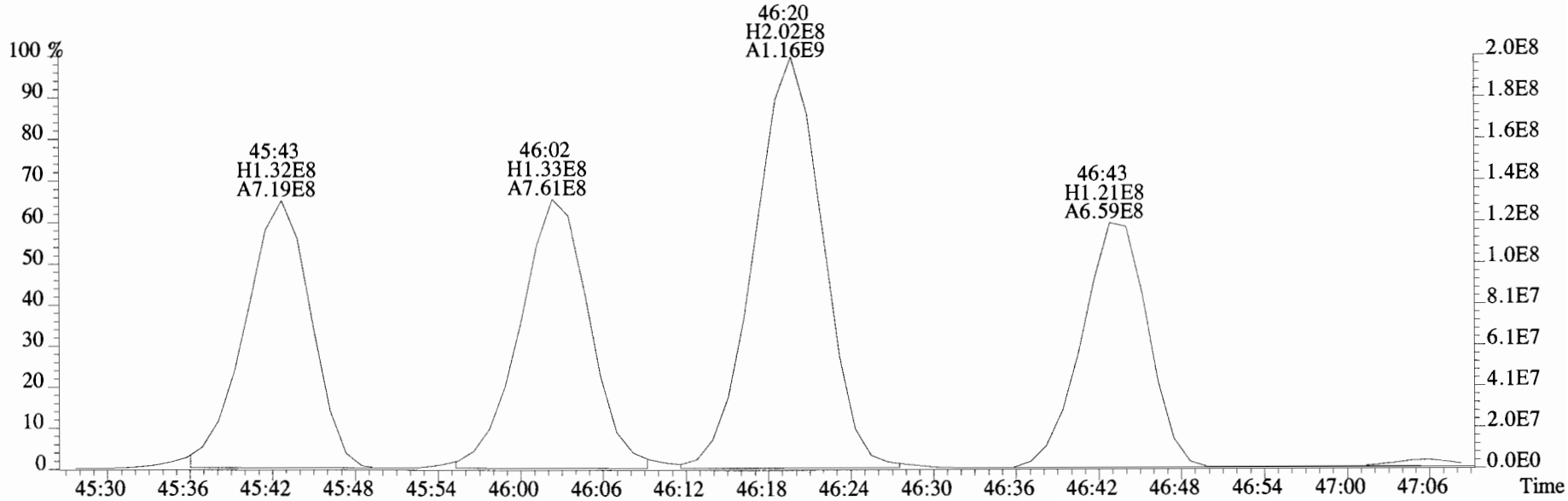

File:180208E1 #1-574 Acq: 8-FEB-2018 14:00:18 GC EI+ Voltage SIR Autospec-UltimaE
Sample#6 File Text:Vista Analytical Laboratory VG-8 Text:ST180208E1-6 PCB CS5 17L3008 Exp:PCB_ZB1
393.8025 S:6 F:4 SMO(1,3) BSUB(10000,15,-3.0) PKD(5,5,2,0.10%,611220.0,0.00%,F,F)

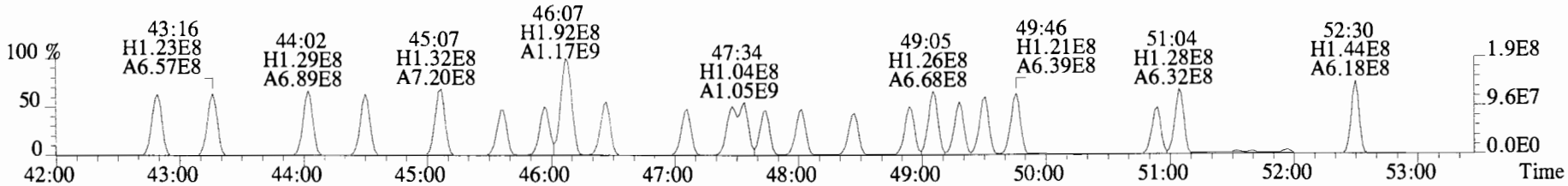

395.7995 S:6 F:4 SMO(1,3) BSUB(10000,15,-3.0) PKD(5,5,2,0.10%,556732.0,0.00%,F,F)

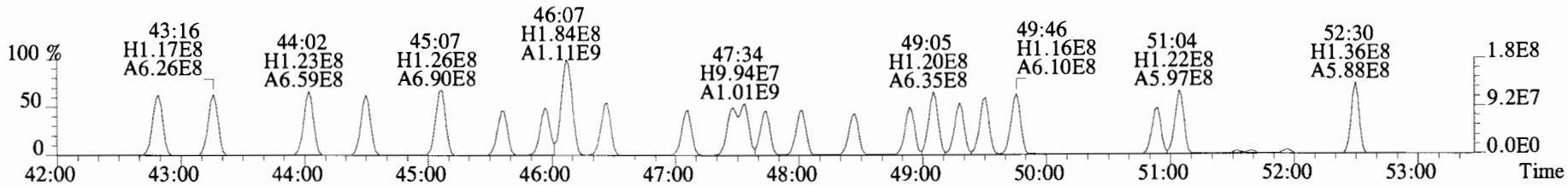

403.8457 S:6 F:4 SMO(1,3) BSUB(10000,15,-3.0) PKD(5,5,2,0.10%,8436.0,0.00%,F,F)

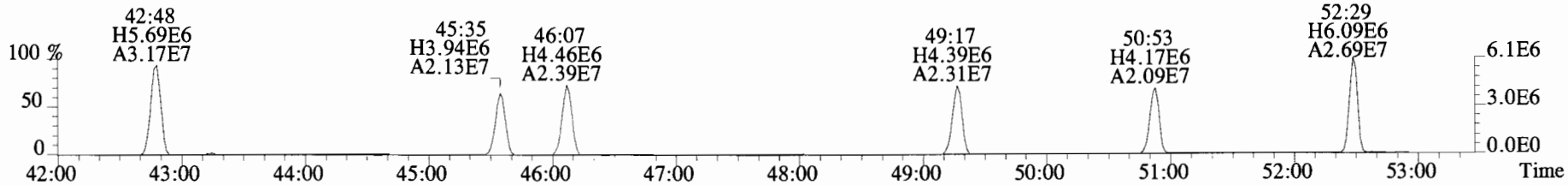

405.8428 S:6 F:4 SMO(1,3) BSUB(10000,15,-3.0) PKD(5,5,2,0.10%,15240.0,0.00%,F,F)

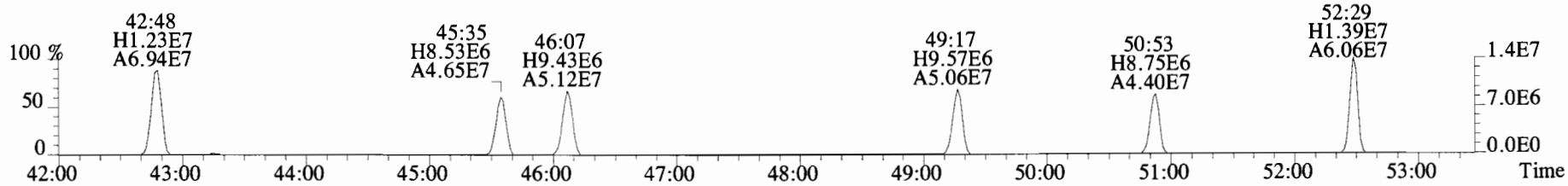

380.9760 S:6 F:4

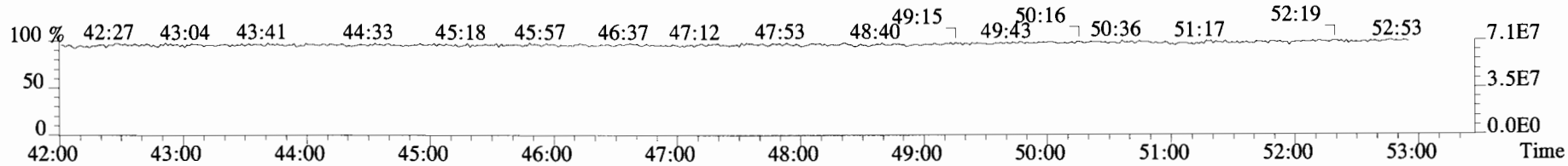

File:180208E1 #1-574 Acq: 8-FEB-2018 14:00:18 GC EI+ Voltage SIR Autospec-UltimaE
Sample#6 File Text:Vista Analytical Laboratory VG-8 Text:ST180208E1-6 PCB CS5 17L3008 Exp:PCB_ZB1
393.8025 S:6 F:4 SMO(1,3) BSUB(10000,15,-3.0) PKD(5,5,2,0.10%,611220.0,0.00%,F,F)

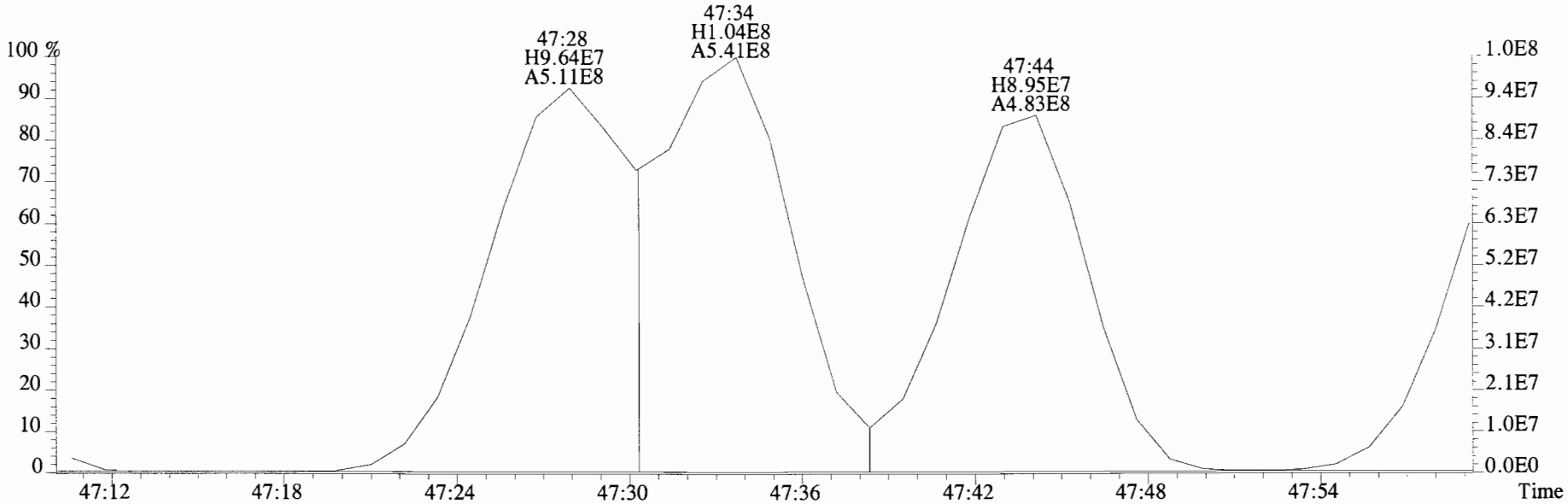

395.7995 S:6 F:4 SMO(1,3) BSUB(10000,15,-3.0) PKD(5,5,2,0.10%,556732.0,0.00%,F,F)

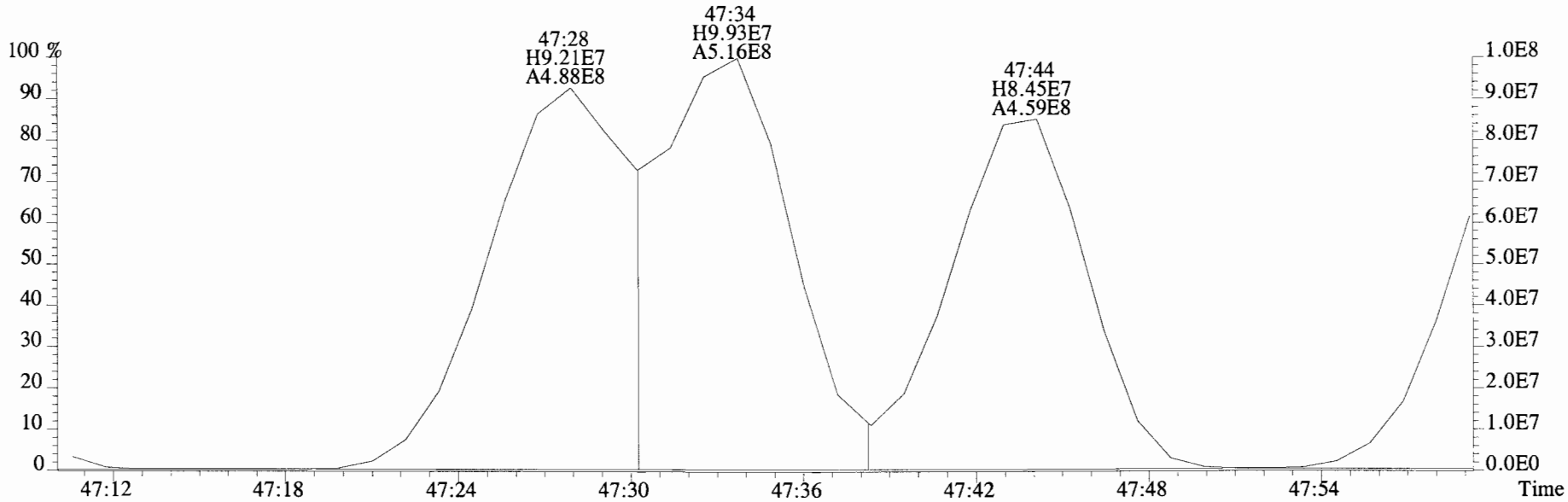

File:180208E1 #1-574 Acq: 8-FEB-2018 14:00:18 GC EI+ Voltage SIR Autospec-UltimaE
Sample#6 File Text:Vista Analytical Laboratory VG-8 Text:ST180208E1-6 PCB CS5 17L3008 Exp:PCB_ZB1
427.7635 S:6 F:4 SMO(1,3) BSUB(10000,15,-3.0) PKD(5,5,2,0.10%,93860.0,0.00%,F,F)

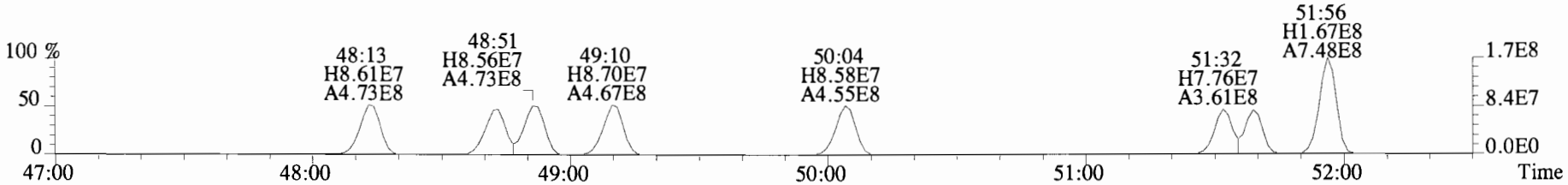

429.7606 S:6 F:4 SMO(1,3) BSUB(10000,15,-3.0) PKD(5,5,2,0.10%,105400.0,0.00%,F,F)

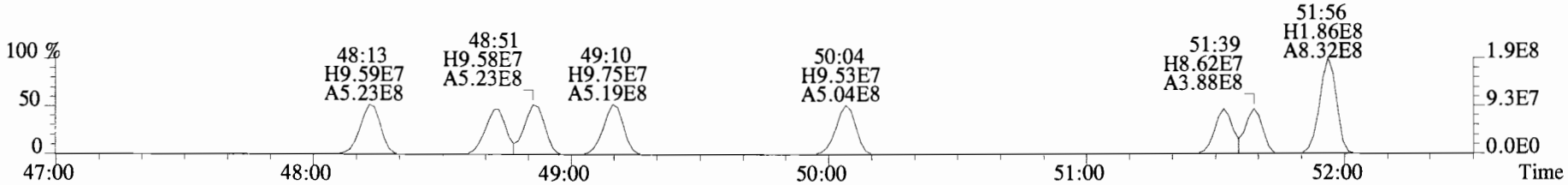

439.8038 S:6 F:4 SMO(1,3) BSUB(10000,15,-3.0) PKD(5,5,2,0.10%,6432.0,0.00%,F,F)

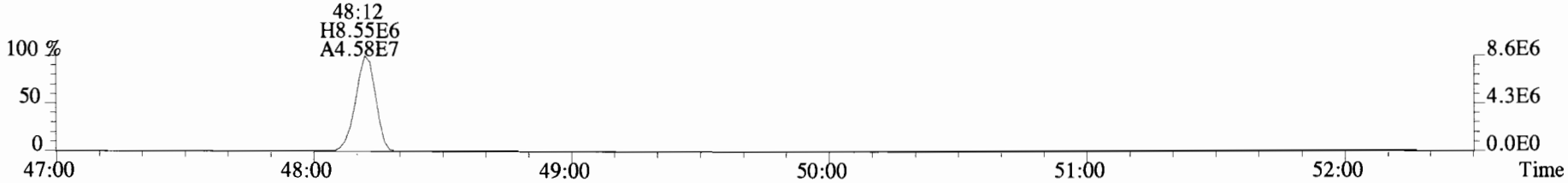

441.8008 S:6 F:4 SMO(1,3) BSUB(10000,15,-3.0) PKD(5,5,2,0.10%,7424.0,0.00%,F,F)

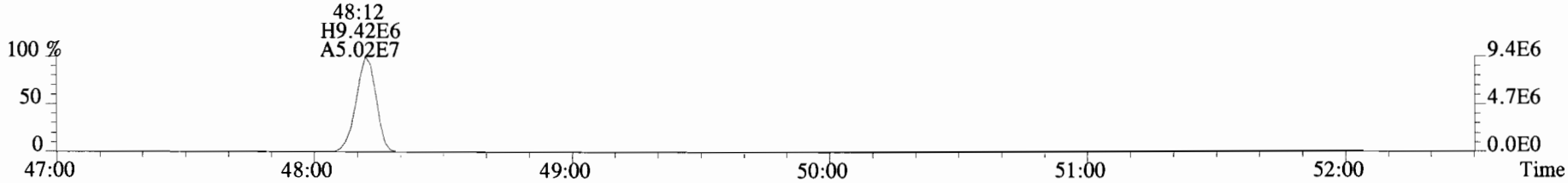

380.9760 S:6 F:4

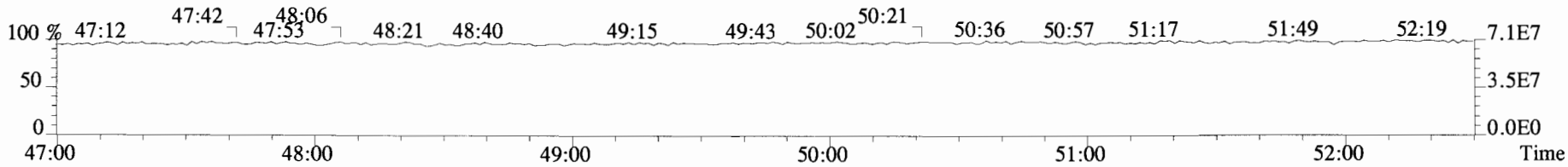

File:180208E1 #1-407 Acq: 8-FEB-2018 14:00:18 GC EI+ Voltage SIR Autospec-UltimaE
Sample#6 File Text:Vista Analytical Laboratory VG-8 Text:ST180208E1-6 PCB CS5 17L3008 Exp:PCB_ZB1
427.7635 S:6 F:5 SMO(1,3) BSUB(10000,15,-3.0) PKD(5,5,2,0.10%,461484.0,0.00%,F,F)

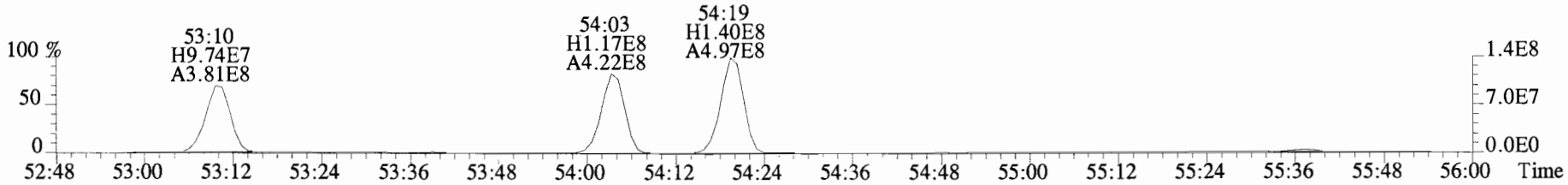

429.7606 S:6 F:5 SMO(1,3) BSUB(10000,15,-3.0) PKD(5,5,2,0.10%,681740.0,0.00%,F,F)

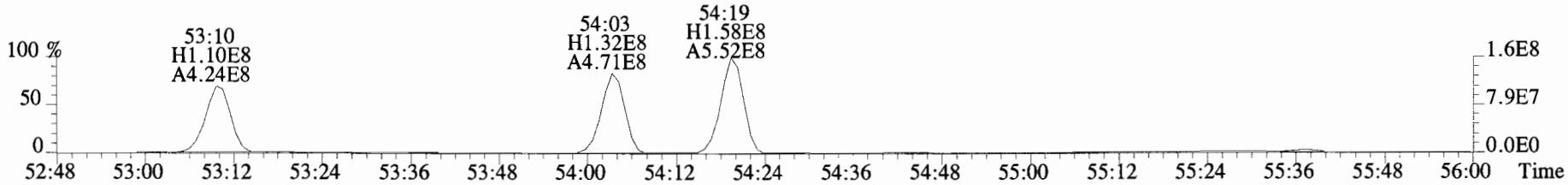

439.8038 S:6 F:5 SMO(1,3) BSUB(10000,15,-3.0) PKD(5,5,2,0.10%,8628.0,0.00%,F,F)

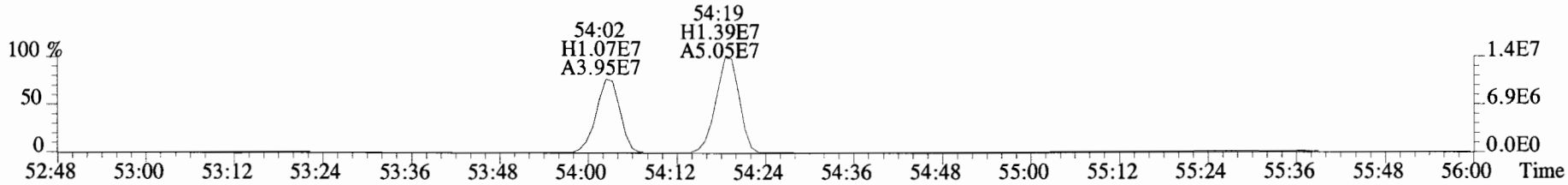

441.8008 S:6 F:5 SMO(1,3) BSUB(10000,15,-3.0) PKD(5,5,2,0.10%,5572.0,0.00%,F,F)

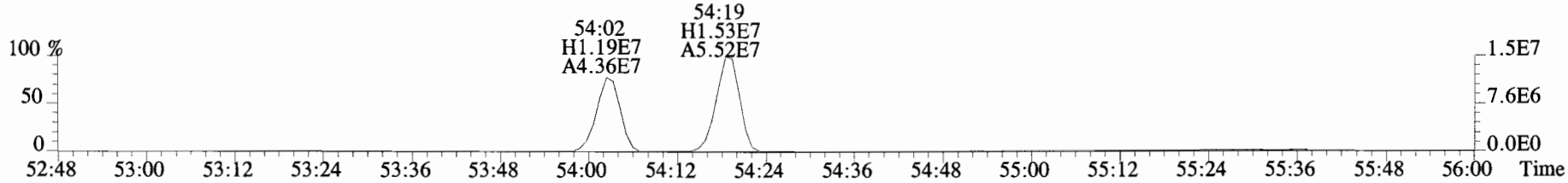

492.9697 S:6 F:5

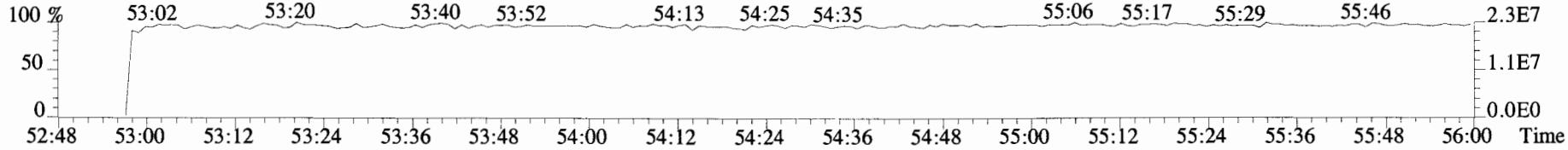

File:180208E1 #1-407 Acq: 8-FEB-2018 14:00:18 GC EI+ Voltage SIR Autospec-UltimaE
Sample#6 File Text:Vista Analytical Laboratory VG-8 Text:ST180208E1-6 PCB CS5 17L3008 Exp:PCB_ZB1
463.7216 S:6 F:5 SMO(1,3) BSUB(10000,15,-3.0) PKD(5,5,2,0.10%,416792.0,0.00%,F,F)

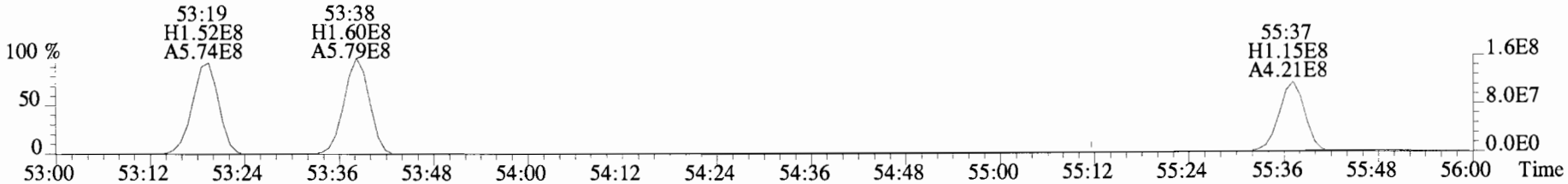

465.7186 S:6 F:5 SMO(1,3) BSUB(10000,15,-3.0) PKD(5,5,2,0.10%,312716.0,0.00%,F,F)



473.7648 S:6 F:5 SMO(1,3) BSUB(10000,15,-3.0) PKD(5,5,2,0.10%,28316.0,0.00%,F,F)

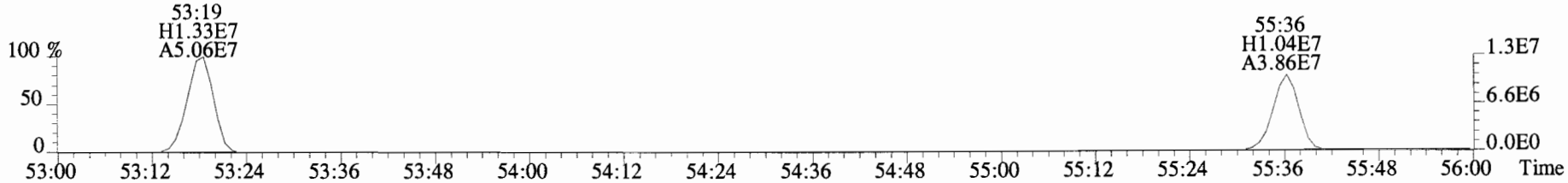

475.7619 S:6 F:5 SMO(1,3) BSUB(10000,15,-3.0) PKD(5,5,2,0.10%,36800.0,0.00%,F,F)

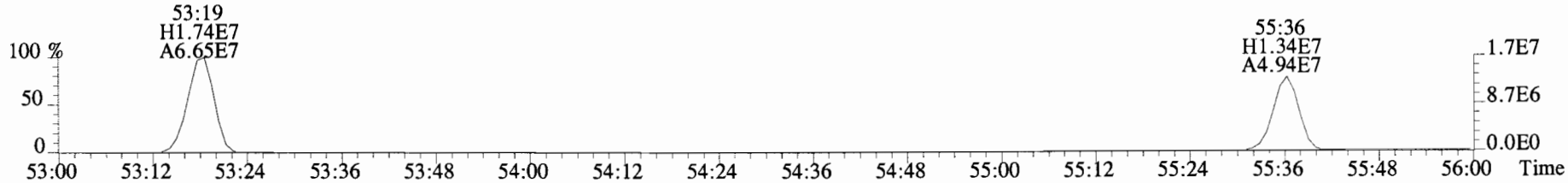

492.9697 S:6 F:5

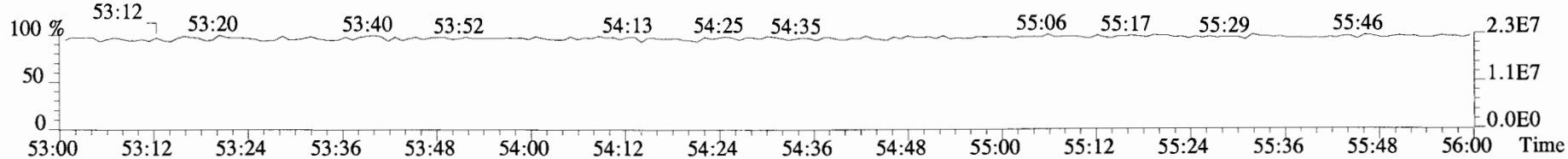

File:180208E1 #1-407 Acq: 8-FEB-2018 14:00:18 GC EI+ Voltage SIR Autospec-UltimaE
Sample#6 File Text:Vista Analytical Laboratory VG-8 Text:ST180208E1-6 PCB CS5 17L3008 Exp:PCB_ZB1
497.6826 S:6 F:5 SMO(1,3) BSUB(10000,15,-3.0) PKD(5,5,2,0.10%,1780.0,0.00%,F,F)

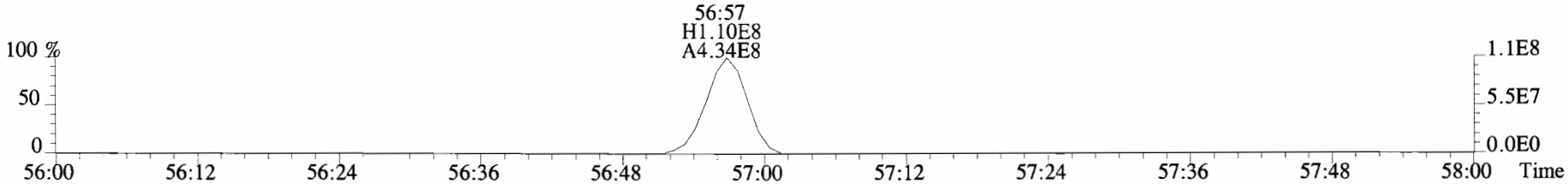

499.6797 S:6 F:5 SMO(1,3) BSUB(10000,15,-3.0) PKD(5,5,2,0.10%,1904.0,0.00%,F,F)

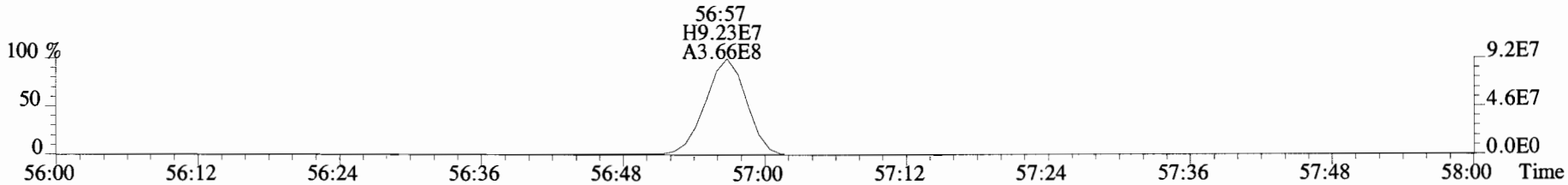

509.7229 S:6 F:5 SMO(1,3) BSUB(10000,15,-3.0) PKD(5,5,2,0.10%,1800.0,0.00%,F,F)

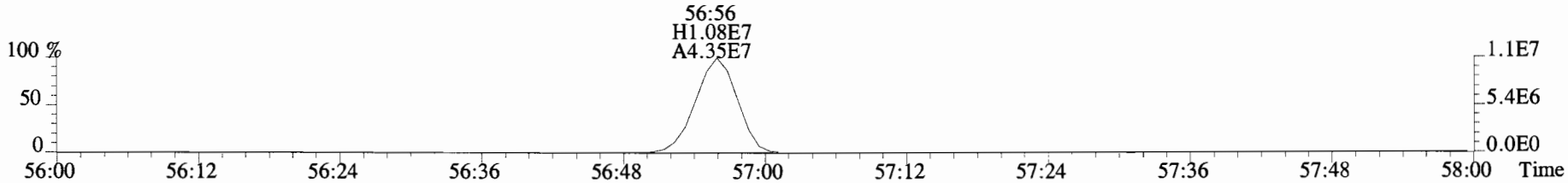

511.7199 S:6 F:5 SMO(1,3) BSUB(10000,15,-3.0) PKD(5,5,2,0.10%,2068.0,0.00%,F,F)

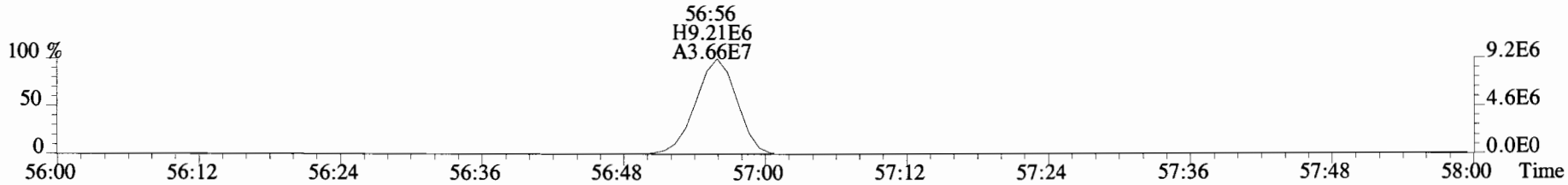

492.9697 S:6 F:5

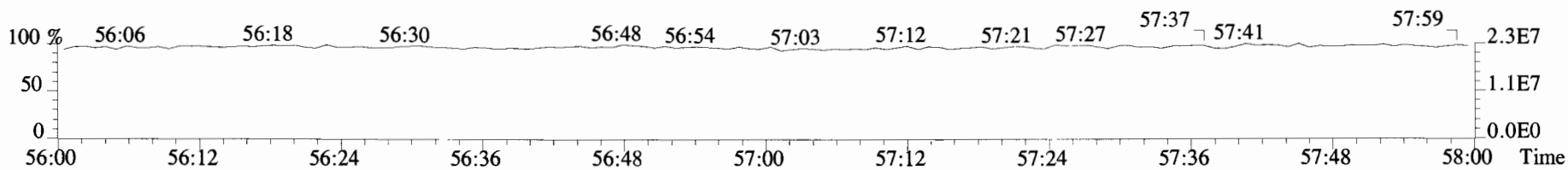

Peak Locate Examination: 8-FEB-2018:17:23 File:RES_CHECK

Experiment:PCB_ZB1 Function:1 Reference:PFK

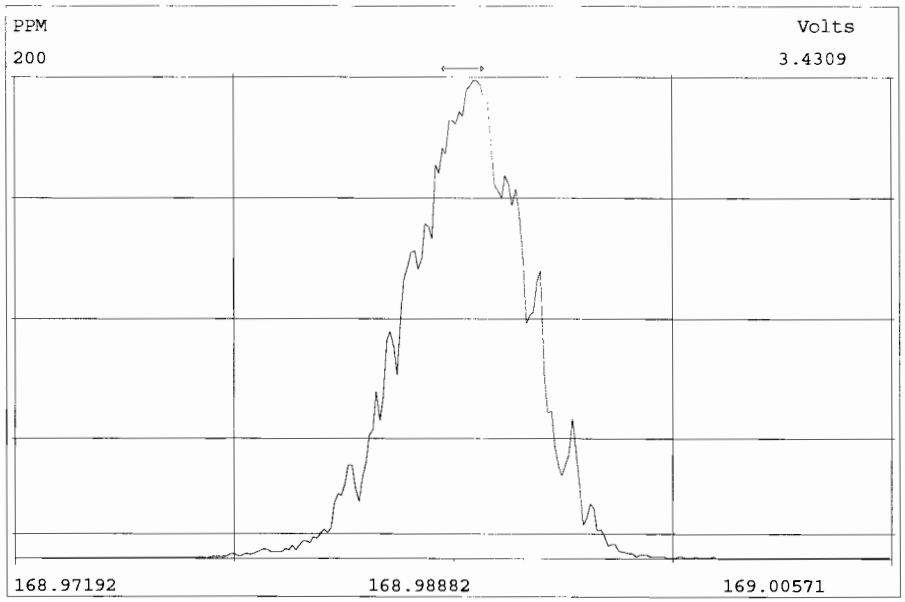

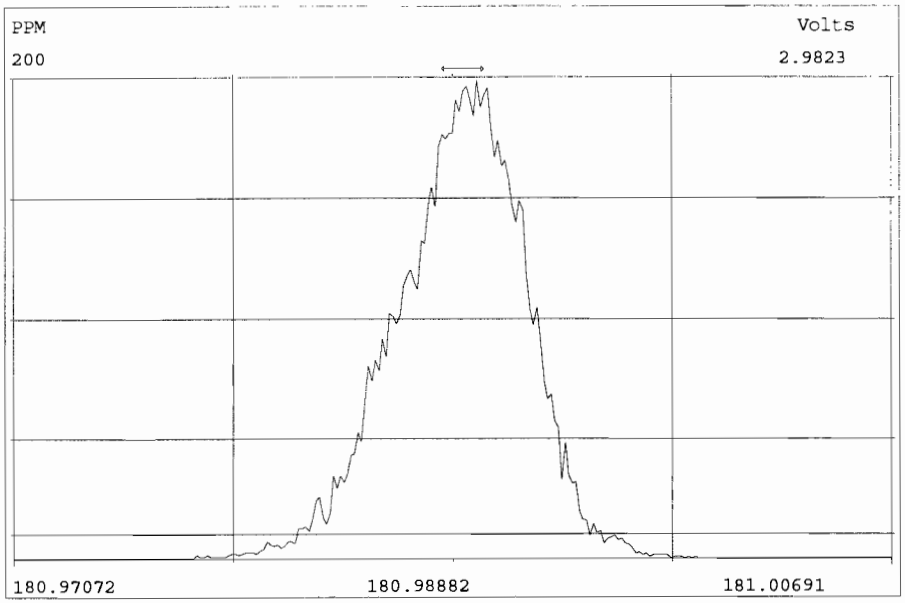

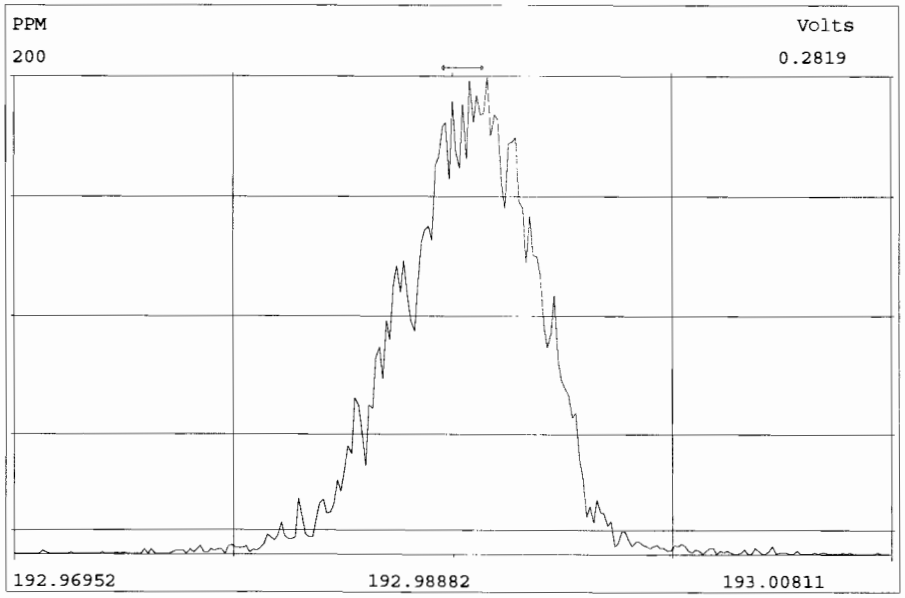

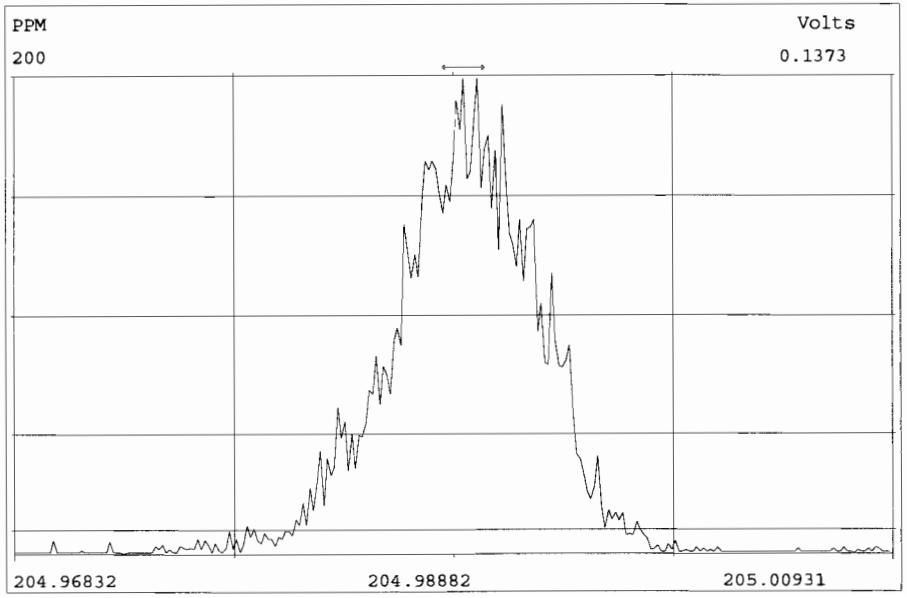

Peak Locate Examination: 8-FEB-2018:17:24 File:RES_CHECK

Experiment:PCB_ZB1 Function:2 Reference:PFK

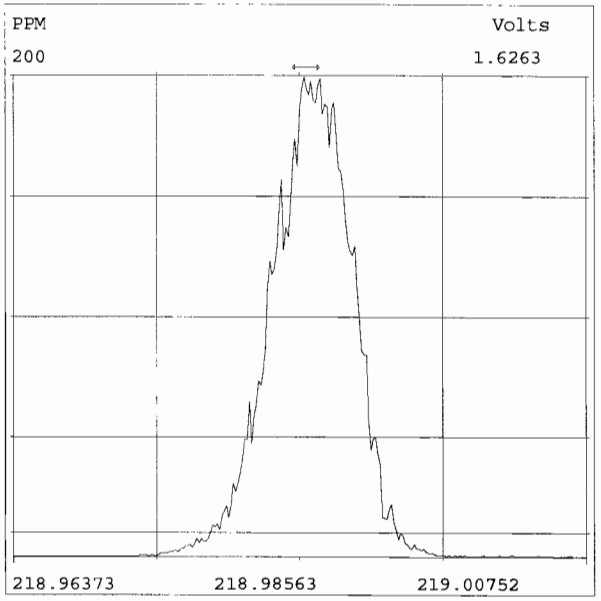

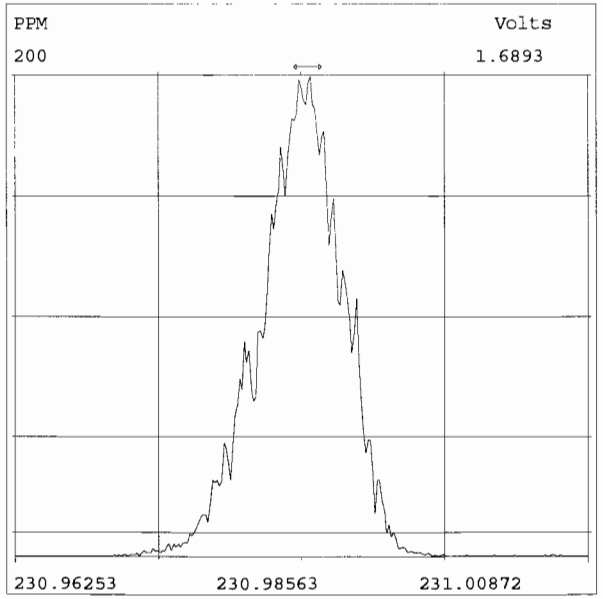

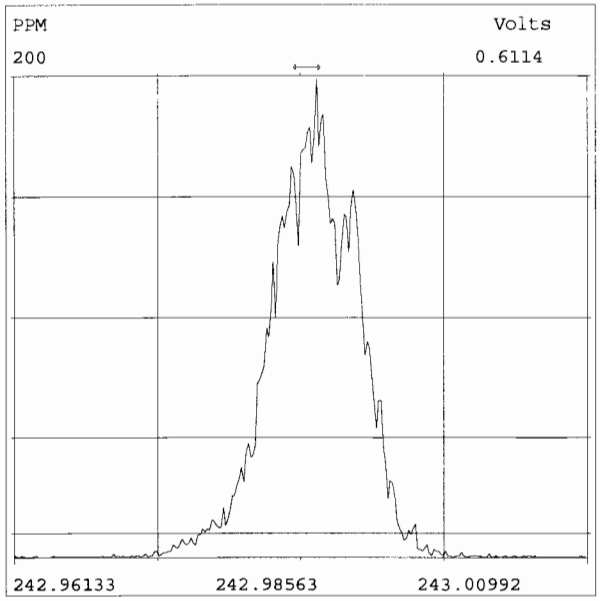

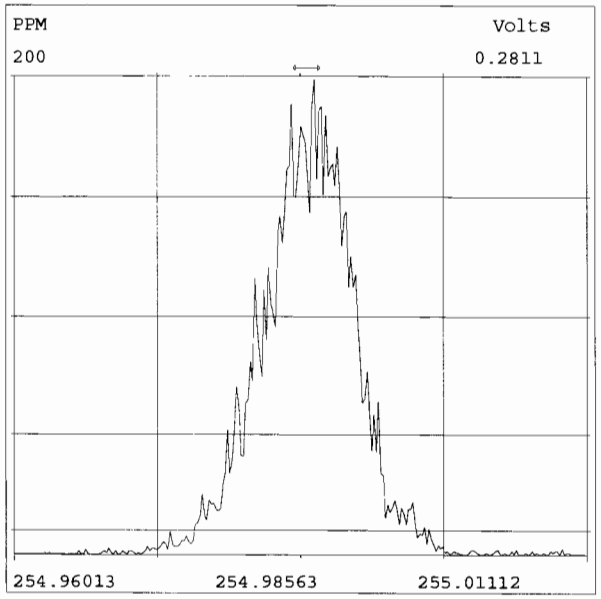

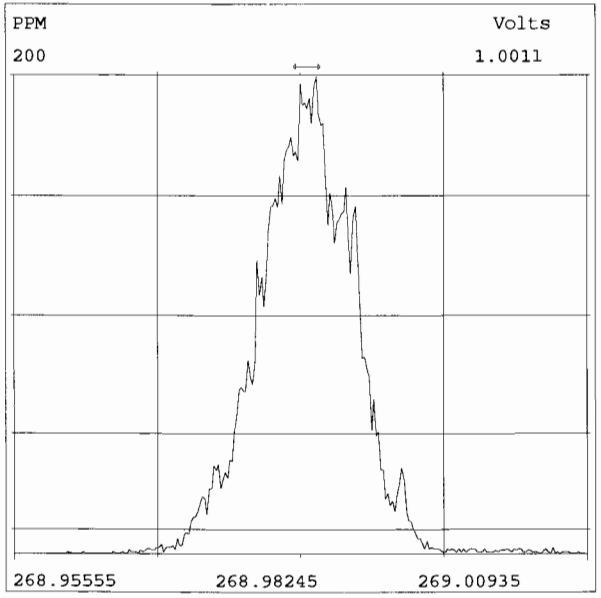

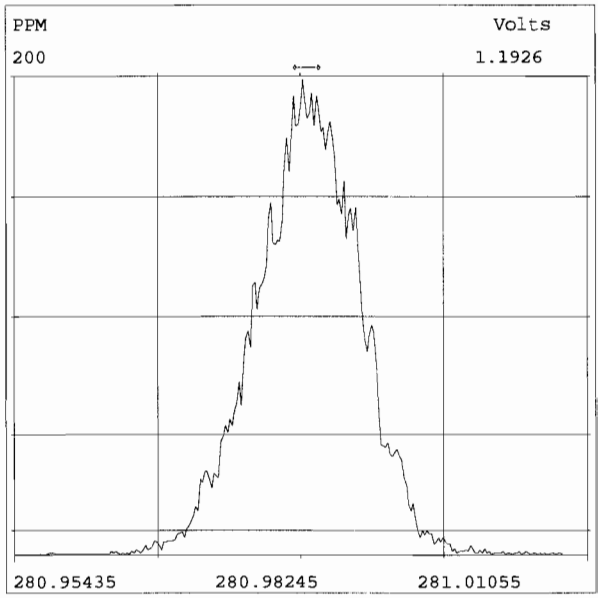

Peak Locate Examination: 8-FEB-2018:17:25 File:RES_CHECK

Experiment:PCB_ZB1 Function:3 Reference:PFK

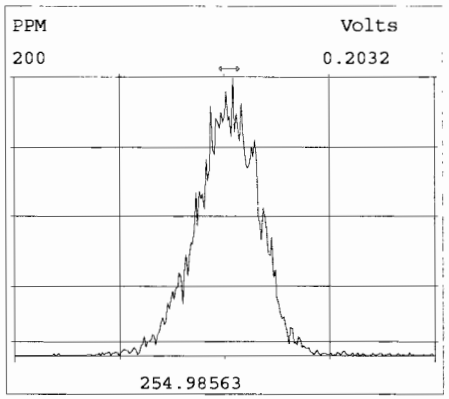

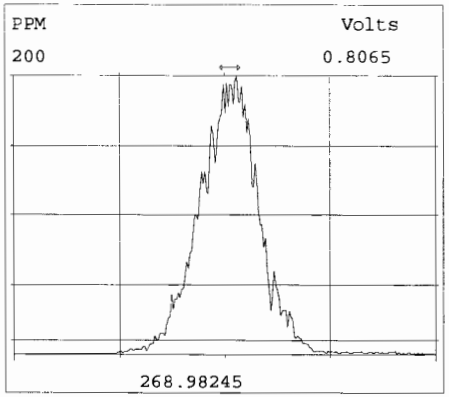

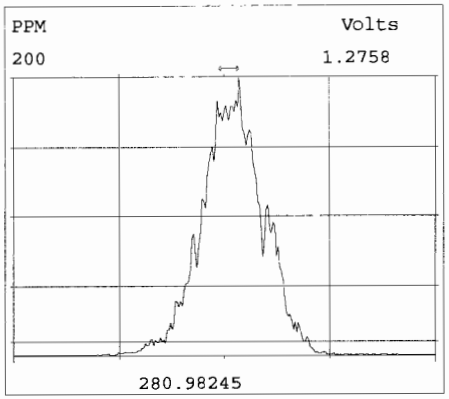

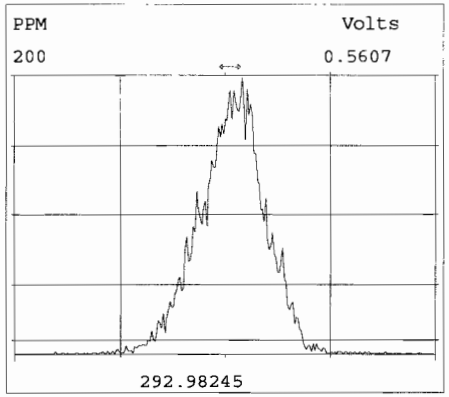

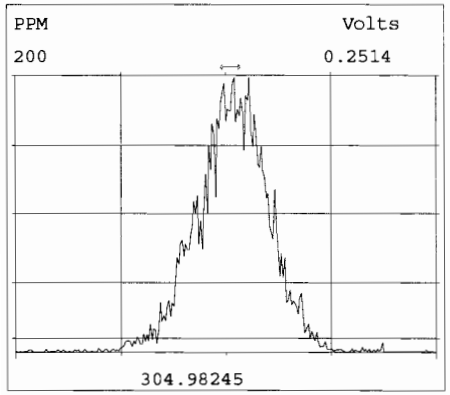

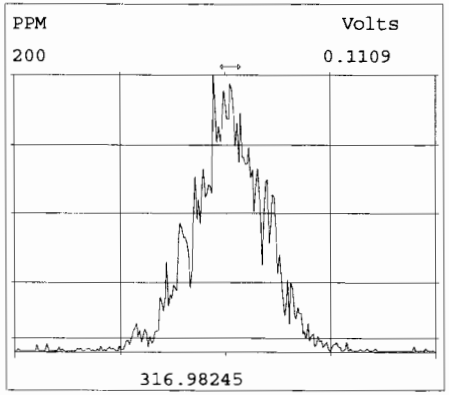

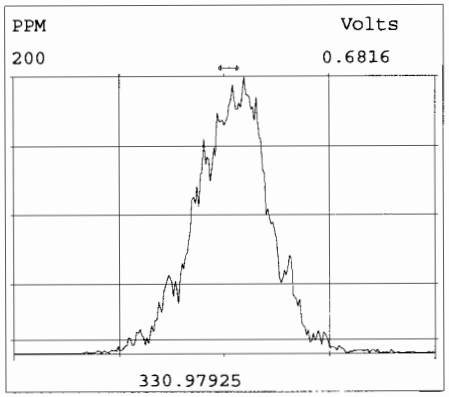

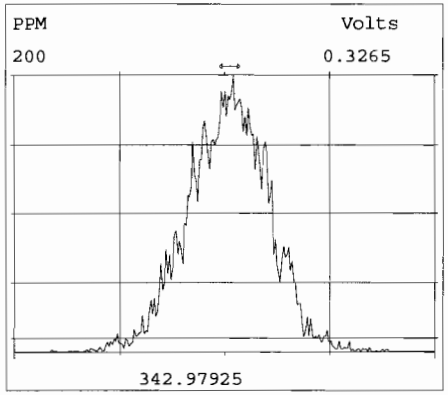

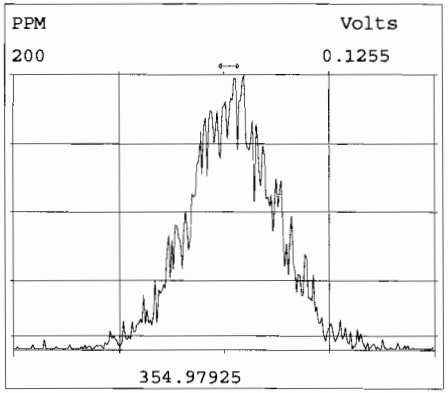

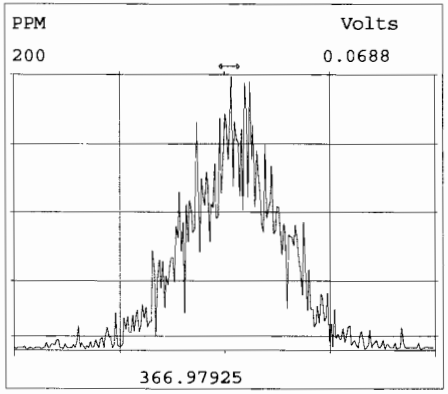

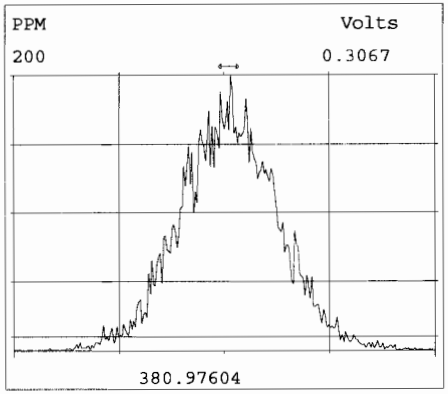

Peak Locate Examination: 8-FEB-2018:17:26 File:RES_CHECK

Experiment:PCB_ZB1 Function:4 Reference:PFK

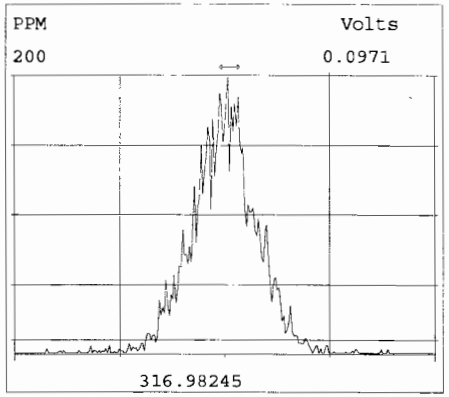

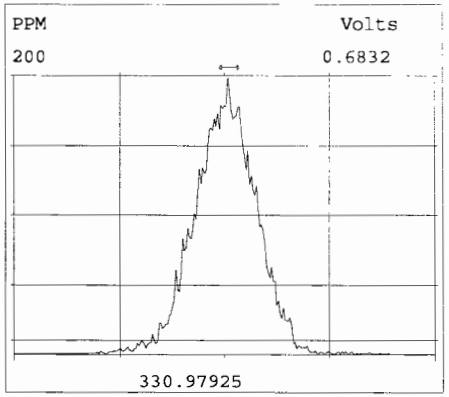

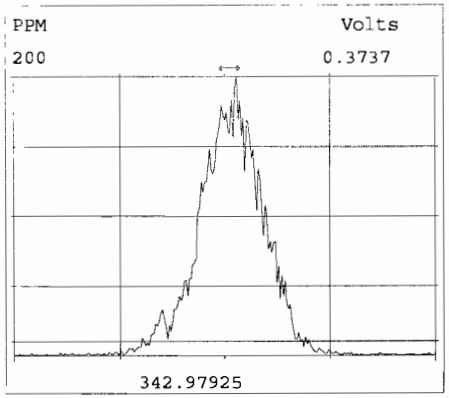

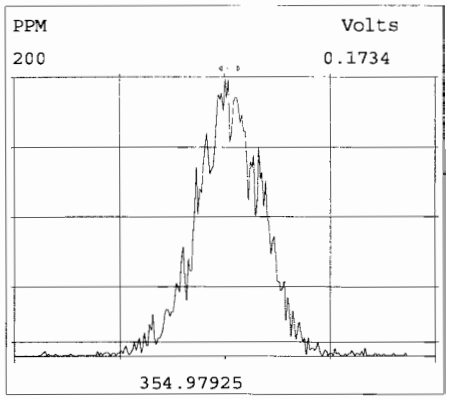

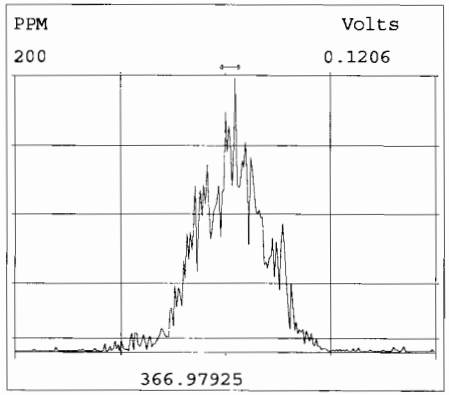

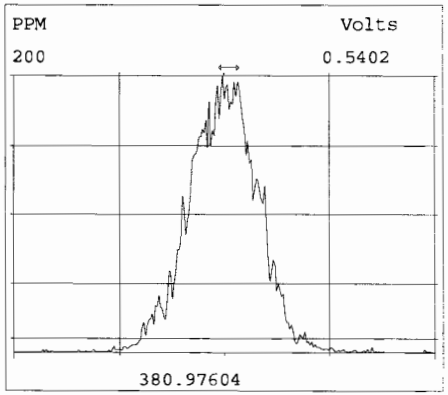

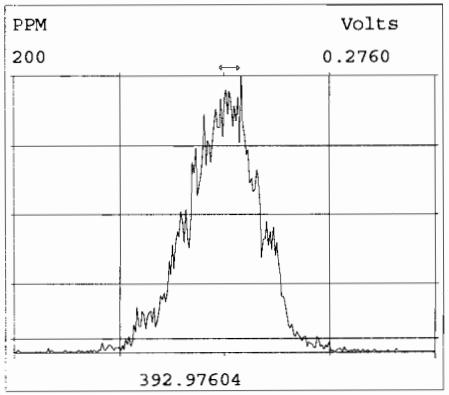

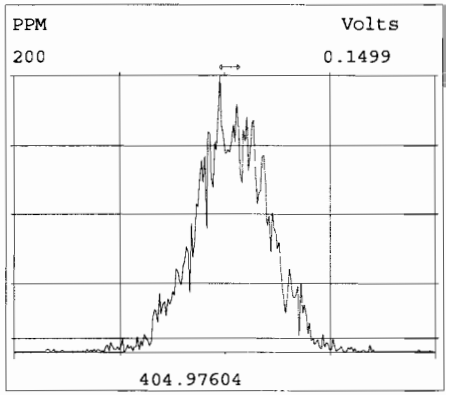

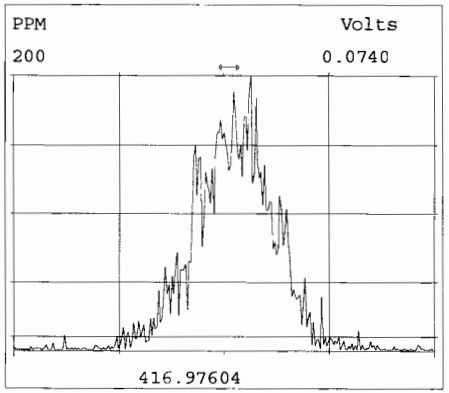

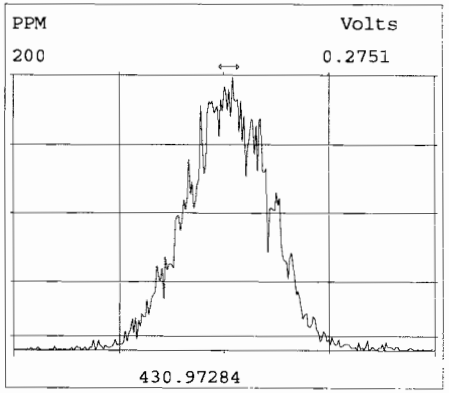

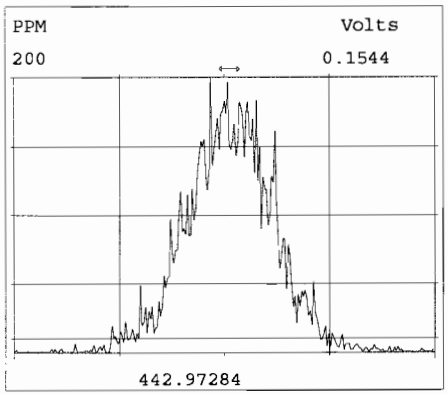

Peak Locate Examination: 8-FEB-2018:17:27 File:RES_CHECK

Experiment:PCB_ZB1 Function:5 Reference:PFK

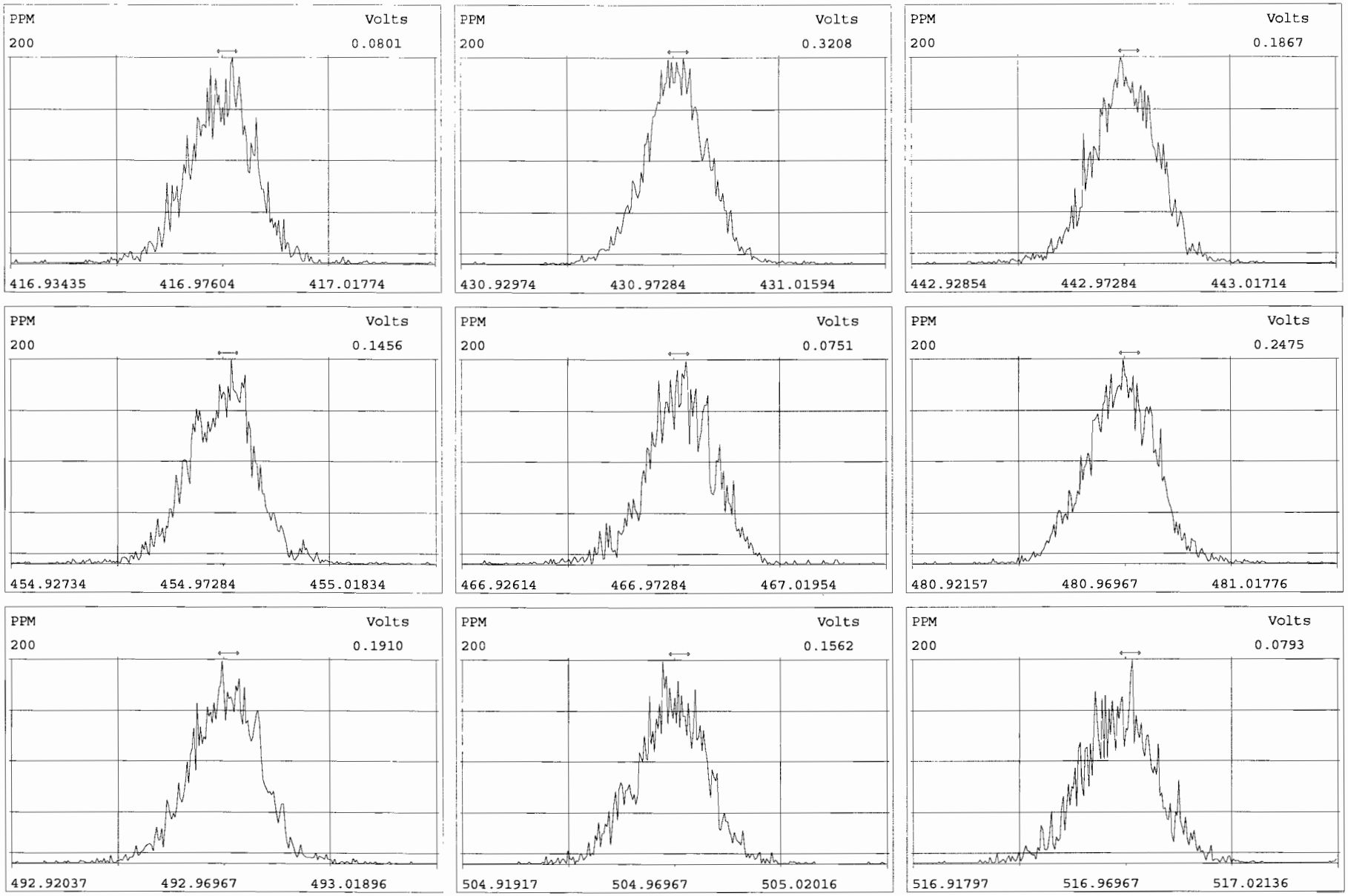

Client ID: PCB SSS 17C1025 Filename: 180208E1 S:8 Acq: 8-FEB-18 16:10:35 ConCal: NA
Lab ID: SS180208E1-1 GC Column ID: ZB-1 ICal: PCBVG8-2-8-18 wt/vol: 1.0000 EndCAL: NA

	Name	Resp	RA		RRF	RT	RRT	LCL	UCL	Conc
	PCB-1	2.22e+08	3.05	y	1.07	16:00	1.001	0.996	1.006	102.395
	PCB-2	*	*	n	1.06	NotFnd	*	0.983	0.993	*
	PCB-3	2.36e+08	3.03	y	1.06	18:38	1.001	0.996	1.006	101.477
	PCB-4/10	2.68e+08	1.55	y	1.24	20:00	1.002	0.998	1.008	201.198
	PCB-7/9	1.67e+08	1.55	y	0.99	21:46	0.866	0.863	0.871	99.5654
	PCB-6	*	*	n	1.06	NotFnd	*	0.888	0.897	*
	PCB-5/8	1.75e+08	1.56	y	1.03	22:50	0.908	0.904	0.913	100.722
	PCB-14	*	*	n	1.03	NotFnd	*	0.948	0.958	*
	PCB-11	1.70e+08	1.55	y	1.11	25:10	1.001	0.996	1.006	89.2281
	PCB-12/13	1.64e+08	1.55	y	1.02	25:35	1.018	1.011	1.021	93.8995
	PCB-15	1.77e+08	1.55	y	1.05	25:51	1.028	1.023	1.033	97.7108
	PCB-19	6.67e+07	1.06	y	1.20	24:08	1.001	0.996	1.006	46.7713
	PCB-30	*	*	n	1.93	NotFnd	*	1.034	1.044	*
	PCB-18	7.06e+07	1.05	y	0.91	25:48	0.954	0.948	0.958	44.3819
	PCB-17	*	*	n	0.84	NotFnd	*	0.955	0.965	*
	PCB-24/27	*	*	n	1.15	NotFnd	*	0.977	0.986	*
-	PCB-16/32	*	*	n	1.02	NotFnd	*	0.995	1.005	*
-	PCB-34	*	*	n	0.96	NotFnd	*	0.955	0.965	*
	PCB-23	*	*	n	0.95	NotFnd	*	0.958	0.968	*
	PCB-29	*	*	n	0.96	NotFnd	*	0.966	0.976	*
	PCB-26	*	*	n	1.00	NotFnd	*	0.974	0.984	*
	PCB-25	*	*	n	1.06	NotFnd	*	0.980	0.990	*
	PCB-31	7.53e+07	1.05	y	1.12	28:55	0.997	0.992	1.002	45.4482
	PCB-28	7.70e+07	1.06	y	1.14	29:01	1.000	0.995	1.005	45.6172
	PCB-20/21/33	7.52e+07	1.04	y	1.00	29:40	1.023	1.017	1.027	50.8893
	PCB-22	*	*	n	1.09	NotFnd	*	1.032	1.042	*
	PCB-36	*	*	n	1.15	NotFnd	*	0.929	0.939	*
	PCB-39	*	*	n	1.07	NotFnd	*	0.943	0.953	*
	PCB-38	7.04e+07	1.05	y	1.10	31:56	0.971	0.966	0.976	42.5182
	PCB-35	7.48e+07	1.05	y	1.12	32:28	0.987	0.982	0.992	44.3277
	PCB-37	8.05e+07	1.04	y	1.11	32:54	1.001	0.996	1.006	48.1636
	PCB-54	8.03e+07	0.77	y	1.07	27:54	1.001	0.996	1.006	48.0310
	PCB-50	*	*	n	0.87	NotFnd	*	1.038	1.048	*
	PCB-53	*	*	n	1.01	NotFnd	*	0.940	0.950	*
	PCB-51	*	*	n	1.10	NotFnd	*	0.952	0.962	*
	PCB-45	*	*	n	0.87	NotFnd	*	0.965	0.975	*
	PCB-46	*	*	n	0.84	NotFnd	*	0.980	0.990	*

Name	Resp	RA		RRF	RT	RRT	LCL	UCL	Conc
PCB-52/69	7.19e+07	0.78	y	1.212	31:26	1.000	0.996	1.006	46.6387
PCB-73	*	*	n	1.453	NotFnd	*	1.000	1.010	*
PCB-43/49	6.62e+07	0.79	y	1.011	31:45	1.010	1.005	1.015	51.4291
PCB-47	*	*	n	0.906	NotFnd	*	0.995	1.005	*
PCB-48/75	*	*	n	1.134	NotFnd	*	0.999	1.009	*
PCB-65	*	*	n	1.271	NotFnd	*	1.007	1.017	*
PCB-62	*	*	n	1.096	NotFnd	*	1.011	1.021	*
PCB-44	5.74e+07	0.77	y	0.855	32:45	1.026	1.020	1.030	48.9519
PCB-42/59	*	*	n	1.021	NotFnd	*	1.027	1.037	*
PCB-41/64/71/72	*	*	n	1.166	NotFnd	*	1.046	1.056	*
PCB-68	*	*	n	1.278	NotFnd	*	1.054	1.064	*
PCB-40	*	*	n	0.624	NotFnd	*	1.060	1.070	*
PCB-57	8.38e+07	0.78	y	1.129	34:23	0.970	0.965	0.975	44.8332
PCB-67	*	*	n	1.103	NotFnd	*	0.973	0.983	*
PCB-58	*	*	n	1.123	NotFnd	*	0.977	0.987	*
PCB-63	*	*	n	1.001	NotFnd	*	0.981	0.991	*
PCB-74	8.96e+07	0.78	y	1.184	35:15	0.994	0.989	0.999	45.7364
PCB-61/70	9.01e+07	0.78	y	1.028	35:27	1.000	0.994	1.004	52.9735
PCB-76/66	8.80e+07	0.78	y	1.134	35:40	1.006	1.000	1.010	46.8551
PCB-80	*	*	n	1.193	NotFnd	*	0.995	1.005	*
PCB-55	*	*	n	1.159	NotFnd	*	1.004	1.014	*
PCB-56/60	*	*	n	1.043	NotFnd	*	1.018	1.028	*
PCB-79	8.69e+07	0.78	y	1.169	37:45	1.052	1.047	1.057	45.4161
PCB-78	7.87e+07	0.77	y	1.105	38:27	0.987	0.982	0.992	44.0666
PCB-81	8.72e+07	0.77	y	0.969	38:59	1.001	0.995	1.005	55.6571
PCB-77	8.41e+07	0.78	y	1.082	39:34	1.000	0.995	1.005	51.4309
PCB-104	6.41e+07	1.60	y	1.078	32:36	1.001	0.996	1.006	54.7856
PCB-96	*	*	n	1.131	NotFnd	*	1.034	1.044	*
PCB-103	*	*	n	0.908	NotFnd	*	1.051	1.061	*
PCB-100	*	*	n	0.925	NotFnd	*	1.062	1.072	*
PCB-94	*	*	n	0.914	NotFnd	*	0.981	0.991	*
PCB-95/98/102	4.75e+07	1.57	y	1.172	35:46	1.001	0.994	1.004	48.0795
PCB-93	4.75e+07	1.57	y	0.926	35:46	1.001	0.997	1.007	60.8674
PCB-88/91	*	*	n	0.974	NotFnd	*	1.005	1.015	*
PCB-121	*	*	n	1.681	NotFnd	*	1.009	1.019	*
PCB-84/92	*	*	n	0.973	NotFnd	*	0.985	0.995	*
PCB-89	*	*	n	1.065	NotFnd	*	0.990	1.000	*

Integrations by Analyst: M
Date: 2/22/18

Reviewed by Analyst: JB
Date: 2/22/18

Client ID: PCB SSS 17C1025 Filename: 180208E1 S:8 Acq: 8-FEB-18 16:10:35 ConCal: NA
Lab ID: SS180208E1-1 GC Column ID: ZB-1 ICal: PCBVG8-2-8-18 wt/vol: 1.0000 EndCAL: NA

	Name	Resp	RA		RRF	RT	RRT	LCL	UCL	Conc
	PCB-90/101	5.02e+07	1.58	y	1.08	37:27	1.001	0.995	1.005	55.0836
	PCB-113	*	*	n	1.48	NotFnd	*	1.002	1.012	*
	PCB-99	5.14e+07	1.60	y	1.25	37:46	1.009	1.004	1.014	48.4232
	PCB-119	*	*	n	1.70	NotFnd	*	0.982	0.992	*
	PCB-108/112	*	*	n	1.40	NotFnd	*	0.986	0.996	*
	PCB-83	*	*	n	1.75	NotFnd	*	0.990	1.000	*
	PCB-97	*	*	n	1.17	NotFnd	*	0.995	1.005	*
	PCB-86	*	*	n	1.08	NotFnd	*	0.999	1.009	*
	B-87/117/125	4.42e+07	1.57	y	1.55	39:02	1.008	1.002	1.012	39.0180
	PCB-111/115	6.07e+07	1.61	y	1.79	39:11	1.012	1.006	1.016	46.3720
	PCB-85/116	*	*	n	1.29	NotFnd	*	1.009	1.019	*
	PCB-120	*	*	n	1.98	NotFnd	*	1.016	1.026	*
	PCB-110	6.03e+07	1.61	y	1.69	39:41	1.025	1.020	1.030	49.0609
	PCB-82	*	*	n	0.81	NotFnd	*	0.972	0.982	*
	PCB-124	*	*	n	1.30	NotFnd	*	0.988	0.998	*
	PCB-107/109	*	*	n	1.31	NotFnd	*	0.991	1.001	*
	PCB-123	6.04e+07	1.57	y	1.12	41:19	1.001	0.996	1.006	54.7327
-	PCB-106/118	6.35e+07	1.59	y	1.18	41:29	1.000	0.996	1.006	53.4120
-	PCB-114	5.48e+07	1.54	y	1.11	42:09	1.001	0.995	1.005	47.9085
	PCB-122	*	*	n	1.03	NotFnd	*	0.999	1.009	*
	PCB-105	5.67e+07	1.60	y	1.12	43:00	1.000	0.995	1.005	50.1038
	PCB-127	*	*	n	1.12	NotFnd	*	0.995	1.005	*
	PCB-126	5.84e+07	1.60	y	1.20	45:14	1.001	0.995	1.005	50.5692
	PCB-155	5.02e+07	1.29	y	0.99	36:59	1.000	0.995	1.005	58.0979
	PCB-150	*	*	n	1.02	NotFnd	*	1.030	1.040	*
	PCB-152	*	*	n	1.16	NotFnd	*	1.042	1.052	*
	PCB-145	*	*	n	1.13	NotFnd	*	1.054	1.064	*
	PCB-136	*	*	n	1.02	NotFnd	*	1.063	1.073	*
	PCB-148	*	*	n	0.77	NotFnd	*	1.066	1.076	*
	PCB-154	*	*	n	0.88	NotFnd	*	1.079	1.089	*
	PCB-151	*	*	n	0.75	NotFnd	*	1.095	1.107	*
	PCB-135	*	*	n	0.86	NotFnd	*	1.101	1.113	*
	PCB-144	*	*	n	0.77	NotFnd	*	1.105	1.116	*
	PCB-147	*	*	n	0.80	NotFnd	*	1.108	1.120	*
	PCB-139/149	3.59e+07	1.29	y	0.88	41:26	1.121	1.115	1.127	46.6250
-	PCB-140	*	*	n	0.77	NotFnd	*	1.120	1.132	*
-	PCB-134/143	*	*	n	0.76	NotFnd	*	0.970	0.980	*

	Name	Resp	RA		RRF	RT	RRT	LCL	UCL	Conc
	PCB-131/133	*	*	n	0.82	NotFnd	*	0.977	0.987	*
	PCB-142	*	*	n	0.73	NotFnd	*	0.981	0.991	*
	PCB-146/165	*	*	n	1.02	NotFnd	*	0.986	0.996	*
	PCB-132/161	*	*	n	1.00	NotFnd	*	0.992	1.002	*
	PCB-153	5.90e+07	1.22	y	1.08	43:10	1.000	0.995	1.005	46.5595
	PCB-168	*	*	n	1.12	NotFnd	*	1.000	1.010	*
	PCB-141	*	*	n	1.02	NotFnd	*	0.995	1.005	*
	PCB-137	*	*	n	1.10	NotFnd	*	1.004	1.014	*
	PCB-130	*	*	n	0.81	NotFnd	*	1.007	1.017	*
	PCB-138/163/164	5.21e+07	1.26	y	1.23	44:44	1.000	0.996	1.006	41.3775
	PCB-158/160	*	*	n	1.18	NotFnd	*	1.001	1.011	*
	PCB-129	*	*	n	0.78	NotFnd	*	1.007	1.017	*
	PCB-166	*	*	n	1.13	NotFnd	*	0.988	0.998	*
	PCB-159	*	*	n	1.16	NotFnd	*	0.995	1.005	*
	PCB-128/162	6.32e+07	1.23	y	0.89	46:18	1.007	1.002	1.012	58.9294
	PCB-167	6.88e+07	1.24	y	1.02	46:42	1.000	0.995	1.005	54.9220
	PCB-156	6.19e+07	1.22	y	1.06	47:59	1.000	0.995	1.005	48.3899
	PCB-157	6.90e+07	1.24	y	1.02	48:15	1.000	0.996	1.006	57.1230
	PCB-169	6.42e+07	1.26	y	1.13	50:27	1.000	0.995	1.005	47.9561
	PCB-188	5.98e+07	1.05	y	1.37	42:48	1.001	0.995	1.005	50.0368
	PCB-184	*	*	n	1.32	NotFnd	*	1.006	1.016	*
	PCB-179	*	*	n	1.38	NotFnd	*	1.024	1.034	*
	PCB-176	*	*	n	1.31	NotFnd	*	1.035	1.045	*
	PCB-186	*	*	n	1.42	NotFnd	*	1.049	1.059	*
	PCB-178	4.21e+07	1.05	y	0.97	45:35	1.066	1.060	1.070	49.9387
	PCB-175	*	*	n	1.00	NotFnd	*	1.069	1.079	*
	PCB-182/187	4.58e+07	1.04	y	1.14	46:05	1.077	1.072	1.082	46.0735
	PCB-183	*	*	n	1.13	NotFnd	*	1.080	1.090	*
	PCB-185	*	*	n	1.36	NotFnd	*	0.950	0.960	*
	PCB-174	4.00e+07	1.05	y	1.42	47:26	0.963	0.958	0.968	48.7634
	PCB-181	*	*	n	1.48	NotFnd	*	0.960	0.970	*
	PCB-177	*	*	n	1.33	NotFnd	*	0.963	0.973	*
	PCB-171	*	*	n	1.37	NotFnd	*	0.969	0.979	*
	PCB-173	*	*	n	1.27	NotFnd	*	0.978	0.988	*
	PCB-172	*	*	n	1.39	NotFnd	*	0.987	0.997	*
	PCB-192	*	*	n	1.80	NotFnd	*	0.991	1.001	*
	PCB-180	4.81e+07	1.06	y	1.52	49:17	1.001	0.995	1.005	54.7469

Integrations by Analyst: MI

Date: 2/22/18

Client ID: PCB SSS 17C1025 Filename: 180208E1 S:8 Acq: 8-FEB-18 16:10:35 ConCal: NA
Lab ID: SS180208E1-1 GC Column ID: ZB-1 ICal: PCBVG8-2-8-18 wt/vol: 1.0000 EndCAL: NA

	Name	Resp	RA		RRF	RT	RRT	LCL	UCL	Conc
	PCB-193	*	*	n	1.71	NotFnd	*	0.999	1.009	*
	PCB-191	*	*	n	1.74	NotFnd	*	1.005	1.015	*
	PCB-170	3.86e+07	1.06	y	1.44	50:51	1.000	0.995	1.005	52.8332
	PCB-190	*	*	n	1.95	NotFnd	*	0.999	1.009	*
	PCB-189	5.12e+07	1.06	y	1.46	52:27	1.000	0.995	1.005	52.0074
	PCB-202	4.25e+07	0.89	y	1.06	48:12	1.000	0.995	1.005	51.6703
	PCB-201	*	*	n	0.98	NotFnd	*	1.006	1.016	*
	PCB-204	*	*	n	1.07	NotFnd	*	1.009	1.019	*
	PCB-197	*	*	n	1.10	NotFnd	*	1.015	1.025	*
	PCB-200	3.95e+07	0.88	y	1.04	50:03	1.039	1.034	1.044	48.8158
	PCB-198	*	*	n	0.84	NotFnd	*	1.065	1.075	*
	PCB-199	*	*	n	0.80	NotFnd	*	1.067	1.077	*
-	PCB-196/203	3.20e+07	0.90	y	0.84	51:55	1.077	1.072	1.082	49.0692
-	PCB-195	3.05e+07	0.90	y	1.04	53:08	0.984	0.979	0.989	47.2777
	PCB-194	3.22e+07	0.88	y	1.16	54:01	1.000	0.995	1.005	44.7181
	PCB-205	4.00e+07	0.91	y	1.33	54:18	1.005	1.000	1.010	48.3825
	PCB-208	4.19e+07	1.31	y	0.90	53:17	1.000	0.995	1.005	49.3481
	PCB-207	*	*	n	0.89	NotFnd	*	1.001	1.011	*
	PCB-206	2.86e+07	1.31	y	0.88	55:34	1.000	0.995	1.005	48.6309
	PCB-209	3.39e+07	1.20	y	1.04	56:53	1.000	0.995	1.005	53.2317

Name	Resp	RA		RT	RRF	Conc	
Total Mono-PCB	4.59e+08	3.05	y	16:00	1.06	203.872	
Total Di-PCB	1.12e+09	1.55	y	20:00	1.04	682.324	
Total Tri-PCB	1.37e+08	1.06	y	24:08	1.15	91.1532	
Total Tri-PCB	4.53e+08	1.05	y	28:55	1.05	276.964	Sum:368.117
Total Tetra-PCB	9.64e+08	0.77	y	27:54	1.06	582.020	
Total Penta-PCB	5.02e+08	1.60	y	32:36	1.18	461.779	
Total Penta-PCB	1.70e+08	1.54	y	42:09	1.12	148.582	Sum:610.361
Total Hexa-PCB	8.61e+07	1.29	y	36:59	0.91	104.723	
Total Hexa-PCB	4.38e+08	1.22	y	43:10	1.00	355.257	Sum:459.980
Total Hepta-PCB	3.26e+08	1.05	y	42:48	1.35	354.400	
Total Octa-PCB	1.14e+08	0.89	y	48:12	0.95	149.555	
Total Octa-PCB	1.04e+08	0.90	y	53:08	1.17	142.824	Sum:292.379
Total Nona-PCB	7.21e+07	1.31	y	53:17	0.89	100.002	
Total Deca-PCB	3.39e+07	1.20	y	56:53	1.04	53.2317	

Total PCB Conc:3750.27429300

Integrations
by
Analyst: MI

Date: 2/22/18

Client ID: PCB SSS 17C1025 Filename: 180208E1 S:8 Acq: 8-FEB-18 16:10:35 ConCal: NA
Lab ID: SS180208E1-1 GC Column ID: ZB-1 ICal: PCBVG8-2-8-18 wt/vol:1.0000 EndCAL: NA

Name	Resp	RA	RRF	RT	RRT	LCL-UCL	Conc	Rec
13C-PCB-1	2.02e+08	3.17 y	1.13	15:59	0.618	0.616-0.622	98.0	98.0
13C-PCB-3	2.20e+08	3.24 y	1.21	18:37	0.720	0.716-0.724	99.3	99.3
13C-PCB-4	1.08e+08	1.53 y	0.59	19:57	0.772	0.769-0.777	99.3	99.3
13C-PCB-9	1.69e+08	1.52 y	0.94	21:45	0.842	0.837-0.845	98.4	98.4
13C-PCB-11	1.72e+08	1.54 y	0.95	25:08	0.973	0.968-0.978	99.1	99.1
13C-PCB-19	1.19e+08	1.07 y	0.62	24:07	0.933	0.928-0.938	105	105
13C-PCB-28	1.49e+08	1.02 y	1.05	29:01	1.004	0.999-1.009	96.9	96.9
13C-PCB-32	1.74e+08	1.05 y	0.91	27:03	1.047	1.041-1.051	105	105
13C-PCB-37	1.50e+08	1.05 y	1.02	32:53	1.138	1.132-1.144	101	101
13C-PCB-47	1.37e+08	0.81 y	0.83	31:56	0.871	0.867-0.875	100	100
13C-PCB-52	1.27e+08	0.81 y	0.76	31:26	0.857	0.853-0.861	102	102
13C-PCB-54	1.56e+08	0.81 y	0.93	27:53	0.760	0.756-0.764	102	102
13C-PCB-70	1.65e+08	0.80 y	1.00	35:27	0.966	0.961-0.971	101	101
13C-PCB-77	1.51e+08	0.80 y	0.96	39:33	1.078	1.073-1.083	96.1	96.1
13C-PCB-80	1.64e+08	0.80 y	1.00	35:52	0.978	0.973-0.983	100	100
13C-PCB-81	1.62e+08	0.81 y	1.01	38:58	1.062	1.057-1.067	98.0	98.0
13C-PCB-95	8.43e+07	1.59 y	0.80	35:44	0.913	0.908-0.918	102	102
13C-PCB-97	7.29e+07	1.59 y	0.70	38:44	0.989	0.984-0.994	101	101
13C-PCB-101	8.46e+07	1.60 y	0.80	37:26	0.956	0.951-0.961	102	102
13C-PCB-104	1.09e+08	1.62 y	1.01	32:35	0.832	0.828-0.836	104	104
13C-PCB-105	1.01e+08	1.56 y	1.14	42:59	0.929	0.924-0.934	100	100
13C-PCB-114	1.03e+08	1.59 y	1.18	42:07	0.910	0.905-0.915	98.7	98.7
13C-PCB-118	1.01e+08	1.59 y	1.00	41:28	1.059	1.054-1.064	98.1	98.1
13C-PCB-123	9.86e+07	1.58 y	0.95	41:17	1.054	1.049-1.059	101	101
13C-PCB-126	9.62e+07	1.55 y	1.14	45:13	0.977	0.972-0.982	96.0	96.0
13C-PCB-127	1.08e+08	1.58 y	1.24	43:19	0.936	0.931-0.941	98.5	98.5
13C-PCB-138	1.02e+08	1.28 y	1.17	44:43	0.967	0.962-0.972	98.6	98.6
13C-PCB-141	9.79e+07	1.26 y	1.11	43:53	0.948	0.944-0.954	100	100
13C-PCB-153	1.18e+08	1.25 y	1.34	43:09	0.933	0.928-0.938	100.0	100.0
13C-PCB-155	8.75e+07	1.31 y	0.83	36:58	0.944	0.939-0.949	103	103
13C-PCB-156	1.20e+08	1.28 y	1.38	47:58	1.037	1.032-1.042	98.8	98.8
13C-PCB-157	1.18e+08	1.28 y	1.37	48:14	1.042	1.037-1.047	97.4	97.4
13C-PCB-159	1.20e+08	1.25 y	1.39	45:60	0.994	0.989-0.999	98.4	98.4
13C-PCB-167	1.23e+08	1.27 y	1.40	46:41	1.009	1.004-1.014	99.6	99.6
13C-PCB-169	1.18e+08	1.25 y	1.39	50:27	1.090	1.085-1.095	96.6	96.6
13C-PCB-170	5.09e+07	0.46 y	0.86	50:51	1.103	1.097-1.109	97.7	97.7
13C-PCB-180	5.80e+07	0.46 y	0.98	49:15	1.069	1.064-1.074	97.8	97.8
13C-PCB-188	8.70e+07	0.46 y	1.40	42:47	0.928	0.923-0.933	103	103
13C-PCB-189	6.75e+07	0.47 y	1.15	52:27	1.138	1.132-1.144	96.9	96.9
13C-PCB-194	6.22e+07	0.90 y	0.77	54:01	0.995	0.990-1.000	99.5	99.5
13C-PCB-202	7.76e+07	0.93 y	1.28	48:11	1.045	1.040-1.050	99.8	99.8
13C-PCB-206	6.68e+07	0.78 y	0.81	55:33	1.023	1.019-1.029	102	102
13C-PCB-208	9.49e+07	0.79 y	1.09	53:16	0.981	0.977-0.987	107	107
13C-PCB-209	6.11e+07	1.19 y	0.74	56:52	1.048	1.043-1.053	102	102

CRS vs. RS

Name	Resp	RA	RRF	RT	RRT	LCL-UCL	Conc	Rec
13C-PCB-79	1.66e+08	0.80 y	1.03	37:45	1.029	1.024-1.034	98.0	98.0
13C-PCB-178	5.63e+07	0.45 y	0.93	45:34	0.985	0.980-0.990	100	100

PS vs. IS

Name	Resp	RA	RRF	RT	RRT	LCL-UCL	Conc	Rec
13C-PCB-79	1.66e+08	0.80 y	1.03	37:45	0.969	0.963-0.973	100.0	100.0
13C-PCB-178	5.63e+07	0.45 y	0.95	45:34	0.925	0.920-0.930	102	102

RS

Name	Resp	RA	RRF	RT	Conc
13C-PCB-15	1.83e+08	1.55 y	1.00	25:51	100
13C-PCB-31	1.46e+08	1.03 y	1.00	28:54	100
13C-PCB-60	1.64e+08	0.80 y	1.00	36:41	100
13C-PCB-111	1.03e+08	1.57 y	1.00	39:10	100
13C-PCB-128	8.81e+07	1.26 y	1.00	46:16	100
13C-PCB-182	6.07e+07	0.47 y	1.00	46:06	100
13C-PCB-205	8.12e+07	0.92 y	1.00	54:17	100

Analyst: MI

Date: 2/22/18

File:180208E1 #1-867 Acq: 8-FEB-2018 16:10:35 GC EI+ Voltage SIR Autospec-UltimaE
Sample#8 File Text:Vista Analytical Laboratory VG-8 Text:SS180208E1-1 PCB SSS 17C1025 Exp:PCB_ZB1
188.0393 S:8 SMO(1,3) BSUB(10000,15,-3.0) PKD(5,5,2,0.10%,8184.0,0.00%,F,F)

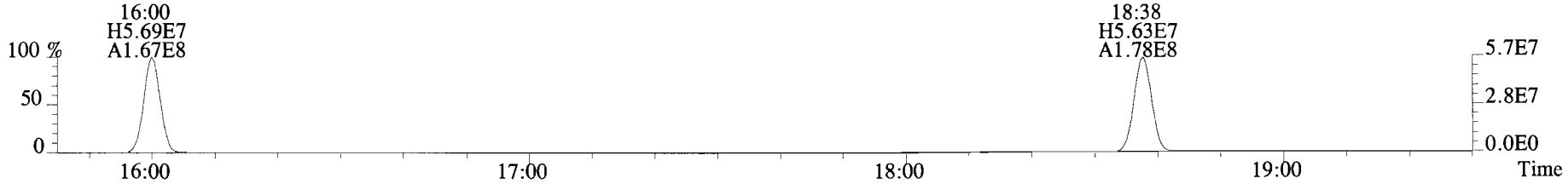

190.0363 S:8 SMO(1,3) BSUB(10000,15,-3.0) PKD(5,5,2,0.10%,5228.0,0.00%,F,F)

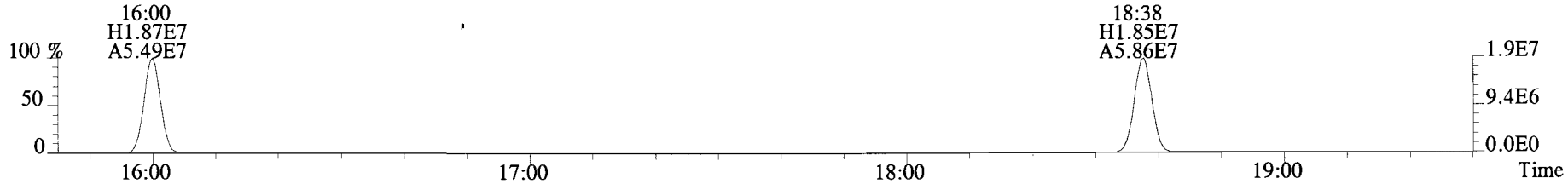

200.0795 S:8 SMO(1,3) BSUB(10000,15,-3.0) PKD(5,5,2,0.10%,5992.0,0.00%,F,F)

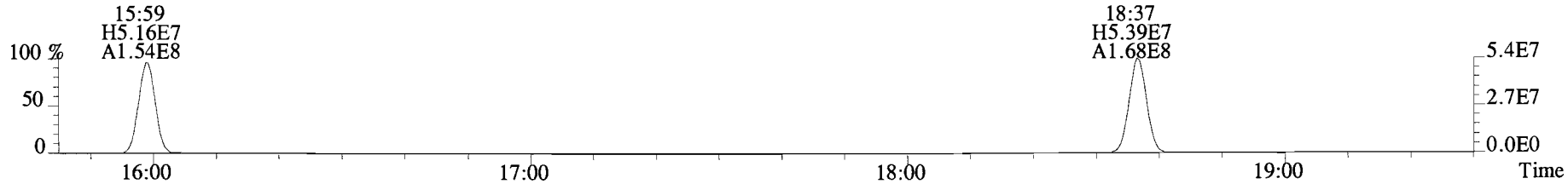

202.0766 S:8 SMO(1,3) BSUB(10000,15,-3.0) PKD(5,5,2,0.10%,38260.0,0.00%,F,F)

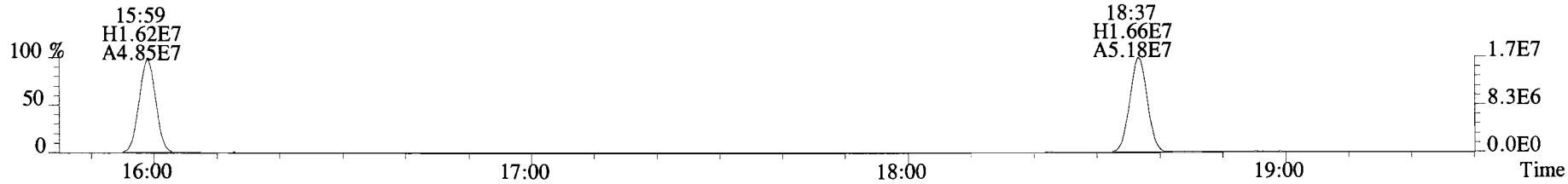

180.9880 S:8

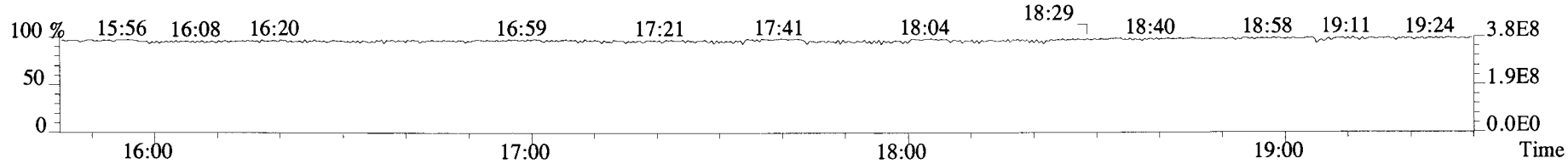

File:180208E1 #1-757 Acq: 8-FEB-2018 16:10:35 GC EI+ Voltage SIR Autospec-UltimaE
Sample#8 File Text:Vista Analytical Laboratory VG-8 Text:SS180208E1-1 PCB SSS 17C1025 Exp:PCB_ZB1
222.0003 S:8 F:2 SMO(1,3) BSUB(10000,15,-3.0) PKD(5,5,2,0.10%,4540.0,0.00%,F,F)

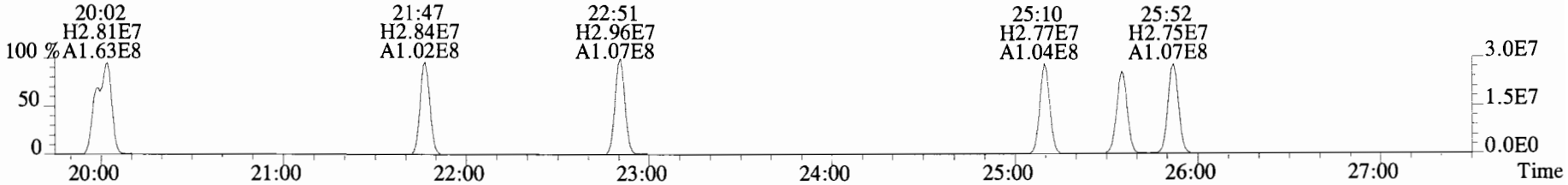

223.9974 S:8 F:2 SMO(1,3) BSUB(10000,15,-3.0) PKD(5,5,2,0.10%,10300.0,0.00%,F,F)

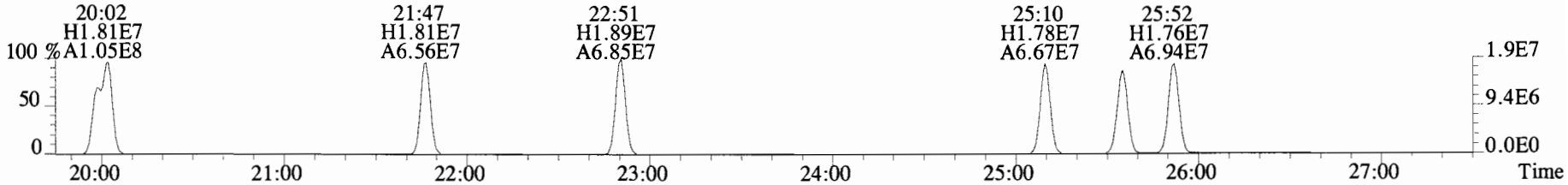

234.0406 S:8 F:2 SMO(1,3) BSUB(10000,15,-3.0) PKD(5,5,2,0.10%,5316.0,0.00%,F,F)

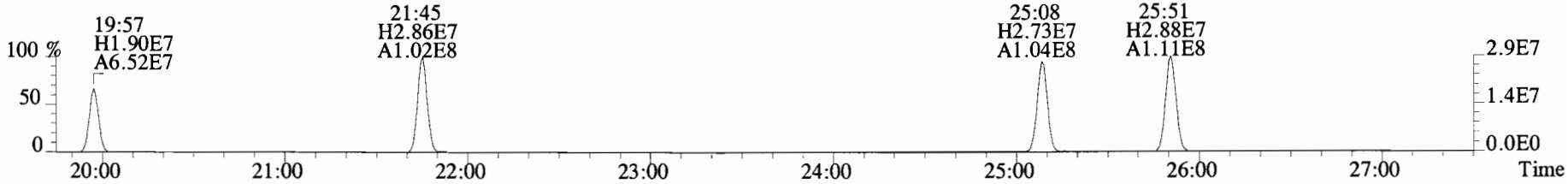

236.0376 S:8 F:2 SMO(1,3) BSUB(10000,15,-3.0) PKD(5,5,2,0.10%,4056.0,0.00%,F,F)

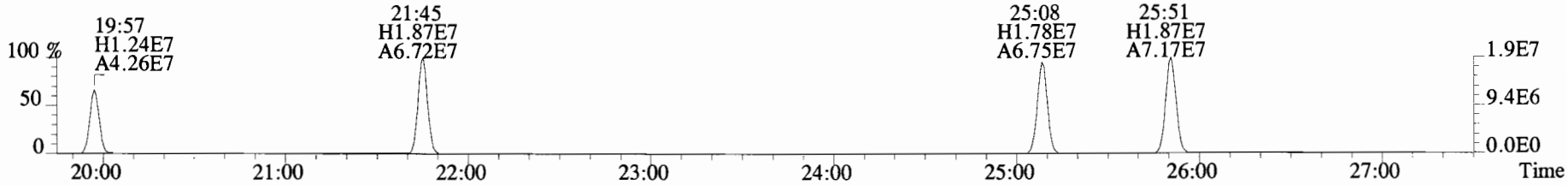

230.9856 S:8 F:2

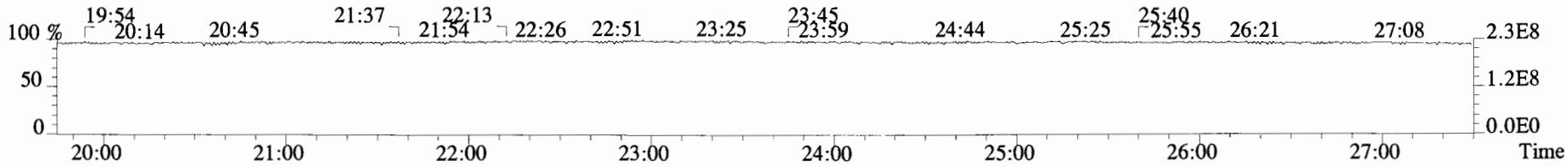

File:180208E1 #1-757 Acq: 8-FEB-2018 16:10:35 GC EI+ Voltage SIR Autospec-UltimaE
Sample#8 File Text:Vista Analytical Laboratory VG-8 Text:SS180208E1-1 PCB SSS 17C1025 Exp:PCB_ZB1
255.9613 S:8 F:2 SMO(1,3) BSUB(10000,15,-3.0) PKD(5,5,2,0.10%,4292.0,0.00%,F,F)

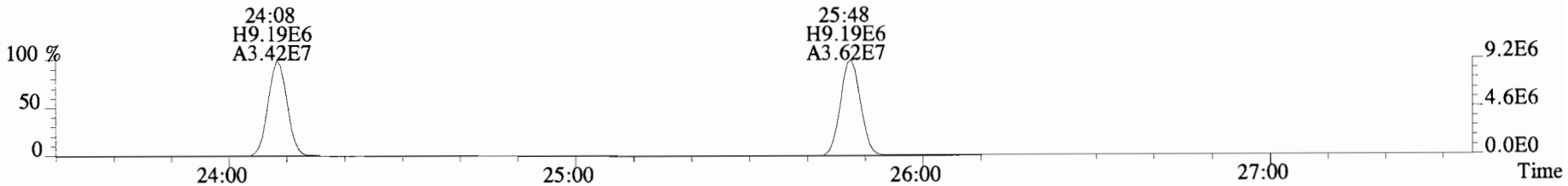

257.9584 S:8 F:2 SMO(1,3) BSUB(10000,15,-3.0) PKD(5,5,2,0.10%,3252.0,0.00%,F,F)

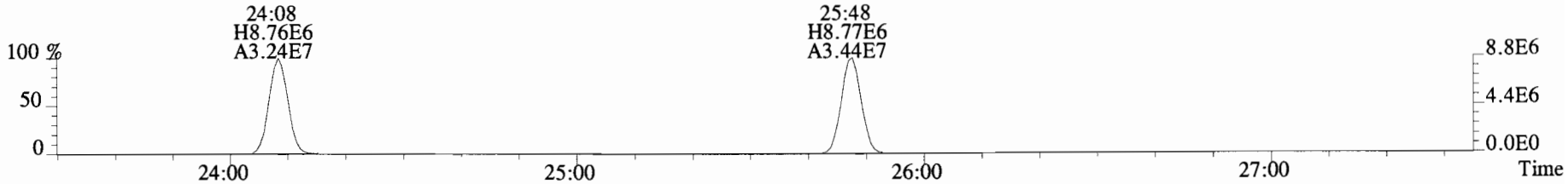

268.0016 S:8 F:2 SMO(1,3) BSUB(10000,15,-3.0) PKD(5,5,2,0.10%,75768.0,0.00%,F,F)

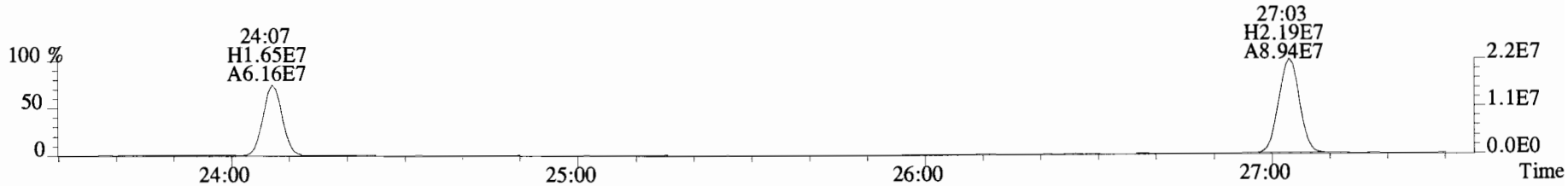

269.9986 S:8 F:2 SMO(1,3) BSUB(10000,15,-3.0) PKD(5,5,2,0.10%,31388.0,0.00%,F,F)

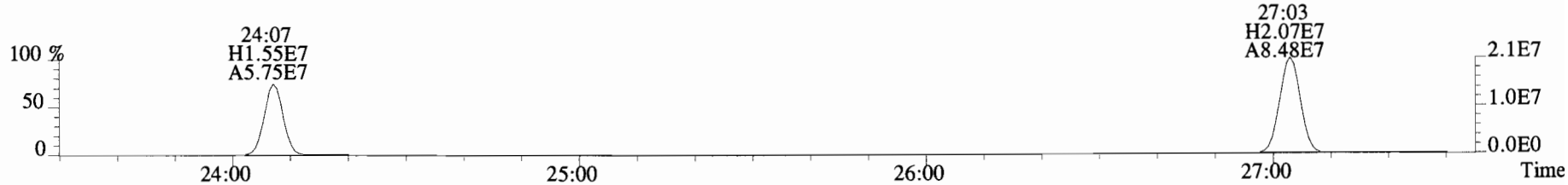

230.9856 S:8 F:2



File:180208E1 #1-756 Acq: 8-FEB-2018 16:10:35 GC EI+ Voltage SIR Autospec-UltimaE
Sample#8 File Text:Vista Analytical Laboratory VG-8 Text:SS180208E1-1 PCB SSS 17C1025 Exp:PCB_ZB1

255.9613 S:8 F:3 SMO(1,3) BSUB(10000,15,-3.0) PKD(5,5,2,0.10%,5224.0,0.00%,F,F)

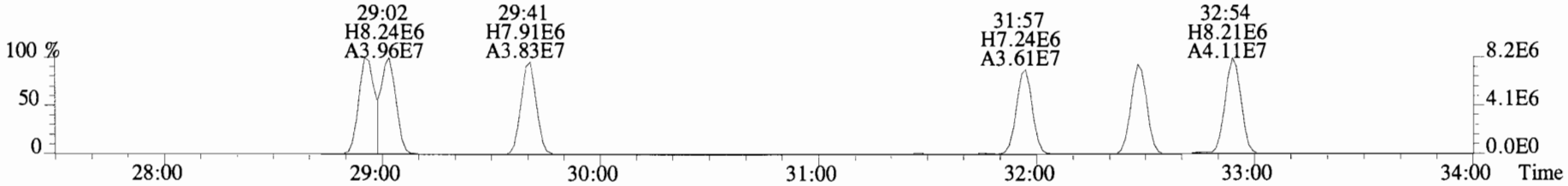

257.9584 S:8 F:3 SMO(1,3) BSUB(10000,15,-3.0) PKD(5,5,2,0.10%,4788.0,0.00%,F,F)

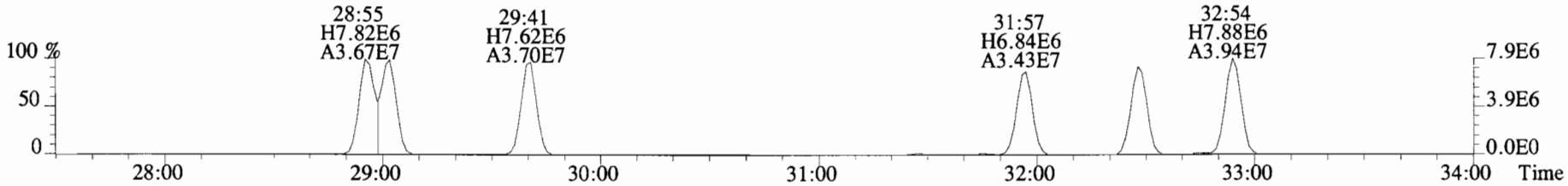

268.0016 S:8 F:3 SMO(1,3) BSUB(10000,15,-3.0) PKD(5,5,2,0.10%,47792.0,0.00%,F,F)

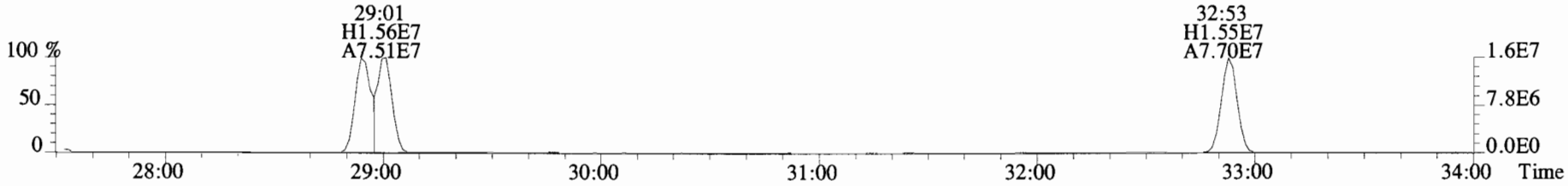

269.9986 S:8 F:3 SMO(1,3) BSUB(10000,15,-3.0) PKD(5,5,2,0.10%,20416.0,0.00%,F,F)

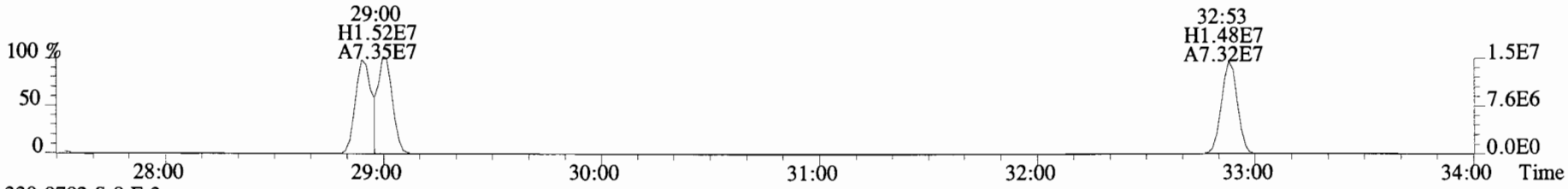

330.9792 S:8 F:3

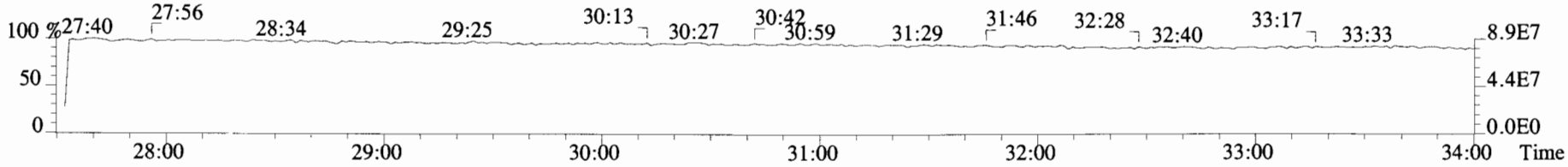

File:180208E1 #1-756 Acq: 8-FEB-2018 16:10:35 GC EI+ Voltage SIR Autospec-UltimaE
Sample#8 File Text:Vista Analytical Laboratory VG-8 Text:SS180208E1-1 PCB SSS 17C1025 Exp:PCB_ZB1
268.0016 S:8 F:3 SMO(1,3) BSUB(10000,15,-3.0) PKD(5,5,2,0.10%,47792.0,0.00%,F,F)

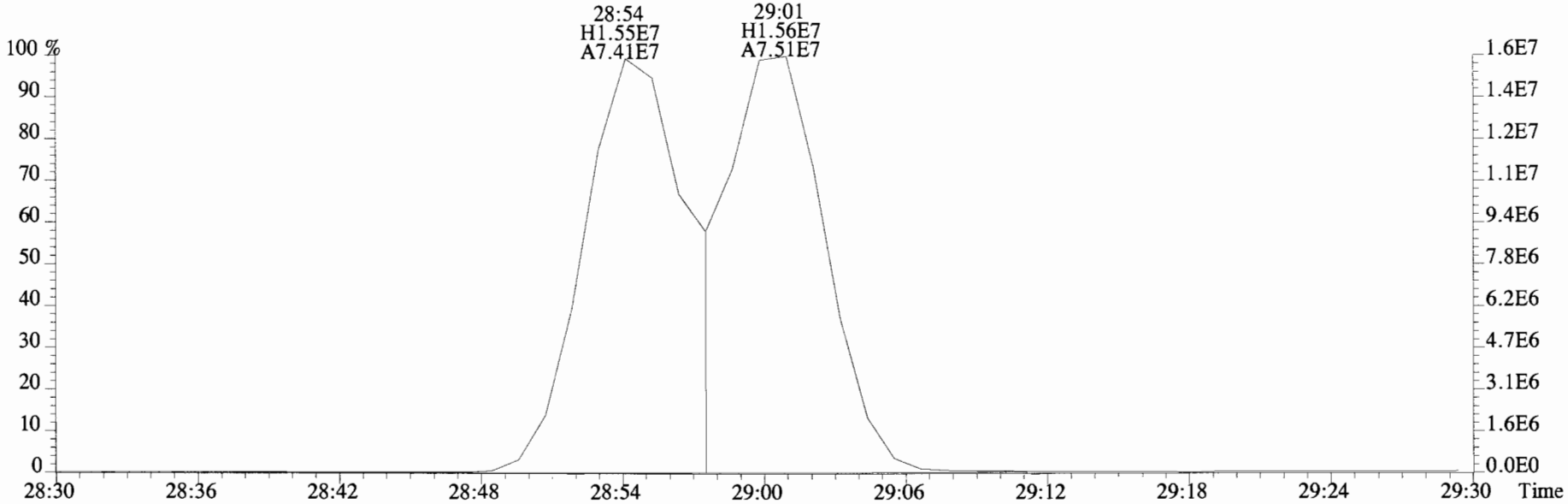

269.9986 S:8 F:3 SMO(1,3) BSUB(10000,15,-3.0) PKD(5,5,2,0.10%,20416.0,0.00%,F,F)

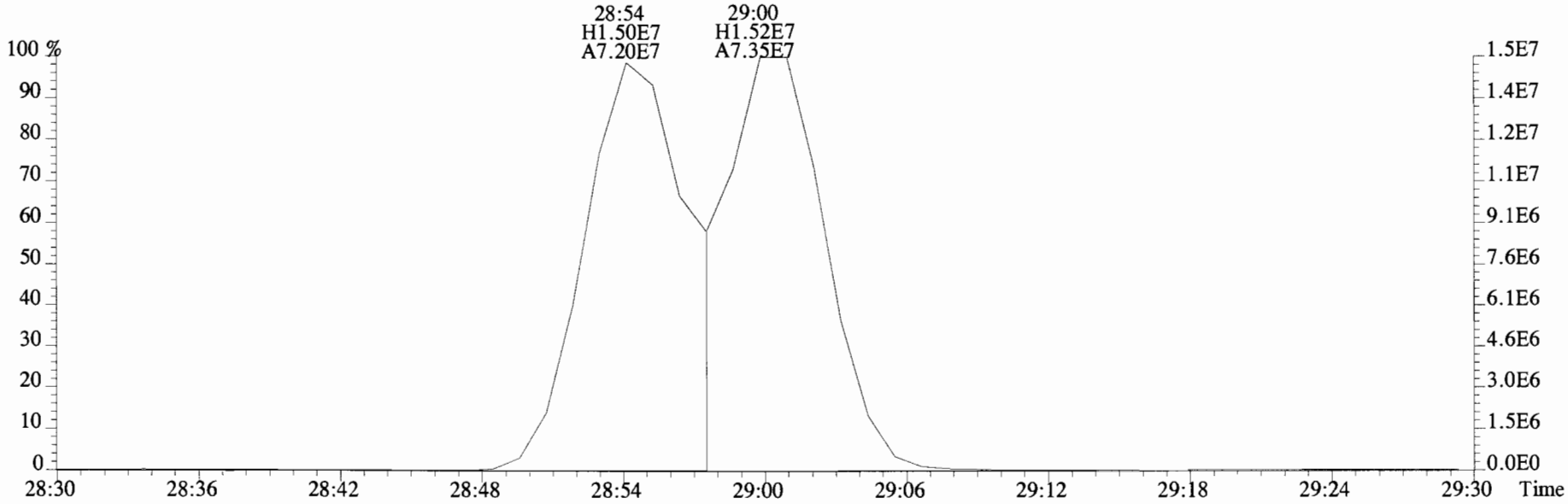

File:180208E1 #1-756 Acq: 8-FEB-2018 16:10:35 GC EI+ Voltage SIR Autospec-UltimaE
Sample#8 File Text:Vista Analytical Laboratory VG-8 Text:SS180208E1-1 PCB SSS 17C1025 Exp:PCB_ZB1
289.9224 S:8 F:3 SMO(1,3) BSUB(10000,15,-3.0) PKD(5,5,2,0.10%,5536.0,0.00%,F,F)

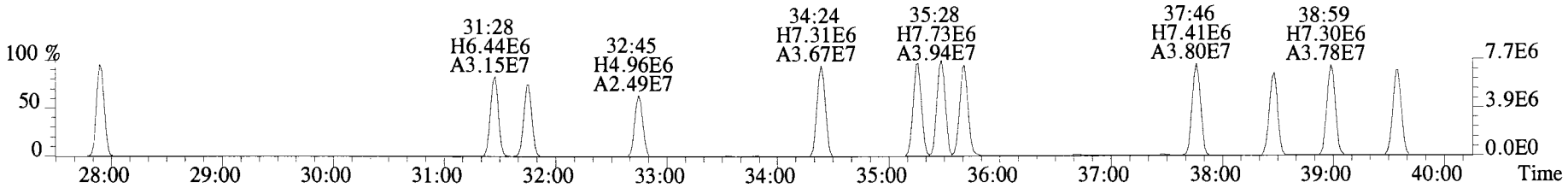

291.9194 S:8 F:3 SMO(1,3) BSUB(10000,15,-3.0) PKD(5,5,2,0.10%,5996.0,0.00%,F,F)

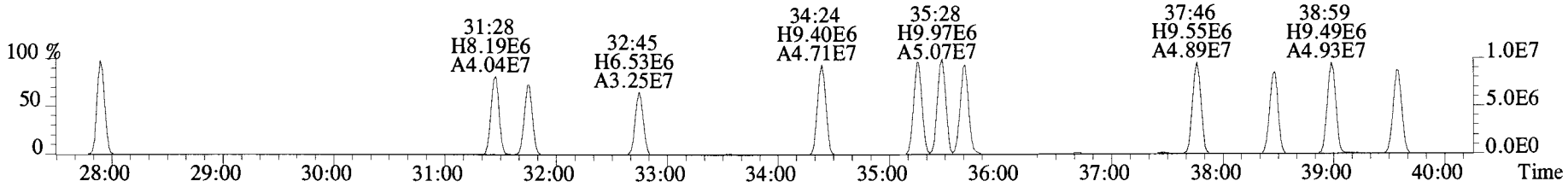

301.9626 S:8 F:3 SMO(1,3) BSUB(10000,15,-3.0) PKD(5,5,2,0.10%,22836.0,0.00%,F,F)

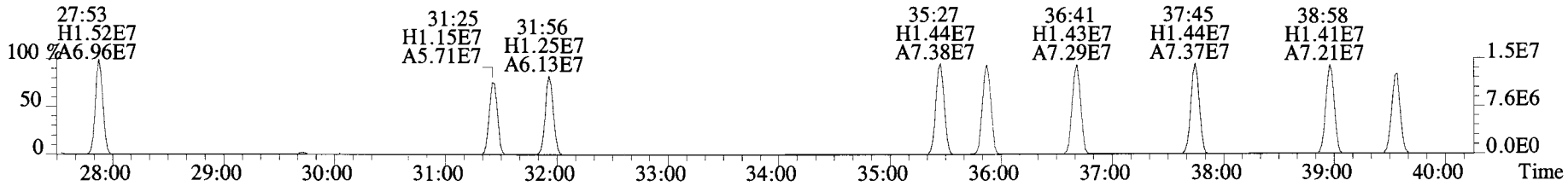

303.9597 S:8 F:3 SMO(1,3) BSUB(10000,15,-3.0) PKD(5,5,2,0.10%,17480.0,0.00%,F,F)

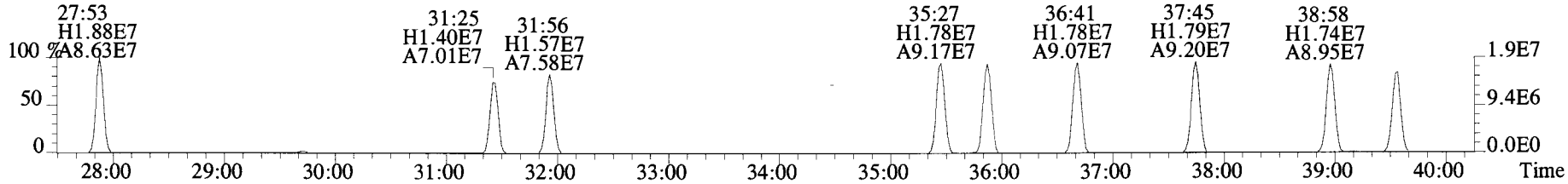

330.9792 S:8 F:3

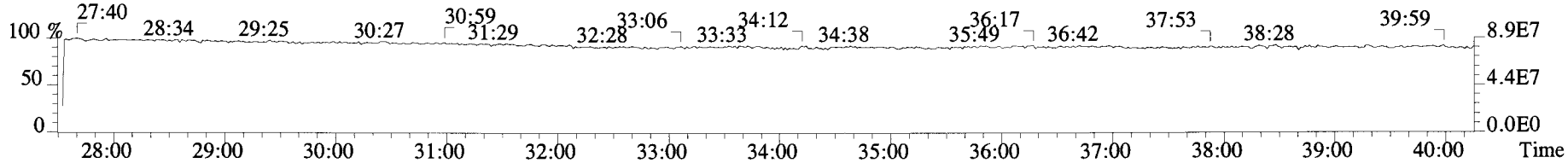

File:180208E1 #1-756 Acq: 8-FEB-2018 16:10:35 GC EI+ Voltage SIR Autospec-UltimaE
Sample#8 File Text:Vista Analytical Laboratory VG-8 Text:SS180208E1-1 PCB SSS 17C1025 Exp:PCB_ZB1
289.9224 S:8 F:3 SMO(1,3) BSUB(10000,15,-3.0) PKD(5,5,2,0.10%,5536.0,0.00%,F,F)

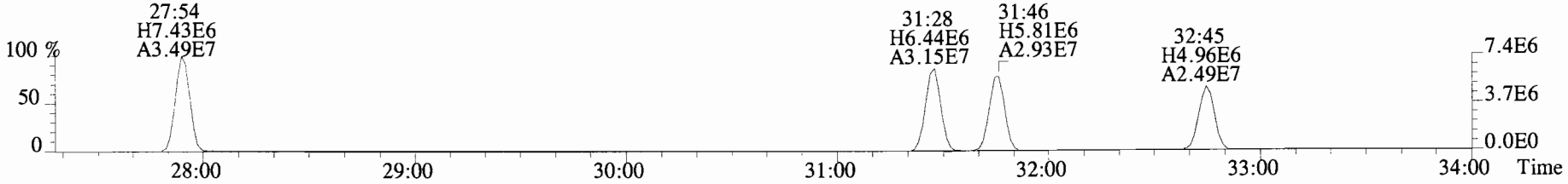

291.9194 S:8 F:3 SMO(1,3) BSUB(10000,15,-3.0) PKD(5,5,2,0.10%,5996.0,0.00%,F,F)

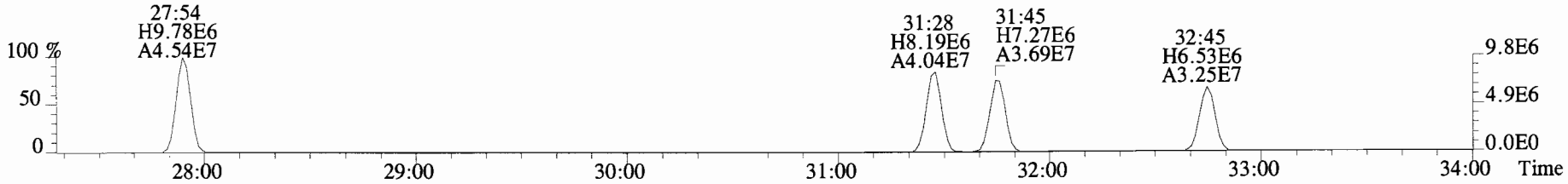

301.9626 S:8 F:3 SMO(1,3) BSUB(10000,15,-3.0) PKD(5,5,2,0.10%,22836.0,0.00%,F,F)

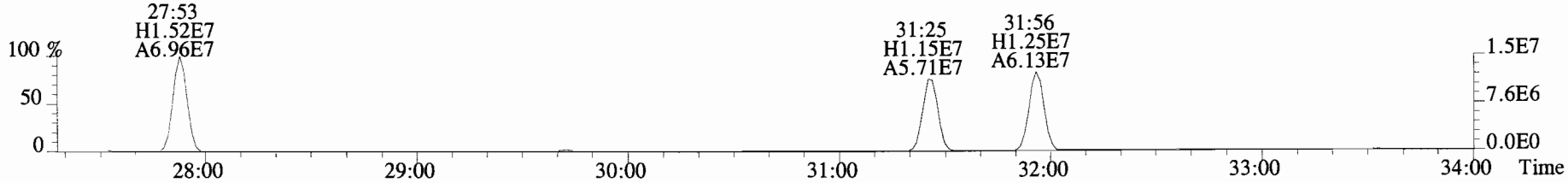

303.9597 S:8 F:3 SMO(1,3) BSUB(10000,15,-3.0) PKD(5,5,2,0.10%,17480.0,0.00%,F,F)

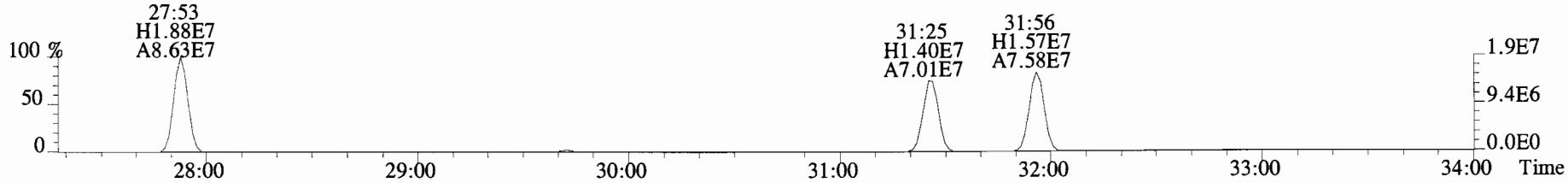

330.9792 S:8 F:3



File:180208E1 #1-756 Acq: 8-FEB-2018 16:10:35 GC EI+ Voltage SIR Autospec-UltimaE
Sample#8 File Text:Vista Analytical Laboratory VG-8 Text:SS180208E1-1 PCB SSS 17C1025 Exp:PCB_ZB1
289.9224 S:8 F:3 SMO(1,3) BSUB(10000,15,-3.0) PKD(5,5,2,0.10%,5536.0,0.00%,F,F)

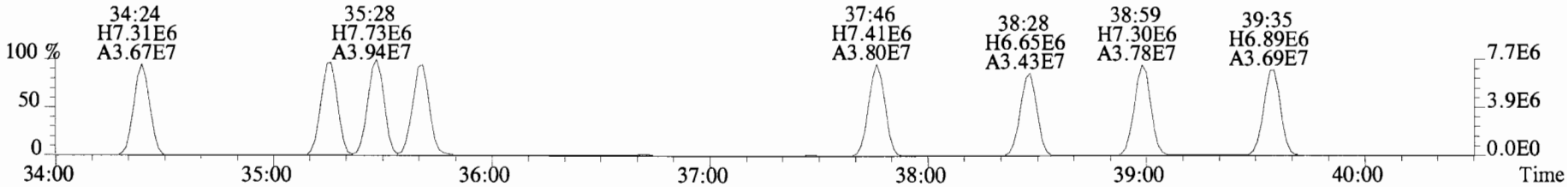

291.9194 S:8 F:3 SMO(1,3) BSUB(10000,15,-3.0) PKD(5,5,2,0.10%,5996.0,0.00%,F,F)

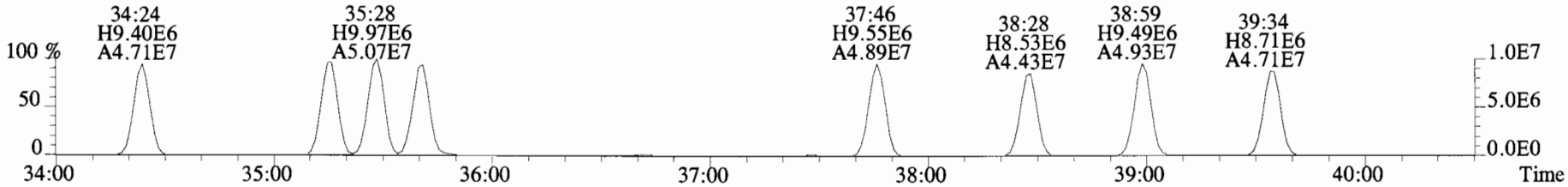

301.9626 S:8 F:3 SMO(1,3) BSUB(10000,15,-3.0) PKD(5,5,2,0.10%,22836.0,0.00%,F,F)

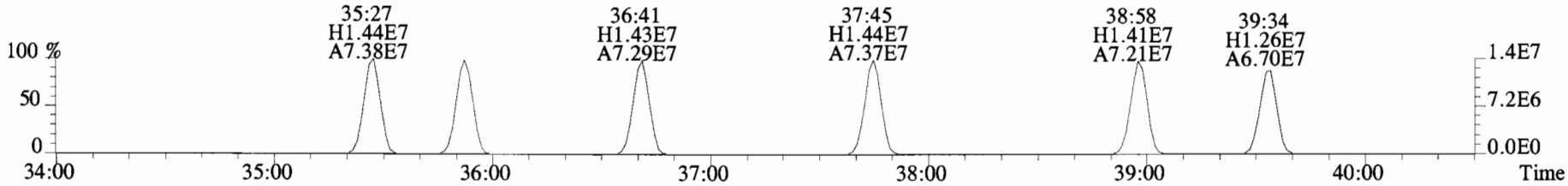

303.9597 S:8 F:3 SMO(1,3) BSUB(10000,15,-3.0) PKD(5,5,2,0.10%,17480.0,0.00%,F,F)

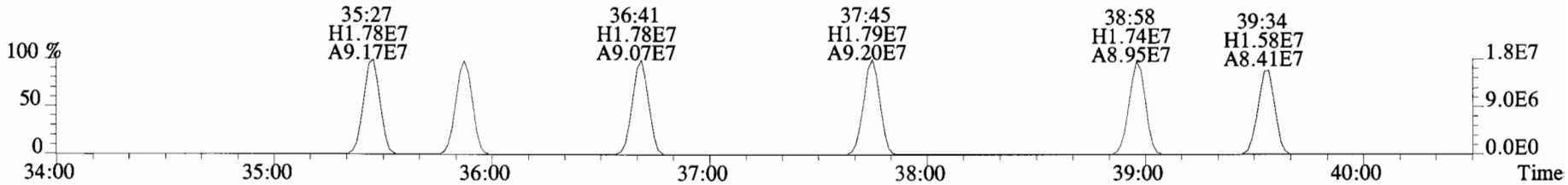

330.9792 S:8 F:3

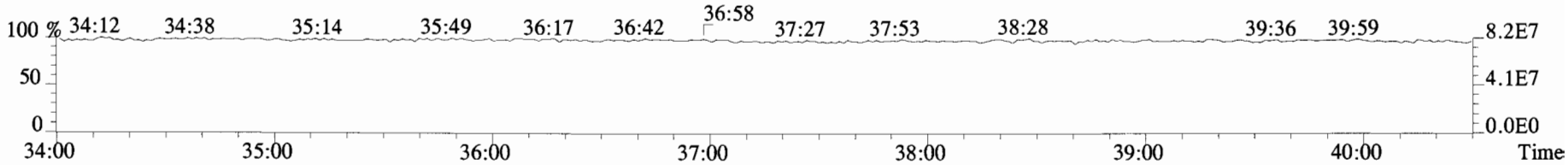

File:180208E1 #1-756 Acq: 8-FEB-2018 16:10:35 GC EI+ Voltage SIR Autospec-UltimaE
Sample#8 File Text:Vista Analytical Laboratory VG-8 Text:SS180208E1-1 PCB SSS 17C1025 Exp:PCB_ZB1
289.9224 S:8 F:3 SMO(1,3) BSUB(10000,15,-3.0) PKD(5,5,2,0.10%,5536.0,0.00%,F,F)

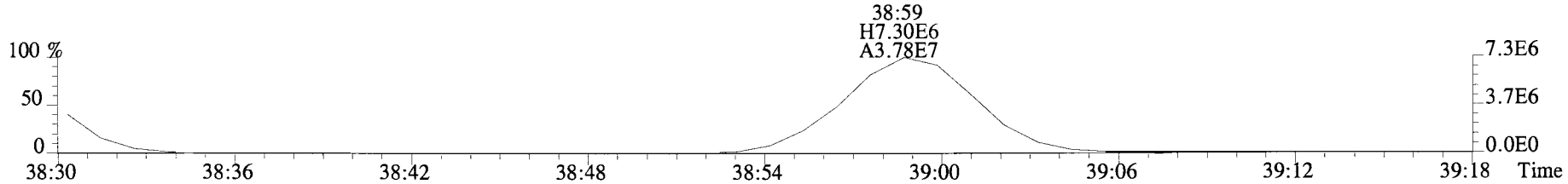

291.9194 S:8 F:3 SMO(1,3) BSUB(10000,15,-3.0) PKD(5,5,2,0.10%,5996.0,0.00%,F,F)

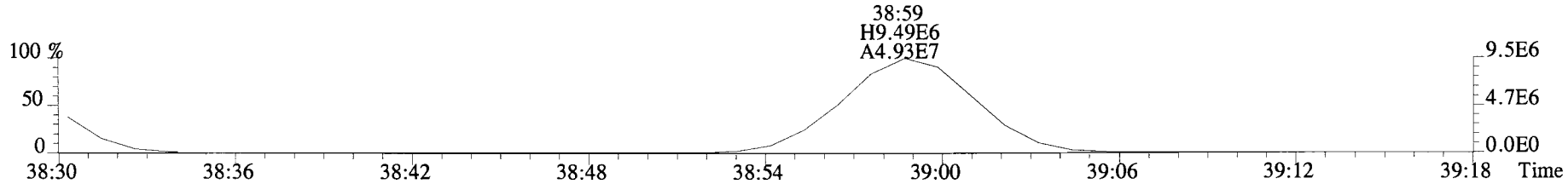

301.9626 S:8 F:3 SMO(1,3) BSUB(10000,15,-3.0) PKD(5,5,2,0.10%,22836.0,0.00%,F,F)

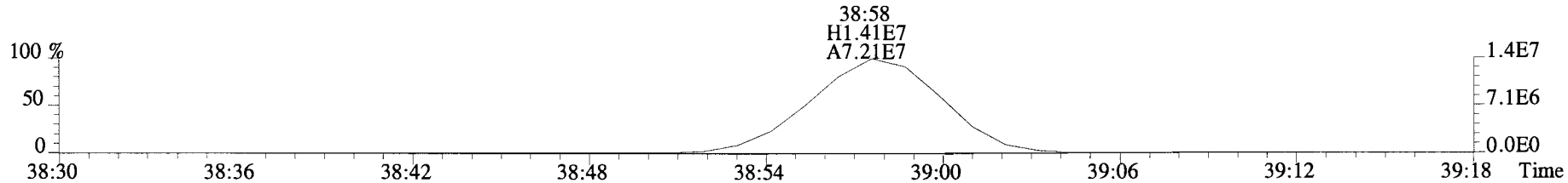

303.9597 S:8 F:3 SMO(1,3) BSUB(10000,15,-3.0) PKD(5,5,2,0.10%,17480.0,0.00%,F,F)

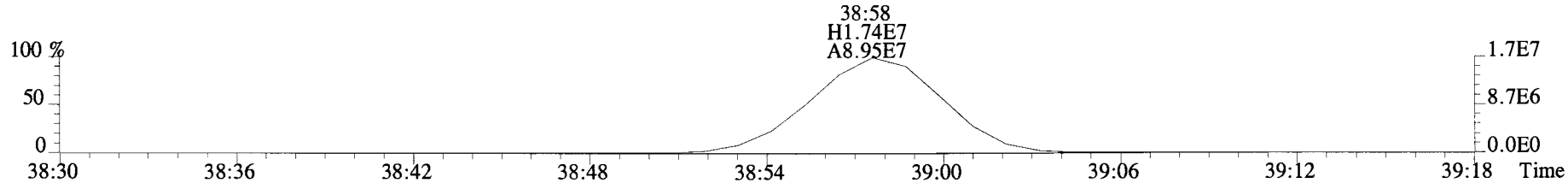

330.9792 S:8 F:3

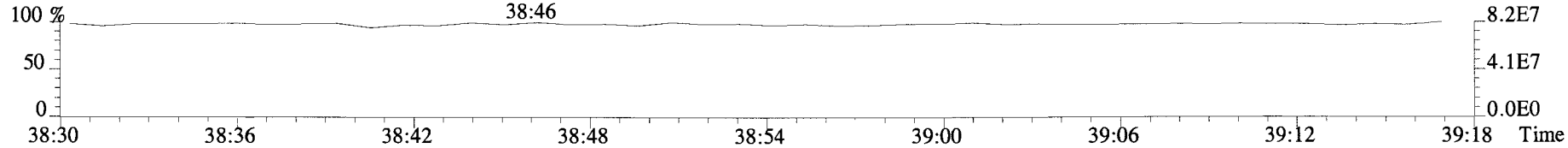

File:180208E1 #1-756 Acq: 8-FEB-2018 16:10:35 GC EI+ Voltage SIR Autospec-UltimaE
Sample#8 File Text:Vista Analytical Laboratory VG-8 Text:SS180208E1-1 PCB SSS 17C1025 Exp:PCB_ZB1
301.9626 S:8 F:3 SMO(1,3) BSUB(10000,15,-3.0) PKD(5,5,2,0.10%,22836.0,0.00%,F,F)

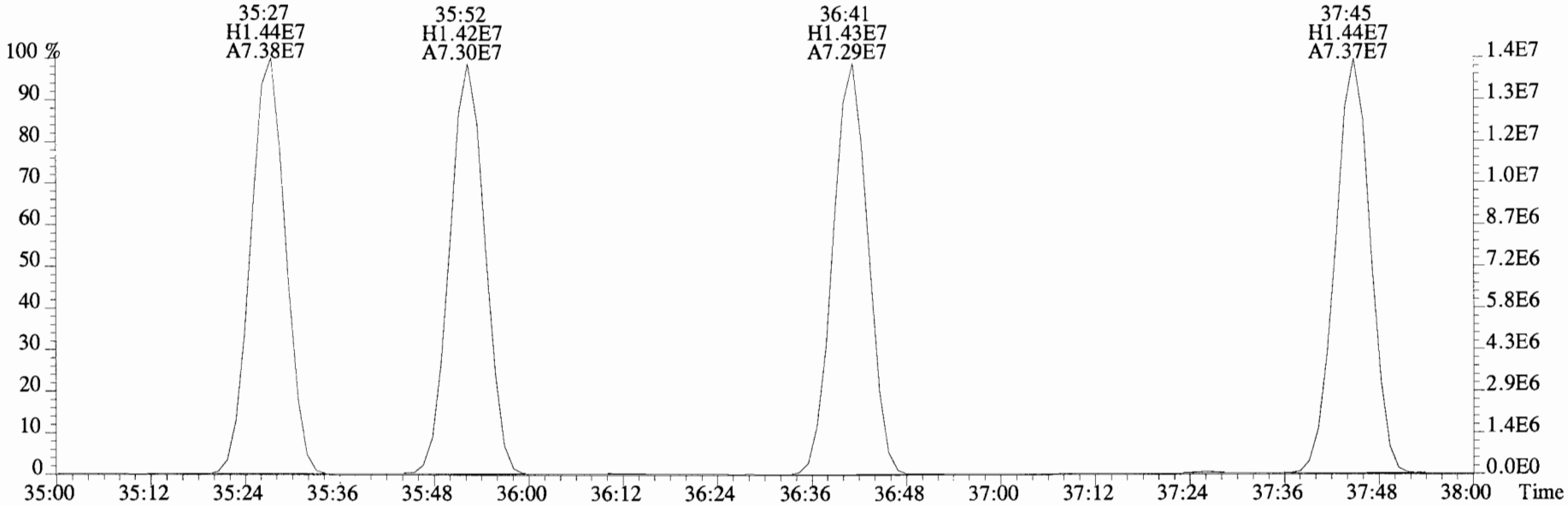

303.9597 S:8 F:3 SMO(1,3) BSUB(10000,15,-3.0) PKD(5,5,2,0.10%,17480.0,0.00%,F,F)

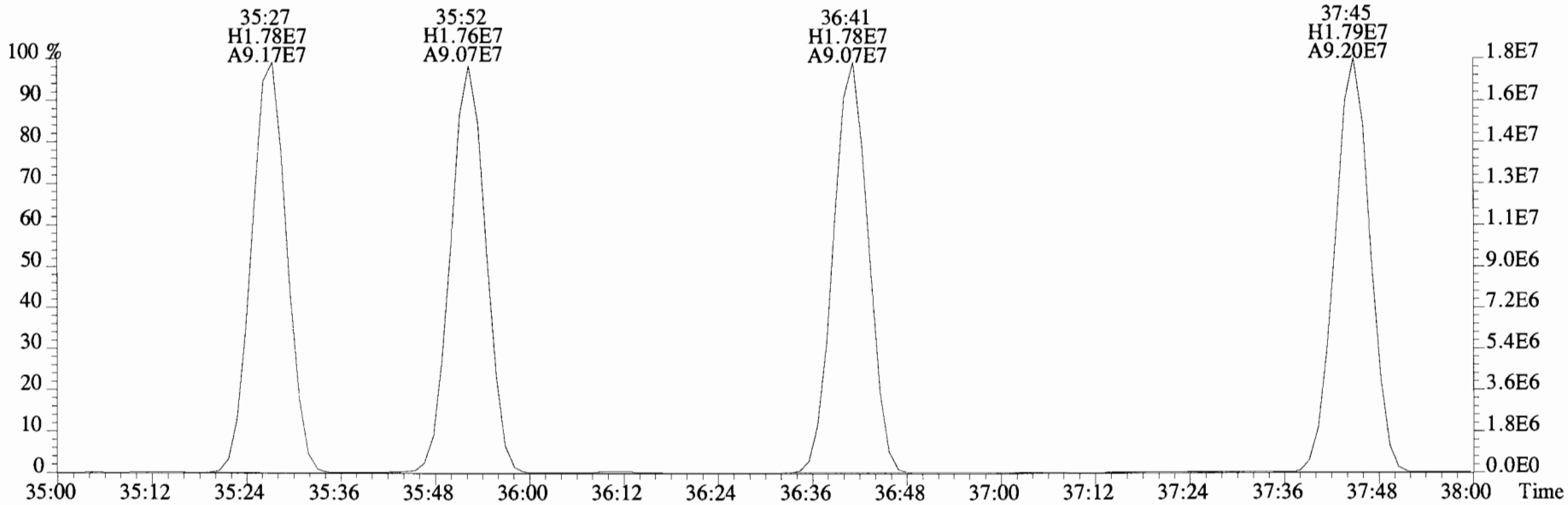

File:180208E1 #1-756 Acq: 8-FEB-2018 16:10:35 GC EI+ Voltage SIR Autospec-UltimaE
Sample#8 File Text:Vista Analytical Laboratory VG-8 Text:SS180208E1-1 PCB SSS 17C1025 Exp:PCB_ZB1
325.8804 S:8 F:3 SMO(1,3) BSUB(10000,15,-3.0) PKD(5,5,2,0.10%,3280.0,0.00%,F,F)

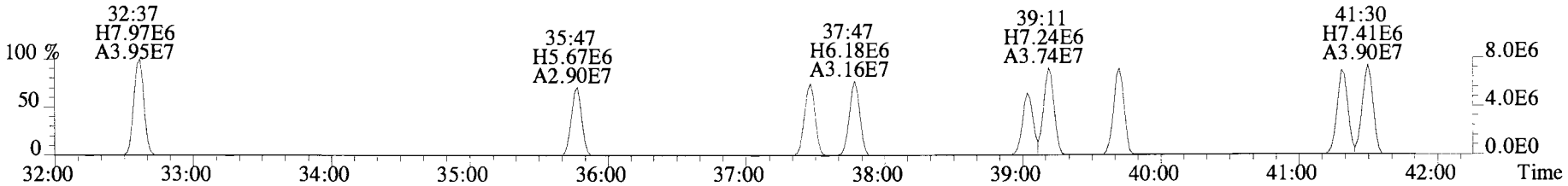

327.8775 S:8 F:3 SMO(1,3) BSUB(10000,15,-3.0) PKD(5,5,2,0.10%,2316.0,0.00%,F,F)

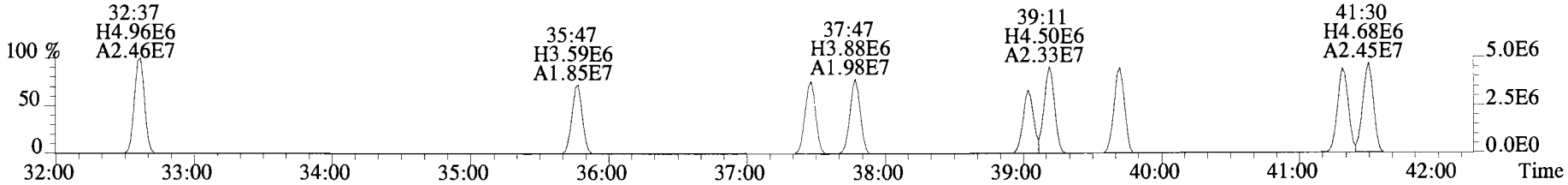

337.9207 S:8 F:3 SMO(1,3) BSUB(10000,15,-3.0) PKD(5,5,2,0.10%,4504.0,0.00%,F,F)

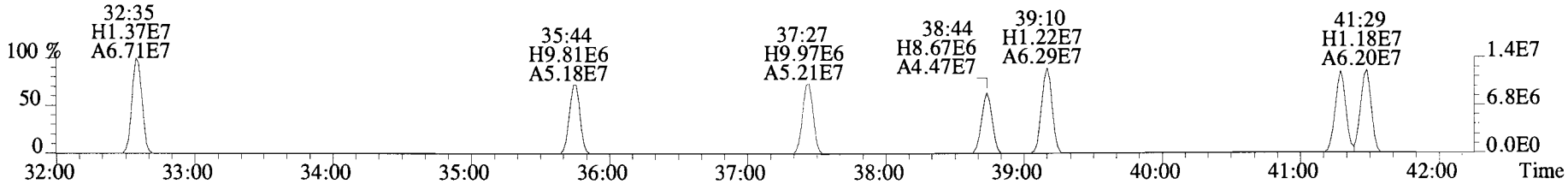

339.9177 S:8 F:3 SMO(1,3) BSUB(10000,15,-3.0) PKD(5,5,2,0.10%,3496.0,0.00%,F,F)

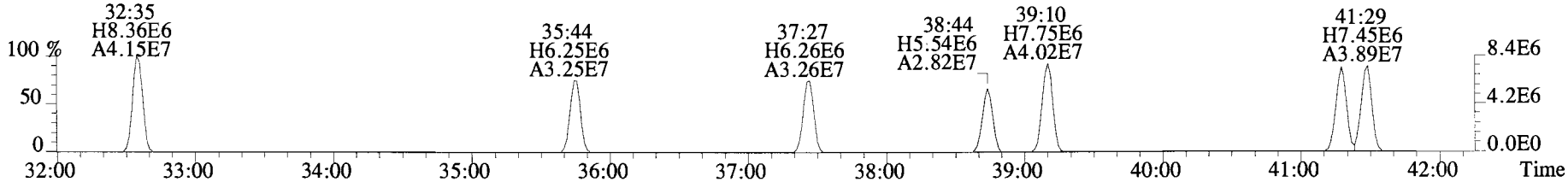

330.9792 S:8 F:3

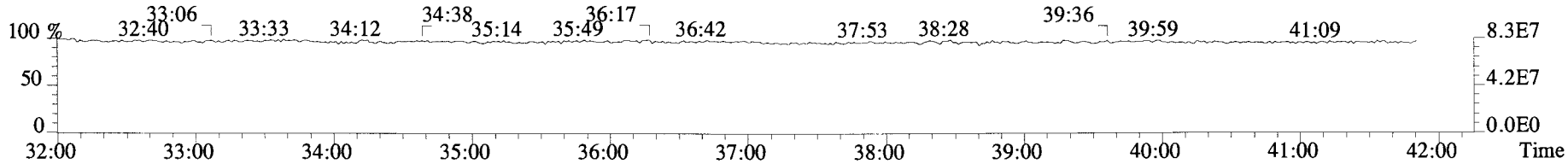

File:180208E1 #1-756 Acq: 8-FEB-2018 16:10:35 GC EI+ Voltage SIR Autospec-UltimaE
Sample#8 File Text:Vista Analytical Laboratory VG-8 Text:SS180208E1-1 PCB SSS 17C1025 Exp:PCB_ZB1
325.8804 S:8 F:3 SMO(1,3) BSUB(10000,15,-3.0) PKD(5,5,2,0.10%,3280.0,0.00%,F,F)

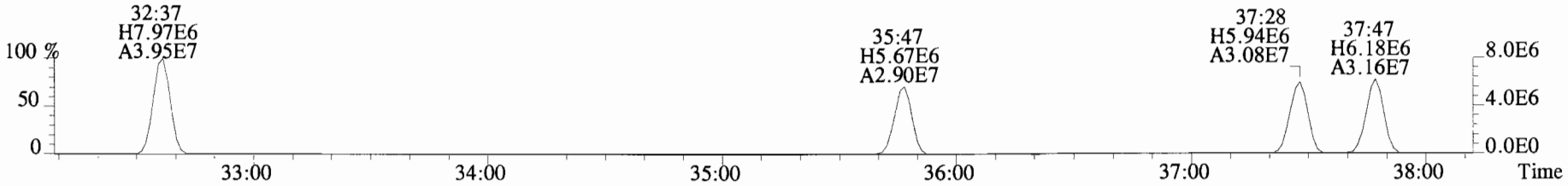

327.8775 S:8 F:3 SMO(1,3) BSUB(10000,15,-3.0) PKD(5,5,2,0.10%,2316.0,0.00%,F,F)

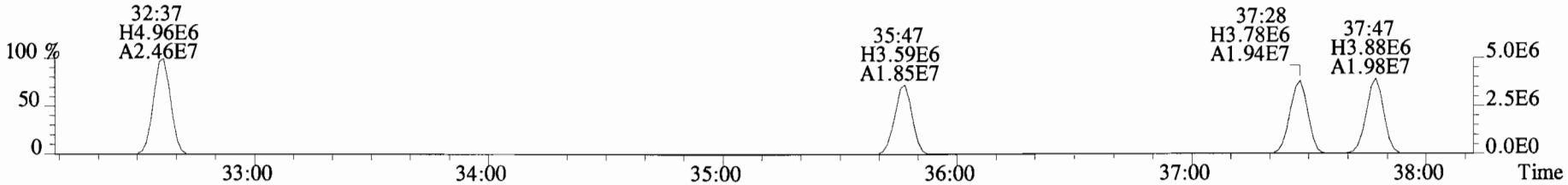

337.9207 S:8 F:3 SMO(1,3) BSUB(10000,15,-3.0) PKD(5,5,2,0.10%,4504.0,0.00%,F,F)

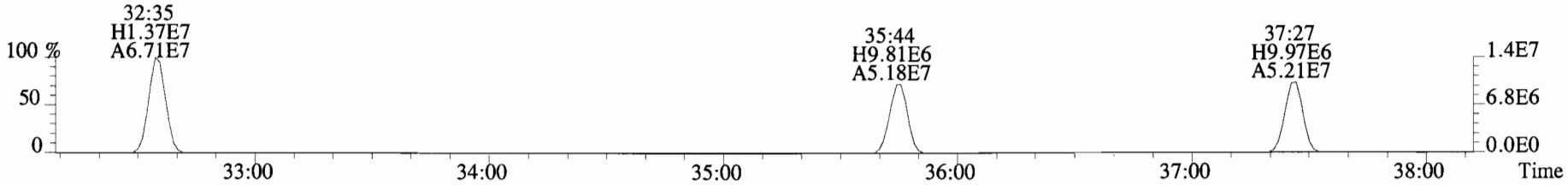

339.9177 S:8 F:3 SMO(1,3) BSUB(10000,15,-3.0) PKD(5,5,2,0.10%,3496.0,0.00%,F,F)



330.9792 S:8 F:3

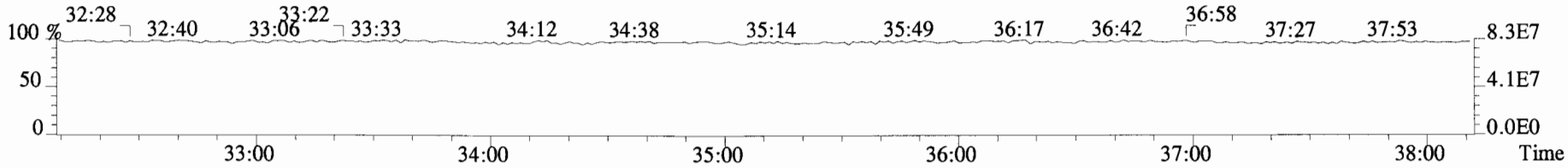

File:180208E1 #1-756 Acq: 8-FEB-2018 16:10:35 GC EI+ Voltage SIR Autospec-UltimaE
Sample#8 File Text:Vista Analytical Laboratory VG-8 Text:SS180208E1-1 PCB SSS 17C1025 Exp:PCB_ZB1
325.8804 S:8 F:3 SMO(1,3) BSUB(10000,15,-3.0) PKD(5,5,2,0.10%,3280.0,0.00%,F,F)

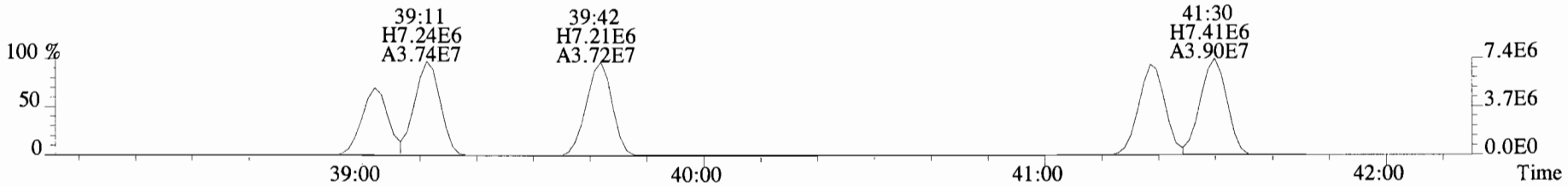

327.8775 S:8 F:3 SMO(1,3) BSUB(10000,15,-3.0) PKD(5,5,2,0.10%,2316.0,0.00%,F,F)

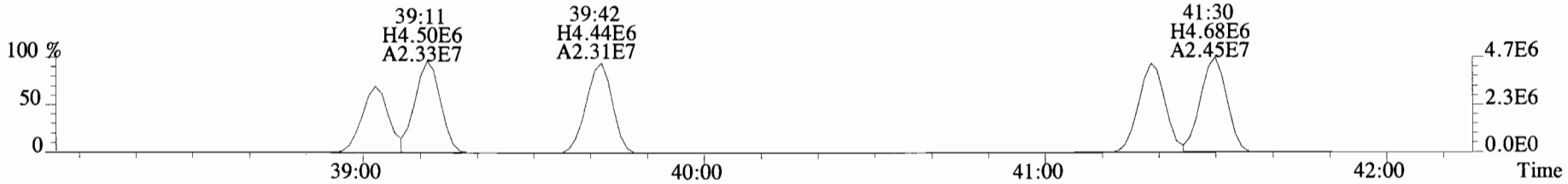

337.9207 S:8 F:3 SMO(1,3) BSUB(10000,15,-3.0) PKD(5,5,2,0.10%,4504.0,0.00%,F,F)

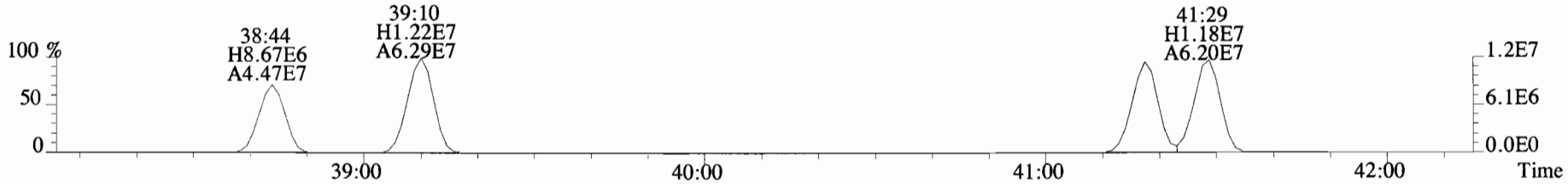

339.9177 S:8 F:3 SMO(1,3) BSUB(10000,15,-3.0) PKD(5,5,2,0.10%,3496.0,0.00%,F,F)

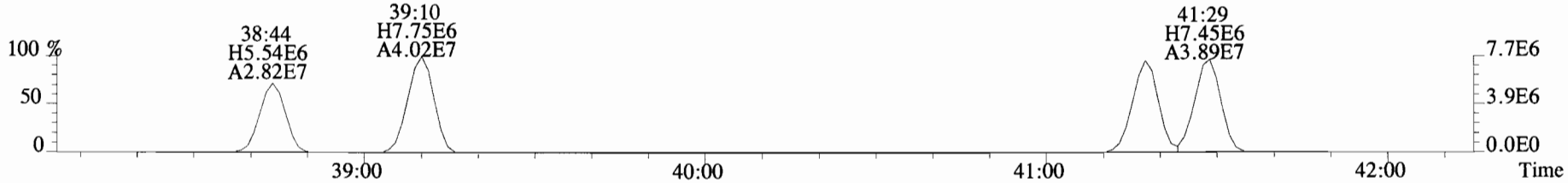

330.9792 S:8 F:3

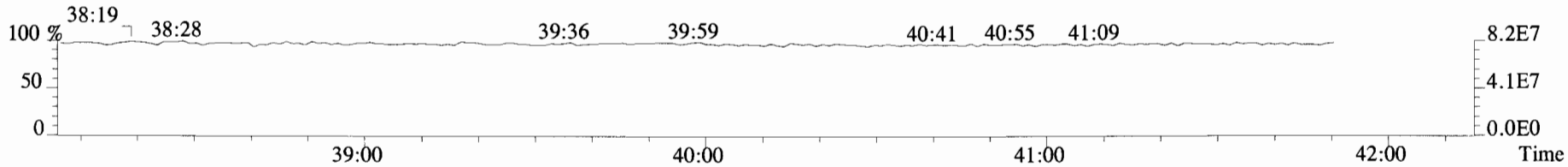

File:180208E1 #1-756 Acq: 8-FEB-2018 16:10:35 GC EI+ Voltage SIR Autospec-UltimaE
Sample#8 File Text:Vista Analytical Laboratory VG-8 Text:SS180208E1-1 PCB SSS 17C1025 Exp:PCB_ZB1
337.9207 S:8 F:3 SMO(1,3) BSUB(10000,15,-3.0) PKD(5,5,2,0.10%,4504.0,0.00%,F,F)

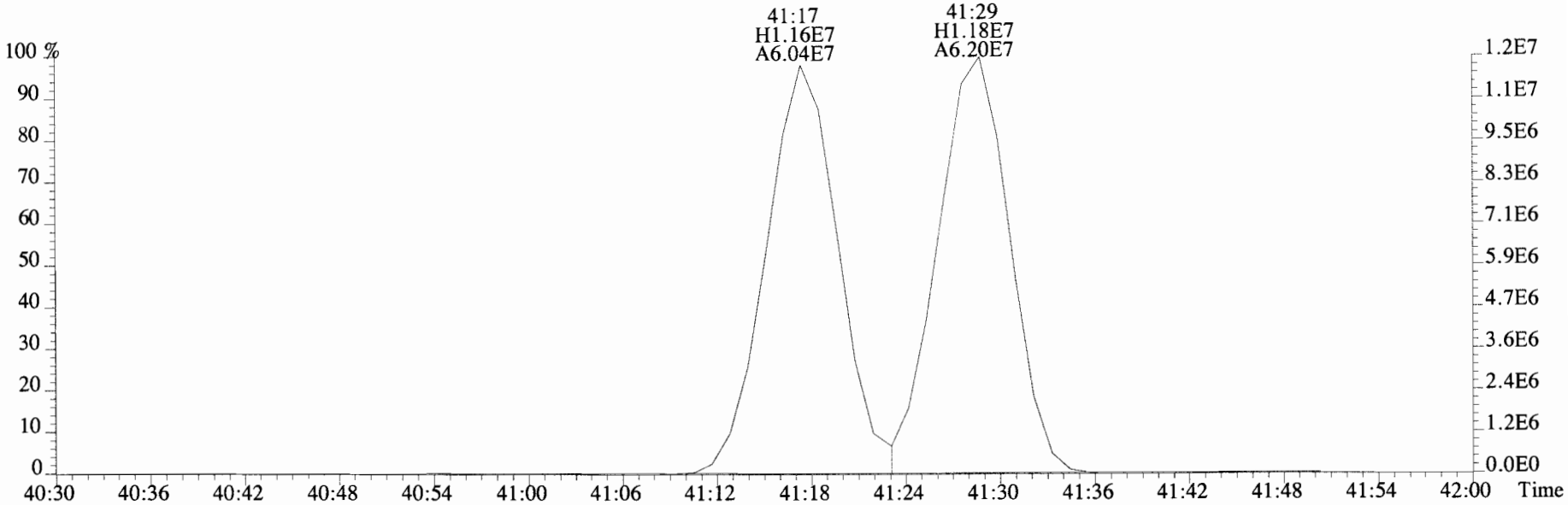

339.9177 S:8 F:3 SMO(1,3) BSUB(10000,15,-3.0) PKD(5,5,2,0.10%,3496.0,0.00%,F,F)

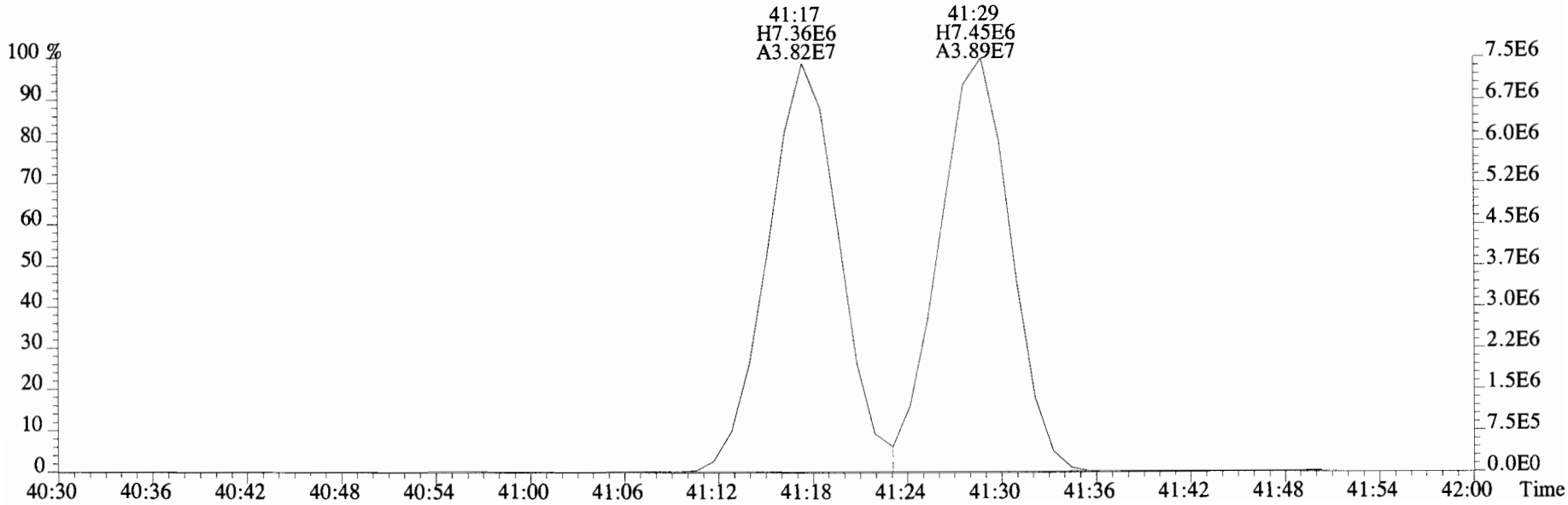

File:180208E1 #1-574 Acq: 8-FEB-2018 16:10:35 GC EI+ Voltage SIR Autospec-UltimaE
Sample#8 File Text:Vista Analytical Laboratory VG-8 Text:SS180208E1-1 PCB SSS 17C1025 Exp:PCB_ZB1
325.8804 S:8 F:4 SMO(1,3) BSUB(10000,15,-3.0) PKD(5,5,2,0.10%,6988.0,0.00%,F,F)

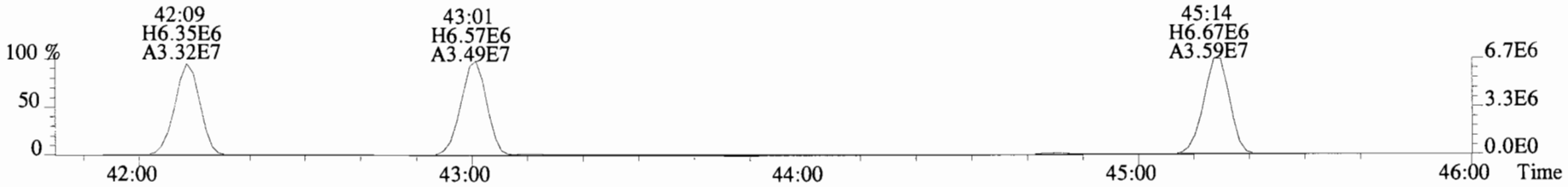

327.8775 S:8 F:4 SMO(1,3) BSUB(10000,15,-3.0) PKD(5,5,2,0.10%,6008.0,0.00%,F,F)

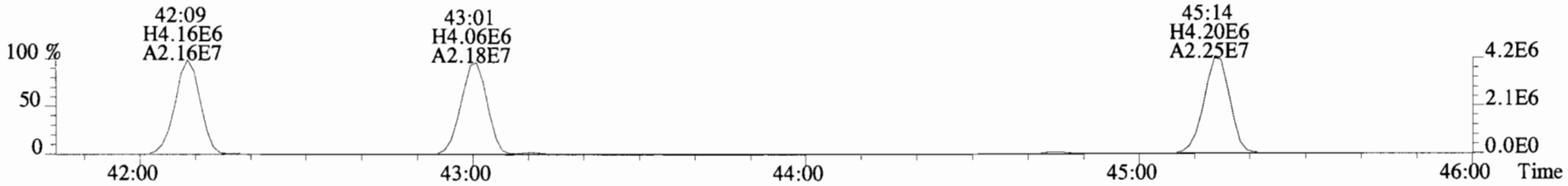

337.9207 S:8 F:4 SMO(1,3) BSUB(10000,15,-3.0) PKD(5,5,2,0.10%,9960.0,0.00%,F,F)

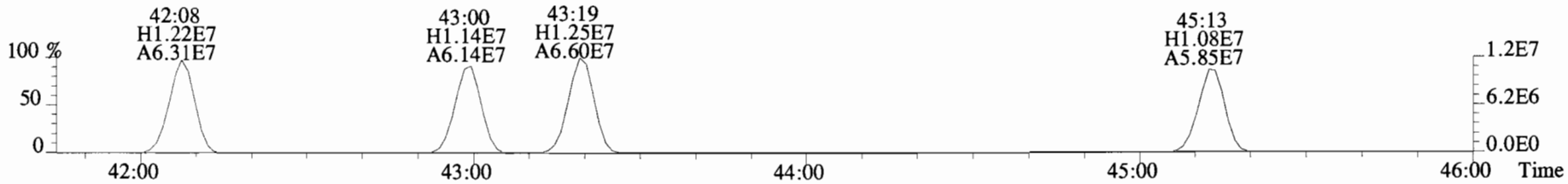

339.9177 S:8 F:4 SMO(1,3) BSUB(10000,15,-3.0) PKD(5,5,2,0.10%,6616.0,0.00%,F,F)

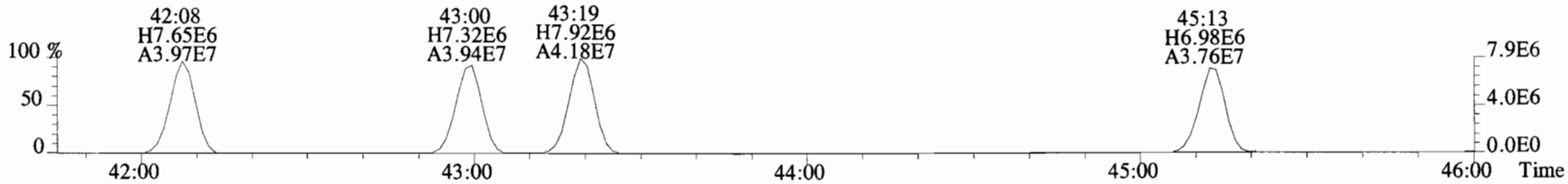

380.9760 S:8 F:4

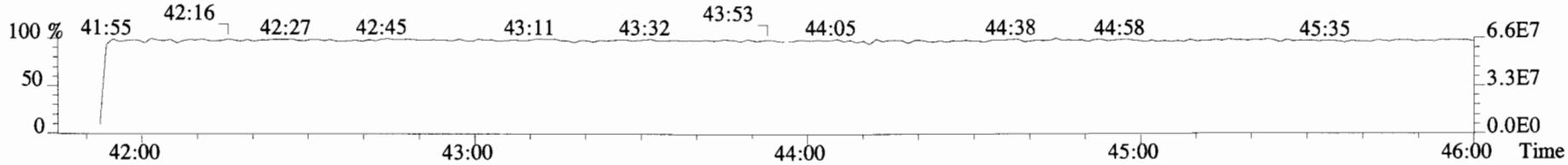

File:180208E1 #1-756 Acq: 8-FEB-2018 16:10:35 GC EI+ Voltage SIR Autospec-UltimaE
Sample#8 File Text:Vista Analytical Laboratory VG-8 Text:SS180208E1-1 PCB SSS 17C1025 Exp:PCB_ZB1

359.8415 S:8 F:3 SMO(1,3) BSUB(10000,15,-3.0) PKD(5,5,2,0.10%,2400.0,0.00%,F,F)

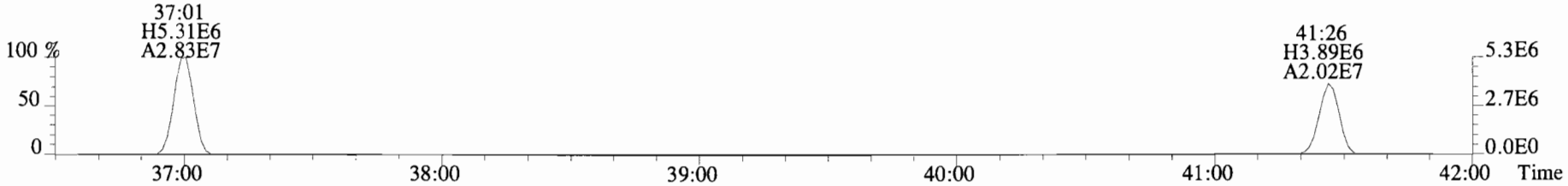

361.8385 S:8 F:3 SMO(1,3) BSUB(10000,15,-3.0) PKD(5,5,2,0.10%,2264.0,0.00%,F,F)

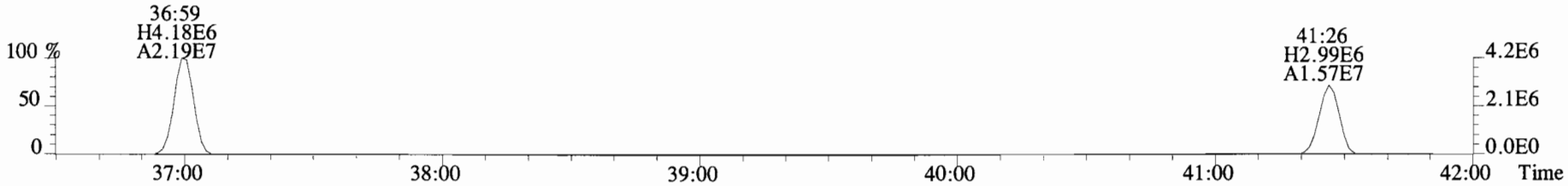

371.8817 S:8 F:3 SMO(1,3) BSUB(10000,15,-3.0) PKD(5,5,2,0.10%,2372.0,0.00%,F,F)

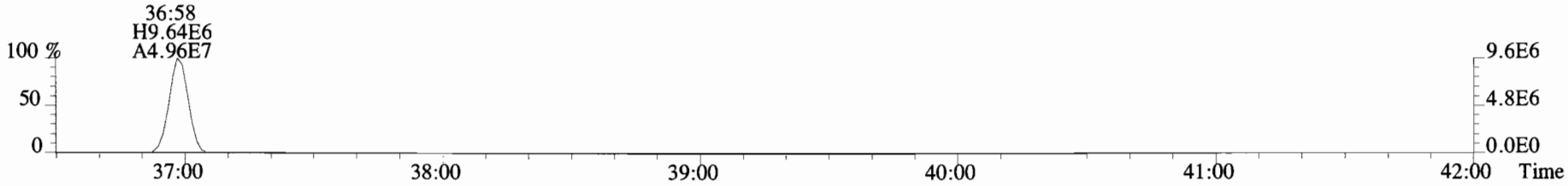

373.8788 S:8 F:3 SMO(1,3) BSUB(10000,15,-3.0) PKD(5,5,2,0.10%,2472.0,0.00%,F,F)

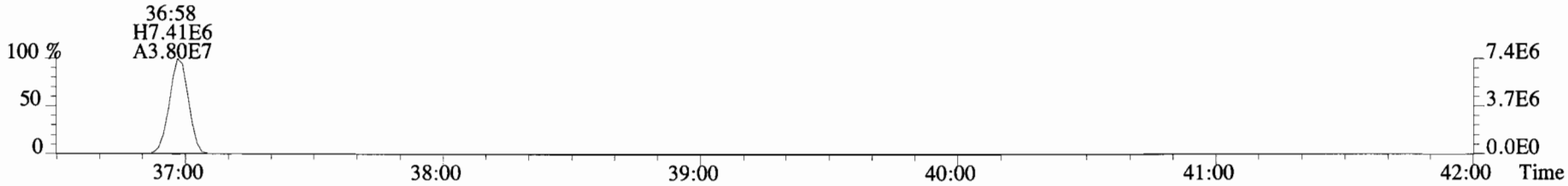

330.9792 S:8 F:3

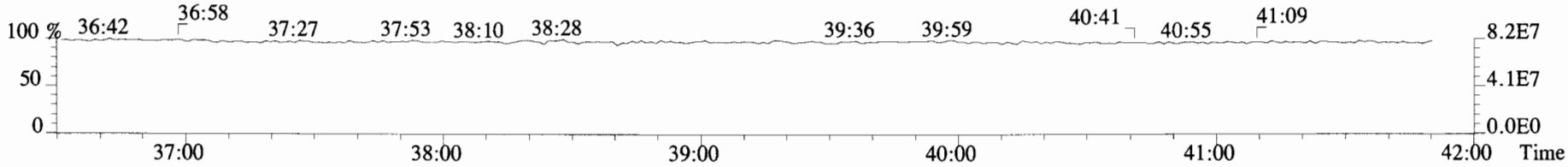

File:180208E1 #1-574 Acq: 8-FEB-2018 16:10:35 GC EI+ Voltage SIR Autospec-UltimaE
Sample#8 File Text:Vista Analytical Laboratory VG-8 Text:SS180208E1-1 PCB SSS 17C1025 Exp:PCB_ZB1
359.8415 S:8 F:4 SMO(1,3) BSUB(10000,15,-3.0) PKD(5,5,2,0.10%,10208.0,0.00%,F,F)

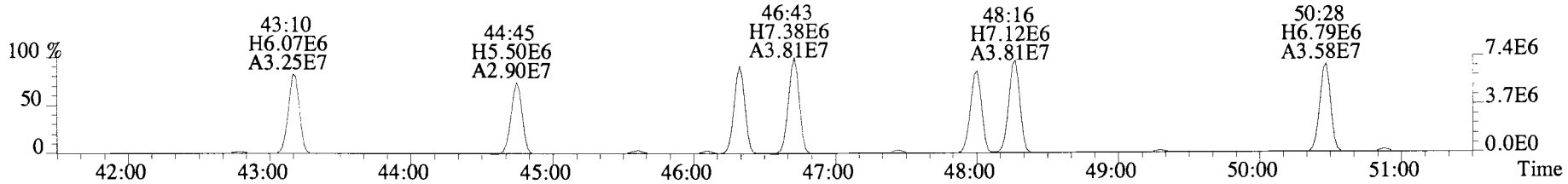

361.8385 S:8 F:4 SMO(1,3) BSUB(10000,15,-3.0) PKD(5,5,2,0.10%,8204.0,0.00%,F,F)

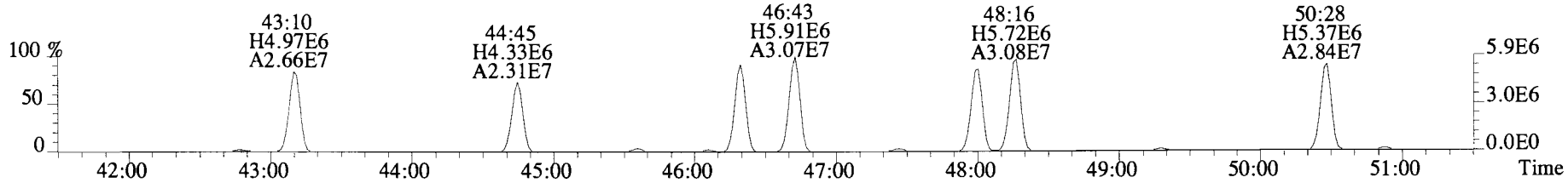

371.8817 S:8 F:4 SMO(1,3) BSUB(10000,15,-3.0) PKD(5,5,2,0.10%,15668.0,0.00%,F,F)

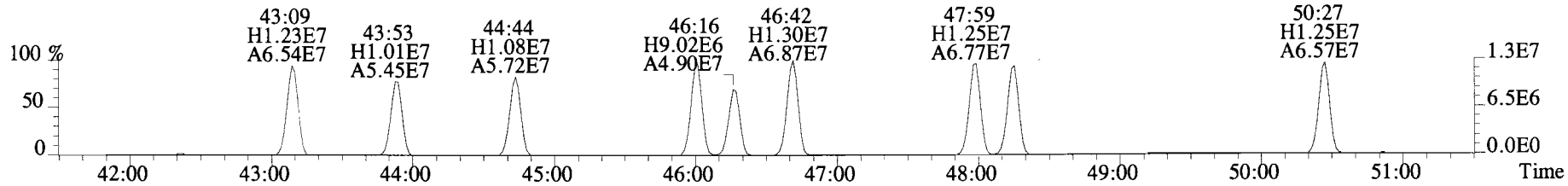

373.8788 S:8 F:4 SMO(1,3) BSUB(10000,15,-3.0) PKD(5,5,2,0.10%,12352.0,0.00%,F,F)

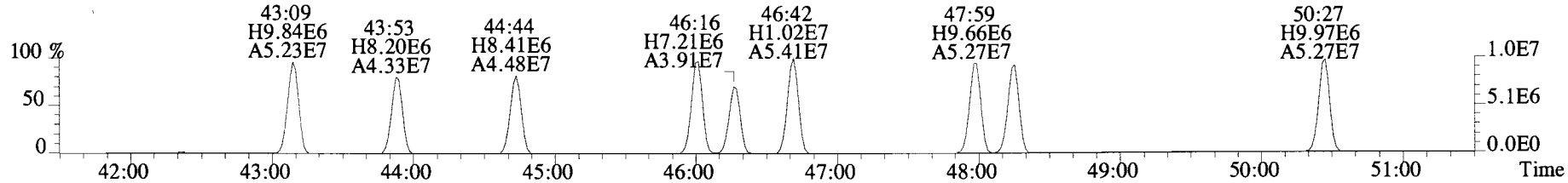

380.9760 S:8 F:4

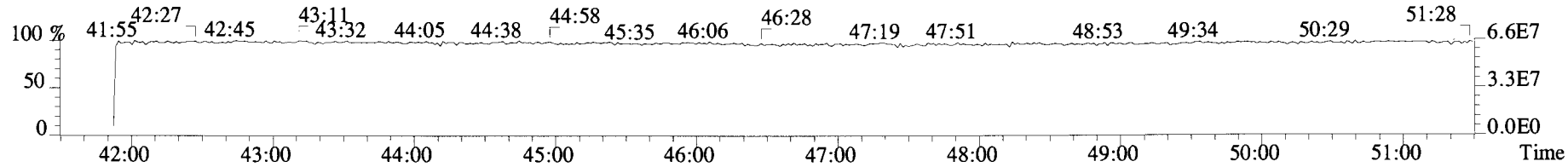

File:180208E1 #1-574 Acq: 8-FEB-2018 16:10:35 GC EI+ Voltage SIR Autospec-UltimaE
Sample#8 File Text:Vista Analytical Laboratory VG-8 Text:SS180208E1-1 PCB SSS 17C1025 Exp:PCB_ZB1
371.8817 S:8 F:4 SMO(1,3) BSUB(10000,15,-3.0) PKD(5,5,2,0.10%,15668.0,0.00%,F,F)

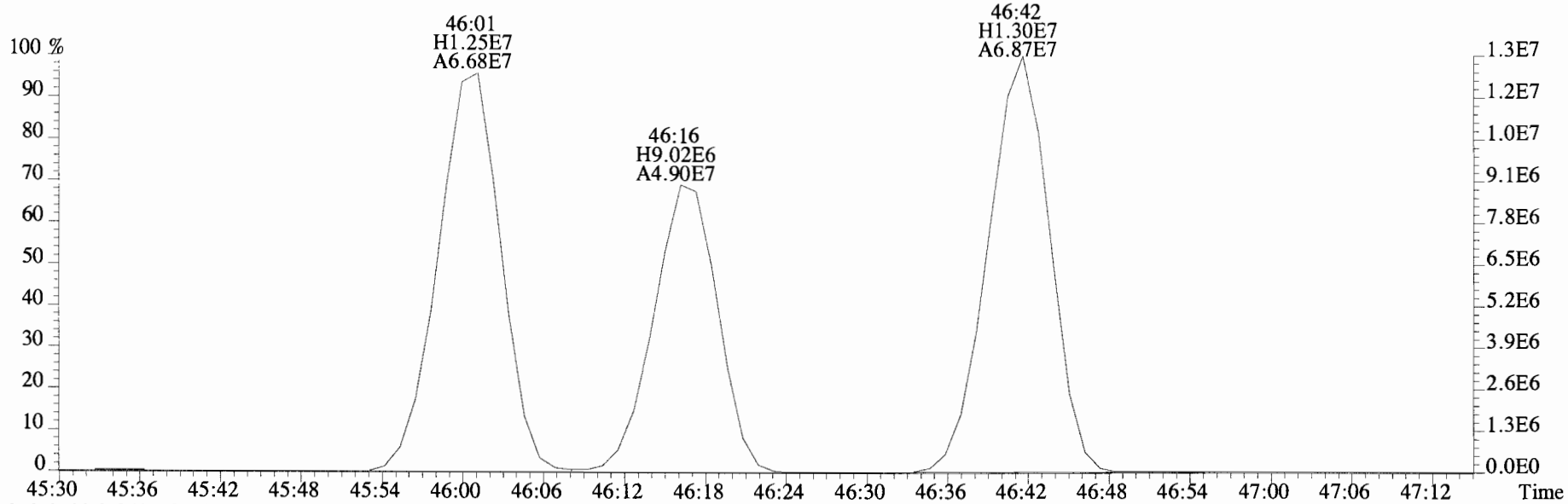

373.8788 S:8 F:4 SMO(1,3) BSUB(10000,15,-3.0) PKD(5,5,2,0.10%,12352.0,0.00%,F,F)

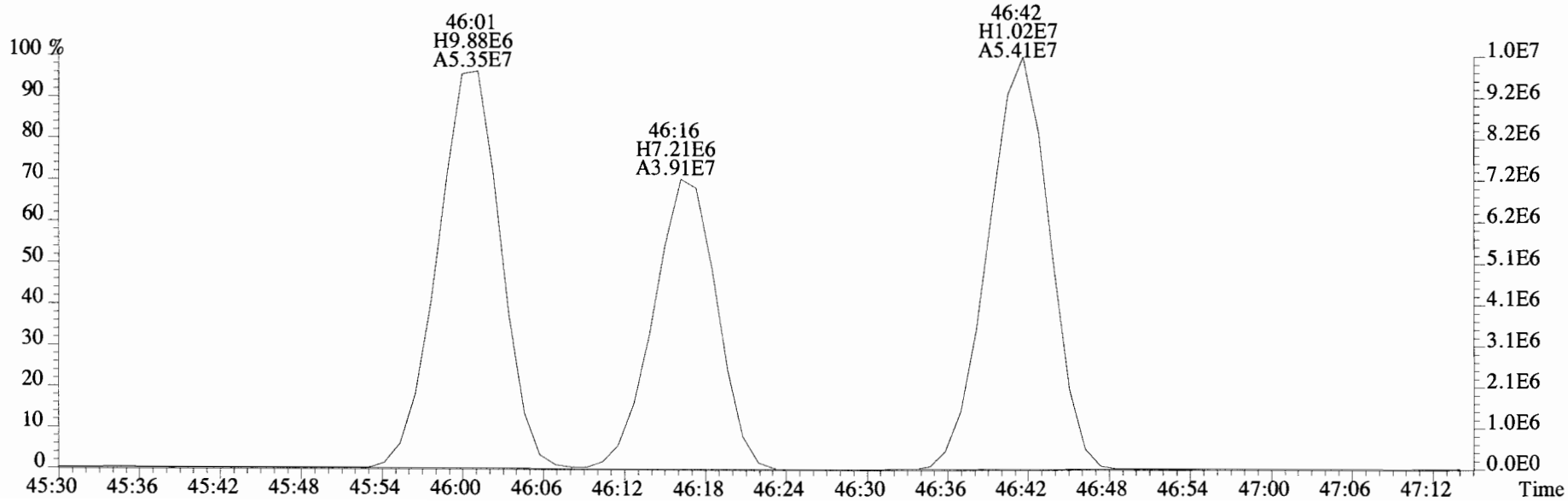

File:180208E1 #1-574 Acq: 8-FEB-2018 16:10:35 GC EI+ Voltage SIR Autospec-UltimaE
Sample#8 File Text:Vista Analytical Laboratory VG-8 Text:SS180208E1-1 PCB SSS 17C1025 Exp:PCB_ZB1
371.8817 S:8 F:4 SMO(1,3) BSUB(10000,15,-3.0) PKD(5,5,2,0.10%,15668.0,0.00%,F,F)

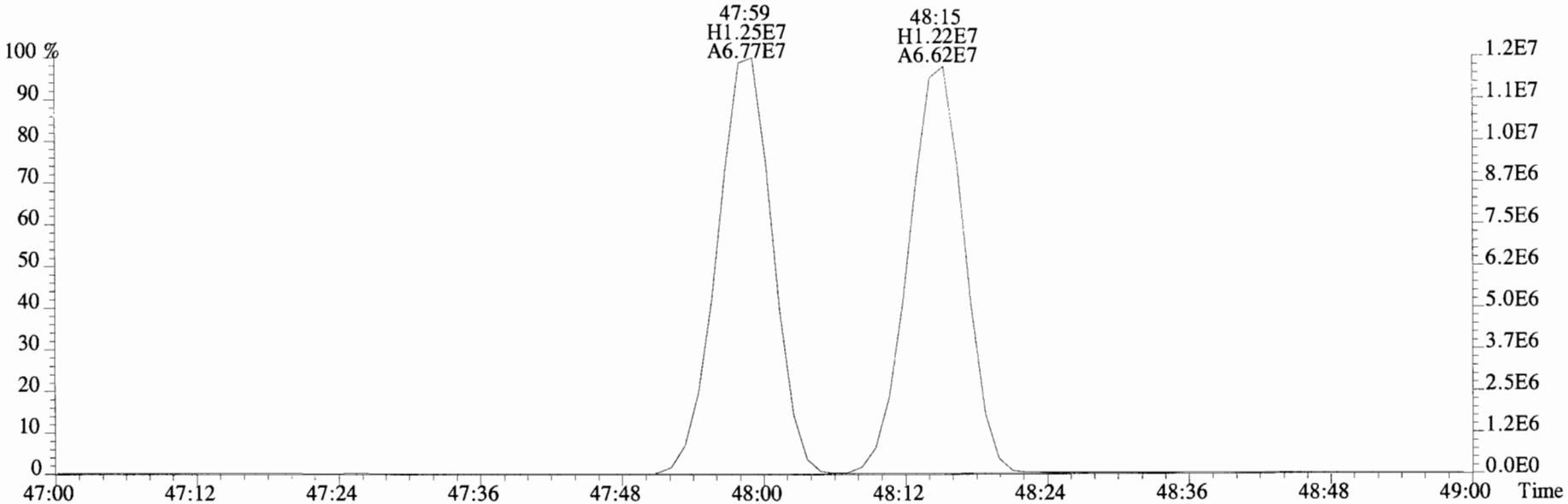

373.8788 S:8 F:4 SMO(1,3) BSUB(10000,15,-3.0) PKD(5,5,2,0.10%,12352.0,0.00%,F,F)

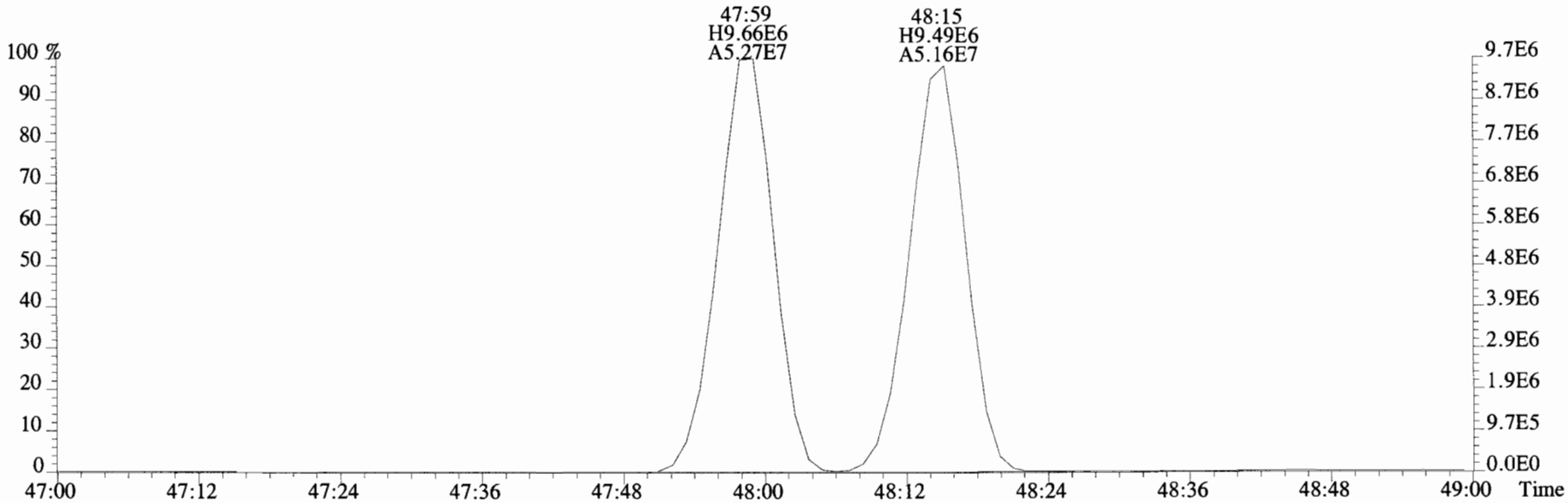

File:180208E1 #1-574 Acq: 8-FEB-2018 16:10:35 GC EI+ Voltage SIR Autospec-UltimaE
Sample#8 File Text:Vista Analytical Laboratory VG-8 Text:SS180208E1-1 PCB SSS 17C1025 Exp:PCB_ZB1
393.8025 S:8 F:4 SMO(1,3) BSUB(10000,15,-3.0) PKD(5,5,2,0.10%,4876.0,0.00%,F,F)

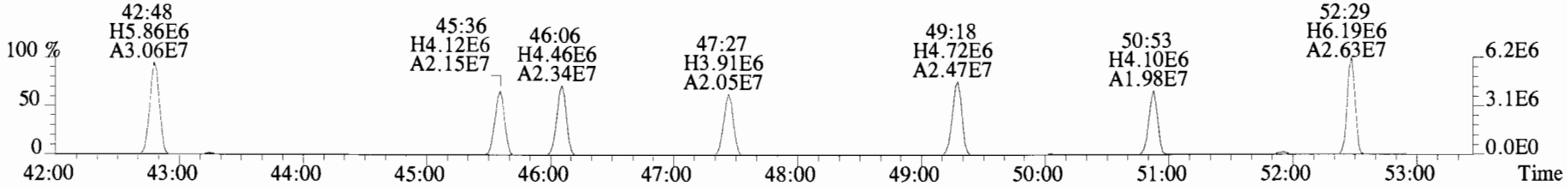

395.7995 S:8 F:4 SMO(1,3) BSUB(10000,15,-3.0) PKD(5,5,2,0.10%,4536.0,0.00%,F,F)

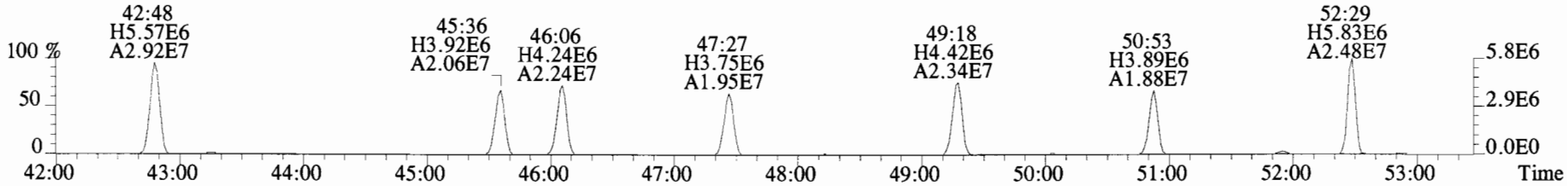

403.8457 S:8 F:4 SMO(1,3) BSUB(10000,15,-3.0) PKD(5,5,2,0.10%,4184.0,0.00%,F,F)

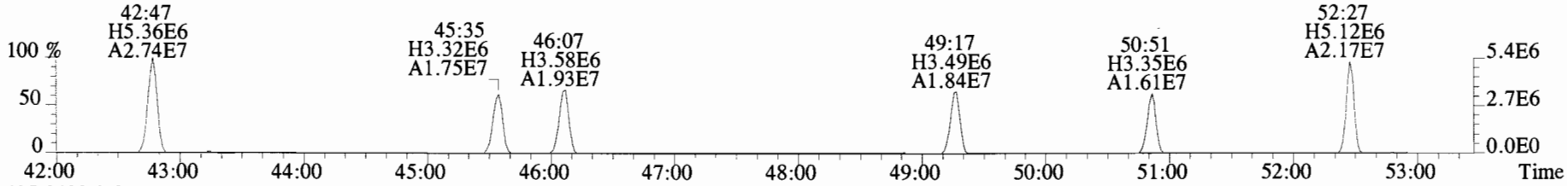

405.8428 S:8 F:4 SMO(1,3) BSUB(10000,15,-3.0) PKD(5,5,2,0.10%,9460.0,0.00%,F,F)

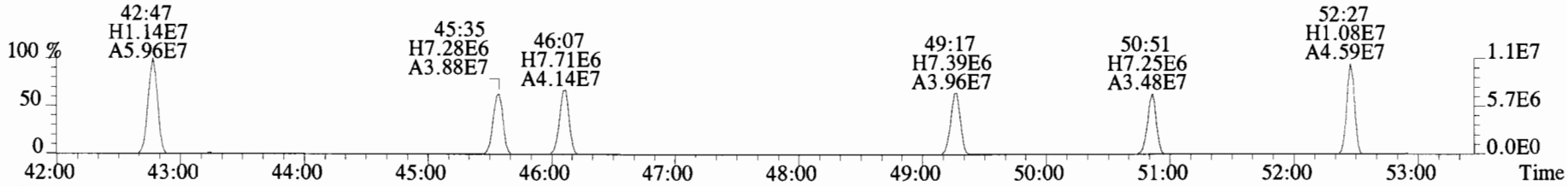

380.9760 S:8 F:4

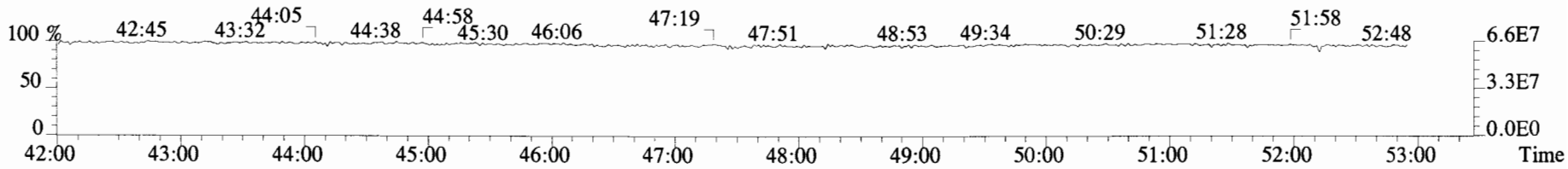

File:180208E1 #1-574 Acq: 8-FEB-2018 16:10:35 GC EI+ Voltage SIR Autospec-UltimaE
Sample#8 File Text:Vista Analytical Laboratory VG-8 Text:SS180208E1-1 PCB SSS 17C1025 Exp:PCB_ZB1
427.7635 S:8 F:4 SMO(1,3) BSUB(10000,15,-3.0) PKD(5,5,2,0.10%,1952.0,0.00%,F,F)

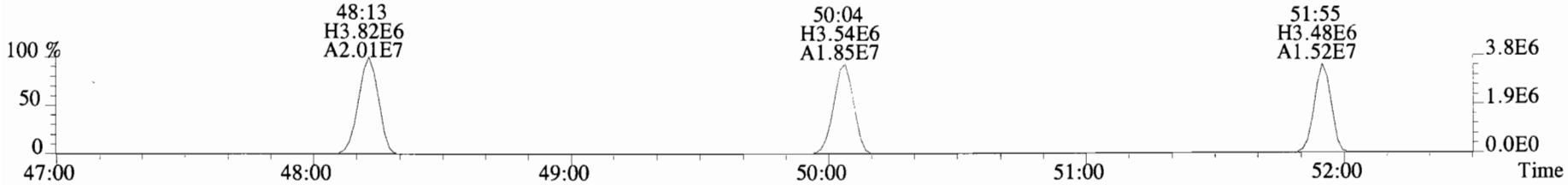

429.7606 S:8 F:4 SMO(1,3) BSUB(10000,15,-3.0) PKD(5,5,2,0.10%,2144.0,0.00%,F,F)

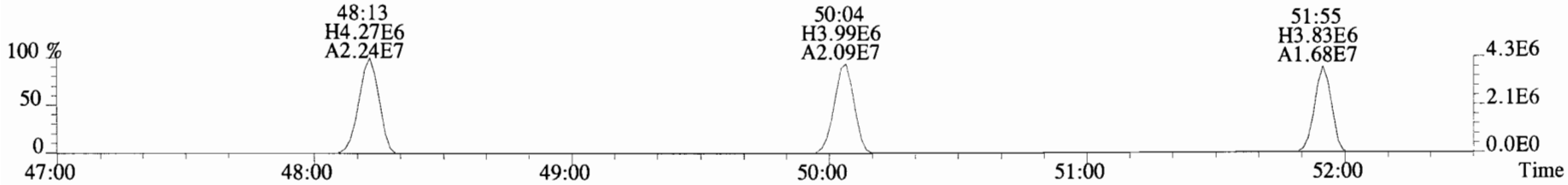

439.8038 S:8 F:4 SMO(1,3) BSUB(10000,15,-3.0) PKD(5,5,2,0.10%,1928.0,0.00%,F,F)

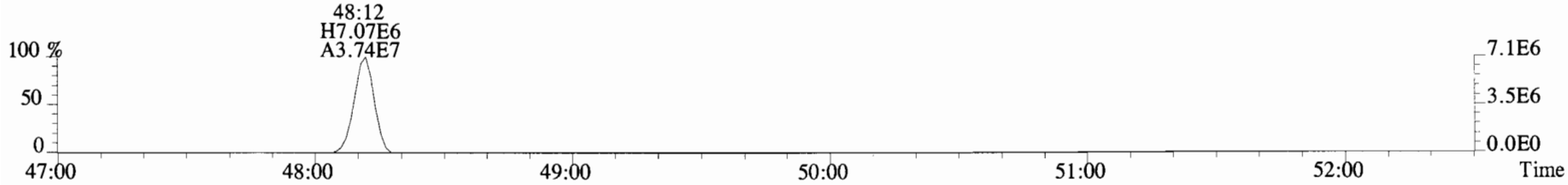

441.8008 S:8 F:4 SMO(1,3) BSUB(10000,15,-3.0) PKD(5,5,2,0.10%,2652.0,0.00%,F,F)

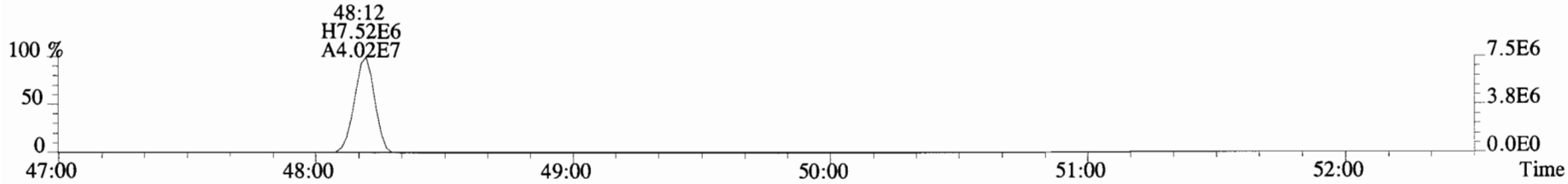

380.9760 S:8 F:4

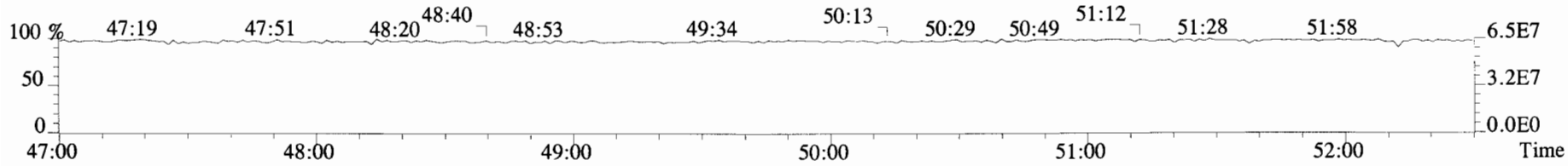

File:180208E1 #1-407 Acq: 8-FEB-2018 16:10:35 GC EI+ Voltage SIR Autospec-UltimaE
Sample#8 File Text:Vista Analytical Laboratory VG-8 Text:SS180208E1-1 PCB SSS 17C1025 Exp:PCB_ZB1
427.7635 S:8 F:5 SMO(1,3) BSUB(10000,15,-3.0) PKD(5,5,2,0.10%,3512.0,0.00%,F,F)

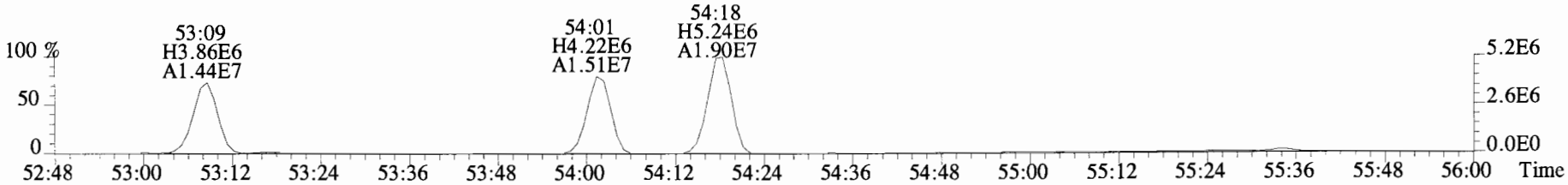

429.7606 S:8 F:5 SMO(1,3) BSUB(10000,15,-3.0) PKD(5,5,2,0.10%,4544.0,0.00%,F,F)

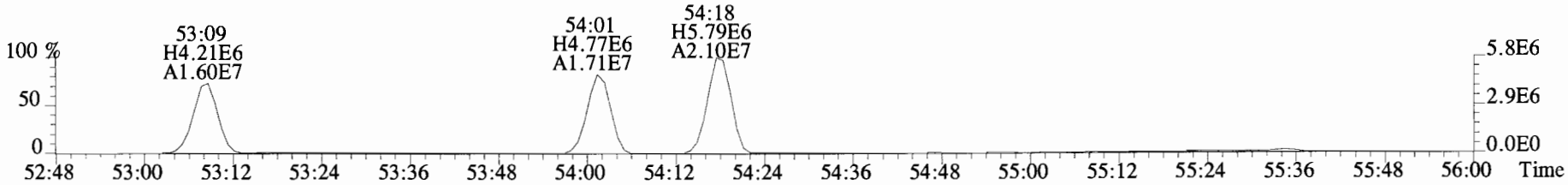

439.8038 S:8 F:5 SMO(1,3) BSUB(10000,15,-3.0) PKD(5,5,2,0.10%,6132.0,0.00%,F,F)

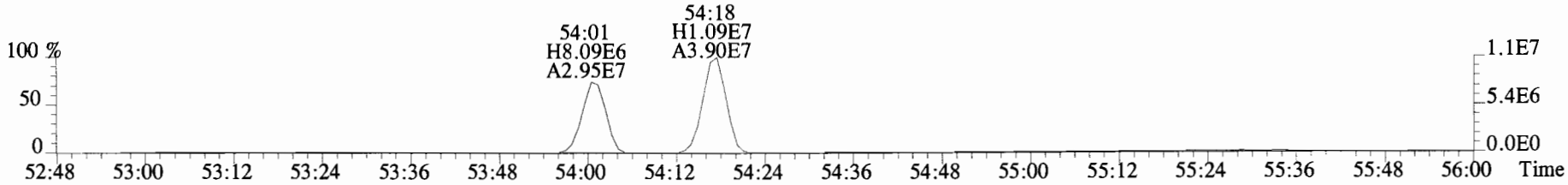

441.8008 S:8 F:5 SMO(1,3) BSUB(10000,15,-3.0) PKD(5,5,2,0.10%,7204.0,0.00%,F,F)

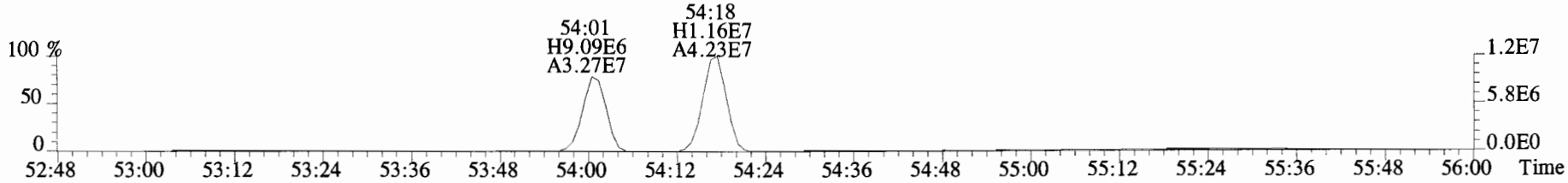

492.9697 S:8 F:5

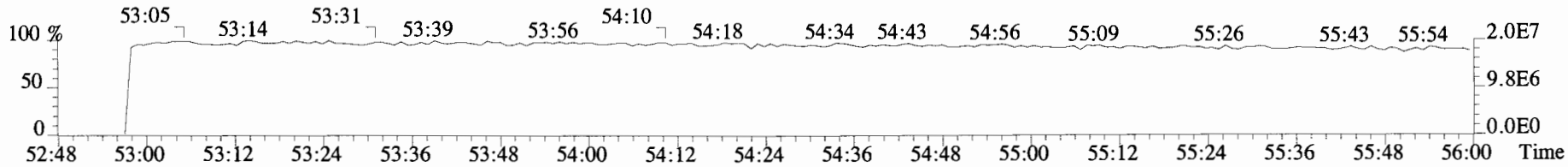

File:180208E1 #1-407 Acq: 8-FEB-2018 16:10:35 GC EI+ Voltage SIR Autospec-UltimaE
Sample#8 File Text:Vista Analytical Laboratory VG-8 Text:SS180208E1-1 PCB SSS 17C1025 Exp:PCB_ZB1
463.7216 S:8 F:5 SMO(1,3) BSUB(10000,15,-3.0) PKD(5,5,2,0.10%,14504.0,0.00%,F,F)

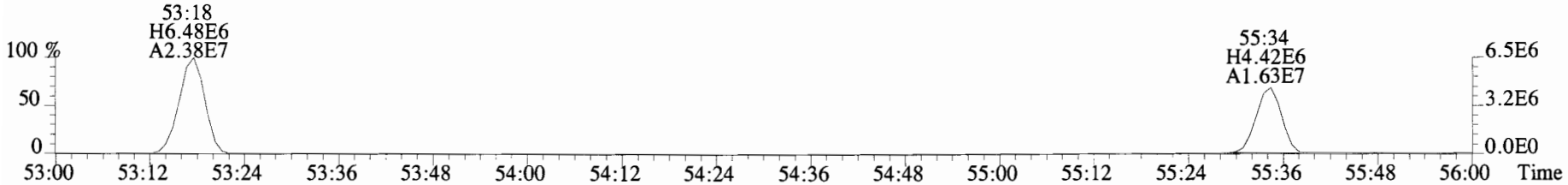

465.7186 S:8 F:5 SMO(1,3) BSUB(10000,15,-3.0) PKD(5,5,2,0.10%,10256.0,0.00%,F,F)



473.7648 S:8 F:5 SMO(1,3) BSUB(10000,15,-3.0) PKD(5,5,2,0.10%,22068.0,0.00%,F,F)

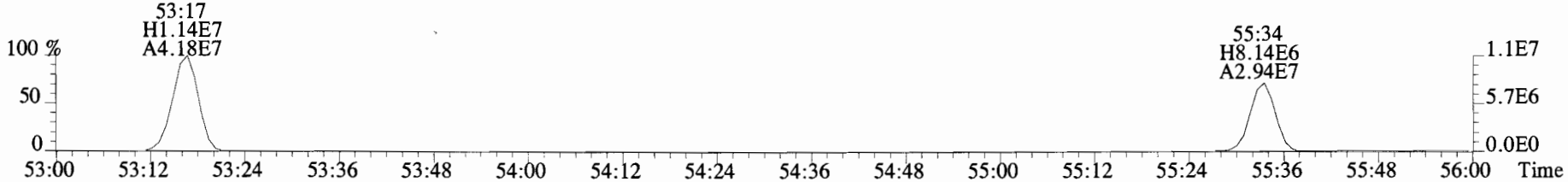

475.7619 S:8 F:5 SMO(1,3) BSUB(10000,15,-3.0) PKD(5,5,2,0.10%,29456.0,0.00%,F,F)

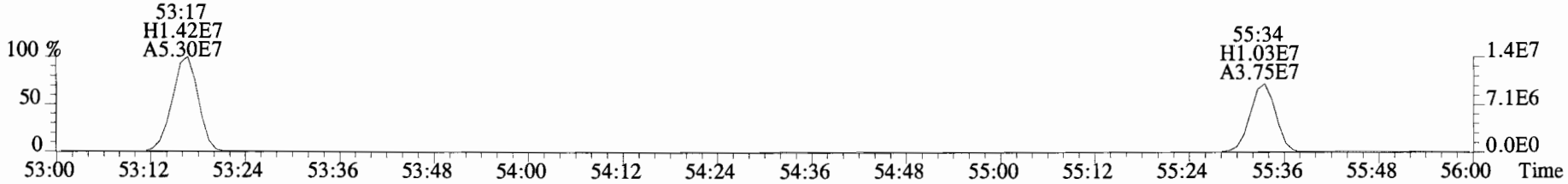

492.9697 S:8 F:5

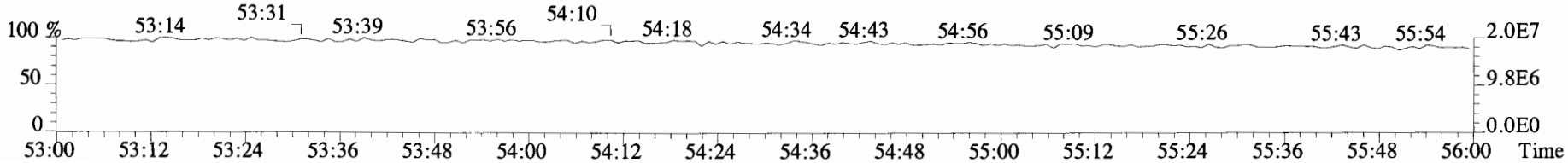

File:180208E1 #1-407 Acq: 8-FEB-2018 16:10:35 GC EI+ Voltage SIR Autospec-UltimaE
Sample#8 File Text:Vista Analytical Laboratory VG-8 Text:SS180208E1-1 PCB SSS 17C1025 Exp:PCB_ZB1
497.6826 S:8 F:5 SMO(1,3) BSUB(10000,15,-3.0) PKD(5,5,2,0.10%,2112.0,0.00%,F,F)

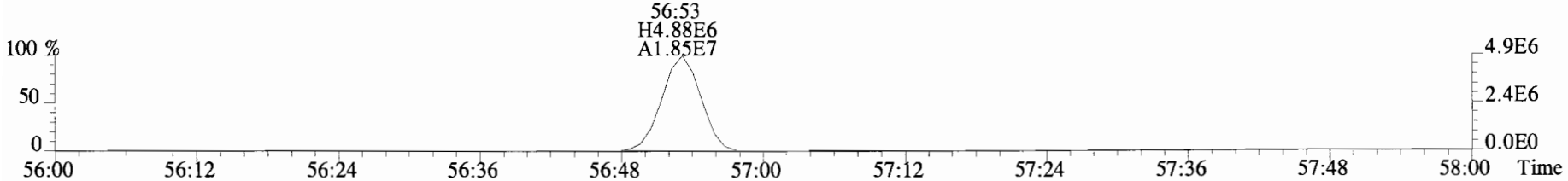

499.6797 S:8 F:5 SMO(1,3) BSUB(10000,15,-3.0) PKD(5,5,2,0.10%,2128.0,0.00%,F,F)

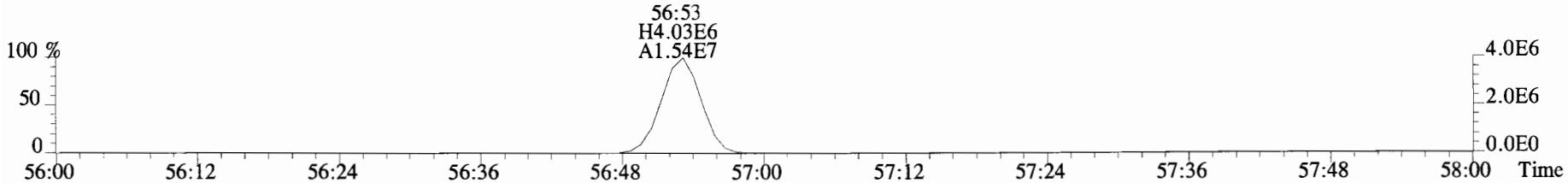

509.7229 S:8 F:5 SMO(1,3) BSUB(10000,15,-3.0) PKD(5,5,2,0.10%,2144.0,0.00%,F,F)

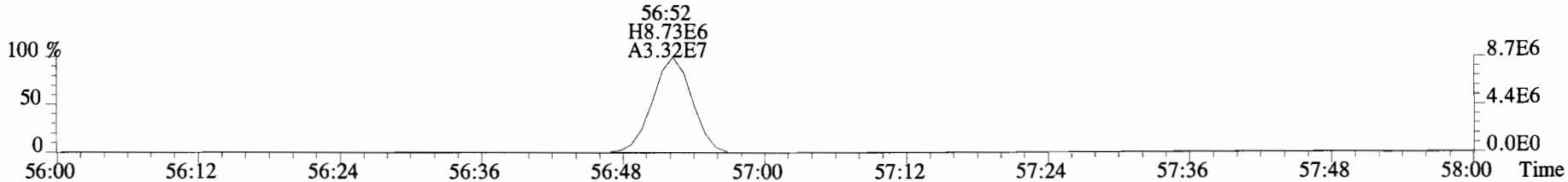

511.7199 S:8 F:5 SMO(1,3) BSUB(10000,15,-3.0) PKD(5,5,2,0.10%,2148.0,0.00%,F,F)

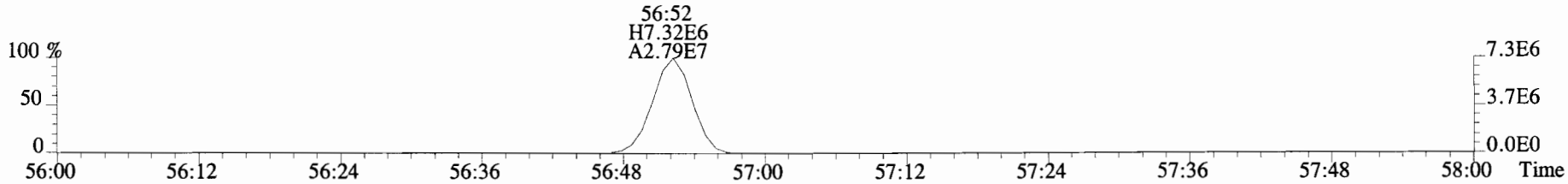

492.9697 S:8 F:5