July 12, 2019

Vista Work Order No. 1901029

Ms. Cindy Fields
Anchor QEA, LLC
720 Olive Way, Suite 1900
Seattle, WA 98101

Dear Ms. Fields,

Enclosed are the amended results for the sample set received at Vista Analytical Laboratory on May 07, 2019 under your Project Name 'Port of Portland T4 PDI'.

Vista Analytical Laboratory is committed to serving you effectively. If you require additional information, please contact me at 916-673-1520 or by email at mmaier@vista-analytical.com.

Thank you for choosing Vista as part of your analytical support team.

Sincerely,

Martha Maier
Laboratory Director

Vista Analytical Laboratory certifies that the report herein meets all the requirements set forth by NELAP for those applicable test methods. Results relate only to the samples as received by the laboratory. This report should not be reproduced except in full without the written approval of Vista.

Vista Work Order No. 1901029
Case Narrative

Sample Condition on Receipt:

Two sediment samples were received in good condition and within the method temperature requirements. The samples were received and stored securely in accordance with Vista standard operating procedures and EPA methodology. This report was amended to include 2,3,7,8-TCDF confirmation data for sample "T4-PDI2019-SG68-190502".

Analytical Notes:

An aliquot of SRM 1944 was extracted and analyzed for EPA Method 1613B and EPA Method 1668C.

EPA Method 1613B

These samples were extracted and analyzed for tetra-through-octa chlorinated dioxins and furans by EPA Method 1613B using a ZB-5MS GC column.

Holding Times

These samples were extracted and analyzed within the method hold times.

Quality Control

The Initial Calibration and Continuing Calibration Verifications met the method acceptance criteria.

A Method Blank and Ongoing Precision and Recovery (OPR) sample were extracted and analyzed with the preparation batch. No analytes were detected in the Method Blank. The OPR recoveries were within the method acceptance criteria.

Labeled standard recoveries for all QC and field samples were within method acceptance criteria.

EPA Method 1668C

These samples were extracted and analyzed for 209 PCB congeners by EPA Method 1668C using a ZB-1 GC column.

Holding Times

The samples were extracted and analyzed within the method hold times.

Quality Control

The Initial Calibration and Continuing Calibration Verifications met the method acceptance criteria.

A Method Blank and Ongoing Precision and Recovery (OPR) sample were extracted and analyzed with the

preparation batch. No analytes were detected above the sample quantitation limits in the Method Blank. The OPR recoveries were within the method acceptance criteria.

Labeled standard recoveries for all QC and field samples were within method acceptance criteria.

TABLE OF CONTENTS

Case Narrative..... 1

Table of Contents..... 4

Sample Inventory..... 5

Analytical Results..... 6

Qualifiers..... 30

Certifications..... 31

Sample Receipt..... 34

Extraction Information..... 37

Sample Data - EPA Method 1613..... 61

Confirmation..... 235

Sample Data - EPA Method 1668C..... 240

Continuing Calibration..... 483

Initial Calibration..... 613

Sample Inventory Report

Vista Sample ID	Client Sample ID	Sampled	Received	Components/Containers
1901029-01	T4-PDI2019-SG67-190502	02-May-19 14:47	07-May-19 09:24	Amber Glass, 120 mL
				Amber Glass, 120 mL
1901029-02	T4-PDI2019-SG68-190502	02-May-19 12:16	07-May-19 09:24	Amber Glass, 120 mL
				Amber Glass, 120 mL

Vista Project: 1901029

Client Project: Port of Portland T4 PDI

ANALYTICAL RESULTS

Sample ID: Method Blank

EPA Method 1613B

Matrix: Solid
Sample Size: 5.00 g

QC Batch: B9E0134
Date Extracted: 21-May-2019 8:18

Lab Sample: B9E0134-BLK1
Date Analyzed : 23-May-19 13:38 Column: ZB-5MS

Analyte	Conc. (ng/Kg)	DL	EMPC	Qualifiers
2,3,7,8-TCDD	ND	0.114		
1,2,3,7,8-PeCDD	ND	0.130		
1,2,3,4,7,8-HxCDD	ND	0.224		
1,2,3,6,7,8-HxCDD	ND	0.237		
1,2,3,7,8,9-HxCDD	ND	0.247		
1,2,3,4,6,7,8-HpCDD	ND	0.190		
OCDD	ND	0.376		
2,3,7,8-TCDF	ND	0.168		
1,2,3,7,8-PeCDF	ND	0.243		
2,3,4,7,8-PeCDF	ND	0.234		
1,2,3,4,7,8-HxCDF	ND	0.108		
1,2,3,6,7,8-HxCDF	ND	0.111		
2,3,4,6,7,8-HxCDF	ND	0.114		
1,2,3,7,8,9-HxCDF	ND	0.176		
1,2,3,4,6,7,8-HpCDF	ND	0.126		
1,2,3,4,7,8,9-HpCDF	ND	0.126		
OCDF	ND	0.293		

	Labeled Standard	%R	LCL-UCL	Qualifiers
IS	13C-2,3,7,8-TCDD	96.5	25 - 164	
	13C-1,2,3,7,8-PeCDD	92.1	25 - 181	
	13C-1,2,3,4,7,8-HxCDD	90.0	32 - 141	
	13C-1,2,3,6,7,8-HxCDD	88.6	28 - 130	
	13C-1,2,3,7,8,9-HxCDD	90.9	32 - 141	
	13C-1,2,3,4,6,7,8-HpCDD	95.5	23 - 140	
	13C-OCDD	77.2	17 - 157	
	13C-2,3,7,8-TCDF	93.3	24 - 169	
	13C-1,2,3,7,8-PeCDF	88.9	24 - 185	
	13C-2,3,4,7,8-PeCDF	90.2	21 - 178	
	13C-1,2,3,4,7,8-HxCDF	87.5	26 - 152	
	13C-1,2,3,6,7,8-HxCDF	92.0	26 - 123	
	13C-2,3,4,6,7,8-HxCDF	91.2	28 - 136	
	13C-1,2,3,7,8,9-HxCDF	92.6	29 - 147	
	13C-1,2,3,4,6,7,8-HpCDF	92.3	28 - 143	
	13C-1,2,3,4,7,8,9-HpCDF	99.4	26 - 138	
	13C-OCDF	80.0	17 - 157	
CRS	37Cl-2,3,7,8-TCDD	91.1	35 - 197	

Toxic Equivalent Quotient (TEQ) Data (pg/g dry wt)

TEQMinWHO2005Dioxin	0.00

TOTALS

Total TCDD	ND	0.114
Total PeCDD	ND	0.130
Total HxCDD	ND	0.236
Total HpCDD	ND	0.190
Total TCDF	ND	0.168
Total PeCDF	ND	0.238
Total HxCDF	ND	0.126
Total HpCDF	ND	0.127

DL - Sample specifc estimated detection limit

EMPC - Estimated maximum possible concentration

LCL-UCL- Lower control limit - upper control limit

The results are reported in dry weight. The sample size is reported in wet weight.

Min-The TEQ is calculated using zero for the concentration of congeners that are not detected.

Sample ID: OPR **EPA Method 1613B**

Matrix:	Solid	QC Batch:	B9E0134	Lab Sample:	B9E0134-BS1
Sample Size:	5.00 g	Date Extracted:	21-May-2019 8:18	Date Analyzed:	23-May-19 12:02 Column: ZB-5MS

Analyte	Amt Found (ng/Kg)	Spike Amt	%R	Limits
2,3,7,8-TCDD	40.1	40.0	100	67 - 158
1,2,3,7,8-PeCDD	209	200	104	70 - 142
1,2,3,4,7,8-HxCDD	195	200	97.7	70 - 164
1,2,3,6,7,8-HxCDD	204	200	102	76 - 134
1,2,3,7,8,9-HxCDD	200	200	99.8	64 - 162
1,2,3,4,6,7,8-HpCDD	198	200	99.2	70 - 140
OCDD	407	400	102	78 - 144
2,3,7,8-TCDF	39.6	40.0	98.9	75 - 158
1,2,3,7,8-PeCDF	198	200	99.2	80 - 134
2,3,4,7,8-PeCDF	207	200	103	68 - 160
1,2,3,4,7,8-HxCDF	205	200	102	72 - 134
1,2,3,6,7,8-HxCDF	208	200	104	84 - 130
2,3,4,6,7,8-HxCDF	205	200	103	70 - 156
1,2,3,7,8,9-HxCDF	208	200	104	78 - 130
1,2,3,4,6,7,8-HpCDF	202	200	101	82 - 122
1,2,3,4,7,8,9-HpCDF	204	200	102	78 - 138
OCDF	405	400	101	63 - 170

	Labeled Standard	%R	LCL-UCL
IS	13C-2,3,7,8-TCDD	77.6	20 - 175
	13C-1,2,3,7,8-PeCDD	82.4	21 - 227
	13C-1,2,3,4,7,8-HxCDD	90.8	21 - 193
	13C-1,2,3,6,7,8-HxCDD	89.6	25 - 163
	13C-1,2,3,7,8,9-HxCDD	92.7	21 - 193
	13C-1,2,3,4,6,7,8-HpCDD	88.6	26 - 166
	13C-OCDD	76.3	13 - 199
	13C-2,3,7,8-TCDF	77.1	22 - 152
	13C-1,2,3,7,8-PeCDF	82.0	21 - 192
	13C-2,3,4,7,8-PeCDF	80.6	13 - 328
	13C-1,2,3,4,7,8-HxCDF	88.2	19 - 202
	13C-1,2,3,6,7,8-HxCDF	92.6	21 - 159
	13C-2,3,4,6,7,8-HxCDF	93.5	22 - 176
	13C-1,2,3,7,8,9-HxCDF	90.9	17 - 205
	13C-1,2,3,4,6,7,8-HpCDF	89.7	21 - 158
	13C-1,2,3,4,7,8,9-HpCDF	89.8	20 - 186
	13C-OCDF	80.2	13 - 199
CRS	37Cl-2,3,7,8-TCDD	73.7	31 - 191

LCL-UCL - Lower control limit - upper control limit

Sample ID: T4-PDI2019-SG67-190502

EPA Method 1613B

Client Data
Name: Anchor QEA, LLC
Project: Port of Portland T4 PDI
Date Collected: 02-May-2019 14:47

Sample Data
Matrix: Sediment
Sample Size: 7.77 g
% Solids: 69.1

Laboratory Data
Lab Sample: 1901029-01 Date Received: 07-May-2019 9:24
QC Batch: B9E0134 Date Extracted: 21-May-2019 8:18
Date Analyzed : 23-May-19 14:26 Column: ZB-5MS

Analyte	Conc. (ng/Kg)	DL	EMPC	Qualifiers
2,3,7,8-TCDD	ND	0.147		
1,2,3,7,8-PeCDD	ND		0.254	
1,2,3,4,7,8-HxCDD	0.833			J
1,2,3,6,7,8-HxCDD	3.98			J
1,2,3,7,8,9-HxCDD	1.37			J
1,2,3,4,6,7,8-HpCDD	143			
OCDD	1770			
2,3,7,8-TCDF	ND		0.183	
1,2,3,7,8-PeCDF	ND		0.200	
2,3,4,7,8-PeCDF	0.447			J
1,2,3,4,7,8-HxCDF	1.71			J
1,2,3,6,7,8-HxCDF	0.440			J
2,3,4,6,7,8-HxCDF	0.830			J
1,2,3,7,8,9-HxCDF	0.529			J
1,2,3,4,6,7,8-HpCDF	30.3			
1,2,3,4,7,8,9-HpCDF	2.00			J
OCDF	192			

	Labeled Standard	%R	LCL-UCL	Qualifiers
IS	13C-2,3,7,8-TCDD	83.8	25 - 164	
	13C-1,2,3,7,8-PeCDD	88.1	25 - 181	
	13C-1,2,3,4,7,8-HxCDD	90.7	32 - 141	
	13C-1,2,3,6,7,8-HxCDD	86.3	28 - 130	
	13C-1,2,3,7,8,9-HxCDD	89.9	32 - 141	
	13C-1,2,3,4,6,7,8-HpCDD	95.1	23 - 140	
	13C-OCDD	83.8	17 - 157	
	13C-2,3,7,8-TCDF	78.6	24 - 169	
	13C-1,2,3,7,8-PeCDF	85.7	24 - 185	
	13C-2,3,4,7,8-PeCDF	85.5	21 - 178	
	13C-1,2,3,4,7,8-HxCDF	86.3	26 - 152	
	13C-1,2,3,6,7,8-HxCDF	85.8	26 - 123	
	13C-2,3,4,6,7,8-HxCDF	87.2	28 - 136	
	13C-1,2,3,7,8,9-HxCDF	86.8	29 - 147	
	13C-1,2,3,4,6,7,8-HpCDF	91.6	28 - 143	
	13C-1,2,3,4,7,8,9-HpCDF	97.2	26 - 138	
	13C-OCDF	88.1	17 - 157	
CRS	37Cl-2,3,7,8-TCDD	80.5	35 - 197	

Toxic Equivalent Quotient (TEQ) Data (pg/g dry wt)

TEQMinWHO2005Dioxin	3.44

TOTALS

Total TCDD	0.384	
Total PeCDD	1.78	2.36
Total HxCDD	23.3	
Total HpCDD	292	
Total TCDF	ND	0.183
Total PeCDF	4.36	4.56
Total HxCDF	29.3	
Total HpCDF	149	

DL - Sample specifc estimated detection limit

EMPC - Estimated maximum possible concentration

LCL-UCL- Lower control limit - upper control limit

The results are reported in dry weight. The sample size is reported in wet weight.

Min-The TEQ is calculated using zero for the concentration of congeners that are not detected.

Sample ID: T4-PDI2019-SG68-190502

EPA Method 1613B

Client Data
Name: Anchor QEA, LLC
Project: Port of Portland T4 PDI
Date Collected: 02-May-2019 12:16

Sample Data
Matrix: Sediment
Sample Size: 13.7 g
% Solids: 38.8

Laboratory Data
Lab Sample: 1901029-02 Date Received: 07-May-2019 9:24
QC Batch: B9E0134 Date Extracted: 21-May-2019 8:18
Date Analyzed : 10-Jul-19 16:26 Column: DB-225
23-May-19 15:13 Column: ZB-5MS

Analyte	Conc. (ng/Kg)	DL	EMPC	Qualifiers
2,3,7,8-TCDD	ND		0.353	
1,2,3,7,8-PeCDD	0.713			J
1,2,3,4,7,8-HxCDD	1.11			J
1,2,3,6,7,8-HxCDD	4.93			
1,2,3,7,8,9-HxCDD	2.02			J
1,2,3,4,6,7,8-HpCDD	147			
OCDD	1180			
2,3,7,8-TCDF	1.11			
1,2,3,7,8-PeCDF	1.02			J
2,3,4,7,8-PeCDF	0.879			J
1,2,3,4,7,8-HxCDF	2.93			J
1,2,3,6,7,8-HxCDF	1.06			J
2,3,4,6,7,8-HxCDF	1.25			J
1,2,3,7,8,9-HxCDF	0.925			J
1,2,3,4,6,7,8-HpCDF	23.4			
1,2,3,4,7,8,9-HpCDF	1.90			J
OCDF	117			
TOTALS				
Total TCDD	2.54		3.15	
Total PeCDD	2.50		4.92	
Total HxCDD	36.9			
Total HpCDD	327			
Total TCDF	5.47		6.40	
Total PeCDF	12.2		12.6	
Total HxCDF	43.1			
Total HpCDF	133			

	Labeled Standard	%R	LCL-UCL	Qualifiers
IS	13C-2,3,7,8-TCDD	90.5	25 - 164	
	13C-1,2,3,7,8-PeCDD	92.7	25 - 181	
	13C-1,2,3,4,7,8-HxCDD	92.2	32 - 141	
	13C-1,2,3,6,7,8-HxCDD	93.2	28 - 130	
	13C-1,2,3,7,8,9-HxCDD	90.8	32 - 141	
	13C-1,2,3,4,6,7,8-HpCDD	103	23 - 140	
	13C-OCDD	79.7	17 - 157	
	13C-2,3,7,8-TCDF	89.4	24 - 169	
	13C-1,2,3,7,8-PeCDF	92.1	24 - 185	
	13C-2,3,4,7,8-PeCDF	89.4	21 - 178	
	13C-1,2,3,4,7,8-HxCDF	89.2	26 - 152	
	13C-1,2,3,6,7,8-HxCDF	89.0	26 - 123	
	13C-2,3,4,6,7,8-HxCDF	90.3	28 - 136	
	13C-1,2,3,7,8,9-HxCDF	91.1	29 - 147	
	13C-1,2,3,4,6,7,8-HpCDF	95.8	28 - 143	
	13C-1,2,3,4,7,8,9-HpCDF	103	26 - 138	
	13C-OCDF	84.9	17 - 157	
CRS	37Cl-2,3,7,8-TCDD	88.3	35 - 197	

Toxic Equivalent Quotient (TEQ) Data (pg/g dry wt)

TEQMinWHO2005Dioxin	4.65

DL - Sample specifc estimated detection limit
EMPC - Estimated maximum possible concentration
LCL-UCL- Lower control limit - upper control limit
The results are reported in dry weight. The sample size is reported in wet weight.
Min-The TEQ is calculated using zero for the concentration of congeners that are not detected.

Sample ID: SRM 1944

EPA Method 1613B

Client Data
Name: Anchor QEA, LLC
Project: Port of Portland T4 PDI
Date Collected: 12-May-2019 0:00

Sample Data
Matrix: Solid
Sample Size: 1.16 g
% Solids: 89.2

Laboratory Data
Lab Sample: 1901029-03 Date Received: 07-May-2019 9:24
QC Batch: B9E0134 Date Extracted: 21-May-2019 8:18
Date Analyzed : 23-May-19 16:01 Column: ZB-5MS

Analyte	Conc. (ng/Kg)	DL	EMPC	Qualifiers
2,3,7,8-TCDD	148			
1,2,3,7,8-PeCDD	18.7			J
1,2,3,4,7,8-HxCDD	27.0			
1,2,3,6,7,8-HxCDD	58.3			
1,2,3,7,8,9-HxCDD	41.9			
1,2,3,4,6,7,8-HpCDD	1030			
OCDD	7610			
2,3,7,8-TCDF	37.0			
1,2,3,7,8-PeCDF	50.7			
2,3,4,7,8-PeCDF	44.5			
1,2,3,4,7,8-HxCDF	218			
1,2,3,6,7,8-HxCDF	106			
2,3,4,6,7,8-HxCDF	62.9			
1,2,3,7,8,9-HxCDF	12.3			J
1,2,3,4,6,7,8-HpCDF	1180			
1,2,3,4,7,8,9-HpCDF	43.6			
OCDF	1120			
TOTALS				
Total TCDD	287		303	
Total PeCDD	256		263	
Total HxCDD	753			
Total HpCDD	3130			
Total TCDF	936		942	
Total PeCDF	935		937	
Total HxCDF	1100		1110	
Total HpCDF	1620			

	Labeled Standard	%R	LCL-UCL	Qualifiers
IS	13C-2,3,7,8-TCDD	74.0	25 - 164	
	13C-1,2,3,7,8-PeCDD	75.0	25 - 181	
	13C-1,2,3,4,7,8-HxCDD	82.1	32 - 141	
	13C-1,2,3,6,7,8-HxCDD	87.0	28 - 130	
	13C-1,2,3,7,8,9-HxCDD	86.6	32 - 141	
	13C-1,2,3,4,6,7,8-HpCDD	97.0	23 - 140	
	13C-OCDD	70.2	17 - 157	
	13C-2,3,7,8-TCDF	74.1	24 - 169	
	13C-1,2,3,7,8-PeCDF	81.0	24 - 185	
	13C-2,3,4,7,8-PeCDF	77.6	21 - 178	
	13C-1,2,3,4,7,8-HxCDF	82.9	26 - 152	
	13C-1,2,3,6,7,8-HxCDF	84.2	26 - 123	
	13C-2,3,4,6,7,8-HxCDF	84.0	28 - 136	
	13C-1,2,3,7,8,9-HxCDF	82.2	29 - 147	
	13C-1,2,3,4,6,7,8-HpCDF	93.4	28 - 143	
	13C-1,2,3,4,7,8,9-HpCDF	100	26 - 138	
	13C-OCDF	80.0	17 - 157	
CRS	37Cl-2,3,7,8-TCDD	70.6	35 - 197	

Toxic Equivalent Quotient (TEQ) Data (pg/g dry wt)

TEQMinWHO2005Dioxin	263

DL - Sample specifc estimated detection limit

EMPC - Estimated maximum possible concentration

LCL-UCL- Lower control limit - upper control limit

The results are reported in dry weight. The sample size is reported in wet weight.

Min-The TEQ is calculated using zero for the concentration of congeners that are not detected.

Sample ID: Method Blank — EPA Method 1668C

Matrix:	Solid	QC Batch:	B9E0143	Lab Sample:	B9E0143-BLK1
Sample Size:	5.00 g	Date Extracted:	21-May-2019 13:11	Date Analyzed:	23-May-19 13:58 Column: ZB-1

Analyte	Conc. (ug/kg)	DL	EMPC	Qualifiers	Analyte	Conc. (ug/kg)	DL	EMPC	Qualifiers
PCB-1	ND	0.000417			PCB-44	ND	0.000351		
PCB-2	ND	0.000346			PCB-45	ND	0.000356		
PCB-3	ND	0.000345			PCB-46	ND	0.000378		
PCB-4/10	ND	0.00467			PCB-47	ND	0.000304		
PCB-5/8	ND	0.00329			PCB-48/75	ND	0.000264		
PCB-6	ND	0.00327			PCB-50	ND	0.000307		
PCB-7/9	ND	0.00340			PCB-51	ND	0.000291		
PCB-11	ND	0.00258			PCB-52/69	ND	0.000253		
PCB-12/13	ND	0.00305			PCB-53	ND	0.000310		
PCB-14	ND	0.00284			PCB-54	ND	0.000252		
PCB-15	ND	0.00266			PCB-55	ND	0.000200		
PCB-16/32	ND	0.000501			PCB-56/60	ND	0.000229		
PCB-17	ND	0.000606			PCB-57	ND	0.000219		
PCB-18	ND	0.000560			PCB-58	ND	0.000209		
PCB-19	ND	0.000657			PCB-61/70	ND	0.000225		
PCB-20/21/33	ND	0.000564			PCB-62	ND	0.000261		
PCB-22	ND	0.000530			PCB-63	ND	0.000235		
PCB-23	ND	0.000556			PCB-65	ND	0.000249		
PCB-24/27	ND	0.000438			PCB-66/76	ND	0.000207		
PCB-25	ND	0.000547			PCB-67	ND	0.000217		
PCB-26	ND	0.000565			PCB-68	ND	0.000238		
PCB-28	ND	0.000500			PCB-73	ND	0.000225		
PCB-29	ND	0.000603			PCB-74	ND	0.000204		
PCB-30	ND	0.000420			PCB-77	ND	0.000223		
PCB-31	ND	0.000498			PCB-78	ND	0.000218		
PCB-34	ND	0.000612			PCB-79	ND	0.000205		
PCB-35	ND	0.000494			PCB-80	ND	0.000202		
PCB-36	ND	0.000478			PCB-81	ND	0.000252		
PCB-37	ND	0.000504			PCB-82	ND	0.000676		
PCB-38	ND	0.000501			PCB-83	ND	0.000440		
PCB-39	ND	0.000527			PCB-84/92	ND	0.000670		
PCB-40	ND	0.000463			PCB-85/116	ND	0.000551		
PCB-41/64/71/72	ND	0.000246			PCB-86	ND	0.000655		
PCB-42/59	ND	0.000289			PCB-87/117/125	ND	0.000475		
PCB-43/49	ND	0.000306			PCB-88/91	ND	0.000690		

DL - Sample specifc estimated detection limit

LCL-UCL- Lower control limit - upper control limit

EMPC - Estimated maximum possible concentration

The results are reported in dry weight. The sample size is reported in wet weight. See individual congeners for qualifiers.

Sample ID: Method Blank — EPA Method 1668C

Matrix:	Solid	QC Batch:	B9E0143	Lab Sample:	B9E0143-BLK1
Sample Size:	5.00 g	Date Extracted:	21-May-2019 13:11	Date Analyzed:	23-May-19 13:58 Column: ZB-1

Analyte	Conc. (ug/kg)	DL	EMPC	Qualifiers	Analyte	Conc. (ug/kg)	DL	EMPC	Qualifiers
PCB-89	ND	0.000615			PCB-137	ND	0.000310		
PCB-90/101	ND	0.000624			PCB-138/163/164	ND	0.000217		
PCB-93	ND	0.000736			PCB-139/149	ND	0.000195		
PCB-94	ND	0.000709			PCB-140	ND	0.000227		
PCB-95/98/102	ND	0.000583			PCB-141	ND	0.000299		
PCB-96	ND	0.000454			PCB-142	ND	0.000313		
PCB-97	ND	0.000645			PCB-144	ND	0.000216		
PCB-99	ND	0.000507			PCB-145	ND	0.000151		
PCB-100	ND	0.000578			PCB-146/165	ND	0.000241		
PCB-103	ND	0.000585			PCB-147	ND	0.000213		
PCB-104	ND	0.000489			PCB-148	ND	0.000217		
PCB-105	ND	0.000544			PCB-150	ND	0.000169		
PCB-106/118	ND	0.000452			PCB-151	ND	0.000241		
PCB-107/109	ND	0.000413			PCB-152	ND	0.000149		
PCB-108/112	ND	0.000528			PCB-153	ND	0.000224		
PCB-110	ND	0.000437			PCB-154	ND	0.000200		
PCB-111/115	ND	0.000421			PCB-155	ND	0.000179		
PCB-113	ND	0.000488			PCB-156	ND	0.000216		
PCB-114	ND	0.000530			PCB-157	ND	0.000236		
PCB-119	ND	0.000453			PCB-158/160	ND	0.000237		
PCB-120	ND	0.000391			PCB-159	ND	0.000190		
PCB-121	ND	0.000425			PCB-166	ND	0.000213		
PCB-122	ND	0.000556			PCB-167	ND	0.000220		
PCB-123	ND	0.000454			PCB-168	ND	0.000230		
PCB-124	ND	0.000420			PCB-169	ND	0.000200		
PCB-126	ND	0.000474			PCB-170	ND	0.000280		
PCB-127	ND	0.000492			PCB-171	ND	0.000283		
PCB-128/162	ND	0.000248			PCB-172	ND	0.000268		
PCB-129	ND	0.000353			PCB-173	ND	0.000306		
PCB-130	ND	0.000334			PCB-174	ND	0.000284		
PCB-131/133	ND	0.000296			PCB-175	ND	0.000269		
PCB-132/161	ND	0.000242			PCB-176	ND	0.000217		
PCB-134/143	ND	0.000319			PCB-177	ND	0.000286		
PCB-135	ND	0.000209			PCB-178	ND	0.000281		
PCB-136	ND	0.000167			PCB-179	ND	0.000208		

DL - Sample specifc estimated detection limit

LCL-UCL- Lower control limit - upper control limit

EMPC - Estimated maximum possible concentration

The results are reported in dry weight. The sample size is reported in wet weight. See individual congeners for qualifiers.

Sample ID: Method Blank — EPA Method 1668C

Matrix:	Solid	QC Batch:	B9E0143	Lab Sample:	B9E0143-BLK1
Sample Size:	5.00 g	Date Extracted:	21-May-2019 13:11	Date Analyzed:	23-May-19 13:58 Column: ZB-1

Analyte	Conc. (ug/kg)	DL	EMPC	Qualifiers
PCB-180	ND	0.000249		
PCB-181	ND	0.000250		
PCB-182/187	ND	0.000239		
PCB-183	ND	0.000241		
PCB-184	ND	0.000216		
PCB-185	ND	0.000284		
PCB-186	ND	0.000197		
PCB-188	ND	0.000212		
PCB-189	ND	0.000179		
PCB-190	ND	0.000211		
PCB-191	ND	0.000221		
PCB-192	ND	0.000210		
PCB-193	ND	0.000237		
PCB-194	ND	0.000463		
PCB-195	ND	0.000495		
PCB-196/203	ND	0.000328		
PCB-197	ND	0.000271		
PCB-198	ND	0.000350		
PCB-199	ND	0.000345		
PCB-200	ND	0.000278		
PCB-201	ND	0.000278		
PCB-202	ND	0.000267		
PCB-204	ND	0.000262		
PCB-205	ND	0.000406		
PCB-206	ND	0.000135		
PCB-207	ND	0.000113		
PCB-208	ND	0.000112		
PCB-209	ND	0.000117		
Total monoCB	ND	0.000417		
Total diCB	ND	0.00467		
Total triCB	ND	0.000657		
Total tetraCB	ND	0.000463		
Total pentaCB	ND	0.000736		
Total hexaCB	ND	0.000353		
Total heptaCB	ND	0.000306		
Total octaCB	ND	0.000495		
Total nonaCB	ND	0.000135		
DecaCB	ND	0.000117		
Total PCB	ND			

DL - Sample specifc estimated detection limit

LCL-UCL- Lower control limit - upper control limit

EMPC - Estimated maximum possible concentration

The results are reported in dry weight. The sample size is reported in wet weight. See individual congeners for qualifiers.

Sample ID: Method Blank

EPA Method 1668C

Matrix: Solid
Sample Size: 5.00 g

QC Batch: B9E0143
Date Extracted: 21-May-2019 13:11

Lab Sample: B9E0143-BLK1
Date Analyzed: 23-May-19 13:58 Column: ZB-1

	Labeled Standard	%R	LCL-UCL	Qualifiers
IS	13C-PCB-1	42.5	5 - 145	
	13C-PCB-3	51.7	5 - 145	
	13C-PCB-4	49.8	5 - 145	
	13C-PCB-11	67.7	5 - 145	
	13C-PCB-9	55.8	5 - 145	
	13C-PCB-19	64.2	5 - 145	
	13C-PCB-28	68.3	5 - 145	
	13C-PCB-32	71.0	5 - 145	
	13C-PCB-37	82.2	5 - 145	
	13C-PCB-47	79.7	5 - 145	
	13C-PCB-52	82.6	5 - 145	
	13C-PCB-54	75.4	5 - 145	
	13C-PCB-70	85.0	5 - 145	
	13C-PCB-77	93.3	10 - 145	
	13C-PCB-80	86.1	10 - 145	
	13C-PCB-81	88.9	10 - 145	
	13C-PCB-95	85.4	10 - 145	
	13C-PCB-97	87.3	10 - 145	
	13C-PCB-101	84.9	10 - 145	
	13C-PCB-104	86.4	10 - 145	
	13C-PCB-105	87.0	10 - 145	
	13C-PCB-114	87.3	10 - 145	
	13C-PCB-118	88.1	10 - 145	
	13C-PCB-123	90.9	10 - 145	
	13C-PCB-126	91.2	10 - 145	
	13C-PCB-127	89.2	10 - 145	
	13C-PCB-138	82.5	10 - 145	
	13C-PCB-141	83.0	10 - 145	
	13C-PCB-153	84.4	10 - 145	
	13C-PCB-155	86.9	10 - 145	
	13C-PCB-156	88.4	10 - 145	
	13C-PCB-157	82.9	10 - 145	
	13C-PCB-159	86.5	10 - 145	
	13C-PCB-167	86.4	10 - 145	
	13C-PCB-169	93.3	10 - 145	
	13C-PCB-170	95.0	10 - 145	
	13C-PCB-180	91.6	10 - 145	
	13C-PCB-188	89.1	10 - 145	
	13C-PCB-189	109	10 - 145	
	13C-PCB-194	85.0	10 - 145	
	13C-PCB-202	93.9	10 - 145	
	13C-PCB-206	92.4	10 - 145	
	13C-PCB-208	78.1	10 - 145	
	13C-PCB-209	99.6	10 - 145	
CRS	13C-PCB-79	91.2	10 - 145	
	13C-PCB-178	91.9	10 - 145	

DL - Sample specifc estimated detection limit

LCL-UCL- Lower control limit - upper control limit

EMPC - Estimated maximum possible concentration

The results are reported in dry weight. The sample size is reported in wet weight. See individual congeners for qualifiers.

Sample ID: OPR

EPA Method 1668C

Matrix: Solid
Sample Size: 5.00 g

QC Batch: B9E0143
Date Extracted: 21-May-2019 13:11

Lab Sample: B9E0143-BS1
Date Analyzed: 23-May-19 11:54 Column: ZB-1

Analyte	Amt Found (pg/g)	Spike Amt	%R	Limits
PCB-1	1.12	1.00	112	60 - 135
PCB-3	1.09	1.00	109	60 - 135
PCB-4/10	2.10	2.00	105	60 - 135
PCB-15	0.986	1.00	98.6	60 - 135
PCB-19	1.02	1.00	102	60 - 135
PCB-37	1.07	1.00	107	60 - 135
PCB-54	1.05	1.00	105	60 - 135
PCB-77	1.02	1.00	102	60 - 135
PCB-81	1.08	1.00	108	60 - 135
PCB-104	0.985	1.00	98.5	60 - 135
PCB-105	1.05	1.00	105	60 - 135
PCB-106/118	1.96	2.00	98.2	60 - 135
PCB-114	1.03	1.00	103	60 - 135
PCB-123	0.918	1.00	91.8	60 - 135
PCB-126	1.01	1.00	101	60 - 135
PCB-155	1.03	1.00	103	60 - 135
PCB-156	0.963	1.00	96.3	60 - 135
PCB-157	0.976	1.00	97.6	60 - 135
PCB-167	0.935	1.00	93.5	60 - 135
PCB-169	0.951	1.00	95.1	60 - 135
PCB-188	0.984	1.00	98.4	60 - 135
PCB-189	0.937	1.00	93.7	60 - 135
PCB-202	1.02	1.00	102	60 - 135
PCB-205	1.08	1.00	108	60 - 135
PCB-206	0.969	1.00	96.9	60 - 135
PCB-208	0.972	1.00	97.2	60 - 135
PCB-209	1.00	1.00	100	60 - 135

	Labeled Standard	%R	LCL-UCL
IS	13C-PCB-1	65.5	15 - 145
IS	13C-PCB-3	67.9	15 - 145
IS	13C-PCB-4	65.6	15 - 145
IS	13C-PCB-11	76.9	15 - 145
IS	13C-PCB-9	68.8	15 - 145
IS	13C-PCB-19	75.1	15 - 145
IS	13C-PCB-28	89.0	15 - 145
IS	13C-PCB-32	78.9	15 - 145
IS	13C-PCB-37	94.8	15 - 145
IS	13C-PCB-47	86.5	15 - 145
IS	13C-PCB-52	88.0	15 - 145
IS	13C-PCB-54	81.3	15 - 145
IS	13C-PCB-70	88.8	15 - 145
IS	13C-PCB-77	97.7	40 - 145
IS	13C-PCB-80	90.3	40 - 145
IS	13C-PCB-81	93.0	40 - 145
IS	13C-PCB-95	88.4	40 - 145
IS	13C-PCB-97	90.2	40 - 145
IS	13C-PCB-101	87.9	40 - 145
IS	13C-PCB-104	91.4	40 - 145
IS	13C-PCB-105	91.0	40 - 145
IS	13C-PCB-114	90.1	40 - 145
IS	13C-PCB-118	92.8	40 - 145
IS	13C-PCB-123	94.3	40 - 145
IS	13C-PCB-126	92.1	40 - 145
IS	13C-PCB-127	95.2	40 - 145
IS	13C-PCB-138	85.6	40 - 145
IS	13C-PCB-141	85.3	40 - 145
IS	13C-PCB-153	89.3	40 - 145
IS	13C-PCB-155	88.6	40 - 145
IS	13C-PCB-156	91.8	40 - 145
IS	13C-PCB-157	87.3	40 - 145
IS	13C-PCB-159	89.3	40 - 145
IS	13C-PCB-167	90.2	40 - 145
IS	13C-PCB-169	95.8	40 - 145
IS	13C-PCB-170	95.5	40 - 145
IS	13C-PCB-180	95.2	40 - 145
IS	13C-PCB-188	92.4	40 - 145
IS	13C-PCB-189	110	40 - 145
IS	13C-PCB-194	85.4	40 - 145

Sample ID: OPR

EPA Method 1668C

Matrix: Solid
Sample Size: 5.00 g

QC Batch: B9E0143
Date Extracted: 21-May-2019 13:11

Lab Sample: B9E0143-BS1
Date Analyzed: 23-May-19 11:54 Column: ZB-1

Analyte	Amt Found (pg/g)	Spike Amt	%R	Limits

	Labeled Standard	%R	LCL-UCL
IS	13C-PCB-202	95.5	40 - 145
IS	13C-PCB-206	90.2	40 - 145
IS	13C-PCB-208	79.6	40 - 145
IS	13C-PCB-209	98.9	40 - 145
CRS	13C-PCB-79	91.6	40 - 145
CRS	13C-PCB-178	90.8	40 - 145

LCL-UCL - Lower control limit - upper control limit

Sample ID: T4-PDI2019-SG67-190502

EPA Method 1668C

Client Data

Name: Anchor QEA, LLC
Project: Port of Portland T4 PDI
Date Collected: 02-May-2019 14:47

Sample Data

Matrix: Sediment
Sample Size: 7.55 g
% Solids: 69.1

Laboratory Data

Lab Sample: 1901029-01 Date Received: 07-May-2019 9:24
QC Batch: B9E0143 Date Extracted: 21-May-2019 13:11
Date Analyzed : 24-May-19 06:33 Column: ZB-1

Analyte	Conc. (ug/kg)	DL	EMPC	Qualifiers
PCB-1	0.00704			
PCB-2	0.00210			J
PCB-3	0.00530			
PCB-4/10	0.0224			
PCB-5/8	0.0749			
PCB-6	0.0133			
PCB-7/9	0.00644			J
PCB-11	0.00767			
PCB-12/13	0.00802			J
PCB-14	ND	0.0001280		
PCB-15	0.140			
PCB-16/32	0.108			
PCB-17	0.0568			
PCB-18	0.130			
PCB-19	0.0216			
PCB-20/21/33	0.110			
PCB-22	0.0641			
PCB-23	ND		0.0002060	
PCB-24/27	0.0171			
PCB-25	0.0148			
PCB-26	0.0304			
PCB-28	0.244			
PCB-29	ND		0.00138	
PCB-30	ND	0.0000932		
PCB-31	0.165			
PCB-34	ND		0.0007640	
PCB-35	0.00401			J
PCB-36	ND	0.0001980		
PCB-37	0.144			
PCB-38	0.00295			J
PCB-39	ND	0.0002190		
PCB-40	0.0632			
PCB-41/64/71/72	0.289			
PCB-42/59	0.110			
PCB-43/49	0.244			
PCB-44	0.286			
PCB-45	0.0684			
PCB-46	0.0306			
PCB-47	0.109			
PCB-48/75	0.0444			
PCB-50	0.00107			J
PCB-51	0.0230			
PCB-52/69	0.424			
PCB-53	0.0717			
PCB-54	0.00163			J
PCB-55	0.00763			
PCB-56/60	0.159			
PCB-57	0.00107			J
PCB-58	0.00116			J
PCB-61/70	0.335			
PCB-62	ND	0.0001700		
PCB-63	0.00774			
PCB-65	ND	0.0001620		
PCB-66/76	0.311			
PCB-67	0.00585			
PCB-68	0.00270			J
PCB-73	0.000976			J
PCB-74	0.0947			
PCB-77	0.0517			
PCB-78	0.00246			J
PCB-79	0.0113			
PCB-80	ND	0.0001340		
PCB-81	0.00376			J
PCB-82	0.102			
PCB-83	ND		0.0003710	
PCB-84/92	0.436			
PCB-85/116	0.171			
PCB-86	ND	0.0002530		
PCB-87/117/125	0.306			
PCB-88/91	0.174			

DL - Sample specifc estimated detection limit

EMPC - Estimated maximum possible concentration

LCL-UCL- Lower control limit - upper control limit

The results are reported in dry weight. The sample size is reported in wet weight.

See individual congeners for qualifiers.

Sample ID: T4-PDI2019-SG67-190502

EPA Method 1668C

Client Data

Name: Anchor QEA, LLC
Project: Port of Portland T4 PDI
Date Collected: 02-May-2019 14:47

Sample Data

Matrix: Sediment
Sample Size: 7.55 g
% Solids: 69.1

Laboratory Data

Lab Sample: 1901029-01 Date Received: 07-May-2019 9:24
QC Batch: B9E0143 Date Extracted: 21-May-2019 13:11
Date Analyzed : 24-May-19 06:33 Column: ZB-1

Analyte	Conc. (ug/kg)	DL	EMPC	Qualifiers
PCB-89	0.00835			
PCB-90/101	0.971			
PCB-93	ND	0.0002830		
PCB-94	0.00540			
PCB-95/98/102	0.852			
PCB-96	0.00784			
PCB-97	0.266			
PCB-99	0.354			
PCB-100	0.00447			J
PCB-103	0.00759			
PCB-104	ND	0.0001860		
PCB-105	0.335			
PCB-106/118	0.771			
PCB-107/109	0.0460			
PCB-108/112	0.0398			
PCB-110	1.23			
PCB-111/115	0.0116			
PCB-113	ND	0.0001810		
PCB-114	0.0155			
PCB-119	0.0172			
PCB-120	0.00410			J
PCB-121	ND	0.0001630		
PCB-122	0.0120			
PCB-123	0.0178			
PCB-124	0.0397			
PCB-126	0.00691			
PCB-127	ND	0.0003940		
PCB-128/162	0.266			
PCB-129	0.0745			
PCB-130	0.114			
PCB-131/133	0.0381			
PCB-132/161	0.405			
PCB-134/143	0.0763			
PCB-135	0.166			
PCB-136	0.170			
PCB-137	0.0927			
PCB-138/163/164	1.42			
PCB-139/149	1.11			
PCB-140	0.00812			
PCB-141	0.262			
PCB-142	ND	0.0004360		
PCB-144	0.0622			
PCB-145	ND		0.0003060	
PCB-146/165	0.181			
PCB-147	0.0325			
PCB-148	0.00153			J
PCB-150	0.00167			J
PCB-151	0.303			
PCB-152	0.00136			J
PCB-153	1.16			
PCB-154	0.0136			
PCB-155	0.000193			J
PCB-156	0.131			
PCB-157	0.0416			
PCB-158/160	0.175			
PCB-159	ND	0.0002630		
PCB-166	0.00502			
PCB-167	0.0696			
PCB-168	0.00142			J
PCB-169	ND		0.0005020	
PCB-170	0.327			
PCB-171	0.0914			
PCB-172	0.0477			
PCB-173	0.00740			
PCB-174	0.312			
PCB-175	0.0132			
PCB-176	0.0397			
PCB-177	0.176			
PCB-178	0.0616			
PCB-179	0.125			

DL - Sample specifc estimated detection limit

EMPC - Estimated maximum possible concentration

LCL-UCL- Lower control limit - upper control limit

The results are reported in dry weight. The sample size is reported in wet weight.

See individual congeners for qualifiers.

Sample ID: T4-PDI2019-SG67-190502

EPA Method 1668C

Client Data

Name: Anchor QEA, LLC
Project: Port of Portland T4 PDI
Date Collected: 02-May-2019 14:47

Sample Data

Matrix: Sediment
Sample Size: 7.55 g
% Solids: 69.1

Laboratory Data

Lab Sample: 1901029-01 Date Received: 07-May-2019 9:24
QC Batch: B9E0143 Date Extracted: 21-May-2019 13:11
Date Analyzed : 24-May-19 06:33 Column: ZB-1

Analyte	Conc. (ug/kg)	DL	EMPC	Qualifiers
PCB-180	0.690			
PCB-181	0.00204			J
PCB-182/187	0.383			
PCB-183	0.180			
PCB-184	ND	0.0002280		
PCB-185	0.0341			
PCB-186	ND	0.0002080		
PCB-188	0.000666			J
PCB-189	0.0145			
PCB-190	0.0561			
PCB-191	0.0117			
PCB-192	ND	0.0002090		
PCB-193	0.0349			
PCB-194	0.178			
PCB-195	0.0587			
PCB-196/203	0.239			
PCB-197	0.00727			
PCB-198	ND		0.00985	
PCB-199	0.234			
PCB-200	0.0252			
PCB-201	0.0299			
PCB-202	0.0478			
PCB-204	ND	0.0006420		
PCB-205	0.00720			
PCB-206	0.163			
PCB-207	0.0176			
PCB-208	0.0492			
PCB-209	0.0931			
Total monoCB	0.0144			
Total diCB	0.273			
Total triCB	1.11			
Total tetraCB	2.76			
Total pentaCB	6.22			
Total hexaCB	6.38			
Total heptaCB	2.61			

Analyte	Conc. (ug/kg)	DL	EMPC	Qualifiers
Total octaCB	0.827		0.837	
Total nonaCB	0.230			
DecaCB	0.0931			
Total PCB	20.5			

DL - Sample specifc estimated detection limit

EMPC - Estimated maximum possible concentration

LCL-UCL- Lower control limit - upper control limit
The results are reported in dry weight. The sample size is reported in wet weight.
See individual congeners for qualifiers.

Sample ID: T4-PDI2019-SG67-190502

EPA Method 1668C

Client Data

Name: Anchor QEA, LLC
Project: Port of Portland T4 PDI
Date Collected: 02-May-2019 14:47

Sample Data

Matrix: Sediment
Sample Size: 7.55 g
% Solids: 69.1

Laboratory Data

Lab Sample: 1901029-01 Date Received: 07-May-2019 9:24
QC Batch: B9E0143 Date Extracted: 21-May-2019 13:11
Date Analyzed : 24-May-19 06:33 Column: ZB-1

	Labeled Standard	%R	LCL-UCL	Qualifiers
IS	13C-PCB-1	79.4	5 -145	
	13C-PCB-3	82.6	5 -145	
	13C-PCB-4	78.3	5 -145	
	13C-PCB-11	102	5 -145	
	13C-PCB-9	80.9	5 -145	
	13C-PCB-19	86.7	5 -145	
	13C-PCB-28	98.3	5 -145	
	13C-PCB-32	88.0	5 -145	
	13C-PCB-37	102	5 -145	
	13C-PCB-47	89.3	5 -145	
	13C-PCB-52	92.0	5 -145	
	13C-PCB-54	88.9	5 -145	
	13C-PCB-70	91.1	5 -145	
	13C-PCB-77	103	10 -145	
	13C-PCB-80	92.3	10 -145	
	13C-PCB-81	100	10 -145	
	13C-PCB-95	86.7	10 -145	
	13C-PCB-97	92.0	10 -145	
	13C-PCB-101	89.7	10 -145	
	13C-PCB-104	90.4	10 -145	
	13C-PCB-105	96.0	10 -145	
	13C-PCB-114	94.4	10 -145	
	13C-PCB-118	99.0	10 -145	
	13C-PCB-123	100	10 -145	
	13C-PCB-126	101	10 -145	
	13C-PCB-127	98.5	10 -145	
	13C-PCB-138	92.2	10 -145	
	13C-PCB-141	89.7	10 -145	
	13C-PCB-153	91.2	10 -145	
	13C-PCB-155	87.3	10 -145	
	13C-PCB-156	97.9	10 -145	
	13C-PCB-157	92.1	10 -145	
	13C-PCB-159	95.0	10 -145	
	13C-PCB-167	94.5	10 -145	
	13C-PCB-169	102	10 -145	
	13C-PCB-170	101	10 -145	
	13C-PCB-180	100	10 -145	
	13C-PCB-188	91.0	10 -145	
	13C-PCB-189	102	10 -145	
	13C-PCB-194	98.7	10 -145	
	13C-PCB-202	95.9	10 -145	
	13C-PCB-206	98.7	10 -145	
	13C-PCB-208	89.3	10 -145	
	13C-PCB-209	107	10 -145	
CRS	13C-PCB-79	92.9	10 -145	
	13C-PCB-178	91.2	10 -145	

DL - Sample specifc estimated detection limit

LCL-UCL- Lower control limit - upper control limit

EMPC - Estimated maximum possible concentration

The results are reported in dry weight. The sample size is reported in wet weight.
See individual congeners for qualifiers.

Sample ID: T4-PDI2019-SG68-190502

EPA Method 1668C

Client Data

Name: Anchor QEA, LLC
Project: Port of Portland T4 PDI
Date Collected: 02-May-2019 12:16

Sample Data

Matrix: Sediment
Sample Size: 13.5 g
% Solids: 38.8

Laboratory Data

Lab Sample: 1901029-02 Date Received: 07-May-2019 9:24
QC Batch: B9E0143 Date Extracted: 21-May-2019 13:11
Date Analyzed : 24-May-19 07:35 Column: ZB-1

Analyte	Conc. (ug/kg)	DL	EMPC	Qualifiers
PCB-1	ND		0.00109	
PCB-2	ND		0.00102	
PCB-3	0.000493			J
PCB-4/10	0.00157			J
PCB-5/8	0.00214			J
PCB-6	ND	0.0002090		
PCB-7/9	ND	0.0002170		
PCB-11	0.00272			J
PCB-12/13	ND	0.0002070		
PCB-14	ND	0.0001920		
PCB-15	0.00130			J
PCB-16/32	0.00199			J
PCB-17	0.00126			J
PCB-18	0.00250			J
PCB-19	0.00113			J
PCB-20/21/33	0.00199			J
PCB-22	0.00140			J
PCB-23	ND	0.0002030		
PCB-24/27	0.000287			J
PCB-25	ND	0.0002000		
PCB-26	ND		0.0005590	
PCB-28	0.00334			J
PCB-29	ND	0.0002200		
PCB-30	ND	0.0001190		
PCB-31	0.00262			J
PCB-34	ND	0.0002230		
PCB-35	ND	0.0001810		
PCB-36	ND	0.0001750		
PCB-37	0.000904			J
PCB-38	ND	0.0001830		
PCB-39	ND	0.0001930		
PCB-40	0.000971			J
PCB-41/64/71/72	0.00311			J
PCB-42/59	0.00135			J
PCB-43/49	0.00311			J
PCB-44	0.00315			J
PCB-45	0.000532			J
PCB-46	ND		0.0002440	
PCB-47	0.00684			
PCB-48/75	0.000406			J
PCB-50	ND	0.0001410		
PCB-51	0.00117			J
PCB-52/69	0.00366			J
PCB-53	ND		0.0006660	
PCB-54	ND		0.0001340	
PCB-55	ND	0.0000936		
PCB-56/60	0.00169			J
PCB-57	ND	0.0001030		
PCB-58	ND	0.0000980		
PCB-61/70	0.00379			J
PCB-62	ND	0.0001210		
PCB-63	ND		0.0001330	
PCB-65	ND	0.0001150		
PCB-66/76	0.00295			J
PCB-67	ND	0.0001020		
PCB-68	ND		0.0004310	
PCB-73	ND	0.0001060		
PCB-74	0.00148			J
PCB-77	0.000397			J
PCB-78	ND	0.0000991		
PCB-79	ND	0.0000962		
PCB-80	ND	0.0000947		
PCB-81	ND	0.0001150		
PCB-82	ND	0.0002740		
PCB-83	ND	0.0001880		
PCB-84/92	ND		0.00230	
PCB-85/116	0.000859			J
PCB-86	ND	0.0002800		
PCB-87/117/125	0.00183			J
PCB-88/91	0.00101			J

DL - Sample specifc estimated detection limit

EMPC - Estimated maximum possible concentration

LCL-UCL- Lower control limit - upper control limit

The results are reported in dry weight. The sample size is reported in wet weight.

See individual congeners for qualifiers.

Sample ID: T4-PDI2019-SG68-190502

EPA Method 1668C

Client Data

Name: Anchor QEA, LLC
Project: Port of Portland T4 PDI
Date Collected: 02-May-2019 12:16

Sample Data

Matrix: Sediment
Sample Size: 13.5 g
% Solids: 38.8

Laboratory Data

Lab Sample: 1901029-02 Date Received: 07-May-2019 9:24
QC Batch: B9E0143 Date Extracted: 21-May-2019 13:11
Date Analyzed : 24-May-19 07:35 Column: ZB-1

Analyte	Conc. (ug/kg)	DL	EMPC	Qualifiers
PCB-89	ND	0.0002730		
PCB-90/101	0.00680			J
PCB-93	ND	0.0003350		
PCB-94	ND	0.0003220		
PCB-95/98/102	0.00439			J
PCB-96	ND	0.0002080		
PCB-97	ND		0.00150	
PCB-99	0.00299			J
PCB-100	ND	0.0002660		
PCB-103	ND	0.0002690		
PCB-104	ND	0.0002250		
PCB-105	0.00200			J
PCB-106/118	0.00499			J
PCB-107/109	0.000417			J
PCB-108/112	ND	0.0002260		
PCB-110	0.00658			
PCB-111/115	ND		0.0000917	
PCB-113	ND	0.0002160		
PCB-114	ND	0.0003230		
PCB-119	ND	0.0001940		
PCB-120	ND	0.0001670		
PCB-121	ND	0.0001930		
PCB-122	ND	0.0003390		
PCB-123	0.000236			J
PCB-124	ND	0.0001700		
PCB-126	ND	0.0002860		
PCB-127	ND	0.0002980		
PCB-128/162	0.00116			J
PCB-129	ND		0.0002620	
PCB-130	0.000736			J
PCB-131/133	0.000286			J
PCB-132/161	0.00204			J
PCB-134/143	ND		0.0003540	
PCB-135	0.00109			J
PCB-136	ND		0.00106	
PCB-137	ND		0.0002150	
PCB-138/163/164	0.00827			J
PCB-139/149	0.00782			J
PCB-140	ND	0.0001230		
PCB-141	ND		0.00154	
PCB-142	ND	0.0002330		
PCB-144	ND	0.0001170		
PCB-145	ND	0.0000818		
PCB-146/165	0.00143			J
PCB-147	0.000341			J
PCB-148	ND	0.0001180		
PCB-150	ND	0.0000917		
PCB-151	0.00241			J
PCB-152	ND	0.0000812		
PCB-153	0.00733			
PCB-154	ND	0.0001090		
PCB-155	ND	0.0000974		
PCB-156	0.000944			J
PCB-157	ND	0.0001670		
PCB-158/160	0.00112			J
PCB-159	ND	0.0001320		
PCB-166	ND	0.0001470		
PCB-167	0.000329			J
PCB-168	ND	0.0001710		
PCB-169	ND	0.0001420		
PCB-170	0.00301			J
PCB-171	0.000892			J
PCB-172	ND		0.0002030	
PCB-173	ND	0.0001840		
PCB-174	0.00216			J
PCB-175	ND	0.0001720		
PCB-176	0.000252			J
PCB-177	0.00164			J
PCB-178	0.000496			J
PCB-179	0.00128			J

DL - Sample specifc estimated detection limit

EMPC - Estimated maximum possible concentration

LCL-UCL- Lower control limit - upper control limit

The results are reported in dry weight. The sample size is reported in wet weight.

See individual congeners for qualifiers.

Sample ID: T4-PDI2019-SG68-190502

EPA Method 1668C

Client Data

Name: Anchor QEA, LLC
Project: Port of Portland T4 PDI
Date Collected: 02-May-2019 12:16

Sample Data

Matrix: Sediment
Sample Size: 13.5 g
% Solids: 38.8

Laboratory Data

Lab Sample: 1901029-02 Date Received: 07-May-2019 9:24
QC Batch: B9E0143 Date Extracted: 21-May-2019 13:11
Date Analyzed : 24-May-19 07:35 Column: ZB-1

Analyte	Conc. (ug/kg)	DL	EMPC	Qualifiers
PCB-180	0.00607			
PCB-181	ND	0.0001500		
PCB-182/187	0.00338			J
PCB-183	0.00166			J
PCB-184	ND	0.0001390		
PCB-185	0.000293			J
PCB-186	ND	0.0001260		
PCB-188	ND	0.0001360		
PCB-189	0.000286			J
PCB-190	0.000705			J
PCB-191	ND	0.0001330		
PCB-192	ND	0.0001260		
PCB-193	0.000325			J
PCB-194	0.00253			J
PCB-195	ND	0.0003910		
PCB-196/203	0.00279			J
PCB-197	ND	0.0003930		
PCB-198	ND	0.0005060		
PCB-199	0.00184			J
PCB-200	ND	0.0004020		
PCB-201	ND	0.0004030		
PCB-202	ND	0.0003870		
PCB-204	ND	0.0003800		
PCB-205	ND	0.0003210		
PCB-206	0.00151			J
PCB-207	ND	0.0001610		
PCB-208	ND		0.0005800	
PCB-209	0.00110			J
Total monoCB	0.0004930		0.00260	
Total diCB	0.00773			
Total triCB	0.0174		0.0180	
Total tetraCB	0.0346		0.0362	
Total pentaCB	0.0321		0.0360	
Total hexaCB	0.0353		0.0387	
Total heptaCB	0.0225		0.0227	

Analyte	Conc. (ug/kg)	DL	EMPC	Qualifiers
Total octaCB	0.00716			
Total nonaCB	0.00151		0.00209	
DecaCB	0.00110			
Total PCB	0.160			

DL - Sample specifc estimated detection limit

EMPC - Estimated maximum possible concentration

LCL-UCL- Lower control limit - upper control limit
The results are reported in dry weight. The sample size is reported in wet weight.
See individual congeners for qualifiers.

Sample ID: T4-PDI2019-SG68-190502

EPA Method 1668C

Client Data

Name: Anchor QEA, LLC
Project: Port of Portland T4 PDI
Date Collected: 02-May-2019 12:16

Sample Data

Matrix: Sediment
Sample Size: 13.5 g
% Solids: 38.8

Laboratory Data

Lab Sample: 1901029-02 Date Received: 07-May-2019 9:24
QC Batch: B9E0143 Date Extracted: 21-May-2019 13:11
Date Analyzed : 24-May-19 07:35 Column: ZB-1

	Labeled Standard	%R	LCL-UCL	Qualifiers
IS	13C-PCB-1	48.7	5 -145	
	13C-PCB-3	50.5	5 -145	
	13C-PCB-4	49.7	5 -145	
	13C-PCB-11	55.8	5 -145	
	13C-PCB-9	50.2	5 -145	
	13C-PCB-19	53.7	5 -145	
	13C-PCB-28	54.9	5 -145	
	13C-PCB-32	54.0	5 -145	
	13C-PCB-37	63.4	5 -145	
	13C-PCB-47	56.8	5 -145	
	13C-PCB-52	57.4	5 -145	
	13C-PCB-54	55.8	5 -145	
	13C-PCB-70	59.5	5 -145	
	13C-PCB-77	68.4	10 -145	
	13C-PCB-80	60.5	10 -145	
	13C-PCB-81	65.0	10 -145	
	13C-PCB-95	56.1	10 -145	
	13C-PCB-97	62.1	10 -145	
	13C-PCB-101	59.0	10 -145	
	13C-PCB-104	57.4	10 -145	
	13C-PCB-105	63.7	10 -145	
	13C-PCB-114	63.7	10 -145	
	13C-PCB-118	66.1	10 -145	
	13C-PCB-123	68.3	10 -145	
	13C-PCB-126	66.6	10 -145	
	13C-PCB-127	64.4	10 -145	
	13C-PCB-138	60.8	10 -145	
	13C-PCB-141	60.1	10 -145	
	13C-PCB-153	60.2	10 -145	
	13C-PCB-155	57.0	10 -145	
	13C-PCB-156	66.5	10 -145	
	13C-PCB-157	62.8	10 -145	
	13C-PCB-159	67.2	10 -145	
	13C-PCB-167	65.8	10 -145	
	13C-PCB-169	71.6	10 -145	
	13C-PCB-170	68.8	10 -145	
	13C-PCB-180	68.0	10 -145	
	13C-PCB-188	61.4	10 -145	
	13C-PCB-189	72.7	10 -145	
	13C-PCB-194	63.0	10 -145	
	13C-PCB-202	64.3	10 -145	
	13C-PCB-206	66.0	10 -145	
	13C-PCB-208	55.9	10 -145	
	13C-PCB-209	73.0	10 -145	
CRS	13C-PCB-79	98.6	10 -145	
	13C-PCB-178	98.7	10 -145	

DL - Sample specifc estimated detection limit

LCL-UCL- Lower control limit - upper control limit

EMPC - Estimated maximum possible concentration

The results are reported in dry weight. The sample size is reported in wet weight.
See individual congeners for qualifiers.

Sample ID: SRM 1944

EPA Method 1668C

Client Data

Name: Anchor QEA, LLC
Project: Port of Portland T4 PDI
Date Collected: 12-May-2019 0:00

Sample Data

Matrix: Solid
Sample Size: 1.16 g
% Solids: 89.2

Laboratory Data

Lab Sample: 1901029-03 Date Received: 07-May-2019 9:24
QC Batch: B9E0143 Date Extracted: 21-May-2019 13:11
Date Analyzed : 24-May-19 08:36 Column: ZB-1

Analyte	Conc. (ug/kg)	DL	EMPC	Qualifiers
PCB-1	3.40			D
PCB-2	0.920			D
PCB-3	4.76			D
PCB-4/10	10.4			D
PCB-5/8	27.4			D
PCB-6	6.43			D
PCB-7/9	3.29			D
PCB-11	10.7			D
PCB-12/13	7.06			D
PCB-14	0.0188			J, D
PCB-15	35.0			D
PCB-16/32	41.7			D
PCB-17	30.3			D
PCB-18	60.5			D
PCB-19	5.06			D
PCB-20/21/33	41.0			D
PCB-22	28.5			D
PCB-23	0.0629			J, D
PCB-24/27	6.31			D
PCB-25	9.72			D
PCB-26	18.7			D
PCB-28	92.8			D
PCB-29	0.527			D
PCB-30	0.0381			J, D
PCB-31	78.2			D
PCB-34	0.507			D
PCB-35	2.71			D
PCB-36	0.0605			J, D
PCB-37	30.1			D
PCB-38	0.549			D
PCB-39	0.181			D
PCB-40	16.5			D
PCB-41/64/71/72	63.8			D
PCB-42/59	28.9			D
PCB-43/49	62.7			D
PCB-44	69.5			D
PCB-45	12.3			D
PCB-46	5.07			D
PCB-47	25.7			D
PCB-48/75	15.6			D
PCB-50	0.217			D
PCB-51	4.15			D
PCB-52/69	73.1			D
PCB-53	11.7			D
PCB-54	0.226			D
PCB-55	1.22			D
PCB-56/60	47.8			D
PCB-57	0.511			D
PCB-58	0.172			D
PCB-61/70	82.6			D
PCB-62	0.0216			J, D
PCB-63	3.28			D
PCB-65	0.0386			J, D
PCB-66/76	67.6			D
PCB-67	2.74			D
PCB-68	0.288			D
PCB-73	ND	0.00379		D
PCB-74	34.1			D
PCB-77	8.79			D
PCB-78	0.210			D
PCB-79	0.822			D
PCB-80	ND	0.00321		D
PCB-81	0.319			D
PCB-82	8.67			D
PCB-83	0.0479			J, D
PCB-84/92	29.3			D
PCB-85/116	11.3			D
PCB-86	0.410			D
PCB-87/117/125	23.1			D
PCB-88/91	12.4			D

DL - Sample specifc estimated detection limit

EMPC - Estimated maximum possible concentration

LCL-UCL- Lower control limit - upper control limit

The results are reported in dry weight. The sample size is reported in wet weight.

See individual congeners for qualifiers.

Sample ID: SRM 1944

EPA Method 1668C

Client Data

Name: Anchor QEA, LLC
Project: Port of Portland T4 PDI
Date Collected: 12-May-2019 0:00

Sample Data

Matrix: Solid
Sample Size: 1.16 g
% Solids: 89.2

Laboratory Data

Lab Sample: 1901029-03 Date Received: 07-May-2019 9:24
QC Batch: B9E0143 Date Extracted: 21-May-2019 13:11
Date Analyzed : 24-May-19 08:36 Column: ZB-1

Analyte	Conc. (ug/kg)	DL	EMPC	Qualifiers
PCB-89	0.961			D
PCB-90/101	77.0			D
PCB-93	ND	0.00465		D
PCB-94	0.521			D
PCB-95/98/102	49.9			D
PCB-96	0.701			D
PCB-97	22.7			D
PCB-99	28.8			D
PCB-100	0.723			D
PCB-103	0.846			D
PCB-104	0.0450			J, D
PCB-105	26.1			D
PCB-106/118	58.5			D
PCB-107/109	4.05			D
PCB-108/112	3.13			D
PCB-110	66.5			D
PCB-111/115	0.917			D
PCB-113	ND	0.00313		D
PCB-114	1.71			D
PCB-119	1.63			D
PCB-120	0.190			D
PCB-121	ND	0.00269		D
PCB-122	0.865			D
PCB-123	0.989			D
PCB-124	2.51			D
PCB-126	0.359			D
PCB-127	ND	0.00953		D
PCB-128/162	9.15			D
PCB-129	2.81			D
PCB-130	4.24			D
PCB-131/133	1.69			D
PCB-132/161	17.2			D
PCB-134/143	3.52			D
PCB-135	8.17			D
PCB-136	9.44			D
PCB-137	2.92			D
PCB-138/163/164	59.3			D
PCB-139/149	54.6			D
PCB-140	0.295			D
PCB-141	13.8			D
PCB-142	ND	0.0144		D
PCB-144	3.32			D
PCB-145	0.0256			J, D
PCB-146/165	9.08			D
PCB-147	1.82			D
PCB-148	ND	0.00166		D
PCB-150	0.297			D
PCB-151	18.1			D
PCB-152	0.0787			J, D
PCB-153	60.6			D
PCB-154	1.56			D
PCB-155	0.250			D
PCB-156	6.31			D
PCB-157	1.30			D
PCB-158/160	7.57			D
PCB-159	0.926			D
PCB-166	0.196			D
PCB-167	2.55			D
PCB-168	0.0587			J, D
PCB-169	ND		0.00698	D
PCB-170	17.3			D
PCB-171	4.83			D
PCB-172	2.83			D
PCB-173	0.347			D
PCB-174	18.0			D
PCB-175	0.804			D
PCB-176	2.68			D
PCB-177	10.4			D
PCB-178	4.28			D
PCB-179	9.06			D

DL - Sample specifc estimated detection limit

EMPC - Estimated maximum possible concentration

LCL-UCL- Lower control limit - upper control limit

The results are reported in dry weight. The sample size is reported in wet weight.

See individual congeners for qualifiers.

Sample ID: SRM 1944

EPA Method 1668C

Client Data

Name: Anchor QEA, LLC
Project: Port of Portland T4 PDI
Date Collected: 12-May-2019 0:00

Sample Data

Matrix: Solid
Sample Size: 1.16 g
% Solids: 89.2

Laboratory Data

Lab Sample: 1901029-03 Date Received: 07-May-2019 9:24
QC Batch: B9E0143 Date Extracted: 21-May-2019 13:11
Date Analyzed : 24-May-19 08:36 Column: ZB-1

Analyte	Conc. (ug/kg)	DL	EMPC	Qualifiers
PCB-180	39.1			D
PCB-181	ND	0.00640		D
PCB-182/187	24.6			D
PCB-183	10.8			D
PCB-184	0.0295			J, D
PCB-185	2.22			D
PCB-186	0.00414			J, D
PCB-188	0.110			J, D
PCB-189	0.678			D
PCB-190	3.44			D
PCB-191	0.659			D
PCB-192	ND	0.00538		D
PCB-193	2.11			D
PCB-194	11.2			D
PCB-195	4.22			D
PCB-196/203	12.4			D
PCB-197	0.434			D
PCB-198	0.498			D
PCB-199	11.7			D
PCB-200	1.33			D
PCB-201	1.66			D
PCB-202	3.24			D
PCB-204	0.0102			J, D
PCB-205	0.526			D
PCB-206	8.64			D
PCB-207	0.899			D
PCB-208	3.03			D
PCB-209	8.76			D
Total monoCB	9.09			
Total diCB	100			
Total triCB	448			
Total tetraCB	640			
Total pentaCB	435			
Total hexaCB	301			
Total heptaCB	154			

Analyte	Conc. (ug/kg)	DL	EMPC	Qualifiers
Total octaCB	47.3			
Total nonaCB	12.6			
DecaCB	8.76			
Total PCB	2160			

DL - Sample specifc estimated detection limit

EMPC - Estimated maximum possible concentration

LCL-UCL- Lower control limit - upper control limit

The results are reported in dry weight. The sample size is reported in wet weight.

See individual congeners for qualifiers.

Sample ID: SRM 1944

EPA Method 1668C

Client Data

Name: Anchor QEA, LLC
Project: Port of Portland T4 PDI
Date Collected: 12-May-2019 0:00

Sample Data

Matrix: Solid
Sample Size: 1.16 g
% Solids: 89.2

Laboratory Data

Lab Sample: 1901029-03 Date Received: 07-May-2019 9:24
QC Batch: B9E0143 Date Extracted: 21-May-2019 13:11
Date Analyzed : 24-May-19 08:36 Column: ZB-1

	Labeled Standard	%R	LCL-UCL	Qualifiers
IS	13C-PCB-1	77.5	5 -145	D
	13C-PCB-3	78.7	5 -145	D
	13C-PCB-4	75.9	5 -145	D
	13C-PCB-11	76.2	5 -145	D
	13C-PCB-9	79.9	5 -145	D
	13C-PCB-19	82.6	5 -145	D
	13C-PCB-28	95.0	5 -145	D
	13C-PCB-32	83.1	5 -145	D
	13C-PCB-37	100	5 -145	D
	13C-PCB-47	85.0	5 -145	D
	13C-PCB-52	86.3	5 -145	D
	13C-PCB-54	81.2	5 -145	D
	13C-PCB-70	89.2	5 -145	D
	13C-PCB-77	95.8	10 -145	D
	13C-PCB-80	91.8	10 -145	D
	13C-PCB-81	93.8	10 -145	D
	13C-PCB-95	87.5	10 -145	D
	13C-PCB-97	91.2	10 -145	D
	13C-PCB-101	90.2	10 -145	D
	13C-PCB-104	87.9	10 -145	D
	13C-PCB-105	96.0	10 -145	D
	13C-PCB-114	96.1	10 -145	D
	13C-PCB-118	90.4	10 -145	D
	13C-PCB-123	93.5	10 -145	D
	13C-PCB-126	97.6	10 -145	D
	13C-PCB-127	96.0	10 -145	D
	13C-PCB-138	90.0	10 -145	D
	13C-PCB-141	89.7	10 -145	D
	13C-PCB-153	91.4	10 -145	D
	13C-PCB-155	82.5	10 -145	D
	13C-PCB-156	92.5	10 -145	D
	13C-PCB-157	85.9	10 -145	D
	13C-PCB-159	92.8	10 -145	D
	13C-PCB-167	90.7	10 -145	D
	13C-PCB-169	90.3	10 -145	D
	13C-PCB-170	90.9	10 -145	D
	13C-PCB-180	94.7	10 -145	D
	13C-PCB-188	89.9	10 -145	D
	13C-PCB-189	84.5	10 -145	D
	13C-PCB-194	92.1	10 -145	D
	13C-PCB-202	88.8	10 -145	D
	13C-PCB-206	95.1	10 -145	D
	13C-PCB-208	89.8	10 -145	D
	13C-PCB-209	105	10 -145	D
CRS	13C-PCB-79	92.0	10 -145	D
	13C-PCB-178	90.2	10 -145	D

DL - Sample specifc estimated detection limit

LCL-UCL- Lower control limit - upper control limit

EMPC - Estimated maximum possible concentration

The results are reported in dry weight. The sample size is reported in wet weight.
See individual congeners for qualifiers.

DATA QUALIFIERS & ABBREVIATIONS

B	This compound was also detected in the method blank
Conc.	Concentration
D	Dilution
DL	Detection limit
E	The associated compound concentration exceeded the calibration range of the instrument
H	Recovery and/or RPD was outside laboratory acceptance limits
I	Chemical Interference
J	The amount detected is below the Reporting Limit/LOQ
LOD	Limits of Detection
LOQ	Limits of Quantitation
M	Estimated Maximum Possible Concentration (CA Region 2 projects only)
NA	Not applicable
ND	Not Detected
P	The reported concentration may include contribution from chlorinated diphenyl ether(s).
Q	The ion transition ratio is outside of the acceptance criteria.
TEQ	Toxic Equivalency
U	Not Detected (specific projects only)
*	See Cover Letter

Unless otherwise noted, solid sample results are reported in dry weight. Tissue samples are reported in wet weight.

Vista Analytical Laboratory Certifications

Accrediting Authority	Certificate Number
Alaska Department of Environmental Conservation	17-013
Arkansas Department of Environmental Quality	19-013-0
California Department of Health – ELAP	2892
DoD ELAP - A2LA Accredited - ISO/IEC 17025:2005	3091.01
Florida Department of Health	E87777-21
Hawaii Department of Health	N/A
Louisiana Department of Environmental Quality	01977
Maine Department of Health	2018017
Massachusetts Department of Environmental Protection	N/A
Michigan Department of Environmental Quality	9932
Minnesota Department of Health	1521520
New Hampshire Environmental Accreditation Program	207718-B
New Jersey Department of Environmental Protection	190001
New York Department of Health	11411
Oregon Laboratory Accreditation Program	4042-010
Pennsylvania Department of Environmental Protection	016
Texas Commission on Environmental Quality	T104704189-19-10
Virginia Department of General Services	10272
Washington Department of Ecology	C584-19
Wisconsin Department of Natural Resources	998036160

Current certificates and lists of licensed parameters are located in the Quality Assurance office and are available upon request.

NELAP Accredited Test Methods

MATRIX: Air	
Description of Test	**Method**
Determination of Polychlorinated p-Dioxins & Polychlorinated Dibenzofurans	EPA 23
Determination of Polychlorinated p-Dioxins & Polychlorinated Dibenzofurans	EPA TO-9A

MATRIX: Biological Tissue	
Description of Test	**Method**
Tetra- through Octa-Chlorinated Dioxins and Furans by Isotope Dilution GC/HRMS	EPA 1613B
Brominated Diphenyl Ethers by HRGC/HRMS	EPA 1614A
Chlorinated Biphenyl Congeners in Water, Soil, Sediment, and Tissue by GC/HRMS	EPA 1668A/C
Pesticides in Water, Soil, Sediment, Biosolids, and Tissue by HRGC/HRMS	EPA 1699
Perfluorinated Alkyl Acids in Drinking Water by SPE and LC/MS/MS	EPA 537
Polychlorinated Dibenzo-p-Dioxins and Polychlorinated Dibenzofurans by GC/HRMS	EPA 8280A/B
Polychlorinated Dibenzodioxins (PCDDs) and Polychlorinated Dibenzofurans (PCDFs) by GC/HRMS	EPA 8290/8290A

MATRIX: Drinking Water	
Description of Test	**Method**
2,3,7,8-Tetrachlorodibenzo- p-dioxin (2,3,7,8-TCDD) GC/HRMS	EPA 1613/1613B
1,4-Dioxane (1,4-Diethyleneoxide) analysis by GC/HRMS	EPA 522
Perfluorinated Alkyl Acids in Drinking Water by SPE and LC/MS/MS	EPA 537
Perfluorinated Alkyl Acids in Drinking Water by SPE and LC/MS/MS	ISO 25101 2009

MATRIX: Non-Potable Water	
Description of Test	**Method**
Tetra- through Octa-Chlorinated Dioxins and Furans by Isotope Dilution GC/HRMS	EPA 1613B
Brominated Diphenyl Ethers by HRGC/HRMS	EPA 1614A
Chlorinated Biphenyl Congeners in Water, Soil, Sediment, and Tissue by GC/HRMS	EPA 1668A/C
Pesticides in Water, Soil, Sediment, Biosolids, and Tissue by HRGC/HRMS	EPA 1699
Perfluorinated Alkyl Acids in Drinking Water by SPE and LC/MS/MS	EPA 537
Dioxin by GC/HRMS	EPA 613
Polychlorinated Dibenzo-p-Dioxins and Polychlorinated Dibenzofurans by GC/HRMS	EPA 8280A/B
Polychlorinated Dibenzodioxins (PCDDs) and Polychlorinated Dibenzofurans (PCDFs) by GC/HRMS	EPA 8290/8290A

MATRIX: Solids	
Description of Test	**Method**
Tetra-Octa Chlorinated Dioxins and Furans by Isotope Dilution GC/HRMS	EPA 1613
Tetra- through Octa-Chlorinated Dioxins and Furans by Isotope Dilution GC/HRMS	EPA 1613B
Brominated Diphenyl Ethers by HRGC/HRMS	EPA 1614A
Chlorinated Biphenyl Congeners in Water, Soil, Sediment, and Tissue by GC/HRMS	EPA 1668A/C
Pesticides in Water, Soil, Sediment, Biosolids, and Tissue by HRGC/HRMS	EPA 1699
Perfluorinated Alkyl Acids in Drinking Water by SPE and LC/MS/MS	EPA 537
Polychlorinated Dibenzo-p-Dioxins and Polychlorinated Dibenzofurans by GC/HRMS	EPA 8280A/B
Polychlorinated Dibenzodioxins (PCDDs) and Polychlorinated Dibenzofurans (PCDFs) by GC/HRMS	EPA 8290/8290A

ANCHOR QEA
1201 3rd Avenue, Suite 2600, Seattle, WA 98101

ENVIRONMENTAL SAMPLE CHAIN OF CUSTODY

FE 05/07/19
1901028

COC ID: VISTA-20190503-164943
Sample Custodian: CB
Lab: 1901029 Vista Analytical Laboratory 1.6°C

POC: # Cindy Fields ((206)-903-3394)
1201 3rd Avenue, Suite 2600, Seattle, WA 98101
Project: Port of Portland T4 PDI
Client: The Port of Portland

	COC Sample Number	Field Sample ID	Sample Type	Matrix	Collected Date	Collected Time	Containers #	Lab QC*	Test Request	Method	TAT**	Preservative
*	007	T4-PDI2019-SG49-190503	N	SE	05/03/2019	10:39	2	☐				
									Dioxins and Furans	E1613B	30	0-6 °C
									PCB Congeners	E1668A	30	0-6 °C
									Percent solids - Vista	SM2540G	30	0-6 °C
*	008	T4-PDI2019-SG55-190503	N	SE	05/03/2019	13:36	2	☐				
									Dioxins and Furans	E1613B	30	0-6 °C
									PCB Congeners	E1668A	30	0-6 °C
									Percent solids - Vista	SM2540G	30	0-6 °C
*	009	T4-PDI2019-SG65-190503	N	SE	05/03/2019	16:41	2	☐				
									Dioxins and Furans	E1613B	30	0-6 °C
									PCB Congeners	E1668A	30	0-6 °C
									Percent solids - Vista	SM2540G	30	0-6 °C
*	010	T4-PDI2019-SG66-190502	N	SE	05/02/2019	10:01	2	☐				
									Dioxins and Furans	E1613B	30	0-6 °C
									PCB Congeners	E1668A	30	0-6 °C
									Percent solids - Vista	SM2540G	30	0-6 °C
FE 05/07/19 *	011	T4-PDI2019-SG67-190502	N	SE	05/02/2019	14:47	2	☐				
									Dioxins and Furans	E1613B	30	0-6 °C
									PCB Congeners	E1668A	30	0-6 °C
									Percent solids - Vista	SM2540G	30	0-6 °C
	012	T4-PDI2019-SG68-190502	N	SE	05/02/2019	12:16	2	☐				
									Dioxins and Furans	E1613B	30	0-6 °C
									PCB Congeners	E1668A	30	0-6 °C

Comment: * WO# 1901028

Relinquished By:	Received By:	Relinquished By:	Received By:	Relinquished By:	Received By:
Signature	Signature	Signature	Signature	Signature	Signature
Print Name Ben Johnson	Print Name Marissa Sparks	Print Name	Print Name	Print Name	Print Name
Company Anchor QEA	Company VAL	Company	Company	Company	Company
Date/Time 5/6/19 @1100	Date/Time 05/07/19 0924	Date/Time	Date/Time	Date/Time	Date/Time

* Lab QC Requested for sample when box is checked ** TAT = Turn Around Time in DAYS # POC = Project Point of Contact

ANCHOR QEA
1201 3rd Avenue, Suite 2600, Seattle, WA 98101

ENVIRONMENTAL SAMPLE CHAIN OF CUSTODY

POC: # Cindy Fields ((206)-903-3394)
1201 3rd Avenue, Suite 2600, Seattle, WA 98101

Project: Port of Portland T4 PDI
Client: The Port of Portland

COC ID: VISTA-20190503-164943
Sample Custodian: CB
Lab: Vista Analytical Laboratory

KE 05/07/19
1901028 1901029

COC Sample Number	Field Sample ID	Sample Type	Matrix	Collected Date	Collected Time	Containers #	Lab QC*	Test Request	Method	TAT**	Preservative
012	T4-PDI2019-SG68-190502	N	SE	05/02/2019	12:16	2	☐				
								Percent solids - Vista	SM2540G	30	0 – 6 °C

Comment:

Relinquished By:	Received By:	Relinquished By:	Received By:	Relinquished By:	Received By:
Signature	Signature	Signature	Signature	Signature	Signature
Print Name Ben Jakobsen	Print Name Marissa Sparks	Print Name	Print Name	Print Name	Print Name
Company Anchor QEA	Company VOL	Company	Company	Company	Company
Date/Time 5/6/19 @1100	Date/Time 05/07/19 0924	Date/Time	Date/Time	Date/Time	Date/Time

* Lab QC Requested for sample when box is checked ** TAT = Turn Around Time in DAYS # POC = Project Point of Contact

Date Printed: 5/2/2019

Vista Analytical Laboratory

Sample Log-In Checklist

Vista Work Order #: 1901029 Page # 1 of 1 TAT 17 days

Samples Arrival:	**Date/Time** 05/07/19 0924	**Initials:** WWS	**Location:** WR-2 **Shelf/Rack:** D/a
Logged In:	**Date/Time** 05/07/19 1645	**Initials:** KM	**Location:** WR-2 **Shelf/Rack:** D-5

Delivered By:	(FedEx)	UPS	On Trac	GSO	DHL	Hand Delivered	Other
Preservation:	(Ice)		Blue Ice		Dry Ice		None

Temp °C: 1.7 (uncorrected)	**Probe used: Y / (N)**	**Thermometer ID:** IR-4
Temp °C: 1.6 (corrected)		

	YES	NO	NA
Adequate Sample Volume Received?	✓		
Holding Time Acceptable?	✓		
Shipping Container(s) Intact?	✓		
Shipping Custody Seals Intact?	✓		
Shipping Documentation Present?	✓		
Airbill — Trk # 7870 7997 1090	✓		
Sample Container Intact?	✓		
Sample Custody Seals Intact?			✓
Chain of Custody / Sample Documentation Present?	✓		
COC Anomaly/Sample Acceptance Form completed?			✓

If Chlorinated or Drinking Water Samples, Acceptable Preservation?			✓
Preservation Documented: $Na_2S_2O_3$ Trizma None Other	Yes	No	(NA)

Shipping Container	Vista	(Client)	Retain	(Return)	Dispose

Comments:

EXTRACTION INFORMATION

Process Sheet

Workorder: 1901029

21-May-19

Prep Expiration: 2020-05-01
Client: Anchor QEA, LLC

Workorder Due: ~~24-May-19~~ 00:00
TAT: ~~17~~ 14

Method: **1613 Full List**
Matrix: **Solid**
Client Matrix: Sediment
Also run: **Percent Solids**

Prep Batch: B9E0134

Prep Data Entered: 05/23/19 MN
Date and Initials

Initial Sequence: S9E0060

LabSampleID	Recon	ClientSampleID	Date Received	Location	Comments
1901029-01	☑	T4-PDI2019-SG67-190502	07-May-19 09:24	WR-2 D-5	
1901029-02	☑	T4-PDI2019-SG68-190502	07-May-19 09:24	WR-2 D-5	

Batch w/ 1901028. JN 05/13/19

WO Comments: **PREP: Requires one dup and one SRM per batch of 20 samples. Extract 1g of SRM 1944 - see sample control for SRM sample.**

Pre-Prep Check Out: HN 05/21/19
Pre-Prep Check In: N/A

Prep Check Out: N/A
Prep Check In: N/A

Prep Reconciled Initals/Date: HN 05/21/19
Spike Reconciled Initals/Date: MN 05/21/19
VialBoxID: STREET FIGHTER

Percent Moisture/ Percent Solids

D2216-90 BATCH ID B9E0094

Analyst: HN **Test Code:** %Moist/%Solids

Analyte: **Units:** %

Dried at 110°C+/-5°C

Oven ID: *01* 02

Data Entry Verified by:
(Initial and Date) HN 05/16/19

Date/Time IN:	Date/Time OUT
5/14/19 15:00	5/16/19 8:55

Inst
HRMS-9

	B	C	D	E	F	G	H	I	K	L	M	N	O	P
				Intial and Date:	HN 05/14/19	HN 05/16/19			HN 05/14/19			HN	5/14/2019	HN 05/14/19
Particle Size	SampID		SampType	Pan Tare Wt. (gms)	Wet Pan and Sample Weight (g)	Dry Pan and Sample Weight (g)	Dry Sample Weight (g)	%Solids RawVal	Visual Inspection	Cl-	pH Before	pH After	Acid Added	Sample Homogenized*
	1901028-01	A	Sample	1.3000	3.6400	2.1900	0.8900	38.03	Wet Clay	N/A	N/A	N/A	N/A	X
	1901028-02	A	Sample	1.2900	3.7000	2.3200	1.0300	42.74	Wet Mud	N/A	N/A	N/A	N/A	X
	1901028-03	A	Sample	1.3000	3.7500	2.7100	1.4100	57.55	Wet Mud	N/A	N/A	N/A	N/A	X
	1901028-04	A	Sample	1.3000	3.7400	2.3000	1.0000	40.98	Wet Mud	N/A	N/A	N/A	N/A	X
	1901028-05	A	Sample	1.3000	4.1000	2.3800	1.0800	38.57	Wet Mud	N/A	N/A	N/A	N/A	X
	1901028-06	A	Sample	1.3100	3.8800	2.2300	0.9200	35.80	Wet Mud	N/A	N/A	N/A	N/A	X
	1901028-07	A	Sample	1.3000	4.8600	2.5700	1.2700	35.67	Wet Mud	N/A	N/A	N/A	N/A	X
	1901028-08	A	Sample	1.3000	4.6200	2.5600	1.2600	37.95	Wet Mud	N/A	N/A	N/A	N/A	X
	1901028-09	A	Sample	1.2900	5.2100	4.3000	3.0100	76.79	Wet Sand	N/A	N/A	N/A	N/A	X
	1901028-10	A	Sample	1.2900	4.1500	3.5600	2.2700	79.37	Wet Sand	N/A	N/A	N/A	N/A	X
	1901029-01	A	Sample	1.2800	4.9000	3.7800	2.5000	69.06	Wet Sand	N/A	N/A	N/A	N/A	X
	1901029-02	A	Sample	1.2800	4.5800	2.5600	1.2800	38.79	Wet Mud	N/A	N/A	N/A	N/A	X

*Sample homogenized in sample container unless otherwise noted.

Percent Moisture/ Percent Solids

D2216-90 BATCH ID B9E0094

Analyst: HN	**Test Code:** %Moist/%Solids	Data Entry Verified by: (Initial and Date) N/A
Analyte:	**Units:** %	
Dried at 110°C+/-5°C **Oven ID:** 01 02		

HN 05/14/19
Date/Time IN: ~~05/13/19~~ 05/14/19 15:00
Date/Time OUT: 05/16/19 08:55

Inst HRMS-9

	B	C	D	E	F	G	H	I	K	L	M	N	O	P
				Intial and Date:	HN 05/14/19	HN 05/16/19			HN 05/14/19			HN 05/14/19		HN 05/14/19
Particle Size	SampID		SampType	Pan Tare Wt. (gms)	Wet Pan and Sample Weight (g)	Dry Pan and Sample Weight (g)	Dry Sample Weight (g)	%Solids RawVal	Visual Inspection	Cl-	pH Before	pH After	Acid Added	Sample Homogenized*
	1901028-01	A	Sample	1.30	3.64	2.19	HN 05/14/19		Wet Clay	HN 05/14/19		HN 05/14/19		✓
	1901028-02		Sample	~~1.30~~ 1.29 HN * ~~05/16/19~~	3.70	2.32			Wet Mud					✓
	1901028-03		Sample	1.30	3.75	2.71			Wet Mud					✓
	1901028-04		Sample	1.30	3.74	2.30			Wet Mud					✓
	1901028-05		Sample	1.30	4.10	2.38			Wet Mud					✓
	1901028-06		Sample	1.31	3.88	2.23			Wet Mud					✓
	1901028-07		Sample	1.30	4.86	2.57			Wet Mud					✓
	1901028-08		Sample	1.30	4.62	2.56			Wet Mud					✓
	1901028-09		Sample	1.29	5.21	4.30			Wet Sand					✓
	1901028-10		Sample	1.29	4.15	3.56			Wet Sand					✓
	1901029-01		Sample	1.28	4.90	3.78			Wet Sand					✓
	1901029-02		Sample	1.28	4.58	2.56			Wet Mud					✓
	* 05/14/19 HN 05/14/19													

*Sample homogenized in sample container unless otherwise noted.

Solids estimate

Batch: B9E0094

Lab ID	Analysis	% Solids	Entered	Target weight	Weigh this much
1901028-01	Percent Solids	38.03		5.00	13.15
1901028-02	Percent Solids	42.74		5.00	11.70
1901028-03	Percent Solids	57.55		5.00	8.69
1901028-04	Percent Solids	40.98		5.00	12.20
1901028-05	Percent Solids	38.57		5.00	12.96
1901028-06	Percent Solids	35.80		5.00	13.97
1901028-07	Percent Solids	35.67		5.00	14.02
1901028-08	Percent Solids	37.95		5.00	13.17
1901028-09	Percent Solids	76.79		5.00	6.51
1901028-10	Percent Solids	79.37		5.00	6.30
1901029-01	Percent Solids	69.06		5.00	7.24
1901029-02	Percent Solids	38.79		5.00	12.89

PREPARATION BENCH SHEET

Matrix: Solid

B9E0134

Chemist: HN

Method: 1613 Full List

Prepared using: HRMS - Soxhlet

Prep Date/Time: 21-May-19 08:18

C	VISTA Sample ID	G Eqv	Sample Amt. (g)	IS/NS CHEM/WIT DATE	CRS CHEM/WIT DATE	AP CHEM/ DATE	ABSG CHEM/ DATE	AA CHEM/ DATE	Florisil CHEM/ DATE	RS CHEM/WIT DATE
☐	B9E0134-BLK1	N/A	(5.00)	E. HN 5/21/19	AO DF 05/22/19	NA	AO 05/22/19	LW 05/22/19	HN 05/22/19	AO [illegible] 05/28/19
☐	B9E0134-BS1	N/A	(5.00)	↓	↓	↓	↓	↓	↓	↓
☐	B9E0134-DUP1 1901028-09	6.57	6.91	↓	↓	↓	↓	↓	↓	↓
☐	1901028-03	8.69	8.83	↓	↓	↓	↓	↓	↓	↓
☐	1901028-04	12.20	13.59	↓	↓	↓	↓	↓	↓	↓
☐	1901028-05	12.96	13.90	↓	↓	↓	↓	↓	↓	↓
☐	1901028-06	13.97	14.02	↓	↓	↓	↓	↓	↓	↓
☐	1901028-07	14.02	15.26	↓	↓	↓	↓	↓	↓	↓
☐	1901028-08	13.17	14.18	↓	↓	↓	↓	↓	↓	↓
☐	1901028-09	6.51	6.98	↓	↓	↓	↓	↓	↓	↓
☐	1901028-10	6.30	7.03	↓	↓	↓	↓	↓	↓	↓
☐	1901029-01	7.24	7.77	↓	↓	↓	↓	↓	↓	↓
☐	1901029-02	12.89	13.73	↓	↓	↓	↓	↓	↓	↓
☐	1901029-03 (A)	N/A	1.16	↓	↓	↓	↓	↓	↓	↓

(A) Sample left uncapped overnight AO 05/23/19

(V4)

IS Name (V7)	NS Name (V8)	CRS Name	RS Name (V4)	Cycle Time	APP: SEFUN SOX SDS	Check Out: Chemist/Date: HN 05/21/19
PCDD/F 19C1902, 10µL	PCDD/F 18F1913, 10µL	PCDD/F 18J1001, 10µL	PCDD/F 18J1002, 10µL	Start Date/Time 5/21/19 17:15 15:45 HN 05/22/19	SOLV: Toluene	Check In: Chemist/Date: HN 05/21/19
PCB	PCB	PCB	PCB	Stop Date/Time 5/22/19	Other N/A	Balance ID: HRMS10
PAH	PAH	PAH	PAH		Final Volume(s) 20µL C14	

Comments:

1 = Sample approached dryness on rotovap
2 = Sample bumped on rotovap; lost < 5%
3 = Sample poured through Na2SO4 to remove water
4 = Precipitate present at Final Volume
5 = Sample homogenized in secondary container
6 = Sample clogged during extaction; pipetted and used Nitrogen to assist

Batch: B9E0134

Matrix: Solid

LabNumber	WetWeight (Initial)	% Solids (Extraction Solids)	DryWeight	Final	Extracted	Ext By	Spike	SpikeAmount	ClientMatrix	Analysis
1901028-03	**8.83**	**57.55102**	**5.0818**	**20**	**21-May-19 08:18**	**HN**			Sediment	1613 Full List
1901028-04	**13.54**	**40.9836**	**5.5492**	**20**	**21-May-19 08:18**	**HN**			Sediment	1613 Full List
1901028-05	**13.9**	**38.57143**	**5.3614**	**20**	**21-May-19 08:18**	**HN**			Sediment	1613 Full List
1901028-05RE1	**13.9**	**38.57143**	**5.3614**	**20**	**21-May-19 08:18**	**HN**			Sediment	1613 Full List
1901028-06	**14.02**	**35.79766**	**5.0188**	**20**	**21-May-19 08:18**	**HN**			Sediment	1613 Full List
1901028-07	**15.26**	**35.67416**	**5.4439**	**20**	**21-May-19 08:18**	**HN**			Sediment	1613 Full List
1901028-07RE1	**15.26**	**35.67416**	**5.4439**	**20**	**21-May-19 08:18**	**HN**			Sediment	1613 Full List
1901028-08	**14.18**	**37.95181**	**5.3816**	**20**	**21-May-19 08:18**	**HN**			Sediment	1613 Full List
1901028-08RE1	**14.18**	**37.95181**	**5.3816**	**20**	**21-May-19 08:18**	**HN**			Sediment	1613 Full List
1901028-09	**6.98**	**76.78572**	**5.3596**	**20**	**21-May-19 08:18**	**HN**			Sediment	1613 Full List
1901028-09RE1	**6.98**	**76.78572**	**5.3596**	**20**	**21-May-19 08:18**	**HN**			Sediment	1613 Full List
1901028-10	**7.03**	**79.37063**	**5.5798**	**20**	**21-May-19 08:18**	**HN**			Sediment	1613 Full List
1901029-01	**7.77**	**69.06077**	**5.3660**	**20**	**21-May-19 08:18**	**HN**			Sediment	1613 Full List
1901029-02	**13.73**	**38.78788**	**5.3256**	**20**	**21-May-19 08:18**	**HN**			Sediment	1613 Full List
1901029-03	**1.16**	**89.17198**	**1.0344**	**20**	**21-May-19 08:18**	**HN**			Solid	1613 Full List
B9E0134-BLK1	**5**			**20**	**21-May-19 08:18**	**HN**				QC
B9E0134-BS1	**5**			**20**	**21-May-19 08:18**	**HN**	**18F1913**	**10**		QC
B9E0134-DUP1	**6.91**	76.78572	5.3059	**20**	**21-May-19 08:18**	**HN**				QC

All bolded data on report verified against written benchsheet by (initial/date) BL 05/28/19

Process Sheet

Workorder: 1901029

21-May-19

Prep Expiration: 2020-05-11
Client: Anchor QEA, LLC

Workorder Due: ~~24-May-19~~ 00:00

TAT: ~~14~~

Method: **1613 Full List**
Matrix: **Solid**
Client Matrix: Solid
Also run: **Percent Solids**

Prep Batch: B9E0134

Prep Data Entered: 05/23/19 MM
Date and Initials

Initial Sequence: S9E0060

LabSampleID	Recon	ClientSampleID	Date Received	Location	Comments
1901029-03	☑	SRM 1944	07-May-19 09:24	WR-2 F-4	

WO Comments: **PREP: Requires one dup and one SRM per batch of 20 samples. Extract 1g of SRM 1944 - see sample control for SRM sample.**

Pre-Prep Check Out: HN 05/21/19
Pre-Prep Check In: _____

Prep Check Out: _____
Prep Check In: _____

Prep Reconciled Initals/Date: HN 05/21/19
Spike Reconciled Initals/Date: MM 05/21/19
VialBoxID: STREET FIGHTER

PREPARATION BENCH SHEET

Matrix: Solid

B9E0134

Chemist: HN

Method: 1613 Full List

Prepared using: HRMS - Soxhlet

Prep Date/Time: 21-May-19 08:18

C	VISTA Sample ID	G Eqv	Sample Amt. (g)	IS/NS CHEM/WIT DATE	CRS CHEM/WIT DATE	AP CHEM/ DATE	ABSG CHEM/ DATE	AA CHEM/ DATE	Florisil CHEM/ DATE	RS CHEM/WIT DATE
☐	B9E0134-BLK1	N/A	(5.00)	E, HN 5/21/19	AO DF 05/22/19	NA	AO 05/22/19	LW 05/22/19	HN 05/22/19	AO MM 05/23/19
☐	B9E0134-BS1	N/A	(5.60)							
☐	B9E0134-DUP1 1901028-09	6.57	6.91							
☐	1901028-03	8.69	8.83							
☐	1901028-04	12.20	13.59							
☐	1901028-05	12.96	13.90							
☐	1901028-06	13.97	14.02							
☐	1901028-07	14.02	15.26							
☐	1901028-08	13.17	14.18							
☐	1901028-09	6.51	6.98							
☐	1901028-10	6.30	7.03							
☐	1901029-01	7.24	7.77							
☐	1901029-02	12.89	13.73							
☐	1901029-03 (A)	N/A	1.16							

(A) Sample left uncapped overnight ao 05/23/19

IS Name (V7)	NS Name (V8)	CRS Name (V4)	RS Name (V4)	Cycle Time	APP: SEFUN SOX SDS	Check Out: Chemist/Date: HN 05/21/19
PCDD/F 19C1902, 10µL	PCDD/F 18F1913, 10µL	PCDD/F 18J1001, 10µL	PCDD/F 18J1002, 10µL	Start Date/Time 5/21/19 17:15 HN 05/22/19	SOLV: Toluene	Check In: Chemist/Date: HN 05/21/19
PCB	PCB	PCB	PCB	Stop Date/Time 5/22/19	Other N/A	Balance ID: HRMS-10
PAH	PAH	PAH	PAH		Final Volume(s) 20µL C14	

Comments:

1 = Sample approached dryness on rotovap
2 = Sample bumped on rotovap; lost < 5%
3 = Sample poured through Na2SO4 to remove water
4 = Precipitate present at Final Volume
5 = Sample homogenized in secondary container
6 = Sample clogged during extaction; pipetted and used Nitrogen to assist

Percent Moisture/ Percent Solids

D2216-90 BATCH ID B9D0239

Analyst: BNB	**Test Code:** %Moist/%Solids
Analyte:	**Units:** %
Dried at 110°C+/-5°C	
Oven ID: 01 02	

Data Entry Verified by: (Initial and Date) BNB 05/06/19

Inst HRMS-10

Date/Time IN:	Date/Time OUT
05/03/19 1058	05/06/19 0745

	B	C	D	E	F	G	H	I	K	L	M	N	O	P
				Intial and Date:	BNB 05/03/19	BNB 05/06/19			BNB 05/03/19		NA	NA	NA	BNB 05/03/19
Particle Size	**SampID**		**SampType**	**Pan Tare Wt. (gms)**	**Wet Pan and Sample Weight (g)**	**Dry Pan and Sample Weight (g)**	**Dry Sample Weight (g)**	**%Solids RawVal**	**Visual Inspection**	**Cl-**	**pH Before**	**pH After**	**Acid Added**	**Sample Homogenized***
	1900807-02		Sample	1.2700	10.8100	9.0700	7.8000	81.76	MUD	NA	NA	NA	NA	YES
	1900807-03		Sample	1.2800	13.9100	10.7900	9.5100	75.30	MUD	NA	NA	NA	NA	YES
	1900807-04		Sample	1.2800	12.1200	6.5500	5.2700	48.62	MUD	NA	NA	NA	NA	YES
	1900807-05		Sample	1.2900	8.6200	5.6300	4.3400	59.21	MUD	NA	NA	NA	NA	YES
	1900807-06		Sample	1.2900	10.6400	6.2400	4.9500	52.94	MUD	NA	NA	NA	NA	YES
	1900807-07		Sample	1.2700	8.5000	7.0400	5.7700	79.81	MUD	NA	NA	NA	NA	YES
	1900807-08		Sample	1.2800	9.4500	5.7900	4.5100	55.20	MUD	NA	NA	NA	NA	YES
	1900807-09		Sample	1.2700	8.4700	6.9500	5.6800	78.89	MUD	NA	NA	NA	NA	YES
	1900807-10		Sample	1.2800	8.9900	6.3200	5.0400	65.37	MUD	NA	NA	NA	NA	YES
	1900807-11		Sample	1.2700	11.3800	7.8500	6.5800	65.08	MUD	NA	NA	NA	NA	YES
	1900807-12		Sample	1.2800	8.1500	3.8300	2.5500	37.12	MUD	NA	NA	NA	NA	YES
	1900807-13		Sample	1.2900	7.1800	3.2500	1.9600	33.28	MUD	NA	NA	NA	NA	YES
	1900807-14		Sample	1.2900	6.8600	3.0400	1.7500	31.42	MUD	NA	NA	NA	NA	YES
	1900807-15		Sample	1.2800	12.3800	8.9300	7.6500	68.92	MUD	NA	NA	NA	NA	YES
	1900807-16		Sample	1.2800	7.0600	3.1600	1.8800	32.53	MUD	NA	NA	NA	NA	YES
	1900807-17		Sample	1.2800	11.0100	4.4500	3.1700	32.58	MUD	NA	NA	NA	NA	YES
	1900807-18		Sample	1.2800	10.7400	4.3100	3.0300	32.03	MUD	NA	NA	NA	NA	YES
	1900807-19		Sample	1.2700	9.3000	4.1900	2.9200	36.36	MUD	NA	NA	NA	NA	YES
	1900807-20		Sample	1.2800	9.6400	4.2400	2.9600	35.41	MUD	NA	NA	NA	NA	YES
	1900807-21		Sample	1.2700	13.4100	8.9800	7.7100	63.51	MUD	NA	NA	NA	NA	YES
	1900807-22		Sample	1.2700	4.4100	4.0700	2.8000	89.17	MUD	NA	NA	NA	NA	YES
	B9D0239-DUP1	1900807-18	Duplicate	NA	NA	NA	NA	NA	NA	NA	NA	NA	NA	NA

*Sample homogenized in sample container unless otherwise noted.

Percent Moisture/Percent Solids

D2216-90 BATCH ID B9D0239

Analyst: BNB Test Code: %Moist/%Solids

Analyte: Units: %

Dried at 110°C+/-5°C
Oven ID: (01) 02

Data Entry Verified by: (Initial and Date) UA

Inst HRMS-10

Date/Time IN: 05/03/19 10:58 Date/Time OUT 05/06/19 0745 DM

	B	C	D	E	F	G	H	I	K	L	M	N	O	P
				Intial and Date:	BNB 05/03/19	BNB 05/06/19			BNB 05/08/19 *					BNB 05/06/19
Particle Size	SampID		SampType	Pan Tare Wt. (gms)	Wet Pan and Sample Weight (g)	Dry Pan and Sample Weight (g)	Dry Sample Weight (g)	%Solids RawVal	Visual Inspection	Cl-	pH Before	pH After	Acid Added	Sample Homogenized*
	1900807-02		Sample	1.27	~~12.38~~ 10.81	9.07			Mud					X
	1900807-03		Sample	1.28	13.91	10.79								X
	1900807-04		Sample	1.28	12.12	6.55								X
	1900807-05		Sample	1.29	8.62	5.63								X
	1900807-06		Sample	1.29	10.64	6.24								X
	1900807-07		Sample	1.27	8.50	7.04								X
	1900807-08		Sample	1.28	9.45	5.79								X
	1900807-09		Sample	1.27	8.47	6.95								X
	1900807-10		Sample	1.28	8.99	6.52								X
	1900807-11		Sample	1.27	11.39	7.85								X
	1900807-12		Sample	1.28	8.15	3.83								X
	1900807-13		Sample	1.29	7.18	3.25								X
	1900807-14		Sample	1.29	6.86	3.04								X
	1900807-15		Sample	1.28	12.38	8.93								X
	1900807-16		Sample	1.28	7.06	3.16								X
	1900807-17		Sample	1.28	11.01	4.45								X
	1900807-18		Sample	1.28	10.74	4.31								X
	1900807-19		Sample	1.27	9.30	4.19								X
	1900807-20		Sample	1.28	9.64	4.24								X
	1900807-21		Sample	1.27	13.41	8.98								X
	1900807-22		Sample	1.27	4.41	4.07								X
	~~B9D0239-DUP1~~	~~1900807-18~~	~~Duplicate~~											BNB 05/08/19

BNB 05/06/19

BNB 05/08/19

*Sample homogenized in sample container unless otherwise noted. * DM 05/03/19 * BNB 05/08/19

Batch: B9E0134

Matrix: Solid

LabNumber	WetWeight (Initial)	% Solids (Extraction Solids)	DryWeight	Final	Extracted	Ext By	Spike	SpikeAmount	ClientMatrix	Analysis
1901028-03	8.83	57.55102	5.0818	20	21-May-19 08:18	HN			Sediment	1613 Full List
1901028-04	13.54	40.9836	5.5492	20	21-May-19 08:18	HN			Sediment	1613 Full List
1901028-05	13.9	38.57143	5.3614	20	21-May-19 08:18	HN			Sediment	1613 Full List
1901028-05RE1	13.9	38.57143	5.3614	20	21-May-19 08:18	HN			Sediment	1613 Full List
1901028-06	14.02	35.79766	5.0188	20	21-May-19 08:18	HN			Sediment	1613 Full List
1901028-07	15.26	35.67416	5.4439	20	21-May-19 08:18	HN			Sediment	1613 Full List
1901028-07RE1	15.26	35.67416	5.4439	20	21-May-19 08:18	HN			Sediment	1613 Full List
1901028-08	14.18	37.95181	5.3816	20	21-May-19 08:18	HN			Sediment	1613 Full List
1901028-08RE1	14.18	37.95181	5.3816	20	21-May-19 08:18	HN			Sediment	1613 Full List
1901028-09	6.98	76.78572	5.3596	20	21-May-19 08:18	HN			Sediment	1613 Full List
1901028-09RE1	6.98	76.78572	5.3596	20	21-May-19 08:18	HN			Sediment	1613 Full List
1901028-10	7.03	79.37063	5.5798	20	21-May-19 08:18	HN			Sediment	1613 Full List
1901029-01	7.77	69.06077	5.3660	20	21-May-19 08:18	HN			Sediment	1613 Full List
1901029-02	13.73	38.78788	5.3256	20	21-May-19 08:18	HN			Sediment	1613 Full List
1901029-03	1.16	89.17198	1.0344	20	21-May-19 08:18	HN			Solid	1613 Full List
B9E0134-BLK1	5			20	21-May-19 08:18	HN				QC
B9E0134-BS1	5			20	21-May-19 08:18	HN	18F1913	10		QC
B9E0134-DUP1	6.91	76.78572	5.3059	20	21-May-19 08:18	HN				QC

All bolded data on report verified against written benchsheet by (initial/date) BL 05/29/19

Process Sheet

Workorder: 1901029

21-May-19

Prep Expiration: 2020-05-01
Client: Anchor QEA, LLC

Workorder Due: ~~24~~-May-19 00:00
TAT: ~~17~~ 14

Method: **1668C Full List**
Matrix: **Solid**
Client Matrix: Sediment
Also run: **Percent Solids**

Prep Batch: B9E0143

Prep Data Entered: BL 05/24/19
Date and Initials

Initial Sequence: S9E0061

LabSampleID	Recon	ClientSampleID	Date Received	Location	Comments
1901029-01 A	☑	T4-PDI2019-SG67-190502 ✓	07-May-19 09:24	WR-2 D-5	
1901029-02 A	☑	T4-PDI2019-SG68-190502 ✓	07-May-19 09:24	WR-2 D-5	

Batch w/ 1901028.

WO Comments: **PREP: Requires one dup and one SRM per batch of 20 samples. Extract 1g of SRM 1944 - see sample control for SRM sample.**

Pre-Prep Check Out: HN 05/14/19
Pre-Prep Check In: HN 05/14/19

Prep Check Out: NA
Prep Check In: NA

Prep Reconciled Initals/Date: HN 05/14/19
Spike Reconciled Initals/Date: HR 05/21/19
VialBoxID: ~~NA~~ HC 5-28-19
Kung Fu Thistle

PREPARATION BENCH SHEET

Matrix: Solid

B9E0143

Chemist: HN

Method: 1668C Full List

Prepared using: HRMS - Soxhlet

Prep Date/Time: 21-May-19 13:11

C	VISTA Sample ID	G Eqv	Sample Amt. (g)	IS/NS CHEM/WIT DATE	~~CRS~~ RS CHEM/WIT DATE	AP CHEM/ DATE	ABSG CHEM/ DATE	AA CHEM/ DATE	Florisil CHEM/ DATE	RS CHEM/WIT DATE
☐	B9E0143-BLK1 (A)	HN 05/21/19 5 N/A	(5.00)	EL HN 5/21/19	BL HN 05/22/19	NA	HN 05/22/19	NA	NA	BL GPB 05/23/19
☐	B9E0143-BS1 (A)	N/A	(5.00)							
☐	B9E0143-DUP1 1901028-10	6.30	6.36							
☐	1901028-01	13.15	13.21							
☐	1901028-02	11.70	12.53							
☐	1901028-03	8.69	9.16							
☐	1901028-04	12.20	12.50							
☐	1901028-05 (2)	12.96	13.77							
☐	1901028-06	13.97	14.11							
☐	1901028-07	14.02	14.67							
☐	1901028-08	13.17	HN 05/21/19 ~~14.18~~ 14.28							
☐	1901028-09	6.51	6.79							
☐	1901028-10	6.30	6.64							
☐	1901029-01	7.24	7.55							
☐	1901029-02	12.89	13.46							

IS Name (V1)	NS Name (V1)	CRS Name (V1)	RS Name (V1)	Cycle Time	APP: SEFUN (SOX) SDS	Check Out: Chemist/Date: HN 05/21/19
PCDD/F	PCDD/F	PCDD/F	PCDD/F	Start Date/Time 05/21/19 ~~15:15~~ 17:15	SOLV: Toluene	Check In: Chemist/Date: HN 05/21/19
PCB 17B1201, 10uL	PCB 17L3001, 10uL	PCB 17B1203, 10uL	PCB 17B1208, 10uL	HN 05/22/19 Stop Date/Time 05/22/19 0915	Other N/A	Balance ID: HRMS-16
PAH	PAH	PAH	PAH		Final Volume(s) C9 HN 05/24/19 ~~20uL~~ 100uL	

Comments:

(A) RS spiked after rotovaping. BL 05/22/19

1 = Sample approached dryness on rotovap
2 = Sample bumped on rotovap; lost < 5%
3 = Sample poured through Na2SO4 to remove water
4 = Precipitate present at Final Volume
5 = Sample homogenized in secondary container
6 = Sample clogged during extaction; pipetted and used Nitrogen to assist

PREPARATION BENCH SHEET

Matrix: Solid

B9E0143

Chemist: HN

Method: 1668C Full List

Prepared using: HRMS - Soxhlet

Prep Date/Time: 21-May-19 13:11

C	VISTA Sample ID	G Eqv	Sample Amt. (g)	IS/NS CHEM/WIT DATE	CRS CHEM/WIT DATE	AP CHEM/ DATE	ABSG CHEM/ DATE	AA CHEM/ DATE	Florisil CHEM/ DATE	RS CHEM/WIT DATE
☐	1901029-03	N/A	1.16	HN 5/21/19	BL HN 05/22/19	NA	HN 05/22/19	NA	NA	BL GRB 05/23/19

IS Name (V1)	NS Name (V1)	CRS Name (V1)	RS Name (V1)	Cycle Time	APP: SEFUN (SOX) SDS	Check Out: Chemist/Date: HN 5/21/19
PCDD/F	PCDD/F	PCDD/F	PCDD/F	Start Date/Time 05/21/19 17:15 HN 05/22/19	SOLV: Toluene	Check In: Chemist/Date: HN 05/21/19
PCB 17B12 01, 10mL	PCB 17L3001, 10mL	PCB BL 05/22/19 ~~18K07~~ 1781202, 10uL	PCB 1781208, 10uL	Stop Date/Time 05/22/19 0915	Other N/A	Balance ID: HRMS-10
PAH	PAH	PAH	PAH		Final Volume(s) 100mL Cq	

Comments:

1 = Sample approached dryness on rotovap
2 = Sample bumped on rotovap; lost < 5%
3 = Sample poured through Na2SO4 to remove water
4 = Precipitate present at Final Volume
5 = Sample homogenized in secondary container
6 = Sample clogged during extaction; pipetted and used Nitrogen to assist

Percent Moisture/Percent Solids

D2216-90 BATCH ID B9E0094

Analyst: HN **Test Code:** %Moist/%Solids **Analyte:** **Units:** % Dried at 110°C+/-5°C **Oven ID:** *01* 02	Data Entry Verified by: (Initial and Date) HN 05/16/19

Date/Time IN:	Date/Time OUT
5/14/19 15:00	5/16/19 8:55

Inst
HRMS-9

	B	C	D	E	F	G	H	I	K	L	M	N	O	P
				Intial and Date:	HN 05/14/19	HN 05/16/19			HN 05/14/19			HN	5/14/2019	HN 05/14/19
Particle Size	SamplD		SampType	Pan Tare Wt. (gms)	Wet Pan and Sample Weight (g)	Dry Pan and Sample Weight (g)	Dry Sample Weight (g)	%Solids RawVal	Visual Inspection	Cl-	pH Before	pH After	Acid Added	Sample Homogenized*
	1901028-01	A	Sample	1.3000	3.6400	2.1900	0.8900	38.03	Wet Clay	N/A	N/A	N/A	N/A	X
	1901028-02	A	Sample	1.2900	3.7000	2.3200	1.0300	42.74	Wet Mud	N/A	N/A	N/A	N/A	X
	1901028-03	A	Sample	1.3000	3.7500	2.7100	1.4100	57.55	Wet Mud	N/A	N/A	N/A	N/A	X
	1901028-04	A	Sample	1.3000	3.7400	2.3000	1.0000	40.98	Wet Mud	N/A	N/A	N/A	N/A	X
	1901028-05	A	Sample	1.3000	4.1000	2.3800	1.0800	38.57	Wet Mud	N/A	N/A	N/A	N/A	X
	1901028-06	A	Sample	1.3100	3.8800	2.2300	0.9200	35.80	Wet Mud	N/A	N/A	N/A	N/A	X
	1901028-07	A	Sample	1.3000	4.8600	2.5700	1.2700	35.67	Wet Mud	N/A	N/A	N/A	N/A	X
	1901028-08	A	Sample	1.3000	4.6200	2.5600	1.2600	37.95	Wet Mud	N/A	N/A	N/A	N/A	X
	1901028-09	A	Sample	1.2900	5.2100	4.3000	3.0100	76.79	Wet Sand	N/A	N/A	N/A	N/A	X
	1901028-10	A	Sample	1.2900	4.1500	3.5600	2.2700	79.37	Wet Sand	N/A	N/A	N/A	N/A	X
	1901029-01	A	Sample	1.2800	4.9000	3.7800	2.5000	69.06	Wet Sand	N/A	N/A	N/A	N/A	X
	1901029-02	A	Sample	1.2800	4.5800	2.5600	1.2800	38.79	Wet Mud	N/A	N/A	N/A	N/A	X

*Sample homogenized in sample container unless otherwise noted.

Percent Moisture/Percent Solids

D2216-90 BATCH ID B9E0094

Analyst: HN
Test Code: %Moist/%Solids
Analyte:
Units: %
Dried at 110°C+/-5°C
Oven ID: (01) 02

Data Entry Verified by: (Initial and Date) N/A

HN 05/14/19
Date/Time IN: 05/13/19 05/14/19 15:00
Date/Time OUT: 05/16/19 08:55

Inst HRMS-9

	B	C	D	E	F	G	H	I	K	L	M	N	O	P
				Intial and Date:	HN 05/14/19	HN 05/16/19			HN 05/14/19			HN 05/14/19		HN 05/14/19
Particle Size	SampID		SampType	Pan Tare Wt. (gms)	Wet Pan and Sample Weight (g)	Dry Pan and Sample Weight (g)	Dry Sample Weight (g)	%Solids RawVal	Visual Inspection	Cl-	pH Before	pH After	Acid Added	Sample Homogenized*
	1901028-01	A	Sample	1.30	3.64	2.19			Wet Clay					✓
	1901028-02		Sample	~~1.30~~ 1.29 HN * 05/14/19	3.70	2.32			Wet Mud					✓
	1901028-03		Sample	1.30	3.75	2.71			Wet Mud					✓
	1901028-04		Sample	1.30	3.74	2.30			Wet Mud					✓
	1901028-05		Sample	1.30	4.10	2.38			Wet Mud					✓
	1901028-06		Sample	1.31	3.88	2.23			Wet Mud					✓
	1901028-07		Sample	1.30	4.86	2.57			Wet Mud					✓
	1901028-08		Sample	1.30	4.62	2.56			Wet Mud					✓
	1901028-09		Sample	1.29	5.21	4.30			Wet Sand					✓
	1901028-10		Sample	1.29	4.15	3.56			Wet Sand					✓
	1901029-01		Sample	1.28	4.90	3.78			Wet Sand					✓
	1901029-02		Sample	1.28	4.58	2.56			Wet Mud					✓

HN 05/14/19

HN 05/14/19

HN 05/14/19

* 05/14/19 HN 05/14/19

*Sample homogenized in sample container unless otherwise noted.

Batch: B9E0143

Matrix: Solid

LabNumber	WetWeight (Initial)	% Solids (Extraction Solids)	DryWeight	Final	Extracted	Ext By	Spike	SpikeAmount	ClientMatrix	Analysis
1901028-01	**13.21**	**38.03419**	**5.0243**	**100**	**21-May-19 13:11**	**HN**			Sediment	1668C Full List
1901028-02	**12.53**	**42.73859**	**5.3551**	**100**	**21-May-19 13:11**	**HN**			Sediment	1668C Full List
1901028-03	**9.16**	**57.55102**	**5.2717**	**100**	**21-May-19 13:11**	**HN**			Sediment	1668C Full List
1901028-04	**12.5**	**40.9836**	**5.1229**	**100**	**21-May-19 13:11**	**HN**			Sediment	1668C Full List
1901028-05	**13.77**	**38.57143**	**5.3113**	**100**	**21-May-19 13:11**	**HN**			Sediment	1668C Full List
1901028-06	**14.11**	**35.79766**	**5.0510**	**100**	**21-May-19 13:11**	**HN**			Sediment	1668C Full List
1901028-07	**14.67**	**35.67416**	**5.2334**	**100**	**21-May-19 13:11**	**HN**			Sediment	1668C Full List
1901028-08	**14.28**	**37.95181**	**5.4195**	**100**	**21-May-19 13:11**	**HN**			Sediment	1668C Full List
1901028-09	**6.79**	**76.78572**	**5.2138**	**100**	**21-May-19 13:11**	**HN**			Sediment	1668C Full List
1901028-10	**6.64**	**79.37063**	**5.2702**	**100**	**21-May-19 13:11**	**HN**			Sediment	1668C Full List
1901029-01	**7.55**	**69.06077**	**5.2141**	**100**	**21-May-19 13:11**	**HN**			Sediment	1668C Full List
1901029-02	**13.46**	**38.78788**	**5.2208**	**100**	**21-May-19 13:11**	**HN**			Sediment	1668C Full List
1901029-03	**1.16**	**89.17198**	**1.0344**	**100**	**21-May-19 13:11**	**HN**			Solid	1668C Full List
B9E0143-BLK1	**5**			**100**	**21-May-19 13:11**	**HN**				QC
B9E0143-BS1	**5**			**100**	**21-May-19 13:11**	**HN**	**17L3001**	**10**		QC
B9E0143-DUP1	**6.36**	76.78572	5.0479	**100**	**21-May-19 13:11**	**HN**				QC

All bolded data on report verified against written benchsheet by (initial/date) BL 05/28/19

Process Sheet

Workorder: 1901029

21-May-19

Prep Expiration: 2020-05-11
Client: Anchor QEA, LLC

Workorder Due: ~~24-May-19~~ 00:00

TAT: 17/14

Method: **1668C Full List**
Matrix: **Solid**
Client Matrix: Solid
Also run: **Percent Solids**

Prep Batch: B9E0143

Prep Data Entered: BL 05/24/19
Date and Initials

Initial Sequence: 9E00161

LabSampleID	Recon	ClientSampleID	Date Received	Location	Comments
1901029-03	☑	SRM 1944 ✓	07-May-19 09:24	WR-2 F-4	

WO Comments: **PREP: Requires one dup and one SRM per batch of 20 samples. Extract 1g of SRM 1944 - see sample control for SRM sample.**

Pre-Prep Check Out: HN 05/21/19
Pre-Prep Check In: _____

Prep Check Out: _____
Prep Check In: _____

Prep Reconciled Initals/Date: HN 05/21/19
Spike Reconciled Initals/Date: HP 05/21/19
VialBoxID: Kung Fu Hustle

PREPARATION BENCH SHEET

Matrix: Solid

B9E0143

Chemist: HN

Method: 1668C Full List

Prepared using: HRMS - Soxhlet

Prep Date/Time: 21-May-19 13:11

C	VISTA Sample ID	G Eqv	Sample Amt. (g)	IS/NS CHEM/WIT DATE	~~CRS~~ RS CHEM/WIT DATE	AP CHEM/ DATE	ABSG CHEM/ DATE	AA CHEM/ DATE	Florisil CHEM/ DATE	RS CHEM/WIT DATE
☐	B9E0143-BLK1 (A)	HN 05/24/19 5 N/A	(5.00)	EL HN 5/21/19	BL HN 05/22/19	NA	HN 05/22/19	NA	NA	BL GRB 05/23/19
☐	B9E0143-BS1 (A)	N/A	(5.00)							
☐	B9E0143-DUP1 1901028-10	6.30	6.36							
☐	1901028-01	13.15	13.21							
☐	1901028-02	11.70	12.53							
☐	1901028-03	8.69	9.16							
☐	1901028-04	12.20	12.50							
☐	1901028-05 (2)	12.96	13.77							
☐	1901028-06	13.97	14.11							
☐	1901028-07	14.02	14.67							
☐	1901028-08	13.17	HN 05/21/19 ~~14.18~~ 14.28							
☐	1901028-09	6.51	6.79							
☐	1901028-10	6.30	6.64							
☐	1901029-01	7.24	7.55							
☐	1901029-02	12.89	13.46							

IS Name (V1)	NS Name (V1)	CRS Name (VI)	RS Name (VI)	Cycle Time	APP: SEFUN (SOX) SDS	Check Out: Chemist/Date: HN 05/21/19
PCDD/F	PCDD/F	PCDD/F	PCDD/F	Start Date/Time 05/21/19 ~~17:15~~ 17:15	SOLV: Toluene	Check In: Chemist/Date: HN 05/21/19
PCB 17B1201, 10uL	PCB 17L3001, 10uL	PCB 17B1202, 10uL	PCB 17B1208, 10uL	Other N/A		
PAH	PAH	PAH	PAH	HN 05/22/19 Stop Date/Time 05/22/19 0915	Final Volume(s) C9 HN 05/24/19 ~~20uL~~ 100uL	Balance ID: HRMS-16

Comments:

(A) RS spiked after rotovaping. BL 05/22/19

1 = Sample approached dryness on rotovap
2 = Sample bumped on rotovap; lost < 5%
3 = Sample poured through Na2SO4 to remove water
4 = Precipitate present at Final Volume
5 = Sample homogenized in secondary container
6 = Sample clogged during extaction; pipetted and used Nitrogen to assist

PREPARATION BENCH SHEET

Matrix: Solid

B9E0143

Chemist: HN

Method: 1668C Full List

Prepared using: HRMS - Soxhlet

Prep Date/Time: 21-May-19 13:11

C	VISTA Sample ID	G Eqv	Sample Amt. (g)	IS/NS CHEM/WIT DATE	CRS CHEM/WIT DATE	AP CHEM/ DATE	ABSG CHEM/ DATE	AA CHEM/ DATE	Florisil CHEM/ DATE	RS CHEM/WIT DATE
☐	1901029-03	N/A	1.16	HN 5/21/19	BL HN 05/22/19	NA	HN 05/22/19	NA	NA	BL GRB 05/23/19

IS Name (V1)	NS Name (V1)	CRS Name (VI)	RS Name (VI)	Cycle Time	APP: SEFUN (SOX) SDS	Check Out:
PCDD/F	PCDD/F	PCDD/F	PCDD/F	Start Date/Time 05/21/19 17:15 HN 05/22/19 15:15	SOLV: Toluene	Chemist/Date: HN 5/21/19
PCB 17B12 01, 10µL	PCB 17L3001, 10µL	PCB BL 05/22/19 17B1202, 10µL	PCB 17B1208, 10µL		Other N/A	Check In: Chemist/Date: HN 05/21/19
PAH	PAH	PAH	PAH	Stop Date/Time 05/22/19 0915	Final Volume(s) 10U µL Cq	Balance ID: HRMS-10

Comments:

1 = Sample approached dryness on rotovap
2 = Sample bumped on rotovap; lost < 5%
3 = Sample poured through Na2SO4 to remove water
4 = Precipitate present at Final Volume
5 = Sample homogenized in secondary container
6 = Sample clogged during extaction; pipetted and used Nitrogen to assist

Percent Moisture / Percent Solids

D2216-90 BATCH ID B9D0239

Analyst: BNB	**Test Code:** %Moist/%Solids
Analyte:	**Units:** %
Dried at 110°C+/-5°C	
Oven ID: 01 02	

Data Entry Verified by: (Initial and Date) BNB 05/06/19

Inst HRMS-10

Date/Time IN: 05/03/19 1058 Date/Time OUT: 05/06/19 0745

	B	C	D	E	F	G	H	I	K	L	M	N	O	P
				Intial and Date:	BNB 05/03/19	BNB 05/06/19			BNB 05/03/19		NA	NA	NA	BNB 05/03/19
Particle Size	**SampID**		**SampType**	Pan Tare Wt. (gms)	Wet Pan and Sample Weight (g)	Dry Pan and Sample Weight (g)	Dry Sample Weight (g)	%Solids RawVal	Visual Inspection	Cl-	pH Before	pH After	Acid Added	Sample Homogenized*
	1900807-02		Sample	1.2700	10.8100	9.0700	7.8000	81.76	MUD	NA	NA	NA	NA	YES
	1900807-03		Sample	1.2800	13.9100	10.7900	9.5100	75.30	MUD	NA	NA	NA	NA	YES
	1900807-04		Sample	1.2800	12.1200	6.5500	5.2700	48.62	MUD	NA	NA	NA	NA	YES
	1900807-05		Sample	1.2900	8.6200	5.6300	4.3400	59.21	MUD	NA	NA	NA	NA	YES
	1900807-06		Sample	1.2900	10.6400	6.2400	4.9500	52.94	MUD	NA	NA	NA	NA	YES
	1900807-07		Sample	1.2700	8.5000	7.0400	5.7700	79.81	MUD	NA	NA	NA	NA	YES
	1900807-08		Sample	1.2800	9.4500	5.7900	4.5100	55.20	MUD	NA	NA	NA	NA	YES
	1900807-09		Sample	1.2700	8.4700	6.9500	5.6800	78.89	MUD	NA	NA	NA	NA	YES
	1900807-10		Sample	1.2800	8.9900	6.3200	5.0400	65.37	MUD	NA	NA	NA	NA	YES
	1900807-11		Sample	1.2700	11.3800	7.8500	6.5800	65.08	MUD	NA	NA	NA	NA	YES
	1900807-12		Sample	1.2800	8.1500	3.8300	2.5500	37.12	MUD	NA	NA	NA	NA	YES
	1900807-13		Sample	1.2900	7.1800	3.2500	1.9600	33.28	MUD	NA	NA	NA	NA	YES
	1900807-14		Sample	1.2900	6.8600	3.0400	1.7500	31.42	MUD	NA	NA	NA	NA	YES
	1900807-15		Sample	1.2800	12.3800	8.9300	7.6500	68.92	MUD	NA	NA	NA	NA	YES
	1900807-16		Sample	1.2800	7.0600	3.1600	1.8800	32.53	MUD	NA	NA	NA	NA	YES
	1900807-17		Sample	1.2800	11.0100	4.4500	3.1700	32.58	MUD	NA	NA	NA	NA	YES
	1900807-18		Sample	1.2800	10.7400	4.3100	3.0300	32.03	MUD	NA	NA	NA	NA	YES
	1900807-19		Sample	1.2700	9.3000	4.1900	2.9200	36.36	MUD	NA	NA	NA	NA	YES
	1900807-20		Sample	1.2800	9.6400	4.2400	2.9600	35.41	MUD	NA	NA	NA	NA	YES
	1900807-21		Sample	1.2700	13.4100	8.9800	7.7100	63.51	MUD	NA	NA	NA	NA	YES
	1900807-22		Sample	1.2700	4.4100	4.0700	2.8000	89.17	MUD	NA	NA	NA	NA	YES
	B9D0239-DUP1	1900807-18	Duplicate	NA	NA	NA	NA	NA	NA	NA	NA	NA	NA	NA

*Sample homogenized in sample container unless otherwise noted.

Percent Moisture/Percent Solids

D2216-90 BATCH ID B9D0239

Analyst: BNB	Test Code: %Moist/%Solids
Analyte:	Units: %
Dried at 110°C+/-5°C Oven ID: (01) 02	Data Entry Verified by: (Initial and Date) UA

Inst HRMS-10

Date/Time IN: 05/05/19 10:58 Date/Time OUT 05/06/19 0745 ONL

	B	C	D	E	F	G	H	I	K	L	M	N	O	P
				Intial and Date:	BNB 05/03/19	BNB 05/06/19			BNB 05/08/19 #					BNB 05/08/19
Particle Size	SampID		SampType	Pan Tare Wt. (gms)	Wet Pan and Sample Weight (g)	Dry Pan and Sample Weight (g)	Dry Sample Weight (g)	%Solids RawVal	Visual Inspection	Cl-	pH Before	pH After	Acid Added	Sample Homogenized*
	1900807-02		Sample	1.27	* ~~12.38~~ 10.81	9.07			Mud					X
	1900807-03		Sample	1.28	13.91	10.79								X
	1900807-04		Sample	1.28	12.12	6.55								X
	1900807-05		Sample	1.29	8.62	5.63								X
	1900807-06		Sample	1.29	10.64	6.24								X
	1900807-07		Sample	1.27	8.50	7.04								X
	1900807-08		Sample	1.28	9.45	5.79								X
	1900807-09		Sample	1.27	8.47	6.95								X
	1900807-10		Sample	1.28	8.99	6.52								X
	1900807-11		Sample	1.27	11.39	7.85								X
	1900807-12		Sample	1.28	8.15	3.83								X
	1900807-13		Sample	1.29	7.18	3.25								X
	1900807-14		Sample	1.29	6.86	3.04								X
	1900807-15		Sample	1.28	12.38	8.93								X
	1900807-16		Sample	1.28	7.06	3.16								X
	1900807-17		Sample	1.28	11.01	4.45								X
	1900807-18		Sample	1.28	10.74	4.31								X
	1900807-19		Sample	1.27	9.30	4.19								X
	1900807-20		Sample	1.28	9.64	4.24								X
	1900807-21		Sample	1.27	13.41	8.98								X
	1900807-22		Sample	1.27	4.41	4.07								X
	~~B9D0239-DUP1~~	~~1900807-18~~	~~Duplicate~~											BNB 05/08/19

BNB 05/06/19

BNB 05/08/19

*Sample homogenized in sample container unless otherwise noted.

* ONL 05/03/19

BNB 05/08/19

Batch: B9E0143

Matrix: Solid

LabNumber	WetWeight (Initial)	% Solids (Extraction Solids)	DryWeight	Final	Extracted	Ext By	Spike	SpikeAmount	ClientMatrix	Analysis
1901028-01	**13.21**	**38.03419**	**5.0243**	**100**	**21-May-19 13:11**	**HN**			Sediment	1668C Full List
1901028-02	**12.53**	**42.73859**	**5.3551**	**100**	**21-May-19 13:11**	**HN**			Sediment	1668C Full List
1901028-03	**9.16**	**57.55102**	**5.2717**	**100**	**21-May-19 13:11**	**HN**			Sediment	1668C Full List
1901028-04	**12.5**	**40.9836**	**5.1229**	**100**	**21-May-19 13:11**	**HN**			Sediment	1668C Full List
1901028-05	**13.77**	**38.57143**	**5.3113**	**100**	**21-May-19 13:11**	**HN**			Sediment	1668C Full List
1901028-06	**14.11**	**35.79766**	**5.0510**	**100**	**21-May-19 13:11**	**HN**			Sediment	1668C Full List
1901028-07	**14.67**	**35.67416**	**5.2334**	**100**	**21-May-19 13:11**	**HN**			Sediment	1668C Full List
1901028-08	**14.28**	**37.95181**	**5.4195**	**100**	**21-May-19 13:11**	**HN**			Sediment	1668C Full List
1901028-09	**6.79**	**76.78572**	**5.2138**	**100**	**21-May-19 13:11**	**HN**			Sediment	1668C Full List
1901028-10	**6.64**	**79.37063**	**5.2702**	**100**	**21-May-19 13:11**	**HN**			Sediment	1668C Full List
1901029-01	**7.55**	**69.06077**	**5.2141**	**100**	**21-May-19 13:11**	**HN**			Sediment	1668C Full List
1901029-02	**13.46**	**38.78788**	**5.2208**	**100**	**21-May-19 13:11**	**HN**			Sediment	1668C Full List
1901029-03	**1.16**	**89.17198**	**1.0344**	**100**	**21-May-19 13:11**	**HN**			Solid	1668C Full List
B9E0143-BLK1	**5**			**100**	**21-May-19 13:11**	**HN**				QC
B9E0143-BS1	**5**			**100**	**21-May-19 13:11**	**HN**	**17L3001**	**10**		QC
B9E0143-DUP1	**6.36**	76.78572	5.0479	**100**	**21-May-19 13:11**	**HN**				QC

All bolded data on report verified against written benchsheet by (initial/date) BL 05/28/19

SAMPLE DATA – EPA METHOD 1613

Name	Resp	RA	RRF	RT	Conc	Qual	noise	Fac	DL
2,3,7,8-TCDD	*	* n	0.90	NotF	*		154	2.5	0.114
1,2,3,7,8-PeCDD	*	* n	0.87	NotF	*		188	2.5	0.130
1,2,3,4,7,8-HxCDD	*	* n	1.05	NotF	*		189	2.5	0.224
1,2,3,6,7,8-HxCDD	*	* n	0.93	NotF	*		189	2.5	0.237
1,2,3,7,8,9-HxCDD	*	* n	0.96	NotF	*		189	2.5	0.247
1,2,3,4,6,7,8-HpCDD	*	* n	0.99	NotF	*		156	2.5	0.190
OCDD	*	* n	0.99	NotF	*		206	2.5	0.376
2,3,7,8-TCDF	*	* n	0.94	NotF	*		264	2.5	0.168
1,2,3,7,8-PeCDF	*	* n	0.92	NotF	*		304	2.5	0.243
2,3,4,7,8-PeCDF	*	* n	0.96	NotF	*		304	2.5	0.234
1,2,3,4,7,8-HxCDF	*	* n	1.15	NotF	*		197	2.5	0.108
1,2,3,6,7,8-HxCDF	*	* n	1.04	NotF	*		197	2.5	0.111
2,3,4,6,7,8-HxCDF	*	* n	1.10	NotF	*		197	2.5	0.114
1,2,3,7,8,9-HxCDF	*	* n	1.03	NotF	*		197	2.5	0.176
1,2,3,4,6,7,8-HpCDF	*	* n	1.06	NotF	*		161	2.5	0.126
1,2,3,4,7,8,9-HpCDF	*	* n	1.23	NotF	*		161	2.5	0.126
OCDF	*	* n	0.94	NotF	*		193	2.5	0.293

Name	Conc	EMPC	Qual	noise	DL
Total Tetra-Dioxins	*	*		154	0.114
Total Penta-Dioxins	*	*		188	0.130
Total Hexa-Dioxins	*	*		189	0.236
Total Hepta-Dioxins	*	*		156	0.190
Total Tetra-Furans	*	*		264	0.168
Total Penta-Furans	0.0000	0.0000		304	0.238
Total Hexa-Furans	*	*		197	0.126
Total Hepta-Furans	*	*		161	0.127

							Rec	Qual
IS	13C-2,3,7,8-TCDD	1.07e+07	0.73 y	1.11	26:12	385.88	96.5	
IS	13C-1,2,3,7,8-PeCDD	8.99e+06	0.61 y	0.98	30:38	368.38	92.1	
IS	13C-1,2,3,4,7,8-HxCDD	6.36e+06	1.24 y	0.68	33:56	359.90	90.0	
IS	13C-1,2,3,6,7,8-HxCDD	7.79e+06	1.25 y	0.84	34:02	354.28	88.6	
IS	13C-1,2,3,7,8,9-HxCDD	7.72e+06	1.25 y	0.81	34:21	363.69	90.9	
IS	13C-1,2,3,4,6,7,8-HpCDD	6.85e+06	1.03 y	0.69	37:47	382.15	95.5	
IS	13C-OCDD	1.01e+07	0.93 y	0.62	41:05	617.59	77.2	
IS	13C-2,3,7,8-TCDF	1.40e+07	0.82 y	1.05	25:27	373.21	93.3	
IS	13C-1,2,3,7,8-PeCDF	1.21e+07	1.52 y	0.95	29:29	355.65	88.9	
IS	13C-2,3,4,7,8-PeCDF	1.21e+07	1.56 y	0.94	30:22	360.97	90.2	
IS	13C-1,2,3,4,7,8-HxCDF	7.85e+06	0.51 y	0.86	33:02	350.19	87.5	
IS	13C-1,2,3,6,7,8-HxCDF	9.83e+06	0.51 y	1.02	33:10	368.05	92.0	
IS	13C-2,3,4,6,7,8-HxCDF	9.08e+06	0.51 y	0.95	33:47	364.88	91.2	
IS	13C-1,2,3,7,8,9-HxCDF	8.39e+06	0.51 y	0.87	34:46	370.21	92.6	
IS	13C-1,2,3,4,6,7,8-HpCDF	7.80e+06	0.43 y	0.81	36:35	369.24	92.3	
IS	13C-1,2,3,4,7,8,9-HpCDF	6.57e+06	0.45 y	0.63	38:21	397.40	99.4	
IS	13C-OCDF	1.31e+07	0.92 y	0.78	41:19	639.62	80.0	
C/Up	37Cl-2,3,7,8-TCDD	4.43e+06		1.22	26:13	145.70	91.1	
RS/RT	13C-1,2,3,4-TCDD	1.00e+07	0.77 y	1.00	25:37	400.00		
RS	13C-1,2,3,4-TCDF	1.43e+07	0.81 y	1.00	24:13	400.00		
RS/RT	13C-1,2,3,4,6,9-HxCDF	1.05e+07	0.52 y	1.00	33:27	400.00		

Integrations by Analyst: DB Date: 5/24/19

Reviewed by Analyst: CT Date: 05/28/19

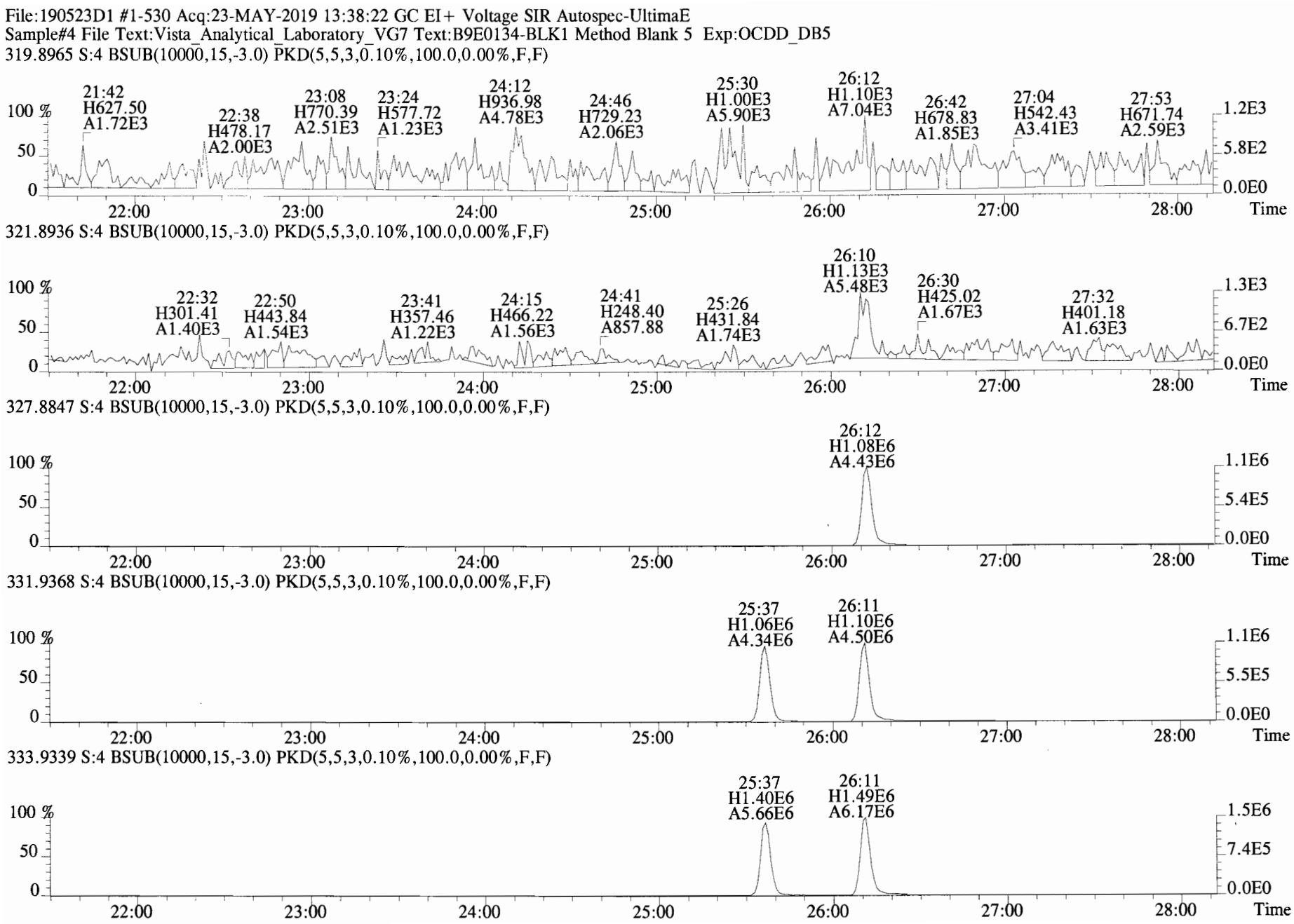
File:190523D1 #1-530 Acq:23-MAY-2019 13:38:22 GC EI+ Voltage SIR Autospec-UltimaE
Sample#4 File Text:Vista_Analytical_Laboratory_VG7 Text:B9E0134-BLK1 Method Blank 5 Exp:OCDD_DB5
319.8965 S:4 BSUB(10000,15,-3.0) PKD(5,5,3,0.10%,100.0,0.00%,F,F)
21:42 H627.50 A1.72E3
22:38 H478.17 A2.00E3
23:08 H770.39 A2.51E3
23:24 H577.72 A1.23E3
24:12 H936.98 A4.78E3
24:46 H729.23 A2.06E3
25:30 H1.00E3 A5.90E3
26:12 H1.10E3 A7.04E3
26:42 H678.83 A1.85E3
27:04 H542.43 A3.41E3
27:53 H671.74 A2.59E3
100 %
50
0
1.2E3
5.8E2
0.0E0
22:00
23:00
24:00
25:00
26:00
27:00
28:00
Time
321.8936 S:4 BSUB(10000,15,-3.0) PKD(5,5,3,0.10%,100.0,0.00%,F,F)
22:32 H301.41 A1.40E3
22:50 H443.84 A1.54E3
23:41 H357.46 A1.22E3
24:15 H466.22 A1.56E3
24:41 H248.40 A857.88
25:26 H431.84 A1.74E3
26:10 H1.13E3 A5.48E3
26:30 H425.02 A1.67E3
27:32 H401.18 A1.63E3
100 %
50
0
1.3E3
6.7E2
0.0E0
22:00
23:00
24:00
25:00
26:00
27:00
28:00
Time
327.8847 S:4 BSUB(10000,15,-3.0) PKD(5,5,3,0.10%,100.0,0.00%,F,F)
26:12 H1.08E6 A4.43E6
100 %
50
0
1.1E6
5.4E5
0.0E0
22:00
23:00
24:00
25:00
26:00
27:00
28:00
Time
331.9368 S:4 BSUB(10000,15,-3.0) PKD(5,5,3,0.10%,100.0,0.00%,F,F)
25:37 H1.06E6 A4.34E6
26:11 H1.10E6 A4.50E6
100 %
50
0
1.1E6
5.5E5
0.0E0
22:00
23:00
24:00
25:00
26:00
27:00
28:00
Time
333.9339 S:4 BSUB(10000,15,-3.0) PKD(5,5,3,0.10%,100.0,0.00%,F,F)
25:37 H1.40E6 A5.66E6
26:11 H1.49E6 A6.17E6
100 %
50
0
1.5E6
7.4E5
0.0E0
22:00
23:00
24:00
25:00
26:00
27:00
28:00
Time

File:190523D1 #1-180 Acq:23-MAY-2019 13:38:22 GC EI+ Voltage SIR Autospec-UltimaE
Sample#4 File Text:Vista_Analytical_Laboratory_VG7 Text:B9E0134-BLK1 Method Blank 5 Exp:OCDD_DB5
353.8576 S:4 F:2 BSUB(10000,15,-3.0) PKD(5,5,3,0.10%,100.0,0.00%,F,F)

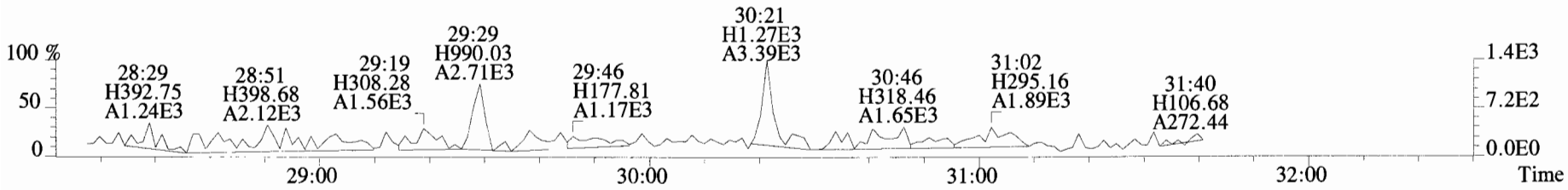

355.8546 S:4 F:2 BSUB(10000,15,-3.0) PKD(5,5,3,0.10%,100.0,0.00%,F,F)

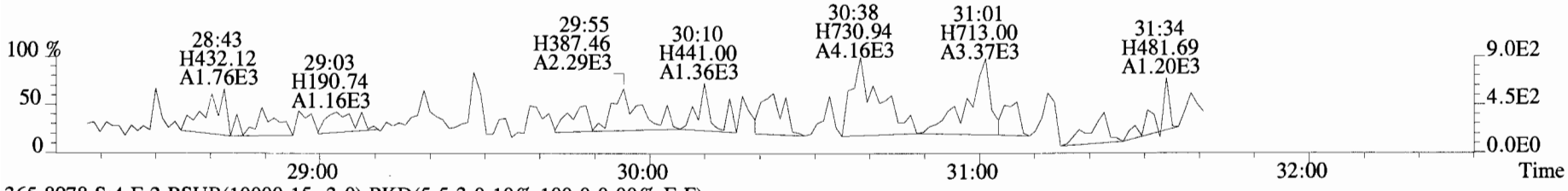

365.8978 S:4 F:2 BSUB(10000,15,-3.0) PKD(5,5,3,0.10%,100.0,0.00%,F,F)

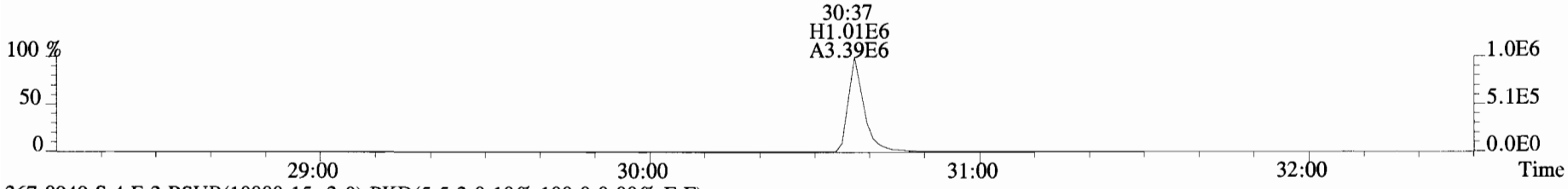

367.8949 S:4 F:2 BSUB(10000,15,-3.0) PKD(5,5,3,0.10%,100.0,0.00%,F,F)

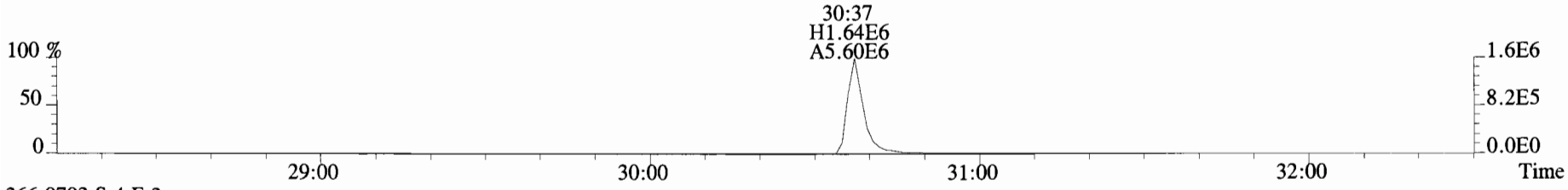

366.9792 S:4 F:2

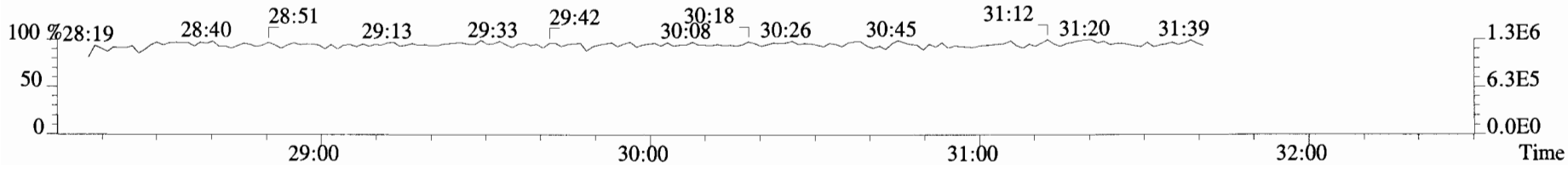

File:190523D1 #1-384 Acq:23-MAY-2019 13:38:22 GC EI+ Voltage SIR Autospec-UltimaE
Sample#4 File Text:Vista_Analytical_Laboratory_VG7 Text:B9E0134-BLK1 Method Blank 5 Exp:OCDD_DB5
389.8156 S:4 F:3 BSUB(10000,15,-3.0) PKD(5,5,3,0.10%,100.0,0.00%,F,F)

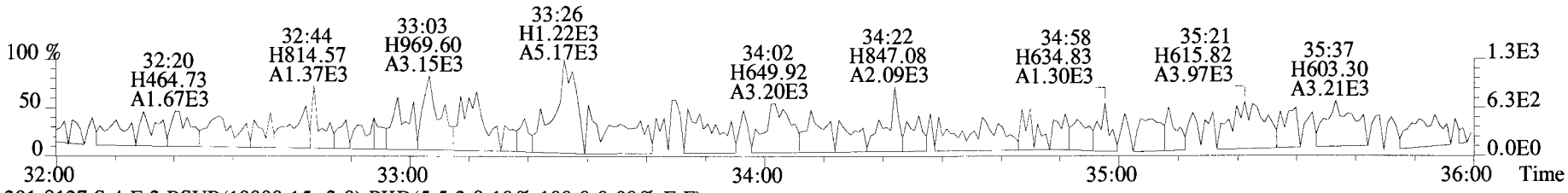

391.8127 S:4 F:3 BSUB(10000,15,-3.0) PKD(5,5,3,0.10%,100.0,0.00%,F,F)

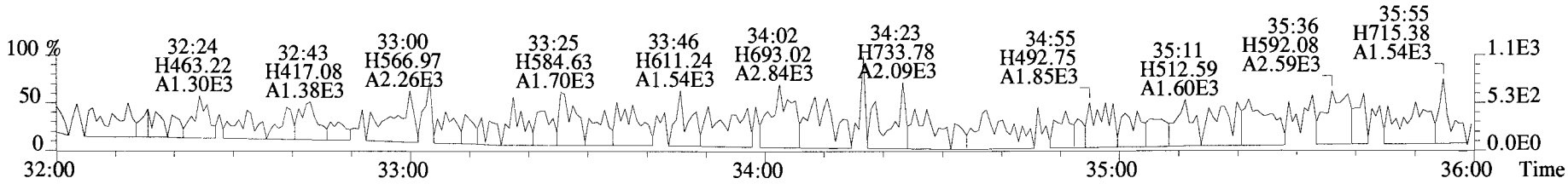

401.8559 S:4 F:3 BSUB(10000,15,-3.0) PKD(5,5,3,0.10%,100.0,0.00%,F,F)

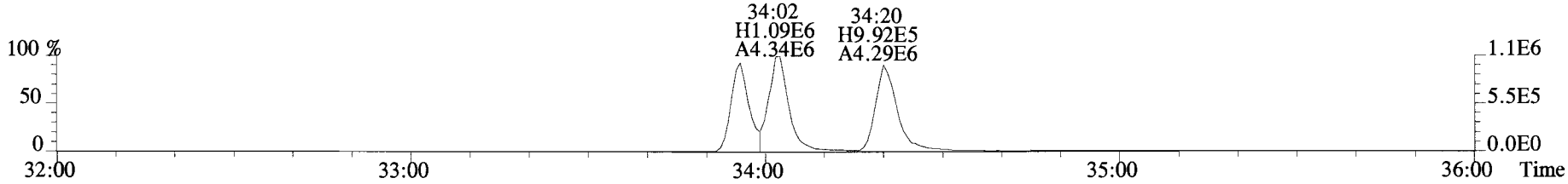

403.8530 S:4 F:3 BSUB(10000,15,-3.0) PKD(5,5,3,0.10%,100.0,0.00%,F,F)

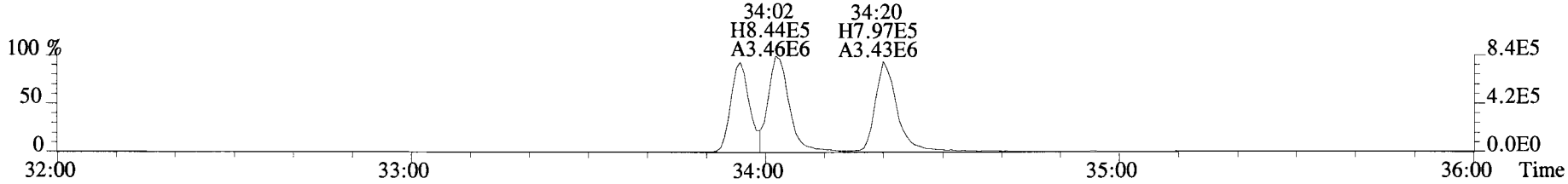

392.9760 S:4 F:3

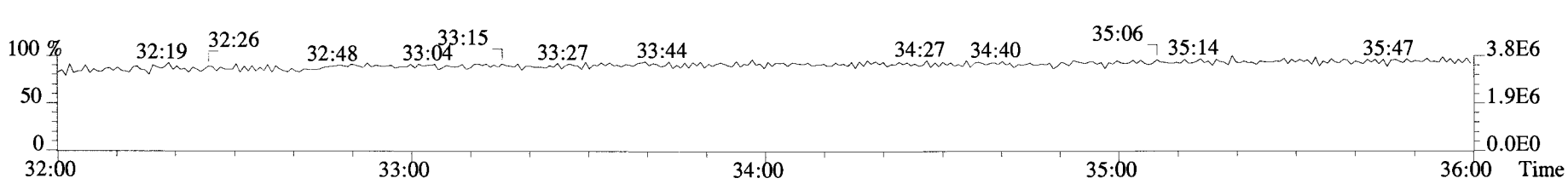

File:190523D1 #1-384 Acq:23-MAY-2019 13:38:22 GC EI+ Voltage SIR Autospec-UltimaE
Sample#4 File Text:Vista_Analytical_Laboratory_VG7 Text:B9E0134-BLK1 Method Blank 5 Exp:OCDD_DB5
401.8559 S:4 F:3 BSUB(10000,15,-3.0) PKD(5,5,3,0.10%,100.0,0.00%,F,F)

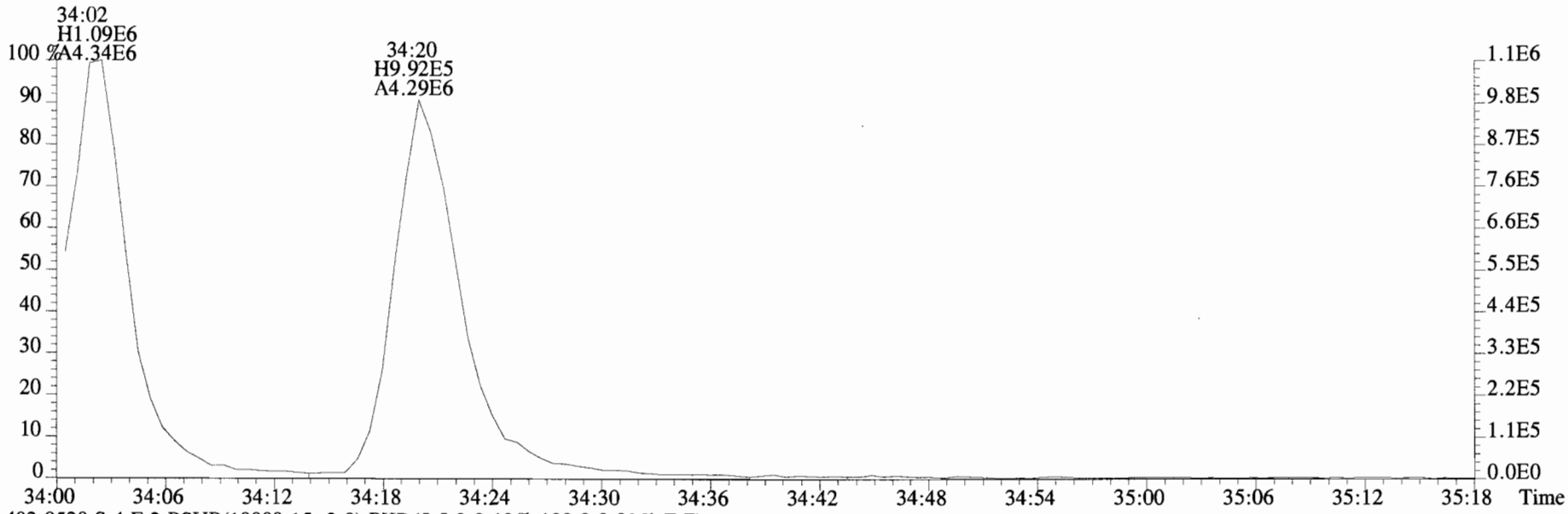

403.8530 S:4 F:3 BSUB(10000,15,-3.0) PKD(5,5,3,0.10%,100.0,0.00%,F,F)

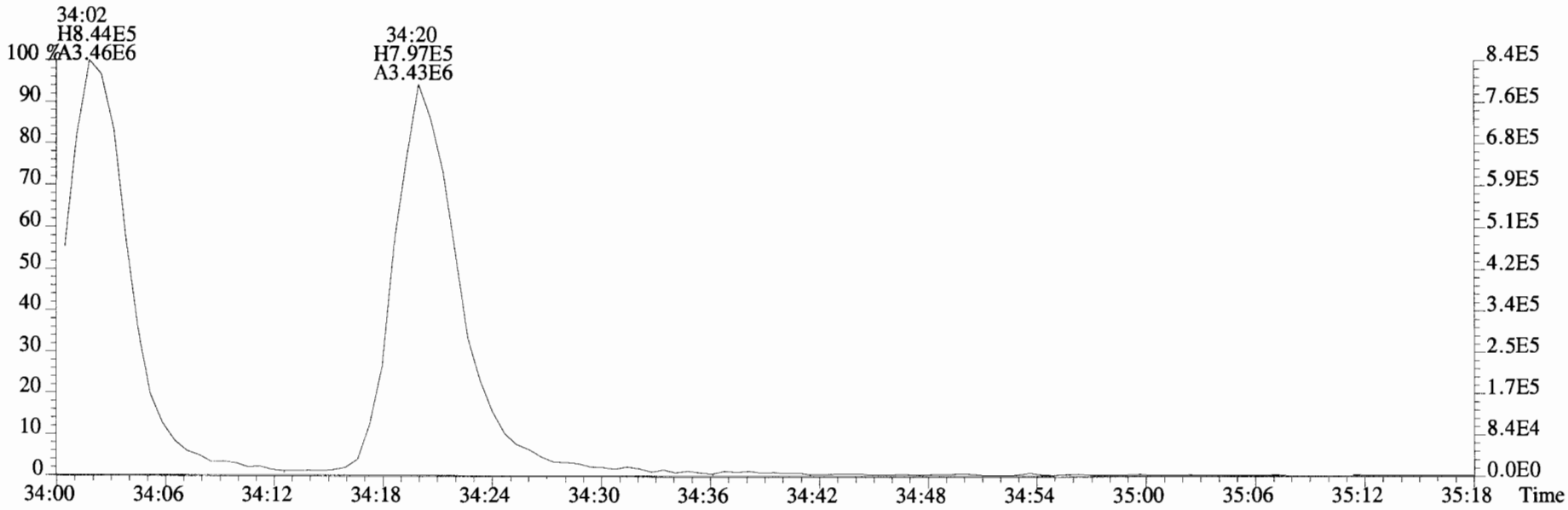

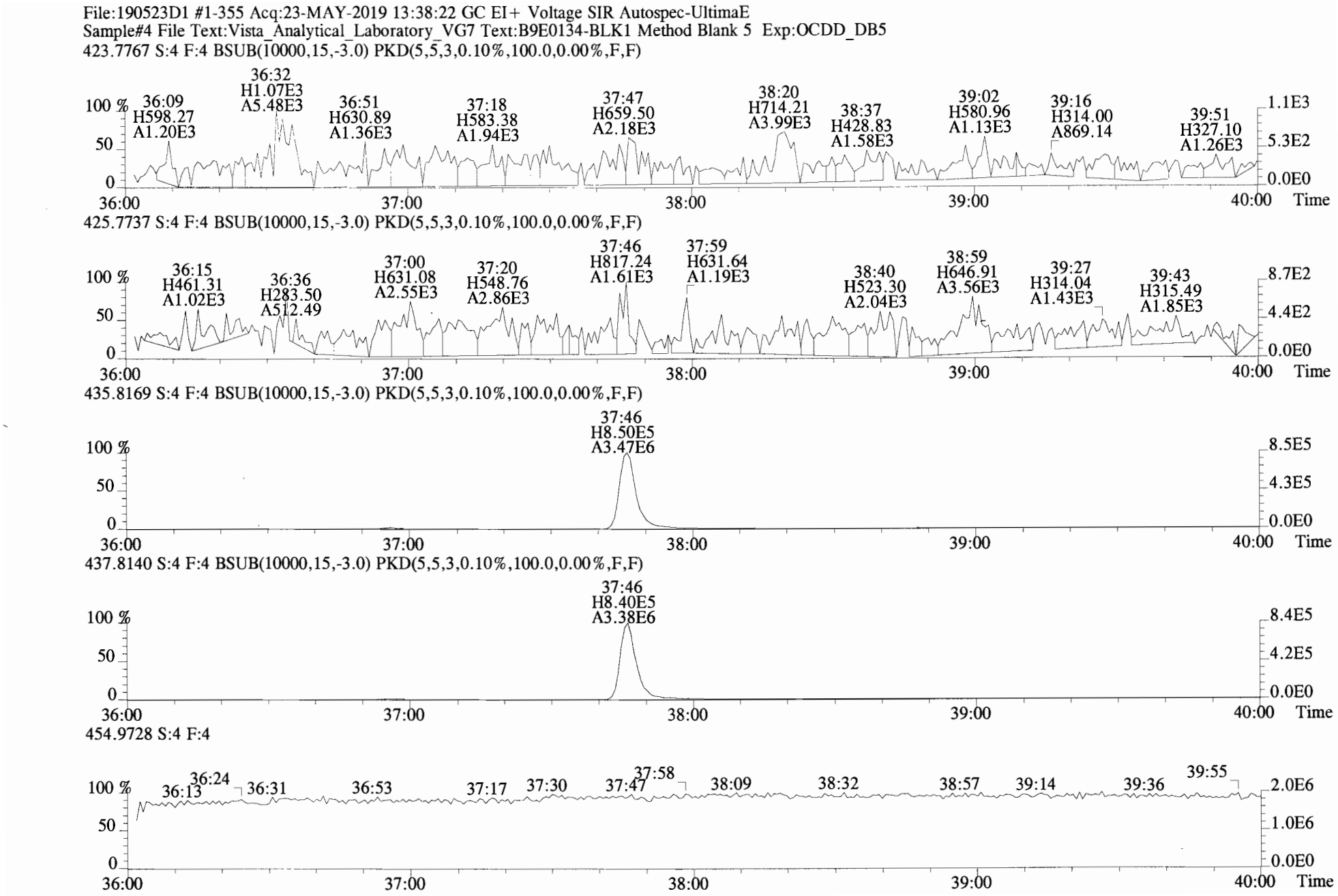
File:190523D1 #1-355 Acq:23-MAY-2019 13:38:22 GC EI+ Voltage SIR Autospec-UltimaE
Sample#4 File Text:Vista_Analytical_Laboratory_VG7 Text:B9E0134-BLK1 Method Blank 5 Exp:OCDD_DB5
423.7767 S:4 F:4 BSUB(10000,15,-3.0) PKD(5,5,3,0.10%,100.0,0.00%,F,F)
36:09 H598.27 A1.20E3
36:32 H1.07E3 A5.48E3
36:51 H630.89 A1.36E3
37:18 H583.38 A1.94E3
37:47 H659.50 A2.18E3
38:20 H714.21 A3.99E3
38:37 H428.83 A1.58E3
39:02 H580.96 A1.13E3
39:16 H314.00 A869.14
39:51 H327.10 A1.26E3
1.1E3
5.3E2
0.0E0
425.7737 S:4 F:4 BSUB(10000,15,-3.0) PKD(5,5,3,0.10%,100.0,0.00%,F,F)
36:15 H461.31 A1.02E3
36:36 H283.50 A512.49
37:00 H631.08 A2.55E3
37:20 H548.76 A2.86E3
37:46 H817.24 A1.61E3
37:59 H631.64 A1.19E3
38:40 H523.30 A2.04E3
38:59 H646.91 A3.56E3
39:27 H314.04 A1.43E3
39:43 H315.49 A1.85E3
8.7E2
4.4E2
0.0E0
435.8169 S:4 F:4 BSUB(10000,15,-3.0) PKD(5,5,3,0.10%,100.0,0.00%,F,F)
37:46 H8.50E5 A3.47E6
8.5E5
4.3E5
0.0E0
437.8140 S:4 F:4 BSUB(10000,15,-3.0) PKD(5,5,3,0.10%,100.0,0.00%,F,F)
37:46 H8.40E5 A3.38E6
8.4E5
4.2E5
0.0E0
454.9728 S:4 F:4
36:13
36:24
36:31
36:53
37:17
37:30
37:47
37:58
38:09
38:32
38:57
39:14
39:36
39:55
2.0E6
1.0E6
0.0E0
100 %
50
0
36:00
37:00
38:00
39:00
40:00
Time

File:190523D1 #1-432 Acq:23-MAY-2019 13:38:22 GC EI+ Voltage SIR Autospec-UltimaE
Sample#4 File Text:Vista_Analytical_Laboratory_VG7 Text:B9E0134-BLK1 Method Blank 5 Exp:OCDD_DB5
457.7377 S:4 F:5 BSUB(10000,15,-3.0) PKD(5,5,3,0.10%,100.0,0.00%,F,F)

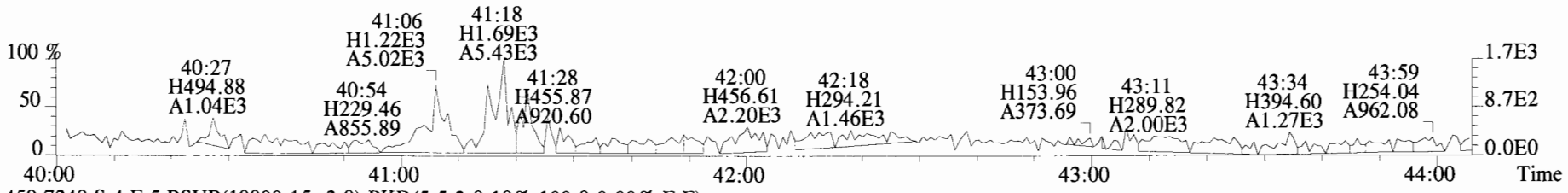

459.7348 S:4 F:5 BSUB(10000,15,-3.0) PKD(5,5,3,0.10%,100.0,0.00%,F,F)

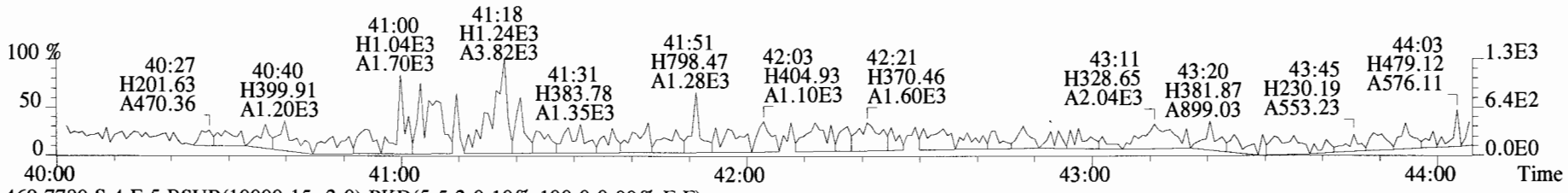

469.7780 S:4 F:5 BSUB(10000,15,-3.0) PKD(5,5,3,0.10%,100.0,0.00%,F,F)

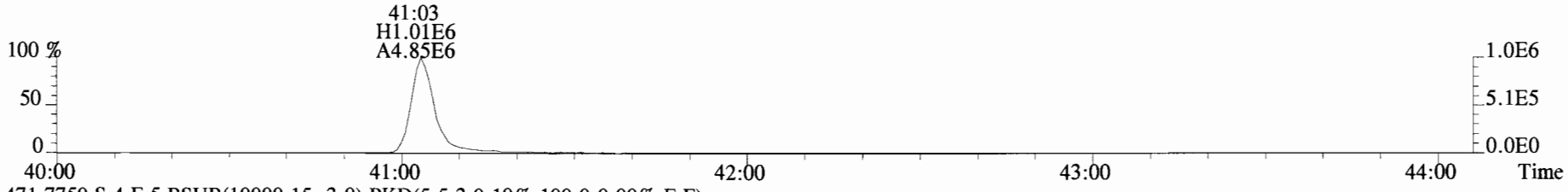

471.7750 S:4 F:5 BSUB(10000,15,-3.0) PKD(5,5,3,0.10%,100.0,0.00%,F,F)

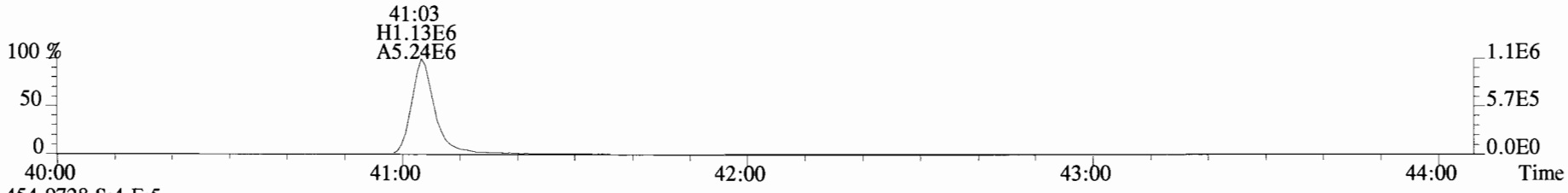

454.9728 S:4 F:5

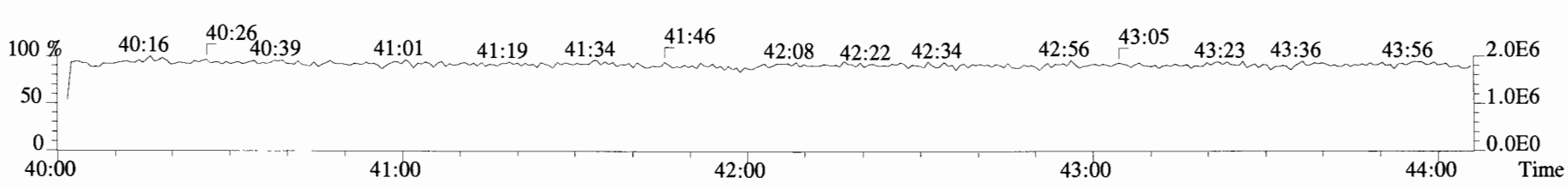

File:190523D1 #1-530 Acq:23-MAY-2019 13:38:22 GC EI+ Voltage SIR Autospec-UltimaE
Sample#4 File Text:Vista_Analytical_Laboratory_VG7 Text:B9E0134-BLK1 Method Blank 5 Exp:OCDD_DB5
303.9016 S:4 BSUB(10000,15,-3.0) PKD(5,5,3,0.10%,100.0,0.00%,F,F)

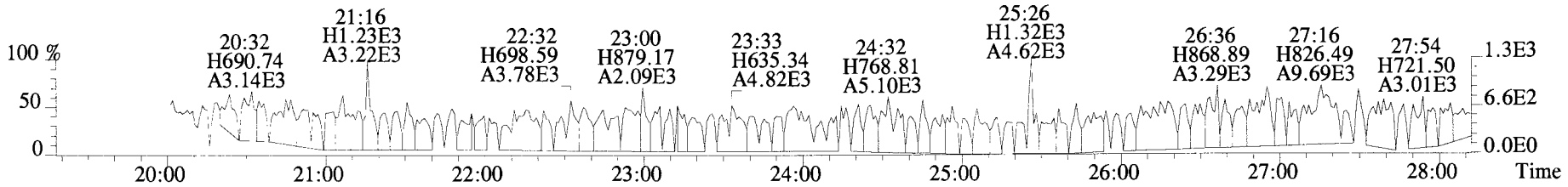

305.8987 S:4 BSUB(10000,15,-3.0) PKD(5,5,3,0.10%,100.0,0.00%,F,F)

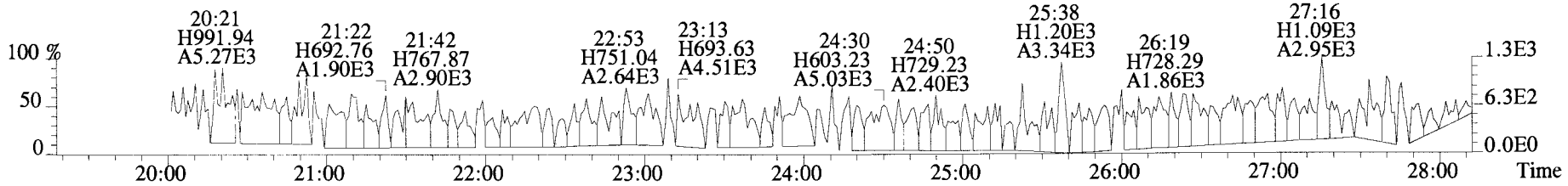

315.9419 S:4 BSUB(10000,15,-3.0) PKD(5,5,3,0.10%,100.0,0.00%,F,F)

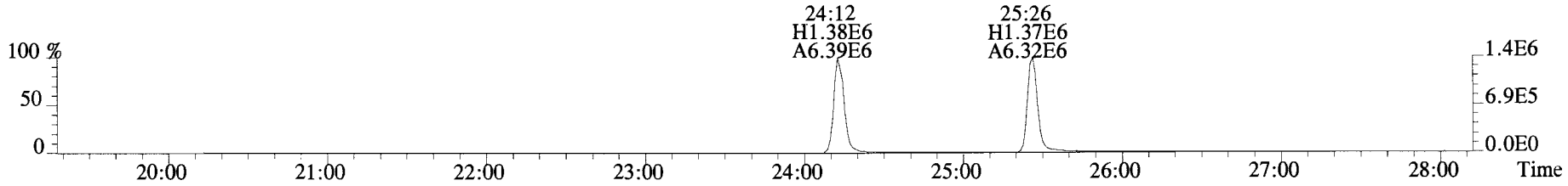

317.9389 S:4 BSUB(10000,15,-3.0) PKD(5,5,3,0.10%,100.0,0.00%,F,F)

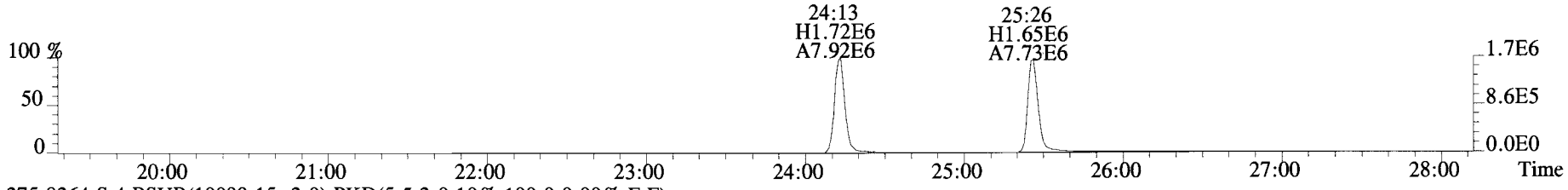

375.8364 S:4 BSUB(10000,15,-3.0) PKD(5,5,3,0.10%,100.0,0.00%,F,F)

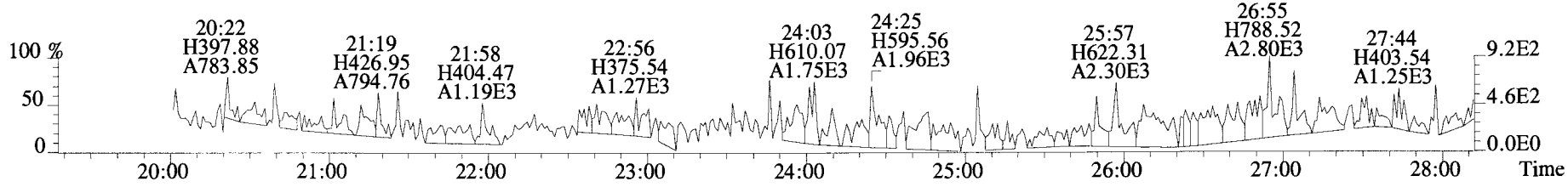

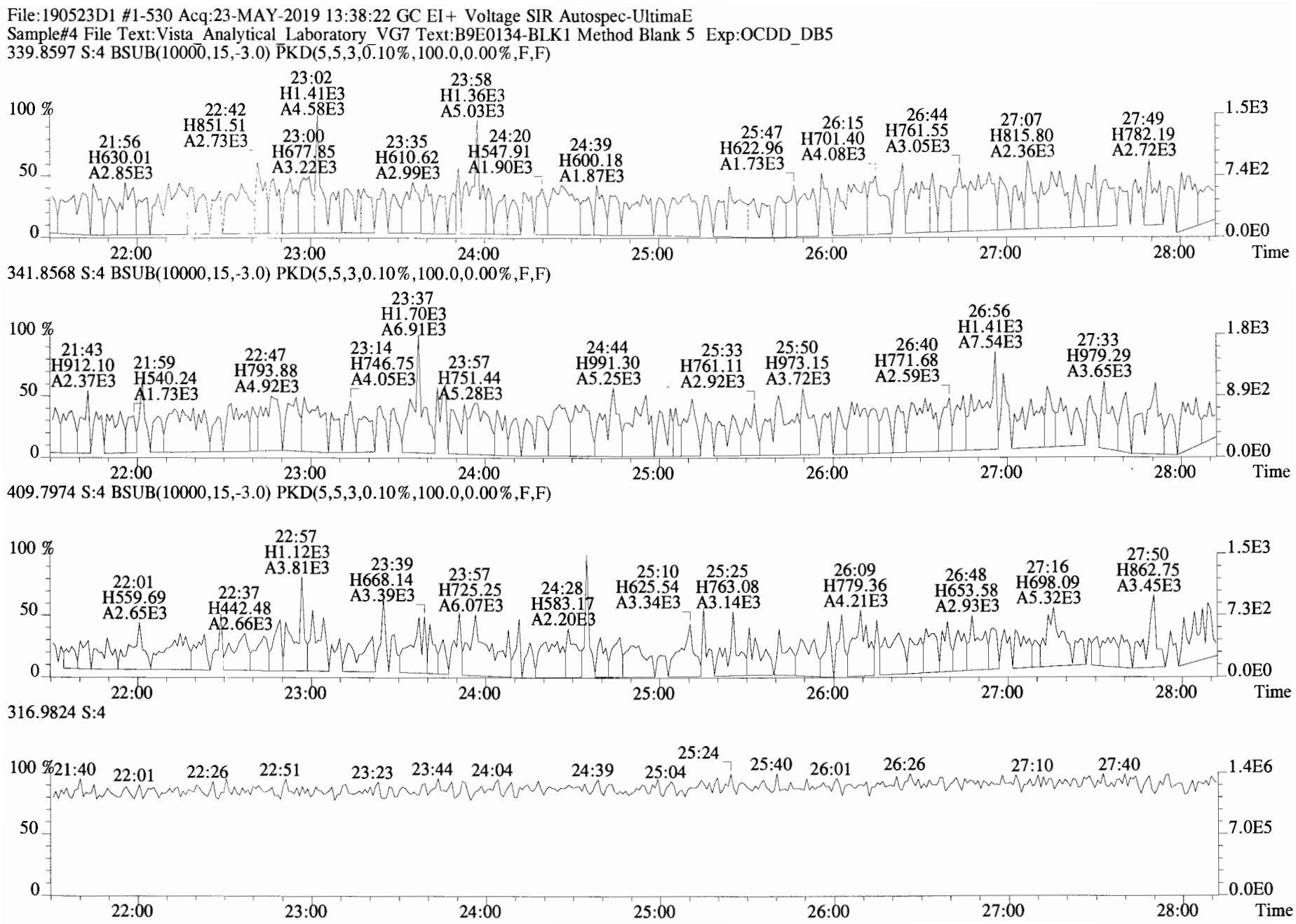
File:190523D1 #1-530 Acq:23-MAY-2019 13:38:22 GC EI+ Voltage SIR Autospec-UltimaE
Sample#4 File Text:Vista_Analytical_Laboratory_VG7 Text:B9E0134-BLK1 Method Blank 5 Exp:OCDD_DB5
339.8597 S:4 BSUB(10000,15,-3.0) PKD(5,5,3,0.10%,100.0,0.00%,F,F)
21:56 H630.01 A2.85E3
22:42 H851.51 A2.73E3
23:00 H677.85 A3.22E3
23:02 H1.41E3 A4.58E3
23:35 H610.62 A2.99E3
23:58 H1.36E3 A5.03E3
24:20 H547.91 A1.90E3
24:39 H600.18 A1.87E3
25:47 H622.96 A1.73E3
26:15 H701.40 A4.08E3
26:44 H761.55 A3.05E3
27:07 H815.80 A2.36E3
27:49 H782.19 A2.72E3
341.8568 S:4 BSUB(10000,15,-3.0) PKD(5,5,3,0.10%,100.0,0.00%,F,F)
21:43 H912.10 A2.37E3
21:59 H540.24 A1.73E3
22:47 H793.88 A4.92E3
23:14 H746.75 A4.05E3
23:37 H1.70E3 A6.91E3
23:57 H751.44 A5.28E3
24:44 H991.30 A5.25E3
25:33 H761.11 A2.92E3
25:50 H973.15 A3.72E3
26:40 H771.68 A2.59E3
26:56 H1.41E3 A7.54E3
27:33 H979.29 A3.65E3
409.7974 S:4 BSUB(10000,15,-3.0) PKD(5,5,3,0.10%,100.0,0.00%,F,F)
22:01 H559.69 A2.65E3
22:37 H442.48 A2.66E3
22:57 H1.12E3 A3.81E3
23:39 H668.14 A3.39E3
23:57 H725.25 A6.07E3
24:28 H583.17 A2.20E3
25:10 H625.54 A3.34E3
25:25 H763.08 A3.14E3
26:09 H779.36 A4.21E3
26:48 H653.58 A2.93E3
27:16 H698.09 A5.32E3
27:50 H862.75 A3.45E3
316.9824 S:4
21:40
22:01
22:26
22:51
23:23
23:44
24:04
24:39
25:04
25:24
25:40
26:01
26:26
27:10
27:40
100 %
50
0
1.5E3
7.4E2
0.0E0
1.8E3
8.9E2
1.5E3
7.3E2
1.4E6
7.0E5
22:00
23:00
24:00
25:00
26:00
27:00
28:00
Time


File:190523D1 #1-180 Acq:23-MAY-2019 13:38:22 GC EI+ Voltage SIR Autospec-UltimaE
Sample#4 File Text:Vista_Analytical_Laboratory_VG7 Text:B9E0134-BLK1 Method Blank 5 Exp:OCDD_DB5
339.8597 S:4 F:2 BSUB(10000,15,-3.0) PKD(5,5,3,0.10%,100.0,0.00%,F,F)
28:44 H480.56 A3.05E3
29:21 H622.47 A3.55E3
29:31 H820.33 A2.72E3
29:58 H582.20 A8.91E3
30:09 H663.86 A4.76E3
30:25 H709.16 A3.43E3
30:38 H288.25 A2.07E3
31:11 H211.82 A924.82
31:31 H328.01 A1.80E3
341.8568 S:4 F:2 BSUB(10000,15,-3.0) PKD(5,5,3,0.10%,100.0,0.00%,F,F)
28:34 H369.75 A1.66E3
28:53 H766.42 A5.94E3
29:17 H483.79 A3.70E3
29:29 H589.94 A3.09E3
29:45 H753.87 A2.79E3
29:53 H633.33 A4.62E3
30:12 H549.67 A2.39E3
30:38 H837.33 A3.40E3
30:58 H862.67 A3.41E3
31:25 H673.73 A1.64E3
351.9000 S:4 F:2 BSUB(10000,15,-3.0) PKD(5,5,3,0.10%,100.0,0.00%,F,F)
29:28 H2.07E6 A7.32E6
30:21 H2.13E6 A7.37E6
353.8970 S:4 F:2 BSUB(10000,15,-3.0) PKD(5,5,3,0.10%,100.0,0.00%,F,F)
29:28 H1.35E6 A4.83E6
30:21 H1.35E6 A4.72E6
409.7974 S:4 F:2 BSUB(10000,15,-3.0) PKD(5,5,3,0.10%,100.0,0.00%,F,F)
28:21 H440.45 A873.84
28:40 H287.02 A1.20E3
28:53 H290.24 A1.23E3
29:20 H580.84 A2.21E3
29:47 H545.99 A5.67E3
30:03 H241.98 A1.50E3
30:19 H494.47 A2.35E3
30:47 H681.14 A1.53E3
31:01 H473.05 A1.87E3
31:22 H457.54 A1.49E3
100 %
50
0
8.4E2
4.2E2
0.0E0
9.6E2
4.8E2
2.1E6
1.1E6
1.4E6
6.8E5
7.5E2
3.8E2
28:12 28:24 28:36 28:48 29:00 29:12 29:24 29:36 29:48 30:00 30:12 30:24 30:36 30:48 31:00 31:12 31:24 31:36 31:48 Time

File:190523D1 #1-384 Acq:23-MAY-2019 13:38:22 GC EI+ Voltage SIR Autospec-UltimaE
Sample#4 File Text:Vista_Analytical_Laboratory_VG7 Text:B9E0134-BLK1 Method Blank 5 Exp:OCDD_DB5

373.8207 S:4 F:3 BSUB(10000,15,-3.0) PKD(5,5,3,0.10%,100.0,0.00%,F,F)

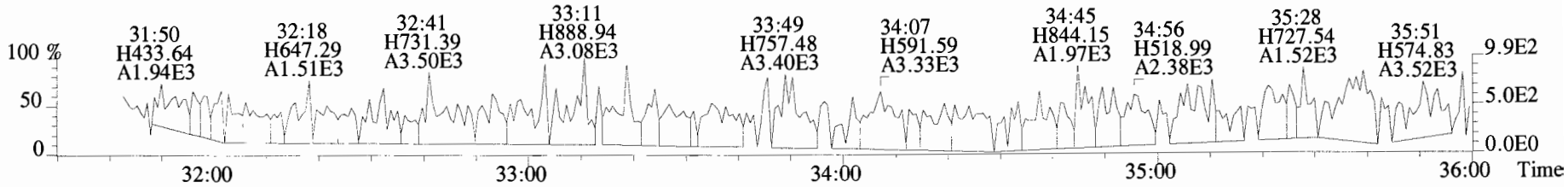

375.8178 S:4 F:3 BSUB(10000,15,-3.0) PKD(5,5,3,0.10%,100.0,0.00%,F,F)

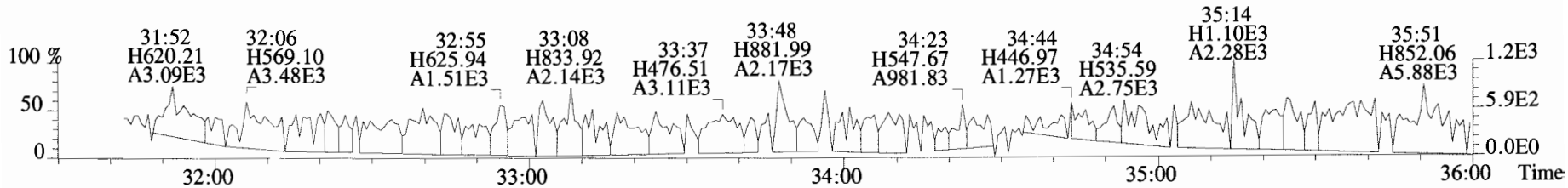

383.8639 S:4 F:3 BSUB(10000,15,-3.0) PKD(5,5,3,0.10%,100.0,0.00%,F,F)

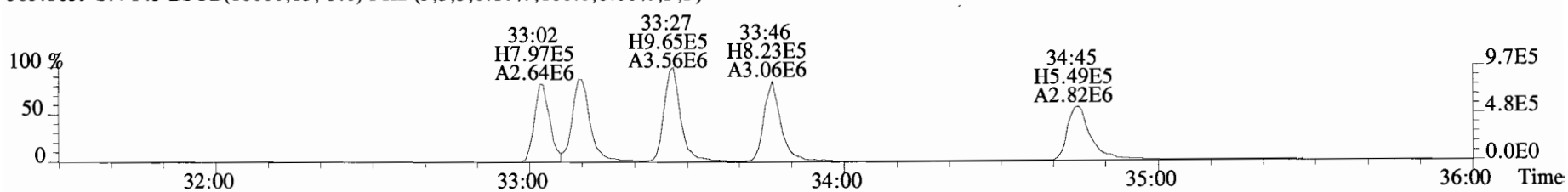

385.8610 S:4 F:3 BSUB(10000,15,-3.0) PKD(5,5,3,0.10%,100.0,0.00%,F,F)

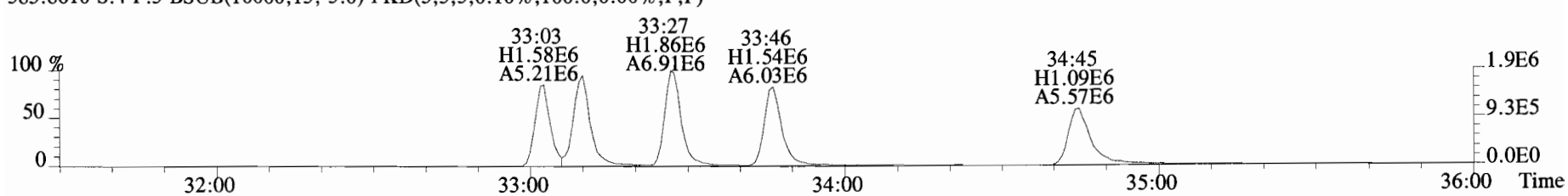

445.7555 S:4 F:3 BSUB(10000,15,-3.0) PKD(5,5,3,0.10%,100.0,0.00%,F,F)

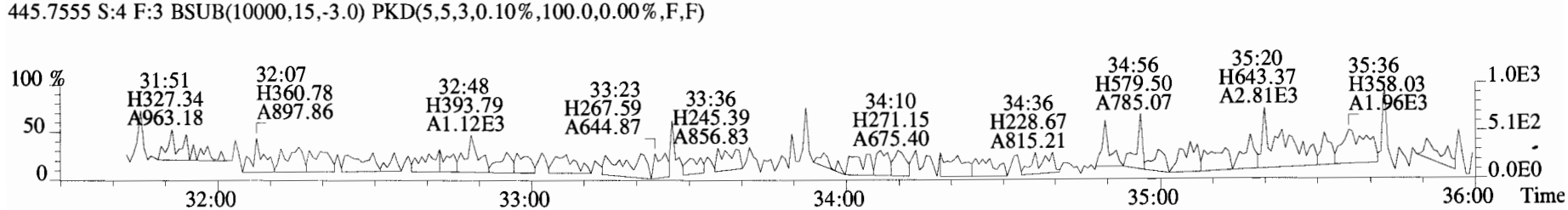

File:190523D1 #1-384 Acq:23-MAY-2019 13:38:22 GC EI+ Voltage SIR Autospec-UltimaE
Sample#4 File Text:Vista_Analytical_Laboratory_VG7 Text:B9E0134-BLK1 Method Blank 5 Exp:OCDD_DB5
383.8639 S:4 F:3 BSUB(10000,15,-3.0) PKD(5,5,3,0.10%,100.0,0.00%,F,F)

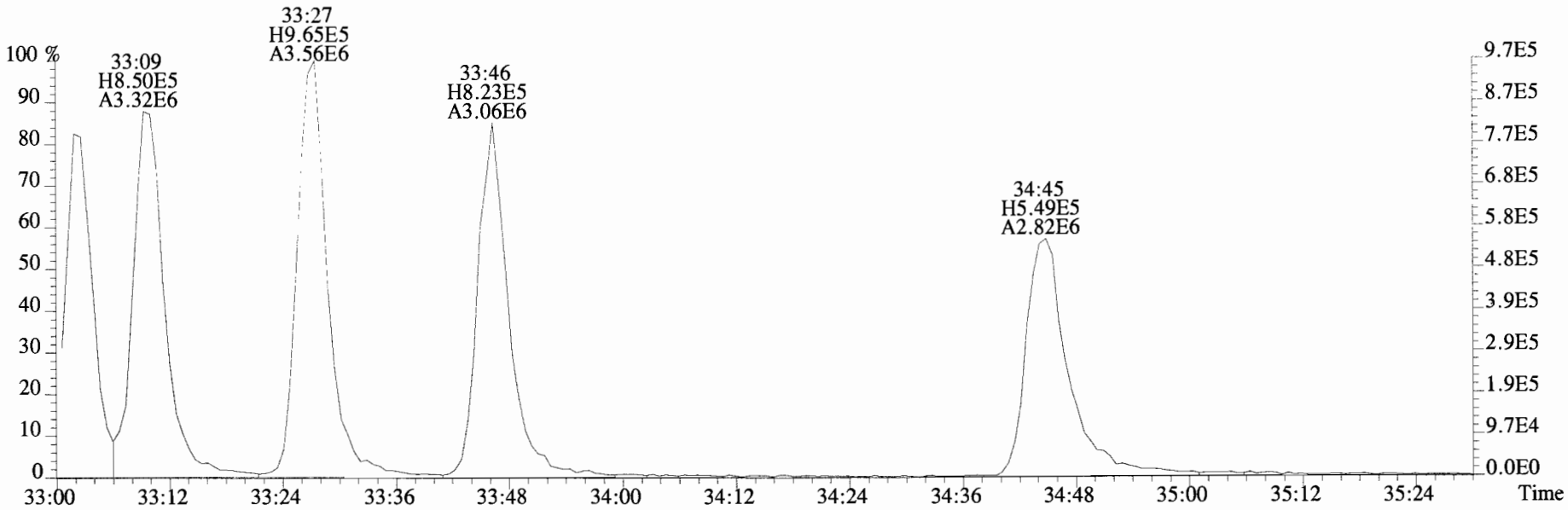

385.8610 S:4 F:3 BSUB(10000,15,-3.0) PKD(5,5,3,0.10%,100.0,0.00%,F,F)

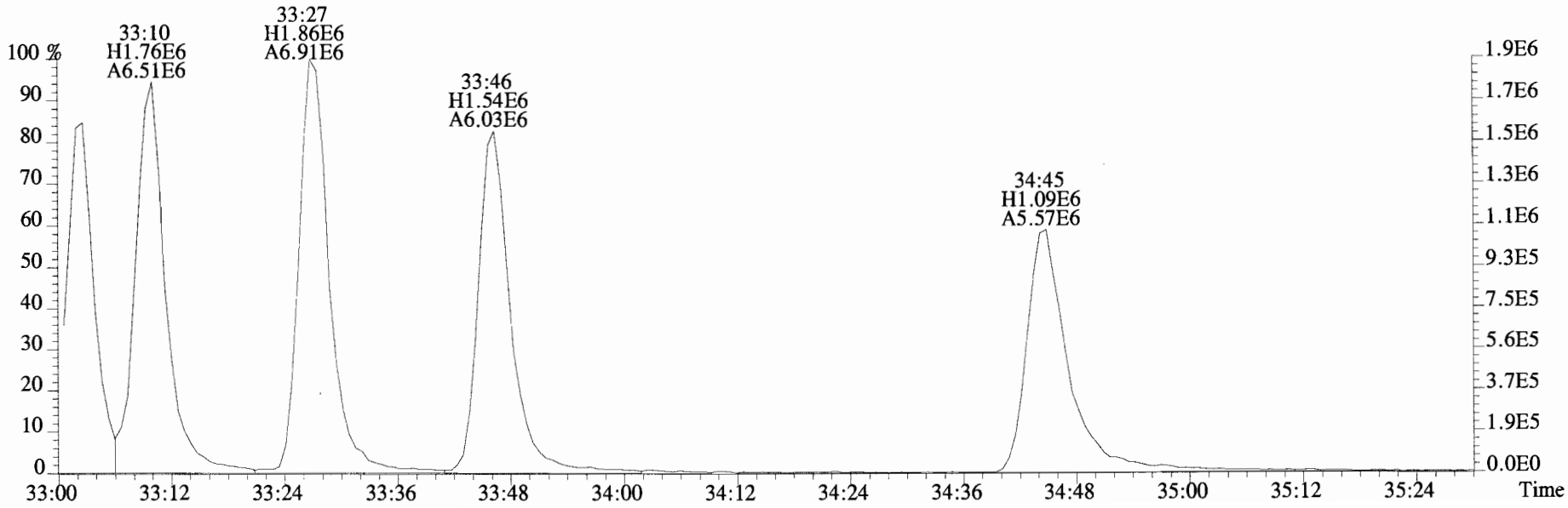

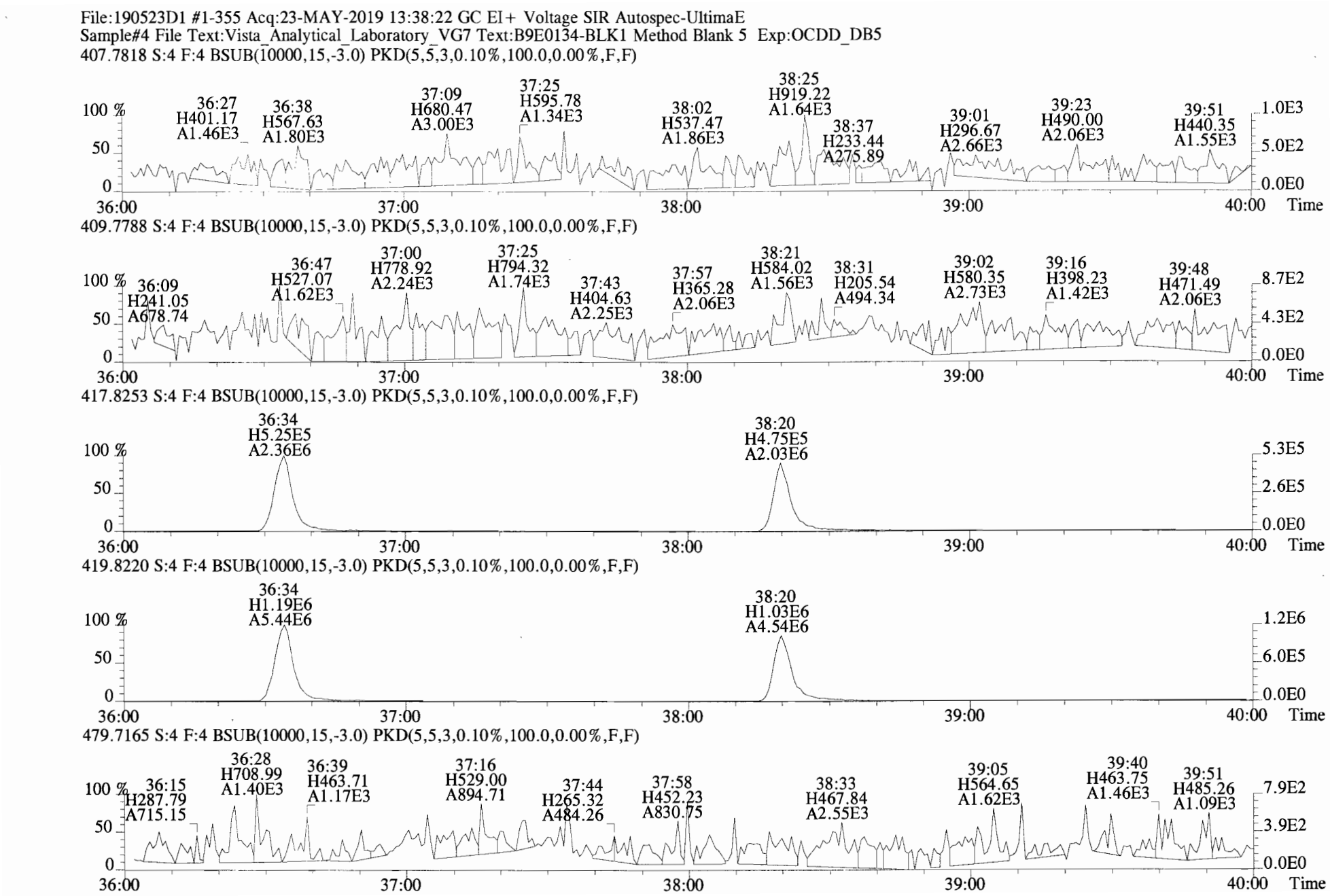
File:190523D1 #1-355 Acq:23-MAY-2019 13:38:22 GC EI+ Voltage SIR Autospec-UltimaE
Sample#4 File Text:Vista_Analytical_Laboratory_VG7 Text:B9E0134-BLK1 Method Blank 5 Exp:OCDD_DB5
407.7818 S:4 F:4 BSUB(10000,15,-3.0) PKD(5,5,3,0.10%,100.0,0.00%,F,F)
36:27 H401.17 A1.46E3
36:38 H567.63 A1.80E3
37:09 H680.47 A3.00E3
37:25 H595.78 A1.34E3
38:02 H537.47 A1.86E3
38:25 H919.22 A1.64E3
38:37 H233.44 A275.89
39:01 H296.67 A2.66E3
39:23 H490.00 A2.06E3
39:51 H440.35 A1.55E3
409.7788 S:4 F:4 BSUB(10000,15,-3.0) PKD(5,5,3,0.10%,100.0,0.00%,F,F)
36:09 H241.05 A678.74
36:47 H527.07 A1.62E3
37:00 H778.92 A2.24E3
37:25 H794.32 A1.74E3
37:43 H404.63 A2.25E3
37:57 H365.28 A2.06E3
38:21 H584.02 A1.56E3
38:31 H205.54 A494.34
39:02 H580.35 A2.73E3
39:16 H398.23 A1.42E3
39:48 H471.49 A2.06E3
417.8253 S:4 F:4 BSUB(10000,15,-3.0) PKD(5,5,3,0.10%,100.0,0.00%,F,F)
36:34 H5.25E5 A2.36E6
38:20 H4.75E5 A2.03E6
419.8220 S:4 F:4 BSUB(10000,15,-3.0) PKD(5,5,3,0.10%,100.0,0.00%,F,F)
36:34 H1.19E6 A5.44E6
38:20 H1.03E6 A4.54E6
479.7165 S:4 F:4 BSUB(10000,15,-3.0) PKD(5,5,3,0.10%,100.0,0.00%,F,F)
36:15 H287.79 A715.15
36:28 H708.99 A1.40E3
36:39 H463.71 A1.17E3
37:16 H529.00 A894.71
37:44 H265.32 A484.26
37:58 H452.23 A830.75
38:33 H467.84 A2.55E3
39:05 H564.65 A1.62E3
39:40 H463.75 A1.46E3
39:51 H485.26 A1.09E3
100 %
50
0
36:00
37:00
38:00
39:00
40:00
Time
1.0E3
5.0E2
0.0E0
8.7E2
4.3E2
5.3E5
2.6E5
1.2E6
6.0E5
7.9E2
3.9E2

File:190523D1 #1-432 Acq:23-MAY-2019 13:38:22 GC EI+ Voltage SIR Autospec-UltimaE
Sample#4 File Text:Vista_Analytical_Laboratory_VG7 Text:B9E0134-BLK1 Method Blank 5 Exp:OCDD_DB5

441.7428 S:4 F:5 BSUB(10000,15,-3.0) PKD(5,5,3,0.10%,100.0,0.00%,F,F)

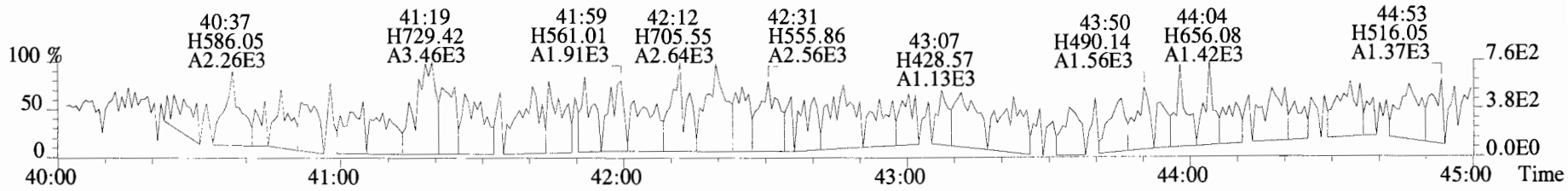

443.7398 S:4 F:5 BSUB(10000,15,-3.0) PKD(5,5,3,0.10%,100.0,0.00%,F,F)

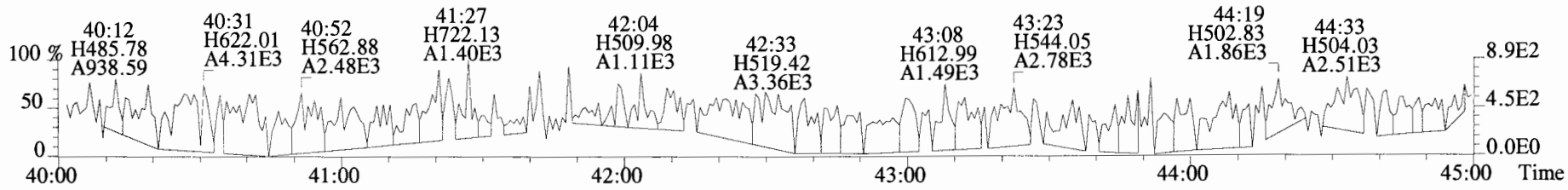

453.7831 S:4 F:5 BSUB(10000,15,-3.0) PKD(5,5,3,0.10%,100.0,0.00%,F,F)



455.7801 S:4 F:5 BSUB(10000,15,-3.0) PKD(5,5,3,0.10%,100.0,0.00%,F,F)

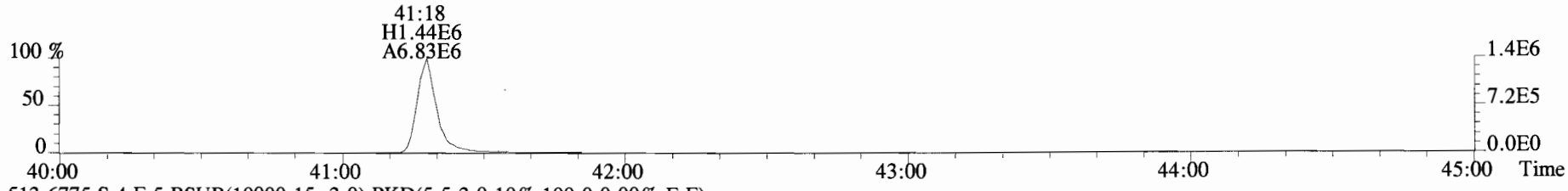

513.6775 S:4 F:5 BSUB(10000,15,-3.0) PKD(5,5,3,0.10%,100.0,0.00%,F,F)

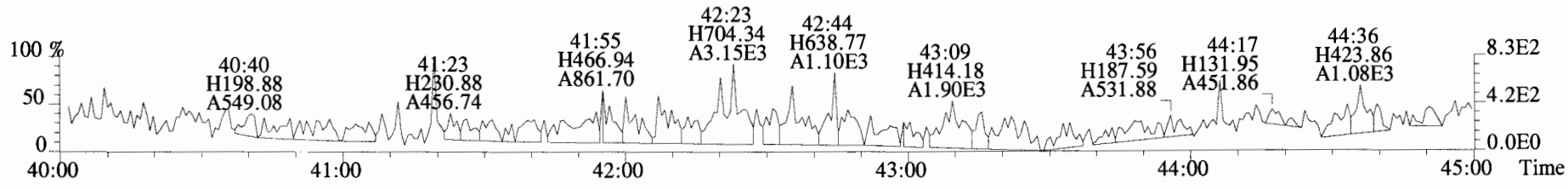

FORM 8A

PCDD/PCDF ONGOING PRECISION AND RECOVERY (OPR)

Lab Name: Vista Analytical Laboratory Extraction Batch: B9E0134-BS1

Contract No.: SAS No.:

Matrix (aqueous/solid/leachate): SOLID OPR Data Filename: 190523D1-2

Ext. Date: Shift: Day Analysis Date: 23-MAY-19 Time: 12:02:57

ALL CONCENTRATIONS REPORTED ON THIS FORM ARE CONCENTRATIONS IN EXTRACT.

NATIVE ANALYTES	SPIKE CONC. (ng/mL)	CONC. FOUND (ng/mL)	OPR CONC. LIMITS (1) (ng/mL)
2,3,7,8-TCDD	10	10.0	6.7 - 15.8 7.3 - 14.6 (2)
1,2,3,7,8-PeCDD	50	52.2	35.0 - 71.0
1,2,3,4,7,8-HxCDD	50	48.8	35.0 - 82.0
1,2,3,6,7,8-HxCDD	50	51.0	38.0 - 67.0
1,2,3,7,8,9-HxCDD	50	49.9	32.0 - 81.0
1,2,3,4,6,7,8-HpCDD	50	49.6	35.0 - 70.0
OCDD	100	102	78.0 - 144.0
2,3,7,8-TCDF	10	9.89	7.5 - 15.8 8.0 - 14.7 (2)
1,2,3,7,8-PeCDF	50	49.6	40.0 - 67.0
2,3,4,7,8-PeCDF	50	51.7	34.0 - 80.0
1,2,3,4,7,8-HxCDF	50	51.2	36.0 - 67.0
1,2,3,6,7,8-HxCDF	50	51.9	42.0 - 65.0
2,3,4,6,7,8-HxCDF	50	51.3	35.0 - 78.0
1,2,3,7,8,9-HxCDF	50	52.1	39.0 - 65.0
1,2,3,4,6,7,8-HpCDF	50	50.6	41.0 - 61.0
1,2,3,4,7,8,9-HpCDF	50	51.0	39.0 - 69.0
OCDF	100	101	63.0 - 170.0

(1) Contract-required concentration limits for OPR as specified in Table 6, Method 1613. 10/94

(2) Contract-required concentration limits for OPR as specified in Table 6a, Method 1613. 10/94

Analyst: DB

Date: 5/24/19

FORM 8B
PCDD/PCDF ONGOING PRECISION AND RECOVERY (OPR)

Lab Name: Vista Analytical Laboratory Extraction Batch: B9E0134-BS1

Contract No.: SAS No.:

Matrix (aqueous/solid/leachate): SOLID OPR Data Filename: 190523D1-2

Ext. Date: Shift: Day Analysis Date: 23-MAY-19 Time: 12:02:57

ALL CONCENTRATIONS REPORTED ON THIS FORM ARE CONCENTRATIONS IN EXTRACT.

LABELED COMPOUNDS	SPIKE CONC. (ng/mL)	CONC. FOUND (ng/mL)	OPR CONC. LIMITS (1) (ng/mL)
13C-2,3,7,8-TCDD	100	77.6	20.0 - 175.0
			25.0 - 141.0 (2)
13C-1,2,3,7,8-PeCDD	100	82.4	21.0 - 227.0
13C-1,2,3,4,7,8-HxCDD	100	90.8	21.0 - 193.0
13C-1,2,3,6,7,8-HxCDD	100	89.6	25.0 - 163.0
13C-1,2,3,7,8,9-HxCDD	100	92.7	21.0 - 193.0
13C-1,2,3,4,6,7,8-HpCDD	100	88.6	26.0 - 166.0
13C-OCDD	200	153	26.0 - 397.0
13C-2,3,7,8-TCDF	100	77.1	22.0 - 152.0
			26.0 - 126.0 (2)
13C-1,2,3,7,8-PeCDF	100	82.0	21.0 - 192.0
13C-2,3,4,7,8-PeCDF	100	80.6	13.0 - 328.0
13C-1,2,3,4,7,8-HxCDF	100	88.2	19.0 - 202.0
13C-1,2,3,6,7,8-HxCDF	100	92.6	21.0 - 159.0
13C-2,3,4,6,7,8-HxCDF	100	93.5	22.0 - 176.0
13C-1,2,3,7,8,9-HxCDF	100	90.9	17.0 - 205.0
13C-1,2,3,4,6,7,8-HpCDF	100	89.7	21.0 - 158.0
13C-1,2,3,4,7,8,9-HpCDF	100	89.8	20.0 - 186.0
13C-OCDF	200	160	26.0 - 397.0
CLEANUP STANDARD			
37Cl-2,3,7,8-TCDD	40	29.5	12.4 - 76.4

(1) Contract-required concentration limits for OPR as specified in Table 6, Method 1613. 10/94

(2) Contract-required concentration limits for OPR as specified in Table 6a, Method 1613. 10/94

Analyst: DB

Date: 5/24/19

Client ID: OPR Filename: 190523D1 S:2 Acq:23-MAY-19 12:02:57 ConCal: ST190523D1-1
Lab ID: B9E0134-BS1 GC Column ID: ZB-5MS ICal: 1613VG7-5-10-19 wt/vol: 1.000 EndCAL: NA

	Name	Resp	RA	RRF	RT	Conc	Qual	noise	Fac	DL
	2,3,7,8-TCDD	1.21e+06	0.80 y	0.90	26:13	10.028		*	2.5	*
	1,2,3,7,8-PeCDD	5.74e+06	0.61 y	0.87	30:39	52.164		*	2.5	*
	1,2,3,4,7,8-HxCDD	5.01e+06	1.20 y	1.05	33:56	48.826		*	2.5	*
	1,2,3,6,7,8-HxCDD	5.70e+06	1.20 y	0.93	34:03	51.012		*	2.5	*
	1,2,3,7,8,9-HxCDD	5.75e+06	1.19 y	0.96	34:22	49.876		*	2.5	*
	1,2,3,4,6,7,8-HpCDD	4.75e+06	1.04 y	0.99	37:47	49.613		*	2.5	*
	OCDD	7.62e+06	0.90 y	0.99	41:05	101.82		*	2.5	*
	2,3,7,8-TCDF	1.62e+06	0.79 y	0.94	25:28	9.8940		*	2.5	*
	1,2,3,7,8-PeCDF	7.68e+06	1.62 y	0.92	29:29	49.581		*	2.5	*
	2,3,4,7,8-PeCDF	8.01e+06	1.58 y	0.96	30:23	51.664		*	2.5	*
	1,2,3,4,7,8-HxCDF	7.10e+06	1.23 y	1.15	33:03	51.206		*	2.5	*
	1,2,3,6,7,8-HxCDF	8.12e+06	1.18 y	1.04	33:11	51.944		*	2.5	*
	2,3,4,6,7,8-HxCDF	7.97e+06	1.18 y	1.10	33:47	51.273		*	2.5	*
	1,2,3,7,8,9-HxCDF	6.73e+06	1.20 y	1.03	34:46	52.058		*	2.5	*
	1,2,3,4,6,7,8-HpCDF	6.21e+06	1.01 y	1.06	36:35	50.551		*	2.5	*
	1,2,3,4,7,8,9-HpCDF	5.64e+06	1.02 y	1.23	38:21	50.981		*	2.5	*
	OCDF	9.52e+06	0.91 y	0.94	41:19	101.33		*	2.5	*
IS	13C-2,3,7,8-TCDD	1.34e+07	0.76 y	1.11	26:12	77.599				
IS	13C-1,2,3,7,8-PeCDD	1.26e+07	0.62 y	0.98	30:38	82.438				
IS	13C-1,2,3,4,7,8-HxCDD	9.77e+06	1.26 y	0.68	33:55	90.844				
IS	13C-1,2,3,6,7,8-HxCDD	1.20e+07	1.25 y	0.84	34:02	89.646				
IS	13C-1,2,3,7,8,9-HxCDD	1.20e+07	1.20 y	0.81	34:20	92.667				
IS	13C-1,2,3,4,6,7,8-HpCDD	9.67e+06	1.04 y	0.69	37:46	88.593				
IS	13C-OCDD	1.52e+07	0.93 y	0.62	41:04	152.59				
IS	13C-2,3,7,8-TCDF	1.74e+07	0.81 y	1.05	25:27	77.074				
IS	13C-1,2,3,7,8-PeCDF	1.68e+07	1.58 y	0.95	29:29	82.013				
IS	13C-2,3,4,7,8-PeCDF	1.62e+07	1.56 y	0.94	30:22	80.597				
IS	13C-1,2,3,4,7,8-HxCDF	1.20e+07	0.50 y	0.86	33:02	88.169				
IS	13C-1,2,3,6,7,8-HxCDF	1.51e+07	0.50 y	1.02	33:10	92.603				
IS	13C-2,3,4,6,7,8-HxCDF	1.42e+07	0.50 y	0.95	33:46	93.469				
IS	13C-1,2,3,7,8,9-HxCDF	1.26e+07	0.50 y	0.87	34:45	90.941				
IS	13C-1,2,3,4,6,7,8-HpCDF	1.15e+07	0.44 y	0.81	36:34	89.651				
IS	13C-1,2,3,4,7,8,9-HpCDF	9.03e+06	0.42 y	0.63	38:20	89.769				
IS	13C-OCDF	2.00e+07	0.90 y	0.78	41:18	160.47				
C/Up	37Cl-2,3,7,8-TCDD	5.62e+06		1.22	26:13	29.495				
RS/RT	13C-1,2,3,4-TCDD	1.57e+07	0.78 y	1.00	25:37	100.00				
RS	13C-1,2,3,4-TCDF	2.15e+07	0.80 y	1.00	24:14	100.00				
RS/RT	13C-1,2,3,4,6,9-HxCDF	1.59e+07	0.50 y	1.00	33:27	100.00				

Name	Conc	EMPC	Qual	noise	DL
Total Tetra-Dioxins	10.2	10.8		*	*
Total Penta-Dioxins	52.2	52.4		*	*
Total Hexa-Dioxins	150	151		*	*
Total Hepta-Dioxins	50.3	52.1		*	*
Total Tetra-Furans	10.5	11.5		*	*
Total Penta-Furans	103.07	104.96		*	*
Total Hexa-Furans	206	207		*	*
Total Hepta-Furans	102	103		*	*

	Rec	Qual
IS	77.6	
IS	82.4	
IS	90.8	
IS	89.6	
IS	92.7	
IS	88.6	
IS	76.3	
IS	77.1	
IS	82.0	
IS	80.6	
IS	88.2	
IS	92.6	
IS	93.5	
IS	90.9	
IS	89.7	
IS	89.8	
IS	80.2	
C/Up	73.7	

Integrations by Analyst: DB Date: 5/24/19

Reviewed by Analyst: CT Date: 05/28/19

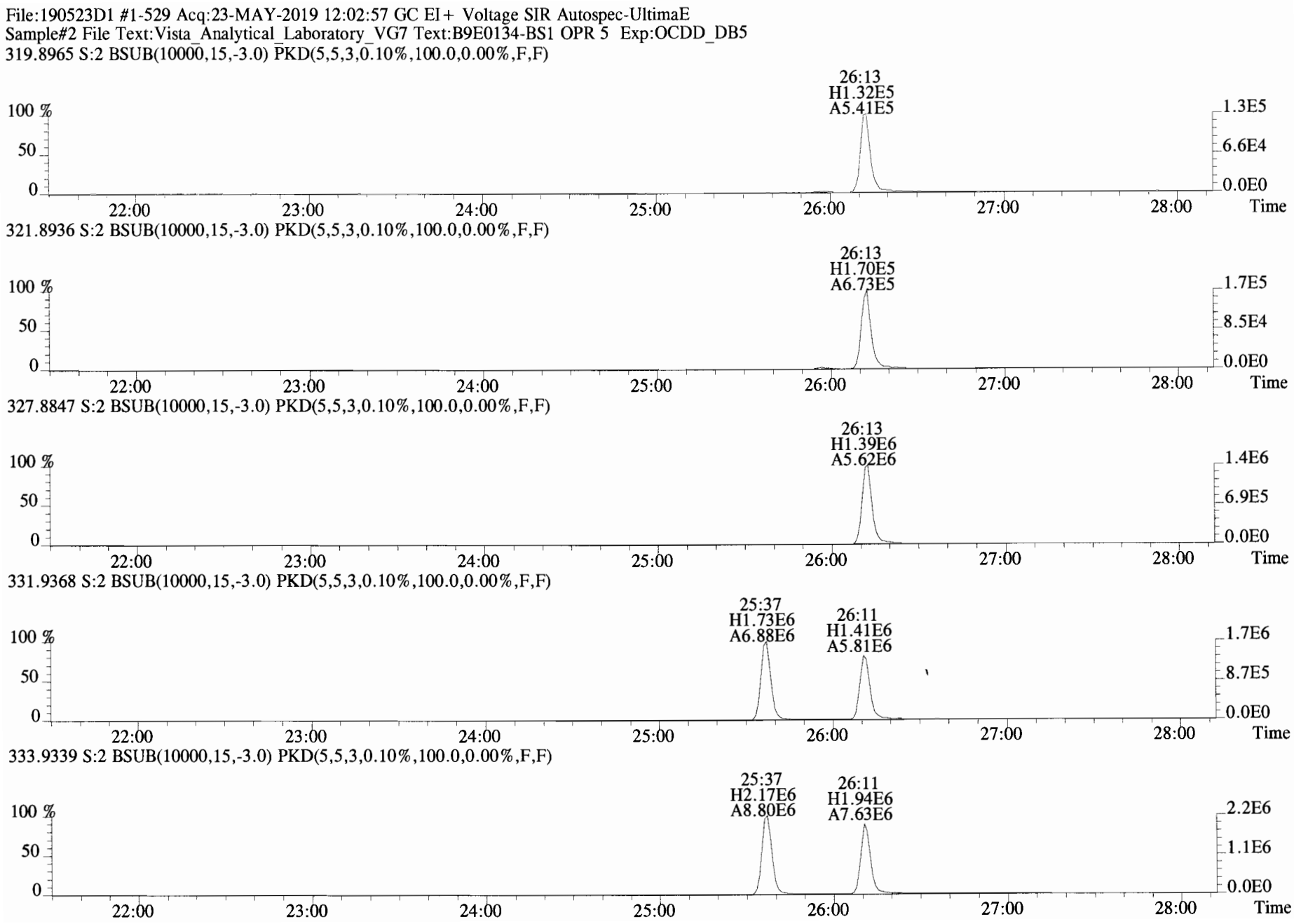
File:190523D1 #1-529 Acq:23-MAY-2019 12:02:57 GC EI+ Voltage SIR Autospec-UltimaE
Sample#2 File Text:Vista_Analytical_Laboratory_VG7 Text:B9E0134-BS1 OPR 5 Exp:OCDD_DB5
319.8965 S:2 BSUB(10000,15,-3.0) PKD(5,5,3,0.10%,100.0,0.00%,F,F)
26:13
H1.32E5
A5.41E5
321.8936 S:2 BSUB(10000,15,-3.0) PKD(5,5,3,0.10%,100.0,0.00%,F,F)
26:13
H1.70E5
A6.73E5
327.8847 S:2 BSUB(10000,15,-3.0) PKD(5,5,3,0.10%,100.0,0.00%,F,F)
26:13
H1.39E6
A5.62E6
331.9368 S:2 BSUB(10000,15,-3.0) PKD(5,5,3,0.10%,100.0,0.00%,F,F)
25:37
H1.73E6
A6.88E6
26:11
H1.41E6
A5.81E6
333.9339 S:2 BSUB(10000,15,-3.0) PKD(5,5,3,0.10%,100.0,0.00%,F,F)
25:37
H2.17E6
A8.80E6
26:11
H1.94E6
A7.63E6
100 %
50
0
22:00
23:00
24:00
25:00
26:00
27:00
28:00
Time
1.3E5
6.6E4
0.0E0
1.7E5
8.5E4
0.0E0
1.4E6
6.9E5
0.0E0
1.7E6
8.7E5
0.0E0
2.2E6
1.1E6
0.0E0

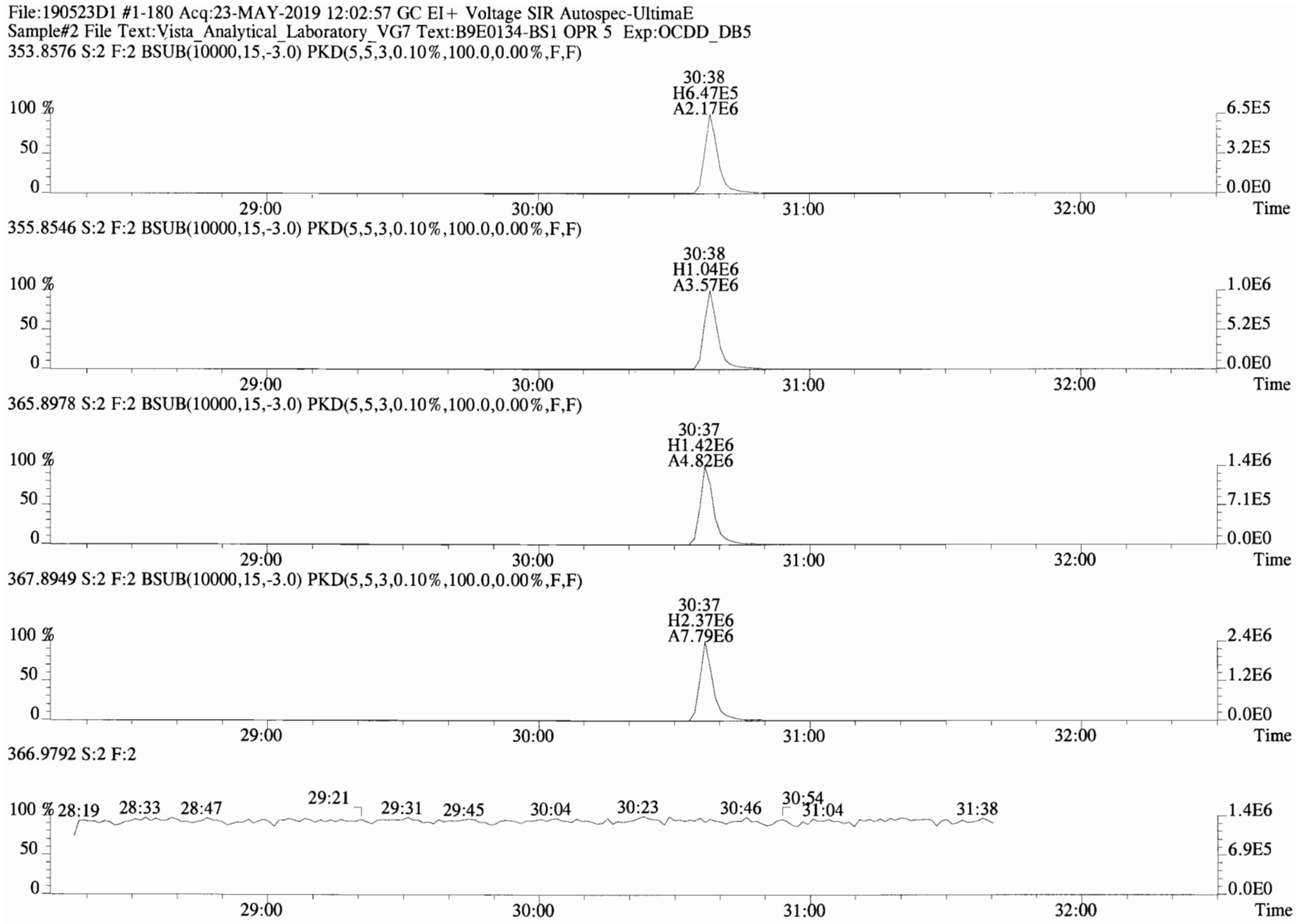
File:190523D1 #1-180 Acq:23-MAY-2019 12:02:57 GC EI+ Voltage SIR Autospec-UltimaE
Sample#2 File Text:Vista_Analytical_Laboratory_VG7 Text:B9E0134-BS1 OPR 5 Exp:OCDD_DB5
353.8576 S:2 F:2 BSUB(10000,15,-3.0) PKD(5,5,3,0.10%,100.0,0.00%,F,F)
30:38
H6.47E5
A2.17E6
355.8546 S:2 F:2 BSUB(10000,15,-3.0) PKD(5,5,3,0.10%,100.0,0.00%,F,F)
30:38
H1.04E6
A3.57E6
365.8978 S:2 F:2 BSUB(10000,15,-3.0) PKD(5,5,3,0.10%,100.0,0.00%,F,F)
30:37
H1.42E6
A4.82E6
367.8949 S:2 F:2 BSUB(10000,15,-3.0) PKD(5,5,3,0.10%,100.0,0.00%,F,F)
30:37
H2.37E6
A7.79E6
366.9792 S:2 F:2
28:19
28:33
28:47
29:21
29:31
29:45
30:04
30:23
30:46
30:54
31:04
31:38
100 %
50
0
29:00
30:00
31:00
32:00
Time
6.5E5
3.2E5
0.0E0
1.0E6
5.2E5
1.4E6
7.1E5
2.4E6
1.2E6
6.9E5

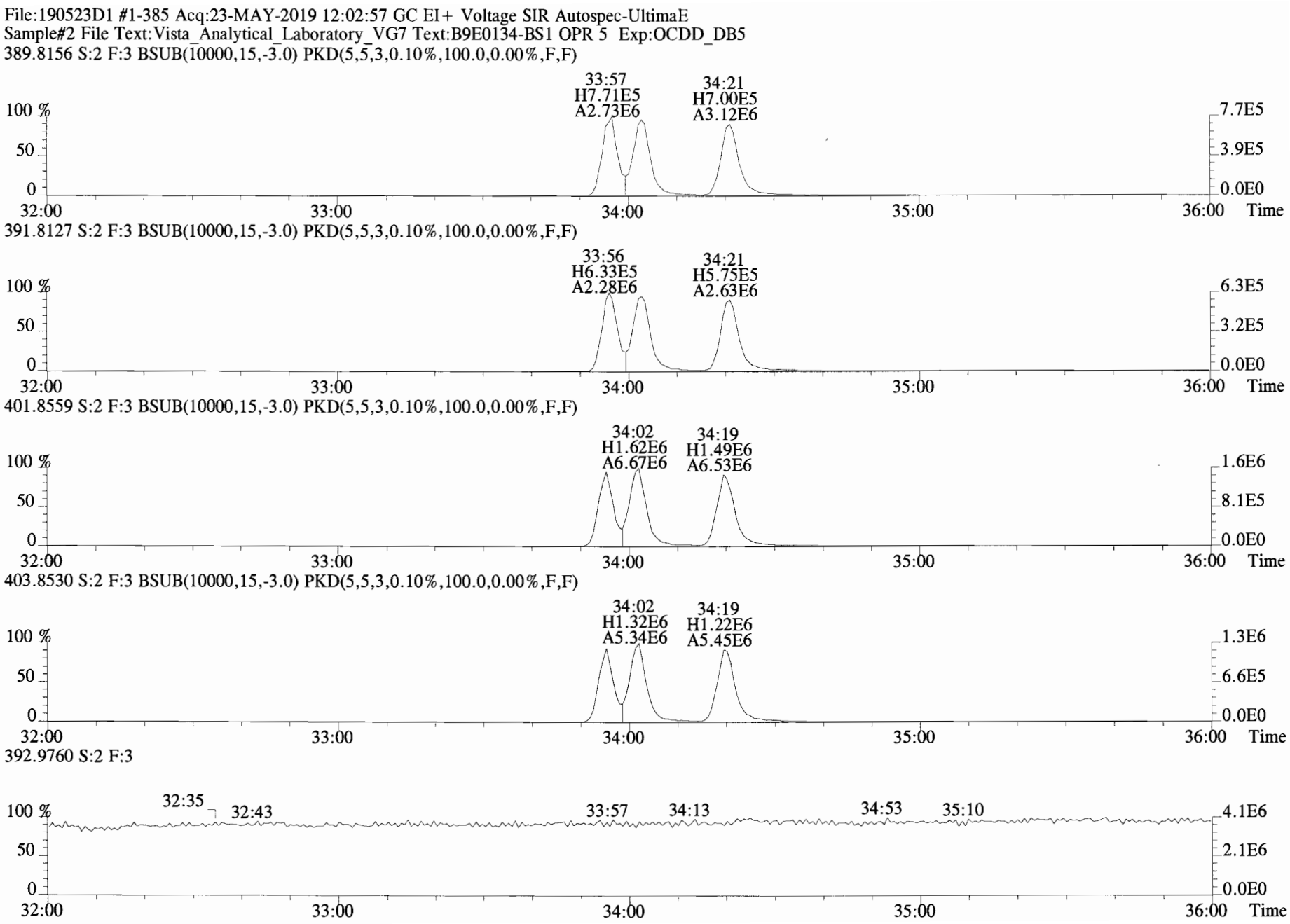
File:190523D1 #1-385 Acq:23-MAY-2019 12:02:57 GC EI+ Voltage SIR Autospec-UltimaE
Sample#2 File Text:Vista_Analytical_Laboratory_VG7 Text:B9E0134-BS1 OPR 5 Exp:OCDD_DB5
389.8156 S:2 F:3 BSUB(10000,15,-3.0) PKD(5,5,3,0.10%,100.0,0.00%,F,F)
33:57 H7.71E5 A2.73E6
34:21 H7.00E5 A3.12E6
391.8127 S:2 F:3 BSUB(10000,15,-3.0) PKD(5,5,3,0.10%,100.0,0.00%,F,F)
33:56 H6.33E5 A2.28E6
34:21 H5.75E5 A2.63E6
401.8559 S:2 F:3 BSUB(10000,15,-3.0) PKD(5,5,3,0.10%,100.0,0.00%,F,F)
34:02 H1.62E6 A6.67E6
34:19 H1.49E6 A6.53E6
403.8530 S:2 F:3 BSUB(10000,15,-3.0) PKD(5,5,3,0.10%,100.0,0.00%,F,F)
34:02 H1.32E6 A5.34E6
34:19 H1.22E6 A5.45E6
392.9760 S:2 F:3
32:35
32:43
33:57
34:13
34:53
35:10
100 %
50
0
7.7E5
3.9E5
0.0E0
6.3E5
3.2E5
1.6E6
8.1E5
1.3E6
6.6E5
4.1E6
2.1E6
32:00
33:00
34:00
35:00
36:00
Time

File:190523D1 #1-385 Acq:23-MAY-2019 12:02:57 GC EI+ Voltage SIR Autospec-UltimaE
Sample#2 File Text:Vista_Analytical_Laboratory_VG7 Text:B9E0134-BS1 OPR 5 Exp:OCDD_DB5
401.8559 S:2 F:3 BSUB(10000,15,-3.0) PKD(5,5,3,0.10%,100.0,0.00%,F,F)

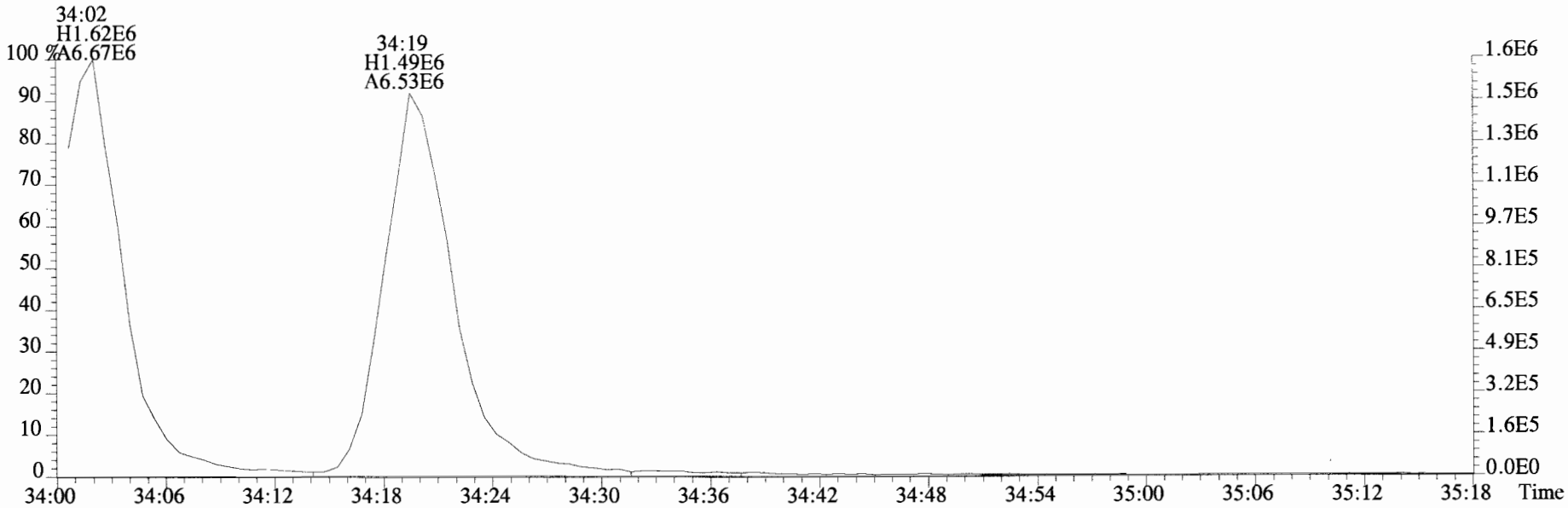

403.8530 S:2 F:3 BSUB(10000,15,-3.0) PKD(5,5,3,0.10%,100.0,0.00%,F,F)

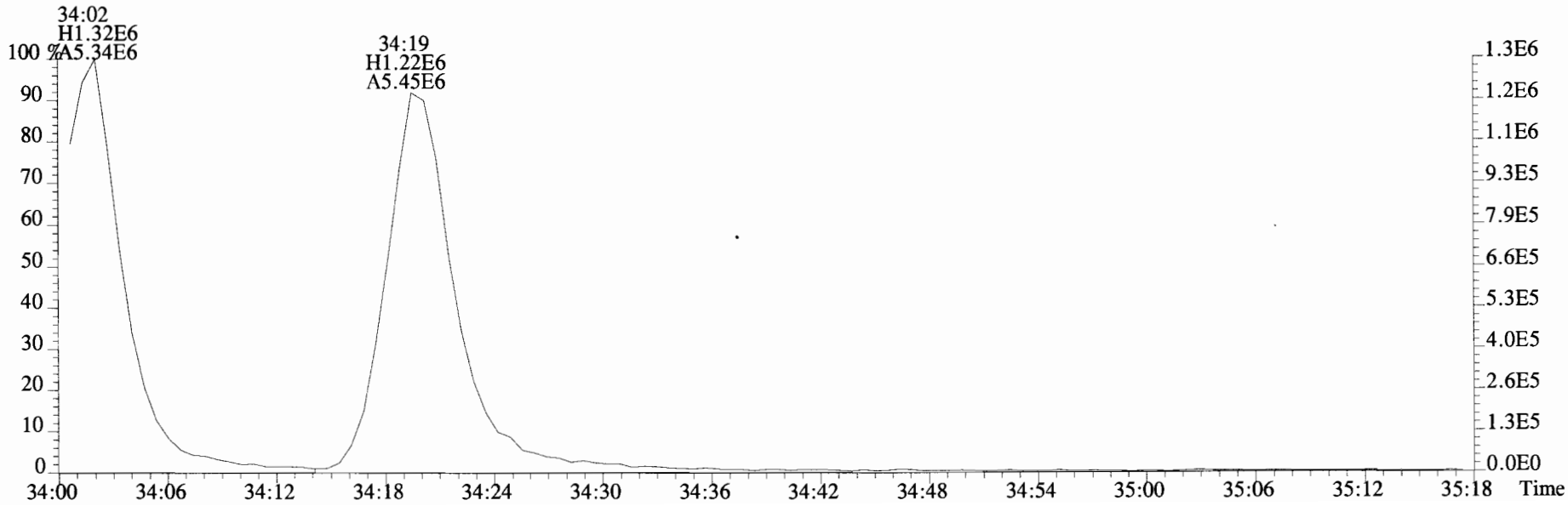

File:190523D1 #1-355 Acq:23-MAY-2019 12:02:57 GC EI+ Voltage SIR Autospec-UltimaE
Sample#2 File Text:Vista_Analytical_Laboratory_VG7 Text:B9E0134-BS1 OPR 5 Exp:OCDD_DB5
423.7767 S:2 F:4 BSUB(10000,15,-3.0) PKD(5,5,3,0.10%,100.0,0.00%,F,F)

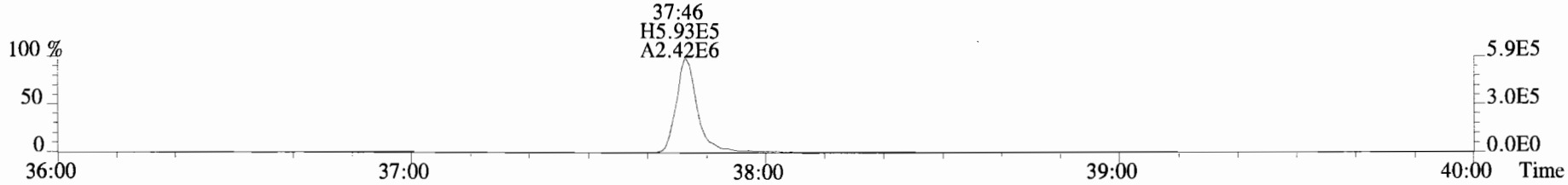

425.7737 S:2 F:4 BSUB(10000,15,-3.0) PKD(5,5,3,0.10%,100.0,0.00%,F,F)

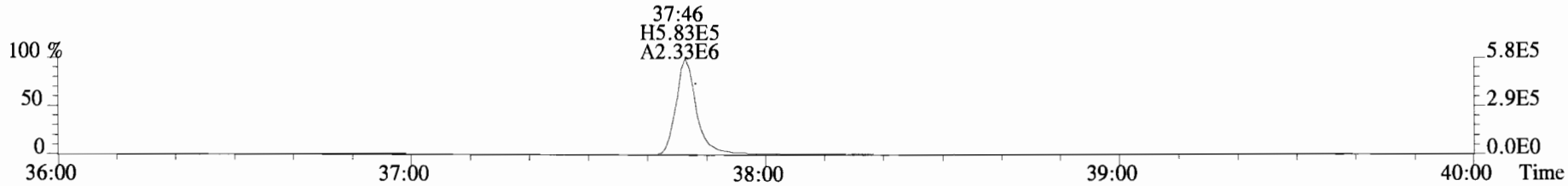

435.8169 S:2 F:4 BSUB(10000,15,-3.0) PKD(5,5,3,0.10%,100.0,0.00%,F,F)

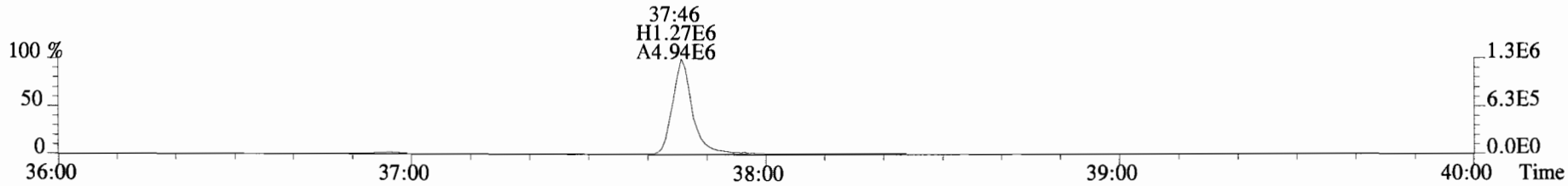

437.8140 S:2 F:4 BSUB(10000,15,-3.0) PKD(5,5,3,0.10%,100.0,0.00%,F,F)

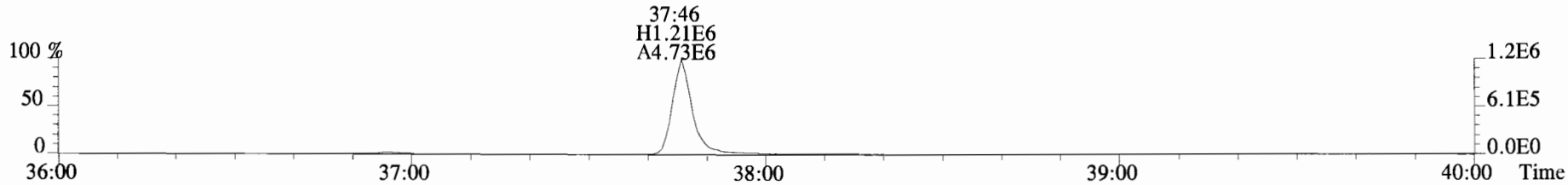

454.9728 S:2 F:4

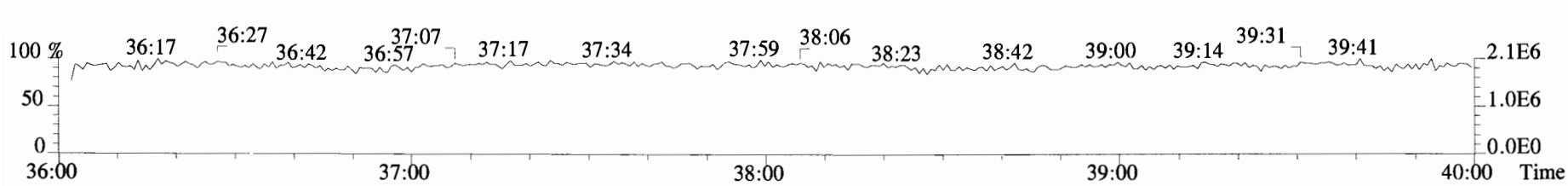

File:190523D1 #1-432 Acq:23-MAY-2019 12:02:57 GC EI+ Voltage SIR Autospec-UltimaE
Sample#2 File Text:Vista_Analytical_Laboratory_VG7 Text:B9E0134-BS1 OPR 5 Exp:OCDD_DB5
457.7377 S:2 F:5 BSUB(10000,15,-3.0) PKD(5,5,3,0.10%,100.0,0.00%,F,F)

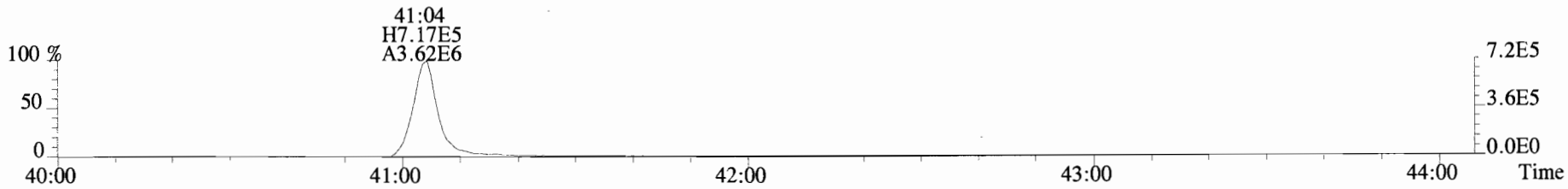

459.7348 S:2 F:5 BSUB(10000,15,-3.0) PKD(5,5,3,0.10%,100.0,0.00%,F,F)

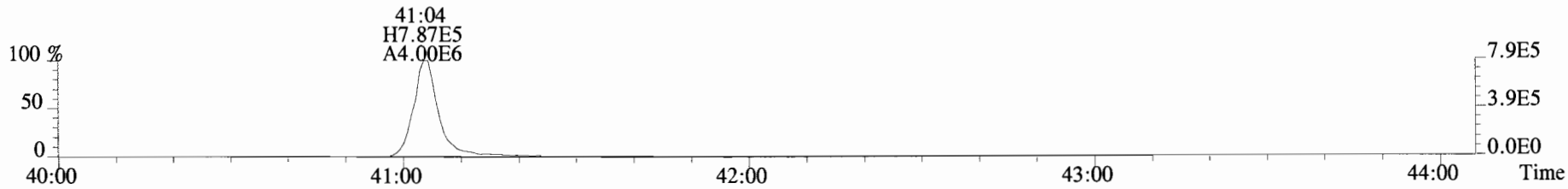

469.7780 S:2 F:5 BSUB(10000,15,-3.0) PKD(5,5,3,0.10%,100.0,0.00%,F,F)

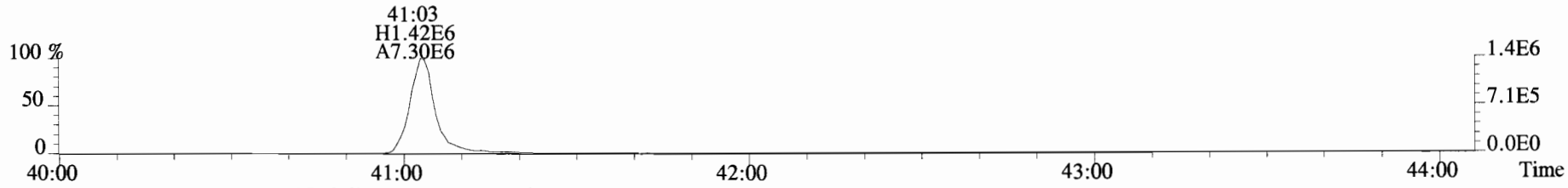

471.7750 S:2 F:5 BSUB(10000,15,-3.0) PKD(5,5,3,0.10%,100.0,0.00%,F,F)

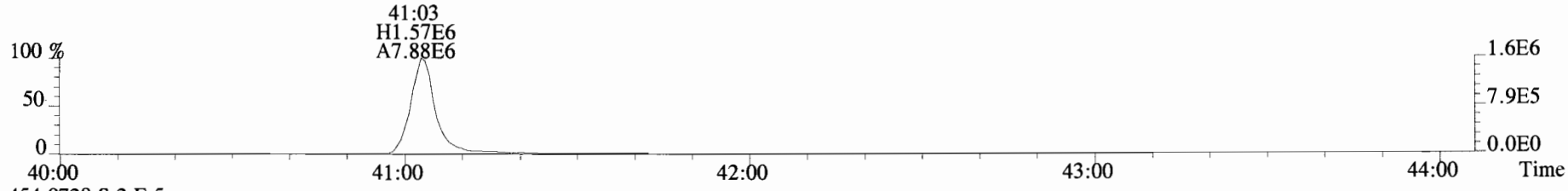

454.9728 S:2 F:5

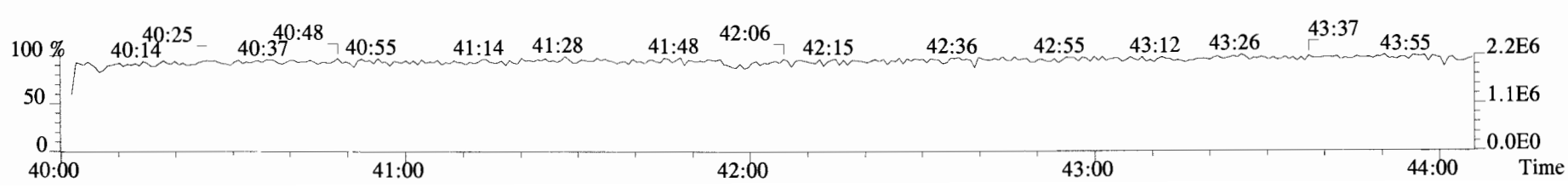

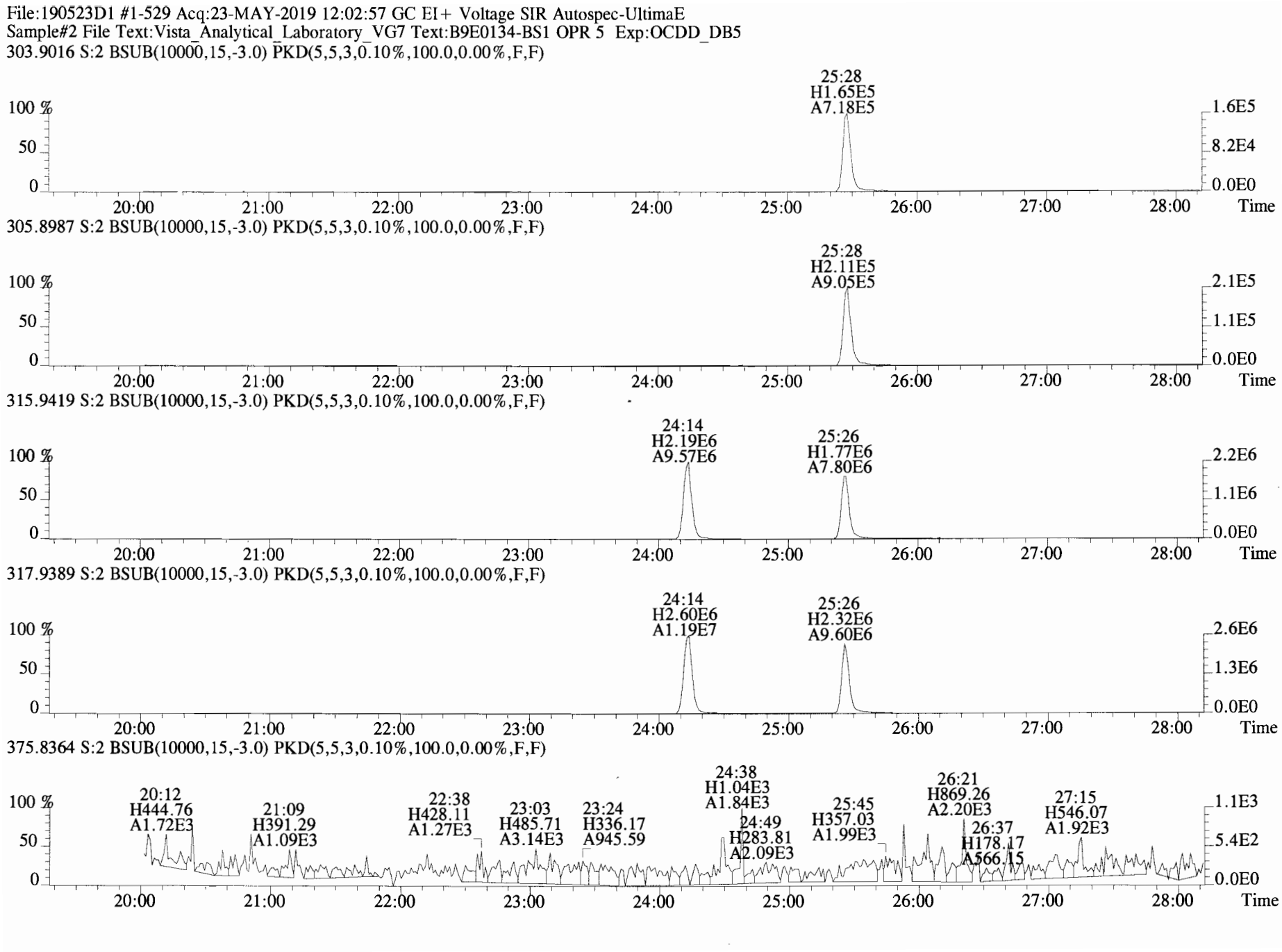
File:190523D1 #1-529 Acq:23-MAY-2019 12:02:57 GC EI+ Voltage SIR Autospec-UltimaE
Sample#2 File Text:Vista_Analytical_Laboratory_VG7 Text:B9E0134-BS1 OPR 5 Exp:OCDD_DB5
303.9016 S:2 BSUB(10000,15,-3.0) PKD(5,5,3,0.10%,100.0,0.00%,F,F)
25:28
H1.65E5
A7.18E5
305.8987 S:2 BSUB(10000,15,-3.0) PKD(5,5,3,0.10%,100.0,0.00%,F,F)
25:28
H2.11E5
A9.05E5
315.9419 S:2 BSUB(10000,15,-3.0) PKD(5,5,3,0.10%,100.0,0.00%,F,F)
24:14
H2.19E6
A9.57E6
25:26
H1.77E6
A7.80E6
317.9389 S:2 BSUB(10000,15,-3.0) PKD(5,5,3,0.10%,100.0,0.00%,F,F)
24:14
H2.60E6
A1.19E7
25:26
H2.32E6
A9.60E6
375.8364 S:2 BSUB(10000,15,-3.0) PKD(5,5,3,0.10%,100.0,0.00%,F,F)
20:12
H444.76
A1.72E3
21:09
H391.29
A1.09E3
22:38
H428.11
A1.27E3
23:03
H485.71
A3.14E3
23:24
H336.17
A945.59
24:38
H1.04E3
A1.84E3
24:49
H283.81
A2.09E3
25:45
H357.03
A1.99E3
26:21
H869.26
A2.20E3
26:37
H178.17
A566.15
27:15
H546.07
A1.92E3
100 %
50
0
20:00
21:00
22:00
23:00
24:00
25:00
26:00
27:00
28:00
Time
1.6E5
8.2E4
0.0E0
2.1E5
1.1E5
2.2E6
1.1E6
2.6E6
1.3E6
1.1E3
5.4E2

File:190523D1 #1-529 Acq:23-MAY-2019 12:02:57 GC EI+ Voltage SIR Autospec-UltimaE
Sample#2 File Text:Vista_Analytical_Laboratory_VG7 Text:B9E0134-BS1 OPR 5 Exp:OCDD_DB5
339.8597 S:2 BSUB(10000,15,-3.0) PKD(5,5,3,0.10%,100.0,0.00%,F,F)

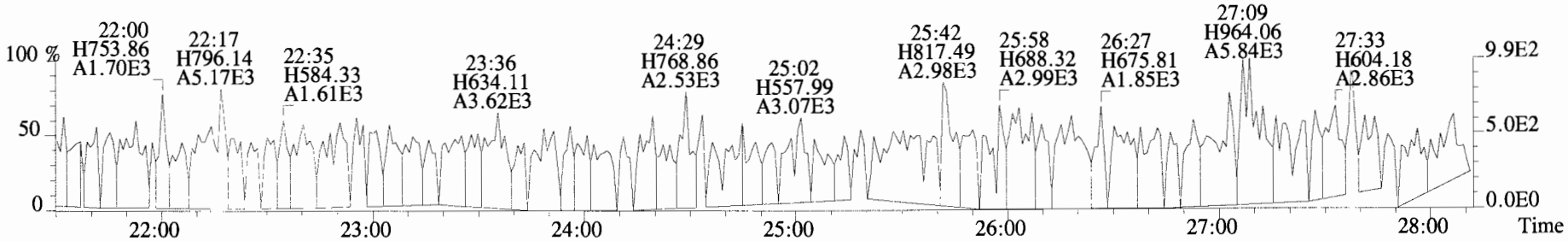

341.8568 S:2 BSUB(10000,15,-3.0) PKD(5,5,3,0.10%,100.0,0.00%,F,F)

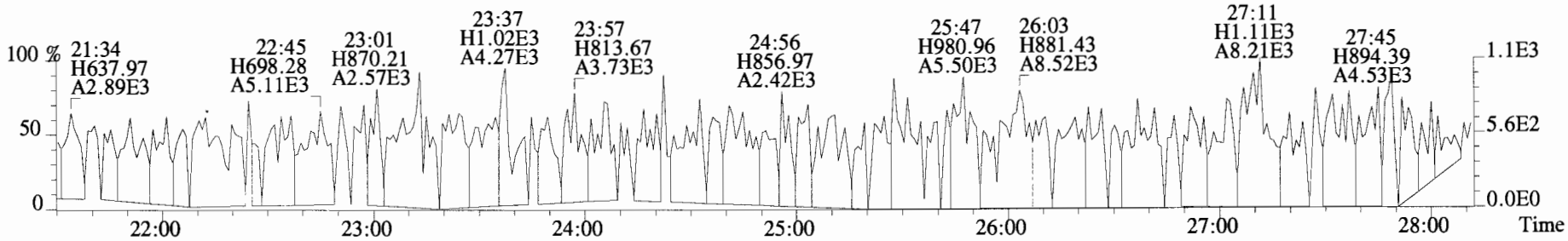

409.7974 S:2 BSUB(10000,15,-3.0) PKD(5,5,3,0.10%,100.0,0.00%,F,F)

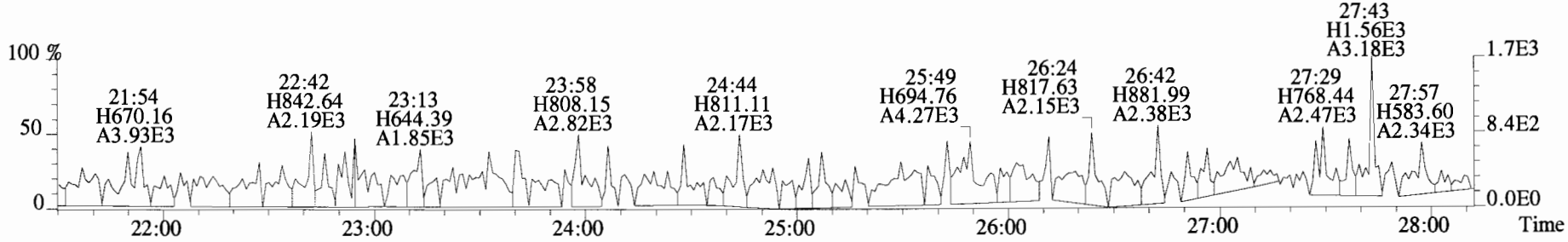

316.9824 S:2

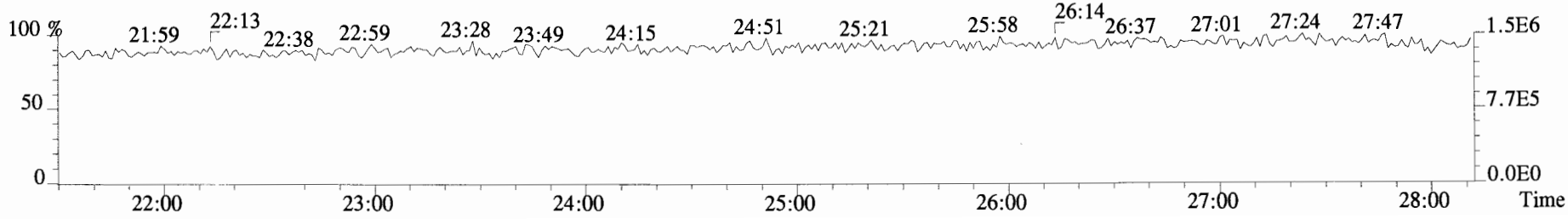

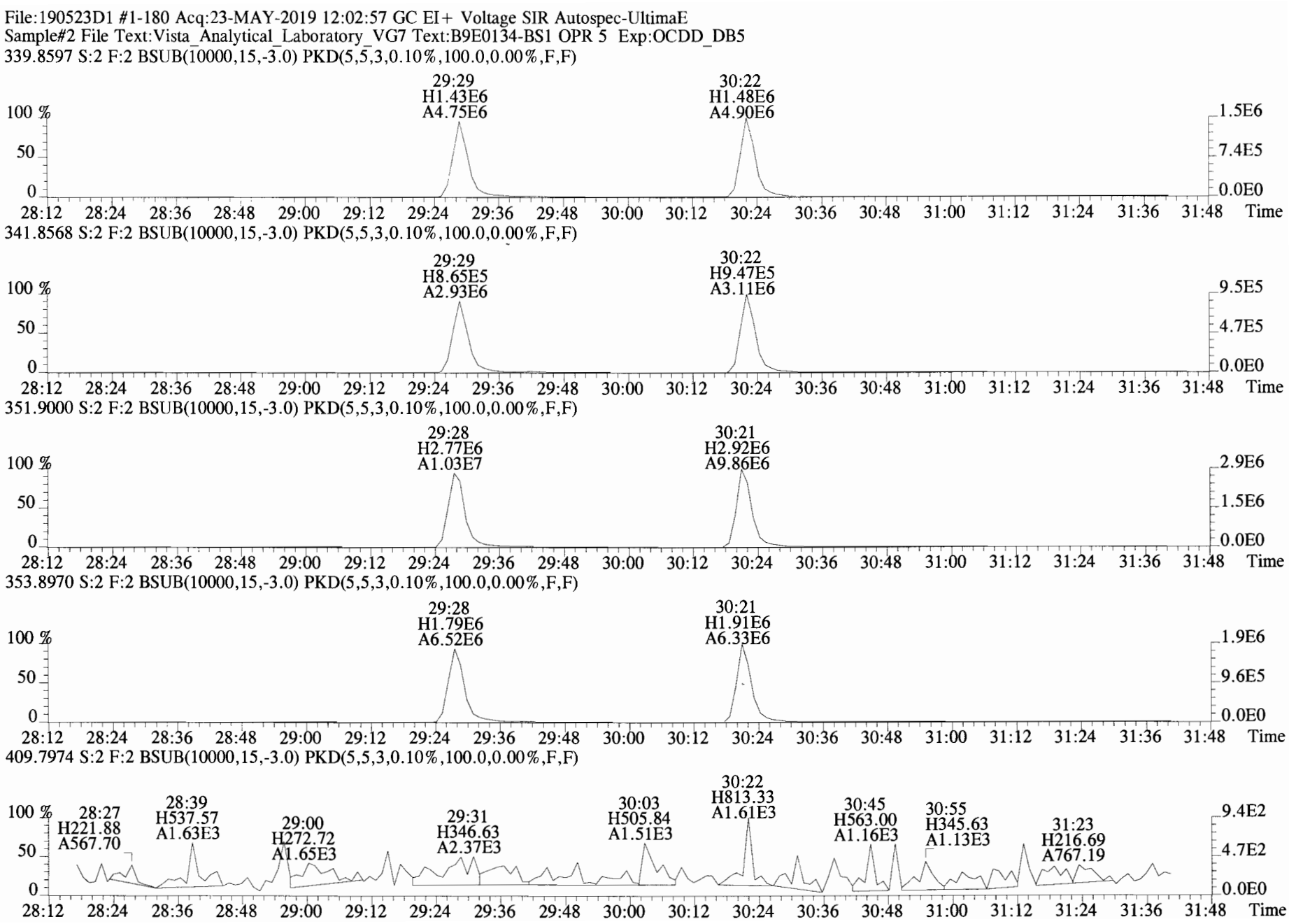
File:190523D1 #1-180 Acq:23-MAY-2019 12:02:57 GC EI+ Voltage SIR Autospec-UltimaE
Sample#2 File Text:Vista_Analytical_Laboratory_VG7 Text:B9E0134-BS1 OPR 5 Exp:OCDD_DB5
339.8597 S:2 F:2 BSUB(10000,15,-3.0) PKD(5,5,3,0.10%,100.0,0.00%,F,F)
29:29 H1.43E6 A4.75E6
30:22 H1.48E6 A4.90E6
1.5E6
7.4E5
0.0E0
341.8568 S:2 F:2 BSUB(10000,15,-3.0) PKD(5,5,3,0.10%,100.0,0.00%,F,F)
29:29 H8.65E5 A2.93E6
30:22 H9.47E5 A3.11E6
9.5E5
4.7E5
0.0E0
351.9000 S:2 F:2 BSUB(10000,15,-3.0) PKD(5,5,3,0.10%,100.0,0.00%,F,F)
29:28 H2.77E6 A1.03E7
30:21 H2.92E6 A9.86E6
2.9E6
1.5E6
0.0E0
353.8970 S:2 F:2 BSUB(10000,15,-3.0) PKD(5,5,3,0.10%,100.0,0.00%,F,F)
29:28 H1.79E6 A6.52E6
30:21 H1.91E6 A6.33E6
1.9E6
9.6E5
0.0E0
409.7974 S:2 F:2 BSUB(10000,15,-3.0) PKD(5,5,3,0.10%,100.0,0.00%,F,F)
28:27 H221.88 A567.70
28:39 H537.57 A1.63E3
29:00 H272.72 A1.65E3
29:31 H346.63 A2.37E3
30:03 H505.84 A1.51E3
30:22 H813.33 A1.61E3
30:45 H563.00 A1.16E3
30:55 H345.63 A1.13E3
31:23 H216.69 A767.19
9.4E2
4.7E2
0.0E0
100 %
50
0
28:12 28:24 28:36 28:48 29:00 29:12 29:24 29:36 29:48 30:00 30:12 30:24 30:36 30:48 31:00 31:12 31:24 31:36 31:48 Time

File:190523D1 #1-385 Acq:23-MAY-2019 12:02:57 GC EI+ Voltage SIR Autospec-UltimaE
Sample#2 File Text:Vista_Analytical_Laboratory_VG7 Text:B9E0134-BS1 OPR 5 Exp:OCDD_DB5
373.8207 S:2 F:3 BSUB(10000,15,-3.0) PKD(5,5,3,0.10%,100.0,0.00%,F,F)

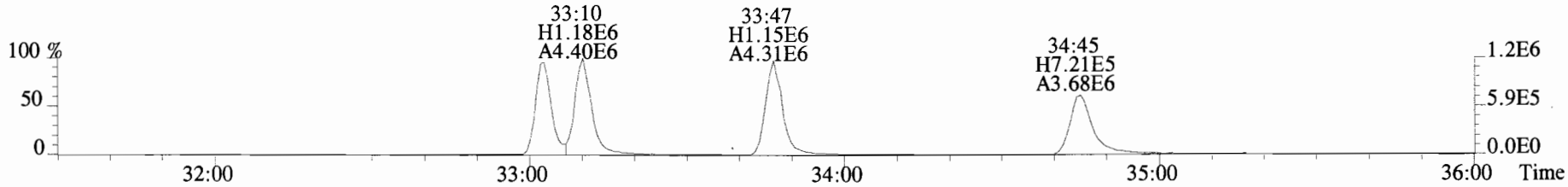

375.8178 S:2 F:3 BSUB(10000,15,-3.0) PKD(5,5,3,0.10%,100.0,0.00%,F,F)

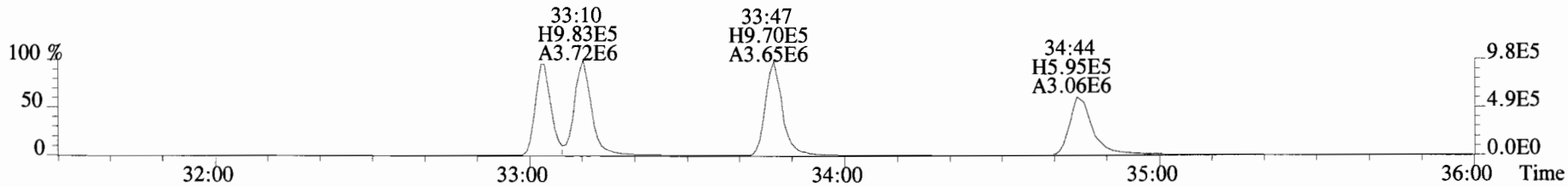

383.8639 S:2 F:3 BSUB(10000,15,-3.0) PKD(5,5,3,0.10%,100.0,0.00%,F,F)

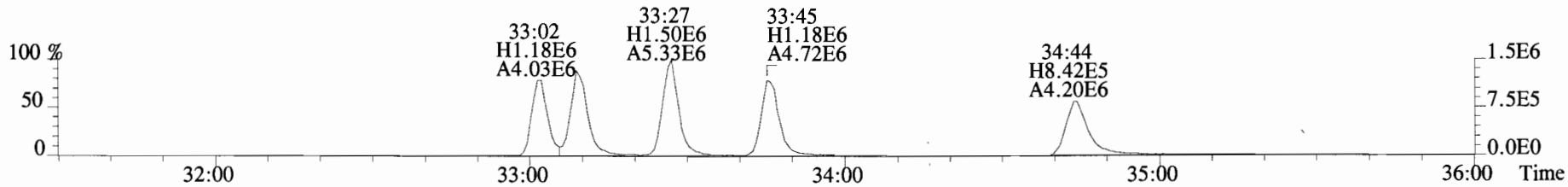

385.8610 S:2 F:3 BSUB(10000,15,-3.0) PKD(5,5,3,0.10%,100.0,0.00%,F,F)

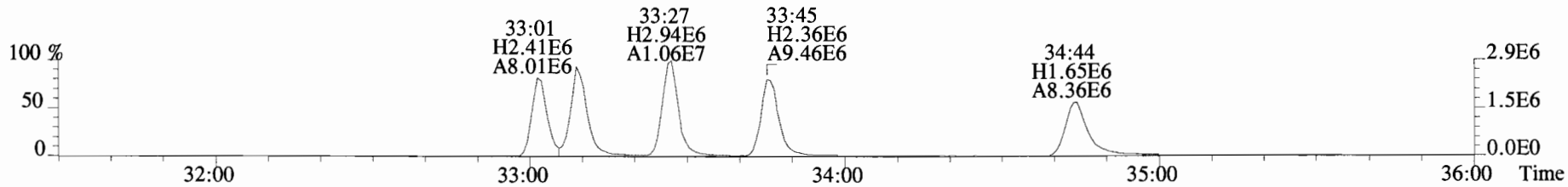

445.7555 S:2 F:3 BSUB(10000,15,-3.0) PKD(5,5,3,0.10%,100.0,0.00%,F,F)

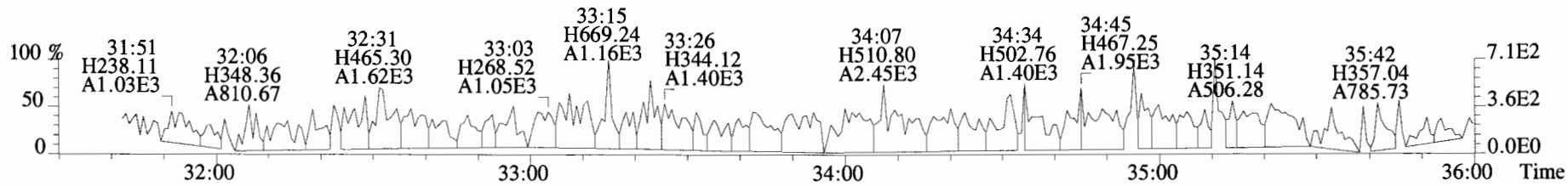

File:190523D1 #1-385 Acq:23-MAY-2019 12:02:57 GC EI+ Voltage SIR Autospec-UltimaE
Sample#2 File Text:Vista_Analytical_Laboratory_VG7 Text:B9E0134-BS1 OPR 5 Exp:OCDD_DB5
383.8639 S:2 F:3 BSUB(10000,15,-3.0) PKD(5,5,3,0.10%,100.0,0.00%,F,F)

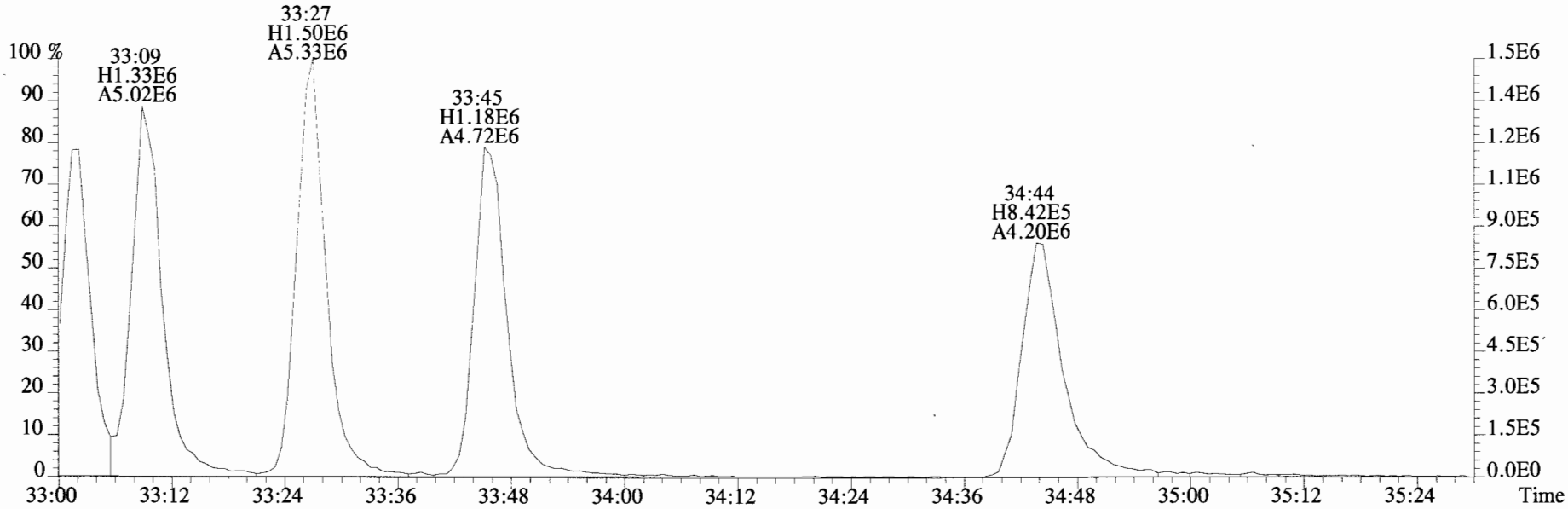

385.8610 S:2 F:3 BSUB(10000,15,-3.0) PKD(5,5,3,0.10%,100.0,0.00%,F,F)

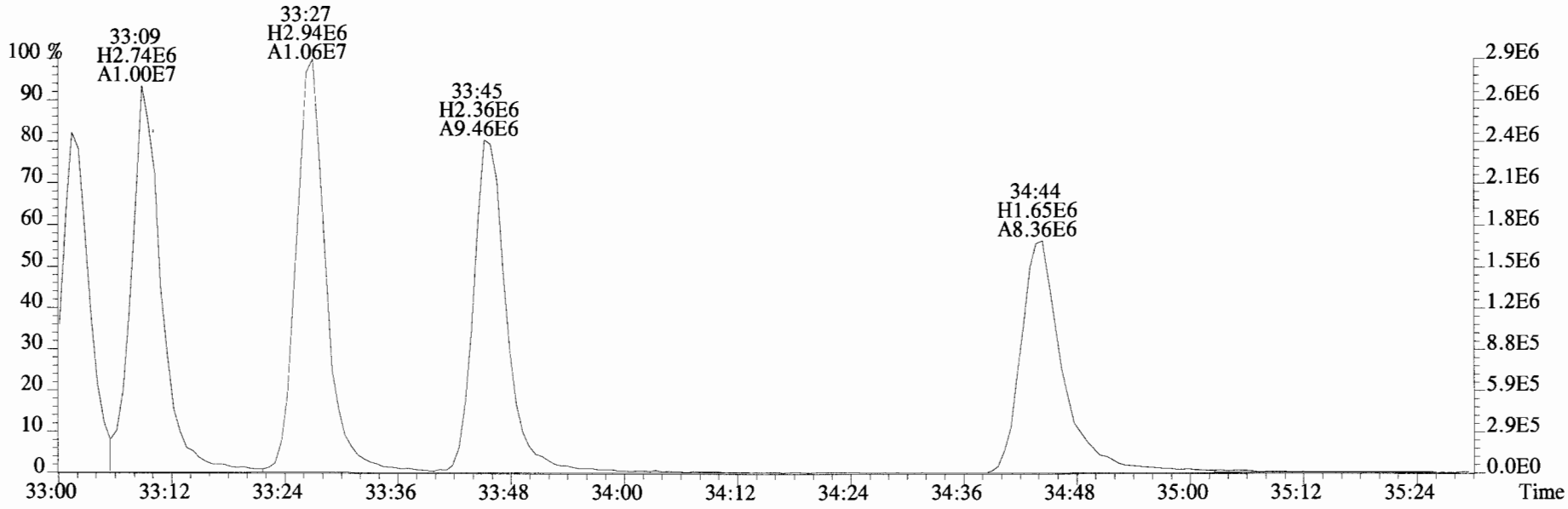

File:190523D1 #1-355 Acq:23-MAY-2019 12:02:57 GC EI+ Voltage SIR Autospec-UltimaE
Sample#2 File Text:Vista_Analytical_Laboratory_VG7 Text:B9E0134-BS1 OPR 5 Exp:OCDD_DB5

407.7818 S:2 F:4 BSUB(10000,15,-3.0) PKD(5,5,3,0.10%,100.0,0.00%,F,F)

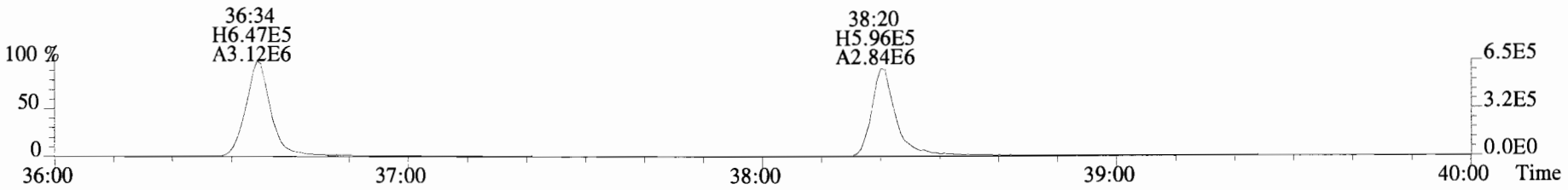

409.7788 S:2 F:4 BSUB(10000,15,-3.0) PKD(5,5,3,0.10%,100.0,0.00%,F,F)

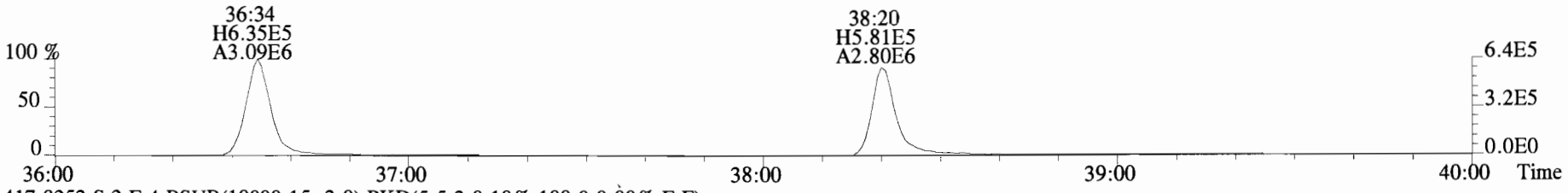

417.8253 S:2 F:4 BSUB(10000,15,-3.0) PKD(5,5,3,0.10%,100.0,0.00%,F,F)

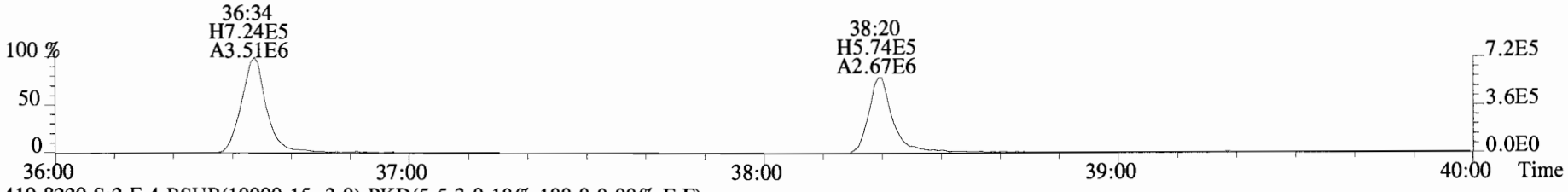

419.8220 S:2 F:4 BSUB(10000,15,-3.0) PKD(5,5,3,0.10%,100.0,0.00%,F,F)

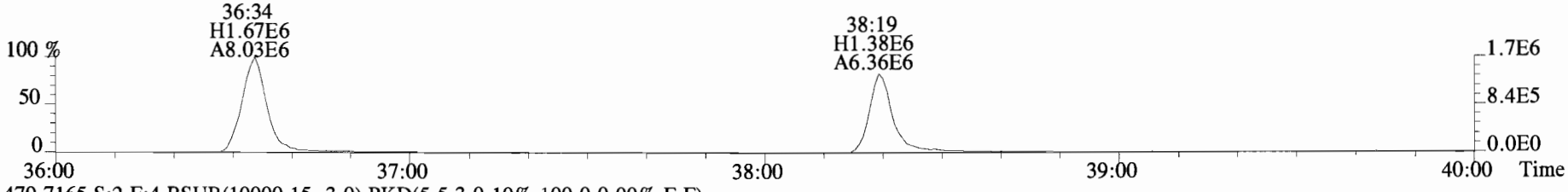

479.7165 S:2 F:4 BSUB(10000,15,-3.0) PKD(5,5,3,0.10%,100.0,0.00%,F,F)

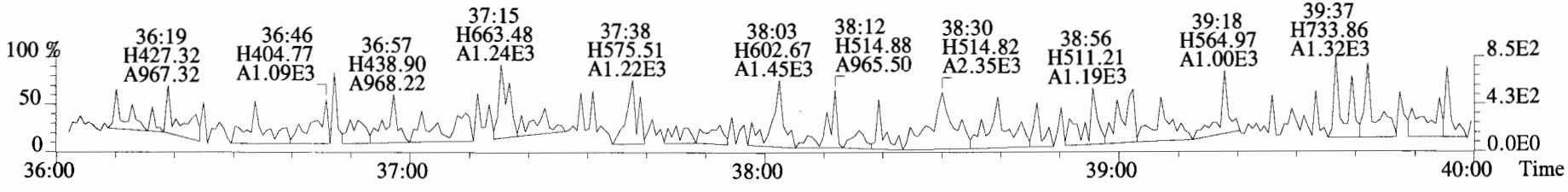

File:190523D1 #1-432 Acq:23-MAY-2019 12:02:57 GC EI+ Voltage SIR Autospec-UltimaE
Sample#2 File Text:Vista_Analytical_Laboratory_VG7 Text:B9E0134-BS1 OPR 5 Exp:OCDD_DB5
441.7428 S:2 F:5 BSUB(10000,15,-3.0) PKD(5,5,3,0.10%,100.0,0.00%,F,F)

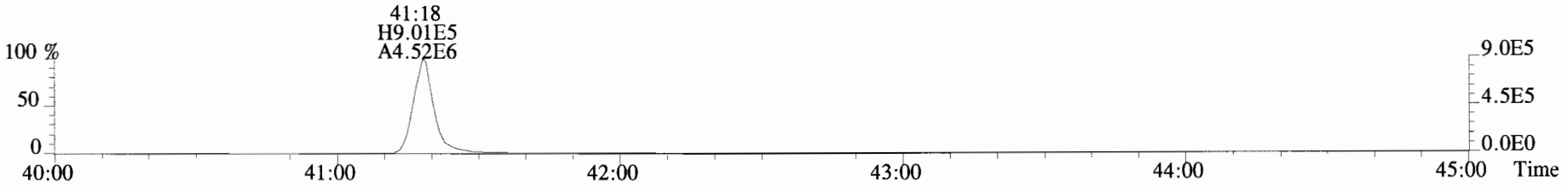

443.7398 S:2 F:5 BSUB(10000,15,-3.0) PKD(5,5,3,0.10%,100.0,0.00%,F,F)

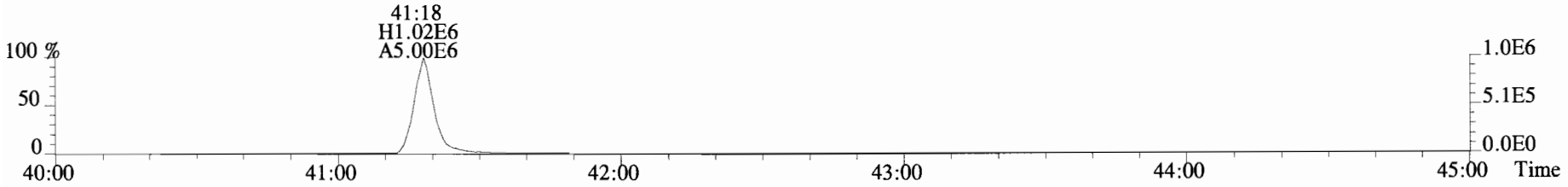

453.7831 S:2 F:5 BSUB(10000,15,-3.0) PKD(5,5,3,0.10%,100.0,0.00%,F,F)

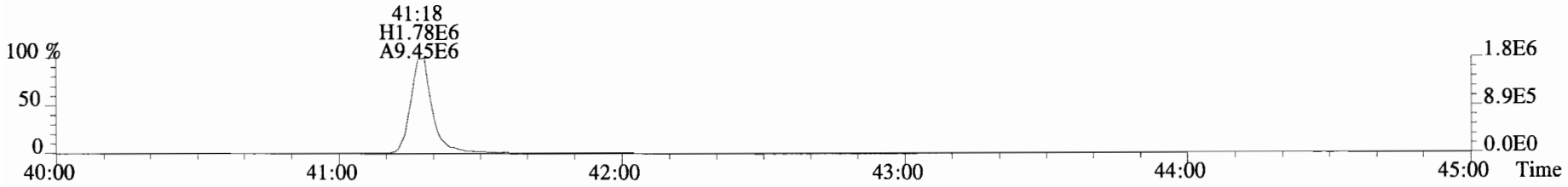

455.7801 S:2 F:5 BSUB(10000,15,-3.0) PKD(5,5,3,0.10%,100.0,0.00%,F,F)

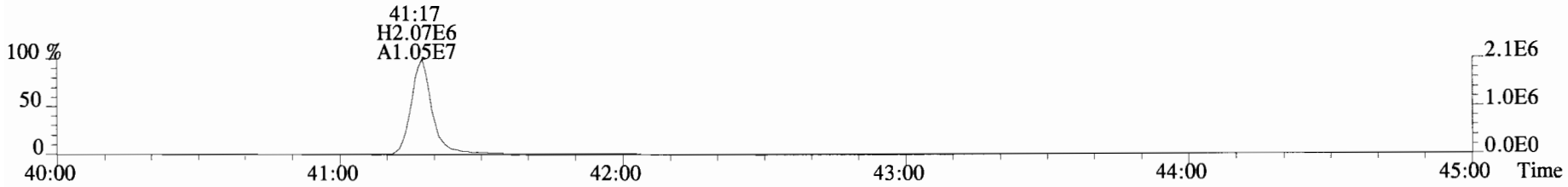

513.6775 S:2 F:5 BSUB(10000,15,-3.0) PKD(5,5,3,0.10%,100.0,0.00%,F,F)



Client ID: T4-PDI2019-SG67-190502 Filename: 190523D1 S:5 Acq:23-MAY-19 14:26:07 ConCal: ST190523D1-1
Lab ID: 1901029-01 GC Column ID: ZB-5MS ICal: 1613VG7-5-10-19 wt/vol: 5.366 ✓ EndCAL: NA

	Name	Resp	RA		RRF	RT	Conc	Qual	noise	Fac	DL
	2,3,7,8-TCDD	*	*	n	0.90	NotF	*		285	2.5	0.147
	1,2,3,7,8-PeCDD	7.60e+03	0.45	n	0.87	30:38	0.25411		*	2.5	*
	1,2,3,4,7,8-HxCDD	2.16e+04	1.32	y	1.05	33:56	0.83330		*	2.5	*
	1,2,3,6,7,8-HxCDD	1.08e+05	1.20	y	0.93	34:03	3.9760		*	2.5	*
	1,2,3,7,8,9-HxCDD	3.86e+04	1.25	y	0.96	34:21	1.3672		*	2.5	*
	1,2,3,4,6,7,8-HpCDD	3.72e+06	1.03	y	0.99	37:46	143.38		*	2.5	*
	OCDD	3.68e+07	0.91	y	0.99	41:04	1771.4		*	2.5	*
	2,3,7,8-TCDF	8.10e+03	1.25	n	0.94	25:26	0.18294		*	2.5	*
	1,2,3,7,8-PeCDF	8.59e+03	1.04	n	0.92	29:28	0.20043		*	2.5	*
	2,3,4,7,8-PeCDF	1.94e+04	1.42	y	0.96	30:22	0.44672		*	2.5	*
	1,2,3,4,7,8-HxCDF	5.86e+04	1.07	y	1.15	33:03	1.7078		*	2.5	*
	1,2,3,6,7,8-HxCDF	1.61e+04	1.38	y	1.04	33:10	0.43997		*	2.5	*
	2,3,4,6,7,8-HxCDF	3.04e+04	1.29	y	1.10	33:47	0.82961		*	2.5	*
	1,2,3,7,8,9-HxCDF	1.65e+04	1.16	y	1.03	34:46	0.52853		*	2.5	*
	1,2,3,4,6,7,8-HpCDF	9.60e+05	1.01	y	1.06	36:34	30.276		*	2.5	*
	1,2,3,4,7,8,9-HpCDF	6.04e+04	1.00	y	1.23	38:20	1.9951		*	2.5	*
	OCDF	5.01e+06	0.88	y	0.94	41:18	192.29		*	2.5	*
IS	13C-2,3,7,8-TCDD	1.38e+07	0.74	y	1.11	26:11	312.40				83.8
IS	13C-1,2,3,7,8-PeCDD	1.28e+07	0.63	y	0.98	30:38	328.50				88.1
IS	13C-1,2,3,4,7,8-HxCDD	9.19e+06	1.25	y	0.68	33:55	338.16				90.7
IS	13C-1,2,3,6,7,8-HxCDD	1.09e+07	1.26	y	0.84	34:02	321.58				86.3
IS	13C-1,2,3,7,8,9-HxCDD	1.09e+07	1.25	y	0.81	34:21	334.97				89.9
IS	13C-1,2,3,4,6,7,8-HpCDD	9.78e+06	1.05	y	0.69	37:46	354.49				95.1
IS	13C-OCDD	1.57e+07	0.93	y	0.62	41:04	624.52				83.8
IS	13C-2,3,7,8-TCDF	1.75e+07	0.81	y	1.05	25:27	292.88				78.6
IS	13C-1,2,3,7,8-PeCDF	1.73e+07	1.56	y	0.95	29:28	319.46				85.7
IS	13C-2,3,4,7,8-PeCDF	1.69e+07	1.62	y	0.94	30:22	318.69				85.5
IS	13C-1,2,3,4,7,8-HxCDF	1.11e+07	0.50	y	0.86	33:02	321.76				86.3
IS	13C-1,2,3,6,7,8-HxCDF	1.31e+07	0.51	y	1.02	33:10	319.87				85.8
IS	13C-2,3,4,6,7,8-HxCDF	1.25e+07	0.51	y	0.95	33:46	325.15				87.2
IS	13C-1,2,3,7,8,9-HxCDF	1.13e+07	0.50	y	0.87	34:45	323.45				86.8
IS	13C-1,2,3,4,6,7,8-HpCDF	1.11e+07	0.44	y	0.81	36:34	341.51				91.6
IS	13C-1,2,3,4,7,8,9-HpCDF	9.21e+06	0.43	y	0.63	38:20	362.38				97.2
IS	13C-OCDF	2.07e+07	0.92	y	0.78	41:18	656.58				88.1
C/Up	37Cl-2,3,7,8-TCDD	5.82e+06			1.22	26:12	119.99				80.5
RS/RT	13C-1,2,3,4-TCDD	1.49e+07	0.74	y	1.00	25:37	372.72				
RS	13C-1,2,3,4-TCDF	2.12e+07	0.81	y	1.00	24:14	372.72				
RS/RT	13C-1,2,3,4,6,9-HxCDF	1.50e+07	0.52	y	1.00	33:27	372.72				

Name	Conc	EMPC	Qual	noise	DL
Total Tetra-Dioxins	0.384	0.384		*	*
Total Penta-Dioxins	1.78	2.36		*	*
Total Hexa-Dioxins	23.3	23.3		*	*
Total Hepta-Dioxins	292	292		*	*
Total Tetra-Furans	*	0.183		*	*
Total Penta-Furans	4.3564	4.5568		*	*
Total Hexa-Furans	29.3	29.3		*	*
Total Hepta-Furans	149	149		*	*

Integrations by Analyst: DB Date: 5/24/19

Reviewed by Analyst: CT Date: 05/29/19

Totals class: TCDD EMPC Entry #: 19

Run: 10 File: 190523D1 S: 5 I: 1 F: 1
Acquired: 23-MAY-19 14:26:07 Processed: 24-MAY-19 10:41:54

Total Concentration: 0.38358 Unnamed Concentration: 0.384

RT	m1 Resp	m2 Resp	RA		Resp	Concentration	Name
25:58	5.844e+03	6.924e+03	0.84	y	1.277e+04	0.38358	

Totals class: PeCDD EMPC Entry #: 21

Run: 10 File: 190523D1 S: 5 I: 1 F: 2
Acquired: 23-MAY-19 14:26:07 Processed: 24-MAY-19 10:41:54

Total Concentration: 2.3640 Unnamed Concentration: 2.110

RT	m1 Resp	m2 Resp	RA		Resp	Concentration	Name
28:37	1.337e+04	2.204e+04	0.61	y	3.540e+04	1.1839	
29:29	5.209e+03	6.030e+03	0.86	n	9.829e+03	0.32870	
29:39	2.940e+03	4.598e+03	0.64	y	7.538e+03	0.25208	
29:57	3.820e+03	6.502e+03	0.59	y	1.032e+04	0.34518	
30:38	2.937e+03	6.494e+03	0.45	n	7.599e+03	0.25411	1,2,3,7,8-PeCDD

Totals class: HxCDD EMPC Entry #: 23

Run: 10 File: 190523D1 S: 5 I: 1 F: 3
Acquired: 23-MAY-19 14:26:07 Processed: 24-MAY-19 10:41:54

Total Concentration: 23.321 Unnamed Concentration: 17.144

RT	m1 Resp	m2 Resp	RA	Resp	Concentration	Name
32:23	1.117e+05	9.507e+04	1.17 y	2.067e+05	7.6404	
32:57	1.486e+04	1.081e+04	1.37 y	2.568e+04	0.94888	
33:13	1.242e+05	1.073e+05	1.16 y	2.315e+05	8.5547	
33:56	1.225e+04	9.309e+03	1.32 y	2.156e+04	0.83330	1,2,3,4,7,8-HxCDD
34:03	5.896e+04	4.899e+04	1.20 y	1.079e+05	3.9760	1,2,3,6,7,8-HxCDD
34:21	2.143e+04	1.717e+04	1.25 y	3.860e+04	1.3672	1,2,3,7,8,9-HxCDD

Totals class: HpCDD EMPC Entry #: 25

Run: 10 File: 190523D1 S: 5 I: 1 F: 4
Acquired: 23-MAY-19 14:26:07 Processed: 24-MAY-19 10:41:54

Total Concentration: 291.69 Unnamed Concentration: 148.308

RT	m1 Resp	m2 Resp	RA	Resp	Concentration	Name
36:57	1.959e+06	1.887e+06	1.04 y	3.846e+06	148.31	
37:46	1.890e+06	1.829e+06	1.03 y	3.718e+06	143.38	1,2,3,4,6,7,8-HpCDD

Totals class: TCDF EMPC Entry #: 27

Run: 10 File: 190523D1 S: 5 I: 1 F: 1
Acquired: 23-MAY-19 14:26:07 Processed: 24-MAY-19 10:41:54

Total Concentration: 0.18294 Unnamed Concentration: *

RT	m1 Resp	m2 Resp	RA	Resp	Concentration	Name
25:26	5.738e+03	4.574e+03	1.25 n	8.095e+03	0.18294	2,3,7,8-TCDF

Totals class: 1st Func. PeCDF EMPC Entry #: 29

Run: 10 File: 190523D1 S: 5 I: 1 F: 1
Acquired: 23-MAY-19 14:26:07 Processed: 24-MAY-19 10:41:54

Total Concentration: 2.2418 Unnamed Concentration: 2.242

RT	m1 Resp	m2 Resp	RA	Resp	Concentration	Name
27:09	5.759e+04	3.918e+04	1.47 y	9.677e+04	2.2418	

Totals class: PeCDF EMPC Entry #: 31

Run: 10 File: 190523D1 S: 5 I: 1 F: 2
Acquired: 23-MAY-19 14:26:07 Processed: 24-MAY-19 10:41:54

Total Concentration: 2.3149 Unnamed Concentration: 1.668

RT	m1 Resp	m2 Resp	RA		Resp	Concentration	Name
28:35	3.581e+04	2.446e+04	1.46	y	6.026e+04	1.3961	
29:28	5.219e+03	5.007e+03	1.04	n	8.586e+03	0.20043	1,2,3,7,8-PeCDF
30:22	1.139e+04	8.040e+03	1.42	y	1.943e+04	0.44672	2,3,4,7,8-PeCDF
30:26	7.333e+03	4.393e+03	1.67	y	1.173e+04	0.27166	

Totals class: HxCDF EMPC Entry #: 33

Run: 10 File: 190523D1 S: 5 I: 1 F: 3
Acquired: 23-MAY-19 14:26:07 Processed: 24-MAY-19 10:41:54

Total Concentration: 29.348 Unnamed Concentration: 25.842

RT	m1 Resp	m2 Resp	RA	Resp	Concentration	Name
31:52	3.631e+04	2.737e+04	1.33 y	6.368e+04	1.8368	
32:01	1.126e+05	9.244e+04	1.22 y	2.051e+05	5.9156	
32:34	3.460e+05	2.812e+05	1.23 y	6.271e+05	18.090	
33:03	3.032e+04	2.827e+04	1.07 y	5.859e+04	1.7078	1,2,3,4,7,8-HxCDF
33:10	9.334e+03	6.775e+03	1.38 y	1.611e+04	0.43997	1,2,3,6,7,8-HxCDF
33:47	1.711e+04	1.328e+04	1.29 y	3.038e+04	0.82961	2,3,4,6,7,8-HxCDF
34:46	8.858e+03	7.621e+03	1.16 y	1.648e+04	0.52853	1,2,3,7,8,9-HxCDF

Totals class: HpCDF EMPC Entry #: 35

Run: 10 File: 190523D1 S: 5 I: 1 F: 4
Acquired: 23-MAY-19 14:26:07 Processed: 24-MAY-19 10:41:54

Total Concentration: 148.81 Unnamed Concentration: 116.542

RT	m1 Resp	m2 Resp	RA	Resp	Concentration	Name
36:34	4.835e+05	4.765e+05	1.01 y	9.599e+05	30.276	1,2,3,4,6,7,8-HpCDF
37:09	1.827e+06	1.776e+06	1.03 y	3.603e+06	116.54	
38:20	3.025e+04	3.017e+04	1.00 y	6.042e+04	1.9951	1,2,3,4,7,8,9-HpCDF

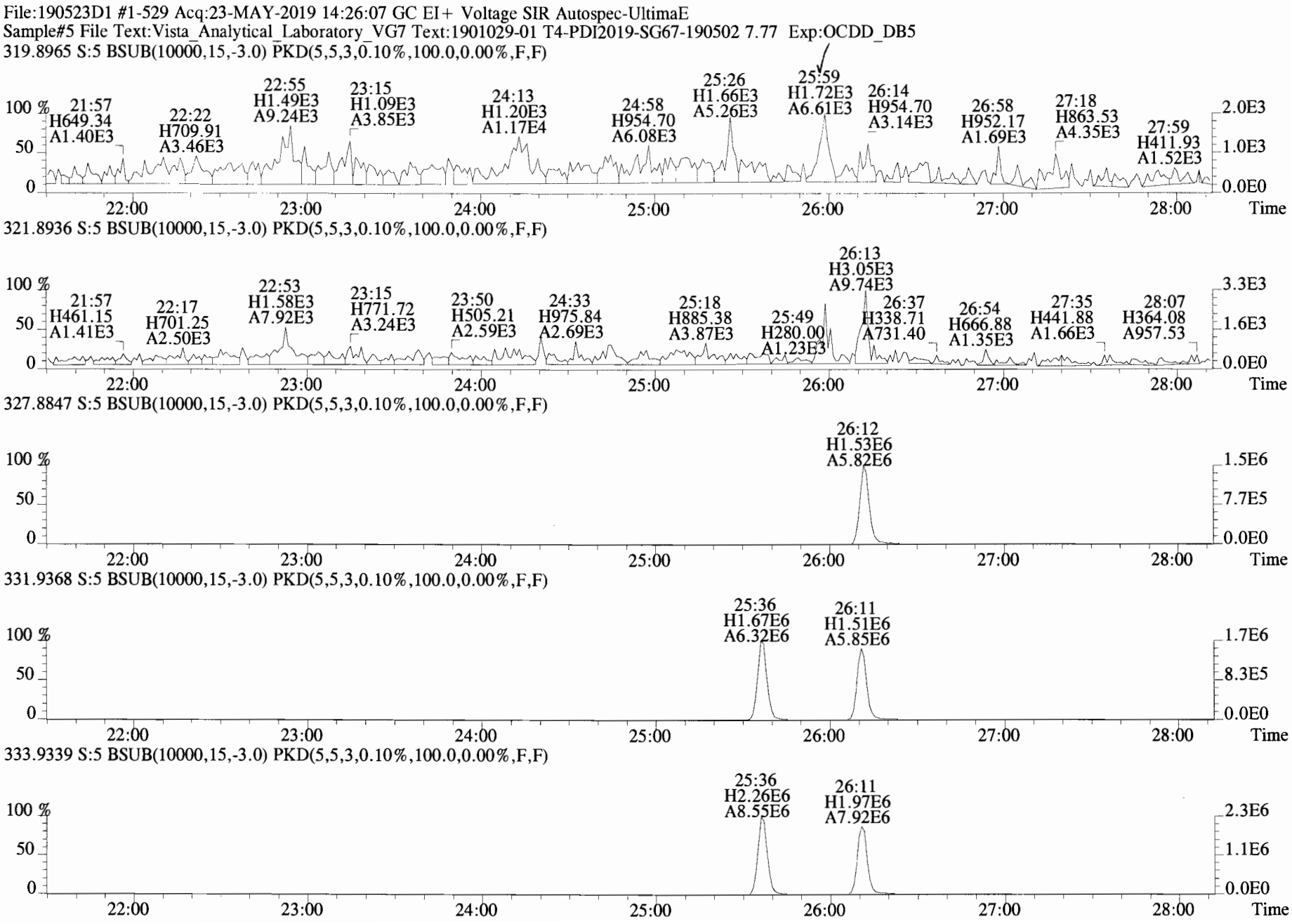
File:190523D1 #1-529 Acq:23-MAY-2019 14:26:07 GC EI+ Voltage SIR Autospec-UltimaE
Sample#5 File Text:Vista_Analytical_Laboratory_VG7 Text:1901029-01 T4-PDI2019-SG67-190502 7.77 Exp:OCDD_DB5
319.8965 S:5 BSUB(10000,15,-3.0) PKD(5,5,3,0.10%,100.0,0.00%,F,F)
21:57 H649.34 A1.40E3
22:22 H709.91 A3.46E3
22:55 H1.49E3 A9.24E3
23:15 H1.09E3 A3.85E3
24:13 H1.20E3 A1.17E4
24:58 H954.70 A6.08E3
25:26 H1.66E3 A5.26E3
25:59 H1.72E3 A6.61E3
26:14 H954.70 A3.14E3
26:58 H952.17 A1.69E3
27:18 H863.53 A4.35E3
27:59 H411.93 A1.52E3
321.8936 S:5 BSUB(10000,15,-3.0) PKD(5,5,3,0.10%,100.0,0.00%,F,F)
21:57 H461.15 A1.41E3
22:17 H701.25 A2.50E3
22:53 H1.58E3 A7.92E3
23:15 H771.72 A3.24E3
23:50 H505.21 A2.59E3
24:33 H975.84 A2.69E3
25:18 H885.38 A3.87E3
25:49 H280.00 A1.23E3
26:13 H3.05E3 A9.74E3
26:37 H338.71 A731.40
26:54 H666.88 A1.35E3
27:35 H441.88 A1.66E3
28:07 H364.08 A957.53
327.8847 S:5 BSUB(10000,15,-3.0) PKD(5,5,3,0.10%,100.0,0.00%,F,F)
26:12 H1.53E6 A5.82E6
331.9368 S:5 BSUB(10000,15,-3.0) PKD(5,5,3,0.10%,100.0,0.00%,F,F)
25:36 H1.67E6 A6.32E6
26:11 H1.51E6 A5.85E6
333.9339 S:5 BSUB(10000,15,-3.0) PKD(5,5,3,0.10%,100.0,0.00%,F,F)
25:36 H2.26E6 A8.55E6
26:11 H1.97E6 A7.92E6
100 %
50
0
22:00
23:00
24:00
25:00
26:00
27:00
28:00
Time
2.0E3
1.0E3
0.0E0
3.3E3
1.6E3
1.5E6
7.7E5
1.7E6
8.3E5
2.3E6
1.1E6

File:190523D1 #1-529 Acq:23-MAY-2019 14:26:07 GC EI+ Voltage SIR Autospec-UltimaE
Sample#5 File Text:Vista_Analytical_Laboratory_VG7 Text:1901029-01 T4-PDI2019-SG67-190502 7.77 Exp:OCDD_DB5
319.8965 S:5 BSUB(10000,15,-3.0) PKD(5,5,3,0.10%,100.0,0.00%,F,F)

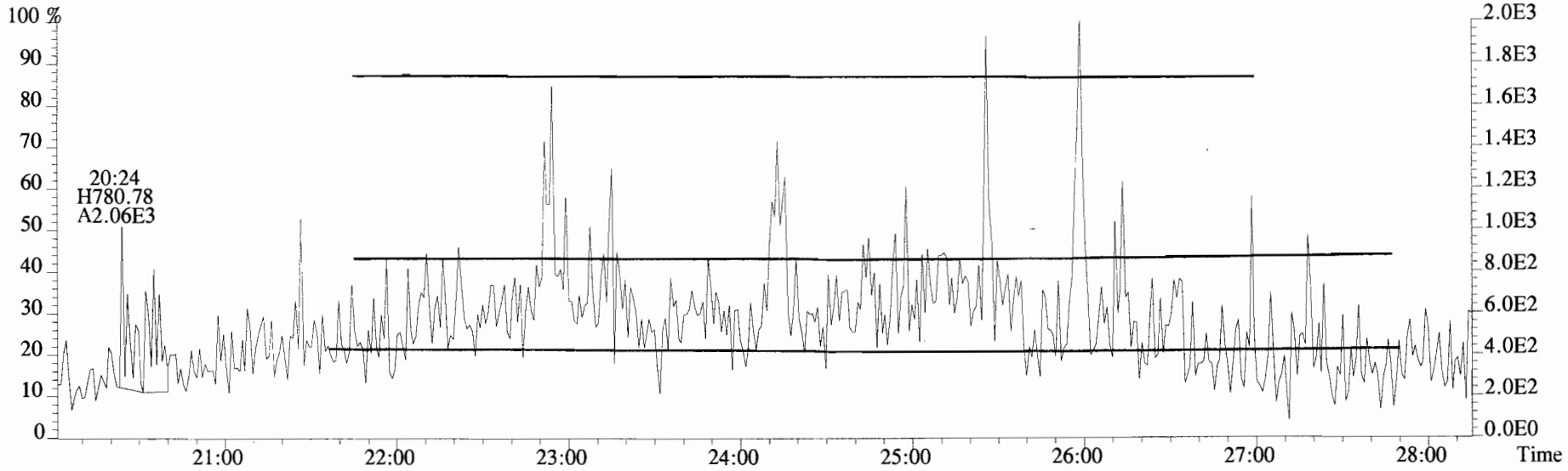

321.8936 S:5 BSUB(10000,15,-3.0) PKD(5,5,3,0.10%,100.0,0.00%,F,F)

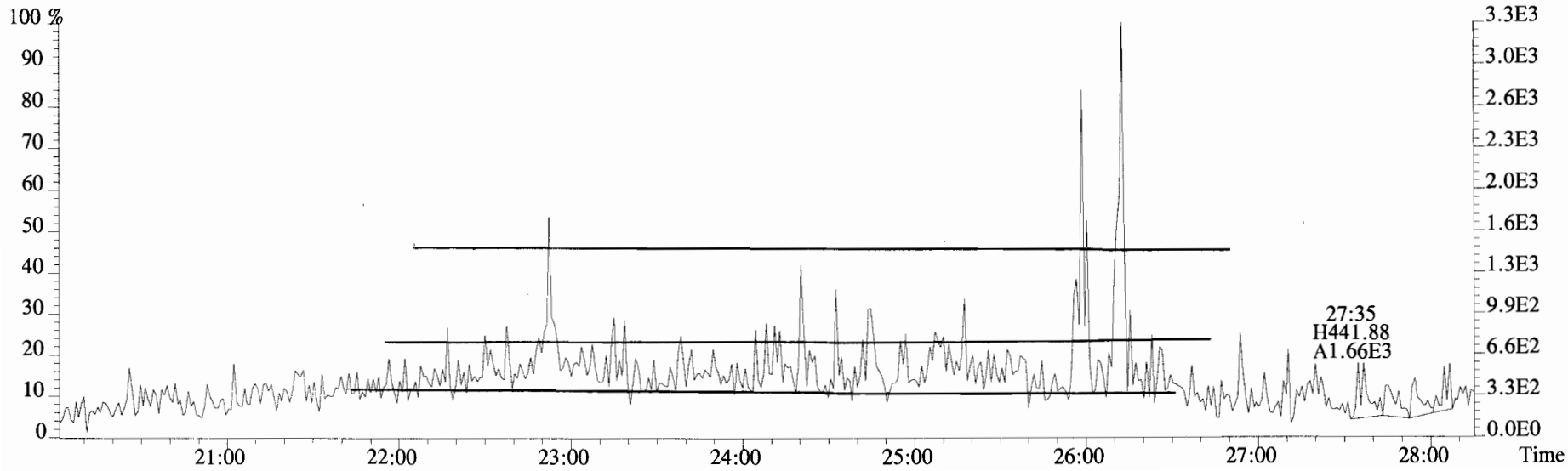

File:190523D1 #1-529 Acq:23-MAY-2019 14:26:07 GC EI+ Voltage SIR Autospec-UltimaE
Sample#5 File Text:Vista_Analytical_Laboratory_VG7 Text:1901029-01 T4-PDI2019-SG67-190502 7.77 Exp:OCDD_DB5
319.8965 S:5 BSUB(10000,15,-3.0) PKD(5,5,3,0.10%,100.0,0.00%,F,F)

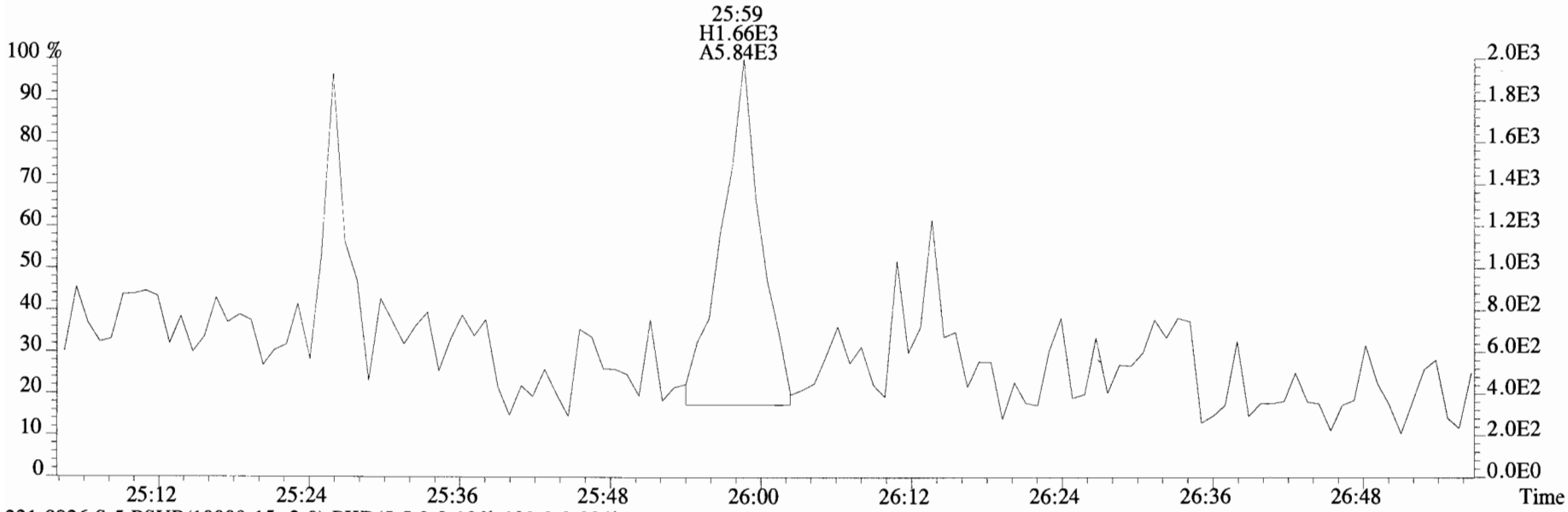

321.8936 S:5 BSUB(10000,15,-3.0) PKD(5,5,3,0.10%,100.0,0.00%,F,F)

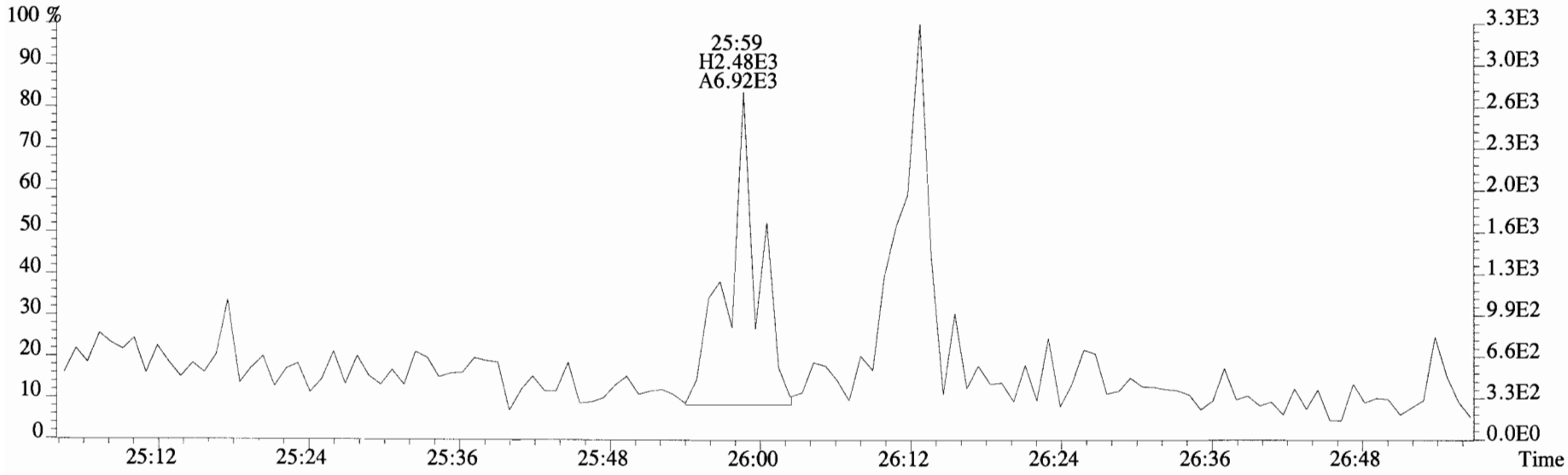

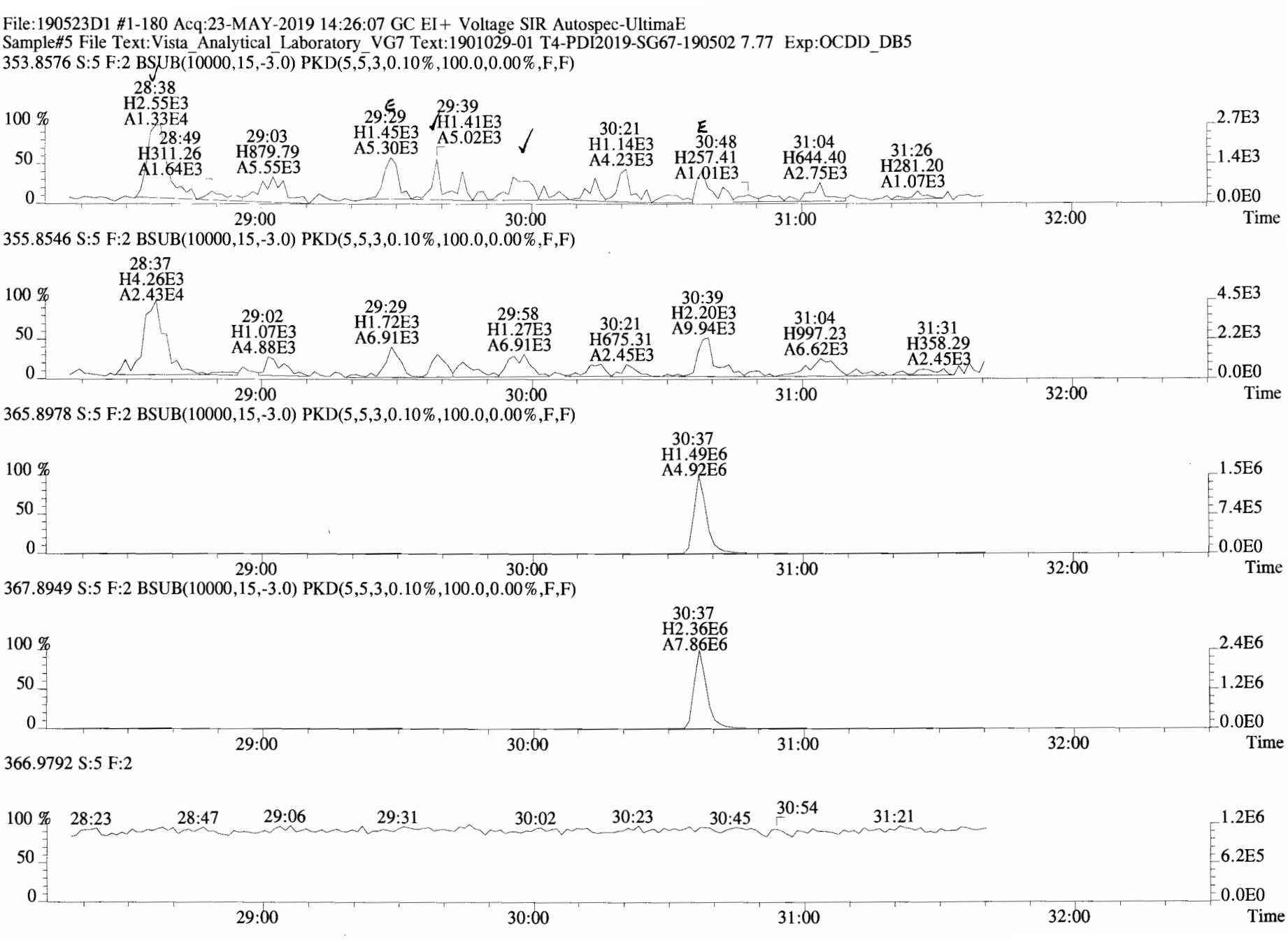
File:190523D1 #1-180 Acq:23-MAY-2019 14:26:07 GC EI+ Voltage SIR Autospec-UltimaE
Sample#5 File Text:Vista_Analytical_Laboratory_VG7 Text:1901029-01 T4-PDI2019-SG67-190502 7.77 Exp:OCDD_DB5
353.8576 S:5 F:2 BSUB(10000,15,-3.0) PKD(5,5,3,0.10%,100.0,0.00%,F,F)
28:38 H2.55E3 A1.33E4
28:49 H311.26 A1.64E3
29:03 H879.79 A5.55E3
29:29 H1.45E3 A5.30E3
29:39 H1.41E3 A5.02E3
30:21 H1.14E3 A4.23E3
30:48 H257.41 A1.01E3
31:04 H644.40 A2.75E3
31:26 H281.20 A1.07E3
355.8546 S:5 F:2 BSUB(10000,15,-3.0) PKD(5,5,3,0.10%,100.0,0.00%,F,F)
28:37 H4.26E3 A2.43E4
29:02 H1.07E3 A4.88E3
29:29 H1.72E3 A6.91E3
29:58 H1.27E3 A6.91E3
30:21 H675.31 A2.45E3
30:39 H2.20E3 A9.94E3
31:04 H997.23 A6.62E3
31:31 H358.29 A2.45E3
365.8978 S:5 F:2 BSUB(10000,15,-3.0) PKD(5,5,3,0.10%,100.0,0.00%,F,F)
30:37 H1.49E6 A4.92E6
367.8949 S:5 F:2 BSUB(10000,15,-3.0) PKD(5,5,3,0.10%,100.0,0.00%,F,F)
30:37 H2.36E6 A7.86E6
366.9792 S:5 F:2
28:23
28:47
29:06
29:31
30:02
30:23
30:45
30:54
31:21
100 %
50
0
29:00
30:00
31:00
32:00
Time
2.7E3
1.4E3
0.0E0
4.5E3
2.2E3
1.5E6
7.4E5
2.4E6
1.2E6
6.2E5

File:190523D1 #1-180 Acq:23-MAY-2019 14:26:07 GC EI+ Voltage SIR Autospec-UltimaE
Sample#5 File Text:Vista_Analytical_Laboratory_VG7 Text:1901029-01 T4-PDI2019-SG67-190502 7.77 Exp:OCDD_DB5
353.8576 S:5 F:2 BSUB(10000,15,-3.0) PKD(5,5,3,0.10%,100.0,0.00%,F,F)

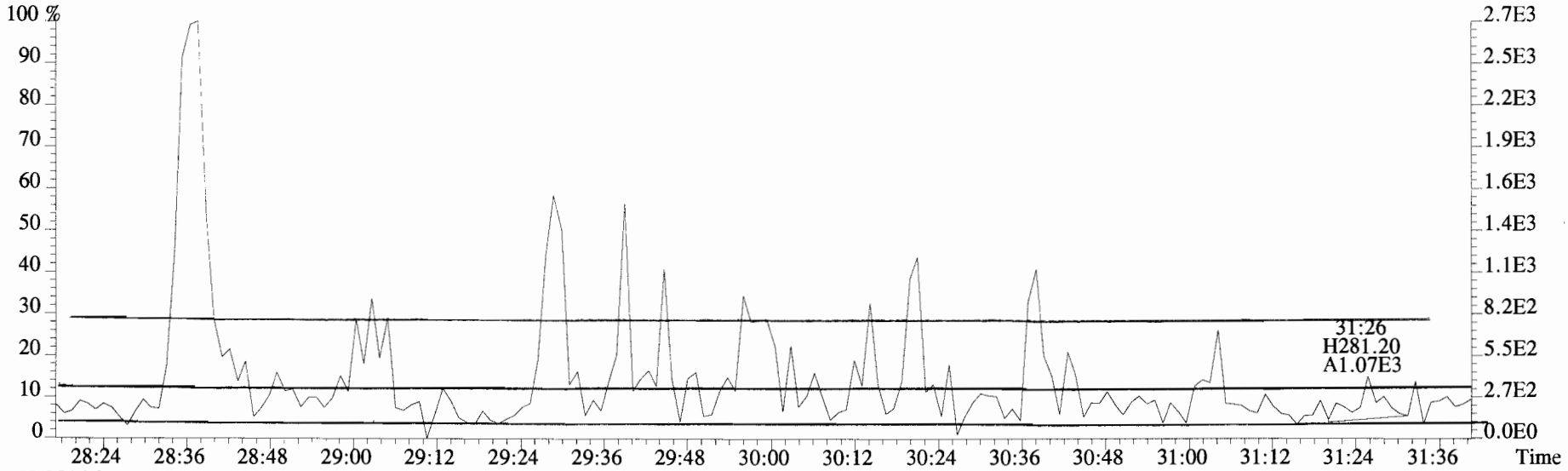

355.8546 S:5 F:2 BSUB(10000,15,-3.0) PKD(5,5,3,0.10%,100.0,0.00%,F,F)

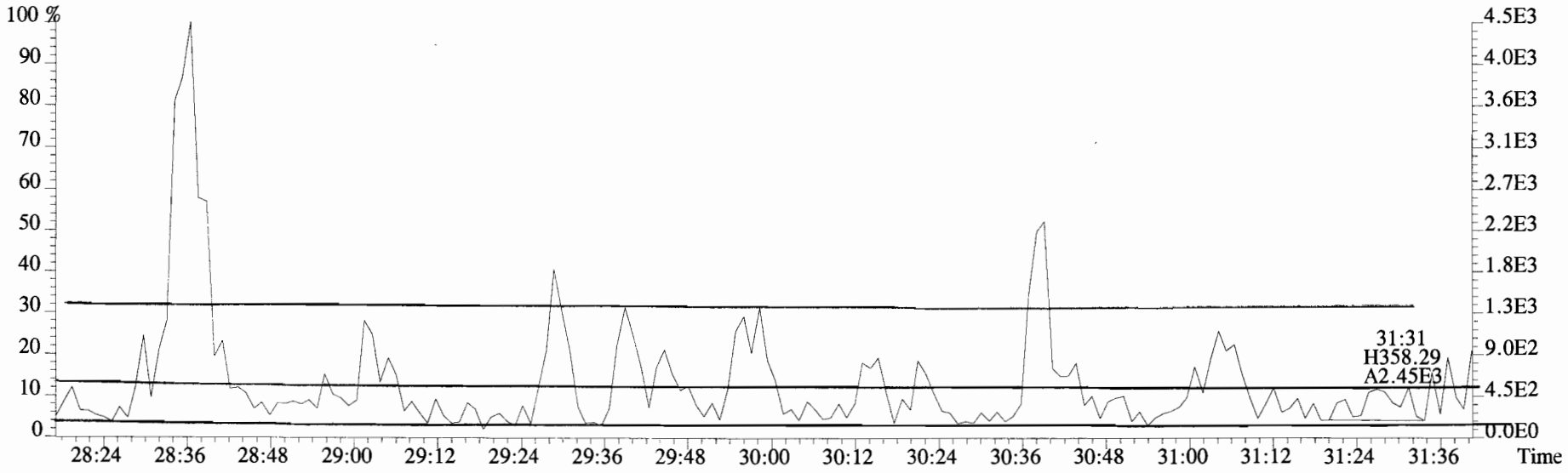

File:190523D1 #1-180 Acq:23-MAY-2019 14:26:07 GC EI+ Voltage SIR Autospec-UltimaE
Sample#5 File Text:Vista_Analytical_Laboratory_VG7 Text:1901029-01 T4-PDI2019-SG67-190502 7.77 Exp:OCDD_DB5
353.8576 S:5 F:2 BSUB(10000,15,-3.0) PKD(5,5,3,0.10%,100.0,0.00%,F,F)

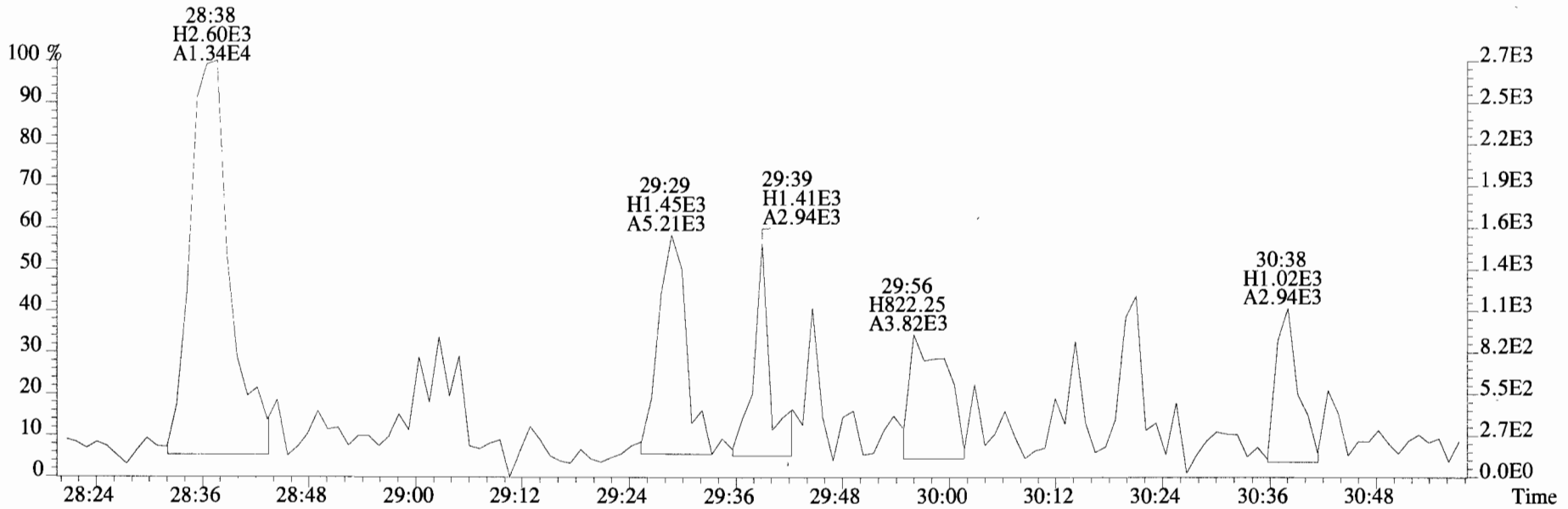

355.8546 S:5 F:2 BSUB(10000,15,-3.0) PKD(5,5,3,0.10%,100.0,0.00%,F,F)

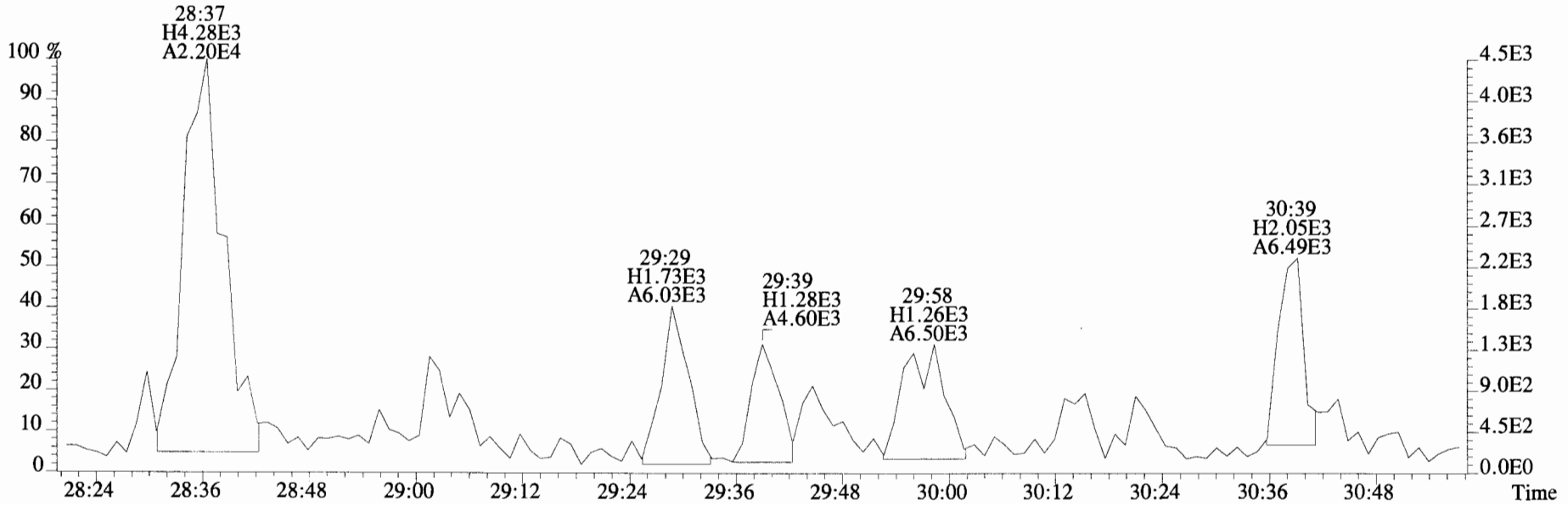

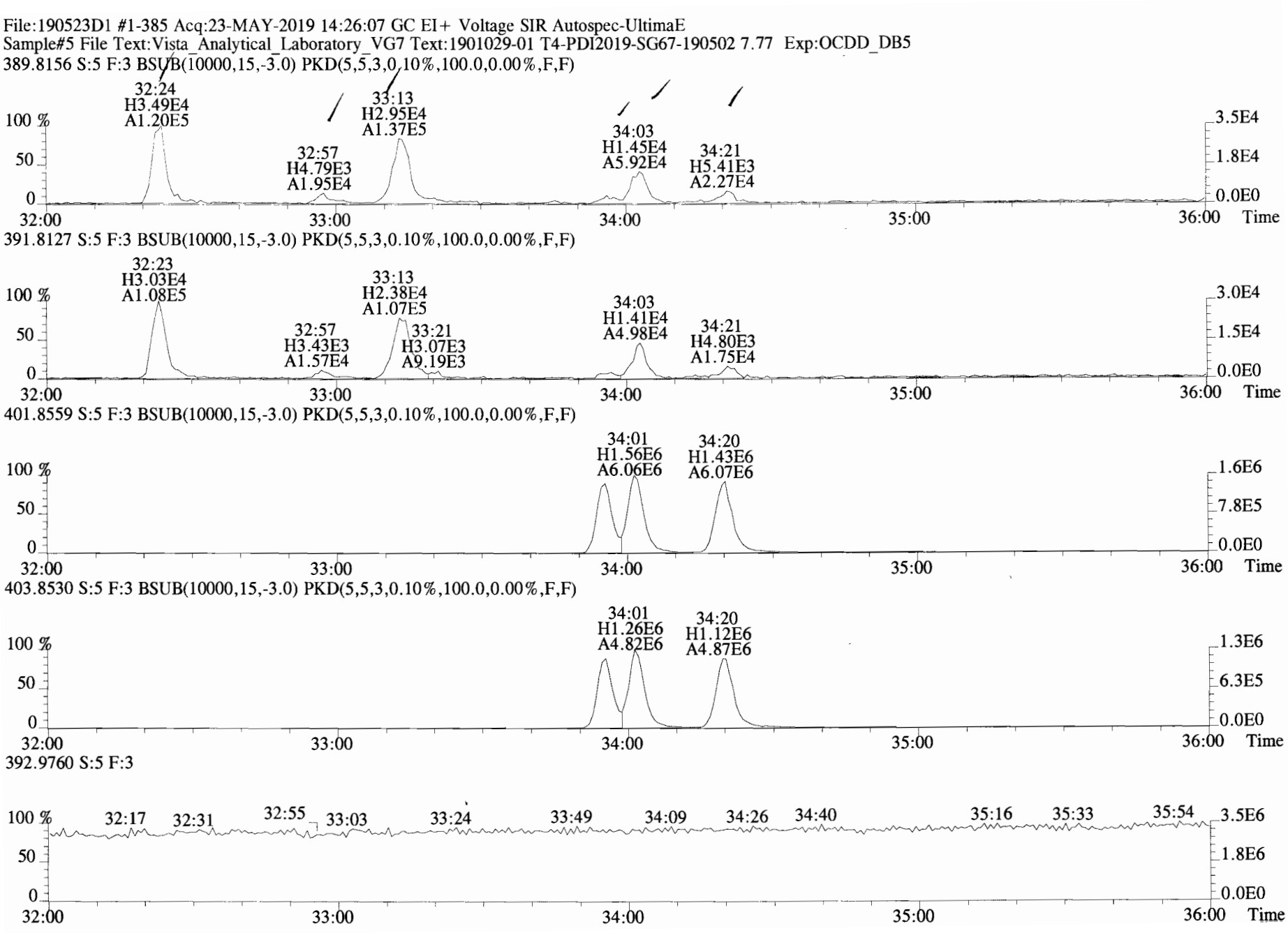
File:190523D1 #1-385 Acq:23-MAY-2019 14:26:07 GC EI+ Voltage SIR Autospec-UltimaE
Sample#5 File Text:Vista_Analytical_Laboratory_VG7 Text:1901029-01 T4-PDI2019-SG67-190502 7.77 Exp:OCDD_DB5
389.8156 S:5 F:3 BSUB(10000,15,-3.0) PKD(5,5,3,0.10%,100.0,0.00%,F,F)
32:24 H3.49E4 A1.20E5
32:57 H4.79E3 A1.95E4
33:13 H2.95E4 A1.37E5
34:03 H1.45E4 A5.92E4
34:21 H5.41E3 A2.27E4
391.8127 S:5 F:3 BSUB(10000,15,-3.0) PKD(5,5,3,0.10%,100.0,0.00%,F,F)
32:23 H3.03E4 A1.08E5
32:57 H3.43E3 A1.57E4
33:13 H2.38E4 A1.07E5
33:21 H3.07E3 A9.19E3
34:03 H1.41E4 A4.98E4
34:21 H4.80E3 A1.75E4
401.8559 S:5 F:3 BSUB(10000,15,-3.0) PKD(5,5,3,0.10%,100.0,0.00%,F,F)
34:01 H1.56E6 A6.06E6
34:20 H1.43E6 A6.07E6
403.8530 S:5 F:3 BSUB(10000,15,-3.0) PKD(5,5,3,0.10%,100.0,0.00%,F,F)
34:01 H1.26E6 A4.82E6
34:20 H1.12E6 A4.87E6
392.9760 S:5 F:3
32:17 32:31 32:55 33:03 33:24 33:49 34:09 34:26 34:40 35:16 35:33 35:54
100 %
50
0
32:00 33:00 34:00 35:00 36:00 Time
3.5E4 1.8E4 0.0E0
3.0E4 1.5E4 0.0E0
1.6E6 7.8E5 0.0E0
1.3E6 6.3E5 0.0E0
3.5E6 1.8E6 0.0E0

File:190523D1 #1-385 Acq:23-MAY-2019 14:26:07 GC EI+ Voltage SIR Autospec-UltimaE
Sample#5 File Text:Vista_Analytical_Laboratory_VG7 Text:1901029-01 T4-PDI2019-SG67-190502 7.77 Exp:OCDD_DB5
389.8156 S:5 F:3 BSUB(10000,15,-3.0) PKD(5,5,3,0.10%,100.0,0.00%,F,F)

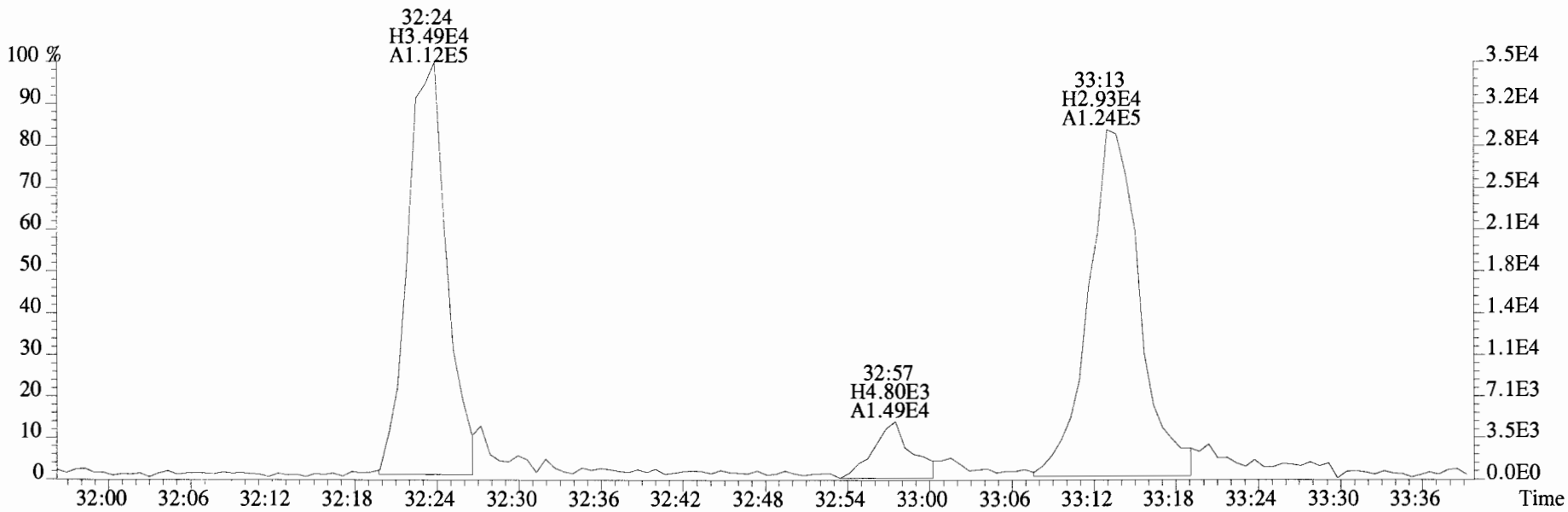

391.8127 S:5 F:3 BSUB(10000,15,-3.0) PKD(5,5,3,0.10%,100.0,0.00%,F,F)

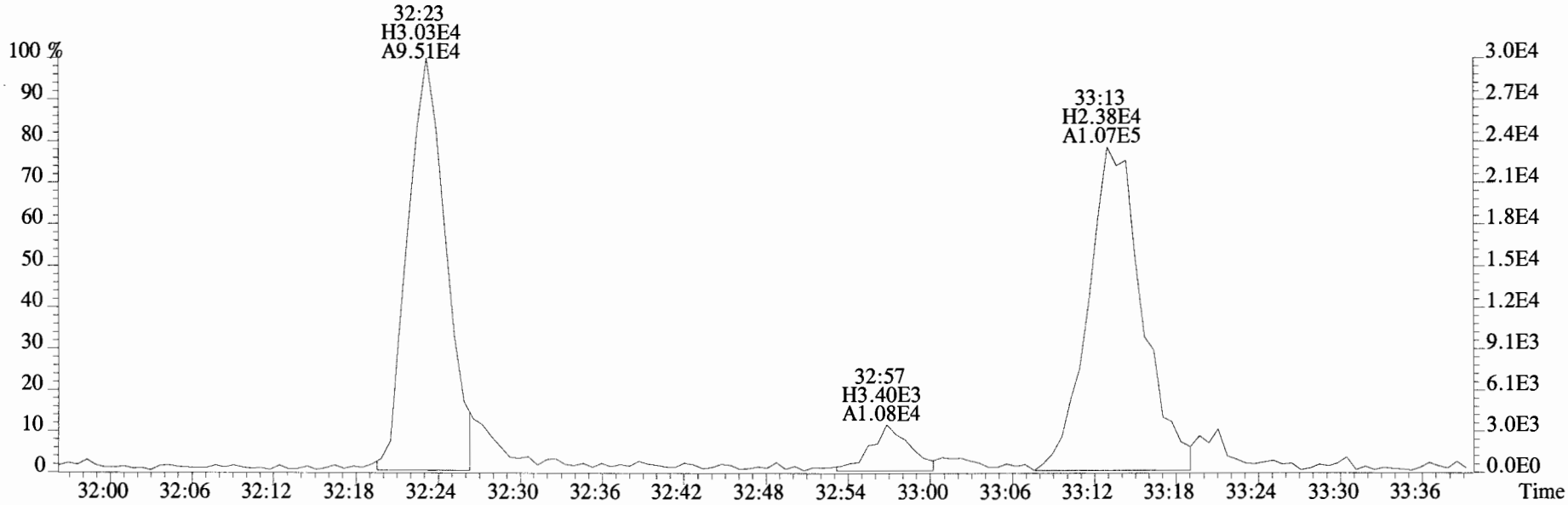

File:190523D1 #1-385 Acq:23-MAY-2019 14:26:07 GC EI+ Voltage SIR Autospec-UltimaE
Sample#5 File Text:Vista_Analytical_Laboratory_VG7 Text:1901029-01 T4-PDI2019-SG67-190502 7.77 Exp:OCDD_DB5
389.8156 S:5 F:3 BSUB(10000,15,-3.0) PKD(5,5,3,0.10%,100.0,0.00%,F,F)

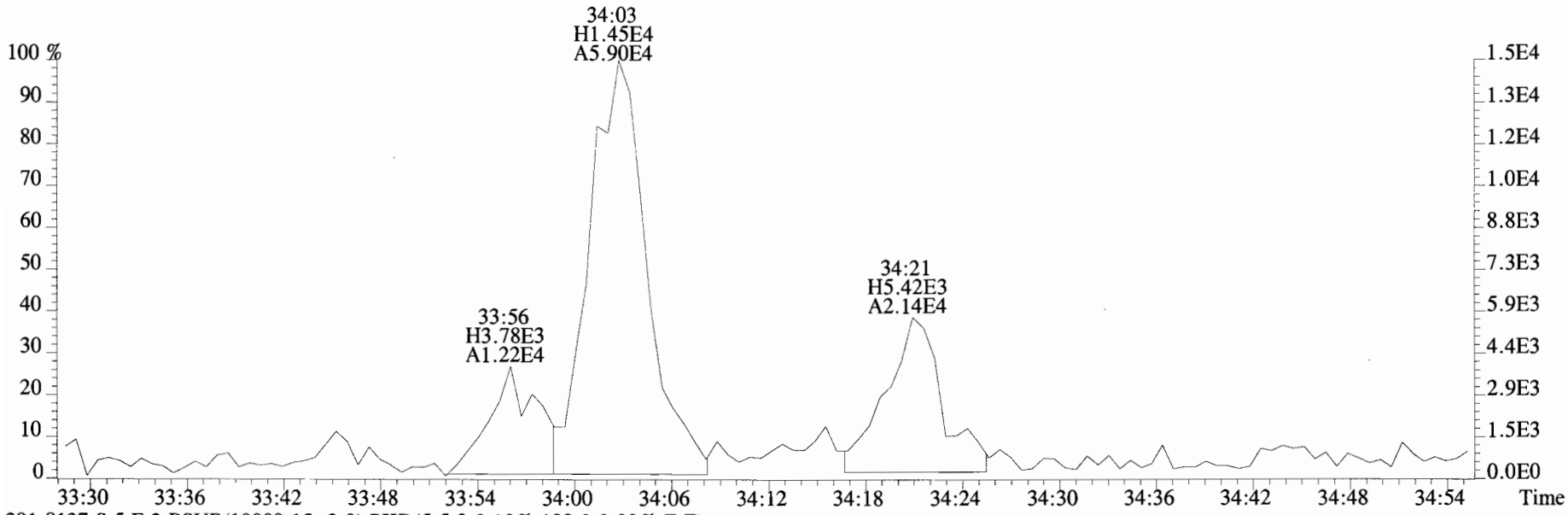

391.8127 S:5 F:3 BSUB(10000,15,-3.0) PKD(5,5,3,0.10%,100.0,0.00%,F,F)

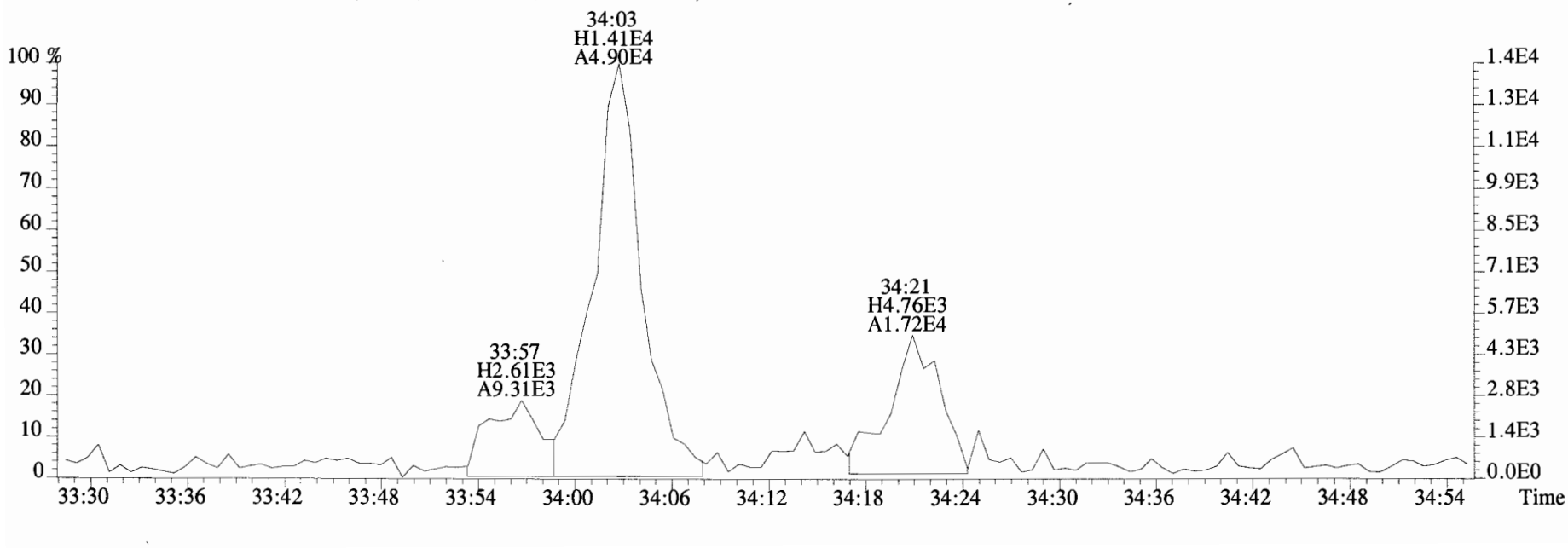

File:190523D1 #1-385 Acq:23-MAY-2019 14:26:07 GC EI+ Voltage SIR Autospec-UltimaE
Sample#5 File Text:Vista_Analytical_Laboratory_VG7 Text:1901029-01 T4-PDI2019-SG67-190502 7.77 Exp:OCDD_DB5
401.8559 S:5 F:3 BSUB(10000,15,-3.0) PKD(5,5,3,0.10%,100.0,0.00%,F,F)

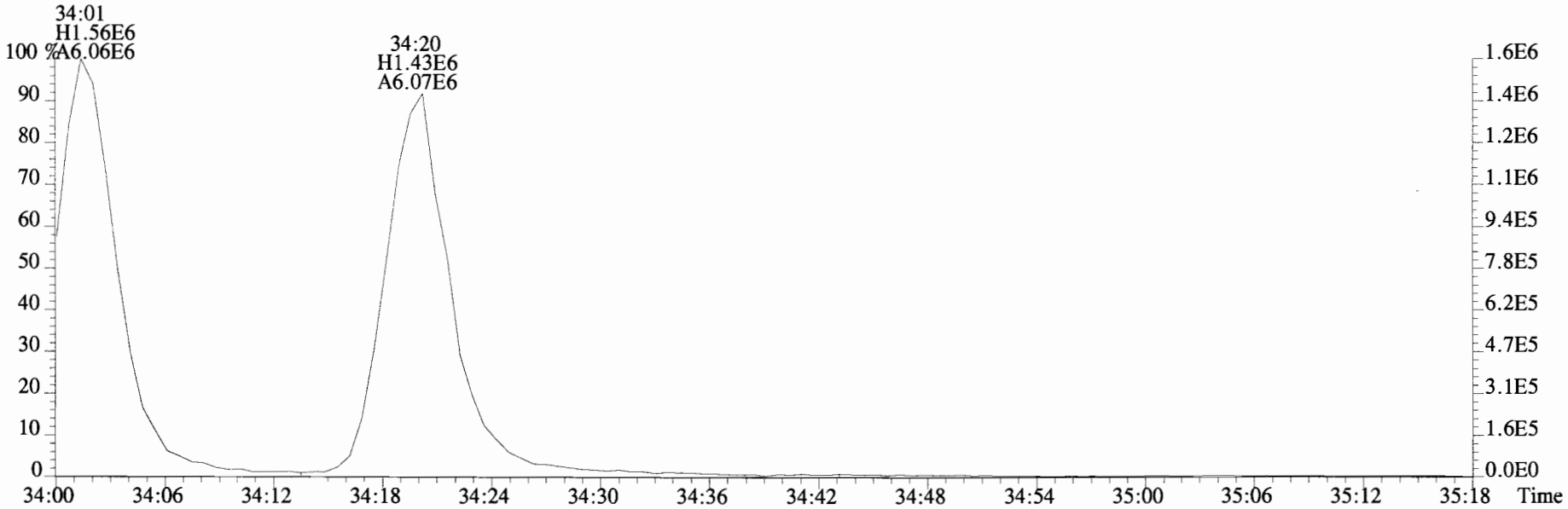

403.8530 S:5 F:3 BSUB(10000,15,-3.0) PKD(5,5,3,0.10%,100.0,0.00%,F,F)

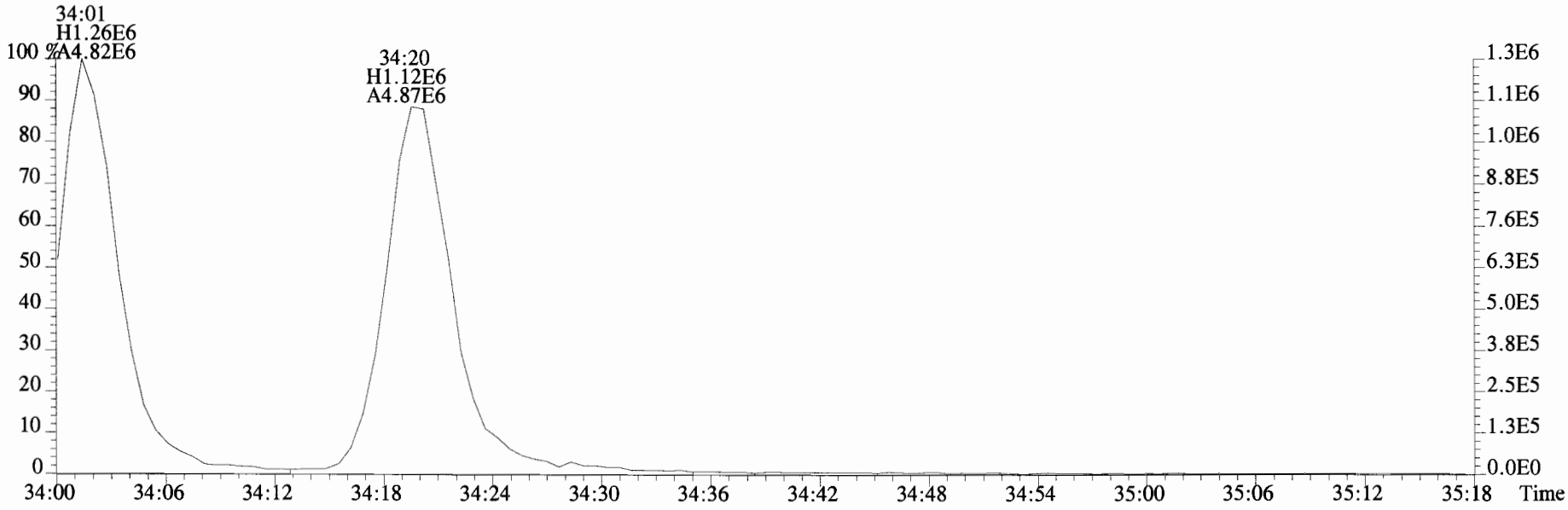

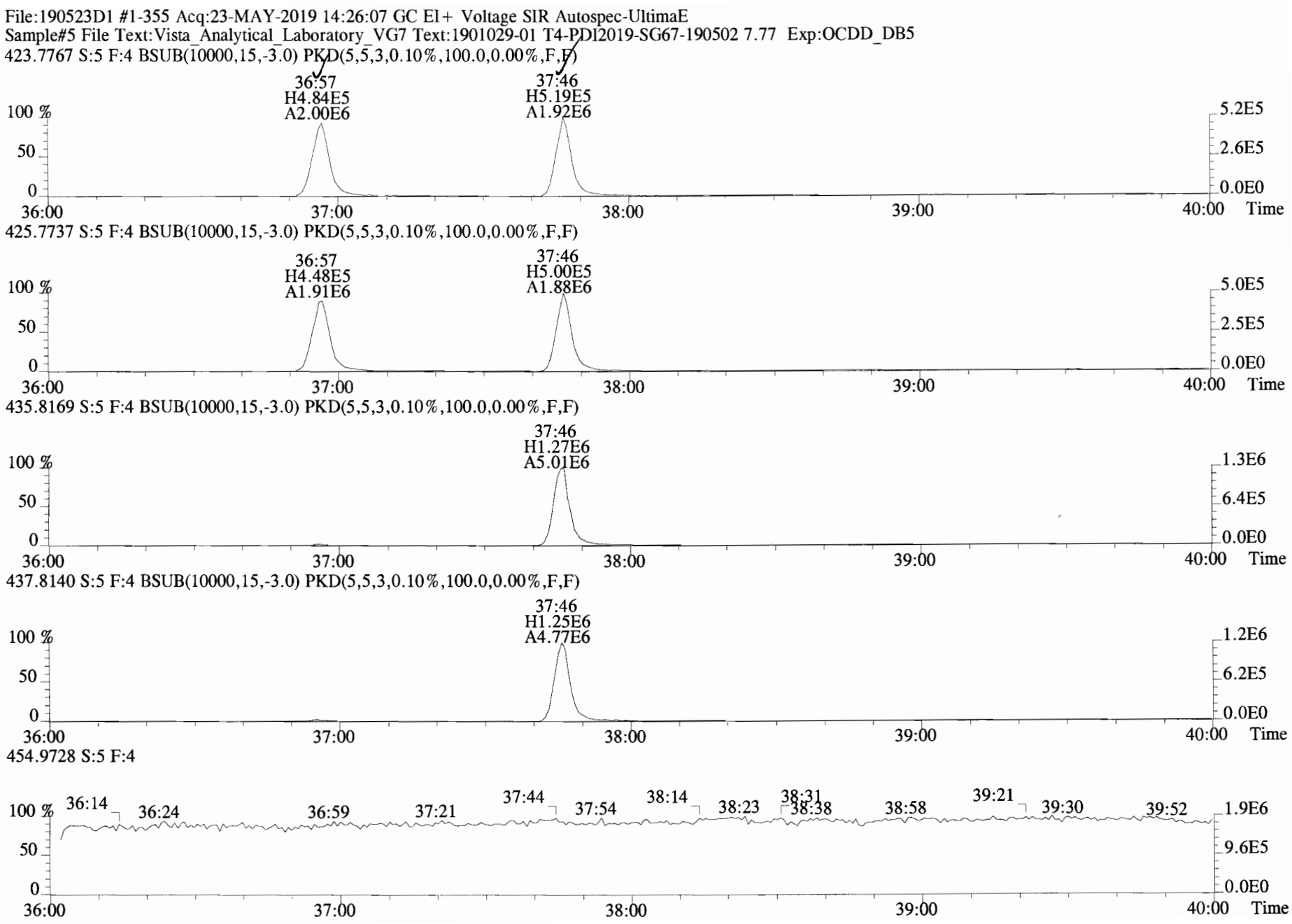
File:190523D1 #1-355 Acq:23-MAY-2019 14:26:07 GC EI+ Voltage SIR Autospec-UltimaE
Sample#5 File Text:Vista_Analytical_Laboratory_VG7 Text:1901029-01 T4-PDI2019-SG67-190502 7.77 Exp:OCDD_DB5
423.7767 S:5 F:4 BSUB(10000,15,-3.0) PKD(5,5,3,0.10%,100.0,0.00%,F,F)
36:57
H4.84E5
A2.00E6
37:46
H5.19E5
A1.92E6
100 %
50
0
5.2E5
2.6E5
0.0E0
36:00
37:00
38:00
39:00
40:00
Time
425.7737 S:5 F:4 BSUB(10000,15,-3.0) PKD(5,5,3,0.10%,100.0,0.00%,F,F)
36:57
H4.48E5
A1.91E6
37:46
H5.00E5
A1.88E6
5.0E5
2.5E5
435.8169 S:5 F:4 BSUB(10000,15,-3.0) PKD(5,5,3,0.10%,100.0,0.00%,F,F)
37:46
H1.27E6
A5.01E6
1.3E6
6.4E5
437.8140 S:5 F:4 BSUB(10000,15,-3.0) PKD(5,5,3,0.10%,100.0,0.00%,F,F)
37:46
H1.25E6
A4.77E6
1.2E6
6.2E5
454.9728 S:5 F:4
36:14
36:24
36:59
37:21
37:44
37:54
38:14
38:23
38:31
38:38
38:58
39:21
39:30
39:52
1.9E6
9.6E5

File:190523D1 #1-355 Acq:23-MAY-2019 14:26:07 GC EI+ Voltage SIR Autospec-UltimaE
Sample#5 File Text:Vista_Analytical_Laboratory_VG7 Text:1901029-01 T4-PDI2019-SG67-190502 7.77 Exp:OCDD_DB5
423.7767 S:5 F:4 BSUB(10000,15,-3.0) PKD(5,5,3,0.10%,100.0,0.00%,F,F)

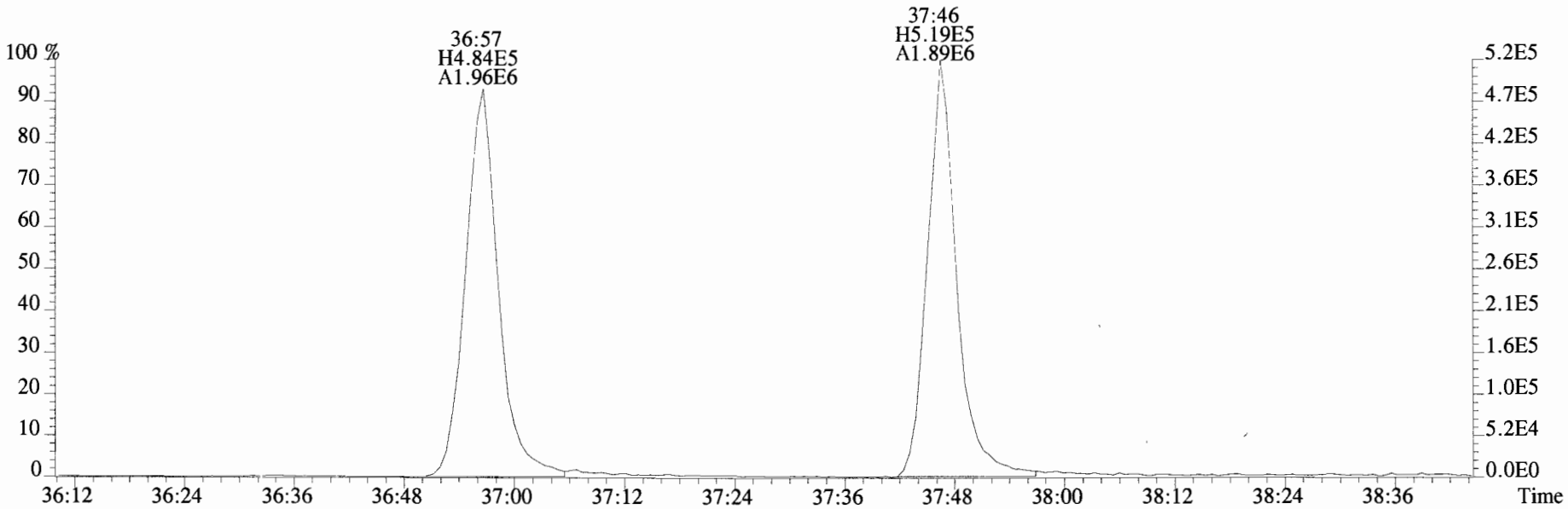

425.7737 S:5 F:4 BSUB(10000,15,-3.0) PKD(5,5,3,0.10%,100.0,0.00%,F,F)

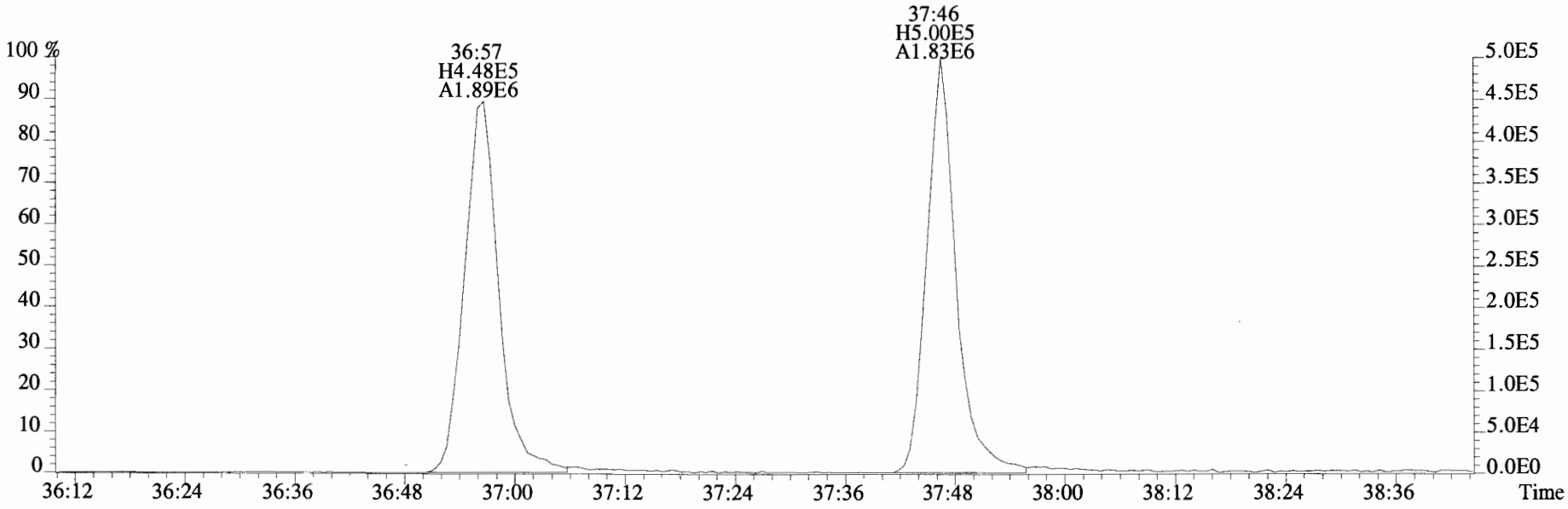

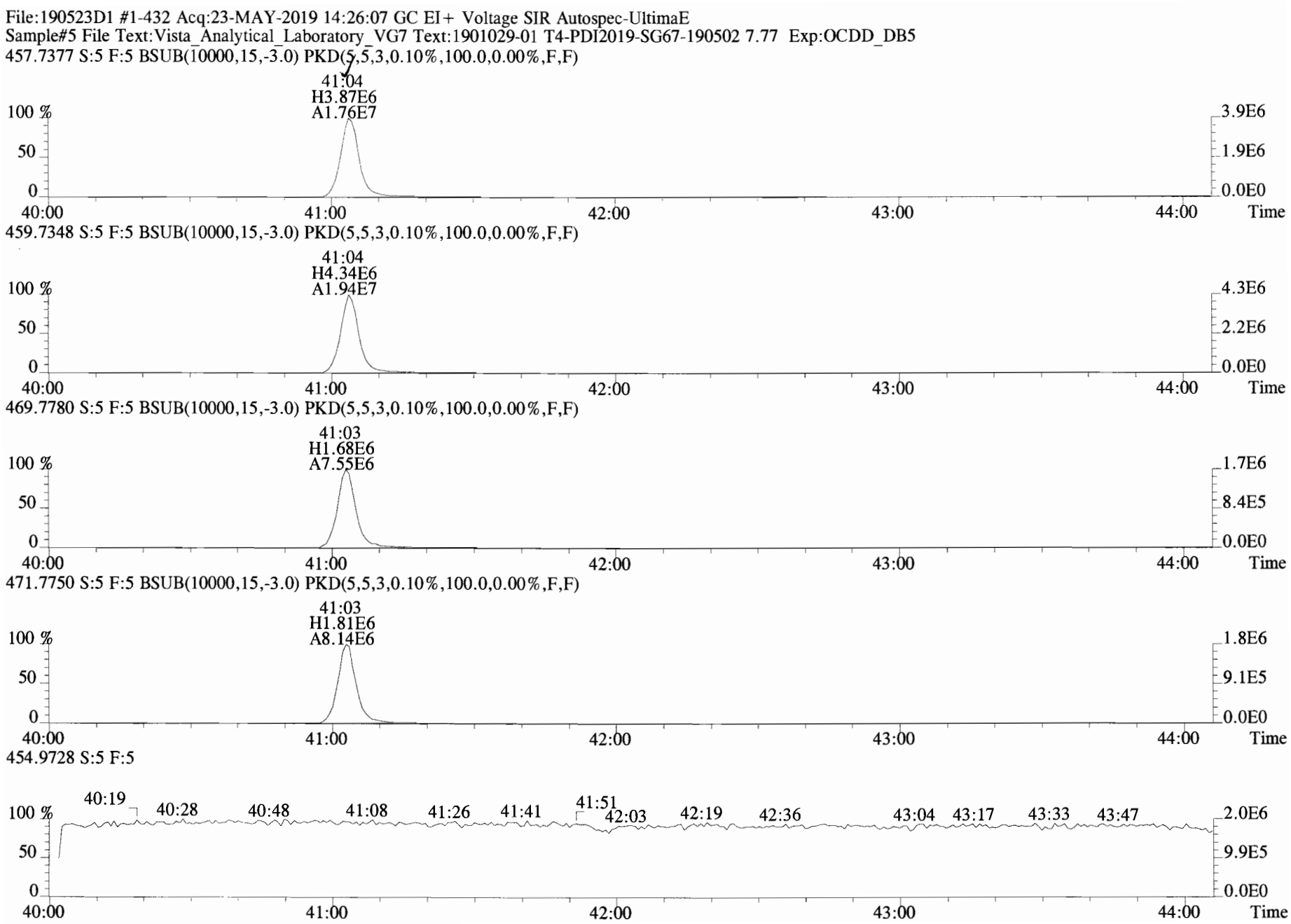
File:190523D1 #1-432 Acq:23-MAY-2019 14:26:07 GC EI+ Voltage SIR Autospec-UltimaE
Sample#5 File Text:Vista_Analytical_Laboratory_VG7 Text:1901029-01 T4-PDI2019-SG67-190502 7.77 Exp:OCDD_DB5
457.7377 S:5 F:5 BSUB(10000,15,-3.0) PKD(5,5,3,0.10%,100.0,0.00%,F,F)
41:04
H3.87E6
A1.76E7
459.7348 S:5 F:5 BSUB(10000,15,-3.0) PKD(5,5,3,0.10%,100.0,0.00%,F,F)
41:04
H4.34E6
A1.94E7
469.7780 S:5 F:5 BSUB(10000,15,-3.0) PKD(5,5,3,0.10%,100.0,0.00%,F,F)
41:03
H1.68E6
A7.55E6
471.7750 S:5 F:5 BSUB(10000,15,-3.0) PKD(5,5,3,0.10%,100.0,0.00%,F,F)
41:03
H1.81E6
A8.14E6
454.9728 S:5 F:5
40:19
40:28
40:48
41:08
41:26
41:41
41:51
42:03
42:19
42:36
43:04
43:17
43:33
43:47
100 %
50
0
40:00
41:00
42:00
43:00
44:00
Time
3.9E6
1.9E6
0.0E0
4.3E6
2.2E6
1.7E6
8.4E5
1.8E6
9.1E5
2.0E6
9.9E5

File:190523D1 #1-432 Acq:23-MAY-2019 14:26:07 GC EI+ Voltage SIR Autospec-UltimaE
Sample#5 File Text:Vista_Analytical_Laboratory_VG7 Text:1901029-01 T4-PDI2019-SG67-190502 7.77 Exp:OCDD_DB5
457.7377 S:5 F:5 BSUB(10000,15,-3.0) PKD(5,5,3,0.10%,100.0,0.00%,F,F)

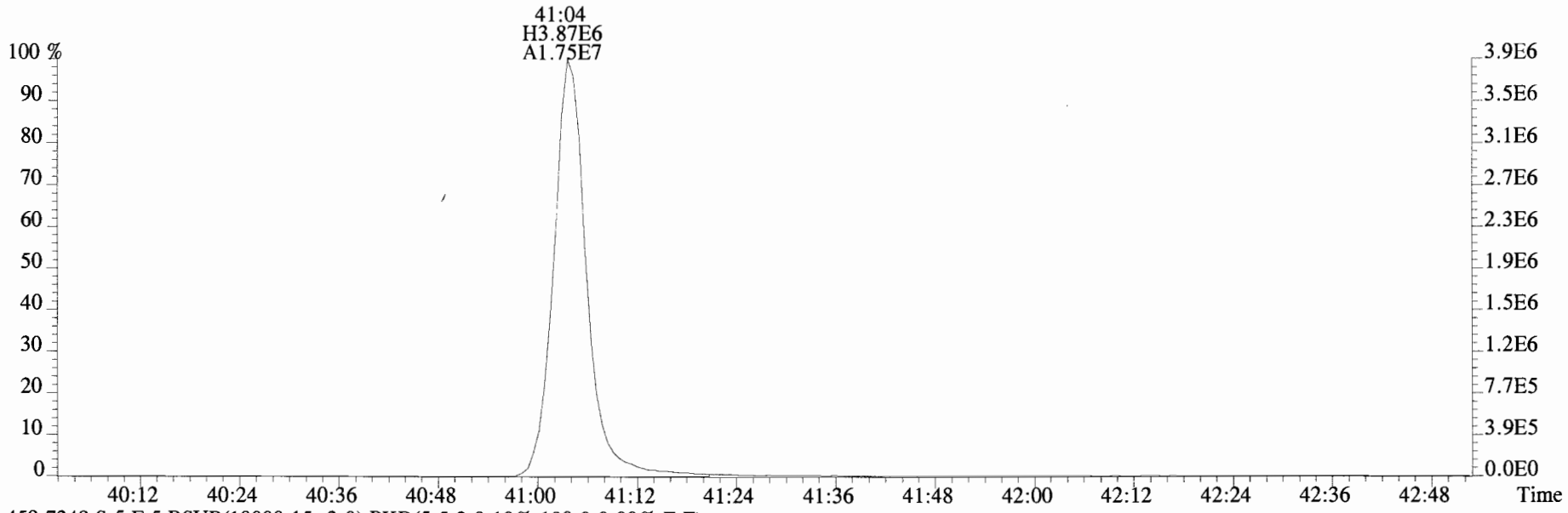

459.7348 S:5 F:5 BSUB(10000,15,-3.0) PKD(5,5,3,0.10%,100.0,0.00%,F,F)

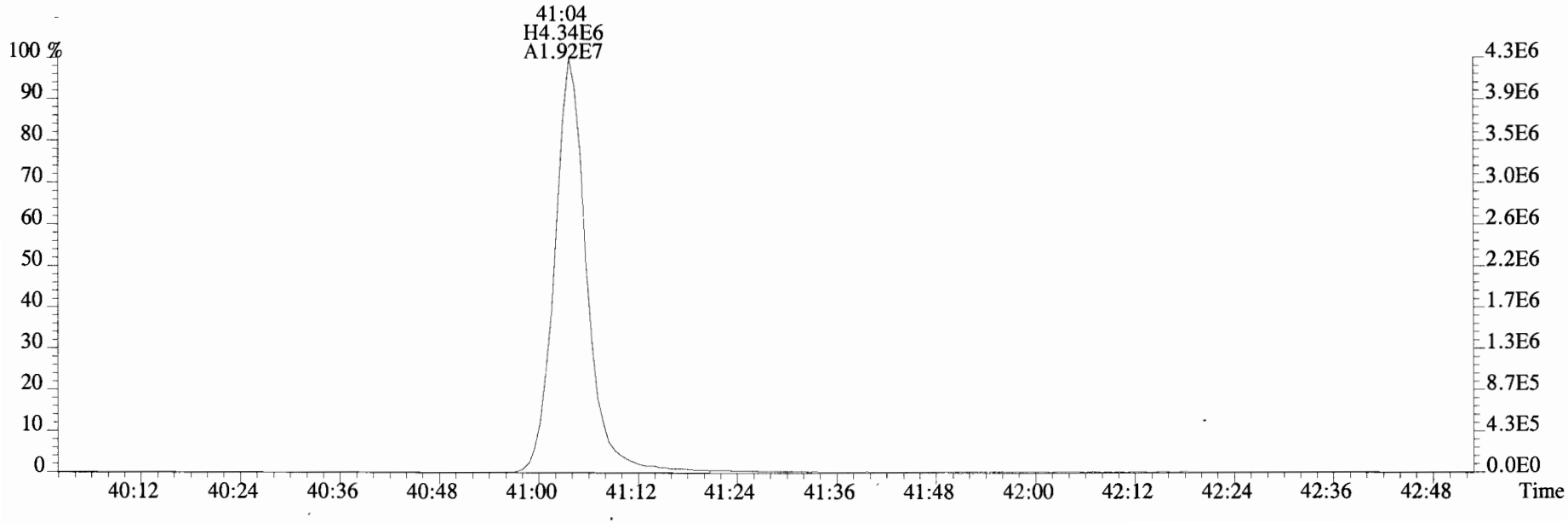

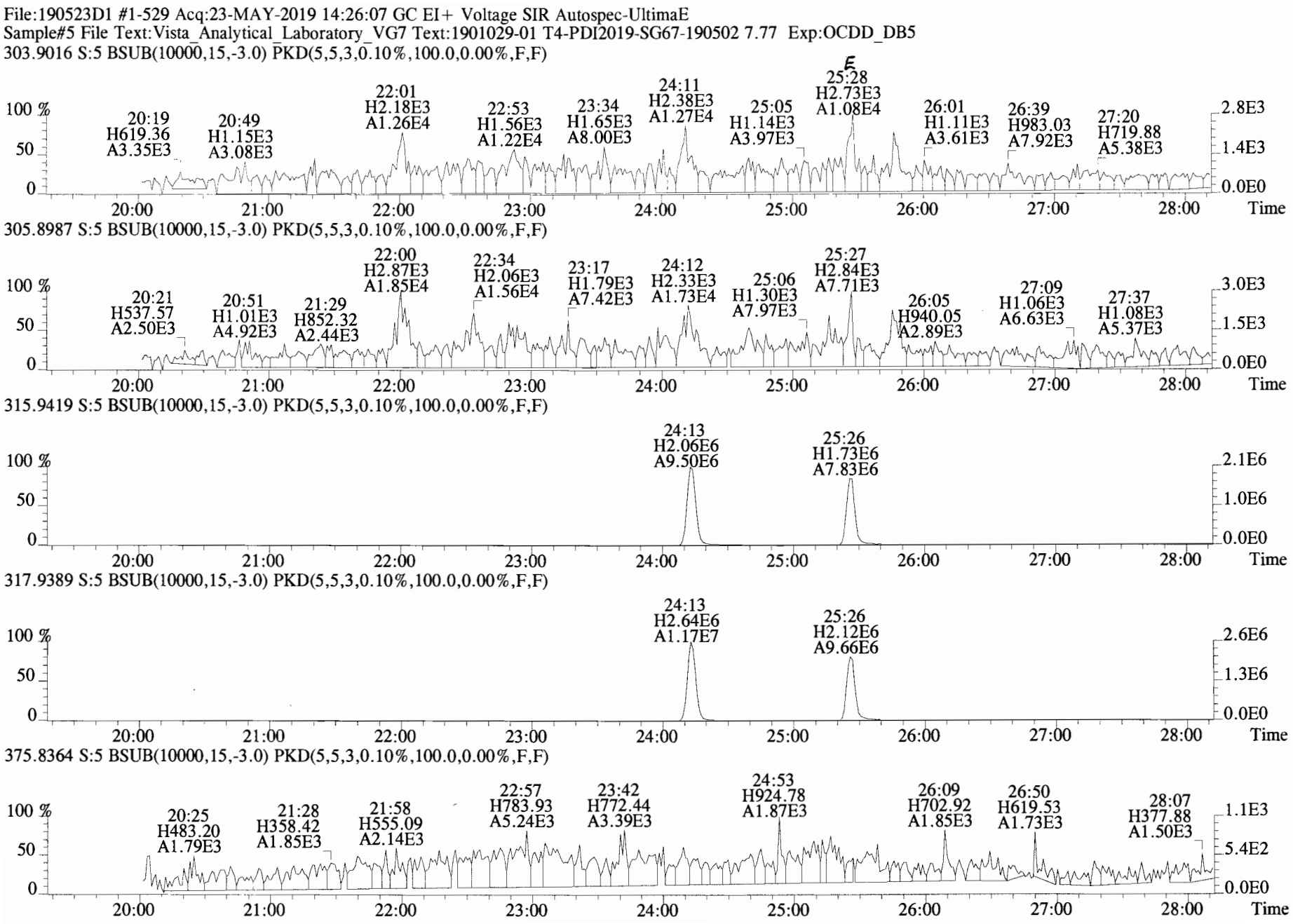
File:190523D1 #1-529 Acq:23-MAY-2019 14:26:07 GC EI+ Voltage SIR Autospec-UltimaE
Sample#5 File Text:Vista_Analytical_Laboratory_VG7 Text:1901029-01 T4-PDI2019-SG67-190502 7.77 Exp:OCDD_DB5
303.9016 S:5 BSUB(10000,15,-3.0) PKD(5,5,3,0.10%,100.0,0.00%,F,F)
20:19 H619.36 A3.35E3
20:49 H1.15E3 A3.08E3
22:01 H2.18E3 A1.26E4
22:53 H1.56E3 A1.22E4
23:34 H1.65E3 A8.00E3
24:11 H2.38E3 A1.27E4
25:05 H1.14E3 A3.97E3
25:28 H2.73E3 A1.08E4
26:01 H1.11E3 A3.61E3
26:39 H983.03 A7.92E3
27:20 H719.88 A5.38E3
305.8987 S:5 BSUB(10000,15,-3.0) PKD(5,5,3,0.10%,100.0,0.00%,F,F)
20:21 H537.57 A2.50E3
20:51 H1.01E3 A4.92E3
21:29 H852.32 A2.44E3
22:00 H2.87E3 A1.85E4
22:34 H2.06E3 A1.56E4
23:17 H1.79E3 A7.42E3
24:12 H2.33E3 A1.73E4
25:06 H1.30E3 A7.97E3
25:27 H2.84E3 A7.71E3
26:05 H940.05 A2.89E3
27:09 H1.06E3 A6.63E3
27:37 H1.08E3 A5.37E3
315.9419 S:5 BSUB(10000,15,-3.0) PKD(5,5,3,0.10%,100.0,0.00%,F,F)
24:13 H2.06E6 A9.50E6
25:26 H1.73E6 A7.83E6
317.9389 S:5 BSUB(10000,15,-3.0) PKD(5,5,3,0.10%,100.0,0.00%,F,F)
24:13 H2.64E6 A1.17E7
25:26 H2.12E6 A9.66E6
375.8364 S:5 BSUB(10000,15,-3.0) PKD(5,5,3,0.10%,100.0,0.00%,F,F)
20:25 H483.20 A1.79E3
21:28 H358.42 A1.85E3
21:58 H555.09 A2.14E3
22:57 H783.93 A5.24E3
23:42 H772.44 A3.39E3
24:53 H924.78 A1.87E3
26:09 H702.92 A1.85E3
26:50 H619.53 A1.73E3
28:07 H377.88 A1.50E3
100 %
50
0
20:00
21:00
22:00
23:00
24:00
25:00
26:00
27:00
28:00
Time
2.8E3
1.4E3
0.0E0
3.0E3
1.5E3
2.1E6
1.0E6
2.6E6
1.3E6
1.1E3
5.4E2

File:190523D1 #1-529 Acq:23-MAY-2019 14:26:07 GC EI+ Voltage SIR Autospec-UltimaE
Sample#5 File Text:Vista_Analytical_Laboratory_VG7 Text:1901029-01 T4-PDI2019-SG67-190502 7.77 Exp:OCDD_DB5
303.9016 S:5 BSUB(10000,15,-3.0) PKD(5,5,3,0.10%,100.0,0.00%,F,F)

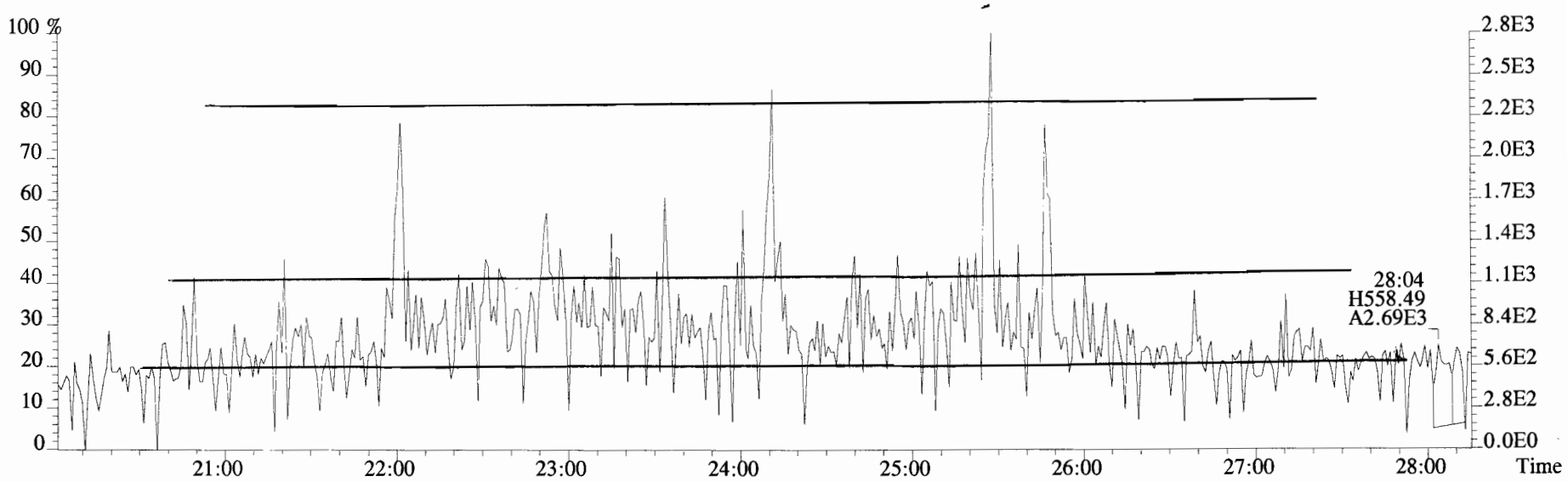

305.8987 S:5 BSUB(10000,15,-3.0) PKD(5,5,3,0.10%,100.0,0.00%,F,F)

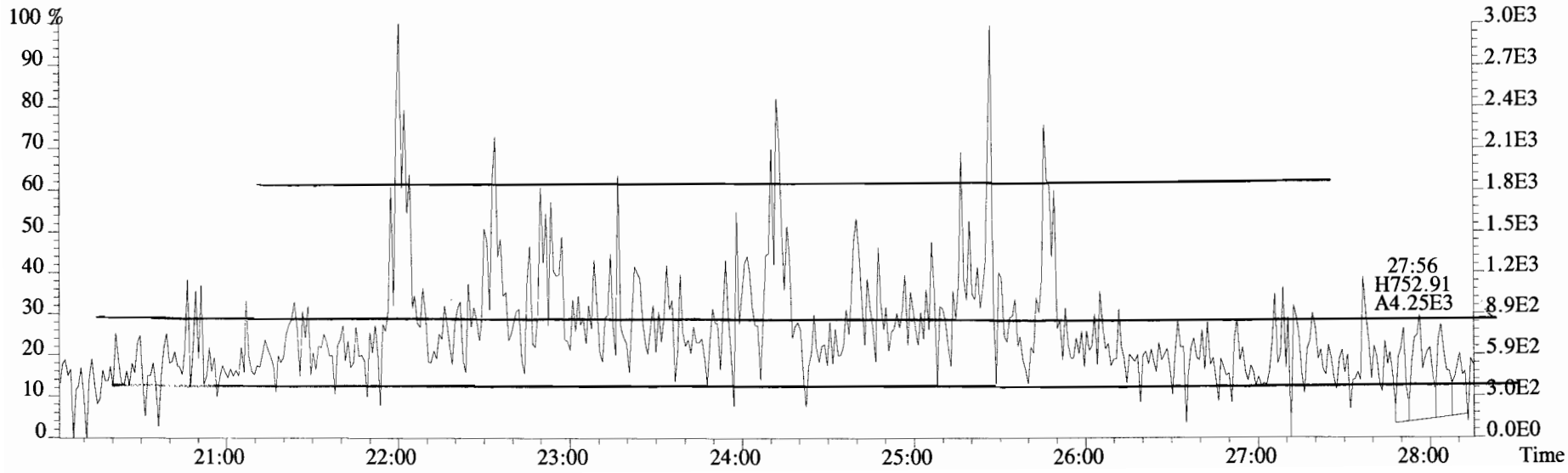

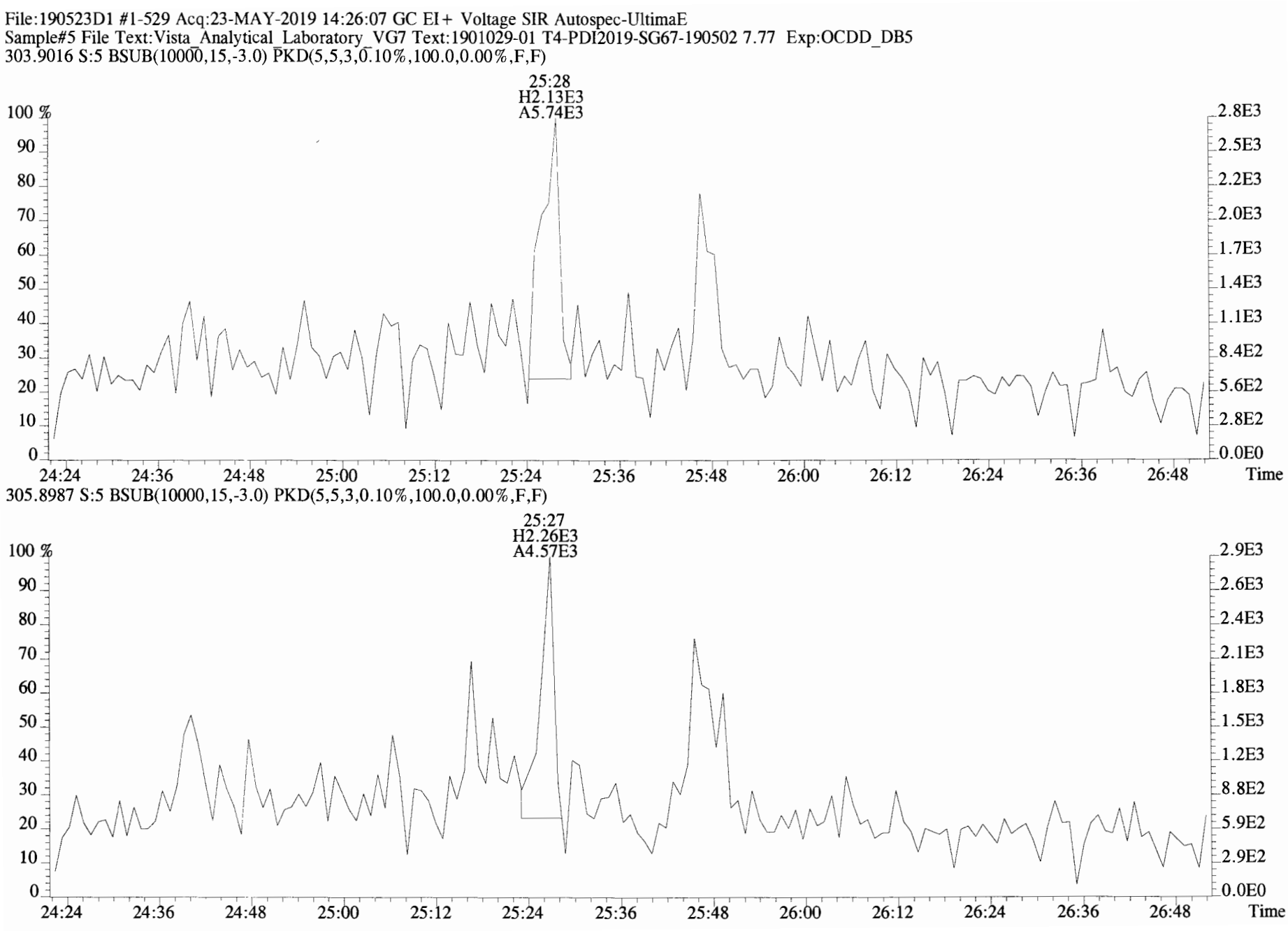
File:190523D1 #1-529 Acq:23-MAY-2019 14:26:07 GC EI+ Voltage SIR Autospec-UltimaE
Sample#5 File Text:Vista_Analytical_Laboratory_VG7 Text:1901029-01 T4-PDI2019-SG67-190502 7.77 Exp:OCDD_DB5
303.9016 S:5 BSUB(10000,15,-3.0) PKD(5,5,3,0.10%,100.0,0.00%,F,F)
25:28
H2.13E3
A5.74E3
100 %
90
80
70
60
50
40
30
20
10
0
2.8E3
2.5E3
2.2E3
2.0E3
1.7E3
1.4E3
1.1E3
8.4E2
5.6E2
2.8E2
0.0E0
24:24
24:36
24:48
25:00
25:12
25:24
25:36
25:48
26:00
26:12
26:24
26:36
26:48
Time
305.8987 S:5 BSUB(10000,15,-3.0) PKD(5,5,3,0.10%,100.0,0.00%,F,F)
25:27
H2.26E3
A4.57E3
100 %
90
80
70
60
50
40
30
20
10
0
2.9E3
2.6E3
2.4E3
2.1E3
1.8E3
1.5E3
1.2E3
8.8E2
5.9E2
2.9E2
0.0E0
24:24
24:36
24:48
25:00
25:12
25:24
25:36
25:48
26:00
26:12
26:24
26:36
26:48
Time

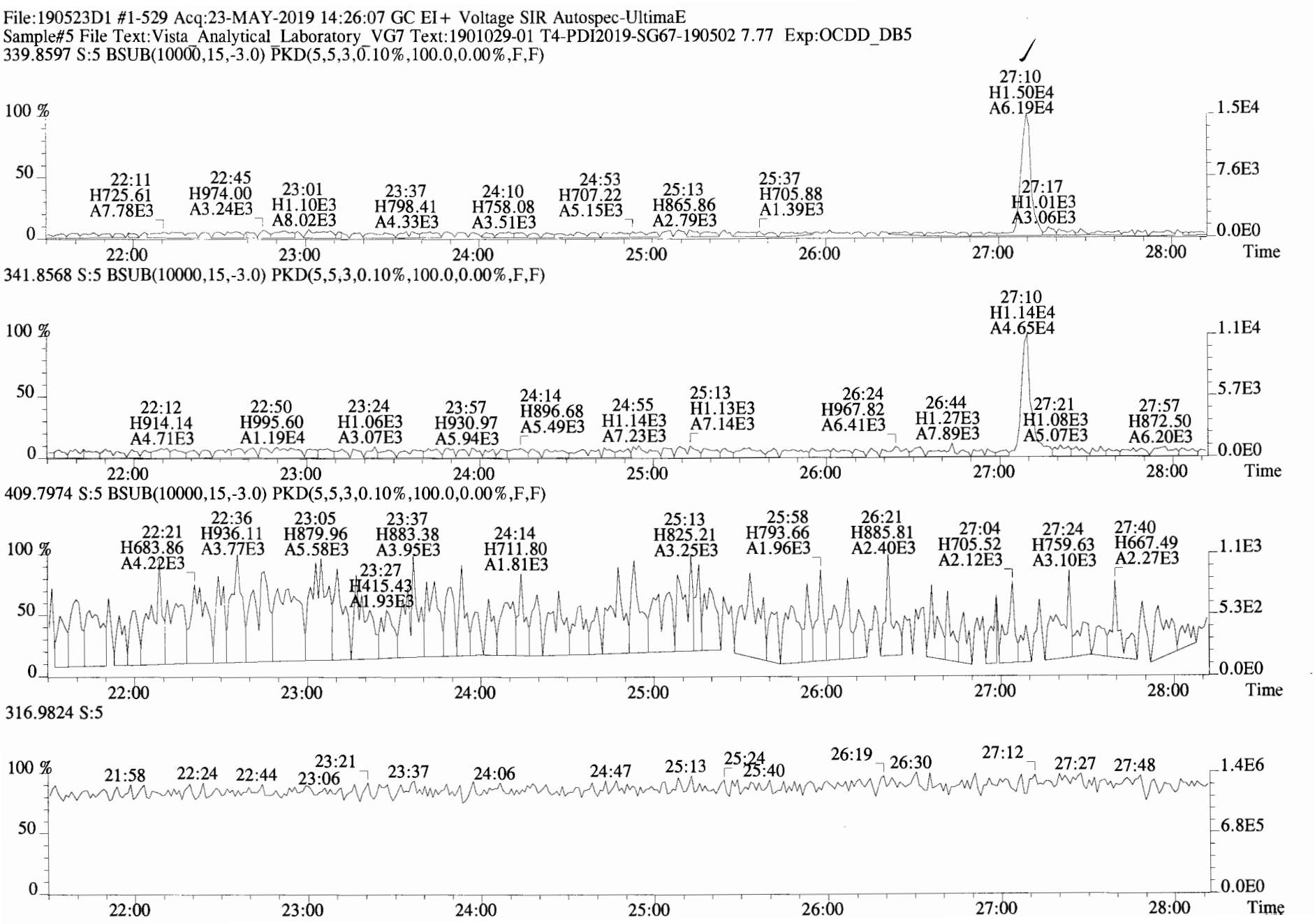
File:190523D1 #1-529 Acq:23-MAY-2019 14:26:07 GC EI+ Voltage SIR Autospec-UltimaE
Sample#5 File Text:Vista_Analytical_Laboratory_VG7 Text:1901029-01 T4-PDI2019-SG67-190502 7.77 Exp:OCDD_DB5
339.8597 S:5 BSUB(10000,15,-3.0) PKD(5,5,3,0.10%,100.0,0.00%,F,F)
27:10 H1.50E4 A6.19E4
22:11 H725.61 A7.78E3
22:45 H974.00 A3.24E3
23:01 H1.10E3 A8.02E3
23:37 H798.41 A4.33E3
24:10 H758.08 A3.51E3
24:53 H707.22 A5.15E3
25:13 H865.86 A2.79E3
25:37 H705.88 A1.39E3
27:17 H1.01E3 A3.06E3
341.8568 S:5 BSUB(10000,15,-3.0) PKD(5,5,3,0.10%,100.0,0.00%,F,F)
27:10 H1.14E4 A4.65E4
22:12 H914.14 A4.71E3
22:50 H995.60 A1.19E4
23:24 H1.06E3 A3.07E3
23:57 H930.97 A5.94E3
24:14 H896.68 A5.49E3
24:55 H1.14E3 A7.23E3
25:13 H1.13E3 A7.14E3
26:24 H967.82 A6.41E3
26:44 H1.27E3 A7.89E3
27:21 H1.08E3 A5.07E3
27:57 H872.50 A6.20E3
409.7974 S:5 BSUB(10000,15,-3.0) PKD(5,5,3,0.10%,100.0,0.00%,F,F)
22:21 H683.86 A4.22E3
22:36 H936.11 A3.77E3
23:05 H879.96 A5.58E3
23:27 H415.43 A1.93E3
23:37 H883.38 A3.95E3
24:14 H711.80 A1.81E3
25:13 H825.21 A3.25E3
25:58 H793.66 A1.96E3
26:21 H885.81 A2.40E3
27:04 H705.52 A2.12E3
27:24 H759.63 A3.10E3
27:40 H667.49 A2.27E3
316.9824 S:5
21:58
22:24
22:44
23:06
23:21
23:37
24:06
24:47
25:13
25:24
25:40
26:19
26:30
27:12
27:27
27:48
100 %
50
0
22:00
23:00
24:00
25:00
26:00
27:00
28:00
Time
1.5E4
7.6E3
0.0E0
1.1E4
5.7E3
0.0E0
1.1E3
5.3E2
0.0E0
1.4E6
6.8E5
0.0E0

File:190523D1 #1-529 Acq:23-MAY-2019 14:26:07 GC EI+ Voltage SIR Autospec-UltimaE
Sample#5 File Text:Vista_Analytical_Laboratory_VG7 Text:1901029-01 T4-PDI2019-SG67-190502 7.77 Exp:OCDD_DB5
339.8597 S:5 BSUB(10000,15,-3.0) PKD(5,5,3,0.10%,100.0,0.00%,F,F)

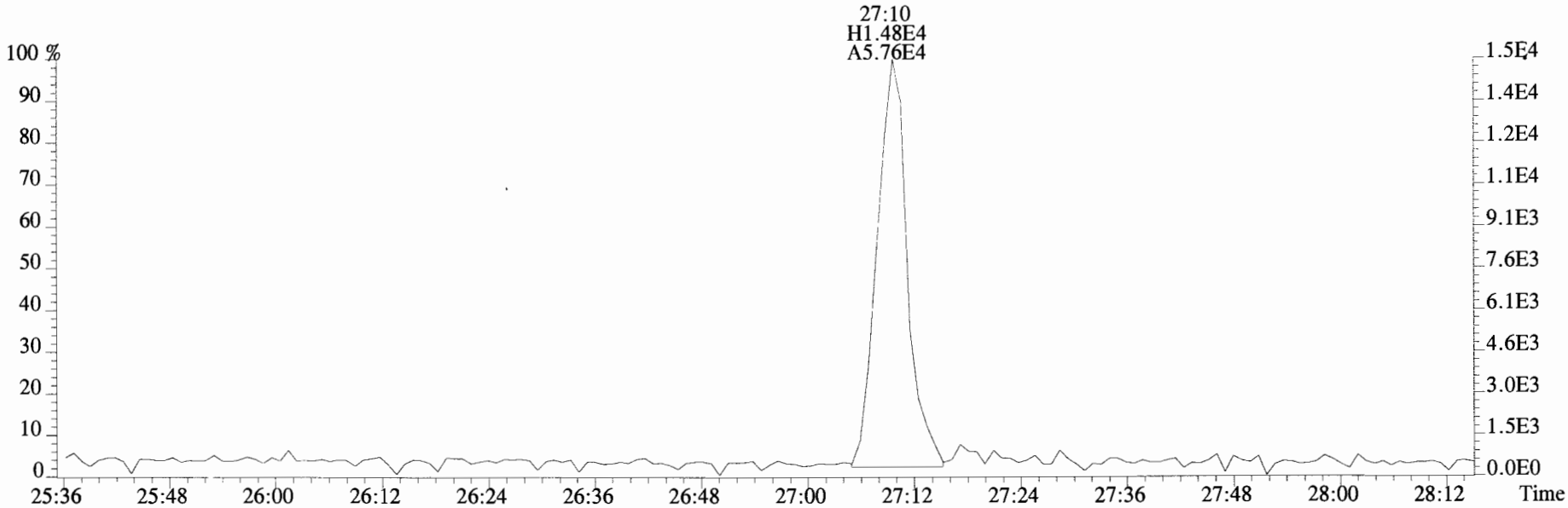

341.8568 S:5 BSUB(10000,15,-3.0) PKD(5,5,3,0.10%,100.0,0.00%,F,F)

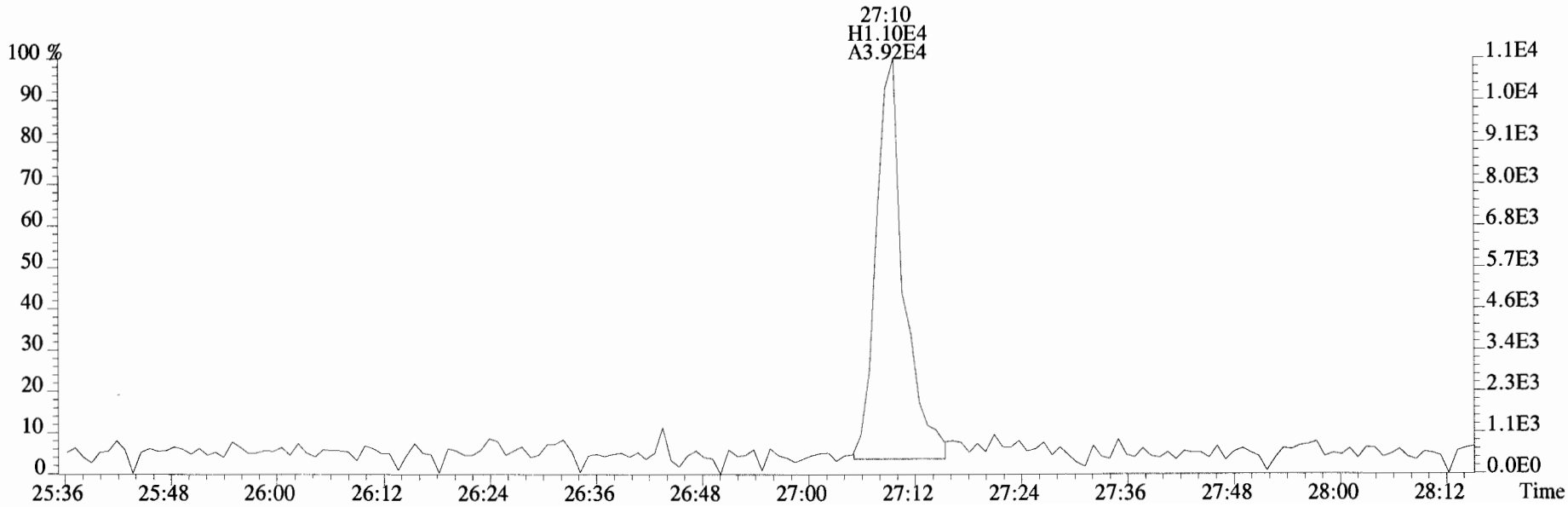

File:190523D1 #1-180 Acq:23-MAY-2019 14:26:07 GC EI+ Voltage SIR Autospec-UltimaE
Sample#5 File Text:Vista_Analytical_Laboratory_VG7 Text:1901029-01 T4-PDI2019-SG67-190502 7.77 Exp:OCDD_DB5



File:190523D1 #1-180 Acq:23-MAY-2019 14:26:07 GC EI+ Voltage SIR Autospec-UltimaE
Sample#5 File Text:Vista_Analytical_Laboratory_VG7 Text:1901029-01 T4-PDI2019-SG67-190502 7.77 Exp:OCDD_DB5
339.8597 S:5 F:2 BSUB(10000,15,-3.0) PKD(5,5,3,0.10%,100.0,0.00%,F,F)

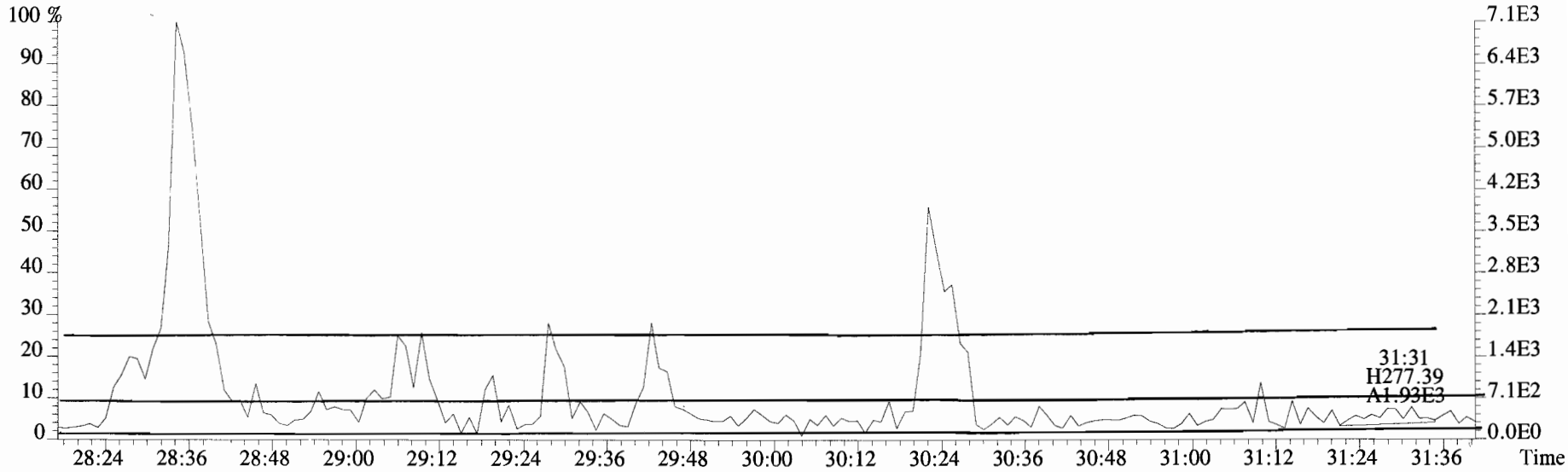

341.8568 S:5 F:2 BSUB(10000,15,-3.0) PKD(5,5,3,0.10%,100.0,0.00%,F,F)

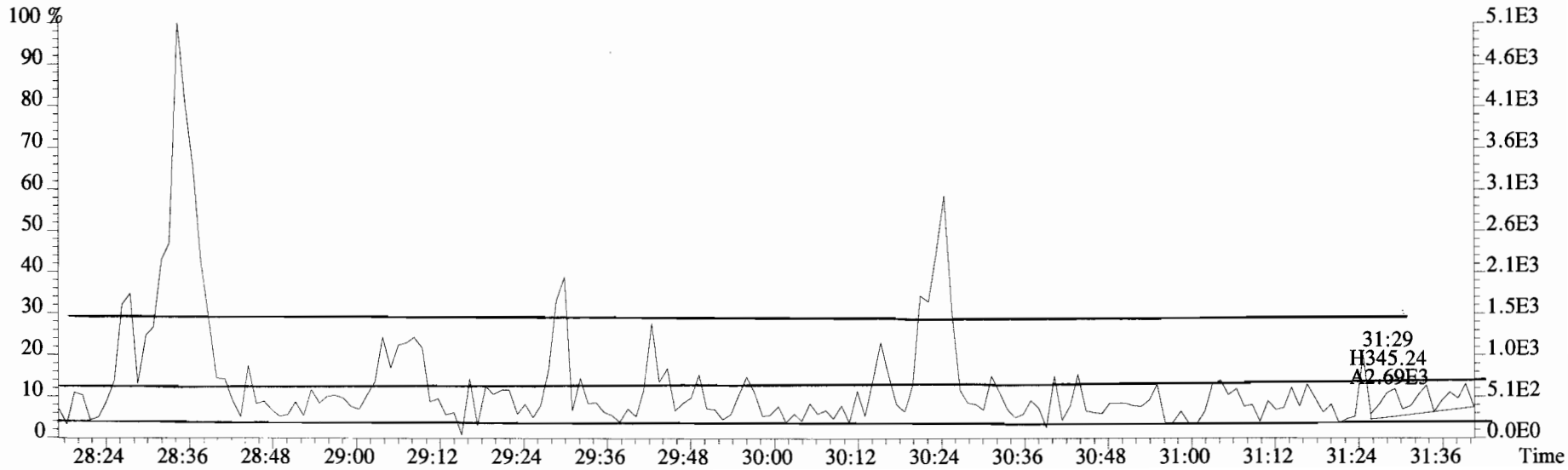

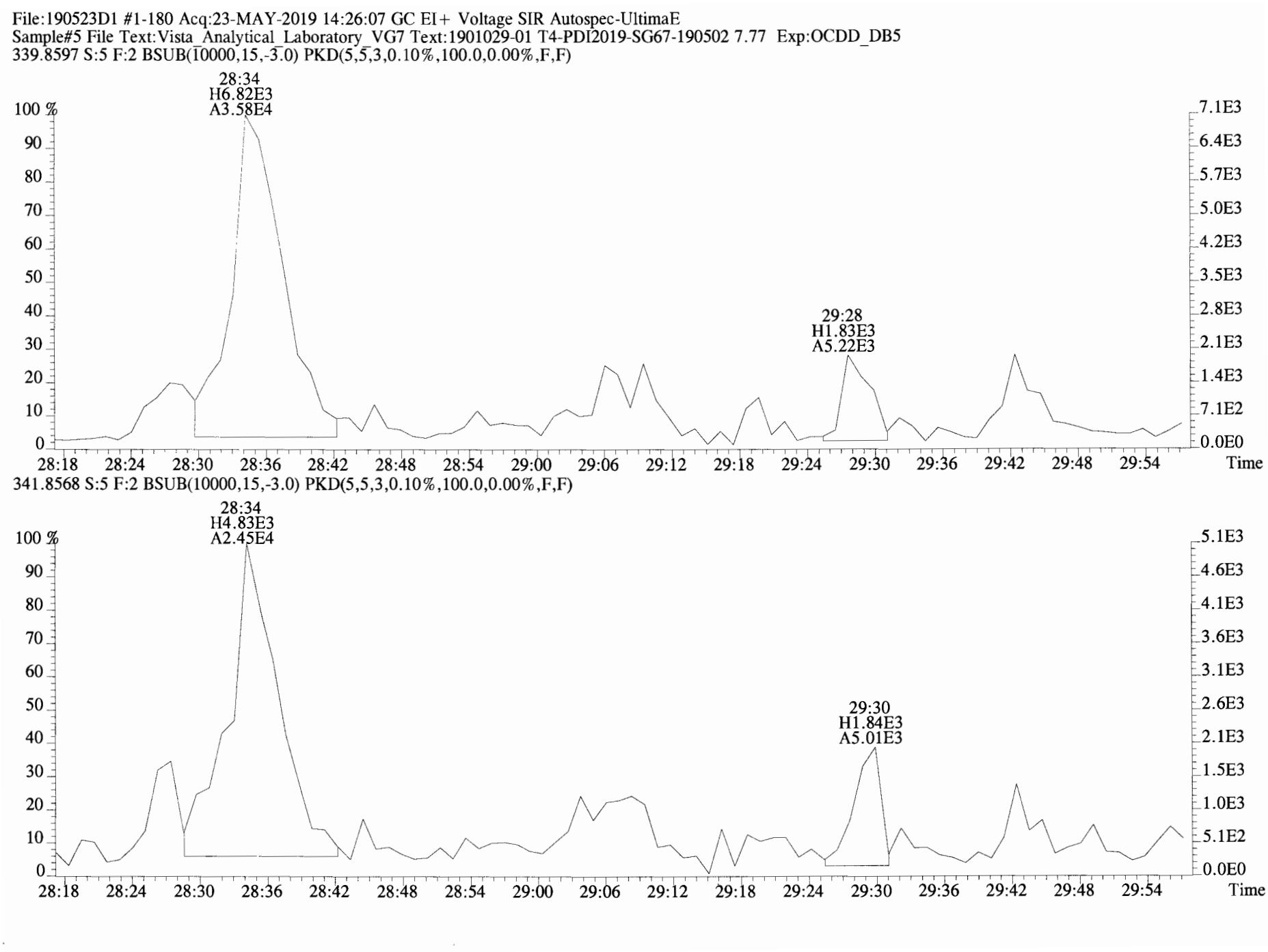
File:190523D1 #1-180 Acq:23-MAY-2019 14:26:07 GC EI+ Voltage SIR Autospec-UltimaE
Sample#5 File Text:Vista_Analytical_Laboratory_VG7 Text:1901029-01 T4-PDI2019-SG67-190502 7.77 Exp:OCDD_DB5
339.8597 S:5 F:2 BSUB(10000,15,-3.0) PKD(5,5,3,0.10%,100.0,0.00%,F,F)
28:34
H6.82E3
A3.58E4
29:28
H1.83E3
A5.22E3
100 %
90
80
70
60
50
40
30
20
10
0
7.1E3
6.4E3
5.7E3
5.0E3
4.2E3
3.5E3
2.8E3
2.1E3
1.4E3
7.1E2
0.0E0
28:18
28:24
28:30
28:36
28:42
28:48
28:54
29:00
29:06
29:12
29:18
29:24
29:30
29:36
29:42
29:48
29:54
Time
341.8568 S:5 F:2 BSUB(10000,15,-3.0) PKD(5,5,3,0.10%,100.0,0.00%,F,F)
28:34
H4.83E3
A2.45E4
29:30
H1.84E3
A5.01E3
100 %
90
80
70
60
50
40
30
20
10
0
5.1E3
4.6E3
4.1E3
3.6E3
3.1E3
2.6E3
2.1E3
1.5E3
1.0E3
5.1E2
0.0E0
28:18
28:24
28:30
28:36
28:42
28:48
28:54
29:00
29:06
29:12
29:18
29:24
29:30
29:36
29:42
29:48
29:54
Time

File:190523D1 #1-180 Acq:23-MAY-2019 14:26:07 GC EI+ Voltage SIR Autospec-UltimaE
Sample#5 File Text:Vista_Analytical_Laboratory_VG7 Text:1901029-01 T4-PDI2019-SG67-190502 7.77 Exp:OCDD_DB5
339.8597 S:5 F:2 BSUB(10000,15,-3.0) PKD(5,5,3,0.10%,100.0,0.00%,F,F)

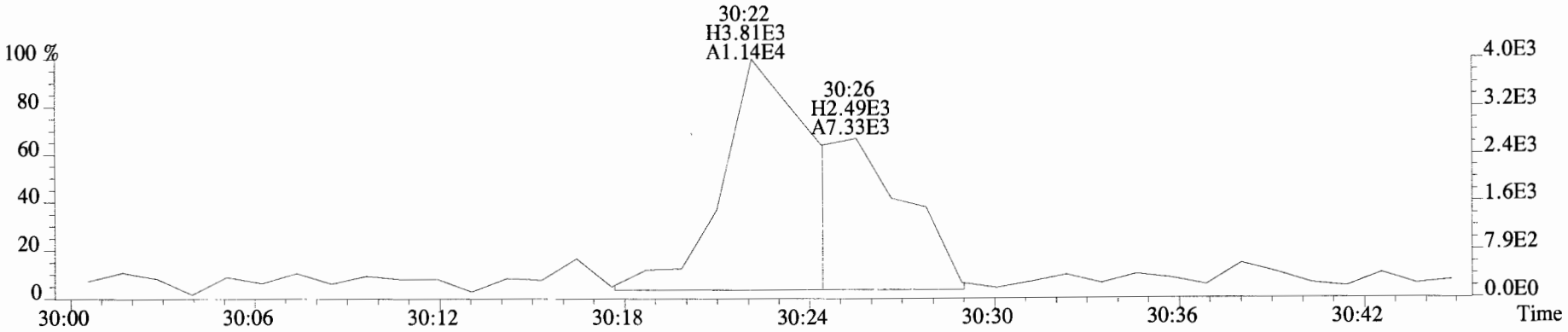

341.8568 S:5 F:2 BSUB(10000,15,-3.0) PKD(5,5,3,0.10%,100.0,0.00%,F,F)

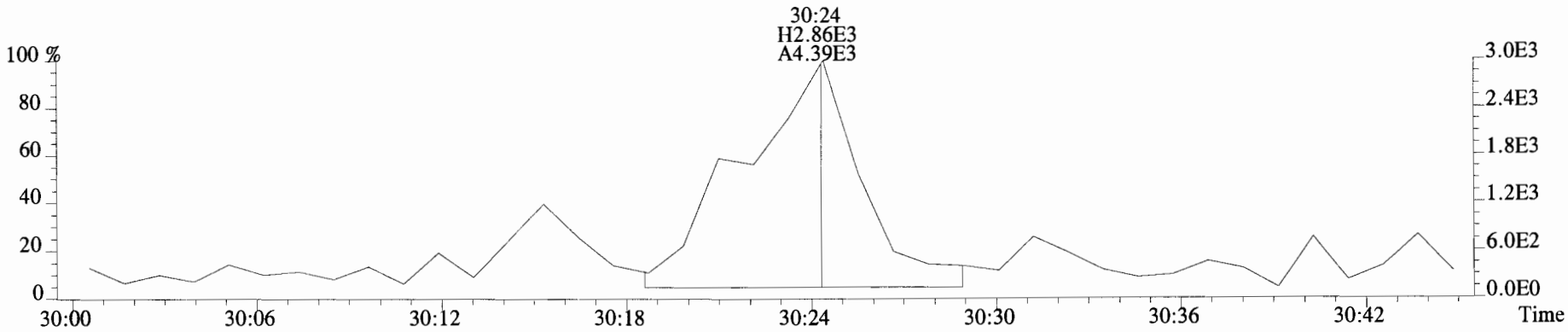

351.9000 S:5 F:2

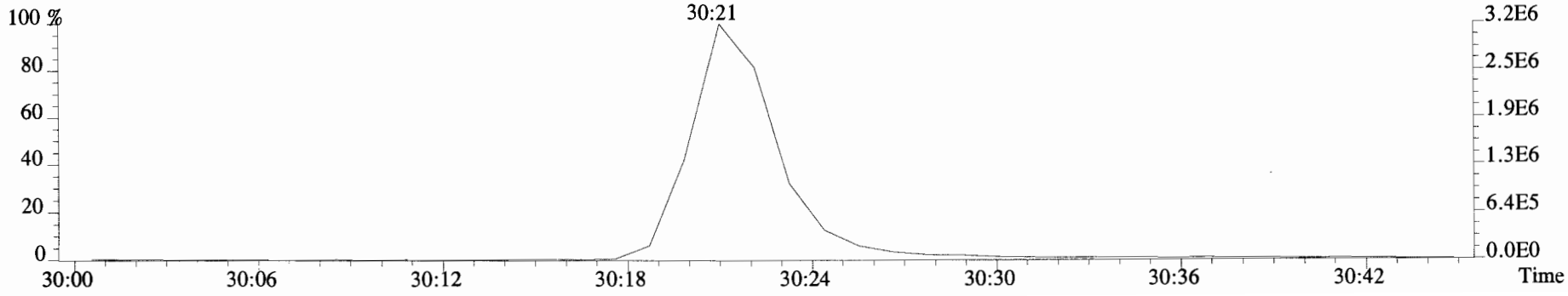

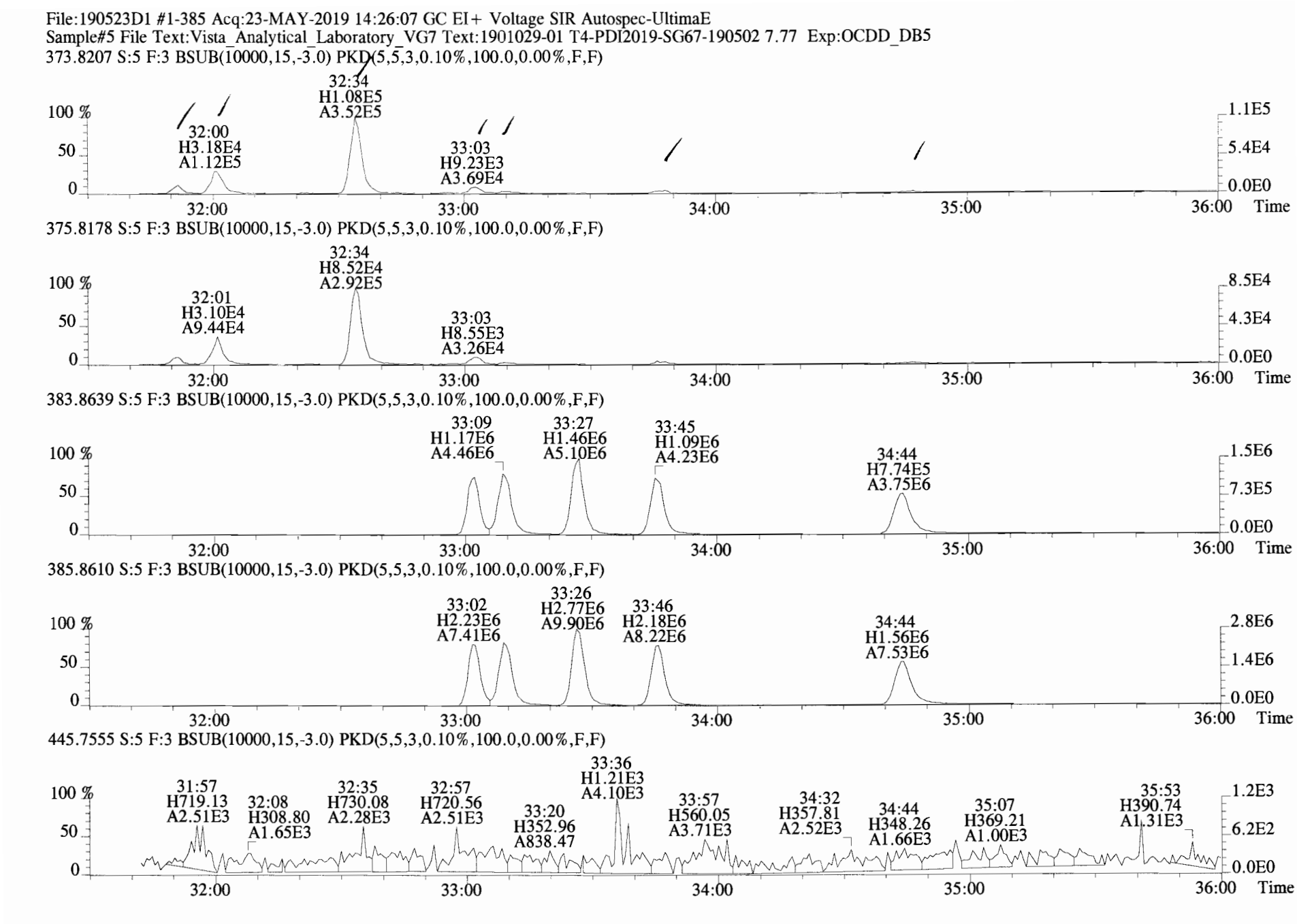
File:190523D1 #1-385 Acq:23-MAY-2019 14:26:07 GC EI+ Voltage SIR Autospec-UltimaE
Sample#5 File Text:Vista_Analytical_Laboratory_VG7 Text:1901029-01 T4-PDI2019-SG67-190502 7.77 Exp:OCDD_DB5
373.8207 S:5 F:3 BSUB(10000,15,-3.0) PKD(5,5,3,0.10%,100.0,0.00%,F,F)
32:34 H1.08E5 A3.52E5
32:00 H3.18E4 A1.12E5
33:03 H9.23E3 A3.69E4
375.8178 S:5 F:3 BSUB(10000,15,-3.0) PKD(5,5,3,0.10%,100.0,0.00%,F,F)
32:34 H8.52E4 A2.92E5
32:01 H3.10E4 A9.44E4
33:03 H8.55E3 A3.26E4
383.8639 S:5 F:3 BSUB(10000,15,-3.0) PKD(5,5,3,0.10%,100.0,0.00%,F,F)
33:09 H1.17E6 A4.46E6
33:27 H1.46E6 A5.10E6
33:45 H1.09E6 A4.23E6
34:44 H7.74E5 A3.75E6
385.8610 S:5 F:3 BSUB(10000,15,-3.0) PKD(5,5,3,0.10%,100.0,0.00%,F,F)
33:02 H2.23E6 A7.41E6
33:26 H2.77E6 A9.90E6
33:46 H2.18E6 A8.22E6
34:44 H1.56E6 A7.53E6
445.7555 S:5 F:3 BSUB(10000,15,-3.0) PKD(5,5,3,0.10%,100.0,0.00%,F,F)
31:57 H719.13 A2.51E3
32:08 H308.80 A1.65E3
32:35 H730.08 A2.28E3
32:57 H720.56 A2.51E3
33:20 H352.96 A838.47
33:36 H1.21E3 A4.10E3
33:57 H560.05 A3.71E3
34:32 H357.81 A2.52E3
34:44 H348.26 A1.66E3
35:07 H369.21 A1.00E3
35:53 H390.74 A1.31E3
100 %
50
0
32:00
33:00
34:00
35:00
36:00
Time
1.1E5
5.4E4
0.0E0
8.5E4
4.3E4
1.5E6
7.3E5
2.8E6
1.4E6
1.2E3
6.2E2

File:190523D1 #1-385 Acq:23-MAY-2019 14:26:07 GC EI+ Voltage SIR Autospec-UltimaE
Sample#5 File Text:Vista_Analytical_Laboratory_VG7 Text:1901029-01 T4-PDI2019-SG67-190502 7.77 Exp:OCDD_DB5
373.8207 S:5 F:3 BSUB(10000,15,-3.0) PKD(5,5,3,0.10%,100.0,0.00%,F,F)

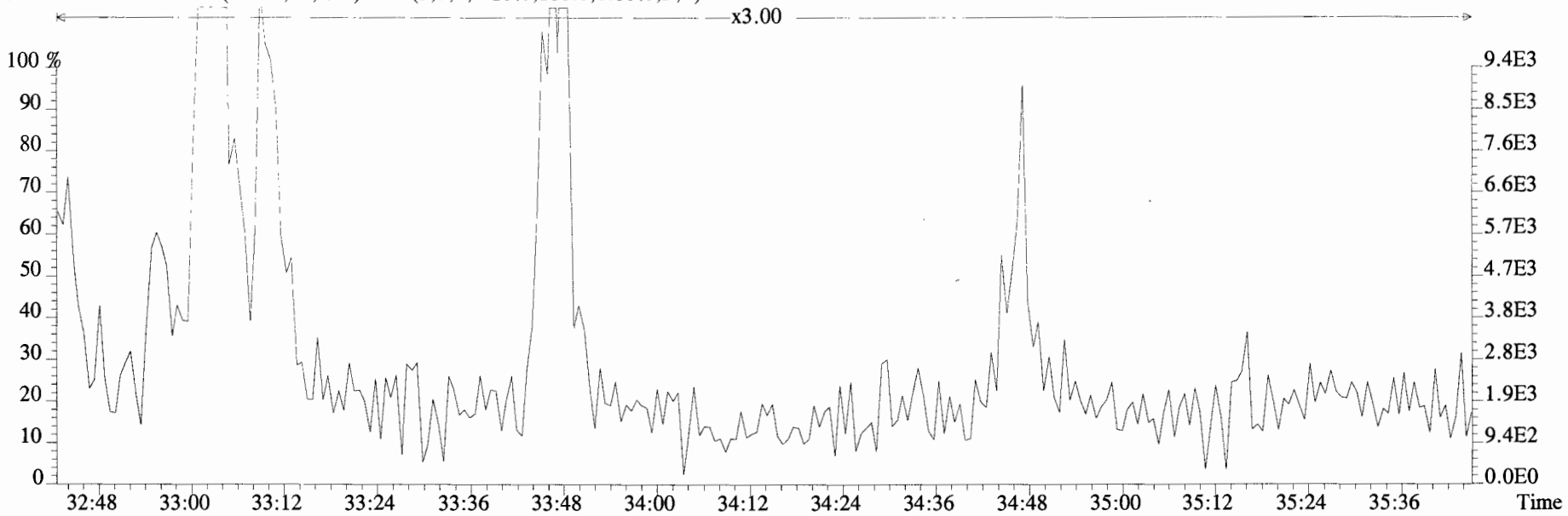

375.8178 S:5 F:3 BSUB(10000,15,-3.0) PKD(5,5,3,0.10%,100.0,0.00%,F,F)

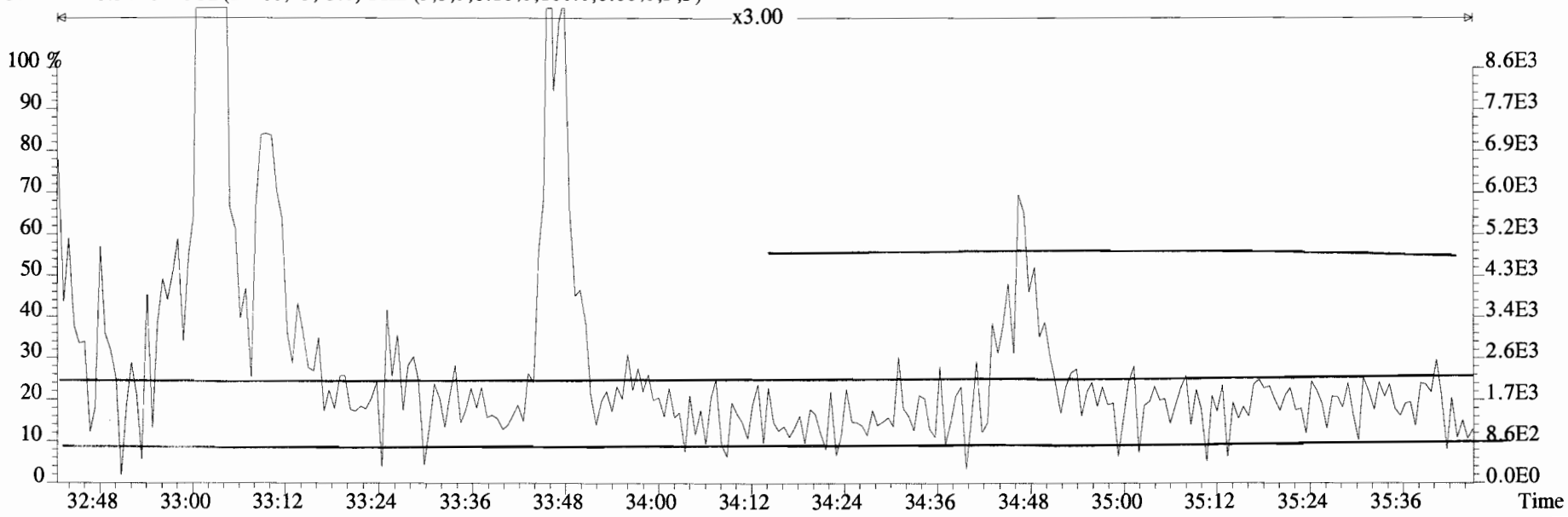

File:190523D1 #1-385 Acq:23-MAY-2019 14:26:07 GC EI+ Voltage SIR Autospec-UltimaE
Sample#5 File Text:Vista_Analytical_Laboratory_VG7 Text:1901029-01 T4-PDI2019-SG67-190502 7.77 Exp:OCDD_DB5
373.8207 S:5 F:3 BSUB(10000,15,-3.0)

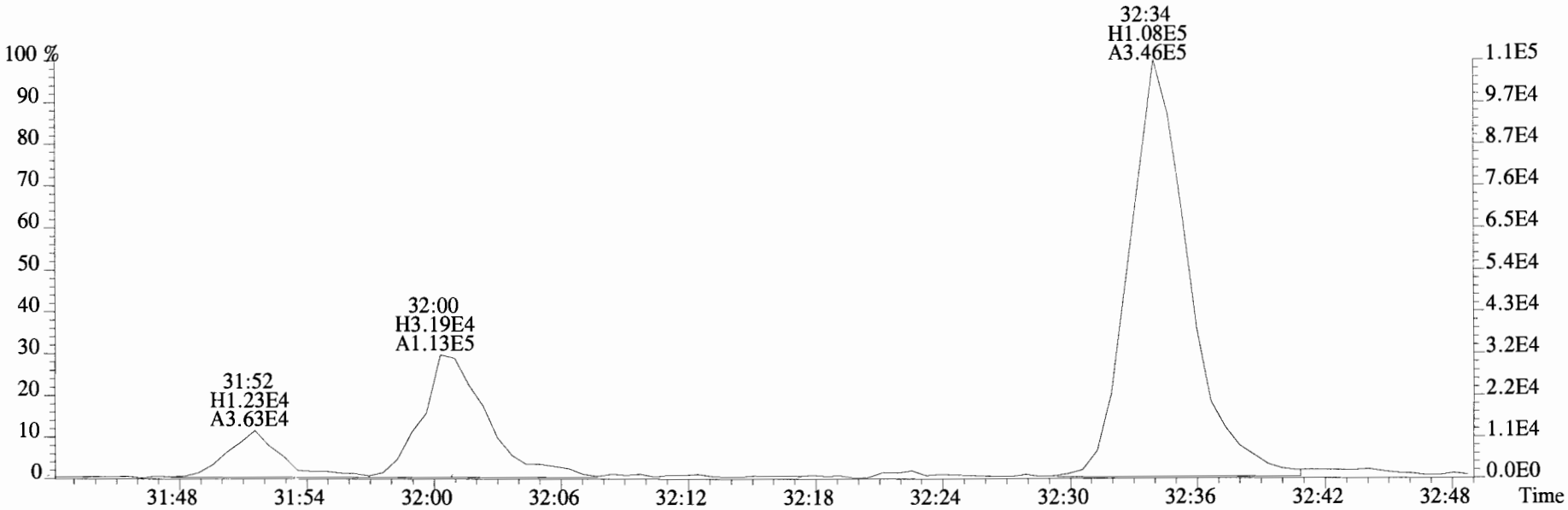

375.8178 S:5 F:3 BSUB(10000,15,-3.0)

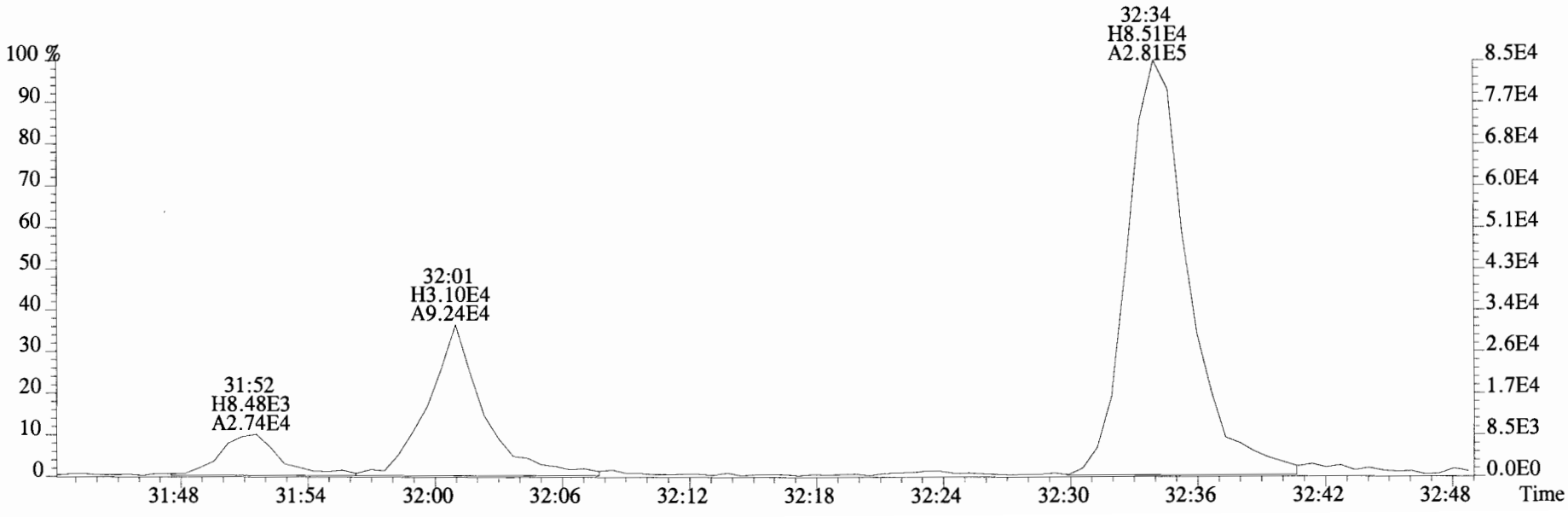

File:190523D1 #1-385 Acq:23-MAY-2019 14:26:07 GC EI+ Voltage SIR Autospec-UltimaE
Sample#5 File Text:Vista_Analytical_Laboratory_VG7 Text:1901029-01 T4-PDI2019-SG67-190502 7.77 Exp:OCDD_DB5
373.8207 S:5 F:3 BSUB(10000,15,-3.0)

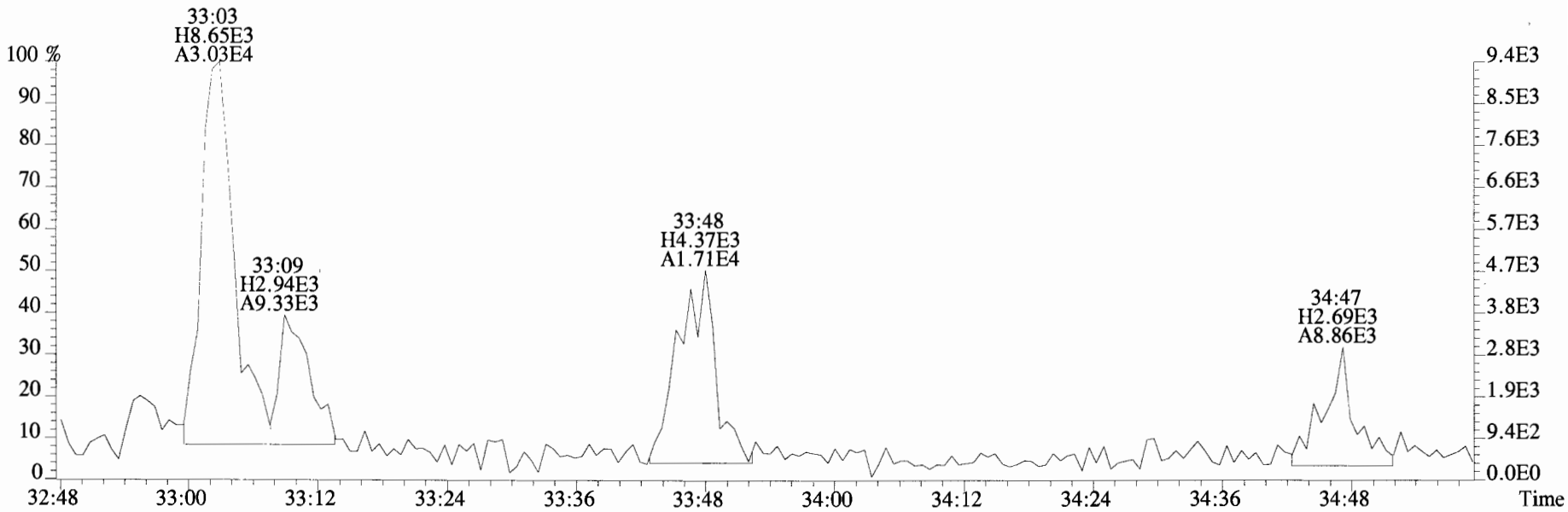

375.8178 S:5 F:3 BSUB(10000,15,-3.0)

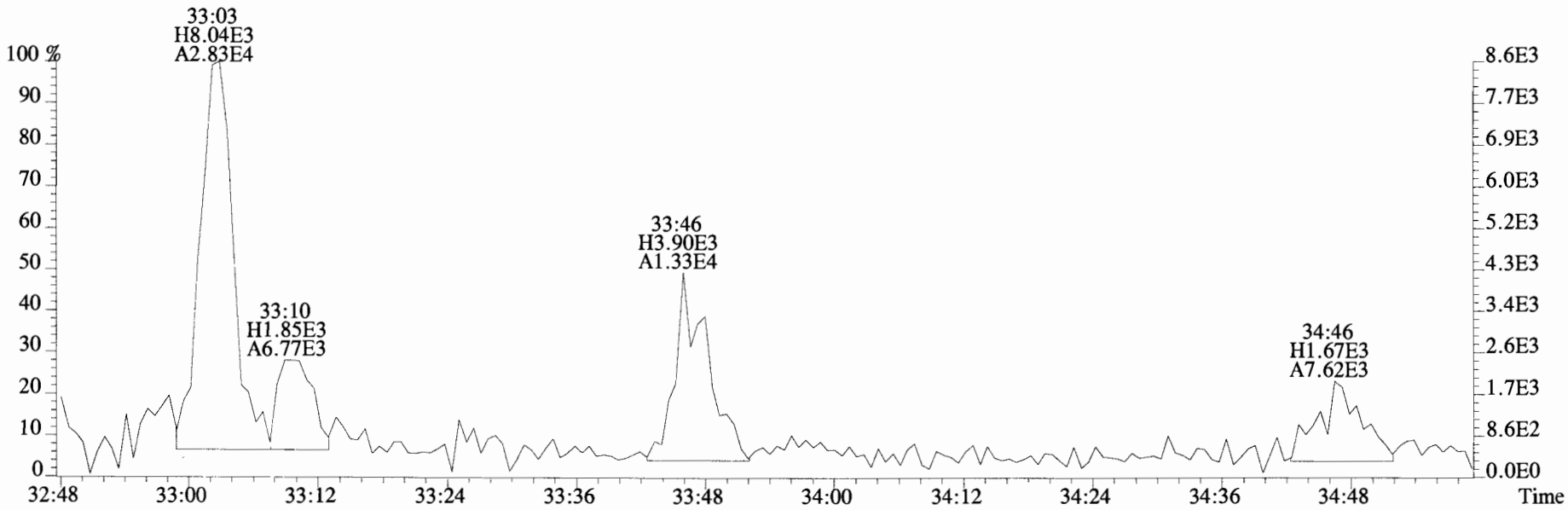

File:190523D1 #1-385 Acq:23-MAY-2019 14:26:07 GC EI+ Voltage SIR Autospec-UltimaE
Sample#5 File Text:Vista_Analytical_Laboratory_VG7 Text:1901029-01 T4-PDI2019-SG67-190502 7.77 Exp:OCDD_DB5
373.8207 S:5 F:3 BSUB(10000,15,-3.0)

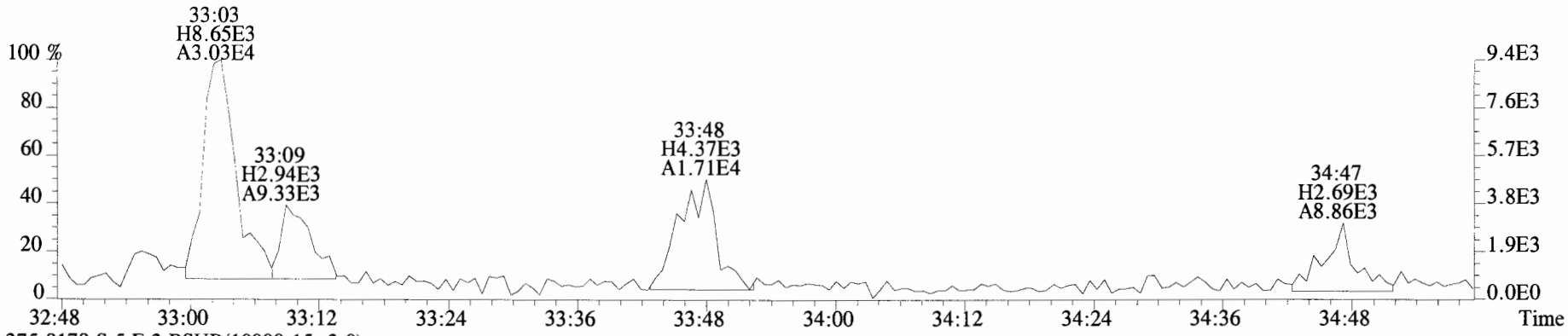

375.8178 S:5 F:3 BSUB(10000,15,-3.0)

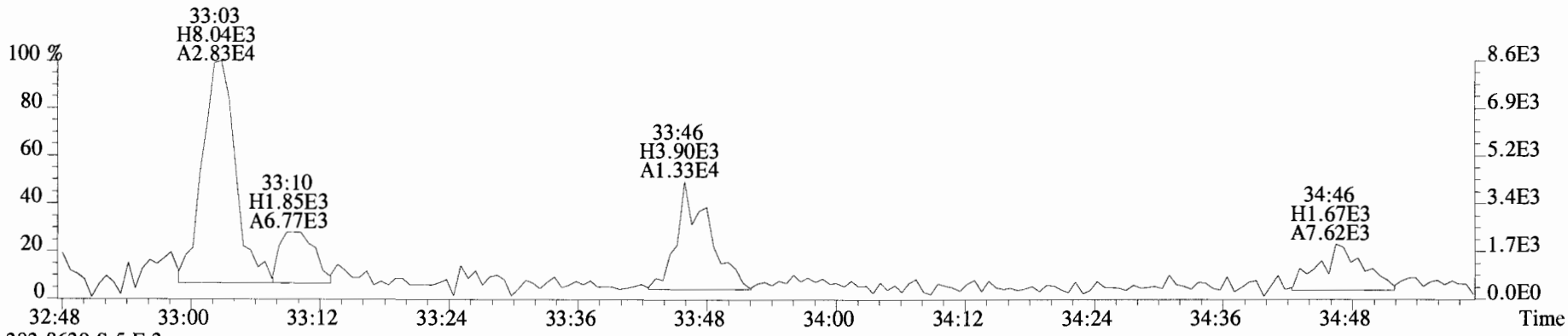

383.8639 S:5 F:3

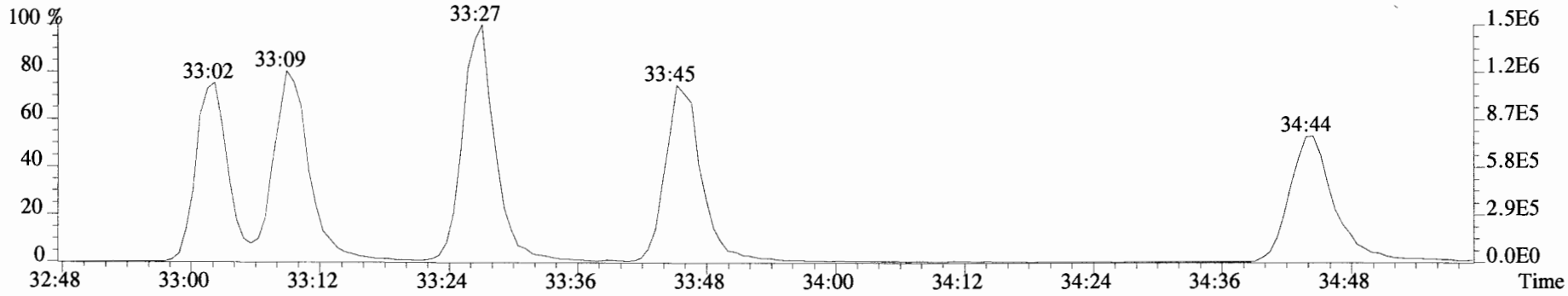

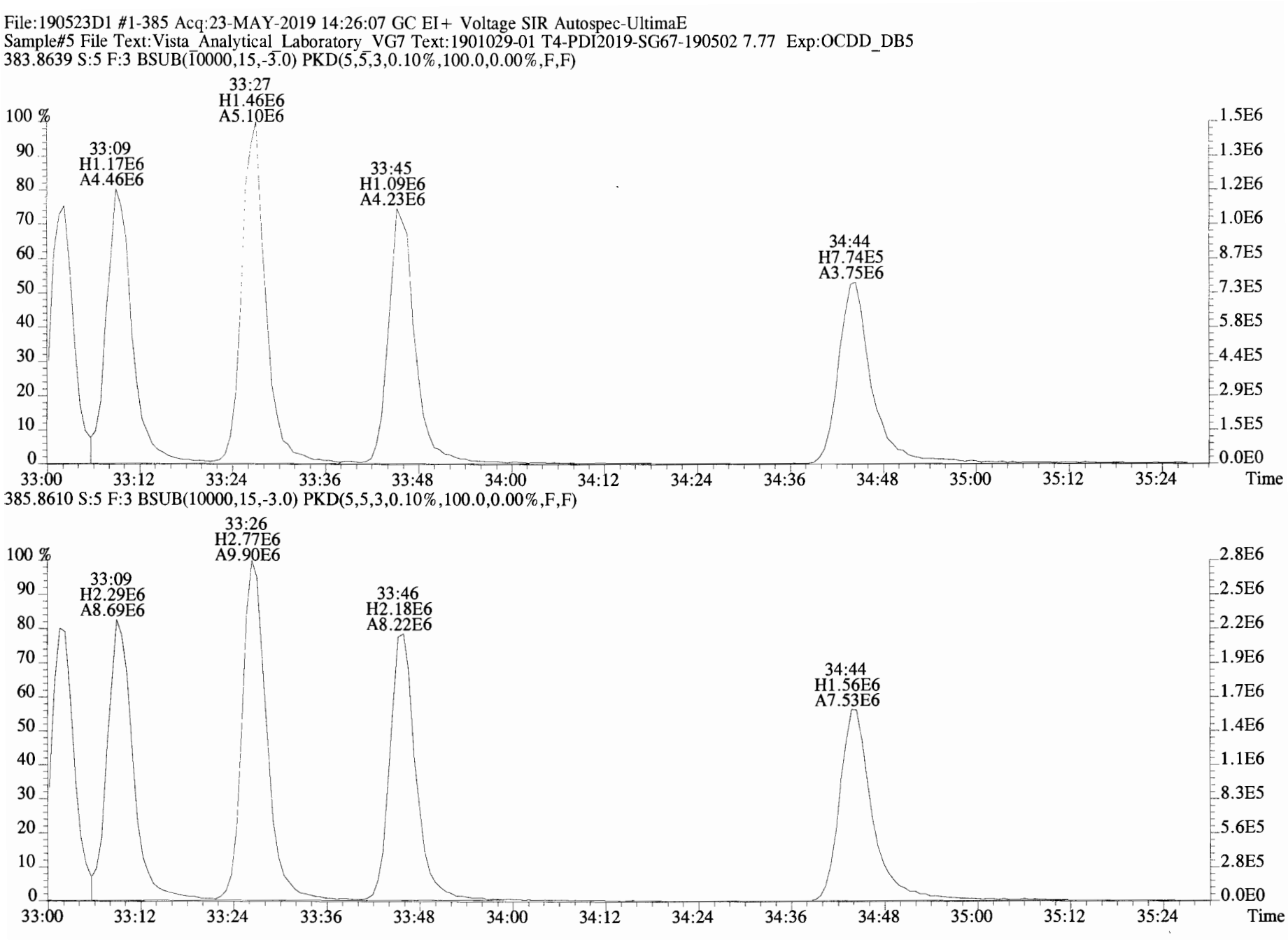
File:190523D1 #1-385 Acq:23-MAY-2019 14:26:07 GC EI+ Voltage SIR Autospec-UltimaE
Sample#5 File Text:Vista_Analytical_Laboratory_VG7 Text:1901029-01 T4-PDI2019-SG67-190502 7.77 Exp:OCDD_DB5
383.8639 S:5 F:3 BSUB(10000,15,-3.0) PKD(5,5,3,0.10%,100.0,0.00%,F,F)
33:27
H1.46E6
A5.10E6
33:09
H1.17E6
A4.46E6
33:45
H1.09E6
A4.23E6
34:44
H7.74E5
A3.75E6
100 %
90
80
70
60
50
40
30
20
10
0
1.5E6
1.3E6
1.2E6
1.0E6
8.7E5
7.3E5
5.8E5
4.4E5
2.9E5
1.5E5
0.0E0
33:00
33:12
33:24
33:36
33:48
34:00
34:12
34:24
34:36
34:48
35:00
35:12
35:24
Time
385.8610 S:5 F:3 BSUB(10000,15,-3.0) PKD(5,5,3,0.10%,100.0,0.00%,F,F)
33:26
H2.77E6
A9.90E6
33:09
H2.29E6
A8.69E6
33:46
H2.18E6
A8.22E6
34:44
H1.56E6
A7.53E6
100 %
90
80
70
60
50
40
30
20
10
0
2.8E6
2.5E6
2.2E6
1.9E6
1.7E6
1.4E6
1.1E6
8.3E5
5.6E5
2.8E5
0.0E0
33:00
33:12
33:24
33:36
33:48
34:00
34:12
34:24
34:36
34:48
35:00
35:12
35:24
Time

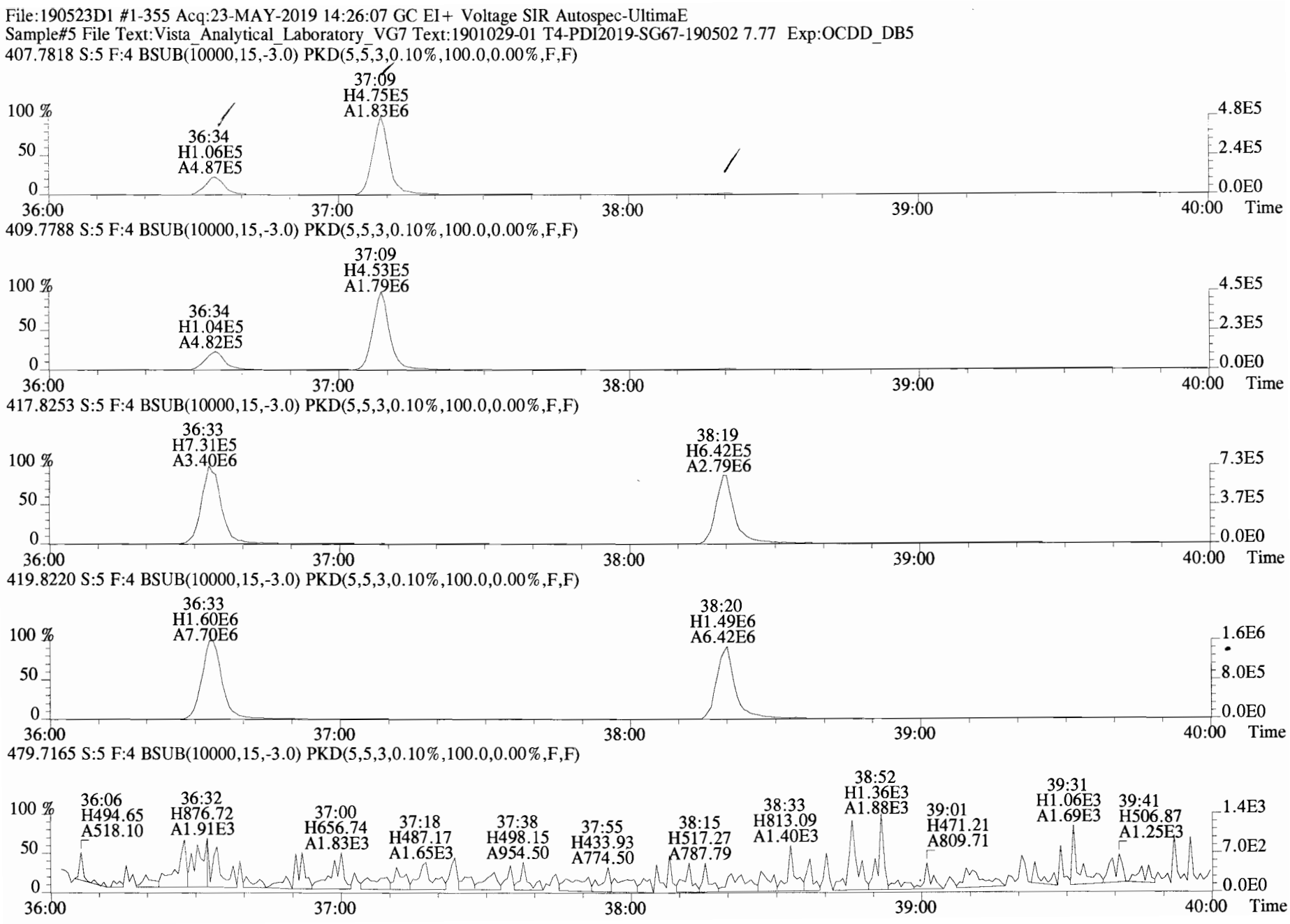
File:190523D1 #1-355 Acq:23-MAY-2019 14:26:07 GC EI+ Voltage SIR Autospec-UltimaE
Sample#5 File Text:Vista_Analytical_Laboratory_VG7 Text:1901029-01 T4-PDI2019-SG67-190502 7.77 Exp:OCDD_DB5
407.7818 S:5 F:4 BSUB(10000,15,-3.0) PKD(5,5,3,0.10%,100.0,0.00%,F,F)
37:09 H4.75E5 A1.83E6
36:34 H1.06E5 A4.87E5
409.7788 S:5 F:4 BSUB(10000,15,-3.0) PKD(5,5,3,0.10%,100.0,0.00%,F,F)
37:09 H4.53E5 A1.79E6
36:34 H1.04E5 A4.82E5
417.8253 S:5 F:4 BSUB(10000,15,-3.0) PKD(5,5,3,0.10%,100.0,0.00%,F,F)
36:33 H7.31E5 A3.40E6
38:19 H6.42E5 A2.79E6
419.8220 S:5 F:4 BSUB(10000,15,-3.0) PKD(5,5,3,0.10%,100.0,0.00%,F,F)
36:33 H1.60E6 A7.70E6
38:20 H1.49E6 A6.42E6
479.7165 S:5 F:4 BSUB(10000,15,-3.0) PKD(5,5,3,0.10%,100.0,0.00%,F,F)
36:06 H494.65 A518.10
36:32 H876.72 A1.91E3
37:00 H656.74 A1.83E3
37:18 H487.17 A1.65E3
37:38 H498.15 A954.50
37:55 H433.93 A774.50
38:15 H517.27 A787.79
38:33 H813.09 A1.40E3
38:52 H1.36E3 A1.88E3
39:01 H471.21 A809.71
39:31 H1.06E3 A1.69E3
39:41 H506.87 A1.25E3
100 %
50
0
36:00
37:00
38:00
39:00
40:00
Time
4.8E5
2.4E5
0.0E0
4.5E5
2.3E5
7.3E5
3.7E5
1.6E6
8.0E5
1.4E3
7.0E2

File:190523D1 #1-355 Acq:23-MAY-2019 14:26:07 GC EI+ Voltage SIR Autospec-UltimaE
Sample#5 File Text:Vista_Analytical_Laboratory_VG7 Text:1901029-01 T4-PDI2019-SG67-190502 7.77 Exp:OCDD_DB5
407.7818 S:5 F:4 BSUB(10000,15,-3.0) PKD(5,5,3,0.10%,100.0,0.00%,F,F)

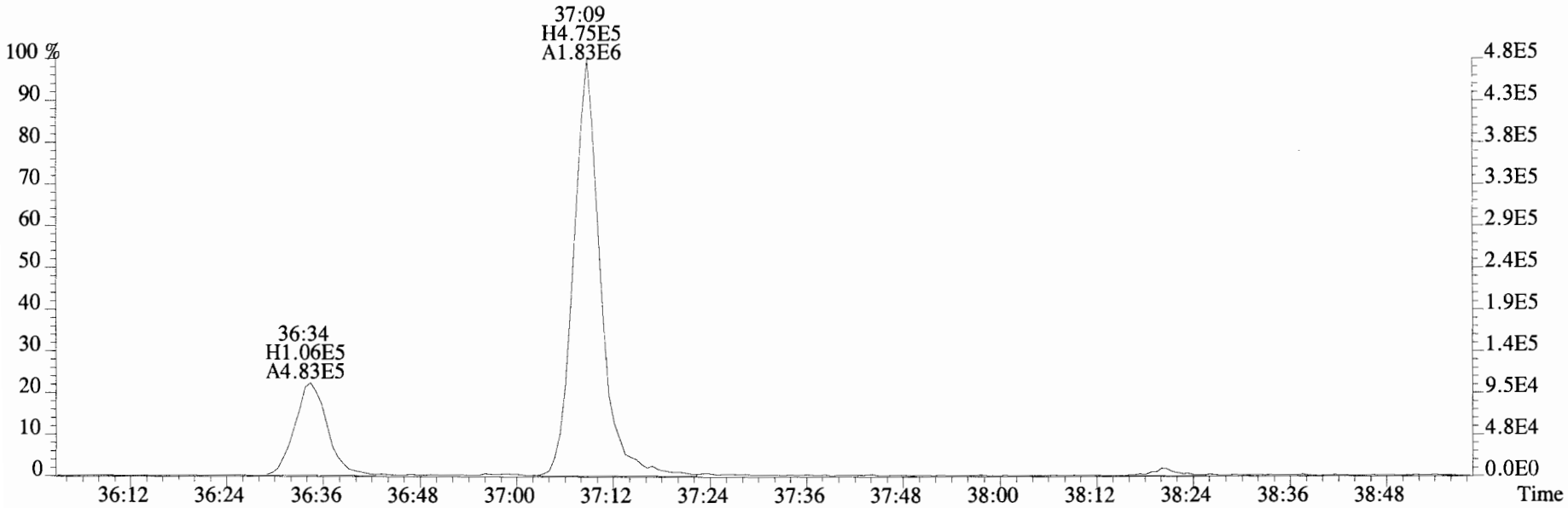

409.7788 S:5 F:4 BSUB(10000,15,-3.0) PKD(5,5,3,0.10%,100.0,0.00%,F,F)

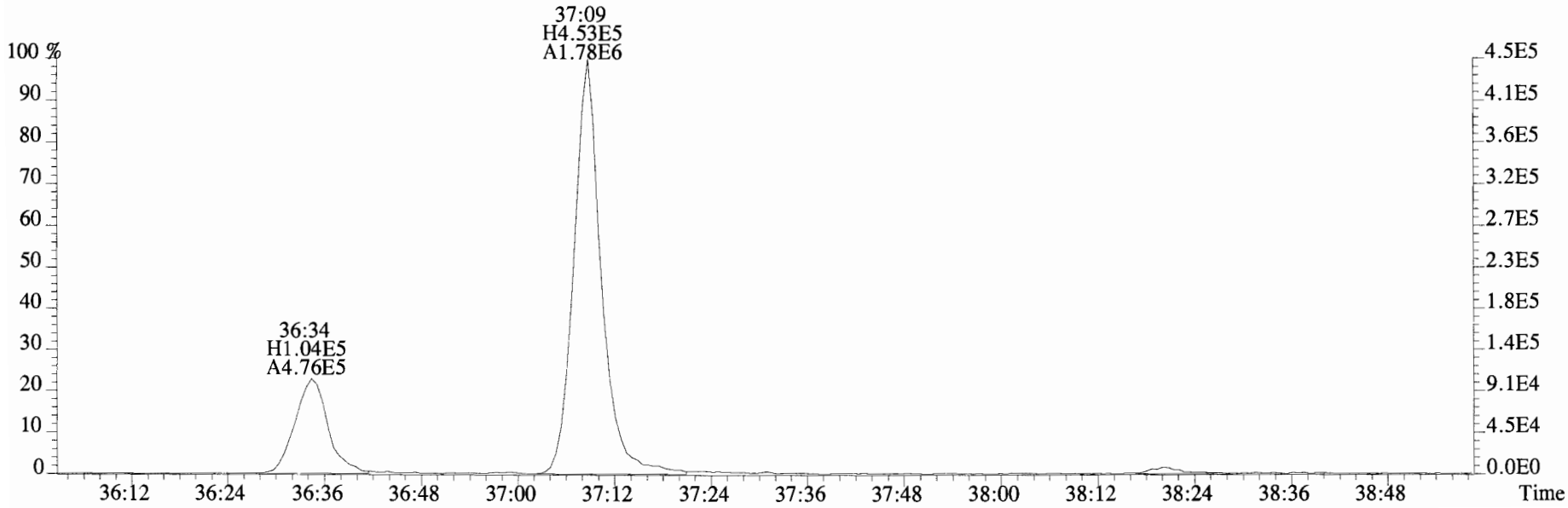

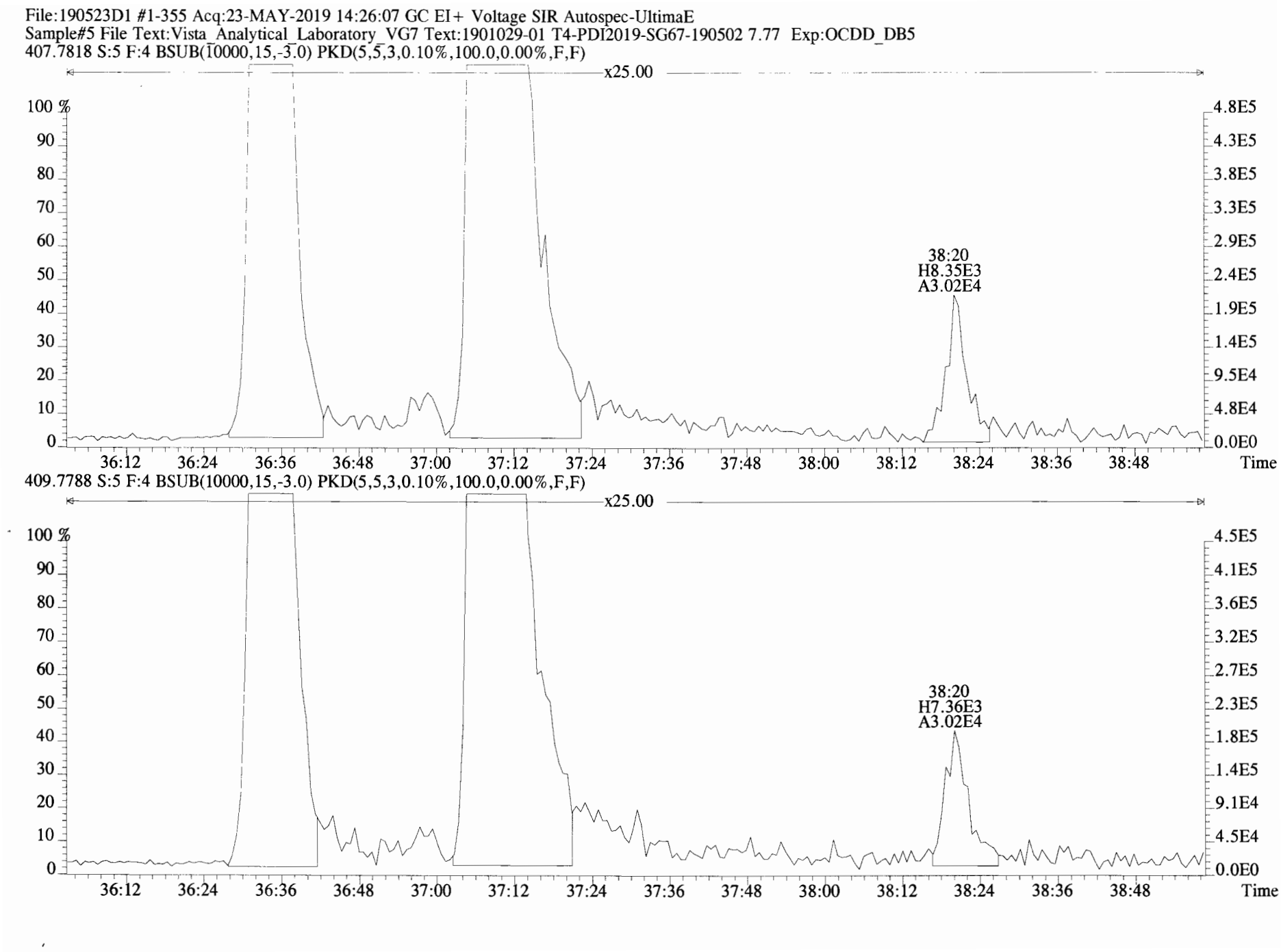
File:190523D1 #1-355 Acq:23-MAY-2019 14:26:07 GC EI+ Voltage SIR Autospec-UltimaE
Sample#5 File Text:Vista_Analytical_Laboratory_VG7 Text:1901029-01 T4-PDI2019-SG67-190502 7.77 Exp:OCDD_DB5
407.7818 S:5 F:4 BSUB(10000,15,-3.0) PKD(5,5,3,0.10%,100.0,0.00%,F,F)
x25.00
38:20
H8.35E3
A3.02E4
409.7788 S:5 F:4 BSUB(10000,15,-3.0) PKD(5,5,3,0.10%,100.0,0.00%,F,F)
x25.00
38:20
H7.36E3
A3.02E4
Time

File:190523D1 #1-432 Acq:23-MAY-2019 14:26:07 GC EI+ Voltage SIR Autospec-UltimaE
Sample#5 File Text:Vista_Analytical_Laboratory_VG7 Text:1901029-01 T4-PDI2019-SG67-190502 7.77 Exp:OCDD_DB5

441.7428 S:5 F:5 BSUB(10000,15,-3.0) PKD(5,5,3,0.10%,100.0,0.00%,F,F)



443.7398 S:5 F:5 BSUB(10000,15,-3.0) PKD(5,5,3,0.10%,100.0,0.00%,F,F)



453.7831 S:5 F:5 BSUB(10000,15,-3.0) PKD(5,5,3,0.10%,100.0,0.00%,F,F)



455.7801 S:5 F:5 BSUB(10000,15,-3.0) PKD(5,5,3,0.10%,100.0,0.00%,F,F)

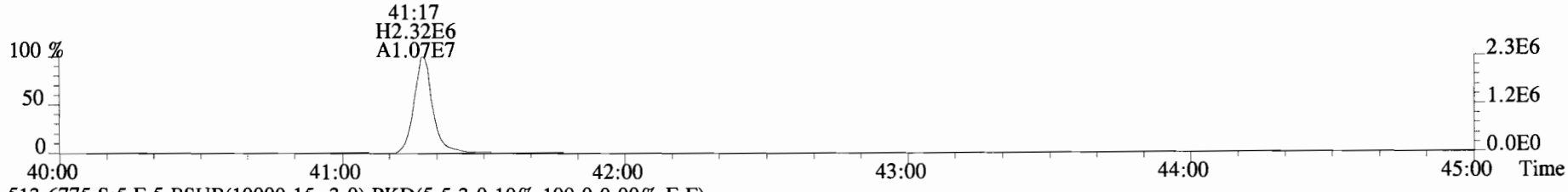

513.6775 S:5 F:5 BSUB(10000,15,-3.0) PKD(5,5,3,0.10%,100.0,0.00%,F,F)

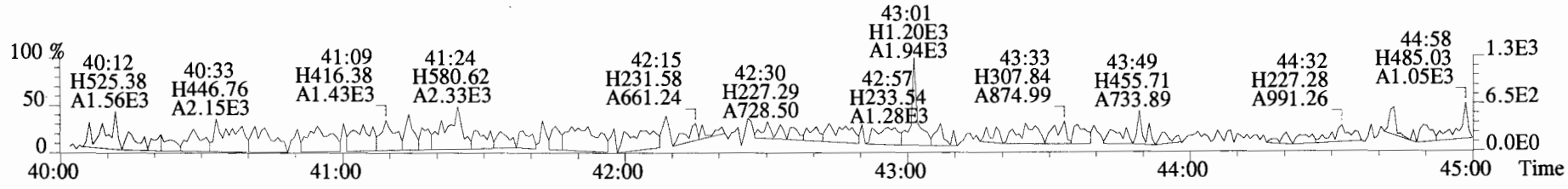

File:190523D1 #1-432 Acq:23-MAY-2019 14:26:07 GC EI+ Voltage SIR Autospec-UltimaE
Sample#5 File Text:Vista_Analytical_Laboratory_VG7 Text:1901029-01 T4-PDI2019-SG67-190502 7.77 Exp:OCDD_DB5
441.7428 S:5 F:5 BSUB(10000,15,-3.0) PKD(5,5,3,0.10%,100.0,0.00%,F,F)

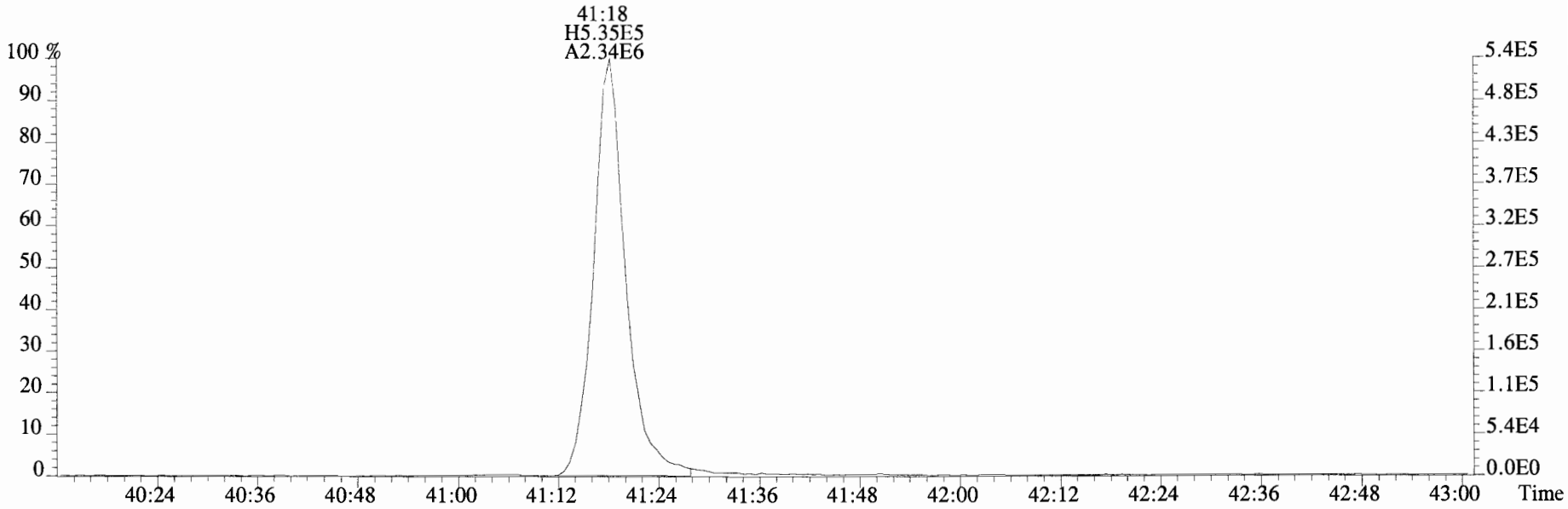

443.7398 S:5 F:5 BSUB(10000,15,-3.0) PKD(5,5,3,0.10%,100.0,0.00%,F,F)

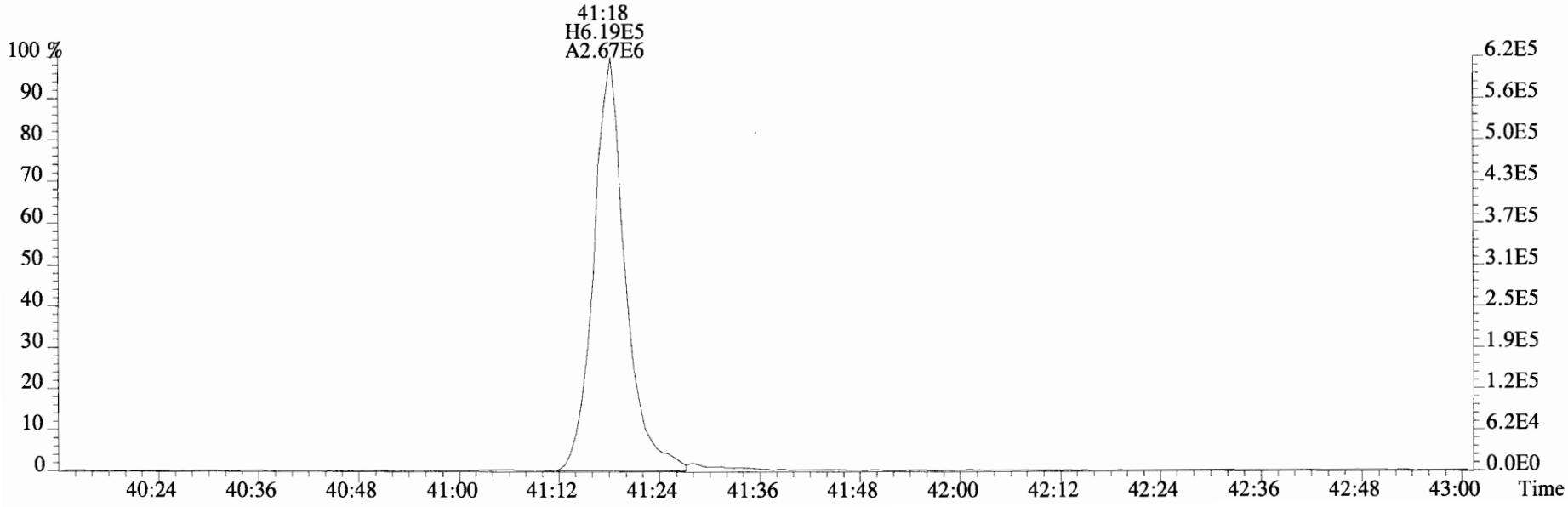

Client ID: T4-PDI2019-SG68-190502 Filename: 190523D1 S:6 Acq:23-MAY-19 15:13:43 ConCal: ST190523D1-1
Lab ID: 1901029-02 GC Column ID: ZB-5MS ICal: 1613VG7-5-10-19 wt/vol: 5.326 EndCAL: NA

	Name	Resp	RA	RRF	RT	Conc	Qual	noise	Fac	DL
	2,3,7,8-TCDD	1.15e+04	0.41 n	0.90	26:11	0.35331			* 2.5	*
	1,2,3,7,8-PeCDD	2.04e+04	0.59 y	0.87	30:37	0.71279			* 2.5	*
	1,2,3,4,7,8-HxCDD	2.70e+04	1.28 y	1.05	33:56	1.1105			* 2.5	*
	1,2,3,6,7,8-HxCDD	1.34e+05	1.06 y	0.93	34:03	4.9326			* 2.5	*
	1,2,3,7,8,9-HxCDD	5.34e+04	1.13 y	0.96	34:20	2.0198			* 2.5	*
	1,2,3,4,6,7,8-HpCDD	3.80e+06	1.02 y	0.99	37:47	146.71			* 2.5	*
	OCDD	2.16e+07	0.92 y	0.99	41:04	1180.7			* 2.5	*
	2,3,7,8-TCDF	5.73e+04	0.86 y	0.94	25:27	1.2515			* 2.5	*
	1,2,3,7,8-PeCDF	4.28e+04	1.48 y	0.92	29:29	1.0222			* 2.5	*
	2,3,4,7,8-PeCDF	3.64e+04	1.61 y	0.96	30:21	0.87901			* 2.5	*
	1,2,3,4,7,8-HxCDF	9.62e+04	1.15 y	1.15	33:02	2.9295			* 2.5	*
	1,2,3,6,7,8-HxCDF	3.73e+04	1.36 y	1.04	33:10	1.0586			* 2.5	*
	2,3,4,6,7,8-HxCDF	4.40e+04	1.15 y	1.10	33:47	1.2520			* 2.5	*
	1,2,3,7,8,9-HxCDF	2.81e+04	1.09 y	1.03	34:47	0.92542			* 2.5	*
	1,2,3,4,6,7,8-HpCDF	7.20e+05	1.01 y	1.06	36:34	23.439			* 2.5	*
	1,2,3,4,7,8,9-HpCDF	5.65e+04	1.08 y	1.23	38:20	1.9034			* 2.5	*
	OCDF	2.73e+06	0.89 y	0.94	41:18	117.45			* 2.5	*
IS	13C-2,3,7,8-TCDD	1.36e+07	0.74 y	1.11	26:11	339.74				
IS	13C-1,2,3,7,8-PeCDD	1.23e+07	0.61 y	0.98	30:38	348.23				
IS	13C-1,2,3,4,7,8-HxCDD	8.71e+06	1.22 y	0.68	33:55	346.20				
IS	13C-1,2,3,6,7,8-HxCDD	1.10e+07	1.23 y	0.84	34:02	349.85				
IS	13C-1,2,3,7,8,9-HxCDD	1.03e+07	1.23 y	0.81	34:20	341.09				
IS	13C-1,2,3,4,6,7,8-HpCDD	9.84e+06	1.05 y	0.69	37:46	385.12				
IS	13C-OCDD	1.39e+07	0.92 y	0.62	41:03	598.81				
IS	13C-2,3,7,8-TCDF	1.82e+07	0.80 y	1.05	25:27	335.74				
IS	13C-1,2,3,7,8-PeCDF	1.71e+07	1.52 y	0.95	29:28	345.96				
IS	13C-2,3,4,7,8-PeCDF	1.62e+07	1.60 y	0.94	30:22	335.76				
IS	13C-1,2,3,4,7,8-HxCDF	1.07e+07	0.51 y	0.86	33:02	334.88				
IS	13C-1,2,3,6,7,8-HxCDF	1.27e+07	0.50 y	1.02	33:10	334.36				
IS	13C-2,3,4,6,7,8-HxCDF	1.20e+07	0.50 y	0.95	33:46	339.20				
IS	13C-1,2,3,7,8,9-HxCDF	1.11e+07	0.51 y	0.87	34:45	342.15				
IS	13C-1,2,3,4,6,7,8-HpCDF	1.08e+07	0.44 y	0.81	36:33	359.78				
IS	13C-1,2,3,4,7,8,9-HpCDF	9.10e+06	0.44 y	0.63	38:20	386.32				
IS	13C-OCDF	1.86e+07	0.88 y	0.78	41:18	637.86				
C/Up	37Cl-2,3,7,8-TCDD	5.85e+06		1.22	26:12	132.66				
RS/RT	13C-1,2,3,4-TCDD	1.36e+07	0.77 y	1.00	25:37	375.54				
RS	13C-1,2,3,4-TCDF	1.94e+07	0.81 y	1.00	24:14	375.54				
RS/RT	13C-1,2,3,4,6,9-HxCDF	1.40e+07	0.49 y	1.00	33:27	375.54				

Name	Conc	EMPC	Qual	noise	DL
Total Tetra-Dioxins	2.54	3.15		*	*
Total Penta-Dioxins	2.50	4.92		*	*
Total Hexa-Dioxins	36.9	36.9		*	*
Total Hepta-Dioxins	327	327		*	*
Total Tetra-Furans	5.47	6.40		*	*
Total Penta-Furans	12.170	12.634		*	*
Total Hexa-Furans	43.1	43.1		*	*
Total Hepta-Furans	133	133		*	*

	Name	Rec	Qual
IS	13C-2,3,7,8-TCDD	90.5	
IS	13C-1,2,3,7,8-PeCDD	92.7	
IS	13C-1,2,3,4,7,8-HxCDD	92.2	
IS	13C-1,2,3,6,7,8-HxCDD	93.2	
IS	13C-1,2,3,7,8,9-HxCDD	90.8	
IS	13C-1,2,3,4,6,7,8-HpCDD	103	
IS	13C-OCDD	79.7	
IS	13C-2,3,7,8-TCDF	89.4	
IS	13C-1,2,3,7,8-PeCDF	92.1	
IS	13C-2,3,4,7,8-PeCDF	89.4	
IS	13C-1,2,3,4,7,8-HxCDF	89.2	
IS	13C-1,2,3,6,7,8-HxCDF	89.0	
IS	13C-2,3,4,6,7,8-HxCDF	90.3	
IS	13C-1,2,3,7,8,9-HxCDF	91.1	
IS	13C-1,2,3,4,6,7,8-HpCDF	95.8	
IS	13C-1,2,3,4,7,8,9-HpCDF	103	
IS	13C-OCDF	84.9	
C/Up	37Cl-2,3,7,8-TCDD	88.3	

Integrations by Analyst: DB Date: 5/24/19

Reviewed by Analyst: CT Date: 05/28/19

Totals class: TCDD EMPC Entry #: 19

Run: 11 File: 190523D1 S: 6 I: 1 F: 1
Acquired: 23-MAY-19 15:13:43 Processed: 24-MAY-19 10:41:55

Total Concentration: 3.1503 Unnamed Concentration: 2.797

RT	m1 Resp	m2 Resp	RA		Resp	Concentration	Name
22:53	9.694e+03	1.118e+04	0.87	y	2.088e+04	0.63964	
24:21	5.479e+03	4.814e+03	1.14	n	8.521e+03	0.26109	
25:58	2.579e+04	3.610e+04	0.71	y	6.189e+04	1.8962	
26:11	5.016e+03	1.213e+04	0.41	n	1.153e+04	0.35331	2,3,7,8-TCDD

Totals class: PeCDD EMPC Entry #: 21

Run: 11 File: 190523D1 S: 6 I: 1 F: 2
Acquired: 23-MAY-19 15:13:43 Processed: 24-MAY-19 10:41:55

Total Concentration: 4.9177 Unnamed Concentration: 4.205

RT	m1 Resp	m2 Resp	RA		Resp	Concentration	Name
28:35	1.694e+04	2.664e+04	0.64	y	4.358e+04	1.5248	
29:03	6.333e+03	7.621e+03	0.83	n	1.242e+04	0.43468	
29:29	9.649e+03	1.055e+04	0.91	n	1.719e+04	0.60159	
29:38	7.834e+03	1.029e+04	0.76	n	1.677e+04	0.58690	
29:56	8.553e+03	9.244e+03	0.93	n	1.507e+04	0.52724	
30:13	3.111e+03	4.433e+03	0.70	y	7.544e+03	0.26396	
30:37	7.586e+03	1.278e+04	0.59	y	2.037e+04	0.71279	1,2,3,7,8-PeCDD
30:43	3.488e+03	4.658e+03	0.75	n	7.593e+03	0.26567	

Totals class: HxCDD EMPC Entry #: 23

Run: 11 File: 190523D1 S: 6 I: 1 F: 3
Acquired: 23-MAY-19 15:13:43 Processed: 24-MAY-19 10:41:55

Total Concentration: 36.939 Unnamed Concentration: 28.876

RT	m1 Resp	m2 Resp	RA		Resp	Concentration	Name
32:23	1.617e+05	1.363e+05	1.19	y	2.980e+05	11.468	
32:57	2.155e+04	1.996e+04	1.08	y	4.150e+04	1.5969	
33:13	1.934e+05	1.576e+05	1.23	y	3.510e+05	13.507	
33:20	1.893e+04	1.738e+04	1.09	y	3.632e+04	1.3974	
33:56	1.519e+04	1.186e+04	1.28	y	2.705e+04	1.1105	1,2,3,4,7,8-HxCDD
34:03	6.895e+04	6.503e+04	1.06	y	1.340e+05	4.9326	1,2,3,6,7,8-HxCDD
34:14	1.318e+04	1.038e+04	1.27	y	2.356e+04	0.90665	
34:20	2.831e+04	2.510e+04	1.13	y	5.341e+04	2.0198	1,2,3,7,8,9-HxCDD

Totals class: HpCDD EMPC Entry #: 25

Run: 11 File: 190523D1 S: 6 I: 1 F: 4
Acquired: 23-MAY-19 15:13:43 Processed: 24-MAY-19 10:41:55

Total Concentration: 327.33 Unnamed Concentration: 180.617

RT	m1 Resp	m2 Resp	RA	Resp	Concentration	Name
36:56	2.397e+06	2.283e+06	1.05 y	4.680e+06	180.62	
37:47	1.915e+06	1.886e+06	1.02 y	3.802e+06	146.71	1,2,3,4,6,7,8-HpCDD

Totals class: TCDF EMPC Entry #: 27

Run: 11 File: 190523D1 S: 6 I: 1 F: 1
Acquired: 23-MAY-19 15:13:43 Processed: 24-MAY-19 10:41:55

Total Concentration: 6.3973 Unnamed Concentration: 5.146

RT	m1 Resp	m2 Resp	RA		Resp	Concentration	Name
22:00	2.683e+04	3.200e+04	0.84	y	5.883e+04	1.2846	
22:31	9.755e+03	9.159e+03	1.07	n	1.621e+04	0.35401	
22:53	1.511e+04	1.491e+04	1.01	n	2.639e+04	0.57623	
23:16	9.101e+03	1.227e+04	0.74	y	2.137e+04	0.46659	
23:33	7.022e+03	8.836e+03	0.79	y	1.586e+04	0.34628	
24:12	2.016e+04	2.353e+04	0.86	y	4.369e+04	0.95404	
24:39	1.147e+04	1.681e+04	0.68	y	2.828e+04	0.61760	
25:27	2.646e+04	3.085e+04	0.86	y	5.731e+04	1.2515	2,3,7,8-TCDF
25:47	1.047e+04	1.455e+04	0.72	y	2.502e+04	0.54642	

Totals class: 1st Func. PeCDF EMPC Entry #: 29

Run: 11 File: 190523D1 S: 6 I: 1 F: 1
Acquired: 23-MAY-19 15:13:43 Processed: 24-MAY-19 10:41:55

Total Concentration: 5.0990 Unnamed Concentration: 5.099

RT	m1 Resp	m2 Resp	RA		Resp	Concentration	Name
27:09	1.268e+05	8.551e+04	1.48	y	2.123e+05	5.0990	

Totals class: PeCDF EMPC Entry #: 31

Run: 11 File: 190523D1 S: 6 I: 1 F: 2
Acquired: 23-MAY-19 15:13:43 Processed: 24-MAY-19 10:41:55

Total Concentration: 7.5346 Unnamed Concentration: 5.633

RT	m1 Resp	m2 Resp	RA		Resp	Concentration	Name
28:26	1.521e+04	7.575e+03	2.01	n	1.932e+04	0.46395	
28:35	6.922e+04	4.552e+04	1.52	y	1.147e+05	2.7559	
29:06	1.972e+04	1.294e+04	1.52	y	3.266e+04	0.78441	
29:29	2.556e+04	1.725e+04	1.48	y	4.281e+04	1.0222	1,2,3,7,8-PeCDF
29:42	1.594e+04	1.111e+04	1.44	y	2.705e+04	0.64963	
30:15	5.089e+03	3.589e+03	1.42	y	8.679e+03	0.20845	
30:21	2.245e+04	1.391e+04	1.61	y	3.636e+04	0.87901	2,3,4,7,8-PeCDF
30:25	2.038e+04	1.173e+04	1.74	y	3.210e+04	0.77106	

Totals class: HxCDF EMPC Entry #: 33

Run: 11 File: 190523D1 S: 6 I: 1 F: 3
Acquired: 23-MAY-19 15:13:43 Processed: 24-MAY-19 10:41:55

Total Concentration: 43.086 Unnamed Concentration: 36.920

RT	m1 Resp	m2 Resp	RA	Resp	Concentration	Name
31:51	6.388e+04	5.210e+04	1.23 y	1.160e+05	3.4753	
32:01	1.766e+05	1.470e+05	1.20 y	3.236e+05	9.6978	
32:34	4.303e+05	3.622e+05	1.19 y	7.925e+05	23.747	
33:02	5.143e+04	4.477e+04	1.15 y	9.620e+04	2.9295	1,2,3,4,7,8-HxCDF
33:10	2.146e+04	1.580e+04	1.36 y	3.726e+04	1.0586	1,2,3,6,7,8-HxCDF
33:47	2.355e+04	2.044e+04	1.15 y	4.399e+04	1.2520	2,3,4,6,7,8-HxCDF
34:47	1.463e+04	1.344e+04	1.09 y	2.807e+04	0.92542	1,2,3,7,8,9-HxCDF

Totals class: HpCDF EMPC Entry #: 35

Run: 11 File: 190523D1 S: 6 I: 1 F: 4
Acquired: 23-MAY-19 15:13:43 Processed: 24-MAY-19 10:41:55

Total Concentration: 133.24 Unnamed Concentration: 107.900

RT	m1 Resp	m2 Resp	RA	Resp	Concentration	Name
36:34	3.613e+05	3.587e+05	1.01 y	7.200e+05	23.439	1,2,3,4,6,7,8-HpCDF
37:09	1.634e+06	1.616e+06	1.01 y	3.249e+06	107.90	
38:20	2.940e+04	2.711e+04	1.08 y	5.651e+04	1.9034	1,2,3,4,7,8,9-HpCDF

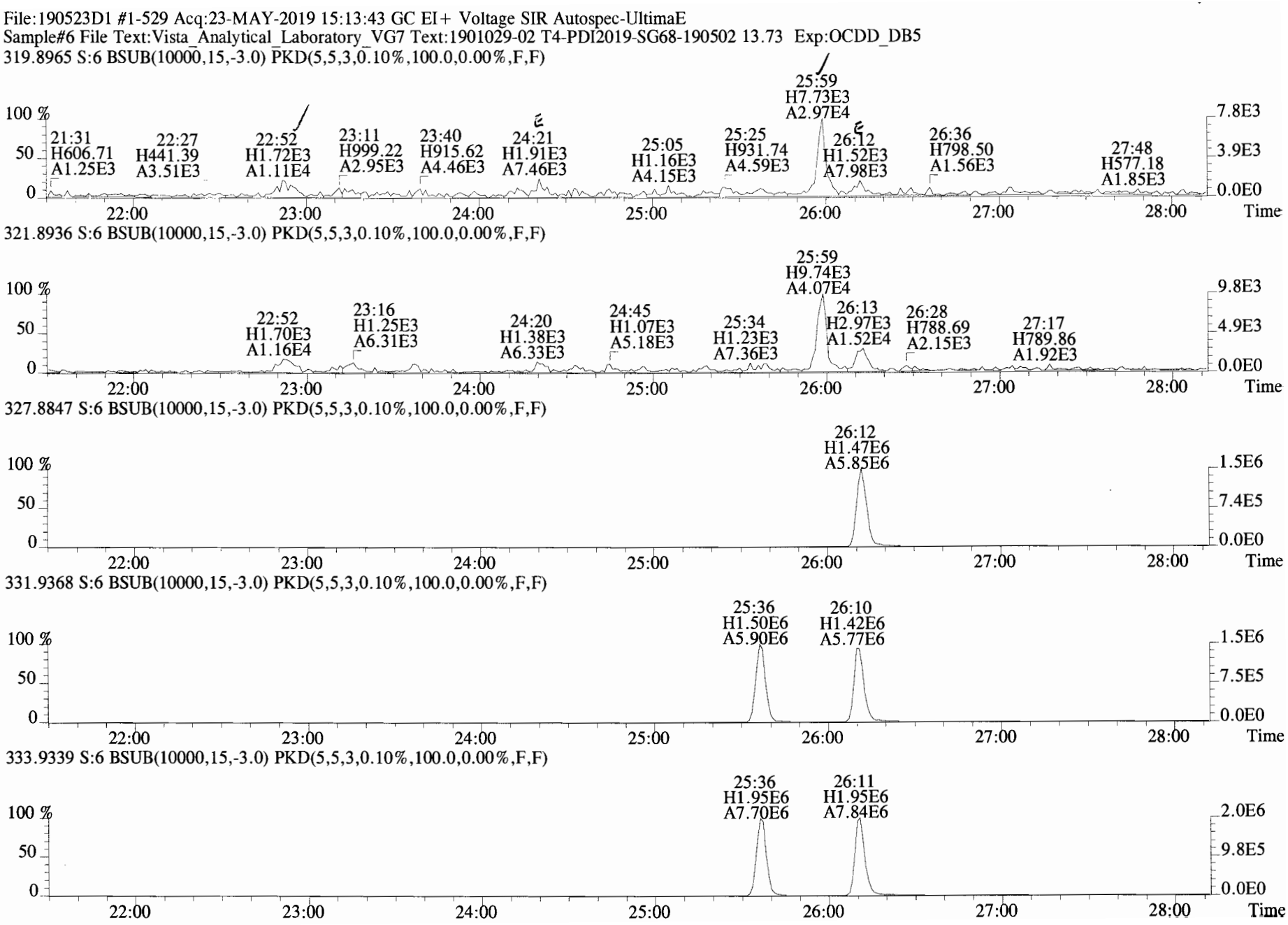
File:190523D1 #1-529 Acq:23-MAY-2019 15:13:43 GC EI+ Voltage SIR Autospec-UltimaE
Sample#6 File Text:Vista_Analytical_Laboratory_VG7 Text:1901029-02 T4-PDI2019-SG68-190502 13.73 Exp:OCDD_DB5
319.8965 S:6 BSUB(10000,15,-3.0) PKD(5,5,3,0.10%,100.0,0.00%,F,F)
21:31 H606.71 A1.25E3
22:27 H441.39 A3.51E3
22:52 H1.72E3 A1.11E4
23:11 H999.22 A2.95E3
23:40 H915.62 A4.46E3
24:21 H1.91E3 A7.46E3
25:05 H1.16E3 A4.15E3
25:25 H931.74 A4.59E3
25:59 H7.73E3 A2.97E4
26:12 H1.52E3 A7.98E3
26:36 H798.50 A1.56E3
27:48 H577.18 A1.85E3
321.8936 S:6 BSUB(10000,15,-3.0) PKD(5,5,3,0.10%,100.0,0.00%,F,F)
22:52 H1.70E3 A1.16E4
23:16 H1.25E3 A6.31E3
24:20 H1.38E3 A6.33E3
24:45 H1.07E3 A5.18E3
25:34 H1.23E3 A7.36E3
25:59 H9.74E3 A4.07E4
26:13 H2.97E3 A1.52E4
26:28 H788.69 A2.15E3
27:17 H789.86 A1.92E3
327.8847 S:6 BSUB(10000,15,-3.0) PKD(5,5,3,0.10%,100.0,0.00%,F,F)
26:12 H1.47E6 A5.85E6
331.9368 S:6 BSUB(10000,15,-3.0) PKD(5,5,3,0.10%,100.0,0.00%,F,F)
25:36 H1.50E6 A5.90E6
26:10 H1.42E6 A5.77E6
333.9339 S:6 BSUB(10000,15,-3.0) PKD(5,5,3,0.10%,100.0,0.00%,F,F)
25:36 H1.95E6 A7.70E6
26:11 H1.95E6 A7.84E6
100 %
50
0
22:00
23:00
24:00
25:00
26:00
27:00
28:00
Time
7.8E3
3.9E3
0.0E0
9.8E3
4.9E3
1.5E6
7.4E5
1.5E6
7.5E5
2.0E6
9.8E5

File:190523D1 #1-529 Acq:23-MAY-2019 15:13:43 GC EI+ Voltage SIR Autospec-UltimaE
Sample#6 File Text:Vista_Analytical_Laboratory_VG7 Text:1901029-02 T4-PDI2019-SG68-190502 13.73 Exp:OCDD_DB5
319.8965 S:6 BSUB(10000,15,-3.0) PKD(5,5,3,0.10%,100.0,0.00%,F,F)

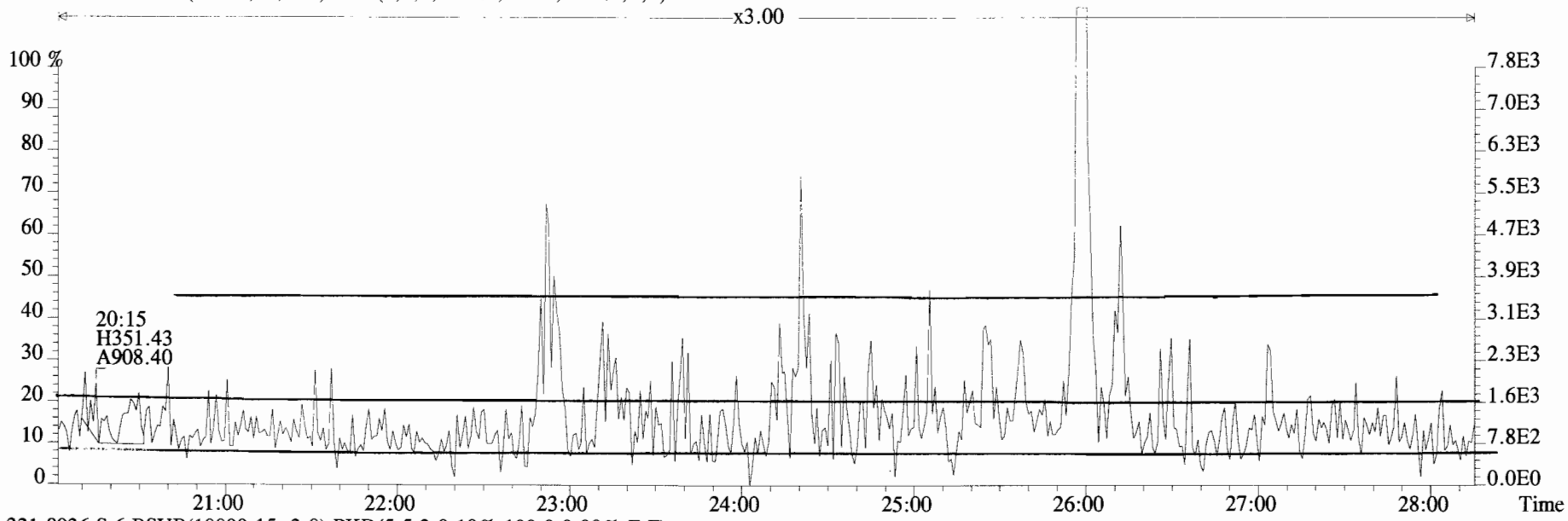

321.8936 S:6 BSUB(10000,15,-3.0) PKD(5,5,3,0.10%,100.0,0.00%,F,F)

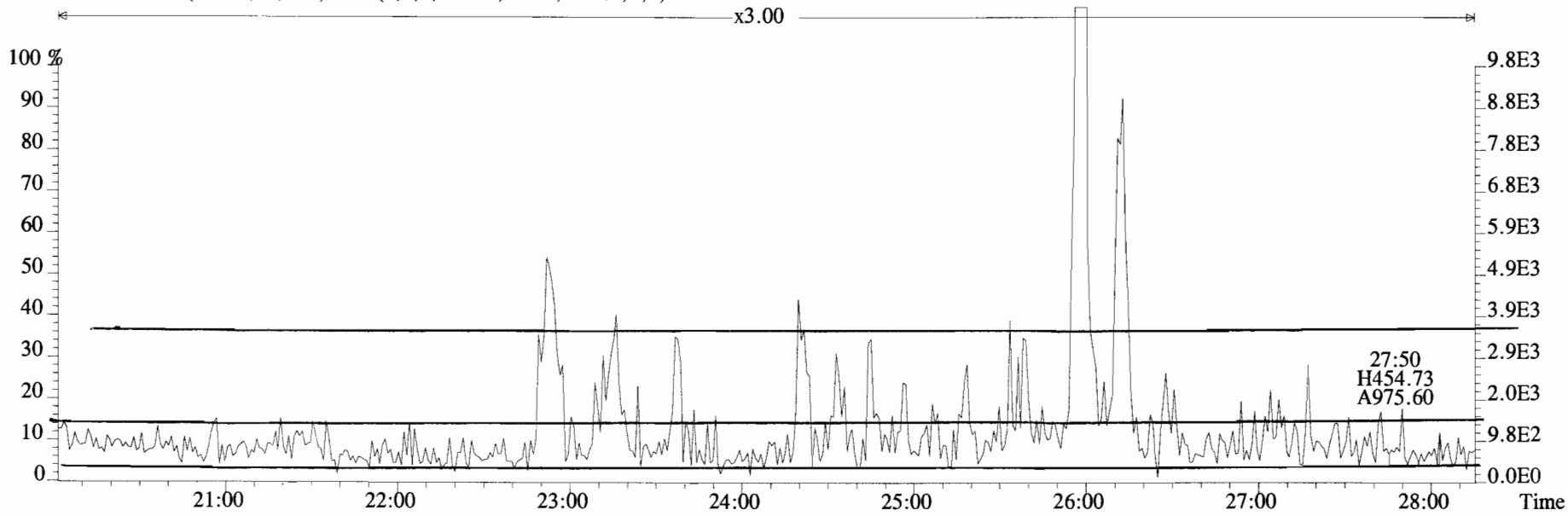

File:190523D1 #1-529 Acq:23-MAY-2019 15:13:43 GC EI+ Voltage SIR Autospec-UltimaE
Sample#6 File Text:Vista_Analytical_Laboratory_VG7 Text:1901029-02 T4-PDI2019-SG68-190502 13.73 Exp:OCDD_DB5
319.8965 S:6 BSUB(10000,15,-3.0) PKD(5,5,3,0.10%,100.0,0.00%,F,F)

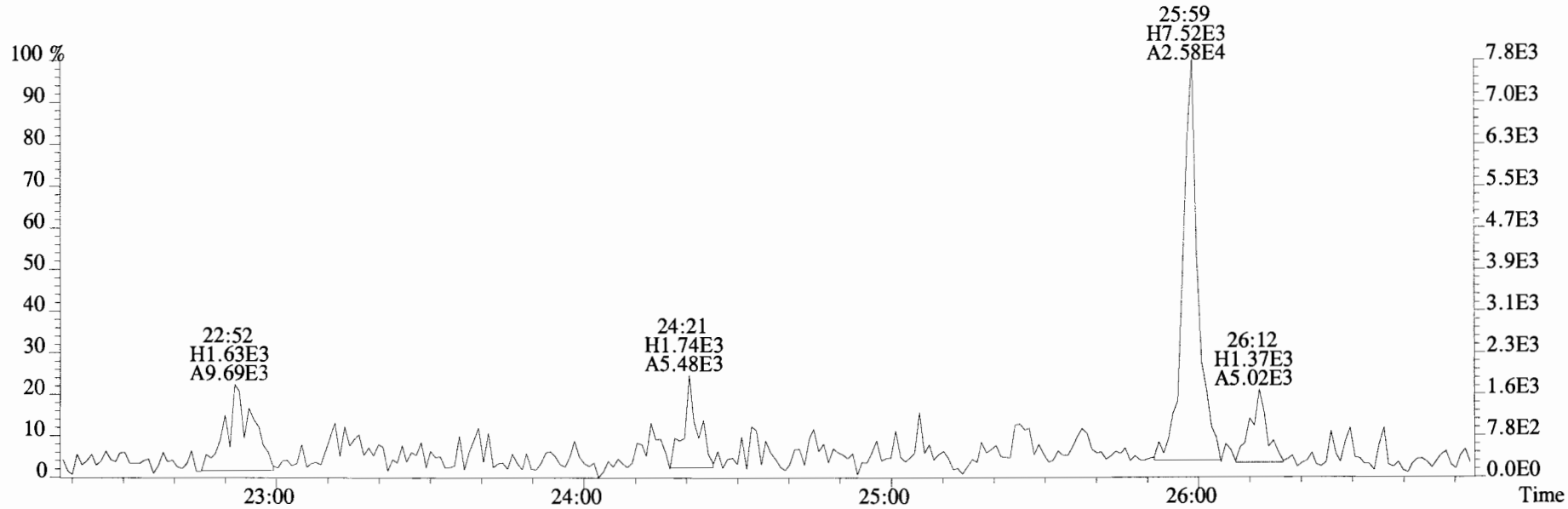

321.8936 S:6 BSUB(10000,15,-3.0) PKD(5,5,3,0.10%,100.0,0.00%,F,F)

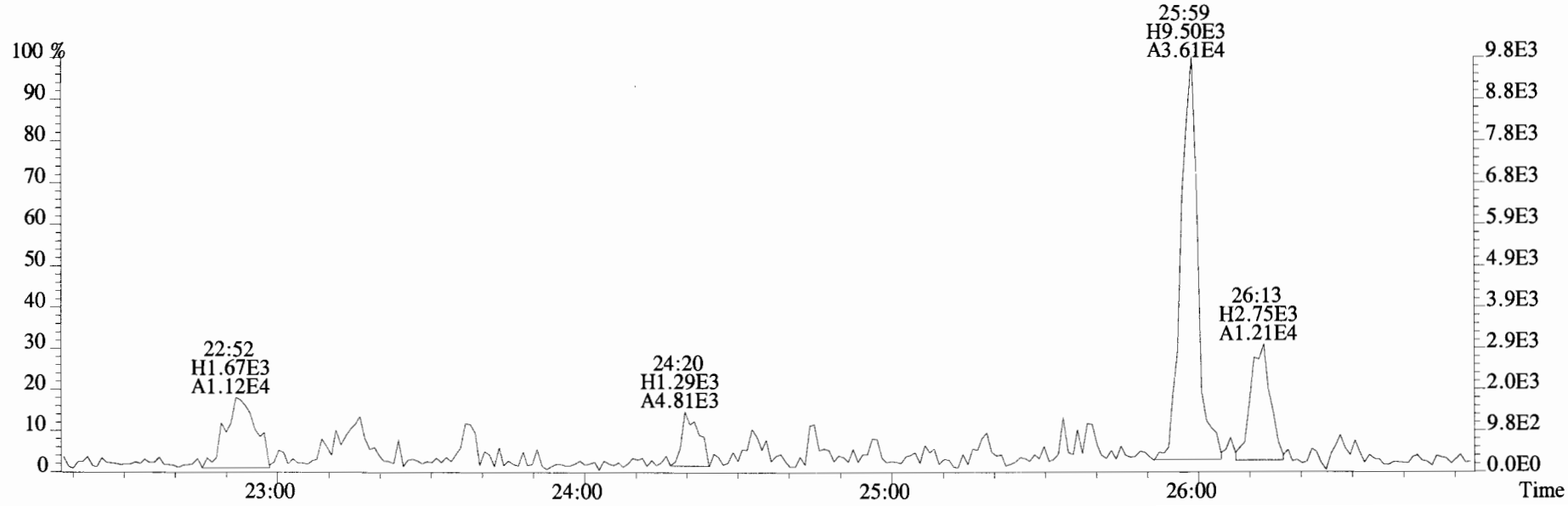

File:190523D1 #1-180 Acq:23-MAY-2019 15:13:43 GC EI+ Voltage SIR Autospec-UltimaE
Sample#6 File Text:Vista_Analytical_Laboratory_VG7 Text:1901029-02 T4-PDI2019-SG68-190502 13.73 Exp:OCDD_DB5

353.8576 S:6 F:2 BSUB(10000,15,-3.0) PKD(5,5,3,0.10%,100.0,0.00%,F,F)



355.8546 S:6 F:2 BSUB(10000,15,-3.0) PKD(5,5,3,0.10%,100.0,0.00%,F,F)



365.8978 S:6 F:2 BSUB(10000,15,-3.0) PKD(5,5,3,0.10%,100.0,0.00%,F,F)

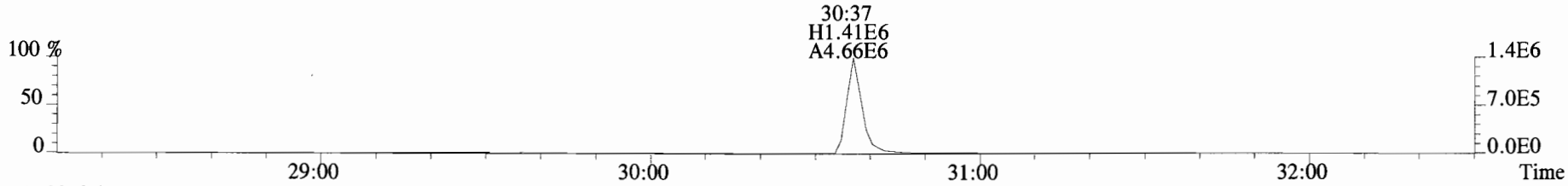

367.8949 S:6 F:2 BSUB(10000,15,-3.0) PKD(5,5,3,0.10%,100.0,0.00%,F,F)

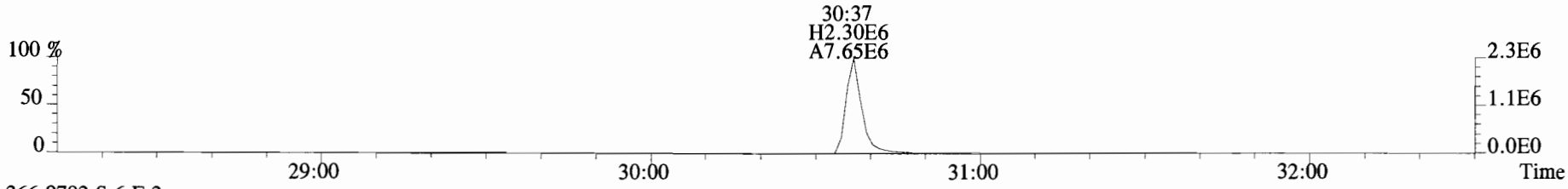

366.9792 S:6 F:2

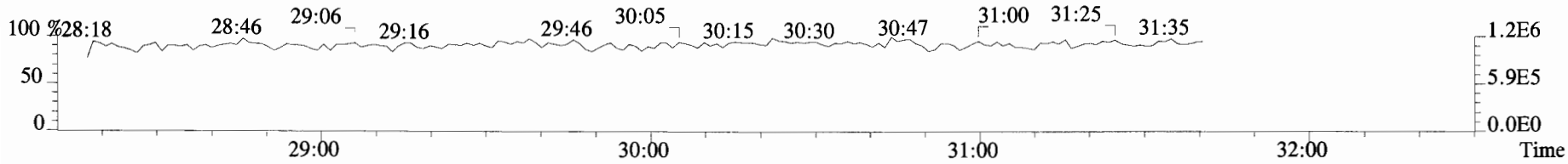

File:190523D1 #1-180 Acq:23-MAY-2019 15:13:43 GC EI+ Voltage SIR Autospec-UltimaE
Sample#6 File Text:Vista_Analytical_Laboratory_VG7 Text:1901029-02 T4-PDI2019-SG68-190502 13.73 Exp:OCDD_DB5
353.8576 S:6 F:2 BSUB(10000,15,-3.0) PKD(5,5,3,0.10%,100.0,0.00%,F,F)

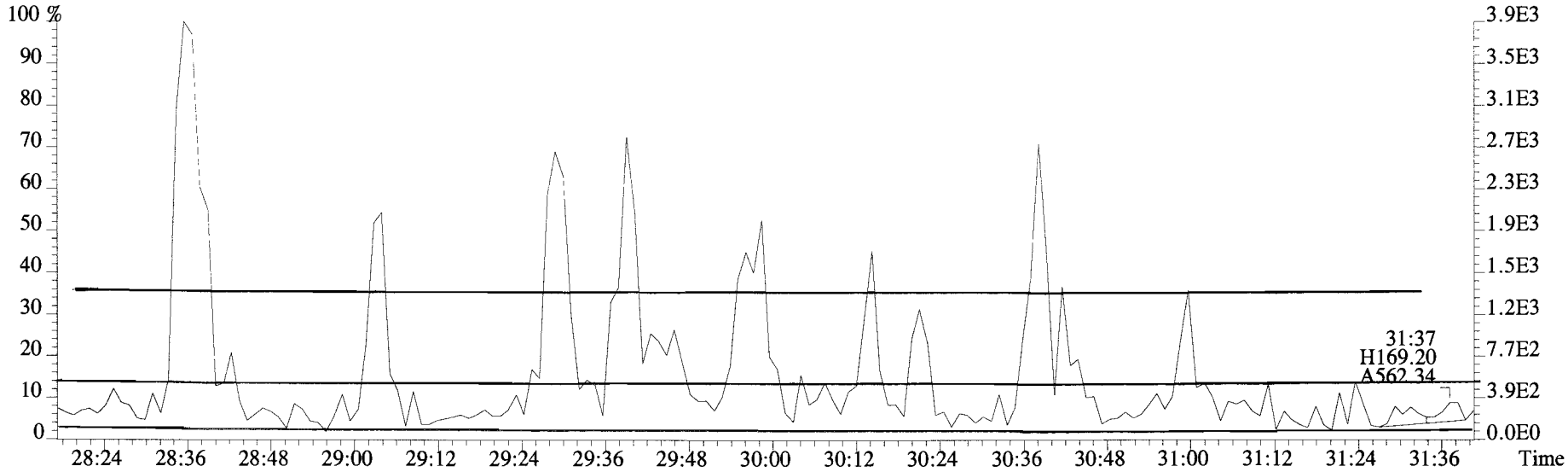

355.8546 S:6 F:2 BSUB(10000,15,-3.0) PKD(5,5,3,0.10%,100.0,0.00%,F,F)

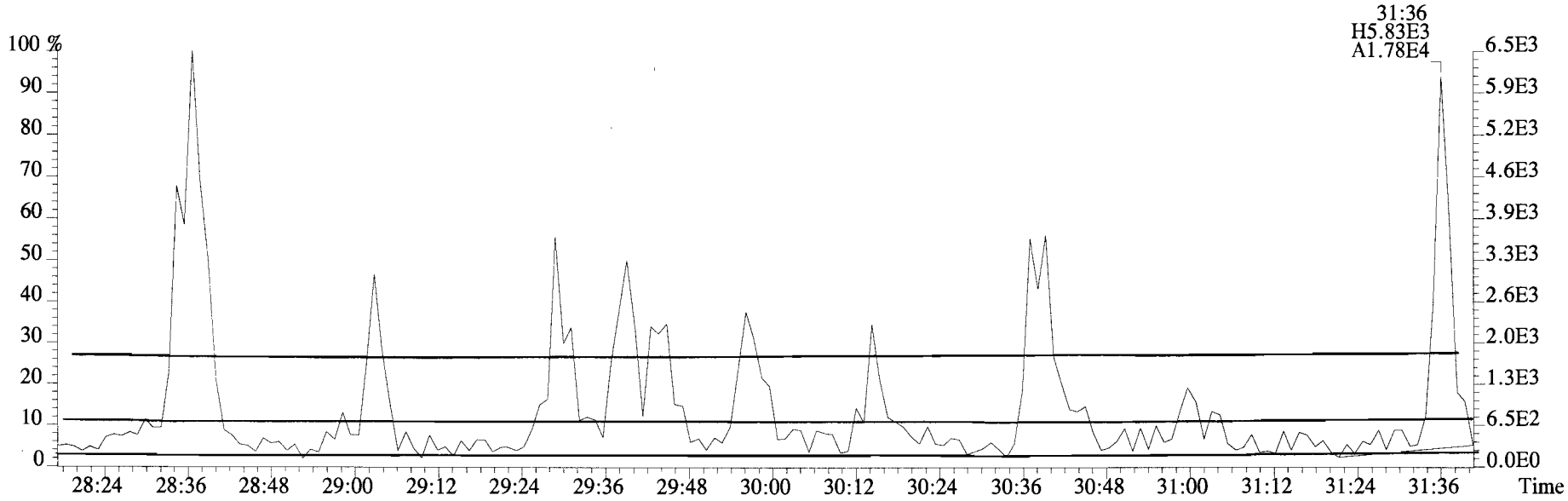

File:190523D1 #1-180 Acq:23-MAY-2019 15:13:43 GC EI+ Voltage SIR Autospec-UltimaE
Sample#6 File Text:Vista_Analytical_Laboratory_VG7 Text:1901029-02 T4-PDI2019-SG68-190502 13.73 Exp:OCDD_DB5
353.8576 S:6 F:2 BSUB(10000,15,-3.0) PKD(5,5,3,0.10%,100.0,0.00%,F,F)

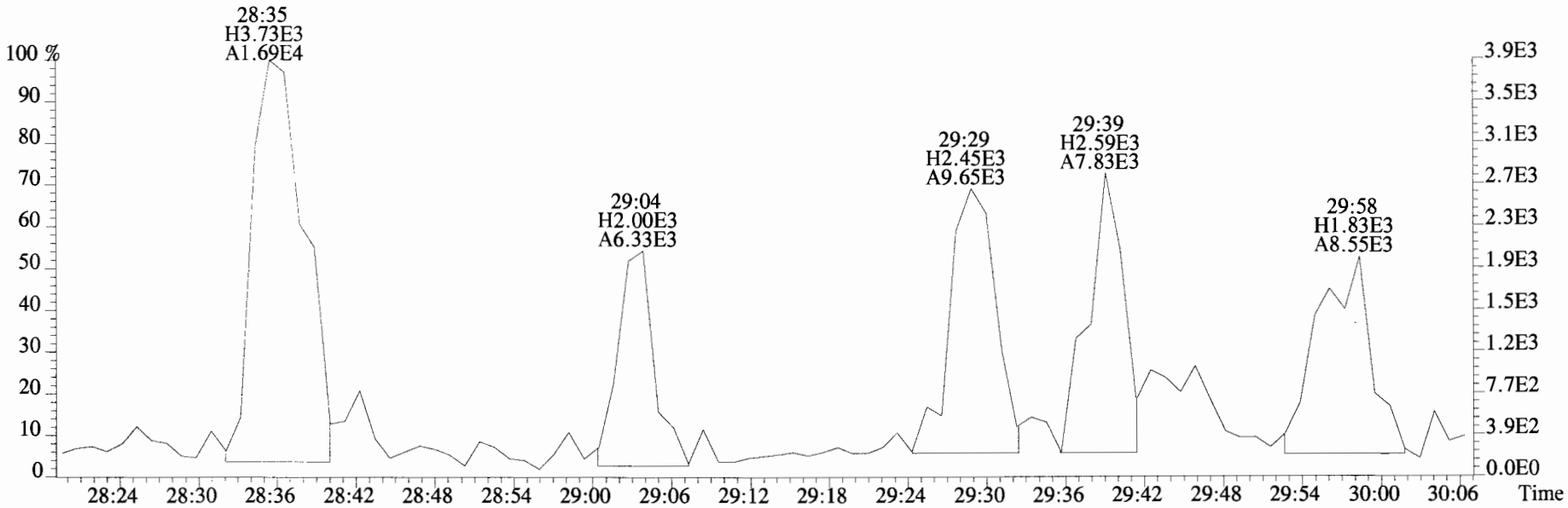

355.8546 S:6 F:2 BSUB(10000,15,-3.0) PKD(5,5,3,0.10%,100.0,0.00%,F,F)

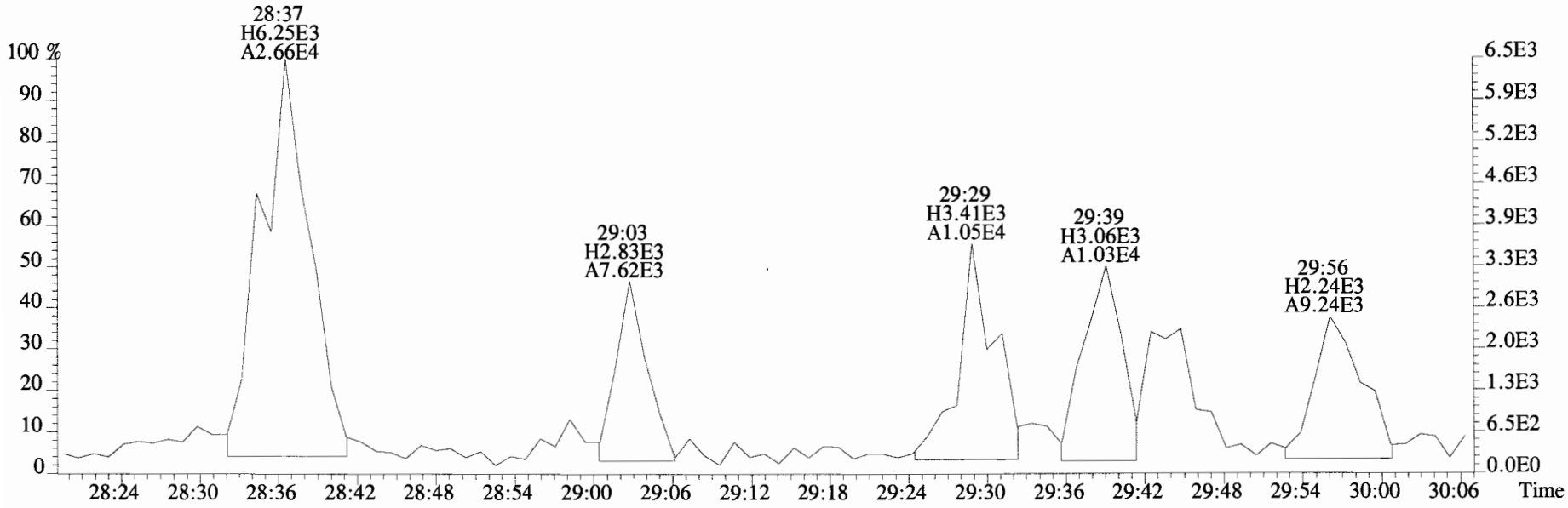

File:190523D1 #1-180 Acq:23-MAY-2019 15:13:43 GC EI+ Voltage SIR Autospec-UltimaE
Sample#6 File Text:Vista_Analytical_Laboratory_VG7 Text:1901029-02 T4-PDI2019-SG68-190502 13.73 Exp:OCDD_DB5
353.8576 S:6 F:2 BSUB(10000,15,-3.0) PKD(5,5,3,0.10%,100.0,0.00%,F,F)

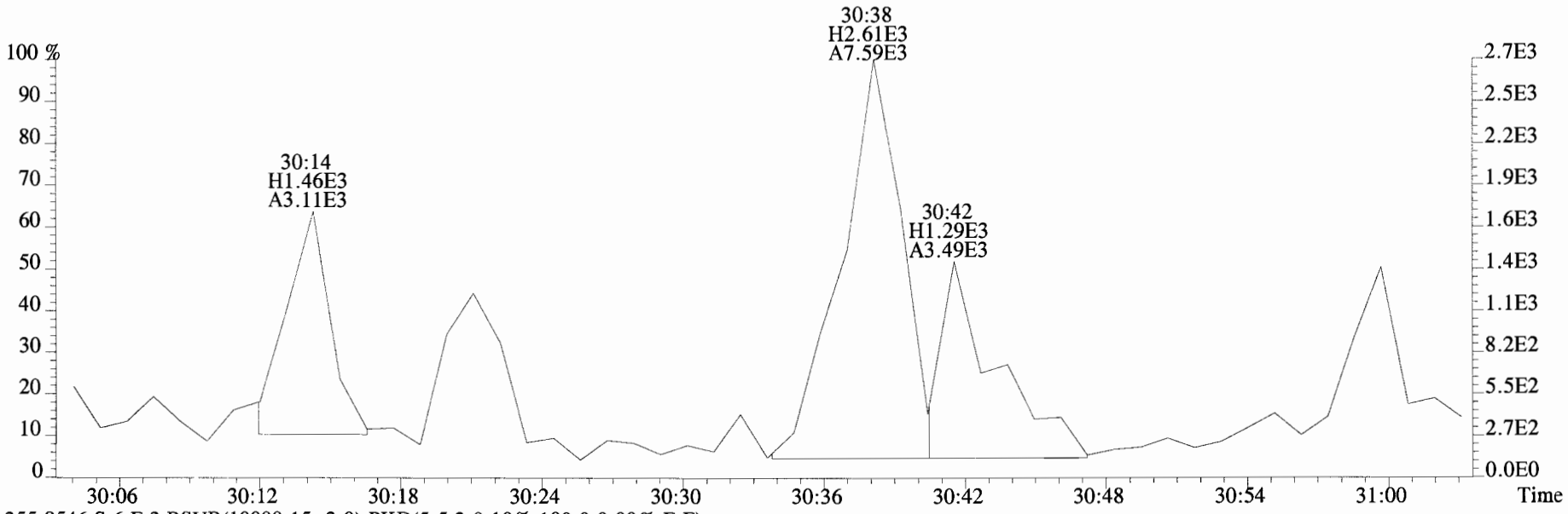

355.8546 S:6 F:2 BSUB(10000,15,-3.0) PKD(5,5,3,0.10%,100.0,0.00%,F,F)

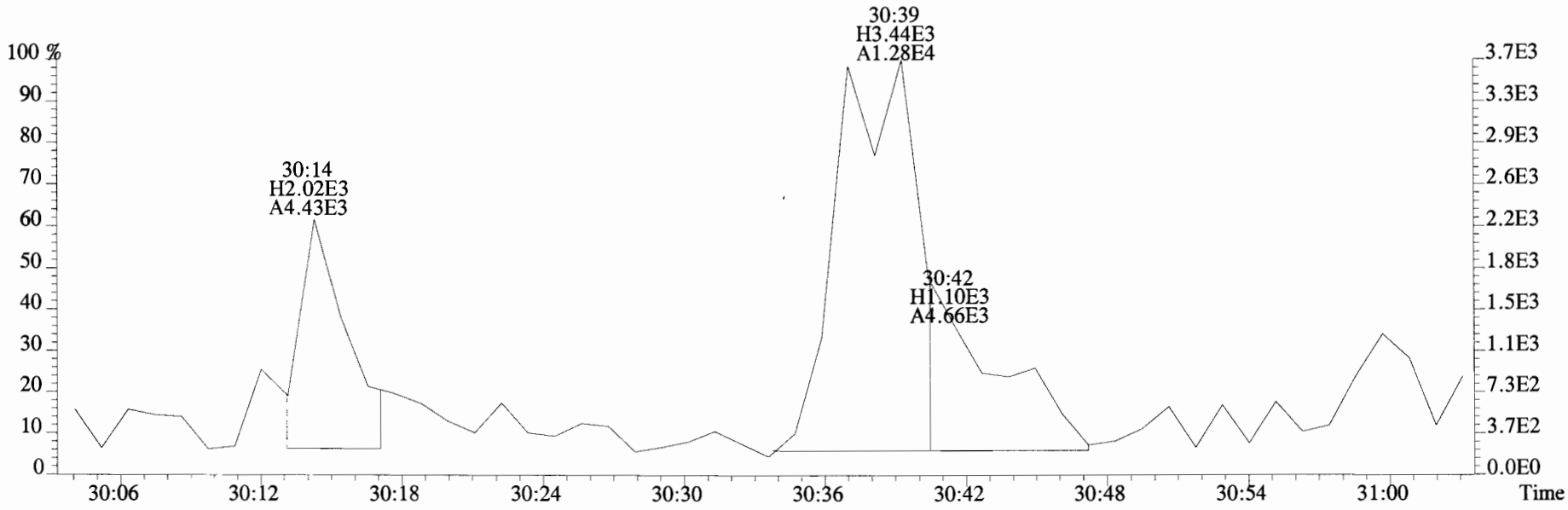

File:190523D1 #1-385 Acq:23-MAY-2019 15:13:43 GC EI+ Voltage SIR Autospec-UltimaE
Sample#6 File Text:Vista_Analytical_Laboratory_VG7 Text:1901029-02 T4-PDI2019-SG68-190502 13.73 Exp:OCDD_DB5
389.8156 S:6 F:3 BSUB(10000,15,-3.0) PKD(5,5,3,0.10%,100.0,0.00%,F,F)

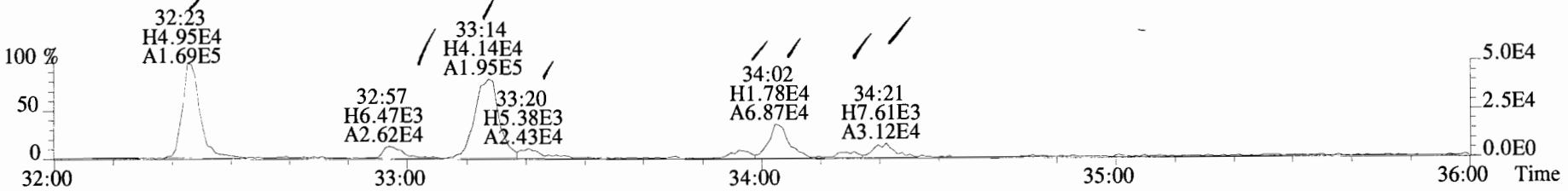

391.8127 S:6 F:3 BSUB(10000,15,-3.0) PKD(5,5,3,0.10%,100.0,0.00%,F,F)

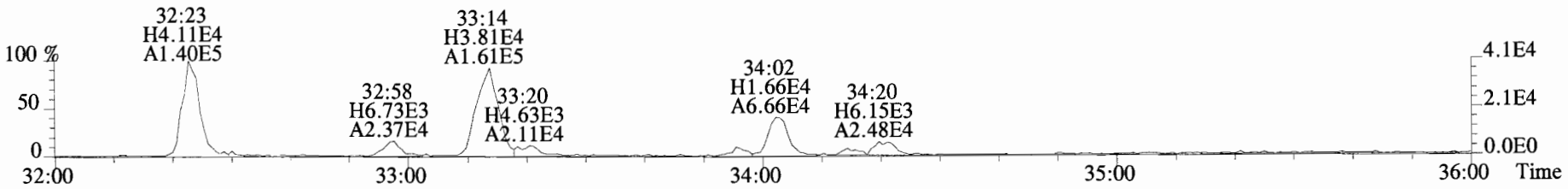

401.8559 S:6 F:3 BSUB(10000,15,-3.0) PKD(5,5,3,0.10%,100.0,0.00%,F,F)

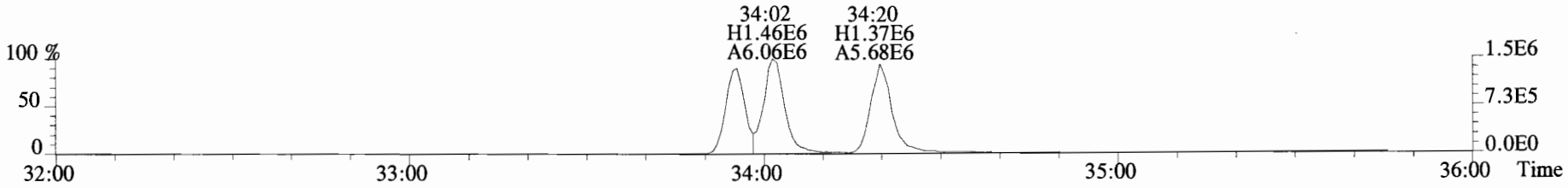

403.8530 S:6 F:3 BSUB(10000,15,-3.0) PKD(5,5,3,0.10%,100.0,0.00%,F,F)

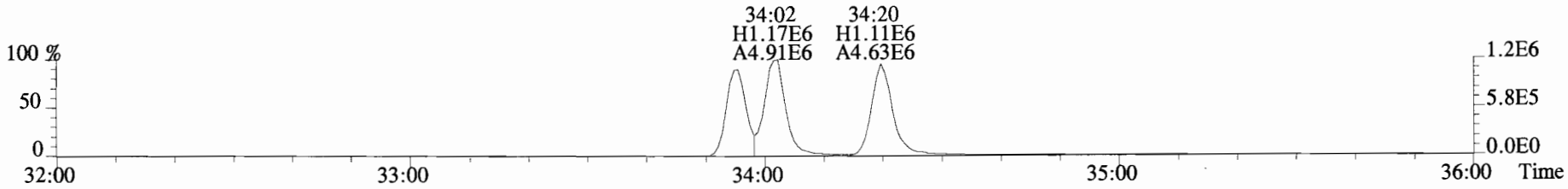

392.9760 S:6 F:3

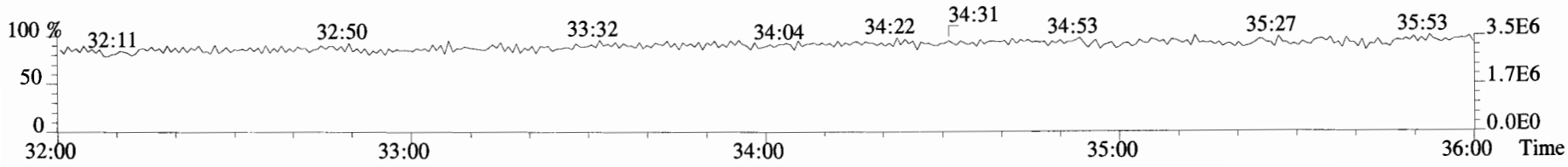

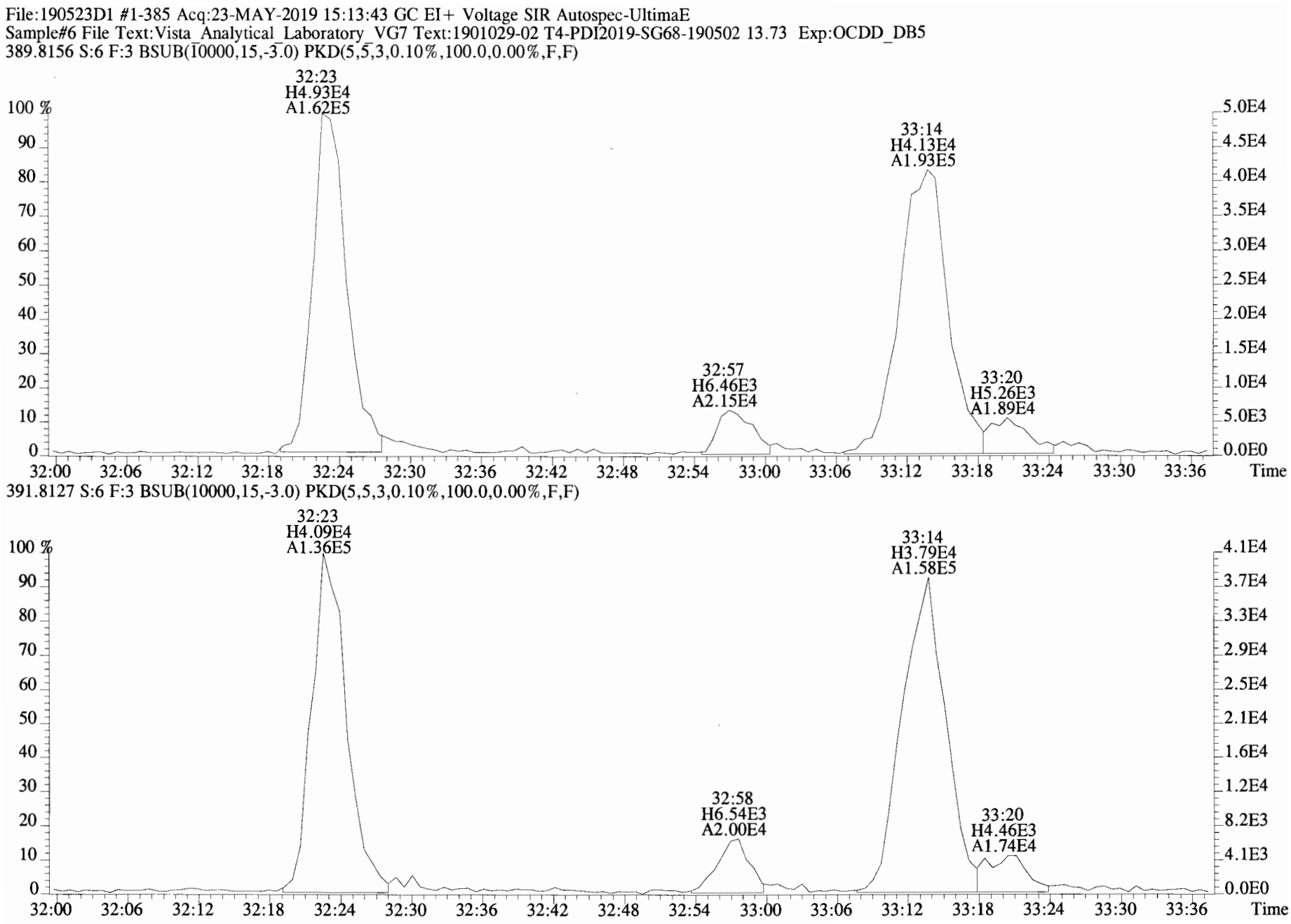
File:190523D1 #1-385 Acq:23-MAY-2019 15:13:43 GC EI+ Voltage SIR Autospec-UltimaE
Sample#6 File Text:Vista_Analytical_Laboratory_VG7 Text:1901029-02 T4-PDI2019-SG68-190502 13.73 Exp:OCDD_DB5
389.8156 S:6 F:3 BSUB(10000,15,-3.0) PKD(5,5,3,0.10%,100.0,0.00%,F,F)
32:23
H4.93E4
A1.62E5
33:14
H4.13E4
A1.93E5
32:57
H6.46E3
A2.15E4
33:20
H5.26E3
A1.89E4
100 %
90
80
70
60
50
40
30
20
10
0
5.0E4
4.5E4
4.0E4
3.5E4
3.0E4
2.5E4
2.0E4
1.5E4
1.0E4
5.0E3
0.0E0
32:00
32:06
32:12
32:18
32:24
32:30
32:36
32:42
32:48
32:54
33:00
33:06
33:12
33:18
33:24
33:30
33:36
Time
391.8127 S:6 F:3 BSUB(10000,15,-3.0) PKD(5,5,3,0.10%,100.0,0.00%,F,F)
32:23
H4.09E4
A1.36E5
33:14
H3.79E4
A1.58E5
32:58
H6.54E3
A2.00E4
33:20
H4.46E3
A1.74E4
100 %
90
80
70
60
50
40
30
20
10
0
4.1E4
3.7E4
3.3E4
2.9E4
2.5E4
2.1E4
1.6E4
1.2E4
8.2E3
4.1E3
0.0E0
32:00
32:06
32:12
32:18
32:24
32:30
32:36
32:42
32:48
32:54
33:00
33:06
33:12
33:18
33:24
33:30
33:36
Time

File:190523D1 #1-385 Acq:23-MAY-2019 15:13:43 GC EI+ Voltage SIR Autospec-UltimaE
Sample#6 File Text:Vista_Analytical_Laboratory_VG7 Text:1901029-02 T4-PDI2019-SG68-190502 13.73 Exp:OCDD_DB5
389.8156 S:6 F:3 BSUB(10000,15,-3.0) PKD(5,5,3,0.10%,100.0,0.00%,F,F)

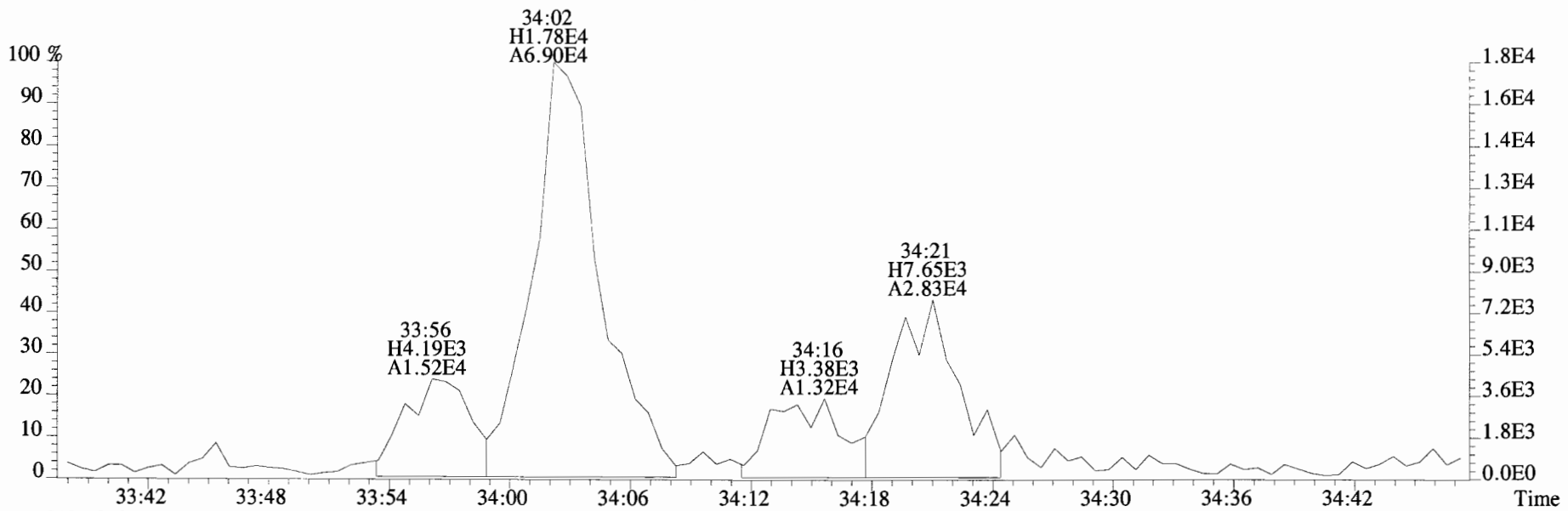

391.8127 S:6 F:3 BSUB(10000,15,-3.0) PKD(5,5,3,0.10%,100.0,0.00%,F,F)

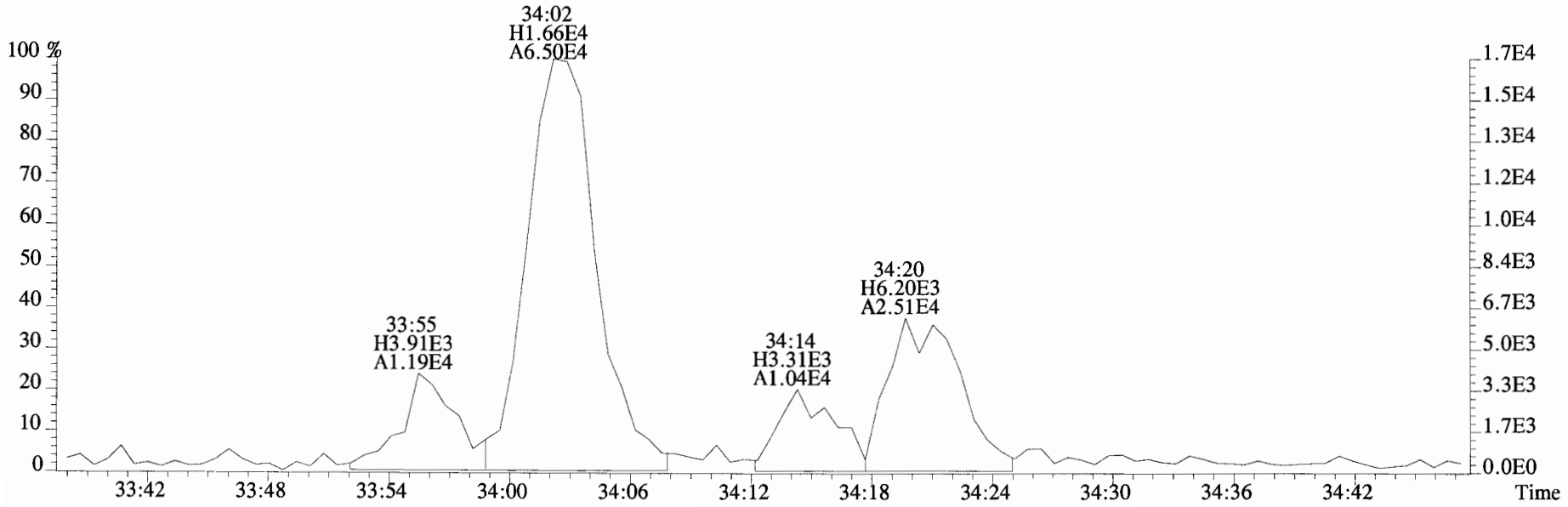

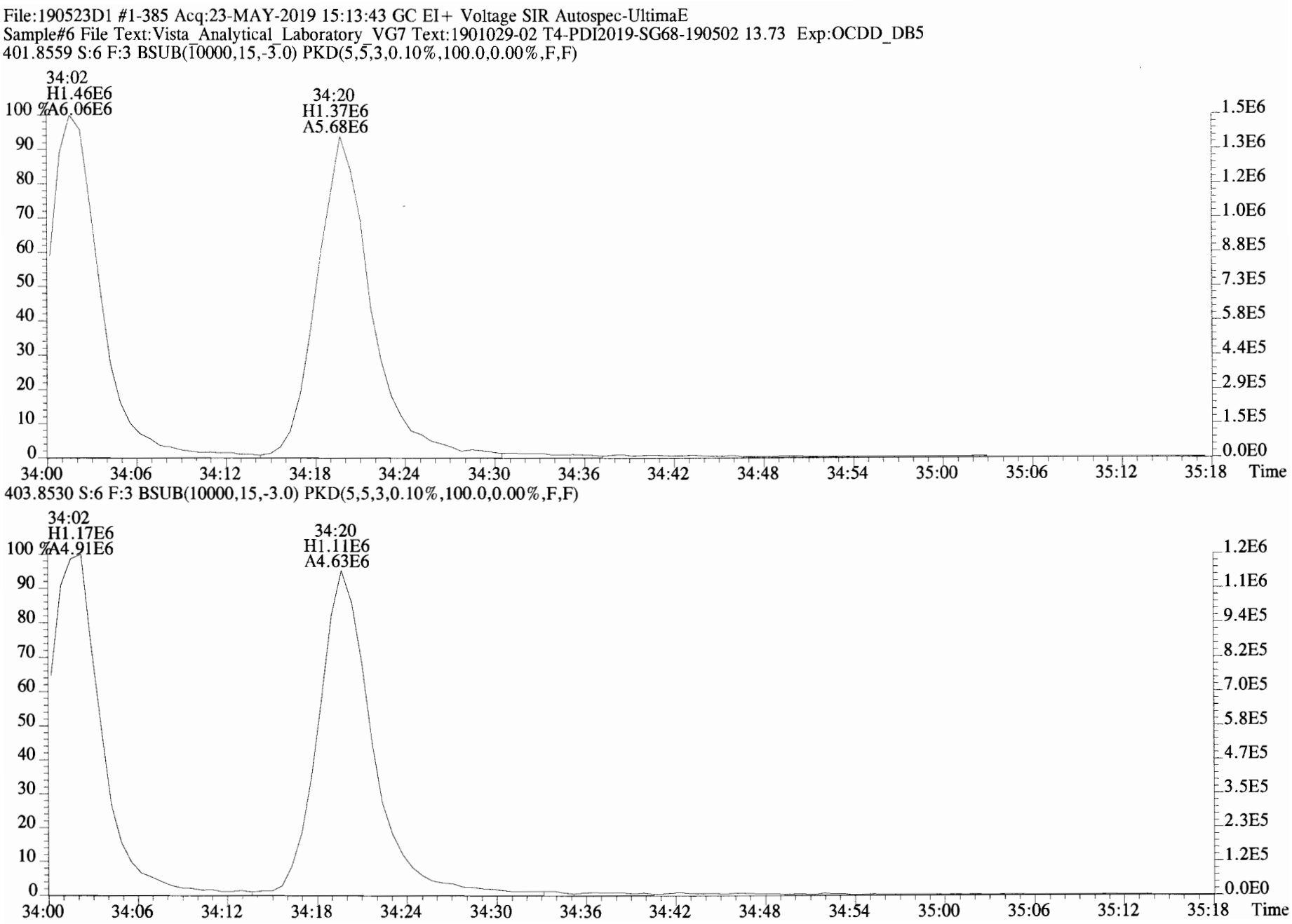
File:190523D1 #1-385 Acq:23-MAY-2019 15:13:43 GC EI+ Voltage SIR Autospec-UltimaE
Sample#6 File Text:Vista_Analytical_Laboratory_VG7 Text:1901029-02 T4-PDI2019-SG68-190502 13.73 Exp:OCDD_DB5
401.8559 S:6 F:3 BSUB(10000,15,-3.0) PKD(5,5,3,0.10%,100.0,0.00%,F,F)
34:02
H1.46E6
A6.06E6
34:20
H1.37E6
A5.68E6
100 %
90
80
70
60
50
40
30
20
10
0
1.5E6
1.3E6
1.2E6
1.0E6
8.8E5
7.3E5
5.8E5
4.4E5
2.9E5
1.5E5
0.0E0
34:00
34:06
34:12
34:18
34:24
34:30
34:36
34:42
34:48
34:54
35:00
35:06
35:12
35:18
Time
403.8530 S:6 F:3 BSUB(10000,15,-3.0) PKD(5,5,3,0.10%,100.0,0.00%,F,F)
34:02
H1.17E6
A4.91E6
34:20
H1.11E6
A4.63E6
100 %
90
80
70
60
50
40
30
20
10
0
1.2E6
1.1E6
9.4E5
8.2E5
7.0E5
5.8E5
4.7E5
3.5E5
2.3E5
1.2E5
0.0E0
34:00
34:06
34:12
34:18
34:24
34:30
34:36
34:42
34:48
34:54
35:00
35:06
35:12
35:18
Time

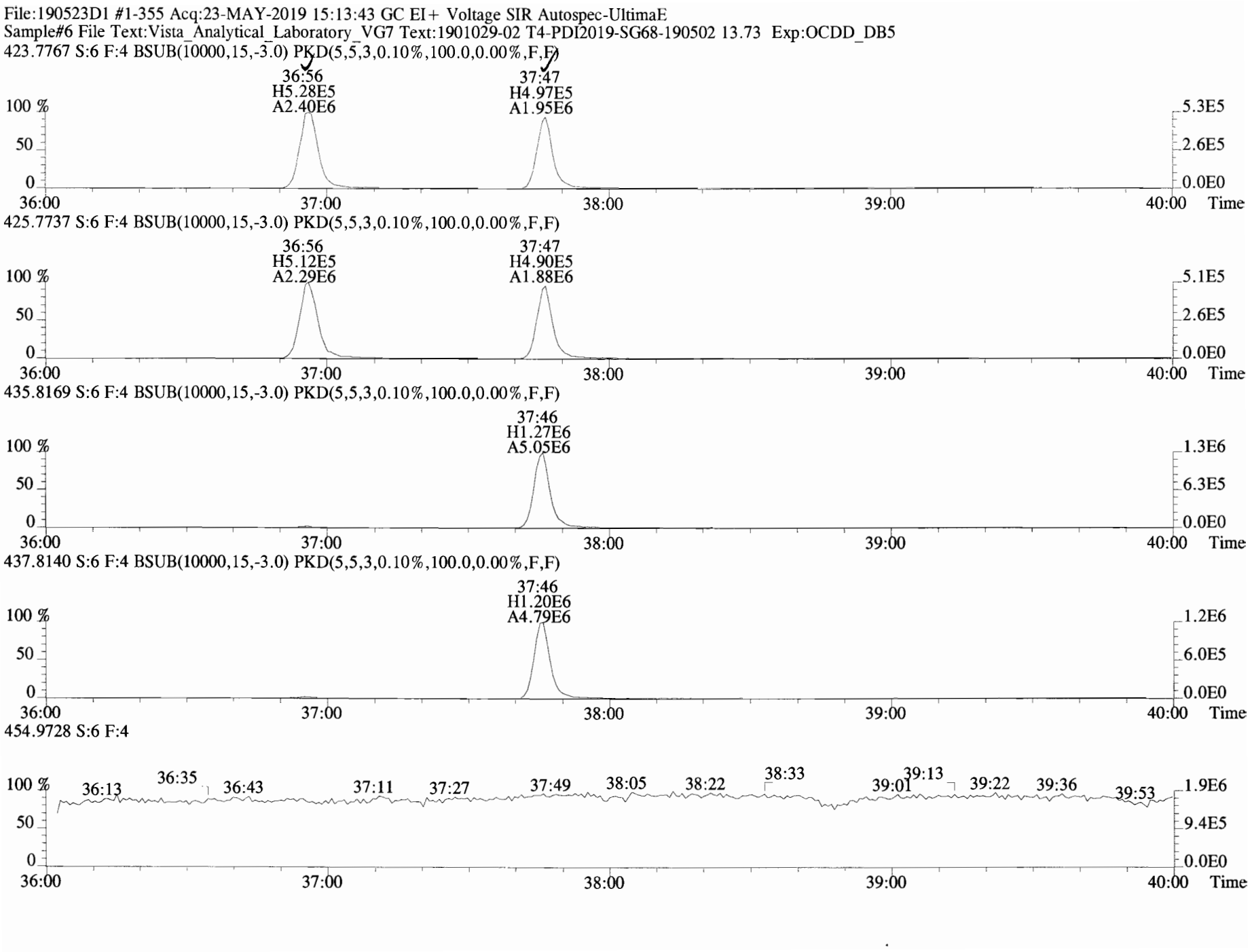
File:190523D1 #1-355 Acq:23-MAY-2019 15:13:43 GC EI+ Voltage SIR Autospec-UltimaE
Sample#6 File Text:Vista_Analytical_Laboratory_VG7 Text:1901029-02 T4-PDI2019-SG68-190502 13.73 Exp:OCDD_DB5
423.7767 S:6 F:4 BSUB(10000,15,-3.0) PKD(5,5,3,0.10%,100.0,0.00%,F,F)
36:56
H5.28E5
A2.40E6
37:47
H4.97E5
A1.95E6
100 %
50
0
5.3E5
2.6E5
0.0E0
36:00
37:00
38:00
39:00
40:00
Time
425.7737 S:6 F:4 BSUB(10000,15,-3.0) PKD(5,5,3,0.10%,100.0,0.00%,F,F)
36:56
H5.12E5
A2.29E6
37:47
H4.90E5
A1.88E6
100 %
50
0
5.1E5
2.6E5
0.0E0
36:00
37:00
38:00
39:00
40:00
Time
435.8169 S:6 F:4 BSUB(10000,15,-3.0) PKD(5,5,3,0.10%,100.0,0.00%,F,F)
37:46
H1.27E6
A5.05E6
100 %
50
0
1.3E6
6.3E5
0.0E0
36:00
37:00
38:00
39:00
40:00
Time
437.8140 S:6 F:4 BSUB(10000,15,-3.0) PKD(5,5,3,0.10%,100.0,0.00%,F,F)
37:46
H1.20E6
A4.79E6
100 %
50
0
1.2E6
6.0E5
0.0E0
36:00
37:00
38:00
39:00
40:00
Time
454.9728 S:6 F:4
100 %
50
0
36:13
36:35
36:43
37:11
37:27
37:49
38:05
38:22
38:33
39:01
39:13
39:22
39:36
39:53
1.9E6
9.4E5
0.0E0
36:00
37:00
38:00
39:00
40:00
Time

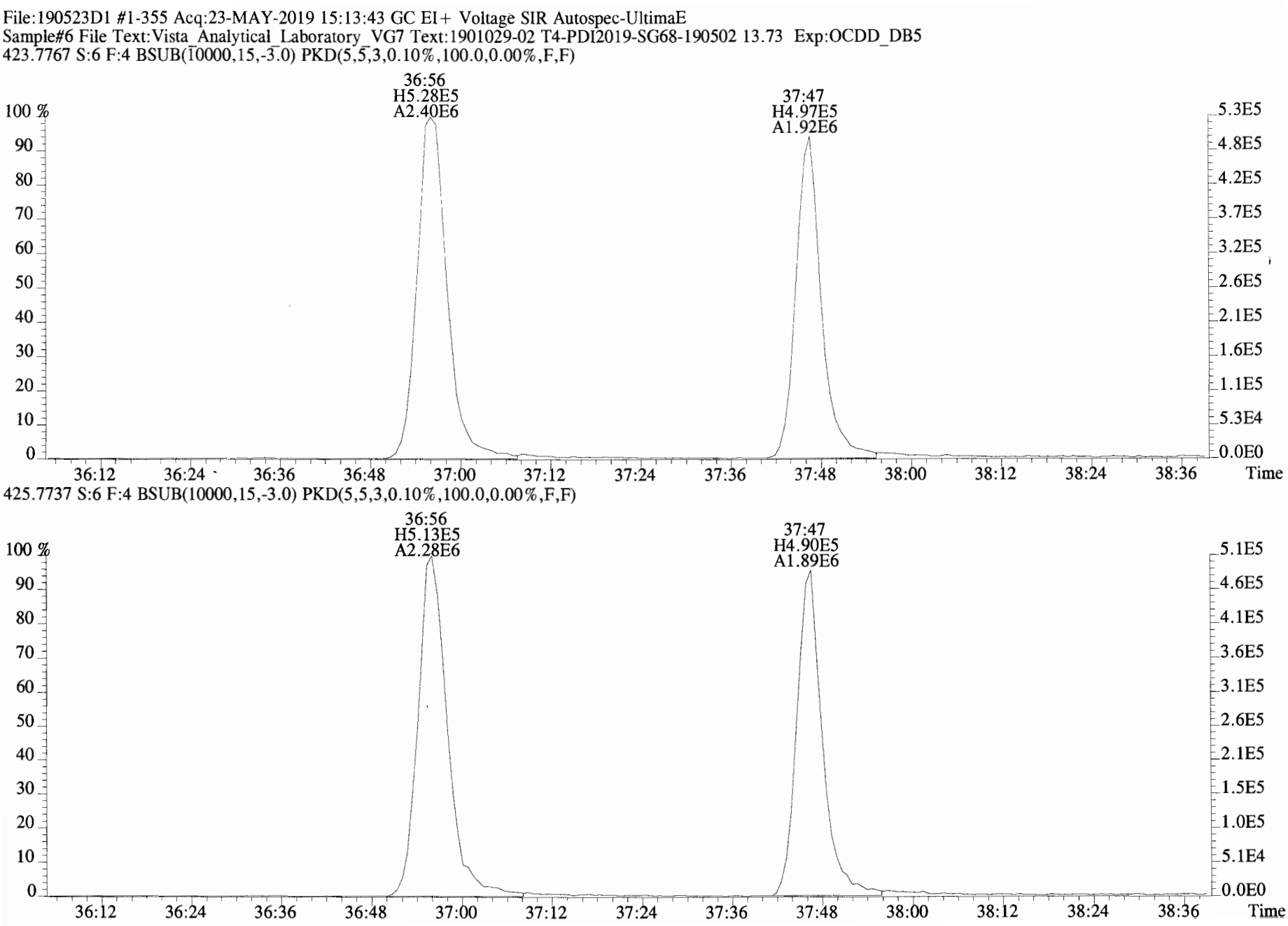
File:190523D1 #1-355 Acq:23-MAY-2019 15:13:43 GC EI+ Voltage SIR Autospec-UltimaE
Sample#6 File Text:Vista_Analytical_Laboratory_VG7 Text:1901029-02 T4-PDI2019-SG68-190502 13.73 Exp:OCDD_DB5
423.7767 S:6 F:4 BSUB(10000,15,-3.0) PKD(5,5,3,0.10%,100.0,0.00%,F,F)
36:56
H5.28E5
A2.40E6
37:47
H4.97E5
A1.92E6
100 %
90
80
70
60
50
40
30
20
10
0
5.3E5
4.8E5
4.2E5
3.7E5
3.2E5
2.6E5
2.1E5
1.6E5
1.1E5
5.3E4
0.0E0
36:12
36:24
36:36
36:48
37:00
37:12
37:24
37:36
37:48
38:00
38:12
38:24
38:36
Time
425.7737 S:6 F:4 BSUB(10000,15,-3.0) PKD(5,5,3,0.10%,100.0,0.00%,F,F)
36:56
H5.13E5
A2.28E6
37:47
H4.90E5
A1.89E6
100 %
90
80
70
60
50
40
30
20
10
0
5.1E5
4.6E5
4.1E5
3.6E5
3.1E5
2.6E5
2.1E5
1.5E5
1.0E5
5.1E4
0.0E0
36:12
36:24
36:36
36:48
37:00
37:12
37:24
37:36
37:48
38:00
38:12
38:24
38:36
Time

File:190523D1 #1-432 Acq:23-MAY-2019 15:13:43 GC EI+ Voltage SIR Autospec-UltimaE
Sample#6 File Text:Vista_Analytical_Laboratory_VG7 Text:1901029-02 T4-PDI2019-SG68-190502 13.73 Exp:OCDD_DB5
457.7377 S:6 F:5 BSUB(10000,15,-3.0) PKD(5,5,3,0.10%,100.0,0.00%,F,F)

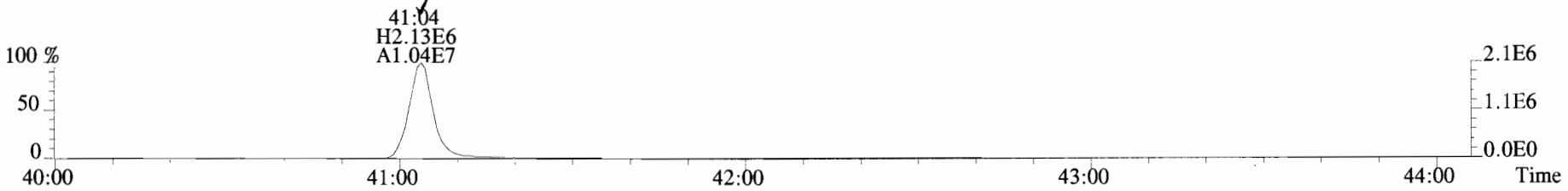

459.7348 S:6 F:5 BSUB(10000,15,-3.0) PKD(5,5,3,0.10%,100.0,0.00%,F,F)

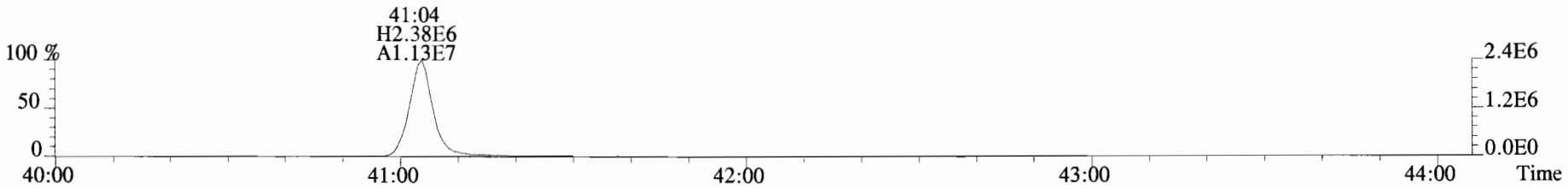

469.7780 S:6 F:5 BSUB(10000,15,-3.0) PKD(5,5,3,0.10%,100.0,0.00%,F,F)

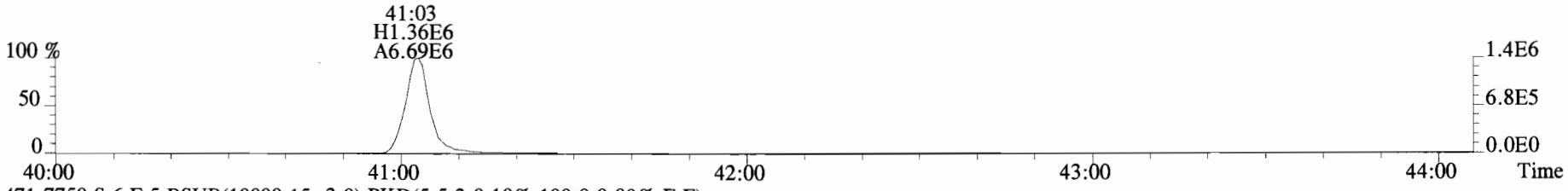

471.7750 S:6 F:5 BSUB(10000,15,-3.0) PKD(5,5,3,0.10%,100.0,0.00%,F,F)

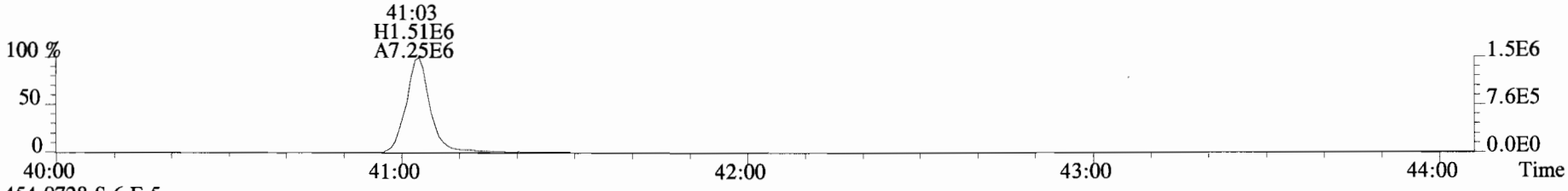

454.9728 S:6 F:5

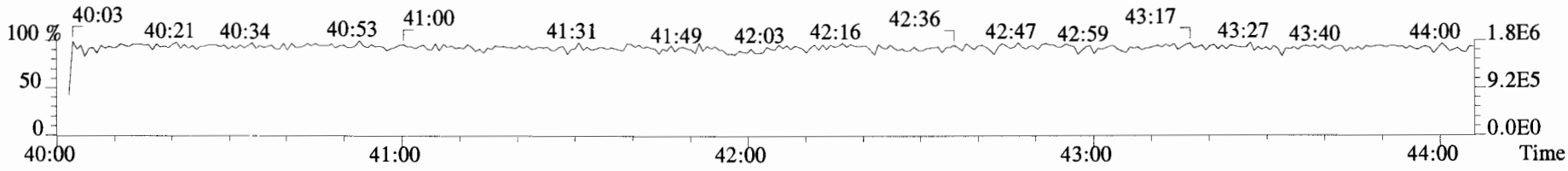

File:190523D1 #1-432 Acq:23-MAY-2019 15:13:43 GC EI+ Voltage SIR Autospec-UltimaE
Sample#6 File Text:Vista_Analytical_Laboratory_VG7 Text:1901029-02 T4-PDI2019-SG68-190502 13.73 Exp:OCDD_DB5
457.7377 S:6 F:5 BSUB(10000,15,-3.0) PKD(5,5,3,0.10%,100.0,0.00%,F,F)

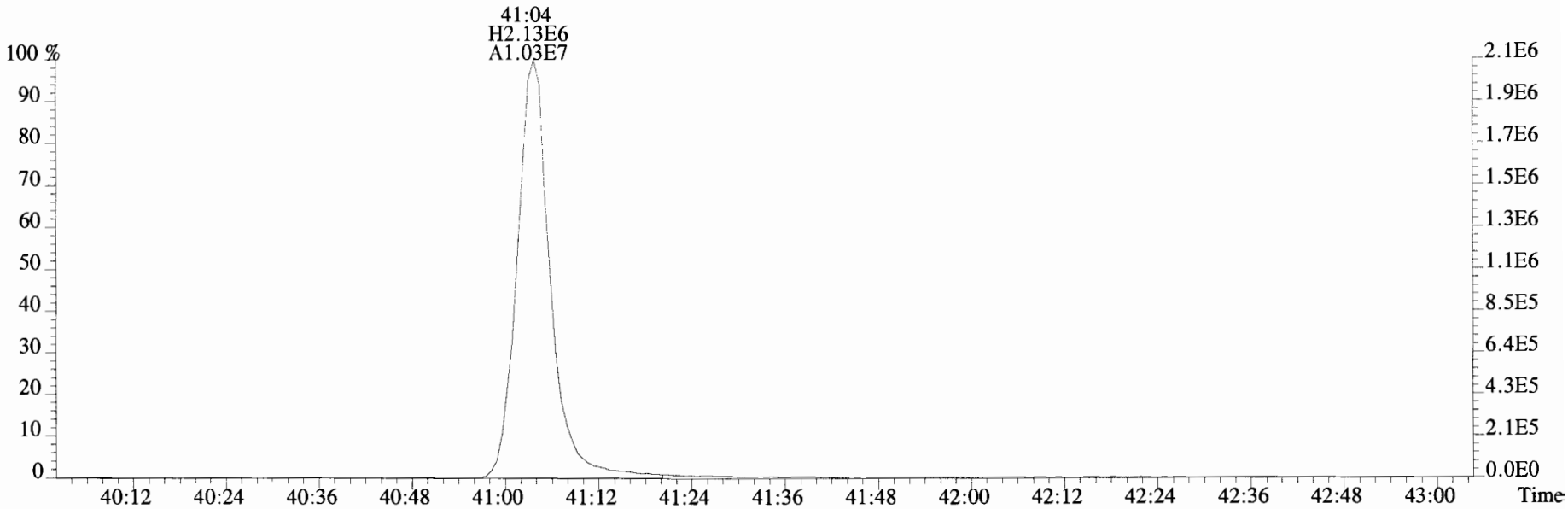

459.7348 S:6 F:5 BSUB(10000,15,-3.0) PKD(5,5,3,0.10%,100.0,0.00%,F,F)

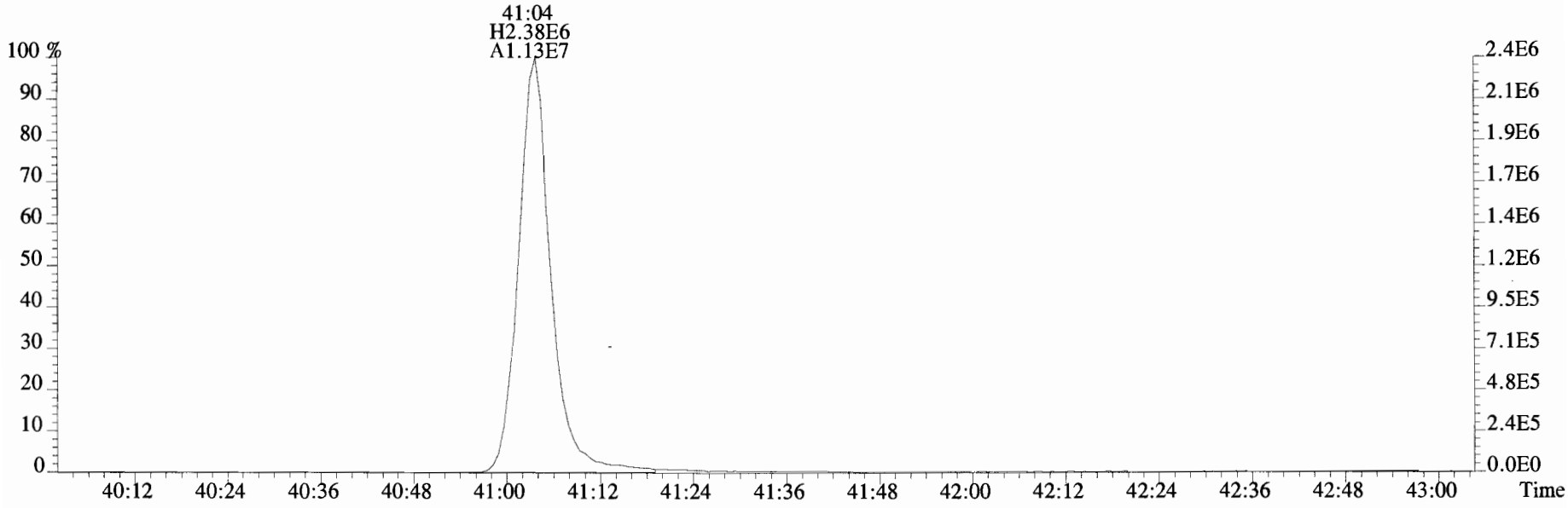

File:190523D1 #1-529 Acq:23-MAY-2019 15:13:43 GC EI+ Voltage SIR Autospec-UltimaE
Sample#6 File Text:Vista_Analytical_Laboratory_VG7 Text:1901029-02 T4-PDI2019-SG68-190502 13.73 Exp:OCDD_DB5

303.9016 S:6 BSUB(10000,15,-3.0) PKD(5,5,3,0.10%,100.0,0.00%,F,F)

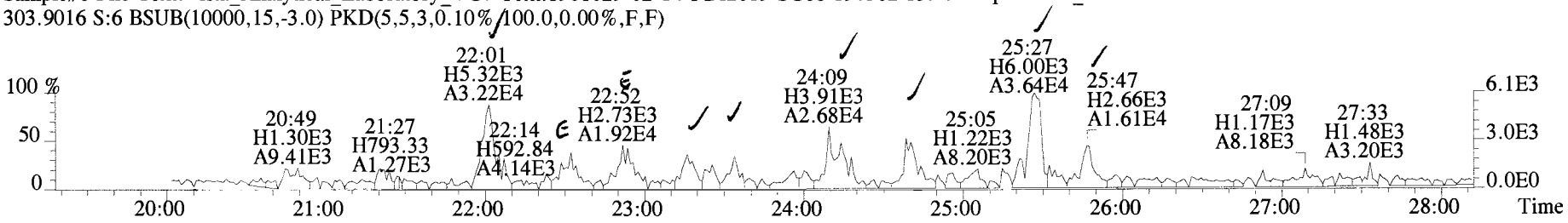

305.8987 S:6 BSUB(10000,15,-3.0) PKD(5,5,3,0.10%,100.0,0.00%,F,F)

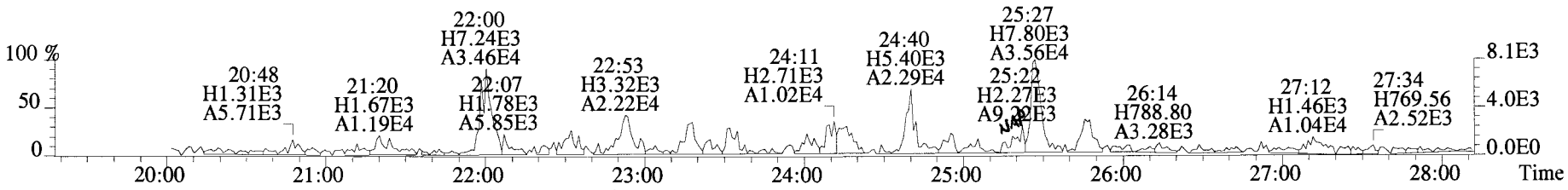

315.9419 S:6 BSUB(10000,15,-3.0) PKD(5,5,3,0.10%,100.0,0.00%,F,F)

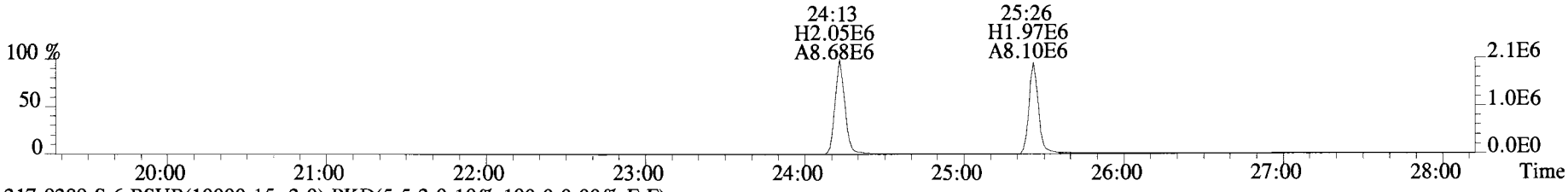

317.9389 S:6 BSUB(10000,15,-3.0) PKD(5,5,3,0.10%,100.0,0.00%,F,F)

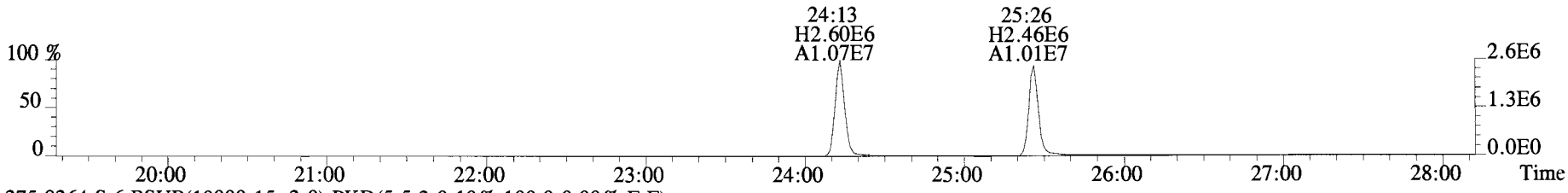

375.8364 S:6 BSUB(10000,15,-3.0) PKD(5,5,3,0.10%,100.0,0.00%,F,F)

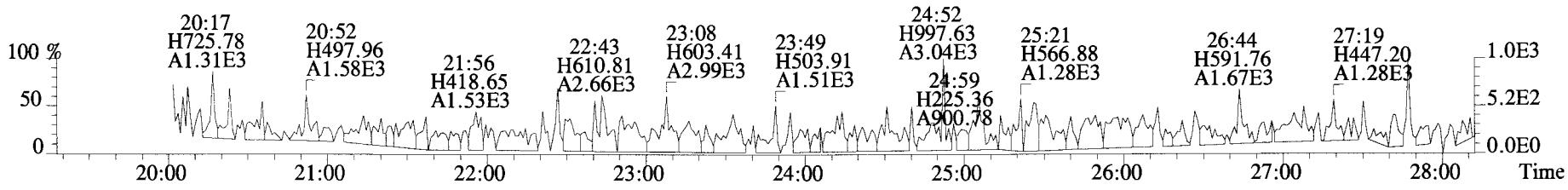

File:190523D1 #1-529 Acq:23-MAY-2019 15:13:43 GC EI+ Voltage SIR Autospec-UltimaE
Sample#6 File Text:Vista_Analytical_Laboratory_VG7 Text:1901029-02 T4-PDI2019-SG68-190502 13.73 Exp:OCDD_DB5
303.9016 S:6 BSUB(10000,15,-3.0) PKD(5,5,3,0.10%,100.0,0.00%,F,F)

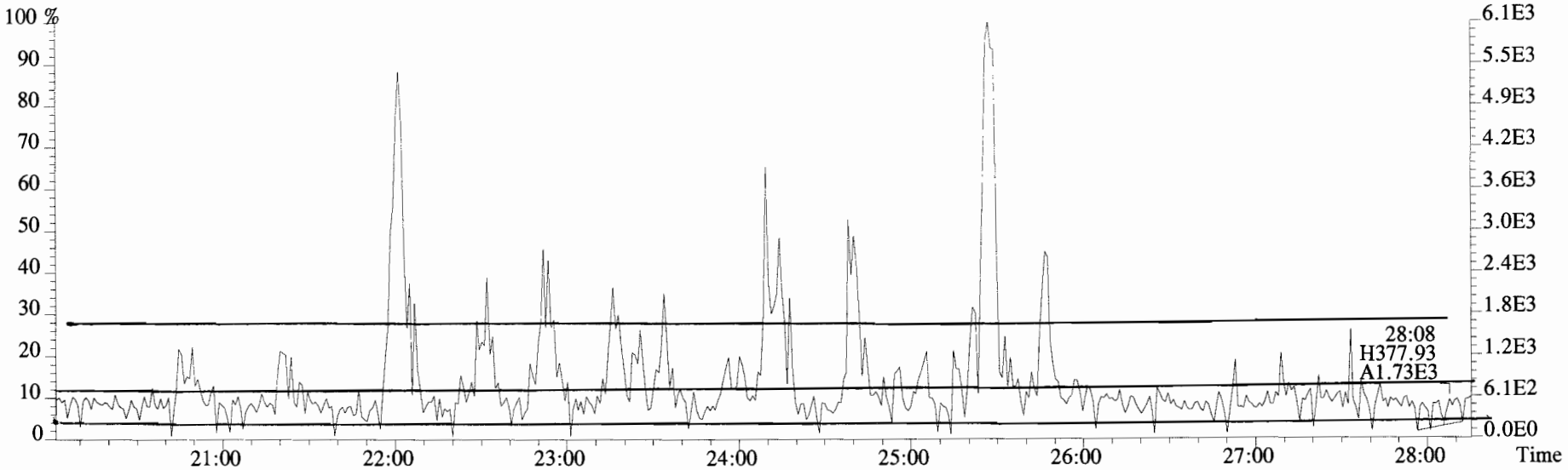

305.8987 S:6 BSUB(10000,15,-3.0) PKD(5,5,3,0.10%,100.0,0.00%,F,F)

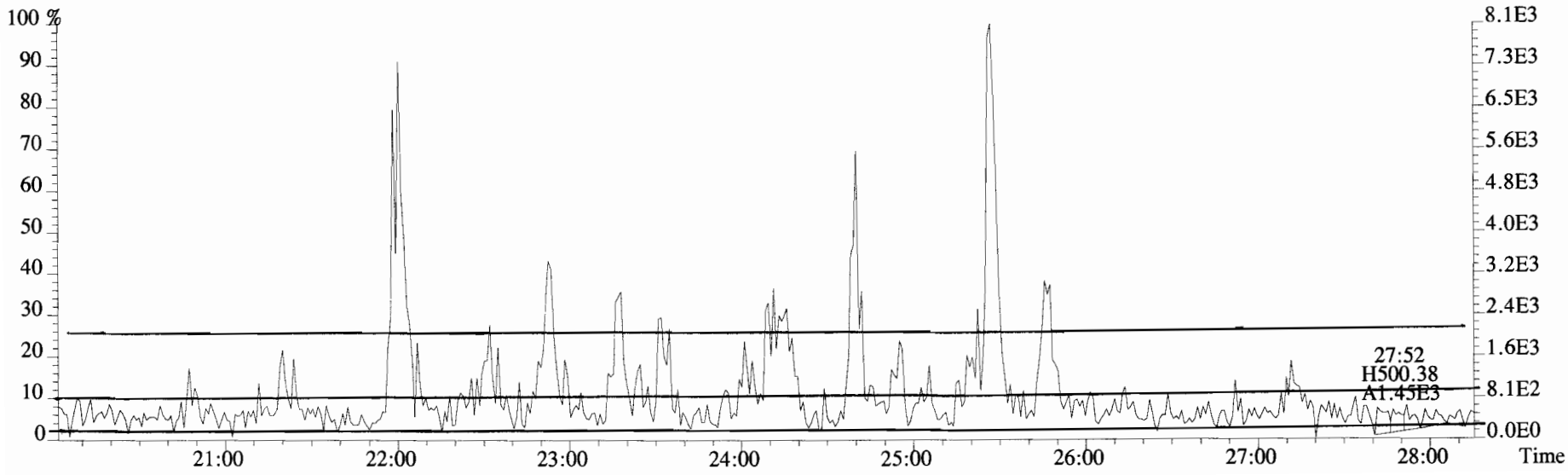

File:190523D1 #1-529 Acq:23-MAY-2019 15:13:43 GC EI+ Voltage SIR Autospec-UltimaE
Sample#6 File Text:Vista_Analytical_Laboratory_VG7 Text:1901029-02 T4-PDI2019-SG68-190502 13.73 Exp:OCDD_DB5
303.9016 S:6 BSUB(10000,15,-3.0) PKD(5,5,3,0.10%,100.0,0.00%,F,F)

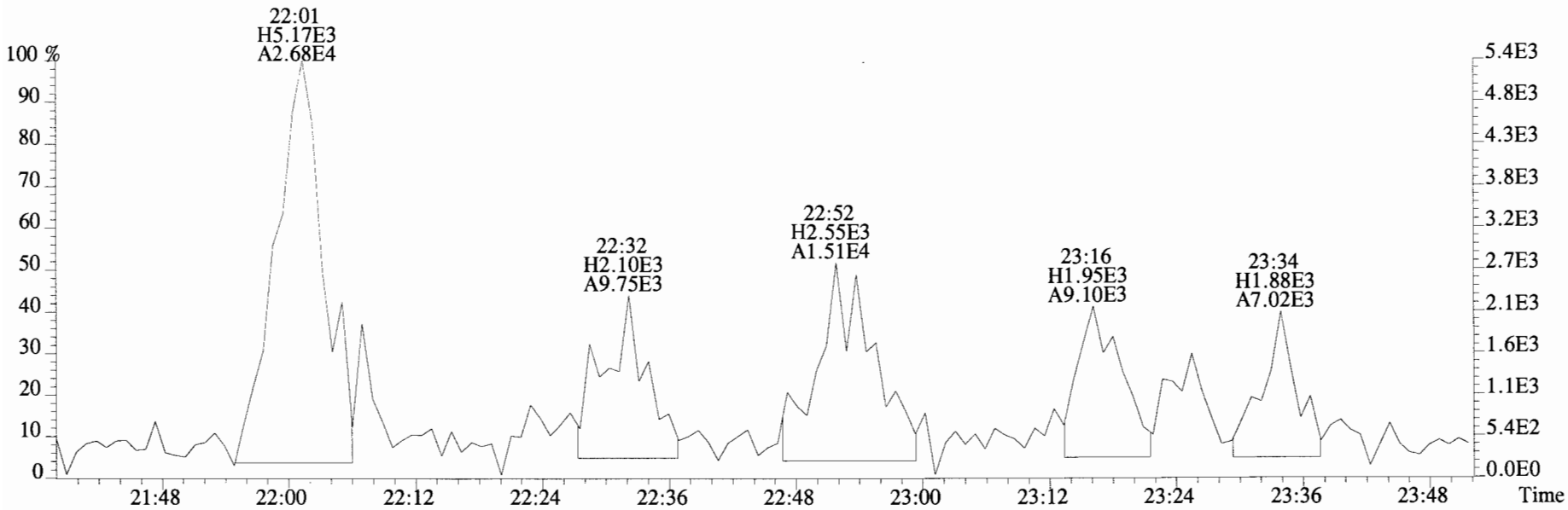

305.8987 S:6 BSUB(10000,15,-3.0) PKD(5,5,3,0.10%,100.0,0.00%,F,F)

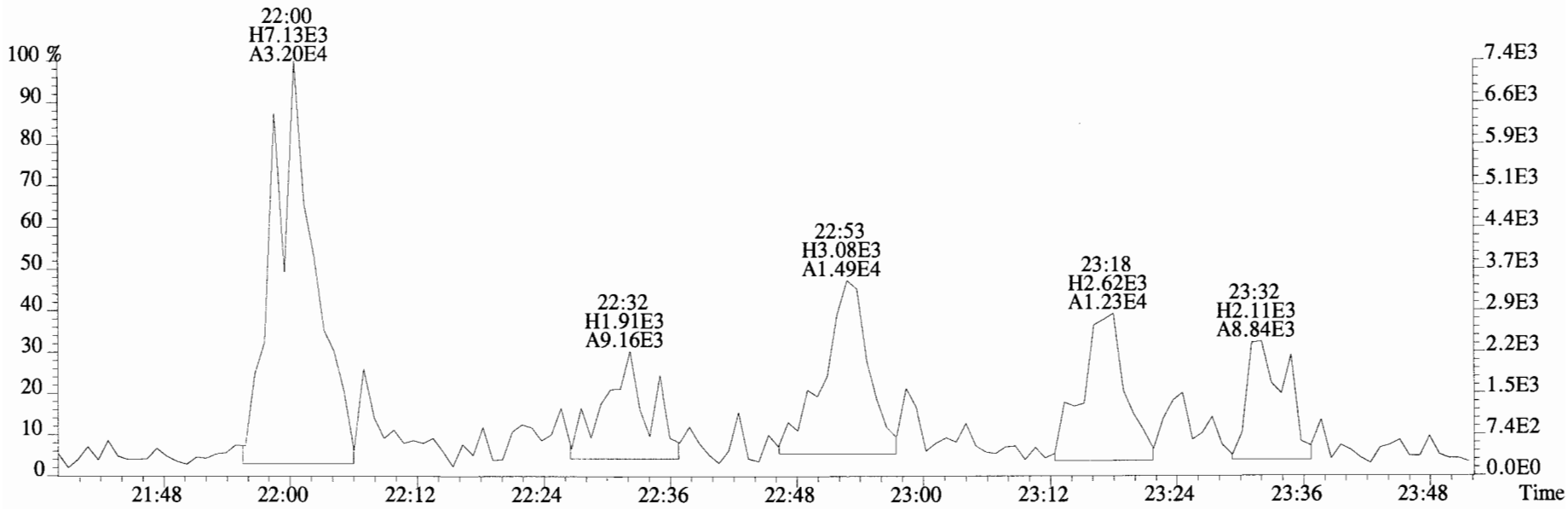

File:190523D1 #1-529 Acq:23-MAY-2019 15:13:43 GC EI+ Voltage SIR Autospec-UltimaE
Sample#6 File Text:Vista_Analytical_Laboratory_VG7 Text:1901029-02 T4-PDI2019-SG68-190502 13.73 Exp:OCDD_DB5
303.9016 S:6 BSUB(10000,15,-3.0) PKD(5,5,3,0.10%,100.0,0.00%,F,F)

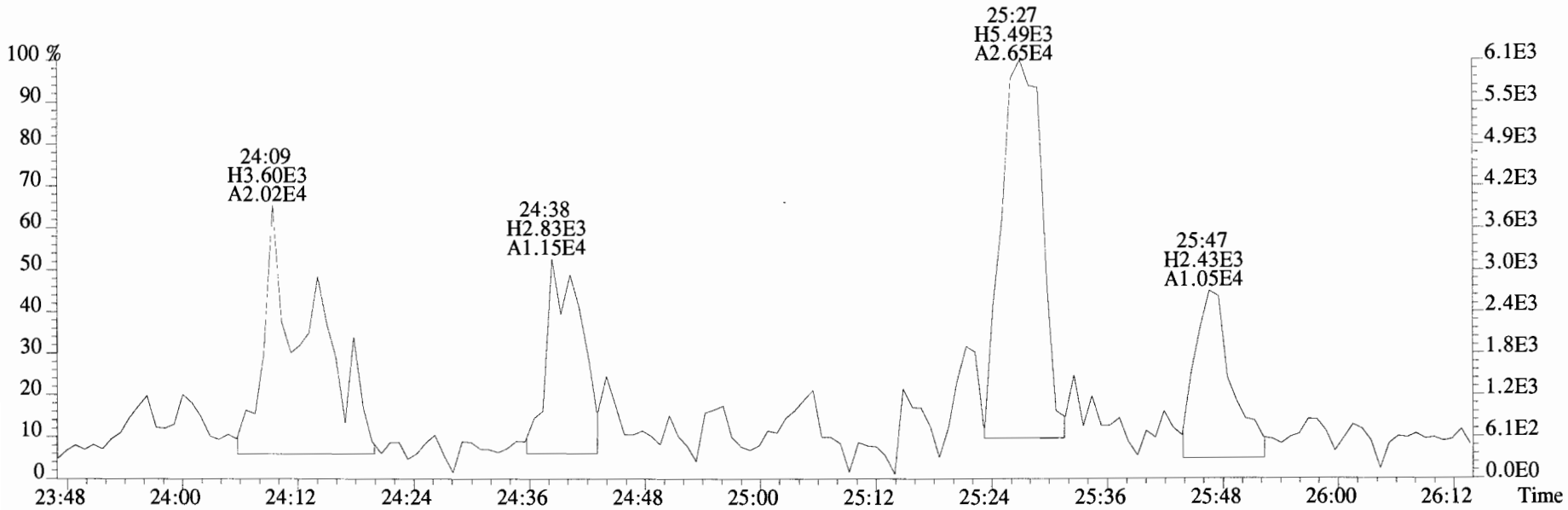

305.8987 S:6 BSUB(10000,15,-3.0) PKD(5,5,3,0.10%,100.0,0.00%,F,F)

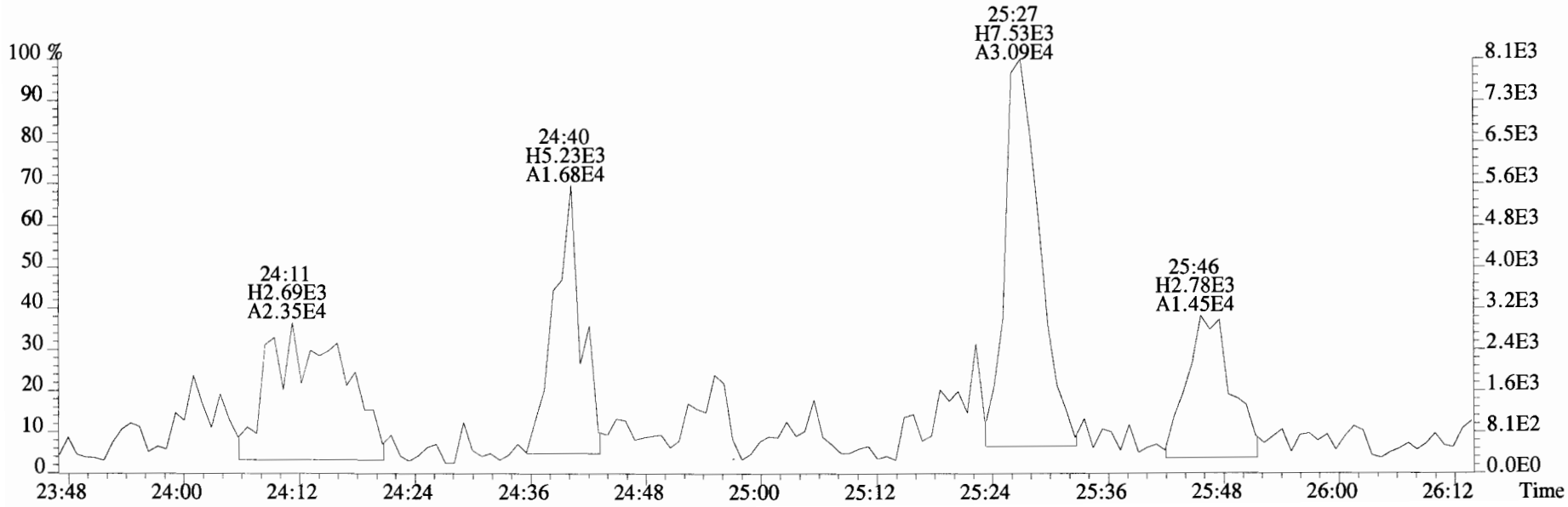

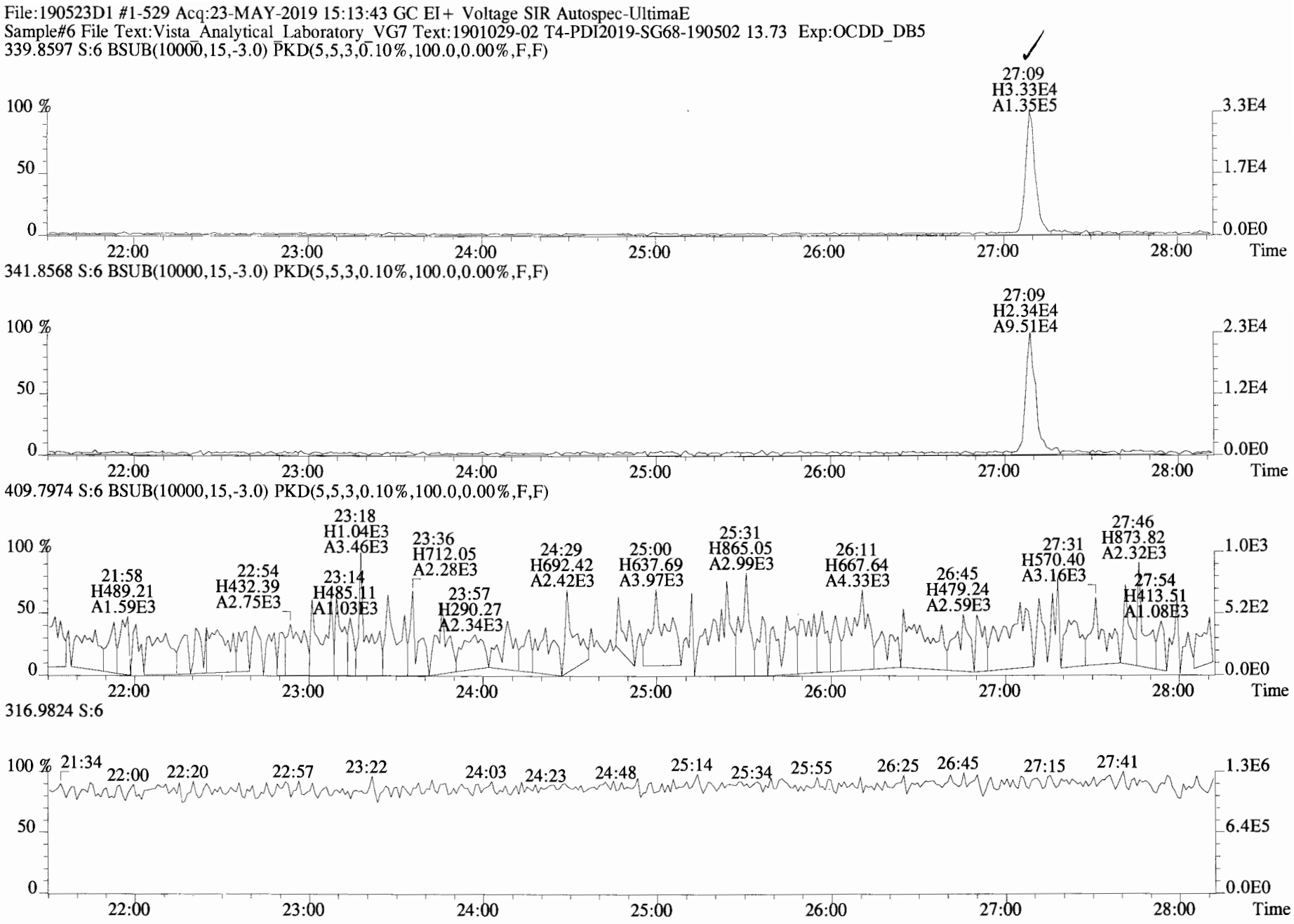
File:190523D1 #1-529 Acq:23-MAY-2019 15:13:43 GC EI+ Voltage SIR Autospec-UltimaE
Sample#6 File Text:Vista_Analytical_Laboratory_VG7 Text:1901029-02 T4-PDI2019-SG68-190502 13.73 Exp:OCDD_DB5
339.8597 S:6 BSUB(10000,15,-3.0) PKD(5,5,3,0.10%,100.0,0.00%,F,F)
27:09
H3.33E4
A1.35E5
100 %
50
0
3.3E4
1.7E4
0.0E0
22:00
23:00
24:00
25:00
26:00
27:00
28:00
Time
341.8568 S:6 BSUB(10000,15,-3.0) PKD(5,5,3,0.10%,100.0,0.00%,F,F)
27:09
H2.34E4
A9.51E4
2.3E4
1.2E4
409.7974 S:6 BSUB(10000,15,-3.0) PKD(5,5,3,0.10%,100.0,0.00%,F,F)
23:18
H1.04E3
A3.46E3
21:58
H489.21
A1.59E3
22:54
H432.39
A2.75E3
23:14
H485.11
A1.03E3
23:36
H712.05
A2.28E3
23:57
H290.27
A2.34E3
24:29
H692.42
A2.42E3
25:00
H637.69
A3.97E3
25:31
H865.05
A2.99E3
26:11
H667.64
A4.33E3
26:45
H479.24
A2.59E3
27:31
H570.40
A3.16E3
27:46
H873.82
A2.32E3
27:54
H413.51
A1.08E3
1.0E3
5.2E2
316.9824 S:6
21:34
22:00
22:20
22:57
23:22
24:03
24:23
24:48
25:14
25:34
25:55
26:25
26:45
27:15
27:41
1.3E6
6.4E5

File:190523D1 #1-529 Acq:23-MAY-2019 15:13:43 GC EI+ Voltage SIR Autospec-UltimaE
Sample#6 File Text:Vista_Analytical_Laboratory_VG7 Text:1901029-02 T4-PDI2019-SG68-190502 13.73 Exp:OCDD_DB5
339.8597 S:6 BSUB(10000,15,-3.0) PKD(5,5,3,0.10%,100.0,0.00%,F,F)

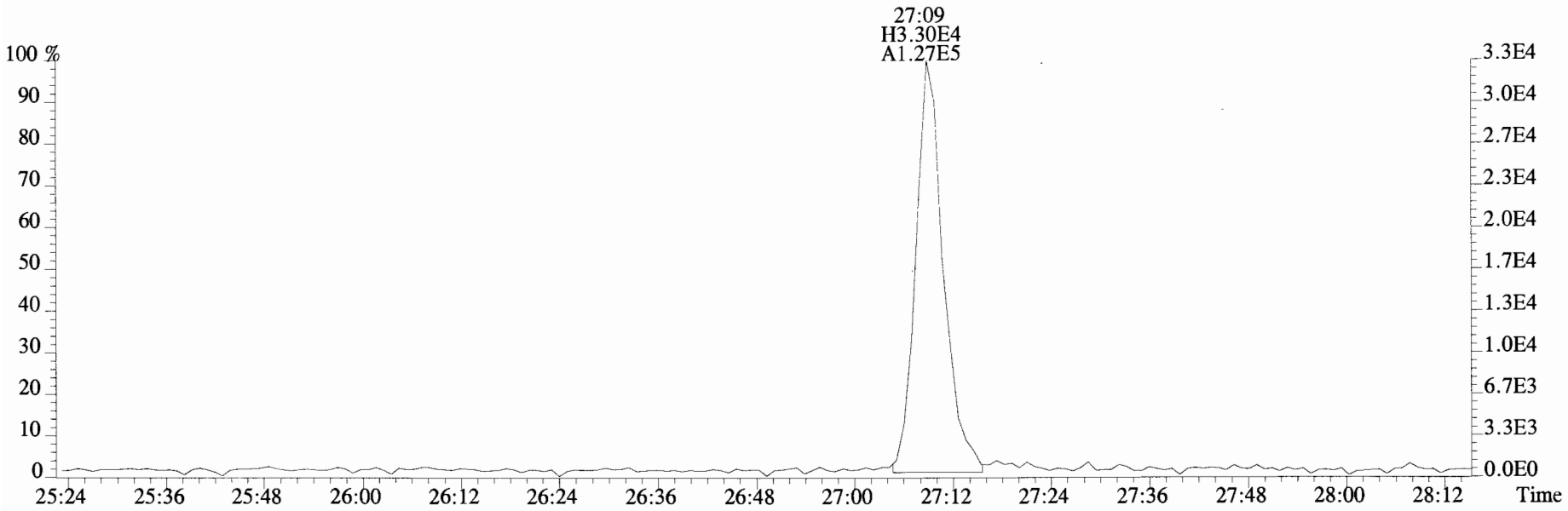

341.8568 S:6 BSUB(10000,15,-3.0) PKD(5,5,3,0.10%,100.0,0.00%,F,F)

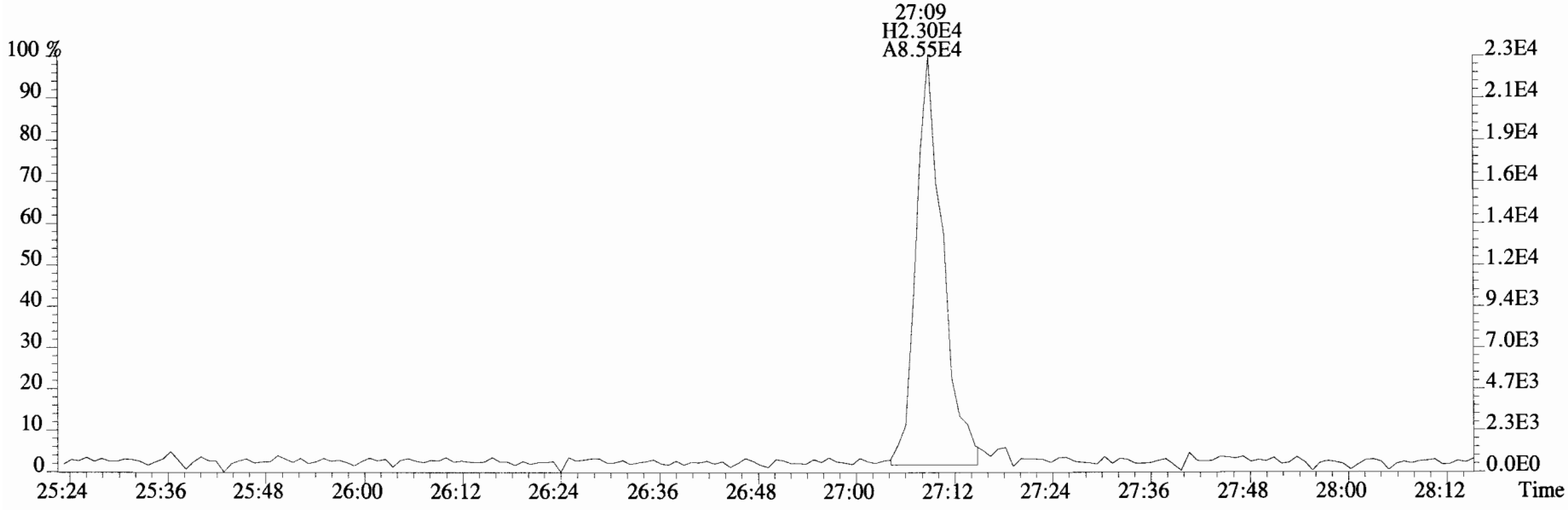

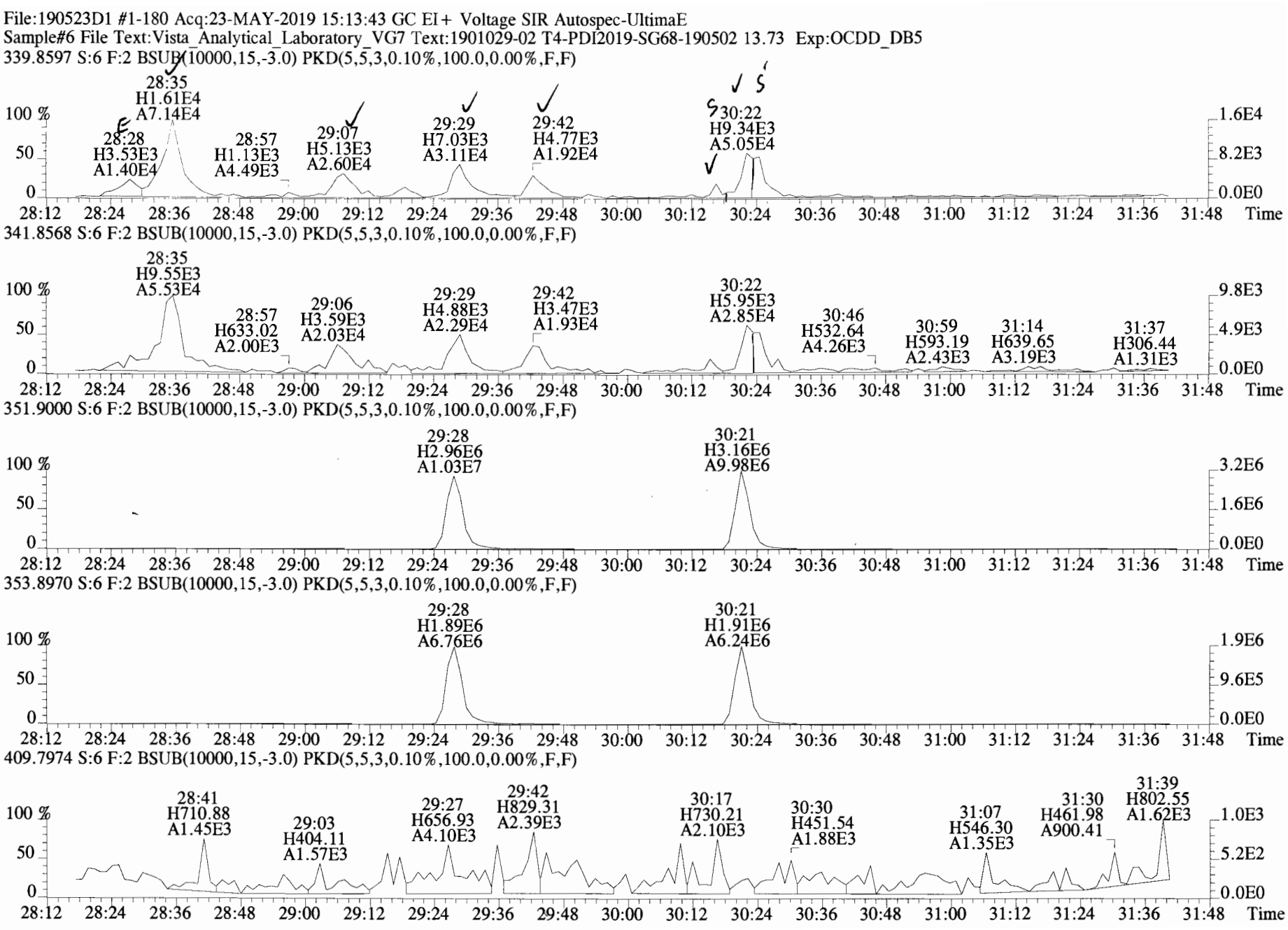
File:190523D1 #1-180 Acq:23-MAY-2019 15:13:43 GC EI+ Voltage SIR Autospec-UltimaE
Sample#6 File Text:Vista_Analytical_Laboratory_VG7 Text:1901029-02 T4-PDI2019-SG68-190502 13.73 Exp:OCDD_DB5
339.8597 S:6 F:2 BSUB(10000,15,-3.0) PKD(5,5,3,0.10%,100.0,0.00%,F,F)
28:35 H1.61E4 A7.14E4
28:28 H3.53E3 A1.40E4
28:57 H1.13E3 A4.49E3
29:07 H5.13E3 A2.60E4
29:29 H7.03E3 A3.11E4
29:42 H4.77E3 A1.92E4
30:22 H9.34E3 A5.05E4
341.8568 S:6 F:2 BSUB(10000,15,-3.0) PKD(5,5,3,0.10%,100.0,0.00%,F,F)
28:35 H9.55E3 A5.53E4
28:57 H633.02 A2.00E3
29:06 H3.59E3 A2.03E4
29:29 H4.88E3 A2.29E4
29:42 H3.47E3 A1.93E4
30:22 H5.95E3 A2.85E4
30:46 H532.64 A4.26E3
30:59 H593.19 A2.43E3
31:14 H639.65 A3.19E3
31:37 H306.44 A1.31E3
351.9000 S:6 F:2 BSUB(10000,15,-3.0) PKD(5,5,3,0.10%,100.0,0.00%,F,F)
29:28 H2.96E6 A1.03E7
30:21 H3.16E6 A9.98E6
353.8970 S:6 F:2 BSUB(10000,15,-3.0) PKD(5,5,3,0.10%,100.0,0.00%,F,F)
29:28 H1.89E6 A6.76E6
30:21 H1.91E6 A6.24E6
409.7974 S:6 F:2 BSUB(10000,15,-3.0) PKD(5,5,3,0.10%,100.0,0.00%,F,F)
28:41 H710.88 A1.45E3
29:03 H404.11 A1.57E3
29:27 H656.93 A4.10E3
29:42 H829.31 A2.39E3
30:17 H730.21 A2.10E3
30:30 H451.54 A1.88E3
31:07 H546.30 A1.35E3
31:30 H461.98 A900.41
31:39 H802.55 A1.62E3
100 %
50
0
28:12 28:24 28:36 28:48 29:00 29:12 29:24 29:36 29:48 30:00 30:12 30:24 30:36 30:48 31:00 31:12 31:24 31:36 31:48 Time
1.6E4
8.2E3
0.0E0
9.8E3
4.9E3
3.2E6
1.6E6
1.9E6
9.6E5
1.0E3
5.2E2

File:190523D1 #1-180 Acq:23-MAY-2019 15:13:43 GC EI+ Voltage SIR Autospec-UltimaE
Sample#6 File Text:Vista_Analytical_Laboratory_VG7 Text:1901029-02 T4-PDI2019-SG68-190502 13.73 Exp:OCDD_DB5
339.8597 S:6 F:2 BSUB(10000,15,-3.0) PKD(5,5,3,0.10%,100.0,0.00%,F,F)

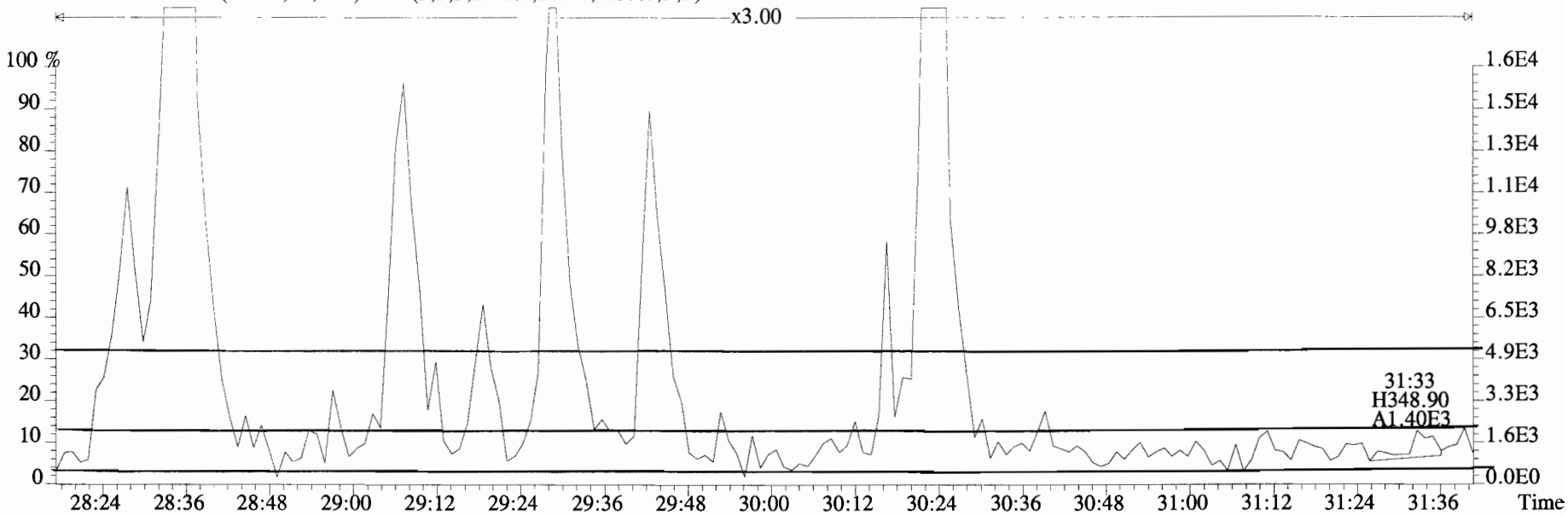

341.8568 S:6 F:2 BSUB(10000,15,-3.0) PKD(5,5,3,0.10%,100.0,0.00%,F,F)

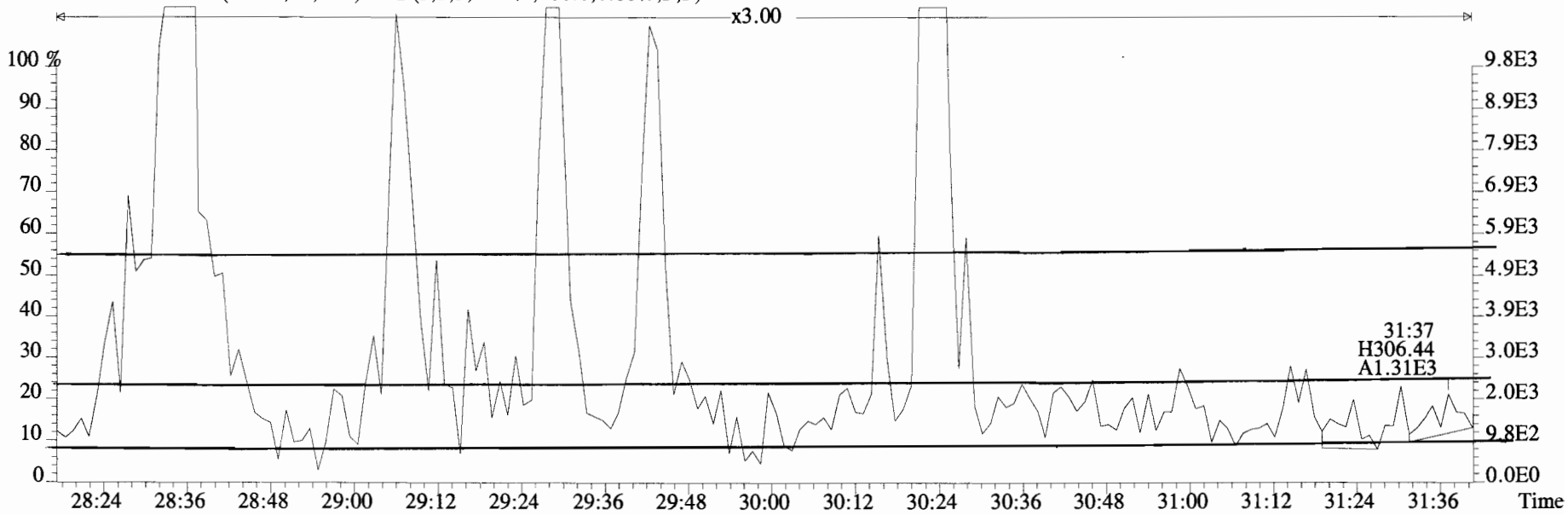

File:190523D1 #1-180 Acq:23-MAY-2019 15:13:43 GC EI+ Voltage SIR Autospec-UltimaE
Sample#6 File Text:Vista_Analytical_Laboratory_VG7 Text:1901029-02 T4-PDI2019-SG68-190502 13.73 Exp:OCDD_DB5
339.8597 S:6 F:2 BSUB(10000,15,-3.0) PKD(5,5,3,0.10%,100.0,0.00%,F,F)

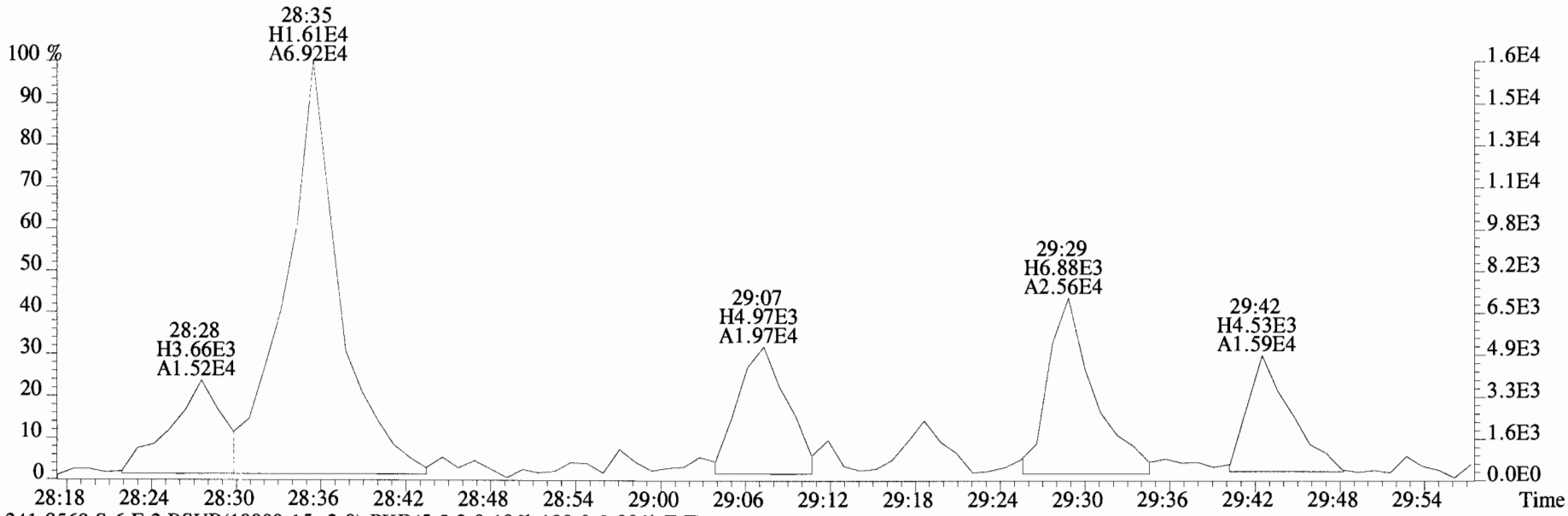

341.8568 S:6 F:2 BSUB(10000,15,-3.0) PKD(5,5,3,0.10%,100.0,0.00%,F,F)

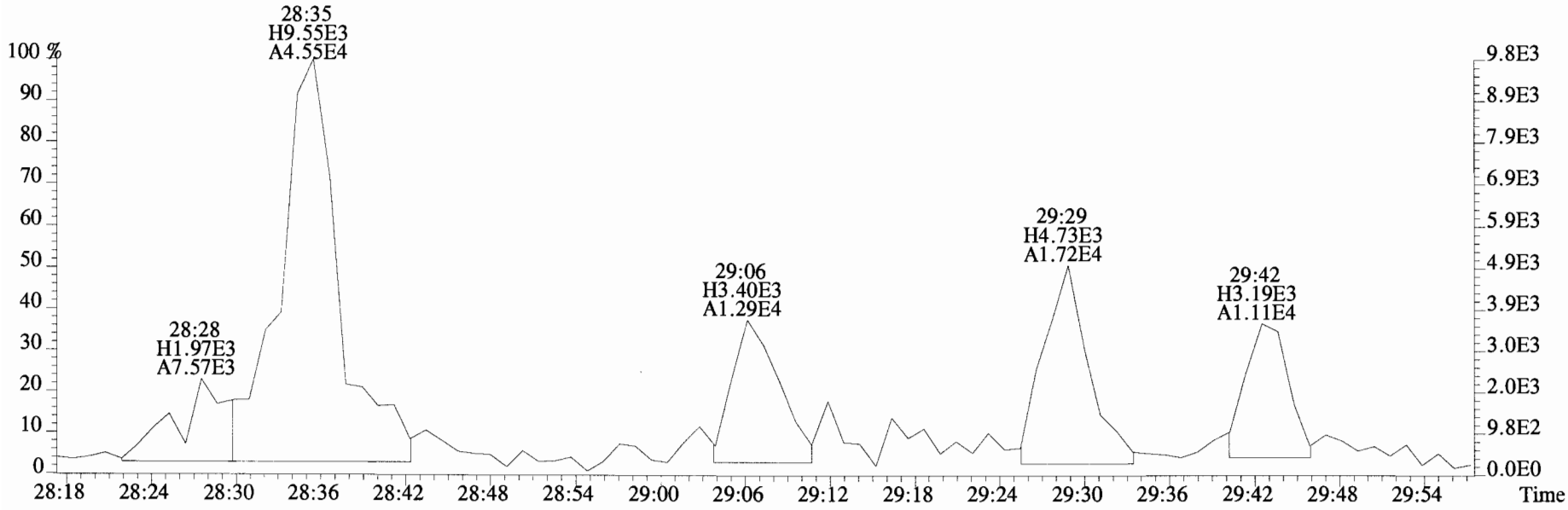

File:190523D1 #1-180 Acq:23-MAY-2019 15:13:43 GC EI+ Voltage SIR Autospec-UltimaE
Sample#6 File Text:Vista_Analytical_Laboratory_VG7 Text:1901029-02 T4-PDI2019-SG68-190502 13.73 Exp:OCDD_DB5
339.8597 S:6 F:2 BSUB(10000,15,-3.0) PKD(5,5,3,0.10%,100.0,0.00%,F,F)



341.8568 S:6 F:2 BSUB(10000,15,-3.0) PKD(5,5,3,0.10%,100.0,0.00%,F,F)

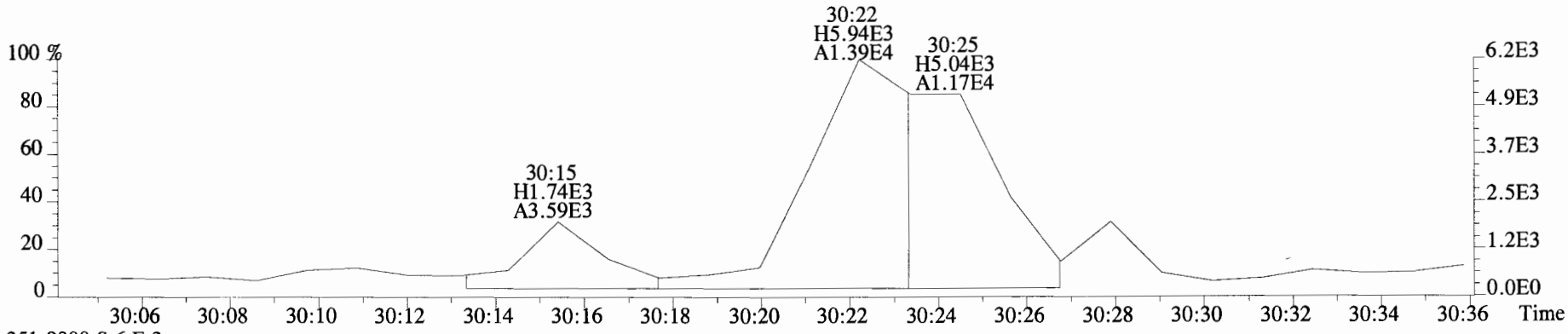

351.9000 S:6 F:2

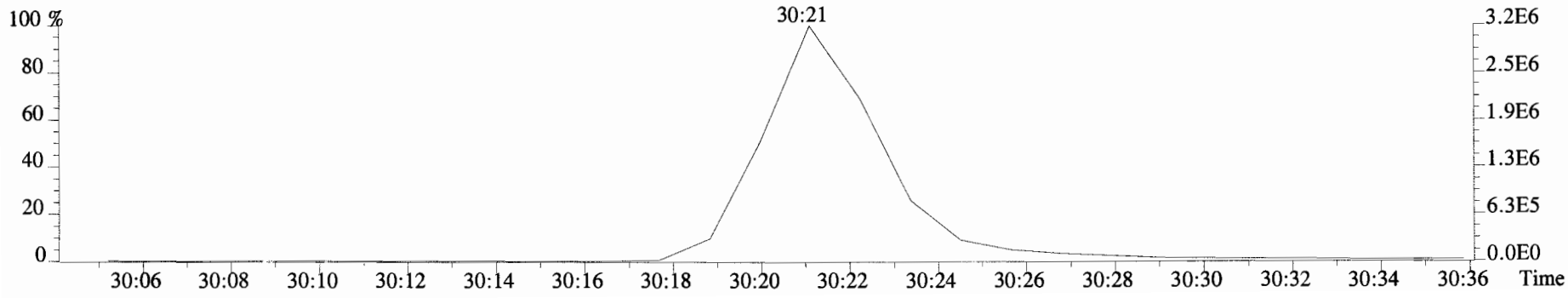

File:190523D1 #1-385 Acq:23-MAY-2019 15:13:43 GC EI+ Voltage SIR Autospec-UltimaE
Sample#6 File Text:Vista_Analytical_Laboratory_VG7 Text:1901029-02 T4-PDI2019-SG68-190502 13.73 Exp:OCDD_DB5

373.8207 S:6 F:3 BSUB(10000,15,-3.0) PKD(5,5,3,0.10%,100.0,0.00%,F,F)



375.8178 S:6 F:3 BSUB(10000,15,-3.0) PKD(5,5,3,0.10%,100.0,0.00%,F,F)

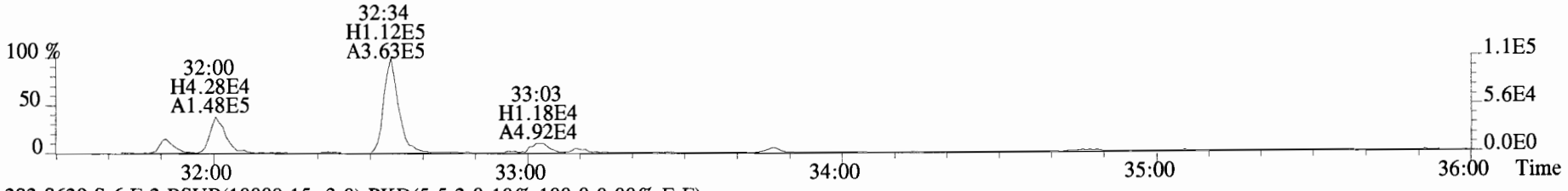

383.8639 S:6 F:3 BSUB(10000,15,-3.0) PKD(5,5,3,0.10%,100.0,0.00%,F,F)

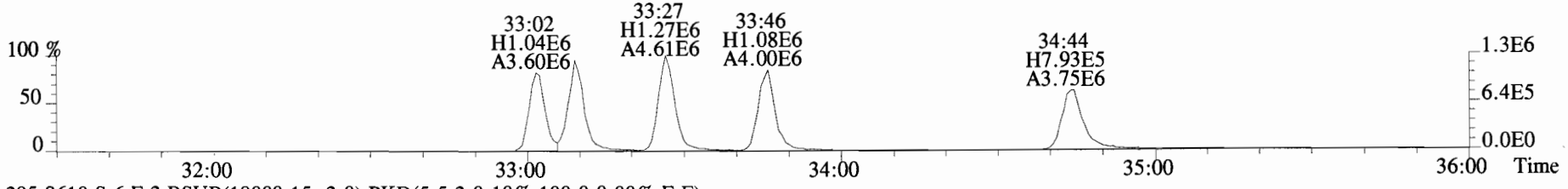

385.8610 S:6 F:3 BSUB(10000,15,-3.0) PKD(5,5,3,0.10%,100.0,0.00%,F,F)

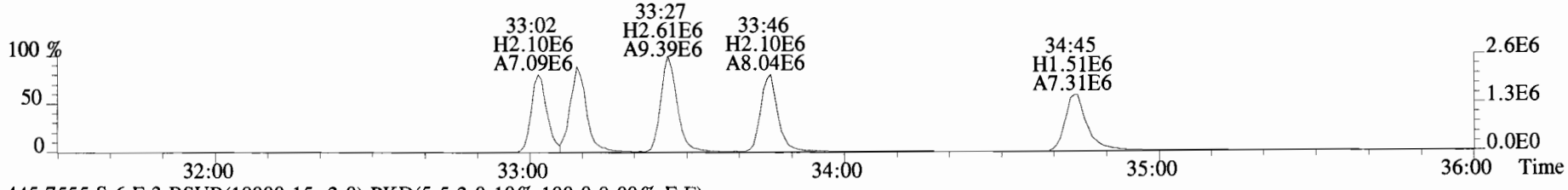

445.7555 S:6 F:3 BSUB(10000,15,-3.0) PKD(5,5,3,0.10%,100.0,0.00%,F,F)

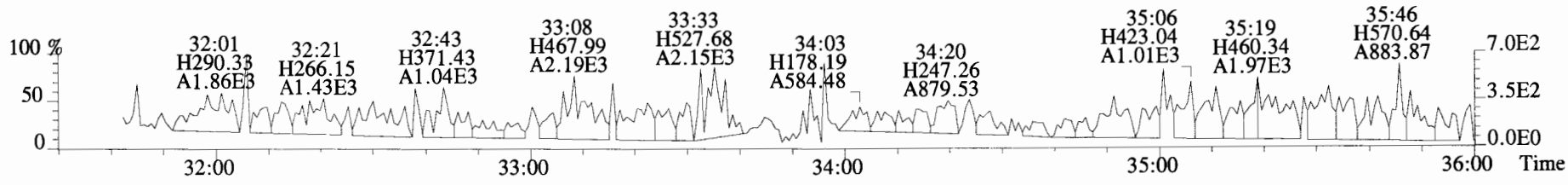

File:190523D1 #1-385 Acq:23-MAY-2019 15:13:43 GC EI+ Voltage SIR Autospec-UltimaE
Sample#6 File Text:Vista_Analytical_Laboratory_VG7 Text:1901029-02 T4-PDI2019-SG68-190502 13.73 Exp:OCDD_DB5
373.8207 S:6 F:3 BSUB(10000,15,-3.0) PKD(5,5,3,0.10%,100.0,0.00%,F,F)

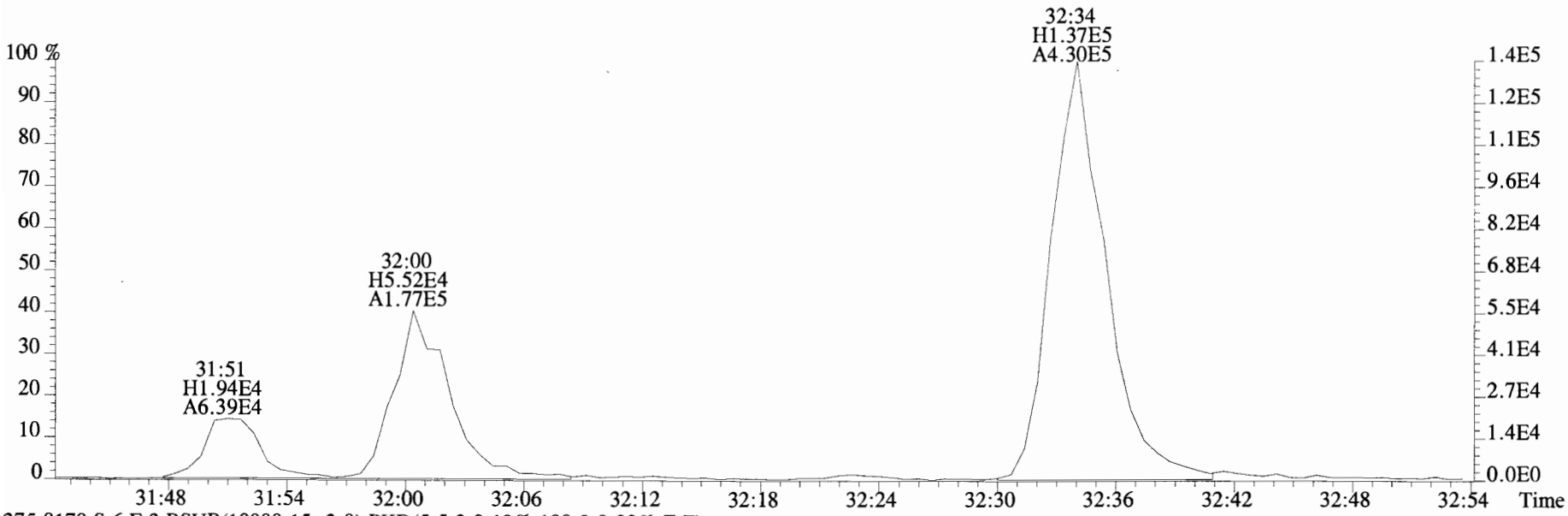

375.8178 S:6 F:3 BSUB(10000,15,-3.0) PKD(5,5,3,0.10%,100.0,0.00%,F,F)

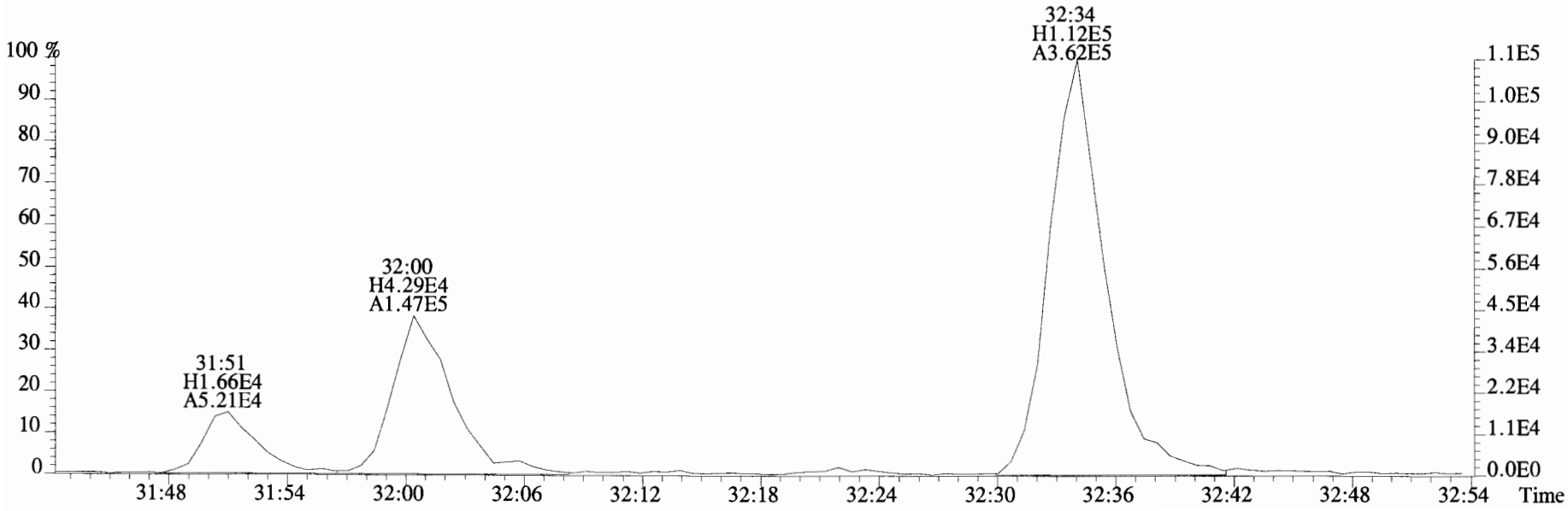

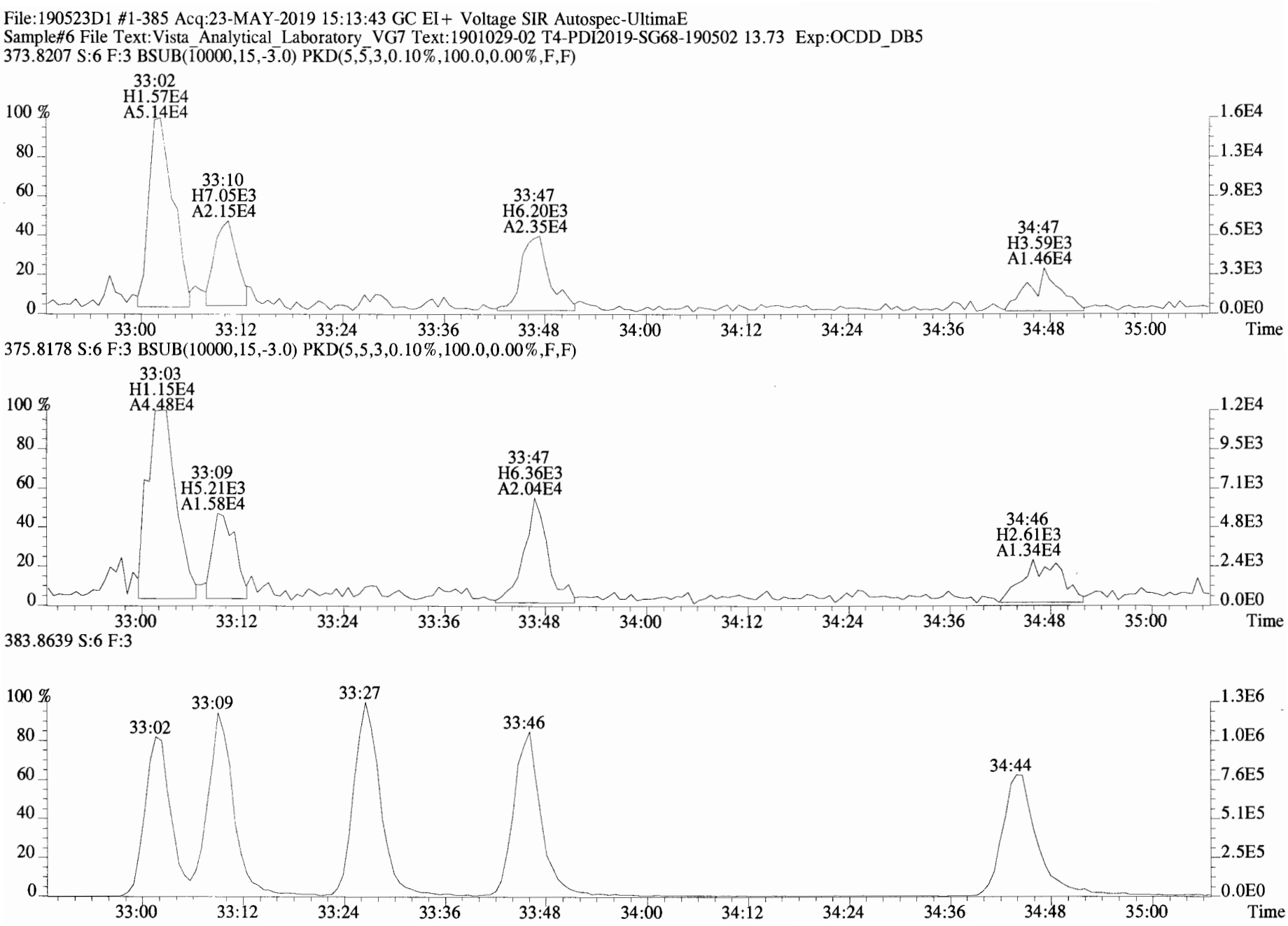
File:190523D1 #1-385 Acq:23-MAY-2019 15:13:43 GC EI+ Voltage SIR Autospec-UltimaE
Sample#6 File Text:Vista_Analytical_Laboratory_VG7 Text:1901029-02 T4-PDI2019-SG68-190502 13.73 Exp:OCDD_DB5
373.8207 S:6 F:3 BSUB(10000,15,-3.0) PKD(5,5,3,0.10%,100.0,0.00%,F,F)
33:02
H1.57E4
A5.14E4
33:10
H7.05E3
A2.15E4
33:47
H6.20E3
A2.35E4
34:47
H3.59E3
A1.46E4
375.8178 S:6 F:3 BSUB(10000,15,-3.0) PKD(5,5,3,0.10%,100.0,0.00%,F,F)
33:03
H1.15E4
A4.48E4
33:09
H5.21E3
A1.58E4
33:47
H6.36E3
A2.04E4
34:46
H2.61E3
A1.34E4
383.8639 S:6 F:3
33:02
33:09
33:27
33:46
34:44
100 %
80
60
40
20
0
1.6E4
1.3E4
9.8E3
6.5E3
3.3E3
0.0E0
1.2E4
9.5E3
7.1E3
4.8E3
2.4E3
1.3E6
1.0E6
7.6E5
5.1E5
2.5E5
33:00
33:12
33:24
33:36
33:48
34:00
34:12
34:24
34:36
34:48
35:00
Time

File:190523D1 #1-385 Acq:23-MAY-2019 15:13:43 GC EI+ Voltage SIR Autospec-UltimaE
Sample#6 File Text:Vista_Analytical_Laboratory_VG7 Text:1901029-02 T4-PDI2019-SG68-190502 13.73 Exp:OCDD_DB5
383.8639 S:6 F:3 BSUB(10000,15,-3.0) PKD(5,5,3,0.10%,100.0,0.00%,F,F)

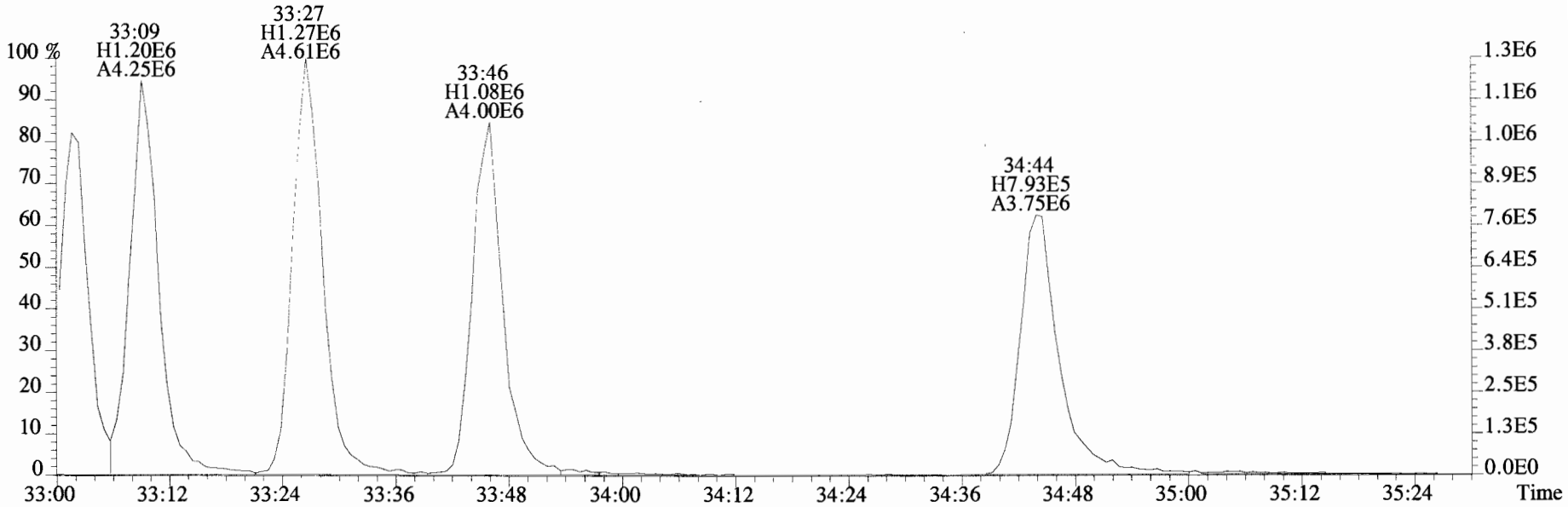

385.8610 S:6 F:3 BSUB(10000,15,-3.0) PKD(5,5,3,0.10%,100.0,0.00%,F,F)

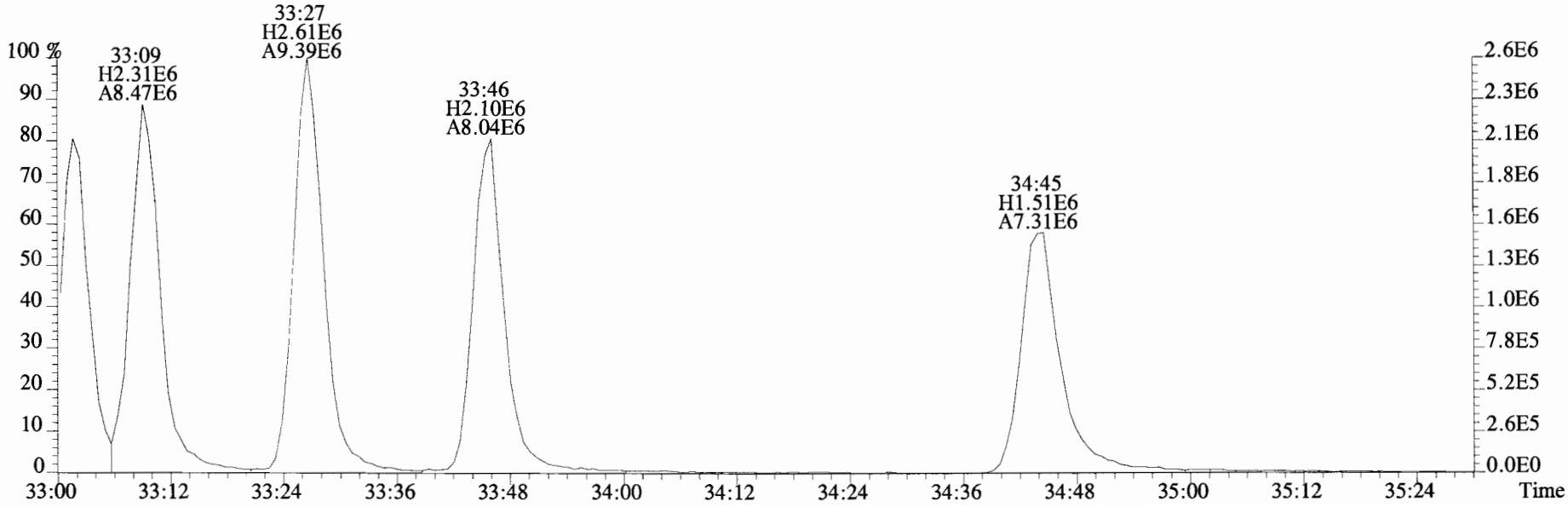

File:190523D1 #1-355 Acq:23-MAY-2019 15:13:43 GC EI+ Voltage SIR Autospec-UltimaE
Sample#6 File Text:Vista_Analytical_Laboratory_VG7 Text:1901029-02 T4-PDI2019-SG68-190502 13.73 Exp:OCDD_DB5
407.7818 S:6 F:4 BSUB(10000,15,-3.0) PKD(5,5,3,0.10%,100.0,0.00%,F,F)

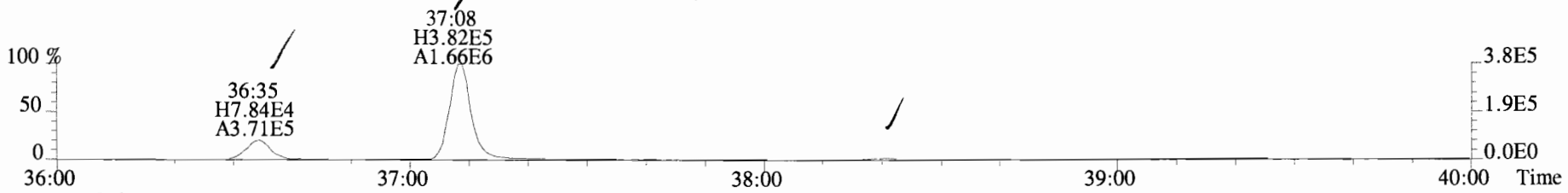

409.7788 S:6 F:4 BSUB(10000,15,-3.0) PKD(5,5,3,0.10%,100.0,0.00%,F,F)

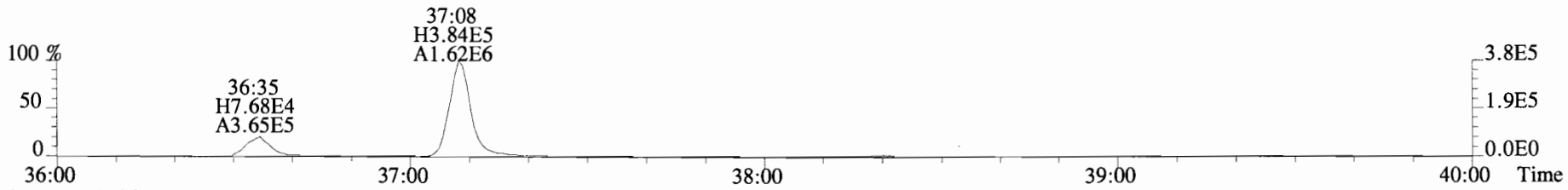

417.8253 S:6 F:4 BSUB(10000,15,-3.0) PKD(5,5,3,0.10%,100.0,0.00%,F,F)

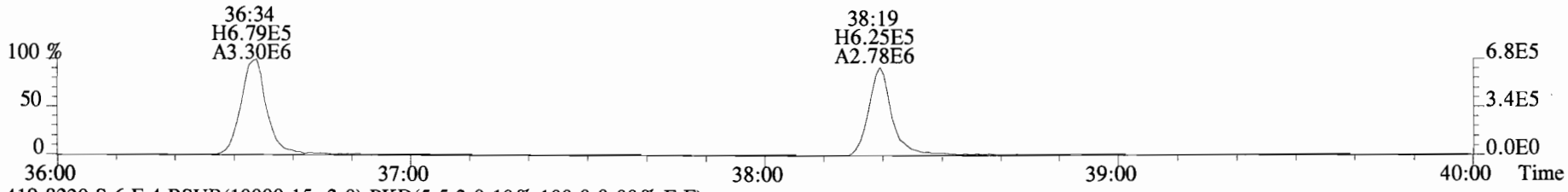

419.8220 S:6 F:4 BSUB(10000,15,-3.0) PKD(5,5,3,0.10%,100.0,0.00%,F,F)

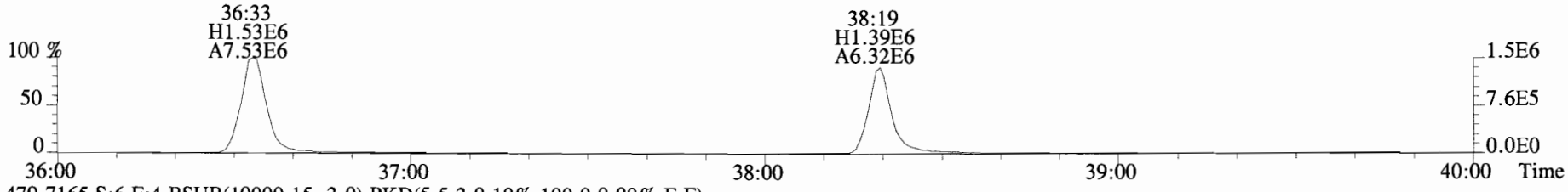

479.7165 S:6 F:4 BSUB(10000,15,-3.0) PKD(5,5,3,0.10%,100.0,0.00%,F,F)

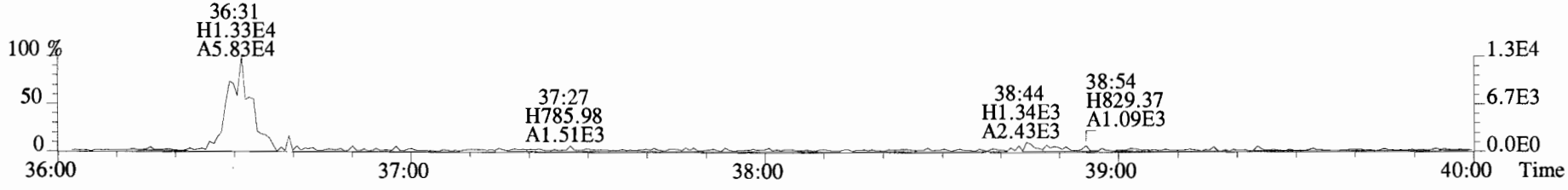

File:190523D1 #1-355 Acq:23-MAY-2019 15:13:43 GC EI+ Voltage SIR Autospec-UltimaE
Sample#6 File Text:Vista_Analytical_Laboratory_VG7 Text:1901029-02 T4-PDI2019-SG68-190502 13.73 Exp:OCDD_DB5
407.7818 S:6 F:4 BSUB(10000,15,-3.0) PKD(5,5,3,0.10%,100.0,0.00%,F,F)

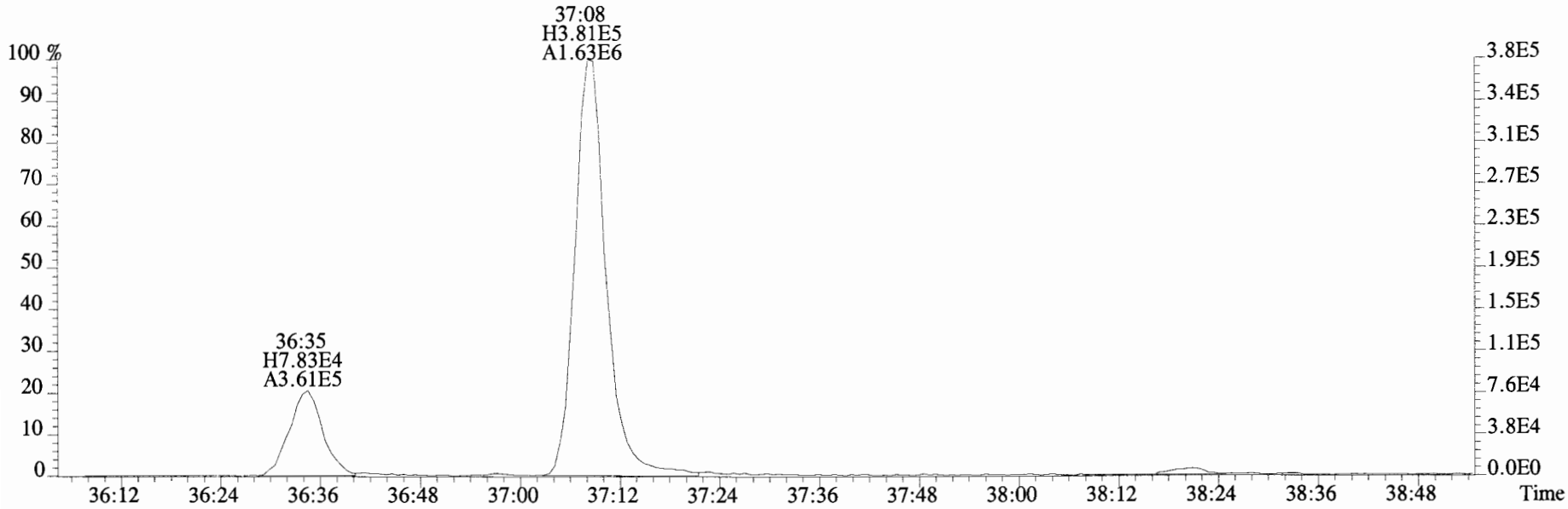

409.7788 S:6 F:4 BSUB(10000,15,-3.0) PKD(5,5,3,0.10%,100.0,0.00%,F,F)

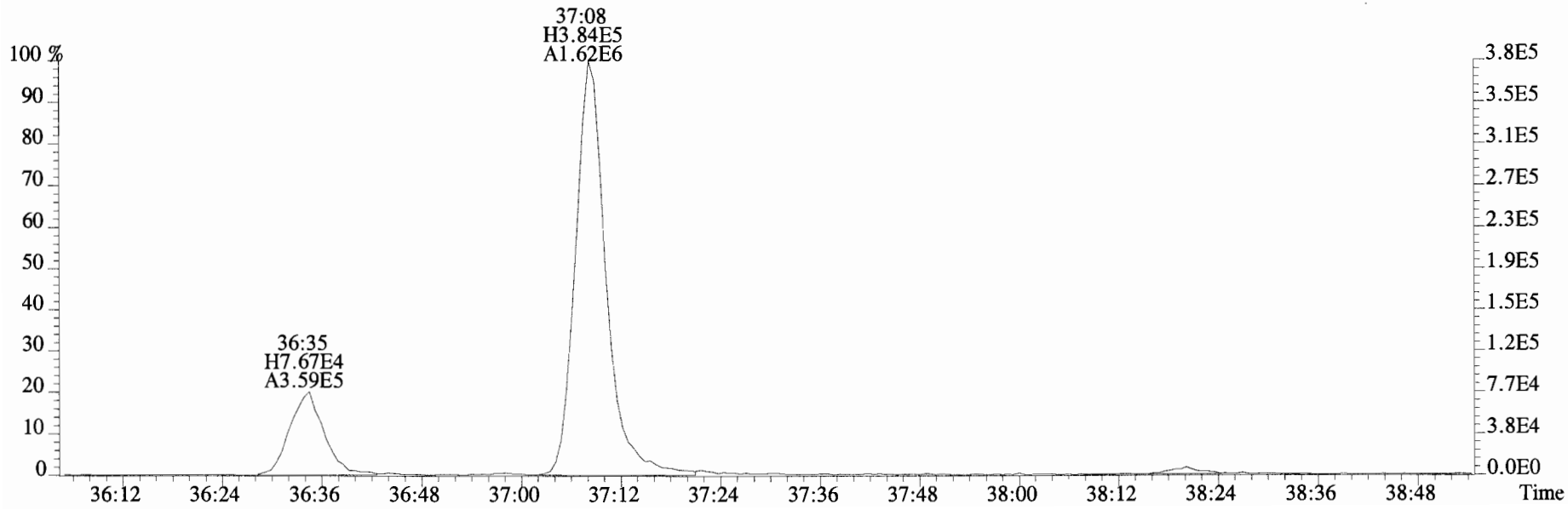

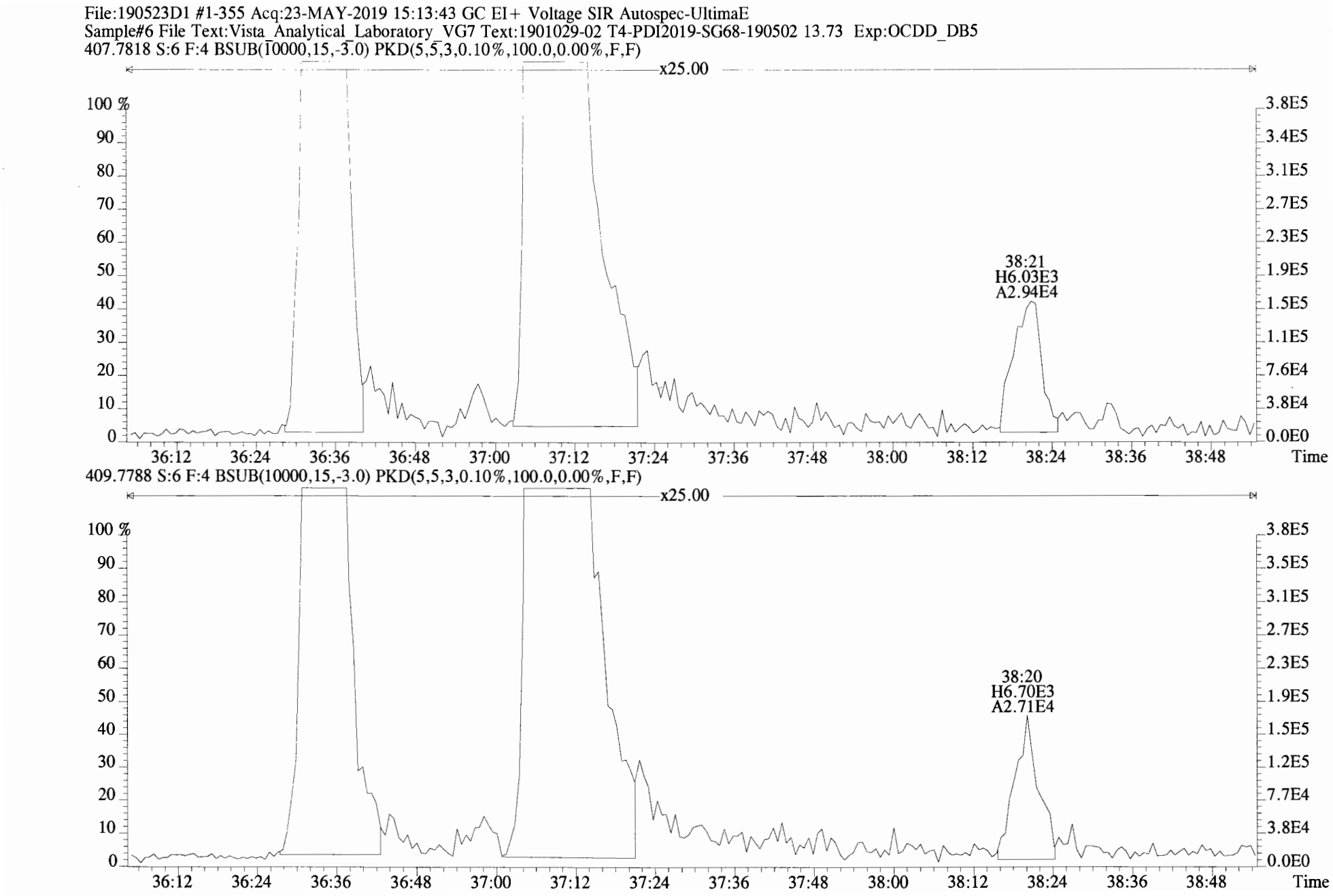
File:190523D1 #1-355 Acq:23-MAY-2019 15:13:43 GC EI+ Voltage SIR Autospec-UltimaE
Sample#6 File Text:Vista_Analytical_Laboratory_VG7 Text:1901029-02 T4-PDI2019-SG68-190502 13.73 Exp:OCDD_DB5
407.7818 S:6 F:4 BSUB(10000,15,-3.0) PKD(5,5,3,0.10%,100.0,0.00%,F,F)
x25.00
38:21
H6.03E3
A2.94E4
409.7788 S:6 F:4 BSUB(10000,15,-3.0) PKD(5,5,3,0.10%,100.0,0.00%,F,F)
x25.00
38:20
H6.70E3
A2.71E4
Time


File:190523D1 #1-432 Acq:23-MAY-2019 15:13:43 GC EI+ Voltage SIR Autospec-UltimaE
Sample#6 File Text:Vista_Analytical_Laboratory_VG7 Text:1901029-02 T4-PDI2019-SG68-190502 13.73 Exp:OCDD_DB5
441.7428 S:6 F:5 BSUB(10000,15,-3.0) PKD(5,5,3,0.10%,100.0,0.00%,F,F)
41:18
H2.63E5
A1.31E6
443.7398 S:6 F:5 BSUB(10000,15,-3.0) PKD(5,5,3,0.10%,100.0,0.00%,F,F)
41:18
H2.95E5
A1.46E6
453.7831 S:6 F:5 BSUB(10000,15,-3.0) PKD(5,5,3,0.10%,100.0,0.00%,F,F)
41:18
H1.77E6
A8.72E6
455.7801 S:6 F:5 BSUB(10000,15,-3.0) PKD(5,5,3,0.10%,100.0,0.00%,F,F)
41:17
H2.04E6
A9.87E6
513.6775 S:6 F:5 BSUB(10000,15,-3.0) PKD(5,5,3,0.10%,100.0,0.00%,F,F)
40:10
H147.99
A622.33
40:31
H414.00
A729.49
41:08
H392.03
A1.39E3
41:19
H745.22
A1.96E3
41:49
H218.11
A899.09
42:01
H716.00
A1.10E3
42:16
H234.69
A1.07E3
42:56
H564.34
A1.27E3
43:20
H349.92
A980.02
43:51
H819.05
A1.14E3
44:26
H455.70
A1.85E3
44:50
H271.28
A791.74
100 %
50
0
40:00
41:00
42:00
43:00
44:00
45:00
Time
2.6E5
1.3E5
0.0E0
3.0E5
1.5E5
1.8E6
8.9E5
2.0E6
1.0E6
1.1E3
5.4E2

File:190523D1 #1-432 Acq:23-MAY-2019 15:13:43 GC EI+ Voltage SIR Autospec-UltimaE
Sample#6 File Text:Vista_Analytical_Laboratory_VG7 Text:1901029-02 T4-PDI2019-SG68-190502 13.73 Exp:OCDD_DB5
441.7428 S:6 F:5 BSUB(10000,15,-3.0) PKD(5,5,3,0.10%,100.0,0.00%,F,F)

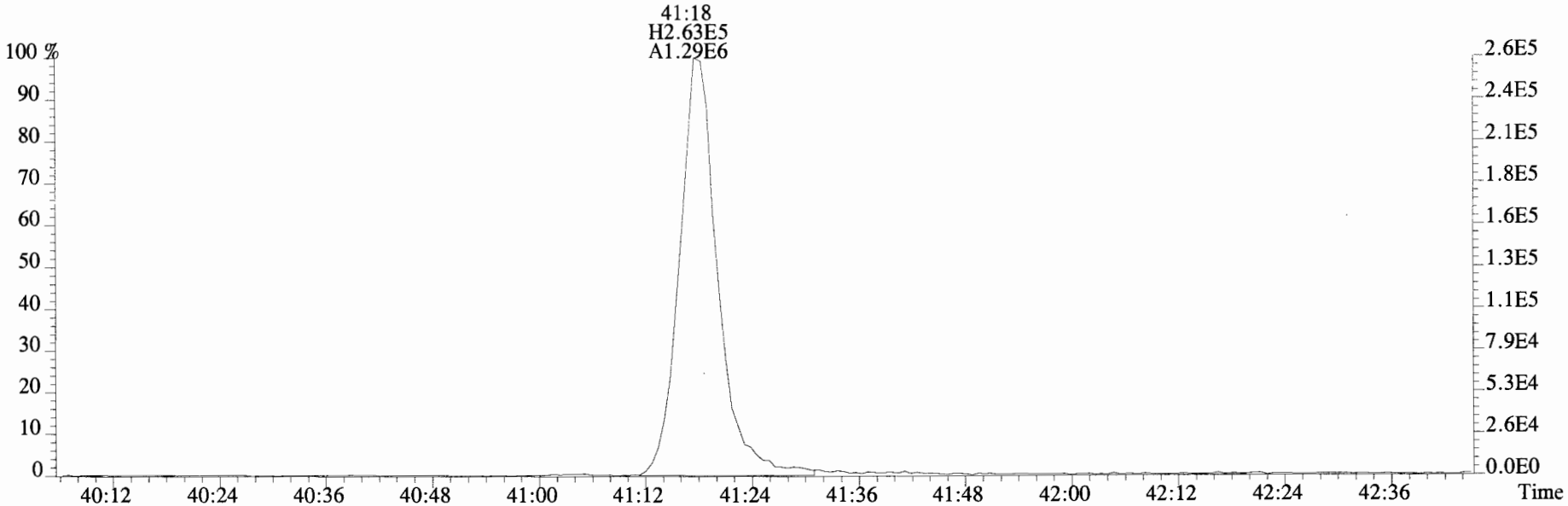

443.7398 S:6 F:5 BSUB(10000,15,-3.0) PKD(5,5,3,0.10%,100.0,0.00%,F,F)

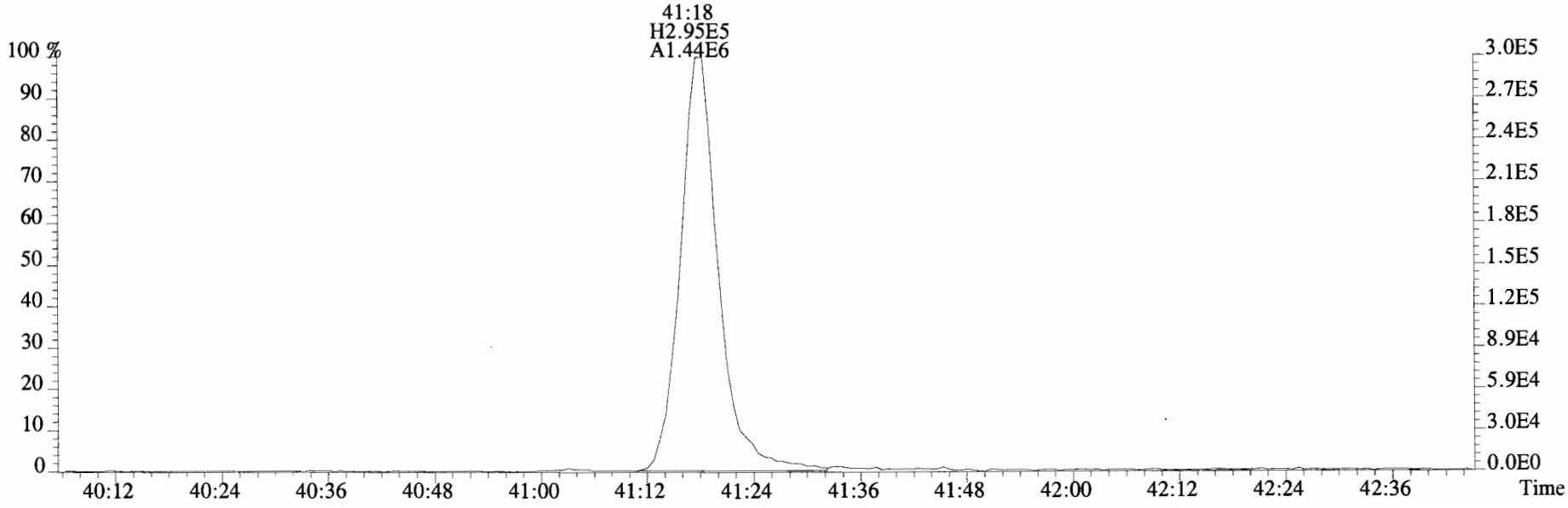

Client ID: SRM 1944 Filename: 190523D1 S:7 Acq:23-MAY-19 16:01:29 ConCal: ST190523D1-1
Lab ID: 1901029-03 GC Column ID: ZB-5MS ICal: 1613VG7-5-10-19 wt/vol: 1.034 EndCAL: NA

	Name	Resp	RA	RRF	RT	Conc	Qual	noise	Fac	DL
	2,3,7,8-TCDD	6.95e+05	0.77 y	0.90	26:12	147.66			* 2.5	*
	1,2,3,7,8-PeCDD	7.62e+04	0.59 y	0.87	30:37	18.700			* 2.5	*
	1,2,3,4,7,8-HxCDD	9.94e+04	1.31 y	1.05	33:55	26.970			* 2.5	*
	1,2,3,6,7,8-HxCDD	2.51e+05	1.20 y	0.93	34:02	58.349			* 2.5	*
	1,2,3,7,8,9-HxCDD	1.80e+05	1.20 y	0.96	34:21	41.916			* 2.5	*
	1,2,3,4,6,7,8-HpCDD	4.27e+06	1.03 y	0.99	37:46	1025.7			* 2.5	*
	OCDD	2.08e+07	0.91 y	0.99	41:04	7613.0			* 2.5	*
	2,3,7,8-TCDF	2.34e+05	0.76 y	0.94	25:27	37.033			* 2.5	*
	1,2,3,7,8-PeCDF	3.10e+05	1.52 y	0.92	29:28	50.681			* 2.5	*
	2,3,4,7,8-PeCDF	2.66e+05	1.44 y	0.96	30:21	44.483			* 2.5	*
	1,2,3,4,7,8-HxCDF	1.13e+06	1.17 y	1.15	33:02	217.68			* 2.5	*
	1,2,3,6,7,8-HxCDF	5.97e+05	1.20 y	1.04	33:10	105.64			* 2.5	*
	2,3,4,6,7,8-HxCDF	3.49e+05	1.17 y	1.10	33:47	62.905			* 2.5	*
	1,2,3,7,8,9-HxCDF	5.74e+04	1.31 y	1.03	34:45	12.345			* 2.5	*
	1,2,3,4,6,7,8-HpCDF	6.01e+06	1.00 y	1.06	36:34	1181.1			* 2.5	*
	1,2,3,4,7,8,9-HpCDF	2.14e+05	0.98 y	1.23	38:20	43.628			* 2.5	*
	OCDF	4.18e+06	0.87 y	0.94	41:18	1123.0			* 2.5	*
IS	13C-2,3,7,8-TCDD	1.01e+07	0.76 y	1.11	26:11	1431.2				74.0
IS	13C-1,2,3,7,8-PeCDD	9.03e+06	0.61 y	0.98	30:38	1449.9				75.0
IS	13C-1,2,3,4,7,8-HxCDD	6.79e+06	1.24 y	0.68	33:55	1587.5				82.1
IS	13C-1,2,3,6,7,8-HxCDD	8.96e+06	1.26 y	0.84	34:02	1682.5				87.0
IS	13C-1,2,3,7,8,9-HxCDD	8.61e+06	1.24 y	0.81	34:20	1675.1				86.6
IS	13C-1,2,3,4,6,7,8-HpCDD	8.14e+06	1.05 y	0.69	37:46	1875.6				97.0
IS	13C-OCDD	1.07e+07	0.93 y	0.62	41:03	2714.2				70.2
IS	13C-2,3,7,8-TCDF	1.30e+07	0.81 y	1.05	25:27	1433.2				74.1
IS	13C-1,2,3,7,8-PeCDF	1.28e+07	1.58 y	0.95	29:28	1565.6				81.0
IS	13C-2,3,4,7,8-PeCDF	1.21e+07	1.57 y	0.94	30:22	1500.2				77.6
IS	13C-1,2,3,4,7,8-HxCDF	8.70e+06	0.49 y	0.86	33:02	1603.8				82.9
IS	13C-1,2,3,6,7,8-HxCDF	1.05e+07	0.50 y	1.02	33:10	1627.6				84.2
IS	13C-2,3,4,6,7,8-HxCDF	9.79e+06	0.50 y	0.95	33:46	1625.1				84.0
IS	13C-1,2,3,7,8,9-HxCDF	8.73e+06	0.52 y	0.87	34:45	1590.2				82.2
IS	13C-1,2,3,4,6,7,8-HpCDF	9.24e+06	0.43 y	0.81	36:34	1806.8				93.4
IS	13C-1,2,3,4,7,8,9-HpCDF	7.74e+06	0.45 y	0.63	38:20	1934.1				100
IS	13C-OCDF	1.53e+07	0.91 y	0.78	41:18	3092.1				80.0
C/Up	37Cl-2,3,7,8-TCDD	4.24e+06		1.22	26:12	546.19				70.6
RS/RT	13C-1,2,3,4-TCDD	1.23e+07	0.76 y	1.00	25:37	1933.5				
RS	13C-1,2,3,4-TCDF	1.66e+07	0.77 y	1.00	24:13	1933.5				
RS/RT	13C-1,2,3,4,6,9-HxCDF	1.22e+07	0.51 y	1.00	33:27	1933.5				

Name	Conc	EMPC	Qual	noise	DL
Total Tetra-Dioxins	287	303		*	*
Total Penta-Dioxins	256	263		*	*
Total Hexa-Dioxins	753	753		*	*
Total Hepta-Dioxins	3130	3130		*	*
Total Tetra-Furans	936	942		*	*
Total Penta-Furans	935.16	937.39		*	*
Total Hexa-Furans	1100	1110		*	*
Total Hepta-Furans	1620	1620		*	*

Integrations by Analyst: DB Date: 5/29/19

Reviewed by Analyst: CT Date: 05/29/19

Totals class: TCDD EMPC Entry #: 19

Run: 12 File: 190523D1 S: 7 I: 1 F: 1
Acquired: 23-MAY-19 16:01:29 Processed: 24-MAY-19 10:41:56

Total Concentration: 303.35 Unnamed Concentration: 155.699

RT	m1 Resp	m2 Resp	RA		Resp	Concentration	Name
22:53	1.022e+05	1.218e+05	0.84	y	2.240e+05	47.591	
23:13	4.785e+04	6.494e+04	0.74	y	1.128e+05	23.964	
23:37	1.101e+04	8.726e+03	1.26	n	1.544e+04	3.2815	
24:34	2.356e+04	2.820e+04	0.84	y	5.175e+04	10.996	
24:45	3.827e+04	4.786e+04	0.80	y	8.613e+04	18.300	
24:55	1.151e+04	1.174e+04	0.98	n	2.078e+04	4.4149	
25:17	1.279e+04	1.118e+04	1.14	n	1.978e+04	4.2035	
25:36	1.178e+04	1.265e+04	0.93	n	2.239e+04	4.7581	
25:43	4.810e+03	5.851e+03	0.82	y	1.066e+04	2.2651	
25:58	6.553e+04	8.205e+04	0.80	y	1.476e+05	31.355	
26:12	3.034e+05	3.915e+05	0.77	y	6.949e+05	147.66	2,3,7,8-TCDD
26:29	9.628e+03	1.188e+04	0.81	y	2.151e+04	4.5696	

Totals class: PeCDD EMPC Entry #: 21

Run: 12 File: 190523D1 S: 7 I: 1 F: 2
Acquired: 23-MAY-19 16:01:29 Processed: 24-MAY-19 10:41:56

Total Concentration: 263.34 Unnamed Concentration: 244.642

RT	m1 Resp	m2 Resp	RA		Resp	Concentration	Name
28:35	1.131e+05	1.810e+05	0.62	y	2.941e+05	72.208	
29:02	1.533e+04	2.317e+04	0.66	y	3.850e+04	9.4510	
29:29	7.433e+04	1.195e+05	0.62	y	1.939e+05	47.594	
29:38	3.755e+04	5.323e+04	0.71	y	9.077e+04	22.284	
29:44	5.724e+04	8.275e+04	0.69	y	1.400e+05	34.367	
29:56	3.282e+04	5.911e+04	0.56	y	9.193e+04	22.569	
30:14	2.756e+04	4.677e+04	0.59	y	7.433e+04	18.247	
30:37	2.824e+04	4.793e+04	0.59	y	7.617e+04	18.700	1,2,3,7,8-PeCDD
30:41	1.209e+04	2.491e+04	0.49	n	3.128e+04	7.6781	
31:00	1.493e+04	2.680e+04	0.56	y	4.173e+04	10.245	

Totals class: HxCDD EMPC Entry #: 23

Run: 12 File: 190523D1 S: 7 I: 1 F: 3
Acquired: 23-MAY-19 16:01:29 Processed: 24-MAY-19 10:41:56

Total Concentration: 752.57 Unnamed Concentration: 625.340

RT	m1 Resp	m2 Resp	RA	Resp	Concentration	Name
32:23	4.577e+05	3.739e+05	1.22 y	8.316e+05	202.99	
32:58	2.899e+05	2.391e+05	1.21 y	5.290e+05	129.11	
33:13	5.639e+05	4.671e+05	1.21 y	1.031e+06	251.66	
33:20	4.638e+04	4.157e+04	1.12 y	8.795e+04	21.466	
33:55	5.632e+04	4.304e+04	1.31 y	9.936e+04	26.970	1,2,3,4,7,8-HxCDD
34:02	1.370e+05	1.144e+05	1.20 y	2.514e+05	58.349	1,2,3,6,7,8-HxCDD
34:14	4.519e+04	3.724e+04	1.21 y	8.244e+04	20.121	
34:21	9.794e+04	8.161e+04	1.20 y	1.795e+05	41.916	1,2,3,7,8,9-HxCDD

Totals class: HpCDD EMPC Entry #: 25

Run: 12 File: 190523D1 S: 7 I: 1 F: 4
Acquired: 23-MAY-19 16:01:29 Processed: 24-MAY-19 10:41:56

Total Concentration: 3130.1 Unnamed Concentration: 2104.467

RT	m1 Resp	m2 Resp	RA	Resp	Concentration	Name
36:56	4.431e+06	4.329e+06	1.02 y	8.760e+06	2104.5	
37:46	2.163e+06	2.106e+06	1.03 y	4.270e+06	1025.7	1,2,3,4,6,7,8-HpCDD

Totals class: TCDF EMPC Entry #: 27

Run: 12 File: 190523D1 S: 7 I: 1 F: 1
Acquired: 23-MAY-19 16:01:29 Processed: 24-MAY-19 10:41:56

Total Concentration: 942.12 Unnamed Concentration: 905.087

RT	m1 Resp	m2 Resp	RA		Resp	Concentration	Name
20:46	8.862e+04	1.044e+05	0.85	y	1.930e+05	30.544	
21:21	7.231e+04	1.022e+05	0.71	y	1.745e+05	27.610	
22:00	1.144e+05	1.537e+05	0.74	y	2.681e+05	42.432	
22:30	2.972e+05	3.949e+05	0.75	y	6.922e+05	109.53	
22:52	3.302e+05	4.452e+05	0.74	y	7.754e+05	122.71	
23:15	1.018e+05	1.309e+05	0.78	y	2.327e+05	36.825	
23:23	6.436e+04	7.959e+04	0.81	y	1.440e+05	22.780	
23:33	1.103e+05	1.373e+05	0.80	y	2.476e+05	39.182	
23:53	3.787e+04	4.670e+04	0.81	y	8.457e+04	13.382	
24:00	6.597e+04	7.711e+04	0.86	y	1.431e+05	22.643	
24:12	4.327e+05	5.782e+05	0.75	y	1.011e+06	159.96	
24:40	1.122e+05	1.625e+05	0.69	y	2.746e+05	43.459	
24:54	5.412e+04	6.528e+04	0.83	y	1.194e+05	18.895	
25:04	6.952e+04	8.549e+04	0.81	y	1.550e+05	24.530	
25:15	5.773e+04	7.576e+04	0.76	y	1.335e+05	21.125	
25:21	2.966e+05	3.891e+05	0.76	y	6.857e+05	108.51	
25:27	1.010e+05	1.330e+05	0.76	y	2.340e+05	37.033	2,3,7,8-TCDF
25:46	1.340e+05	1.716e+05	0.78	y	3.056e+05	48.354	
25:59	2.102e+04	2.262e+04	0.93	n	4.003e+04	6.3349	
27:11	1.821e+04	2.143e+04	0.85	y	3.964e+04	6.2727	

Totals class: 1st Func. PeCDF EMPC Entry #: 29

Run: 12 File: 190523D1 S: 7 I: 1 F: 1
Acquired: 23-MAY-19 16:01:29 Processed: 24-MAY-19 10:41:56

Total Concentration: 197.15 Unnamed Concentration: 197.154

RT	m1 Resp	m2 Resp	RA	Resp	Concentration	Name
27:08	7.211e+05	4.722e+05	1.53 y	1.193e+06	197.15	

Totals class: PeCDF EMPC Entry #: 31

Run: 12 File: 190523D1 S: 7 I: 1 F: 2
Acquired: 23-MAY-19 16:01:29 Processed: 24-MAY-19 10:41:56

Total Concentration: 740.24 Unnamed Concentration: 645.071

RT	m1 Resp	m2 Resp	RA		Resp	Concentration	Name
28:25	3.536e+05	2.270e+05	1.56	y	5.806e+05	95.918	
28:34	9.236e+05	5.887e+05	1.57	y	1.512e+06	249.84	
28:55	3.472e+04	2.170e+04	1.60	y	5.642e+04	9.3220	
29:06	4.515e+05	2.965e+05	1.52	y	7.480e+05	123.58	
29:17	1.447e+05	9.516e+04	1.52	y	2.399e+05	39.629	
29:28	1.872e+05	1.233e+05	1.52	y	3.105e+05	50.681	1,2,3,7,8-PeCDF
29:42	2.064e+05	1.303e+05	1.58	y	3.368e+05	55.641	
30:10	1.298e+04	8.584e+03	1.51	y	2.156e+04	3.5626	
30:15	1.296e+05	8.032e+04	1.61	y	2.099e+05	34.675	
30:21	1.569e+05	1.089e+05	1.44	y	2.658e+05	44.483	2,3,4,7,8-PeCDF
30:24	1.006e+05	5.756e+04	1.75	y	1.581e+05	26.122	
30:38	1.583e+04	1.170e+04	1.35	y	2.754e+04	4.5492	
31:14	8.219e+03	6.600e+03	1.25	n	1.352e+04	2.2338	

Totals class: HxCDF EMPC Entry #: 33

Run: 12 File: 190523D1 S: 7 I: 1 F: 3
Acquired: 23-MAY-19 16:01:29 Processed: 24-MAY-19 10:41:56

Total Concentration: 1114.4 Unnamed Concentration: 715.818

RT	m1 Resp	m2 Resp	RA		Resp	Concentration	Name
31:51	2.756e+05	2.355e+05	1.17	y	5.111e+05	97.175	
32:01	1.120e+06	9.516e+05	1.18	y	2.072e+06	393.99	
32:12	4.179e+04	3.612e+04	1.16	y	7.791e+04	14.814	
32:23	6.276e+04	5.880e+04	1.07	y	1.216e+05	23.112	
32:34	2.752e+05	2.194e+05	1.25	y	4.947e+05	94.060	
32:56	1.712e+05	1.405e+05	1.22	y	3.117e+05	59.269	
33:02	6.092e+05	5.201e+05	1.17	y	1.129e+06	217.68	1,2,3,4,7,8-HxCDF
33:10	3.253e+05	2.717e+05	1.20	y	5.970e+05	105.64	1,2,3,6,7,8-HxCDF
33:18	2.984e+04	2.207e+04	1.35	y	5.191e+04	9.8696	
33:27	3.804e+04	2.511e+04	1.51	n	5.625e+04	10.696	
33:35	2.465e+04	1.929e+04	1.28	y	4.394e+04	8.3543	
33:47	1.886e+05	1.607e+05	1.17	y	3.493e+05	62.905	2,3,4,6,7,8-HxCDF
34:45	3.255e+04	2.486e+04	1.31	y	5.741e+04	12.345	1,2,3,7,8,9-HxCDF
34:49	1.303e+04	1.389e+04	0.94	n	2.353e+04	4.4741	

Totals class: HpCDF EMPC Entry #: 35

Run: 12 File: 190523D1 S: 7 I: 1 F: 4
Acquired: 23-MAY-19 16:01:29 Processed: 24-MAY-19 10:41:56

Total Concentration: 1620.4 Unnamed Concentration: 395.713

RT	m1 Resp	m2 Resp	RA	Resp	Concentration	Name
36:34	3.012e+06	2.998e+06	1.00 y	6.010e+06	1181.1	1,2,3,4,6,7,8-HpCDF
36:57	1.704e+05	1.737e+05	0.98 y	3.441e+05	69.078	
37:08	8.161e+05	8.111e+05	1.01 y	1.627e+06	326.64	
38:20	1.061e+05	1.079e+05	0.98 y	2.139e+05	43.628	1,2,3,4,7,8,9-HpCDF

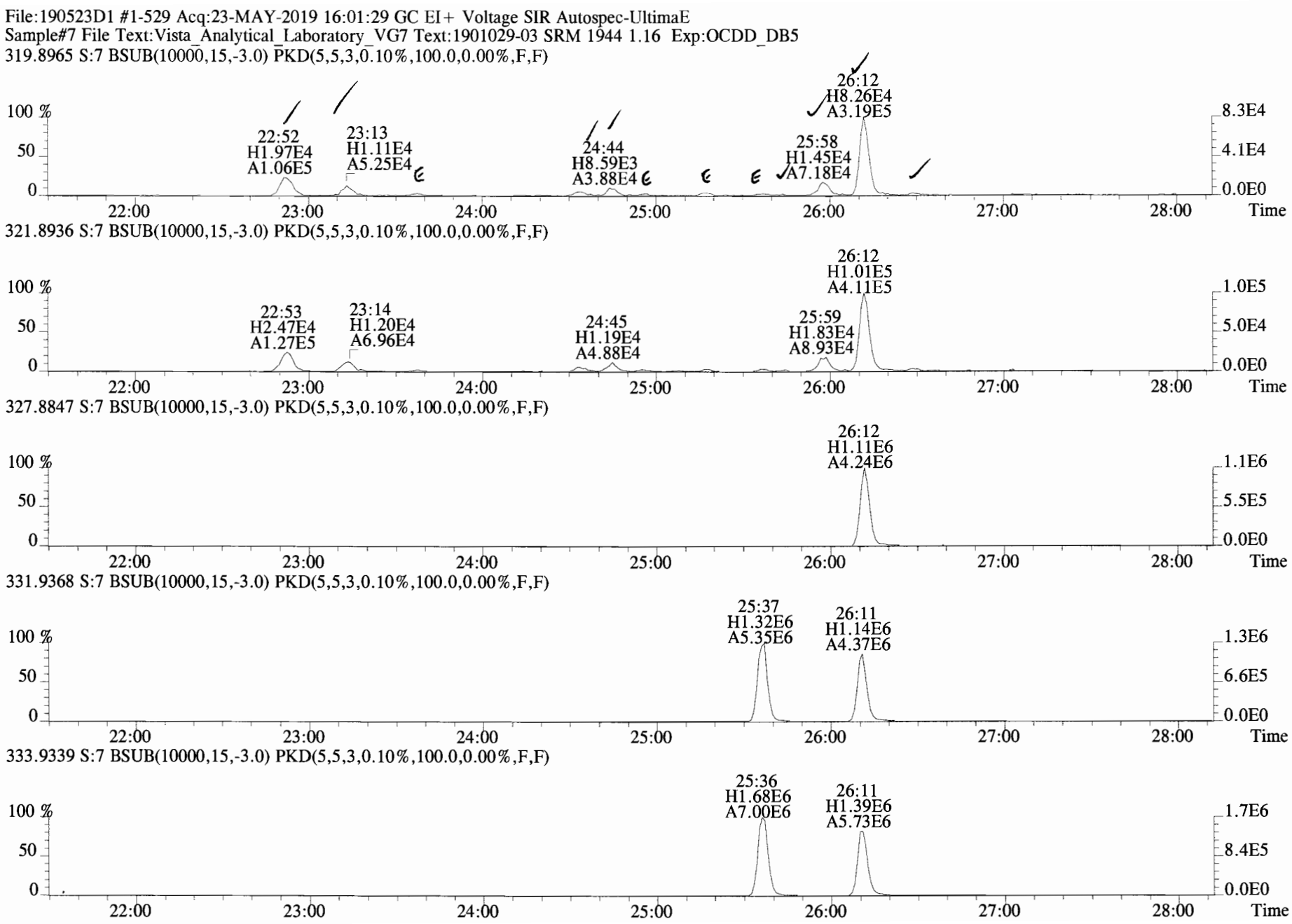
File:190523D1 #1-529 Acq:23-MAY-2019 16:01:29 GC EI+ Voltage SIR Autospec-UltimaE
Sample#7 File Text:Vista_Analytical_Laboratory_VG7 Text:1901029-03 SRM 1944 1.16 Exp:OCDD_DB5
319.8965 S:7 BSUB(10000,15,-3.0) PKD(5,5,3,0.10%,100.0,0.00%,F,F)
22:52 H1.97E4 A1.06E5
23:13 H1.11E4 A5.25E4
24:44 H8.59E3 A3.88E4
25:58 H1.45E4 A7.18E4
26:12 H8.26E4 A3.19E5
321.8936 S:7 BSUB(10000,15,-3.0) PKD(5,5,3,0.10%,100.0,0.00%,F,F)
22:53 H2.47E4 A1.27E5
23:14 H1.20E4 A6.96E4
24:45 H1.19E4 A4.88E4
25:59 H1.83E4 A8.93E4
26:12 H1.01E5 A4.11E5
327.8847 S:7 BSUB(10000,15,-3.0) PKD(5,5,3,0.10%,100.0,0.00%,F,F)
26:12 H1.11E6 A4.24E6
331.9368 S:7 BSUB(10000,15,-3.0) PKD(5,5,3,0.10%,100.0,0.00%,F,F)
25:37 H1.32E6 A5.35E6
26:11 H1.14E6 A4.37E6
333.9339 S:7 BSUB(10000,15,-3.0) PKD(5,5,3,0.10%,100.0,0.00%,F,F)
25:36 H1.68E6 A7.00E6
26:11 H1.39E6 A5.73E6
100 %
50
0
22:00
23:00
24:00
25:00
26:00
27:00
28:00
Time
8.3E4
4.1E4
0.0E0
1.0E5
5.0E4
1.1E6
5.5E5
1.3E6
6.6E5
1.7E6
8.4E5

File:190523D1 #1-529 Acq:23-MAY-2019 16:01:29 GC EI+ Voltage SIR Autospec-UltimaE
Sample#7 File Text:Vista_Analytical_Laboratory_VG7 Text:1901029-03 SRM 1944 1.16 Exp:OCDD_DB5
319.8965 S:7 BSUB(10000,15,-3.0) PKD(5,5,3,0.10%,100.0,0.00%,F,F)

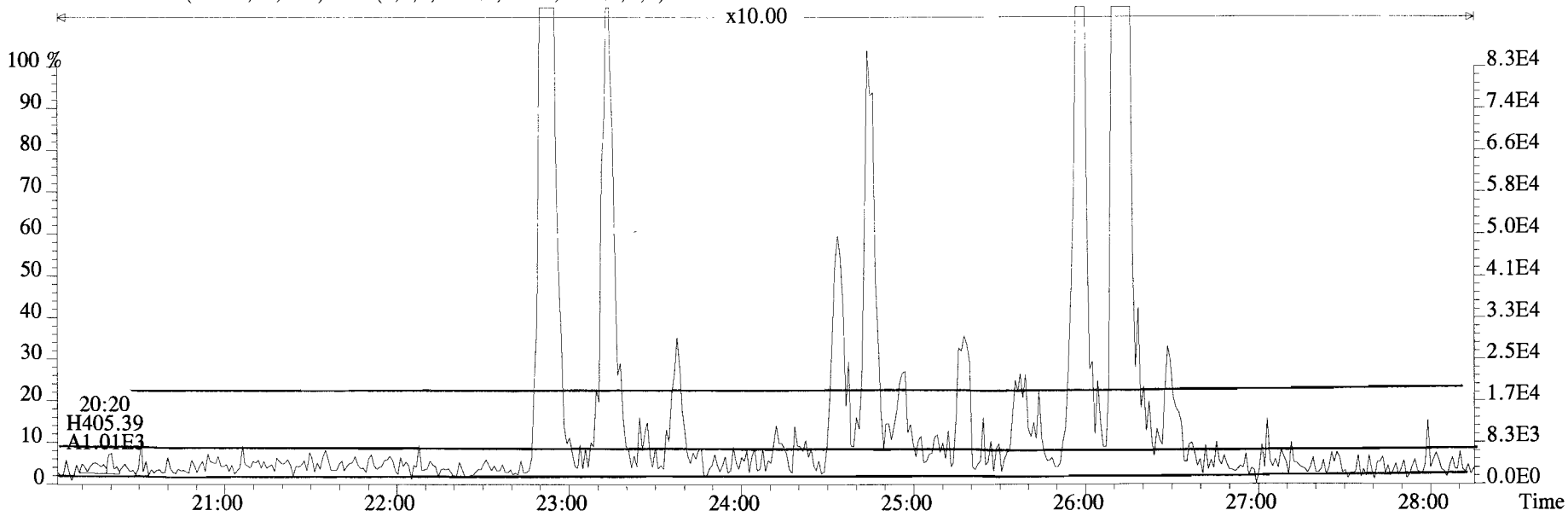

321.8936 S:7 BSUB(10000,15,-3.0) PKD(5,5,3,0.10%,100.0,0.00%,F,F)

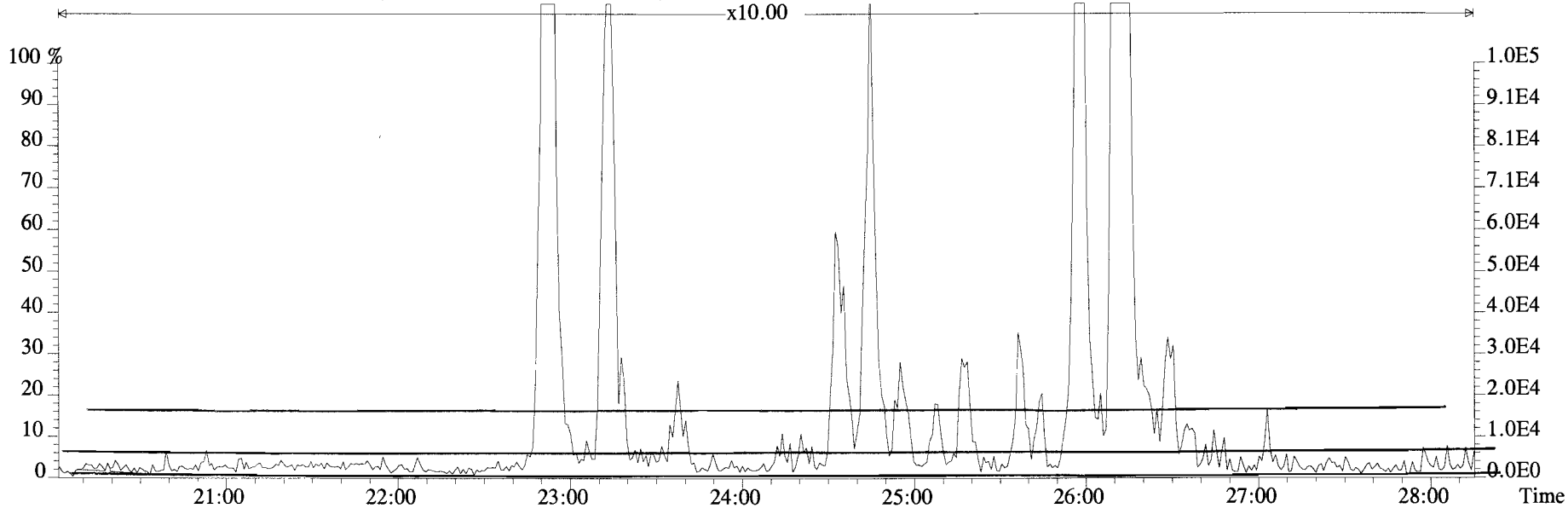

File:190523D1 #1-529 Acq:23-MAY-2019 16:01:29 GC EI+ Voltage SIR Autospec-UltimaE
Sample#7 File Text:Vista_Analytical_Laboratory_VG7 Text:1901029-03 SRM 1944 1.16 Exp:OCDD_DB5
319.8965 S:7 BSUB(10000,15,-3.0) PKD(5,5,3,0.10%,100.0,0.00%,F,F)

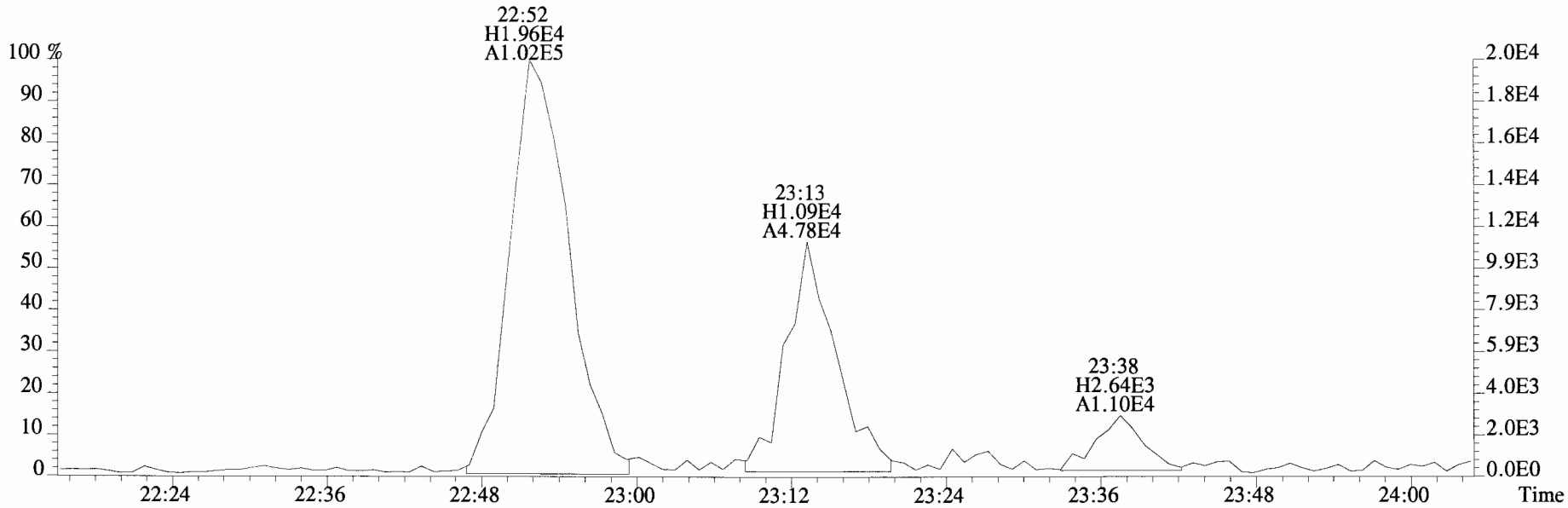

321.8936 S:7 BSUB(10000,15,-3.0) PKD(5,5,3,0.10%,100.0,0.00%,F,F)

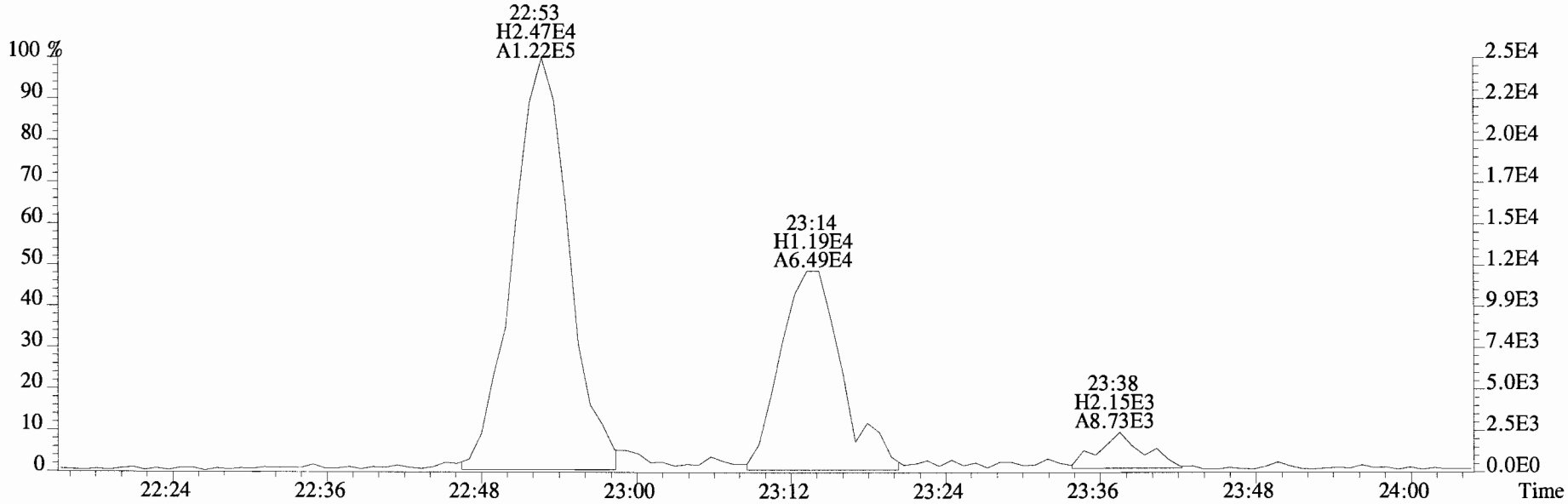

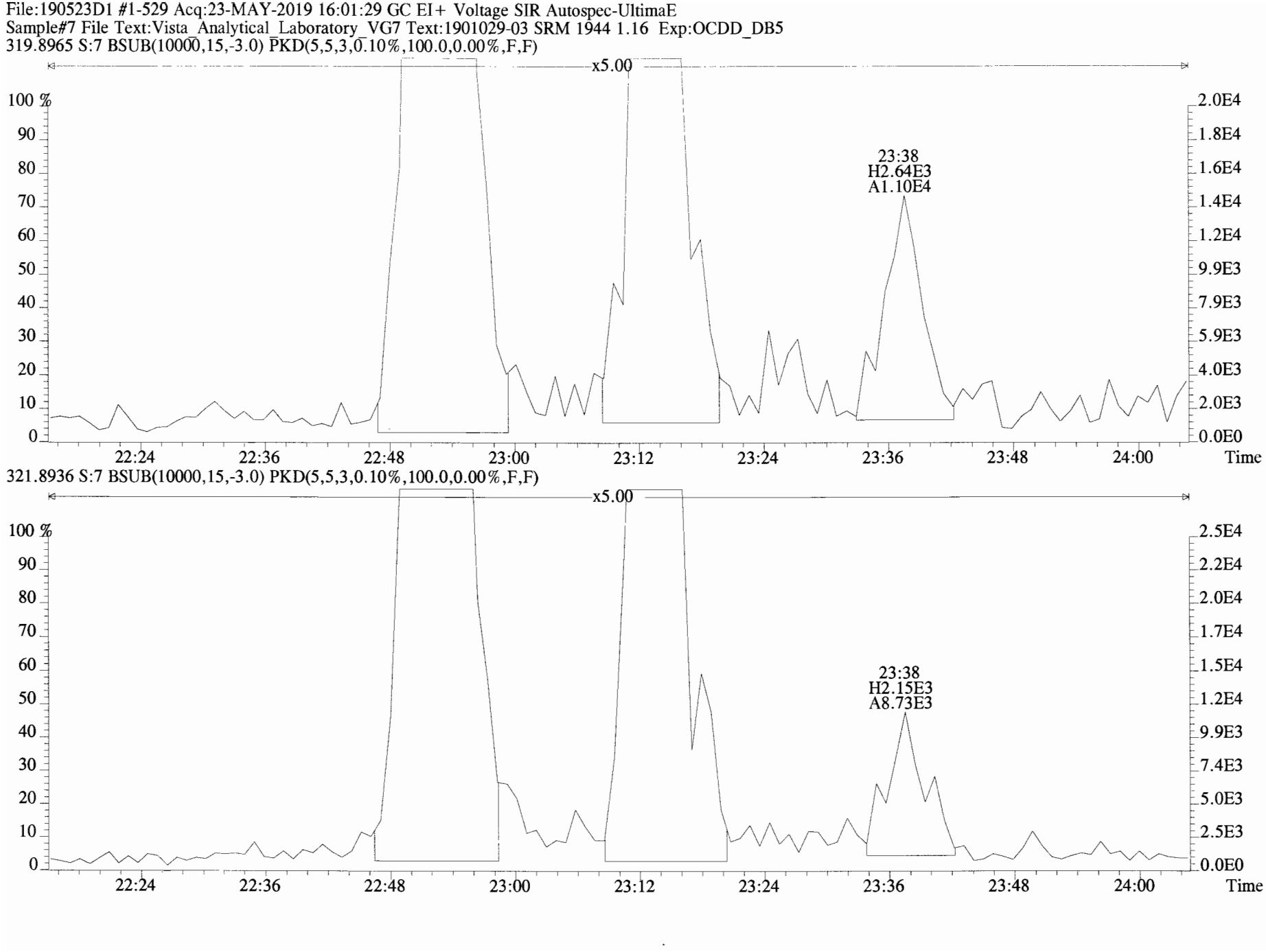
File:190523D1 #1-529 Acq:23-MAY-2019 16:01:29 GC EI+ Voltage SIR Autospec-UltimaE
Sample#7 File Text:Vista_Analytical_Laboratory_VG7 Text:1901029-03 SRM 1944 1.16 Exp:OCDD_DB5
319.8965 S:7 BSUB(10000,15,-3.0) PKD(5,5,3,0.10%,100.0,0.00%,F,F)
x5.00
23:38
H2.64E3
A1.10E4
321.8936 S:7 BSUB(10000,15,-3.0) PKD(5,5,3,0.10%,100.0,0.00%,F,F)
x5.00
23:38
H2.15E3
A8.73E3
Time

File:190523D1 #1-529 Acq:23-MAY-2019 16:01:29 GC EI+ Voltage SIR Autospec-UltimaE
Sample#7 File Text:Vista_Analytical_Laboratory_VG7 Text:1901029-03 SRM 1944 1.16 Exp:OCDD_DB5
319.8965 S:7 BSUB(10000,15,-3.0) PKD(5,5,3,0.10%,100.0,0.00%,F,F)

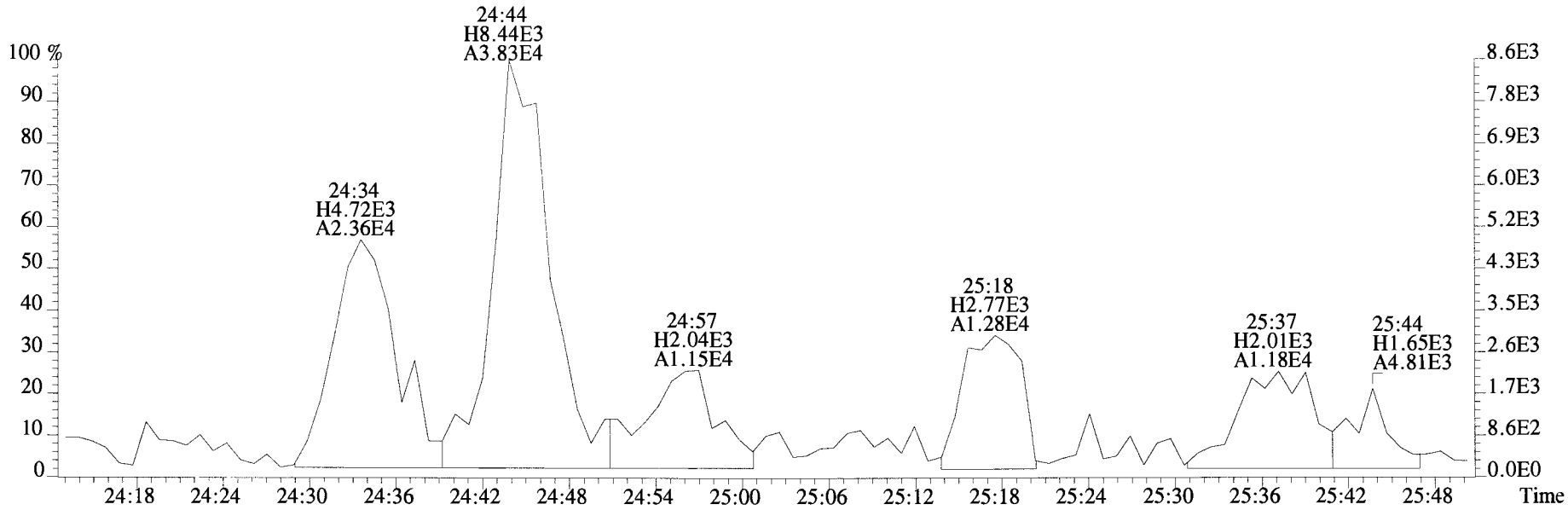

321.8936 S:7 BSUB(10000,15,-3.0) PKD(5,5,3,0.10%,100.0,0.00%,F,F)

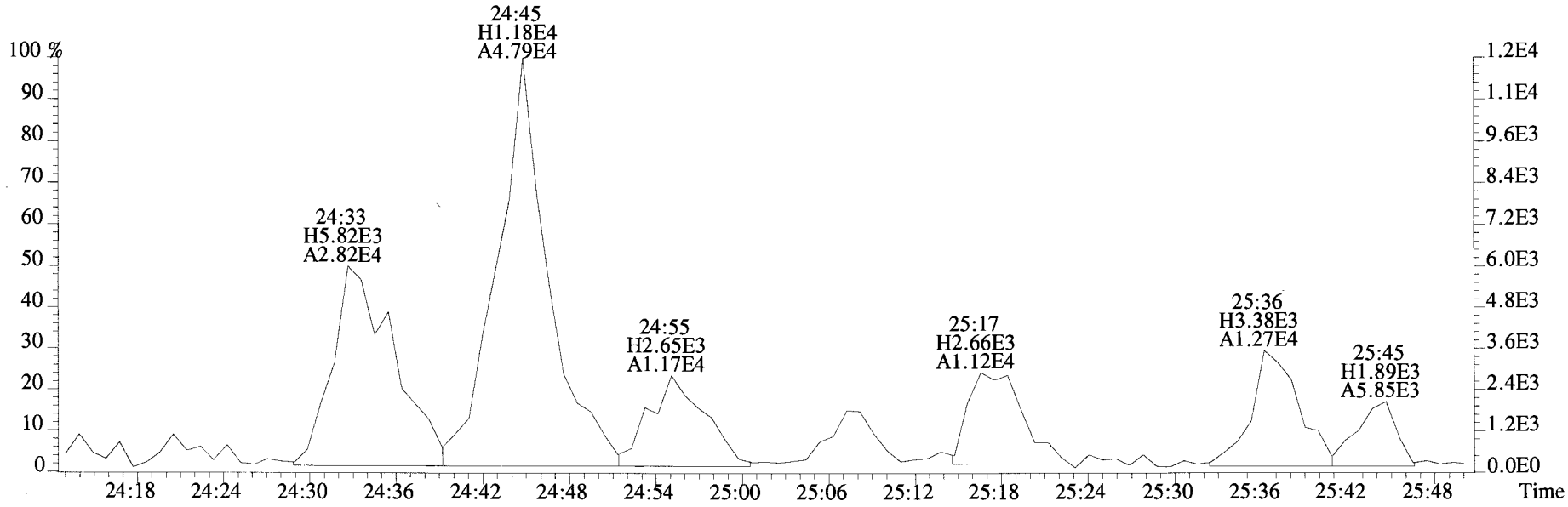

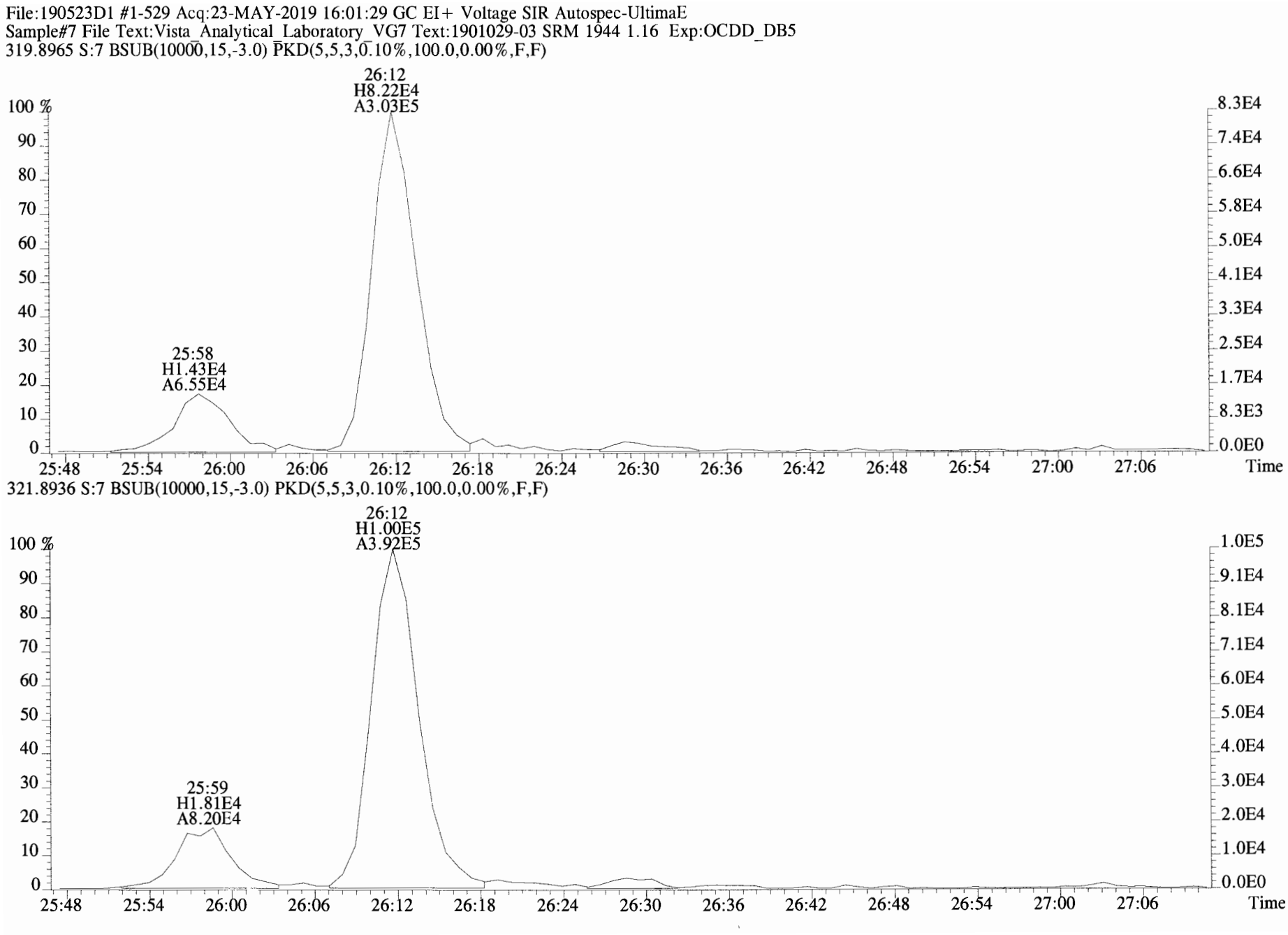
File:190523D1 #1-529 Acq:23-MAY-2019 16:01:29 GC EI+ Voltage SIR Autospec-UltimaE
Sample#7 File Text:Vista_Analytical_Laboratory_VG7 Text:1901029-03 SRM 1944 1.16 Exp:OCDD_DB5
319.8965 S:7 BSUB(10000,15,-3.0) PKD(5,5,3,0.10%,100.0,0.00%,F,F)
26:12
H8.22E4
A3.03E5
25:58
H1.43E4
A6.55E4
100 %
90
80
70
60
50
40
30
20
10
0
8.3E4
7.4E4
6.6E4
5.8E4
5.0E4
4.1E4
3.3E4
2.5E4
1.7E4
8.3E3
0.0E0
25:48
25:54
26:00
26:06
26:12
26:18
26:24
26:30
26:36
26:42
26:48
26:54
27:00
27:06
Time
321.8936 S:7 BSUB(10000,15,-3.0) PKD(5,5,3,0.10%,100.0,0.00%,F,F)
26:12
H1.00E5
A3.92E5
25:59
H1.81E4
A8.20E4
100 %
90
80
70
60
50
40
30
20
10
0
1.0E5
9.1E4
8.1E4
7.1E4
6.0E4
5.0E4
4.0E4
3.0E4
2.0E4
1.0E4
0.0E0
25:48
25:54
26:00
26:06
26:12
26:18
26:24
26:30
26:36
26:42
26:48
26:54
27:00
27:06
Time

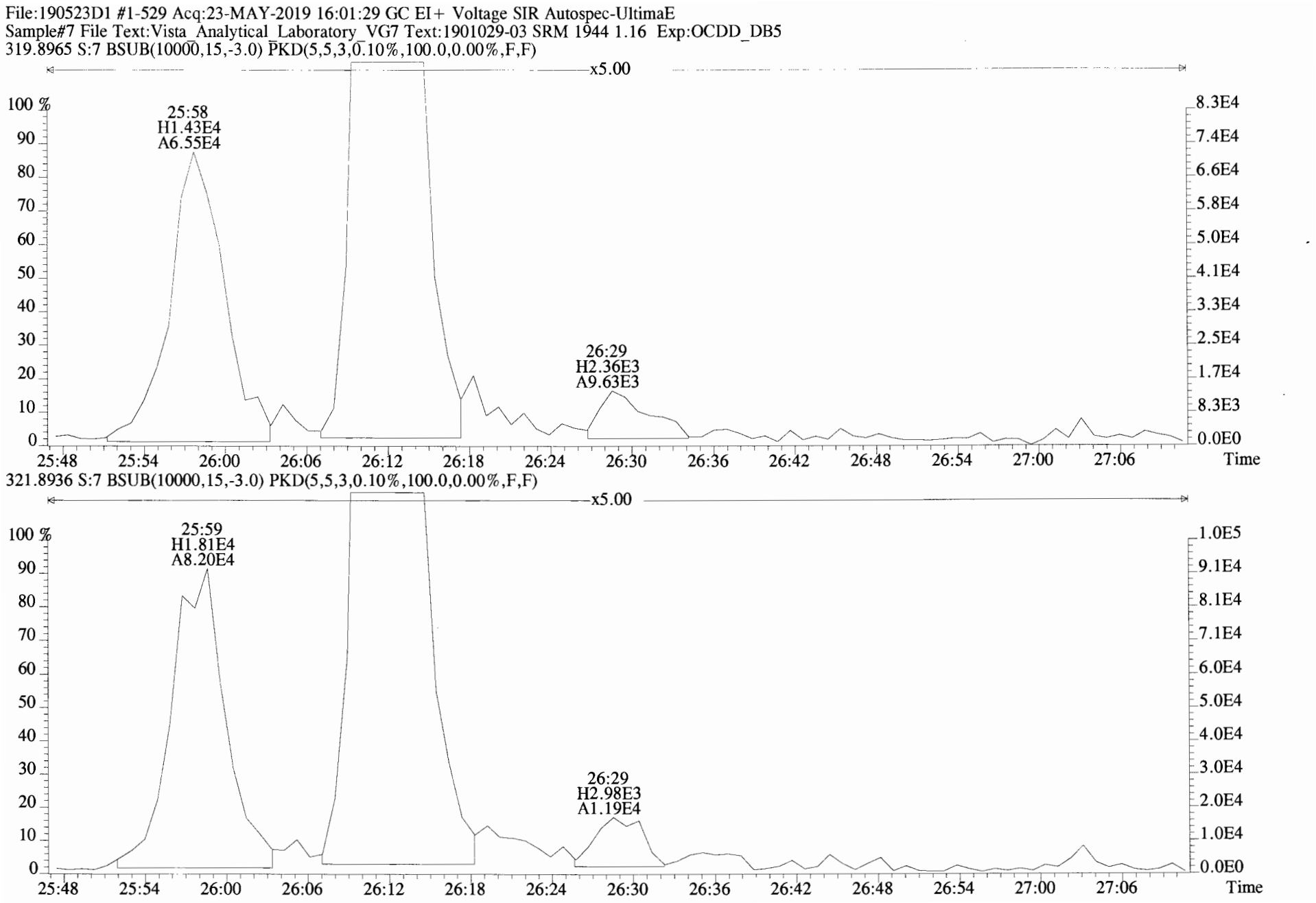
File:190523D1 #1-529 Acq:23-MAY-2019 16:01:29 GC EI+ Voltage SIR Autospec-UltimaE
Sample#7 File Text:Vista_Analytical_Laboratory_VG7 Text:1901029-03 SRM 1944 1.16 Exp:OCDD_DB5
319.8965 S:7 BSUB(10000,15,-3.0) PKD(5,5,3,0.10%,100.0,0.00%,F,F)
x5.00
25:58
H1.43E4
A6.55E4
26:29
H2.36E3
A9.63E3
321.8936 S:7 BSUB(10000,15,-3.0) PKD(5,5,3,0.10%,100.0,0.00%,F,F)
x5.00
25:59
H1.81E4
A8.20E4
26:29
H2.98E3
A1.19E4
Time

File:190523D1 #1-180 Acq:23-MAY-2019 16:01:29 GC EI+ Voltage SIR Autospec-UltimaE
Sample#7 File Text:Vista_Analytical_Laboratory_VG7 Text:1901029-03 SRM 1944 1.16 Exp:OCDD_DB5

353.8576 S:7 F:2 BSUB(10000,15,-3.0) PKD(5,5,3,0.10%,100.0,0.00%,F,F)



355.8546 S:7 F:2 BSUB(10000,15,-3.0) PKD(5,5,3,0.10%,100.0,0.00%,F,F)

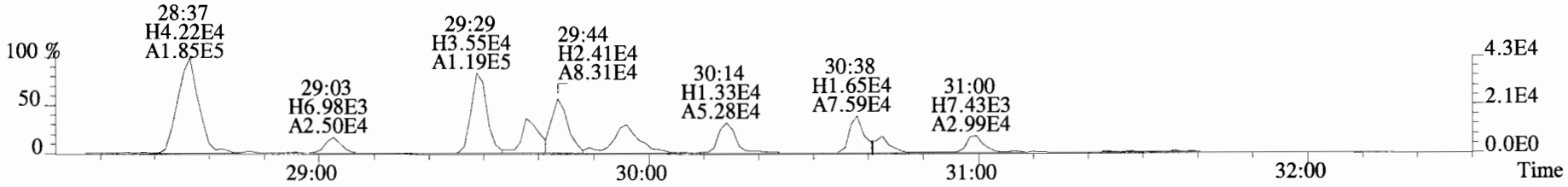

365.8978 S:7 F:2 BSUB(10000,15,-3.0) PKD(5,5,3,0.10%,100.0,0.00%,F,F)

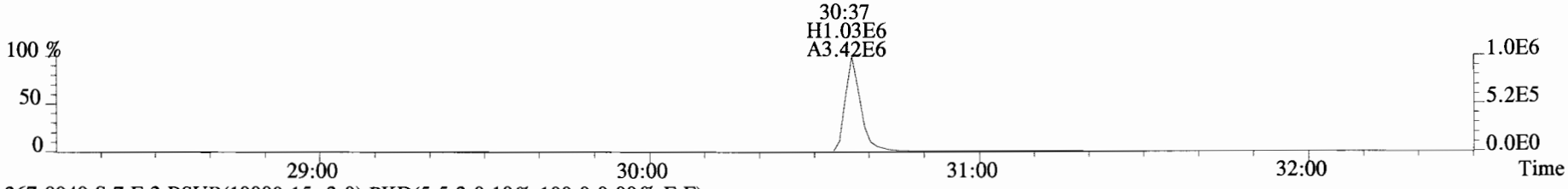

367.8949 S:7 F:2 BSUB(10000,15,-3.0) PKD(5,5,3,0.10%,100.0,0.00%,F,F)

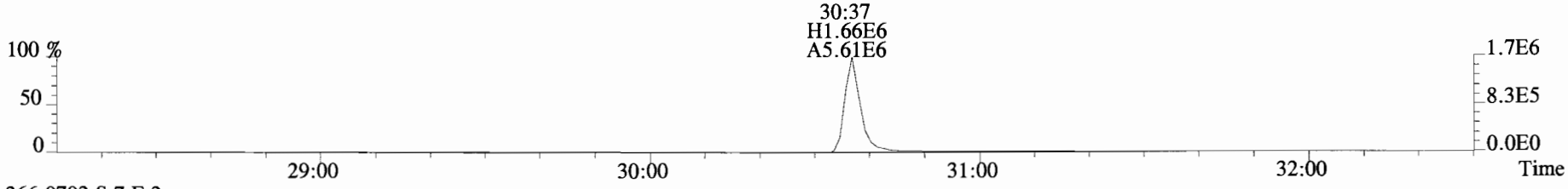

366.9792 S:7 F:2

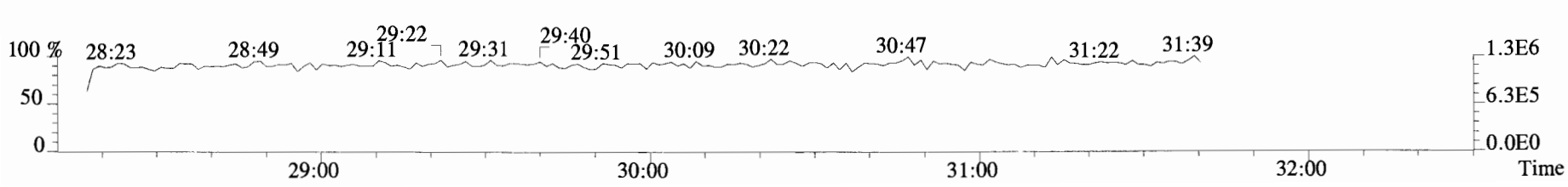

File:190523D1 #1-180 Acq:23-MAY-2019 16:01:29 GC EI+ Voltage SIR Autospec-UltimaE
Sample#7 File Text:Vista_Analytical_Laboratory_VG7 Text:1901029-03 SRM 1944 1.16 Exp:OCDD_DB5
353.8576 S:7 F:2 BSUB(10000,15,-3.0) PKD(5,5,3,0.10%,100.0,0.00%,F,F)

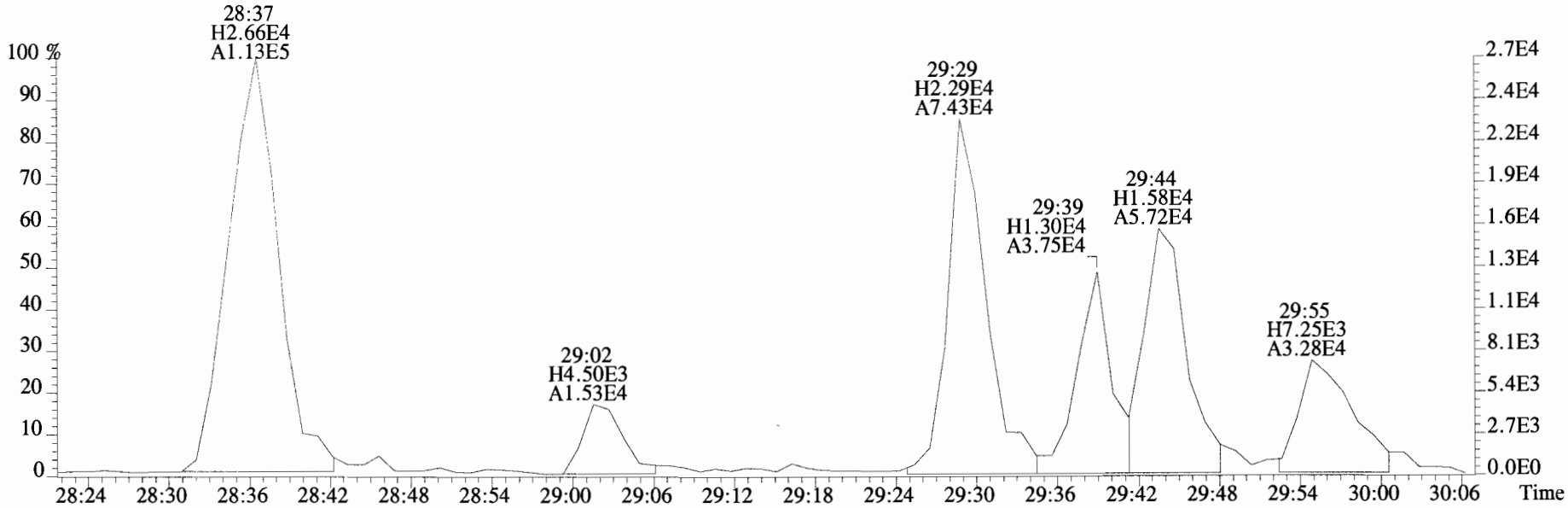

355.8546 S:7 F:2 BSUB(10000,15,-3.0) PKD(5,5,3,0.10%,100.0,0.00%,F,F)

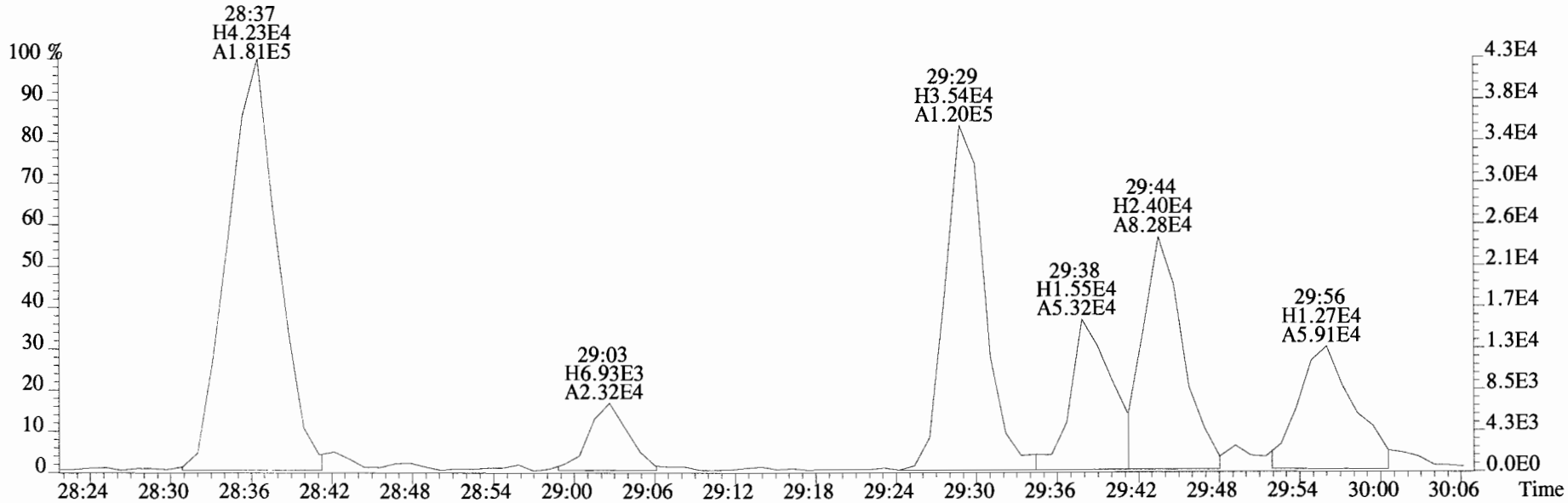

File:190523D1 #1-180 Acq:23-MAY-2019 16:01:29 GC EI+ Voltage SIR Autospec-UltimaE
Sample#7 File Text:Vista_Analytical_Laboratory_VG7 Text:1901029-03 SRM 1944 1.16 Exp:OCDD_DB5
353.8576 S:7 F:2 BSUB(10000,15,-3.0) PKD(5,5,3,0.10%,100.0,0.00%,F,F)

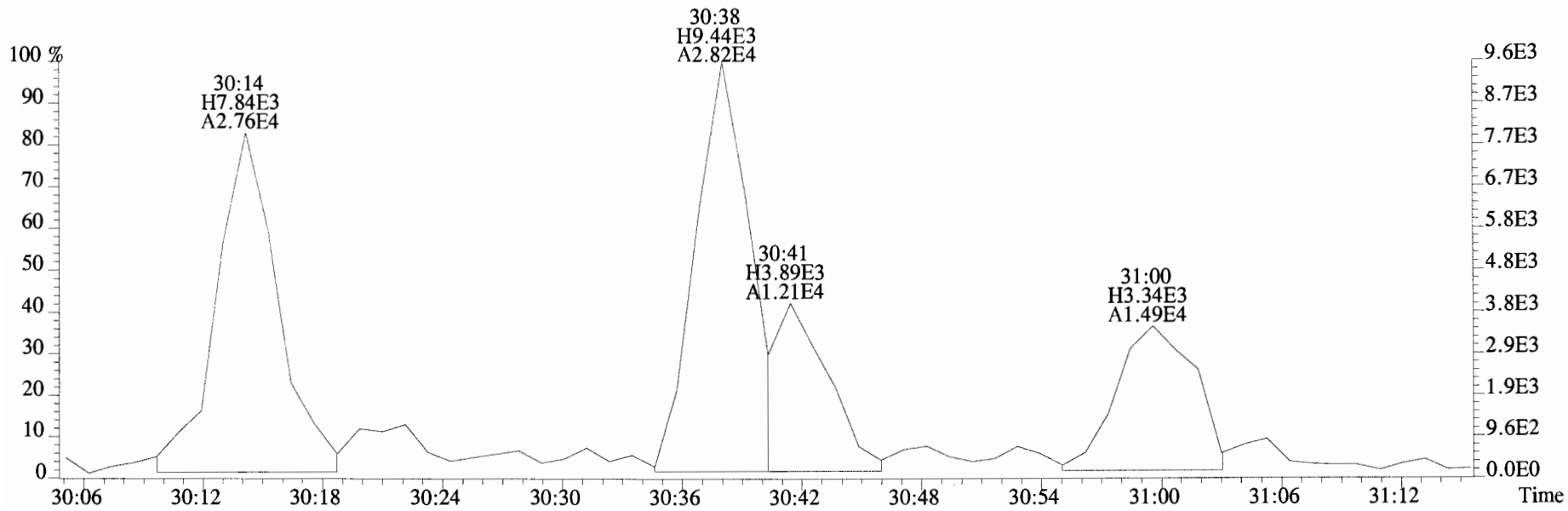

355.8546 S:7 F:2 BSUB(10000,15,-3.0) PKD(5,5,3,0.10%,100.0,0.00%,F,F)

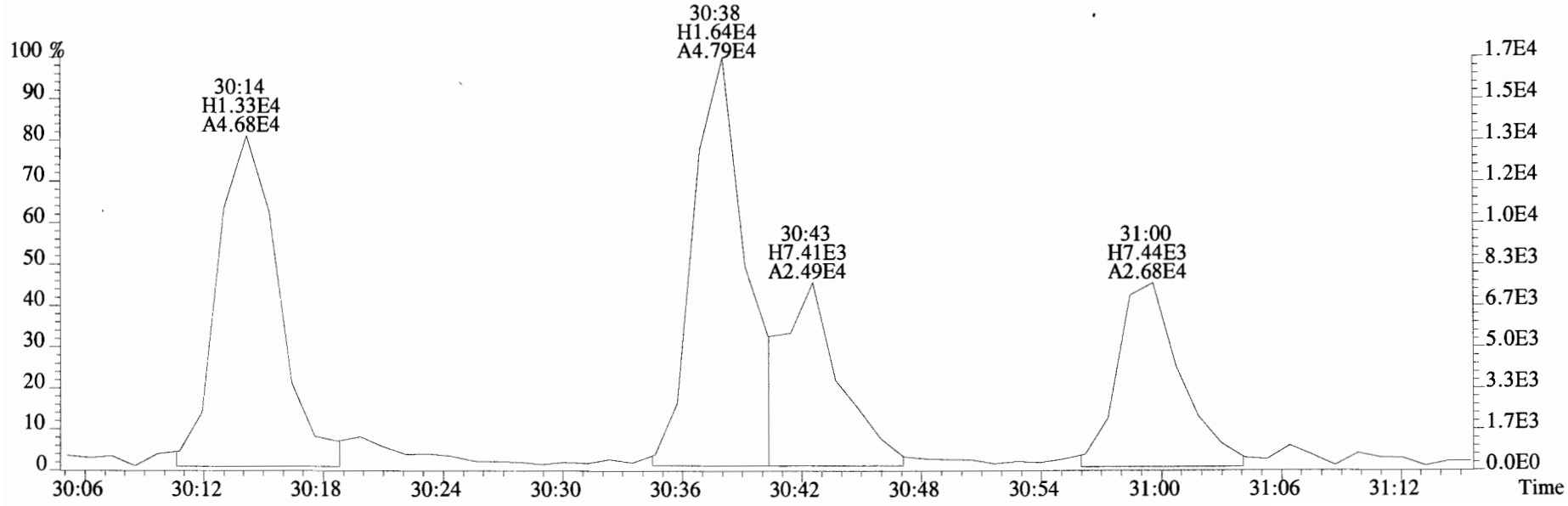

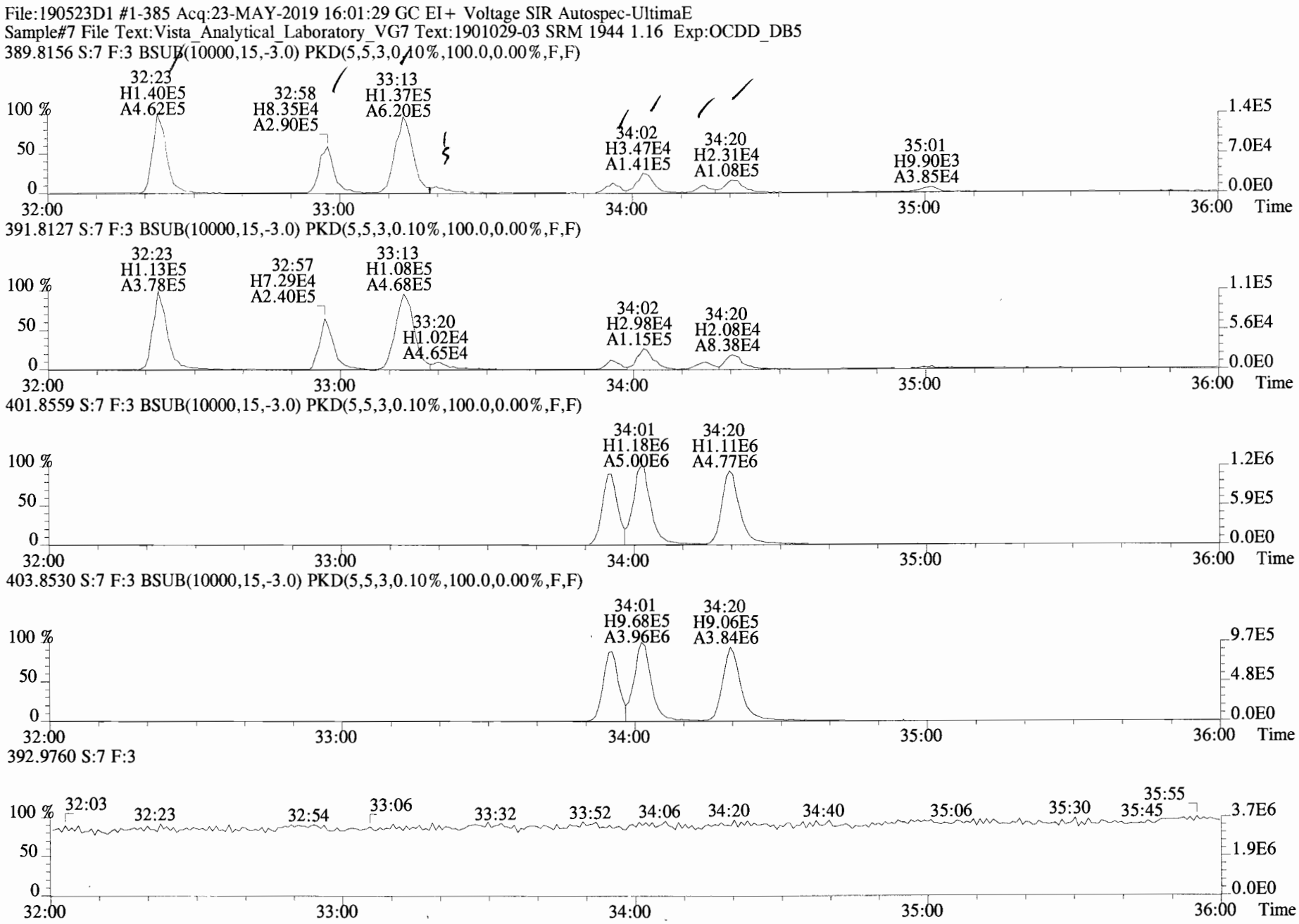
File:190523D1 #1-385 Acq:23-MAY-2019 16:01:29 GC EI+ Voltage SIR Autospec-UltimaE
Sample#7 File Text:Vista_Analytical_Laboratory_VG7 Text:1901029-03 SRM 1944 1.16 Exp:OCDD_DB5
389.8156 S:7 F:3 BSUB(10000,15,-3.0) PKD(5,5,3,0.10%,100.0,0.00%,F,F)
32:23 H1.40E5 A4.62E5
32:58 H8.35E4 A2.90E5
33:13 H1.37E5 A6.20E5
34:02 H3.47E4 A1.41E5
34:20 H2.31E4 A1.08E5
35:01 H9.90E3 A3.85E4
391.8127 S:7 F:3 BSUB(10000,15,-3.0) PKD(5,5,3,0.10%,100.0,0.00%,F,F)
32:23 H1.13E5 A3.78E5
32:57 H7.29E4 A2.40E5
33:13 H1.08E5 A4.68E5
33:20 H1.02E4 A4.65E4
34:02 H2.98E4 A1.15E5
34:20 H2.08E4 A8.38E4
401.8559 S:7 F:3 BSUB(10000,15,-3.0) PKD(5,5,3,0.10%,100.0,0.00%,F,F)
34:01 H1.18E6 A5.00E6
34:20 H1.11E6 A4.77E6
403.8530 S:7 F:3 BSUB(10000,15,-3.0) PKD(5,5,3,0.10%,100.0,0.00%,F,F)
34:01 H9.68E5 A3.96E6
34:20 H9.06E5 A3.84E6
392.9760 S:7 F:3
32:03
32:23
32:54
33:06
33:32
33:52
34:06
34:20
34:40
35:06
35:30
35:45
35:55
100 %
50
0
32:00
33:00
34:00
35:00
36:00
Time
1.4E5
7.0E4
0.0E0
1.1E5
5.6E4
1.2E6
5.9E5
9.7E5
4.8E5
3.7E6
1.9E6

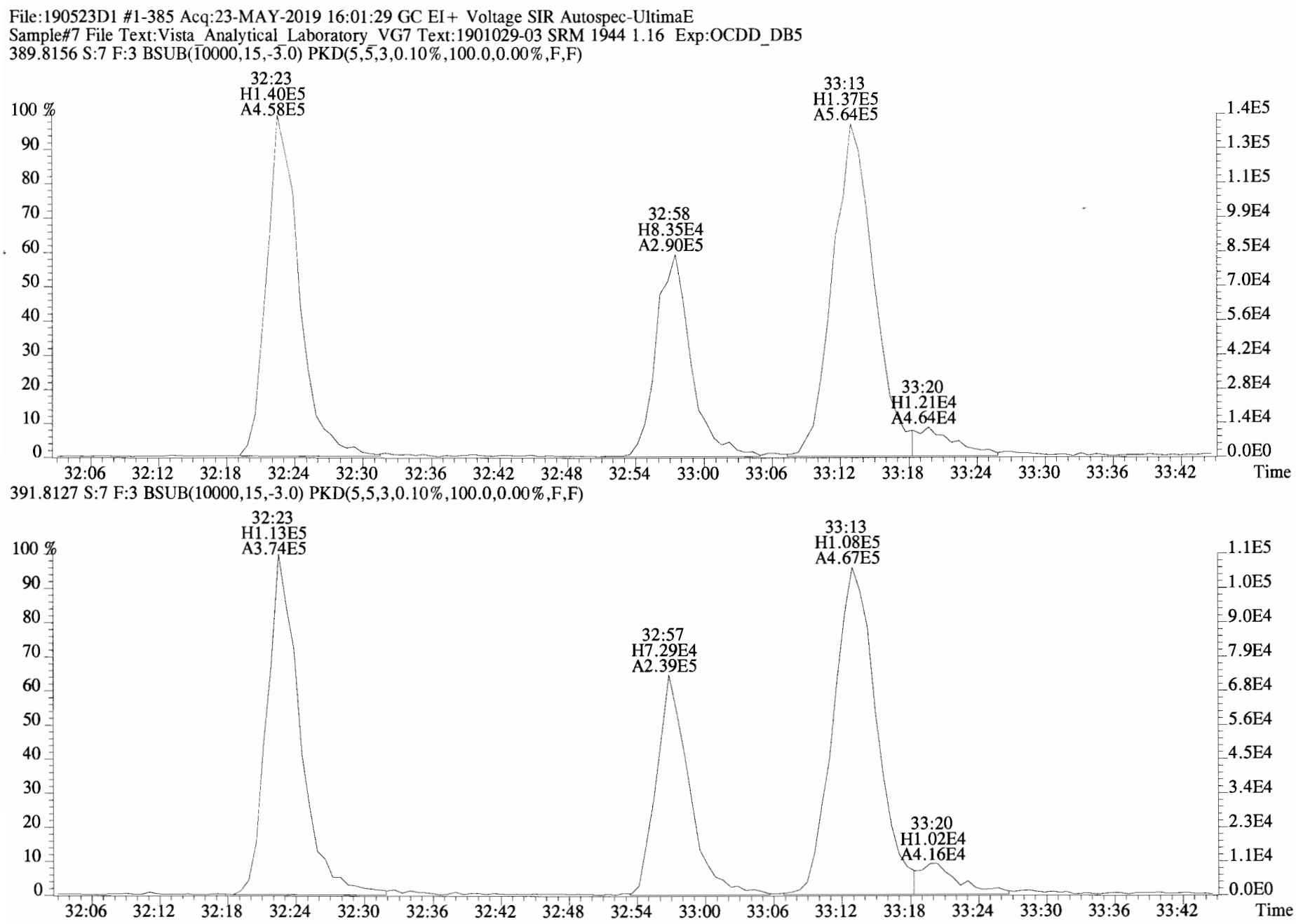
File:190523D1 #1-385 Acq:23-MAY-2019 16:01:29 GC EI+ Voltage SIR Autospec-UltimaE
Sample#7 File Text:Vista_Analytical_Laboratory_VG7 Text:1901029-03 SRM 1944 1.16 Exp:OCDD_DB5
389.8156 S:7 F:3 BSUB(10000,15,-3.0) PKD(5,5,3,0.10%,100.0,0.00%,F,F)
32:23
H1.40E5
A4.58E5
32:58
H8.35E4
A2.90E5
33:13
H1.37E5
A5.64E5
33:20
H1.21E4
A4.64E4
100 %
90
80
70
60
50
40
30
20
10
0
1.4E5
1.3E5
1.1E5
9.9E4
8.5E4
7.0E4
5.6E4
4.2E4
2.8E4
1.4E4
0.0E0
32:06
32:12
32:18
32:24
32:30
32:36
32:42
32:48
32:54
33:00
33:06
33:12
33:18
33:24
33:30
33:36
33:42
Time
391.8127 S:7 F:3 BSUB(10000,15,-3.0) PKD(5,5,3,0.10%,100.0,0.00%,F,F)
32:23
H1.13E5
A3.74E5
32:57
H7.29E4
A2.39E5
33:13
H1.08E5
A4.67E5
33:20
H1.02E4
A4.16E4
100 %
90
80
70
60
50
40
30
20
10
0
1.1E5
1.0E5
9.0E4
7.9E4
6.8E4
5.6E4
4.5E4
3.4E4
2.3E4
1.1E4
0.0E0
32:06
32:12
32:18
32:24
32:30
32:36
32:42
32:48
32:54
33:00
33:06
33:12
33:18
33:24
33:30
33:36
33:42
Time

File:190523D1 #1-385 Acq:23-MAY-2019 16:01:29 GC EI+ Voltage SIR Autospec-UltimaE
Sample#7 File Text:Vista_Analytical_Laboratory_VG7 Text:1901029-03 SRM 1944 1.16 Exp:OCDD_DB5
389.8156 S:7 F:3 BSUB(10000,15,-3.0) PKD(5,5,3,0.10%,100.0,0.00%,F,F)

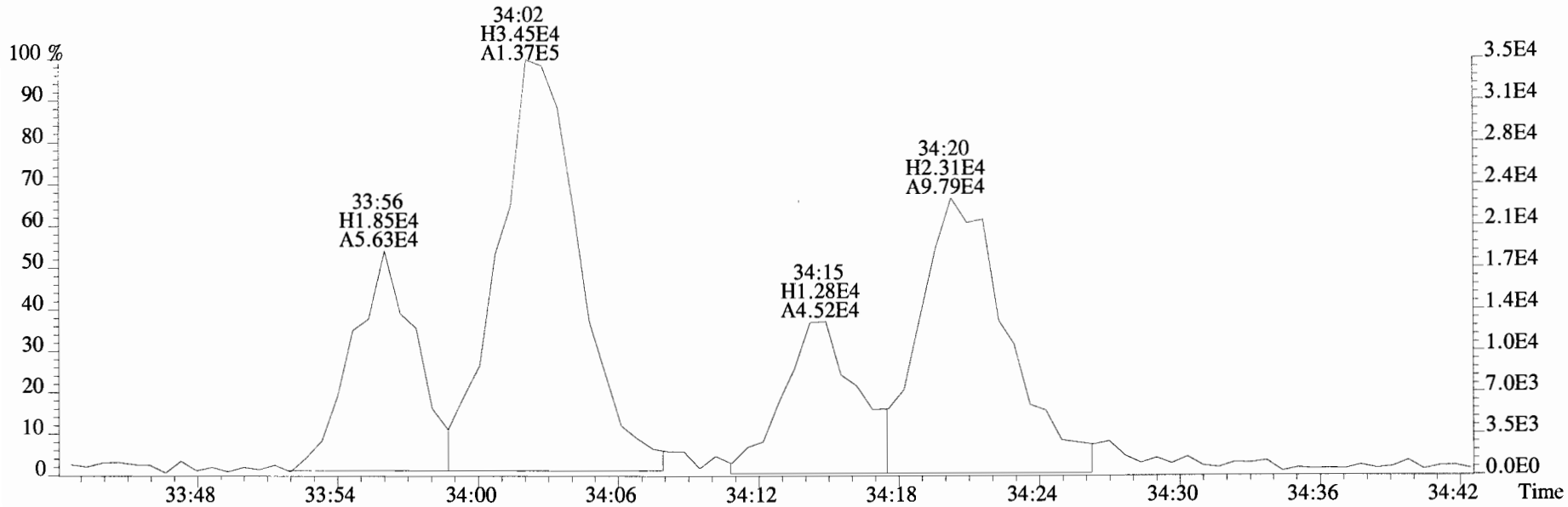

391.8127 S:7 F:3 BSUB(10000,15,-3.0) PKD(5,5,3,0.10%,100.0,0.00%,F,F)

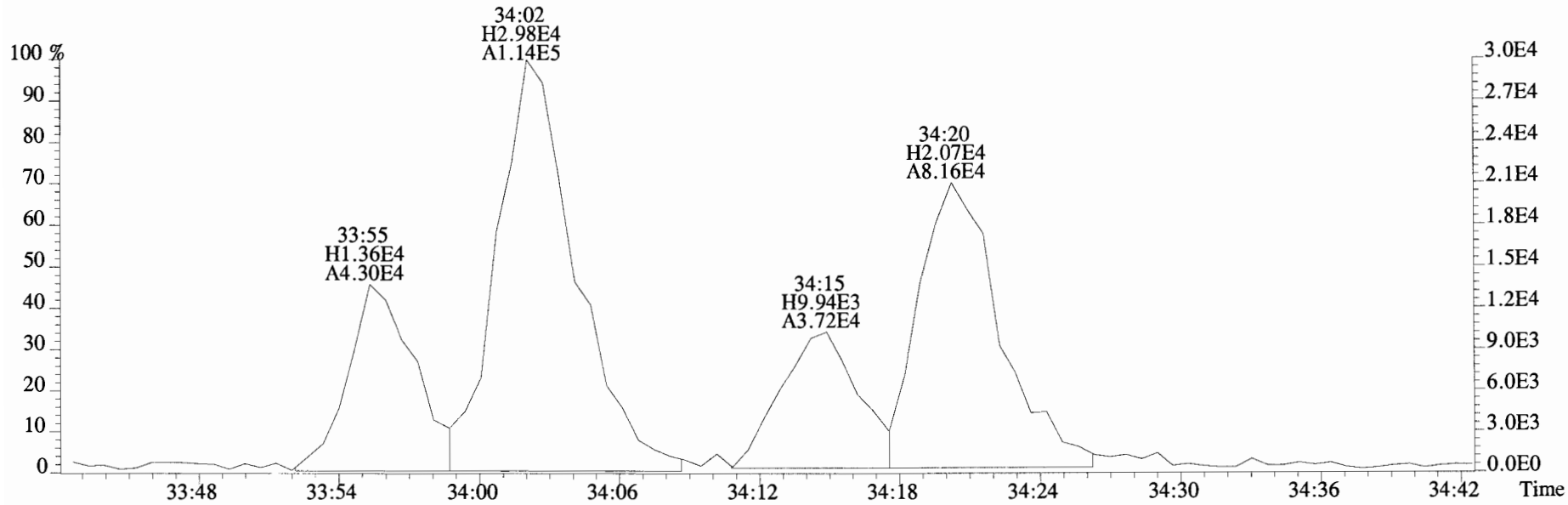

File:190523D1 #1-385 Acq:23-MAY-2019 16:01:29 GC EI+ Voltage SIR Autospec-UltimaE
Sample#7 File Text:Vista_Analytical_Laboratory_VG7 Text:1901029-03 SRM 1944 1.16 Exp:OCDD_DB5
401.8559 S:7 F:3 BSUB(10000,15,-3.0) PKD(5,5,3,0.10%,100.0,0.00%,F,F)

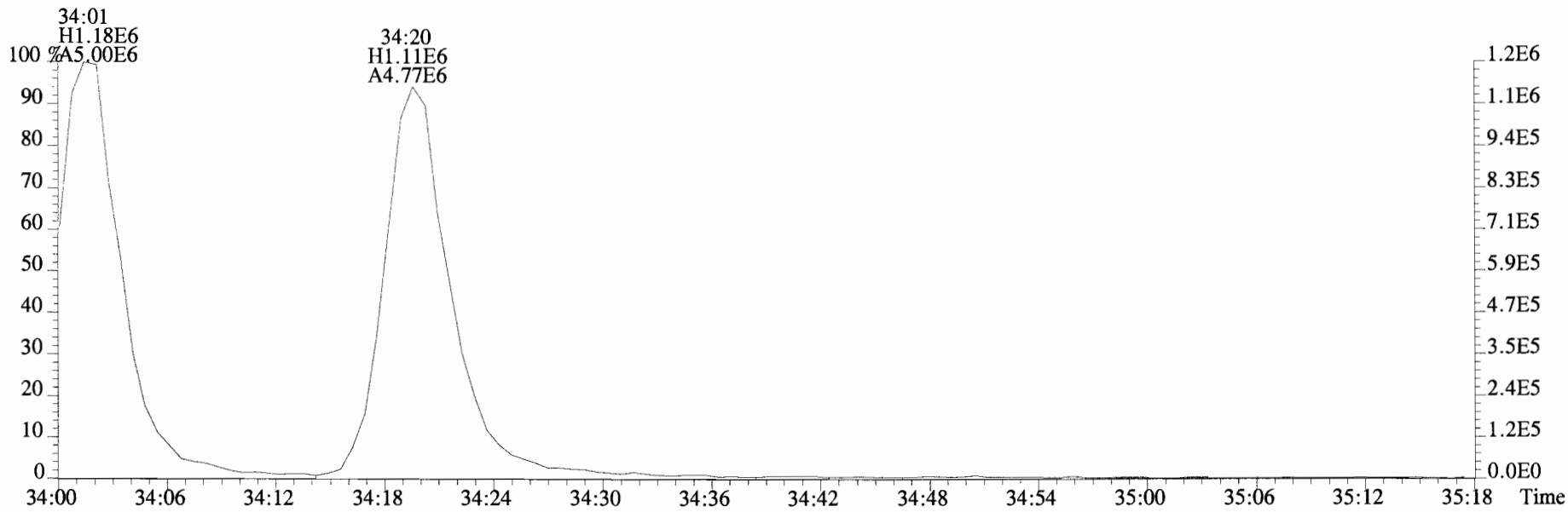

403.8530 S:7 F:3 BSUB(10000,15,-3.0) PKD(5,5,3,0.10%,100.0,0.00%,F,F)

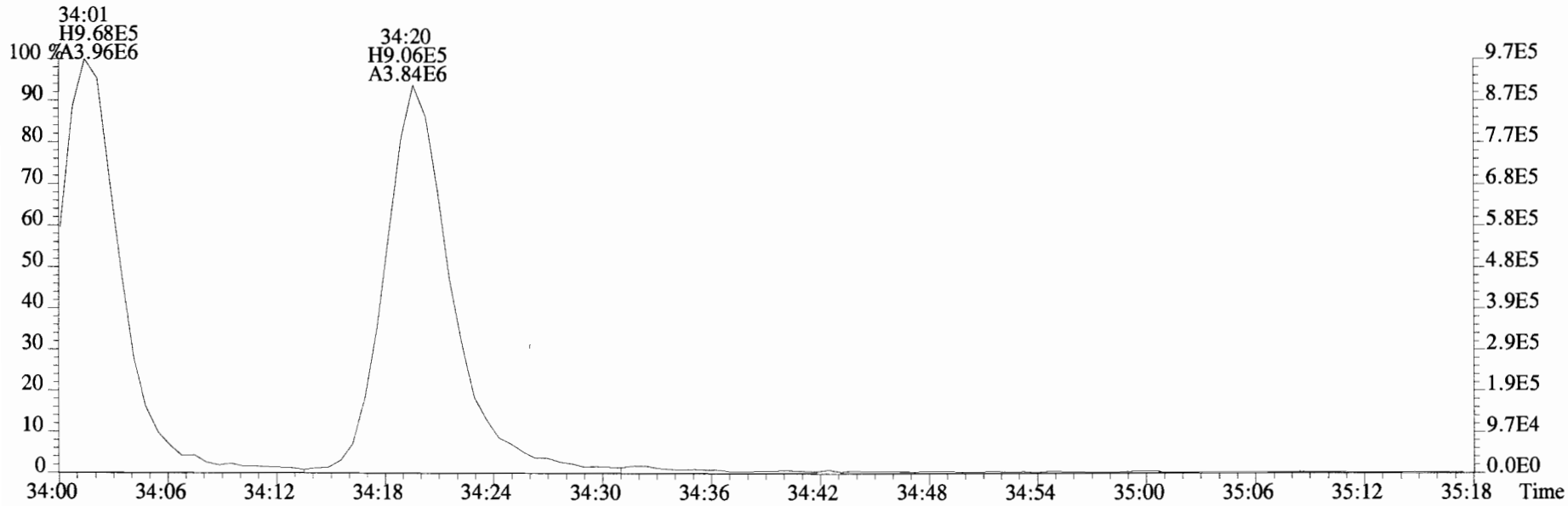

File:190523D1 #1-355 Acq:23-MAY-2019 16:01:29 GC EI+ Voltage SIR Autospec-UltimaE
Sample#7 File Text:Vista_Analytical_Laboratory_VG7 Text:1901029-03 SRM 1944 1.16 Exp:OCDD_DB5
423.7767 S:7 F:4 BSUB(10000,15,-3.0) PKD(5,5,3,0.10%,100.0,0.00%,F,F)

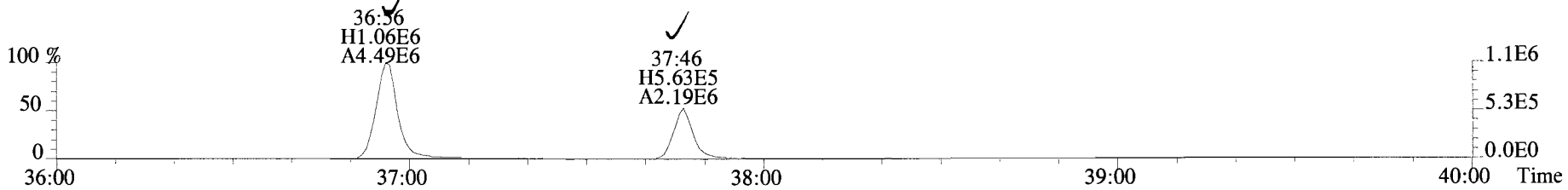

425.7737 S:7 F:4 BSUB(10000,15,-3.0) PKD(5,5,3,0.10%,100.0,0.00%,F,F)

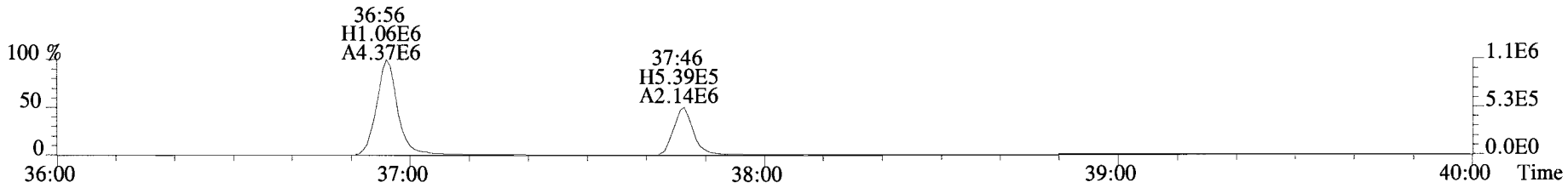

435.8169 S:7 F:4 BSUB(10000,15,-3.0) PKD(5,5,3,0.10%,100.0,0.00%,F,F)

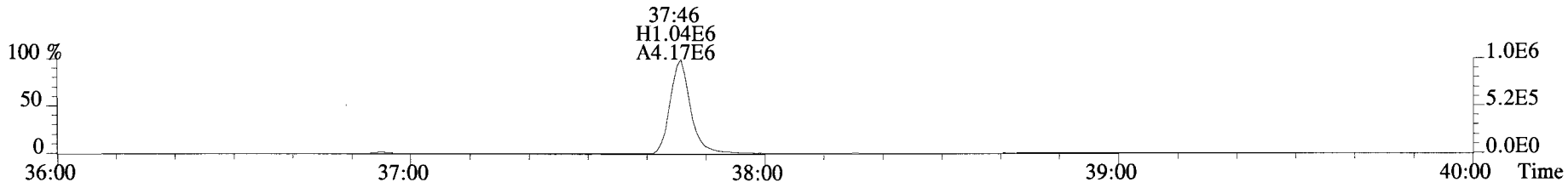

437.8140 S:7 F:4 BSUB(10000,15,-3.0) PKD(5,5,3,0.10%,100.0,0.00%,F,F)

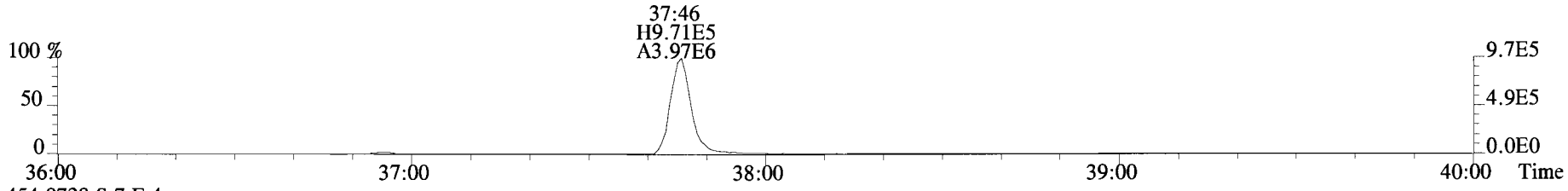

454.9728 S:7 F:4

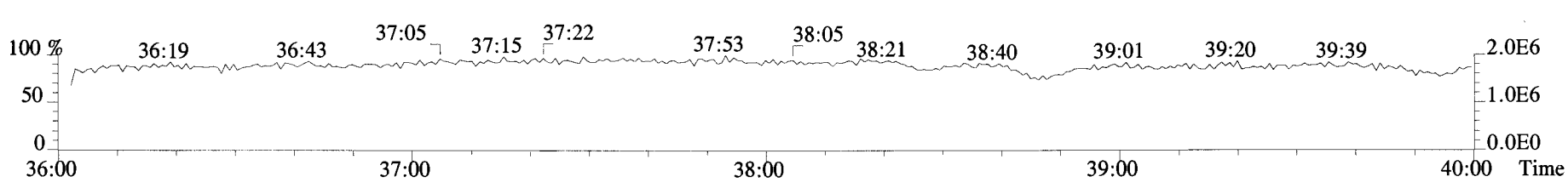

File:190523D1 #1-355 Acq:23-MAY-2019 16:01:29 GC EI+ Voltage SIR Autospec-UltimaE
Sample#7 File Text:Vista_Analytical_Laboratory_VG7 Text:1901029-03 SRM 1944 1.16 Exp:OCDD_DB5
423.7767 S:7 F:4 BSUB(10000,15,-3.0) PKD(5,5,3,0.10%,100.0,0.00%,F,F)

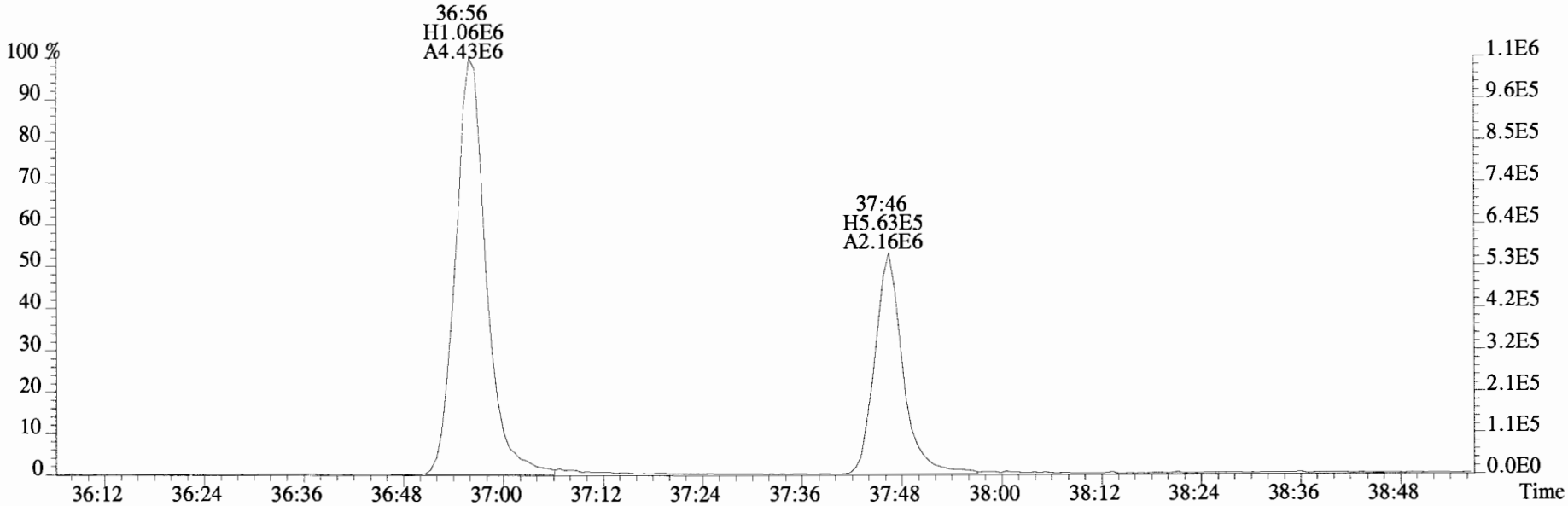

425.7737 S:7 F:4 BSUB(10000,15,-3.0) PKD(5,5,3,0.10%,100.0,0.00%,F,F)

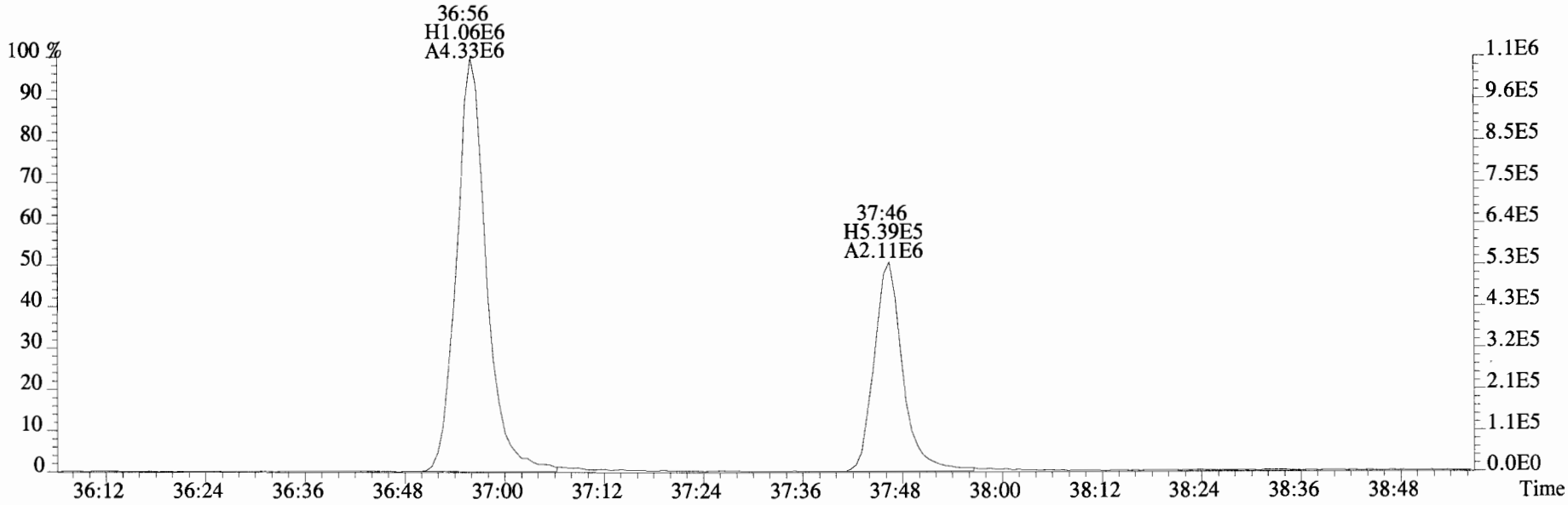

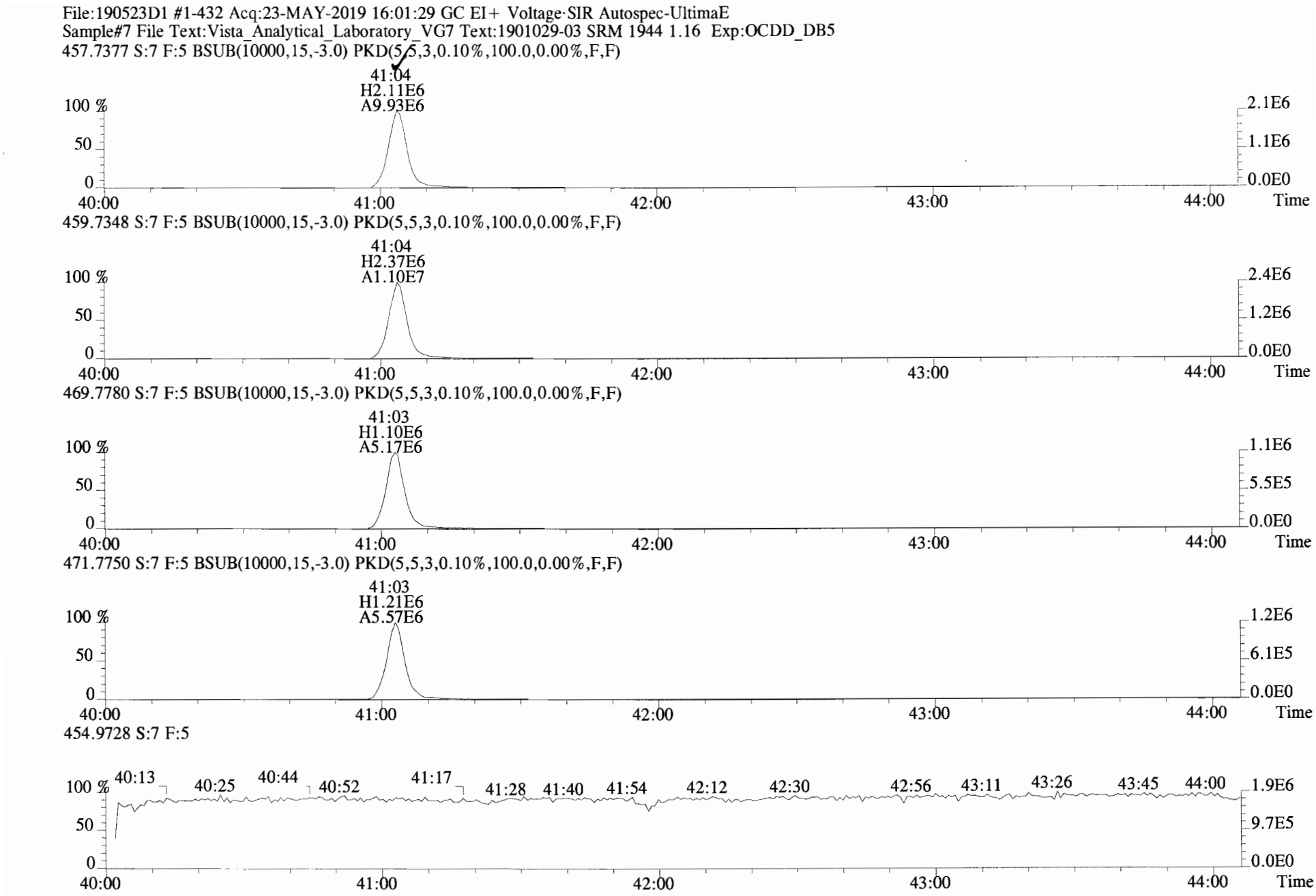
File:190523D1 #1-432 Acq:23-MAY-2019 16:01:29 GC EI+ Voltage·SIR Autospec-UltimaE
Sample#7 File Text:Vista_Analytical_Laboratory_VG7 Text:1901029-03 SRM 1944 1.16 Exp:OCDD_DB5
457.7377 S:7 F:5 BSUB(10000,15,-3.0) PKD(5,5,3,0.10%,100.0,0.00%,F,F)
41:04
H2.11E6
A9.93E6
459.7348 S:7 F:5 BSUB(10000,15,-3.0) PKD(5,5,3,0.10%,100.0,0.00%,F,F)
41:04
H2.37E6
A1.10E7
469.7780 S:7 F:5 BSUB(10000,15,-3.0) PKD(5,5,3,0.10%,100.0,0.00%,F,F)
41:03
H1.10E6
A5.17E6
471.7750 S:7 F:5 BSUB(10000,15,-3.0) PKD(5,5,3,0.10%,100.0,0.00%,F,F)
41:03
H1.21E6
A5.57E6
454.9728 S:7 F:5
40:13
40:25
40:44
40:52
41:17
41:28
41:40
41:54
42:12
42:30
42:56
43:11
43:26
43:45
44:00
100 %
50
0
40:00
41:00
42:00
43:00
44:00
Time
2.1E6
1.1E6
0.0E0
2.4E6
1.2E6
1.1E6
5.5E5
1.2E6
6.1E5
1.9E6
9.7E5

File:190523D1 #1-432 Acq:23-MAY-2019 16:01:29 GC EI+ Voltage SIR Autospec-UltimaE
Sample#7 File Text:Vista_Analytical_Laboratory_VG7 Text:1901029-03 SRM 1944 1.16 Exp:OCDD_DB5
457.7377 S:7 F:5 BSUB(10000,15,-3.0) PKD(5,5,3,0.10%,100.0,0.00%,F,F)

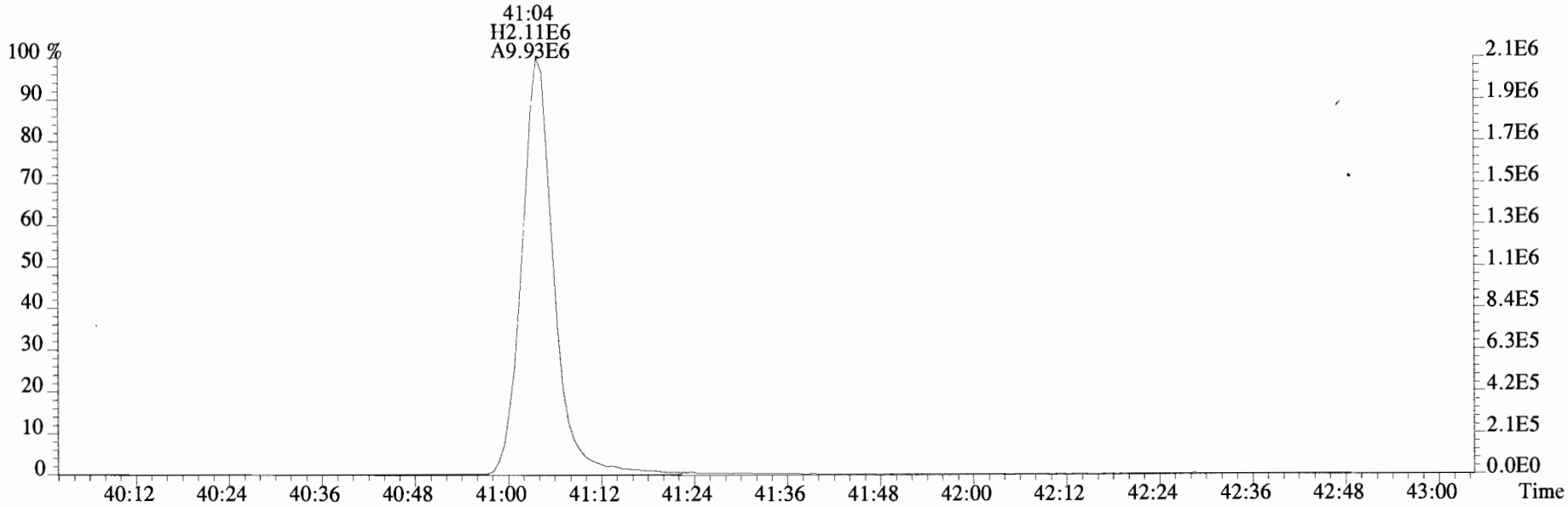

459.7348 S:7 F:5 BSUB(10000,15,-3.0) PKD(5,5,3,0.10%,100.0,0.00%,F,F)

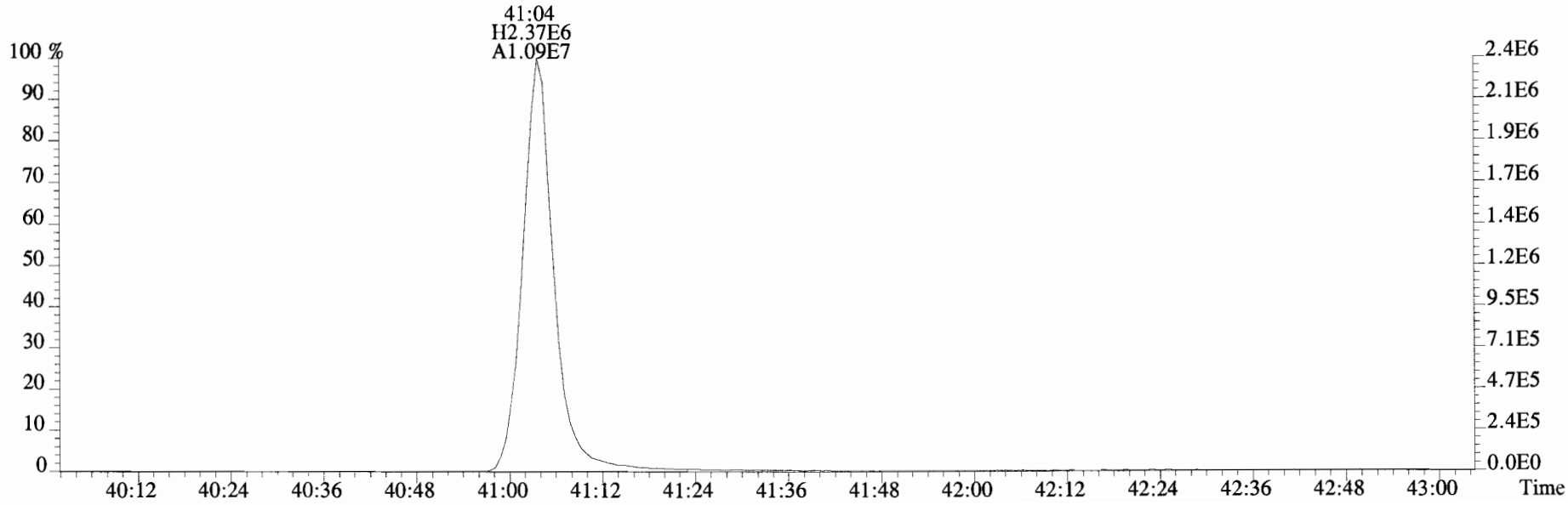

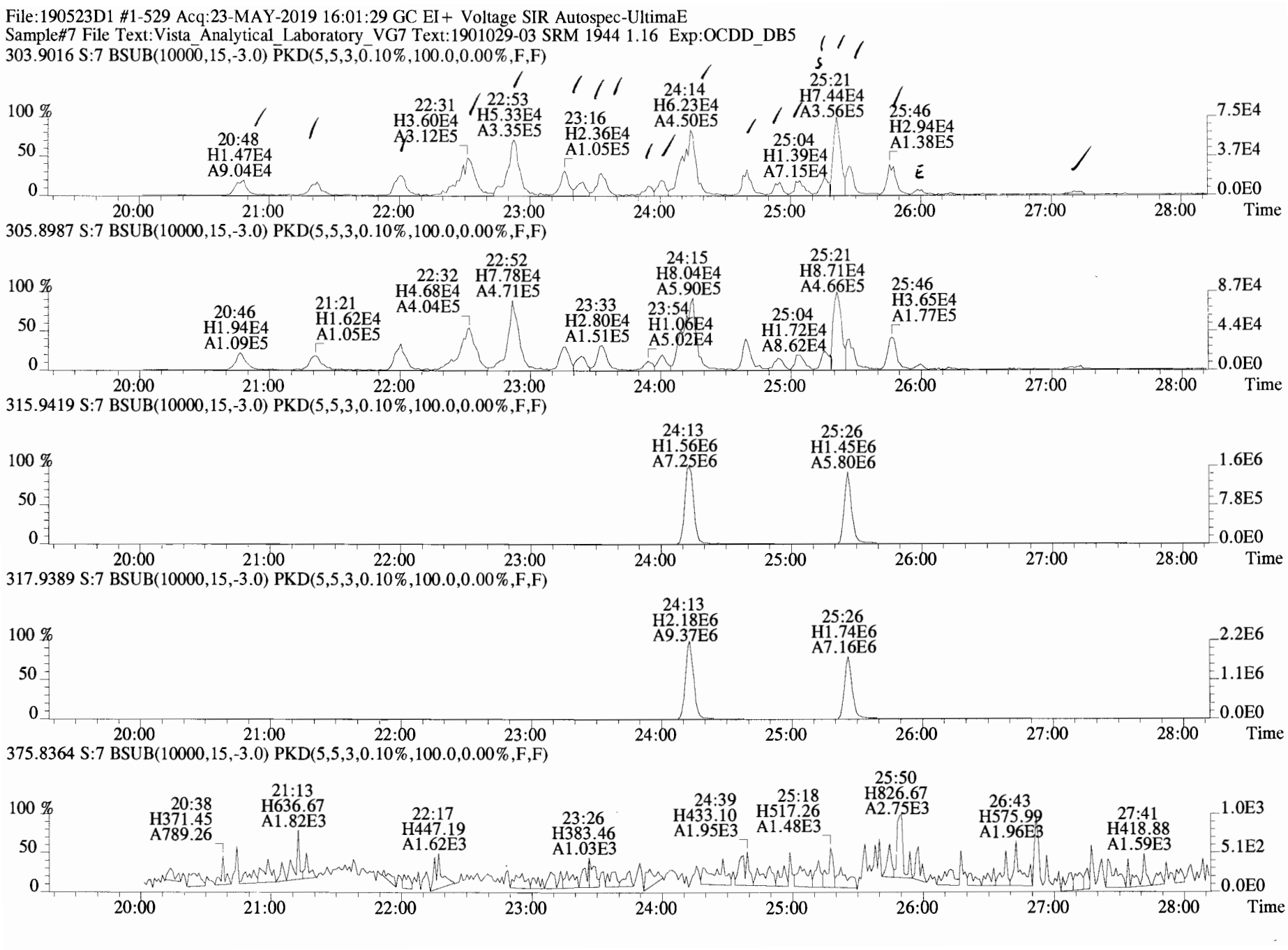
File:190523D1 #1-529 Acq:23-MAY-2019 16:01:29 GC EI+ Voltage SIR Autospec-UltimaE
Sample#7 File Text:Vista_Analytical_Laboratory_VG7 Text:1901029-03 SRM 1944 1.16 Exp:OCDD_DB5
303.9016 S:7 BSUB(10000,15,-3.0) PKD(5,5,3,0.10%,100.0,0.00%,F,F)
20:48 H1.47E4 A9.04E4
22:31 H3.60E4 A3.12E5
22:53 H5.33E4 A3.35E5
23:16 H2.36E4 A1.05E5
24:14 H6.23E4 A4.50E5
25:04 H1.39E4 A7.15E4
25:21 H7.44E4 A3.56E5
25:46 H2.94E4 A1.38E5
305.8987 S:7 BSUB(10000,15,-3.0) PKD(5,5,3,0.10%,100.0,0.00%,F,F)
20:46 H1.94E4 A1.09E5
21:21 H1.62E4 A1.05E5
22:32 H4.68E4 A4.04E5
22:52 H7.78E4 A4.71E5
23:33 H2.80E4 A1.51E5
23:54 H1.06E4 A5.02E4
24:15 H8.04E4 A5.90E5
25:04 H1.72E4 A8.62E4
25:21 H8.71E4 A4.66E5
25:46 H3.65E4 A1.77E5
315.9419 S:7 BSUB(10000,15,-3.0) PKD(5,5,3,0.10%,100.0,0.00%,F,F)
24:13 H1.56E6 A7.25E6
25:26 H1.45E6 A5.80E6
317.9389 S:7 BSUB(10000,15,-3.0) PKD(5,5,3,0.10%,100.0,0.00%,F,F)
24:13 H2.18E6 A9.37E6
25:26 H1.74E6 A7.16E6
375.8364 S:7 BSUB(10000,15,-3.0) PKD(5,5,3,0.10%,100.0,0.00%,F,F)
20:38 H371.45 A789.26
21:13 H636.67 A1.82E3
22:17 H447.19 A1.62E3
23:26 H383.46 A1.03E3
24:39 H433.10 A1.95E3
25:18 H517.26 A1.48E3
25:50 H826.67 A2.75E3
26:43 H575.99 A1.96E3
27:41 H418.88 A1.59E3
100 %
50
0
20:00
21:00
22:00
23:00
24:00
25:00
26:00
27:00
28:00
Time
7.5E4
3.7E4
0.0E0
8.7E4
4.4E4
1.6E6
7.8E5
2.2E6
1.1E6
1.0E3
5.1E2

File:190523D1 #1-529 Acq:23-MAY-2019 16:01:29 GC EI+ Voltage SIR Autospec-UltimaE
Sample#7 File Text:Vista_Analytical_Laboratory_VG7 Text:1901029-03 SRM 1944 1.16 Exp:OCDD_DB5
303.9016 S:7 BSUB(10000,15,-3.0) PKD(5,5,3,0.10%,100.0,0.00%,F,F)

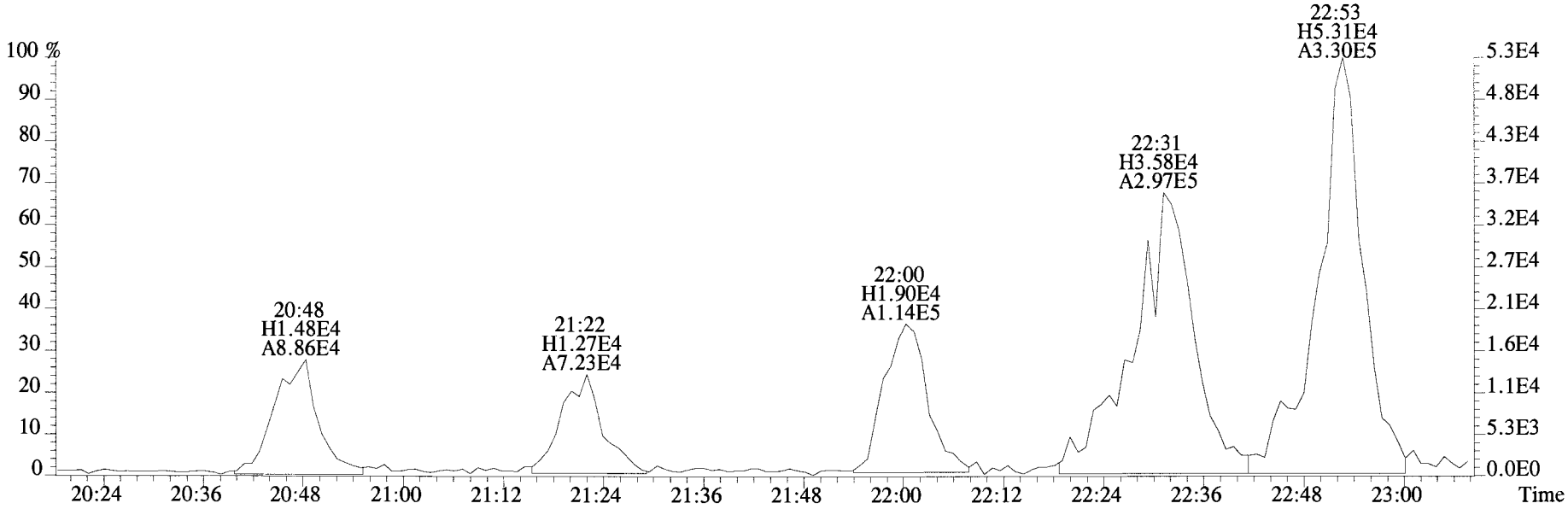

305.8987 S:7 BSUB(10000,15,-3.0) PKD(5,5,3,0.10%,100.0,0.00%,F,F)

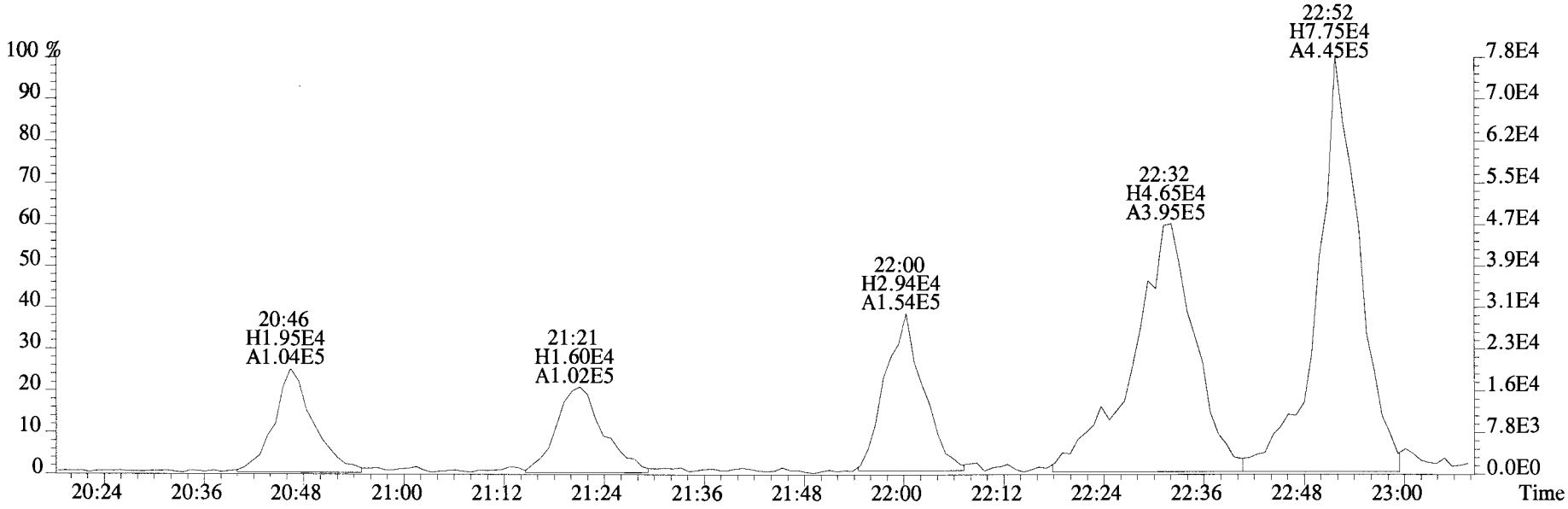

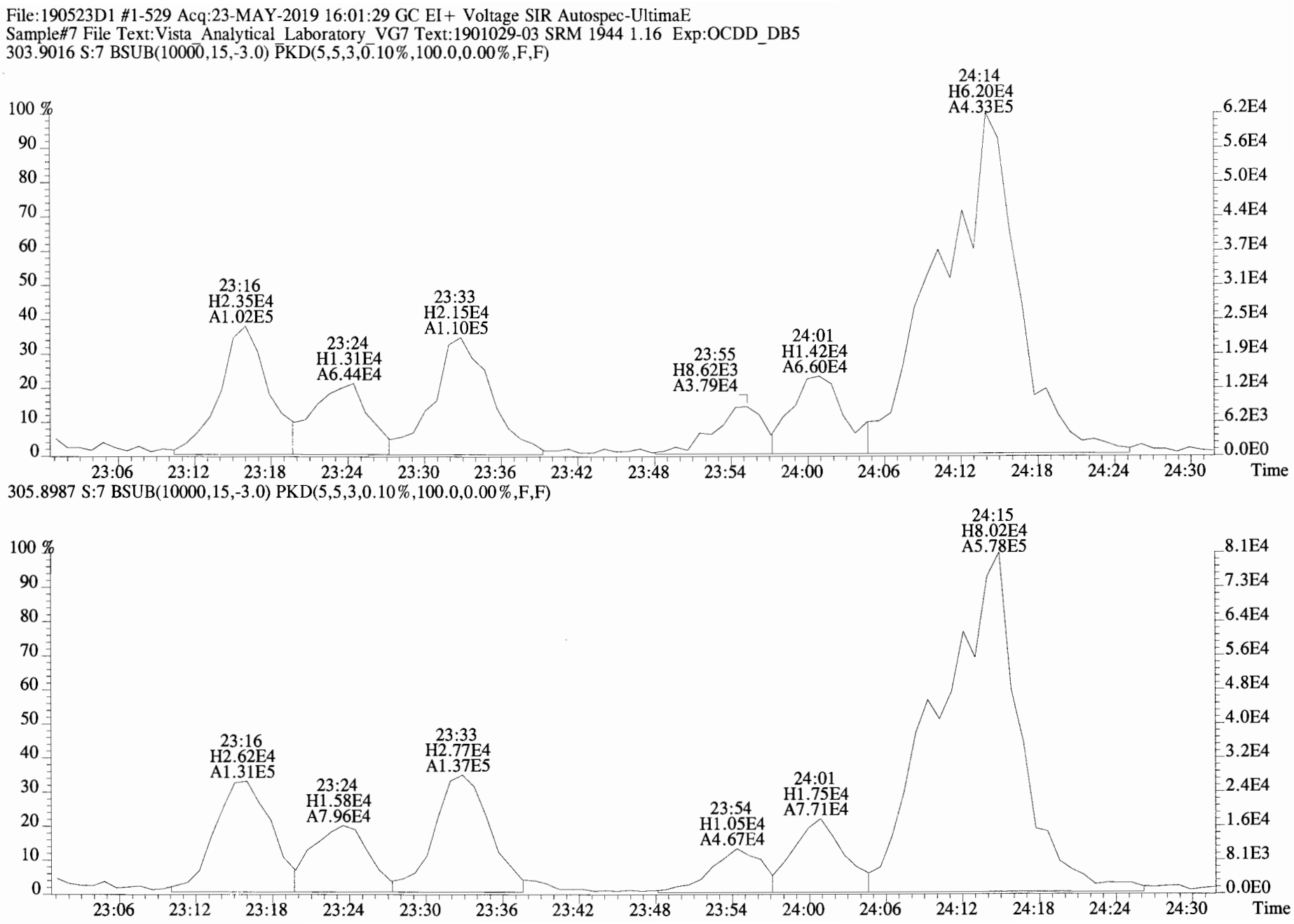
File:190523D1 #1-529 Acq:23-MAY-2019 16:01:29 GC EI+ Voltage SIR Autospec-UltimaE
Sample#7 File Text:Vista_Analytical_Laboratory_VG7 Text:1901029-03 SRM 1944 1.16 Exp:OCDD_DB5
303.9016 S:7 BSUB(10000,15,-3.0) PKD(5,5,3,0.10%,100.0,0.00%,F,F)
24:14
H6.20E4
A4.33E5
23:16
H2.35E4
A1.02E5
23:24
H1.31E4
A6.44E4
23:33
H2.15E4
A1.10E5
23:55
H8.62E3
A3.79E4
24:01
H1.42E4
A6.60E4
100 %
90
80
70
60
50
40
30
20
10
0
6.2E4
5.6E4
5.0E4
4.4E4
3.7E4
3.1E4
2.5E4
1.9E4
1.2E4
6.2E3
0.0E0
23:06
23:12
23:18
23:24
23:30
23:36
23:42
23:48
23:54
24:00
24:06
24:12
24:18
24:24
24:30
Time
305.8987 S:7 BSUB(10000,15,-3.0) PKD(5,5,3,0.10%,100.0,0.00%,F,F)
24:15
H8.02E4
A5.78E5
23:16
H2.62E4
A1.31E5
23:24
H1.58E4
A7.96E4
23:33
H2.77E4
A1.37E5
23:54
H1.05E4
A4.67E4
24:01
H1.75E4
A7.71E4
100 %
90
80
70
60
50
40
30
20
10
0
8.1E4
7.3E4
6.4E4
5.6E4
4.8E4
4.0E4
3.2E4
2.4E4
1.6E4
8.1E3
0.0E0
23:06
23:12
23:18
23:24
23:30
23:36
23:42
23:48
23:54
24:00
24:06
24:12
24:18
24:24
24:30
Time

File:190523D1 #1-529 Acq:23-MAY-2019 16:01:29 GC EI+ Voltage SIR Autospec-UltimaE
Sample#7 File Text:Vista_Analytical_Laboratory_VG7 Text:1901029-03 SRM 1944 1.16 Exp:OCDD_DB5
303.9016 S:7 BSUB(10000,15,-3.0) PKD(5,5,3,0.10%,100.0,0.00%,F,F)

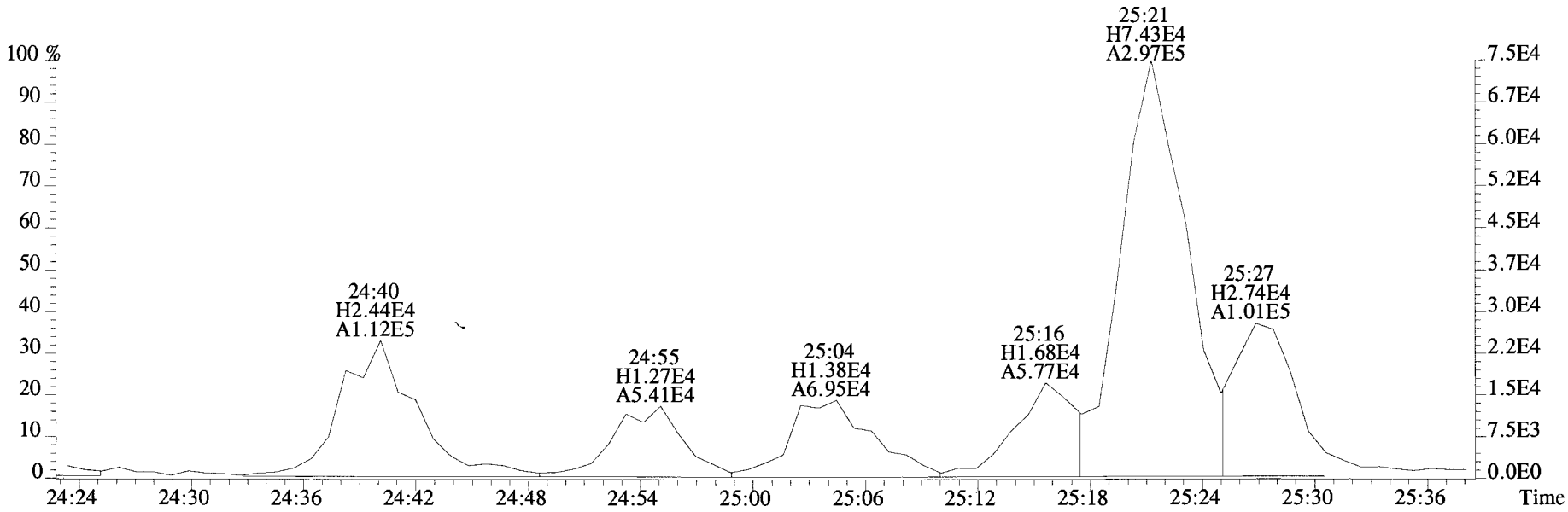

305.8987 S:7 BSUB(10000,15,-3.0) PKD(5,5,3,0.10%,100.0,0.00%,F,F)

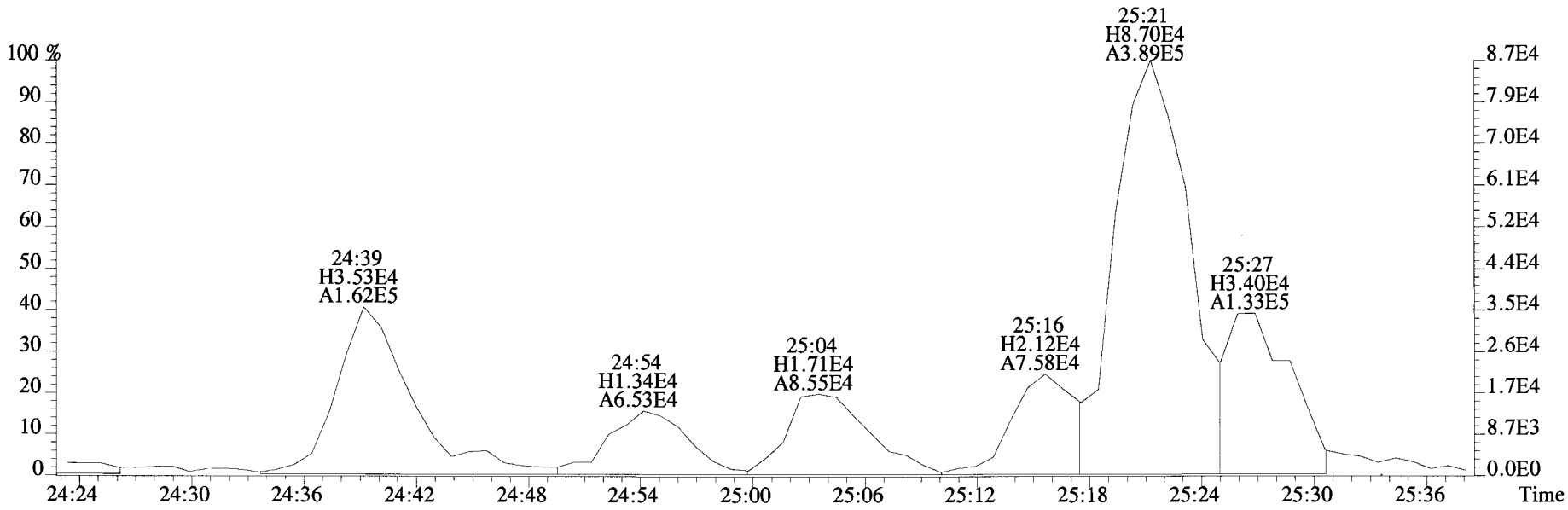

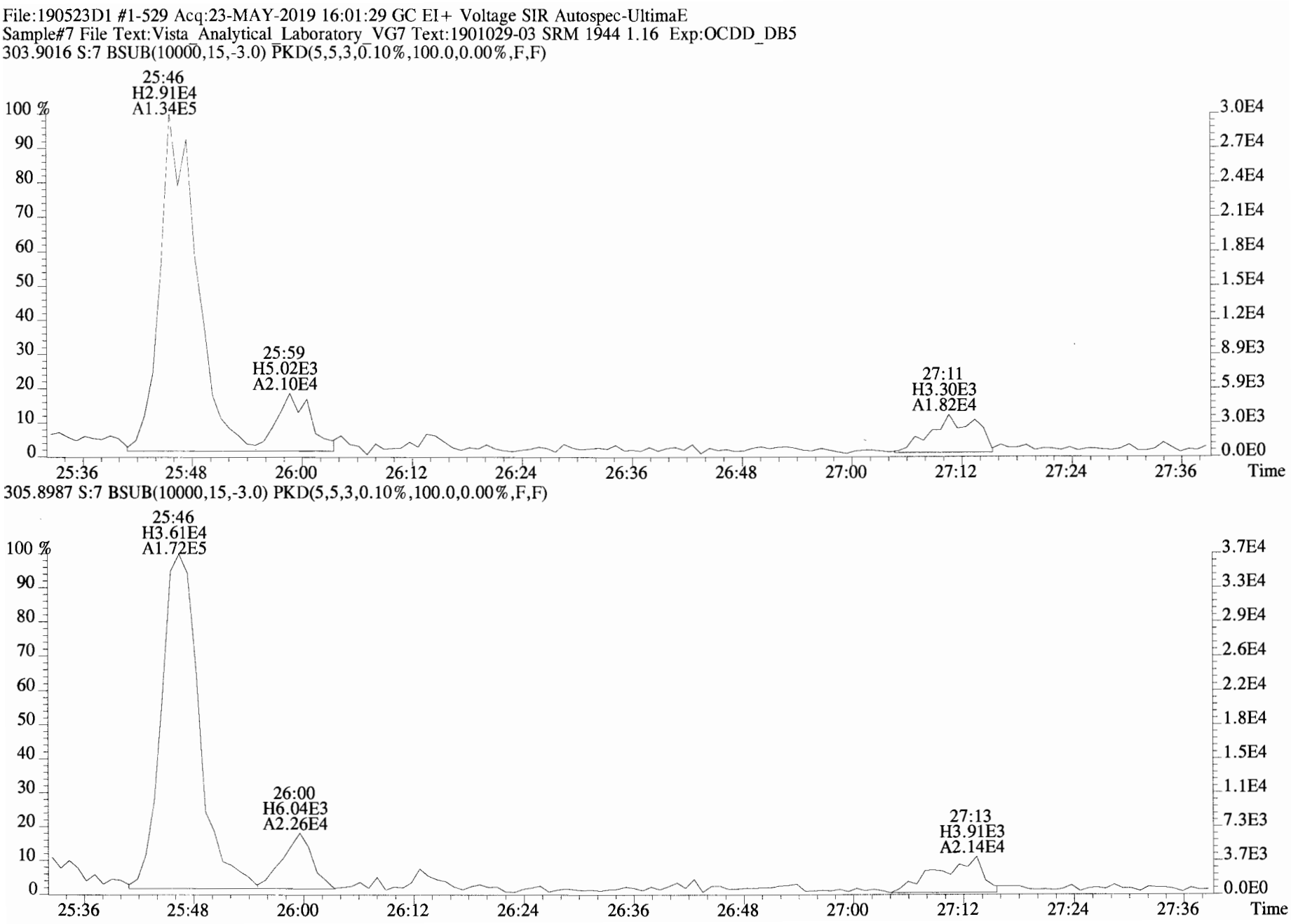
File:190523D1 #1-529 Acq:23-MAY-2019 16:01:29 GC EI+ Voltage SIR Autospec-UltimaE
Sample#7 File Text:Vista_Analytical_Laboratory_VG7 Text:1901029-03 SRM 1944 1.16 Exp:OCDD_DB5
303.9016 S:7 BSUB(10000,15,-3.0) PKD(5,5,3,0.10%,100.0,0.00%,F,F)
25:46
H2.91E4
A1.34E5
25:59
H5.02E3
A2.10E4
27:11
H3.30E3
A1.82E4
100 %
90
80
70
60
50
40
30
20
10
0
3.0E4
2.7E4
2.4E4
2.1E4
1.8E4
1.5E4
1.2E4
8.9E3
5.9E3
3.0E3
0.0E0
25:36
25:48
26:00
26:12
26:24
26:36
26:48
27:00
27:12
27:24
27:36
Time
305.8987 S:7 BSUB(10000,15,-3.0) PKD(5,5,3,0.10%,100.0,0.00%,F,F)
25:46
H3.61E4
A1.72E5
26:00
H6.04E3
A2.26E4
27:13
H3.91E3
A2.14E4
100 %
90
80
70
60
50
40
30
20
10
0
3.7E4
3.3E4
2.9E4
2.6E4
2.2E4
1.8E4
1.5E4
1.1E4
7.3E3
3.7E3
0.0E0
25:36
25:48
26:00
26:12
26:24
26:36
26:48
27:00
27:12
27:24
27:36
Time

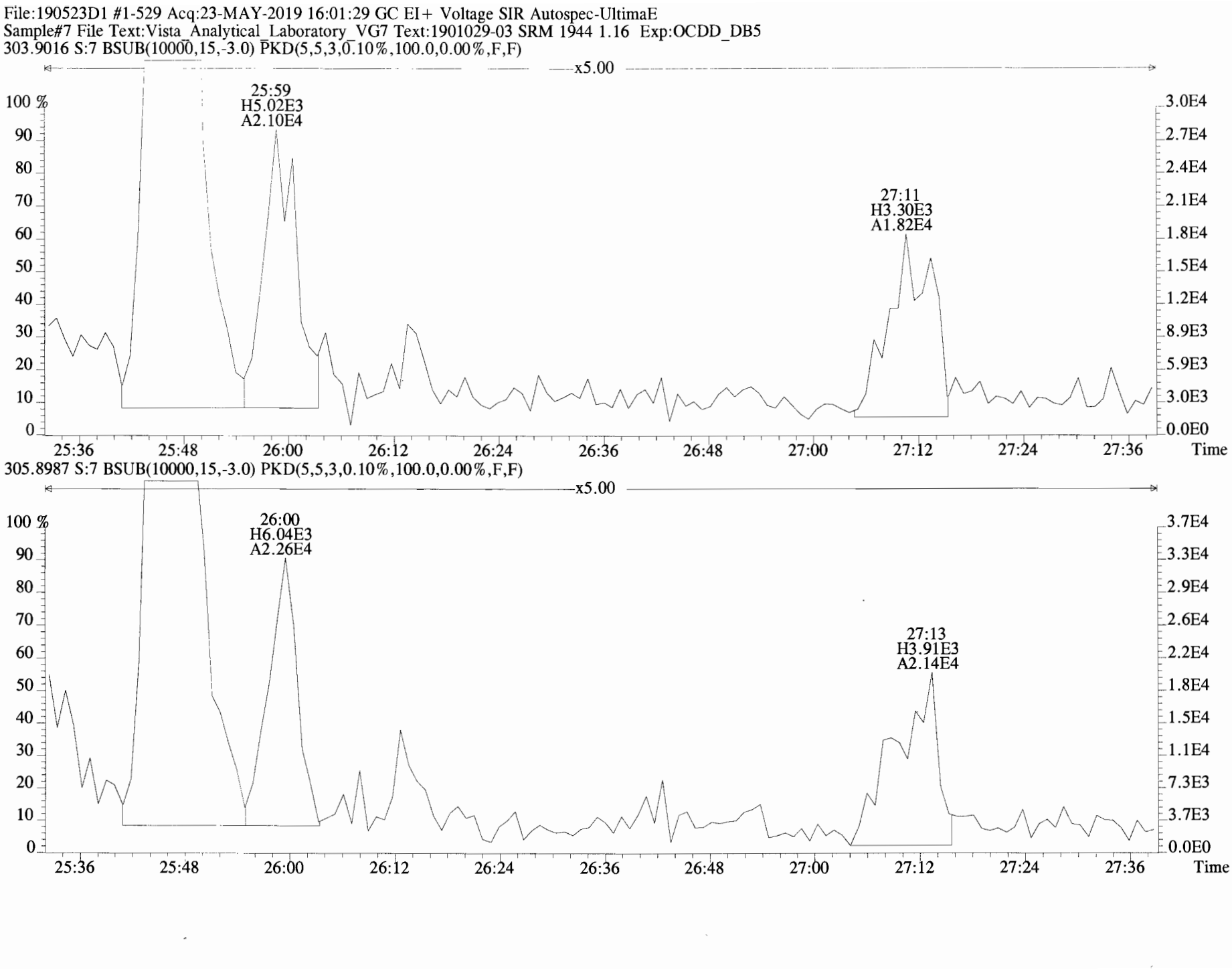
File:190523D1 #1-529 Acq:23-MAY-2019 16:01:29 GC EI+ Voltage SIR Autospec-UltimaE
Sample#7 File Text:Vista_Analytical_Laboratory_VG7 Text:1901029-03 SRM 1944 1.16 Exp:OCDD_DB5
303.9016 S:7 BSUB(10000,15,-3.0) PKD(5,5,3,0.10%,100.0,0.00%,F,F)
x5.00
25:59
H5.02E3
A2.10E4
27:11
H3.30E3
A1.82E4
100 %
90
80
70
60
50
40
30
20
10
0
3.0E4
2.7E4
2.4E4
2.1E4
1.8E4
1.5E4
1.2E4
8.9E3
5.9E3
3.0E3
0.0E0
25:36
25:48
26:00
26:12
26:24
26:36
26:48
27:00
27:12
27:24
27:36
Time
305.8987 S:7 BSUB(10000,15,-3.0) PKD(5,5,3,0.10%,100.0,0.00%,F,F)
x5.00
26:00
H6.04E3
A2.26E4
27:13
H3.91E3
A2.14E4
100 %
90
80
70
60
50
40
30
20
10
0
3.7E4
3.3E4
2.9E4
2.6E4
2.2E4
1.8E4
1.5E4
1.1E4
7.3E3
3.7E3
0.0E0
25:36
25:48
26:00
26:12
26:24
26:36
26:48
27:00
27:12
27:24
27:36
Time

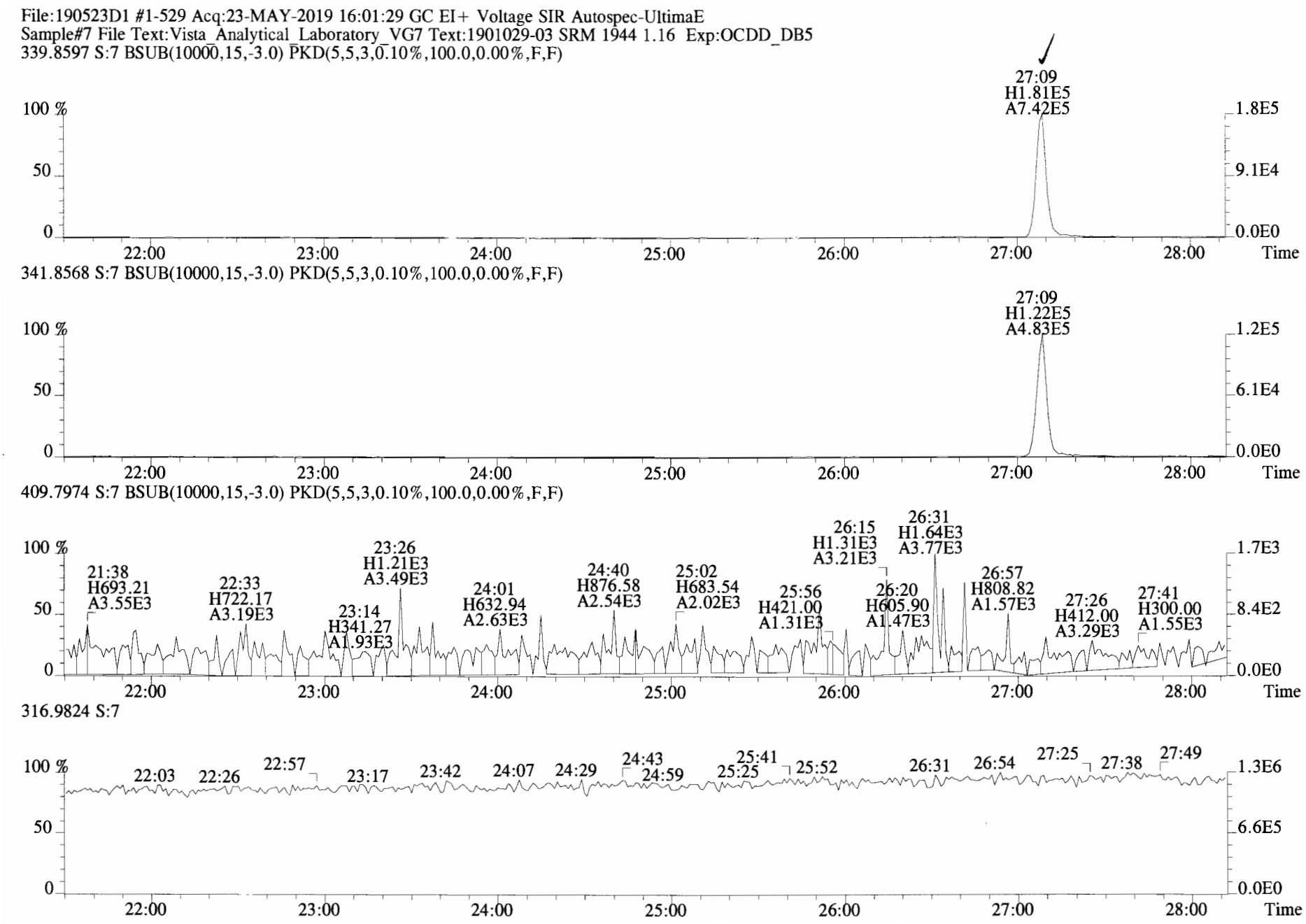
File:190523D1 #1-529 Acq:23-MAY-2019 16:01:29 GC EI+ Voltage SIR Autospec-UltimaE
Sample#7 File Text:Vista_Analytical_Laboratory_VG7 Text:1901029-03 SRM 1944 1.16 Exp:OCDD_DB5
339.8597 S:7 BSUB(10000,15,-3.0) PKD(5,5,3,0.10%,100.0,0.00%,F,F)
27:09
H1.81E5
A7.42E5
100 %
50
0
1.8E5
9.1E4
0.0E0
22:00
23:00
24:00
25:00
26:00
27:00
28:00
Time
341.8568 S:7 BSUB(10000,15,-3.0) PKD(5,5,3,0.10%,100.0,0.00%,F,F)
27:09
H1.22E5
A4.83E5
100 %
50
0
1.2E5
6.1E4
0.0E0
22:00
23:00
24:00
25:00
26:00
27:00
28:00
Time
409.7974 S:7 BSUB(10000,15,-3.0) PKD(5,5,3,0.10%,100.0,0.00%,F,F)
21:38
H693.21
A3.55E3
22:33
H722.17
A3.19E3
23:14
H341.27
A1.93E3
23:26
H1.21E3
A3.49E3
24:01
H632.94
A2.63E3
24:40
H876.58
A2.54E3
25:02
H683.54
A2.02E3
25:56
H421.00
A1.31E3
26:15
H1.31E3
A3.21E3
26:20
H605.90
A1.47E3
26:31
H1.64E3
A3.77E3
26:57
H808.82
A1.57E3
27:26
H412.00
A3.29E3
27:41
H300.00
A1.55E3
100 %
50
0
1.7E3
8.4E2
0.0E0
22:00
23:00
24:00
25:00
26:00
27:00
28:00
Time
316.9824 S:7
22:03
22:26
22:57
23:17
23:42
24:07
24:29
24:43
24:59
25:25
25:41
25:52
26:31
26:54
27:25
27:38
27:49
100 %
50
0
1.3E6
6.6E5
0.0E0
22:00
23:00
24:00
25:00
26:00
27:00
28:00
Time

File:190523D1 #1-529 Acq:23-MAY-2019 16:01:29 GC EI+ Voltage SIR Autospec-UltimaE
Sample#7 File Text:Vista_Analytical_Laboratory_VG7 Text:1901029-03 SRM 1944 1.16 Exp:OCDD_DB5
339.8597 S:7 BSUB(10000,15,-3.0) PKD(5,5,3,0.10%,100.0,0.00%,F,F)

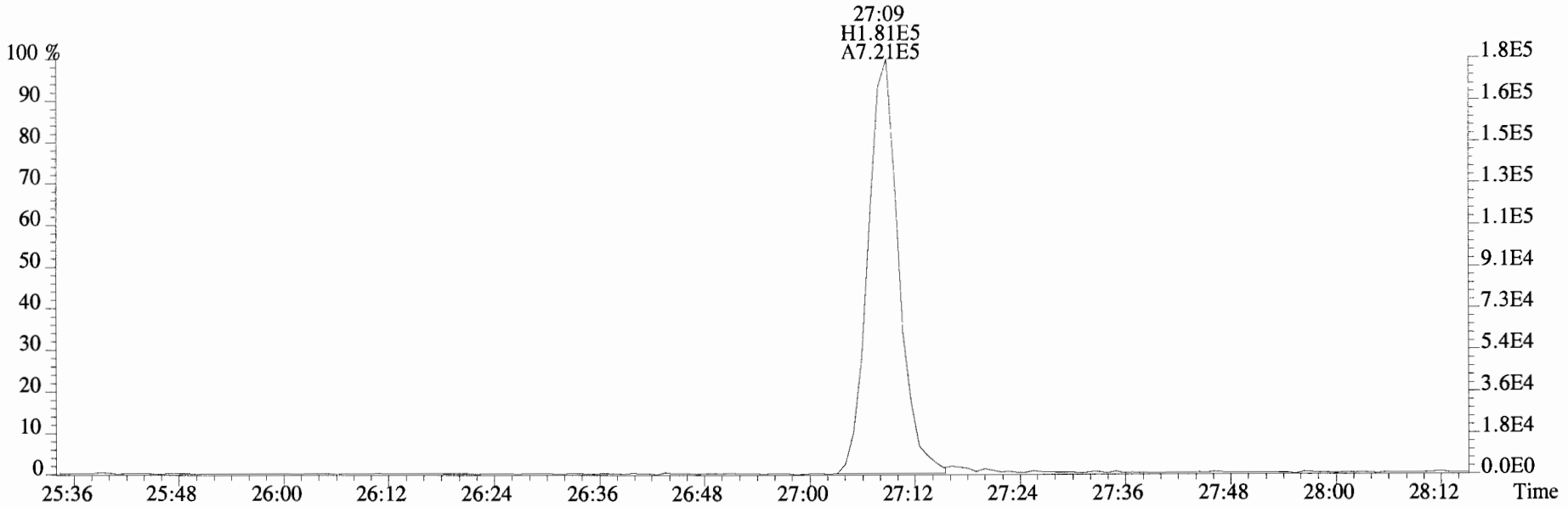

341.8568 S:7 BSUB(10000,15,-3.0) PKD(5,5,3,0.10%,100.0,0.00%,F,F)

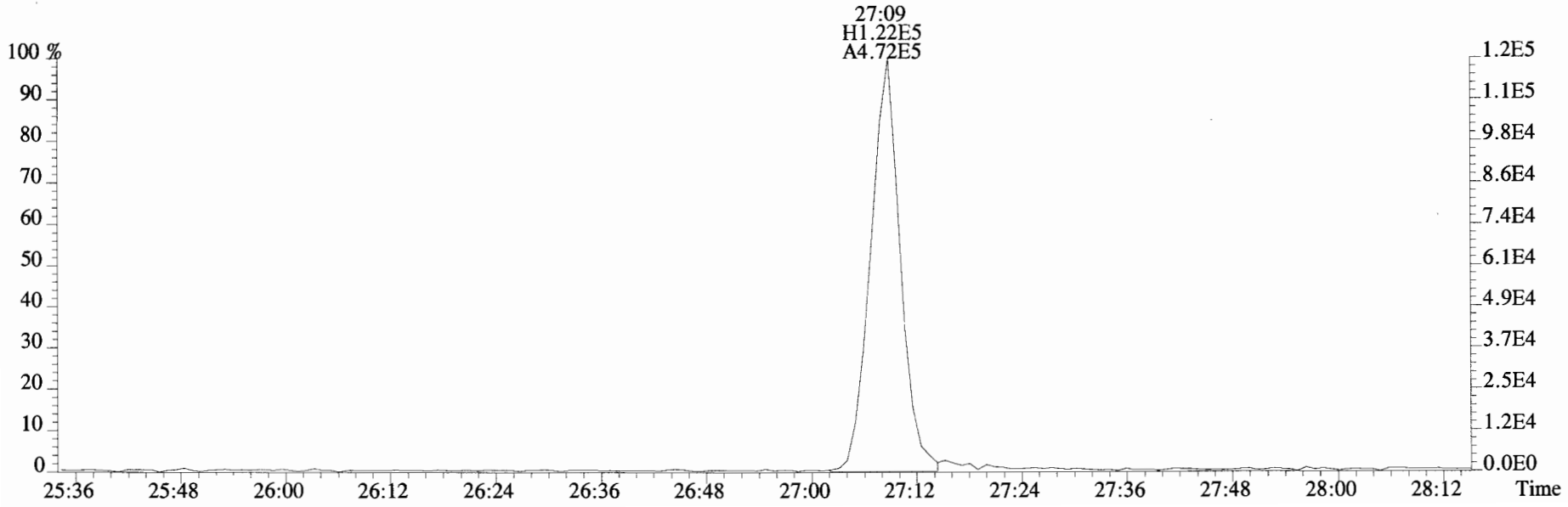

File:190523D1 #1-180 Acq:23-MAY-2019 16:01:29 GC EI+ Voltage SIR Autospec-UltimaE
Sample#7 File Text:Vista_Analytical_Laboratory_VG7 Text:1901029-03 SRM 1944 1.16 Exp:OCDD_DB5
339.8597 S:7 F:2 BSUB(10000,15,-3.0) PKD(5,5,3,0.10%,100.0,0.00%,F,F)

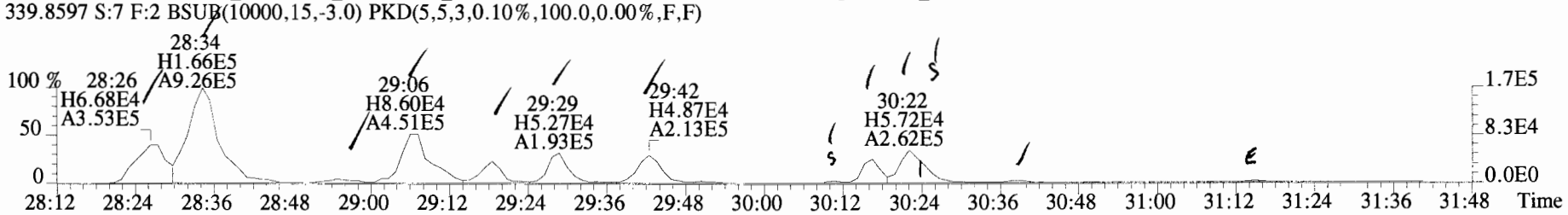

341.8568 S:7 F:2 BSUB(10000,15,-3.0) PKD(5,5,3,0.10%,100.0,0.00%,F,F)

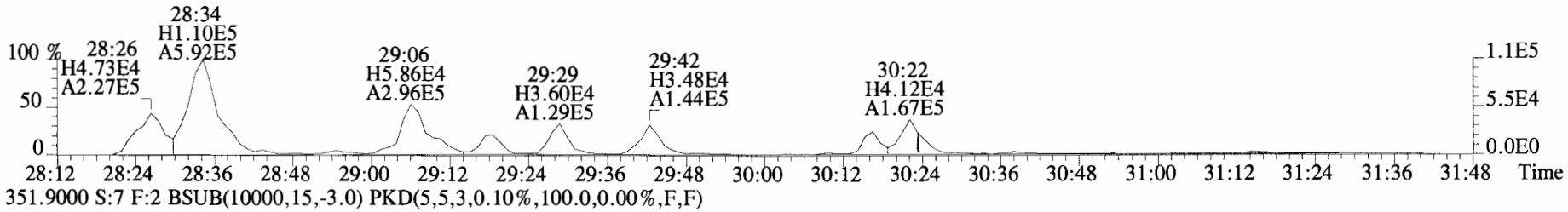

351.9000 S:7 F:2 BSUB(10000,15,-3.0) PKD(5,5,3,0.10%,100.0,0.00%,F,F)

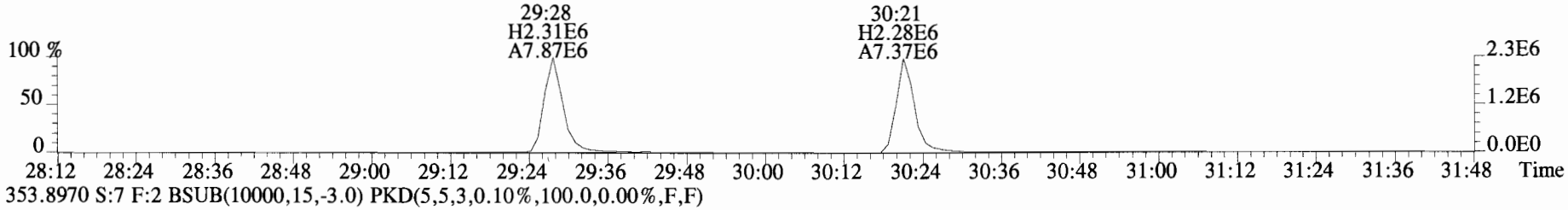

353.8970 S:7 F:2 BSUB(10000,15,-3.0) PKD(5,5,3,0.10%,100.0,0.00%,F,F)

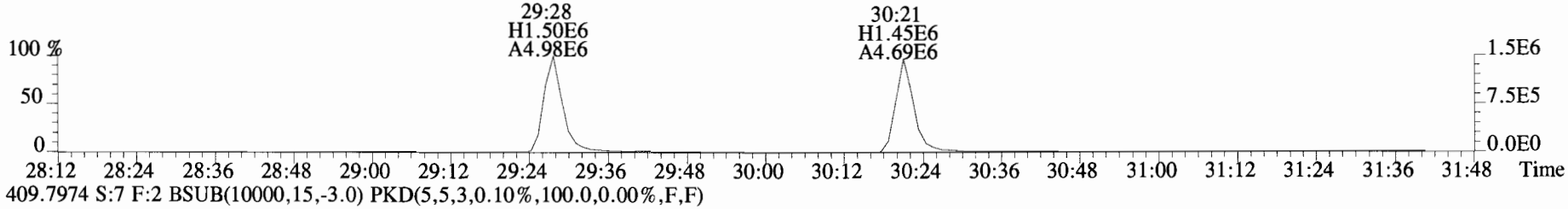

409.7974 S:7 F:2 BSUB(10000,15,-3.0) PKD(5,5,3,0.10%,100.0,0.00%,F,F)

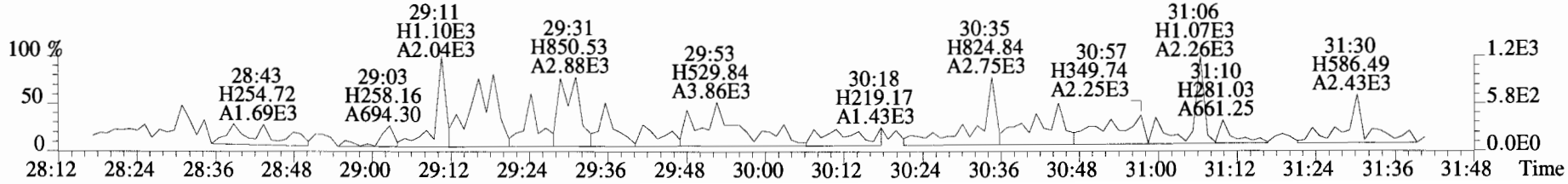

File:190523D1 #1-180 Acq:23-MAY-2019 16:01:29 GC EI+ Voltage SIR Autospec-UltimaE
Sample#7 File Text:Vista_Analytical_Laboratory_VG7 Text:1901029-03 SRM 1944 1.16 Exp:OCDD_DB5
339.8597 S:7 F:2 BSUB(10000,15,-3.0)

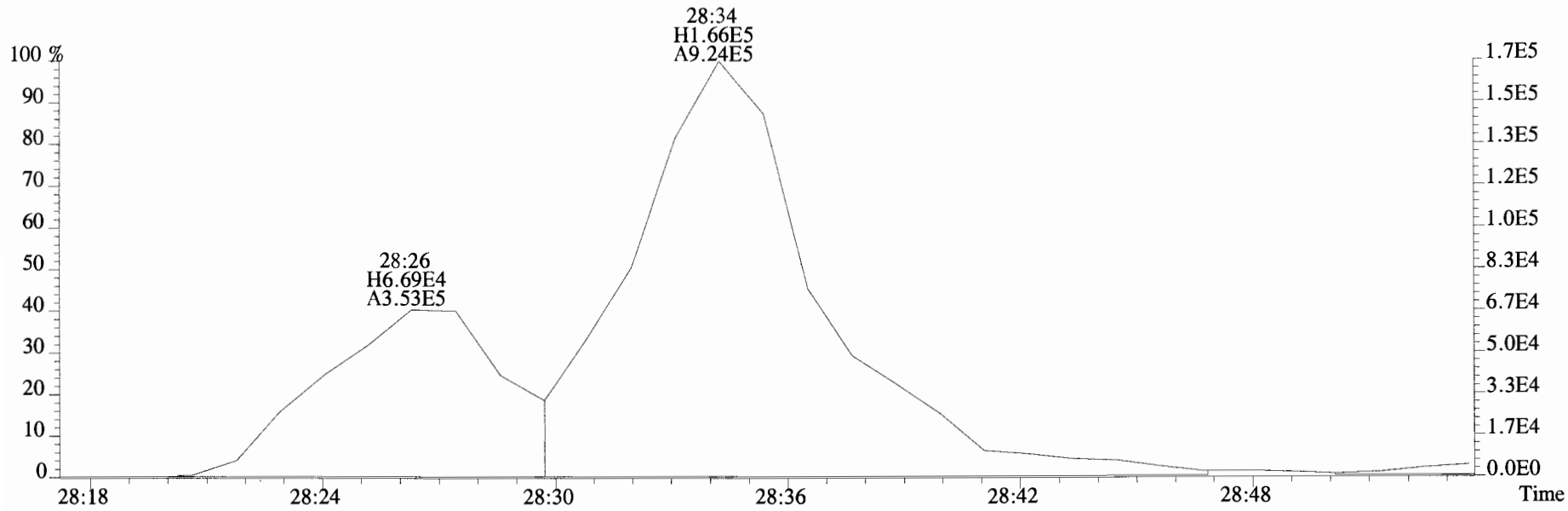

341.8568 S:7 F:2 BSUB(10000,15,-3.0)

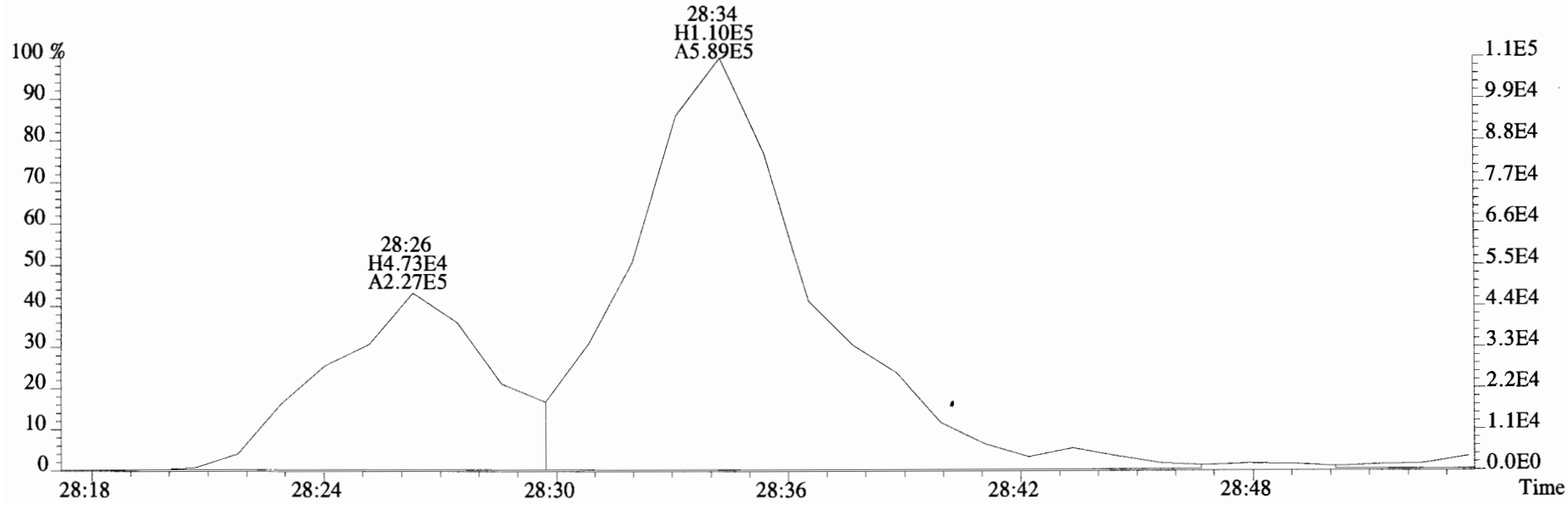

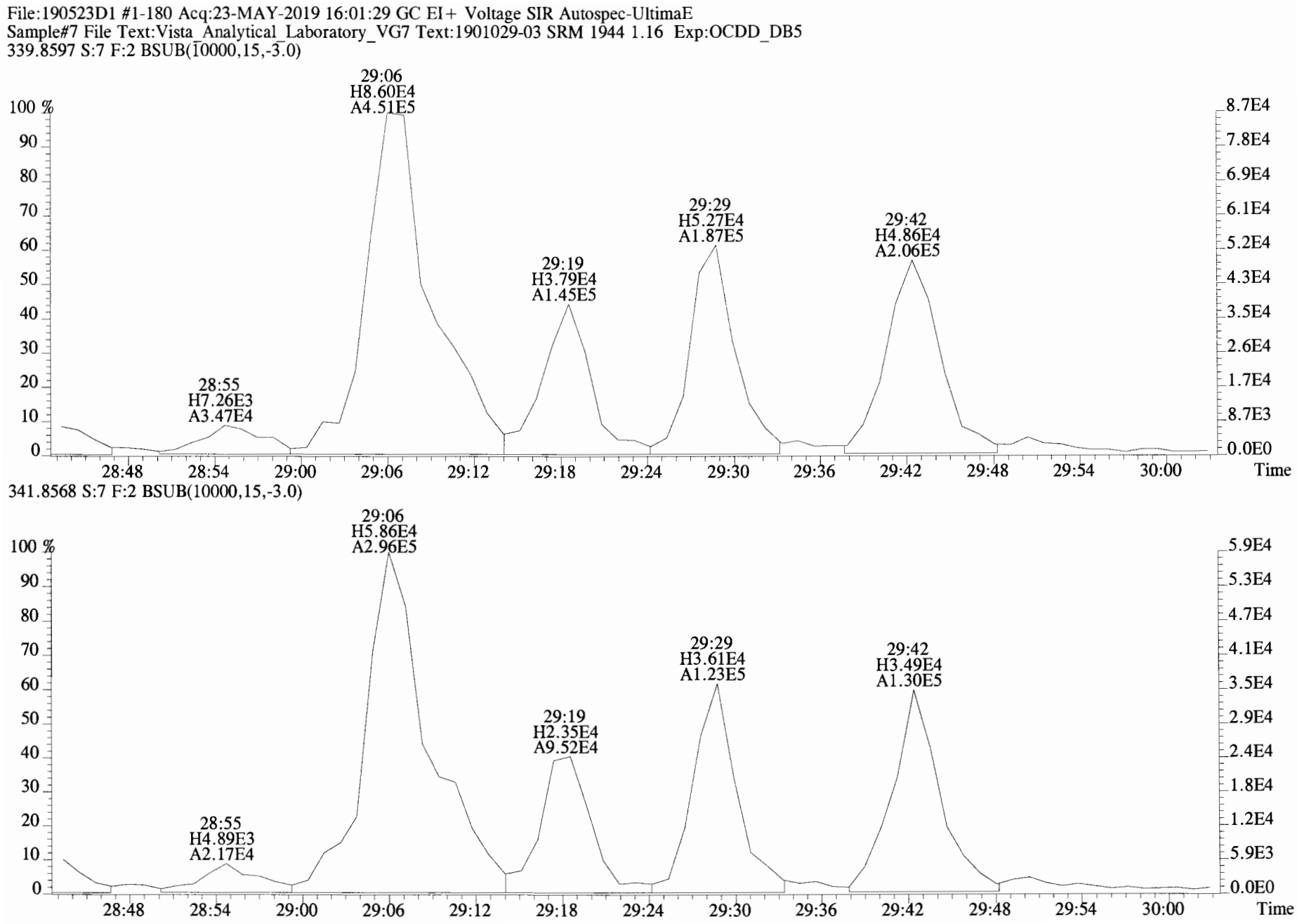
File:190523D1 #1-180 Acq:23-MAY-2019 16:01:29 GC EI+ Voltage SIR Autospec-UltimaE
Sample#7 File Text:Vista_Analytical_Laboratory_VG7 Text:1901029-03 SRM 1944 1.16 Exp:OCDD_DB5
339.8597 S:7 F:2 BSUB(10000,15,-3.0)
29:06
H8.60E4
A4.51E5
28:55
H7.26E3
A3.47E4
29:19
H3.79E4
A1.45E5
29:29
H5.27E4
A1.87E5
29:42
H4.86E4
A2.06E5
100 %
90
80
70
60
50
40
30
20
10
0
8.7E4
7.8E4
6.9E4
6.1E4
5.2E4
4.3E4
3.5E4
2.6E4
1.7E4
8.7E3
0.0E0
28:48
28:54
29:00
29:06
29:12
29:18
29:24
29:30
29:36
29:42
29:48
29:54
30:00
Time
341.8568 S:7 F:2 BSUB(10000,15,-3.0)
29:06
H5.86E4
A2.96E5
28:55
H4.89E3
A2.17E4
29:19
H2.35E4
A9.52E4
29:29
H3.61E4
A1.23E5
29:42
H3.49E4
A1.30E5
100 %
90
80
70
60
50
40
30
20
10
0
5.9E4
5.3E4
4.7E4
4.1E4
3.5E4
2.9E4
2.4E4
1.8E4
1.2E4
5.9E3
0.0E0
28:48
28:54
29:00
29:06
29:12
29:18
29:24
29:30
29:36
29:42
29:48
29:54
30:00
Time

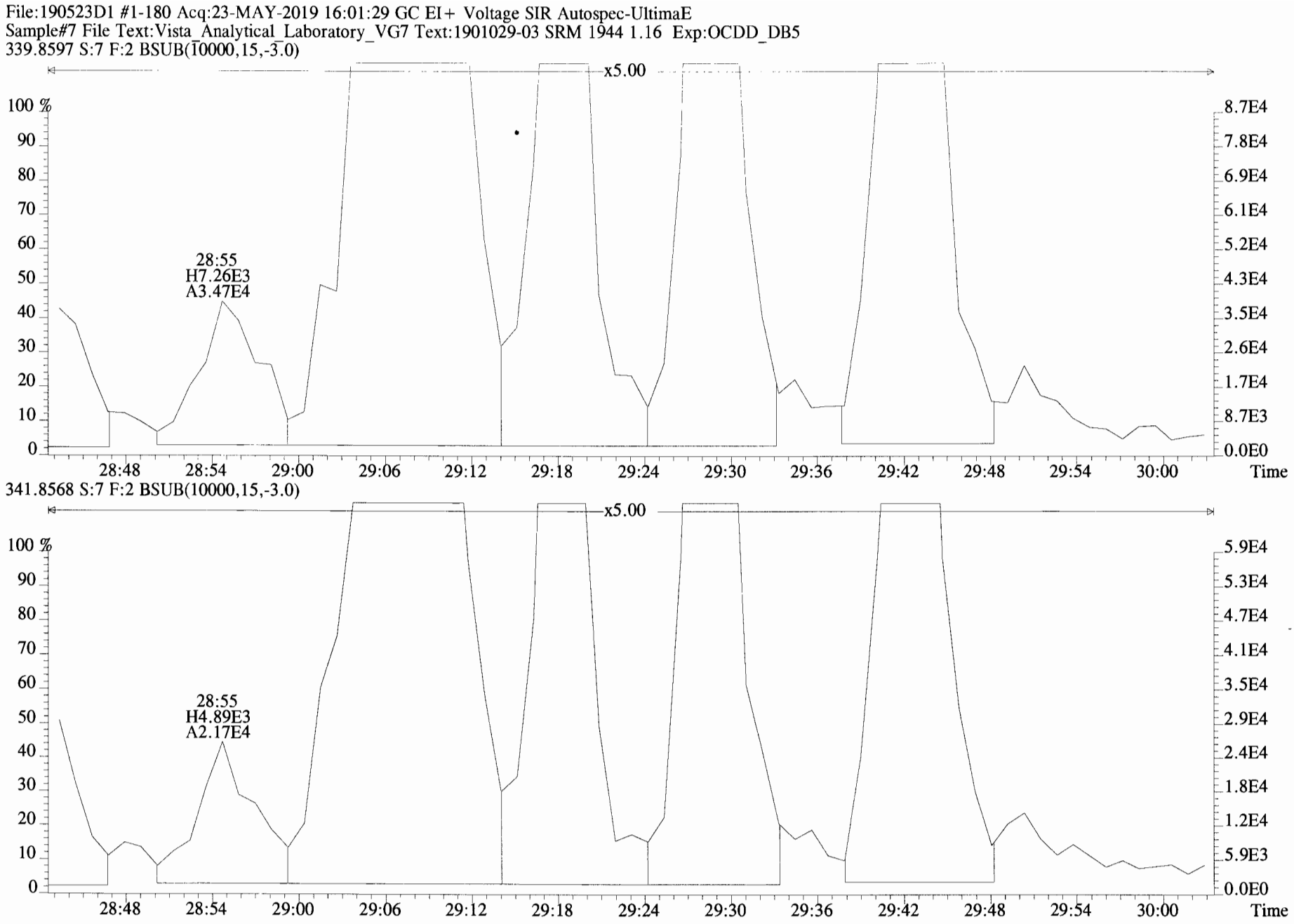
File:190523D1 #1-180 Acq:23-MAY-2019 16:01:29 GC EI+ Voltage SIR Autospec-UltimaE
Sample#7 File Text:Vista_Analytical_Laboratory_VG7 Text:1901029-03 SRM 1944 1.16 Exp:OCDD_DB5
339.8597 S:7 F:2 BSUB(10000,15,-3.0)
x5.00
100 %
90
80
70
60
50
40
30
20
10
0
28:55
H7.26E3
A3.47E4
8.7E4
7.8E4
6.9E4
6.1E4
5.2E4
4.3E4
3.5E4
2.6E4
1.7E4
8.7E3
0.0E0
28:48
28:54
29:00
29:06
29:12
29:18
29:24
29:30
29:36
29:42
29:48
29:54
30:00
Time
341.8568 S:7 F:2 BSUB(10000,15,-3.0)
x5.00
100 %
90
80
70
60
50
40
30
20
10
0
28:55
H4.89E3
A2.17E4
5.9E4
5.3E4
4.7E4
4.1E4
3.5E4
2.9E4
2.4E4
1.8E4
1.2E4
5.9E3
0.0E0
28:48
28:54
29:00
29:06
29:12
29:18
29:24
29:30
29:36
29:42
29:48
29:54
30:00
Time

File:190523D1 #1-180 Acq:23-MAY-2019 16:01:29 GC EI+ Voltage SIR Autospec-UltimaE
Sample#7 File Text:Vista_Analytical_Laboratory_VG7 Text:1901029-03 SRM 1944 1.16 Exp:OCDD_DB5
339.8597 S:7 F:2 BSUB(10000,15,-3.0)

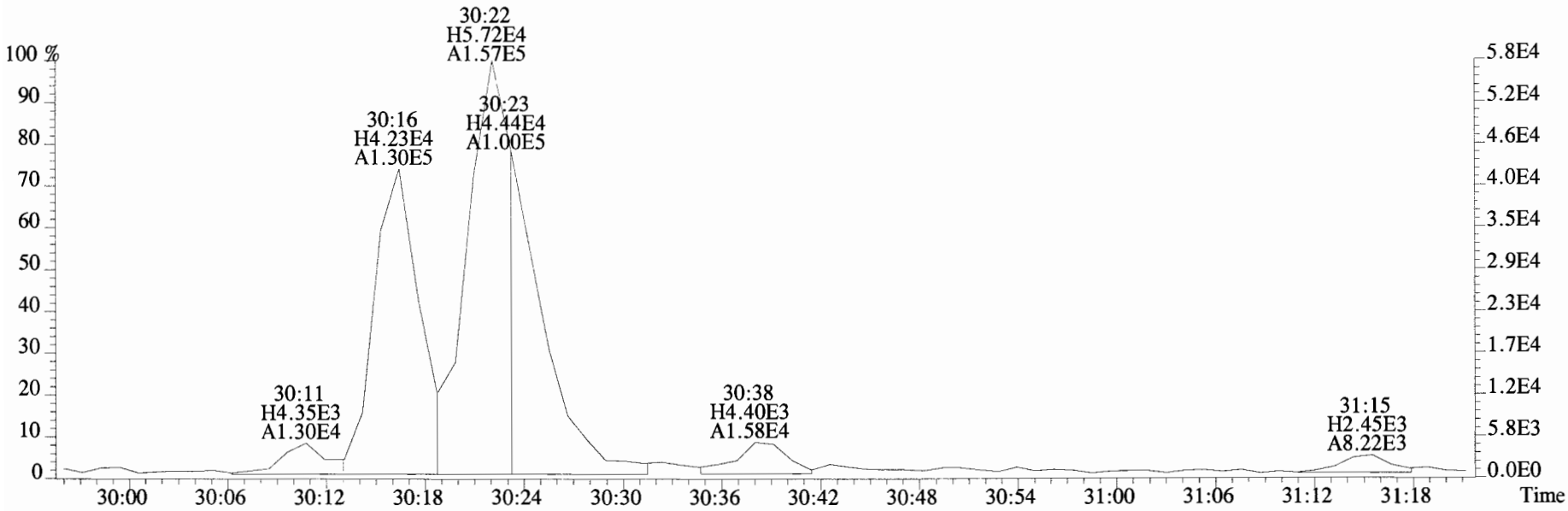

341.8568 S:7 F:2 BSUB(10000,15,-3.0)

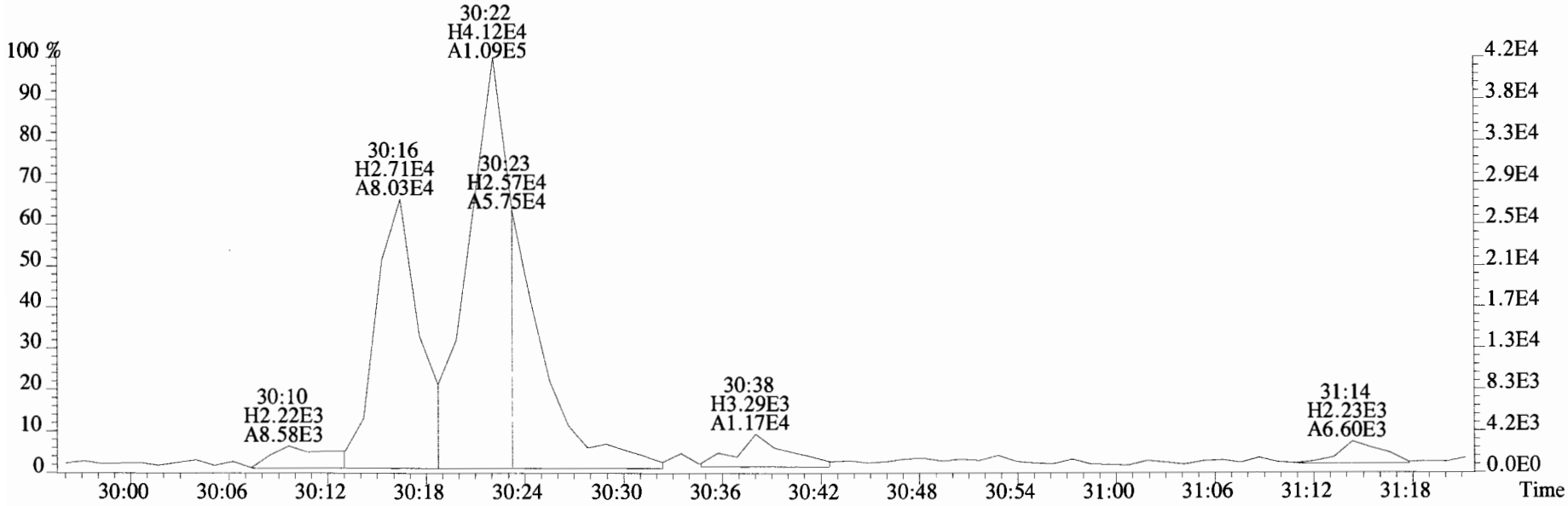

File:190523D1 #1-180 Acq:23-MAY-2019 16:01:29 GC EI+ Voltage SIR Autospec-UltimaE
Sample#7 File Text:Vista_Analytical_Laboratory_VG7 Text:1901029-03 SRM 1944 1.16 Exp:OCDD_DB5
339.8597 S:7 F:2 BSUB(10000,15,-3.0)

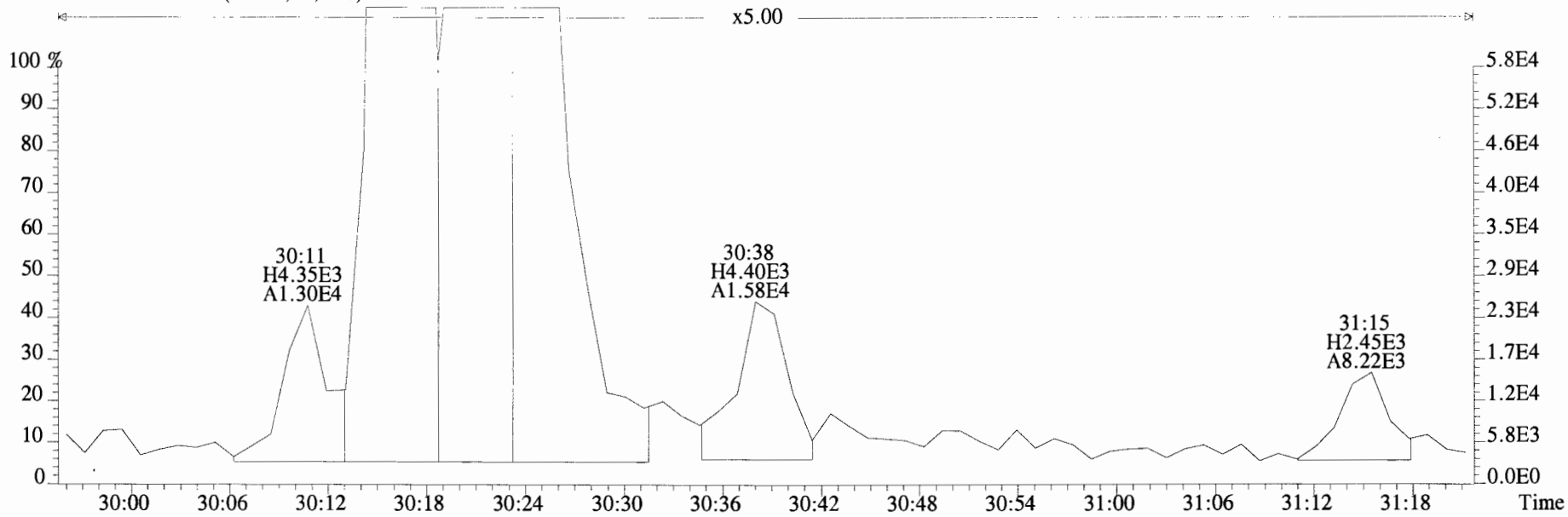

341.8568 S:7 F:2 BSUB(10000,15,-3.0)

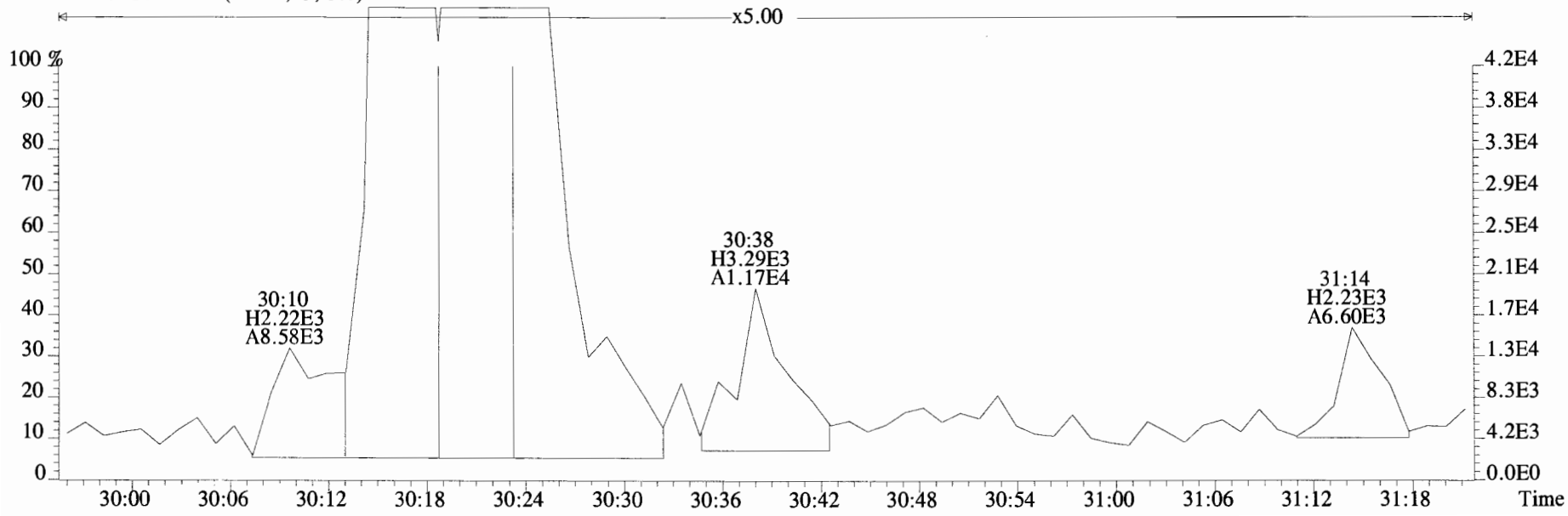

File:190523D1 #1-180 Acq:23-MAY-2019 16:01:29 GC EI+ Voltage SIR Autospec-UltimaE
Sample#7 File Text:Vista_Analytical_Laboratory_VG7 Text:1901029-03 SRM 1944 1.16 Exp:OCDD_DB5
339.8597 S:7 F:2 BSUB(10000,15,-3.0)

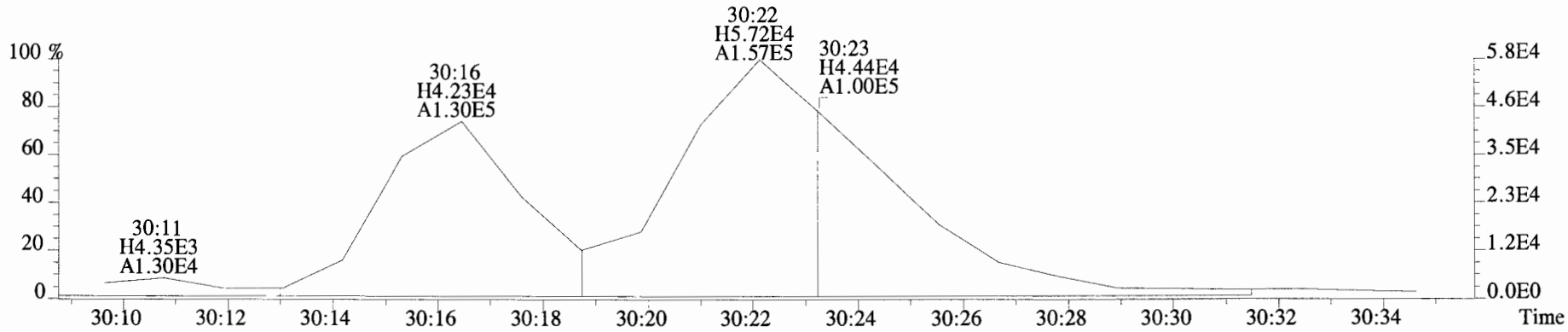

341.8568 S:7 F:2 BSUB(10000,15,-3.0)

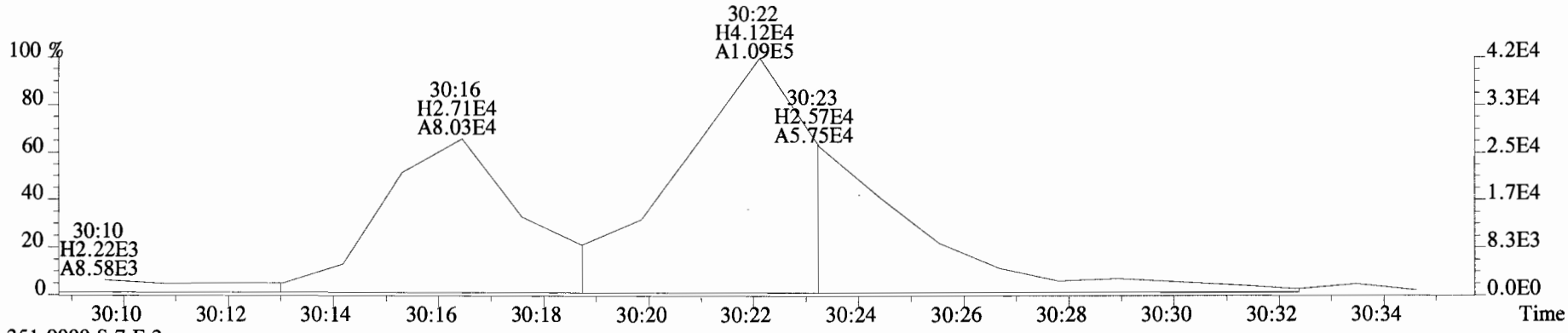

351.9000 S:7 F:2

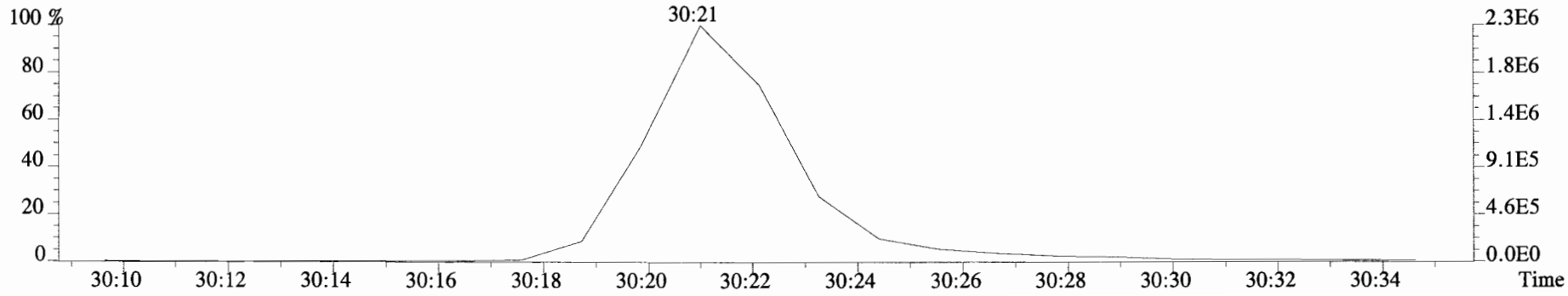

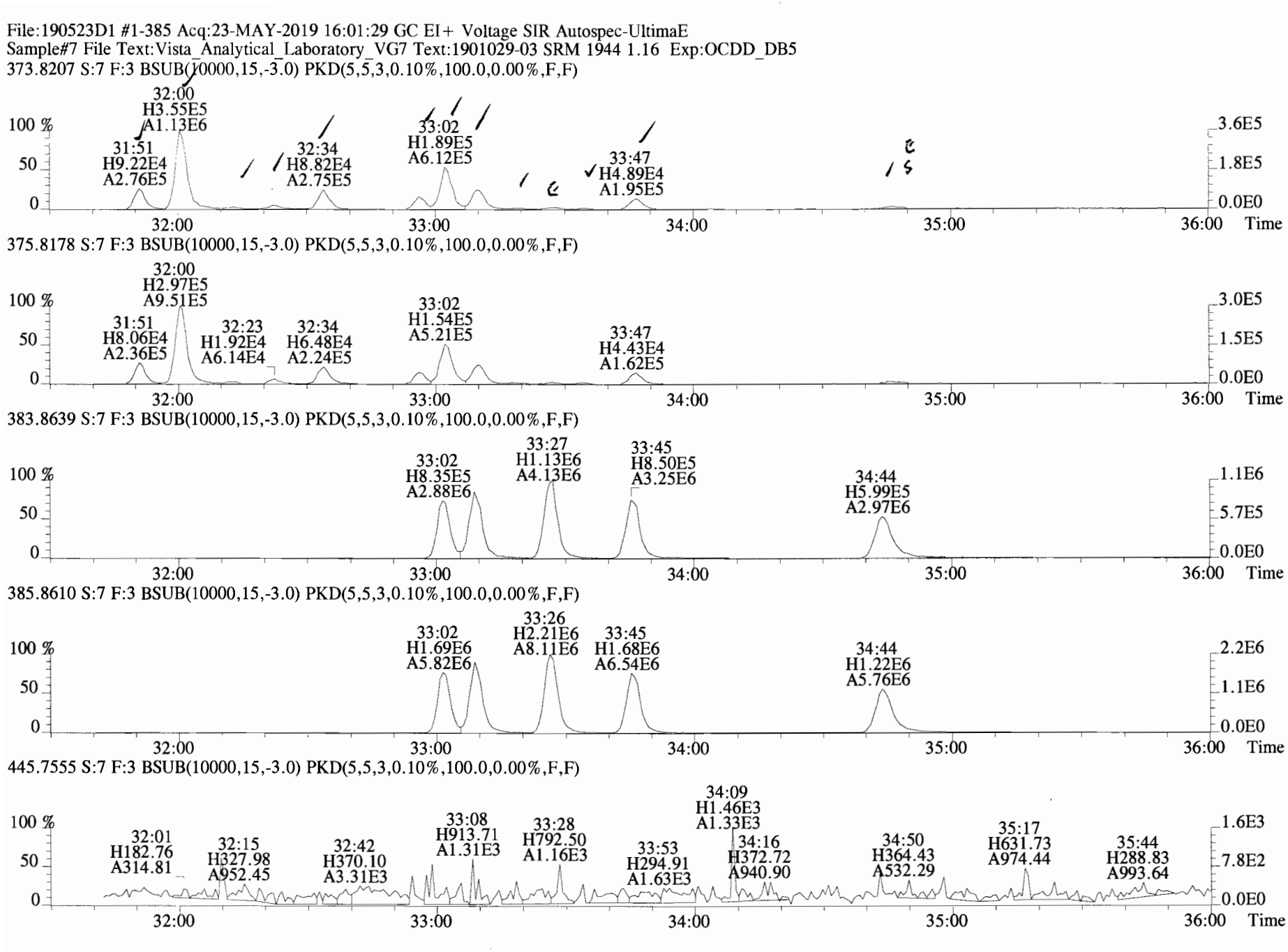
File:190523D1 #1-385 Acq:23-MAY-2019 16:01:29 GC EI+ Voltage SIR Autospec-UltimaE
Sample#7 File Text:Vista_Analytical_Laboratory_VG7 Text:1901029-03 SRM 1944 1.16 Exp:OCDD_DB5
373.8207 S:7 F:3 BSUB(10000,15,-3.0) PKD(5,5,3,0.10%,100.0,0.00%,F,F)
32:00 H3.55E5 A1.13E6
31:51 H9.22E4 A2.76E5
32:34 H8.82E4 A2.75E5
33:02 H1.89E5 A6.12E5
33:47 H4.89E4 A1.95E5
375.8178 S:7 F:3 BSUB(10000,15,-3.0) PKD(5,5,3,0.10%,100.0,0.00%,F,F)
32:00 H2.97E5 A9.51E5
31:51 H8.06E4 A2.36E5
32:23 H1.92E4 A6.14E4
32:34 H6.48E4 A2.24E5
33:02 H1.54E5 A5.21E5
33:47 H4.43E4 A1.62E5
383.8639 S:7 F:3 BSUB(10000,15,-3.0) PKD(5,5,3,0.10%,100.0,0.00%,F,F)
33:02 H8.35E5 A2.88E6
33:27 H1.13E6 A4.13E6
33:45 H8.50E5 A3.25E6
34:44 H5.99E5 A2.97E6
385.8610 S:7 F:3 BSUB(10000,15,-3.0) PKD(5,5,3,0.10%,100.0,0.00%,F,F)
33:02 H1.69E6 A5.82E6
33:26 H2.21E6 A8.11E6
33:45 H1.68E6 A6.54E6
34:44 H1.22E6 A5.76E6
445.7555 S:7 F:3 BSUB(10000,15,-3.0) PKD(5,5,3,0.10%,100.0,0.00%,F,F)
32:01 H182.76 A314.81
32:15 H327.98 A952.45
32:42 H370.10 A3.31E3
33:08 H913.71 A1.31E3
33:28 H792.50 A1.16E3
33:53 H294.91 A1.63E3
34:09 H1.46E3 A1.33E3
34:16 H372.72 A940.90
34:50 H364.43 A532.29
35:17 H631.73 A974.44
35:44 H288.83 A993.64
100 %
50
0
32:00
33:00
34:00
35:00
36:00
Time
3.6E5
1.8E5
0.0E0
3.0E5
1.5E5
1.1E6
5.7E5
2.2E6
1.1E6
1.6E3
7.8E2

File:190523D1 #1-385 Acq:23-MAY-2019 16:01:29 GC EI+ Voltage SIR Autospec-UltimaE
Sample#7 File Text:Vista_Analytical_Laboratory_VG7 Text:1901029-03 SRM 1944 1.16 Exp:OCDD_DB5
373.8207 S:7 F:3 BSUB(10000,15,-3.0) PKD(5,5,3,0.10%,100.0,0.00%,F,F)

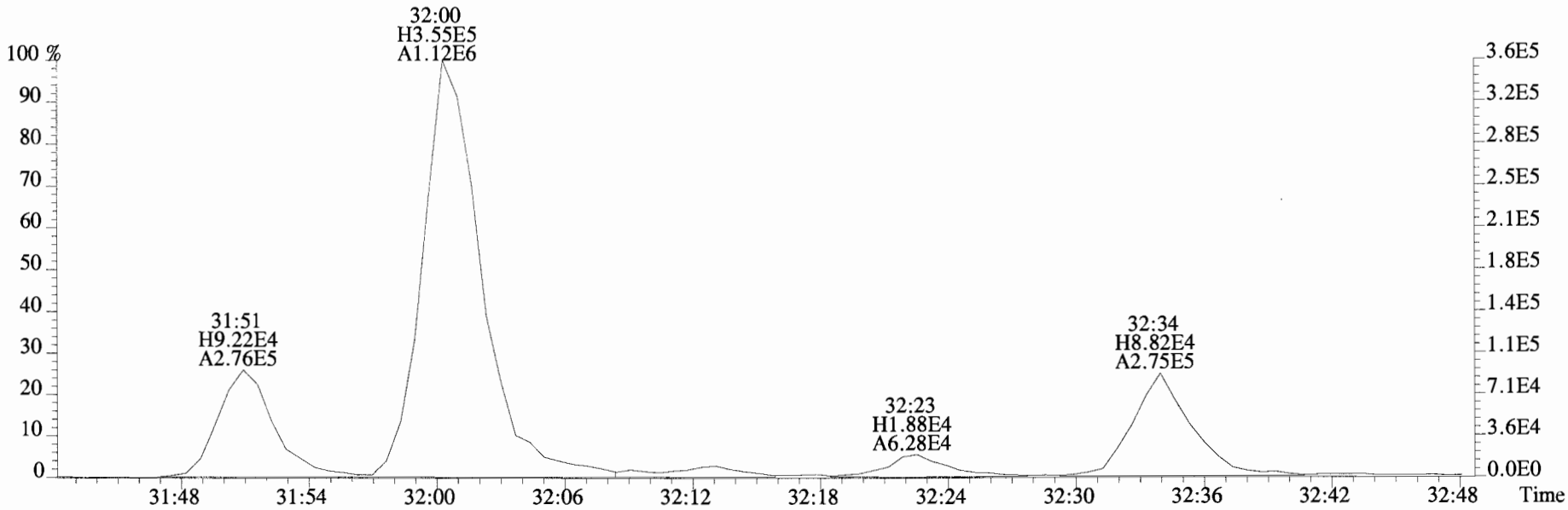

375.8178 S:7 F:3 BSUB(10000,15,-3.0) PKD(5,5,3,0.10%,100.0,0.00%,F,F)

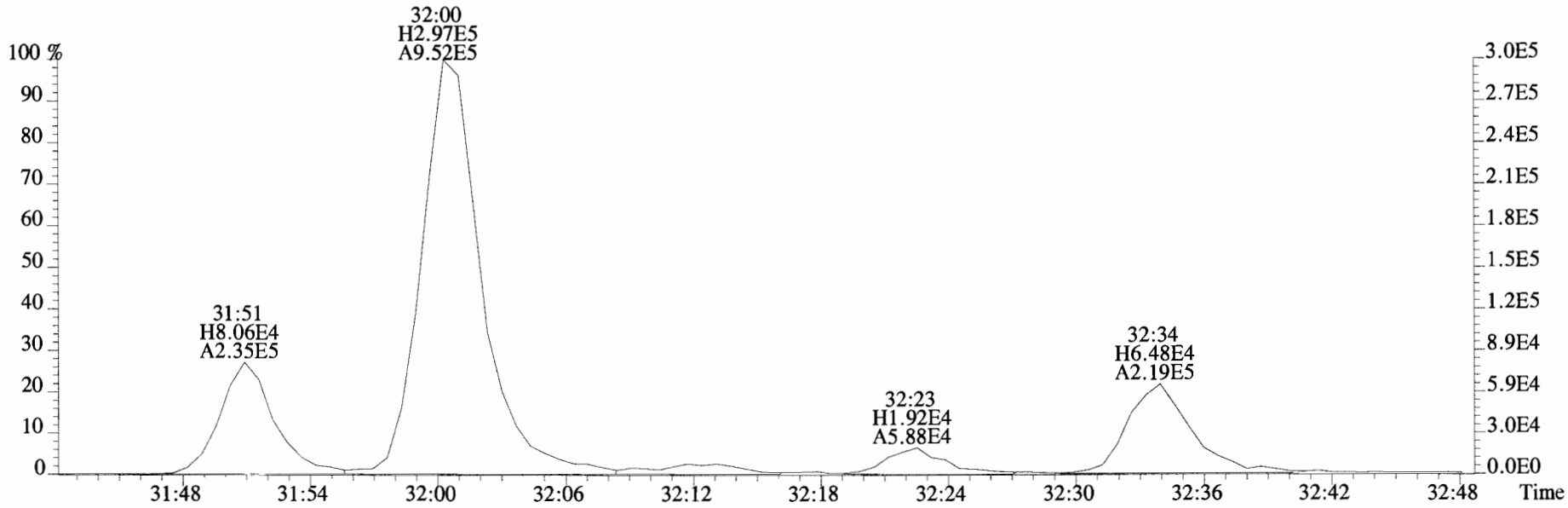

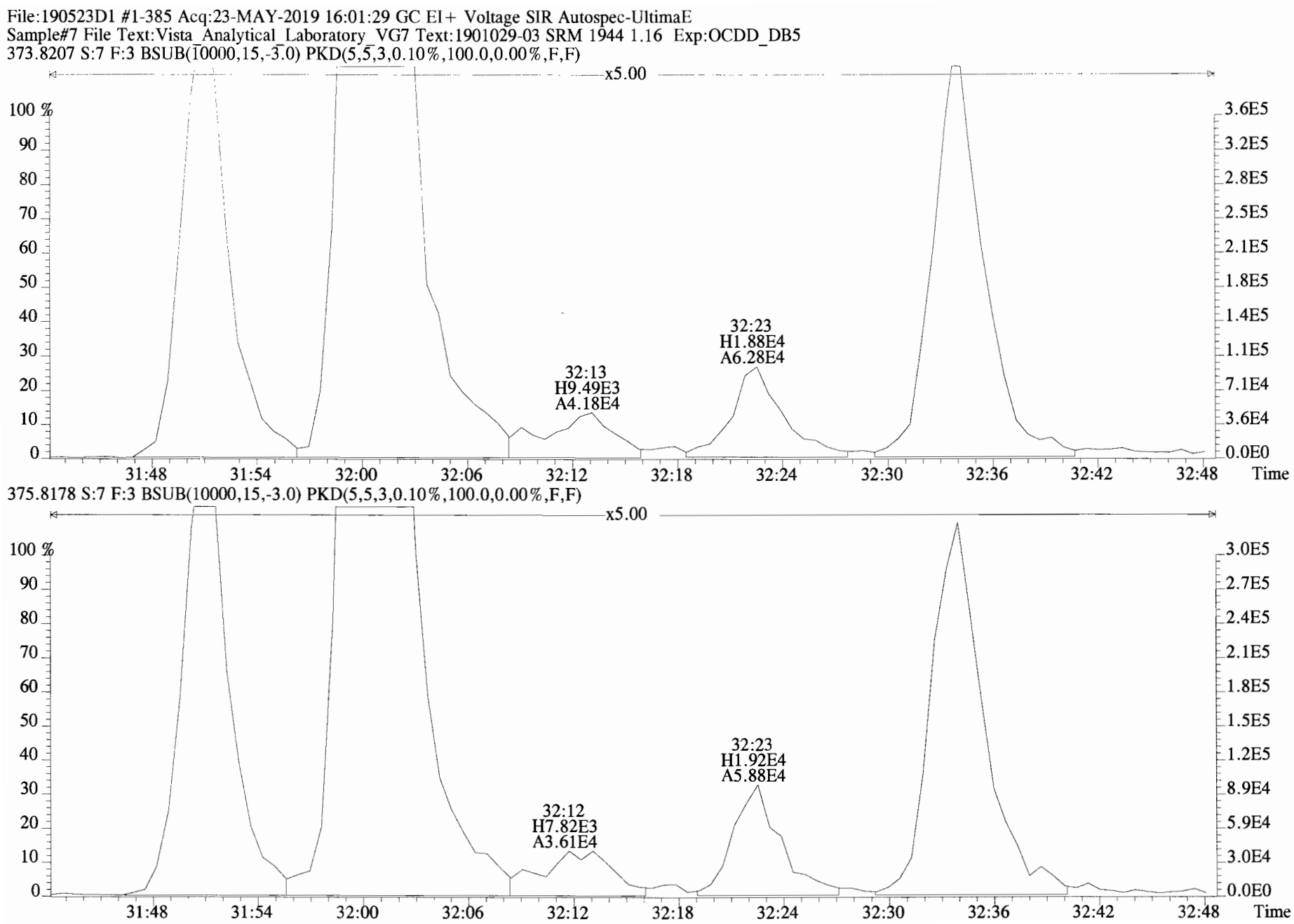
File:190523D1 #1-385 Acq:23-MAY-2019 16:01:29 GC EI+ Voltage SIR Autospec-UltimaE
Sample#7 File Text:Vista_Analytical_Laboratory_VG7 Text:1901029-03 SRM 1944 1.16 Exp:OCDD_DB5
373.8207 S:7 F:3 BSUB(10000,15,-3.0) PKD(5,5,3,0.10%,100.0,0.00%,F,F)
x5.00
32:13
H9.49E3
A4.18E4
32:23
H1.88E4
A6.28E4
375.8178 S:7 F:3 BSUB(10000,15,-3.0) PKD(5,5,3,0.10%,100.0,0.00%,F,F)
x5.00
32:12
H7.82E3
A3.61E4
32:23
H1.92E4
A5.88E4
Time

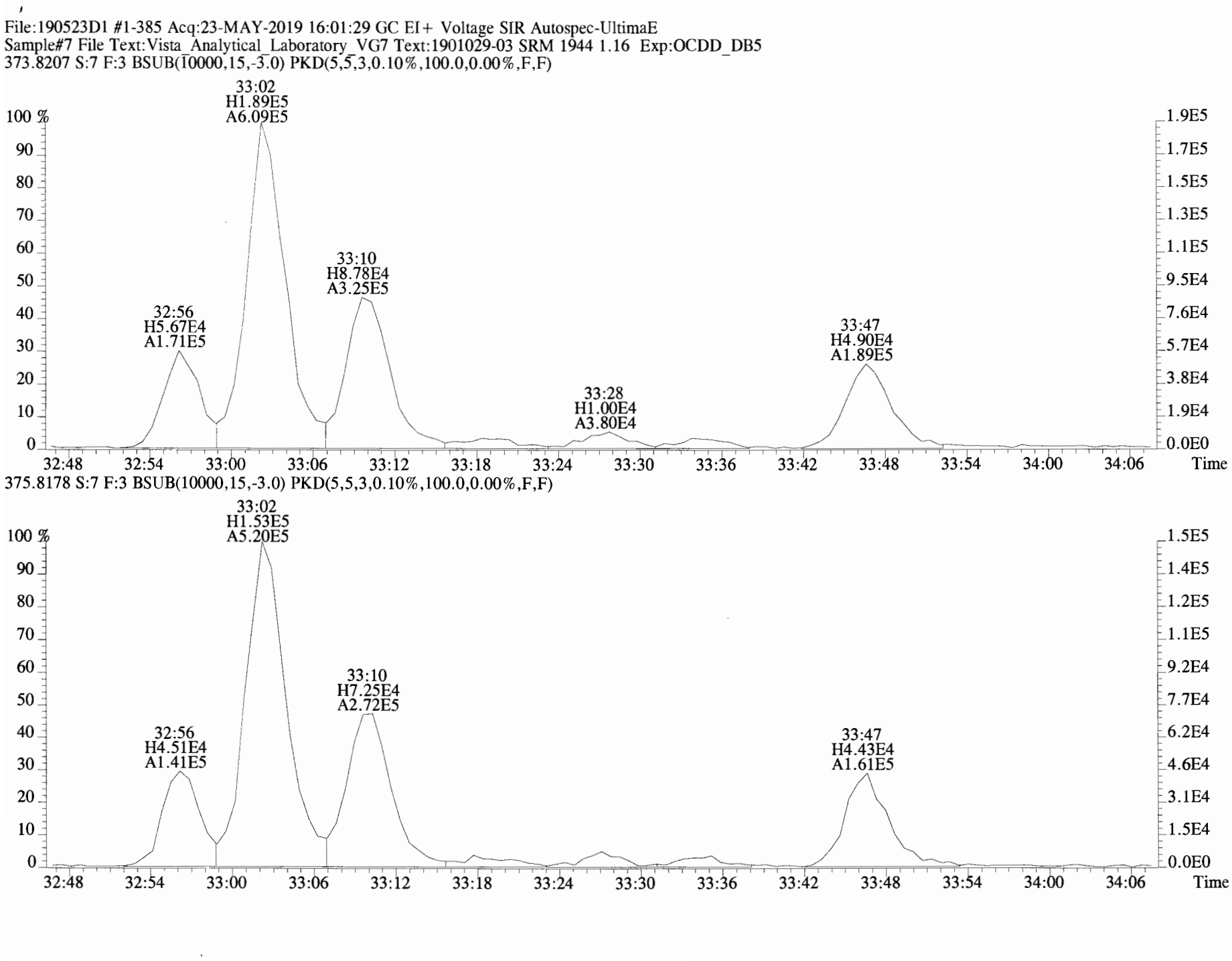
File:190523D1 #1-385 Acq:23-MAY-2019 16:01:29 GC EI+ Voltage SIR Autospec-UltimaE
Sample#7 File Text:Vista_Analytical_Laboratory_VG7 Text:1901029-03 SRM 1944 1.16 Exp:OCDD_DB5
373.8207 S:7 F:3 BSUB(10000,15,-3.0) PKD(5,5,3,0.10%,100.0,0.00%,F,F)
33:02
H1.89E5
A6.09E5
33:10
H8.78E4
A3.25E5
32:56
H5.67E4
A1.71E5
33:47
H4.90E4
A1.89E5
33:28
H1.00E4
A3.80E4
100 %
90
80
70
60
50
40
30
20
10
0
1.9E5
1.7E5
1.5E5
1.3E5
1.1E5
9.5E4
7.6E4
5.7E4
3.8E4
1.9E4
0.0E0
32:48
32:54
33:00
33:06
33:12
33:18
33:24
33:30
33:36
33:42
33:48
33:54
34:00
34:06
Time
375.8178 S:7 F:3 BSUB(10000,15,-3.0) PKD(5,5,3,0.10%,100.0,0.00%,F,F)
33:02
H1.53E5
A5.20E5
33:10
H7.25E4
A2.72E5
32:56
H4.51E4
A1.41E5
33:47
H4.43E4
A1.61E5
100 %
90
80
70
60
50
40
30
20
10
0
1.5E5
1.4E5
1.2E5
1.1E5
9.2E4
7.7E4
6.2E4
4.6E4
3.1E4
1.5E4
0.0E0
32:48
32:54
33:00
33:06
33:12
33:18
33:24
33:30
33:36
33:42
33:48
33:54
34:00
34:06
Time

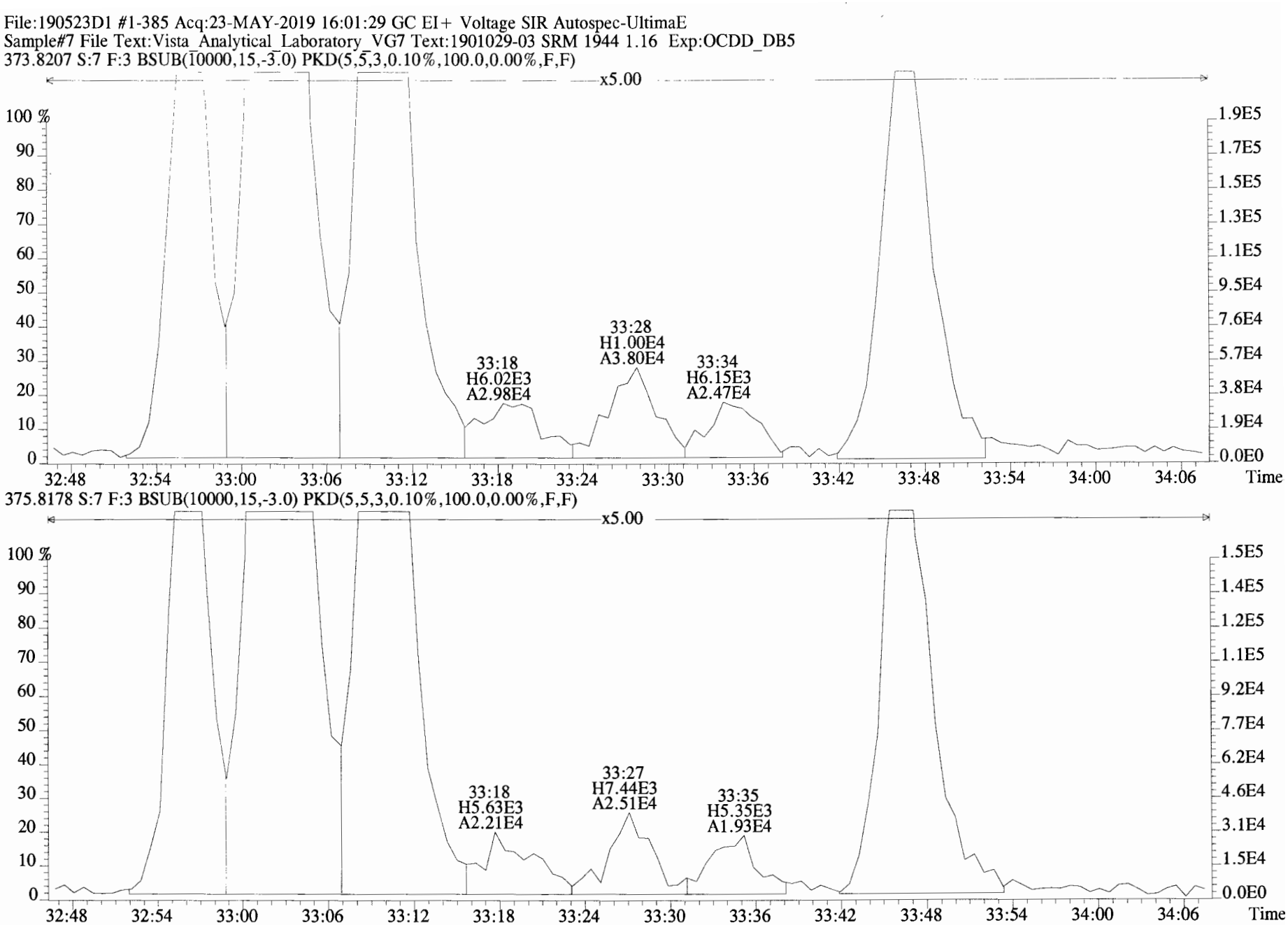
File:190523D1 #1-385 Acq:23-MAY-2019 16:01:29 GC EI+ Voltage SIR Autospec-UltimaE
Sample#7 File Text:Vista_Analytical_Laboratory_VG7 Text:1901029-03 SRM 1944 1.16 Exp:OCDD_DB5
373.8207 S:7 F:3 BSUB(10000,15,-3.0) PKD(5,5,3,0.10%,100.0,0.00%,F,F)
x5.00
33:18
H6.02E3
A2.98E4
33:28
H1.00E4
A3.80E4
33:34
H6.15E3
A2.47E4
375.8178 S:7 F:3 BSUB(10000,15,-3.0) PKD(5,5,3,0.10%,100.0,0.00%,F,F)
x5.00
33:18
H5.63E3
A2.21E4
33:27
H7.44E3
A2.51E4
33:35
H5.35E3
A1.93E4
Time

File:190523D1 #1-385 Acq:23-MAY-2019 16:01:29 GC EI+ Voltage SIR Autospec-UltimaE
Sample#7 File Text:Vista_Analytical_Laboratory_VG7 Text:1901029-03 SRM 1944 1.16 Exp:OCDD_DB5
373.8207 S:7 F:3 BSUB(10000,15,-3.0) PKD(5,5,3,0.10%,100.0,0.00%,F,F)

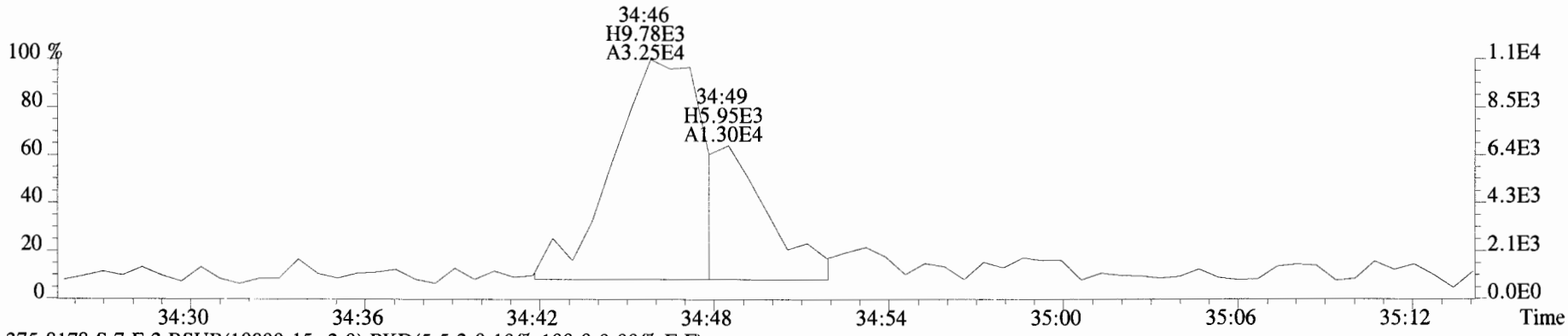

375.8178 S:7 F:3 BSUB(10000,15,-3.0) PKD(5,5,3,0.10%,100.0,0.00%,F,F)

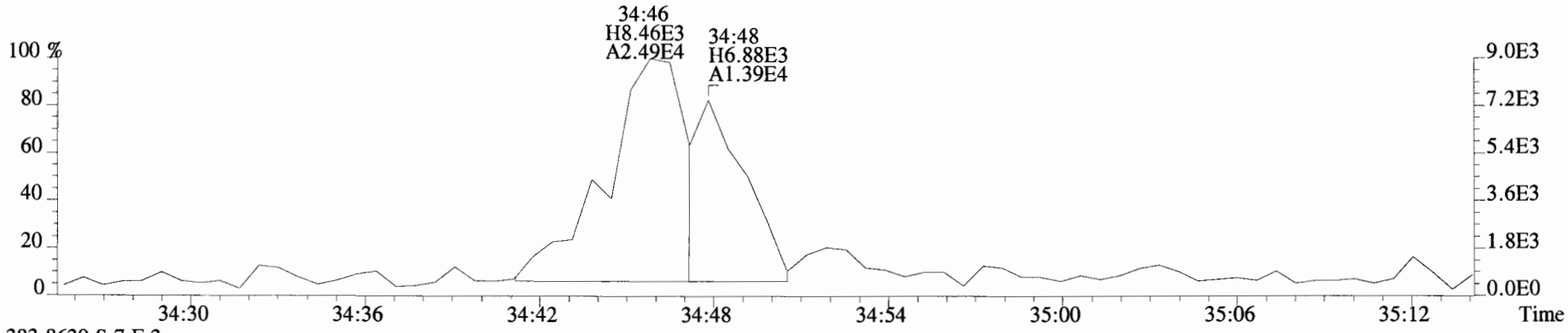

383.8639 S:7 F:3

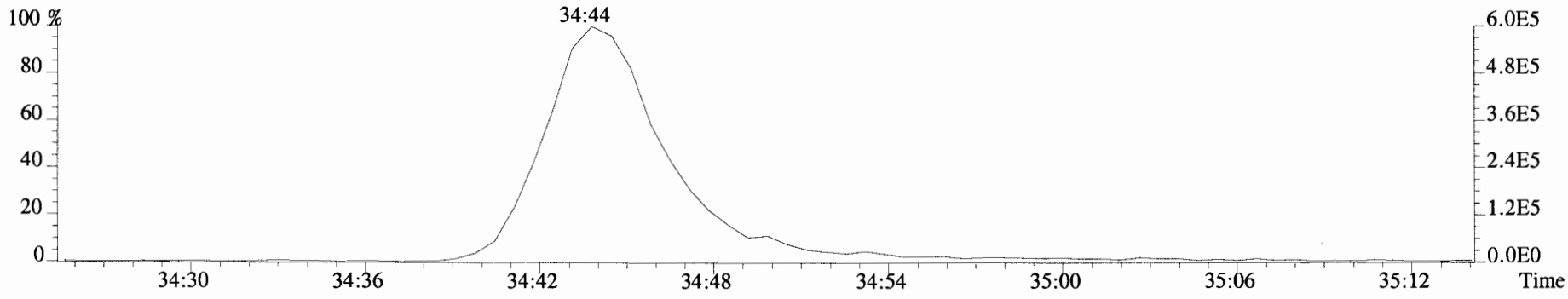

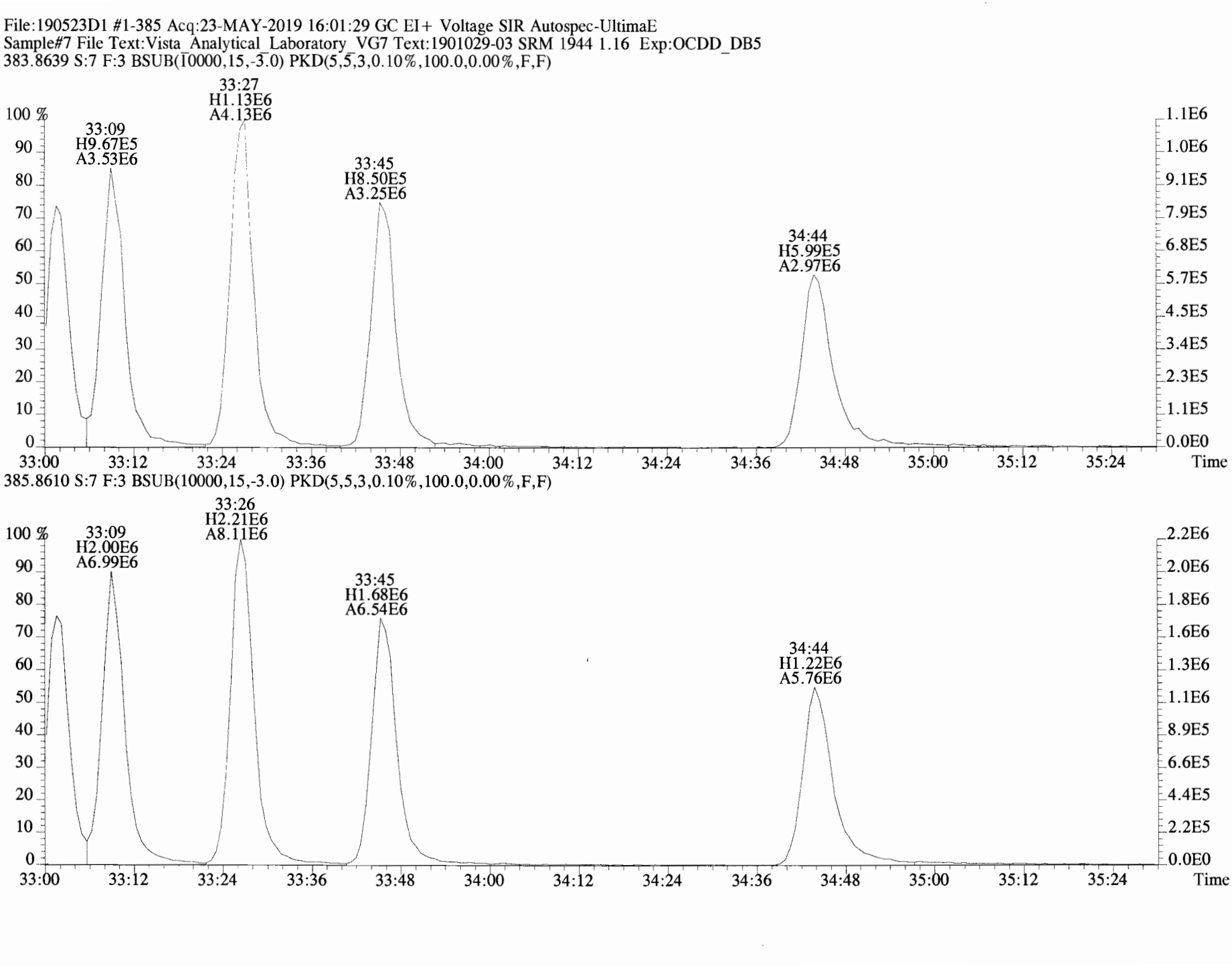
File:190523D1 #1-385 Acq:23-MAY-2019 16:01:29 GC EI+ Voltage SIR Autospec-UltimaE
Sample#7 File Text:Vista_Analytical_Laboratory_VG7 Text:1901029-03 SRM 1944 1.16 Exp:OCDD_DB5
383.8639 S:7 F:3 BSUB(10000,15,-3.0) PKD(5,5,3,0.10%,100.0,0.00%,F,F)
33:27
H1.13E6
A4.13E6
33:09
H9.67E5
A3.53E6
33:45
H8.50E5
A3.25E6
34:44
H5.99E5
A2.97E6
100 %
90
80
70
60
50
40
30
20
10
0
1.1E6
1.0E6
9.1E5
7.9E5
6.8E5
5.7E5
4.5E5
3.4E5
2.3E5
1.1E5
0.0E0
33:00
33:12
33:24
33:36
33:48
34:00
34:12
34:24
34:36
34:48
35:00
35:12
35:24
Time
385.8610 S:7 F:3 BSUB(10000,15,-3.0) PKD(5,5,3,0.10%,100.0,0.00%,F,F)
33:26
H2.21E6
A8.11E6
33:09
H2.00E6
A6.99E6
33:45
H1.68E6
A6.54E6
34:44
H1.22E6
A5.76E6
100 %
90
80
70
60
50
40
30
20
10
0
2.2E6
2.0E6
1.8E6
1.6E6
1.3E6
1.1E6
8.9E5
6.6E5
4.4E5
2.2E5
0.0E0
33:00
33:12
33:24
33:36
33:48
34:00
34:12
34:24
34:36
34:48
35:00
35:12
35:24
Time

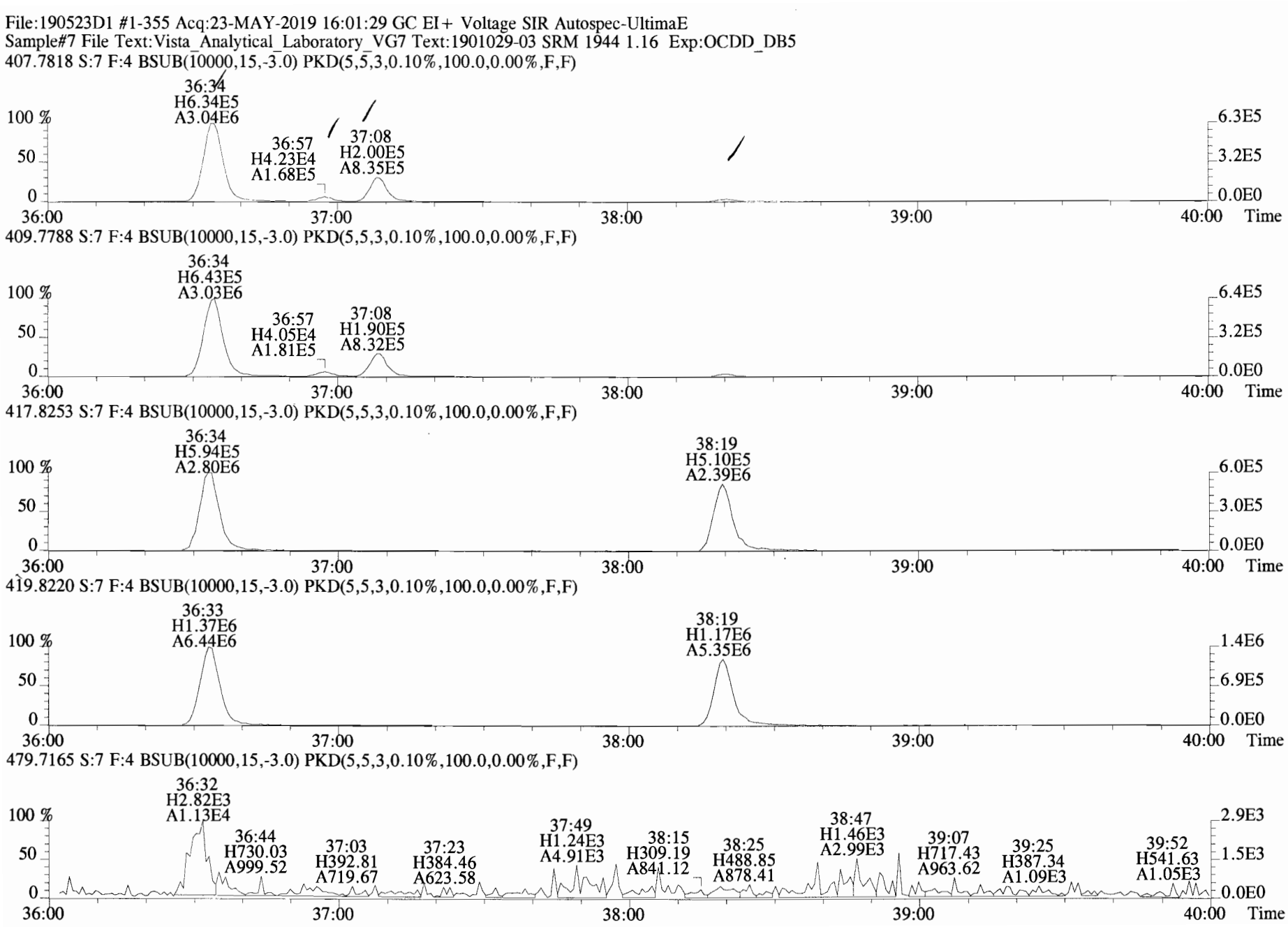
File:190523D1 #1-355 Acq:23-MAY-2019 16:01:29 GC EI+ Voltage SIR Autospec-UltimaE
Sample#7 File Text:Vista_Analytical_Laboratory_VG7 Text:1901029-03 SRM 1944 1.16 Exp:OCDD_DB5
407.7818 S:7 F:4 BSUB(10000,15,-3.0) PKD(5,5,3,0.10%,100.0,0.00%,F,F)
36:34 H6.34E5 A3.04E6
36:57 H4.23E4 A1.68E5
37:08 H2.00E5 A8.35E5
409.7788 S:7 F:4 BSUB(10000,15,-3.0) PKD(5,5,3,0.10%,100.0,0.00%,F,F)
36:34 H6.43E5 A3.03E6
36:57 H4.05E4 A1.81E5
37:08 H1.90E5 A8.32E5
417.8253 S:7 F:4 BSUB(10000,15,-3.0) PKD(5,5,3,0.10%,100.0,0.00%,F,F)
36:34 H5.94E5 A2.80E6
38:19 H5.10E5 A2.39E6
419.8220 S:7 F:4 BSUB(10000,15,-3.0) PKD(5,5,3,0.10%,100.0,0.00%,F,F)
36:33 H1.37E6 A6.44E6
38:19 H1.17E6 A5.35E6
479.7165 S:7 F:4 BSUB(10000,15,-3.0) PKD(5,5,3,0.10%,100.0,0.00%,F,F)
36:32 H2.82E3 A1.13E4
36:44 H730.03 A999.52
37:03 H392.81 A719.67
37:23 H384.46 A623.58
37:49 H1.24E3 A4.91E3
38:15 H309.19 A841.12
38:25 H488.85 A878.41
38:47 H1.46E3 A2.99E3
39:07 H717.43 A963.62
39:25 H387.34 A1.09E3
39:52 H541.63 A1.05E3
100 %
50
0
36:00
37:00
38:00
39:00
40:00
Time
6.3E5
3.2E5
0.0E0
6.4E5
3.2E5
0.0E0
6.0E5
3.0E5
0.0E0
1.4E6
6.9E5
0.0E0
2.9E3
1.5E3
0.0E0

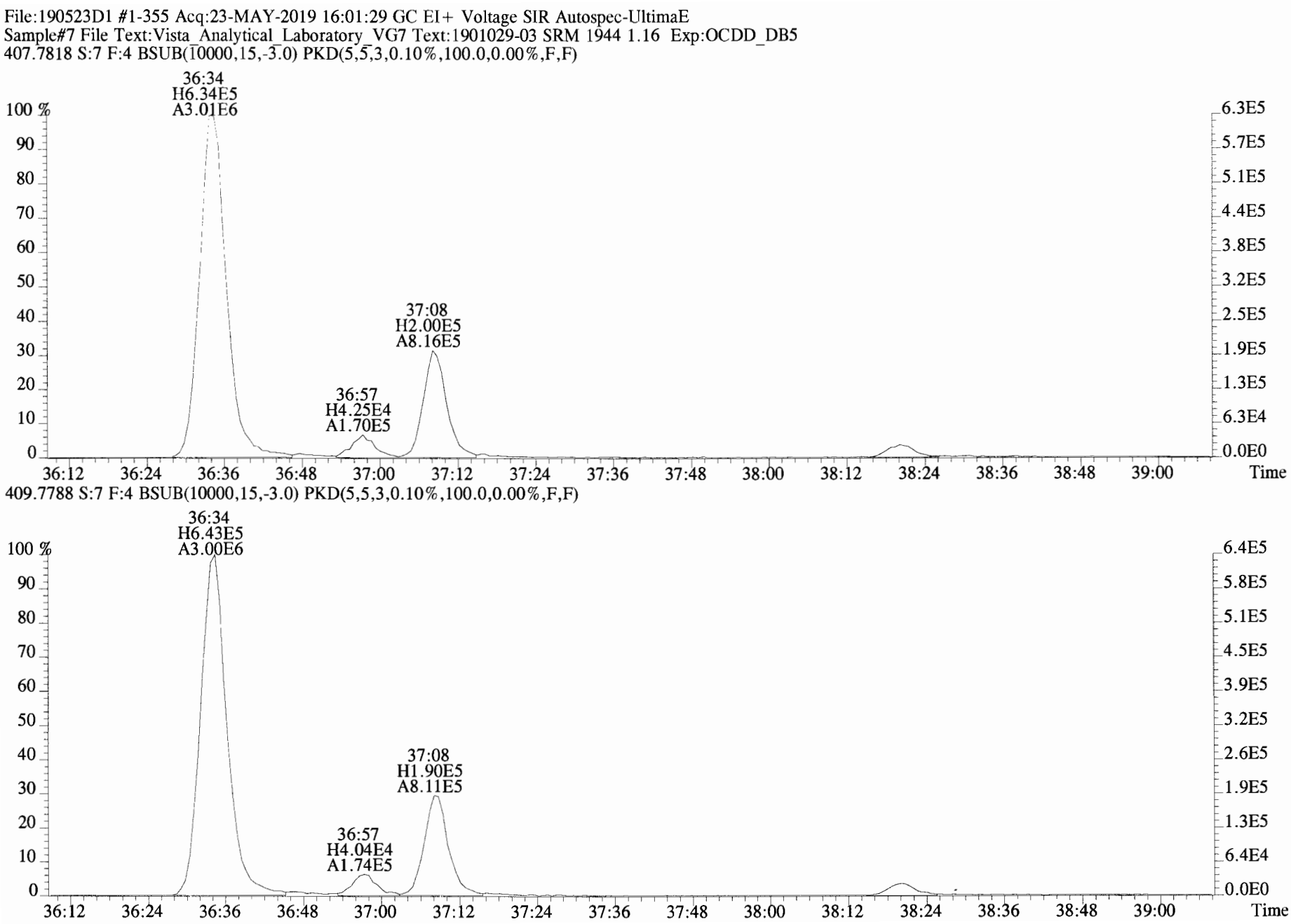
File:190523D1 #1-355 Acq:23-MAY-2019 16:01:29 GC EI+ Voltage SIR Autospec-UltimaE
Sample#7 File Text:Vista_Analytical_Laboratory_VG7 Text:1901029-03 SRM 1944 1.16 Exp:OCDD_DB5
407.7818 S:7 F:4 BSUB(10000,15,-3.0) PKD(5,5,3,0.10%,100.0,0.00%,F,F)
36:34
H6.34E5
A3.01E6
37:08
H2.00E5
A8.16E5
36:57
H4.25E4
A1.70E5
409.7788 S:7 F:4 BSUB(10000,15,-3.0) PKD(5,5,3,0.10%,100.0,0.00%,F,F)
36:34
H6.43E5
A3.00E6
37:08
H1.90E5
A8.11E5
36:57
H4.04E4
A1.74E5
100 %
90
80
70
60
50
40
30
20
10
0
6.3E5
5.7E5
5.1E5
4.4E5
3.8E5
3.2E5
2.5E5
1.9E5
1.3E5
6.3E4
0.0E0
6.4E5
5.8E5
5.1E5
4.5E5
3.9E5
3.2E5
2.6E5
1.9E5
1.3E5
6.4E4
0.0E0
36:12
36:24
36:36
36:48
37:00
37:12
37:24
37:36
37:48
38:00
38:12
38:24
38:36
38:48
39:00
Time

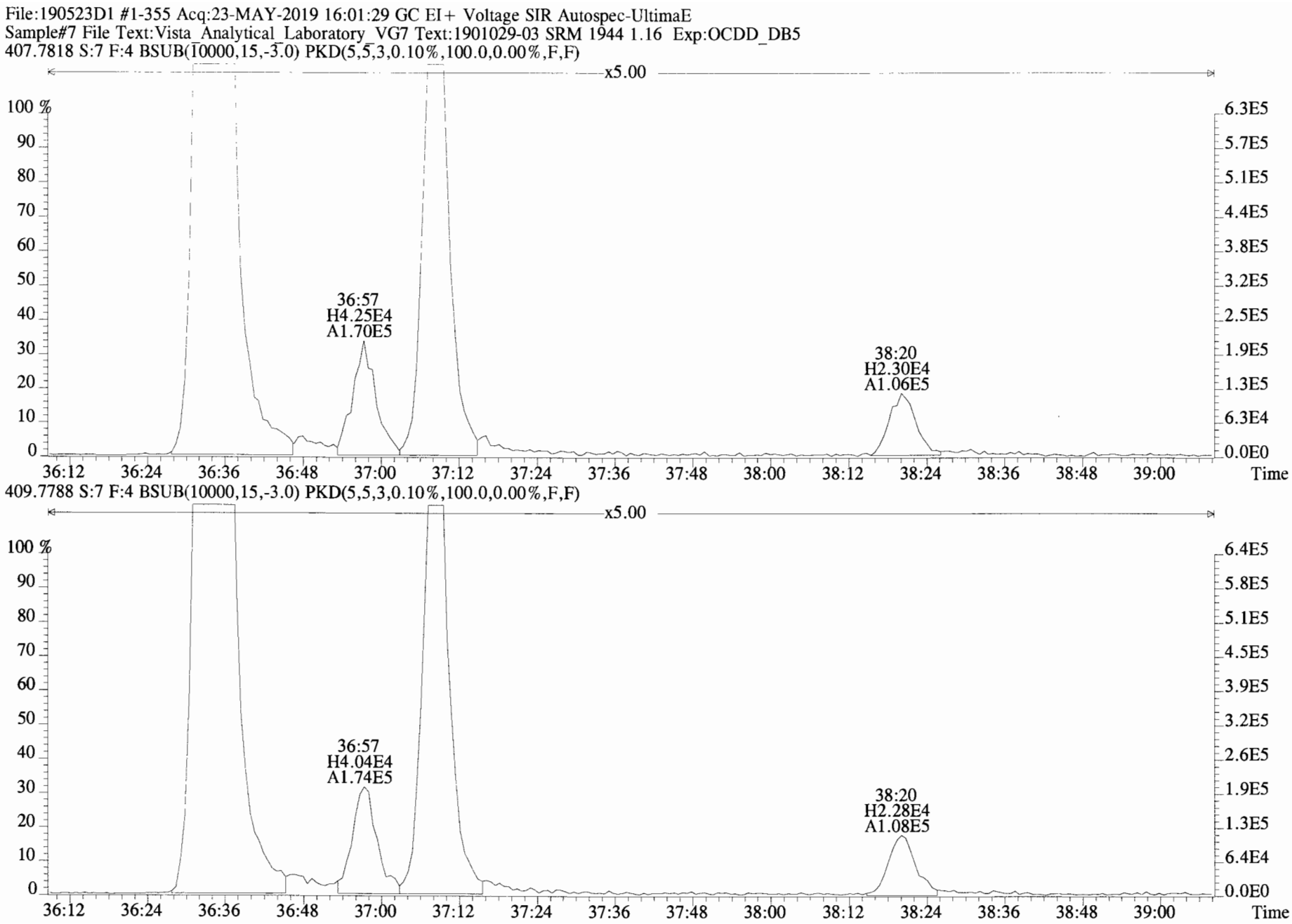
File:190523D1 #1-355 Acq:23-MAY-2019 16:01:29 GC EI+ Voltage SIR Autospec-UltimaE
Sample#7 File Text:Vista_Analytical_Laboratory_VG7 Text:1901029-03 SRM 1944 1.16 Exp:OCDD_DB5
407.7818 S:7 F:4 BSUB(10000,15,-3.0) PKD(5,5,3,0.10%,100.0,0.00%,F,F)
x5.00
36:57
H4.25E4
A1.70E5
38:20
H2.30E4
A1.06E5
409.7788 S:7 F:4 BSUB(10000,15,-3.0) PKD(5,5,3,0.10%,100.0,0.00%,F,F)
x5.00
36:57
H4.04E4
A1.74E5
38:20
H2.28E4
A1.08E5
Time


File:190523D1 #1-432 Acq:23-MAY-2019 16:01:29 GC EI+ Voltage SIR Autospec-UltimaE
Sample#7 File Text:Vista_Analytical_Laboratory_VG7 Text:1901029-03 SRM 1944 1.16 Exp:OCDD_DB5
441.7428 S:7 F:5 BSUB(10000,15,-3.0) PKD(5,5,3,0.10%,100.0,0.00%,F,F)
41:18
H4.08E5
A1.97E6
443.7398 S:7 F:5 BSUB(10000,15,-3.0) PKD(5,5,3,0.10%,100.0,0.00%,F,F)
41:18
H4.50E5
A2.23E6
453.7831 S:7 F:5 BSUB(10000,15,-3.0) PKD(5,5,3,0.10%,100.0,0.00%,F,F)
41:17
H1.48E6
A7.30E6
455.7801 S:7 F:5 BSUB(10000,15,-3.0) PKD(5,5,3,0.10%,100.0,0.00%,F,F)
41:17
H1.60E6
A8.01E6
513.6775 S:7 F:5 BSUB(10000,15,-3.0) PKD(5,5,3,0.10%,100.0,0.00%,F,F)
41:24
H1.36E3
A5.56E3
40:18
H389.40
A702.95
40:46
H837.60
A1.18E3
41:47
H666.34
A1.31E3
42:00
H558.13
A893.65
42:39
H620.01
A1.60E3
43:08
H566.44
A1.29E3
43:31
H484.68
A1.43E3
44:09
H480.80
A1.05E3
44:28
H856.98
A1.47E3
100 %
50
0
40:00
41:00
42:00
43:00
44:00
45:00
Time
4.1E5
2.0E5
0.0E0
4.5E5
2.2E5
0.0E0
1.5E6
7.4E5
0.0E0
1.6E6
8.0E5
0.0E0
1.4E3
7.0E2
0.0E0

File:190523D1 #1-432 Acq:23-MAY-2019 16:01:29 GC EI+ Voltage SIR Autospec-UltimaE
Sample#7 File Text:Vista_Analytical_Laboratory_VG7 Text:1901029-03 SRM 1944 1.16 Exp:OCDD_DB5
441.7428 S:7 F:5 BSUB(10000,15,-3.0) PKD(5,5,3,0.10%,100.0,0.00%,F,F)

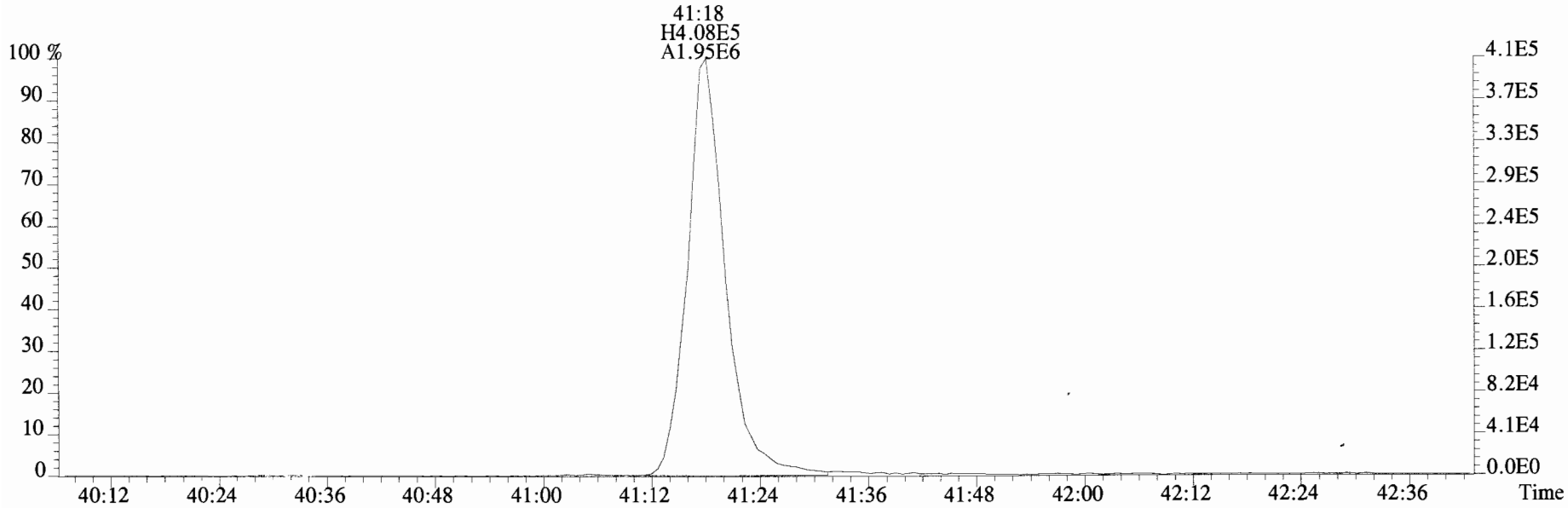

443.7398 S:7 F:5 BSUB(10000,15,-3.0) PKD(5,5,3,0.10%,100.0,0.00%,F,F)

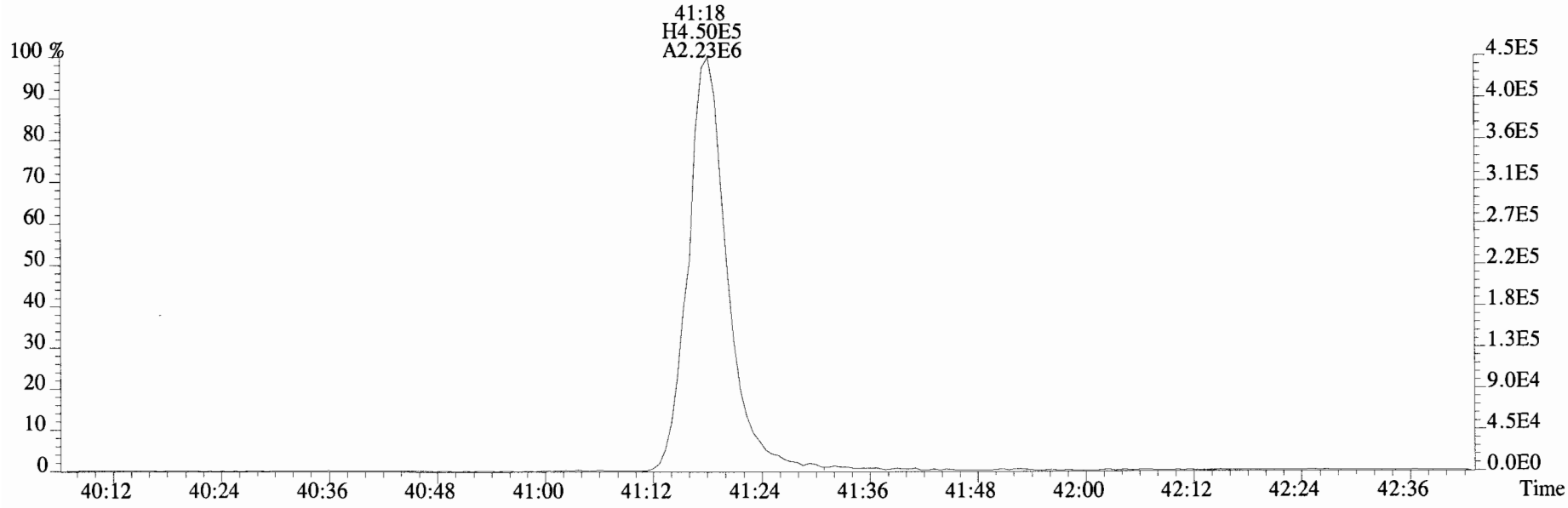

CONFIRMATION

Client ID: T4-PDI2019-SG68-190502 Filename: 190710D1 S:4 Acq:10-JUL-19 16:26:31 ConCal: ST190710D1-1
Lab ID: 1901029-02RE1 GC Column ID: DB-225 ICal: 1613TCDFVG7-5-30-19 wt/vol: 5.326 EndCAL: NA

Name	Resp	RA	RT	RRF	Conc	Rec
13C-1,2,3,4-TCDF	1.17e+07	0.81 y	15:12	1.00	375.5	-
13C-2,3,7,8-TCDF	1.14e+07	0.76 y	17:18	1.02	358.9	95.6
2,3,7,8-TCDF	3.20e+04	0.74 y	17:18	0.95	1.110	

Integrations by Analyst: DB
Date: 7/11/19

Reviewed by Analyst: CT
Date: 07/12/19

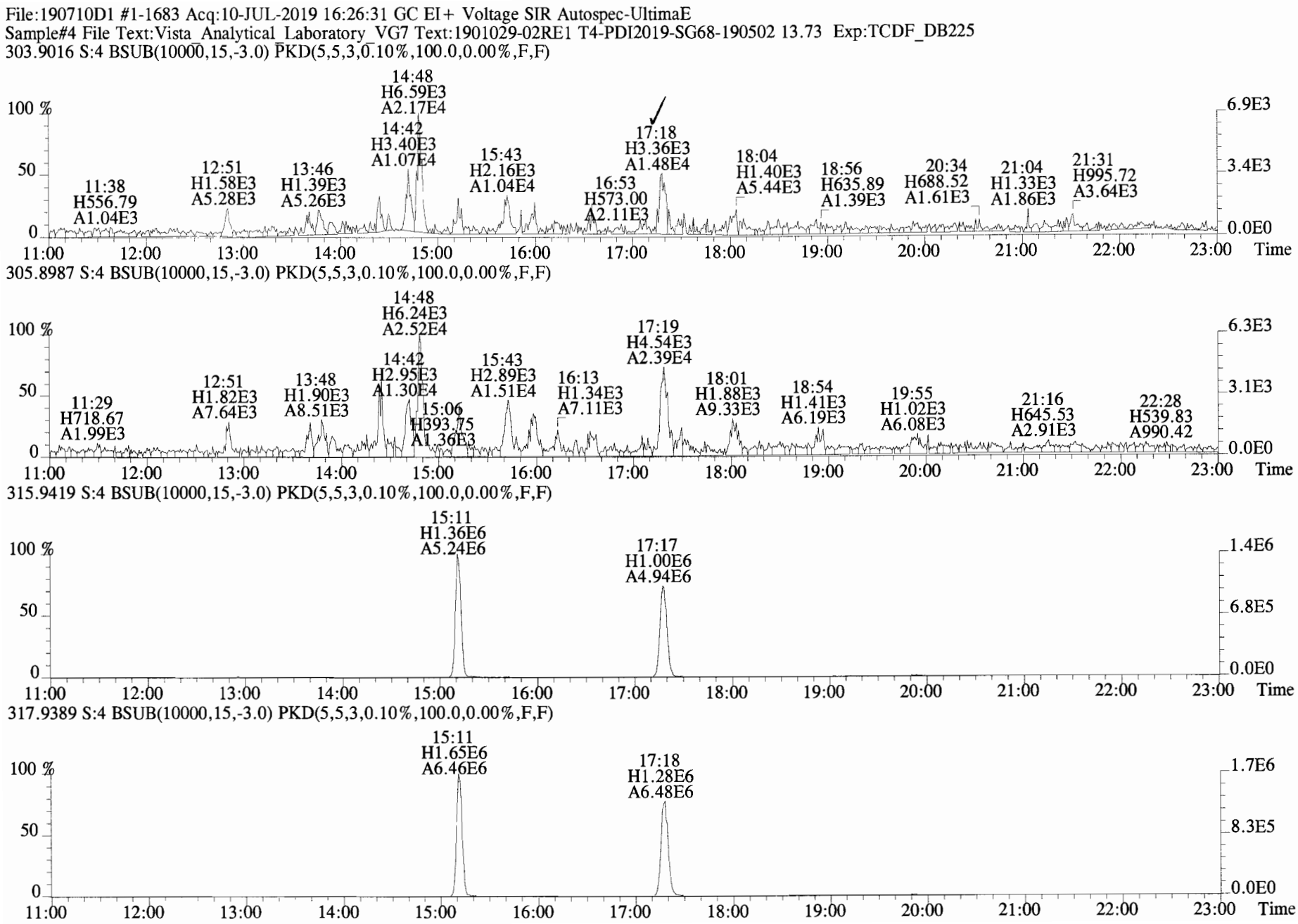
File:190710D1 #1-1683 Acq:10-JUL-2019 16:26:31 GC EI+ Voltage SIR Autospec-UltimaE
Sample#4 File Text:Vista_Analytical_Laboratory_VG7 Text:1901029-02RE1 T4-PDI2019-SG68-190502 13.73 Exp:TCDF_DB225
303.9016 S:4 BSUB(10000,15,-3.0) PKD(5,5,3,0.10%,100.0,0.00%,F,F)
11:38 H556.79 A1.04E3
12:51 H1.58E3 A5.28E3
13:46 H1.39E3 A5.26E3
14:48 H6.59E3 A2.17E4
14:42 H3.40E3 A1.07E4
15:43 H2.16E3 A1.04E4
16:53 H573.00 A2.11E3
17:18 H3.36E3 A1.48E4
18:04 H1.40E3 A5.44E3
18:56 H635.89 A1.39E3
20:34 H688.52 A1.61E3
21:04 H1.33E3 A1.86E3
21:31 H995.72 A3.64E3
305.8987 S:4 BSUB(10000,15,-3.0) PKD(5,5,3,0.10%,100.0,0.00%,F,F)
11:29 H718.67 A1.99E3
12:51 H1.82E3 A7.64E3
13:48 H1.90E3 A8.51E3
14:48 H6.24E3 A2.52E4
14:42 H2.95E3 A1.30E4
15:06 H393.75 A1.36E3
15:43 H2.89E3 A1.51E4
16:13 H1.34E3 A7.11E3
17:19 H4.54E3 A2.39E4
18:01 H1.88E3 A9.33E3
18:54 H1.41E3 A6.19E3
19:55 H1.02E3 A6.08E3
21:16 H645.53 A2.91E3
22:28 H539.83 A990.42
315.9419 S:4 BSUB(10000,15,-3.0) PKD(5,5,3,0.10%,100.0,0.00%,F,F)
15:11 H1.36E6 A5.24E6
17:17 H1.00E6 A4.94E6
317.9389 S:4 BSUB(10000,15,-3.0) PKD(5,5,3,0.10%,100.0,0.00%,F,F)
15:11 H1.65E6 A6.46E6
17:18 H1.28E6 A6.48E6
100 %
50
0
11:00
12:00
13:00
14:00
15:00
16:00
17:00
18:00
19:00
20:00
21:00
22:00
23:00
Time
6.9E3
3.4E3
0.0E0
6.3E3
3.1E3
0.0E0
1.4E6
6.8E5
0.0E0
1.7E6
8.3E5
0.0E0

File:190710D1 #1-1683 Acq:10-JUL-2019 16:26:31 GC EI+ Voltage SIR Autospec-UltimaE
Sample#4 File Text:Vista_Analytical_Laboratory_VG7 Text:1901029-02RE1 T4-PDI2019-SG68-190502 13.73 Exp:TCDF_DB225
303.9016 S:4 BSUB(10000,15,-3.0) PKD(5,5,3,0.10%,100.0,0.00%,F,F)

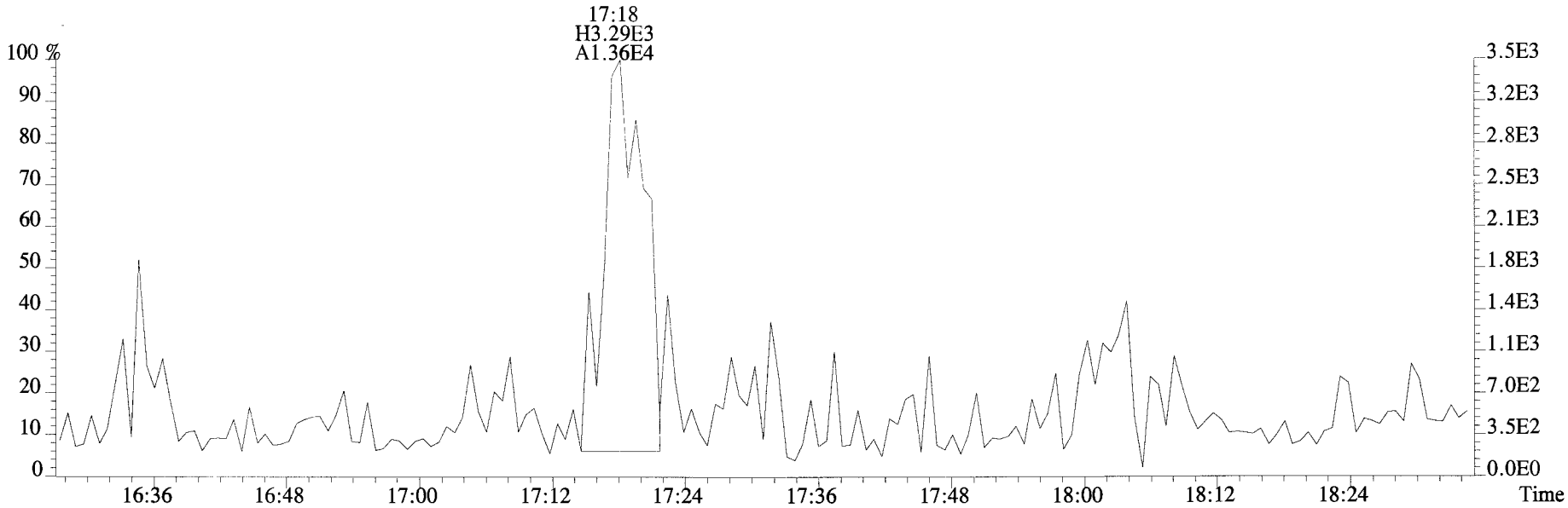

305.8987 S:4 BSUB(10000,15,-3.0) PKD(5,5,3,0.10%,100.0,0.00%,F,F)

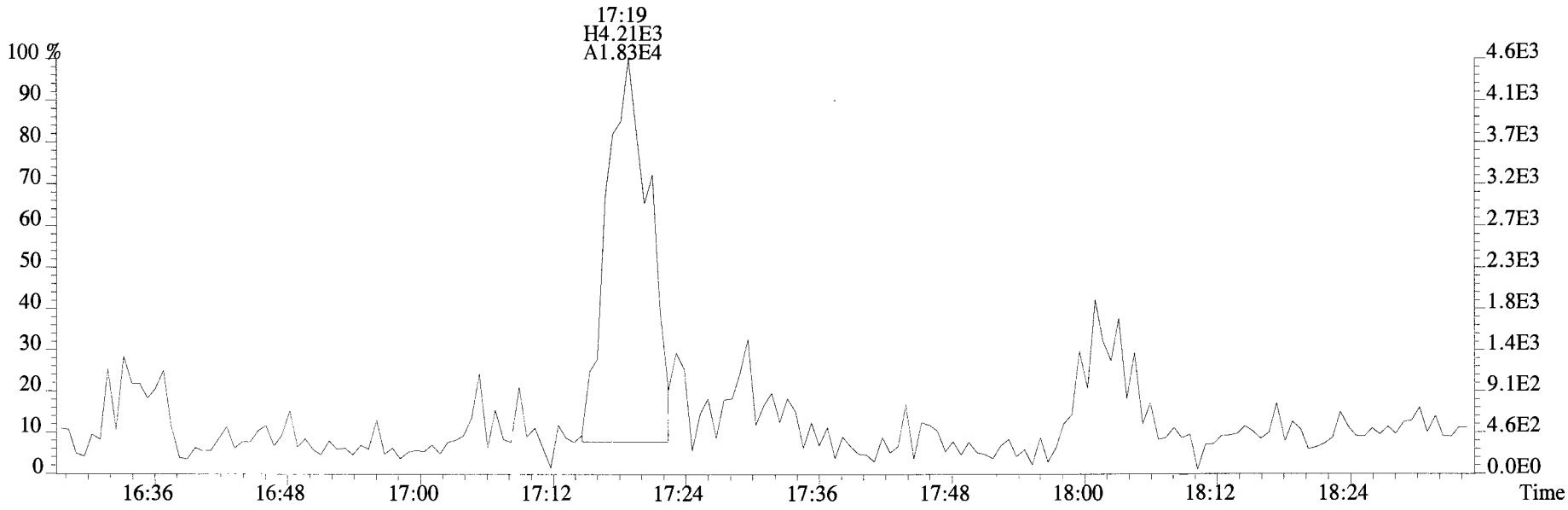

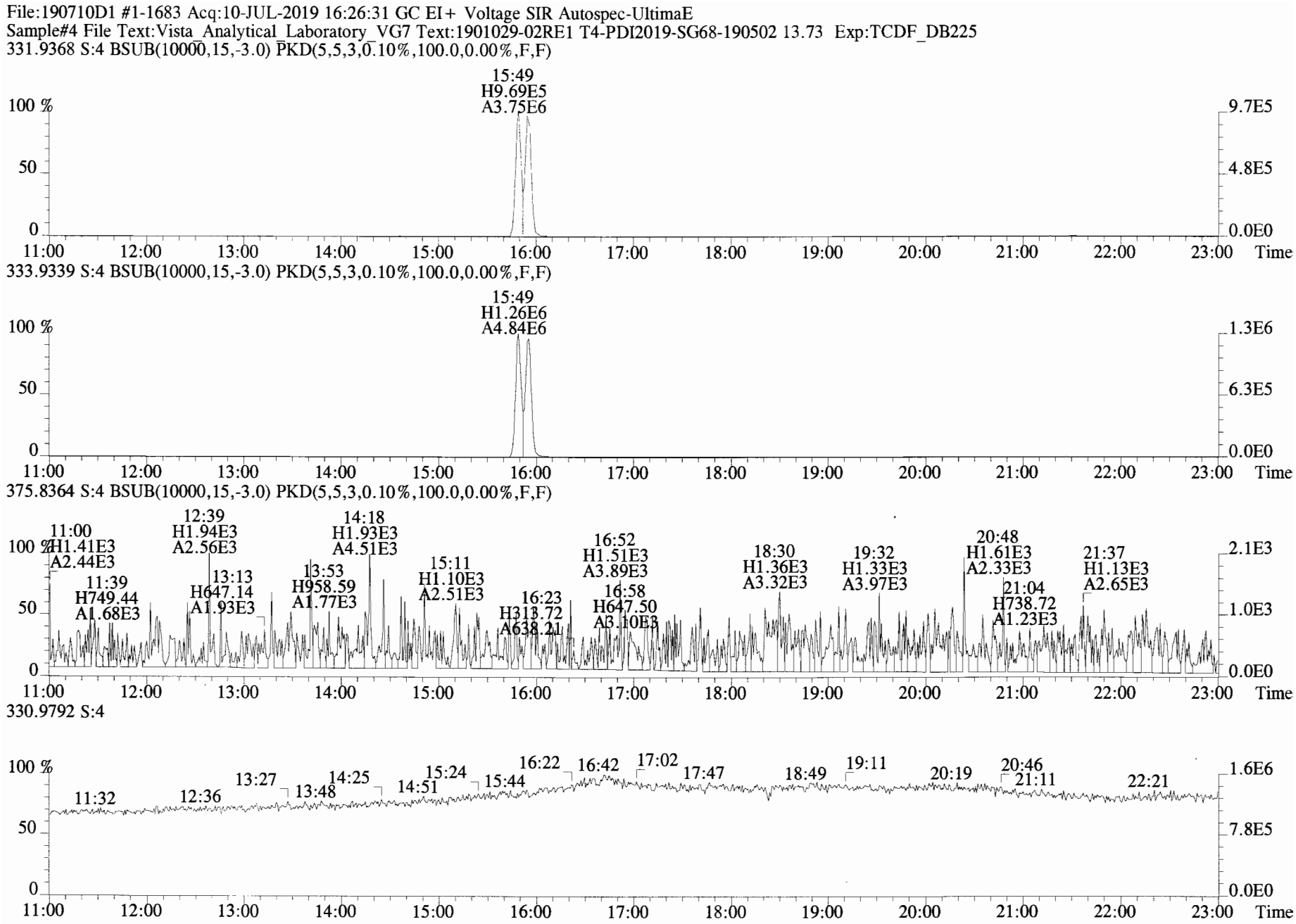
File:190710D1 #1-1683 Acq:10-JUL-2019 16:26:31 GC EI+ Voltage SIR Autospec-UltimaE
Sample#4 File Text:Vista_Analytical_Laboratory_VG7 Text:1901029-02RE1 T4-PDI2019-SG68-190502 13.73 Exp:TCDF_DB225
331.9368 S:4 BSUB(10000,15,-3.0) PKD(5,5,3,0.10%,100.0,0.00%,F,F)
15:49
H9.69E5
A3.75E6
9.7E5
4.8E5
0.0E0
333.9339 S:4 BSUB(10000,15,-3.0) PKD(5,5,3,0.10%,100.0,0.00%,F,F)
15:49
H1.26E6
A4.84E6
1.3E6
6.3E5
0.0E0
375.8364 S:4 BSUB(10000,15,-3.0) PKD(5,5,3,0.10%,100.0,0.00%,F,F)
11:00
H1.41E3
A2.44E3
11:39
H749.44
A1.68E3
12:39
H1.94E3
A2.56E3
13:13
H647.14
A1.93E3
13:53
H958.59
A1.77E3
14:18
H1.93E3
A4.51E3
15:11
H1.10E3
A2.51E3
16:23
H313.72
A638.21
16:52
H1.51E3
A3.89E3
16:58
H647.50
A3.10E3
18:30
H1.36E3
A3.32E3
19:32
H1.33E3
A3.97E3
20:48
H1.61E3
A2.33E3
21:04
H738.72
A1.23E3
21:37
H1.13E3
A2.65E3
2.1E3
1.0E3
0.0E0
330.9792 S:4
11:32
12:36
13:27
13:48
14:25
14:51
15:24
15:44
16:22
16:42
17:02
17:47
18:49
19:11
20:19
20:46
21:11
22:21
1.6E6
7.8E5
0.0E0
100 %
50
0
11:00
12:00
13:00
14:00
15:00
16:00
17:00
18:00
19:00
20:00
21:00
22:00
23:00
Time

SAMPLE DATA – EPA METHOD 1668C

Vista Analytical Laboratory

Dataset: U:\VG11.PRO\Results\190523K1\190523K1-4.qld

Last Altered: Tuesday, May 28, 2019 10:48:39 Pacific Daylight Time
Printed: Tuesday, May 28, 2019 10:53:55 Pacific Daylight Time

HL 5·28·19

CT 05/28/19

Method: U:\VG11.PRO\MethDB\PCB-209_ZB1_5-21-19.mdb 23 May 2019 10:16:34
Calibration: U:\VG11.PRO\CurveDB\db1_PCBvg11-4-24-18.cdb 27 Apr 2018 15:37:51

Name: 190523K1_4, Date: 23-May-2019, Time: 13:58:18, ID: B9E0143-BLK1 Method Blank 10, Description: Method Blank

	#	Name	Resp	RA	n/y	RRF	wt/vol	Pred.RT	RT	Pred.RRT	RRT	Check RRT	Conc.	%Rec	DL	EMPC
1	1	PCB-1			NO	0.965	5.000	16.11		1.001		YES			0.417	
2	2	PCB-2			NO	0.968	5.000	18.58		0.988		YES			0.346	
3	3	PCB-3			NO	0.969	5.000	18.81		1.001		YES			0.345	
4	4	PCB-4/10			NO	1.20	5.000	20.26		1.004		YES			4.67	
5	5	PCB-7/9			NO	0.952	5.000	22.09		1.003		YES			3.40	
6	6	PCB-6			NO	0.989	5.000	22.77		1.033		YES			3.27	
7	7	PCB-5/8			NO	0.984	5.000	23.16		1.051		YES			3.29	
8	8	PCB-14			NO	0.986	5.000	24.31		0.953		YES			2.84	
9	9	PCB-11			NO	1.09	5.000	25.54		1.001		YES			2.58	
10	10	PCB-12/13			NO	0.918	5.000	25.91		1.015		YES			3.05	
11	11	PCB-15			NO	1.05	5.000	26.28		1.030		YES			2.66	
12	12	PCB-19			NO	0.913	5.000	24.51		1.001		YES			0.657	
13	13	PCB-30			NO	1.43	5.000	25.44		1.039		YES			0.420	
14	14	PCB-18			NO	0.691	5.000	26.20		0.953		YES			0.560	
15	15	PCB-17			NO	0.639	5.000	26.30		0.956		YES			0.606	
16	16	PCB-24/27			NO	0.884	5.000	26.98		0.981		YES			0.438	
17	17	PCB-16/32			NO	0.773	5.000	27.52		1.001		YES			0.501	
18	18	PCB-34			NO	0.836	5.000	28.33		0.960		YES			0.612	
19	19	PCB-23			NO	0.921	5.000	28.42		0.963		YES			0.556	
20	20	PCB-29			NO	0.849	5.000	28.68		0.972		YES			0.603	
21	21	PCB-26			NO	0.906	5.000	28.90		0.979		YES			0.565	
22	22	PCB-25			NO	0.935	5.000	29.05		0.984		YES			0.547	
23	23	PCB-31			NO	1.03	5.000	29.42		0.997		YES			0.498	
24	24	PCB-28			NO	1.02	5.000	29.54		1.001		YES			0.500	
25	25	PCB-20/21/33			NO	0.908	5.000	30.17		1.022		YES			0.564	
26	26	PCB-22			NO	0.965	5.000	30.63		1.038		YES			0.530	
27	27	PCB-36			NO	1.05	5.000	31.27		0.932		YES			0.478	
28	28	PCB-39			NO	0.953	5.000	31.75		0.947		YES			0.527	
29	29	PCB-38			NO	1.00	5.000	32.55		0.970		YES			0.501	
30	30	PCB-35			NO	1.02	5.000	33.11		0.987		YES			0.494	
31	31	PCB-37			NO	0.997	5.000	33.58		1.001		YES			0.504	
32	32	PCB-54			NO	0.946	5.000	28.39		1.001		YES			0.252	

Dataset: U:\VG11.PRO\Results\190523K1\190523K1-4.qld

Last Altered: Tuesday, May 28, 2019 10:48:39 Pacific Daylight Time
Printed: Tuesday, May 28, 2019 10:53:55 Pacific Daylight Time

Name: 190523K1_4, Date: 23-May-2019, Time: 13:58:18, ID: B9E0143-BLK1 Method Blank 10, Description: Method Blank

	#	Name	Resp	RA	n/y	RRF	wt/vol	Pred.RT	RT	Pred.RRT	RRT	Check RRT	Conc.	%Rec	DL	EMPC
33	33	PCB-50			NO	0.776	5.000	29.61		1.044		YES			0.307	
34	34	PCB-53			NO	0.907	5.000	30.26		0.945		YES			0.310	
35	35	PCB-51			NO	0.965	5.000	30.62		0.956		YES			0.291	
36	36	PCB-45			NO	0.790	5.000	31.07		0.970		YES			0.356	
37	37	PCB-46			NO	0.742	5.000	31.56		0.985		YES			0.378	
38	38	PCB-52/69			NO	1.11	5.000	32.07		1.001		YES			0.253	
39	39	PCB-73			NO	1.25	5.000	32.18		1.005		YES			0.225	
40	40	PCB-43/49			NO	0.919	5.000	32.34		1.010		YES			0.306	
41	41	PCB-47			NO	0.860	5.000	32.56		1.000		YES			0.304	
42	42	PCB-48/75			NO	0.989	5.000	32.68		1.004		YES			0.264	
43	43	PCB-65			NO	1.05	5.000	32.96		1.013		YES			0.249	
44	44	PCB-62			NO	1.00	5.000	33.07		1.016		YES			0.261	
45	45	PCB-44			NO	0.745	5.000	33.39		1.026		YES			0.351	
46	46	PCB-42/59			NO	0.905	5.000	33.63		1.033		YES			0.289	
47	47	PCB-41/64/71/72			NO	1.06	5.000	34.22		1.051		YES			0.246	
48	48	PCB-68			NO	1.10	5.000	34.50		1.060		YES			0.238	
49	49	PCB-40			NO	0.565	5.000	34.73		1.067		YES			0.463	
50	50	PCB-57			NO	0.976	5.000	35.10		0.970		YES			0.219	
51	51	PCB-67			NO	0.983	5.000	35.42		0.979		YES			0.217	
52	52	PCB-58			NO	1.02	5.000	35.53		0.982		YES			0.209	
53	53	PCB-63			NO	0.909	5.000	35.70		0.986		YES			0.235	
54	54	PCB-74			NO	1.05	5.000	35.99		0.994		YES			0.204	
55	55	PCB-61/70			NO	0.949	5.000	36.22		1.000		YES			0.225	
56	56	PCB-76/66			NO	1.03	5.000	36.42		1.006		YES			0.207	
57	57	PCB-80			NO	1.05	5.000	36.65		1.001		YES			0.202	
58	58	PCB-55			NO	1.06	5.000	36.98		1.010		YES			0.200	
59	59	PCB-56/60			NO	0.929	5.000	37.48		1.023		YES			0.229	
60	60	PCB-79			NO	1.03	5.000	38.60		1.054		YES			0.205	
61	61	PCB-78			NO	0.998	5.000	39.33		0.987		YES			0.218	
62	62	PCB-81			NO	0.861	5.000	39.89		1.001		YES			0.252	
63	63	PCB-77			NO	0.989	5.000	40.48		1.000		YES			0.223	
64	64	PCB-104			NO	0.921	5.000	33.24		1.001		YES			0.489	
65	65	PCB-96			NO	0.993	5.000	34.54		1.040		YES			0.454	
66	66	PCB-103			NO	0.769	5.000	35.11		1.057		YES			0.585	
67	67	PCB-100			NO	0.779	5.000	35.47		1.068		YES			0.578	
68	68	PCB-94			NO	0.838	5.000	36.00		0.986		YES			0.709	

Dataset: U:\VG11.PRO\Results\190523K1\190523K1-4.qld

Last Altered: Tuesday, May 28, 2019 10:48:39 Pacific Daylight Time
Printed: Tuesday, May 28, 2019 10:53:55 Pacific Daylight Time

Name: 190523K1_4, Date: 23-May-2019, Time: 13:58:18, ID: B9E0143-BLK1 Method Blank 10, Description: Method Blank

	#	Name	Resp	RA	n/y	RRF	wt/vol	Pred.RT	RT	Pred.RRT	RRT	Check RRT	Conc.	%Rec	DL	EMPC
69	69	PCB-95/98/102			NO	1.02	5.000	36.49		0.999		YES			0.583	
70	70	PCB-93			NO	0.807	5.000	36.62		1.003		YES			0.736	
71	71	PCB-88/91			NO	0.860	5.000	36.95		1.012		YES			0.690	
72	72	PCB-121			NO	1.40	5.000	37.07		1.015		YES			0.425	
73	73	PCB-84/92			NO	0.865	5.000	37.88		0.990		YES			0.670	
74	74	PCB-89			NO	0.943	5.000	38.09		0.996		YES			0.615	
75	75	PCB-90/101			NO	0.928	5.000	38.25		1.000		YES			0.624	
76	76	PCB-113			NO	1.19	5.000	38.53		1.007		YES			0.488	
77	77	PCB-99			NO	1.14	5.000	38.63		1.010		YES			0.507	
78	78	PCB-119			NO	1.44	5.000	39.09		0.987		YES			0.453	
79	79	PCB-108/112			NO	1.23	5.000	39.26		0.991		YES			0.528	
80	80	PCB-83			NO	1.48	5.000	39.43		0.996		YES			0.440	
81	81	PCB-97			NO	1.01	5.000	39.65		1.001		YES			0.645	
82	82	PCB-86			NO	0.995	5.000	39.78		1.004		YES			0.655	
83	83	PCB-87/117/125			NO	1.37	5.000	39.91		1.008		YES			0.475	
84	84	PCB-111/115			NO	1.55	5.000	40.08		1.012		YES			0.421	
85	85	PCB-85/116			NO	1.18	5.000	40.20		1.015		YES			0.551	
86	86	PCB-120			NO	1.67	5.000	40.46		1.022		YES			0.391	
87	87	PCB-110			NO	1.49	5.000	40.60		1.025		YES			0.437	
88	88	PCB-82			NO	0.714	5.000	41.25		0.976		YES			0.676	
89	89	PCB-124			NO	1.15	5.000	41.96		0.993		YES			0.420	
90	90	PCB-107/109			NO	1.17	5.000	42.11		0.997		YES			0.413	
91	91	PCB-123			NO	1.06	5.000	42.27		1.000		YES			0.454	
92	92	PCB-106/118			NO	1.05	5.000	42.47		1.001		YES			0.452	
93	93	PCB-114			NO	1.06	5.000	43.13		1.000		YES			0.530	
94	94	PCB-122			NO	1.01	5.000	43.26		1.003		YES			0.556	
95	95	PCB-105			NO	1.05	5.000	44.02		1.000		YES			0.544	
96	96	PCB-127			NO	1.04	5.000	44.38		1.000		YES			0.492	
97	97	PCB-126			NO	1.19	5.000	46.33		1.000		YES			0.474	
98	98	PCB-155			NO	0.827	5.000	37.80		1.000		YES			0.179	
99	99	PCB-150			NO	0.879	5.000	39.10		1.035		YES			0.169	
100	1...	PCB-152			NO	0.993	5.000	39.60		1.048		YES			0.149	
101	1...	PCB-145			NO	0.985	5.000	40.07		1.061		YES			0.151	
102	1...	PCB-136			NO	0.886	5.000	40.40		1.069		YES			0.167	
103	1...	PCB-148			NO	0.682	5.000	40.51		1.072		YES			0.217	
104	1...	PCB-154			NO	0.741	5.000	41.02		1.086		YES			0.200	

Dataset: U:\VG11.PRO\Results\190523K1\190523K1-4.qld

Last Altered: Tuesday, May 28, 2019 10:48:39 Pacific Daylight Time
Printed: Tuesday, May 28, 2019 10:53:55 Pacific Daylight Time

Name: 190523K1_4, Date: 23-May-2019, Time: 13:58:18, ID: B9E0143-BLK1 Method Blank 10, Description: Method Blank

	#	Name	Resp	RA	n/y	RRF	wt/vol	Pred.RT	RT	Pred.RRT	RRT	Check RRT	Conc.	%Rec	DL	EMPC
105	1...	PCB-151			NO	0.616	5.000	41.67		1.103		YES			0.241	
106	1...	PCB-135			NO	0.710	5.000	41.91		1.109		YES			0.209	
107	1...	PCB-144			NO	0.686	5.000	42.02		1.112		YES			0.216	
108	1...	PCB-147			NO	0.698	5.000	42.15		1.115		YES			0.213	
109	1...	PCB-139/149			NO	0.761	5.000	42.43		1.123		YES			0.195	
110	1...	PCB-140			NO	0.653	5.000	42.62		1.128		YES			0.227	
111	1...	PCB-134/143			NO	0.739	5.000	43.05		0.975		YES			0.319	
112	1...	PCB-131/133			NO	0.798	5.000	43.35		0.982		YES			0.296	
113	1...	PCB-142			NO	0.753	5.000	43.52		0.985		YES			0.313	
114	1...	PCB-146/165			NO	0.980	5.000	43.75		0.990		YES			0.241	
115	1...	PCB-132/161			NO	0.975	5.000	44.00		0.996		YES			0.242	
116	1...	PCB-153			NO	1.05	5.000	44.19		1.000		YES			0.224	
117	1...	PCB-168			NO	1.03	5.000	44.39		1.005		YES			0.230	
118	1...	PCB-141			NO	0.969	5.000	44.99		1.001		YES			0.299	
119	1...	PCB-137			NO	0.936	5.000	45.36		1.009		YES			0.310	
120	1...	PCB-130			NO	0.868	5.000	45.47		1.012		YES			0.334	
121	1...	PCB-138/163/164			NO	1.26	5.000	45.84		1.001		YES			0.217	
122	1...	PCB-158/160			NO	1.15	5.000	46.09		1.006		YES			0.237	
123	1...	PCB-129			NO	0.774	5.000	46.34		1.012		YES			0.353	
124	1...	PCB-166			NO	1.07	5.000	46.81		0.993		YES			0.213	
125	1...	PCB-159			NO	1.20	5.000	47.14		1.000		YES			0.190	
126	1...	PCB-128/162			NO	0.921	5.000	47.44		1.007		YES			0.248	
127	1...	PCB-167			NO	1.04	5.000	47.85		1.000		YES			0.220	
128	1...	PCB-156			NO	1.05	5.000	49.19		1.000		YES			0.216	
129	1...	PCB-157			NO	1.01	5.000	49.48		1.001		YES			0.236	
130	1...	PCB-169			NO	1.13	5.000	51.73		1.000		YES			0.200	
131	1...	PCB-188			NO	1.19	5.000	43.83		1.001		YES			0.212	
132	1...	PCB-184			NO	1.17	5.000	44.28		1.011		YES			0.216	
133	1...	PCB-179			NO	1.22	5.000	45.08		1.029		YES			0.208	
134	1...	PCB-176			NO	1.16	5.000	45.57		1.041		YES			0.217	
135	1...	PCB-186			NO	1.28	5.000	46.19		1.055		YES			0.197	
136	1...	PCB-178			NO	0.898	5.000	46.71		1.067		YES			0.281	
137	1...	PCB-175			NO	0.940	5.000	47.06		1.075		YES			0.269	
138	1...	PCB-182/187			NO	1.06	5.000	47.24		1.079		YES			0.239	
139	1...	PCB-183			NO	1.05	5.000	47.56		1.086		YES			0.241	
140	1...	PCB-185			NO	1.28	5.000	48.25		0.956		YES			0.284	

Dataset: U:\VG11.PRO\Results\190523K1\190523K1-4.qld

Last Altered: Tuesday, May 28, 2019 10:48:39 Pacific Daylight Time
Printed: Tuesday, May 28, 2019 10:53:55 Pacific Daylight Time

Name: 190523K1_4, Date: 23-May-2019, Time: 13:58:18, ID: B9E0143-BLK1 Method Blank 10, Description: Method Blank

	#	Name	Resp	RA	n/y	RRF	wt/vol	Pred.RT	RT	Pred.RRT	RRT	Check RRT	Conc.	%Rec	DL	EMPC
141	1...	PCB-174			NO	1.28	5.000	48.63		0.963		YES			0.284	
142	1...	PCB-181			NO	1.45	5.000	48.74		0.965		YES			0.250	
143	1...	PCB-177			NO	1.27	5.000	48.91		0.969		YES			0.286	
144	1...	PCB-171			NO	1.28	5.000	49.22		0.975		YES			0.283	
145	1...	PCB-173			NO	1.19	5.000	49.65		0.983		YES			0.306	
146	1...	PCB-172			NO	1.35	5.000	50.11		0.992		YES			0.268	
147	1...	PCB-192			NO	1.73	5.000	50.31		0.996		YES			0.210	
148	1...	PCB-180			NO	1.45	5.000	50.52		1.000		YES			0.249	
149	1...	PCB-193			NO	1.53	5.000	50.73		1.005		YES			0.237	
150	1...	PCB-191			NO	1.64	5.000	51.00		1.010		YES			0.221	
151	1...	PCB-170			NO	1.39	5.000	52.17		1.000		YES			0.280	
152	1...	PCB-190			NO	1.84	5.000	52.35		1.004		YES			0.211	
153	1...	PCB-189			NO	1.32	5.000	53.82		1.000		YES			0.179	
154	1...	PCB-202			NO	0.994	5.000	49.44		1.001		YES			0.267	
155	1...	PCB-201			NO	0.956	5.000	49.91		1.010		YES			0.278	
156	1...	PCB-204			NO	1.01	5.000	50.08		1.014		YES			0.262	
157	1...	PCB-197			NO	0.981	5.000	50.38		1.020		YES			0.271	
158	1...	PCB-200			NO	0.957	5.000	51.33		1.039		YES			0.278	
159	1...	PCB-198			NO	0.760	5.000	52.83		1.069		YES			0.350	
160	1...	PCB-199			NO	0.770	5.000	52.96		1.072		YES			0.345	
161	1...	PCB-196/203			NO	0.811	5.000	53.24		1.078		YES			0.328	
162	1...	PCB-195			NO	1.01	5.000	54.50		0.984		YES			0.495	
163	1...	PCB-194			NO	1.09	5.000	55.40		1.000		YES			0.463	
164	1...	PCB-205			NO	1.24	5.000	55.66		1.005		YES			0.406	
165	1...	PCB-208			NO	0.942	5.000	54.65		1.000		YES			0.112	
166	1...	PCB-207			NO	0.934	5.000	54.97		1.006		YES			0.113	
167	1...	PCB-206			NO	0.964	5.000	56.93		1.000		YES			0.135	
168	1...	PCB-209			NO	0.915	5.000	58.12		1.000		YES			0.117	
169	1...	13C-PCB-1	7.23e5	3.13	NO	0.847	5.000	16.09	16.10	0.613	0.613	NO	850.8	42.5	1.11	
170	1...	13C-PCB-3	9.15e5	3.31	NO	0.882	5.000	18.80	18.80	0.716	0.716	NO	1034	51.7	1.07	
171	1...	13C-PCB-4	6.04e5	1.59	NO	0.605	5.000	20.18	20.18	0.769	0.769	NO	995.9	49.8	0.624	
172	1...	13C-PCB-9	1.07e6	1.60	NO	0.956	5.000	22.04	22.03	0.839	0.839	NO	1117	55.8	0.395	
173	1...	13C-PCB-11	1.29e6	1.58	NO	0.950	5.000	25.53	25.52	0.973	0.972	NO	1354	67.7	0.397	
174	1...	13C-PCB-19	7.67e5	1.04	NO	0.595	5.000	24.47	24.48	0.932	0.932	NO	1284	64.2	17.2	
175	1...	13C-PCB-32	1.24e6	1.06	NO	0.869	5.000	27.50	27.50	1.048	1.048	NO	1420	71.0	11.8	
176	1...	13C-PCB-28	1.18e6	1.03	NO	1.00	5.000	29.54	29.52	1.004	1.003	NO	1366	68.3	22.3	

Dataset: U:\VG11.PRO\Results\190523K1\190523K1-4.qld

Last Altered: Tuesday, May 28, 2019 10:48:39 Pacific Daylight Time
Printed: Tuesday, May 28, 2019 10:53:55 Pacific Daylight Time

Name: 190523K1_4, Date: 23-May-2019, Time: 13:58:18, ID: B9E0143-BLK1 Method Blank 10, Description: Method Blank

	#	Name	Resp	RA	n/y	RRF	wt/vol	Pred.RT	RT	Pred.RRT	RRT	Check RRT	Conc.	%Rec	DL	EMPC
177	1...	13C-PCB-37	1.32e6	1.02	NO	0.933	5.000	33.55	33.54	1.140	1.140	NO	1644	82.2	23.9	
178	1...	13C-PCB-54	1.01e6	0.77	NO	0.989	5.000	28.35	28.37	0.756	0.757	NO	1509	75.4	2.20	
179	1...	13C-PCB-52	8.74e5	0.76	NO	0.781	5.000	32.04	32.03	0.855	0.855	NO	1652	82.6	2.78	
180	1...	13C-PCB-47	9.28e5	0.78	NO	0.859	5.000	32.56	32.55	0.869	0.868	NO	1594	79.7	2.53	
181	1...	13C-PCB-70	1.17e6	0.78	NO	1.01	5.000	36.21	36.20	0.966	0.966	NO	1700	85.0	2.14	
182	1...	13C-PCB-80	1.18e6	0.78	NO	1.01	5.000	36.63	36.63	0.977	0.977	NO	1723	86.1	2.15	
183	1...	13C-PCB-81	1.19e6	0.77	NO	0.987	5.000	39.84	39.85	1.063	1.063	NO	1778	88.9	2.20	
184	1...	13C-PCB-77	1.17e6	0.77	NO	0.923	5.000	40.46	40.46	1.079	1.079	NO	1865	93.3	2.36	
185	1...	13C-PCB-104	1.11e6	1.55	NO	1.01	5.000	33.23	33.22	0.830	0.830	NO	1728	86.4	0.665	
186	1...	13C-PCB-95	8.79e5	1.61	NO	0.812	5.000	36.50	36.52	0.911	0.912	NO	1708	85.4	0.831	
187	1...	13C-PCB-101	8.73e5	1.57	NO	0.811	5.000	38.25	38.25	0.955	0.955	NO	1697	84.9	0.832	
188	1...	13C-PCB-97	7.80e5	1.60	NO	0.704	5.000	39.60	39.60	0.989	0.989	NO	1746	87.3	0.958	
189	1...	13C-PCB-123	1.06e6	1.59	NO	0.922	5.000	42.25	42.25	1.055	1.055	NO	1818	90.9	0.732	
190	1...	13C-PCB-118	1.10e6	1.53	NO	0.981	5.000	42.45	42.43	1.060	1.059	NO	1761	88.1	0.688	
191	1...	13C-PCB-114	9.42e5	1.60	NO	1.39	5.000	43.13	43.11	0.910	0.909	NO	1746	87.3	1.24	
192	1...	13C-PCB-105	9.30e5	1.60	NO	1.38	5.000	44.02	44.00	0.929	0.928	NO	1739	87.0	1.25	
193	1...	13C-PCB-127	1.02e6	1.56	NO	1.47	5.000	44.36	44.36	0.936	0.936	NO	1784	89.2	1.18	
194	1...	13C-PCB-126	9.38e5	1.61	NO	1.33	5.000	46.33	46.31	0.977	0.977	NO	1825	91.2	1.30	
195	1...	13C-PCB-155	1.09e6	1.25	NO	0.989	5.000	37.78	37.78	0.943	0.943	NO	1739	86.9	0.387	
196	1...	13C-PCB-153	8.54e5	1.25	NO	1.31	5.000	44.19	44.17	0.932	0.932	NO	1687	84.4	1.06	
197	1...	13C-PCB-141	7.13e5	1.26	NO	1.11	5.000	44.94	44.95	0.948	0.948	NO	1660	83.0	1.25	
198	1...	13C-PCB-138	7.39e5	1.26	NO	1.15	5.000	45.82	45.80	0.966	0.966	NO	1650	82.5	1.20	
199	1...	13C-PCB-159	9.17e5	1.26	NO	1.37	5.000	47.14	47.13	0.994	0.994	NO	1731	86.5	1.02	
200	2...	13C-PCB-167	9.13e5	1.27	NO	1.36	5.000	47.84	47.83	1.009	1.009	NO	1728	86.4	1.02	
201	2...	13C-PCB-156	9.11e5	1.25	NO	1.33	5.000	49.17	49.17	1.037	1.037	NO	1767	88.4	1.04	
202	2...	13C-PCB-157	8.88e5	1.28	NO	1.38	5.000	49.45	49.44	1.043	1.043	NO	1659	82.9	1.01	
203	2...	13C-PCB-169	9.10e5	1.26	NO	1.26	5.000	51.72	51.71	1.091	1.091	NO	1865	93.3	1.10	
204	2...	13C-PCB-188	8.35e5	0.45	NO	1.39	5.000	43.79	43.79	0.927	0.927	NO	1781	89.1	1.05	
205	2...	13C-PCB-180	5.87e5	0.44	NO	0.951	5.000	50.48	50.50	1.069	1.069	NO	1832	91.6	1.54	
206	2...	13C-PCB-170	5.31e5	0.45	NO	0.829	5.000	52.13	52.15	1.104	1.104	NO	1900	95.0	1.77	
207	2...	13C-PCB-189	8.14e5	0.44	NO	1.11	5.000	53.78	53.79	1.138	1.139	NO	2185	109	1.33	
208	2...	13C-PCB-202	9.13e5	0.90	NO	1.44	5.000	49.38	49.40	1.041	1.042	NO	1879	93.9	0.905	
209	2...	13C-PCB-194	7.87e5	0.90	NO	0.788	5.000	55.40	55.38	0.995	0.995	NO	1700	85.0	1.04	
210	2...	13C-PCB-208	9.25e5	0.78	NO	1.01	5.000	54.65	54.63	0.982	0.982	NO	1562	78.1	0.880	
211	2...	13C-PCB-206	7.15e5	0.80	NO	0.659	5.000	56.94	56.92	1.023	1.023	NO	1849	92.4	1.35	
212	2...	13C-PCB-209	6.73e5	1.20	NO	0.576	5.000	58.12	58.12	1.044	1.044	NO	1991	99.6	0.275	

Dataset: U:\VG11.PRO\Results\190523K1\190523K1-4.qld

Last Altered: Tuesday, May 28, 2019 10:48:39 Pacific Daylight Time
Printed: Tuesday, May 28, 2019 10:53:55 Pacific Daylight Time

Name: 190523K1_4, Date: 23-May-2019, Time: 13:58:18, ID: B9E0143-BLK1 Method Blank 10, Description: Method Blank

	#	Name	Resp	RA	n/y	RRF	wt/vol	Pred.RT	RT	Pred.RRT	RRT	Check RRT	Conc.	%Rec	DL	EMPC
213	2...	13C-PCB-15	2.01e6	1.60	NO	1.00	5.000	26.28	26.25	1.000	0.000	NO	2000	100	0.378	
214	2...	13C-PCB-31	1.73e6	1.02	NO	1.00	5.000	29.46	29.43	1.000	0.000	NO	2000	100	22.3	
215	2...	13C-PCB-60	1.35e6	0.78	NO	1.00	5.000	37.52	37.48	1.000	0.000	NO	2000	100	2.17	
216	2...	13C-PCB-111	1.27e6	1.60	NO	1.00	5.000	40.09	40.05	1.000	0.000	NO	2000	100	0.674	
217	2...	13C-PCB-128	7.76e5	1.25	NO	1.00	5.000	47.46	47.41	1.000	0.000	NO	2000	100	1.39	
218	2...	13C-PCB-182	6.74e5	0.46	NO	1.00	5.000	47.29	47.24	0.000	0.000	NO	2000	100	1.47	
219	2...	13C-PCB-205	1.17e6	0.92	NO	1.00	5.000	55.68	55.66	1.000	0.000	NO	2000	100	0.818	
220	2...	13C-PCB-79	1.27e6	0.78	NO	1.02	5.000	38.61	38.58	1.030	1.029	NO	1825	91.2	2.12	
221	2...	13C-PCB-178	5.92e5	0.46	NO	0.831	5.000	46.68	46.67	0.988	0.988	NO	1837	91.9	1.53	
222	2...	13C-PCB-79	1.27e6	0.78	NO	1.04	5.000	38.56	38.58	0.968	0.968	NO	2054	103	2.43	
223	2...	13C-PCB-178	5.92e5	0.46	NO	0.965	5.000	46.63	46.67	0.923	0.924	NO	2090	105	1.73	
224	2...	Total Mono-PCBs				0.967	5.000	0.00		0.000		NO			~~1.11~~	0.417
225	2...	Total Di-PCBs				1.02	5.000	0.00		0.000		NO			~~25.6~~	4.67
226	2...	2nd Function Tri-PCBs				0.888	5.000	0.00		0.000		NO			~~3.18~~	>0.657
227	2...	3rd Function Tri-PCBs				0.957	5.000	0.00		0.000		NO			~~7.48~~	
228	2...	Total Tetra-PCBs				0.954	5.000	0.00		0.000		NO			~~8.99~~	0.463
229	2...	3rd Function Penta-PCBs				1.10	5.000	0.00		0.000		NO			~~15.6~~	>0.736
230	2...	4th Function Penta-PCBs				1.07	5.000	0.00		0.000		NO			~~2.60~~	
231	2...	3rd Function Hexa-PCBs				0.778	5.000	0.00		0.000		NO			~~2.53~~	>0.353
232	2...	4th Function Hexa-PCBs				0.985	5.000	0.00		0.000		NO			~~5.14~~	
233	2...	Total Hepta-PCBs				1.30	5.000	0.00		0.000		NO			~~5.63~~	0.306
234	2...	4th Function Octa-PCBs				0.905	5.000	0.00		0.000		NO			~~2.38~~	>0.495
235	2...	5th Function Octa-PCBs				1.11	5.000	0.00		0.000		NO			~~1.36~~	
236	2...	Total Nona-PCBs				0.947	5.000	0.00		0.000		NO			~~0.360~~	0.135
237	2...	Deca-CB				0.915	5.000	0.00		0.000		NO			0.117	
238	2...	Total PCBs														

Dataset: U:\VG11.PRO\Results\190523K1\190523K1-4.qld

Last Altered: Tuesday, May 28, 2019 10:48:39 Pacific Daylight Time
Printed: Tuesday, May 28, 2019 10:57:27 Pacific Daylight Time

Method: U:\VG11.PRO\MethDB\PCB-209_ZB1_5-21-19.mdb 23 May 2019 10:16:34
Calibration: U:\VG11.PRO\CurveDB\db1_PCBvg11-4-24-18.cdb 27 Apr 2018 15:37:51

ID: B9E0143-BLK1 Method Blank 10, Description: Method Blank

Total Mono-PCBs

	Name	Pred.R...	RT	m1 Height	m2 Height	m1 Resp	m2 Resp	RA	n/y	Resp	Conc.	EMPC	DL
1													

Total Di-PCBs

	Name	Pred.R...	RT	m1 Height	m2 Height	m1 Resp	m2 Resp	RA	n/y	Resp	Conc.	EMPC	DL
1													

2nd Function Tri-PCBs

	Name	Pred.R...	RT	m1 Height	m2 Height	m1 Resp	m2 Resp	RA	n/y	Resp	Conc.	EMPC	DL
1													

3rd Function Tri-PCBs

	Name	Pred.R...	RT	m1 Height	m2 Height	m1 Resp	m2 Resp	RA	n/y	Resp	Conc.	EMPC	DL
1													

Total Tetra-PCBs

	Name	Pred.R...	RT	m1 Height	m2 Height	m1 Resp	m2 Resp	RA	n/y	Resp	Conc.	EMPC	DL
1													

3rd Function Penta-PCBs

	Name	Pred.R...	RT	m1 Height	m2 Height	m1 Resp	m2 Resp	RA	n/y	Resp	Conc.	EMPC	DL
1													

Dataset: U:\VG11.PRO\Results\190523K1\190523K1-4.qld

Last Altered: Tuesday, May 28, 2019 10:48:39 Pacific Daylight Time
Printed: Tuesday, May 28, 2019 10:57:27 Pacific Daylight Time

ID: B9E0143-BLK1 Method Blank 10, Description: Method Blank

4th Function Penta-PCBs

	Name	Pred.R...	RT	m1 Height	m2 Height	m1 Resp	m2 Resp	RA	n/y	Resp	Conc.	EMPC	DL
1													

3rd Function Hexa-PCBs

	Name	Pred.R...	RT	m1 Height	m2 Height	m1 Resp	m2 Resp	RA	n/y	Resp	Conc.	EMPC	DL
1													

4th Function Hexa-PCBs

	Name	Pred.R...	RT	m1 Height	m2 Height	m1 Resp	m2 Resp	RA	n/y	Resp	Conc.	EMPC	DL
1													

Total Hepta-PCBs

	Name	Pred.R...	RT	m1 Height	m2 Height	m1 Resp	m2 Resp	RA	n/y	Resp	Conc.	EMPC	DL
1													

4th Function Octa-PCBs

	Name	Pred.R...	RT	m1 Height	m2 Height	m1 Resp	m2 Resp	RA	n/y	Resp	Conc.	EMPC	DL
1													

5th Function Octa-PCBs

	Name	Pred.R...	RT	m1 Height	m2 Height	m1 Resp	m2 Resp	RA	n/y	Resp	Conc.	EMPC	DL
1													

Total Nona-PCBs

	Name	Pred.R...	RT	m1 Height	m2 Height	m1 Resp	m2 Resp	RA	n/y	Resp	Conc.	EMPC	DL
1													

Dataset: U:\VG11.PRO\Results\190523K1\190523K1-4.qld

Last Altered: Tuesday, May 28, 2019 10:48:39 Pacific Daylight Time
Printed: Tuesday, May 28, 2019 10:57:27 Pacific Daylight Time

ID: B9E0143-BLK1 Method Blank 10, Description: Method Blank

Deca-CB

	Name	Pred.R...	RT	m1 Height	m2 Height	m1 Resp	m2 Resp	RA	n/y	Resp	Conc.	EMPC	DL
1													

Total PCBs

	Name	Pred.R...	RT	m1 Height	m2 Height	m1 Resp	m2 Resp	RA	n/y	Resp	Conc.	EMPC	DL
1													

Total Mono-Isotopes

	Name	Pred.R...	RT	m1 Height	m2 Height	m1 Resp	m2 Resp	RA	n/y	Resp	Conc.	EMPC	DL
1	13C-PCB-1	16.09	16.10	9.694e6	3.155e6	5.482e5	1.750e5	3.13	NO	7.232e5	850.82		1.11
2	13C-PCB-3	18.80	18.80	1.180e7	3.556e6	7.027e5	2.121e5	3.31	NO	9.148e5	1034.0		1.07

Total Di-Isotopes

	Name	Pred.R...	RT	m1 Height	m2 Height	m1 Resp	m2 Resp	RA	n/y	Resp	Conc.	EMPC	DL
1	13C-PCB-4	20.18	20.18	6.162e6	3.871e6	3.706e5	2.339e5	1.59	NO	6.045e5	995.95		0.624
2	13C-PCB-9	22.04	22.03	1.070e7	6.719e6	6.581e5	4.124e5	1.60	NO	1.071e6	1116.6		0.395
3	13C-PCB-11	25.53	25.52	1.231e7	7.786e6	7.893e5	5.012e5	1.58	NO	1.290e6	1354.4		0.397
4	13C-PCB-15	26.28	26.25	1.936e7	1.219e7	1.234e6	7.727e5	1.60	NO	2.006e6	2000.0		0.378

2nd Function Tri-Isotopes

	Name	Pred.R...	RT	m1 Height	m2 Height	m1 Resp	m2 Resp	RA	n/y	Resp	Conc.	EMPC	DL
1	13C-PCB-19	24.47	24.48	6.193e6	6.028e6	3.913e5	3.755e5	1.04	NO	7.667e5	1284.0		17.2
2	13C-PCB-32	27.50	27.50	9.689e6	9.130e6	6.378e5	6.001e5	1.06	NO	1.238e6	1420.1		11.8

3rd Function Tri-Isotopes

	Name	Pred.R...	RT	m1 Height	m2 Height	m1 Resp	m2 Resp	RA	n/y	Resp	Conc.	EMPC	DL
1	13C-PCB-31	29.46	29.43	1.083e7	1.053e7	8.722e5	8.542e5	1.02	NO	1.726e6	2000.0		22.3
2	13C-PCB-28	29.54	29.52	8.708e6	8.530e6	5.990e5	5.813e5	1.03	NO	1.180e6	1366.2		22.3
3	13C-PCB-37	33.55	33.54	8.820e6	8.676e6	6.686e5	6.556e5	1.02	NO	1.324e6	1644.4		23.9

Dataset: U:\VG11.PRO\Results\190523K1\190523K1-4.qld

Last Altered: Tuesday, May 28, 2019 10:48:39 Pacific Daylight Time
Printed: Tuesday, May 28, 2019 10:57:27 Pacific Daylight Time

ID: B9E0143-BLK1 Method Blank 10, Description: Method Blank

Tetra-Isotopes

	Name	Pred.R...	RT	m1 Height	m2 Height	m1 Resp	m2 Resp	RA	n/y	Resp	Conc.	EMPC	DL
1	13C-PCB-54	28.35	28.37	5.973e6	7.644e6	4.412e5	5.696e5	0.77	NO	1.011e6	1508.7		2.20
2	13C-PCB-52	32.04	32.03	5.032e6	6.644e6	3.784e5	4.954e5	0.76	NO	8.737e5	1651.9		2.78
3	13C-PCB-47	32.56	32.55	5.475e6	6.974e6	4.068e5	5.210e5	0.78	NO	9.278e5	1593.8		2.53
4	13C-PCB-70	36.21	36.20	6.718e6	8.537e6	5.133e5	6.548e5	0.78	NO	1.168e6	1699.8		2.14
5	13C-PCB-80	36.63	36.63	6.727e6	8.612e6	5.172e5	6.638e5	0.78	NO	1.181e6	1722.9		2.15
6	13C-PCB-60	37.52	37.48	7.612e6	9.741e6	5.927e5	7.622e5	0.78	NO	1.355e6	2000.0		2.17
7	13C-PCB-79	38.61	38.58	7.059e6	9.044e6	5.562e5	7.092e5	0.78	NO	1.265e6	1824.9		2.12
8	13C-PCB-81	39.84	39.85	6.564e6	8.396e6	5.191e5	6.697e5	0.77	NO	1.189e6	1778.0		2.20
9	13C-PCB-77	40.46	40.46	6.467e6	8.358e6	5.090e5	6.571e5	0.77	NO	1.166e6	1865.2		2.36

3rd Function Penta-Isotopes

	Name	Pred.R...	RT	m1 Height	m2 Height	m1 Resp	m2 Resp	RA	n/y	Resp	Conc.	EMPC	DL
1	13C-PCB-104	33.23	33.22	8.935e6	5.855e6	6.755e5	4.368e5	1.55	NO	1.112e6	1728.1		0.665
2	13C-PCB-95	36.50	36.52	6.883e6	4.319e6	5.425e5	3.369e5	1.61	NO	8.793e5	1707.9		0.831
3	13C-PCB-101	38.25	38.25	6.975e6	4.465e6	5.330e5	3.402e5	1.57	NO	8.732e5	1697.1		0.832
4	13C-PCB-97	39.60	39.60	6.259e6	3.882e6	4.799e5	2.998e5	1.60	NO	7.797e5	1746.1		0.958
5	13C-PCB-111	40.09	40.05	9.939e6	6.260e6	7.807e5	4.883e5	1.60	NO	1.269e6	2000.0		0.674
6	13C-PCB-123	42.25	42.25	8.419e6	5.316e6	6.519e5	4.111e5	1.59	NO	1.063e6	1817.8		0.732
7	13C-PCB-118	42.45	42.43	8.479e6	5.584e6	6.636e5	4.327e5	1.53	NO	1.096e6	1761.4		0.688

4th Function Penta-Isotopes

	Name	Pred.R...	RT	m1 Height	m2 Height	m1 Resp	m2 Resp	RA	n/y	Resp	Conc.	EMPC	DL
1	13C-PCB-114	43.13	43.11	7.277e6	4.533e6	5.793e5	3.628e5	1.60	NO	9.421e5	1746.2		1.24
2	13C-PCB-105	44.02	44.00	7.200e6	4.503e6	5.729e5	3.574e5	1.60	NO	9.303e5	1739.5		1.25
3	13C-PCB-127	44.36	44.36	7.939e6	5.035e6	6.193e5	3.966e5	1.56	NO	1.016e6	1784.2		1.18
4	13C-PCB-126	46.33	46.31	7.276e6	4.510e6	5.794e5	3.591e5	1.61	NO	9.385e5	1824.8		1.30

Dataset: U:\VG11.PRO\Results\190523K1\190523K1-4.qld

Last Altered: Tuesday, May 28, 2019 10:48:39 Pacific Daylight Time
Printed: Tuesday, May 28, 2019 10:57:27 Pacific Daylight Time

ID: B9E0143-BLK1 Method Blank 10, Description: Method Blank

4th Function Hexa-Isotopes

	Name	Pred.R...	RT	m1 Height	m2 Height	m1 Resp	m2 Resp	RA	n/y	Resp	Conc.	EMPC	DL
1	13C-PCB-153	44.19	44.17	6.127e6	4.898e6	4.744e5	3.798e5	1.25	NO	8.542e5	1687.2		1.06
2	13C-PCB-141	44.94	44.95	5.000e6	3.959e6	3.972e5	3.158e5	1.26	NO	7.130e5	1660.0		1.25
3	13C-PCB-138	45.82	45.80	5.315e6	4.194e6	4.123e5	3.265e5	1.26	NO	7.388e5	1650.3		1.20
4	13C-PCB-159	47.14	47.13	6.349e6	5.042e6	5.106e5	4.061e5	1.26	NO	9.167e5	1730.9		1.02
5	13C-PCB-128	47.46	47.41	5.523e6	4.384e6	4.316e5	3.440e5	1.25	NO	7.756e5	2000.0		1.39
6	13C-PCB-167	47.84	47.83	6.378e6	5.046e6	5.113e5	4.016e5	1.27	NO	9.129e5	1728.4		1.02
7	13C-PCB-156	49.17	49.17	6.404e6	5.106e6	5.063e5	4.050e5	1.25	NO	9.114e5	1767.4		1.04
8	13C-PCB-157	49.45	49.44	6.140e6	4.817e6	4.980e5	3.899e5	1.28	NO	8.878e5	1658.7		1.01
9	13C-PCB-169	51.72	51.71	6.434e6	5.126e6	5.078e5	4.026e5	1.26	NO	9.103e5	1865.5		1.10

5th Function Octa-Isotopes

	Name	Pred.R...	RT	m1 Height	m2 Height	m1 Resp	m2 Resp	RA	n/y	Resp	Conc.	EMPC	DL
1	13C-PCB-194	55.40	55.38	6.888e6	7.638e6	3.731e5	4.134e5	0.90	NO	7.866e5	1699.6		1.04
2	13C-PCB-205	55.68	55.66	9.954e6	1.099e7	5.619e5	6.125e5	0.92	NO	1.174e6	2000.0		0.818

Dataset: Untitled

Last Altered: Friday, May 24, 2019 08:55:50 Pacific Daylight Time
Printed: Friday, May 24, 2019 08:56:02 Pacific Daylight Time

Name: 190523K1_4, Date: 23-May-2019, Time: 13:58:18, ID: B9E0143-BLK1 Method Blank 10, Description: Method Blank

PCB-1

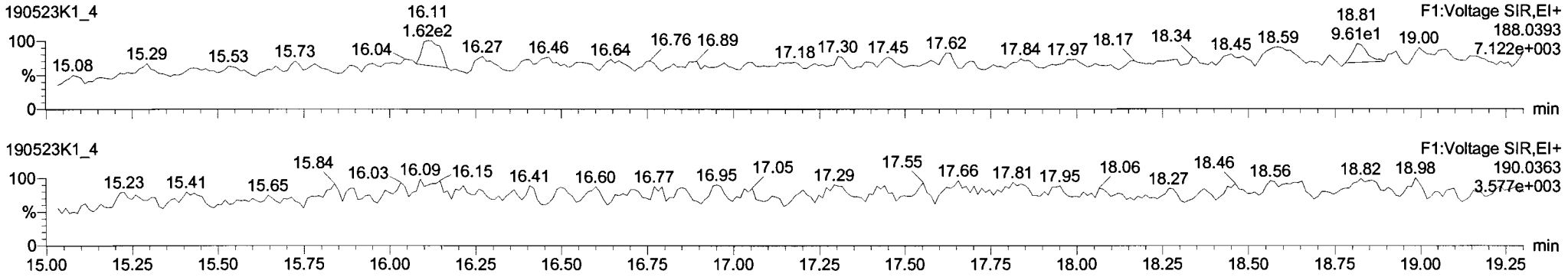

13C-PCB-1

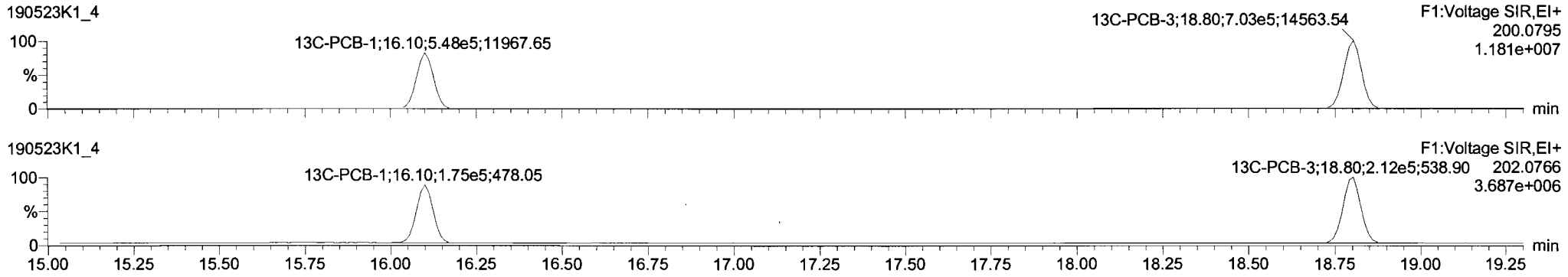

PFK1

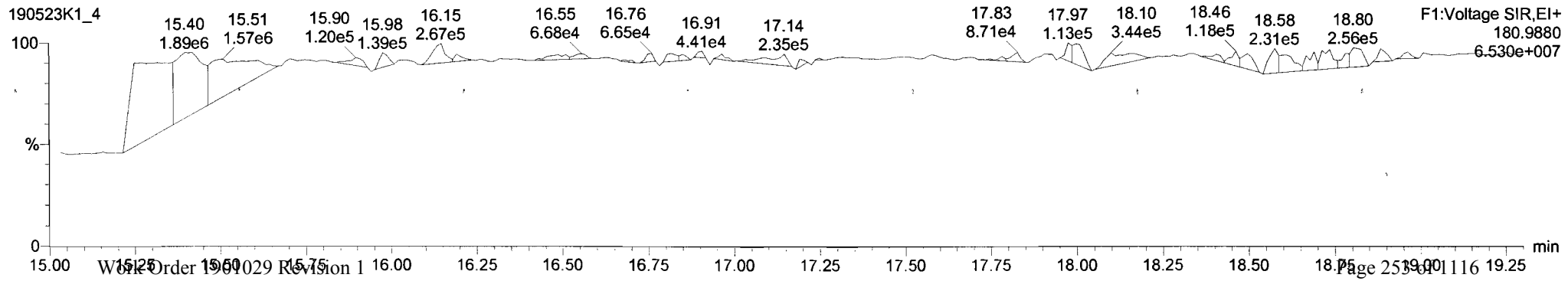

Vista Analytical Laboratory ~~VG-9~~

Dataset: Untitled

Last Altered: Friday, May 24, 2019 08:55:50 Pacific Daylight Time
Printed: Friday, May 24, 2019 08:56:02 Pacific Daylight Time

Name: 190523K1_4, Date: 23-May-2019, Time: 13:58:18, ID: B9E0143-BLK1 Method Blank 10, Description: Method Blank

PCB-4/10

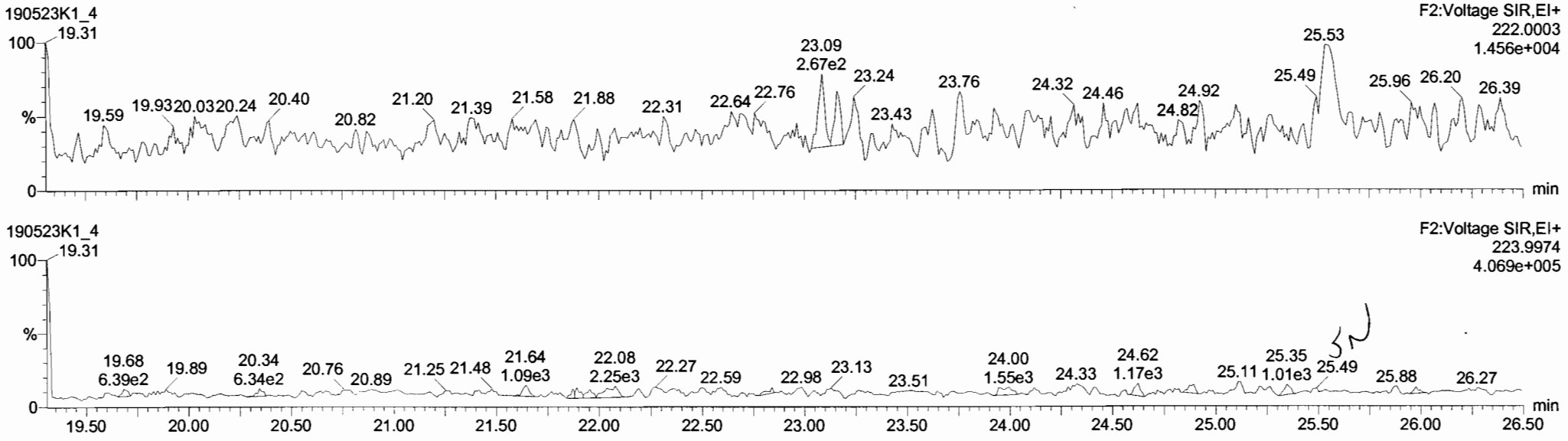

13C-PCB-4

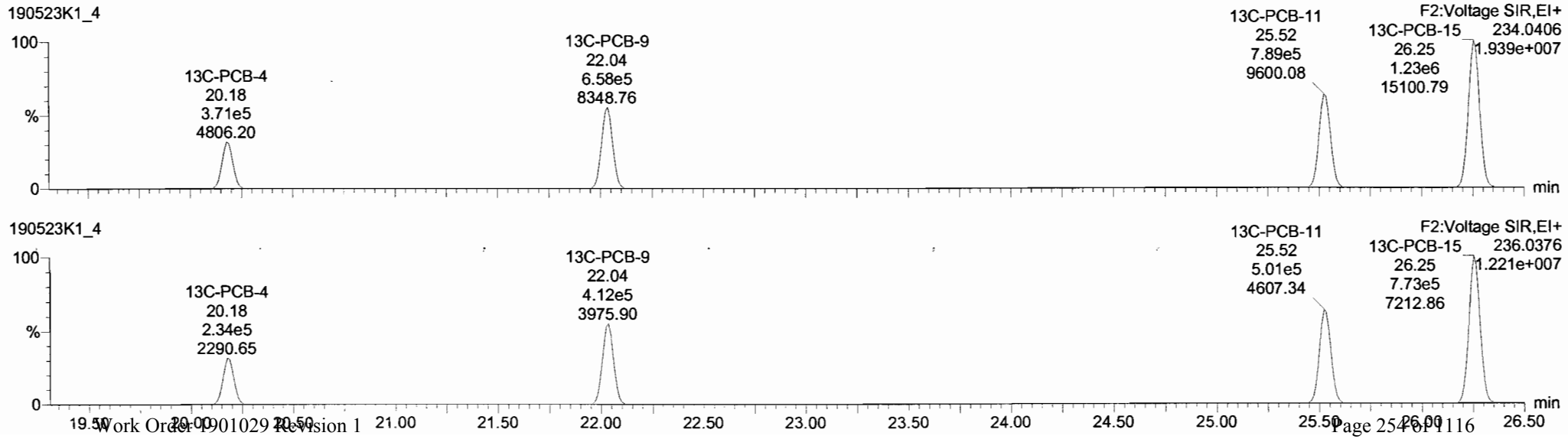

Dataset: Untitled

Last Altered: Friday, May 24, 2019 08:55:50 Pacific Daylight Time
Printed: Friday, May 24, 2019 08:56:02 Pacific Daylight Time

Name: 190523K1_4, Date: 23-May-2019, Time: 13:58:18, ID: B9E0143-BLK1 Method Blank 10, Description: Method Blank

PCB-19

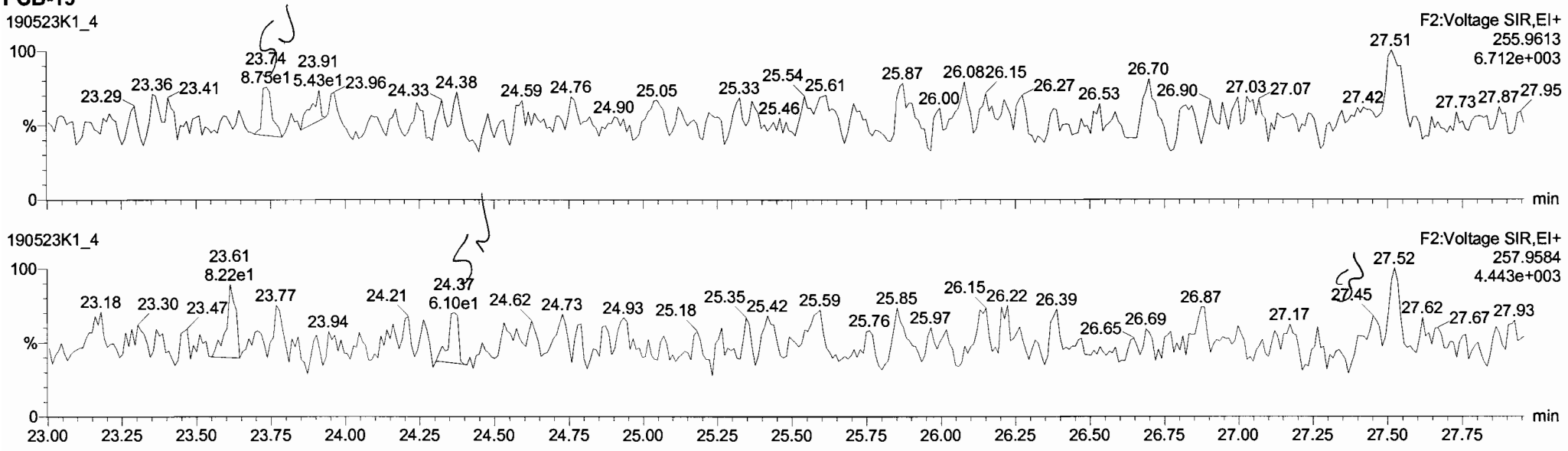

13C-PCB-19

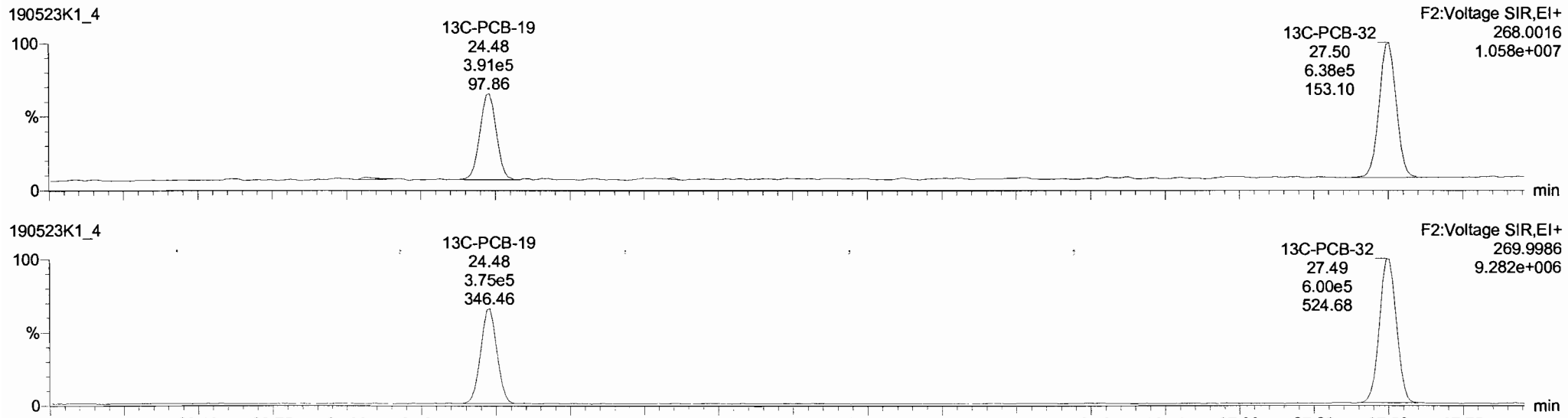

Dataset: Untitled

Last Altered: Friday, May 24, 2019 08:55:50 Pacific Daylight Time
Printed: Friday, May 24, 2019 08:56:02 Pacific Daylight Time

Name: 190523K1_4, Date: 23-May-2019, Time: 13:58:18, ID: B9E0143-BLK1 Method Blank 10, Description: Method Blank

PCB-34

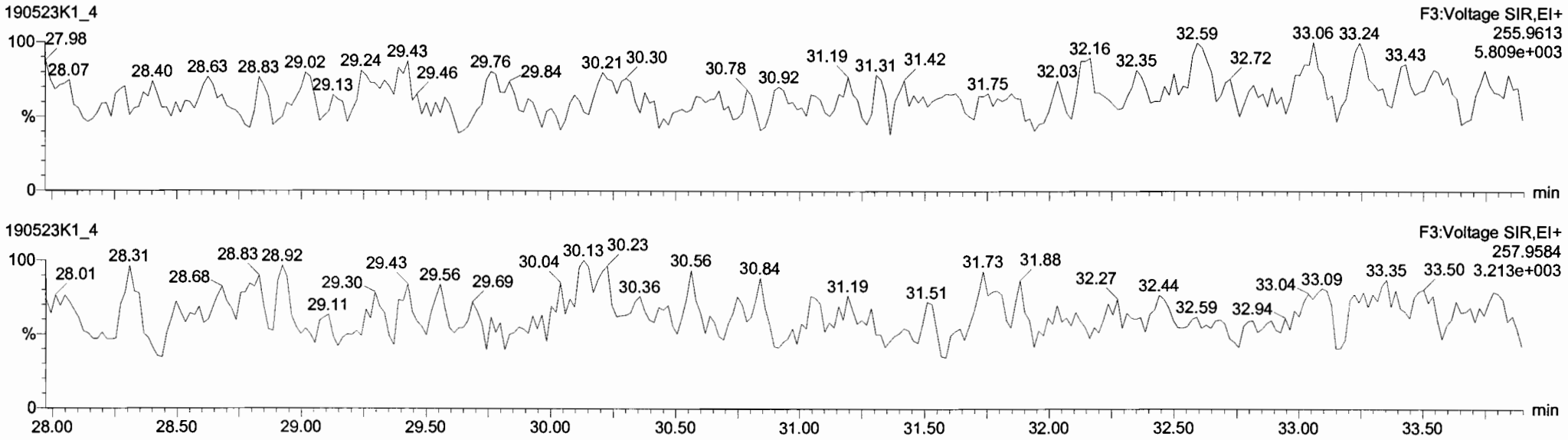

13C-PCB-28

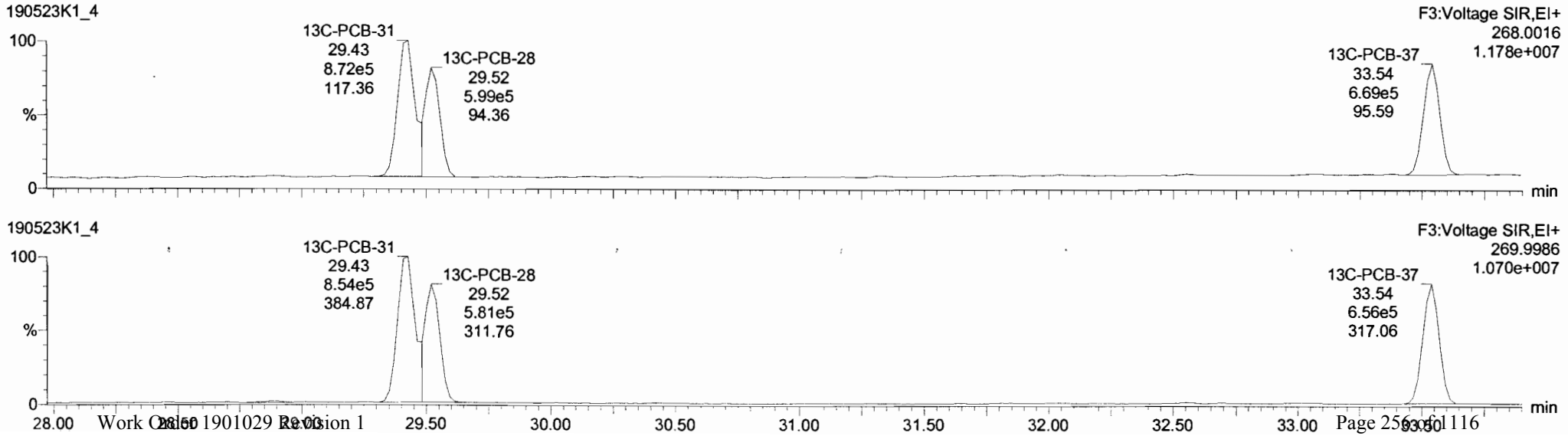

Dataset: Untitled

Last Altered: Friday, May 24, 2019 08:55:50 Pacific Daylight Time
Printed: Friday, May 24, 2019 08:56:02 Pacific Daylight Time

Name: 190523K1_4, Date: 23-May-2019, Time: 13:58:18, ID: B9E0143-BLK1 Method Blank 10, Description: Method Blank

PCB-54

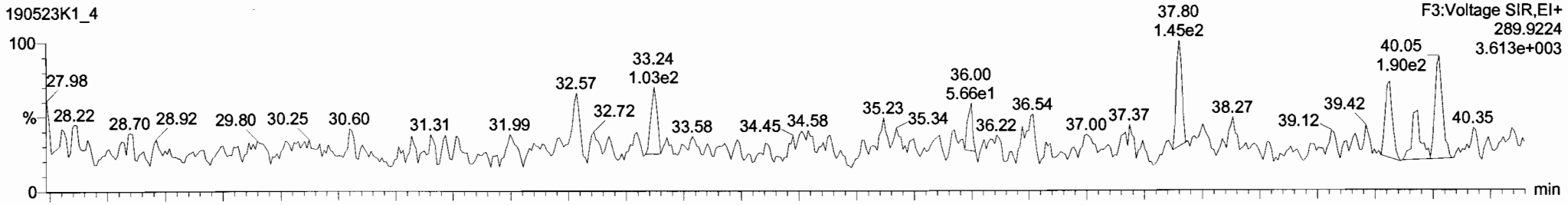

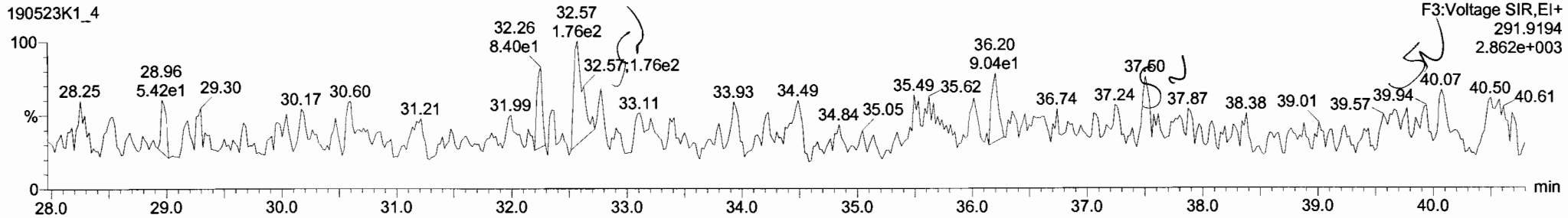

13C-PCB-54

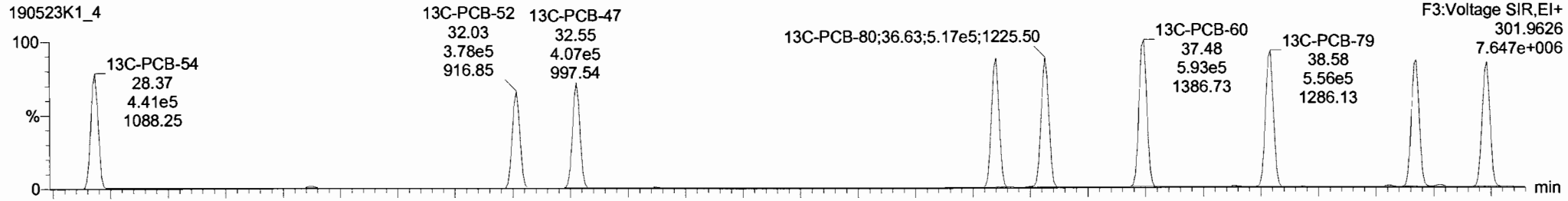

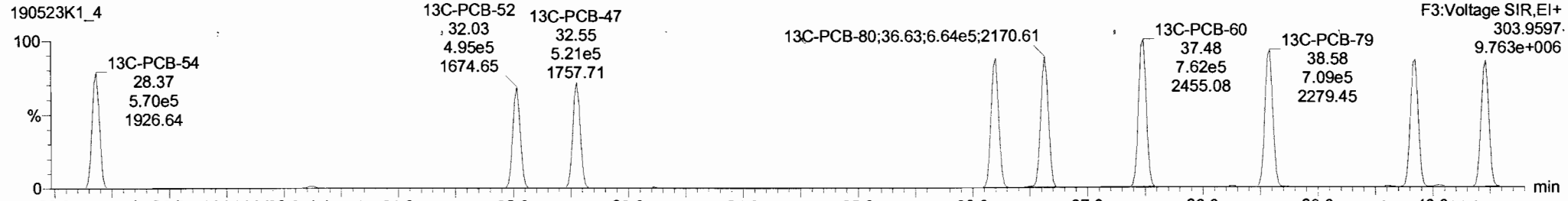

Dataset: Untitled

Last Altered: Friday, May 24, 2019 08:55:50 Pacific Daylight Time
Printed: Friday, May 24, 2019 08:56:02 Pacific Daylight Time

Name: 190523K1_4, Date: 23-May-2019, Time: 13:58:18, ID: B9E0143-BLK1 Method Blank 10, Description: Method Blank

PCB-50

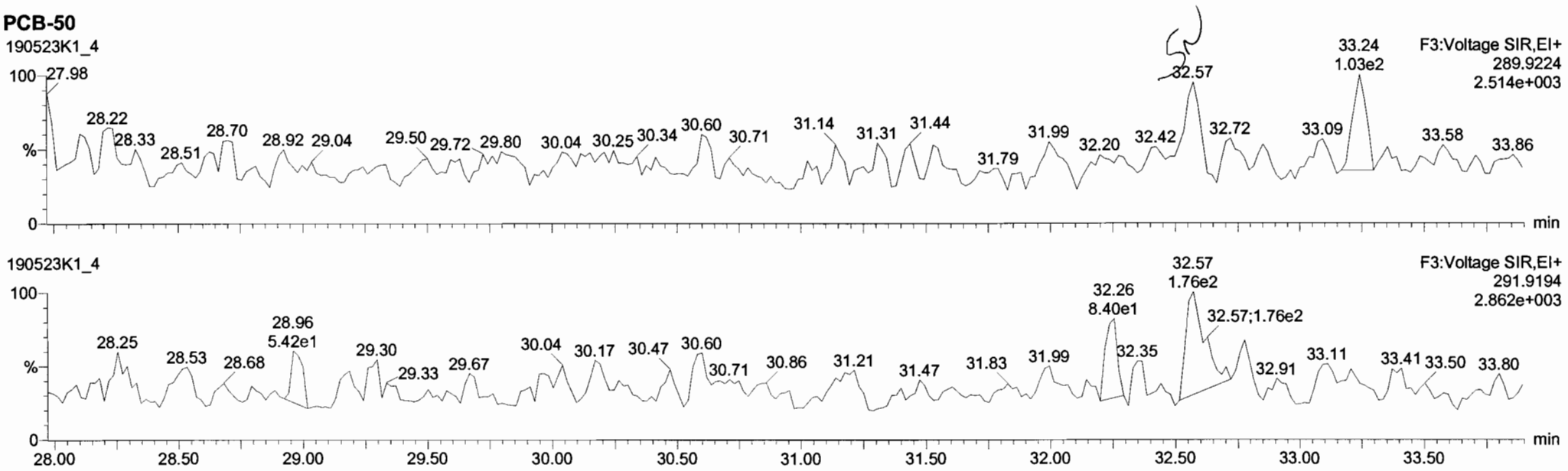

13C-PCB-52

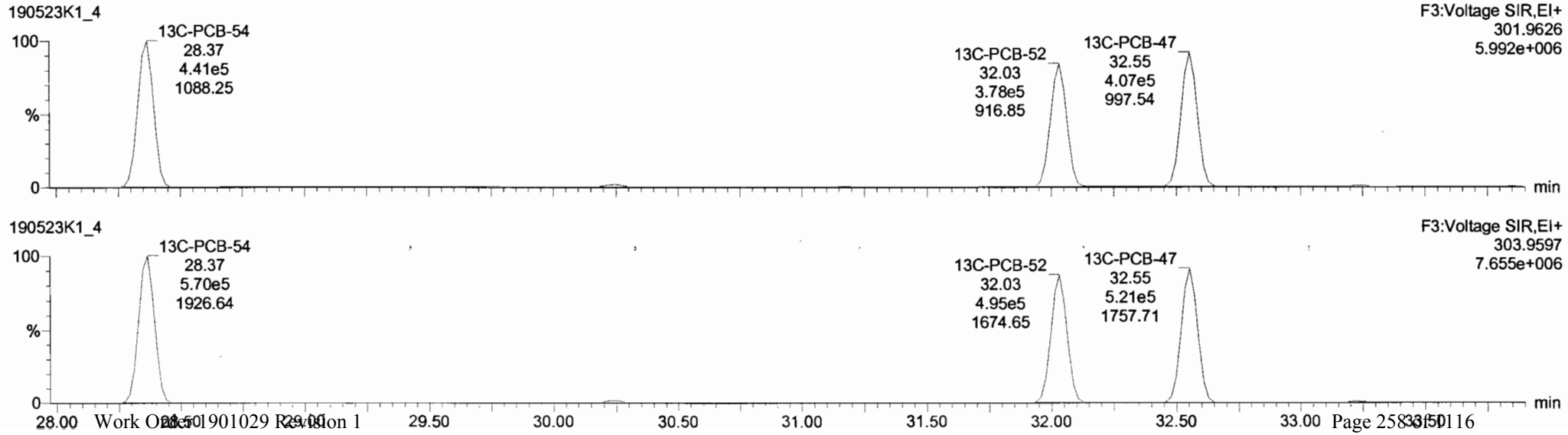

Vista Analytical Laboratory ~~VG-9~~

Dataset: Untitled

Last Altered: Friday, May 24, 2019 08:55:50 Pacific Daylight Time
Printed: Friday, May 24, 2019 08:56:02 Pacific Daylight Time

Name: 190523K1_4, Date: 23-May-2019, Time: 13:58:18, ID: B9E0143-BLK1 Method Blank 10, Description: Method Blank

PCB-68

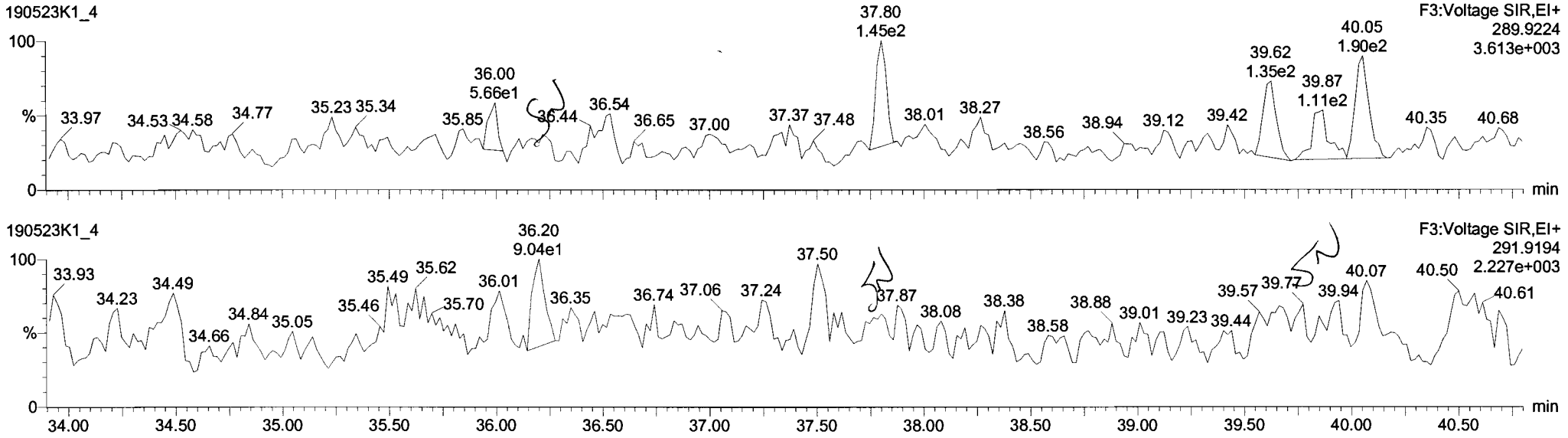

13C-PCB-60

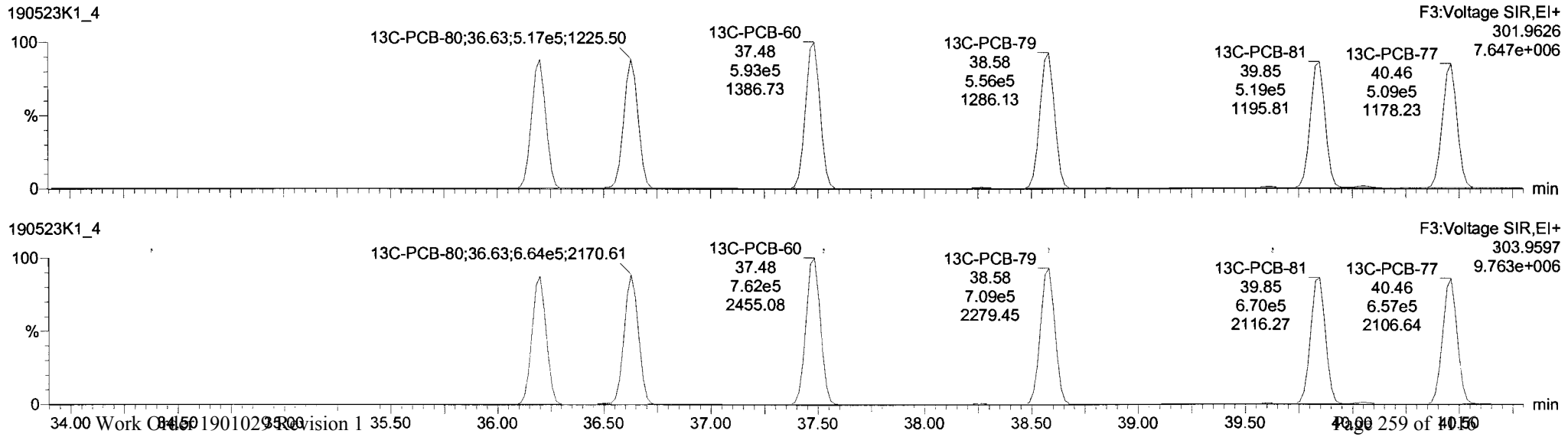

Dataset: Untitled

Last Altered: Friday, May 24, 2019 08:55:50 Pacific Daylight Time
Printed: Friday, May 24, 2019 08:56:02 Pacific Daylight Time

Name: 190523K1_4, Date: 23-May-2019, Time: 13:58:18, ID: B9E0143-BLK1 Method Blank 10, Description: Method Blank

PCB-104

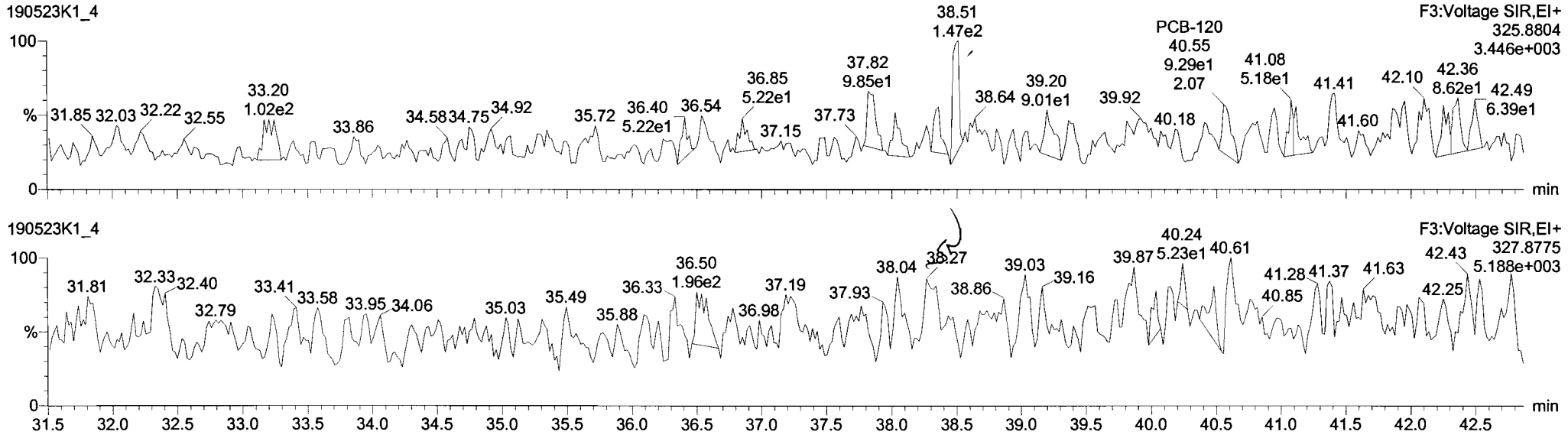

13C-PCB-104

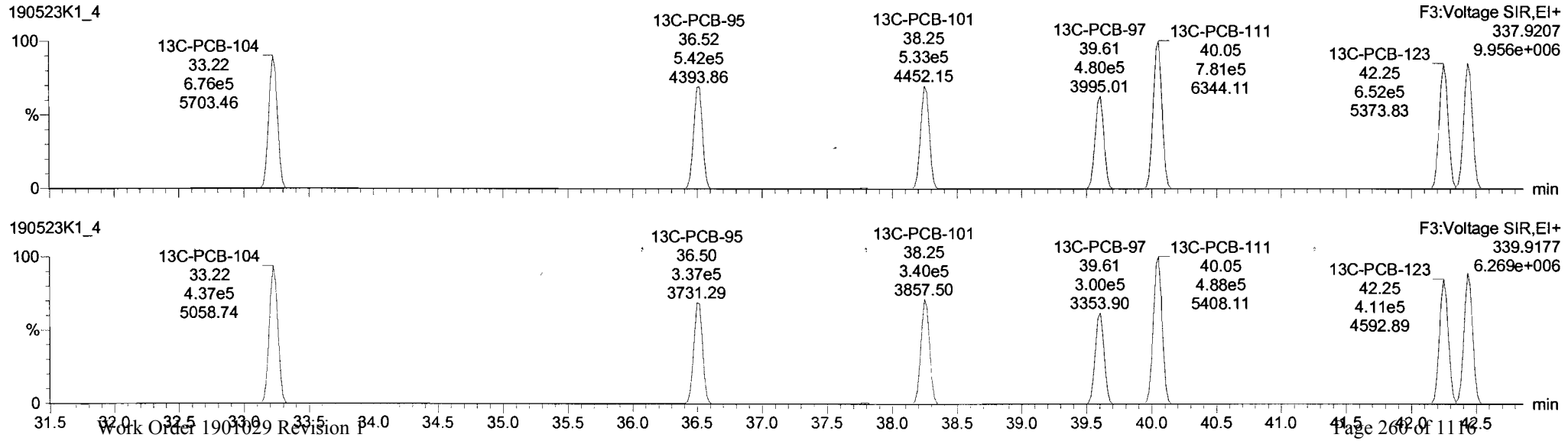

Vista Analytical Laboratory ~~VG-9-~~

Dataset: Untitled

Last Altered: Friday, May 24, 2019 08:55:50 Pacific Daylight Time
Printed: Friday, May 24, 2019 08:56:02 Pacific Daylight Time

Name: 190523K1_4, Date: 23-May-2019, Time: 13:58:18, ID: B9E0143-BLK1 Method Blank 10, Description: Method Blank

PCB-96

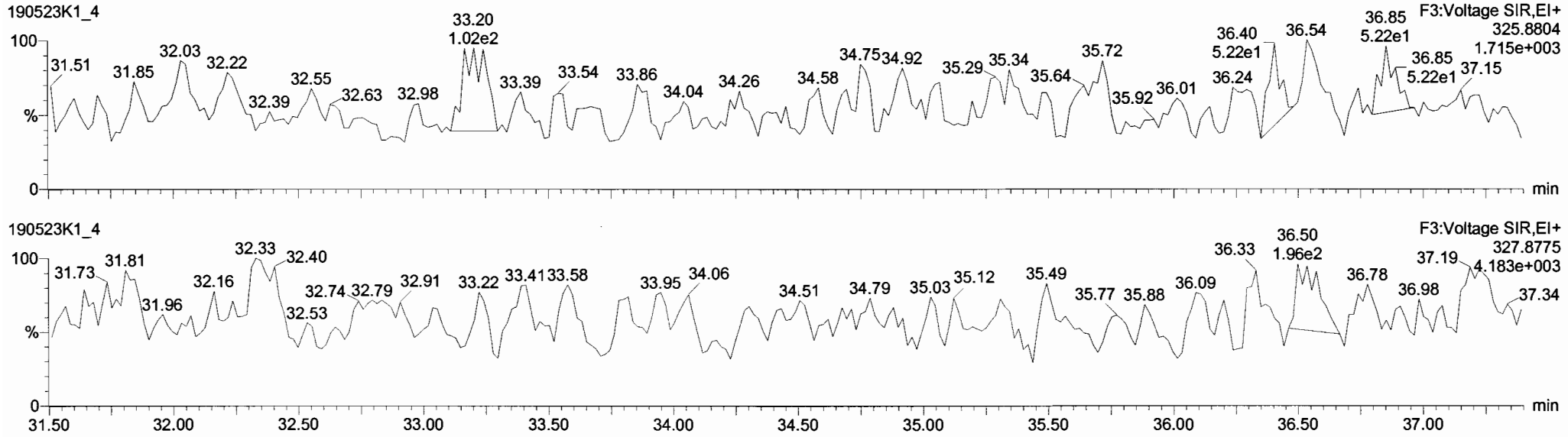

13C-PCB-95

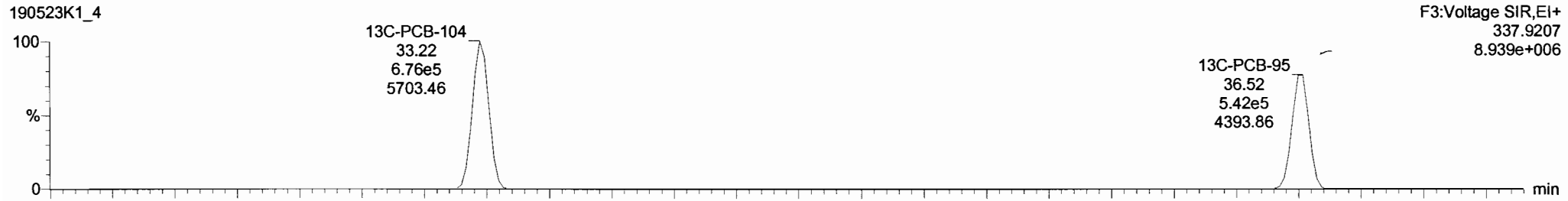

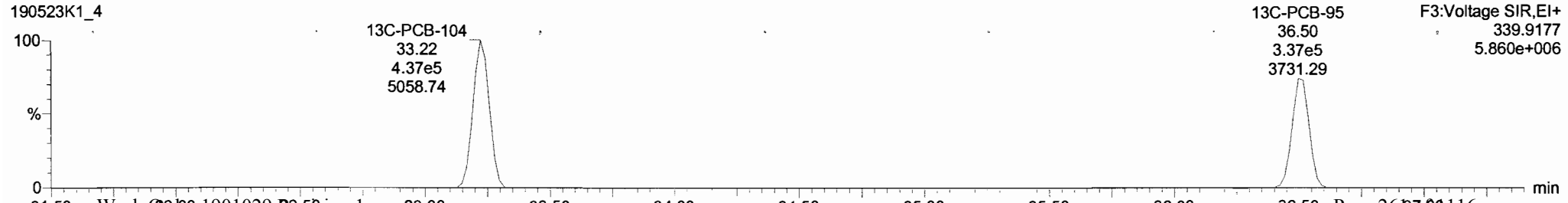

Dataset: Untitled

Last Altered: Friday, May 24, 2019 08:55:50 Pacific Daylight Time
Printed: Friday, May 24, 2019 08:56:02 Pacific Daylight Time

Name: 190523K1_4, Date: 23-May-2019, Time: 13:58:18, ID: B9E0143-BLK1 Method Blank 10, Description: Method Blank

PCB-119

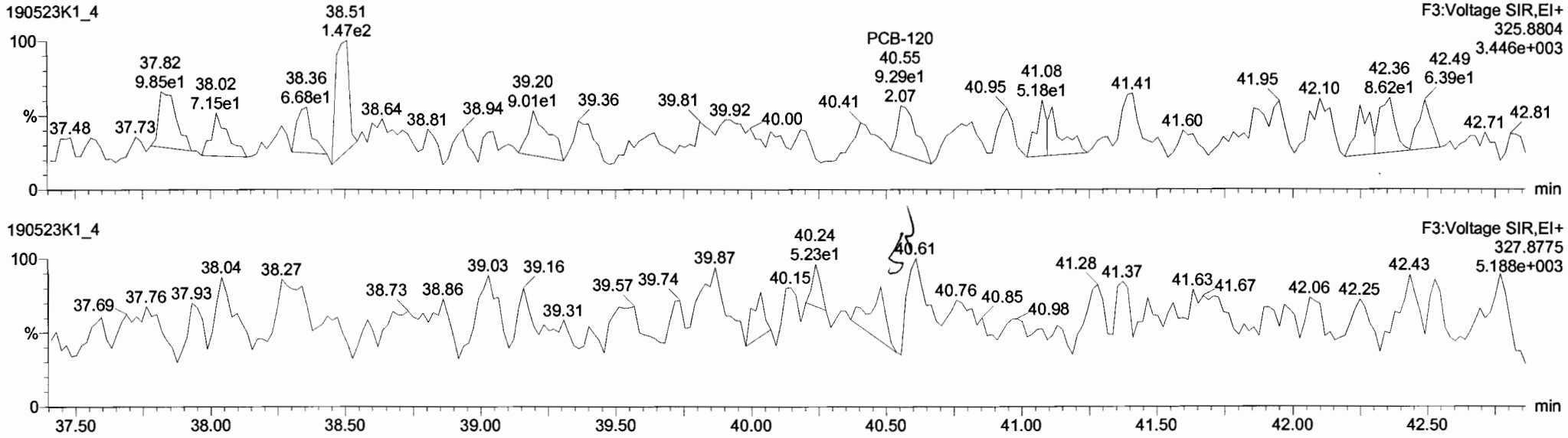

13C-PCB-111

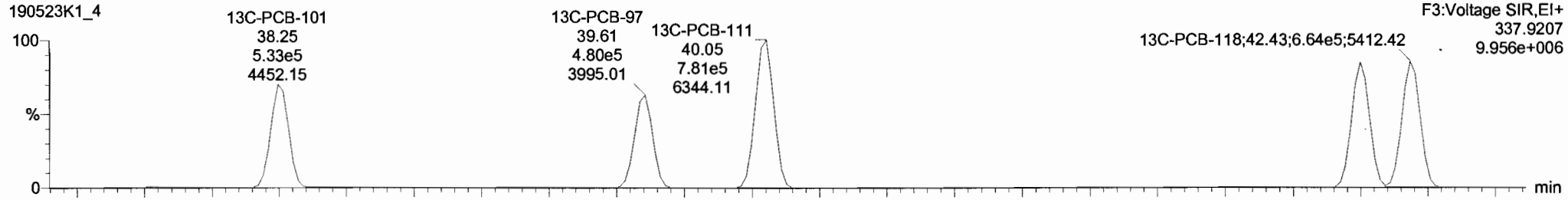

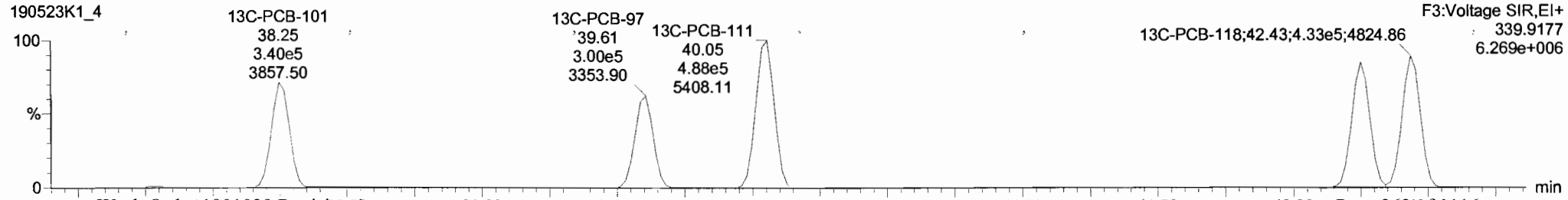

Dataset: Untitled

Last Altered: Friday, May 24, 2019 08:55:50 Pacific Daylight Time
Printed: Friday, May 24, 2019 08:56:02 Pacific Daylight Time

Name: 190523K1_4, Date: 23-May-2019, Time: 13:58:18, ID: B9E0143-BLK1 Method Blank 10, Description: Method Blank

PCB-114

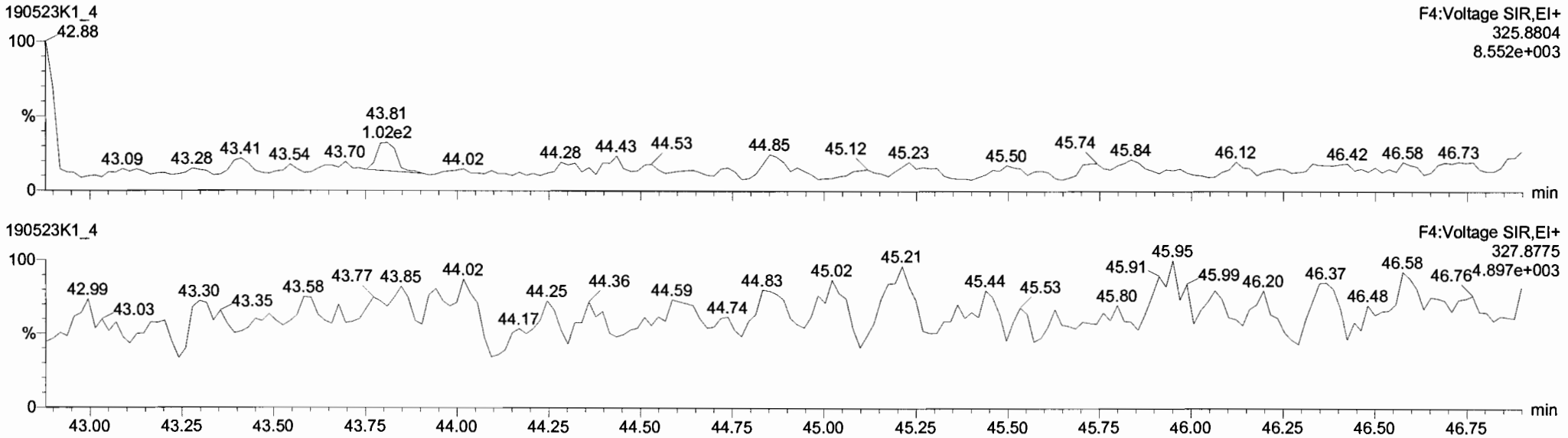

13C-PCB-114

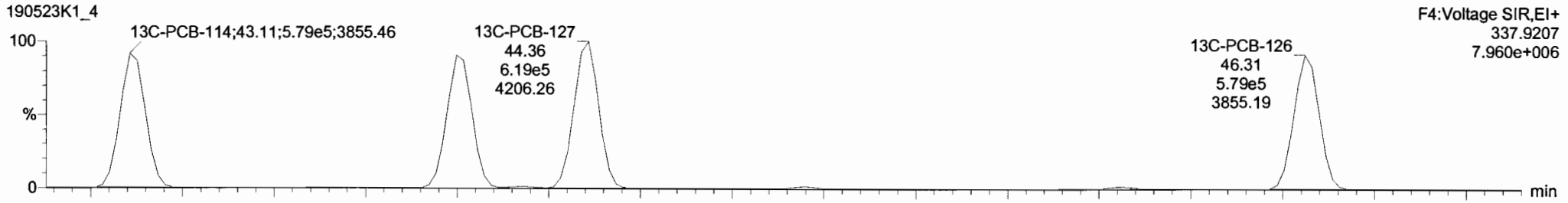

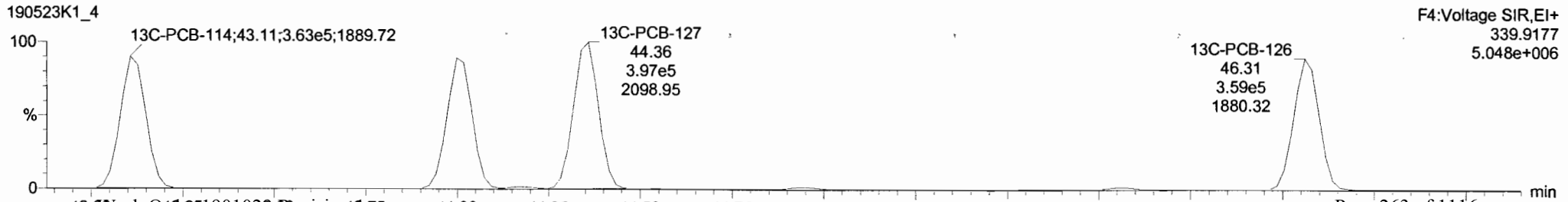

Dataset: Untitled

Last Altered: Friday, May 24, 2019 08:55:50 Pacific Daylight Time
Printed: Friday, May 24, 2019 08:56:02 Pacific Daylight Time

Name: 190523K1_4, Date: 23-May-2019, Time: 13:58:18, ID: B9E0143-BLK1 Method Blank 10, Description: Method Blank

PCB-155

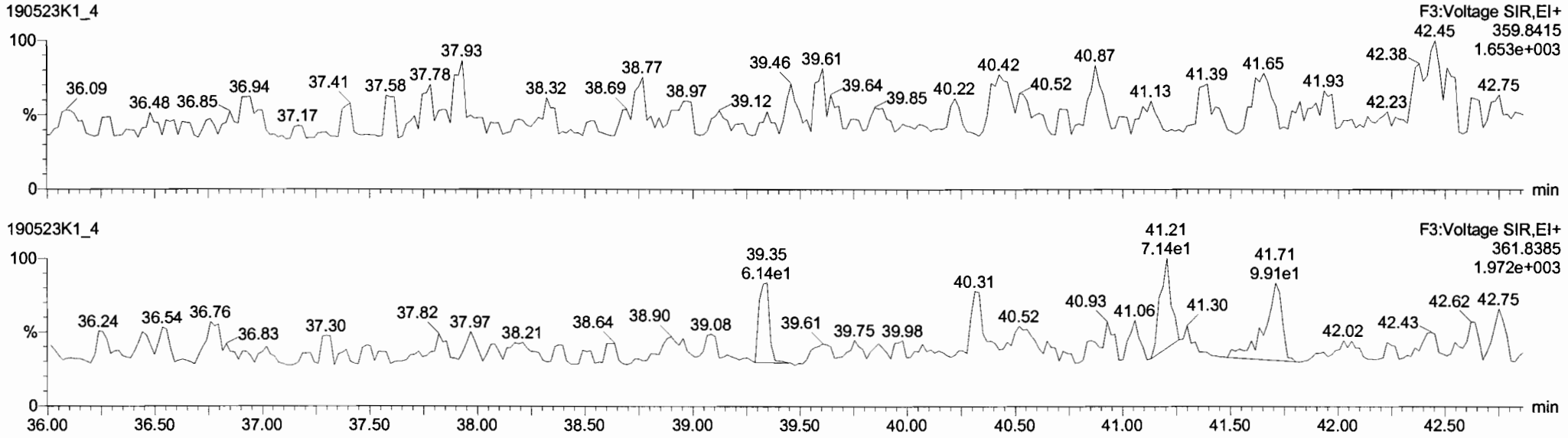

13C-PCB-155

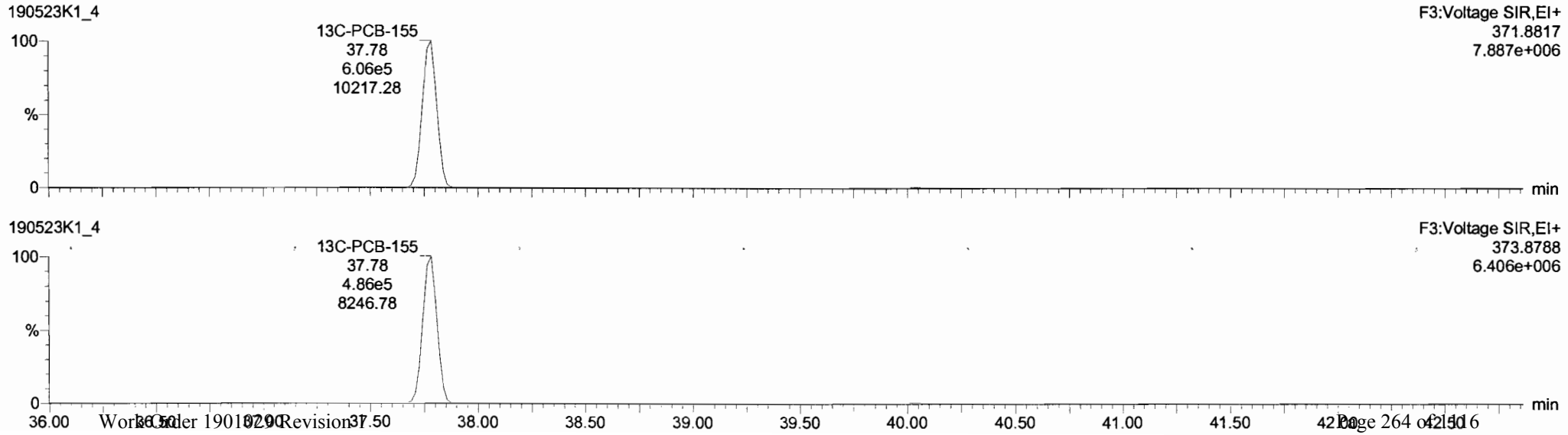

Dataset: Untitled

Last Altered: Friday, May 24, 2019 08:55:50 Pacific Daylight Time
Printed: Friday, May 24, 2019 08:56:02 Pacific Daylight Time

Name: 190523K1_4, Date: 23-May-2019, Time: 13:58:18, ID: B9E0143-BLK1 Method Blank 10, Description: Method Blank

PCB-134/143

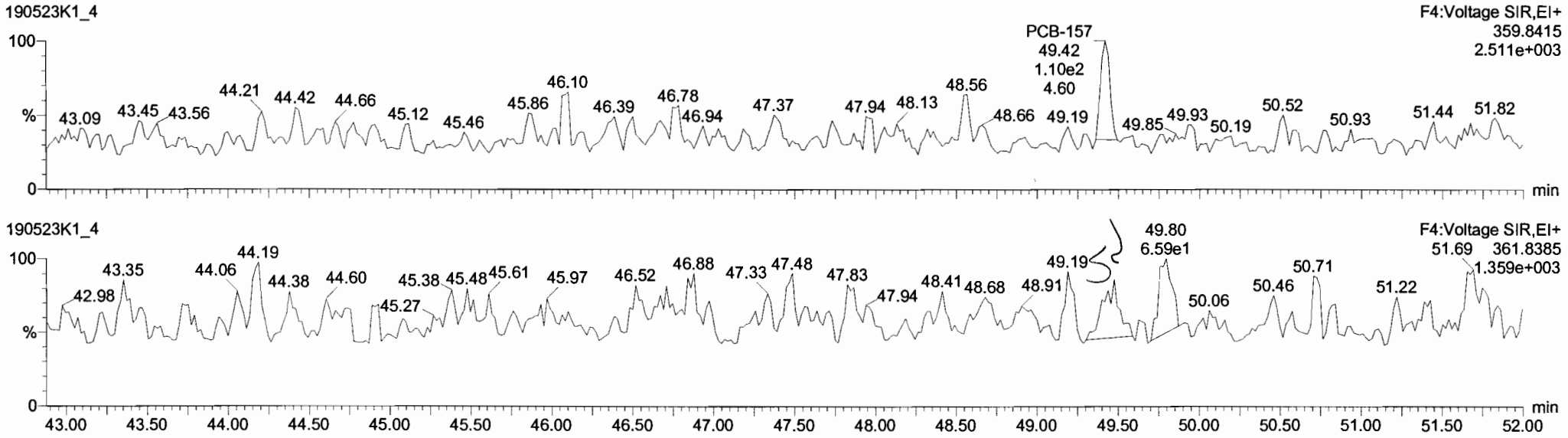

13C-PCB-153

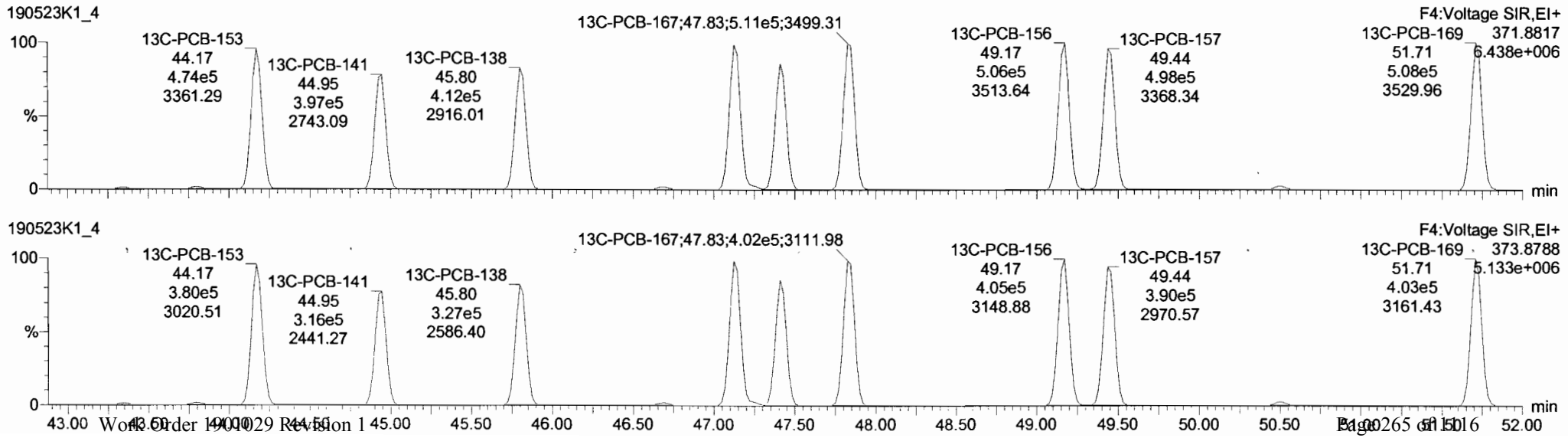

Dataset: Untitled

Last Altered: Friday, May 24, 2019 08:55:50 Pacific Daylight Time
Printed: Friday, May 24, 2019 08:56:02 Pacific Daylight Time

Name: 190523K1_4, Date: 23-May-2019, Time: 13:58:18, ID: B9E0143-BLK1 Method Blank 10, Description: Method Blank

PCB-188

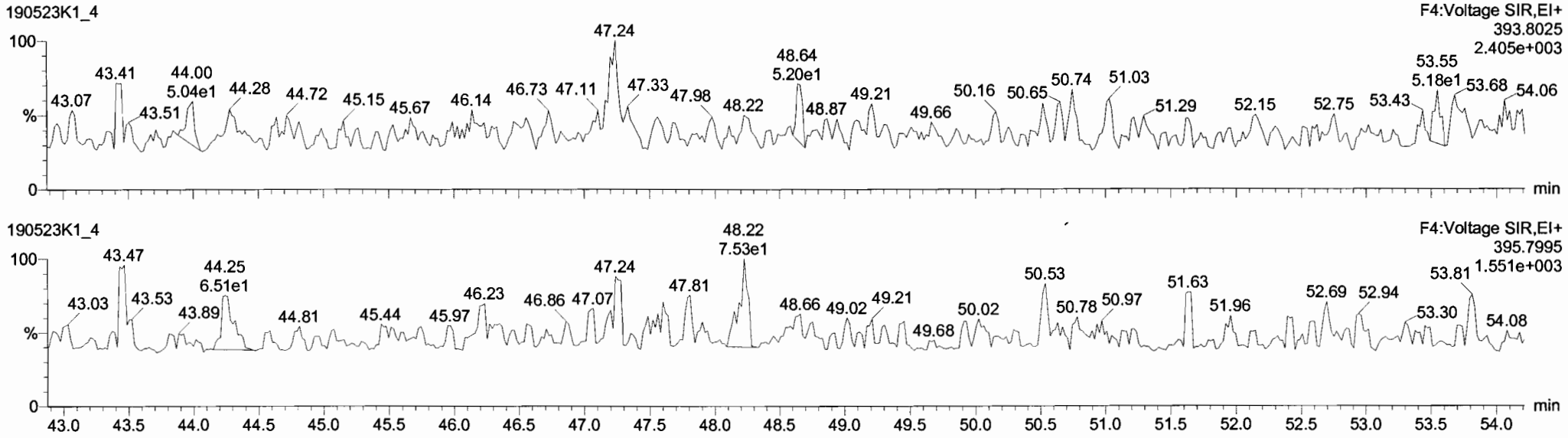

13C-PCB-188

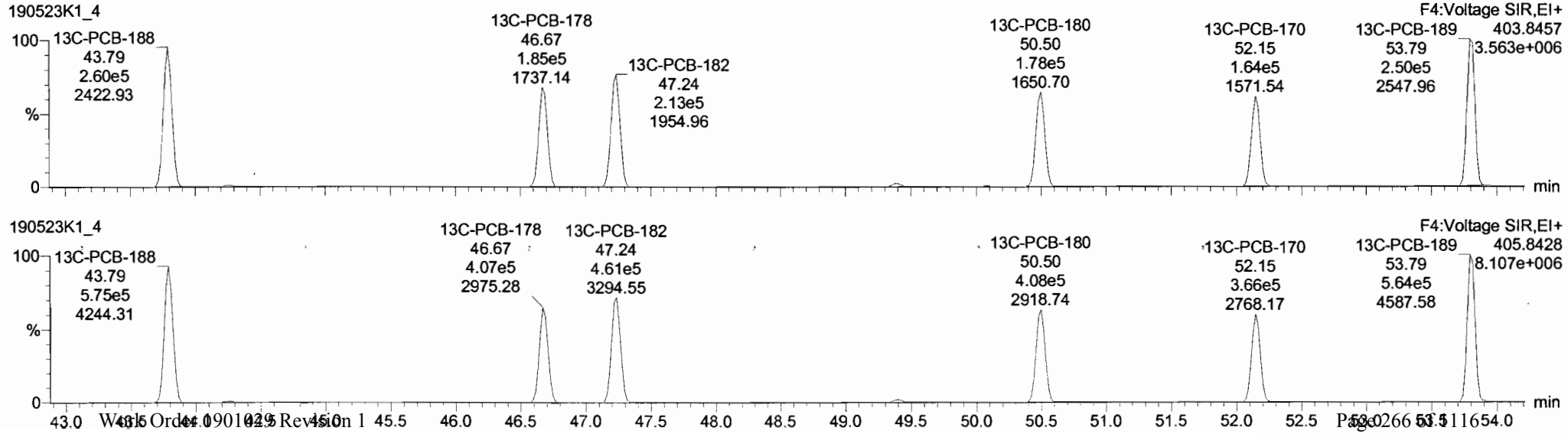

Dataset: Untitled

Last Altered: Friday, May 24, 2019 08:55:50 Pacific Daylight Time
Printed: Friday, May 24, 2019 08:56:02 Pacific Daylight Time

Name: 190523K1_4, Date: 23-May-2019, Time: 13:58:18, ID: B9E0143-BLK1 Method Blank 10, Description: Method Blank

PCB-202

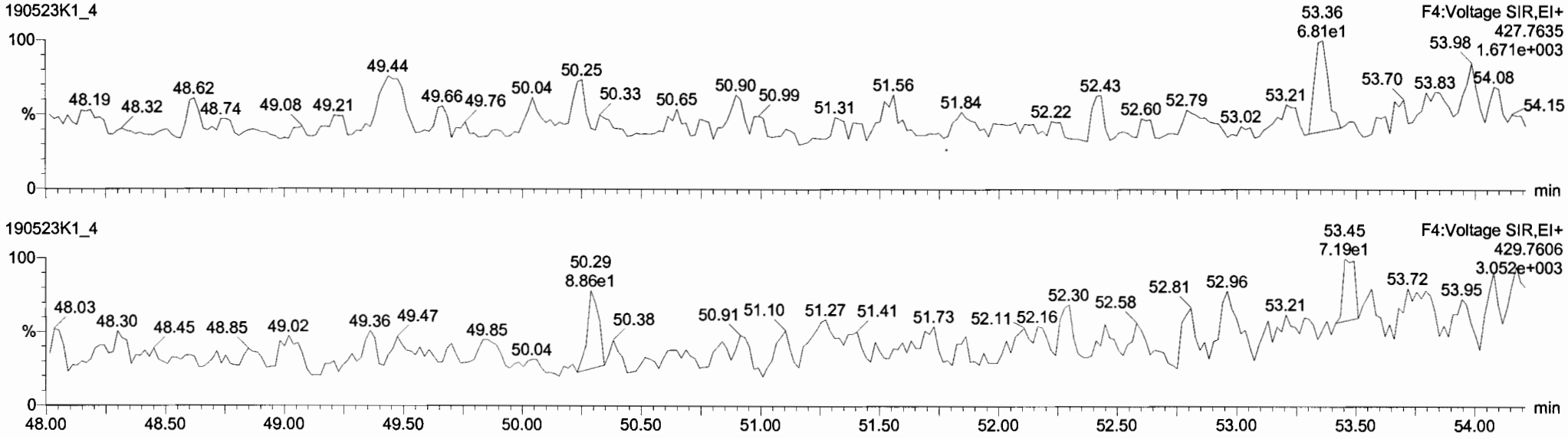

13C-PCB-202

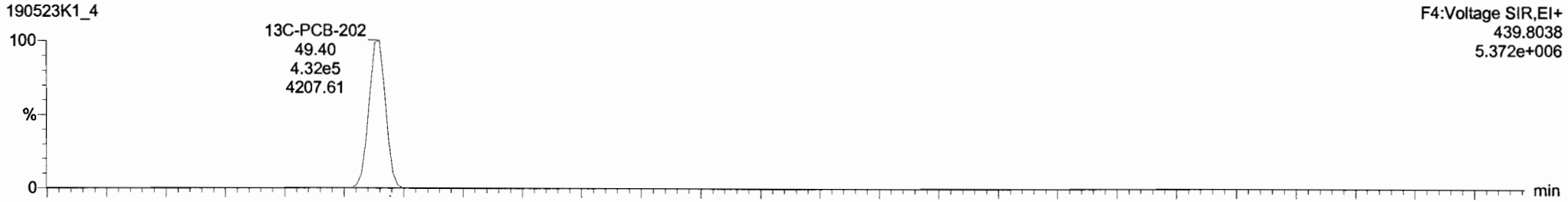

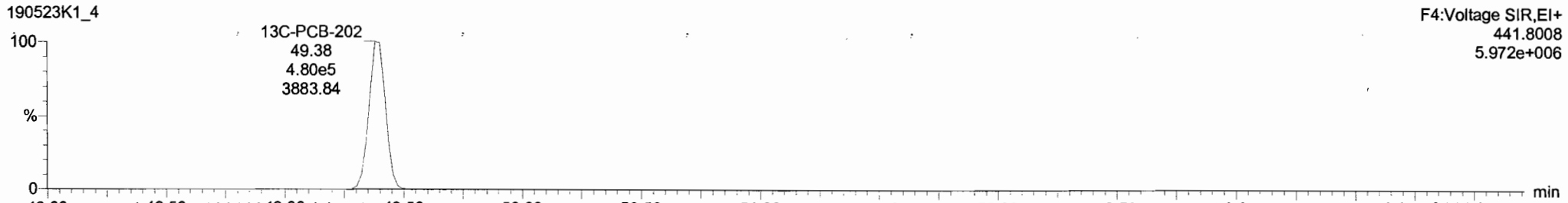

Dataset: Untitled

Last Altered: Friday, May 24, 2019 08:55:50 Pacific Daylight Time
Printed: Friday, May 24, 2019 08:56:02 Pacific Daylight Time

Name: 190523K1_4, Date: 23-May-2019, Time: 13:58:18, ID: B9E0143-BLK1 Method Blank 10, Description: Method Blank

PCB-195

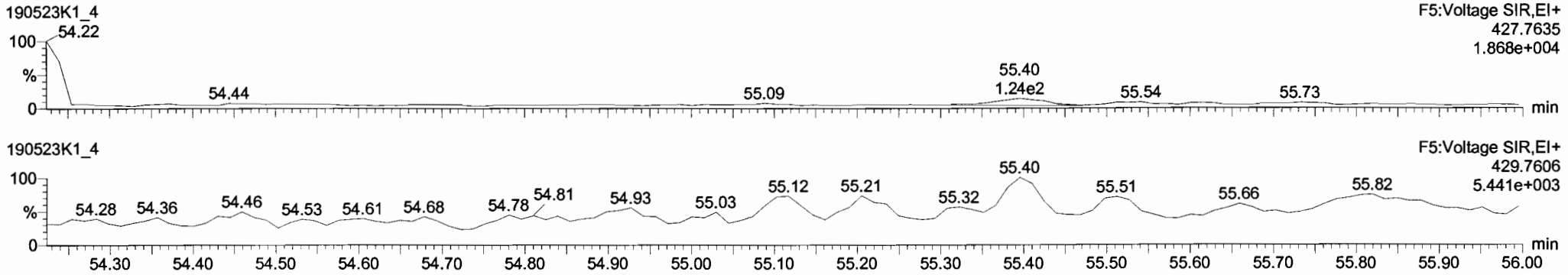

13C-PCB-194

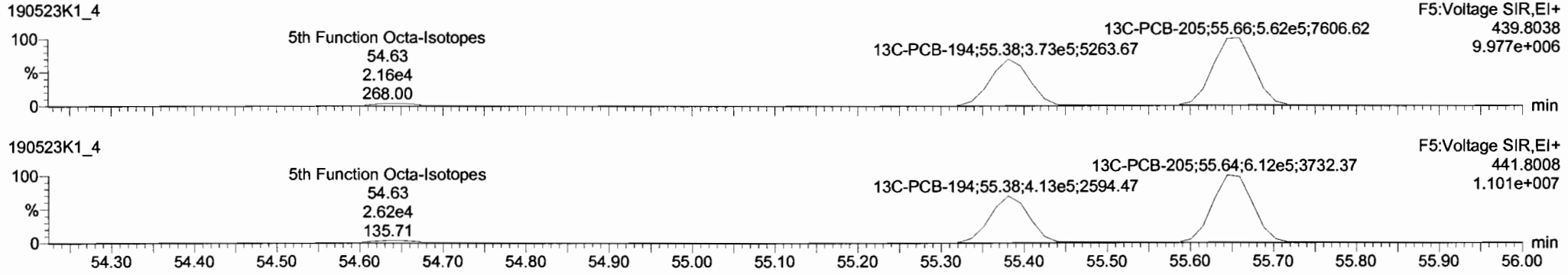

PFK5

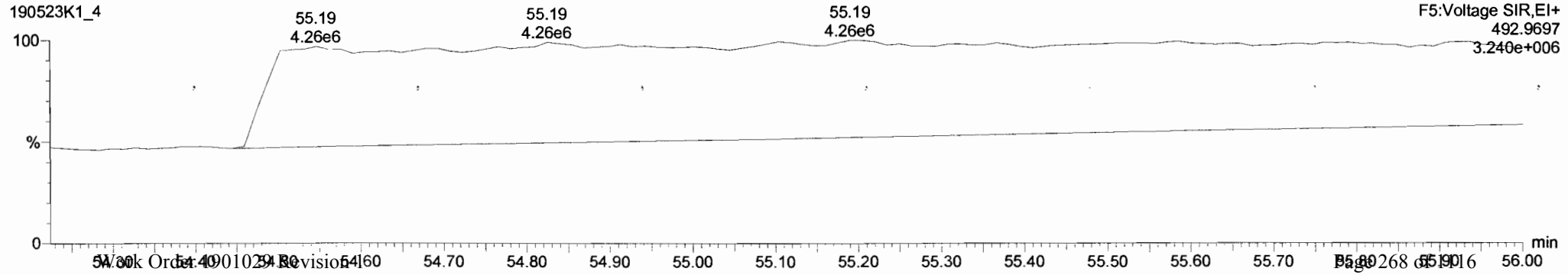

Dataset: Untitled

Last Altered: Friday, May 24, 2019 08:55:50 Pacific Daylight Time
Printed: Friday, May 24, 2019 08:56:02 Pacific Daylight Time

Name: 190523K1_4, Date: 23-May-2019, Time: 13:58:18, ID: B9E0143-BLK1 Method Blank 10, Description: Method Blank

PCB-208

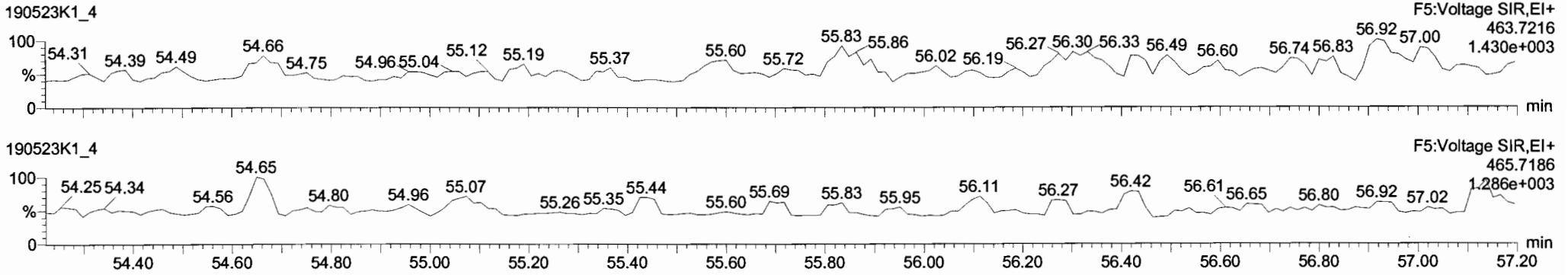

13C-PCB-208

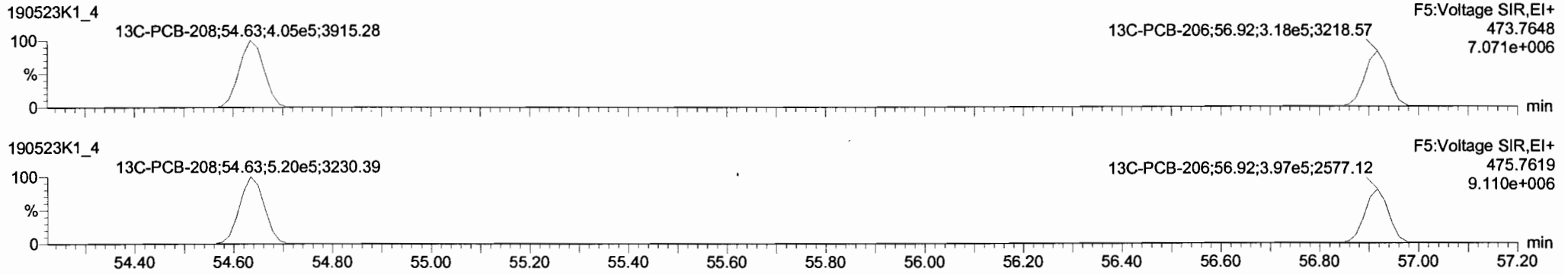

PFK5

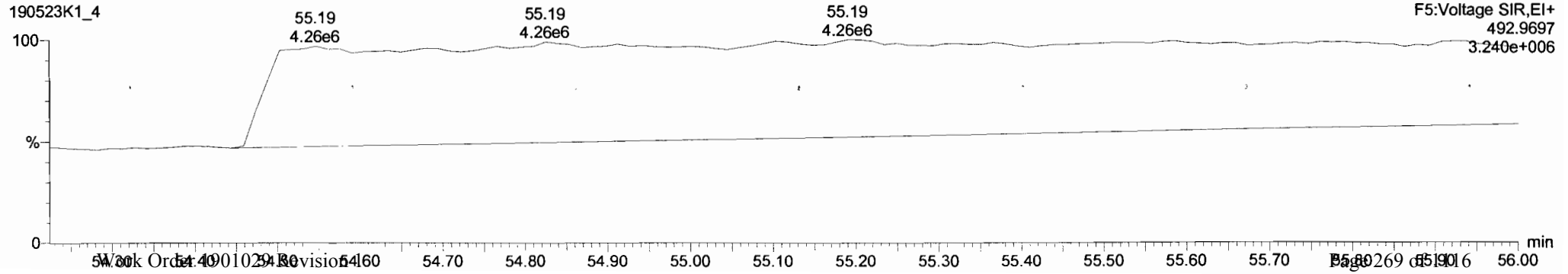

Dataset: Untitled

Last Altered: Friday, May 24, 2019 08:55:50 Pacific Daylight Time
Printed: Friday, May 24, 2019 08:56:02 Pacific Daylight Time

Name: 190523K1_4, Date: 23-May-2019, Time: 13:58:18, ID: B9E0143-BLK1 Method Blank 10, Description: Method Blank

PCB-209

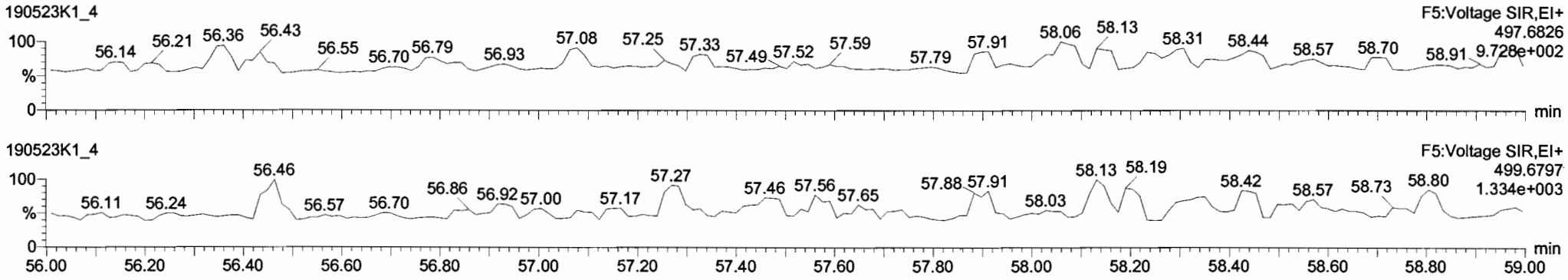

13C-PCB-209

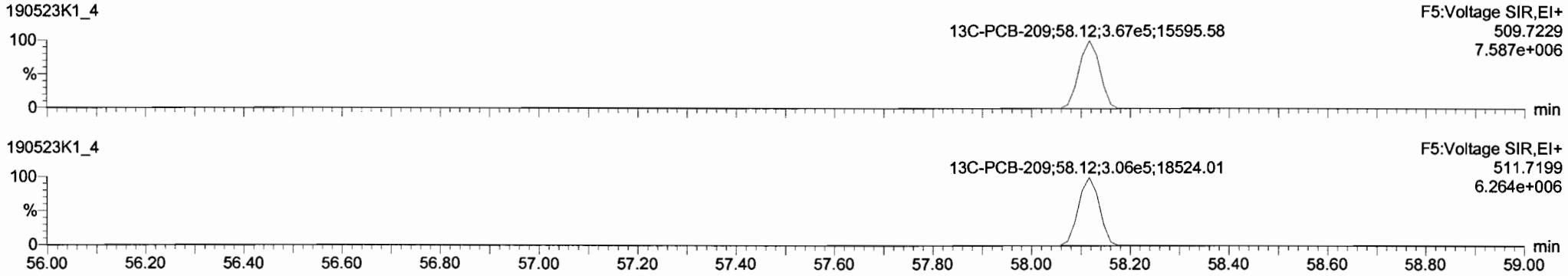

PFK5

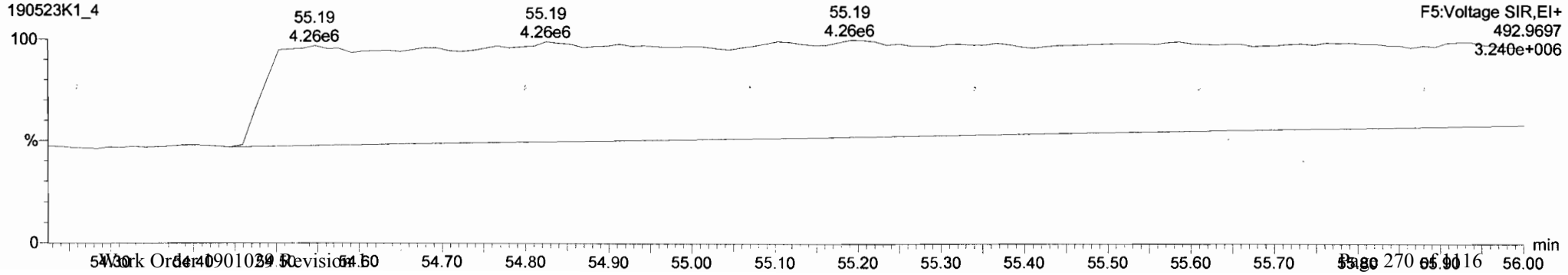

Vista Analytical Laboratory

Dataset: U:\VG11.PRO\Results\190523K1\190523K1-2.qld

Last Altered: Tuesday, May 28, 2019 10:44:19 Pacific Daylight Time
Printed: Tuesday, May 28, 2019 10:45:50 Pacific Daylight Time

HC 5-28-19

CT 05/29/19

Method: Untitled 23 May 2019 10:16:34
Calibration: U:\VG11.PRO\CurveDB\db1_PCBvg11-4-24-18.cdb 27 Apr 2018 15:37:51

Name: 190523K1_2, Date: 23-May-2019, Time: 11:54:16, ID: B9E0143-BS1 OPR 10, Description: OPR

	#	Name	Resp	RA	n/y	RRF	wt/vol	Pred.RT	RT	Pred.RRT	RRT	Check RRT	Conc.	%Rec	DL	EMPC
1	1	PCB-1	6.31e5	3.03	NO	0.965	5.000	16.11	16.11	1.001	1.001	NO	1118		0.286	1118
2	2	PCB-2	7.26e5	3.09	NO	0.968	5.000	18.57	18.58	0.988	0.989	NO	1189		0.276	1189
3	3	PCB-3	6.67e5	3.10	NO	0.969	5.000	18.80	18.81	1.001	1.001	NO	1090		0.276	1090
4	4	PCB-4/10	1.06e6	1.52	NO	1.20	5.000	20.26	20.26	1.004	1.004	NO	2103		3.62	2103
5	5	PCB-7/9	1.34e6	1.56	NO	0.952	5.000	22.08	22.07	1.003	1.002	NO	2036		2.88	2036
6	6	PCB-6	7.32e5	1.56	NO	0.989	5.000	22.76	22.75	1.033	1.033	NO	1068		2.77	1068
7	7	PCB-5/8	1.43e6	1.56	NO	0.984	5.000	23.15	23.16	1.051	1.052	NO	2092		2.78	2092
8	8	PCB-14	7.62e5	1.57	NO	0.986	5.000	24.31	24.31	0.953	0.952	NO	1003		2.58	1003
9	9	PCB-11	8.38e5	1.57	NO	1.09	5.000	25.54	25.54	1.001	1.001	NO	1002		2.34	1002
10	10	PCB-12/13	1.53e6	1.60	NO	0.918	5.000	25.91	25.91	1.015	1.015	NO	2172		2.78	2172
11	11	PCB-15	7.98e5	1.56	NO	1.05	5.000	26.28	26.27	1.030	1.030	NO	986.4		2.42	986.4
12	12	PCB-19	4.39e5	0.98	NO	0.913	5.000	24.50	24.49	1.001	1.001	NO	1021		0.641	1021
13	13	PCB-30	7.23e5	0.98	NO	1.43	5.000	25.43	25.42	1.039	1.039	NO	1075		0.410	1075
14	14	PCB-18	4.97e5	0.99	NO	0.691	5.000	26.19	26.19	0.953	0.953	NO	995.7		0.542	995.7
15	15	PCB-17	4.62e5	0.98	NO	0.639	5.000	26.29	26.38	0.956	0.959	NO	1001		0.587	1001
16	16	PCB-24/27	1.32e6	0.98	NO	0.884	5.000	26.97	26.97	0.981	0.981	NO	2064		0.424	2064
17	17	PCB-16/32	1.14e6	0.98	NO	0.773	5.000	27.51	27.51	1.001	1.001	NO	2050		0.485	2050
18	18	PCB-34	7.56e5	1.04	NO	0.836	5.000	28.33	28.33	0.960	0.960	NO	1177		1.18	1177
19	19	PCB-23	6.43e5	1.07	NO	0.921	5.000	28.42	28.42	0.963	0.963	NO	910.0		1.07	910.0
20	20	PCB-29	6.80e5	1.05	NO	0.849	5.000	28.68	28.68	0.972	0.972	NO	1043		1.16	1043
21	21	PCB-26	7.22e5	1.08	NO	0.906	5.000	28.90	28.91	0.979	0.979	NO	1039		1.09	1039
22	22	PCB-25	7.56e5	1.05	NO	0.935	5.000	29.05	29.07	0.984	0.985	NO	1052		1.05	1052
23	23	PCB-31	7.86e5	1.04	NO	1.03	5.000	29.42	29.44	0.997	0.997	NO	996.9		0.960	996.9
24	24	PCB-28	8.38e5	1.05	NO	1.02	5.000	29.54	29.54	1.001	1.001	NO	1067		0.962	1067
25	25	PCB-20/21/33	2.17e6	1.05	NO	0.908	5.000	30.17	30.17	1.022	1.022	NO	3109		1.09	3109
26	26	PCB-22	7.94e5	1.06	NO	0.965	5.000	30.63	30.64	1.038	1.038	NO	1072		1.02	1072
27	27	PCB-36	8.11e5	1.03	NO	1.05	5.000	31.27	31.27	0.932	0.932	NO	1012		0.962	1012
28	28	PCB-39	7.63e5	1.04	NO	0.953	5.000	31.75	31.75	0.947	0.947	NO	1050		1.06	1050
29	29	PCB-38	7.98e5	1.05	NO	1.00	5.000	32.55	32.55	0.970	0.971	NO	1043		1.01	1043
30	30	PCB-35	8.86e5	1.04	NO	1.02	5.000	33.11	33.11	0.987	0.987	NO	1141		0.994	1141
31	31	PCB-37	8.12e5	1.04	NO	0.997	5.000	33.58	33.56	1.001	1.001	NO	1069		1.01	1069
32	32	PCB-54	5.88e5	0.74	NO	0.946	5.000	28.39	28.38	1.001	1.001	NO	1052		0.635	1052

Dataset: U:\VG11.PRO\Results\190523K1\190523K1-2.qld

Last Altered: Tuesday, May 28, 2019 10:44:19 Pacific Daylight Time
Printed: Tuesday, May 28, 2019 10:45:50 Pacific Daylight Time

Name: 190523K1_2, Date: 23-May-2019, Time: 11:54:16, ID: B9E0143-BS1 OPR 10, Description: OPR

	#	Name	Resp	RA	n/y	RRF	wt/vol	Pred.RT	RT	Pred.RRT	RRT	Check RRT	Conc.	%Rec	DL	EMPC
33	33	PCB-50	4.85e5	0.74	NO	0.776	5.000	29.61	29.59	1.044	1.043	NO	1058		0.774	1058
34	34	PCB-53	4.71e5	0.74	NO	0.907	5.000	30.26	30.26	0.945	0.945	NO	1028		0.762	1028
35	35	PCB-51	5.03e5	0.73	NO	0.965	5.000	30.62	30.62	0.956	0.956	NO	1032		0.716	1032
36	36	PCB-45	3.95e5	0.74	NO	0.790	5.000	31.06	31.06	0.970	0.970	NO	989.5		0.875	989.5
37	37	PCB-46	3.85e5	0.75	NO	0.742	5.000	31.56	31.57	0.985	0.985	NO	1028		0.931	1028
38	38	PCB-52/69	1.11e6	0.73	NO	1.11	5.000	32.07	32.07	1.001	1.001	NO	1992		0.624	1992
39	39	PCB-73	7.00e5	0.75	NO	1.25	5.000	32.18	32.18	1.005	1.005	NO	1113		0.555	1113
40	40	PCB-43/49	9.38e5	0.74	NO	0.919	5.000	32.34	32.35	1.010	1.010	NO	2021		0.752	2021
41	41	PCB-47	5.30e5	0.73	NO	0.860	5.000	32.56	32.57	1.000	1.001	NO	1126		0.729	1126
42	42	PCB-48/75	1.08e6	0.74	NO	0.989	5.000	32.68	32.68	1.004	1.004	NO	2000		0.634	2000
43	43	PCB-65	6.36e5	0.74	NO	1.05	5.000	32.96	32.96	1.013	1.013	NO	1110		0.598	1110
44	44	PCB-62	6.22e5	0.76	NO	1.00	5.000	33.07	33.07	1.016	1.016	NO	1137		0.626	1137
45	45	PCB-44	4.41e5	0.73	NO	0.745	5.000	33.39	33.39	1.026	1.026	NO	1084		0.842	1084
46	46	PCB-42/59	1.05e6	0.75	NO	0.905	5.000	33.63	33.63	1.033	1.033	NO	2119		0.693	2119
47	47	PCB-41/64/71/72	2.42e6	0.75	NO	1.06	5.000	34.22	34.23	1.051	1.051	NO	4165		0.589	4165
48	48	PCB-68	6.86e5	0.75	NO	1.10	5.000	34.50	34.51	1.060	1.060	NO	1142		0.570	1142
49	49	PCB-40	3.24e5	0.74	NO	0.565	5.000	34.73	34.73	1.067	1.067	NO	1050		1.11	1050
50	50	PCB-57	6.92e5	0.75	NO	0.976	5.000	35.10	35.10	0.970	0.970	NO	1070		0.549	1070
51	51	PCB-67	6.83e5	0.73	NO	0.983	5.000	35.42	35.42	0.979	0.978	NO	1049		0.545	1049
52	52	PCB-58	7.09e5	0.74	NO	1.02	5.000	35.53	35.53	0.982	0.981	NO	1049		0.525	1049
53	53	PCB-63	6.04e5	0.74	NO	0.909	5.000	35.70	35.70	0.986	0.986	NO	1003		0.589	1003
54	54	PCB-74	7.30e5	0.75	NO	1.05	5.000	35.99	35.99	0.994	0.994	NO	1054		0.512	1054
55	55	PCB-61/70	1.26e6	0.74	NO	0.949	5.000	36.22	36.22	1.000	1.001	NO	2009		0.564	2009
56	56	PCB-76/66	1.40e6	0.74	NO	1.03	5.000	36.40	36.40	1.005	1.006	NO	2050		0.520	2050
57	57	PCB-80	7.26e5	0.73	NO	1.05	5.000	36.65	36.65	1.001	1.001	NO	1027		0.496	1027
58	58	PCB-55	7.37e5	0.75	NO	1.06	5.000	36.98	36.98	1.010	1.010	NO	1032		0.490	1032
59	59	PCB-56/60	1.27e6	0.75	NO	0.929	5.000	37.48	37.48	1.023	1.023	NO	2040		0.561	2040
60	60	PCB-79	7.23e5	0.74	NO	1.03	5.000	38.59	38.58	1.054	1.053	NO	1041		0.504	1041
61	61	PCB-78	7.03e5	0.75	NO	0.998	5.000	39.31	39.31	0.987	0.987	NO	1044		0.538	1044
62	62	PCB-81	6.27e5	0.76	NO	0.861	5.000	39.87	39.85	1.001	1.000	NO	1080		0.624	1080
63	63	PCB-77	6.68e5	0.75	NO	0.989	5.000	40.46	40.48	1.000	1.001	NO	1019		0.563	1019
64	64	PCB-104	5.86e5	1.53	NO	0.921	5.000	33.24	33.24	1.001	1.001	NO	984.6		0.486	984.6
65	65	PCB-96	6.30e5	1.55	NO	0.993	5.000	34.54	34.54	1.040	1.040	NO	981.6		0.451	981.6
66	66	PCB-103	4.79e5	1.53	NO	0.769	5.000	35.11	35.12	1.057	1.057	NO	963.6		0.582	963.6
67	67	PCB-100	4.98e5	1.54	NO	0.779	5.000	35.47	35.47	1.068	1.068	NO	987.9		0.574	987.9
68	68	PCB-94	3.85e5	1.52	NO	0.838	5.000	35.98	35.98	0.986	0.986	NO	919.4		0.697	919.4

Dataset: U:\VG11.PRO\Results\190523K1\190523K1-2.qld

Last Altered: Tuesday, May 28, 2019 10:44:19 Pacific Daylight Time
Printed: Tuesday, May 28, 2019 10:45:50 Pacific Daylight Time

Name: 190523K1_2, Date: 23-May-2019, Time: 11:54:16, ID: B9E0143-BS1 OPR 10, Description: OPR

	#	Name	Resp	RA	n/y	RRF	wt/vol	Pred.RT	RT	Pred.RRT	RRT	Check RRT	Conc.	%Rec	DL	EMPC
69	69	PCB-95/98/102	1.50e6	1.50	NO	1.02	5.000	36.47	36.46	0.999	0.999	NO	2948		0.573	2948
70	70	PCB-93	3.69e5	1.52	NO	0.807	5.000	36.60	36.59	1.003	1.003	NO	913.1		0.723	913.1
71	71	PCB-88/91	8.76e5	1.50	NO	0.860	5.000	36.93	36.93	1.012	1.012	NO	2036		0.679	2036
72	72	PCB-121	6.56e5	1.54	NO	1.40	5.000	37.05	37.02	1.015	1.014	NO	938.4		0.417	938.4
73	73	PCB-84/92	8.51e5	1.53	NO	0.865	5.000	37.88	37.88	0.990	0.990	NO	1979		0.672	1979
74	74	PCB-89	4.64e5	1.52	NO	0.943	5.000	38.09	38.08	0.996	0.996	NO	990.6		0.616	990.6
75	75	PCB-90/101	9.12e5	1.50	NO	0.928	5.000	38.25	38.27	1.000	1.000	NO	1978		0.626	1978
76	76	PCB-113	6.17e5	1.52	NO	1.19	5.000	38.53	38.51	1.007	1.007	NO	1044		0.489	1044
77	77	PCB-99	5.33e5	1.52	NO	1.14	5.000	38.63	38.62	1.010	1.010	NO	938.3		0.508	938.3
78	78	PCB-119	6.39e5	1.56	NO	1.44	5.000	39.07	39.08	0.987	0.987	NO	1005		0.479	1005
79	79	PCB-108/112	1.06e6	1.54	NO	1.23	5.000	39.24	39.25	0.991	0.992	NO	1942		0.559	1942
80	80	PCB-83	6.61e5	1.55	NO	1.48	5.000	39.41	39.42	0.996	0.996	NO	1009		0.465	1009
81	81	PCB-97	4.43e5	1.54	NO	1.01	5.000	39.63	39.62	1.001	1.001	NO	991.1		0.682	991.1
82	82	PCB-86	4.02e5	1.52	NO	0.995	5.000	39.76	39.77	1.004	1.005	NO	913.4		0.693	913.4
83	83	PCB-87/117/125	1.77e6	1.50	NO	1.37	5.000	39.89	39.90	1.008	1.008	NO	2912		0.503	2912
84	84	PCB-111/115	1.33e6	1.50	NO	1.55	5.000	40.06	40.07	1.012	1.012	NO	1945		0.445	1945
85	85	PCB-85/116	1.02e6	1.53	NO	1.18	5.000	40.18	40.18	1.015	1.015	NO	1954		0.583	1954
86	86	PCB-120	7.34e5	1.53	NO	1.67	5.000	40.45	40.44	1.022	1.022	NO	994.4		0.413	994.4
87	87	PCB-110	7.07e5	1.54	NO	1.49	5.000	40.58	40.59	1.025	1.025	NO	1072		0.462	1072
88	88	PCB-82	4.07e5	1.51	NO	0.714	5.000	41.25	41.24	0.976	0.976	NO	940.2		0.678	940.2
89	89	PCB-124	7.06e5	1.51	NO	1.15	5.000	41.96	41.95	0.993	0.993	NO	1015		0.421	1015
90	90	PCB-107/109	1.39e6	1.51	NO	1.17	5.000	42.11	42.10	0.997	0.996	NO	1968		0.414	1968
91	91	PCB-123	5.92e5	1.52	NO	1.06	5.000	42.27	42.27	1.000	1.000	NO	918.2		0.455	918.2
92	92	PCB-106/118	1.31e6	1.52	NO	1.05	5.000	42.47	42.47	1.001	1.001	NO	1964		0.447	1964
93	93	PCB-114	5.93e5	1.57	NO	1.06	5.000	43.13	43.13	1.000	1.000	NO	1035		0.780	1035
94	94	PCB-122	5.21e5	1.58	NO	1.01	5.000	43.26	43.28	1.003	1.004	NO	954.6		0.819	954.6
95	95	PCB-105	5.97e5	1.59	NO	1.05	5.000	44.02	44.02	1.000	1.000	NO	1055		0.791	1055
96	96	PCB-127	6.48e5	1.59	NO	1.04	5.000	44.36	44.38	1.000	1.001	NO	1037		0.742	1037
97	97	PCB-126	6.34e5	1.62	NO	1.19	5.000	46.33	46.33	1.000	1.000	NO	1010		0.716	1010
98	98	PCB-155	5.21e5	1.26	NO	0.827	5.000	37.78	37.80	1.000	1.001	NO	1031		0.244	1031
99	99	PCB-150	5.45e5	1.25	NO	0.879	5.000	39.08	39.10	1.035	1.035	NO	1014		0.229	1014
100	1...	PCB-152	6.16e5	1.22	NO	0.993	5.000	39.58	39.59	1.048	1.048	NO	1016		0.203	1016
101	1...	PCB-145	6.05e5	1.24	NO	0.985	5.000	40.05	40.05	1.061	1.061	NO	1006		0.205	1006
102	1...	PCB-136	5.22e5	1.27	NO	0.886	5.000	40.38	40.39	1.069	1.069	NO	963.7		0.227	963.7
103	1...	PCB-148	4.65e5	1.27	NO	0.682	5.000	40.49	40.50	1.072	1.072	NO	1116		0.295	1116
104	1...	PCB-154	4.71e5	1.23	NO	0.741	5.000	41.00	41.00	1.086	1.086	NO	1039		0.272	1039

Dataset: U:\VG11.PRO\Results\190523K1\190523K1-2.qld

Last Altered: Tuesday, May 28, 2019 10:44:19 Pacific Daylight Time
Printed: Tuesday, May 28, 2019 10:45:50 Pacific Daylight Time

Name: 190523K1_2, Date: 23-May-2019, Time: 11:54:16, ID: B9E0143-BS1 OPR 10, Description: OPR

	#	Name	Resp	RA	n/y	RRF	wt/vol	Pred.RT	RT	Pred.RRT	RRT	Check RRT	Conc.	%Rec	DL	EMPC
105	1...	PCB-151	4.09e5	1.25	NO	0.616	5.000	41.65	41.67	1.103	1.103	NO	1086		0.327	1086
106	1...	PCB-135	4.72e5	1.25	NO	0.710	5.000	41.89	41.89	1.109	1.109	NO	1088		0.284	1088
107	1...	PCB-144	4.40e5	1.28	NO	0.686	5.000	42.00	42.01	1.112	1.112	NO	1049		0.294	1049
108	1...	PCB-147	4.46e5	1.28	NO	0.698	5.000	42.12	42.14	1.115	1.116	NO	1046		0.289	1046
109	1...	PCB-139/149	9.64e5	1.25	NO	0.761	5.000	42.41	42.42	1.123	1.123	NO	2075		0.265	2075
110	1...	PCB-140	4.10e5	1.25	NO	0.653	5.000	42.60	42.60	1.128	1.128	NO	1028		0.309	1028
111	1...	PCB-134/143	7.34e5	1.20	NO	0.739	5.000	43.05	43.07	0.975	0.975	NO	1981		0.874	1981
112	1...	PCB-131/133	7.80e5	1.21	NO	0.798	5.000	43.35	43.37	0.982	0.982	NO	1947		0.809	1947
113	1...	PCB-142	3.52e5	1.18	NO	0.753	5.000	43.52	43.53	0.985	0.985	NO	932.4		0.857	932.4
114	1...	PCB-146/165	9.60e5	1.19	NO	0.980	5.000	43.75	43.77	0.990	0.991	NO	1952		0.659	1952
115	1...	PCB-132/161	9.36e5	1.19	NO	0.975	5.000	44.00	44.00	0.996	0.996	NO	1914		0.663	1914
116	1...	PCB-153	5.27e5	1.18	NO	1.05	5.000	44.19	44.19	1.000	1.000	NO	998.2		0.614	998.2
117	1...	PCB-168	5.17e5	1.22	NO	1.03	5.000	44.39	44.42	1.005	1.006	NO	1005		0.630	1005
118	1...	PCB-141	3.83e5	1.22	NO	0.969	5.000	44.97	44.95	1.001	1.000	NO	971.3		0.843	971.3
119	1...	PCB-137	3.84e5	1.19	NO	0.936	5.000	45.34	45.34	1.009	1.009	NO	1010		0.873	1010
120	1...	PCB-130	3.51e5	1.21	NO	0.868	5.000	45.45	45.46	1.012	1.012	NO	993.8		0.941	993.8
121	1...	PCB-138/163/164	1.54e6	1.21	NO	1.26	5.000	45.84	45.85	1.001	1.001	NO	2874		0.613	2874
122	1...	PCB-158/160	9.90e5	1.21	NO	1.15	5.000	46.09	46.10	1.006	1.007	NO	2018		0.669	2018
123	1...	PCB-129	3.15e5	1.23	NO	0.774	5.000	46.34	46.35	1.012	1.012	NO	957.8		0.997	957.8
124	1...	PCB-166	5.55e5	1.20	NO	1.07	5.000	46.80	46.80	0.993	0.993	NO	986.2		0.604	986.2
125	1...	PCB-159	5.87e5	1.22	NO	1.20	5.000	47.14	47.14	1.000	1.000	NO	932.8		0.540	932.8
126	1...	PCB-128/162	9.44e5	1.21	NO	0.921	5.000	47.44	47.45	1.007	1.007	NO	1953		0.703	1953
127	1...	PCB-167	5.14e5	1.21	NO	1.04	5.000	47.85	47.85	1.000	1.000	NO	934.6		0.602	934.6
128	1...	PCB-156	5.30e5	1.21	NO	1.05	5.000	49.19	49.19	1.000	1.000	NO	963.2		0.625	963.2
129	1...	PCB-157	5.10e5	1.20	NO	1.01	5.000	49.48	49.46	1.001	1.000	NO	975.9		0.644	975.9
130	1...	PCB-169	5.56e5	1.21	NO	1.13	5.000	51.73	51.73	1.000	1.000	NO	950.7		0.585	950.7
131	1...	PCB-188	5.67e5	1.02	NO	1.19	5.000	43.83	43.81	1.001	1.000	NO	984.4		0.658	984.4
132	1...	PCB-184	5.76e5	1.02	NO	1.17	5.000	44.28	44.28	1.011	1.011	NO	1021		0.672	1021
133	1...	PCB-179	5.69e5	1.04	NO	1.22	5.000	45.08	45.08	1.029	1.029	NO	971.1		0.646	971.1
134	1...	PCB-176	5.44e5	1.02	NO	1.16	5.000	45.57	45.55	1.041	1.040	NO	971.1		0.675	971.1
135	1...	PCB-186	5.96e5	1.03	NO	1.28	5.000	46.19	46.20	1.055	1.055	NO	963.8		0.612	963.8
136	1...	PCB-178	4.13e5	1.02	NO	0.898	5.000	46.71	46.69	1.067	1.066	NO	953.5		0.874	953.5
137	1...	PCB-175	4.23e5	1.03	NO	0.940	5.000	47.07	47.05	1.075	1.074	NO	933.7		0.835	933.7
138	1...	PCB-182/187	9.69e5	1.01	NO	1.06	5.000	47.24	47.24	1.079	1.079	NO	1899		0.742	1899
139	1...	PCB-183	4.65e5	1.02	NO	1.05	5.000	47.56	47.56	1.086	1.086	NO	919.9		0.749	919.9
140	1...	PCB-185	4.03e5	1.03	NO	1.28	5.000	48.25	48.24	0.956	0.955	NO	929.5		0.904	929.5

Dataset: U:\VG11.PRO\Results\190523K1\190523K1-2.qld

Last Altered: Tuesday, May 28, 2019 10:44:19 Pacific Daylight Time
Printed: Tuesday, May 28, 2019 10:45:50 Pacific Daylight Time

Name: 190523K1_2, Date: 23-May-2019, Time: 11:54:16, ID: B9E0143-BS1 OPR 10, Description: OPR

	#	Name	Resp	RA	n/y	RRF	wt/vol	Pred.RT	RT	Pred.RRT	RRT	Check RRT	Conc.	%Rec	DL	EMPC
141	1...	PCB-174	4.02e5	1.01	NO	1.28	5.000	48.63	48.62	0.963	0.963	NO	929.2		0.905	929.2
142	1...	PCB-181	4.87e5	1.02	NO	1.45	5.000	48.74	48.72	0.965	0.965	NO	988.6		0.796	988.6
143	1...	PCB-177	4.06e5	1.02	NO	1.27	5.000	48.91	48.89	0.969	0.968	NO	944.4		0.911	944.4
144	1...	PCB-171	3.96e5	1.02	NO	1.28	5.000	49.22	49.19	0.975	0.974	NO	912.3		0.902	912.3
145	1...	PCB-173	3.81e5	1.03	NO	1.19	5.000	49.65	49.63	0.983	0.983	NO	946.5		0.973	946.5
146	1...	PCB-172	4.30e5	1.05	NO	1.35	5.000	50.11	50.10	0.992	0.992	NO	938.6		0.855	938.6
147	1...	PCB-192	5.49e5	1.03	NO	1.73	5.000	50.32	50.29	0.996	0.996	NO	936.5		0.668	936.5
148	1...	PCB-180	4.45e5	1.02	NO	1.45	5.000	50.52	50.52	1.000	1.000	NO	901.7		0.794	901.7
149	1...	PCB-193	5.00e5	1.04	NO	1.53	5.000	50.73	50.72	1.005	1.004	NO	961.9		0.754	961.9
150	1...	PCB-191	5.12e5	1.05	NO	1.64	5.000	51.00	50.99	1.010	1.010	NO	919.3		0.703	919.3
151	1...	PCB-170	3.76e5	1.02	NO	1.39	5.000	52.17	52.16	1.000	1.000	NO	912.5		0.891	912.5
152	1...	PCB-190	5.18e5	1.04	NO	1.84	5.000	52.35	52.35	1.004	1.004	NO	946.2		0.671	946.2
153	1...	PCB-189	5.64e5	1.05	NO	1.32	5.000	53.81	53.81	1.000	1.000	NO	936.7		0.548	936.7
154	1...	PCB-202	5.25e5	0.89	NO	0.994	5.000	49.42	49.40	1.001	1.000	NO	1023		0.481	1023
155	1...	PCB-201	4.83e5	0.90	NO	0.956	5.000	49.89	49.91	1.010	1.011	NO	978.1		0.501	978.1
156	1...	PCB-204	5.14e5	0.89	NO	1.01	5.000	50.06	50.06	1.014	1.014	NO	983.7		0.472	983.7
157	1...	PCB-197	5.12e5	0.90	NO	0.981	5.000	50.36	50.38	1.020	1.020	NO	1010		0.488	1010
158	1...	PCB-200	4.95e5	0.89	NO	0.957	5.000	51.30	51.31	1.039	1.039	NO	1002		0.500	1002
159	1...	PCB-198	3.93e5	0.89	NO	0.760	5.000	52.81	52.83	1.069	1.070	NO	1001		0.629	1001
160	1...	PCB-199	4.07e5	0.89	NO	0.770	5.000	52.93	52.94	1.072	1.072	NO	1023		0.621	1023
161	1...	PCB-196/203	8.82e5	0.89	NO	0.811	5.000	53.22	53.24	1.078	1.078	NO	2107		0.590	2107
162	1...	PCB-195	4.18e5	0.88	NO	1.01	5.000	54.50	54.50	0.984	0.984	NO	971.8		0.784	971.8
163	1...	PCB-194	4.68e5	0.90	NO	1.09	5.000	55.40	55.40	1.000	1.000	NO	1016		0.732	1016
164	1...	PCB-205	5.68e5	0.89	NO	1.24	5.000	55.66	55.66	1.005	1.005	NO	1082		0.643	1082
165	1...	PCB-208	4.64e5	1.32	NO	0.942	5.000	54.65	54.65	1.000	1.000	NO	971.7		0.599	971.7
166	1...	PCB-207	4.71e5	1.30	NO	0.934	5.000	54.97	54.97	1.006	1.006	NO	995.5		0.604	995.5
167	1...	PCB-206	3.50e5	1.32	NO	0.964	5.000	56.93	56.93	1.000	1.000	NO	969.3		0.788	969.3
168	1...	PCB-209	3.29e5	1.20	NO	0.915	5.000	58.12	58.12	1.000	1.000	NO	1002		0.138	1002
169	1...	13C-PCB-1	1.17e6	3.20	NO	0.847	5.000	16.09	16.10	0.613	0.613	NO	1311	65.5	1.10	
170	1...	13C-PCB-3	1.26e6	3.14	NO	0.882	5.000	18.80	18.79	0.716	0.716	NO	1359	67.9	1.05	
171	1...	13C-PCB-4	8.37e5	1.58	NO	0.605	5.000	20.18	20.18	0.769	0.769	NO	1313	65.6	0.642	
172	1...	13C-PCB-9	1.39e6	1.58	NO	0.956	5.000	22.04	22.02	0.839	0.839	NO	1375	68.8	0.407	
173	1...	13C-PCB-11	1.54e6	1.55	NO	0.950	5.000	25.53	25.52	0.973	0.972	NO	1539	76.9	0.409	
174	1...	13C-PCB-19	9.42e5	1.07	NO	0.595	5.000	24.47	24.47	0.932	0.932	NO	1502	75.1	17.6	
175	1...	13C-PCB-32	1.44e6	1.03	NO	0.869	5.000	27.50	27.49	1.048	1.047	NO	1578	78.9	12.1	
176	1...	13C-PCB-28	1.54e6	1.02	NO	1.00	5.000	29.52	29.52	1.004	1.004	NO	1779	89.0	19.9	

Dataset: U:\VG11.PRO\Results\190523K1\190523K1-2.qld

Last Altered: Tuesday, May 28, 2019 10:44:19 Pacific Daylight Time
Printed: Tuesday, May 28, 2019 10:45:50 Pacific Daylight Time

Name: 190523K1_2, Date: 23-May-2019, Time: 11:54:16, ID: B9E0143-BS1 OPR 10, Description: OPR

	#	Name	Resp	RA	n/y	RRF	wt/vol	Pred.RT	RT	Pred.RRT	RRT	Check RRT	Conc.	%Rec	DL	EMPC
177	1...	13C-PCB-37	1.53e6	1.01	NO	0.933	5.000	33.53	33.54	1.140	1.140	NO	1897	94.8	21.3	
178	1...	13C-PCB-54	1.18e6	0.78	NO	0.989	5.000	28.34	28.37	0.756	0.757	NO	1626	81.3	2.40	
179	1...	13C-PCB-52	1.01e6	0.78	NO	0.781	5.000	32.02	32.03	0.855	0.855	NO	1759	88.0	3.04	
180	1...	13C-PCB-47	1.09e6	0.77	NO	0.859	5.000	32.54	32.55	0.869	0.869	NO	1731	86.5	2.76	
181	1...	13C-PCB-70	1.32e6	0.78	NO	1.01	5.000	36.19	36.20	0.966	0.966	NO	1776	88.8	2.34	
182	1...	13C-PCB-80	1.34e6	0.78	NO	1.01	5.000	36.61	36.63	0.977	0.978	NO	1806	90.3	2.35	
183	1...	13C-PCB-81	1.35e6	0.79	NO	0.987	5.000	39.82	39.83	1.063	1.063	NO	1860	93.0	2.41	
184	1...	13C-PCB-77	1.32e6	0.79	NO	0.923	5.000	40.44	40.44	1.079	1.079	NO	1953	97.7	2.57	
185	1...	13C-PCB-104	1.29e6	1.56	NO	1.01	5.000	33.21	33.22	0.830	0.830	NO	1828	91.4	0.730	
186	1...	13C-PCB-95	1.00e6	1.57	NO	0.812	5.000	36.49	36.50	0.911	0.912	NO	1768	88.4	0.913	
187	1...	13C-PCB-101	9.94e5	1.61	NO	0.811	5.000	38.23	38.25	0.955	0.955	NO	1758	87.9	0.914	
188	1...	13C-PCB-97	8.85e5	1.62	NO	0.704	5.000	39.59	39.59	0.989	0.989	NO	1803	90.2	1.05	
189	1...	13C-PCB-123	1.21e6	1.53	NO	0.922	5.000	42.23	42.25	1.055	1.055	NO	1886	94.3	0.804	
190	1...	13C-PCB-118	1.27e6	1.58	NO	0.981	5.000	42.43	42.43	1.060	1.060	NO	1856	92.8	0.755	
191	1...	13C-PCB-114	1.08e6	1.56	NO	1.39	5.000	43.13	43.11	0.910	0.909	NO	1801	90.1	1.34	
192	1...	13C-PCB-105	1.08e6	1.58	NO	1.38	5.000	44.02	44.00	0.929	0.928	NO	1820	91.0	1.36	
193	1...	13C-PCB-127	1.20e6	1.57	NO	1.47	5.000	44.36	44.34	0.936	0.935	NO	1904	95.2	1.27	
194	1...	13C-PCB-126	1.05e6	1.56	NO	1.33	5.000	46.33	46.31	0.977	0.977	NO	1843	92.1	1.41	
195	1...	13C-PCB-155	1.22e6	1.23	NO	0.989	5.000	37.77	37.76	0.943	0.943	NO	1771	88.6	0.397	
196	1...	13C-PCB-153	1.00e6	1.24	NO	1.31	5.000	44.19	44.17	0.932	0.932	NO	1785	89.3	1.16	
197	1...	13C-PCB-141	8.13e5	1.28	NO	1.11	5.000	44.94	44.93	0.948	0.948	NO	1705	85.3	1.36	
198	1...	13C-PCB-138	8.51e5	1.28	NO	1.15	5.000	45.82	45.80	0.966	0.966	NO	1713	85.6	1.31	
199	1...	13C-PCB-159	1.05e6	1.27	NO	1.37	5.000	47.14	47.13	0.994	0.994	NO	1785	89.3	1.11	
200	2...	13C-PCB-167	1.06e6	1.27	NO	1.36	5.000	47.84	47.83	1.009	1.009	NO	1805	90.2	1.11	
201	2...	13C-PCB-156	1.05e6	1.28	NO	1.33	5.000	49.17	49.17	1.037	1.037	NO	1836	91.8	1.14	
202	2...	13C-PCB-157	1.04e6	1.28	NO	1.38	5.000	49.45	49.44	1.043	1.043	NO	1746	87.3	1.09	
203	2...	13C-PCB-169	1.04e6	1.26	NO	1.26	5.000	51.72	51.71	1.091	1.091	NO	1917	95.8	1.20	
204	2...	13C-PCB-188	9.64e5	0.46	NO	1.39	5.000	43.77	43.79	0.927	0.927	NO	1849	92.4	1.20	
205	2...	13C-PCB-180	6.78e5	0.44	NO	0.951	5.000	50.46	50.50	1.069	1.069	NO	1903	95.2	1.75	
206	2...	13C-PCB-170	5.94e5	0.46	NO	0.829	5.000	52.11	52.15	1.104	1.104	NO	1911	95.5	2.01	
207	2...	13C-PCB-189	9.10e5	0.45	NO	1.11	5.000	53.76	53.79	1.138	1.139	NO	2196	110	1.51	
208	2...	13C-PCB-202	1.03e6	0.88	NO	1.44	5.000	49.38	49.38	1.041	1.042	NO	1910	95.5	0.734	
209	2...	13C-PCB-194	8.49e5	0.90	NO	0.788	5.000	55.38	55.38	0.995	0.995	NO	1707	85.4	0.964	
210	2...	13C-PCB-208	1.01e6	0.79	NO	1.01	5.000	54.64	54.63	0.982	0.982	NO	1593	79.6	0.768	
211	2...	13C-PCB-206	7.49e5	0.78	NO	0.659	5.000	56.92	56.92	1.023	1.023	NO	1804	90.2	1.18	
212	2...	13C-PCB-209	7.18e5	1.19	NO	0.576	5.000	58.10	58.12	1.044	1.044	NO	1978	98.9	0.246	

Dataset: U:\VG11.PRO\Results\190523K1\190523K1-2.qld

Last Altered: Tuesday, May 28, 2019 10:44:19 Pacific Daylight Time
Printed: Tuesday, May 28, 2019 10:45:50 Pacific Daylight Time

Name: 190523K1_2, Date: 23-May-2019, Time: 11:54:16, ID: B9E0143-BS1 OPR 10, Description: OPR

	#	Name	Resp	RA	n/y	RRF	wt/vol	Pred.RT	RT	Pred.RRT	RRT	Check RRT	Conc.	%Rec	DL	EMPC
213	2...	13C-PCB-15	2.11e6	1.58	NO	1.00	5.000	26.28	26.25	1.000	0.000	NO	2000	100	0.389	
214	2...	13C-PCB-31	1.72e6	1.02	NO	1.00	5.000	29.46	29.41	1.000	0.000	NO	2000	100	19.9	
215	2...	13C-PCB-60	1.47e6	0.77	NO	1.00	5.000	37.52	37.47	1.000	0.000	NO	2000	100	2.38	
216	2...	13C-PCB-111	1.39e6	1.61	NO	1.00	5.000	40.09	40.03	1.000	0.000	NO	2000	100	0.741	
217	2...	13C-PCB-128	8.61e5	1.25	NO	1.00	5.000	47.46	47.41	1.000	0.000	NO	2000	100	1.51	
218	2...	13C-PCB-182	7.50e5	0.45	NO	1.00	5.000	47.29	47.22	0.000	0.000	NO	2000	100	1.67	
219	2...	13C-PCB-205	1.26e6	0.91	NO	1.00	5.000	55.68	55.64	1.000	0.000	NO	2000	100	0.760	
220	2...	13C-PCB-79	1.38e6	0.77	NO	1.02	5.000	38.59	38.56	1.030	1.029	NO	1832	91.6	2.32	
221	2...	13C-PCB-178	6.50e5	0.46	NO	0.831	5.000	46.66	46.67	0.988	0.988	NO	1816	90.8	1.68	
222	2...	13C-PCB-79	1.38e6	0.77	NO	1.04	5.000	38.54	38.56	0.968	0.968	NO	1971	98.6	2.50	
223	2...	13C-PCB-178	6.50e5	0.46	NO	0.965	5.000	46.63	46.67	0.923	0.924	NO	1984	99.2	1.90	

Dataset: Untitled

Last Altered: Friday, May 24, 2019 08:55:50 Pacific Daylight Time
Printed: Friday, May 24, 2019 08:56:02 Pacific Daylight Time

Name: 190523K1_2, Date: 23-May-2019, Time: 11:54:16, ID: B9E0143-BS1 OPR 10, Description: OPR

PCB-1

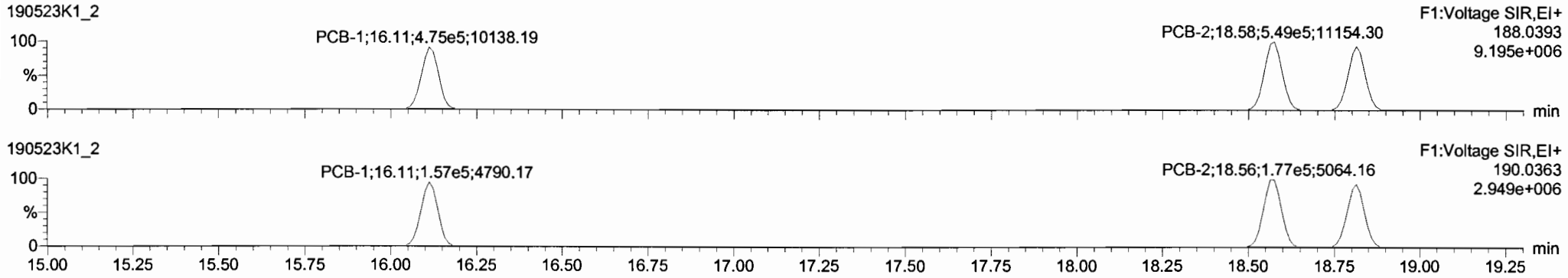

13C-PCB-1

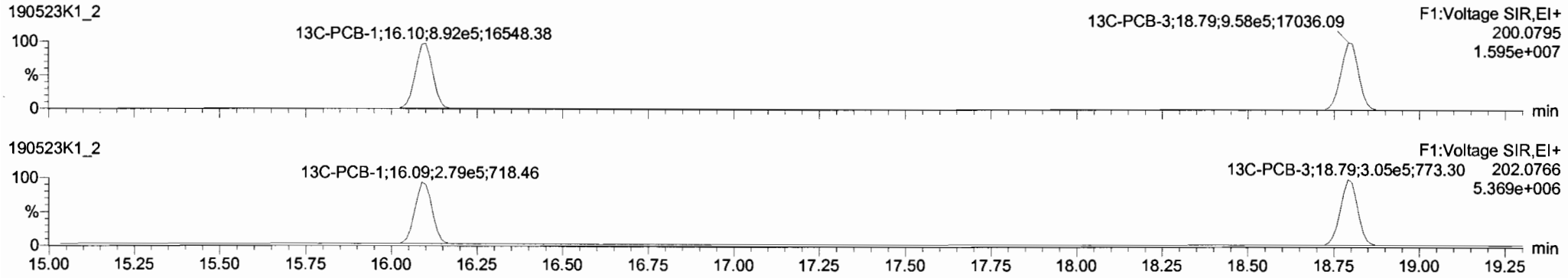

PFK1

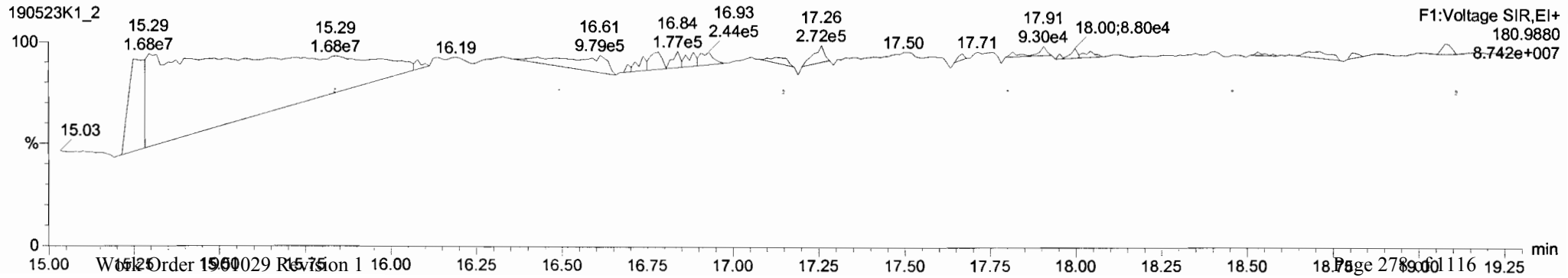

Dataset: Untitled

Last Altered: Friday, May 24, 2019 08:55:50 Pacific Daylight Time
Printed: Friday, May 24, 2019 08:56:02 Pacific Daylight Time

Name: 190523K1_2, Date: 23-May-2019, Time: 11:54:16, ID: B9E0143-BS1 OPR 10, Description: OPR

PCB-4/10

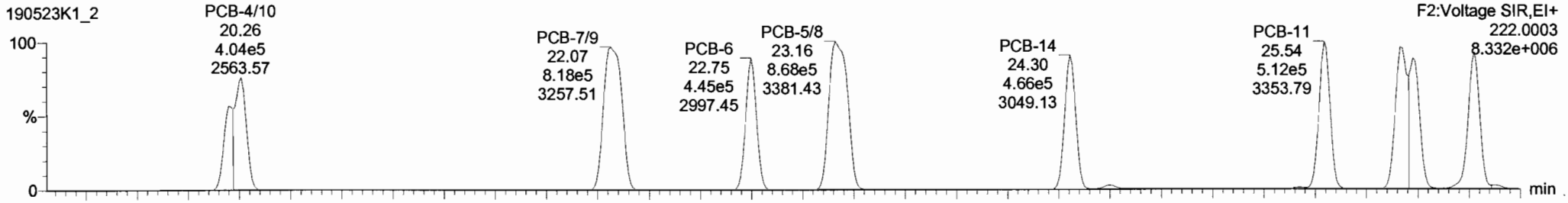

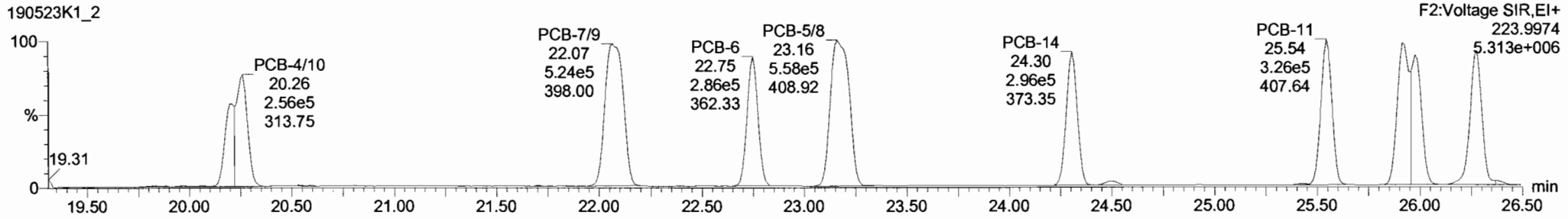

13C-PCB-4

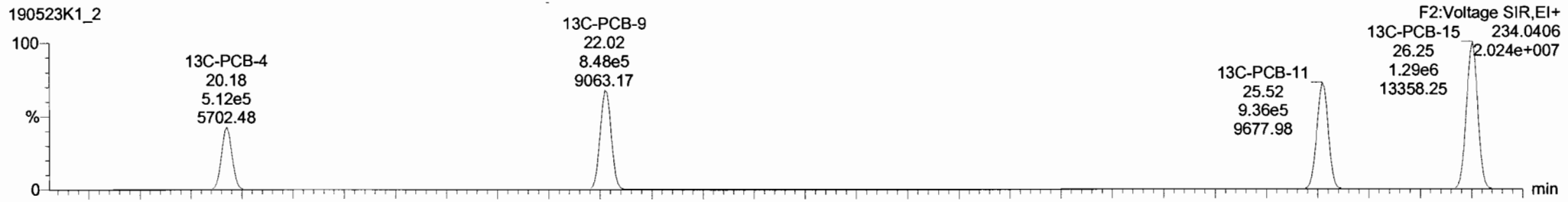

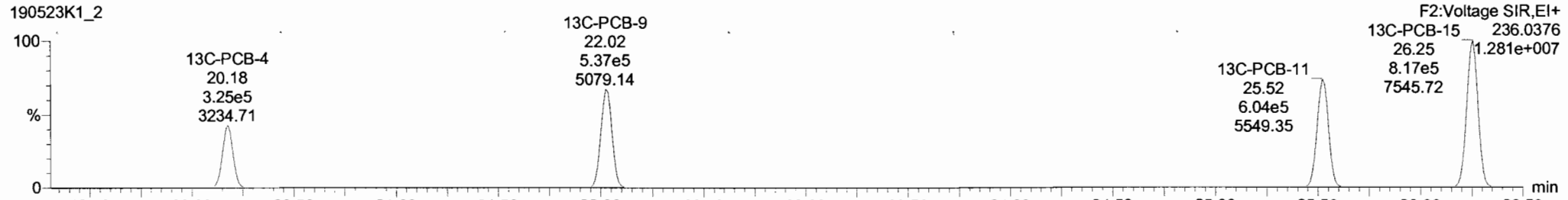

TargetLynx - 190523K1-2.qld - [Chromatogram]

File Edit View Display Processing Window Help

190523K1_2 - B9E0143-BS1 OPR 10 - OPR

	#	Name	Resp	RA	n/y	RRF	wt/vol	Pred.RT	RT	Pred.R..	RRT	RRT Fail	Conc.	%Rec	DL	EMPC
223	223	13C-PCB-178	6.50e5	0.46	NO	0.9652	5.000	46.53	46.67	0.923	0.924	NO	1984	99.2	1.90	
224	224	Total Mono-PCBs				0.9673	5.000	0.00		0.000		NO	3397		0.838	3397
225	225	Total Di-PCBs				1.0207	5.000	0.00		0.000		NO	12460		22.2	12460
226	226	2nd Function Tri-PCBs				0.8879	5.000	0.00		0.000		NO	8208		3.09	8208
227	227	3rd Function Tri-PCBs				0.9566	5.000	0.00		0.000		NO	16790		14.6	16790
228	228	Total Tetra-PCBs				0.9537	5.000	0.00		0.000		NO	42700		20.6	42700
229	229	3rd Function Penta-PCBs				1.1039	5.000	0.00		0.000		NO	39120		15.8	39170
230	230	4th Function Penta-PCBs				1.0709	5.000	0.00		0.000		NO	5228		3.85	5228
231	231	3rd Function Hexa-PCBs				0.7784	5.000	0.00		0.000		NO	14560		3.44	14560
232	232	4th Function Hexa-PCBs				0.9847	5.000	0.00		0.000		NO	27450		14.3	27450
233	233	Total Hepta-PCBs				1.3031	5.000	0.00		0.000		NO	22720		17.7	22720
234	234	4th Function Octa-PCBs				0.9053	5.000	0.00		0.000		NO	9128		4.28	9128
235	235	5th Function Octa-PCBs				1.1120	5.000	0.00		0.000		NO	3069		2.16	3069

	#	Name	Pred.RT	RT	m1 Resp	m2 Resp	1° Ratio (Pred)	RA	n/y	EMPC	Conc
1	4	PCB-4/10	20.26	20.26	6.372e5	4.191e5	1.560	1.52	NO	2103.3	2103.3
2	5	PCB-7/9	22.08	22.07	8.176e5	5.241e5	1.560	1.56	NO	2035.8	2035.8
3	6	PCB-6	22.76	22.75	4.454e5	2.862e5	1.560	1.56	NO	1067.9	1067.9
4	7	PCB-5/8	23.15	23.18	8.684e5	5.577e5	1.560	1.56	NO	2091.6	2091.6
5	8	PCB-14	24.31	24.31	4.658e5	2.959e5	1.560	1.57	NO	1003.2	1003.2
6	9	PCB-11	25.54	25.54	5.117e5	3.264e5	1.560	1.57	NO	1001.9	1001.9
7	10	PCB-12/13	25.91	25.91	9.435e5	5.914e5	1.560	1.60	NO	2171.6	2171.6
8	11	PCB-15	26.28	26.27	4.858e5	3.122e5	1.560	1.56	NO	986.38	986.38

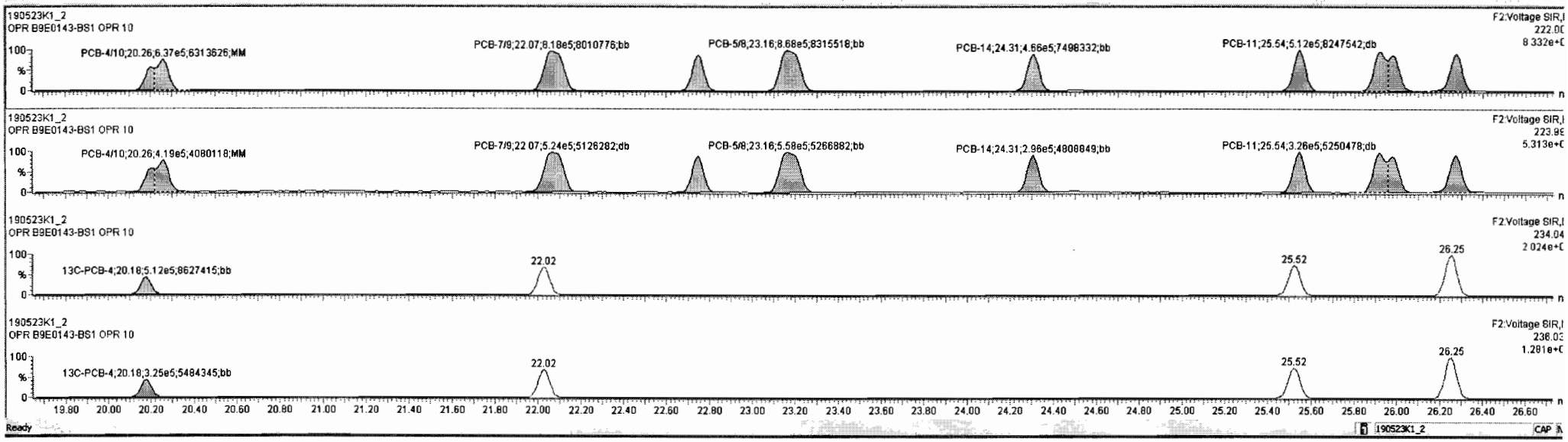

Dataset: Untitled

Last Altered: Friday, May 24, 2019 08:55:50 Pacific Daylight Time
Printed: Friday, May 24, 2019 08:56:02 Pacific Daylight Time

Name: 190523K1_2, Date: 23-May-2019, Time: 11:54:16, ID: B9E0143-BS1 OPR 10, Description: OPR

PCB-19

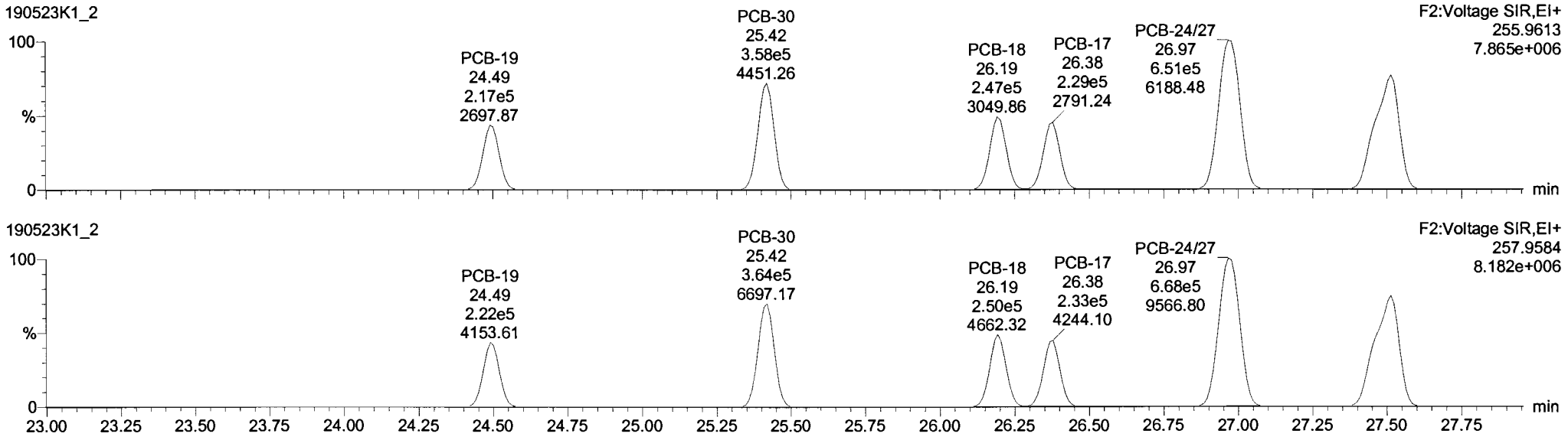

13C-PCB-19



Dataset: Untitled

Last Altered: Friday, May 24, 2019 08:55:50 Pacific Daylight Time
Printed: Friday, May 24, 2019 08:56:02 Pacific Daylight Time

Name: 190523K1_2, Date: 23-May-2019, Time: 11:54:16, ID: B9E0143-BS1 OPR 10, Description: OPR

PCB-34

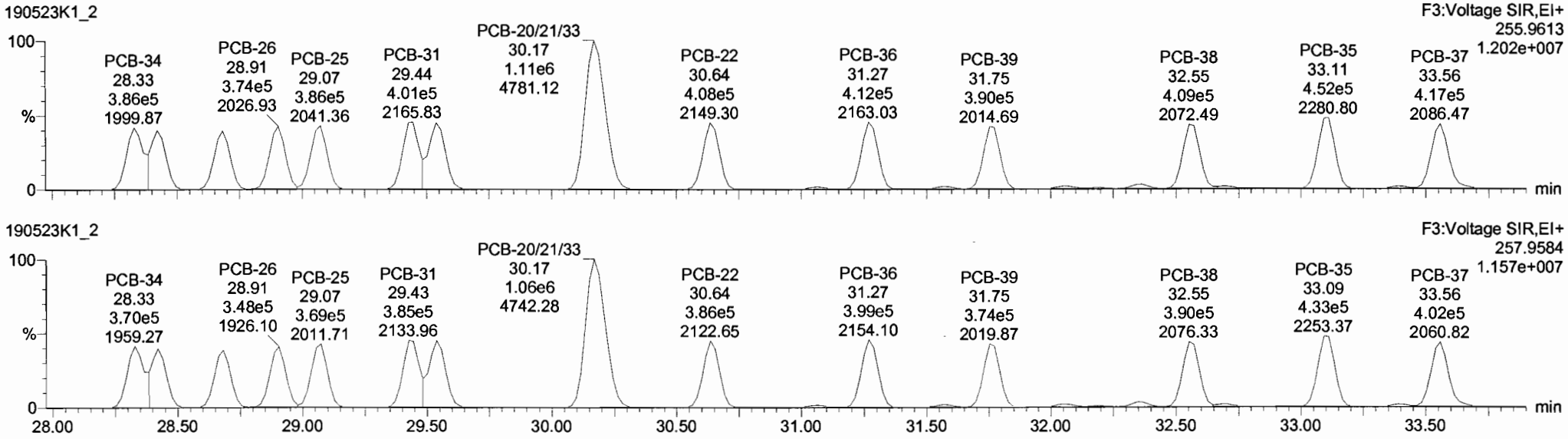

13C-PCB-28

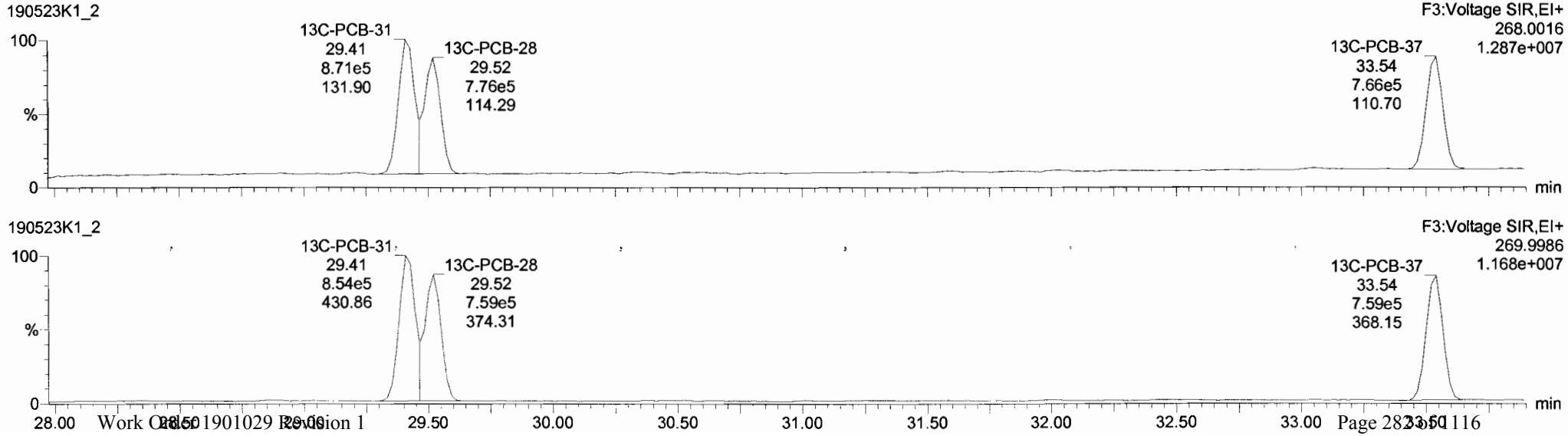

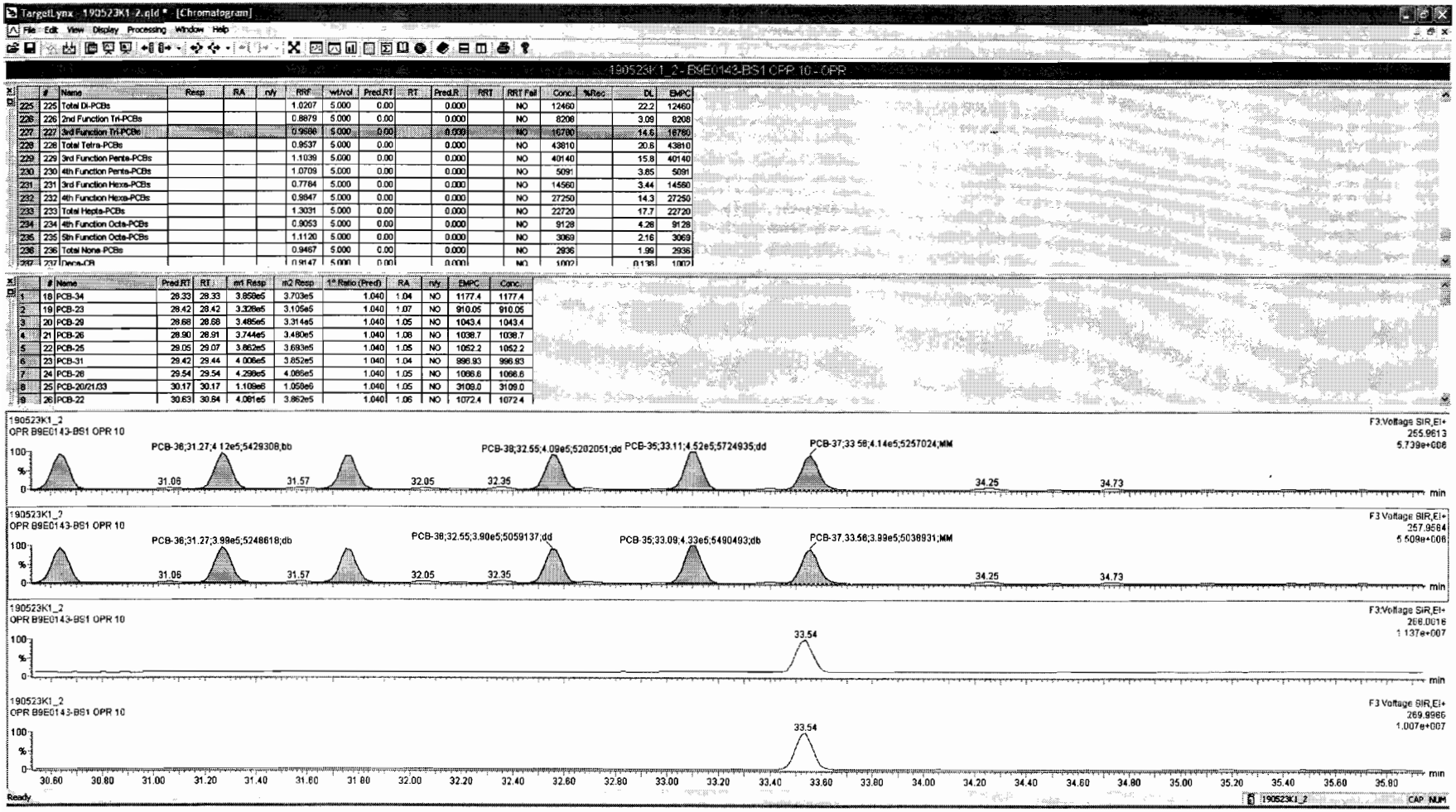

	#	Name	Resp	RA	nIy	RRF	wt/vol	Pred.RT	RT	Pred.R	RRT	RRT Fail	Conc.	%Rec	DL	EMPC
225	225	Total Di-PCBs				1.0207	5.000	0.00		0.000		NO	12460		22.2	12460
226	226	2nd Function Tri-PCBs				0.8879	5.000	0.00		0.000		NO	8208		3.09	8208
227	227	3rd Function Tri-PCBs				0.9686	5.000	0.00		0.000		NO	16790		14.6	16790
228	228	Total Tetra-PCBs				0.9537	5.000	0.00		0.000		NO	43810		20.8	43810
229	229	3rd Function Penta-PCBs				1.1039	5.000	0.00		0.000		NO	40140		15.8	40140
230	230	4th Function Penta-PCBs				1.0709	5.000	0.00		0.000		NO	5091		3.85	5091
231	231	3rd Function Hexa-PCBs				0.7784	5.000	0.00		0.000		NO	14560		3.44	14560
232	232	4th Function Hexa-PCBs				0.9847	5.000	0.00		0.000		NO	27250		14.3	27250
233	233	Total Hepta-PCBs				1.3031	5.000	0.00		0.000		NO	22720		17.7	22720
234	234	4th Function Octa-PCBs				0.9053	5.000	0.00		0.000		NO	9128		4.28	9128
235	235	5th Function Octa-PCBs				1.1120	5.000	0.00		0.000		NO	3069		2.16	3069
236	236	Total Nona-PCBs				0.9467	5.000	0.00		0.000		NO	2936		1.99	2936
237	237	Deca-CB				0.9147	5.000	0.00		0.000		NO	1002		0.138	1002

	#	Name	Pred.RT	RT	m1 Resp	m2 Resp	1* Ratio (Pred)	RA	nIy	EMPC	Conc.
1	18	PCB-34	28.33	28.33	3.858e5	3.703e5	1.040	1.04	NO	1177.4	1177.4
2	19	PCB-23	28.42	28.42	3.328e5	3.105e5	1.040	1.07	NO	910.05	910.05
3	20	PCB-29	28.68	28.68	3.485e5	3.314e5	1.040	1.05	NO	1043.4	1043.4
4	21	PCB-26	28.90	28.91	3.744e5	3.480e5	1.040	1.08	NO	1038.7	1038.7
5	22	PCB-25	29.05	29.07	3.862e5	3.693e5	1.040	1.05	NO	1052.2	1052.2
6	23	PCB-31	29.42	29.44	4.006e5	3.852e5	1.040	1.04	NO	996.93	996.93
7	24	PCB-28	29.54	29.54	4.299e5	4.085e5	1.040	1.05	NO	1066.6	1066.6
8	25	PCB-20/21/33	30.17	30.17	1.109e6	1.059e6	1.040	1.05	NO	3109.0	3109.0
9	26	PCB-22	30.63	30.64	4.081e5	3.862e5	1.040	1.06	NO	1072.4	1072.4

Dataset: Untitled

Last Altered: Friday, May 24, 2019 08:55:50 Pacific Daylight Time
Printed: Friday, May 24, 2019 08:56:02 Pacific Daylight Time

Name: 190523K1_2, Date: 23-May-2019, Time: 11:54:16, ID: B9E0143-BS1 OPR 10, Description: OPR

PCB-54

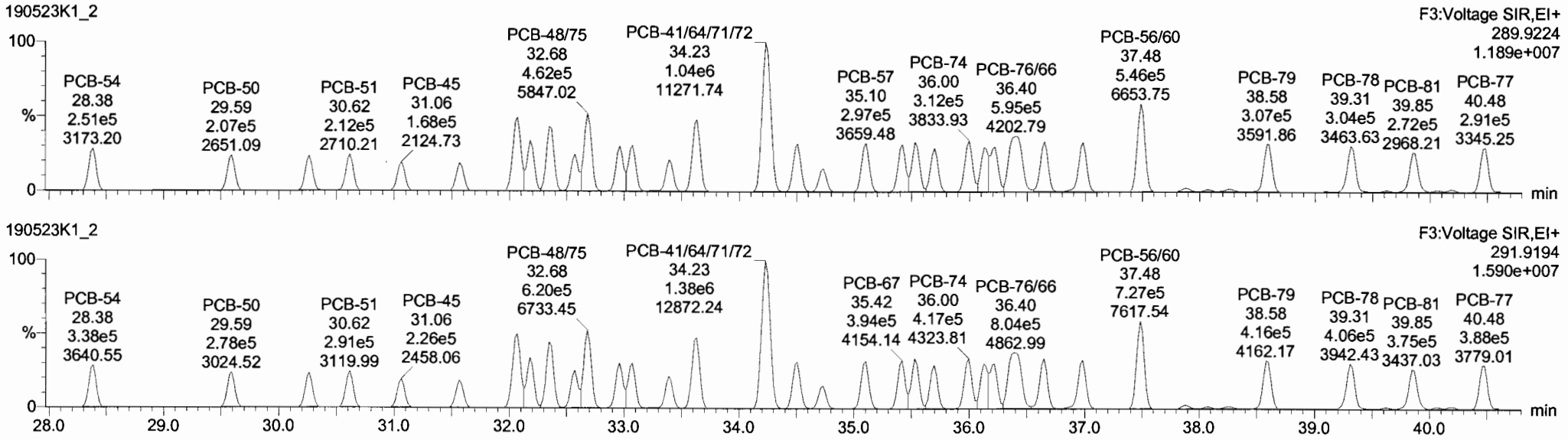

13C-PCB-54

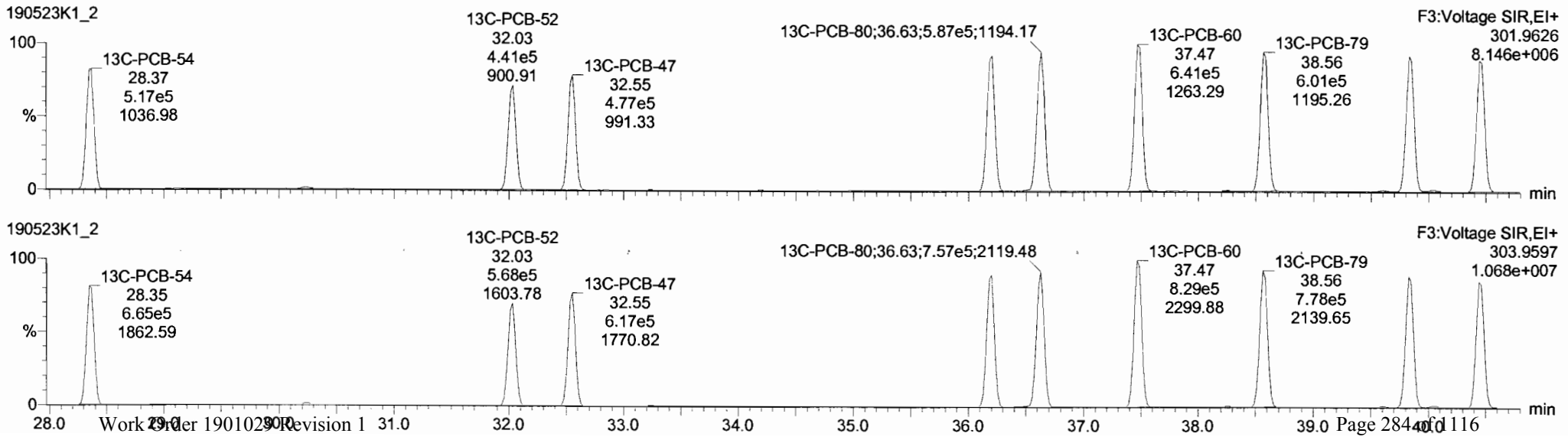

Vista Analytical Laboratory VG-9

Dataset: Untitled

Last Altered: Friday, May 24, 2019 08:55:50 Pacific Daylight Time
Printed: Friday, May 24, 2019 08:56:02 Pacific Daylight Time

Name: 190523K1_2, Date: 23-May-2019, Time: 11:54:16, ID: B9E0143-BS1 OPR 10, Description: OPR

PCB-50

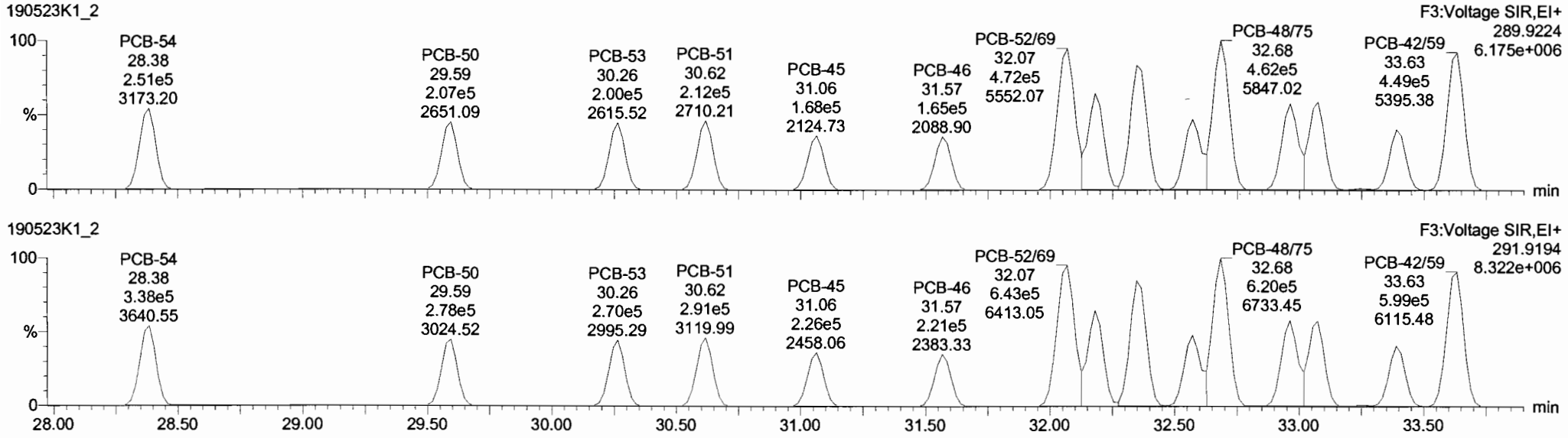

13C-PCB-52

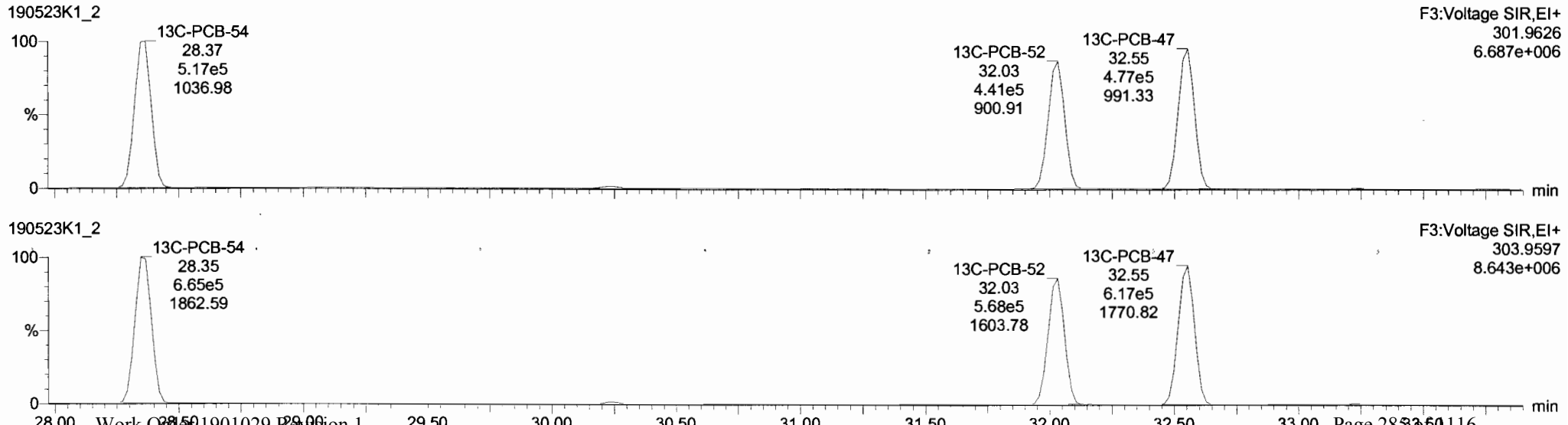

Dataset: Untitled

Last Altered: Friday, May 24, 2019 08:55:50 Pacific Daylight Time
Printed: Friday, May 24, 2019 08:56:02 Pacific Daylight Time

Name: 190523K1_2, Date: 23-May-2019, Time: 11:54:16, ID: B9E0143-BS1 OPR 10, Description: OPR

PCB-68

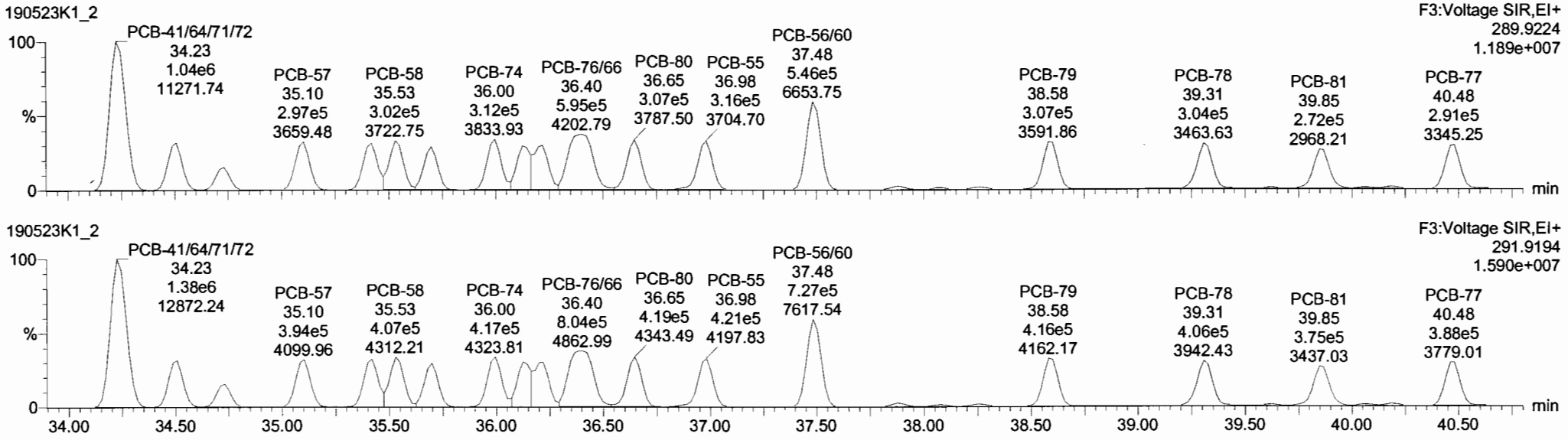

13C-PCB-60

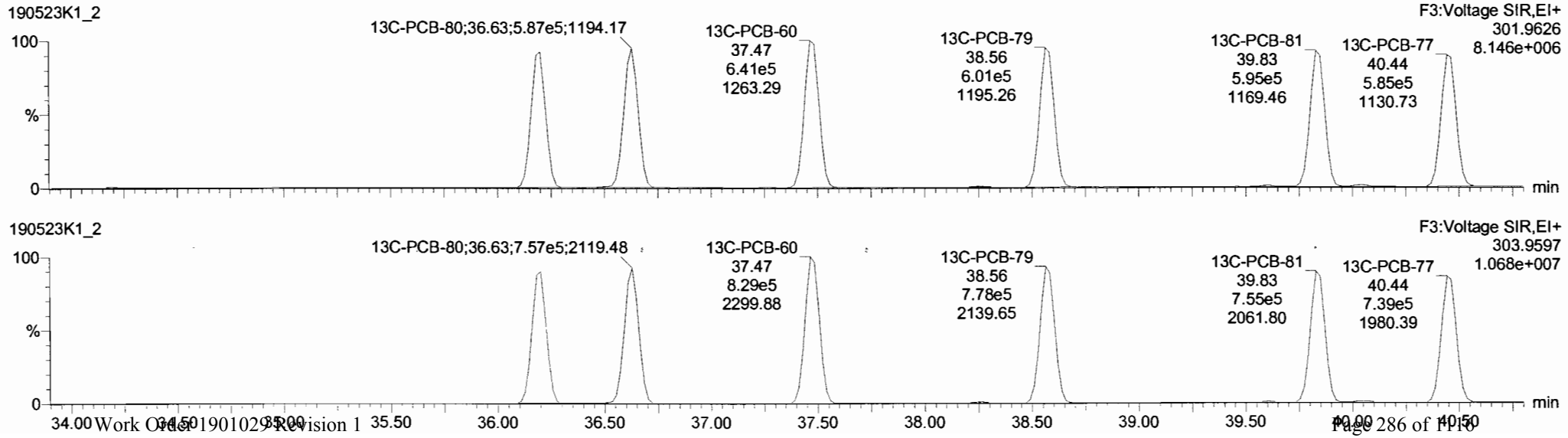

TargetLynx - 190523K1_2.qld - [Chromatogram]

File Edit View Display Processing Window Help

190523K1_2 - B9E0143-BS1 OPR 10 - OPR

	#	Name	Resp	RA	n/y	RRF	wt/vol	Pred.RT	RT	Pred.R...	RRT	RRT Fail	Conc.	%Rec	DL	EMPC
228	228	Total Tetra-PCBs				0.9537	5.000	0.00		0.000		NO	43810		20.6	43810
229	229	3rd Function Penta-PCBs				1.1039	5.000	0.00		0.000		NO	40140		15.8	40140
230	230	4th Function Penta-PCBs				1.0709	5.000	0.00		0.000		NO	5091		3.85	5091
231	231	3rd Function Hexa-PCBs				0.7784	5.000	0.00		0.000		NO	14560		3.44	14560
232	232	4th Function Hexa-PCBs				0.9847	5.000	0.00		0.000		NO	27250		14.3	27250
233	233	Total Hepta-PCBs				1.3031	5.000	0.00		0.000		NO	22720		17.7	22720
234	234	4th Function Octa-PCBs				0.9053	5.000	0.00		0.000		NO	9128		4.28	9128
235	235	5th Function Octa-PCBs				1.1120	5.000	0.00		0.000		NO	3069		2.16	3069
236	236	Total Nona-PCBs				0.9467	5.000	0.00		0.000		NO	2936		1.99	2936
237	237	Deca-CB				0.9147	5.000	0.00		0.000		NO	1002		0.138	1002
238	238	Total PCBs														
239	239	Total Mono-Isotopes														
240	240	Total Di-Isotopes														

	#	Name	Pred.RT	RT	m1 Resp	m2 Resp	1° Ratio (Pred)	RA	n/y	EMPC	Conc.
1	32	PCB-54	28.39	28.38	2.507e5	3.375e5	0.770	0.74	NO	1052.3	1052.3
2	33	PCB-50	29.61	29.59	2.068e5	2.784e5	0.770	0.74	NO	1057.9	1057.9
3	34	PCB-53	30.26	30.26	2.004e5	2.702e5	0.770	0.74	NO	1028.0	1028.0
4	35	PCB-51	30.62	30.62	2.120e5	2.907e5	0.770	0.73	NO	1031.7	1031.7
5	36	PCB-45	31.06	31.06	1.684e5	2.262e5	0.770	0.74	NO	989.46	989.46
6	37	PCB-46	31.56	31.57	1.646e5	2.206e5	0.770	0.75	NO	1027.7	1027.7
7	38	PCB-52/69	32.07	32.07	4.717e5	6.429e5	0.770	0.73	NO	1991.6	1991.6
8	39	PCB-73	32.18	32.18	2.997e5	4.008e5	0.770	0.75	NO	1113.3	1113.3
9	40	PCB-43/49	32.34	32.35	3.980e5	5.399e5	0.770	0.74	NO	2020.7	2020.7

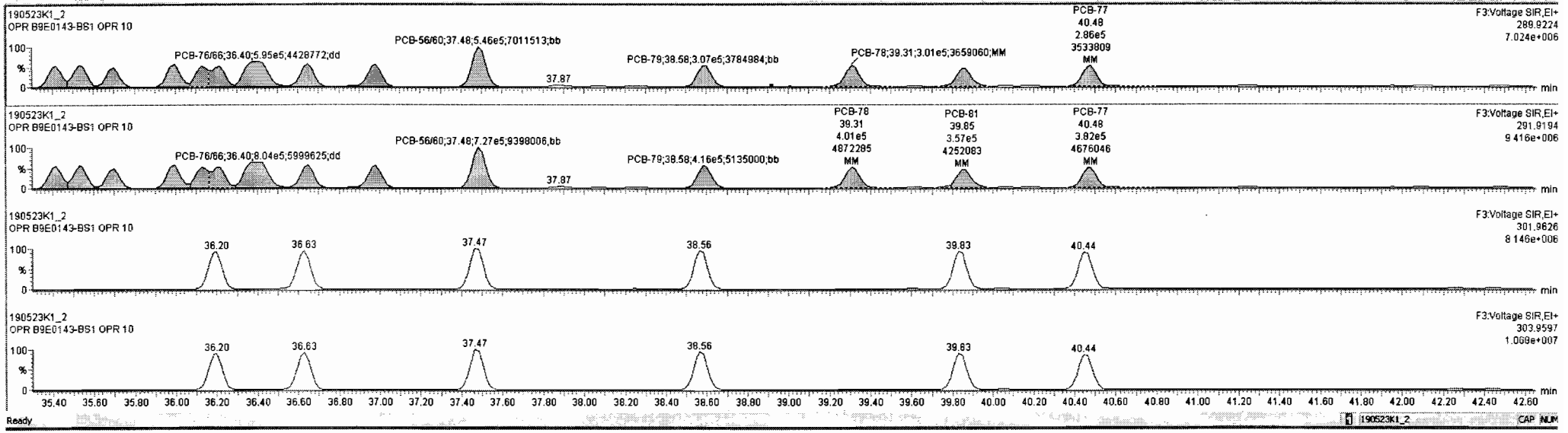

Ready

Dataset: Untitled

Last Altered: Friday, May 24, 2019 08:55:50 Pacific Daylight Time
Printed: Friday, May 24, 2019 08:56:02 Pacific Daylight Time

Name: 190523K1_2, Date: 23-May-2019, Time: 11:54:16, ID: B9E0143-BS1 OPR 10, Description: OPR

PCB-104

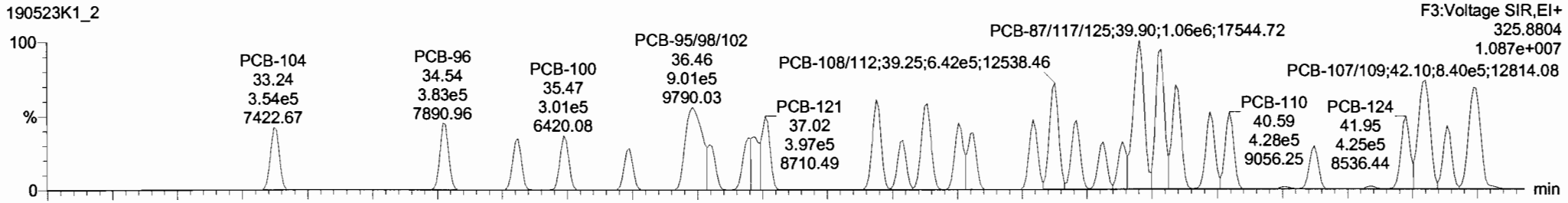

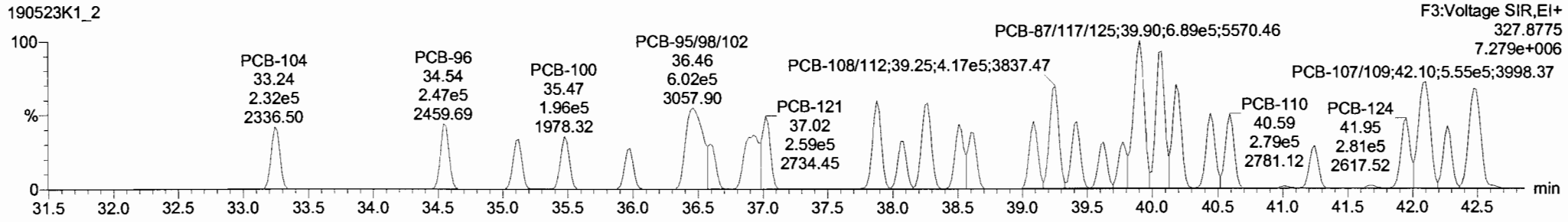

13C-PCB-104

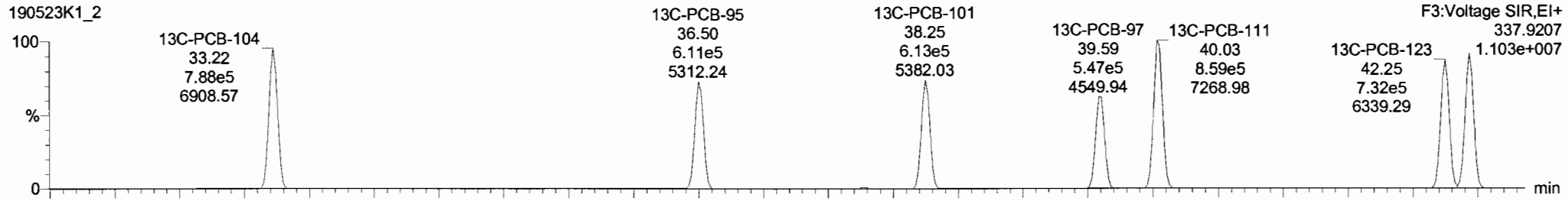

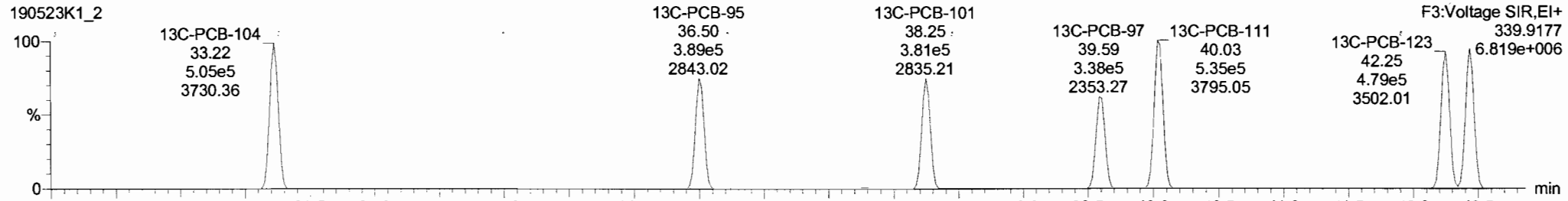

Dataset: Untitled

Last Altered: Friday, May 24, 2019 08:55:50 Pacific Daylight Time
Printed: Friday, May 24, 2019 08:56:02 Pacific Daylight Time

Name: 190523K1_2, Date: 23-May-2019, Time: 11:54:16, ID: B9E0143-BS1 OPR 10, Description: OPR

PCB-96

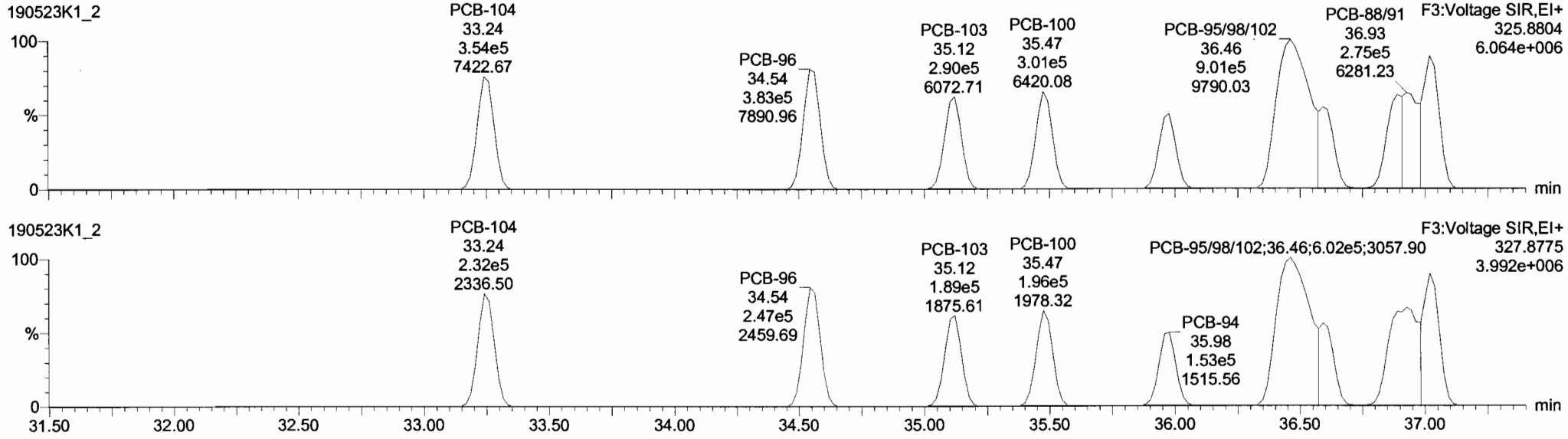

13C-PCB-95



Dataset: Untitled

Last Altered: Friday, May 24, 2019 08:55:50 Pacific Daylight Time
Printed: Friday, May 24, 2019 08:56:02 Pacific Daylight Time

Name: 190523K1_2, Date: 23-May-2019, Time: 11:54:16, ID: B9E0143-BS1 OPR 10, Description: OPR

PCB-119

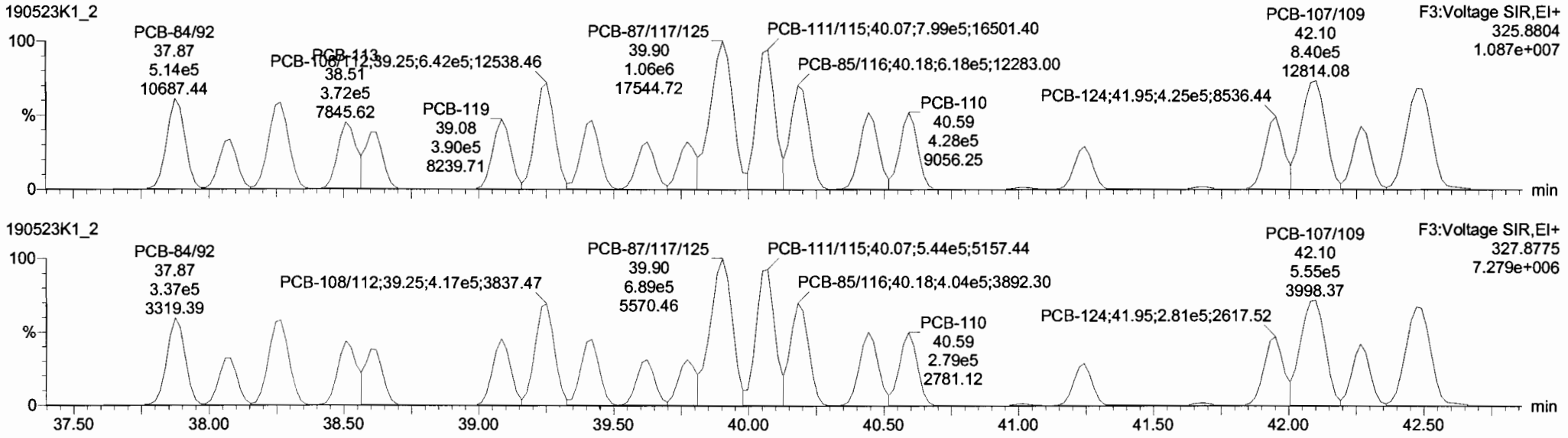

13C-PCB-111

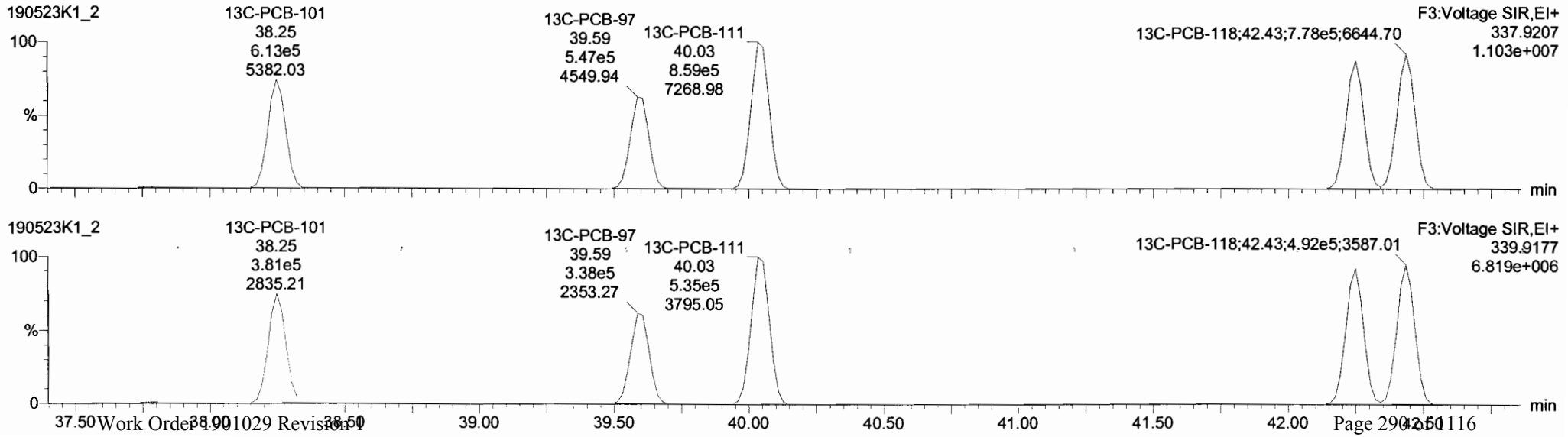

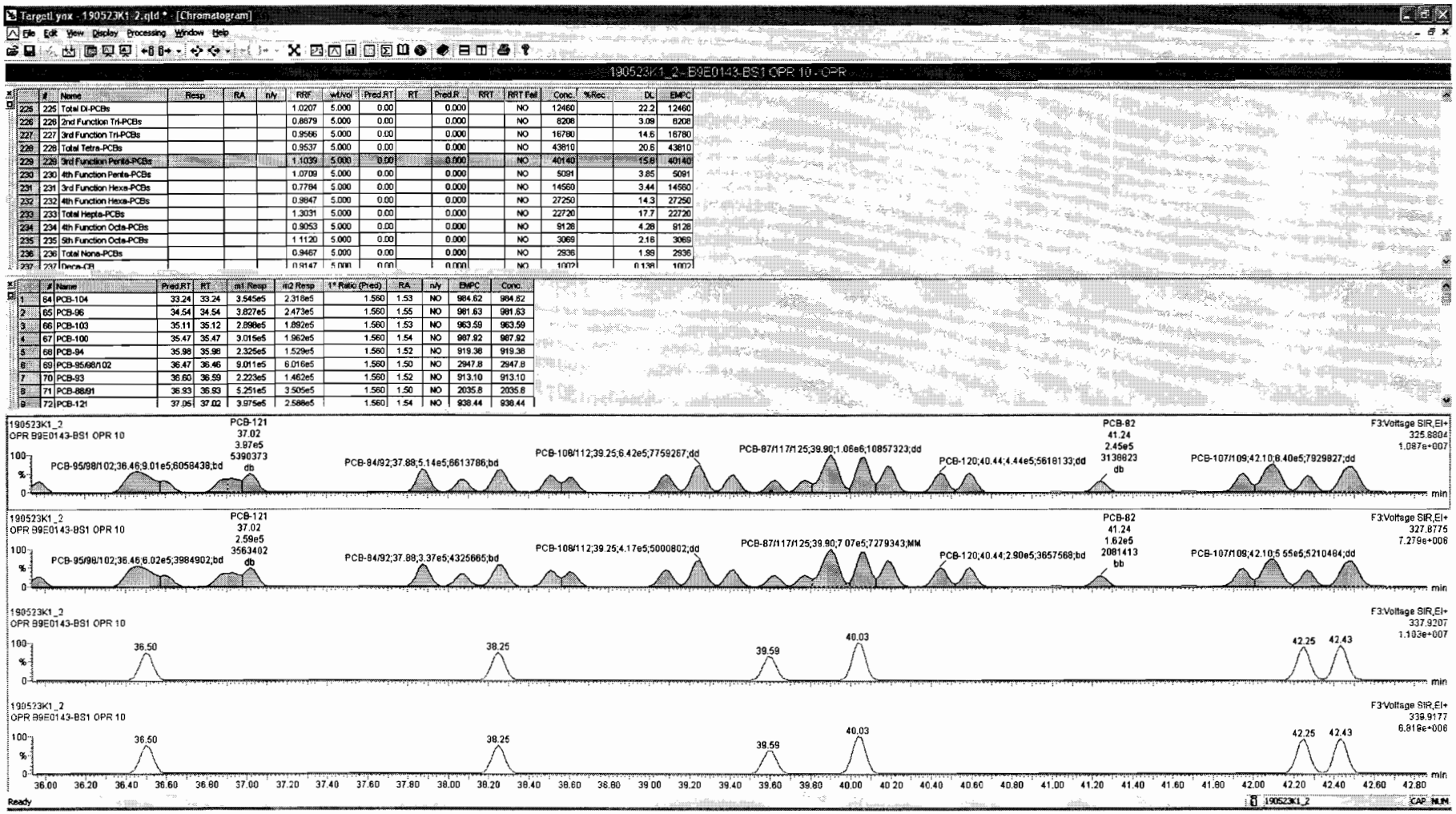

#	Name	Resp	RA	n/y	RRT	wt/Vol	Pred RT	RT	Pred R...	RRT	RRT Fail	Conc.	%Rec	DL	EMPC
225	Total Di-PCBs				1.0207	5.000	0.00		0.000		NO	12460		22.2	12460
226	2nd Function Tri-PCBs				0.8879	5.000	0.00		0.000		NO	6208		3.09	6208
227	3rd Function Tri-PCBs				0.9566	5.000	0.00		0.000		NO	16780		14.6	16780
228	Total Tetra-PCBs				0.9537	5.000	0.00		0.000		NO	43810		20.6	43810
229	3rd Function Penta-PCBs				1.1039	5.000	0.00		0.000		NO	40140		15.8	40140
230	4th Function Penta-PCBs				1.0709	5.000	0.00		0.000		NO	5091		3.85	5091
231	3rd Function Hexa-PCBs				0.7784	5.000	0.00		0.000		NO	14560		3.44	14560
232	4th Function Hexa-PCBs				0.9847	5.000	0.00		0.000		NO	27250		14.3	27250
233	Total Hepta-PCBs				1.3031	5.000	0.00		0.000		NO	22720		17.7	22720
234	4th Function Octa-PCBs				0.9053	5.000	0.00		0.000		NO	9128		4.28	9128
235	5th Function Octa-PCBs				1.1120	5.000	0.00		0.000		NO	3069		2.16	3069
236	Total Nona-PCBs				0.9467	5.000	0.00		0.000		NO	2936		1.99	2936
237	Deca-CB				0.8147	5.000	0.00		0.000		NO	1007		0.138	1007

#	Name	Pred RT	RT	m1 Resp	m2 Resp	1° Ratio (Pred)	RA	n/y	EMPC	Conc.
64	PCB-104	33.24	33.24	3.545e5	2.318e5	1.560	1.53	NO	984.62	984.62
65	PCB-96	34.54	34.54	3.827e5	2.473e5	1.560	1.55	NO	981.63	981.63
66	PCB-103	35.11	35.12	2.898e5	1.892e5	1.560	1.53	NO	963.59	963.59
67	PCB-100	35.47	35.47	3.015e5	1.962e5	1.560	1.54	NO	987.92	987.92
68	PCB-94	35.98	35.98	2.325e5	1.529e5	1.560	1.52	NO	919.38	919.38
69	PCB-95/98/102	36.47	36.46	9.011e5	6.016e5	1.560	1.50	NO	2947.8	2947.8
70	PCB-93	36.60	36.59	2.223e5	1.462e5	1.560	1.52	NO	913.10	913.10
71	PCB-88/91	36.93	36.93	5.251e5	3.505e5	1.560	1.50	NO	2035.8	2035.8
72	PCB-121	37.05	37.02	3.975e5	2.588e5	1.560	1.54	NO	938.44	938.44

Dataset: Untitled

Last Altered: Friday, May 24, 2019 08:55:50 Pacific Daylight Time
Printed: Friday, May 24, 2019 08:56:02 Pacific Daylight Time

Name: 190523K1_2, Date: 23-May-2019, Time: 11:54:16, ID: B9E0143-BS1 OPR 10, Description: OPR

PCB-114

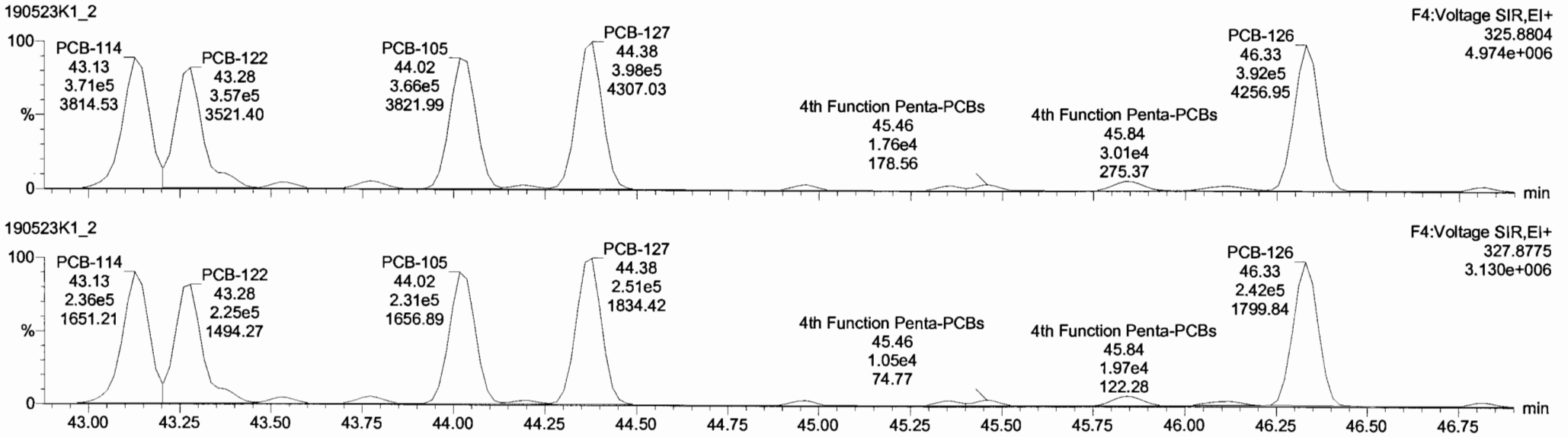

13C-PCB-114

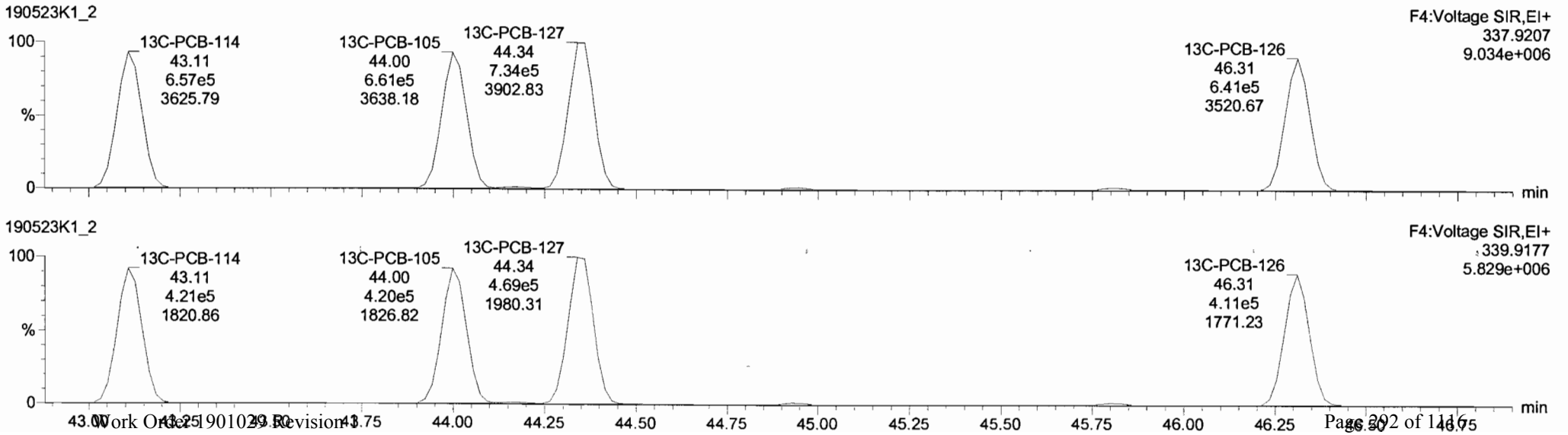

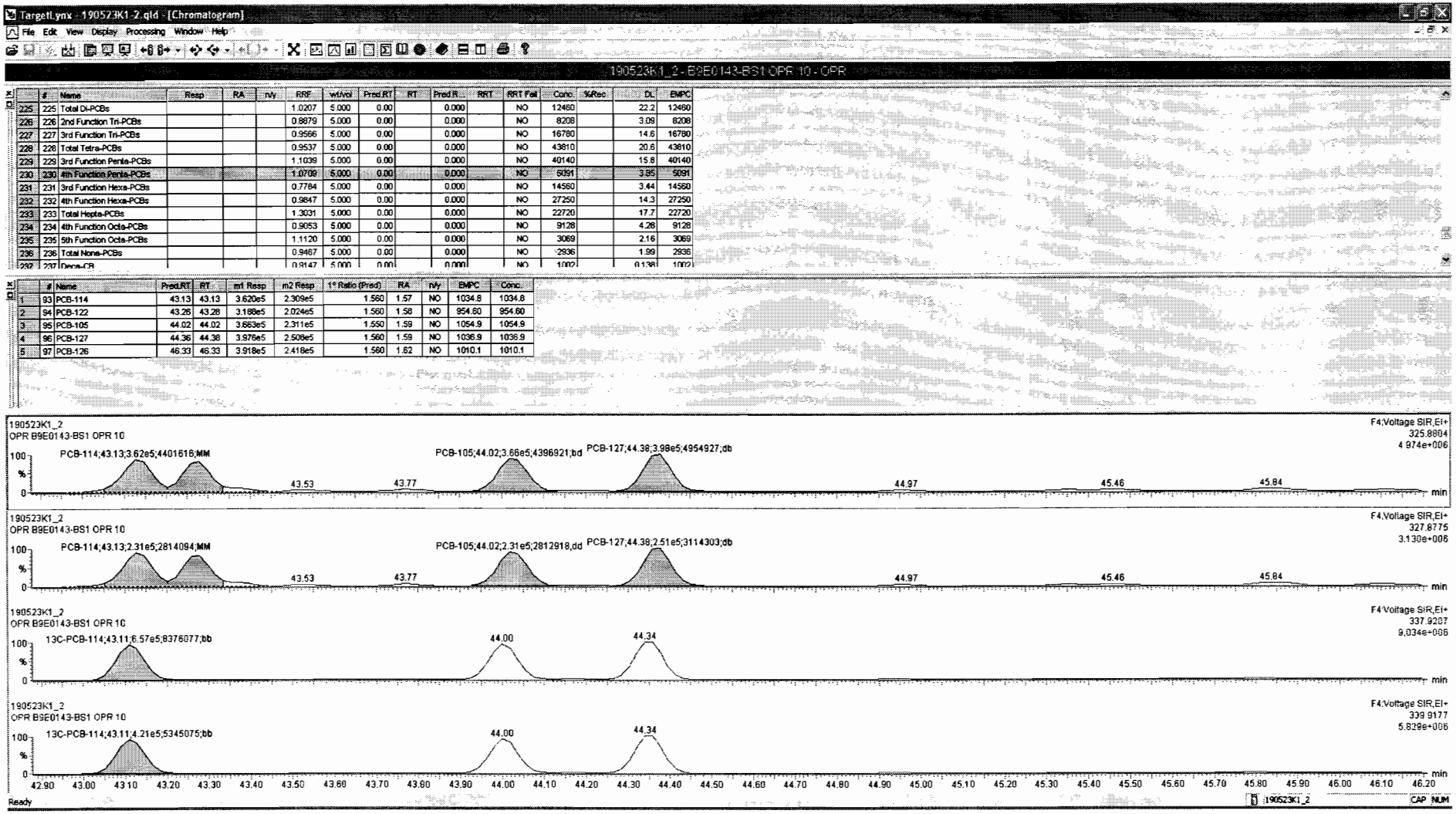

	#	Name	Resp	RA	n/y	RRF	wt/vol	Pred RT	RT	Pred R...	RRT	RRT Fail	Conc.	%Rec	DL	EMPC
225	225	Total Di-PCBs				1.0207	5.000	0.00		0.000		NO	12460		22.2	12460
226	226	2nd Function Tri-PCBs				0.8879	5.000	0.00		0.000		NO	8208		3.09	8208
227	227	3rd Function Tri-PCBs				0.9566	5.000	0.00		0.000		NO	16780		14.6	16780
228	228	Total Tetra-PCBs				0.9537	5.000	0.00		0.000		NO	43810		20.6	43810
229	229	3rd Function Penta-PCBs				1.1039	5.000	0.00		0.000		NO	40140		15.8	40140
230	230	4th Function Penta-PCBs				1.0709	5.000	0.00		0.000		NO	5091		3.85	5091
231	231	3rd Function Hexa-PCBs				0.7784	5.000	0.00		0.000		NO	14560		3.44	14560
232	232	4th Function Hexa-PCBs				0.9847	5.000	0.00		0.000		NO	27250		14.3	27250
233	233	Total Hepta-PCBs				1.3031	5.000	0.00		0.000		NO	22720		17.7	22720
234	234	4th Function Octa-PCBs				0.9053	5.000	0.00		0.000		NO	9128		4.28	9128
235	235	5th Function Octa-PCBs				1.1120	5.000	0.00		0.000		NO	3069		2.16	3069
236	236	Total Nona-PCBs				0.9467	5.000	0.00		0.000		NO	2936		1.99	2936
237	237	Deca-CB				0.9147	5.000	0.00		0.000		NO	1002		0.138	1002

	#	Name	Pred RT	RT	m1 Resp	m2 Resp	1° Ratio (Pred)	RA	n/y	EMPC	Conc.
1	93	PCB-114	43.13	43.13	3.620e5	2.309e5	1.560	1.57	NO	1034.8	1034.8
2	94	PCB-122	43.26	43.28	3.188e5	2.024e5	1.560	1.58	NO	954.60	954.60
3	95	PCB-105	44.02	44.02	3.683e5	2.311e5	1.550	1.59	NO	1054.9	1054.9
4	96	PCB-127	44.36	44.38	3.976e5	2.508e5	1.560	1.59	NO	1036.9	1036.9
5	97	PCB-126	46.33	46.33	3.918e5	2.418e5	1.560	1.62	NO	1010.1	1010.1

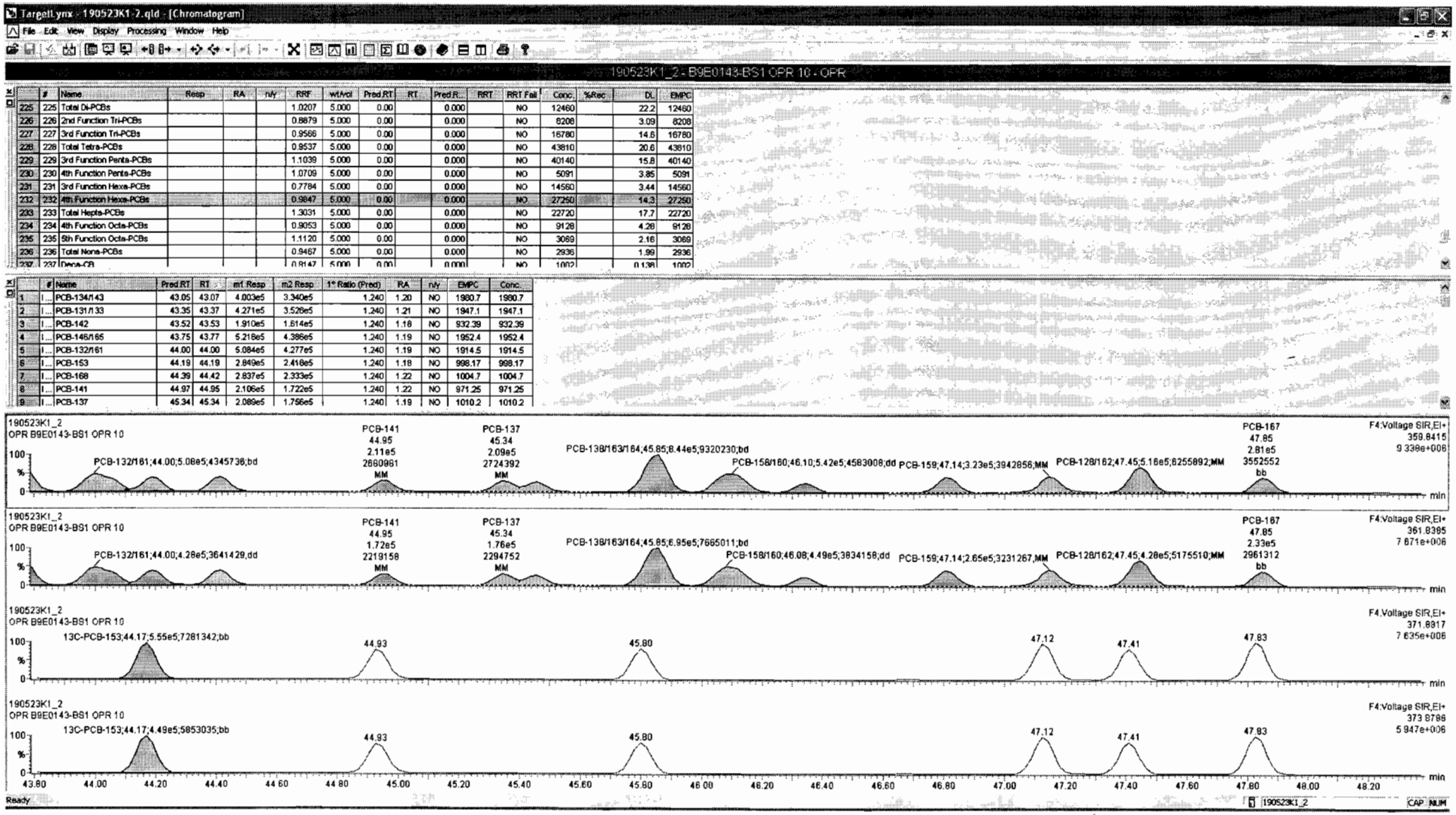

	#	Name	Resp	RA	n/y	RRF	wt/vol	Pred RT	RT	Pred R...	RRT	RRT Fail	Conc.	%Rec	DL	EMPC
225	225	Total Di-PCBs				1.0207	5.000	0.00		0.000		NO	12460		22.2	12460
226	226	2nd Function Tri-PCBs				0.8879	5.000	0.00		0.000		NO	6208		3.09	6208
227	227	3rd Function Tri-PCBs				0.9566	5.000	0.00		0.000		NO	16780		14.6	16780
228	228	Total Tetra-PCBs				0.9537	5.000	0.00		0.000		NO	43810		20.6	43810
229	229	3rd Function Penta-PCBs				1.1039	5.000	0.00		0.000		NO	40140		15.8	40140
230	230	4th Function Penta-PCBs				1.0709	5.000	0.00		0.000		NO	5091		3.85	5091
231	231	3rd Function Hexa-PCBs				0.7784	5.000	0.00		0.000		NO	14560		3.44	14560
232	232	4th Function Hexa-PCBs				0.9847	5.000	0.00		0.000		NO	27250		14.3	27250
233	233	Total Hepta-PCBs				1.3031	5.000	0.00		0.000		NO	22720		17.7	22720
234	234	4th Function Octa-PCBs				0.9053	5.000	0.00		0.000		NO	9128		4.28	9128
235	235	5th Function Octa-PCBs				1.1120	5.000	0.00		0.000		NO	3069		2.16	3069
236	236	Total Nona-PCBs				0.9467	5.000	0.00		0.000		NO	2936		1.99	2936
237	237	Deca-CB				0.8147	5.000	0.00		0.000		NO	1002		0.139	1002

	#	Name	Pred RT	RT	m1 Resp	m2 Resp	1° Ratio (Pred)	RA	n/y	EMPC	Conc.
1	I...	PCB-134/143	43.05	43.07	4.003e5	3.340e5	1.240	1.20	NO	1980.7	1980.7
2	I...	PCB-131/133	43.35	43.37	4.271e5	3.526e5	1.240	1.21	NO	1947.1	1947.1
3	I...	PCB-142	43.52	43.53	1.910e5	1.614e5	1.240	1.18	NO	932.39	932.39
4	I...	PCB-146/165	43.75	43.77	5.218e5	4.386e5	1.240	1.19	NO	1952.4	1952.4
5	I...	PCB-132/161	44.00	44.00	5.084e5	4.277e5	1.240	1.19	NO	1914.5	1914.5
6	I...	PCB-153	44.19	44.19	2.849e5	2.418e5	1.240	1.18	NO	998.17	998.17
7	I...	PCB-168	44.39	44.42	2.837e5	2.333e5	1.240	1.22	NO	1004.7	1004.7
8	I...	PCB-141	44.97	44.95	2.106e5	1.722e5	1.240	1.22	NO	971.25	971.25
9	I...	PCB-137	45.34	45.34	2.089e5	1.756e5	1.240	1.19	NO	1010.2	1010.2

Dataset: Untitled

Last Altered: Friday, May 24, 2019 08:55:50 Pacific Daylight Time
Printed: Friday, May 24, 2019 08:56:02 Pacific Daylight Time

Name: 190523K1_2, Date: 23-May-2019, Time: 11:54:16, ID: B9E0143-BS1 OPR 10, Description: OPR

PCB-155

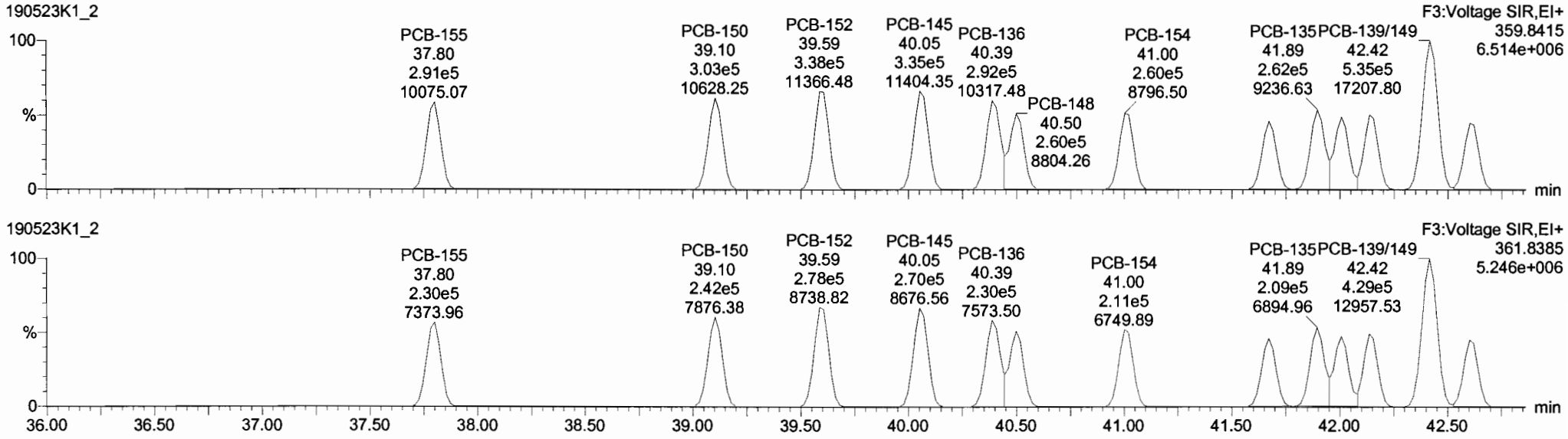

13C-PCB-155

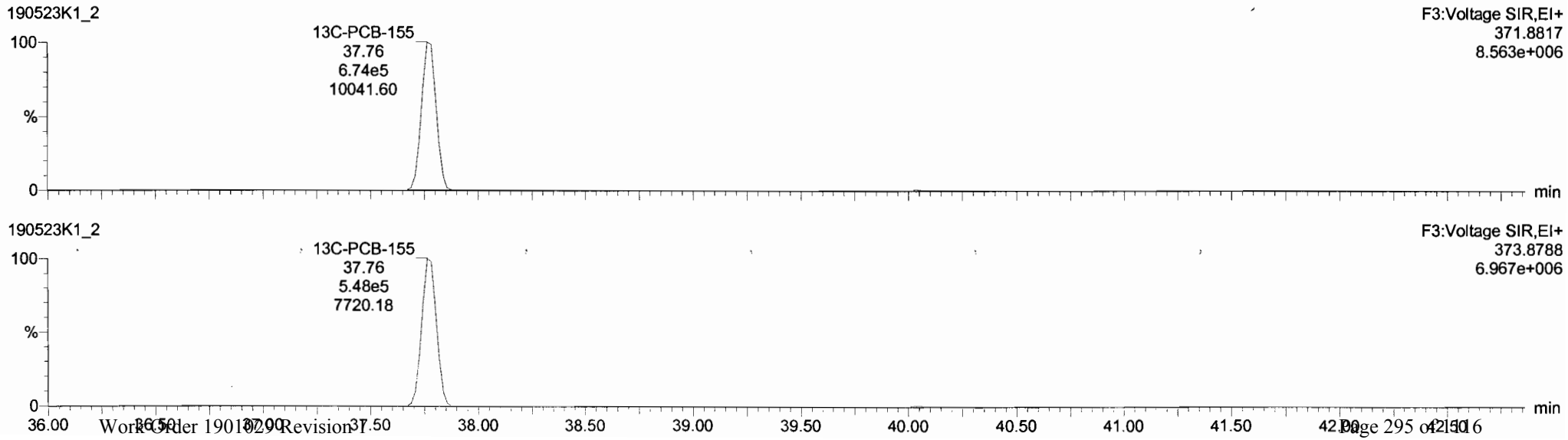

Dataset: Untitled

Last Altered: Friday, May 24, 2019 08:55:50 Pacific Daylight Time
Printed: Friday, May 24, 2019 08:56:02 Pacific Daylight Time

Name: 190523K1_2, Date: 23-May-2019, Time: 11:54:16, ID: B9E0143-BS1 OPR 10, Description: OPR

PCB-134/143

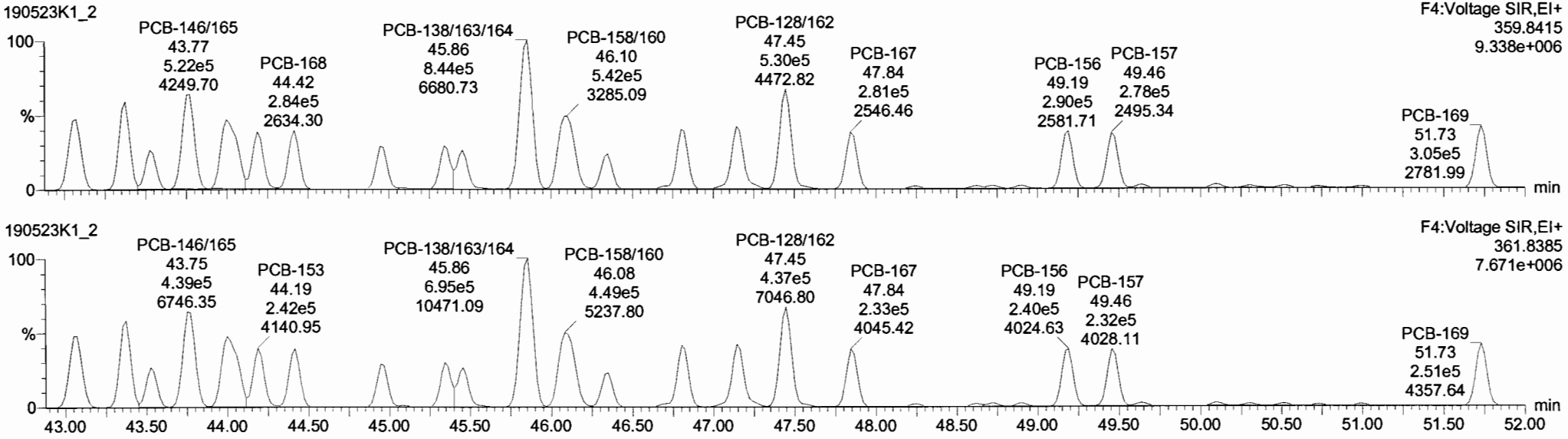

13C-PCB-153

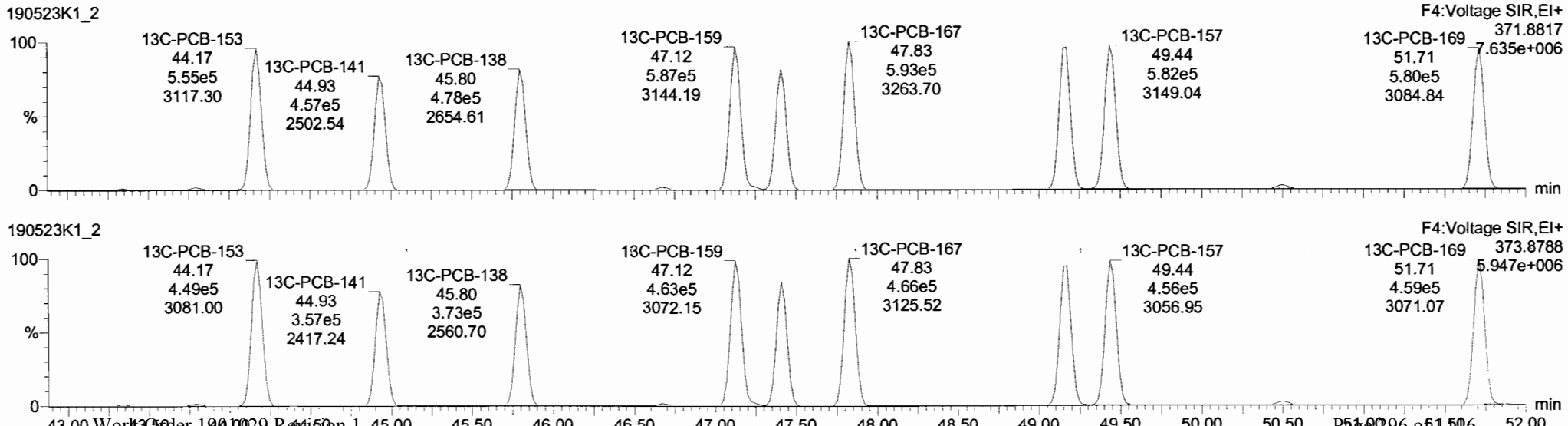

Dataset: Untitled

Last Altered: Friday, May 24, 2019 08:55:50 Pacific Daylight Time
Printed: Friday, May 24, 2019 08:56:02 Pacific Daylight Time

Name: 190523K1_2, Date: 23-May-2019, Time: 11:54:16, ID: B9E0143-BS1 OPR 10, Description: OPR

PCB-188

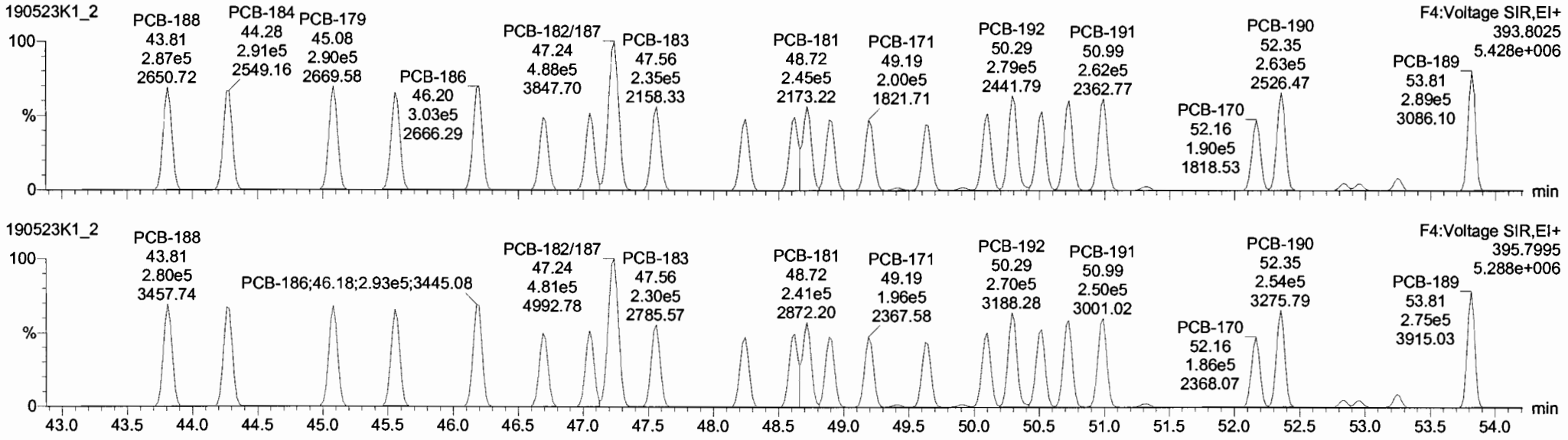

13C-PCB-188

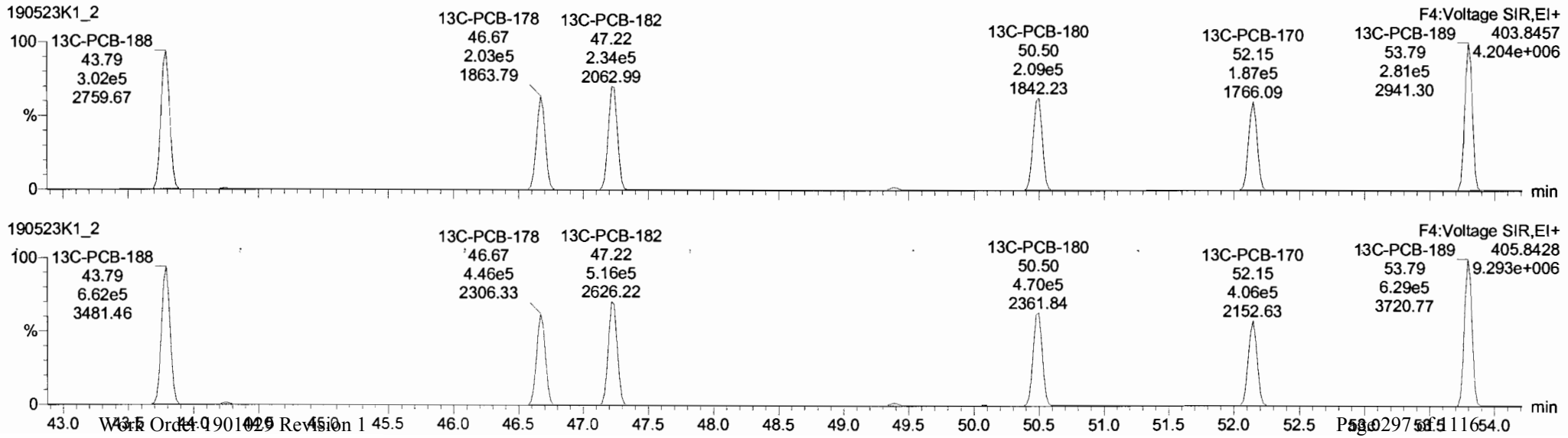

Dataset: Untitled

Last Altered: Friday, May 24, 2019 08:55:50 Pacific Daylight Time
Printed: Friday, May 24, 2019 08:56:02 Pacific Daylight Time

Name: 190523K1_2, Date: 23-May-2019, Time: 11:54:16, ID: B9E0143-BS1 OPR 10, Description: OPR

PCB-202

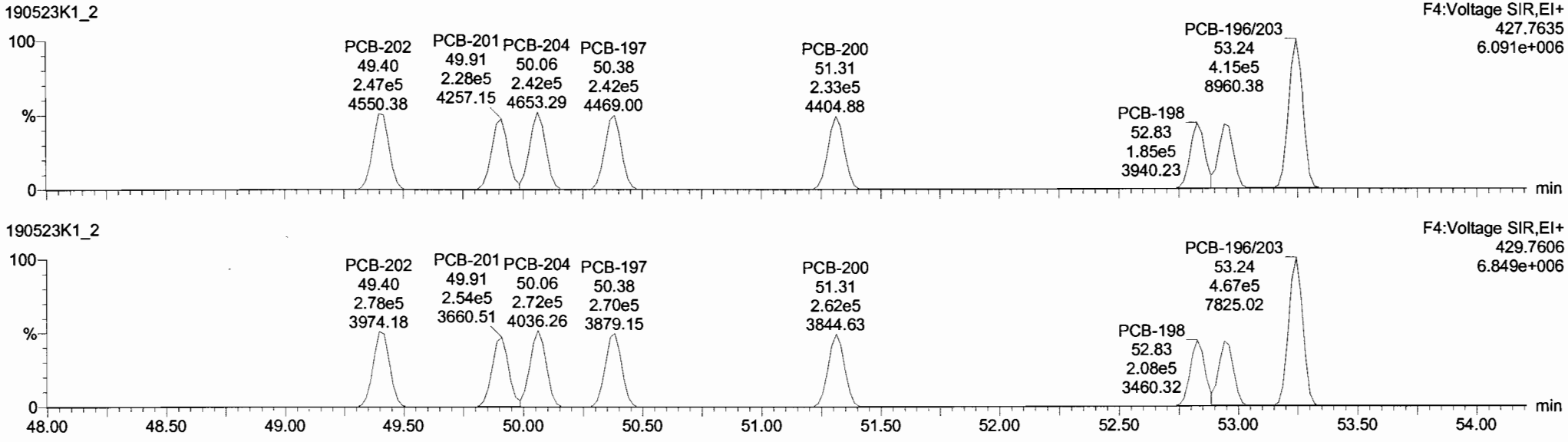

13C-PCB-202

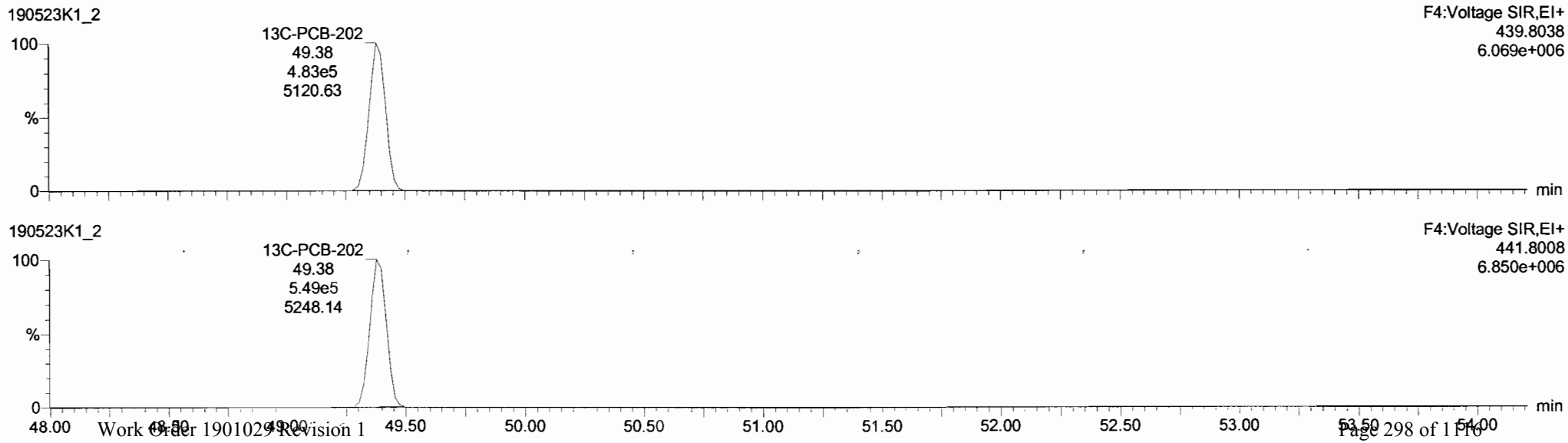

Dataset: Untitled

Last Altered: Friday, May 24, 2019 08:55:50 Pacific Daylight Time
Printed: Friday, May 24, 2019 08:56:02 Pacific Daylight Time

Name: 190523K1_2, Date: 23-May-2019, Time: 11:54:16, ID: B9E0143-BS1 OPR 10, Description: OPR

PCB-195



13C-PCB-194

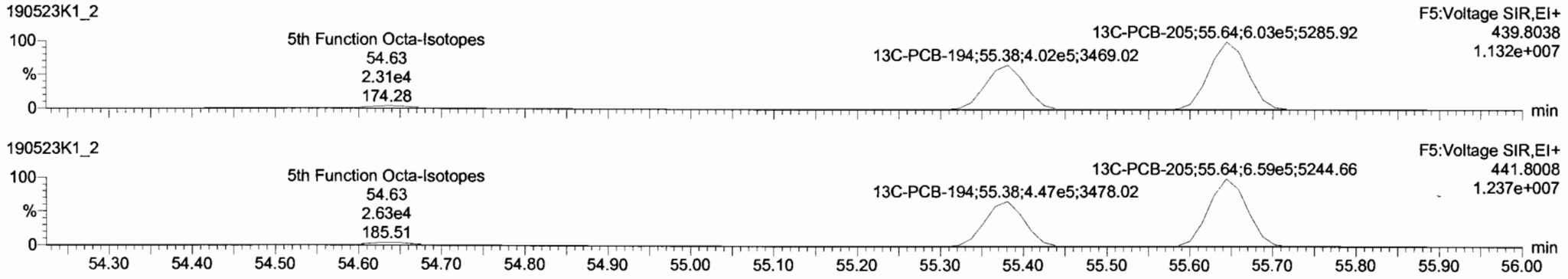

PFK5

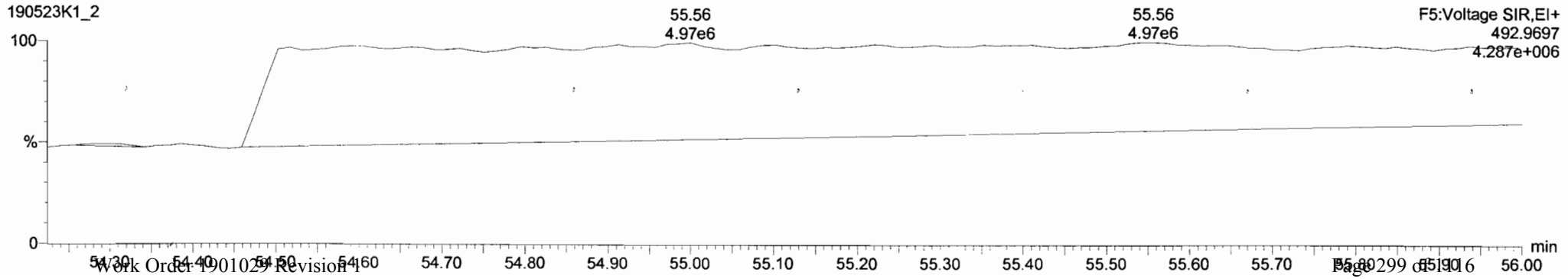

Dataset: Untitled

Last Altered: Friday, May 24, 2019 08:55:50 Pacific Daylight Time
Printed: Friday, May 24, 2019 08:56:02 Pacific Daylight Time

Name: 190523K1_2, Date: 23-May-2019, Time: 11:54:16, ID: B9E0143-BS1 OPR 10, Description: OPR

PCB-208

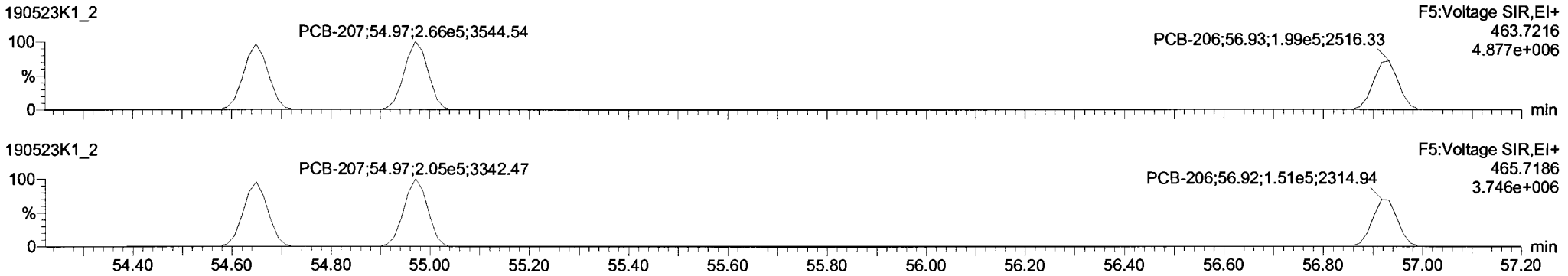

13C-PCB-208

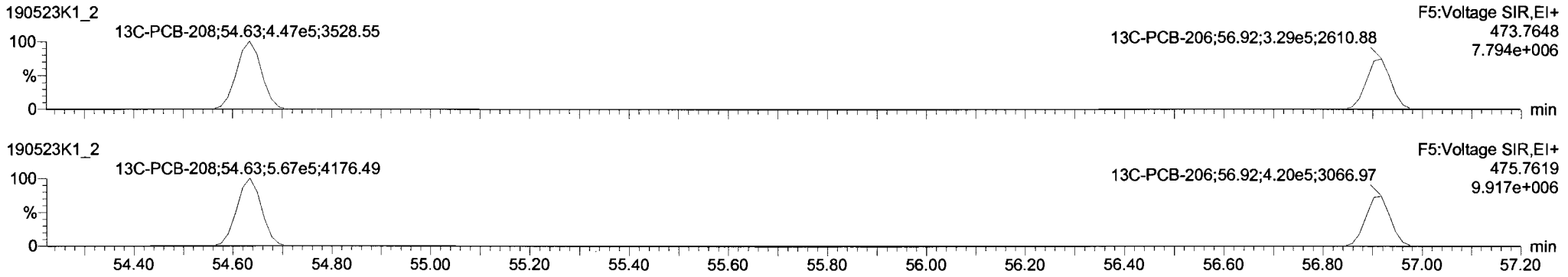

PFK5

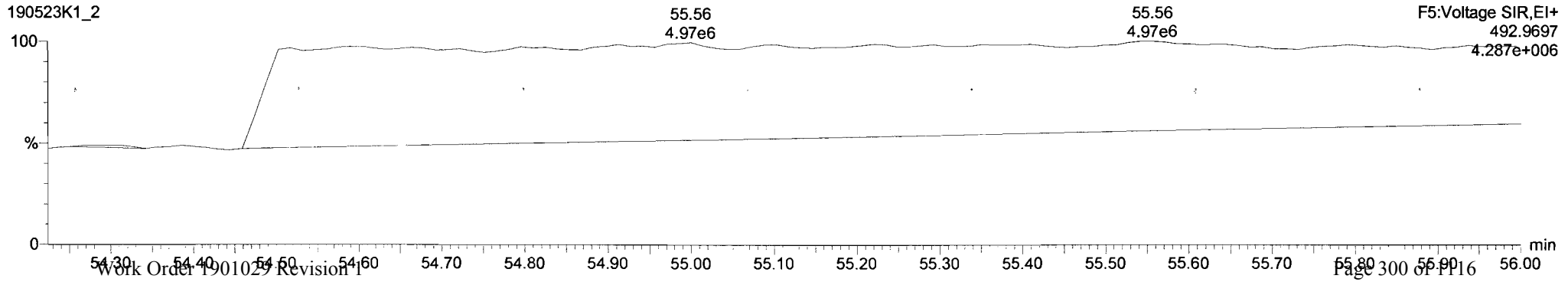

Dataset: Untitled

Last Altered: Friday, May 24, 2019 08:55:50 Pacific Daylight Time
Printed: Friday, May 24, 2019 08:56:02 Pacific Daylight Time

Name: 190523K1_2, Date: 23-May-2019, Time: 11:54:16, ID: B9E0143-BS1 OPR 10, Description: OPR

PCB-209

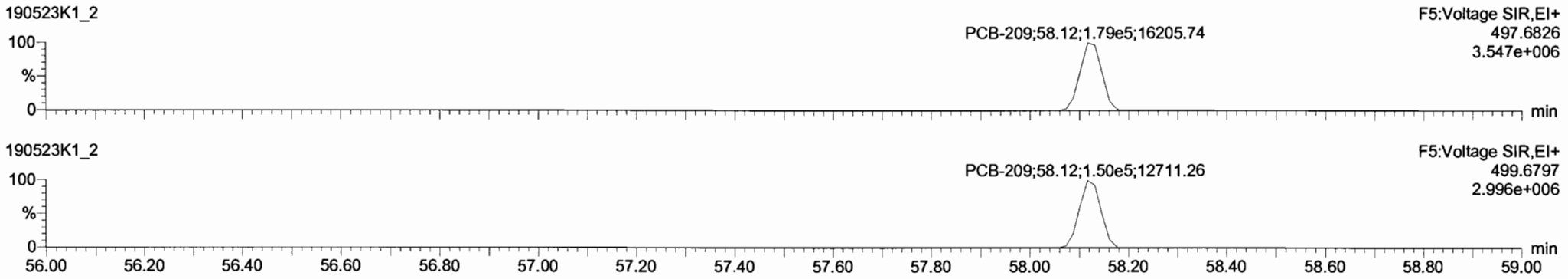

13C-PCB-209

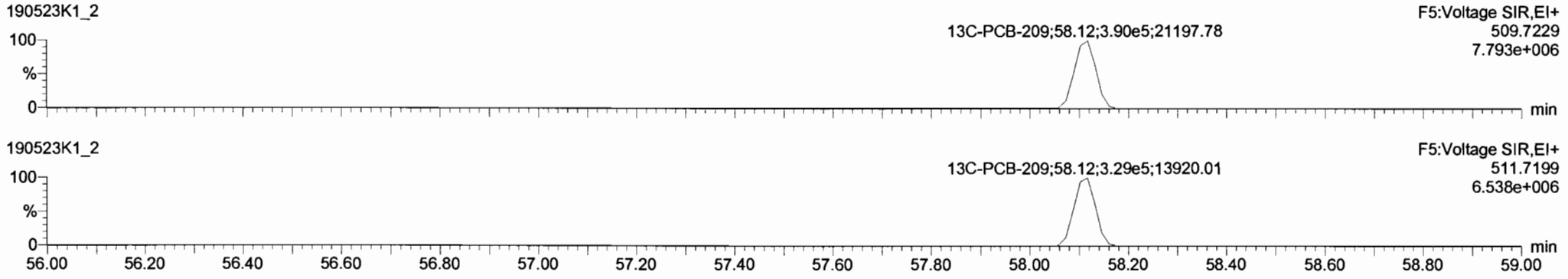

PFK5

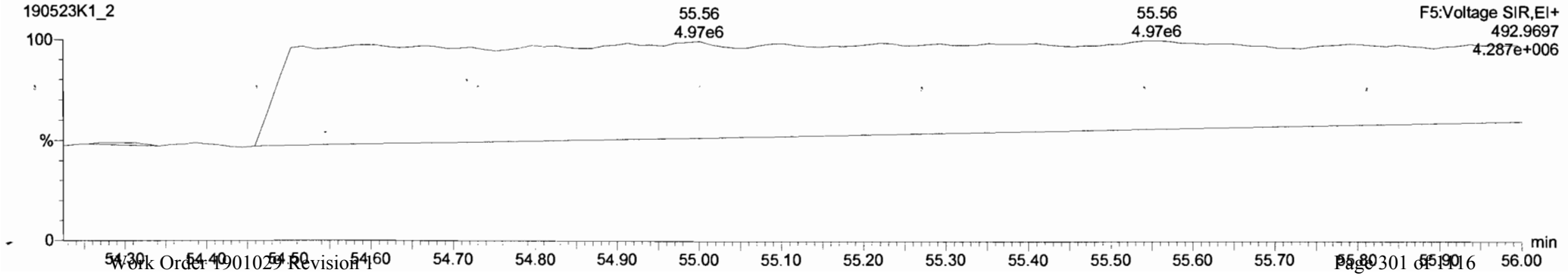

Vista Analytical Laboratory

Dataset: U:\VG11.PRO\Results\190523K2\190523K2-9.qld

Last Altered: Tuesday, May 28, 2019 12:46:27 Pacific Daylight Time
Printed: Tuesday, May 28, 2019 12:47:50 Pacific Daylight Time

5.28.19

CT 05/28/19

Method: Untitled 23 May 2019 10:16:34
Calibration: U:\VG11.PRO\CurveDB\db1_PCBvg11-4-24-18.cdb 27 Apr 2018 15:37:51

Name: 190523K2_9, Date: 24-May-2019, Time: 06:33:50, ID: 1901029-01 T4-PDI2019-SG67-190502 10, Description: T4-PDI2019-SG67-190502

	# Name	Resp	RA	n/y	RRF	wt/vol	Pred.RT	RT	Pred.RRT	RRT	Check RRT	Conc.	%Rec	DL	EMPC
1	1 PCB-1	7.93e3	3.25	NO	0.965	5.214 ✔	16.10	16.10	1.001	1.001	NO	7.036		0.100	7.036
2	2 PCB-2	2.57e3	3.28	NO	0.968	5.214	18.55	18.56	0.988	0.989	NO	2.101		0.0957	2.101
3	3 PCB-3	6.50e3	3.37	NO	0.969	5.214	18.79	18.80	1.001	1.001	NO	5.301		0.0956	5.301
4	4 PCB-4/10	2.22e4	1.53	NO	1.20	5.214	20.24	20.18	1.004	1.001	NO	22.43		0.205	22.43
5	5 PCB-7/9	8.23e3	1.62	NO	0.952	5.214	22.07	22.03	1.003	1.001	NO	6.443		0.160	6.443
6	6 PCB-6	1.77e4	1.66	NO	0.989	5.214	22.75	22.73	1.033	1.032	NO	13.33		0.153	13.33
7	7 PCB-5/8	9.91e4	1.55	NO	0.984	5.214	23.14	23.14	1.051	1.051	NO	74.94		0.154	74.94
8	8 PCB-14			NO	0.986	5.214	24.29		0.953		YES			0.128	
9	9 PCB-11	1.39e4	1.41	NO	1.09	5.214	25.52	25.53	1.001	1.001	NO	7.670		0.116	7.670
10	10 PCB-12/13	1.23e4	1.50	NO	0.918	5.214	25.89	25.90	1.015	1.016	NO	8.017		0.138	8.017
11	11 PCB-15	2.46e5	1.59	NO	1.05	5.214	26.26	26.25	1.030	1.030	NO	139.9		0.120	139.9
12	12 PCB-19	1.77e4	1.00	NO	0.913	5.214	24.49	24.48	1.001	1.001	NO	21.62		0.146	21.62
13	13 PCB-30			NO	1.43	5.214	25.42		1.039		YES			0.0932	
14	14 PCB-18	1.19e5	0.99	NO	0.691	5.214	26.18	26.18	0.953	0.953	NO	129.7		0.138	129.7
15	15 PCB-17	4.81e4	0.99	NO	0.639	5.214	26.28	26.36	0.956	0.959	NO	56.75		0.149	56.75
16	16 PCB-24/27	2.01e4	1.00	NO	0.884	5.214	26.96	26.93	0.981	0.980	NO	17.13		0.108	17.13
17	17 PCB-16/32	1.11e5	0.99	NO	0.773	5.214	27.50	27.49	1.001	1.000	NO	107.8		0.123	107.8
18	18 PCB-34	9.63e2	1.24	YES	0.836	5.214	28.31	28.33	0.960	0.960	NO	0.8377		0.242	0.7636
19	19 PCB-23	3.24e2	1.54	YES	0.921	5.214	28.40	28.40	0.963	0.963	NO	0.2565		0.220	0.2060
20	20 PCB-29	1.79e3	1.28	YES	0.849	5.214	28.66	28.66	0.972	0.972	NO	1.557		0.236	1.377
21	21 PCB-26	3.78e4	1.10	NO	0.906	5.214	28.88	28.89	0.979	0.979	NO	30.38		0.223	30.38
22	22 PCB-25	1.91e4	1.07	NO	0.935	5.214	29.03	29.05	0.984	0.985	NO	14.83		0.216	14.83
23	23 PCB-31	2.32e5	1.04	NO	1.03	5.214	29.40	29.43	0.997	0.997	NO	164.7		0.197	164.7
24	24 PCB-28	3.43e5	1.08	NO	1.02	5.214	29.52	29.52	1.001	1.001	NO	243.6		0.197	243.6
25	25 PCB-20/21/33	1.37e5	1.06	NO	0.908	5.214	30.15	30.19	1.022	1.023	NO	110.1		0.223	110.1
26	26 PCB-22	8.49e4	1.03	NO	0.965	5.214	30.61	30.62	1.038	1.038	NO	64.08		0.210	64.08
27	27 PCB-36			NO	1.05	5.214	31.25		0.932		YES			0.198	
28	28 PCB-39			NO	0.953	5.214	31.73		0.947		YES			0.219	
29	29 PCB-38	3.92e3	1.13	NO	1.00	5.214	32.53	32.55	0.970	0.971	NO	2.950		0.208	2.950
30	30 PCB-35	5.41e3	0.96	NO	1.02	5.214	33.09	33.09	0.987	0.987	NO	4.010		0.205	4.010
31	31 PCB-37	1.90e5	1.05	NO	0.997	5.214	33.56	33.54	1.001	1.001	NO	143.8		0.209	143.8
32	32 PCB-54	1.71e3	0.87	NO	0.946	5.214	28.37	28.37	1.001	1.001	NO	1.634		0.159	1.634

Dataset: U:\VG11.PRO\Results\190523K2\190523K2-9.qld

Last Altered: Tuesday, May 28, 2019 12:46:27 Pacific Daylight Time
Printed: Tuesday, May 28, 2019 12:47:50 Pacific Daylight Time

Name: 190523K2_9, Date: 24-May-2019, Time: 06:33:50, ID: 1901029-01 T4-PDI2019-SG67-190502 10, Description: T4-PDI2019-SG67-190502

	# Name	Resp	RA	n/y	RRF	wt/vol	Pred.RT	RT	Pred.RRT	RRT	Check RRT	Conc.	%Rec	DL	EMPC
33	33 PCB-50	9.18e2	0.79	NO	0.776	5.214	29.59	29.56	1.044	1.043	NO	1.066		0.193	1.066
34	34 PCB-53	5.90e4	0.74	NO	0.907	5.214	30.25	30.25	0.945	0.945	NO	71.74		0.201	71.74
35	35 PCB-51	2.01e4	0.78	NO	0.965	5.214	30.60	30.60	0.956	0.956	NO	23.04		0.189	23.04
36	36 PCB-45	4.90e4	0.72	NO	0.790	5.214	31.05	31.05	0.970	0.970	NO	68.40		0.231	68.40
37	37 PCB-46	2.06e4	0.75	NO	0.742	5.214	31.54	31.55	0.985	0.985	NO	30.62		0.246	30.62
38	38 PCB-52/69	4.26e5	0.75	NO	1.11	5.214	32.05	32.03	1.001	1.001	NO	424.3		0.165	424.3
39	39 PCB-73	1.10e3	0.85	NO	1.25	5.214	32.16	32.14	1.005	1.004	NO	0.9759		0.146	0.9759
40	40 PCB-43/49	2.03e5	0.75	NO	0.919	5.214	32.32	32.35	1.010	1.010	NO	243.7		0.198	243.7
41	41 PCB-47	9.08e4	0.74	NO	0.860	5.214	32.54	32.57	1.000	1.001	NO	109.0		0.197	109.0
42	42 PCB-48/75	4.25e4	0.73	NO	0.989	5.214	32.66	32.68	1.004	1.005	NO	44.36		0.172	44.36
43	43 PCB-65			NO	1.05	5.214	32.94		1.013		YES			0.162	
44	44 PCB-62			NO	1.00	5.214	33.05		1.016		YES			0.170	
45	45 PCB-44	2.06e5	0.75	NO	0.745	5.214	33.37	33.37	1.026	1.026	NO	285.7		0.228	285.7
46	46 PCB-42/59	9.61e4	0.71	NO	0.905	5.214	33.61	33.61	1.033	1.033	NO	109.7		0.188	109.7
47	47 PCB-41/64/71/72	2.98e5	0.74	NO	1.06	5.214	34.20	34.23	1.051	1.052	NO	288.9		0.159	288.9
48	48 PCB-68	2.87e3	0.74	NO	1.10	5.214	34.48	34.49	1.060	1.060	NO	2.699		0.154	2.699
49	49 PCB-40	3.45e4	0.71	NO	0.565	5.214	34.71	34.71	1.067	1.067	NO	63.18		0.301	63.18
50	50 PCB-57	1.21e3	0.71	NO	0.976	5.214	35.08	35.08	0.970	0.970	NO	1.067		0.149	1.067
51	51 PCB-67	6.70e3	0.71	NO	0.983	5.214	35.40	35.38	0.979	0.978	NO	5.848		0.148	5.848
52	52 PCB-58	1.39e3	0.77	NO	1.02	5.214	35.51	35.51	0.982	0.982	NO	1.165		0.143	1.165
53	53 PCB-63	8.21e3	0.80	NO	0.909	5.214	35.68	35.68	0.986	0.986	NO	7.740		0.160	7.740
54	54 PCB-74	1.16e5	0.75	NO	1.05	5.214	35.97	35.98	0.994	0.994	NO	94.70		0.139	94.70
55	55 PCB-61/70	3.71e5	0.75	NO	0.949	5.214	36.20	36.20	1.000	1.001	NO	335.1		0.153	335.1
56	56 PCB-76/66	3.73e5	0.74	NO	1.03	5.214	36.40	36.40	1.006	1.006	NO	310.5		0.141	310.5
57	57 PCB-80			NO	1.05	5.214	36.63		1.001		YES			0.134	
58	58 PCB-55	9.57e3	0.74	NO	1.06	5.214	36.96	36.93	1.010	1.009	NO	7.632		0.133	7.632
59	59 PCB-56/60	1.74e5	0.75	NO	0.929	5.214	37.46	37.47	1.023	1.023	NO	158.7		0.152	158.7
60	60 PCB-79	1.38e4	0.75	NO	1.03	5.214	38.58	38.60	1.054	1.054	NO	11.29		0.136	11.29
61	61 PCB-78	3.07e3	0.77	NO	0.998	5.214	39.29	39.25	0.987	0.986	NO	2.459		0.139	2.459
62	62 PCB-81	4.04e3	0.81	NO	0.861	5.214	39.85	39.87	1.001	1.001	NO	3.758		0.161	3.758
63	63 PCB-77	6.13e4	0.74	NO	0.989	5.214	40.46	40.46	1.000	1.000	NO	51.71		0.148	51.71
64	64 PCB-104			NO	0.921	5.214	33.22		1.001		YES			0.186	
65	65 PCB-96	8.68e3	1.46	NO	0.993	5.214	34.52	34.54	1.040	1.040	NO	7.842		0.173	7.842
66	66 PCB-103	6.51e3	1.52	NO	0.769	5.214	35.09	35.10	1.057	1.057	NO	7.588		0.223	7.588
67	67 PCB-100	3.88e3	1.52	NO	0.779	5.214	35.45	35.46	1.068	1.068	NO	4.470		0.220	4.470
68	68 PCB-94	3.88e3	1.44	NO	0.838	5.214	35.96	35.96	0.986	0.986	NO	5.405		0.273	5.405

Dataset: U:\VG11.PRO\Results\190523K2\190523K2-9.qld

Last Altered: Tuesday, May 28, 2019 12:46:27 Pacific Daylight Time
Printed: Tuesday, May 28, 2019 12:47:50 Pacific Daylight Time

Name: 190523K2_9, Date: 24-May-2019, Time: 06:33:50, ID: 1901029-01 T4-PDI2019-SG67-190502 10, Description: T4-PDI2019-SG67-190502

	#	Name	Resp	RA	n/y	RRF	wt/vol	Pred.RT	RT	Pred.RRT	RRT	Check RRT	Conc.	%Rec	DL	EMPC
69	69	PCB-95/98/102	7.43e5	1.52	NO	1.02	5.214	36.45	36.52	0.999	1.001	NO	851.9		0.224	851.9
70	70	PCB-93			NO	0.807	5.214	36.58		1.003		YES			0.283	
71	71	PCB-88/91	1.28e5	1.54	NO	0.860	5.214	36.91	36.93	1.012	1.012	NO	174.3		0.266	174.3
72	72	PCB-121			NO	1.40	5.214	37.03		1.015		YES			0.163	
73	73	PCB-84/92	3.33e5	1.53	NO	0.865	5.214	37.86	37.86	0.990	0.990	NO	435.8		0.249	435.8
74	74	PCB-89	6.96e3	1.58	NO	0.943	5.214	38.07	38.06	0.996	0.996	NO	8.355		0.229	8.355
75	75	PCB-90/101	7.97e5	1.53	NO	0.928	5.214	38.23	38.25	1.000	1.000	NO	971.4		0.232	971.4
76	76	PCB-113			NO	1.19	5.214	38.51		1.007		YES			0.181	
77	77	PCB-99	3.58e5	1.53	NO	1.14	5.214	38.61	38.60	1.010	1.010	NO	354.0		0.189	354.0
78	78	PCB-119	1.95e4	1.49	NO	1.44	5.214	39.05	39.07	0.987	0.987	NO	17.19		0.175	17.19
79	79	PCB-108/112	3.87e4	1.53	NO	1.23	5.214	39.22	39.25	0.991	0.992	NO	39.81		0.204	39.81
80	80	PCB-83	5.04e2	1.98	YES	1.48	5.214	39.39	39.38	0.996	0.995	NO	0.4326		0.170	0.3710
81	81	PCB-97	2.12e5	1.52	NO	1.01	5.214	39.61	39.60	1.001	1.001	NO	266.3		0.249	266.3
82	82	PCB-86			NO	0.995	5.214	39.74		1.004		YES			0.253	
83	83	PCB-87/117/125	3.30e5	1.51	NO	1.37	5.214	39.87	39.90	1.008	1.008	NO	306.1		0.184	306.1
84	84	PCB-111/115	1.42e4	1.57	NO	1.55	5.214	40.04	40.03	1.012	1.012	NO	11.64		0.163	11.64
85	85	PCB-85/116	1.59e5	1.55	NO	1.18	5.214	40.17	40.16	1.015	1.015	NO	170.7		0.213	170.7
86	86	PCB-120	5.38e3	1.63	NO	1.67	5.214	40.43	40.39	1.022	1.021	NO	4.100		0.151	4.100
87	87	PCB-110	1.45e6	1.50	NO	1.49	5.214	40.56	40.57	1.025	1.025	NO	1234		0.169	1234
88	88	PCB-82	8.15e4	1.53	NO	0.714	5.214	41.23	41.22	0.976	0.976	NO	101.9		0.240	101.9
89	89	PCB-124	5.11e4	1.48	NO	1.15	5.214	41.94	41.93	0.993	0.993	NO	39.69		0.149	39.69
90	90	PCB-107/109	6.03e4	1.51	NO	1.17	5.214	42.09	42.10	0.997	0.997	NO	45.99		0.147	45.99
91	91	PCB-123	2.12e4	1.49	NO	1.06	5.214	42.25	42.25	1.000	1.000	NO	17.77		0.161	17.77
92	92	PCB-106/118	9.53e5	1.53	NO	1.05	5.214	42.45	42.43	1.001	1.000	NO	771.0		0.158	771.0
93	93	PCB-114	1.71e4	1.61	NO	1.06	5.214	43.11	43.11	1.000	1.000	NO	15.54		0.425	15.54
94	94	PCB-122	1.25e4	1.51	NO	1.01	5.214	43.24	43.26	1.003	1.004	NO	11.96		0.446	11.96
95	95	PCB-105	3.67e5	1.58	NO	1.05	5.214	44.00	44.02	1.000	1.001	NO	334.9		0.429	334.9
96	96	PCB-127			NO	1.04	5.214	44.36		1.000		YES			0.394	
97	97	PCB-126	8.72e3	1.68	NO	1.19	5.214	46.31	46.33	1.000	1.001	NO	6.911		0.371	6.911
98	98	PCB-155	1.68e2	1.33	NO	0.827	5.214	37.78	37.78	1.000	1.001	NO	0.1929		0.0738	0.1929
99	99	PCB-150	1.54e3	1.38	NO	0.879	5.214	39.08	39.08	1.035	1.035	NO	1.674		0.0695	1.674
100	1...	PCB-152	1.42e3	1.27	NO	0.993	5.214	39.58	39.57	1.048	1.048	NO	1.359		0.0615	1.359
101	1...	PCB-145	3.57e2	1.53	YES	0.985	5.214	40.05	40.03	1.061	1.060	NO	0.3451		0.0620	0.3056
102	1...	PCB-136	1.58e5	1.24	NO	0.886	5.214	40.38	40.37	1.069	1.069	NO	169.8		0.0689	169.8
103	1...	PCB-148	1.10e3	1.22	NO	0.682	5.214	40.49	40.46	1.072	1.071	NO	1.531		0.0896	1.531
104	1...	PCB-154	1.06e4	1.26	NO	0.741	5.214	41.00	41.00	1.086	1.086	NO	13.57		0.0824	13.57

Dataset: U:\VG11.PRO\Results\190523K2\190523K2-9.qld

Last Altered: Tuesday, May 28, 2019 12:46:27 Pacific Daylight Time
Printed: Tuesday, May 28, 2019 12:47:50 Pacific Daylight Time

Name: 190523K2_9, Date: 24-May-2019, Time: 06:33:50, ID: 1901029-01 T4-PDI2019-SG67-190502 10, Description: T4-PDI2019-SG67-190502

	# Name	Resp	RA	n/y	RRF	wt/vol	Pred.RT	RT	Pred.RRT	RRT	Check RRT	Conc.	%Rec	DL	EMPC
105	1... PCB-151	1.96e5	1.27	NO	0.616	5.214	41.65	41.65	1.103	1.103	NO	303.0		0.0991	303.0
106	1... PCB-135	1.23e5	1.26	NO	0.710	5.214	41.89	41.88	1.109	1.109	NO	165.6		0.0861	165.6
107	1... PCB-144	4.48e4	1.26	NO	0.686	5.214	42.00	41.99	1.112	1.112	NO	62.25		0.0890	62.25
108	1... PCB-147	2.38e4	1.24	NO	0.698	5.214	42.12	42.12	1.115	1.115	NO	32.50		0.0876	32.50
109	1... PCB-139/149	8.84e5	1.26	NO	0.761	5.214	42.41	42.40	1.123	1.123	NO	1108		0.0803	1108
110	1... PCB-140	5.56e3	1.41	NO	0.653	5.214	42.60	42.58	1.128	1.128	NO	8.119		0.0936	8.119
111	1... PCB-134/143	5.30e4	1.25	NO	0.739	5.214	43.03	43.07	0.975	0.976	NO	76.34		0.445	76.34
112	1... PCB-131/133	2.85e4	1.25	NO	0.798	5.214	43.33	43.35	0.982	0.982	NO	38.09		0.412	38.09
113	1... PCB-142			NO	0.753	5.214	43.50		0.985		YES			0.436	
114	1... PCB-146/165	1.67e5	1.21	NO	0.980	5.214	43.73	43.77	0.990	0.991	NO	181.3		0.335	181.3
115	1... PCB-132/161	3.71e5	1.21	NO	0.975	5.214	43.98	44.04	0.996	0.997	NO	405.5		0.337	405.5
116	1... PCB-153	1.14e6	1.19	NO	1.05	5.214	44.17	44.17	1.000	1.000	NO	1157		0.312	1157
117	1... PCB-168	1.37e3	1.22	NO	1.03	5.214	44.37	44.40	1.005	1.006	NO	1.425		0.320	1.425
118	1... PCB-141	1.99e5	1.22	NO	0.969	5.214	44.95	44.95	1.001	1.001	NO	262.0		0.415	262.0
119	1... PCB-137	6.80e4	1.25	NO	0.936	5.214	45.33	45.33	1.009	1.009	NO	92.66		0.430	92.66
120	1... PCB-130	7.79e4	1.23	NO	0.868	5.214	45.43	45.44	1.012	1.012	NO	114.5		0.464	114.5
121	1... PCB-138/163/164	1.50e6	1.22	NO	1.26	5.214	45.82	45.82	1.001	1.001	NO	1417		0.294	1417
122	1... PCB-158/160	1.69e5	1.20	NO	1.15	5.214	46.07	46.04	1.006	1.006	NO	174.6		0.321	174.6
123	1... PCB-129	4.83e4	1.25	NO	0.774	5.214	46.32	46.33	1.012	1.012	NO	74.46		0.478	74.46
124	1... PCB-166	5.50e3	1.21	NO	1.07	5.214	46.79	46.80	0.993	0.994	NO	5.017		0.295	5.017
125	1... PCB-159			NO	1.20	5.214	47.12		1.000		YES			0.263	
126	1... PCB-128/162	2.50e5	1.22	NO	0.921	5.214	47.42	47.41	1.007	1.006	NO	265.6		0.343	265.6
127	1... PCB-167	7.34e4	1.22	NO	1.04	5.214	47.83	47.85	1.000	1.001	NO	69.59		0.303	69.59
128	1... PCB-156	1.41e5	1.19	NO	1.05	5.214	49.17	49.17	1.000	1.000	NO	131.3		0.289	131.3
129	1... PCB-157	4.20e4	1.23	NO	1.01	5.214	49.46	49.44	1.001	1.000	NO	41.57		0.313	41.57
130	1... PCB-169	6.17e2	1.05	YES	1.13	5.214	51.71	51.71	1.000	1.000	NO	0.5427		0.265	0.5017
131	1... PCB-188	6.99e2	1.16	NO	1.19	5.214	43.81	43.79	1.001	1.000	NO	0.6659		0.223	0.6659
132	1... PCB-184			NO	1.17	5.214	44.26		1.011		YES			0.228	
133	1... PCB-179	1.34e5	1.02	NO	1.22	5.214	45.06	45.06	1.029	1.029	NO	125.3		0.220	125.3
134	1... PCB-176	4.06e4	1.11	NO	1.16	5.214	45.55	45.53	1.041	1.040	NO	39.71		0.229	39.71
135	1... PCB-186			NO	1.28	5.214	46.17		1.055		YES			0.208	
136	1... PCB-178	4.87e4	1.07	NO	0.898	5.214	46.69	46.69	1.067	1.067	NO	61.62		0.297	61.62
137	1... PCB-175	1.09e4	1.05	NO	0.940	5.214	47.05	47.05	1.075	1.075	NO	13.18		0.284	13.18
138	1... PCB-182/187	3.57e5	1.04	NO	1.06	5.214	47.22	47.20	1.079	1.078	NO	383.0		0.252	383.0
139	1... PCB-183	1.66e5	1.04	NO	1.05	5.214	47.54	47.54	1.086	1.086	NO	180.2		0.254	180.2
140	1... PCB-185	2.88e4	1.07	NO	1.28	5.214	48.23	48.22	0.956	0.955	NO	34.14		0.283	34.14

Dataset: U:\VG11.PRO\Results\190523K2\190523K2-9.qld

Last Altered: Tuesday, May 28, 2019 12:46:27 Pacific Daylight Time
Printed: Tuesday, May 28, 2019 12:47:50 Pacific Daylight Time

Name: 190523K2_9, Date: 24-May-2019, Time: 06:33:50, ID: 1901029-01 T4-PDI2019-SG67-190502 10, Description: T4-PDI2019-SG67-190502

	# Name	Resp	RA	n/y	RRF	wt/vol	Pred.RT	RT	Pred.RRT	RRT	Check RRT	Conc.	%Rec	DL	EMPC
141	1... PCB-174	2.63e5	1.03	NO	1.28	5.214	48.61	48.60	0.963	0.963	NO	311.9		0.283	311.9
142	1... PCB-181	1.96e3	1.15	NO	1.45	5.214	48.72	48.70	0.965	0.965	NO	2.039		0.249	2.039
143	1... PCB-177	1.48e5	0.99	NO	1.27	5.214	48.89	48.89	0.969	0.968	NO	176.2		0.286	176.2
144	1... PCB-171	7.74e4	1.03	NO	1.28	5.214	49.20	49.17	0.975	0.974	NO	91.41		0.283	91.41
145	1... PCB-173	5.81e3	1.04	NO	1.19	5.214	49.63	49.61	0.983	0.983	NO	7.403		0.305	7.403
146	1... PCB-172	4.26e4	1.05	NO	1.35	5.214	50.09	50.08	0.992	0.992	NO	47.67		0.268	47.67
147	1... PCB-192			NO	1.73	5.214	50.30		0.996		YES			0.209	
148	1... PCB-180	6.64e5	1.03	NO	1.45	5.214	50.50	50.50	1.000	1.000	NO	690.3		0.249	690.3
149	1... PCB-193	3.53e4	0.99	NO	1.53	5.214	50.71	50.71	1.005	1.005	NO	34.88		0.236	34.88
150	1... PCB-191	1.27e4	1.05	NO	1.64	5.214	50.98	50.97	1.010	1.010	NO	11.69		0.220	11.69
151	1... PCB-170	2.64e5	1.02	NO	1.39	5.214	52.15	52.15	1.000	1.000	NO	326.6		0.283	326.6
152	1... PCB-190	6.03e4	1.01	NO	1.84	5.214	52.33	52.33	1.004	1.004	NO	56.15		0.213	56.15
153	1... PCB-189	1.49e4	1.18	NO	1.32	5.214	53.81	53.81	1.000	1.000	NO	14.48		0.200	14.48
154	1... PCB-202	4.56e4	0.86	NO	0.994	5.214	49.40	49.40	1.001	1.001	NO	47.78		0.653	47.78
155	1... PCB-201	2.75e4	0.93	NO	0.956	5.214	49.87	49.89	1.010	1.011	NO	29.92		0.680	29.92
156	1... PCB-204			NO	1.01	5.214	50.04		1.014		YES			0.642	
157	1... PCB-197	6.85e3	1.02	NO	0.981	5.214	50.34	50.36	1.020	1.020	NO	7.269		0.663	7.269
158	1... PCB-200	2.31e4	0.89	NO	0.957	5.214	51.29	51.29	1.039	1.039	NO	25.17		0.679	25.17
159	1... PCB-198	1.09e4	1.86	YES	0.760	5.214	52.79	52.81	1.069	1.070	NO	14.91		0.885	9.853
160	1... PCB-199	1.73e5	0.96	NO	0.770	5.214	52.91	52.94	1.072	1.073	NO	234.0		0.844	234.0
161	1... PCB-196/203	1.87e5	0.91	NO	0.811	5.214	53.20	53.22	1.078	1.078	NO	239.5		0.801	239.5
162	1... PCB-195	4.37e4	0.87	NO	1.01	5.214	54.50	54.49	0.984	0.984	NO	58.66		0.475	58.66
163	1... PCB-194	1.42e5	0.90	NO	1.09	5.214	55.40	55.40	1.000	1.000	NO	177.7		0.444	177.7
164	1... PCB-205	6.54e3	0.91	NO	1.24	5.214	55.66	55.66	1.005	1.005	NO	7.202		0.390	7.202
165	1... PCB-208	3.94e4	1.33	NO	0.942	5.214	54.65	54.65	1.000	1.000	NO	49.21		0.187	49.21
166	1... PCB-207	1.40e4	1.28	NO	0.934	5.214	54.97	54.97	1.006	1.006	NO	17.57		0.189	17.57
167	1... PCB-206	9.64e4	1.31	NO	0.964	5.214	56.92	56.92	1.000	1.000	NO	162.9		0.249	162.9
168	1... PCB-209	4.97e4	1.20	NO	0.915	5.214	58.12	58.12	1.000	1.000	NO	93.14		0.0890	93.14
169	1... 13C-PCB-1	2.24e6	3.35	NO	0.847	5.214	16.08	16.09	0.613	0.613	NO	1523	79.4	0.770	
170	1... 13C-PCB-3	2.43e6	3.30	NO	0.882	5.214	18.78	18.78	0.716	0.716	NO	1584	82.6	0.740	
171	1... 13C-PCB-4	1.58e6	1.59	NO	0.605	5.214	20.16	20.16	0.769	0.768	NO	1503	78.3	0.349	
172	1... 13C-PCB-9	2.58e6	1.58	NO	0.956	5.214	22.02	22.01	0.839	0.839	NO	1552	80.9	0.221	
173	1... 13C-PCB-11	3.21e6	1.58	NO	0.950	5.214	25.52	25.50	0.973	0.972	NO	1947	102	0.222	
174	1... 13C-PCB-19	1.72e6	1.03	NO	0.595	5.214	24.46	24.46	0.932	0.932	NO	1664	86.7	5.69	
175	1... 13C-PCB-32	2.55e6	1.04	NO	0.869	5.214	27.48	27.48	1.048	1.048	NO	1687	88.0	3.90	
176	1... 13C-PCB-28	2.63e6	1.02	NO	1.00	5.214	29.50	29.50	1.004	1.004	NO	1884	98.3	6.70	

Dataset: U:\VG11.PRO\Results\190523K2\190523K2-9.qld

Last Altered: Tuesday, May 28, 2019 12:46:27 Pacific Daylight Time
Printed: Tuesday, May 28, 2019 12:47:50 Pacific Daylight Time

Name: 190523K2_9, Date: 24-May-2019, Time: 06:33:50, ID: 1901029-01 T4-PDI2019-SG67-190502 10, Description: T4-PDI2019-SG67-190502

	#	Name	Resp	RA	n/y	RRF	wt/vol	Pred.RT	RT	Pred.RRT	RRT	Check RRT	Conc.	%Rec	DL	EMPC
177	1...	13C-PCB-37	2.54e6	1.03	NO	0.933	5.214	33.51	33.52	1.140	1.141	NO	1951	102	7.19	
178	1...	13C-PCB-54	2.13e6	0.78	NO	0.989	5.214	28.32	28.35	0.756	0.757	NO	1705	88.9	0.526	
179	1...	13C-PCB-52	1.74e6	0.78	NO	0.781	5.214	32.01	32.01	0.855	0.855	NO	1764	92.0	0.666	
180	1...	13C-PCB-47	1.86e6	0.77	NO	0.859	5.214	32.53	32.53	0.869	0.869	NO	1713	89.3	0.605	
181	1...	13C-PCB-70	2.24e6	0.79	NO	1.01	5.214	36.17	36.18	0.966	0.966	NO	1748	91.1	0.513	
182	1...	13C-PCB-80	2.26e6	0.79	NO	1.01	5.214	36.60	36.61	0.977	0.978	NO	1770	92.3	0.514	
183	1...	13C-PCB-81	2.40e6	0.77	NO	0.987	5.214	39.80	39.81	1.063	1.063	NO	1925	100	0.527	
184	1...	13C-PCB-77	2.30e6	0.79	NO	0.923	5.214	40.42	40.44	1.079	1.080	NO	1975	103	0.564	
185	1...	13C-PCB-104	2.14e6	1.57	NO	1.01	5.214	33.21	33.20	0.830	0.829	NO	1734	90.4	0.284	
186	1...	13C-PCB-95	1.64e6	1.55	NO	0.812	5.214	36.49	36.48	0.911	0.911	NO	1663	86.7	0.355	
187	1...	13C-PCB-101	1.70e6	1.62	NO	0.811	5.214	38.23	38.23	0.955	0.955	NO	1720	89.7	0.355	
188	1...	13C-PCB-97	1.51e6	1.58	NO	0.704	5.214	39.59	39.57	0.989	0.988	NO	1764	92.0	0.409	
189	1...	13C-PCB-123	2.15e6	1.56	NO	0.922	5.214	42.23	42.23	1.055	1.055	NO	1917	100	0.312	
190	1...	13C-PCB-118	2.26e6	1.58	NO	0.981	5.214	42.43	42.42	1.060	1.059	NO	1899	99.0	0.294	
191	1...	13C-PCB-114	1.99e6	1.57	NO	1.39	5.214	43.12	43.09	0.910	0.909	NO	1810	94.4	0.732	
192	1...	13C-PCB-105	2.00e6	1.58	NO	1.38	5.214	44.01	43.98	0.929	0.928	NO	1842	96.0	0.738	
193	1...	13C-PCB-127	2.19e6	1.57	NO	1.47	5.214	44.34	44.34	0.936	0.936	NO	1890	98.5	0.694	
194	1...	13C-PCB-126	2.03e6	1.59	NO	1.33	5.214	46.31	46.29	0.977	0.977	NO	1942	101	0.768	
195	1...	13C-PCB-155	2.01e6	1.29	NO	0.989	5.214	37.77	37.76	0.943	0.943	NO	1674	87.3	0.187	
196	1...	13C-PCB-153	1.80e6	1.26	NO	1.31	5.214	44.17	44.15	0.932	0.932	NO	1749	91.2	0.645	
197	1...	13C-PCB-141	1.50e6	1.29	NO	1.11	5.214	44.92	44.91	0.948	0.948	NO	1721	89.7	0.760	
198	1...	13C-PCB-138	1.61e6	1.27	NO	1.15	5.214	45.80	45.78	0.966	0.966	NO	1768	92.2	0.729	
199	1...	13C-PCB-159	1.96e6	1.29	NO	1.37	5.214	47.12	47.11	0.994	0.994	NO	1822	95.0	0.616	
200	2...	13C-PCB-167	1.95e6	1.27	NO	1.36	5.214	47.82	47.81	1.009	1.009	NO	1812	94.5	0.618	
201	2...	13C-PCB-156	1.97e6	1.26	NO	1.33	5.214	49.15	49.15	1.037	1.037	NO	1878	97.9	0.633	
202	2...	13C-PCB-157	1.92e6	1.27	NO	1.38	5.214	49.43	49.42	1.043	1.043	NO	1767	92.1	0.610	
203	2...	13C-PCB-169	1.94e6	1.27	NO	1.26	5.214	51.70	51.69	1.091	1.091	NO	1951	102	0.669	
204	2...	13C-PCB-188	1.69e6	0.45	NO	1.39	5.214	43.77	43.77	0.927	0.927	NO	1746	91.0	0.561	
205	2...	13C-PCB-180	1.27e6	0.45	NO	0.951	5.214	50.46	50.48	1.069	1.069	NO	1920	100	0.821	
206	2...	13C-PCB-170	1.12e6	0.45	NO	0.829	5.214	52.11	52.13	1.104	1.104	NO	1941	101	0.942	
207	2...	13C-PCB-189	1.49e6	0.45	NO	1.11	5.214	53.76	53.79	1.138	1.139	NO	1946	101	0.706	
208	2...	13C-PCB-202	1.84e6	0.90	NO	1.44	5.214	49.36	49.36	1.041	1.042	NO	1839	95.9	0.503	
209	2...	13C-PCB-194	1.41e6	0.93	NO	0.788	5.214	55.38	55.38	0.995	0.995	NO	1893	98.7	0.775	
210	2...	13C-PCB-208	1.63e6	0.78	NO	1.01	5.214	54.64	54.63	0.982	0.982	NO	1713	89.3	0.510	
211	2...	13C-PCB-206	1.18e6	0.79	NO	0.659	5.214	56.92	56.90	1.023	1.023	NO	1893	98.7	0.781	
212	2...	13C-PCB-209	1.12e6	1.19	NO	0.576	5.214	58.10	58.12	1.044	1.044	NO	2059	107	0.211	

Dataset: U:\VG11.PRO\Results\190523K2\190523K2-9.qld

Last Altered: Tuesday, May 28, 2019 12:46:27 Pacific Daylight Time
Printed: Tuesday, May 28, 2019 12:47:50 Pacific Daylight Time

Name: 190523K2_9, Date: 24-May-2019, Time: 06:33:50, ID: 1901029-01 T4-PDI2019-SG67-190502 10, Description: T4-PDI2019-SG67-190502

	#	Name	Resp	RA	n/y	RRF	wt/vol	Pred.RT	RT	Pred.RRT	RRT	Check RRT	Conc.	%Rec	DL	EMPC
213	2...	13C-PCB-15	3.33e6	1.57	NO	1.00	5.214	26.28	26.23	1.000	0.000	NO	1918	100	0.211	
214	2...	13C-PCB-31	2.68e6	1.03	NO	1.00	5.214	29.39	29.39	1.000	0.000	NO	1918	100	6.71	
215	2...	13C-PCB-60	2.42e6	0.77	NO	1.00	5.214	37.52	37.45	1.000	0.000	NO	1918	100	0.520	
216	2...	13C-PCB-111	2.33e6	1.54	NO	1.00	5.214	40.09	40.03	1.000	0.000	NO	1918	100	0.288	
217	2...	13C-PCB-128	1.51e6	1.27	NO	1.00	5.214	47.46	47.39	1.000	0.000	NO	1918	100	0.842	
218	2...	13C-PCB-182	1.33e6	0.45	NO	1.00	5.214	47.29	47.22	0.000	0.000	NO	1918	100	0.780	
219	2...	13C-PCB-205	1.81e6	0.90	NO	1.00	5.214	55.68	55.64	1.000	0.000	NO	1918	100	0.611	
220	2...	13C-PCB-79	2.30e6	0.77	NO	1.02	5.214	38.57	38.54	1.030	1.029	NO	1781	92.9	0.508	
221	2...	13C-PCB-178	1.15e6	0.44	NO	0.831	5.214	46.66	46.65	0.988	0.988	NO	1748	91.2	0.813	
222	2...	13C-PCB-79	2.30e6	0.77	NO	1.04	5.214	38.52	38.54	0.968	0.968	NO	1776	92.6	0.508	
223	2...	13C-PCB-178	1.15e6	0.44	NO	0.965	5.214	46.61	46.65	0.923	0.924	NO	1795	93.6	0.825	
224	2...	Total Mono-PCBs				0.967	5.214	0.00		0.000		NO	14.44		~~0.291~~ 0.100	14.44
225	2...	Total Di-PCBs				1.02	5.214	0.00		0.000		NO	272.8		~~1.18~~ 0.205	272.8
226	2...	2nd Function Tri-PCBs				0.888	5.214	0.00		0.000		NO	332.9	> 1111.4	~~0.756~~ > 0.242	332.9 > 11138
227	2...	3rd Function Tri-PCBs				0.957	5.214	0.00		0.000		NO	778.5		~~3.01~~	780.9
228	2...	Total Tetra-PCBs				0.954	5.214	0.00		0.000		NO	2761		~~5.50~~ 0.301	2761
229	2...	3rd Function Penta-PCBs				1.10	5.214	0.00		0.000		NO	5848	> 6217.3	~~5.88~~ > 0.446	5848 > 6217.3
230	2...	4th Function Penta-PCBs				1.07	5.214	0.00		0.000		NO	369.3		~~2.07~~	369.3
231	2...	3rd Function Hexa-PCBs				0.778	5.214	0.00		0.000		NO	1867	> 6375	~~1.04~~ > 0.478	1868 > 6377
232	2...	4th Function Hexa-PCBs				0.985	5.214	0.00		0.000		NO	4508		~~7.09~~	4509
233	2...	Total Hepta-PCBs				1.30	5.214	0.00		0.000		NO	2609		~~5.76~~ 0.305	2609
234	2...	4th Function Octa-PCBs				0.905	5.214	0.00		0.000		NO	583.7	> 827.2	~~5.82~~ 0.855	593.5 > 837.1
235	2...	5th Function Octa-PCBs				1.11	5.214	0.00		0.000		NO	243.6		~~1.31~~	243.6
236	2...	Total Nona-PCBs				0.947	5.214	0.00		0.000		NO	229.7		~~0.625~~ 0.249	229.7
237	2...	Deca-CB				0.915	5.214	0.00		0.000		NO	93.14		0.0890	93.14
238	2...	Total PCBs														

Vista Analytical Laboratory

Dataset: U:\VG11.PRO\Results\190523K2\190523K2-9.qld

Last Altered: Tuesday, May 28, 2019 12:46:27 Pacific Daylight Time
Printed: Tuesday, May 28, 2019 12:48:21 Pacific Daylight Time

Method: Untitled 23 May 2019 10:16:34
Calibration: U:\VG11.PRO\CurveDB\db1_PCBvg11-4-24-18.cdb 27 Apr 2018 15:37:51

ID: 1901029-01 T4-PDI2019-SG67-190502 10, Description: T4-PDI2019-SG67-190502

Total Mono-PCBs

	Name	Pred.R...	RT	m1 Height	m2 Height	m1 Resp	m2 Resp	RA	n/y	Resp	Conc.	EMPC	DL
1	PCB-1	16.10	16.10	1.005e5	3.270e4	6.066e3	1.866e3	3.25	NO	7.932e3	7.0359	7.0359	0.100
2	PCB-2	18.55	18.56	3.164e4	9.432e3	1.971e3	6.009e2	3.28	NO	2.572e3	2.1013	2.1013	0.0957
3	PCB-3	18.79	18.80	8.536e4	2.558e4	5.010e3	1.485e3	3.37	NO	6.495e3	5.3011	5.3011	0.0956

Total Di-PCBs

	Name	Pred.R...	RT	m1 Height	m2 Height	m1 Resp	m2 Resp	RA	n/y	Resp	Conc.	EMPC	DL
1	PCB-4/10	20.24	20.18	2.149e5	1.435e5	1.340e4	8.753e3	1.53	NO	2.216e4	22.435	22.435	0.205
2	PCB-7/9	22.07	22.03	5.406e4	3.459e4	5.088e3	3.145e3	1.62	NO	8.233e3	6.4431	6.4431	0.160
3	PCB-6	22.75	22.73	1.743e5	1.047e5	1.106e4	6.652e3	1.66	NO	1.771e4	13.333	13.333	0.153
4	PCB-5/8	23.14	23.14	9.612e5	6.033e5	6.027e4	3.879e4	1.55	NO	9.906e4	74.943	74.943	0.154
5	PCB-11	25.52	25.53	1.285e5	7.926e4	8.156e3	5.792e3	1.41	NO	1.395e4	7.6701	7.6701	0.116
6	PCB-12/13	25.89	25.90	8.964e4	5.739e4	7.398e3	4.919e3	1.50	NO	1.232e4	8.0167	8.0167	0.138
7	PCB-15	26.26	26.25	2.321e6	1.459e6	1.511e5	9.495e4	1.59	NO	2.461e5	139.93	139.93	0.120

2nd Function Tri-PCBs

	Name	Pred.R...	RT	m1 Height	m2 Height	m1 Resp	m2 Resp	RA	n/y	Resp	Conc.	EMPC	DL
1	PCB-19	24.49	24.48	1.312e5	1.441e5	8.831e3	8.856e3	1.00	NO	1.769e4	21.617	21.617	0.146
2	PCB-18	26.18	26.18	9.258e5	9.346e5	5.910e4	5.981e4	0.99	NO	1.189e5	129.65	129.65	0.138
3	PCB-17	26.28	26.36	3.830e5	3.819e5	2.393e4	2.419e4	0.99	NO	4.812e4	56.755	56.755	0.149
4	PCB-24/27	26.96	26.93	1.450e5	1.482e5	1.006e4	1.005e4	1.00	NO	2.011e4	17.132	17.132	0.108
5	PCB-16/32	27.50	27.49	5.727e5	5.739e5	5.500e4	5.559e4	0.99	NO	1.106e5	107.78	107.78	0.123

Dataset: U:\VG11.PRO\Results\190523K2\190523K2-9.qld

Last Altered: Tuesday, May 28, 2019 12:46:27 Pacific Daylight Time
Printed: Tuesday, May 28, 2019 12:48:21 Pacific Daylight Time

ID: 1901029-01 T4-PDI2019-SG67-190502 10, Description: T4-PDI2019-SG67-190502

3rd Function Tri-PCBs

	Name	Pred.R...	RT	m1 Height	m2 Height	m1 Resp	m2 Resp	RA	n/y	Resp	Conc.	EMPC	DL
1	PCB-34	28.31	28.33	6.438e3	5.568e3	5.325e2	4.301e2	1.24	YES	9.626e2	0.00000	0.76361	0.242
2	PCB-23	28.40	28.40	2.850e3	2.314e3	1.967e2	1.277e2	1.54	YES	3.244e2	0.00000	0.20600	0.220
3	PCB-29	28.66	28.66	1.392e4	1.010e4	1.004e3	7.872e2	1.28	YES	1.792e3	0.00000	1.3775	0.238
4	PCB-26	28.88	28.89	2.740e5	2.387e5	1.978e4	1.803e4	1.10	NO	3.781e4	30.384	30.384	0.223
5	PCB-25	29.03	29.05	1.305e5	1.238e5	9.829e3	9.223e3	1.07	NO	1.905e4	14.828	14.828	0.216
6	PCB-31	29.40	29.43	1.630e6	1.542e6	1.182e5	1.141e5	1.04	NO	2.323e5	164.69	164.69	0.197
7	PCB-28	29.52	29.52	2.312e6	2.174e6	1.777e5	1.650e5	1.08	NO	3.427e5	243.64	243.64	0.197
8	PCB-20/21/33	30.15	30.19	8.700e5	8.197e5	7.051e4	6.680e4	1.06	NO	1.373e5	110.12	110.12	0.223
9	PCB-22	30.61	30.62	5.709e5	5.623e5	4.302e4	4.190e4	1.03	NO	8.492e4	64.079	64.079	0.210
10	PCB-38	32.53	32.55	2.822e4	2.338e4	2.080e3	1.845e3	1.13	NO	3.925e3	2.9500	2.9500	0.208
11	PCB-35	33.09	33.09	3.594e4	3.658e4	2.646e3	2.764e3	0.96	NO	5.410e3	4.0097	4.0097	0.205
12	PCB-37	33.56	33.54	1.272e6	1.218e6	9.738e4	9.264e4	1.05	NO	1.900e5	143.82	143.82	0.209

Dataset: U:\VG11.PRO\Results\190523K2\190523K2-9.qld

Last Altered: Tuesday, May 28, 2019 12:46:27 Pacific Daylight Time
Printed: Tuesday, May 28, 2019 12:48:21 Pacific Daylight Time

ID: 1901029-01 T4-PDI2019-SG67-190502 10, Description: T4-PDI2019-SG67-190502

Total Tetra-PCBs

	Name	Pred.R...	RT	m1 Height	m2 Height	m1 Resp	m2 Resp	RA	n/y	Resp	Conc.	EMPC	DL
1	PCB-54	28.37	28.37	1.067e4	1.260e4	7.996e2	9.149e2	0.87	NO	1.715e3	1.6337	1.6337	0.159
2	PCB-50	29.59	29.56	5.404e3	7.092e3	4.056e2	5.127e2	0.79	NO	9.184e2	1.0664	1.0664	0.193
3	PCB-53	30.25	30.25	3.368e5	4.619e5	2.508e4	3.387e4	0.74	NO	5.895e4	71.743	71.743	0.201
4	PCB-51	30.60	30.60	1.185e5	1.519e5	8.809e3	1.134e4	0.78	NO	2.015e4	23.043	23.043	0.189
5	PCB-45	31.05	31.05	2.767e5	3.797e5	2.054e4	2.842e4	0.72	NO	4.896e4	68.397	68.397	0.231
6	PCB-46	31.54	31.55	1.153e5	1.581e5	8.825e3	1.177e4	0.75	NO	2.059e4	30.618	30.618	0.246
7	PCB-52/69	32.05	32.03	2.408e6	3.244e6	1.822e5	2.439e5	0.75	NO	4.262e5	424.29	424.29	0.165
8	PCB-73	32.16	32.14	7.461e3	1.024e4	5.058e2	5.959e2	0.85	NO	1.102e3	0.97595	0.97595	0.146
9	PCB-43/49	32.32	32.35	1.142e6	1.551e6	8.673e4	1.163e5	0.75	NO	2.030e5	243.72	243.72	0.198
10	PCB-47	32.54	32.57	4.927e5	6.800e5	3.861e4	5.222e4	0.74	NO	9.084e4	109.03	109.03	0.197
11	PCB-48/75	32.66	32.68	2.380e5	3.260e5	1.800e4	2.449e4	0.73	NO	4.250e4	44.362	44.362	0.172
12	PCB-44	33.37	33.37	1.150e6	1.531e6	8.841e4	1.176e5	0.75	NO	2.060e5	285.69	285.69	0.228
13	PCB-42/59	33.61	33.61	5.279e5	7.331e5	4.004e4	5.604e4	0.71	NO	9.608e4	109.69	109.69	0.188
14	PCB-41/64/71/72	34.20	34.23	1.536e6	2.051e6	1.271e5	1.707e5	0.74	NO	2.978e5	288.88	288.88	0.159
15	PCB-68	34.48	34.49	1.482e4	2.024e4	1.225e3	1.647e3	0.74	NO	2.872e3	2.6986	2.6986	0.154
16	PCB-40	34.71	34.71	1.869e5	2.652e5	1.434e4	2.021e4	0.71	NO	3.455e4	63.178	63.178	0.301
17	PCB-57	35.08	35.08	7.187e3	8.798e3	5.024e2	7.125e2	0.71	NO	1.215e3	1.0673	1.0673	0.149
18	PCB-67	35.40	35.38	3.390e4	4.769e4	2.791e3	3.914e3	0.71	NO	6.705e3	5.8483	5.8483	0.148
19	PCB-58	35.51	35.51	8.137e3	1.043e4	6.033e2	7.842e2	0.77	NO	1.387e3	1.1649	1.1649	0.143
20	PCB-63	35.68	35.68	4.803e4	5.937e4	3.659e3	4.551e3	0.80	NO	8.210e3	7.7398	7.7398	0.160
21	PCB-74	35.97	35.98	6.647e5	8.786e5	4.942e4	6.612e4	0.75	NO	1.155e5	94.696	94.696	0.139
22	PCB-61/70	36.20	36.20	2.092e6	2.785e6	1.591e5	2.121e5	0.75	NO	3.711e5	335.11	335.11	0.153
23	PCB-76/66	36.40	36.40	1.826e6	2.474e6	1.588e5	2.145e5	0.74	NO	3.734e5	310.51	310.51	0.141
24	PCB-55	36.96	36.93	4.712e4	6.448e4	4.080e3	5.486e3	0.74	NO	9.565e3	7.6323	7.6323	0.133
25	PCB-56/60	37.46	37.47	9.694e5	1.288e6	7.416e4	9.952e4	0.75	NO	1.737e5	158.67	158.67	0.152
26	PCB-79	38.58	38.60	7.292e4	9.932e4	5.889e3	7.878e3	0.75	NO	1.377e4	11.288	11.288	0.136
27	PCB-78	39.29	39.25	1.751e4	2.293e4	1.331e3	1.735e3	0.77	NO	3.066e3	2.4585	2.4585	0.139
28	PCB-81	39.85	39.87	6.331e4	7.842e4	1.805e3	2.238e3	0.81	NO	4.043e3	3.7580	3.7580	0.161
29	PCB-77	40.46	40.46	3.308e5	4.420e5	2.607e4	3.526e4	0.74	NO	6.133e4	51.705	51.705	0.148

Dataset: U:\VG11.PRO\Results\190523K2\190523K2-9.qld

Last Altered: Tuesday, May 28, 2019 12:46:27 Pacific Daylight Time
Printed: Tuesday, May 28, 2019 12:48:21 Pacific Daylight Time

ID: 1901029-01 T4-PDI2019-SG67-190502 10, Description: T4-PDI2019-SG67-190502

3rd Function Penta-PCBs

	Name	Pred.R...	RT	m1 Height	m2 Height	m1 Resp	m2 Resp	RA	n/y	Resp	Conc.	EMPC	DL
1	PCB-96	34.52	34.54	6.425e4	4.327e4	5.160e3	3.523e3	1.46	NO	8.683e3	7.8422	7.8422	0.173
2	PCB-103	35.09	35.10	5.407e4	3.268e4	3.926e3	2.582e3	1.52	NO	6.508e3	7.5881	7.5881	0.223
3	PCB-100	35.45	35.46	3.010e4	2.185e4	2.343e3	1.542e3	1.52	NO	3.885e3	4.4697	4.4697	0.220
4	PCB-94	35.96	35.96	2.959e4	2.155e4	2.288e3	1.587e3	1.44	NO	3.875e3	5.4048	5.4048	0.273
5	PCB-95/98/102	36.45	36.52	5.606e6	3.648e6	4.478e5	2.951e5	1.52	NO	7.429e5	851.93	851.93	0.224
6	PCB-88/91	36.91	36.93	1.019e6	6.591e5	7.784e4	5.039e4	1.54	NO	1.282e5	174.28	174.28	0.266
7	PCB-84/92	37.86	37.86	2.584e6	1.699e6	2.018e5	1.315e5	1.53	NO	3.333e5	435.75	435.75	0.249
8	PCB-89	38.07	38.06	5.218e4	3.614e4	4.269e3	2.695e3	1.58	NO	6.964e3	8.3547	8.3547	0.229
9	PCB-90/101	38.23	38.25	6.030e6	3.988e6	4.820e5	3.153e5	1.53	NO	7.973e5	971.42	971.42	0.232
10	PCB-99	38.61	38.60	2.733e6	1.771e6	2.166e5	1.413e5	1.53	NO	3.578e5	354.01	354.01	0.189
11	PCB-119	39.05	39.07	1.475e5	1.008e5	1.165e4	7.812e3	1.49	NO	1.946e4	17.191	17.191	0.175
12	PCB-108/112	39.22	39.25	2.952e5	1.980e5	2.340e4	1.525e4	1.53	NO	3.865e4	39.813	39.813	0.204
13	PCB-83	39.39	39.38	3.800e3	2.630e3	3.354e2	1.690e2	1.98	YES	5.044e2	0.00000	0.37100	0.170
14	PCB-97	39.61	39.60	1.653e6	1.071e6	1.277e5	8.415e4	1.52	NO	2.119e5	266.29	266.29	0.249
15	PCB-87/117/125	39.87	39.90	2.459e6	1.621e6	1.988e5	1.315e5	1.51	NO	3.303e5	306.09	306.09	0.184
16	PCB-111/115	40.04	40.03	1.404e5	9.127e4	8.665e3	5.508e3	1.57	NO	1.417e4	11.637	11.637	0.163
17	PCB-85/116	40.17	40.16	1.225e6	7.881e5	9.662e4	6.230e4	1.55	NO	1.589e5	170.72	170.72	0.213
18	PCB-120	40.43	40.39	3.518e4	2.090e4	3.336e3	2.048e3	1.63	NO	5.384e3	4.1002	4.1002	0.151
19	PCB-110	40.56	40.57	1.136e7	7.552e6	8.700e5	5.782e5	1.50	NO	1.448e6	1234.3	1234.3	0.169
20	PCB-82	41.23	41.22	6.370e5	4.183e5	4.926e4	3.224e4	1.53	NO	8.150e4	101.93	101.93	0.240
21	PCB-124	41.94	41.93	3.409e5	2.283e5	3.047e4	2.060e4	1.48	NO	5.108e4	39.693	39.693	0.149
22	PCB-107/109	42.09	42.10	4.470e5	2.939e5	3.622e4	2.405e4	1.51	NO	6.028e4	45.992	45.992	0.147
23	PCB-123	42.25	42.25	1.568e5	1.099e5	1.266e4	8.521e3	1.49	NO	2.118e4	17.772	17.772	0.161
24	PCB-106/118	42.45	42.43	7.117e6	4.722e6	5.758e5	3.773e5	1.53	NO	9.531e5	771.01	771.01	0.158

4th Function Penta-PCBs

	Name	Pred.R...	RT	m1 Height	m2 Height	m1 Resp	m2 Resp	RA	n/y	Resp	Conc.	EMPC	DL
1	PCB-114	43.11	43.11	1.109e5	7.157e4	1.055e4	6.533e3	1.61	NO	1.708e4	15.536	15.536	0.425
2	PCB-122	43.24	43.26	8.880e4	5.749e4	7.539e3	4.990e3	1.51	NO	1.253e4	11.959	11.959	0.446
3	PCB-105	44.00	44.02	2.675e6	1.694e6	2.243e5	1.423e5	1.58	NO	3.666e5	334.91	334.91	0.429
4	PCB-126	46.31	46.33	6.466e4	3.996e4	5.475e3	3.250e3	1.68	NO	8.724e3	6.9107	6.9107	0.371

Dataset: U:\VG11.PRO\Results\190523K2\190523K2-9.qld

Last Altered: Tuesday, May 28, 2019 12:46:27 Pacific Daylight Time
Printed: Tuesday, May 28, 2019 12:48:21 Pacific Daylight Time

ID: 1901029-01 T4-PDI2019-SG67-190502 10, Description: T4-PDI2019-SG67-190502

3rd Function Hexa-PCBs

	Name	Pred.R...	RT	m1 Height	m2 Height	m1 Resp	m2 Resp	RA	n/y	Resp	Conc.	EMPC	DL
1	PCB-155	37.78	37.78	1.082e3	1.025e3	9.551e1	7.200e1	1.33	NO	1.675e2	0.19288	0.19288	0.0738
2	PCB-150	39.08	39.08	1.211e4	8.031e3	8.946e2	6.503e2	1.38	NO	1.545e3	1.6739	1.6739	0.0695
3	PCB-152	39.58	39.57	1.039e4	8.306e3	7.925e2	6.239e2	1.27	NO	1.416e3	1.3591	1.3591	0.0615
4	PCB-145	40.05	40.03	3.117e3	1.963e3	2.158e2	1.410e2	1.53	YES	3.568e2	0.00000	0.30556	0.0620
5	PCB-136	40.38	40.37	1.121e6	9.173e5	8.758e4	7.039e4	1.24	NO	1.580e5	169.83	169.83	0.0689
6	PCB-148	40.49	40.46	1.937e4	1.727e4	6.012e2	4.947e2	1.22	NO	1.096e3	1.5307	1.5307	0.0896
7	PCB-154	41.00	41.00	7.621e4	5.661e4	5.881e3	4.676e3	1.26	NO	1.056e4	13.566	13.566	0.0824
8	PCB-151	41.65	41.65	1.455e6	1.126e6	1.096e5	8.638e4	1.27	NO	1.960e5	302.98	302.98	0.0991
9	PCB-135	41.89	41.88	8.559e5	6.903e5	6.891e4	5.450e4	1.26	NO	1.234e5	165.63	165.63	0.0861
10	PCB-144	42.00	41.99	3.519e5	2.845e5	2.502e4	1.983e4	1.26	NO	4.485e4	62.247	62.247	0.0890
11	PCB-147	42.12	42.12	1.654e5	1.348e5	1.316e4	1.064e4	1.24	NO	2.380e4	32.499	32.499	0.0876
12	PCB-139/149	42.41	42.40	6.149e6	4.832e6	4.931e5	3.911e5	1.26	NO	8.842e5	1107.8	1107.8	0.0803
13	PCB-140	42.60	42.58	3.753e4	3.132e4	3.254e3	2.311e3	1.41	NO	5.565e3	8.1186	8.1186	0.0936

Dataset: U:\VG11.PRO\Results\190523K2\190523K2-9.qld

Last Altered: Tuesday, May 28, 2019 12:46:27 Pacific Daylight Time
Printed: Tuesday, May 28, 2019 12:48:21 Pacific Daylight Time

ID: 1901029-01 T4-PDI2019-SG67-190502 10, Description: T4-PDI2019-SG67-190502

4th Function Hexa-PCBs

	Name	Pred.R...	RT	m1 Height	m2 Height	m1 Resp	m2 Resp	RA	n/y	Resp	Conc.	EMPC	DL
1	PCB-134/143	43.03	43.07	3.606e5	2.791e5	2.938e4	2.358e4	1.25	NO	5.296e4	76.339	76.339	0.445
2	PCB-131/133	43.33	43.35	2.110e5	1.651e5	1.585e4	1.270e4	1.25	NO	2.855e4	38.092	38.092	0.412
3	PCB-146/165	43.73	43.77	1.124e6	9.302e5	9.130e4	7.557e4	1.21	NO	1.669e5	181.31	181.31	0.335
4	PCB-132/161	43.98	44.04	2.674e6	2.196e6	2.033e5	1.677e5	1.21	NO	3.710e5	405.46	405.46	0.337
5	PCB-153	44.17	44.17	7.819e6	6.624e6	6.221e5	5.207e5	1.19	NO	1.143e6	1157.5	1157.5	0.312
6	PCB-168	44.37	44.40	8.125e3	8.721e3	7.541e2	6.177e2	1.22	NO	1.372e3	1.4248	1.4248	0.320
7	PCB-141	44.95	44.95	1.377e6	1.102e6	1.095e5	8.956e4	1.22	NO	1.990e5	262.03	262.03	0.415
8	PCB-137	45.33	45.33	4.797e5	3.826e5	3.771e4	3.027e4	1.25	NO	6.797e4	92.658	92.658	0.430
9	PCB-130	45.43	45.44	5.323e5	4.287e5	4.291e4	3.496e4	1.23	NO	7.787e4	114.47	114.47	0.464
10	PCB-138/163/164	45.82	45.82	9.068e6	7.435e6	8.206e5	6.751e5	1.22	NO	1.496e6	1417.1	1417.1	0.294
11	PCB-158/160	46.07	46.04	1.152e6	9.623e5	9.220e4	7.664e4	1.20	NO	1.688e5	174.56	174.56	0.321
12	PCB-129	46.32	46.33	3.410e5	2.610e5	2.684e4	2.150e4	1.25	NO	4.834e4	74.461	74.461	0.478
13	PCB-166	46.79	46.80	3.682e4	2.859e4	3.009e3	2.492e3	1.21	NO	5.502e3	5.0169	5.0169	0.295
14	PCB-128/162	47.42	47.41	1.712e6	1.417e6	1.376e5	1.127e5	1.22	NO	2.502e5	265.57	265.57	0.343
15	PCB-167	47.83	47.85	4.990e5	4.121e5	4.031e4	3.305e4	1.22	NO	7.335e4	69.594	69.594	0.303
16	PCB-156	49.17	49.17	9.908e5	8.249e5	7.685e4	6.439e4	1.19	NO	1.412e5	131.26	131.26	0.289
17	PCB-157	49.46	49.44	2.770e5	2.283e5	2.312e4	1.885e4	1.23	NO	4.197e4	41.569	41.569	0.313
18	PCB-169	51.71	51.71	3.662e3	3.976e3	3.158e2	3.012e2	1.05	YES	6.170e2	0.00000	0.50170	0.285

Dataset: U:\VG11.PRO\Results\190523K2\190523K2-9.qld

Last Altered: Tuesday, May 28, 2019 12:46:27 Pacific Daylight Time
Printed: Tuesday, May 28, 2019 12:48:21 Pacific Daylight Time

ID: 1901029-01 T4-PDI2019-SG67-190502 10, Description: T4-PDI2019-SG67-190502

Total Hepta-PCBs

	Name	Pred.R...	RT	m1 Height	m2 Height	m1 Resp	m2 Resp	RA	n/y	Resp	Conc.	EMPC	DL
1	PCB-188	43.81	43.79	5.243e3	3.374e3	3.763e2	3.232e2	1.16	NO	6.995e2	0.66593	0.66593	0.223
2	PCB-179	45.06	45.06	8.774e5	8.493e5	6.775e4	6.616e4	1.02	NO	1.339e5	125.31	125.31	0.220
3	PCB-176	45.55	45.53	2.660e5	2.391e5	2.142e4	1.921e4	1.11	NO	4.062e4	39.710	39.710	0.229
4	PCB-178	46.69	46.69	3.078e5	2.866e5	2.517e4	2.351e4	1.07	NO	4.868e4	61.617	61.617	0.297
5	PCB-175	47.05	47.05	7.210e4	6.996e4	5.583e3	5.317e3	1.05	NO	1.090e4	13.182	13.182	0.284
6	PCB-182/187	47.22	47.20	2.325e6	2.234e6	1.814e5	1.752e5	1.04	NO	3.566e5	383.04	383.04	0.252
7	PCB-183	47.54	47.54	1.106e6	1.047e6	8.480e4	8.139e4	1.04	NO	1.662e5	180.18	180.18	0.254
8	PCB-185	48.23	48.22	1.831e5	1.749e5	1.489e4	1.396e4	1.07	NO	2.885e4	34.139	34.139	0.283
9	PCB-174	48.61	48.60	1.688e6	1.612e6	1.335e5	1.299e5	1.03	NO	2.633e5	311.93	311.93	0.283
10	PCB-181	48.72	48.70	2.566e4	2.523e4	1.048e3	9.087e2	1.15	NO	1.957e3	2.0393	2.0393	0.249
11	PCB-177	48.89	48.89	9.032e5	9.153e5	7.356e4	7.409e4	0.99	NO	1.476e5	176.23	176.23	0.286
12	PCB-171	49.20	49.17	4.871e5	4.846e5	3.930e4	3.811e4	1.03	NO	7.741e4	91.407	91.407	0.283
13	PCB-173	49.63	49.61	3.525e4	3.539e4	2.960e3	2.848e3	1.04	NO	5.808e3	7.4031	7.4031	0.305
14	PCB-172	50.09	50.08	2.888e5	2.601e5	2.186e4	2.073e4	1.05	NO	4.259e4	47.669	47.669	0.268
15	PCB-180	50.50	50.50	4.278e6	4.103e6	3.374e5	3.263e5	1.03	NO	6.638e5	690.29	690.29	0.249
16	PCB-193	50.71	50.71	2.283e5	2.255e5	1.757e4	1.777e4	0.99	NO	3.534e4	34.885	34.885	0.236
17	PCB-191	50.98	50.97	8.381e4	8.072e4	6.513e3	6.190e3	1.05	NO	1.270e4	11.693	11.693	0.220
18	PCB-170	52.15	52.15	1.746e6	1.721e6	1.334e5	1.305e5	1.02	NO	2.639e5	326.59	326.59	0.283
19	PCB-190	52.33	52.33	3.682e5	3.871e5	3.032e4	2.998e4	1.01	NO	6.030e4	56.148	56.148	0.213
20	PCB-189	53.81	53.81	1.156e5	9.868e4	8.091e3	6.851e3	1.18	NO	1.494e4	14.484	14.484	0.200

4th Function Octa-PCBs

	Name	Pred.R...	RT	m1 Height	m2 Height	m1 Resp	m2 Resp	RA	n/y	Resp	Conc.	EMPC	DL
1	PCB-202	49.40	49.40	2.650e5	3.040e5	2.116e4	2.448e4	0.86	NO	4.565e4	47.781	47.781	0.653
2	PCB-201	49.87	49.89	1.652e5	1.788e5	1.327e4	1.420e4	0.93	NO	2.747e4	29.922	29.922	0.680
3	PCB-197	50.34	50.36	4.240e4	4.232e4	3.451e3	3.398e3	1.02	NO	6.849e3	7.2686	7.2686	0.663
4	PCB-200	51.29	51.29	1.310e5	1.590e5	1.087e4	1.227e4	0.89	NO	2.314e4	25.173	25.173	0.679
5	PCB-198	52.79	52.81	1.000e5	5.948e4	7.085e3	3.808e3	1.86	YES	1.089e4	0.00000	9.8528	0.855
6	PCB-199	52.91	52.94	1.136e6	1.233e6	8.460e4	8.855e4	0.96	NO	1.732e5	234.01	234.01	0.844
7	PCB-196/203	53.20	53.22	1.197e6	1.350e6	8.875e4	9.779e4	0.91	NO	1.865e5	239.50	239.50	0.801

Dataset: U:\VG11.PRO\Results\190523K2\190523K2-9.qld

Last Altered: Tuesday, May 28, 2019 12:46:27 Pacific Daylight Time
Printed: Tuesday, May 28, 2019 12:48:21 Pacific Daylight Time

ID: 1901029-01 T4-PDI2019-SG67-190502 10, Description: T4-PDI2019-SG67-190502

5th Function Octa-PCBs

	Name	Pred.R...	RT	m1 Height	m2 Height	m1 Resp	m2 Resp	RA	n/y	Resp	Conc.	EMPC	DL
1	PCB-195	54.50	54.49	3.451e5	4.034e5	2.037e4	2.332e4	0.87	NO	4.369e4	58.664	58.664	0.475
2	PCB-194	55.40	55.40	1.176e6	1.333e6	6.721e4	7.441e4	0.90	NO	1.416e5	177.70	177.70	0.444
3	PCB-205	55.66	55.66	5.438e4	6.328e4	3.122e3	3.417e3	0.91	NO	6.540e3	7.2023	7.2023	0.390

Total Nona-PCBs

	Name	Pred.R...	RT	m1 Height	m2 Height	m1 Resp	m2 Resp	RA	n/y	Resp	Conc.	EMPC	DL
1	PCB-208	54.65	54.65	3.844e5	2.857e5	2.254e4	1.690e4	1.33	NO	3.944e4	49.212	49.212	0.187
2	PCB-207	54.97	54.97	1.371e5	1.082e5	7.828e3	6.131e3	1.28	NO	1.396e4	17.575	17.575	0.189
3	PCB-206	56.92	56.92	9.465e5	7.352e5	5.470e4	4.167e4	1.31	NO	9.637e4	162.87	162.87	0.249

Deca-CB

	Name	Pred.R...	RT	m1 Height	m2 Height	m1 Resp	m2 Resp	RA	n/y	Resp	Conc.	EMPC	DL
1	PCB-209	58.12	58.12	5.292e5	4.488e5	2.712e4	2.259e4	1.20	NO	4.971e4	93.135	93.135	0.0890

Total PCBs

	Name	Pred.R...	RT	m1 Height	m2 Height	m1 Resp	m2 Resp	RA	n/y	Resp	Conc.	EMPC	DL
1													

Total Mono-Isotopes

	Name	Pred.R...	RT	m1 Height	m2 Height	m1 Resp	m2 Resp	RA	n/y	Resp	Conc.	EMPC	DL
1	13C-PCB-1	16.08	16.09	2.999e7	8.934e6	1.725e6	5.154e5	3.35	NO	2.240e6	1523.2		0.770
2	13C-PCB-3	18.78	18.78	3.120e7	9.532e6	1.862e6	5.637e5	3.30	NO	2.426e6	1584.1		0.740

Dataset: U:\VG11.PRO\Results\190523K2\190523K2-9.qld

Last Altered: Tuesday, May 28, 2019 12:46:27 Pacific Daylight Time
Printed: Tuesday, May 28, 2019 12:48:21 Pacific Daylight Time

ID: 1901029-01 T4-PDI2019-SG67-190502 10, Description: T4-PDI2019-SG67-190502

Total Di-Isotopes

	Name	Pred.R...	RT	m1 Height	m2 Height	m1 Resp	m2 Resp	RA	n/y	Resp	Conc.	EMPC	DL
1	13C-PCB-4	20.16	20.16	1.586e7	1.004e7	9.697e5	6.084e5	1.59	NO	1.578e6	1502.5		0.349
2	13C-PCB-9	22.02	22.01	2.567e7	1.638e7	1.577e6	9.980e5	1.58	NO	2.575e6	1552.1		0.221
3	13C-PCB-11	25.52	25.50	3.076e7	1.946e7	1.964e6	1.247e6	1.58	NO	3.211e6	1947.3		0.222
4	13C-PCB-15	26.28	26.23	3.187e7	2.030e7	2.034e6	1.295e6	1.57	NO	3.329e6	1917.9		0.211

2nd Function Tri-Isotopes

	Name	Pred.R...	RT	m1 Height	m2 Height	m1 Resp	m2 Resp	RA	n/y	Resp	Conc.	EMPC	DL
1	13C-PCB-19	24.46	24.46	1.390e7	1.340e7	8.731e5	8.460e5	1.03	NO	1.719e6	1663.6		5.69
2	13C-PCB-32	27.48	27.48	1.949e7	1.875e7	1.295e6	1.250e6	1.04	NO	2.545e6	1687.4		3.90

3rd Function Tri-Isotopes

	Name	Pred.R...	RT	m1 Height	m2 Height	m1 Resp	m2 Resp	RA	n/y	Resp	Conc.	EMPC	DL
1	13C-PCB-31	29.39	29.39	1.865e7	1.799e7	1.362e6	1.318e6	1.03	NO	2.679e6	1917.9		6.71
2	13C-PCB-28	29.50	29.50	1.748e7	1.722e7	1.330e6	1.305e6	1.02	NO	2.635e6	1884.3		6.70
3	13C-PCB-37	33.51	33.52	1.706e7	1.652e7	1.292e6	1.251e6	1.03	NO	2.543e6	1951.3		7.19

Tetra-Isotopes

	Name	Pred.R...	RT	m1 Height	m2 Height	m1 Resp	m2 Resp	RA	n/y	Resp	Conc.	EMPC	DL
1	13C-PCB-54	28.32	28.35	1.220e7	1.566e7	9.306e5	1.197e6	0.78	NO	2.128e6	1705.1		0.526
2	13C-PCB-52	32.01	32.01	1.002e7	1.295e7	7.592e5	9.785e5	0.78	NO	1.738e6	1763.7		0.666
3	13C-PCB-47	32.53	32.53	1.072e7	1.384e7	8.078e5	1.049e6	0.77	NO	1.857e6	1712.5		0.605
4	13C-PCB-70	36.17	36.18	1.265e7	1.597e7	9.851e5	1.252e6	0.79	NO	2.237e6	1747.5		0.513
5	13C-PCB-80	36.60	36.61	1.308e7	1.651e7	9.981e5	1.263e6	0.79	NO	2.261e6	1770.3		0.514
6	13C-PCB-60	37.52	37.45	1.338e7	1.739e7	1.056e6	1.364e6	0.77	NO	2.420e6	1917.9		0.520
7	13C-PCB-79	38.57	38.54	1.266e7	1.638e7	1.004e6	1.297e6	0.77	NO	2.301e6	1781.0		0.508
8	13C-PCB-81	39.80	39.81	1.321e7	1.708e7	1.046e6	1.351e6	0.77	NO	2.397e6	1924.5		0.527
9	13C-PCB-77	40.42	40.44	1.259e7	1.584e7	1.013e6	1.286e6	0.79	NO	2.299e6	1974.5		0.564

Dataset: U:\VG11.PRO\Results\190523K2\190523K2-9.qld

Last Altered: Tuesday, May 28, 2019 12:46:27 Pacific Daylight Time
Printed: Tuesday, May 28, 2019 12:48:21 Pacific Daylight Time

ID: 1901029-01 T4-PDI2019-SG67-190502 10, Description: T4-PDI2019-SG67-190502

3rd Function Penta-Isotopes

	Name	Pred.R...	RT	m1 Height	m2 Height	m1 Resp	m2 Resp	RA	n/y	Resp	Conc.	EMPC	DL
1	13C-PCB-104	33.21	33.20	1.710e7	1.078e7	1.307e6	8.312e5	1.57	NO	2.138e6	1733.7		0.284
2	13C-PCB-95	36.49	36.48	1.276e7	8.247e6	9.979e5	6.431e5	1.55	NO	1.641e6	1663.3		0.355
3	13C-PCB-101	38.23	38.23	1.376e7	8.503e6	1.049e6	6.461e5	1.62	NO	1.695e6	1719.6		0.355
4	13C-PCB-97	39.59	39.57	1.166e7	7.352e6	9.245e5	5.853e5	1.58	NO	1.510e6	1764.3		0.409
5	13C-PCB-111	40.09	40.03	1.798e7	1.165e7	1.415e6	9.170e5	1.54	NO	2.332e6	1917.9		0.288
6	13C-PCB-123	42.23	42.23	1.700e7	1.094e7	1.308e6	8.410e5	1.56	NO	2.149e6	1917.4		0.312
7	13C-PCB-118	42.43	42.42	1.771e7	1.130e7	1.385e6	8.794e5	1.58	NO	2.265e6	1898.9		0.294

4th Function Penta-Isotopes

	Name	Pred.R...	RT	m1 Height	m2 Height	m1 Resp	m2 Resp	RA	n/y	Resp	Conc.	EMPC	DL
1	13C-PCB-114	43.12	43.09	1.535e7	9.833e6	1.212e6	7.727e5	1.57	NO	1.985e6	1809.6		0.732
2	13C-PCB-105	44.01	43.98	1.549e7	9.818e6	1.227e6	7.754e5	1.58	NO	2.003e6	1841.5		0.738
3	13C-PCB-127	44.34	44.34	1.694e7	1.071e7	1.338e6	8.500e5	1.57	NO	2.188e6	1889.7		0.694
4	13C-PCB-126	46.31	46.29	1.574e7	9.932e6	1.247e6	7.843e5	1.59	NO	2.031e6	1942.0		0.768

4th Function Hexa-Isotopes

	Name	Pred.R...	RT	m1 Height	m2 Height	m1 Resp	m2 Resp	RA	n/y	Resp	Conc.	EMPC	DL
1	13C-PCB-153	44.17	44.15	1.276e7	1.003e7	1.005e6	7.956e5	1.26	NO	1.800e6	1748.9		0.645
2	13C-PCB-141	44.92	44.91	1.051e7	8.171e6	8.460e5	6.569e5	1.29	NO	1.503e6	1720.8		0.760
3	13C-PCB-138	45.80	45.78	1.139e7	8.887e6	9.012e5	7.078e5	1.27	NO	1.609e6	1767.7		0.729
4	13C-PCB-159	47.12	47.11	1.339e7	1.048e7	1.105e6	8.577e5	1.29	NO	1.962e6	1822.3		0.616
5	13C-PCB-128	47.46	47.39	1.060e7	8.372e6	8.451e5	6.672e5	1.27	NO	1.512e6	1917.9		0.842
6	13C-PCB-167	47.82	47.81	1.335e7	1.053e7	1.089e6	8.569e5	1.27	NO	1.946e6	1812.2		0.618
7	13C-PCB-156	49.15	49.15	1.383e7	1.097e7	1.099e6	8.701e5	1.26	NO	1.969e6	1878.4		0.633
8	13C-PCB-157	49.43	49.42	1.331e7	1.046e7	1.075e6	8.478e5	1.27	NO	1.923e6	1766.6		0.610
9	13C-PCB-169	51.70	51.69	1.307e7	1.046e7	1.083e6	8.534e5	1.27	NO	1.936e6	1951.3		0.669

Dataset: U:\VG11.PRO\Results\190523K2\190523K2-9.qld

Last Altered: Tuesday, May 28, 2019 12:46:27 Pacific Daylight Time
Printed: Tuesday, May 28, 2019 12:48:21 Pacific Daylight Time

ID: 1901029-01 T4-PDI2019-SG67-190502 10, Description: T4-PDI2019-SG67-190502

5th Function Octa-Isotopes

	Name	Pred.R...	RT	m1 Height	m2 Height	m1 Resp	m2 Resp	RA	n/y	Resp	Conc.	EMPC	DL
1	13C-PCB-194	55.38	55.38	1.195e7	1.270e7	6.774e5	7.310e5	0.93	NO	1.408e6	1892.7		0.775
2	13C-PCB-205	55.68	55.64	1.572e7	1.763e7	8.560e5	9.545e5	0.90	NO	1.811e6	1917.9		0.611

Vista Analytical Laboratory VG-11

Dataset: Untitled

Last Altered: Tuesday, May 28, 2019 10:52:36 Pacific Daylight Time
Printed: Tuesday, May 28, 2019 10:53:12 Pacific Daylight Time

Method: U:\VG11.PRO\MethDB\PCB-209_ZB1_5-21-19.mdb 23 May 2019 10:16:34
Calibration: U:\VG11.PRO\CurveDB\db1_PCBvg11-4-24-18.cdb 27 Apr 2018 15:37:51

Name: 190523K2_9, Date: 24-May-2019, Time: 06:33:50, ID: 1901029-01 T4-PDI2019-SG67-190502 10, Description: T4-PDI2019-SG67-190502

PCB-1

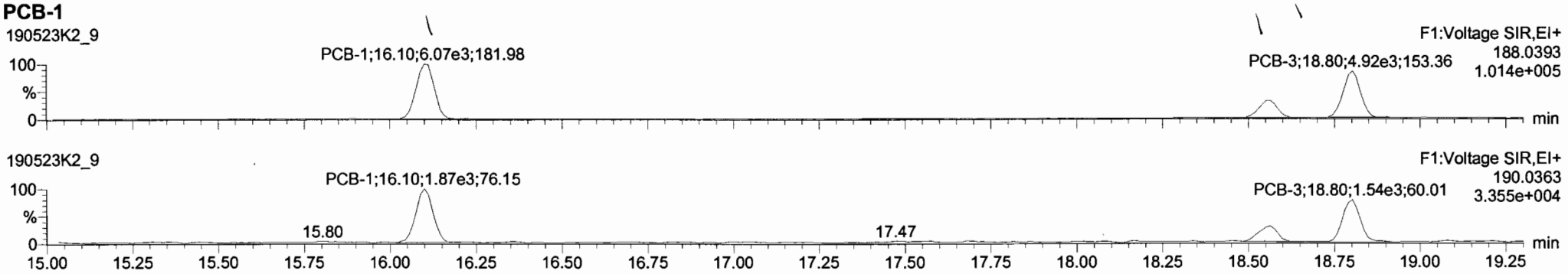

13C-PCB-1

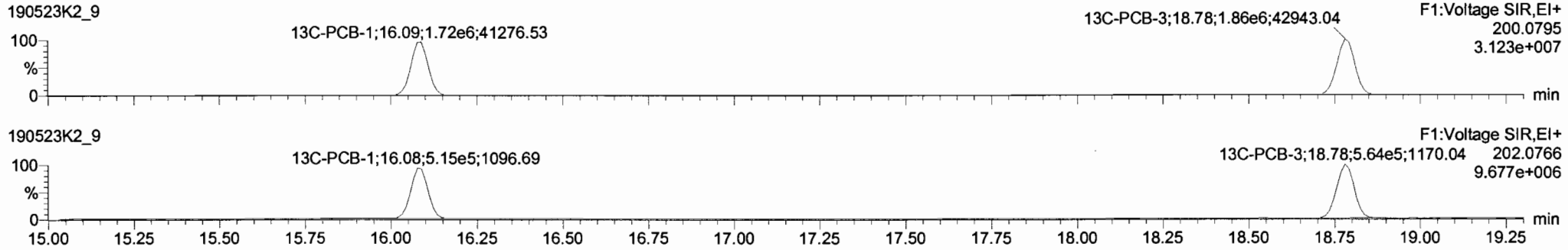

PFK1

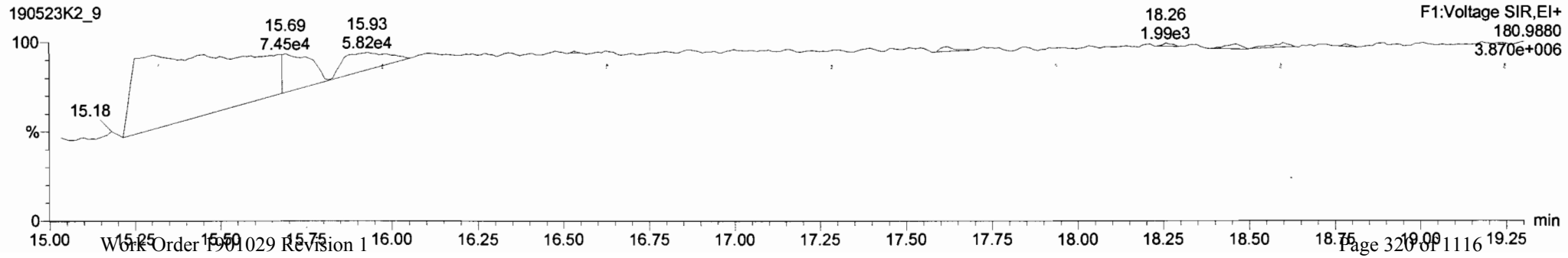

TargetLynx - 190523K2_9.qld * - [Chromatogram]

File Edit View Display Processing Window Help

190523K2_9 - 1901029-01 T4-PDI2019-SG67-190502 10 - T4-PDI2019-SG67-190502

	#	Name	Resp	RA	n/y	RRF	wtAvg	Pred.RT	RT	Pred.R...	RRT	RRT Fail	Conc.	%Rec	DL	EMPC
223	223	13C-PCB-178	1.15e6	0.44	NO	0.9652	5.214	46.61	46.65	0.923	0.924	NO	1795	93.6	0.825	
224	224	Total Mono-PCBs				0.9673	5.214	0.00		0.000		NO	14.44		0.291	14.44
225	225	Total Di-PCBs				1.0207	5.214	0.00		0.000		NO	258.8		1.18	272.6
226	226	2nd Function Tri-PCBs				0.8879	5.214	0.00		0.000		NO	332.9		0.756	332.9
227	227	3rd Function Tri-PCBs				0.9566	5.214	0.00		0.000		NO	780.1		3.01	782.3
228	228	Total Tetra-PCBs				0.9537	5.214	0.00		0.000		NO	2743		5.50	2744
229	229	3rd Function Penta-PCBs				1.1039	5.214	0.00		0.000		NO	5826		5.88	5826
230	230	4th Function Penta-PCBs				1.0709	5.214	0.00		0.000		NO	369.3		2.07	369.3
231	231	3rd Function Hexa-PCBs				0.7784	5.214	0.00		0.000		NO	1866		1.04	1866
232	232	4th Function Hexa-PCBs				0.9847	5.214	0.00		0.000		NO	4506		7.09	4506
233	233	Total Hepta-PCBs				1.3031	5.214	0.00		0.000		NO	2604		5.76	2605
234	234	4th Function Octa-PCBs				0.9053	5.214	0.00		0.000		NO	585.2		5.82	596.7
235	235	5th Function Octa-PCBs				1.1120	5.214	0.00		0.000		NO	243.6		1.31	243.6

	#	Name	Pred.RT	RT	m1 Resp	m2 Resp	1° Ratio (Pred)	RA	n/y	EMPC	Conc.
1	1	PCB-1	16.10	16.10	6.068e3	1.866e3	3.130	3.25	NO	7.0359	7.0359
2	2	PCB-2	18.55	18.56	1.971e3	6.009e2	3.130	3.28	NO	2.1013	2.1013
3	3	PCB-3	18.79	18.80	5.010e3	1.485e3	3.130	3.37	NO	5.3011	5.3011

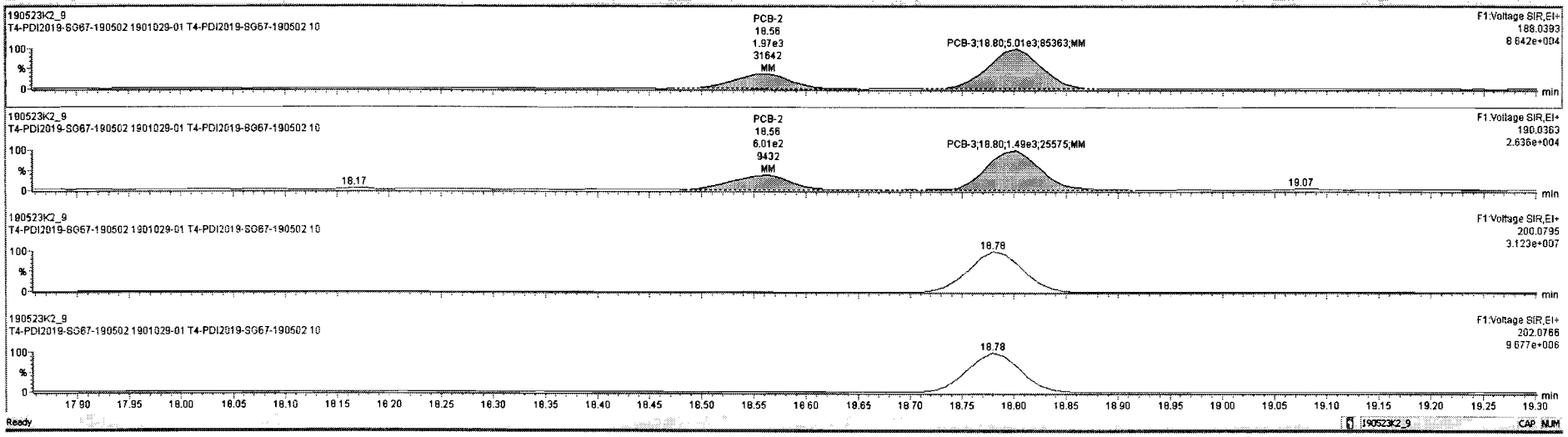

Ready 190523K2_9 CAP NUM

Dataset: Untitled

Last Altered: Tuesday, May 28, 2019 10:52:36 Pacific Daylight Time
Printed: Tuesday, May 28, 2019 10:53:12 Pacific Daylight Time

Name: 190523K2_9, Date: 24-May-2019, Time: 06:33:50, ID: 1901029-01 T4-PDI2019-SG67-190502 10, Description: T4-PDI2019-SG67-190502

PCB-4/10

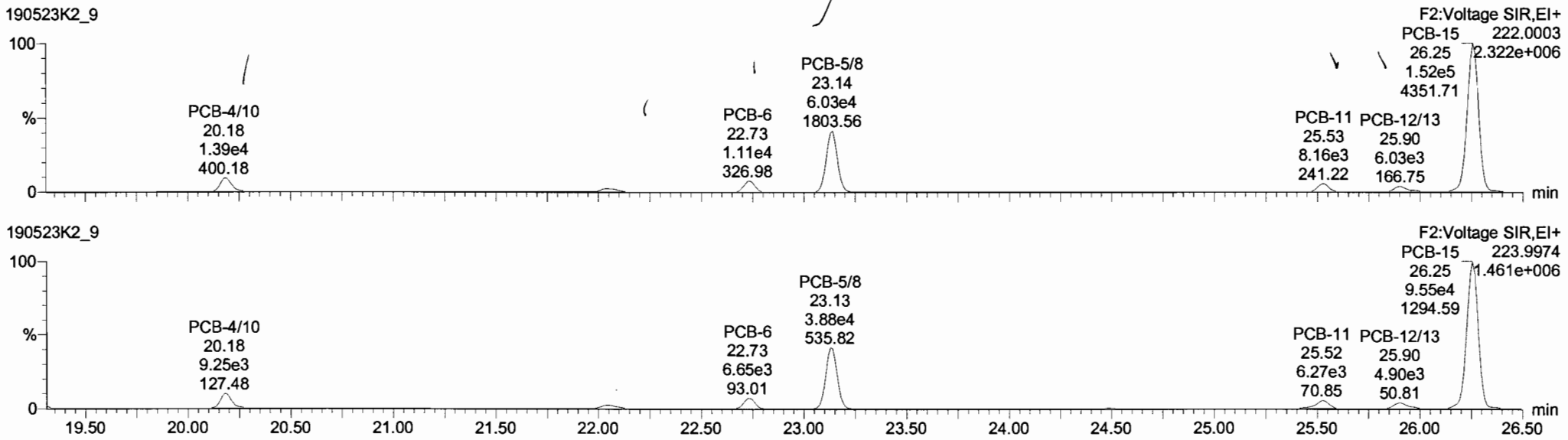

13C-PCB-4

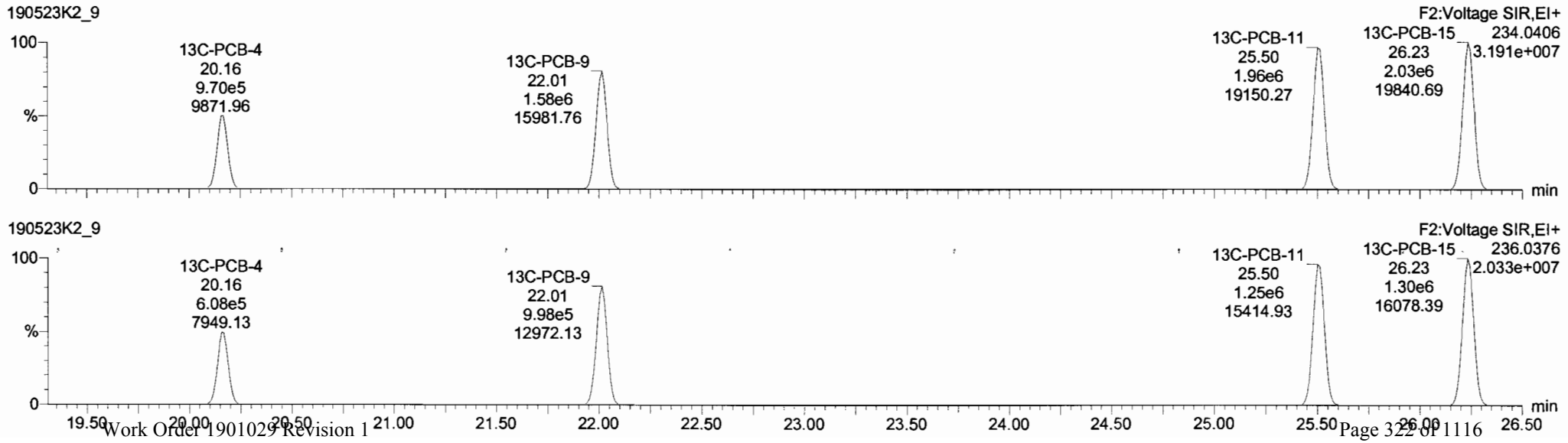

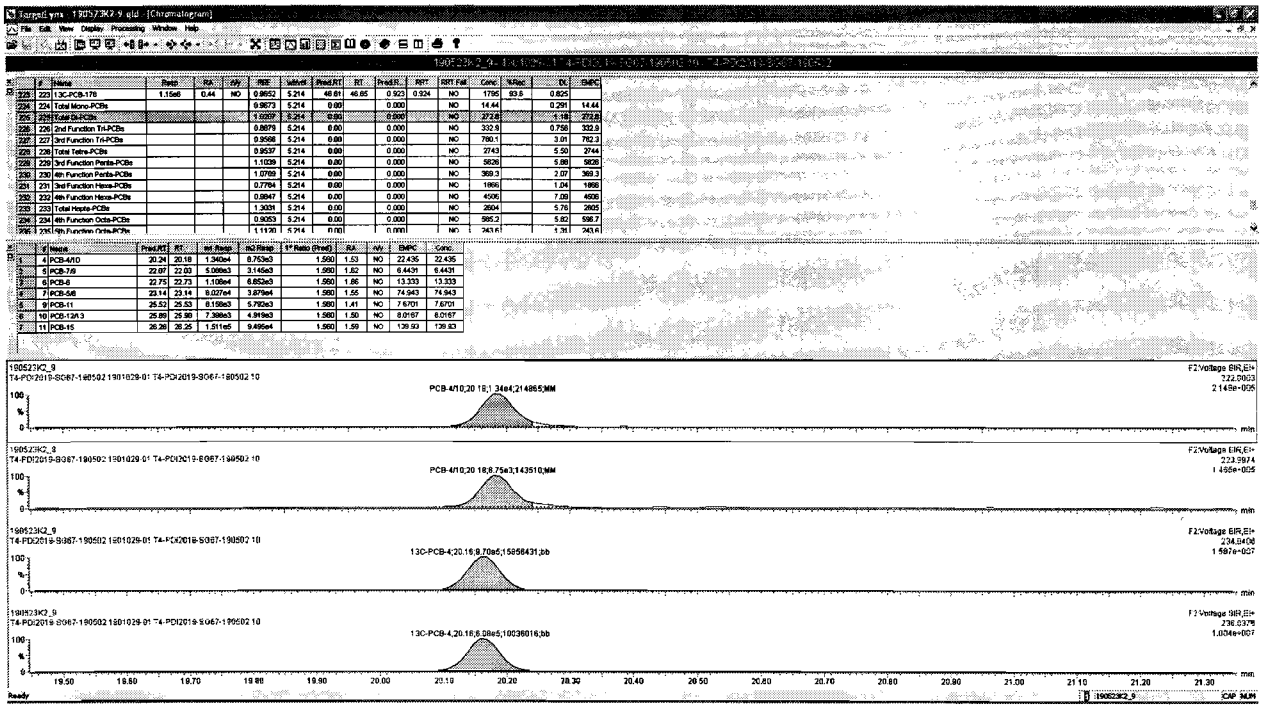
Target1.vms - 190523K2_9.qld - [Chromatogram]
File Edit View Display Processing Window Help
PCB-4/10;20.18;1.34e4;214865;MM
PCB-4/10;20.18;8.75e3;143510;MM
13C-PCB-4;20.16;9.70e5;15858431;bb
13C-PCB-4;20.16;6.08e5;10036016;bb
19.50 19.60 19.70 19.80 19.90 20.00 20.10 20.20 20.30 20.40 20.50 20.60 20.70 20.80 20.90 21.00 21.10 21.20 21.30
Ready
CAP NUM

Target1.ynx - 190523K2-9.qld - [Chromatogram]

File Edit View Display Processing Window Help

190523K2_9 - 1901029-01 T4-PDI2019-SG67-190502 10 - T4-PDI2019-SG67-190502

	#	Name	Resp	RA	n/y	RRF	wt/vol	Pred.RT	RT	Pred.R...	RRT	RRT Fail	Conc.	%Rec	DL	EMPC
223	223	13C-PCB-178	1.15e6	0.44	NO	0.9652	5.214	46.61	46.65	0.923	0.924	NO	1795	93.6	0.825	
224	224	Total Mono-PCBs				0.9673	5.214	0.00		0.000		NO	14.44		0.291	14.44
225	225	Total Di-PCBs				1.0207	5.214	0.00		0.000		NO	272.8		1.18	272.8
226	226	2nd Function Tri-PCBs				0.8879	5.214	0.00		0.000		NO	332.9		0.756	332.9
227	227	3rd Function Tri-PCBs				0.9566	5.214	0.00		0.000		NO	780.1		3.01	782.3
228	228	Total Tetra-PCBs				0.9537	5.214	0.00		0.000		NO	2743		5.50	2744
229	229	3rd Function Penta-PCBs				1.1039	5.214	0.00		0.000		NO	5826		5.88	5826
230	230	4th Function Penta-PCBs				1.0709	5.214	0.00		0.000		NO	369.3		2.07	369.3
231	231	3rd Function Hexa-PCBs				0.7784	5.214	0.00		0.000		NO	1866		1.04	1866
232	232	4th Function Hexa-PCBs				0.9847	5.214	0.00		0.000		NO	4506		7.09	4506
233	233	Total Hepta-PCBs				1.3031	5.214	0.00		0.000		NO	2604		5.76	2605
234	234	4th Function Octa-PCBs				0.9053	5.214	0.00		0.000		NO	585.2		5.82	596.7
235	235	5th Function Octa-PCBs				1.1120	5.214	0.00		0.000		NO	243.6		1.31	243.6

	#	Name	Pred.RT	RT	m1 Resp	m2 Resp	1° Ratio (Pred)	RA	n/y	EMPC	Conc.
1	4	PCB-4/10	20.24	20.18	1.340e4	8.753e3	1.560	1.53	NO	22.435	22.435
2	5	PCB-7/9	22.07	22.03	5.088e3	3.145e3	1.560	1.62	NO	6.4431	6.4431
3	6	PCB-6	22.75	22.73	1.106e4	6.852e3	1.560	1.66	NO	13.333	13.333
4	7	PCB-5/8	23.14	23.14	6.027e4	3.879e4	1.560	1.55	NO	74.943	74.943
5	9	PCB-11	25.52	25.53	8.156e3	5.792e3	1.560	1.41	NO	7.6701	7.6701
6	10	PCB-12/13	25.89	25.90	7.398e3	4.919e3	1.560	1.50	NO	8.0167	8.0167
7	11	PCB-15	26.26	26.25	1.511e5	9.495e4	1.560	1.59	NO	139.93	139.93

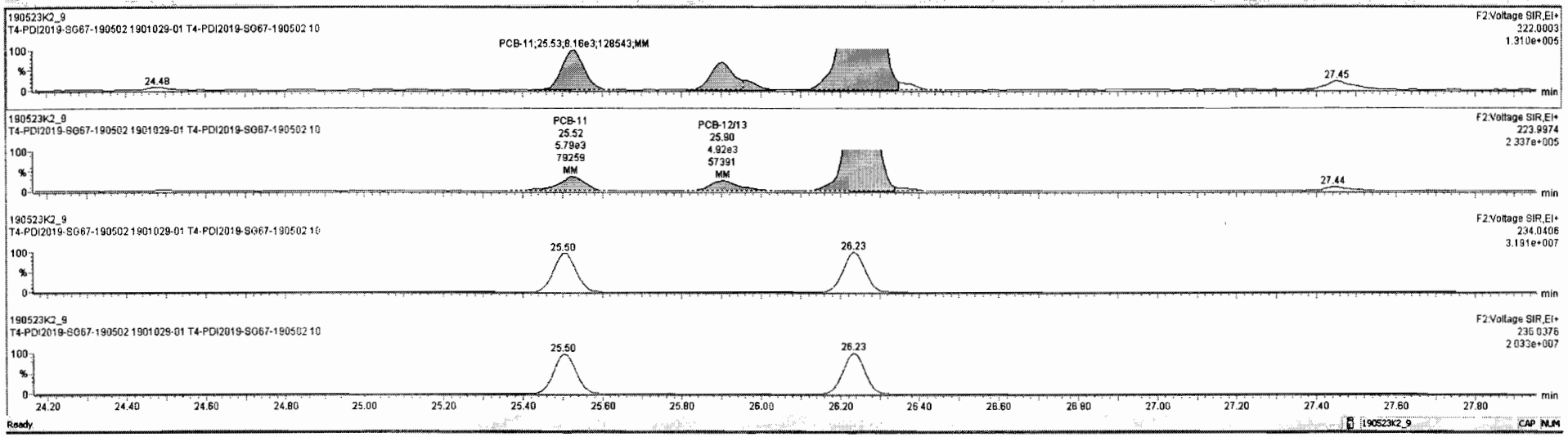

Dataset: Untitled

Last Altered: Tuesday, May 28, 2019 10:52:36 Pacific Daylight Time
Printed: Tuesday, May 28, 2019 10:53:12 Pacific Daylight Time

Name: 190523K2_9, Date: 24-May-2019, Time: 06:33:50, ID: 1901029-01 T4-PDI2019-SG67-190502 10, Description: T4-PDI2019-SG67-190502

PCB-19

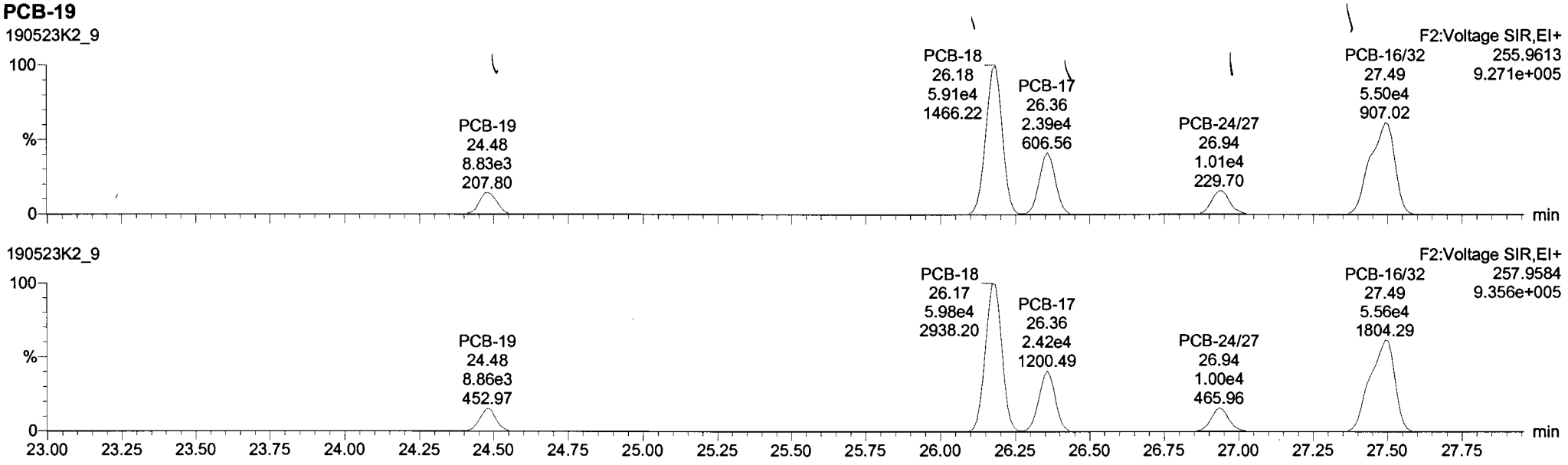

13C-PCB-19

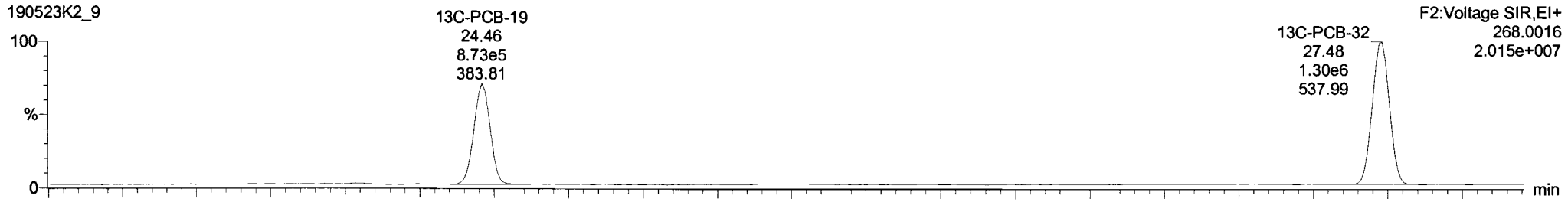

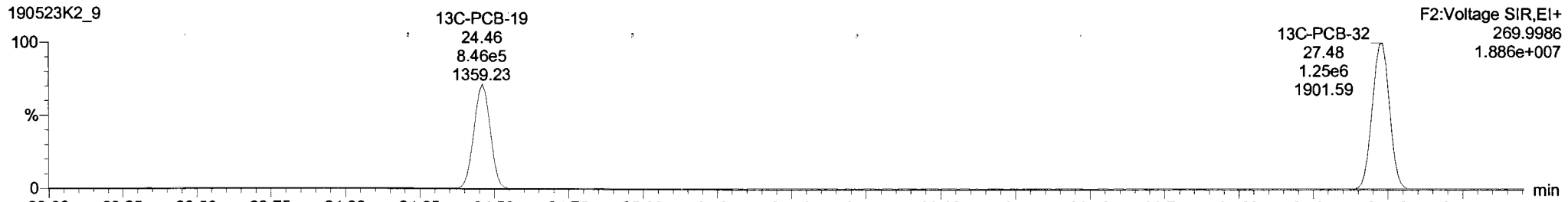

Dataset: Untitled

Last Altered: Tuesday, May 28, 2019 10:52:36 Pacific Daylight Time
Printed: Tuesday, May 28, 2019 10:53:12 Pacific Daylight Time

Name: 190523K2_9, Date: 24-May-2019, Time: 06:33:50, ID: 1901029-01 T4-PDI2019-SG67-190502 10, Description: T4-PDI2019-SG67-190502

PCB-34

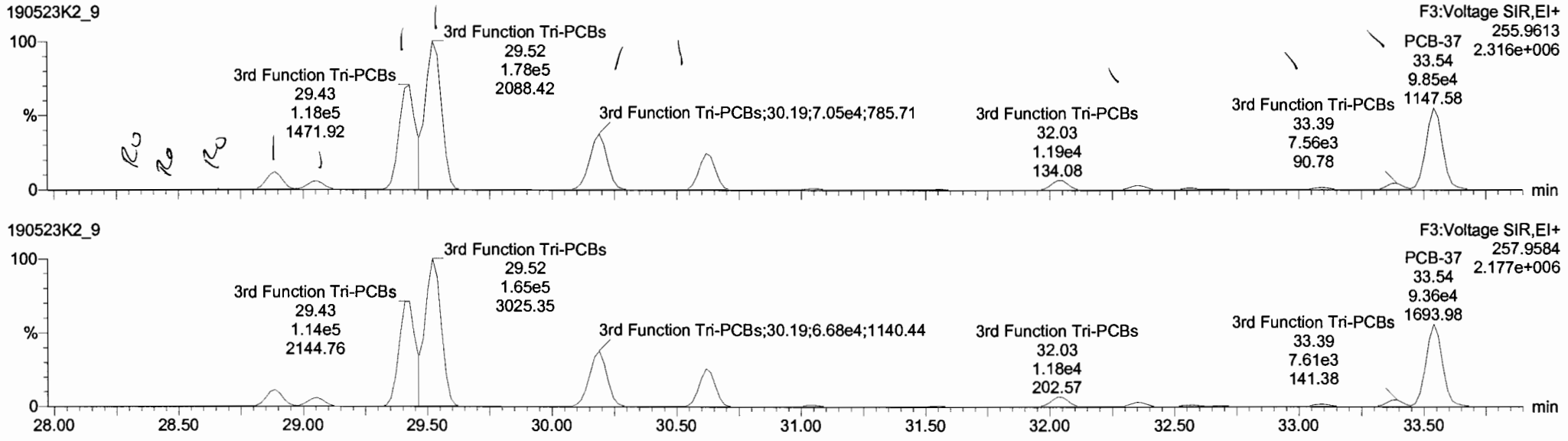

13C-PCB-28

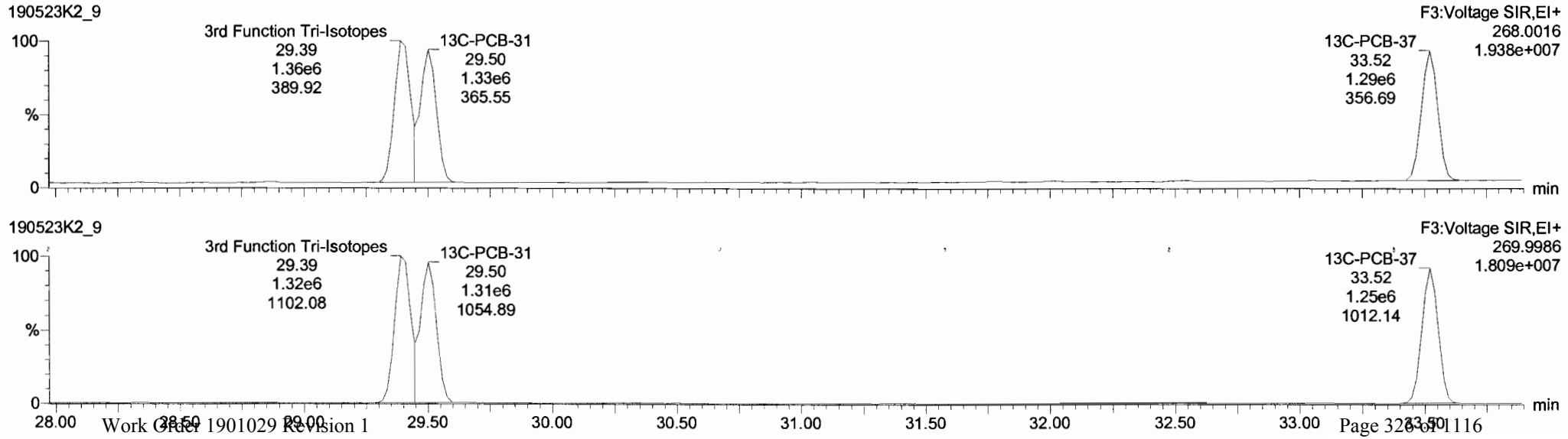

TargetLynx - 190523K2-9.qld - [Chromatogram]

File Edit View Display Processing Window Help

190523K2_9 - 1901029-01 T4-PDI2019-SG67-190502 10 - T4-PDI2019-SG67-190502

	#	Name	Resp	RA	n/y	RRF	wt/vol	Pred.RT	RT	Pred.R...	RRT	RRT Fail	Conc.	%Rec	DL	EMPC
224	224	Total Mono-PCBs				0.9673	5.214	0.00		0.000		NO	14.44		0.291	14.44
225	225	Total Di-PCBs				1.0207	5.214	0.00		0.000		NO	272.8		1.18	272.8
226	226	2nd Function Tri-PCBs				0.8879	5.214	0.00		0.000		NO	332.9		0.756	332.9
227	227	3rd Function Tri-PCBs				0.9566	5.214	0.00		0.000		NO	780.1		3.01	782.5
228	228	Total Tetra-PCBs				0.9537	5.214	0.00		0.000		NO	2743		5.50	2744
229	229	3rd Function Penta-PCBs				1.1039	5.214	0.00		0.000		NO	5826		5.88	5826
230	230	4th Function Penta-PCBs				1.0709	5.214	0.00		0.000		NO	369.3		2.07	369.3
231	231	3rd Function Hexa-PCBs				0.7784	5.214	0.00		0.000		NO	1866		1.04	1866
232	232	4th Function Hexa-PCBs				0.9847	5.214	0.00		0.000		NO	4506		7.09	4506
233	233	Total Hepta-PCBs				1.3031	5.214	0.00		0.000		NO	2604		5.76	2605
234	234	4th Function Octa-PCBs				0.9053	5.214	0.00		0.000		NO	585.2		5.82	596.7

	#	Name	Pred.RT	RT	m1 Resp	m2 Resp	1° Ratio (Pred)	RA	n/y	EMPC	Conc.
1	18	PCB-34	28.31	28.33	5.325e2	4.301e2	1.040	1.24	YES	0.76361	0.00000
2	19	PCB-23	28.40	28.40	1.967e2	1.277e2	1.040	1.54	YES	0.20600	0.00000
3	20	PCB-29	28.66	28.66	1.004e3	7.872e2	1.040	1.28	YES	1.3775	0.00000
4	21	PCB-26	28.86	28.89	1.978e4	1.803e4	1.040	1.10	NO	30.384	30.384
5	22	PCB-25	29.03	29.05	9.829e3	9.223e3	1.040	1.07	NO	14.828	14.828
6	23	PCB-31	29.40	29.43	1.182e5	1.141e5	1.040	1.04	NO	164.69	164.69
7	24	PCB-28	29.52	29.52	1.777e5	1.650e5	1.040	1.08	NO	243.64	243.64
8	25	PCB-20/21/33	30.15	30.19	7.051e4	6.680e4	1.040	1.06	NO	110.12	110.12

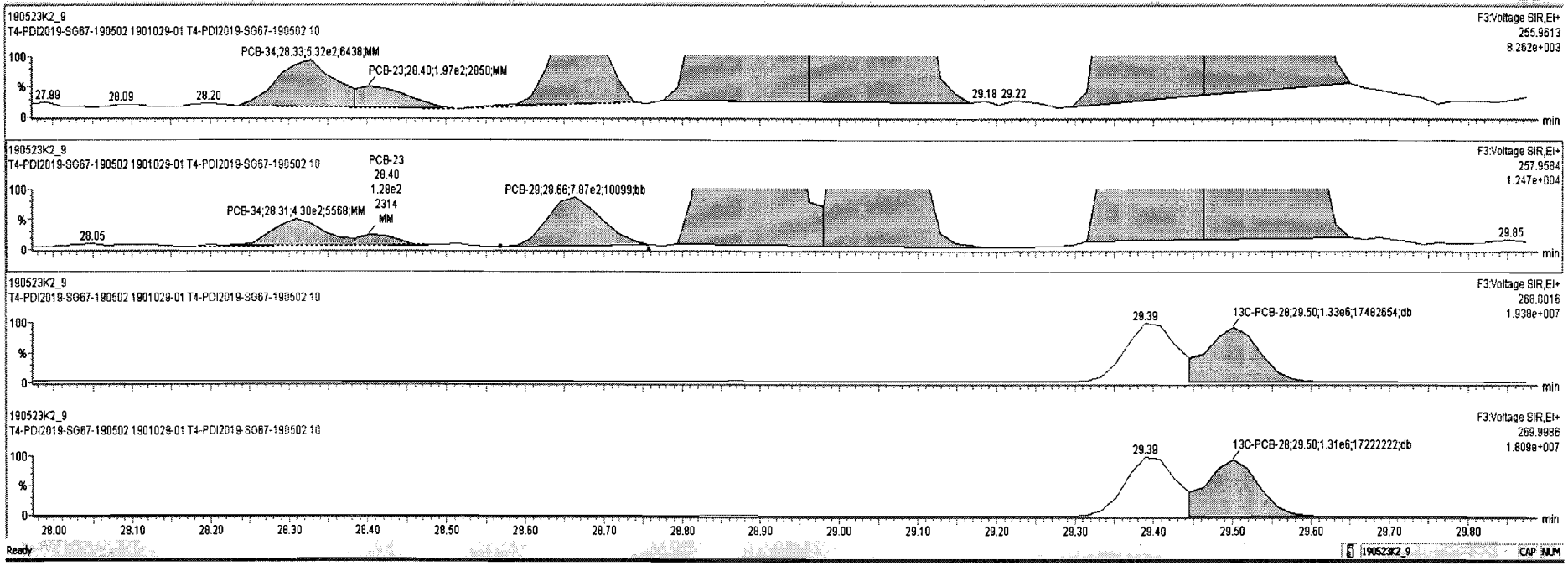

Ready 190523K2_9 CAP NUM

TargetLynx - 190523K2-9.qld * - [Chromatogram]

File Edit View Display Processing Window Help

190523K2_9 - 1901029-01 T4-PDI2019-SG67-190502 10 - T4-PDI2019-SG67-190502

	#	Name	Resp	RA	n/y	RRF	wt/vol	Pred.RT	RT	Pred.R..	RRT	RRT Fail	Conc.	%Rec	DL	EMPC
224	224	Total Mono-PCBs				0.9673	5.214	0.00		0.000		NO	14.44		0.291	14.44
225	225	Total Di-PCBs				1.0207	5.214	0.00		0.000		NO	272.8		1.18	272.8
226	226	2nd Function Tri-PCBs				0.8879	5.214	0.00		0.000		NO	332.9		0.756	332.9
227	227	3rd Function Tri-PCBs				0.9566	5.214	0.00		0.000		NO	776.5		3.01	780.9
228	228	Total Tetra-PCBs				0.9537	5.214	0.00		0.000		NO	2743		5.50	2744
229	229	3rd Function Penta-PCBs				1.1039	5.214	0.00		0.000		NO	5826		5.68	5826
230	230	4th Function Penta-PCBs				1.0709	5.214	0.00		0.000		NO	369.3		2.07	369.3
231	231	3rd Function Hexa-PCBs				0.7784	5.214	0.00		0.000		NO	1866		1.04	1866
232	232	4th Function Hexa-PCBs				0.9847	5.214	0.00		0.000		NO	4506		7.09	4506
233	233	Total Hepta-PCBs				1.3031	5.214	0.00		0.000		NO	2604		5.76	2605
234	234	4th Function Octa-PCBs				0.9053	5.214	0.00		0.000		NO	585.2		5.82	596.7

	#	Name	Pred.RT	RT	m1 Resp	m2 Resp	1° Ratio (Pred)	RA	n/y	EMPC	Conc.
1	18	PCB-34	28.31	28.33	5.325e2	4.301e2	1.040	1.24	YES	0.76361	0.00000
2	19	PCB-23	28.40	28.40	1.987e2	1.277e2	1.040	1.54	YES	0.20600	0.00000
3	20	PCB-29	28.86	28.86	1.004e3	7.872e2	1.040	1.28	YES	1.3775	0.00000
4	21	PCB-26	28.88	28.89	1.978e4	1.803e4	1.040	1.10	NO	30.384	30.384
5	22	PCB-25	29.03	29.05	9.829e3	9.223e3	1.040	1.07	NO	14.828	14.828
6	23	PCB-31	29.40	29.43	1.182e5	1.141e5	1.040	1.04	NO	164.69	164.69
7	24	PCB-28	29.52	29.52	1.777e5	1.650e5	1.040	1.08	NO	243.64	243.64
8	25	PCB-20/21/33	30.15	30.19	7.051e4	6.680e4	1.040	1.06	NO	110.12	110.12

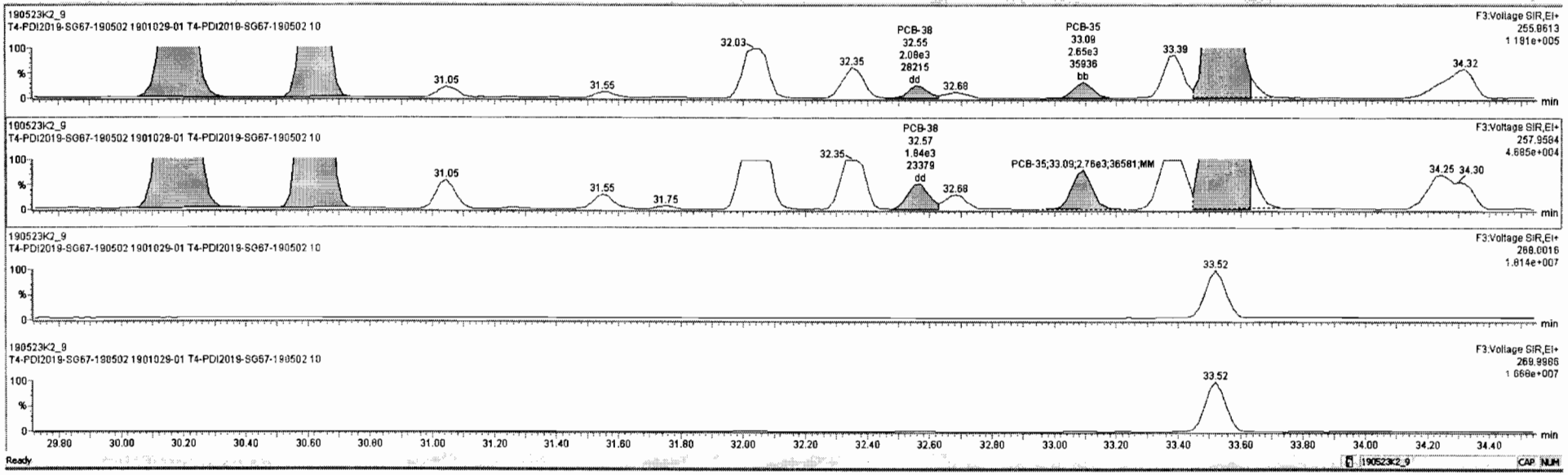

Ready

190523K2_9 CAP NUM

TargetLynx - 190523K2_9.qld * - [Chromatogram]

File Edit View Display Processing Window Help

190523K2_9 - 1901029-01 T4-PDI2019-SG67-190502 10 - T4-PDI2019-SG67-190502

	#	Name	Resp	RA	n/y	RRF	wt/vol	Pred.RT	RT	Pred.R...	RRT	RRT Fail	Conc.	%Rec	DL	EMPC
224	224	Total Mono-PCBs				0.9673	5.214	0.00		0.000		NO	14.44		0.291	14.44
225	225	Total Di-PCBs				1.0207	5.214	0.00		0.000		NO	272.8		1.18	272.8
226	226	2nd Function Tri-PCBs				0.8879	5.214	0.00		0.000		NO	332.9		0.756	332.9
227	227	3rd Function Tri-PCBs				0.9566	5.214	0.00		0.000		NO	778.5		3.01	780.9
228	228	Total Tetra-PCBs				0.9537	5.214	0.00		0.000		NO	2743		5.50	2744
229	229	3rd Function Penta-PCBs				1.1039	5.214	0.00		0.000		NO	5826		5.68	5826
230	230	4th Function Penta-PCBs				1.0709	5.214	0.00		0.000		NO	369.3		2.07	369.3
231	231	3rd Function Hexa-PCBs				0.7784	5.214	0.00		0.000		NO	1866		1.04	1866
232	232	4th Function Hexa-PCBs				0.9847	5.214	0.00		0.000		NO	4506		7.09	4506
233	233	Total Hepta-PCBs				1.3031	5.214	0.00		0.000		NO	2604		5.76	2605
234	234	4th Function Octa-PCBs				0.9053	5.214	0.00		0.000		NO	585.2		5.82	596.7

	#	Name	Pred.RT	RT	m1 Resp	m2 Resp	1° Ratio (Pred)	RA	n/y	EMPC	Conc.
1	18	PCB-34	28.31	28.33	5.325e2	4.301e2	1.040	1.24	YES	0.76361	0.00000
2	19	PCB-23	28.40	28.40	1.967e2	1.277e2	1.040	1.54	YES	0.20600	0.00000
3	20	PCB-29	28.66	28.66	1.004e3	7.872e2	1.040	1.28	YES	1.3775	0.00000
4	21	PCB-26	28.88	28.89	1.978e4	1.803e4	1.040	1.10	NO	30.384	30.384
5	22	PCB-25	29.03	29.05	9.829e3	9.223e3	1.040	1.07	NO	14.828	14.828
6	23	PCB-31	29.40	29.43	1.182e5	1.141e5	1.040	1.04	NO	164.69	164.69
7	24	PCB-28	29.52	29.52	1.777e5	1.650e5	1.040	1.08	NO	243.64	243.64
8	25	PCB-20/21/33	30.15	30.19	7.051e4	6.680e4	1.040	1.06	NO	110.12	110.12

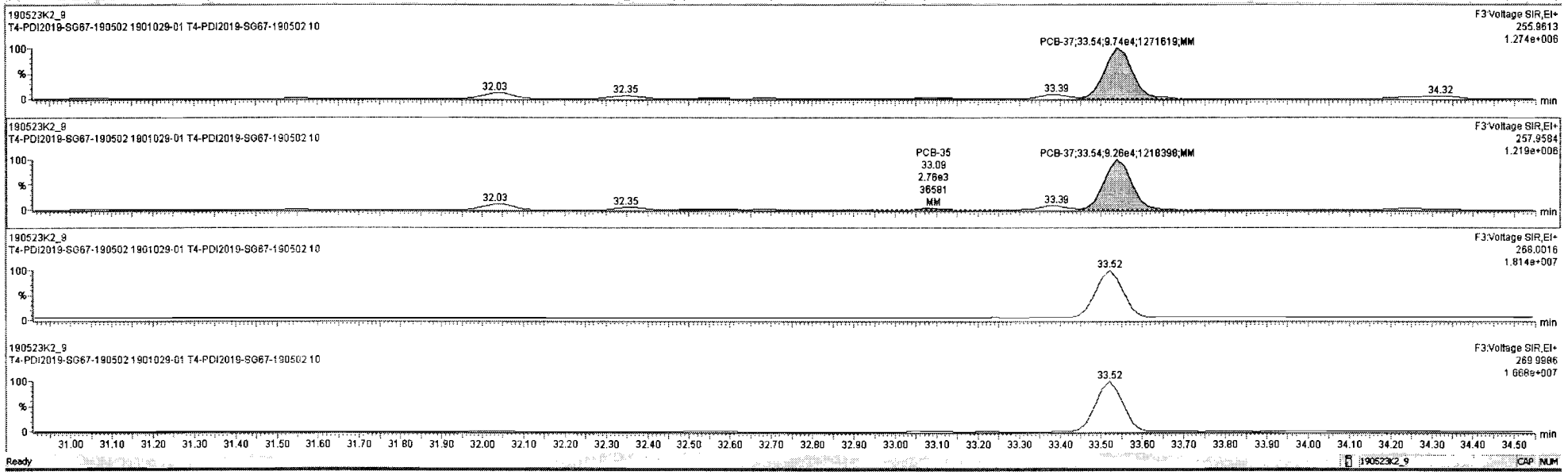

Dataset: Untitled

Last Altered: Tuesday, May 28, 2019 10:52:36 Pacific Daylight Time
Printed: Tuesday, May 28, 2019 10:53:12 Pacific Daylight Time

Name: 190523K2_9, Date: 24-May-2019, Time: 06:33:50, ID: 1901029-01 T4-PDI2019-SG67-190502 10, Description: T4-PDI2019-SG67-190502

PCB-54

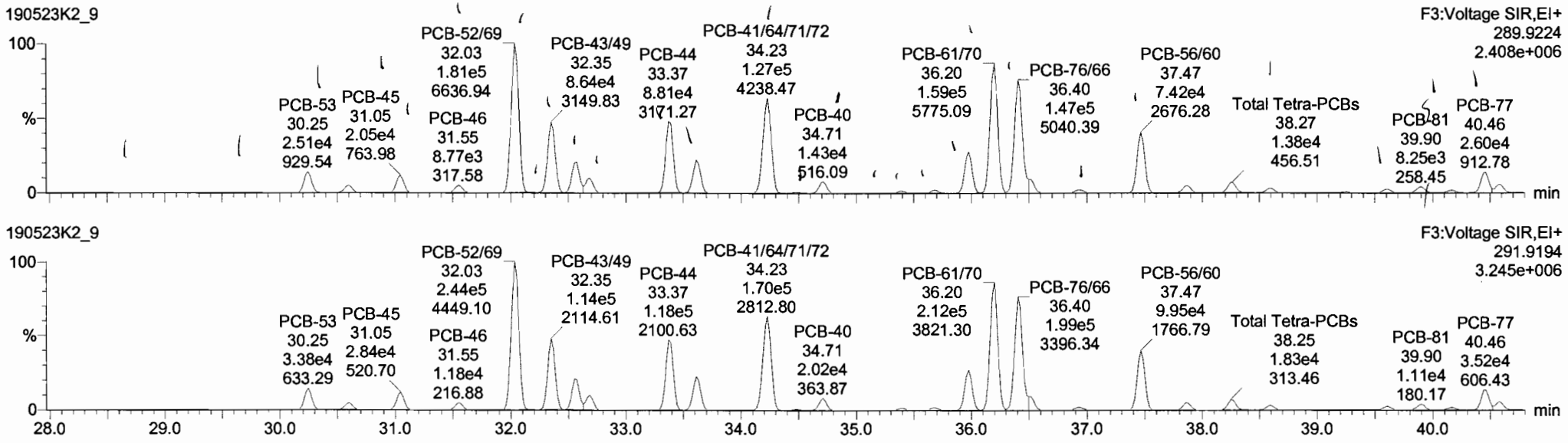

13C-PCB-54

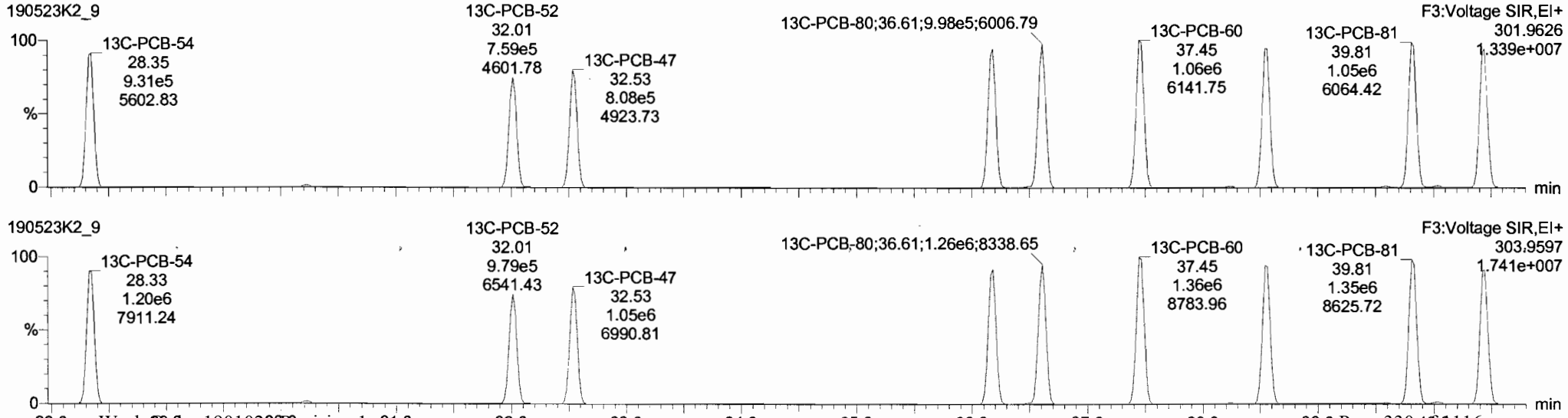

Dataset: Untitled

Last Altered: Tuesday, May 28, 2019 10:52:36 Pacific Daylight Time
Printed: Tuesday, May 28, 2019 10:53:12 Pacific Daylight Time

Name: 190523K2_9, Date: 24-May-2019, Time: 06:33:50, ID: 1901029-01 T4-PDI2019-SG67-190502 10, Description: T4-PDI2019-SG67-190502

PCB-50

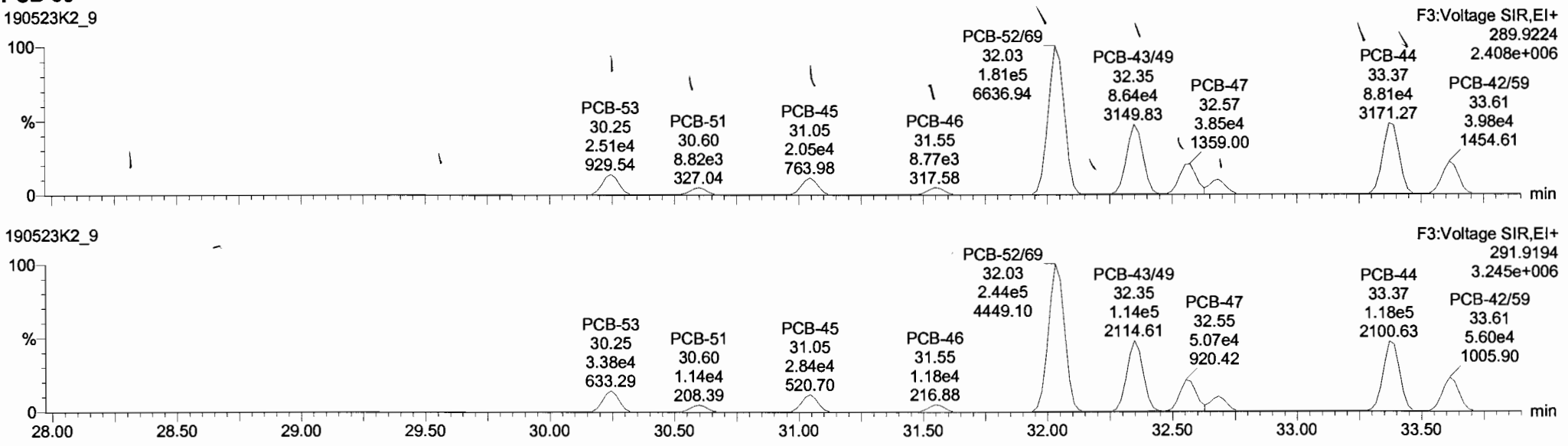

13C-PCB-52

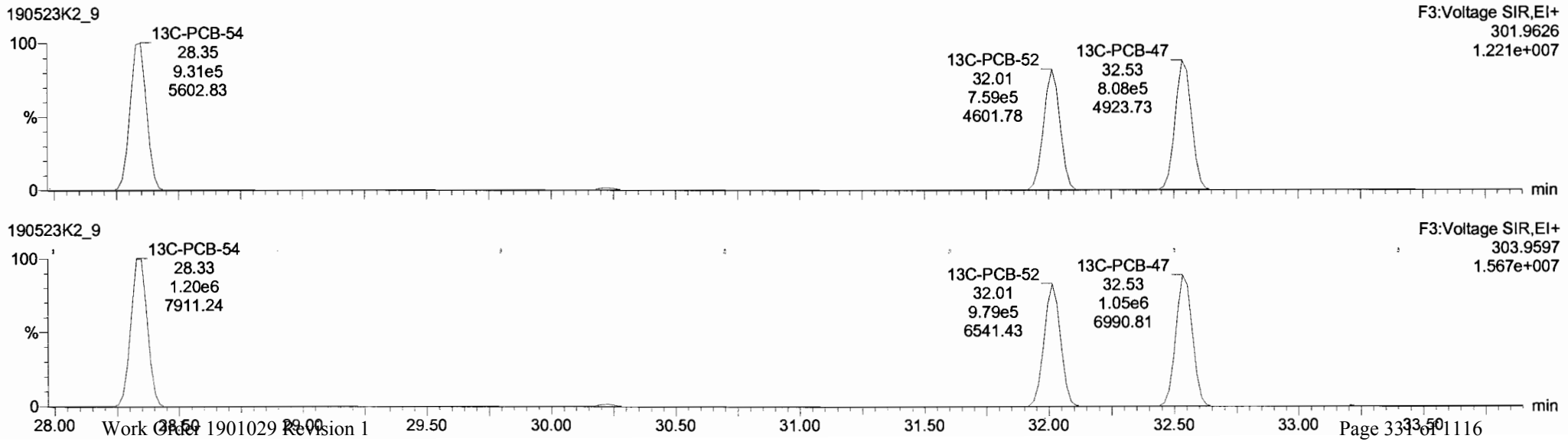

TargetLynx - 190523K2-9.qld * - [Chromatogram]

File Edit View Display Processing Window Help

190523K2_9 - 1901029-01 T4-PDI2019-SG67-190502 10 - T4-PDI2019-SG67-190502

	#	Name	Resp	RA	n/y	RRF	wt/vol	Pred.RT	RT	Pred.R...	RRT	RRT Fail	Conc.	%Rec	DL	EMPC
228	228	Total Tetra-PCBs				0.9537	5.214	0.00		0.000		NO	2775		5.50	2775
229	229	3rd Function Penta-PCBs				1.1039	5.214	0.00		0.000		NO	5826		5.88	5826
230	230	4th Function Penta-PCBs				1.0709	5.214	0.00		0.000		NO	369.3		2.07	369.3
231	231	3rd Function Hexa-PCBs				0.7784	5.214	0.00		0.000		NO	1866		1.04	1866
232	232	4th Function Hexa-PCBs				0.9847	5.214	0.00		0.000		NO	4506		7.09	4506
233	233	Total Hepta-PCBs				1.3031	5.214	0.00		0.000		NO	2604		5.76	2605
234	234	4th Function Octa-PCBs				0.9053	5.214	0.00		0.000		NO	585.2		5.82	596.7
235	235	5th Function Octa-PCBs				1.1120	5.214	0.00		0.000		NO	243.6		1.31	243.6
236	236	Total Nona-PCBs				0.9467	5.214	0.00		0.000		NO	229.7		-0.625	229.7
237	237	Deca-CB				0.9147	5.214	0.00		0.000		NO	93.14		0.0890	93.14
238	238	Total PCBs														

	#	Name	Pred.RT	RT	m1 Resp	m2 Resp	1° Ratio (Pred)	RA	n/y	EMPC	Conc.
23	56	PCB-76/66	36.40	36.40	1.588e5	2.145e5	0.770	0.74	NO	310.51	310.51
24	58	PCB-55	36.96	36.93	4.080e3	5.486e3	0.770	0.74	NO	7.6323	7.6323
25	59	PCB-56/60	37.46	37.47	7.416e4	9.952e4	0.770	0.75	NO	158.67	158.67
26	60	PCB-79	38.58	38.60	5.889e3	7.878e3	0.770	0.75	NO	11.288	11.288
27	61	PCB-78	39.29	39.25	1.331e3	1.735e3	0.770	0.77	NO	2.4585	2.4585
28	62	PCB-81	39.85	39.90	8.249e3	1.101e4	0.770	0.75	NO	17.900	17.900
29	63	PCB-77	40.46	40.46	2.607e4	3.526e4	0.770	0.74	NO	51.705	51.705

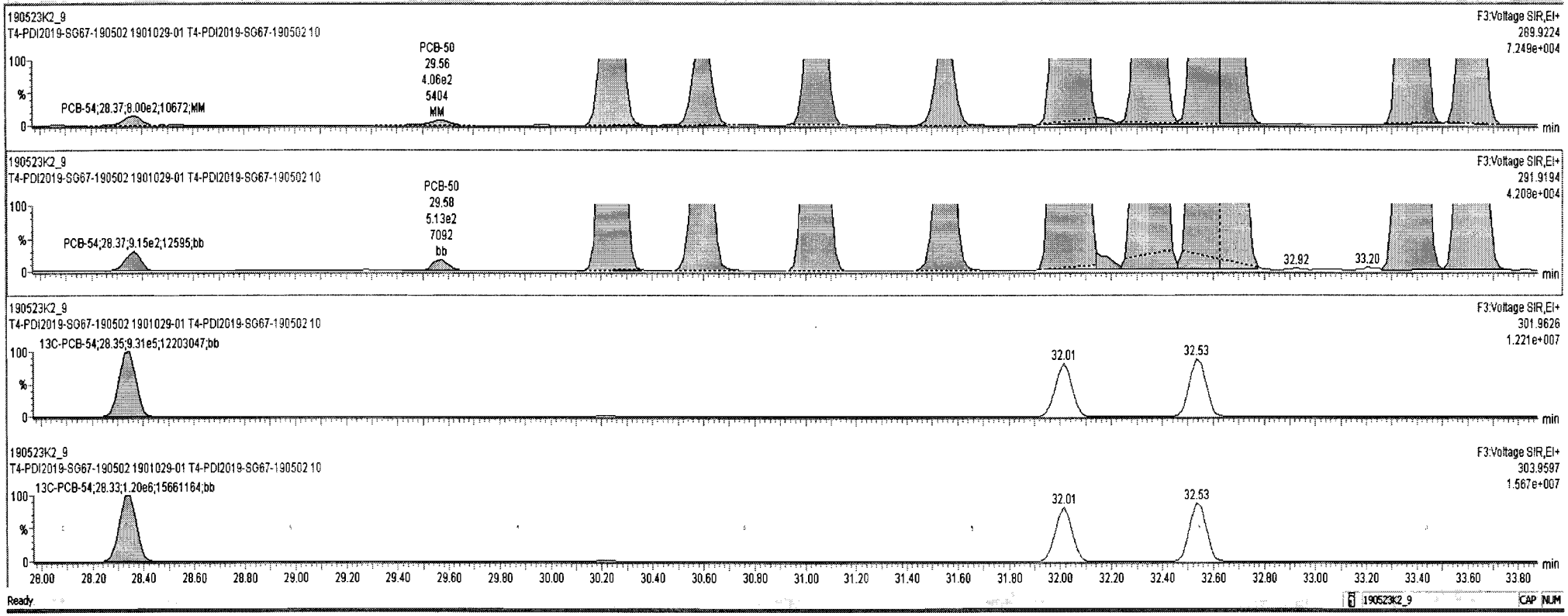

Ready

190523K2_9 CAP NUM

Dataset: Untitled

Last Altered: Tuesday, May 28, 2019 10:52:36 Pacific Daylight Time
Printed: Tuesday, May 28, 2019 10:53:12 Pacific Daylight Time

Name: 190523K2_9, Date: 24-May-2019, Time: 06:33:50, ID: 1901029-01 T4-PDI2019-SG67-190502 10, Description: T4-PDI2019-SG67-190502

PCB-68

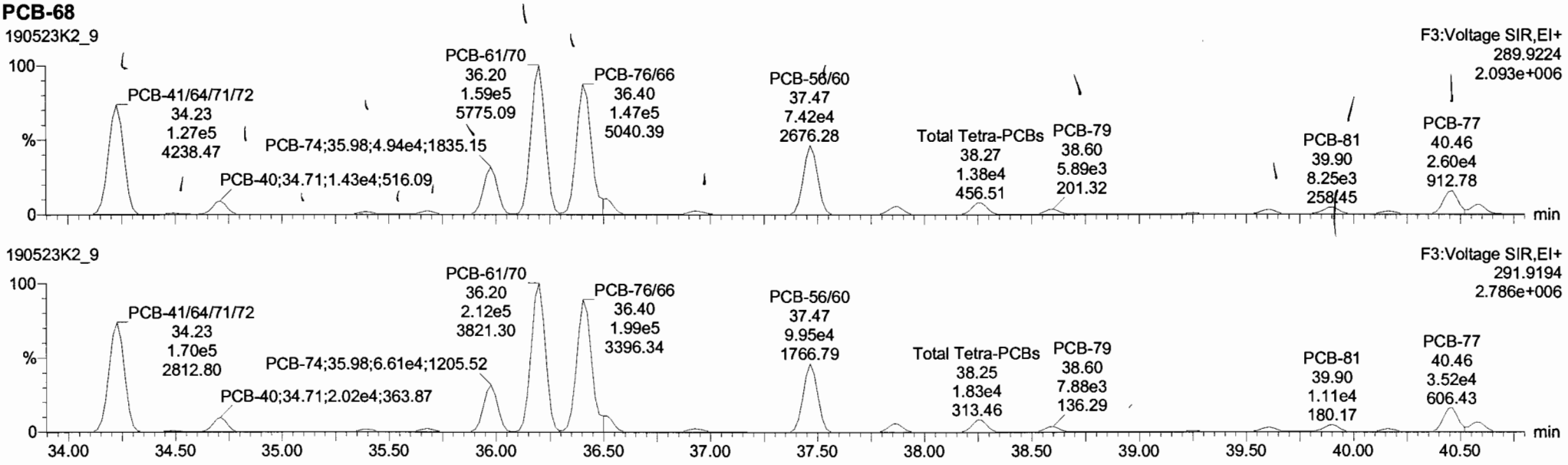

13C-PCB-60

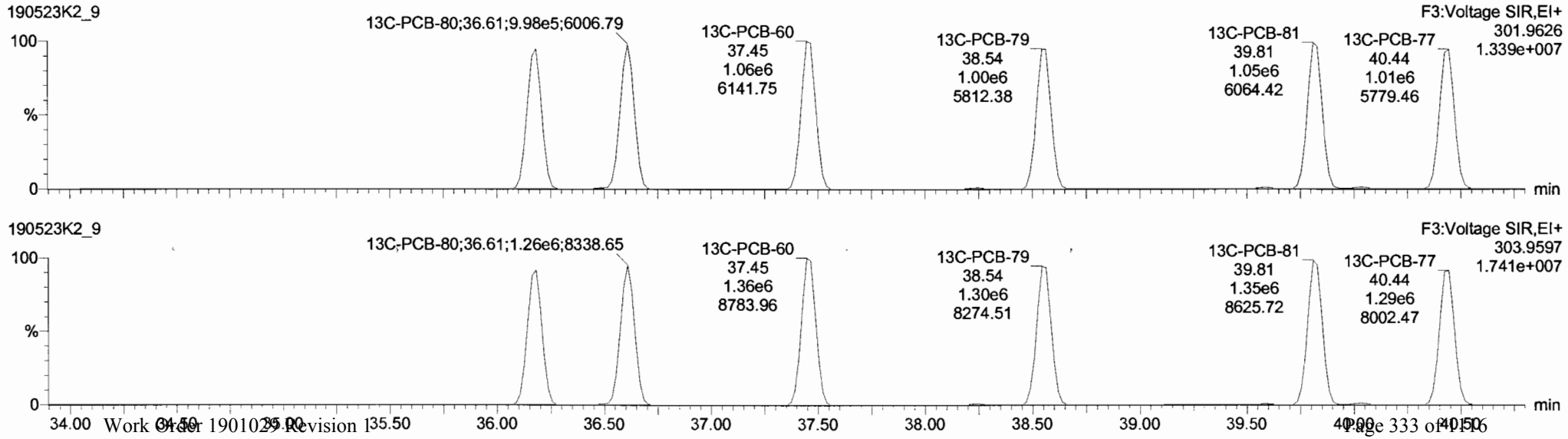

TargetLynx - 190523K2-9.qld * - [Chromatogram]

File Edit View Display Processing Window Help

190523K2_9 - 1901029-01 T4-PDI2019-SG67-190502 10 - T4-PDI2019-SG67-190502

	#	Name	Resp	RA	rdy	RRF	wt/vol	Pred.RT	RT	Pred.R...	RRT	RRT Fail	Conc.	%Rec	DL	EMPC
228	228	Total Tetra-PCBs				0.9537	5.214	0.00		0.000		NO	2775		5.50	2775
229	229	3rd Function Penta-PCBs				1.1039	5.214	0.00		0.000		NO	5826		5.88	5826
230	230	4th Function Penta-PCBs				1.0709	5.214	0.00		0.000		NO	369.3		2.07	369.3
231	231	3rd Function Hexa-PCBs				0.7784	5.214	0.00		0.000		NO	1866		1.04	1866
232	232	4th Function Hexa-PCBs				0.9847	5.214	0.00		0.000		NO	4506		7.09	4506
233	233	Total Hepta-PCBs				1.3031	5.214	0.00		0.000		NO	2604		5.76	2605
234	234	4th Function Octa-PCBs				0.9053	5.214	0.00		0.000		NO	585.2		5.82	586.7
235	235	5th Function Octa-PCBs				1.1120	5.214	0.00		0.000		NO	243.6		1.31	243.6
236	236	Total Nona-PCBs				0.9467	5.214	0.00		0.000		NO	229.7		0.625	229.7
237	237	Deca-CB				0.9147	5.214	0.00		0.000		NO	93.14		0.0890	93.14
238	238	Total PCBs														

	#	Name	Pred.RT	RT	m1 Resp	m2 Resp	1° Ratio (Pred)	RA	rdy	EMPC	Conc.
23	56	PCB-76/66	36.40	36.40	1.588e5	2.145e5	0.770	0.74	NO	310.51	310.51
24	58	PCB-55	36.96	36.93	4.080e3	5.486e3	0.770	0.74	NO	7.6323	7.6323
25	59	PCB-56/60	37.46	37.47	7.416e4	9.952e4	0.770	0.75	NO	158.67	158.67
26	60	PCB-79	38.58	38.60	5.889e3	7.878e3	0.770	0.75	NO	11.288	11.288
27	61	PCB-78	39.29	39.25	1.331e3	1.735e3	0.770	0.77	NO	2.4585	2.4585
28	62	PCB-81	39.85	39.90	8.249e3	1.101e4	0.770	0.75	NO	17.900	17.900
29	63	PCB-77	40.46	40.46	2.607e4	3.526e4	0.770	0.74	NO	51.705	51.705

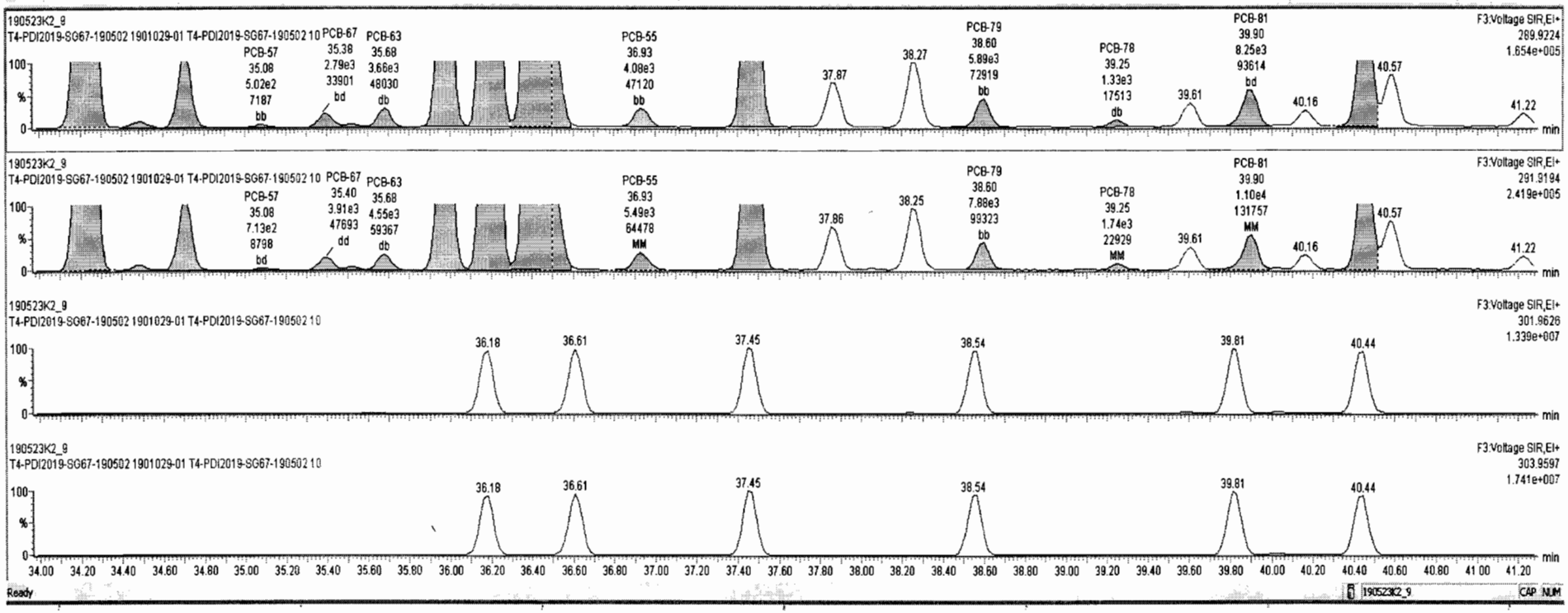

Ready 190523K2_9 CAP NUM

TargetLynx - 190523K2_9.qld * - [Chromatogram]

File Edit View Display Processing Window Help

190523K2_9 - 1901029-01 T4-PDI2019-SG67-190502 10 - T4-PDI2019-SG67-190502

	#	Name	Resp	RA	n/y	RRF	wt/vol	Pred.RT	RT	Pred.R...	RRT	RRT Fail	Conc.	%Rec	DL	EMPC
228	228	Total Tetra-PCBs				0.9537	5.214	0.00		0.000		NO	2761		5.50	2761
229	229	3rd Function Penta-PCBs				1.1039	5.214	0.00		0.000		NO	5826		5.86	5826
230	230	4th Function Penta-PCBs				1.0709	5.214	0.00		0.000		NO	369.3		2.07	369.3
231	231	3rd Function Hexa-PCBs				0.7784	5.214	0.00		0.000		NO	1866		1.04	1866
232	232	4th Function Hexa-PCBs				0.9847	5.214	0.00		0.000		NO	4506		7.09	4506
233	233	Total Hepta-PCBs				1.3031	5.214	0.00		0.000		NO	2604		5.76	2605
234	234	4th Function Octe-PCBs				0.9053	5.214	0.00		0.000		NO	585.2		5.82	596.7
235	235	5th Function Octe-PCBs				1.1120	5.214	0.00		0.000		NO	243.6		1.31	243.6
236	236	Total Nona-PCBs				0.9467	5.214	0.00		0.000		NO	229.7		0.625	229.7
237	237	Deca-CB				0.9147	5.214	0.00		0.000		NO	93.14		0.0890	93.14
238	238	Total PCBs														

	#	Name	Pred.RT	RT	m1 Resp	m2 Resp	1° Ratio (Pred)	RA	n/y	EMPC	Conc.
1	32	PCB-54	28.37	28.37	7.996e2	9.149e2	0.770	0.87	NO	1.6337	1.6337
2	33	PCB-50	29.59	29.56	4.056e2	5.127e2	0.770	0.79	NO	1.0664	1.0664
3	34	PCB-53	30.25	30.25	2.508e4	3.387e4	0.770	0.74	NO	71.743	71.743
4	35	PCB-51	30.60	30.60	8.809e3	1.134e4	0.770	0.78	NO	23.043	23.043
5	36	PCB-45	31.05	31.05	2.054e4	2.842e4	0.770	0.72	NO	68.397	68.397
6	37	PCB-46	31.54	31.55	8.825e3	1.177e4	0.770	0.75	NO	30.618	30.618
7	38	PCB-52/69	32.05	32.03	1.822e5	2.439e5	0.770	0.75	NO	424.29	424.29
8	39	PCB-73	32.16	32.14	5.058e2	5.959e2	0.770	0.85	NO	0.97595	0.97595

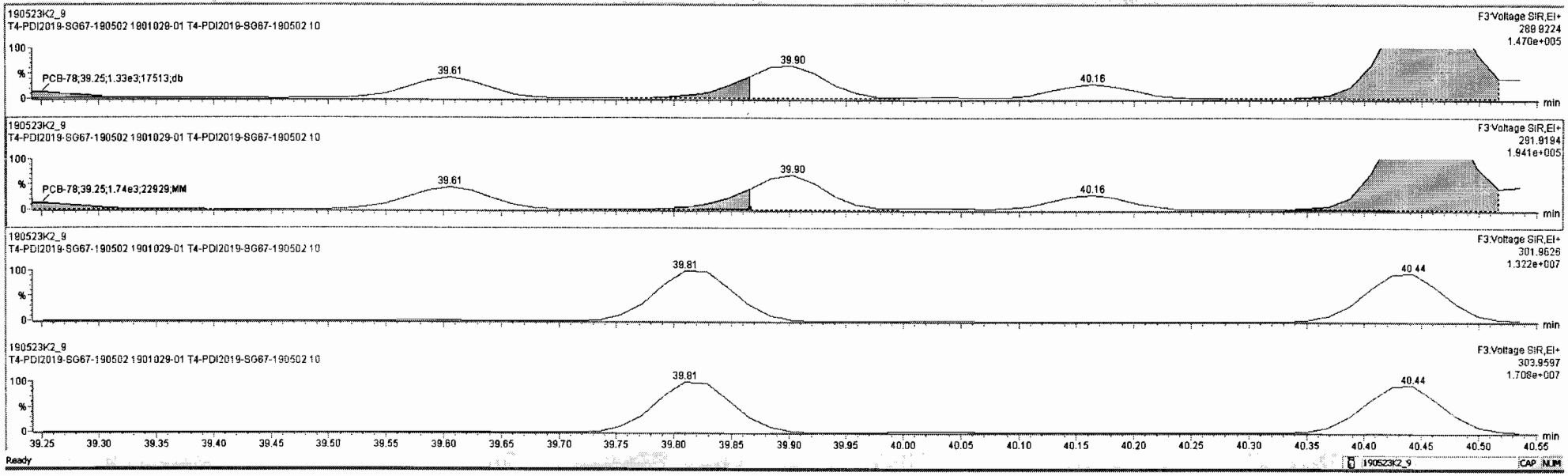

Dataset: Untitled

Last Altered: Tuesday, May 28, 2019 10:52:36 Pacific Daylight Time
Printed: Tuesday, May 28, 2019 10:53:12 Pacific Daylight Time

Name: 190523K2_9, Date: 24-May-2019, Time: 06:33:50, ID: 1901029-01 T4-PDI2019-SG67-190502 10, Description: T4-PDI2019-SG67-190502

PCB-104

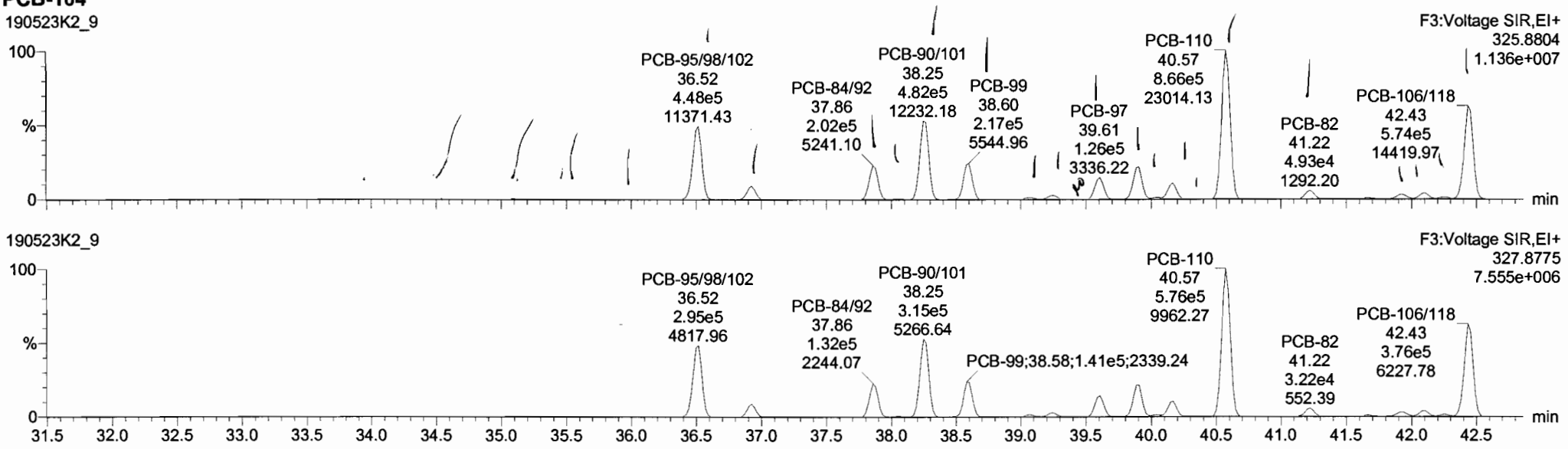

13C-PCB-104

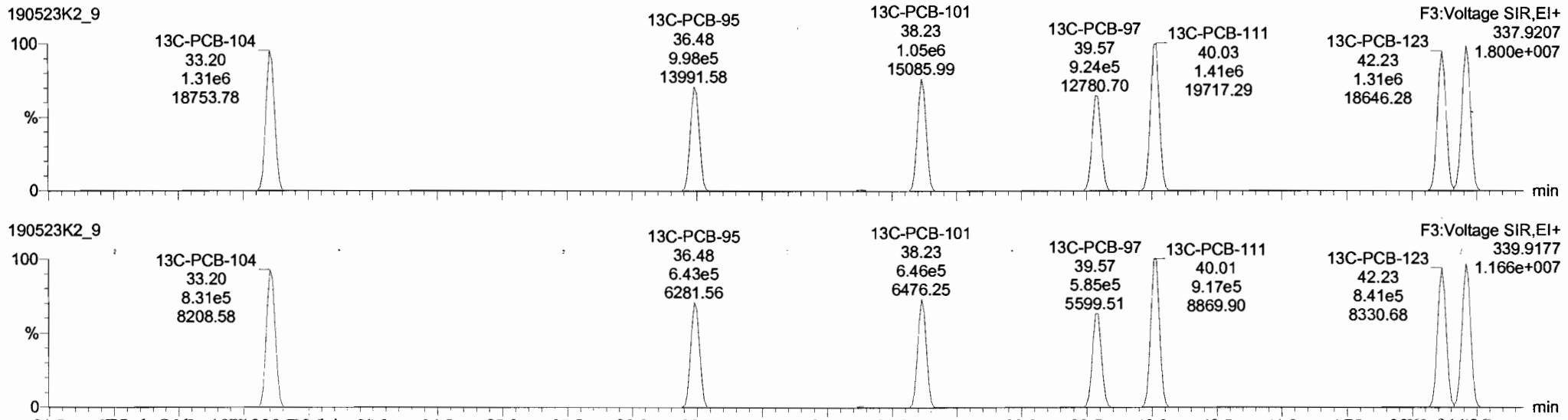

Dataset: Untitled

Last Altered: Tuesday, May 28, 2019 10:52:36 Pacific Daylight Time
Printed: Tuesday, May 28, 2019 10:53:12 Pacific Daylight Time

Name: 190523K2_9, Date: 24-May-2019, Time: 06:33:50, ID: 1901029-01 T4-PDI2019-SG67-190502 10, Description: T4-PDI2019-SG67-190502

PCB-96

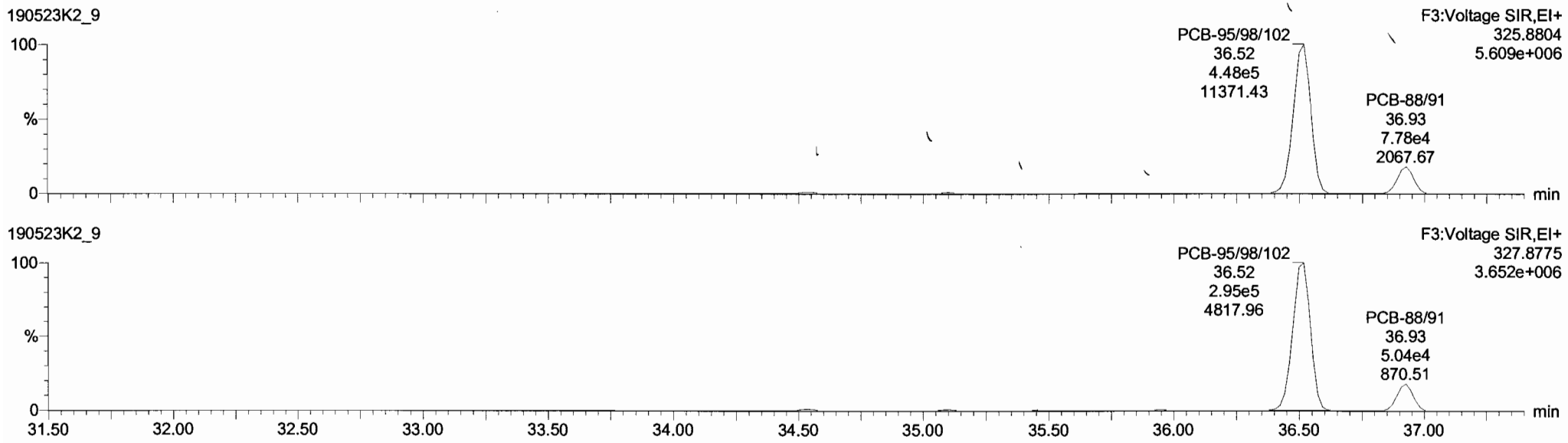

13C-PCB-95

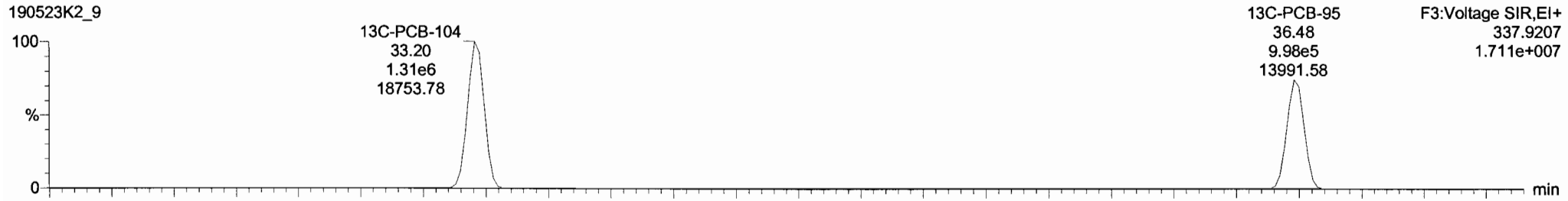

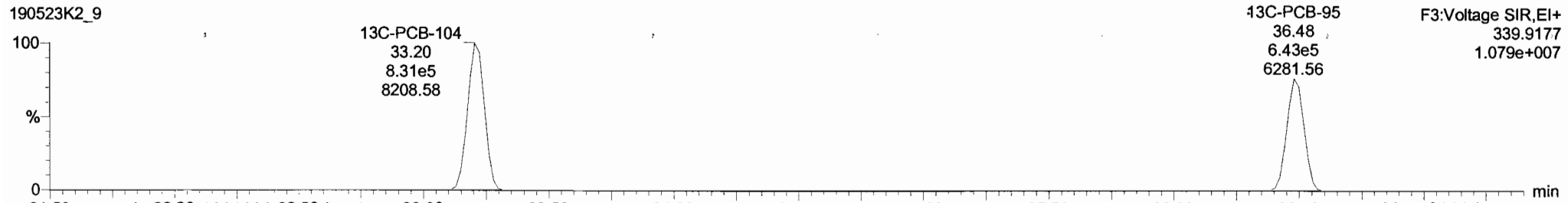

TargetLynx - 190523K2-9.qld - [Chromatogram]

File Edit View Display Processing Window Help

190523K2_9 - 1901029-01 T4-PDI2019-SG67-190502 10 - T4-PDI2019-SG67-190502

	#	Name	Resp	RA	n/y	RRF	wt/vol	Pred.RT	RT	Pred.R...	RRT	RRT Fail	Conc.	%Rec	DL	EMPC
228	228	Total Tetra-PCBs				0.9537	5.214	0.00		0.000		NO	2761		5.50	2761
229	229	3rd Function Penta-PCBs				1.1039	5.214	0.00		0.000		NO	5848		5.88	5848
230	230	4th Function Penta-PCBs				1.0709	5.214	0.00		0.000		NO	369.3		2.07	369.3
231	231	3rd Function Hexa-PCBs				0.7784	5.214	0.00		0.000		NO	1866		1.04	1866
232	232	4th Function Hexa-PCBs				0.9847	5.214	0.00		0.000		NO	4506		7.09	4506
233	233	Total Hepta-PCBs				1.3031	5.214	0.00		0.000		NO	2604		5.78	2605
234	234	4th Function Octa-PCBs				0.9053	5.214	0.00		0.000		NO	585.2		5.82	596.7
235	235	5th Function Octa-PCBs				1.1120	5.214	0.00		0.000		NO	243.6		1.31	243.6
236	236	Total Nona-PCBs				0.9467	5.214	0.00		0.000		NO	229.7		0.625	229.7
237	237	Deca-CB				0.9147	5.214	0.00		0.000		NO	93.14		0.0890	93.14
238	238	Total PCBs														

	#	Name	Pred.RT	RT	m1 Resp	m2 Resp	1* Ratio (Pred)	RA	n/y	EMPC	Conc.
1	65	PCB-96	34.52	34.54	5.160e3	3.523e3	1.560	1.46	NO	7.8422	7.8422
2	66	PCB-103	35.09	35.10	3.926e3	2.582e3	1.560	1.52	NO	7.5881	7.5881
3	67	PCB-100	35.45	35.46	2.343e3	1.542e3	1.560	1.52	NO	4.4697	4.4697
4	68	PCB-94	35.96	35.96	2.288e3	1.587e3	1.560	1.44	NO	5.4048	5.4048
5	69	PCB-95/98/102	36.45	36.52	4.478e5	2.951e5	1.560	1.52	NO	851.93	851.93
6	71	PCB-88/91	36.91	36.93	7.784e4	5.039e4	1.560	1.54	NO	174.28	174.28
7	73	PCB-84/92	37.86	37.86	2.018e5	1.315e5	1.560	1.53	NO	435.75	435.75
8	74	PCB-89	38.07	38.06	4.269e3	2.895e3	1.560	1.56	NO	8.3547	8.3547

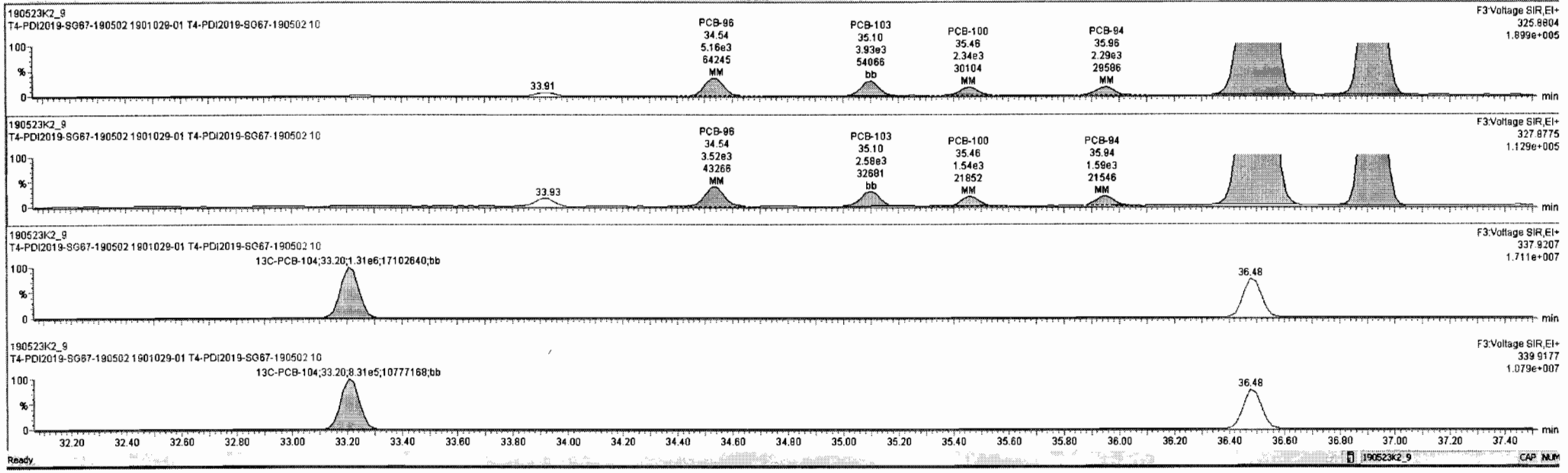

Ready

190523K2_9 CAP NUM

Dataset: Untitled

Last Altered: Tuesday, May 28, 2019 10:52:36 Pacific Daylight Time
Printed: Tuesday, May 28, 2019 10:53:12 Pacific Daylight Time

Name: 190523K2_9, Date: 24-May-2019, Time: 06:33:50, ID: 1901029-01 T4-PDI2019-SG67-190502 10, Description: T4-PDI2019-SG67-190502

PCB-119

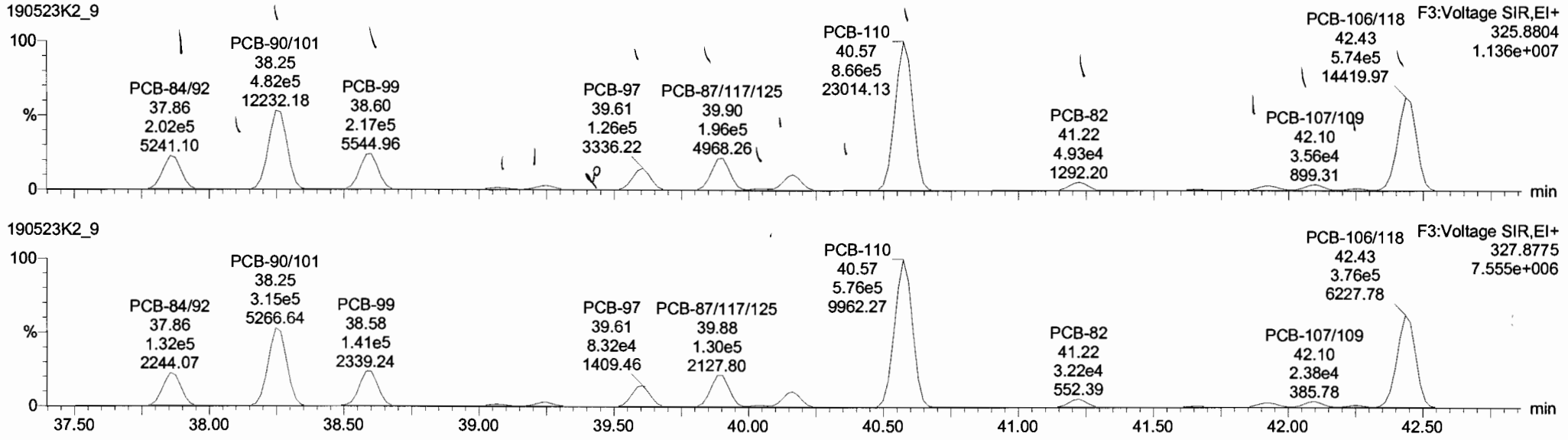

13C-PCB-111

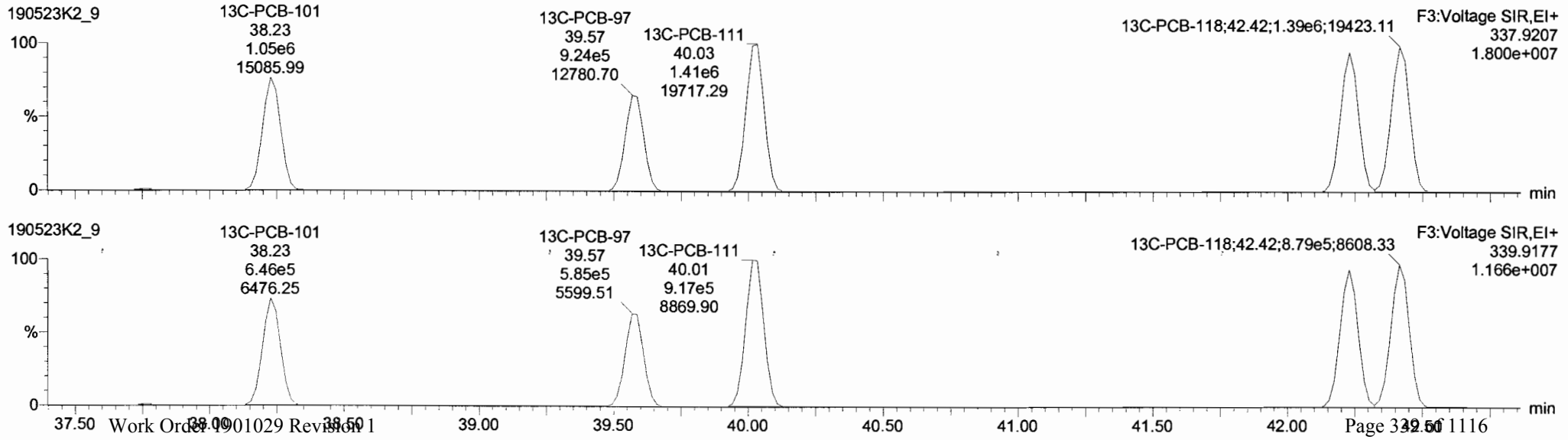

TargetLynx - 190523K2-9.qld - [Chromatogram]

File Edit View Display Processing Window Help

190523K2_9 - 1901029-01 T4-PDI2019-SG67-190502 10 - T4-PDI2019-SG67-190502

	#	Name	Resp	RA	n/y	RRF	wt/Vol	Pred.RT	RT	Pred.R...	RRT	RRT Fail	Conc.	%Rec	DL	EMPC
228	228	Total Tetra-PCBs				0.9537	5.214	0.00		0.000		NO	2761		5.50	2761
229	229	3rd Function Penta-PCBs				1.1038	5.214	0.00		0.000		NO	5848		5.88	5848
230	230	4th Function Penta-PCBs				1.0709	5.214	0.00		0.000		NO	369.3		2.07	369.3
231	231	3rd Function Hexa-PCBs				0.7784	5.214	0.00		0.000		NO	1866		1.04	1866
232	232	4th Function Hexa-PCBs				0.9847	5.214	0.00		0.000		NO	4506		7.09	4506
233	233	Total Hepta-PCBs				1.3031	5.214	0.00		0.000		NO	2604		5.76	2605
234	234	4th Function Octa-PCBs				0.9053	5.214	0.00		0.000		NO	585.2		5.82	596.7
235	235	5th Function Octa-PCBs				1.1120	5.214	0.00		0.000		NO	243.6		1.31	243.6
236	236	Total Nona-PCBs				0.9467	5.214	0.00		0.000		NO	229.7		0.625	229.7
237	237	Deca-CB				0.9147	5.214	0.00		0.000		NO	93.14		0.0890	93.14
238	238	Total PCBs														

	#	Name	Pred.RT	RT	m1 Resp	m2 Resp	1* Ratio (Pred)	RA	n/y	EMPC	Conc.
1	65	PCB-96	34.52	34.54	5.160e3	3.523e3	1.560	1.46	NO	7.8422	7.8422
2	66	PCB-103	35.09	35.10	3.926e3	2.582e3	1.560	1.52	NO	7.5881	7.5881
3	67	PCB-100	35.45	35.46	2.343e3	1.542e3	1.560	1.52	NO	4.4697	4.4697
4	68	PCB-94	35.96	35.96	2.288e3	1.587e3	1.560	1.44	NO	5.4048	5.4048
5	69	PCB-95/98/102	36.45	36.52	4.478e5	2.951e5	1.560	1.52	NO	851.93	851.93
6	71	PCB-88/91	36.91	36.93	7.784e4	5.039e4	1.560	1.54	NO	174.28	174.28
7	73	PCB-84/92	37.86	37.86	2.018e5	1.315e5	1.560	1.53	NO	435.75	435.75
8	74	PCB-89	38.07	38.06	4.269e3	2.695e3	1.560	1.58	NO	8.3547	8.3547

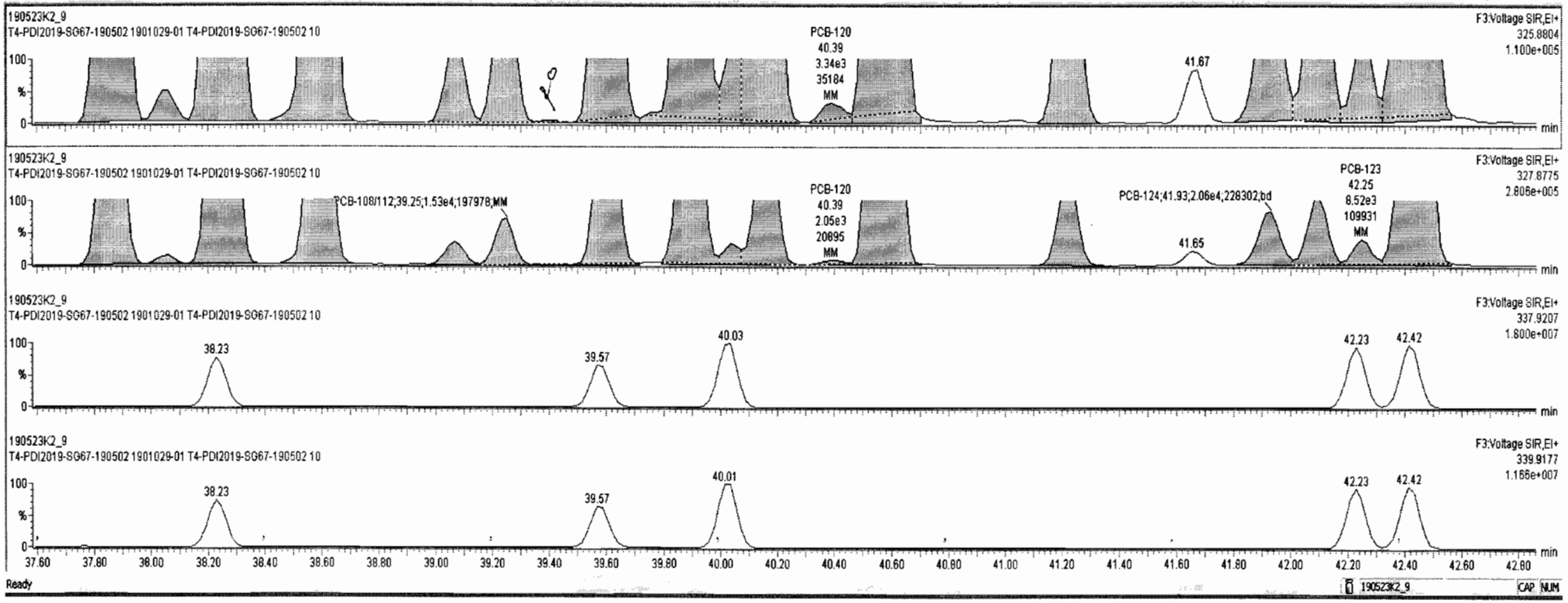

Dataset: Untitled

Last Altered: Tuesday, May 28, 2019 10:52:36 Pacific Daylight Time
Printed: Tuesday, May 28, 2019 10:53:12 Pacific Daylight Time

Name: 190523K2_9, Date: 24-May-2019, Time: 06:33:50, ID: 1901029-01 T4-PDI2019-SG67-190502 10, Description: T4-PDI2019-SG67-190502

PCB-114

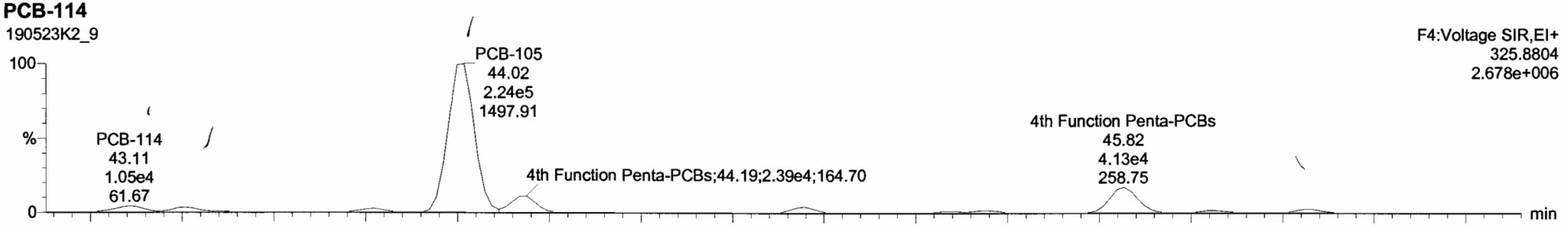



13C-PCB-114

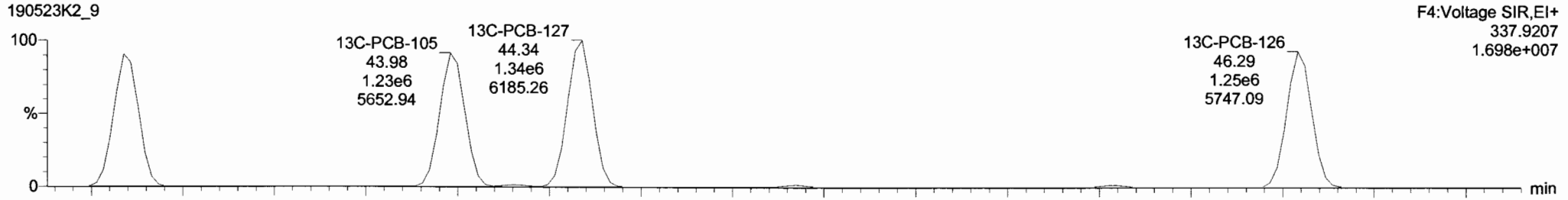

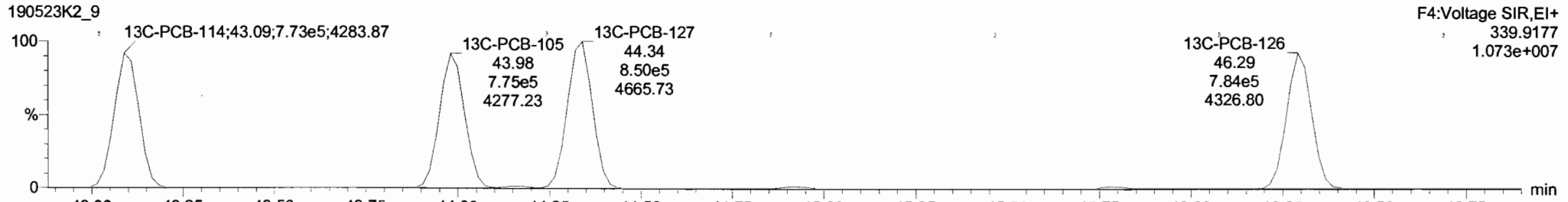

TargetLynx - 190523K2-9.qld * - [Chromatogram]

File Edit View Display Processing Window Help

190523K2_9 - 1901029-01 T4-PDI2019-SG67-190502 10 - T4-PDI2019-SG67-190502

	#	Name	Resp	RA	n/y	RRF	wt/vol	Pred.RT	RT	Pred.R...	RRT	RRT Fail	Conc.	%Rec	DL	EMPC
228	228	Total Tetra-PCBs				0.9537	5.214	0.00		0.000		NO	2761		5.50	2761
229	229	3rd Function Penta-PCBs				1.1039	5.214	0.00		0.000		NO	5848		5.88	5848
230	230	4th Function Penta-PCBs				1.0709	5.214	0.00		0.000		NO	369.3		2.07	369.3
231	231	3rd Function Hexa-PCBs				0.7784	5.214	0.00		0.000		NO	1866		1.04	1866
232	232	4th Function Hexa-PCBs				0.9847	5.214	0.00		0.000		NO	4506		7.09	4506
233	233	Total Hepta-PCBs				1.3031	5.214	0.00		0.000		NO	2604		5.76	2605
234	234	4th Function Octa-PCBs				0.9053	5.214	0.00		0.000		NO	585.2		5.82	596.7
235	235	5th Function Octa-PCBs				1.1120	5.214	0.00		0.000		NO	243.6		1.31	243.6
236	236	Total Nona-PCBs				0.9467	5.214	0.00		0.000		NO	229.7		0.625	229.7
237	237	Deca-CB				0.9147	5.214	0.00		0.000		NO	93.14		0.0890	93.14
238	238	Total PCBs														

	#	Name	Pred.RT	RT	m1 Resp	m2 Resp	1° Ratio (Pred)	RA	n/y	EMPC	Conc.
1	93	PCB-114	43.11	43.11	1.055e4	6.533e3	1.560	1.61	NO	15.536	15.536
2	94	PCB-122	43.24	43.26	7.539e3	4.980e3	1.560	1.51	NO	11.959	11.959
3	95	PCB-105	44.00	44.02	2.243e5	1.423e5	1.550	1.58	NO	334.91	334.91
4	97	PCB-126	46.31	46.33	5.475e3	3.250e3	1.580	1.68	NO	6.9107	6.9107

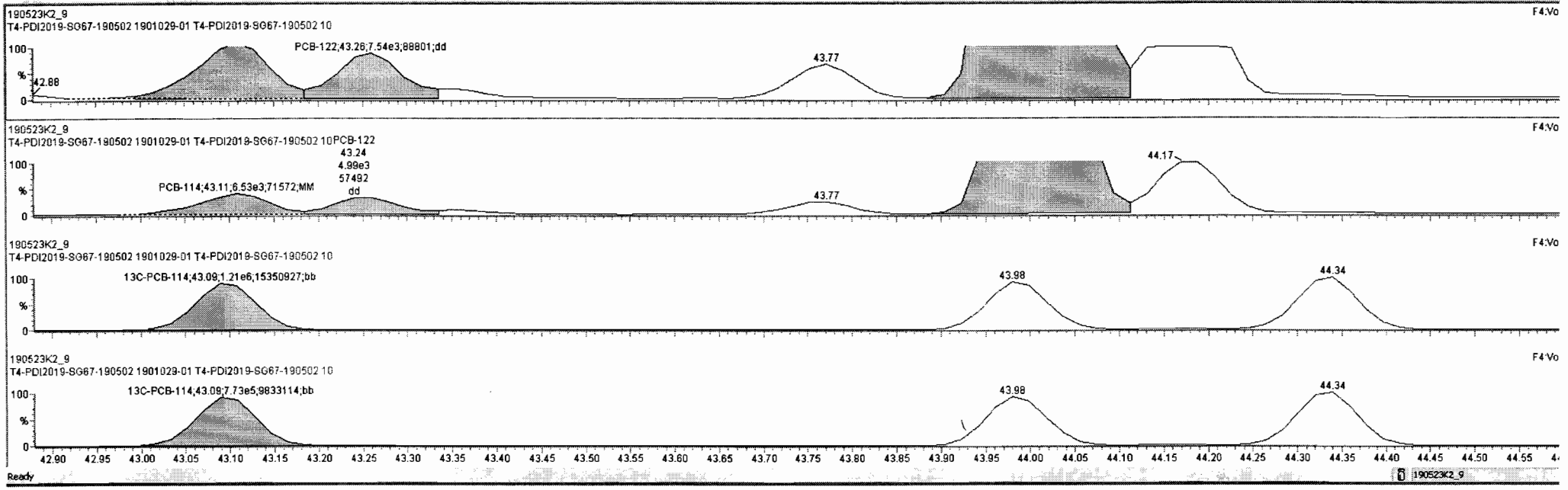

Dataset: Untitled

Last Altered: Tuesday, May 28, 2019 10:52:36 Pacific Daylight Time
Printed: Tuesday, May 28, 2019 10:53:12 Pacific Daylight Time

Name: 190523K2_9, Date: 24-May-2019, Time: 06:33:50, ID: 1901029-01 T4-PDI2019-SG67-190502 10, Description: T4-PDI2019-SG67-190502

PCB-155

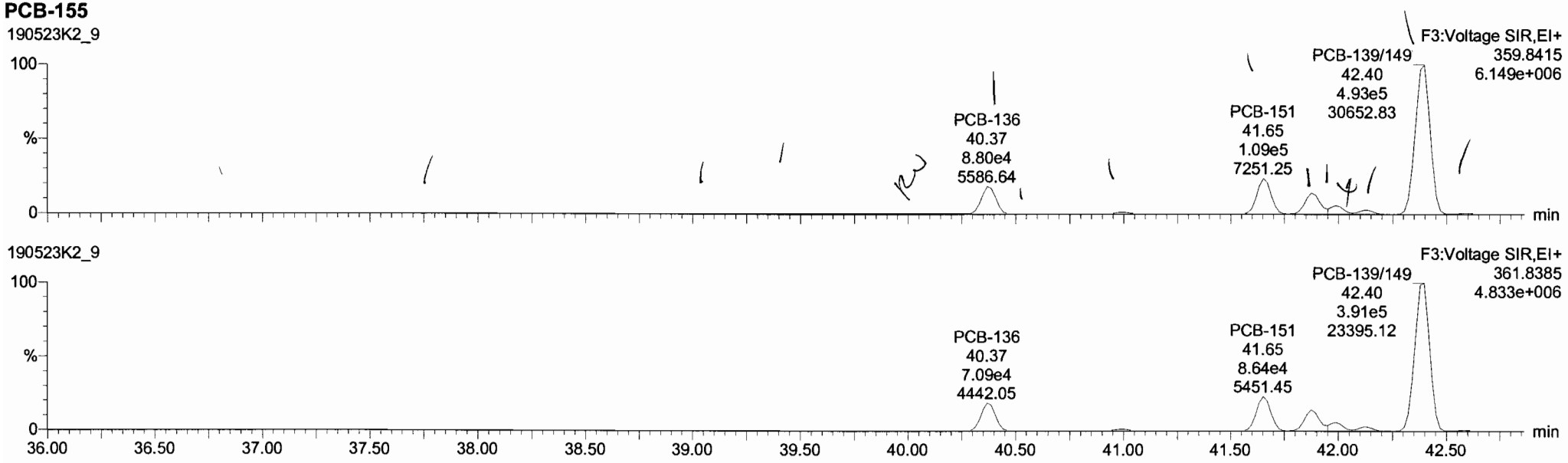

13C-PCB-155

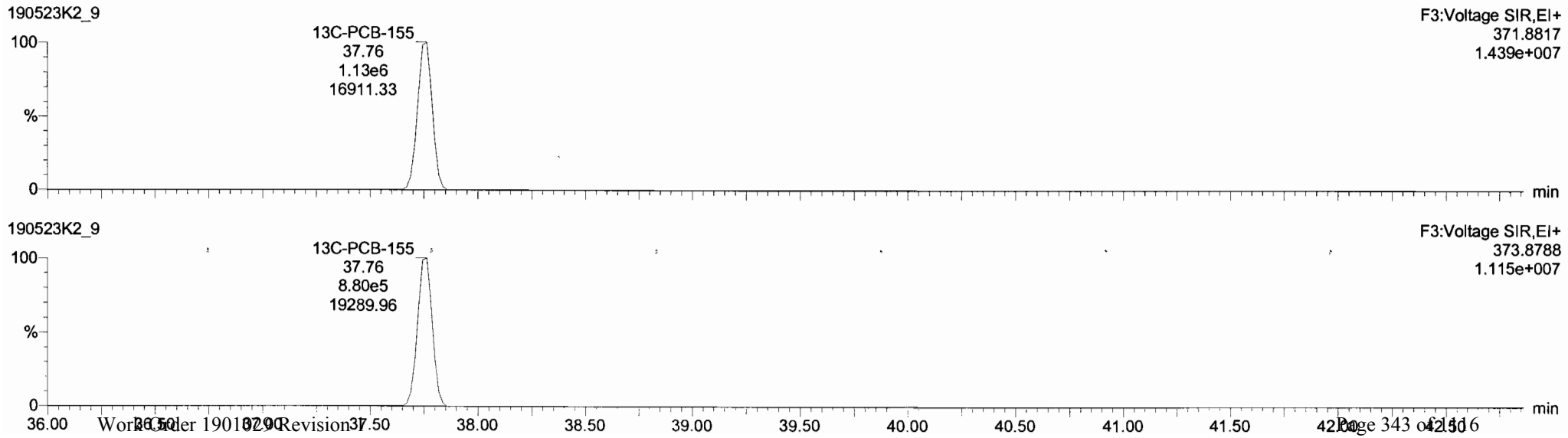

TargetLynx - 190523K2_9.qld - [Chromatogram]

File Edit View Display Processing Window Help

190523K2_9 - 1901029-01 T4-PDI2019-SG67-190502 10 - T4-PDI2019-SG67-190502

	#	Name	Resp	RA	n/y	RRF	wt/vol	Pred.RT	RT	Pred.R...	RRT	RRT Fail	Conc.	%Rec	DL	EMPC
226	226	2nd Function Tri-PCBs				0.8879	5.214	0.00		0.000		NO	332.9		0.756	332.9
227	227	3rd Function Tri-PCBs				0.9586	5.214	0.00		0.000		NO	778.5		3.01	780.9
228	228	Total Tetra-PCBs				0.9537	5.214	0.00		0.000		NO	2761		5.50	2761
229	229	3rd Function Penta-PCBs				1.1039	5.214	0.00		0.000		NO	5848		5.88	5848
230	230	4th Function Penta-PCBs				1.0709	5.214	0.00		0.000		NO	369.3		2.07	369.3
231	231	3rd Function Hexa-PCBs				0.7764	5.214	0.00		0.000		NO	1867		1.04	1868
232	232	4th Function Hexa-PCBs				0.9847	5.214	0.00		0.000		NO	4506		7.09	4506
233	233	Total Hepta-PCBs				1.3031	5.214	0.00		0.000		NO	2604		5.76	2605
234	234	4th Function Octa-PCBs				0.9053	5.214	0.00		0.000		NO	585.2		5.82	596.7
235	235	5th Function Octa-PCBs				1.1120	5.214	0.00		0.000		NO	243.6		1.31	243.6
236	236	Total Nona-PCBs				0.9467	5.214	0.00		0.000		NO	229.7		0.625	229.7

	#	Name	Pred.RT	RT	m1 Resp	m2 Resp	1° Ratio (Pred)	RA	n/y	EMPC	Conc.
1	98	PCB-155	37.78	37.78	9.551e1	7.200e1	1.240	1.33	NO	0.19288	0.19288
2	99	PCB-150	39.08	39.08	8.946e2	6.503e2	1.240	1.38	NO	1.8739	1.8739
3	100	PCB-152	39.58	39.57	7.925e2	6.239e2	1.240	1.27	NO	1.3591	1.3591
4	101	PCB-145	40.05	40.03	2.158e2	1.410e2	1.240	1.53	YES	0.30556	0.00000
5	102	PCB-136	40.38	40.37	8.758e4	7.039e4	1.240	1.24	NO	169.83	169.83
6	103	PCB-148	40.49	40.48	6.012e2	4.947e2	1.240	1.22	NO	1.5307	1.5307
7	104	PCB-154	41.00	41.00	5.881e3	4.676e3	1.240	1.26	NO	13.566	13.566
8	105	PCB-151	41.65	41.65	1.096e5	8.838e4	1.240	1.27	NO	302.98	302.98

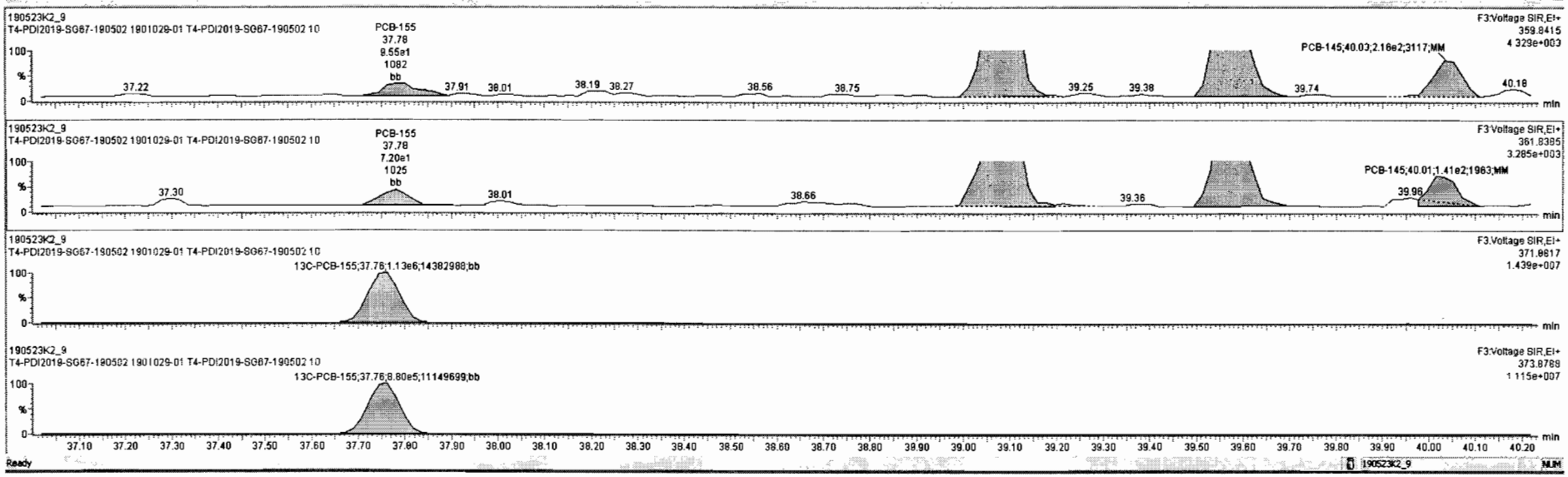

TargetLynx - 190523K2_9.qld - [Chromatogram]

File Edit View Display Processing Window Help

190523K2_9 - 1901029-01 T4-PDI2019-SG67-190502 10 - T4-PDI2019-SG67-190502

	#	Name	Resp	RA	n/y	RRF	wt/vol	Pred.RT	RT	Pred.R...	RRT	RRT Fail	Conc.	%Rec	DL	EMPC
226	226	2nd Function Tri-PCBs				0.8879	5.214	0.00		0.000		NO	332.9		0.756	332.9
227	227	3rd Function Tri-PCBs				0.9566	5.214	0.00		0.000		NO	778.5		3.01	780.9
228	228	Total Tetra-PCBs				0.9537	5.214	0.00		0.000		NO	2761		5.50	2761
229	229	3rd Function Penta-PCBs				1.1039	5.214	0.00		0.000		NO	5848		5.88	5848
230	230	4th Function Penta-PCBs				1.0709	5.214	0.00		0.000		NO	369.3		2.07	369.3
231	231	3rd Function Hexa-PCBs				0.7784	5.214	0.00		0.000		NO	1867		1.04	1868
232	232	4th Function Hexa-PCBs				0.9847	5.214	0.00		0.000		NO	4506		7.09	4506
233	233	Total Hepta-PCBs				1.3031	5.214	0.00		0.000		NO	2604		5.76	2605
234	234	4th Function Octa-PCBs				0.9053	5.214	0.00		0.000		NO	585.2		5.82	586.7
235	235	5th Function Octa-PCBs				1.1120	5.214	0.00		0.000		NO	243.6		1.31	243.6
236	236	Total None-PCBs				0.9467	5.214	0.00		0.000		NO	229.7		0.625	229.7

	#	Name	Pred.RT	RT	m1 Resp	m2 Resp	1° Ratio (Pred)	RA	n/y	EMPC	Conc.
5	102	PCB-136	40.38	40.37	8.758e4	7.039e4	1.249	1.24	NO	169.83	169.83
6	103	PCB-148	40.49	40.46	6.012e2	4.947e2	1.240	1.22	NO	1.5307	1.5307
7	104	PCB-154	41.00	41.00	5.881e3	4.676e3	1.240	1.26	NO	13.566	13.566
8	105	PCB-151	41.65	41.65	1.096e5	8.838e4	1.240	1.27	NO	302.98	302.98
9	106	PCB-135	41.89	41.88	6.891e4	5.450e4	1.240	1.26	NO	165.63	165.63
10	107	PCB-144	42.00	41.99	2.502e4	1.983e4	1.240	1.26	NO	62.247	62.247
11	108	PCB-147	42.12	42.12	1.316e4	1.064e4	1.240	1.24	NO	32.499	32.499
12	109	PCB-139/149	42.41	42.40	4.931e5	3.911e5	1.240	1.26	NO	1107.8	1107.8

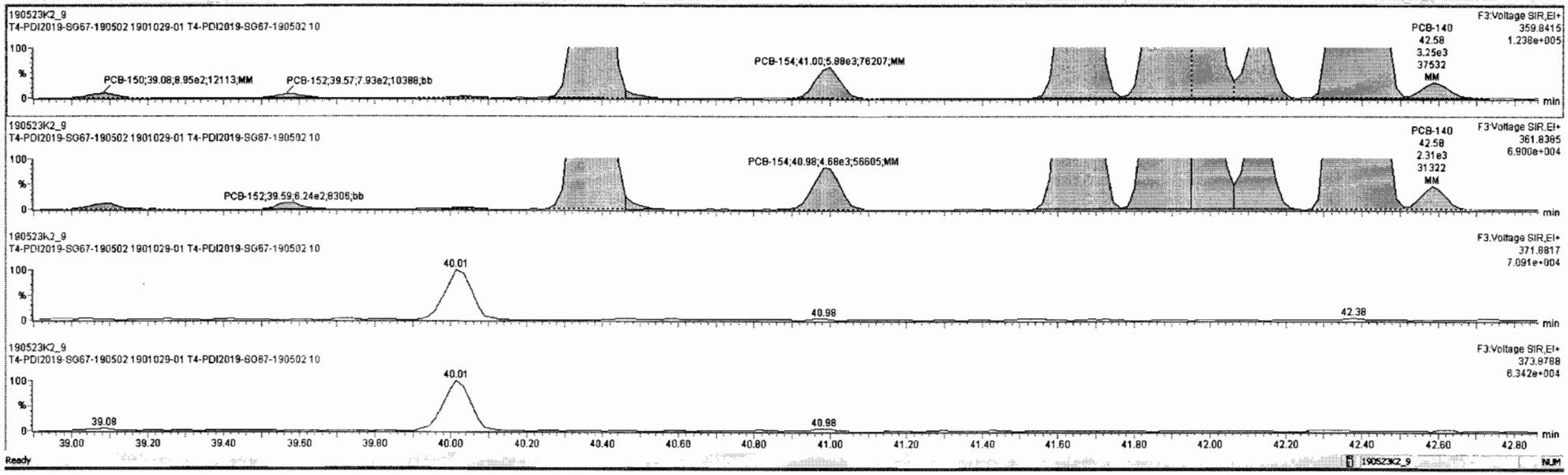

Dataset: Untitled

Last Altered: Tuesday, May 28, 2019 10:52:36 Pacific Daylight Time
Printed: Tuesday, May 28, 2019 10:53:12 Pacific Daylight Time

Name: 190523K2_9, Date: 24-May-2019, Time: 06:33:50, ID: 1901029-01 T4-PDI2019-SG67-190502 10, Description: T4-PDI2019-SG67-190502

PCB-134/143

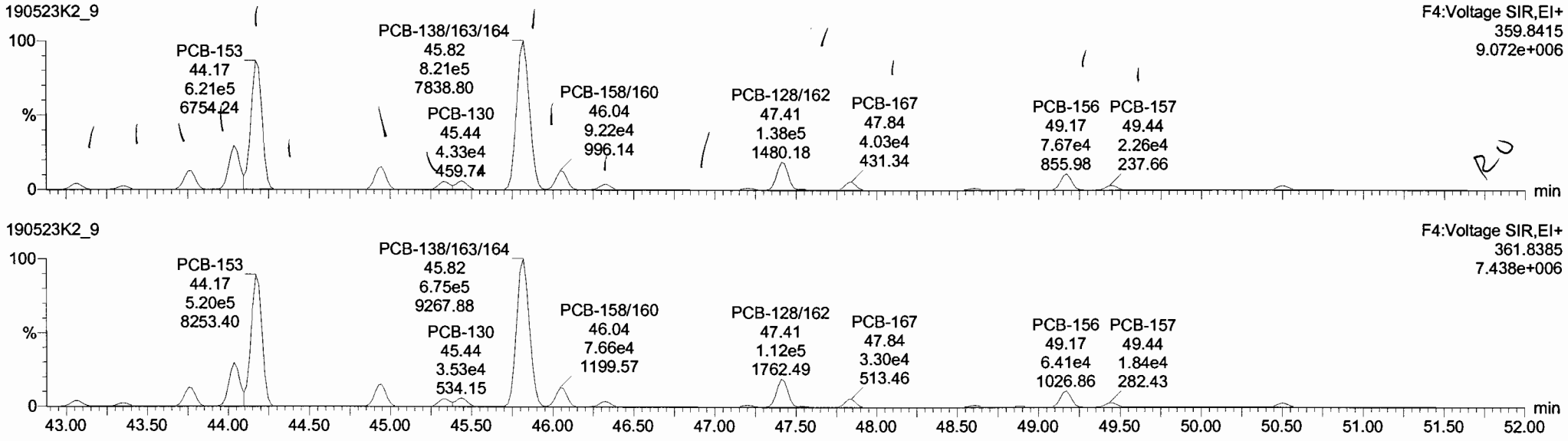

13C-PCB-153

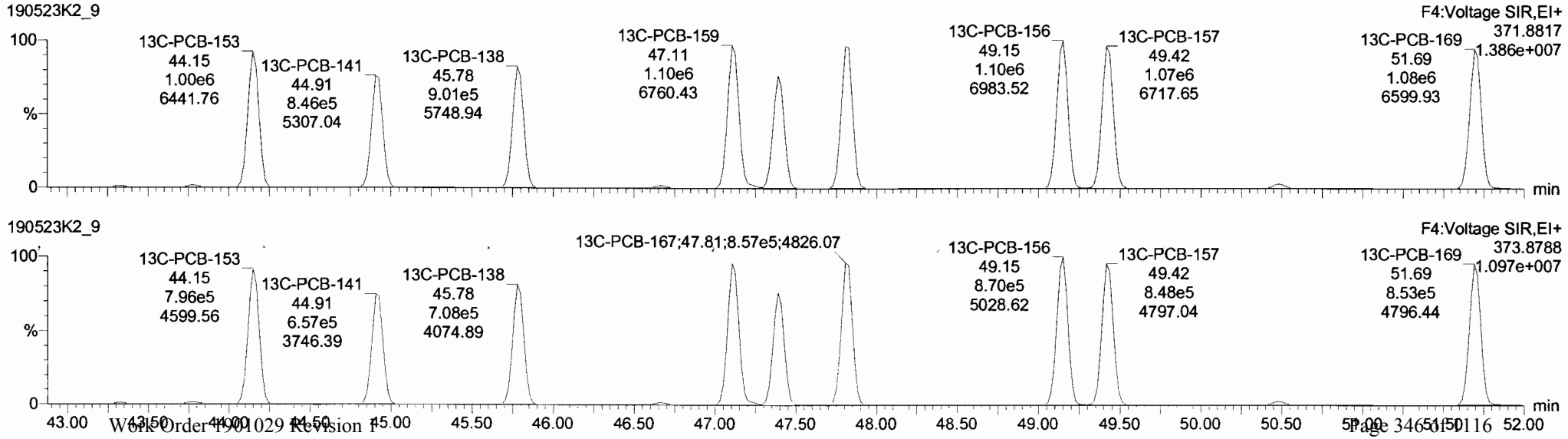

TargetLynx - 190523K2_9.qld * - [Chromatogram]

File Edit View Display Processing Window Help

190523K2_9 - 1901029-01 T4-PDI2019-SG67-190502 10 - T4-PDI2019-SG67-190502

	#	Name	Resp	RA	n/y	RRF	wtVol	Pred.RT	RT	Pred.R...	RRT	RRT Fail	Conc.	%Rec	DL	EMPC
226	226	2nd Function Tri-PCBs				0.8879	5.214	0.00		0.000		NO	332.9		0.756	332.9
227	227	3rd Function Tri-PCBs				0.9566	5.214	0.00		0.000		NO	778.5		3.01	780.9
228	228	Total Tetra-PCBs				0.9537	5.214	0.00		0.000		NO	2761		5.50	2761
229	229	3rd Function Penta-PCBs				1.1039	5.214	0.00		0.000		NO	5848		5.88	5848
230	230	4th Function Penta-PCBs				1.0709	5.214	0.00		0.000		NO	369.3		2.07	369.3
231	231	3rd Function Hexa-PCBs				0.7784	5.214	0.00		0.000		NO	1867		1.04	1868
232	232	4th Function Hexa-PCBs				0.9847	5.214	0.00		0.000		NO	4508		7.09	4508
233	233	Total Hepta-PCBs				1.3031	5.214	0.00		0.000		NO	2604		5.76	2605
234	234	4th Function Octa-PCBs				0.9053	5.214	0.00		0.000		NO	585.2		5.82	596.7
235	235	5th Function Octa-PCBs				1.1120	5.214	0.00		0.000		NO	243.6		1.31	243.6
236	236	Total None-PCBs				0.9467	5.214	0.00		0.000		NO	229.7		0.625	229.7

	#	Name	Pred.RT	RT	m1 Resp	m2 Resp	1° Ratio (Pred)	RA	n/y	EMPC	Conc.
1	111	PCB-134/143	43.03	43.07	2.938e4	2.358e4	1.240	1.25	NO	76.339	76.339
2	112	PCB-131/133	43.33	43.35	1.585e4	1.270e4	1.240	1.25	NO	38.092	38.092
3	114	PCB-146/165	43.73	43.77	9.130e4	7.557e4	1.240	1.21	NO	181.31	181.31
4	115	PCB-132/161	43.98	44.04	2.033e5	1.677e5	1.240	1.21	NO	405.46	405.46
5	116	PCB-153	44.17	44.17	6.221e5	5.207e5	1.240	1.19	NO	1157.5	1157.5
6	117	PCB-168	44.37	44.40	7.541e2	6.177e2	1.240	1.22	NO	1.4248	1.4248
7	118	PCB-141	44.95	44.95	1.095e5	8.956e4	1.240	1.22	NO	262.03	262.03
8	119	PCB-137	45.33	45.33	3.771e4	3.027e4	1.240	1.25	NO	92.658	92.658

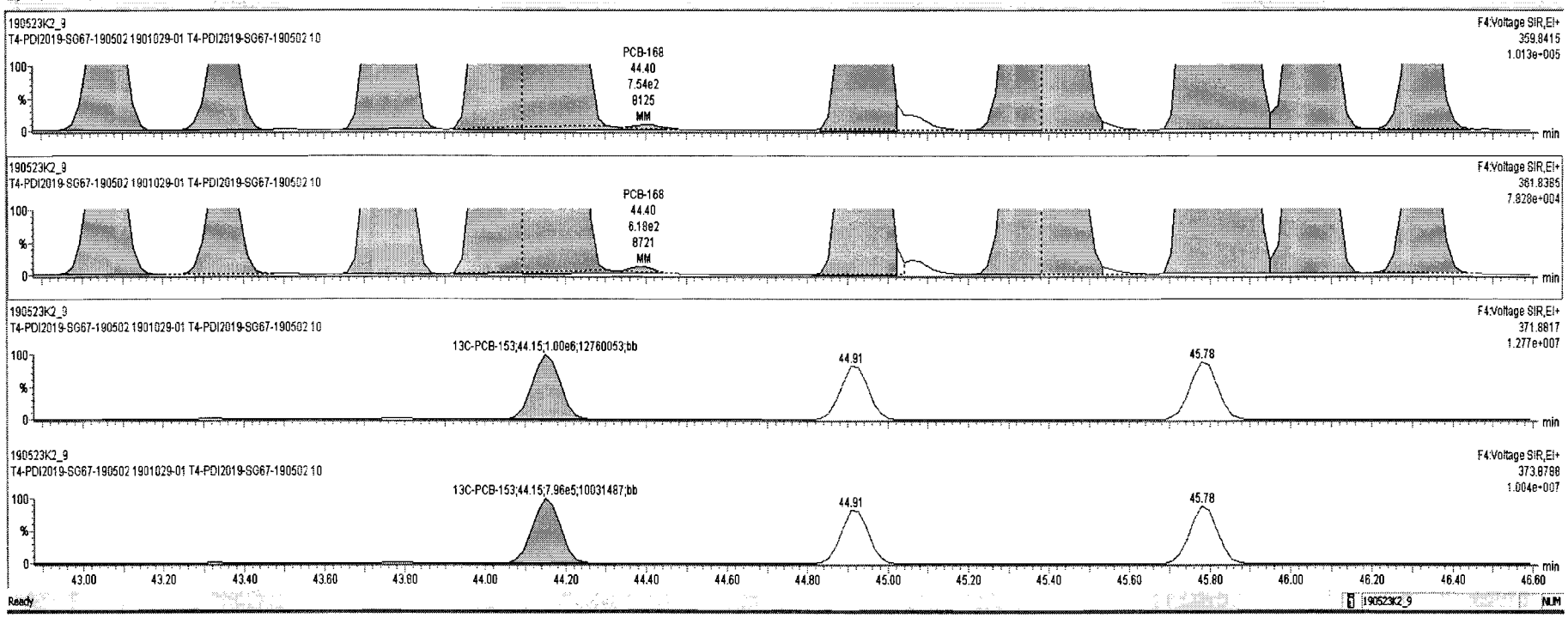

Ready

190523K2_9

NUM

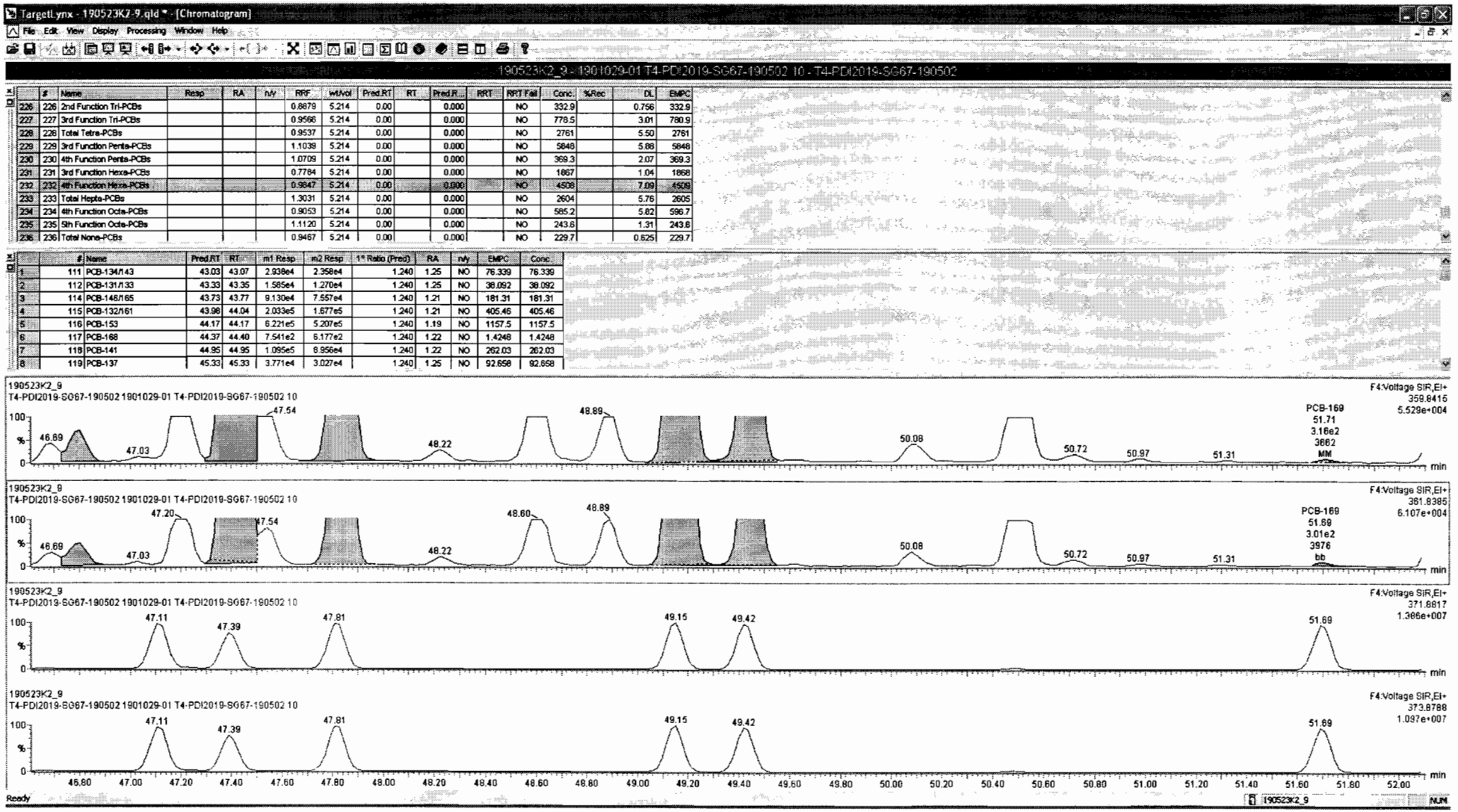

	#	Name	Resp	RA	n/y	RRF	wt/vol	Pred.RT	RT	Pred.R...	RRT	RRT Fail	Conc.	%Rec	DL	EMPC
226	226	2nd Function Tri-PCBs				0.8879	5.214	0.00		0.000		NO	332.9		0.756	332.9
227	227	3rd Function Tri-PCBs				0.9566	5.214	0.00		0.000		NO	778.5		3.01	780.9
228	228	Total Tetra-PCBs				0.9537	5.214	0.00		0.000		NO	2761		5.50	2761
229	229	3rd Function Penta-PCBs				1.1039	5.214	0.00		0.000		NO	5848		5.88	5848
230	230	4th Function Penta-PCBs				1.0709	5.214	0.00		0.000		NO	369.3		2.07	369.3
231	231	3rd Function Hexa-PCBs				0.7784	5.214	0.00		0.000		NO	1867		1.04	1868
232	232	4th Function Hexa-PCBs				0.9847	5.214	0.00		0.000		NO	4508		7.09	4509
233	233	Total Hepta-PCBs				1.3031	5.214	0.00		0.000		NO	2604		5.76	2605
234	234	4th Function Octa-PCBs				0.9053	5.214	0.00		0.000		NO	585.2		5.82	596.7
235	235	5th Function Octa-PCBs				1.1120	5.214	0.00		0.000		NO	243.8		1.31	243.8
236	236	Total Nona-PCBs				0.9467	5.214	0.00		0.000		NO	229.7		0.625	229.7

	#	Name	Pred.RT	RT	m1 Resp	m2 Resp	1st Ratio (Pred)	RA	n/y	EMPC	Conc.
1	111	PCB-134/143	43.03	43.07	2.938e4	2.358e4	1.240	1.25	NO	76.339	76.339
2	112	PCB-131/133	43.33	43.35	1.585e4	1.270e4	1.240	1.25	NO	38.092	38.092
3	114	PCB-146/165	43.73	43.77	9.130e4	7.557e4	1.240	1.21	NO	181.31	181.31
4	115	PCB-132/161	43.96	44.04	2.033e5	1.677e5	1.240	1.21	NO	405.46	405.46
5	116	PCB-153	44.17	44.17	6.221e5	5.207e5	1.240	1.19	NO	1157.5	1157.5
6	117	PCB-168	44.37	44.40	7.541e2	6.177e2	1.240	1.22	NO	1.4248	1.4248
7	118	PCB-141	44.95	44.95	1.095e5	8.956e4	1.240	1.22	NO	262.03	262.03
8	119	PCB-137	45.33	45.33	3.771e4	3.027e4	1.240	1.25	NO	92.658	92.658

Dataset: Untitled

Last Altered: Tuesday, May 28, 2019 10:52:36 Pacific Daylight Time
Printed: Tuesday, May 28, 2019 10:53:12 Pacific Daylight Time

Name: 190523K2_9, Date: 24-May-2019, Time: 06:33:50, ID: 1901029-01 T4-PDI2019-SG67-190502 10, Description: T4-PDI2019-SG67-190502

PCB-188

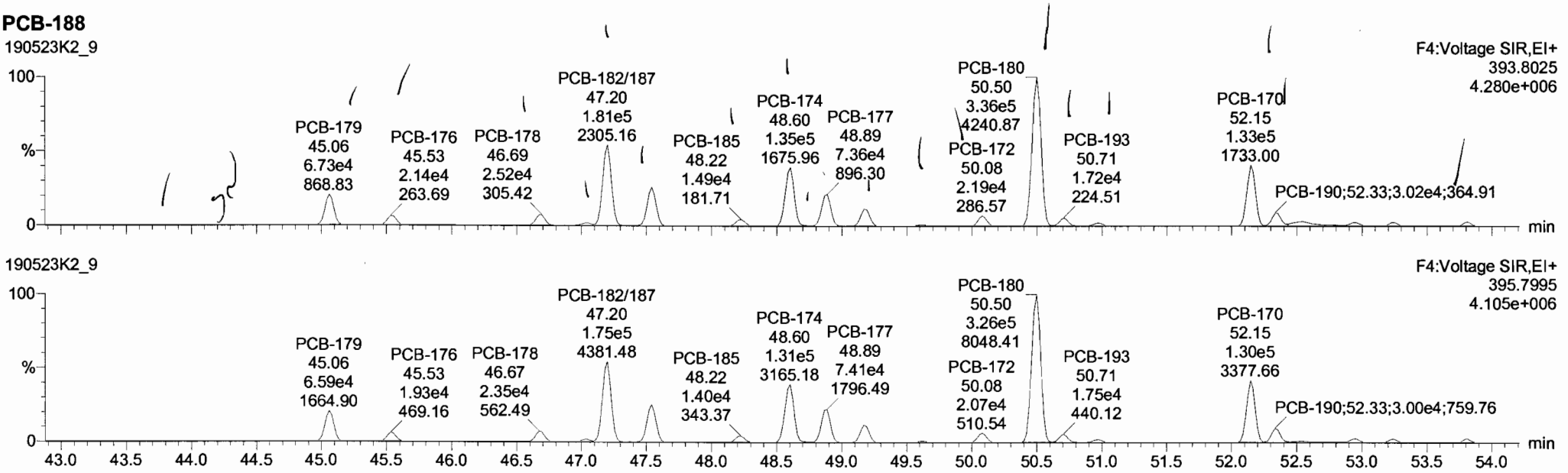

13C-PCB-188

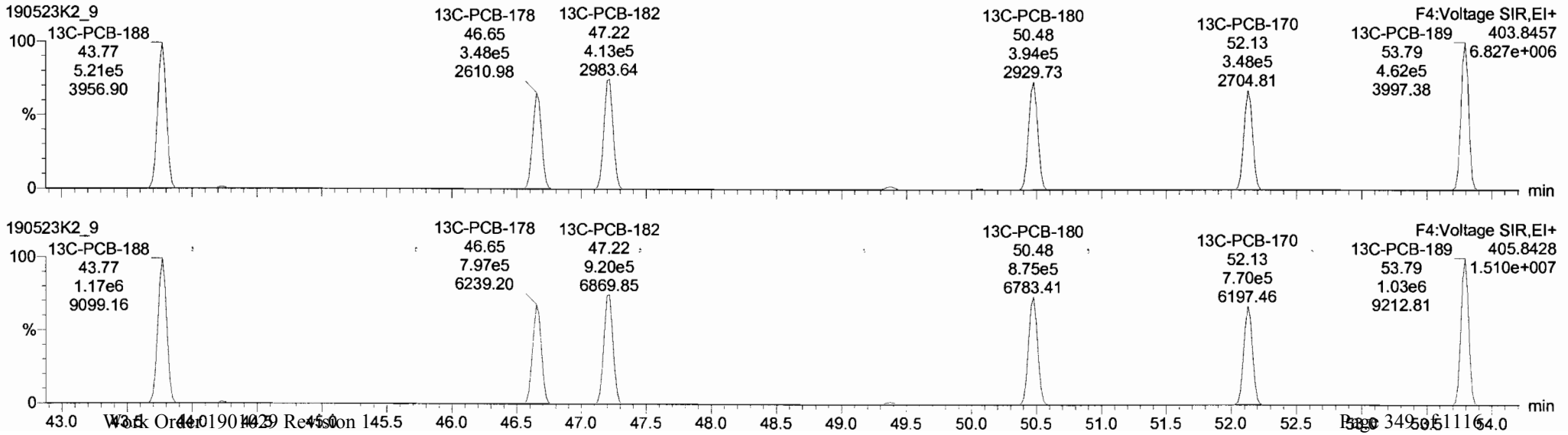

TargetLynx - 190523K2-9.qld * - [Chromatogram]

File Edit View Display Processing Window Help

190523K2_9 - 1901029-01 T4-PDI2019-SG67-190502 10 - T4-PDI2019-SG67-190502

	#	Name	Resp	RA	n/y	RRF	wt/vol	Pred.RT	RT	Pred.R...	RRT	RRT Fail	Conc	%Rec	DL	EMPC
231	231	3rd Function Hexa-PCBs				0.7784	5.214	0.00		0.000		NO	1867		1.04	1868
232	232	4th Function Hexa-PCBs				0.9847	5.214	0.00		0.000		NO	4508		7.09	4509
233	233	Total Hepta-PCBs				1.3031	5.214	0.00		0.000		NO	2609		5.76	2609
234	234	4th Function Octa-PCBs				0.9053	5.214	0.00		0.000		NO	585.2		5.82	596.7
235	235	5th Function Octa-PCBs				1.1120	5.214	0.00		0.000		NO	243.6		1.31	243.6
236	236	Total Nona-PCBs				0.9467	5.214	0.00		0.000		NO	229.7		0.625	229.7
237	237	Deca-CB				0.9147	5.214	0.00		0.000		NO	93.14		0.0890	93.14
238	238	Total PCBs														
239	239	Total Mono-isotopes														
240	240	Total Di-isotopes														
241	241	2nd Function Tri-isotopes														

	#	Name	Pred.RT	RT	m1 Resp	m2 Resp	1° Ratio (Pred)	RA	n/y	EMPC	Conc
1	131	PCB-188	43.81	43.79	3.763e2	3.232e2	1.050	1.16	NO	0.66593	0.66593
2	132	PCB-184	44.26	44.26	1.524e2	1.583e2	1.050	0.96	NO	0.30219	0.30219
3	133	PCB-179	45.06	45.06	6.775e4	6.616e4	1.050	1.02	NO	125.31	125.31
4	134	PCB-176	45.55	45.53	2.142e4	1.921e4	1.050	1.11	NO	39.710	39.710
5	136	PCB-178	46.69	46.69	2.517e4	2.351e4	1.050	1.07	NO	61.617	61.617
6	137	PCB-175	47.05	47.05	5.583e3	5.317e3	1.050	1.05	NO	13.182	13.182
7	138	PCB-182/187	47.22	47.20	1.814e5	1.752e5	1.050	1.04	NO	383.04	383.04
8	139	PCB-183	47.54	47.54	8.480e4	8.139e4	1.050	1.04	NO	180.18	180.18

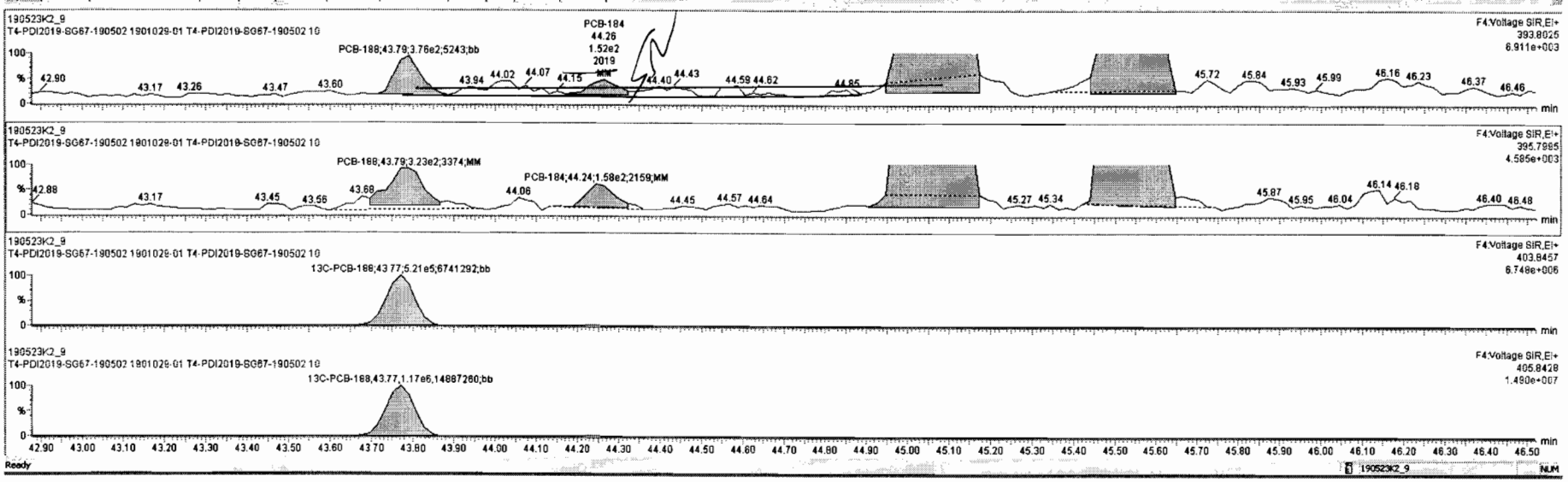

TargetLynx - 190523K2_9.qld * - [Chromatogram]

File Edit View Display Processing Window Help

190523K2_9 - 1901029-01 T4-PDI2019-SG67-190502 10 - T4-PDI2019-SG67-190502

	#	Name	Resp	RA	n/y	RRF	wt/vol	Pred.RT	RT	Pred.R..	RRT	RRT Fail	Conc	%Rec	DL	EMPC
231	231	3rd Function Hexa-PCBs				0.7784	5.214	0.00		0.000		NO	1867		1.04	1868
232	232	4th Function Hexa-PCBs				0.9847	5.214	0.00		0.000		NO	4508		7.09	4509
233	233	Total Hepta-PCBs				1.3031	5.214	0.00		0.000		NO	2609		5.76	2609
234	234	4th Function Octa-PCBs				0.9053	5.214	0.00		0.000		NO	585.2		5.82	596.7
235	235	5th Function Octa-PCBs				1.1120	5.214	0.00		0.000		NO	243.6		1.31	243.6
236	236	Total Nona-PCBs				0.9467	5.214	0.00		0.000		NO	229.7		0.625	229.7
237	237	Deca-CB				0.9147	5.214	0.00		0.000		NO	93.14		0.0890	93.14
238	238	Total PCBs														
239	239	Total Mono-Isotopes														
240	240	Total Di-Isotopes														
241	241	2nd Function Tri-Isotopes														

	#	Name	Pred.RT	RT	m1 Resp	m2 Resp	1st Ratio (Pred)	RA	n/y	EMPC	Conc
5	136	PCB-178	46.69	46.69	2.517e4	2.351e4	1.050	1.07	NO	61.617	61.617
6	137	PCB-175	47.05	47.05	5.583e3	5.317e3	1.050	1.05	NO	13.182	13.182
7	138	PCB-182/187	47.22	47.20	1.814e5	1.752e5	1.050	1.04	NO	383.04	383.04
8	139	PCB-183	47.54	47.54	8.480e4	8.139e4	1.050	1.04	NO	180.18	180.18
9	140	PCB-185	48.23	48.22	1.469e4	1.396e4	1.050	1.07	NO	34.139	34.139
10	141	PCB-174	48.61	48.60	1.335e5	1.299e5	1.050	1.03	NO	311.93	311.93
11	142	PCB-181	48.72	48.70	1.048e3	9.087e2	1.050	1.15	NO	2.0393	2.0393
12	143	PCB-177	48.89	48.89	7.356e4	7.409e4	1.050	0.99	NO	176.23	176.23

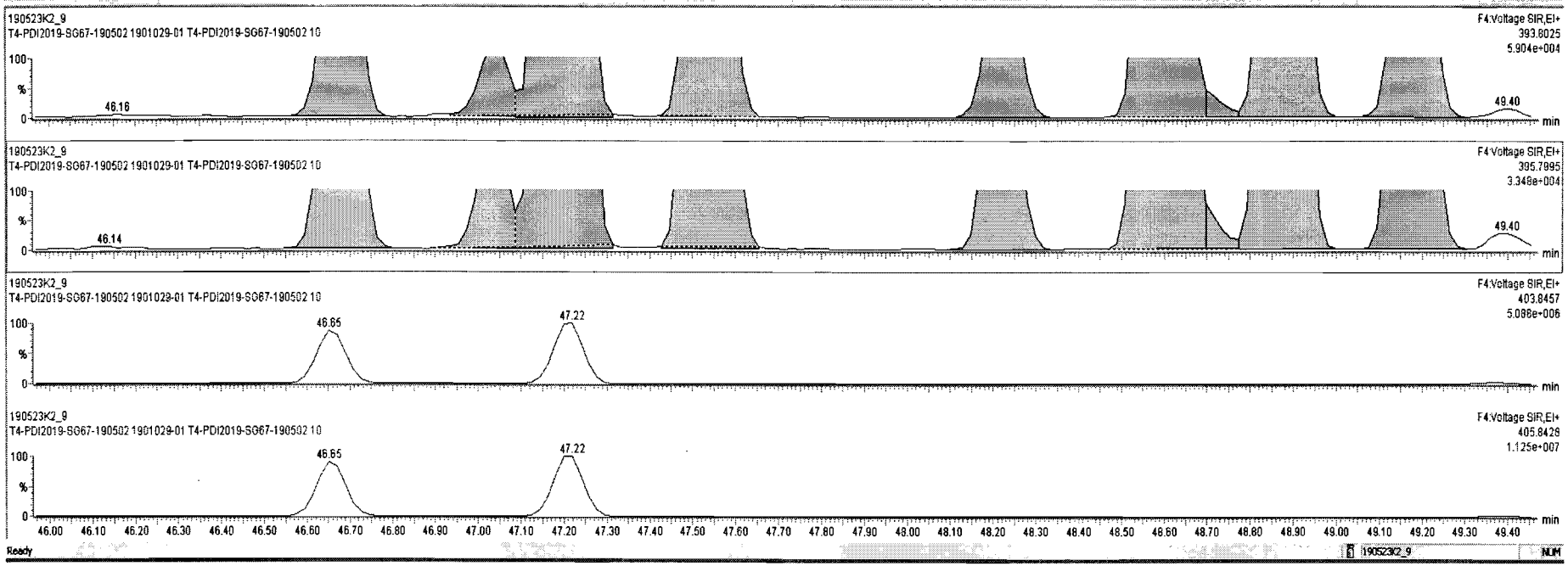

Ready 190523K2_9 NUM

TargetLynx - 190523K2-9.qld * - [Chromatogram]

File Edit View Display Processing Window Help

190523K2_9 - 1901029-01 T4-PDI2019-SG67-190502 10 - T4-PDI2019-SG67-190502

	#	Name	Resp	RA	n/y	RRF	wtVol	Pred.RT	RT	Pred.R.	RRT	RRT Fail	Conc	%Rec	DL	EMPC
231	231	3rd Function Hexa-PCBs				0.7784	5.214	0.00		0.000		NO	1867		1.04	1868
232	232	4th Function Hexa-PCBs				0.9647	5.214	0.00		0.000		NO	4508		7.09	4509
233	233	Total Hepta-PCBs				1.3031	5.214	0.00		0.000		NO	2608		5.78	2609
234	234	4th Function Octa-PCBs				0.9053	5.214	0.00		0.000		NO	585.2		5.82	596.7
235	235	5th Function Octa-PCBs				1.1120	5.214	0.00		0.000		NO	243.6		1.31	243.6
236	236	Total Nona-PCBs				0.9467	5.214	0.00		0.000		NO	229.7		0.625	229.7
237	237	Deca-CB				0.9147	5.214	0.00		0.000		NO	93.14		0.0890	93.14
238	238	Total PCBs														
239	239	Total Mono-Isotopes														
240	240	Total Di-Isotopes														
241	241	2nd Function Tri-Isotopes														

	#	Name	Pred.RT	RT	m1 Resp	m2 Resp	1° Ratio (Pred)	RA	n/y	EMPC	Conc
1	131	PCB-188	43.81	43.79	3.763e2	3.232e2	1.050	1.16	NO	0.66593	0.66593
2	133	PCB-179	45.06	45.06	6.775e4	6.618e4	1.050	1.02	NO	125.31	125.31
3	134	PCB-176	45.55	45.53	2.142e4	1.921e4	1.050	1.11	NO	39.710	39.710
4	136	PCB-178	46.89	46.89	2.517e4	2.351e4	1.050	1.07	NO	61.617	61.617
5	137	PCB-175	47.05	47.05	5.583e3	5.317e3	1.050	1.05	NO	13.182	13.182
6	138	PCB-182/187	47.22	47.20	1.814e5	1.752e5	1.050	1.04	NO	383.04	383.04
7	139	PCB-183	47.54	47.54	8.480e4	8.139e4	1.050	1.04	NO	180.18	180.18
8	140	PCB-185	48.23	48.22	1.469e4	1.396e4	1.050	1.07	NO	34.139	34.139

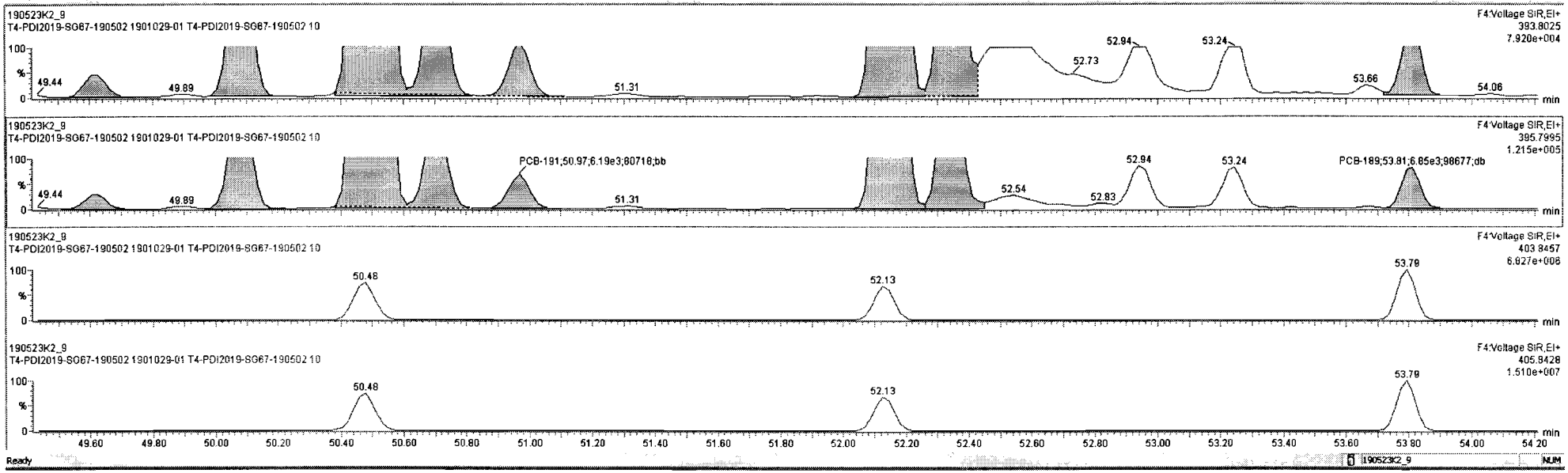

Ready 190523K2_9 NUM

Vista Analytical Laboratory VG-11

Dataset: Untitled

Last Altered: Tuesday, May 28, 2019 10:52:36 Pacific Daylight Time
Printed: Tuesday, May 28, 2019 10:53:12 Pacific Daylight Time

Name: 190523K2_9, Date: 24-May-2019, Time: 06:33:50, ID: 1901029-01 T4-PDI2019-SG67-190502 10, Description: T4-PDI2019-SG67-190502

PCB-202

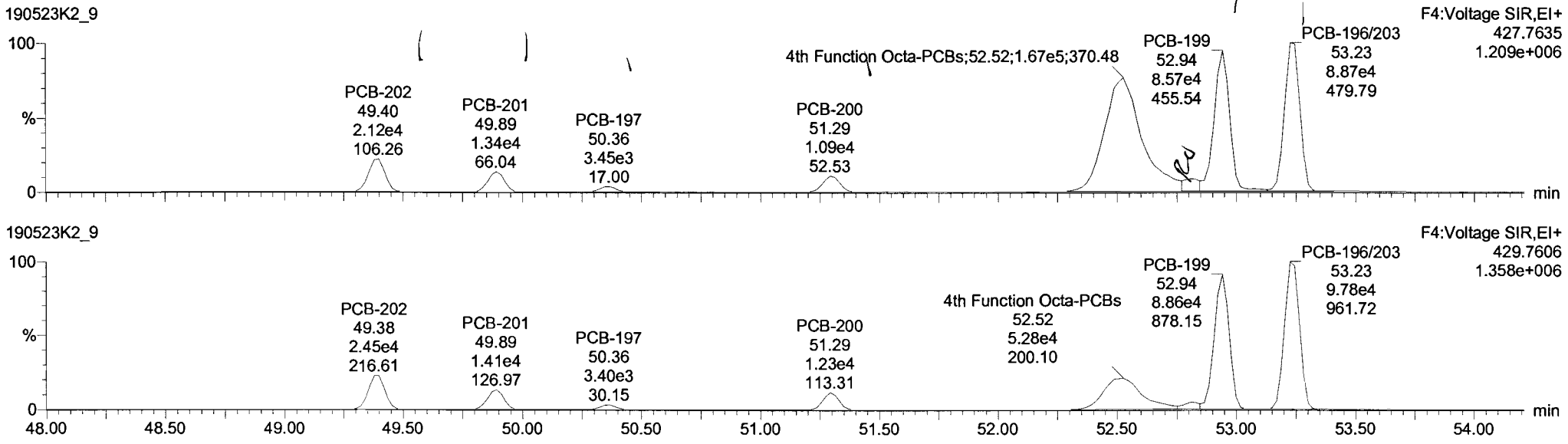

13C-PCB-202

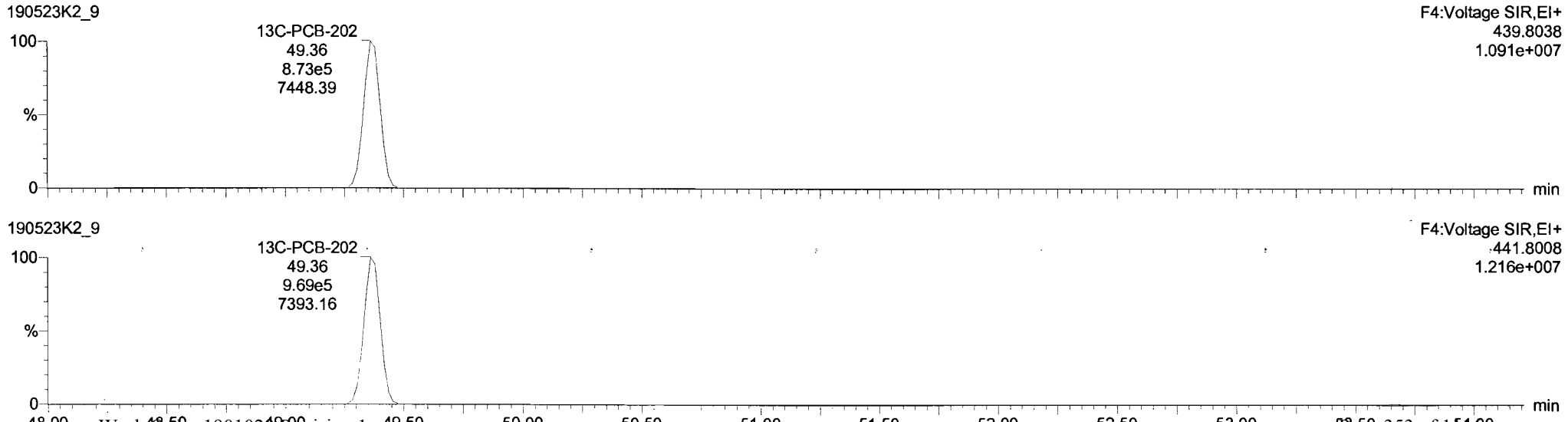

TargetLynx - 190523K2_9.qld * - [Chromatogram]

File Edit View Display Processing Window Help

190523K2_9 - 1901029-01 T4-PDI2019-SG67-190502 10 - T4-PDI2019-SG67-190502

	#	Name	Resp	RA	rvy	RRF	wt/vol	Pred.RT	RT	Pred.R...	RRT	RRT Fail	Conc.	%Rec	DL	EMPC
231	231	3rd Function Hexa-PCBs				0.7784	5.214	0.00		0.000		NO	1867		1.04	1868
232	232	4th Function Hexa-PCBs				0.9847	5.214	0.00		0.000		NO	4508		7.09	4509
233	233	Total Hepta-PCBs				1.3031	5.214	0.00		0.000		NO	2609		5.76	2609
234	234	4th Function Octa-PCBs				0.9053	5.214	0.00		0.000		NO	583.7		5.82	593.5
235	235	5th Function Octa-PCBs				1.1120	5.214	0.00		0.000		NO	243.6		1.31	243.6
236	236	Total Nona-PCBs				0.9467	5.214	0.00		0.000		NO	229.7		0.625	229.7
237	237	Deca-CB				0.9147	5.214	0.00		0.000		NO	93.14		0.0690	93.14
238	238	Total PCBs														
239	239	Total Mono-Isotopes														
240	240	Total Di-Isotopes														
241	241	2nd Function Tri-Isotopes														

	#	Name	Pred.RT	RT	m1 Resp	m2 Resp	1° Ratio (Pred)	RA	rvy	EMPC	Conc.
1	154	PCB-202	49.40	49.40	2.116e4	2.448e4	0.890	0.86	NO	47.781	47.781
2	155	PCB-201	49.87	49.89	1.327e4	1.420e4	0.890	0.93	NO	29.922	29.922
3	157	PCB-197	50.34	50.36	3.451e3	3.398e3	0.890	1.02	NO	7.2686	7.2686
4	158	PCB-200	51.29	51.29	1.087e4	1.227e4	0.890	0.89	NO	25.173	25.173
5	159	PCB-198	52.79	52.81	7.085e3	3.808e3	0.890	1.86	YES	9.8528	0.00000
6	160	PCB-199	52.91	52.94	8.460e4	8.855e4	0.890	0.96	NO	234.01	234.01
7	161	PCB-196/203	53.20	53.22	8.875e4	9.779e4	0.890	0.91	NO	239.50	239.50

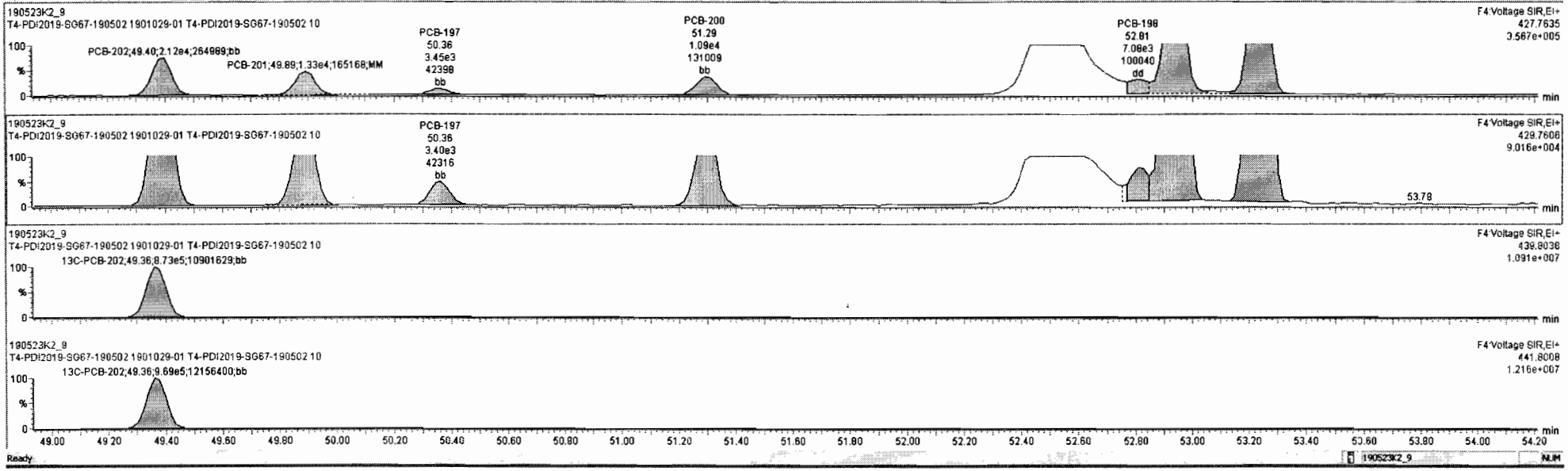

Ready 190523K2_9 NUM

Dataset: Untitled

Last Altered: Tuesday, May 28, 2019 10:52:36 Pacific Daylight Time
Printed: Tuesday, May 28, 2019 10:53:12 Pacific Daylight Time

Name: 190523K2_9, Date: 24-May-2019, Time: 06:33:50, ID: 1901029-01 T4-PDI2019-SG67-190502 10, Description: T4-PDI2019-SG67-190502

PCB-195

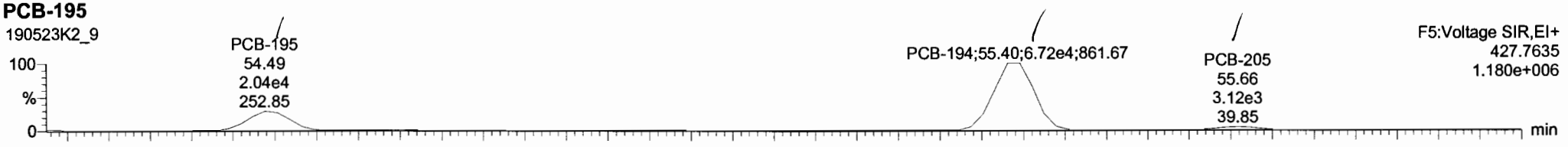

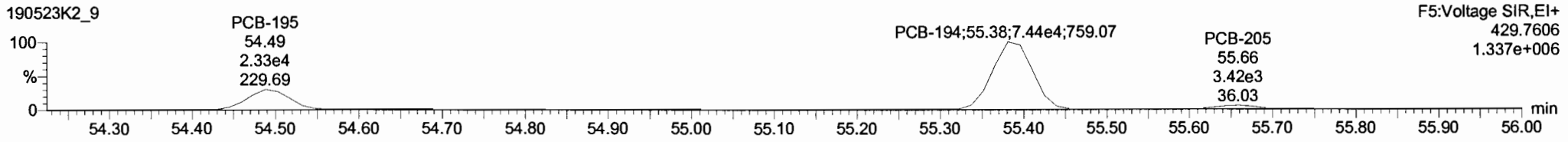

13C-PCB-194





PFK5

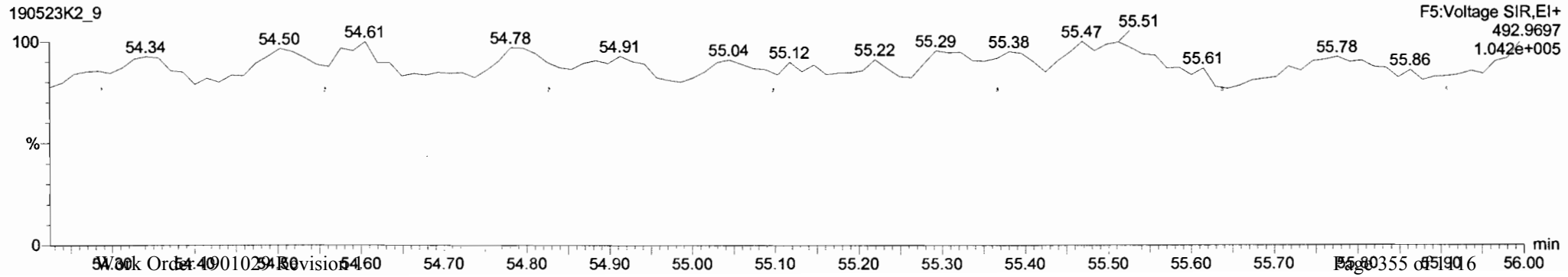

Dataset: Untitled

Last Altered: Tuesday, May 28, 2019 10:52:36 Pacific Daylight Time
Printed: Tuesday, May 28, 2019 10:53:12 Pacific Daylight Time

Name: 190523K2_9, Date: 24-May-2019, Time: 06:33:50, ID: 1901029-01 T4-PDI2019-SG67-190502 10, Description: T4-PDI2019-SG67-190502

PCB-208

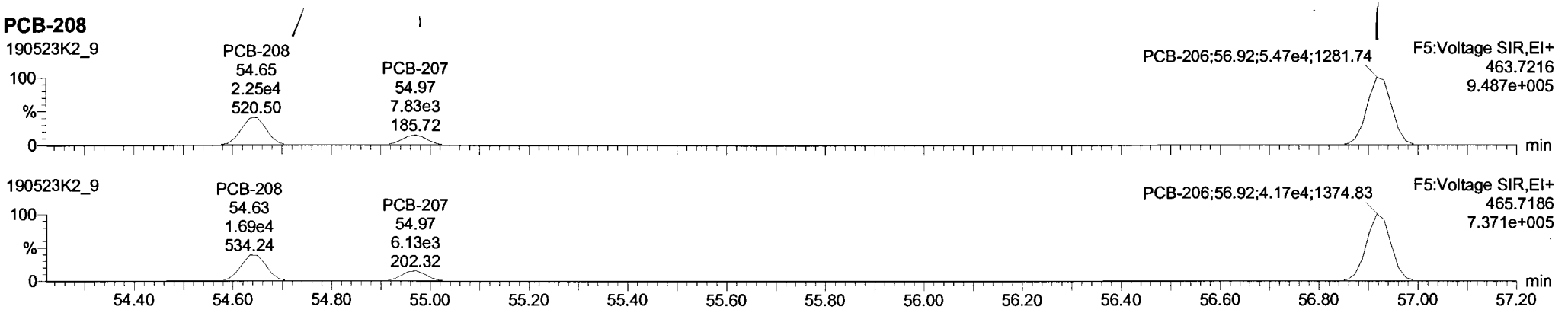

13C-PCB-208

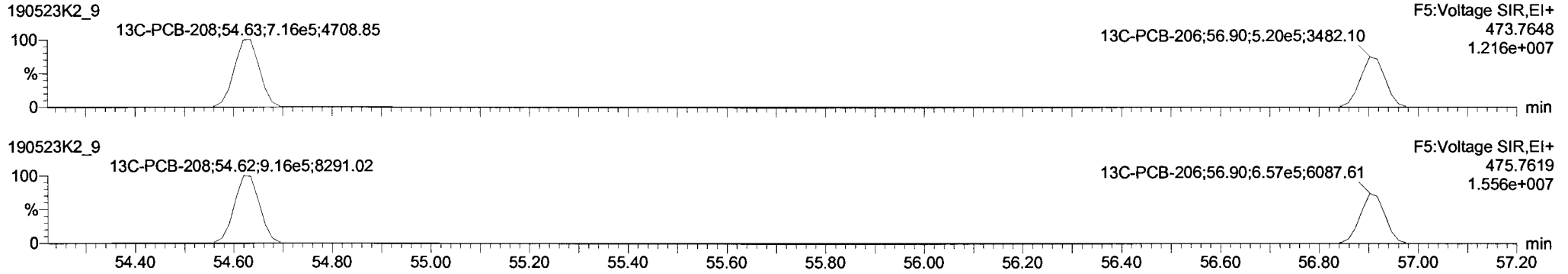

PFK5

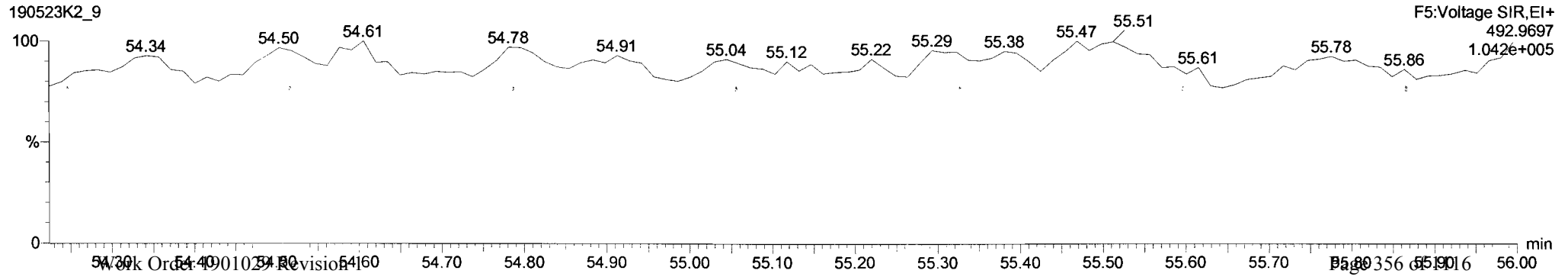

Dataset: Untitled

Last Altered: Tuesday, May 28, 2019 10:52:36 Pacific Daylight Time
Printed: Tuesday, May 28, 2019 10:53:12 Pacific Daylight Time

Name: 190523K2_9, Date: 24-May-2019, Time: 06:33:50, ID: 1901029-01 T4-PDI2019-SG67-190502 10, Description: T4-PDI2019-SG67-190502

PCB-209

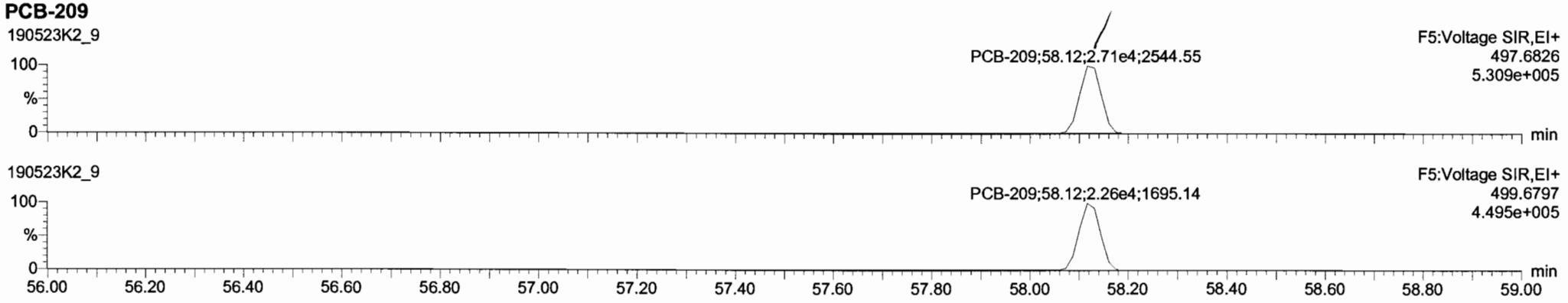

13C-PCB-209

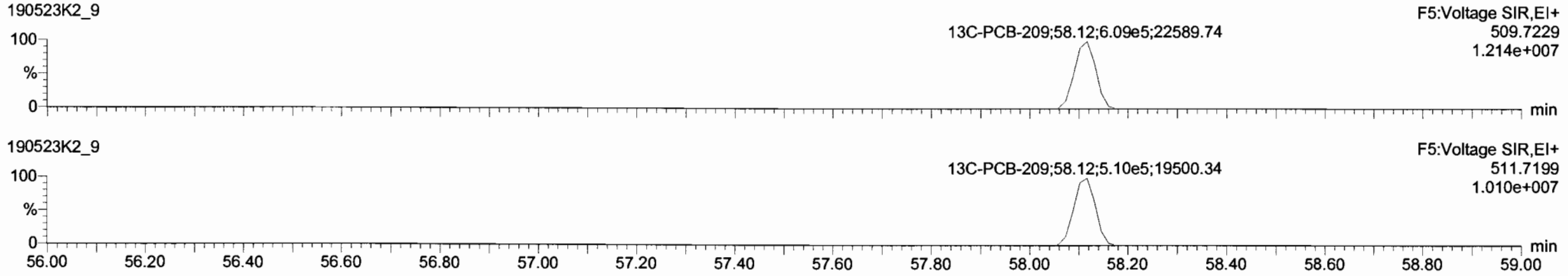

PFK5

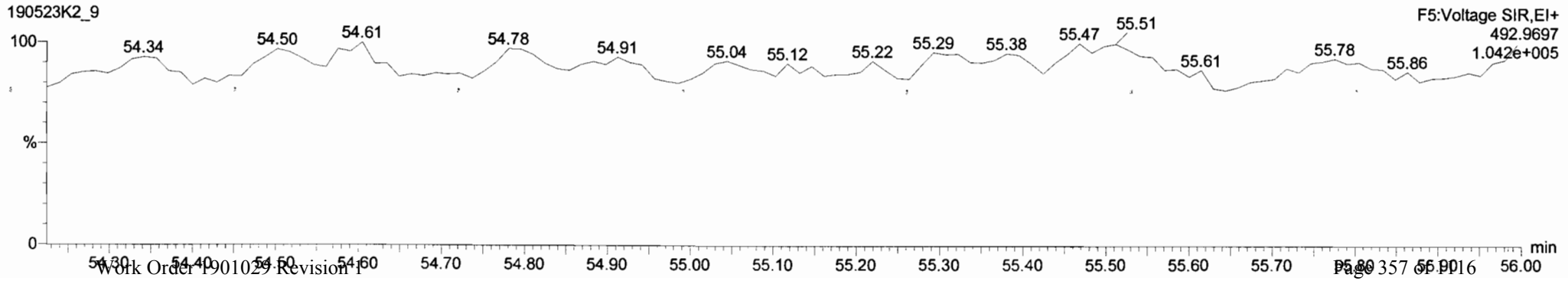

Vista Analytical Laboratory
Dataset: U:\VG11.PRO\Results\190523K2\190523K2-10.qld
Last Altered: Tuesday, May 28, 2019 13:01:51 Pacific Daylight Time
Printed: Tuesday, May 28, 2019 13:02:13 Pacific Daylight Time

Method: U:\VG11.PRO\MethDB\PCB-209_ZB1_5-21-19.mdb 23 May 2019 10:16:34
Calibration: U:\VG11.PRO\CurveDB\db1_PCBvg11-4-24-18.cdb 27 Apr 2018 15:37:51

5/28/19 @ 05/28/19

Name: 190523K2_10, Date: 24-May-2019, Time: 07:35:43, ID: 1901029-02 T4-PDI2019-SG68-190502 10, Description: T4-PDI2019-SG68-190502

	#	Name	Area	IS Area	Wt./Vol.	RRF	RA	Y/N	Pred.RRT	RRT	Pred.RT	RT	Conc.	%Rec	EMPC	DL
1	1	PCB-1	9.90e2	1.70e6	5.221	0.965	2.461	YES	1.001	1.001	16.09	16.09	1.158		1.09	0.133
2	2	PCB-2	1.02e3	1.83e6	5.221	0.968	2.358	YES	0.988	0.988	18.54	18.54	1.099		1.02	0.126
3	3	PCB-3	4.57e2	1.83e6	5.221	0.969	2.891	NO	1.001	1.001	18.78	18.79	0.4933		0.493	0.126
4	4	PCB-4/10	1.22e3	1.24e6	5.221	1.200	1.691	NO	1.004	1.001	20.23	20.18	1.573		1.57	0.265
5	5	PCB-7/9		1.97e6	5.221	0.952			1.003		22.06					0.217
6	6	PCB-6		1.97e6	5.221	0.989			1.033		22.74					0.209
7	7	PCB-5/8	2.17e3	1.97e6	5.221	0.984	1.384	NO	1.051	1.051	23.13	23.13	2.143		2.14	0.210
8	8	PCB-14		2.18e6	5.221	0.986			0.953		24.28					0.192
9	9	PCB-11	3.36e3	2.18e6	5.221	1.086	1.599	NO	1.001	1.001	25.51	25.51	2.717		2.72	0.175
10	10	PCB-12/13		2.18e6	5.221	0.918			1.015		25.88					0.207
11	11	PCB-15	1.55e3	2.18e6	5.221	1.051	1.553	NO	1.030	1.029	26.25	26.23	1.301		1.30	0.181
12	12	PCB-19	7.10e2	1.31e6	5.221	0.913	1.189	NO	1.001	1.001	24.47	24.46	1.135		1.13	0.187
13	13	PCB-30		1.31e6	5.221	1.427			1.039		25.40					0.119
14	14	PCB-18	1.74e3	1.93e6	5.221	0.691	1.125	NO	0.953	0.953	26.16	26.16	2.501		2.50	0.172
15	15	PCB-17	8.12e2	1.93e6	5.221	0.639	1.121	NO	0.956	0.959	26.26	26.35	1.261		1.26	0.186
16	16	PCB-24/27	2.56e2	1.93e6	5.221	0.884	1.125	NO	0.981	0.980	26.94	26.91	0.2866		0.287	0.134
17	17	PCB-16/32	1.55e3	1.93e6	5.221	0.773	0.992	NO	1.001	1.001	27.48	27.48	1.992		1.99	0.154
18	18	PCB-34		1.87e6	5.221	0.836			0.960		28.29					0.223
19	19	PCB-23		1.87e6	5.221	0.921			0.963		28.39					0.203
20	20	PCB-29		1.87e6	5.221	0.849			0.972		28.64					0.220
21	21	PCB-26	6.41e2	1.87e6	5.221	0.906	0.648	YES	0.979	0.979	28.86	28.87	0.7248		0.559	0.206
22	22	PCB-25		1.87e6	5.221	0.935			0.984		29.01					0.200
23	23	PCB-31	2.62e3	1.87e6	5.221	1.027	0.884	NO	0.997	0.997	29.38	29.41	2.615		2.62	0.182
24	24	PCB-28	3.34e3	1.87e6	5.221	1.024	1.094	NO	1.001	1.001	29.50	29.52	3.339		3.34	0.182
25	25	PCB-20/21/33	1.76e3	1.87e6	5.221	0.908	1.111	NO	1.022	1.023	30.13	30.17	1.988		1.99	0.206
26	26	PCB-22	1.32e3	1.87e6	5.221	0.965	0.920	NO	1.038	1.039	30.59	30.62	1.396		1.40	0.194
27	27	PCB-36		2.01e6	5.221	1.051			0.932		31.24					0.175
28	28	PCB-39		2.01e6	5.221	0.953			0.947		31.72					0.193
29	29	PCB-38		2.01e6	5.221	1.003			0.970		32.51					0.183
30	30	PCB-35		2.01e6	5.221	1.018			0.987		33.07					0.181
31	31	PCB-37	9.47e2	2.01e6	5.221	0.997	0.934	NO	1.001	1.001	33.54	33.52	0.9038		0.904	0.185
32	32	PCB-54	1.24e2	1.64e6	5.221	0.946	1.019	YES	1.001	1.001	28.35	28.35	0.1530		0.134	0.115

Vista Analytical Laboratory
Dataset: U:\VG11.PRO\Results\190523K2\190523K2-10.qld
Last Altered: Tuesday, May 28, 2019 13:01:51 Pacific Daylight Time
Printed: Tuesday, May 28, 2019 13:02:13 Pacific Daylight Time

Name: 190523K2_10, Date: 24-May-2019, Time: 07:35:43, ID: 1901029-02 T4-PDI2019-SG68-190502 10, Description: T4-PDI2019-SG68-190502

	#	Name	Area	IS Area	Wt./Vol.	RRF	RA	Y/N	Pred.RRT	RRT	Pred.RT	RT	Conc.	%Rec	EMPC	DL
33	33	PCB-50		1.64e6	5.221	0.776			1.044		29.57					0.141
34	34	PCB-53	5.28e2	1.33e6	5.221	0.907	1.230	YES	0.945	0.945	30.23	30.23	0.8385		0.666	0.146
35	35	PCB-51	7.83e2	1.33e6	5.221	0.965	0.793	NO	0.956	0.956	30.59	30.58	1.169		1.17	0.137
36	36	PCB-45	2.92e2	1.33e6	5.221	0.790	0.763	NO	0.970	0.970	31.03	31.03	0.5317		0.532	0.167
37	37	PCB-46	1.49e2	1.33e6	5.221	0.742	1.104	YES	0.985	0.985	31.52	31.53	0.2901		0.244	0.178
38	38	PCB-52/69	2.82e3	1.33e6	5.221	1.109	0.677	NO	1.001	1.001	32.03	32.01	3.658		3.66	0.119
39	39	PCB-73		1.33e6	5.221	1.246			1.005		32.14					0.106
40	40	PCB-43/49	1.99e3	1.33e6	5.221	0.919	0.660	NO	1.010	1.010	32.30	32.33	3.115		3.11	0.144
41	41	PCB-47	4.45e3	1.45e6	5.221	0.860	0.796	NO	1.000	1.001	32.52	32.53	6.838		6.84	0.140
42	42	PCB-48/75	3.04e2	1.45e6	5.221	0.989	0.661	NO	1.004	1.005	32.65	32.66	0.4063		0.406	0.122
43	43	PCB-65		1.45e6	5.221	1.048			1.013		32.92					0.115
44	44	PCB-62		1.45e6	5.221	1.001			1.016		33.04					0.121
45	45	PCB-44	1.78e3	1.45e6	5.221	0.745	0.831	NO	1.026	1.026	33.35	33.37	3.153		3.15	0.162
46	46	PCB-42/59	9.24e2	1.45e6	5.221	0.905	0.684	NO	1.033	1.033	33.59	33.60	1.350		1.35	0.133
47	47	PCB-41/64/71/72	2.50e3	1.45e6	5.221	1.064	0.698	NO	1.051	1.052	34.18	34.21	3.109		3.11	0.113
48	48	PCB-68	4.45e2	1.45e6	5.221	1.099	1.201	YES	1.060	1.060	34.46	34.47	0.5355		0.431	0.110
49	49	PCB-40	4.15e2	1.45e6	5.221	0.565	0.690	NO	1.067	1.067	34.69	34.69	0.9715		0.971	0.214
50	50	PCB-57		1.79e6	5.221	0.976			0.970		35.06					0.103
51	51	PCB-67		1.79e6	5.221	0.983			0.979		35.39					0.102
52	52	PCB-58		1.79e6	5.221	1.021			0.982		35.49					0.098
53	53	PCB-63	1.35e2	1.79e6	5.221	0.909	1.101	YES	0.986	0.987	35.66	35.68	0.1583		0.133	0.110
54	54	PCB-74	1.44e3	1.79e6	5.221	1.046	0.863	NO	0.994	0.994	35.95	35.96	1.476		1.48	0.096
55	55	PCB-61/70	3.37e3	1.79e6	5.221	0.949	0.745	NO	1.000	1.000	36.18	36.18	3.793		3.79	0.105
56	56	PCB-76/66	2.84e3	1.79e6	5.221	1.031	0.855	NO	1.006	1.006	36.38	36.39	2.946		2.95	0.097
57	57	PCB-80		1.82e6	5.221	1.052			1.001		36.61					0.095
58	58	PCB-55		1.82e6	5.221	1.063			1.010		36.94					0.094
59	59	PCB-56/60	1.49e3	1.82e6	5.221	0.929	0.783	NO	1.023	1.024	37.44	37.47	1.689		1.69	0.107
60	60	PCB-79		1.82e6	5.221	1.035			1.054		38.56					0.096
61	61	PCB-78		1.90e6	5.221	0.998			0.987		39.29					0.099
62	62	PCB-81		1.90e6	5.221	0.861			1.001		39.85					0.115
63	63	PCB-77	3.84e2	1.87e6	5.221	0.989	0.730	NO	1.000	1.000	40.44	40.44	0.3973		0.397	0.099
64	64	PCB-104		1.68e6	5.221	0.921			1.001		33.21					0.225
65	65	PCB-96		1.68e6	5.221	0.993			1.040		34.50					0.208
66	66	PCB-103		1.68e6	5.221	0.769			1.057		35.07					0.269
67	67	PCB-100		1.68e6	5.221	0.779			1.068		35.43					0.266

Vista Analytical Laboratory
Dataset: U:\VG11.PRO\Results\190523K2\190523K2-10.qld
Last Altered: Tuesday, May 28, 2019 13:01:51 Pacific Daylight Time
Printed: Tuesday, May 28, 2019 13:02:13 Pacific Daylight Time

Name: 190523K2_10, Date: 24-May-2019, Time: 07:35:43, ID: 1901029-02 T4-PDI2019-SG68-190502 10, Description: T4-PDI2019-SG68-190502

	#	Name	Area	IS Area	Wt./Vol.	RRF	RA	Y/N	Pred.RRT	RRT	Pred.RT	RT	Conc.	%Rec	EMPC	DL
68	68	PCB-94		1.31e6	5.221	0.838			0.986		35.96					0.322
69	69	PCB-95/98/102	3.06e3	1.31e6	5.221	1.019	1.470	NO	0.999	1.001	36.45	36.50	4.392		4.39	0.265
70	70	PCB-93		1.31e6	5.221	0.807			1.003		36.58					0.335
71	71	PCB-88/91	5.93e2	1.31e6	5.221	0.860	1.679	NO	1.012	1.012	36.91	36.93	1.009		1.01	0.314
72	72	PCB-121		1.31e6	5.221	1.398			1.015		37.03					0.193
73	73	PCB-84/92	1.75e3	1.38e6	5.221	0.865	0.985	YES	0.990	0.991	37.84	37.86	2.820		2.30	0.297
74	74	PCB-89		1.38e6	5.221	0.943			0.996		38.05					0.273
75	75	PCB-90/101	4.54e3	1.38e6	5.221	0.928	1.384	NO	1.000	1.001	38.21	38.25	6.803		6.80	0.277
76	76	PCB-113		1.38e6	5.221	1.189			1.007		38.49					0.216
77	77	PCB-99	2.45e3	1.38e6	5.221	1.143	1.400	NO	1.010	1.010	38.59	38.58	2.986		2.99	0.225
78	78	PCB-119		1.26e6	5.221	1.438			0.987		39.05					0.194
79	79	PCB-108/112		1.26e6	5.221	1.233			0.991		39.22					0.226
80	80	PCB-83		1.26e6	5.221	1.481			0.996		39.39					0.188
81	81	PCB-97	1.19e3	1.26e6	5.221	1.011	1.045	YES	1.001	1.000	39.61	39.59	1.768		1.50	0.276
82	82	PCB-86		1.26e6	5.221	0.995			1.004		39.74					0.280
83	83	PCB-87/117/125	1.65e3	1.26e6	5.221	1.371	1.380	NO	1.008	1.008	39.87	39.88	1.834		1.83	0.204
84	84	PCB-111/115	1.55e2	1.26e6	5.221	1.547	0.576	YES	1.012	1.010	40.04	39.96	0.1530		0.0917	0.180
85	85	PCB-85/116	6.67e2	1.26e6	5.221	1.183	1.617	NO	1.015	1.015	40.17	40.15	0.8594		0.859	0.236
86	86	PCB-120		1.26e6	5.221	1.668			1.022		40.43					0.167
87	87	PCB-110	6.43e3	1.26e6	5.221	1.491	1.635	NO	1.025	1.025	40.56	40.55	6.578		6.58	0.187
88	88	PCB-82		1.81e6	5.221	0.714			0.976		41.21					0.274
89	89	PCB-124		1.81e6	5.221	1.149			0.993		41.92					0.170
90	90	PCB-107/109	4.61e2	1.81e6	5.221	1.170	1.330	NO	0.997	0.997	42.07	42.08	0.4169		0.417	0.167
91	91	PCB-123	2.37e2	1.81e6	5.221	1.064	1.402	NO	1.000	1.000	42.23	42.21	0.2356		0.236	0.184
92	92	PCB-106/118	5.09e3	1.87e6	5.221	1.047	1.345	NO	1.001	1.001	42.44	42.43	4.990		4.99	0.181
93	93	PCB-114		1.65e6	5.221	1.062			1.000		43.11					0.323
94	94	PCB-122		1.65e6	5.221	1.012			1.003		43.24					0.339
95	95	PCB-105	1.79e3	1.63e6	5.221	1.048	1.508	NO	1.000	1.000	44.00	43.98	2.001		2.00	0.338
96	96	PCB-127		1.76e6	5.221	1.039			1.000		44.34					0.298
97	97	PCB-126		1.64e6	5.221	1.192			1.000		46.29					0.286
98	98	PCB-155		1.62e6	5.221	0.827			1.000		37.76					0.097
99	99	PCB-150		1.62e6	5.221	0.879			1.035		39.06					0.092
100	1...	PCB-152		1.62e6	5.221	0.993			1.048		39.56					0.081
101	1...	PCB-145		1.62e6	5.221	0.985			1.061		40.03					0.082
102	1...	PCB-136	9.40e2	1.62e6	5.221	0.886	1.645	YES	1.069	1.069	40.36	40.37	1.252		1.06	0.091

Vista Analytical Laboratory
Dataset: U:\VG11.PRO\Results\190523K2\190523K2-10.qld
Last Altered: Tuesday, May 28, 2019 13:01:51 Pacific Daylight Time
Printed: Tuesday, May 28, 2019 13:02:13 Pacific Daylight Time

Name: 190523K2_10, Date: 24-May-2019, Time: 07:35:43, ID: 1901029-02 T4-PDI2019-SG68-190502 10, Description: T4-PDI2019-SG68-190502

	# Name	Area	IS Area	Wt./Vol.	RRF	RA	Y/N	Pred.RRT	RRT	Pred.RT	RT	Conc.	%Rec	EMPC	DL
103	1... PCB-148		1.62e6	5.221	0.682			1.072		40.47					0.118
104	1... PCB-154		1.62e6	5.221	0.741			1.086		40.98					0.109
105	1... PCB-151	1.26e3	1.62e6	5.221	0.616	1.169	NO	1.103	1.104	41.63	41.65	2.411		2.41	0.131
106	1... PCB-135	6.56e2	1.62e6	5.221	0.710	1.145	NO	1.109	1.109	41.87	41.88	1.090		1.09	0.114
107	1... PCB-144		1.62e6	5.221	0.686			1.112		41.98					0.117
108	1... PCB-147	2.01e2	1.62e6	5.221	0.698	1.074	NO	1.115	1.116	42.10	42.12	0.3407		0.341	0.116
109	1... PCB-139/149	5.04e3	1.62e6	5.221	0.761	1.384	NO	1.123	1.123	42.39	42.38	7.822		7.82	0.106
110	1... PCB-140		1.62e6	5.221	0.653			1.128		42.58					0.123
111	1... PCB-134/143	2.51e2	1.46e6	5.221	0.739	1.824	YES	0.975	0.976	43.01	43.05	0.4460		0.354	0.258
112	1... PCB-131/133	1.74e2	1.46e6	5.221	0.798	1.103	NO	0.982	0.982	43.31	43.34	0.2865		0.286	0.220
113	1... PCB-142		1.46e6	5.221	0.753			0.985		43.48					0.233
114	1... PCB-146/165	1.07e3	1.46e6	5.221	0.980	1.119	NO	0.990	0.991	43.71	43.75	1.435		1.43	0.179
115	1... PCB-132/161	1.51e3	1.46e6	5.221	0.975	1.136	NO	0.996	0.997	43.96	44.02	2.035		2.04	0.180
116	1... PCB-153	5.87e3	1.46e6	5.221	1.052	1.137	NO	1.000	1.001	44.15	44.17	7.331		7.33	0.167
117	1... PCB-168		1.46e6	5.221	1.026			1.005		44.35					0.171
118	1... PCB-141	1.09e3	1.24e6	5.221	0.969	0.953	YES	1.001	1.000	44.95	44.93	1.745		1.54	0.217
119	1... PCB-137	1.90e2	1.24e6	5.221	0.936	0.611	YES	1.009	1.009	45.33	45.33	0.3141		0.215	0.225
120	1... PCB-130	4.12e2	1.24e6	5.221	0.868	1.151	NO	1.012	1.011	45.43	45.40	0.7359		0.736	0.242
121	1... PCB-138/163/164	7.08e3	1.30e6	5.221	1.258	1.328	NO	1.001	1.001	45.80	45.80	8.269		8.27	0.159
122	1... PCB-158/160	8.78e2	1.30e6	5.221	1.153	1.065	NO	1.006	1.006	46.05	46.04	1.119		1.12	0.173
123	1... PCB-129	1.69e2	1.30e6	5.221	0.774	0.819	YES	1.012	1.012	46.30	46.31	0.3217		0.262	0.258
124	1... PCB-166		1.71e6	5.221	1.072			0.993		46.77					0.147
125	1... PCB-159		1.71e6	5.221	1.200			1.000		47.11					0.132
126	1... PCB-128/162	9.51e2	1.71e6	5.221	0.921	1.367	NO	1.007	1.007	47.40	47.41	1.159		1.16	0.172
127	1... PCB-167	2.97e2	1.66e6	5.221	1.039	1.083	NO	1.000	1.000	47.83	47.81	0.3287		0.329	0.151
128	1... PCB-156	8.48e2	1.64e6	5.221	1.048	1.249	NO	1.000	1.000	49.15	49.15	0.9440		0.944	0.149
129	1... PCB-157		1.61e6	5.221	1.007			1.001		49.44					0.167
130	1... PCB-169		1.67e6	5.221	1.126			1.000		51.69					0.142
131	1... PCB-188		1.42e6	5.221	1.194			1.001		43.79					0.136
132	1... PCB-184		1.42e6	5.221	1.169			1.011		44.24					0.139
133	1... PCB-179	1.15e3	1.42e6	5.221	1.215	1.194	NO	1.029	1.029	45.04	45.04	1.277		1.28	0.133
134	1... PCB-176	2.18e2	1.42e6	5.221	1.163	0.971	NO	1.041	1.041	45.53	45.53	0.2520		0.252	0.139
135	1... PCB-186		1.42e6	5.221	1.283			1.055		46.15					0.126
136	1... PCB-178	3.31e2	1.42e6	5.221	0.898	1.203	NO	1.067	1.067	46.67	46.67	0.4964		0.496	0.180
137	1... PCB-175		1.42e6	5.221	0.940			1.075		47.02					0.172

Vista Analytical Laboratory
Dataset: U:\VG11.PRO\Results\190523K2\190523K2-10.qld
Last Altered: Tuesday, May 28, 2019 13:01:51 Pacific Daylight Time
Printed: Tuesday, May 28, 2019 13:02:13 Pacific Daylight Time

Name: 190523K2_10, Date: 24-May-2019, Time: 07:35:43, ID: 1901029-02 T4-PDI2019-SG68-190502 10, Description: T4-PDI2019-SG68-190502

	#	Name	Area	IS Area	Wt./Vol.	RRF	RA	Y/N	Pred.RRT	RRT	Pred.RT	RT	Conc.	%Rec	EMPC	DL
138	1...	PCB-182/187	2.66e3	1.42e6	5.221	1.058	1.181	NO	1.079	1.078	47.20	47.18	3.384		3.38	0.153
139	1...	PCB-183	1.29e3	1.42e6	5.221	1.049	1.109	NO	1.086	1.086	47.51	47.52	1.655		1.66	0.155
140	1...	PCB-185	2.11e2	1.08e6	5.221	1.278	1.187	NO	0.956	0.956	48.21	48.22	0.2931		0.293	0.170
141	1...	PCB-174	1.55e3	1.08e6	5.221	1.277	0.896	NO	0.963	0.963	48.59	48.58	2.159		2.16	0.171
142	1...	PCB-181		1.08e6	5.221	1.451			0.965		48.70					0.150
143	1...	PCB-177	1.17e3	1.08e6	5.221	1.267	0.981	NO	0.969	0.968	48.87	48.87	1.641		1.64	0.172
144	1...	PCB-171	6.43e2	1.08e6	5.221	1.281	1.155	NO	0.975	0.974	49.18	49.17	0.8923		0.892	0.170
145	1...	PCB-173		1.08e6	5.221	1.186			0.983		49.61					0.184
146	1...	PCB-172	1.94e2	1.08e6	5.221	1.351	1.580	YES	0.992	0.992	50.07	50.06	0.2053		0.203	0.161
147	1...	PCB-192		1.08e6	5.221	1.728			0.996		50.28					0.126
148	1...	PCB-180	4.97e3	1.08e6	5.221	1.454	1.041	NO	1.000	1.000	50.48	50.48	6.072		6.07	0.150
149	1...	PCB-193	2.80e2	1.08e6	5.221	1.532	1.150	NO	1.005	1.005	50.69	50.69	0.3249		0.325	0.142
150	1...	PCB-191		1.08e6	5.221	1.643			1.010		50.96					0.133
151	1...	PCB-170	2.07e3	9.50e5	5.221	1.387	0.901	NO	1.000	1.000	52.13	52.13	3.014		3.01	0.176
152	1...	PCB-190	6.45e2	9.50e5	5.221	1.843	1.110	NO	1.004	1.004	52.32	52.33	0.7052		0.705	0.132
153	1...	PCB-189	2.65e2	1.34e6	5.221	1.324	1.186	NO	1.000	1.001	53.80	53.83	0.2863		0.286	0.114
154	1...	PCB-202		1.55e6	5.221	0.994			1.001		49.40					0.387
155	1...	PCB-201		1.55e6	5.221	0.956			1.010		49.87					0.403
156	1...	PCB-204		1.55e6	5.221	1.013			1.014		50.04					0.380
157	1...	PCB-197		1.55e6	5.221	0.981			1.020		50.34					0.393
158	1...	PCB-200		1.55e6	5.221	0.957			1.039		51.29					0.402
159	1...	PCB-198		1.55e6	5.221	0.760			1.069		52.79					0.506
160	1...	PCB-199	1.15e3	1.55e6	5.221	0.770	0.961	NO	1.072	1.072	52.91	52.92	1.844		1.84	0.500
161	1...	PCB-196/203	1.82e3	1.55e6	5.221	0.811	1.019	NO	1.078	1.078	53.20	53.23	2.785		2.79	0.475
162	1...	PCB-195		1.25e6	5.221	1.014			0.984		54.47					0.391
163	1...	PCB-194	1.80e3	1.25e6	5.221	1.085	0.822	NO	1.000	1.001	55.37	55.38	2.529		2.53	0.365
164	1...	PCB-205		1.25e6	5.221	1.236			1.005		55.63					0.321
165	1...	PCB-208	4.97e2	1.42e6	5.221	0.942	1.860	YES	1.000	1.001	54.62	54.63	0.7088		0.580	0.180
166	1...	PCB-207		1.42e6	5.221	0.934			1.006		54.94					0.161
167	1...	PCB-206	8.36e2	1.10e6	5.221	0.964	1.294	NO	1.000	1.000	56.91	56.90	1.512		1.51	0.188
168	1...	PCB-209	5.59e2	1.06e6	5.221	0.915	1.342	NO	1.000	1.000	58.10	58.10	1.103		1.10	0.169
169	1...	13C-PCB-1	1.70e6	4.11e6	5.221	0.847	3.159	NO	0.613	0.613	16.07	16.08	931.9	48.7		0.601
170	1...	13C-PCB-3	1.83e6	4.11e6	5.221	0.882	3.116	NO	0.716	0.716	18.78	18.77	967.1	50.5		0.578
171	1...	13C-PCB-4	1.24e6	4.11e6	5.221	0.605	1.613	NO	0.769	0.768	20.15	20.15	951.7	49.7		0.268
172	1...	13C-PCB-9	1.97e6	4.11e6	5.221	0.956	1.571	NO	0.839	0.839	22.01	22.00	962.0	50.2		0.169

Vista Analytical Laboratory
Dataset: U:\VG11.PRO\Results\190523K2\190523K2-10.qld
Last Altered: Tuesday, May 28, 2019 13:01:51 Pacific Daylight Time
Printed: Tuesday, May 28, 2019 13:02:13 Pacific Daylight Time

Name: 190523K2_10, Date: 24-May-2019, Time: 07:35:43, ID: 1901029-02 T4-PDI2019-SG68-190502 10, Description: T4-PDI2019-SG68-190502

	#	Name	Area	IS Area	Wt./Vol.	RRF	RA	Y/N	Pred.RRT	RRT	Pred.RT	RT	Conc.	%Rec	EMPC	DL
173	1...	13C-PCB-11	2.18e6	4.11e6	5.221	0.950	1.579	NO	0.973	0.972	25.50	25.49	1068	55.8		0.171
174	1...	13C-PCB-19	1.31e6	4.11e6	5.221	0.595	1.011	NO	0.932	0.932	24.45	24.44	1028	53.7		4.315
175	1...	13C-PCB-32	1.93e6	4.11e6	5.221	0.869	1.031	NO	1.048	1.047	27.47	27.46	1035	54.0		2.956
176	1...	13C-PCB-28	1.87e6	3.40e6	5.221	1.001	1.015	NO	1.004	1.003	29.50	29.48	1052	54.9		4.919
177	1...	13C-PCB-37	2.01e6	3.40e6	5.221	0.933	1.032	NO	1.140	1.140	33.51	33.50	1215	63.4		5.277
178	1...	13C-PCB-54	1.64e6	2.97e6	5.221	0.989	0.775	NO	0.756	0.757	28.32	28.33	1070	55.8		0.375
179	1...	13C-PCB-52	1.33e6	2.97e6	5.221	0.781	0.766	NO	0.855	0.854	32.01	31.99	1099	57.4		0.475
180	1...	13C-PCB-47	1.45e6	2.97e6	5.221	0.859	0.776	NO	0.869	0.868	32.53	32.51	1088	56.8		0.431
181	1...	13C-PCB-70	1.79e6	2.97e6	5.221	1.014	0.790	NO	0.966	0.966	36.17	36.16	1139	59.5		0.366
182	1...	13C-PCB-80	1.82e6	2.97e6	5.221	1.012	0.779	NO	0.977	0.977	36.60	36.59	1158	60.5		0.366
183	1...	13C-PCB-81	1.90e6	2.97e6	5.221	0.987	0.760	NO	1.063	1.063	39.80	39.81	1245	65.0		0.376
184	1...	13C-PCB-77	1.87e6	2.97e6	5.221	0.923	0.791	NO	1.079	1.079	40.42	40.42	1310	68.4		0.402
185	1...	13C-PCB-104	1.68e6	2.88e6	5.221	1.015	1.584	NO	0.830	0.829	33.20	33.19	1099	57.4		0.233
186	1...	13C-PCB-95	1.31e6	2.88e6	5.221	0.812	1.572	NO	0.911	0.912	36.47	36.48	1075	56.1		0.291
187	1...	13C-PCB-101	1.38e6	2.88e6	5.221	0.811	1.589	NO	0.955	0.955	38.21	38.21	1130	59.0		0.291
188	1...	13C-PCB-97	1.26e6	2.88e6	5.221	0.704	1.590	NO	0.989	0.989	39.57	39.57	1189	62.1		0.336
189	1...	13C-PCB-123	1.81e6	2.88e6	5.221	0.922	1.588	NO	1.055	1.055	42.21	42.21	1308	68.3		0.256
190	1...	13C-PCB-118	1.87e6	2.88e6	5.221	0.981	1.632	NO	1.060	1.060	42.41	42.40	1266	66.1		0.241
191	1...	13C-PCB-114	1.65e6	1.86e6	5.221	1.391	1.582	NO	0.910	0.910	43.10	43.09	1220	63.7		0.570
192	1...	13C-PCB-105	1.63e6	1.86e6	5.221	1.379	1.587	NO	0.929	0.928	43.99	43.98	1219	63.7		0.575
193	1...	13C-PCB-127	1.76e6	1.86e6	5.221	1.468	1.585	NO	0.936	0.936	44.33	44.32	1233	64.4		0.540
194	1...	13C-PCB-126	1.64e6	1.86e6	5.221	1.326	1.581	NO	0.977	0.977	46.29	46.27	1276	66.6		0.598
195	1...	13C-PCB-155	1.62e6	2.88e6	5.221	0.989	1.254	NO	0.943	0.943	37.75	37.74	1092	57.0		0.155
196	1...	13C-PCB-153	1.46e6	1.86e6	5.221	1.306	1.270	NO	0.932	0.932	44.15	44.13	1153	60.2		0.536
197	1...	13C-PCB-141	1.24e6	1.86e6	5.221	1.108	1.244	NO	0.948	0.948	44.90	44.91	1151	60.1		0.632
198	1...	13C-PCB-138	1.30e6	1.86e6	5.221	1.154	1.262	NO	0.966	0.966	45.78	45.76	1165	60.8		0.606
199	1...	13C-PCB-159	1.71e6	1.86e6	5.221	1.366	1.272	NO	0.994	0.994	47.10	47.09	1288	67.2		0.512
200	2...	13C-PCB-167	1.66e6	1.86e6	5.221	1.362	1.253	NO	1.009	1.009	47.80	47.81	1261	65.8		0.514
201	2...	13C-PCB-156	1.64e6	1.86e6	5.221	1.330	1.275	NO	1.037	1.037	49.13	49.13	1274	66.5		0.526
202	2...	13C-PCB-157	1.61e6	1.86e6	5.221	1.380	1.279	NO	1.043	1.043	49.41	49.40	1204	62.8		0.507
203	2...	13C-PCB-169	1.67e6	1.86e6	5.221	1.258	1.264	NO	1.091	1.091	51.68	51.67	1372	71.6		0.556
204	2...	13C-PCB-188	1.42e6	1.67e6	5.221	1.390	0.458	NO	0.927	0.927	43.76	43.75	1176	61.4		0.371
205	2...	13C-PCB-180	1.08e6	1.67e6	5.221	0.951	0.446	NO	1.069	1.069	50.44	50.46	1303	68.0		0.542
206	2...	13C-PCB-170	9.50e5	1.67e6	5.221	0.829	0.455	NO	1.104	1.104	52.09	52.11	1318	68.8		0.622
207	2...	13C-PCB-189	1.34e6	1.67e6	5.221	1.105	0.450	NO	1.138	1.139	53.74	53.78	1392	72.7		0.467

Vista Analytical Laboratory
Dataset: U:\VG11.PRO\Results\190523K2\190523K2-10.qld
Last Altered: Tuesday, May 28, 2019 13:01:51 Pacific Daylight Time
Printed: Tuesday, May 28, 2019 13:02:13 Pacific Daylight Time

Name: 190523K2_10, Date: 24-May-2019, Time: 07:35:43, ID: 1901029-02 T4-PDI2019-SG68-190502 10, Description: T4-PDI2019-SG68-190502

	#	Name	Area	IS Area	Wt./Vol.	RRF	RA	Y/N	Pred.RRT	RRT	Pred.RT	RT	Conc.	%Rec	EMPC	DL
208	2...	13C-PCB-202	1.55e6	1.67e6	5.221	1.442	0.918	NO	1.041	1.042	49.34	49.36	1232	64.3		0.437
209	2...	13C-PCB-194	1.25e6	2.53e6	5.221	0.788	0.900	NO	0.995	0.995	55.37	55.35	1206	63.0		0.544
210	2...	13C-PCB-208	1.42e6	2.53e6	5.221	1.009	0.790	NO	0.982	0.982	54.62	54.60	1070	55.9		0.327
211	2...	13C-PCB-206	1.10e6	2.53e6	5.221	0.659	0.803	NO	1.023	1.023	56.91	56.89	1264	66.0		0.500
212	2...	13C-PCB-209	1.06e6	2.53e6	5.221	0.576	1.198	NO	1.044	1.044	58.09	58.10	1398	73.0		0.146
213	2...	13C-PCB-15	4.11e6	4.11e6	5.221	1.000	1.586	NO	1.000	0.000	26.28	26.22	1915	100.0		0.162
214	2...	13C-PCB-31	3.40e6	3.40e6	5.221	1.000	1.024	NO	1.000	0.000	29.39	29.39	1915	100.0		4.923
215	2...	13C-PCB-60	2.97e6	2.97e6	5.221	1.000	0.780	NO	1.000	0.000	37.52	37.45	1915	100.0		0.371
216	2...	13C-PCB-111	2.88e6	2.88e6	5.221	1.000	1.606	NO	1.000	0.000	40.09	40.01	1915	100.0		0.236
217	2...	13C-PCB-128	1.86e6	1.86e6	5.221	1.000	1.261	NO	1.000	0.000	47.46	47.37	1915	100.0		0.700
218	2...	13C-PCB-182	1.67e6	1.67e6	5.221	1.000	0.456	NO	0.000	0.000	47.29	47.20	1915	100.0		0.516
219	2...	13C-PCB-205	2.53e6	2.53e6	5.221	1.000	0.925	NO	1.000	0.000	55.68	55.63	1915	100.0		0.429
220	2...	13C-PCB-79	3.00e6	2.97e6	5.221	1.024	0.771	NO	1.030	1.029	38.57	38.54	1889	98.6		0.362
221	2...	13C-PCB-178	1.52e6	1.86e6	5.221	0.831	0.446	NO	0.988	0.988	46.64	46.63	1890	98.7		0.563
222	2...	13C-PCB-79	3.00e6	1.90e6	5.221	1.036	0.771	NO	0.968	0.968	38.52	38.54	2908	151.8		0.571
223	2...	13C-PCB-178	1.52e6	1.08e6	5.221	0.965	0.446	NO	0.923	0.924	46.59	46.63	2802	146.3		0.816
224	2...	Total Mono-PCBs			5.221	0.967			0.000		0.00		0.4933	-	2.60	0.386
225	2...	Total Di-PCBs			5.221	1.021			0.000		0.00		7.734	-	7.73	1.655
226	2...	2nd Function Tri-PC...			5.221	0.888			0.000		0.00		7.175	> 17.415	7.17	0.951
227	2...	3rd Function Tri-PCBs			5.221	0.957			0.000		0.00		10.24		10.8	2.731
228	2...	Total Tetra-PCBs			5.221	0.954			0.000		0.00		34.60	-	36.2	3.900
229	2...	3rd Function Penta-...			5.221	1.104			0.000		0.00		30.10	> 32.101	34.0	6.800
230	2...	4th Function Penta-...			5.221	1.071			0.000		0.00		2.001		2.00	1.584
231	2...	3rd Function Hexa-...			5.221	0.778			0.000		0.00		11.66	> 35.30	12.7	1.377
232	2...	4th Function Hexa-...			5.221	0.985			0.000		0.00		23.64		26.0	3.723
233	2...	Total Hepta-PCBs			5.221	1.303			0.000		0.00		22.45		22.7	3.484
234	2...	4th Function Octa-P...			5.221	0.905			0.000		0.00		4.630	> 7.159	4.63	3.447
235	2...	5th Function Octa-P...			5.221	1.112			0.000		0.00		2.529		2.53	1.077
236	2...	Total Nona-PCBs			5.221	0.947			0.000		0.00		1.512		2.09	0.509
237	2...	Deca-CB			5.221	0.915			0.000		0.00		1.103		1.10	0.169
238	2...	Total PCBs											159.8673			
239	2...	Total Mono-Isotopes														
240	2...	Total Di-Isotopes														
241	2...	2nd Function Tri-Iso...														

Vista Analytical Laboratory

Dataset: U:\VG11.PRO\Results\190523K2\190523K2-10.qld

Last Altered: Tuesday, May 28, 2019 13:01:51 Pacific Daylight Time
Printed: Tuesday, May 28, 2019 13:03:24 Pacific Daylight Time

Method: U:\VG11.PRO\MethDB\PCB-209_ZB1_5-21-19.mdb 23 May 2019 10:16:34
Calibration: U:\VG11.PRO\CurveDB\db1_PCBvg11-4-24-18.cdb 27 Apr 2018 15:37:51

Name: 190523K2_10, Date: 24-May-2019, Time: 07:35:43, ID: 1901029-02 T4-PDI2019-SG68-190502 10, Description: T4-PDI2019-SG68-190502

Total Mono-PCBs

	# Name	Area	IS Area	RA	Y/N	Pred.RT	RT	Conc.	EMPC
1	1 PCB-1	9.90e2	1.70e6	2.461	YES	16.09	16.09	0.0000	1.087
2	2 PCB-2	1.02e3	1.83e6	2.358	YES	18.54	18.54	0.0000	1.018
3	3 PCB-3	4.57e2	1.83e6	2.891	NO	18.78	18.79	0.4933	0.4933

Total Di-PCBs

	# Name	Area	IS Area	RA	Y/N	Pred.RT	RT	Conc.	EMPC
1	4 PCB-4/10	1.22e3	1.24e6	1.691	NO	20.23	20.18	1.573	1.573
2	7 PCB-5/8	2.17e3	1.97e6	1.384	NO	23.13	23.13	2.143	2.143
3	9 PCB-11	3.36e3	2.18e6	1.599	NO	25.51	25.51	2.717	2.717
4	11 PCB-15	1.55e3	2.18e6	1.553	NO	26.25	26.23	1.301	1.301

2nd Function Tri-PCBs

	# Name	Area	IS Area	RA	Y/N	Pred.RT	RT	Conc.	EMPC
1	12 PCB-19	7.10e2	1.31e6	1.189	NO	24.47	24.46	1.135	1.135
2	14 PCB-18	1.74e3	1.93e6	1.125	NO	26.16	26.16	2.501	2.501
3	15 PCB-17	8.12e2	1.93e6	1.121	NO	26.26	26.35	1.261	1.261
4	16 PCB-24/27	2.56e2	1.93e6	1.125	NO	26.94	26.91	0.2866	0.2866
5	17 PCB-16/32	1.55e3	1.93e6	0.992	NO	27.48	27.48	1.992	1.992

Dataset: U:\VG11.PRO\Results\190523K2\190523K2-10.qld

Last Altered: Tuesday, May 28, 2019 13:01:51 Pacific Daylight Time
Printed: Tuesday, May 28, 2019 13:03:24 Pacific Daylight Time

Name: 190523K2_10, Date: 24-May-2019, Time: 07:35:43, ID: 1901029-02 T4-PDI2019-SG68-190502 10, Description: T4-PDI2019-SG68-190502

3rd Function Tri-PCBs

	#	Name	Area	IS Area	RA	Y/N	Pred.RT	RT	Conc.	EMPC
1	21	PCB-26	6.41e2	1.87e6	0.648	YES	28.86	28.87	0.0000	0.5589
2	23	PCB-31	2.62e3	1.87e6	0.884	NO	29.38	29.41	2.615	2.615
3	24	PCB-28	3.34e3	1.87e6	1.094	NO	29.50	29.52	3.339	3.339
4	25	PCB-20/21/33	1.76e3	1.87e6	1.111	NO	30.13	30.17	1.988	1.988
5	26	PCB-22	1.32e3	1.87e6	0.920	NO	30.59	30.62	1.396	1.396
6	31	PCB-37	9.47e2	2.01e6	0.934	NO	33.54	33.52	0.9038	0.9038

Total Tetra-PCBs

	#	Name	Area	IS Area	RA	Y/N	Pred.RT	RT	Conc.	EMPC
1	34	PCB-53	5.28e2	1.33e6	1.230	YES	30.23	30.23	0.0000	0.6655
2	35	PCB-51	7.83e2	1.33e6	0.793	NO	30.59	30.58	1.169	1.169
3	36	PCB-45	2.92e2	1.33e6	0.763	NO	31.03	31.03	0.5317	0.5317
4	37	PCB-46	1.49e2	1.33e6	1.104	YES	31.52	31.53	0.0000	0.2440
5	38	PCB-52/69	2.82e3	1.33e6	0.677	NO	32.03	32.01	3.658	3.658
6	40	PCB-43/49	1.99e3	1.33e6	0.660	NO	32.30	32.33	3.115	3.115
7	41	PCB-47	4.45e3	1.45e6	0.796	NO	32.52	32.53	6.838	6.838
8	42	PCB-48/75	3.04e2	1.45e6	0.661	NO	32.65	32.66	0.4063	0.4063
9	45	PCB-44	1.78e3	1.45e6	0.831	NO	33.35	33.37	3.153	3.153
10	46	PCB-42/59	9.24e2	1.45e6	0.684	NO	33.59	33.60	1.350	1.350
11	47	PCB-41/64/71/72	2.50e3	1.45e6	0.698	NO	34.18	34.21	3.109	3.109
12	48	PCB-68	4.45e2	1.45e6	1.201	YES	34.46	34.47	0.0000	0.4308
13	49	PCB-40	4.15e2	1.45e6	0.690	NO	34.69	34.69	0.9715	0.9715
14	53	PCB-63	1.35e2	1.79e6	1.101	YES	35.66	35.68	0.0000	0.1334
15	54	PCB-74	1.44e3	1.79e6	0.863	NO	35.95	35.96	1.476	1.476
16	55	PCB-61/70	3.37e3	1.79e6	0.745	NO	36.18	36.18	3.793	3.793
17	56	PCB-76/66	2.84e3	1.79e6	0.855	NO	36.38	36.39	2.946	2.946
18	59	PCB-56/60	1.49e3	1.82e6	0.783	NO	37.44	37.47	1.689	1.689
19	63	PCB-77	3.84e2	1.87e6	0.730	NO	40.44	40.44	0.3973	0.3973
20	32	PCB-54	1.24e2	1.64e6	1.019	YES	28.35	28.35	0.0000	0.1341

Dataset: U:\VG11.PRO\Results\190523K2\190523K2-10.qld

Last Altered: Tuesday, May 28, 2019 13:01:51 Pacific Daylight Time
Printed: Tuesday, May 28, 2019 13:03:24 Pacific Daylight Time

Name: 190523K2_10, Date: 24-May-2019, Time: 07:35:43, ID: 1901029-02 T4-PDI2019-SG68-190502 10, Description: T4-PDI2019-SG68-190502

3rd Function Penta-PCBs

	#	Name	Area	IS Area	RA	Y/N	Pred.RT	RT	Conc.	EMPC
1	69	PCB-95/98/102	3.06e3	1.31e6	1.470	NO	36.45	36.50	4.392	4.392
2	71	PCB-88/91	5.93e2	1.31e6	1.679	NO	36.91	36.93	1.009	1.009
3	73	PCB-84/92	1.75e3	1.38e6	0.985	YES	37.84	37.86	0.0000	2.296
4	75	PCB-90/101	4.54e3	1.38e6	1.384	NO	38.21	38.25	6.803	6.803
5	77	PCB-99	2.45e3	1.38e6	1.400	NO	38.59	38.58	2.986	2.986
6	81	PCB-97	1.19e3	1.26e6	1.045	YES	39.61	39.59	0.0000	1.499
7	83	PCB-87/117/125	1.65e3	1.26e6	1.380	NO	39.87	39.88	1.834	1.834
8	85	PCB-85/116	6.67e2	1.26e6	1.617	NO	40.17	40.15	0.8594	0.8594
9	87	PCB-110	6.43e3	1.26e6	1.635	NO	40.56	40.55	6.578	6.578
10	90	PCB-107/109	4.61e2	1.81e6	1.330	NO	42.07	42.08	0.4169	0.4169
11	91	PCB-123	2.37e2	1.81e6	1.402	NO	42.23	42.21	0.2356	0.2356
12	92	PCB-106/118	5.09e3	1.87e6	1.345	NO	42.44	42.43	4.990	4.990
13	84	PCB-111/115	1.55e2	1.26e6	0.576	YES	40.04	39.96	0.0000	0.09171

4th Function Penta-PCBs

	#	Name	Area	IS Area	RA	Y/N	Pred.RT	RT	Conc.	EMPC
1	95	PCB-105	1.79e3	1.63e6	1.508	NO	44.00	43.98	2.001	2.001

3rd Function Hexa-PCBs

	#	Name	Area	IS Area	RA	Y/N	Pred.RT	RT	Conc.	EMPC
1	102	PCB-136	9.40e2	1.62e6	1.645	YES	40.36	40.37	0.0000	1.060
2	105	PCB-151	1.26e3	1.62e6	1.169	NO	41.63	41.65	2.411	2.411
3	106	PCB-135	6.56e2	1.62e6	1.145	NO	41.87	41.88	1.090	1.090
4	108	PCB-147	2.01e2	1.62e6	1.074	NO	42.10	42.12	0.3407	0.3407
5	109	PCB-139/149	5.04e3	1.62e6	1.384	NO	42.39	42.38	7.822	7.822

Dataset: U:\VG11.PRO\Results\190523K2\190523K2-10.qld

Last Altered: Tuesday, May 28, 2019 13:01:51 Pacific Daylight Time
Printed: Tuesday, May 28, 2019 13:03:24 Pacific Daylight Time

Name: 190523K2_10, Date: 24-May-2019, Time: 07:35:43, ID: 1901029-02 T4-PDI2019-SG68-190502 10, Description: T4-PDI2019-SG68-190502

4th Function Hexa-PCBs

	# Name	Area	IS Area	RA	Y/N	Pred.RT	RT	Conc.	EMPC
1	111 PCB-134/143	2.51e2	1.46e6	1.824	YES	43.01	43.05	0.0000	0.3538
2	112 PCB-131/133	1.74e2	1.46e6	1.103	NO	43.31	43.34	0.2865	0.2865
3	114 PCB-146/165	1.07e3	1.46e6	1.119	NO	43.71	43.75	1.435	1.435
4	115 PCB-132/161	1.51e3	1.46e6	1.136	NO	43.96	44.02	2.035	2.035
5	116 PCB-153	5.87e3	1.46e6	1.137	NO	44.15	44.17	7.331	7.331
6	118 PCB-141	1.09e3	1.24e6	0.953	YES	44.95	44.93	0.0000	1.538
7	119 PCB-137	1.90e2	1.24e6	0.611	YES	45.33	45.33	0.0000	0.2153
8	120 PCB-130	4.12e2	1.24e6	1.151	NO	45.43	45.40	0.7359	0.7359
9	121 PCB-138/163/164	7.08e3	1.30e6	1.328	NO	45.80	45.80	8.269	8.269
10	122 PCB-158/160	8.78e2	1.30e6	1.065	NO	46.05	46.04	1.119	1.119
11	123 PCB-129	1.69e2	1.30e6	0.819	YES	46.30	46.31	0.0000	0.2617
12	126 PCB-128/162	9.51e2	1.71e6	1.367	NO	47.40	47.41	1.159	1.159
13	127 PCB-167	2.97e2	1.66e6	1.083	NO	47.83	47.81	0.3287	0.3287
14	128 PCB-156	8.48e2	1.64e6	1.249	NO	49.15	49.15	0.9440	0.9440

Dataset: U:\VG11.PRO\Results\190523K2\190523K2-10.qld

Last Altered: Tuesday, May 28, 2019 13:01:51 Pacific Daylight Time
Printed: Tuesday, May 28, 2019 13:03:24 Pacific Daylight Time

Name: 190523K2_10, Date: 24-May-2019, Time: 07:35:43, ID: 1901029-02 T4-PDI2019-SG68-190502 10, Description: T4-PDI2019-SG68-190502

Total Hepta-PCBs

	#	Name	Area	IS Area	RA	Y/N	Pred.RT	RT	Conc.	EMPC
1	133	PCB-179	1.15e3	1.42e6	1.194	NO	45.04	45.04	1.277	1.277
2	134	PCB-176	2.18e2	1.42e6	0.971	NO	45.53	45.53	0.2520	0.2520
3	136	PCB-178	3.31e2	1.42e6	1.203	NO	46.67	46.67	0.4964	0.4964
4	138	PCB-182/187	2.66e3	1.42e6	1.181	NO	47.20	47.18	3.384	3.384
5	139	PCB-183	1.29e3	1.42e6	1.109	NO	47.51	47.52	1.655	1.655
6	141	PCB-174	1.55e3	1.08e6	0.896	NO	48.59	48.58	2.159	2.159
7	143	PCB-177	1.17e3	1.08e6	0.981	NO	48.87	48.87	1.641	1.641
8	144	PCB-171	6.43e2	1.08e6	1.155	NO	49.18	49.17	0.8923	0.8923
9	148	PCB-180	4.97e3	1.08e6	1.041	NO	50.48	50.48	6.072	6.072
10	149	PCB-193	2.80e2	1.08e6	1.150	NO	50.69	50.69	0.3249	0.3249
11	151	PCB-170	2.07e3	9.50e5	0.901	NO	52.13	52.13	3.014	3.014
12	152	PCB-190	6.45e2	9.50e5	1.110	NO	52.32	52.33	0.7052	0.7052
13	153	PCB-189	2.65e2	1.34e6	1.186	NO	53.80	53.83	0.2863	0.2863
14	146	PCB-172	1.94e2	1.08e6	1.580	YES	50.07	50.06	0.0000	0.2028
15	140	PCB-185	2.11e2	1.08e6	1.187	NO	48.21	48.22	0.2931	0.2931

4th Function Octa-PCBs

	#	Name	Area	IS Area	RA	Y/N	Pred.RT	RT	Conc.	EMPC
1	160	PCB-199	1.15e3	1.55e6	0.961	NO	52.91	52.92	1.844	1.844
2	161	PCB-196/203	1.82e3	1.55e6	1.019	NO	53.20	53.23	2.785	2.785

5th Function Octa-PCBs

	#	Name	Area	IS Area	RA	Y/N	Pred.RT	RT	Conc.	EMPC
1	163	PCB-194	1.80e3	1.25e6	0.822	NO	55.37	55.38	2.529	2.529

Total Nona-PCBs

	#	Name	Area	IS Area	RA	Y/N	Pred.RT	RT	Conc.	EMPC
1	165	PCB-208	4.97e2	1.42e6	1.860	YES	54.62	54.63	0.0000	0.5800
2	167	PCB-206	8.36e2	1.10e6	1.294	NO	56.91	56.90	1.512	1.512

Dataset: U:\VG11.PRO\Results\190523K2\190523K2-10.qld

Last Altered: Tuesday, May 28, 2019 13:01:51 Pacific Daylight Time
Printed: Tuesday, May 28, 2019 13:03:24 Pacific Daylight Time

Name: 190523K2_10, Date: 24-May-2019, Time: 07:35:43, ID: 1901029-02 T4-PDI2019-SG68-190502 10, Description: T4-PDI2019-SG68-190502

Deca-CB

	#	Name	Area	IS Area	RA	Y/N	Pred.RT	RT	Conc.	EMPC
1	168	PCB-209	5.59e2	1.06e6	1.342	NO	58.10	58.10	1.103	1.103

Total PCBs

	#	Name	Area	IS Area	RA	Y/N	Pred.RT	RT	Conc.	EMPC
1										

Total Mono-Isotopes

	#	Name	Area	IS Area	RA	Y/N	Pred.RT	RT	Conc.	EMPC
1	169	13C-PCB-1	1.70e6	4.11e6	3.159	NO	16.07	16.08	931.9	
2	170	13C-PCB-3	1.83e6	4.11e6	3.116	NO	18.78	18.77	967.1	

Total Di-Isotopes

	#	Name	Area	IS Area	RA	Y/N	Pred.RT	RT	Conc.	EMPC
1	171	13C-PCB-4	1.24e6	4.11e6	1.613	NO	20.15	20.15	951.7	
2	172	13C-PCB-9	1.97e6	4.11e6	1.571	NO	22.01	22.00	962.0	
3	173	13C-PCB-11	2.18e6	4.11e6	1.579	NO	25.50	25.49	1068	
4	213	13C-PCB-15	4.11e6	4.11e6	1.586	NO	26.28	26.22	1915	

2nd Function Tri-Isotopes

	#	Name	Area	IS Area	RA	Y/N	Pred.RT	RT	Conc.	EMPC
1	174	13C-PCB-19	1.31e6	4.11e6	1.011	NO	24.45	24.44	1028	
2	175	13C-PCB-32	1.93e6	4.11e6	1.031	NO	27.47	27.46	1035	

Vista Analytical Laboratory VG-11

Dataset: Untitled

Last Altered: Tuesday, May 28, 2019 10:52:36 Pacific Daylight Time
Printed: Tuesday, May 28, 2019 10:53:12 Pacific Daylight Time

Name: 190523K2_10, Date: 24-May-2019, Time: 07:35:43, ID: 1901029-02 T4-PDI2019-SG68-190502 10, Description: T4-PDI2019-SG68-190502

PCB-1

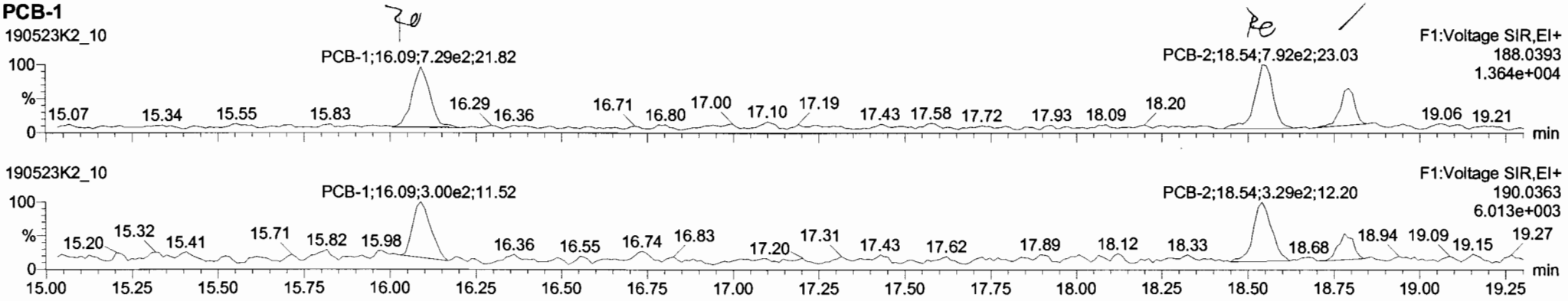

13C-PCB-1

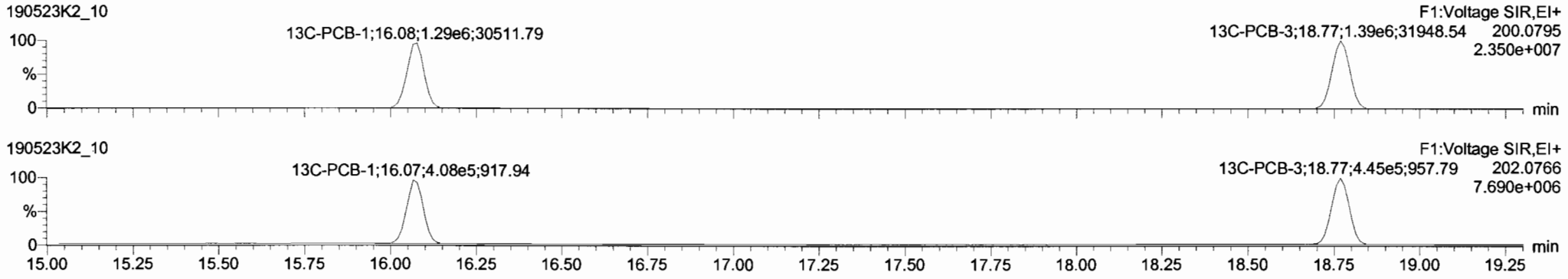

PFK1

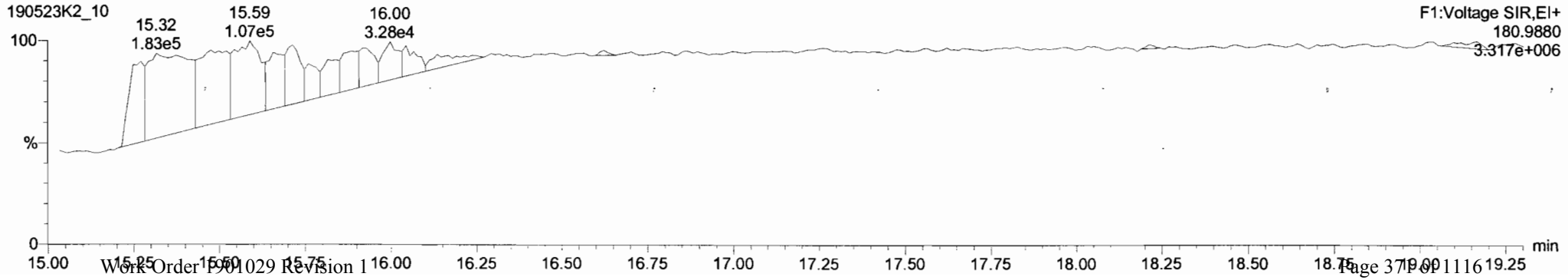

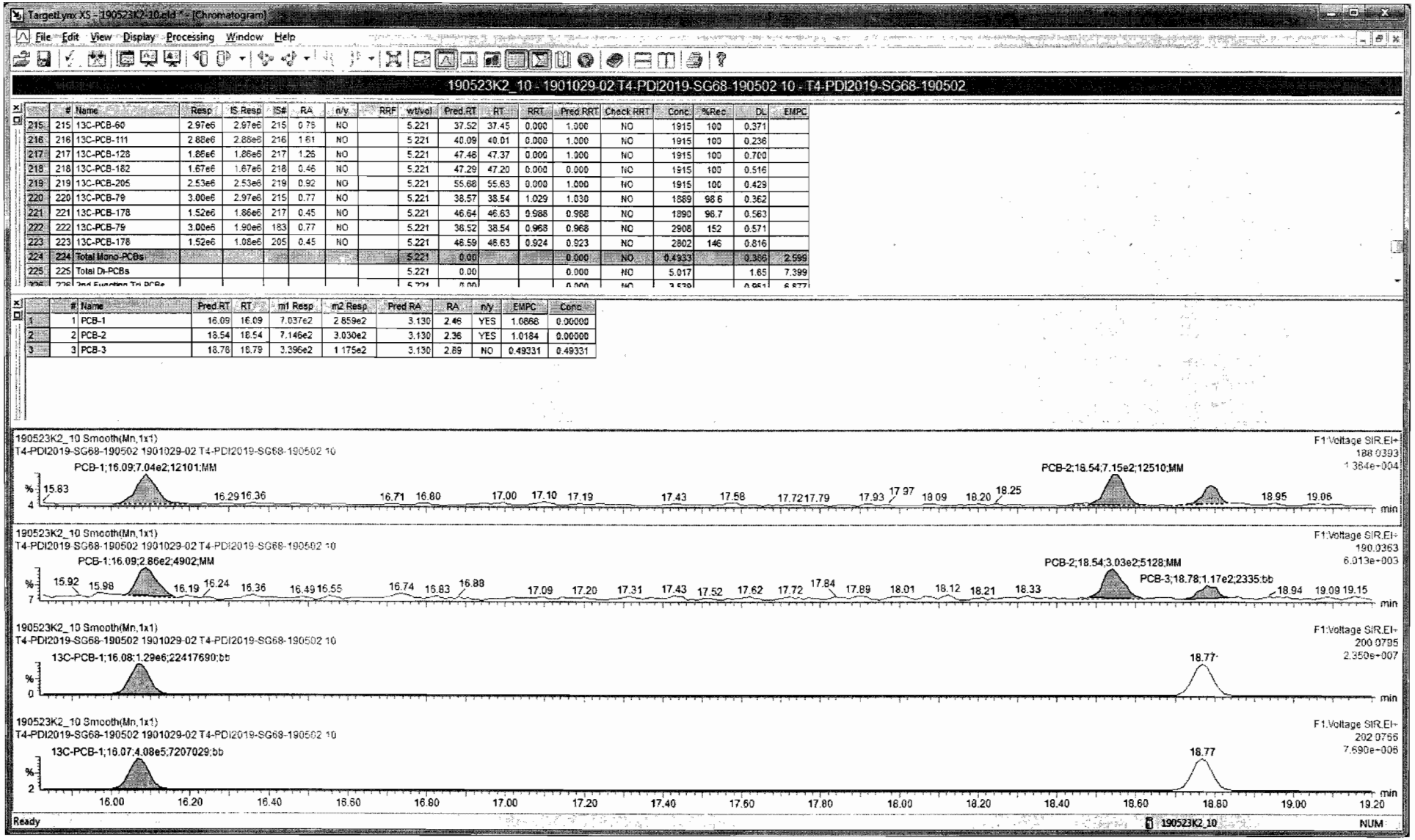

	#	Name	Resp	IS Resp	IS#	RA	n/y	RRF	wt/vol	Pred RT	RT	RRT	Pred RRT	Check RRT	Conc	%Rec	DL	EMPC
215	215	13C-PCB-60	2.97e6	2.97e6	215	0.78	NO		5.221	37.52	37.45	0.000	1.000	NO	1915	100	0.371	
216	216	13C-PCB-111	2.88e6	2.88e6	216	1.61	NO		5.221	40.09	40.01	0.000	1.000	NO	1915	100	0.236	
217	217	13C-PCB-128	1.86e6	1.86e6	217	1.26	NO		5.221	47.46	47.37	0.000	1.000	NO	1915	100	0.700	
218	218	13C-PCB-182	1.67e6	1.67e6	218	0.46	NO		5.221	47.29	47.20	0.000	0.000	NO	1915	100	0.516	
219	219	13C-PCB-205	2.53e6	2.53e6	219	0.92	NO		5.221	55.68	55.63	0.000	1.000	NO	1915	100	0.429	
220	220	13C-PCB-79	3.00e6	2.97e6	215	0.77	NO		5.221	38.57	38.54	1.029	1.030	NO	1869	98.6	0.362	
221	221	13C-PCB-178	1.52e6	1.86e6	217	0.45	NO		5.221	46.64	46.63	0.988	0.988	NO	1890	98.7	0.563	
222	222	13C-PCB-79	3.00e6	1.90e6	183	0.77	NO		5.221	38.52	38.54	0.968	0.968	NO	2908	152	0.571	
223	223	13C-PCB-178	1.52e6	1.08e6	205	0.45	NO		5.221	46.59	46.63	0.924	0.923	NO	2802	146	0.816	
224	224	Total Mono-PCBs							5.221	0.00			0.000	NO	0.4933		0.386	2.599
225	225	Total Di-PCBs							5.221	0.00			0.000	NO	5.017		1.65	7.399
226	226	2nd Function Tri-PCBs							5.221	0.00			0.000	NO	3.539		0.951	6.677

	#	Name	Pred RT	RT	m1 Resp	m2 Resp	Pred RA	RA	n/y	EMPC	Conc
1	1	PCB-1	16.09	16.09	7.037e2	2.859e2	3.130	2.46	YES	1.0868	0.00000
2	2	PCB-2	18.54	18.54	7.146e2	3.030e2	3.130	2.36	YES	1.0184	0.00000
3	3	PCB-3	18.78	18.79	3.396e2	1.175e2	3.130	2.89	NO	0.49331	0.49331

Dataset: Untitled

Last Altered: Tuesday, May 28, 2019 10:52:36 Pacific Daylight Time
Printed: Tuesday, May 28, 2019 10:53:12 Pacific Daylight Time

Name: 190523K2_10, Date: 24-May-2019, Time: 07:35:43, ID: 1901029-02 T4-PDI2019-SG68-190502 10, Description: T4-PDI2019-SG68-190502

PCB-4/10

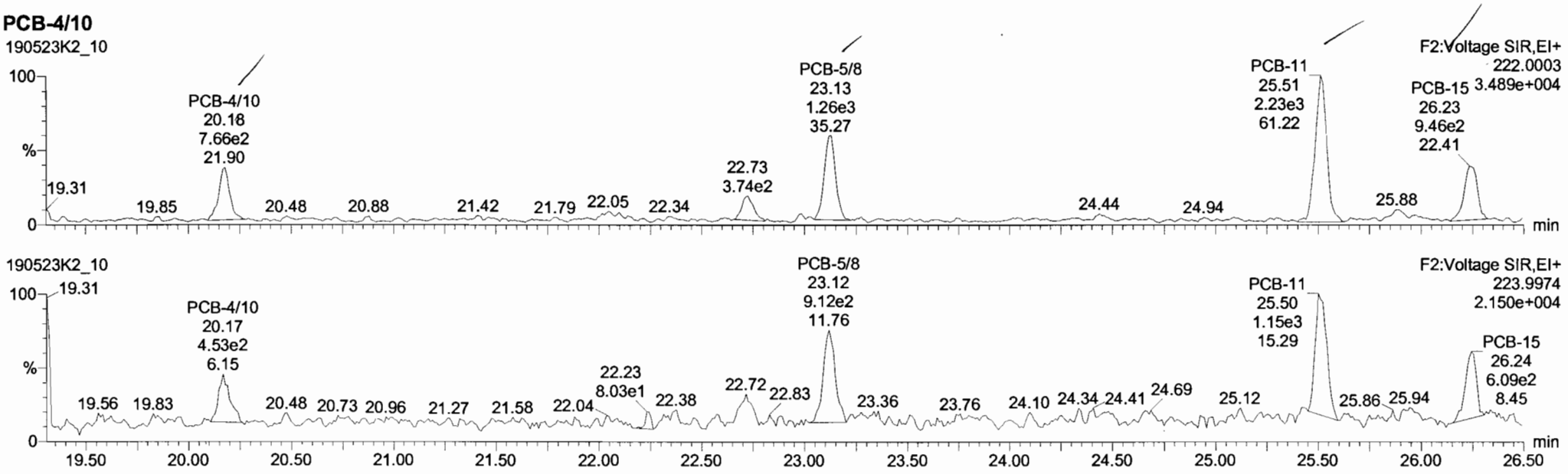

13C-PCB-4

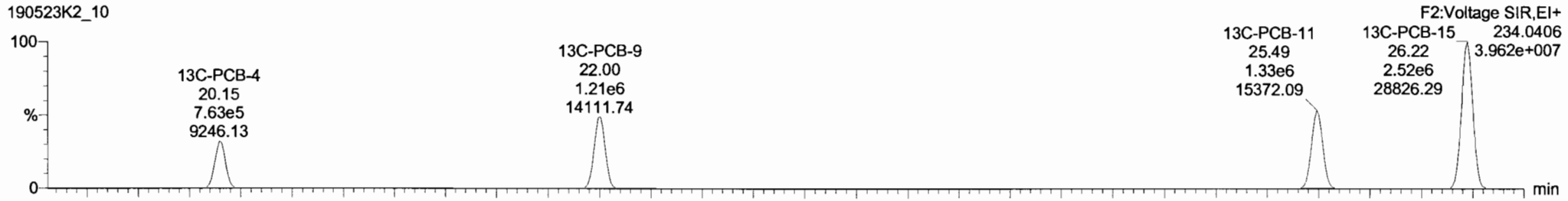

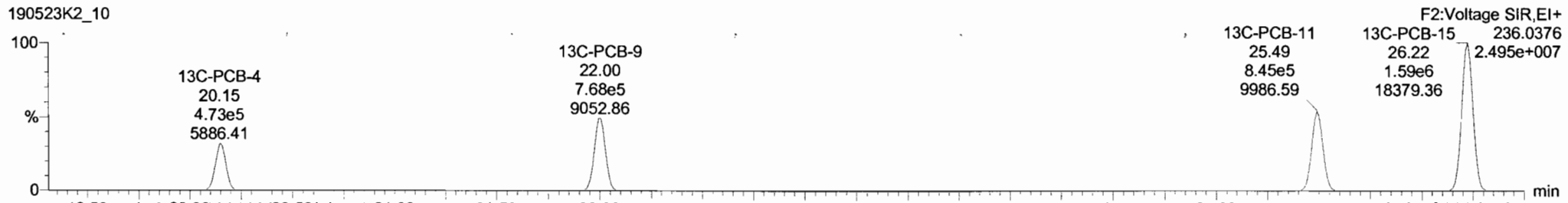

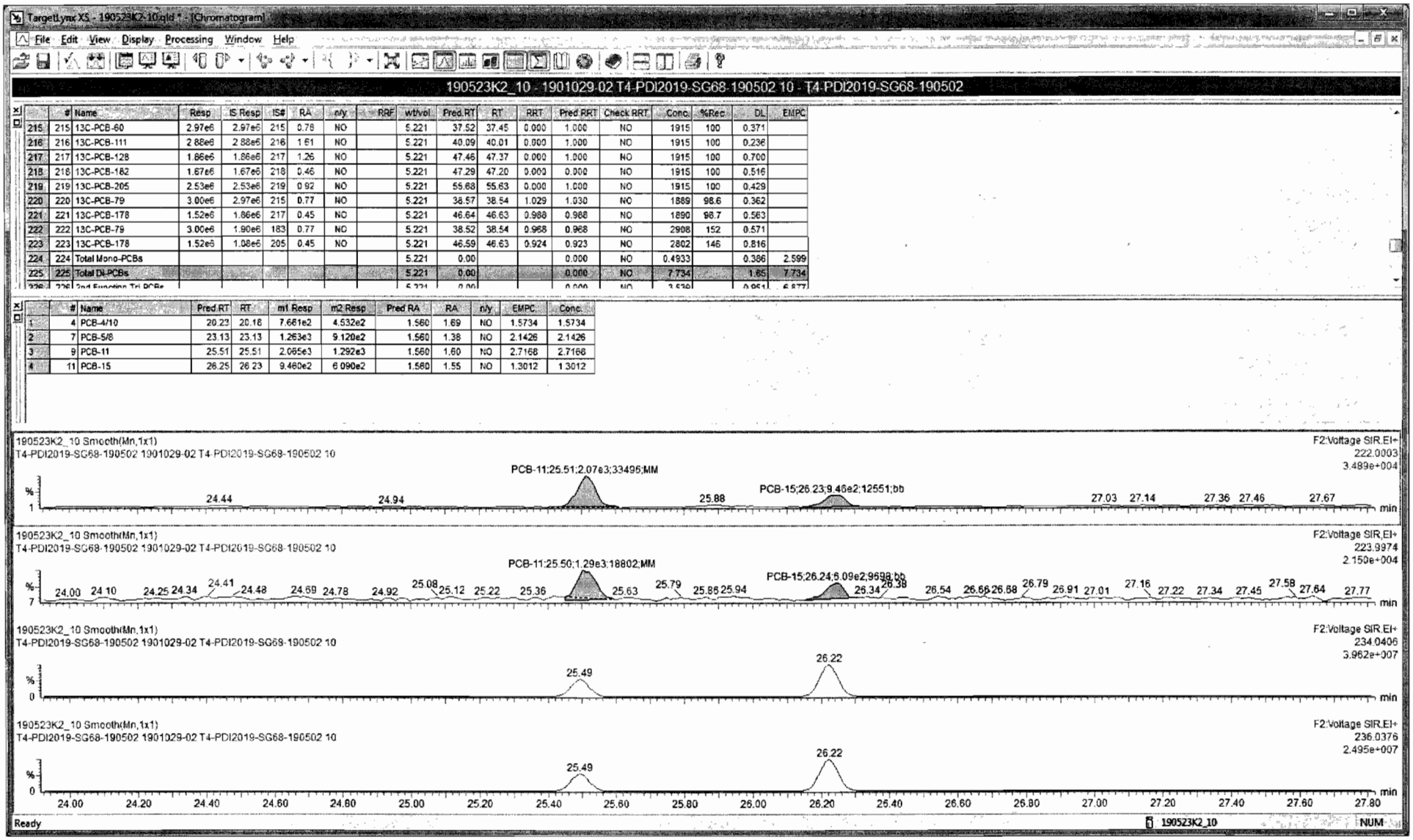

	#	Name	Resp	IS Resp	IS#	RA	n/y	RRF	wt/vol	Pred RT	RT	RRT	Pred RRT	Check RRT	Conc.	%Rec	DL	EMPC
215	215	13C-PCB-60	2.97e6	2.97e6	215	0.78	NO		5.221	37.52	37.45	0.000	1.000	NO	1915	100	0.371	
216	216	13C-PCB-111	2.88e6	2.88e6	216	1.61	NO		5.221	40.09	40.01	0.000	1.000	NO	1915	100	0.236	
217	217	13C-PCB-128	1.86e6	1.86e6	217	1.26	NO		5.221	47.46	47.37	0.000	1.000	NO	1915	100	0.700	
218	218	13C-PCB-182	1.67e6	1.67e6	218	0.46	NO		5.221	47.29	47.20	0.000	0.000	NO	1915	100	0.516	
219	219	13C-PCB-205	2.53e6	2.53e6	219	0.92	NO		5.221	55.68	55.63	0.000	1.000	NO	1915	100	0.429	
220	220	13C-PCB-79	3.00e6	2.97e6	215	0.77	NO		5.221	38.57	38.54	1.029	1.030	NO	1889	98.6	0.362	
221	221	13C-PCB-178	1.52e6	1.86e6	217	0.45	NO		5.221	46.64	46.63	0.988	0.988	NO	1890	98.7	0.563	
222	222	13C-PCB-79	3.00e6	1.90e6	183	0.77	NO		5.221	38.52	38.54	0.968	0.988	NO	2908	152	0.571	
223	223	13C-PCB-178	1.52e6	1.08e6	205	0.45	NO		5.221	46.59	46.63	0.924	0.923	NO	2802	146	0.816	
224	224	Total Mono-PCBs							5.221	0.00			0.000	NO	0.4933		0.386	2.599
225	225	Total Di-PCBs							5.221	0.00			0.000	NO	7.734		1.85	7.734

	#	Name	Pred RT	RT	m1 Resp	m2 Resp	Pred RA	RA	n/y	EMPC	Conc.
1	4	PCB-4/10	20.23	20.18	7.681e2	4.532e2	1.560	1.69	NO	1.5734	1.5734
2	7	PCB-5/8	23.13	23.13	1.263e3	9.120e2	1.560	1.38	NO	2.1426	2.1426
3	9	PCB-11	25.51	25.51	2.065e3	1.292e3	1.560	1.60	NO	2.7168	2.7168
4	11	PCB-15	26.25	26.23	9.460e2	6.090e2	1.560	1.55	NO	1.3012	1.3012

Dataset: Untitled

Last Altered: Tuesday, May 28, 2019 10:52:36 Pacific Daylight Time
Printed: Tuesday, May 28, 2019 10:53:12 Pacific Daylight Time

Name: 190523K2_10, Date: 24-May-2019, Time: 07:35:43, ID: 1901029-02 T4-PDI2019-SG68-190502 10, Description: T4-PDI2019-SG68-190502

PCB-19

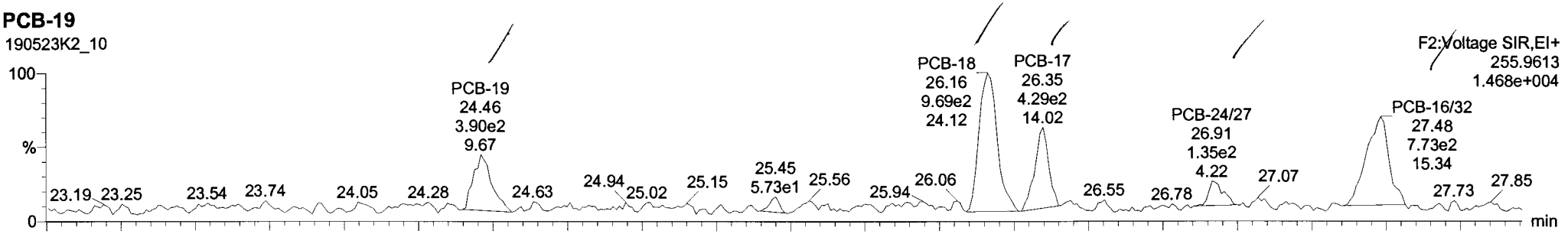

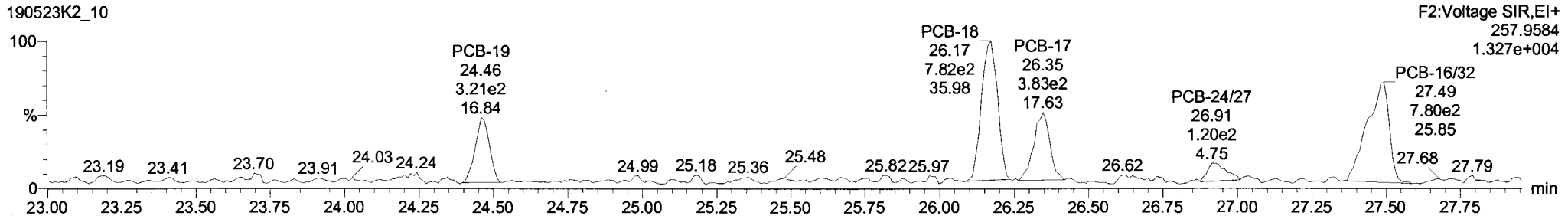

13C-PCB-19

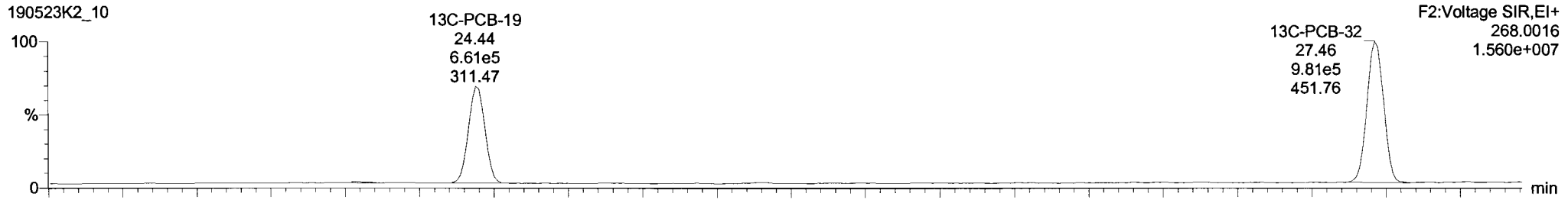

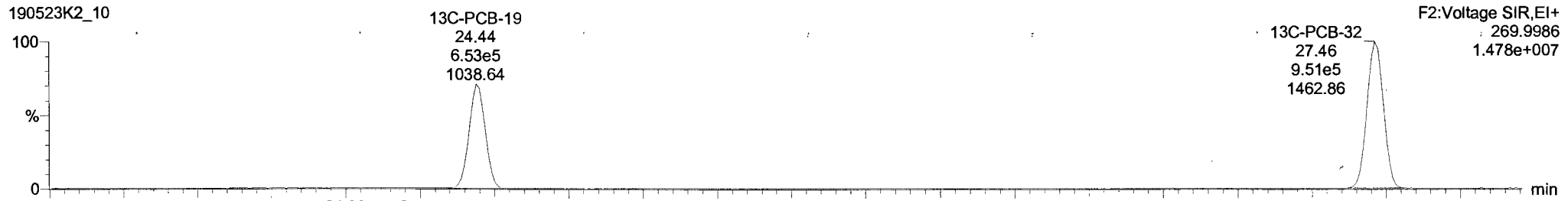

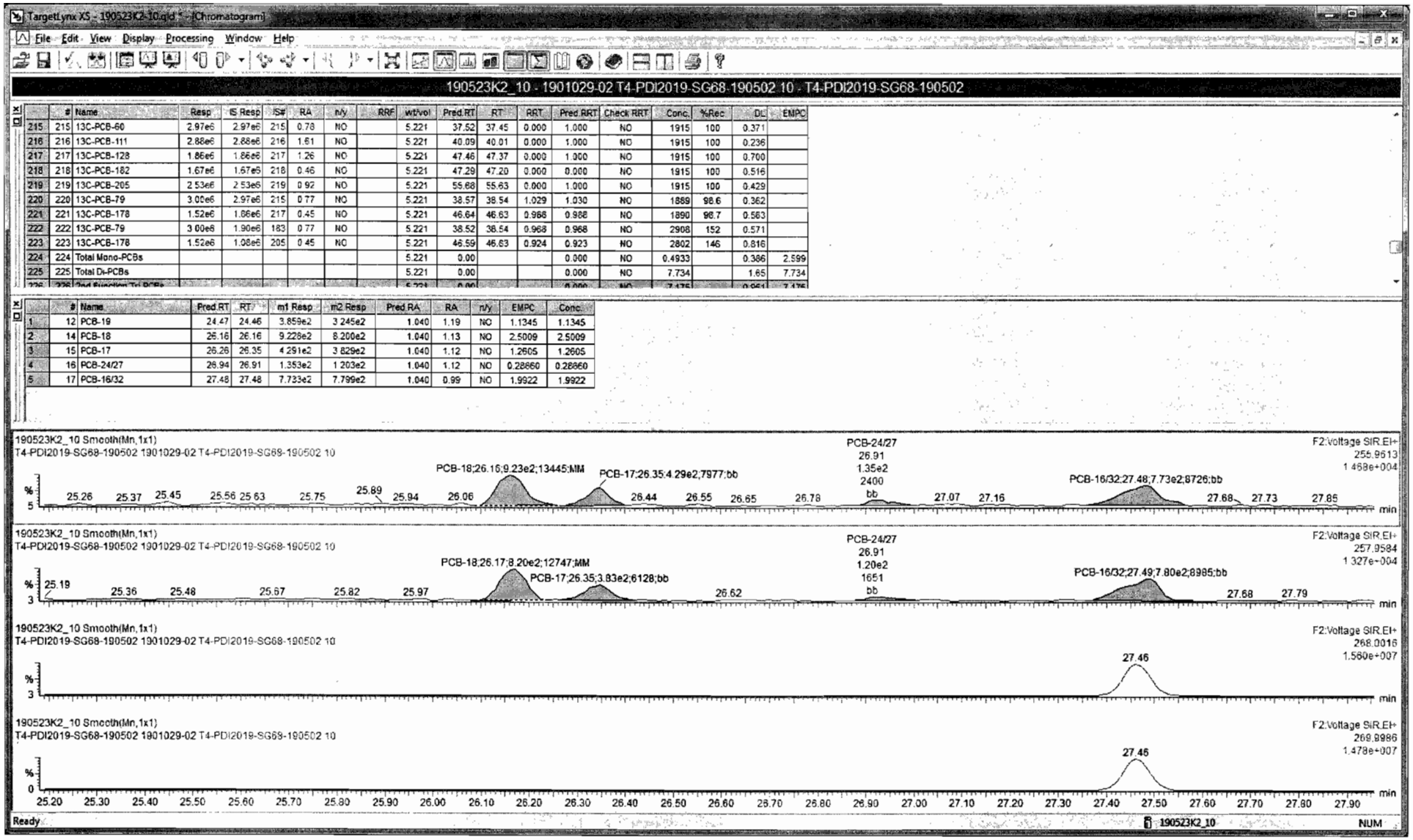

	#	Name	Resp	IS Resp	IS#	RA	n/y	RRF	wt/vol	Pred RT	RT	RRT	Pred RRT	Check RRT	Conc.	%Rec	DL	EMPC
215	215	13C-PCB-60	2.97e6	2.97e6	215	0.78	NO		5.221	37.52	37.45	0.000	1.000	NO	1915	100	0.371	
216	216	13C-PCB-111	2.88e6	2.88e6	216	1.61	NO		5.221	40.09	40.01	0.000	1.000	NO	1915	100	0.236	
217	217	13C-PCB-128	1.86e6	1.86e6	217	1.26	NO		5.221	47.46	47.37	0.000	1.000	NO	1915	100	0.700	
218	218	13C-PCB-182	1.67e6	1.67e6	218	0.46	NO		5.221	47.29	47.20	0.000	0.000	NO	1915	100	0.516	
219	219	13C-PCB-205	2.53e6	2.53e6	219	0.92	NO		5.221	55.68	55.63	0.000	1.000	NO	1915	100	0.429	
220	220	13C-PCB-79	3.00e6	2.97e6	215	0.77	NO		5.221	38.57	38.54	1.029	1.030	NO	1889	98.6	0.362	
221	221	13C-PCB-178	1.52e6	1.86e6	217	0.45	NO		5.221	46.64	46.63	0.988	0.988	NO	1890	98.7	0.563	
222	222	13C-PCB-79	3.00e6	1.90e6	183	0.77	NO		5.221	38.52	38.54	0.968	0.968	NO	2908	152	0.571	
223	223	13C-PCB-178	1.52e6	1.08e6	205	0.45	NO		5.221	46.59	46.63	0.924	0.923	NO	2802	146	0.816	
224	224	Total Mono-PCBs							5.221	0.00			0.000	NO	0.4933		0.386	2.599
225	225	Total Di-PCBs							5.221	0.00			0.000	NO	7.734		1.65	7.734

	#	Name	Pred RT	RT	m1 Resp	m2 Resp	Pred RA	RA	n/y	EMPC	Conc.
1	12	PCB-19	24.47	24.46	3.859e2	3.245e2	1.040	1.19	NO	1.1345	1.1345
2	14	PCB-18	26.16	26.16	9.228e2	8.200e2	1.040	1.13	NO	2.5009	2.5009
3	15	PCB-17	26.26	26.35	4.291e2	3.829e2	1.040	1.12	NO	1.2605	1.2605
4	16	PCB-24/27	26.94	26.91	1.353e2	1.203e2	1.040	1.12	NO	0.28660	0.28660
5	17	PCB-16/32	27.48	27.48	7.733e2	7.799e2	1.040	0.99	NO	1.9922	1.9922

Dataset: Untitled

Last Altered: Tuesday, May 28, 2019 10:52:36 Pacific Daylight Time
Printed: Tuesday, May 28, 2019 10:53:12 Pacific Daylight Time

Name: 190523K2_10, Date: 24-May-2019, Time: 07:35:43, ID: 1901029-02 T4-PDI2019-SG68-190502 10, Description: T4-PDI2019-SG68-190502

PCB-34

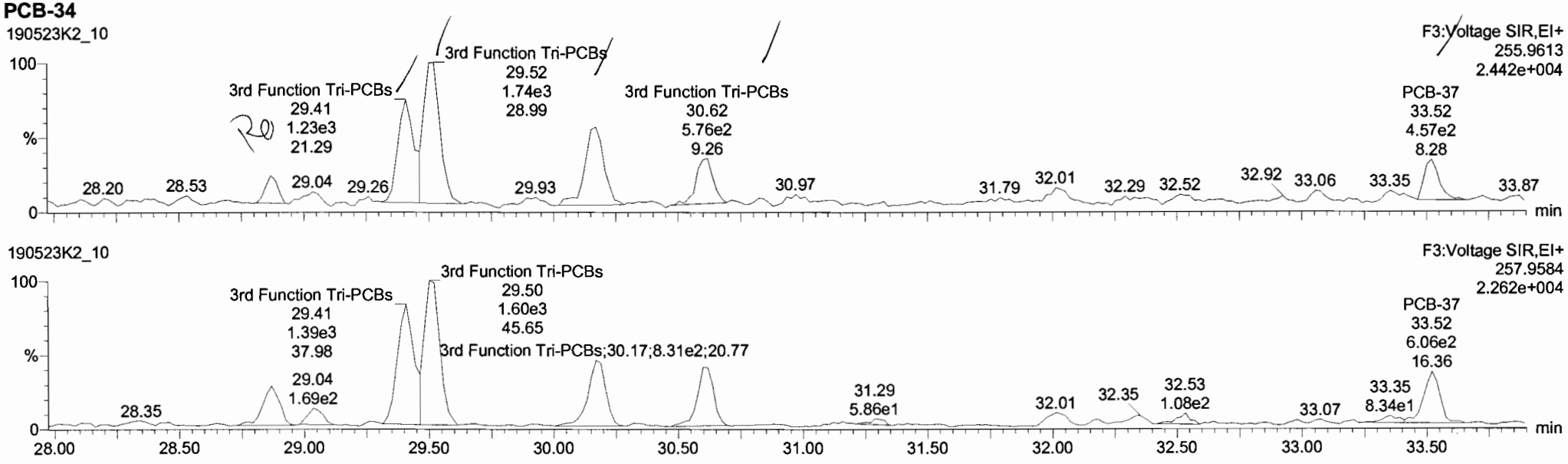

13C-PCB-28

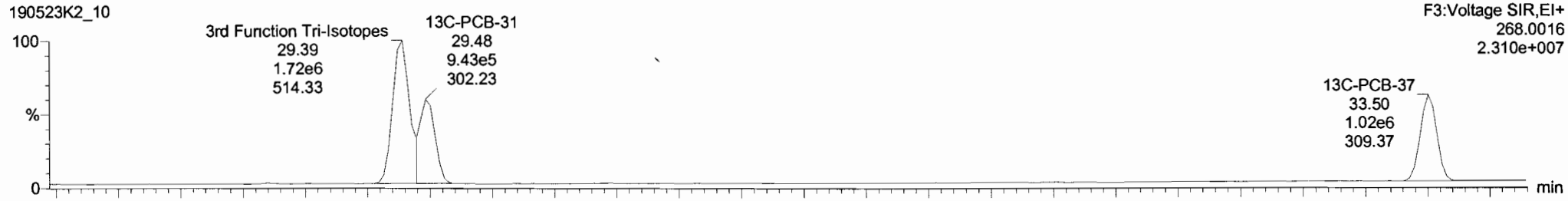



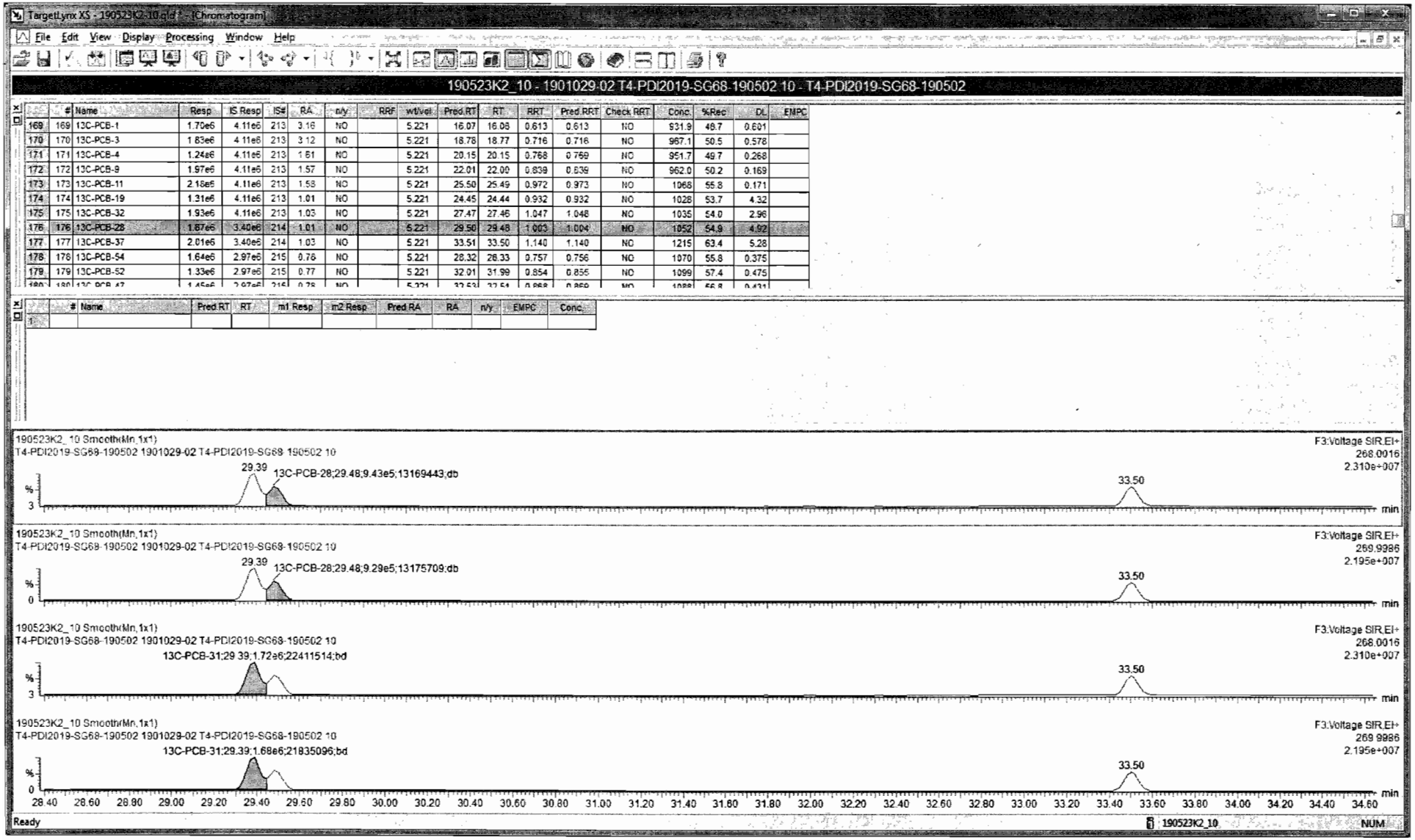

	#	Name	Resp	IS Resp	IS#	RA	n/y	RRF	wt/vol	Pred.RT	RT	RRT	Pred.RRT	Check RRT	Conc.	%Rec	DL	EMPC
169	169	13C-PCB-1	1.70e6	4.11e6	213	3.16	NO		5.221	16.07	16.08	0.613	0.613	NO	931.9	46.7	0.601	
170	170	13C-PCB-3	1.83e6	4.11e6	213	3.12	NO		5.221	18.78	18.77	0.716	0.716	NO	967.1	50.5	0.578	
171	171	13C-PCB-4	1.24e6	4.11e6	213	1.61	NO		5.221	20.15	20.15	0.768	0.769	NO	951.7	49.7	0.268	
172	172	13C-PCB-9	1.97e6	4.11e6	213	1.57	NO		5.221	22.01	22.00	0.839	0.839	NO	962.0	50.2	0.169	
173	173	13C-PCB-11	2.18e6	4.11e6	213	1.58	NO		5.221	25.50	25.49	0.972	0.973	NO	1068	55.8	0.171	
174	174	13C-PCB-19	1.31e6	4.11e6	213	1.01	NO		5.221	24.45	24.44	0.932	0.932	NO	1028	53.7	4.32	
175	175	13C-PCB-32	1.93e6	4.11e6	213	1.03	NO		5.221	27.47	27.46	1.047	1.048	NO	1035	54.0	2.96	
176	176	13C-PCB-28	1.87e6	3.40e6	214	1.01	NO		5.221	29.50	29.48	1.003	1.004	NO	1052	54.9	4.92	
177	177	13C-PCB-37	2.01e6	3.40e6	214	1.03	NO		5.221	33.51	33.50	1.140	1.140	NO	1215	63.4	5.28	
178	178	13C-PCB-54	1.64e6	2.97e6	215	0.76	NO		5.221	28.32	28.33	0.757	0.756	NO	1070	55.8	0.375	
179	179	13C-PCB-52	1.33e6	2.97e6	215	0.77	NO		5.221	32.01	31.99	0.854	0.855	NO	1099	57.4	0.475	
180	180	13C-PCB-47	1.45e6	2.97e6	215	0.78	NO		5.221	32.53	32.54	0.868	0.869	NO	1088	56.8	0.431	

	#	Name	Pred.RT	RT	m1 Resp	m2 Resp	Pred.RA	RA	n/y	EMPC	Conc.
1											

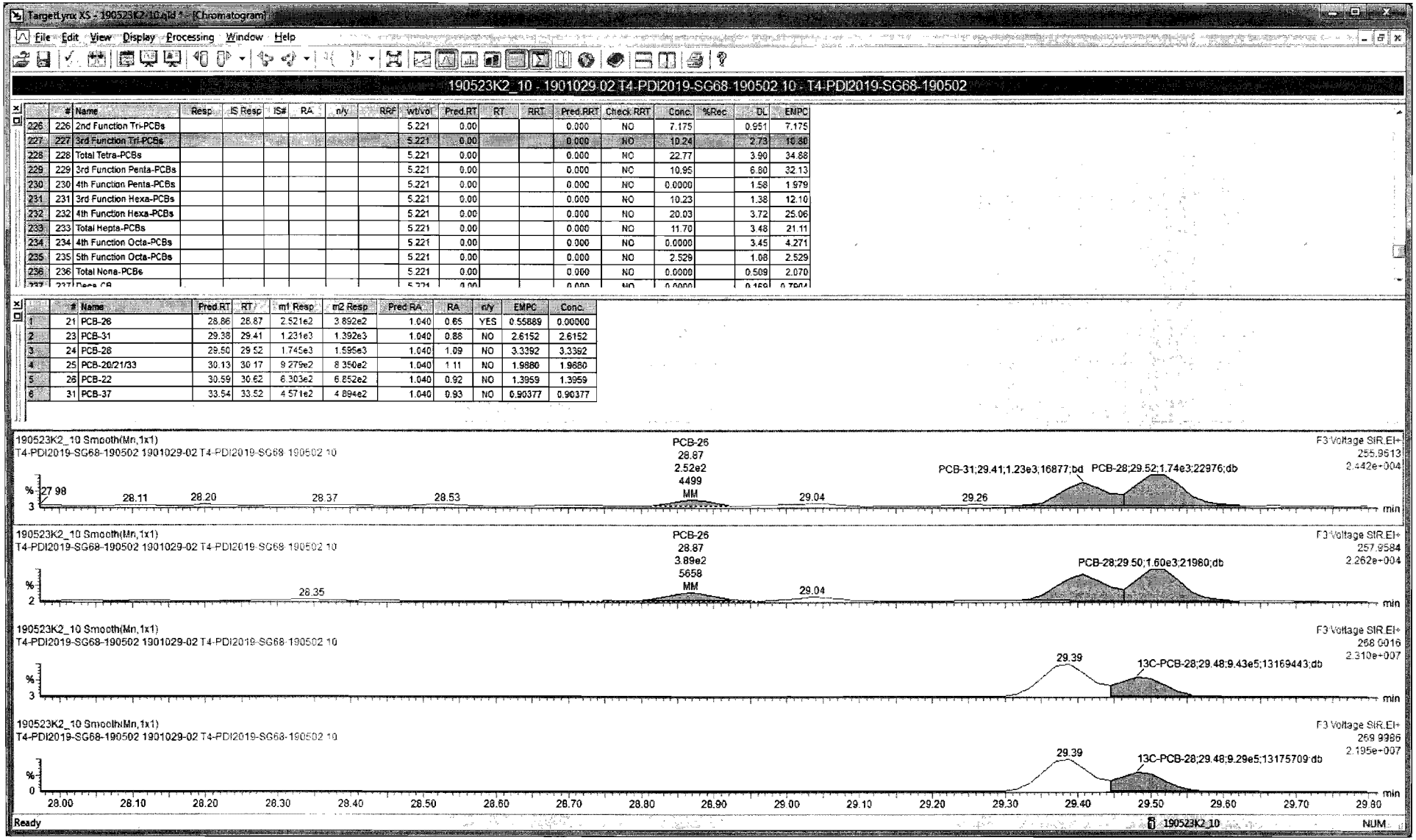

	#	Name	Resp	IS Resp	IS#	RA	n/y	RRF	wt/vol	Pred.RT	RT	RRT	Pred.RRT	Check RRT	Conc.	%Rec	DL	EMPC
226	226	2nd Function Tri-PCBs							5.221	0.00			0.000	NO	7.175		0.951	7.175
227	227	3rd Function Tri-PCBs							5.221	0.00			0.000	NO	10.24		2.73	10.80
228	228	Total Tetra-PCBs							5.221	0.00			0.000	NO	22.77		3.90	34.88
229	229	3rd Function Penta-PCBs							5.221	0.00			0.000	NO	10.95		6.80	32.13
230	230	4th Function Penta-PCBs							5.221	0.00			0.000	NO	0.0000		1.58	1.979
231	231	3rd Function Hexa-PCBs							5.221	0.00			0.000	NO	10.23		1.38	12.10
232	232	4th Function Hexa-PCBs							5.221	0.00			0.000	NO	20.03		3.72	25.06
233	233	Total Hepta-PCBs							5.221	0.00			0.000	NO	11.70		3.48	21.11
234	234	4th Function Octa-PCBs							5.221	0.00			0.000	NO	0.0000		3.45	4.271
235	235	5th Function Octa-PCBs							5.221	0.00			0.000	NO	2.529		1.08	2.529
236	236	Total Nona-PCBs							5.221	0.00			0.000	NO	0.0000		0.509	2.070
237	237	Deca-CB							5.221	0.00			0.000	NO	0.0000		0.169	0.7004

	#	Name	Pred.RT	RT	m1 Resp	m2 Resp	Pred.RA	RA	n/y	EMPC	Conc.
1	21	PCB-26	28.86	28.87	2.521e2	3.892e2	1.040	0.65	YES	0.55889	0.00000
2	23	PCB-31	29.38	29.41	1.231e3	1.392e3	1.040	0.88	NO	2.6152	2.6152
3	24	PCB-28	29.50	29.52	1.745e3	1.595e3	1.040	1.09	NO	3.3392	3.3392
4	25	PCB-20/21/33	30.13	30.17	9.279e2	8.350e2	1.040	1.11	NO	1.9880	1.9880
5	26	PCB-22	30.59	30.62	6.303e2	6.852e2	1.040	0.92	NO	1.3959	1.3959
6	31	PCB-37	33.54	33.52	4.571e2	4.894e2	1.040	0.93	NO	0.90377	0.90377

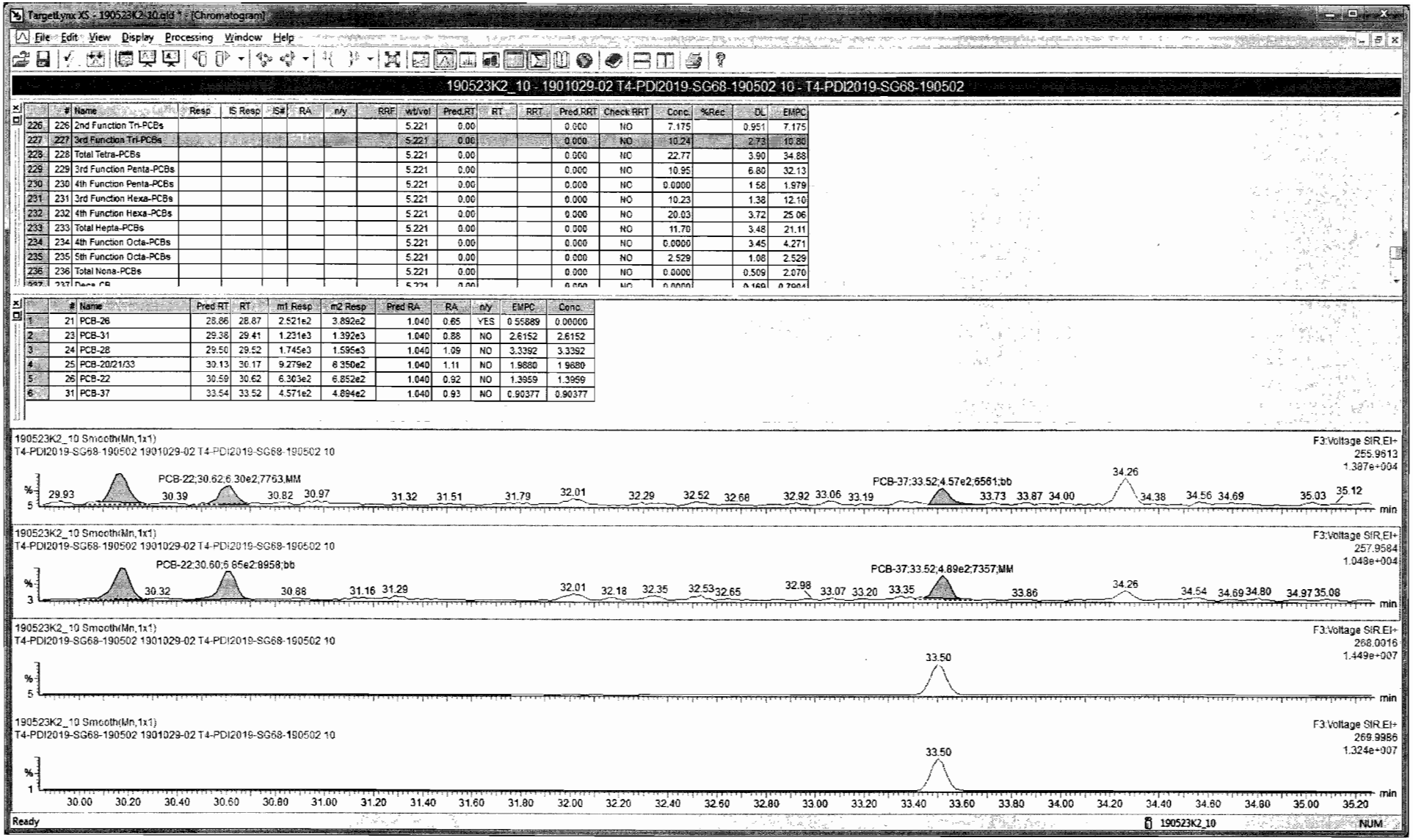

	#	Name	Resp	IS Resp	IS#	RA	n/y	RRF	wt/vol	Pred.RT	RT	RRT	Pred.RRT	Check RRT	Conc.	%Rec	DL	EMPC
226	226	2nd Function Tri-PCBs							5.221	0.00			0.000	NO	7.175		0.951	7.175
227	227	3rd Function Tri-PCBs							5.221	0.00			0.000	NO	10.24		2.73	10.80
228	228	Total Tetra-PCBs							5.221	0.00			0.000	NO	22.77		3.90	34.88
229	229	3rd Function Penta-PCBs							5.221	0.00			0.000	NO	10.95		6.80	32.13
230	230	4th Function Penta-PCBs							5.221	0.00			0.000	NO	0.0000		1.58	1.979
231	231	3rd Function Hexa-PCBs							5.221	0.00			0.000	NO	10.23		1.38	12.10
232	232	4th Function Hexa-PCBs							5.221	0.00			0.000	NO	20.03		3.72	25.06
233	233	Total Hepta-PCBs							5.221	0.00			0.000	NO	11.70		3.48	21.11
234	234	4th Function Octa-PCBs							5.221	0.00			0.000	NO	0.0000		3.45	4.271
235	235	5th Function Octa-PCBs							5.221	0.00			0.000	NO	2.529		1.08	2.529
236	236	Total Nona-PCBs							5.221	0.00			0.000	NO	0.0000		0.509	2.070
237	237	Deca-CB							5.221	0.00			0.000	NO	0.0000		0.169	0.7904

	#	Name	Pred RT	RT	m1 Resp	m2 Resp	Pred RA	RA	n/y	EMPC	Conc.
1	21	PCB-26	28.86	28.87	2.521e2	3.892e2	1.040	0.65	YES	0.55889	0.00000
2	23	PCB-31	29.38	29.41	1.231e3	1.392e3	1.040	0.88	NO	2.6152	2.6152
3	24	PCB-28	29.50	29.52	1.745e3	1.595e3	1.040	1.09	NO	3.3392	3.3392
4	25	PCB-20/21/33	30.13	30.17	9.279e2	8.350e2	1.040	1.11	NO	1.9680	1.9680
5	26	PCB-22	30.59	30.62	6.303e2	6.852e2	1.040	0.92	NO	1.3959	1.3959
6	31	PCB-37	33.54	33.52	4.571e2	4.894e2	1.040	0.93	NO	0.90377	0.90377

Dataset: Untitled

Last Altered: Tuesday, May 28, 2019 10:52:36 Pacific Daylight Time
Printed: Tuesday, May 28, 2019 10:53:12 Pacific Daylight Time

Name: 190523K2_10, Date: 24-May-2019, Time: 07:35:43, ID: 1901029-02 T4-PDI2019-SG68-190502 10, Description: T4-PDI2019-SG68-190502

PCB-54

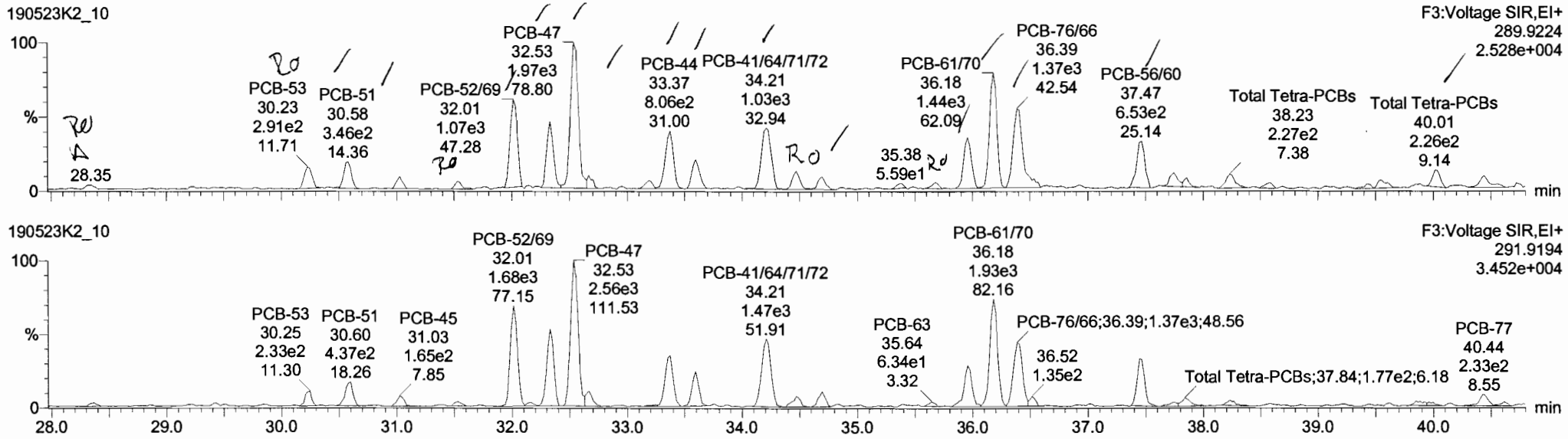

13C-PCB-54

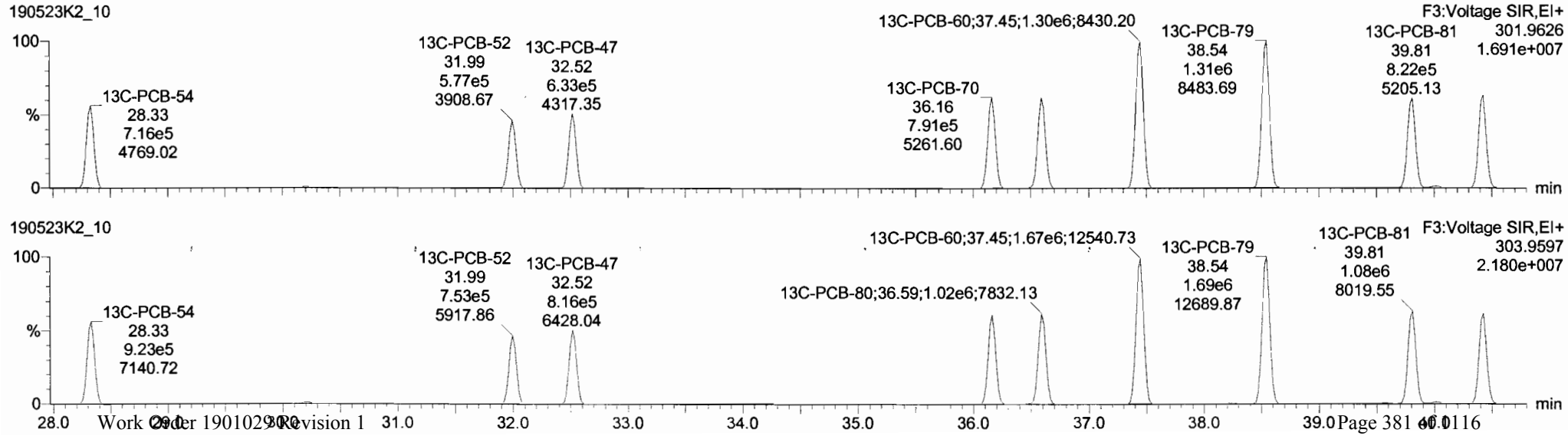

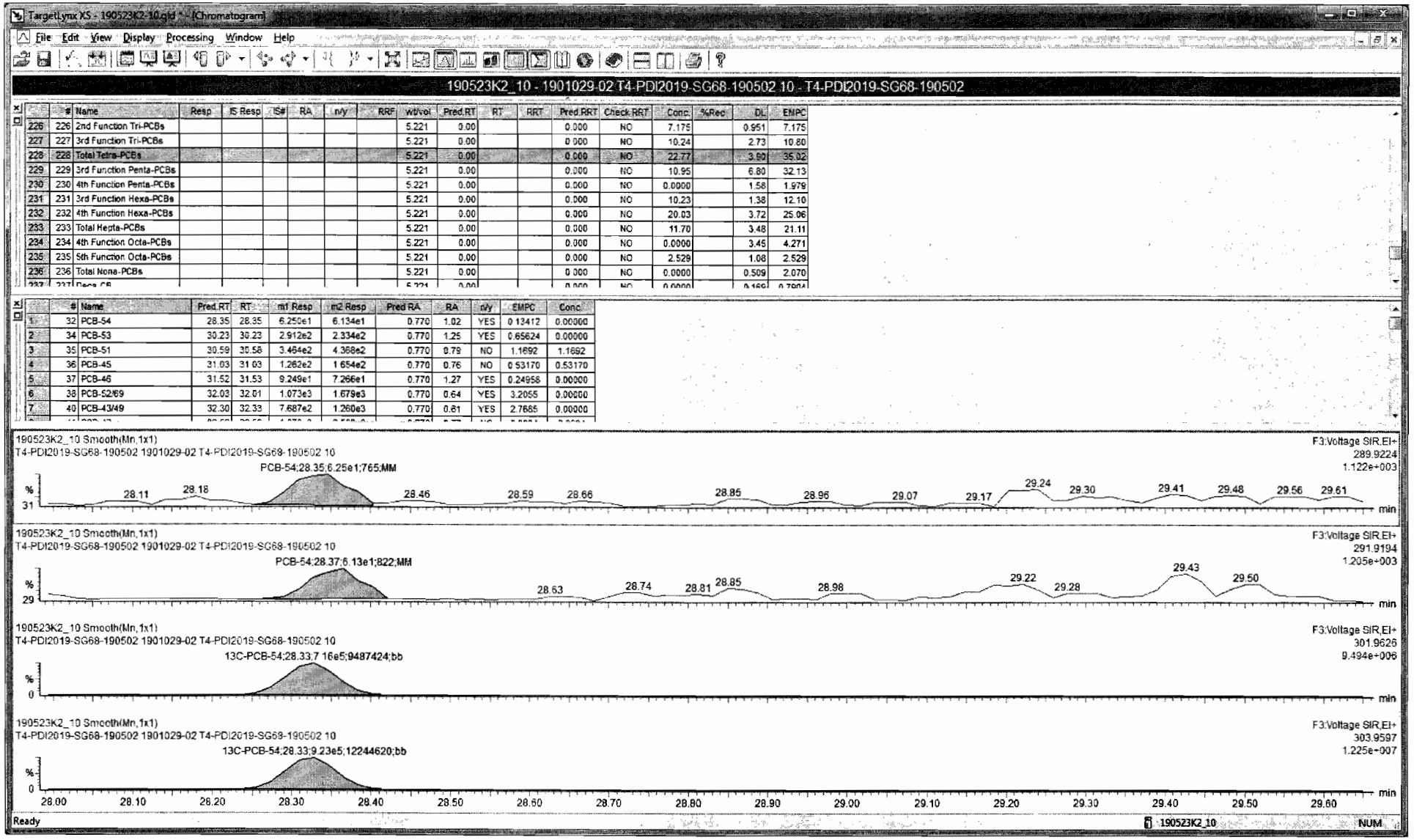

	#	Name	Resp	IS Resp	IS#	RA	n/y	RRF	wt/vol	Pred.RT	RT	RRT	Pred.RRT	Check RRT	Conc	%Rec	DL	EMPC
226	226	2nd Function Tri-PCBs							5.221	0.00			0.000	NO	7.175		0.951	7.175
227	227	3rd Function Tri-PCBs							5.221	0.00			0.000	NO	10.24		2.73	10.80
228	228	Total Tetra-PCBs							5.221	0.00			0.000	NO	22.77		3.80	35.02
229	229	3rd Function Penta-PCBs							5.221	0.00			0.000	NO	10.95		6.80	32.13
230	230	4th Function Penta-PCBs							5.221	0.00			0.000	NO	0.0000		1.58	1.979
231	231	3rd Function Hexa-PCBs							5.221	0.00			0.000	NO	10.23		1.38	12.10
232	232	4th Function Hexa-PCBs							5.221	0.00			0.000	NO	20.03		3.72	25.06
233	233	Total Hepta-PCBs							5.221	0.00			0.000	NO	11.70		3.48	21.11
234	234	4th Function Octa-PCBs							5.221	0.00			0.000	NO	0.0000		3.45	4.271
235	235	5th Function Octa-PCBs							5.221	0.00			0.000	NO	2.529		1.08	2.529
236	236	Total Nona-PCBs							5.221	0.00			0.000	NO	0.0000		0.509	2.070

	#	Name	Pred.RT	RT	m1 Resp	m2 Resp	Pred RA	RA	n/y	EMPC	Conc
1	32	PCB-54	28.35	28.35	6.250e1	6.134e1	0.770	1.02	YES	0.13412	0.00000
2	34	PCB-53	30.23	30.23	2.912e2	2.334e2	0.770	1.25	YES	0.65624	0.00000
3	35	PCB-51	30.59	30.58	3.464e2	4.368e2	0.770	0.79	NO	1.1692	1.1692
4	36	PCB-45	31.03	31.03	1.262e2	1.654e2	0.770	0.76	NO	0.53170	0.53170
5	37	PCB-46	31.52	31.53	9.249e1	7.266e1	0.770	1.27	YES	0.24958	0.00000
6	38	PCB-52/69	32.03	32.01	1.073e3	1.679e3	0.770	0.64	YES	3.2055	0.00000
7	40	PCB-43/49	32.30	32.33	7.687e2	1.260e3	0.770	0.61	YES	2.7685	0.00000

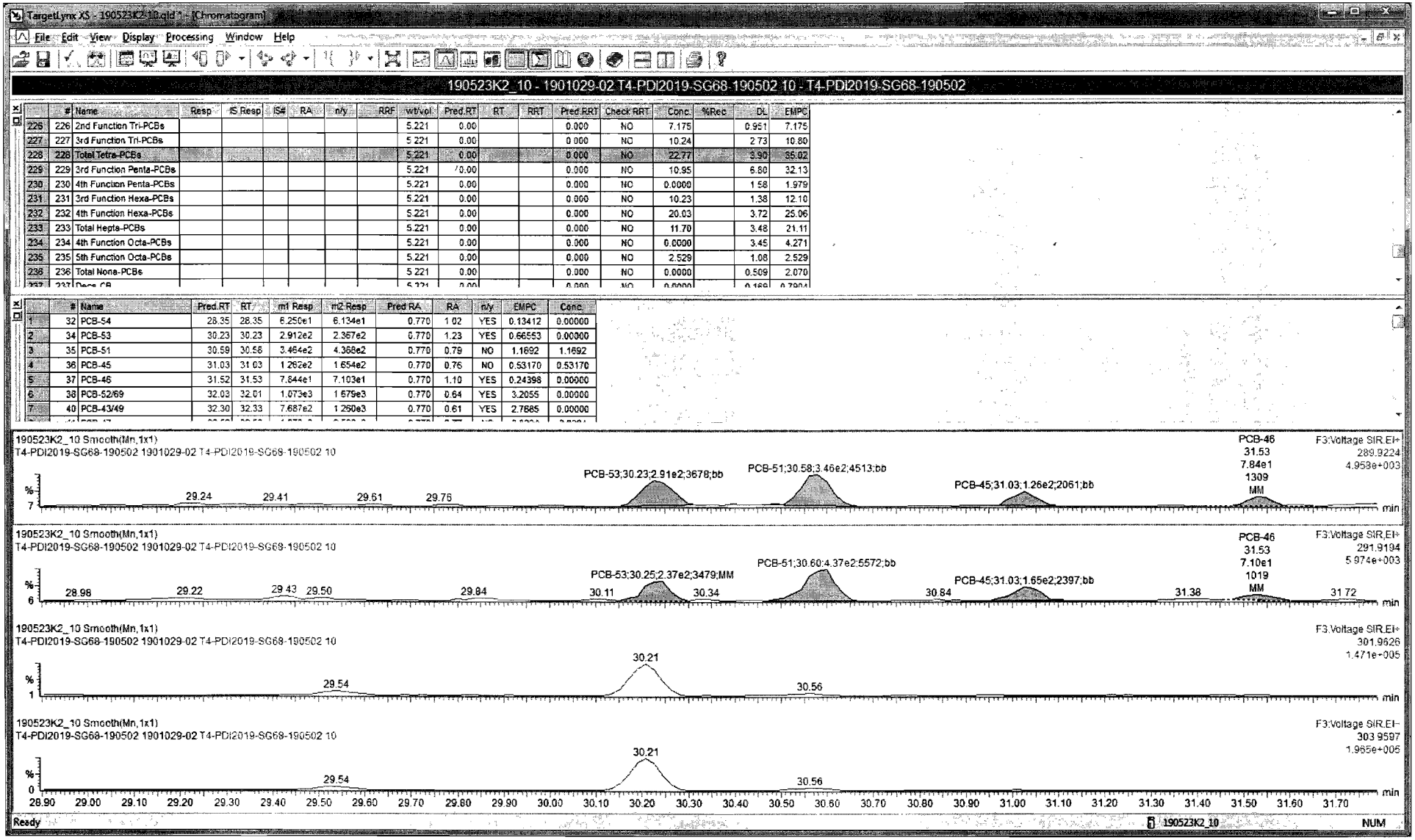

	#	Name	Resp	IS Resp	IS#	RA	n/y	RRF	wt/vol	Pred RT	RT	RRT	Pred RRT	Check RRT	Conc.	%Rec	DL	EMPC
226	226	2nd Function Tri-PCBs							5.221	0.00			0.000	NO	7.175		0.951	7.175
227	227	3rd Function Tri-PCBs							5.221	0.00			0.000	NO	10.24		2.73	10.80
228	228	Total Tetra-PCBs							5.221	0.00			0.000	NO	22.77		3.90	35.02
229	229	3rd Function Penta-PCBs							5.221	0.00			0.000	NO	10.95		6.80	32.13
230	230	4th Function Penta-PCBs							5.221	0.00			0.000	NO	0.0000		1.58	1.979
231	231	3rd Function Hexa-PCBs							5.221	0.00			0.000	NO	10.23		1.38	12.10
232	232	4th Function Hexa-PCBs							5.221	0.00			0.000	NO	20.03		3.72	25.06
233	233	Total Hepta-PCBs							5.221	0.00			0.000	NO	11.70		3.48	21.11
234	234	4th Function Octa-PCBs							5.221	0.00			0.000	NO	0.0000		3.45	4.271
235	235	5th Function Octa-PCBs							5.221	0.00			0.000	NO	2.529		1.08	2.529
236	236	Total Nona-PCBs							5.221	0.00			0.000	NO	0.0000		0.509	2.070

	#	Name	Pred RT	RT	m1 Resp	m2 Resp	Pred RA	RA	n/y	EMPC	Conc.
1	32	PCB-54	28.35	28.35	6.250e1	6.134e1	0.770	1.02	YES	0.13412	0.00000
2	34	PCB-53	30.23	30.23	2.912e2	2.367e2	0.770	1.23	YES	0.66553	0.00000
3	35	PCB-51	30.59	30.58	3.464e2	4.368e2	0.770	0.79	NO	1.1692	1.1692
4	36	PCB-45	31.03	31.03	1.262e2	1.654e2	0.770	0.76	NO	0.53170	0.53170
5	37	PCB-46	31.52	31.53	7.844e1	7.103e1	0.770	1.10	YES	0.24398	0.00000
6	38	PCB-52/69	32.03	32.01	1.073e3	1.679e3	0.770	0.64	YES	3.2055	0.00000
7	40	PCB-43/49	32.30	32.33	7.687e2	1.260e3	0.770	0.61	YES	2.7685	0.00000

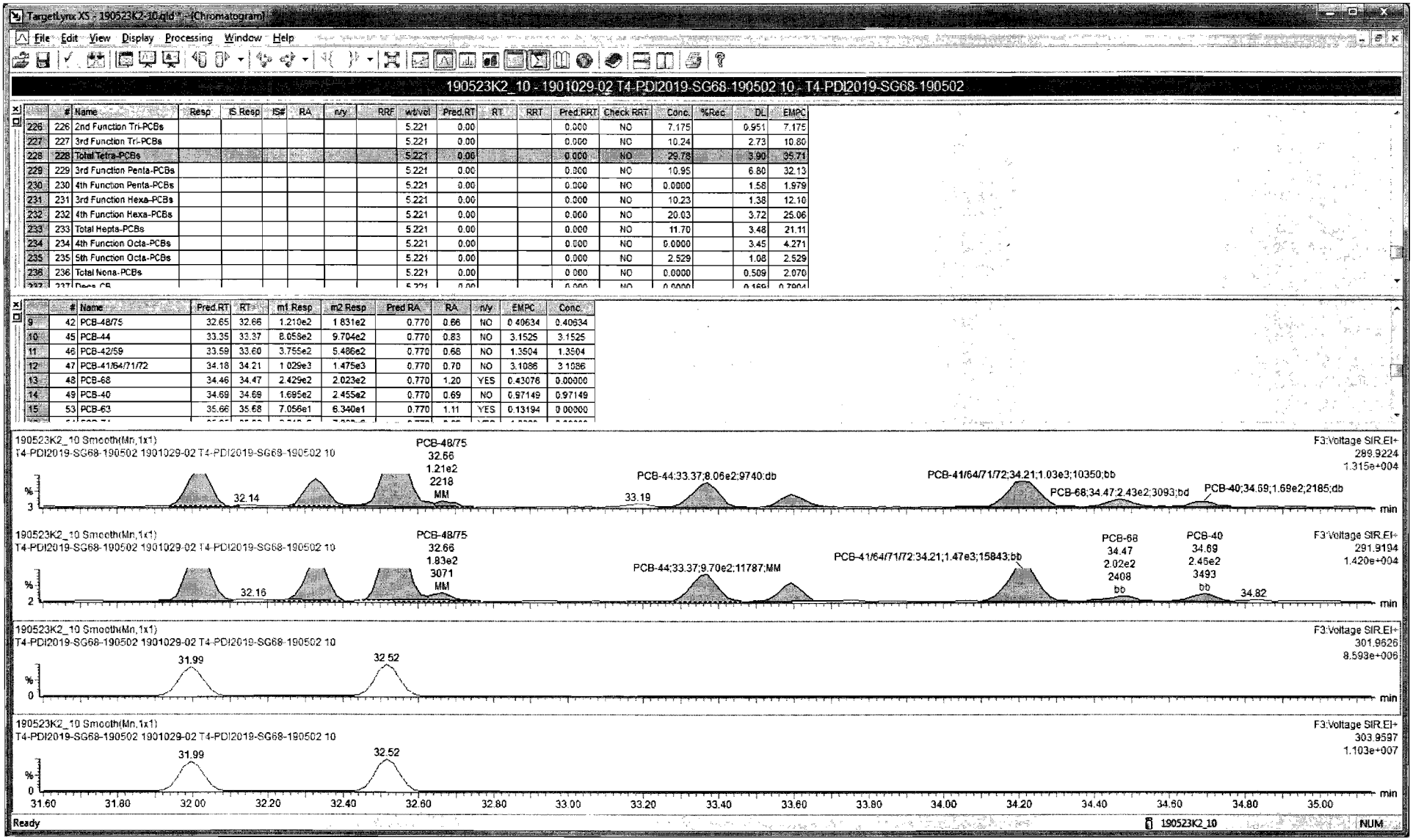

	#	Name	Resp	IS Resp	IS#	RA	n/y	RRF	wt/vol	Pred.RT	RT	RRT	Pred.RRT	Check RRT	Conc.	%Rec	DL	EMPC
226	226	2nd Function Tri-PCBs							5.221	0.00			0.000	NO	7.175		0.951	7.175
227	227	3rd Function Tri-PCBs							5.221	0.00			0.000	NO	10.24		2.73	10.80
228	228	Total Tetra-PCBs							5.221	0.00			0.000	NO	29.78		3.90	35.71
229	229	3rd Function Penta-PCBs							5.221	0.00			0.000	NO	10.95		6.80	32.13
230	230	4th Function Penta-PCBs							5.221	0.00			0.000	NO	0.0000		1.58	1.979
231	231	3rd Function Hexa-PCBs							5.221	0.00			0.000	NO	10.23		1.38	12.10
232	232	4th Function Hexa-PCBs							5.221	0.00			0.000	NO	20.03		3.72	25.06
233	233	Total Hepta-PCBs							5.221	0.00			0.000	NO	11.70		3.48	21.11
234	234	4th Function Octa-PCBs							5.221	0.00			0.000	NO	0.0000		3.45	4.271
235	235	5th Function Octa-PCBs							5.221	0.00			0.000	NO	2.529		1.08	2.529
236	236	Total Nona-PCBs							5.221	0.00			0.000	NO	0.0000		0.509	2.070

	#	Name	Pred.RT	RT	m1 Resp	m2 Resp	Pred RA	RA	n/y	EMPC	Conc.
9	42	PCB-48/75	32.65	32.66	1.210e2	1.831e2	0.770	0.66	NO	0.40634	0.40634
10	45	PCB-44	33.35	33.37	8.059e2	9.704e2	0.770	0.83	NO	3.1525	3.1525
11	46	PCB-42/59	33.59	33.60	3.755e2	5.486e2	0.770	0.68	NO	1.3504	1.3504
12	47	PCB-41/64/71/72	34.18	34.21	1.029e3	1.475e3	0.770	0.70	NO	3.1086	3.1086
13	48	PCB-68	34.46	34.47	2.429e2	2.023e2	0.770	1.20	YES	0.43076	0.00000
14	49	PCB-40	34.69	34.69	1.695e2	2.455e2	0.770	0.69	NO	0.97149	0.97149
15	53	PCB-63	35.66	35.68	7.056e1	6.340e1	0.770	1.11	YES	0.13194	0.00000

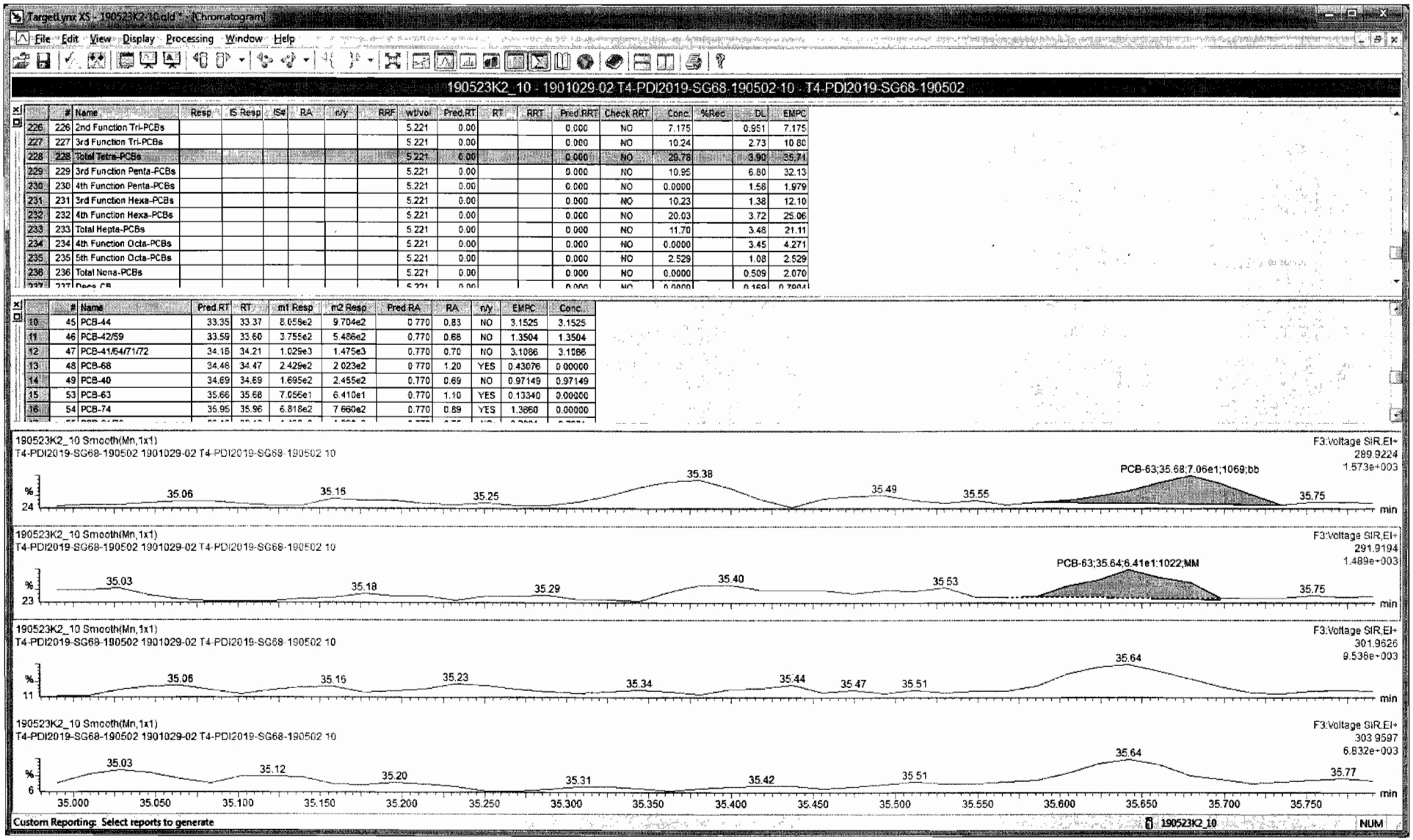

	#	Name	Resp	IS Resp	IS#	RA	n/y	RRF	w/v/vol	Pred.RT	RT	RRT	Pred.RRT	Check RRT	Conc.	%Rec	DL	EMPC
226	226	2nd Function Tri-PCBs							5.221	0.00			0.000	NO	7.175		0.951	7.175
227	227	3rd Function Tri-PCBs							5.221	0.00			0.000	NO	10.24		2.73	10.80
228	228	Total Tetra-PCBs							5.221	0.00			0.000	NO	29.78		3.90	35.74
229	229	3rd Function Penta-PCBs							5.221	0.00			0.000	NO	10.95		6.80	32.13
230	230	4th Function Penta-PCBs							5.221	0.00			0.000	NO	0.0000		1.58	1.979
231	231	3rd Function Hexa-PCBs							5.221	0.00			0.000	NO	10.23		1.38	12.10
232	232	4th Function Hexa-PCBs							5.221	0.00			0.000	NO	20.03		3.72	25.06
233	233	Total Hepta-PCBs							5.221	0.00			0.000	NO	11.70		3.48	21.11
234	234	4th Function Octa-PCBs							5.221	0.00			0.000	NO	0.0000		3.45	4.271
235	235	5th Function Octa-PCBs							5.221	0.00			0.000	NO	2.529		1.08	2.529
236	236	Total Nona-PCBs							5.221	0.00			0.000	NO	0.0000		0.509	2.070

	#	Name	Pred.RT	RT	m1 Resp	m2 Resp	Pred.RA	RA	n/y	EMPC	Conc.
10	45	PCB-44	33.35	33.37	8.658e2	9.704e2	0.770	0.83	NO	3.1525	3.1525
11	46	PCB-42/59	33.59	33.60	3.755e2	5.486e2	0.770	0.66	NO	1.3504	1.3504
12	47	PCB-41/64/71/72	34.18	34.21	1.029e3	1.475e3	0.770	0.70	NO	3.1086	3.1086
13	48	PCB-68	34.46	34.47	2.429e2	2.023e2	0.770	1.20	YES	0.43076	0.00000
14	49	PCB-40	34.69	34.69	1.695e2	2.455e2	0.770	0.69	NO	0.97149	0.97149
15	53	PCB-63	35.66	35.68	7.056e1	6.410e1	0.770	1.10	YES	0.13340	0.00000
16	54	PCB-74	35.95	35.96	6.818e2	7.660e2	0.770	0.89	YES	1.3860	0.00000

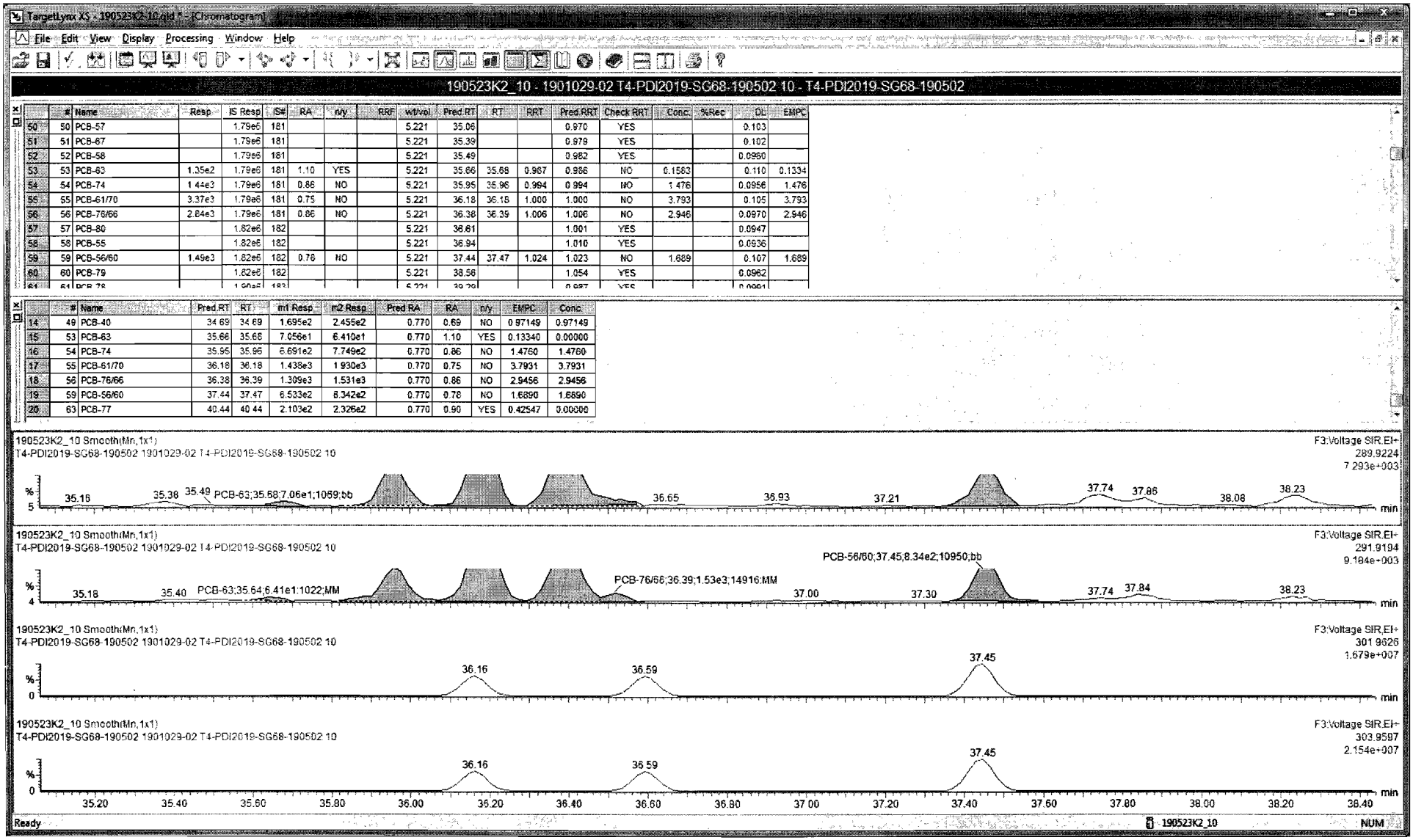

	#	Name	Resp	IS Resp	IS#	RA	n/y	RRF	wt/vol	Pred.RT	RT	RRT	Pred.RRT	Check RRT	Conc.	%Rec	DL	EMPC
50	50	PCB-57		1.79e6	181				5.221	35.06			0.970	YES			0.103	
51	51	PCB-67		1.79e6	181				5.221	35.39			0.979	YES			0.102	
52	52	PCB-58		1.79e6	181				5.221	35.49			0.982	YES			0.0960	
53	53	PCB-63	1.35e2	1.79e6	181	1.10	YES		5.221	35.66	35.68	0.987	0.986	NO	0.1563		0.110	0.1334
54	54	PCB-74	1.44e3	1.79e6	181	0.86	NO		5.221	35.95	35.96	0.994	0.994	NO	1.476		0.0956	1.476
55	55	PCB-61/70	3.37e3	1.79e6	181	0.75	NO		5.221	36.18	36.18	1.000	1.000	NO	3.793		0.105	3.793
56	56	PCB-76/66	2.84e3	1.79e6	181	0.86	NO		5.221	36.38	36.39	1.006	1.006	NO	2.946		0.0970	2.946
57	57	PCB-80		1.82e6	182				5.221	36.61			1.001	YES			0.0947	
58	58	PCB-55		1.82e6	182				5.221	36.94			1.010	YES			0.0936	
59	59	PCB-56/60	1.49e3	1.82e6	182	0.78	NO		5.221	37.44	37.47	1.024	1.023	NO	1.689		0.107	1.689
60	60	PCB-79		1.82e6	182				5.221	38.56			1.054	YES			0.0962	
61	61	PCB-78		1.82e6	182				5.221	38.79			0.987	YES			0.0991	

	#	Name	Pred.RT	RT	m1 Resp	m2 Resp	Pred RA	RA	n/y	EMPC	Conc.
14	49	PCB-40	34.69	34.69	1.695e2	2.455e2	0.770	0.69	NO	0.97149	0.97149
15	53	PCB-63	35.66	35.68	7.056e1	6.410e1	0.770	1.10	YES	0.13340	0.00000
16	54	PCB-74	35.95	35.96	6.691e2	7.749e2	0.770	0.86	NO	1.4760	1.4760
17	55	PCB-61/70	36.18	36.18	1.438e3	1.930e3	0.770	0.75	NO	3.7931	3.7931
18	56	PCB-76/66	36.38	36.39	1.309e3	1.531e3	0.770	0.86	NO	2.9456	2.9456
19	59	PCB-56/60	37.44	37.47	6.533e2	8.342e2	0.770	0.78	NO	1.6890	1.6890
20	63	PCB-77	40.44	40.44	2.103e2	2.326e2	0.770	0.90	YES	0.42547	0.00000

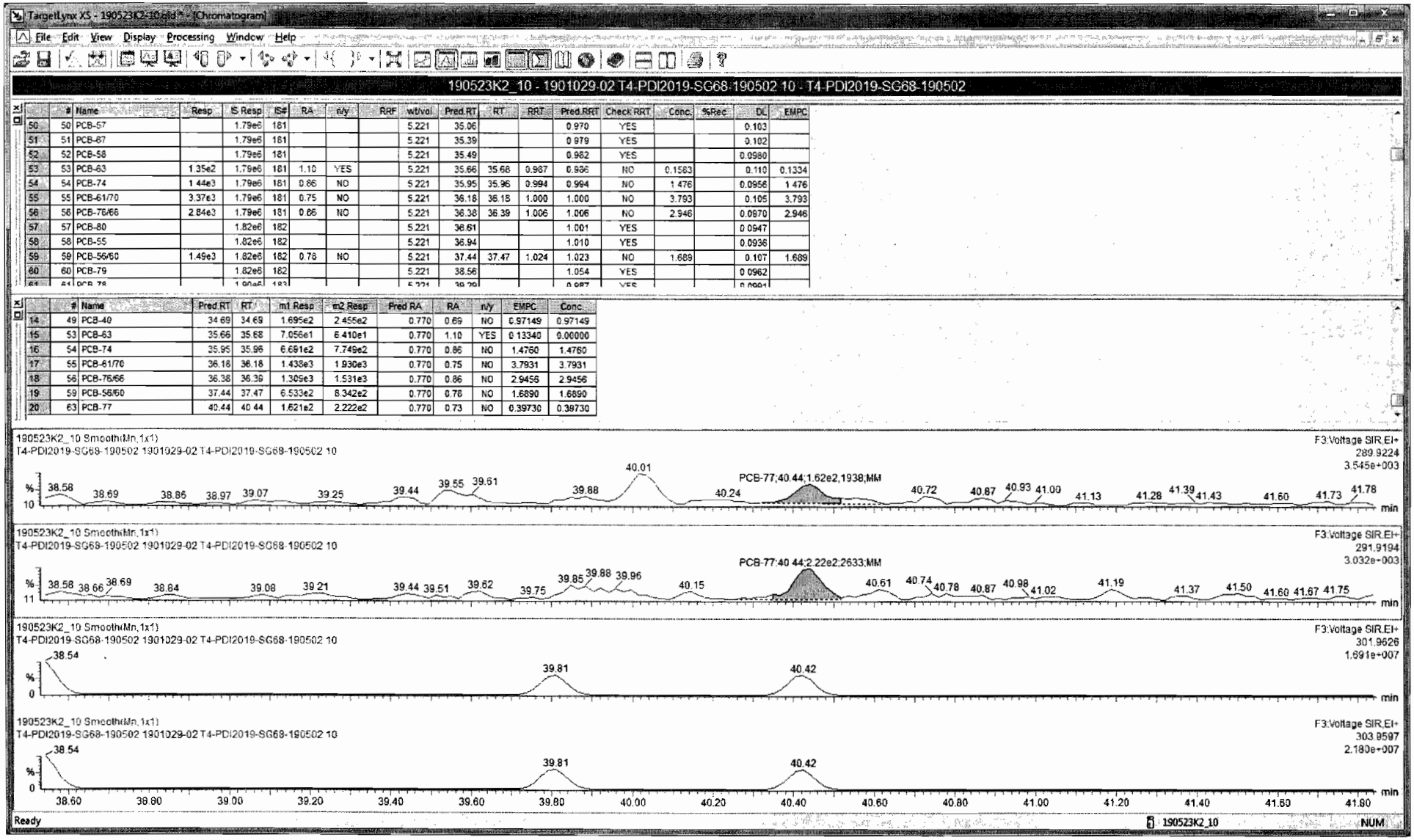

	#	Name	Resp	IS Resp	IS#	RA	n/y	RRF	wt/vol	Pred RT	RT	RRT	Pred RRT	Check RRT	Conc.	%Rec	DL	EMPC
50	50	PCB-57		1.79e6	181				5.221	35.06			0.970	YES			0.103	
51	51	PCB-67		1.79e6	181				5.221	35.39			0.979	YES			0.102	
52	52	PCB-58		1.79e6	181				5.221	35.49			0.982	YES			0.0980	
53	53	PCB-63	1.35e2	1.79e6	181	1.10	YES		5.221	35.66	35.68	0.987	0.986	NO	0.1583		0.110	0.1334
54	54	PCB-74	1.44e3	1.79e6	181	0.86	NO		5.221	35.95	35.96	0.994	0.994	NO	1.476		0.0956	1.476
55	55	PCB-61/70	3.37e3	1.79e6	181	0.75	NO		5.221	36.18	36.18	1.000	1.000	NO	3.793		0.105	3.793
56	56	PCB-76/66	2.84e3	1.79e6	181	0.86	NO		5.221	36.38	36.39	1.006	1.006	NO	2.946		0.0970	2.946
57	57	PCB-80		1.82e6	182				5.221	36.61			1.001	YES			0.0947	
58	58	PCB-55		1.82e6	182				5.221	36.94			1.010	YES			0.0936	
59	59	PCB-56/60	1.49e3	1.82e6	182	0.78	NO		5.221	37.44	37.47	1.024	1.023	NO	1.689		0.107	1.689
60	60	PCB-79		1.82e6	182				5.221	38.56			1.054	YES			0.0962	

	#	Name	Pred RT	RT	m1 Resp	m2 Resp	Pred RA	RA	n/y	EMPC	Conc.
14	49	PCB-40	34.69	34.69	1.695e2	2.455e2	0.770	0.69	NO	0.97149	0.97149
15	53	PCB-63	35.66	35.68	7.056e1	8.410e1	0.770	1.10	YES	0.13340	0.00000
16	54	PCB-74	35.95	35.96	6.691e2	7.749e2	0.770	0.86	NO	1.4760	1.4760
17	55	PCB-61/70	36.18	36.18	1.438e3	1.930e3	0.770	0.75	NO	3.7931	3.7931
18	56	PCB-76/66	36.38	36.39	1.309e3	1.531e3	0.770	0.86	NO	2.9456	2.9456
19	59	PCB-56/60	37.44	37.47	6.533e2	8.342e2	0.770	0.78	NO	1.6890	1.6890
20	63	PCB-77	40.44	40.44	1.621e2	2.222e2	0.770	0.73	NO	0.39730	0.39730

Dataset: Untitled

Last Altered: Tuesday, May 28, 2019 10:52:36 Pacific Daylight Time
Printed: Tuesday, May 28, 2019 10:53:12 Pacific Daylight Time

Name: 190523K2_10, Date: 24-May-2019, Time: 07:35:43, ID: 1901029-02 T4-PDI2019-SG68-190502 10, Description: T4-PDI2019-SG68-190502

PCB-50

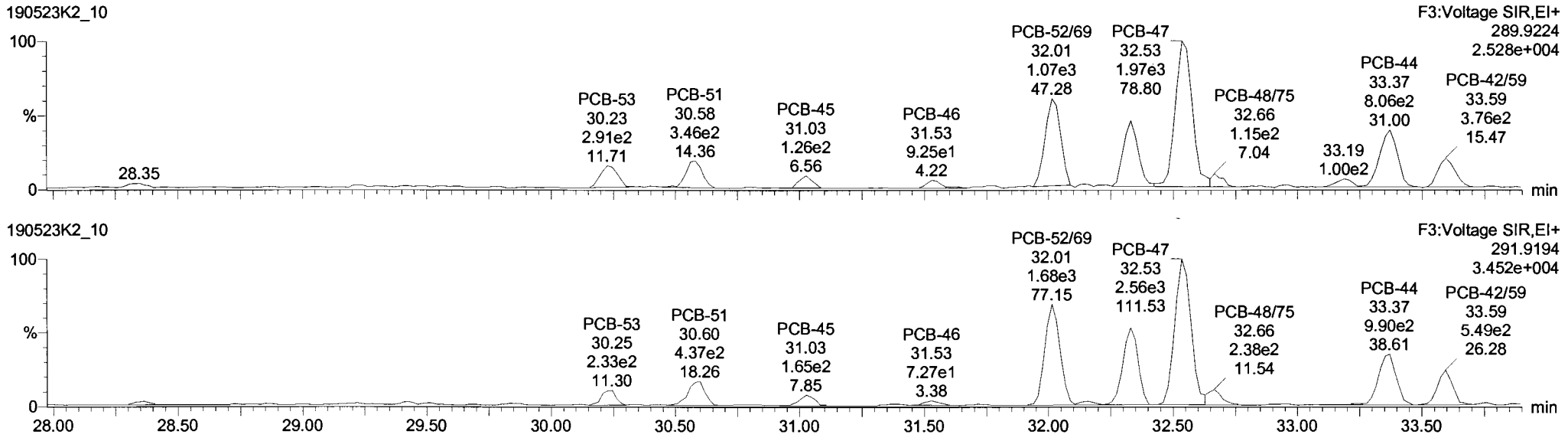

13C-PCB-52

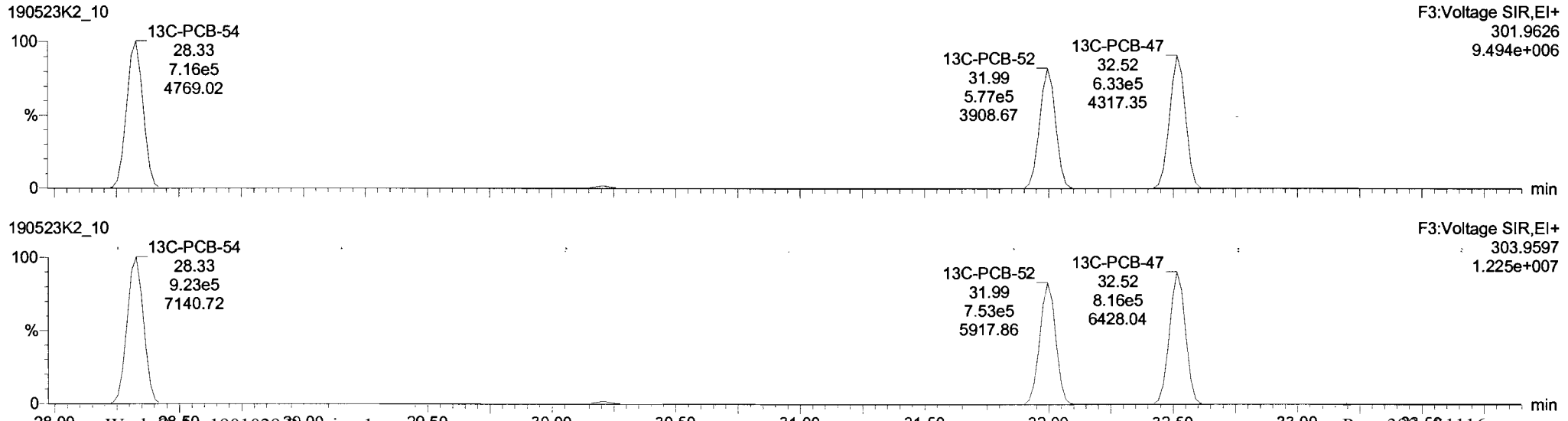

Dataset: Untitled

Last Altered: Tuesday, May 28, 2019 10:52:36 Pacific Daylight Time
Printed: Tuesday, May 28, 2019 10:53:12 Pacific Daylight Time

Name: 190523K2_10, Date: 24-May-2019, Time: 07:35:43, ID: 1901029-02 T4-PDI2019-SG68-190502 10, Description: T4-PDI2019-SG68-190502

PCB-68

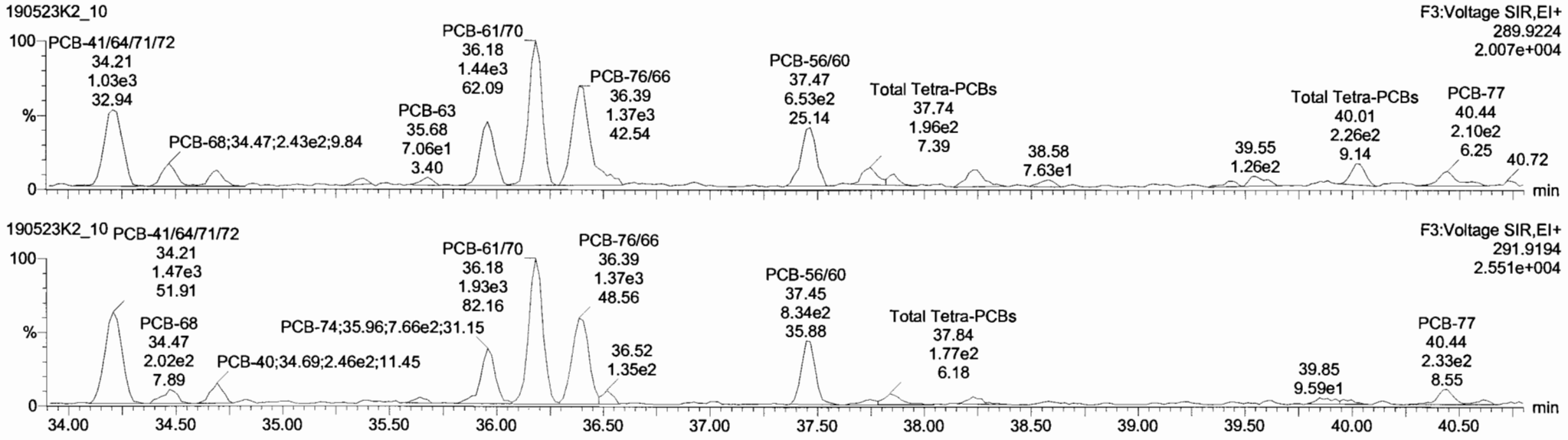

13C-PCB-60

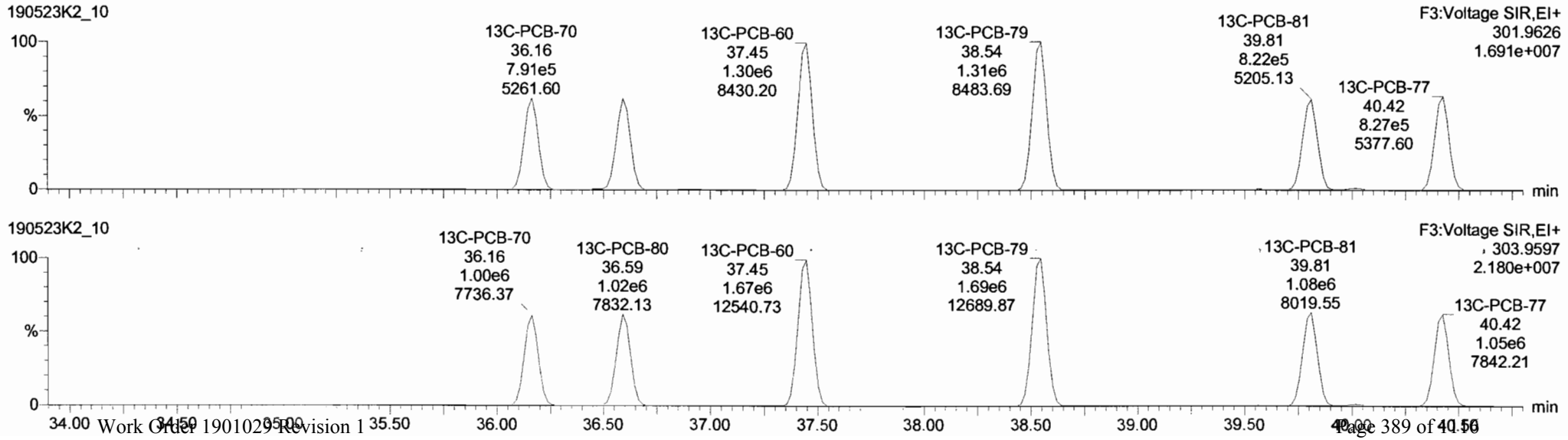

Dataset: Untitled

Last Altered: Tuesday, May 28, 2019 10:52:36 Pacific Daylight Time
Printed: Tuesday, May 28, 2019 10:53:12 Pacific Daylight Time

Name: 190523K2_10, Date: 24-May-2019, Time: 07:35:43, ID: 1901029-02 T4-PDI2019-SG68-190502 10, Description: T4-PDI2019-SG68-190502

PCB-104

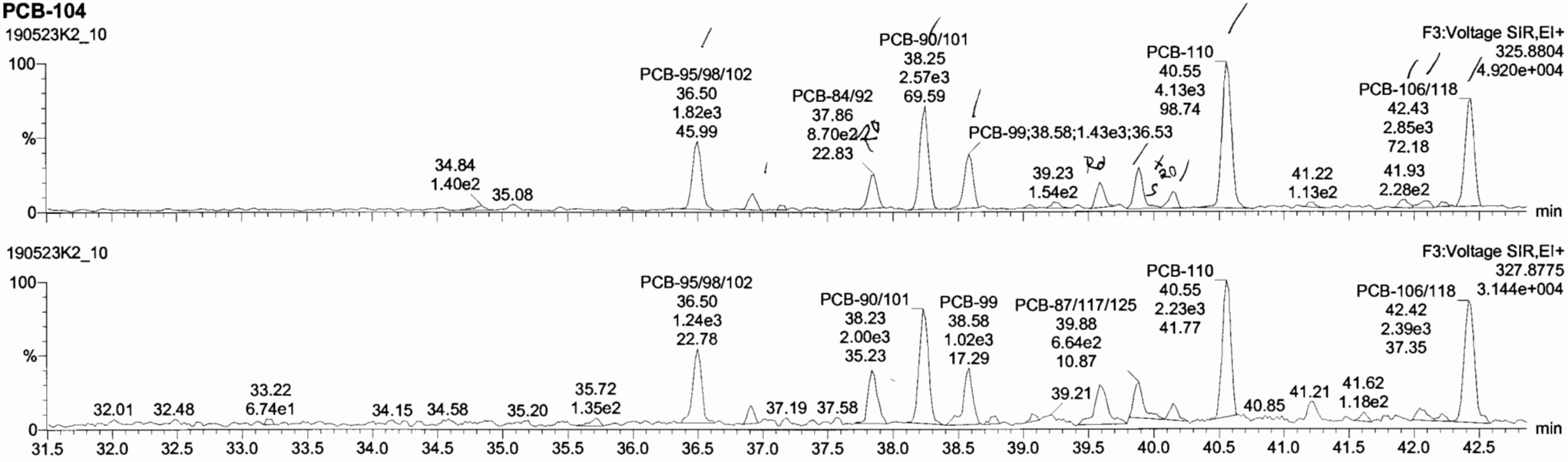

13C-PCB-104

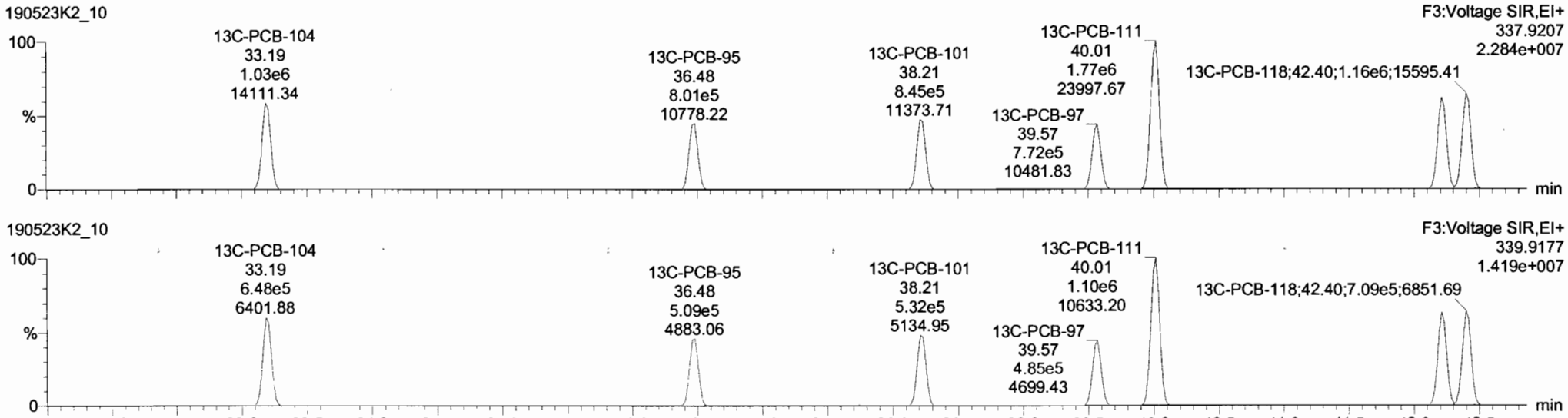

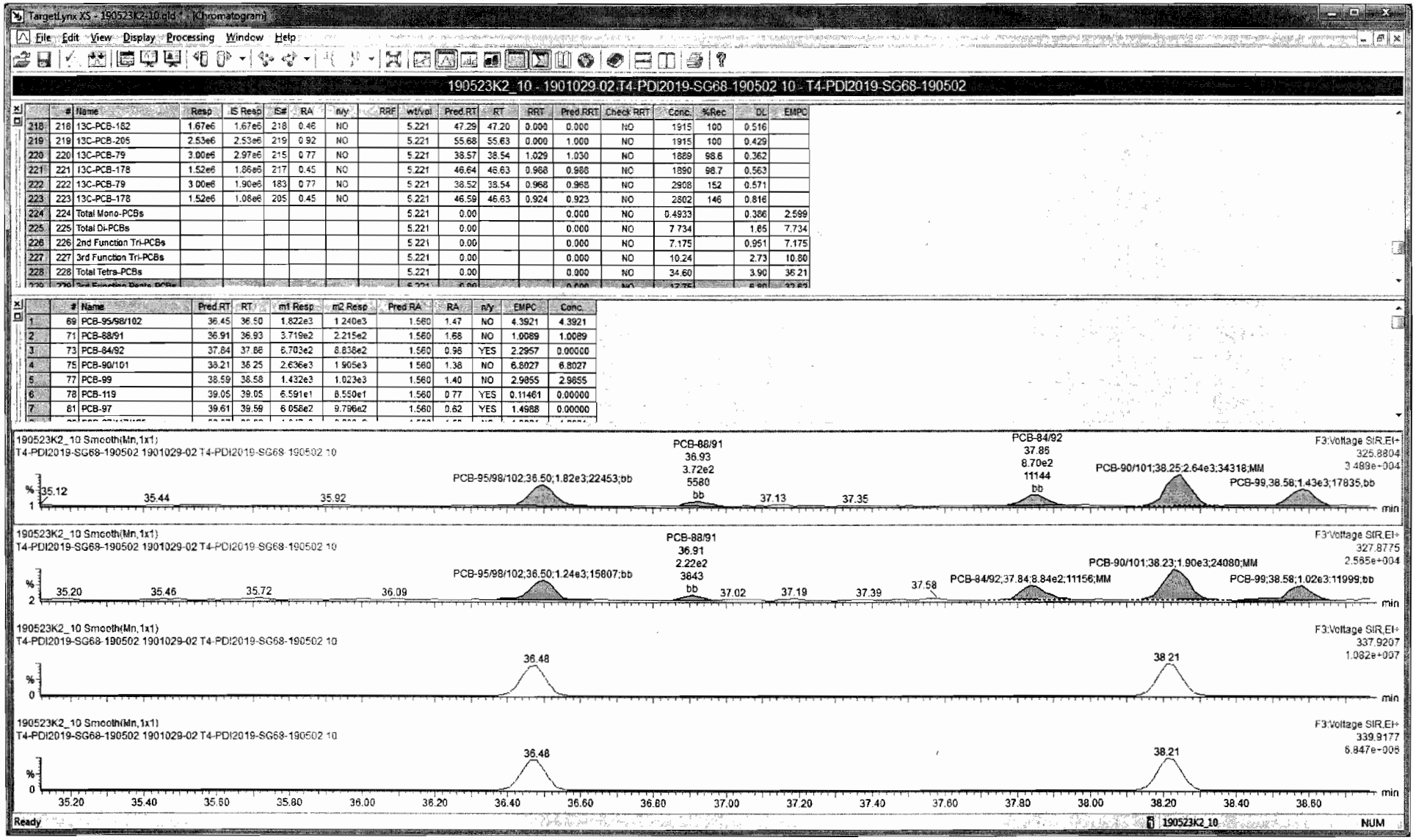

	#	Name	Resp	IS Resp	IS#	RA	n/y	RRF	wt/vol	Pred.RT	RT	RRT	Pred.RRT	Check RRT	Conc.	%Rec	DL	EMPC
218	218	13C-PCB-152	1.67e6	1.67e6	218	0.46	NO		5.221	47.29	47.20	0.000	0.000	NO	1915	100	0.516	
219	219	13C-PCB-205	2.53e6	2.53e6	219	0.92	NO		5.221	55.68	55.63	0.000	1.000	NO	1915	100	0.429	
220	220	13C-PCB-79	3.00e6	2.97e6	215	0.77	NO		5.221	38.57	38.54	1.029	1.030	NO	1889	98.6	0.362	
221	221	13C-PCB-178	1.52e6	1.86e6	217	0.45	NO		5.221	46.64	46.63	0.968	0.968	NO	1890	98.7	0.563	
222	222	13C-PCB-79	3.00e6	1.90e6	183	0.77	NO		5.221	38.52	38.54	0.968	0.968	NO	2908	152	0.571	
223	223	13C-PCB-178	1.52e6	1.08e6	205	0.45	NO		5.221	46.59	46.63	0.924	0.923	NO	2802	146	0.816	
224	224	Total Mono-PCBs							5.221	0.00			0.000	NO	0.4933		0.386	2.599
225	225	Total Di-PCBs							5.221	0.00			0.000	NO	7.734		1.65	7.734
226	226	2nd Function Tri-PCBs							5.221	0.00			0.000	NO	7.175		0.951	7.175
227	227	3rd Function Tri-PCBs							5.221	0.00			0.000	NO	10.24		2.73	10.80
228	228	Total Tetra-PCBs							5.221	0.00			0.000	NO	34.60		3.90	36.21

	#	Name	Pred.RT	RT	m1 Resp	m2 Resp	Pred RA	RA	n/y	EMPC	Conc.
1	69	PCB-95/98/102	36.45	36.50	1.822e3	1.240e3	1.560	1.47	NO	4.3921	4.3921
2	71	PCB-88/91	36.91	36.93	3.719e2	2.215e2	1.560	1.68	NO	1.0089	1.0089
3	73	PCB-84/92	37.84	37.86	8.703e2	8.838e2	1.560	0.98	YES	2.2957	0.00000
4	75	PCB-90/101	38.21	38.25	2.636e3	1.905e3	1.560	1.38	NO	6.8027	6.8027
5	77	PCB-99	38.59	38.58	1.432e3	1.023e3	1.560	1.40	NO	2.9855	2.9855
6	78	PCB-119	39.05	39.05	6.591e1	8.550e1	1.560	0.77	YES	0.11461	0.00000
7	81	PCB-97	39.61	39.59	6.058e2	9.796e2	1.560	0.62	YES	1.4988	0.00000

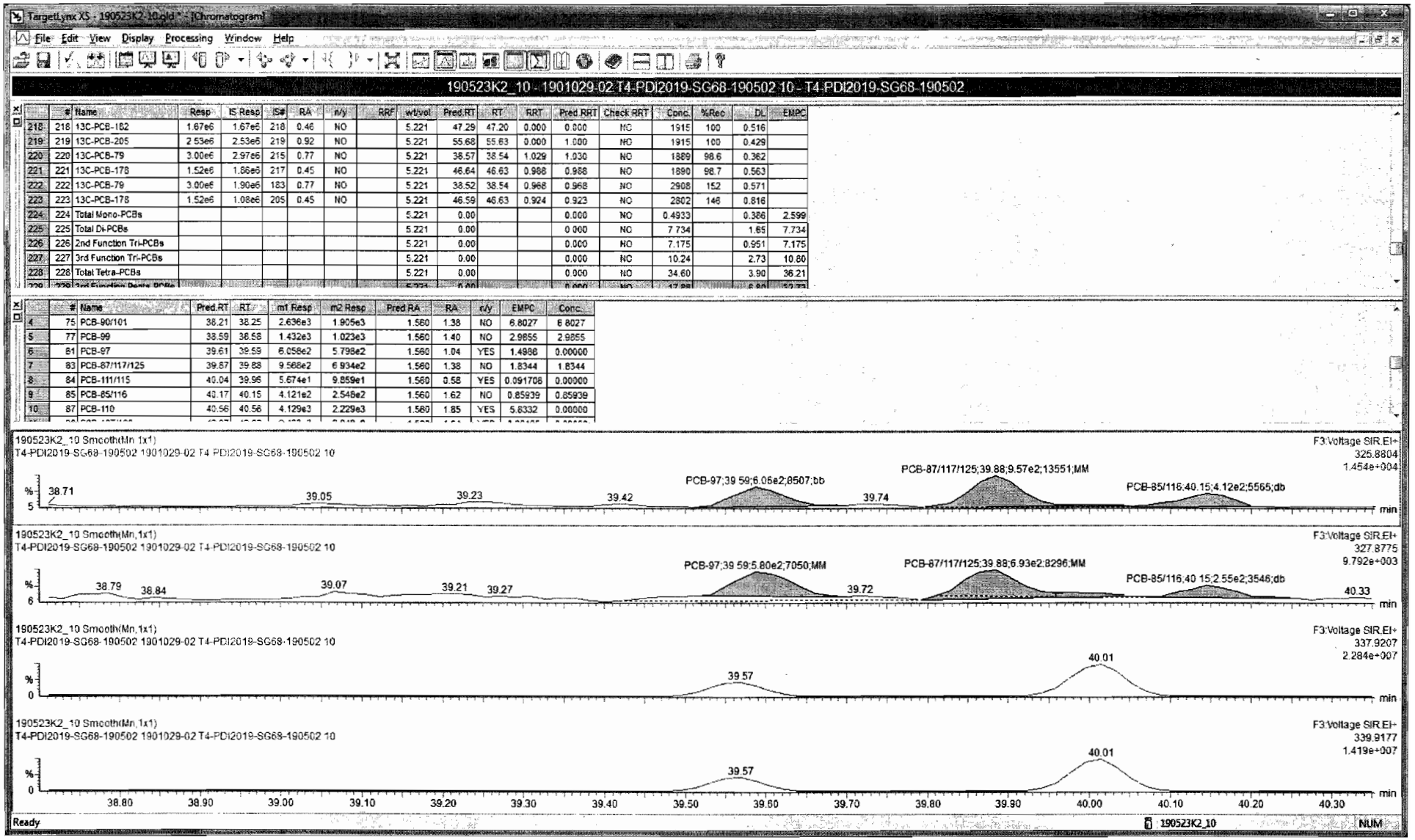

	#	Name	Resp	IS Resp	IS#	RA	n/y	RRF	wt/vol	Pred.RT	RT	RRT	Pred.RRT	Check RRT	Conc.	%Rec	DL	EMPC
218	218	13C-PCB-182	1.67e6	1.67e6	218	0.46	NO		5.221	47.29	47.20	0.000	0.000	NO	1915	100	0.516	
219	219	13C-PCB-205	2.53e6	2.53e6	219	0.92	NO		5.221	55.68	55.63	0.000	1.000	NO	1915	100	0.428	
220	220	13C-PCB-79	3.00e6	2.97e6	215	0.77	NO		5.221	38.57	38.54	1.029	1.030	NO	1889	98.6	0.362	
221	221	13C-PCB-178	1.52e6	1.86e6	217	0.45	NO		5.221	46.64	46.63	0.988	0.988	NO	1890	98.7	0.563	
222	222	13C-PCB-79	3.00e6	1.90e6	183	0.77	NO		5.221	38.52	38.54	0.968	0.968	NO	2908	152	0.571	
223	223	13C-PCB-178	1.52e6	1.08e6	205	0.45	NO		5.221	46.59	46.63	0.924	0.923	NO	2802	146	0.816	
224	224	Total Mono-PCBs							5.221	0.00			0.000	NO	0.4933		0.386	2.599
225	225	Total Di-PCBs							5.221	0.00			0.000	NO	7.734		1.65	7.734
226	226	2nd Function Tri-PCBs							5.221	0.00			0.000	NO	7.175		0.951	7.175
227	227	3rd Function Tri-PCBs							5.221	0.00			0.000	NO	10.24		2.73	10.80
228	228	Total Tetra-PCBs							5.221	0.00			0.000	NO	34.60		3.90	36.21

	#	Name	Pred.RT	RT	m1 Resp	m2 Resp	Pred.RA	RA	n/y	EMPC	Conc.
4	75	PCB-90/101	38.21	38.25	2.636e3	1.905e3	1.560	1.38	NO	6.8027	6.8027
5	77	PCB-99	38.59	38.58	1.432e3	1.023e3	1.560	1.40	NO	2.9855	2.9855
6	81	PCB-97	39.61	39.59	6.058e2	5.798e2	1.560	1.04	YES	1.4986	0.00000
7	83	PCB-87/117/125	39.87	39.88	9.568e2	6.934e2	1.560	1.38	NO	1.8344	1.8344
8	84	PCB-111/115	40.04	39.96	5.674e1	9.859e1	1.560	0.58	YES	0.091708	0.00000
9	85	PCB-85/116	40.17	40.15	4.121e2	2.548e2	1.560	1.62	NO	0.85939	0.85939
10	87	PCB-110	40.56	40.56	4.129e3	2.229e3	1.560	1.85	YES	5.8332	0.00000

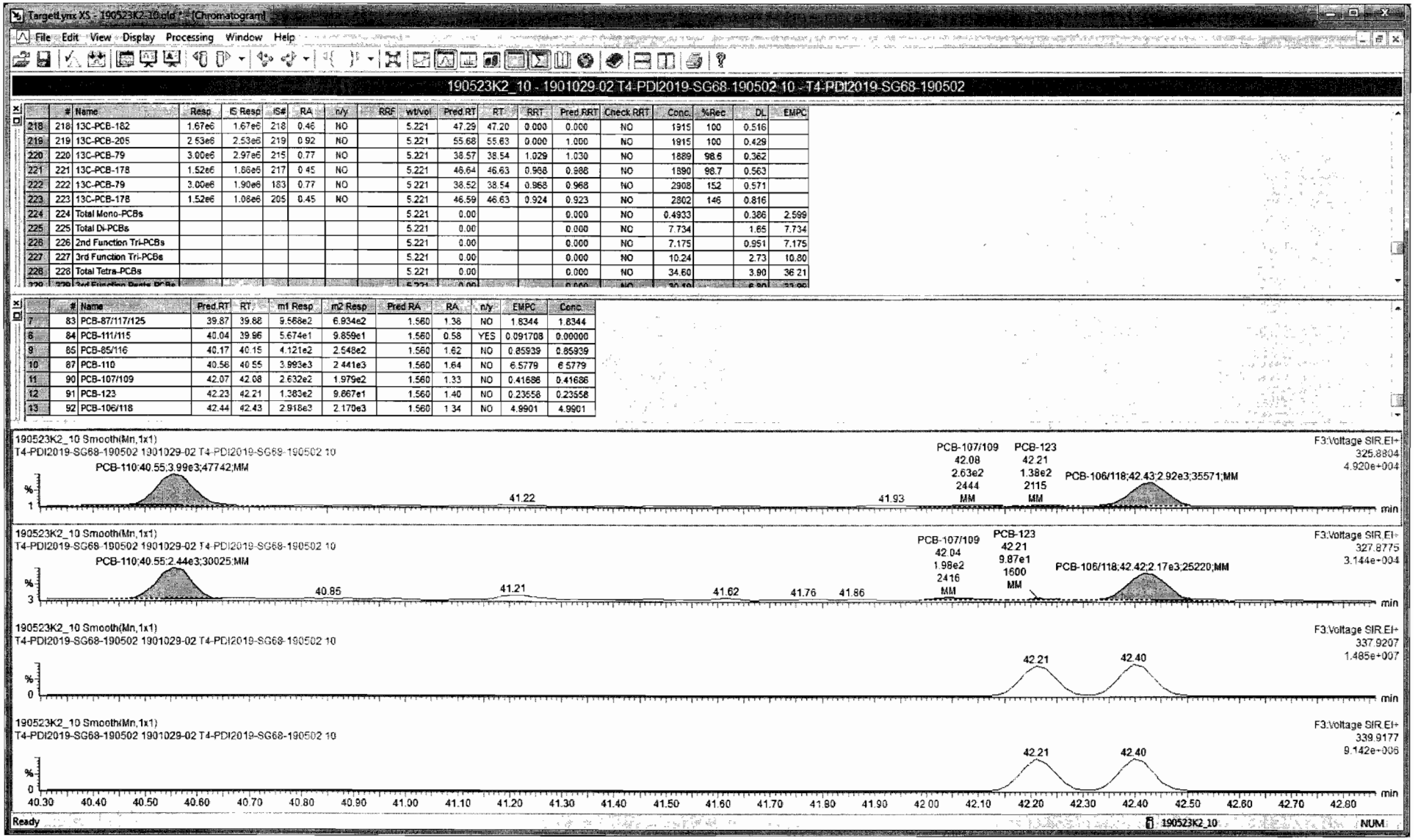

	#	Name	Resp	IS Resp	IS#	RA	n/y	RRF	wt/vol	Pred RT	RT	RRT	Pred RRT	Check RRT	Conc.	%Rec	DL	EMPC
218	218	13C-PCB-182	1.67e6	1.67e6	218	0.46	NO		5.221	47.29	47.20	0.000	0.000	NO	1915	100	0.516	
219	219	13C-PCB-205	2.53e6	2.53e6	219	0.92	NO		5.221	55.68	55.63	0.000	1.000	NO	1915	100	0.429	
220	220	13C-PCB-79	3.00e6	2.97e6	215	0.77	NO		5.221	38.57	38.54	1.029	1.030	NO	1889	98.6	0.362	
221	221	13C-PCB-178	1.52e6	1.88e6	217	0.45	NO		5.221	46.64	46.63	0.968	0.886	NO	1890	98.7	0.563	
222	222	13C-PCB-79	3.00e6	1.90e6	183	0.77	NO		5.221	38.52	38.54	0.968	0.968	NO	2908	152	0.571	
223	223	13C-PCB-178	1.52e6	1.08e6	205	0.45	NO		5.221	46.59	46.63	0.924	0.923	NO	2862	146	0.816	
224	224	Total Mono-PCBs							5.221	0.00			0.000	NO	0.4933		0.386	2.599
225	225	Total Di-PCBs							5.221	0.00			0.000	NO	7.734		1.65	7.734
226	226	2nd Function Tri-PCBs							5.221	0.00			0.000	NO	7.175		0.951	7.175
227	227	3rd Function Tri-PCBs							5.221	0.00			0.000	NO	10.24		2.73	10.80
228	228	Total Tetra-PCBs							5.221	0.00			0.000	NO	34.60		3.90	36.21

	#	Name	Pred RT	RT	m1 Resp	m2 Resp	Pred RA	RA	n/y	EMPC	Conc.
7	83	PCB-87/117/125	39.87	39.88	9.568e2	6.934e2	1.560	1.38	NO	1.8344	1.8344
8	84	PCB-111/115	40.04	39.96	5.674e1	9.859e1	1.560	0.58	YES	0.091708	0.00000
9	85	PCB-85/116	40.17	40.15	4.121e2	2.548e2	1.560	1.62	NO	0.85939	0.85939
10	87	PCB-110	40.56	40.55	3.993e3	2.441e3	1.560	1.64	NO	6.5779	6.5779
11	90	PCB-107/109	42.07	42.08	2.632e2	1.979e2	1.560	1.33	NO	0.41686	0.41686
12	91	PCB-123	42.23	42.21	1.383e2	9.867e1	1.560	1.40	NO	0.23558	0.23558
13	92	PCB-106/118	42.44	42.43	2.918e3	2.170e3	1.560	1.34	NO	4.9901	4.9901

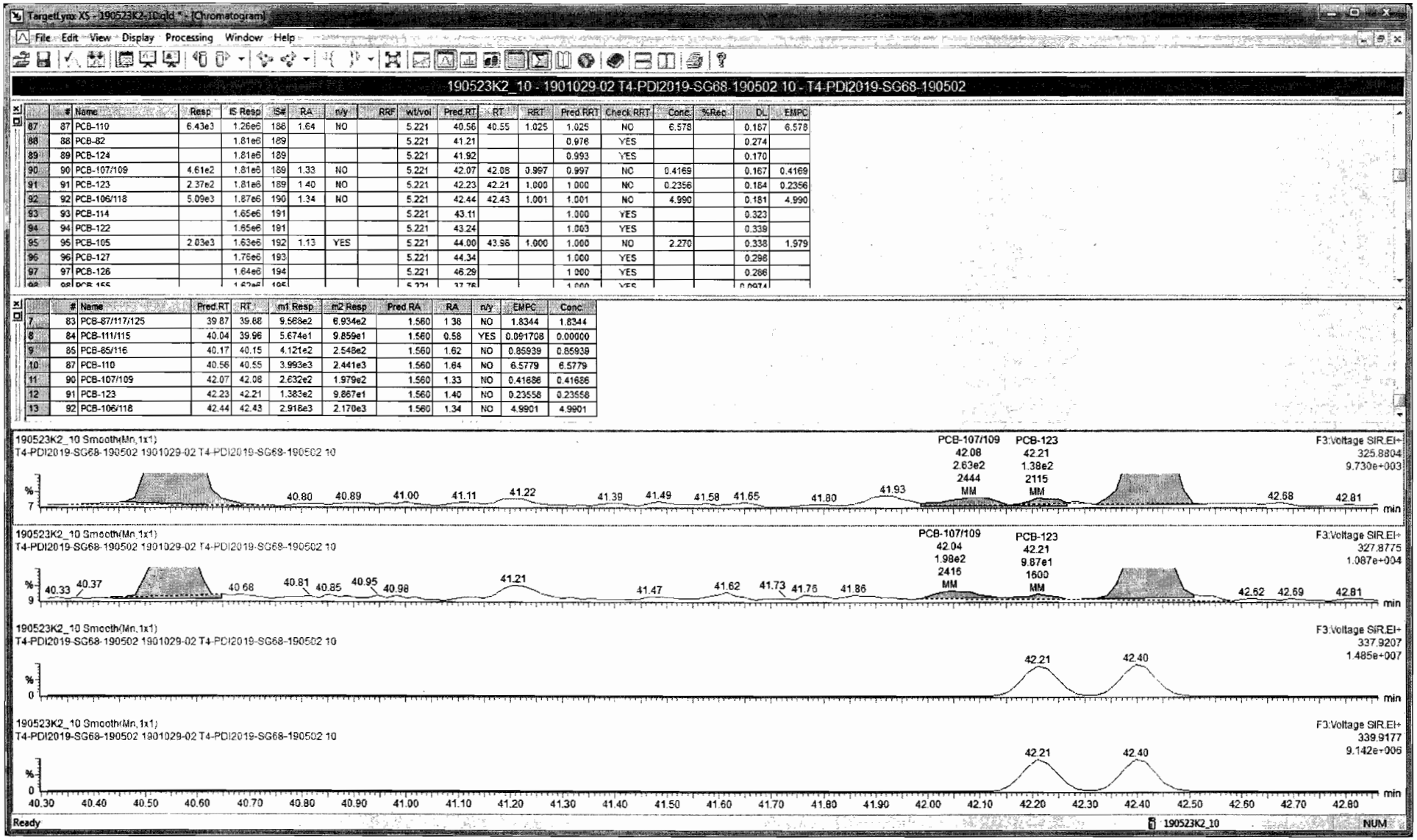

	#	Name	Resp	IS Resp	IS#	RA	n/y	RRF	wt/vol	Pred.RT	RT	RRT	Pred.RRT	Check RRT	Conc.	%Rec	DL	EMPC
87	87	PCB-110	6.43e3	1.26e6	188	1.64	NO		5.221	40.56	40.55	1.025	1.025	NO	6.578		0.167	6.578
88	88	PCB-82		1.81e6	189				5.221	41.21			0.976	YES			0.274	
89	89	PCB-124		1.81e6	189				5.221	41.92			0.993	YES			0.170	
90	90	PCB-107/109	4.61e2	1.81e6	189	1.33	NO		5.221	42.07	42.08	0.997	0.997	NO	0.4169		0.167	0.4169
91	91	PCB-123	2.37e2	1.81e6	189	1.40	NO		5.221	42.23	42.21	1.000	1.000	NO	0.2356		0.184	0.2356
92	92	PCB-106/118	5.09e3	1.87e6	190	1.34	NO		5.221	42.44	42.43	1.001	1.001	NO	4.990		0.181	4.990
93	93	PCB-114		1.65e6	191				5.221	43.11			1.000	YES			0.323	
94	94	PCB-122		1.65e6	191				5.221	43.24			1.003	YES			0.339	
95	95	PCB-105	2.03e3	1.63e6	192	1.13	YES		5.221	44.00	43.98	1.000	1.000	NO	2.270		0.338	1.979
96	96	PCB-127		1.76e6	193				5.221	44.34			1.000	YES			0.298	
97	97	PCB-126		1.64e6	194				5.221	46.29			1.000	YES			0.266	
98	98	PCB-155		1.62e6	195				5.221	37.76			1.000	YES			0.0974	

	#	Name	Pred.RT	RT	m1 Resp	m2 Resp	Pred RA	RA	n/y	EMPC	Conc.
7	83	PCB-87/117/125	39.87	39.88	9.568e2	6.934e2	1.560	1.38	NO	1.8344	1.8344
8	84	PCB-111/115	40.04	39.96	5.674e1	9.859e1	1.560	0.58	YES	0.091708	0.00000
9	85	PCB-85/116	40.17	40.15	4.121e2	2.548e2	1.560	1.62	NO	0.85939	0.85939
10	87	PCB-110	40.56	40.55	3.993e3	2.441e3	1.560	1.64	NO	6.5779	6.5779
11	90	PCB-107/109	42.07	42.08	2.632e2	1.979e2	1.560	1.33	NO	0.41686	0.41686
12	91	PCB-123	42.23	42.21	1.383e2	9.867e1	1.560	1.40	NO	0.23558	0.23558
13	92	PCB-106/118	42.44	42.43	2.918e3	2.170e3	1.560	1.34	NO	4.9901	4.9901

Dataset: Untitled

Last Altered: Tuesday, May 28, 2019 10:52:36 Pacific Daylight Time
Printed: Tuesday, May 28, 2019 10:53:12 Pacific Daylight Time

Name: 190523K2_10, Date: 24-May-2019, Time: 07:35:43, ID: 1901029-02 T4-PDI2019-SG68-190502 10, Description: T4-PDI2019-SG68-190502

PCB-96

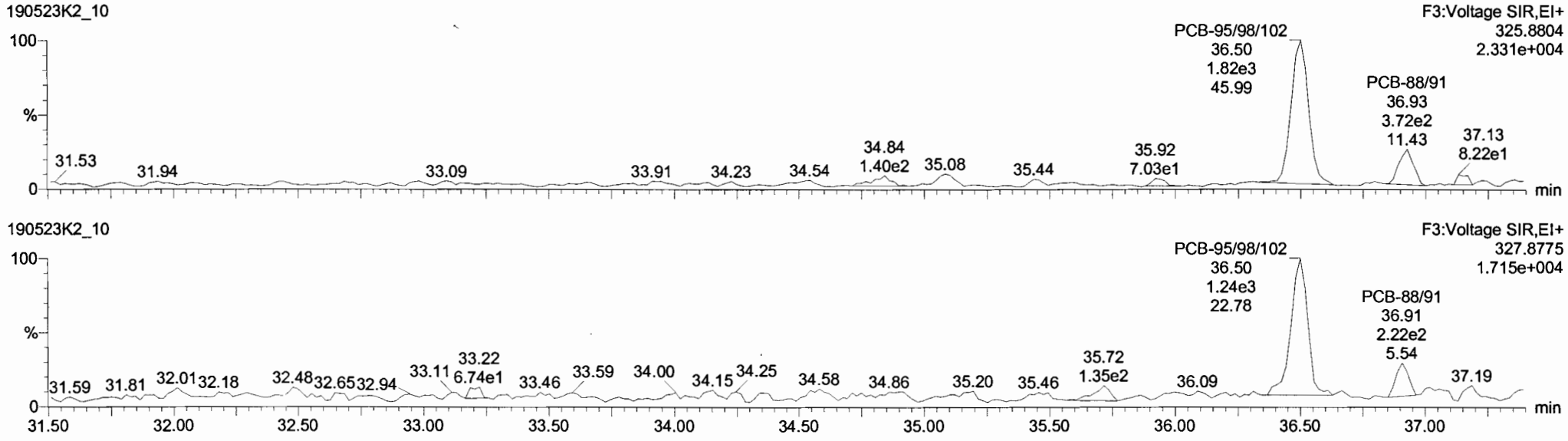

13C-PCB-95

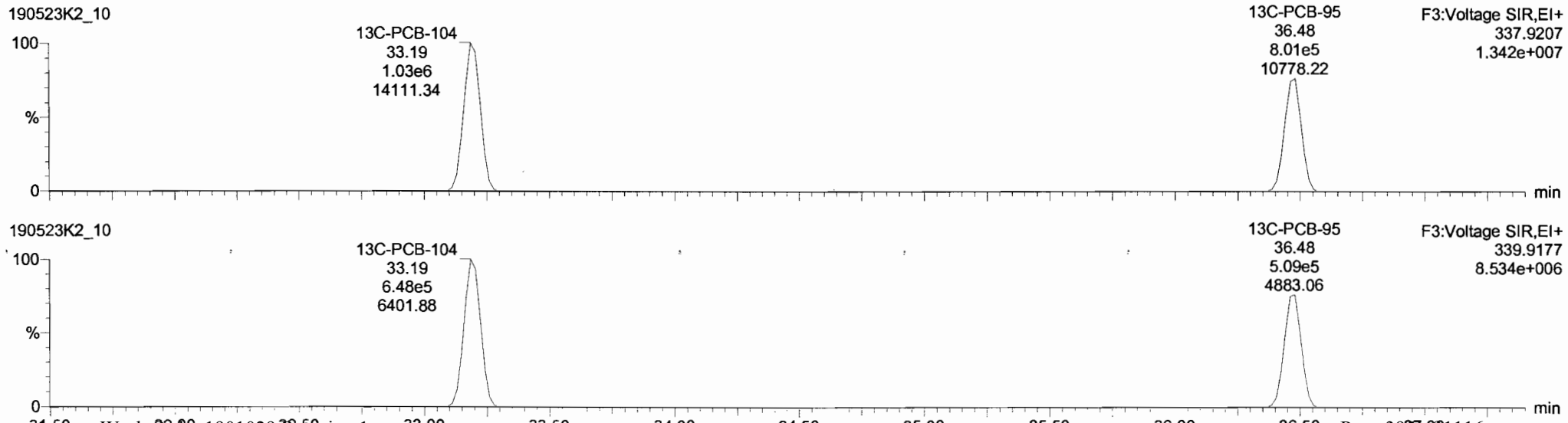

Dataset: Untitled

Last Altered: Tuesday, May 28, 2019 10:52:36 Pacific Daylight Time
Printed: Tuesday, May 28, 2019 10:53:12 Pacific Daylight Time

Name: 190523K2_10, Date: 24-May-2019, Time: 07:35:43, ID: 1901029-02 T4-PDI2019-SG68-190502 10, Description: T4-PDI2019-SG68-190502

PCB-119

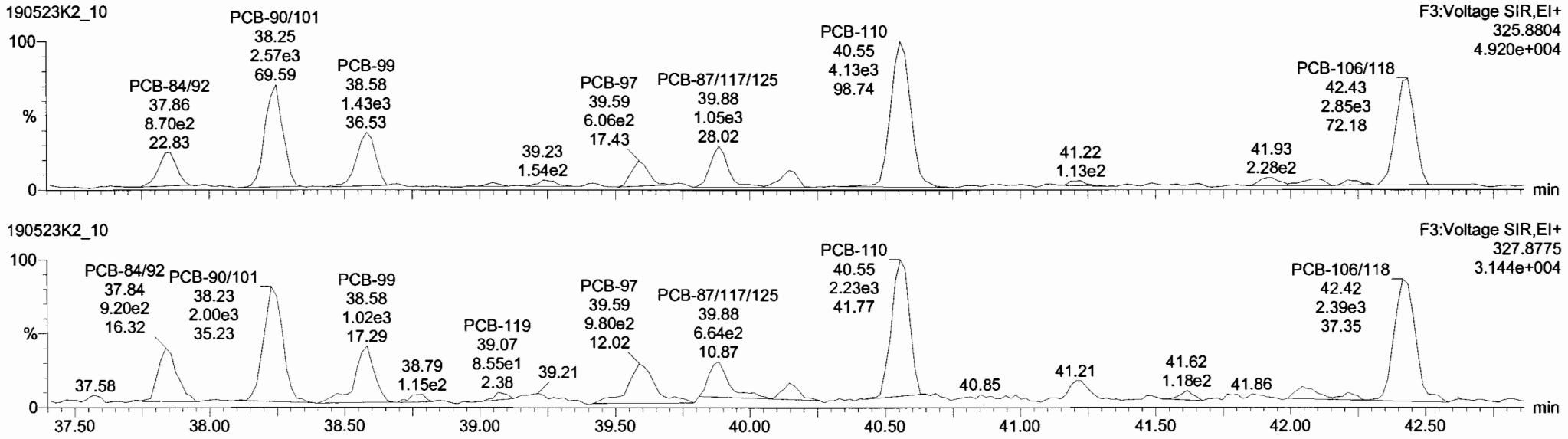

13C-PCB-111

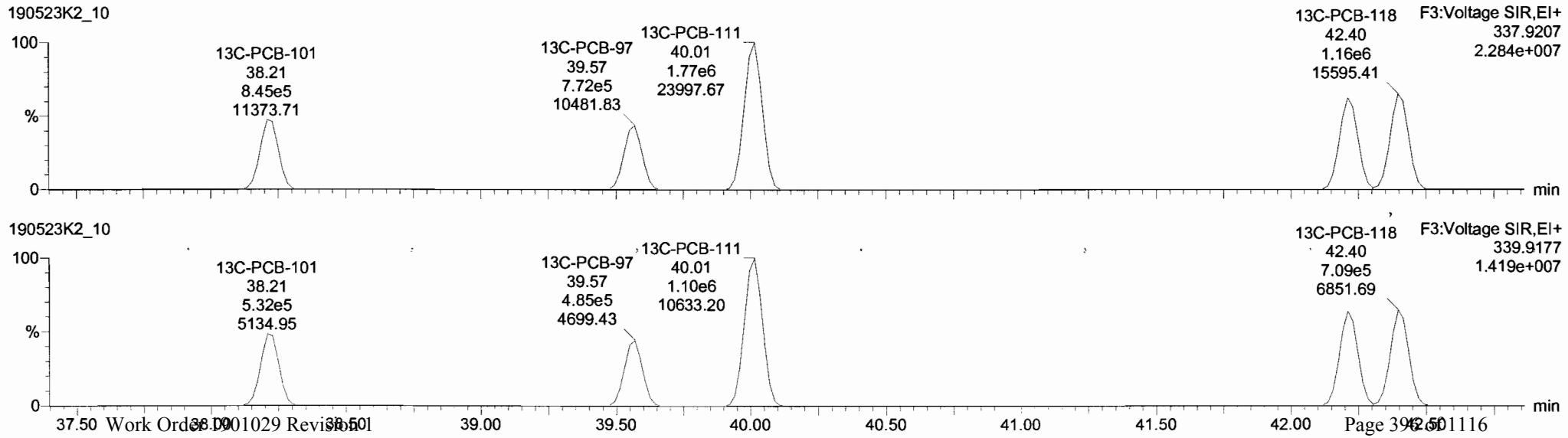

Dataset: Untitled

Last Altered: Tuesday, May 28, 2019 10:52:36 Pacific Daylight Time
Printed: Tuesday, May 28, 2019 10:53:12 Pacific Daylight Time

Name: 190523K2_10, Date: 24-May-2019, Time: 07:35:43, ID: 1901029-02 T4-PDI2019-SG68-190502 10, Description: T4-PDI2019-SG68-190502

PCB-114

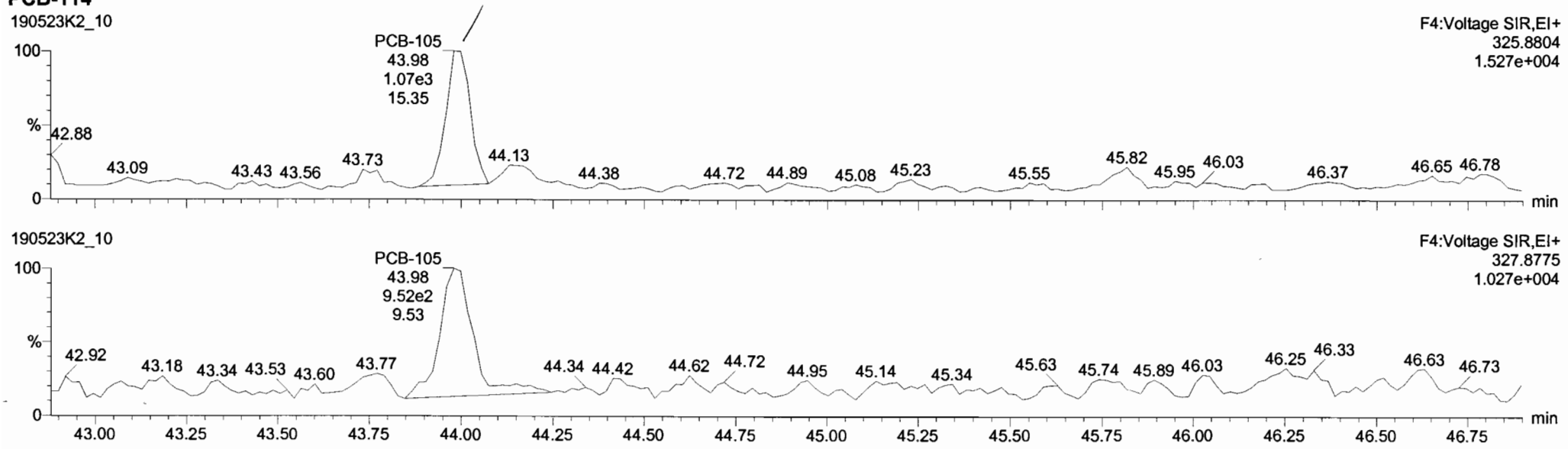

13C-PCB-114

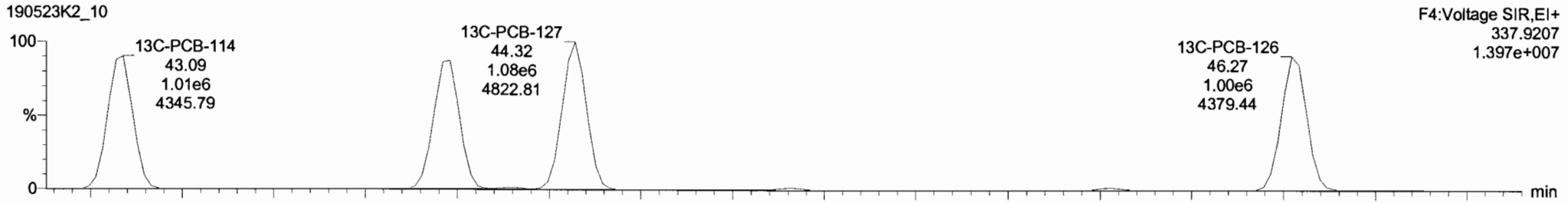

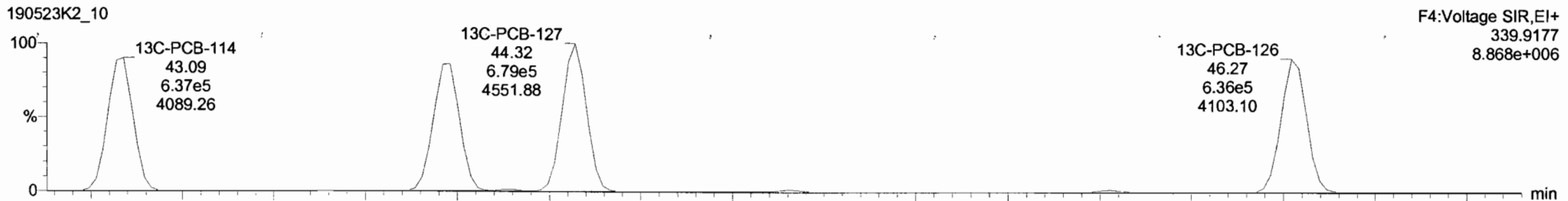

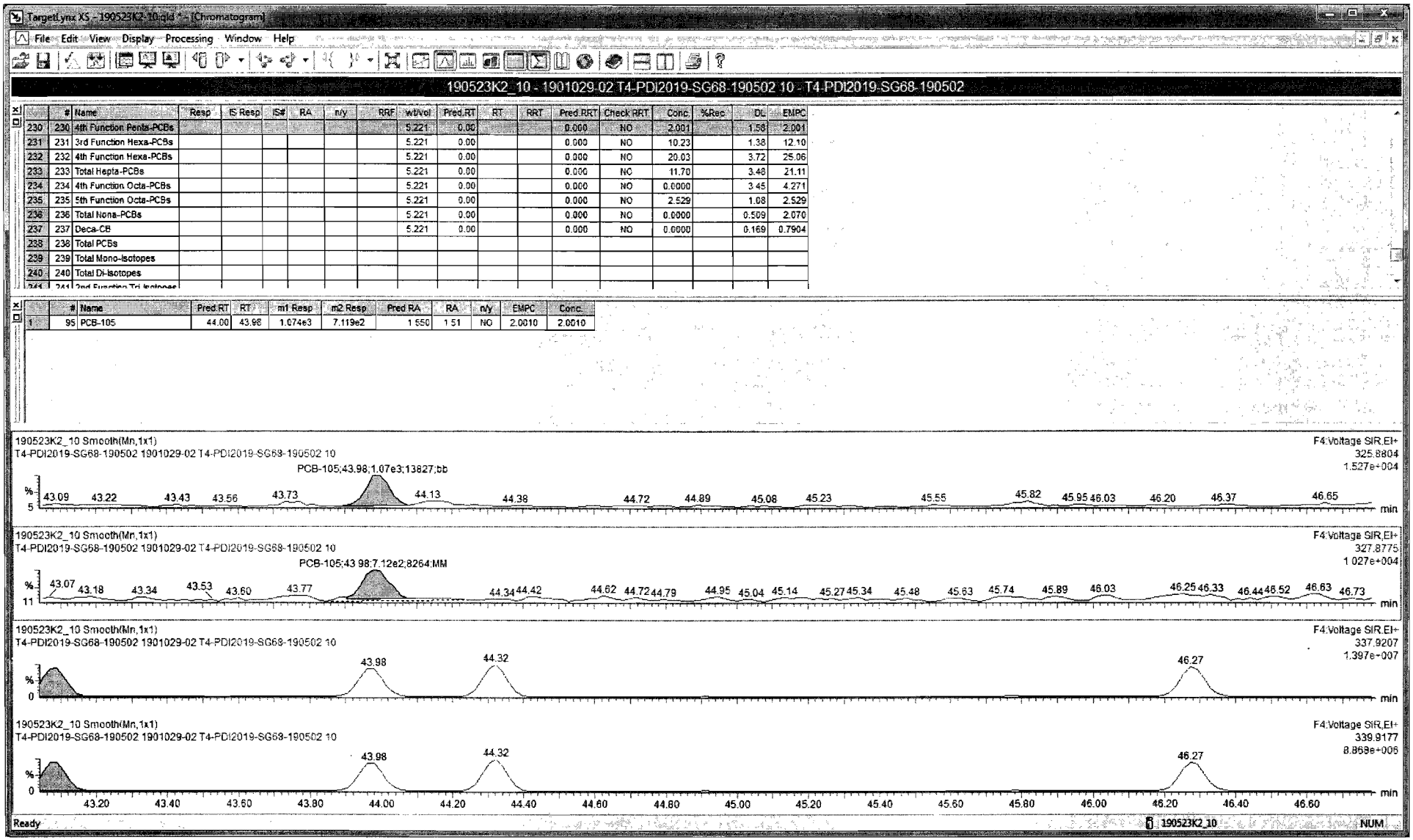
TargetLynx XS - 190523K2_10.qld * - [Chromatogram]
File Edit View Display Processing Window Help
190523K2_10 - 1901029-02 T4-PDI2019-SG68-190502 10 - T4-PDI2019-SG68-190502
Name Resp IS Resp IS# RA n/y RRF wt/Vol Pred.RT RT RRT Pred.RRT Check RRT Conc. %Rec DL EMPC
230 230 4th Function Penta-PCBs 5.221 0.00 0.000 NO 2.001 1.58 2.001
231 231 3rd Function Hexa-PCBs 5.221 0.00 0.000 NO 10.23 1.38 12.10
232 232 4th Function Hexa-PCBs 5.221 0.00 0.000 NO 20.03 3.72 25.06
233 233 Total Hepta-PCBs 5.221 0.00 0.000 NO 11.70 3.46 21.11
234 234 4th Function Octa-PCBs 5.221 0.00 0.000 NO 0.0000 3.45 4.271
235 235 5th Function Octa-PCBs 5.221 0.00 0.000 NO 2.529 1.08 2.529
236 236 Total Nona-PCBs 5.221 0.00 0.000 NO 0.0000 0.509 2.070
237 237 Deca-CB 5.221 0.00 0.000 NO 0.0000 0.169 0.7904
238 238 Total PCBs
239 239 Total Mono-Isotopes
240 240 Total Di-Isotopes
Name Pred.RT RT m1 Resp m2 Resp Pred RA RA n/y EMPC Conc.
1 95 PCB-105 44.00 43.98 1.074e3 7.119e2 1.550 1.51 NO 2.0010 2.0010
190523K2_10 Smooth(Mn,1x1)
T4-PDI2019-SG68-190502 1901029-02 T4-PDI2019-SG68-190502 10
F4:Voltage SIR,EI+
325.8804
1.527e+004
PCB-105;43.98;1.07e3;13827;bb
43.09 43.22 43.43 43.56 43.73 44.13 44.38 44.72 44.89 45.08 45.23 45.55 45.82 45.95 46.03 46.20 46.37 46.65 min
190523K2_10 Smooth(Mn,1x1)
T4-PDI2019-SG68-190502 1901029-02 T4-PDI2019-SG68-190502 10
F4:Voltage SIR,EI+
327.8775
1.027e+004
PCB-105;43 98;7.12e2;8264;MM
43.07 43.18 43.34 43.53 43.60 43.77 44.34 44.42 44.62 44.72 44.79 44.95 45.04 45.14 45.27 45.34 45.48 45.63 45.74 45.89 46.03 46.25 46.33 46.44 46.52 46.63 46.73 min
190523K2_10 Smooth(Mn,1x1)
T4-PDI2019-SG68-190502 1901029-02 T4-PDI2019-SG68-190502 10
F4:Voltage SIR,EI+
337.9207
1.397e+007
43.98 44.32 46.27 min
190523K2_10 Smooth(Mn,1x1)
T4-PDI2019-SG68-190502 1901029-02 T4-PDI2019-SG68-190502 10
F4:Voltage SIR,EI+
339.9177
8.869e+006
43.98 44.32 46.27
43.20 43.40 43.60 43.80 44.00 44.20 44.40 44.60 44.80 45.00 45.20 45.40 45.60 45.80 46.00 46.20 46.40 46.60 min
Ready
190523K2_10
NUM

Dataset: Untitled

Last Altered: Tuesday, May 28, 2019 10:52:36 Pacific Daylight Time
Printed: Tuesday, May 28, 2019 10:53:12 Pacific Daylight Time

Name: 190523K2_10, Date: 24-May-2019, Time: 07:35:43, ID: 1901029-02 T4-PDI2019-SG68-190502 10, Description: T4-PDI2019-SG68-190502

PCB-155

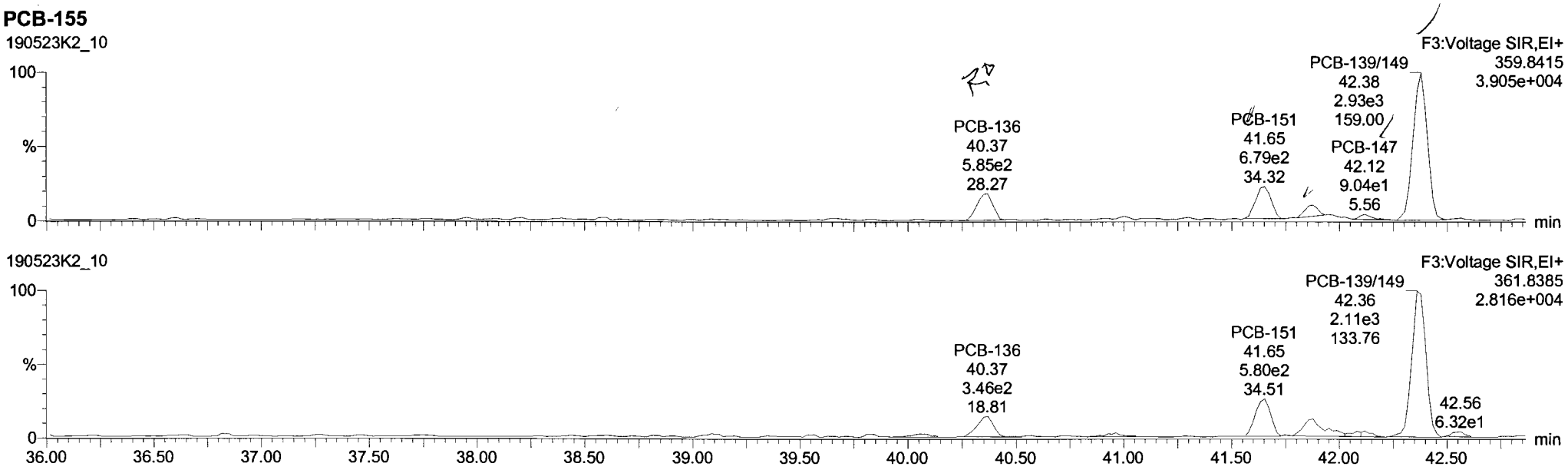

13C-PCB-155

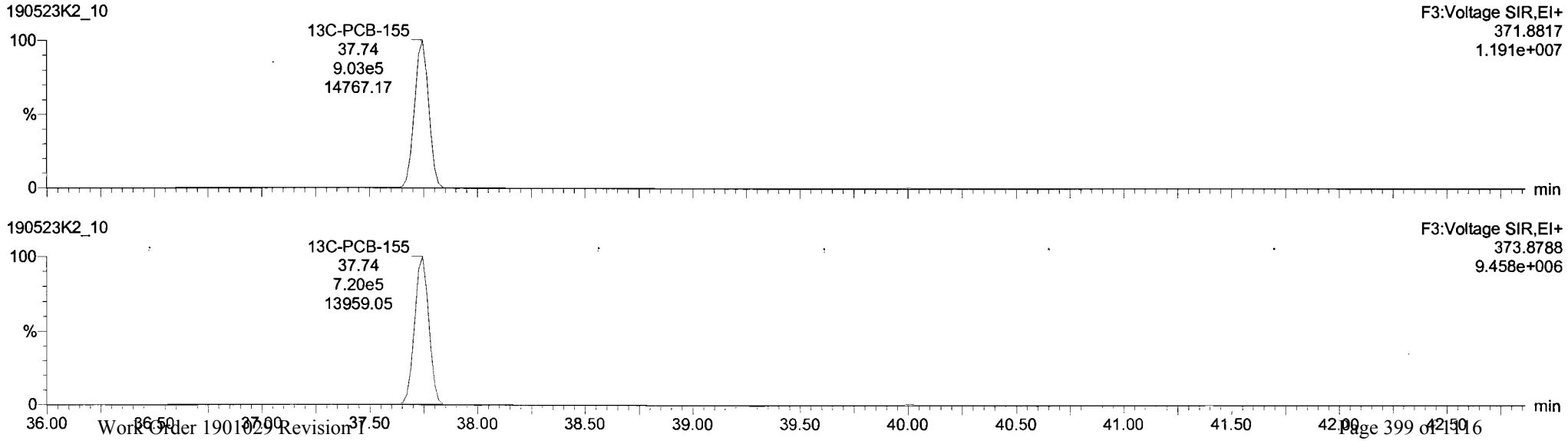

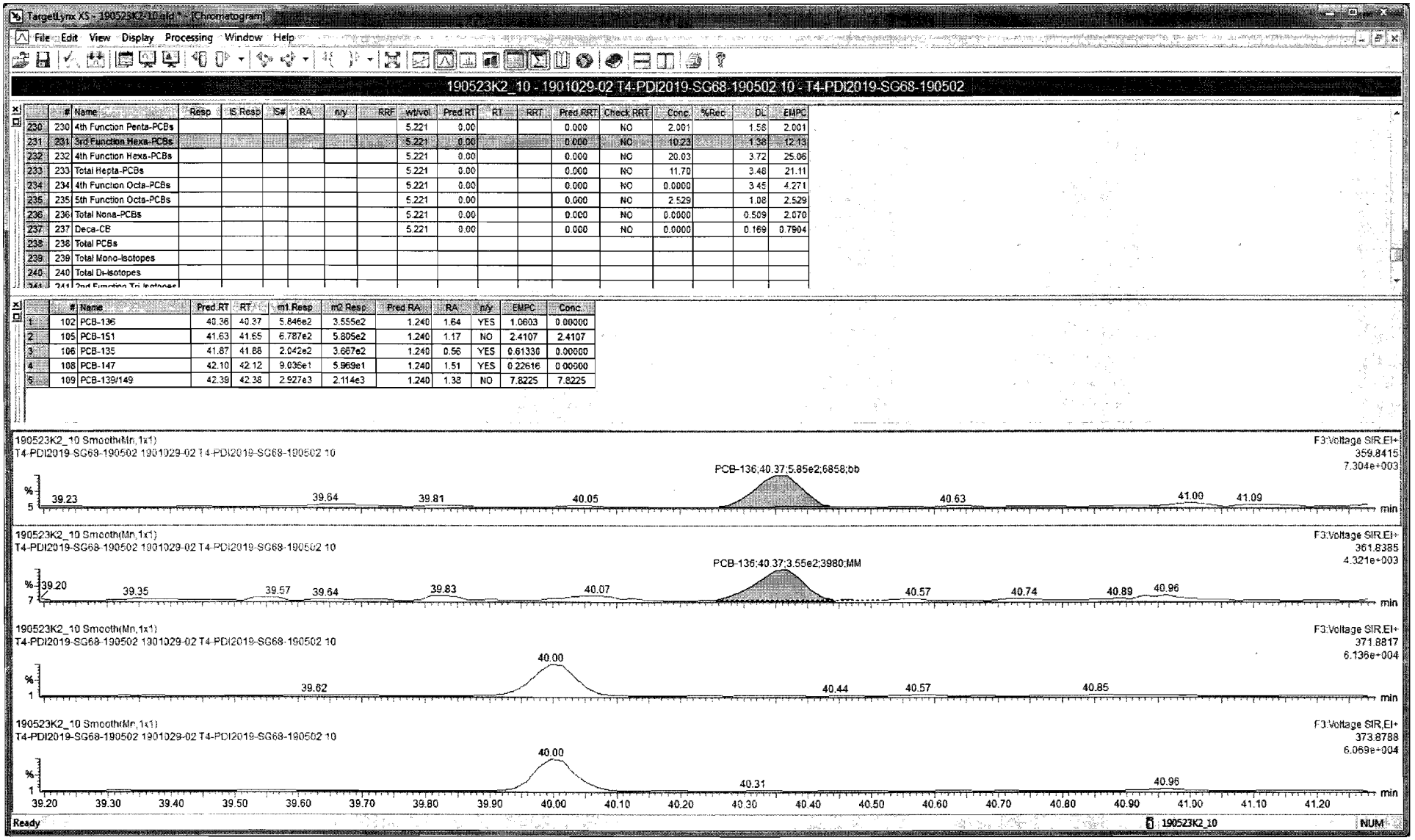

	#	Name	Resp	IS Resp	IS#	RA	n/y	RRF	wt/vol	Pred RT	RT	RRT	Pred RRT	Check RRT	Conc.	%Rec	DL	EMPC
230	230	4th Function Penta-PCBs							5.221	0.00			0.000	NO	2.001		1.58	2.001
231	231	3rd Function Hexa-PCBs							5.221	0.00			0.000	NO	10.23		1.38	12.13
232	232	4th Function Hexa-PCBs							5.221	0.00			0.000	NO	20.03		3.72	25.06
233	233	Total Hepta-PCBs							5.221	0.00			0.000	NO	11.70		3.48	21.11
234	234	4th Function Octa-PCBs							5.221	0.00			0.000	NO	0.0000		3.45	4.271
235	235	5th Function Octa-PCBs							5.221	0.00			0.000	NO	2.529		1.08	2.529
236	236	Total Nona-PCBs							5.221	0.00			0.000	NO	0.0000		0.509	2.070
237	237	Deca-CB							5.221	0.00			0.000	NO	0.0000		0.169	0.7904
238	238	Total PCBs																
239	239	Total Mono-Isotopes																
240	240	Total Di-Isotopes																

	#	Name	Pred RT	RT	m1 Resp	m2 Resp	Pred RA	RA	n/y	EMPC	Conc.
1	102	PCB-136	40.36	40.37	5.846e2	3.555e2	1.240	1.64	YES	1.0803	0.00000
2	105	PCB-151	41.63	41.65	6.787e2	5.805e2	1.240	1.17	NO	2.4107	2.4107
3	106	PCB-135	41.87	41.88	2.042e2	3.667e2	1.240	0.56	YES	0.61330	0.00000
4	108	PCB-147	42.10	42.12	9.036e1	5.969e1	1.240	1.51	YES	0.22616	0.00000
5	109	PCB-139/149	42.39	42.38	2.927e3	2.114e3	1.240	1.38	NO	7.8225	7.8225

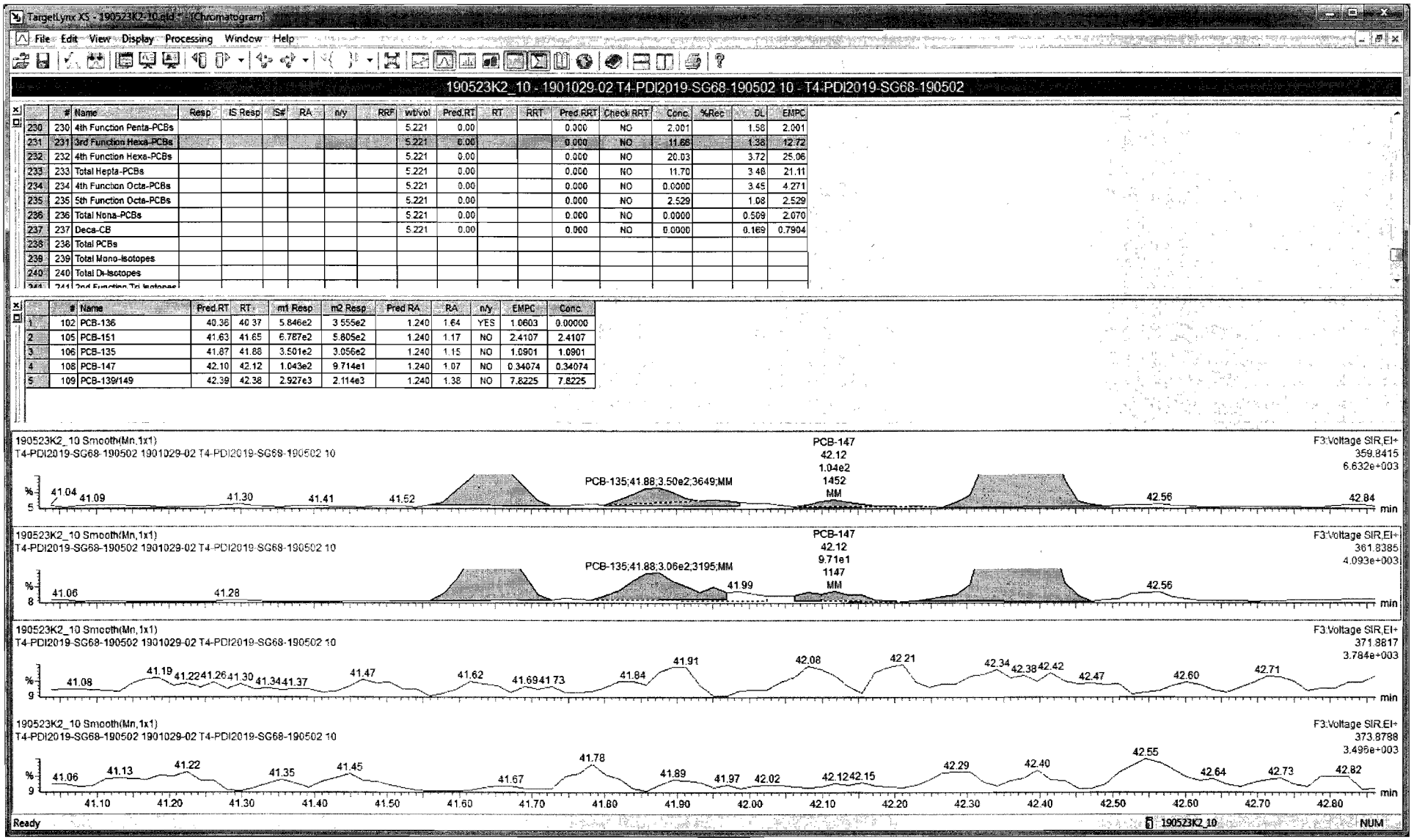

	#	Name	Resp	IS Resp	IS#	RA	n/y	RRF	wt/vol	Pred.RT	RT	RRT	Pred.RRT	Check RRT	Conc.	%Rec	DL	EMPC
230	230	4th Function Penta-PCBs							5.221	0.00			0.000	NO	2.001		1.58	2.001
231	231	3rd Function Hexa-PCBs							5.221	0.00			0.000	NO	11.68		1.38	12.72
232	232	4th Function Hexa-PCBs							5.221	0.00			0.000	NO	20.03		3.72	25.06
233	233	Total Hepta-PCBs							5.221	0.00			0.000	NO	11.70		3.48	21.11
234	234	4th Function Octa-PCBs							5.221	0.00			0.000	NO	0.0000		3.45	4.271
235	235	5th Function Octa-PCBs							5.221	0.00			0.000	NO	2.529		1.08	2.529
236	236	Total Nona-PCBs							5.221	0.00			0.000	NO	0.0000		0.509	2.070
237	237	Deca-CB							5.221	0.00			0.000	NO	0.0000		0.169	0.7904
238	238	Total PCBs																
239	239	Total Mono-Isotopes																
240	240	Total Di-Isotopes																

	#	Name	Pred.RT	RT	m1 Resp	m2 Resp	Pred RA	RA	n/y	EMPC	Conc.
1	102	PCB-136	40.36	40.37	5.846e2	3.555e2	1.240	1.64	YES	1.0603	0.00000
2	105	PCB-151	41.63	41.65	6.787e2	5.805e2	1.240	1.17	NO	2.4107	2.4107
3	106	PCB-135	41.87	41.88	3.501e2	3.056e2	1.240	1.15	NO	1.0901	1.0901
4	108	PCB-147	42.10	42.12	1.043e2	9.714e1	1.240	1.07	NO	0.34074	0.34074
5	109	PCB-139/149	42.39	42.38	2.927e3	2.114e3	1.240	1.38	NO	7.8225	7.8225

Dataset: Untitled

Last Altered: Tuesday, May 28, 2019 10:52:36 Pacific Daylight Time
Printed: Tuesday, May 28, 2019 10:53:12 Pacific Daylight Time

Name: 190523K2_10, Date: 24-May-2019, Time: 07:35:43, ID: 1901029-02 T4-PDI2019-SG68-190502 10, Description: T4-PDI2019-SG68-190502

PCB-134/143

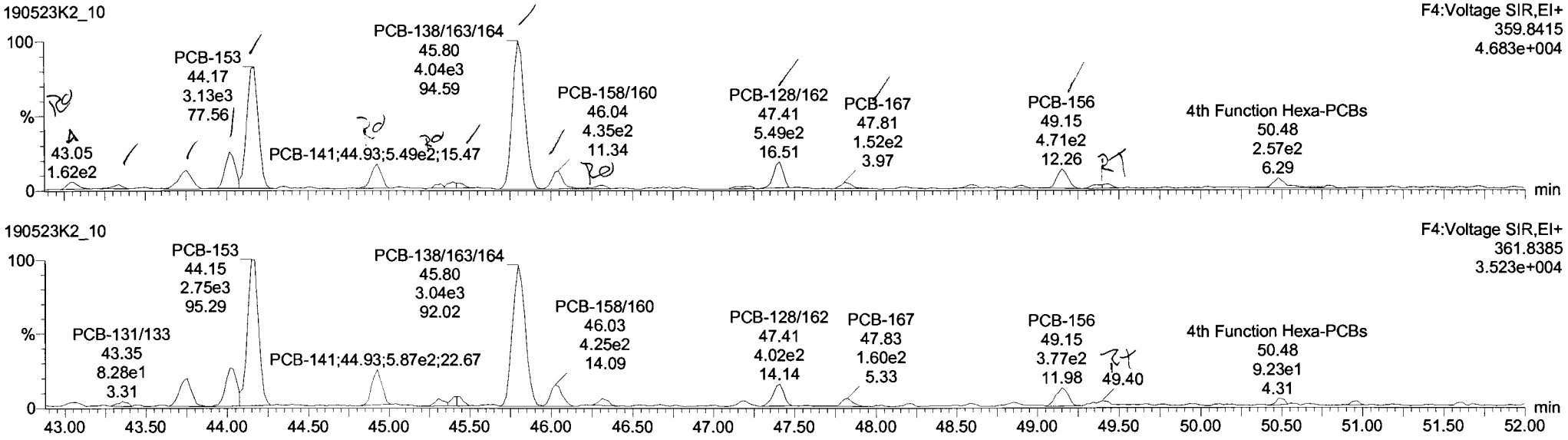

13C-PCB-153

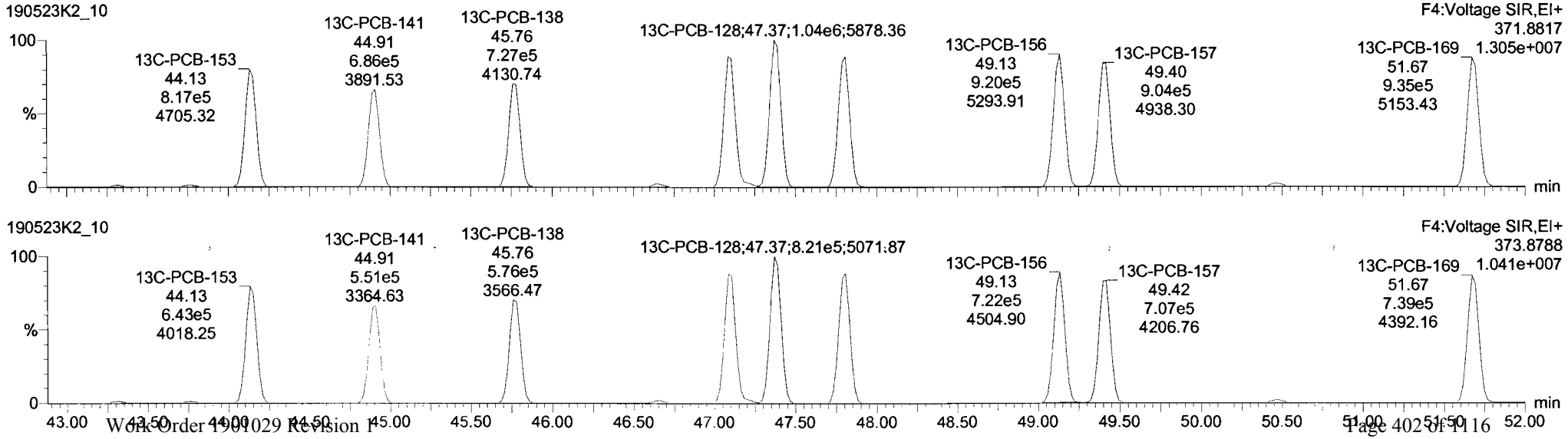

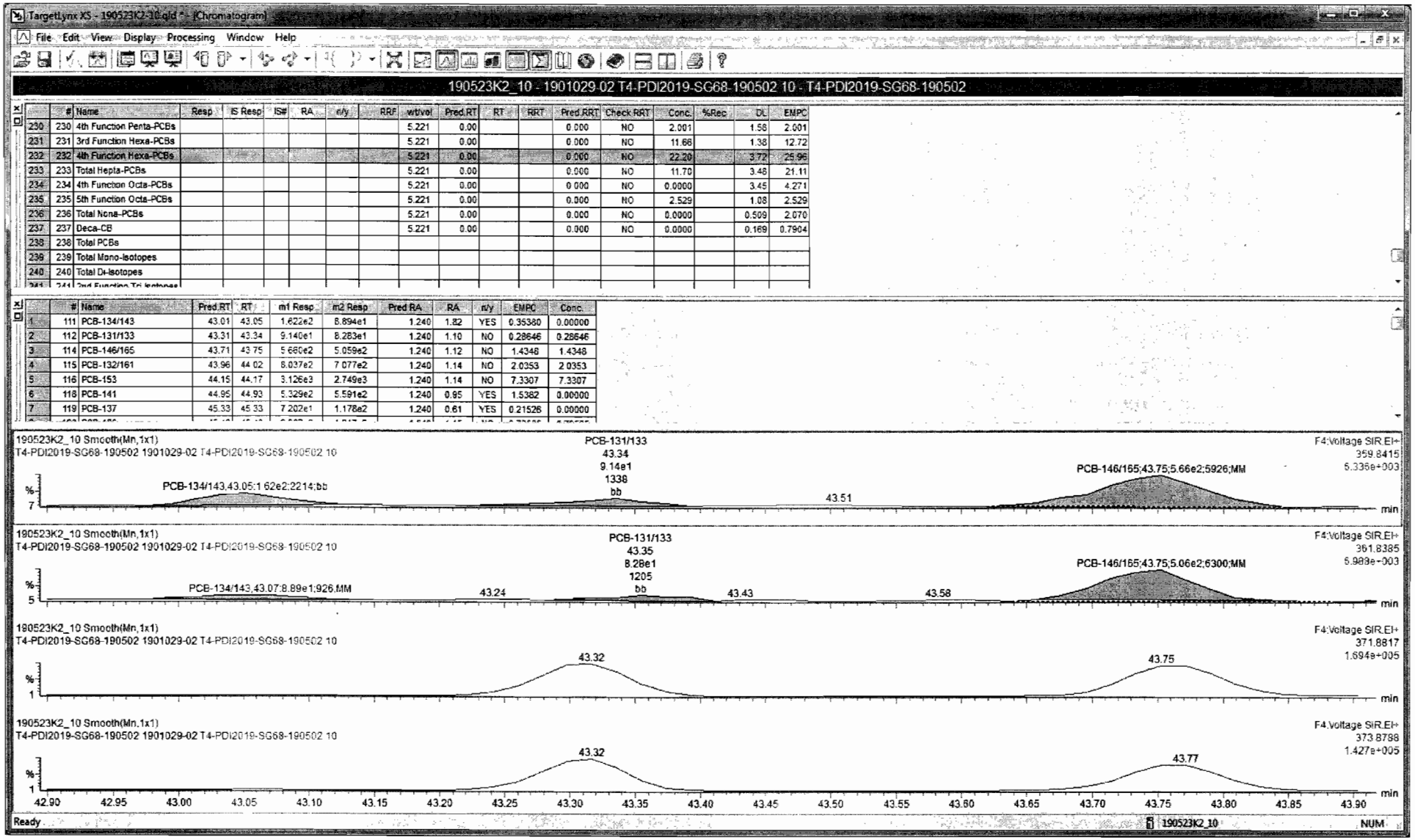

	#	Name	Resp	IS Resp	IS#	RA	n/y	RRF	wt/vol	Pred.RT	RT	RRT	Pred.RRT	Check RRT	Conc.	%Rec	DL	EMPC
230	230	4th Function Penta-PCBs							5.221	0.00			0.000	NO	2.001		1.58	2.001
231	231	3rd Function Hexa-PCBs							5.221	0.00			0.000	NO	11.66		1.38	12.72
232	232	4th Function Hexa-PCBs							5.221	0.00			0.000	NO	22.20		3.72	25.96
233	233	Total Hepta-PCBs							5.221	0.00			0.000	NO	11.70		3.48	21.11
234	234	4th Function Octa-PCBs							5.221	0.00			0.000	NO	0.0000		3.45	4.271
235	235	5th Function Octa-PCBs							5.221	0.00			0.000	NO	2.529		1.08	2.529
236	236	Total Nona-PCBs							5.221	0.00			0.000	NO	0.0000		0.509	2.070
237	237	Deca-CB							5.221	0.00			0.000	NO	0.0000		0.169	0.7904
238	238	Total PCBs																
239	239	Total Mono-Isotopes																
240	240	Total Di-Isotopes																

	#	Name	Pred.RT	RT	m1 Resp	m2 Resp	Pred.RA	RA	n/y	EMPC	Conc.
1	111	PCB-134/143	43.01	43.05	1.622e2	8.894e1	1.240	1.82	YES	0.35380	0.00000
2	112	PCB-131/133	43.31	43.34	9.140e1	8.283e1	1.240	1.10	NO	0.28646	0.28646
3	114	PCB-146/165	43.71	43.75	5.660e2	5.059e2	1.240	1.12	NO	1.4348	1.4348
4	115	PCB-132/161	43.96	44.02	8.037e2	7.077e2	1.240	1.14	NO	2.0353	2.0353
5	116	PCB-153	44.15	44.17	3.126e3	2.749e3	1.240	1.14	NO	7.3307	7.3307
6	118	PCB-141	44.95	44.93	5.329e2	5.591e2	1.240	0.95	YES	1.5382	0.00000
7	119	PCB-137	45.33	45.33	7.202e1	1.178e2	1.240	0.61	YES	0.21526	0.00000

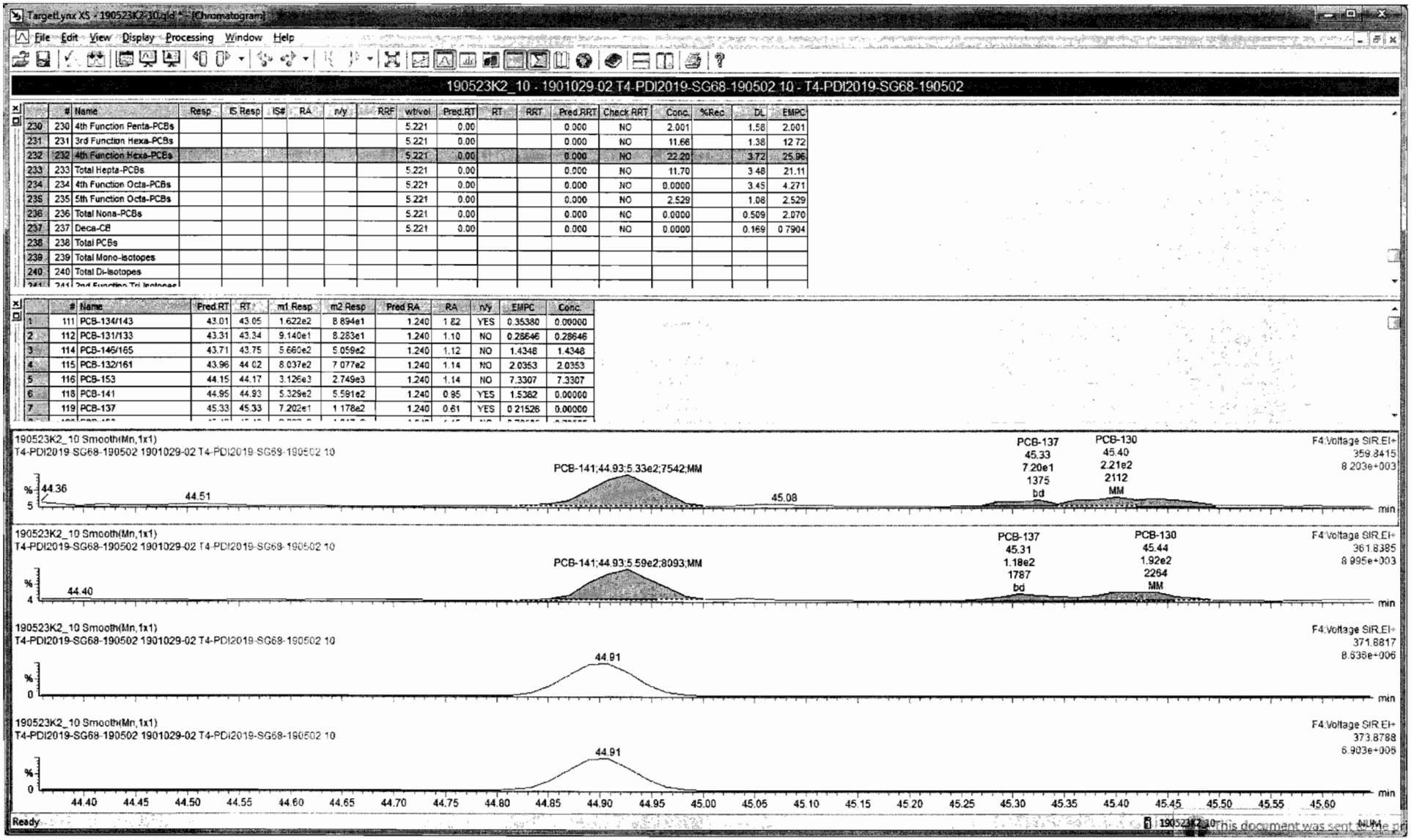

	#	Name	Resp	IS Resp	IS#	RA	n/y	RRF	wt/vol	Pred.RT	RT	RRT	Pred.RRT	Check RRT	Conc.	%Rec.	DL	EMPC
230	230	4th Function Penta-PCBs							5.221	0.00			0.000	NO	2.001		1.58	2.001
231	231	3rd Function Hexa-PCBs							5.221	0.00			0.000	NO	11.66		1.38	12.72
232	232	4th Function Hexa-PCBs							5.221	0.00			0.000	NO	22.20		3.72	25.96
233	233	Total Hepta-PCBs							5.221	0.00			0.000	NO	11.70		3.48	21.11
234	234	4th Function Octa-PCBs							5.221	0.00			0.000	NO	0.0000		3.45	4.271
235	235	5th Function Octa-PCBs							5.221	0.00			0.000	NO	2.529		1.08	2.529
236	236	Total Nona-PCBs							5.221	0.00			0.000	NO	0.0000		0.509	2.070
237	237	Deca-CB							5.221	0.00			0.000	NO	0.0000		0.169	0.7904
238	238	Total PCBs																
239	239	Total Mono-Isotopes																
240	240	Total Di-Isotopes																

	#	Name	Pred.RT	RT	m1 Resp.	m2 Resp.	Pred RA	RA	n/y	EMPC	Conc.
1	111	PCB-134/143	43.01	43.05	1.622e2	8.894e1	1.240	1.82	YES	0.35380	0.00000
2	112	PCB-131/133	43.31	43.34	9.140e1	8.283e1	1.240	1.10	NO	0.28646	0.28646
3	114	PCB-145/165	43.71	43.75	5.660e2	5.059e2	1.240	1.12	NO	1.4348	1.4348
4	115	PCB-132/161	43.96	44.02	8.037e2	7.077e2	1.240	1.14	NO	2.0353	2.0353
5	116	PCB-153	44.15	44.17	3.126e3	2.749e3	1.240	1.14	NO	7.3307	7.3307
6	118	PCB-141	44.95	44.93	5.329e2	5.591e2	1.240	0.95	YES	1.5382	0.00000
7	119	PCB-137	45.33	45.33	7.202e1	1.178e2	1.240	0.61	YES	0.21526	0.00000

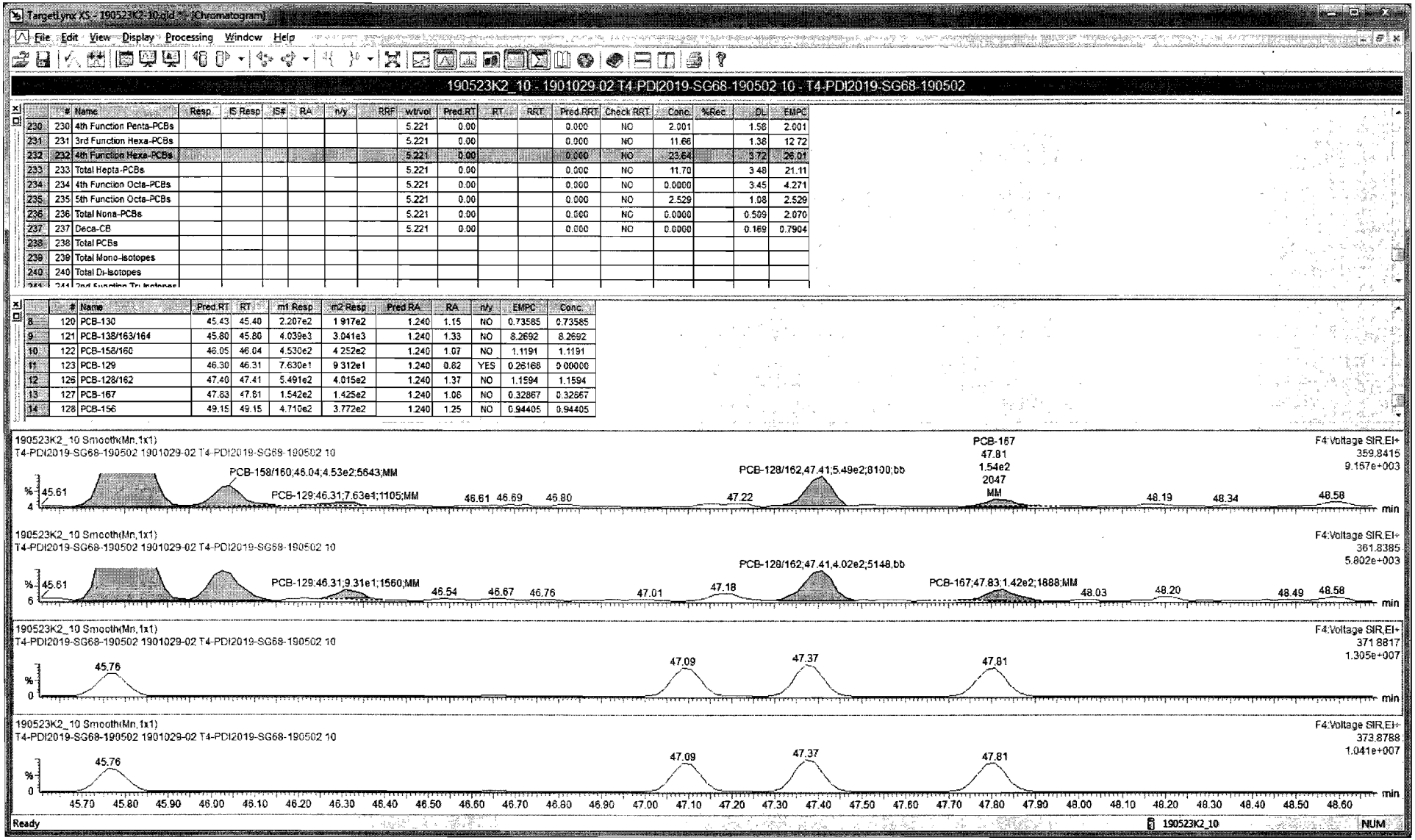

	#	Name	Resp	IS Resp	IS#	RA	n/y	RRF	wt/vol	Pred.RT	RT	RRT	Pred.RRT	Check RRT	Conc.	%Rec	DL	EMPC
230	230	4th Function Penta-PCBs							5.221	0.00			0.000	NO	2.001		1.58	2.001
231	231	3rd Function Hexa-PCBs							5.221	0.00			0.000	NO	11.66		1.38	12.72
232	232	4th Function Hexa-PCBs							5.221	0.00			0.000	NO	23.64		3.72	26.01
233	233	Total Hepta-PCBs							5.221	0.00			0.000	NO	11.70		3.48	21.11
234	234	4th Function Octa-PCBs							5.221	0.00			0.000	NO	0.0000		3.45	4.271
235	235	5th Function Octa-PCBs							5.221	0.00			0.000	NO	2.529		1.08	2.529
236	236	Total Nona-PCBs							5.221	0.00			0.000	NO	0.0000		0.509	2.070
237	237	Deca-CB							5.221	0.00			0.000	NO	0.0000		0.169	0.7904
238	238	Total PCBs																
239	239	Total Mono-Isotopes																
240	240	Total Di-Isotopes																

	#	Name	Pred.RT	RT	m1 Resp	m2 Resp	Pred RA	RA	n/y	EMPC	Conc.
8	120	PCB-130	45.43	45.40	2.207e2	1.917e2	1.240	1.15	NO	0.73585	0.73585
9	121	PCB-138/163/164	45.80	45.80	4.039e3	3.041e3	1.240	1.33	NO	8.2692	8.2692
10	122	PCB-158/160	46.05	46.04	4.530e2	4.252e2	1.240	1.07	NO	1.1191	1.1191
11	123	PCB-129	46.30	46.31	7.630e1	9.312e1	1.240	0.82	YES	0.26168	0.00000
12	126	PCB-128/162	47.40	47.41	5.491e2	4.015e2	1.240	1.37	NO	1.1594	1.1594
13	127	PCB-167	47.83	47.81	1.542e2	1.425e2	1.240	1.08	NO	0.32867	0.32867
14	128	PCB-156	49.15	49.15	4.710e2	3.772e2	1.240	1.25	NO	0.94405	0.94405

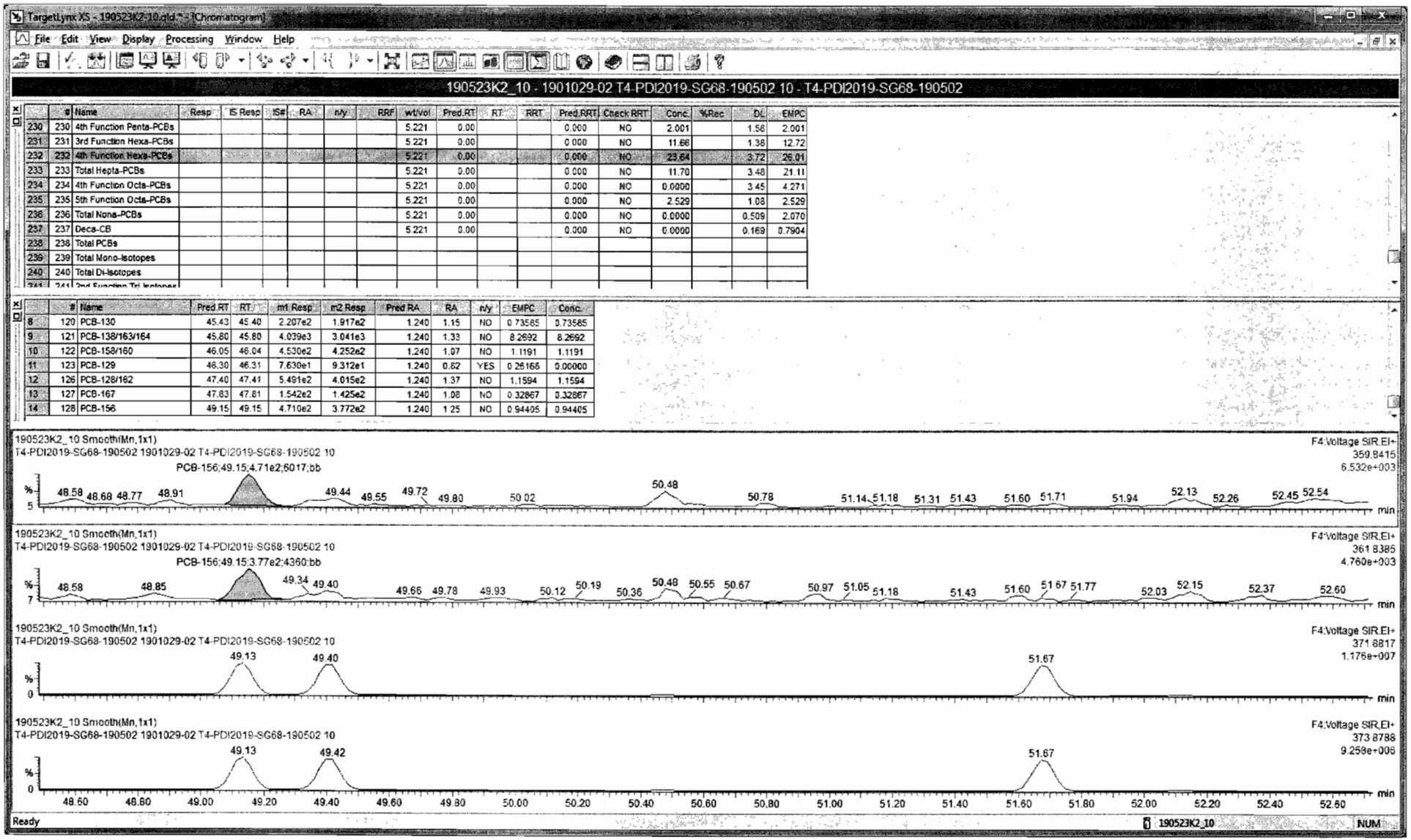

	#	Name	Resp	IS Resp	IS#	RA	n/y	RRF	wt/vol	Pred.RT	RT	RRT	Pred.RRT	Check RRT	Conc.	%Rec	DL	EMPC
230	230	4th Function Penta-PCBs							5.221	0.00			0.000	NO	2.001		1.58	2.001
231	231	3rd Function Hexa-PCBs							5.221	0.00			0.000	NO	11.66		1.38	12.72
232	232	4th Function Hexa-PCBs							5.221	0.00			0.000	NO	23.64		3.72	26.01
233	233	Total Hepta-PCBs							5.221	0.00			0.000	NO	11.70		3.48	21.11
234	234	4th Function Octa-PCBs							5.221	0.00			0.000	NO	0.0000		3.45	4.271
235	235	5th Function Octa-PCBs							5.221	0.00			0.000	NO	2.529		1.08	2.529
236	236	Total Nona-PCBs							5.221	0.00			0.000	NO	0.0000		0.509	2.070
237	237	Deca-CB							5.221	0.00			0.000	NO	0.0000		0.169	0.7904
238	238	Total PCBs																
239	239	Total Mono-Isotopes																
240	240	Total Di-Isotopes																

	#	Name	Pred.RT	RT	m1 Resp	m2 Resp	Pred RA	RA	n/y	EMPC	Conc.
8	120	PCB-130	45.43	45.40	2.207e2	1.917e2	1.240	1.15	NO	0.73585	0.73585
9	121	PCB-138/163/164	45.80	45.80	4.039e3	3.041e3	1.240	1.33	NO	8.2692	8.2692
10	122	PCB-158/160	46.05	46.04	4.530e2	4.252e2	1.240	1.07	NO	1.1191	1.1191
11	123	PCB-129	46.30	46.31	7.630e1	9.312e1	1.240	0.82	YES	0.26165	0.00000
12	126	PCB-128/162	47.40	47.41	5.491e2	4.015e2	1.240	1.37	NO	1.1594	1.1594
13	127	PCB-167	47.83	47.81	1.542e2	1.425e2	1.240	1.08	NO	0.32867	0.32867
14	128	PCB-156	49.15	49.15	4.710e2	3.772e2	1.240	1.25	NO	0.94405	0.94405

Dataset: Untitled

Last Altered: Tuesday, May 28, 2019 10:52:36 Pacific Daylight Time
Printed: Tuesday, May 28, 2019 10:53:12 Pacific Daylight Time

Name: 190523K2_10, Date: 24-May-2019, Time: 07:35:43, ID: 1901029-02 T4-PDI2019-SG68-190502 10, Description: T4-PDI2019-SG68-190502

PCB-188

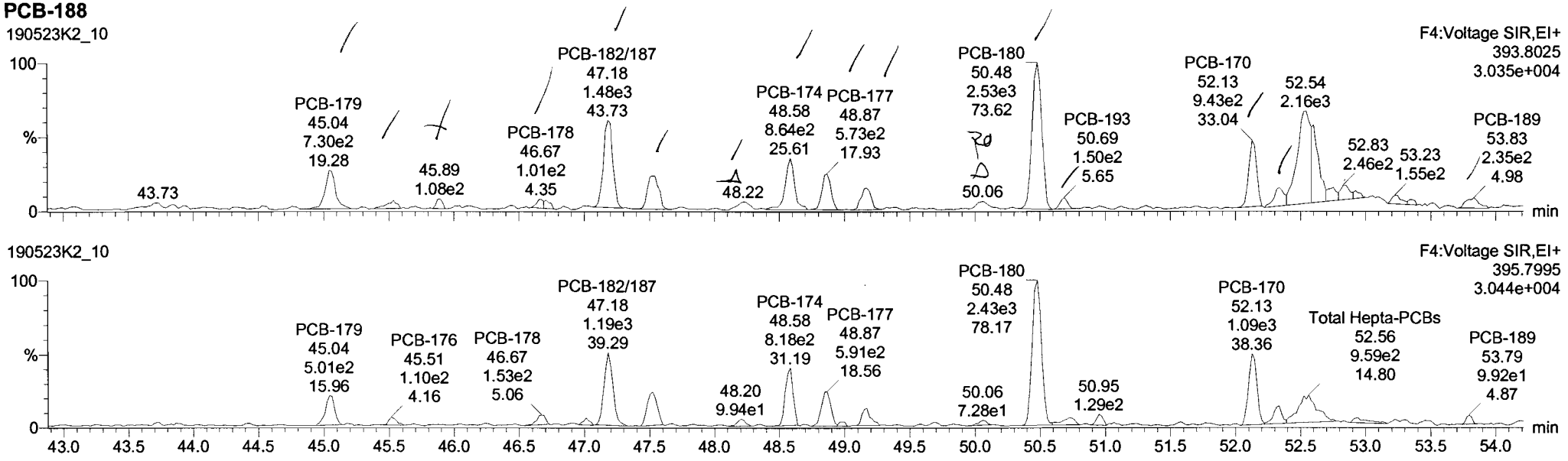

13C-PCB-188

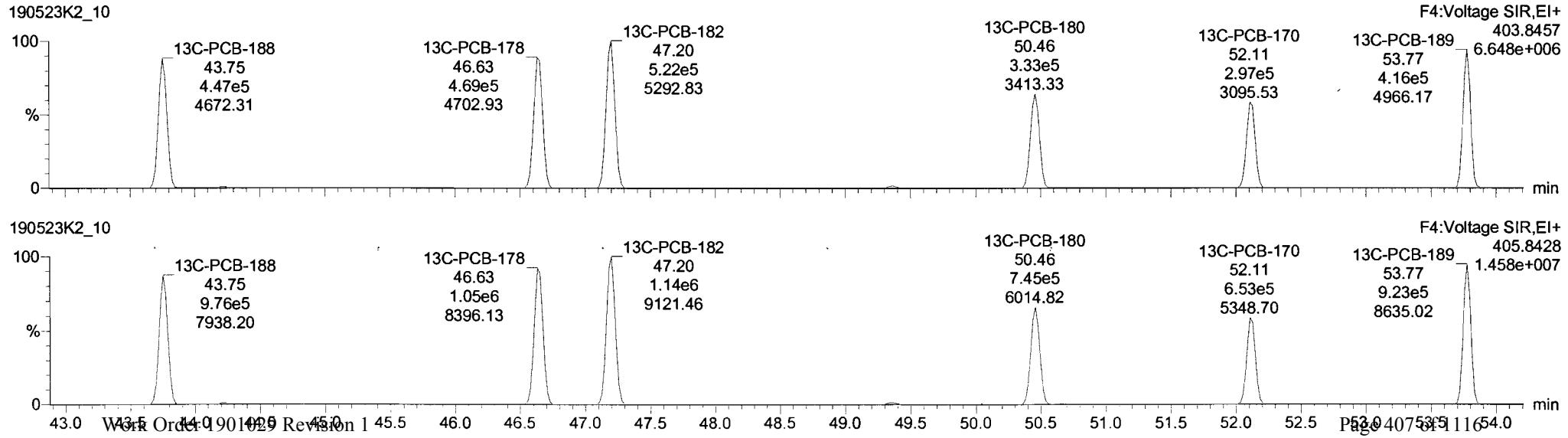

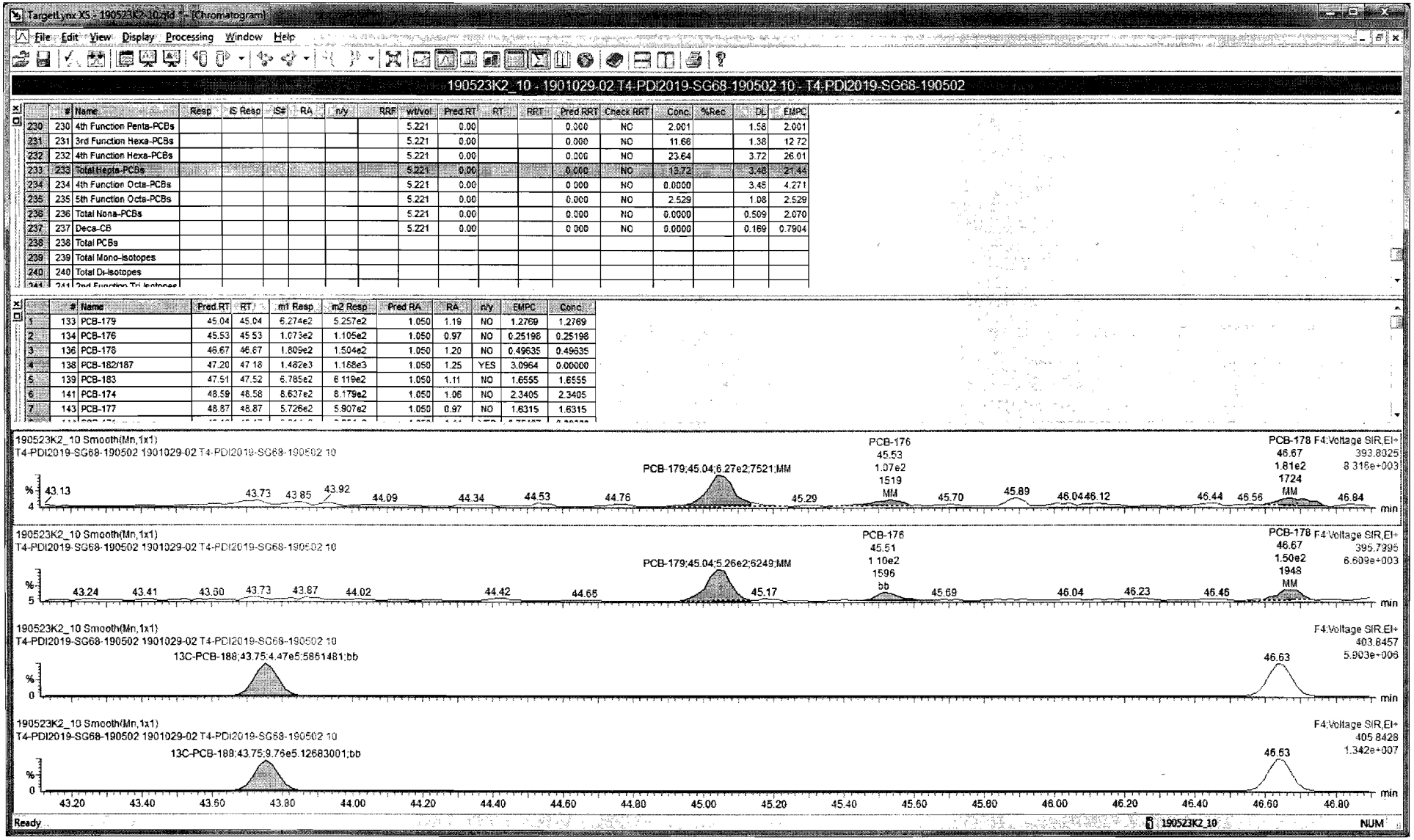

	#	Name	Resp	IS Resp	IS#	RA	n/y	RRF	wt/vol	Pred.RT	RT	RRT	Pred.RRT	Check RRT	Conc.	%Rec	DL	EMPC
230	230	4th Function Penta-PCBs							5.221	0.00			0.000	NO	2.001		1.58	2.001
231	231	3rd Function Hexa-PCBs							5.221	0.00			0.000	NO	11.68		1.38	12.72
232	232	4th Function Hexa-PCBs							5.221	0.00			0.000	NO	23.64		3.72	26.01
233	233	Total Hepta-PCBs							5.221	0.00			0.000	NO	13.72		3.48	21.44
234	234	4th Function Octa-PCBs							5.221	0.00			0.000	NO	0.0000		3.45	4.271
235	235	5th Function Octa-PCBs							5.221	0.00			0.000	NO	2.529		1.08	2.529
236	236	Total Nona-PCBs							5.221	0.00			0.000	NO	0.0000		0.509	2.070
237	237	Deca-CB							5.221	0.00			0.000	NO	0.0000		0.169	0.7904
238	238	Total PCBs																
239	239	Total Mono-Isotopes																
240	240	Total Di-Isotopes																

	#	Name	Pred.RT	RT	m1 Resp	m2 Resp	Pred RA	RA	n/y	EMPC	Conc.
1	133	PCB-179	45.04	45.04	6.274e2	5.257e2	1.050	1.19	NO	1.2769	1.2769
2	134	PCB-176	45.53	45.53	1.073e2	1.105e2	1.050	0.97	NO	0.25198	0.25198
3	136	PCB-178	46.67	46.67	1.809e2	1.504e2	1.050	1.20	NO	0.49635	0.49635
4	138	PCB-182/187	47.20	47.18	1.482e3	1.188e3	1.050	1.25	YES	3.0964	0.00000
5	139	PCB-183	47.51	47.52	6.785e2	6.119e2	1.050	1.11	NO	1.6555	1.6555
6	141	PCB-174	48.59	48.58	8.637e2	8.179e2	1.050	1.06	NO	2.3405	2.3405
7	143	PCB-177	48.87	48.87	5.726e2	5.907e2	1.050	0.97	NO	1.6315	1.6315

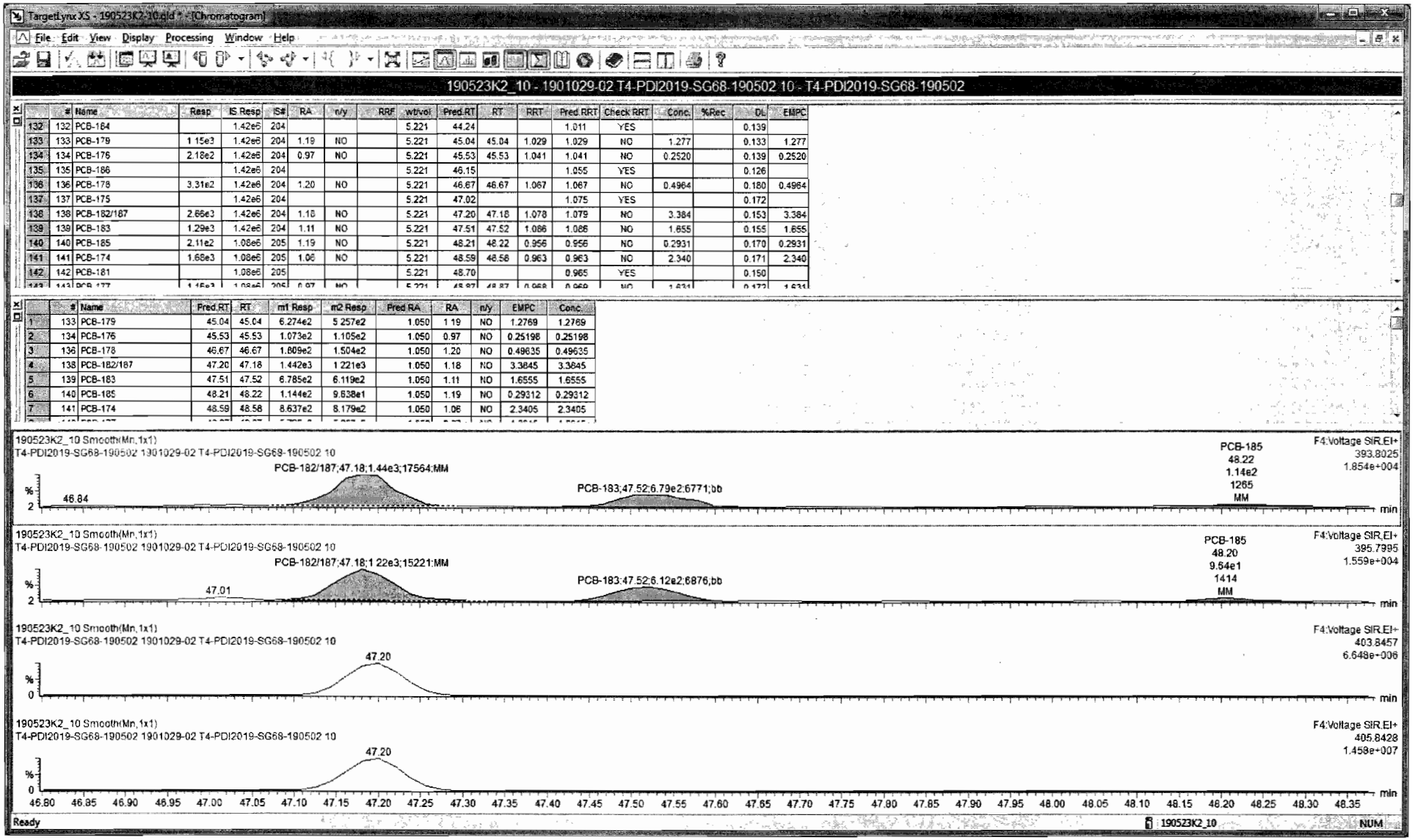

	#	Name	Resp	IS Resp	IS#	RA	n/y	RRF	wt/vol	Pred RT	RT	RRT	Pred RRT	Check RRT	Conc.	%Rec	DL	EMPC
132	132	PCB-164		1.42e6	204				5.221	44.24			1.011	YES			0.139	
133	133	PCB-179	1.15e3	1.42e6	204	1.19	NO		5.221	45.04	45.04	1.029	1.029	NO	1.277		0.133	1.277
134	134	PCB-176	2.18e2	1.42e6	204	0.97	NO		5.221	45.53	45.53	1.041	1.041	NO	0.2520		0.139	0.2520
135	135	PCB-186		1.42e6	204				5.221	46.15			1.055	YES			0.126	
136	136	PCB-178	3.31e2	1.42e6	204	1.20	NO		5.221	46.67	46.67	1.067	1.067	NO	0.4964		0.180	0.4964
137	137	PCB-175		1.42e6	204				5.221	47.02			1.075	YES			0.172	
138	138	PCB-182/187	2.66e3	1.42e6	204	1.18	NO		5.221	47.20	47.18	1.078	1.079	NO	3.384		0.153	3.384
139	139	PCB-183	1.29e3	1.42e6	204	1.11	NO		5.221	47.51	47.52	1.086	1.086	NO	1.655		0.155	1.655
140	140	PCB-185	2.11e2	1.08e6	205	1.19	NO		5.221	48.21	48.22	0.956	0.956	NO	0.2931		0.170	0.2931
141	141	PCB-174	1.68e3	1.08e6	205	1.08	NO		5.221	48.59	48.58	0.963	0.963	NO	2.340		0.171	2.340
142	142	PCB-181		1.08e6	205				5.221	48.70			0.965	YES			0.150	

	#	Name	Pred RT	RT	m1 Resp	m2 Resp	Pred RA	RA	n/y	EMPC	Conc.
1	133	PCB-179	45.04	45.04	6.274e2	5.257e2	1.050	1.19	NO	1.2769	1.2769
2	134	PCB-176	45.53	45.53	1.073e2	1.105e2	1.050	0.97	NO	0.25198	0.25198
3	136	PCB-178	46.67	46.67	1.809e2	1.504e2	1.050	1.20	NO	0.49635	0.49635
4	138	PCB-182/187	47.20	47.18	1.442e3	1.221e3	1.050	1.18	NO	3.3845	3.3845
5	139	PCB-183	47.51	47.52	6.785e2	6.119e2	1.050	1.11	NO	1.6555	1.6555
6	140	PCB-185	48.21	48.22	1.144e2	9.638e1	1.050	1.19	NO	0.29312	0.29312
7	141	PCB-174	48.59	48.58	8.637e2	8.179e2	1.050	1.08	NO	2.3405	2.3405

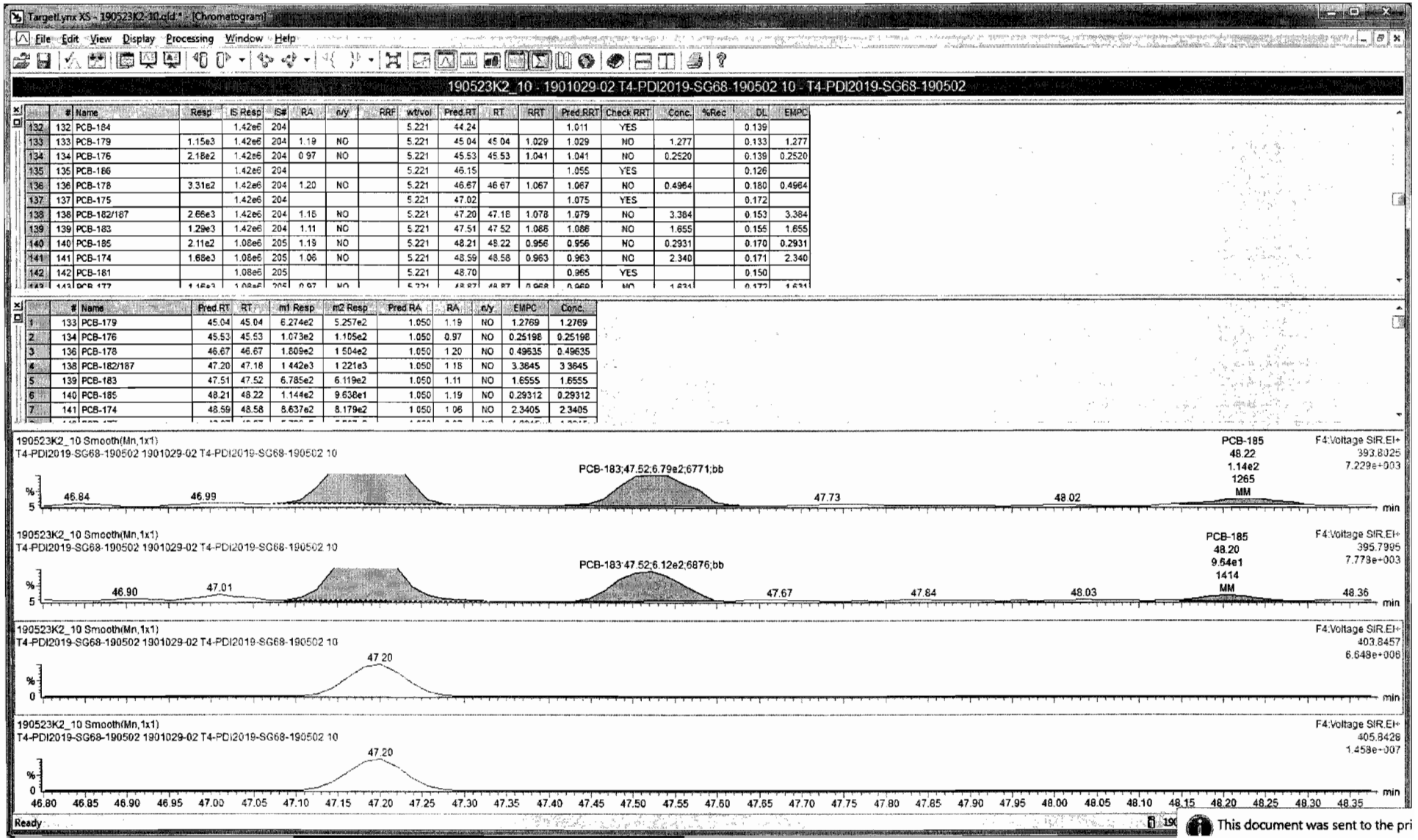

	#	Name	Resp	IS Resp	IS#	RA	n/y	RRF	wt/vol	Pred.RT	RT	RRT	Pred.RRT	Check RRT	Conc.	%Rec	DL	EMPC
132	132	PCB-184		1.42e6	204				5.221	44.24			1.011	YES			0.139	
133	133	PCB-179	1.15e3	1.42e6	204	1.19	NO		5.221	45.04	45.04	1.029	1.029	NO	1.277		0.133	1.277
134	134	PCB-176	2.18e2	1.42e6	204	0.97	NO		5.221	45.53	45.53	1.041	1.041	NO	0.2520		0.139	0.2520
135	135	PCB-186		1.42e6	204				5.221	46.15			1.055	YES			0.126	
136	136	PCB-178	3.31e2	1.42e6	204	1.20	NO		5.221	46.67	46.67	1.067	1.067	NO	0.4964		0.180	0.4964
137	137	PCB-175		1.42e6	204				5.221	47.02			1.075	YES			0.172	
138	138	PCB-182/187	2.66e3	1.42e6	204	1.18	NO		5.221	47.20	47.18	1.078	1.079	NO	3.384		0.153	3.384
139	139	PCB-183	1.29e3	1.42e6	204	1.11	NO		5.221	47.51	47.52	1.085	1.086	NO	1.655		0.155	1.655
140	140	PCB-185	2.11e2	1.08e6	205	1.19	NO		5.221	48.21	48.22	0.956	0.956	NO	0.2931		0.170	0.2931
141	141	PCB-174	1.68e3	1.08e6	205	1.06	NO		5.221	48.59	48.58	0.963	0.963	NO	2.340		0.171	2.340
142	142	PCB-181		1.08e6	205				5.221	48.70			0.965	YES			0.150	

	#	Name	Pred.RT	RT	m1 Resp	m2 Resp	Pred RA	RA	n/y	EMPC	Conc.
1	133	PCB-179	45.04	45.04	6.274e2	5.257e2	1.050	1.19	NO	1.2769	1.2769
2	134	PCB-176	45.53	45.53	1.073e2	1.105e2	1.050	0.97	NO	0.25198	0.25198
3	136	PCB-178	46.67	46.67	1.609e2	1.504e2	1.050	1.20	NO	0.49635	0.49635
4	138	PCB-182/187	47.20	47.18	1.442e3	1.221e3	1.050	1.18	NO	3.3645	3.3645
5	139	PCB-183	47.51	47.52	6.785e2	6.119e2	1.050	1.11	NO	1.6555	1.6555
6	140	PCB-185	48.21	48.22	1.144e2	9.638e1	1.050	1.19	NO	0.29312	0.29312
7	141	PCB-174	48.59	48.58	8.637e2	8.179e2	1.050	1.06	NO	2.3405	2.3405

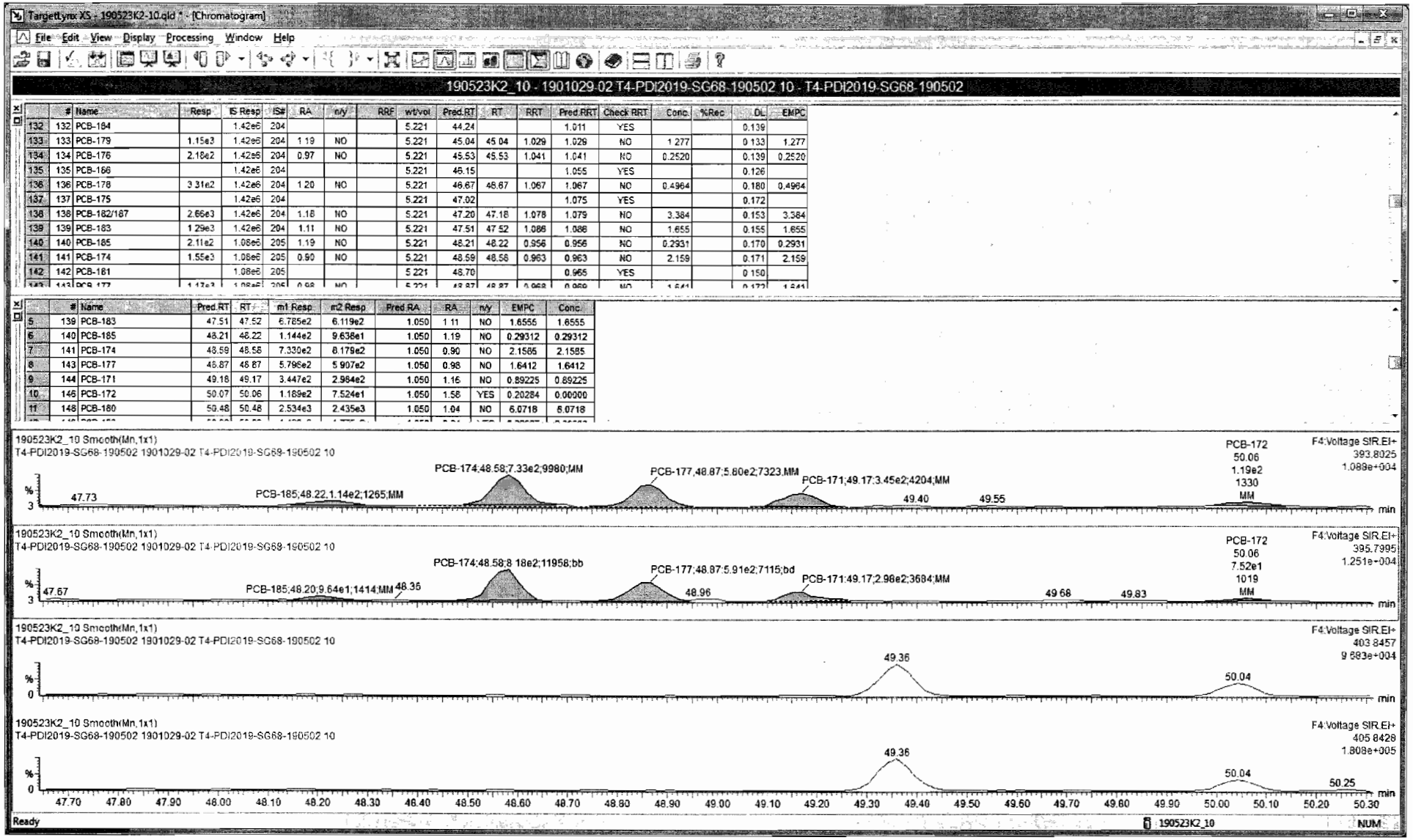

	#	Name	Resp	IS Resp	IS#	RA	n/y	RRF	wt/vol	Pred.RT	RT	RRT	Pred.RRT	Check RRT	Conc.	%Rec	DL	EMPC
132	132	PCB-184		1.42e6	204				5.221	44.24			1.011	YES			0.139	
133	133	PCB-179	1.15e3	1.42e6	204	1.19	NO		5.221	45.04	45.04	1.029	1.029	NO	1.277		0.133	1.277
134	134	PCB-176	2.18e2	1.42e6	204	0.97	NO		5.221	45.53	45.53	1.041	1.041	NO	0.2520		0.139	0.2520
135	135	PCB-166		1.42e6	204				5.221	46.15			1.055	YES			0.126	
136	136	PCB-178	3.31e2	1.42e6	204	1.20	NO		5.221	46.67	46.67	1.067	1.067	NO	0.4964		0.180	0.4964
137	137	PCB-175		1.42e6	204				5.221	47.02			1.075	YES			0.172	
138	138	PCB-182/187	2.66e3	1.42e6	204	1.18	NO		5.221	47.20	47.18	1.078	1.079	NO	3.384		0.153	3.384
139	139	PCB-183	1.29e3	1.42e6	204	1.11	NO		5.221	47.51	47.52	1.086	1.086	NO	1.655		0.155	1.655
140	140	PCB-185	2.11e2	1.08e6	205	1.19	NO		5.221	48.21	48.22	0.956	0.956	NO	0.2931		0.170	0.2931
141	141	PCB-174	1.55e3	1.08e6	205	0.90	NO		5.221	48.59	48.58	0.963	0.963	NO	2.159		0.171	2.159
142	142	PCB-181		1.08e6	205				5.221	48.70			0.965	YES			0.150	
143	143	PCB-177	1.17e3	1.08e6	205	0.98	NO		5.221	48.87	48.87	0.968	0.969	NO	1.641		0.172	1.641

	#	Name	Pred.RT	RT	m1 Resp	m2 Resp	Pred.RA	RA	n/y	EMPC	Conc.
5	139	PCB-183	47.51	47.52	6.785e2	6.119e2	1.050	1.11	NO	1.6555	1.6555
6	140	PCB-185	48.21	48.22	1.144e2	9.638e1	1.050	1.19	NO	0.29312	0.29312
7	141	PCB-174	48.59	48.58	7.330e2	8.179e2	1.050	0.90	NO	2.1585	2.1585
8	143	PCB-177	48.87	48.87	5.796e2	5.907e2	1.050	0.98	NO	1.6412	1.6412
9	144	PCB-171	49.18	49.17	3.447e2	2.984e2	1.050	1.16	NO	0.89225	0.89225
10	146	PCB-172	50.07	50.06	1.189e2	7.524e1	1.050	1.58	YES	0.20284	0.00000
11	148	PCB-180	50.48	50.48	2.534e3	2.435e3	1.050	1.04	NO	6.0718	6.0718

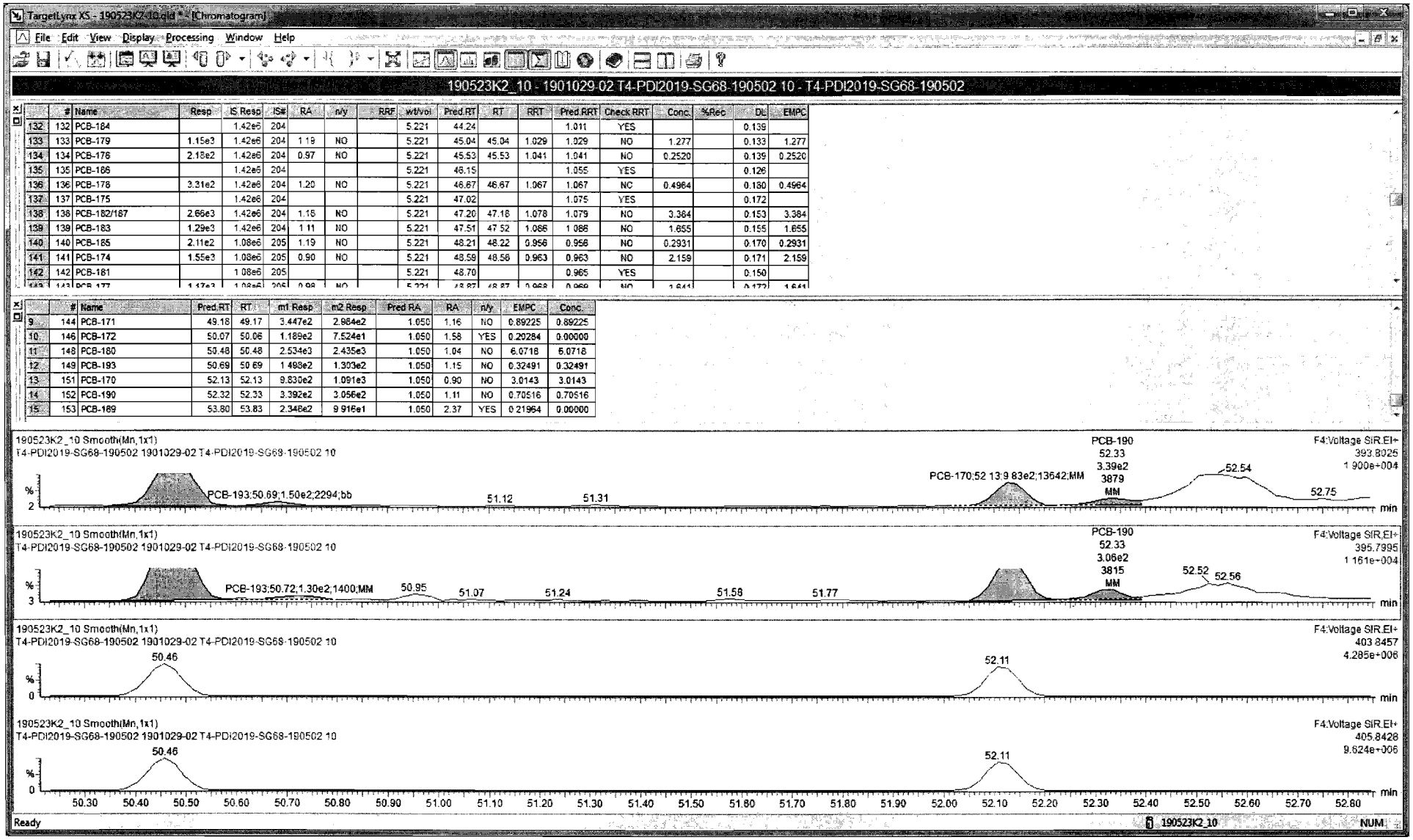

	#	Name	Resp	IS Resp	IS#	RA	n/y	RRF	wt/vol	Pred RT	RT	RRT	Pred RRT	Check RRT	Conc	%Rec	DL	EMPC
132	132	PCB-184		1.42e6	204				5.221	44.24			1.011	YES			0.139	
133	133	PCB-179	1.15e3	1.42e6	204	1.19	NO		5.221	45.04	45.04	1.029	1.029	NO	1.277		0.133	1.277
134	134	PCB-176	2.18e2	1.42e6	204	0.97	NO		5.221	45.53	45.53	1.041	1.041	NO	0.2520		0.139	0.2520
135	135	PCB-186		1.42e6	204				5.221	46.15			1.055	YES			0.126	
136	136	PCB-178	3.31e2	1.42e6	204	1.20	NO		5.221	46.67	46.67	1.067	1.067	NO	0.4964		0.180	0.4964
137	137	PCB-175		1.42e6	204				5.221	47.02			1.075	YES			0.172	
138	138	PCB-182/187	2.66e3	1.42e6	204	1.16	NO		5.221	47.20	47.18	1.078	1.079	NO	3.384		0.153	3.384
139	139	PCB-183	1.29e3	1.42e6	204	1.11	NO		5.221	47.51	47.52	1.086	1.086	NO	1.655		0.155	1.655
140	140	PCB-185	2.11e2	1.08e6	205	1.19	NO		5.221	48.21	48.22	0.956	0.956	NO	0.2931		0.170	0.2931
141	141	PCB-174	1.55e3	1.08e6	205	0.90	NO		5.221	48.59	48.56	0.963	0.963	NO	2.159		0.171	2.159
142	142	PCB-181		1.08e6	205				5.221	48.70			0.965	YES			0.150	
143	143	PCB-177	1.47e3	1.08e6	205	0.98	NO		5.221	48.87	48.87	0.969	0.969	NO	1.641		0.172	1.641

	#	Name	Pred RT	RT	m1 Resp	m2 Resp	Pred RA	RA	n/y	EMPC	Conc
9	144	PCB-171	49.18	49.17	3.447e2	2.984e2	1.050	1.16	NO	0.89225	0.89225
10	146	PCB-172	50.07	50.06	1.189e2	7.524e1	1.050	1.58	YES	0.29284	0.00000
11	148	PCB-180	50.48	50.48	2.534e3	2.435e3	1.050	1.04	NO	6.0718	6.0718
12	149	PCB-193	50.69	50.69	1.498e2	1.303e2	1.050	1.15	NO	0.32491	0.32491
13	151	PCB-170	52.13	52.13	9.830e2	1.091e3	1.050	0.90	NO	3.0143	3.0143
14	152	PCB-190	52.32	52.33	3.392e2	3.056e2	1.050	1.11	NO	0.70516	0.70516
15	153	PCB-189	53.80	53.83	2.348e2	9.916e1	1.050	2.37	YES	0.21964	0.00000

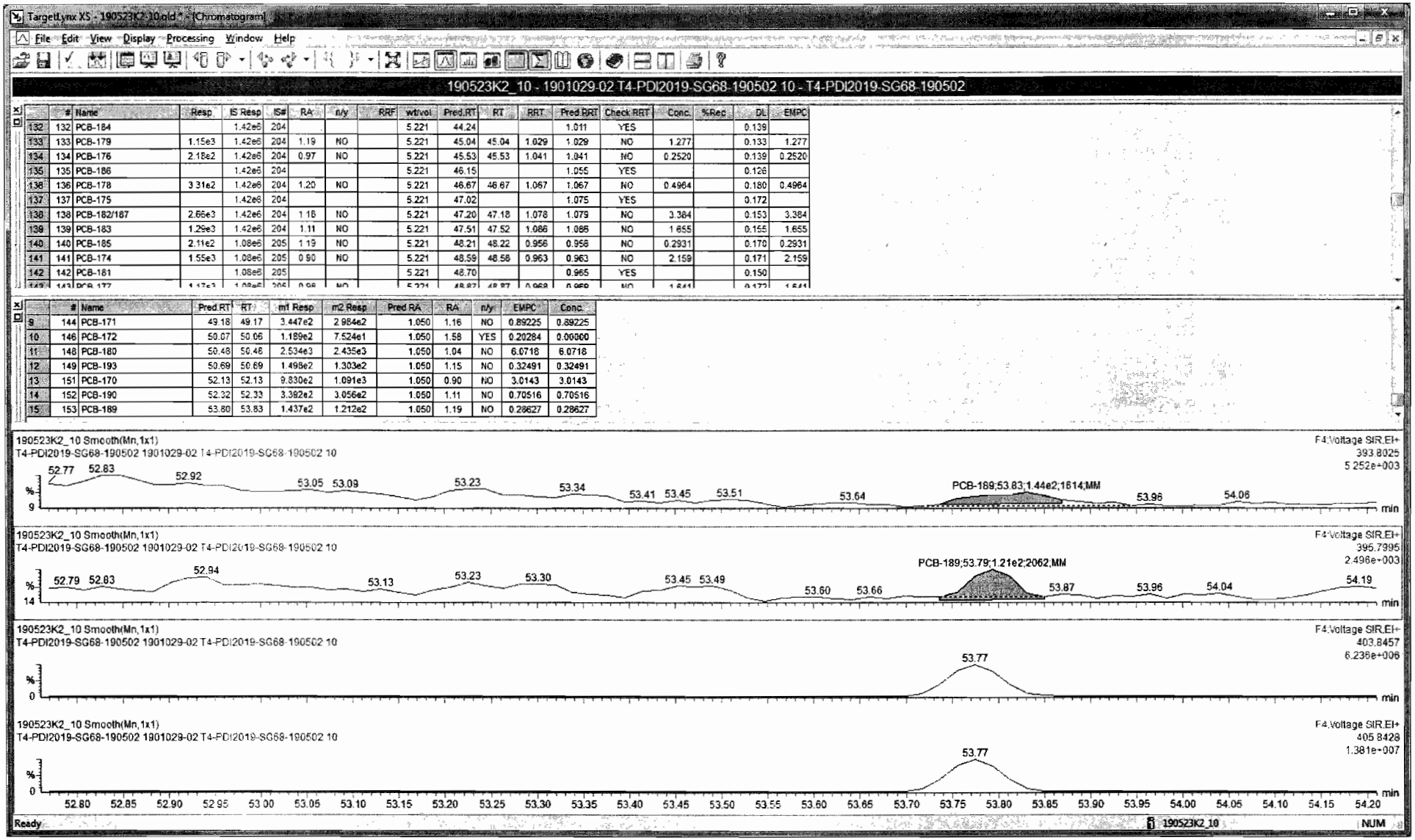

	#	Name	Resp	IS Resp	IS#	RA	n/y	RRF	wt/vol	Pred.RT	RT	RRT	Pred RRT	Check RRT	Conc.	%Rec	DL	EMPC
132	132	PCB-184		1.42e6	204				5.221	44.24			1.011	YES			0.139	
133	133	PCB-179	1.15e3	1.42e6	204	1.19	NO		5.221	45.04	45.04	1.029	1.029	NO	1.277		0.133	1.277
134	134	PCB-176	2.18e2	1.42e6	204	0.97	NO		5.221	45.53	45.53	1.041	1.041	NO	0.2520		0.139	0.2520
135	135	PCB-186		1.42e6	204				5.221	46.15			1.055	YES			0.126	
136	136	PCB-178	3.31e2	1.42e6	204	1.20	NO		5.221	46.67	46.67	1.067	1.067	NO	0.4964		0.180	0.4964
137	137	PCB-175		1.42e6	204				5.221	47.02			1.075	YES			0.172	
138	138	PCB-182/187	2.66e3	1.42e6	204	1.16	NO		5.221	47.20	47.18	1.078	1.079	NO	3.384		0.153	3.384
139	139	PCB-183	1.29e3	1.42e6	204	1.11	NO		5.221	47.51	47.52	1.086	1.086	NO	1.655		0.155	1.655
140	140	PCB-185	2.11e2	1.08e6	205	1.19	NO		5.221	48.21	48.22	0.956	0.958	NO	0.2931		0.170	0.2931
141	141	PCB-174	1.55e3	1.08e6	205	0.90	NO		5.221	48.59	48.58	0.963	0.963	NO	2.159		0.171	2.159
142	142	PCB-181		1.08e6	205				5.221	48.70			0.965	YES			0.150	
143	143	PCB-177	1.17e3	1.08e6	205	0.98	NO		5.221	48.87	48.87	0.969	0.969	NO	1.641		0.172	1.641

	#	Name	Pred.RT	RT	m1 Resp	m2 Resp	Pred RA	RA	n/y	EMPC	Conc.
9	144	PCB-171	49.18	49.17	3.447e2	2.984e2	1.050	1.16	NO	0.89225	0.89225
10	146	PCB-172	50.07	50.06	1.189e2	7.524e1	1.050	1.58	YES	0.20284	0.00000
11	148	PCB-180	50.48	50.48	2.534e3	2.435e3	1.050	1.04	NO	6.0718	6.0718
12	149	PCB-193	50.69	50.69	1.498e2	1.303e2	1.050	1.15	NO	0.32491	0.32491
13	151	PCB-170	52.13	52.13	9.830e2	1.091e3	1.050	0.90	NO	3.0143	3.0143
14	152	PCB-190	52.32	52.33	3.382e2	3.056e2	1.050	1.11	NO	0.70516	0.70516
15	153	PCB-189	53.80	53.83	1.437e2	1.212e2	1.050	1.19	NO	0.28627	0.28627

Dataset: Untitled

Last Altered: Tuesday, May 28, 2019 10:52:36 Pacific Daylight Time
Printed: Tuesday, May 28, 2019 10:53:12 Pacific Daylight Time

Name: 190523K2_10, Date: 24-May-2019, Time: 07:35:43, ID: 1901029-02 T4-PDI2019-SG68-190502 10, Description: T4-PDI2019-SG68-190502

PCB-202

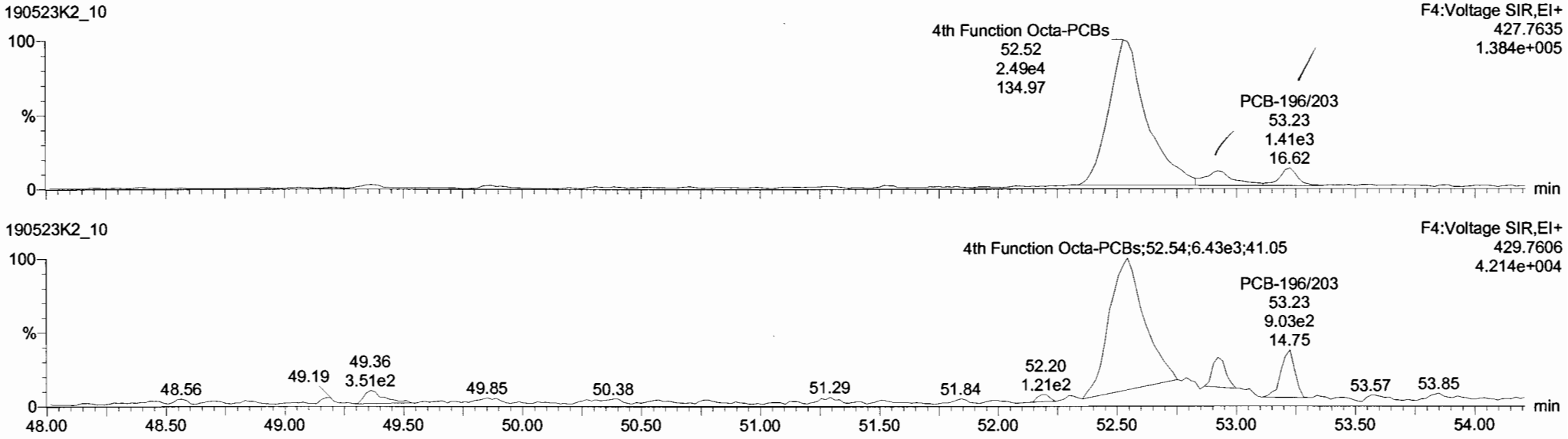

13C-PCB-202

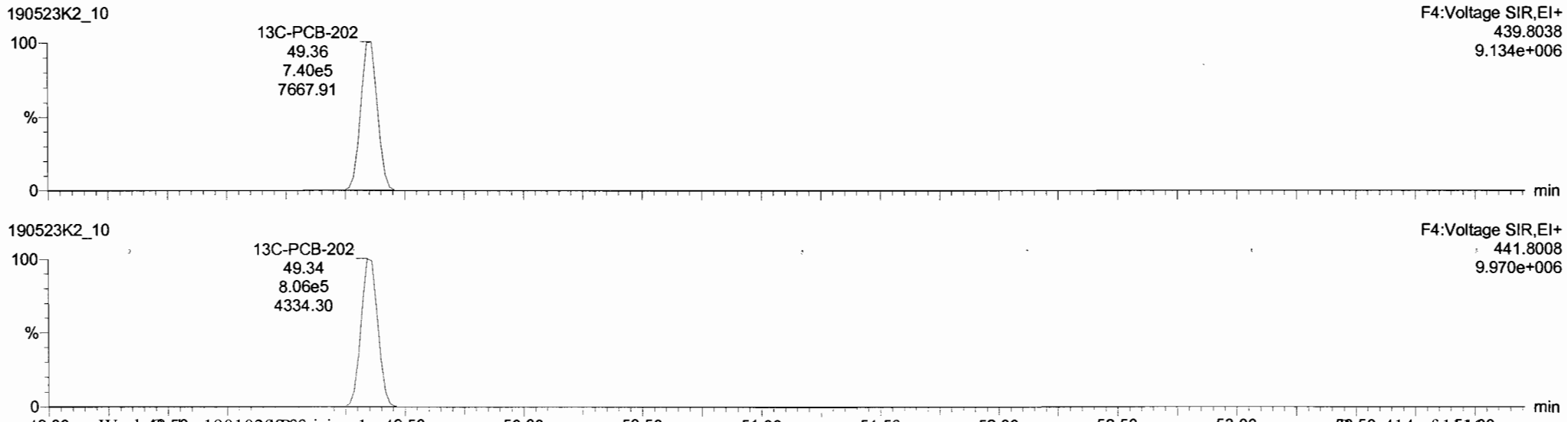

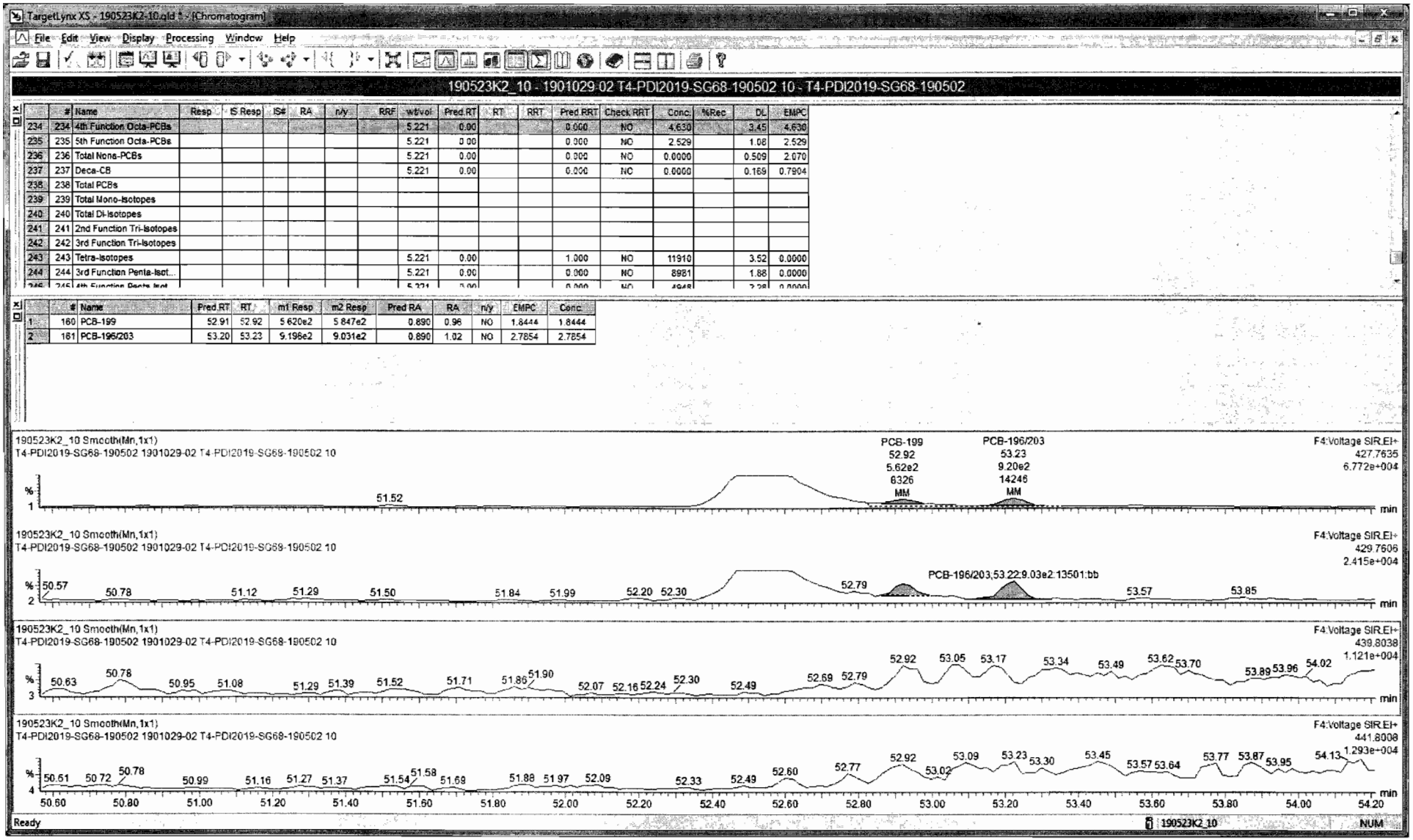

	#	Name	Resp	IS Resp	IS#	RA	n/y	RRF	wt/vol	Pred RT	RT	RRT	Pred RRT	Check RRT	Conc	%Rec	DL	EMPC
234	234	4th Function Octa-PCBs							5.221	0.00			0.000	NO	4.630		3.45	4.630
235	235	5th Function Octa-PCBs							5.221	0.00			0.000	NO	2.529		1.08	2.529
236	236	Total Nona-PCBs							5.221	0.00			0.000	NO	0.0000		0.509	2.070
237	237	Deca-CB							5.221	0.00			0.000	NO	0.0000		0.169	0.7904
238	238	Total PCBs																
239	239	Total Mono-Isotopes																
240	240	Total Di-Isotopes																
241	241	2nd Function Tri-Isotopes																
242	242	3rd Function Tri-Isotopes																
243	243	Tetra-Isotopes							5.221	0.00			1.000	NO	11910		3.52	0.0000
244	244	3rd Function Penta-Isot...							5.221	0.00			0.000	NO	8981		1.88	0.0000

	#	Name	Pred RT	RT	m1 Resp	m2 Resp	Pred RA	RA	n/y	EMPC	Conc
1	160	PCB-199	52.91	52.92	5.620e2	5.847e2	0.890	0.96	NO	1.8444	1.8444
2	161	PCB-196/203	53.20	53.23	9.196e2	9.031e2	0.890	1.02	NO	2.7854	2.7854

Vista Analytical Laboratory VG-11

Dataset: Untitled

Last Altered: Tuesday, May 28, 2019 10:52:36 Pacific Daylight Time
Printed: Tuesday, May 28, 2019 10:53:12 Pacific Daylight Time

Name: 190523K2_10, Date: 24-May-2019, Time: 07:35:43, ID: 1901029-02 T4-PDI2019-SG68-190502 10, Description: T4-PDI2019-SG68-190502

PCB-195

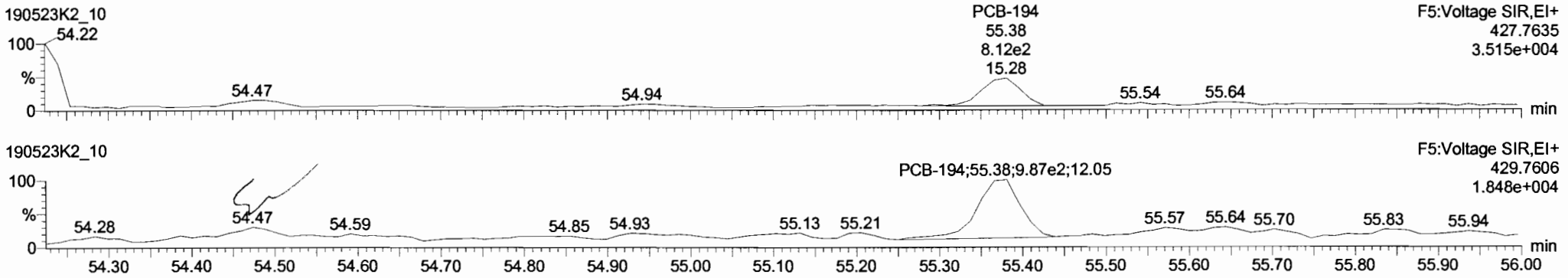

13C-PCB-194

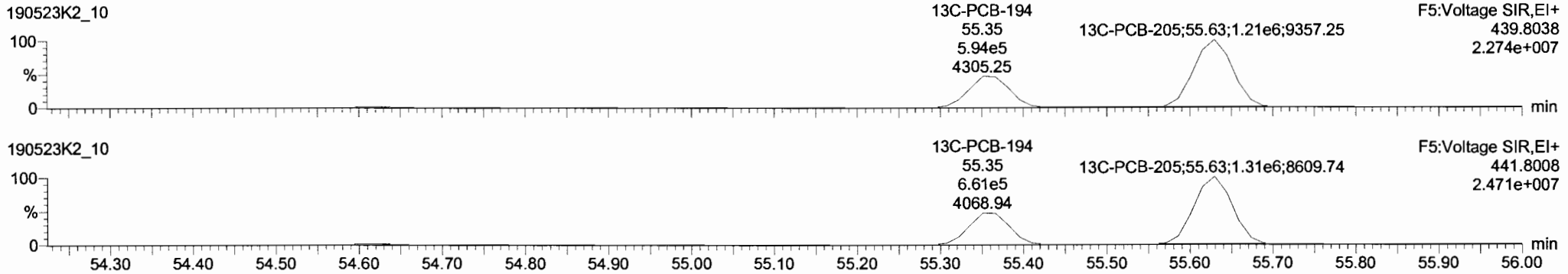

PFK5

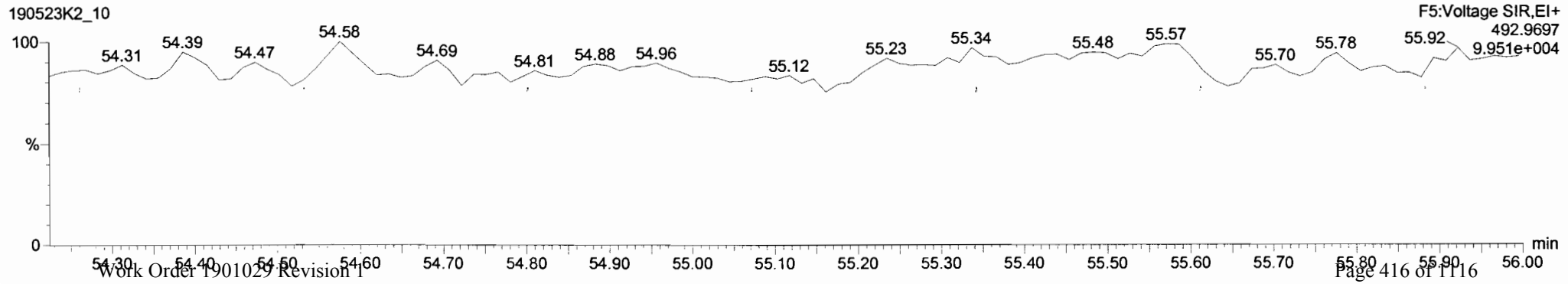

Dataset: Untitled

Last Altered: Tuesday, May 28, 2019 10:52:36 Pacific Daylight Time
Printed: Tuesday, May 28, 2019 10:53:12 Pacific Daylight Time

Name: 190523K2_10, Date: 24-May-2019, Time: 07:35:43, ID: 1901029-02 T4-PDI2019-SG68-190502 10, Description: T4-PDI2019-SG68-190502

PCB-208

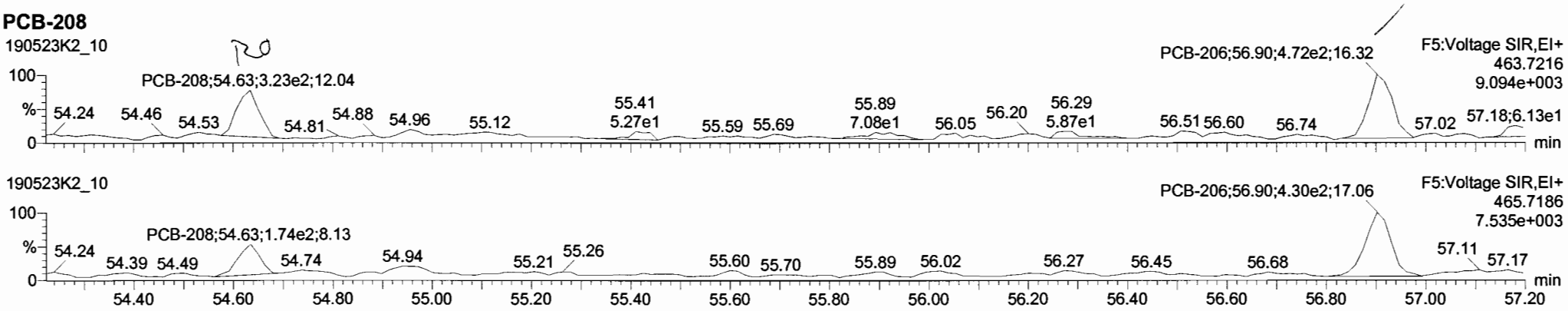

13C-PCB-208

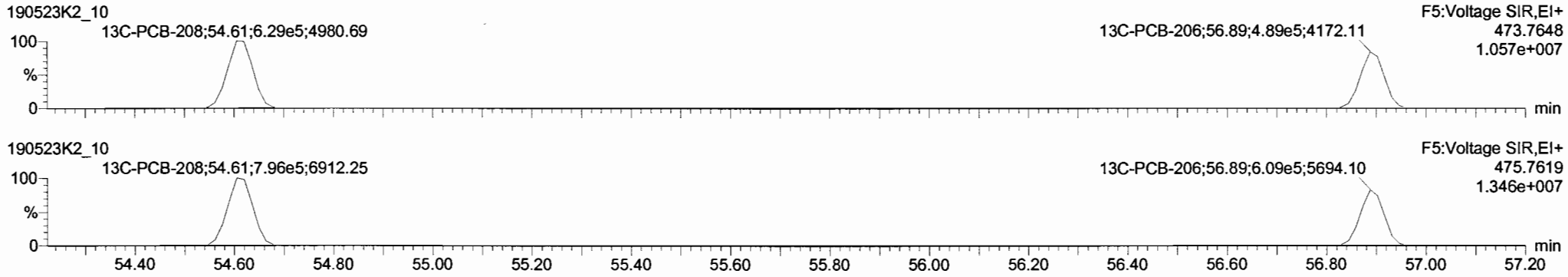

PFK5

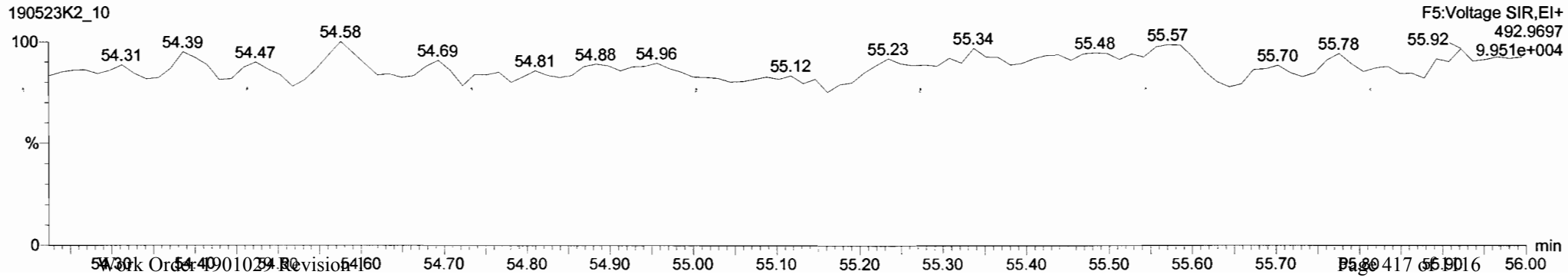

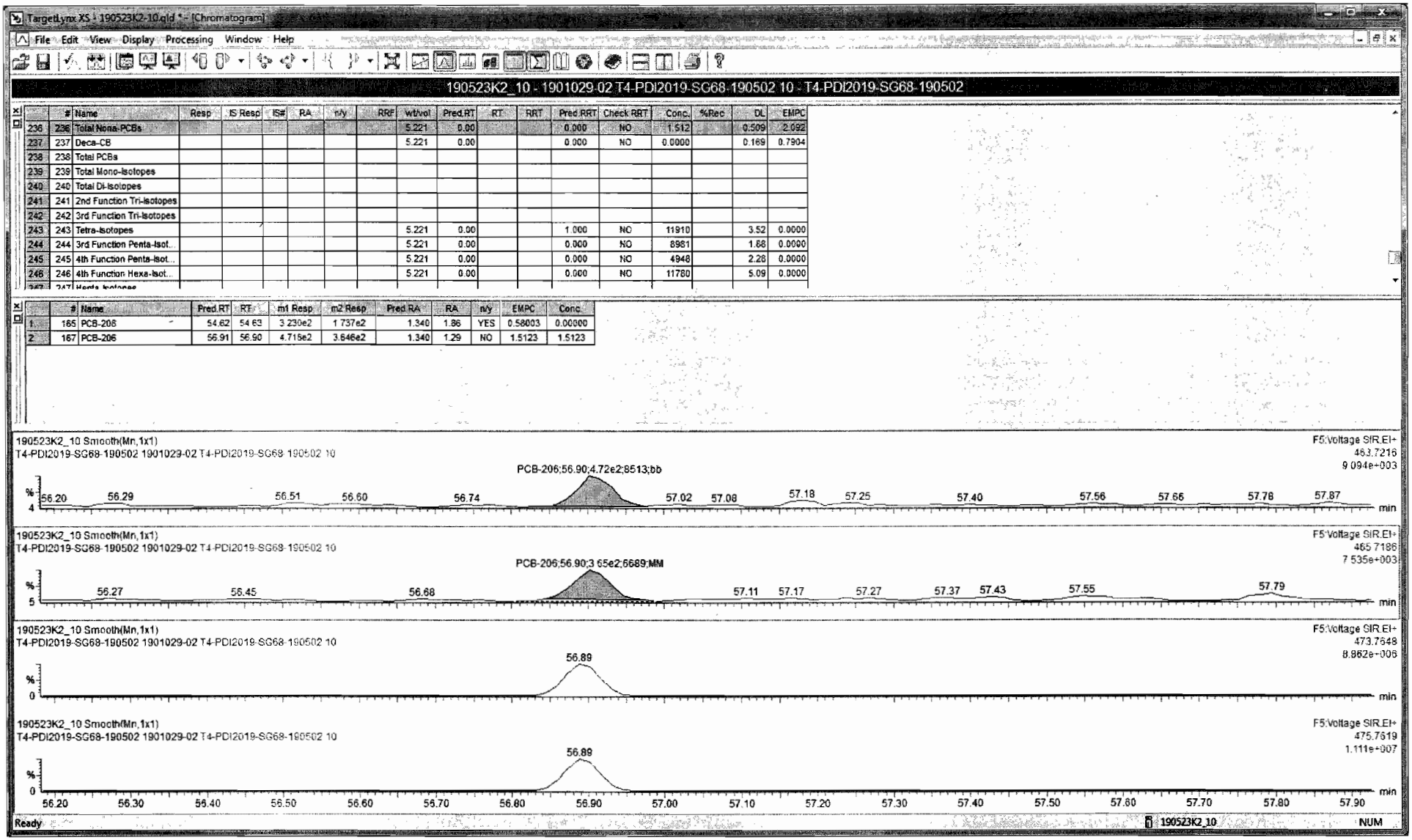

	#	Name	Resp	IS Resp	IS#	RA	n/y	RRF	wt/vol	Pred.RT	RT	RRT	Pred.RRT	Check RRT	Conc.	%Rec	DL	EMPC
236	236	Total Nona-PCBs							5.221	0.00			0.000	NO	1.512		0.509	2.092
237	237	Deca-CB							5.221	0.00			0.000	NO	0.0000		0.169	0.7904
238	238	Total PCBs																
239	239	Total Mono-Isotopes																
240	240	Total Di-Isotopes																
241	241	2nd Function Tri-Isotopes																
242	242	3rd Function Tri-Isotopes																
243	243	Tetra-Isotopes							5.221	0.00			1.000	NO	11910		3.52	0.0000
244	244	3rd Function Penta-Isot...							5.221	0.00			0.000	NO	8981		1.88	0.0000
245	245	4th Function Penta-Isot...							5.221	0.00			0.000	NO	4948		2.28	0.0000
246	246	4th Function Hexa-Isot...							5.221	0.00			0.000	NO	11780		5.09	0.0000

	#	Name	Pred.RT	RT	m1 Resp	m2 Resp	Pred.RA	RA	n/y	EMPC	Conc.
1	165	PCB-208	54.62	54.63	3.230e2	1.737e2	1.340	1.86	YES	0.58003	0.00000
2	167	PCB-206	56.91	56.90	4.715e2	3.646e2	1.340	1.29	NO	1.5123	1.5123

Dataset: Untitled

Last Altered: Tuesday, May 28, 2019 10:52:36 Pacific Daylight Time
Printed: Tuesday, May 28, 2019 10:53:12 Pacific Daylight Time

Name: 190523K2_10, Date: 24-May-2019, Time: 07:35:43, ID: 1901029-02 T4-PDI2019-SG68-190502 10, Description: T4-PDI2019-SG68-190502

PCB-209

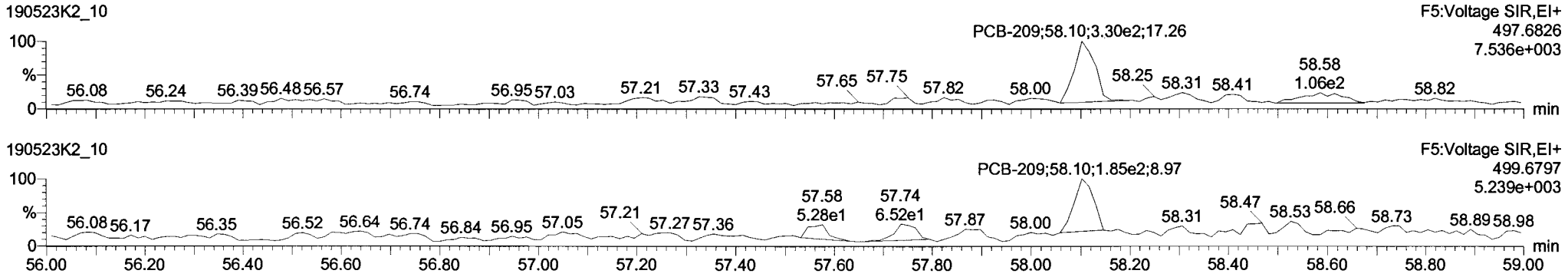

13C-PCB-209

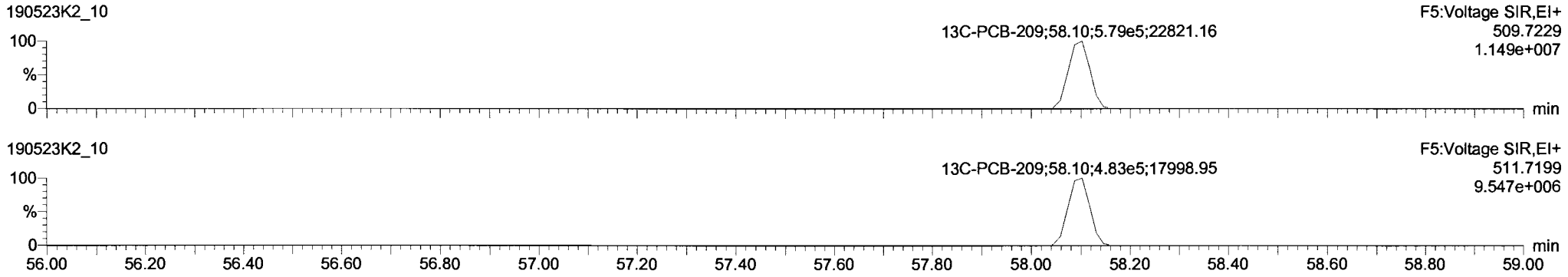

PFK5

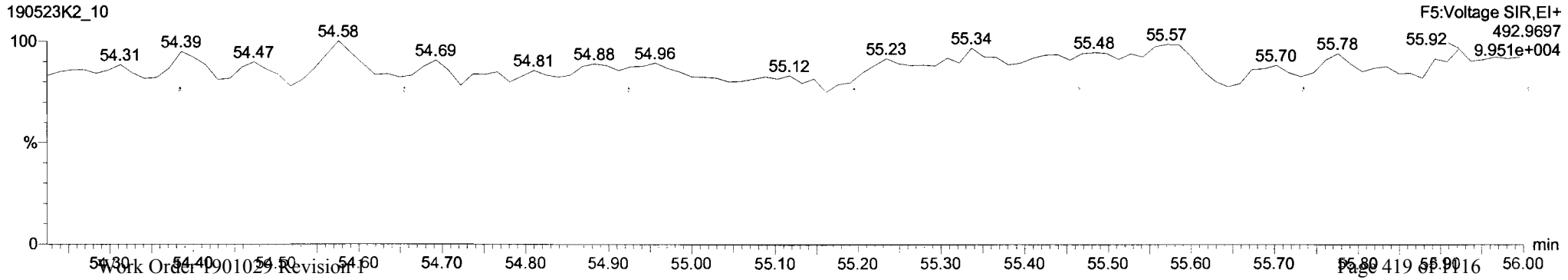

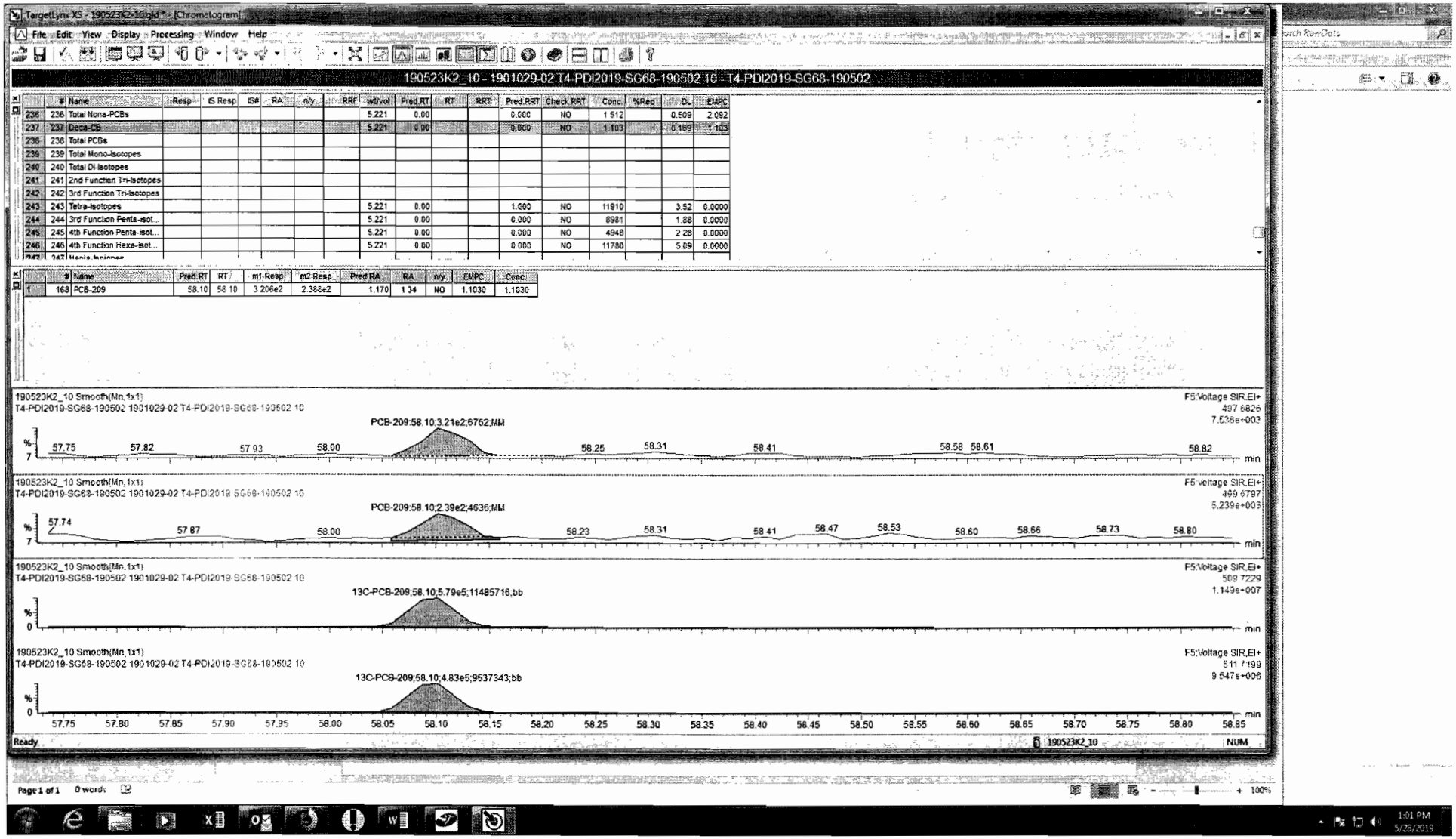

	#	Name	Resp	IS Resp	IS#	RA	n/y	RRF	wt/vol	Pred RT	RT	RRT	Pred RRT	Check RRT	Conc	%Rec	DL	EMPC
236	236	Total Nona-PCBs							5.221	0.00			0.000	NO	1.512		0.509	2.092
237	237	Deca-CB							5.221	0.00			0.000	NO	1.103		0.189	1.103
238	238	Total PCBs																
239	239	Total Mono-Isotopes																
240	240	Total Di-Isotopes																
241	241	2nd Function Tri-Isotopes																
242	242	3rd Function Tri-Isotopes																
243	243	Tetra-Isotopes							5.221	0.00			1.000	NO	11910		3.52	0.0000
244	244	3rd Function Penta-isot...							5.221	0.00			0.000	NO	8981		1.88	0.0000
245	245	4th Function Penta-isot...							5.221	0.00			0.000	NO	4948		2.28	0.0000
246	246	4th Function Hexa-isot...							5.221	0.00			0.000	NO	11780		5.09	0.0000
247	247	Hepta-Isomers																

	#	Name	Pred RT	RT	m1 Resp	m2 Resp	Pred RA	RA	n/y	EMPC	Conc
1	168	PCB-209	58.10	58.10	3.206e2	2.388e2	1.170	1.34	NO	1.1030	1.1030

Vista Analytical Laboratory
Dataset: U:\VG11.PRO\Results\190523K2\190523K2-11.qld
Last Altered: Wednesday, May 29, 2019 11:05:04 Pacific Daylight Time
Printed: Wednesday, May 29, 2019 11:05:53 Pacific Daylight Time

Method: U:\VG11.PRO\MethDB\PCB-209_ZB1_5-28-19.mdb 28 May 2019 11:35:28
Calibration: U:\VG11.PRO\CurveDB\db1_PCBvg11-4-24-18.cdb 27 Apr 2018 15:37:51

5/29/19

Name: 190523K2_11, Date: 24-May-2019, Time: 08:36:55, ID: 1901029-03@5X SRM 1944 10, Description: SRM 1944

CT 05/29/19

	#	Name	Area	IS Area	Wt./Vol.	RRF	RA	Y/N	Pred.RRT	RRT	Pred.RT	RT	Conc.	%Rec	EMPC	DL
1	1	PCB-1	2.44e5	7.19e5	1.034	0.965	3.151	NO	1.001	1.001	16.09	16.10	3403		3400	1.694
2	2	PCB-2	7.00e4	7.60e5	1.034	0.968	3.032	NO	0.988	0.988	18.55	18.55	919.6		920	1.758
3	3	PCB-3	3.63e5	7.60e5	1.034	0.969	3.095	NO	1.001	1.001	18.79	18.79	4763		4760	1.756
4	4	PCB-4/10	6.52e5	5.03e5	1.034	1.200	1.559	NO	1.004	1.001	20.24	20.18	10450		10400	4.405
5	5	PCB-7/9	2.70e5	8.35e5	1.034	0.952	1.596	NO	1.003	1.001	22.06	22.03	3290		3290	3.409
6	6	PCB-6	5.50e5	8.35e5	1.034	0.989	1.576	NO	1.033	1.033	22.74	22.73	6432		6430	3.279
7	7	PCB-5/8	2.33e6	8.35e5	1.034	0.984	1.561	NO	1.051	1.051	23.13	23.13	27390		27400	3.295
8	8	PCB-14	1.52e3	7.92e5	1.034	0.986	1.490	NO	0.953	0.953	24.29	24.29	18.81		18.8	3.734
9	9	PCB-11	9.51e5	7.92e5	1.034	1.086	1.547	NO	1.001	1.001	25.52	25.53	10680		10700	3.389
10	10	PCB-12/13	5.31e5	7.92e5	1.034	0.918	1.570	NO	1.015	1.016	25.89	25.90	7064		7060	4.011
11	11	PCB-15	3.01e6	7.92e5	1.034	1.051	1.576	NO	1.030	1.030	26.26	26.25	35020		35000	3.504
12	12	PCB-19	2.57e5	5.38e5	1.034	0.913	0.984	NO	1.001	1.001	24.49	24.48	5057		5060	3.178
13	13	PCB-30	3.03e3	5.38e5	1.034	1.427	0.942	NO	1.039	1.038	25.42	25.40	38.14		38.1	2.033
14	14	PCB-18	3.42e6	7.90e5	1.034	0.691	0.986	NO	0.953	0.953	26.18	26.17	60500		60500	2.680
15	15	PCB-17	1.58e6	7.90e5	1.034	0.639	0.986	NO	0.956	0.959	26.27	26.36	30280		30300	2.899
16	16	PCB-24/27	4.56e5	7.90e5	1.034	0.884	0.980	NO	0.981	0.980	26.95	26.93	6306		6310	2.094
17	17	PCB-16/32	2.64e6	7.90e5	1.034	0.773	0.982	NO	1.001	1.001	27.49	27.49	41700		41700	2.395
18	18	PCB-34	3.78e4	8.62e5	1.034	0.836	1.041	NO	0.960	0.960	28.31	28.31	507.0		507	5.857
19	19	PCB-23	5.16e3	8.62e5	1.034	0.921	0.996	NO	0.963	0.962	28.40	28.38	62.88		62.9	5.321
20	20	PCB-29	3.99e4	8.62e5	1.034	0.849	1.012	NO	0.972	0.972	28.66	28.66	527.2		527	5.772
21	21	PCB-26	1.51e6	8.62e5	1.034	0.906	1.048	NO	0.979	0.979	28.88	28.89	18720		18700	5.408
22	22	PCB-25	8.11e5	8.62e5	1.034	0.935	1.054	NO	0.984	0.985	29.03	29.05	9723		9720	5.238
23	23	PCB-31	7.15e6	8.62e5	1.034	1.027	1.034	NO	0.997	0.997	29.40	29.41	78170		78200	4.772
24	24	PCB-28	8.47e6	8.62e5	1.034	1.024	1.056	NO	1.001	1.001	29.52	29.52	92800		92800	4.785
25	25	PCB-20/21/33	3.32e6	8.62e5	1.034	0.908	1.045	NO	1.022	1.023	30.15	30.19	41050		41000	5.397
26	26	PCB-22	2.45e6	8.62e5	1.034	0.965	1.039	NO	1.038	1.038	30.61	30.62	28530		28500	5.078
27	27	PCB-36	5.56e3	8.45e5	1.034	1.051	0.988	NO	0.932	0.932	31.29	31.27	60.48		60.5	4.623
28	28	PCB-39	1.51e4	8.45e5	1.034	0.953	0.953	NO	0.947	0.946	31.77	31.75	180.9		181	5.099
29	29	PCB-38	4.81e4	8.45e5	1.034	1.003	0.969	NO	0.970	0.971	32.57	32.57	548.7		549	4.844
30	30	PCB-35	2.41e5	8.45e5	1.034	1.018	1.058	NO	0.987	0.988	33.13	33.15	2707		2710	4.776
31	31	PCB-37	2.62e6	8.45e5	1.034	0.997	1.047	NO	1.001	1.001	33.59	33.58	30090		30100	4.877
32	32	PCB-54	1.44e4	6.52e5	1.034	0.946	0.744	NO	1.001	1.001	28.35	28.37	226.3		226	4.024

Vista Analytical Laboratory
Dataset: U:\VG11.PRO\Results\190523K2\190523K2-11.qld
Last Altered: Wednesday, May 29, 2019 11:05:04 Pacific Daylight Time
Printed: Wednesday, May 29, 2019 11:05:53 Pacific Daylight Time

Name: 190523K2_11, Date: 24-May-2019, Time: 08:36:55, ID: 1901029-03@5X SRM 1944 10, Description: SRM 1944

	# Name	Area	IS Area	Wt./Vol.	RRF	RA	Y/N	Pred.RRT	RRT	Pred.RT	RT	Conc.	%Rec	EMPC	DL
33	33 PCB-50	1.14e4	6.52e5	1.034	0.776	0.779	NO	1.044	1.044	29.57	29.58	217.2		217	4.904
34	34 PCB-53	5.99e5	5.47e5	1.034	0.907	0.752	NO	0.945	0.945	30.25	30.25	11680		11700	5.205
35	35 PCB-51	2.26e5	5.47e5	1.034	0.965	0.759	NO	0.956	0.956	30.60	30.60	4146		4150	4.891
36	36 PCB-45	5.49e5	5.47e5	1.034	0.790	0.755	NO	0.970	0.970	31.05	31.05	12280		12300	5.975
37	37 PCB-46	2.13e5	5.47e5	1.034	0.742	0.753	NO	0.985	0.985	31.54	31.55	5070		5070	6.359
38	38 PCB-52/69	4.58e6	5.47e5	1.034	1.109	0.750	NO	1.001	1.001	32.05	32.03	73110		73100	4.258
39	39 PCB-73		5.47e5	1.034	1.246			1.005		32.16					3.789
40	40 PCB-43/49	3.26e6	5.47e5	1.034	0.919	0.751	NO	1.010	1.010	32.32	32.35	62750		62700	5.134
41	41 PCB-47	1.36e6	5.93e5	1.034	0.860	0.746	NO	1.000	1.001	32.56	32.57	25710		25700	5.414
42	42 PCB-48/75	9.49e5	5.93e5	1.034	0.989	0.745	NO	1.004	1.005	32.68	32.70	15640		15600	4.708
43	43 PCB-65	2.48e3	5.93e5	1.034	1.048	0.779	NO	1.013	1.013	32.96	32.98	38.63		38.6	4.445
44	44 PCB-62	1.33e3	5.93e5	1.034	1.001	0.670	NO	1.016	1.017	33.07	33.09	21.63		21.6	4.654
45	45 PCB-44	3.17e6	5.93e5	1.034	0.745	0.750	NO	1.026	1.026	33.39	33.41	69540		69500	6.254
46	46 PCB-42/59	1.60e6	5.93e5	1.034	0.905	0.746	NO	1.033	1.034	33.63	33.65	28930		28900	5.149
47	47 PCB-41/64/71/72	4.16e6	5.93e5	1.034	1.064	0.758	NO	1.051	1.051	34.22	34.23	63760		63800	4.376
48	48 PCB-68	1.94e4	5.93e5	1.034	1.099	0.767	NO	1.060	1.059	34.50	34.49	287.8		288	4.238
49	49 PCB-40	5.70e5	5.93e5	1.034	0.565	0.759	NO	1.067	1.066	34.73	34.71	16470		16500	8.248
50	50 PCB-57	3.78e4	7.34e5	1.034	0.976	0.716	NO	0.970	0.970	35.08	35.08	510.7		511	3.628
51	51 PCB-67	2.04e5	7.34e5	1.034	0.983	0.736	NO	0.979	0.978	35.40	35.40	2736		2740	3.602
52	52 PCB-58	1.33e4	7.34e5	1.034	1.021	0.749	NO	0.982	0.982	35.51	35.51	171.9		172	3.467
53	53 PCB-63	2.26e5	7.34e5	1.034	0.909	0.757	NO	0.986	0.986	35.68	35.68	3278		3280	3.893
54	54 PCB-74	2.71e6	7.34e5	1.034	1.046	0.753	NO	0.994	0.994	35.97	35.98	34100		34100	3.385
55	55 PCB-61/70	5.95e6	7.34e5	1.034	0.949	0.744	NO	1.000	1.001	36.20	36.20	82630		82600	3.729
56	56 PCB-76/66	5.29e6	7.34e5	1.034	1.031	0.746	NO	1.006	1.006	36.40	36.40	67590		67600	3.434
57	57 PCB-80		7.53e5	1.034	1.052			1.001		36.63					3.213
58	58 PCB-55	1.01e5	7.53e5	1.034	1.063	0.733	NO	1.010	1.009	36.96	36.94	1219		1220	3.178
59	59 PCB-56/60	3.46e6	7.53e5	1.034	0.929	0.730	NO	1.023	1.023	37.46	37.47	47780		47800	3.639
60	60 PCB-79	6.63e4	7.53e5	1.034	1.035	0.787	NO	1.054	1.054	38.57	38.60	821.8		822	3.266
61	61 PCB-78	1.63e4	7.51e5	1.034	0.998	0.836	NO	0.987	0.986	39.29	39.25	210.0		210	3.642
62	62 PCB-81	2.13e4	7.51e5	1.034	0.861	0.746	NO	1.001	1.001	39.85	39.85	318.6		319	4.223
63	63 PCB-77	6.45e5	7.17e5	1.034	0.989	0.745	NO	1.000	1.000	40.46	40.46	8788		8790	3.767
64	64 PCB-104	2.79e3	6.50e5	1.034	0.921	1.495	NO	1.001	1.001	33.28	33.28	44.99		45.0	3.222
65	65 PCB-96	4.68e4	6.50e5	1.034	0.993	1.376	NO	1.040	1.039	34.58	34.54	701.0		701	2.989
66	66 PCB-103	4.37e4	6.50e5	1.034	0.769	1.479	NO	1.057	1.055	35.15	35.10	845.7		846	3.859
67	67 PCB-100	3.79e4	6.50e5	1.034	0.779	1.410	NO	1.068	1.066	35.51	35.46	723.3		723	3.808

Vista Analytical Laboratory
Dataset: U:\VG11.PRO\Results\190523K2\190523K2-11.qld
Last Altered: Wednesday, May 29, 2019 11:05:04 Pacific Daylight Time
Printed: Wednesday, May 29, 2019 11:05:53 Pacific Daylight Time

Name: 190523K2_11, Date: 24-May-2019, Time: 08:36:55, ID: 1901029-03@5X SRM 1944 10, Description: SRM 1944

	# Name	Area	IS Area	Wt./Vol.	RRF	RA	Y/N	Pred.RRT	RRT	Pred.RT	RT	Conc.	%Rec	EMPC	DL
68	68 PCB-94	2.34e4	5.18e5	1.034	0.838	1.368	NO	0.986	0.986	35.96	35.96	521.3		521	4.480
69	69 PCB-95/98/102	2.72e6	5.18e5	1.034	1.019	1.523	NO	0.999	1.001	36.45	36.52	49910		49900	3.684
70	70 PCB-93		5.18e5	1.034	0.807			1.003		36.58					4.652
71	71 PCB-88/91	5.70e5	5.18e5	1.034	0.860	1.523	NO	1.012	1.012	36.91	36.93	12390		12400	4.366
72	72 PCB-121		5.18e5	1.034	1.398			1.015		37.03					2.685
73	73 PCB-84/92	1.40e6	5.33e5	1.034	0.865	1.519	NO	0.990	0.990	37.86	37.86	29350		29300	4.296
74	74 PCB-89	4.99e4	5.33e5	1.034	0.943	1.491	NO	0.996	0.996	38.07	38.06	960.7		961	3.942
75	75 PCB-90/101	3.94e6	5.33e5	1.034	0.928	1.519	NO	1.000	1.000	38.23	38.25	76960		77000	4.003
76	76 PCB-113		5.33e5	1.034	1.189			1.007		38.51					3.126
77	77 PCB-99	1.82e6	5.33e5	1.034	1.143	1.521	NO	1.010	1.010	38.61	38.60	28830		28800	3.250
78	78 PCB-119	1.14e5	4.68e5	1.034	1.438	1.479	NO	0.987	0.987	39.05	39.07	1635		1630	2.996
79	79 PCB-108/112	1.87e5	4.68e5	1.034	1.233	1.526	NO	0.991	0.992	39.22	39.25	3127		3130	3.493
80	80 PCB-83	3.43e3	4.68e5	1.034	1.481	1.665	NO	0.996	0.996	39.39	39.40	47.92		47.9	2.908
81	81 PCB-97	1.11e6	4.68e5	1.034	1.011	1.539	NO	1.001	1.001	39.61	39.61	22680		22700	4.263
82	82 PCB-86	1.97e4	4.68e5	1.034	0.995	1.614	NO	1.004	1.005	39.74	39.75	409.6		410	4.330
83	83 PCB-87/117/125	1.53e6	4.68e5	1.034	1.371	1.533	NO	1.008	1.008	39.87	39.90	23130		23100	3.143
84	84 PCB-111/115	6.86e4	4.68e5	1.034	1.547	1.526	NO	1.012	1.012	40.04	40.05	917.2		917	2.785
85	85 PCB-85/116	6.48e5	4.68e5	1.034	1.183	1.541	NO	1.015	1.015	40.17	40.16	11330		11300	3.643
86	86 PCB-120	1.53e4	4.68e5	1.034	1.668	1.723	NO	1.022	1.021	40.43	40.40	189.6		190	2.583
87	87 PCB-110	4.80e6	4.68e5	1.034	1.491	1.529	NO	1.025	1.025	40.56	40.57	66530		66500	2.890
88	88 PCB-82	4.02e5	6.28e5	1.034	0.714	1.513	NO	0.976	0.976	41.23	41.22	8673		8670	4.389
89	89 PCB-124	1.88e5	6.28e5	1.034	1.149	1.583	NO	0.993	0.993	41.94	41.93	2514		2510	2.727
90	90 PCB-107/109	3.08e5	6.28e5	1.034	1.170	1.498	NO	0.997	0.997	42.09	42.10	4047		4050	2.677
91	91 PCB-123	6.84e4	6.28e5	1.034	1.064	1.599	NO	1.000	1.000	42.25	42.25	989.2		989	2.944
92	92 PCB-106/118	4.09e6	6.46e5	1.034	1.047	1.518	NO	1.001	1.000	42.45	42.43	58490		58500	2.924
93	93 PCB-114	1.14e5	6.06e5	1.034	1.062	1.556	NO	1.000	1.000	43.11	43.11	1705		1710	10.114
94	94 PCB-122	5.49e4	6.06e5	1.034	1.012	1.582	NO	1.003	1.004	43.24	43.26	864.9		865	10.615
95	95 PCB-105	1.69e6	5.99e5	1.034	1.048	1.579	NO	1.000	1.001	44.00	44.02	26060		26100	10.536
96	96 PCB-127		6.39e5	1.034	1.039			1.000		44.36					9.525
97	97 PCB-126	2.60e4	5.86e5	1.034	1.192	1.617	NO	1.000	1.001	46.31	46.33	359.4		359	9.514
98	98 PCB-155	1.27e4	5.95e5	1.034	0.827	1.388	NO	1.000	1.001	37.78	37.78	249.8		250	1.367
99	99 PCB-150	1.61e4	5.95e5	1.034	0.879	1.230	NO	1.035	1.035	39.08	39.08	296.9		297	1.286
100	1... PCB-152	4.81e3	5.95e5	1.034	0.993	1.247	NO	1.048	1.048	39.58	39.57	78.70		78.7	1.139
101	1... PCB-145	1.55e3	5.95e5	1.034	0.985	1.188	NO	1.061	1.060	40.05	40.03	25.61		25.6	1.148
102	1... PCB-136	5.15e5	5.95e5	1.034	0.886	1.247	NO	1.069	1.069	40.38	40.37	9441		9440	1.276

Vista Analytical Laboratory
Dataset: U:\VG11.PRO\Results\190523K2\190523K2-11.qld
Last Altered: Wednesday, May 29, 2019 11:05:04 Pacific Daylight Time
Printed: Wednesday, May 29, 2019 11:05:53 Pacific Daylight Time

Name: 190523K2_11, Date: 24-May-2019, Time: 08:36:55, ID: 1901029-03@5X SRM 1944 10, Description: SRM 1944

	#	Name	Area	IS Area	Wt./Vol.	RRF	RA	Y/N	Pred.RRT	RRT	Pred.RT	RT	Conc.	%Rec	EMPC	DL
103	1...	PCB-148		5.95e5	1.034	0.682			1.072		40.49					1.658
104	1...	PCB-154	7.12e4	5.95e5	1.034	0.741	1.234	NO	1.086	1.086	41.00	41.00	1561		1560	1.525
105	1...	PCB-151	6.88e5	5.95e5	1.034	0.616	1.246	NO	1.103	1.103	41.65	41.65	18140		18100	1.835
106	1...	PCB-135	3.57e5	5.95e5	1.034	0.710	1.234	NO	1.109	1.109	41.89	41.88	8170		8170	1.593
107	1...	PCB-144	1.40e5	5.95e5	1.034	0.686	1.253	NO	1.112	1.112	42.00	41.99	3325		3320	1.648
108	1...	PCB-147	7.81e4	5.95e5	1.034	0.698	1.272	NO	1.115	1.116	42.12	42.14	1820		1820	1.621
109	1...	PCB-139/149	2.56e6	5.95e5	1.034	0.761	1.263	NO	1.123	1.123	42.41	42.40	54620		54600	1.487
110	1...	PCB-140	1.19e4	5.95e5	1.034	0.653	1.259	NO	1.128	1.128	42.60	42.60	295.5		295	1.732
111	1...	PCB-134/143	1.45e5	5.41e5	1.034	0.739	1.228	NO	0.975	0.975	43.03	43.05	3516		3520	14.686
112	1...	PCB-131/133	7.52e4	5.41e5	1.034	0.798	1.217	NO	0.982	0.982	43.33	43.35	1685		1690	13.595
113	1...	PCB-142		5.41e5	1.034	0.753			0.985		43.50					14.404
114	1...	PCB-146/165	4.98e5	5.41e5	1.034	0.980	1.224	NO	0.990	0.991	43.73	43.77	9081		9080	11.069
115	1...	PCB-132/161	9.35e5	5.41e5	1.034	0.975	1.190	NO	0.996	0.997	43.98	44.04	17160		17200	11.136
116	1...	PCB-153	3.57e6	5.41e5	1.034	1.052	1.209	NO	1.000	1.000	44.17	44.17	60640		60600	10.318
117	1...	PCB-168	3.37e3	5.41e5	1.034	1.026	1.258	NO	1.005	1.006	44.37	44.40	58.68		58.7	10.582
118	1...	PCB-141	6.21e5	4.50e5	1.034	0.969	1.226	NO	1.001	1.000	44.97	44.95	13770		13800	13.937
119	1...	PCB-137	1.27e5	4.50e5	1.034	0.936	1.189	NO	1.009	1.009	45.34	45.33	2919		2920	14.431
120	1...	PCB-130	1.71e5	4.50e5	1.034	0.868	1.233	NO	1.012	1.011	45.45	45.44	4236		4240	15.561
121	1...	PCB-138/163/164	3.63e6	4.71e5	1.034	1.258	1.212	NO	1.001	1.001	45.82	45.82	59330		59300	10.259
122	1...	PCB-158/160	4.25e5	4.71e5	1.034	1.153	1.211	NO	1.006	1.006	46.07	46.06	7574		7570	11.194
123	1...	PCB-129	1.06e5	4.71e5	1.034	0.774	1.220	NO	1.012	1.012	46.32	46.33	2809		2810	16.678
124	1...	PCB-166	1.25e4	5.74e5	1.034	1.072	1.123	NO	0.993	0.993	46.80	46.80	196.2		196	10.056
125	1...	PCB-159	6.60e4	5.74e5	1.034	1.200	1.193	NO	1.000	1.002	47.14	47.20	926.2		926	8.984
126	1...	PCB-128/162	5.00e5	5.74e5	1.034	0.921	1.259	NO	1.007	1.006	47.44	47.41	9152		9150	11.703
127	1...	PCB-167	1.53e5	5.60e5	1.034	1.039	1.230	NO	1.000	1.000	47.85	47.85	2552		2550	10.441
128	1...	PCB-156	3.81e5	5.57e5	1.034	1.048	1.203	NO	1.000	1.000	49.17	49.17	6314		6310	10.247
129	1...	PCB-157	7.28e4	5.37e5	1.034	1.007	1.235	NO	1.001	1.000	49.48	49.46	1302		1300	11.490
130	1...	PCB-169	6.44e2	5.15e5	1.034	1.126	0.562	YES	1.000	1.000	51.73	51.73	10.74		DK 6.98	10.714
131	1...	PCB-188	6.59e3	4.85e5	1.034	1.194	0.974	NO	1.001	1.000	43.81	43.79	109.9		110	5.554
132	1...	PCB-184	1.73e3	4.85e5	1.034	1.169	0.952	NO	1.011	1.011	44.26	44.26	29.54		29.5	5.673
133	1...	PCB-179	5.53e5	4.85e5	1.034	1.215	1.038	NO	1.029	1.029	45.06	45.06	9063		9060	5.459
134	1...	PCB-176	1.56e5	4.85e5	1.034	1.163	1.033	NO	1.041	1.040	45.55	45.53	2676		2680	5.703
135	1...	PCB-186	2.66e2	4.85e5	1.034	1.283	1.094	NO	1.055	1.055	46.17	46.20	4.139		4.14	5.172
136	1...	PCB-178	1.93e5	4.85e5	1.034	0.898	1.035	NO	1.067	1.067	46.69	46.69	4278		4280	7.385
137	1...	PCB-175	3.79e4	4.85e5	1.034	0.940	1.008	NO	1.075	1.074	47.05	47.03	803.7		804	7.056

Vista Analytical Laboratory
Dataset: U:\VG11.PRO\Results\190523K2\190523K2-11.qld
Last Altered: Wednesday, May 29, 2019 11:05:04 Pacific Daylight Time
Printed: Wednesday, May 29, 2019 11:05:53 Pacific Daylight Time

Name: 190523K2_11, Date: 24-May-2019, Time: 08:36:55, ID: 1901029-03@5X SRM 1944 10, Description: SRM 1944

	#	Name	Area	IS Area	Wt./Vol.	RRF	RA	Y/N	Pred.RRT	RRT	Pred.RT	RT	Conc.	%Rec	EMPC	DL
138	1...	PCB-182/187	1.31e6	4.85e5	1.034	1.058	1.041	NO	1.079	1.078	47.22	47.20	24580		24600	6.267
139	1...	PCB-183	5.70e5	4.85e5	1.034	1.049	1.046	NO	1.086	1.086	47.54	47.54	10830		10800	6.325
140	1...	PCB-185	1.02e5	3.49e5	1.034	1.278	1.032	NO	0.956	0.955	48.23	48.22	2216		2220	7.268
141	1...	PCB-174	8.30e5	3.49e5	1.034	1.277	1.030	NO	0.963	0.963	48.61	48.60	17980		18000	7.276
142	1...	PCB-181		3.49e5	1.034	1.451			0.965		48.72					6.401
143	1...	PCB-177	4.75e5	3.49e5	1.034	1.267	1.025	NO	0.969	0.968	48.89	48.89	10380		10400	7.331
144	1...	PCB-171	2.23e5	3.49e5	1.034	1.281	1.016	NO	0.975	0.974	49.20	49.19	4827		4830	7.253
145	1...	PCB-173	1.49e4	3.49e5	1.034	1.186	1.031	NO	0.983	0.983	49.63	49.63	346.8		347	7.829
146	1...	PCB-172	1.38e5	3.49e5	1.034	1.351	1.018	NO	0.992	0.992	50.09	50.08	2826		2830	6.875
147	1...	PCB-192		3.49e5	1.034	1.728			0.996		50.30					5.376
148	1...	PCB-180	2.06e6	3.49e5	1.034	1.454	1.033	NO	1.000	1.000	50.50	50.50	39130		39100	6.388
149	1...	PCB-193	1.17e5	3.49e5	1.034	1.532	1.016	NO	1.005	1.004	50.71	50.71	2113		2110	6.063
150	1...	PCB-191	3.91e4	3.49e5	1.034	1.643	1.093	NO	1.010	1.010	50.98	50.97	659.2		659	5.654
151	1...	PCB-170	7.24e5	2.92e5	1.034	1.387	1.040	NO	1.000	1.000	52.15	52.15	17260		17300	7.793
152	1...	PCB-190	1.92e5	2.92e5	1.034	1.843	1.043	NO	1.004	1.004	52.33	52.35	3437		3440	5.864
153	1...	PCB-189	3.36e4	3.63e5	1.034	1.324	1.087	NO	1.000	1.000	53.81	53.81	677.6		678	5.800
154	1...	PCB-202	1.66e5	4.97e5	1.034	0.994	0.868	NO	1.001	1.001	49.40	49.40	3243		3240	3.168
155	1...	PCB-201	8.17e4	4.97e5	1.034	0.956	0.897	NO	1.010	1.011	49.87	49.89	1664		1660	3.297
156	1...	PCB-204	5.33e2	4.97e5	1.034	1.013	0.977	NO	1.014	1.014	50.04	50.04	10.23		10.2	3.111
157	1...	PCB-197	2.19e4	4.97e5	1.034	0.981	0.929	NO	1.020	1.020	50.34	50.36	433.8		434	3.212
158	1...	PCB-200	6.54e4	4.97e5	1.034	0.957	0.871	NO	1.039	1.039	51.29	51.29	1329		1330	3.293
159	1...	PCB-198	1.95e4	4.97e5	1.034	0.760	0.901	NO	1.069	1.070	52.79	52.83	498.1		498	4.143
160	1...	PCB-199	4.62e5	4.97e5	1.034	0.770	0.882	NO	1.072	1.073	52.91	52.94	11660		11700	4.091
161	1...	PCB-196/203	5.18e5	4.97e5	1.034	0.811	0.894	NO	1.078	1.079	53.20	53.24	12430		12400	3.886
162	1...	PCB-195	1.41e5	3.19e5	1.034	1.014	0.896	NO	0.984	0.984	54.50	54.49	4218		4220	8.522
163	1...	PCB-194	4.02e5	3.19e5	1.034	1.085	0.902	NO	1.000	1.000	55.40	55.40	11240		11200	7.963
164	1...	PCB-205	2.14e4	3.19e5	1.034	1.236	0.889	NO	1.005	1.005	55.66	55.66	526.3		526	6.989
165	1...	PCB-208	1.17e5	3.98e5	1.034	0.942	1.280	NO	1.000	1.000	54.64	54.63	3026		3030	5.332
166	1...	PCB-207	3.45e4	3.98e5	1.034	0.934	1.321	NO	1.006	1.006	54.96	54.97	899.2		899	5.380
167	1...	PCB-206	2.37e5	2.75e5	1.034	0.964	1.353	NO	1.000	1.000	56.92	56.92	8641		8640	7.243
168	1...	PCB-209	2.20e5	2.66e5	1.034	0.915	1.176	NO	1.000	1.000	58.12	58.12	8757		8760	4.079
169	1...	13C-PCB-1	7.19e5	1.09e6	1.034	0.847	3.307	NO	0.613	0.613	16.08	16.08	7496	77.5		14.323
170	1...	13C-PCB-3	7.60e5	1.09e6	1.034	0.882	3.318	NO	0.716	0.716	18.78	18.78	7613	78.7		13.760
171	1...	13C-PCB-4	5.03e5	1.09e6	1.034	0.605	1.602	NO	0.769	0.768	20.16	20.16	7340	75.9		5.047
172	1...	13C-PCB-9	8.35e5	1.09e6	1.034	0.956	1.591	NO	0.839	0.839	22.02	22.00	7721	79.9		3.195

Vista Analytical Laboratory
Dataset: U:\VG11.PRO\Results\190523K2\190523K2-11.qld
Last Altered: Wednesday, May 29, 2019 11:05:04 Pacific Daylight Time
Printed: Wednesday, May 29, 2019 11:05:53 Pacific Daylight Time

Name: 190523K2_11, Date: 24-May-2019, Time: 08:36:55, ID: 1901029-03@5X SRM 1944 10, Description: SRM 1944

	#	Name	Area	IS Area	Wt./Vol.	RRF	RA	Y/N	Pred.RRT	RRT	Pred.RT	RT	Conc.	%Rec	EMPC	DL
173	1...	13C-PCB-11	7.92e5	1.09e6	1.034	0.950	1.609	NO	0.973	0.972	25.52	25.50	7368	76.2		3.215
174	1...	13C-PCB-19	5.38e5	1.09e6	1.034	0.595	1.017	NO	0.932	0.932	24.46	24.46	7985	82.6		104.548
175	1...	13C-PCB-32	7.90e5	1.09e6	1.034	0.869	1.060	NO	1.048	1.047	27.48	27.47	8033	83.1		71.617
176	1...	13C-PCB-28	8.62e5	9.06e5	1.034	1.001	1.004	NO	1.003	1.004	29.48	29.50	9188	95.0		109.906
177	1...	13C-PCB-37	8.45e5	9.06e5	1.034	0.933	1.036	NO	1.140	1.142	33.51	33.56	9664	100.0		117.914
178	1...	13C-PCB-54	6.52e5	8.11e5	1.034	0.989	0.785	NO	0.756	0.757	28.32	28.33	7854	81.2		6.806
179	1...	13C-PCB-52	5.47e5	8.11e5	1.034	0.781	0.749	NO	0.855	0.855	32.01	32.01	8345	86.3		8.622
180	1...	13C-PCB-47	5.93e5	8.11e5	1.034	0.859	0.753	NO	0.869	0.869	32.53	32.55	8221	85.0		7.833
181	1...	13C-PCB-70	7.34e5	8.11e5	1.034	1.014	0.786	NO	0.966	0.966	36.17	36.18	8623	89.2		6.636
182	1...	13C-PCB-80	7.53e5	8.11e5	1.034	1.012	0.776	NO	0.977	0.978	36.60	36.61	8873	91.8		6.652
183	1...	13C-PCB-81	7.51e5	8.11e5	1.034	0.987	0.770	NO	1.063	1.063	39.80	39.81	9071	93.8		6.820
184	1...	13C-PCB-77	7.17e5	8.11e5	1.034	0.923	0.788	NO	1.079	1.080	40.42	40.44	9262	95.8		7.294
185	1...	13C-PCB-104	6.50e5	7.29e5	1.034	1.015	1.557	NO	0.830	0.831	33.21	33.26	8497	87.9		3.959
186	1...	13C-PCB-95	5.18e5	7.29e5	1.034	0.812	1.570	NO	0.911	0.911	36.49	36.48	8460	87.5		4.949
187	1...	13C-PCB-101	5.33e5	7.29e5	1.034	0.811	1.584	NO	0.955	0.955	38.23	38.23	8717	90.2		4.952
188	1...	13C-PCB-97	4.68e5	7.29e5	1.034	0.704	1.608	NO	0.989	0.988	39.58	39.57	8814	91.2		5.706
189	1...	13C-PCB-123	6.28e5	7.29e5	1.034	0.922	1.653	NO	1.055	1.055	42.23	42.23	9039	93.5		4.357
190	1...	13C-PCB-118	6.46e5	7.29e5	1.034	0.981	1.628	NO	1.060	1.060	42.43	42.42	8737	90.4		4.094
191	1...	13C-PCB-114	6.06e5	4.53e5	1.034	1.391	1.579	NO	0.910	0.909	43.12	43.09	9296	96.1		9.845
192	1...	13C-PCB-105	5.99e5	4.53e5	1.034	1.379	1.607	NO	0.929	0.928	44.01	43.98	9277	96.0		9.932
193	1...	13C-PCB-127	6.39e5	4.53e5	1.034	1.468	1.570	NO	0.936	0.936	44.34	44.34	9284	96.0		9.329
194	1...	13C-PCB-126	5.86e5	4.53e5	1.034	1.326	1.610	NO	0.977	0.977	46.31	46.29	9439	97.6		10.328
195	1...	13C-PCB-155	5.95e5	7.29e5	1.034	0.989	1.229	NO	0.943	0.943	37.77	37.76	7976	82.5		2.713
196	1...	13C-PCB-153	5.41e5	4.53e5	1.034	1.306	1.272	NO	0.932	0.932	44.17	44.15	8840	91.4		9.044
197	1...	13C-PCB-141	4.50e5	4.53e5	1.034	1.108	1.258	NO	0.948	0.948	44.92	44.93	8669	89.7		10.659
198	1...	13C-PCB-138	4.71e5	4.53e5	1.034	1.154	1.297	NO	0.966	0.966	45.80	45.78	8703	90.0		10.228
199	1...	13C-PCB-159	5.74e5	4.53e5	1.034	1.366	1.282	NO	0.994	0.994	47.12	47.13	8972	92.8		8.645
200	2...	13C-PCB-167	5.60e5	4.53e5	1.034	1.362	1.286	NO	1.009	1.009	47.82	47.83	8772	90.7		8.668
201	2...	13C-PCB-156	5.57e5	4.53e5	1.034	1.330	1.270	NO	1.037	1.037	49.15	49.15	8943	92.5		8.879
202	2...	13C-PCB-157	5.37e5	4.53e5	1.034	1.380	1.293	NO	1.043	1.043	49.43	49.44	8301	85.9		8.554
203	2...	13C-PCB-169	5.15e5	4.53e5	1.034	1.258	1.266	NO	1.091	1.091	51.70	51.71	8732	90.3		9.383
204	2...	13C-PCB-188	4.85e5	3.88e5	1.034	1.390	0.450	NO	0.927	0.927	43.77	43.77	8690	89.9		5.095
205	2...	13C-PCB-180	3.49e5	3.88e5	1.034	0.951	0.440	NO	1.069	1.069	50.46	50.48	9155	94.7		7.453
206	2...	13C-PCB-170	2.92e5	3.88e5	1.034	0.829	0.458	NO	1.104	1.104	52.11	52.13	8788	90.9		8.551
207	2...	13C-PCB-189	3.63e5	3.88e5	1.034	1.105	0.452	NO	1.138	1.139	53.76	53.79	8173	84.5		6.411

Vista Analytical Laboratory
Dataset: U:\VG11.PRO\Results\190523K2\190523K2-11.qld
Last Altered: Wednesday, May 29, 2019 11:05:04 Pacific Daylight Time
Printed: Wednesday, May 29, 2019 11:05:53 Pacific Daylight Time

Name: 190523K2_11, Date: 24-May-2019, Time: 08:36:55, ID: 1901029-03@5X SRM 1944 10, Description: SRM 1944

	#	Name	Area	IS Area	Wt./Vol.	RRF	RA	Y/N	Pred.RRT	RRT	Pred.RT	RT	Conc.	%Rec	EMPC	DL
208	2...	13C-PCB-202	4.97e5	3.88e5	1.034	1.442	0.928	NO	1.041	1.042	49.36	49.36	8581	88.8		4.707
209	2...	13C-PCB-194	3.19e5	4.39e5	1.034	0.788	0.944	NO	0.995	0.995	55.38	55.38	8903	92.1		11.774
210	2...	13C-PCB-208	3.98e5	4.39e5	1.034	1.009	0.810	NO	0.982	0.982	54.64	54.62	8677	89.8		9.472
211	2...	13C-PCB-206	2.75e5	4.39e5	1.034	0.659	0.749	NO	1.023	1.023	56.92	56.90	9196	95.1		14.510
212	2...	13C-PCB-209	2.66e5	4.39e5	1.034	0.576	1.206	NO	1.044	1.044	58.10	58.12	10160	105.1		6.097
213	2...	13C-PCB-15	1.09e6	1.09e6	1.034	1.000	1.602	NO	1.000	0.000	26.18	26.23	9668	100.0		3.054
214	2...	13C-PCB-31	9.06e5	9.06e5	1.034	1.000	1.059	NO	1.000	0.000	29.35	29.39	9668	100.0		109.991
215	2...	13C-PCB-60	8.11e5	8.11e5	1.034	1.000	0.791	NO	1.000	0.000	37.41	37.45	9668	100.0		6.731
216	2...	13C-PCB-111	7.29e5	7.29e5	1.034	1.000	1.588	NO	1.000	0.000	39.98	40.03	9668	100.0		4.016
217	2...	13C-PCB-128	4.53e5	4.53e5	1.034	1.000	1.294	NO	1.000	0.000	47.35	47.39	9668	100.0		11.807
218	2...	13C-PCB-182	3.88e5	3.88e5	1.034	1.000	0.445	NO	0.000	0.000	47.16	47.22	9668	100.0		7.085
219	2...	13C-PCB-205	4.39e5	4.39e5	1.034	1.000	0.978	NO	1.000	0.000	55.61	55.64	9668	100.0		9.281
220	2...	13C-PCB-79	7.64e5	8.11e5	1.034	1.024	0.783	NO	1.030	1.030	38.57	38.56	8894	92.0		6.576
221	2...	13C-PCB-178	3.39e5	4.53e5	1.034	0.831	0.436	NO	0.988	0.988	46.66	46.65	8723	90.2		7.428
222	2...	13C-PCB-79	7.64e5	7.51e5	1.034	1.036	0.783	NO	0.968	0.969	38.52	38.56	9484	98.1		7.139
223	2...	13C-PCB-178	3.39e5	3.49e5	1.034	0.965	0.436	NO	0.923	0.924	46.61	46.65	9727	100.6		8.046
224	2...	Total Mono-PCBs			1.034	0.967			0.000		0.00		9086		9090	5.208
225	2...	Total Di-PCBs			1.034	1.021			0.000		0.00		100300		100000	29.026
226	2...	2nd Function Tri-PC...			1.034	0.888			0.000		0.00		143900	> 447600	144000	15.278
227	2...	3rd Function Tri-PCBs			1.034	0.957			0.000		0.00		303700		304000	71.846
228	2...	Total Tetra-PCBs			1.034	0.954			0.000		0.00		640000		640000	142.090
229	2...	3rd Function Penta-...			1.034	1.104			0.000		0.00		405900	> 434890	406000	101.057
230	2...	4th Function Penta-...			1.034	1.071			0.000		0.00		28990		29000	50.304
231	2...	3rd Function Hexa-...			1.034	0.778			0.000		0.00		98020	> 301220	98000	19.317
232	2...	4th Function Hexa-...			1.034	0.985			0.000		0.00		203200		203000	241.486
233	2...	Total Hepta-PCBs			1.034	1.303			0.000		0.00		154200		154000	147.766
234	2...	4th Function Octa-P...			1.034	0.905			0.000		0.00		31270	> 47250	31300	28.201
235	2...	5th Function Octa-P...			1.034	1.112			0.000		0.00		15980		16000	23.473
236	2...	Total Nona-PCBs			1.034	0.947			0.000		0.00		12570		12600	17.955
237	2...	Deca-CB			1.034	0.915			0.000		0.00		8757		8760	4.079

Vista Analytical Laboratory

Dataset: U:\VG11.PRO\Results\190523K2\190523K2-11.qld

Last Altered: Wednesday, May 29, 2019 11:05:04 Pacific Daylight Time
Printed: Wednesday, May 29, 2019 11:06:55 Pacific Daylight Time

Method: U:\VG11.PRO\MethDB\PCB-209_ZB1_5-28-19.mdb 28 May 2019 11:35:28
Calibration: U:\VG11.PRO\CurveDB\db1_PCBvg11-4-24-18.cdb 27 Apr 2018 15:37:51

Name: 190523K2_11, Date: 24-May-2019, Time: 08:36:55, ID: 1901029-03@5X SRM 1944 10, Description: SRM 1944

Total Mono-PCBs

	# Name	Area	IS Area	RA	Y/N	Pred.RT	RT	Conc.	EMPC
1	1 PCB-1	2.44e5	7.19e5	3.151	NO	16.09	16.10	3403	3403
2	2 PCB-2	7.00e4	7.60e5	3.032	NO	18.55	18.55	919.6	919.6
3	3 PCB-3	3.63e5	7.60e5	3.095	NO	18.79	18.79	4763	4763

Total Di-PCBs

	# Name	Area	IS Area	RA	Y/N	Pred.RT	RT	Conc.	EMPC
1	4 PCB-4/10	6.52e5	5.03e5	1.559	NO	20.24	20.18	10450	10450
2	5 PCB-7/9	2.70e5	8.35e5	1.596	NO	22.06	22.03	3290	3290
3	6 PCB-6	5.50e5	8.35e5	1.576	NO	22.74	22.73	6432	6432
4	7 PCB-5/8	2.33e6	8.35e5	1.561	NO	23.13	23.13	27390	27390
5	8 PCB-14	1.52e3	7.92e5	1.490	NO	24.29	24.29	18.81	18.81
6	9 PCB-11	9.51e5	7.92e5	1.547	NO	25.52	25.53	10680	10680
7	10 PCB-12/13	5.31e5	7.92e5	1.570	NO	25.89	25.90	7064	7064
8	11 PCB-15	3.01e6	7.92e5	1.576	NO	26.26	26.25	35020	35020

2nd Function Tri-PCBs

	# Name	Area	IS Area	RA	Y/N	Pred.RT	RT	Conc.	EMPC
1	12 PCB-19	2.57e5	5.38e5	0.984	NO	24.49	24.48	5057	5057
2	13 PCB-30	3.03e3	5.38e5	0.942	NO	25.42	25.40	38.14	38.14
3	14 PCB-18	3.42e6	7.90e5	0.986	NO	26.18	26.17	60500	60500
4	15 PCB-17	1.58e6	7.90e5	0.986	NO	26.27	26.36	30280	30280
5	16 PCB-24/27	4.56e5	7.90e5	0.980	NO	26.95	26.93	6306	6306
6	17 PCB-16/32	2.64e6	7.90e5	0.982	NO	27.49	27.49	41700	41700

Dataset: U:\VG11.PRO\Results\190523K2\190523K2-11.qld

Last Altered: Wednesday, May 29, 2019 11:05:04 Pacific Daylight Time
Printed: Wednesday, May 29, 2019 11:06:55 Pacific Daylight Time

Name: 190523K2_11, Date: 24-May-2019, Time: 08:36:55, ID: 1901029-03@5X SRM 1944 10, Description: SRM 1944

3rd Function Tri-PCBs

	#	Name	Area	IS Area	RA	Y/N	Pred.RT	RT	Conc.	EMPC
1	18	PCB-34	3.78e4	8.62e5	1.041	NO	28.31	28.31	507.0	507.0
2	20	PCB-29	3.99e4	8.62e5	1.012	NO	28.66	28.66	527.2	527.2
3	21	PCB-26	1.51e6	8.62e5	1.048	NO	28.88	28.89	18720	18720
4	22	PCB-25	8.11e5	8.62e5	1.054	NO	29.03	29.05	9723	9723
5	23	PCB-31	7.15e6	8.62e5	1.034	NO	29.40	29.41	78170	78170
6	24	PCB-28	8.47e6	8.62e5	1.056	NO	29.52	29.52	92800	92800
7	25	PCB-20/21/33	3.32e6	8.62e5	1.045	NO	30.15	30.19	41050	41050
8	26	PCB-22	2.45e6	8.62e5	1.039	NO	30.61	30.62	28530	28530
9	27	PCB-36	5.56e3	8.45e5	0.988	NO	31.29	31.27	60.48	60.48
10	28	PCB-39	1.51e4	8.45e5	0.953	NO	31.77	31.75	180.9	180.9
11	29	PCB-38	4.81e4	8.45e5	0.969	NO	32.57	32.57	548.7	548.7
12	30	PCB-35	2.41e5	8.45e5	1.058	NO	33.13	33.15	2707	2707
13	31	PCB-37	2.62e6	8.45e5	1.047	NO	33.59	33.58	30090	30090
14	19	PCB-23	5.16e3	8.62e5	0.996	NO	28.40	28.38	62.88	62.88

Dataset: U:\VG11.PRO\Results\190523K2\190523K2-11.qld

Last Altered: Wednesday, May 29, 2019 11:05:04 Pacific Daylight Time
Printed: Wednesday, May 29, 2019 11:06:55 Pacific Daylight Time

Name: 190523K2_11, Date: 24-May-2019, Time: 08:36:55, ID: 1901029-03@5X SRM 1944 10, Description: SRM 1944

Total Tetra-PCBs

	#	Name	Area	IS Area	RA	Y/N	Pred.RT	RT	Conc.	EMPC
1	32	PCB-54	1.44e4	6.52e5	0.744	NO	28.35	28.37	226.3	226.3
2	33	PCB-50	1.14e4	6.52e5	0.779	NO	29.57	29.58	217.2	217.2
3	34	PCB-53	5.99e5	5.47e5	0.752	NO	30.25	30.25	11680	11680
4	35	PCB-51	2.26e5	5.47e5	0.759	NO	30.60	30.60	4146	4146
5	36	PCB-45	5.49e5	5.47e5	0.755	NO	31.05	31.05	12280	12280
6	37	PCB-46	2.13e5	5.47e5	0.753	NO	31.54	31.55	5070	5070
7	38	PCB-52/69	4.58e6	5.47e5	0.750	NO	32.05	32.03	73110	73110
8	40	PCB-43/49	3.26e6	5.47e5	0.751	NO	32.32	32.35	62750	62750
9	41	PCB-47	1.36e6	5.93e5	0.746	NO	32.56	32.57	25710	25710
10	42	PCB-48/75	9.49e5	5.93e5	0.745	NO	32.68	32.70	15640	15640
11	43	PCB-65	2.48e3	5.93e5	0.779	NO	32.96	32.98	38.63	38.63
12	44	PCB-62	1.33e3	5.93e5	0.670	NO	33.07	33.09	21.63	21.63
13	45	PCB-44	3.17e6	5.93e5	0.750	NO	33.39	33.41	69540	69540
14	46	PCB-42/59	1.60e6	5.93e5	0.746	NO	33.63	33.65	28930	28930
15	47	PCB-41/64/71/72	4.16e6	5.93e5	0.758	NO	34.22	34.23	63760	63760
16	48	PCB-68	1.94e4	5.93e5	0.767	NO	34.50	34.49	287.8	287.8
17	49	PCB-40	5.70e5	5.93e5	0.759	NO	34.73	34.71	16470	16470
18	50	PCB-57	3.78e4	7.34e5	0.716	NO	35.08	35.08	510.7	510.7
19	51	PCB-67	2.04e5	7.34e5	0.736	NO	35.40	35.40	2736	2736
20	52	PCB-58	1.33e4	7.34e5	0.749	NO	35.51	35.51	171.9	171.9
21	53	PCB-63	2.26e5	7.34e5	0.757	NO	35.68	35.68	3278	3278
22	54	PCB-74	2.71e6	7.34e5	0.753	NO	35.97	35.98	34100	34100
23	55	PCB-61/70	5.95e6	7.34e5	0.744	NO	36.20	36.20	82630	82630
24	56	PCB-76/66	5.29e6	7.34e5	0.746	NO	36.40	36.40	67590	67590
25	58	PCB-55	1.01e5	7.53e5	0.733	NO	36.96	36.94	1219	1219
26	59	PCB-56/60	3.46e6	7.53e5	0.730	NO	37.46	37.47	47780	47780
27	60	PCB-79	6.63e4	7.53e5	0.787	NO	38.57	38.60	821.8	821.8
28	61	PCB-78	1.63e4	7.51e5	0.836	NO	39.29	39.25	210.0	210.0
29	62	PCB-81	2.13e4	7.51e5	0.746	NO	39.85	39.85	318.6	318.6
30	63	PCB-77	6.45e5	7.17e5	0.745	NO	40.46	40.46	8788	8788

Dataset: U:\VG11.PRO\Results\190523K2\190523K2-11.qld

Last Altered: Wednesday, May 29, 2019 11:05:04 Pacific Daylight Time
Printed: Wednesday, May 29, 2019 11:06:55 Pacific Daylight Time

Name: 190523K2_11, Date: 24-May-2019, Time: 08:36:55, ID: 1901029-03@5X SRM 1944 10, Description: SRM 1944

3rd Function Penta-PCBs

	#	Name	Area	IS Area	RA	Y/N	Pred.RT	RT	Conc.	EMPC
1	64	PCB-104	2.79e3	6.50e5	1.495	NO	33.28	33.28	44.99	44.99
2	65	PCB-96	4.68e4	6.50e5	1.376	NO	34.58	34.54	701.0	701.0
3	66	PCB-103	4.37e4	6.50e5	1.479	NO	35.15	35.10	845.7	845.7
4	67	PCB-100	3.79e4	6.50e5	1.410	NO	35.51	35.46	723.3	723.3
5	68	PCB-94	2.34e4	5.18e5	1.368	NO	35.96	35.96	521.3	521.3
6	69	PCB-95/98/102	2.72e6	5.18e5	1.523	NO	36.45	36.52	49910	49910
7	71	PCB-88/91	5.70e5	5.18e5	1.523	NO	36.91	36.93	12390	12390
8	73	PCB-84/92	1.40e6	5.33e5	1.519	NO	37.86	37.86	29350	29350
9	74	PCB-89	4.99e4	5.33e5	1.491	NO	38.07	38.06	960.7	960.7
10	75	PCB-90/101	3.94e6	5.33e5	1.519	NO	38.23	38.25	76960	76960
11	77	PCB-99	1.82e6	5.33e5	1.521	NO	38.61	38.60	28830	28830
12	78	PCB-119	1.14e5	4.68e5	1.479	NO	39.05	39.07	1635	1635
13	79	PCB-108/112	1.87e5	4.68e5	1.526	NO	39.22	39.25	3127	3127
14	80	PCB-83	3.43e3	4.68e5	1.665	NO	39.39	39.40	47.92	47.92
15	81	PCB-97	1.11e6	4.68e5	1.539	NO	39.61	39.61	22680	22680
16	83	PCB-87/117/125	1.53e6	4.68e5	1.533	NO	39.87	39.90	23130	23130
17	84	PCB-111/115	6.86e4	4.68e5	1.526	NO	40.04	40.05	917.2	917.2
18	85	PCB-85/116	6.48e5	4.68e5	1.541	NO	40.17	40.16	11330	11330
19	86	PCB-120	1.53e4	4.68e5	1.723	NO	40.43	40.40	189.6	189.6
20	87	PCB-110	4.80e6	4.68e5	1.529	NO	40.56	40.57	66530	66530
21	88	PCB-82	4.02e5	6.28e5	1.513	NO	41.23	41.22	8673	8673
22	89	PCB-124	1.88e5	6.28e5	1.583	NO	41.94	41.93	2514	2514
23	90	PCB-107/109	3.08e5	6.28e5	1.498	NO	42.09	42.10	4047	4047
24	91	PCB-123	6.84e4	6.28e5	1.599	NO	42.25	42.25	989.2	989.2
25	92	PCB-106/118	4.09e6	6.46e5	1.518	NO	42.45	42.43	58490	58490
26	82	PCB-86	1.97e4	4.68e5	1.614	NO	39.74	39.75	409.6	409.6

Dataset: U:\VG11.PRO\Results\190523K2\190523K2-11.qld

Last Altered: Wednesday, May 29, 2019 11:05:04 Pacific Daylight Time
Printed: Wednesday, May 29, 2019 11:06:55 Pacific Daylight Time

Name: 190523K2_11, Date: 24-May-2019, Time: 08:36:55, ID: 1901029-03@5X SRM 1944 10, Description: SRM 1944

4th Function Penta-PCBs

	#	Name	Area	IS Area	RA	Y/N	Pred.RT	RT	Conc.	EMPC
1	93	PCB-114	1.14e5	6.06e5	1.556	NO	43.11	43.11	1705	1705
2	94	PCB-122	5.49e4	6.06e5	1.582	NO	43.24	43.26	864.9	864.9
3	95	PCB-105	1.69e6	5.99e5	1.579	NO	44.00	44.02	26060	26060
4	97	PCB-126	2.60e4	5.86e5	1.617	NO	46.31	46.33	359.4	359.4

3rd Function Hexa-PCBs

	#	Name	Area	IS Area	RA	Y/N	Pred.RT	RT	Conc.	EMPC
1	98	PCB-155	1.27e4	5.95e5	1.388	NO	37.78	37.78	249.8	249.8
2	99	PCB-150	1.61e4	5.95e5	1.230	NO	39.08	39.08	296.9	296.9
3	100	PCB-152	4.81e3	5.95e5	1.247	NO	39.58	39.57	78.70	78.70
4	101	PCB-145	1.55e3	5.95e5	1.188	NO	40.05	40.03	25.61	25.61
5	102	PCB-136	5.15e5	5.95e5	1.247	NO	40.38	40.37	9441	9441
6	104	PCB-154	7.12e4	5.95e5	1.234	NO	41.00	41.00	1561	1561
7	105	PCB-151	6.88e5	5.95e5	1.246	NO	41.65	41.65	18140	18140
8	106	PCB-135	3.57e5	5.95e5	1.234	NO	41.89	41.88	8170	8170
9	107	PCB-144	1.40e5	5.95e5	1.253	NO	42.00	41.99	3325	3325
10	108	PCB-147	7.81e4	5.95e5	1.272	NO	42.12	42.14	1820	1820
11	109	PCB-139/149	2.56e6	5.95e5	1.263	NO	42.41	42.40	54620	54620
12	110	PCB-140	1.19e4	5.95e5	1.259	NO	42.60	42.60	295.5	295.5

Dataset: U:\VG11.PRO\Results\190523K2\190523K2-11.qld

Last Altered: Wednesday, May 29, 2019 11:05:04 Pacific Daylight Time
Printed: Wednesday, May 29, 2019 11:06:55 Pacific Daylight Time

Name: 190523K2_11, Date: 24-May-2019, Time: 08:36:55, ID: 1901029-03@5X SRM 1944 10, Description: SRM 1944

4th Function Hexa-PCBs

	# Name	Area	IS Area	RA	Y/N	Pred.RT	RT	Conc.	EMPC
1	111 PCB-134/143	1.45e5	5.41e5	1.228	NO	43.03	43.05	3516	3516
2	112 PCB-131/133	7.52e4	5.41e5	1.217	NO	43.33	43.35	1685	1685
3	114 PCB-146/165	4.98e5	5.41e5	1.224	NO	43.73	43.77	9081	9081
4	115 PCB-132/161	9.35e5	5.41e5	1.190	NO	43.98	44.04	17160	17160
5	116 PCB-153	3.57e6	5.41e5	1.209	NO	44.17	44.17	60640	60640
6	117 PCB-168	3.37e3	5.41e5	1.258	NO	44.37	44.40	58.68	58.68
7	118 PCB-141	6.21e5	4.50e5	1.226	NO	44.97	44.95	13770	13770
8	119 PCB-137	1.27e5	4.50e5	1.189	NO	45.34	45.33	2919	2919
9	120 PCB-130	1.71e5	4.50e5	1.233	NO	45.45	45.44	4236	4236
10	121 PCB-138/163/164	3.63e6	4.71e5	1.212	NO	45.82	45.82	59330	59330
11	122 PCB-158/160	4.25e5	4.71e5	1.211	NO	46.07	46.06	7574	7574
12	123 PCB-129	1.06e5	4.71e5	1.220	NO	46.32	46.33	2809	2809
13	124 PCB-166	1.25e4	5.74e5	1.123	NO	46.80	46.80	196.2	196.2
14	125 PCB-159	6.60e4	5.74e5	1.193	NO	47.14	47.20	926.2	926.2
15	126 PCB-128/162	5.00e5	5.74e5	1.259	NO	47.44	47.41	9152	9152
16	127 PCB-167	1.53e5	5.60e5	1.230	NO	47.85	47.85	2552	2552
17	128 PCB-156	3.81e5	5.57e5	1.203	NO	49.17	49.17	6314	6314
18	129 PCB-157	7.28e4	5.37e5	1.235	NO	49.48	49.46	1302	1302
19	130 PCB-169	6.44e2	5.15e5	0.562	YES	51.73	51.73	0.0000	6.978

Dataset: U:\VG11.PRO\Results\190523K2\190523K2-11.qld

Last Altered: Wednesday, May 29, 2019 11:05:04 Pacific Daylight Time
Printed: Wednesday, May 29, 2019 11:06:55 Pacific Daylight Time

Name: 190523K2_11, Date: 24-May-2019, Time: 08:36:55, ID: 1901029-03@5X SRM 1944 10, Description: SRM 1944

Total Hepta-PCBs

	# Name	Area	IS Area	RA	Y/N	Pred.RT	RT	Conc.	EMPC
1	131 PCB-188	6.59e3	4.85e5	0.974	NO	43.81	43.79	109.9	109.9
2	132 PCB-184	1.73e3	4.85e5	0.952	NO	44.26	44.26	29.54	29.54
3	133 PCB-179	5.53e5	4.85e5	1.038	NO	45.06	45.06	9063	9063
4	134 PCB-176	1.56e5	4.85e5	1.033	NO	45.55	45.53	2676	2676
5	135 PCB-186	2.66e2	4.85e5	1.094	NO	46.17	46.20	4.139	4.139
6	136 PCB-178	1.93e5	4.85e5	1.035	NO	46.69	46.69	4278	4278
7	137 PCB-175	3.79e4	4.85e5	1.008	NO	47.05	47.03	803.7	803.7
8	138 PCB-182/187	1.31e6	4.85e5	1.041	NO	47.22	47.20	24580	24580
9	139 PCB-183	5.70e5	4.85e5	1.046	NO	47.54	47.54	10830	10830
10	140 PCB-185	1.02e5	3.49e5	1.032	NO	48.23	48.22	2216	2216
11	141 PCB-174	8.30e5	3.49e5	1.030	NO	48.61	48.60	17980	17980
12	143 PCB-177	4.75e5	3.49e5	1.025	NO	48.89	48.89	10380	10380
13	144 PCB-171	2.23e5	3.49e5	1.016	NO	49.20	49.19	4827	4827
14	145 PCB-173	1.49e4	3.49e5	1.031	NO	49.63	49.63	346.8	346.8
15	146 PCB-172	1.38e5	3.49e5	1.018	NO	50.09	50.08	2826	2826
16	148 PCB-180	2.06e6	3.49e5	1.033	NO	50.50	50.50	39130	39130
17	149 PCB-193	1.17e5	3.49e5	1.016	NO	50.71	50.71	2113	2113
18	150 PCB-191	3.91e4	3.49e5	1.093	NO	50.98	50.97	659.2	659.2
19	151 PCB-170	7.24e5	2.92e5	1.040	NO	52.15	52.15	17260	17260
20	152 PCB-190	1.92e5	2.92e5	1.043	NO	52.33	52.35	3437	3437
21	153 PCB-189	3.36e4	3.63e5	1.087	NO	53.81	53.81	677.6	677.6

Dataset: U:\VG11.PRO\Results\190523K2\190523K2-11.qld

Last Altered: Wednesday, May 29, 2019 11:05:04 Pacific Daylight Time
Printed: Wednesday, May 29, 2019 11:06:55 Pacific Daylight Time

Name: 190523K2_11, Date: 24-May-2019, Time: 08:36:55, ID: 1901029-03@5X SRM 1944 10, Description: SRM 1944

4th Function Octa-PCBs

	# Name	Area	IS Area	RA	Y/N	Pred.RT	RT	Conc.	EMPC
1	154 PCB-202	1.66e5	4.97e5	0.868	NO	49.40	49.40	3243	3243
2	155 PCB-201	8.17e4	4.97e5	0.897	NO	49.87	49.89	1664	1664
3	156 PCB-204	5.33e2	4.97e5	0.977	NO	50.04	50.04	10.23	10.23
4	157 PCB-197	2.19e4	4.97e5	0.929	NO	50.34	50.36	433.8	433.8
5	158 PCB-200	6.54e4	4.97e5	0.871	NO	51.29	51.29	1329	1329
6	159 PCB-198	1.95e4	4.97e5	0.901	NO	52.79	52.83	498.1	498.1
7	160 PCB-199	4.62e5	4.97e5	0.882	NO	52.91	52.94	11660	11660
8	161 PCB-196/203	5.18e5	4.97e5	0.894	NO	53.20	53.24	12430	12430

5th Function Octa-PCBs

	# Name	Area	IS Area	RA	Y/N	Pred.RT	RT	Conc.	EMPC
1	162 PCB-195	1.41e5	3.19e5	0.896	NO	54.50	54.49	4218	4218
2	163 PCB-194	4.02e5	3.19e5	0.902	NO	55.40	55.40	11240	11240
3	164 PCB-205	2.14e4	3.19e5	0.889	NO	55.66	55.66	526.3	526.3

Total Nona-PCBs

	# Name	Area	IS Area	RA	Y/N	Pred.RT	RT	Conc.	EMPC
1	165 PCB-208	1.17e5	3.98e5	1.280	NO	54.64	54.63	3026	3026
2	166 PCB-207	3.45e4	3.98e5	1.321	NO	54.96	54.97	899.2	899.2
3	167 PCB-206	2.37e5	2.75e5	1.353	NO	56.92	56.92	8641	8641

Deca-CB

	# Name	Area	IS Area	RA	Y/N	Pred.RT	RT	Conc.	EMPC
1	168 PCB-209	2.20e5	2.66e5	1.176	NO	58.12	58.12	8757	8757

Total PCBs

	# Name	Area	IS Area	RA	Y/N	Pred.RT	RT	Conc.	EMPC
1									

Vista Analytical Laboratory VG-11

Dataset: Untitled

Last Altered: Tuesday, May 28, 2019 13:15:01 Pacific Daylight Time
Printed: Tuesday, May 28, 2019 13:15:11 Pacific Daylight Time

Method: U:\VG11.PRO\MethDB\PCB-209_ZB1_5-28-19.mdb 28 May 2019 11:35:28
Calibration: U:\VG11.PRO\CurveDB\db1_PCBvg11-4-24-18.cdb 27 Apr 2018 15:37:51

Name: 190523K2_11, Date: 24-May-2019, Time: 08:36:55, ID: 1901029-03@5X SRM 1944 10, Description: SRM 1944

PCB-1

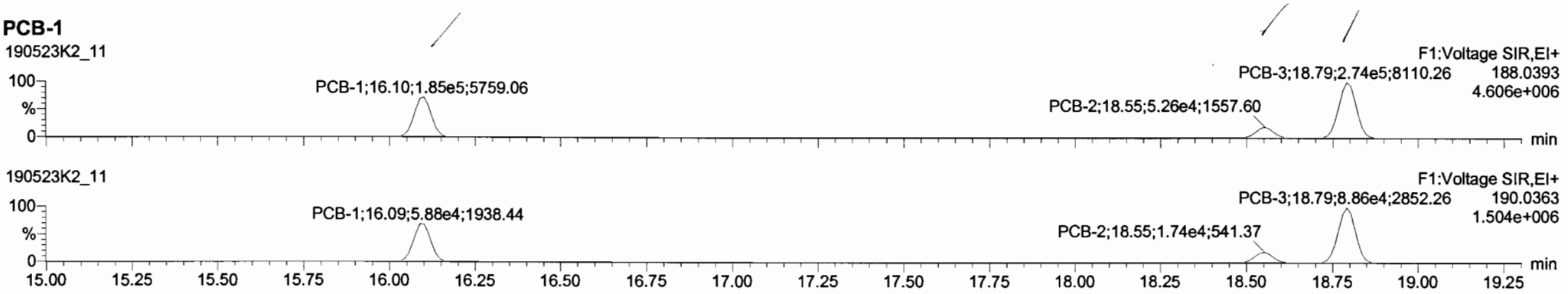

13C-PCB-1

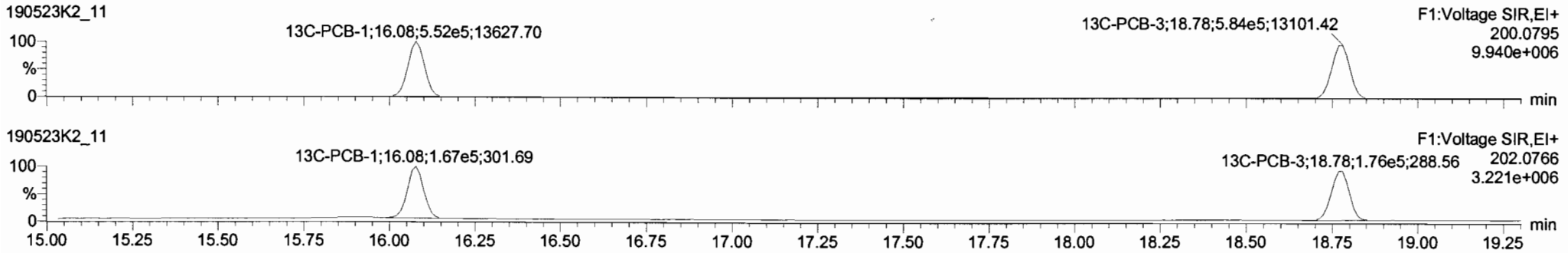

PFK1

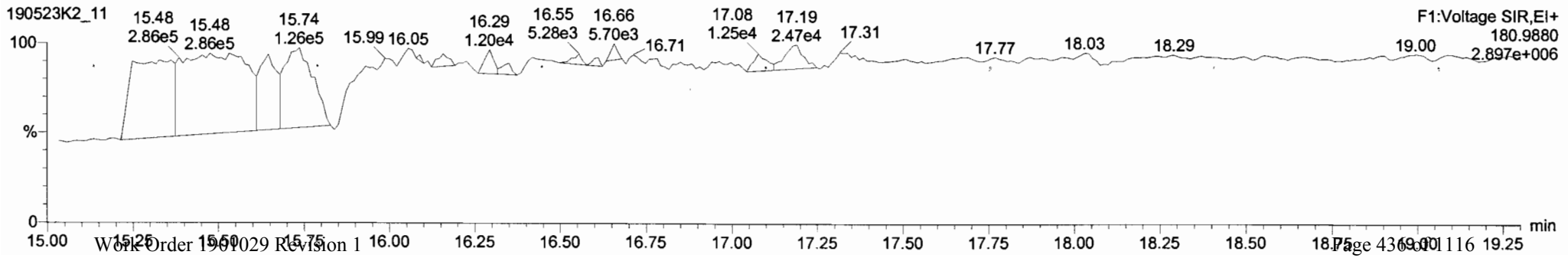

Vista Analytical Laboratory VG-11

Dataset: Untitled

Last Altered: Tuesday, May 28, 2019 13:15:01 Pacific Daylight Time
Printed: Tuesday, May 28, 2019 13:15:11 Pacific Daylight Time

Name: 190523K2_11, Date: 24-May-2019, Time: 08:36:55, ID: 1901029-03@5X SRM 1944 10, Description: SRM 1944

PCB-4/10

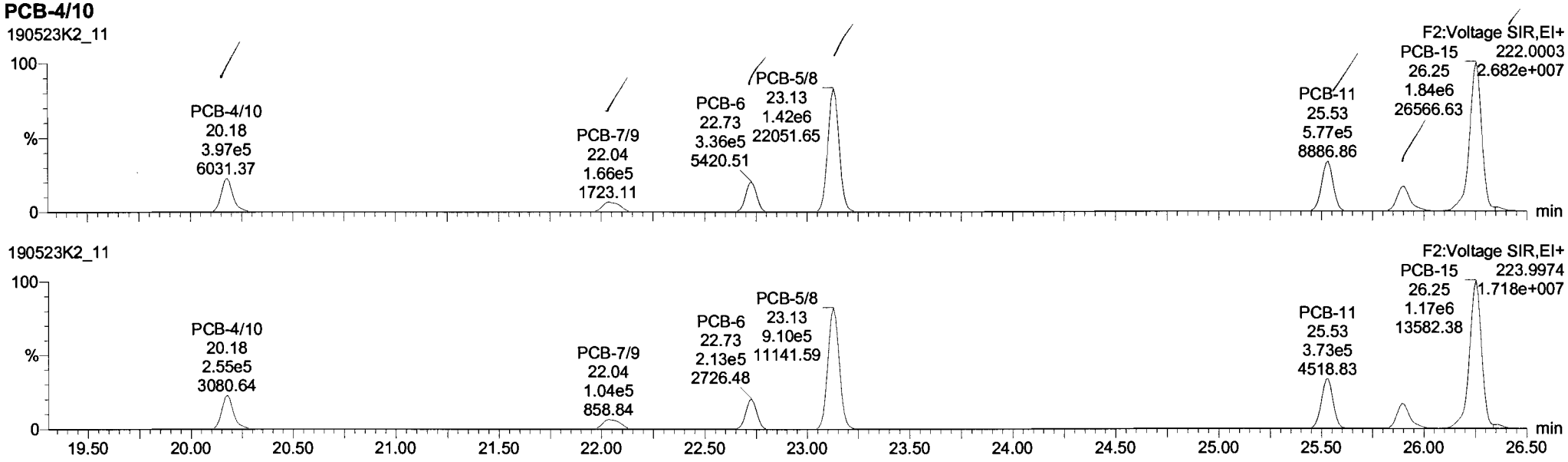

13C-PCB-4

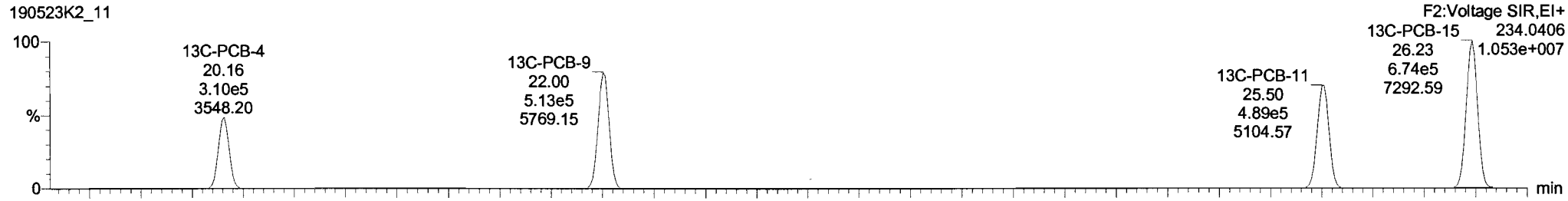

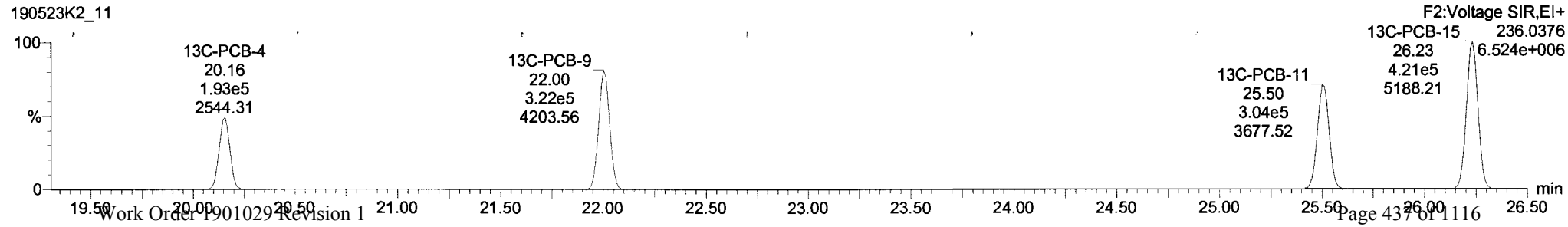

Dataset: Untitled

Last Altered: Tuesday, May 28, 2019 13:15:01 Pacific Daylight Time
Printed: Tuesday, May 28, 2019 13:15:11 Pacific Daylight Time

Name: 190523K2_11, Date: 24-May-2019, Time: 08:36:55, ID: 1901029-03@5X SRM 1944 10, Description: SRM 1944

PCB-19

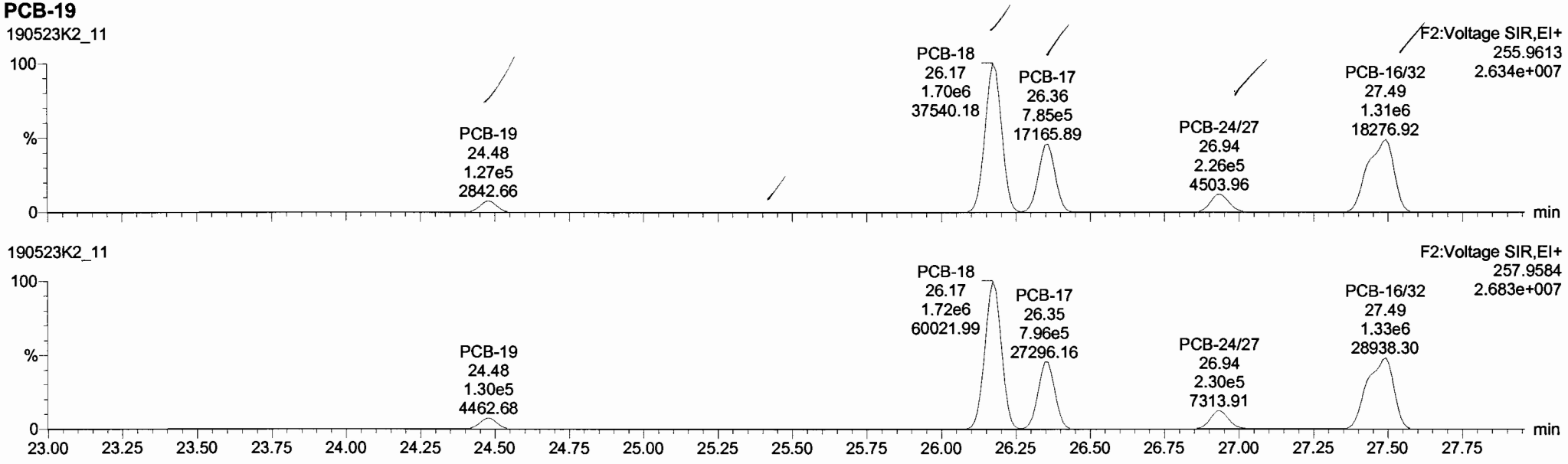

13C-PCB-19

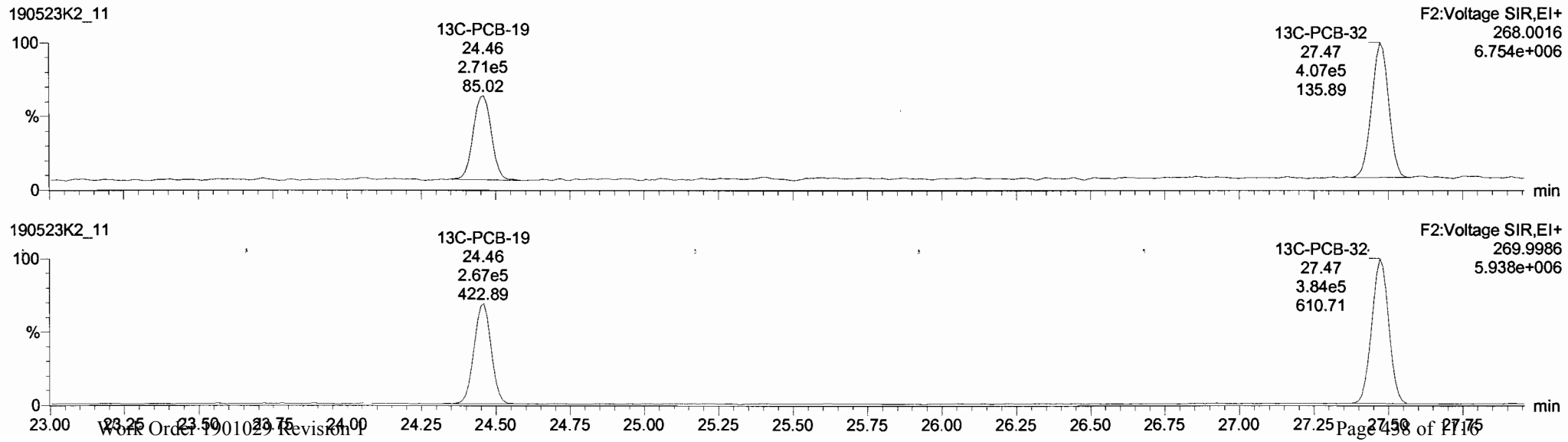

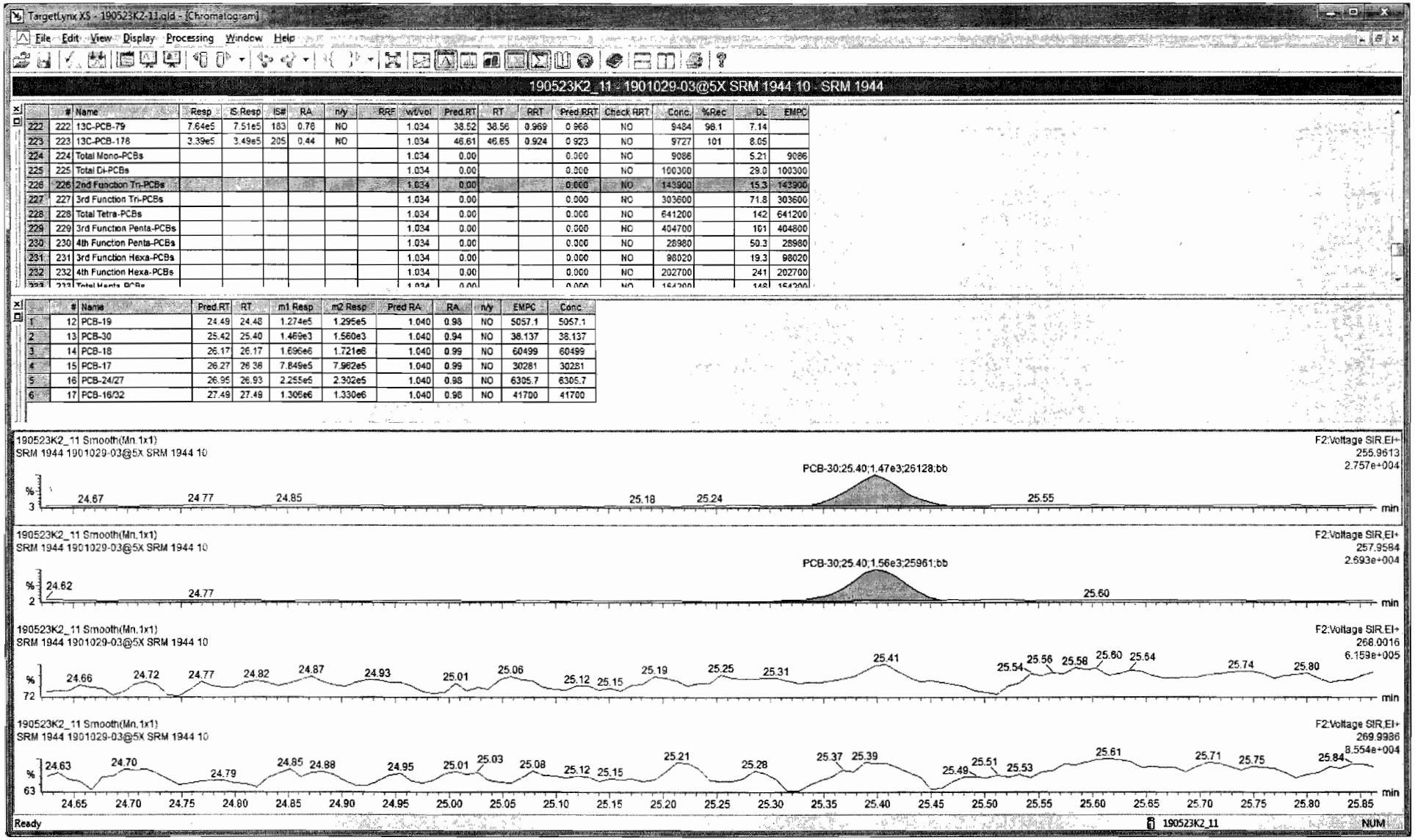

	#	Name	Resp	IS Resp	IS#	RA	n/y	RRF	wt/vol	Pred RT	RT	RRT	Pred RRT	Check RRT	Conc.	%Rec	DL	EMPC
222	222	13C-PCB-79	7.64e5	7.51e5	183	0.76	NO		1.034	38.52	38.56	0.969	0.968	NO	9484	98.1	7.14	
223	223	13C-PCB-178	3.39e5	3.49e5	205	0.44	NO		1.034	46.61	46.65	0.924	0.923	NO	9727	101	8.05	
224	224	Total Mono-PCBs							1.034	0.00			0.000	NO	9086		5.21	9086
225	225	Total Di-PCBs							1.034	0.00			0.000	NO	100300		29.0	100300
226	226	2nd Function Tri-PCBs							1.034	0.00			0.000	NO	143900		15.3	143900
227	227	3rd Function Tri-PCBs							1.034	0.00			0.000	NO	303600		71.8	303600
228	228	Total Tetra-PCBs							1.034	0.00			0.000	NO	641200		142	641200
229	229	3rd Function Penta-PCBs							1.034	0.00			0.000	NO	404700		101	404800
230	230	4th Function Penta-PCBs							1.034	0.00			0.000	NO	28980		50.3	28980
231	231	3rd Function Hexa-PCBs							1.034	0.00			0.000	NO	98020		19.3	98020
232	232	4th Function Hexa-PCBs							1.034	0.00			0.000	NO	202700		241	202700

	#	Name	Pred RT	RT	m1 Resp	m2 Resp	Pred RA	RA	n/y	EMPC	Conc.
1	12	PCB-19	24.49	24.48	1.274e5	1.295e5	1.040	0.98	NO	5057.1	5057.1
2	13	PCB-30	25.42	25.40	1.469e3	1.560e3	1.040	0.94	NO	38.137	38.137
3	14	PCB-18	26.17	26.17	1.696e6	1.721e6	1.040	0.99	NO	60499	60499
4	15	PCB-17	26.27	26.36	7.849e5	7.962e5	1.040	0.99	NO	30281	30281
5	16	PCB-24/27	26.95	26.93	2.255e5	2.302e5	1.040	0.98	NO	6305.7	6305.7
6	17	PCB-16/32	27.49	27.48	1.306e6	1.330e6	1.040	0.98	NO	41700	41700

Dataset: Untitled

Last Altered: Tuesday, May 28, 2019 13:15:01 Pacific Daylight Time
Printed: Tuesday, May 28, 2019 13:15:11 Pacific Daylight Time

Name: 190523K2_11, Date: 24-May-2019, Time: 08:36:55, ID: 1901029-03@5X SRM 1944 10, Description: SRM 1944

PCB-34

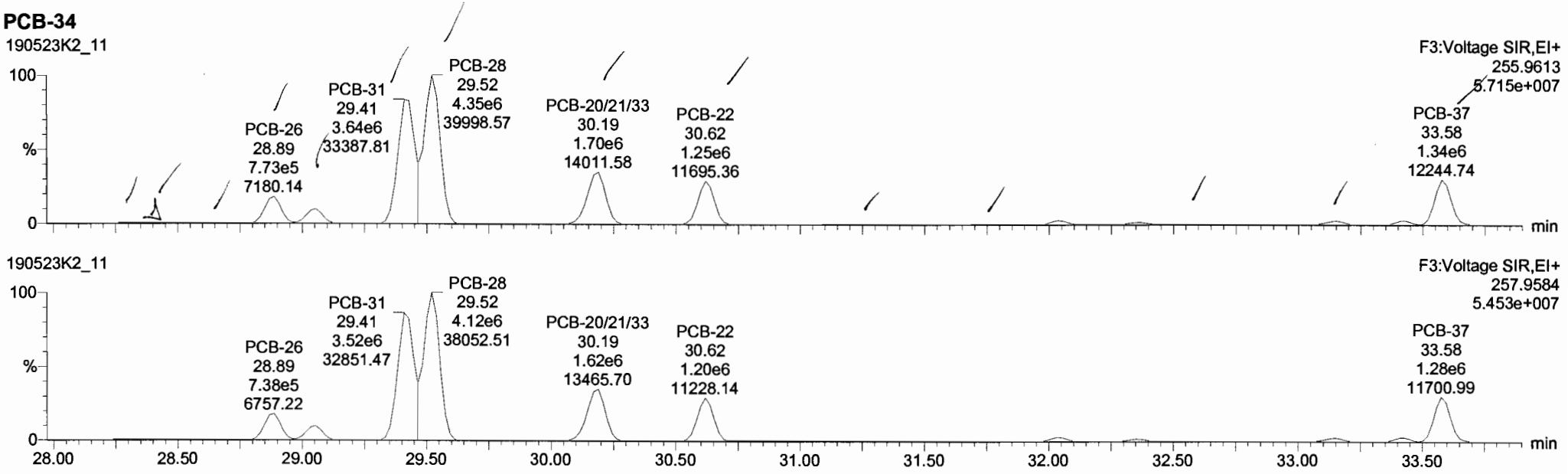

13C-PCB-28

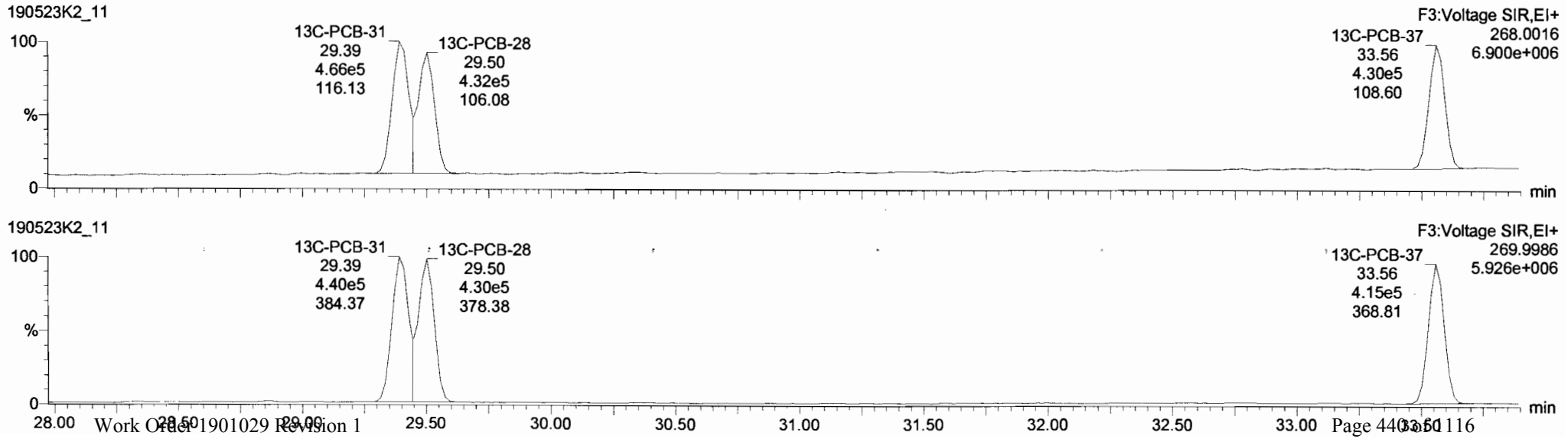

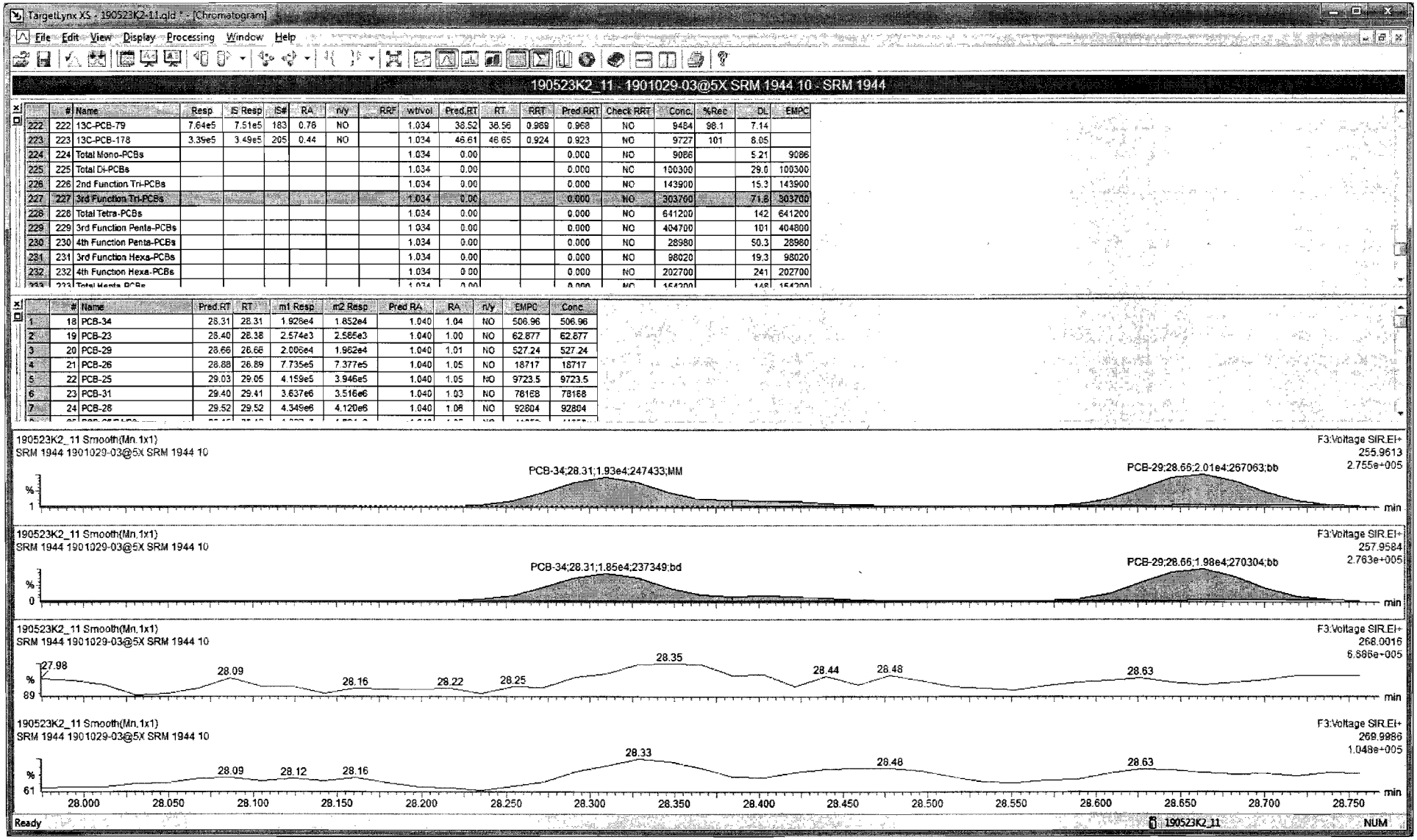

	#	Name	Resp	IS Resp	IS#	RA	n/y	RRF	wt/vol	Pred.RT	RT	RRT	Pred.RRT	Check RRT	Conc.	%Rec	DL	EMPC
222	222	13C-PCB-79	7.64e5	7.51e5	183	0.76	NO		1.034	38.52	38.56	0.969	0.968	NO	9484	98.1	7.14	
223	223	13C-PCB-178	3.35e5	3.49e5	205	0.44	NO		1.034	46.61	46.65	0.924	0.923	NO	9727	101	8.05	
224	224	Total Mono-PCBs							1.034	0.00			0.000	NO	9086		5.21	9086
225	225	Total Di-PCBs							1.034	0.00			0.000	NO	100300		29.0	100300
226	226	2nd Function Tri-PCBs							1.034	0.00			0.000	NO	143900		15.3	143900
227	227	3rd Function Tri-PCBs							1.034	0.00			0.000	NO	303700		71.8	303700
228	228	Total Tetra-PCBs							1.034	0.00			0.000	NO	641200		142	641200
229	229	3rd Function Penta-PCBs							1.034	0.00			0.000	NO	404700		101	404800
230	230	4th Function Penta-PCBs							1.034	0.00			0.000	NO	28980		50.3	28980
231	231	3rd Function Hexa-PCBs							1.034	0.00			0.000	NO	98020		19.3	98020
232	232	4th Function Hexa-PCBs							1.034	0.00			0.000	NO	202700		241	202700

	#	Name	Pred.RT	RT	m1 Resp	m2 Resp	Pred RA	RA	n/y	EMPC	Conc
1	18	PCB-34	28.31	28.31	1.928e4	1.852e4	1.040	1.04	NO	506.96	506.96
2	19	PCB-23	28.40	28.38	2.574e3	2.585e3	1.040	1.00	NO	62.877	62.877
3	20	PCB-29	28.66	28.66	2.008e4	1.962e4	1.040	1.01	NO	527.24	527.24
4	21	PCB-26	28.88	28.89	7.735e5	7.377e5	1.040	1.05	NO	18717	18717
5	22	PCB-25	29.03	29.05	4.159e5	3.946e5	1.040	1.05	NO	9723.5	9723.5
6	23	PCB-31	29.40	29.41	3.637e6	3.516e6	1.040	1.03	NO	78168	78168
7	24	PCB-28	29.52	29.52	4.349e6	4.120e6	1.040	1.06	NO	92804	92804

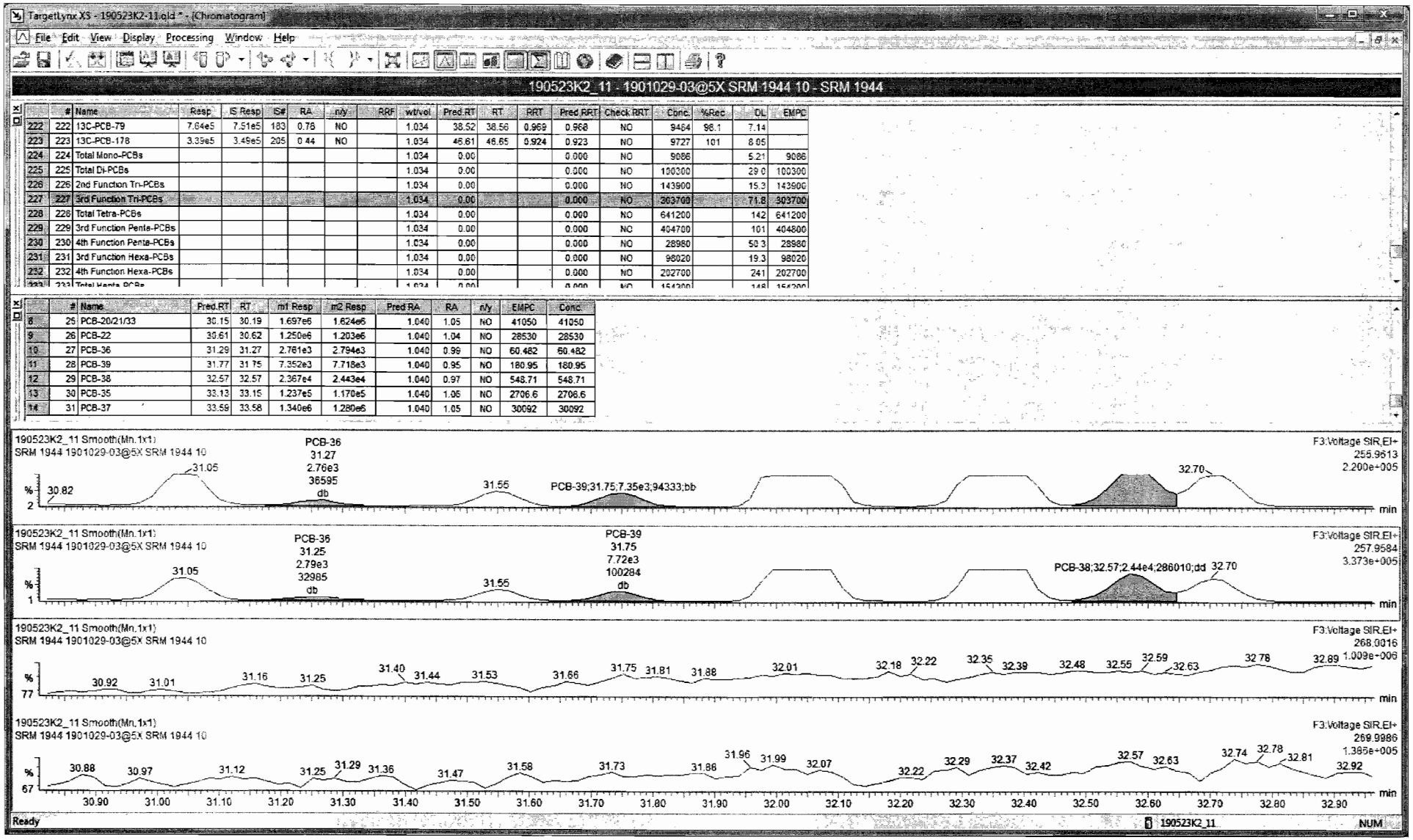

	#	Name	Resp	IS Resp	IS#	RA	n/y	RRF	wt/vol	Pred RT	RT	RRT	Pred RRT	Check RRT	Conc	%Rec	DL	EMPC
222	222	13C-PCB-79	7.64e5	7.51e5	183	0.78	NO		1.034	38.52	38.56	0.969	0.968	NO	9464	98.1	7.14	
223	223	13C-PCB-178	3.39e5	3.49e5	205	0.44	NO		1.034	46.61	46.65	0.924	0.923	NO	9727	101	8.05	
224	224	Total Mono-PCBs							1.034	0.00			0.000	NO	9086		5.21	9086
225	225	Total Di-PCBs							1.034	0.00			0.000	NO	100300		29.0	100300
226	226	2nd Function Tri-PCBs							1.034	0.00			0.000	NO	143900		15.3	143900
227	227	3rd Function Tri-PCBs							1.034	0.00			0.000	NO	303700		71.8	303700
228	228	Total Tetra-PCBs							1.034	0.00			0.000	NO	641200		142	641200
229	229	3rd Function Penta-PCBs							1.034	0.00			0.000	NO	404800		101	404800
230	230	4th Function Penta-PCBs							1.034	0.00			0.000	NO	28980		50.3	28980
231	231	3rd Function Hexa-PCBs							1.034	0.00			0.000	NO	98020		19.3	98020
232	232	4th Function Hexa-PCBs							1.034	0.00			0.000	NO	202700		241	202700
233	233	Total Hepta-PCBs							1.034	0.00			0.000	NO	154300		148	154300

	#	Name	Pred RT	RT	m1 Resp	m2 Resp	Pred RA	RA	n/y	EMPC	Conc
8	25	PCB-20/21/33	30.15	30.19	1.697e6	1.624e6	1.040	1.05	NO	41050	41050
9	26	PCB-22	30.61	30.62	1.250e6	1.203e6	1.040	1.04	NO	28530	28530
10	27	PCB-36	31.29	31.27	2.761e3	2.794e3	1.040	0.99	NO	60.482	60.482
11	28	PCB-39	31.77	31.75	7.352e3	7.718e3	1.040	0.95	NO	180.95	180.95
12	29	PCB-38	32.57	32.57	2.367e4	2.443e4	1.040	0.97	NO	548.71	548.71
13	30	PCB-35	33.13	33.15	1.237e5	1.170e5	1.040	1.06	NO	2706.6	2706.6
14	31	PCB-37	33.59	33.58	1.340e6	1.280e6	1.040	1.05	NO	30092	30092

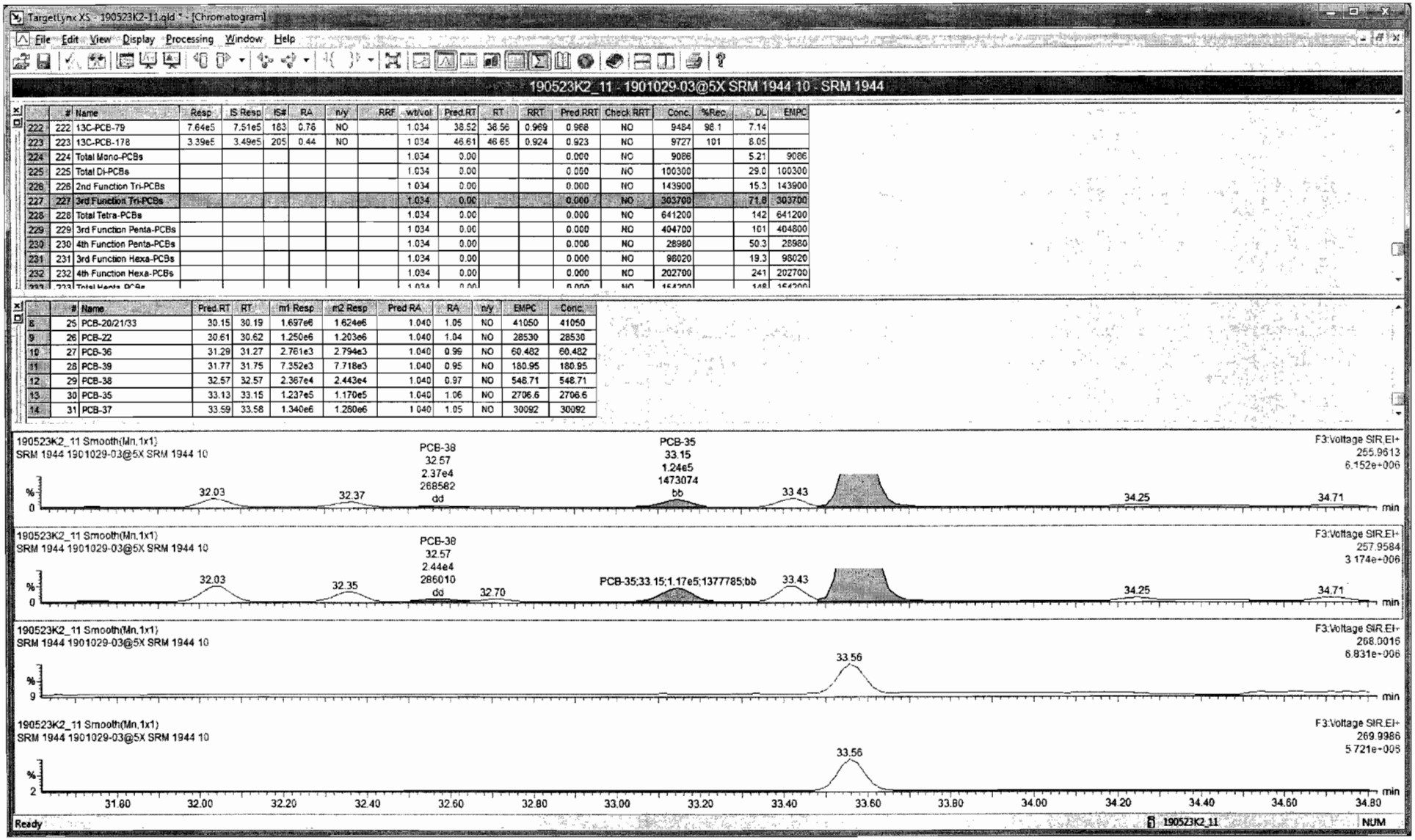

	#	Name	Resp	IS Resp	IS#	RA	n/y	RRF	wt/vol	Pred.RT	RT	RRT	Pred.RRT	Check RRT	Conc.	%Rec	DL	EMPC
222	222	13C-PCB-79	7.64e5	7.51e5	183	0.76	NO		1.034	38.52	38.56	0.969	0.968	NO	9484	98.1	7.14	
223	223	13C-PCB-178	3.39e5	3.49e5	205	0.44	NO		1.034	46.61	46.65	0.924	0.923	NO	9727	101	8.05	
224	224	Total Mono-PCBs							1.034	0.00			0.000	NO	9086		5.21	9086
225	225	Total Di-PCBs							1.034	0.00			0.000	NO	100300		29.0	100300
226	226	2nd Function Tri-PCBs							1.034	0.00			0.000	NO	143900		15.3	143900
227	227	3rd Function Tri-PCBs							1.034	0.00			0.000	NO	303700		71.8	303700
228	228	Total Tetra-PCBs							1.034	0.00			0.000	NO	641200		142	641200
229	229	3rd Function Penta-PCBs							1.034	0.00			0.000	NO	404700		101	404800
230	230	4th Function Penta-PCBs							1.034	0.00			0.000	NO	28980		50.3	28980
231	231	3rd Function Hexa-PCBs							1.034	0.00			0.000	NO	98020		19.3	98020
232	232	4th Function Hexa-PCBs							1.034	0.00			0.000	NO	202700		241	202700

	#	Name	Pred.RT	RT	m1 Resp	m2 Resp	Pred RA	RA	n/y	EMPC	Conc.
8	25	PCB-20/21/33	30.15	30.19	1.697e6	1.624e6	1.040	1.05	NO	41050	41050
9	26	PCB-22	30.61	30.62	1.250e6	1.203e6	1.040	1.04	NO	28530	28530
10	27	PCB-36	31.29	31.27	2.761e3	2.794e3	1.040	0.99	NO	60.482	60.482
11	28	PCB-39	31.77	31.75	7.352e3	7.718e3	1.040	0.95	NO	180.95	180.95
12	29	PCB-38	32.57	32.57	2.367e4	2.443e4	1.040	0.97	NO	548.71	548.71
13	30	PCB-35	33.13	33.15	1.237e5	1.170e5	1.040	1.06	NO	2706.6	2706.6
14	31	PCB-37	33.59	33.58	1.340e6	1.260e6	1.040	1.05	NO	30092	30092

Dataset: Untitled

Last Altered: Tuesday, May 28, 2019 13:15:01 Pacific Daylight Time
Printed: Tuesday, May 28, 2019 13:15:11 Pacific Daylight Time

Name: 190523K2_11, Date: 24-May-2019, Time: 08:36:55, ID: 1901029-03@5X SRM 1944 10, Description: SRM 1944

PCB-54

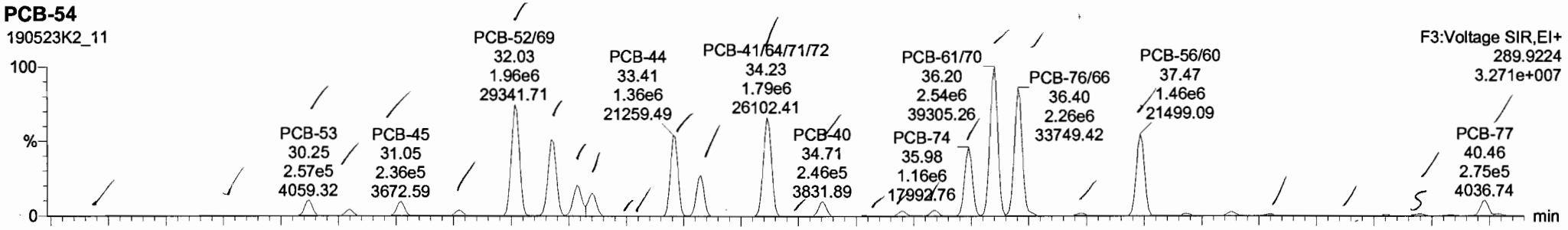

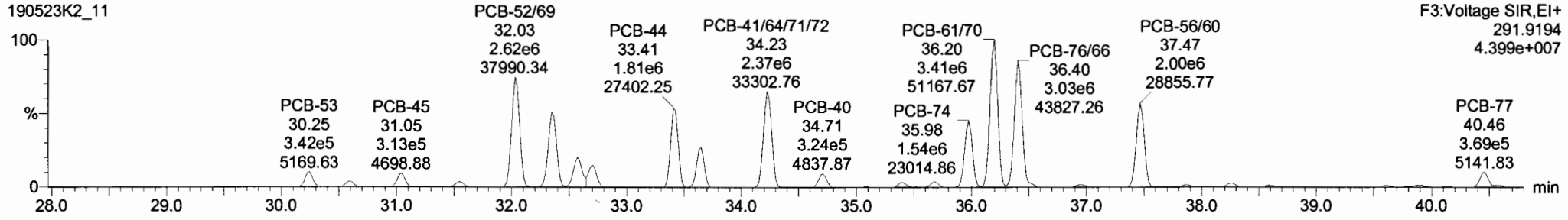

13C-PCB-54

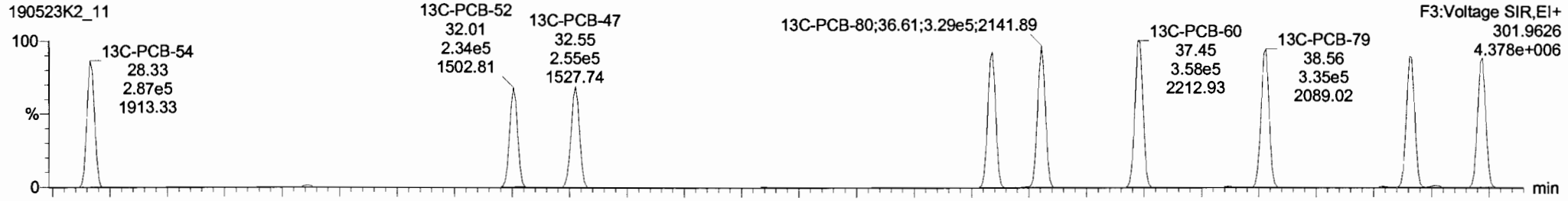

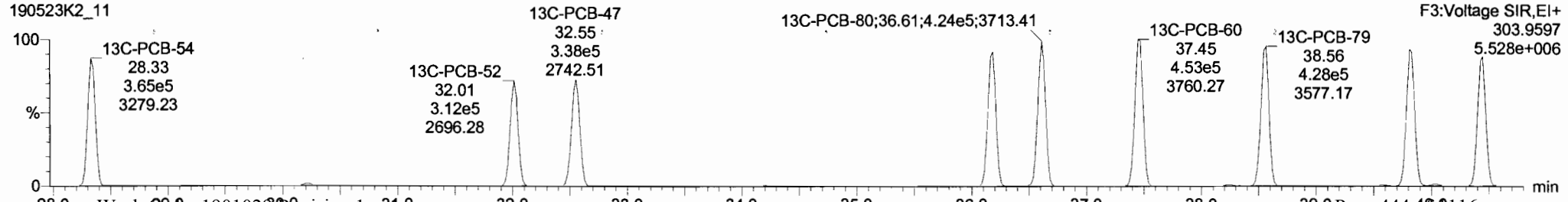

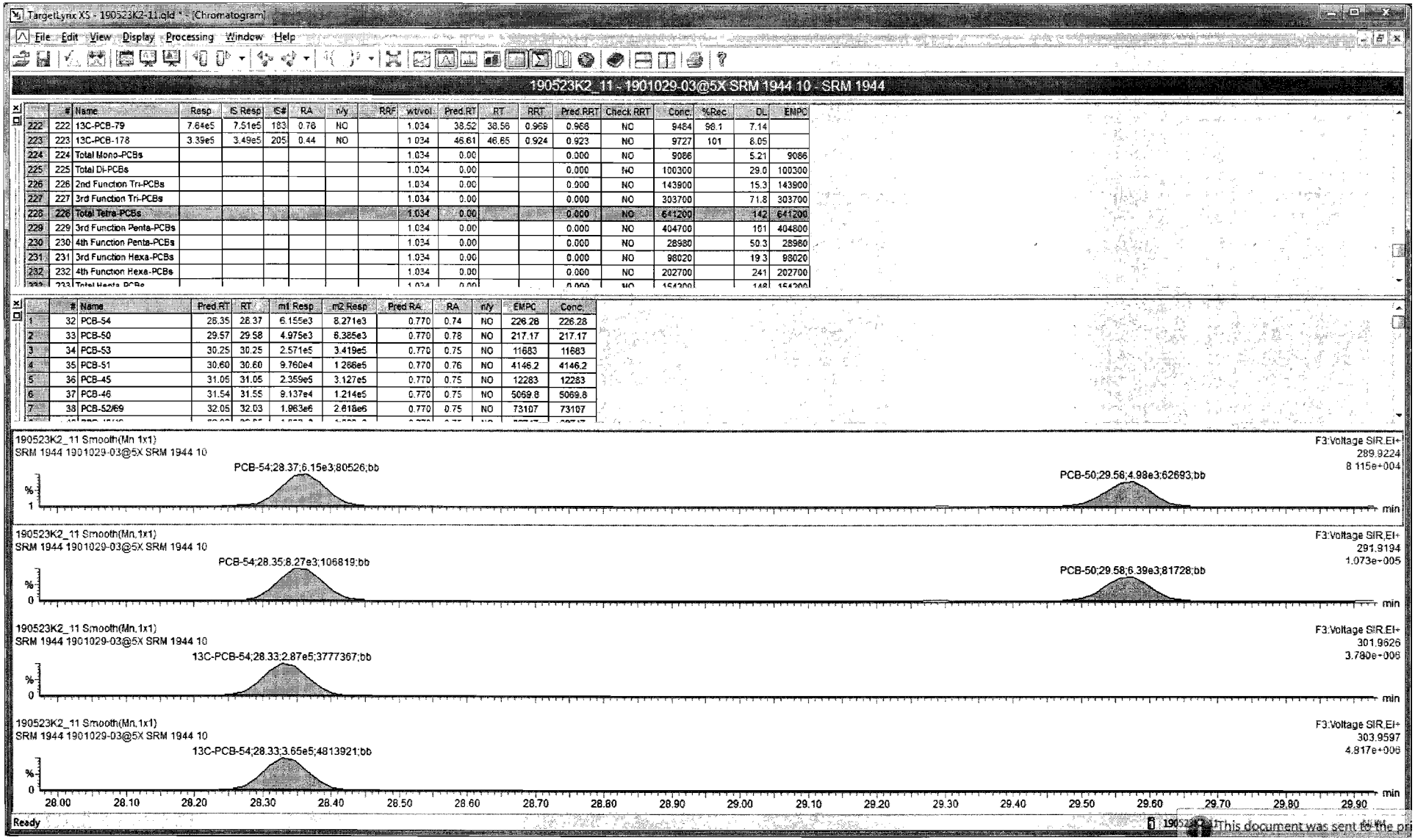

	#	Name	Resp	IS Resp	IS#	RA	n/y	RRF	wt/vol	Pred.RT	RT	RRT	Pred.RRT	Check.RRT	Conc	%Rec	DL	EMPC
222	222	13C-PCB-79	7.64e5	7.51e5	183	0.78	NO		1.034	38.52	38.56	0.968	0.968	NO	9484	98.1	7.14	
223	223	13C-PCB-178	3.39e5	3.49e5	205	0.44	NO		1.034	46.61	46.65	0.924	0.923	NO	9727	101	8.05	
224	224	Total Mono-PCBs							1.034	0.00			0.000	NO	9086		5.21	9086
225	225	Total Di-PCBs							1.034	0.00			0.000	NO	100300		29.0	100300
226	226	2nd Function Tri-PCBs							1.034	0.00			0.000	NO	143900		15.3	143900
227	227	3rd Function Tri-PCBs							1.034	0.00			0.000	NO	303700		71.8	303700
228	228	Total Tetra-PCBs							1.034	0.00			0.000	NO	641200		142	641200
229	229	3rd Function Penta-PCBs							1.034	0.00			0.000	NO	404700		101	404800
230	230	4th Function Penta-PCBs							1.034	0.00			0.000	NO	28980		50.3	28980
231	231	3rd Function Hexa-PCBs							1.034	0.00			0.000	NO	98020		19.3	98020
232	232	4th Function Hexa-PCBs							1.034	0.00			0.000	NO	202700		241	202700

	#	Name	Pred.RT	RT	m1 Resp	m2 Resp	Pred RA	RA	n/y	EMPC	Conc
1	32	PCB-54	28.35	28.37	6.155e3	8.271e3	0.770	0.74	NO	226.28	226.28
2	33	PCB-50	29.57	29.58	4.975e3	6.385e3	0.770	0.78	NO	217.17	217.17
3	34	PCB-53	30.25	30.25	2.571e5	3.419e5	0.770	0.75	NO	11683	11683
4	35	PCB-51	30.60	30.60	9.760e4	1.266e5	0.770	0.76	NO	4146.2	4146.2
5	36	PCB-45	31.05	31.05	2.359e5	3.127e5	0.770	0.75	NO	12283	12283
6	37	PCB-46	31.54	31.55	9.137e4	1.214e5	0.770	0.75	NO	5069.8	5069.8
7	38	PCB-52/69	32.05	32.03	1.963e6	2.618e6	0.770	0.75	NO	73107	73107

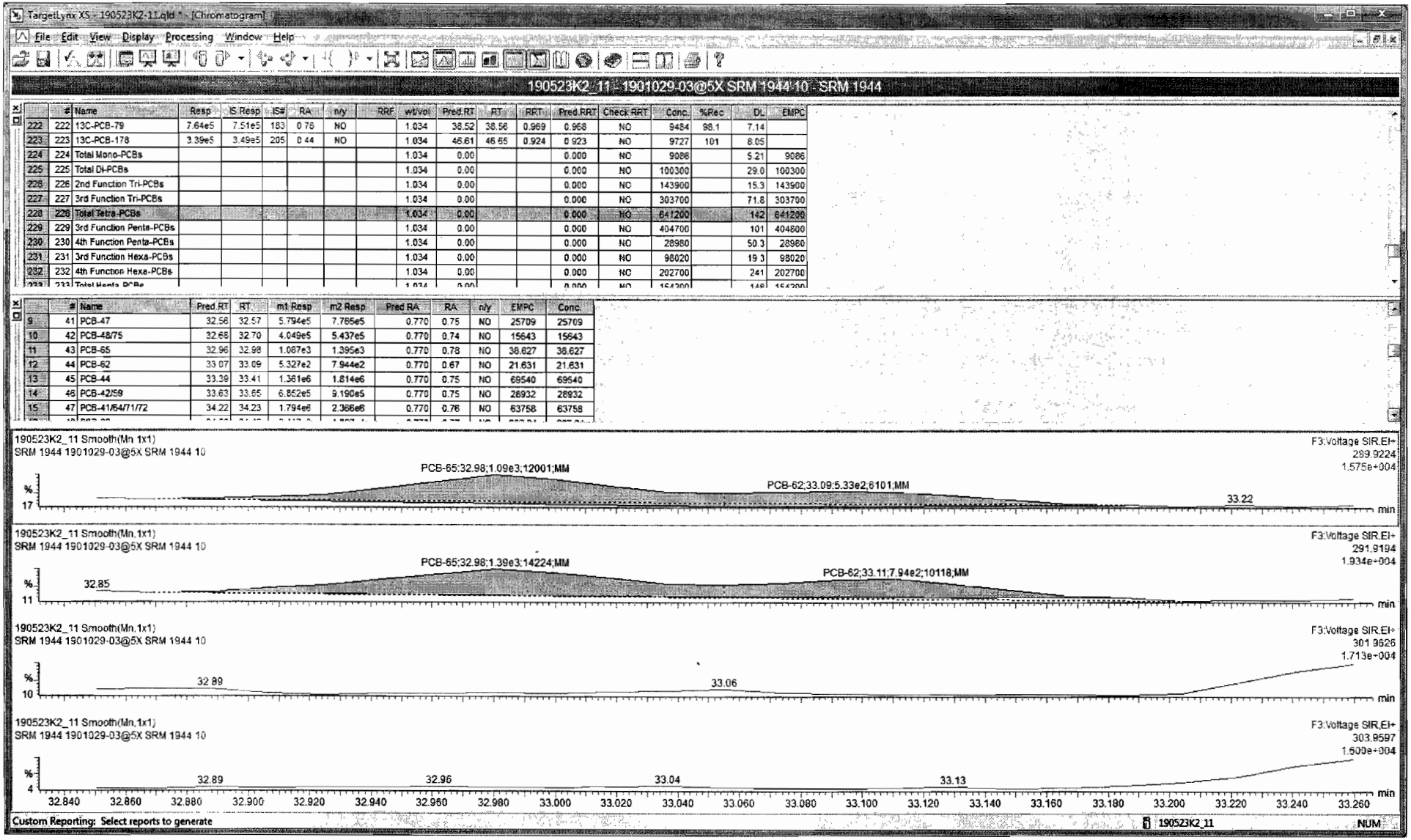

	#	Name	Resp	IS Resp	IS#	RA	n/y	RRF	wt/vol	Pred RT	RT	RRT	Pred RRT	Check RRT	Conc.	%Rec	DL	EMPC
222	222	13C-PCB-79	7.64e5	7.51e5	183	0.78	NO		1.034	38.52	38.56	0.969	0.968	NO	9484	98.1	7.14	
223	223	13C-PCB-178	3.39e5	3.49e5	205	0.44	NO		1.034	46.61	46.65	0.924	0.923	NO	9727	101	8.05	
224	224	Total Mono-PCBs							1.034	0.00			0.000	NO	9086		5.21	9086
225	225	Total Di-PCBs							1.034	0.00			0.000	NO	100300		29.0	100300
226	226	2nd Function Tri-PCBs							1.034	0.00			0.000	NO	143900		15.3	143900
227	227	3rd Function Tri-PCBs							1.034	0.00			0.000	NO	303700		71.8	303700
228	228	Total Tetra-PCBs							1.034	0.00			0.000	NO	641200		142	641200
229	229	3rd Function Penta-PCBs							1.034	0.00			0.000	NO	404700		101	404800
230	230	4th Function Penta-PCBs							1.034	0.00			0.000	NO	28980		50.3	28980
231	231	3rd Function Hexa-PCBs							1.034	0.00			0.000	NO	98020		19.3	98020
232	232	4th Function Hexa-PCBs							1.034	0.00			0.000	NO	202700		241	202700

	#	Name	Pred RT	RT	m1 Resp	m2 Resp	Pred RA	RA	n/y	EMPC	Conc.
9	41	PCB-47	32.56	32.57	5.794e5	7.765e5	0.770	0.75	NO	25709	25709
10	42	PCB-48/75	32.68	32.70	4.049e5	5.437e5	0.770	0.74	NO	15643	15643
11	43	PCB-65	32.96	32.98	1.087e3	1.395e3	0.770	0.78	NO	38.627	38.627
12	44	PCB-62	33.07	33.09	5.327e2	7.944e2	0.770	0.67	NO	21.631	21.631
13	45	PCB-44	33.39	33.41	1.361e6	1.814e6	0.770	0.75	NO	69540	69540
14	46	PCB-42/59	33.63	33.65	6.852e5	9.190e5	0.770	0.75	NO	26932	26932
15	47	PCB-41/64/71/72	34.22	34.23	1.794e6	2.368e6	0.770	0.76	NO	63758	63758

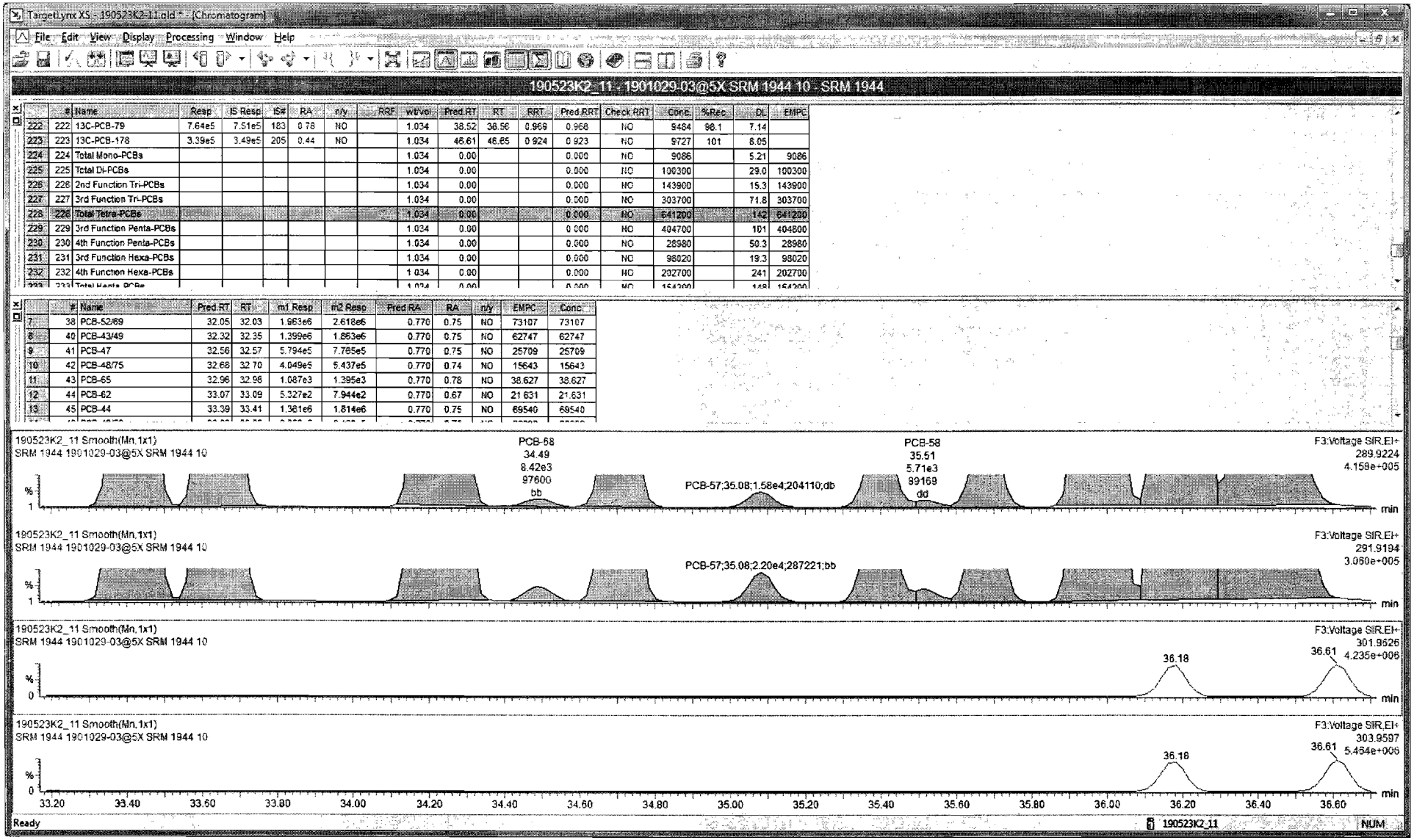

	#	Name	Resp	IS Resp	IS#	RA	n/y	RRF	wt/vol	Pred.RT	RT	RRT	Pred.RRT	Check RRT	Conc.	%Rec	DL	EMPC
222	222	13C-PCB-79	7.64e5	7.51e5	183	0.78	NO		1.034	38.52	38.56	0.969	0.968	NO	9484	98.1	7.14	
223	223	13C-PCB-178	3.39e5	3.49e5	205	0.44	NO		1.034	46.61	46.65	0.924	0.923	NO	9727	101	8.05	
224	224	Total Mono-PCBs							1.034	0.00			0.000	NO	9086		5.21	9086
225	225	Total Di-PCBs							1.034	0.00			0.000	NO	100300		29.0	100300
226	226	2nd Function Tri-PCBs							1.034	0.00			0.000	NO	143900		15.3	143900
227	227	3rd Function Tri-PCBs							1.034	0.00			0.000	NO	303700		71.8	303700
228	228	Total Tetra-PCBs							1.034	0.00			0.000	NO	641200		142	641200
229	229	3rd Function Penta-PCBs							1.034	0.00			0.000	NO	404700		101	404800
230	230	4th Function Penta-PCBs							1.034	0.00			0.000	NO	28980		50.3	28980
231	231	3rd Function Hexa-PCBs							1.034	0.00			0.000	NO	98020		19.3	98020
232	232	4th Function Hexa-PCBs							1.034	0.00			0.000	NO	202700		241	202700

	#	Name	Pred.RT	RT	m1 Resp	m2 Resp	Pred RA	RA	n/y	EMPC	Conc.
7	38	PCB-52/69	32.05	32.03	1.963e6	2.618e6	0.770	0.75	NO	73107	73107
8	40	PCB-43/49	32.32	32.35	1.399e6	1.853e6	0.770	0.75	NO	62747	62747
9	41	PCB-47	32.56	32.57	5.794e5	7.765e5	0.770	0.75	NO	25709	25709
10	42	PCB-48/75	32.68	32.70	4.049e5	5.437e5	0.770	0.74	NO	15643	15643
11	43	PCB-65	32.96	32.98	1.087e3	1.395e3	0.770	0.78	NO	38.627	38.627
12	44	PCB-62	33.07	33.09	5.327e2	7.944e2	0.770	0.67	NO	21.631	21.631
13	45	PCB-44	33.39	33.41	1.381e6	1.814e6	0.770	0.75	NO	69540	69540

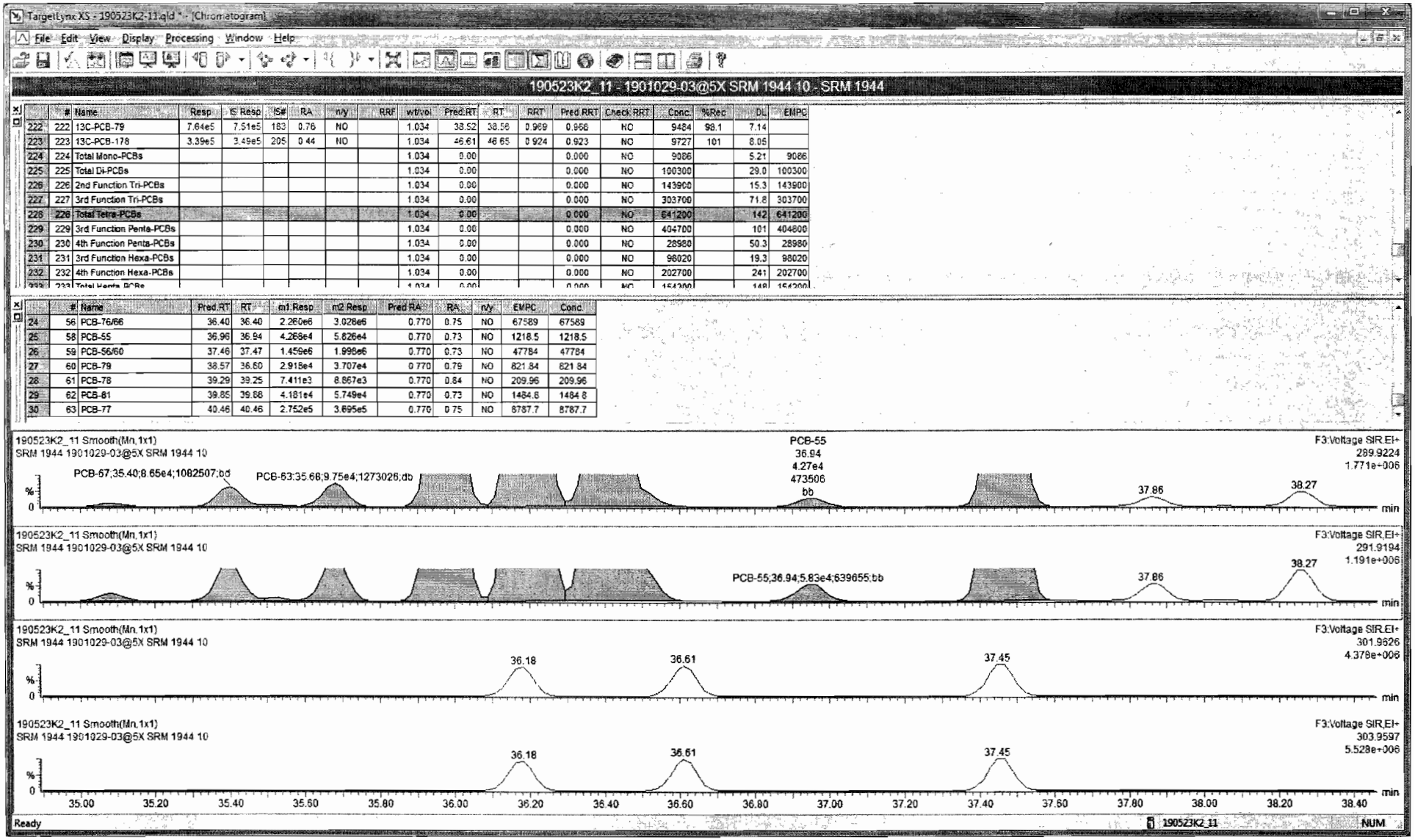

	#	Name	Resp	IS Resp	IS#	RA	n/y	RRF	wt/vol	Pred.RT	RT	RRT	Pred.RRT	Check.RRT	Conc.	%Rec	DL	EMPC
222	222	13C-PCB-79	7.64e5	7.51e5	183	0.76	NO		1.034	38.52	38.56	0.969	0.968	NO	9484	98.1	7.14	
223	223	13C-PCB-178	3.39e5	3.49e5	205	0.44	NO		1.034	46.61	46.65	0.924	0.923	NO	9727	101	8.05	
224	224	Total Mono-PCBs							1.034	0.00			0.000	NO	9086		5.21	9086
225	225	Total Di-PCBs							1.034	0.00			0.000	NO	100300		29.0	100300
226	226	2nd Function Tri-PCBs							1.034	0.00			0.000	NO	143900		15.3	143900
227	227	3rd Function Tri-PCBs							1.034	0.00			0.000	NO	303700		71.8	303700
228	228	Total Tetra-PCBs							1.034	0.00			0.000	NO	641200		142	641200
229	229	3rd Function Penta-PCBs							1.034	0.00			0.000	NO	404700		101	404800
230	230	4th Function Penta-PCBs							1.034	0.00			0.000	NO	28980		50.3	28980
231	231	3rd Function Hexa-PCBs							1.034	0.00			0.000	NO	98020		19.3	98020
232	232	4th Function Hexa-PCBs							1.034	0.00			0.000	NO	202700		241	202700
233	233	Total Hepta-PCBs							1.034	0.00			0.000	NO	154200		149	154200

	#	Name	Pred.RT	RT	m1 Resp	m2 Resp	Pred RA	RA	n/y	EMPC	Conc.
24	56	PCB-76/66	36.40	36.40	2.260e6	3.026e6	0.770	0.75	NO	67589	67589
25	58	PCB-55	36.96	36.94	4.268e4	5.826e4	0.770	0.73	NO	1218.5	1218.5
26	59	PCB-56/60	37.46	37.47	1.459e6	1.996e6	0.770	0.73	NO	47784	47784
27	60	PCB-79	38.57	38.60	2.918e4	3.707e4	0.770	0.79	NO	821.84	821.84
28	61	PCB-78	39.29	39.25	7.411e3	8.867e3	0.770	0.84	NO	209.96	209.96
29	62	PCB-81	39.85	39.88	4.181e4	5.749e4	0.770	0.73	NO	1484.8	1484.8
30	63	PCB-77	40.46	40.46	2.752e5	3.695e5	0.770	0.75	NO	8787.7	8787.7

Dataset: Untitled

Last Altered: Tuesday, May 28, 2019 13:15:01 Pacific Daylight Time
Printed: Tuesday, May 28, 2019 13:15:11 Pacific Daylight Time

Name: 190523K2_11, Date: 24-May-2019, Time: 08:36:55, ID: 1901029-03@5X SRM 1944 10, Description: SRM 1944

PCB-50

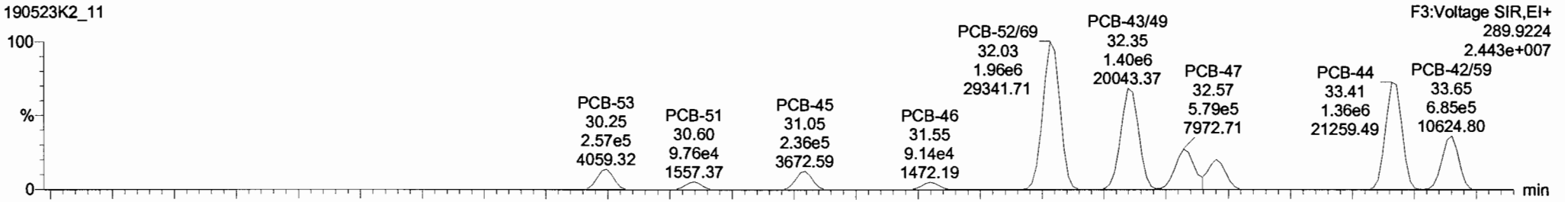



13C-PCB-52

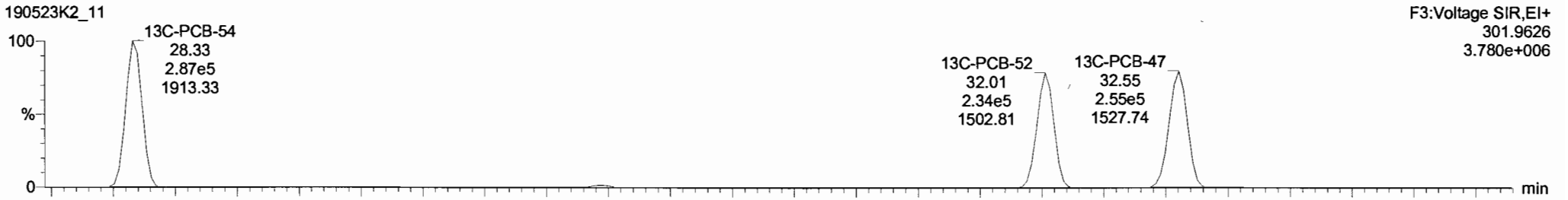

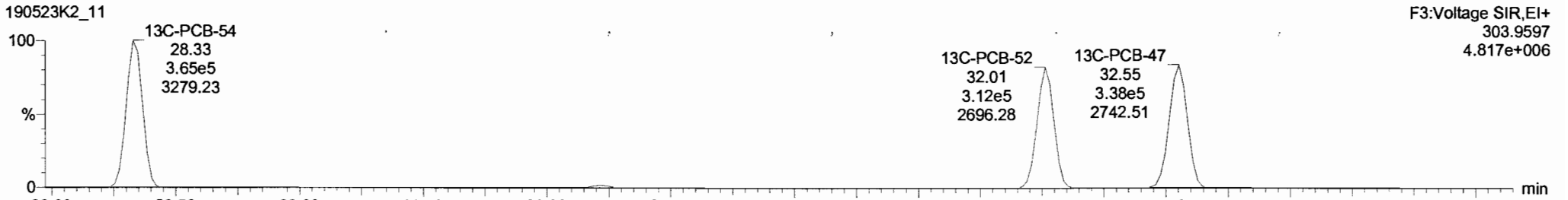

Vista Analytical Laboratory VG-11

Dataset: Untitled

Last Altered: Tuesday, May 28, 2019 13:15:01 Pacific Daylight Time
Printed: Tuesday, May 28, 2019 13:15:11 Pacific Daylight Time

Name: 190523K2_11, Date: 24-May-2019, Time: 08:36:55, ID: 1901029-03@5X SRM 1944 10, Description: SRM 1944

PCB-68

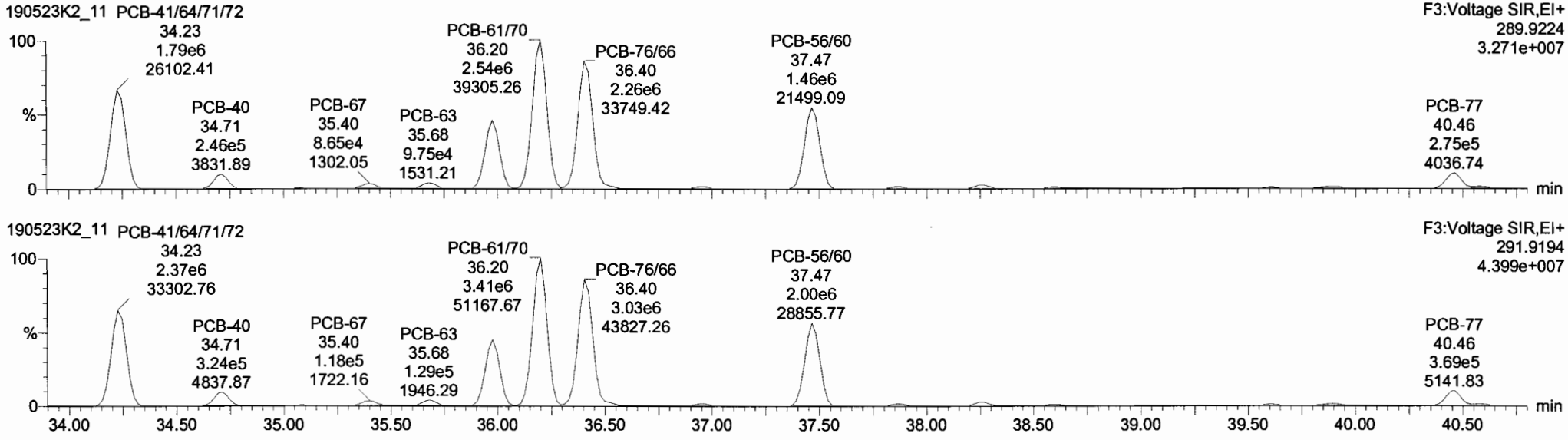

13C-PCB-60

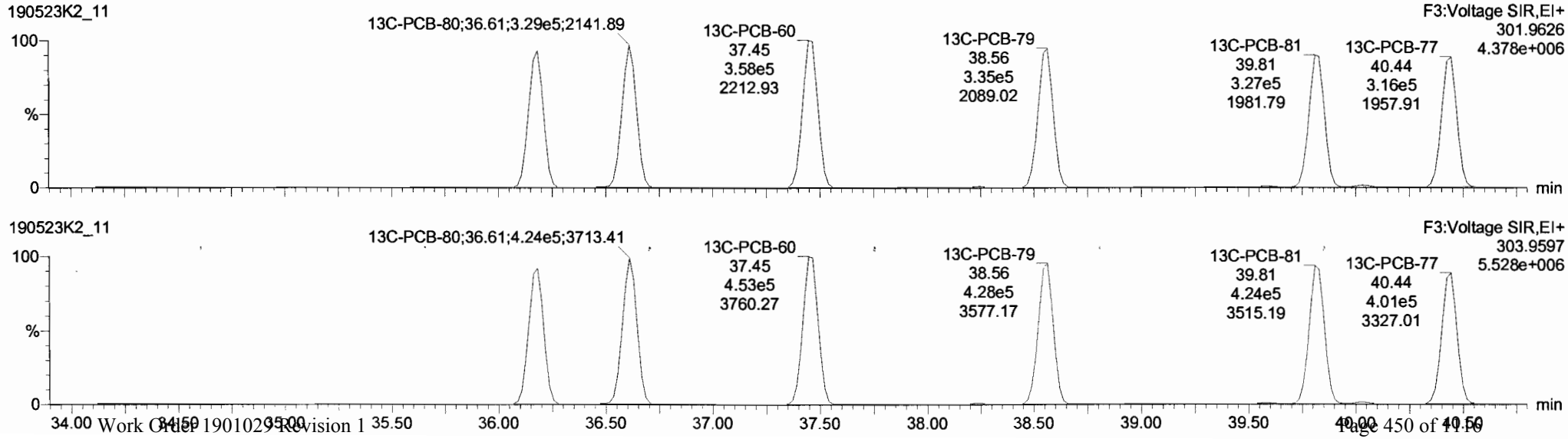

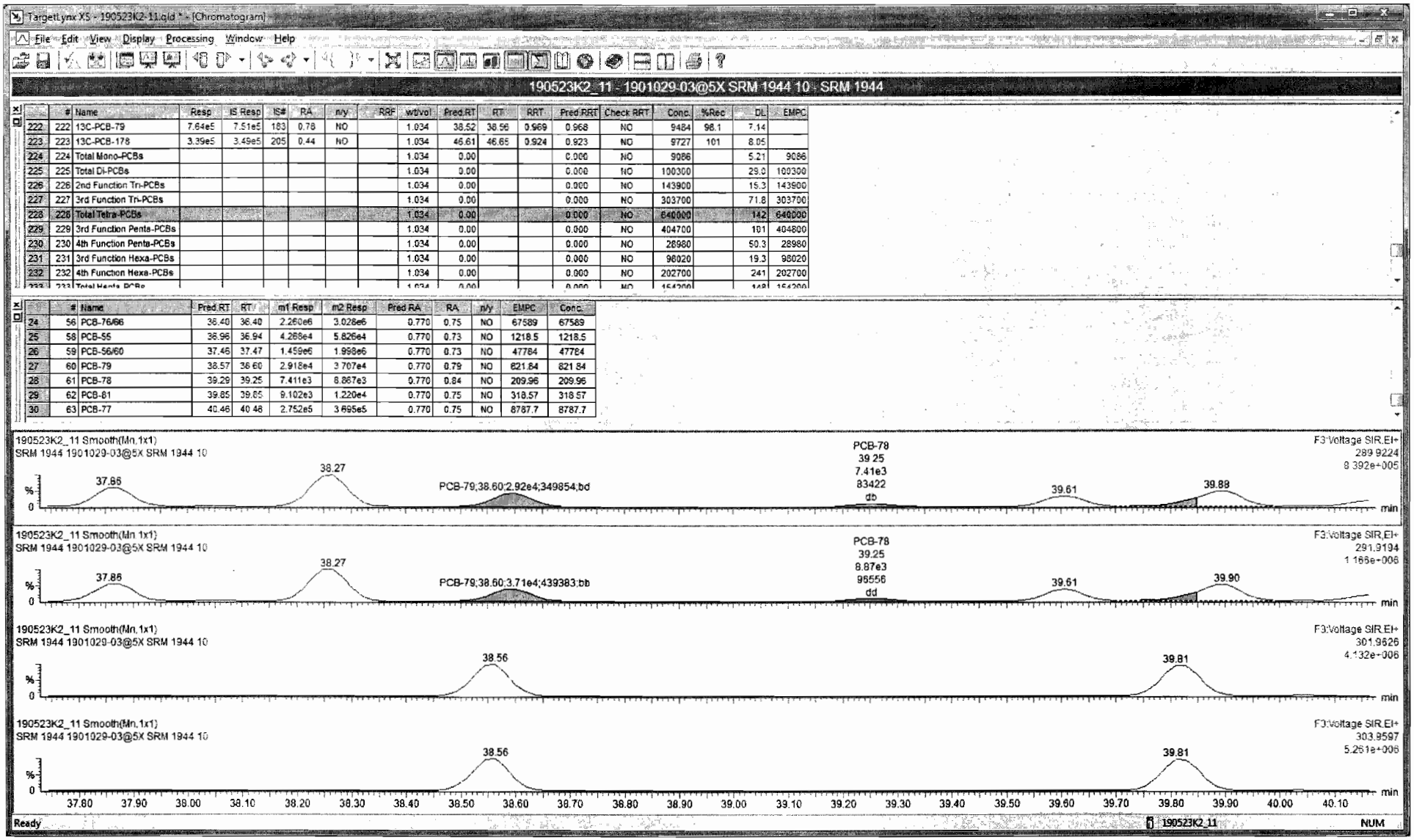

	#	Name	Resp	IS Resp	IS#	RA	n/y	RRF	wt/vol	Pred.RT	RT	RRT	Pred RRT	Check RRT	Conc.	%Rec	DL	EMPC
222	222	13C-PCB-79	7.64e5	7.51e5	183	0.78	NO		1.034	38.52	38.56	0.969	0.968	NO	9484	98.1	7.14	
223	223	13C-PCB-178	3.39e5	3.49e5	205	0.44	NO		1.034	46.61	46.65	0.924	0.923	NO	9727	101	8.05	
224	224	Total Mono-PCBs							1.034	0.00			0.000	NO	9086		5.21	9086
225	225	Total Di-PCBs							1.034	0.00			0.000	NO	100300		29.0	100300
226	226	2nd Function Tri-PCBs							1.034	0.00			0.000	NO	143900		15.3	143900
227	227	3rd Function Tri-PCBs							1.034	0.00			0.000	NO	303700		71.8	303700
228	228	Total Tetra-PCBs							1.034	0.00			0.000	NO	640000		142	640000
229	229	3rd Function Penta-PCBs							1.034	0.00			0.000	NO	404700		101	404800
230	230	4th Function Penta-PCBs							1.034	0.00			0.000	NO	28980		50.3	28980
231	231	3rd Function Hexa-PCBs							1.034	0.00			0.000	NO	98020		19.3	98020
232	232	4th Function Hexa-PCBs							1.034	0.00			0.000	NO	202700		241	202700

	#	Name	Pred.RT	RT	m1 Resp	m2 Resp	Pred RA	RA	n/y	EMPC	Conc.
24	56	PCB-76/66	36.40	36.40	2.260e6	3.028e6	0.770	0.75	NO	67589	67589
25	58	PCB-55	36.96	36.94	4.268e4	5.826e4	0.770	0.73	NO	1218.5	1218.5
26	59	PCB-56/60	37.46	37.47	1.459e6	1.998e6	0.770	0.73	NO	47784	47784
27	60	PCB-79	38.57	38.60	2.918e4	3.707e4	0.770	0.79	NO	821.84	821.84
28	61	PCB-78	39.29	39.25	7.411e3	8.867e3	0.770	0.84	NO	209.96	209.96
29	62	PCB-81	39.85	39.85	9.102e3	1.220e4	0.770	0.75	NO	318.57	318.57
30	63	PCB-77	40.46	40.48	2.752e5	3.695e5	0.770	0.75	NO	8787.7	8787.7

Dataset: Untitled

Last Altered: Tuesday, May 28, 2019 13:15:01 Pacific Daylight Time
Printed: Tuesday, May 28, 2019 13:15:11 Pacific Daylight Time

Name: 190523K2_11, Date: 24-May-2019, Time: 08:36:55, ID: 1901029-03@5X SRM 1944 10, Description: SRM 1944

PCB-104

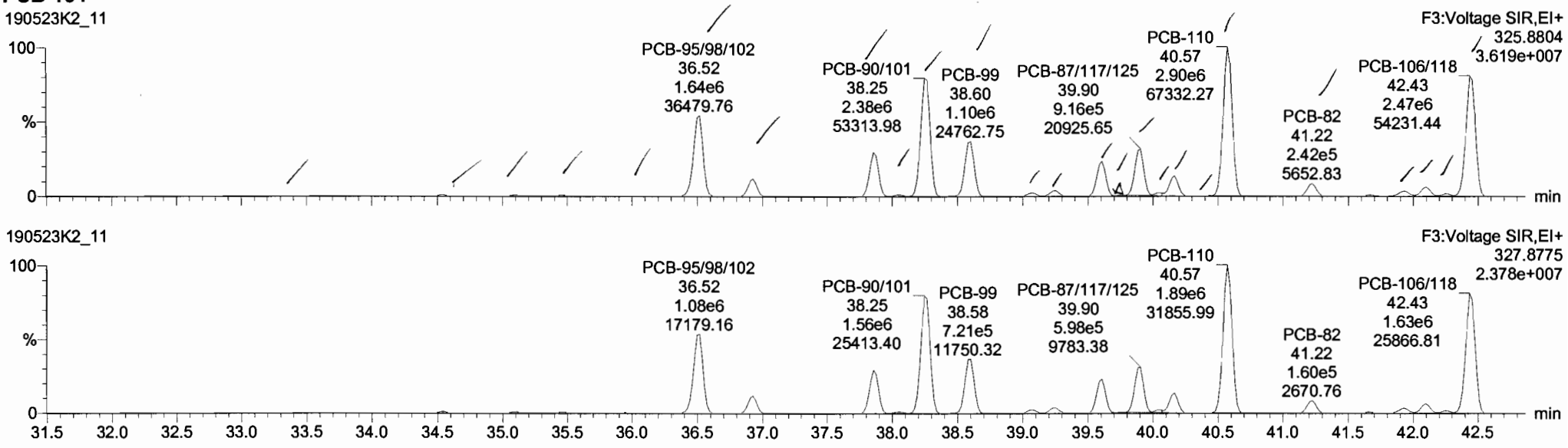

13C-PCB-104

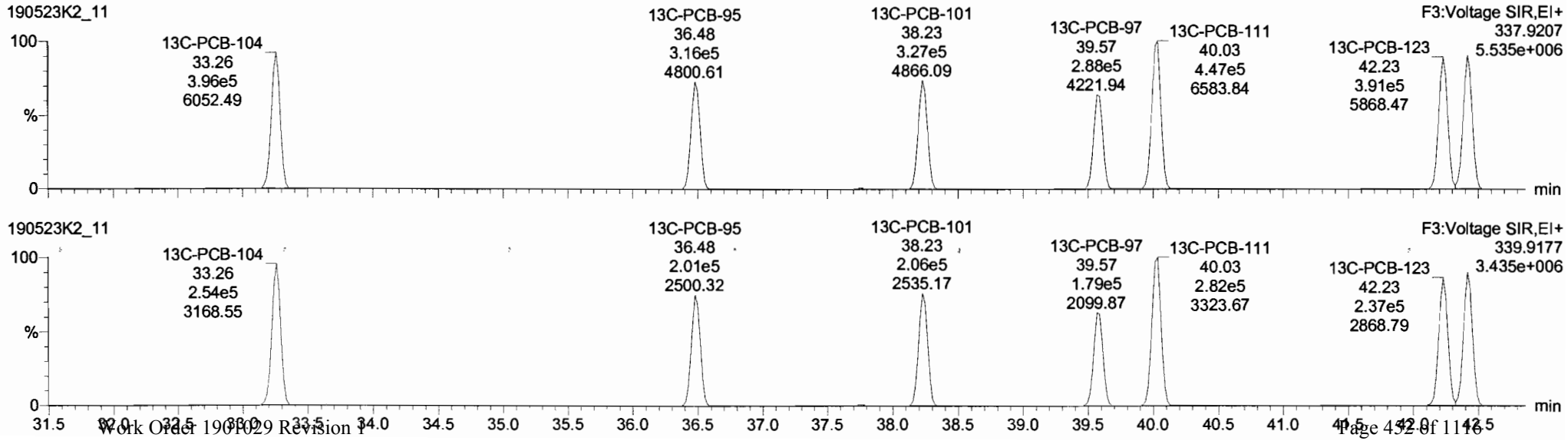

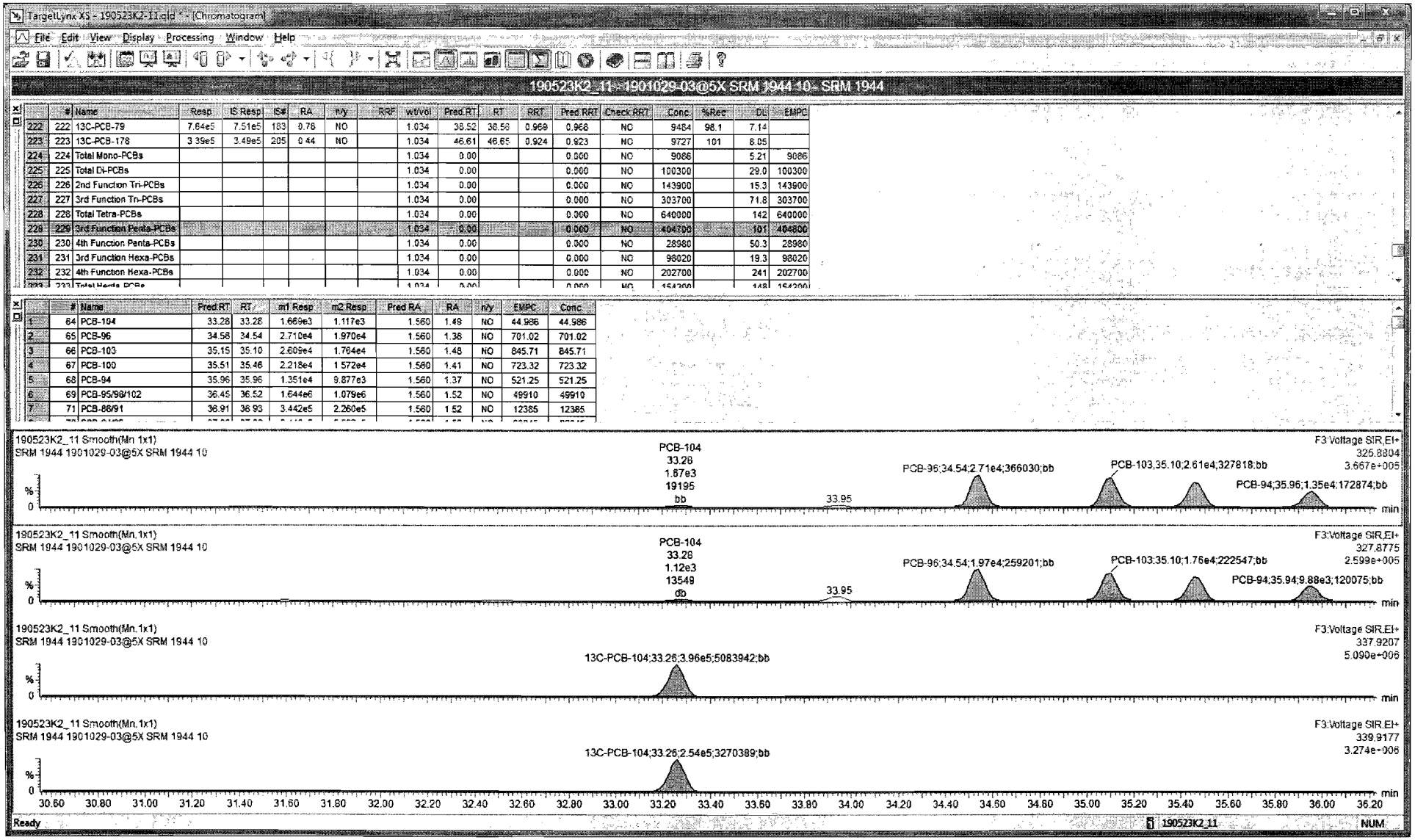

	#	Name	Resp	IS Resp	IS#	RA	n/y	RRF	wt/vol	Pred RT	RT	RRT	Pred RRT	Check RRT	Conc	%Rec	DL	EMPC
222	222	13C-PCB-79	7.64e5	7.51e5	183	0.78	NO		1.034	38.52	38.58	0.969	0.968	NO	9484	98.1	7.14	
223	223	13C-PCB-178	3.39e5	3.49e5	205	0.44	NO		1.034	46.61	46.65	0.924	0.923	NO	9727	101	8.05	
224	224	Total Mono-PCBs							1.034	0.00			0.000	NO	9086		5.21	9086
225	225	Total Di-PCBs							1.034	0.00			0.000	NO	100300		29.0	100300
226	226	2nd Function Tri-PCBs							1.034	0.00			0.000	NO	143900		15.3	143900
227	227	3rd Function Tri-PCBs							1.034	0.00			0.000	NO	303700		71.8	303700
228	228	Total Tetra-PCBs							1.034	0.00			0.000	NO	640000		142	640000
229	229	3rd Function Penta-PCBs							1.034	0.00			0.000	NO	404700		101	404800
230	230	4th Function Penta-PCBs							1.034	0.00			0.000	NO	28980		50.3	28980
231	231	3rd Function Hexa-PCBs							1.034	0.00			0.000	NO	98020		19.3	98020
232	232	4th Function Hexa-PCBs							1.034	0.00			0.000	NO	202700		241	202700

	#	Name	Pred RT	RT	m1 Resp	m2 Resp	Pred RA	RA	n/y	EMPC	Conc
1	64	PCB-104	33.28	33.28	1.669e3	1.117e3	1.560	1.49	NO	44.986	44.986
2	65	PCB-96	34.58	34.54	2.710e4	1.970e4	1.560	1.38	NO	701.02	701.02
3	66	PCB-103	35.15	35.10	2.609e4	1.764e4	1.560	1.48	NO	845.71	845.71
4	67	PCB-100	35.51	35.46	2.218e4	1.572e4	1.560	1.41	NO	723.32	723.32
5	68	PCB-94	35.96	35.96	1.351e4	9.877e3	1.560	1.37	NO	521.25	521.25
6	69	PCB-95/98/102	36.45	36.52	1.644e6	1.079e6	1.560	1.52	NO	49910	49910
7	71	PCB-88/91	36.91	36.93	3.442e5	2.260e5	1.560	1.52	NO	12385	12385

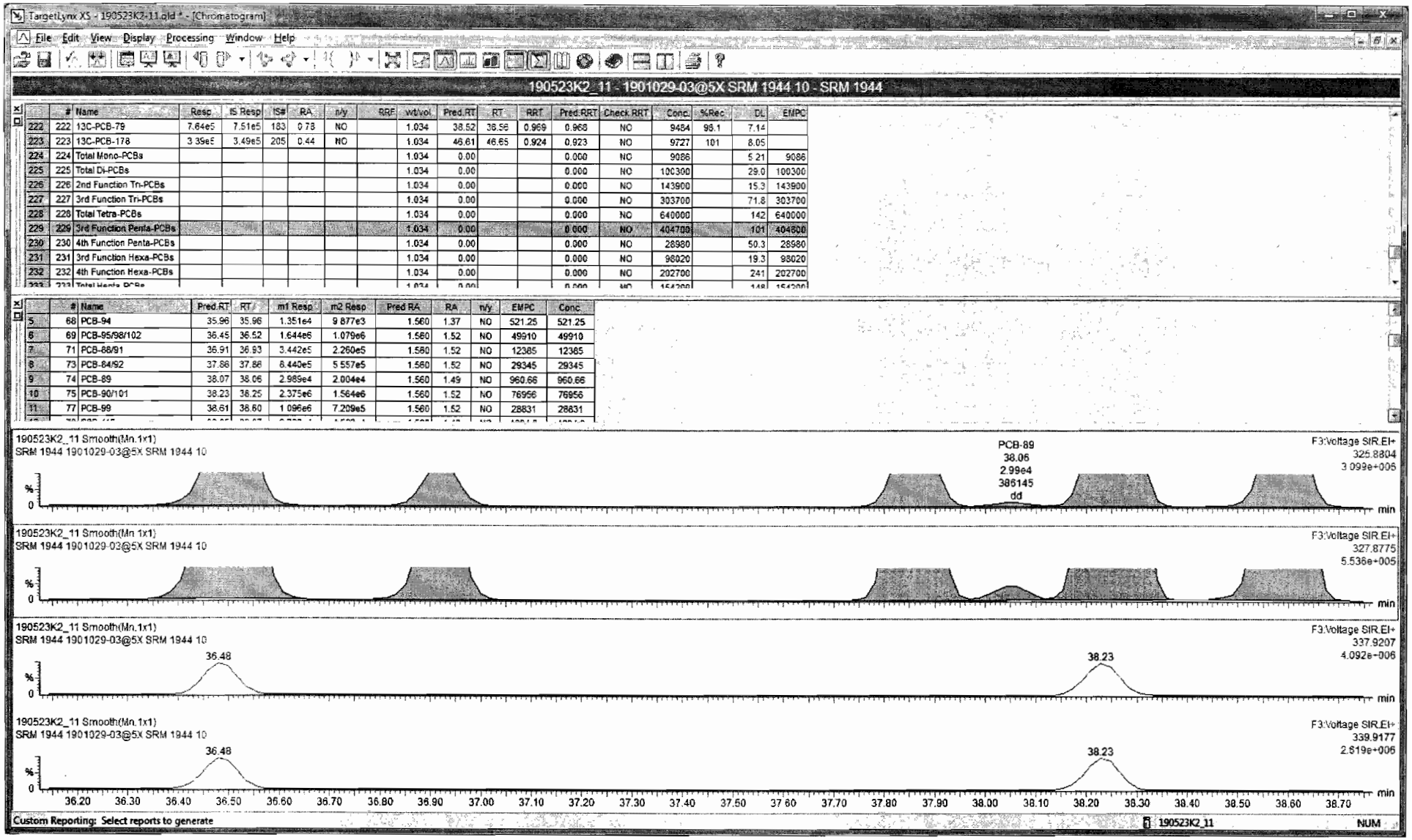

	#	Name	Resp	IS Resp	IS#	RA	n/y	RRF	wt/vol	Pred.RT	RT	RRT	Pred.RRT	Check RRT	Conc.	%Rec	DL	EMPC
222	222	13C-PCB-79	7.64e5	7.51e5	183	0.78	NO		1.034	38.52	38.56	0.969	0.968	NO	9454	98.1	7.14	
223	223	13C-PCB-178	3.39e5	3.49e5	205	0.44	NO		1.034	46.61	46.65	0.924	0.923	NO	9727	101	8.05	
224	224	Total Mono-PCBs							1.034	0.00			0.000	NO	9086		5.21	9086
225	225	Total Di-PCBs							1.034	0.00			0.000	NO	100300		29.0	100300
226	226	2nd Function Tri-PCBs							1.034	0.00			0.000	NO	143900		15.3	143900
227	227	3rd Function Tri-PCBs							1.034	0.00			0.000	NO	303700		71.8	303700
228	228	Total Tetra-PCBs							1.034	0.00			0.000	NO	640000		142	640000
229	229	3rd Function Penta-PCBs							1.034	0.00			0.000	NO	404700		101	404800
230	230	4th Function Penta-PCBs							1.034	0.00			0.000	NO	28980		50.3	28980
231	231	3rd Function Hexa-PCBs							1.034	0.00			0.000	NO	98020		19.3	98020
232	232	4th Function Hexa-PCBs							1.034	0.00			0.000	NO	202700		241	202700

	#	Name	Pred.RT	RT	m1 Resp	m2 Resp	Pred RA	RA	n/y	EMPC	Conc
5	68	PCB-94	35.96	35.96	1.351e4	9.877e3	1.560	1.37	NO	521.25	521.25
6	69	PCB-95/98/102	36.45	36.52	1.644e6	1.079e6	1.560	1.52	NO	49910	49910
7	71	PCB-88/91	36.91	36.93	3.442e5	2.260e5	1.560	1.52	NO	12385	12385
8	73	PCB-84/92	37.86	37.86	8.440e5	5.557e5	1.560	1.52	NO	29345	29345
9	74	PCB-89	38.07	38.06	2.989e4	2.004e4	1.560	1.49	NO	960.66	960.66
10	75	PCB-90/101	38.23	38.25	2.375e6	1.564e6	1.560	1.52	NO	76956	76956
11	77	PCB-99	38.61	38.60	1.096e6	7.209e5	1.560	1.52	NO	28831	28831

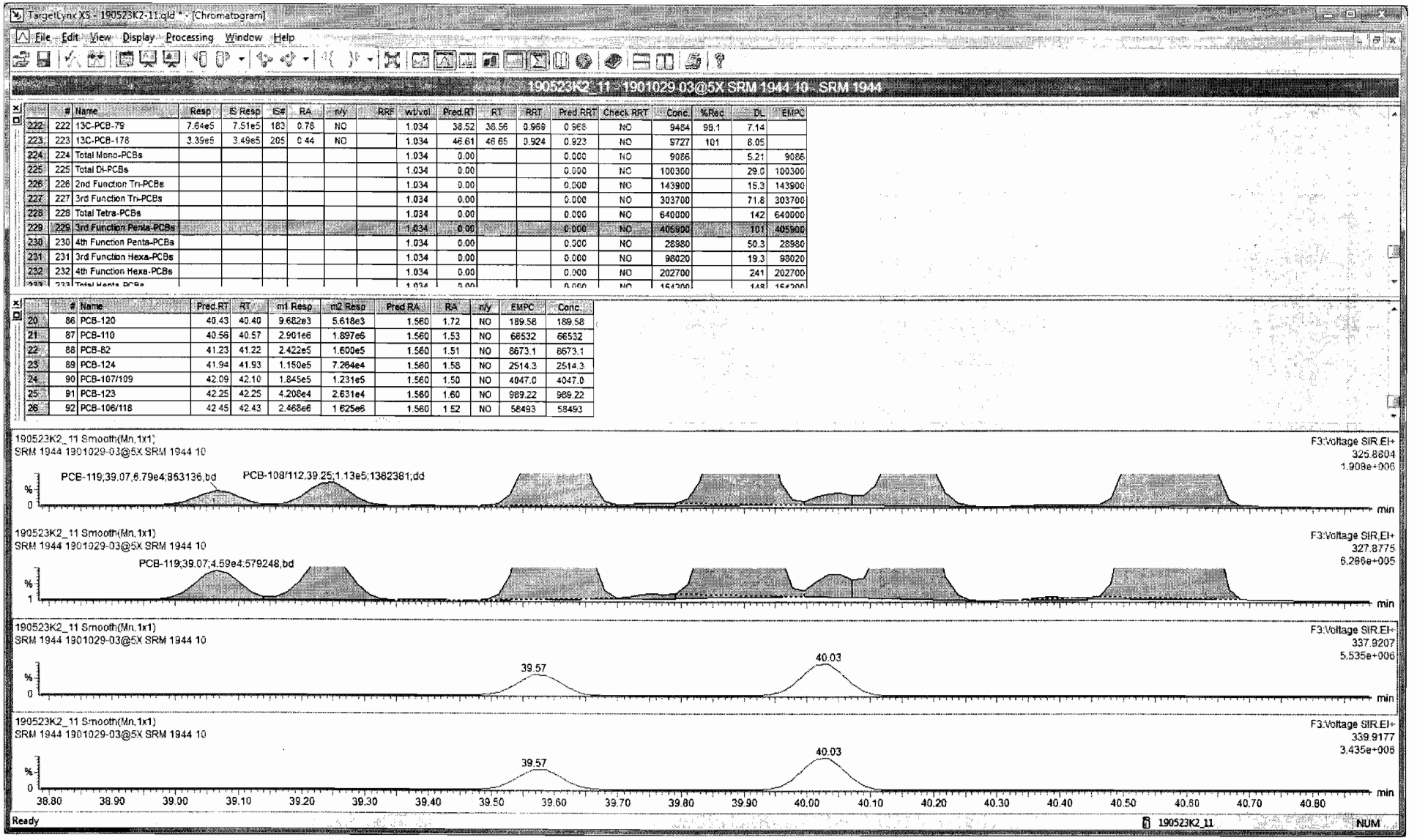

	#	Name	Resp	IS Resp	IS#	RA	n/y	RRF	wt/vol	Pred.RT	RT	RRT	Pred.RRT	Check RRT	Conc.	%Rec	DL	EMPC
222	222	13C-PCB-79	7.64e5	7.51e5	183	0.78	NO		1.034	38.52	38.56	0.969	0.968	NO	9484	98.1	7.14	
223	223	13C-PCB-178	3.39e5	3.49e5	205	0.44	NO		1.034	46.61	46.65	0.924	0.923	NO	9727	101	8.05	
224	224	Total Mono-PCBs							1.034	0.00			0.000	NO	9086		5.21	9086
225	225	Total Di-PCBs							1.034	0.00			0.000	NO	100300		29.0	100300
226	226	2nd Function Tri-PCBs							1.034	0.00			0.000	NO	143900		15.3	143900
227	227	3rd Function Tri-PCBs							1.034	0.00			0.000	NO	303700		71.8	303700
228	228	Total Tetra-PCBs							1.034	0.00			0.000	NO	640000		142	640000
229	229	3rd Function Penta-PCBs							1.034	0.00			0.000	NO	405900		101	405900
230	230	4th Function Penta-PCBs							1.034	0.00			0.000	NO	28980		50.3	28980
231	231	3rd Function Hexa-PCBs							1.034	0.00			0.000	NO	98020		19.3	98020
232	232	4th Function Hexa-PCBs							1.034	0.00			0.000	NO	202700		241	202700

	#	Name	Pred.RT	RT	m1 Resp	m2 Resp	Pred RA	RA	n/y	EMPC	Conc.
20	86	PCB-120	40.43	40.40	9.682e3	5.618e3	1.560	1.72	NO	189.58	189.58
21	87	PCB-110	40.56	40.57	2.901e6	1.897e6	1.560	1.53	NO	66532	66532
22	88	PCB-82	41.23	41.22	2.422e5	1.600e5	1.560	1.51	NO	8673.1	8673.1
23	89	PCB-124	41.94	41.93	1.150e5	7.264e4	1.560	1.58	NO	2514.3	2514.3
24	90	PCB-107/109	42.09	42.10	1.845e5	1.231e5	1.560	1.50	NO	4047.0	4047.0
25	91	PCB-123	42.25	42.25	4.208e4	2.631e4	1.560	1.60	NO	989.22	989.22
26	92	PCB-106/118	42.45	42.43	2.468e6	1.625e6	1.560	1.52	NO	58493	58493

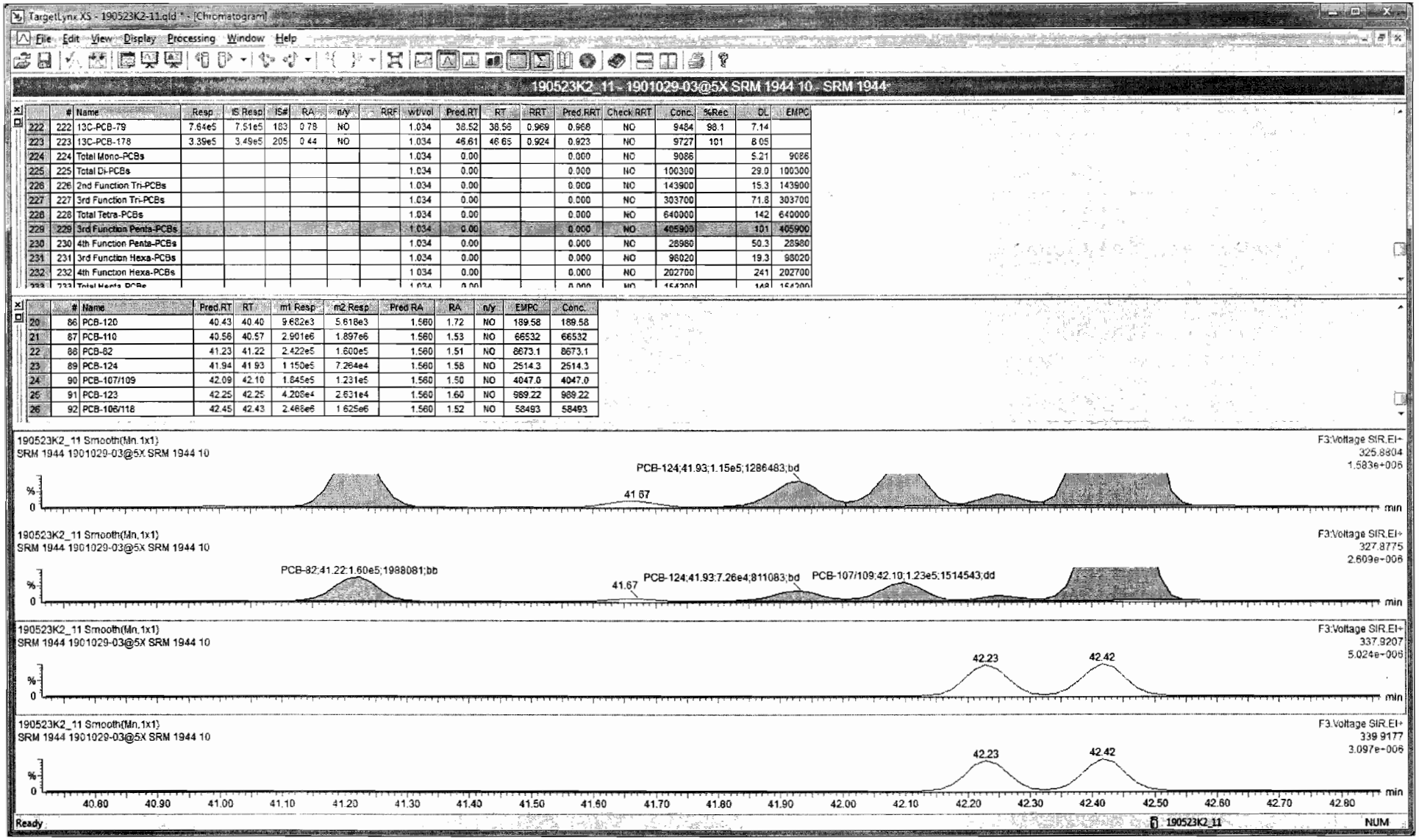

	#	Name	Resp	IS Resp	IS#	RA	n/y	RRF	wt/vol	Pred.RT	RT	RRT	Pred.RRT	Check RRT	Conc.	%Rec	DL	EMPC
222	222	13C-PCB-79	7.64e5	7.51e5	183	0.78	NO		1.034	38.52	38.56	0.969	0.968	NO	9484	98.1	7.14	
223	223	13C-PCB-178	3.39e5	3.49e5	205	0.44	NO		1.034	46.61	46.65	0.924	0.923	NO	9727	101	8.05	
224	224	Total Mono-PCBs							1.034	0.00			0.000	NO	9086		5.21	9086
225	225	Total Di-PCBs							1.034	0.00			0.000	NO	100300		29.0	100300
226	226	2nd Function Tri-PCBs							1.034	0.00			0.000	NO	143900		15.3	143900
227	227	3rd Function Tri-PCBs							1.034	0.00			0.000	NO	303700		71.8	303700
228	228	Total Tetra-PCBs							1.034	0.00			0.000	NO	640000		142	640000
229	229	3rd Function Penta-PCBs							1.034	0.00			0.000	NO	405900		101	405900
230	230	4th Function Penta-PCBs							1.034	0.00			0.000	NO	28980		50.3	28980
231	231	3rd Function Hexa-PCBs							1.034	0.00			0.000	NO	98020		19.3	98020
232	232	4th Function Hexa-PCBs							1.034	0.00			0.000	NO	202700		241	202700

	#	Name	Pred.RT	RT	m1 Resp	m2 Resp	Pred RA	RA	n/y	EMPC	Conc.
20	86	PCB-120	40.43	40.40	9.682e3	5.618e3	1.560	1.72	NO	189.58	189.58
21	87	PCB-110	40.56	40.57	2.901e6	1.897e6	1.560	1.53	NO	66532	66532
22	88	PCB-82	41.23	41.22	2.422e5	1.600e5	1.560	1.51	NO	8673.1	8673.1
23	89	PCB-124	41.94	41.93	1.150e5	7.264e4	1.560	1.58	NO	2514.3	2514.3
24	90	PCB-107/109	42.09	42.10	1.845e5	1.231e5	1.560	1.50	NO	4047.0	4047.0
25	91	PCB-123	42.25	42.25	4.209e4	2.631e4	1.560	1.60	NO	989.22	989.22
26	92	PCB-106/118	42.45	42.43	2.466e6	1.625e6	1.560	1.52	NO	58493	58493

Dataset: Untitled

Last Altered: Tuesday, May 28, 2019 13:15:01 Pacific Daylight Time
Printed: Tuesday, May 28, 2019 13:15:11 Pacific Daylight Time

Name: 190523K2_11, Date: 24-May-2019, Time: 08:36:55, ID: 1901029-03@5X SRM 1944 10, Description: SRM 1944

PCB-96

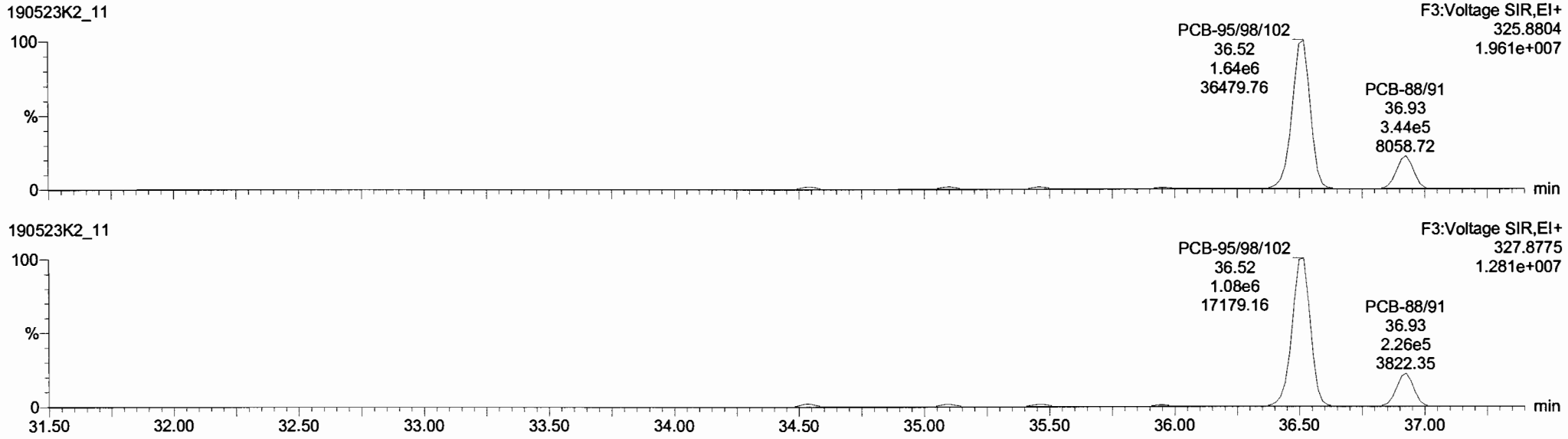

13C-PCB-95

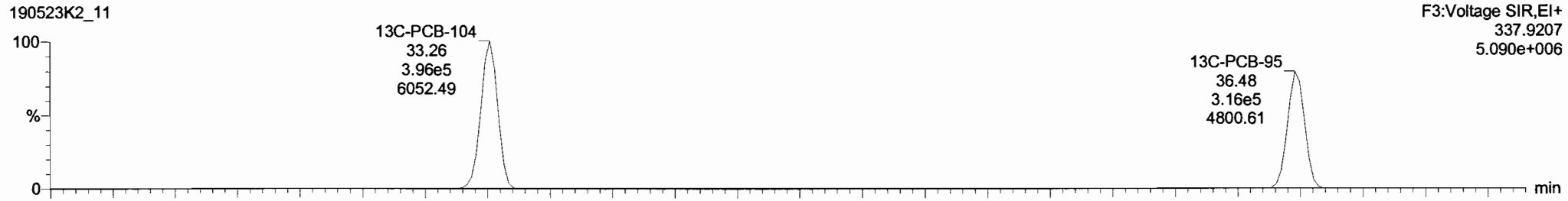

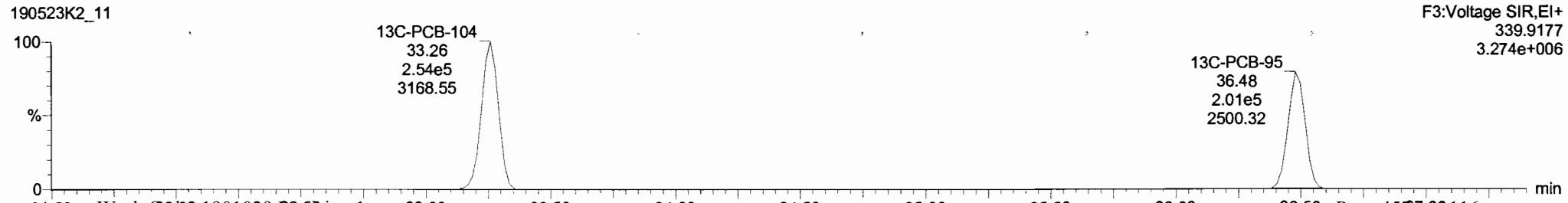

Dataset: Untitled

Last Altered: Tuesday, May 28, 2019 13:15:01 Pacific Daylight Time
Printed: Tuesday, May 28, 2019 13:15:11 Pacific Daylight Time

Name: 190523K2_11, Date: 24-May-2019, Time: 08:36:55, ID: 1901029-03@5X SRM 1944 10, Description: SRM 1944

PCB-119

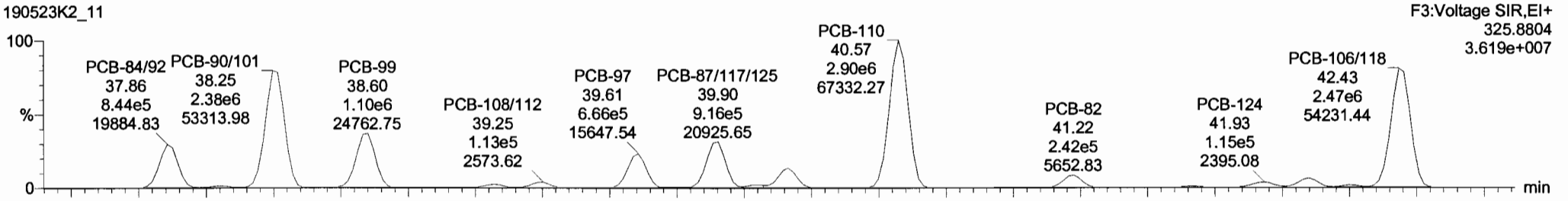

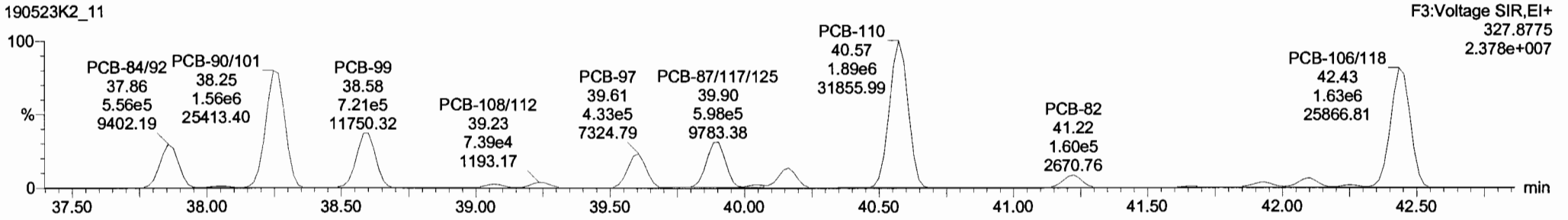

13C-PCB-111

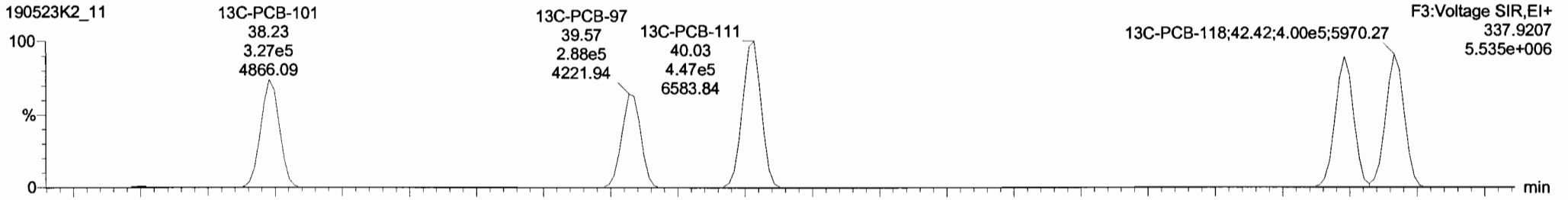

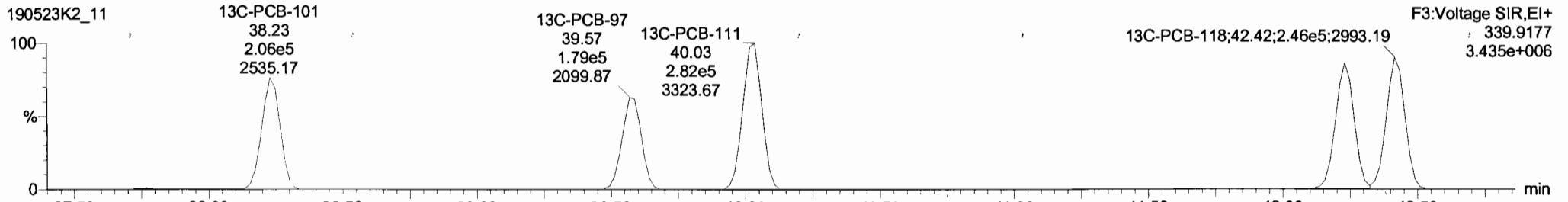

Dataset: Untitled

Last Altered: Tuesday, May 28, 2019 13:15:01 Pacific Daylight Time
Printed: Tuesday, May 28, 2019 13:15:11 Pacific Daylight Time

Name: 190523K2_11, Date: 24-May-2019, Time: 08:36:55, ID: 1901029-03@5X SRM 1944 10, Description: SRM 1944

PCB-114

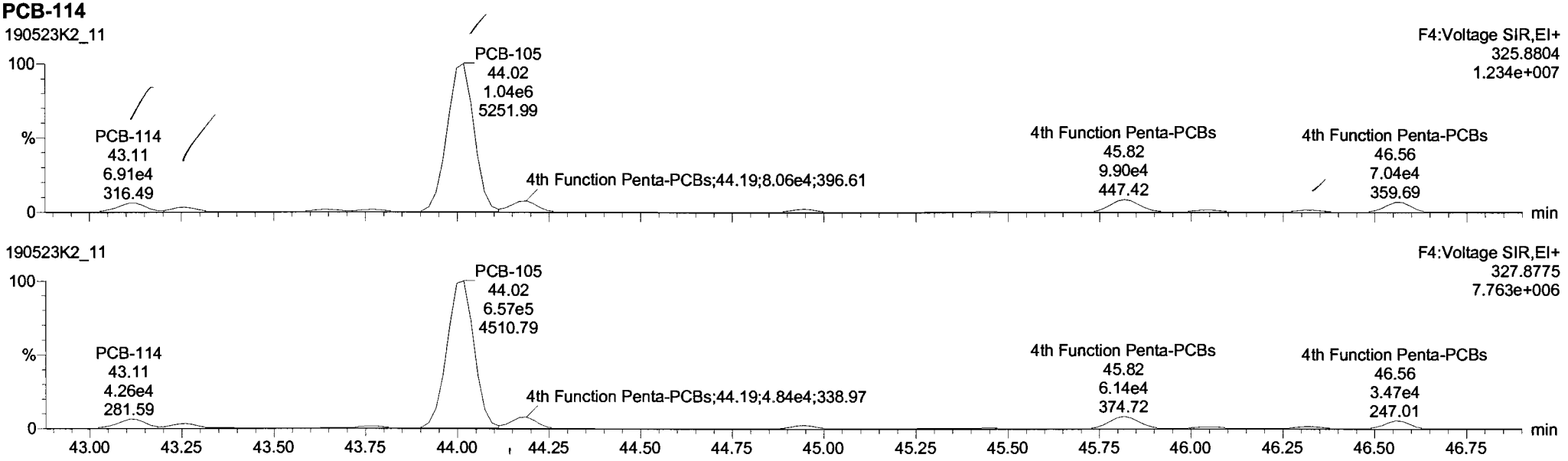

13C-PCB-114

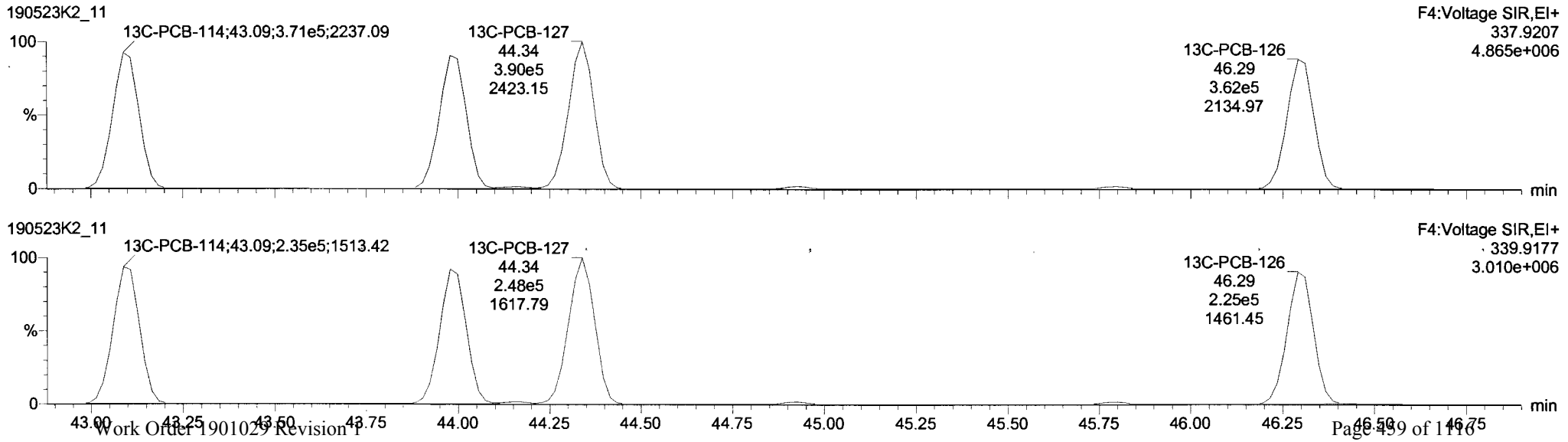

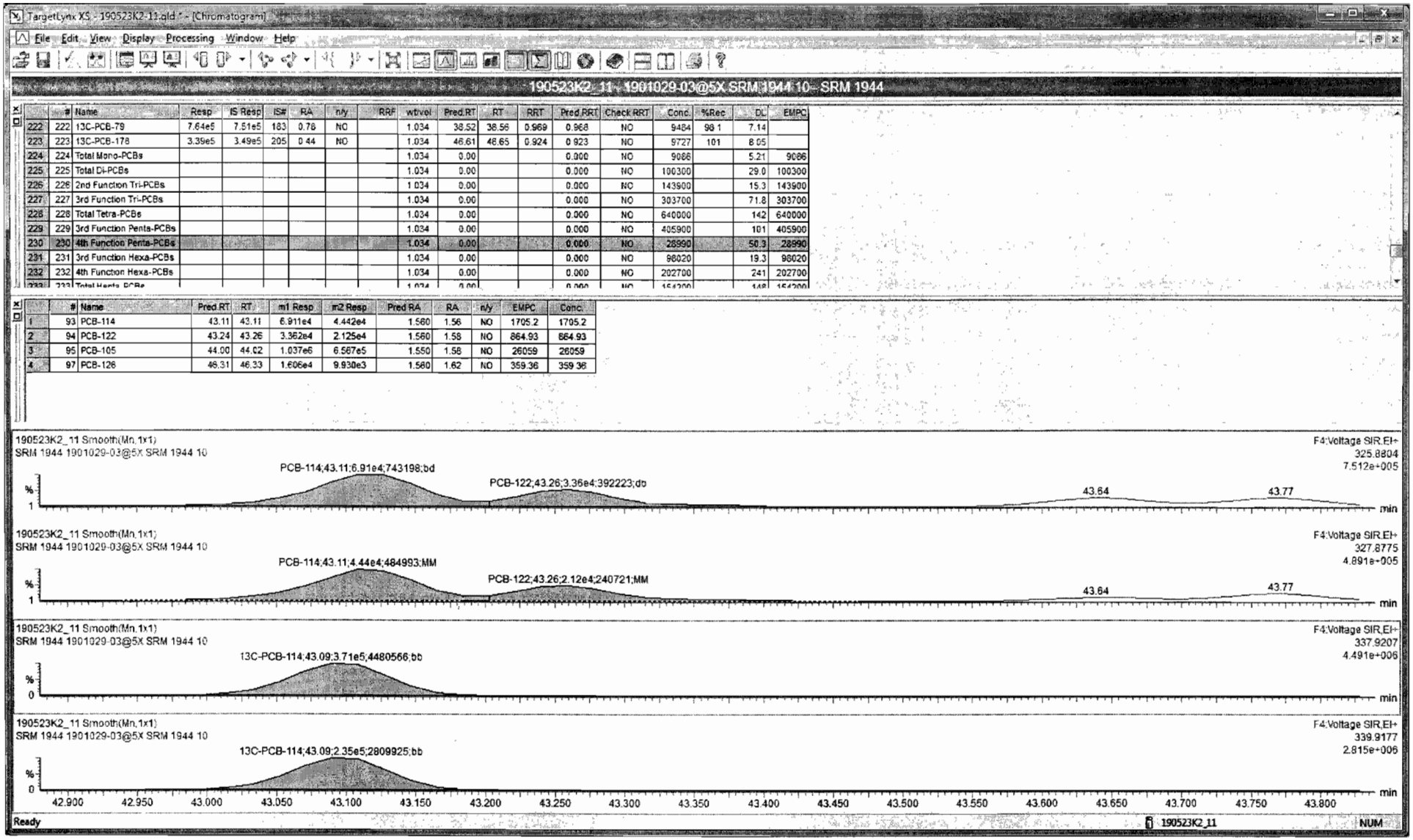

	#	Name	Resp	IS Resp	IS#	RA	n/y	RRF	wt/vol	Pred.RT	RT	RRT	Pred.RRT	Check RRT	Conc.	%Rec	DL	EMPC
222	222	13C-PCB-79	7.64e5	7.51e5	183	0.78	NO		1.034	38.52	38.56	0.969	0.968	NO	9484	98.1	7.14	
223	223	13C-PCB-178	3.39e5	3.49e5	205	0.44	NO		1.034	46.61	46.65	0.924	0.923	NO	9727	101	8.05	
224	224	Total Mono-PCBs							1.034	0.00			0.000	NO	9086		5.21	9086
225	225	Total Di-PCBs							1.034	0.00			0.000	NO	100300		29.0	100300
226	226	2nd Function Tri-PCBs							1.034	0.00			0.000	NO	143900		15.3	143900
227	227	3rd Function Tri-PCBs							1.034	0.00			0.000	NO	303700		71.8	303700
228	228	Total Tetra-PCBs							1.034	0.00			0.000	NO	640000		142	640000
229	229	3rd Function Penta-PCBs							1.034	0.00			0.000	NO	405900		101	405900
230	230	4th Function Penta-PCBs							1.034	0.00			0.000	NO	28990		50.3	28990
231	231	3rd Function Hexa-PCBs							1.034	0.00			0.000	NO	98020		19.3	98020
232	232	4th Function Hexa-PCBs							1.034	0.00			0.000	NO	202700		241	202700
233	233	Total Hepta-PCBs							1.034	0.00			0.000	NO	154200		148	154200

	#	Name	Pred.RT	RT	m1 Resp	m2 Resp	Pred RA	RA	n/y	EMPC	Conc.
1	93	PCB-114	43.11	43.11	6.911e4	4.442e4	1.560	1.56	NO	1705.2	1705.2
2	94	PCB-122	43.24	43.26	3.362e4	2.125e4	1.560	1.58	NO	864.93	864.93
3	95	PCB-105	44.00	44.02	1.037e6	6.567e5	1.550	1.58	NO	26059	26059
4	97	PCB-126	46.31	46.33	1.606e4	9.930e3	1.560	1.62	NO	359.36	359.36

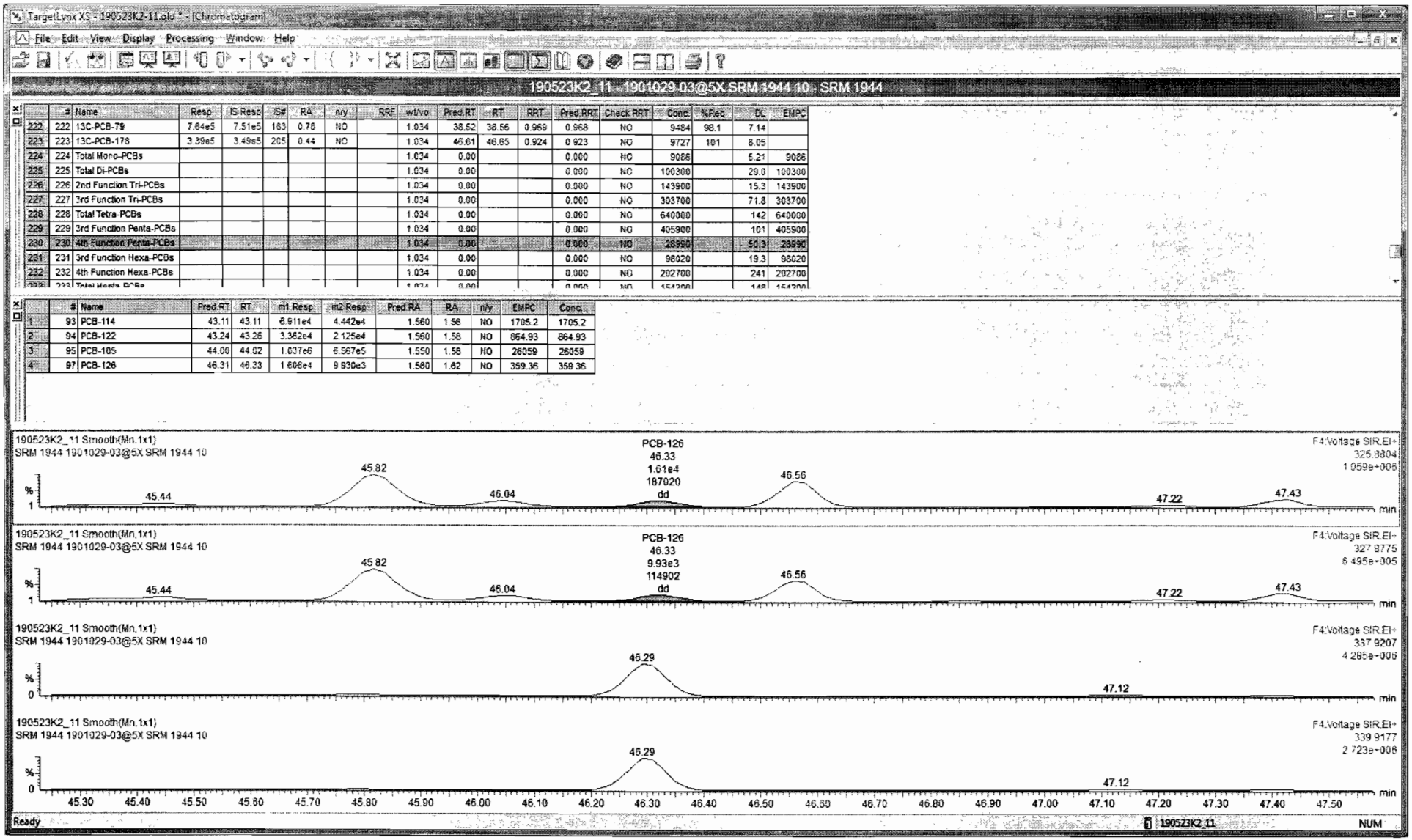

	#	Name	Resp.	IS Resp.	IS#	RA	n/y	RRF	wt/vol	Pred.RT	RT	RRT	Pred.RRT	Check RRT	Conc.	%Rec	DL	EMPC
222	222	13C-PCB-79	7.64e5	7.51e5	183	0.78	NO		1.034	38.52	38.56	0.969	0.968	NO	9484	98.1	7.14	
223	223	13C-PCB-178	3.39e5	3.49e5	205	0.44	NO		1.034	46.61	46.65	0.924	0.923	NO	9727	101	8.05	
224	224	Total Mono-PCBs							1.034	0.00			0.000	NO	9086		5.21	9086
225	225	Total Di-PCBs							1.034	0.00			0.000	NO	100300		29.0	100300
226	226	2nd Function Tri-PCBs							1.034	0.00			0.000	NO	143900		15.3	143900
227	227	3rd Function Tri-PCBs							1.034	0.00			0.000	NO	303700		71.8	303700
228	228	Total Tetra-PCBs							1.034	0.00			0.000	NO	640900		142	640900
229	229	3rd Function Penta-PCBs							1.034	0.00			0.000	NO	405900		101	405900
230	230	4th Function Penta-PCBs							1.034	0.00			0.000	NO	28990		50.3	28990
231	231	3rd Function Hexa-PCBs							1.034	0.00			0.000	NO	98020		19.3	98020
232	232	4th Function Hexa-PCBs							1.034	0.00			0.000	NO	202700		241	202700

	#	Name	Pred.RT	RT	m1 Resp.	m2 Resp.	Pred.RA	RA	n/y	EMPC	Conc.
1	93	PCB-114	43.11	43.11	6.911e4	4.442e4	1.560	1.56	NO	1705.2	1705.2
2	94	PCB-122	43.24	43.26	3.362e4	2.125e4	1.560	1.58	NO	864.93	864.93
3	95	PCB-105	44.00	44.02	1.037e6	6.567e5	1.550	1.58	NO	26059	26059
4	97	PCB-126	46.31	46.33	1.606e4	9.930e3	1.560	1.62	NO	359.36	359.36

Dataset: Untitled

Last Altered: Tuesday, May 28, 2019 13:15:01 Pacific Daylight Time
Printed: Tuesday, May 28, 2019 13:15:11 Pacific Daylight Time

Name: 190523K2_11, Date: 24-May-2019, Time: 08:36:55, ID: 1901029-03@5X SRM 1944 10, Description: SRM 1944

PCB-155

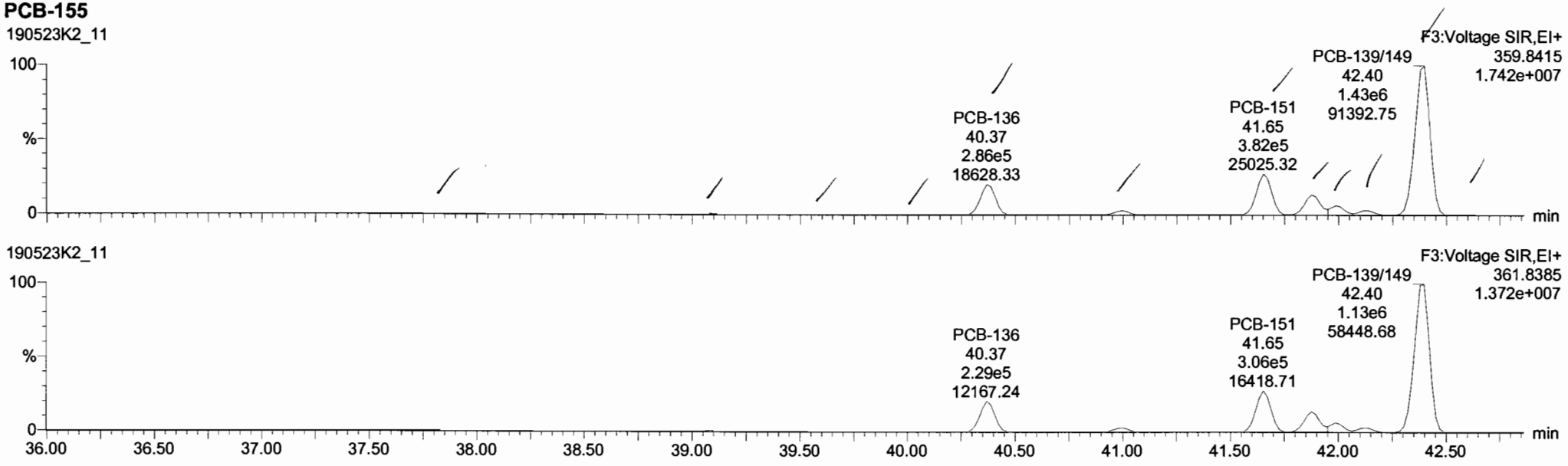

13C-PCB-155

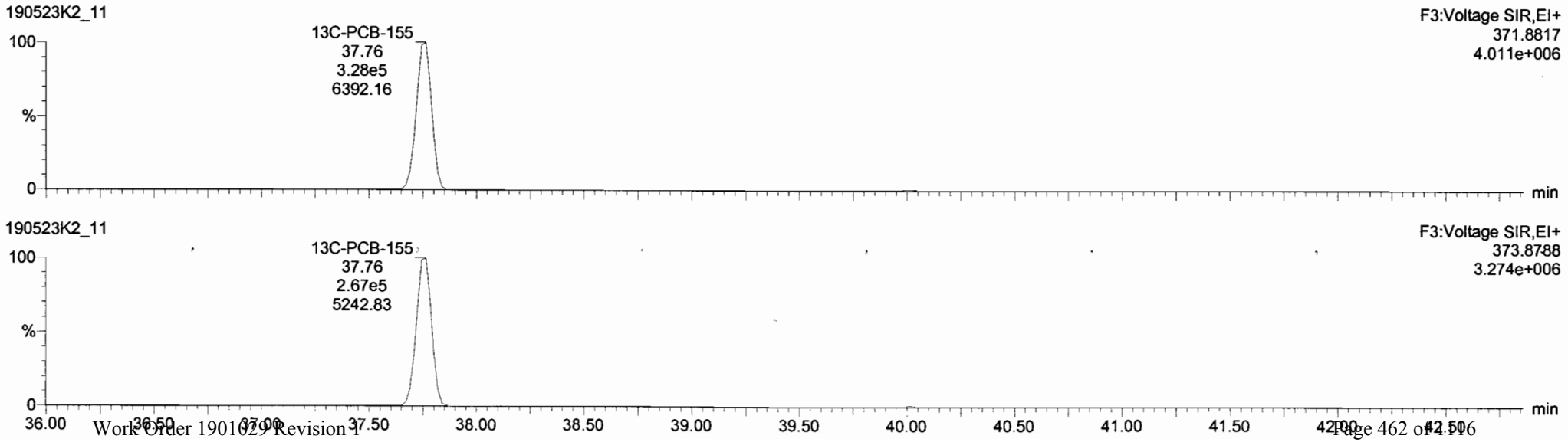

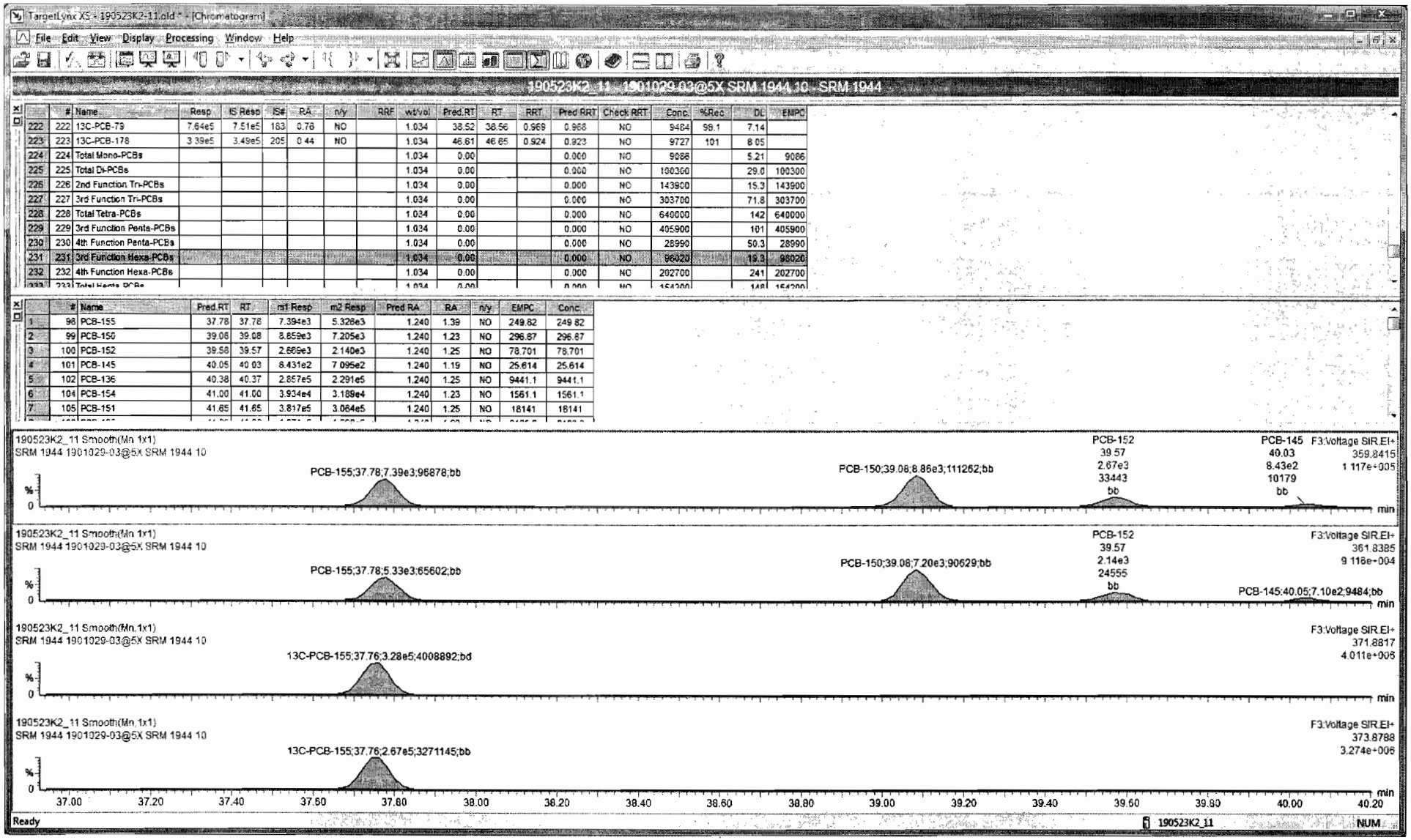

	#	Name	Resp	IS Resp	IS#	RA	n/y	RRF	wt/vol	Pred RT	RT	RRT	Pred RRT	Check RRT	Conc.	%Rec	DL	EMPC
222	222	13C-PCB-79	7.64e5	7.51e5	183	0.78	NO		1.034	38.52	38.56	0.969	0.968	NO	9484	98.1	7.14	
223	223	13C-PCB-178	3.39e5	3.49e5	205	0.44	NO		1.034	46.61	46.65	0.924	0.923	NO	9727	101	8.05	
224	224	Total Mono-PCBs							1.034	0.00			0.000	NO	9086		5.21	9086
225	225	Total Di-PCBs							1.034	0.00			0.000	NO	100300		29.0	100300
226	226	2nd Function Tri-PCBs							1.034	0.00			0.000	NO	143900		15.3	143900
227	227	3rd Function Tri-PCBs							1.034	0.00			0.000	NO	303700		71.8	303700
228	228	Total Tetra-PCBs							1.034	0.00			0.000	NO	640000		142	640000
229	229	3rd Function Penta-PCBs							1.034	0.00			0.000	NO	405900		101	405900
230	230	4th Function Penta-PCBs							1.034	0.00			0.000	NO	28990		50.3	28990
231	231	3rd Function Hexa-PCBs							1.034	0.00			0.000	NO	96020		19.3	96020
232	232	4th Function Hexa-PCBs							1.034	0.00			0.000	NO	202700		241	202700

	#	Name	Pred RT	RT	m1 Resp	m2 Resp	Pred RA	RA	n/y	EMPC	Conc.
1	98	PCB-155	37.78	37.78	7.394e3	5.328e3	1.240	1.39	NO	249.82	249.82
2	99	PCB-150	39.08	39.08	8.859e3	7.205e3	1.240	1.23	NO	296.87	296.87
3	100	PCB-152	39.58	39.57	2.669e3	2.140e3	1.240	1.25	NO	78.701	78.701
4	101	PCB-145	40.05	40.03	8.431e2	7.095e2	1.240	1.19	NO	25.614	25.614
5	102	PCB-136	40.38	40.37	2.857e5	2.291e5	1.240	1.25	NO	9441.1	9441.1
6	104	PCB-154	41.00	41.00	3.934e4	3.189e4	1.240	1.23	NO	1561.1	1561.1
7	105	PCB-151	41.65	41.65	3.817e5	3.084e5	1.240	1.25	NO	18141	18141

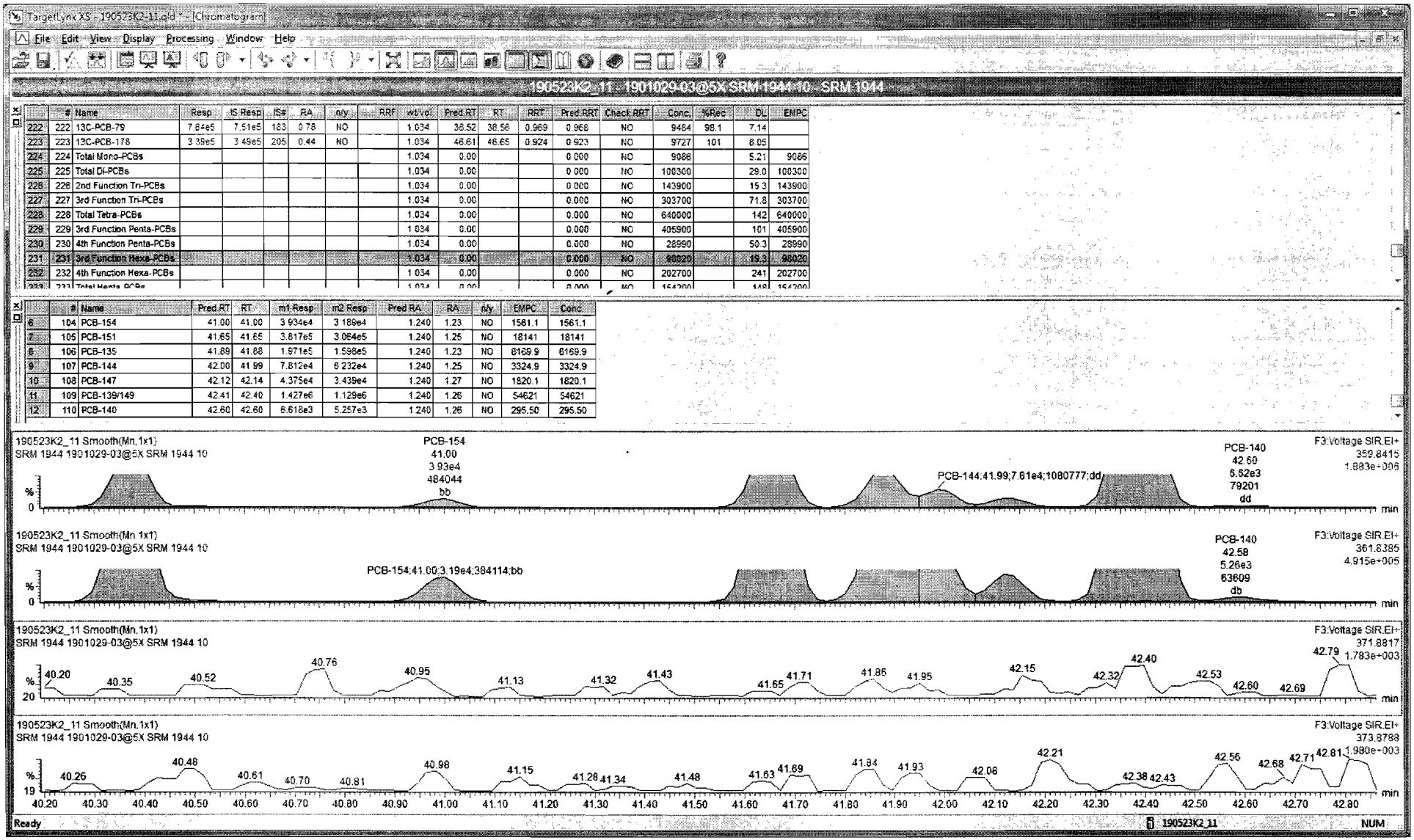
TargetLynx XS - 190523K2-11.qld * - [Chromatogram]
File Edit View Display Processing Window Help
190523K2_11 1901029-03@5X SRM 1944 10 SRM 1944
Name Resp IS Resp IS# RA n/y RRF wt/vol Pred RT RT RRT Pred RRT Check RRT Conc %Rec DL EMPC
222 222 13C-PCB-79 7.84e5 7.51e5 183 0.78 NO 1.034 38.52 38.56 0.969 0.968 NO 9484 98.1 7.14
223 223 13C-PCB-178 3.39e5 3.49e5 205 0.44 NO 1.034 46.61 46.65 0.924 0.923 NO 9727 101 8.05
224 224 Total Mono-PCBs 1.034 0.00 0.000 NO 9088 5.21 9086
225 225 Total Di-PCBs 1.034 0.00 0.000 NO 100300 29.0 100300
226 226 2nd Function Tri-PCBs 1.034 0.00 0.000 NO 143900 15.3 143900
227 227 3rd Function Tri-PCBs 1.034 0.00 0.000 NO 303700 71.8 303700
228 228 Total Tetra-PCBs 1.034 0.00 0.000 NO 640000 142 640000
229 229 3rd Function Penta-PCBs 1.034 0.00 0.000 NO 405900 101 405900
230 230 4th Function Penta-PCBs 1.034 0.00 0.000 NO 28990 50.3 28990
231 231 3rd Function Hexa-PCBs 1.034 0.00 0.000 NO 96020 19.3 96020
232 232 4th Function Hexa-PCBs 1.034 0.00 0.000 NO 202700 241 202700
Name Pred RT RT m1 Resp m2 Resp Pred RA RA n/y EMPC Conc
6 104 PCB-154 41.00 41.00 3.934e4 3.189e4 1.240 1.23 NO 1561.1 1561.1
7 105 PCB-151 41.65 41.65 3.817e5 3.064e5 1.240 1.25 NO 18141 18141
8 106 PCB-135 41.89 41.88 1.971e5 1.598e5 1.240 1.23 NO 8169.9 8169.9
9 107 PCB-144 42.00 41.99 7.812e4 6.232e4 1.240 1.25 NO 3324.9 3324.9
10 108 PCB-147 42.12 42.14 4.375e4 3.439e4 1.240 1.27 NO 1820.1 1820.1
11 109 PCB-139/149 42.41 42.40 1.427e6 1.129e6 1.240 1.26 NO 54621 54621
12 110 PCB-140 42.60 42.60 6.618e3 5.257e3 1.240 1.26 NO 295.50 295.50
190523K2_11 Smooth(Mn,1x1)
SRM 1944 1901029-03@5X SRM 1944 10
PCB-154
41.00
3.93e4
484044
bb
PCB-144:41.99;7.81e4;1080777;dd
PCB-140
42.60
6.62e3
79201
dd
F3:Voltage SIR,EI+
359.8415
1.883e+006
PCB-154:41.00;3.19e4;384114;bb
PCB-140
42.58
5.26e3
63609
db
361.8385
4.915e+005
371.8817
1.783e+003
373.8788
1.980e+003
Ready
190523K2_11
NUM

Dataset: Untitled

Last Altered: Tuesday, May 28, 2019 13:15:01 Pacific Daylight Time
Printed: Tuesday, May 28, 2019 13:15:11 Pacific Daylight Time

Name: 190523K2_11, Date: 24-May-2019, Time: 08:36:55, ID: 1901029-03@5X SRM 1944 10, Description: SRM 1944

PCB-134/143

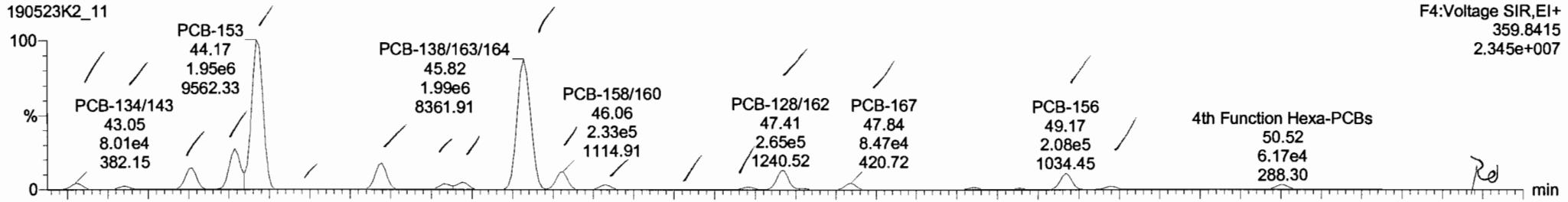



13C-PCB-153

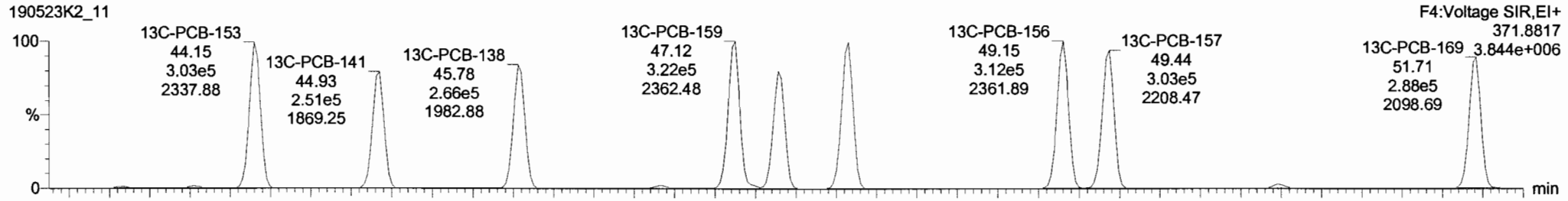

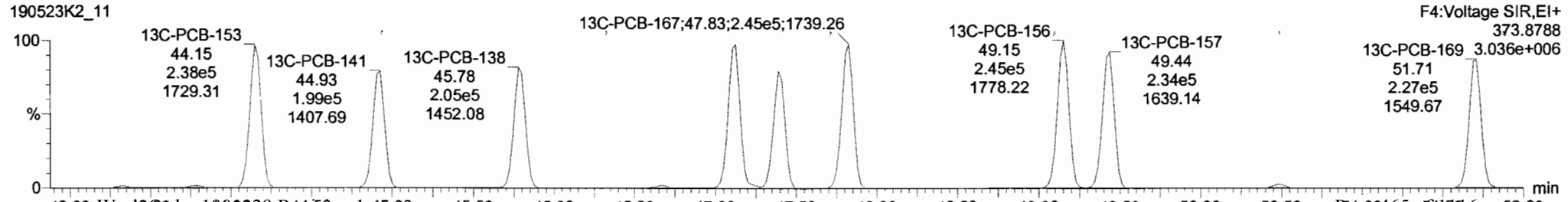

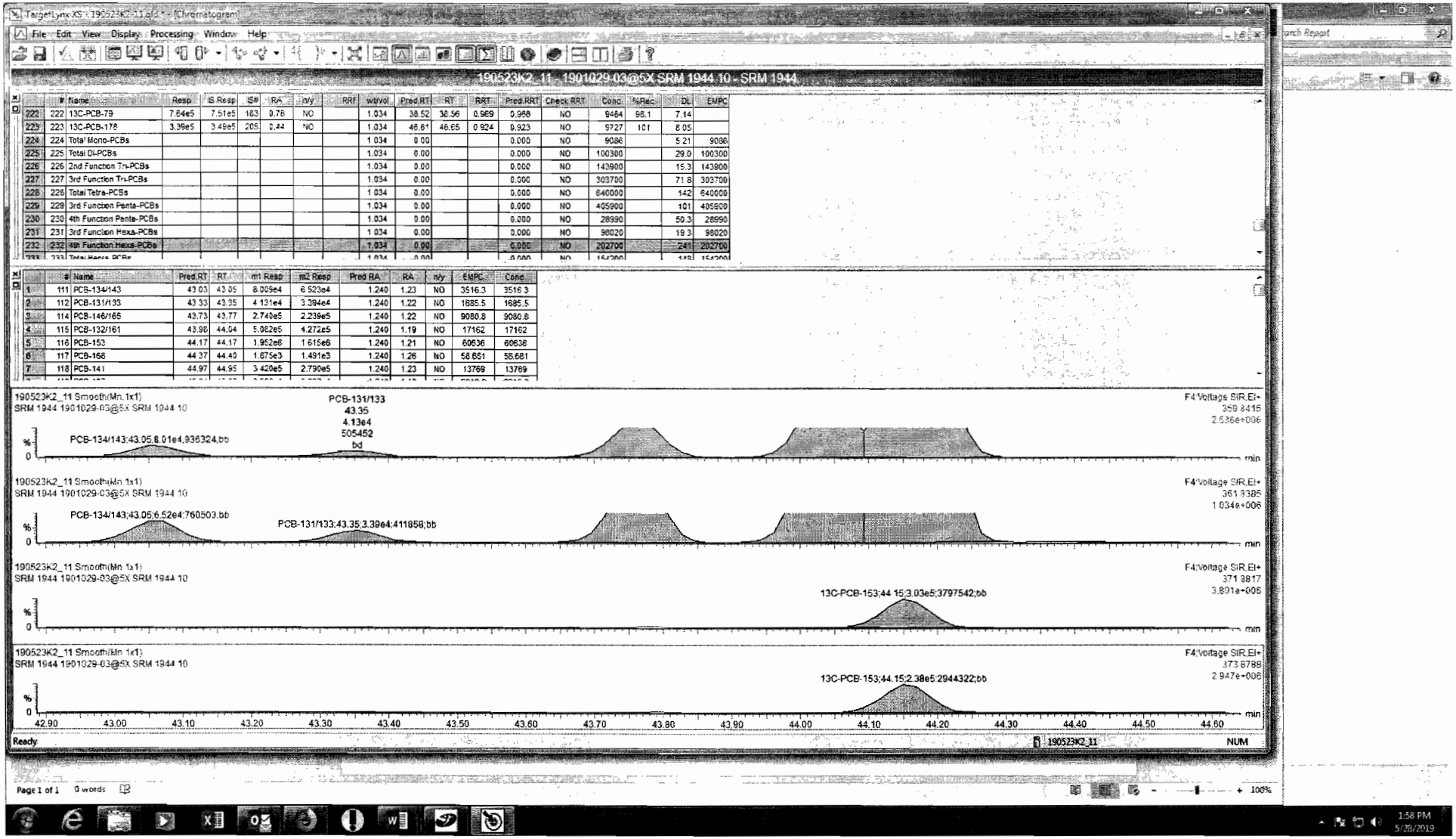

	#	Name	Resp	IS Resp	IS#	RA	n/y	RRF	wt/vol	Pred.RT	RT	RRT	Pred.RRT	Check RRT	Conc	%Rec	DL	EMPC
222	222	13C-PCB-79	7.64e5	7.51e5	183	0.78	NO		1.034	38.52	38.56	0.969	0.968	NO	9464	98.1	7.14	
223	223	13C-PCB-178	3.39e5	3.49e5	205	0.44	NO		1.034	46.61	46.65	0.924	0.923	NO	9727	101	8.05	
224	224	Total Mono-PCBs							1.034	0.00			0.000	NO	9086		5.21	9086
225	225	Total Di-PCBs							1.034	0.00			0.000	NO	100300		29.0	100300
226	226	2nd Function Tri-PCBs							1.034	0.00			0.000	NO	143900		15.3	143900
227	227	3rd Function Tri-PCBs							1.034	0.00			0.000	NO	303700		71.8	303700
228	228	Total Tetra-PCBs							1.034	0.00			0.000	NO	640000		142	640000
229	229	3rd Function Penta-PCBs							1.034	0.00			0.000	NO	405900		101	405900
230	230	4th Function Penta-PCBs							1.034	0.00			0.000	NO	28990		50.3	28990
231	231	3rd Function Hexa-PCBs							1.034	0.00			0.000	NO	98020		19.3	98020
232	232	4th Function Hexa-PCBs							1.034	0.00			0.000	NO	202700		241	202700

	#	Name	Pred.RT	RT	m1 Resp	m2 Resp	Pred RA	RA	n/y	EMPC	Conc
1	111	PCB-134/143	43.03	43.05	8.009e4	6.523e4	1.240	1.23	NO	3516.3	3516.3
2	112	PCB-131/133	43.33	43.35	4.131e4	3.394e4	1.240	1.22	NO	1685.5	1685.5
3	114	PCB-146/165	43.73	43.77	2.740e5	2.239e5	1.240	1.22	NO	9080.8	9080.8
4	115	PCB-132/161	43.98	44.04	5.082e5	4.272e5	1.240	1.19	NO	17162	17162
5	116	PCB-153	44.17	44.17	1.952e6	1.615e6	1.240	1.21	NO	60636	60636
6	117	PCB-168	44.37	44.40	1.675e3	1.491e3	1.240	1.26	NO	58.681	58.681
7	118	PCB-141	44.97	44.95	3.420e5	2.790e5	1.240	1.23	NO	13769	13769

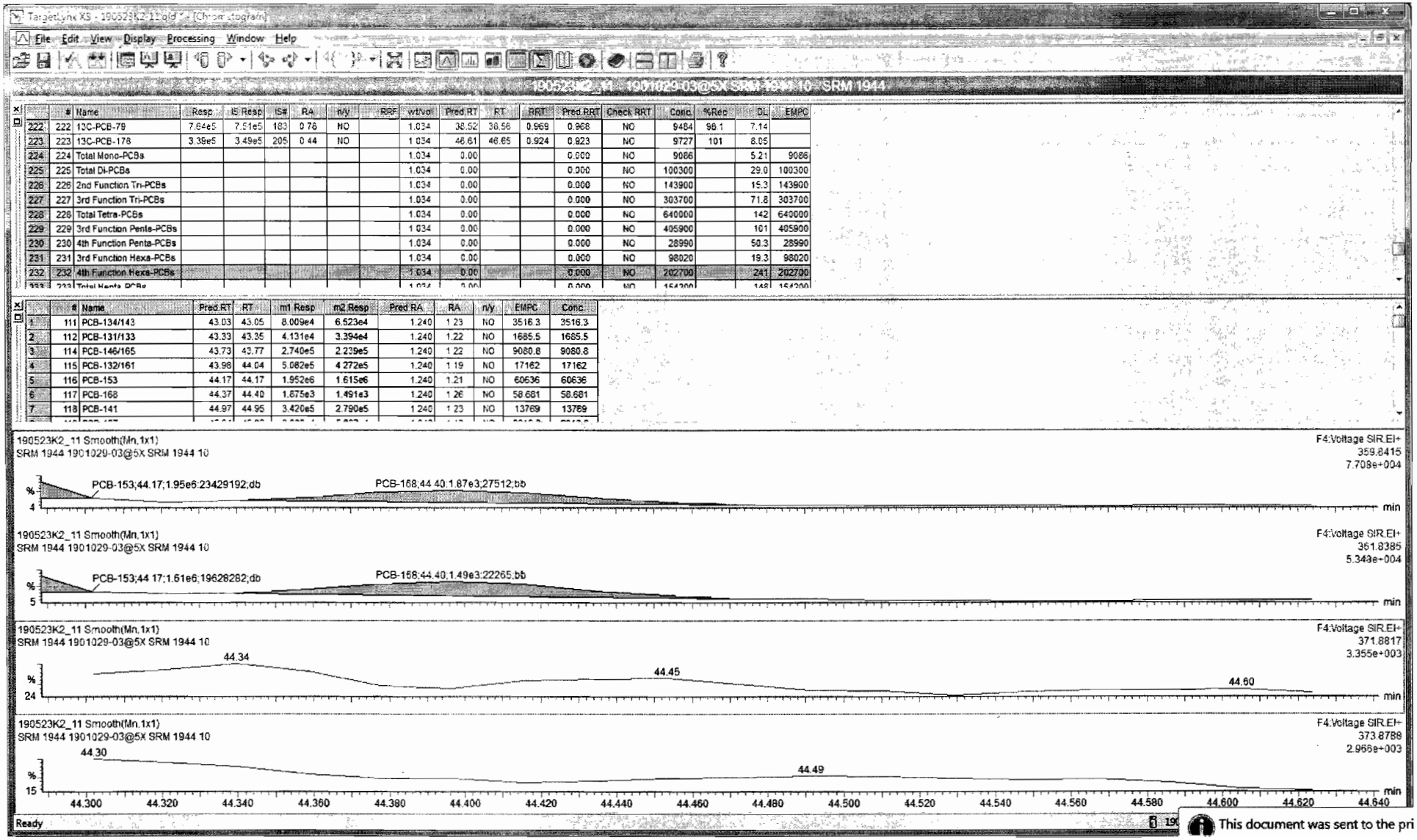

	#	Name	Resp	IS Resp	IS#	RA	n/y	RRF	wt/vol	Pred RT	RT	RRT	Pred RRT	Check RRT	Conc	%Rec	DL	EMPC
222	222	13C-PCB-79	7.64e5	7.51e5	183	0.76	NO		1.034	38.52	38.56	0.999	0.998	NO	9484	98.1	7.14	
223	223	13C-PCB-178	3.39e5	3.49e5	205	0.44	NO		1.034	46.61	46.65	0.924	0.923	NO	9727	101	8.05	
224	224	Total Mono-PCBs							1.034	0.00			0.000	NO	9086		5.21	9086
225	225	Total Di-PCBs							1.034	0.00			0.000	NO	100300		29.0	100300
226	226	2nd Function Tri-PCBs							1.034	0.00			0.000	NO	143900		15.3	143900
227	227	3rd Function Tri-PCBs							1.034	0.00			0.000	NO	303700		71.8	303700
228	228	Total Tetra-PCBs							1.034	0.00			0.000	NO	640000		142	640000
229	229	3rd Function Penta-PCBs							1.034	0.00			0.000	NO	405900		101	405900
230	230	4th Function Penta-PCBs							1.034	0.00			0.000	NO	28990		50.3	28990
231	231	3rd Function Hexa-PCBs							1.034	0.00			0.000	NO	98020		19.3	98020
232	232	4th Function Hexa-PCBs							1.034	0.00			0.000	NO	202700		241	202700

	#	Name	Pred RT	RT	m1 Resp	m2 Resp	Pred RA	RA	n/y	EMPC	Conc
1	111	PCB-134/143	43.03	43.05	8.009e4	6.523e4	1.240	1.23	NO	3516.3	3516.3
2	112	PCB-131/133	43.33	43.35	4.131e4	3.394e4	1.240	1.22	NO	1685.5	1685.5
3	114	PCB-146/165	43.73	43.77	2.740e5	2.239e5	1.240	1.22	NO	9080.8	9080.8
4	115	PCB-132/161	43.96	44.04	5.082e5	4.272e5	1.240	1.19	NO	17162	17162
5	116	PCB-153	44.17	44.17	1.952e6	1.615e6	1.240	1.21	NO	60636	60636
6	117	PCB-168	44.37	44.40	1.675e3	1.491e3	1.240	1.26	NO	58.681	58.681
7	118	PCB-141	44.97	44.95	3.420e5	2.790e5	1.240	1.23	NO	13769	13769

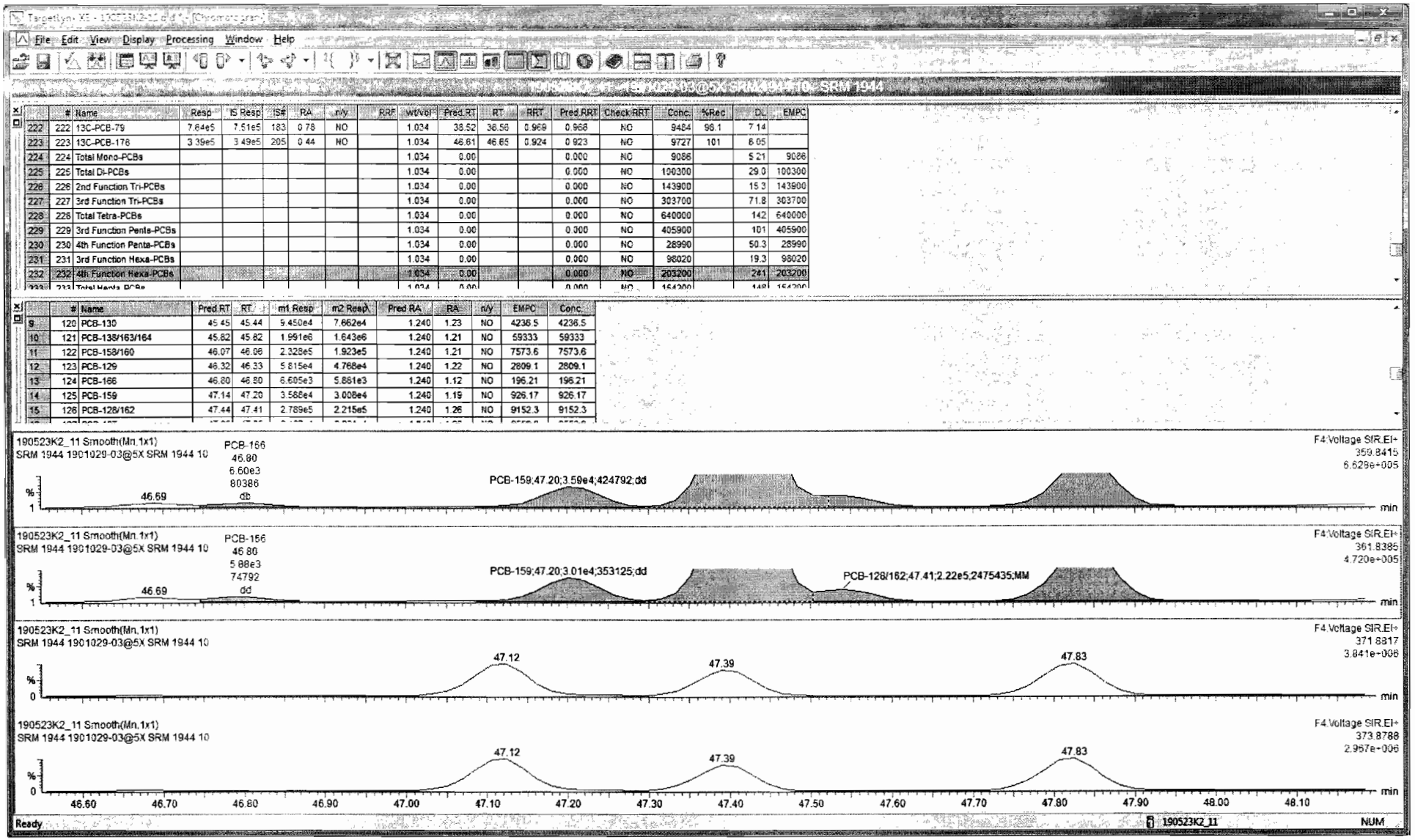
File Edit View Display Processing Window Help
Name Resp IS Resp IS# RA n/y RRF wt/vol Pred RT RT RRT Pred RRT Check RRT Conc. %Rec DL EMPC
222 222 13C-PCB-79 7.64e5 7.51e5 183 0.78 NO 1.034 38.52 38.56 0.968 0.968 NO 9484 98.1 7.14
223 223 13C-PCB-178 3.39e5 3.49e5 205 0.44 NO 1.034 46.61 46.65 0.924 0.923 NO 9727 101 6.05
224 224 Total Mono-PCBs 1.034 0.00 0.000 NO 9086 5.21 9086
225 225 Total Di-PCBs 1.034 0.00 0.000 NO 100300 29.0 100300
226 226 2nd Function Tri-PCBs 1.034 0.00 0.000 NO 143900 15.3 143900
227 227 3rd Function Tri-PCBs 1.034 0.00 0.000 NO 303700 71.8 303700
228 228 Total Tetra-PCBs 1.034 0.00 0.000 NO 640000 142 640000
229 229 3rd Function Penta-PCBs 1.034 0.00 0.000 NO 405900 101 405900
230 230 4th Function Penta-PCBs 1.034 0.00 0.000 NO 28990 50.3 28990
231 231 3rd Function Hexa-PCBs 1.034 0.00 0.000 NO 98020 19.3 98020
232 232 4th Function Hexa-PCBs 1.034 0.00 0.000 NO 203200 241 203200
Name Pred RT RT m1 Resp m2 Resp Pred RA RA n/y EMPC Conc.
9 120 PCB-130 45.45 45.44 9.450e4 7.662e4 1.240 1.23 NO 4236.5 4236.5
10 121 PCB-138/163/164 45.82 45.82 1.991e6 1.643e6 1.240 1.21 NO 59333 59333
11 122 PCB-158/160 46.07 46.06 2.328e5 1.923e5 1.240 1.21 NO 7573.6 7573.6
12 123 PCB-129 46.32 46.33 5.815e4 4.768e4 1.240 1.22 NO 2809.1 2809.1
13 124 PCB-166 46.80 46.80 6.605e3 5.881e3 1.240 1.12 NO 196.21 196.21
14 125 PCB-159 47.14 47.20 3.588e4 3.008e4 1.240 1.19 NO 926.17 926.17
15 126 PCB-128/162 47.44 47.41 2.789e5 2.215e5 1.240 1.26 NO 9152.3 9152.3
190523K2_11 Smooth(Mn,1x1)
SRM 1944 1901029-03@5X SRM 1944 10
PCB-166
46.80
6.60e3
80386
db
46.69
PCB-159;47.20;3.59e4;424792;dd
F4:Voltage SIR.EI+
359.8415
6.629e+005
PCB-166
46.80
5.88e3
74792
dd
PCB-159;47.20;3.01e4;353125;dd
PCB-128/162;47.41;2.22e5;2475435;MM
F4:Voltage SIR.EI+
361.8385
4.720e+005
F4:Voltage SIR.EI+
371.8817
3.841e+006
47.12
47.39
47.83
F4:Voltage SIR.EI+
373.8788
2.957e+006
46.60 46.70 46.80 46.90 47.00 47.10 47.20 47.30 47.40 47.50 47.60 47.70 47.80 47.90 48.00 48.10
min
Ready
190523K2_11
NUM

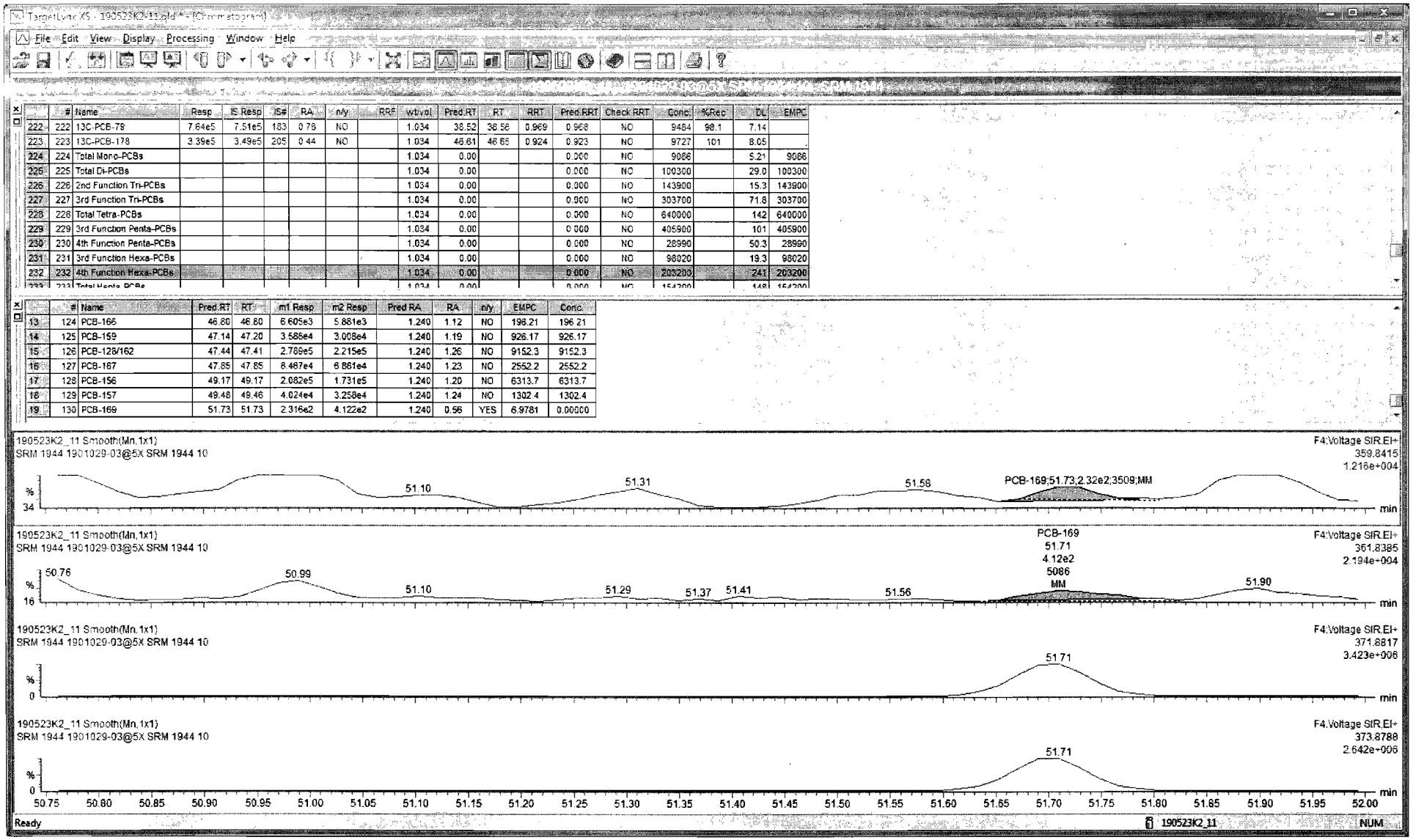

	#	Name	Resp	IS Resp	IS#	RA	n/y	RRF	wt/vol	Pred.RT	RT	RRT	Pred.RRT	Check RRT	Conc	%Rec	DL	EMPC
222	222	13C-PCB-79	7.64e5	7.51e5	183	0.78	NO		1.034	38.52	38.56	0.969	0.968	NO	9484	98.1	7.14	
223	223	13C-PCB-178	3.39e5	3.49e5	205	0.44	NO		1.034	46.61	46.65	0.924	0.923	NO	9727	101	8.05	
224	224	Total Mono-PCBs							1.034	0.00			0.000	NO	9086		5.21	9086
226	225	Total Di-PCBs							1.034	0.00			0.000	NO	100300		29.0	100300
226	226	2nd Function Tri-PCBs							1.034	0.00			0.000	NO	143900		15.3	143900
227	227	3rd Function Tri-PCBs							1.034	0.00			0.000	NO	303700		71.8	303700
228	228	Total Tetra-PCBs							1.034	0.00			0.000	NO	640000		142	640000
229	229	3rd Function Penta-PCBs							1.034	0.00			0.000	NO	405900		101	405900
230	230	4th Function Penta-PCBs							1.034	0.00			0.000	NO	28990		50.3	28990
231	231	3rd Function Hexa-PCBs							1.034	0.00			0.000	NO	98020		19.3	98020
232	232	4th Function Hexa-PCBs							1.034	0.00			0.000	NO	203200		241	203200
233	233	Total Hepta-PCBs							1.034	0.00			0.000	NO	154200		148	154200

	#	Name	Pred.RT	RT	m1 Resp	m2 Resp	Pred RA	RA	n/y	EMPC	Conc.
13	124	PCB-166	46.80	46.80	6.605e3	5.881e3	1.240	1.12	NO	196.21	196.21
14	125	PCB-159	47.14	47.20	3.588e4	3.008e4	1.240	1.19	NO	926.17	926.17
15	126	PCB-128/162	47.44	47.41	2.789e5	2.215e5	1.240	1.26	NO	9152.3	9152.3
16	127	PCB-167	47.85	47.85	8.487e4	6.861e4	1.240	1.23	NO	2552.2	2552.2
17	128	PCB-156	49.17	49.17	2.082e5	1.731e5	1.240	1.20	NO	6313.7	6313.7
18	129	PCB-157	49.48	49.46	4.024e4	3.258e4	1.240	1.24	NO	1302.4	1302.4
19	130	PCB-169	51.73	51.73	2.316e2	4.122e2	1.240	0.56	YES	6.9781	0.00000

Dataset: Untitled

Last Altered: Tuesday, May 28, 2019 13:15:01 Pacific Daylight Time
Printed: Tuesday, May 28, 2019 13:15:11 Pacific Daylight Time

Name: 190523K2_11, Date: 24-May-2019, Time: 08:36:55, ID: 1901029-03@5X SRM 1944 10, Description: SRM 1944

PCB-188

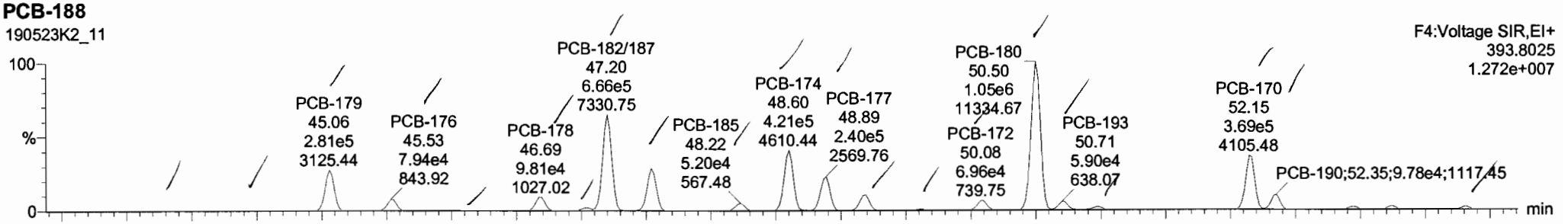

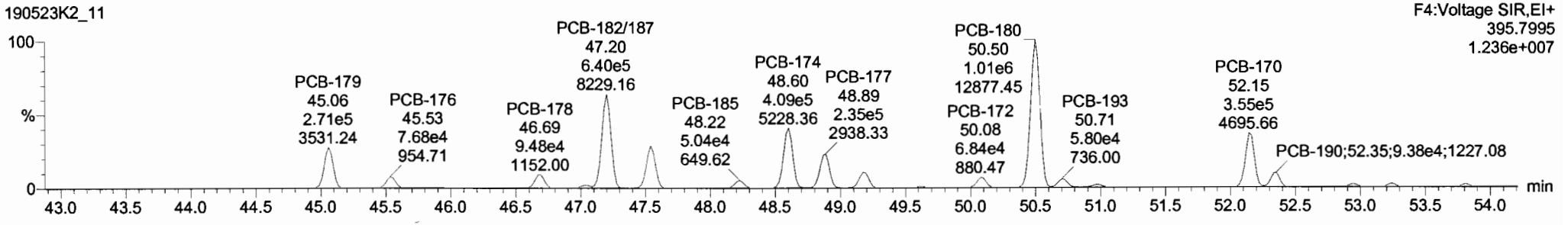

13C-PCB-188





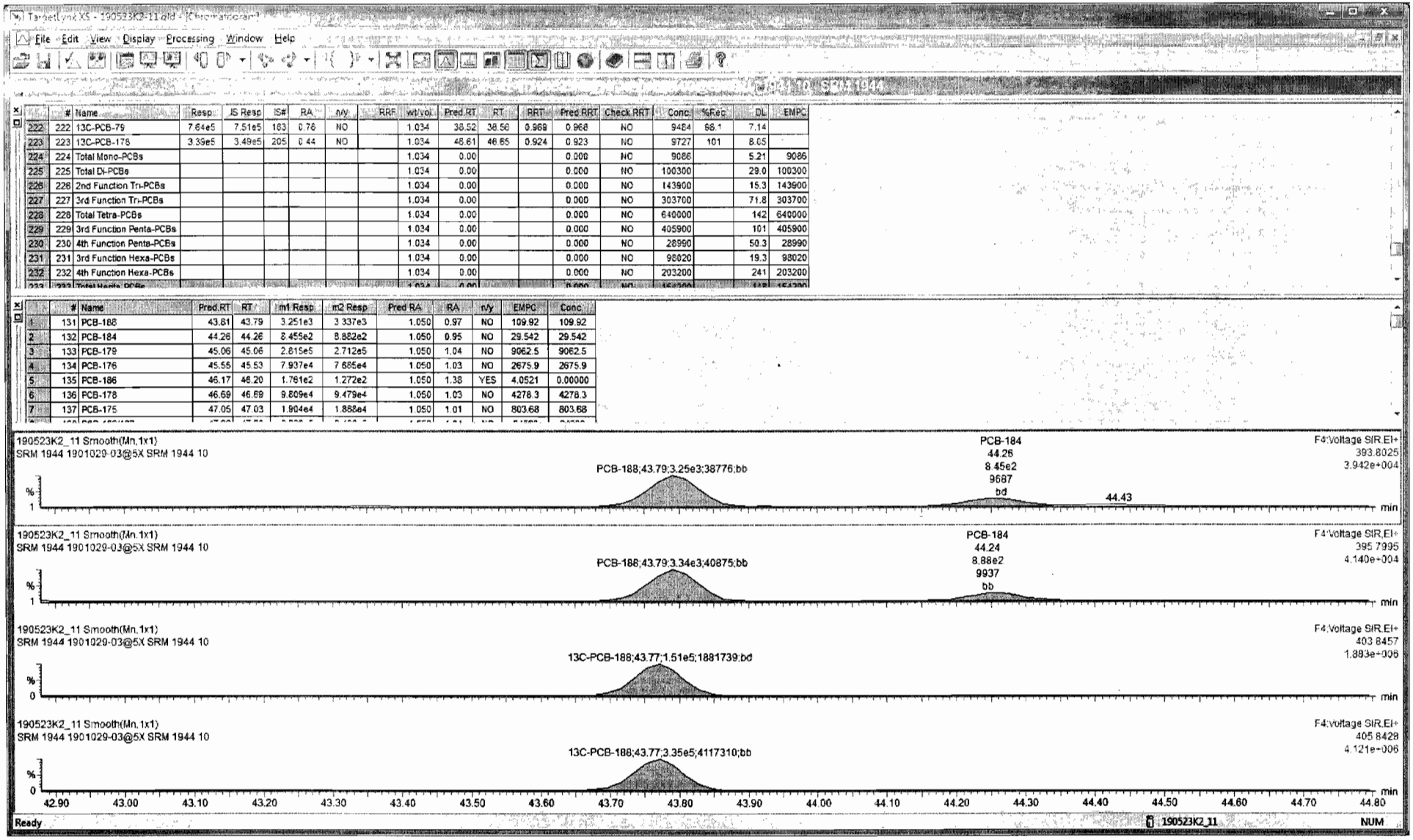
TargetLynx XS - 190523K2-11.qld - [Chromatogram]
File Edit View Display Processing Window Help
SRM 1944
Name Resp IS Resp IS# RA n/y RRF wt/vol Pred.RT RT RRT Pred.RRT Check.RRT Conc %Rec DL EMPC
222 222 13C-PCB-79 7.64e5 7.51e5 183 0.76 NO 1.034 38.52 38.56 0.969 0.968 NO 9484 98.1 7.14
223 223 13C-PCB-178 3.39e5 3.49e5 205 0.44 NO 1.034 46.61 46.65 0.924 0.923 NO 9727 101 8.05
224 224 Total Mono-PCBs 1.034 0.00 0.000 NO 9086 5.21 9086
225 225 Total Di-PCBs 1.034 0.00 0.000 NO 100300 29.0 100300
226 226 2nd Function Tri-PCBs 1.034 0.00 0.000 NO 143900 15.3 143900
227 227 3rd Function Tri-PCBs 1.034 0.00 0.000 NO 303700 71.8 303700
228 228 Total Tetra-PCBs 1.034 0.00 0.000 NO 640000 142 640000
229 229 3rd Function Penta-PCBs 1.034 0.00 0.000 NO 405900 101 405900
230 230 4th Function Penta-PCBs 1.034 0.00 0.000 NO 28990 50.3 28990
231 231 3rd Function Hexa-PCBs 1.034 0.00 0.000 NO 98020 19.3 98020
232 232 4th Function Hexa-PCBs 1.034 0.00 0.000 NO 203200 241 203200
Name Pred.RT RT m1 Resp m2 Resp Pred RA RA n/y EMPC Conc
1 131 PCB-188 43.81 43.79 3.251e3 3.337e3 1.050 0.97 NO 109.92 109.92
2 132 PCB-184 44.26 44.26 8.455e2 8.882e2 1.050 0.95 NO 29.542 29.542
3 133 PCB-179 45.06 45.06 2.815e5 2.712e5 1.050 1.04 NO 9062.5 9062.5
4 134 PCB-176 45.55 45.53 7.937e4 7.685e4 1.050 1.03 NO 2675.9 2675.9
5 135 PCB-186 46.17 46.20 1.761e2 1.272e2 1.050 1.38 YES 4.0521 0.00000
6 136 PCB-178 46.69 46.69 9.809e4 9.479e4 1.050 1.03 NO 4278.3 4278.3
7 137 PCB-175 47.05 47.03 1.904e4 1.858e4 1.050 1.01 NO 803.68 803.68
190523K2_11 Smooth(Mn,1x1)
SRM 1944 1901029-03@5X SRM 1944 10
PCB-188;43.79;3.25e3;38776;bb
PCB-184
44.26
8.45e2
9687
bd
44.43
F4:Voltage SIR,EI+
393.8025
3.942e+004
PCB-188;43.79;3.34e3;40875;bb
PCB-184
44.24
8.88e2
9937
bb
395.7995
4.140e+004
13C-PCB-188;43.77;1.51e5;1881739;bd
403.8457
1.883e+006
13C-PCB-188;43.77;3.35e5;4117310;bb
405.8428
4.121e+006
% 1 0
min
42.90 43.00 43.10 43.20 43.30 43.40 43.50 43.60 43.70 43.80 43.90 44.00 44.10 44.20 44.30 44.40 44.50 44.60 44.70 44.80
Ready
190523K2_11
NUM

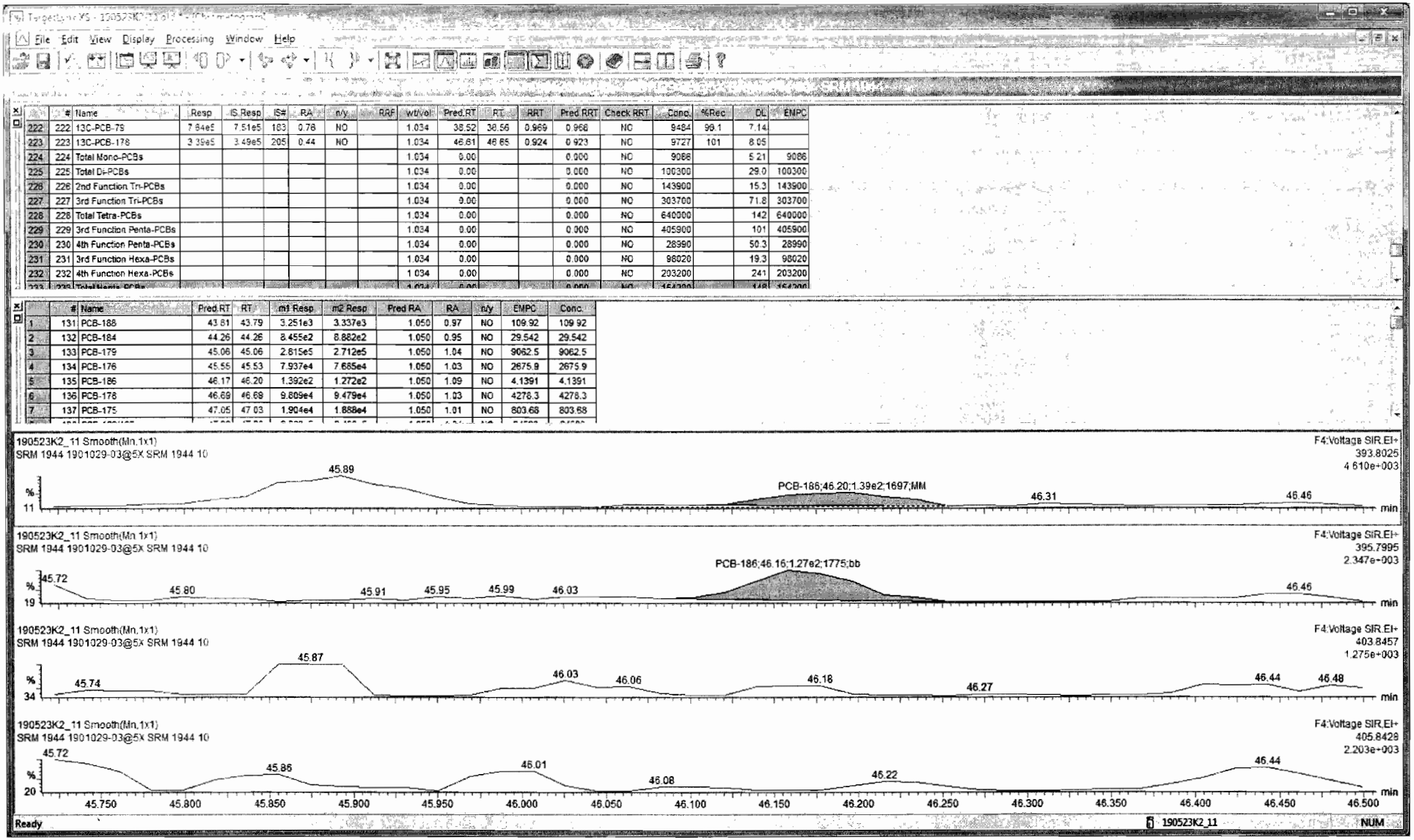
File Edit View Display Processing Window Help
Name Resp IS Resp IS# RA n/y RRF wt/vol Pred RT RT RRT Pred RRT Check RRT Conc. %Rec DL EMPC
222 222 13C-PCB-79 7.84e5 7.51e5 183 0.78 NO 1.034 38.52 38.56 0.969 0.968 NO 9484 99.1 7.14
223 223 13C-PCB-178 3.39e5 3.49e5 205 0.44 NO 1.034 46.61 46.65 0.924 0.923 NO 9727 101 8.05
224 224 Total Mono-PCBs 1.034 0.00 0.000 NO 9086 5.21 9086
225 225 Total Di-PCBs 1.034 0.00 0.000 NO 100300 29.0 100300
226 226 2nd Function Tri-PCBs 1.034 0.00 0.000 NO 143900 15.3 143900
227 227 3rd Function Tri-PCBs 1.034 0.00 0.000 NO 303700 71.8 303700
228 228 Total Tetra-PCBs 1.034 0.00 0.000 NO 640000 142 640000
229 229 3rd Function Penta-PCBs 1.034 0.00 0.000 NO 405900 101 405900
230 230 4th Function Penta-PCBs 1.034 0.00 0.000 NO 28990 50.3 28990
231 231 3rd Function Hexa-PCBs 1.034 0.00 0.000 NO 98020 19.3 98020
232 232 4th Function Hexa-PCBs 1.034 0.00 0.000 NO 203200 241 203200
Name Pred RT RT m1 Resp m2 Resp Pred RA RA n/y EMPC Conc.
1 131 PCB-188 43.81 43.79 3.251e3 3.337e3 1.050 0.97 NO 109.92 109.92
2 132 PCB-184 44.26 44.26 8.455e2 8.882e2 1.050 0.95 NO 29.542 29.542
3 133 PCB-179 45.06 45.06 2.815e5 2.712e5 1.050 1.04 NO 9062.5 9062.5
4 134 PCB-176 45.55 45.53 7.937e4 7.685e4 1.050 1.03 NO 2675.9 2675.9
5 135 PCB-186 46.17 46.20 1.392e2 1.272e2 1.050 1.09 NO 4.1391 4.1391
6 136 PCB-178 46.69 46.68 9.809e4 9.479e4 1.050 1.03 NO 4278.3 4278.3
7 137 PCB-175 47.05 47.03 1.904e4 1.888e4 1.050 1.01 NO 803.68 803.68
190523K2_11 Smooth(Mn,1x1)
SRM 1944 1901029-03@5x SRM 1944 10
F4:Voltage SIR.EI+
393.8025
4.610e+003
45.89
PCB-186;46.20;1.39e2;1697;MM
46.31
46.46
min
190523K2_11 Smooth(Mn,1x1)
SRM 1944 1901029-03@5x SRM 1944 10
F4:Voltage SIR.EI+
395.7995
2.347e+003
45.72
45.80
45.91
45.95
45.99
46.03
PCB-186;46.16;1.27e2;1775;bb
46.46
min
190523K2_11 Smooth(Mn,1x1)
SRM 1944 1901029-03@5x SRM 1944 10
F4:Voltage SIR.EI+
403.8457
1.275e+003
45.74
45.87
46.03
46.06
46.18
46.27
46.44
46.48
min
190523K2_11 Smooth(Mn,1x1)
SRM 1944 1901029-03@5x SRM 1944 10
F4:Voltage SIR.EI+
405.8429
2.203e+003
45.72
45.86
46.01
46.08
46.22
46.44
45.750 45.800 45.850 45.900 45.950 46.000 46.050 46.100 46.150 46.200 46.250 46.300 46.350 46.400 46.450 46.500
min
Ready
190523K2_11
NUM

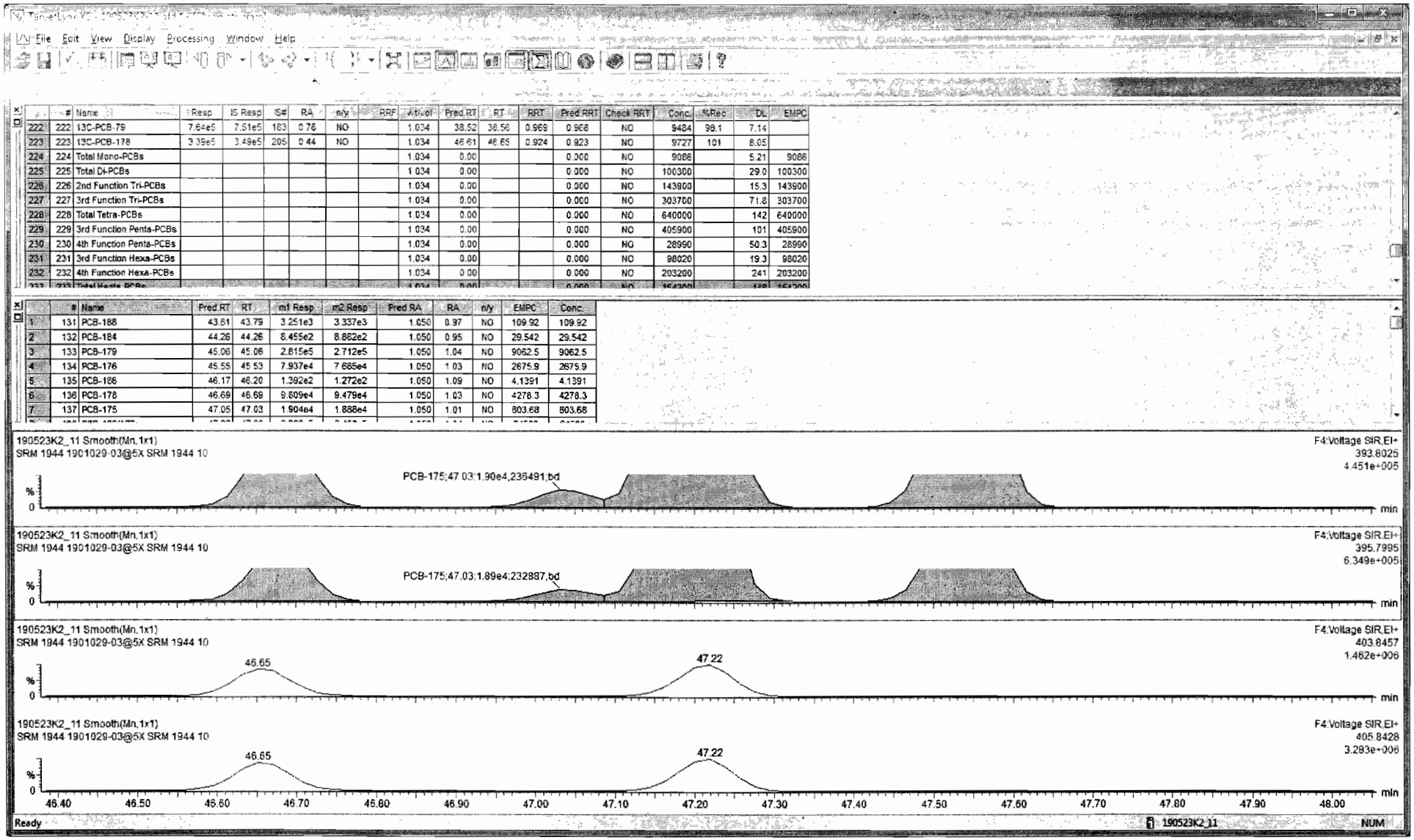

	#	Name	tResp	IS Resp	IS#	RA	n/y	RRF	Vol/Wt	Pred RT	RT	RRT	Pred RRT	Check RRT	Conc	%Rec	DL	EMPC
222	222	13C-PCB-79	7.64e5	7.51e5	183	0.76	NO		1.034	38.52	38.56	0.969	0.968	NO	9484	98.1	7.14	
223	223	13C-PCB-178	3.39e5	3.49e5	205	0.44	NO		1.034	46.61	46.65	0.924	0.923	NO	9727	101	8.05	
224	224	Total Mono-PCBs							1.034	0.00			0.000	NO	9086		5.21	9086
225	225	Total Di-PCBs							1.034	0.00			0.000	NO	100300		29.0	100300
226	226	2nd Function Tri-PCBs							1.034	0.00			0.000	NO	143900		15.3	143900
227	227	3rd Function Tri-PCBs							1.034	0.00			0.000	NO	303700		71.8	303700
228	228	Total Tetra-PCBs							1.034	0.00			0.000	NO	640000		142	640000
229	229	3rd Function Penta-PCBs							1.034	0.00			0.000	NO	405900		101	405900
230	230	4th Function Penta-PCBs							1.034	0.00			0.000	NO	28990		50.3	28990
231	231	3rd Function Hexa-PCBs							1.034	0.00			0.000	NO	98020		19.3	98020
232	232	4th Function Hexa-PCBs							1.034	0.00			0.000	NO	203200		241	203200

	#	Name	Pred RT	RT	m1 Resp	m2 Resp	Pred RA	RA	n/y	EMPC	Conc
1	131	PCB-188	43.81	43.79	3.251e3	3.337e3	1.050	0.97	NO	109.92	109.92
2	132	PCB-184	44.26	44.26	8.455e2	8.862e2	1.050	0.95	NO	29.542	29.542
3	133	PCB-179	45.06	45.06	2.815e5	2.712e5	1.050	1.04	NO	9062.5	9062.5
4	134	PCB-176	45.55	45.53	7.937e4	7.685e4	1.050	1.03	NO	2675.9	2675.9
5	135	PCB-186	46.17	46.20	1.392e2	1.272e2	1.050	1.09	NO	4.1391	4.1391
6	136	PCB-178	46.69	46.69	9.609e4	9.479e4	1.050	1.03	NO	4278.3	4278.3
7	137	PCB-175	47.05	47.03	1.904e4	1.888e4	1.050	1.01	NO	803.68	803.68

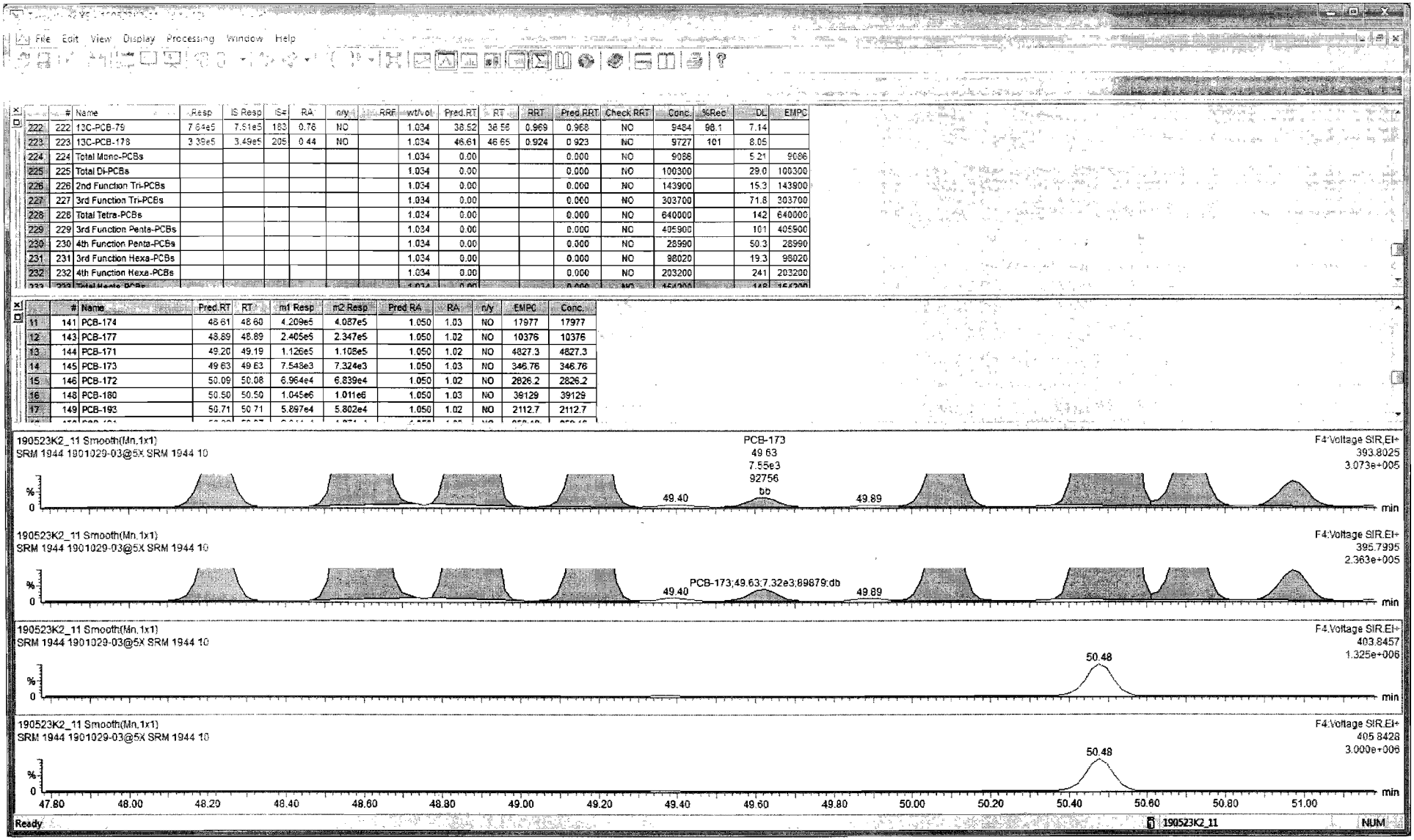

	#	Name	Resp	IS Resp	IS#	RA	n/y	RRF	wt/vol	Pred RT	RT	RRT	Pred RRT	Check RRT	Conc	%Rec	DL	EMPC
222	222	13C-PCB-79	7.64e5	7.51e5	183	0.78	NO		1.034	38.52	38.56	0.969	0.968	NO	9484	98.1	7.14	
223	223	13C-PCB-178	3.39e5	3.49e5	205	0.44	NO		1.034	46.61	46.65	0.924	0.923	NO	9727	101	8.05	
224	224	Total Mono-PCBs							1.034	0.00			0.000	NO	9086		5.21	9086
225	225	Total Di-PCBs							1.034	0.00			0.000	NO	100300		29.0	100300
226	226	2nd Function Tri-PCBs							1.034	0.00			0.000	NO	143900		15.3	143900
227	227	3rd Function Tri-PCBs							1.034	0.00			0.000	NO	303700		71.8	303700
228	228	Total Tetra-PCBs							1.034	0.00			0.000	NO	640000		142	640000
229	229	3rd Function Penta-PCBs							1.034	0.00			0.000	NO	405900		101	405900
230	230	4th Function Penta-PCBs							1.034	0.00			0.000	NO	28990		50.3	28990
231	231	3rd Function Hexa-PCBs							1.034	0.00			0.000	NO	98020		19.3	98020
232	232	4th Function Hexa-PCBs							1.034	0.00			0.000	NO	203200		241	203200

	#	Name	Pred RT	RT	m1 Resp	m2 Resp	Pred RA	RA	n/y	EMPC	Conc
11	141	PCB-174	48.61	48.60	4.209e5	4.087e5	1.050	1.03	NO	17977	17977
12	143	PCB-177	48.89	48.89	2.405e5	2.347e5	1.050	1.02	NO	10376	10376
13	144	PCB-171	49.20	49.19	1.126e5	1.108e5	1.050	1.02	NO	4827.3	4827.3
14	145	PCB-173	49.63	49.63	7.548e3	7.324e3	1.050	1.03	NO	346.76	346.76
15	146	PCB-172	50.09	50.08	6.964e4	6.839e4	1.050	1.02	NO	2826.2	2826.2
16	148	PCB-180	50.50	50.50	1.045e6	1.011e6	1.050	1.03	NO	39129	39129
17	149	PCB-193	50.71	50.71	5.897e4	5.802e4	1.050	1.02	NO	2112.7	2112.7

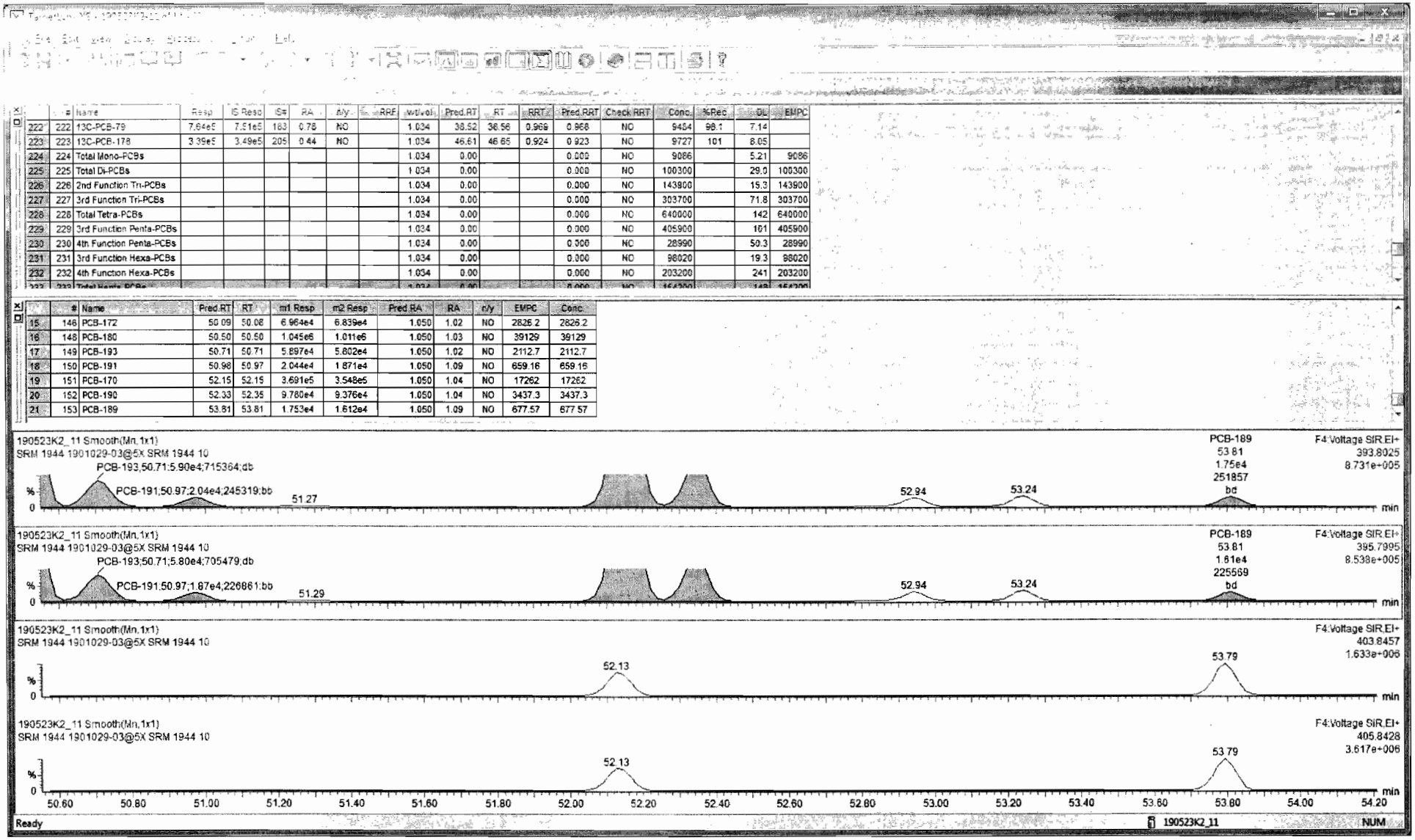

	#	Name	Resp	IS Resp	IS#	RA	a/y	RRF	wt/vol	Pred.RT	RT	RRT	Pred.RRT	Check RRT	Conc.	%Rec	DL	EMPC
222	222	13C-PCB-79	7.64e5	7.51e5	183	0.78	NO		1.034	38.52	38.56	0.969	0.968	NO	9454	98.1	7.14	
223	223	13C-PCB-178	3.39e5	3.49e5	205	0.44	NO		1.034	46.61	46.65	0.924	0.923	NO	9727	101	8.05	
224	224	Total Mono-PCBs							1.034	0.00			0.000	NO	9086		5.21	9086
225	225	Total Di-PCBs							1.034	0.00			0.000	NO	100300		29.0	100300
226	226	2nd Function Tri-PCBs							1.034	0.00			0.000	NO	143900		15.3	143900
227	227	3rd Function Tri-PCBs							1.034	0.00			0.000	NO	303700		71.8	303700
228	228	Total Tetra-PCBs							1.034	0.00			0.000	NO	640000		142	640000
229	229	3rd Function Penta-PCBs							1.034	0.00			0.000	NO	405900		101	405900
230	230	4th Function Penta-PCBs							1.034	0.00			0.000	NO	28990		50.3	28990
231	231	3rd Function Hexa-PCBs							1.034	0.00			0.000	NO	98020		19.3	98020
232	232	4th Function Hexa-PCBs							1.034	0.00			0.000	NO	203200		241	203200

	#	Name	Pred.RT	RT	m1 Resp	m2 Resp	Pred.RA	RA	n/y	EMPC	Conc.
15	146	PCB-172	50.09	50.08	6.964e4	6.839e4	1.050	1.02	NO	2826.2	2826.2
16	148	PCB-180	50.50	50.50	1.045e6	1.011e6	1.050	1.03	NO	39129	39129
17	149	PCB-193	50.71	50.71	5.897e4	5.802e4	1.050	1.02	NO	2112.7	2112.7
18	150	PCB-191	50.98	50.97	2.044e4	1.871e4	1.050	1.09	NO	659.16	659.16
19	151	PCB-170	52.15	52.15	3.691e5	3.548e5	1.050	1.04	NO	17262	17262
20	152	PCB-190	52.33	52.35	9.780e4	9.376e4	1.050	1.04	NO	3437.3	3437.3
21	153	PCB-189	53.81	53.81	1.753e4	1.612e4	1.050	1.09	NO	677.57	677.57

Dataset: Untitled

Last Altered: Tuesday, May 28, 2019 13:15:01 Pacific Daylight Time
Printed: Tuesday, May 28, 2019 13:15:11 Pacific Daylight Time

Name: 190523K2_11, Date: 24-May-2019, Time: 08:36:55, ID: 1901029-03@5X SRM 1944 10, Description: SRM 1944

PCB-202

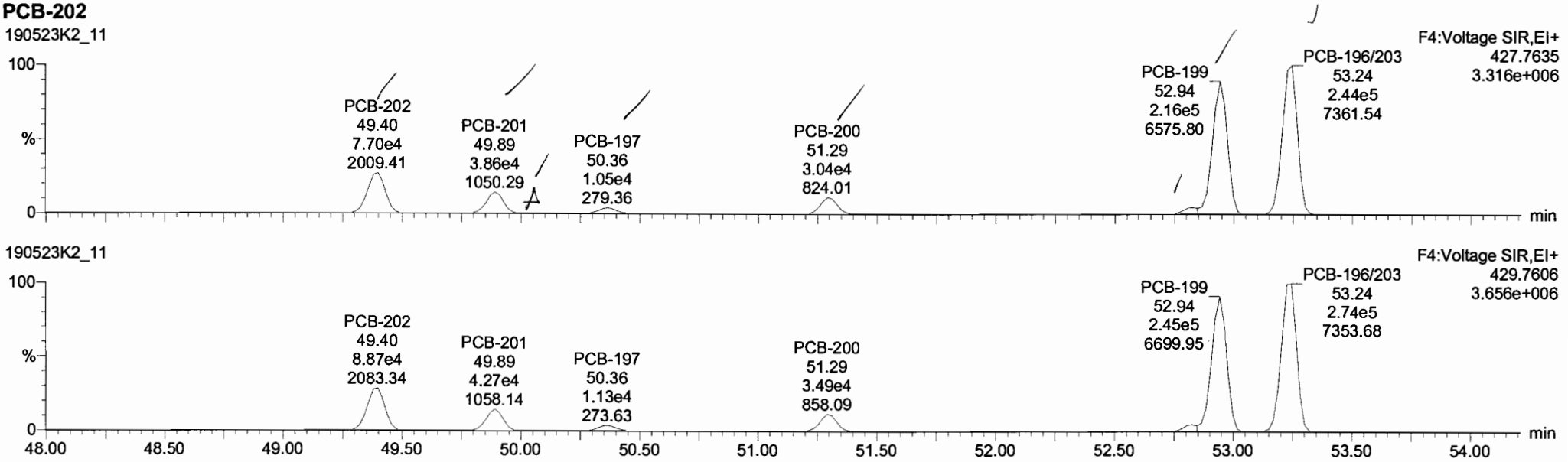

13C-PCB-202

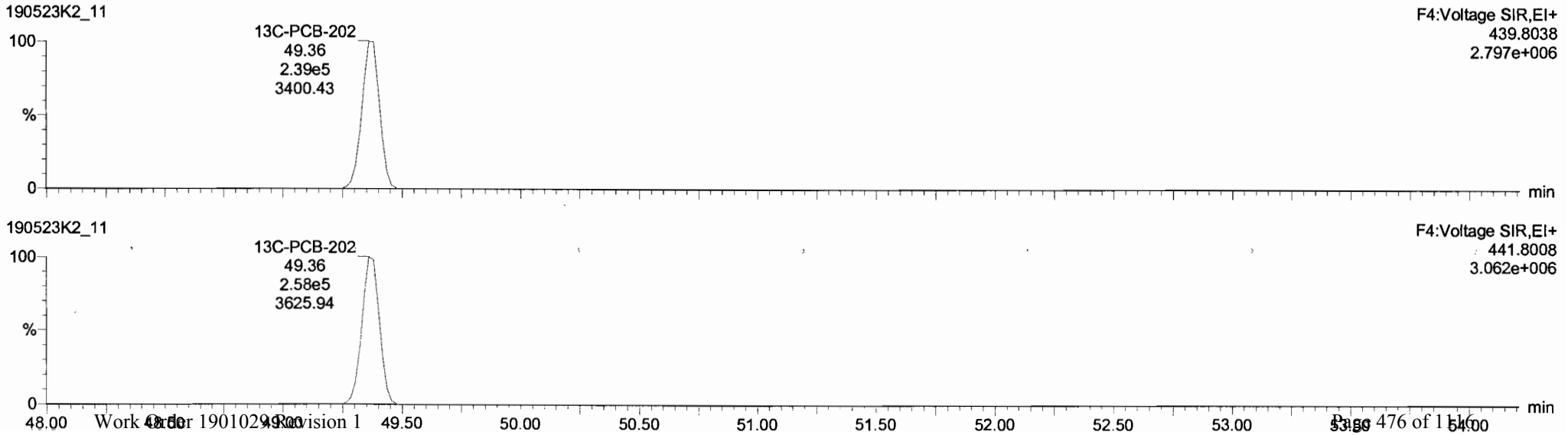

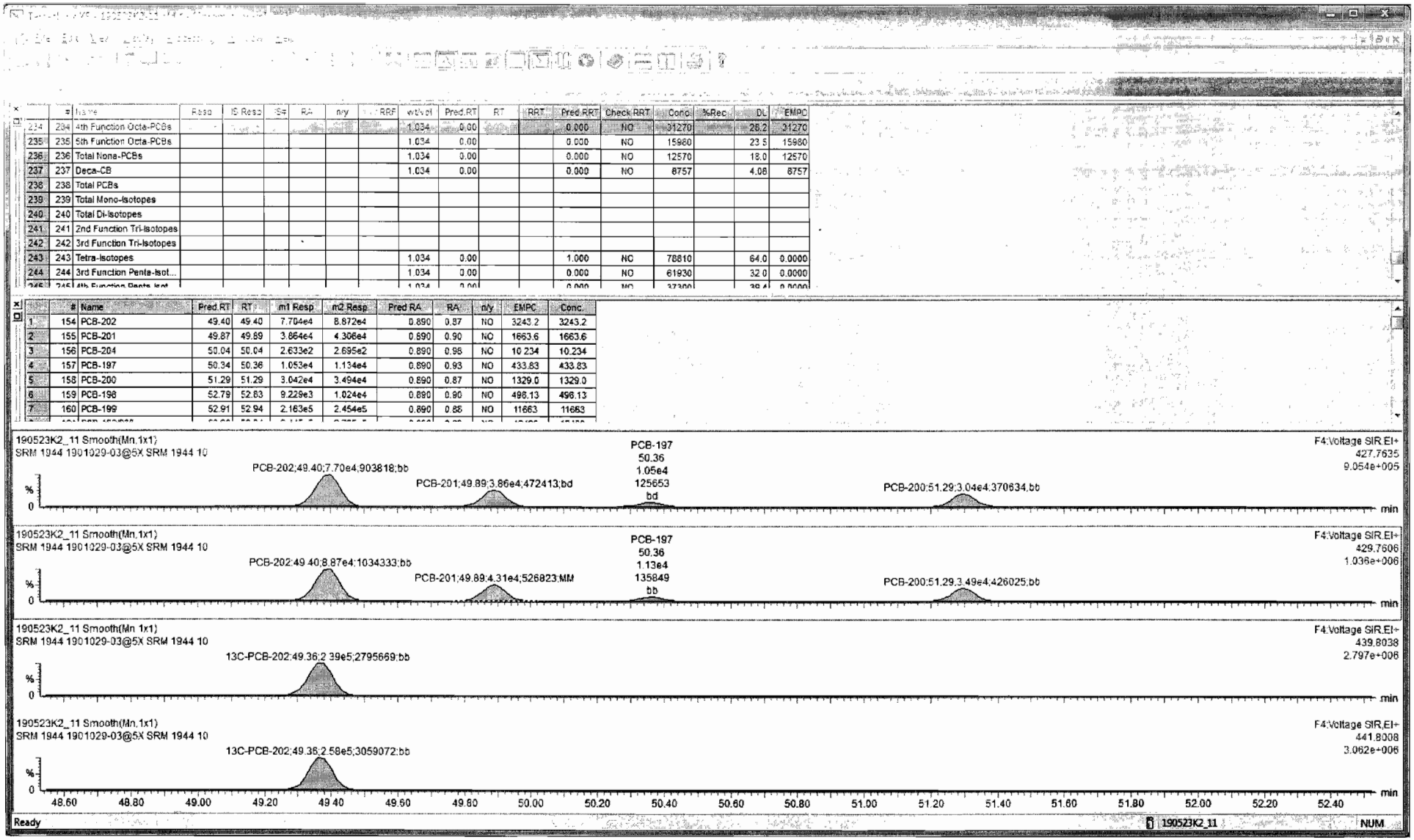
234 4th Function Octa-PCBs 1.034 0.00 0.000 NO 31270 28.2 31270
235 5th Function Octa-PCBs 1.034 0.00 0.000 NO 15980 23.5 15980
236 Total Nona-PCBs 1.034 0.00 0.000 NO 12570 18.0 12570
237 Deca-CB 1.034 0.00 0.000 NO 8757 4.08 8757
238 Total PCBs
239 Total Mono-Isotopes
240 Total Di-Isotopes
241 2nd Function Tri-Isotopes
242 3rd Function Tri-Isotopes
243 Tetra-Isotopes 1.034 0.00 1.000 NO 78810 64.0 0.0000
244 3rd Function Penta-Isot... 1.034 0.00 0.000 NO 61930 32.0 0.0000
1 154 PCB-202 49.40 49.40 7.704e4 8.872e4 0.890 0.87 NO 3243.2 3243.2
2 155 PCB-201 49.87 49.89 3.864e4 4.306e4 0.890 0.90 NO 1663.6 1663.6
3 156 PCB-204 50.04 50.04 2.633e2 2.695e2 0.890 0.98 NO 10.234 10.234
4 157 PCB-197 50.34 50.36 1.053e4 1.134e4 0.890 0.93 NO 433.83 433.83
5 158 PCB-200 51.29 51.29 3.042e4 3.494e4 0.890 0.87 NO 1329.0 1329.0
6 159 PCB-198 52.79 52.83 9.229e3 1.024e4 0.890 0.90 NO 498.13 498.13
7 160 PCB-199 52.91 52.94 2.163e5 2.454e5 0.890 0.88 NO 11663 11663
190523K2_11 Smooth(Mn,1x1)
SRM 1944 1901029-03@5X SRM 1944 10
PCB-202;49.40;7.70e4;903818;bb
PCB-201;49.89;3.86e4;472413;bd
PCB-197
50.36
1.05e4
125653
bd
PCB-200;51.29;3.04e4;370634;bb
F4:Voltage SIR,EI+
427.7635
9.054e+005
PCB-202;49.40;8.87e4;1034333;bb
PCB-201;49.89;4.31e4;526823;MM
PCB-197
50.36
1.13e4
135849
bb
PCB-200;51.29;3.49e4;426025;bb
F4:Voltage SIR,EI+
429.7606
1.036e+006
13C-PCB-202;49.36;2.39e5;2795669;bb
F4:Voltage SIR,EI+
439.8038
2.797e+006
13C-PCB-202;49.36;2.58e5;3059072;bb
F4:Voltage SIR,EI+
441.8008
3.062e+006
48.60 48.80 49.00 49.20 49.40 49.60 49.80 50.00 50.20 50.40 50.60 50.80 51.00 51.20 51.40 51.60 51.80 52.00 52.20 52.40
min
Ready
190523K2_11
NUM

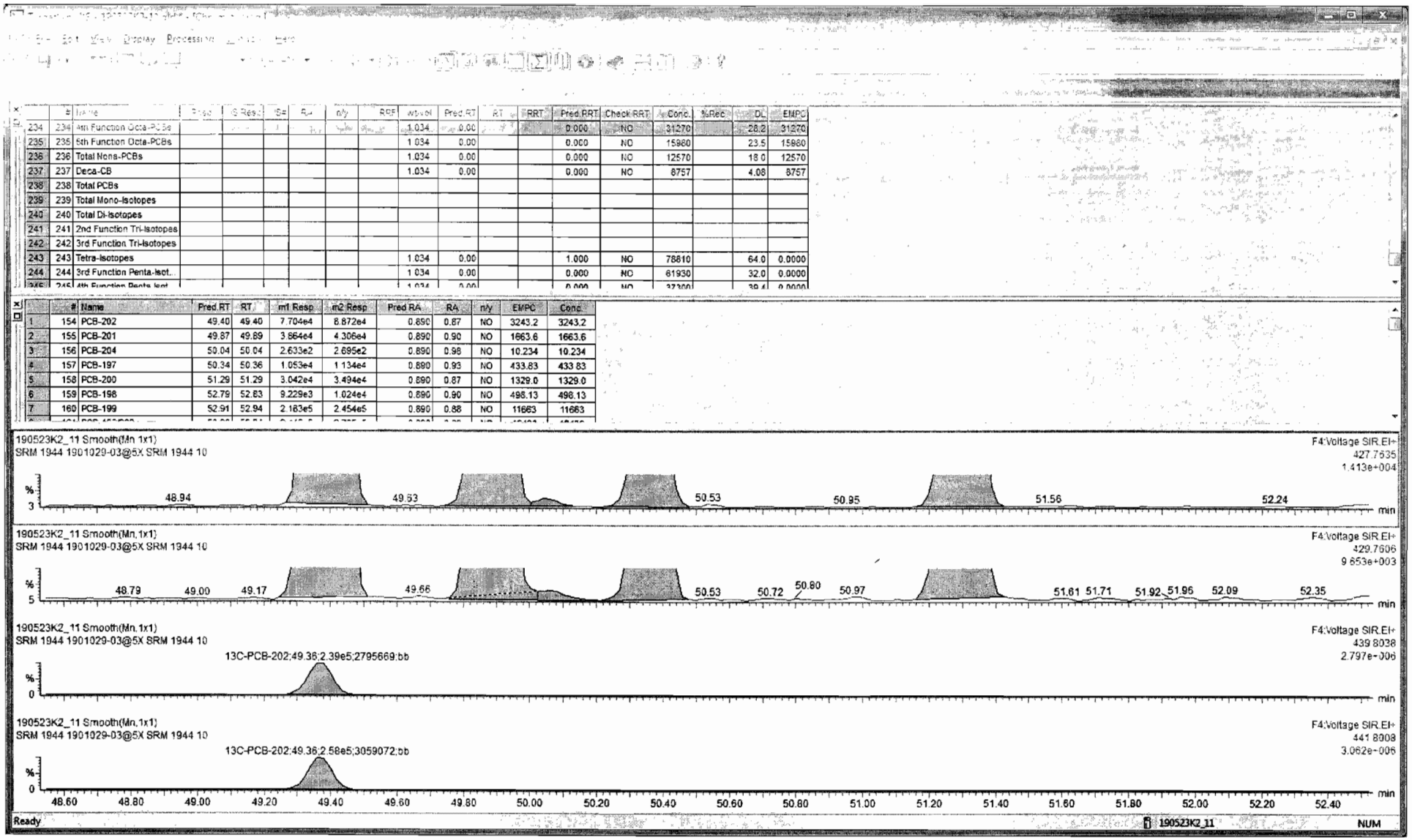

#	Name	Pred RT	RT	m1 Resp	m2 Resp	Pred RA	RA	n/y	EMPC	Conc
1	154 PCB-202	49.40	49.40	7.704e4	8.872e4	0.890	0.87	NO	3243.2	3243.2
2	155 PCB-201	49.87	49.89	3.864e4	4.306e4	0.890	0.90	NO	1663.6	1663.6
3	156 PCB-204	50.04	50.04	2.633e2	2.695e2	0.890	0.98	NO	10.234	10.234
4	157 PCB-197	50.34	50.36	1.053e4	1.134e4	0.890	0.93	NO	433.83	433.83
5	158 PCB-200	51.29	51.29	3.042e4	3.494e4	0.890	0.87	NO	1329.0	1329.0
6	159 PCB-198	52.79	52.83	9.229e3	1.024e4	0.890	0.90	NO	498.13	498.13
7	160 PCB-199	52.91	52.94	2.163e5	2.454e5	0.890	0.88	NO	11663	11663

Dataset: Untitled

Last Altered: Tuesday, May 28, 2019 13:15:01 Pacific Daylight Time
Printed: Tuesday, May 28, 2019 13:15:11 Pacific Daylight Time

Name: 190523K2_11, Date: 24-May-2019, Time: 08:36:55, ID: 1901029-03@5X SRM 1944 10, Description: SRM 1944

PCB-195

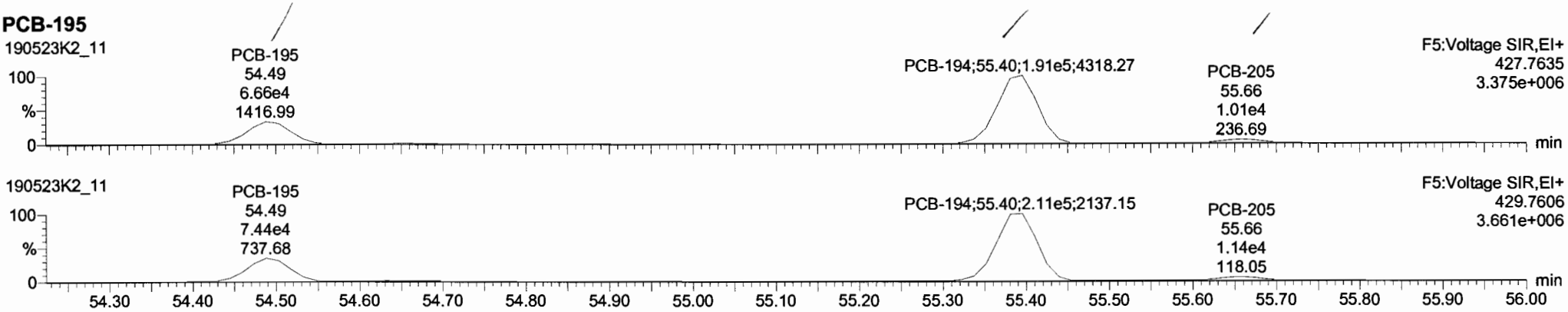

13C-PCB-194

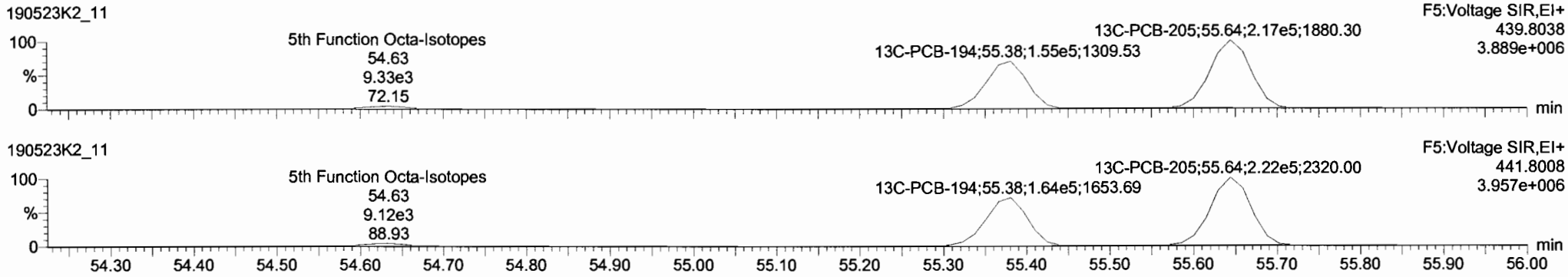

PFK5

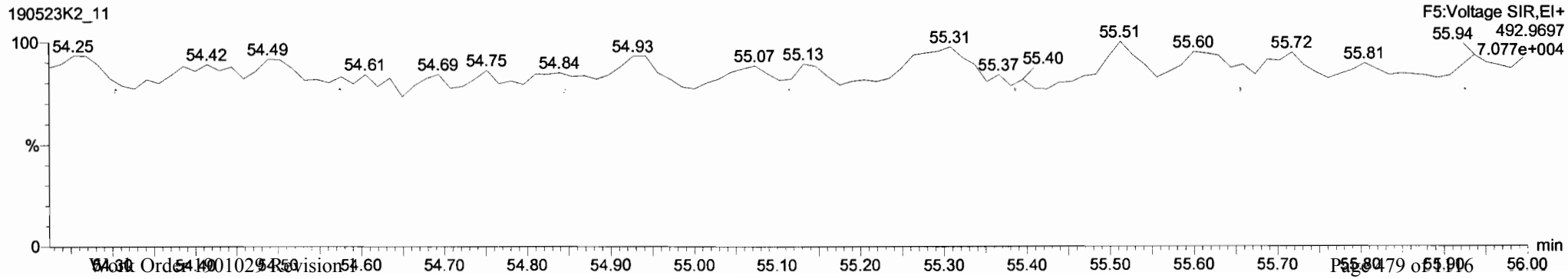

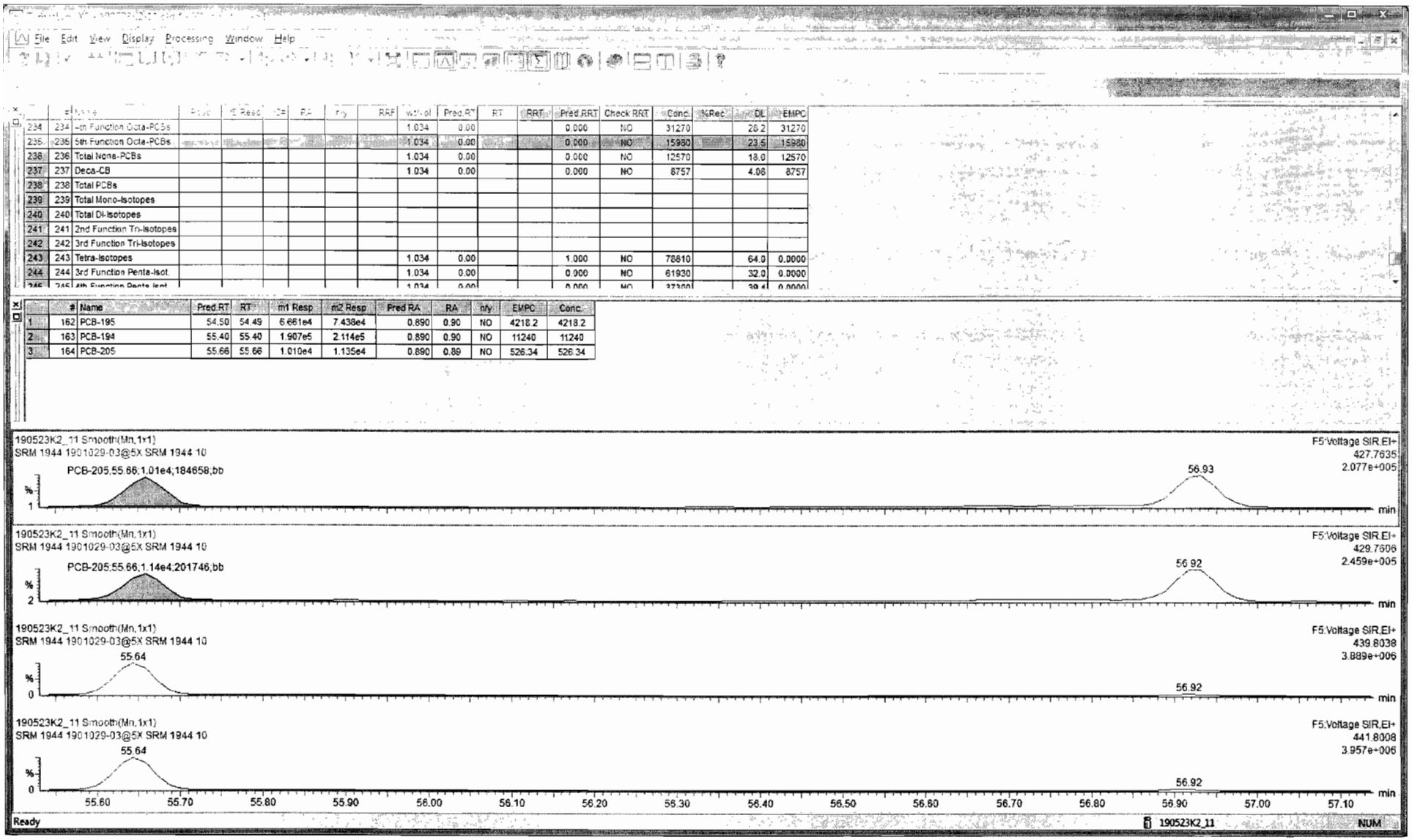
File Edit View Display Processing Window Help
234 234 -th Function Octa-PCBs 1.034 0.00 0.000 NO 31270 26.2 31270
235 236 5th Function Octa-PCBs 1.034 0.00 0.000 NO 15980 23.5 15980
236 236 Total Nona-PCBs 1.034 0.00 0.000 NO 12570 18.0 12570
237 237 Deca-CB 1.034 0.00 0.000 NO 8757 4.08 8757
238 238 Total PCBs
239 239 Total Mono-Isotopes
240 240 Total Di-Isotopes
241 241 2nd Function Tri-Isotopes
242 242 3rd Function Tri-Isotopes
243 243 Tetra-Isotopes 1.034 0.00 1.000 NO 78810 64.0 0.0000
244 244 3rd Function Penta-Isot. 1.034 0.00 0.000 NO 61930 32.0 0.0000
Name Pred.RT RT m1 Resp m2 Resp Pred RA RA m/y EMPC Conc.
1 162 PCB-195 54.50 54.49 6.661e4 7.438e4 0.890 0.90 NO 4218.2 4218.2
2 163 PCB-194 55.40 55.40 1.907e5 2.114e5 0.890 0.90 NO 11240 11240
3 164 PCB-205 55.66 55.66 1.010e4 1.135e4 0.890 0.89 NO 526.34 526.34
190523K2_11 Smooth(Mn,1x1)
SRM 1944 1901029-03@5X SRM 1944 10
PCB-205;55.66;1.01e4;184658;bb
F5:Voltage SIR,EI+
427.7635
2.077e+005
56.93
190523K2_11 Smooth(Mn,1x1)
SRM 1944 1901029-03@5X SRM 1944 10
PCB-205;55.66;1.14e4;201746;bb
F5:Voltage SIR,EI+
429.7606
2.459e+005
56.92
190523K2_11 Smooth(Mn,1x1)
SRM 1944 1901029-03@5X SRM 1944 10
55.64
F5:Voltage SIR,EI+
439.8038
3.889e+006
56.92
190523K2_11 Smooth(Mn,1x1)
SRM 1944 1901029-03@5X SRM 1944 10
55.64
F5:Voltage SIR,EI+
441.8008
3.957e+006
56.92
55.60 55.70 55.80 55.90 56.00 56.10 56.20 56.30 56.40 56.50 56.60 56.70 56.80 56.90 57.00 57.10
min
Ready
190523K2_11
NUM

Vista Analytical Laboratory VG-11

Dataset: Untitled

Last Altered: Tuesday, May 28, 2019 13:15:01 Pacific Daylight Time
Printed: Tuesday, May 28, 2019 13:15:11 Pacific Daylight Time

Name: 190523K2_11, Date: 24-May-2019, Time: 08:36:55, ID: 1901029-03@5X SRM 1944 10, Description: SRM 1944

PCB-208

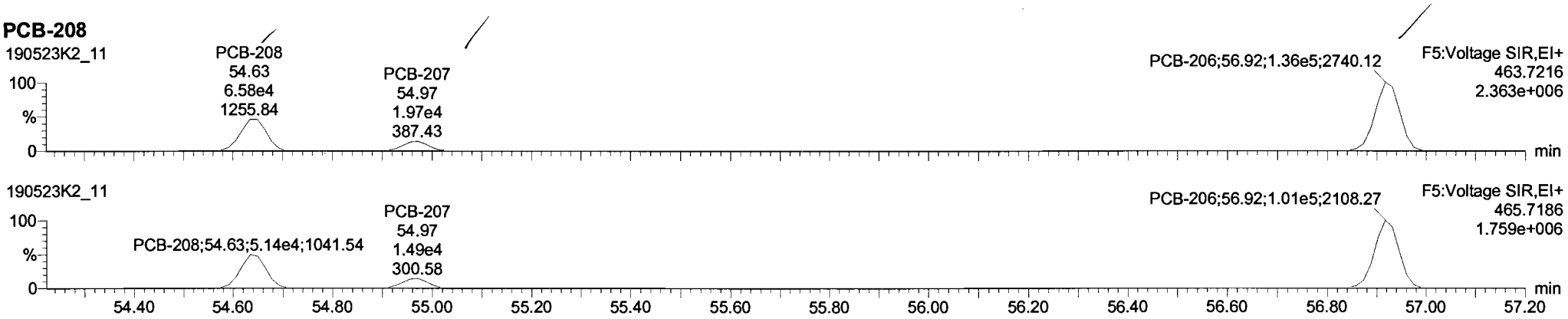

13C-PCB-208

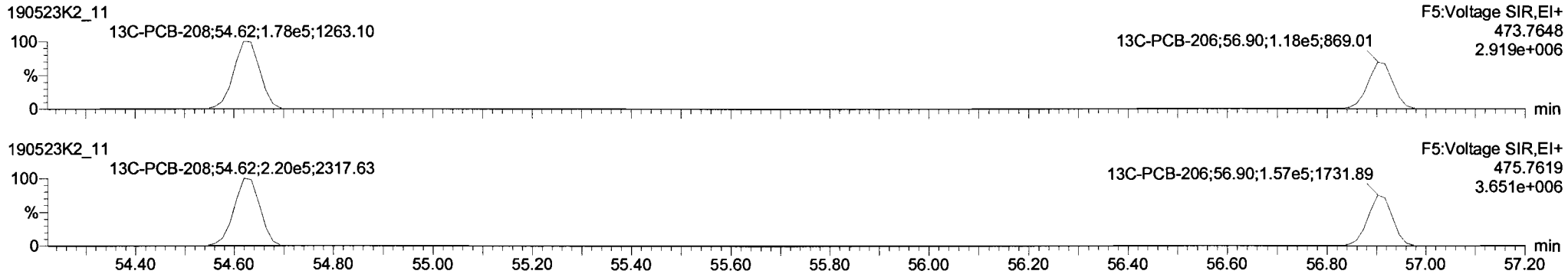

PFK5

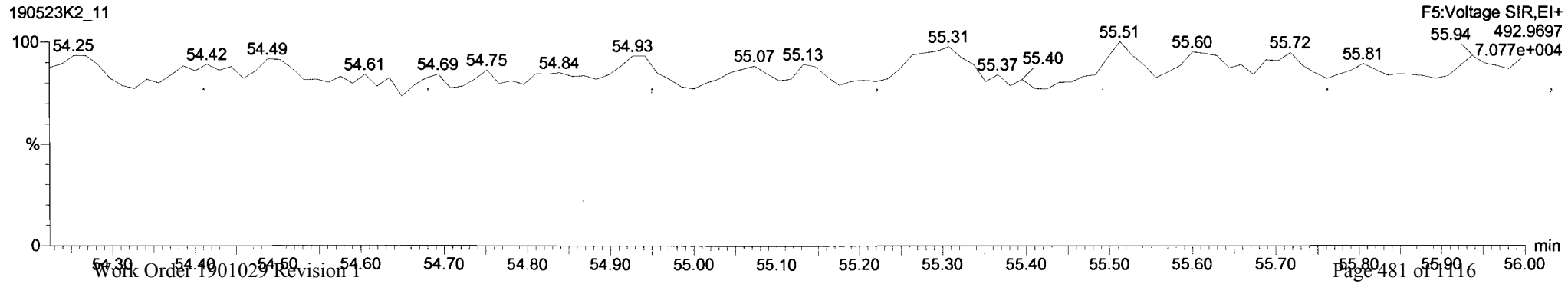

Vista Analytical Laboratory VG-11

Dataset: Untitled

Last Altered: Tuesday, May 28, 2019 13:15:01 Pacific Daylight Time
Printed: Tuesday, May 28, 2019 13:15:11 Pacific Daylight Time

Name: 190523K2_11, Date: 24-May-2019, Time: 08:36:55, ID: 1901029-03@5X SRM 1944 10, Description: SRM 1944

PCB-209

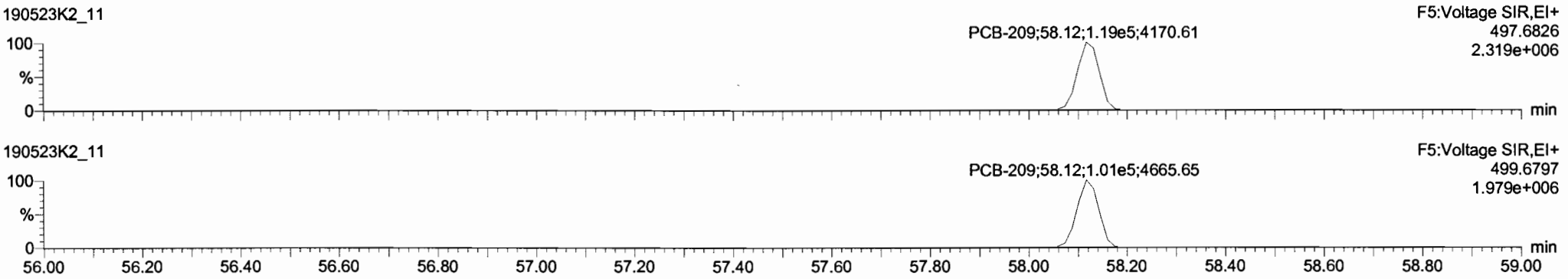

13C-PCB-209

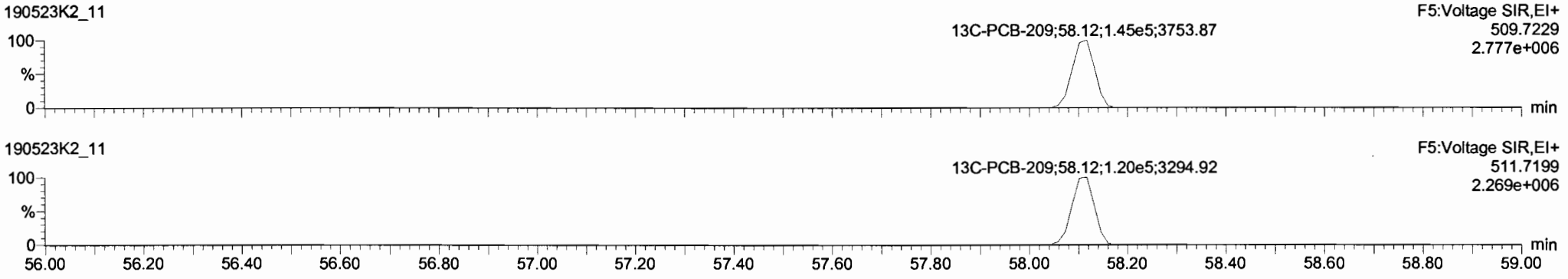

PFK5

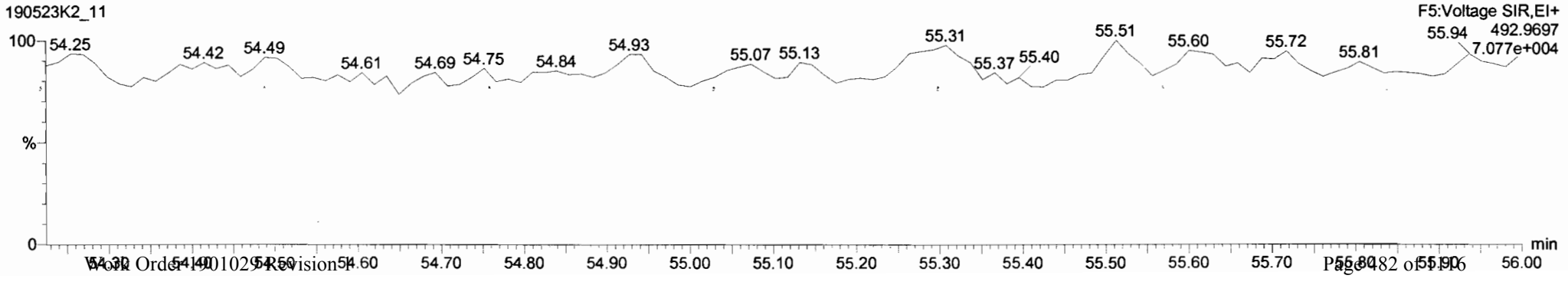

CONTINUING CALIBRATION

HRMS CALIBRATION STANDARDS REVIEW CHECKLIST

Beg. Calbration ID: ST190523D1-1 **Reviewed By:** CT 05/24/19 *Initials & Date*

End Calibration ID: NA

	Beg.	End
Ion abundance within QC limits?	✓	NA
Concentrations within criteria?	✓	
TCDD/TCDF Valleys <25%	✓	
First and last eluters present?	✓	
Retention Times within criteria?	✓	
Verification Std. named correctly? (ST-Year-Month-Day-VG ID)	✓	
Forms signed and dated?	✓	
Correct ICAL referenced?	DB	

Run Log:

- Correct instrument listed?	✓	
- Samples within 12 hour clock?	(Y)	N
- Bottle position verfied?	DB	

	Beg.	End
Mass resolution ≥	✓	✓

☐ 5k ☐ 6-8K ☐ 8K ☑ 10K

1614 1699 429 1613/1668/8280

Intergrated peaks display correctly?	✓	NA
GC Break <20%	NA	

8280 CS1 End Standard:

- Ratios within limits, S/N <2.5:1, CS1 within 12 hours — NA

Comments:

Vista Analytical Laboratory - Injection Log Run file: 190523D1 Instrument ID: VG-7 GC Column ID: ZB-5MS

Data file	S#	Sample ID	Analyst	Acq date	Acq time	CCal	ECal
190523D1	1	ST190523D1-1	DB	23-MAY-19	11:15:16	ST190523D1-1	NA
190523D1	2	B9E0134-BS1	DB	23-MAY-19	12:02:57	ST190523D1-1	NA
190523D1	3	SOLVENT BLANK	DB	23-MAY-19	12:50:41	ST190523D1-1	NA
190523D1	4	B9E0134-BLK1	DB	23-MAY-19	13:38:22	ST190523D1-1	NA
190523D1	5	1901029-01	DB	23-MAY-19	14:26:07	ST190523D1-1	NA
190523D1	6	1901029-02	DB	23-MAY-19	15:13:43	ST190523D1-1	NA
190523D1	7	1901029-03	DB	23-MAY-19	16:01:29	ST190523D1-1	NA
190523D1	8	1901028-03	DB	23-MAY-19	16:49:15	ST190523D1-1	NA
190523D1	9	1901028-04	DB	23-MAY-19	17:36:53	ST190523D1-1	NA
190523D1	10	1901028-05	DB	23-MAY-19	18:24:28	ST190523D1-1	NA
190523D1	11	1901028-06	DB	23-MAY-19	19:12:09	ST190523D1-1	NA
190523D1	12	1901028-07	DB	23-MAY-19	19:59:50	ST190523D1-1	NA
190523D1	13	1901028-08	DB	23-MAY-19	20:47:26	ST190523D1-1	NA
190523D1	14	1901028-09	DB	23-MAY-19	21:35:04	ST190523D1-1	NA
190523D1	15	B9E0134-DUP1	DB	23-MAY-19	22:22:40	ST190523D1-1	NA

FORM 4A
PCDD/PCDF CALIBRATION VERIFICATION

Lab Name: Vista Analytical Laboratory Episode No.: CCAL ID: ST190523D1-1

Contract No.: SAS No.:

Initial Calibration Date: 5-10-19

Instrument ID: VG-7 GC Column ID: ZB-5MS

VER Data Filename: 190523D1 S#1 Analysis Date: 23-MAY-19 Time: 11:15:16

	M/Z'S FORMING RATIO (1)	ION ABUND. RATIO	QC LIMITS (2)	Pass	CONC. FOUND	CONC. RANGE (3) (ng/mL)
NATIVE ANALYTES						
2,3,7,8-TCDD	M/M+2	0.83	0.65-0.89	y	10.9	7.8 - 12.9 8.2 - 12.3 (4)
1,2,3,7,8-PeCDD	M/M+2	0.62	0.54-0.72	y	49.2	39.0 - 65.0
1,2,3,4,7,8-HxCDD	M+2/M+4	1.18	1.05-1.43	y	50.4	39.0 - 64.0
1,2,3,6,7,8-HxCDD	M+2/M+4	1.20	1.05-1.43	y	50.8	39.0 - 64.0
1,2,3,7,8,9-HxCDD	M+2/M+4	1.21	1.05-1.43	y	49.2	41.0 - 61.0
1,2,3,4,6,7,8-HpCDD	M+2/M+4	1.04	0.88-1.20	y	49.7	43.0 - 58.0
OCDD	M+2/M+4	0.94	0.76-1.02	y	98.0	79.0 - 126.0
2,3,7,8-TCDF	M/M+2	0.80	0.65-0.89	y	10.2	8.4 - 12.0 8.6 - 11.6 (4)
1,2,3,7,8-PeCDF	M+2/M+4	1.61	1.32-1.78	y	50.5	41.0 - 60.0
2,3,4,7,8-PeCDF	M+2/M+4	1.52	1.32-1.78	y	50.8	41.0 - 61.0
1,2,3,4,7,8-HxCDF	M+2/M+4	1.21	1.05-1.43	y	50.1	45.0 - 56.0
1,2,3,6,7,8-HxCDF	M+2/M+4	1.18	1.05-1.43	y	52.4	44.0 - 57.0
2,3,4,6,7,8-HxCDF	M+2/M+4	1.20	1.05-1.43	y	51.4	44.0 - 57.0
1,2,3,7,8,9-HxCDF	M+2/M+4	1.20	1.05-1.43	y	51.1	45.0 - 56.0
1,2,3,4,6,7,8-HpCDF	M+2/M+4	1.02	0.88-1.20	y	49.8	45.0 - 55.0
1,2,3,4,7,8,9-HpCDF	M+2/M+4	0.99	0.88-1.20	y	48.7	43.0 - 58.0
OCDF	M+2/M+4	0.90	0.76-1.02	y	98.7	63.0 - 159.0

(1) See Table 8, Method 1613, for m/z specifications.

(2) Ion Abundance Ratio Control Limits as specified in Table 9, Method 1613.

(3) Contract-required concentration range as specified in Table 6, Method 1613.

(4) Contract-required concentration range as specified in Table 6a, Method 1613, for tetras only.

Analyst: DB

Date: 5/23/19

FORM 4B
PCDD/PCDF CALIBRATION VERIFICATION

Lab Name: Vista Analytical Laboratory Episode No.:

Contract No.: SAS No.:

Initial Calibration Date: 5-10-19

Instrument ID: VG-7 GC Column ID: ZB-5MS

VER Data Filename: 190523D1 S#1 Analysis Date: 23-MAY-19 Time: 11:15:16

LABELED COMPOUNDS	M/Z'S FORMING RATIO (1)	ION ABUND. RATIO	QC LIMITS (2)	Pass	CONC. FOUND	CONC. RANGE (ng/mL)
13C-2,3,7,8-TCDD	M/M+2	0.75	0.65-0.89	y	104	82.0 - 121.0
13C-1,2,3,7,8-PeCDD	M/M+2	0.62	0.54-0.72	y	104	62.0 - 160.0
13C-1,2,3,4,7,8-HxCDD	M+2/M+4	1.19	1.05-1.43	y	94.3	85.0 - 117.0
13C-1,2,3,6,7,8-HxCDD	M+2/M+4	1.31	1.05-1.43	y	98.6	85.0 - 118.0
13C-1,2,3,7,8,9-HxCDD	M+2/M+4	1.23	1.05-1.43	y	97.7	85.0 - 118.0
13C-1,2,3,4,6,7,8-HpCDD	M+2/M+4	1.03	0.88-1.20	y	99.5	72.0 - 138.0
13C-OCDD	M/M+2	0.93	0.76-1.02	y	195	96.0 - 415.0
13C-2,3,7,8-TCDF	M+2/M+4	0.81	0.65-0.89	y	101	71.0 - 140.0
13C-1,2,3,7,8-PeCDF	M+2/M+4	1.59	1.32-1.78	y	100	76.0 - 130.0
13C-2,3,4,7,8-PeCDF	M+2/M+4	1.55	1.32-1.78	y	98.0	77.0 - 130.0
13C-1,2,3,4,7,8-HxCDF	M/M+2	0.50	0.43-0.59	y	97.7	76.0 - 131.0
13C-1,2,3,6,7,8-HxCDF	M/M+2	0.51	0.43-0.59	y	103	70.0 - 143.0
13C-2,3,4,6,7,8-HxCDF	M/M+2	0.50	0.43-0.59	y	98.3	73.0 - 137.0
13C-1,2,3,7,8,9-HxCDF	M/M+2	0.50	0.43-0.59	y	98.1	74.0 - 135.0
13C-1,2,3,4,6,7,8-HpCDF	M+2/M+4	0.43	0.37-0.51	y	103	78.0 - 129.0
13C-1,2,3,4,7,8,9-HpCDF	M+2/M+4	0.42	0.37-0.51	y	103	77.0 - 129.0
13C-OCDF	M+2/M+4	0.89	0.76-1.02	y	194	96.0 - 415.0
CLEANUP STANDARD (3)						
37Cl-2,3,7,8-TCDD					9.52	7.9 - 12.7

(1) See Table 8, Method 1613, for m/z specifications.

(2) Ion Abundance Ratio Control Limits as specified

(3) No ion abundance ratio; report concentration found.

Analyst: DB

Date: 5/23/19

FORM 5

PCDD/PCDF RT WINDOW AND ISOMER SPECIFICITY STANDARDS

Lab Name: Vista Analytical Laboratory Episode No.:

Contract No.: SAS No.:

Instrument ID: VG-7 Initial Calibration Date: 5-10-19

RT Window Data Filename: 190523D1 S#1 Analysis Date: 23-MAY-19 Time: 11:15:16

ZB-5MS IS Data Filename: 190523D1 S#1 Analysis Date: 23-MAY-19 Time: 11:15:16

DB_225 IS Data Filename: Analysis Date: Time:

ZB-5MS RT WINDOW DEFINING STANDARDS RESULTS

ISOMERS	ABSOLUTE RT	ISOMERS	ABSOLUTE RT
1,3,6,8-TCDD (F)	22:53	1,3,6,8-TCDF (F)	20:47
1,2,8,9-TCDD (L)	27:03	1,2,8,9-TCDF (L)	27:13
1,2,4,7,9-PeCDD (F)	28:37	1,3,4,6,8-PeCDF (F)	27:08
1,2,3,8,9-PeCDD (L)	31:00	1,2,3,8,9-PeCDF (L)	31:15
1,2,4,6,7,9-HxCDD (F)	32:24	1,2,3,4,6,8-HxCDF (F)	31:52
1,2,3,7,8,9-HxCDD (L)	34:22	1,2,3,7,8,9-HxCDF (L)	34:46
1,2,3,4,6,7,9-HpCDD (F)	36:57	1,2,3,4,6,7,8-HpCDF (F)	36:35
1,2,3,4,6,7,8-HpCDD (L)	37:48	1,2,3,4,7,8,9-HpCDF (L)	38:21

(F) = First eluting isomer (ZB-5MS); (L) = Last eluting isomer (ZB-5MS).

==========

ISOMER SPECIFICITY (IS) TEST STANDARD RESULTS

COMPARED PEAKS (1)	% VALLEY HEIGHT BETWEEN
	<25%

(1) To meet contract requirements, %Valley Height Between Compared Peaks shall not exceed 25% (section 15.4.2.2, Method 1613).

Analyst: DB

Date: 5/23/19

FORM 6A
PCDD/PCDF RELATIVE RETENTION TIMES

Lab Name: Vista Analytical Laboratory Episode No.:

Contract No.: SAS No.:

Initial Calibration Date: 5-10-19

Instrument ID: VG-7 GC Column ID: ZB-5MS

VER Data Filename: 190523D1 S#1 Analysis Date: 23-MAY-19 Time: 11:15:16

Compounds Using 13C-1234-TCDD as RT Internal Standard

NATIVE ANALYTES	RETENTION TIME REFERENCE	RRT	RRT QC LIMITS (1)
2,3,7,8-TCDD	13C-2,3,7,8-TCDD	1.001	0.999-1.002
1,2,3,7,8-PeCDD	13C-1,2,3,7,8-PeCDD	1.000	0.999-1.002
2,3,7,8-TCDF	13C-2,3,7,8-TCDF	1.001	0.999-1.003
1,2,3,7,8-PeCDF	13C-1,2,3,7,8-PeCDF	1.001	0.999-1.002
2,3,4,7,8-PeCDF	13C-2,3,4,7,8-PeCDF	1.000	0.999-1.002
LABELED COMPOUNDS			
13C-2,3,7,8-TCDD	13C-1,2,3,4-TCDD	1.023	0.976-1.043
13C-1,2,3,7,8-PeCDD	13C-1,2,3,4-TCDD	1.196	1.000-1.567
13C-2,3,7,8-TCDF	13C-1,2,3,4-TCDD	0.993	0.923-1.103
13C-1,2,3,7,8-PeCDF	13C-1,2,3,4-TCDD	1.151	1.000-1.425
13C-2,3,4,7,8-PeCDF	13C-1,2,3,4-TCDD	1.185	1.011-1.526
37Cl-2,3,7,8-TCDD	13C-1,2,3,4-TCDD	1.023	0.989-1.052

Analyst: DB

Date: 5/23/19

FORM 6B
PCDD/PCDF RELATIVE RETENTION TIMES

Lab Name: Vista Analytical Laboratory Episode No.:

Contract No.: SAS No.:

Initial Calibration Date: 5-10-19

Instrument ID: VG-7 GC Column ID: ZB-5MS

VER Data Filename: 190523D1 S#1 Analysis Date: 23-MAY-19 Time: 11:15:16

NATIVE ANALYTES	RETENTION TIME REFERENCE	RRT	RRT QC LIMITS (1)
1,2,3,4,7,8-HxCDF	13C-1,2,3,4,7,8-HxCDF	1.000	0.999-1.001
1,2,3,6,7,8-HxCDF	13C-1,2,3,6,7,8-HxCDF	1.001	0.997-1.005
2,3,4,6,7,8-HxCDF	13C-2,3,4,6,7,8-HxCDF	1.000	0.999-1.001
1,2,3,7,8,9-HxCDF	13C-1,2,3,7,8,9-HxCDF	1.001	0.999-1.001
1,2,3,4,7,8-HxCDD	13C-1,2,3,4,7,8-HxCDD	1.000	0.999-1.001
1,2,3,6,7,8-HxCDD	13C-1,2,3,6,7,8-HxCDD	1.001	0.998-1.004
1,2,3,7,8,9-HxCDD	13C-1,2,3,7,8,9-HxCDD	1.000	0.998-1.004
1,2,3,4,6,7,8-HpCDF	13C-1,2,3,4,6,7,8-HpCDF	1.000	0.999-1.001
1,2,3,4,6,7,8-HpCDD	13C-1,2,3,4,6,7,8-HpCDD	1.000	0.999-1.001
1,2,3,4,7,8,9-HpCDF	13C-1,2,3,4,7,8,9-HpCDF	1.000	0.999-1.001
OCDD	13C-OCDD	1.000	0.999-1.001
OCDF	13C-OCDF	1.000	0.999-1.001
LABELED COMPOUNDS			
13C-1,2,3,4,7,8-HxCDF	13C-1,2,3,4,6,9-HxCDF	0.987	0.975-1.001
13C-1,2,3,6,7,8-HxCDF	13C-1,2,3,4,6,9-HxCDF	0.991	0.979-1.005
13C-2,3,4,6,7,8-HxCDF	13C-1,2,3,4,6,9-HxCDF	1.010	1.001-1.020
13C-1,2,3,7,8,9-HxCDF	13C-1,2,3,4,6,9-HxCDF	1.039	1.002-1.072
13C-1,2,3,4,7,8-HxCDD	13C-1,2,3,4,6,9-HxCDF	1.014	1.002-1.026
13C-1,2,3,6,7,8-HxCDD	13C-1,2,3,4,6,9-HxCDF	1.017	1.007-1.029
13C-1,2,3,7,8,9-HxCDD	13C-1,2,3,4,6,9-HxCDF	1.027	1.014-1.038
13C-1,2,3,4,6,7,8-HpCDF	13C-1,2,3,4,6,9-HxCDF	1.093	1.069-1.111
13C-1,2,3,4,7,8,9-HpCDF	13C-1,2,3,4,6,9-HxCDF	1.146	1.098-1.192
13C-1,2,3,4,6,7,8-HpCDD	13C-1,2,3,4,6,9-HxCDF	1.129	1.117-1.141
13C-OCDD	13C-1,2,3,4,6,9-HxCDF	1.228	1.085-1.365
13C-OCDF	13C-1,2,3,4,6,9-HxCDF	1.235	1.091-1.371

Analyst: DB

Date: 5/23/19

Client ID: 1613 CS3 19C2204 Filename: 190523D1 S:1 Acq:23-MAY-19 11:15:16 ConCal: ST190523D1-1

Lab ID: ST190523D1-1 GC Column ID: ZB-5MS ICal: 1613VG7-5-10-19 wt/vol: 1.000 EndCAL: NA

	Name	Resp	RA	RRF	RT	Conc	Qual	noise	Fac	DL
	2,3,7,8-TCDD	1.56e+06	0.83 y	0.90	26:13	10.862			* 2.5	*
	1,2,3,7,8-PeCDD	6.03e+06	0.62 y	0.87	30:39	49.179			* 2.5	*
	1,2,3,4,7,8-HxCDD	4.88e+06	1.18 y	1.05	33:56	50.361			* 2.5	*
	1,2,3,6,7,8-HxCDD	5.69e+06	1.20 y	0.93	34:03	50.834			* 2.5	*
	1,2,3,7,8,9-HxCDD	5.45e+06	1.21 y	0.96	34:22	49.199			* 2.5	*
	1,2,3,4,6,7,8-HpCDD	4.86e+06	1.04 y	0.99	37:48	49.680			* 2.5	*
	OCDD	8.53e+06	0.94 y	0.99	41:05	98.011			* 2.5	*
	2,3,7,8-TCDF	2.05e+06	0.80 y	0.94	25:28	10.193			* 2.5	*
	1,2,3,7,8-PeCDF	8.95e+06	1.61 y	0.92	29:30	50.471			* 2.5	*
	2,3,4,7,8-PeCDF	8.94e+06	1.52 y	0.96	30:22	50.811			* 2.5	*
	1,2,3,4,7,8-HxCDF	7.02e+06	1.21 y	1.15	33:03	50.113			* 2.5	*
	1,2,3,6,7,8-HxCDF	8.27e+06	1.18 y	1.04	33:11	52.364			* 2.5	*
	2,3,4,6,7,8-HxCDF	7.65e+06	1.20 y	1.10	33:47	51.407			* 2.5	*
	1,2,3,7,8,9-HxCDF	6.50e+06	1.20 y	1.03	34:46	51.107			* 2.5	*
	1,2,3,4,6,7,8-HpCDF	6.41e+06	1.02 y	1.06	36:35	49.751			* 2.5	*
	1,2,3,4,7,8,9-HpCDF	5.65e+06	0.99 y	1.23	38:21	48.693			* 2.5	*
	OCDF	1.02e+07	0.90 y	0.94	41:19	98.713			* 2.5	*
IS	13C-2,3,7,8-TCDD	1.59e+07	0.75 y	1.11	26:11	104.40				
IS	13C-1,2,3,7,8-PeCDD	1.41e+07	0.62 y	0.98	30:38	104.33				
IS	13C-1,2,3,4,7,8-HxCDD	9.23e+06	1.19 y	0.68	33:55	94.267				
IS	13C-1,2,3,6,7,8-HxCDD	1.20e+07	1.31 y	0.84	34:02	98.617				
IS	13C-1,2,3,7,8,9-HxCDD	1.15e+07	1.23 y	0.81	34:21	97.716				
IS	13C-1,2,3,4,6,7,8-HpCDD	9.89e+06	1.03 y	0.69	37:47	99.496				
IS	13C-OCDD	1.77e+07	0.93 y	0.62	41:04	194.87				
IS	13C-2,3,7,8-TCDF	2.13e+07	0.81 y	1.05	25:27	100.95				
IS	13C-1,2,3,7,8-PeCDF	1.92e+07	1.59 y	0.95	29:29	100.45				
IS	13C-2,3,4,7,8-PeCDF	1.84e+07	1.55 y	0.94	30:22	97.973				
IS	13C-1,2,3,4,7,8-HxCDF	1.21e+07	0.50 y	0.86	33:02	97.684				
IS	13C-1,2,3,6,7,8-HxCDF	1.52e+07	0.51 y	1.02	33:10	102.67				
IS	13C-2,3,4,6,7,8-HxCDF	1.36e+07	0.50 y	0.95	33:46	98.297				
IS	13C-1,2,3,7,8,9-HxCDF	1.23e+07	0.50 y	0.87	34:45	98.097				
IS	13C-1,2,3,4,6,7,8-HpCDF	1.21e+07	0.43 y	0.81	36:34	103.33				
IS	13C-1,2,3,4,7,8,9-HpCDF	9.47e+06	0.42 y	0.63	38:21	103.34				
IS	13C-OCDF	2.20e+07	0.89 y	0.78	41:18	193.74				
C/Up	37Cl-2,3,7,8-TCDD	1.60e+06		1.22	26:12	9.5223				
RS/RT	13C-1,2,3,4-TCDD	1.38e+07	0.77 y	1.00	25:37	100.00				
RS	13C-1,2,3,4-TCDF	2.00e+07	0.80 y	1.00	24:13	100.00				
RS/RT	13C-1,2,3,4,6,9-HxCDF	1.45e+07	0.51 y	1.00	33:27	100.00				

Name	Conc	EMPC	Qual	noise	DL
Total Tetra-Dioxins	71.3	72.2		*	*
Total Penta-Dioxins	182	182		*	*
Total Hexa-Dioxins	223	225		*	*
Total Hepta-Dioxins	117	118		*	*
Total Tetra-Furans	37.3	38.3		*	*
Total Penta-Furans	228.32	229.14		*	*
Total Hexa-Furans	272	273		*	*
Total Hepta-Furans	99.6	101		*	*

	Rec	Qual
IS	104	
IS	104	
IS	94.3	
IS	98.6	
IS	97.7	
IS	99.5	
IS	97.4	
IS	101	
IS	100	
IS	98.0	
IS	97.7	
IS	103	
IS	98.3	
IS	98.1	
IS	103	
IS	103	
IS	96.9	
C/Up	95.2	

Integrations by Analyst: DB Date: 5/23/19

Reviewed by Analyst: CT Date: 05/24/19

Vista Analytical Laboratory - Injection Log Run file: 190523D1 Instrument ID: VG-7 GC Column ID: ZB-5MS

Data file	S#	Sample ID	Analyst	Acq date	Acq time	CCal	ECal
190523D1	1	ST190523D1-1	DB	23-MAY-19	11:15:16	ST190523D1-1	NA
190523D1	2	B9E0134-BS1	DB	23-MAY-19	12:02:57	ST190523D1-1	NA
190523D1	3	SOLVENT BLANK	DB	23-MAY-19	12:50:41	ST190523D1-1	NA
190523D1	4	B9E0134-BLK1	DB	23-MAY-19	13:38:22	ST190523D1-1	NA
190523D1	5	1901029-01	DB	23-MAY-19	14:26:07	ST190523D1-1	NA
190523D1	6	1901029-02	DB	23-MAY-19	15:13:43	ST190523D1-1	NA
190523D1	7	1901029-03	DB	23-MAY-19	16:01:29	ST190523D1-1	NA
190523D1	8	1901028-03	DB	23-MAY-19	16:49:15	ST190523D1-1	NA
190523D1	9	1901028-04	DB	23-MAY-19	17:36:53	ST190523D1-1	NA
190523D1	10	1901028-05	DB	23-MAY-19	18:24:28	ST190523D1-1	NA
190523D1	11	1901028-06	DB	23-MAY-19	19:12:09	ST190523D1-1	NA
190523D1	12	1901028-07	DB	23-MAY-19	19:59:50	ST190523D1-1	NA
190523D1	13	1901028-08	DB	23-MAY-19	20:47:26	ST190523D1-1	NA
190523D1	14	1901028-09	DB	23-MAY-19	21:35:04	ST190523D1-1	NA
190523D1	15	B9E0134-DUP1	DB	23-MAY-19	22:22:40	ST190523D1-1	NA

Peak Locate Examination:23-MAY-2019:11:11 File:190523D1

Experiment:OCDD_DB5 Function:1 Reference:PFK

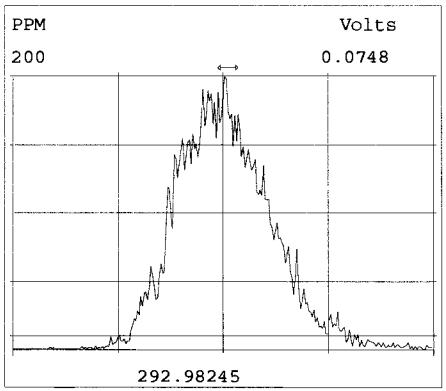

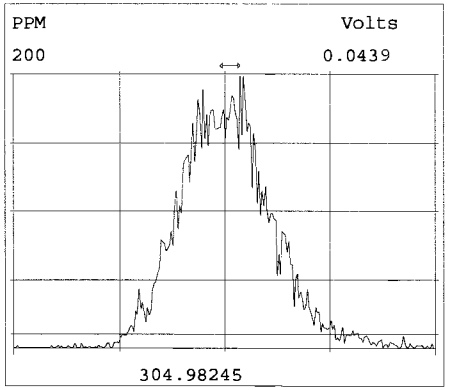

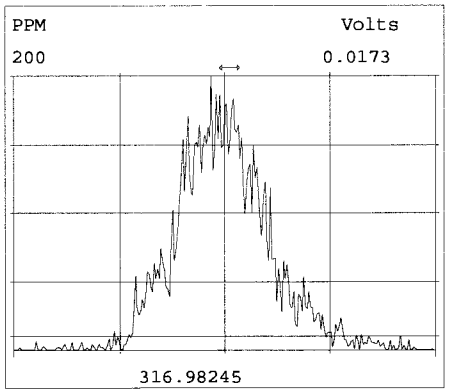

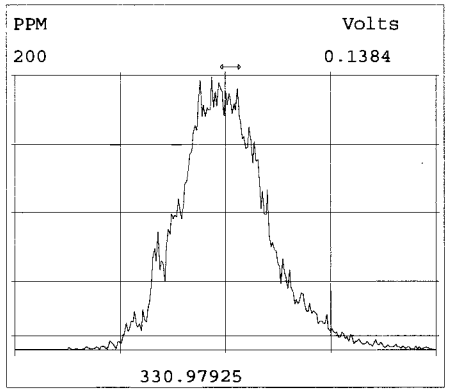

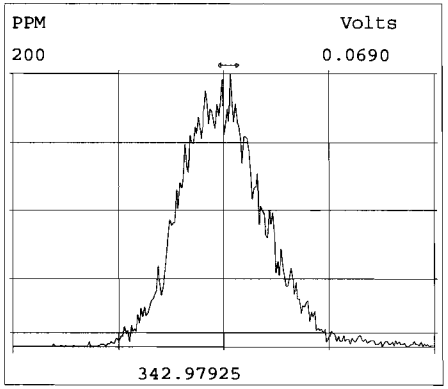

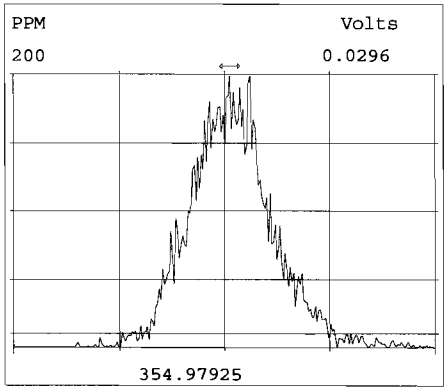

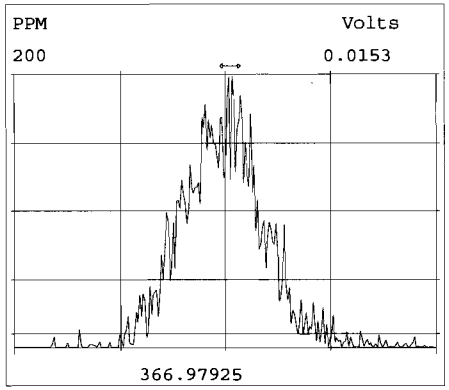

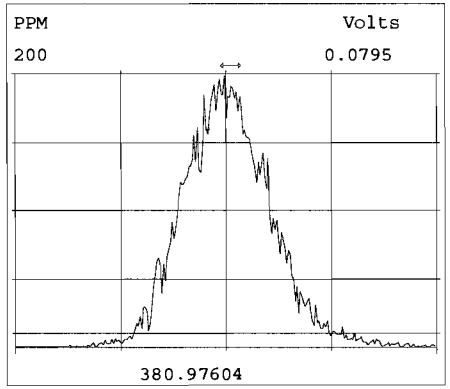

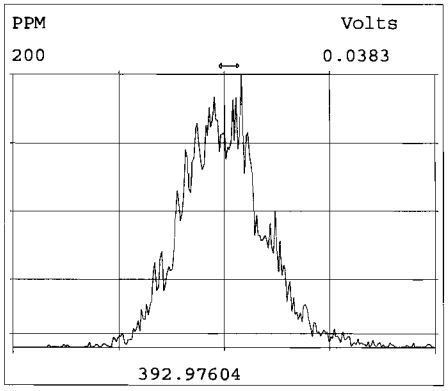

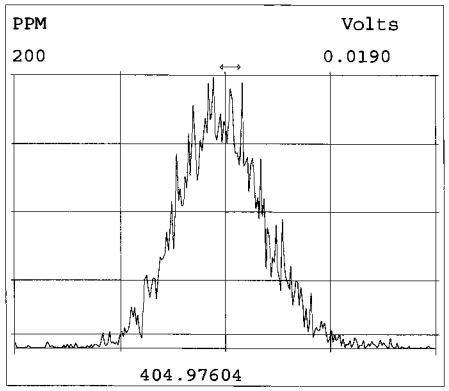

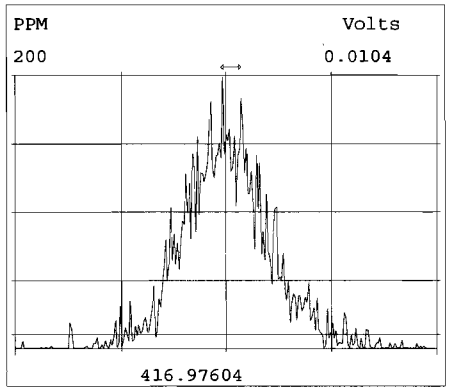

Peak Locate Examination:23-MAY-2019:11:12 File:190523D1

Experiment:OCDD_DB5 Function:2 Reference:PFK

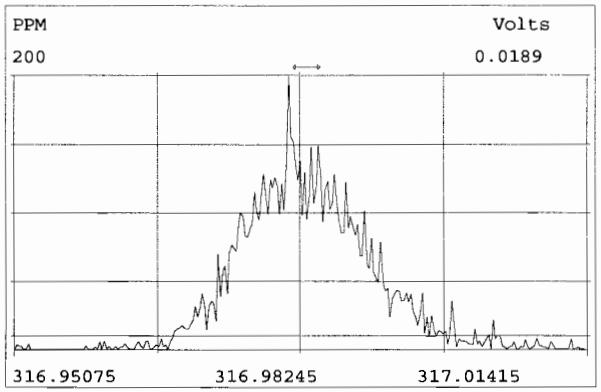

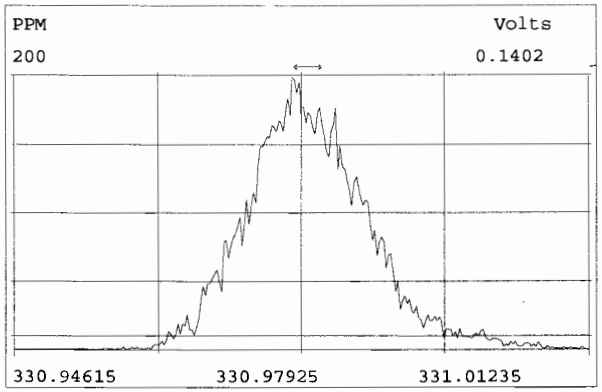

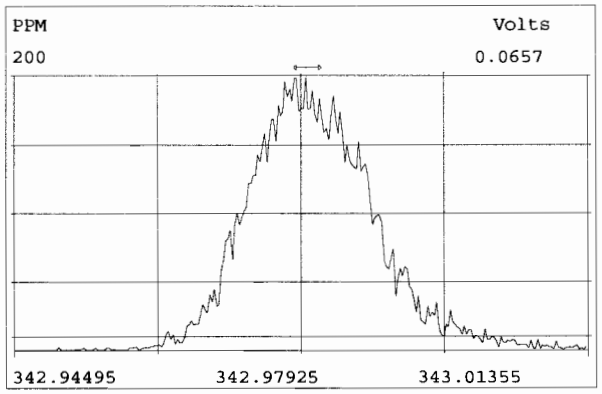

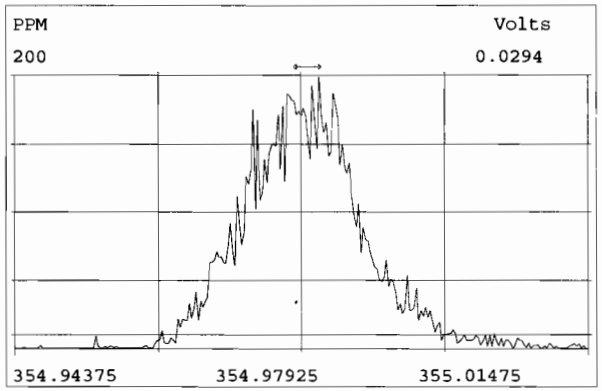

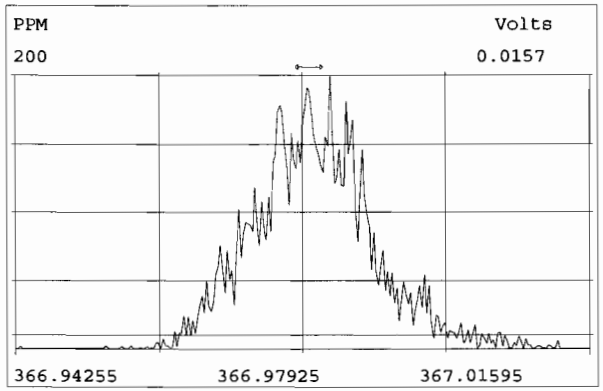

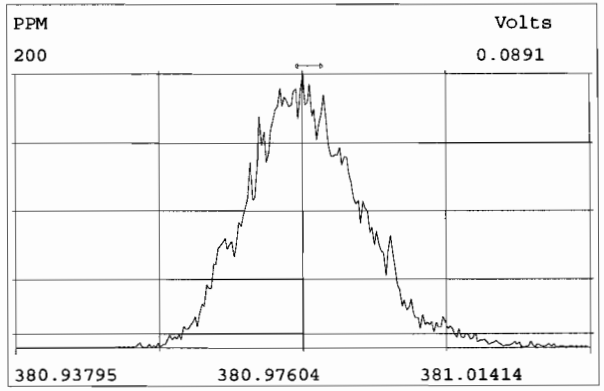

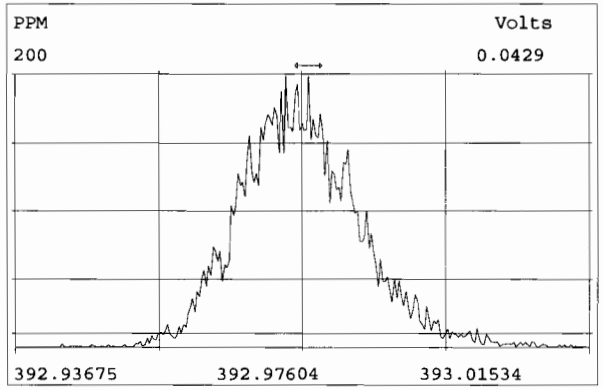

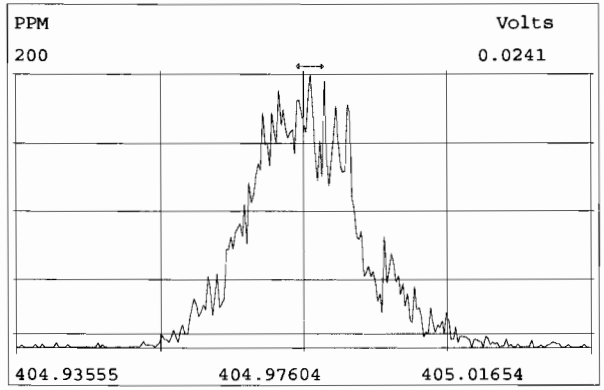

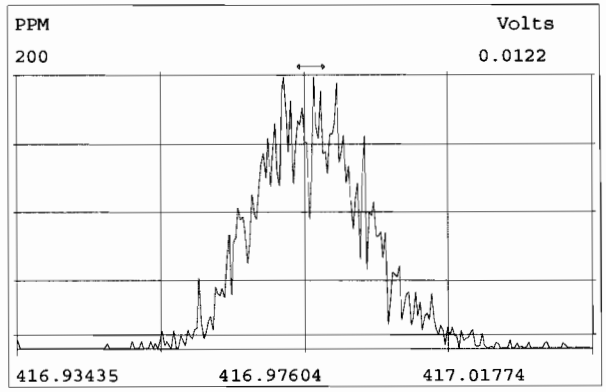

Peak Locate Examination:23-MAY-2019:11:12 File:190523D1

Experiment:OCDD_DB5 Function:3 Reference:PFK

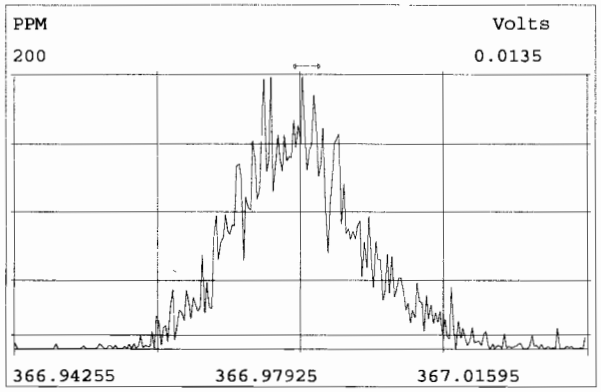

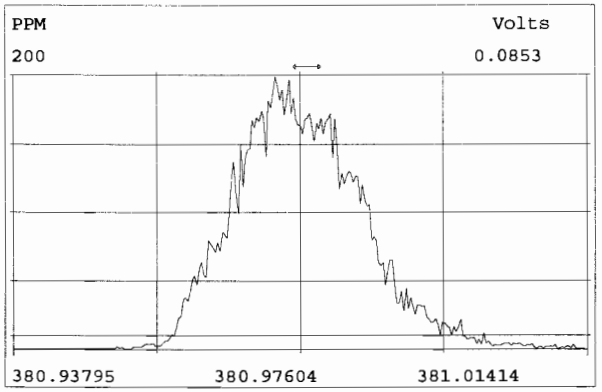

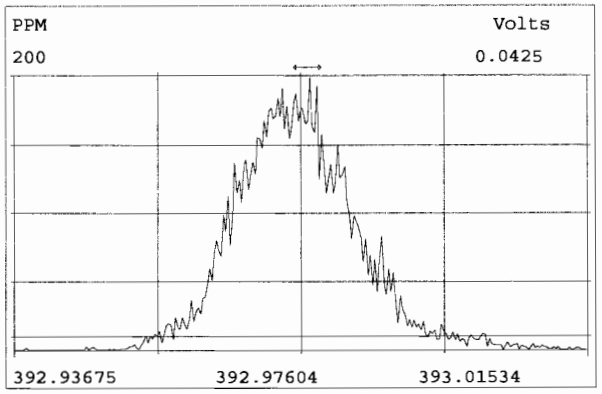

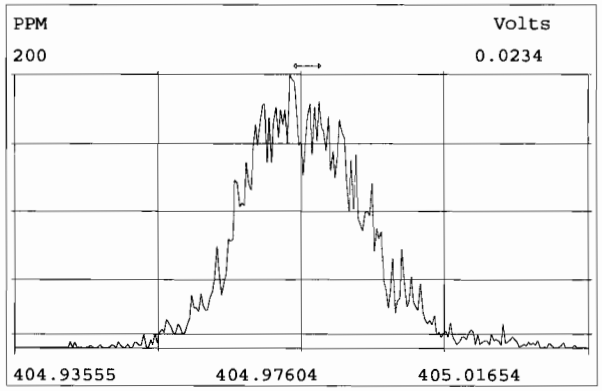

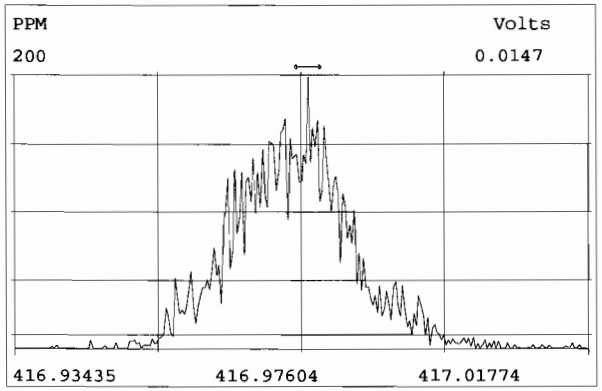

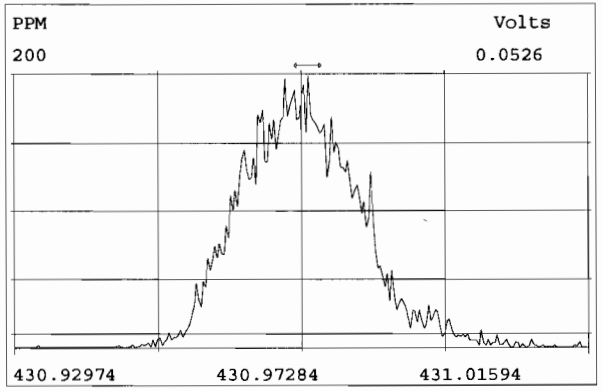

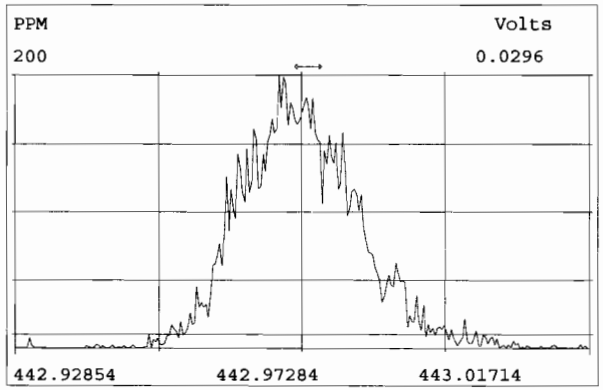

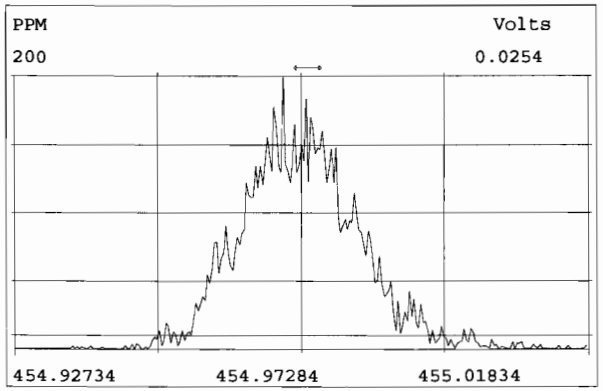

Peak Locate Examination:23-MAY-2019:11:13 File:190523D1

Experiment:OCDD_DB5 Function:4 Reference:PFK

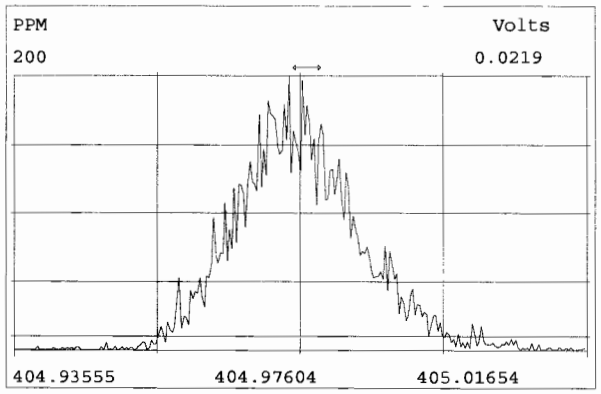

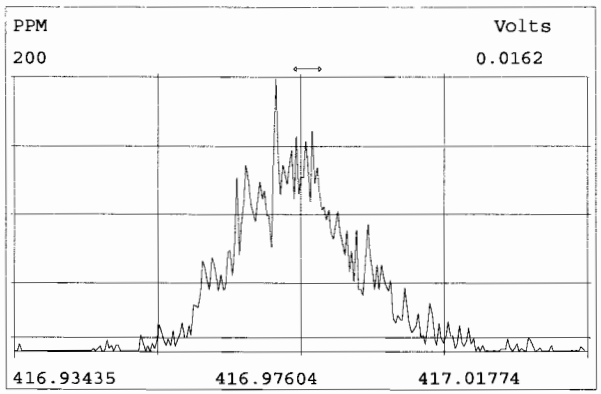

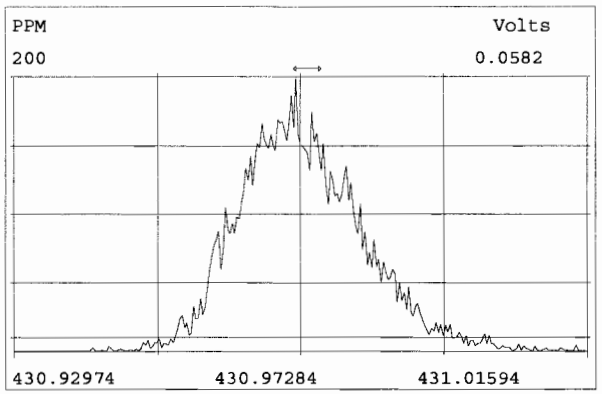

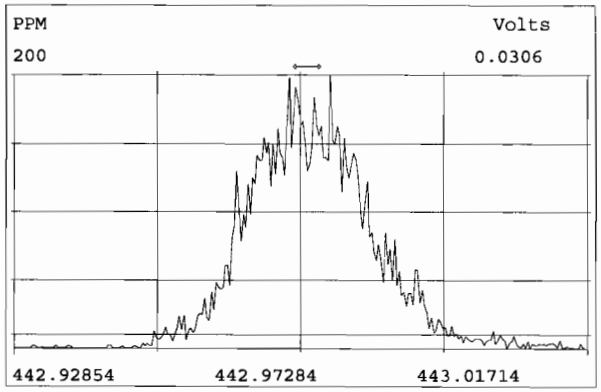

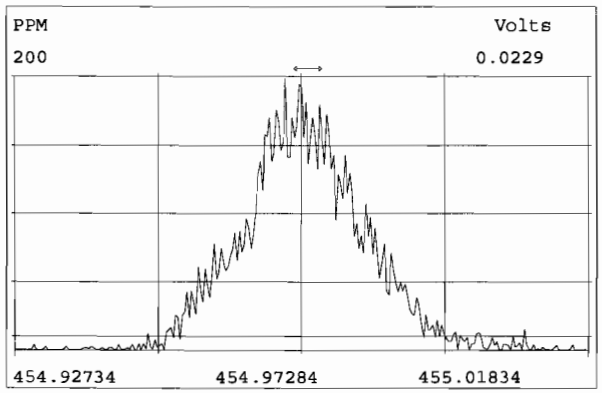

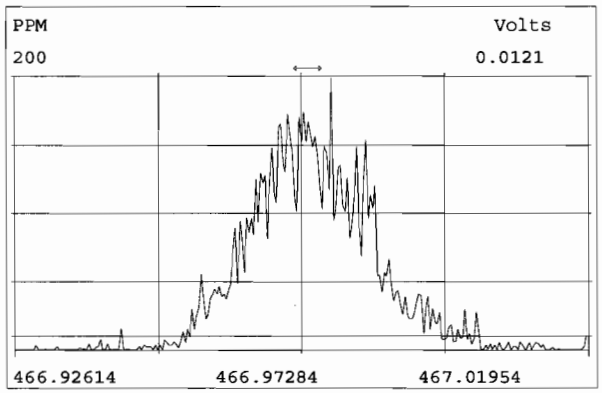

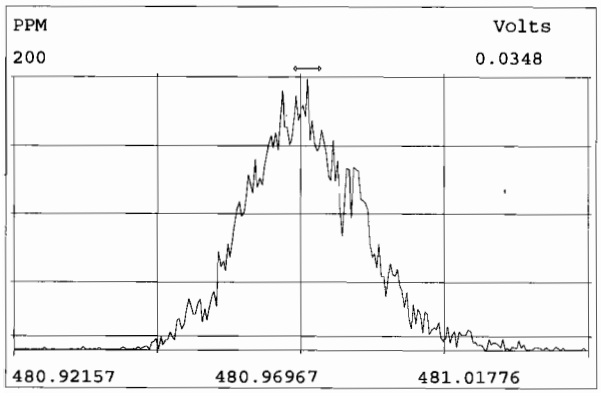

Peak Locate Examination:23-MAY-2019:11:14 File:190523D1

Experiment:OCDD_DB5 Function:5 Reference:PFK

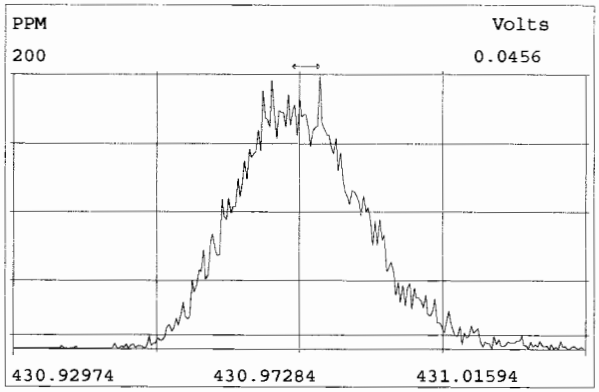

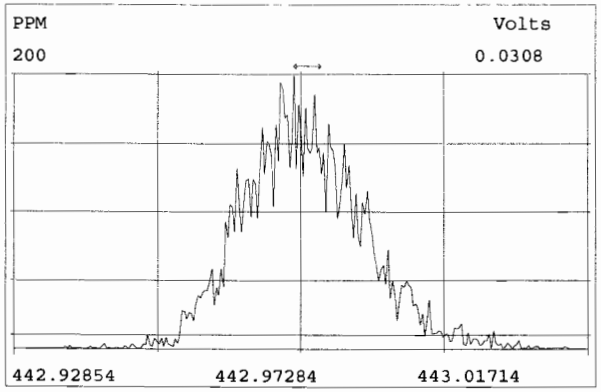

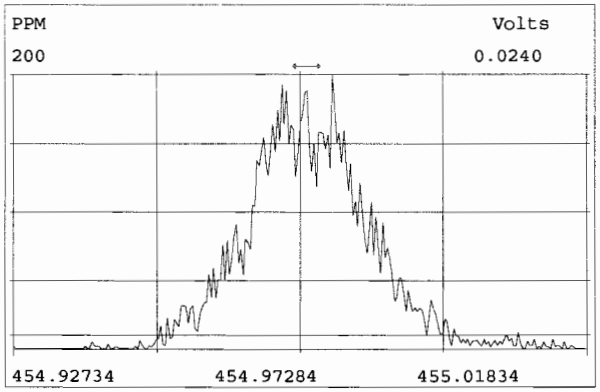

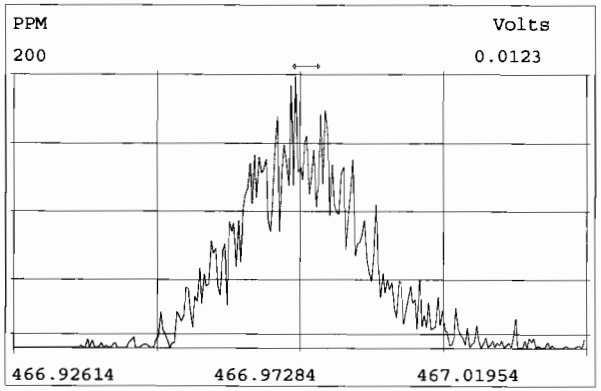

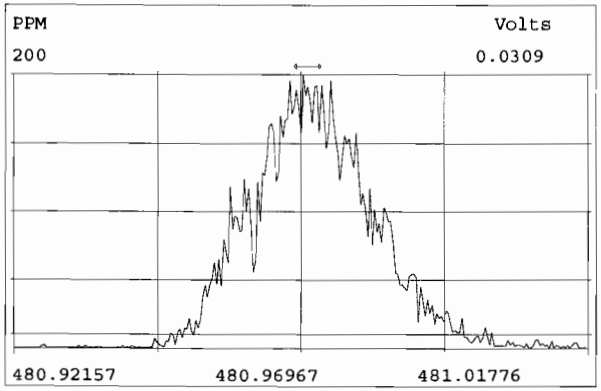

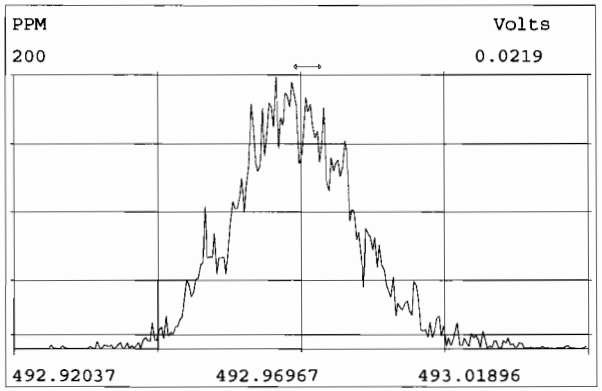

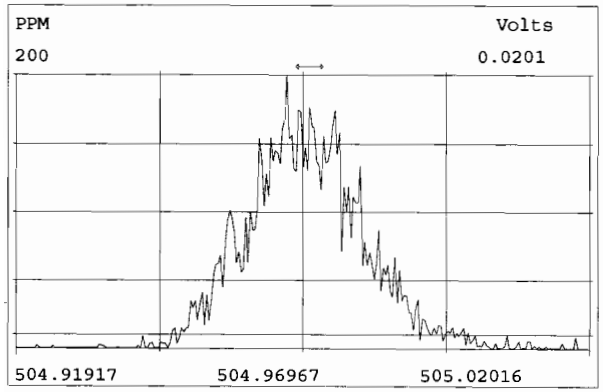

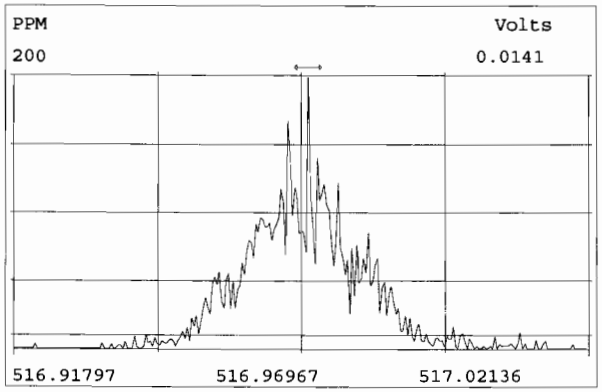

File:190523D1 #1-529 Acq:23-MAY-2019 11:15:16 GC EI+ Voltage SIR Autospec-UltimaE
Sample#1 File Text:Vista_Analytical_Laboratory_VG7 Text:ST190523D1-1 1613 CS3 19C2204 Exp:OCDD_DB5
321.8936

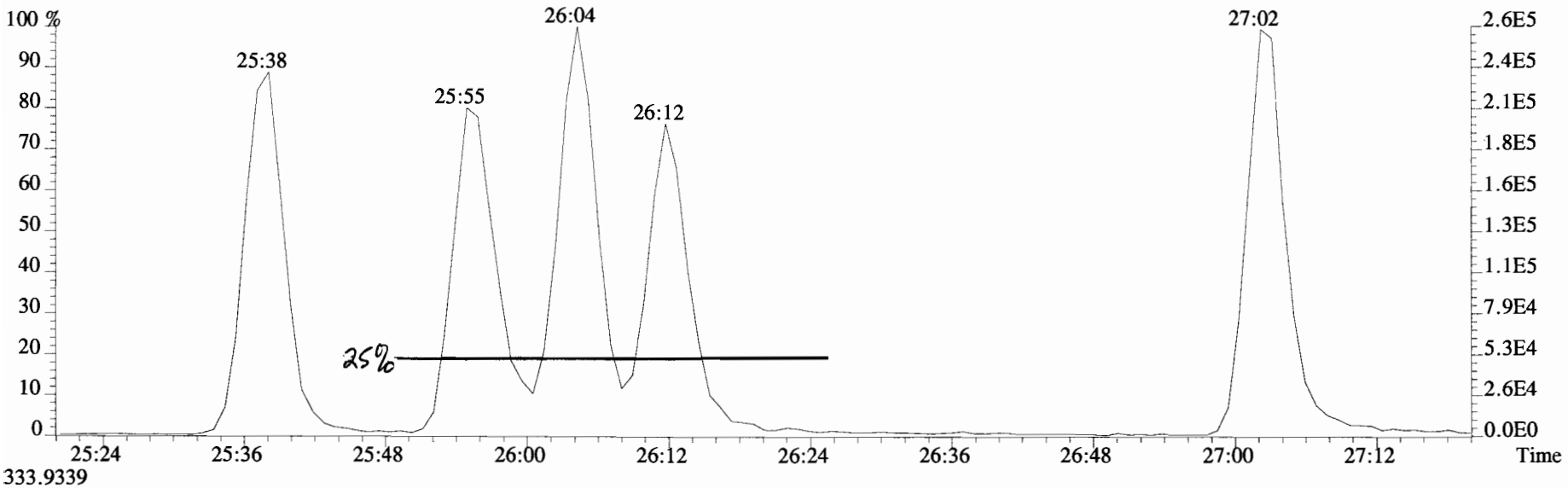

333.9339

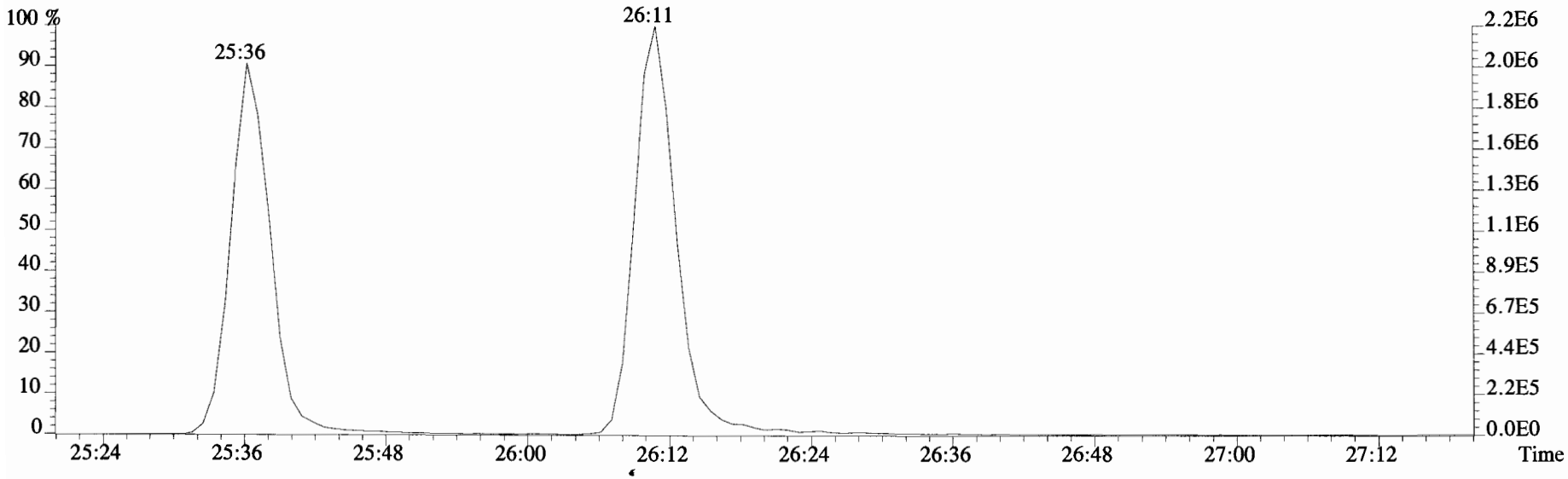

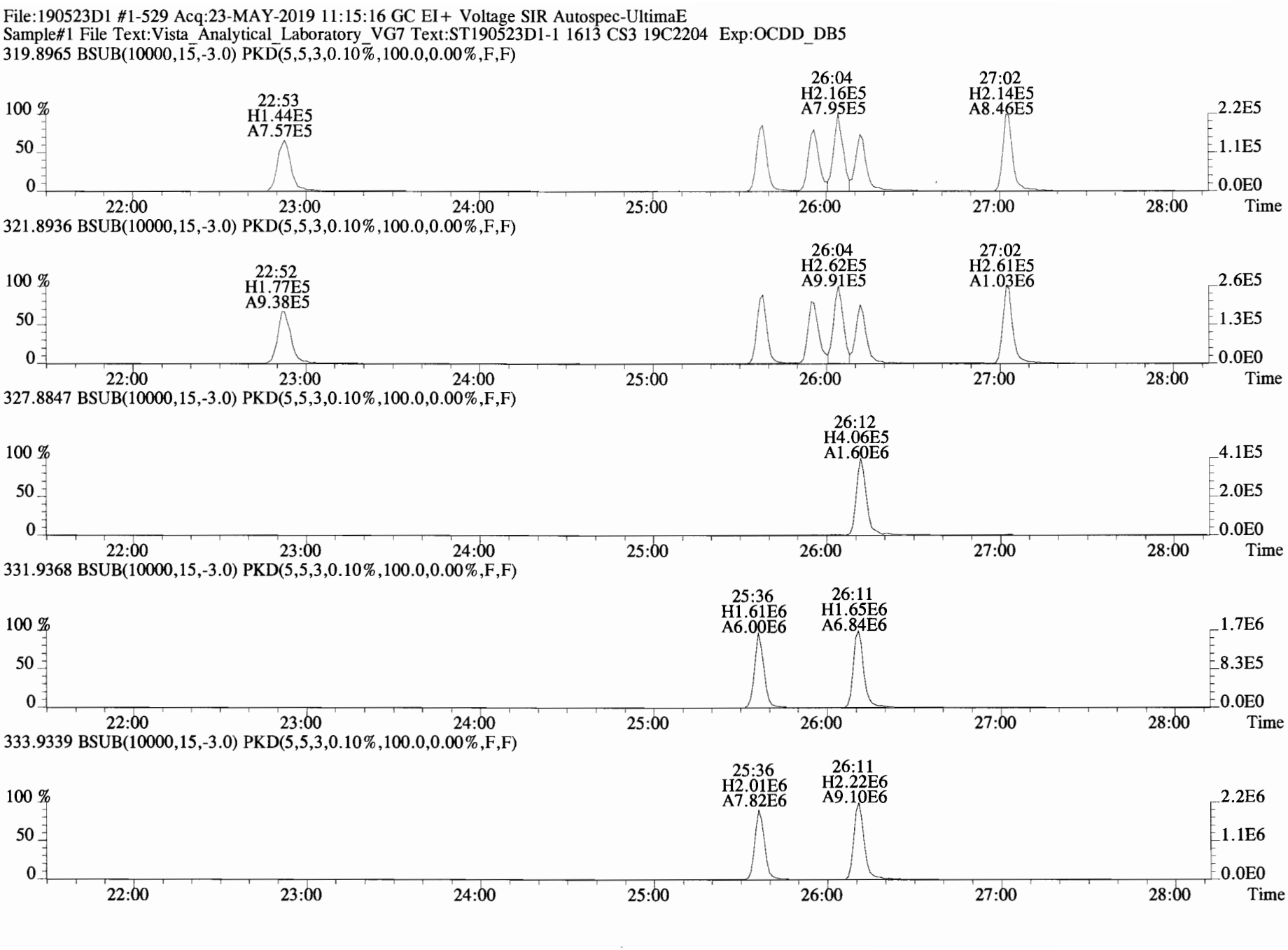
File:190523D1 #1-529 Acq:23-MAY-2019 11:15:16 GC EI+ Voltage SIR Autospec-UltimaE
Sample#1 File Text:Vista_Analytical_Laboratory_VG7 Text:ST190523D1-1 1613 CS3 19C2204 Exp:OCDD_DB5
319.8965 BSUB(10000,15,-3.0) PKD(5,5,3,0.10%,100.0,0.00%,F,F)
22:53 H1.44E5 A7.57E5
26:04 H2.16E5 A7.95E5
27:02 H2.14E5 A8.46E5
321.8936 BSUB(10000,15,-3.0) PKD(5,5,3,0.10%,100.0,0.00%,F,F)
22:52 H1.77E5 A9.38E5
26:04 H2.62E5 A9.91E5
27:02 H2.61E5 A1.03E6
327.8847 BSUB(10000,15,-3.0) PKD(5,5,3,0.10%,100.0,0.00%,F,F)
26:12 H4.06E5 A1.60E6
331.9368 BSUB(10000,15,-3.0) PKD(5,5,3,0.10%,100.0,0.00%,F,F)
25:36 H1.61E6 A6.00E6
26:11 H1.65E6 A6.84E6
333.9339 BSUB(10000,15,-3.0) PKD(5,5,3,0.10%,100.0,0.00%,F,F)
25:36 H2.01E6 A7.82E6
26:11 H2.22E6 A9.10E6
100 %
50
0
22:00
23:00
24:00
25:00
26:00
27:00
28:00
Time
2.2E5
1.1E5
0.0E0
2.6E5
1.3E5
4.1E5
2.0E5
1.7E6
8.3E5
2.2E6
1.1E6

File:190523D1 #1-180 Acq:23-MAY-2019 11:15:16 GC EI+ Voltage SIR Autospec-UltimaE
Sample#1 File Text:Vista_Analytical_Laboratory_VG7 Text:ST190523D1-1 1613 CS3 19C2204 Exp:OCDD_DB5
353.8576 F:2 BSUB(10000,15,-3.0) PKD(5,5,3,0.10%,100.0,0.00%,F,F)

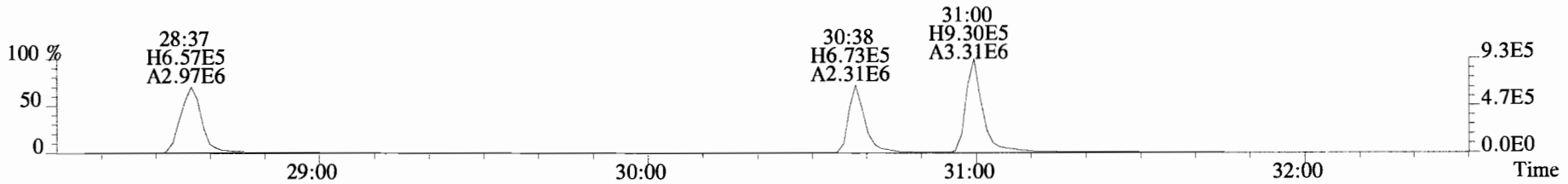

355.8546 F:2 BSUB(10000,15,-3.0) PKD(5,5,3,0.10%,100.0,0.00%,F,F)

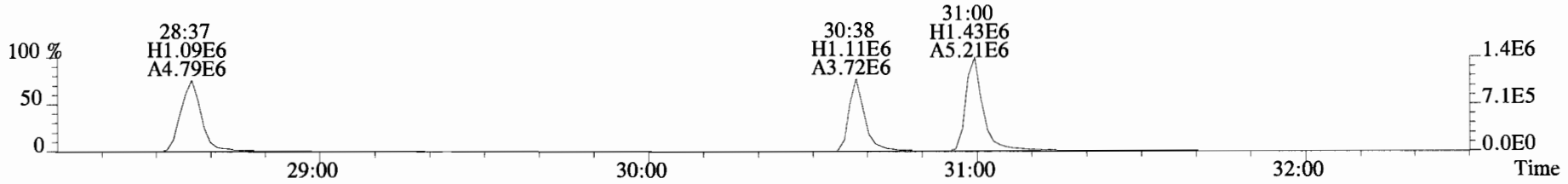

365.8978 F:2 BSUB(10000,15,-3.0) PKD(5,5,3,0.10%,100.0,0.00%,F,F)

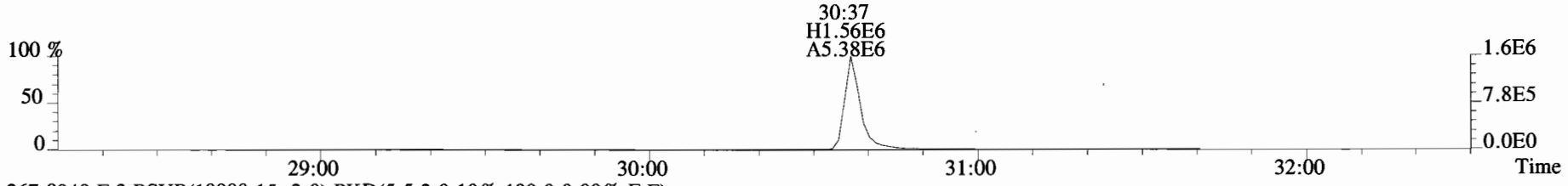

367.8949 F:2 BSUB(10000,15,-3.0) PKD(5,5,3,0.10%,100.0,0.00%,F,F)

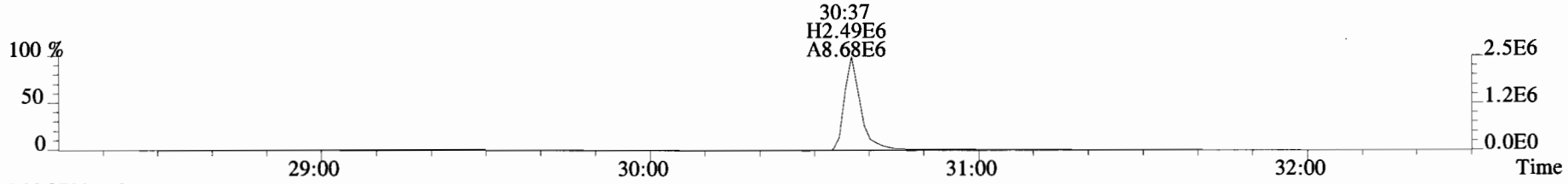

366.9792 F:2

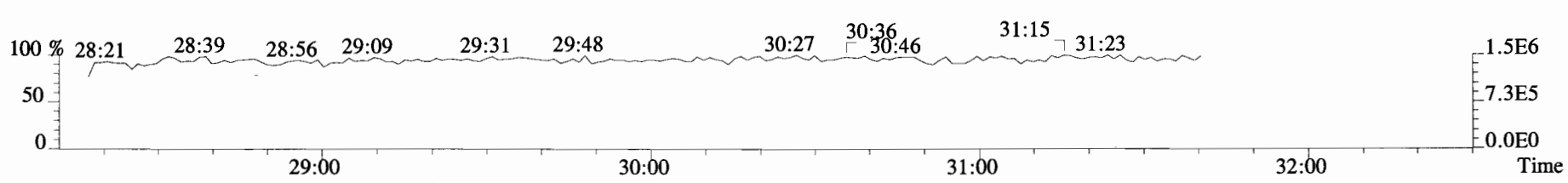

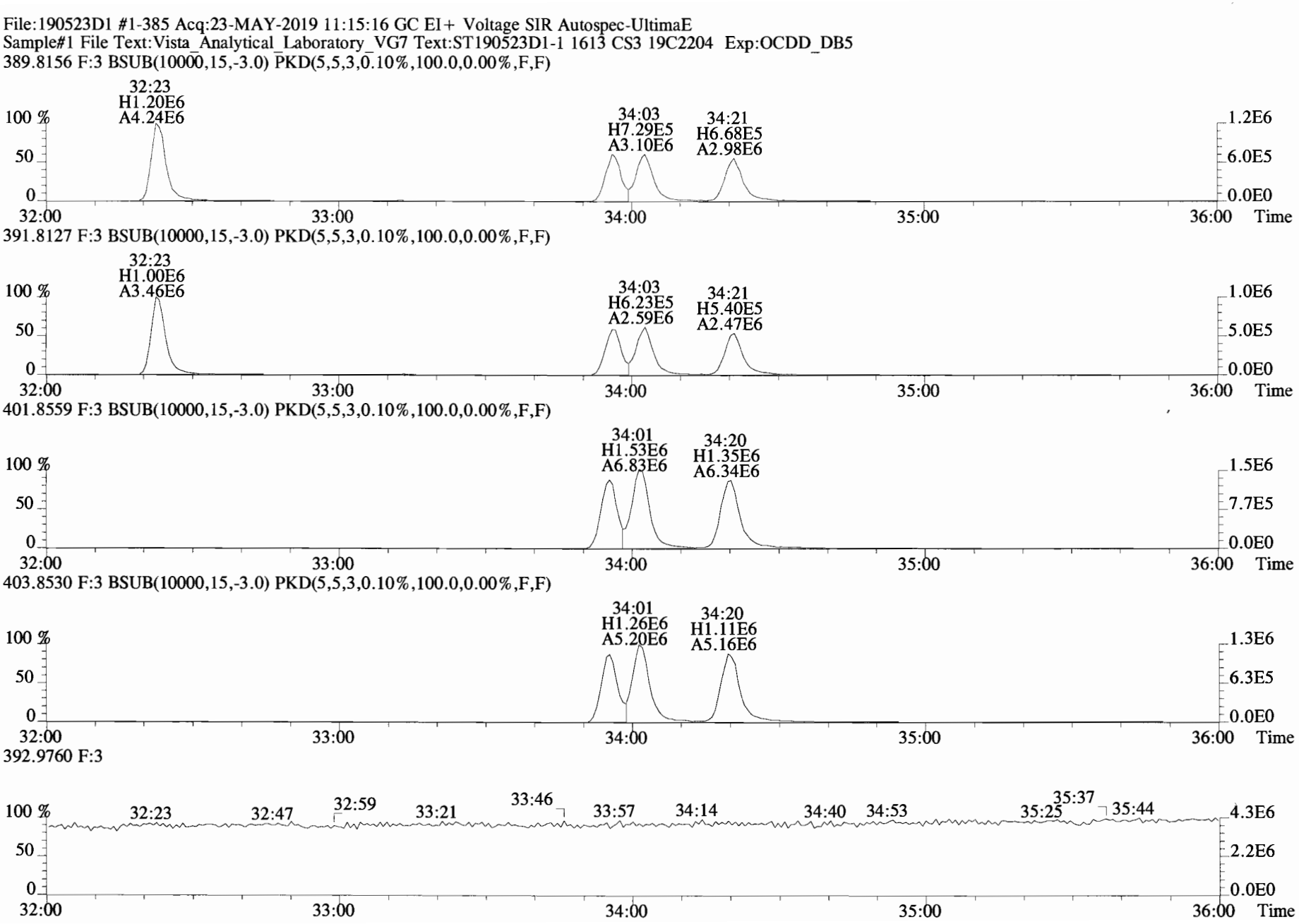
File:190523D1 #1-385 Acq:23-MAY-2019 11:15:16 GC EI+ Voltage SIR Autospec-UltimaE
Sample#1 File Text:Vista_Analytical_Laboratory_VG7 Text:ST190523D1-1 1613 CS3 19C2204 Exp:OCDD_DB5
389.8156 F:3 BSUB(10000,15,-3.0) PKD(5,5,3,0.10%,100.0,0.00%,F,F)
32:23 H1.20E6 A4.24E6
34:03 H7.29E5 A3.10E6
34:21 H6.68E5 A2.98E6
391.8127 F:3 BSUB(10000,15,-3.0) PKD(5,5,3,0.10%,100.0,0.00%,F,F)
32:23 H1.00E6 A3.46E6
34:03 H6.23E5 A2.59E6
34:21 H5.40E5 A2.47E6
401.8559 F:3 BSUB(10000,15,-3.0) PKD(5,5,3,0.10%,100.0,0.00%,F,F)
34:01 H1.53E6 A6.83E6
34:20 H1.35E6 A6.34E6
403.8530 F:3 BSUB(10000,15,-3.0) PKD(5,5,3,0.10%,100.0,0.00%,F,F)
34:01 H1.26E6 A5.20E6
34:20 H1.11E6 A5.16E6
392.9760 F:3
32:23
32:47
32:59
33:21
33:46
33:57
34:14
34:40
34:53
35:25
35:37
35:44
100 %
50
0
1.2E6
6.0E5
0.0E0
1.0E6
5.0E5
1.5E6
7.7E5
1.3E6
6.3E5
4.3E6
2.2E6
32:00
33:00
34:00
35:00
36:00
Time

File:190523D1 #1-385 Acq:23-MAY-2019 11:15:16 GC EI+ Voltage SIR Autospec-UltimaE
Sample#1 File Text:Vista_Analytical_Laboratory_VG7 Text:ST190523D1-1 1613 CS3 19C2204 Exp:OCDD_DB5
401.8559 F:3 BSUB(10000,15,-3.0) PKD(5,5,3,0.10%,100.0,0.00%,F,F)

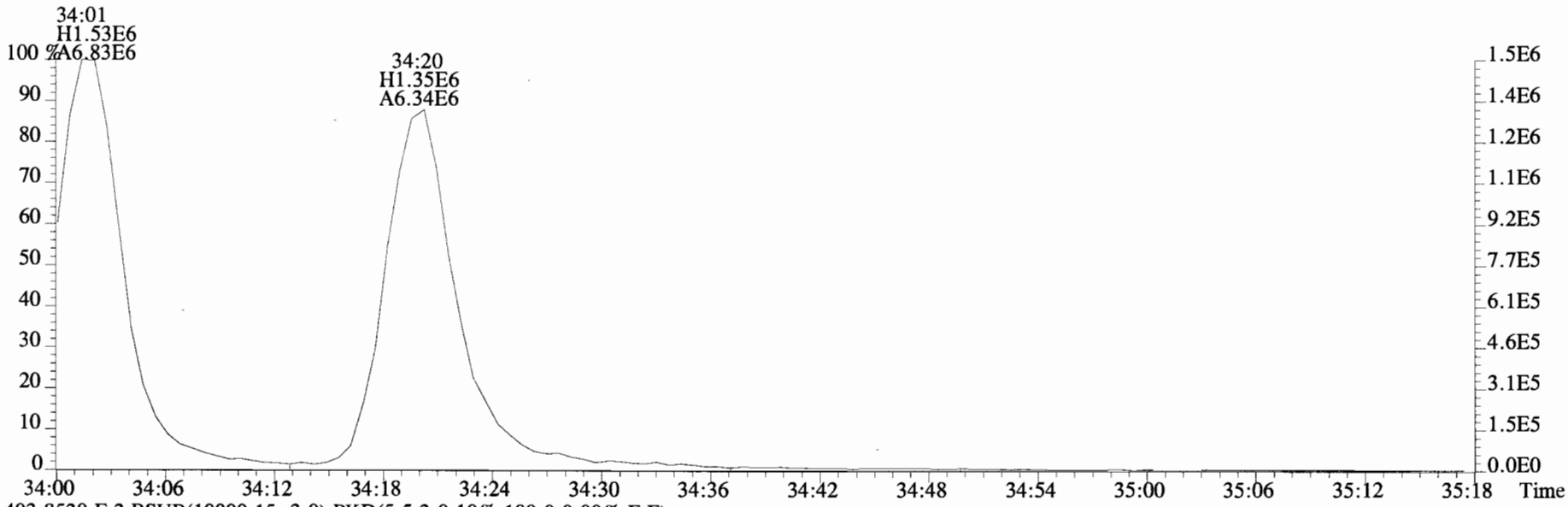

403.8530 F:3 BSUB(10000,15,-3.0) PKD(5,5,3,0.10%,100.0,0.00%,F,F)

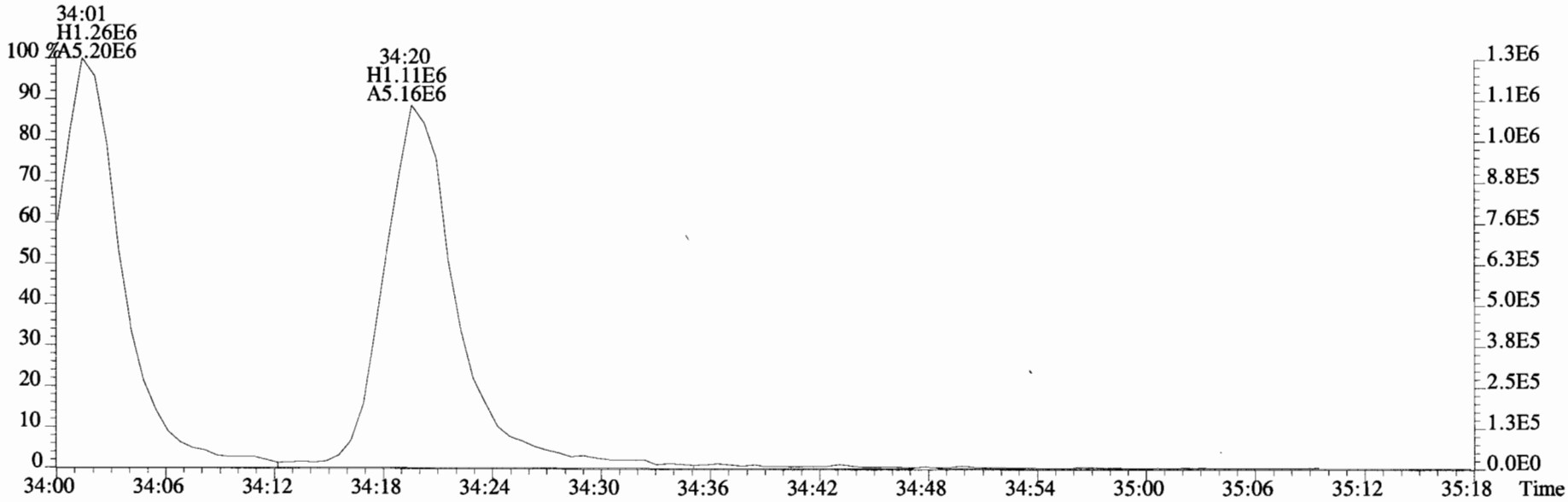

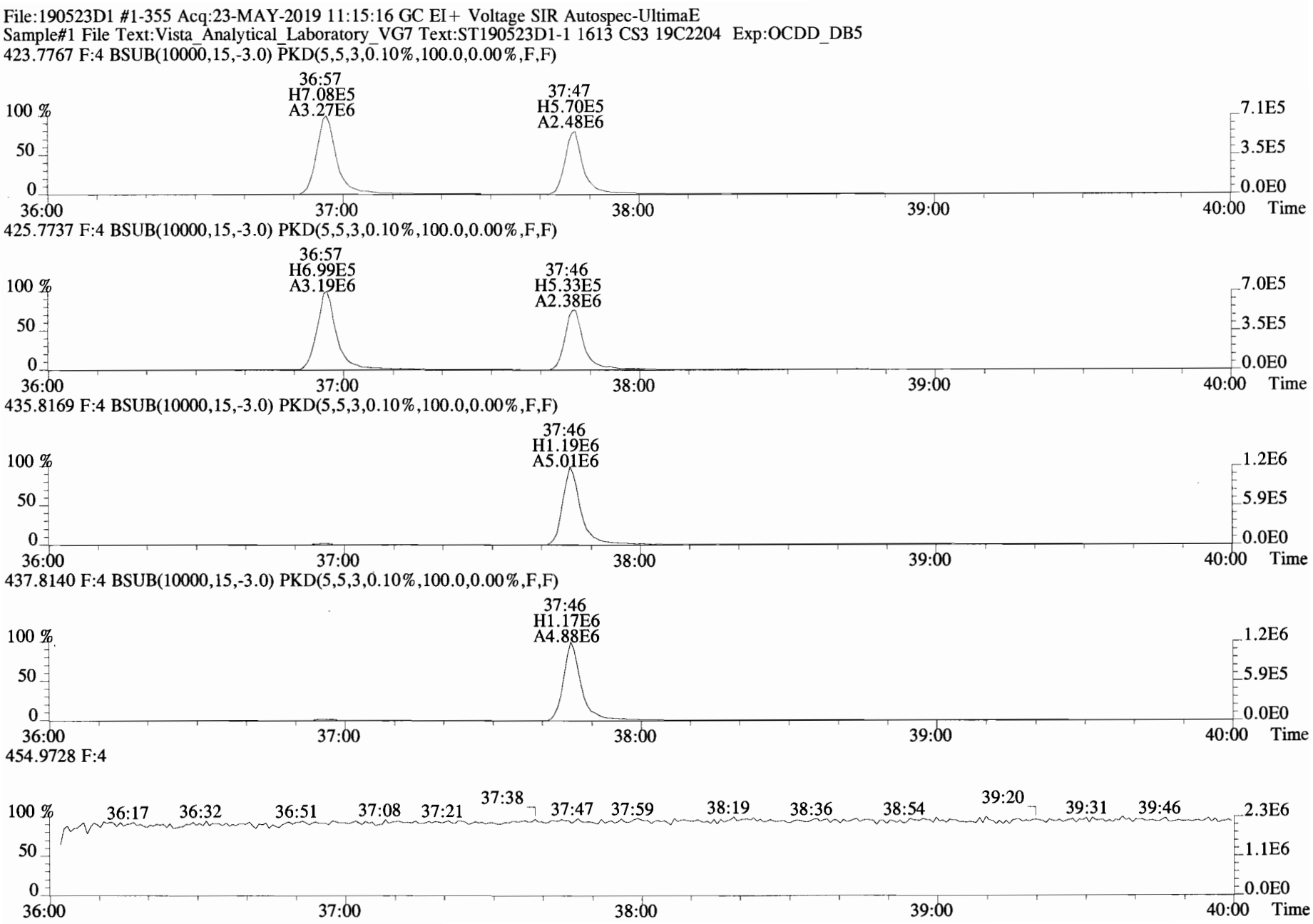
File:190523D1 #1-355 Acq:23-MAY-2019 11:15:16 GC EI+ Voltage SIR Autospec-UltimaE
Sample#1 File Text:Vista_Analytical_Laboratory_VG7 Text:ST190523D1-1 1613 CS3 19C2204 Exp:OCDD_DB5
423.7767 F:4 BSUB(10000,15,-3.0) PKD(5,5,3,0.10%,100.0,0.00%,F,F)
36:57
H7.08E5
A3.27E6
37:47
H5.70E5
A2.48E6
100 %
50
0
7.1E5
3.5E5
0.0E0
36:00
37:00
38:00
39:00
40:00
Time
425.7737 F:4 BSUB(10000,15,-3.0) PKD(5,5,3,0.10%,100.0,0.00%,F,F)
36:57
H6.99E5
A3.19E6
37:46
H5.33E5
A2.38E6
100 %
50
0
7.0E5
3.5E5
0.0E0
36:00
37:00
38:00
39:00
40:00
Time
435.8169 F:4 BSUB(10000,15,-3.0) PKD(5,5,3,0.10%,100.0,0.00%,F,F)
37:46
H1.19E6
A5.01E6
100 %
50
0
1.2E6
5.9E5
0.0E0
36:00
37:00
38:00
39:00
40:00
Time
437.8140 F:4 BSUB(10000,15,-3.0) PKD(5,5,3,0.10%,100.0,0.00%,F,F)
37:46
H1.17E6
A4.88E6
100 %
50
0
1.2E6
5.9E5
0.0E0
36:00
37:00
38:00
39:00
40:00
Time
454.9728 F:4
100 %
50
0
36:17
36:32
36:51
37:08
37:21
37:38
37:47
37:59
38:19
38:36
38:54
39:20
39:31
39:46
2.3E6
1.1E6
0.0E0
36:00
37:00
38:00
39:00
40:00
Time

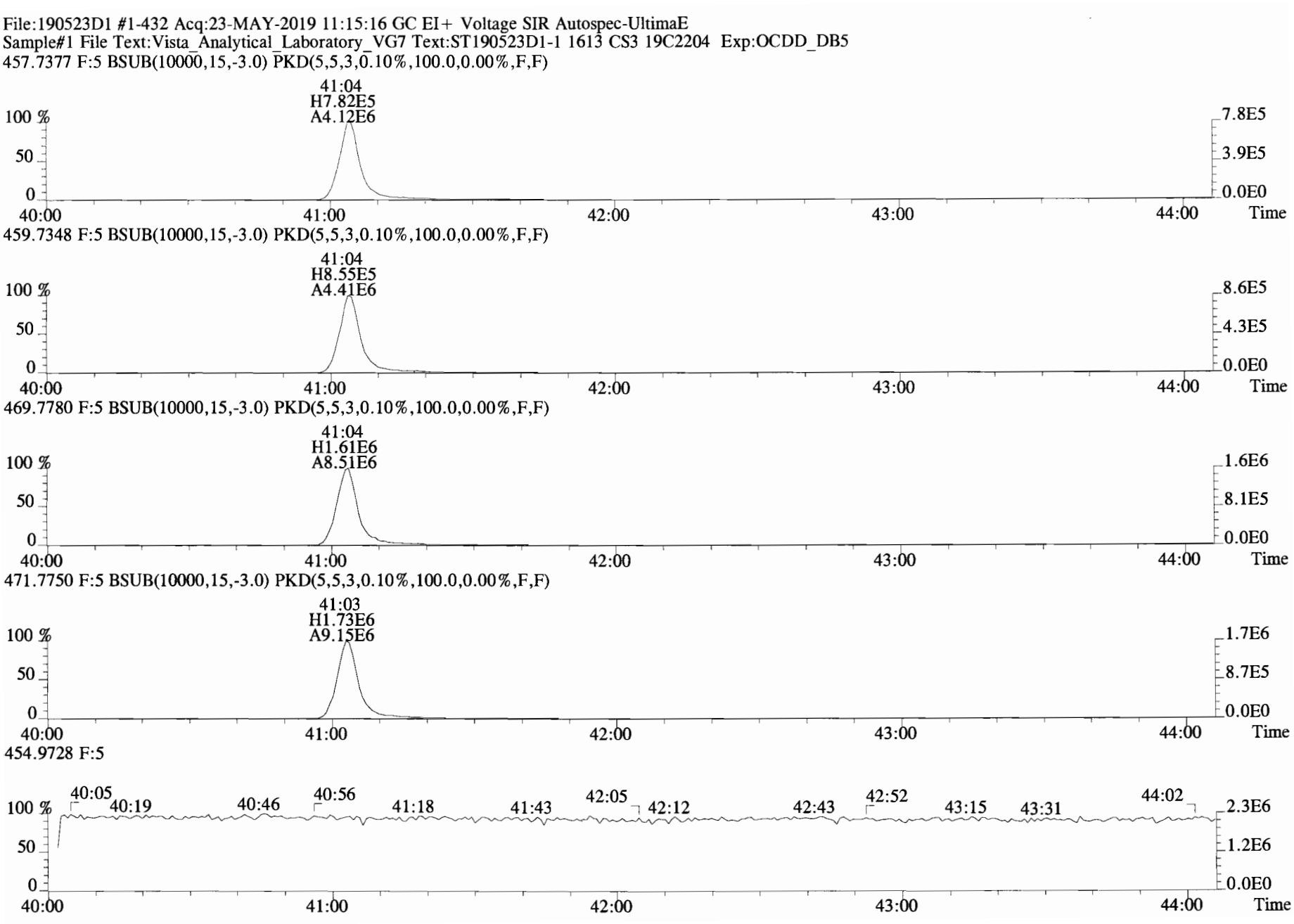
File:190523D1 #1-432 Acq:23-MAY-2019 11:15:16 GC EI+ Voltage SIR Autospec-UltimaE
Sample#1 File Text:Vista_Analytical_Laboratory_VG7 Text:ST190523D1-1 1613 CS3 19C2204 Exp:OCDD_DB5
457.7377 F:5 BSUB(10000,15,-3.0) PKD(5,5,3,0.10%,100.0,0.00%,F,F)
41:04
H7.82E5
A4.12E6
459.7348 F:5 BSUB(10000,15,-3.0) PKD(5,5,3,0.10%,100.0,0.00%,F,F)
41:04
H8.55E5
A4.41E6
469.7780 F:5 BSUB(10000,15,-3.0) PKD(5,5,3,0.10%,100.0,0.00%,F,F)
41:04
H1.61E6
A8.51E6
471.7750 F:5 BSUB(10000,15,-3.0) PKD(5,5,3,0.10%,100.0,0.00%,F,F)
41:03
H1.73E6
A9.15E6
454.9728 F:5
100 %
50
0
40:00
41:00
42:00
43:00
44:00
Time
7.8E5
3.9E5
0.0E0
8.6E5
4.3E5
1.6E6
8.1E5
1.7E6
8.7E5
40:05
40:19
40:46
40:56
41:18
41:43
42:05
42:12
42:43
42:52
43:15
43:31
44:02
2.3E6
1.2E6

File:190523D1 #1-529 Acq:23-MAY-2019 11:15:16 GC EI+ Voltage SIR Autospec-UltimaE
Sample#1 File Text:Vista_Analytical_Laboratory_VG7 Text:ST190523D1-1 1613 CS3 19C2204 Exp:OCDD_DB5
303.9016 BSUB(10000,15,-3.0) PKD(5,5,3,0.10%,100.0,0.00%,F,F)

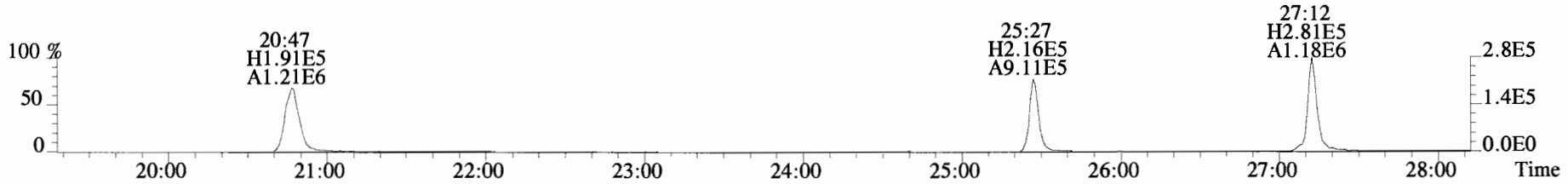

305.8987 BSUB(10000,15,-3.0) PKD(5,5,3,0.10%,100.0,0.00%,F,F)

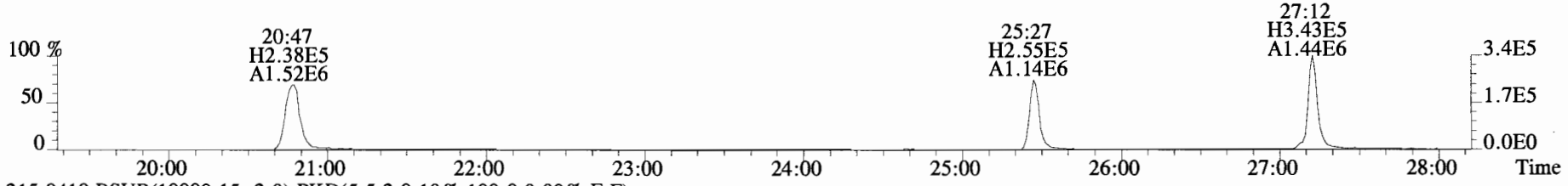

315.9419 BSUB(10000,15,-3.0) PKD(5,5,3,0.10%,100.0,0.00%,F,F)

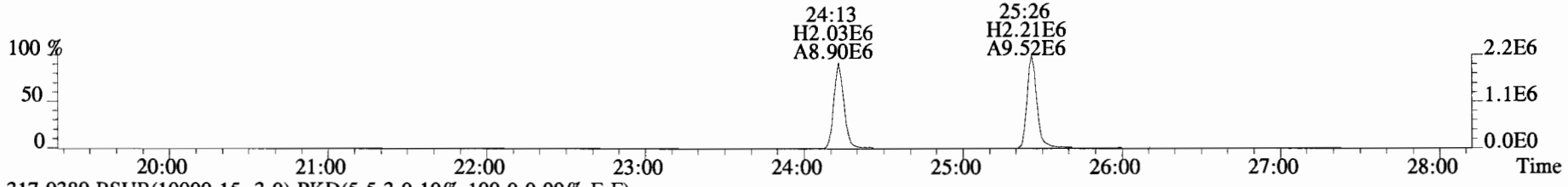

317.9389 BSUB(10000,15,-3.0) PKD(5,5,3,0.10%,100.0,0.00%,F,F)

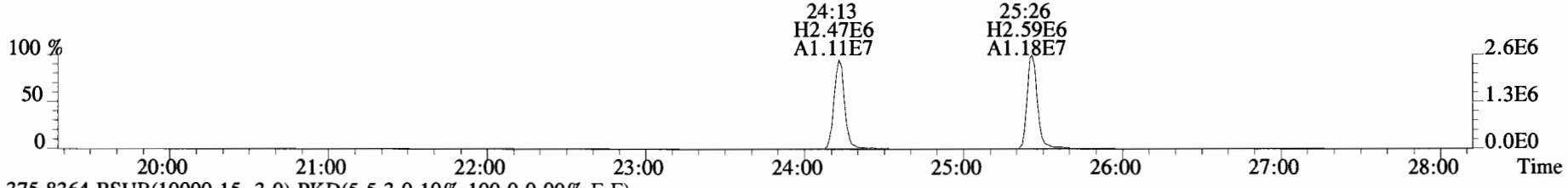

375.8364 BSUB(10000,15,-3.0) PKD(5,5,3,0.10%,100.0,0.00%,F,F)

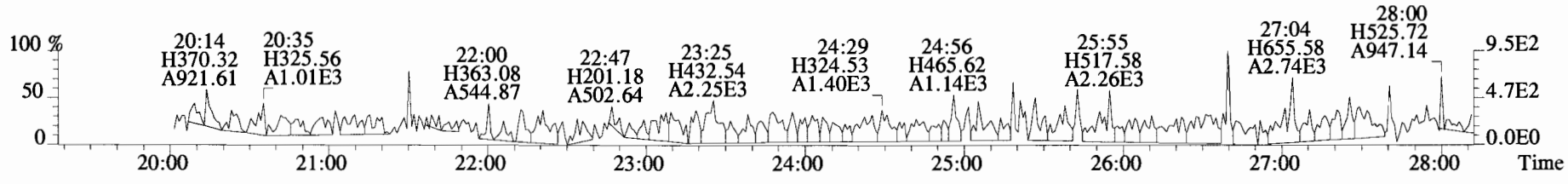

File:190523D1 #1-529 Acq:23-MAY-2019 11:15:16 GC EI+ Voltage SIR Autospec-UltimaE
Sample#1 File Text:Vista_Analytical_Laboratory_VG7 Text:ST190523D1-1 1613 CS3 19C2204 Exp:OCDD_DB5
339.8597 BSUB(10000,15,-3.0) PKD(5,5,3,0.10%,100.0,0.00%,F,F)

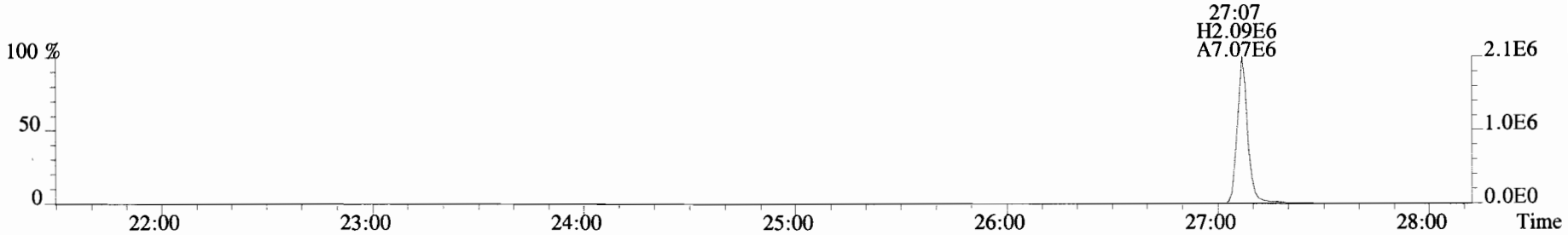

341.8568 BSUB(10000,15,-3.0) PKD(5,5,3,0.10%,100.0,0.00%,F,F)

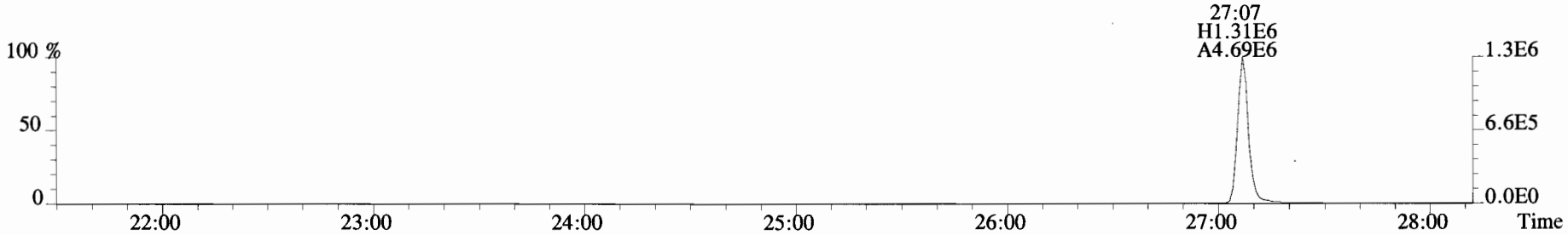

409.7974 BSUB(10000,15,-3.0) PKD(5,5,3,0.10%,100.0,0.00%,F,F)

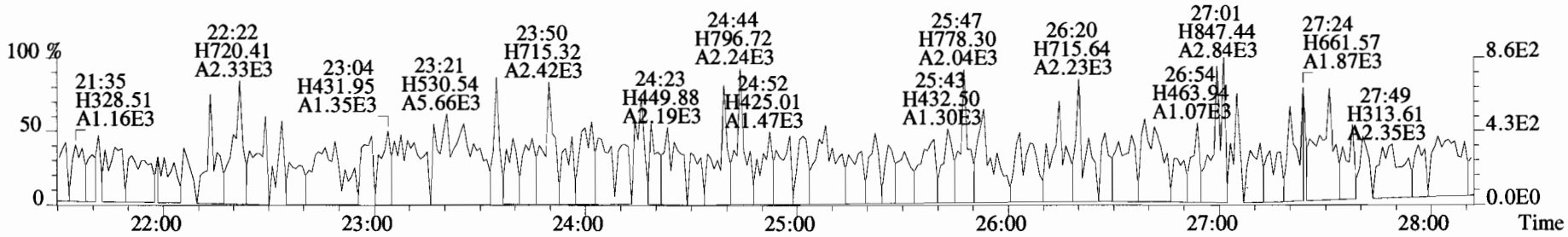

316.9824

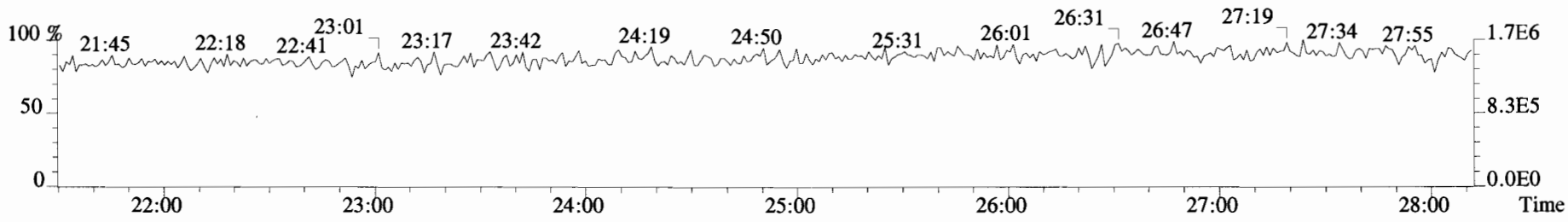

File:190523D1 #1-180 Acq:23-MAY-2019 11:15:16 GC EI+ Voltage SIR Autospec-UltimaE
Sample#1 File Text:Vista_Analytical_Laboratory_VG7 Text:ST190523D1-1 1613 CS3 19C2204 Exp:OCDD_DB5
339.8597 F:2 BSUB(10000,15,-3.0) PKD(5,5,3,0.10%,100.0,0.00%,F,F)



341.8568 F:2 BSUB(10000,15,-3.0) PKD(5,5,3,0.10%,100.0,0.00%,F,F)



351.9000 F:2 BSUB(10000,15,-3.0) PKD(5,5,3,0.10%,100.0,0.00%,F,F)

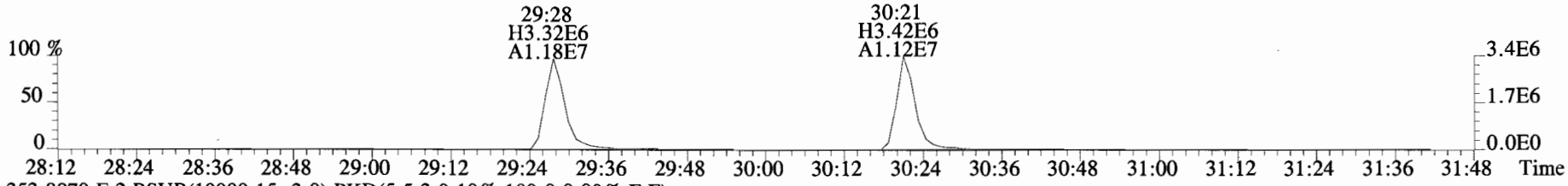

353.8970 F:2 BSUB(10000,15,-3.0) PKD(5,5,3,0.10%,100.0,0.00%,F,F)

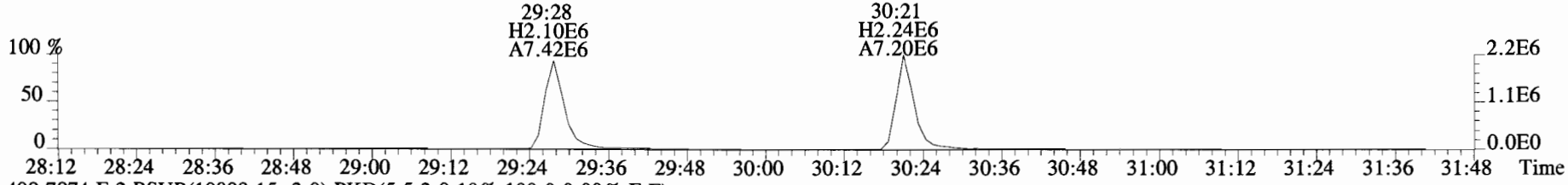

409.7974 F:2 BSUB(10000,15,-3.0) PKD(5,5,3,0.10%,100.0,0.00%,F,F)

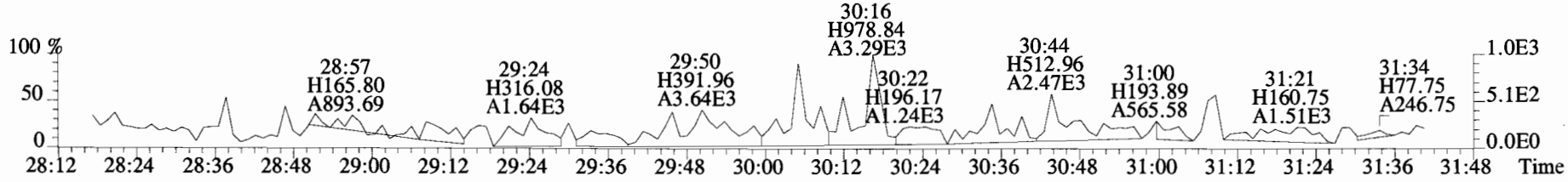

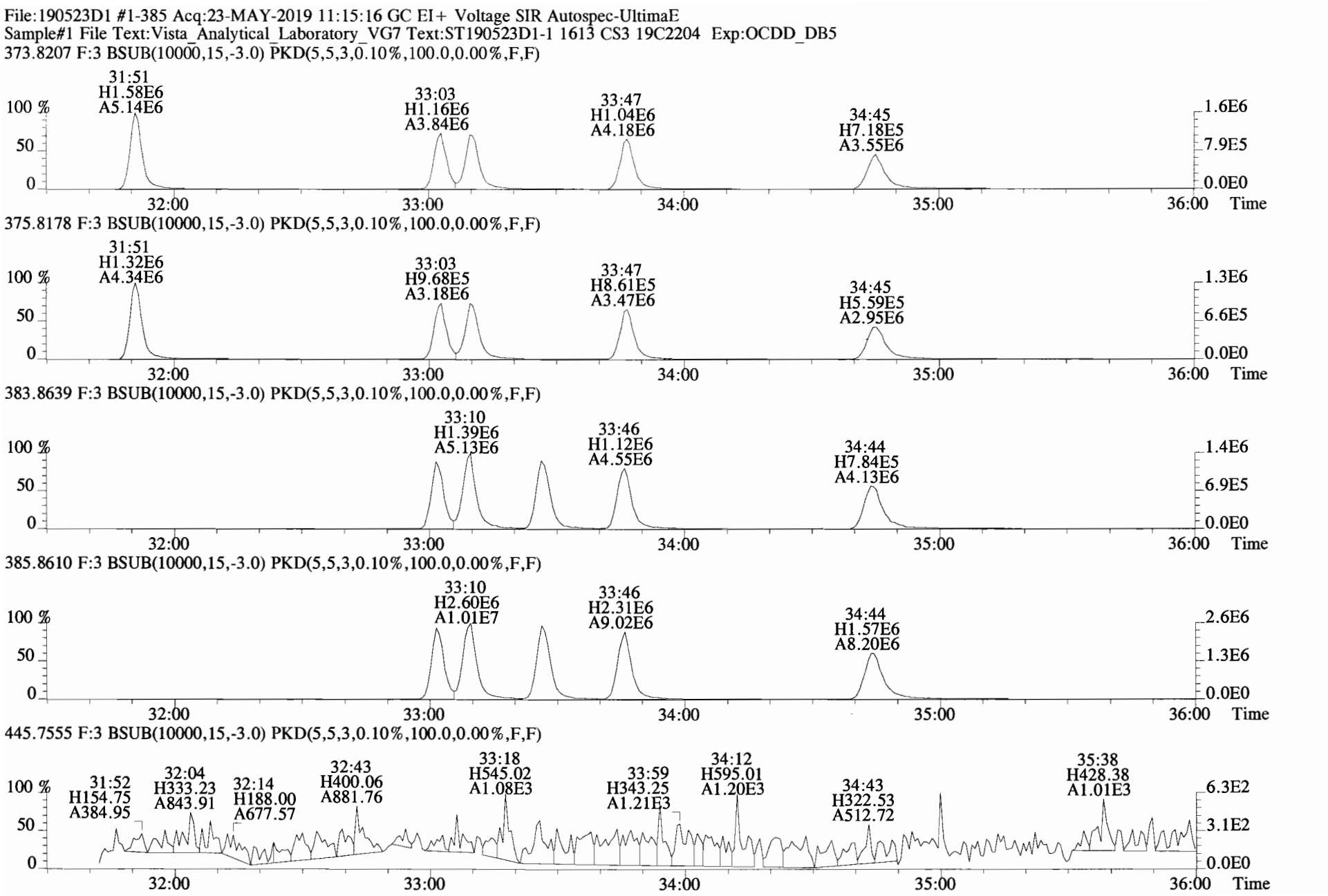
File:190523D1 #1-385 Acq:23-MAY-2019 11:15:16 GC EI+ Voltage SIR Autospec-UltimaE
Sample#1 File Text:Vista_Analytical_Laboratory_VG7 Text:ST190523D1-1 1613 CS3 19C2204 Exp:OCDD_DB5
373.8207 F:3 BSUB(10000,15,-3.0) PKD(5,5,3,0.10%,100.0,0.00%,F,F)
31:51 H1.58E6 A5.14E6
33:03 H1.16E6 A3.84E6
33:47 H1.04E6 A4.18E6
34:45 H7.18E5 A3.55E6
375.8178 F:3 BSUB(10000,15,-3.0) PKD(5,5,3,0.10%,100.0,0.00%,F,F)
31:51 H1.32E6 A4.34E6
33:03 H9.68E5 A3.18E6
33:47 H8.61E5 A3.47E6
34:45 H5.59E5 A2.95E6
383.8639 F:3 BSUB(10000,15,-3.0) PKD(5,5,3,0.10%,100.0,0.00%,F,F)
33:10 H1.39E6 A5.13E6
33:46 H1.12E6 A4.55E6
34:44 H7.84E5 A4.13E6
385.8610 F:3 BSUB(10000,15,-3.0) PKD(5,5,3,0.10%,100.0,0.00%,F,F)
33:10 H2.60E6 A1.01E7
33:46 H2.31E6 A9.02E6
34:44 H1.57E6 A8.20E6
445.7555 F:3 BSUB(10000,15,-3.0) PKD(5,5,3,0.10%,100.0,0.00%,F,F)
31:52 H154.75 A384.95
32:04 H333.23 A843.91
32:14 H188.00 A677.57
32:43 H400.06 A881.76
33:18 H545.02 A1.08E3
33:59 H343.25 A1.21E3
34:12 H595.01 A1.20E3
34:43 H322.53 A512.72
35:38 H428.38 A1.01E3
100 %
50
0
32:00
33:00
34:00
35:00
36:00
Time
1.6E6
7.9E5
0.0E0
1.3E6
6.6E5
0.0E0
1.4E6
6.9E5
0.0E0
2.6E6
1.3E6
0.0E0
6.3E2
3.1E2
0.0E0

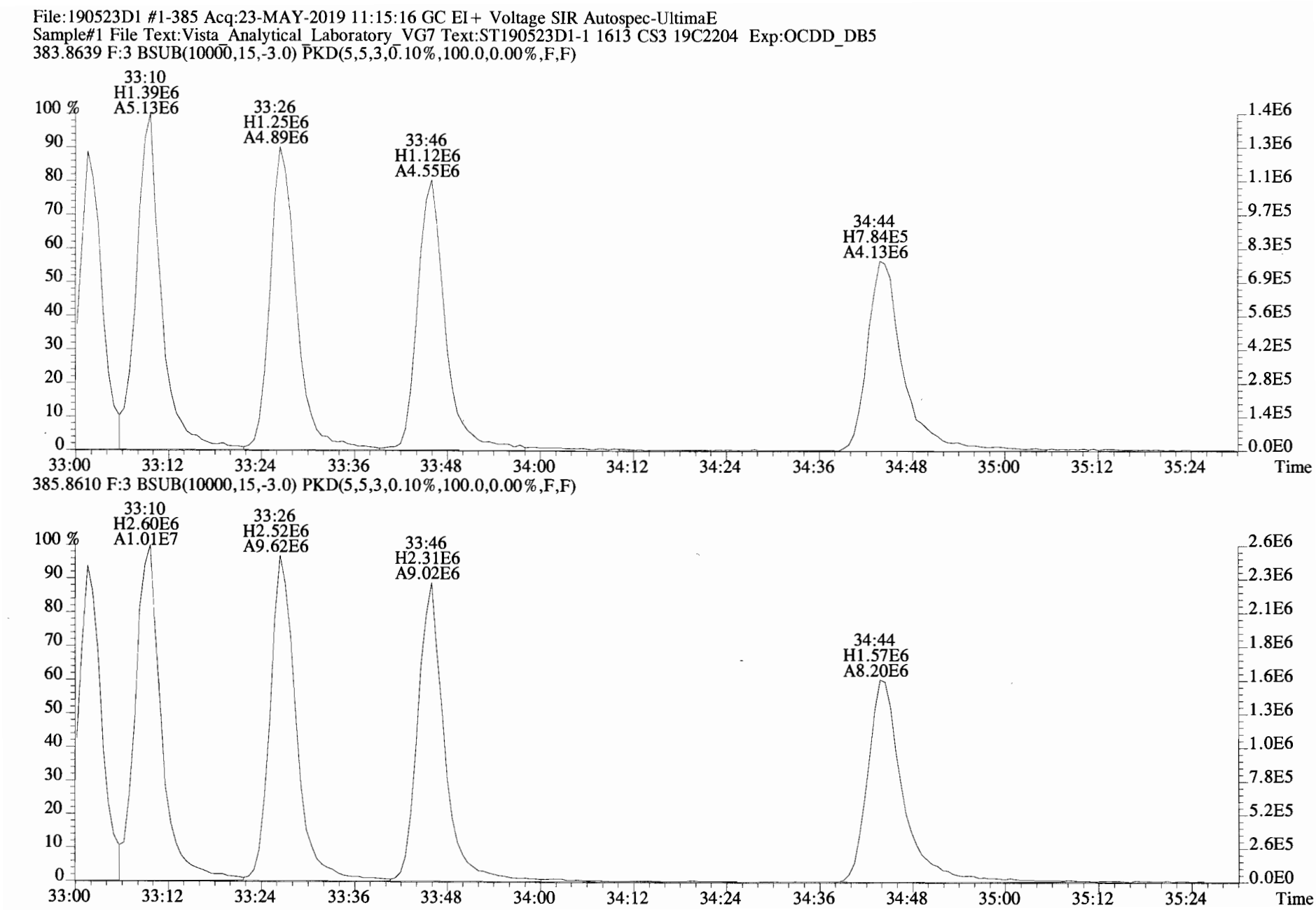
File:190523D1 #1-385 Acq:23-MAY-2019 11:15:16 GC EI+ Voltage SIR Autospec-UltimaE
Sample#1 File Text:Vista_Analytical_Laboratory_VG7 Text:ST190523D1-1 1613 CS3 19C2204 Exp:OCDD_DB5
383.8639 F:3 BSUB(10000,15,-3.0) PKD(5,5,3,0.10%,100.0,0.00%,F,F)
33:10
H1.39E6
A5.13E6
33:26
H1.25E6
A4.89E6
33:46
H1.12E6
A4.55E6
34:44
H7.84E5
A4.13E6
100 %
90
80
70
60
50
40
30
20
10
0
1.4E6
1.3E6
1.1E6
9.7E5
8.3E5
6.9E5
5.6E5
4.2E5
2.8E5
1.4E5
0.0E0
33:00
33:12
33:24
33:36
33:48
34:00
34:12
34:24
34:36
34:48
35:00
35:12
35:24
Time
385.8610 F:3 BSUB(10000,15,-3.0) PKD(5,5,3,0.10%,100.0,0.00%,F,F)
33:10
H2.60E6
A1.01E7
33:26
H2.52E6
A9.62E6
33:46
H2.31E6
A9.02E6
34:44
H1.57E6
A8.20E6
100 %
90
80
70
60
50
40
30
20
10
0
2.6E6
2.3E6
2.1E6
1.8E6
1.6E6
1.3E6
1.0E6
7.8E5
5.2E5
2.6E5
0.0E0
33:00
33:12
33:24
33:36
33:48
34:00
34:12
34:24
34:36
34:48
35:00
35:12
35:24
Time

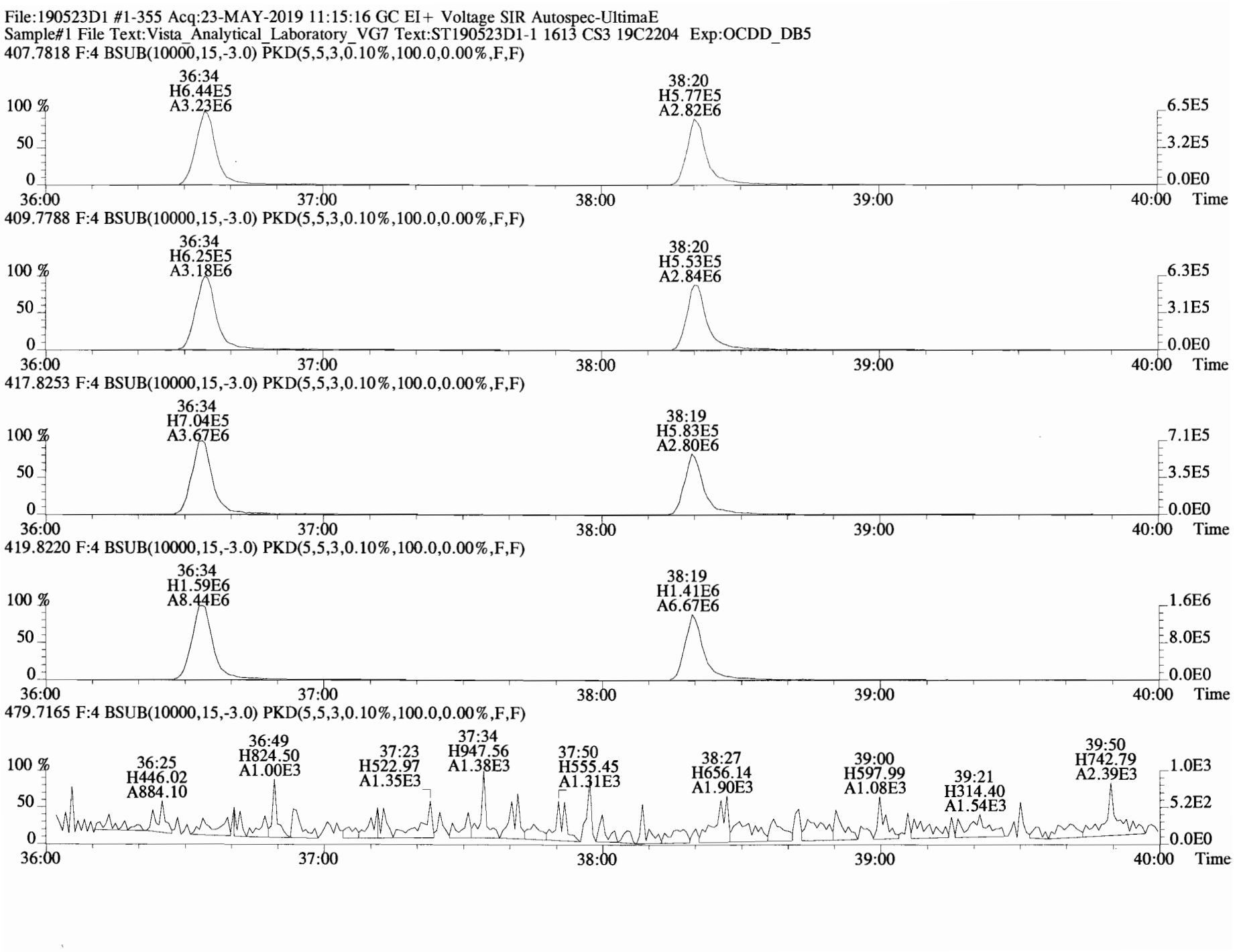
File:190523D1 #1-355 Acq:23-MAY-2019 11:15:16 GC EI+ Voltage SIR Autospec-UltimaE
Sample#1 File Text:Vista_Analytical_Laboratory_VG7 Text:ST190523D1-1 1613 CS3 19C2204 Exp:OCDD_DB5
407.7818 F:4 BSUB(10000,15,-3.0) PKD(5,5,3,0.10%,100.0,0.00%,F,F)
36:34 H6.44E5 A3.23E6
38:20 H5.77E5 A2.82E6
409.7788 F:4 BSUB(10000,15,-3.0) PKD(5,5,3,0.10%,100.0,0.00%,F,F)
36:34 H6.25E5 A3.18E6
38:20 H5.53E5 A2.84E6
417.8253 F:4 BSUB(10000,15,-3.0) PKD(5,5,3,0.10%,100.0,0.00%,F,F)
36:34 H7.04E5 A3.67E6
38:19 H5.83E5 A2.80E6
419.8220 F:4 BSUB(10000,15,-3.0) PKD(5,5,3,0.10%,100.0,0.00%,F,F)
36:34 H1.59E6 A8.44E6
38:19 H1.41E6 A6.67E6
479.7165 F:4 BSUB(10000,15,-3.0) PKD(5,5,3,0.10%,100.0,0.00%,F,F)
36:25 H446.02 A884.10
36:49 H824.50 A1.00E3
37:23 H522.97 A1.35E3
37:34 H947.56 A1.38E3
37:50 H555.45 A1.31E3
38:27 H656.14 A1.90E3
39:00 H597.99 A1.08E3
39:21 H314.40 A1.54E3
39:50 H742.79 A2.39E3
100 %
50
0
36:00
37:00
38:00
39:00
40:00
Time
6.5E5
3.2E5
0.0E0
6.3E5
3.1E5
0.0E0
7.1E5
3.5E5
0.0E0
1.6E6
8.0E5
0.0E0
1.0E3
5.2E2
0.0E0

File:190523D1 #1-432 Acq:23-MAY-2019 11:15:16 GC EI+ Voltage SIR Autospec-UltimaE
Sample#1 File Text:Vista_Analytical_Laboratory_VG7 Text:ST190523D1-1 1613 CS3 19C2204 Exp:OCDD_DB5
441.7428 F:5 BSUB(10000,15,-3.0) PKD(5,5,3,0.10%,100.0,0.00%,F,F)

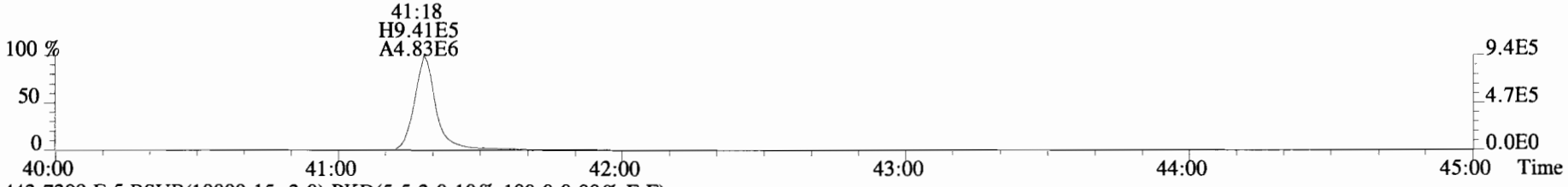

443.7398 F:5 BSUB(10000,15,-3.0) PKD(5,5,3,0.10%,100.0,0.00%,F,F)

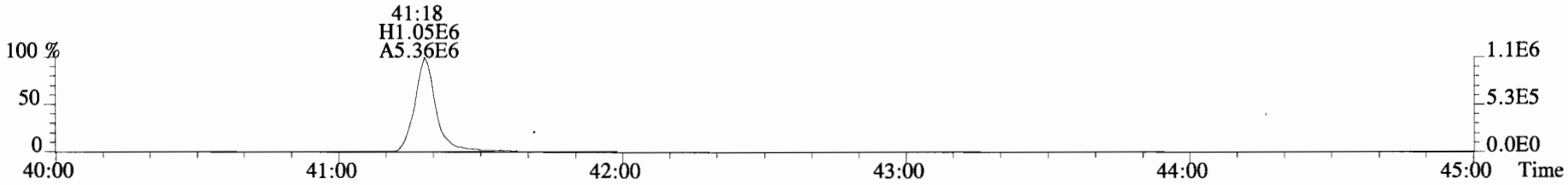

453.7831 F:5 BSUB(10000,15,-3.0) PKD(5,5,3,0.10%,100.0,0.00%,F,F)

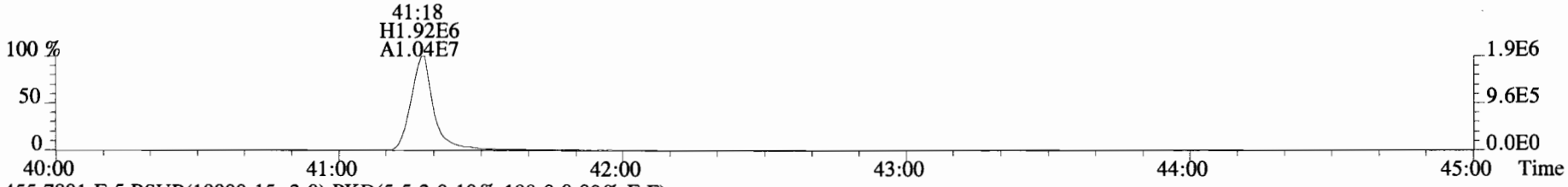

455.7801 F:5 BSUB(10000,15,-3.0) PKD(5,5,3,0.10%,100.0,0.00%,F,F)

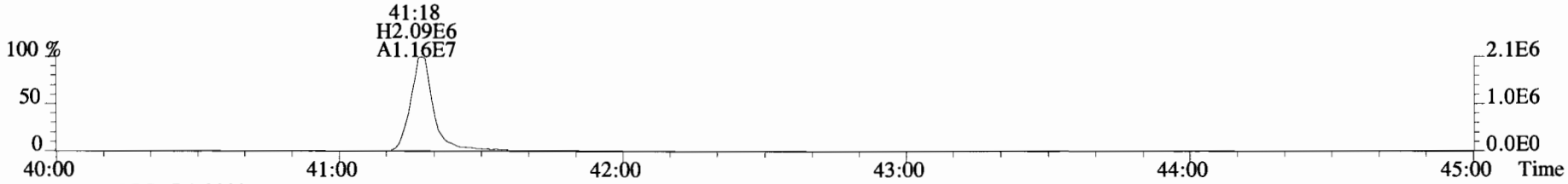

513.6775 F:5 BSUB(10000,15,-3.0) PKD(5,5,3,0.10%,100.0,0.00%,F,F)



Peak Locate Examination:23-MAY-2019:23:20 File:RES_CHECK

Experiment:OCDD_DB5 Function:1 Reference:PFK

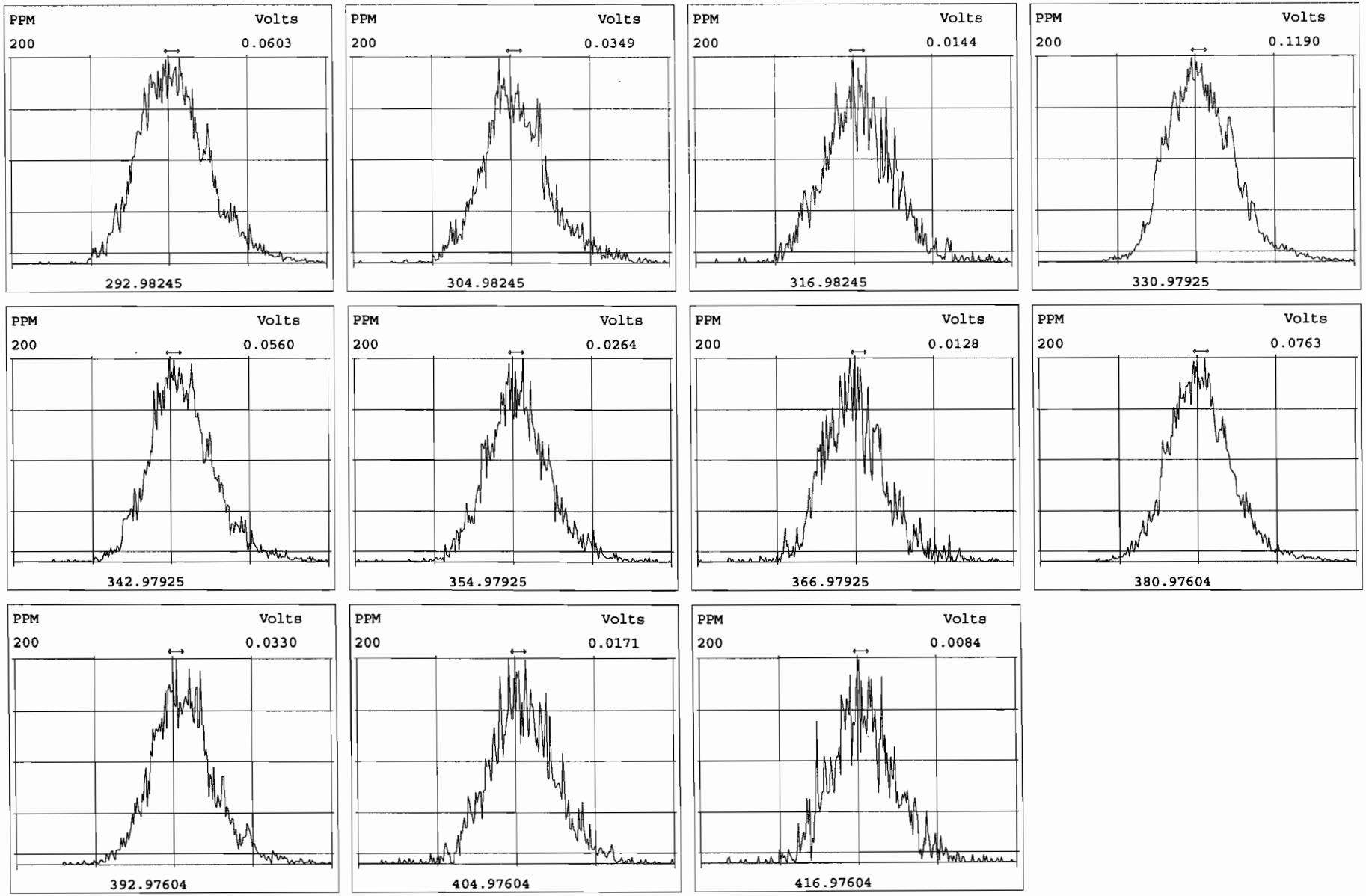

Peak Locate Examination:23-MAY-2019:23:21 File:RES_CHECK

Experiment:OCDD_DB5 Function:2 Reference:PFK

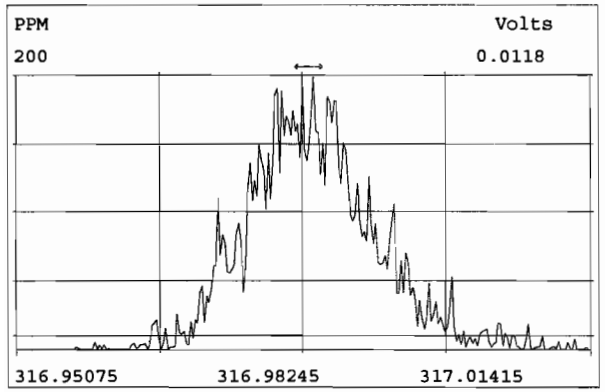

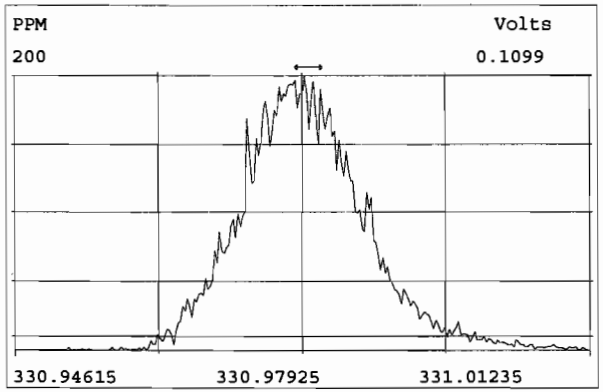

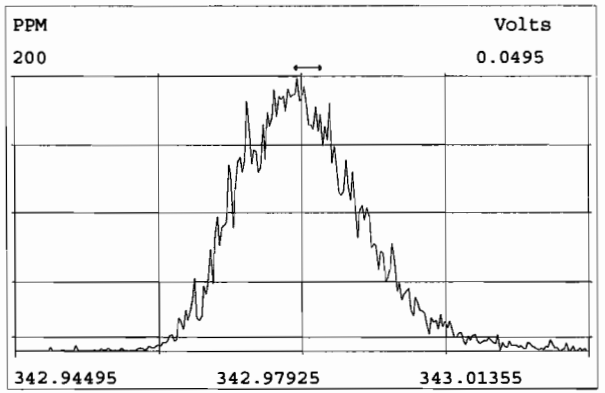

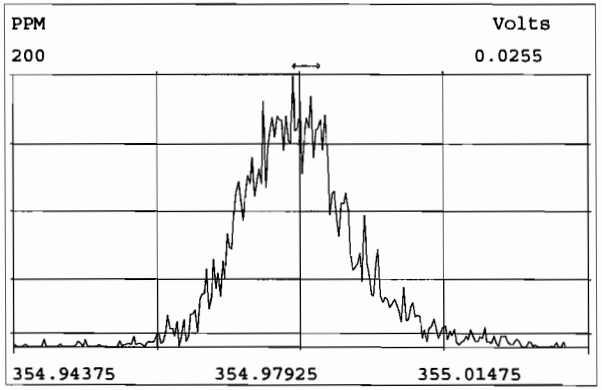

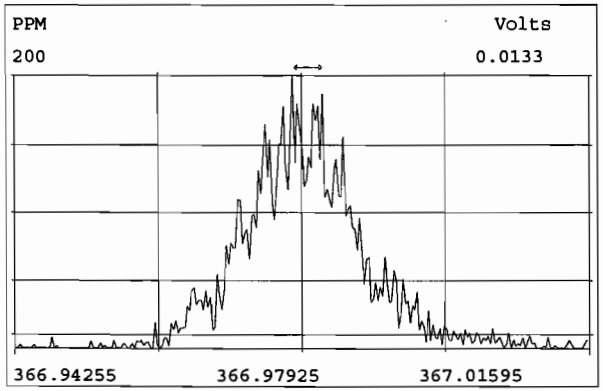

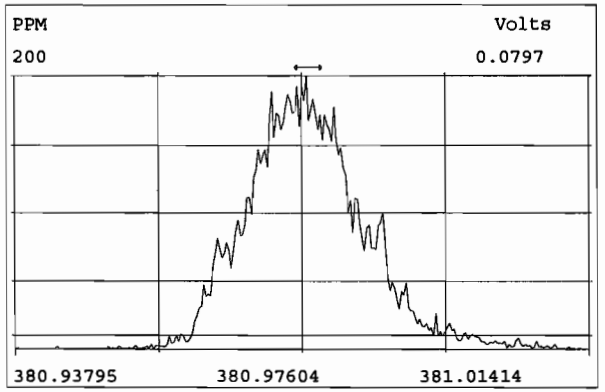

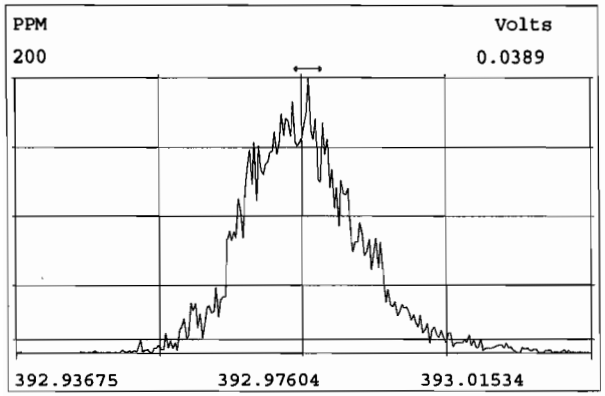

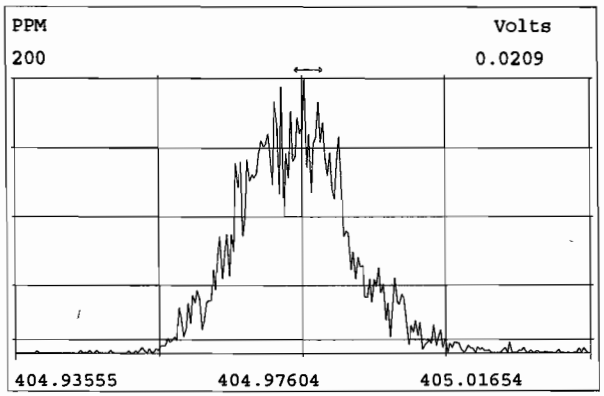

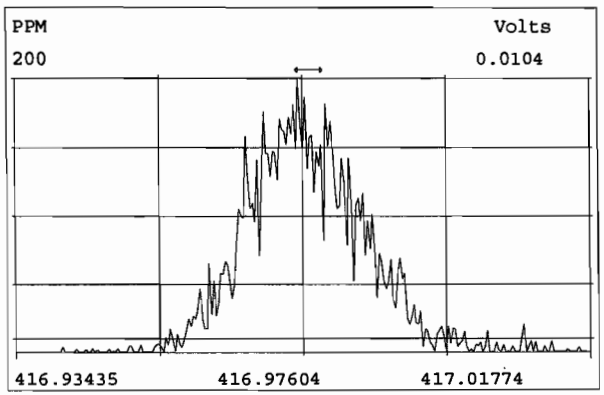

Peak Locate Examination:23-MAY-2019:23:22 File:RES_CHECK

Experiment:OCDD_DB5 Function:3 Reference:PFK

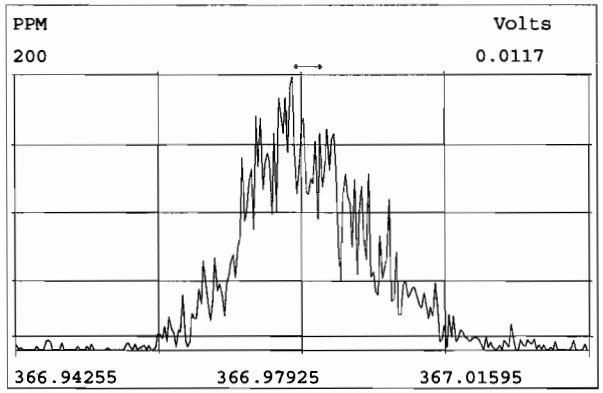

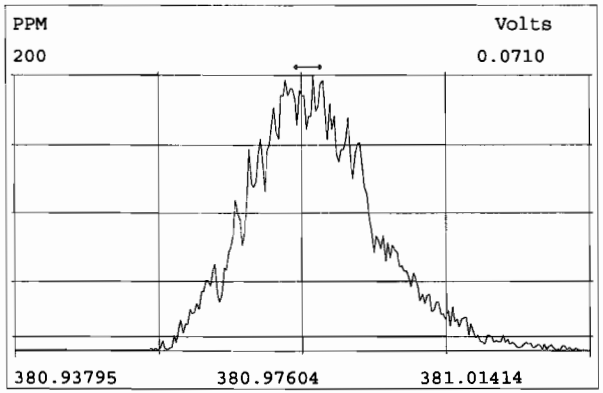

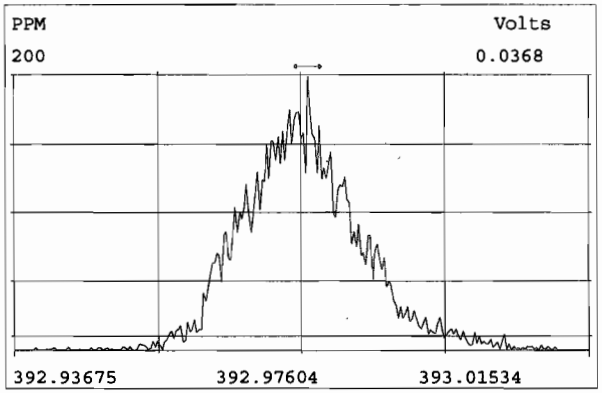

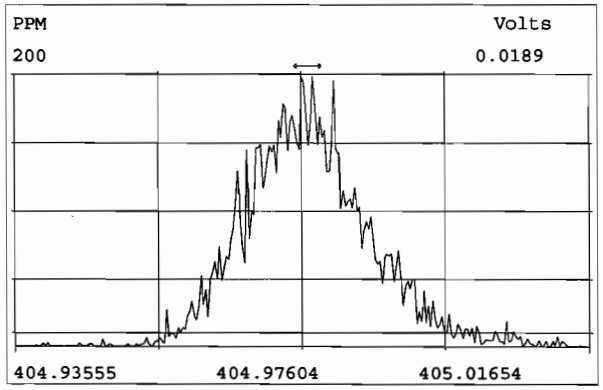

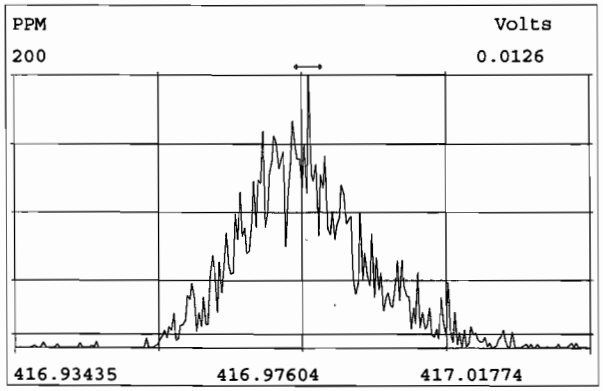

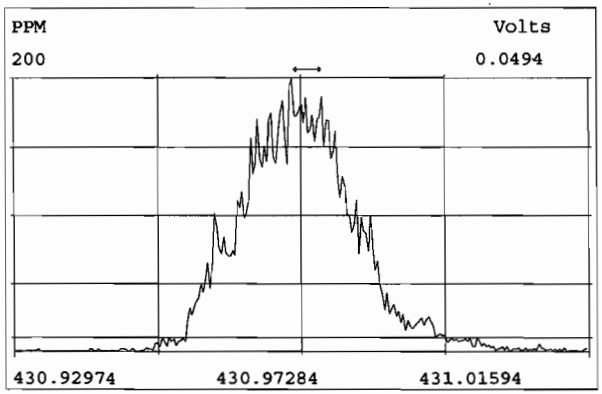

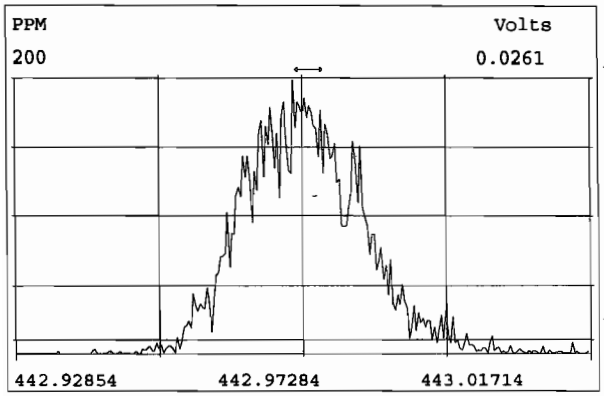

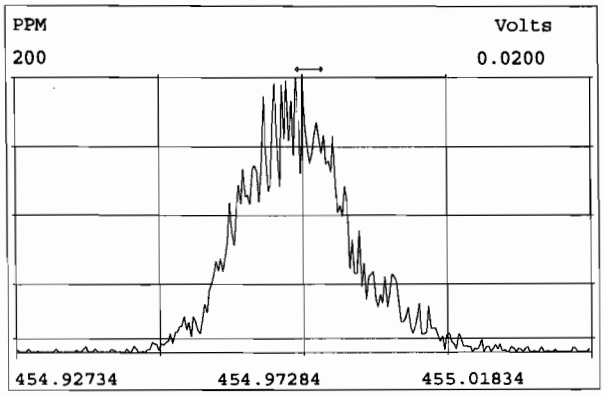

Peak Locate Examination:23-MAY-2019:23:23 File:RES_CHECK

Experiment:OCDD_DB5 Function:4 Reference:PFK

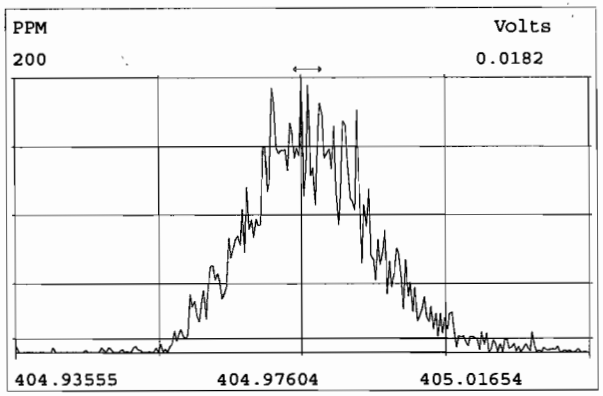

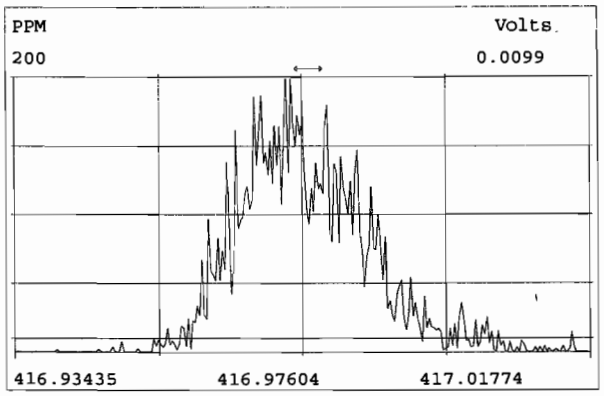

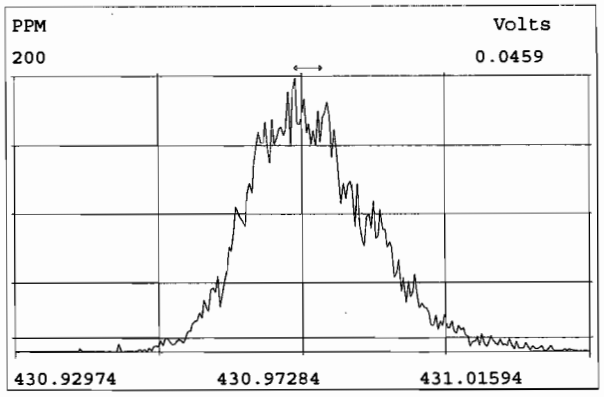

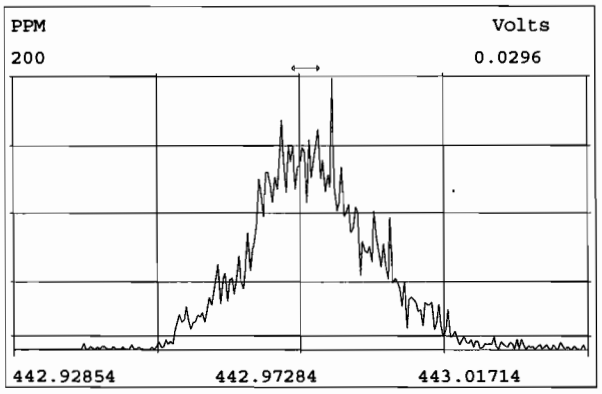

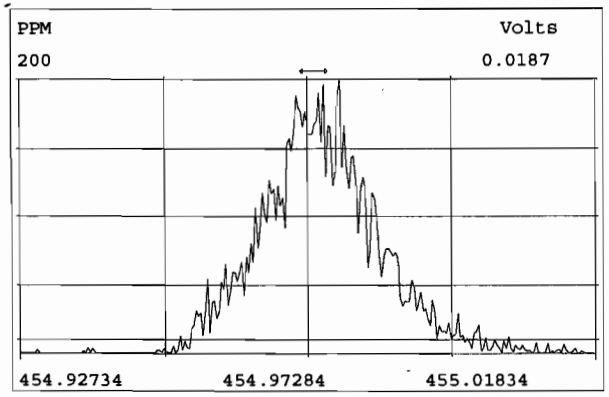

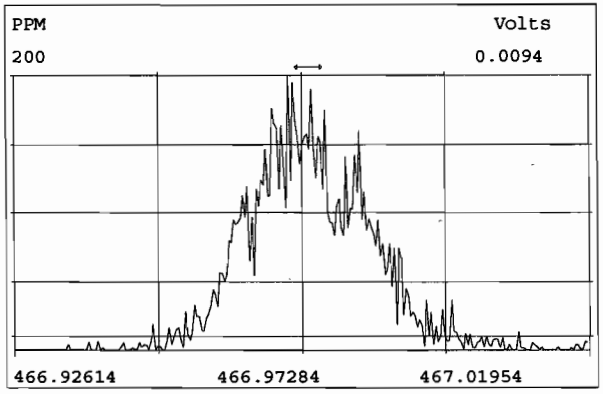

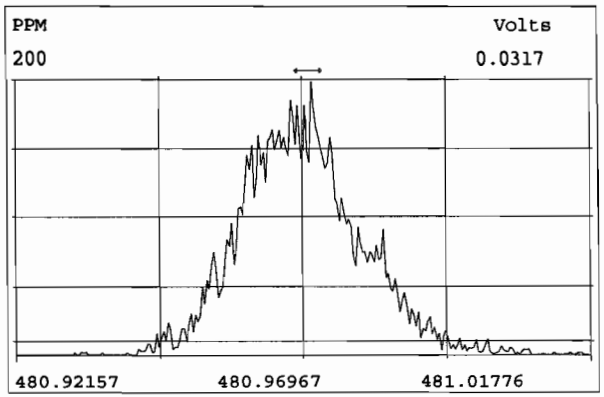

Peak Locate Examination:23-MAY-2019:23:24 File:RES_CHECK

Experiment:OCDD_DB5 Function:5 Reference:PFK

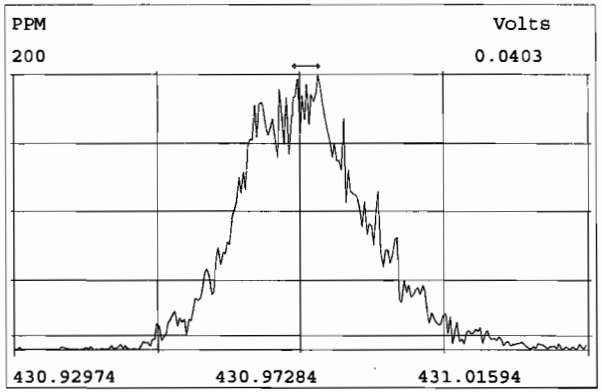

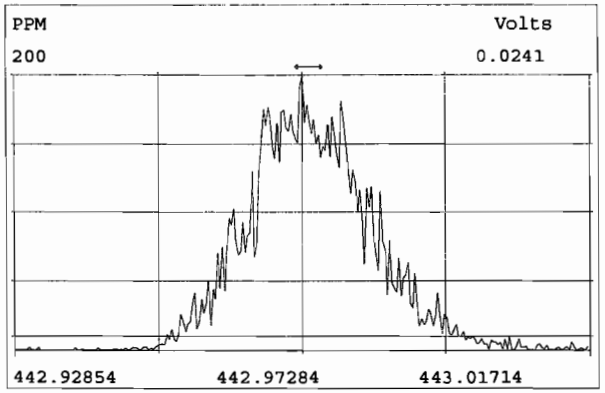

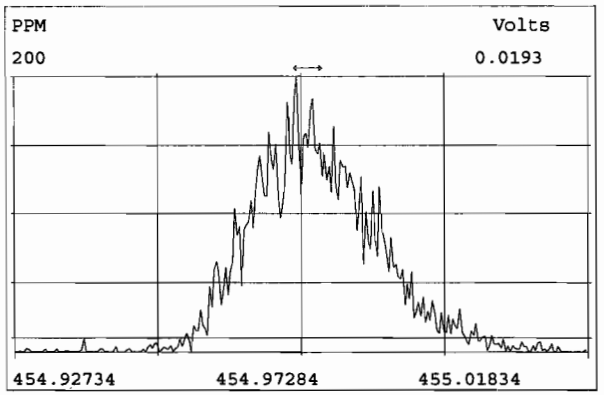

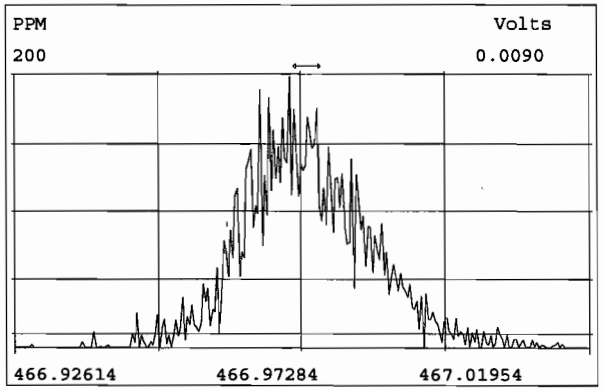

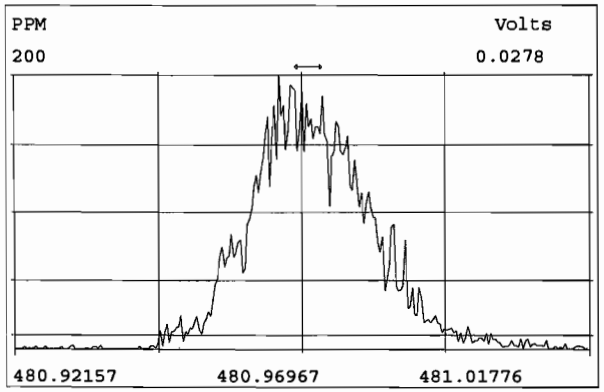

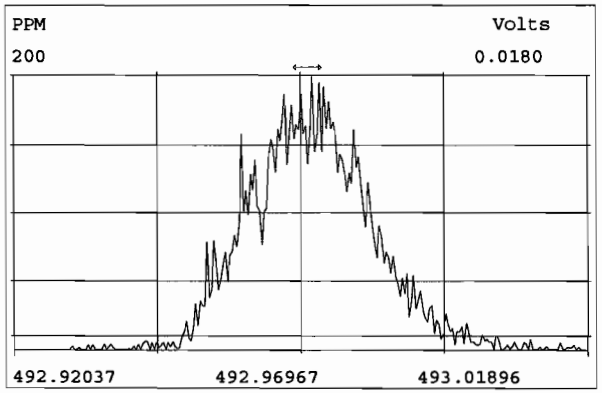

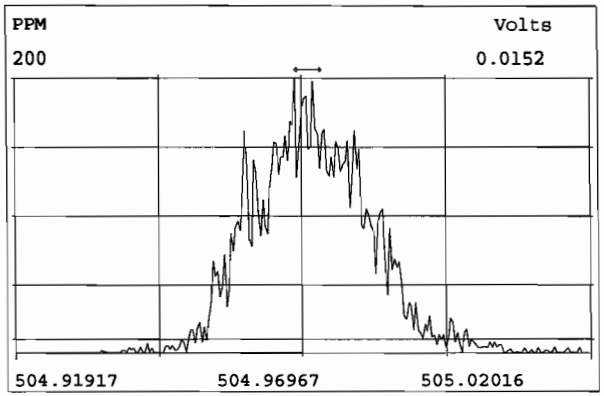

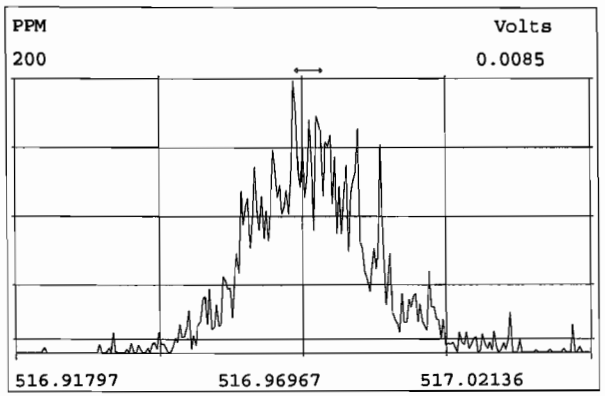

HRMS CALIBRATION STANDARDS REVIEW CHECKLIST

Beg. Calbration ID: ST190710D1-1 **Reviewed By:** CT 07/11/19

Initials & Date

End Calibration ID: NA

	Beg.	End
Ion abundance within QC limits?	✓	NA
Concentrations within criteria?	✓	
TCDD/TCDF Valleys <25%	✓	
First and last eluters present?	✓	
Retention Times within criteria?	✓	
Verification Std. named correctly?	✓	
(ST-Year-Month-Day-VG ID)		
Forms signed and dated?	✓	
Correct ICAL referenced?	DB	

Run Log:

- Correct instrument listed?	✓	✓
- Samples within 12 hour clock?	(Y) DB	N
- Bottle position verfied?		

	Beg.	End
Mass resolution ≥	✓	✓

☐ 5k ☐ 6-8K ☐ 8K ☑ 10K

1614 1699 429 1613/1668/8280

Intergrated peaks display correctly?	✓	NA
GC Break <20%	NA	

8280 CS1 End Standard:

- Ratios within limits, S/N <2.5:1, CS1 within 12 hours — NA

Comments:

Vista Analytical Laboratory - Injection Log Run file: 190710D1 Instrument ID: VG-7 GC Column ID: DB-225

Data file	S#	Sample ID	Analyst	Acq date	Acq time	CCal	ECal
190710D1	1	CP190710D1-1	DB	10-JUL-19	14:51:05	ST190710D1-1	NA
190710D1	2	ST190710D1-1	DB	10-JUL-19	15:22:49	ST190710D1-1	NA
190710D1	3	SOLVENT BLANK	DB	10-JUL-19	15:54:40	ST190710D1-1	NA
190710D1	4	1901029-02RE1	DB	10-JUL-19	16:26:31	ST190710D1-1	NA
190710D1	5	1901383-03RE1	DB	10-JUL-19	16:58:22	ST190710D1-1	NA
190710D1	6	1901383-05RE1	DB	10-JUL-19	17:30:08	ST190710D1-1	NA
190710D1	7	1901383-07RE1	DB	10-JUL-19	18:01:58	ST190710D1-1	NA
190710D1	8	1901383-08RE1	DB	10-JUL-19	18:33:44	ST190710D1-1	NA
190710D1	9	1901383-09RE1	DB	10-JUL-19	19:05:33	ST190710D1-1	NA
190710D1	10	1901383-06RE1	DB	10-JUL-19	19:37:23	ST190710D1-1	NA
190710D1	11	1901029-03RE1	DB	10-JUL-19	20:09:12	ST190710D1-1	NA

FORM 4A/4B
PCDD/PCDF CALIBRATION VERIFICATION

Lab Name: Vista Analytical Laboratory CCAL ID: ST190710D1-1

Initial Calibration Date: 5-30-19

Instrument ID: VG-7 GC Column ID: DB-225

VER Data Filename: 190710D1 S#2 Analysis Date: 10-JUL-19 Time: 15:22:49

ANALYTES	M/Z'S FORMING RATIO (1)	ION ABUND. RATIO	QC LIMITS (2)	CONC. FOUND	CONC. RANGE 1613 (ng/mL)	CONC. RANGE 8290 (ng/mL)
2,3,7,8-TCDF	M/M+2	0.77	0.65-0.89	9.3	8.4 - 12.0 (3) 8.6 - 11.6 (4)	8.0 - 12.0
13C-2,3,7,8-TCDF	M/M+2	0.80	0.65-0.89	113.3	71.0 - 140.0 (3) 76.0 - 131.0 (4)	70.0 - 130.0

(1) See Table 8, Method 1613, for m/z specifications.

(2) Ion Abundance Ratio Control Limits as specified in Table 9, Method 1613.

(3) Contract-required concentration range as specified in Table 6a, Method 1613, under VER.

(4) Contract required concentration range as specified in Table 6a, Method 1613, for tetras only.

Analyst: DB

Date: 7/10/19

Client ID: 1613 CS3 19C2204 Filename: 190710D1 S:2 Acq:10-JUL-19 15:22:49 ConCal: ST190710D1-1

Lab ID: ST190710D1-1 GC Column ID: DB-225 ICal: 1613TCDFVG7-5-30-19 wt/vol: 1.000 EndCAL: NA

Name	Resp	RA	RT	RRF	Conc	Rec
13C-1,2,3,4-TCDF	1.17e+07	0.80 y	15:12	1.00	100.0	-
13C-2,3,7,8-TCDF	1.36e+07	0.80 y	17:18	1.02	113.3	113.3
2,3,7,8-TCDF	1.20e+06	0.77 y	17:20	0.95	9.321	

Integrations by Analyst: DB

Date: 7/10/19

Reviewed by Analyst: CM

Date: 07/11/19

Vista Analytical Laboratory - Injection Log Run file: 190710D1 Instrument ID: VG-7 GC Column ID: DB-225

Data file	S#	Sample ID	Analyst	Acq date	Acq time	CCal	ECal
190710D1	1	CP190710D1-1	DB	10-JUL-19	14:51:05	ST190710D1-1	NA
190710D1	2	ST190710D1-1	DB	10-JUL-19	15:22:49	ST190710D1-1	NA
190710D1	3	SOLVENT BLANK	DB	10-JUL-19	15:54:40	ST190710D1-1	NA
190710D1	4	1901029-02RE1	DB	10-JUL-19	16:26:31	ST190710D1-1	NA
190710D1	5	1901383-03RE1	DB	10-JUL-19	16:58:22	ST190710D1-1	NA
190710D1	6	1901383-05RE1	DB	10-JUL-19	17:30:08	ST190710D1-1	NA
190710D1	7	1901383-07RE1	DB	10-JUL-19	18:01:58	ST190710D1-1	NA
190710D1	8	1901383-08RE1	DB	10-JUL-19	18:33:44	ST190710D1-1	NA
190710D1	9	1901383-09RE1	DB	10-JUL-19	19:05:33	ST190710D1-1	NA
190710D1	10	1901383-06RE1	DB	10-JUL-19	19:37:23	ST190710D1-1	NA
190710D1	11	1901029-03RE1	DB	10-JUL-19	20:09:12	ST190710D1-1	NA

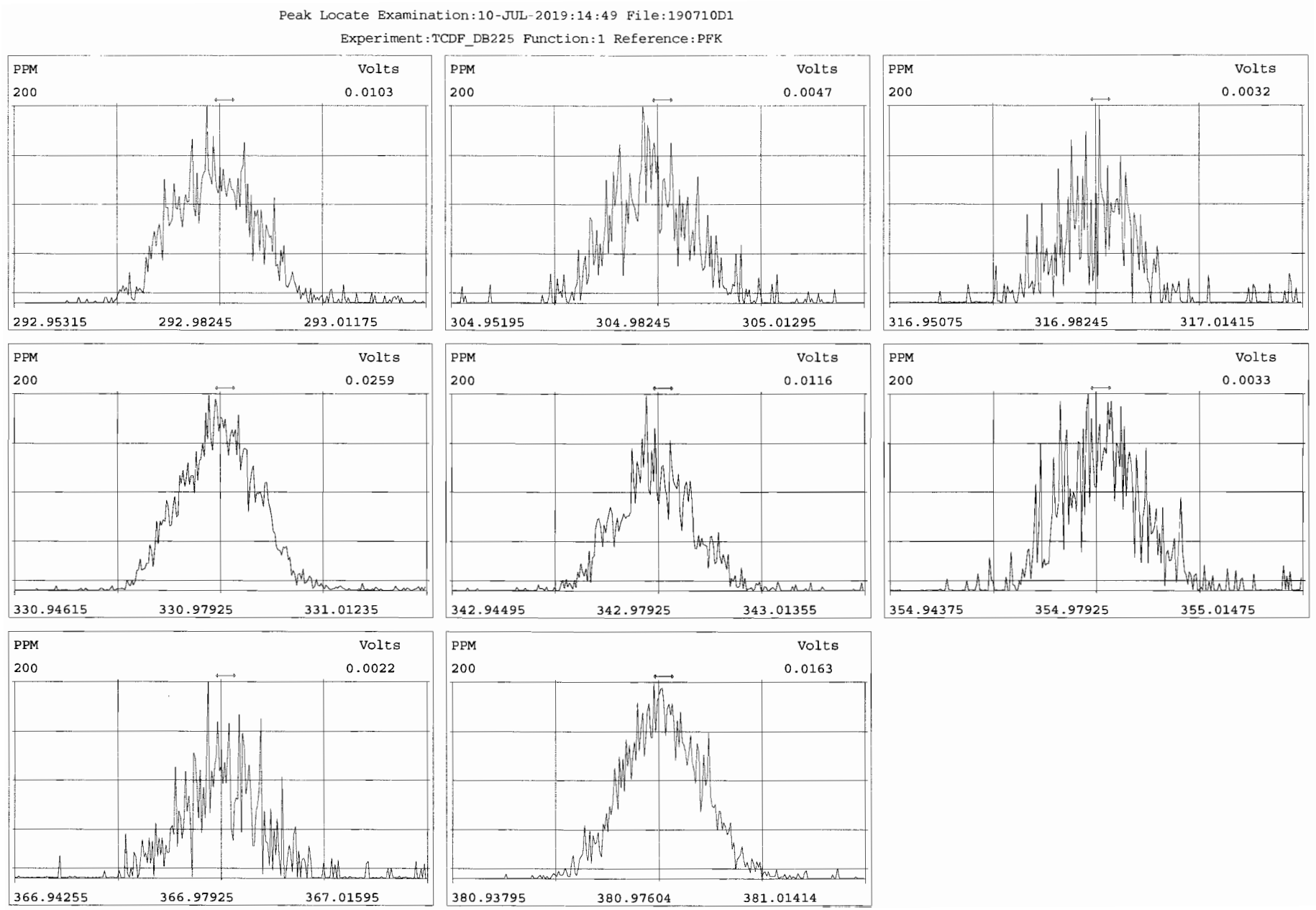
Peak Locate Examination:10-JUL-2019:14:49 File:190710D1
Experiment:TCDF_DB225 Function:1 Reference:PFK
PPM
Volts
200
0.0103
292.95315
292.98245
293.01175
PPM
Volts
200
0.0047
304.95195
304.98245
305.01295
PPM
Volts
200
0.0032
316.95075
316.98245
317.01415
PPM
Volts
200
0.0259
330.94615
330.97925
331.01235
PPM
Volts
200
0.0116
342.94495
342.97925
343.01355
PPM
Volts
200
0.0033
354.94375
354.97925
355.01475
PPM
Volts
200
0.0022
366.94255
366.97925
367.01595
PPM
Volts
200
0.0163
380.93795
380.97604
381.01414

File:190710D1 #1-1682 Acq:10-JUL-2019 14:51:05 GC EI+ Voltage SIR Autospec-UltimaE
Sample#1 File Text:Vista_Analytical_Laboratory_VG7 Text:CP190710D1-1 DB225 CPSM Exp:TCDF_DB225
303.9016

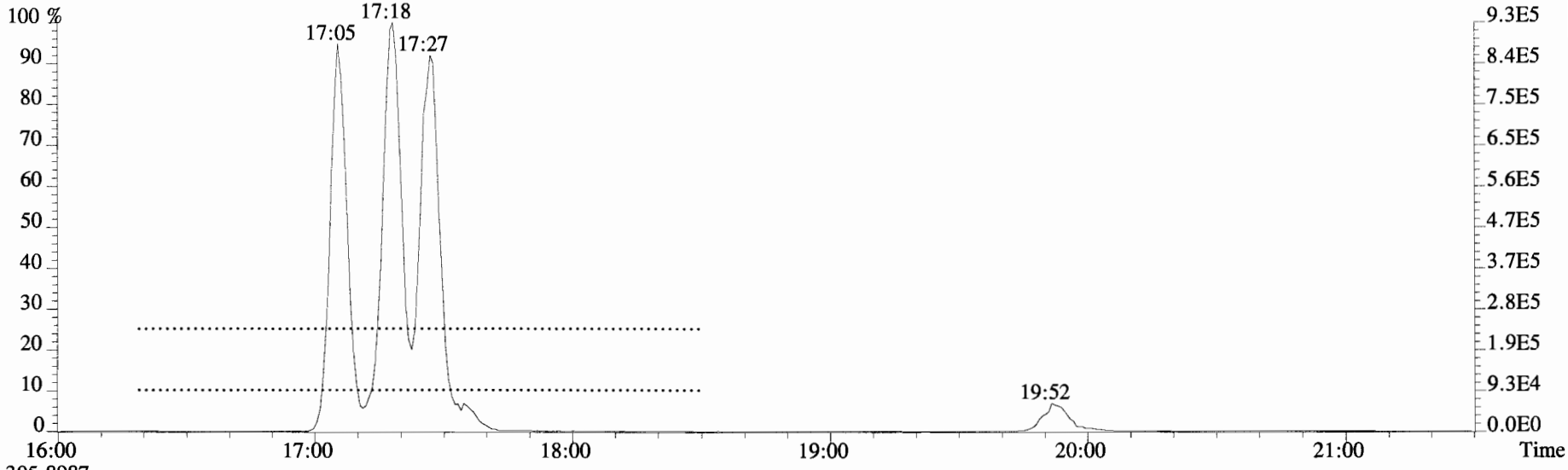

305.8987

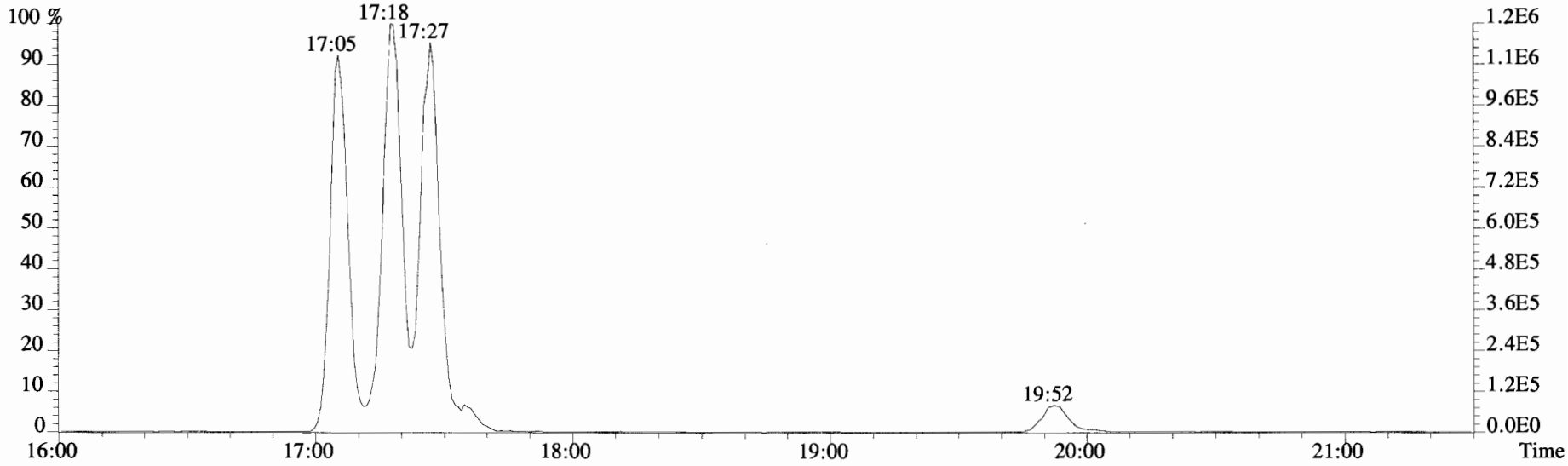

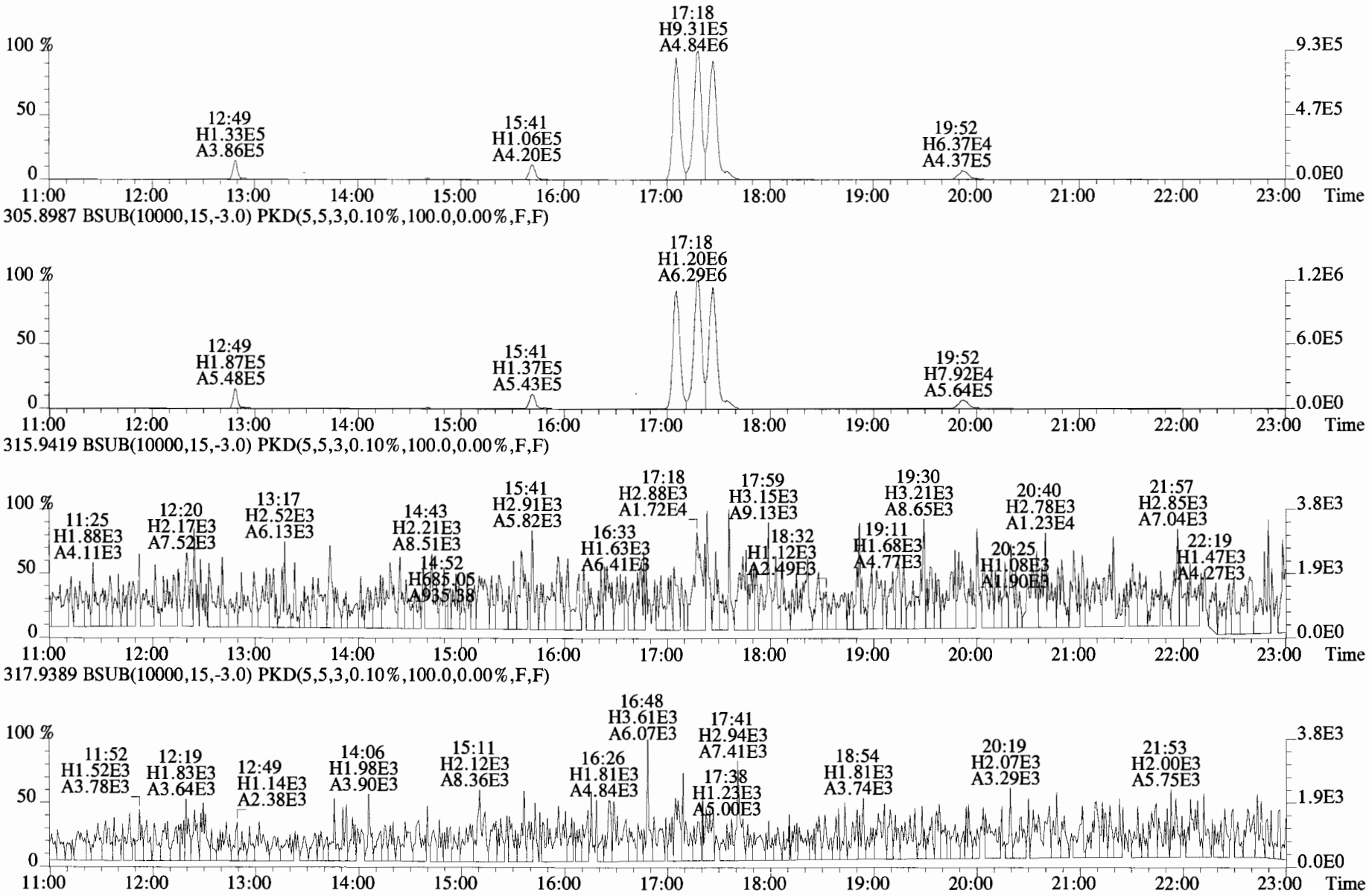
File:190710D1 #1-1682 Acq:10-JUL-2019 14:51:05 GC EI+ Voltage SIR Autospec-UltimaE
Sample#1 File Text:Vista_Analytical_Laboratory_VG7 Text:CP190710D1-1 DB225 CPSM Exp:TCDF_DB225
303.9016 BSUB(10000,15,-3.0) PKD(5,5,3,0.10%,100.0,0.00%,F,F)
17:18 H9.31E5 A4.84E6
12:49 H1.33E5 A3.86E5
15:41 H1.06E5 A4.20E5
19:52 H6.37E4 A4.37E5
100 %
50
0
9.3E5
4.7E5
0.0E0
11:00 12:00 13:00 14:00 15:00 16:00 17:00 18:00 19:00 20:00 21:00 22:00 23:00 Time
305.8987 BSUB(10000,15,-3.0) PKD(5,5,3,0.10%,100.0,0.00%,F,F)
17:18 H1.20E6 A6.29E6
12:49 H1.87E5 A5.48E5
15:41 H1.37E5 A5.43E5
19:52 H7.92E4 A5.64E5
1.2E6
6.0E5
0.0E0
315.9419 BSUB(10000,15,-3.0) PKD(5,5,3,0.10%,100.0,0.00%,F,F)
11:25 H1.88E3 A4.11E3
12:20 H2.17E3 A7.52E3
13:17 H2.52E3 A6.13E3
14:43 H2.21E3 A8.51E3
14:52 H685.05 A935.38
15:41 H2.91E3 A5.82E3
16:33 H1.63E3 A6.41E3
17:18 H2.88E3 A1.72E4
17:59 H3.15E3 A9.13E3
18:32 H1.12E3 A2.49E3
19:11 H1.68E3 A4.77E3
19:30 H3.21E3 A8.65E3
20:25 H1.08E3 A1.90E3
20:40 H2.78E3 A1.23E4
21:57 H2.85E3 A7.04E3
22:19 H1.47E3 A4.27E3
3.8E3
1.9E3
0.0E0
317.9389 BSUB(10000,15,-3.0) PKD(5,5,3,0.10%,100.0,0.00%,F,F)
11:52 H1.52E3 A3.78E3
12:19 H1.83E3 A3.64E3
12:49 H1.14E3 A2.38E3
14:06 H1.98E3 A3.90E3
15:11 H2.12E3 A8.36E3
16:26 H1.81E3 A4.84E3
16:48 H3.61E3 A6.07E3
17:38 H1.23E3 A5.00E3
17:41 H2.94E3 A7.41E3
18:54 H1.81E3 A3.74E3
20:19 H2.07E3 A3.29E3
21:53 H2.00E3 A5.75E3
3.8E3
1.9E3
0.0E0

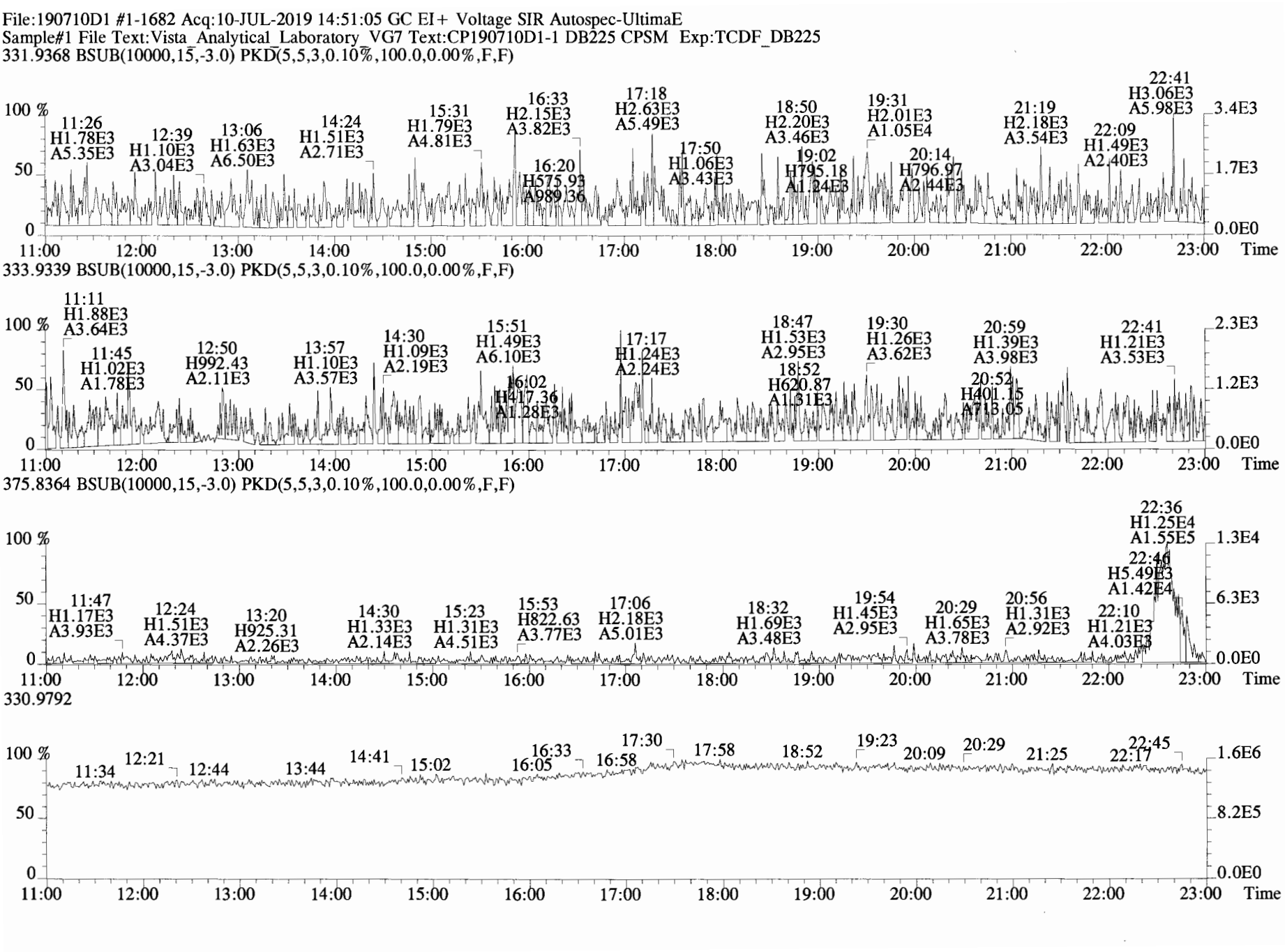
File:190710D1 #1-1682 Acq:10-JUL-2019 14:51:05 GC EI+ Voltage SIR Autospec-UltimaE
Sample#1 File Text:Vista_Analytical_Laboratory_VG7 Text:CP190710D1-1 DB225 CPSM Exp:TCDF_DB225
331.9368 BSUB(10000,15,-3.0) PKD(5,5,3,0.10%,100.0,0.00%,F,F)
333.9339 BSUB(10000,15,-3.0) PKD(5,5,3,0.10%,100.0,0.00%,F,F)
375.8364 BSUB(10000,15,-3.0) PKD(5,5,3,0.10%,100.0,0.00%,F,F)
330.9792
100 %
50
0
11:00
12:00
13:00
14:00
15:00
16:00
17:00
18:00
19:00
20:00
21:00
22:00
23:00
Time
3.4E3
1.7E3
0.0E0
2.3E3
1.2E3
1.3E4
6.3E3
1.6E6
8.2E5

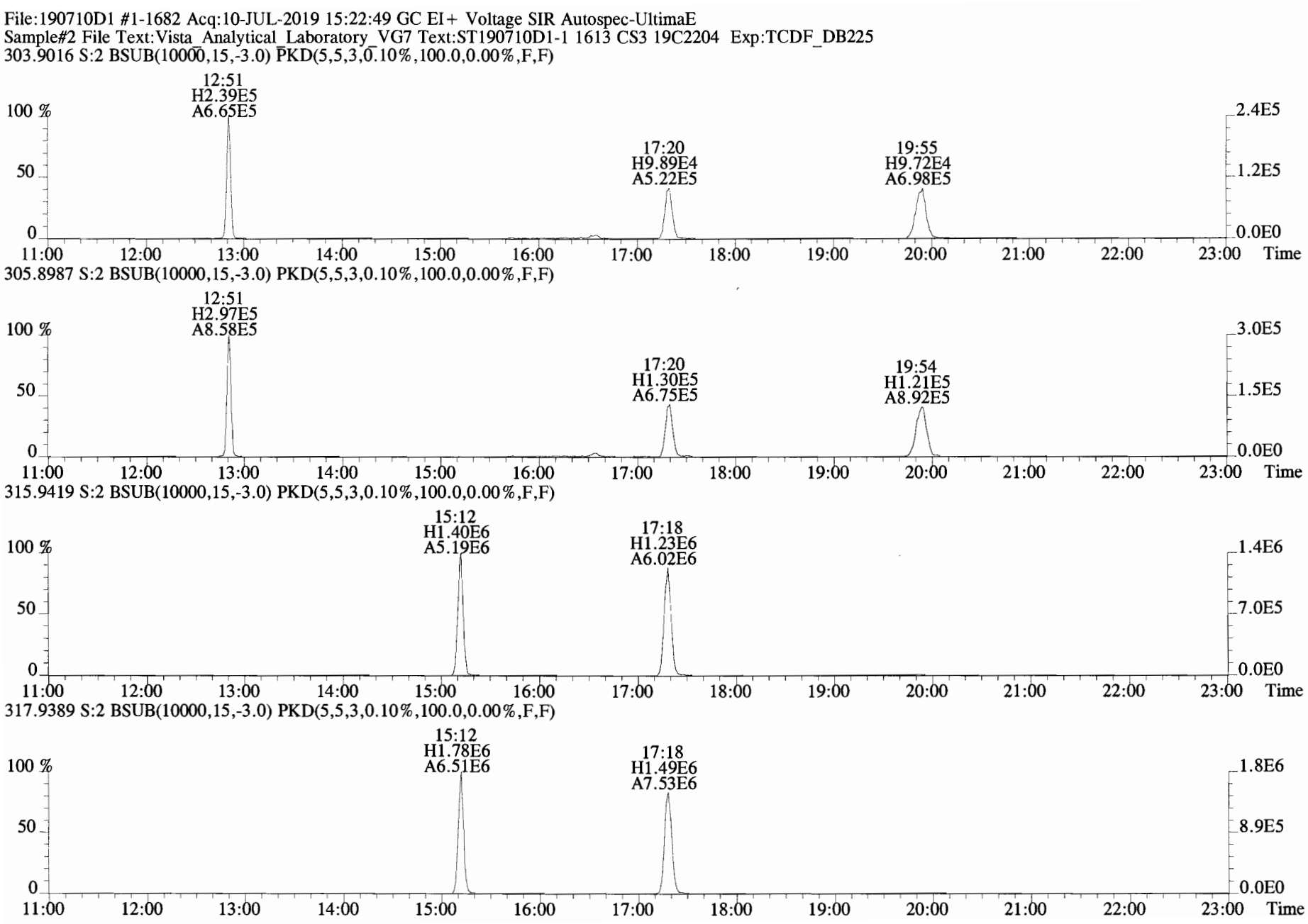
File:190710D1 #1-1682 Acq:10-JUL-2019 15:22:49 GC EI+ Voltage SIR Autospec-UltimaE
Sample#2 File Text:Vista_Analytical_Laboratory_VG7 Text:ST190710D1-1 1613 CS3 19C2204 Exp:TCDF_DB225
303.9016 S:2 BSUB(10000,15,-3.0) PKD(5,5,3,0.10%,100.0,0.00%,F,F)
12:51
H2.39E5
A6.65E5
17:20
H9.89E4
A5.22E5
19:55
H9.72E4
A6.98E5
305.8987 S:2 BSUB(10000,15,-3.0) PKD(5,5,3,0.10%,100.0,0.00%,F,F)
12:51
H2.97E5
A8.58E5
17:20
H1.30E5
A6.75E5
19:54
H1.21E5
A8.92E5
315.9419 S:2 BSUB(10000,15,-3.0) PKD(5,5,3,0.10%,100.0,0.00%,F,F)
15:12
H1.40E6
A5.19E6
17:18
H1.23E6
A6.02E6
317.9389 S:2 BSUB(10000,15,-3.0) PKD(5,5,3,0.10%,100.0,0.00%,F,F)
15:12
H1.78E6
A6.51E6
17:18
H1.49E6
A7.53E6
100 %
50
0
11:00
12:00
13:00
14:00
15:00
16:00
17:00
18:00
19:00
20:00
21:00
22:00
23:00
Time
2.4E5
1.2E5
0.0E0
3.0E5
1.5E5
1.4E6
7.0E5
1.8E6
8.9E5

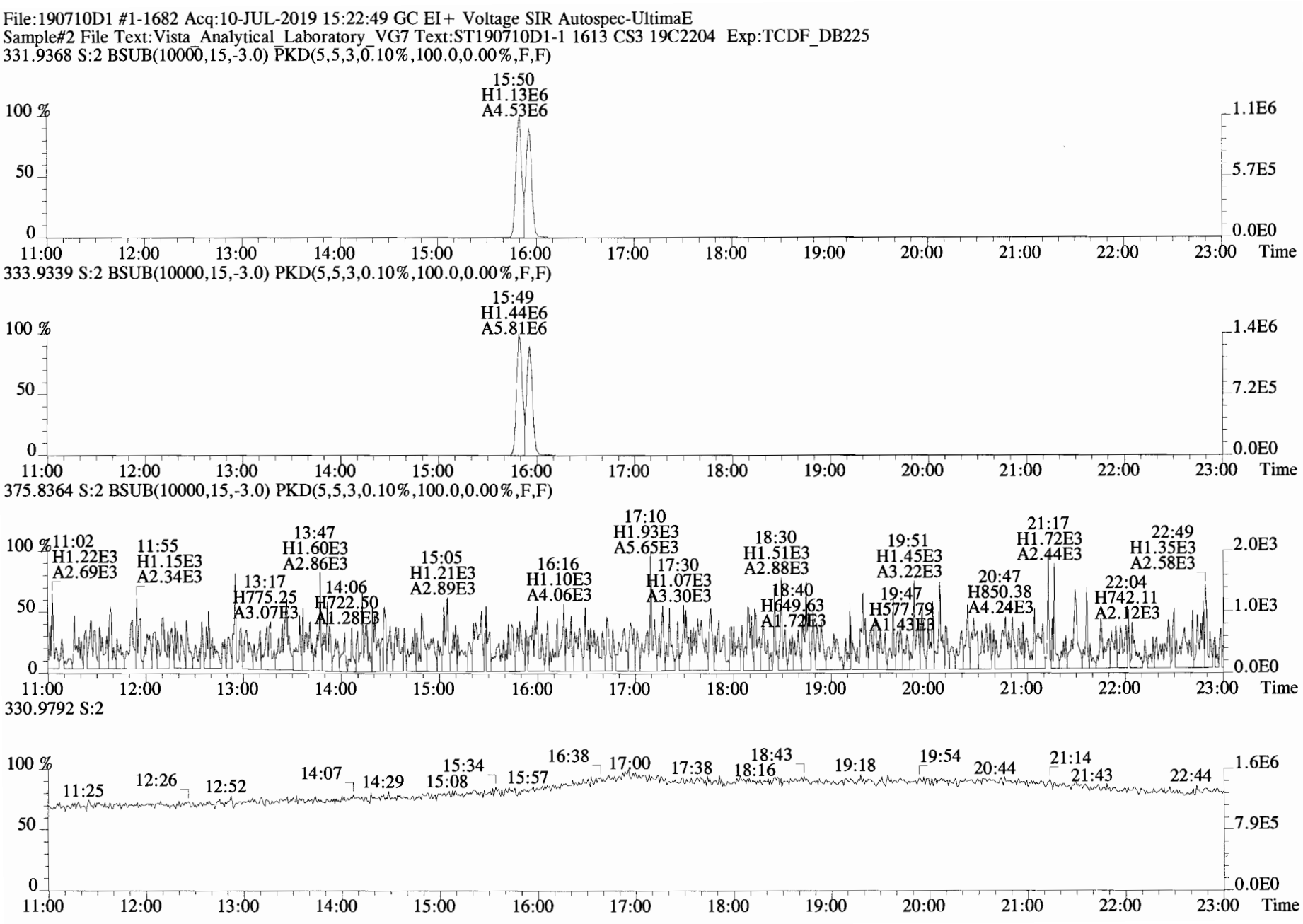
File:190710D1 #1-1682 Acq:10-JUL-2019 15:22:49 GC EI+ Voltage SIR Autospec-UltimaE
Sample#2 File Text:Vista_Analytical_Laboratory_VG7 Text:ST190710D1-1 1613 CS3 19C2204 Exp:TCDF_DB225
331.9368 S:2 BSUB(10000,15,-3.0) PKD(5,5,3,0.10%,100.0,0.00%,F,F)
15:50
H1.13E6
A4.53E6
100 %
50
0
1.1E6
5.7E5
0.0E0
11:00 12:00 13:00 14:00 15:00 16:00 17:00 18:00 19:00 20:00 21:00 22:00 23:00 Time
333.9339 S:2 BSUB(10000,15,-3.0) PKD(5,5,3,0.10%,100.0,0.00%,F,F)
15:49
H1.44E6
A5.81E6
100 %
50
0
1.4E6
7.2E5
0.0E0
11:00 12:00 13:00 14:00 15:00 16:00 17:00 18:00 19:00 20:00 21:00 22:00 23:00 Time
375.8364 S:2 BSUB(10000,15,-3.0) PKD(5,5,3,0.10%,100.0,0.00%,F,F)
11:02
H1.22E3
A2.69E3
11:55
H1.15E3
A2.34E3
13:17
H775.25
A3.07E3
13:47
H1.60E3
A2.86E3
14:06
H722.50
A1.28E3
15:05
H1.21E3
A2.89E3
16:16
H1.10E3
A4.06E3
17:10
H1.93E3
A5.65E3
17:30
H1.07E3
A3.30E3
18:30
H1.51E3
A2.88E3
18:40
H649.63
A1.72E3
19:47
H577.79
A1.43E3
19:51
H1.45E3
A3.22E3
20:47
H850.38
A4.24E3
21:17
H1.72E3
A2.44E3
22:04
H742.11
A2.12E3
22:49
H1.35E3
A2.58E3
100 %
50
0
2.0E3
1.0E3
0.0E0
11:00 12:00 13:00 14:00 15:00 16:00 17:00 18:00 19:00 20:00 21:00 22:00 23:00 Time
330.9792 S:2
11:25
12:26
12:52
14:07
14:29
15:08
15:34
15:57
16:38
17:00
17:38
18:16
18:43
19:18
19:54
20:44
21:14
21:43
22:44
100 %
50
0
1.6E6
7.9E5
0.0E0
11:00 12:00 13:00 14:00 15:00 16:00 17:00 18:00 19:00 20:00 21:00 22:00 23:00 Time

Peak Locate Examination:10-JUL-2019:20:50 File:RES_CHECK

Experiment:TCDF_DB225 Function:1 Reference:PFK

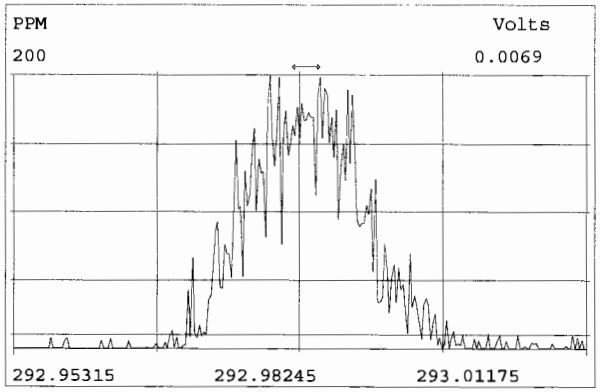

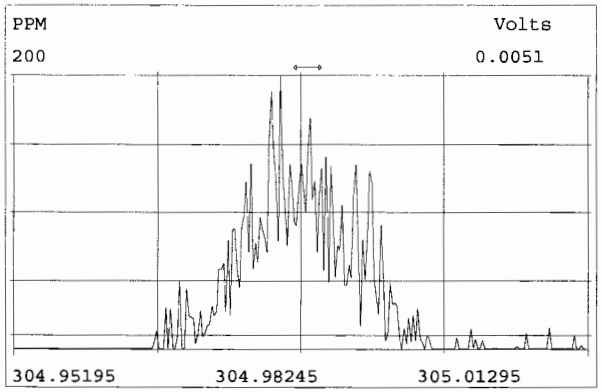

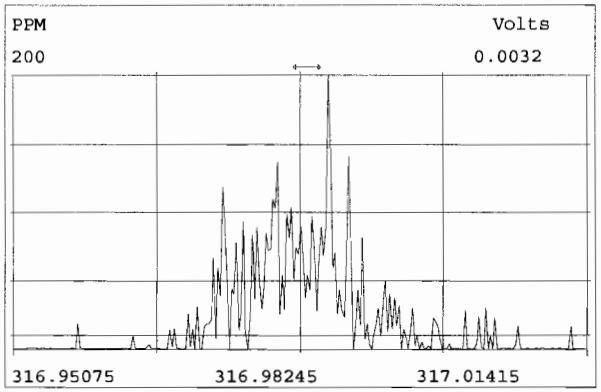

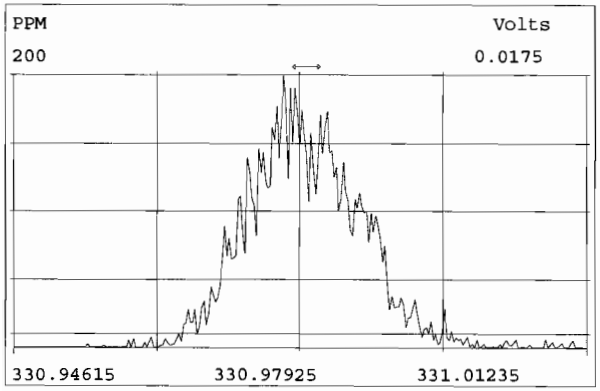

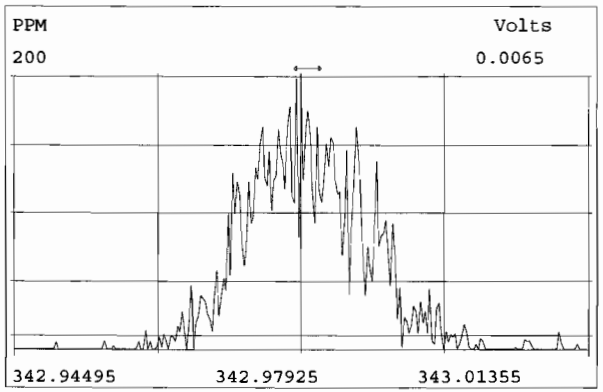

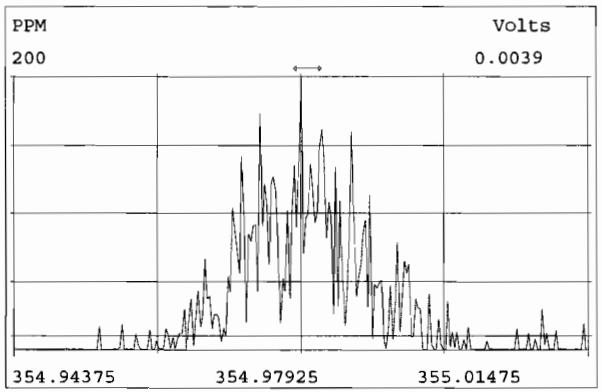

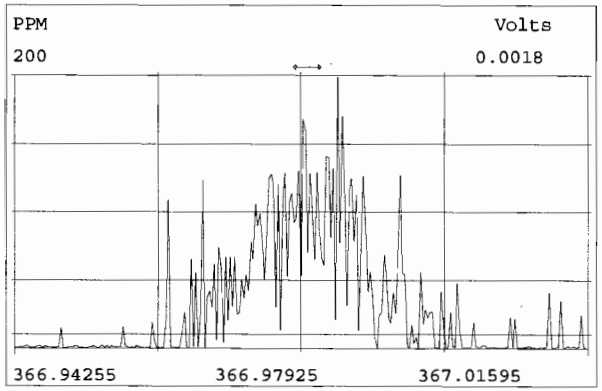

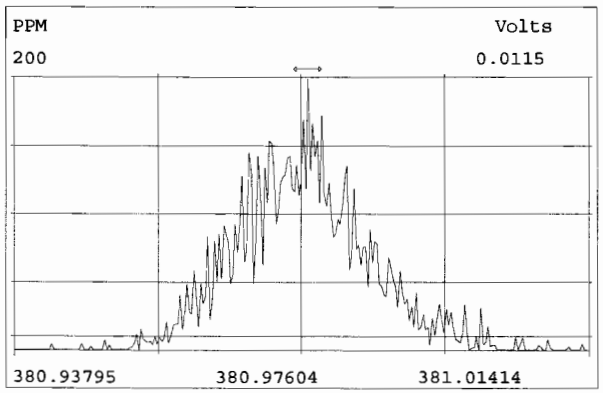

HRMS CALIBRATION STANDARDS REVIEW CHECKLIST

Beg. Calbration ID: STA0523CL-1 **Reviewed By:** CT 05/28/19

Initials & Date

End Calibration ID: NA

	Beg.	End
Ion abundance within QC limits?	✓	NA
Concentrations within criteria?	✓	
TCDD/TCDF Valleys <25%	NA	
First and last eluters present?	NA	
Retention Times within criteria?	✓	
Verification Std. named correctly?	✓	
(ST-Year-Month-Day-VG ID)		
Forms signed and dated?	✓	
Correct ICAL referenced?	HL	

Mass resolution ≥

Beg.	End
✓	✓

☐ 5k ☐ 6-8K ☐ 8K ☑ 10K

1614 1699 429 1613/1668/8280

	Beg.	End
Intergrated peaks display correctly?	✓	NA
GC Break <20%	NA	

8280 CS1 End Standard:

	End
- Ratios within limits, S/N <2.5:1, CS1 within 12 hours	NA

Run Log:

	Beg.	End
- Correct instrument listed?	✓	NA
- Samples within 12 hour clock?	(Y)	N
- Bottle position verfied?	HL	

Comments:

(A) some PFIC bleeds, PFK leak and one mass did not centroid

Vista Analytical Laboratory

Dataset: U:\VG11.PRO\Results\190523K1\190523K1-1.qld

Last Altered: Friday, May 24, 2019 09:06:08 Pacific Daylight Time
Printed: Friday, May 24, 2019 09:06:58 Pacific Daylight Time

HC 5.24.19

Method: U:\VG11.PRO\MethDB\PCB-209_ZB1_5-21-19.mdb 23 May 2019 10:16:34
Calibration: U:\VG11.PRO\CurveDB\db1_PCBvg11-4-24-18.cdb 27 Apr 2018 15:37:51

Name: 190523K1_1, Date: 23-May-2019, Time: 10:53:09, ID: ST190523K1-1 PCB 209 CS3 19C1815, Description: PCB 209 CS3 19C1815

	#	Name	Resp	RA	n/y	RRF	wt/vol	Pred.RT	RT	Pred.RRT	RRT	Check RRT	Conc.	%Rec	DL	EMPC
1	1	PCB-1	1.30e6	3.02	NO	0.965	1.000	16.10	16.10	1.001	1.001	NO	54.63	109	0.00894	54.63
2	2	PCB-2	1.39e6	3.08	NO	0.968	1.000	18.57	18.56	0.988	0.988	NO	53.69	107	0.00853	53.69
3	3	PCB-3	1.36e6	3.04	NO	0.969	1.000	18.80	18.80	1.001	1.001	NO	52.75	106	0.00852	52.75
4	4	PCB-4/10	2.06e6	1.54	NO	1.20	1.000	20.25	20.25	1.004	1.004	NO	100.3	100	0.145	100.3
5	5	PCB-7/9	2.49e6	1.56	NO	0.952	1.000	22.08	22.07	1.003	1.002	NO	99.42	99.4	0.120	99.42
6	6	PCB-6	1.32e6	1.56	NO	0.989	1.000	22.76	22.75	1.033	1.033	NO	50.75	102	0.115	50.75
7	7	PCB-5/8	2.61e6	1.57	NO	0.984	1.000	23.15	23.16	1.051	1.052	NO	100.7	101	0.116	100.7
8	8	PCB-14	1.31e6	1.55	NO	0.986	1.000	24.31	24.31	0.953	0.952	NO	51.18	102	0.123	51.18
9	9	PCB-11	1.39e6	1.58	NO	1.09	1.000	25.54	25.54	1.001	1.001	NO	49.36	98.7	0.112	49.36
10	10	PCB-12/13	2.57e6	1.57	NO	0.918	1.000	25.91	25.92	1.015	1.016	NO	108.0	108	0.133	108.0
11	11	PCB-15	1.34e6	1.50	NO	1.05	1.000	26.28	26.27	1.030	1.030	NO	49.25	98.5	0.116	49.25
12	12	PCB-19	8.07e5	0.99	NO	0.913	1.000	24.50	24.49	1.001	1.001	NO	51.06	102	0.0176	51.06
13	13	PCB-30	1.25e6	0.99	NO	1.43	1.000	25.43	25.42	1.039	1.039	NO	50.74	101	0.0113	50.74
14	14	PCB-18	8.65e5	0.97	NO	0.691	1.000	26.19	26.19	0.953	0.953	NO	51.37	103	0.0174	51.37
15	15	PCB-17	7.88e5	0.98	NO	0.639	1.000	26.29	26.38	0.956	0.959	NO	50.63	101	0.0188	50.63
16	16	PCB-24/27	2.21e6	0.97	NO	0.884	1.000	26.97	26.98	0.981	0.981	NO	102.5	103	0.0136	102.5
17	17	PCB-16/32	1.92e6	0.97	NO	0.773	1.000	27.51	27.51	1.001	1.001	NO	101.7	102	0.0155	101.7
18	18	PCB-34	1.17e6	1.04	NO	0.836	1.000	28.33	28.33	0.960	0.960	NO	57.53	115	0.0394	57.53
19	19	PCB-23	1.05e6	1.05	NO	0.921	1.000	28.42	28.42	0.963	0.963	NO	46.73	93.5	0.0358	46.73
20	20	PCB-29	1.07e6	1.03	NO	0.849	1.000	28.68	28.68	0.972	0.972	NO	51.90	104	0.0388	51.90
21	21	PCB-26	1.12e6	1.04	NO	0.906	1.000	28.90	28.91	0.979	0.979	NO	50.79	102	0.0364	50.79
22	22	PCB-25	1.15e6	1.05	NO	0.935	1.000	29.05	29.07	0.984	0.985	NO	50.47	101	0.0352	50.47
23	23	PCB-31	1.33e6	1.04	NO	1.03	1.000	29.42	29.44	0.997	0.997	NO	53.29	107	0.0321	53.29
24	24	PCB-28	1.20e6	1.08	NO	1.02	1.000	29.54	29.54	1.001	1.001	NO	47.96	95.9	0.0322	47.96
25	25	PCB-20/21/33	3.35e6	1.05	NO	0.908	1.000	30.17	30.17	1.022	1.022	NO	151.5	101	0.0363	151.5
26	26	PCB-22	1.24e6	1.05	NO	0.965	1.000	30.63	30.64	1.038	1.038	NO	52.87	106	0.0342	52.87
27	27	PCB-36	1.22e6	1.06	NO	1.05	1.000	31.27	31.27	0.932	0.932	NO	51.22	102	0.0332	51.22
28	28	PCB-39	1.13e6	1.05	NO	0.953	1.000	31.75	31.77	0.947	0.947	NO	52.36	105	0.0367	52.36
29	29	PCB-38	1.20e6	1.05	NO	1.00	1.000	32.55	32.57	0.970	0.971	NO	52.68	105	0.0348	52.68
30	30	PCB-35	1.20e6	1.05	NO	1.02	1.000	33.11	33.11	0.987	0.987	NO	52.03	104	0.0343	52.03
31	31	PCB-37	1.14e6	1.06	NO	0.997	1.000	33.58	33.56	1.001	1.001	NO	50.60	101	0.0351	50.60
32	32	PCB-54	9.99e5	0.74	NO	0.946	1.000	28.39	28.39	1.001	1.001	NO	51.81	104	0.0170	51.81

75-125

Dataset: U:\VG11.PRO\Results\190523K1\190523K1-1.qld

Last Altered: Friday, May 24, 2019 09:06:08 Pacific Daylight Time
Printed: Friday, May 24, 2019 09:06:58 Pacific Daylight Time

Name: 190523K1_1, Date: 23-May-2019, Time: 10:53:09, ID: ST190523K1-1 PCB 209 CS3 19C1815, Description: PCB 209 CS3 19C1815

	#	Name	Resp	RA	n/y	RRF	wt/vol	Pred.RT	RT	Pred.RRT	RRT	Check RRT	Conc.	%Rec	DL	EMPC
33	33	PCB-50	7.88e5	0.74	NO	0.776	1.000	29.61	29.59	1.044	1.043	NO	49.81	99.6	0.0208	49.81
34	34	PCB-53	7.34e5	0.74	NO	0.907	1.000	30.26	30.26	0.945	0.945	NO	52.72	105	0.0232	52.72
35	35	PCB-51	7.88e5	0.74	NO	0.965	1.000	30.62	30.62	0.956	0.956	NO	53.19	106	0.0218	53.19
36	36	PCB-45	6.30e5	0.75	NO	0.790	1.000	31.06	31.06	0.970	0.970	NO	51.96	104	0.0266	51.96
37	37	PCB-46	6.11e5	0.75	NO	0.742	1.000	31.56	31.57	0.985	0.985	NO	53.62	107	0.0283	53.62
38	38	PCB-52/69	1.69e6	0.79	NO	1.11	1.000	32.07	32.07	1.001	1.001	NO	99.57	99.6	0.0190	99.57
39	39	PCB-73	1.04e6	0.67	NO	1.25	1.000	32.18	32.18	1.005	1.005	NO	54.30	109	0.0169	54.30
40	40	PCB-43/49	1.44e6	0.75	NO	0.919	1.000	32.34	32.37	1.010	1.010	NO	101.8	102	0.0229	101.8
41	41	PCB-47	7.39e5	0.74	NO	0.860	1.000	32.56	32.57	1.000	1.001	NO	51.57	103	0.0230	51.57
42	42	PCB-48/75	1.68e6	0.75	NO	0.989	1.000	32.68	32.68	1.004	1.004	NO	101.8	102	0.0200	101.8
43	43	PCB-65	9.41e5	0.74	NO	1.05	1.000	32.96	32.96	1.013	1.013	NO	53.89	108	0.0188	53.89
44	44	PCB-62	8.86e5	0.75	NO	1.00	1.000	33.07	33.07	1.016	1.016	NO	53.11	106	0.0197	53.11
45	45	PCB-44	6.55e5	0.73	NO	0.745	1.000	33.39	33.41	1.026	1.026	NO	52.74	105	0.0265	52.74
46	46	PCB-42/59	1.58e6	0.74	NO	0.905	1.000	33.63	33.63	1.033	1.033	NO	104.8	105	0.0218	104.8
47	47	PCB-41/64/71/72	3.59e6	0.75	NO	1.06	1.000	34.22	34.25	1.051	1.052	NO	202.5	101	0.0185	202.5
48	48	PCB-68	9.49e5	0.74	NO	1.10	1.000	34.50	34.51	1.060	1.060	NO	51.83	104	0.0180	51.83
49	49	PCB-40	4.87e5	0.73	NO	0.565	1.000	34.73	34.73	1.067	1.067	NO	51.79	104	0.0350	51.79
50	50	PCB-57	1.01e6	0.74	NO	0.976	1.000	35.10	35.10	0.970	0.970	NO	52.30	105	0.0171	52.30
51	51	PCB-67	9.57e5	0.73	NO	0.983	1.000	35.42	35.42	0.979	0.978	NO	49.31	98.6	0.0170	49.31
52	52	PCB-58	1.06e6	0.75	NO	1.02	1.000	35.53	35.55	0.982	0.982	NO	52.71	105	0.0163	52.71
53	53	PCB-63	9.00e5	0.74	NO	0.909	1.000	35.70	35.70	0.986	0.986	NO	50.11	100	0.0183	50.11
54	54	PCB-74	1.05e6	0.74	NO	1.05	1.000	35.99	35.99	0.994	0.994	NO	51.04	102	0.0159	51.04
55	55	PCB-61/70	1.86e6	0.75	NO	0.949	1.000	36.22	36.22	1.000	1.001	NO	99.24	99.2	0.0176	99.24
56	56	PCB-76/66	2.07e6	0.74	NO	1.03	1.000	36.42	36.40	1.006	1.006	NO	101.6	102	0.0162	101.6
57	57	PCB-80	1.07e6	0.74	NO	1.05	1.000	36.65	36.65	1.001	1.001	NO	50.83	102	0.0158	50.83
58	58	PCB-55	1.07e6	0.74	NO	1.06	1.000	36.98	36.98	1.010	1.010	NO	50.23	100	0.0156	50.23
59	59	PCB-56/60	1.85e6	0.74	NO	0.929	1.000	37.48	37.50	1.023	1.024	NO	99.42	99.4	0.0178	99.42
60	60	PCB-79	1.04e6	0.75	NO	1.03	1.000	38.59	38.60	1.054	1.054	NO	50.29	101	0.0160	50.29
61	61	PCB-78	9.72e5	0.75	NO	0.998	1.000	39.33	39.33	0.987	0.987	NO	50.20	100	0.0176	50.20
62	62	PCB-81	8.90e5	0.75	NO	0.861	1.000	39.89	39.87	1.001	1.000	NO	53.28	107	0.0204	53.28
63	63	PCB-77	9.22e5	0.74	NO	0.989	1.000	40.48	40.48	1.000	1.000	NO	49.72	99.4	0.0182	49.72
64	64	PCB-104	8.99e5	1.51	NO	0.921	1.000	33.24	33.26	1.001	1.001	NO	49.09	98.2	0.465	49.09
65	65	PCB-96	9.39e5	1.51	NO	0.993	1.000	34.54	34.56	1.040	1.040	NO	47.56	95.1	0.431	47.56
66	66	PCB-103	7.22e5	1.51	NO	0.769	1.000	35.11	35.12	1.057	1.057	NO	47.23	94.5	0.557	47.23
67	67	PCB-100	7.46e5	1.49	NO	0.779	1.000	35.47	35.49	1.068	1.068	NO	48.16	96.3	0.550	48.16
68	68	PCB-94	5.93e5	1.52	NO	0.838	1.000	36.00	35.98	0.986	0.985	NO	46.09	92.2	0.660	46.09

Dataset: U:\VG11.PRO\Results\190523K1\190523K1-1.qld

Last Altered: Friday, May 24, 2019 09:06:08 Pacific Daylight Time
Printed: Friday, May 24, 2019 09:06:58 Pacific Daylight Time

Name: 190523K1_1, Date: 23-May-2019, Time: 10:53:09, ID: ST190523K1-1 PCB 209 CS3 19C1815, Description: PCB 209 CS3 19C1815

	#	Name	Resp	RA	n/y	RRF	wt/vol	Pred.RT	RT	Pred.RRT	RRT	Check RRT	Conc.	%Rec	DL	EMPC
69	69	PCB-95/98/102	2.22e6	1.51	NO	1.02	1.000	36.49	36.46	0.999	0.998	NO	142.2	94.8	0.543	142.2
70	70	PCB-93	6.39e5	1.55	NO	0.807	1.000	36.62	36.61	1.003	1.003	NO	51.59	103	0.685	51.59
71	71	PCB-88/91	1.26e6	1.50	NO	0.860	1.000	36.95	36.94	1.012	1.012	NO	95.58	95.6	0.643	95.58
72	72	PCB-121	1.05e6	1.54	NO	1.40	1.000	37.07	37.04	1.015	1.014	NO	49.11	98.2	0.396	49.11
73	73	PCB-84/92	1.26e6	1.52	NO	0.865	1.000	37.89	37.89	0.990	0.990	NO	96.99	97.0	0.666	96.99
74	74	PCB-89	6.98e5	1.53	NO	0.943	1.000	38.11	38.08	0.996	0.995	NO	49.18	98.4	0.611	49.18
75	75	PCB-90/101	1.35e6	1.51	NO	0.928	1.000	38.27	38.27	1.000	1.000	NO	96.77	96.8	0.621	96.77
76	76	PCB-113	8.58e5	1.51	NO	1.19	1.000	38.55	38.53	1.007	1.007	NO	47.95	95.9	0.485	47.95
77	77	PCB-99	8.45e5	1.53	NO	1.14	1.000	38.64	38.62	1.010	1.009	NO	49.06	98.1	0.504	49.06
78	78	PCB-119	9.47e5	1.51	NO	1.44	1.000	39.09	39.10	0.987	0.987	NO	50.86	102	0.451	50.86
79	79	PCB-108/112	1.53e6	1.54	NO	1.23	1.000	39.26	39.25	0.991	0.991	NO	95.98	96.0	0.525	95.98
80	80	PCB-83	9.60e5	1.52	NO	1.48	1.000	39.43	39.42	0.996	0.995	NO	50.05	100	0.438	50.05
81	81	PCB-97	6.38e5	1.52	NO	1.01	1.000	39.64	39.62	1.001	1.000	NO	48.74	97.5	0.641	48.74
82	82	PCB-86	6.62e5	1.51	NO	0.995	1.000	39.78	39.79	1.004	1.005	NO	51.33	103	0.651	51.33
83	83	PCB-87/117/125	2.45e6	1.52	NO	1.37	1.000	39.91	39.90	1.008	1.008	NO	137.8	91.9	0.473	137.8
84	84	PCB-111/115	2.03e6	1.50	NO	1.55	1.000	40.08	40.07	1.012	1.012	NO	101.3	101	0.419	101.3
85	85	PCB-85/116	1.44e6	1.53	NO	1.18	1.000	40.20	40.20	1.015	1.015	NO	93.77	93.8	0.548	93.77
86	86	PCB-120	1.07e6	1.52	NO	1.67	1.000	40.46	40.46	1.022	1.022	NO	49.69	99.4	0.389	49.69
87	87	PCB-110	9.24e5	1.52	NO	1.49	1.000	40.60	40.61	1.025	1.025	NO	47.88	95.8	0.435	47.88
88	88	PCB-82	5.80e5	1.54	NO	0.714	1.000	41.25	41.24	0.976	0.976	NO	47.56	95.1	0.713	47.56
89	89	PCB-124	9.19e5	1.51	NO	1.15	1.000	41.96	41.95	0.993	0.993	NO	46.82	93.6	0.443	46.82
90	90	PCB-107/109	1.97e6	1.51	NO	1.17	1.000	42.11	42.10	0.997	0.996	NO	98.31	98.3	0.435	98.31
91	91	PCB-123	8.10e5	1.53	NO	1.06	1.000	42.27	42.28	1.000	1.001	NO	44.54	89.1	0.478	44.54
92	92	PCB-106/118	1.82e6	1.48	NO	1.05	1.000	42.49	42.49	1.001	1.001	NO	98.32	98.3	0.465	98.32
93	93	PCB-114	7.99e5	1.58	NO	1.06	1.000	43.15	43.15	1.000	1.000	NO	49.74	99.5	0.0312	49.74
94	94	PCB-122	7.73e5	1.56	NO	1.01	1.000	43.28	43.28	1.003	1.004	NO	50.52	101	0.0327	50.52
95	95	PCB-105	8.12e5	1.58	NO	1.05	1.000	44.04	44.04	1.000	1.000	NO	52.61	105	0.0328	52.61
96	96	PCB-127	8.42e5	1.57	NO	1.04	1.000	44.38	44.38	1.000	1.000	NO	51.76	104	0.0304	51.76
97	97	PCB-126	8.70e5	1.57	NO	1.19	1.000	46.35	46.35	1.000	1.000	NO	48.59	97.2	0.0287	48.59
98	98	PCB-155	7.75e5	1.24	NO	0.827	1.000	37.80	37.80	1.000	1.000	NO	49.82	99.6	0.00808	49.82
99	99	PCB-150	8.12e5	1.26	NO	0.879	1.000	39.10	39.12	1.035	1.035	NO	49.10	98.2	0.00761	49.10
100	1...	PCB-152	9.26e5	1.24	NO	0.993	1.000	39.60	39.60	1.048	1.048	NO	49.59	99.2	0.00674	49.59
101	1...	PCB-145	9.01e5	1.24	NO	0.985	1.000	40.07	40.07	1.061	1.061	NO	48.66	97.3	0.00679	48.66
102	1...	PCB-136	8.10e5	1.25	NO	0.886	1.000	40.40	40.41	1.069	1.069	NO	48.61	97.2	0.00755	48.61
103	1...	PCB-148	6.01e5	1.26	NO	0.682	1.000	40.51	40.52	1.072	1.072	NO	46.85	93.7	0.00981	46.85
104	1...	PCB-154	6.76e5	1.26	NO	0.741	1.000	41.02	41.02	1.086	1.086	NO	48.48	97.0	0.00902	48.48

Dataset: U:\VG11.PRO\Results\190523K1\190523K1-1.qld

Last Altered: Friday, May 24, 2019 09:06:08 Pacific Daylight Time
Printed: Friday, May 24, 2019 09:06:58 Pacific Daylight Time

Name: 190523K1_1, Date: 23-May-2019, Time: 10:53:09, ID: ST190523K1-1 PCB 209 CS3 19C1815, Description: PCB 209 CS3 19C1815

	#	Name	Resp	RA	n/y	RRF	wt/vol	Pred.RT	RT	Pred.RRT	RRT	Check RRT	Conc.	%Rec	DL	EMPC
105	1...	PCB-151	5.80e5	1.26	NO	0.616	1.000	41.67	41.69	1.103	1.103	NO	50.09	100	0.0109	50.09
106	1...	PCB-135	6.77e5	1.23	NO	0.710	1.000	41.91	41.91	1.109	1.109	NO	50.70	101	0.00942	50.70
107	1...	PCB-144	5.78e5	1.26	NO	0.686	1.000	42.02	42.03	1.112	1.112	NO	44.80	89.6	0.00974	44.80
108	1...	PCB-147	6.37e5	1.26	NO	0.698	1.000	42.15	42.15	1.115	1.116	NO	48.55	97.1	0.00959	48.55
109	1...	PCB-139/149	1.37e6	1.25	NO	0.761	1.000	42.43	42.43	1.123	1.123	NO	95.66	95.7	0.00880	95.66
110	1...	PCB-140	5.84e5	1.25	NO	0.653	1.000	42.62	42.62	1.128	1.128	NO	47.55	95.1	0.0102	47.55
111	1...	PCB-134/143	1.02e6	1.22	NO	0.739	1.000	43.07	43.07	0.975	0.975	NO	101.7	102	0.0486	101.7
112	1...	PCB-131/133	1.13e6	1.21	NO	0.798	1.000	43.37	43.37	0.982	0.982	NO	104.1	104	0.0450	104.1
113	1...	PCB-142	4.97e5	1.18	NO	0.753	1.000	43.54	43.54	0.985	0.985	NO	48.61	97.2	0.0477	48.61
114	1...	PCB-146/165	1.33e6	1.20	NO	0.980	1.000	43.77	43.77	0.990	0.991	NO	99.80	99.8	0.0366	99.80
115	1...	PCB-132/161	1.31e6	1.21	NO	0.975	1.000	44.02	44.02	0.996	0.996	NO	99.16	99.2	0.0369	99.16
116	1...	PCB-153	6.99e5	1.21	NO	1.05	1.000	44.21	44.21	1.000	1.000	NO	48.99	98.0	0.0342	48.99
117	1...	PCB-168	6.79e5	1.20	NO	1.03	1.000	44.41	44.42	1.005	1.005	NO	48.76	97.5	0.0350	48.76
118	1...	PCB-141	5.38e5	1.21	NO	0.969	1.000	44.99	44.97	1.001	1.000	NO	49.42	98.8	0.0428	49.42
119	1...	PCB-137	5.50e5	1.20	NO	0.936	1.000	45.36	45.36	1.009	1.009	NO	52.39	105	0.0443	52.39
120	1...	PCB-130	4.52e5	1.24	NO	0.868	1.000	45.47	45.46	1.012	1.011	NO	46.43	92.9	0.0478	46.43
121	1...	PCB-138/163/164	2.13e6	1.22	NO	1.26	1.000	45.85	45.85	1.001	1.001	NO	142.2	94.8	0.0322	142.2
122	1...	PCB-158/160	1.37e6	1.22	NO	1.15	1.000	46.11	46.10	1.006	1.006	NO	99.96	100	0.0352	99.96
123	1...	PCB-129	4.50e5	1.22	NO	0.774	1.000	46.36	46.35	1.012	1.012	NO	48.87	97.7	0.0524	48.87
124	1...	PCB-166	7.71e5	1.21	NO	1.07	1.000	46.82	46.82	0.993	0.993	NO	48.32	96.6	0.0307	48.32
125	1...	PCB-159	8.19e5	1.19	NO	1.20	1.000	47.16	47.16	1.000	1.000	NO	45.89	91.8	0.0274	45.89
126	1...	PCB-128/162	1.24e6	1.20	NO	0.921	1.000	47.46	47.47	1.007	1.007	NO	90.19	90.2	0.0357	90.19
127	1...	PCB-167	7.04e5	1.20	NO	1.04	1.000	47.86	47.86	1.000	1.000	NO	46.61	93.2	0.0316	46.61
128	1...	PCB-156	7.33e5	1.19	NO	1.05	1.000	49.19	49.19	1.000	1.000	NO	47.99	96.0	0.0312	47.99
129	1...	PCB-157	6.98e5	1.21	NO	1.01	1.000	49.49	49.47	1.001	1.000	NO	47.73	95.5	0.0328	47.73
130	1...	PCB-169	7.79e5	1.21	NO	1.13	1.000	51.75	51.75	1.000	1.000	NO	47.13	94.3	0.0301	47.13
131	1...	PCB-188	7.88e5	1.02	NO	1.19	1.000	43.83	43.83	1.001	1.001	NO	48.19	96.4	0.0245	48.19
132	1...	PCB-184	7.61e5	1.03	NO	1.17	1.000	44.28	44.28	1.011	1.011	NO	47.52	95.0	0.0250	47.52
133	1...	PCB-179	8.09e5	1.02	NO	1.22	1.000	45.08	45.10	1.029	1.030	NO	48.61	97.2	0.0240	48.61
134	1...	PCB-176	7.57e5	1.04	NO	1.16	1.000	45.57	45.57	1.041	1.041	NO	47.52	95.0	0.0251	47.52
135	1...	PCB-186	8.55e5	1.04	NO	1.28	1.000	46.19	46.20	1.055	1.055	NO	48.70	97.4	0.0228	48.70
136	1...	PCB-178	5.75e5	1.04	NO	0.898	1.000	46.71	46.71	1.067	1.067	NO	46.80	93.6	0.0325	46.80
137	1...	PCB-175	5.99e5	1.03	NO	0.940	1.000	47.07	47.07	1.075	1.075	NO	46.51	93.0	0.0311	46.51
138	1...	PCB-182/187	1.33e6	1.04	NO	1.06	1.000	47.24	47.24	1.079	1.079	NO	92.10	92.1	0.0276	92.10
139	1...	PCB-183	6.45e5	1.04	NO	1.05	1.000	47.56	47.56	1.086	1.086	NO	44.94	89.9	0.0279	44.94
140	1...	PCB-185	5.65e5	1.02	NO	1.28	1.000	48.25	48.24	0.956	0.955	NO	45.46	90.9	0.0316	45.46

Dataset: U:\VG11.PRO\Results\190523K1\190523K1-1.qld

Last Altered: Friday, May 24, 2019 09:06:08 Pacific Daylight Time
Printed: Friday, May 24, 2019 09:06:58 Pacific Daylight Time

Name: 190523K1_1, Date: 23-May-2019, Time: 10:53:09, ID: ST190523K1-1 PCB 209 CS3 19C1815, Description: PCB 209 CS3 19C1815

	# Name	Resp	RA	n/y	RRF	wt/vol	Pred.RT	RT	Pred.RRT	RRT	Check RRT	Conc.	%Rec	DL	EMPC
141	1... PCB-174	5.83e5	1.03	NO	1.28	1.000	48.63	48.62	0.963	0.963	NO	46.96	93.9	0.0316	46.96
142	1... PCB-181	6.32e5	1.03	NO	1.45	1.000	48.74	48.74	0.965	0.965	NO	44.76	89.5	0.0278	44.76
143	1... PCB-177	5.65e5	1.03	NO	1.27	1.000	48.91	48.91	0.969	0.968	NO	45.81	91.6	0.0318	45.81
144	1... PCB-171	5.61e5	1.02	NO	1.28	1.000	49.22	49.21	0.975	0.974	NO	44.99	90.0	0.0315	44.99
145	1... PCB-173	5.36e5	1.02	NO	1.19	1.000	49.65	49.65	0.983	0.983	NO	46.46	92.9	0.0340	46.46
146	1... PCB-172	6.21e5	1.02	NO	1.35	1.000	50.11	50.10	0.992	0.992	NO	47.23	94.5	0.0299	47.23
147	1... PCB-192	7.93e5	1.03	NO	1.73	1.000	50.32	50.31	0.996	0.996	NO	47.17	94.3	0.0233	47.17
148	1... PCB-180	6.36e5	1.01	NO	1.45	1.000	50.52	50.52	1.000	1.000	NO	44.96	89.9	0.0277	44.96
149	1... PCB-193	7.10e5	1.03	NO	1.53	1.000	50.73	50.72	1.005	1.004	NO	47.65	95.3	0.0263	47.65
150	1... PCB-191	7.31e5	1.01	NO	1.64	1.000	51.00	50.99	1.010	1.010	NO	45.70	91.4	0.0246	45.70
151	1... PCB-170	5.41e5	1.02	NO	1.39	1.000	52.18	52.18	1.000	1.000	NO	44.81	89.6	0.0316	44.81
152	1... PCB-190	7.38e5	1.03	NO	1.84	1.000	52.37	52.37	1.004	1.004	NO	45.93	91.9	0.0238	45.93
153	1... PCB-189	7.94e5	1.04	NO	1.32	1.000	53.83	53.83	1.000	1.000	NO	46.64	93.3	0.0196	46.64
154	1... PCB-202	7.38e5	0.89	NO	0.994	1.000	49.44	49.42	1.001	1.000	NO	49.53	99.1	0.0193	49.53
155	1... PCB-201	6.99e5	0.88	NO	0.956	1.000	49.91	49.91	1.010	1.010	NO	48.82	97.6	0.0200	48.82
156	1... PCB-204	7.45e5	0.88	NO	1.01	1.000	50.08	50.08	1.014	1.014	NO	49.06	98.1	0.0189	49.06
157	1... PCB-197	7.22e5	0.88	NO	0.981	1.000	50.38	50.38	1.020	1.020	NO	49.11	98.2	0.0195	49.11
158	1... PCB-200	7.12e5	0.88	NO	0.957	1.000	51.32	51.33	1.039	1.039	NO	49.61	99.2	0.0200	49.61
159	1... PCB-198	5.77e5	0.89	NO	0.760	1.000	52.83	52.85	1.069	1.070	NO	50.58	101	0.0252	50.58
160	1... PCB-199	5.73e5	0.91	NO	0.770	1.000	52.95	52.96	1.072	1.072	NO	49.58	99.2	0.0249	49.58
161	1... PCB-196/203	1.21e6	0.89	NO	0.811	1.000	53.24	53.26	1.078	1.078	NO	99.29	99.3	0.0236	99.29
162	1... PCB-195	5.65e5	0.91	NO	1.01	1.000	54.52	54.52	0.984	0.984	NO	46.93	93.9	0.0315	46.93
163	1... PCB-194	6.41e5	0.89	NO	1.09	1.000	55.41	55.41	1.000	1.000	NO	49.77	99.5	0.0294	49.77
164	1... PCB-205	7.67e5	0.90	NO	1.24	1.000	55.68	55.67	1.005	1.005	NO	52.22	104	0.0258	52.22
165	1... PCB-208	6.30e5	1.32	NO	0.942	1.000	54.67	54.66	1.000	1.000	NO	47.89	95.8	0.0212	47.89
166	1... PCB-207	6.29e5	1.31	NO	0.934	1.000	54.99	54.99	1.006	1.006	NO	48.24	96.5	0.0213	48.24
167	1... PCB-206	4.81e5	1.32	NO	0.964	1.000	56.93	56.93	1.000	1.000	NO	47.38	94.8	0.0280	47.38
168	1... PCB-209	4.65e5	1.18	NO	0.915	1.000	58.13	58.13	1.000	1.000	NO	50.12	100	0.00538	50.12
169	1... 13C-PCB-1	2.48e6	3.09	NO	0.847	1.000	16.09	16.09	0.613	0.613	NO	106.4	106	0.0380	
170	1... 13C-PCB-3	2.67e6	3.10	NO	0.882	1.000	18.80	18.79	0.716	0.716	NO	110.2	110	0.0365	
171	1... 13C-PCB-4	1.71e6	1.59	NO	0.605	1.000	20.18	20.17	0.769	0.768	NO	102.9	103	0.0305	
172	1... 13C-PCB-9	2.63e6	1.58	NO	0.956	1.000	22.04	22.02	0.839	0.839	NO	100.2	100	0.0193	
173	1... 13C-PCB-11	2.59e6	1.57	NO	0.950	1.000	25.53	25.52	0.973	0.972	NO	99.48	99.5	0.0194	
174	1... 13C-PCB-19	1.73e6	1.00	NO	0.595	1.000	24.47	24.47	0.932	0.932	NO	105.9	106	0.742	
175	1... 13C-PCB-32	2.44e6	1.04	NO	0.869	1.000	27.50	27.49	1.048	1.047	NO	102.2	102	0.508	
176	1... 13C-PCB-28	2.44e6	1.01	NO	1.00	1.000	29.52	29.52	1.004	1.004	NO	109.7	110	1.02	

Dataset: U:\VG11.PRO\Results\190523K1\190523K1-1.qld

Last Altered: Friday, May 24, 2019 09:06:08 Pacific Daylight Time
Printed: Friday, May 24, 2019 09:06:58 Pacific Daylight Time

Name: 190523K1_1, Date: 23-May-2019, Time: 10:53:09, ID: ST190523K1-1 PCB 209 CS3 19C1815, Description: PCB 209 CS3 19C1815

	#	Name	Resp	RA	n/y	RRF	wt/vol	Pred.RT	RT	Pred.RRT	RRT	Check RRT	Conc.	%Rec	DL	EMPC
177	1...	13C-PCB-37	2.27e6	1.01	NO	0.933	1.000	33.53	33.54	1.140	1.140	NO	109.6	110	1.09	
178	1...	13C-PCB-54	2.04e6	0.78	NO	0.989	1.000	28.35	28.37	0.756	0.757	NO	102.7	103	0.0950	
179	1...	13C-PCB-52	1.54e6	0.77	NO	0.781	1.000	32.04	32.03	0.855	0.855	NO	97.99	98.0	0.120	
180	1...	13C-PCB-47	1.67e6	0.77	NO	0.859	1.000	32.56	32.55	0.869	0.868	NO	96.63	96.6	0.109	
181	1...	13C-PCB-70	1.98e6	0.78	NO	1.01	1.000	36.21	36.20	0.966	0.966	NO	97.04	97.0	0.0927	
182	1...	13C-PCB-80	2.01e6	0.76	NO	1.01	1.000	36.63	36.63	0.977	0.977	NO	98.85	98.8	0.0929	
183	1...	13C-PCB-81	1.94e6	0.79	NO	0.987	1.000	39.84	39.85	1.063	1.063	NO	98.01	98.0	0.0952	
184	1...	13C-PCB-77	1.87e6	0.79	NO	0.923	1.000	40.46	40.46	1.079	1.079	NO	101.2	101	0.102	
185	1...	13C-PCB-104	1.99e6	1.56	NO	1.01	1.000	33.23	33.22	0.830	0.829	NO	104.2	104	0.0248	
186	1...	13C-PCB-95	1.54e6	1.54	NO	0.812	1.000	36.50	36.52	0.911	0.912	NO	100.7	101	0.0311	
187	1...	13C-PCB-101	1.51e6	1.57	NO	0.811	1.000	38.25	38.27	0.955	0.955	NO	98.76	98.8	0.0311	
188	1...	13C-PCB-97	1.30e6	1.59	NO	0.704	1.000	39.60	39.60	0.989	0.989	NO	97.92	97.9	0.0358	
189	1...	13C-PCB-123	1.71e6	1.56	NO	0.922	1.000	42.25	42.25	1.055	1.055	NO	98.64	98.6	0.0273	
190	1...	13C-PCB-118	1.77e6	1.56	NO	0.981	1.000	42.45	42.45	1.060	1.060	NO	96.15	96.1	0.0257	
191	1...	13C-PCB-114	1.51e6	1.57	NO	1.39	1.000	43.15	43.13	0.910	0.909	NO	102.0	102	0.0737	
192	1...	13C-PCB-105	1.47e6	1.57	NO	1.38	1.000	44.04	44.02	0.929	0.928	NO	100.2	100	0.0744	
193	1...	13C-PCB-127	1.56e6	1.56	NO	1.47	1.000	44.38	44.36	0.936	0.935	NO	100.1	100	0.0699	
194	1...	13C-PCB-126	1.50e6	1.56	NO	1.33	1.000	46.35	46.33	0.977	0.977	NO	106.3	106	0.0773	
195	1...	13C-PCB-155	1.88e6	1.22	NO	0.989	1.000	37.79	37.78	0.943	0.943	NO	101.1	101	0.0175	
196	1...	13C-PCB-153	1.36e6	1.26	NO	1.31	1.000	44.21	44.19	0.932	0.932	NO	97.62	97.6	0.0591	
197	1...	13C-PCB-141	1.12e6	1.26	NO	1.11	1.000	44.96	44.95	0.948	0.948	NO	95.12	95.1	0.0696	
198	1...	13C-PCB-138	1.19e6	1.25	NO	1.15	1.000	45.84	45.82	0.966	0.966	NO	96.89	96.9	0.0668	
199	1...	13C-PCB-159	1.49e6	1.27	NO	1.37	1.000	47.16	47.14	0.994	0.994	NO	102.3	102	0.0565	
200	2...	13C-PCB-167	1.45e6	1.24	NO	1.36	1.000	47.86	47.85	1.009	1.009	NO	100.2	100	0.0566	
201	2...	13C-PCB-156	1.46e6	1.26	NO	1.33	1.000	49.19	49.17	1.037	1.037	NO	102.9	103	0.0580	
202	2...	13C-PCB-157	1.45e6	1.25	NO	1.38	1.000	49.47	49.46	1.043	1.043	NO	98.73	98.7	0.0559	
203	2...	13C-PCB-169	1.47e6	1.26	NO	1.26	1.000	51.74	51.73	1.091	1.091	NO	109.5	109	0.0613	
204	2...	13C-PCB-188	1.37e6	0.45	NO	1.39	1.000	43.79	43.79	0.927	0.927	NO	99.61	99.6	0.0482	
205	2...	13C-PCB-180	9.73e5	0.45	NO	0.951	1.000	50.48	50.50	1.069	1.069	NO	103.6	104	0.0705	
206	2...	13C-PCB-170	8.71e5	0.46	NO	0.829	1.000	52.13	52.16	1.104	1.104	NO	106.4	106	0.0808	
207	2...	13C-PCB-189	1.29e6	0.44	NO	1.11	1.000	53.78	53.81	1.138	1.139	NO	117.7	118	0.0606	
208	2...	13C-PCB-202	1.50e6	0.91	NO	1.44	1.000	49.40	49.40	1.041	1.042	NO	105.2	105	0.0289	
209	2...	13C-PCB-194	1.19e6	0.91	NO	0.788	1.000	55.40	55.40	0.995	0.995	NO	94.66	94.7	0.0514	
210	2...	13C-PCB-208	1.40e6	0.77	NO	1.01	1.000	54.65	54.65	0.982	0.982	NO	87.02	87.0	0.0379	
211	2...	13C-PCB-206	1.05e6	0.80	NO	0.659	1.000	56.94	56.92	1.023	1.023	NO	100.5	100	0.0581	
212	2...	13C-PCB-209	1.01e6	1.19	NO	0.576	1.000	58.12	58.13	1.044	1.044	NO	110.8	111	0.0105	

Dataset: U:\VG11.PRO\Results\190523K1\190523K1-1.qld

Last Altered: Friday, May 24, 2019 09:06:08 Pacific Daylight Time
Printed: Friday, May 24, 2019 09:06:58 Pacific Daylight Time

Name: 190523K1_1, Date: 23-May-2019, Time: 10:53:09, ID: ST190523K1-1 PCB 209 CS3 19C1815, Description: PCB 209 CS3 19C1815

	#	Name	Resp	RA	n/y	RRF	wt/vol	Pred.RT	RT	Pred.RRT	RRT	Check RRT	Conc.	%Rec	DL	EMPC
213	2...	13C-PCB-15	2.75e6	1.59	NO	1.00	1.000	26.28	26.25	1.000	0.000	NO	100.0	100	0.0185	
214	2...	13C-PCB-31	2.22e6	1.02	NO	1.00	1.000	29.46	29.41	1.000	0.000	NO	100.0	100	1.02	
215	2...	13C-PCB-60	2.01e6	0.79	NO	1.00	1.000	37.52	37.48	1.000	0.000	NO	100.0	100	0.0940	
216	2...	13C-PCB-111	1.88e6	1.61	NO	1.00	1.000	40.09	40.05	1.000	0.000	NO	100.0	100	0.0252	
217	2...	13C-PCB-128	1.06e6	1.26	NO	1.00	1.000	47.46	47.43	1.000	0.000	NO	100.0	100	0.0771	
218	2...	13C-PCB-182	9.88e5	0.44	NO	1.00	1.000	47.29	47.24	0.000	0.000	NO	100.0	100	0.0670	
219	2...	13C-PCB-205	1.59e6	0.89	NO	1.00	1.000	55.68	55.66	1.000	0.000	NO	100.0	100	0.0405	
220	2...	13C-PCB-79	2.08e6	0.76	NO	1.02	1.000	38.61	38.58	1.030	1.029	NO	101.4	101	0.0918	
221	2...	13C-PCB-178	9.25e5	0.45	NO	0.831	1.000	46.68	46.69	0.988	0.988	NO	104.6	105	0.0790	
222	2...	13C-PCB-79	2.08e6	0.76	NO	1.04	1.000	38.56	38.58	0.968	0.968	NO	103.6	104	0.0960	
223	2...	13C-PCB-178	9.25e5	0.45	NO	0.965	1.000	46.63	46.69	0.923	0.925	NO	98.52	98.5	0.0729	

75-125!

Vista Analytical Laboratory VG-11

Dataset: Untitled

Last Altered: Friday, May 24, 2019 08:55:50 Pacific Daylight Time
Printed: Friday, May 24, 2019 08:57:23 Pacific Daylight Time

Method: U:\VG11.PRO\MethDB\PCB-209_ZB1_5-21-19.mdb 23 May 2019 10:16:34
Calibration: U:\VG11.PRO\CurveDB\db1_PCBvg11-4-24-18.cdb 27 Apr 2018 15:37:51

Compound name: PCB-1

	Name	ID	Acq.Date	Acq.Time
1	190523K1_1	ST190523K1-1 PCB 209 CS3 19C1815	23-May-19	10:53:09
2	190523K1_2	B9E0143-BS1 OPR 10	23-May-19	11:54:16
3	190523K1_3	SOLVENT BLANK	23-May-19	12:56:48
4	190523K1_4	B9E0143-BLK1 Method Blank 10	23-May-19	13:58:18
5	190523K1_5	B9E0143-DUP1 Duplicate 10	23-May-19	14:59:26
6	190523K1_6	1901028-01 T4-PDI2019-SG32-190502 10	23-May-19	16:05:30
7	190523K1_7	1901028-02 T4-PDI2019-SG34-190502 10	23-May-19	17:06:32
8	190523K1_8	1901028-03 T4-PDI2019-SG35-190503 10	23-May-19	18:08:47
9	190523K1_9	1901028-04 T4-PDI2019-SG45-190503 10	23-May-19	19:10:19
10	190523K1_10	1901028-05 T4-PDI2019-SG47-190503 10	23-May-19	20:11:26
11	190523K1_11	1901028-06 T4-PDI2019-SG48-190503 10	23-May-19	21:12:47

File: Experiment: PCB_ZB1.exp Reference: pfk.ref Function: 1 @ 200 (ppm)

Printed: Thursday, May 23, 2019 10:47:46 Pacific Daylight Time

M 168.9888 R 11313

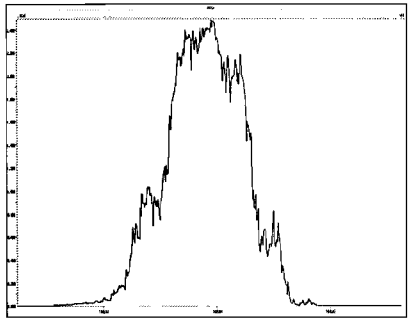

M 180.9888 R 11418

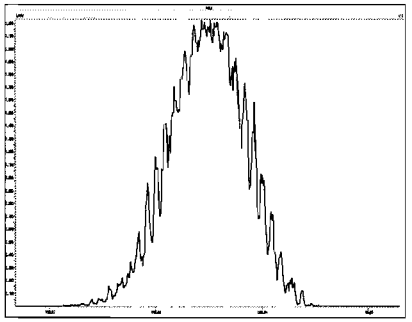

M 192.9888 R 10079

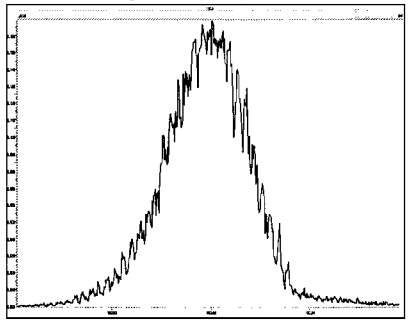

M 204.9888 R 11848

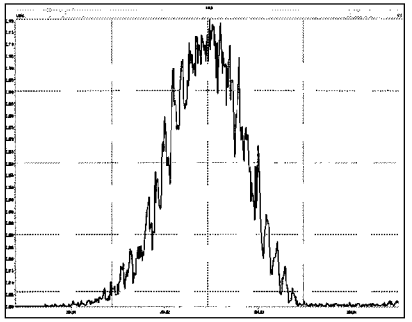

File: Experiment: PCB_ZB1.exp Reference: pfk.ref Function: 2 @ 200 (ppm)

Printed: Thursday, May 23, 2019 10:48:15 Pacific Daylight Time

M 218.9856 R 11212

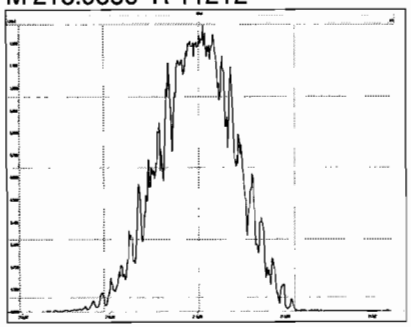

M 230.9856 R 10868

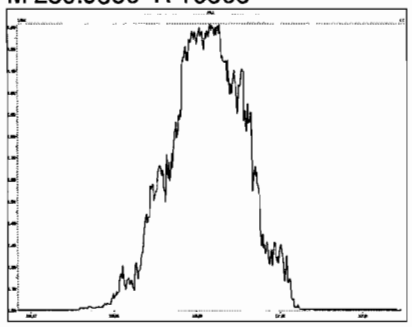

M 242.9856 R 11363

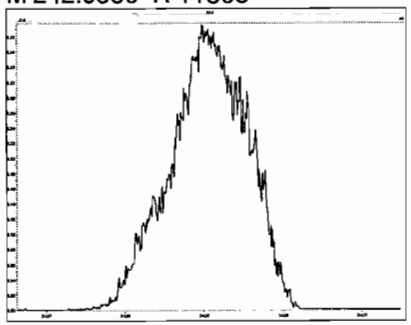

M 254.9856 R 10917

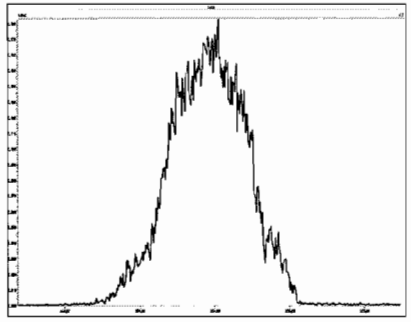

M 268.9824 R 11012

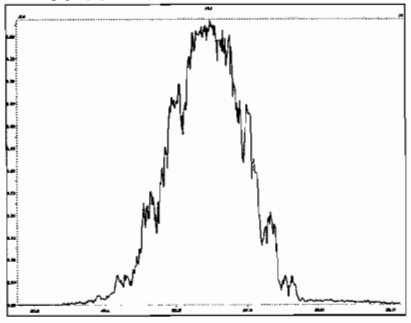

M 280.9824 R 10967

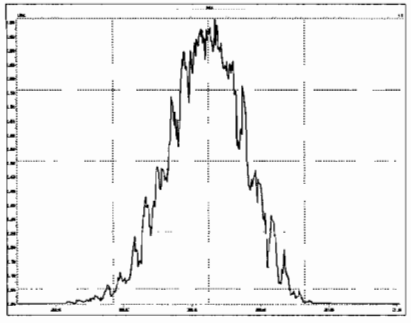

File: Experiment: PCB_ZB1.exp Reference: pfk.ref Function: 3 @ 200 (ppm)

Printed: Thursday, May 23, 2019 10:49:47 Pacific Daylight Time

M 254.9856 R 11413

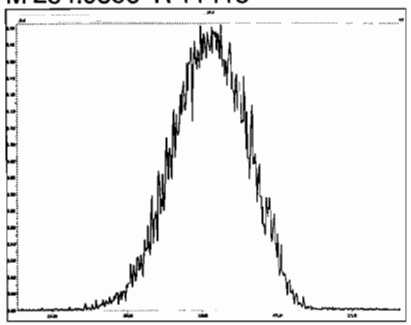

M 268.9824 R 11681

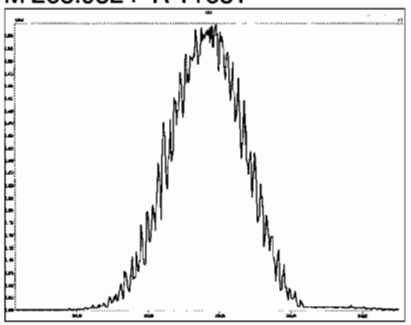

M 280.9824 R 11471

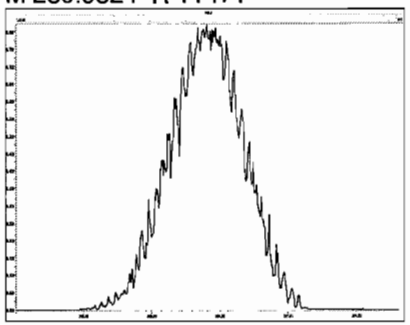

M 292.9824 R 11468

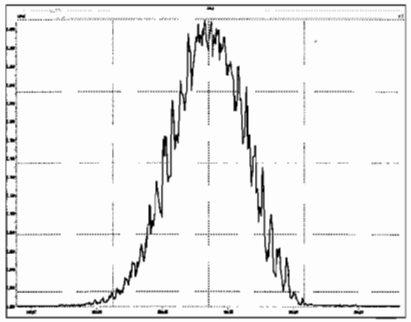

M 304.9824 R 11159

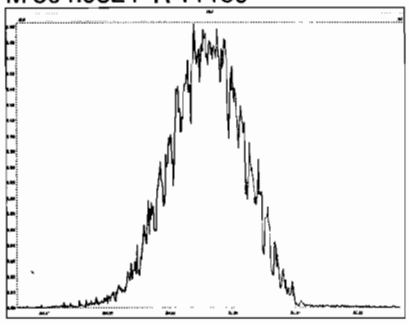

M 318.9792 R 11418

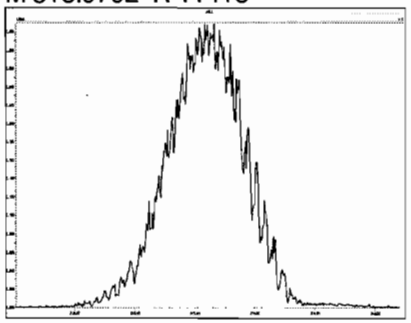

M 330.9792 R 11062

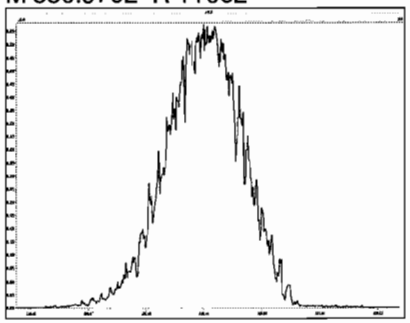

M 342.9792 R 11065

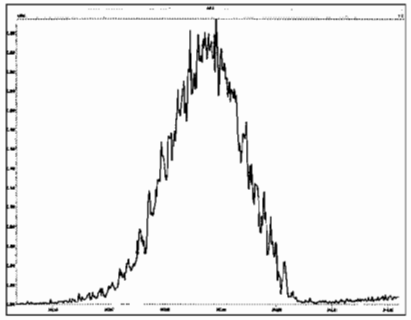

M 354.9792 R 11309

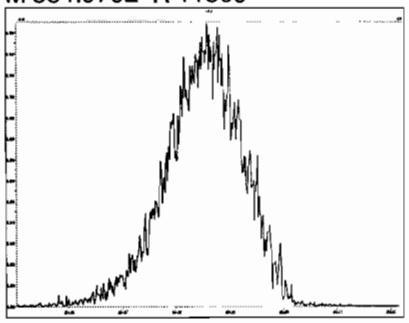

M 366.9792 R 11520

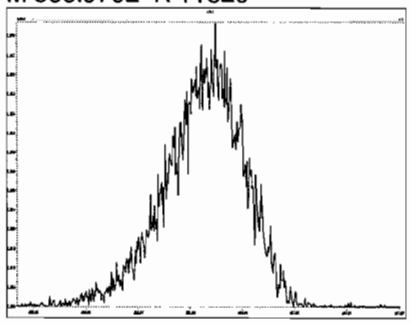

M 380.9760 R 10120

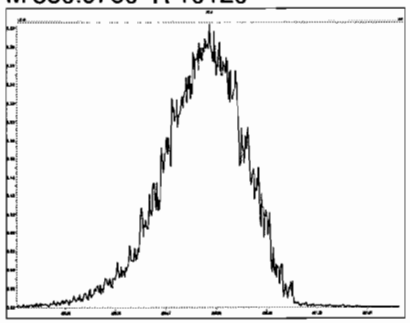

File: Experiment: PCB_ZB1.exp Reference: pfk.ref Function: 4 @ 200 (ppm)

Printed: Thursday, May 23, 2019 10:50:51 Pacific Daylight Time

M 318.9792 R 11363

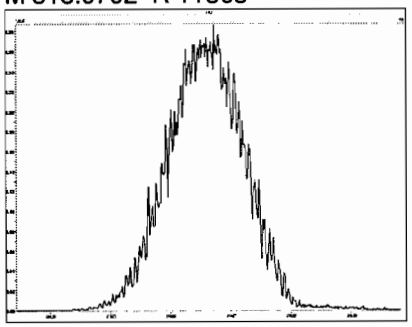

M 330.9792 R 11903

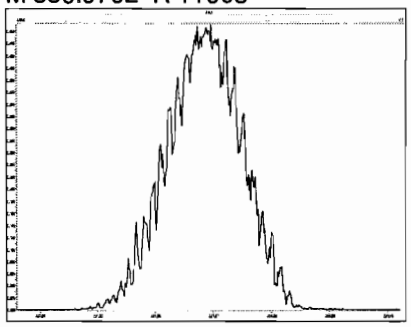

M 342.9792 R 11906

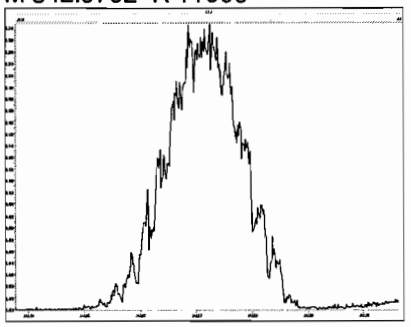

M 354.9792 R 11961

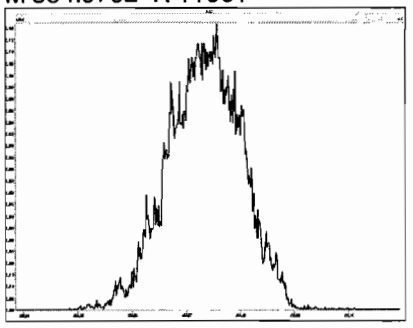

M 366.9792 R 12313

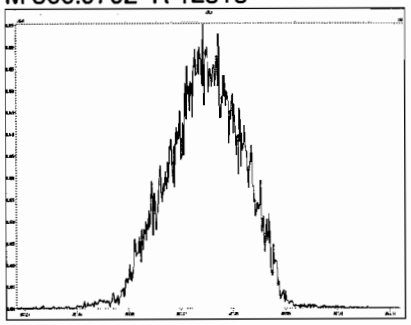

M 380.9760 R 11263

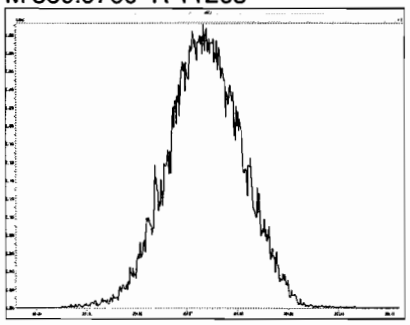

M 392.9760 R 11312

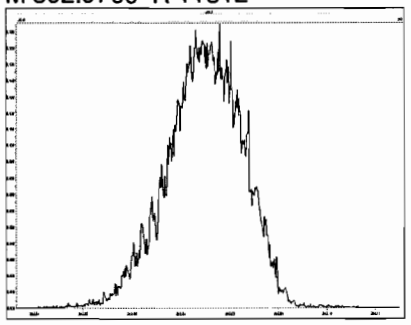

M 404.9760 R 11680

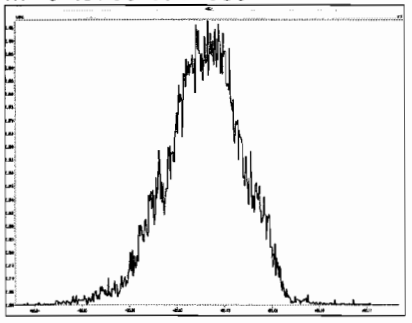

M 416.9760 R 10590

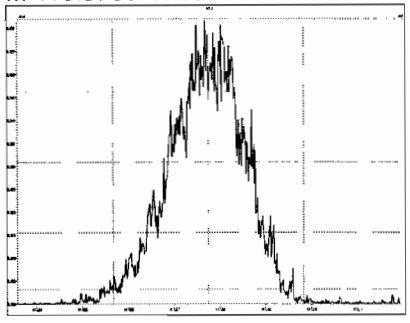

M 430.9728 R 10772

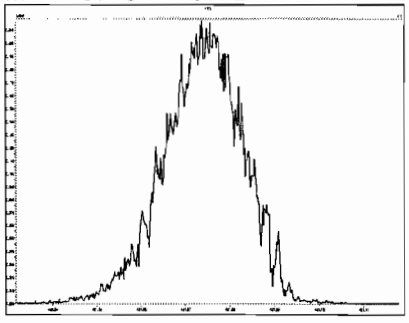

M 442.9728 R 10547

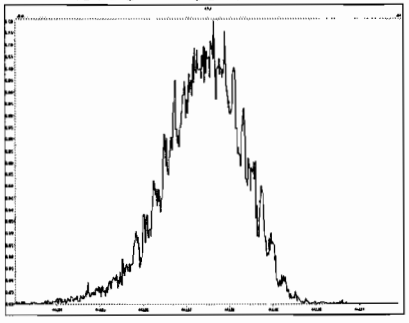

File: Experiment: PCB_ZB1.exp Reference: pfk.ref Function: 5 @ 200 (ppm)

Printed: Thursday, May 23, 2019 10:51:50 Pacific Daylight Time

M 416.9760 R 11788

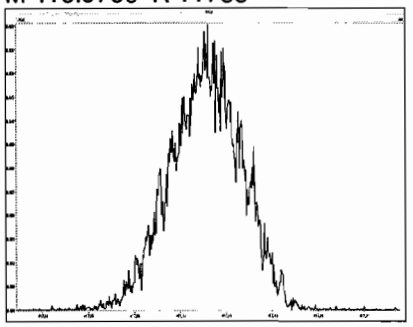

M 430.9728 R 12379

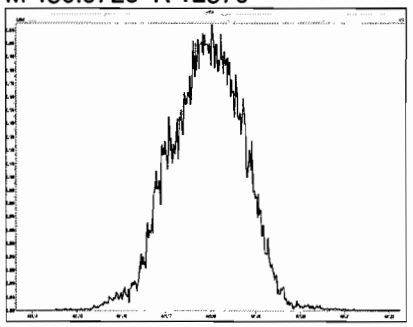

M 442.9728 R 11014

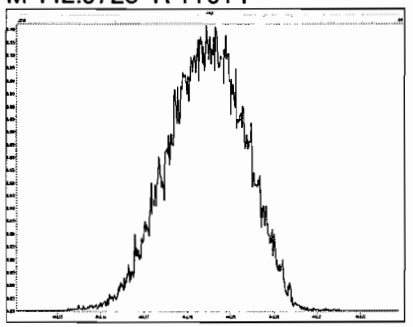

M 454.9728 R 12136

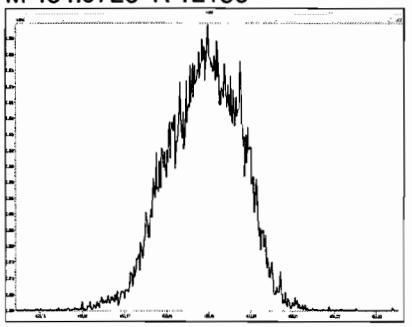

M 466.9728 R 12076

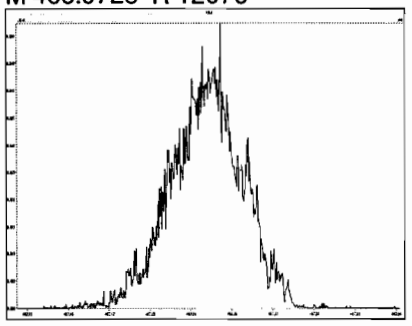

M 480.9696 R 11684

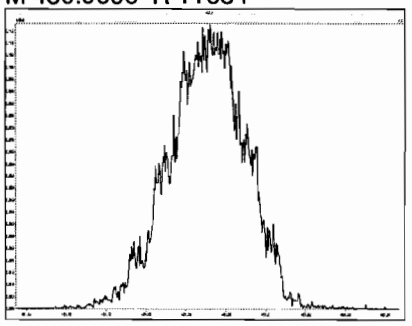

M 492.9696 R 11013

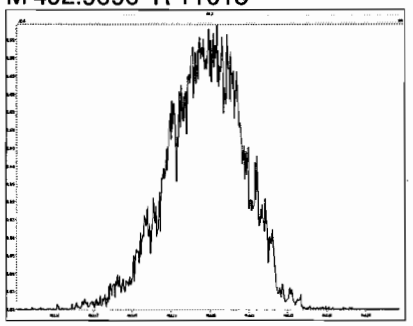

M 504.9696 R 11210

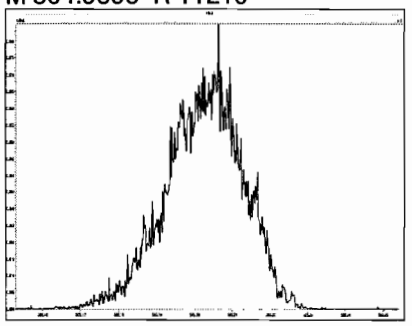

M 516.9697 R 11209

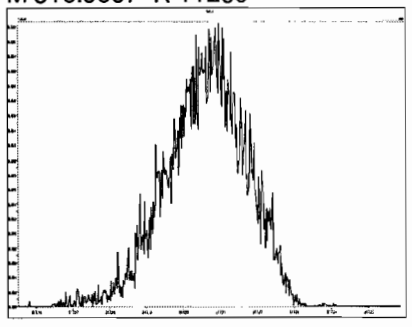

Vista Analytical Laboratory VG-9

Dataset: Untitled

Last Altered: Friday, May 24, 2019 08:55:50 Pacific Daylight Time
Printed: Friday, May 24, 2019 08:56:02 Pacific Daylight Time

Method: U:\VG11.PRO\MethDB\PCB-209_ZB1_5-21-19.mdb 23 May 2019 10:16:34
Calibration: U:\VG11.PRO\CurveDB\db1_PCBvg11-4-24-18.cdb 27 Apr 2018 15:37:51

Name: 190523K1_1, Date: 23-May-2019, Time: 10:53:09, ID: ST190523K1-1 PCB 209 CS3 19C1815, Description: PCB 209 CS3 19C1815

PCB-1

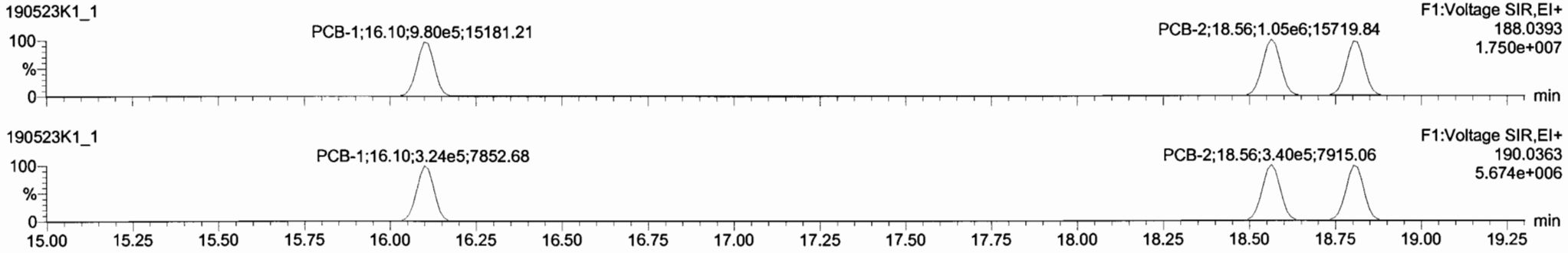

13C-PCB-1

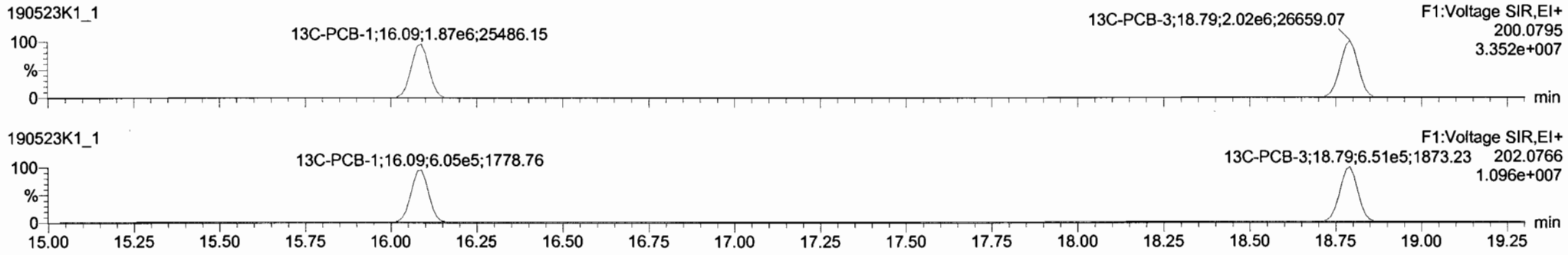

PFK1

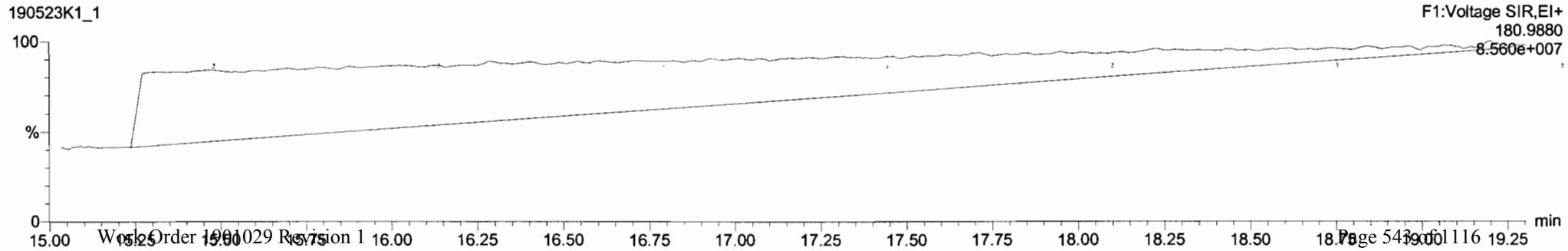

Dataset: Untitled

Last Altered: Friday, May 24, 2019 08:55:50 Pacific Daylight Time
Printed: Friday, May 24, 2019 08:56:02 Pacific Daylight Time

Name: 190523K1_1, Date: 23-May-2019, Time: 10:53:09, ID: ST190523K1-1 PCB 209 CS3 19C1815, Description: PCB 209 CS3 19C1815

PCB-4/10

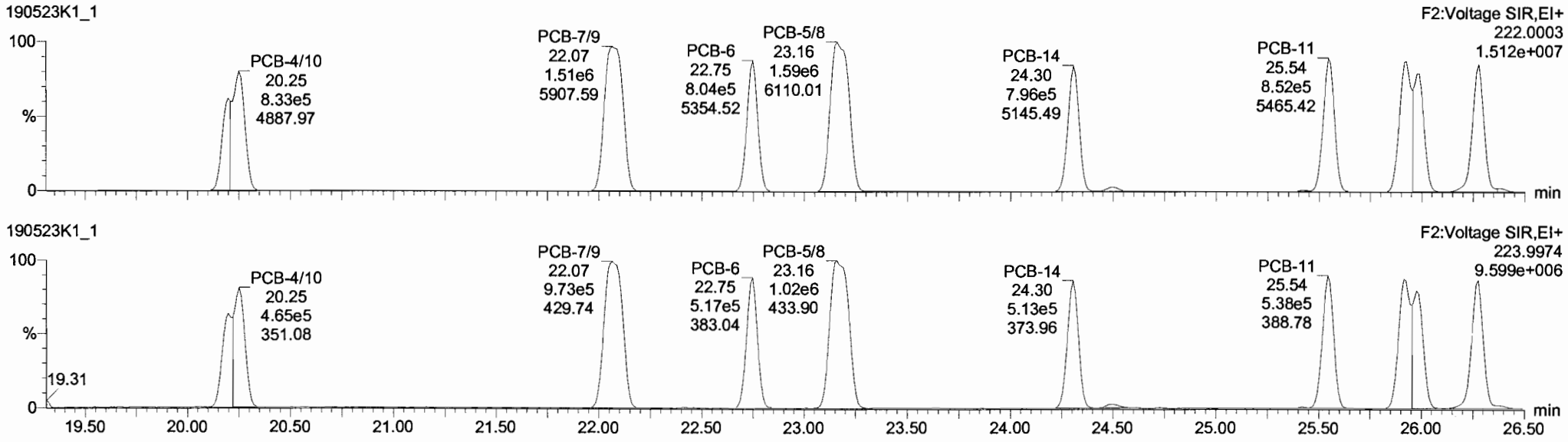

13C-PCB-4

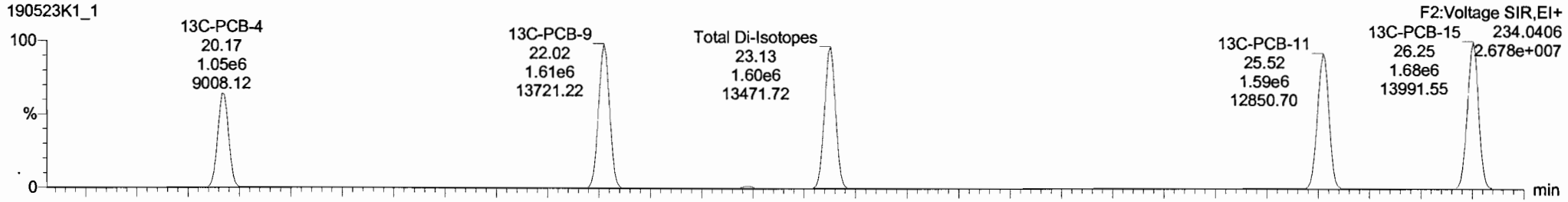

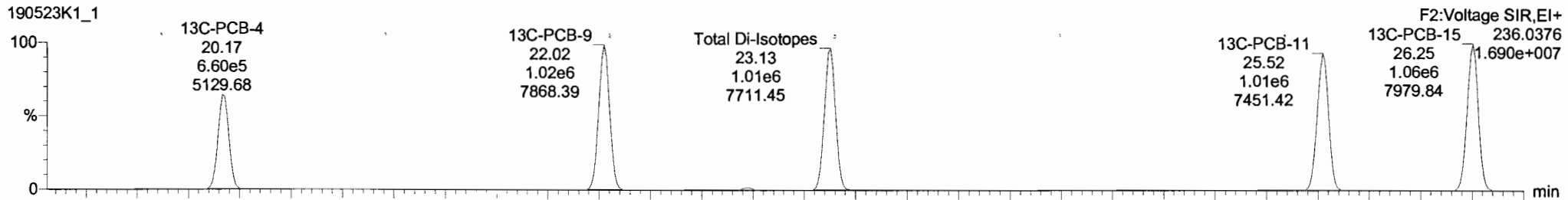

TargetLynx - 190523K1-1.qld - [Chromatogram]

File Edit View Display Processing Window Help

190523K1_1 - ST190523K1-1 PCB 209 CS3 19C1815 - PCB 209 CS3 19C1815

	#	Name	Resp	RA	n/y	RRF	wt/Vol	Pred RT	RT	Pred R...	RRT	RRT Fail	Conc	%Rec	DL	EMPC
221	221	13C-PCB-178	9.25e5	0.45	NO	0.8307	1.000	46.68	46.69	0.988	0.988	NO	104.6	105	0.0790	
222	222	13C-PCB-79	2.08e6	0.76	NO	1.0365	1.000	38.58	38.58	0.968	0.968	NO	103.6	104	0.0960	
223	223	13C-PCB-178	9.26e5	0.45	NO	0.9652	1.000	46.63	46.69	0.923	0.925	NO	98.52	98.5	0.0729	
224	224	Total Mono-PCBs				0.9673	1.000	0.00		0.000		NO	181.1		0.0260	181.1
225	225	Total Di-PCBs				1.0207	1.000	0.00		0.000		NO	608.8		0.961	608.8
226	226	2nd Function Tri-PCBs				0.8879	1.000	0.00		0.000		NO	408.0		0.0941	408.0
227	227	3rd Function Tri-PCBs				0.9566	1.000	0.00		0.000		NO	822.0		0.495	822.0
228	228	Total Tetra-PCBs				0.9537	1.000	0.00		0.000		NO	2153		0.637	2153
229	229	3rd Function Penta-PCBs				1.1039	1.000	0.00		0.000		NO	1981		15.3	1981
230	230	4th Function Penta-PCBs				1.0709	1.000	0.00		0.000		NO	253.2		0.156	253.2
231	231	3rd Function Hexa-PCBs				0.7784	1.000	0.00		0.000		NO	678.5		0.114	678.5
232	232	4th Function Hexa-PCBs				0.9847	1.000	0.00		0.000		NO	1364		0.758	1364
233	233	Total Hepta-PCBs				1.3031	1.000	0.00		0.000		NO	1115		0.636	1115
234	234	4th Function Octa-PCBs				0.9053	1.000	0.00		0.000		NO	445.6		0.171	445.6
235	235	5th Function Octa-PCBs				1.1120	1.000	0.00		0.000		NO	148.9		0.0868	148.9

	#	Name	Pred RT	RT	m1 Resp	m2 Resp	1° Ratio (Pred)	RA	n/y	EMPC	Conc.
1	4	PCB-4/10	20.25	20.25	1.247e6	8.097e5	1.560	1.54	NO	100.26	100.26
2	5	PCB-7/9	22.08	22.07	1.515e6	9.735e5	1.560	1.56	NO	99.417	99.417
3	6	PCB-6	22.76	22.75	8.037e5	5.167e5	1.560	1.55	NO	50.754	50.754
4	7	PCB-5/8	23.15	23.16	1.592e6	1.017e6	1.560	1.57	NO	100.75	100.75
5	8	PCB-14	24.31	24.31	7.963e5	5.127e5	1.560	1.55	NO	51.182	51.182
6	9	PCB-11	25.54	25.54	8.524e5	5.385e5	1.560	1.58	NO	49.355	49.355

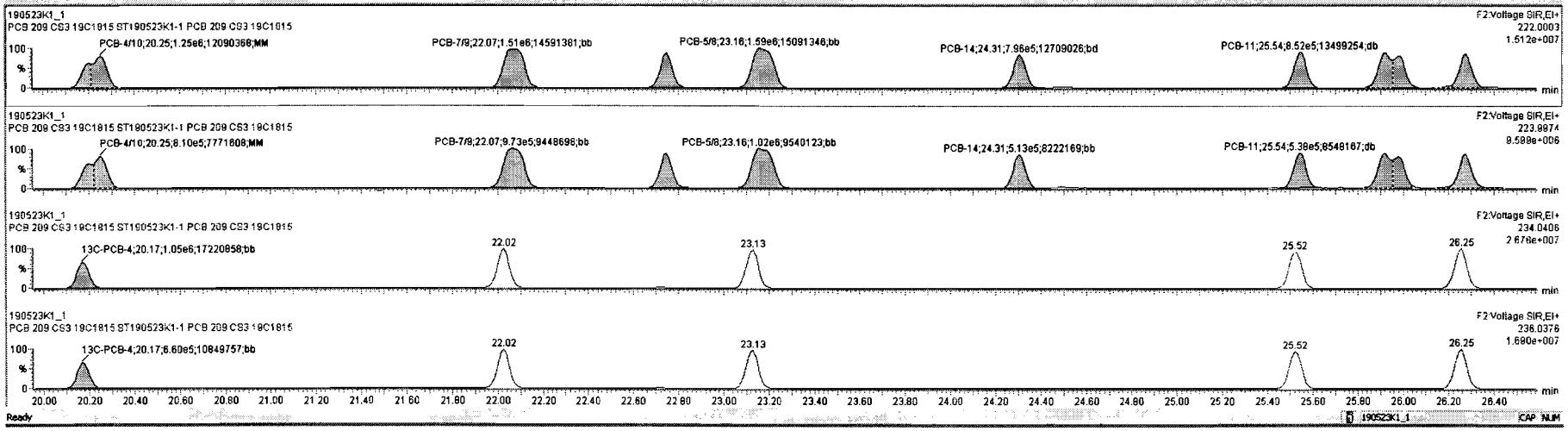

Ready

Dataset: Untitled

Last Altered: Friday, May 24, 2019 08:55:50 Pacific Daylight Time
Printed: Friday, May 24, 2019 08:56:02 Pacific Daylight Time

Name: 190523K1_1, Date: 23-May-2019, Time: 10:53:09, ID: ST190523K1-1 PCB 209 CS3 19C1815, Description: PCB 209 CS3 19C1815

PCB-19

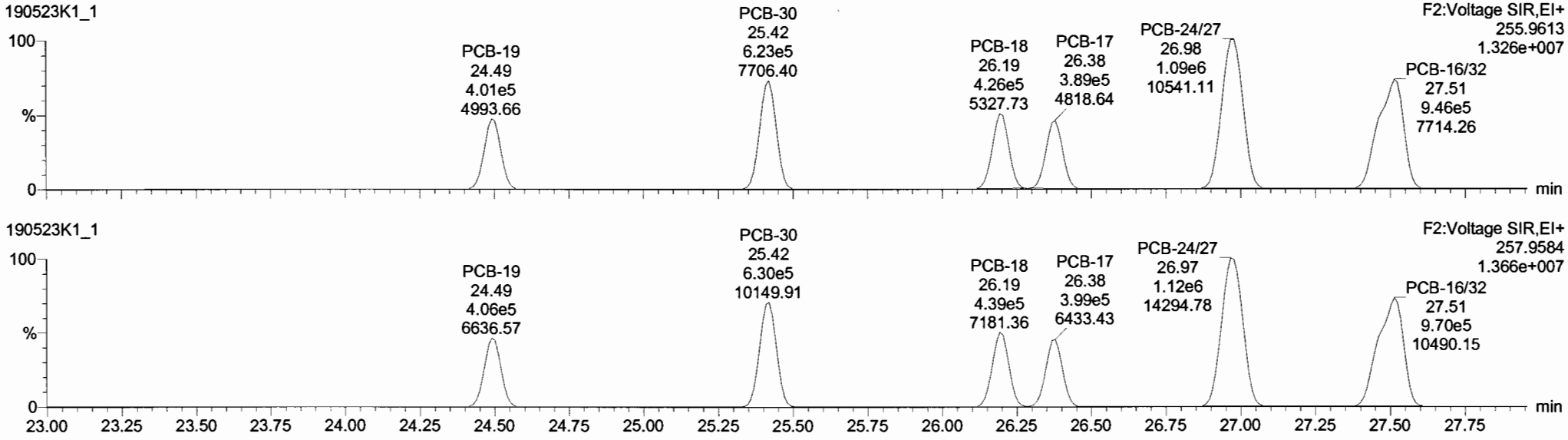

13C-PCB-19

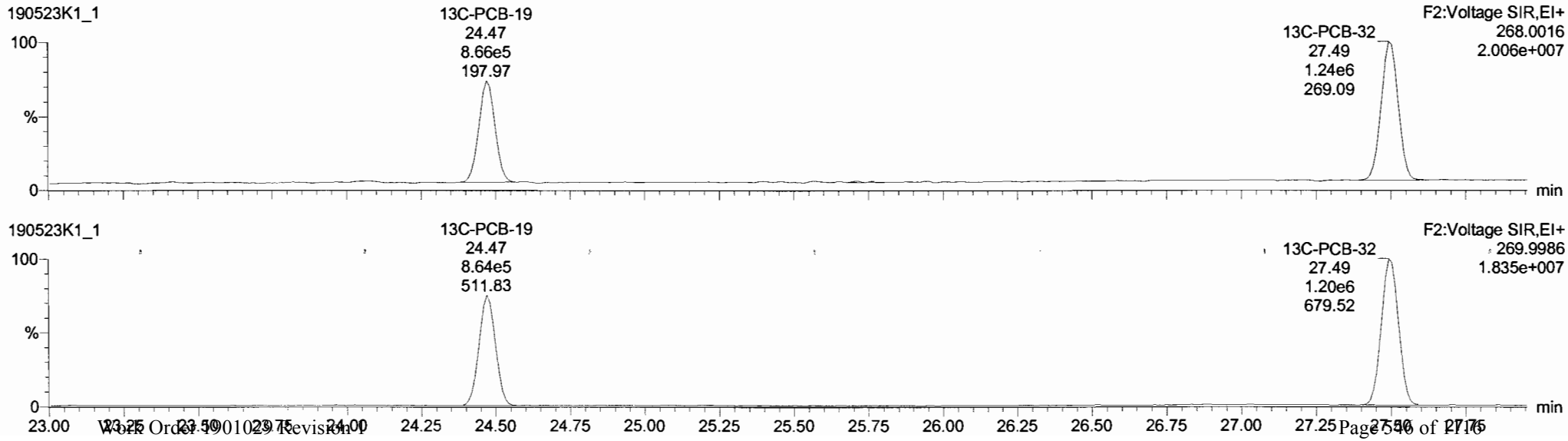

Dataset: Untitled

Last Altered: Friday, May 24, 2019 08:55:50 Pacific Daylight Time
Printed: Friday, May 24, 2019 08:56:02 Pacific Daylight Time

Name: 190523K1_1, Date: 23-May-2019, Time: 10:53:09, ID: ST190523K1-1 PCB 209 CS3 19C1815, Description: PCB 209 CS3 19C1815

PCB-34

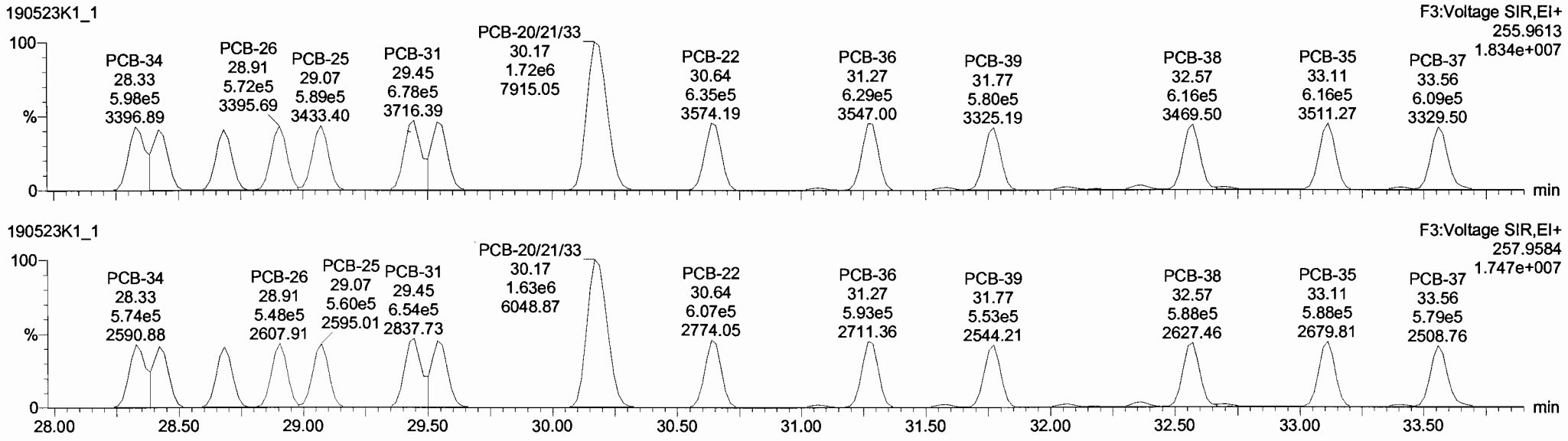

13C-PCB-28

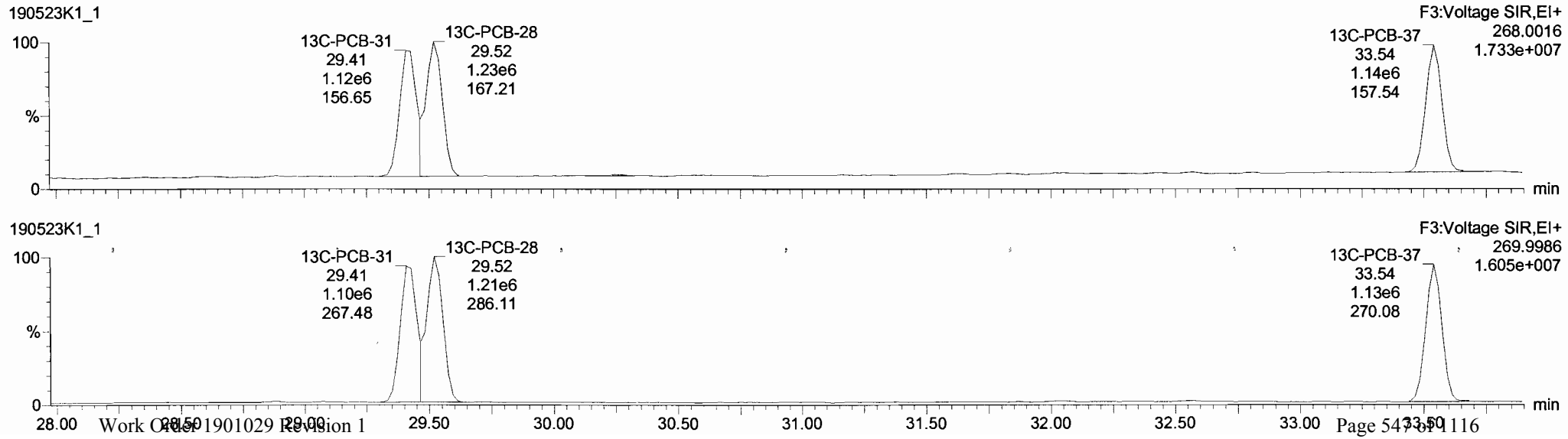

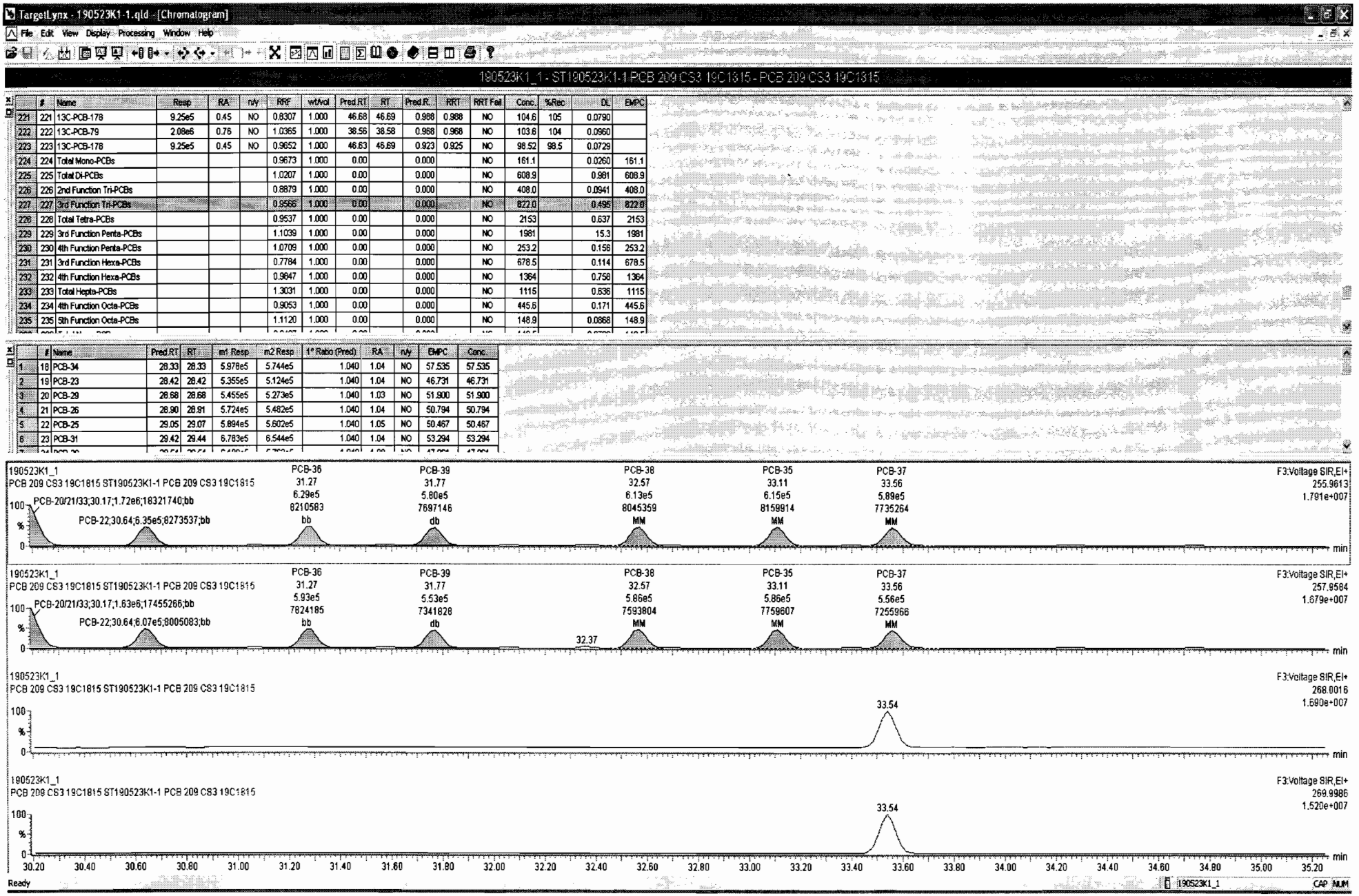

	#	Name	Resp	RA	n/y	RRF	wt/vol	Pred RT	RT	Pred R.	RRT	RRT Fail	Conc.	%Rec	DL	EMPC
221	221	13C-PCB-178	9.25e5	0.45	NO	0.8307	1.000	46.68	46.69	0.988	0.988	NO	104.6	105	0.0790	
222	222	13C-PCB-79	2.08e6	0.76	NO	1.0365	1.000	38.56	38.58	0.968	0.968	NO	103.6	104	0.0960	
223	223	13C-PCB-178	9.25e5	0.45	NO	0.9652	1.000	46.63	46.69	0.923	0.925	NO	98.52	98.5	0.0729	
224	224	Total Mono-PCBs				0.9673	1.000	0.00		0.000		NO	161.1		0.0260	161.1
225	225	Total Di-PCBs				1.0207	1.000	0.00		0.000		NO	608.9		0.981	608.9
226	226	2nd Function Tri-PCBs				0.8879	1.000	0.00		0.000		NO	408.0		0.0941	408.0
227	227	3rd Function Tri-PCBs				0.9566	1.000	0.00		0.000		NO	822.0		0.495	822.0
228	228	Total Tetra-PCBs				0.9537	1.000	0.00		0.000		NO	2153		0.637	2153
229	229	3rd Function Penta-PCBs				1.1039	1.000	0.00		0.000		NO	1981		15.3	1981
230	230	4th Function Penta-PCBs				1.0709	1.000	0.00		0.000		NO	253.2		0.158	253.2
231	231	3rd Function Hexa-PCBs				0.7784	1.000	0.00		0.000		NO	678.5		0.114	678.5
232	232	4th Function Hexa-PCBs				0.9647	1.000	0.00		0.000		NO	1364		0.758	1364
233	233	Total Hepta-PCBs				1.3031	1.000	0.00		0.000		NO	1115		0.636	1115
234	234	4th Function Octa-PCBs				0.9053	1.000	0.00		0.000		NO	445.6		0.171	445.6
235	235	5th Function Octa-PCBs				1.1120	1.000	0.00		0.000		NO	148.9		0.0868	148.9

	#	Name	Pred RT	RT	m1 Resp	m2 Resp	t* Ratio (Pred)	RA	n/y	EMPC	Conc
1	18	PCB-34	28.33	28.33	5.978e5	5.744e5	1.040	1.04	NO	57.535	57.535
2	19	PCB-23	28.42	28.42	5.355e5	5.124e5	1.040	1.04	NO	46.731	46.731
3	20	PCB-29	28.68	28.68	5.455e5	5.273e5	1.040	1.03	NO	51.900	51.900
4	21	PCB-26	28.90	28.91	5.724e5	5.482e5	1.040	1.04	NO	50.794	50.794
5	22	PCB-25	29.05	29.07	5.894e5	5.602e5	1.040	1.05	NO	50.467	50.467
6	23	PCB-31	29.42	29.44	6.783e5	6.544e5	1.040	1.04	NO	53.294	53.294

Dataset: Untitled

Last Altered: Friday, May 24, 2019 08:55:50 Pacific Daylight Time
Printed: Friday, May 24, 2019 08:56:02 Pacific Daylight Time

Name: 190523K1_1, Date: 23-May-2019, Time: 10:53:09, ID: ST190523K1-1 PCB 209 CS3 19C1815, Description: PCB 209 CS3 19C1815

PCB-54

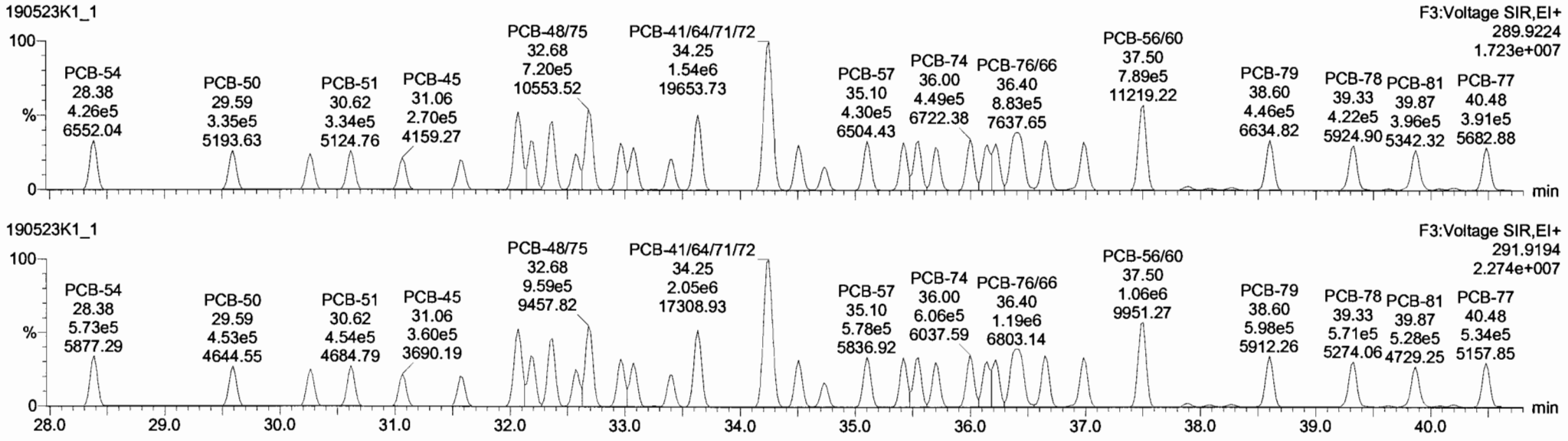

13C-PCB-54

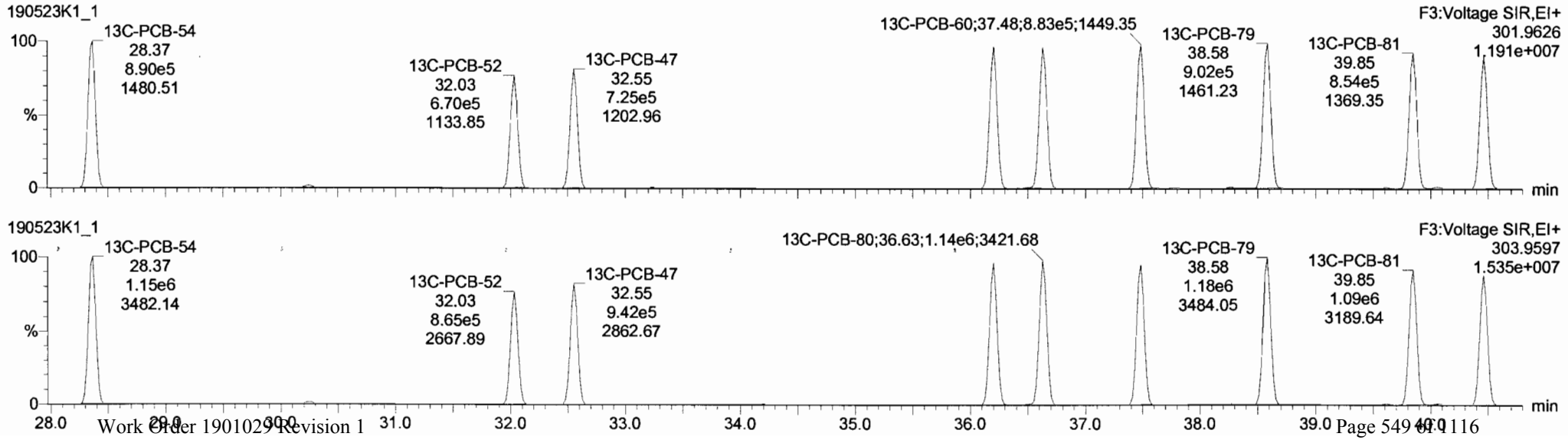

Dataset: Untitled

Last Altered: Friday, May 24, 2019 08:55:50 Pacific Daylight Time
Printed: Friday, May 24, 2019 08:56:02 Pacific Daylight Time

Name: 190523K1_1, Date: 23-May-2019, Time: 10:53:09, ID: ST190523K1-1 PCB 209 CS3 19C1815, Description: PCB 209 CS3 19C1815

PCB-50

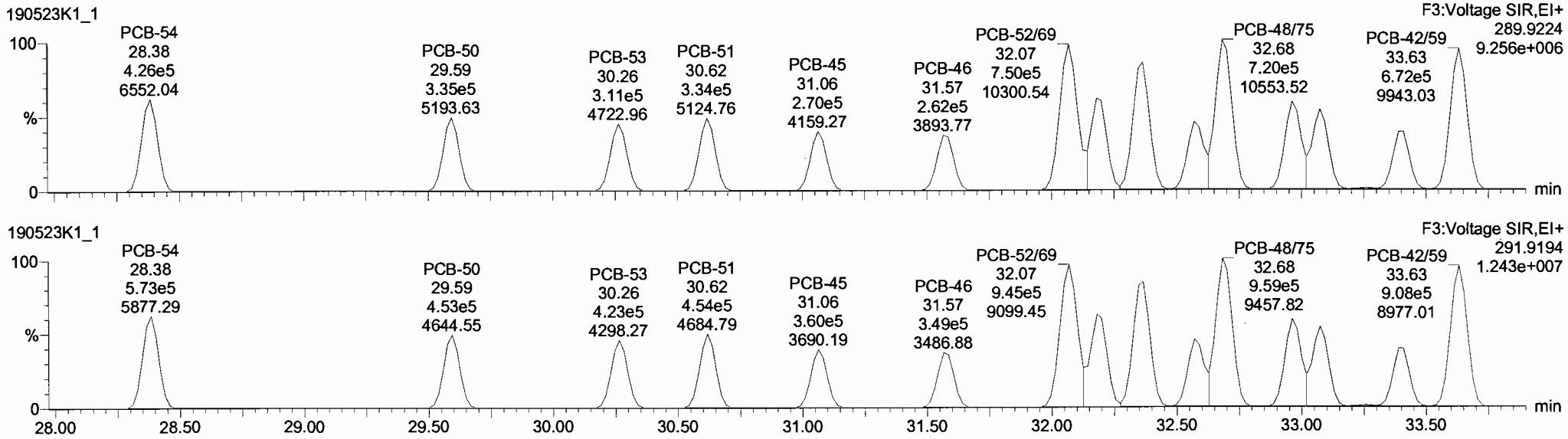

13C-PCB-52

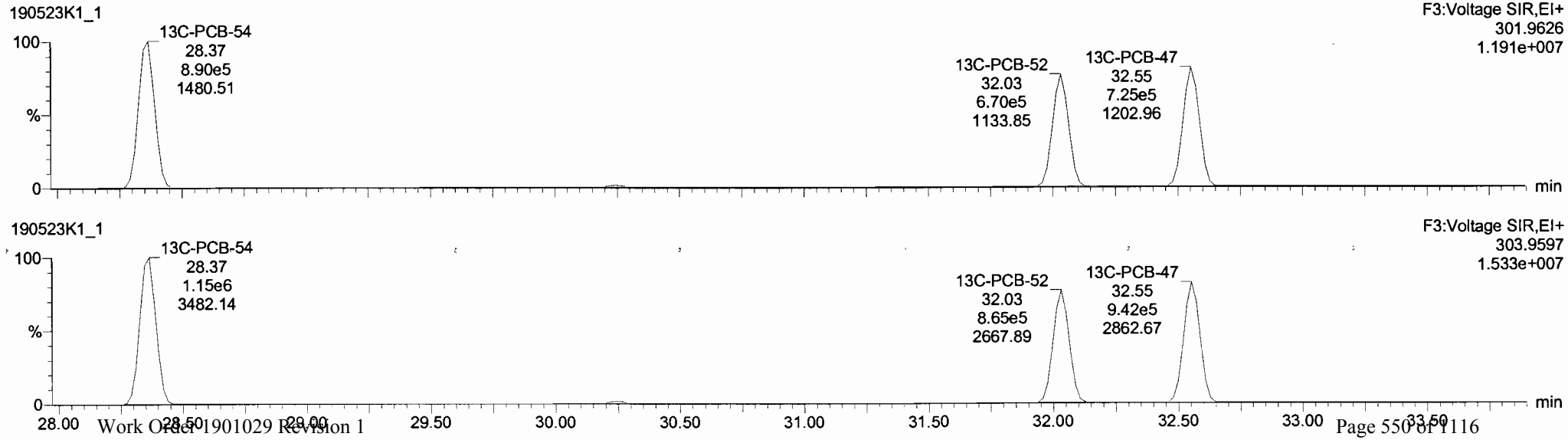

Dataset: Untitled

Last Altered: Friday, May 24, 2019 08:55:50 Pacific Daylight Time
Printed: Friday, May 24, 2019 08:56:02 Pacific Daylight Time

Name: 190523K1_1, Date: 23-May-2019, Time: 10:53:09, ID: ST190523K1-1 PCB 209 CS3 19C1815, Description: PCB 209 CS3 19C1815

PCB-68

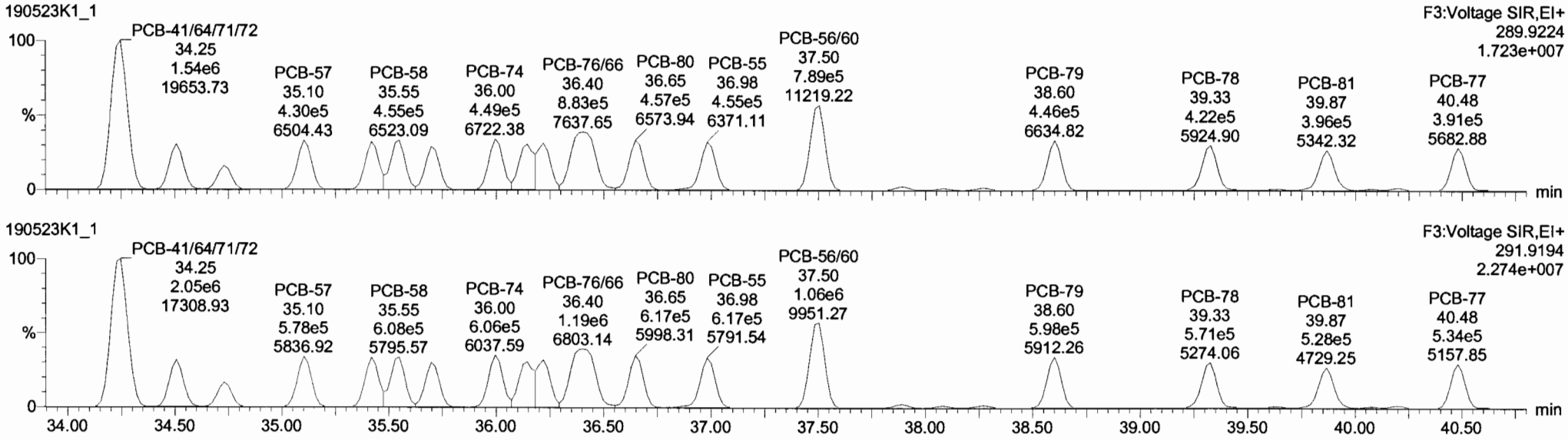

13C-PCB-60

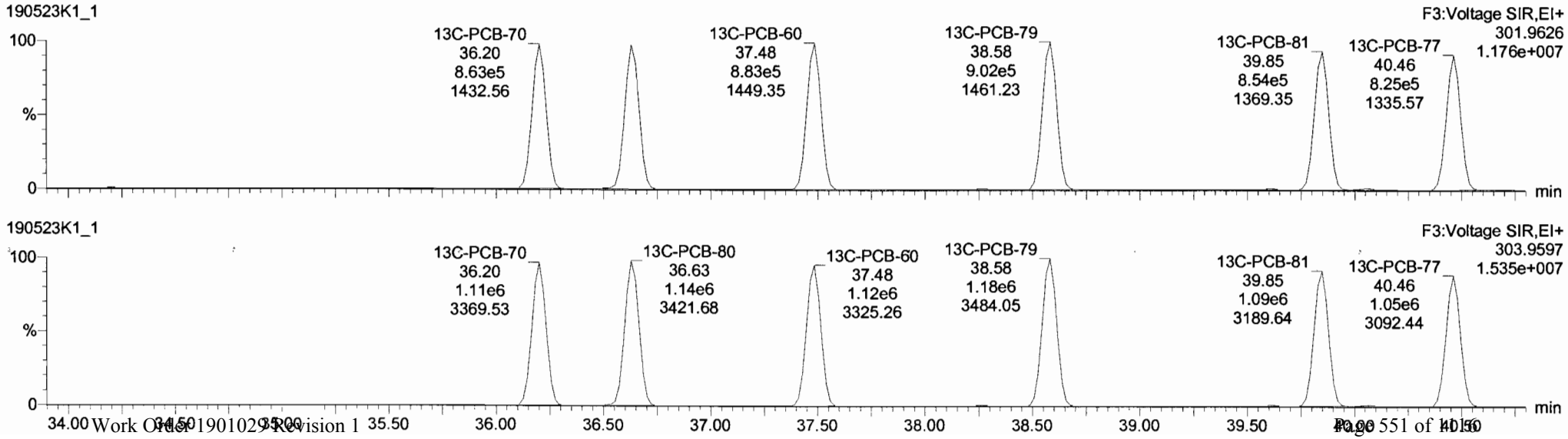

TargetLynx - 190523K1-1.qld - [Chromatogram]

File Edit View Display Processing Window Help

190523K1_1 - ST190523K1-1 PCB 209 CS3 19C1815 - PCB 209 CS3 19C1815

	#	Name	Resp	RA	n/y	RRF	wt/vol	Pred RT	RT	Pred R...	RRT	RRT Fail	Conc.	%Rec	DL	EMPC
221	221	13C-PCB-178	9.25e5	0.45	NO	0.8307	1.000	46.68	46.69	0.988	0.988	NO	104.6	105	0.0790	
222	222	13C-PCB-79	2.09e6	0.76	NO	1.0365	1.000	38.56	38.58	0.968	0.968	NO	103.6	104	0.0960	
223	223	13C-PCB-178	9.25e5	0.45	NO	0.9652	1.000	46.63	46.69	0.923	0.925	NO	98.52	98.5	0.0729	
224	224	Total Mono-PCBs				0.9673	1.000	0.00		0.000		NO	161.1		0.0260	161.1
225	225	Total Di-PCBs				1.0207	1.000	0.00		0.000		NO	608.9		0.981	608.9
226	226	2nd Function Tri-PCBs				0.8879	1.000	0.00		0.000		NO	408.0		0.0941	408.0
227	227	3rd Function Tri-PCBs				0.9566	1.000	0.00		0.000		NO	822.0		0.495	822.0
228	228	Total Tetra-PCBs				0.9537	1.000	0.00		0.000		NO	2153		0.637	2153
229	229	3rd Function Penta-PCBs				1.1039	1.000	0.00		0.000		NO	1981		15.3	1981
230	230	4th Function Penta-PCBs				1.0709	1.000	0.00		0.000		NO	253.2		0.156	253.2
231	231	3rd Function Hexa-PCBs				0.7784	1.000	0.00		0.000		NO	678.5		0.114	678.5
232	232	4th Function Hexa-PCBs				0.9847	1.000	0.00		0.000		NO	1364		0.758	1364
233	233	Total Hepta-PCBs				1.3031	1.000	0.00		0.000		NO	1115		0.636	1115
234	234	4th Function Octa-PCBs				0.9053	1.000	0.00		0.000		NO	445.6		0.171	445.6
235	235	5th Function Octa-PCBs				1.1120	1.000	0.00		0.000		NO	148.9		0.0868	148.9

	#	Name	Pred RT	RT	m1 Resp	m2 Resp	1° Ratio (Pred)	RA	n/y	EMPC	Conc.
1	32	PCB-54	28.39	28.39	4.261e5	5.729e5	0.770	0.74	NO	51.807	51.807
2	33	PCB-50	29.60	29.59	3.352e5	4.530e5	0.770	0.74	NO	49.814	49.814
3	34	PCB-53	30.26	30.26	3.112e5	4.229e5	0.770	0.74	NO	52.723	52.723
4	35	PCB-51	30.62	30.62	3.339e5	4.540e5	0.770	0.74	NO	53.186	53.186
5	36	PCB-45	31.06	31.06	2.704e5	3.598e5	0.770	0.75	NO	51.964	51.964
6	37	PCB-46	31.56	31.57	2.621e5	3.489e5	0.770	0.75	NO	53.617	53.617

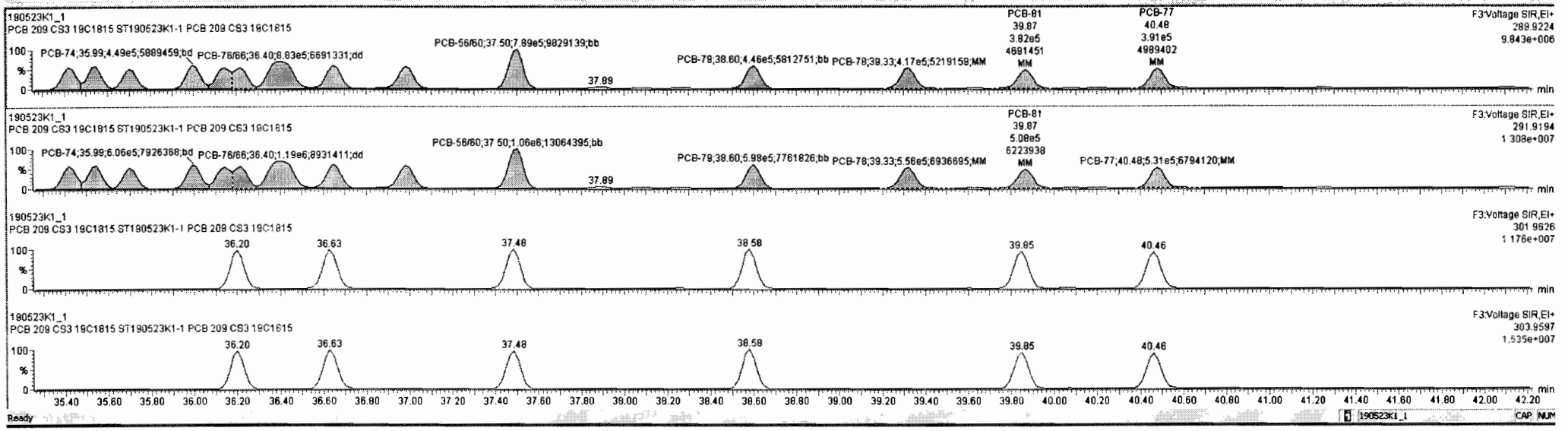

Ready

190523K1_1 CAP NUM

Dataset: Untitled

Last Altered: Friday, May 24, 2019 08:55:50 Pacific Daylight Time
Printed: Friday, May 24, 2019 08:56:02 Pacific Daylight Time

Name: 190523K1_1, Date: 23-May-2019, Time: 10:53:09, ID: ST190523K1-1 PCB 209 CS3 19C1815, Description: PCB 209 CS3 19C1815

PCB-104

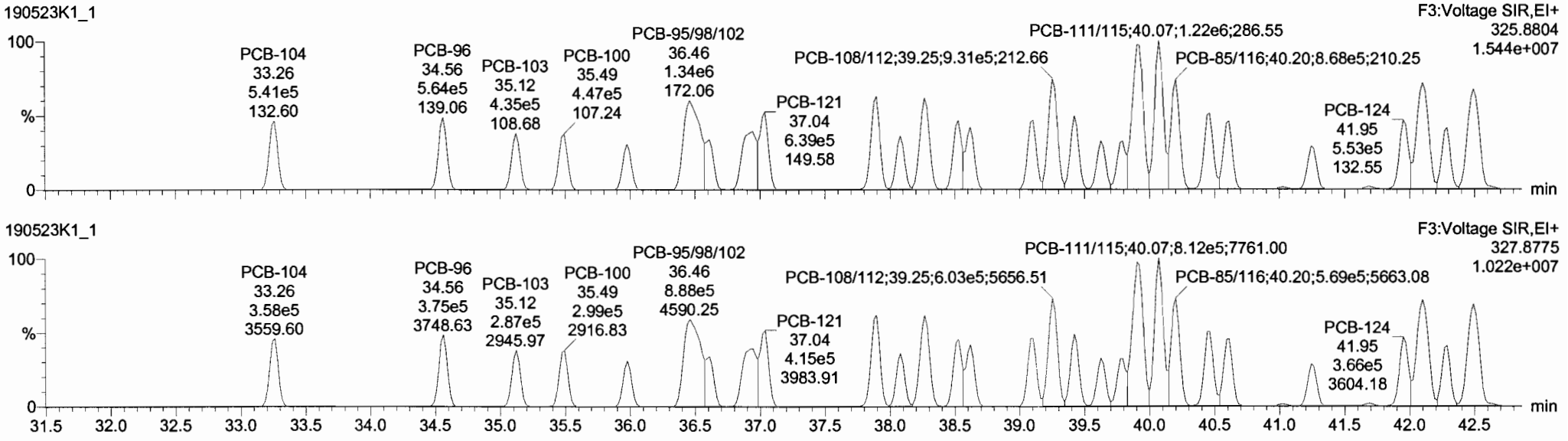

13C-PCB-104

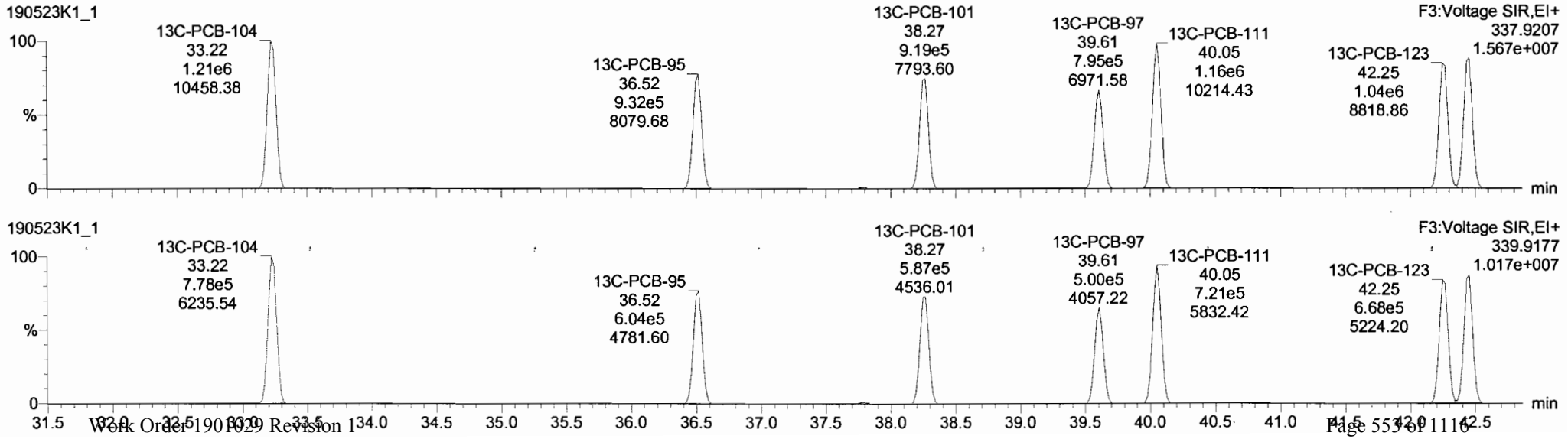

Dataset: Untitled

Last Altered: Friday, May 24, 2019 08:55:50 Pacific Daylight Time
Printed: Friday, May 24, 2019 08:56:02 Pacific Daylight Time

Name: 190523K1_1, Date: 23-May-2019, Time: 10:53:09, ID: ST190523K1-1 PCB 209 CS3 19C1815, Description: PCB 209 CS3 19C1815

PCB-96

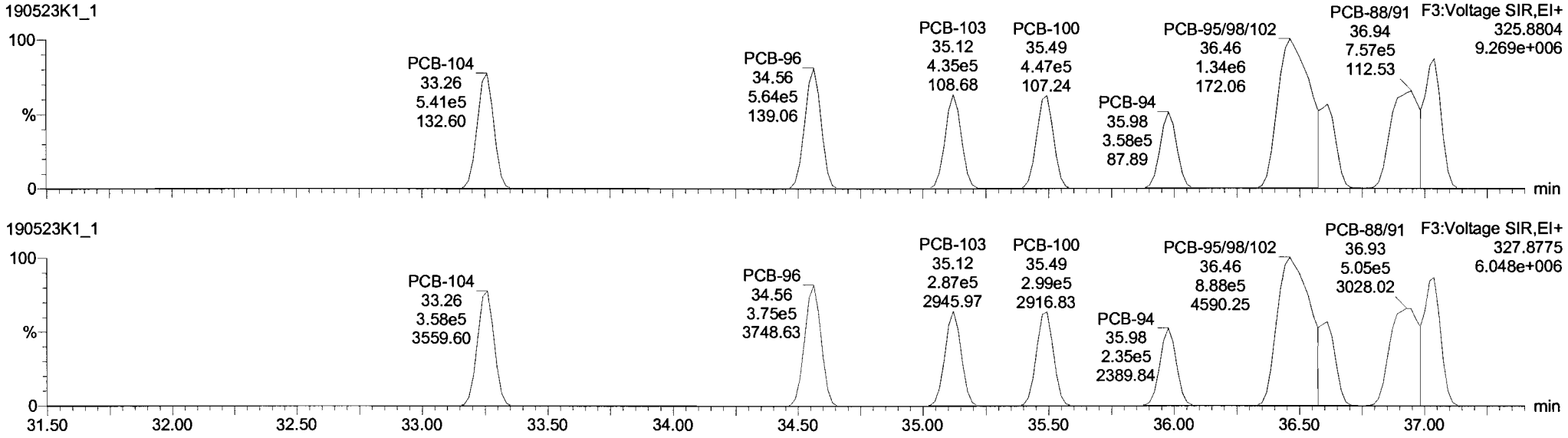

13C-PCB-95

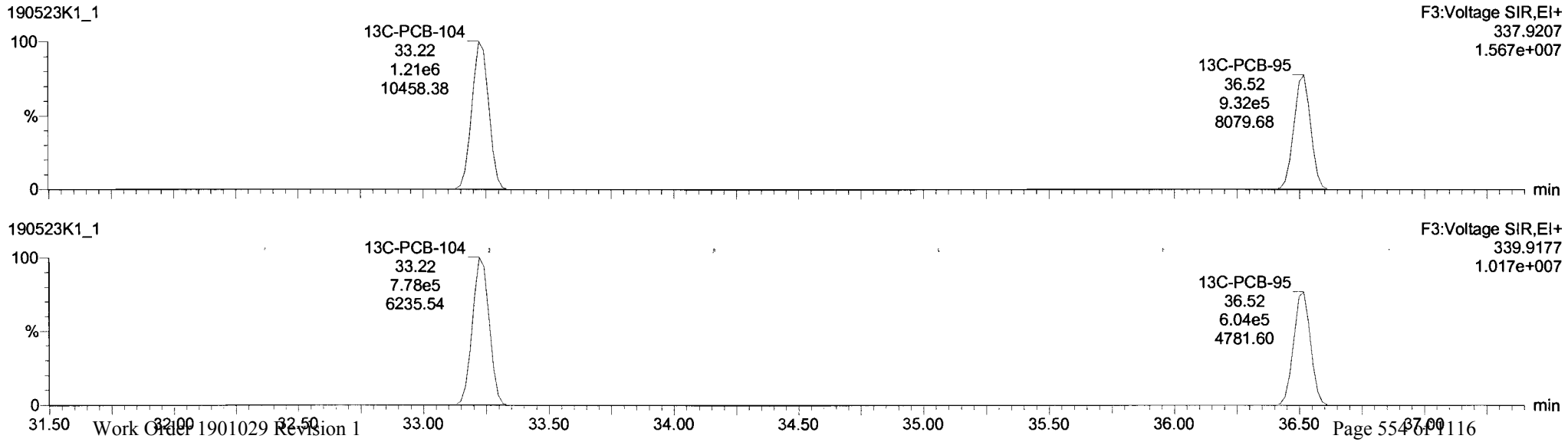

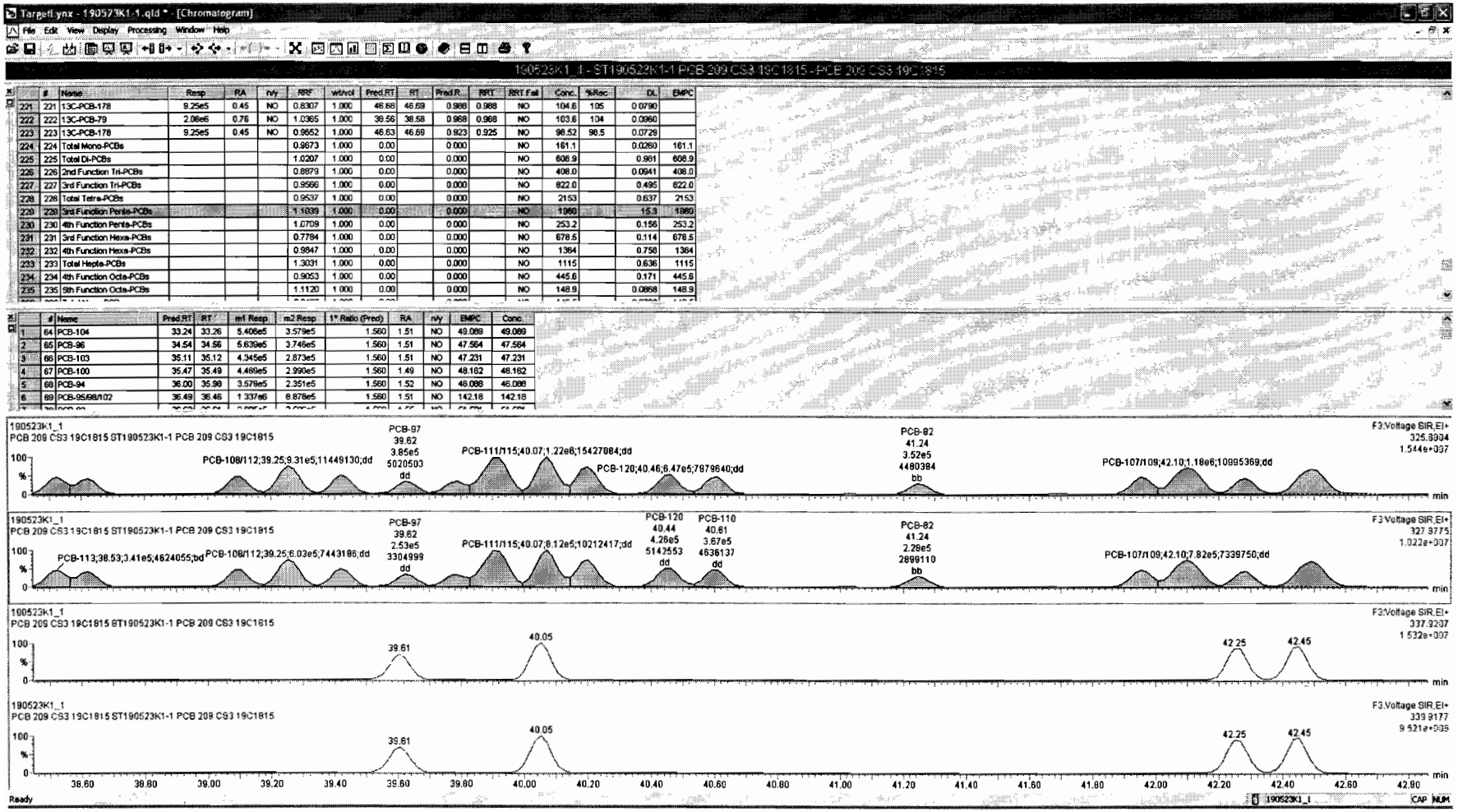

	#	Name	Resp	RA	rvy	RRF	wtVol	Pred.RT	RT	Pred.R	RRT	RRT Fail	Conc.	%Rec	DL	EMPC
221	221	13C-PCB-178	9.25e5	0.45	NO	0.8307	1.000	46.68	46.69	0.988	0.988	NO	104.6	105	0.0790	
222	222	13C-PCB-79	2.08e6	0.76	NO	1.0365	1.000	38.56	38.58	0.968	0.968	NO	103.6	104	0.0960	
223	223	13C-PCB-178	9.25e5	0.45	NO	0.9652	1.000	46.63	46.69	0.923	0.925	NO	96.52	96.5	0.0729	
224	224	Total Mono-PCBs				0.9673	1.000	0.00		0.000		NO	161.1		0.0260	161.1
225	225	Total Di-PCBs				1.0207	1.000	0.00		0.000		NO	608.9		0.981	608.9
226	226	2nd Function Tri-PCBs				0.8879	1.000	0.00		0.000		NO	408.0		0.0941	408.0
227	227	3rd Function Tri-PCBs				0.9566	1.000	0.00		0.000		NO	822.0		0.495	822.0
228	228	Total Tetra-PCBs				0.9537	1.000	0.00		0.000		NO	2153		0.637	2153
229	229	3rd Function Penta-PCBs				1.1039	1.000	0.00		0.000		NO	1960		15.3	1960
230	230	4th Function Penta-PCBs				1.0709	1.000	0.00		0.000		NO	253.2		0.156	253.2
231	231	3rd Function Hexa-PCBs				0.7784	1.000	0.00		0.000		NO	678.5		0.114	678.5
232	232	4th Function Hexa-PCBs				0.9847	1.000	0.00		0.000		NO	1364		0.758	1364
233	233	Total Hepta-PCBs				1.3091	1.000	0.00		0.000		NO	1115		0.636	1115
234	234	4th Function Octa-PCBs				0.9053	1.000	0.00		0.000		NO	445.6		0.171	445.6
235	235	5th Function Octa-PCBs				1.1120	1.000	0.00		0.000		NO	148.9		0.0868	148.9

	#	Name	Pred.RT	RT	m1 Resp	m2 Resp	1° Ratio (Pred)	RA	rvy	EMPC	Conc.
1	64	PCB-104	33.24	33.26	5.406e5	3.579e5	1.560	1.51	NO	49.089	49.089
2	65	PCB-96	34.54	34.56	5.639e5	3.746e5	1.560	1.51	NO	47.564	47.564
3	66	PCB-103	35.11	35.12	4.345e5	2.873e5	1.560	1.51	NO	47.231	47.231
4	67	PCB-100	35.47	35.49	4.489e5	2.990e5	1.560	1.49	NO	48.162	48.162
5	68	PCB-94	36.00	35.99	3.579e5	2.351e5	1.560	1.52	NO	46.088	46.088
6	69	PCB-95&98/102	36.49	36.46	1.337e6	8.878e5	1.580	1.51	NO	142.18	142.18

Dataset: Untitled

Last Altered: Friday, May 24, 2019 08:55:50 Pacific Daylight Time
Printed: Friday, May 24, 2019 08:56:02 Pacific Daylight Time

Name: 190523K1_1, Date: 23-May-2019, Time: 10:53:09, ID: ST190523K1-1 PCB 209 CS3 19C1815, Description: PCB 209 CS3 19C1815

PCB-119

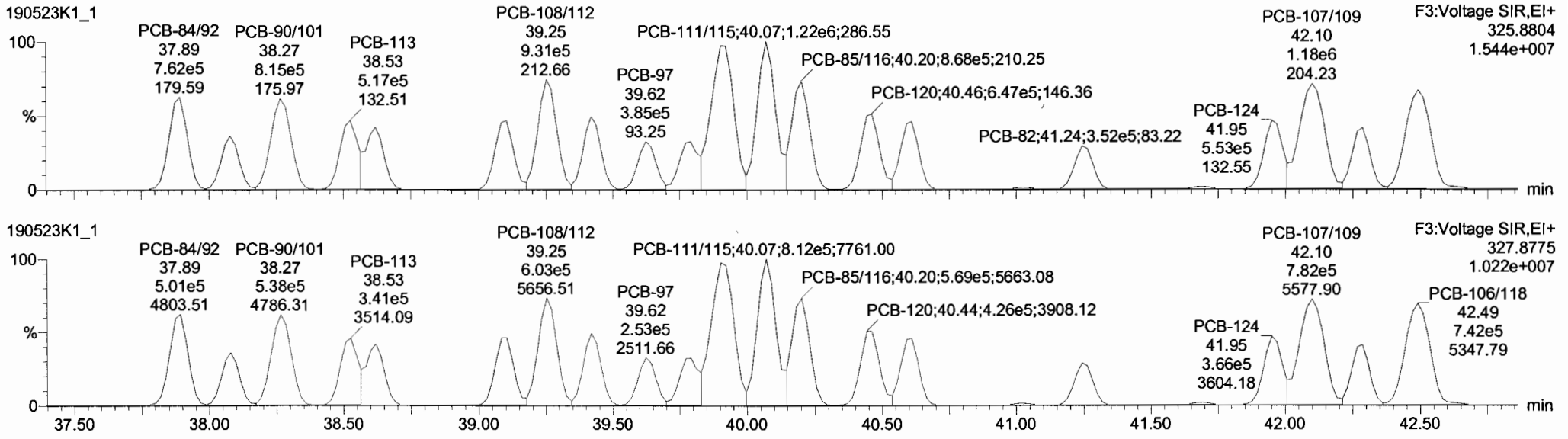

13C-PCB-111

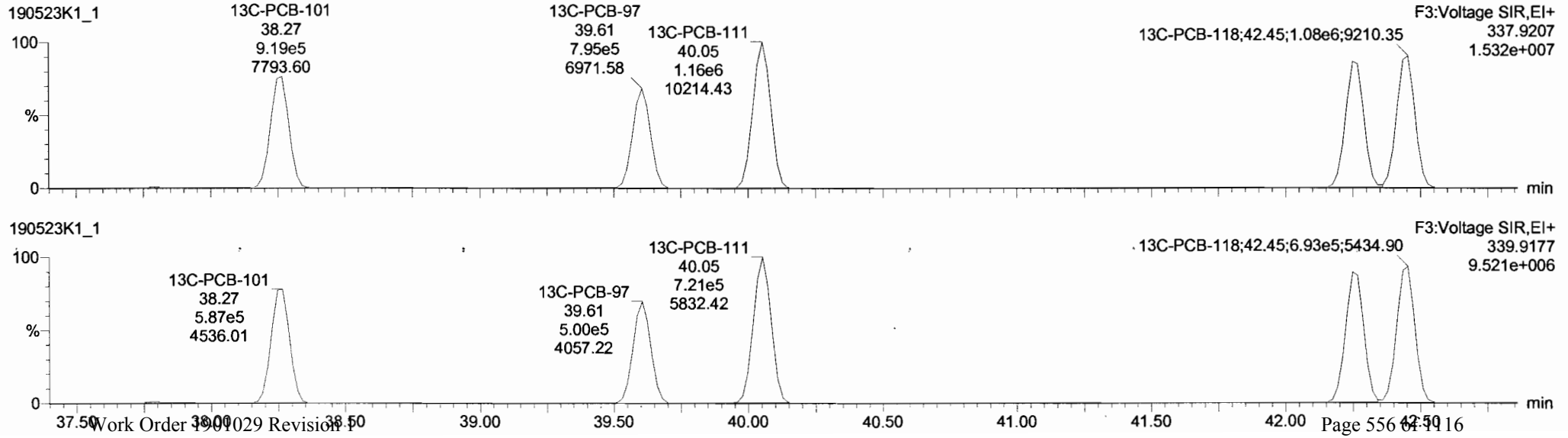

Dataset: Untitled

Last Altered: Friday, May 24, 2019 08:55:50 Pacific Daylight Time
Printed: Friday, May 24, 2019 08:56:02 Pacific Daylight Time

Name: 190523K1_1, Date: 23-May-2019, Time: 10:53:09, ID: ST190523K1-1 PCB 209 CS3 19C1815, Description: PCB 209 CS3 19C1815

PCB-114

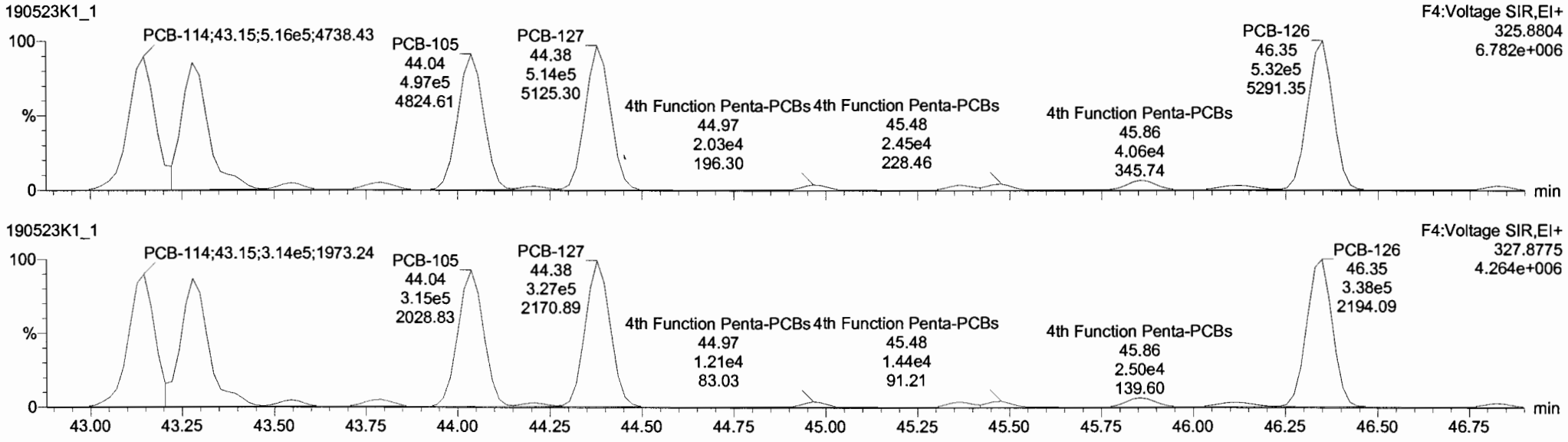

13C-PCB-114

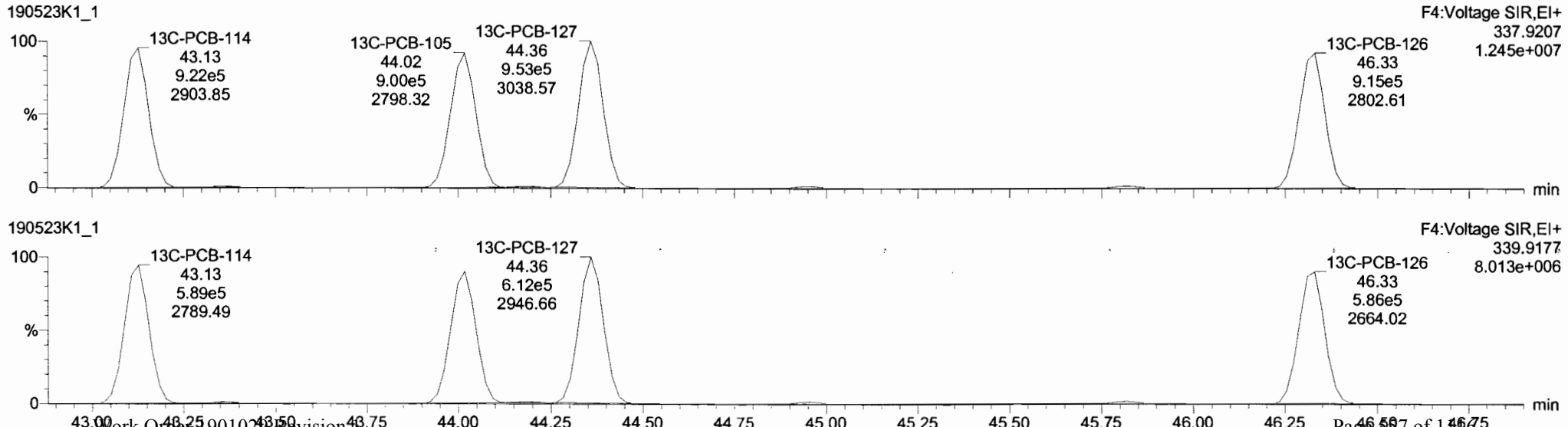

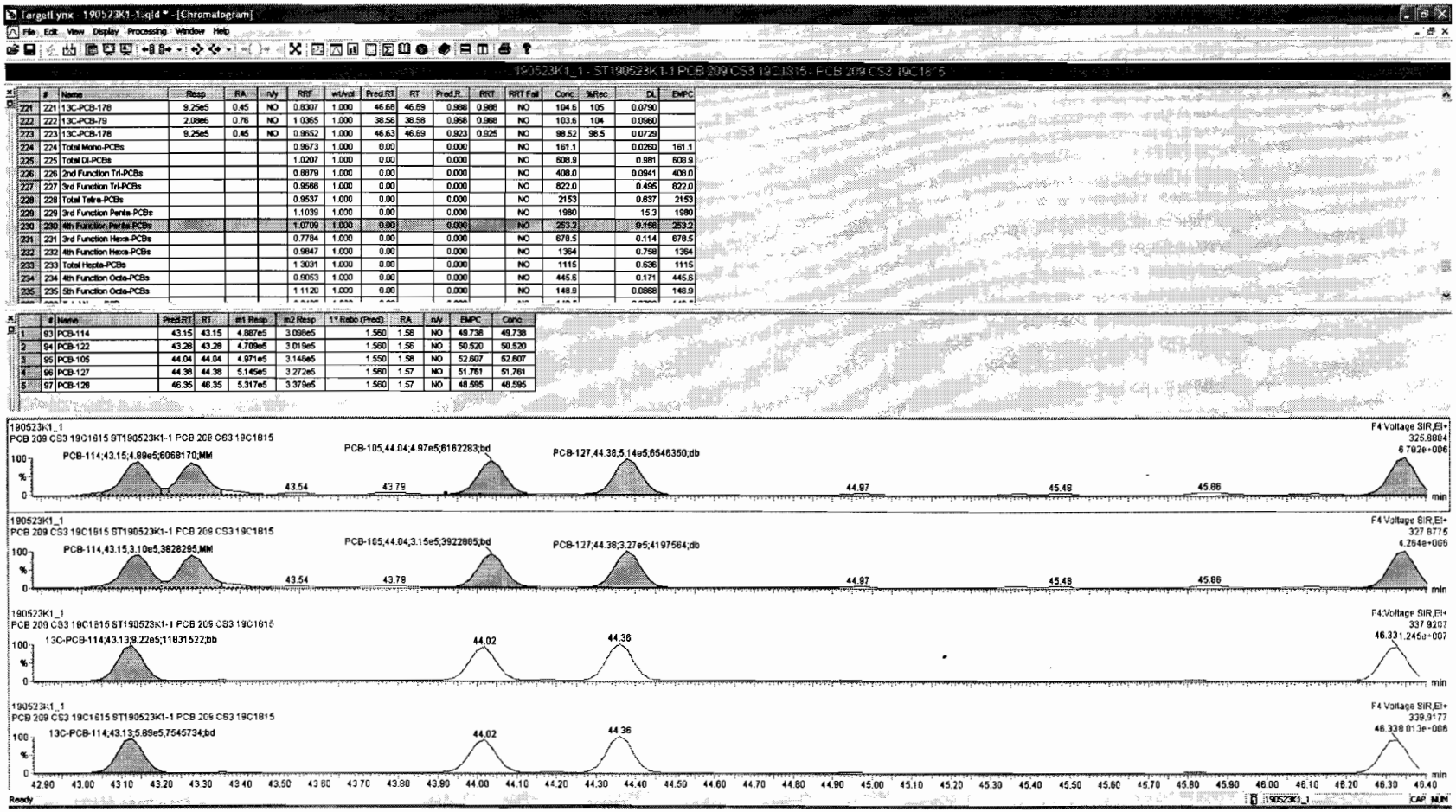

	#	Name	Resp	RA	rviy	RRF	wtAvg	Pred.RT	RT	Pred.R.	RRT	RRT Fail	Conc	%Rec	DL	EMPC
221	221	13C-PCB-178	9.25e5	0.45	NO	0.8307	1.000	46.68	46.69	0.988	0.988	NO	104.5	105	0.0790	
222	222	13C-PCB-79	2.08e6	0.76	NO	1.0365	1.000	38.58	38.58	0.968	0.968	NO	103.6	104	0.0960	
223	223	13C-PCB-178	9.25e5	0.45	NO	0.9652	1.000	46.63	46.69	0.923	0.925	NO	98.52	98.5	0.0729	
224	224	Total Mono-PCBs				0.9673	1.000	0.00		0.000		NO	161.1		0.0260	161.1
225	225	Total DI-PCBs				1.0207	1.000	0.00		0.000		NO	608.9		0.981	608.9
226	226	2nd Function Tri-PCBs				0.8879	1.000	0.00		0.000		NO	408.0		0.0941	408.0
227	227	3rd Function Tri-PCBs				0.9566	1.000	0.00		0.000		NO	822.0		0.495	822.0
228	228	Total Tetra-PCBs				0.9537	1.000	0.00		0.000		NO	2153		0.837	2153
229	229	3rd Function Penta-PCBs				1.1039	1.000	0.00		0.000		NO	1980		15.3	1980
230	230	4th Function Penta-PCBs				1.0709	1.000	0.00		0.000		NO	253.2		0.156	253.2
231	231	3rd Function Hexa-PCBs				0.7784	1.000	0.00		0.000		NO	678.5		0.114	678.5
232	232	4th Function Hexa-PCBs				0.9847	1.000	0.00		0.000		NO	1364		0.758	1364
233	233	Total Hepta-PCBs				1.3031	1.000	0.00		0.000		NO	1115		0.636	1115
234	234	4th Function Octa-PCBs				0.9053	1.000	0.00		0.000		NO	445.6		0.171	445.6
235	235	5th Function Octa-PCBs				1.1120	1.000	0.00		0.000		NO	148.9		0.0868	148.9

	#	Name	Pred.RT	RT	m1 Resp	m2 Resp	1° Ratio (Pred)	RA	rviy	EMPC	Conc
1	93	PCB-114	43.15	43.15	4.887e5	3.098e5	1.560	1.58	NO	49.738	49.738
2	94	PCB-122	43.28	43.28	4.709e5	3.019e5	1.560	1.56	NO	50.520	50.520
3	95	PCB-105	44.04	44.04	4.971e5	3.146e5	1.550	1.58	NO	52.607	52.607
4	96	PCB-127	44.38	44.38	5.145e5	3.272e5	1.560	1.57	NO	51.761	51.761
5	97	PCB-126	46.35	46.35	5.317e5	3.379e5	1.560	1.57	NO	48.595	48.595

Dataset: Untitled

Last Altered: Friday, May 24, 2019 08:55:50 Pacific Daylight Time
Printed: Friday, May 24, 2019 08:56:02 Pacific Daylight Time

Name: 190523K1_1, Date: 23-May-2019, Time: 10:53:09, ID: ST190523K1-1 PCB 209 CS3 19C1815, Description: PCB 209 CS3 19C1815

PCB-155

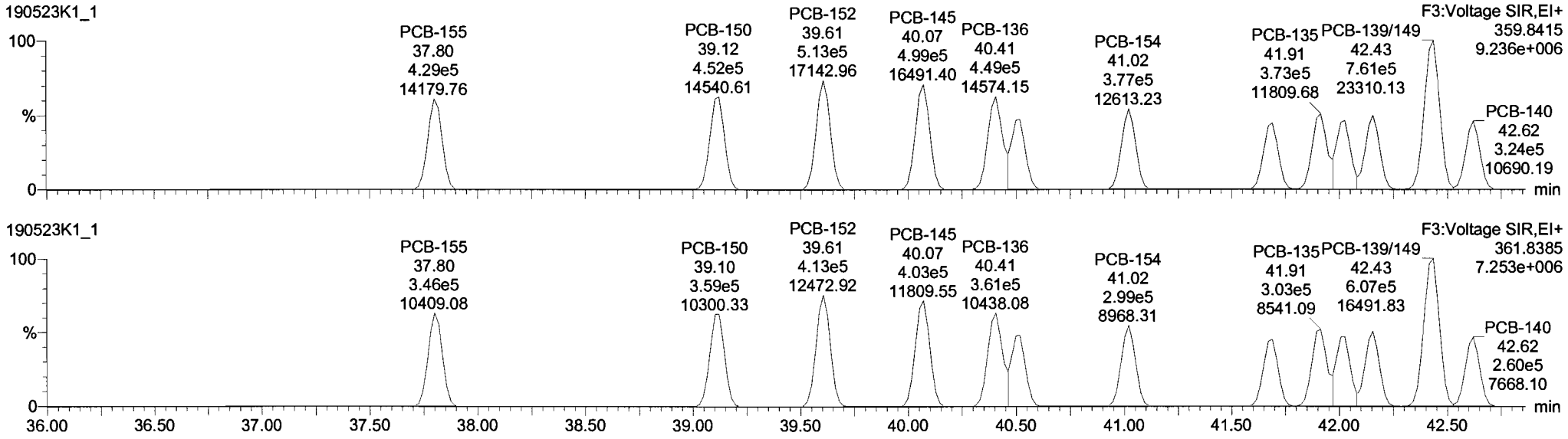

13C-PCB-155



Dataset: Untitled

Last Altered: Friday, May 24, 2019 08:55:50 Pacific Daylight Time
Printed: Friday, May 24, 2019 08:56:02 Pacific Daylight Time

Name: 190523K1_1, Date: 23-May-2019, Time: 10:53:09, ID: ST190523K1-1 PCB 209 CS3 19C1815, Description: PCB 209 CS3 19C1815

PCB-134/143

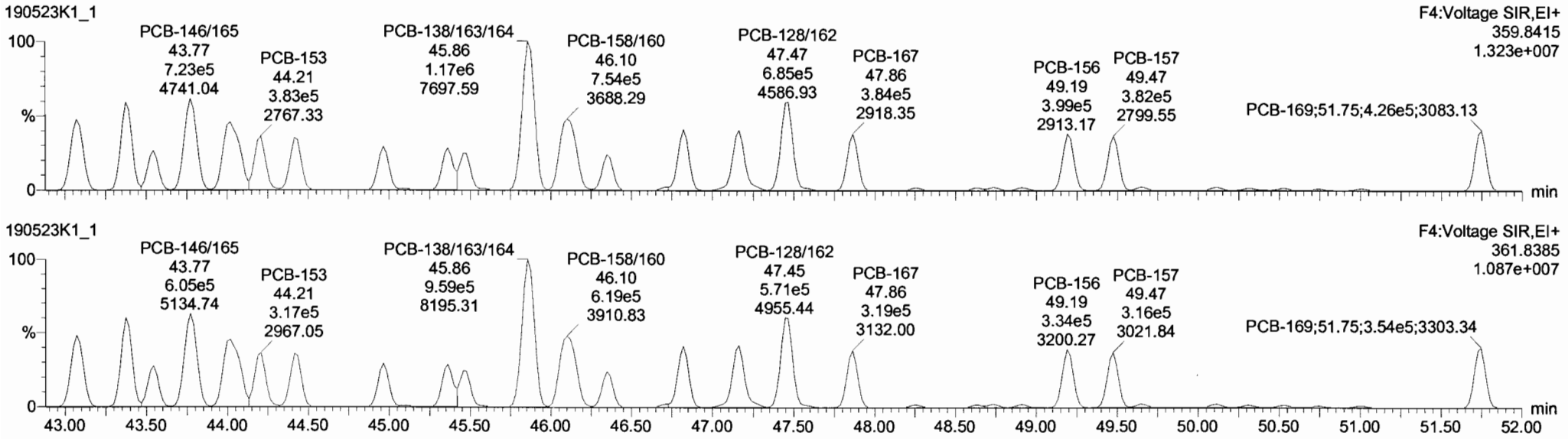

13C-PCB-153

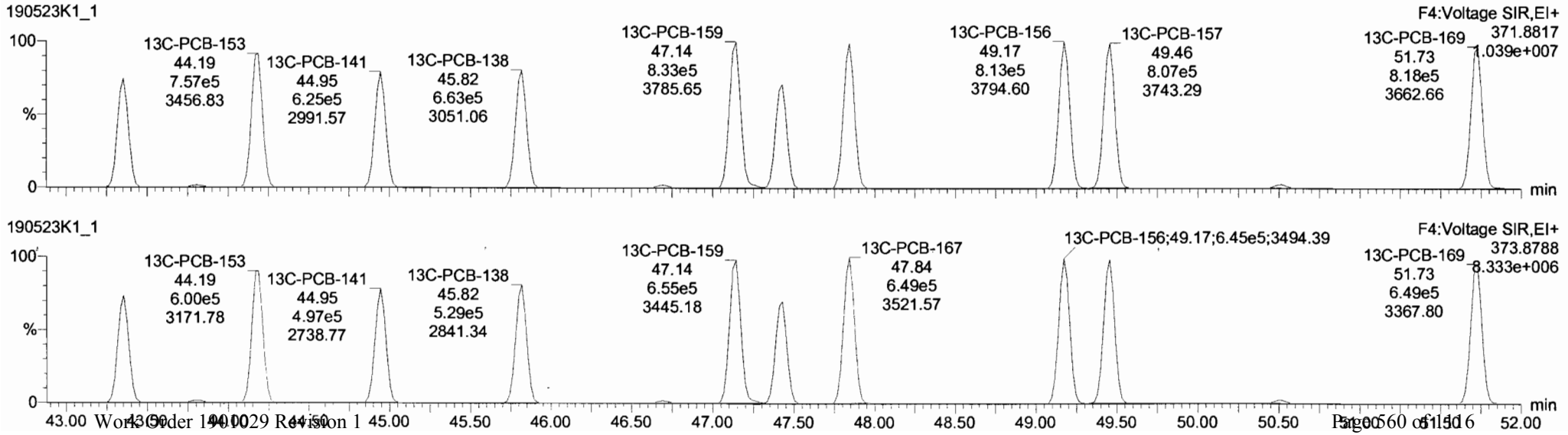

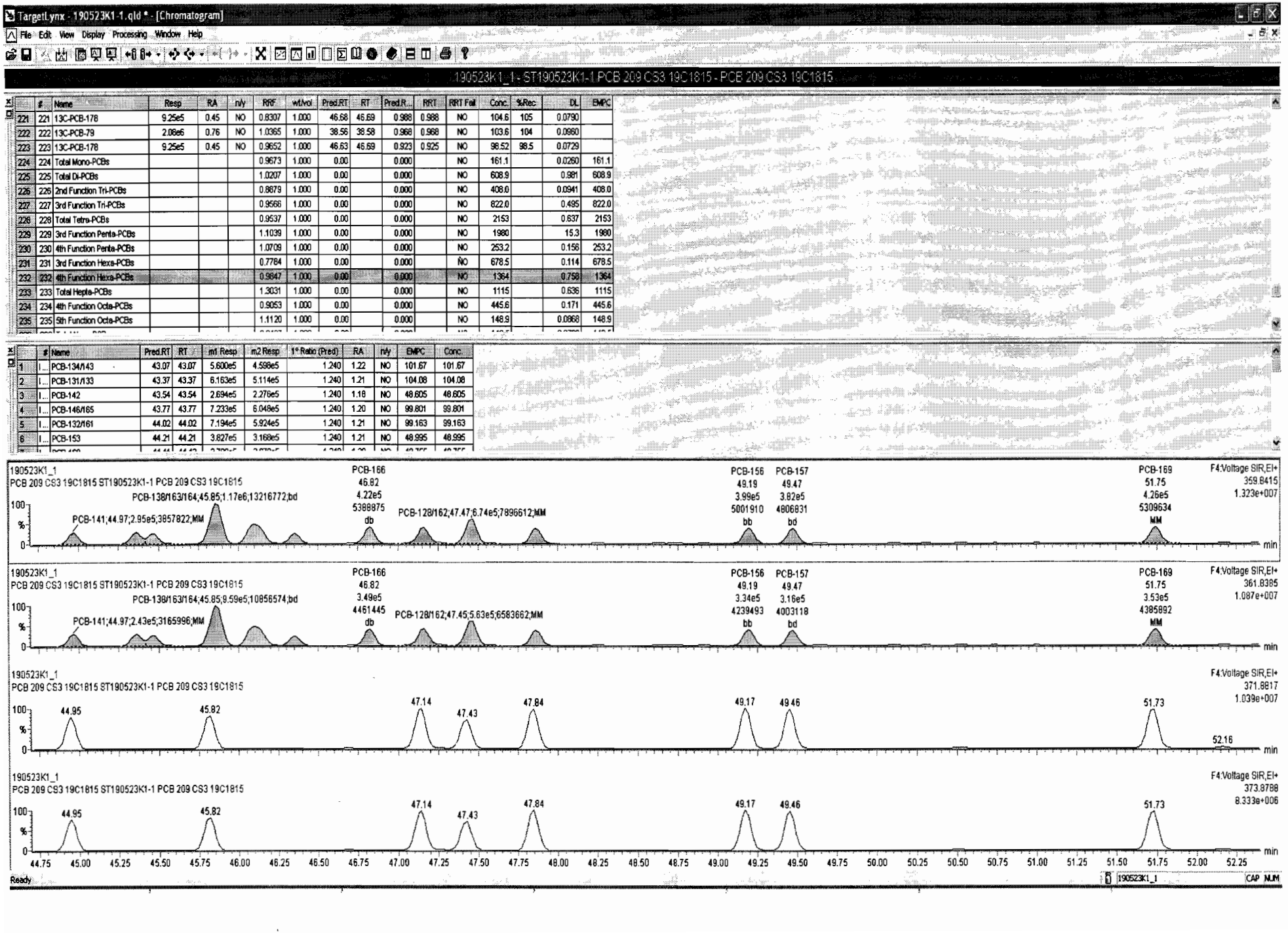
TargetLynx - 190523K1-1.qld * - [Chromatogram]
File Edit View Display Processing Window Help
190523K1_1 - ST190523K1-1 PCB 209 CS3 19C1815 - PCB 209 CS3 19C1815
Name Resp RA n/y RRF wt/vol Pred.RT RT Pred.R... RRT RRT Fail Conc. %Rec. DL EMPC
221 221 13C-PCB-178 9.25e5 0.45 NO 0.8307 1.000 46.68 46.69 0.988 0.988 NO 104.6 105 0.0790
222 222 13C-PCB-79 2.08e6 0.76 NO 1.0365 1.000 38.56 38.58 0.968 0.968 NO 103.6 104 0.0960
223 223 13C-PCB-178 9.25e5 0.45 NO 0.9652 1.000 46.63 46.69 0.923 0.925 NO 98.52 98.5 0.0729
224 224 Total Mono-PCBs 0.9673 1.000 0.00 0.000 NO 161.1 0.0260 161.1
225 225 Total Di-PCBs 1.0207 1.000 0.00 0.000 NO 608.9 0.981 608.9
226 226 2nd Function Tri-PCBs 0.8679 1.000 0.00 0.000 NO 408.0 0.0941 408.0
227 227 3rd Function Tri-PCBs 0.9566 1.000 0.00 0.000 NO 822.0 0.495 822.0
228 228 Total Tetra-PCBs 0.9537 1.000 0.00 0.000 NO 2153 0.637 2153
229 229 3rd Function Penta-PCBs 1.1039 1.000 0.00 0.000 NO 1980 15.3 1980
230 230 4th Function Penta-PCBs 1.0709 1.000 0.00 0.000 NO 253.2 0.156 253.2
231 231 3rd Function Hexa-PCBs 0.7784 1.000 0.00 0.000 NO 678.5 0.114 678.5
232 232 4th Function Hexa-PCBs 0.9847 1.000 0.00 0.000 NO 1364 0.758 1364
233 233 Total Hepta-PCBs 1.3031 1.000 0.00 0.000 NO 1115 0.636 1115
234 234 4th Function Octa-PCBs 0.9053 1.000 0.00 0.000 NO 445.6 0.171 445.6
235 235 5th Function Octa-PCBs 1.1120 1.000 0.00 0.000 NO 148.9 0.0868 148.9
Name Pred.RT RT m1 Resp m2 Resp 1° Ratio (Pred) RA n/y EMPC Conc.
1 I... PCB-134/143 43.07 43.07 5.600e5 4.598e5 1.240 1.22 NO 101.67 101.67
2 I... PCB-131/133 43.37 43.37 6.163e5 5.114e5 1.240 1.21 NO 104.08 104.08
3 I... PCB-142 43.54 43.54 2.694e5 2.276e5 1.240 1.18 NO 48.605 48.605
4 I... PCB-146/165 43.77 43.77 7.233e5 6.048e5 1.240 1.20 NO 99.801 99.801
5 I... PCB-132/161 44.02 44.02 7.194e5 5.924e5 1.240 1.21 NO 99.163 99.163
6 I... PCB-153 44.21 44.21 3.827e5 3.168e5 1.240 1.21 NO 48.995 48.995
190523K1_1
PCB 209 CS3 19C1815 ST190523K1-1 PCB 209 CS3 19C1815
PCB-141;44.97;2.95e5;3857822;MM
PCB-138/163/164;45.85;1.17e6;13216772;bd
PCB-166 46.82 4.22e5 5388875 db
PCB-128/162;47.47;6.74e5;7896612;MM
PCB-156 49.19 3.99e5 5001910 bb
PCB-157 49.47 3.82e5 4806831 bd
PCB-169 51.75 4.26e5 5309634 MM
F4:Voltage SIR,EI+ 359.8415 1.323e+007
PCB-141;44.97;2.43e5;3165996;MM
PCB-138/163/164;45.85;9.59e5;10856574;bd
PCB-166 46.82 3.49e5 4461445 db
PCB-128/162;47.45;5.63e5;6583662;MM
PCB-156 49.19 3.34e5 4239493 bb
PCB-157 49.47 3.16e5 4003118 bd
PCB-169 51.75 3.53e5 4385892 MM
F4:Voltage SIR,EI+ 361.8385 1.087e+007
F4:Voltage SIR,EI+ 371.8817 1.039e+007
F4:Voltage SIR,EI+ 373.8788 8.333e+006
44.95 45.82 47.14 47.43 47.84 49.17 49.46 51.73 52.16
min
Ready
190523K1_1
CAP NUM

Dataset: Untitled

Last Altered: Friday, May 24, 2019 08:55:50 Pacific Daylight Time
Printed: Friday, May 24, 2019 08:56:02 Pacific Daylight Time

Name: 190523K1_1, Date: 23-May-2019, Time: 10:53:09, ID: ST190523K1-1 PCB 209 CS3 19C1815, Description: PCB 209 CS3 19C1815

PCB-188

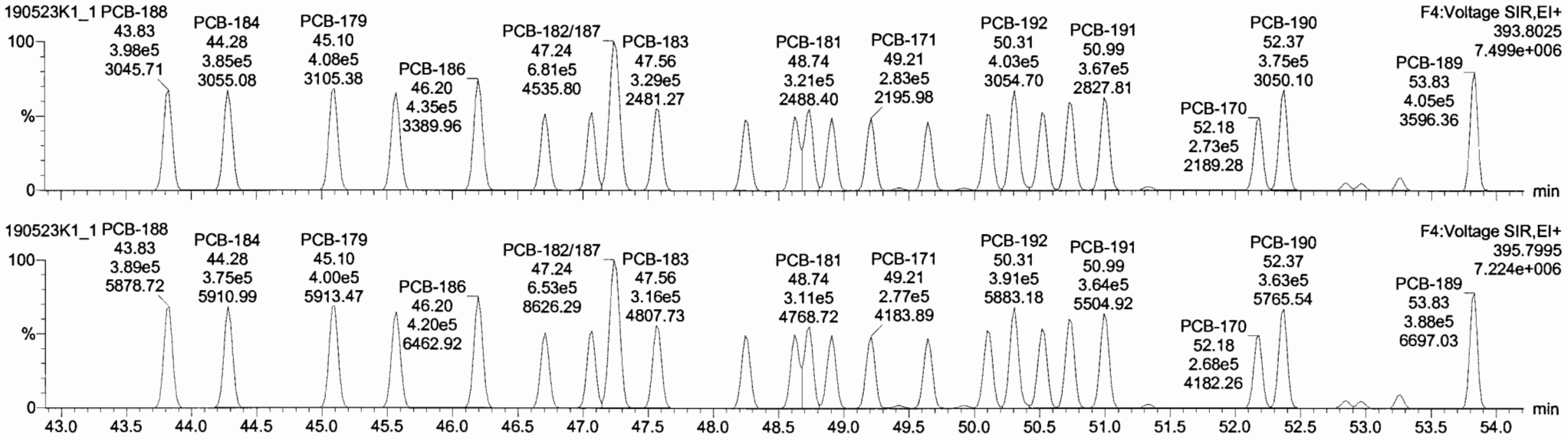

13C-PCB-188

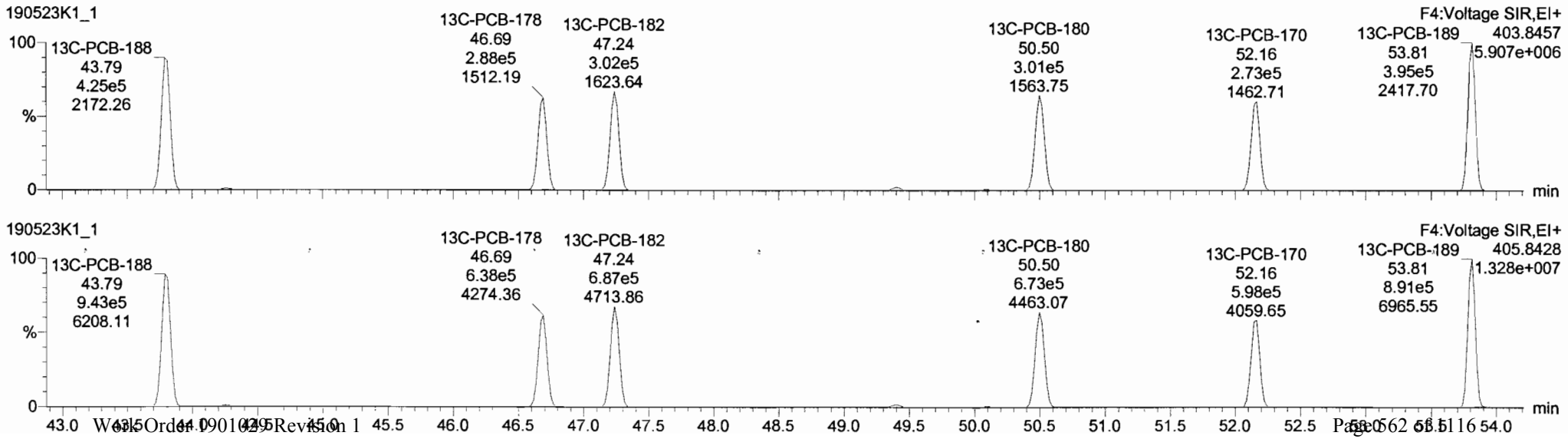

Dataset: Untitled

Last Altered: Friday, May 24, 2019 08:55:50 Pacific Daylight Time
Printed: Friday, May 24, 2019 08:56:02 Pacific Daylight Time

Name: 190523K1_1, Date: 23-May-2019, Time: 10:53:09, ID: ST190523K1-1 PCB 209 CS3 19C1815, Description: PCB 209 CS3 19C1815

PCB-202

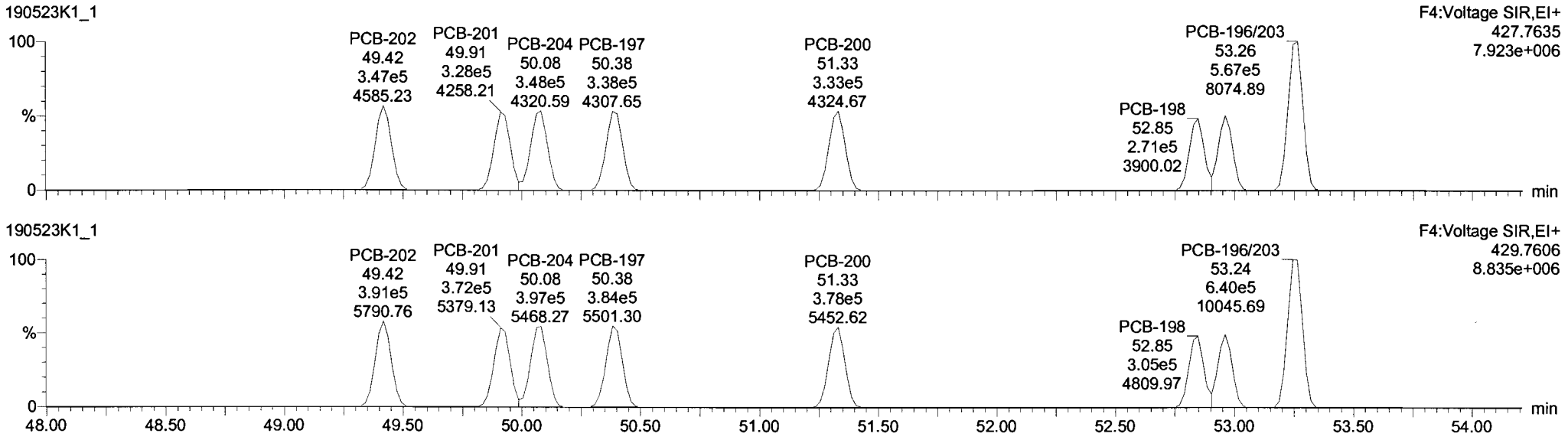

13C-PCB-202

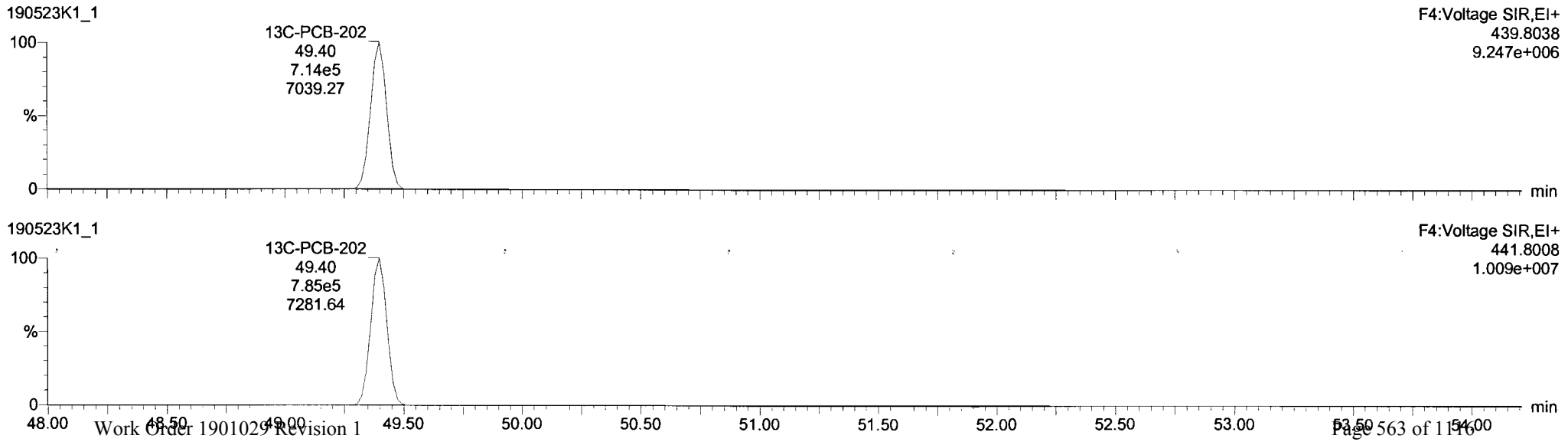

Dataset: Untitled

Last Altered: Friday, May 24, 2019 08:55:50 Pacific Daylight Time
Printed: Friday, May 24, 2019 08:56:02 Pacific Daylight Time

Name: 190523K1_1, Date: 23-May-2019, Time: 10:53:09, ID: ST190523K1-1 PCB 209 CS3 19C1815, Description: PCB 209 CS3 19C1815

PCB-195

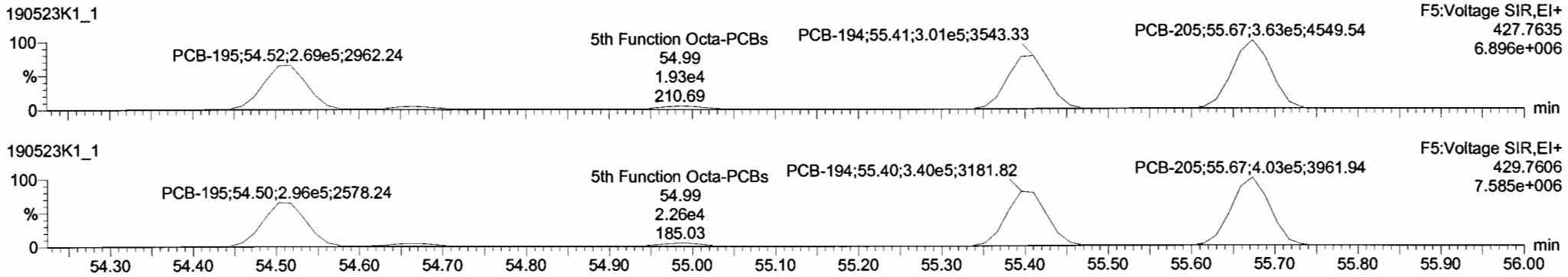

13C-PCB-194

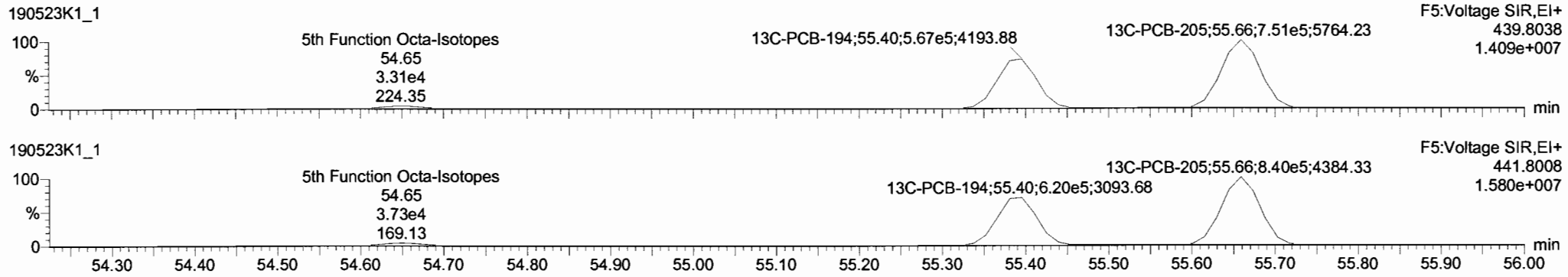

PFK5

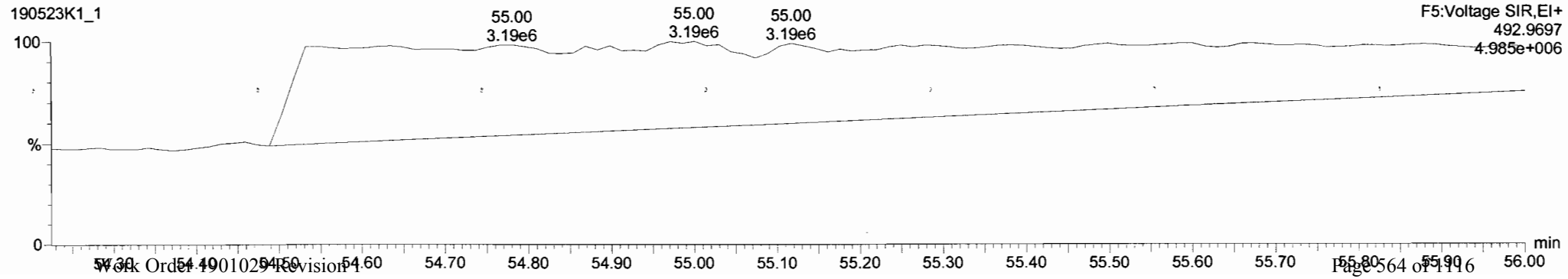

Dataset: Untitled

Last Altered: Friday, May 24, 2019 08:55:50 Pacific Daylight Time
Printed: Friday, May 24, 2019 08:56:02 Pacific Daylight Time

Name: 190523K1_1, Date: 23-May-2019, Time: 10:53:09, ID: ST190523K1-1 PCB 209 CS3 19C1815, Description: PCB 209 CS3 19C1815

PCB-208

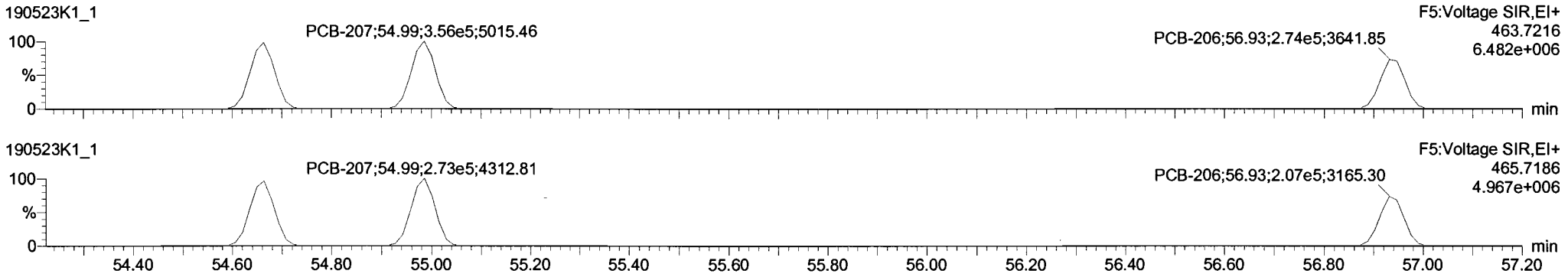

13C-PCB-208

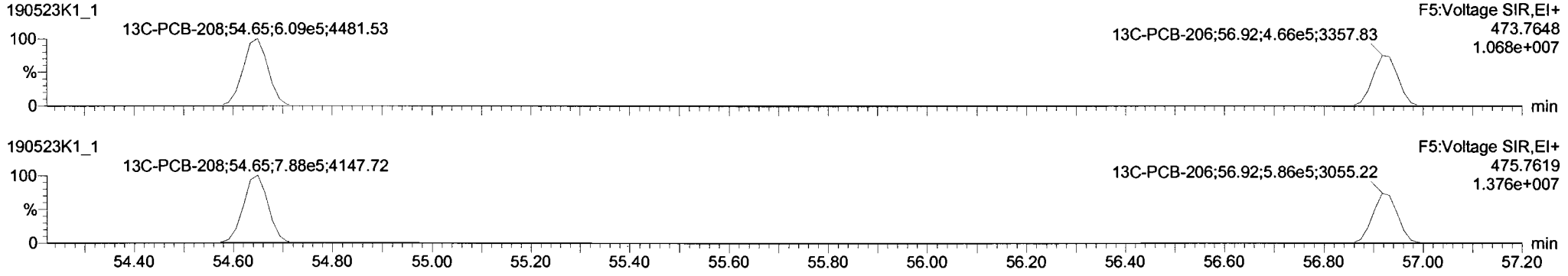

PFK5

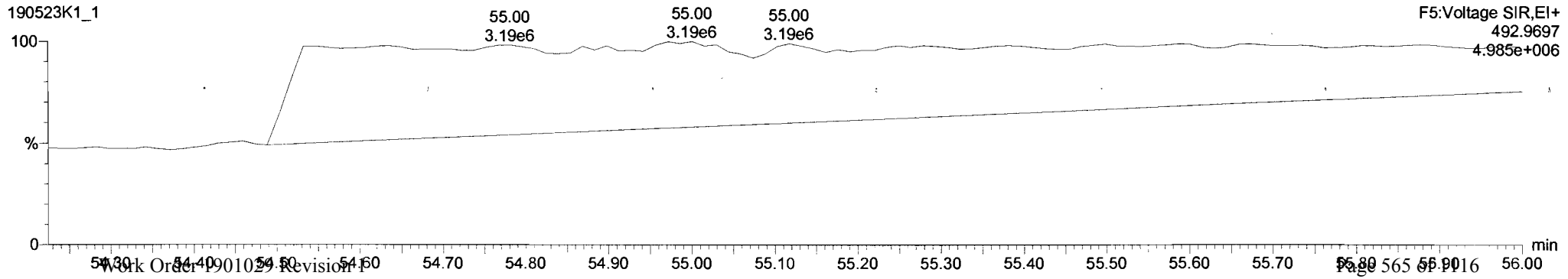

Dataset: Untitled

Last Altered: Friday, May 24, 2019 08:55:50 Pacific Daylight Time
Printed: Friday, May 24, 2019 08:56:02 Pacific Daylight Time

Name: 190523K1_1, Date: 23-May-2019, Time: 10:53:09, ID: ST190523K1-1 PCB 209 CS3 19C1815, Description: PCB 209 CS3 19C1815

PCB-209

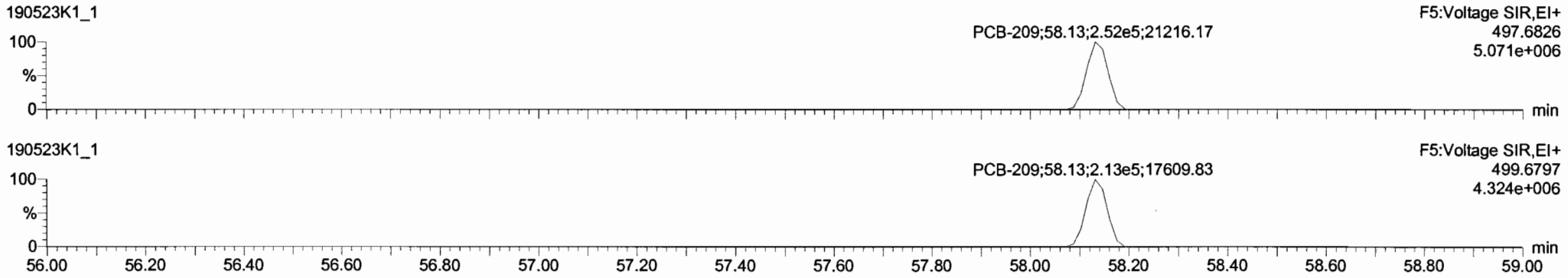

13C-PCB-209

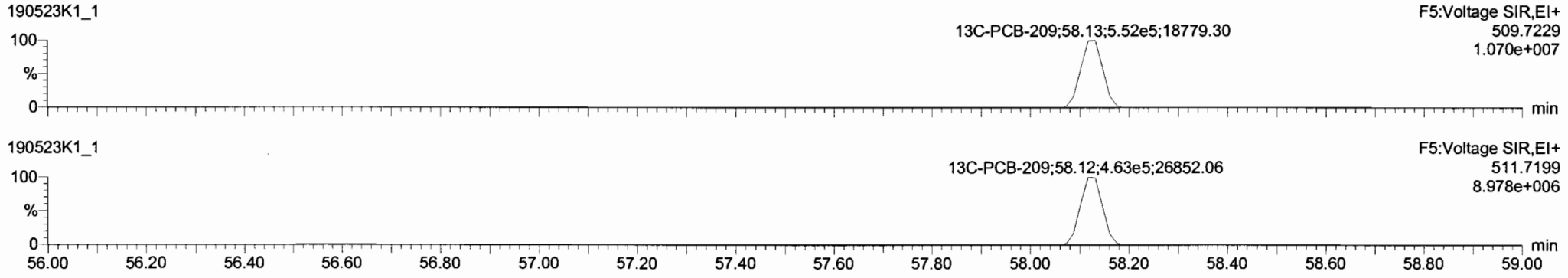

PFK5

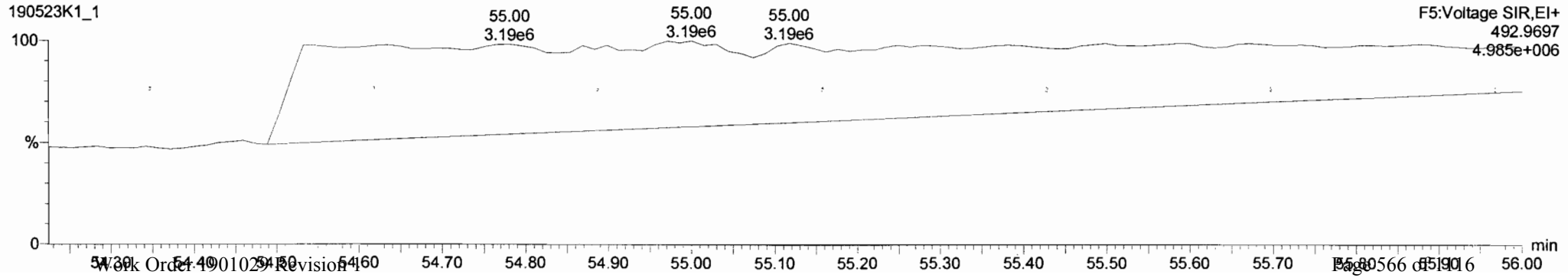

Printed: Thursday, May 23, 2019 22:22:29 Pacific Daylight Time

M 168.9888 R 11162

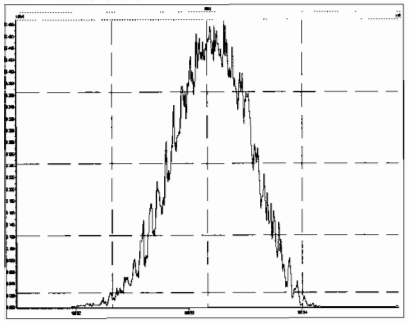

M 180.9888 R 9044

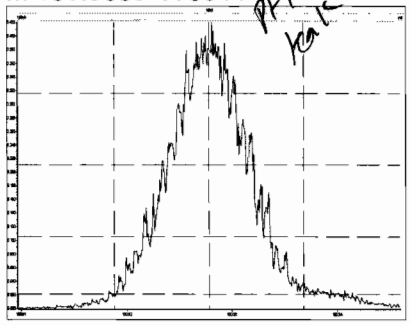

M 192.9888 R 0

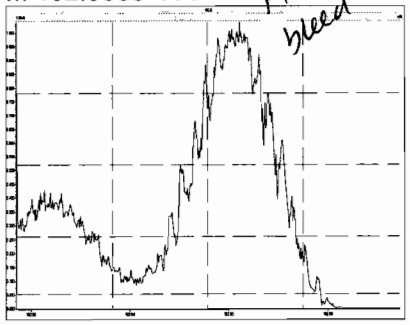

M 204.9888 R 10997

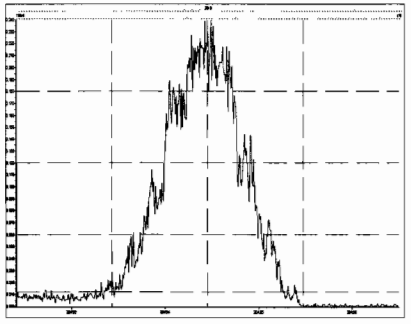

M 218.9856 R 11647

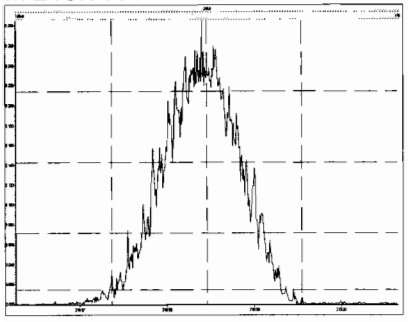

M 230.9856 R 11347

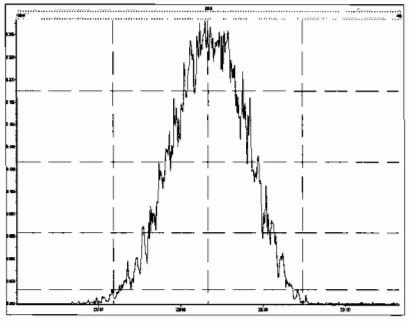

M 242.9856 R 11821

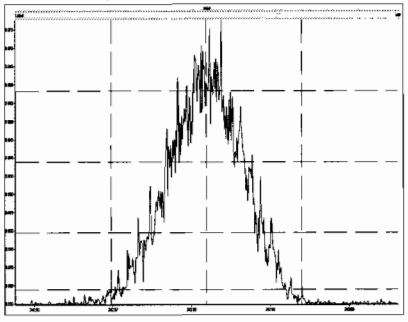

M 254.9856 R 11628

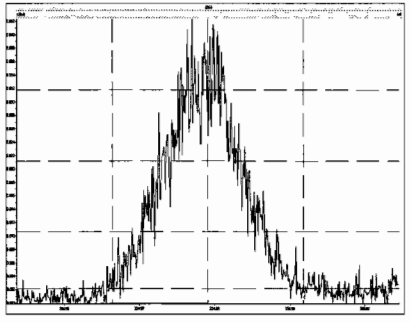

M 268.9824 R 0

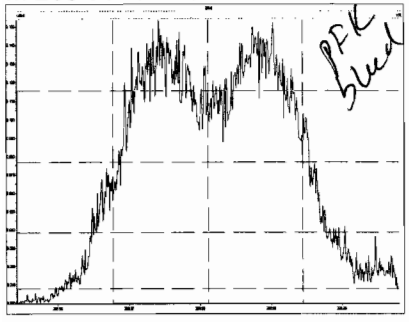

M 280.9824 R 11205

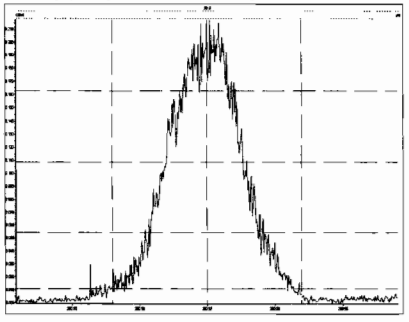

M 254.9856 R 10548

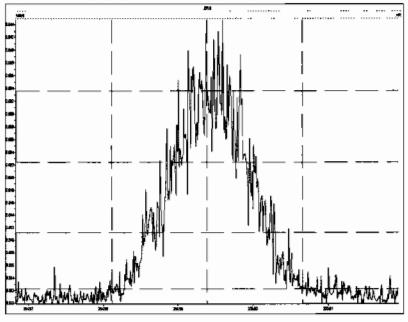

M 268.9824 R 6017

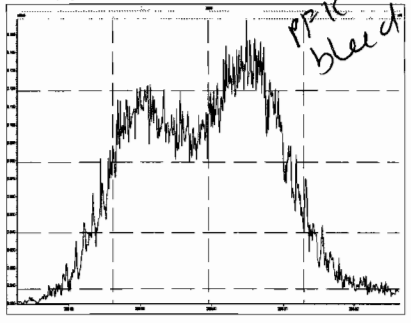

M 280.9824 R 11600

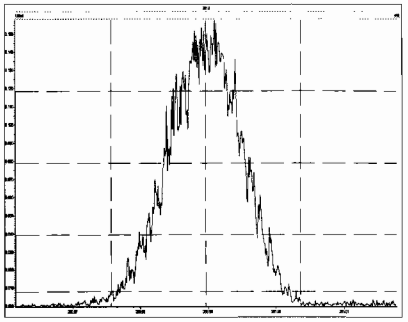

M 292.9824 R 11205

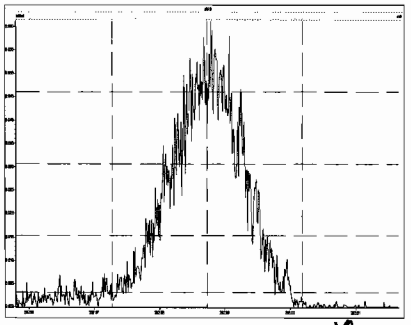

M 304.9824 R 12667

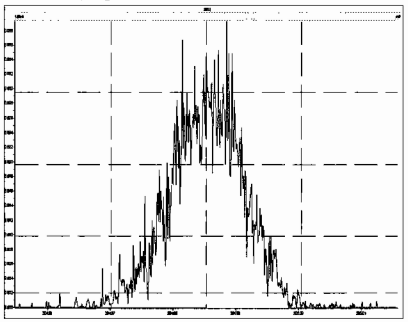

M 318.9792 R 12019

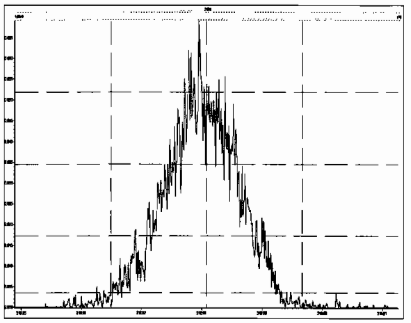

M 330.9792 R 11990

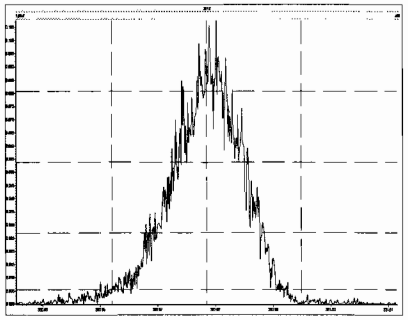

M 342.9792 R 9614

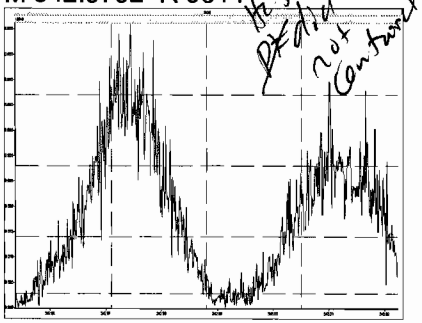

M 354.9792 R 15576

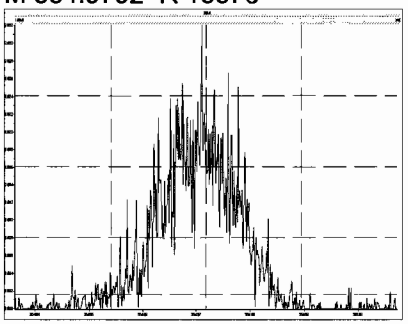

M 366.9792 R 16804

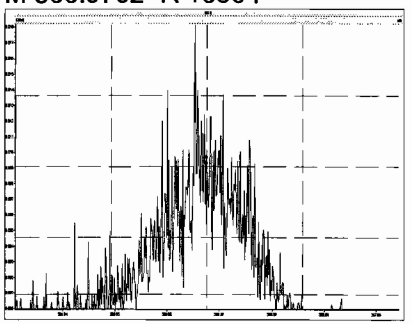

M 380.9760 R 11016

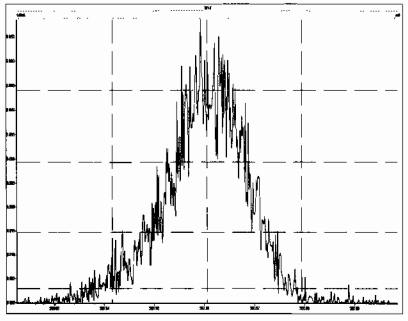

M 318.9792 R 12600

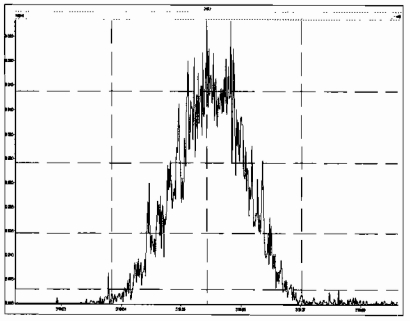

M 330.9792 R 12531

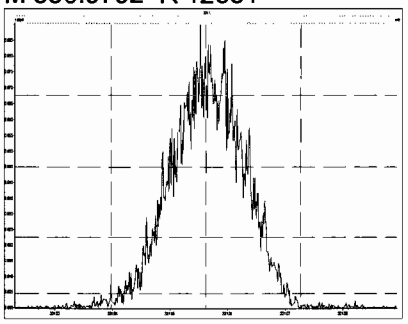

M 342.9792 R 10352

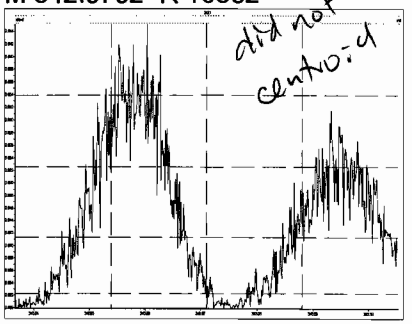

M 354.9792 R 13838

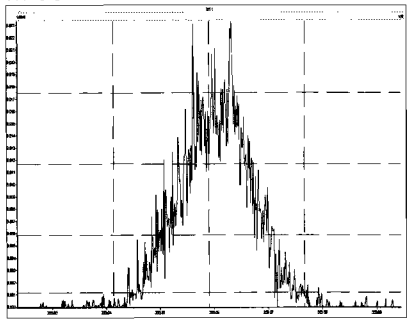

M 366.9792 R 16259

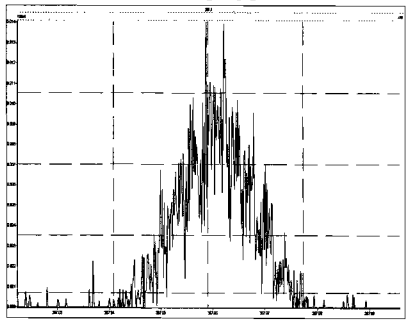

M 380.9760 R 12285

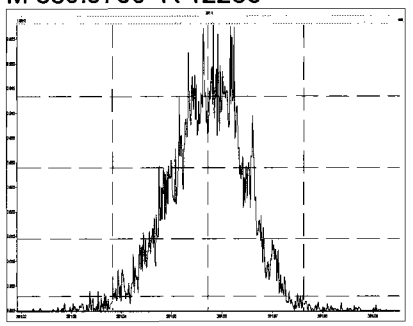

M 392.9760 R 13493

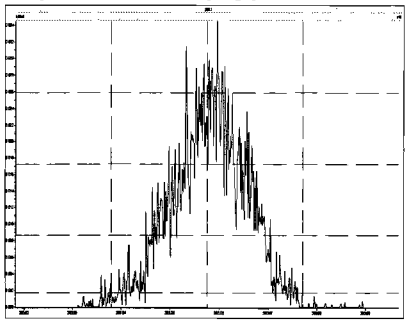

M 404.9760 R 13906

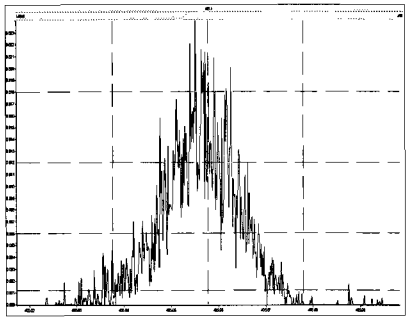

M 416.9760 R 19650

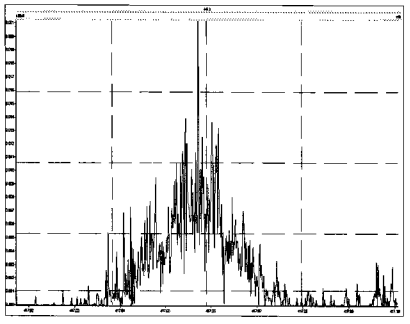

M 430.9728 R 11093

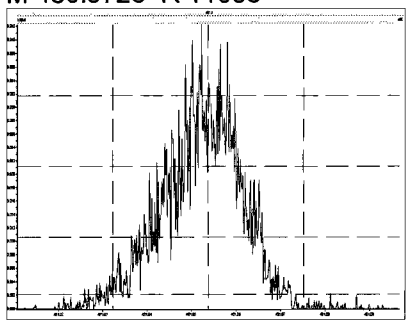

M 442.9728 R 12938

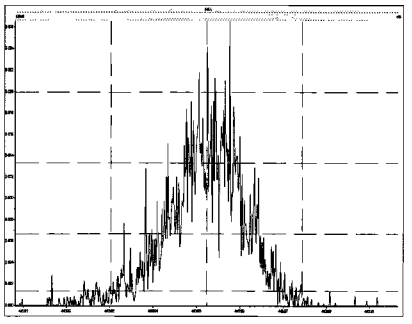

M 416.9760 R 17044

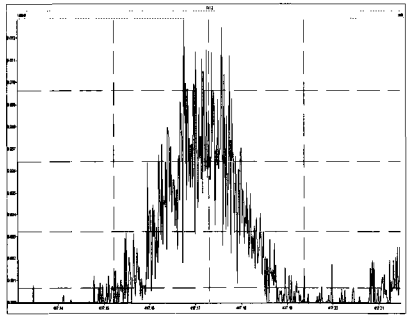

M 430.9728 R 12889

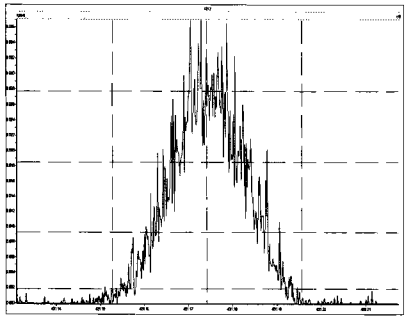

M 442.9728 R 15271

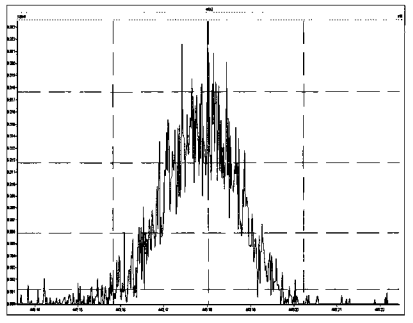

M 454.9728 R 13661

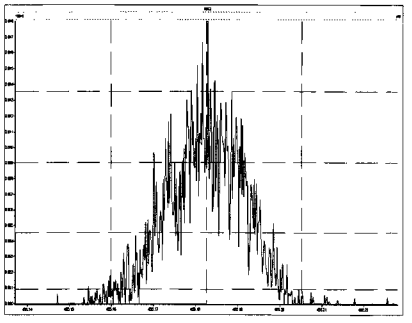

M 466.9728 R 15975

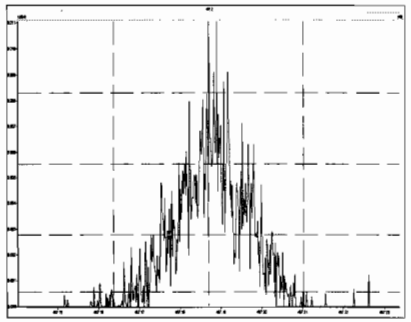

M 480.9696 R 12106

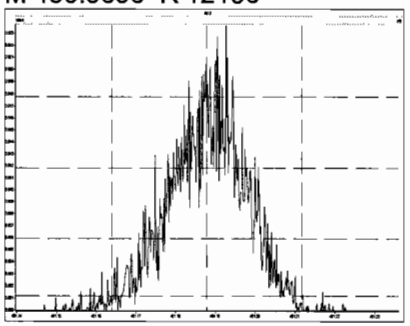

M 492.9696 R 14475

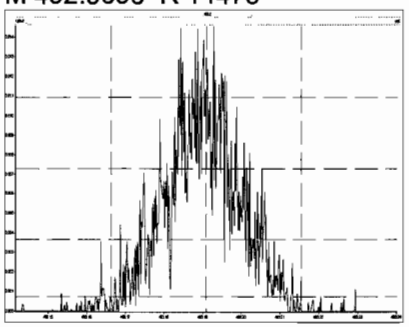

M 504.9696 R 13976

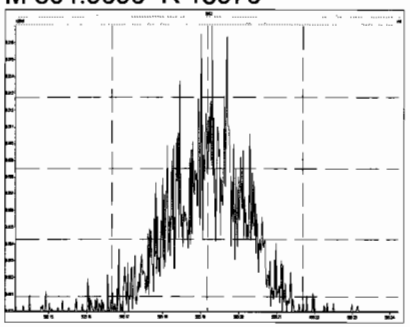

M 516.9697 R 18103

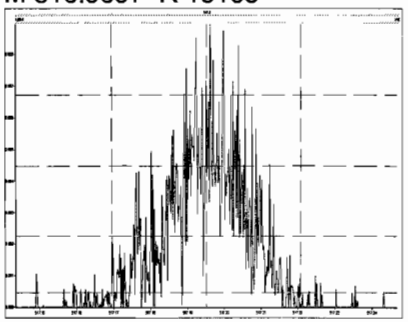

HRMS CALIBRATION STANDARDS REVIEW CHECKLIST

Beg. Calbration ID: ST190523L2-1 **Reviewed By:** CT 05/28/19

Initials & Date

End Calibration ID: NA

	Beg.	End
Ion abundance within QC limits?	✓	NA
Concentrations within criteria?	✓	
TCDD/TCDF Valleys <25%	NA	
First and last eluters present?	NA	
Retention Times within criteria?	✓	
Verification Std. named correctly? (ST-Year-Month-Day-VG ID)	✓	
Forms signed and dated?	✓	
Correct ICAL referenced?	HC	
Run Log:		
- Correct instrument listed?	✓	NA
- Samples within 12 hour clock?	(Y)	N
- Bottle position verfied?	HC	

	(A) Beg.	(B) End
Mass resolution ≥	✓	✓
□ 5k □ 6-8K □ 8K ☒ 10K 1614 1699 429 1613/1668/8280		
Intergrated peaks display correctly?	✓	NA
GC Break <20%	NA	

8280 CS1 End Standard:

- Ratios within limits, S/N <2.5:1, CS1 within 12 hours	NA

Comments:

(A) Beginning res check had some PFK bleeds, leaks and one mass did not centroid

(B) End res check had some PFK bleeds and leaks

Vista Analytical Laboratory

Dataset: U:\VG11.PRO\Results\190523K2\190523K2-3.qld

Last Altered: Friday, May 24, 2019 8:28:17 AM Pacific Daylight Time
Printed: Friday, May 24, 2019 2:47:40 PM Pacific Daylight Time

HL 5.24.19

Method: Untitled 23 May 2019 10:16:34
Calibration: U:\VG11.PRO\CurveDB\db1_PCBvg11-4-24-18.cdb 27 Apr 2018 15:37:51

Name: 190523K2_3, Date: 24-May-2019, Time: 00:25:21, ID: ST190523K2-1 PCB 209 CS3 19C1815, Description: PCB 209 CS3 19C1815

	#	Name	Resp	RA	n/y	RRF	wt/vol	Pred.RT	RT	Pred.RRT	RRT	Check RRT	Conc.	%Rec	DL	EMPC
1	1	PCB-1	1.56e6	3.05	NO	0.965	1.000	16.10	16.11	1.001	1.001	NO	55.03	110	0.00483	55.03
2	2	PCB-2	1.66e6	3.12	NO	0.968	1.000	18.57	18.56	0.988	0.988	NO	54.91	110	0.00469	54.91
3	3	PCB-3	1.67e6	3.09	NO	0.969	1.000	18.80	18.80	1.001	1.001	NO	55.04	110	0.00469	55.04
4	4	PCB-4/10	2.44e6	1.57	NO	1.20	1.000	20.25	20.25	1.004	1.004	NO	100.1	100	0.0177	100.1
5	5	PCB-7/9	2.92e6	1.56	NO	0.952	1.000	22.08	22.06	1.003	1.001	NO	99.11	99.1	0.0152	99.11
6	6	PCB-6	1.55e6	1.55	NO	0.989	1.000	22.76	22.74	1.033	1.032	NO	50.57	101	0.0146	50.57
7	7	PCB-5/8	3.02e6	1.56	NO	0.984	1.000	23.15	23.15	1.051	1.051	NO	99.11	99.1	0.0147	99.11
8	8	PCB-14	1.53e6	1.57	NO	0.986	1.000	24.30	24.29	0.953	0.952	NO	51.39	103	0.0158	51.39
9	9	PCB-11	1.61e6	1.58	NO	1.09	1.000	25.53	25.53	1.001	1.001	NO	49.26	98.5	0.0143	49.26
10	10	PCB-12/13	2.94e6	1.56	NO	0.918	1.000	25.90	25.91	1.015	1.016	NO	106.5	106	0.0170	106.5
11	11	PCB-15	1.54e6	1.56	NO	1.05	1.000	26.27	26.26	1.030	1.030	NO	48.64	97.3	0.0148	48.64
12	12	PCB-19	9.33e5	0.98	NO	0.913	1.000	24.49	24.49	1.001	1.001	NO	52.05	104	0.00891	52.05
13	13	PCB-30	1.41e6	0.98	NO	1.43	1.000	25.42	25.41	1.039	1.039	NO	50.46	101	0.00570	50.45
14	14	PCB-18	9.79e5	0.98	NO	0.691	1.000	26.18	26.18	0.953	0.953	NO	52.14	104	0.00862	52.14
15	15	PCB-17	8.88e5	0.98	NO	0.639	1.000	26.28	26.37	0.956	0.960	NO	51.18	102	0.00933	51.18
16	16	PCB-24/27	2.49e6	0.99	NO	0.884	1.000	26.96	26.96	0.981	0.981	NO	103.4	103	0.00674	103.4
17	17	PCB-16/32	2.16e6	0.99	NO	0.773	1.000	27.50	27.50	1.001	1.001	NO	102.6	103	0.00771	102.6
18	18	PCB-34	1.24e6	1.03	NO	0.836	1.000	28.31	28.33	0.960	0.960	NO	59.57	119	0.0167	59.57
19	19	PCB-23	1.25e6	1.05	NO	0.921	1.000	28.40	28.42	0.963	0.963	NO	54.53	109	0.0151	54.53
20	20	PCB-29	1.22e6	1.05	NO	0.849	1.000	28.66	28.66	0.972	0.972	NO	57.49	115	0.0164	57.49
21	21	PCB-26	1.27e6	1.03	NO	0.906	1.000	28.88	28.89	0.979	0.979	NO	55.98	112	0.0154	55.98
22	22	PCB-25	1.30e6	1.04	NO	0.935	1.000	29.03	29.05	0.984	0.985	NO	55.75	112	0.0149	55.75
23	23	PCB-31	1.45e6	1.04	NO	1.03	1.000	29.40	29.43	0.997	0.998	NO	56.41	113	0.0136	56.41
24	24	PCB-28	1.40e6	1.03	NO	1.02	1.000	29.52	29.54	1.001	1.001	NO	54.83	110	0.0136	54.83
25	25	PCB-20/21/33	3.74e6	1.04	NO	0.908	1.000	30.15	30.17	1.022	1.023	NO	164.9	110	0.0154	164.9
26	26	PCB-22	1.39e6	1.04	NO	0.965	1.000	30.61	30.64	1.038	1.038	NO	57.83	116	0.0144	57.84
27	27	PCB-36	1.36e6	1.04	NO	1.05	1.000	31.25	31.27	0.932	0.933	NO	52.50	105	0.0141	52.50
28	28	PCB-39	1.24e6	1.06	NO	0.953	1.000	31.73	31.75	0.947	0.947	NO	52.56	105	0.0156	52.56
29	29	PCB-38	1.34e6	1.03	NO	1.00	1.000	32.53	32.55	0.970	0.971	NO	54.00	108	0.0148	54.00
30	30	PCB-35	1.33e6	1.03	NO	1.02	1.000	33.09	33.09	0.987	0.987	NO	53.13	106	0.0146	53.13
31	31	PCB-37	1.27e6	1.05	NO	0.997	1.000	33.56	33.54	1.001	1.001	NO	51.45	103	0.0149	51.45
32	32	PCB-54	1.13e6	0.75	NO	0.946	1.000	28.37	28.37	1.001	1.001	NO	51.85	104	0.0137	51.85

Dataset: U:\VG11.PRO\Results\190523K2\190523K2-3.qld

Last Altered: Friday, May 24, 2019 8:28:17 AM Pacific Daylight Time
Printed: Friday, May 24, 2019 2:47:40 PM Pacific Daylight Time

Name: 190523K2_3, Date: 24-May-2019, Time: 00:25:21, ID: ST190523K2-1 PCB 209 CS3 19C1815, Description: PCB 209 CS3 19C1815

	#	Name	Resp	RA	n/y	RRF	wt/vol	Pred.RT	RT	Pred.RRT	RRT	Check RRT	Conc.	%Rec	DL	EMPC
33	33	PCB-50	8.79e5	0.75	NO	0.776	1.000	29.59	29.58	1.044	1.043	NO	49.02	98.0	0.0167	49.02
34	34	PCB-53	8.32e5	0.74	NO	0.907	1.000	30.25	30.25	0.945	0.945	NO	53.14	106	0.0194	53.14
35	35	PCB-51	8.91e5	0.74	NO	0.965	1.000	30.60	30.60	0.956	0.956	NO	53.51	107	0.0182	53.51
36	36	PCB-45	7.03e5	0.75	NO	0.790	1.000	31.05	31.05	0.970	0.970	NO	51.55	103	0.0222	51.55
37	37	PCB-46	6.67e5	0.74	NO	0.742	1.000	31.54	31.57	0.985	0.986	NO	52.09	104	0.0237	52.09
38	38	PCB-52/69	1.94e6	0.75	NO	1.11	1.000	32.05	32.05	1.001	1.001	NO	101.6	102	0.0158	101.6
39	39	PCB-73	1.10e6	0.76	NO	1.25	1.000	32.16	32.18	1.005	1.005	NO	50.99	102	0.0141	50.99
40	40	PCB-43/49	1.58e6	0.74	NO	0.919	1.000	32.32	32.35	1.010	1.010	NO	99.64	99.6	0.0191	99.64
41	41	PCB-47	8.02e5	0.72	NO	0.860	1.000	32.54	32.55	1.000	1.001	NO	50.26	101	0.0191	50.26
42	42	PCB-48/75	1.86e6	0.75	NO	0.989	1.000	32.66	32.68	1.004	1.005	NO	101.7	102	0.0166	101.7
43	43	PCB-65	1.01e6	0.74	NO	1.05	1.000	32.94	32.94	1.013	1.013	NO	51.78	104	0.0157	51.78
44	44	PCB-62	9.90e5	0.73	NO	1.00	1.000	33.06	33.06	1.016	1.016	NO	53.36	107	0.0164	53.36
45	45	PCB-44	7.12e5	0.74	NO	0.745	1.000	33.37	33.39	1.026	1.026	NO	51.58	103	0.0221	51.58
46	46	PCB-42/59	1.72e6	0.75	NO	0.905	1.000	33.61	33.61	1.033	1.033	NO	102.7	103	0.0182	102.7
47	47	PCB-41/64/71/72	3.91e6	0.73	NO	1.06	1.000	34.20	34.23	1.051	1.052	NO	198.0	99.0	0.0154	198.1
48	48	PCB-68	1.03e6	0.74	NO	1.10	1.000	34.48	34.49	1.060	1.060	NO	50.76	102	0.0150	50.76
49	49	PCB-40	5.22e5	0.75	NO	0.565	1.000	34.71	34.71	1.067	1.067	NO	49.85	99.7	0.0291	49.84
50	50	PCB-57	1.10e6	0.75	NO	0.976	1.000	35.08	35.08	0.970	0.970	NO	52.65	105	0.0146	52.65
51	51	PCB-67	1.02e6	0.74	NO	0.983	1.000	35.40	35.40	0.979	0.978	NO	48.41	96.8	0.0145	48.41
52	52	PCB-58	1.15e6	0.73	NO	1.02	1.000	35.51	35.53	0.982	0.982	NO	52.68	105	0.0140	52.68
53	53	PCB-63	9.62e5	0.75	NO	0.909	1.000	35.68	35.68	0.986	0.986	NO	49.54	99.1	0.0157	49.54
54	54	PCB-74	1.14e6	0.75	NO	1.05	1.000	35.97	35.98	0.994	0.994	NO	50.86	102	0.0137	50.86
55	55	PCB-61/70	2.02e6	0.74	NO	0.949	1.000	36.20	36.13	1.000	0.998	NO	99.59	99.6	0.0151	99.59
56	56	PCB-76/66	2.21e6	0.75	NO	1.03	1.000	36.40	36.40	1.006	1.006	NO	100.2	100	0.0139	100.2
57	57	PCB-80	1.17e6	0.74	NO	1.05	1.000	36.63	36.63	1.001	1.000	NO	51.55	103	0.0137	51.55
58	58	PCB-55	1.16e6	0.74	NO	1.06	1.000	36.96	36.96	1.010	1.010	NO	50.42	101	0.0135	50.42
59	59	PCB-56/60	1.98e6	0.73	NO	0.929	1.000	37.46	37.48	1.023	1.024	NO	98.76	98.8	0.0155	98.76
60	60	PCB-79	1.11e6	0.74	NO	1.03	1.000	38.58	38.58	1.054	1.054	NO	49.68	99.4	0.0139	49.68
61	61	PCB-78	1.03e6	0.74	NO	0.998	1.000	39.31	39.31	0.987	0.987	NO	51.35	103	0.0155	51.35
62	62	PCB-81	9.44e5	0.75	NO	0.861	1.000	39.87	39.85	1.001	1.000	NO	54.45	109	0.0179	54.45
63	63	PCB-77	9.60e5	0.74	NO	0.989	1.000	40.46	40.46	1.000	1.000	NO	50.24	100	0.0165	50.24
64	64	PCB-104	9.64e5	1.54	NO	0.921	1.000	33.22	33.24	1.001	1.001	NO	48.25	96.5	0.0130	48.25
65	65	PCB-96	1.00e6	1.54	NO	0.993	1.000	34.52	34.54	1.040	1.040	NO	46.65	93.3	0.0121	46.65
66	66	PCB-103	7.61e5	1.51	NO	0.769	1.000	35.09	35.10	1.057	1.057	NO	45.60	91.2	0.0156	45.60
67	67	PCB-100	7.83e5	1.53	NO	0.779	1.000	35.45	35.47	1.068	1.068	NO	46.31	92.6	0.0154	46.31
68	68	PCB-94	6.19e5	1.50	NO	0.838	1.000	35.98	35.96	0.986	0.985	NO	46.08	92.2	0.0193	46.09

Dataset: U:\VG11.PRO\Results\190523K2\190523K2-3.qld

Last Altered: Friday, May 24, 2019 8:28:17 AM Pacific Daylight Time
Printed: Friday, May 24, 2019 2:47:40 PM Pacific Daylight Time

Name: 190523K2_3, Date: 24-May-2019, Time: 00:25:21, ID: ST190523K2-1 PCB 209 CS3 19C1815, Description: PCB 209 CS3 19C1815

	#	Name	Resp	RA	n/y	RRF	wt/vol	Pred.RT	RT	Pred.RRT	RRT	Check RRT	Conc.	%Rec	DL	EMPC
69	69	PCB-95/98/102	2.33e6	1.51	NO	1.02	1.000	36.47	36.44	0.999	0.998	NO	142.6	95.1	0.0159	142.6
70	70	PCB-93	6.62e5	1.56	NO	0.807	1.000	36.60	36.59	1.003	1.003	NO	51.17	102	0.0201	51.17
71	71	PCB-88/91	1.30e6	1.51	NO	0.860	1.000	36.93	36.93	1.012	1.012	NO	94.00	94.0	0.0188	94.00
72	72	PCB-121	1.10e6	1.54	NO	1.40	1.000	37.05	37.02	1.015	1.014	NO	49.04	98.1	0.0116	49.04
73	73	PCB-84/92	1.30e6	1.53	NO	0.865	1.000	37.88	37.88	0.990	0.990	NO	100.1	100	0.0202	100.1
74	74	PCB-89	7.23e5	1.55	NO	0.943	1.000	38.09	38.06	0.996	0.995	NO	51.15	102	0.0185	51.15
75	75	PCB-90/101	1.39e6	1.53	NO	0.928	1.000	38.25	38.25	1.000	1.000	NO	99.78	99.8	0.0188	99.78
76	76	PCB-113	8.92e5	1.53	NO	1.19	1.000	38.53	38.51	1.007	1.007	NO	50.03	100	0.0147	50.03
77	77	PCB-99	8.63e5	1.51	NO	1.14	1.000	38.63	38.60	1.010	1.009	NO	50.31	101	0.0153	50.31
78	78	PCB-119	9.64e5	1.51	NO	1.44	1.000	39.07	39.07	0.987	0.987	NO	51.60	103	0.0138	51.60
79	79	PCB-108/112	1.56e6	1.53	NO	1.23	1.000	39.24	39.23	0.991	0.991	NO	97.51	97.5	0.0161	97.51
80	80	PCB-83	9.65e5	1.53	NO	1.48	1.000	39.41	39.40	0.996	0.995	NO	50.13	100	0.0134	50.13
81	81	PCB-97	6.49e5	1.51	NO	1.01	1.000	39.63	39.60	1.001	1.000	NO	49.39	98.8	0.0196	49.39
82	82	PCB-86	6.70e5	1.52	NO	0.995	1.000	39.76	39.77	1.004	1.005	NO	51.82	104	0.0199	51.82
83	83	PCB-87/117/125	2.48e6	1.51	NO	1.37	1.000	39.89	39.90	1.008	1.008	NO	139.0	92.7	0.0144	139.0
84	84	PCB-111/115	1.93e6	1.51	NO	1.55	1.000	40.06	40.05	1.012	1.012	NO	95.92	95.9	0.0128	95.92
85	85	PCB-85/116	1.53e6	1.51	NO	1.18	1.000	40.19	40.18	1.015	1.015	NO	99.75	99.8	0.0167	99.75
86	86	PCB-120	1.06e6	1.57	NO	1.67	1.000	40.45	40.44	1.022	1.022	NO	48.72	97.4	0.0119	48.72
87	87	PCB-110	9.19e5	1.48	NO	1.49	1.000	40.58	40.59	1.025	1.025	NO	47.43	94.9	0.0133	47.43
88	88	PCB-82	5.66e5	1.49	NO	0.714	1.000	41.23	41.22	0.976	0.976	NO	47.70	95.4	0.0223	47.70
89	89	PCB-124	8.94e5	1.52	NO	1.15	1.000	41.94	41.93	0.993	0.993	NO	46.78	93.6	0.0138	46.78
90	90	PCB-107/109	1.88e6	1.53	NO	1.17	1.000	42.09	42.08	0.997	0.997	NO	96.53	96.5	0.0136	96.53
91	91	PCB-123	8.05e5	1.51	NO	1.06	1.000	42.25	42.27	1.000	1.001	NO	45.45	90.9	0.0149	45.45
92	92	PCB-106/118	1.83e6	1.53	NO	1.05	1.000	42.45	42.47	1.001	1.001	NO	97.41	97.4	0.0140	97.41
93	93	PCB-114	8.35e5	1.58	NO	1.06	1.000	43.13	43.13	1.000	1.000	NO	50.62	101	0.0279	50.62
94	94	PCB-122	7.68e5	1.59	NO	1.01	1.000	43.26	43.26	1.003	1.003	NO	48.83	97.7	0.0293	48.83
95	95	PCB-105	8.82e5	1.57	NO	1.05	1.000	44.02	44.02	1.000	1.000	NO	52.52	105	0.0271	52.52
96	96	PCB-127	9.42e5	1.56	NO	1.04	1.000	44.36	44.36	1.000	1.000	NO	51.43	103	0.0246	51.43
97	97	PCB-126	9.35e5	1.59	NO	1.19	1.000	46.31	46.33	1.000	1.001	NO	48.93	97.9	0.0250	48.94
98	98	PCB-155	7.75e5	1.26	NO	0.827	1.000	37.78	37.78	1.000	1.000	NO	50.42	101	0.00502	50.42
99	99	PCB-150	8.02e5	1.26	NO	0.879	1.000	39.08	39.08	1.035	1.035	NO	49.11	98.2	0.00473	49.11
100	1...	PCB-152	9.10e5	1.24	NO	0.993	1.000	39.58	39.59	1.048	1.048	NO	49.33	98.7	0.00418	49.33
101	1...	PCB-145	8.77e5	1.24	NO	0.985	1.000	40.05	40.05	1.061	1.061	NO	47.97	95.9	0.00422	47.97
102	1...	PCB-136	7.75e5	1.21	NO	0.886	1.000	40.38	40.39	1.069	1.069	NO	47.10	94.2	0.00469	47.09
103	1...	PCB-148	5.66e5	1.25	NO	0.682	1.000	40.49	40.48	1.072	1.072	NO	44.70	89.4	0.00609	44.70
104	1...	PCB-154	6.33e5	1.27	NO	0.741	1.000	41.00	41.00	1.086	1.086	NO	46.00	92.0	0.00560	46.00

Dataset: U:\VG11.PRO\Results\190523K2\190523K2-3.qld

Last Altered: Friday, May 24, 2019 8:28:17 AM Pacific Daylight Time
Printed: Friday, May 24, 2019 2:47:40 PM Pacific Daylight Time

Name: 190523K2_3, Date: 24-May-2019, Time: 00:25:21, ID: ST190523K2-1 PCB 209 CS3 19C1815, Description: PCB 209 CS3 19C1815

	#	Name	Resp	RA	n/y	RRF	wt/vol	Pred.RT	RT	Pred.RRT	RRT	Check RRT	Conc.	%Rec	DL	EMPC
105	1...	PCB-151	5.44e5	1.25	NO	0.616	1.000	41.65	41.67	1.103	1.104	NO	47.50	95.0	0.00674	47.50
106	1...	PCB-135	6.30e5	1.25	NO	0.710	1.000	41.89	41.89	1.109	1.109	NO	47.81	95.6	0.00585	47.81
107	1...	PCB-144	5.33e5	1.24	NO	0.686	1.000	42.00	42.01	1.112	1.112	NO	41.81	83.6	0.00605	41.81
108	1...	PCB-147	5.88e5	1.23	NO	0.698	1.000	42.13	42.14	1.115	1.116	NO	45.40	90.8	0.00596	45.40
109	1...	PCB-139/149	1.29e6	1.25	NO	0.761	1.000	42.41	42.42	1.123	1.123	NO	91.15	91.1	0.00546	91.15
110	1...	PCB-140	5.47e5	1.25	NO	0.653	1.000	42.60	42.60	1.128	1.128	NO	45.11	90.2	0.00636	45.11
111	1...	PCB-134/143	1.03e6	1.22	NO	0.739	1.000	43.03	43.05	0.975	0.975	NO	95.80	95.8	0.0486	95.80
112	1...	PCB-131/133	1.11e6	1.22	NO	0.798	1.000	43.33	43.35	0.982	0.982	NO	96.23	96.2	0.0450	96.23
113	1...	PCB-142	4.98e5	1.22	NO	0.753	1.000	43.50	43.53	0.985	0.986	NO	45.59	91.2	0.0477	45.59
114	1...	PCB-146/165	1.35e6	1.22	NO	0.980	1.000	43.73	43.75	0.990	0.991	NO	95.14	95.1	0.0367	95.14
115	1...	PCB-132/161	1.37e6	1.21	NO	0.975	1.000	43.98	44.00	0.996	0.997	NO	97.13	97.1	0.0369	97.14
116	1...	PCB-153	7.56e5	1.20	NO	1.05	1.000	44.17	44.19	1.000	1.001	NO	49.54	99.1	0.0342	49.54
117	1...	PCB-168	7.25e5	1.22	NO	1.03	1.000	44.37	44.40	1.005	1.006	NO	48.76	97.5	0.0350	48.76
118	1...	PCB-141	5.64e5	1.22	NO	0.969	1.000	44.97	44.95	1.001	1.000	NO	49.24	98.5	0.0438	49.24
119	1...	PCB-137	5.76e5	1.21	NO	0.936	1.000	45.35	45.34	1.009	1.009	NO	52.06	104	0.0453	52.06
120	1...	PCB-130	4.67e5	1.22	NO	0.868	1.000	45.45	45.44	1.012	1.011	NO	45.47	90.9	0.0489	45.47
121	1...	PCB-138/163/164	2.21e6	1.22	NO	1.26	1.000	45.83	45.84	1.001	1.001	NO	142.8	95.2	0.0343	142.8
122	1...	PCB-158/160	1.43e6	1.22	NO	1.15	1.000	46.09	46.08	1.006	1.006	NO	100.8	101	0.0374	100.8
123	1...	PCB-129	4.62e5	1.20	NO	0.774	1.000	46.34	46.33	1.012	1.012	NO	48.45	96.9	0.0557	48.45
124	1...	PCB-166	8.01e5	1.22	NO	1.07	1.000	46.80	46.80	0.993	0.993	NO	48.89	97.8	0.0330	48.89
125	1...	PCB-159	8.49e5	1.21	NO	1.20	1.000	47.14	47.14	1.000	1.000	NO	46.27	92.5	0.0295	46.27
126	1...	PCB-128/162	1.29e6	1.21	NO	0.921	1.000	47.44	47.43	1.007	1.006	NO	91.70	91.7	0.0384	91.70
127	1...	PCB-167	7.46e5	1.20	NO	1.04	1.000	47.85	47.85	1.000	1.000	NO	46.98	94.0	0.0325	46.98
128	1...	PCB-156	7.80e5	1.23	NO	1.05	1.000	49.17	49.17	1.000	1.000	NO	48.10	96.2	0.0316	48.10
129	1...	PCB-157	7.46e5	1.20	NO	1.01	1.000	49.48	49.46	1.001	1.000	NO	48.42	96.8	0.0344	48.42
130	1...	PCB-169	8.48e5	1.21	NO	1.13	1.000	51.71	51.73	1.000	1.001	NO	48.59	97.2	0.0313	48.59
131	1...	PCB-188	7.92e5	1.01	NO	1.19	1.000	43.81	43.81	1.001	1.001	NO	48.54	97.1	0.0254	48.54
132	1...	PCB-184	8.02e5	1.03	NO	1.17	1.000	44.26	44.26	1.011	1.011	NO	50.22	100	0.0259	50.22
133	1...	PCB-179	7.97e5	1.04	NO	1.22	1.000	45.06	45.06	1.029	1.029	NO	48.02	96.0	0.0249	48.02
134	1...	PCB-176	7.64e5	1.04	NO	1.16	1.000	45.55	45.55	1.041	1.041	NO	48.08	96.2	0.0260	48.08
135	1...	PCB-186	8.39e5	1.05	NO	1.28	1.000	46.17	46.18	1.055	1.055	NO	47.86	95.7	0.0236	47.86
136	1...	PCB-178	5.83e5	1.02	NO	0.898	1.000	46.69	46.69	1.067	1.067	NO	47.53	95.1	0.0337	47.53
137	1...	PCB-175	5.97e5	1.02	NO	0.940	1.000	47.04	47.05	1.075	1.075	NO	46.49	93.0	0.0322	46.49
138	1...	PCB-182/187	1.36e6	1.04	NO	1.06	1.000	47.22	47.22	1.079	1.079	NO	94.24	94.2	0.0286	94.24
139	1...	PCB-183	6.67e5	1.03	NO	1.05	1.000	47.54	47.54	1.086	1.086	NO	46.52	93.0	0.0289	46.52
140	1...	PCB-185	5.70e5	1.03	NO	1.28	1.000	48.23	48.22	0.956	0.955	NO	45.07	90.1	0.0324	45.06

Dataset: U:\VG11.PRO\Results\190523K2\190523K2-3.qld

Last Altered: Friday, May 24, 2019 8:28:17 AM Pacific Daylight Time
Printed: Friday, May 24, 2019 2:47:40 PM Pacific Daylight Time

Name: 190523K2_3, Date: 24-May-2019, Time: 00:25:21, ID: ST190523K2-1 PCB 209 CS3 19C1815, Description: PCB 209 CS3 19C1815

	#	Name	Resp	RA	n/y	RRF	wt/vol	Pred.RT	RT	Pred.RRT	RRT	Check RRT	Conc.	%Rec	DL	EMPC
141	1...	PCB-174	6.00e5	1.02	NO	1.28	1.000	48.61	48.60	0.963	0.963	NO	47.44	94.9	0.0324	47.44
142	1...	PCB-181	6.20e5	1.04	NO	1.45	1.000	48.72	48.72	0.965	0.965	NO	43.18	86.4	0.0285	43.18
143	1...	PCB-177	5.69e5	1.05	NO	1.27	1.000	48.89	48.89	0.969	0.969	NO	45.35	90.7	0.0327	45.35
144	1...	PCB-171	5.65e5	1.05	NO	1.28	1.000	49.20	49.19	0.975	0.975	NO	44.58	89.2	0.0323	44.58
145	1...	PCB-173	5.40e5	1.03	NO	1.19	1.000	49.63	49.63	0.983	0.983	NO	45.93	91.9	0.0349	45.93
146	1...	PCB-172	6.18e5	1.02	NO	1.35	1.000	50.09	50.08	0.992	0.992	NO	46.16	92.3	0.0306	46.16
147	1...	PCB-192	7.99e5	1.05	NO	1.73	1.000	50.30	50.29	0.996	0.996	NO	46.72	93.4	0.0240	46.72
148	1...	PCB-180	6.43e5	1.01	NO	1.45	1.000	50.50	50.50	1.000	1.000	NO	44.63	89.3	0.0285	44.63
149	1...	PCB-193	7.31e5	1.06	NO	1.53	1.000	50.71	50.71	1.005	1.005	NO	48.16	96.3	0.0270	48.16
150	1...	PCB-191	7.58e5	1.04	NO	1.64	1.000	50.98	50.97	1.010	1.010	NO	46.61	93.2	0.0252	46.61
151	1...	PCB-170	5.71e5	1.01	NO	1.39	1.000	52.17	52.16	1.000	1.000	NO	45.89	91.8	0.0325	45.89
152	1...	PCB-190	7.82e5	1.02	NO	1.84	1.000	52.35	52.35	1.004	1.004	NO	47.31	94.6	0.0244	47.31
153	1...	PCB-189	9.50e5	1.04	NO	1.32	1.000	53.81	53.81	1.000	1.000	NO	47.01	94.0	0.0173	47.01
154	1...	PCB-202	7.42e5	0.89	NO	0.994	1.000	49.42	49.40	1.001	1.000	NO	49.82	99.6	0.0198	49.82
155	1...	PCB-201	6.64e5	0.88	NO	0.956	1.000	49.89	49.89	1.010	1.010	NO	46.42	92.8	0.0206	46.42
156	1...	PCB-204	7.33e5	0.89	NO	1.01	1.000	50.06	50.04	1.014	1.013	NO	48.35	96.7	0.0195	48.35
157	1...	PCB-197	7.14e5	0.90	NO	0.981	1.000	50.36	50.36	1.020	1.020	NO	48.64	97.3	0.0201	48.64
158	1...	PCB-200	7.04e5	0.89	NO	0.957	1.000	51.31	51.31	1.039	1.039	NO	49.18	98.4	0.0206	49.17
159	1...	PCB-198	6.16e5	0.88	NO	0.760	1.000	52.81	52.83	1.069	1.070	NO	54.14	108	0.0259	54.14
160	1...	PCB-199	6.18e5	0.89	NO	0.770	1.000	52.93	52.94	1.072	1.072	NO	53.64	107	0.0256	53.64
161	1...	PCB-196/203	1.38e6	0.89	NO	0.811	1.000	53.22	53.24	1.078	1.078	NO	113.9	114	0.0243	113.9
162	1...	PCB-195	7.01e5	0.87	NO	1.01	1.000	54.50	54.49	0.984	0.984	NO	45.47	90.9	0.0235	45.47
163	1...	PCB-194	8.24e5	0.88	NO	1.09	1.000	55.40	55.40	1.000	1.000	NO	49.90	99.8	0.0219	49.90
164	1...	PCB-205	1.00e6	0.89	NO	1.24	1.000	55.66	55.66	1.005	1.005	NO	53.25	106	0.0193	53.25
165	1...	PCB-208	7.81e5	1.32	NO	0.942	1.000	54.65	54.65	1.000	1.000	NO	47.69	95.4	0.0245	47.69
166	1...	PCB-207	7.87e5	1.33	NO	0.934	1.000	54.97	54.97	1.006	1.006	NO	48.52	97.0	0.0247	48.52
167	1...	PCB-206	6.32e5	1.34	NO	0.964	1.000	56.92	56.92	1.000	1.000	NO	46.87	93.7	0.0301	46.87
168	1...	PCB-209	6.23e5	1.18	NO	0.915	1.000	58.12	58.13	1.000	1.000	NO	49.67	99.3	0.00650	49.67
169	1...	13C-PCB-1	2.94e6	3.11	NO	0.847	1.000	16.08	16.09	0.613	0.613	NO	108.9	109	0.0408	
170	1...	13C-PCB-3	3.13e6	3.14	NO	0.882	1.000	18.79	18.79	0.716	0.716	NO	111.3	111	0.0392	
171	1...	13C-PCB-4	2.03e6	1.60	NO	0.605	1.000	20.17	20.17	0.769	0.768	NO	105.6	106	0.0209	
172	1...	13C-PCB-9	3.10e6	1.57	NO	0.956	1.000	22.03	22.02	0.839	0.839	NO	101.8	102	0.0133	
173	1...	13C-PCB-11	3.01e6	1.58	NO	0.950	1.000	25.52	25.51	0.973	0.972	NO	99.60	99.6	0.0133	
174	1...	13C-PCB-19	1.96e6	1.03	NO	0.595	1.000	24.47	24.46	0.932	0.932	NO	103.7	104	0.308	
175	1...	13C-PCB-32	2.72e6	0.99	NO	0.869	1.000	27.49	27.48	1.048	1.047	NO	98.24	98.2	0.211	
176	1...	13C-PCB-28	2.50e6	0.94	NO	1.00	1.000	29.50	29.50	1.003	1.003	NO	92.81	92.8	0.429	

Dataset: U:\VG11.PRO\Results\190523K2\190523K2-3.qld

Last Altered: Friday, May 24, 2019 8:28:17 AM Pacific Daylight Time
Printed: Friday, May 24, 2019 2:47:40 PM Pacific Daylight Time

Name: 190523K2_3, Date: 24-May-2019, Time: 00:25:21, ID: ST190523K2-1 PCB 209 CS3 19C1815, Description: PCB 209 CS3 19C1815

	#	Name	Resp	RA	n/y	RRF	wt/vol	Pred.RT	RT	Pred.RRT	RRT	Check RRT	Conc.	%Rec	DL	EMPC
177	1...	13C-PCB-37	2.47e6	1.03	NO	0.933	1.000	33.53	33.52	1.140	1.140	NO	98.42	98.4	0.460	
178	1...	13C-PCB-54	2.31e6	0.77	NO	0.989	1.000	28.34	28.35	0.756	0.757	NO	112.2	112	0.0335	
179	1...	13C-PCB-52	1.73e6	0.77	NO	0.781	1.000	32.02	32.01	0.855	0.854	NO	106.1	106	0.0424	
180	1...	13C-PCB-47	1.85e6	0.77	NO	0.859	1.000	32.54	32.53	0.869	0.868	NO	103.6	104	0.0385	
181	1...	13C-PCB-70	2.13e6	0.79	NO	1.01	1.000	36.19	36.18	0.966	0.966	NO	101.0	101	0.0326	
182	1...	13C-PCB-80	2.16e6	0.79	NO	1.01	1.000	36.62	36.61	0.977	0.977	NO	102.3	102	0.0327	
183	1...	13C-PCB-81	2.01e6	0.78	NO	0.987	1.000	39.82	39.83	1.063	1.063	NO	97.92	97.9	0.0335	
184	1...	13C-PCB-77	1.93e6	0.79	NO	0.923	1.000	40.44	40.44	1.079	1.079	NO	100.5	101	0.0359	
185	1...	13C-PCB-104	2.17e6	1.57	NO	1.01	1.000	33.21	33.20	0.830	0.829	NO	114.1	114	0.0223	
186	1...	13C-PCB-95	1.60e6	1.61	NO	0.812	1.000	36.49	36.50	0.911	0.912	NO	105.4	105	0.0279	
187	1...	13C-PCB-101	1.50e6	1.57	NO	0.811	1.000	38.23	38.25	0.955	0.955	NO	98.69	98.7	0.0279	
188	1...	13C-PCB-97	1.30e6	1.57	NO	0.704	1.000	39.58	39.59	0.989	0.989	NO	98.52	98.5	0.0322	
189	1...	13C-PCB-123	1.66e6	1.59	NO	0.922	1.000	42.23	42.23	1.055	1.055	NO	96.33	96.3	0.0246	
190	1...	13C-PCB-118	1.79e6	1.63	NO	0.981	1.000	42.43	42.42	1.060	1.059	NO	97.54	97.5	0.0231	
191	1...	13C-PCB-114	1.55e6	1.59	NO	1.39	1.000	43.13	43.11	0.910	0.909	NO	101.3	101	0.0421	
192	1...	13C-PCB-105	1.60e6	1.57	NO	1.38	1.000	44.02	44.00	0.929	0.928	NO	105.4	105	0.0424	
193	1...	13C-PCB-127	1.76e6	1.57	NO	1.47	1.000	44.36	44.34	0.936	0.935	NO	108.8	109	0.0399	
194	1...	13C-PCB-126	1.60e6	1.59	NO	1.33	1.000	46.33	46.29	0.977	0.976	NO	109.6	110	0.0441	
195	1...	13C-PCB-155	1.86e6	1.26	NO	0.989	1.000	37.77	37.76	0.943	0.943	NO	100.2	100	0.0107	
196	1...	13C-PCB-153	1.45e6	1.26	NO	1.31	1.000	44.19	44.15	0.932	0.931	NO	100.8	101	0.0416	
197	1...	13C-PCB-141	1.18e6	1.28	NO	1.11	1.000	44.94	44.93	0.948	0.948	NO	96.83	96.8	0.0490	
198	1...	13C-PCB-138	1.23e6	1.26	NO	1.15	1.000	45.82	45.80	0.966	0.966	NO	96.82	96.8	0.0470	
199	1...	13C-PCB-159	1.53e6	1.27	NO	1.37	1.000	47.14	47.13	0.994	0.994	NO	101.5	102	0.0398	
200	2...	13C-PCB-167	1.53e6	1.27	NO	1.36	1.000	47.84	47.83	1.009	1.009	NO	101.9	102	0.0399	
201	2...	13C-PCB-156	1.55e6	1.27	NO	1.33	1.000	49.17	49.15	1.037	1.037	NO	105.6	106	0.0408	
202	2...	13C-PCB-157	1.53e6	1.27	NO	1.38	1.000	49.45	49.44	1.043	1.043	NO	100.5	101	0.0393	
203	2...	13C-PCB-169	1.55e6	1.26	NO	1.26	1.000	51.72	51.69	1.091	1.090	NO	111.7	112	0.0432	
204	2...	13C-PCB-188	1.37e6	0.45	NO	1.39	1.000	43.77	43.77	0.927	0.927	NO	97.75	97.7	0.0358	
205	2...	13C-PCB-180	9.90e5	0.45	NO	0.951	1.000	50.46	50.48	1.069	1.069	NO	103.6	104	0.0523	
206	2...	13C-PCB-170	8.97e5	0.46	NO	0.829	1.000	52.11	52.15	1.104	1.104	NO	107.7	108	0.0600	
207	2...	13C-PCB-189	1.53e6	0.45	NO	1.11	1.000	53.76	53.79	1.138	1.139	NO	137.5	137	0.0450	
208	2...	13C-PCB-202	1.50e6	0.90	NO	1.44	1.000	49.38	49.38	1.041	1.042	NO	103.3	103	0.0225	
209	2...	13C-PCB-194	1.52e6	0.91	NO	0.788	1.000	55.38	55.38	0.995	0.995	NO	93.64	93.6	0.0331	
210	2...	13C-PCB-208	1.74e6	0.79	NO	1.01	1.000	54.64	54.63	0.982	0.982	NO	83.55	83.6	0.0294	
211	2...	13C-PCB-206	1.40e6	0.80	NO	0.659	1.000	56.92	56.90	1.023	1.023	NO	103.0	103	0.0450	
212	2...	13C-PCB-209	1.37e6	1.21	NO	0.576	1.000	58.10	58.12	1.044	1.044	NO	115.5	116	0.0154	

Dataset: U:\VG11.PRO\Results\190523K2\190523K2-3.qld

Last Altered: Friday, May 24, 2019 8:28:17 AM Pacific Daylight Time
Printed: Friday, May 24, 2019 2:47:40 PM Pacific Daylight Time

Name: 190523K2_3, Date: 24-May-2019, Time: 00:25:21, ID: ST190523K2-1 PCB 209 CS3 19C1815, Description: PCB 209 CS3 19C1815

	#	Name	Resp	RA	n/y	RRF	wt/vol	Pred.RT	RT	Pred.RRT	RRT	Check RRT	Conc.	%Rec	DL	EMPC
213	2...	13C-PCB-15	3.18e6	1.59	NO	1.00	1.000	26.28	26.24	1.000	0.000	NO	100.0	100	0.0127	
214	2...	13C-PCB-31	2.69e6	1.00	NO	1.00	1.000	29.41	29.41	1.000	0.000	NO	100.0	100	0.429	
215	2...	13C-PCB-60	2.08e6	0.76	NO	1.00	1.000	37.52	37.47	1.000	0.000	NO	100.0	100	0.0331	
216	2...	13C-PCB-111	1.87e6	1.56	NO	1.00	1.000	40.09	40.03	1.000	0.000	NO	100.0	100	0.0226	
217	2...	13C-PCB-128	1.10e6	1.25	NO	1.00	1.000	47.46	47.41	1.000	0.000	NO	100.0	100	0.0543	
218	2...	13C-PCB-182	1.01e6	0.45	NO	1.00	1.000	47.29	47.22	0.000	0.000	NO	100.0	100	0.0497	
219	2...	13C-PCB-205	2.06e6	0.92	NO	1.00	1.000	55.68	55.64	1.000	0.000	NO	100.0	100	0.0261	
220	2...	13C-PCB-79	2.20e6	0.78	NO	1.02	1.000	38.59	38.56	1.030	1.029	NO	103.0	103	0.0323	
221	2...	13C-PCB-178	9.49e5	0.45	NO	0.831	1.000	46.66	46.67	0.988	0.988	NO	103.6	104	0.0573	
222	2...	13C-PCB-79	2.20e6	0.78	NO	1.04	1.000	38.54	38.56	0.968	0.968	NO	105.2	105	0.0333	
223	2...	13C-PCB-178	9.49e5	0.45	NO	0.965	1.000	46.61	46.67	0.923	0.925	NO	99.28	99.3	0.0528	

Vista Analytical Laboratory VG-11

Dataset: Untitled

Last Altered: Friday, May 24, 2019 09:55:16 Pacific Daylight Time
Printed: Friday, May 24, 2019 09:57:48 Pacific Daylight Time

Method: U:\VG11.PRO\MethDB\PCB-209_ZB1_5-17-19.mdb 21 May 2019 18:04:06
Calibration: U:\VG11.PRO\CurveDB\db1_PCBvg11-4-24-18.cdb 27 Apr 2018 15:37:51

Compound name: PCB-1

	Name	ID	Acq.Date	Acq.Time
1	190523K2_1	SOLVENT BLANK	23-May-19	22:22:31
2	190523K2_2	SOLVENT BLANK	23-May-19	23:24:11
3	190523K2_3	ST190523K2-1 PCB 209 CS3 19C1815	24-May-19	00:25:21
4	190523K2_4	SOLVENT BLANK	24-May-19	01:26:43
5	190523K2_5	1901028-07 T4-PDI2019-SG49-190503 10	24-May-19	02:28:35
6	190523K2_6	1901028-08 T4-PDI2019-SG55-190503 10	24-May-19	03:29:39
7	190523K2_7	1901028-09 T4-PDI2019-SG46-190503 10	24-May-19	04:31:01
8	190523K2_8	1901028-10 T4-PDI2019-SG66-190502 10	24-May-19	05:32:20
9	190523K2_9	1901029-01 T4-PDI2019-SG67-190502 10	24-May-19	06:33:50
10	190523K2_10	1901029-02 T4-PDI2019-SG68-190502 10	24-May-19	07:35:43
11	190523K2_11	1901029-03@5X SRM 1944 10	24-May-19	08:36:55

Printed: Thursday, May 23, 2019 22:22:29 Pacific Daylight Time

M 168.9888 R 11162

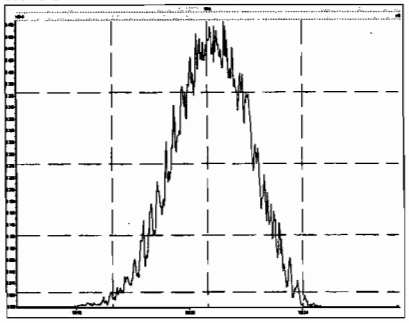

M 180.9888 R 9044

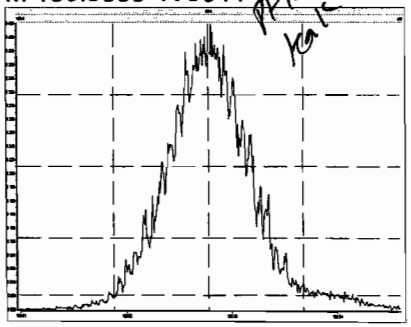

M 192.9888 R 0

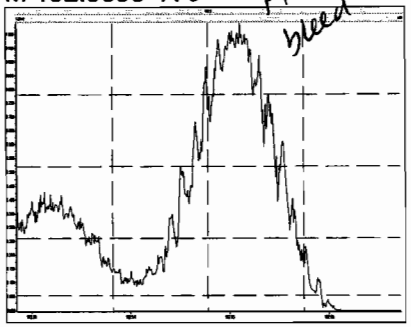

M 204.9888 R 10997

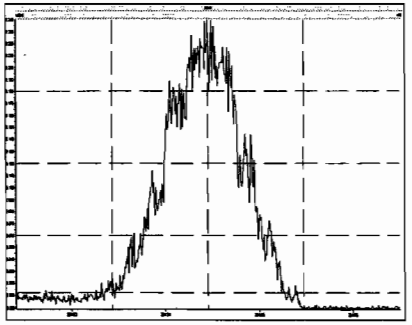

M 218.9856 R 11647

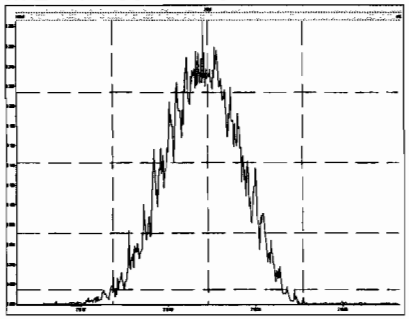

M 230.9856 R 11347

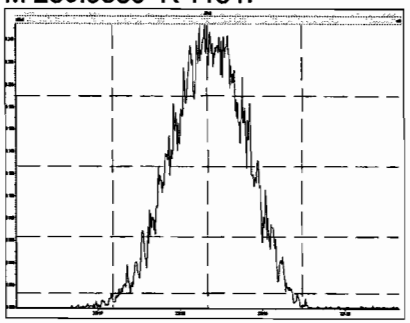

M 242.9856 R 11821

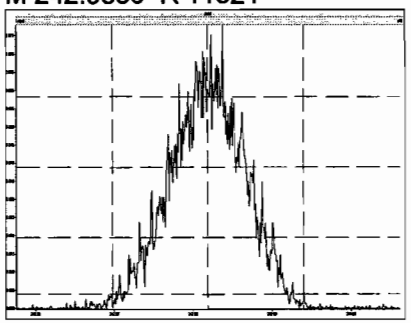

M 254.9856 R 11628

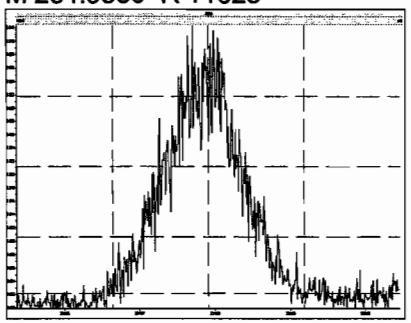

M 268.9824 R 0

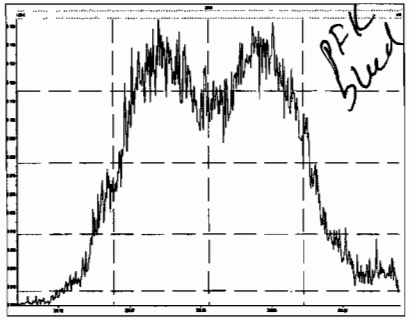

M 280.9824 R 11205

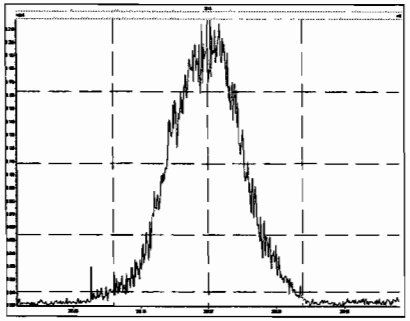

M 254.9856 R 10548

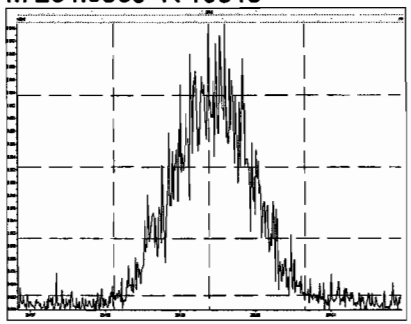

M 268.9824 R 6017

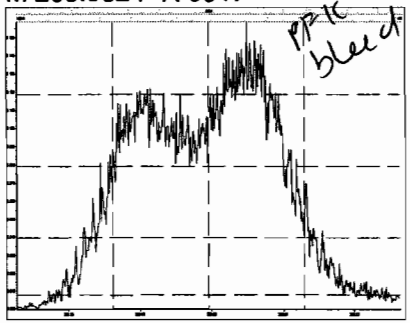

M 280.9824 R 11600

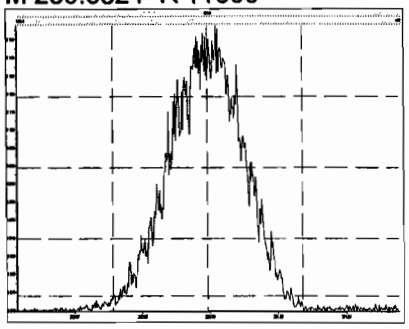

M 292.9824 R 11205

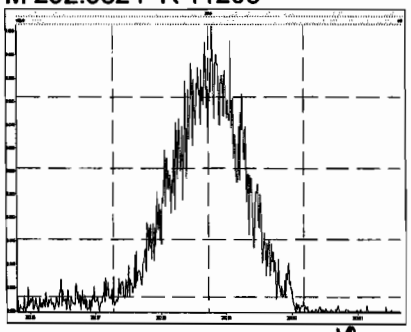

M 304.9824 R 12667

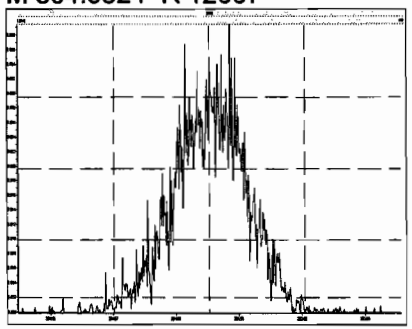

M 318.9792 R 12019

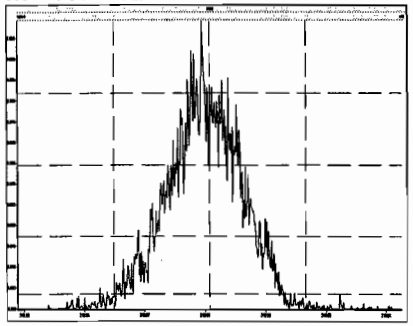

M 330.9792 R 11990

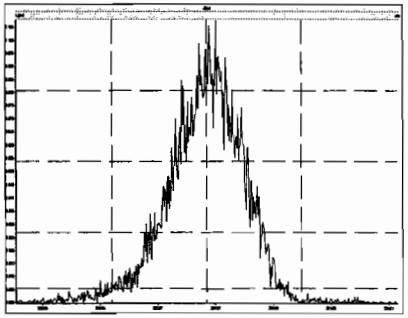

M 342.9792 R 9614

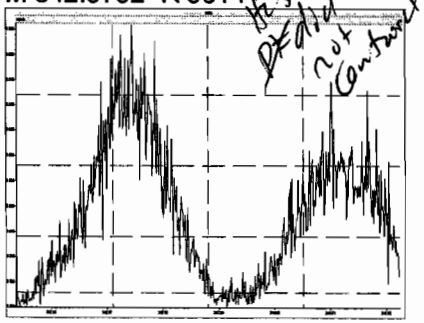

M 354.9792 R 15576

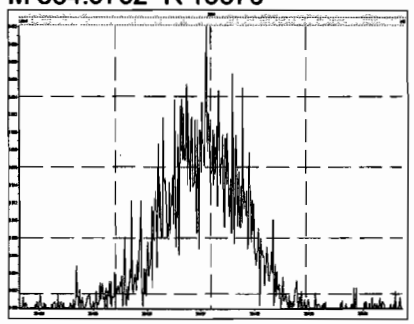

M 366.9792 R 16804

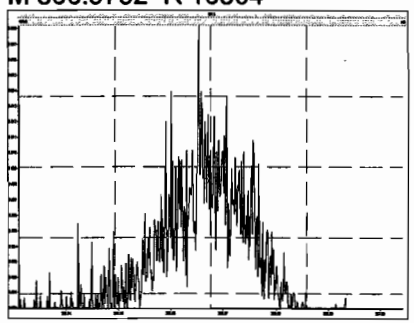

M 380.9760 R 11016

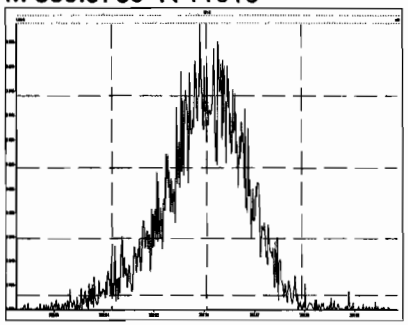

M 318.9792 R 12600

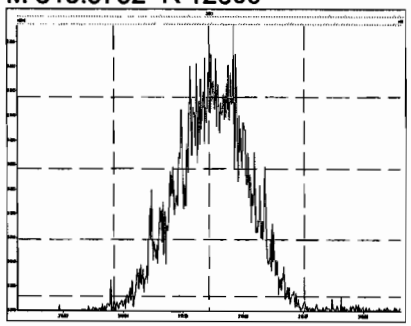

M 330.9792 R 12531

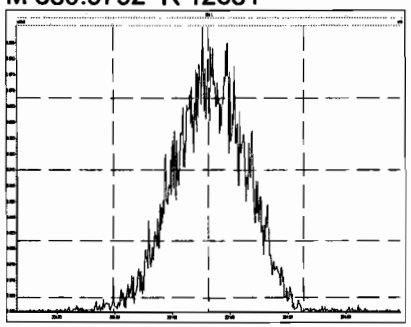

M 342.9792 R 10352

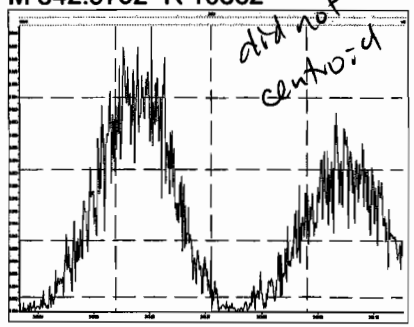

M 354.9792 R 13838

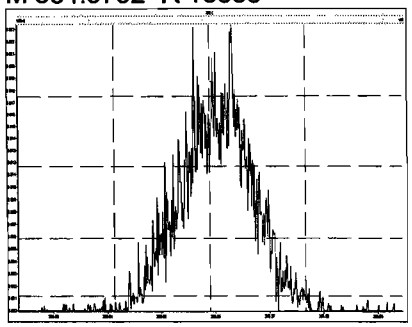

M 366.9792 R 16259

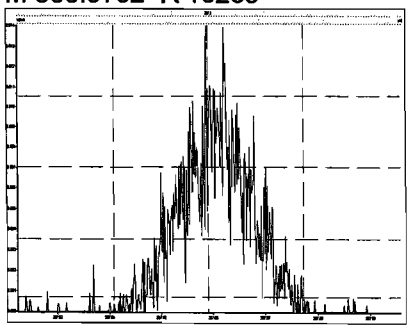

M 380.9760 R 12285

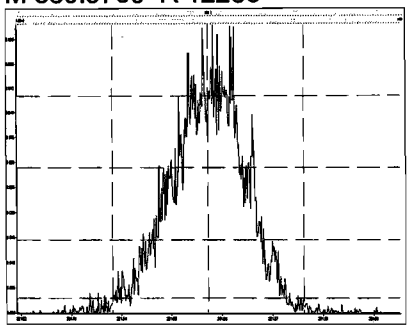

M 392.9760 R 13493

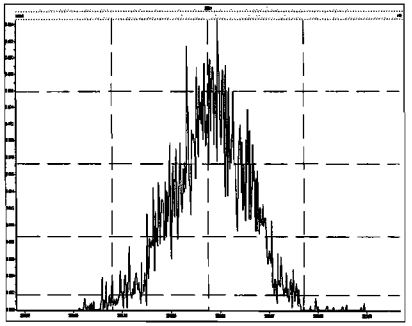

M 404.9760 R 13906

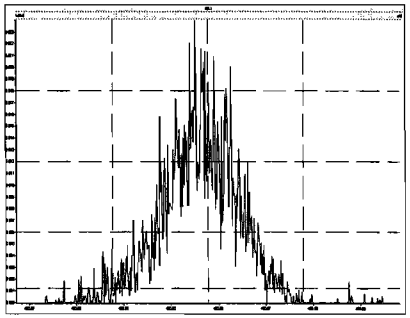

M 416.9760 R 19650

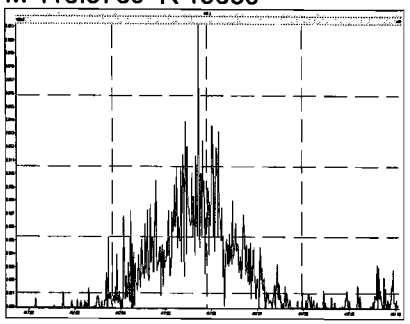

M 430.9728 R 11093

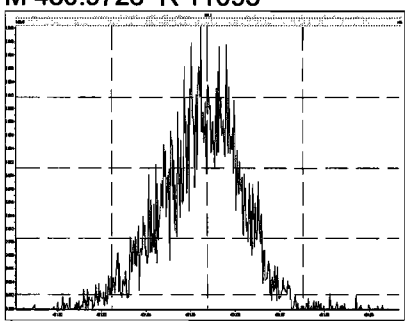

M 442.9728 R 12938

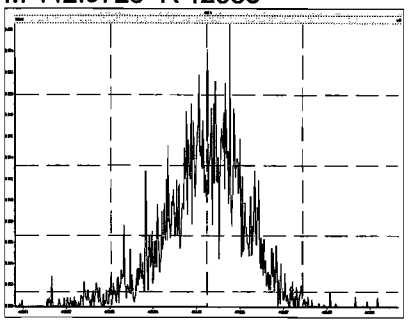

M 416.9760 R 17044

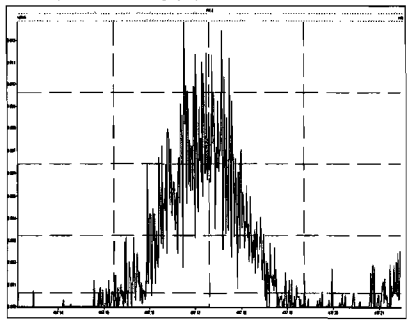

M 430.9728 R 12889

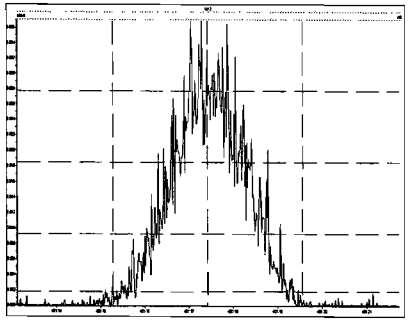

M 442.9728 R 15271

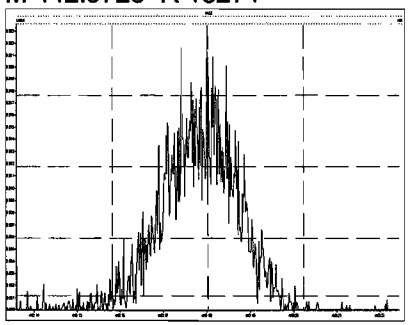

M 454.9728 R 13661

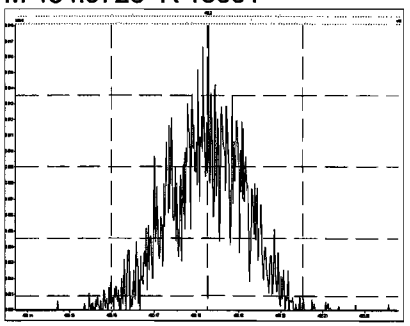

M 466.9728 R 15975

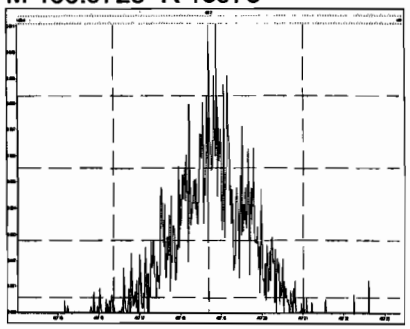

M 480.9696 R 12106

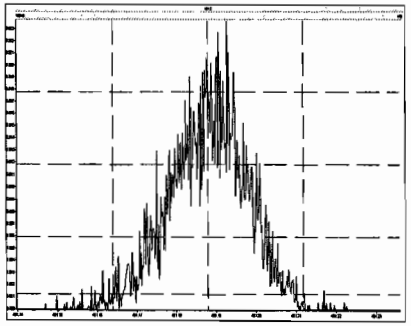

M 492.9696 R 14475

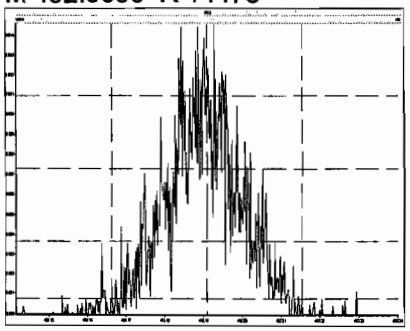

M 504.9696 R 13976

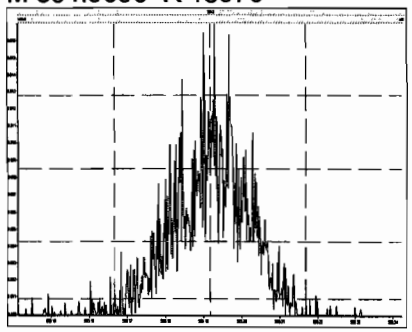

M 516.9697 R 18103

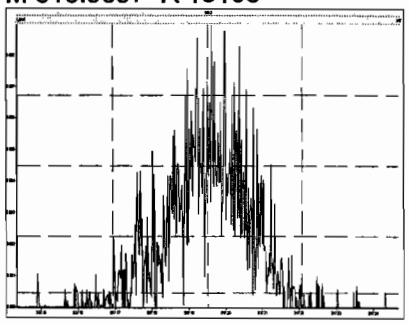

Dataset: Untitled

Last Altered: Friday, May 24, 2019 09:55:16 Pacific Daylight Time
Printed: Friday, May 24, 2019 10:00:02 Pacific Daylight Time

Name: 190523K2_3, Date: 24-May-2019, Time: 00:25:21, ID: ST190523K2-1 PCB 209 CS3 19C1815, Description: PCB 209 CS3 19C1815

PCB-1

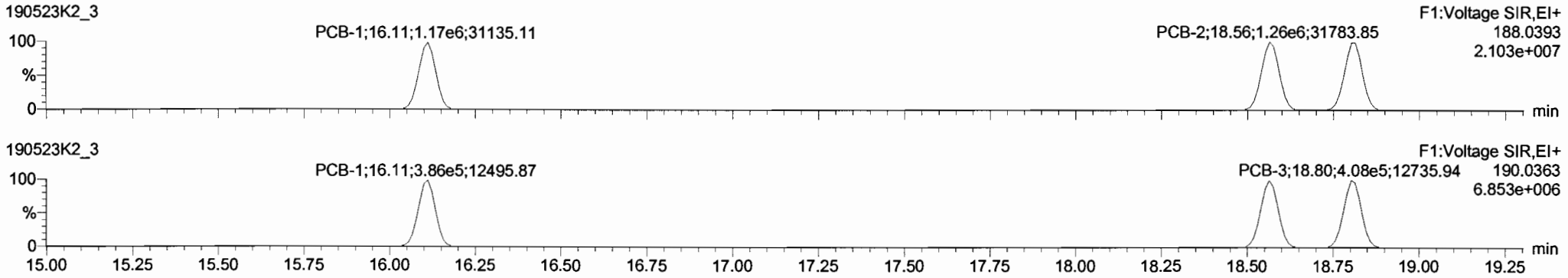

13C-PCB-1

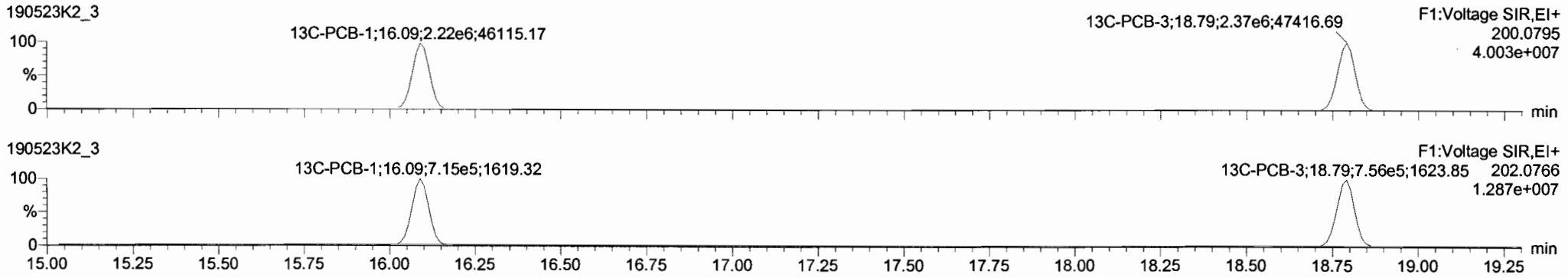

PFK1

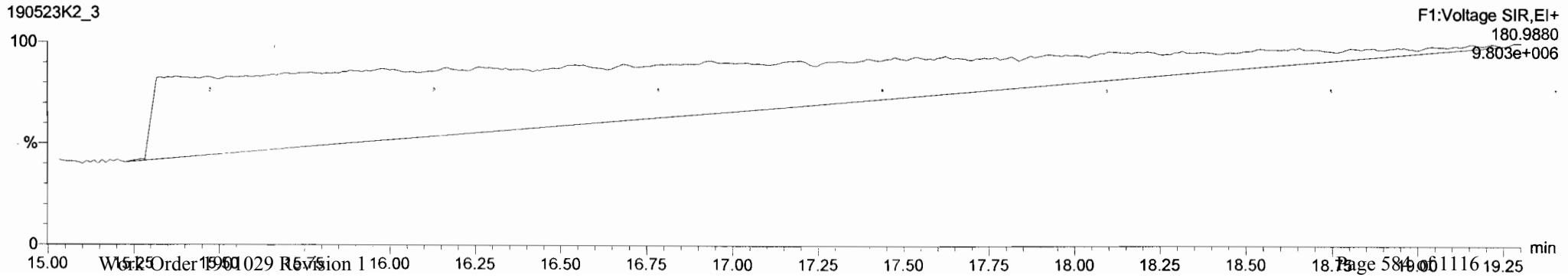

Dataset: Untitled

Last Altered: Friday, May 24, 2019 09:55:16 Pacific Daylight Time
Printed: Friday, May 24, 2019 10:00:02 Pacific Daylight Time

Name: 190523K2_3, Date: 24-May-2019, Time: 00:25:21, ID: ST190523K2-1 PCB 209 CS3 19C1815, Description: PCB 209 CS3 19C1815

PCB-4/10

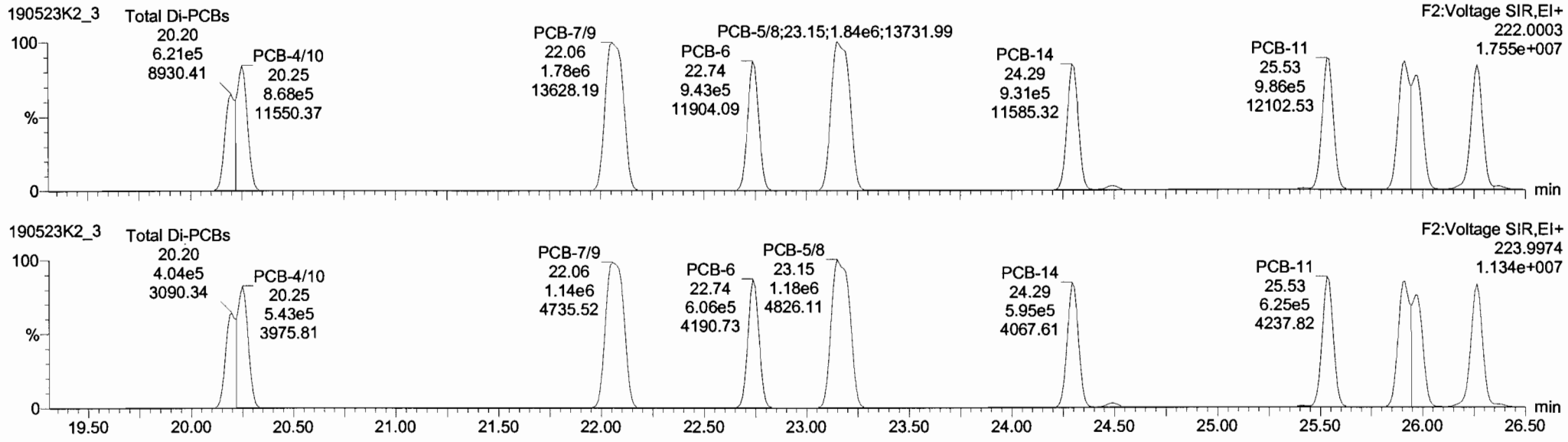

13C-PCB-4

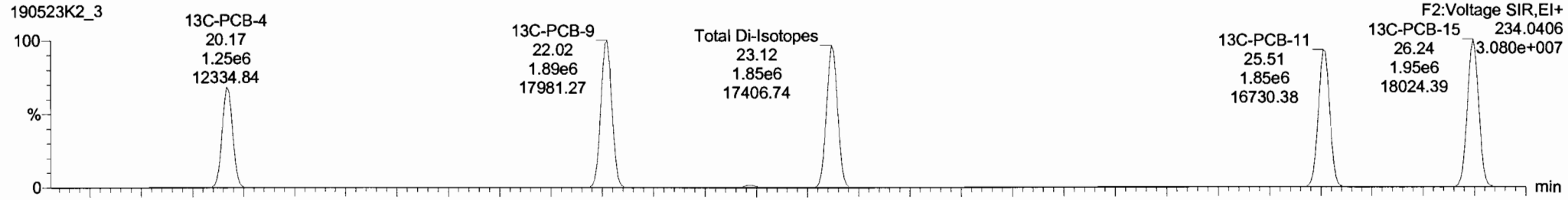

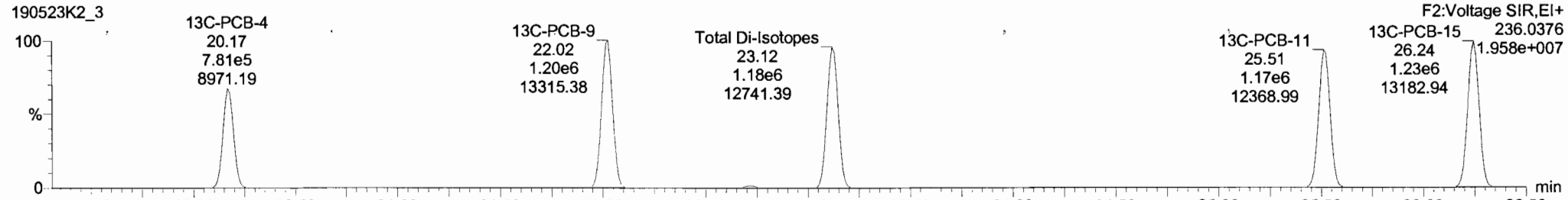

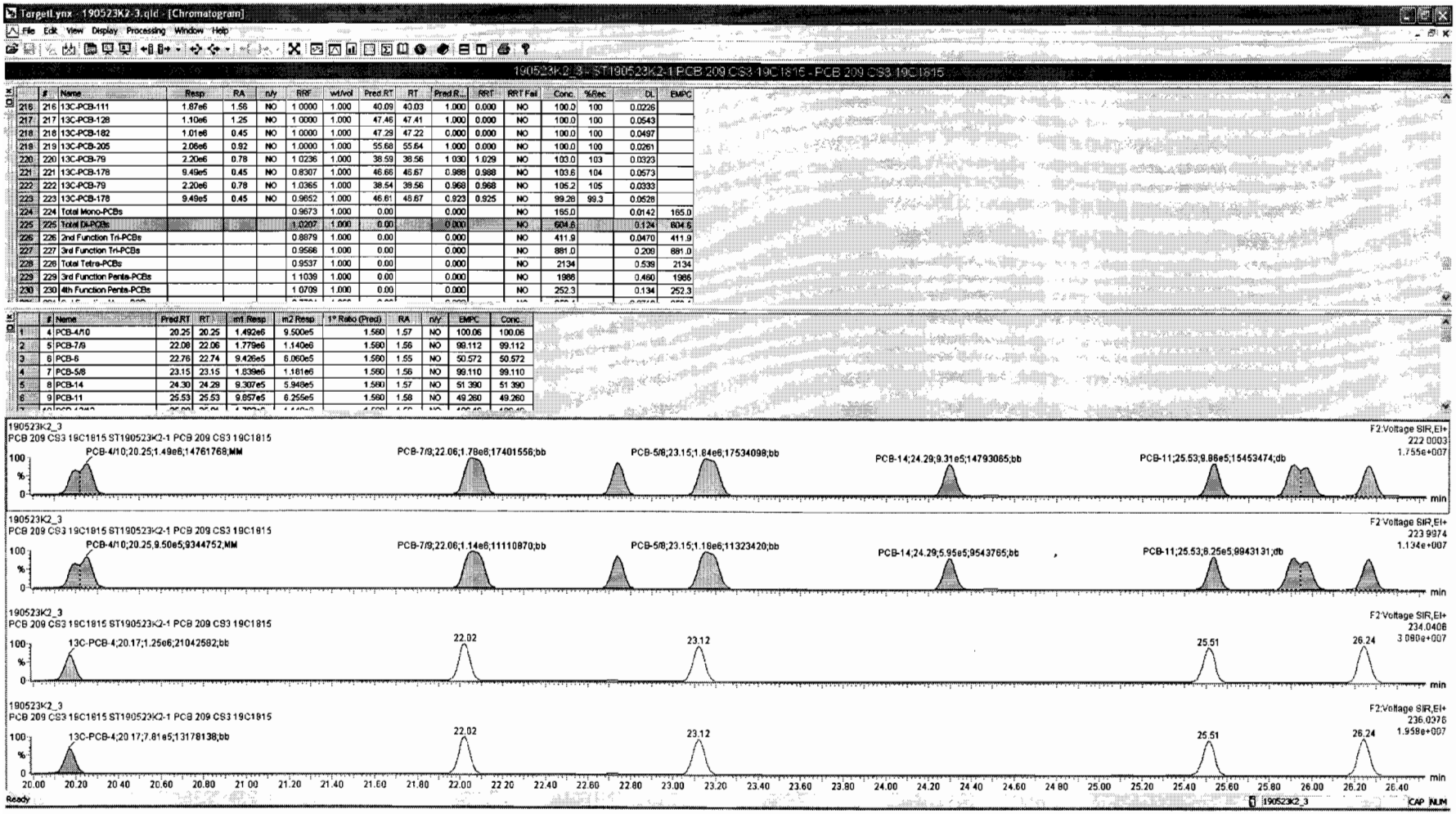
TargetLynx - 190523K2-3.qld - [Chromatogram]
File Edit View Display Processing Window Help
190523K2_3 - ST190523K2-1 PCB 209 CS3 19C1815 - PCB 209 CS3 19C1815
Name Resp RA n/y RRF wt/vol Pred.RT RT Pred.R... RRT RRT Fail Conc. %Rec DL EMPC
216 216 13C-PCB-111 1.87e6 1.56 NO 1.0000 1.000 40.09 40.03 1.000 0.000 NO 100.0 100 0.0226
217 217 13C-PCB-128 1.10e6 1.25 NO 1.0000 1.000 47.46 47.41 1.000 0.000 NO 100.0 100 0.0543
218 218 13C-PCB-182 1.01e6 0.45 NO 1.0000 1.000 47.29 47.22 0.000 0.000 NO 100.0 100 0.0497
219 219 13C-PCB-205 2.06e6 0.92 NO 1.0000 1.000 55.68 55.64 1.000 0.000 NO 100.0 100 0.0261
220 220 13C-PCB-79 2.20e6 0.78 NO 1.0236 1.000 38.59 38.56 1.030 1.029 NO 103.0 103 0.0323
221 221 13C-PCB-178 9.49e5 0.45 NO 0.8307 1.000 46.66 46.67 0.988 0.988 NO 103.6 104 0.0573
222 222 13C-PCB-79 2.20e6 0.78 NO 1.0365 1.000 38.54 38.56 0.968 0.968 NO 105.2 105 0.0333
223 223 13C-PCB-178 9.49e5 0.45 NO 0.9652 1.000 46.61 46.67 0.923 0.925 NO 99.26 99.3 0.0528
224 224 Total Mono-PCBs 0.9673 1.000 0.00 0.000 NO 165.0 0.0142 165.0
225 225 Total Di-PCBs 1.0207 1.000 0.00 0.000 NO 604.6 0.124 604.6
226 226 2nd Function Tri-PCBs 0.8879 1.000 0.00 0.000 NO 411.9 0.0470 411.9
227 227 3rd Function Tri-PCBs 0.9566 1.000 0.00 0.000 NO 881.0 0.209 881.0
228 228 Total Tetra-PCBs 0.9537 1.000 0.00 0.000 NO 2134 0.539 2134
229 229 3rd Function Penta-PCBs 1.1039 1.000 0.00 0.000 NO 1986 0.460 1986
230 230 4th Function Penta-PCBs 1.0709 1.000 0.00 0.000 NO 252.3 0.134 252.3
Name Pred.RT RT m1 Resp m2 Resp 1° Ratio (Pred) RA n/y EMPC Conc.
1 4 PCB-4/10 20.25 20.25 1.492e6 9.500e5 1.580 1.57 NO 100.06 100.06
2 5 PCB-7/9 22.08 22.06 1.779e6 1.140e6 1.580 1.56 NO 99.112 99.112
3 6 PCB-6 22.76 22.74 9.426e5 6.060e5 1.580 1.55 NO 50.572 50.572
4 7 PCB-5/8 23.15 23.15 1.839e6 1.181e6 1.580 1.56 NO 99.110 99.110
5 8 PCB-14 24.30 24.28 9.307e5 5.948e5 1.580 1.57 NO 51.390 51.390
6 9 PCB-11 25.53 25.53 9.857e5 6.255e5 1.580 1.58 NO 49.260 49.260
190523K2_3
PCB 209 CS3 19C1815 ST190523K2-1 PCB 209 CS3 19C1815
F2:Voltage SIR,EI+
222.0003
1.755e+007
PCB-4/10;20.25;1.49e6;14761768;MM
PCB-7/9;22.06;1.78e6;17401556;bb
PCB-5/8;23.15;1.84e6;17534098;bb
PCB-14;24.29;9.31e5;14793085;bb
PCB-11;25.53;9.86e5;15453474;db
F2:Voltage SIR,EI+
223.9974
1.134e+007
PCB-4/10;20.25;9.50e5;9344752;MM
PCB-7/9;22.06;1.14e6;11110870;bb
PCB-5/8;23.15;1.18e6;11323420;bb
PCB-14;24.29;5.95e5;9543765;bb
PCB-11;25.53;6.25e5;9843131;db
F2:Voltage SIR,EI+
234.0406
3.080e+007
13C-PCB-4;20.17;1.25e6;21042582;bb
22.02
23.12
25.51
26.24
F2:Voltage SIR,EI+
236.0376
1.958e+007
13C-PCB-4;20.17;7.81e5;13178138;bb
22.02
23.12
25.51
26.24
min
Ready
190523K2_3
CAP NUM

Dataset: Untitled

Last Altered: Friday, May 24, 2019 09:55:16 Pacific Daylight Time
Printed: Friday, May 24, 2019 10:00:02 Pacific Daylight Time

Name: 190523K2_3, Date: 24-May-2019, Time: 00:25:21, ID: ST190523K2-1 PCB 209 CS3 19C1815, Description: PCB 209 CS3 19C1815

PCB-19

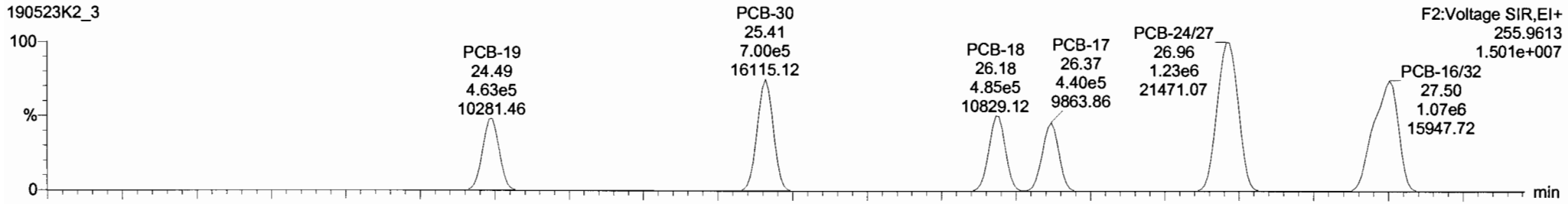

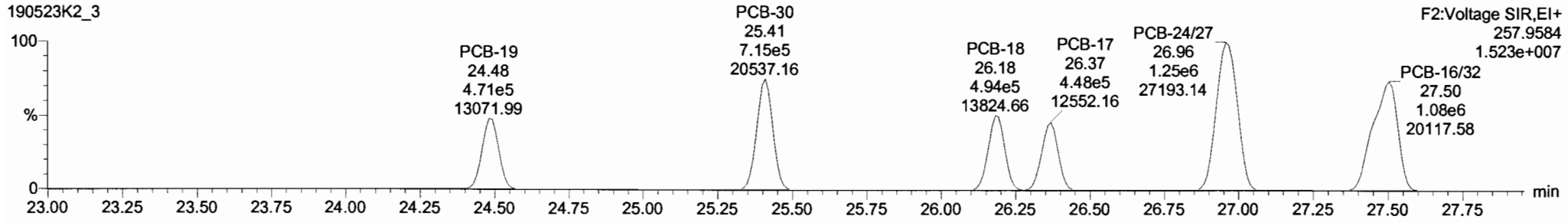

13C-PCB-19

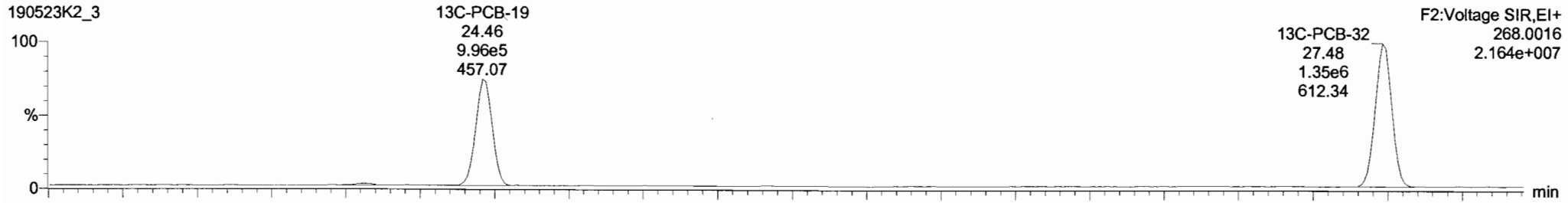



Dataset: Untitled

Last Altered: Friday, May 24, 2019 09:55:16 Pacific Daylight Time
Printed: Friday, May 24, 2019 10:00:02 Pacific Daylight Time

Name: 190523K2_3, Date: 24-May-2019, Time: 00:25:21, ID: ST190523K2-1 PCB 209 CS3 19C1815, Description: PCB 209 CS3 19C1815

PCB-34

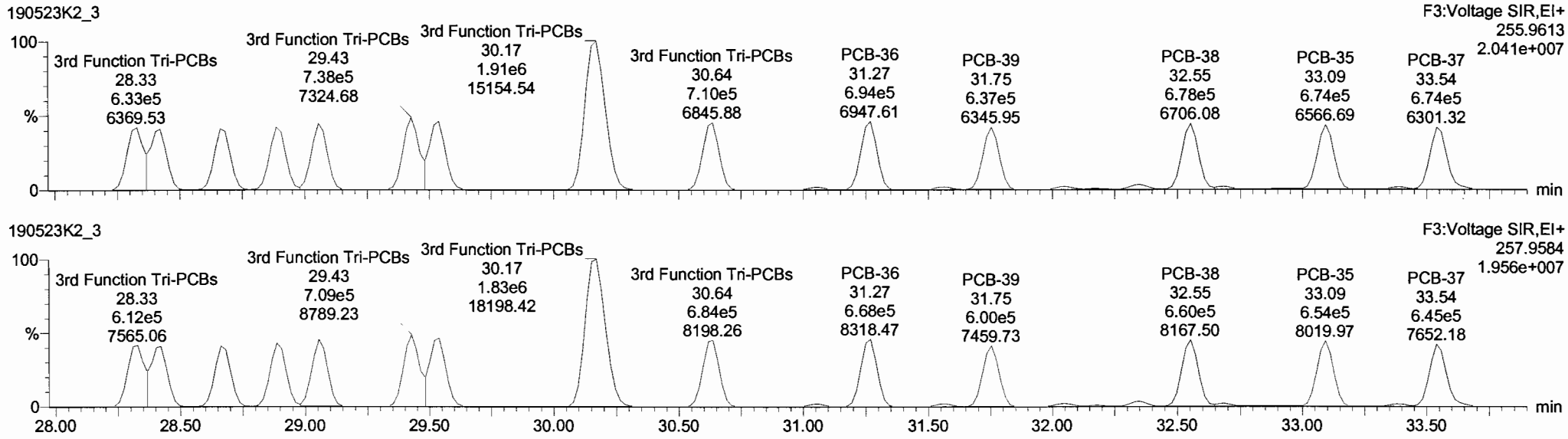

13C-PCB-28

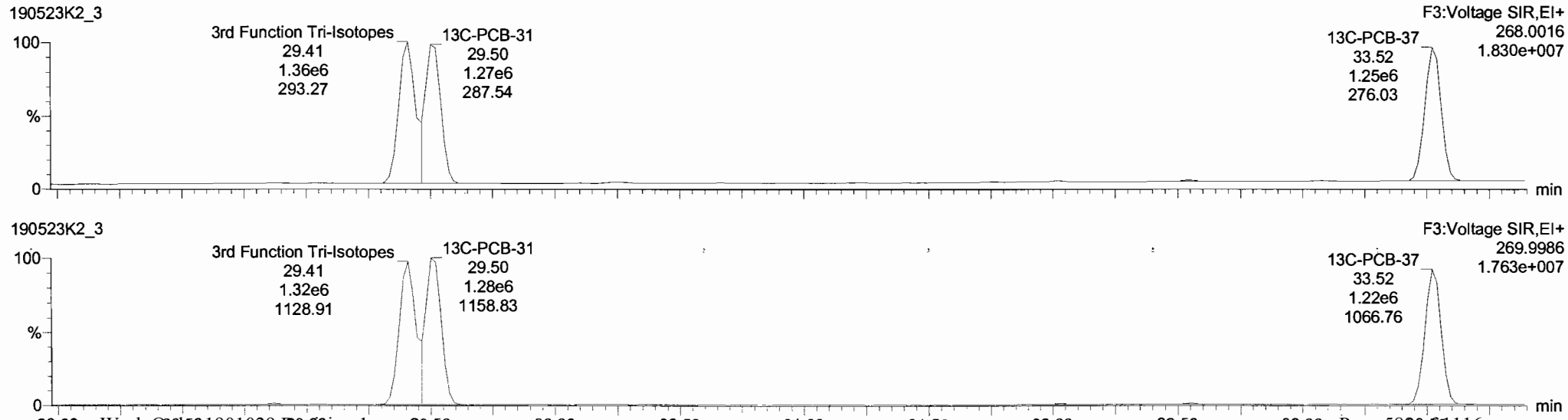

TargetLynx - 190523K2_3.qld - [Chromatogram]

File Edit View Display Processing Window Help

190523K2_3 - ST190523K2-1 PCB 209 CS3 19C1815 - PCB 209 CS3 19C1815

	#	Name	Resp	RA	n/y	RRF	wt/vol	Pred RT	RT	Pred.R...	RRT	RRT Fail	Conc	%Rec	DL	EMPC
215	216	13C-PCB-111	1.87e6	1.56	NO	1.0000	1.000	40.09	40.03	1.000	0.000	NO	100.0	100	0.0226	
217	217	13C-PCB-128	1.10e6	1.25	NO	1.0000	1.000	47.46	47.41	1.000	0.000	NO	100.0	100	0.0543	
218	218	13C-PCB-162	1.01e6	0.45	NO	1.0000	1.000	47.29	47.22	0.000	0.000	NO	100.0	100	0.0497	
219	219	13C-PCB-205	2.06e6	0.92	NO	1.0000	1.000	55.68	55.64	1.000	0.000	NO	100.0	100	0.0261	
220	220	13C-PCB-79	2.20e6	0.78	NO	1.0236	1.000	38.59	38.56	1.030	1.029	NO	103.0	103	0.0323	
221	221	13C-PCB-178	9.49e5	0.45	NO	0.8307	1.000	46.66	46.67	0.988	0.988	NO	103.6	104	0.0573	
222	222	13C-PCB-79	2.20e6	0.78	NO	1.0365	1.000	38.54	38.56	0.968	0.968	NO	105.2	105	0.0333	
223	223	13C-PCB-178	9.49e5	0.45	NO	0.9652	1.000	46.61	46.67	0.923	0.925	NO	99.28	99.3	0.0528	
224	224	Total Mono-PCBs				0.9673	1.000	0.00		0.000		NO	165.0		0.0142	165.0
225	225	Total Di-PCBs				1.0207	1.000	0.00		0.000		NO	604.6		0.124	604.6
226	226	2nd Function Tri-PCBs				0.8879	1.000	0.00		0.000		NO	411.9		0.0470	411.9
227	227	3rd Function Tri-PCBs				0.9566	1.000	0.00		0.000		NO	861.0		0.209	861.0
228	228	Total Tetra-PCBs				0.9537	1.000	0.00		0.000		NO	2134		0.539	2134
229	229	3rd Function Penta-PCBs				1.1039	1.000	0.00		0.000		NO	1986		0.460	1986
230	230	4th Function Penta-PCBs				1.0709	1.000	0.00		0.000		NO	252.3		0.134	252.3

	#	Name	Pred.RT	RT	m1 Resp	m2 Resp	1° Ratio (Pred)	RA	n/y	EMPC	Conc.
1	18	PCB-34	28.31	28.33	6.331e5	6.116e5	1.040	1.03	NO	59.573	59.573
2	19	PCB-23	28.40	28.42	6.434e5	6.107e5	1.040	1.05	NO	54.533	54.533
3	20	PCB-29	28.66	28.66	6.251e5	5.936e5	1.040	1.05	NO	57.487	57.487
4	21	PCB-26	28.88	28.89	6.425e5	6.241e5	1.040	1.03	NO	55.978	55.978
5	22	PCB-25	29.03	29.05	6.627e5	6.399e5	1.040	1.04	NO	55.754	55.754
6	23	PCB-31	29.40	29.43	7.376e5	7.091e5	1.040	1.04	NO	56.411	56.411

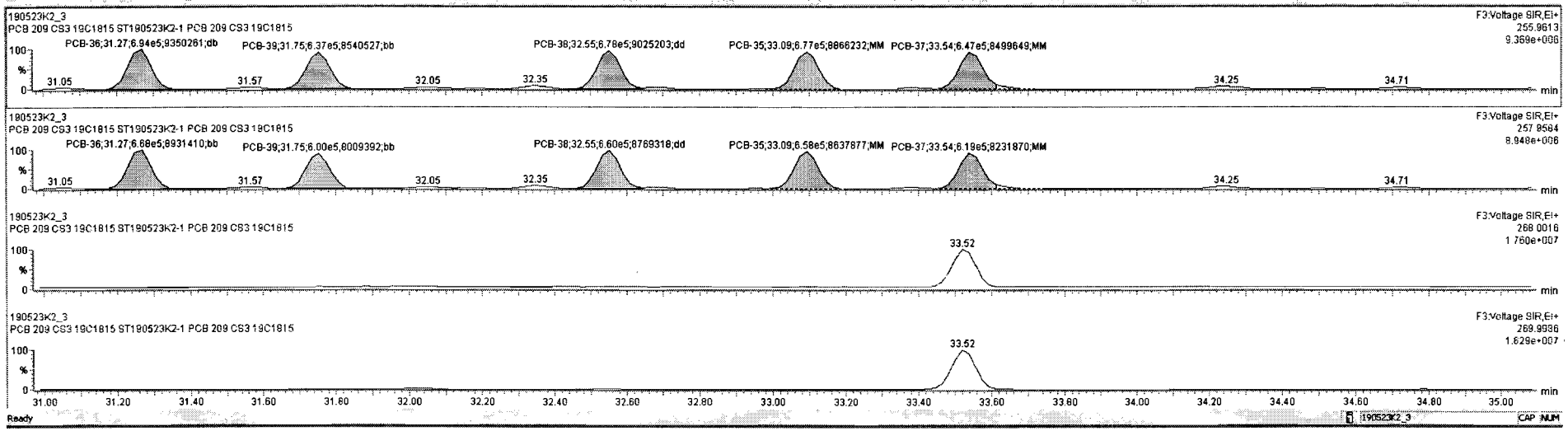

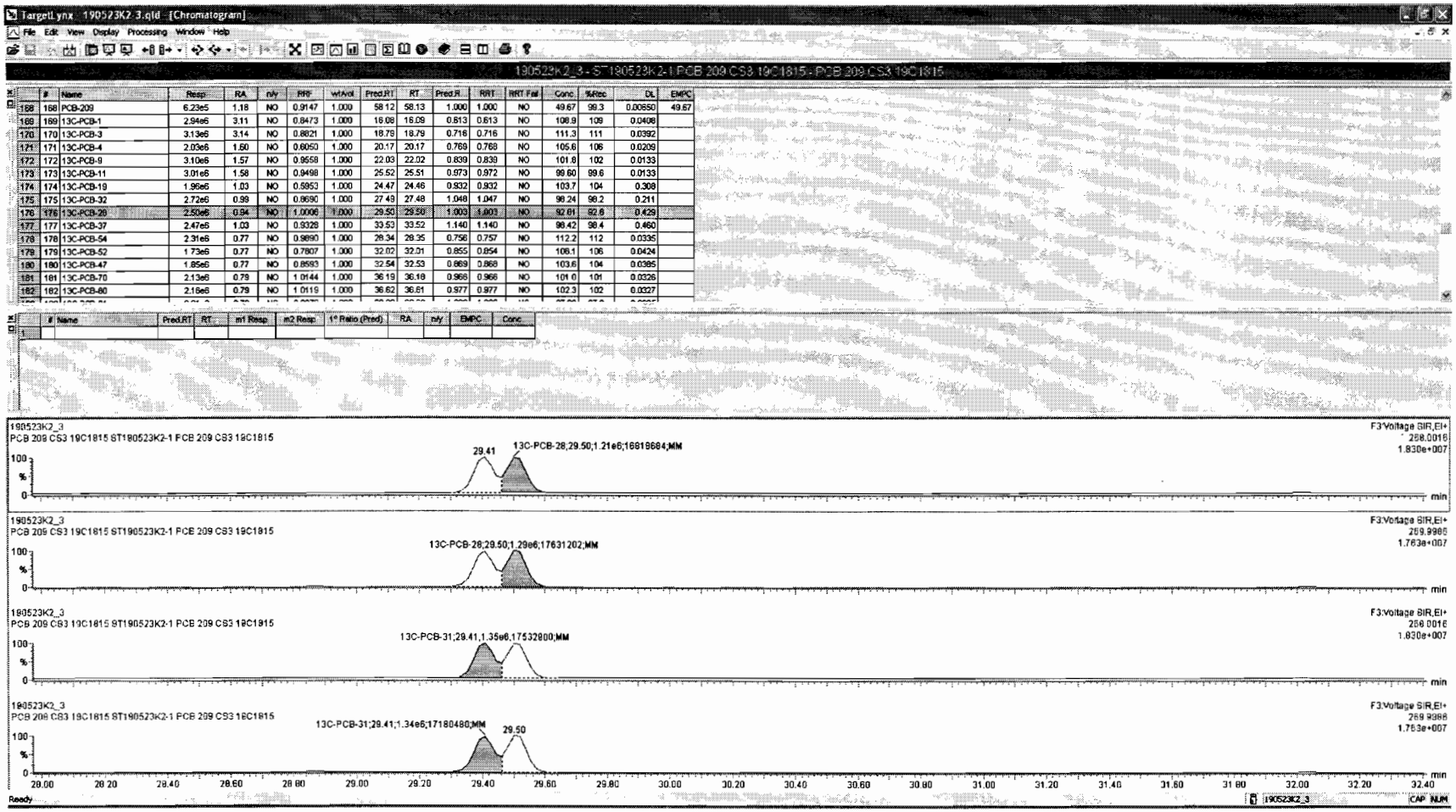
TargetLynx 190523K2-3.qld [Chromatogram]
File Edit View Display Processing Window Help
190523K2_3 - ST190523K2-1 PCB 209 CS3 19C1815 - PCB 209 CS3 19C1815
Name Resp RA n/y RRF wtAvg Pred RT RT Pred R RRT RRT Fail Conc %Rec DL EMPC
168 168 PCB-209 6.23e5 1.18 NO 0.9147 1.000 58.12 58.13 1.000 1.000 NO 49.67 99.3 0.00650 49.67
169 169 13C-PCB-1 2.94e6 3.11 NO 0.8473 1.000 18.08 18.09 0.813 0.813 NO 106.9 109 0.0408
170 170 13C-PCB-3 3.13e6 3.14 NO 0.8821 1.000 18.79 18.79 0.716 0.716 NO 111.3 111 0.0392
171 171 13C-PCB-4 2.03e6 1.60 NO 0.6050 1.000 20.17 20.17 0.769 0.768 NO 105.6 106 0.0209
172 172 13C-PCB-9 3.10e6 1.57 NO 0.9558 1.000 22.03 22.02 0.839 0.839 NO 101.8 102 0.0133
173 173 13C-PCB-11 3.01e6 1.58 NO 0.9498 1.000 25.52 25.51 0.973 0.972 NO 99.60 99.6 0.0133
174 174 13C-PCB-19 1.96e6 1.03 NO 0.5953 1.000 24.47 24.46 0.932 0.932 NO 103.7 104 0.308
175 175 13C-PCB-32 2.72e6 0.99 NO 0.8690 1.000 27.49 27.48 1.048 1.047 NO 98.24 98.2 0.211
176 176 13C-PCB-28 2.50e6 0.94 NO 1.0006 1.000 29.50 29.50 1.003 1.003 NO 92.61 92.6 0.429
177 177 13C-PCB-37 2.47e6 1.03 NO 0.9328 1.000 33.53 33.52 1.140 1.140 NO 98.42 98.4 0.460
178 178 13C-PCB-54 2.31e6 0.77 NO 0.9890 1.000 28.34 28.35 0.756 0.757 NO 112.2 112 0.0335
179 179 13C-PCB-52 1.73e6 0.77 NO 0.7807 1.000 32.02 32.01 0.855 0.854 NO 106.1 106 0.0424
180 180 13C-PCB-47 1.85e6 0.77 NO 0.8593 1.000 32.54 32.53 0.869 0.868 NO 103.6 104 0.0385
181 181 13C-PCB-70 2.13e6 0.79 NO 1.0144 1.000 36.19 36.18 0.966 0.966 NO 101.0 101 0.0326
182 182 13C-PCB-80 2.18e6 0.79 NO 1.0119 1.000 36.62 36.61 0.977 0.977 NO 102.3 102 0.0327
Name Pred RT RT m1 Resp m2 Resp 1° Ratio (Pred) RA n/y EMPC Conc
190523K2_3
PCB 209 CS3 19C1815 ST190523K2-1 PCB 209 CS3 19C1815
29.41
13C-PCB-28;29.50;1.21e6;16819684;MM
F3:Voltage SIR,EI+
258.0016
1.830e+007
13C-PCB-28;29.50;1.29e6;17631202;MM
259.9986
1.763e+007
13C-PCB-31;29.41;1.35e6;17532800;MM
13C-PCB-31;29.41;1.34e6;17180480;MM
29.50
min
Ready
190523K2_3
CAP NUM

Dataset: Untitled

Last Altered: Friday, May 24, 2019 09:55:16 Pacific Daylight Time
Printed: Friday, May 24, 2019 10:00:02 Pacific Daylight Time

Name: 190523K2_3, Date: 24-May-2019, Time: 00:25:21, ID: ST190523K2-1 PCB 209 CS3 19C1815, Description: PCB 209 CS3 19C1815

PCB-54

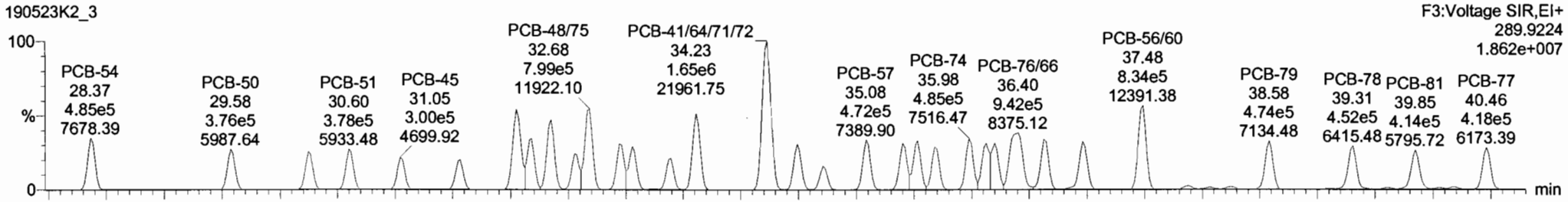

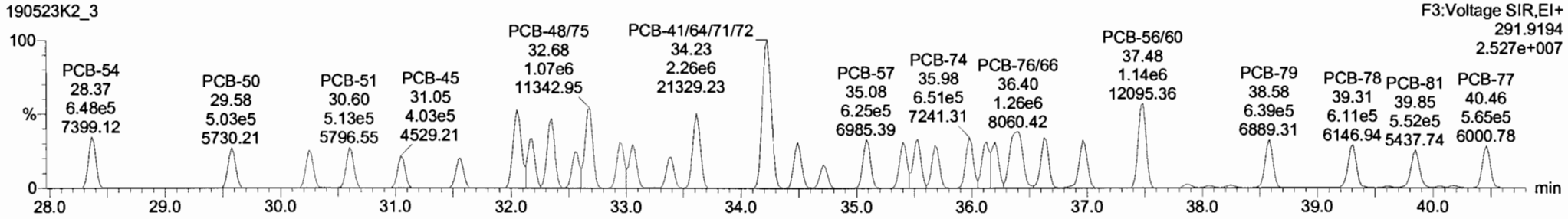

13C-PCB-54

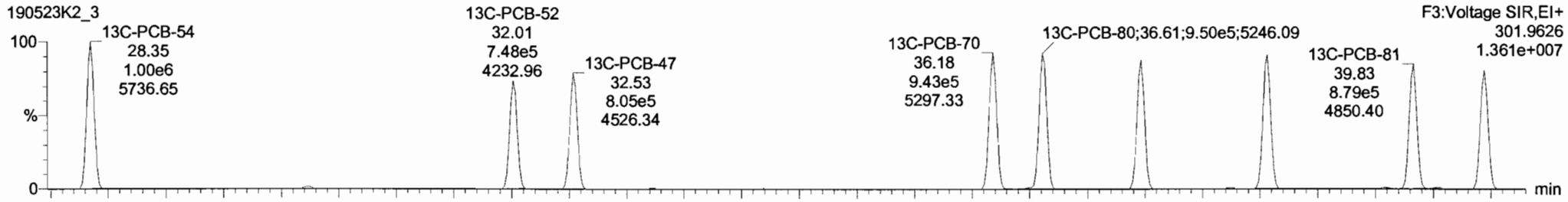

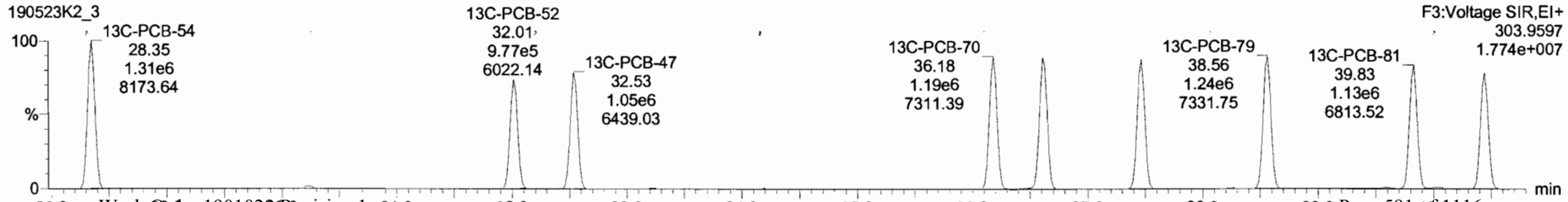

Dataset: Untitled

Last Altered: Friday, May 24, 2019 09:55:16 Pacific Daylight Time
Printed: Friday, May 24, 2019 10:00:02 Pacific Daylight Time

Name: 190523K2_3, Date: 24-May-2019, Time: 00:25:21, ID: ST190523K2-1 PCB 209 CS3 19C1815, Description: PCB 209 CS3 19C1815

PCB-50

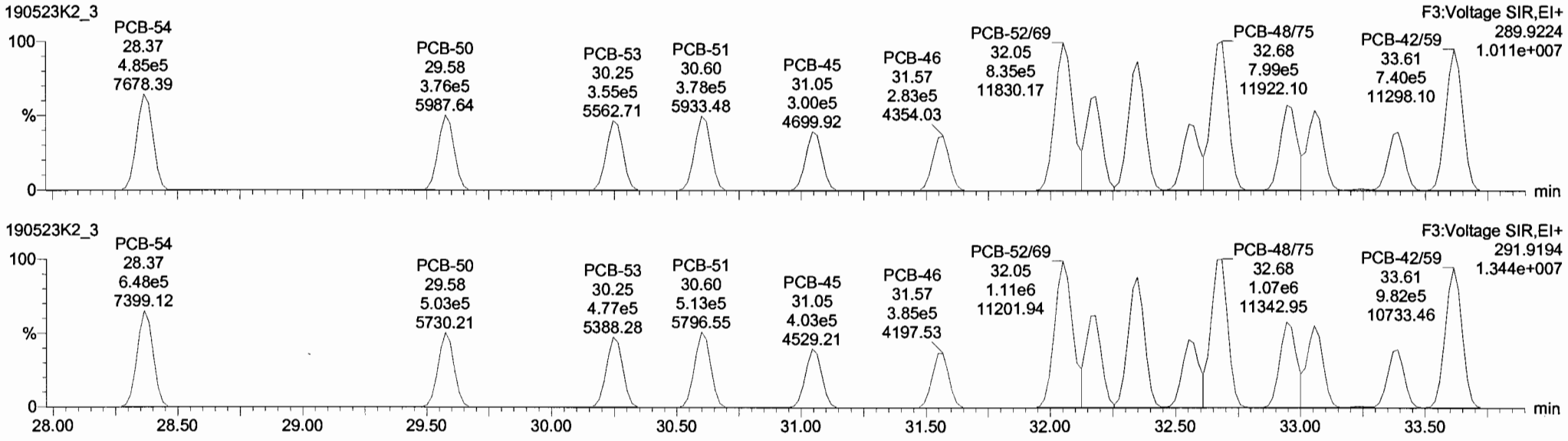

13C-PCB-52

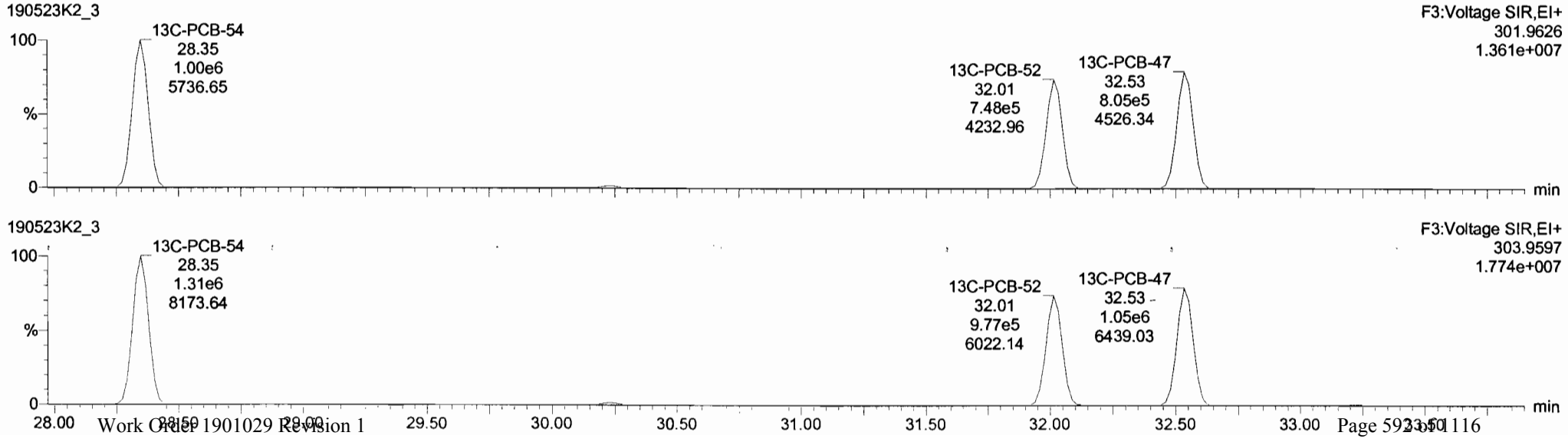

Dataset: Untitled

Last Altered: Friday, May 24, 2019 09:55:16 Pacific Daylight Time
Printed: Friday, May 24, 2019 10:00:02 Pacific Daylight Time

Name: 190523K2_3, Date: 24-May-2019, Time: 00:25:21, ID: ST190523K2-1 PCB 209 CS3 19C1815, Description: PCB 209 CS3 19C1815

PCB-68

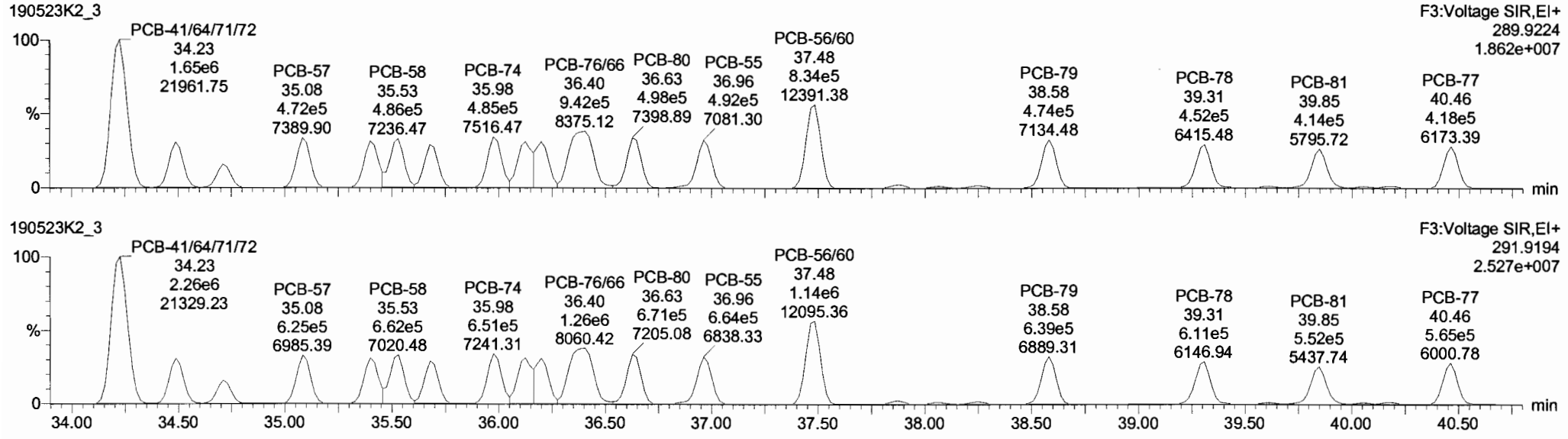

13C-PCB-60

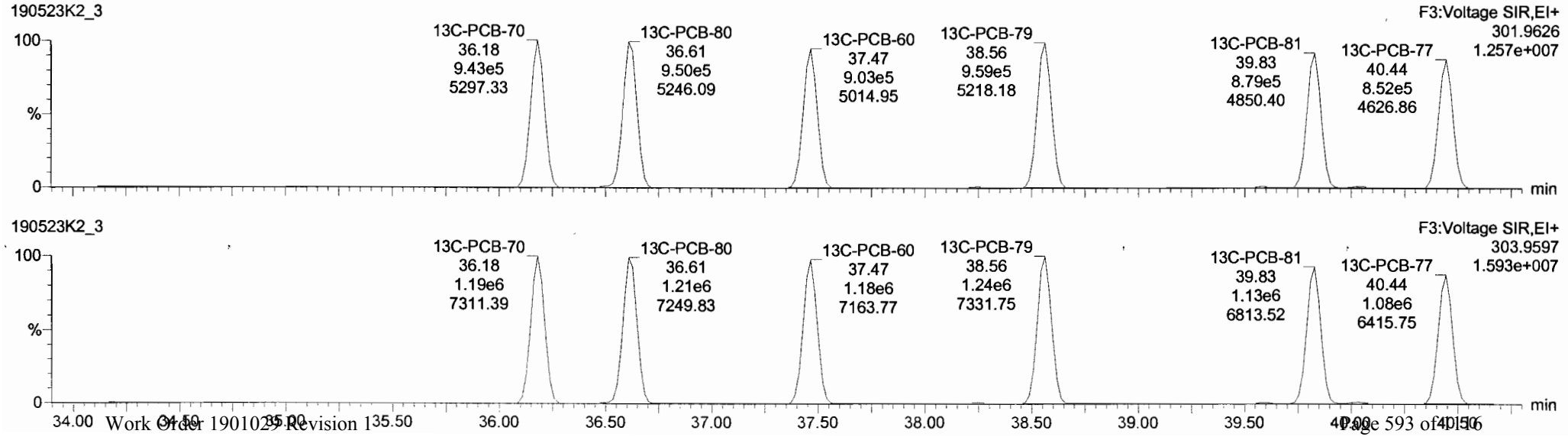

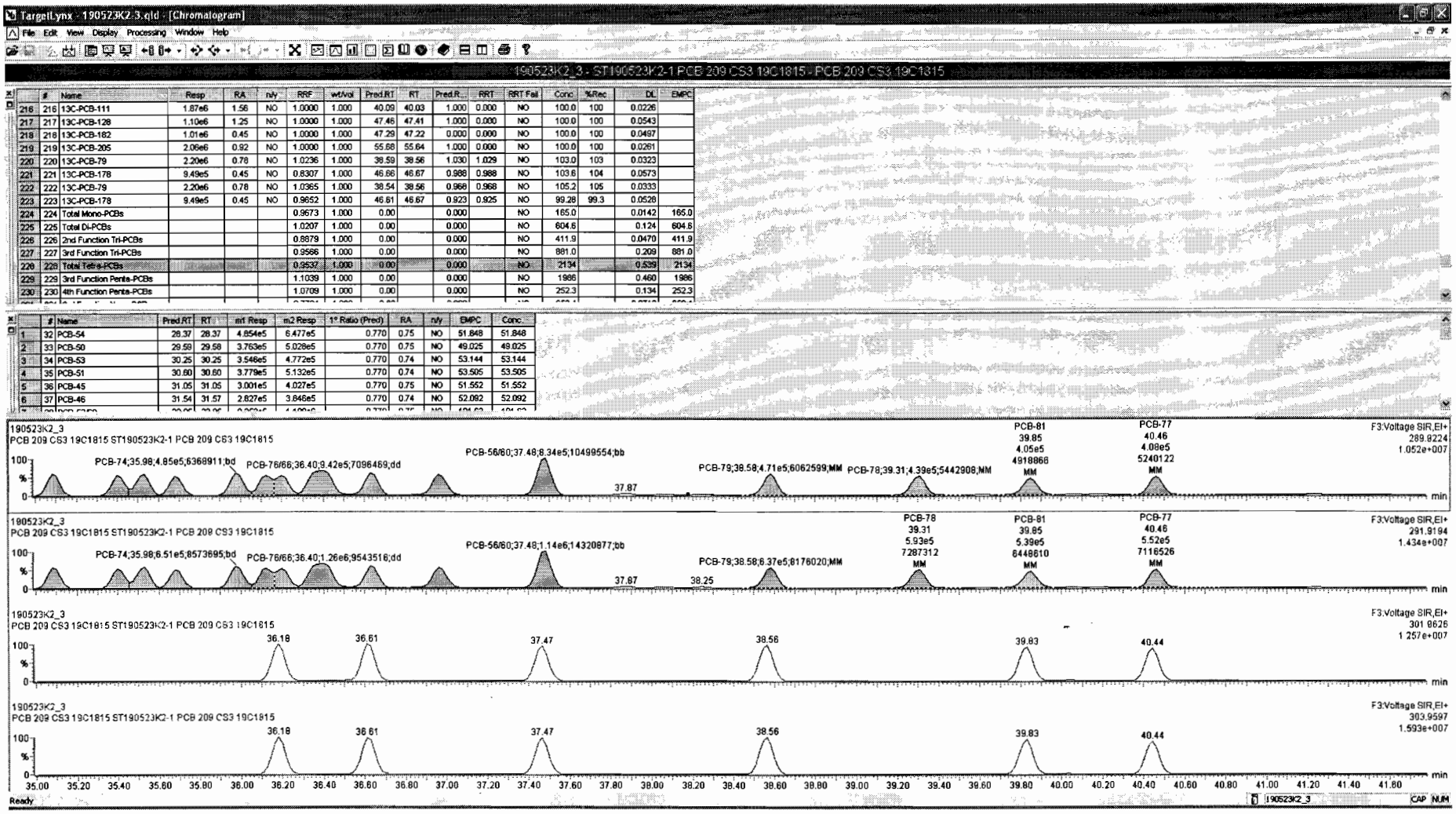

	#	Name	Resp	RA	n/y	RRF	wt/vol	Pred.RT	RT	Pred.R...	RRT	RRT Fail	Conc	%Rec	DL	EMPC
216	216	13C-PCB-111	1.87e6	1.56	NO	1.0000	1.000	40.09	40.03	1.000	0.000	NO	100.0	100	0.0226	
217	217	13C-PCB-128	1.10e6	1.25	NO	1.0000	1.000	47.46	47.41	1.000	0.000	NO	100.0	100	0.0543	
218	218	13C-PCB-182	1.01e6	0.45	NO	1.0000	1.000	47.29	47.22	0.000	0.000	NO	100.0	100	0.0497	
219	219	13C-PCB-205	2.06e6	0.92	NO	1.0000	1.000	55.68	55.64	1.000	0.000	NO	100.0	100	0.0261	
220	220	13C-PCB-79	2.20e6	0.78	NO	1.0236	1.000	38.59	38.56	1.030	1.029	NO	103.0	103	0.0323	
221	221	13C-PCB-178	9.49e5	0.45	NO	0.8307	1.000	46.66	46.67	0.988	0.988	NO	103.6	104	0.0573	
222	222	13C-PCB-79	2.20e6	0.78	NO	1.0365	1.000	38.54	38.56	0.968	0.968	NO	105.2	105	0.0333	
223	223	13C-PCB-178	9.49e5	0.45	NO	0.9652	1.000	46.61	46.67	0.923	0.925	NO	99.28	99.3	0.0526	
224	224	Total Mono-PCBs				0.9673	1.000	0.00		0.000		NO	165.0		0.0142	165.0
225	225	Total Di-PCBs				1.0207	1.000	0.00		0.000		NO	604.6		0.124	604.6
226	226	2nd Function Tri-PCBs				0.8879	1.000	0.00		0.000		NO	411.9		0.0470	411.9
227	227	3rd Function Tri-PCBs				0.9566	1.000	0.00		0.000		NO	881.0		0.209	881.0
228	228	Total Tetra-PCBs				0.9537	1.000	0.00		0.000		NO	2134		0.539	2134
229	229	3rd Function Penta-PCBs				1.1039	1.000	0.00		0.000		NO	1986		0.460	1986
230	230	4th Function Penta-PCBs				1.0709	1.000	0.00		0.000		NO	252.3		0.134	252.3

	#	Name	Pred.RT	RT	m1 Resp	m2 Resp	1° Ratio (Pred)	RA	n/y	EMPC	Conc.
1	32	PCB-54	28.37	28.37	4.854e5	6.477e5	0.770	0.75	NO	51.848	51.848
2	33	PCB-50	29.58	29.58	3.763e5	5.028e5	0.770	0.75	NO	49.025	49.025
3	34	PCB-53	30.25	30.25	3.546e5	4.772e5	0.770	0.74	NO	53.144	53.144
4	35	PCB-51	30.60	30.60	3.779e5	5.132e5	0.770	0.74	NO	53.505	53.505
5	36	PCB-45	31.05	31.05	3.001e5	4.027e5	0.770	0.75	NO	51.552	51.552
6	37	PCB-46	31.54	31.57	2.827e5	3.846e5	0.770	0.74	NO	52.092	52.092

Dataset: Untitled

Last Altered: Friday, May 24, 2019 09:55:16 Pacific Daylight Time
Printed: Friday, May 24, 2019 10:00:02 Pacific Daylight Time

Name: 190523K2_3, Date: 24-May-2019, Time: 00:25:21, ID: ST190523K2-1 PCB 209 CS3 19C1815, Description: PCB 209 CS3 19C1815

PCB-104

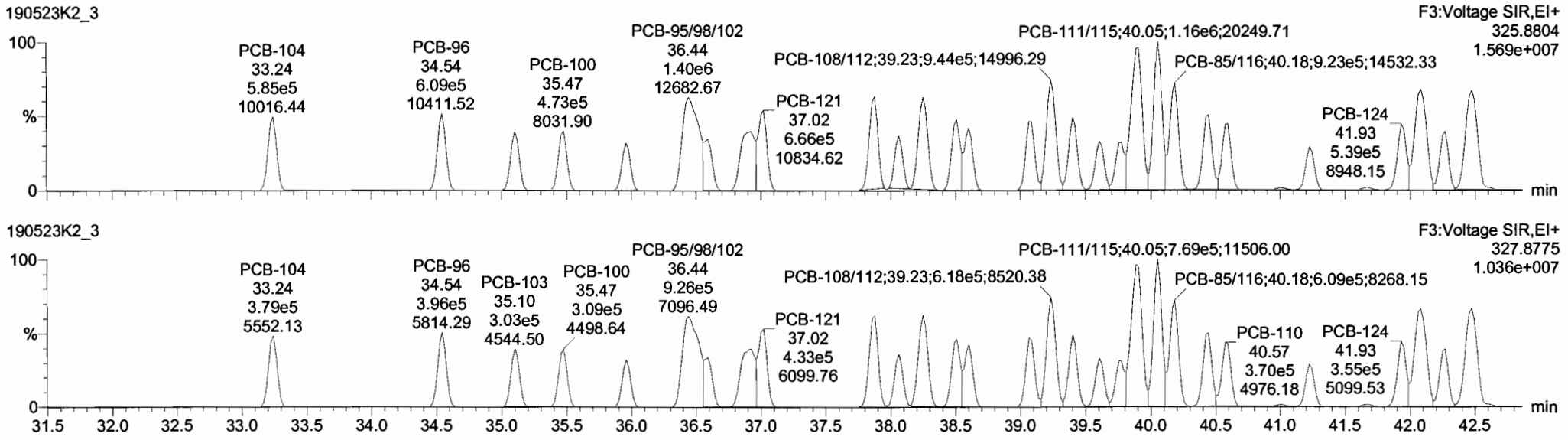

13C-PCB-104

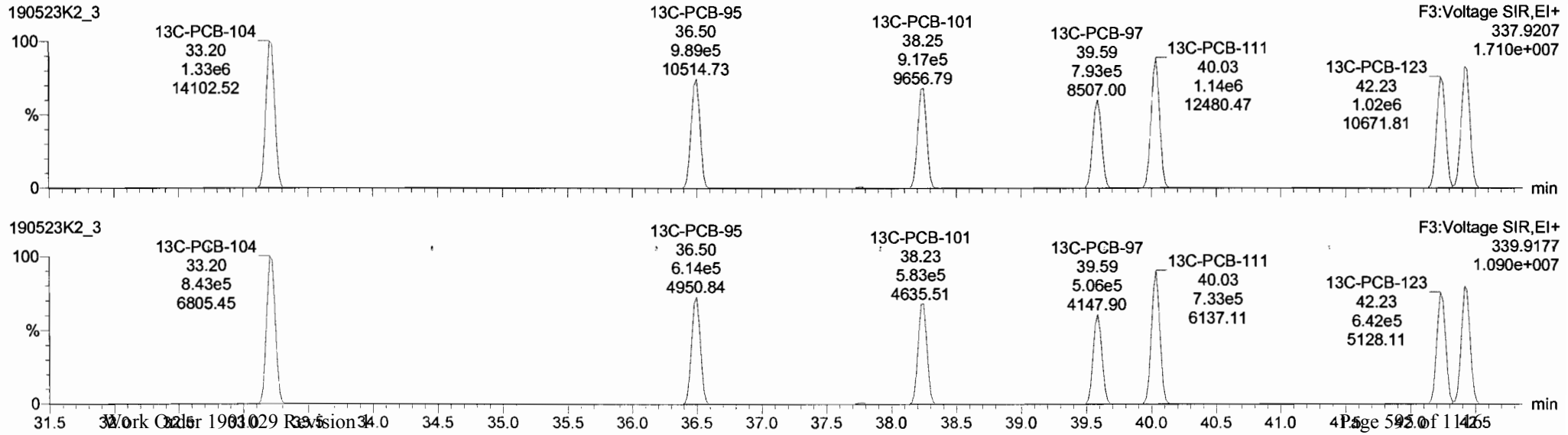

Dataset: Untitled

Last Altered: Friday, May 24, 2019 09:55:16 Pacific Daylight Time
Printed: Friday, May 24, 2019 10:00:02 Pacific Daylight Time

Name: 190523K2_3, Date: 24-May-2019, Time: 00:25:21, ID: ST190523K2-1 PCB 209 CS3 19C1815, Description: PCB 209 CS3 19C1815

PCB-96

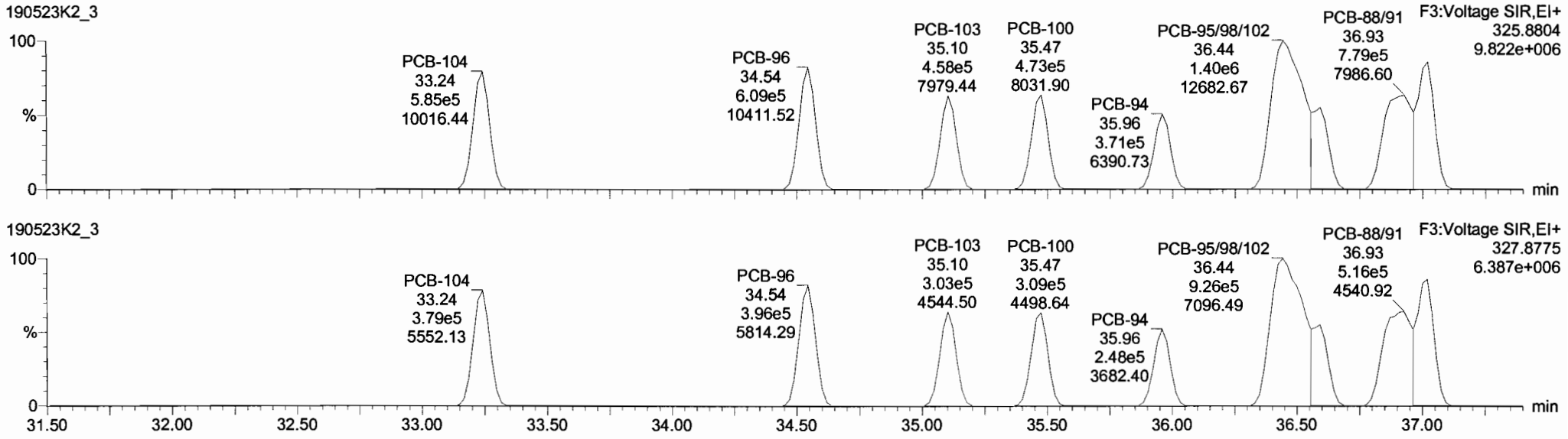

13C-PCB-95

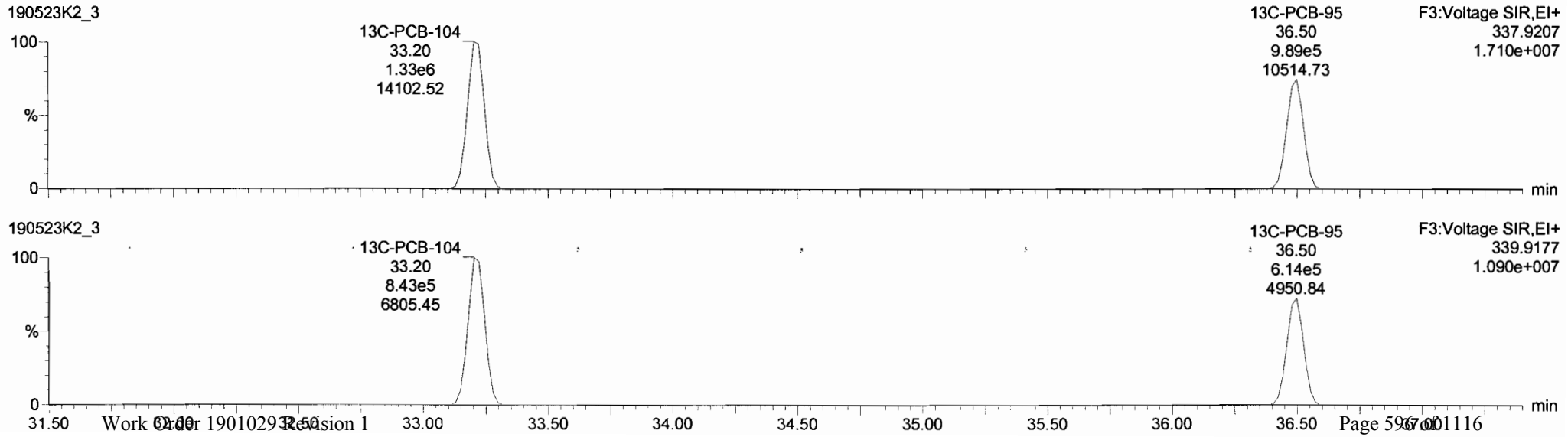

Dataset: Untitled

Last Altered: Friday, May 24, 2019 09:55:16 Pacific Daylight Time
Printed: Friday, May 24, 2019 10:00:02 Pacific Daylight Time

Name: 190523K2_3, Date: 24-May-2019, Time: 00:25:21, ID: ST190523K2-1 PCB 209 CS3 19C1815, Description: PCB 209 CS3 19C1815

PCB-119

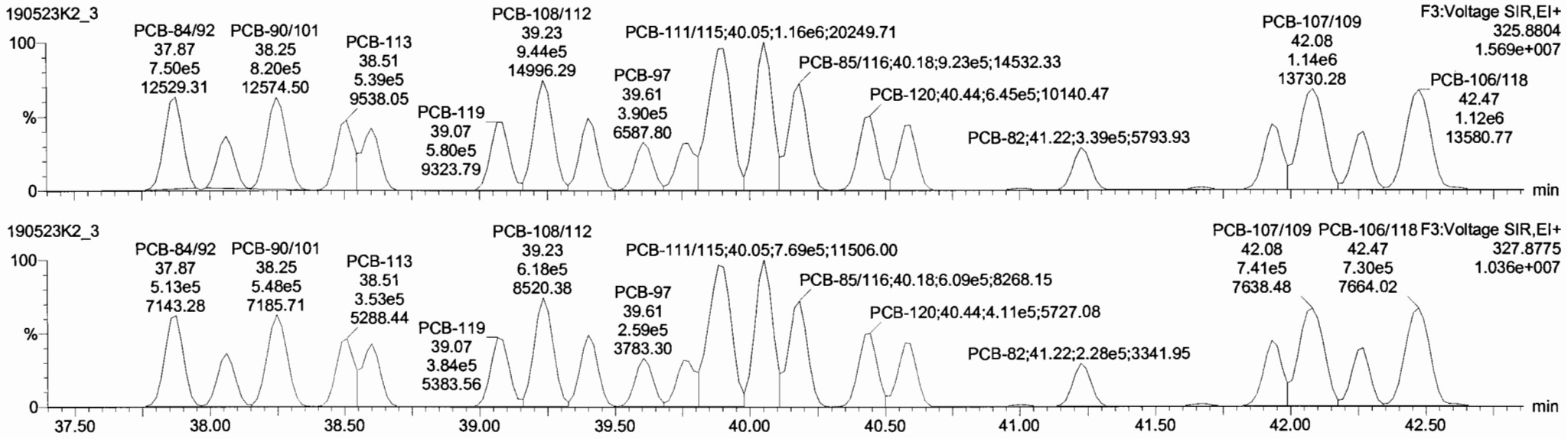

13C-PCB-111

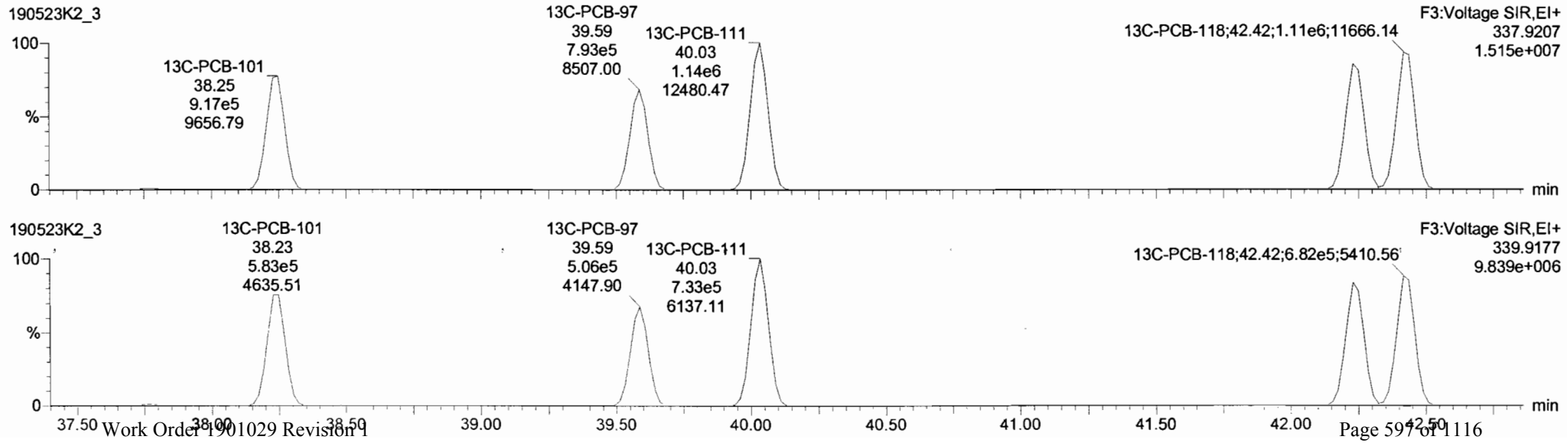

TargetLynx - 190523K2_3.qld - [Chromatogram]

File Edit View Display Processing Window Help

190523K2_3 - ST190523K2-1 PCB 209 CS3 19C1815 - PCB 209 CS3 19C1815

	#	Name	Resp	RA	n/y	RRF	wt/vol	Pred.RT	RT	Pred R...	RRT	RRT Fail	Conc	%Rec	DL	EMPC
216	216	13C-PCB-111	1.87e6	1.56	NO	1.0000	1.000	40.09	40.03	1.000	0.000	NO	100.0	100	0.0226	
217	217	13C-PCB-126	1.10e6	1.25	NO	1.0000	1.000	47.46	47.41	1.000	0.000	NO	100.0	100	0.0543	
218	218	13C-PCB-182	1.01e6	0.45	NO	1.0000	1.000	47.29	47.22	0.000	0.000	NO	100.0	100	0.0497	
219	219	13C-PCB-205	2.06e6	0.92	NO	1.0000	1.000	55.68	55.64	1.000	0.000	NO	100.0	100	0.0261	
220	220	13C-PCB-79	2.20e6	0.78	NO	1.0236	1.000	38.59	38.56	1.030	1.029	NO	103.0	103	0.0323	
221	221	13C-PCB-178	9.49e5	0.45	NO	0.8307	1.000	46.66	46.67	0.988	0.988	NO	103.6	104	0.0573	
222	222	13C-PCB-79	2.20e6	0.78	NO	1.0365	1.000	38.54	38.56	0.968	0.968	NO	105.2	105	0.0333	
223	223	13C-PCB-178	9.49e5	0.45	NO	0.9652	1.000	46.61	46.67	0.923	0.925	NO	99.28	99.3	0.0528	
224	224	Total Mono-PCBs				0.9673	1.000	0.00		0.000		NO	165.0		0.0142	165.0
225	225	Total Di-PCBs				1.0207	1.000	0.00		0.000		NO	604.6		0.124	604.6
226	226	2nd Function Tri-PCBs				0.8879	1.000	0.00		0.000		NO	411.9		0.0470	411.9
227	227	3rd Function Tri-PCBs				0.9566	1.000	0.00		0.000		NO	881.0		0.209	881.0
228	228	Total Tetra-PCBs				0.9537	1.000	0.00		0.000		NO	2134		0.539	2134
229	229	3rd Function Penta-PCBs				1.1039	1.000	0.00		0.000		NO	1986		0.460	1986
230	230	4th Function Penta-PCBs				1.0709	1.000	0.00		0.000		NO	252.3		0.134	252.3

	#	Name	Pred RT	RT	m1 Resp	m2 Resp	1° Ratio (Pred)	RA	n/y	EMPC	Conc.
1	64	PCB-104	33.22	33.24	5.890e5	3.789e5	1.560	1.54	NO	48.247	48.247
2	65	PCB-96	34.52	34.54	6.086e5	3.962e5	1.560	1.54	NO	46.853	46.853
3	66	PCB-103	35.09	35.10	4.577e5	3.030e5	1.560	1.51	NO	45.597	45.597
4	67	PCB-100	35.45	35.47	4.735e5	3.095e5	1.560	1.53	NO	46.313	46.313
5	68	PCB-94	35.98	35.96	3.712e5	2.478e5	1.560	1.50	NO	46.085	46.085
6	69	PCB-95/98/102	36.47	36.44	1.403e6	9.264e5	1.560	1.51	NO	142.58	142.58

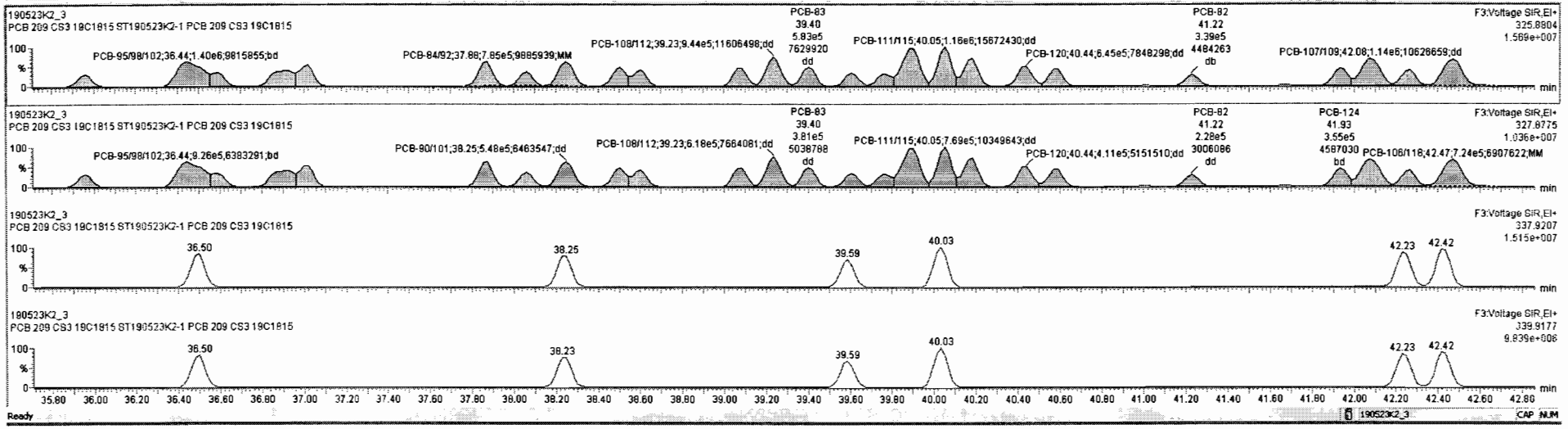

Dataset: Untitled

Last Altered: Friday, May 24, 2019 09:55:16 Pacific Daylight Time
Printed: Friday, May 24, 2019 10:00:02 Pacific Daylight Time

Name: 190523K2_3, Date: 24-May-2019, Time: 00:25:21, ID: ST190523K2-1 PCB 209 CS3 19C1815, Description: PCB 209 CS3 19C1815

PCB-114

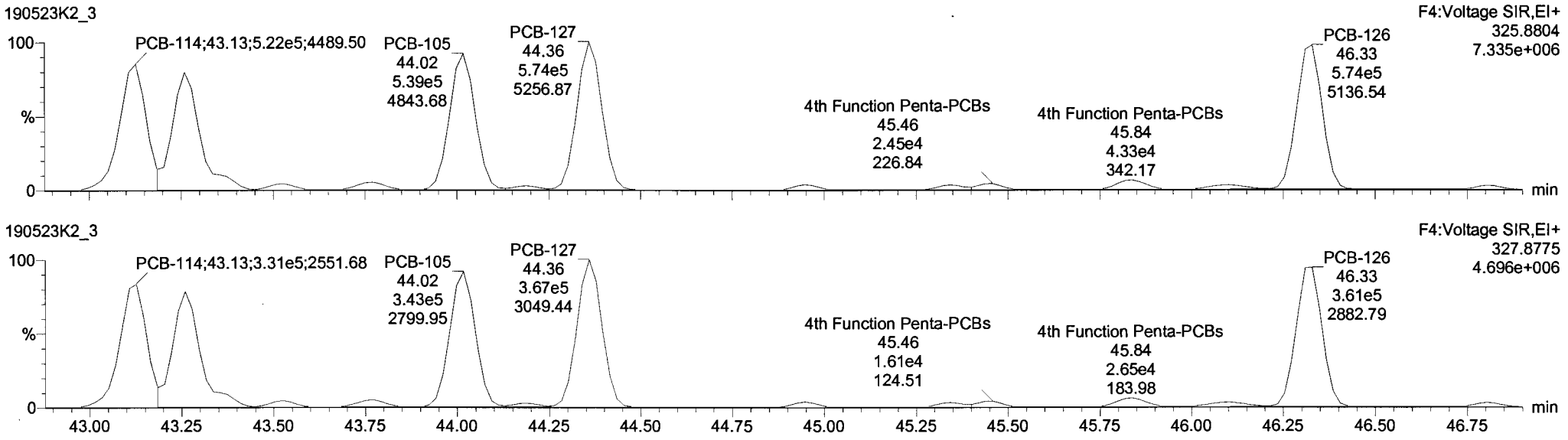

13C-PCB-114

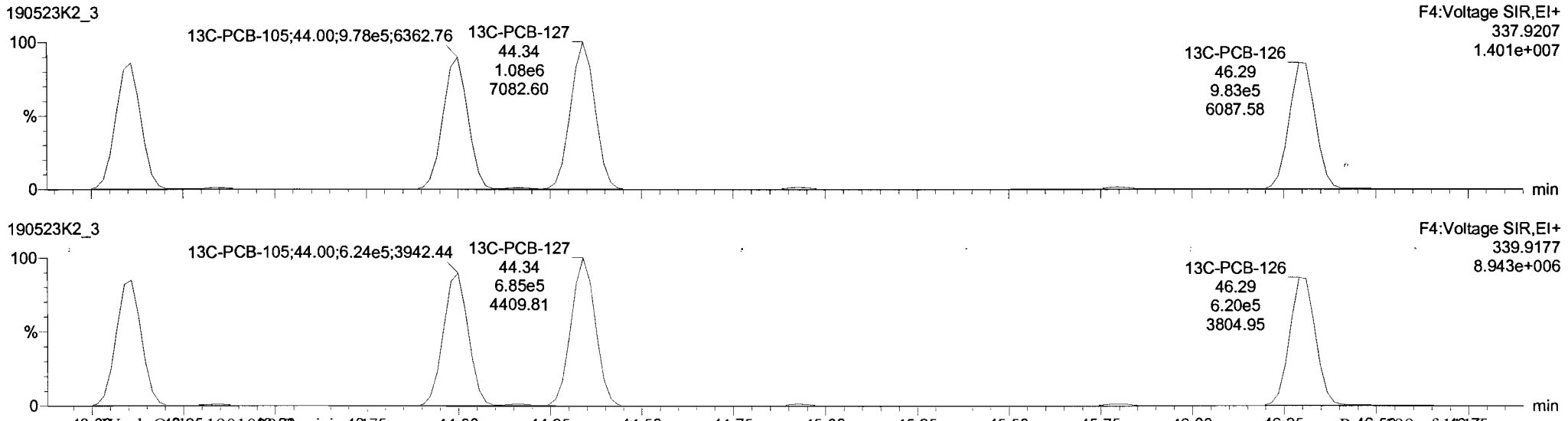

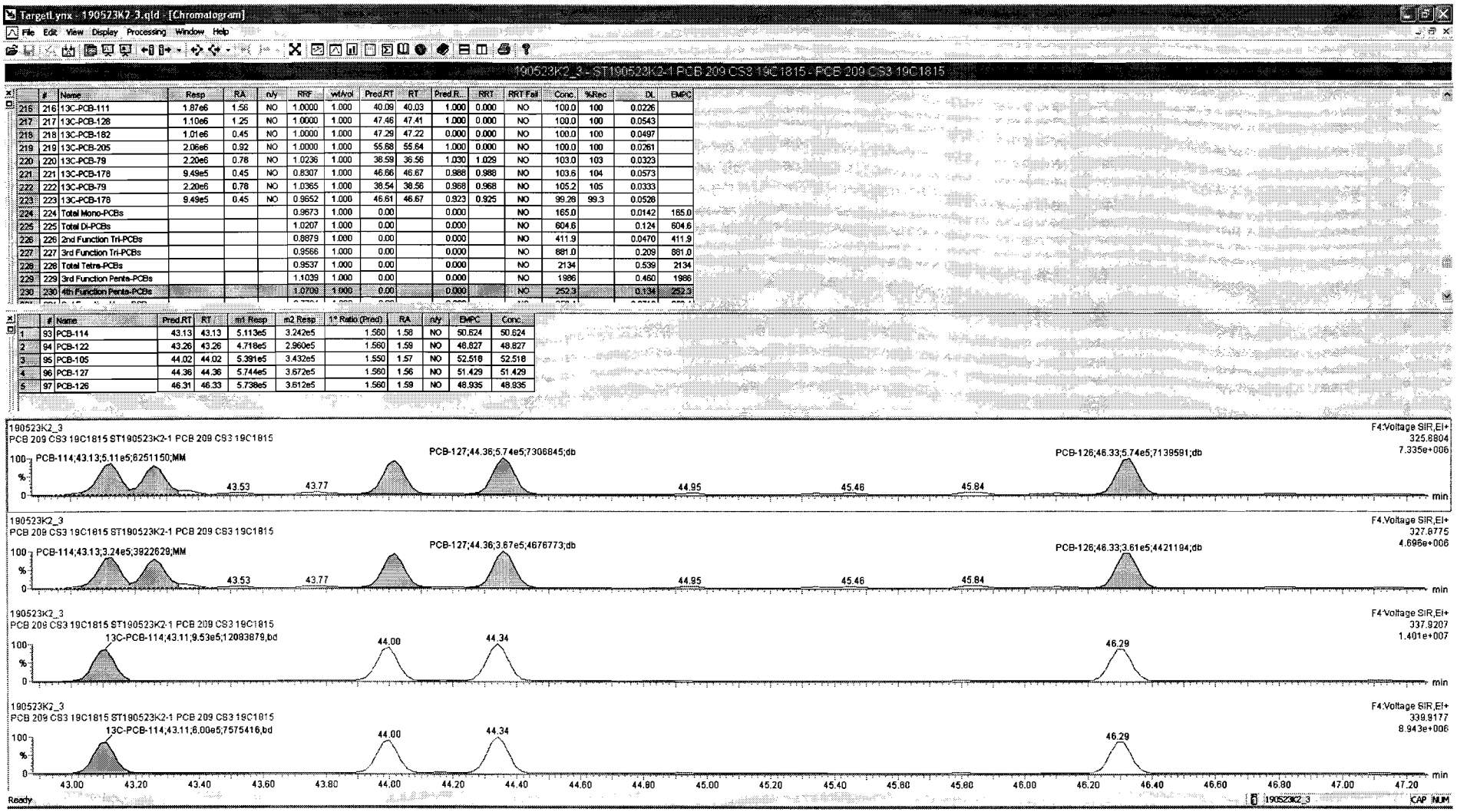

	#	Name	Resp	RA	n/y	RRF	wtAvg	Pred.RT	RT	Pred.R...	RRT	RRT Fail	Conc.	%Rec	DL	EMPC
215	216	13C-PCB-111	1.87e6	1.56	NO	1.0000	1.000	40.09	40.03	1.000	0.000	NO	100.0	100	0.0226	
217	217	13C-PCB-128	1.10e6	1.25	NO	1.0000	1.000	47.46	47.41	1.000	0.000	NO	100.0	100	0.0543	
218	218	13C-PCB-182	1.01e6	0.45	NO	1.0000	1.000	47.29	47.22	0.000	0.000	NO	100.0	100	0.0497	
219	219	13C-PCB-205	2.06e6	0.92	NO	1.0000	1.000	55.88	55.84	1.000	0.000	NO	100.0	100	0.0261	
220	220	13C-PCB-79	2.20e6	0.78	NO	1.0236	1.000	38.59	38.56	1.030	1.029	NO	103.0	103	0.0323	
221	221	13C-PCB-178	9.49e5	0.45	NO	0.8307	1.000	46.66	46.67	0.988	0.988	NO	103.6	104	0.0573	
222	222	13C-PCB-79	2.20e6	0.78	NO	1.0365	1.000	38.54	38.56	0.968	0.968	NO	105.2	105	0.0333	
223	223	13C-PCB-178	9.49e5	0.45	NO	0.9652	1.000	46.61	46.67	0.923	0.925	NO	99.28	99.3	0.0528	
224	224	Total Mono-PCBs				0.9673	1.000	0.00		0.000		NO	165.0		0.0142	165.0
225	225	Total Di-PCBs				1.0207	1.000	0.00		0.000		NO	604.6		0.124	604.6
226	226	2nd Function Tri-PCBs				0.8879	1.000	0.00		0.000		NO	411.9		0.0470	411.9
227	227	3rd Function Tri-PCBs				0.9566	1.000	0.00		0.000		NO	881.0		0.209	881.0
228	228	Total Tetra-PCBs				0.9537	1.000	0.00		0.000		NO	2134		0.539	2134
229	229	3rd Function Penta-PCBs				1.1039	1.000	0.00		0.000		NO	1986		0.460	1986
230	230	4th Function Penta-PCBs				1.0709	1.000	0.00		0.000		NO	252.3		0.134	252.3

	#	Name	Pred.RT	RT	m1 Resp	m2 Resp	1° Ratio (Pred)	RA	n/y	EMPC	Conc.
1	93	PCB-114	43.13	43.13	5.113e5	3.242e5	1.560	1.58	NO	50.624	50.624
2	94	PCB-122	43.26	43.26	4.718e5	2.960e5	1.560	1.59	NO	46.827	46.827
3	95	PCB-105	44.02	44.02	5.391e5	3.432e5	1.550	1.57	NO	52.518	52.518
4	96	PCB-127	44.36	44.36	5.744e5	3.672e5	1.560	1.56	NO	51.429	51.429
5	97	PCB-126	46.31	46.33	5.738e5	3.612e5	1.560	1.59	NO	48.935	48.935

Dataset: Untitled

Last Altered: Friday, May 24, 2019 09:55:16 Pacific Daylight Time
Printed: Friday, May 24, 2019 10:00:02 Pacific Daylight Time

Name: 190523K2_3, Date: 24-May-2019, Time: 00:25:21, ID: ST190523K2-1 PCB 209 CS3 19C1815, Description: PCB 209 CS3 19C1815

PCB-155

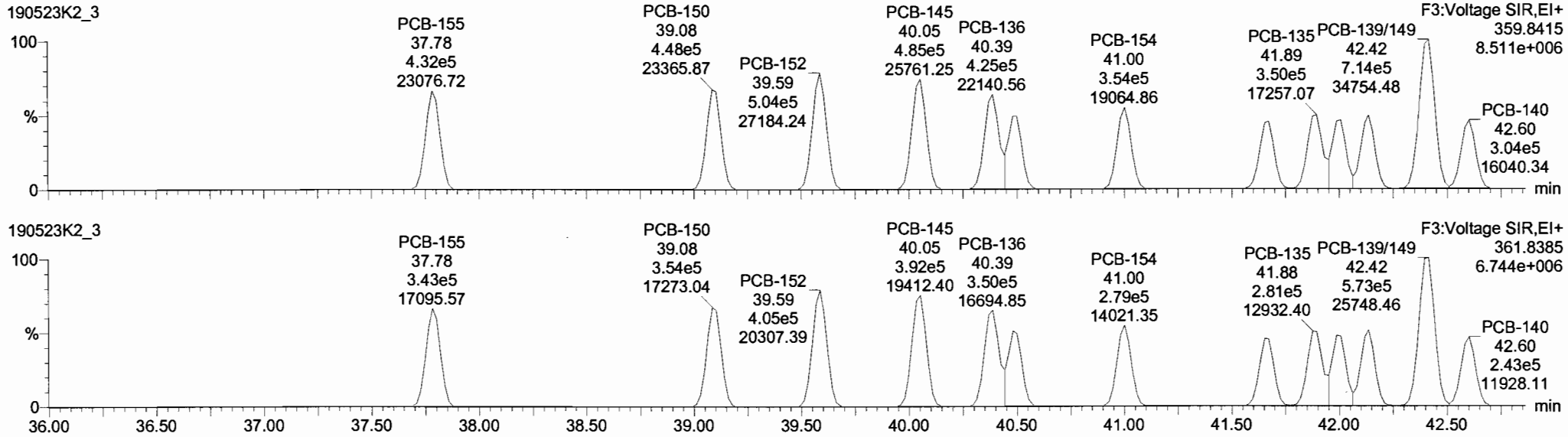

13C-PCB-155

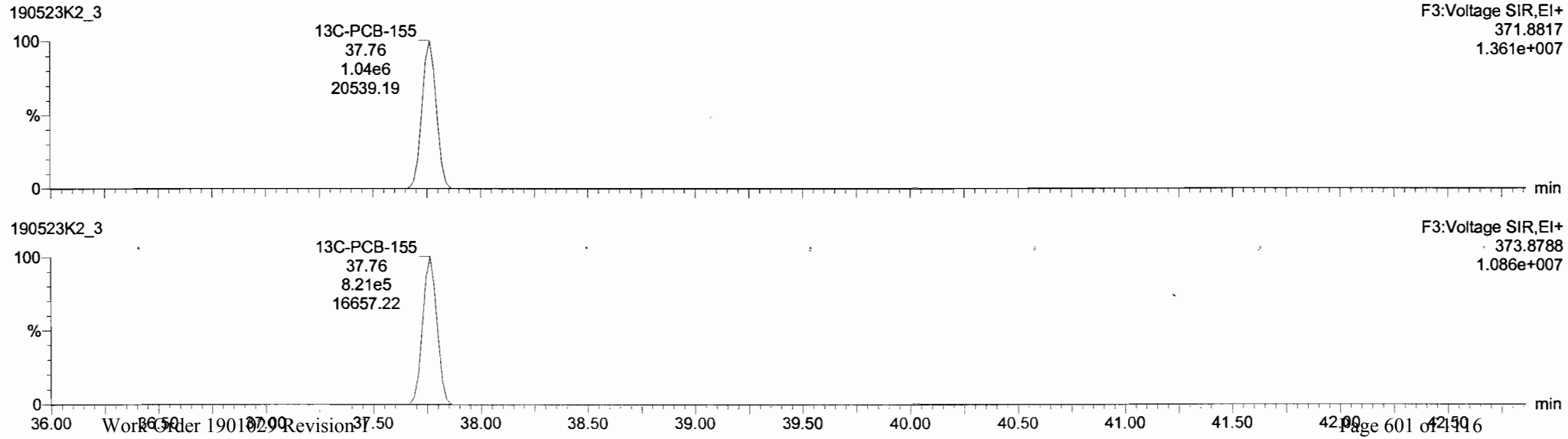

Dataset: Untitled

Last Altered: Friday, May 24, 2019 09:55:16 Pacific Daylight Time
Printed: Friday, May 24, 2019 10:00:02 Pacific Daylight Time

Name: 190523K2_3, Date: 24-May-2019, Time: 00:25:21, ID: ST190523K2-1 PCB 209 CS3 19C1815, Description: PCB 209 CS3 19C1815

PCB-134/143

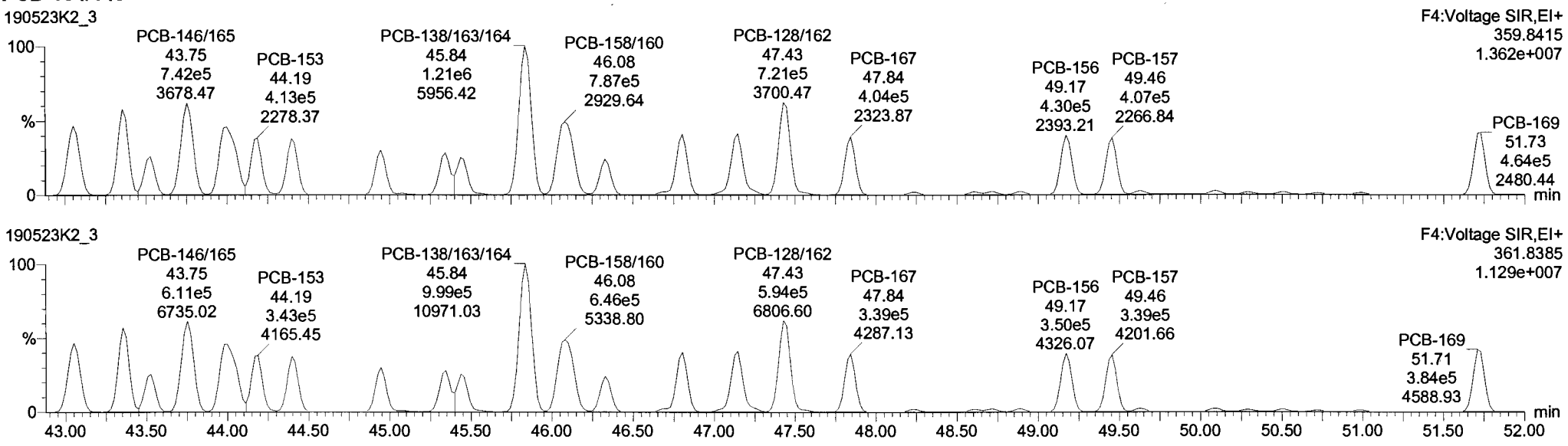

13C-PCB-153

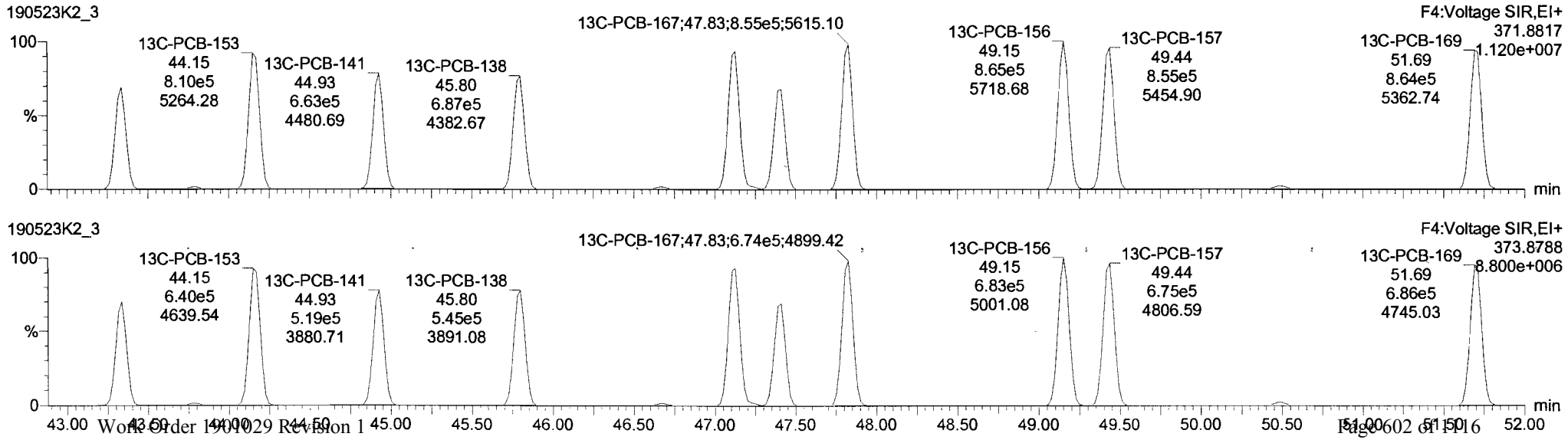

TargetLynx - 190523K2-3.qld - [Chromatogram]

File Edit View Display Processing Window Help

190523K2_3 - ST190523K2-1 PCB 209 CS3 19C1815 - PCB 209 CS3 19C1815

	#	Name	Resp	RA	n/y	RRF	wt/vol	Pred.RT	RT	Pred.R...	RRT	RRT Fail	Conc.	%Rec	DL	EMPC
232	232	4th Function Hexa-PCBs				0.9847	1.000	0.00		0.000		NO	1346		0.760	1346
233	233	Total Hepta-PCBs				1.3031	1.000	0.00		0.000		NO	1122		0.652	1122
234	234	4th Function Octa-PCBs				0.9053	1.000	0.00		0.000		NO	464.0		0.177	464.0
235	235	5th Function Octa-PCBs				1.1120	1.000	0.00		0.000		NO	148.6		0.0647	148.6
236	236	Total Nona-PCBs				0.9467	1.000	0.00		0.000		NO	143.1		0.0793	143.1
237	237	Deca-CB				0.9147	1.000	0.00		0.000		NO	49.67		0.00650	49.67
238	238	Total PCBs														
239	239	Total Mono-Isotopes														
240	240	Total Di-Isotopes														
241	241	2nd Function Tri-Isotopes														
242	242	3rd Function Tri-Isotopes														
243	243	Tetra-Isotopes				0.9543	1.000	0.00		1.000		NO	926.7		0.315	0.0000
244	244	3rd Function Penta-Isotopes				0.8919	1.000	0.00		0.000		NO	710.6		0.181	0.0000
245	245	4th Function Penta-Isotopes				1.3912	1.000	0.00		0.000		NO	425.1		0.168	0.0000
246	246	4th Function Hexa-Isotopes				1.2515	1.000	0.00		0.000		NO	915.6		0.395	0.0000

	#	Name	Pred.RT	RT	m1 Resp	m2 Resp	1° Ratio (Pred)	RA	n/y	EMPC	Conc.
1	I...	PCB-134/143	43.03	43.05	5.637e5	4.631e5	1.240	1.22	NO	95.797	95.797
2	I...	PCB-131/133	43.33	43.35	6.125e5	5.017e5	1.240	1.22	NO	96.231	96.231
3	I...	PCB-142	43.50	43.53	2.734e5	2.249e5	1.240	1.22	NO	45.590	45.590
4	I...	PCB-146/165	43.73	43.75	7.421e5	6.108e5	1.240	1.22	NO	95.142	95.142
5	I...	PCB-132/161	43.98	44.00	7.522e5	6.208e5	1.240	1.21	NO	97.135	97.135
6	I...	PCB-153	44.17	44.19	4.125e5	3.432e5	1.240	1.20	NO	49.537	49.537

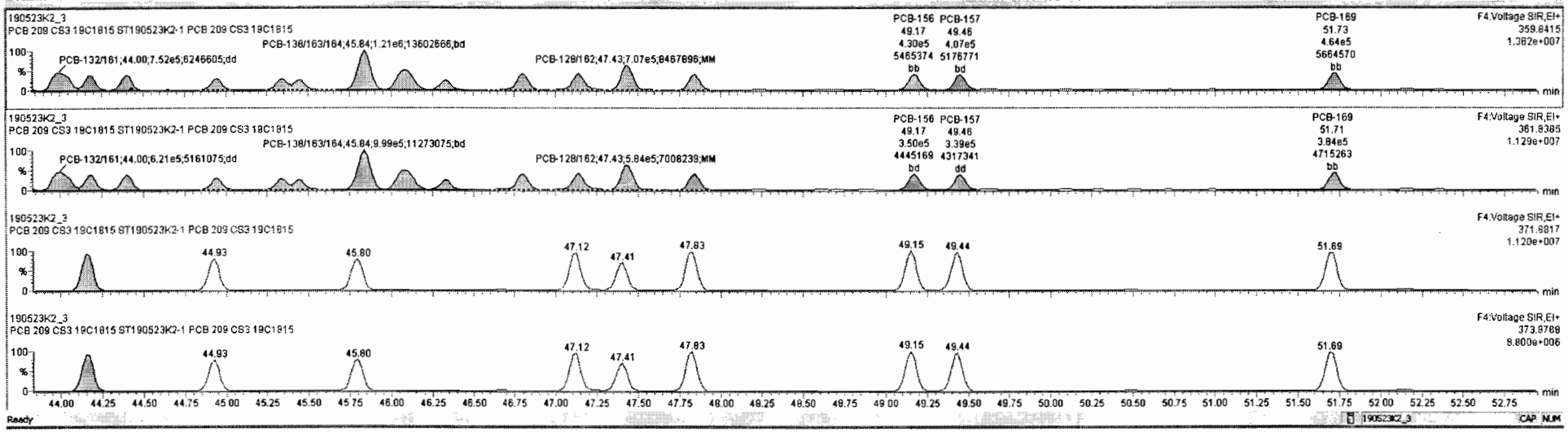

Vista Analytical Laboratory VG-9

Dataset: Untitled

Last Altered: Friday, May 24, 2019 09:55:16 Pacific Daylight Time
Printed: Friday, May 24, 2019 10:00:02 Pacific Daylight Time

Name: 190523K2_3, Date: 24-May-2019, Time: 00:25:21, ID: ST190523K2-1 PCB 209 CS3 19C1815, Description: PCB 209 CS3 19C1815

PCB-188

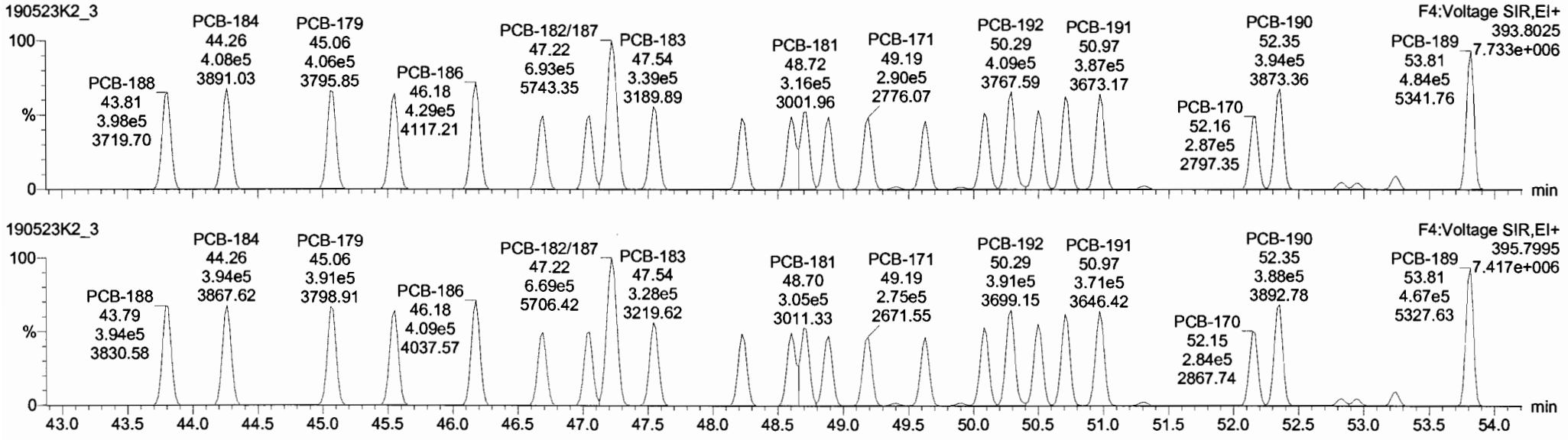

13C-PCB-188

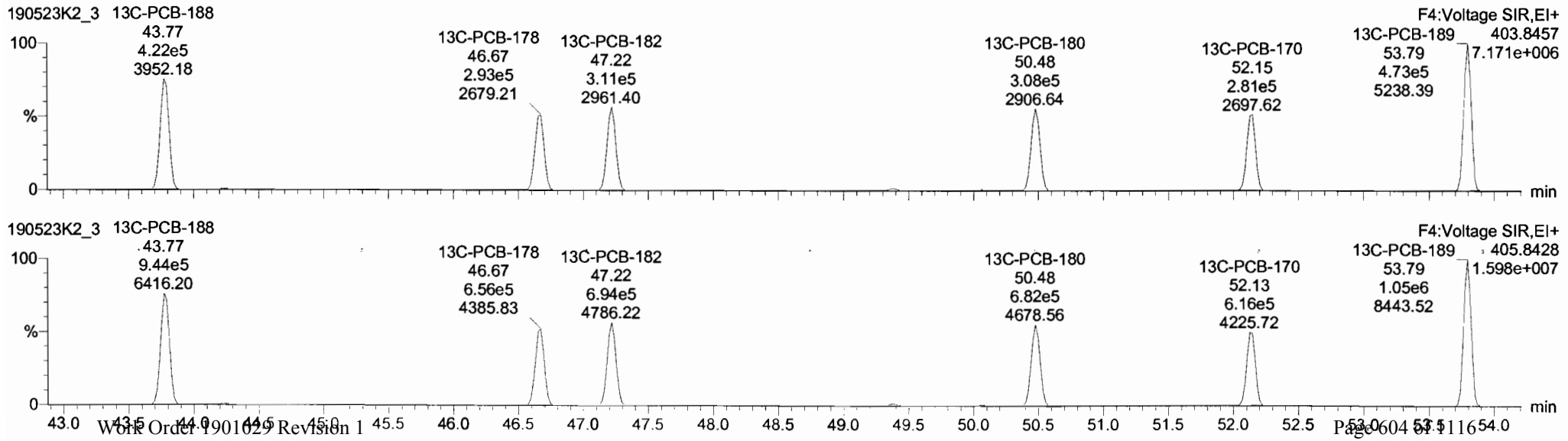

Dataset: Untitled

Last Altered: Friday, May 24, 2019 09:55:16 Pacific Daylight Time
Printed: Friday, May 24, 2019 10:00:02 Pacific Daylight Time

Name: 190523K2_3, Date: 24-May-2019, Time: 00:25:21, ID: ST190523K2-1 PCB 209 CS3 19C1815, Description: PCB 209 CS3 19C1815

PCB-202

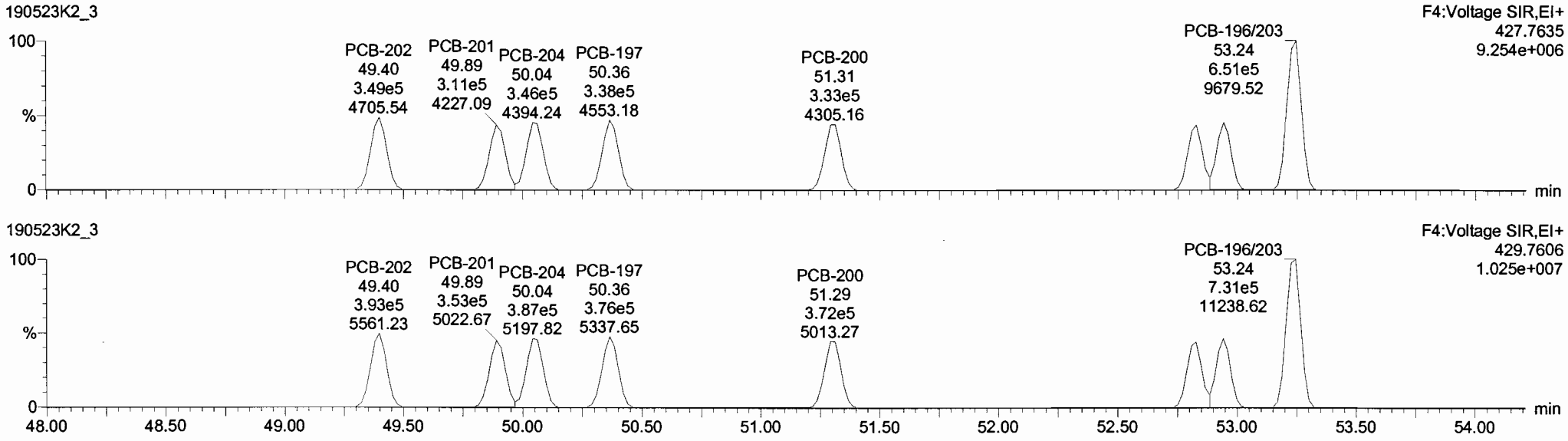

13C-PCB-202

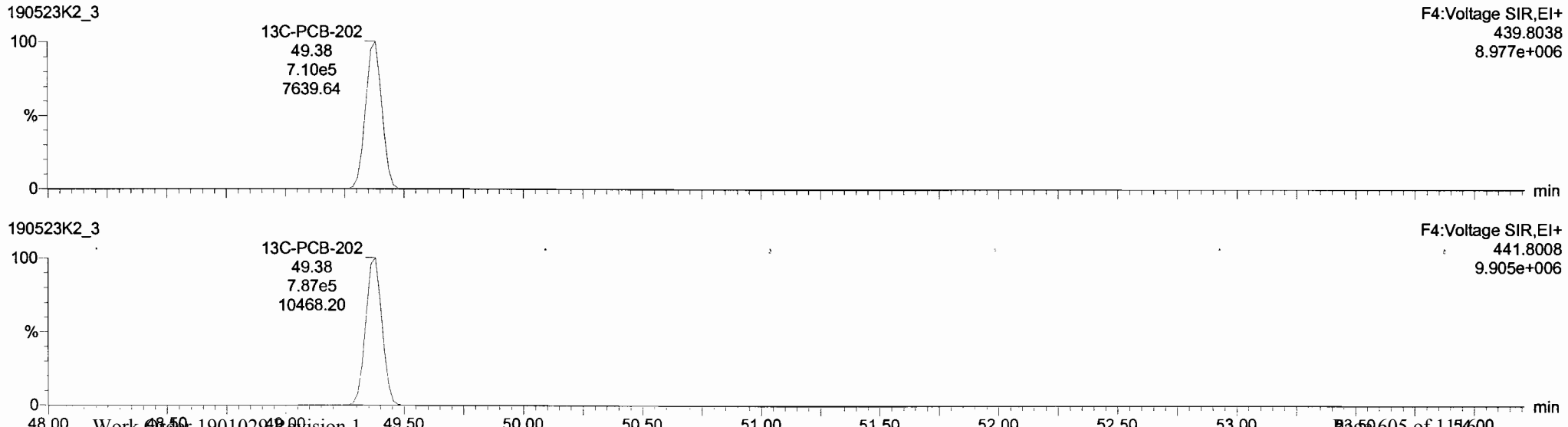

Dataset: Untitled

Last Altered: Friday, May 24, 2019 09:55:16 Pacific Daylight Time
Printed: Friday, May 24, 2019 10:00:02 Pacific Daylight Time

Name: 190523K2_3, Date: 24-May-2019, Time: 00:25:21, ID: ST190523K2-1 PCB 209 CS3 19C1815, Description: PCB 209 CS3 19C1815

PCB-195

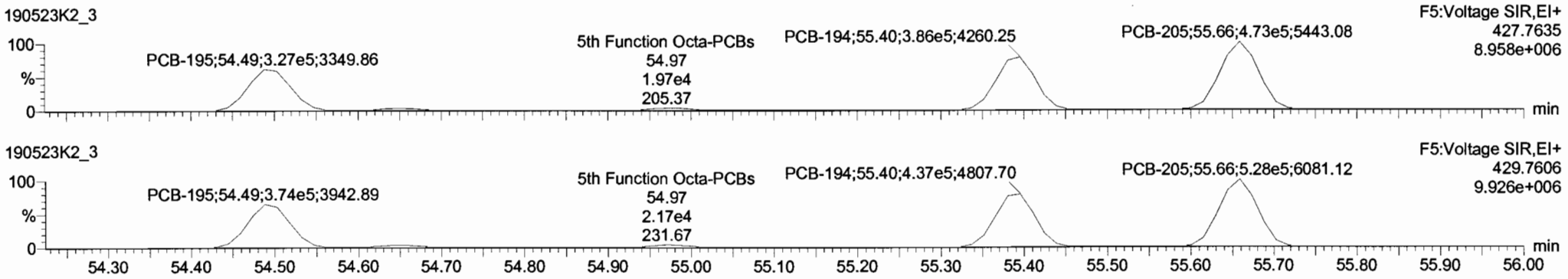

13C-PCB-194

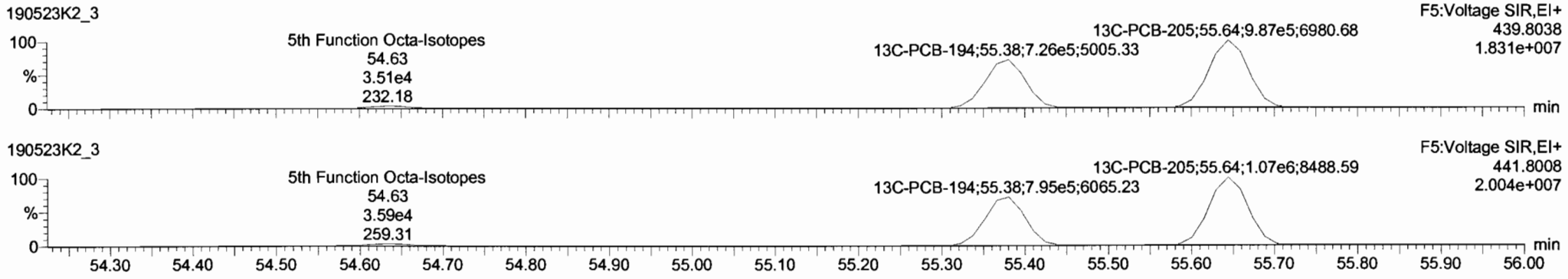

PFK5

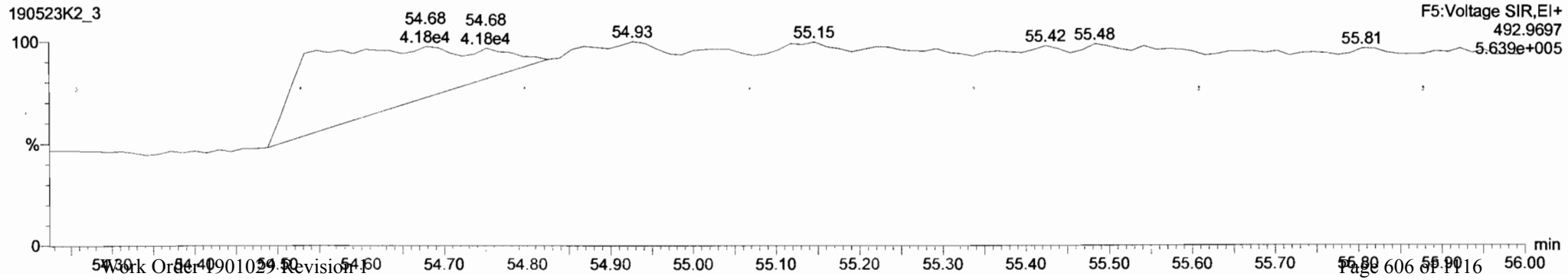

Dataset: Untitled

Last Altered: Friday, May 24, 2019 09:55:16 Pacific Daylight Time
Printed: Friday, May 24, 2019 10:00:02 Pacific Daylight Time

Name: 190523K2_3, Date: 24-May-2019, Time: 00:25:21, ID: ST190523K2-1 PCB 209 CS3 19C1815, Description: PCB 209 CS3 19C1815

PCB-208

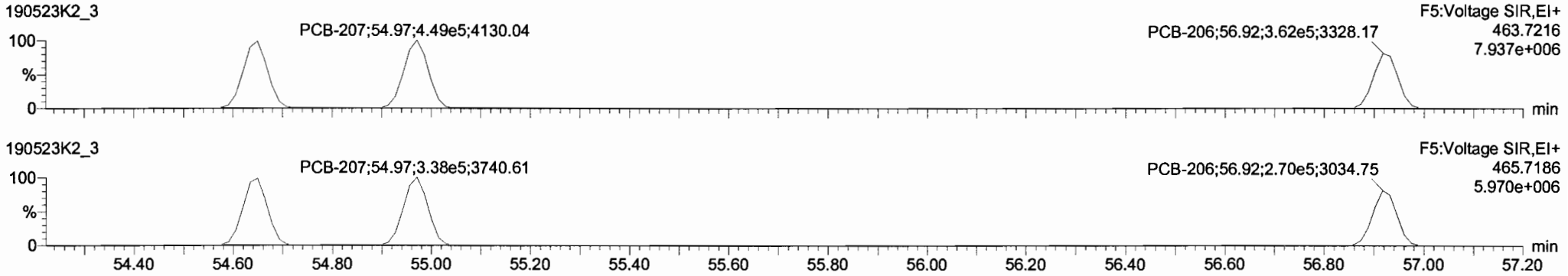

13C-PCB-208

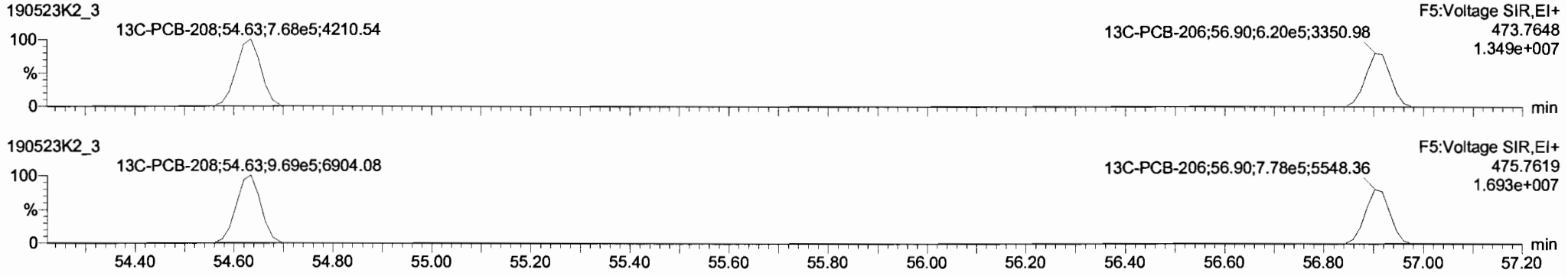

PFK5

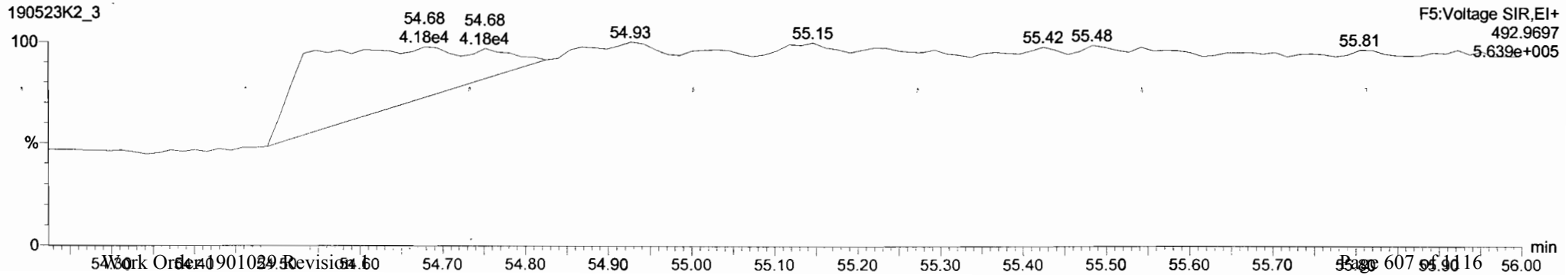

Dataset: Untitled

Last Altered: Friday, May 24, 2019 09:55:16 Pacific Daylight Time
Printed: Friday, May 24, 2019 10:00:02 Pacific Daylight Time

Name: 190523K2_3, Date: 24-May-2019, Time: 00:25:21, ID: ST190523K2-1 PCB 209 CS3 19C1815, Description: PCB 209 CS3 19C1815

PCB-209

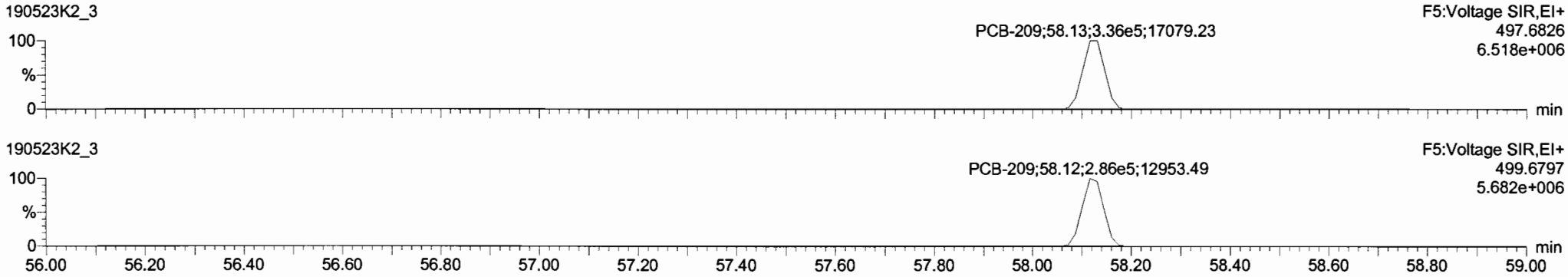

13C-PCB-209

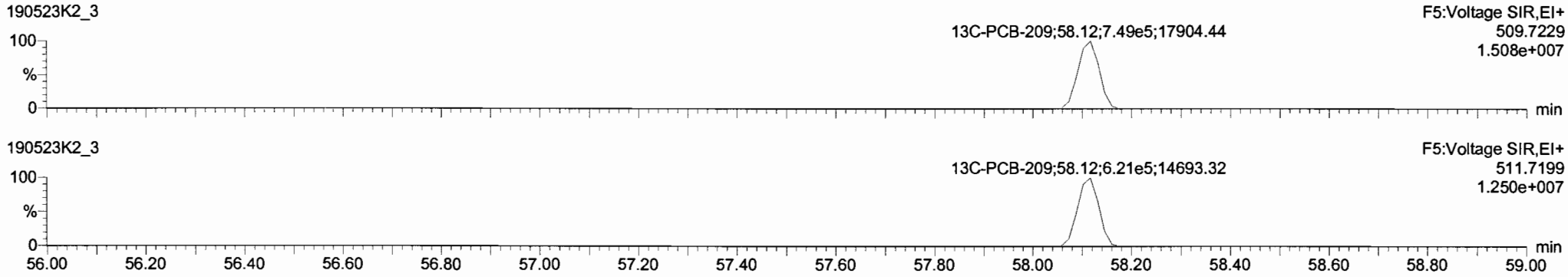

PFK5

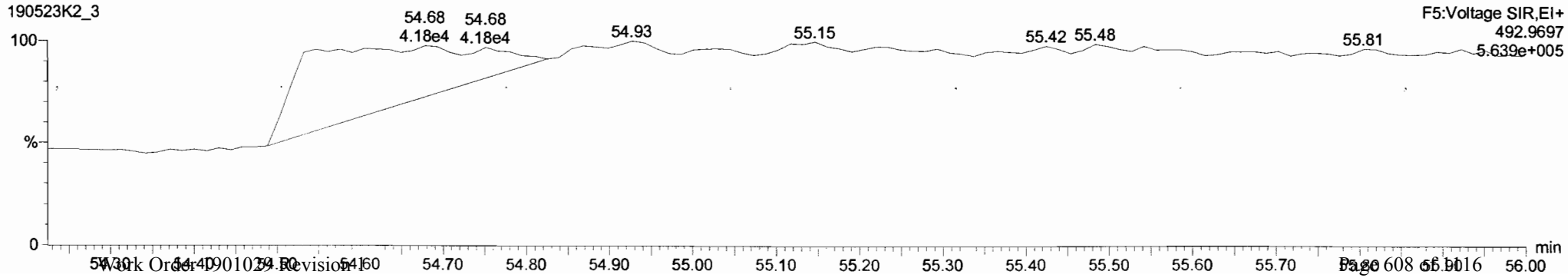

Printed: Friday, May 24, 2019 09:46:40 Pacific Daylight Time

M 168.9888 R 10798

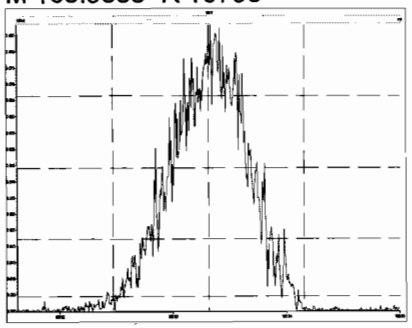

M 180.9888 R 7052

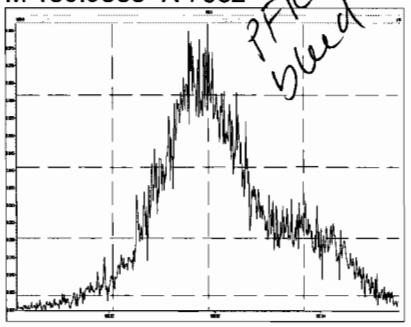

M 192.9888 R 0

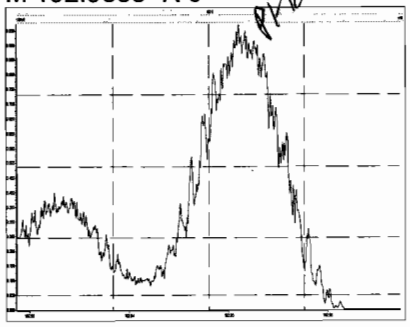

M 204.9888 R 11185

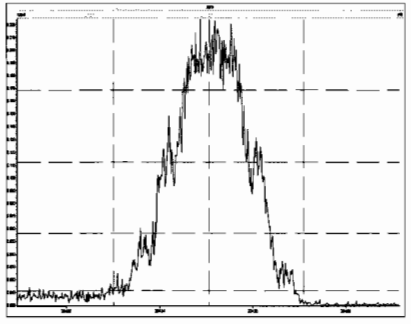

M 218.9856 R 11521

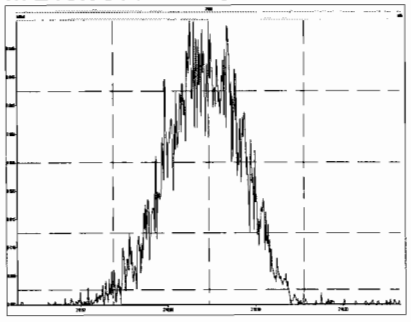

M 230.9856 R 12181

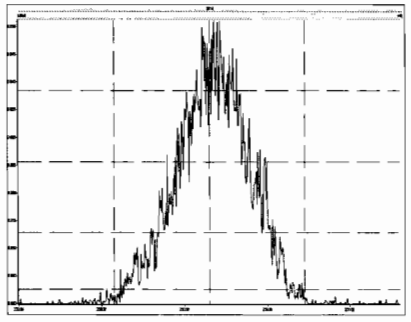

M 242.9856 R 15621

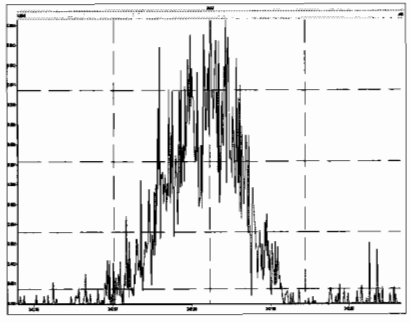

M 254.9856 R 11941

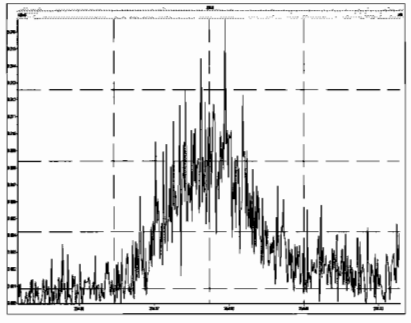

M 268.9824 R 6753

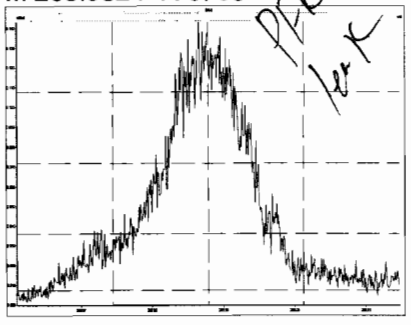

M 280.9824 R 11743

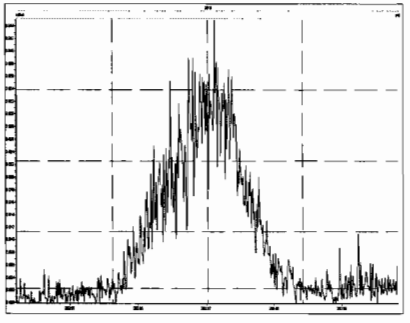

M 254.9856 R 10276

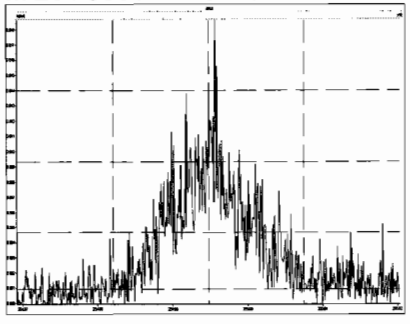

M 268.9824 R 7564

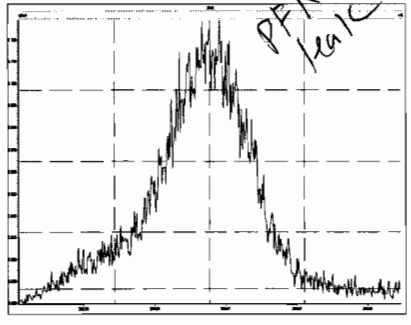

M 280.9824 R 68316

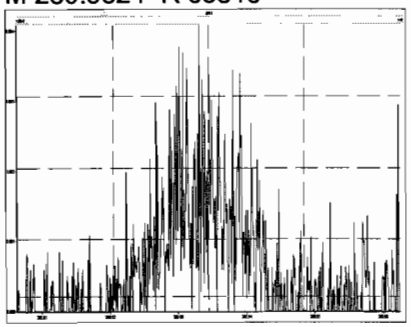

M 292.9824 R 19071

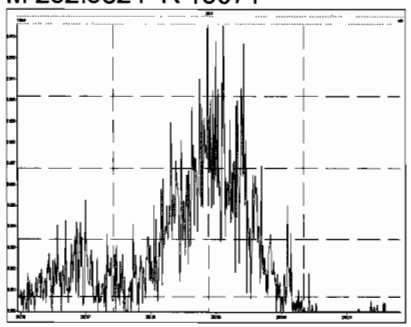

M 304.9824 R 19841

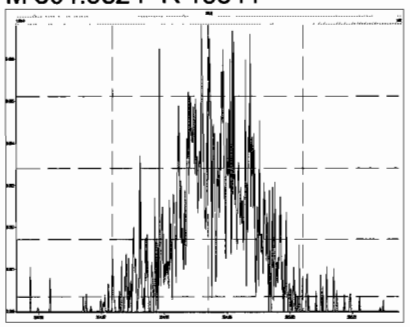

M 318.9792 R 15420

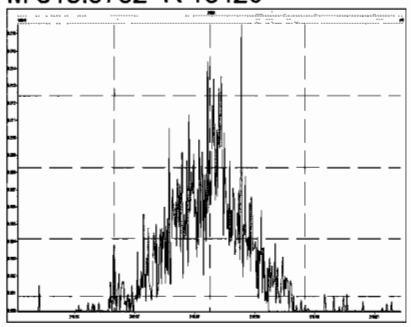

M 330.9792 R 15165

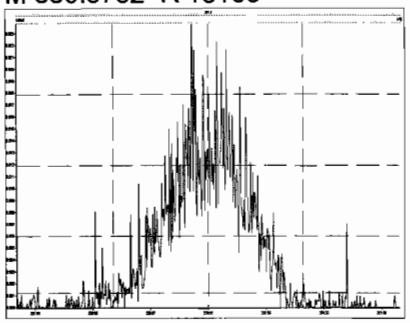

M 342.9792 R 11779

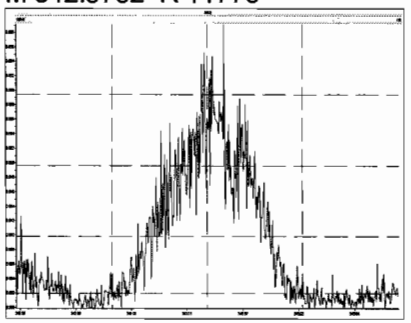

M 354.9792 R 41190

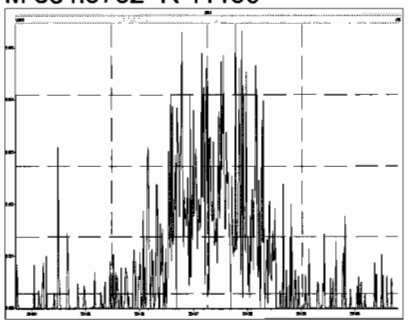

M 366.9792 R 172618

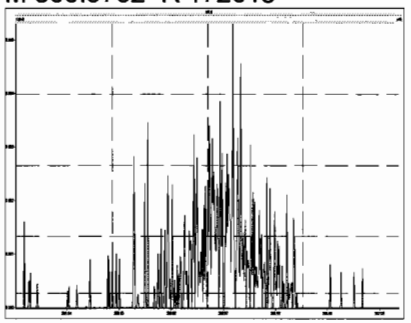

M 380.9760 R 16077

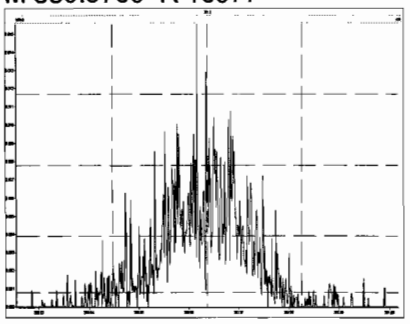

M 318.9792 R 17543

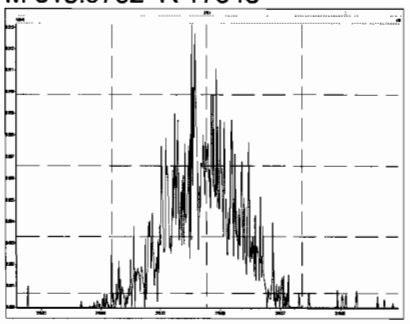

M 330.9792 R 13769

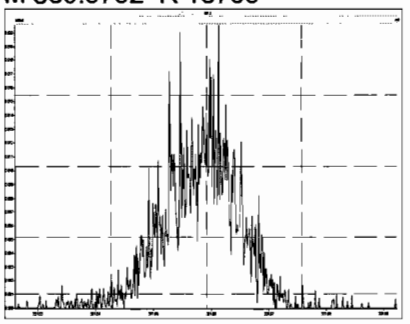

M 342.9792 R 12628

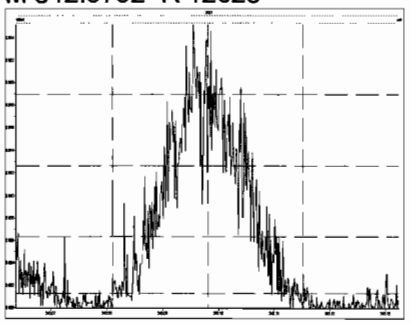

M 354.9792 R 40271

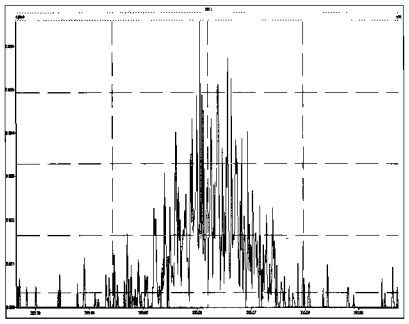

M 366.9792 R 122608

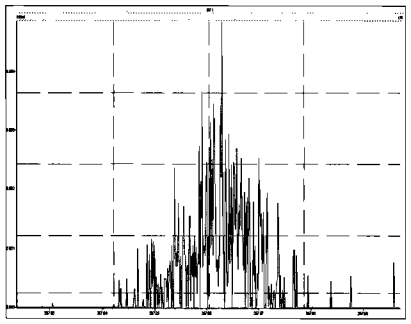

M 380.9760 R 16968

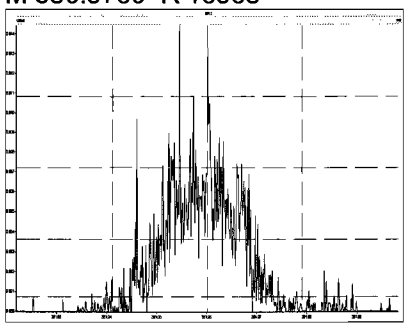

M 392.9760 R 19927

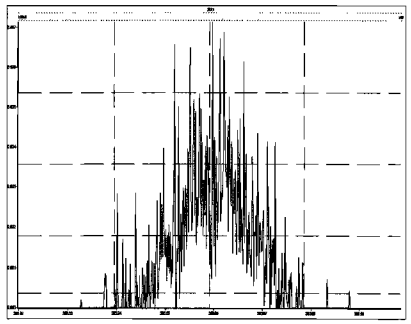

M 404.9760 R 45160

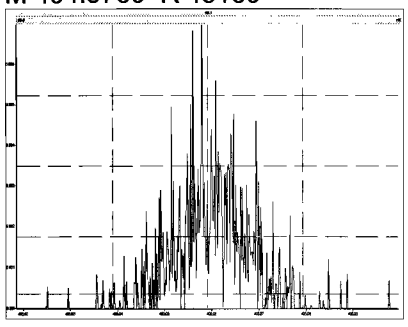

M 416.9760 R 42823

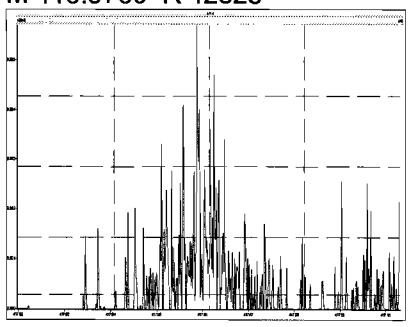

M 430.9728 R 24292

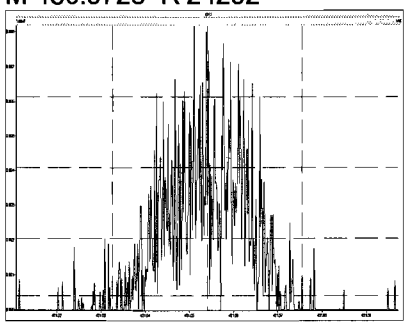

M 442.9728 R 209790

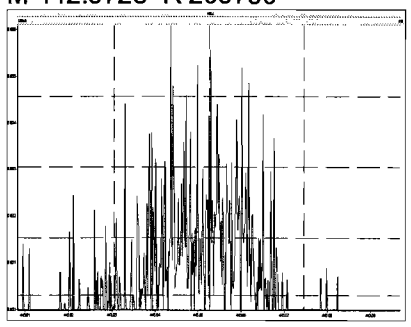

M 416.9760 R 13715

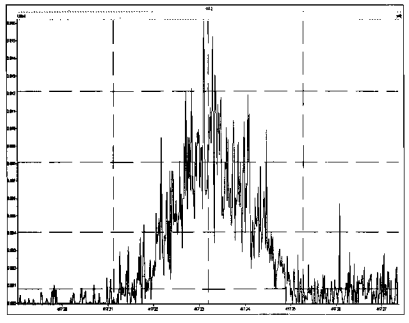

M 430.9728 R 22416

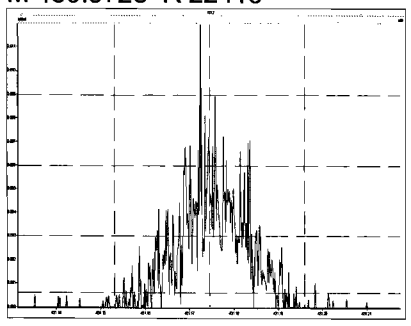

M 442.9728 R 34090

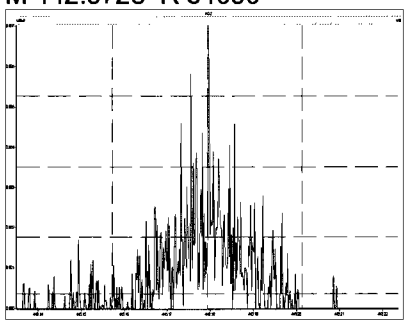

M 454.9728 R 75450

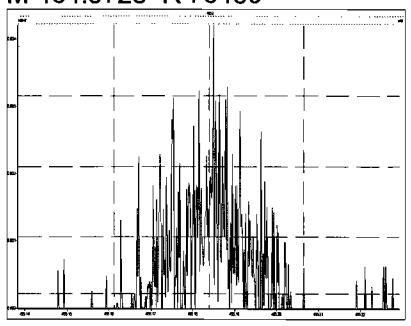

M 466.9728 R 321969

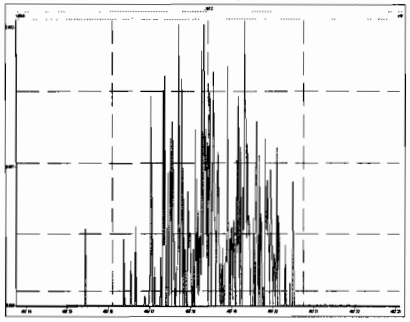

M 480.9696 R 30393

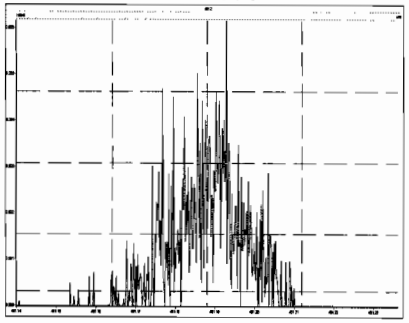

M 492.9696 R 136476

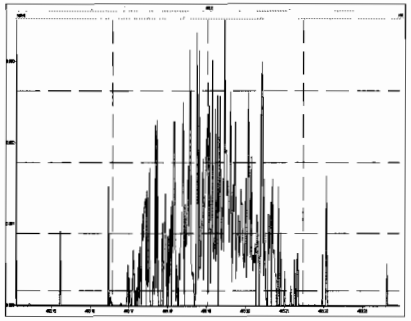

M 504.9696 R 178570

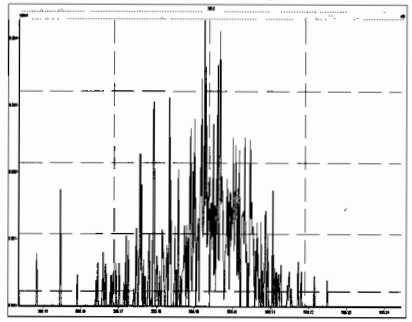

M 516.9697 R 295138

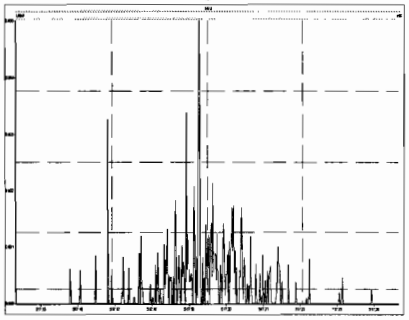

INITIAL CALIBRATION

Initial Calibration RRF Summary (ICAL) Vista Analytical Laboratory

Run: 190510D2 Analyte: Cal: 1613VG7-5-10-19 Inst. ID. VG-7

Data filename: 190510D2

Name	Mean RRF	%RSD	Samp# 1 RRF#1 (0.25)	Samp# 2 RRF#2 (0.50)	Samp# 3 RRF#3 (2.0)	Samp# 4 RRF#4 (10)	Samp# 5 RRF#5 (40)	Samp# 6 RRF#6 (300)
2,3,7,8-TCDD	0.90	6.57 %	0.90	0.80	0.95	0.86	0.94	0.95
1,2,3,7,8-PeCDD	0.87	6.42 %	0.89	0.94	0.90	0.78	0.85	0.87
1,2,3,4,7,8-HxCDD	1.05	9.29 %	0.96	0.97	0.98	1.04	1.17	1.17
1,2,3,6,7,8-HxCDD	0.93	8.35 %	0.88	0.88	0.91	0.86	0.99	1.05
1,2,3,7,8,9-HxCDD	0.96	8.79 %	0.98	0.89	0.89	0.89	1.05	1.07
1,2,3,4,6,7,8-HpCDD	0.99	10.09 %	0.94	0.89	0.90	0.99	1.10	1.12
OCDD	0.99	7.57 %	0.93	0.91	0.94	0.98	1.08	1.08
2,3,7,8-TCDF	0.94	5.57 %	0.97	0.91	0.92	0.87	1.00	0.99
1,2,3,7,8-PeCDF	0.92	4.71 %	0.86	0.94	0.94	0.88	0.96	0.96
2,3,4,7,8-PeCDF	0.96	4.77 %	0.95	0.93	0.97	0.88	0.99	1.01
1,2,3,4,7,8-HxCDF	1.15	9.95 %	1.10	1.08	1.02	1.13	1.28	1.31
1,2,3,6,7,8-HxCDF	1.04	13.16 %	0.94	0.91	0.92	1.06	1.18	1.21
2,3,4,6,7,8-HxCDF	1.10	11.28 %	1.03	0.97	0.97	1.14	1.23	1.24
1,2,3,7,8,9-HxCDF	1.03	10.60 %	0.93	0.95	0.92	1.10	1.13	1.16
1,2,3,4,6,7,8-HpCDF	1.06	8.75 %	0.98	0.94	1.03	1.12	1.15	1.16
1,2,3,4,7,8,9-HpCDF	1.23	10.34 %	1.16	1.12	1.07	1.26	1.38	1.35
OCDF	0.94	12.29 %	0.85	0.83	0.85	0.97	1.05	1.10
13C-2,3,7,8-TCDD	1.11	2.01 %	1.12	1.09	1.10	1.14	1.08	1.11
13C-1,2,3,7,8-PeCDD	0.98	9.80 %	0.91	0.90	0.87	1.11	1.05	1.01
13C-1,2,3,4,7,8-HxCDD	0.68	4.26 %	0.67	0.65	0.72	0.70	0.64	0.67
13C-1,2,3,6,7,8-HxCDD	0.84	5.78 %	0.86	0.82	0.86	0.92	0.80	0.78
13C-1,2,3,7,8,9-HxCDD	0.81	4.72 %	0.82	0.78	0.85	0.85	0.77	0.79
13C-1,2,3,4,6,7,8-HpCDD	0.69	8.78 %	0.68	0.63	0.71	0.79	0.67	0.63
13C-OCDD	0.62	9.24 %	0.62	0.58	0.65	0.73	0.59	0.57
13C-2,3,7,8-TCDF	1.05	2.81 %	1.03	1.04	1.06	1.06	1.02	1.10
13C-1,2,3,7,8-PeCDF	0.95	4.06 %	0.92	0.95	0.95	1.03	0.95	0.93
13C-2,3,4,7,8-PeCDF	0.94	6.37 %	0.93	0.94	0.93	1.05	0.90	0.87
13C-1,2,3,4,7,8-HxCDF	0.86	4.27 %	0.87	0.83	0.90	0.89	0.83	0.82
13C-1,2,3,6,7,8-HxCDF	1.02	5.53 %	1.07	0.99	1.09	1.04	0.98	0.95
13C-2,3,4,6,7,8-HxCDF	0.95	2.98 %	0.94	0.90	0.96	0.96	0.98	0.97
13C-1,2,3,7,8,9-HxCDF	0.87	5.08 %	0.83	0.81	0.85	0.88	0.91	0.92
13C-1,2,3,4,6,7,8-HpCDF	0.81	12.94 %	0.70	0.71	0.74	0.90	0.94	0.86
13C-1,2,3,4,7,8,9-HpCDF	0.63	11.56 %	0.57	0.56	0.59	0.75	0.66	0.65
13C-OCDF	0.78	9.30 %	0.76	0.71	0.75	0.92	0.80	0.76
37Cl-2,3,7,8-TCDD	1.22	8.68 %	1.36	1.32	1.16	1.08	1.17	1.22
13C-1,2,3,4-TCDD	1.00	0.00 %	1.00	1.00	1.00	1.00	1.00	1.00
13C-1,2,3,4-TCDF	1.00	0.00 %	1.00	1.00	1.00	1.00	1.00	1.00
13C-1,2,3,4,6,9-HxCDF	1.00	0.00 %	1.00	1.00	1.00	1.00	1.00	1.00

DB
5/14/19
WW 5/14/19

Filename: 190510D2 S: 1 Acquired: 10-MAY-19 14:24:45
Run: 190510D2 Analyte: Cal: 1613VG7-5-10-19 Results: 190510D2
Sample text: ST190510D2-1 1613 CS0 19C2201

	Typ	Name	Amount	Resp	RA	RT	RF	RRF
1	Unk	2,3,7,8-TCDD	0.25	1.72e+04	0.74 y	26:10	-	0.90
2	Unk	1,2,3,7,8-PeCDD	1.25	6.93e+04	0.69 y	30:37	-	0.89
3	Unk	1,2,3,4,7,8-HxCDD	1.25	6.06e+04	1.22 y	33:54	-	0.96
4	Unk	1,2,3,6,7,8-HxCDD	1.25	7.11e+04	1.08 y	34:01	-	0.88
5	Unk	1,2,3,7,8,9-HxCDD	1.25	7.57e+04	1.08 y	34:19	-	0.98
6	Unk	1,2,3,4,6,7,8-HpCDD	1.25	5.98e+04	0.98 y	37:46	-	0.94
7	Unk	OCDD	2.50	1.09e+05	0.79 y	41:03	-	0.93
8	Unk	2,3,7,8-TCDF	0.25	2.42e+04	0.84 y	25:25	-	0.97
9	Unk	1,2,3,7,8-PeCDF	1.25	9.56e+04	1.75 y	29:26	-	0.86
10	Unk	2,3,4,7,8-PeCDF	1.25	1.07e+05	1.35 y	30:20	-	0.95
11	Unk	1,2,3,4,7,8-HxCDF	1.25	9.07e+04	1.11 y	33:01	-	1.10
12	Unk	1,2,3,6,7,8-HxCDF	1.25	9.46e+04	1.15 y	33:08	-	0.94
13	Unk	2,3,4,6,7,8-HxCDF	1.25	9.04e+04	1.26 y	33:44	-	1.03
14	Unk	1,2,3,7,8,9-HxCDF	1.25	7.29e+04	1.32 y	34:44	-	0.93
15	Unk	1,2,3,4,6,7,8-HpCDF	1.25	6.46e+04	0.93 y	36:33	-	0.98
16	Unk	1,2,3,4,7,8,9-HpCDF	1.25	6.19e+04	0.96 y	38:19	-	1.16
17	Unk	OCDF	2.50	1.21e+05	0.84 y	41:17	-	0.85
36	IS	13C-2,3,7,8-TCDD	100.00	7.65e+06	0.78 y	26:10	-	1.12
37	IS	13C-1,2,3,7,8-PeCDD	100.00	6.21e+06	0.61 y	30:36	-	0.91
38	IS	13C-1,2,3,4,7,8-HxCDD	100.00	5.03e+06	1.22 y	33:54	-	0.67
39	IS	13C-1,2,3,6,7,8-HxCDD	100.00	6.47e+06	1.23 y	34:01	-	0.86
40	IS	13C-1,2,3,7,8,9-HxCDD	100.00	6.21e+06	1.22 y	34:19	-	0.82
41	IS	13C-1,2,3,4,6,7,8-HpCDD	100.00	5.11e+06	1.07 y	37:45	-	0.68
42	IS	13C-OCDD	200.00	9.40e+06	0.90 y	41:02	-	0.62
43	IS	13C-2,3,7,8-TCDF	100.00	1.00e+07	0.80 y	25:25	-	1.03
44	IS	13C-1,2,3,7,8-PeCDF	100.00	8.93e+06	1.58 y	29:26	-	0.92
45	IS	13C-2,3,4,7,8-PeCDF	100.00	9.01e+06	1.65 y	30:20	-	0.93
46	IS	13C-1,2,3,4,7,8-HxCDF	100.00	6.58e+06	0.51 y	33:00	-	0.87
47	IS	13C-1,2,3,6,7,8-HxCDF	100.00	8.07e+06	0.52 y	33:08	-	1.07
48	IS	13C-2,3,4,6,7,8-HxCDF	100.00	7.05e+06	0.52 y	33:44	-	0.94
49	IS	13C-1,2,3,7,8,9-HxCDF	100.00	6.28e+06	0.52 y	34:44	-	0.83
50	IS	13C-1,2,3,4,6,7,8-HpCDF	100.00	5.25e+06	0.42 y	36:32	-	0.70
51	IS	13C-1,2,3,4,7,8,9-HpCDF	100.00	4.27e+06	0.39 y	38:19	-	0.57
52	IS	13C-OCDF	200.00	1.14e+07	0.89 y	41:17	-	0.76
53	C/Up	37Cl-2,3,7,8-TCDD	0.25	2.32e+04		26:10	-	1.36
54	RS/RT	13C-1,2,3,4-TCDD	100.00	6.82e+06	0.78 y	25:35	-	1.00
55	RS	13C-1,2,3,4-TCDF	100.00	9.73e+06	0.81 y	24:11	-	1.00
56	RS/RT	13C-1,2,3,4,6,9-HxCDF	100.00	7.52e+06	0.52 y	33:26	-	1.00

DB
5/14/19

Filename: 190510D2 S: 2 Acquired: 10-MAY-19 15:12:30
Run: 190510D2 Analyte: Cal: 1613VG7-5-10-19 Results: 190510D2
Sample text: ST190510D2-2 1613 CS1 19C2202

	Typ	Name	Amount	Resp	RA	RT	RF	RRF
1	Unk	2,3,7,8-TCDD	0.50	2.78e+04	0.80 y	26:10	-	0.80
2	Unk	1,2,3,7,8-PeCDD	2.50	1.35e+05	0.63 y	30:36	-	0.94
3	Unk	1,2,3,4,7,8-HxCDD	2.50	1.13e+05	1.21 y	33:54	-	0.97
4	Unk	1,2,3,6,7,8-HxCDD	2.50	1.29e+05	1.12 y	34:00	-	0.88
5	Unk	1,2,3,7,8,9-HxCDD	2.50	1.24e+05	1.23 y	34:19	-	0.89
6	Unk	1,2,3,4,6,7,8-HpCDD	2.50	9.95e+04	1.02 y	37:45	-	0.89
7	Unk	OCDD	5.00	1.90e+05	0.90 y	41:02	-	0.91
8	Unk	2,3,7,8-TCDF	0.50	4.28e+04	0.81 y	25:25	-	0.91
9	Unk	1,2,3,7,8-PeCDF	2.50	2.02e+05	1.60 y	29:27	-	0.94
10	Unk	2,3,4,7,8-PeCDF	2.50	1.98e+05	1.64 y	30:20	-	0.93
11	Unk	1,2,3,4,7,8-HxCDF	2.50	1.59e+05	1.26 y	33:01	-	1.08
12	Unk	1,2,3,6,7,8-HxCDF	2.50	1.61e+05	1.10 y	33:08	-	0.91
13	Unk	2,3,4,6,7,8-HxCDF	2.50	1.56e+05	1.24 y	33:44	-	0.97
14	Unk	1,2,3,7,8,9-HxCDF	2.50	1.36e+05	1.18 y	34:44	-	0.95
15	Unk	1,2,3,4,6,7,8-HpCDF	2.50	1.19e+05	0.99 y	36:32	-	0.94
16	Unk	1,2,3,4,7,8,9-HpCDF	2.50	1.13e+05	1.00 y	38:19	-	1.12
17	Unk	OCDF	5.00	2.10e+05	0.93 y	41:16	-	0.83
36	IS	13C-2,3,7,8-TCDD	100.00	6.94e+06	0.78 y	26:09	-	1.09
37	IS	13C-1,2,3,7,8-PeCDD	100.00	5.74e+06	0.63 y	30:36	-	0.90
38	IS	13C-1,2,3,4,7,8-HxCDD	100.00	4.64e+06	1.23 y	33:53	-	0.65
39	IS	13C-1,2,3,6,7,8-HxCDD	100.00	5.87e+06	1.26 y	34:00	-	0.82
40	IS	13C-1,2,3,7,8,9-HxCDD	100.00	5.55e+06	1.23 y	34:19	-	0.78
41	IS	13C-1,2,3,4,6,7,8-HpCDD	100.00	4.49e+06	1.03 y	37:45	-	0.63
42	IS	13C-OCDD	200.00	8.35e+06	0.91 y	41:02	-	0.58
43	IS	13C-2,3,7,8-TCDF	100.00	9.42e+06	0.82 y	25:25	-	1.04
44	IS	13C-1,2,3,7,8-PeCDF	100.00	8.60e+06	1.60 y	29:27	-	0.95
45	IS	13C-2,3,4,7,8-PeCDF	100.00	8.49e+06	1.58 y	30:20	-	0.94
46	IS	13C-1,2,3,4,7,8-HxCDF	100.00	5.90e+06	0.52 y	32:60	-	0.83
47	IS	13C-1,2,3,6,7,8-HxCDF	100.00	7.06e+06	0.50 y	33:08	-	0.99
48	IS	13C-2,3,4,6,7,8-HxCDF	100.00	6.44e+06	0.51 y	33:44	-	0.90
49	IS	13C-1,2,3,7,8,9-HxCDF	100.00	5.76e+06	0.51 y	34:43	-	0.81
50	IS	13C-1,2,3,4,6,7,8-HpCDF	100.00	5.08e+06	0.43 y	36:32	-	0.71
51	IS	13C-1,2,3,4,7,8,9-HpCDF	100.00	4.01e+06	0.41 y	38:18	-	0.56
52	IS	13C-OCDF	200.00	1.01e+07	0.89 y	41:16	-	0.71
53	C/Up	37Cl-2,3,7,8-TCDD	0.50	4.20e+04		26:10	-	1.32
54	RS/RT	13C-1,2,3,4-TCDD	100.00	6.37e+06	0.81 y	25:35	-	1.00
55	RS	13C-1,2,3,4-TCDF	100.00	9.03e+06	0.81 y	24:12	-	1.00
56	RS/RT	13C-1,2,3,4,6,9-HxCDF	100.00	7.15e+06	0.50 y	33:25	-	1.00

DB
5/14/19

Filename: 190510D2 S: 3 Acquired: 10-MAY-19 16:00:06
Run: 190510D2 Analyte: Cal: 1613VG7-5-10-19 Results: 190510D2
Sample text: ST190510D2-3 1613 CS2 19C2203

	Typ	Name	Amount	Resp	RA	RT	RF	RRF
1	Unk	2,3,7,8-TCDD	2.00	1.38e+05	0.86 y	26:11	-	0.95
2	Unk	1,2,3,7,8-PeCDD	10.00	5.22e+05	0.63 y	30:36	-	0.90
3	Unk	1,2,3,4,7,8-HxCDD	10.00	4.65e+05	1.19 y	33:54	-	0.98
4	Unk	1,2,3,6,7,8-HxCDD	10.00	5.21e+05	1.27 y	34:01	-	0.91
5	Unk	1,2,3,7,8,9-HxCDD	10.00	4.98e+05	1.14 y	34:19	-	0.89
6	Unk	1,2,3,4,6,7,8-HpCDD	10.00	4.24e+05	0.99 y	37:45	-	0.90
7	Unk	OCDD	20.00	8.06e+05	0.93 y	41:02	-	0.94
8	Unk	2,3,7,8-TCDF	2.00	1.80e+05	0.77 y	25:26	-	0.92
9	Unk	1,2,3,7,8-PeCDF	10.00	8.13e+05	1.63 y	29:27	-	0.94
10	Unk	2,3,4,7,8-PeCDF	10.00	8.19e+05	1.61 y	30:21	-	0.97
11	Unk	1,2,3,4,7,8-HxCDF	10.00	6.06e+05	1.12 y	33:01	-	1.02
12	Unk	1,2,3,6,7,8-HxCDF	10.00	6.63e+05	1.20 y	33:08	-	0.92
13	Unk	2,3,4,6,7,8-HxCDF	10.00	6.18e+05	1.17 y	33:45	-	0.97
14	Unk	1,2,3,7,8,9-HxCDF	10.00	5.17e+05	1.14 y	34:44	-	0.92
15	Unk	1,2,3,4,6,7,8-HpCDF	10.00	5.02e+05	0.99 y	36:32	-	1.03
16	Unk	1,2,3,4,7,8,9-HpCDF	10.00	4.21e+05	0.92 y	38:18	-	1.07
17	Unk	OCDF	20.00	8.37e+05	0.91 y	41:16	-	0.85
36	IS	13C-2,3,7,8-TCDD	100.00	7.28e+06	0.80 y	26:10	-	1.10
37	IS	13C-1,2,3,7,8-PeCDD	100.00	5.80e+06	0.63 y	30:36	-	0.87
38	IS	13C-1,2,3,4,7,8-HxCDD	100.00	4.74e+06	1.22 y	33:53	-	0.72
39	IS	13C-1,2,3,6,7,8-HxCDD	100.00	5.70e+06	1.25 y	33:60	-	0.86
40	IS	13C-1,2,3,7,8,9-HxCDD	100.00	5.63e+06	1.20 y	34:18	-	0.85
41	IS	13C-1,2,3,4,6,7,8-HpCDD	100.00	4.70e+06	1.04 y	37:44	-	0.71
42	IS	13C-OCDD	200.00	8.55e+06	0.90 y	41:01	-	0.65
43	IS	13C-2,3,7,8-TCDF	100.00	9.73e+06	0.80 y	25:25	-	1.06
44	IS	13C-1,2,3,7,8-PeCDF	100.00	8.68e+06	1.58 y	29:27	-	0.95
45	IS	13C-2,3,4,7,8-PeCDF	100.00	8.48e+06	1.56 y	30:20	-	0.93
46	IS	13C-1,2,3,4,7,8-HxCDF	100.00	5.93e+06	0.51 y	32:60	-	0.90
47	IS	13C-1,2,3,6,7,8-HxCDF	100.00	7.20e+06	0.50 y	33:07	-	1.09
48	IS	13C-2,3,4,6,7,8-HxCDF	100.00	6.35e+06	0.50 y	33:44	-	0.96
49	IS	13C-1,2,3,7,8,9-HxCDF	100.00	5.60e+06	0.50 y	34:42	-	0.85
50	IS	13C-1,2,3,4,6,7,8-HpCDF	100.00	4.87e+06	0.42 y	36:32	-	0.74
51	IS	13C-1,2,3,4,7,8,9-HpCDF	100.00	3.92e+06	0.42 y	38:18	-	0.59
52	IS	13C-OCDF	200.00	9.89e+06	0.89 y	41:16	-	0.75
53	C/Up	37Cl-2,3,7,8-TCDD	2.00	1.54e+05		26:11	-	1.16
54	RS/RT	13C-1,2,3,4-TCDD	100.00	6.64e+06	0.79 y	25:35	-	1.00
55	RS	13C-1,2,3,4-TCDF	100.00	9.16e+06	0.80 y	24:12	-	1.00
56	RS/RT	13C-1,2,3,4,6,9-HxCDF	100.00	6.60e+06	0.51 y	33:25	-	1.00

DB
5/14/19

Filename: 190510D2 S: 4 Acquired: 10-MAY-19 16:47:52
Run: 190510D2 Analyte: Cal: 1613VG7-5-10-19 Results: 190510D2
Sample text: ST190510D2-4 1613 CS3 19C2204

	Typ	Name	Amount	Resp	RA	RT	RF	RRF
1	Unk	2,3,7,8-TCDD	10.00	3.27e+05	0.78 y	26:10	-	0.86
2	Unk	1,2,3,7,8-PeCDD	50.00	1.43e+06	0.62 y	30:36	-	0.78
3	Unk	1,2,3,4,7,8-HxCDD	50.00	1.14e+06	1.20 y	33:54	-	1.04
4	Unk	1,2,3,6,7,8-HxCDD	50.00	1.23e+06	1.23 y	34:01	-	0.86
5	Unk	1,2,3,7,8,9-HxCDD	50.00	1.20e+06	1.18 y	34:19	-	0.89
6	Unk	1,2,3,4,6,7,8-HpCDD	50.00	1.22e+06	1.03 y	37:45	-	0.99
7	Unk	OCDD	100.00	2.22e+06	0.92 y	41:02	-	0.98
8	Unk	2,3,7,8-TCDF	10.00	3.81e+05	0.78 y	25:26	-	0.87
9	Unk	1,2,3,7,8-PeCDF	50.00	1.89e+06	1.51 y	29:27	-	0.88
10	Unk	2,3,4,7,8-PeCDF	50.00	1.93e+06	1.57 y	30:20	-	0.88
11	Unk	1,2,3,4,7,8-HxCDF	50.00	1.58e+06	1.20 y	33:01	-	1.13
12	Unk	1,2,3,6,7,8-HxCDF	50.00	1.74e+06	1.24 y	33:08	-	1.06
13	Unk	2,3,4,6,7,8-HxCDF	50.00	1.71e+06	1.19 y	33:44	-	1.14
14	Unk	1,2,3,7,8,9-HxCDF	50.00	1.51e+06	1.26 y	34:44	-	1.10
15	Unk	1,2,3,4,6,7,8-HpCDF	50.00	1.58e+06	1.01 y	36:32	-	1.12
16	Unk	1,2,3,4,7,8,9-HpCDF	50.00	1.49e+06	1.05 y	38:19	-	1.26
17	Unk	OCDF	100.00	2.79e+06	0.91 y	41:16	-	0.97
36	IS	13C-2,3,7,8-TCDD	100.00	3.78e+06	0.75 y	26:09	-	1.14
37	IS	13C-1,2,3,7,8-PeCDD	100.00	3.68e+06	0.61 y	30:35	-	1.11
38	IS	13C-1,2,3,4,7,8-HxCDD	100.00	2.19e+06	1.25 y	33:53	-	0.70
39	IS	13C-1,2,3,6,7,8-HxCDD	100.00	2.87e+06	1.18 y	33:60	-	0.92
40	IS	13C-1,2,3,7,8,9-HxCDD	100.00	2.67e+06	1.23 y	34:18	-	0.85
41	IS	13C-1,2,3,4,6,7,8-HpCDD	100.00	2.48e+06	1.05 y	37:44	-	0.79
42	IS	13C-OCDD	200.00	4.55e+06	0.90 y	41:01	-	0.73
43	IS	13C-2,3,7,8-TCDF	100.00	4.40e+06	0.81 y	25:25	-	1.06
44	IS	13C-1,2,3,7,8-PeCDF	100.00	4.28e+06	1.54 y	29:26	-	1.03
45	IS	13C-2,3,4,7,8-PeCDF	100.00	4.36e+06	1.61 y	30:19	-	1.05
46	IS	13C-1,2,3,4,7,8-HxCDF	100.00	2.80e+06	0.51 y	32:60	-	0.89
47	IS	13C-1,2,3,6,7,8-HxCDF	100.00	3.27e+06	0.51 y	33:07	-	1.04
48	IS	13C-2,3,4,6,7,8-HxCDF	100.00	3.01e+06	0.51 y	33:44	-	0.96
49	IS	13C-1,2,3,7,8,9-HxCDF	100.00	2.76e+06	0.53 y	34:42	-	0.88
50	IS	13C-1,2,3,4,6,7,8-HpCDF	100.00	2.81e+06	0.43 y	36:31	-	0.90
51	IS	13C-1,2,3,4,7,8,9-HpCDF	100.00	2.36e+06	0.44 y	38:18	-	0.75
52	IS	13C-OCDF	200.00	5.75e+06	0.93 y	41:15	-	0.92
53	C/Up	37Cl-2,3,7,8-TCDD	10.00	3.57e+05		26:10	-	1.08
54	RS/RT	13C-1,2,3,4-TCDD	100.00	3.32e+06	0.80 y	25:35	-	1.00
55	RS	13C-1,2,3,4-TCDF	100.00	4.16e+06	0.82 y	24:11	-	1.00
56	RS/RT	13C-1,2,3,4,6,9-HxCDF	100.00	3.13e+06	0.53 y	33:25	-	1.00

DB
5/14/19

Filename: 190510D2 S: 5 Acquired: 10-MAY-19 17:35:29
Run: 190510D2 Analyte: Cal: 1613VG7-5-10-19 Results: 190510D2
Sample text: ST190510D2-5 1613 CS4 19C2205

	Typ	Name	Amount	Resp	RA	RT	RF	RRF
1	Unk	2,3,7,8-TCDD	40.00	1.65e+06	0.80 y	26:10	-	0.94
2	Unk	1,2,3,7,8-PeCDD	200.00	7.26e+06	0.62 y	30:36	-	0.85
3	Unk	1,2,3,4,7,8-HxCDD	200.00	6.64e+06	1.22 y	33:54	-	1.17
4	Unk	1,2,3,6,7,8-HxCDD	200.00	7.06e+06	1.22 y	34:01	-	0.99
5	Unk	1,2,3,7,8,9-HxCDD	200.00	7.15e+06	1.23 y	34:19	-	1.05
6	Unk	1,2,3,4,6,7,8-HpCDD	200.00	6.52e+06	1.06 y	37:44	-	1.10
7	Unk	OCDD	400.00	1.12e+07	0.93 y	41:01	-	1.08
8	Unk	2,3,7,8-TCDF	40.00	2.32e+06	0.78 y	25:26	-	1.00
9	Unk	1,2,3,7,8-PeCDF	200.00	1.03e+07	1.57 y	29:27	-	0.96
10	Unk	2,3,4,7,8-PeCDF	200.00	1.02e+07	1.59 y	30:20	-	0.99
11	Unk	1,2,3,4,7,8-HxCDF	200.00	9.33e+06	1.19 y	33:00	-	1.28
12	Unk	1,2,3,6,7,8-HxCDF	200.00	1.02e+07	1.22 y	33:08	-	1.18
13	Unk	2,3,4,6,7,8-HxCDF	200.00	1.07e+07	1.21 y	33:44	-	1.23
14	Unk	1,2,3,7,8,9-HxCDF	200.00	9.08e+06	1.21 y	34:43	-	1.13
15	Unk	1,2,3,4,6,7,8-HpCDF	200.00	9.58e+06	0.99 y	36:32	-	1.15
16	Unk	1,2,3,4,7,8,9-HpCDF	200.00	8.06e+06	1.03 y	38:18	-	1.38
17	Unk	OCDF	400.00	1.48e+07	0.91 y	41:16	-	1.05
36	IS	13C-2,3,7,8-TCDD	100.00	4.37e+06	0.77 y	26:09	-	1.08
37	IS	13C-1,2,3,7,8-PeCDD	100.00	4.27e+06	0.62 y	30:35	-	1.05
38	IS	13C-1,2,3,4,7,8-HxCDD	100.00	2.85e+06	1.22 y	33:53	-	0.64
39	IS	13C-1,2,3,6,7,8-HxCDD	100.00	3.55e+06	1.25 y	33:59	-	0.80
40	IS	13C-1,2,3,7,8,9-HxCDD	100.00	3.39e+06	1.25 y	34:17	-	0.77
41	IS	13C-1,2,3,4,6,7,8-HpCDD	100.00	2.96e+06	1.01 y	37:44	-	0.67
42	IS	13C-OCDD	200.00	5.20e+06	0.92 y	41:01	-	0.59
43	IS	13C-2,3,7,8-TCDF	100.00	5.78e+06	0.80 y	25:25	-	1.02
44	IS	13C-1,2,3,7,8-PeCDF	100.00	5.38e+06	1.59 y	29:26	-	0.95
45	IS	13C-2,3,4,7,8-PeCDF	100.00	5.12e+06	1.55 y	30:19	-	0.90
46	IS	13C-1,2,3,4,7,8-HxCDF	100.00	3.66e+06	0.49 y	32:59	-	0.83
47	IS	13C-1,2,3,6,7,8-HxCDF	100.00	4.32e+06	0.51 y	33:07	-	0.98
48	IS	13C-2,3,4,6,7,8-HxCDF	100.00	4.33e+06	0.51 y	33:44	-	0.98
49	IS	13C-1,2,3,7,8,9-HxCDF	100.00	4.02e+06	0.52 y	34:42	-	0.91
50	IS	13C-1,2,3,4,6,7,8-HpCDF	100.00	4.15e+06	0.43 y	36:31	-	0.94
51	IS	13C-1,2,3,4,7,8,9-HpCDF	100.00	2.91e+06	0.46 y	38:17	-	0.66
52	IS	13C-OCDF	200.00	7.04e+06	0.91 y	41:15	-	0.80
53	C/Up	37Cl-2,3,7,8-TCDD	40.00	1.89e+06		26:10	-	1.17
54	RS/RT	13C-1,2,3,4-TCDD	100.00	4.05e+06	0.77 y	25:35	-	1.00
55	RS	13C-1,2,3,4-TCDF	100.00	5.68e+06	0.82 y	24:12	-	1.00
56	RS/RT	13C-1,2,3,4,6,9-HxCDF	100.00	4.42e+06	0.52 y	33:25	-	1.00

DB
5/14/19

Filename: 190510D2 S: 6 Acquired: 10-MAY-19 18:23:05
Run: 190510D2 Analyte: Cal: 1613VG7-5-10-19 Results: 190510D2
Sample text: ST190510D2-6 1613 CS5 19C2206

	Typ	Name	Amount	Resp	RA	RT	RF	RRF
1	Unk	2,3,7,8-TCDD	300.00	1.49e+07	0.80 y	26:10	-	0.95
2	Unk	1,2,3,7,8-PeCDD	1500.00	6.20e+07	0.63 y	30:36	-	0.87
3	Unk	1,2,3,4,7,8-HxCDD	1500.00	6.57e+07	1.25 y	33:54	-	1.17
4	Unk	1,2,3,6,7,8-HxCDD	1500.00	6.86e+07	1.23 y	33:60	-	1.05
5	Unk	1,2,3,7,8,9-HxCDD	1500.00	7.06e+07	1.23 y	34:18	-	1.07
6	Unk	1,2,3,4,6,7,8-HpCDD	1500.00	5.88e+07	1.05 y	37:44	-	1.12
7	Unk	OCDD	3000.00	1.03e+08	0.92 y	41:01	-	1.08
8	Unk	2,3,7,8-TCDF	300.00	2.15e+07	0.81 y	25:26	-	0.99
9	Unk	1,2,3,7,8-PeCDF	1500.00	8.84e+07	1.57 y	29:27	-	0.96
10	Unk	2,3,4,7,8-PeCDF	1500.00	8.73e+07	1.58 y	30:20	-	1.01
11	Unk	1,2,3,4,7,8-HxCDF	1500.00	8.94e+07	1.21 y	33:00	-	1.31
12	Unk	1,2,3,6,7,8-HxCDF	1500.00	9.62e+07	1.21 y	33:08	-	1.21
13	Unk	2,3,4,6,7,8-HxCDF	1500.00	9.98e+07	1.20 y	33:44	-	1.24
14	Unk	1,2,3,7,8,9-HxCDF	1500.00	8.85e+07	1.20 y	34:42	-	1.16
15	Unk	1,2,3,4,6,7,8-HpCDF	1500.00	8.29e+07	1.00 y	36:32	-	1.16
16	Unk	1,2,3,4,7,8,9-HpCDF	1500.00	7.36e+07	1.03 y	38:18	-	1.35
17	Unk	OCDF	3000.00	1.39e+08	0.91 y	41:15	-	1.10
36	IS	13C-2,3,7,8-TCDD	100.00	5.24e+06	0.77 y	26:09	-	1.11
37	IS	13C-1,2,3,7,8-PeCDD	100.00	4.77e+06	0.60 y	30:35	-	1.01
38	IS	13C-1,2,3,4,7,8-HxCDD	100.00	3.73e+06	1.27 y	33:53	-	0.67
39	IS	13C-1,2,3,6,7,8-HxCDD	100.00	4.34e+06	1.27 y	33:59	-	0.78
40	IS	13C-1,2,3,7,8,9-HxCDD	100.00	4.39e+06	1.28 y	34:17	-	0.79
41	IS	13C-1,2,3,4,6,7,8-HpCDD	100.00	3.51e+06	1.06 y	37:43	-	0.63
42	IS	13C-OCDD	200.00	6.38e+06	0.94 y	41:01	-	0.57
43	IS	13C-2,3,7,8-TCDF	100.00	7.23e+06	0.83 y	25:25	-	1.10
44	IS	13C-1,2,3,7,8-PeCDF	100.00	6.13e+06	1.59 y	29:26	-	0.93
45	IS	13C-2,3,4,7,8-PeCDF	100.00	5.74e+06	1.61 y	30:19	-	0.87
46	IS	13C-1,2,3,4,7,8-HxCDF	100.00	4.54e+06	0.53 y	32:59	-	0.82
47	IS	13C-1,2,3,6,7,8-HxCDF	100.00	5.28e+06	0.53 y	33:07	-	0.95
48	IS	13C-2,3,4,6,7,8-HxCDF	100.00	5.37e+06	0.52 y	33:43	-	0.97
49	IS	13C-1,2,3,7,8,9-HxCDF	100.00	5.09e+06	0.52 y	34:41	-	0.92
50	IS	13C-1,2,3,4,6,7,8-HpCDF	100.00	4.78e+06	0.44 y	36:30	-	0.86
51	IS	13C-1,2,3,4,7,8,9-HpCDF	100.00	3.63e+06	0.43 y	38:17	-	0.65
52	IS	13C-OCDF	200.00	8.43e+06	0.90 y	41:15	-	0.76
53	C/Up	37Cl-2,3,7,8-TCDD	199.80	1.16e+07		26:10	-	1.22
54	RS/RT	13C-1,2,3,4-TCDD	100.00	4.74e+06	0.82 y	25:35	-	1.00
55	RS	13C-1,2,3,4-TCDF	100.00	6.56e+06	0.84 y	24:12	-	1.00
56	RS/RT	13C-1,2,3,4,6,9-HxCDF	100.00	5.55e+06	0.52 y	33:25	-	1.00

DB
5/14/19

Run: 190510D2 Analyte: Cal: 1613VG7-5-10-19 Inst. ID. VG-7

Data filename: 190510D2

Name	RRT Limits Lower	Upper	Samp# 1 0.25 RRT#1	Samp# 2 0.50 RRT#2	Samp# 3 2.0 RRT#3	Samp# 4 10 RRT#4	Samp# 5 40 RRT#5	Samp# 6 300 RRT#6
2,3,7,8-TCDD	0.999	1.002	1.000	1.000	1.001	1.001	1.001	1.001
1,2,3,7,8-PeCDD	0.999	1.002	1.000	1.000	1.000	1.001	1.001	1.001
1,2,3,4,7,8-HxCDD	0.999	1.001	1.000	1.000	1.000	1.000	1.001	1.001
1,2,3,6,7,8-HxCDD	0.998	1.004	1.000	1.000	1.000	1.000	1.001	1.000
1,2,3,7,8,9-HxCDD	0.998	1.004	1.000	1.000	1.001	1.000	1.001	1.000
1,2,3,4,6,7,8-HpCDD	0.999	1.001	1.000	1.000	1.000	1.000	1.000	1.000
OCDD	0.999	1.001	1.000	1.000	1.000	1.000	1.000	1.000
2,3,7,8-TCDF	0.999	1.003	1.000	1.000	1.001	1.001	1.001	1.001
1,2,3,7,8-PeCDF	0.999	1.002	1.000	1.000	1.000	1.001	1.000	1.000
2,3,4,7,8-PeCDF	0.999	1.002	1.000	1.000	1.000	1.001	1.000	1.001
1,2,3,4,7,8-HxCDF	0.999	1.001	1.000	1.001	1.000	1.000	1.000	1.000
1,2,3,6,7,8-HxCDF	0.997	1.005	1.000	1.000	1.000	1.000	1.000	1.001
2,3,4,6,7,8-HxCDF	0.999	1.001	1.000	1.000	1.000	1.000	1.000	1.001
1,2,3,7,8,9-HxCDF	0.999	1.001	1.000	1.001	1.001	1.001	1.000	1.001
1,2,3,4,6,7,8-HpCDF	0.999	1.001	1.000	1.000	1.000	1.000	1.001	1.001
1,2,3,4,7,8,9-HpCDF	0.999	1.001	1.000	1.000	1.000	1.001	1.000	1.000
OCDF	0.999	1.001	1.000	1.000	1.000	1.000	1.000	1.000
13C-2,3,7,8-TCDD	0.976	1.043	1.023	1.023	1.022	1.022	1.022	1.022
13C-1,2,3,7,8-PeCDD	1.000	1.567	1.196	1.196	1.196	1.196	1.196	1.196
13C-1,2,3,4,7,8-HxCDD	1.002	1.026	1.014	1.014	1.014	1.014	1.014	1.014
13C-1,2,3,6,7,8-HxCDD	1.007	1.029	1.017	1.017	1.017	1.017	1.017	1.017
13C-1,2,3,7,8,9-HxCDD	1.014	1.038	1.027	1.027	1.027	1.027	1.026	1.026
13C-1,2,3,4,6,7,8-HpCDD	1.117	1.141	1.130	1.129	1.129	1.129	1.129	1.129
13C-OCDD	1.085	1.365	1.228	1.228	1.228	1.228	1.228	1.227
13C-2,3,7,8-TCDF	0.923	1.103	0.993	0.993	0.993	0.993	0.993	0.993
13C-1,2,3,7,8-PeCDF	1.000	1.425	1.151	1.151	1.151	1.151	1.151	1.150
13C-2,3,4,7,8-PeCDF	1.011	1.526	1.186	1.186	1.186	1.185	1.185	1.185
13C-1,2,3,4,7,8-HxCDF	0.975	1.001	0.987	0.987	0.988	0.987	0.987	0.987
13C-1,2,3,6,7,8-HxCDF	0.979	1.005	0.991	0.991	0.991	0.991	0.991	0.991
13C-2,3,4,6,7,8-HxCDF	1.001	1.020	1.009	1.009	1.010	1.009	1.010	1.009
13C-1,2,3,7,8,9-HxCDF	1.002	1.072	1.039	1.039	1.039	1.039	1.039	1.038
13C-1,2,3,4,6,7,8-HpCDF	1.069	1.111	1.093	1.093	1.093	1.093	1.093	1.093
13C-1,2,3,4,7,8,9-HpCDF	1.098	1.192	1.146	1.146	1.146	1.146	1.146	1.146
13C-OCDF	1.091	1.371	1.235	1.235	1.235	1.235	1.235	1.234
37Cl-2,3,7,8-TCDD	0.989	1.052	1.023	1.023	1.023	1.023	1.023	1.023
13C-1,2,3,4-TCDD	0.000	0.000	*	*	*	*	*	*
13C-1,2,3,4-TCDF	0.000	0.000	*	*	*	*	*	*
13C-1,2,3,4,6,9-HxCDF	0.000	0.000	*	*	*	*	*	*

DB
5/14/19

FORM 5

PCDD/PCDF RT WINDOW AND ISOMER SPECIFICITY STANDARDS

Lab Name: Vista Analytical Laboratory Episode No.:

Contract No.: SAS No.:

Instrument ID: VG-7 Initial Calibration Date: 5-10-19

RT Window Data Filename: 190510D2 S#4 Analysis Date: 10-MAY-19 Time: 16:47:52

ZB-5MS IS Data Filename: 190510D2 S#4 Analysis Date: 10-MAY-19 Time: 16:47:52

DB_225 IS Data Filename: Analysis Date: Time:

ZB-5MS RT WINDOW DEFINING STANDARDS RESULTS

ISOMERS	ABSOLUTE RT	ISOMERS	ABSOLUTE RT
1,3,6,8-TCDD (F)	22:50	1,3,6,8-TCDF (F)	20:45
1,2,8,9-TCDD (L)	27:01	1,2,8,9-TCDF (L)	27:11
1,2,4,7,9-PeCDD (F)	28:35	1,3,4,6,8-PeCDF (F)	27:05
1,2,3,8,9-PeCDD (L)	30:58	1,2,3,8,9-PeCDF (L)	31:13
1,2,4,6,7,9-HxCDD (F)	32:21	1,2,3,4,6,8-HxCDF (F)	31:49
1,2,3,7,8,9-HxCDD (L)	34:19	1,2,3,7,8,9-HxCDF (L)	34:44
1,2,3,4,6,7,9-HpCDD (F)	36:54	1,2,3,4,6,7,8-HpCDF (F)	36:32
1,2,3,4,6,7,8-HpCDD (L)	37:45	1,2,3,4,7,8,9-HpCDF (L)	38:19

(F) = First eluting isomer (ZB-5MS); (L) = Last eluting isomer (ZB-5MS).

==========

ISOMER SPECIFICITY (IS) TEST STANDARD RESULTS

COMPARED PEAKS (1)	% VALLEY HEIGHT BETWEEN
	<25%

(1) To meet contract requirements, %Valley Height Between Compared Peaks shall not exceed 25% (section 15.4.2.2, Method 1613).

Analyst: DB

Date: 5/13/19

Vista Analytical Laboratory - Injection Log Run file: 190510D2 Instrument ID: VG-7 GC Column ID: ZB-5MS

Data file	S#	Sample ID	Analyst	Acq date	Acq time	CCal	ECal
190510D2	1	ST190510D2-1	DB	10-MAY-19	14:24:45	ST190510D2-4	NA
190510D2	2	ST190510D2-2	DB	10-MAY-19	15:12:30	ST190510D2-4	NA
190510D2	3	ST190510D2-3	DB	10-MAY-19	16:00:06	ST190510D2-4	NA
190510D2	4	ST190510D2-4	DB	10-MAY-19	16:47:52	ST190510D2-4	ST190510D2-7
190510D2	5	ST190510D2-5	DB	10-MAY-19	17:35:29	ST190510D2-4	NA
190510D2	6	ST190510D2-6	DB	10-MAY-19	18:23:05	ST190510D2-4	NA
190510D2	7	SOLVENT BLANK	DB	10-MAY-19	19:10:42	NA	NA
190510D2	8	SS190510D2-1	DB	10-MAY-19	19:58:17	ST190510D2-4	NA
190510D2	9	B9E0067-BS1	DB	10-MAY-19	20:45:54	ST190510D2-4	ST190510D2-7
190510D2	10	SOLVENT BLANK	DB	10-MAY-19	21:33:30	NA	NA
190510D2	11	B9E0067-BLK1	DB	10-MAY-19	22:21:10	ST190510D2-4	ST190510D2-7
190510D2	12	1900874-01	DB	10-MAY-19	23:08:45	ST190510D2-4	ST190510D2-7
190510D2	13	1900832-01	DB	10-MAY-19	23:56:25	ST190510D2-4	NA
190510D2	14	1901011-01	DB	11-MAY-19	00:44:00	ST190510D2-4	NA
190510D2	15	1901009-01	DB	11-MAY-19	01:31:38	ST190510D2-4	NA
190510D2	16	1901010-01	DB	11-MAY-19	02:19:20	ST190510D2-4	NA
190510D2	17	SOLVENT BLANK	DB	11-MAY-19	03:06:55	NA	NA
190510D2	18	ST190510D2-7	DB	11-MAY-19	03:54:32	ST190510D2-4	ST190510D2-7

Peak Locate Examination:10-MAY-2019:14:15 File:190510D2

Experiment:OCDD_DB5 Function:1 Reference:PFK

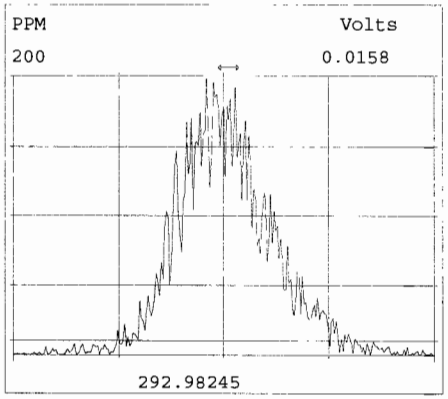

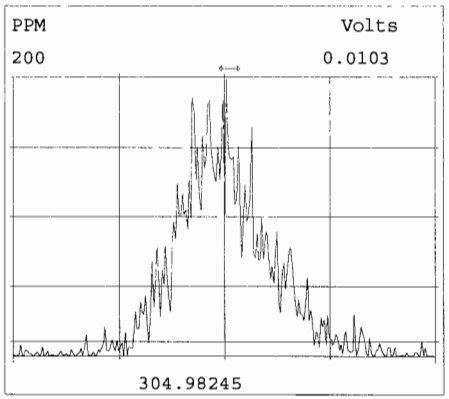

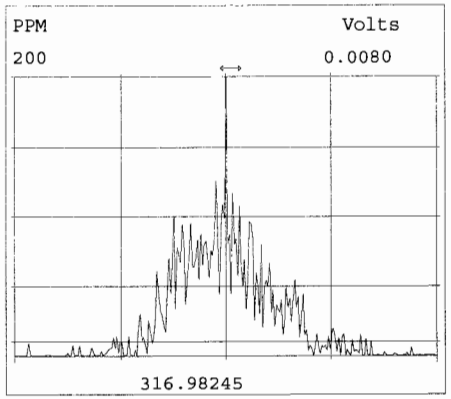

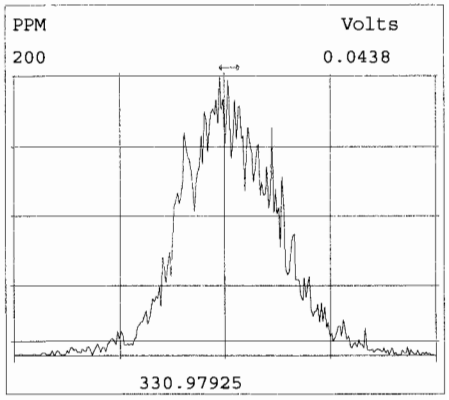

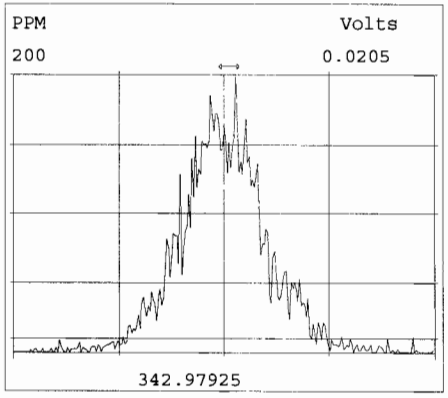

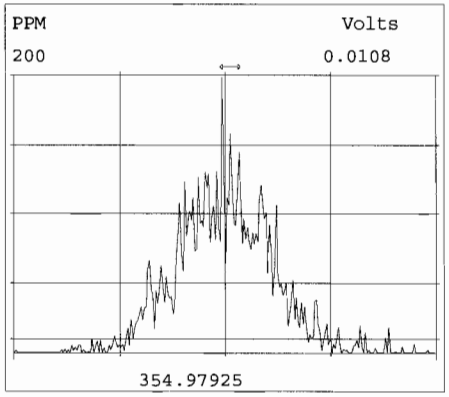

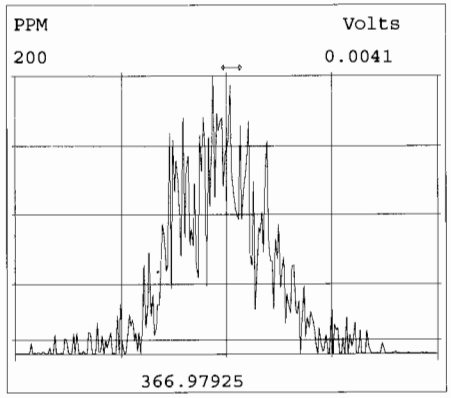

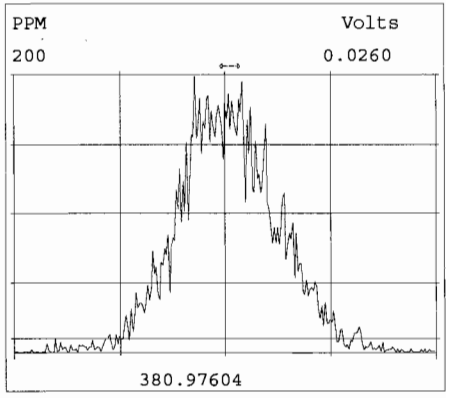

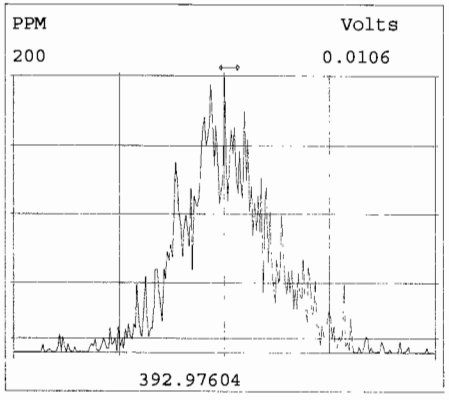

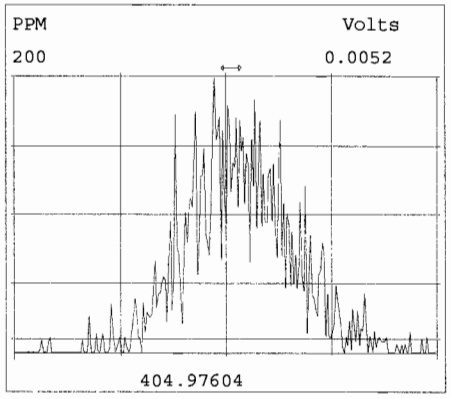

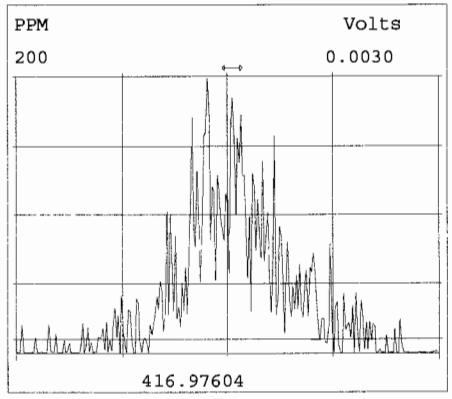

Peak Locate Examination:10-MAY-2019:14:18 File:190510D2

Experiment:OCDD_DB5 Function:2 Reference:PFK

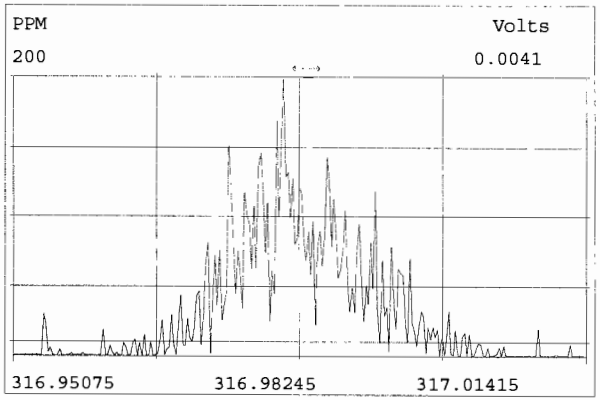

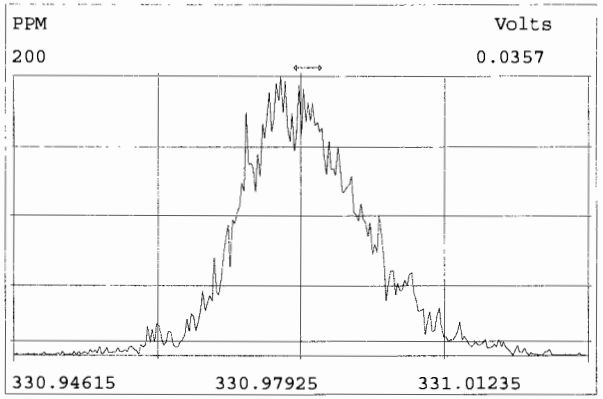

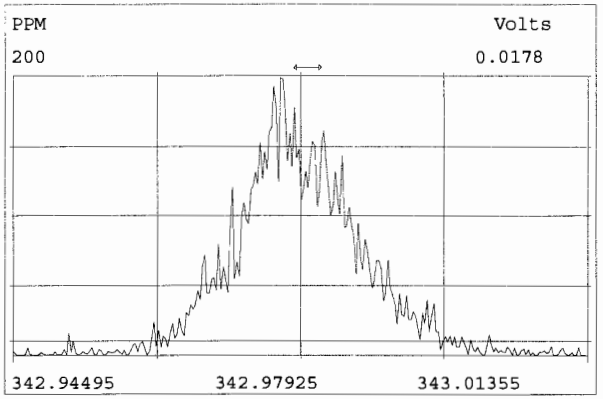

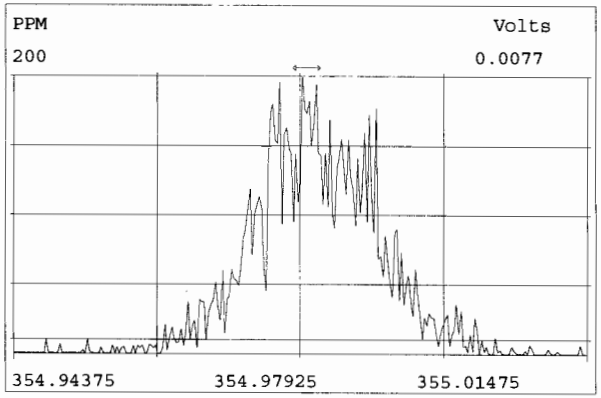

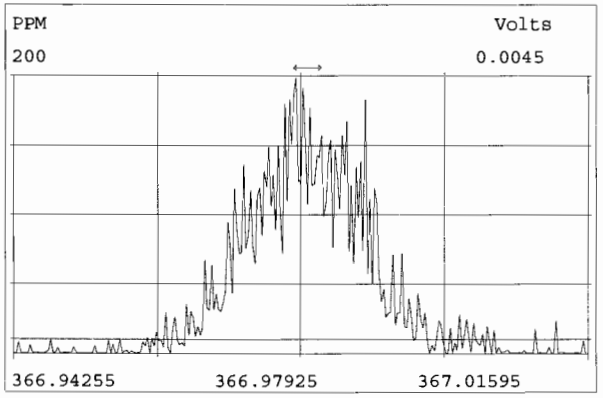

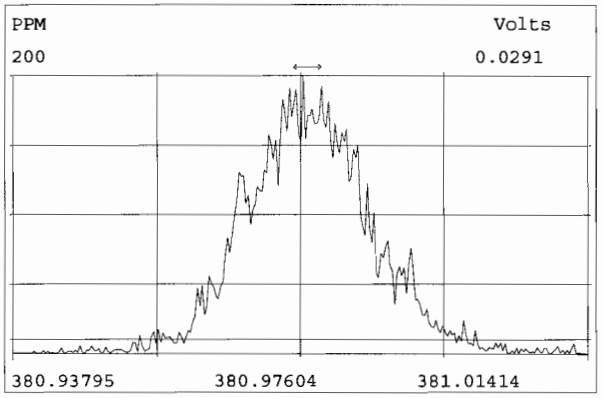

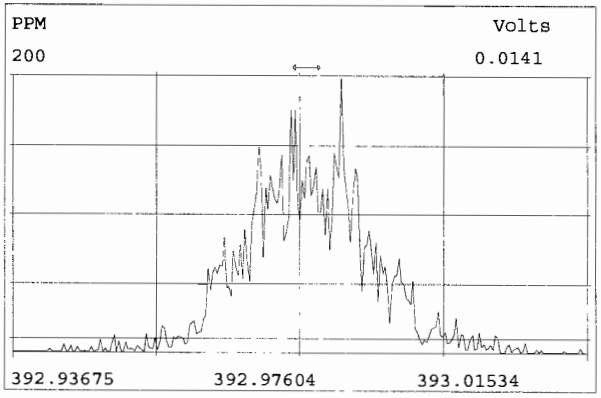

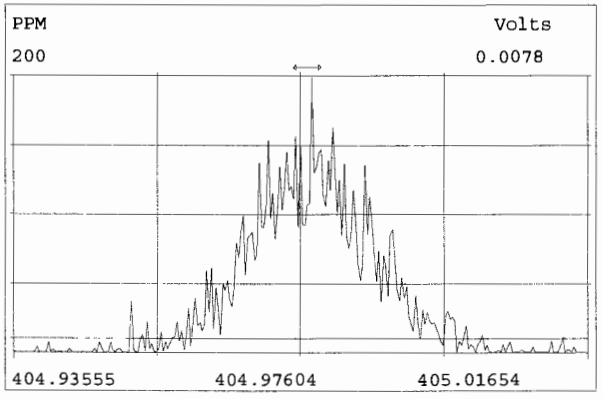

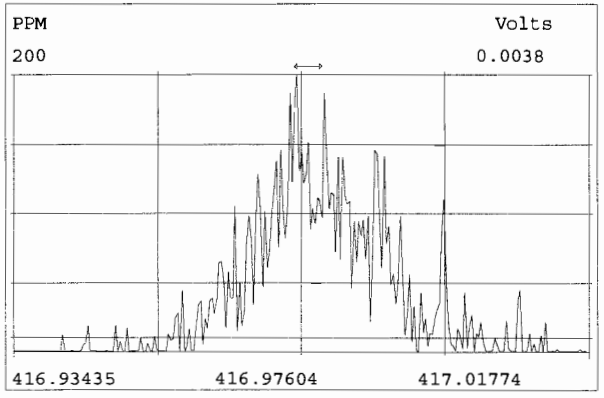

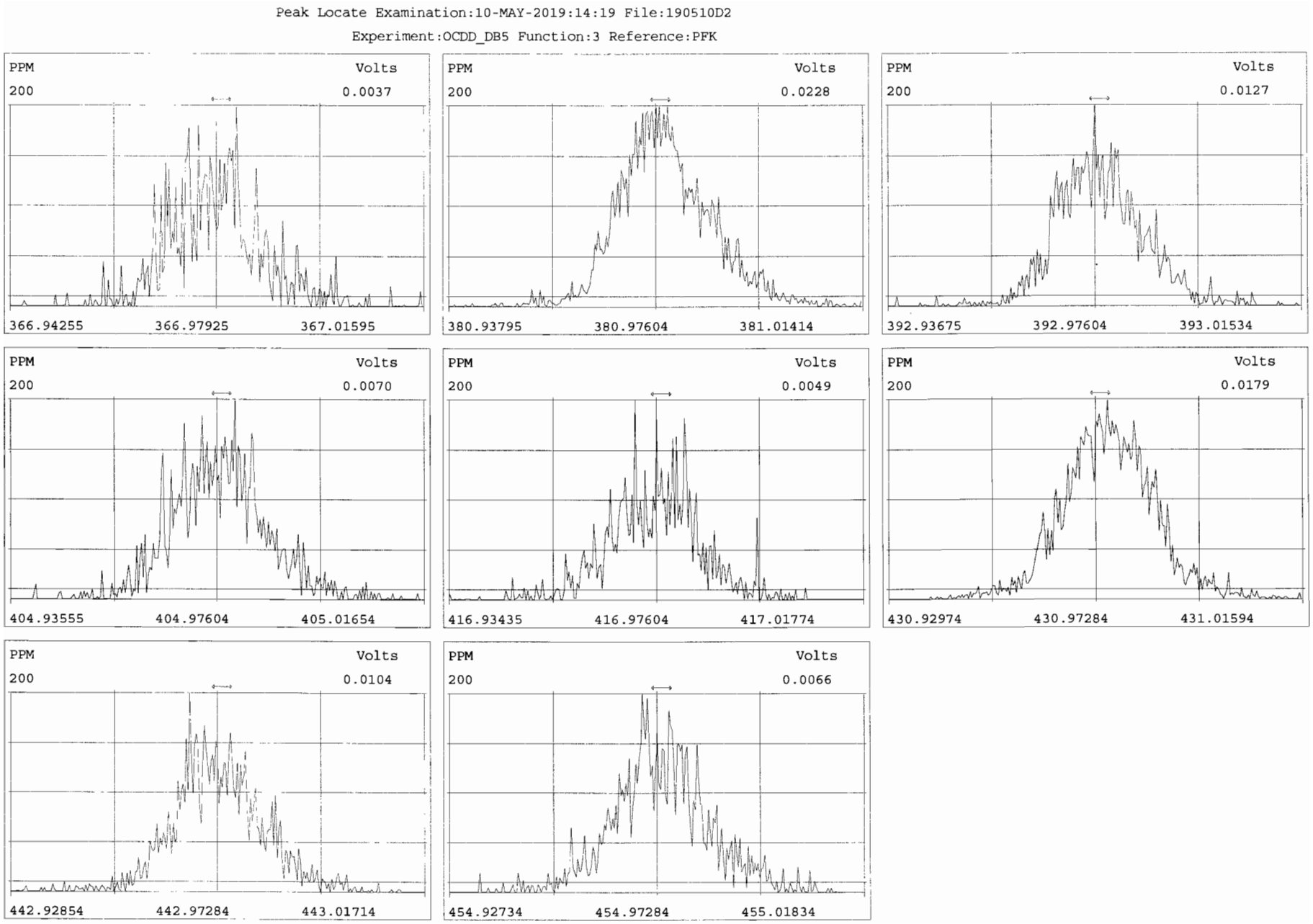
Peak Locate Examination:10-MAY-2019:14:19 File:190510D2
Experiment:OCDD_DB5 Function:3 Reference:PFK
PPM
Volts
200
0.0037
366.94255
366.97925
367.01595
PPM
Volts
200
0.0228
380.93795
380.97604
381.01414
PPM
Volts
200
0.0127
392.93675
392.97604
393.01534
PPM
Volts
200
0.0070
404.93555
404.97604
405.01654
PPM
Volts
200
0.0049
416.93435
416.97604
417.01774
PPM
Volts
200
0.0179
430.92974
430.97284
431.01594
PPM
Volts
200
0.0104
442.92854
442.97284
443.01714
PPM
Volts
200
0.0066
454.92734
454.97284
455.01834

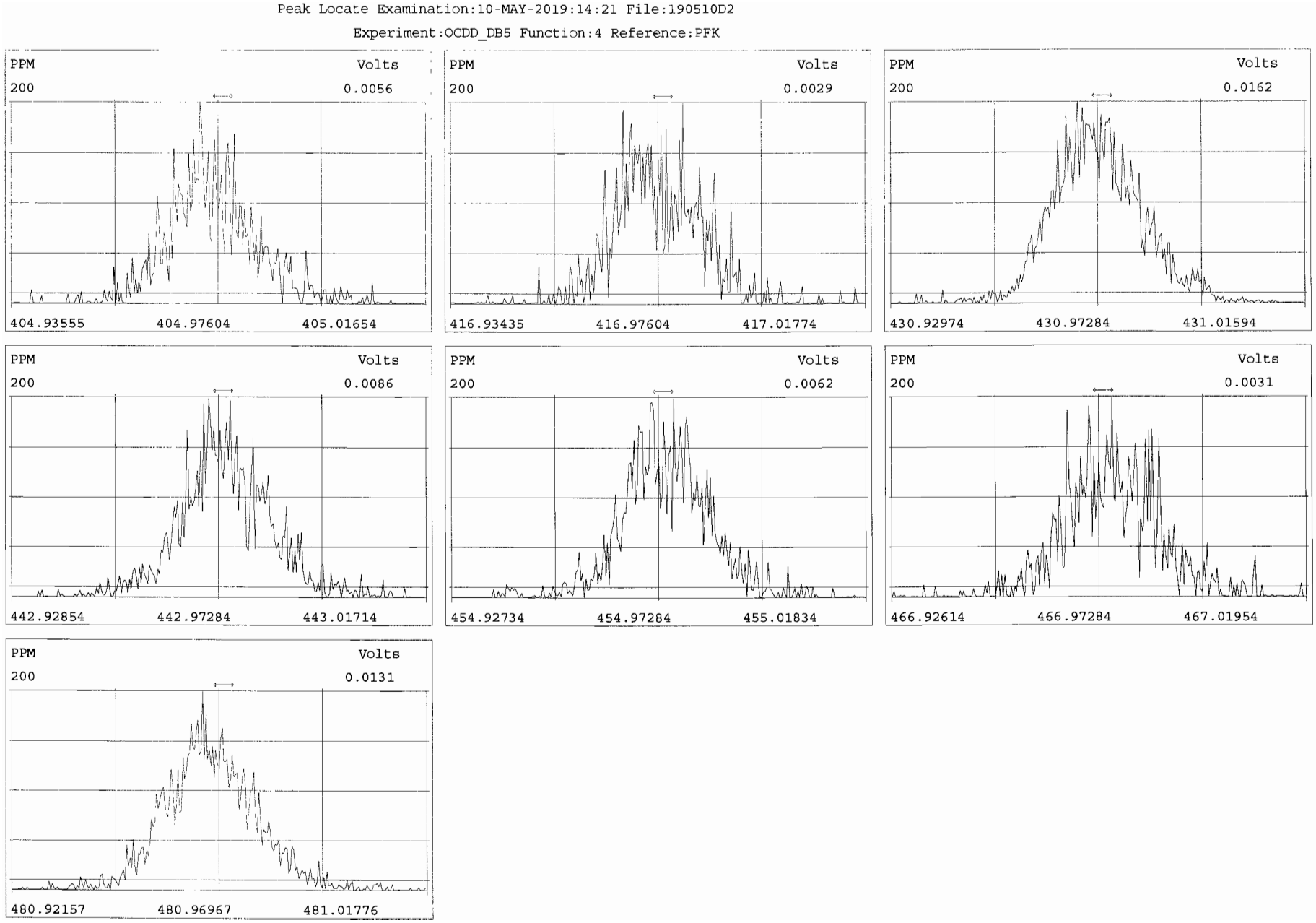
Peak Locate Examination:10-MAY-2019:14:21 File:190510D2
Experiment:OCDD_DB5 Function:4 Reference:PFK
PPM
Volts
200
0.0056
404.93555
404.97604
405.01654
PPM
Volts
200
0.0029
416.93435
416.97604
417.01774
PPM
Volts
200
0.0162
430.92974
430.97284
431.01594
PPM
Volts
200
0.0086
442.92854
442.97284
443.01714
PPM
Volts
200
0.0062
454.92734
454.97284
455.01834
PPM
Volts
200
0.0031
466.92614
466.97284
467.01954
PPM
Volts
200
0.0131
480.92157
480.96967
481.01776

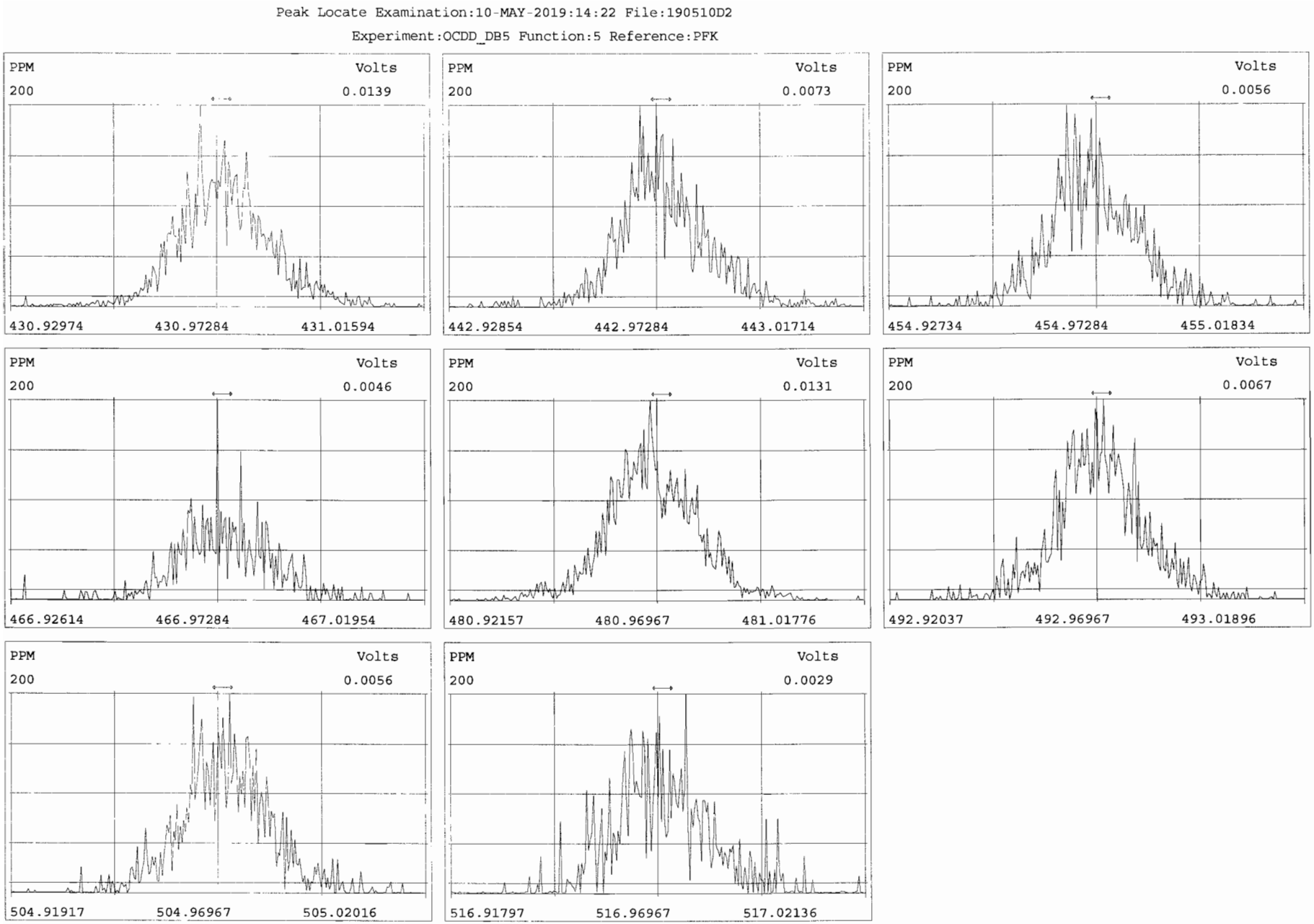
Peak Locate Examination:10-MAY-2019:14:22 File:190510D2
Experiment:OCDD_DB5 Function:5 Reference:PFK
PPM
Volts
200
0.0139
430.92974
430.97284
431.01594
PPM
Volts
200
0.0073
442.92854
442.97284
443.01714
PPM
Volts
200
0.0056
454.92734
454.97284
455.01834
PPM
Volts
200
0.0046
466.92614
466.97284
467.01954
PPM
Volts
200
0.0131
480.92157
480.96967
481.01776
PPM
Volts
200
0.0067
492.92037
492.96967
493.01896
PPM
Volts
200
0.0056
504.91917
504.96967
505.02016
PPM
Volts
200
0.0029
516.91797
516.96967
517.02136

File:190510D2 #1-530 Acq:10-MAY-2019 16:47:52 GC EI+ Voltage SIR Autospec-UltimaE
Sample#4 File Text:Vista_Analytical_Laboratory_VG7 Text:ST190510D2-4 1613 CS3 19C2204 Exp:OCDD_DB5
321.8936 S:4

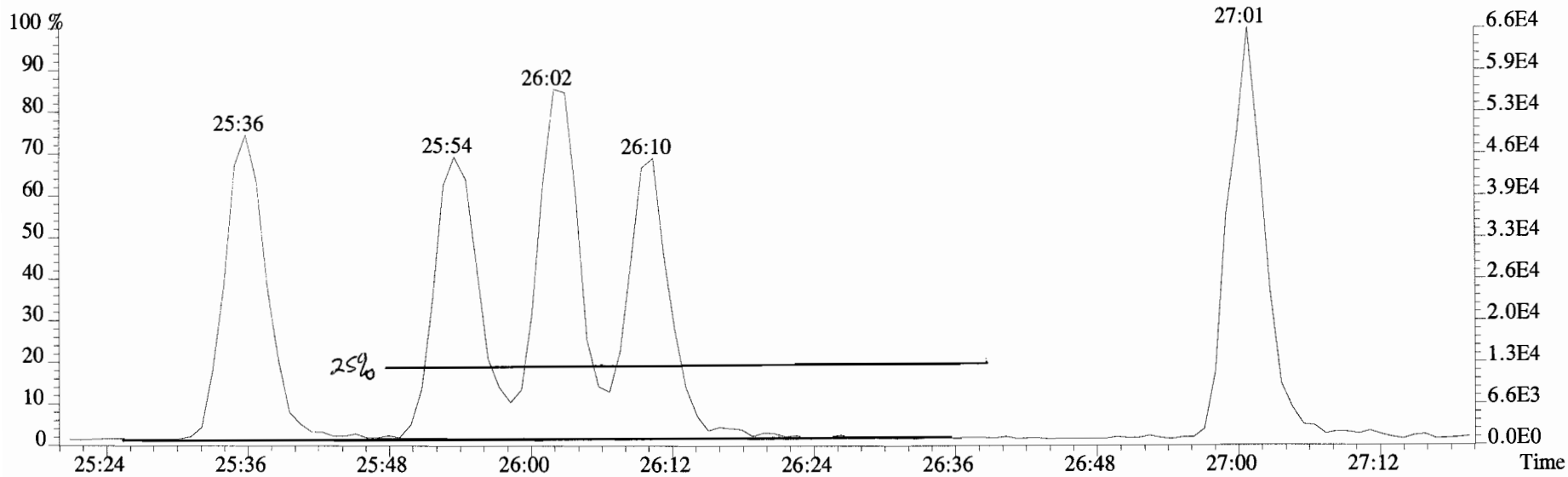

333.9339 S:4

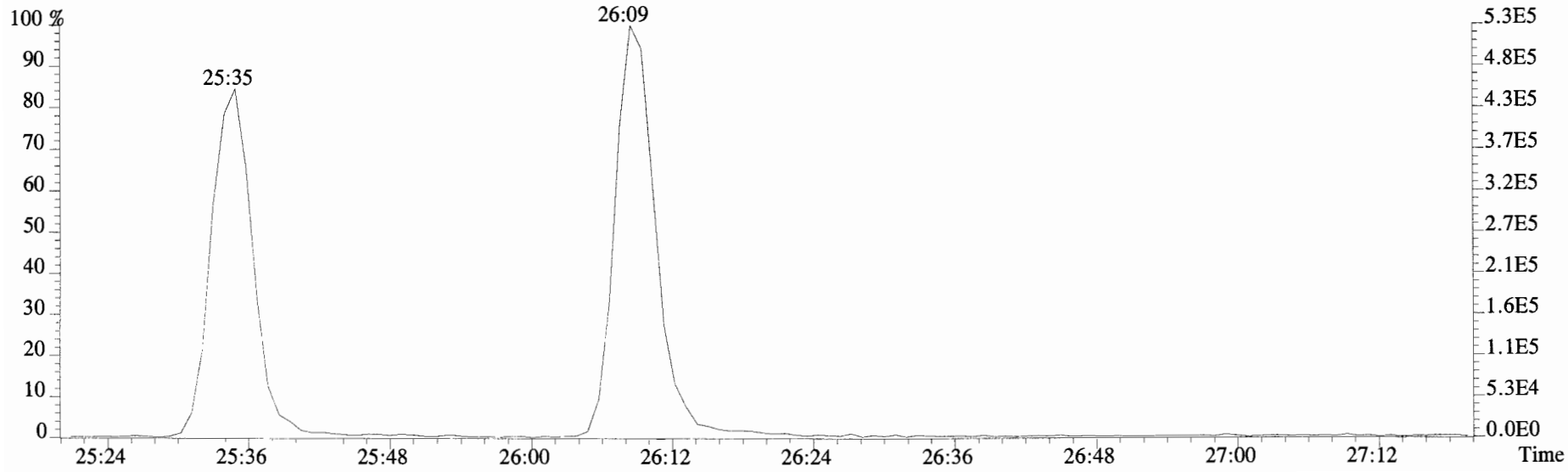

File:190510D2 #1-529 Acq:10-MAY-2019 14:24:45 GC EI+ Voltage SIR Autospec-UltimaE
Sample#1 File Text:Vista_Analytical_Laboratory_VG7 Text:ST190510D2-1 1613 CS0 19C2201 Exp:OCDD_DB5

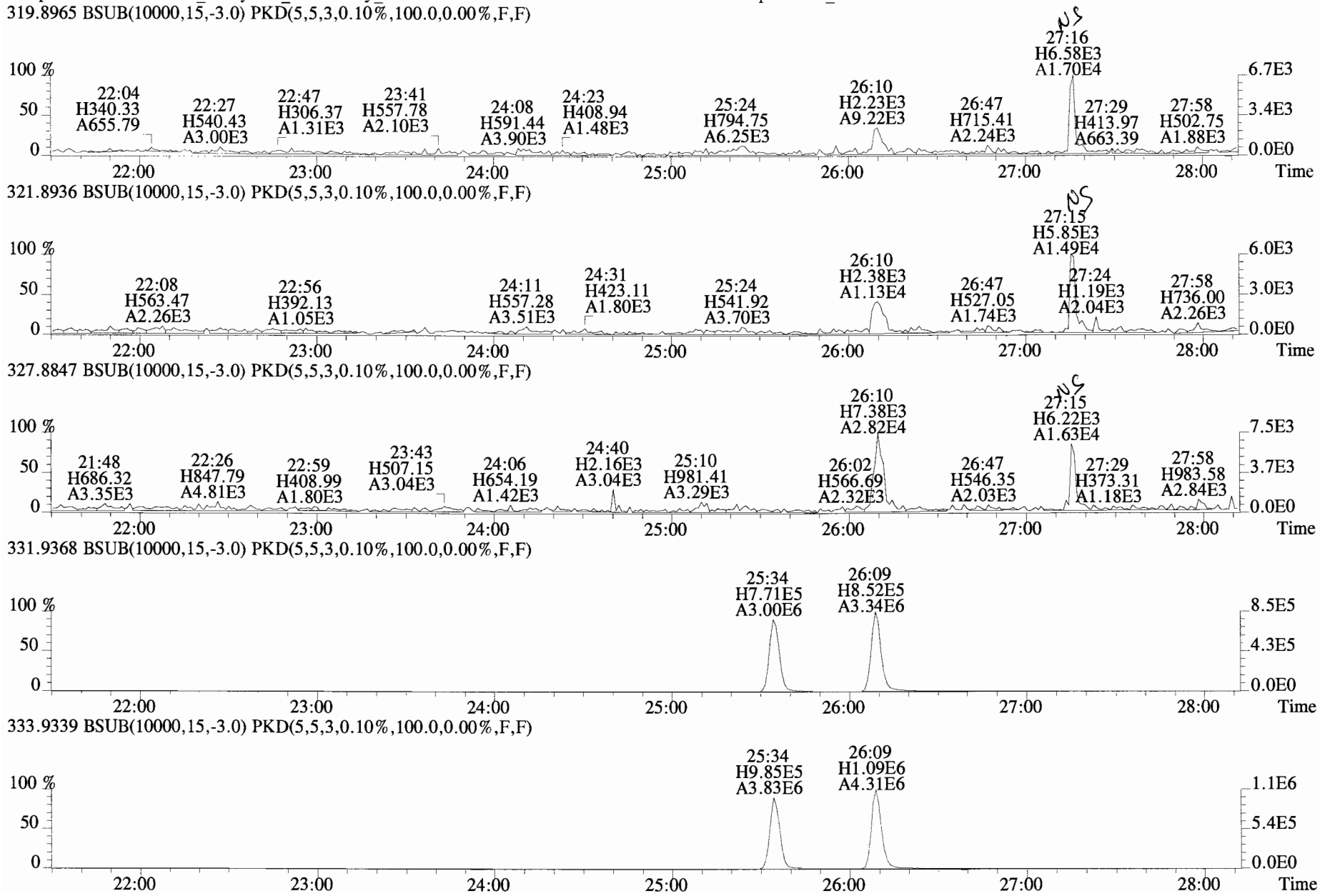

File:190510D2 #1-529 Acq:10-MAY-2019 14:24:45 GC EI+ Voltage SIR Autospec-UltimaE
Sample#1 File Text:Vista_Analytical_Laboratory_VG7 Text:ST190510D2-1 1613 CS0 19C2201 Exp:OCDD_DB5
319.8965 BSUB(10000,15,-3.0) PKD(5,5,3,0.10%,100.0,0.00%,F,F)

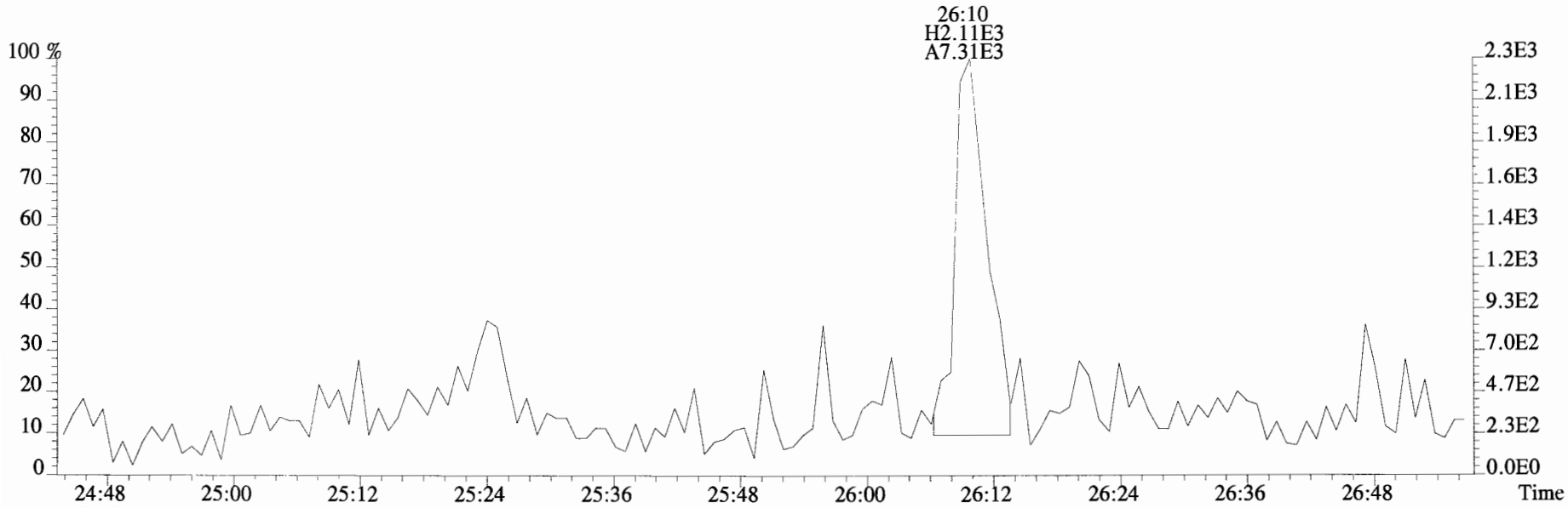

321.8936 BSUB(10000,15,-3.0) PKD(5,5,3,0.10%,100.0,0.00%,F,F)

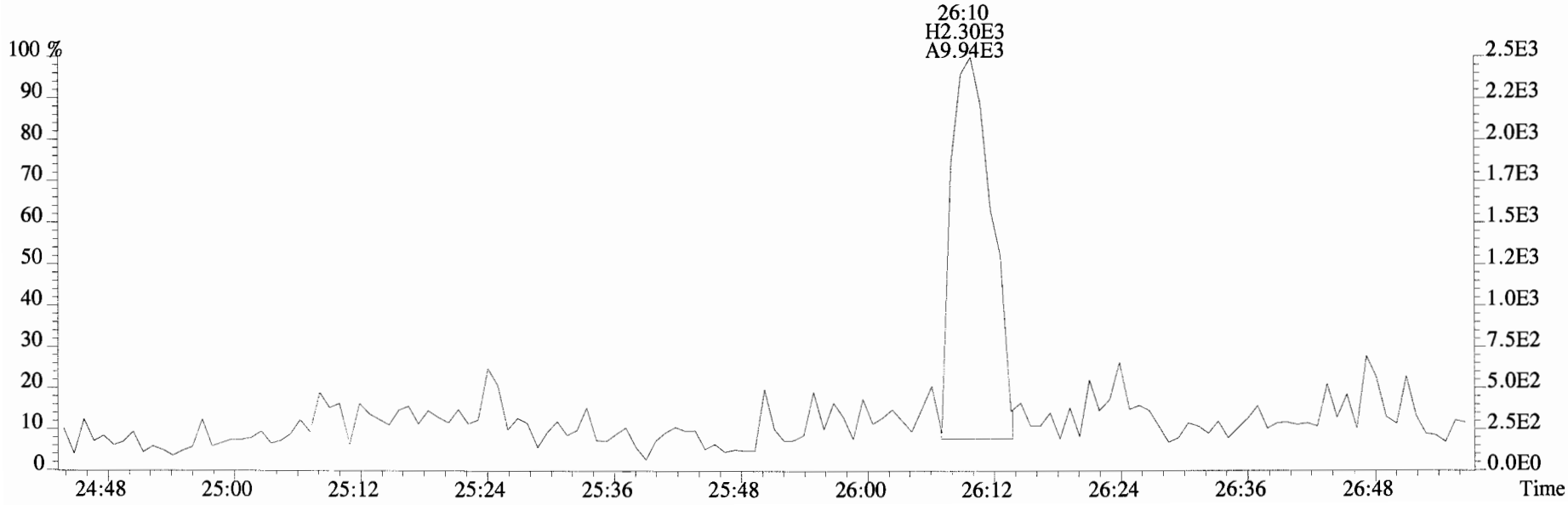

File:190510D2 #1-529 Acq:10-MAY-2019 14:24:45 GC EI+ Voltage SIR Autospec-UltimaE
Sample#1 File Text:Vista_Analytical_Laboratory_VG7 Text:ST190510D2-1 1613 CS0 19C2201 Exp:OCDD_DB5
327.8847 BSUB(10000,15,-3.0) PKD(5,5,3,0.10%,100.0,0.00%,F,F)

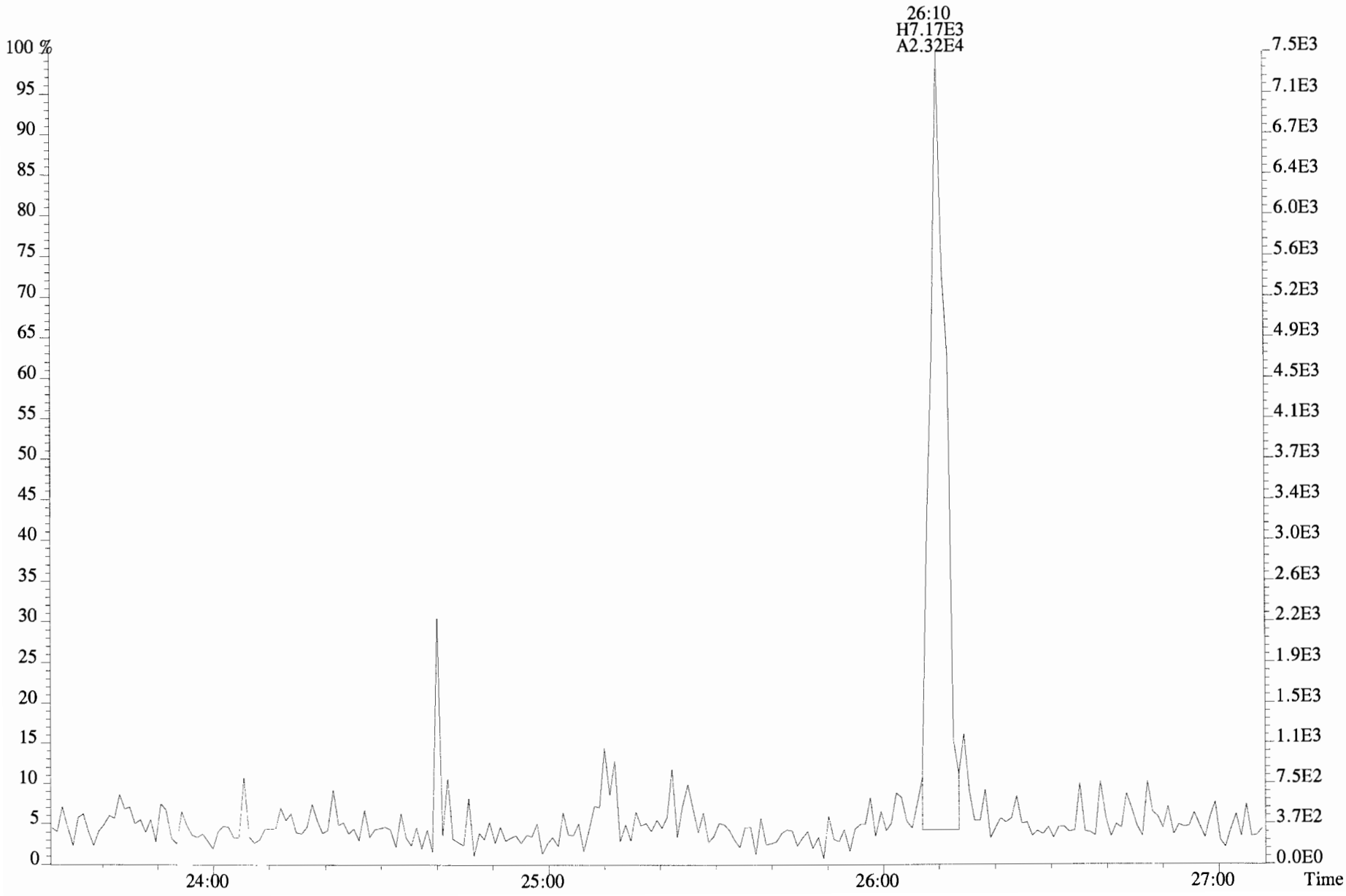

File:190510D2 #1-180 Acq:10-MAY-2019 14:24:45 GC EI+ Voltage SIR Autospec-UltimaE
Sample#1 File Text:Vista_Analytical_Laboratory_VG7 Text:ST190510D2-1 1613 CS0 19C2201 Exp:OCDD_DB5

353.8576 F:2 BSUB(10000,15,-3.0) PKD(5,5,3,0.10%,100.0,0.00%,F,F)

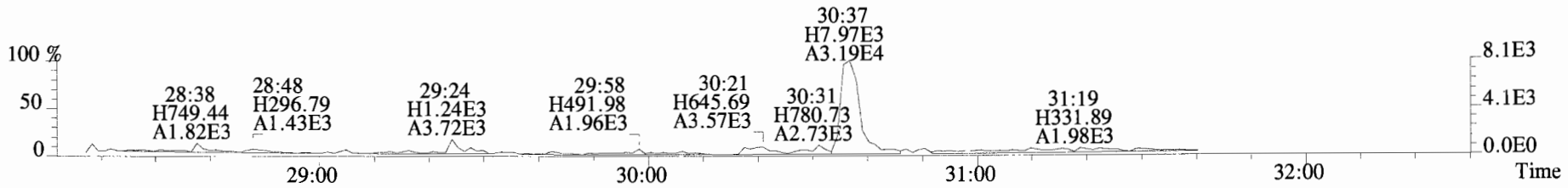

355.8546 F:2 BSUB(10000,15,-3.0) PKD(5,5,3,0.10%,100.0,0.00%,F,F)

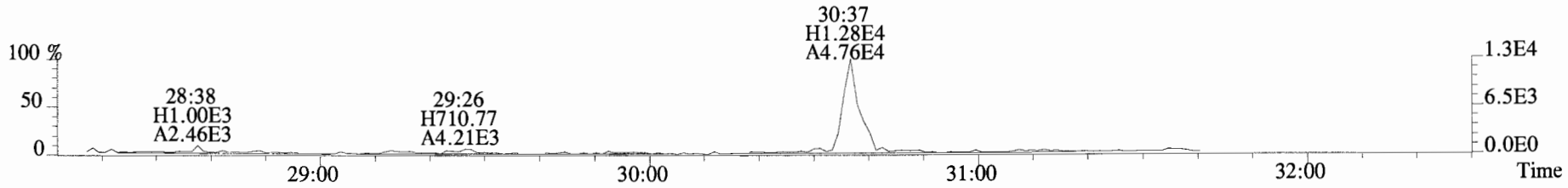

365.8978 F:2 BSUB(10000,15,-3.0) PKD(5,5,3,0.10%,100.0,0.00%,F,F)

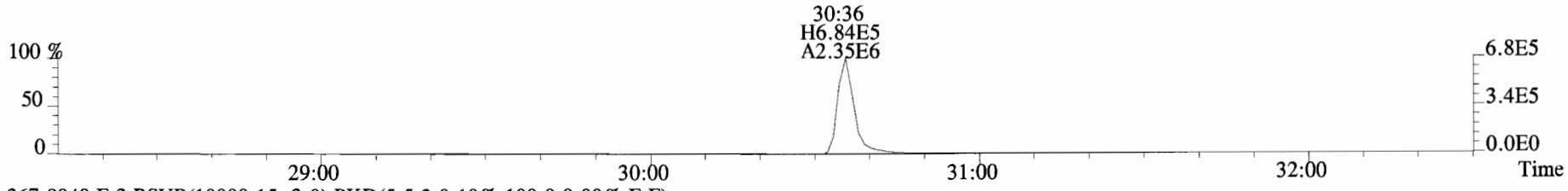

367.8949 F:2 BSUB(10000,15,-3.0) PKD(5,5,3,0.10%,100.0,0.00%,F,F)

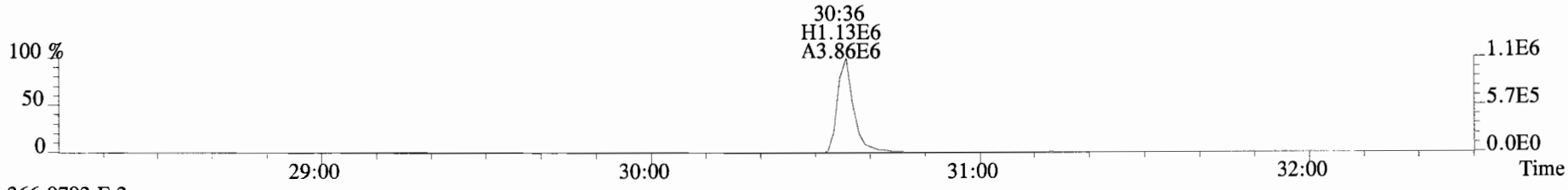

366.9792 F:2

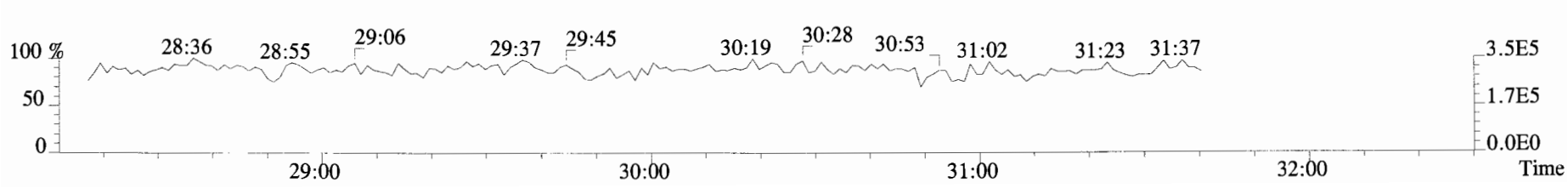

File:190510D2 #1-180 Acq:10-MAY-2019 14:24:45 GC EI+ Voltage SIR Autospec-UltimaE
Sample#1 File Text:Vista_Analytical_Laboratory_VG7 Text:ST190510D2-1 1613 CS0 19C2201 Exp:OCDD_DB5
353.8576 F:2 BSUB(10000,15,-3.0) PKD(5,5,3,0.10%,100.0,0.00%,F,F)

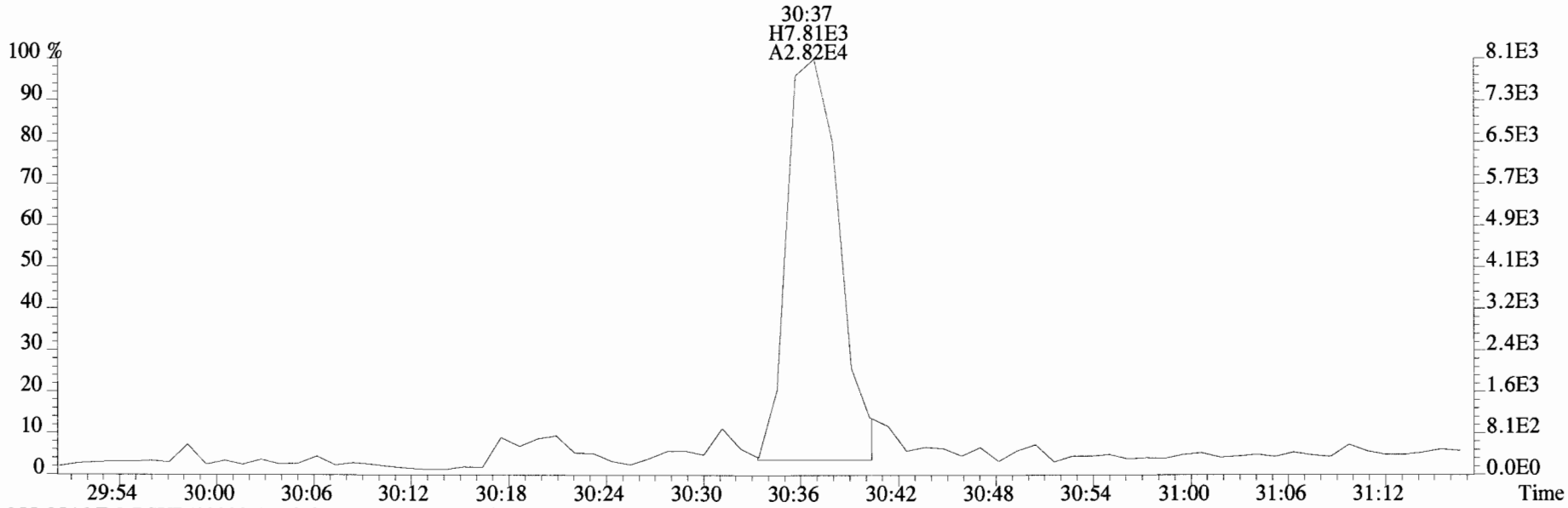

355.8546 F:2 BSUB(10000,15,-3.0) PKD(5,5,3,0.10%,100.0,0.00%,F,F)

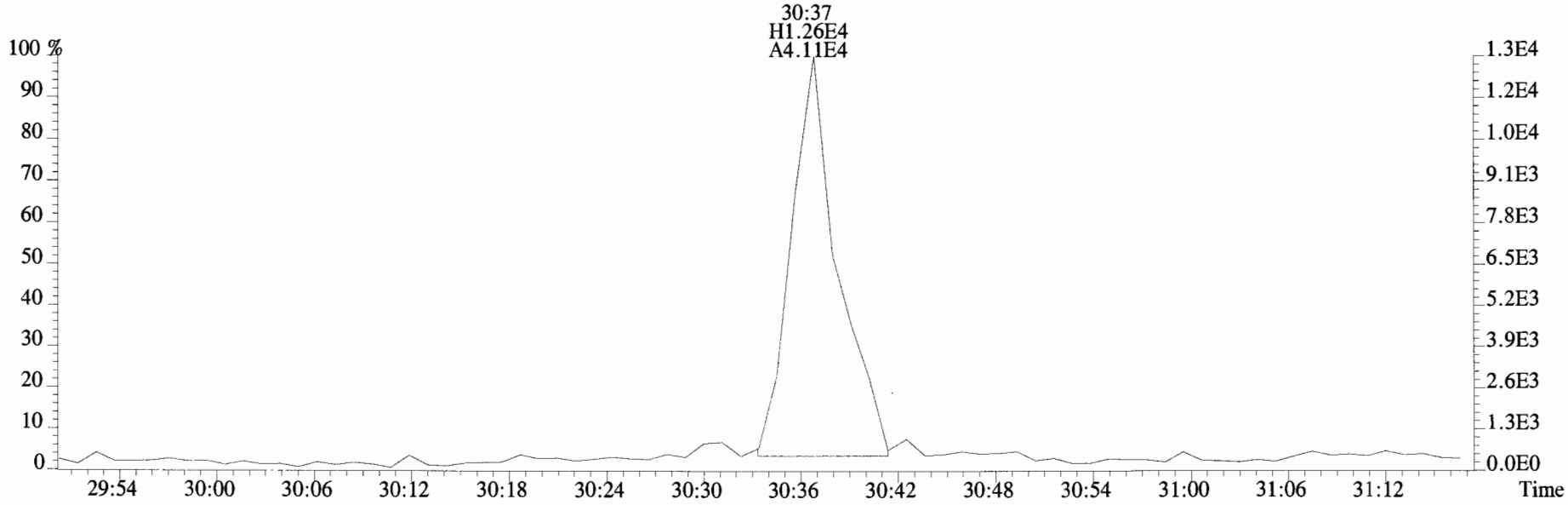

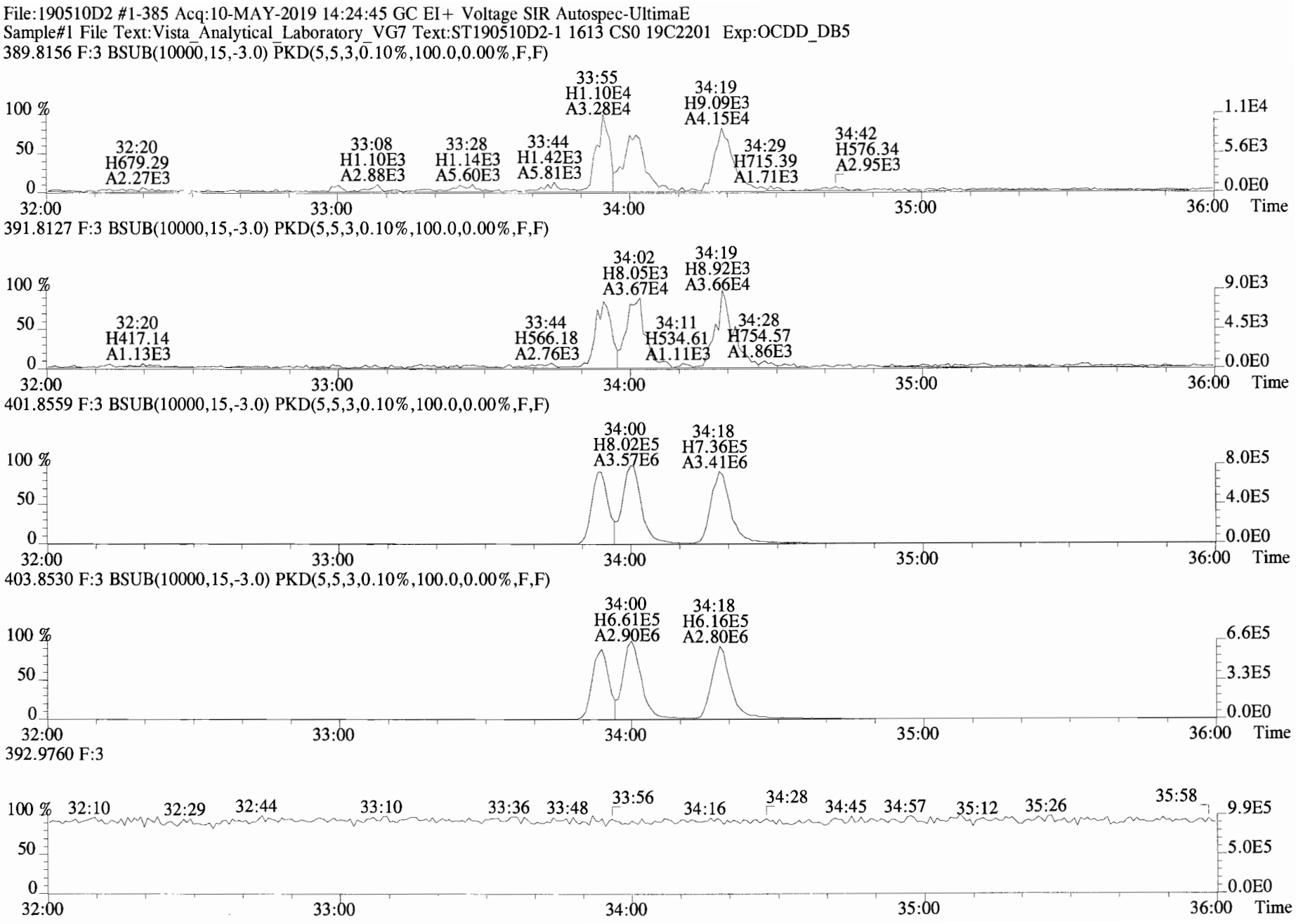
File:190510D2 #1-385 Acq:10-MAY-2019 14:24:45 GC EI+ Voltage SIR Autospec-UltimaE
Sample#1 File Text:Vista_Analytical_Laboratory_VG7 Text:ST190510D2-1 1613 CS0 19C2201 Exp:OCDD_DB5
389.8156 F:3 BSUB(10000,15,-3.0) PKD(5,5,3,0.10%,100.0,0.00%,F,F)
33:55 H1.10E4 A3.28E4
34:19 H9.09E3 A4.15E4
32:20 H679.29 A2.27E3
33:08 H1.10E3 A2.88E3
33:28 H1.14E3 A5.60E3
33:44 H1.42E3 A5.81E3
34:29 H715.39 A1.71E3
34:42 H576.34 A2.95E3
391.8127 F:3 BSUB(10000,15,-3.0) PKD(5,5,3,0.10%,100.0,0.00%,F,F)
34:02 H8.05E3 A3.67E4
34:19 H8.92E3 A3.66E4
32:20 H417.14 A1.13E3
33:44 H566.18 A2.76E3
34:11 H534.61 A1.11E3
34:28 H754.57 A1.86E3
401.8559 F:3 BSUB(10000,15,-3.0) PKD(5,5,3,0.10%,100.0,0.00%,F,F)
34:00 H8.02E5 A3.57E6
34:18 H7.36E5 A3.41E6
403.8530 F:3 BSUB(10000,15,-3.0) PKD(5,5,3,0.10%,100.0,0.00%,F,F)
34:00 H6.61E5 A2.90E6
34:18 H6.16E5 A2.80E6
392.9760 F:3
32:10 32:29 32:44 33:10 33:36 33:48 33:56 34:16 34:28 34:45 34:57 35:12 35:26 35:58
100 %
50
0
32:00 33:00 34:00 35:00 36:00 Time
1.1E4 5.6E3 0.0E0
9.0E3 4.5E3 0.0E0
8.0E5 4.0E5 0.0E0
6.6E5 3.3E5 0.0E0
9.9E5 5.0E5 0.0E0

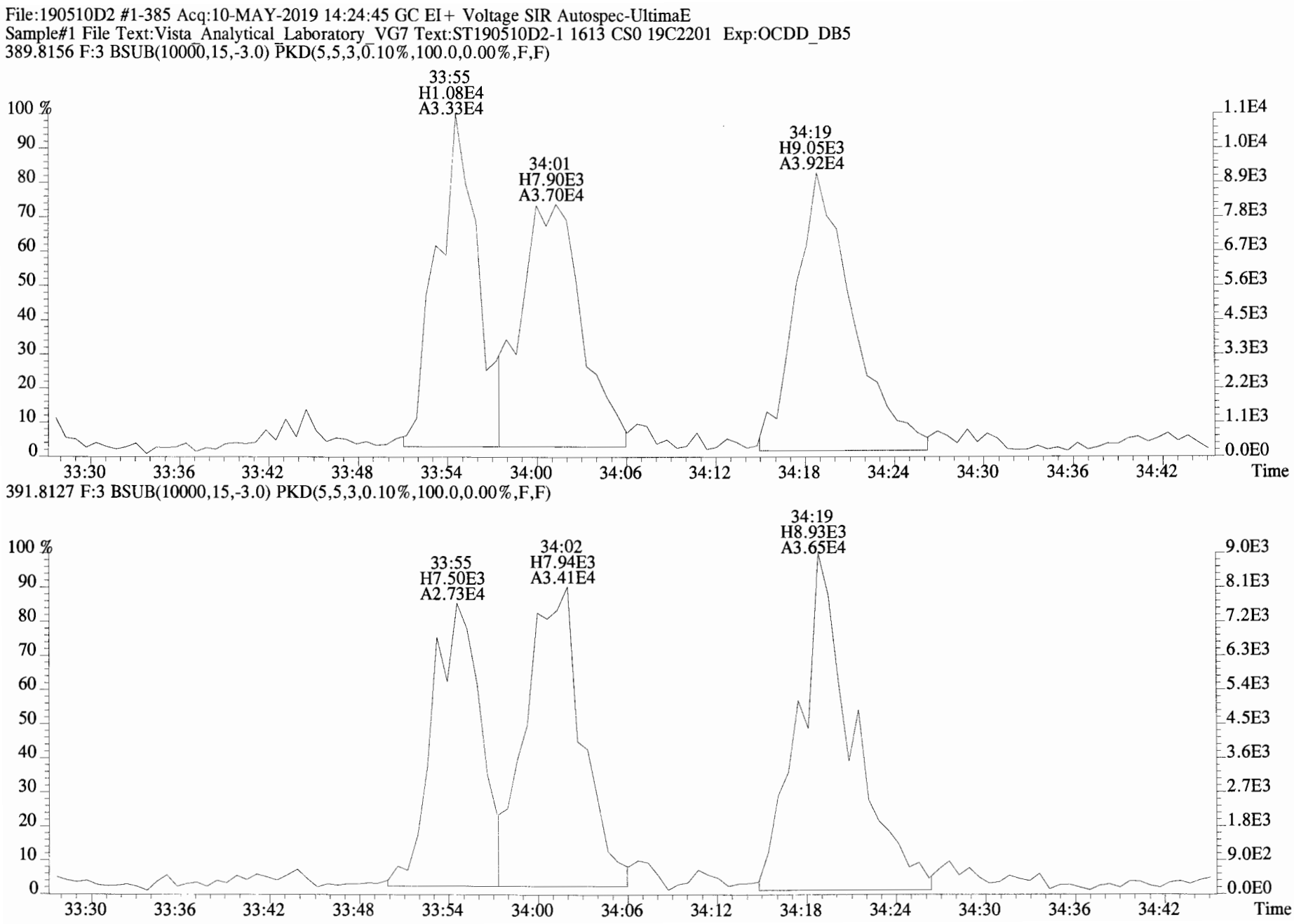
File:190510D2 #1-385 Acq:10-MAY-2019 14:24:45 GC EI+ Voltage SIR Autospec-UltimaE
Sample#1 File Text:Vista_Analytical_Laboratory_VG7 Text:ST190510D2-1 1613 CS0 19C2201 Exp:OCDD_DB5
389.8156 F:3 BSUB(10000,15,-3.0) PKD(5,5,3,0.10%,100.0,0.00%,F,F)
33:55
H1.08E4
A3.33E4
34:01
H7.90E3
A3.70E4
34:19
H9.05E3
A3.92E4
100 %
90
80
70
60
50
40
30
20
10
0
1.1E4
1.0E4
8.9E3
7.8E3
6.7E3
5.6E3
4.5E3
3.3E3
2.2E3
1.1E3
0.0E0
33:30
33:36
33:42
33:48
33:54
34:00
34:06
34:12
34:18
34:24
34:30
34:36
34:42
Time
391.8127 F:3 BSUB(10000,15,-3.0) PKD(5,5,3,0.10%,100.0,0.00%,F,F)
33:55
H7.50E3
A2.73E4
34:02
H7.94E3
A3.41E4
34:19
H8.93E3
A3.65E4
100 %
90
80
70
60
50
40
30
20
10
0
9.0E3
8.1E3
7.2E3
6.3E3
5.4E3
4.5E3
3.6E3
2.7E3
1.8E3
9.0E2
0.0E0
33:30
33:36
33:42
33:48
33:54
34:00
34:06
34:12
34:18
34:24
34:30
34:36
34:42
Time

File:190510D2 #1-385 Acq:10-MAY-2019 14:24:45 GC EI+ Voltage SIR Autospec-UltimaE
Sample#1 File Text:Vista_Analytical_Laboratory_VG7 Text:ST190510D2-1 1613 CS0 19C2201 Exp:OCDD_DB5
401.8559 F:3 BSUB(10000,15,-3.0) PKD(5,5,3,0.10%,100.0,0.00%,F,F)

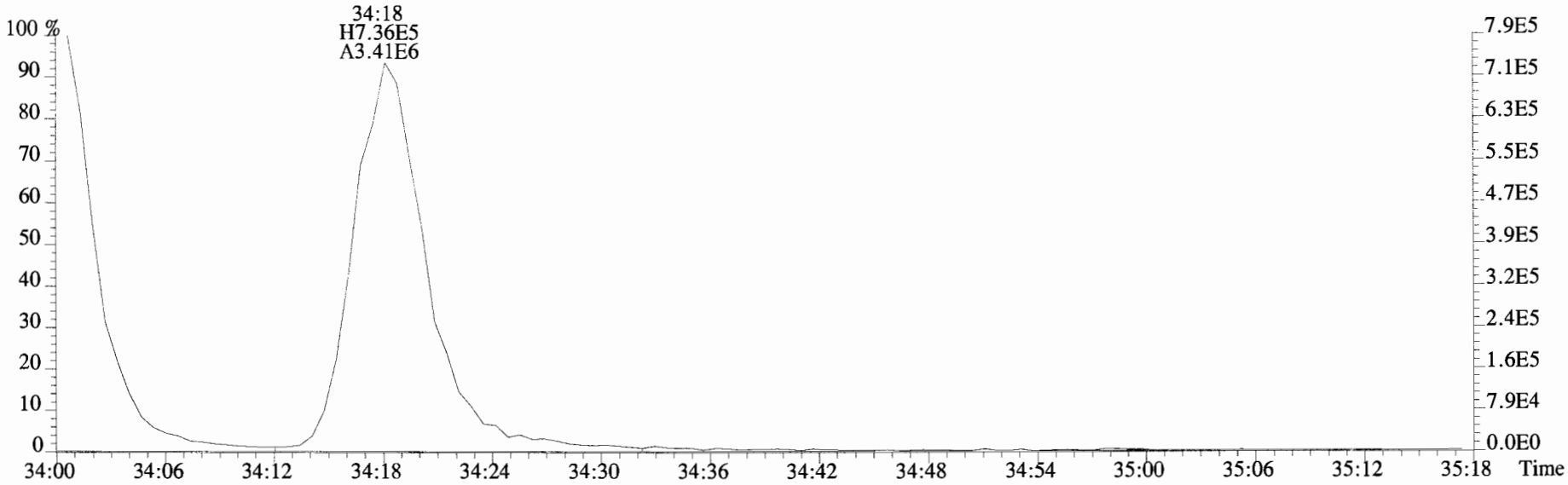

403.8530 F:3 BSUB(10000,15,-3.0) PKD(5,5,3,0.10%,100.0,0.00%,F,F)

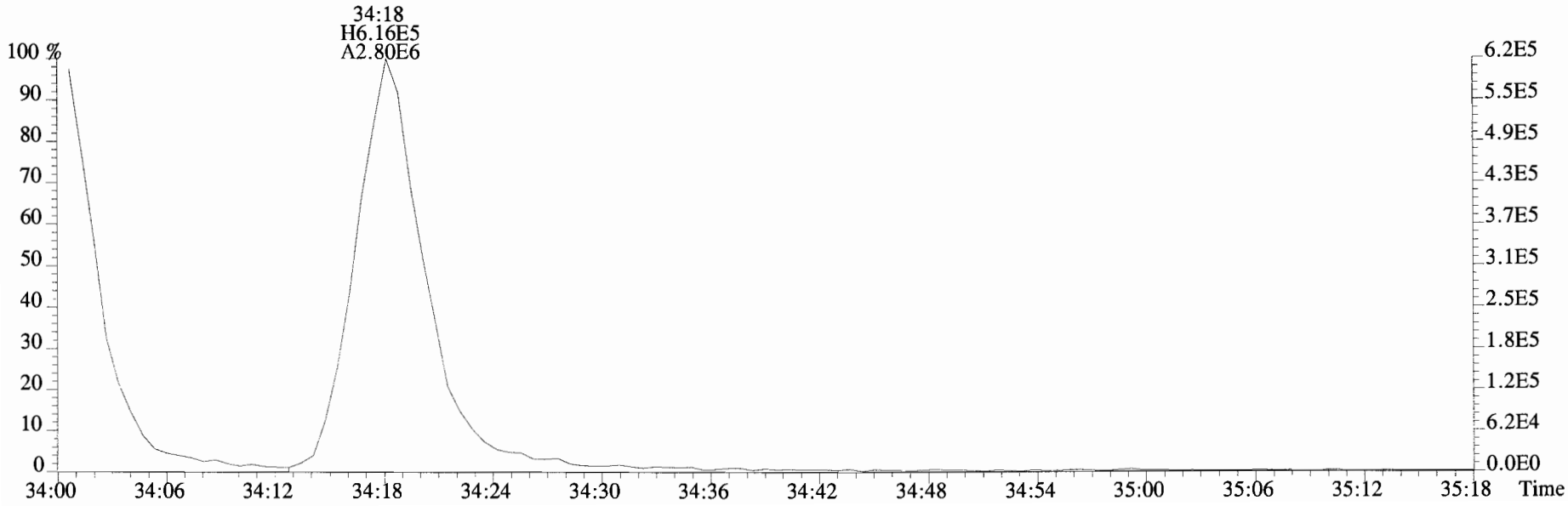

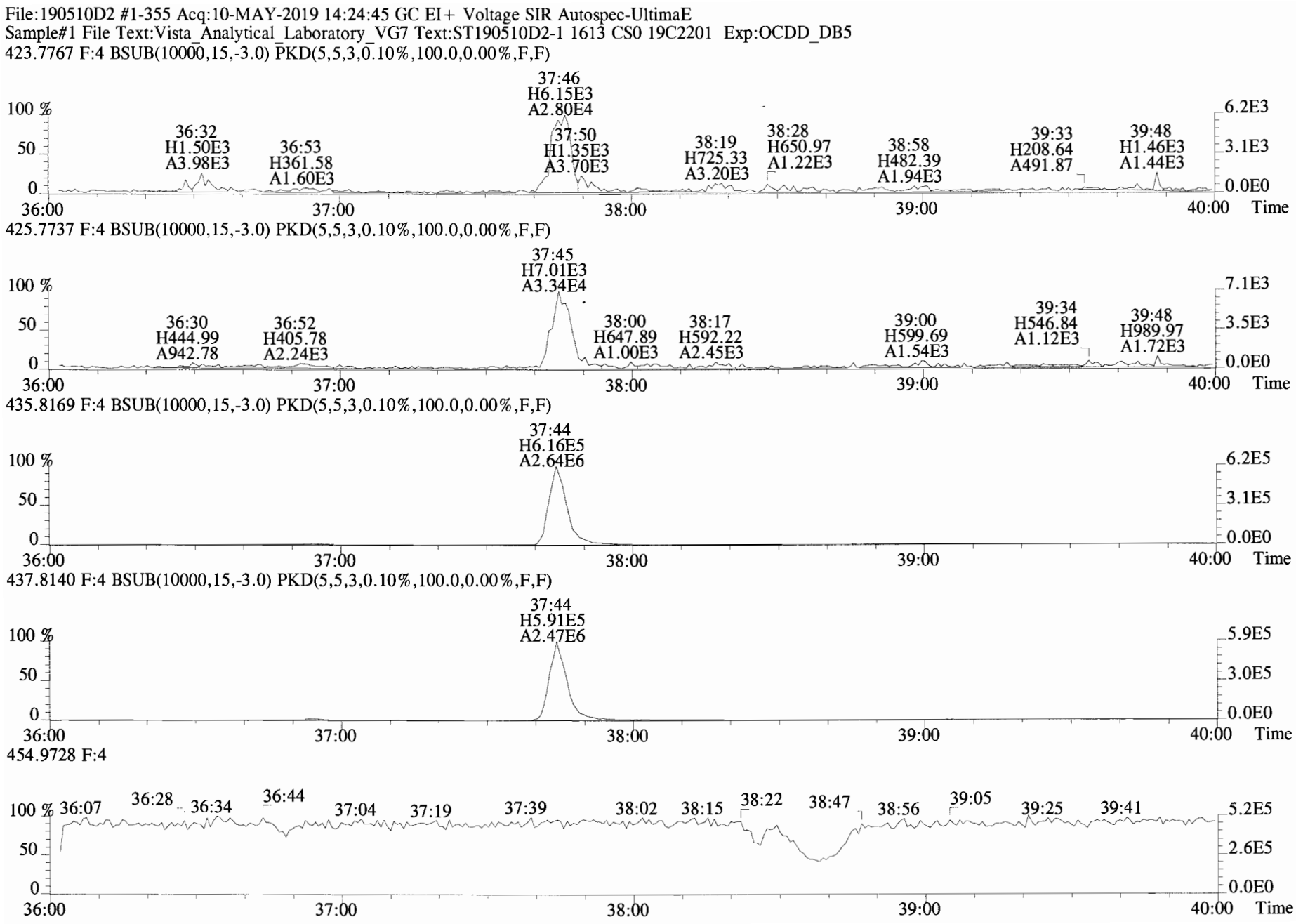
File:190510D2 #1-355 Acq:10-MAY-2019 14:24:45 GC EI+ Voltage SIR Autospec-UltimaE
Sample#1 File Text:Vista_Analytical_Laboratory_VG7 Text:ST190510D2-1 1613 CS0 19C2201 Exp:OCDD_DB5
423.7767 F:4 BSUB(10000,15,-3.0) PKD(5,5,3,0.10%,100.0,0.00%,F,F)
37:46 H6.15E3 A2.80E4
36:32 H1.50E3 A3.98E3
36:53 H361.58 A1.60E3
37:50 H1.35E3 A3.70E3
38:19 H725.33 A3.20E3
38:28 H650.97 A1.22E3
38:58 H482.39 A1.94E3
39:33 H208.64 A491.87
39:48 H1.46E3 A1.44E3
425.7737 F:4 BSUB(10000,15,-3.0) PKD(5,5,3,0.10%,100.0,0.00%,F,F)
37:45 H7.01E3 A3.34E4
36:30 H444.99 A942.78
36:52 H405.78 A2.24E3
38:00 H647.89 A1.00E3
38:17 H592.22 A2.45E3
39:00 H599.69 A1.54E3
39:34 H546.84 A1.12E3
39:48 H989.97 A1.72E3
435.8169 F:4 BSUB(10000,15,-3.0) PKD(5,5,3,0.10%,100.0,0.00%,F,F)
37:44 H6.16E5 A2.64E6
437.8140 F:4 BSUB(10000,15,-3.0) PKD(5,5,3,0.10%,100.0,0.00%,F,F)
37:44 H5.91E5 A2.47E6
454.9728 F:4
36:07
36:28
36:34
36:44
37:04
37:19
37:39
38:02
38:15
38:22
38:47
38:56
39:05
39:25
39:41
100 %
50
0
36:00
37:00
38:00
39:00
40:00
Time
6.2E3
3.1E3
0.0E0
7.1E3
3.5E3
6.2E5
3.1E5
5.9E5
3.0E5
5.2E5
2.6E5

File:190510D2 #1-355 Acq:10-MAY-2019 14:24:45 GC EI+ Voltage SIR Autospec-UltimaE
Sample#1 File Text:Vista_Analytical_Laboratory_VG7 Text:ST190510D2-1 1613 CS0 19C2201 Exp:OCDD_DB5
423.7767 F:4 BSUB(10000,15,-3.0) PKD(5,5,3,0.10%,100.0,0.00%,F,F)

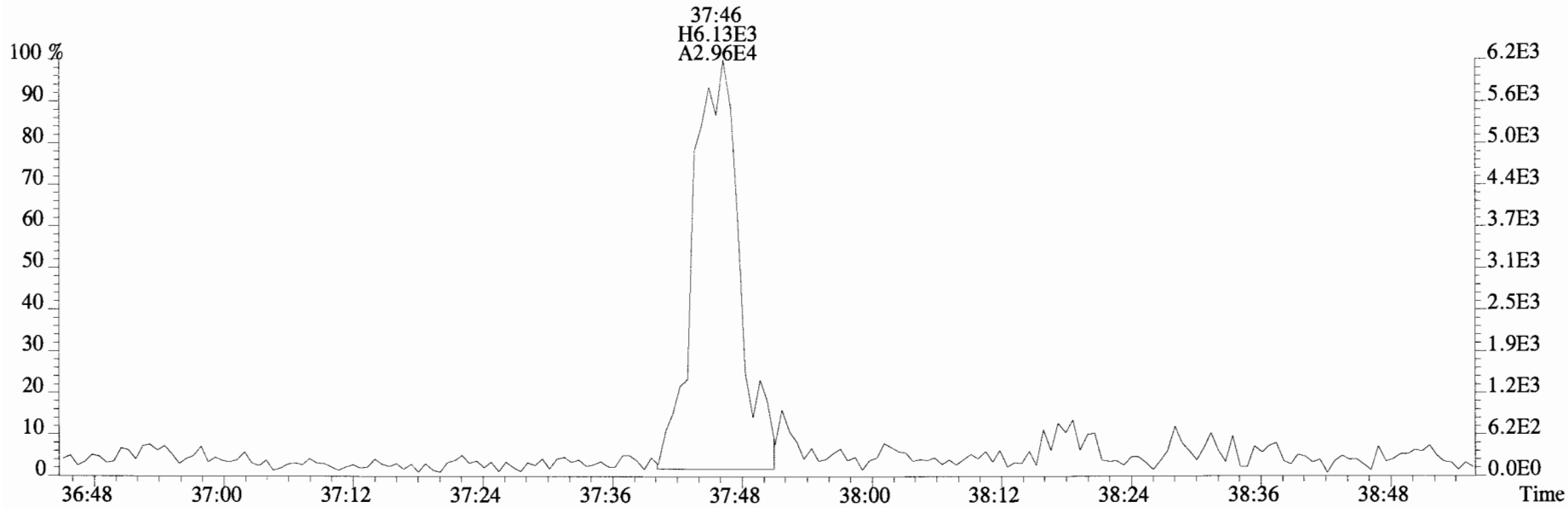

425.7737 F:4 BSUB(10000,15,-3.0) PKD(5,5,3,0.10%,100.0,0.00%,F,F)

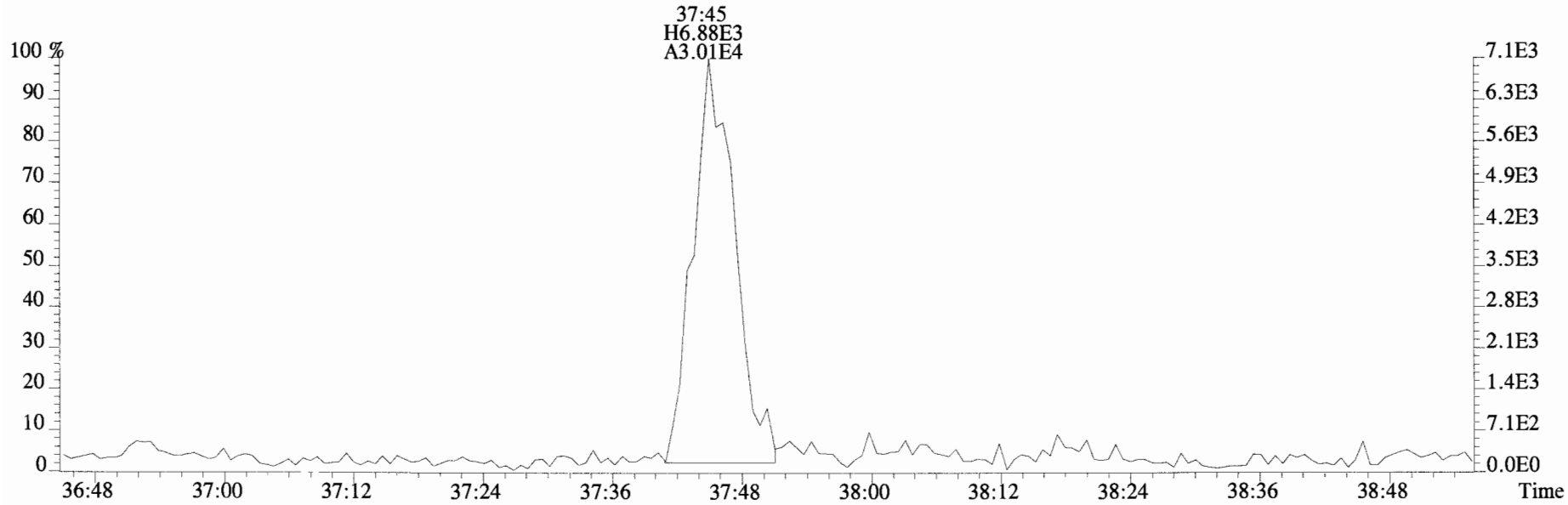

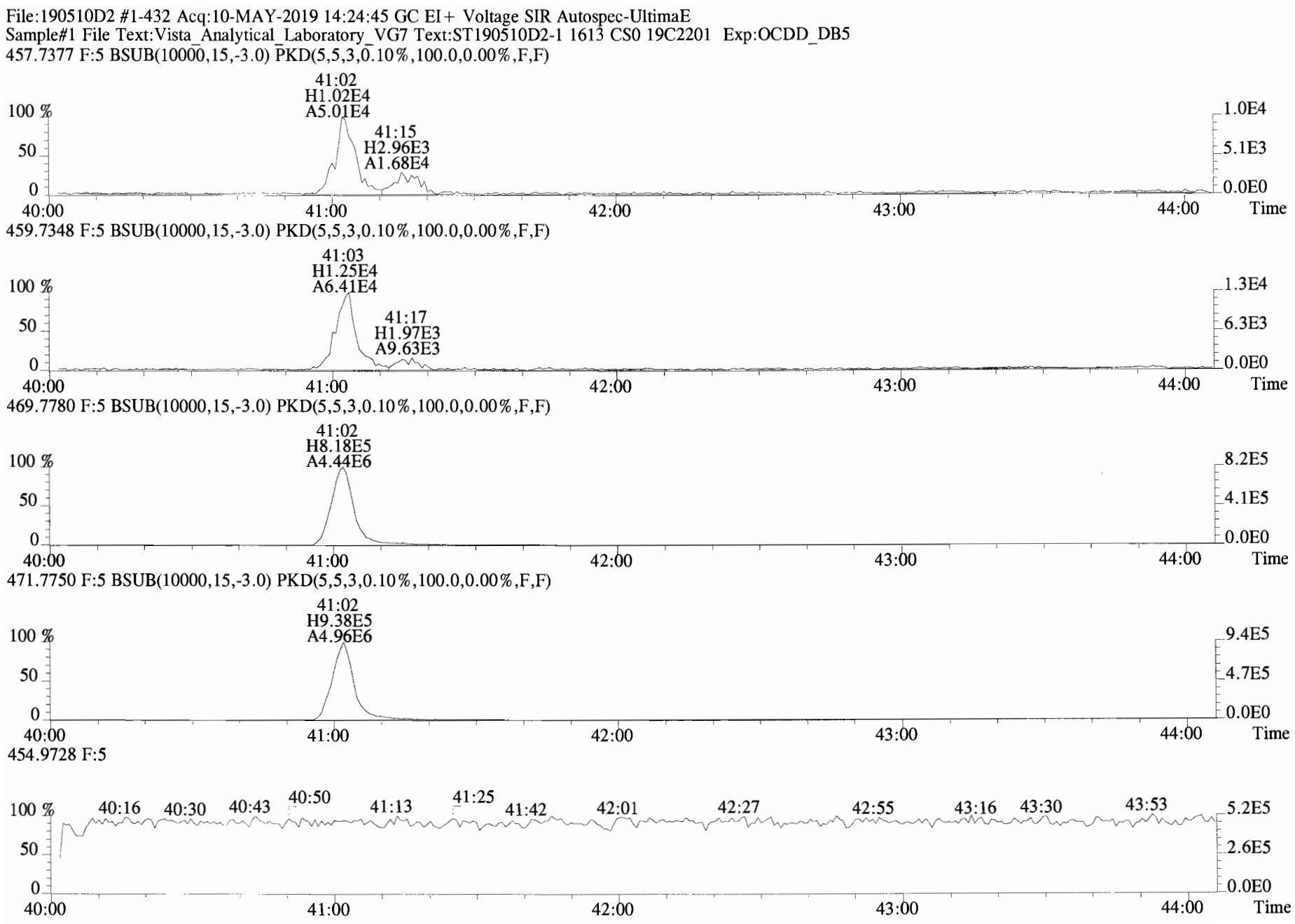
File:190510D2 #1-432 Acq:10-MAY-2019 14:24:45 GC EI+ Voltage SIR Autospec-UltimaE
Sample#1 File Text:Vista_Analytical_Laboratory_VG7 Text:ST190510D2-1 1613 CS0 19C2201 Exp:OCDD_DB5
457.7377 F:5 BSUB(10000,15,-3.0) PKD(5,5,3,0.10%,100.0,0.00%,F,F)
41:02
H1.02E4
A5.01E4
41:15
H2.96E3
A1.68E4
459.7348 F:5 BSUB(10000,15,-3.0) PKD(5,5,3,0.10%,100.0,0.00%,F,F)
41:03
H1.25E4
A6.41E4
41:17
H1.97E3
A9.63E3
469.7780 F:5 BSUB(10000,15,-3.0) PKD(5,5,3,0.10%,100.0,0.00%,F,F)
41:02
H8.18E5
A4.44E6
471.7750 F:5 BSUB(10000,15,-3.0) PKD(5,5,3,0.10%,100.0,0.00%,F,F)
41:02
H9.38E5
A4.96E6
454.9728 F:5
40:16
40:30
40:43
40:50
41:13
41:25
41:42
42:01
42:27
42:55
43:16
43:30
43:53
100 %
50
0
40:00
41:00
42:00
43:00
44:00
Time
1.0E4
5.1E3
0.0E0
1.3E4
6.3E3
8.2E5
4.1E5
9.4E5
4.7E5
5.2E5
2.6E5

File:190510D2 #1-432 Acq:10-MAY-2019 14:24:45 GC EI+ Voltage SIR Autospec-UltimaE
Sample#1 File Text:Vista_Analytical_Laboratory_VG7 Text:ST190510D2-1 1613 CS0 19C2201 Exp:OCDD_DB5
457.7377 F:5 BSUB(10000,15,-3.0) PKD(5,5,3,0.10%,100.0,0.00%,F,F)

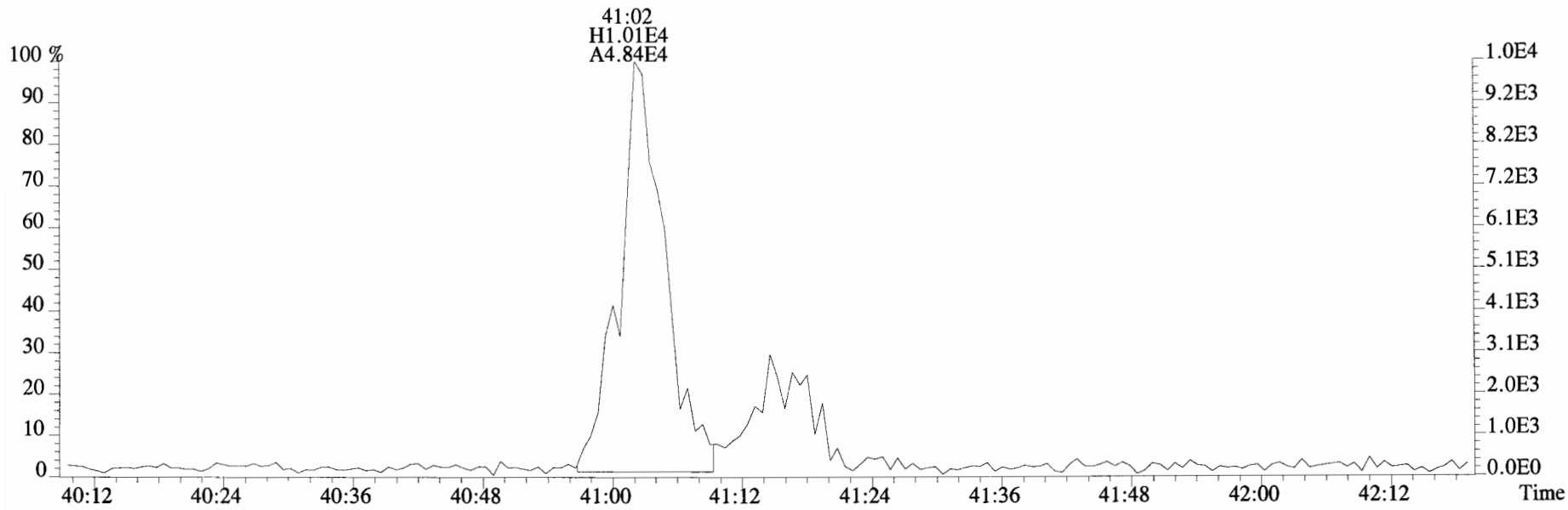

459.7348 F:5 BSUB(10000,15,-3.0) PKD(5,5,3,0.10%,100.0,0.00%,F,F)

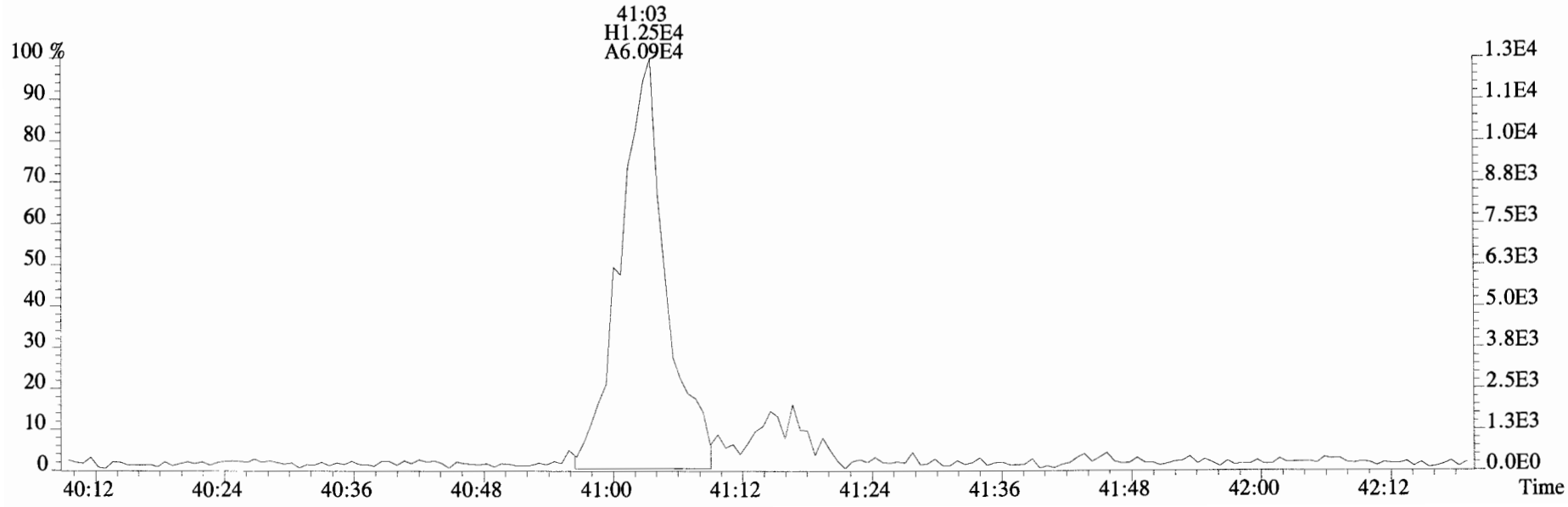


File:190510D2 #1-529 Acq:10-MAY-2019 14:24:45 GC EI+ Voltage SIR Autospec-UltimaE
Sample#1 File Text:Vista_Analytical_Laboratory_VG7 Text:ST190510D2-1 1613 CS0 19C2201 Exp:OCDD_DB5
303.9016 BSUB(10000,15,-3.0) PKD(5,5,3,0.10%,100.0,0.00%,F,F)
20:43 H587.70 A5.26E3
21:14 H832.16 A2.82E3
22:05 H702.93 A5.81E3
23:05 H643.27 A2.06E3
23:45 H987.91 A2.29E3
24:27 H720.81 A2.91E3
25:26 H3.35E3 A1.59E4
26:07 H734.63 A3.07E3
26:45 H913.13 A3.82E3
27:16 H5.32E3 A1.14E4
28:01 H453.48 A4.58E3
305.8987 BSUB(10000,15,-3.0) PKD(5,5,3,0.10%,100.0,0.00%,F,F)
20:14 H513.72 A2.12E3
21:12 H778.37 A7.22E3
22:25 H820.04 A5.21E3
23:37 H751.68 A3.20E3
24:31 H737.03 A1.55E3
25:24 H3.15E3 A1.59E4
25:50 H502.05 A1.52E3
26:45 H1.19E3 A5.80E3
27:16 H4.55E3 A1.19E4
27:58 H638.68 A2.80E3
315.9419 BSUB(10000,15,-3.0) PKD(5,5,3,0.10%,100.0,0.00%,F,F)
24:11 H9.63E5 A4.37E6
25:24 H1.07E6 A4.44E6
317.9389 BSUB(10000,15,-3.0) PKD(5,5,3,0.10%,100.0,0.00%,F,F)
24:11 H1.16E6 A5.36E6
25:24 H1.36E6 A5.57E6
375.8364 BSUB(10000,15,-3.0) PKD(5,5,3,0.10%,100.0,0.00%,F,F)
20:41 H727.20 A3.03E3
21:49 H655.66 A3.22E3
22:28 H574.93 A3.56E3
22:57 H477.61 A3.24E3
24:22 H599.69 A1.33E3
25:25 H476.09 A3.37E3
25:58 H864.12 A1.42E3
26:43 H515.95 A1.36E3
27:15 H6.39E3 A1.40E4
27:53 H411.70 A1.50E3
100 %
50
0
20:00
21:00
22:00
23:00
24:00
25:00
26:00
27:00
28:00
Time
5.4E3
2.7E3
0.0E0
4.6E3
2.3E3
1.1E6
5.3E5
1.4E6
6.8E5
6.6E3
3.3E3

File:190510D2 #1-529 Acq:10-MAY-2019 14:24:45 GC EI+ Voltage SIR Autospec-UltimaE
Sample#1 File Text:Vista_Analytical_Laboratory_VG7 Text:ST190510D2-1 1613 CS0 19C2201 Exp:OCDD_DB5
303.9016 BSUB(10000,15,-3.0)

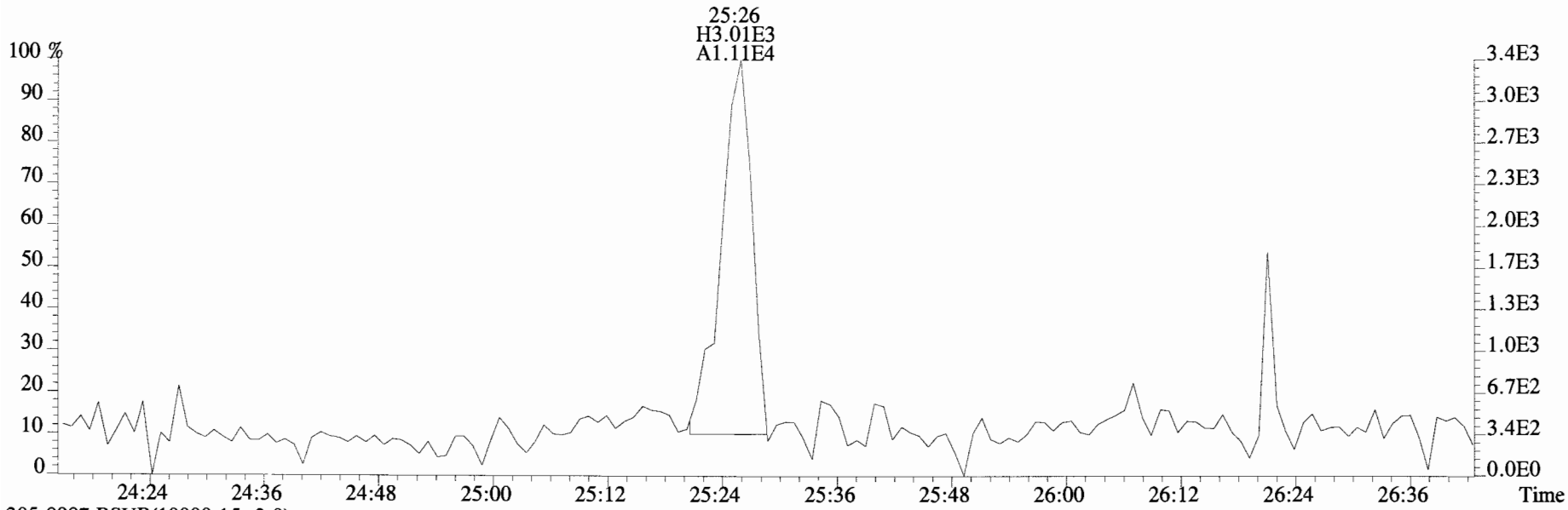

305.8987 BSUB(10000,15,-3.0)

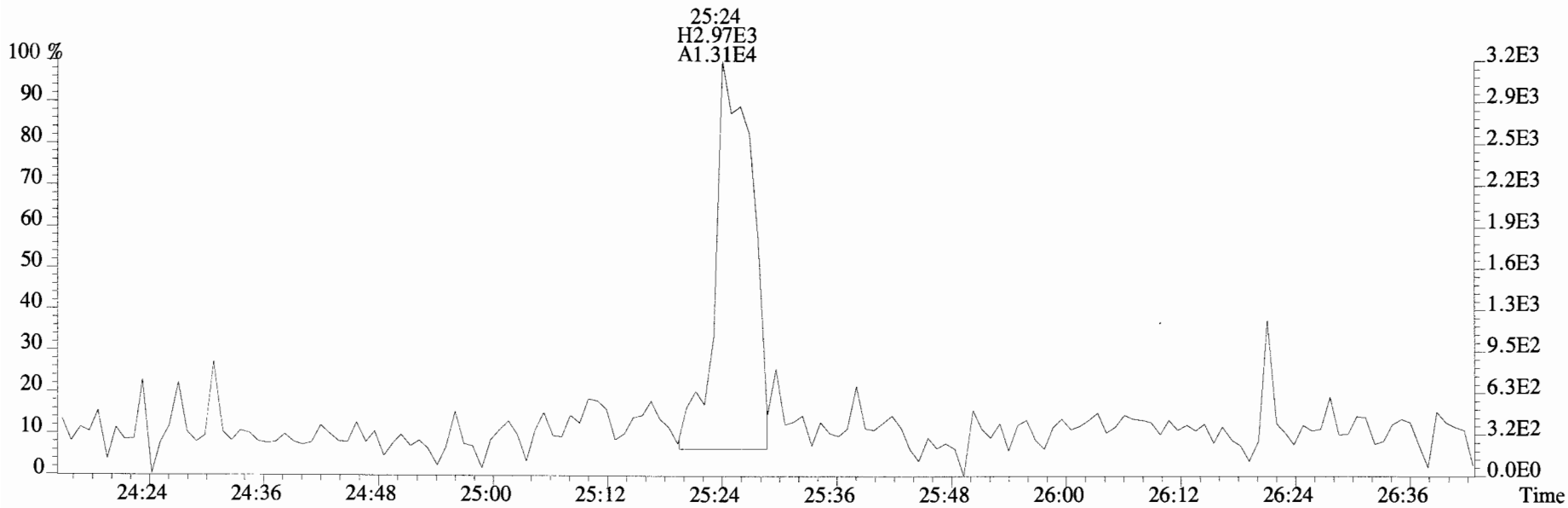

File:190510D2 #1-529 Acq:10-MAY-2019 14:24:45 GC EI+ Voltage SIR Autospec-UltimaE
Sample#1 File Text:Vista_Analytical_Laboratory_VG7 Text:ST190510D2-1 1613 CS0 19C2201 Exp:OCDD_DB5
339.8597 BSUB(10000,15,-3.0) PKD(5,5,3,0.10%,100.0,0.00%,F,F)

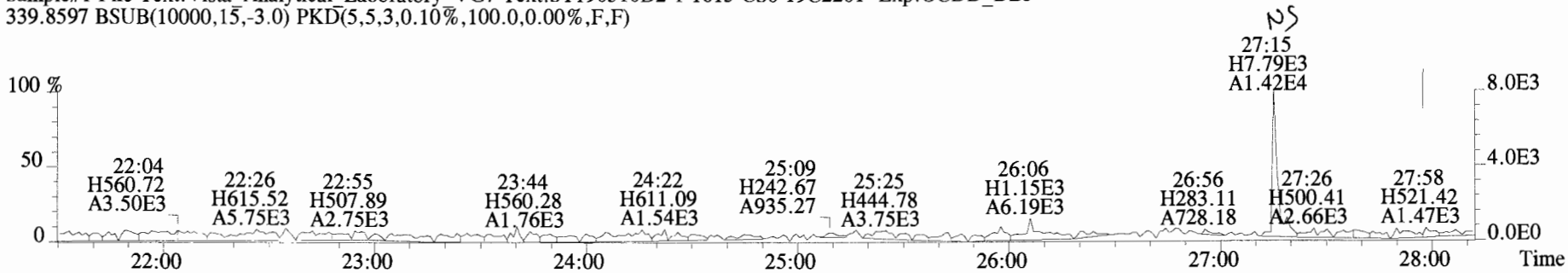

341.8568 BSUB(10000,15,-3.0) PKD(5,5,3,0.10%,100.0,0.00%,F,F)

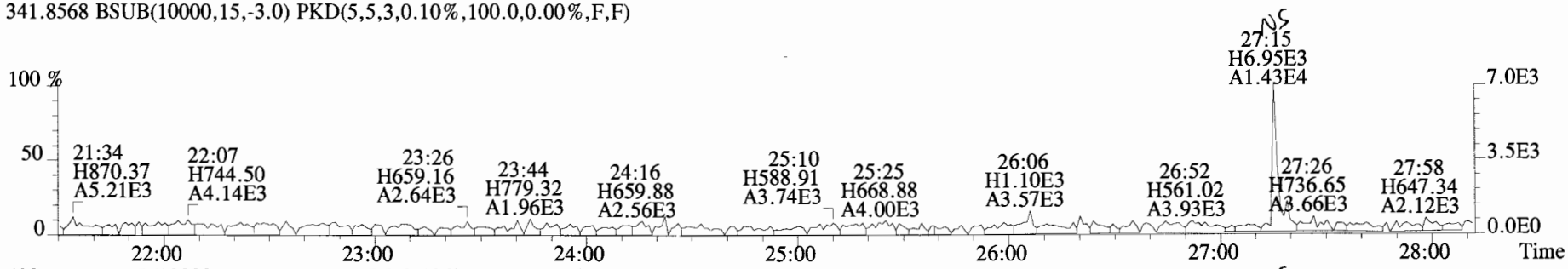

409.7974 BSUB(10000,15,-3.0) PKD(5,5,3,0.10%,100.0,0.00%,F,F)



316.9824

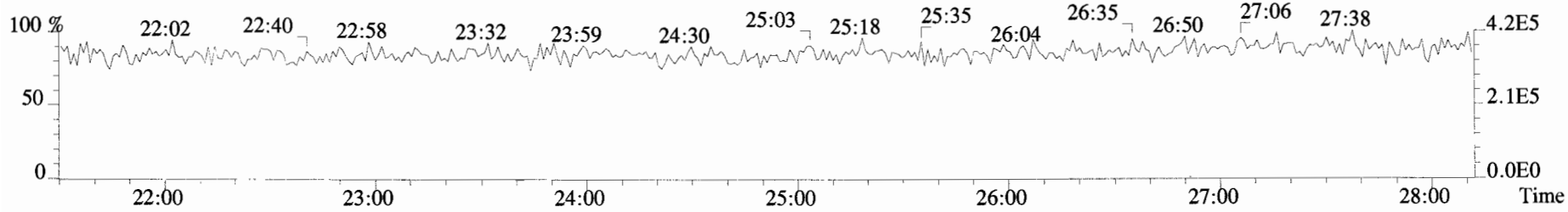

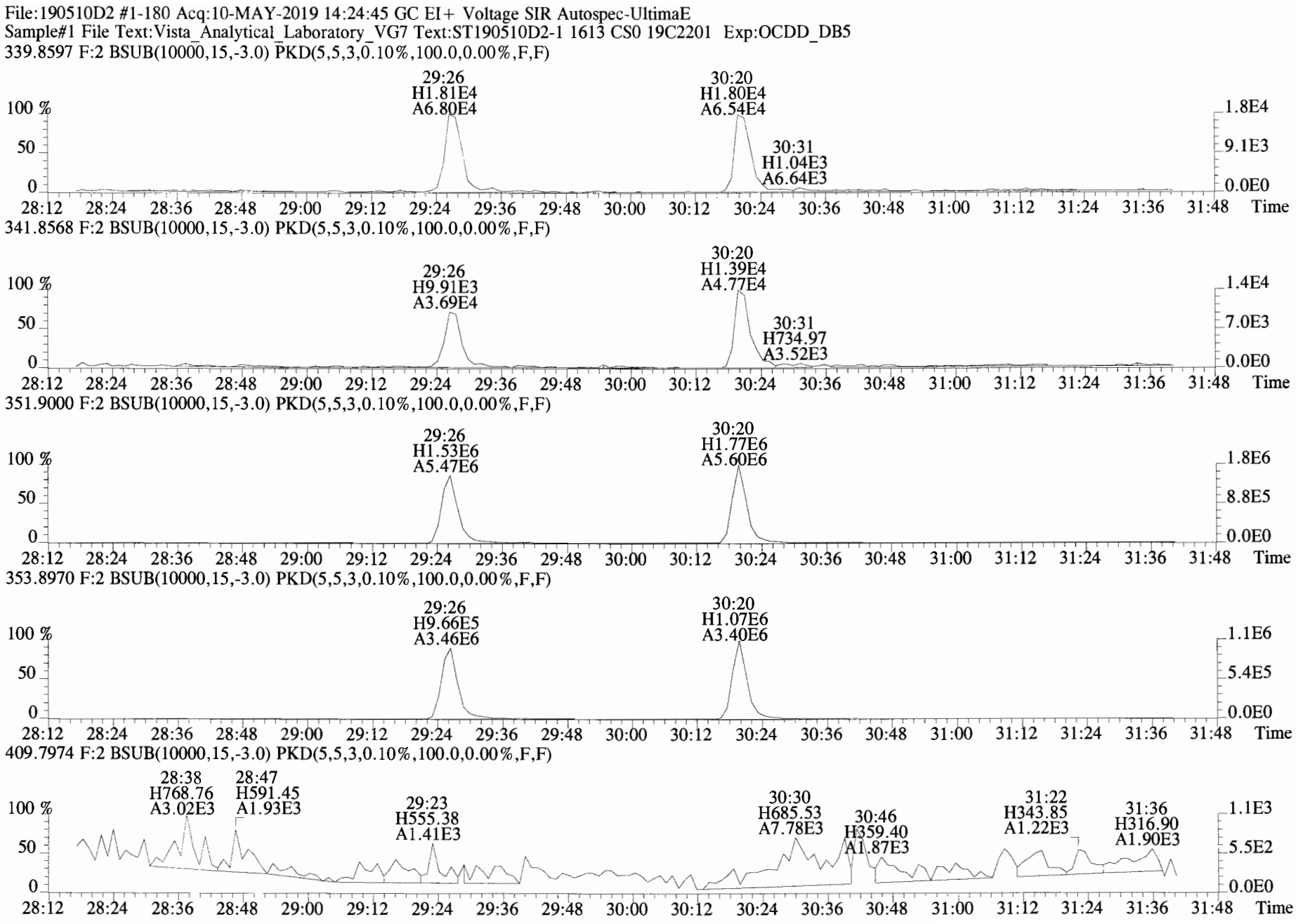
File:190510D2 #1-180 Acq:10-MAY-2019 14:24:45 GC EI+ Voltage SIR Autospec-UltimaE
Sample#1 File Text:Vista_Analytical_Laboratory_VG7 Text:ST190510D2-1 1613 CS0 19C2201 Exp:OCDD_DB5
339.8597 F:2 BSUB(10000,15,-3.0) PKD(5,5,3,0.10%,100.0,0.00%,F,F)
29:26 H1.81E4 A6.80E4
30:20 H1.80E4 A6.54E4
30:31 H1.04E3 A6.64E3
341.8568 F:2 BSUB(10000,15,-3.0) PKD(5,5,3,0.10%,100.0,0.00%,F,F)
29:26 H9.91E3 A3.69E4
30:20 H1.39E4 A4.77E4
30:31 H734.97 A3.52E3
351.9000 F:2 BSUB(10000,15,-3.0) PKD(5,5,3,0.10%,100.0,0.00%,F,F)
29:26 H1.53E6 A5.47E6
30:20 H1.77E6 A5.60E6
353.8970 F:2 BSUB(10000,15,-3.0) PKD(5,5,3,0.10%,100.0,0.00%,F,F)
29:26 H9.66E5 A3.46E6
30:20 H1.07E6 A3.40E6
409.7974 F:2 BSUB(10000,15,-3.0) PKD(5,5,3,0.10%,100.0,0.00%,F,F)
28:38 H768.76 A3.02E3
28:47 H591.45 A1.93E3
29:23 H555.38 A1.41E3
30:30 H685.53 A7.78E3
30:46 H359.40 A1.87E3
31:22 H343.85 A1.22E3
31:36 H316.90 A1.90E3
100 %
50
0
28:12 28:24 28:36 28:48 29:00 29:12 29:24 29:36 29:48 30:00 30:12 30:24 30:36 30:48 31:00 31:12 31:24 31:36 31:48 Time
1.8E4 9.1E3 0.0E0
1.4E4 7.0E3 0.0E0
1.8E6 8.8E5 0.0E0
1.1E6 5.4E5 0.0E0
1.1E3 5.5E2 0.0E0

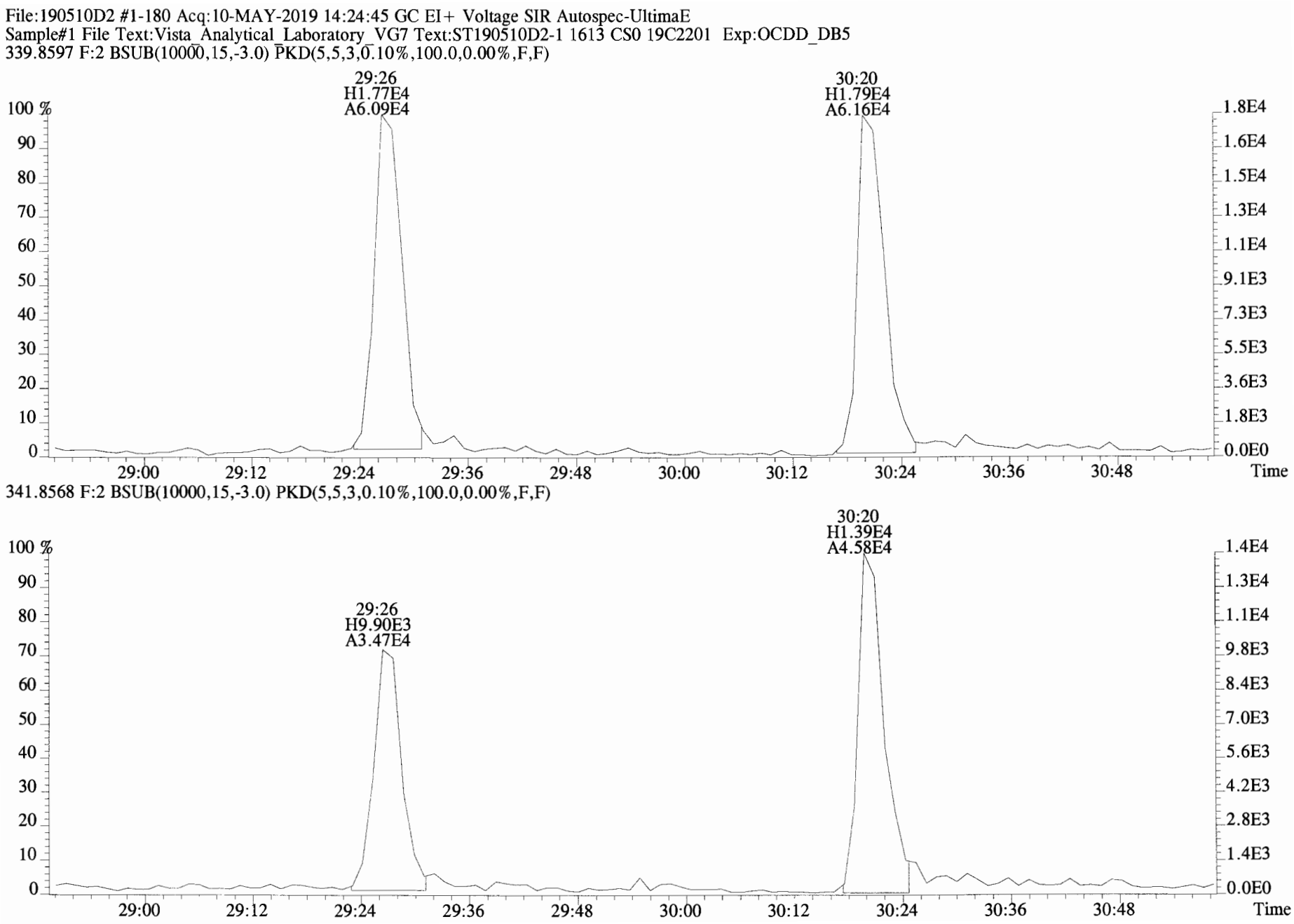
File:190510D2 #1-180 Acq:10-MAY-2019 14:24:45 GC EI+ Voltage SIR Autospec-UltimaE
Sample#1 File Text:Vista_Analytical_Laboratory_VG7 Text:ST190510D2-1 1613 CS0 19C2201 Exp:OCDD_DB5
339.8597 F:2 BSUB(10000,15,-3.0) PKD(5,5,3,0.10%,100.0,0.00%,F,F)
29:26
H1.77E4
A6.09E4
30:20
H1.79E4
A6.16E4
100 %
90
80
70
60
50
40
30
20
10
0
1.8E4
1.6E4
1.5E4
1.3E4
1.1E4
9.1E3
7.3E3
5.5E3
3.6E3
1.8E3
0.0E0
29:00
29:12
29:24
29:36
29:48
30:00
30:12
30:24
30:36
30:48
Time
341.8568 F:2 BSUB(10000,15,-3.0) PKD(5,5,3,0.10%,100.0,0.00%,F,F)
30:20
H1.39E4
A4.58E4
29:26
H9.90E3
A3.47E4
100 %
90
80
70
60
50
40
30
20
10
0
1.4E4
1.3E4
1.1E4
9.8E3
8.4E3
7.0E3
5.6E3
4.2E3
2.8E3
1.4E3
0.0E0
29:00
29:12
29:24
29:36
29:48
30:00
30:12
30:24
30:36
30:48
Time

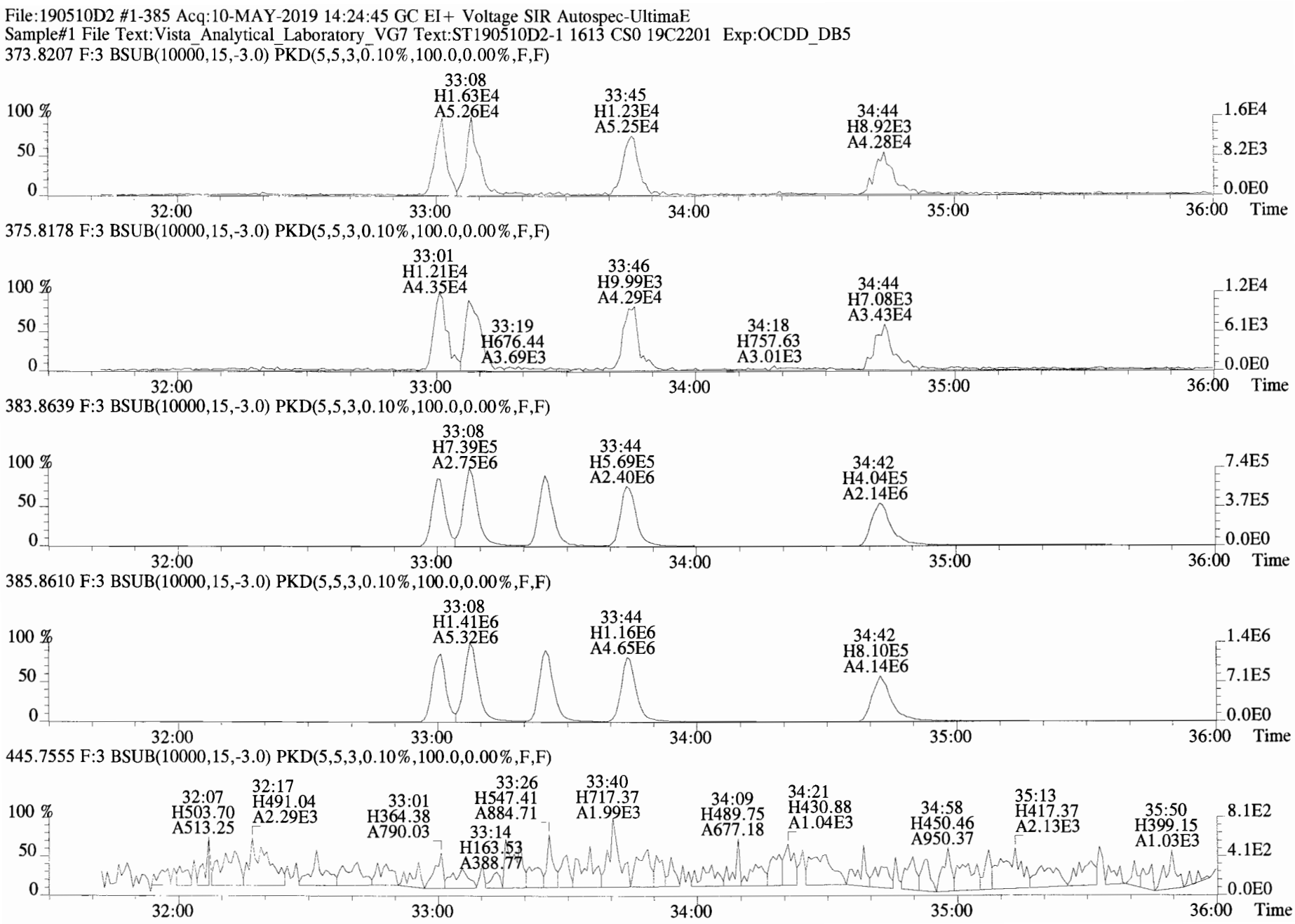
File:190510D2 #1-385 Acq:10-MAY-2019 14:24:45 GC EI+ Voltage SIR Autospec-UltimaE
Sample#1 File Text:Vista_Analytical_Laboratory_VG7 Text:ST190510D2-1 1613 CS0 19C2201 Exp:OCDD_DB5
373.8207 F:3 BSUB(10000,15,-3.0) PKD(5,5,3,0.10%,100.0,0.00%,F,F)
33:08 H1.63E4 A5.26E4
33:45 H1.23E4 A5.25E4
34:44 H8.92E3 A4.28E4
375.8178 F:3 BSUB(10000,15,-3.0) PKD(5,5,3,0.10%,100.0,0.00%,F,F)
33:01 H1.21E4 A4.35E4
33:19 H676.44 A3.69E3
33:46 H9.99E3 A4.29E4
34:18 H757.63 A3.01E3
34:44 H7.08E3 A3.43E4
383.8639 F:3 BSUB(10000,15,-3.0) PKD(5,5,3,0.10%,100.0,0.00%,F,F)
33:08 H7.39E5 A2.75E6
33:44 H5.69E5 A2.40E6
34:42 H4.04E5 A2.14E6
385.8610 F:3 BSUB(10000,15,-3.0) PKD(5,5,3,0.10%,100.0,0.00%,F,F)
33:08 H1.41E6 A5.32E6
33:44 H1.16E6 A4.65E6
34:42 H8.10E5 A4.14E6
445.7555 F:3 BSUB(10000,15,-3.0) PKD(5,5,3,0.10%,100.0,0.00%,F,F)
32:07 H503.70 A513.25
32:17 H491.04 A2.29E3
33:01 H364.38 A790.03
33:14 H163.53 A388.77
33:26 H547.41 A884.71
33:40 H717.37 A1.99E3
34:09 H489.75 A677.18
34:21 H430.88 A1.04E3
34:58 H450.46 A950.37
35:13 H417.37 A2.13E3
35:50 H399.15 A1.03E3
100 %
50
0
32:00
33:00
34:00
35:00
36:00
Time
1.6E4
8.2E3
0.0E0
1.2E4
6.1E3
7.4E5
3.7E5
1.4E6
7.1E5
8.1E2
4.1E2

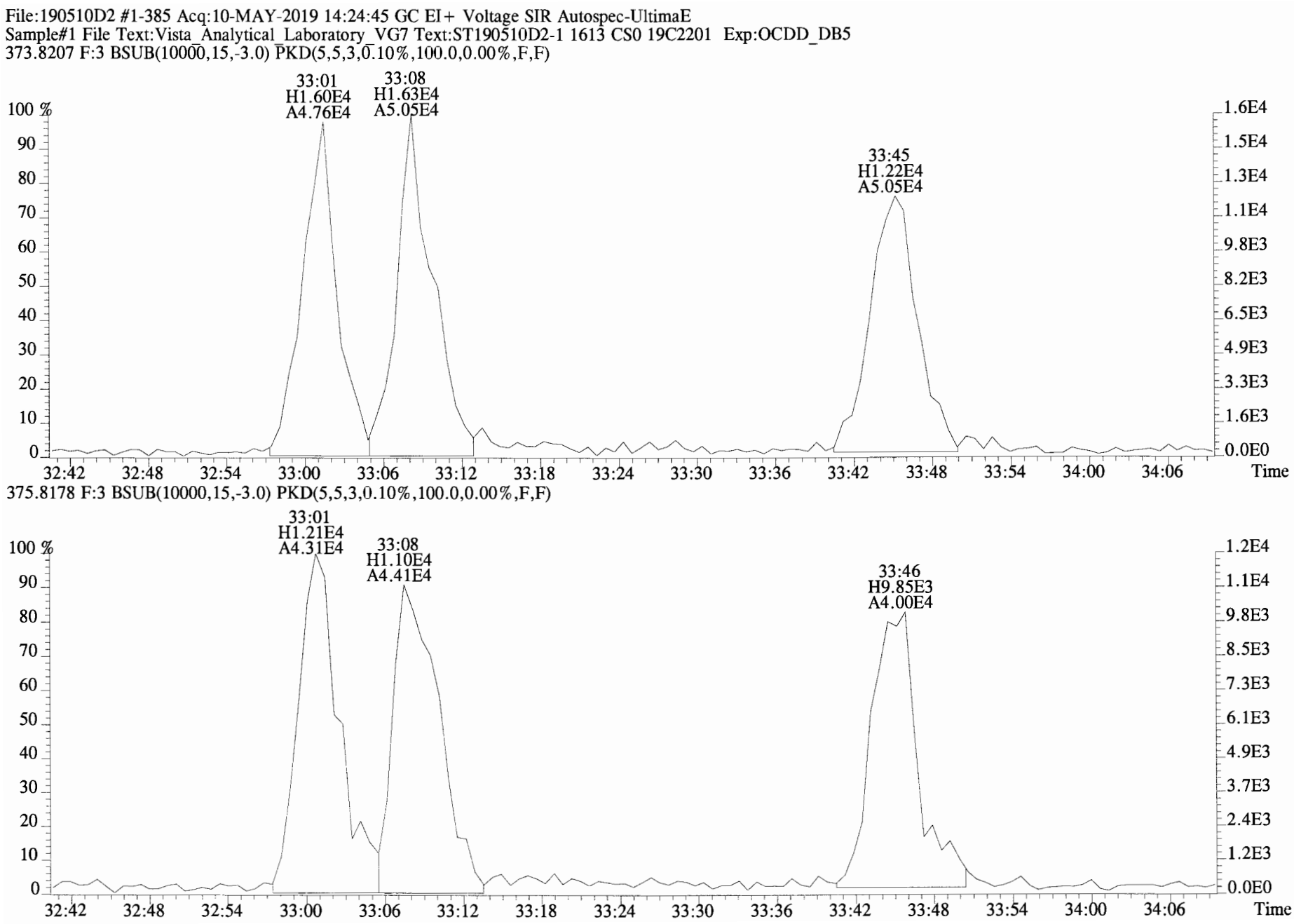
File:190510D2 #1-385 Acq:10-MAY-2019 14:24:45 GC EI+ Voltage SIR Autospec-UltimaE
Sample#1 File Text:Vista_Analytical_Laboratory_VG7 Text:ST190510D2-1 1613 CS0 19C2201 Exp:OCDD_DB5
373.8207 F:3 BSUB(10000,15,-3.0) PKD(5,5,3,0.10%,100.0,0.00%,F,F)
33:01
H1.60E4
A4.76E4
33:08
H1.63E4
A5.05E4
33:45
H1.22E4
A5.05E4
100 %
90
80
70
60
50
40
30
20
10
0
1.6E4
1.5E4
1.3E4
1.1E4
9.8E3
8.2E3
6.5E3
4.9E3
3.3E3
1.6E3
0.0E0
32:42
32:48
32:54
33:00
33:06
33:12
33:18
33:24
33:30
33:36
33:42
33:48
33:54
34:00
34:06
Time
375.8178 F:3 BSUB(10000,15,-3.0) PKD(5,5,3,0.10%,100.0,0.00%,F,F)
33:01
H1.21E4
A4.31E4
33:08
H1.10E4
A4.41E4
33:46
H9.85E3
A4.00E4
100 %
90
80
70
60
50
40
30
20
10
0
1.2E4
1.1E4
9.8E3
8.5E3
7.3E3
6.1E3
4.9E3
3.7E3
2.4E3
1.2E3
0.0E0
32:42
32:48
32:54
33:00
33:06
33:12
33:18
33:24
33:30
33:36
33:42
33:48
33:54
34:00
34:06
Time

File:190510D2 #1-385 Acq:10-MAY-2019 14:24:45 GC EI+ Voltage SIR Autospec-UltimaE
Sample#1 File Text:Vista_Analytical_Laboratory_VG7 Text:ST190510D2-1 1613 CS0 19C2201 Exp:OCDD_DB5
373.8207 F:3 BSUB(10000,15,-3.0) PKD(5,5,3,0.10%,100.0,0.00%,F,F)

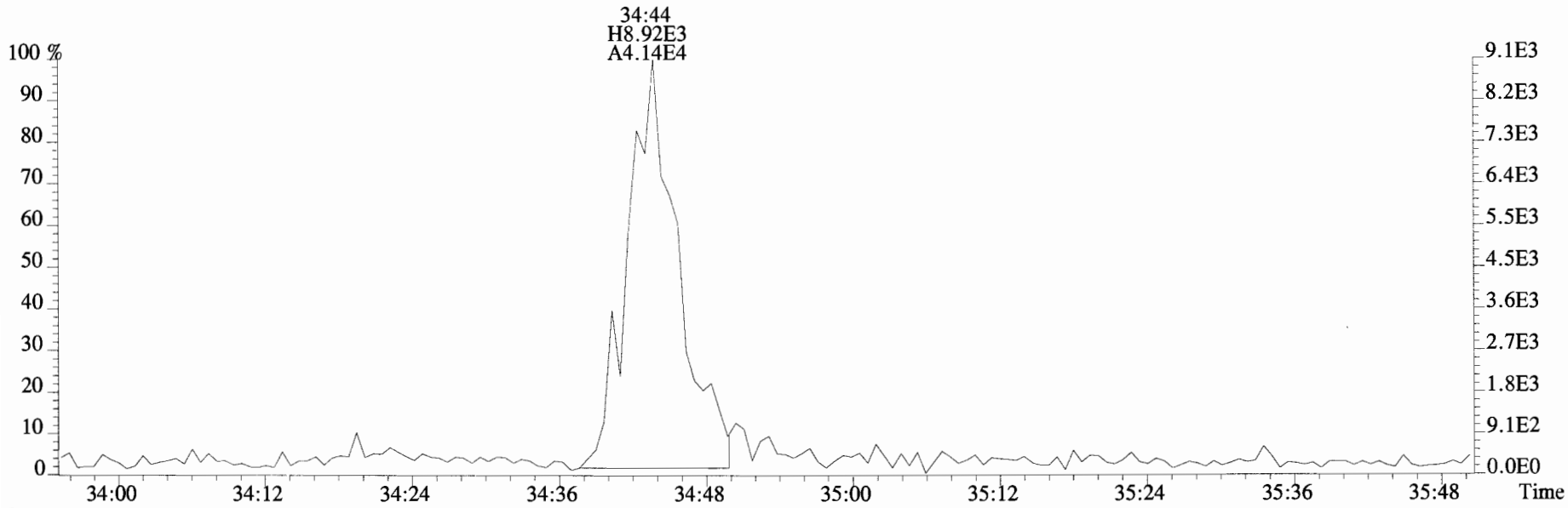

375.8178 F:3 BSUB(10000,15,-3.0) PKD(5,5,3,0.10%,100.0,0.00%,F,F)

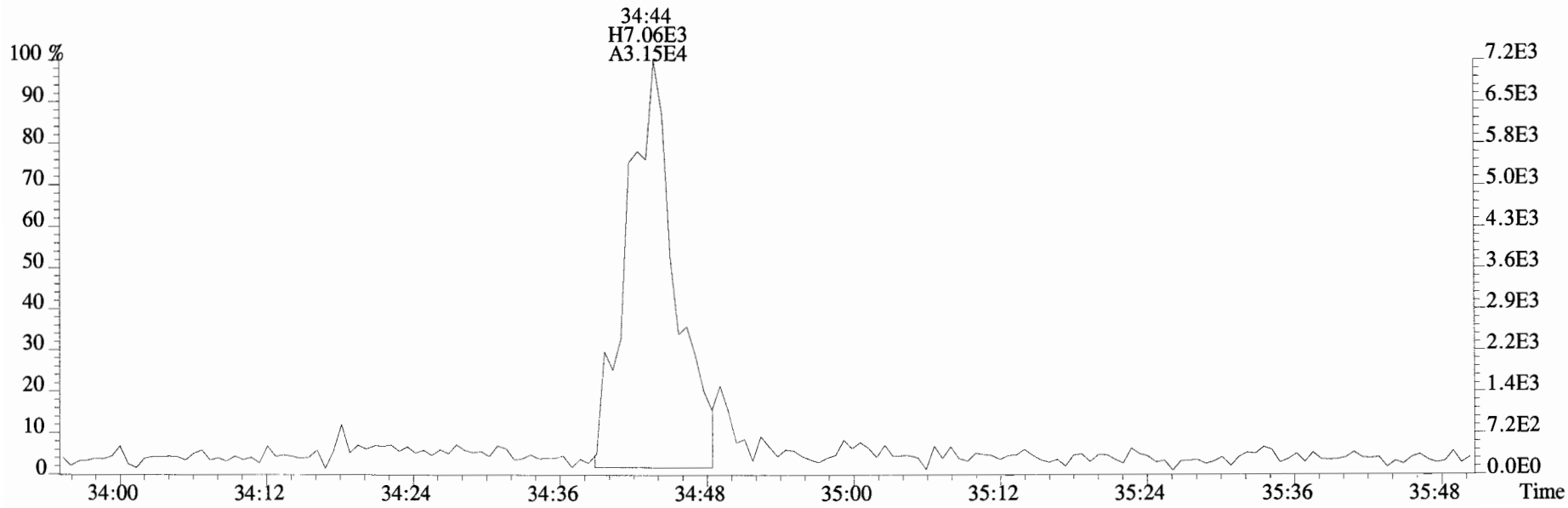

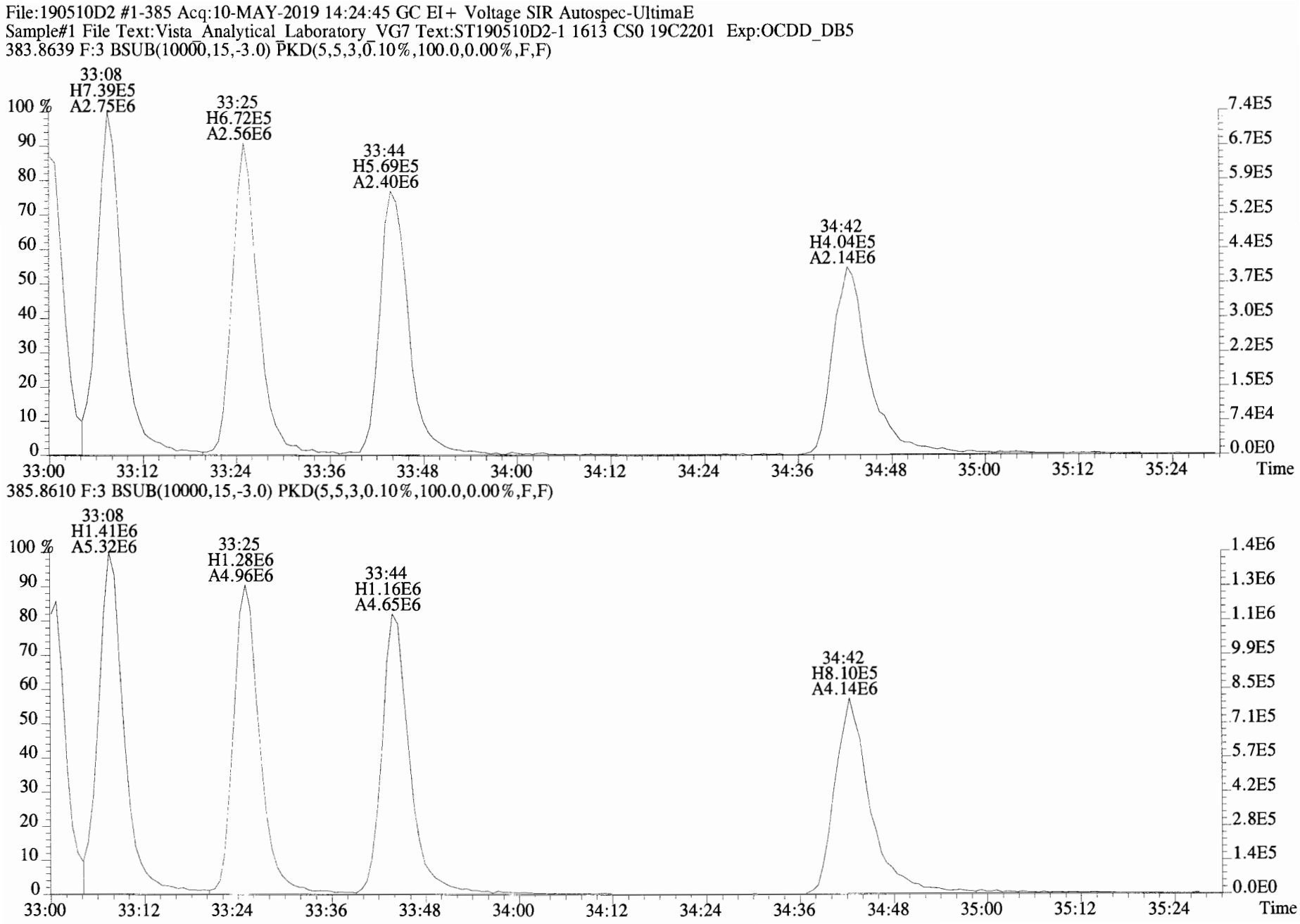
File:190510D2 #1-385 Acq:10-MAY-2019 14:24:45 GC EI+ Voltage SIR Autospec-UltimaE
Sample#1 File Text:Vista_Analytical_Laboratory_VG7 Text:ST190510D2-1 1613 CS0 19C2201 Exp:OCDD_DB5
383.8639 F:3 BSUB(10000,15,-3.0) PKD(5,5,3,0.10%,100.0,0.00%,F,F)
33:08
H7.39E5
A2.75E6
33:25
H6.72E5
A2.56E6
33:44
H5.69E5
A2.40E6
34:42
H4.04E5
A2.14E6
100 %
90
80
70
60
50
40
30
20
10
0
7.4E5
6.7E5
5.9E5
5.2E5
4.4E5
3.7E5
3.0E5
2.2E5
1.5E5
7.4E4
0.0E0
33:00
33:12
33:24
33:36
33:48
34:00
34:12
34:24
34:36
34:48
35:00
35:12
35:24
Time
385.8610 F:3 BSUB(10000,15,-3.0) PKD(5,5,3,0.10%,100.0,0.00%,F,F)
33:08
H1.41E6
A5.32E6
33:25
H1.28E6
A4.96E6
33:44
H1.16E6
A4.65E6
34:42
H8.10E5
A4.14E6
100 %
90
80
70
60
50
40
30
20
10
0
1.4E6
1.3E6
1.1E6
9.9E5
8.5E5
7.1E5
5.7E5
4.2E5
2.8E5
1.4E5
0.0E0
33:00
33:12
33:24
33:36
33:48
34:00
34:12
34:24
34:36
34:48
35:00
35:12
35:24
Time

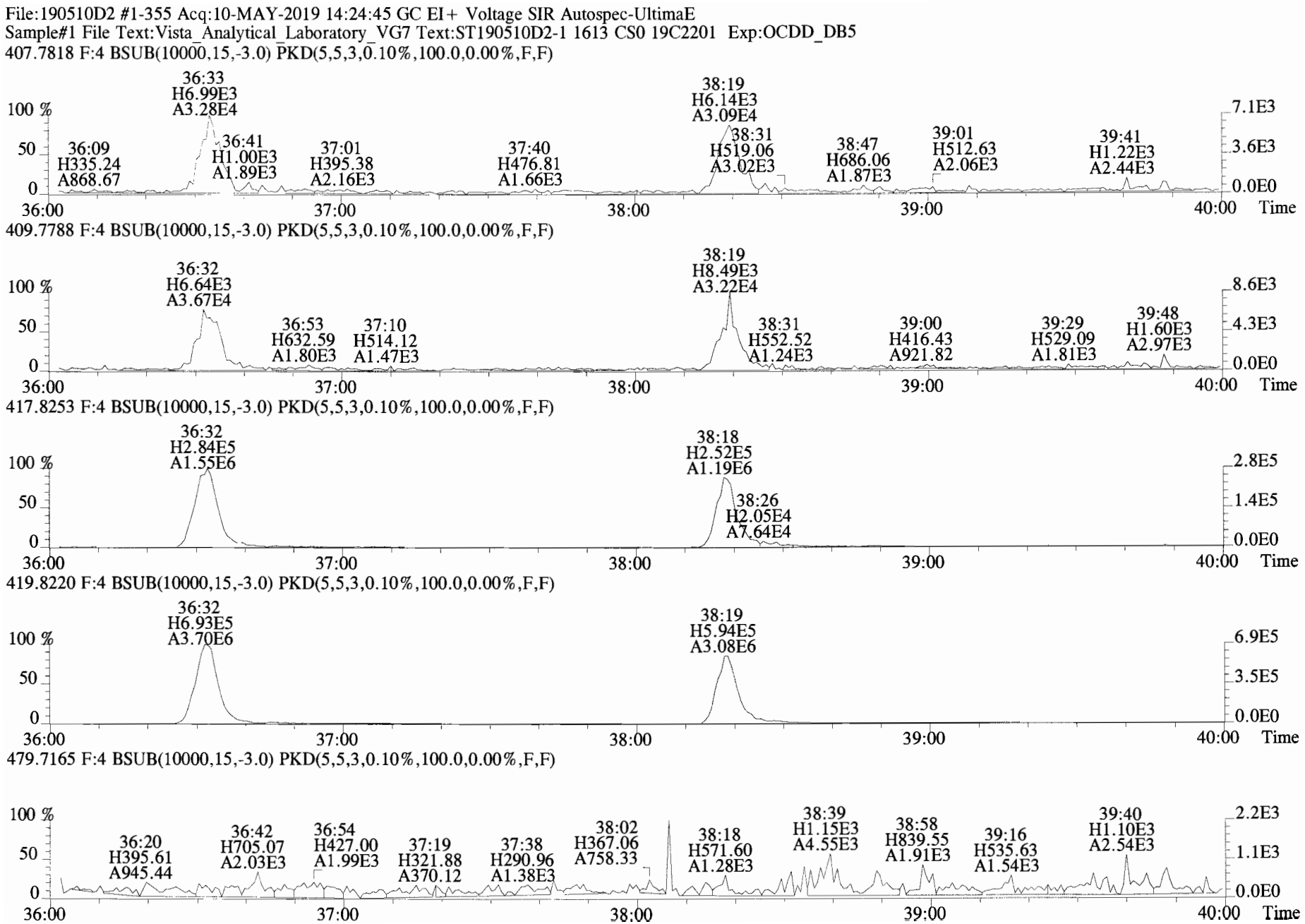
File:190510D2 #1-355 Acq:10-MAY-2019 14:24:45 GC EI+ Voltage SIR Autospec-UltimaE
Sample#1 File Text:Vista_Analytical_Laboratory_VG7 Text:ST190510D2-1 1613 CS0 19C2201 Exp:OCDD_DB5
407.7818 F:4 BSUB(10000,15,-3.0) PKD(5,5,3,0.10%,100.0,0.00%,F,F)
36:33 H6.99E3 A3.28E4
38:19 H6.14E3 A3.09E4
36:09 H335.24 A868.67
36:41 H1.00E3 A1.89E3
37:01 H395.38 A2.16E3
37:40 H476.81 A1.66E3
38:31 H519.06 A3.02E3
38:47 H686.06 A1.87E3
39:01 H512.63 A2.06E3
39:41 H1.22E3 A2.44E3
409.7788 F:4 BSUB(10000,15,-3.0) PKD(5,5,3,0.10%,100.0,0.00%,F,F)
36:32 H6.64E3 A3.67E4
38:19 H8.49E3 A3.22E4
36:53 H632.59 A1.80E3
37:10 H514.12 A1.47E3
38:31 H552.52 A1.24E3
39:00 H416.43 A921.82
39:29 H529.09 A1.81E3
39:48 H1.60E3 A2.97E3
417.8253 F:4 BSUB(10000,15,-3.0) PKD(5,5,3,0.10%,100.0,0.00%,F,F)
36:32 H2.84E5 A1.55E6
38:18 H2.52E5 A1.19E6
38:26 H2.05E4 A7.64E4
419.8220 F:4 BSUB(10000,15,-3.0) PKD(5,5,3,0.10%,100.0,0.00%,F,F)
36:32 H6.93E5 A3.70E6
38:19 H5.94E5 A3.08E6
479.7165 F:4 BSUB(10000,15,-3.0) PKD(5,5,3,0.10%,100.0,0.00%,F,F)
36:20 H395.61 A945.44
36:42 H705.07 A2.03E3
36:54 H427.00 A1.99E3
37:19 H321.88 A370.12
37:38 H290.96 A1.38E3
38:02 H367.06 A758.33
38:18 H571.60 A1.28E3
38:39 H1.15E3 A4.55E3
38:58 H839.55 A1.91E3
39:16 H535.63 A1.54E3
39:40 H1.10E3 A2.54E3
100 %
50
0
36:00
37:00
38:00
39:00
40:00
Time
7.1E3
3.6E3
0.0E0
8.6E3
4.3E3
2.8E5
1.4E5
6.9E5
3.5E5
2.2E3
1.1E3

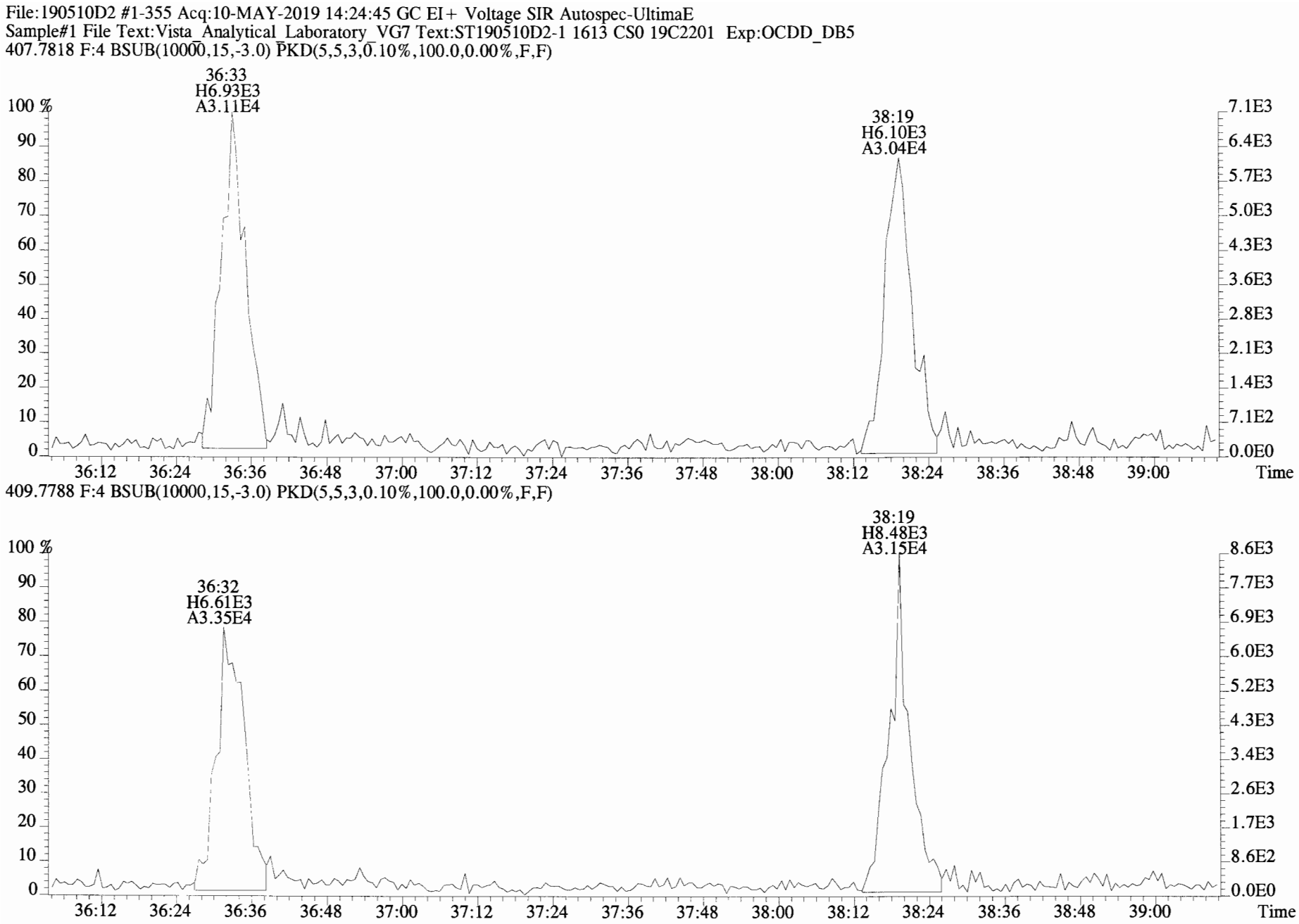
File:190510D2 #1-355 Acq:10-MAY-2019 14:24:45 GC EI+ Voltage SIR Autospec-UltimaE
Sample#1 File Text:Vista_Analytical_Laboratory_VG7 Text:ST190510D2-1 1613 CS0 19C2201 Exp:OCDD_DB5
407.7818 F:4 BSUB(10000,15,-3.0) PKD(5,5,3,0.10%,100.0,0.00%,F,F)
36:33
H6.93E3
A3.11E4
38:19
H6.10E3
A3.04E4
100 %
90
80
70
60
50
40
30
20
10
0
7.1E3
6.4E3
5.7E3
5.0E3
4.3E3
3.6E3
2.8E3
2.1E3
1.4E3
7.1E2
0.0E0
36:12
36:24
36:36
36:48
37:00
37:12
37:24
37:36
37:48
38:00
38:12
38:24
38:36
38:48
39:00
Time
409.7788 F:4 BSUB(10000,15,-3.0) PKD(5,5,3,0.10%,100.0,0.00%,F,F)
38:19
H8.48E3
A3.15E4
36:32
H6.61E3
A3.35E4
100 %
90
80
70
60
50
40
30
20
10
0
8.6E3
7.7E3
6.9E3
6.0E3
5.2E3
4.3E3
3.4E3
2.6E3
1.7E3
8.6E2
0.0E0
36:12
36:24
36:36
36:48
37:00
37:12
37:24
37:36
37:48
38:00
38:12
38:24
38:36
38:48
39:00
Time

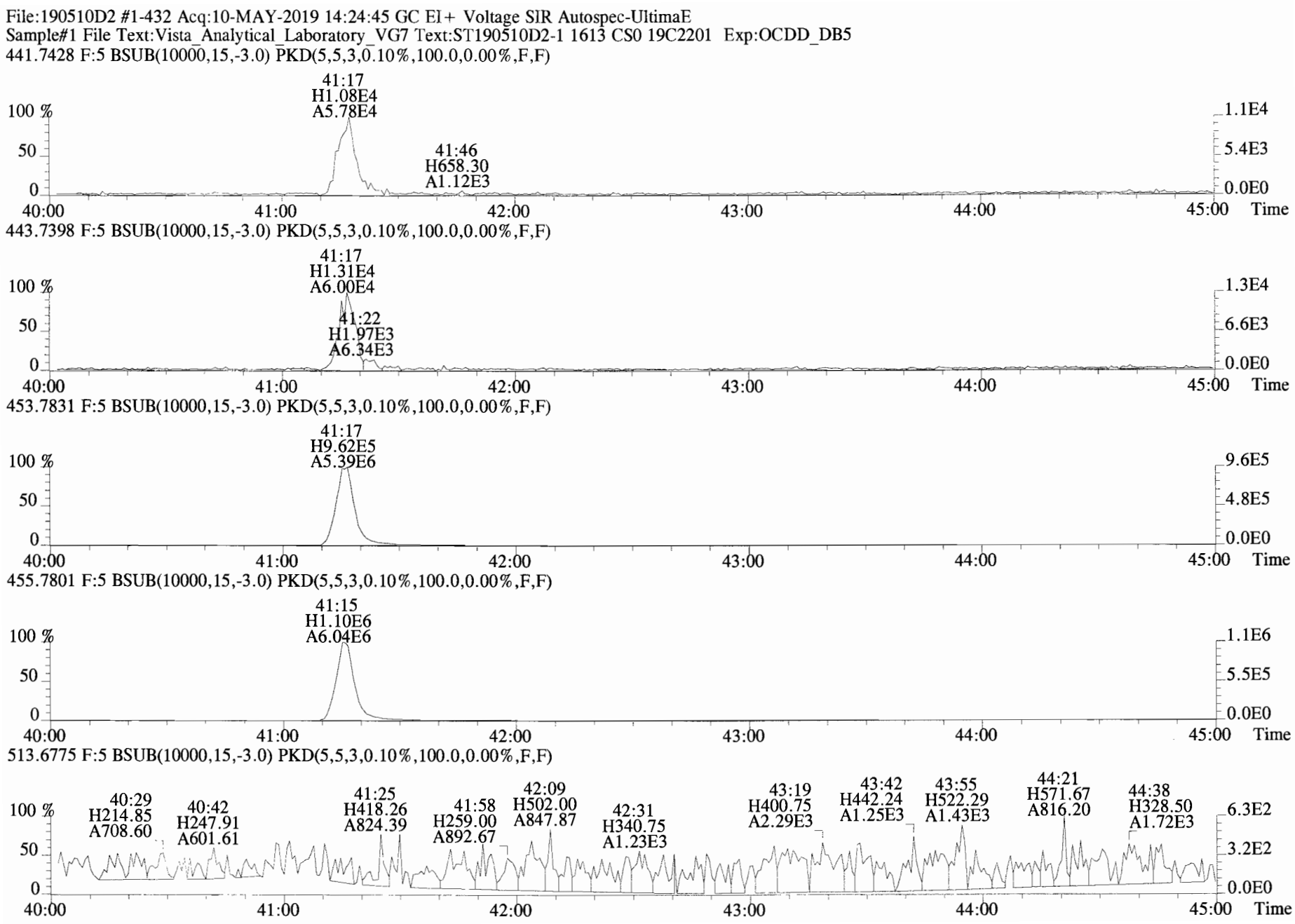
File:190510D2 #1-432 Acq:10-MAY-2019 14:24:45 GC EI+ Voltage SIR Autospec-UltimaE
Sample#1 File Text:Vista_Analytical_Laboratory_VG7 Text:ST190510D2-1 1613 CS0 19C2201 Exp:OCDD_DB5
441.7428 F:5 BSUB(10000,15,-3.0) PKD(5,5,3,0.10%,100.0,0.00%,F,F)
41:17
H1.08E4
A5.78E4
41:46
H658.30
A1.12E3
443.7398 F:5 BSUB(10000,15,-3.0) PKD(5,5,3,0.10%,100.0,0.00%,F,F)
41:17
H1.31E4
A6.00E4
41:22
H1.97E3
A6.34E3
453.7831 F:5 BSUB(10000,15,-3.0) PKD(5,5,3,0.10%,100.0,0.00%,F,F)
41:17
H9.62E5
A5.39E6
455.7801 F:5 BSUB(10000,15,-3.0) PKD(5,5,3,0.10%,100.0,0.00%,F,F)
41:15
H1.10E6
A6.04E6
513.6775 F:5 BSUB(10000,15,-3.0) PKD(5,5,3,0.10%,100.0,0.00%,F,F)
40:29
H214.85
A708.60
40:42
H247.91
A601.61
41:25
H418.26
A824.39
41:58
H259.00
A892.67
42:09
H502.00
A847.87
42:31
H340.75
A1.23E3
43:19
H400.75
A2.29E3
43:42
H442.24
A1.25E3
43:55
H522.29
A1.43E3
44:21
H571.67
A816.20
44:38
H328.50
A1.72E3
100 %
50
0
40:00
41:00
42:00
43:00
44:00
45:00
Time
1.1E4
5.4E3
0.0E0
1.3E4
6.6E3
9.6E5
4.8E5
1.1E6
5.5E5
6.3E2
3.2E2

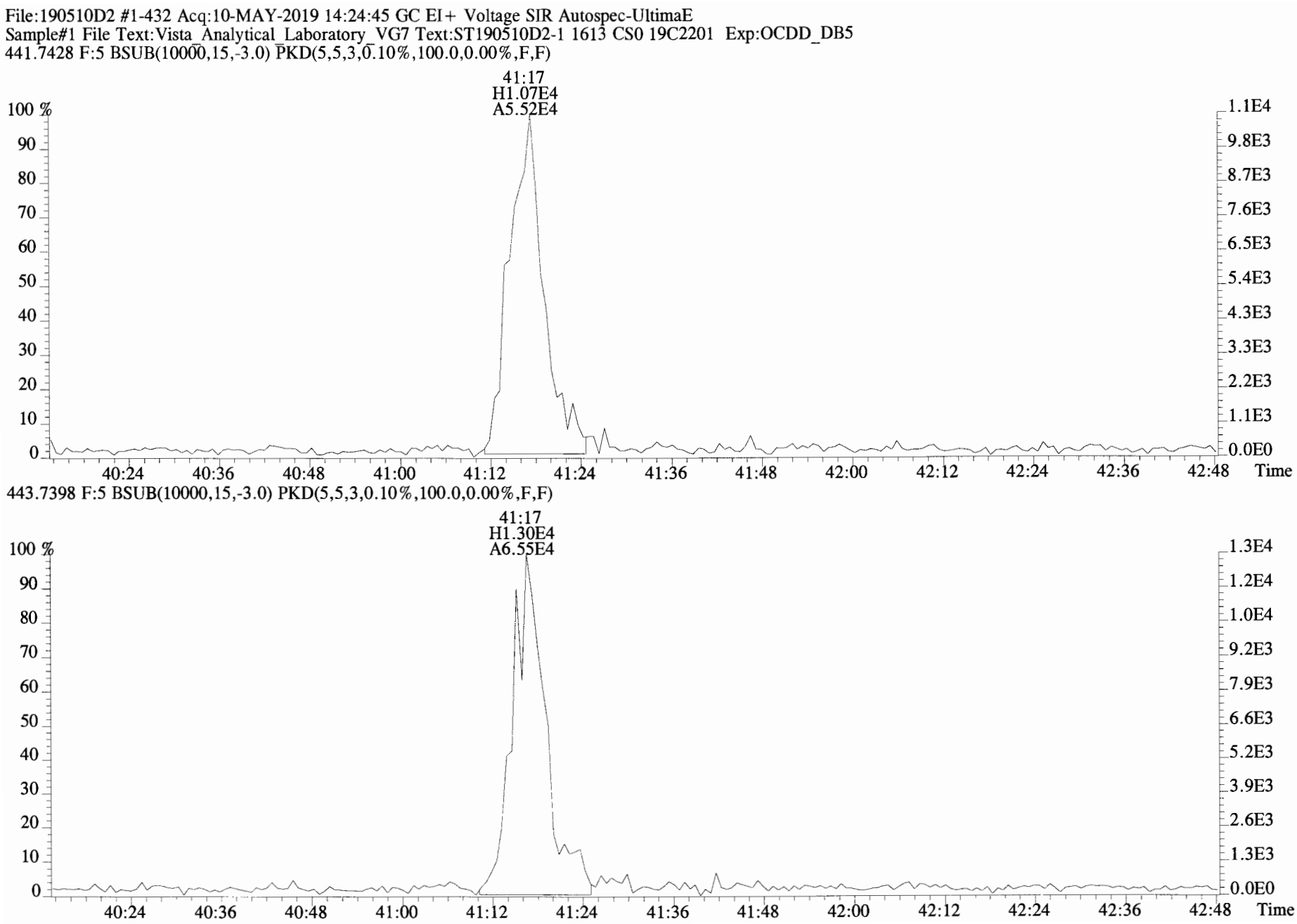
File:190510D2 #1-432 Acq:10-MAY-2019 14:24:45 GC EI+ Voltage SIR Autospec-UltimaE
Sample#1 File Text:Vista_Analytical_Laboratory_VG7 Text:ST190510D2-1 1613 CS0 19C2201 Exp:OCDD_DB5
441.7428 F:5 BSUB(10000,15,-3.0) PKD(5,5,3,0.10%,100.0,0.00%,F,F)
41:17
H1.07E4
A5.52E4
443.7398 F:5 BSUB(10000,15,-3.0) PKD(5,5,3,0.10%,100.0,0.00%,F,F)
41:17
H1.30E4
A6.55E4
Time

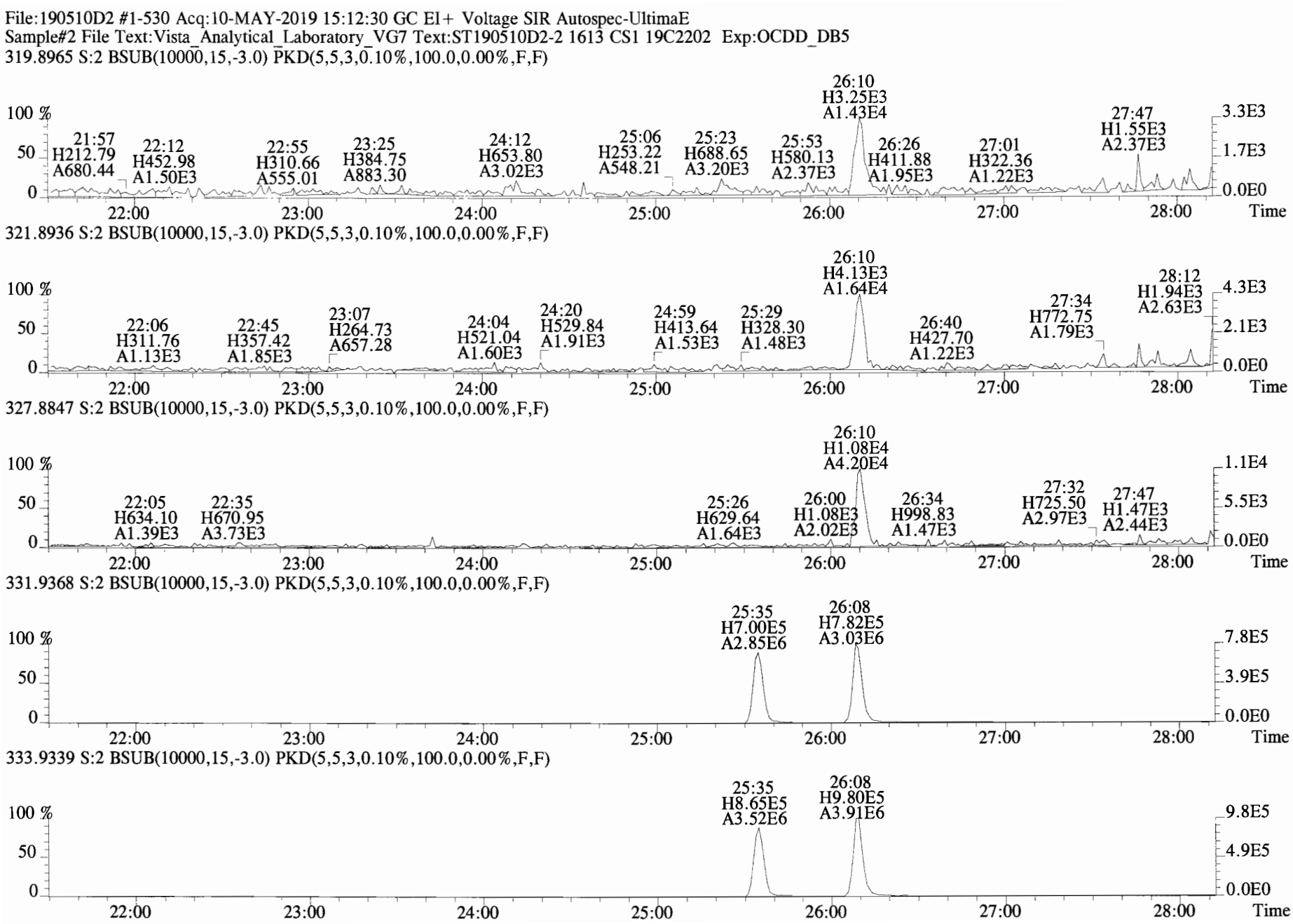
File:190510D2 #1-530 Acq:10-MAY-2019 15:12:30 GC EI+ Voltage SIR Autospec-UltimaE
Sample#2 File Text:Vista_Analytical_Laboratory_VG7 Text:ST190510D2-2 1613 CS1 19C2202 Exp:OCDD_DB5
319.8965 S:2 BSUB(10000,15,-3.0) PKD(5,5,3,0.10%,100.0,0.00%,F,F)
321.8936 S:2 BSUB(10000,15,-3.0) PKD(5,5,3,0.10%,100.0,0.00%,F,F)
327.8847 S:2 BSUB(10000,15,-3.0) PKD(5,5,3,0.10%,100.0,0.00%,F,F)
331.9368 S:2 BSUB(10000,15,-3.0) PKD(5,5,3,0.10%,100.0,0.00%,F,F)
333.9339 S:2 BSUB(10000,15,-3.0) PKD(5,5,3,0.10%,100.0,0.00%,F,F)
100 %
50
0
22:00
23:00
24:00
25:00
26:00
27:00
28:00
Time
3.3E3
1.7E3
0.0E0
4.3E3
2.1E3
1.1E4
5.5E3
7.8E5
3.9E5
9.8E5
4.9E5
21:57 H212.79 A680.44
22:12 H452.98 A1.50E3
22:55 H310.66 A555.01
23:25 H384.75 A883.30
24:12 H653.80 A3.02E3
25:06 H253.22 A548.21
25:23 H688.65 A3.20E3
25:53 H580.13 A2.37E3
26:10 H3.25E3 A1.43E4
26:26 H411.88 A1.95E3
27:01 H322.36 A1.22E3
27:47 H1.55E3 A2.37E3
22:06 H311.76 A1.13E3
22:45 H357.42 A1.85E3
23:07 H264.73 A657.28
24:04 H521.04 A1.60E3
24:20 H529.84 A1.91E3
24:59 H413.64 A1.53E3
25:29 H328.30 A1.48E3
26:10 H4.13E3 A1.64E4
26:40 H427.70 A1.22E3
27:34 H772.75 A1.79E3
28:12 H1.94E3 A2.63E3
22:05 H634.10 A1.39E3
22:35 H670.95 A3.73E3
25:26 H629.64 A1.64E3
26:00 H1.08E3 A2.02E3
26:10 H1.08E4 A4.20E4
26:34 H998.83 A1.47E3
27:32 H725.50 A2.97E3
27:47 H1.47E3 A2.44E3
25:35 H7.00E5 A2.85E6
26:08 H7.82E5 A3.03E6
25:35 H8.65E5 A3.52E6
26:08 H9.80E5 A3.91E6

File:190510D2 #1-530 Acq:10-MAY-2019 15:12:30 GC EI+ Voltage SIR Autospec-UltimaE
Sample#2 File Text:Vista_Analytical_Laboratory_VG7 Text:ST190510D2-2 1613 CS1 19C2202 Exp:OCDD_DB5
319.8965 S:2 BSUB(10000,15,-3.0) PKD(5,5,3,0.10%,100.0,0.00%,F,F)

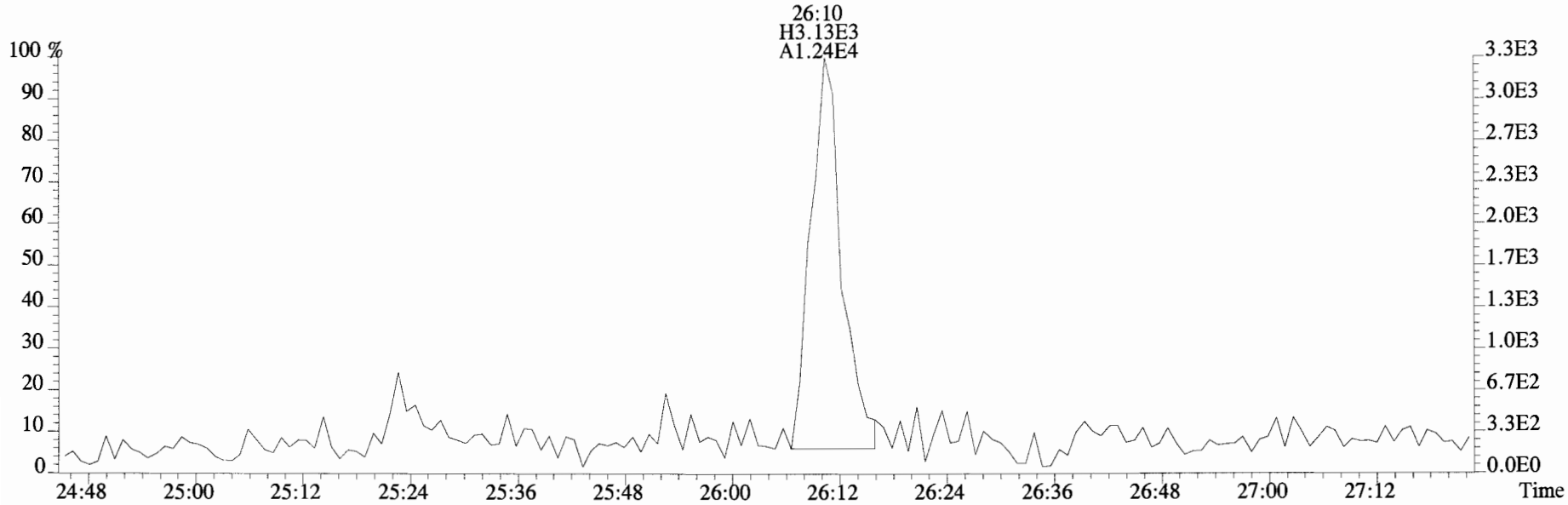

321.8936 S:2 BSUB(10000,15,-3.0) PKD(5,5,3,0.10%,100.0,0.00%,F,F)

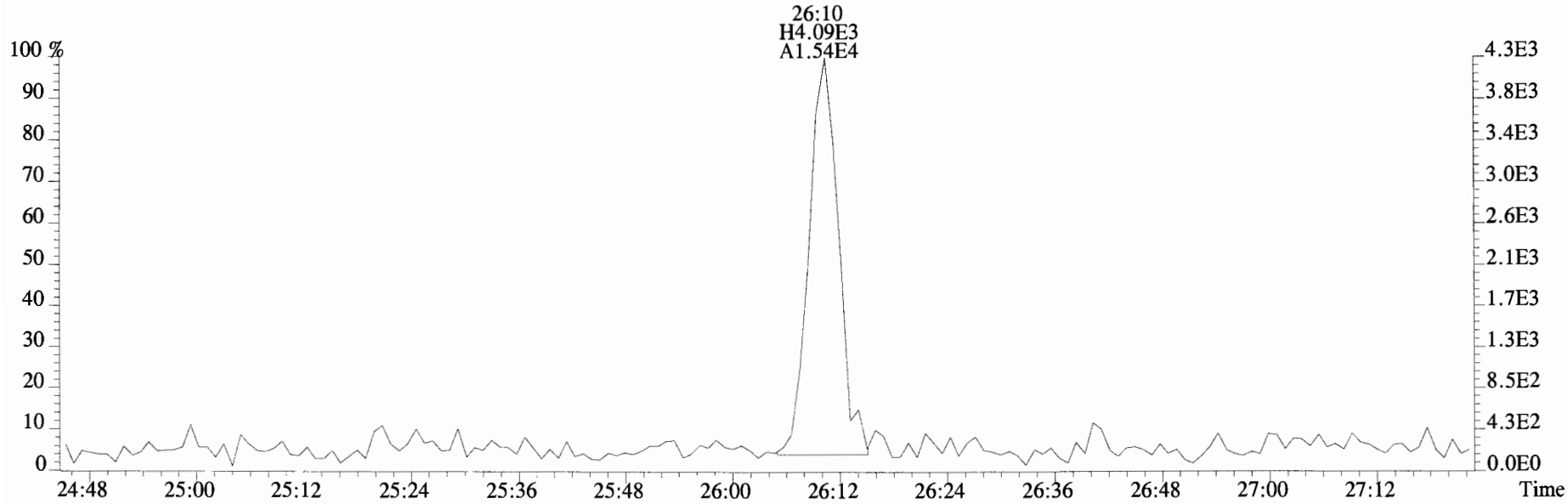

File:190510D2 #1-180 Acq:10-MAY-2019 15:12:30 GC EI+ Voltage SIR Autospec-UltimaE
Sample#2 File Text:Vista_Analytical_Laboratory_VG7 Text:ST190510D2-2 1613 CS1 19C2202 Exp:OCDD_DB5

353.8576 S:2 F:2 BSUB(10000,15,-3.0) PKD(5,5,3,0.10%,100.0,0.00%,F,F)

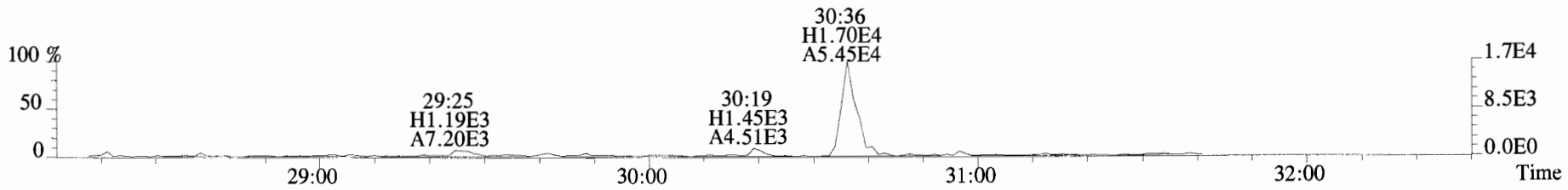

355.8546 S:2 F:2 BSUB(10000,15,-3.0) PKD(5,5,3,0.10%,100.0,0.00%,F,F)

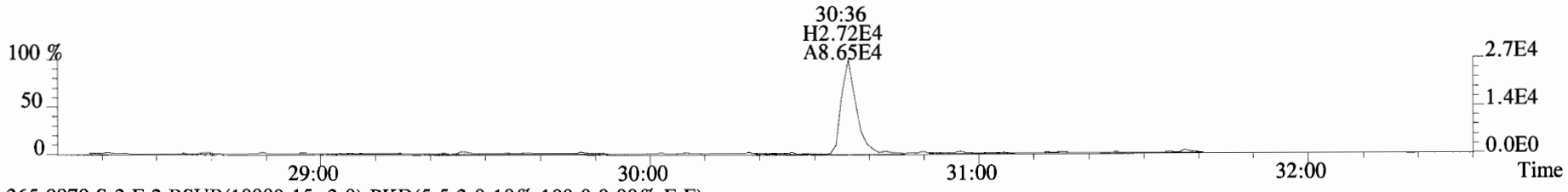

365.8978 S:2 F:2 BSUB(10000,15,-3.0) PKD(5,5,3,0.10%,100.0,0.00%,F,F)

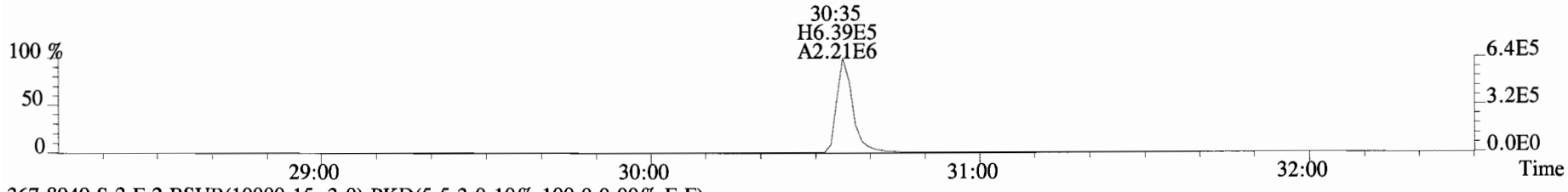

367.8949 S:2 F:2 BSUB(10000,15,-3.0) PKD(5,5,3,0.10%,100.0,0.00%,F,F)

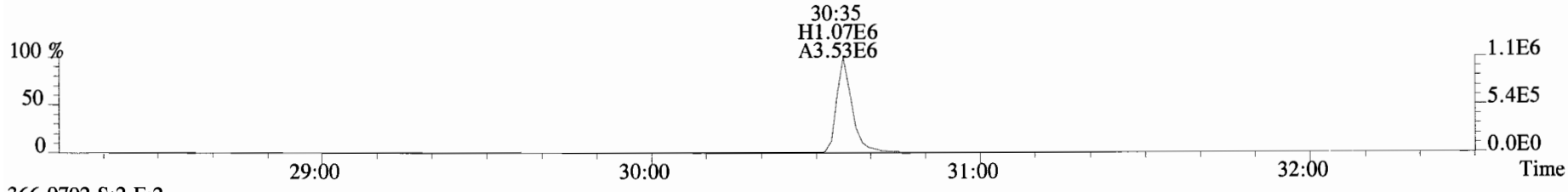

366.9792 S:2 F:2

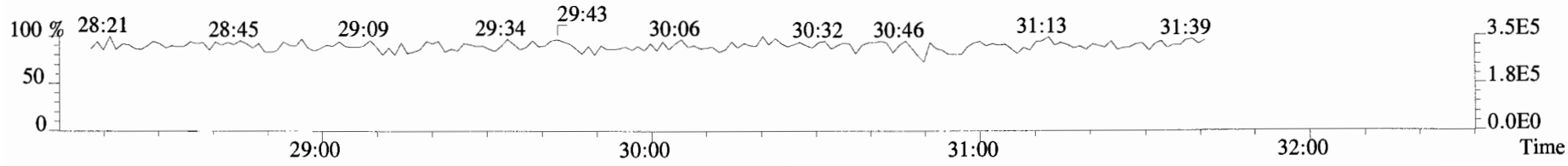

File:190510D2 #1-180 Acq:10-MAY-2019 15:12:30 GC EI+ Voltage SIR Autospec-UltimaE
Sample#2 File Text:Vista_Analytical_Laboratory_VG7 Text:ST190510D2-2 1613 CS1 19C2202 Exp:OCDD_DB5
353.8576 S:2 F:2 BSUB(10000,15,-3.0) PKD(5,5,3,0.10%,100.0,0.00%,F,F)

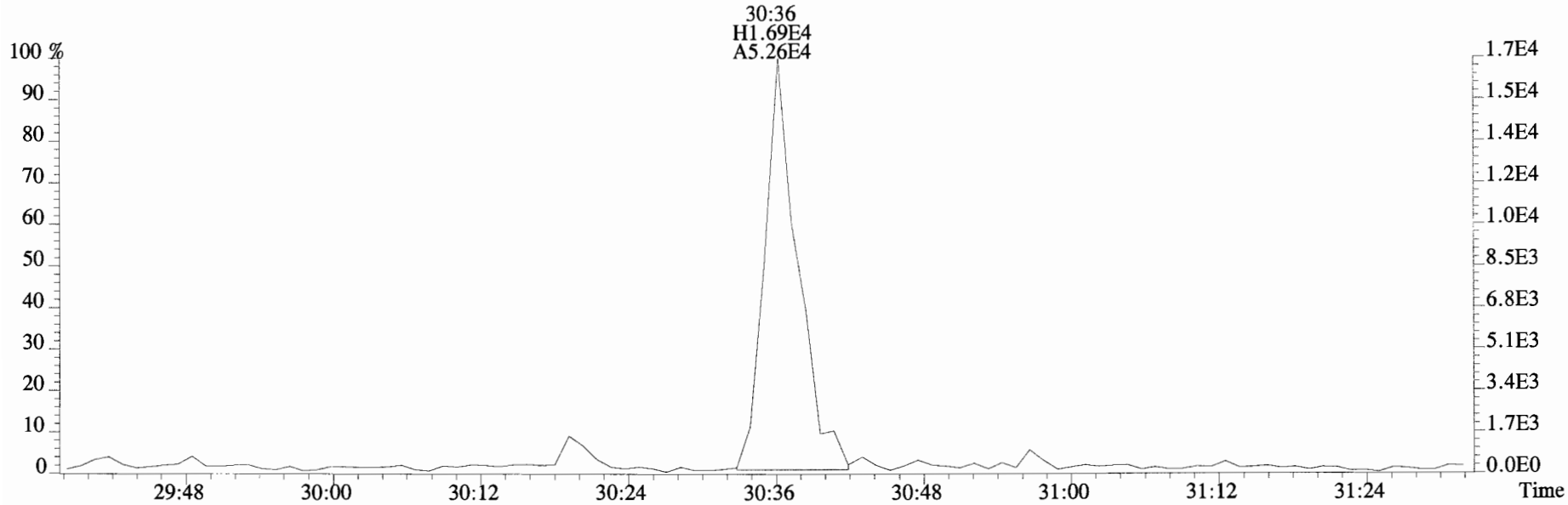

355.8546 S:2 F:2 BSUB(10000,15,-3.0) PKD(5,5,3,0.10%,100.0,0.00%,F,F)

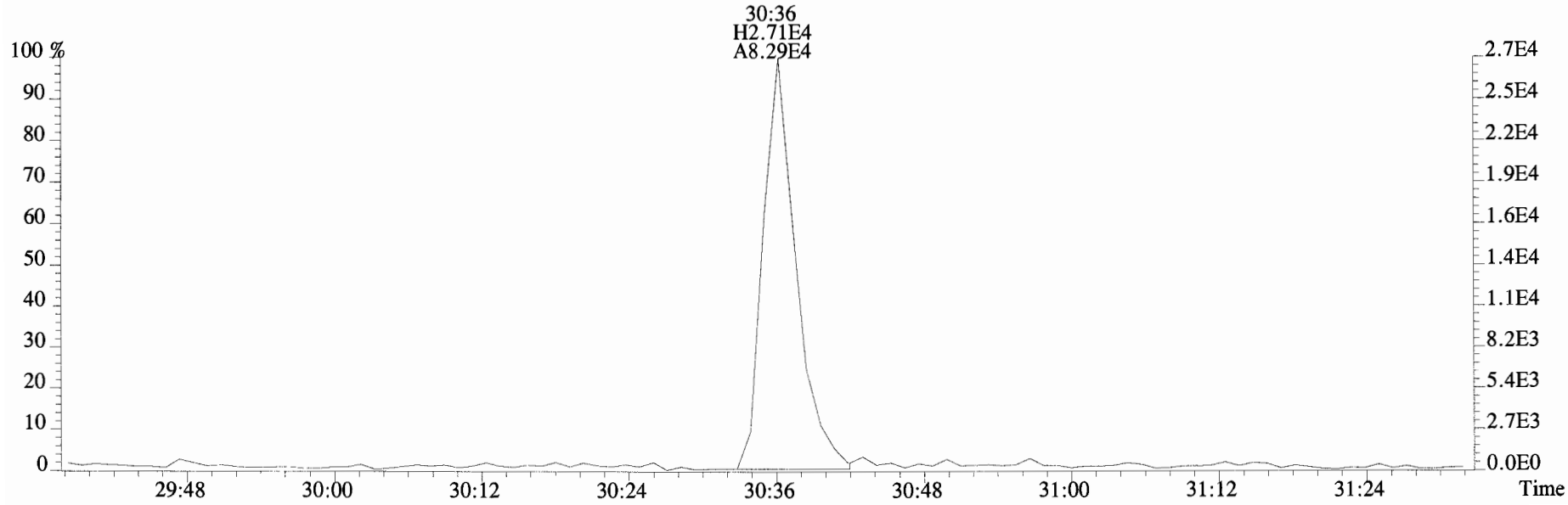

File:190510D2 #1-384 Acq:10-MAY-2019 15:12:30 GC EI+ Voltage SIR Autospec-UltimaE
Sample#2 File Text:Vista_Analytical_Laboratory_VG7 Text:ST190510D2-2 1613 CS1 19C2202 Exp:OCDD_DB5
389.8156 S:2 F:3 BSUB(10000,15,-3.0) PKD(5,5,3,0.10%,100.0,0.00%,F,F)

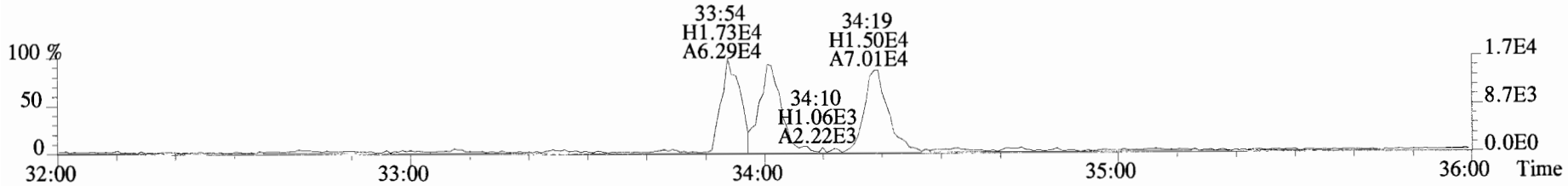

391.8127 S:2 F:3 BSUB(10000,15,-3.0) PKD(5,5,3,0.10%,100.0,0.00%,F,F)

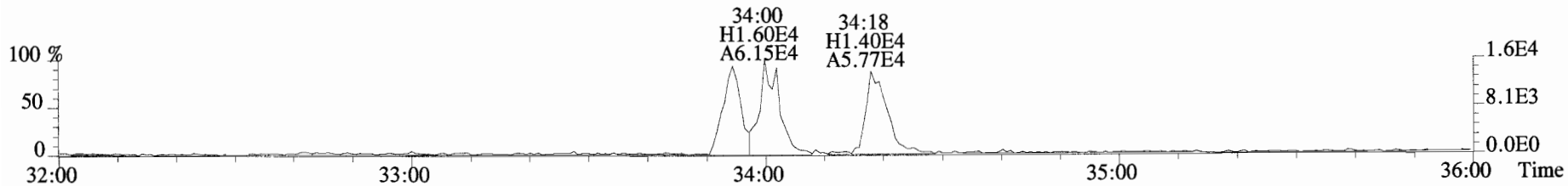

401.8559 S:2 F:3 BSUB(10000,15,-3.0) PKD(5,5,3,0.10%,100.0,0.00%,F,F)

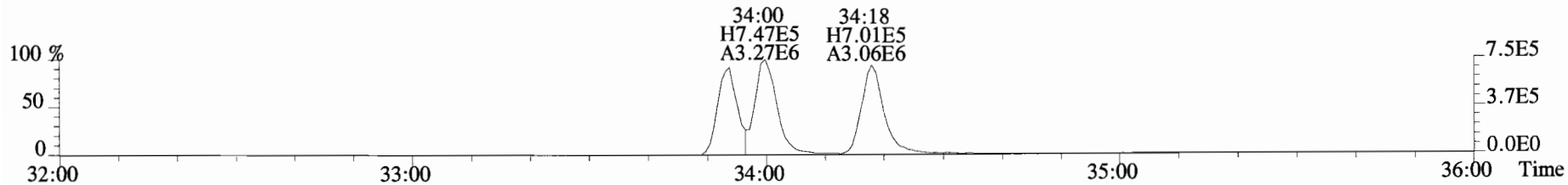

403.8530 S:2 F:3 BSUB(10000,15,-3.0) PKD(5,5,3,0.10%,100.0,0.00%,F,F)

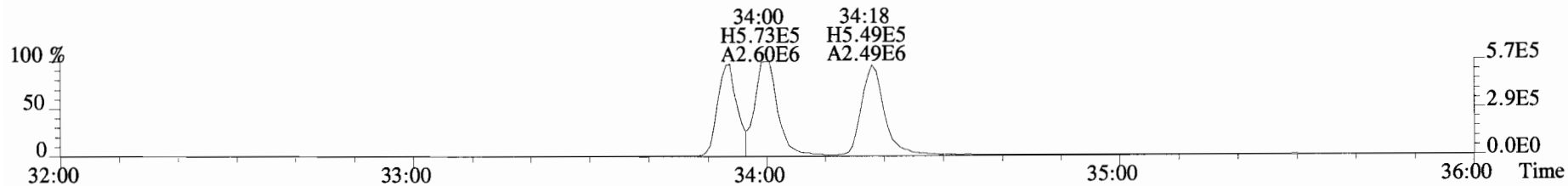

392.9760 S:2 F:3

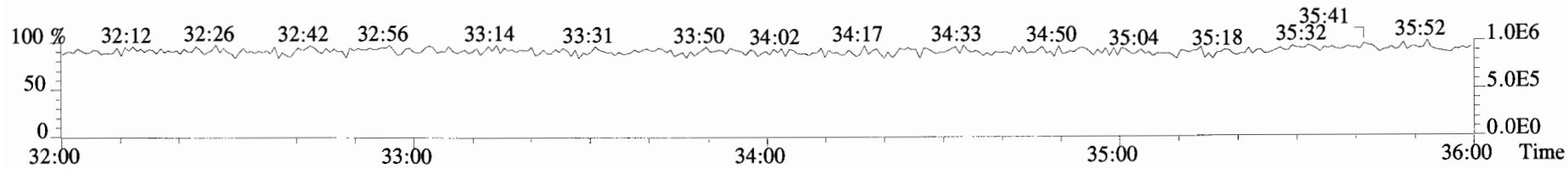

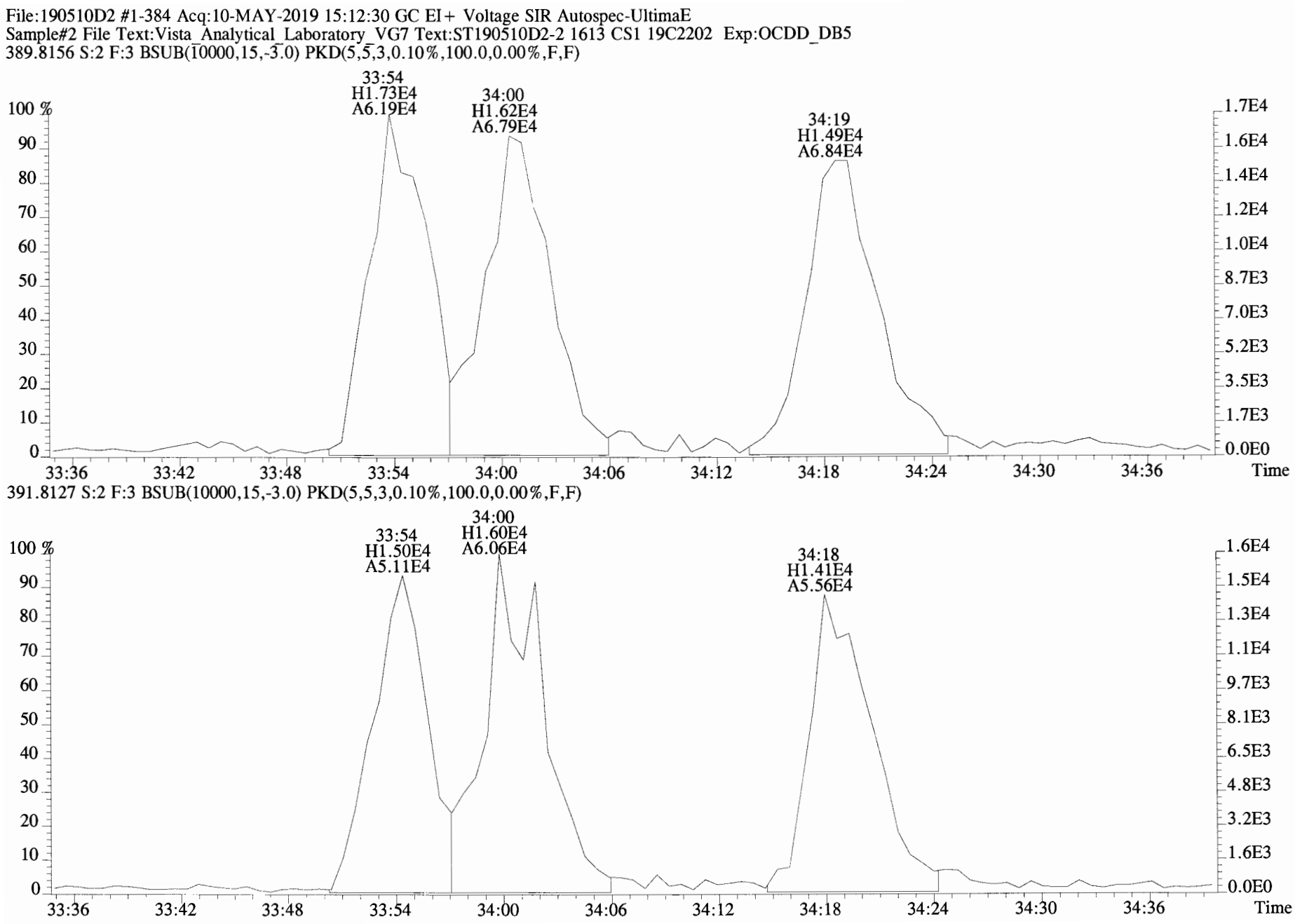
File:190510D2 #1-384 Acq:10-MAY-2019 15:12:30 GC EI+ Voltage SIR Autospec-UltimaE
Sample#2 File Text:Vista_Analytical_Laboratory_VG7 Text:ST190510D2-2 1613 CS1 19C2202 Exp:OCDD_DB5
389.8156 S:2 F:3 BSUB(10000,15,-3.0) PKD(5,5,3,0.10%,100.0,0.00%,F,F)
33:54
H1.73E4
A6.19E4
34:00
H1.62E4
A6.79E4
34:19
H1.49E4
A6.84E4
100 %
90
80
70
60
50
40
30
20
10
0
1.7E4
1.6E4
1.4E4
1.2E4
1.0E4
8.7E3
7.0E3
5.2E3
3.5E3
1.7E3
0.0E0
33:36
33:42
33:48
33:54
34:00
34:06
34:12
34:18
34:24
34:30
34:36
Time
391.8127 S:2 F:3 BSUB(10000,15,-3.0) PKD(5,5,3,0.10%,100.0,0.00%,F,F)
33:54
H1.50E4
A5.11E4
34:00
H1.60E4
A6.06E4
34:18
H1.41E4
A5.56E4
100 %
90
80
70
60
50
40
30
20
10
0
1.6E4
1.5E4
1.3E4
1.1E4
9.7E3
8.1E3
6.5E3
4.8E3
3.2E3
1.6E3
0.0E0
33:36
33:42
33:48
33:54
34:00
34:06
34:12
34:18
34:24
34:30
34:36
Time

File:190510D2 #1-384 Acq:10-MAY-2019 15:12:30 GC EI+ Voltage SIR Autospec-UltimaE
Sample#2 File Text:Vista_Analytical_Laboratory_VG7 Text:ST190510D2-2 1613 CS1 19C2202 Exp:OCDD_DB5
401.8559 S:2 F:3 BSUB(10000,15,-3.0) PKD(5,5,3,0.10%,100.0,0.00%,F,F)

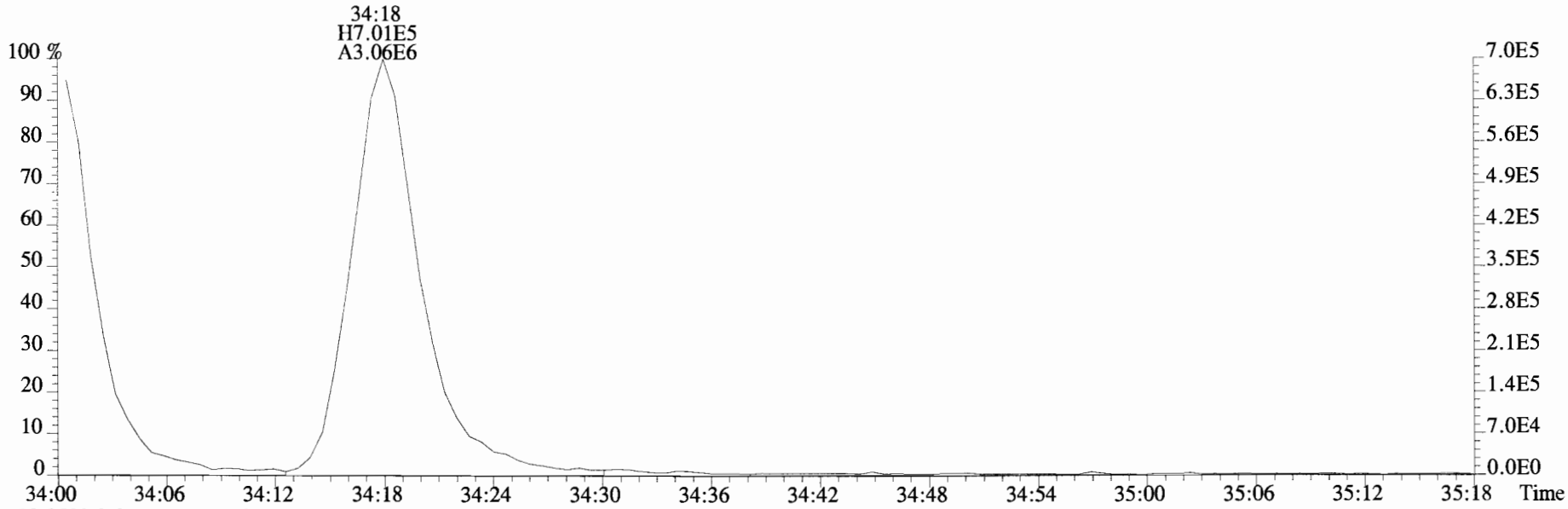

403.8530 S:2 F:3 BSUB(10000,15,-3.0) PKD(5,5,3,0.10%,100.0,0.00%,F,F)

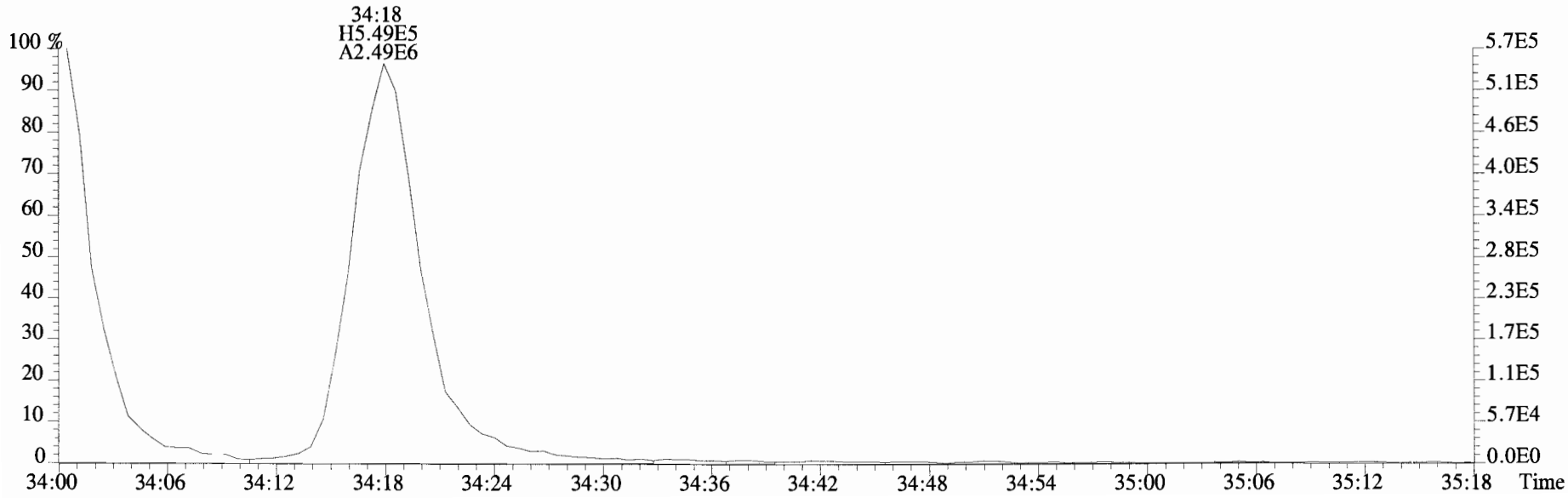

File:190510D2 #1-356 Acq:10-MAY-2019 15:12:30 GC EI+ Voltage SIR Autospec-UltimaE
Sample#2 File Text:Vista_Analytical_Laboratory_VG7 Text:ST190510D2-2 1613 CS1 19C2202 Exp:OCDD_DB5
423.7767 S:2 F:4 BSUB(10000,15,-3.0) PKD(5,5,3,0.10%,100.0,0.00%,F,F)

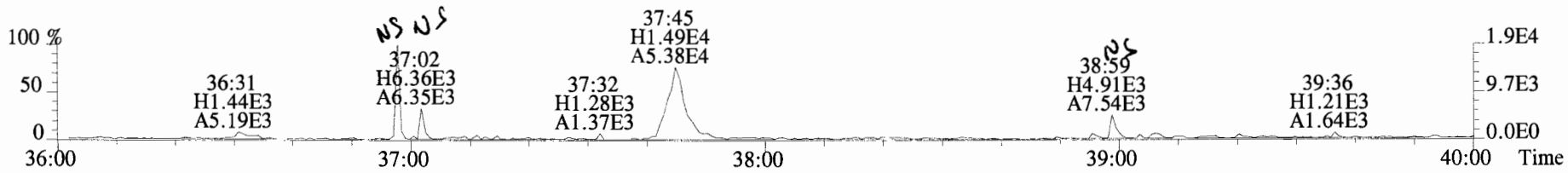

425.7737 S:2 F:4 BSUB(10000,15,-3.0) PKD(5,5,3,0.10%,100.0,0.00%,F,F)

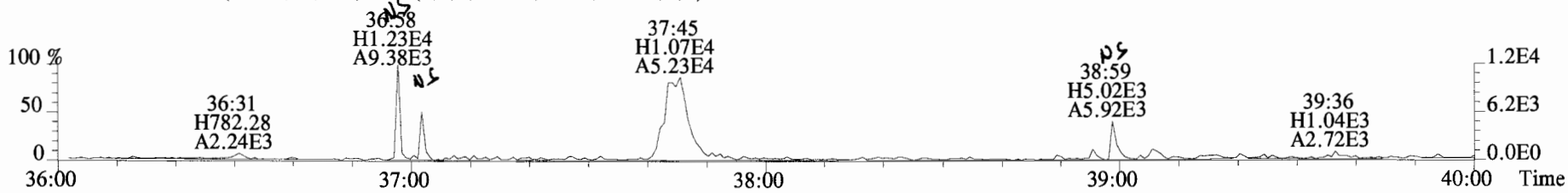

435.8169 S:2 F:4 BSUB(10000,15,-3.0) PKD(5,5,3,0.10%,100.0,0.00%,F,F)

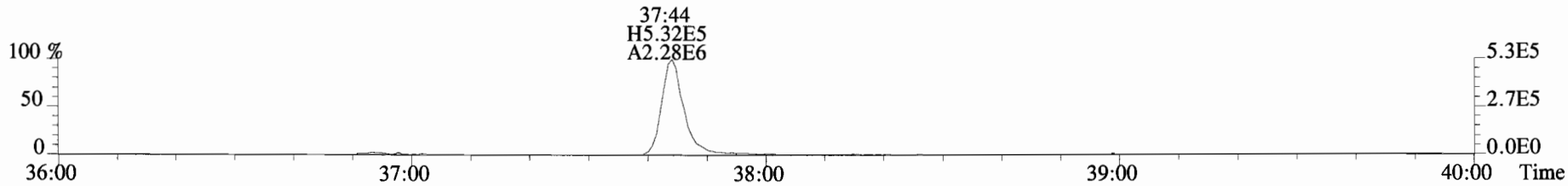

437.8140 S:2 F:4 BSUB(10000,15,-3.0) PKD(5,5,3,0.10%,100.0,0.00%,F,F)

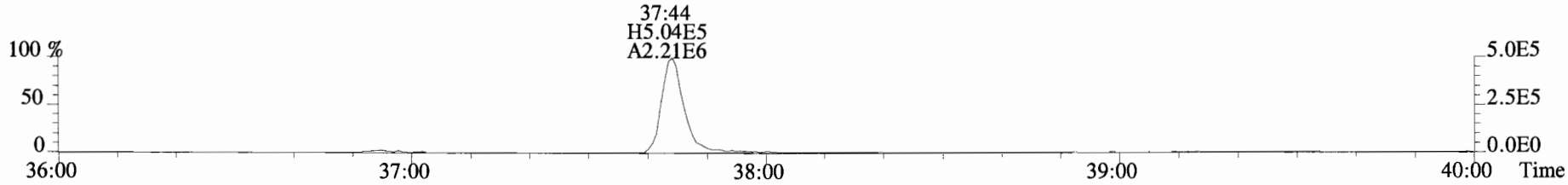

454.9728 S:2 F:4

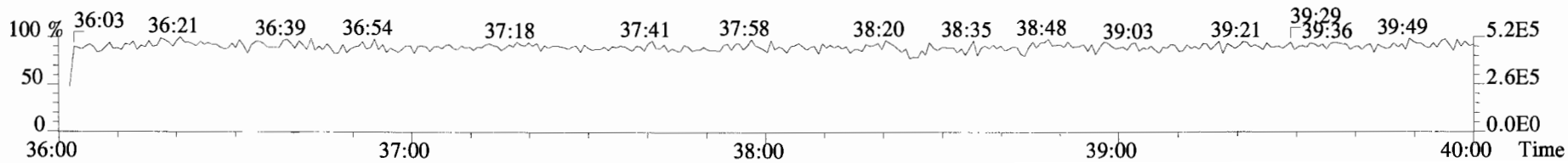

File:190510D2 #1-356 Acq:10-MAY-2019 15:12:30 GC EI+ Voltage SIR Autospec-UltimaE
Sample#2 File Text:Vista_Analytical_Laboratory_VG7 Text:ST190510D2-2 1613 CS1 19C2202 Exp:OCDD_DB5
423.7767 S:2 F:4 BSUB(10000,15,-3.0) PKD(5,5,3,0.10%,100.0,0.00%,F,F)

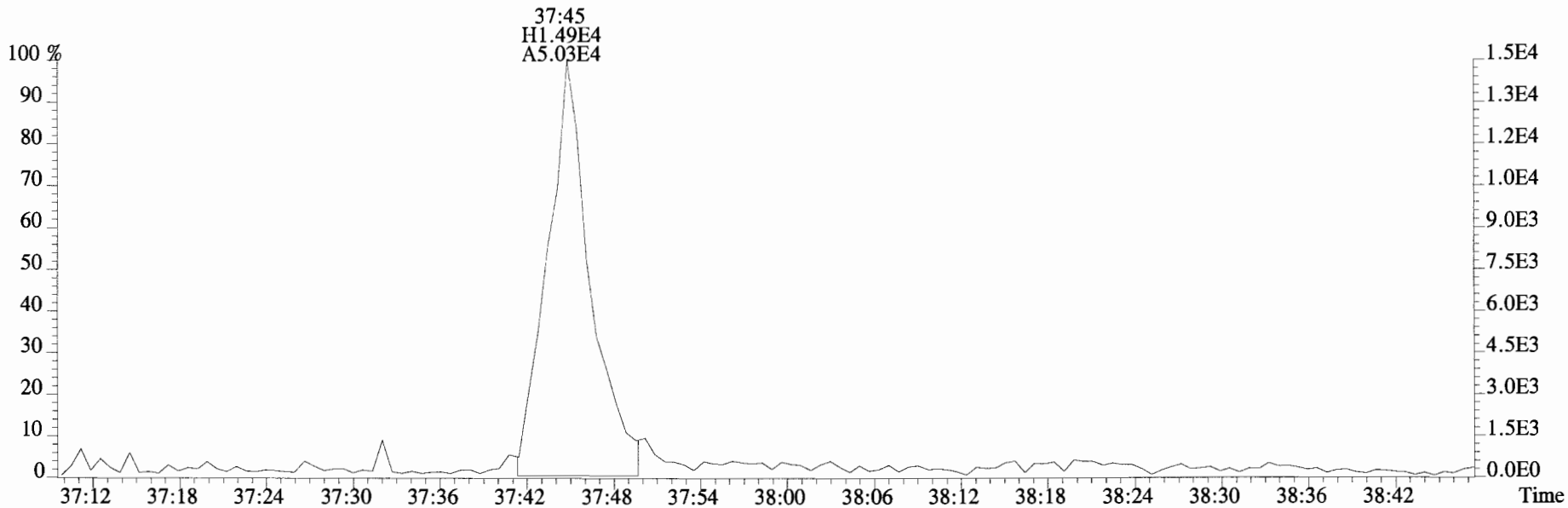

425.7737 S:2 F:4 BSUB(10000,15,-3.0) PKD(5,5,3,0.10%,100.0,0.00%,F,F)

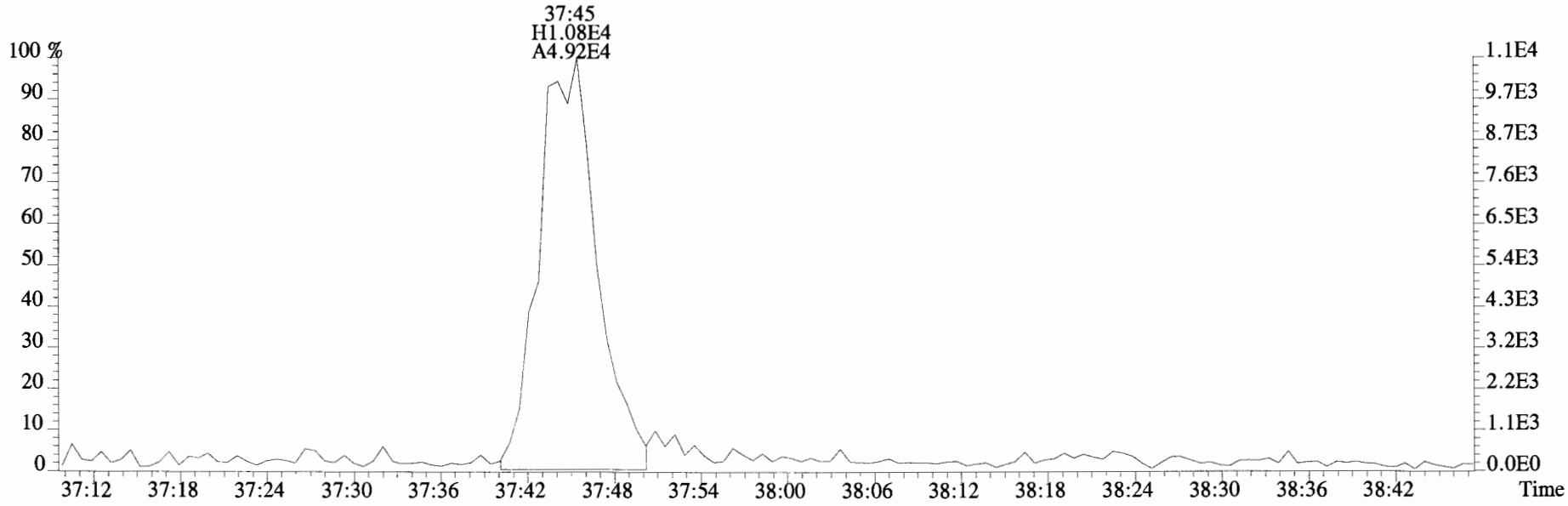

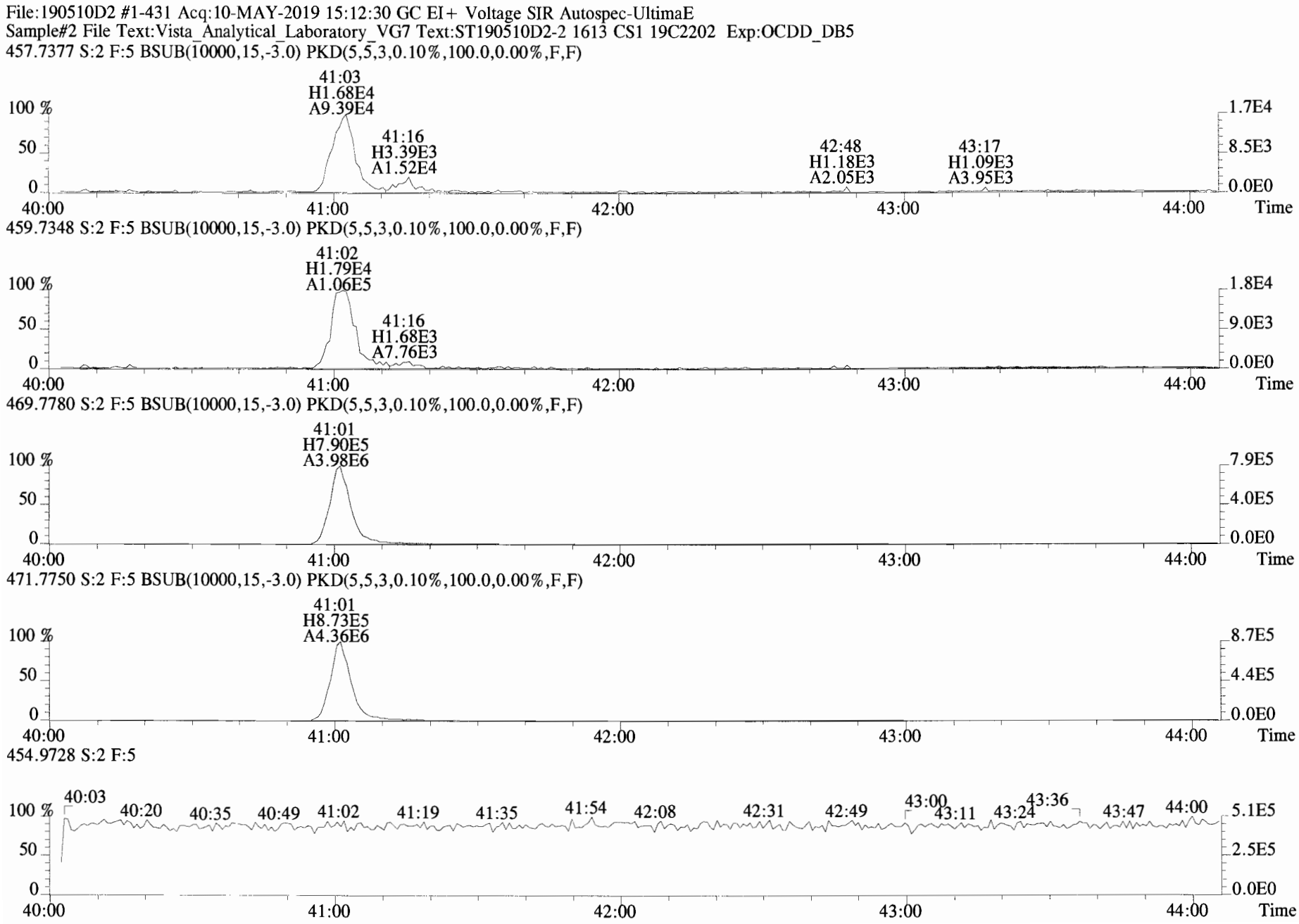
File:190510D2 #1-431 Acq:10-MAY-2019 15:12:30 GC EI+ Voltage SIR Autospec-UltimaE
Sample#2 File Text:Vista_Analytical_Laboratory_VG7 Text:ST190510D2-2 1613 CS1 19C2202 Exp:OCDD_DB5
457.7377 S:2 F:5 BSUB(10000,15,-3.0) PKD(5,5,3,0.10%,100.0,0.00%,F,F)
41:03
H1.68E4
A9.39E4
41:16
H3.39E3
A1.52E4
42:48
H1.18E3
A2.05E3
43:17
H1.09E3
A3.95E3
459.7348 S:2 F:5 BSUB(10000,15,-3.0) PKD(5,5,3,0.10%,100.0,0.00%,F,F)
41:02
H1.79E4
A1.06E5
41:16
H1.68E3
A7.76E3
469.7780 S:2 F:5 BSUB(10000,15,-3.0) PKD(5,5,3,0.10%,100.0,0.00%,F,F)
41:01
H7.90E5
A3.98E6
471.7750 S:2 F:5 BSUB(10000,15,-3.0) PKD(5,5,3,0.10%,100.0,0.00%,F,F)
41:01
H8.73E5
A4.36E6
454.9728 S:2 F:5
40:03
40:20
40:35
40:49
41:02
41:19
41:35
41:54
42:08
42:31
42:49
43:00
43:11
43:24
43:36
43:47
44:00
100 %
50
0
40:00
41:00
42:00
43:00
44:00
Time
1.7E4
8.5E3
0.0E0
1.8E4
9.0E3
7.9E5
4.0E5
8.7E5
4.4E5
5.1E5
2.5E5

File:190510D2 #1-431 Acq:10-MAY-2019 15:12:30 GC EI+ Voltage SIR Autospec-UltimaE
Sample#2 File Text:Vista_Analytical_Laboratory_VG7 Text:ST190510D2-2 1613 CS1 19C2202 Exp:OCDD_DB5
457.7377 S:2 F:5 BSUB(10000,15,-3.0) PKD(5,5,3,0.10%,100.0,0.00%,F,F)

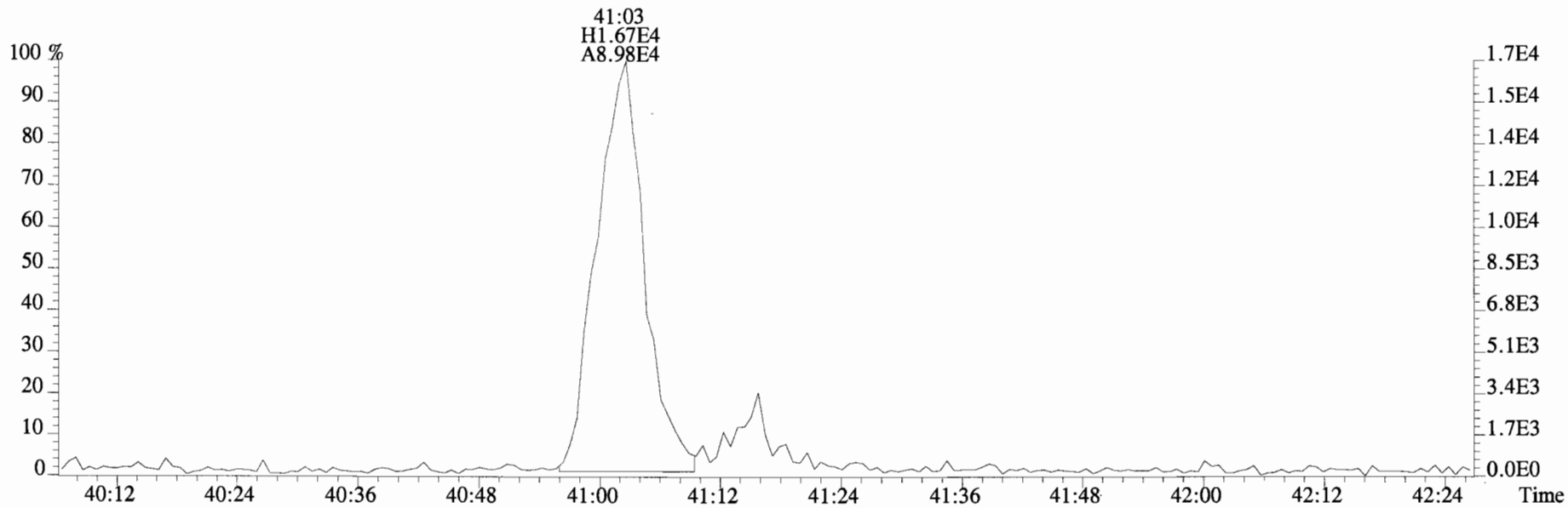

459.7348 S:2 F:5 BSUB(10000,15,-3.0) PKD(5,5,3,0.10%,100.0,0.00%,F,F)

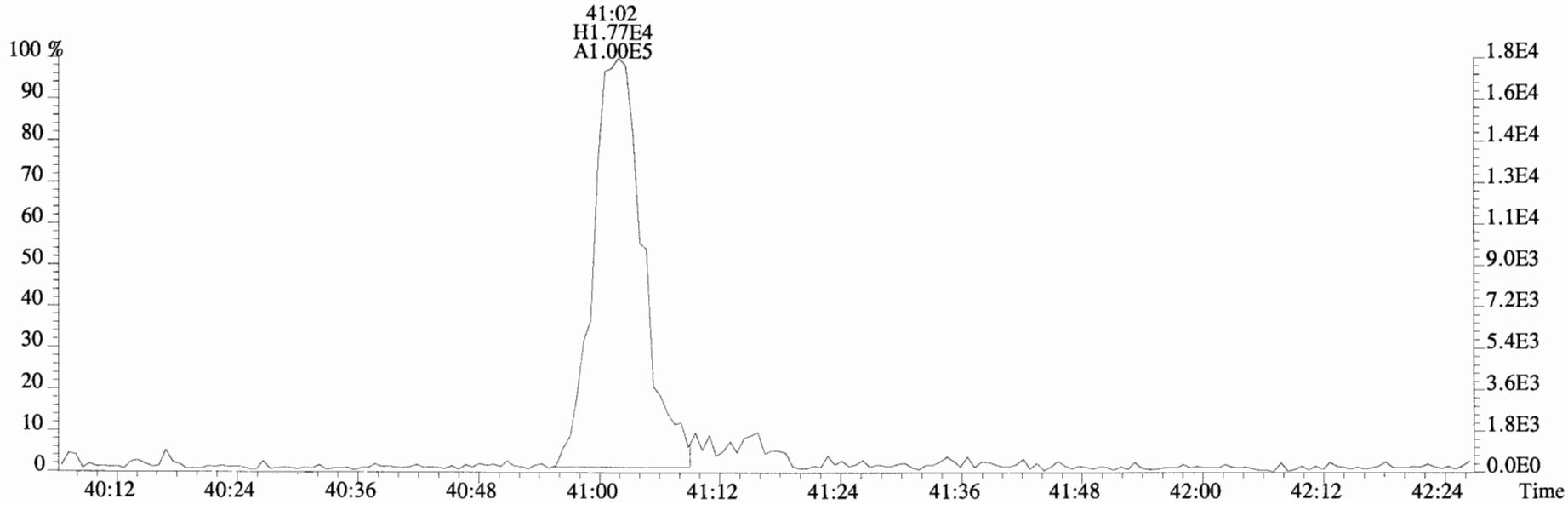


File:190510D2 #1-530 Acq:10-MAY-2019 15:12:30 GC EI+ Voltage SIR Autospec-UltimaE
Sample#2 File Text:Vista_Analytical_Laboratory_VG7 Text:ST190510D2-2 1613 CS1 19C2202 Exp:OCDD_DB5
303.9016 S:2 BSUB(10000,15,-3.0) PKD(5,5,3,0.10%,100.0,0.00%,F,F)
25:26 H4.54E3 A2.45E4
20:34 H575.07 A2.77E3
21:45 H565.88 A1.72E3
22:11 H509.37 A7.12E3
22:58 H481.65 A3.45E3
24:13 H605.58 A1.50E3
24:37 H524.61 A2.74E3
25:37 H634.38 A1.84E3
26:42 H598.50 A2.35E3
28:05 H1.01E3 A2.40E3
305.8987 S:2 BSUB(10000,15,-3.0) PKD(5,5,3,0.10%,100.0,0.00%,F,F)
25:26 H7.15E3 A2.95E4
20:40 H536.07 A4.24E3
21:35 H476.13 A1.23E3
22:33 H463.73 A1.45E3
23:13 H570.70 A1.40E3
24:09 H706.49 A1.70E3
24:57 H430.36 A1.45E3
25:51 H598.84 A2.84E3
27:15 H461.20 A1.84E3
28:05 H742.75 A2.53E3
315.9419 S:2 BSUB(10000,15,-3.0) PKD(5,5,3,0.10%,100.0,0.00%,F,F)
24:11 H8.49E5 A4.05E6
25:25 H9.76E5 A4.23E6
317.9389 S:2 BSUB(10000,15,-3.0) PKD(5,5,3,0.10%,100.0,0.00%,F,F)
24:11 H1.13E6 A4.98E6
25:24 H1.20E6 A5.18E6
375.8364 S:2 BSUB(10000,15,-3.0) PKD(5,5,3,0.10%,100.0,0.00%,F,F)
20:33 H354.35 A1.04E3
21:10 H399.83 A1.93E3
21:50 H353.63 A1.49E3
22:10 H280.82 A789.32
23:08 H676.31 A2.19E3
24:08 H398.47 A1.62E3
24:31 H607.01 A2.44E3
24:55 H385.16 A1.68E3
25:51 H566.01 A1.46E3
27:24 H302.00 A833.06
28:12 H793.64 A1.30E3
100 %
50
0
20:00
21:00
22:00
23:00
24:00
25:00
26:00
27:00
28:00
Time
4.6E3
2.3E3
0.0E0
7.2E3
3.6E3
9.8E5
4.9E5
1.2E6
6.0E5
1.2E3
6.1E2

File:190510D2 #1-530 Acq:10-MAY-2019 15:12:30 GC EI+ Voltage SIR Autospec-UltimaE
Sample#2 File Text:Vista_Analytical_Laboratory_VG7 Text:ST190510D2-2 1613 CS1 19C2202 Exp:OCDD_DB5
303.9016 S:2 BSUB(10000,15,-3.0) PKD(5,5,3,0.10%,100.0,0.00%,F,F)

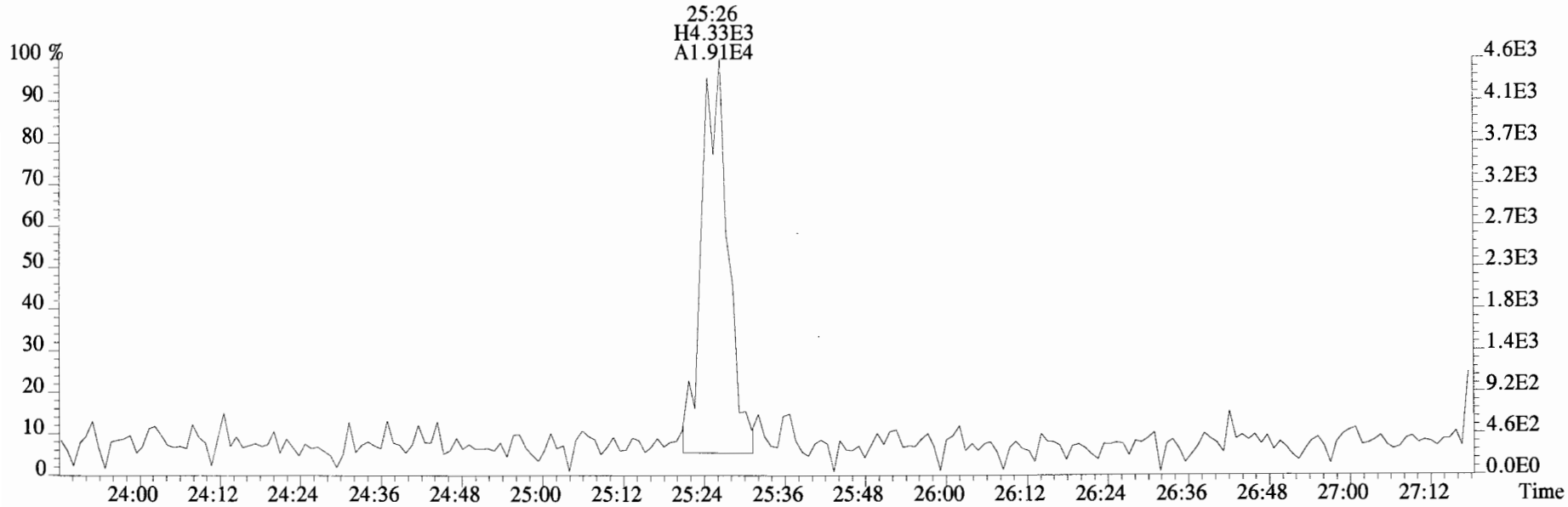

305.8987 S:2 BSUB(10000,15,-3.0) PKD(5,5,3,0.10%,100.0,0.00%,F,F)

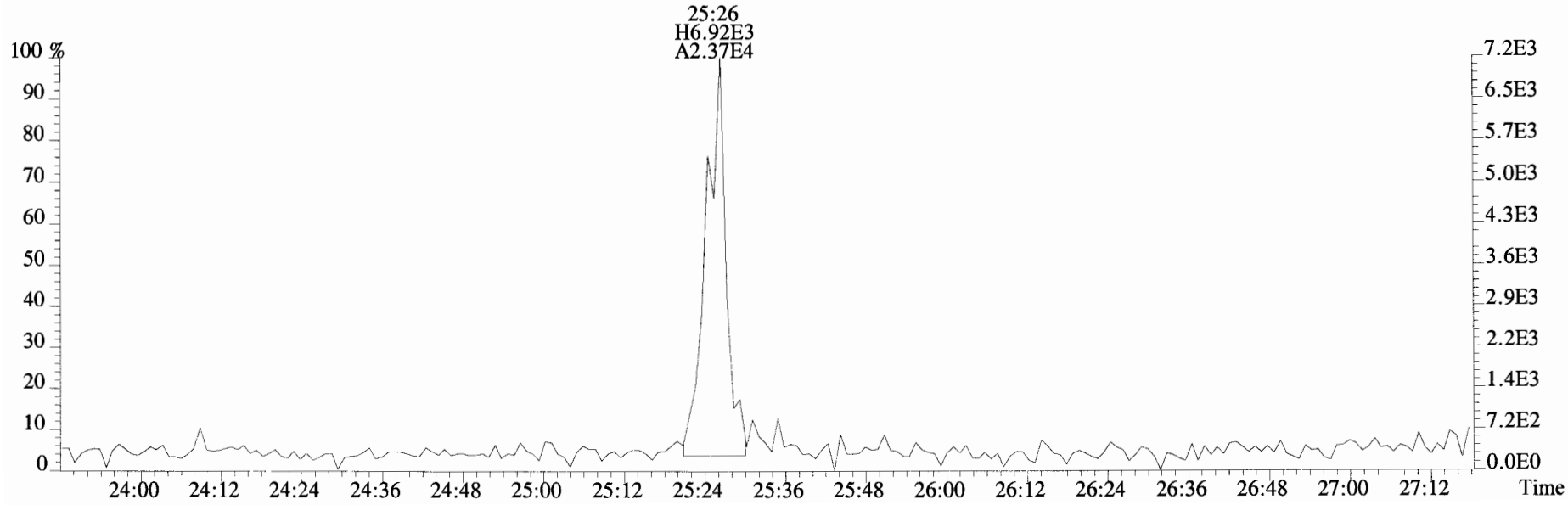

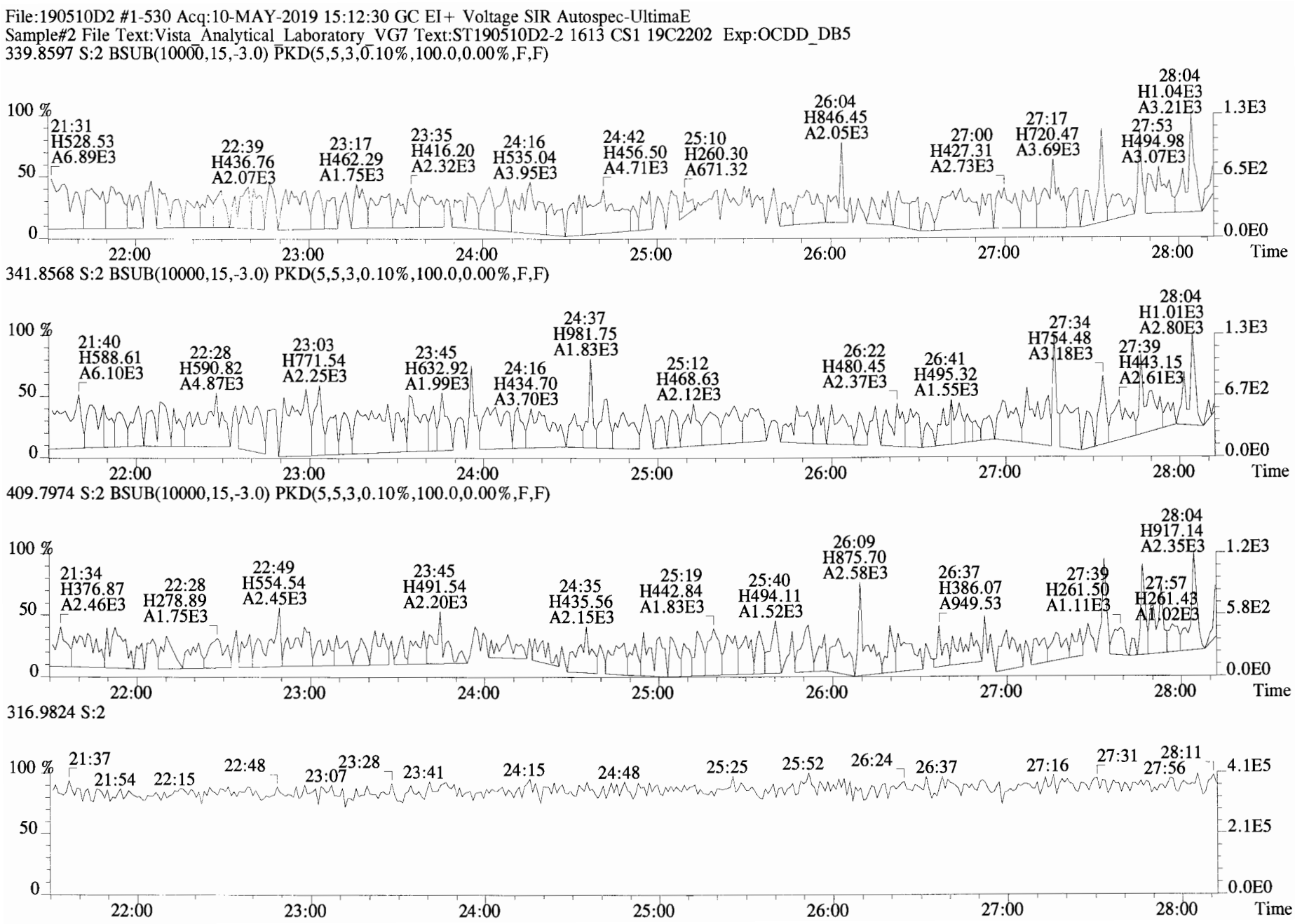
File:190510D2 #1-530 Acq:10-MAY-2019 15:12:30 GC EI+ Voltage SIR Autospec-UltimaE
Sample#2 File Text:Vista_Analytical_Laboratory_VG7 Text:ST190510D2-2 1613 CS1 19C2202 Exp:OCDD_DB5
339.8597 S:2 BSUB(10000,15,-3.0) PKD(5,5,3,0.10%,100.0,0.00%,F,F)
21:31 H528.53 A6.89E3
22:39 H436.76 A2.07E3
23:17 H462.29 A1.75E3
23:35 H416.20 A2.32E3
24:16 H535.04 A3.95E3
24:42 H456.50 A4.71E3
25:10 H260.30 A671.32
26:04 H846.45 A2.05E3
27:00 H427.31 A2.73E3
27:17 H720.47 A3.69E3
27:53 H494.98 A3.07E3
28:04 H1.04E3 A3.21E3
341.8568 S:2 BSUB(10000,15,-3.0) PKD(5,5,3,0.10%,100.0,0.00%,F,F)
21:40 H588.61 A6.10E3
22:28 H590.82 A4.87E3
23:03 H771.54 A2.25E3
23:45 H632.92 A1.99E3
24:16 H434.70 A3.70E3
24:37 H981.75 A1.83E3
25:12 H468.63 A2.12E3
26:22 H480.45 A2.37E3
26:41 H495.32 A1.55E3
27:34 H754.48 A3.18E3
27:39 H443.15 A2.61E3
28:04 H1.01E3 A2.80E3
409.7974 S:2 BSUB(10000,15,-3.0) PKD(5,5,3,0.10%,100.0,0.00%,F,F)
21:34 H376.87 A2.46E3
22:28 H278.89 A1.75E3
22:49 H554.54 A2.45E3
23:45 H491.54 A2.20E3
24:35 H435.56 A2.15E3
25:19 H442.84 A1.83E3
25:40 H494.11 A1.52E3
26:09 H875.70 A2.58E3
26:37 H386.07 A949.53
27:39 H261.50 A1.11E3
27:57 H261.43 A1.02E3
28:04 H917.14 A2.35E3
316.9824 S:2
21:37
21:54
22:15
22:48
23:07
23:28
23:41
24:15
24:48
25:25
25:52
26:24
26:37
27:16
27:31
27:56
28:11
100 %
50
0
1.3E3
6.5E2
0.0E0
1.2E3
5.8E2
6.7E2
4.1E5
2.1E5
22:00
23:00
24:00
25:00
26:00
27:00
28:00
Time


File:190510D2 #1-180 Acq:10-MAY-2019 15:12:30 GC EI+ Voltage SIR Autospec-UltimaE
Sample#2 File Text:Vista_Analytical_Laboratory_VG7 Text:ST190510D2-2 1613 CS1 19C2202 Exp:OCDD_DB5
339.8597 S:2 F:2 BSUB(10000,15,-3.0) PKD(5,5,3,0.10%,100.0,0.00%,F,F)
29:27 H3.73E4 A1.29E5
30:20 H3.90E4 A1.33E5
29:42 H2.38E3 A1.08E4
341.8568 S:2 F:2 BSUB(10000,15,-3.0) PKD(5,5,3,0.10%,100.0,0.00%,F,F)
29:27 H2.27E4 A8.39E4
30:20 H2.30E4 A7.75E4
29:42 H1.31E3 A5.80E3
351.9000 S:2 F:2 BSUB(10000,15,-3.0) PKD(5,5,3,0.10%,100.0,0.00%,F,F)
29:26 H1.49E6 A5.30E6
30:19 H1.63E6 A5.20E6
353.8970 S:2 F:2 BSUB(10000,15,-3.0) PKD(5,5,3,0.10%,100.0,0.00%,F,F)
29:26 H9.38E5 A3.31E6
30:19 H1.08E6 A3.29E6
409.7974 S:2 F:2 BSUB(10000,15,-3.0) PKD(5,5,3,0.10%,100.0,0.00%,F,F)
28:32 H295.83 A1.64E3
29:01 H392.34 A2.38E3
29:29 H502.35 A2.56E3
29:41 H943.16 A3.13E3
29:53 H618.54 A1.99E3
30:13 H407.49 A1.91E3
30:55 H718.23 A3.24E3
31:14 H429.36 A3.06E3
31:35 H378.01 A1.73E3
100 %
50
0
28:12 28:24 28:36 28:48 29:00 29:12 29:24 29:36 29:48 30:00 30:12 30:24 30:36 30:48 31:00 31:12 31:24 31:36 31:48 Time
3.9E4
2.0E4
0.0E0
2.3E4
1.2E4
1.6E6
8.2E5
1.1E6
5.4E5
1.0E3
5.2E2

File:190510D2 #1-180 Acq:10-MAY-2019 15:12:30 GC EI+ Voltage SIR Autospec-UltimaE
Sample#2 File Text:Vista_Analytical_Laboratory_VG7 Text:ST190510D2-2 1613 CS1 19C2202 Exp:OCDD_DB5
339.8597 S:2 F:2 BSUB(10000,15,-3.0) PKD(5,5,3,0.10%,100.0,0.00%,F,F)

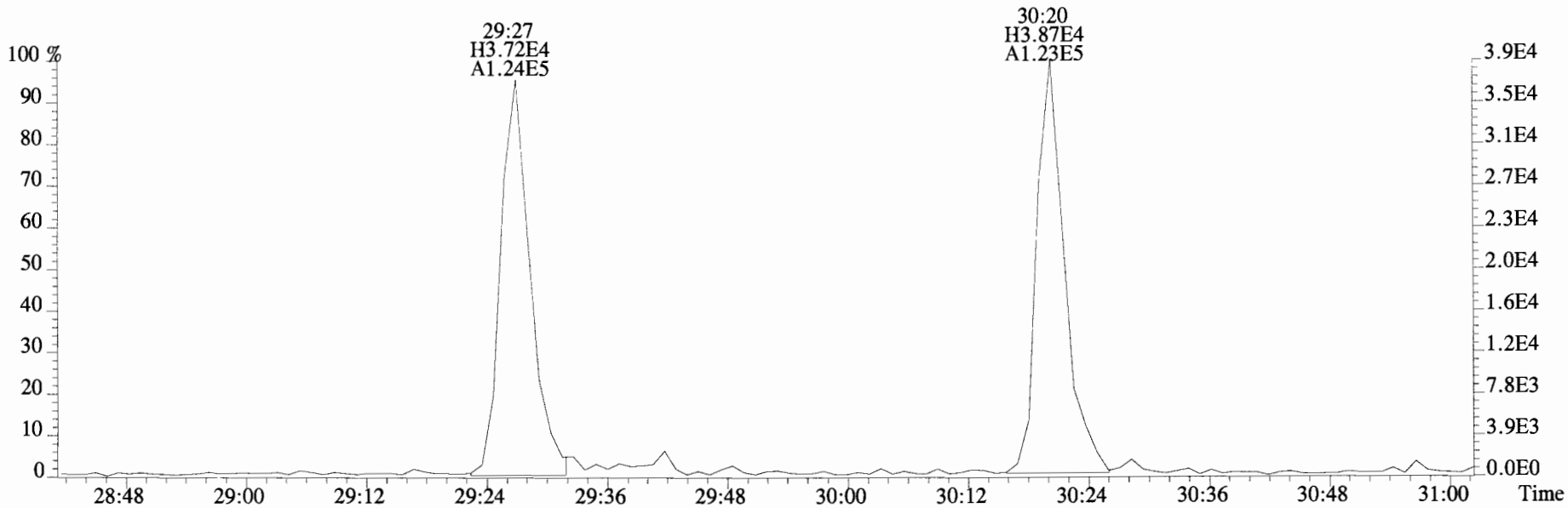

341.8568 S:2 F:2 BSUB(10000,15,-3.0) PKD(5,5,3,0.10%,100.0,0.00%,F,F)

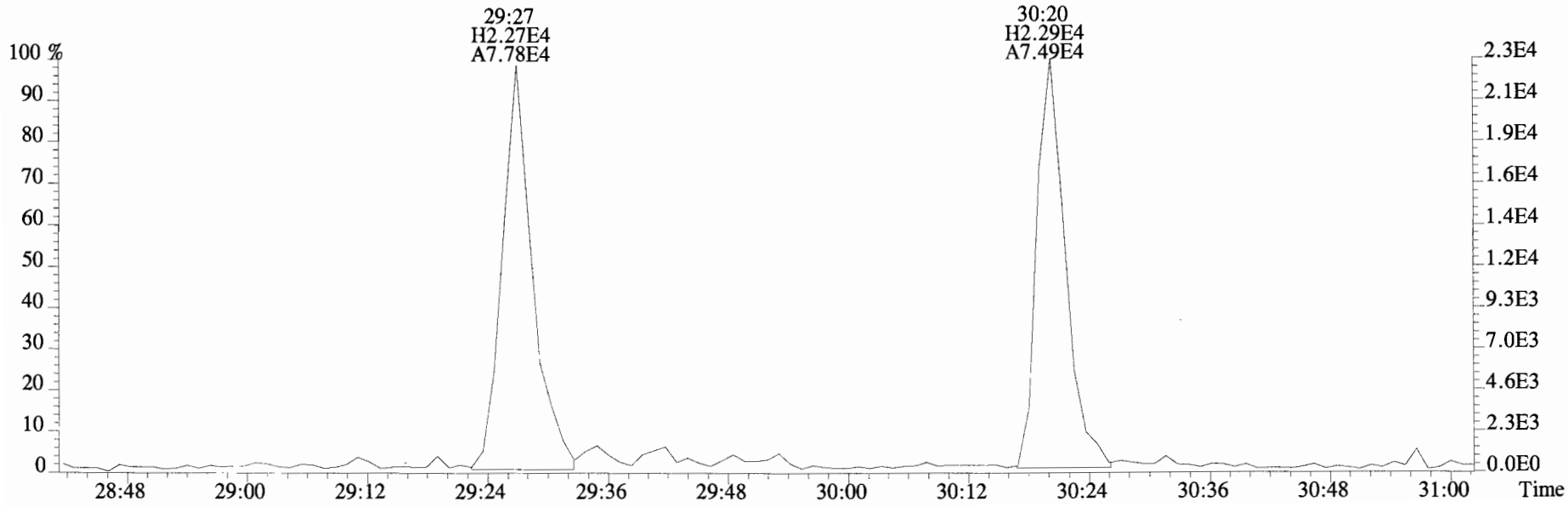

File:190510D2 #1-384 Acq:10-MAY-2019 15:12:30 GC EI+ Voltage SIR Autospec-UltimaE
Sample#2 File Text:Vista_Analytical_Laboratory_VG7 Text:ST190510D2-2 1613 CS1 19C2202 Exp:OCDD_DB5

373.8207 S:2 F:3 BSUB(10000,15,-3.0) PKD(5,5,3,0.10%,100.0,0.00%,F,F)

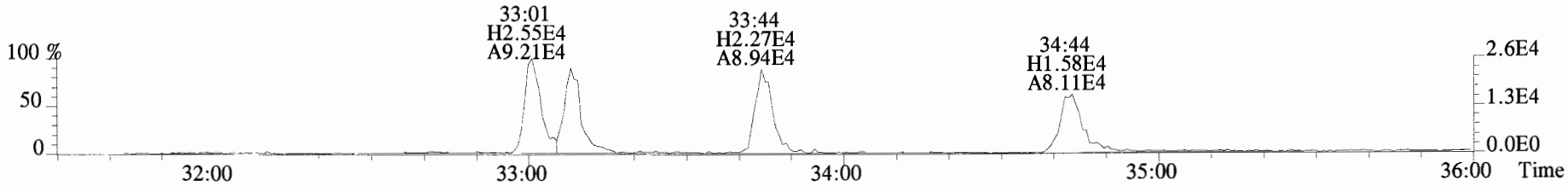

375.8178 S:2 F:3 BSUB(10000,15,-3.0) PKD(5,5,3,0.10%,100.0,0.00%,F,F)

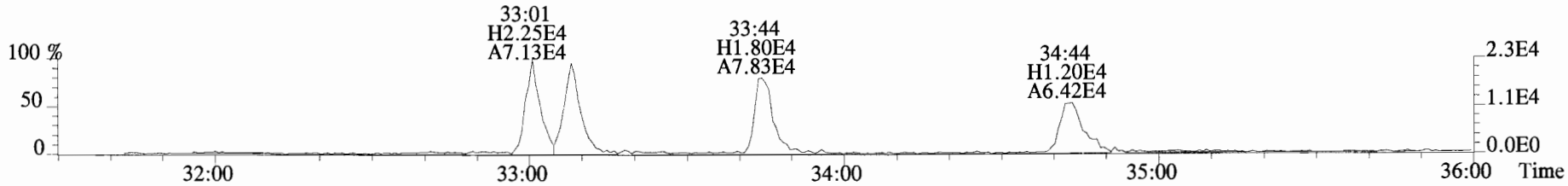

383.8639 S:2 F:3 BSUB(10000,15,-3.0) PKD(5,5,3,0.10%,100.0,0.00%,F,F)

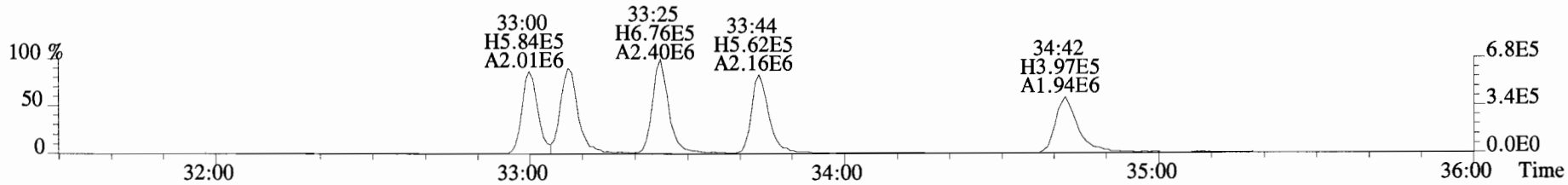

385.8610 S:2 F:3 BSUB(10000,15,-3.0) PKD(5,5,3,0.10%,100.0,0.00%,F,F)

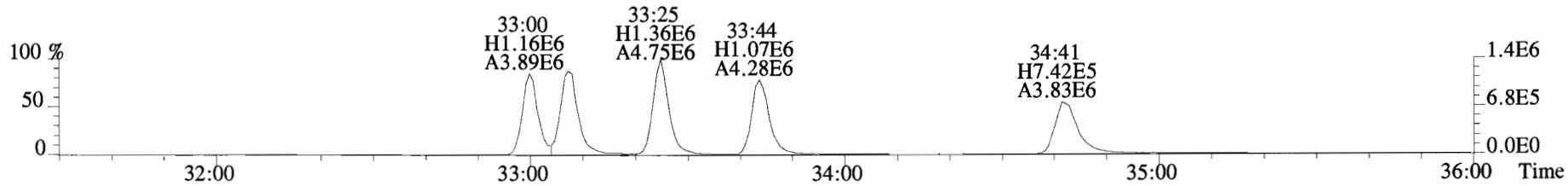

445.7555 S:2 F:3 BSUB(10000,15,-3.0) PKD(5,5,3,0.10%,100.0,0.00%,F,F)

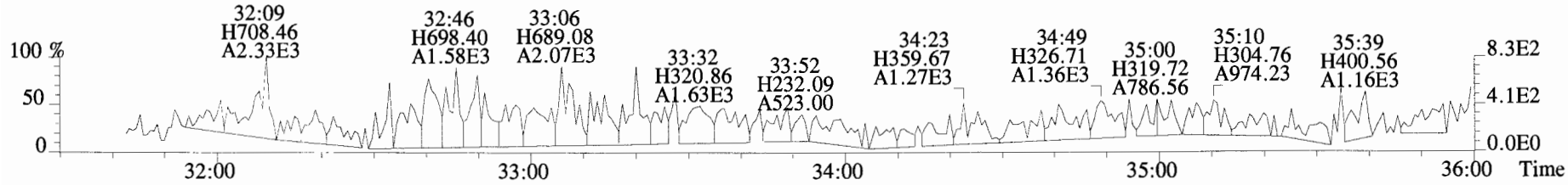

File:190510D2 #1-384 Acq:10-MAY-2019 15:12:30 GC EI+ Voltage SIR Autospec-UltimaE
Sample#2 File Text:Vista_Analytical_Laboratory_VG7 Text:ST190510D2-2 1613 CS1 19C2202 Exp:OCDD_DB5
373.8207 S:2 F:3 BSUB(10000,15,-3.0) PKD(5,5,3,0.10%,100.0,0.00%,F,F)

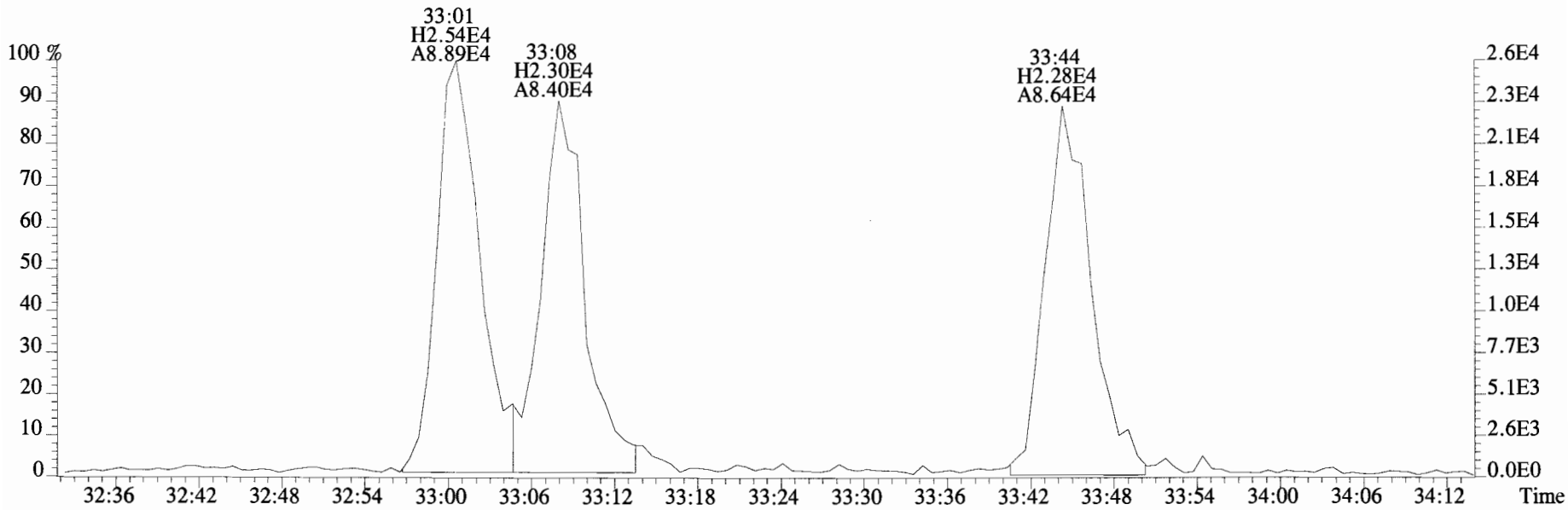

375.8178 S:2 F:3 BSUB(10000,15,-3.0) PKD(5,5,3,0.10%,100.0,0.00%,F,F)

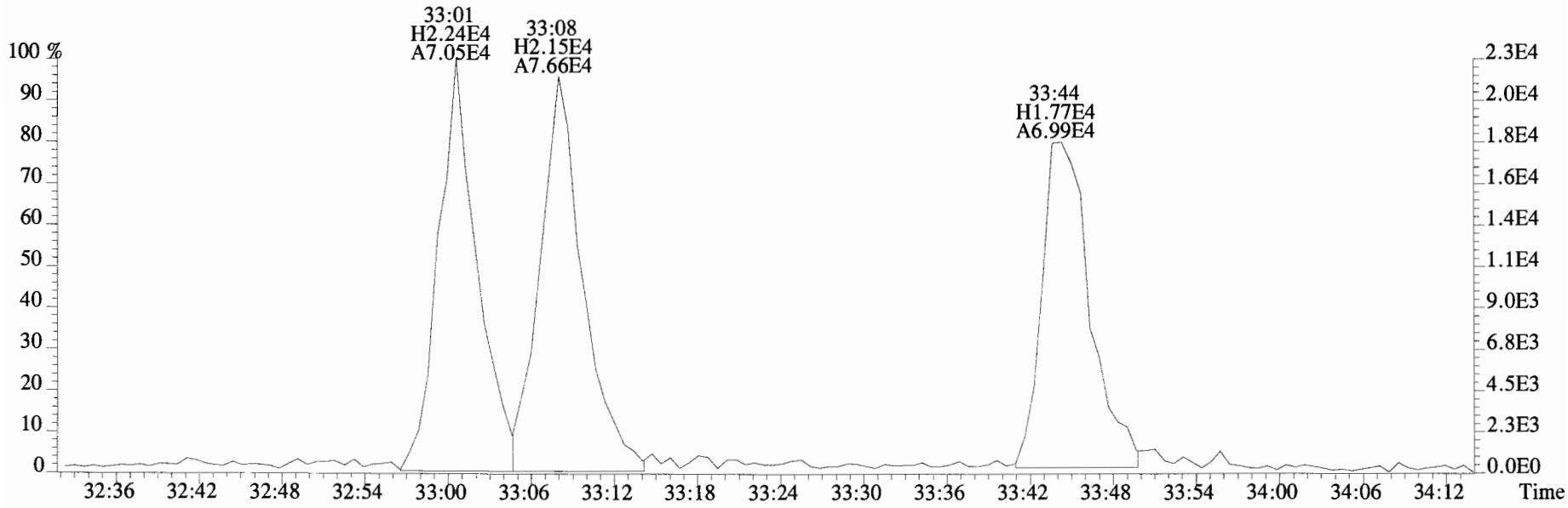

File:190510D2 #1-384 Acq:10-MAY-2019 15:12:30 GC EI+ Voltage SIR Autospec-UltimaE
Sample#2 File Text:Vista_Analytical_Laboratory_VG7 Text:ST190510D2-2 1613 CS1 19C2202 Exp:OCDD_DB5
373.8207 S:2 F:3 BSUB(10000,15,-3.0) PKD(5,5,3,0.10%,100.0,0.00%,F,F)

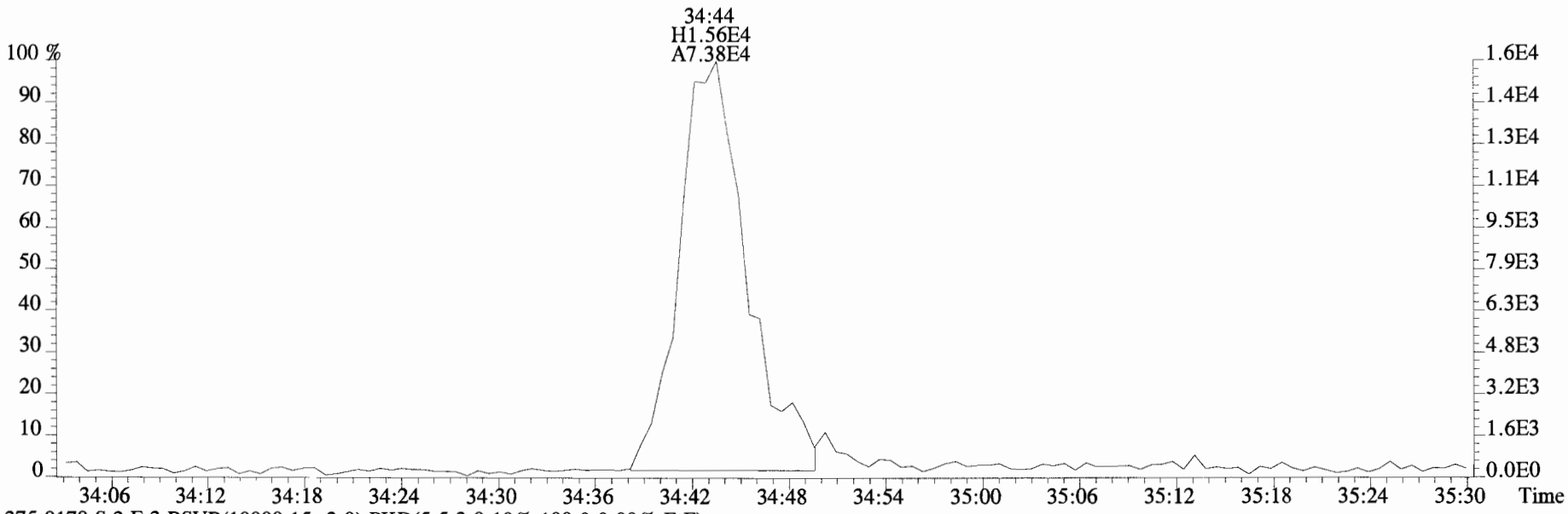

375.8178 S:2 F:3 BSUB(10000,15,-3.0) PKD(5,5,3,0.10%,100.0,0.00%,F,F)

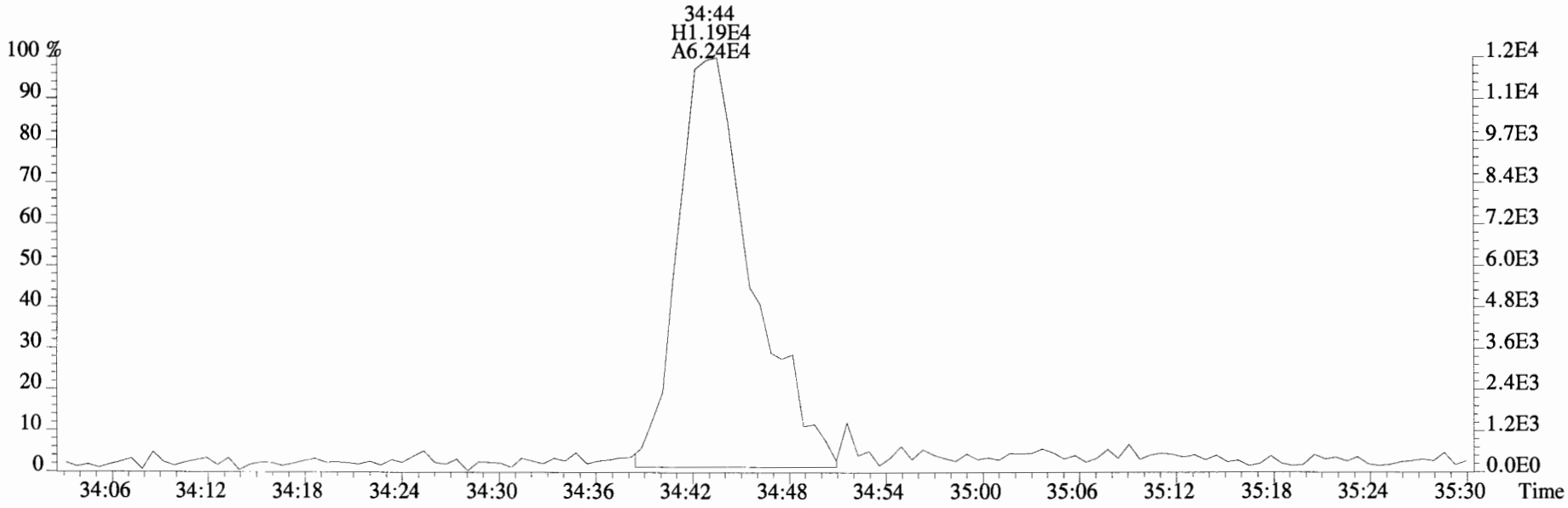

File:190510D2 #1-384 Acq:10-MAY-2019 15:12:30 GC EI+ Voltage SIR Autospec-UltimaE
Sample#2 File Text:Vista_Analytical_Laboratory_VG7 Text:ST190510D2-2 1613 CS1 19C2202 Exp:OCDD_DB5
383.8639 S:2 F:3 BSUB(10000,15,-3.0) PKD(5,5,3,0.10%,100.0,0.00%,F,F)

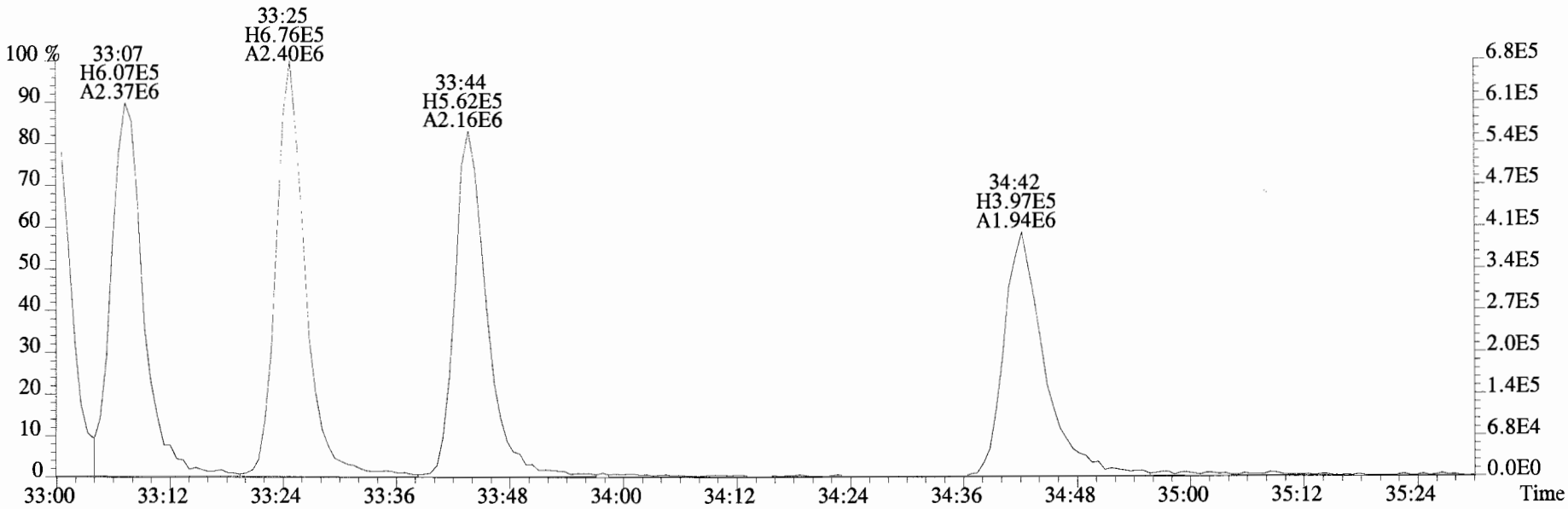

385.8610 S:2 F:3 BSUB(10000,15,-3.0) PKD(5,5,3,0.10%,100.0,0.00%,F,F)

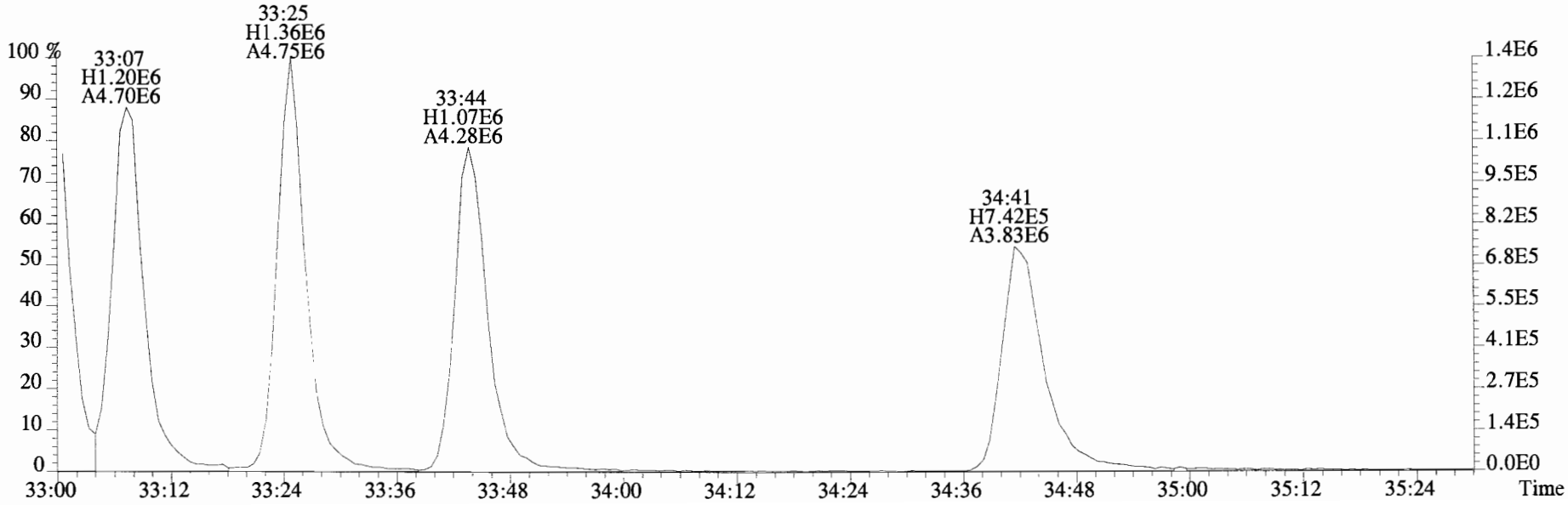

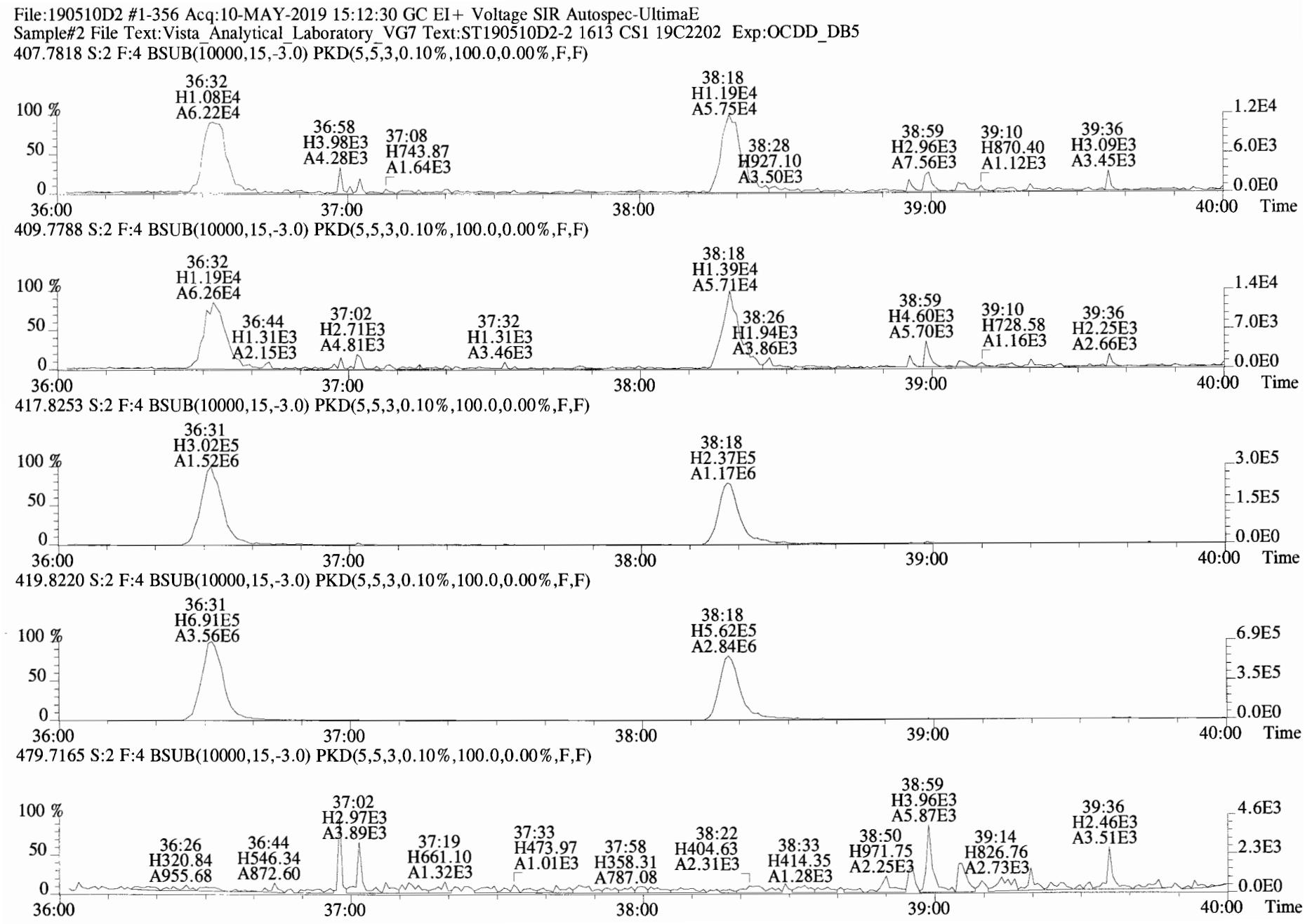
File:190510D2 #1-356 Acq:10-MAY-2019 15:12:30 GC EI+ Voltage SIR Autospec-UltimaE
Sample#2 File Text:Vista_Analytical_Laboratory_VG7 Text:ST190510D2-2 1613 CS1 19C2202 Exp:OCDD_DB5
407.7818 S:2 F:4 BSUB(10000,15,-3.0) PKD(5,5,3,0.10%,100.0,0.00%,F,F)
36:32 H1.08E4 A6.22E4
36:58 H3.98E3 A4.28E3
37:08 H743.87 A1.64E3
38:18 H1.19E4 A5.75E4
38:28 H927.10 A3.50E3
38:59 H2.96E3 A7.56E3
39:10 H870.40 A1.12E3
39:36 H3.09E3 A3.45E3
409.7788 S:2 F:4 BSUB(10000,15,-3.0) PKD(5,5,3,0.10%,100.0,0.00%,F,F)
36:32 H1.19E4 A6.26E4
36:44 H1.31E3 A2.15E3
37:02 H2.71E3 A4.81E3
37:32 H1.31E3 A3.46E3
38:18 H1.39E4 A5.71E4
38:26 H1.94E3 A3.86E3
38:59 H4.60E3 A5.70E3
39:10 H728.58 A1.16E3
39:36 H2.25E3 A2.66E3
417.8253 S:2 F:4 BSUB(10000,15,-3.0) PKD(5,5,3,0.10%,100.0,0.00%,F,F)
36:31 H3.02E5 A1.52E6
38:18 H2.37E5 A1.17E6
419.8220 S:2 F:4 BSUB(10000,15,-3.0) PKD(5,5,3,0.10%,100.0,0.00%,F,F)
36:31 H6.91E5 A3.56E6
38:18 H5.62E5 A2.84E6
479.7165 S:2 F:4 BSUB(10000,15,-3.0) PKD(5,5,3,0.10%,100.0,0.00%,F,F)
36:26 H320.84 A955.68
36:44 H546.34 A872.60
37:02 H2.97E3 A3.89E3
37:19 H661.10 A1.32E3
37:33 H473.97 A1.01E3
37:58 H358.31 A787.08
38:22 H404.63 A2.31E3
38:33 H414.35 A1.28E3
38:50 H971.75 A2.25E3
38:59 H3.96E3 A5.87E3
39:14 H826.76 A2.73E3
39:36 H2.46E3 A3.51E3
100 %
50
0
36:00
37:00
38:00
39:00
40:00
Time
1.2E4
6.0E3
0.0E0
1.4E4
7.0E3
3.0E5
1.5E5
6.9E5
3.5E5
4.6E3
2.3E3

File:190510D2 #1-356 Acq:10-MAY-2019 15:12:30 GC EI+ Voltage SIR Autospec-UltimaE
Sample#2 File Text:Vista_Analytical_Laboratory_VG7 Text:ST190510D2-2 1613 CS1 19C2202 Exp:OCDD_DB5
407.7818 S:2 F:4 BSUB(10000,15,-3.0) PKD(5,5,3,0.10%,100.0,0.00%,F,F)

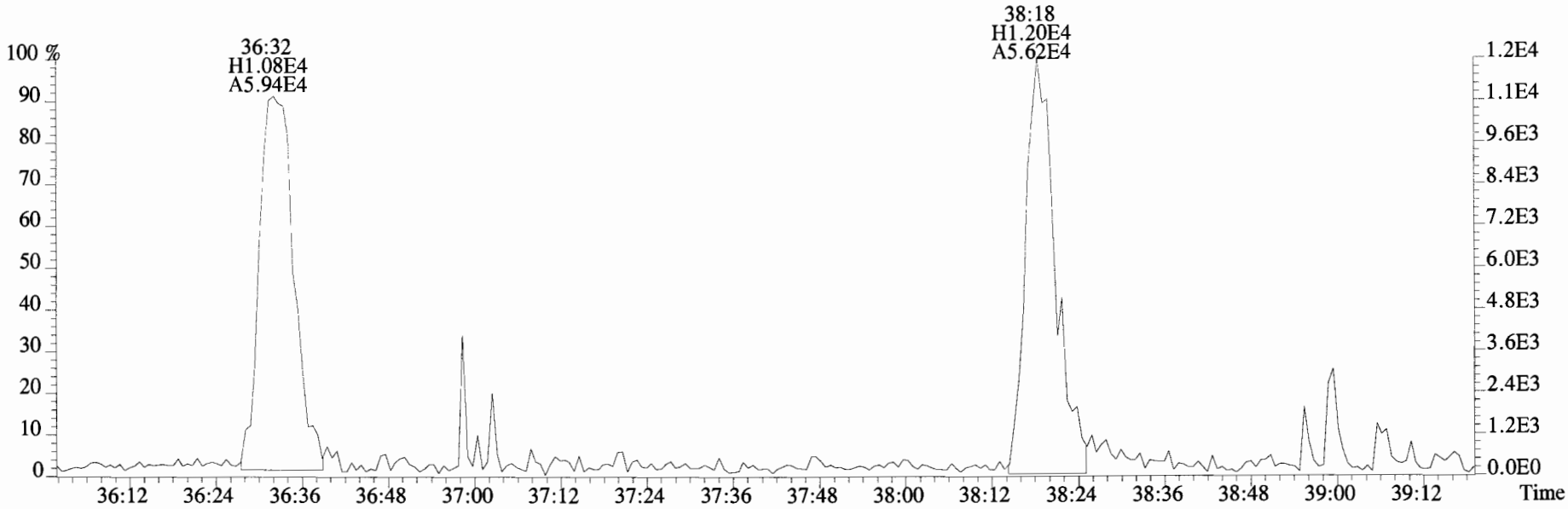

409.7788 S:2 F:4 BSUB(10000,15,-3.0) PKD(5,5,3,0.10%,100.0,0.00%,F,F)

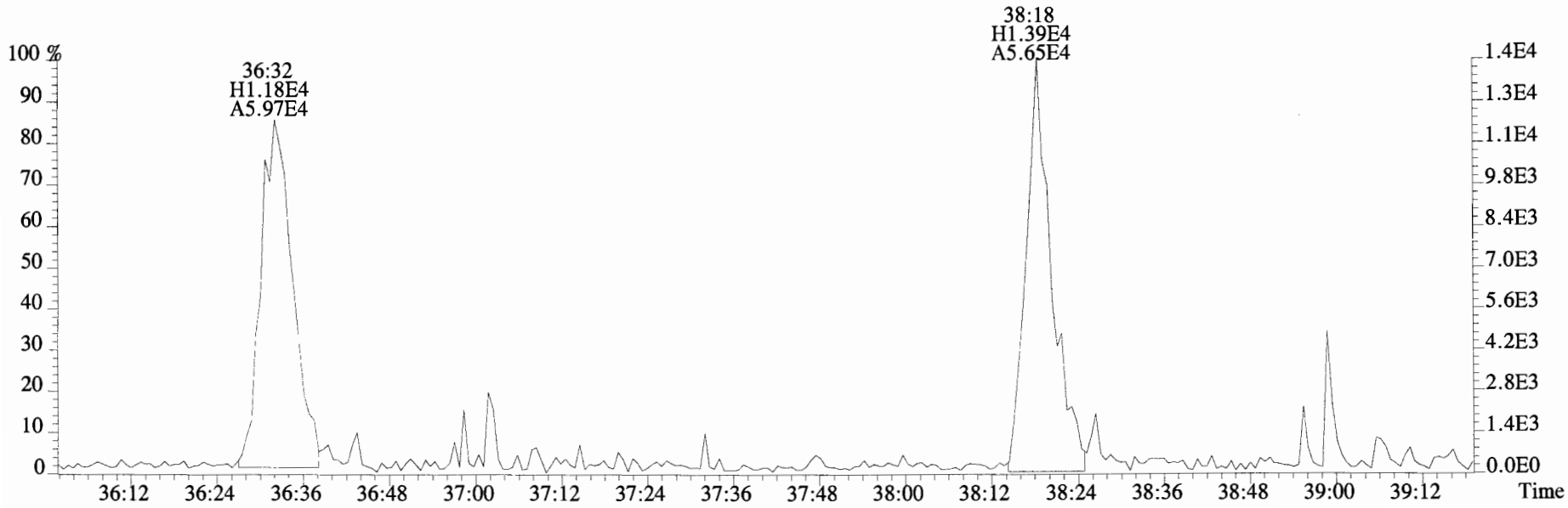


File:190510D2 #1-431 Acq:10-MAY-2019 15:12:30 GC EI+ Voltage SIR Autospec-UltimaE
Sample#2 File Text:Vista_Analytical_Laboratory_VG7 Text:ST190510D2-2 1613 CS1 19C2202 Exp:OCDD_DB5
441.7428 S:2 F:5 BSUB(10000,15,-3.0) PKD(5,5,3,0.10%,100.0,0.00%,F,F)
41:16
H1.84E4
A1.01E5
443.7398 S:2 F:5 BSUB(10000,15,-3.0) PKD(5,5,3,0.10%,100.0,0.00%,F,F)
41:16
H2.29E4
A1.13E5
453.7831 S:2 F:5 BSUB(10000,15,-3.0) PKD(5,5,3,0.10%,100.0,0.00%,F,F)
41:15
H9.07E5
A4.75E6
455.7801 S:2 F:5 BSUB(10000,15,-3.0) PKD(5,5,3,0.10%,100.0,0.00%,F,F)
41:15
H1.01E6
A5.36E6
513.6775 S:2 F:5 BSUB(10000,15,-3.0) PKD(5,5,3,0.10%,100.0,0.00%,F,F)
40:07
H1.34E3
A1.85E3
40:24
H420.55
A1.53E3
40:48
H472.59
A2.65E3
41:27
H356.10
A1.28E3
41:58
H218.88
A1.24E3
42:13
H403.04
A1.89E3
42:29
H335.29
A1.23E3
42:57
H254.63
A856.00
43:31
H219.50
A936.87
44:08
H416.00
A1.78E3
44:29
H347.57
A1.39E3
100 %
50
0
40:00
41:00
42:00
43:00
44:00
45:00
Time
1.8E4
9.2E3
0.0E0
2.3E4
1.1E4
9.1E5
4.5E5
1.0E6
5.1E5
1.5E3
7.5E2

File:190510D2 #1-431 Acq:10-MAY-2019 15:12:30 GC EI+ Voltage SIR Autospec-UltimaE
Sample#2 File Text:Vista_Analytical_Laboratory_VG7 Text:ST190510D2-2 1613 CS1 19C2202 Exp:OCDD_DB5
441.7428 S:2 F:5 BSUB(10000,15,-3.0) PKD(5,5,3,0.10%,100.0,0.00%,F,F)

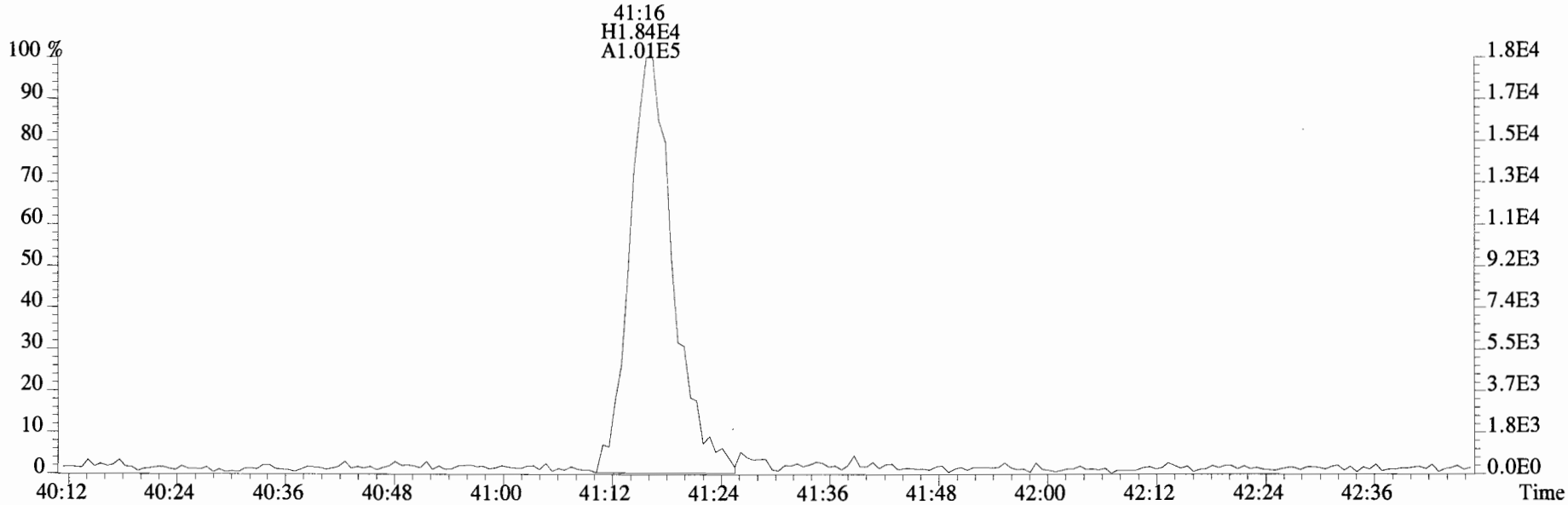

443.7398 S:2 F:5 BSUB(10000,15,-3.0) PKD(5,5,3,0.10%,100.0,0.00%,F,F)

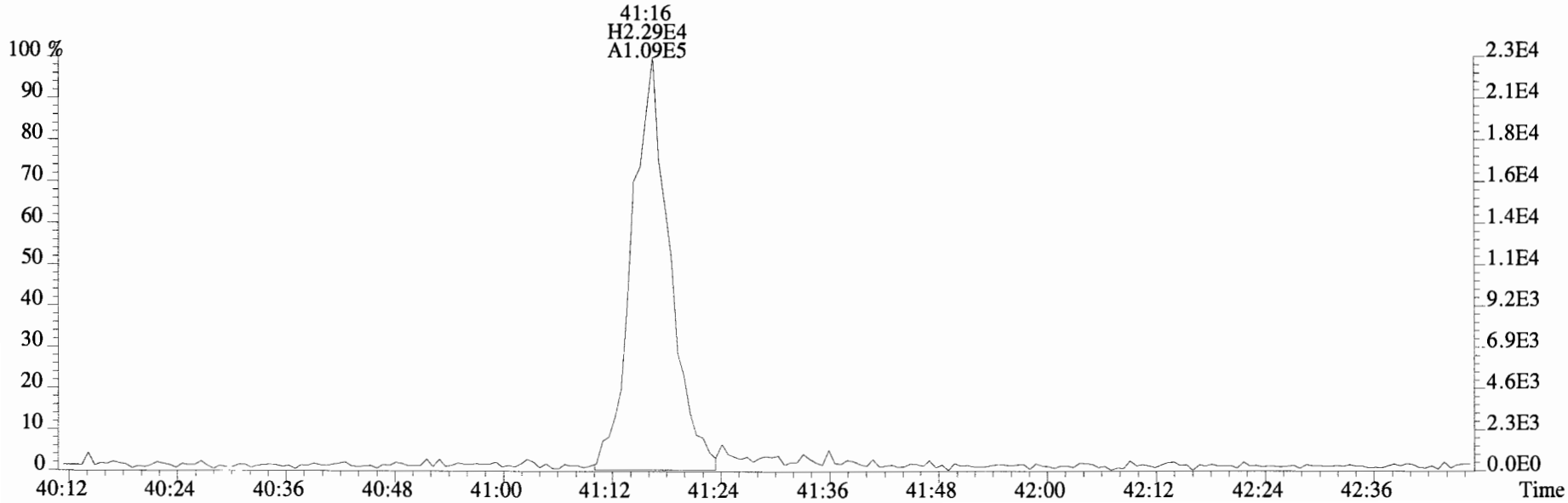

File:190510D2 #1-530 Acq:10-MAY-2019 16:00:06 GC EI+ Voltage SIR Autospec-UltimaE
Sample#3 File Text:Vista_Analytical_Laboratory_VG7 Text:ST190510D2-3 1613 CS2 19C2203 Exp:OCDD_DB5
319.8965 S:3 BSUB(10000,15,-3.0) PKD(5,5,3,0.10%,100.0,0.00%,F,F)

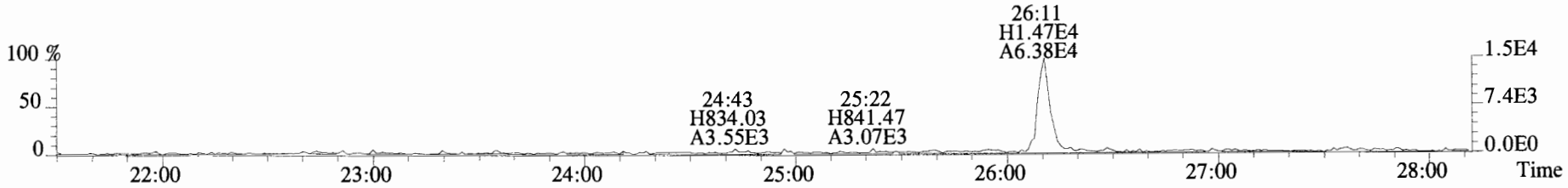

321.8936 S:3 BSUB(10000,15,-3.0) PKD(5,5,3,0.10%,100.0,0.00%,F,F)



327.8847 S:3 BSUB(10000,15,-3.0) PKD(5,5,3,0.10%,100.0,0.00%,F,F)



331.9368 S:3 BSUB(10000,15,-3.0) PKD(5,5,3,0.10%,100.0,0.00%,F,F)

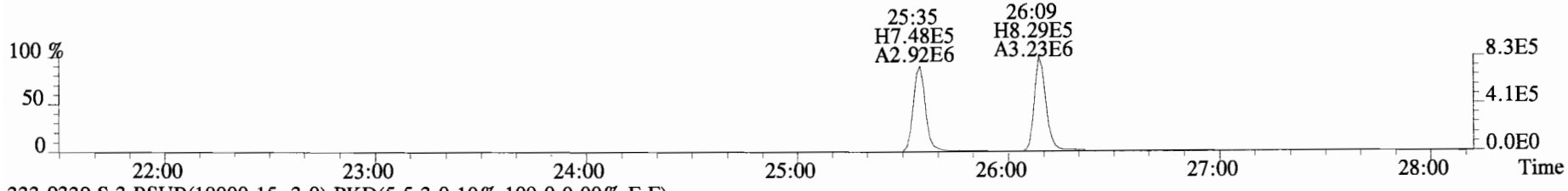

333.9339 S:3 BSUB(10000,15,-3.0) PKD(5,5,3,0.10%,100.0,0.00%,F,F)

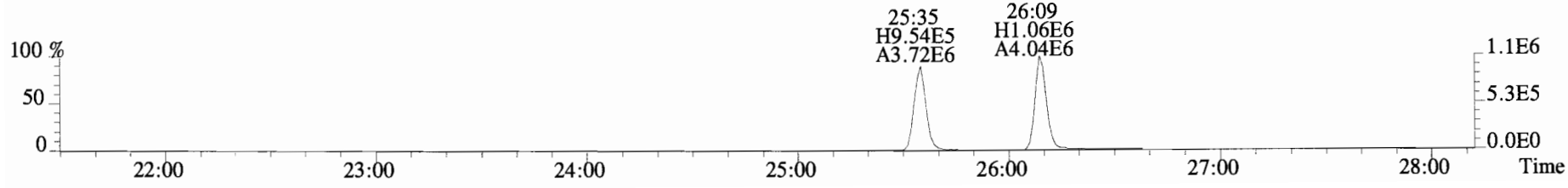

File:190510D2 #1-180 Acq:10-MAY-2019 16:00:06 GC EI+ Voltage SIR Autospec-UltimaE
Sample#3 File Text:Vista_Analytical_Laboratory_VG7 Text:ST190510D2-3 1613 CS2 19C2203 Exp:OCDD_DB5
353.8576 S:3 F:2 BSUB(10000,15,-3.0) PKD(5,5,3,0.10%,100.0,0.00%,F,F)

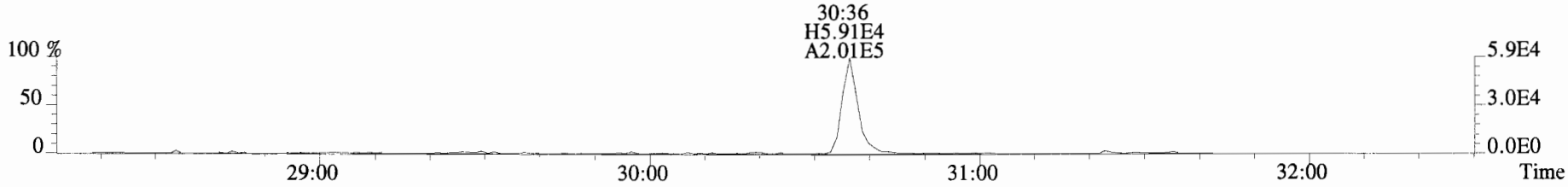

355.8546 S:3 F:2 BSUB(10000,15,-3.0) PKD(5,5,3,0.10%,100.0,0.00%,F,F)

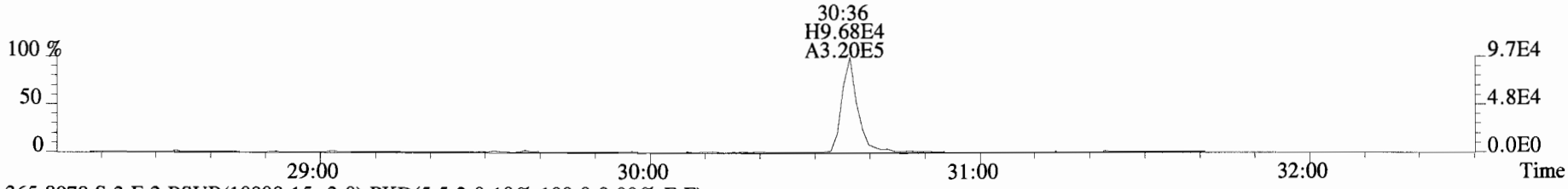

365.8978 S:3 F:2 BSUB(10000,15,-3.0) PKD(5,5,3,0.10%,100.0,0.00%,F,F)

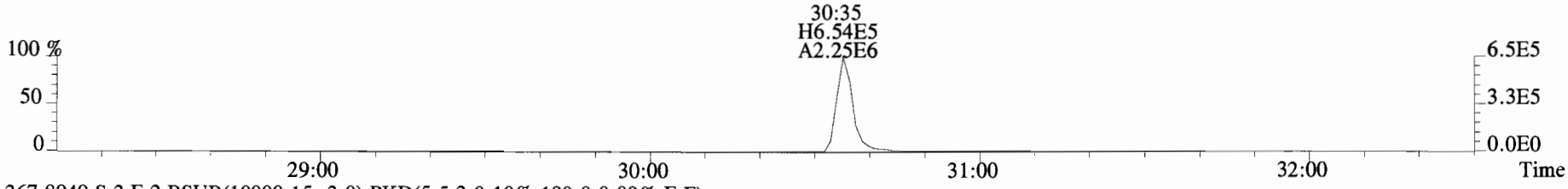

367.8949 S:3 F:2 BSUB(10000,15,-3.0) PKD(5,5,3,0.10%,100.0,0.00%,F,F)

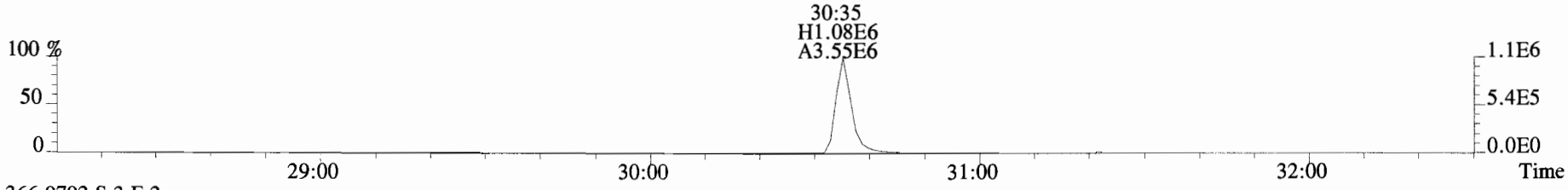

366.9792 S:3 F:2

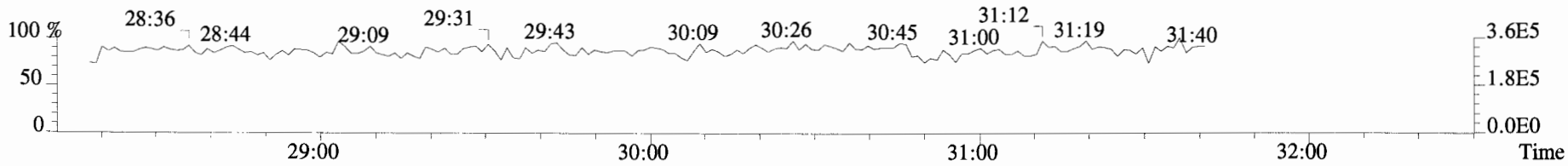

File:190510D2 #1-384 Acq:10-MAY-2019 16:00:06 GC EI+ Voltage SIR Autospec-UltimaE
Sample#3 File Text:Vista_Analytical_Laboratory_VG7 Text:ST190510D2-3 1613 CS2 19C2203 Exp:OCDD_DB5
389.8156 S:3 F:3 BSUB(10000,15,-3.0) PKD(5,5,3,0.10%,100.0,0.00%,F,F)

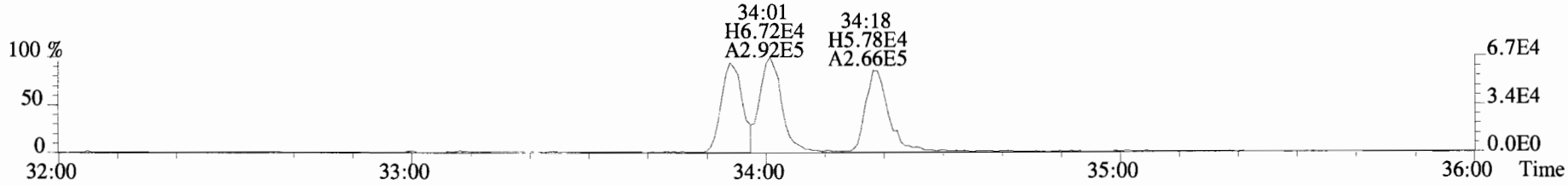

391.8127 S:3 F:3 BSUB(10000,15,-3.0) PKD(5,5,3,0.10%,100.0,0.00%,F,F)

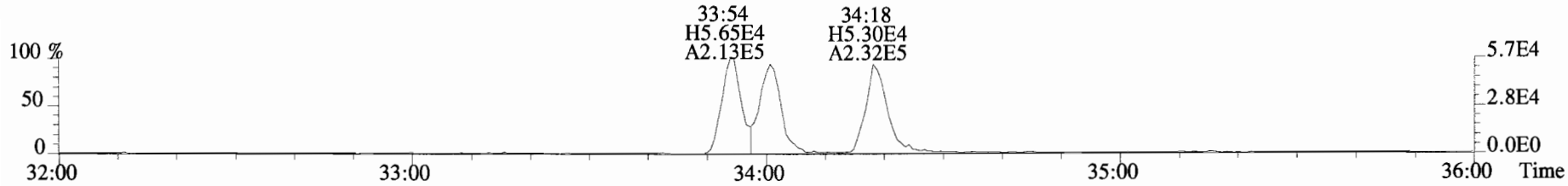

401.8559 S:3 F:3 BSUB(10000,15,-3.0) PKD(5,5,3,0.10%,100.0,0.00%,F,F)

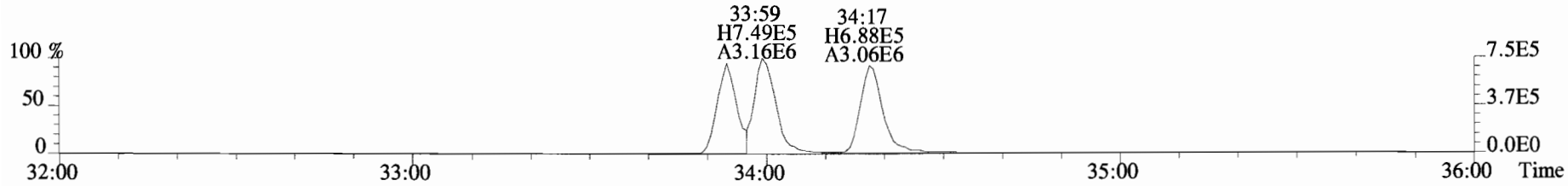

403.8530 S:3 F:3 BSUB(10000,15,-3.0) PKD(5,5,3,0.10%,100.0,0.00%,F,F)

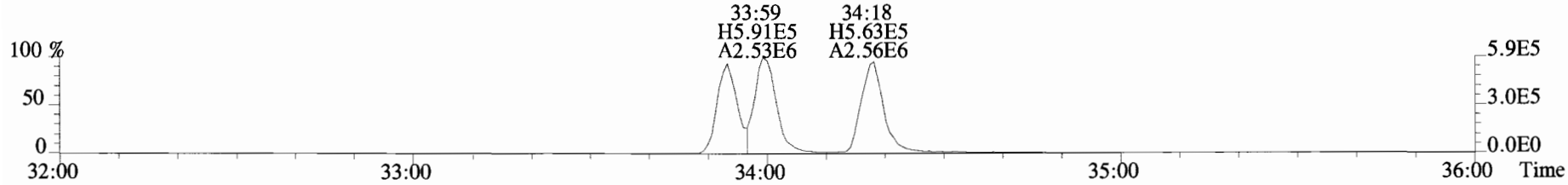

392.9760 S:3 F:3

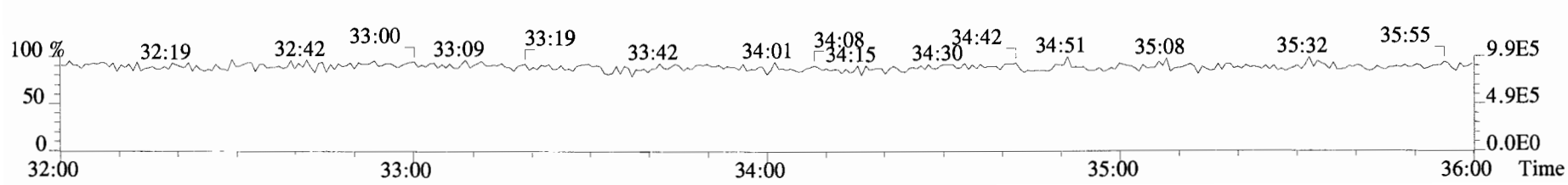

File:190510D2 #1-384 Acq:10-MAY-2019 16:00:06 GC EI+ Voltage SIR Autospec-UltimaE
Sample#3 File Text:Vista_Analytical_Laboratory_VG7 Text:ST190510D2-3 1613 CS2 19C2203 Exp:OCDD_DB5
401.8559 S:3 F:3 BSUB(10000,15,-3.0) PKD(5,5,3,0.10%,100.0,0.00%,F,F)

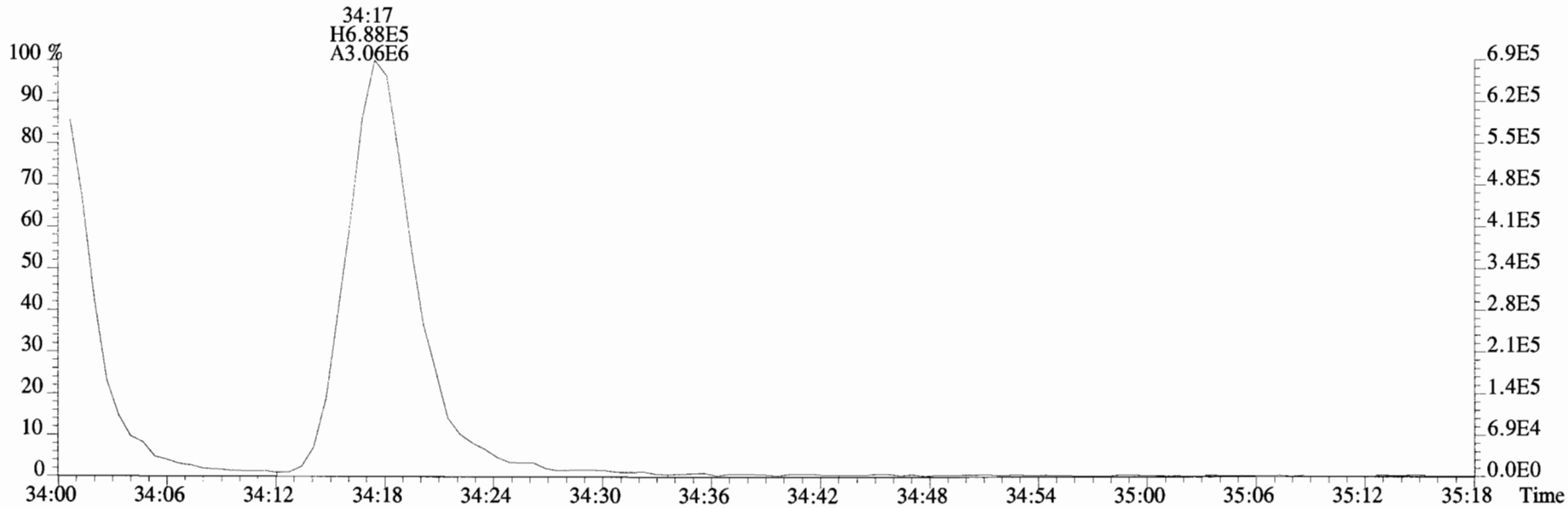

403.8530 S:3 F:3 BSUB(10000,15,-3.0) PKD(5,5,3,0.10%,100.0,0.00%,F,F)

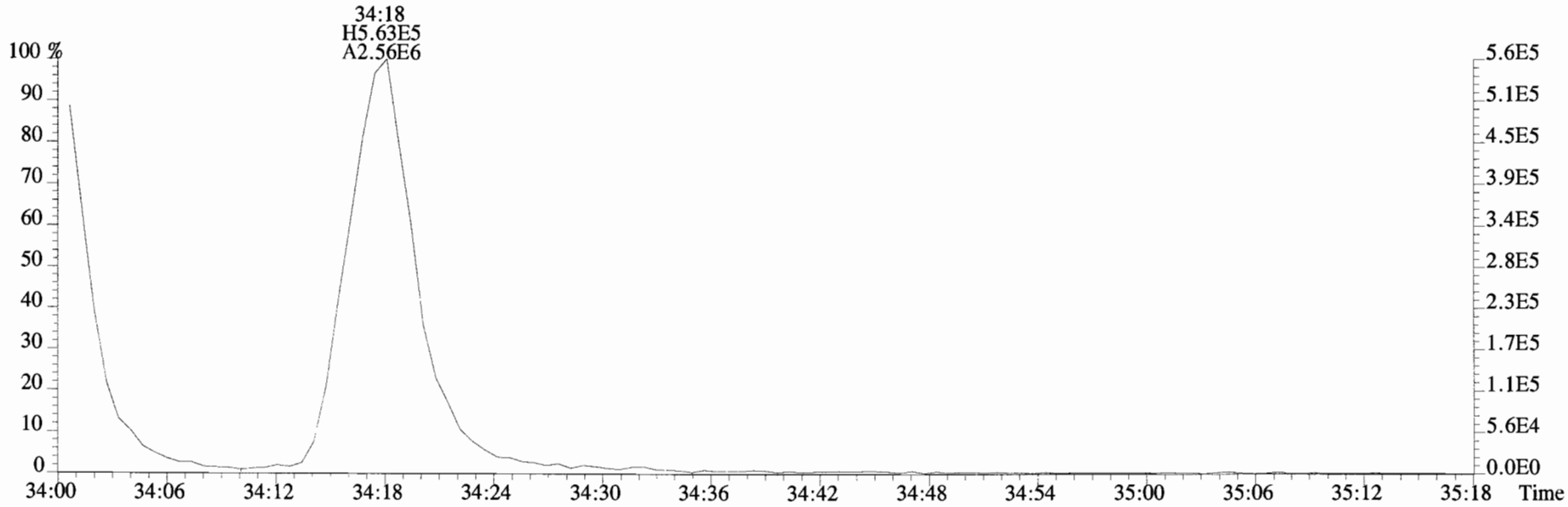

File:190510D2 #1-355 Acq:10-MAY-2019 16:00:06 GC EI+ Voltage SIR Autospec-UltimaE
Sample#3 File Text:Vista_Analytical_Laboratory_VG7 Text:ST190510D2-3 1613 CS2 19C2203 Exp:OCDD_DB5
423.7767 S:3 F:4 BSUB(10000,15,-3.0) PKD(5,5,3,0.10%,100.0,0.00%,F,F)

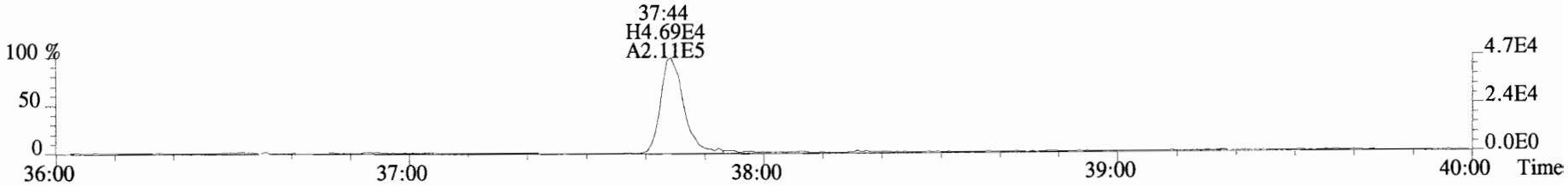

425.7737 S:3 F:4 BSUB(10000,15,-3.0) PKD(5,5,3,0.10%,100.0,0.00%,F,F)

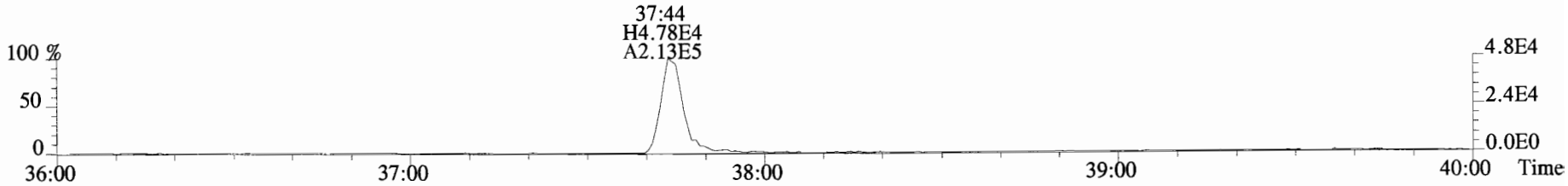

435.8169 S:3 F:4 BSUB(10000,15,-3.0) PKD(5,5,3,0.10%,100.0,0.00%,F,F)

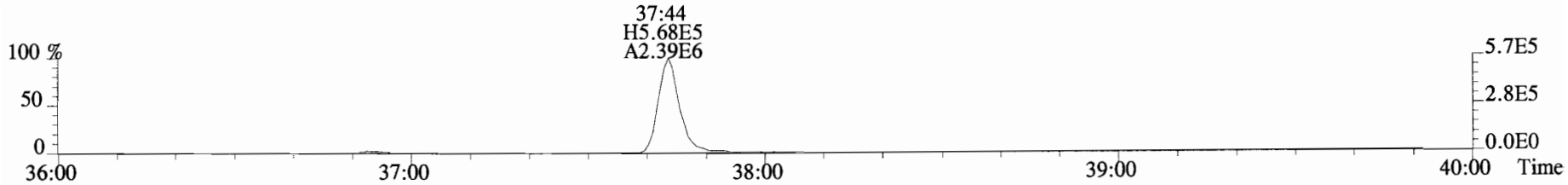

437.8140 S:3 F:4 BSUB(10000,15,-3.0) PKD(5,5,3,0.10%,100.0,0.00%,F,F)

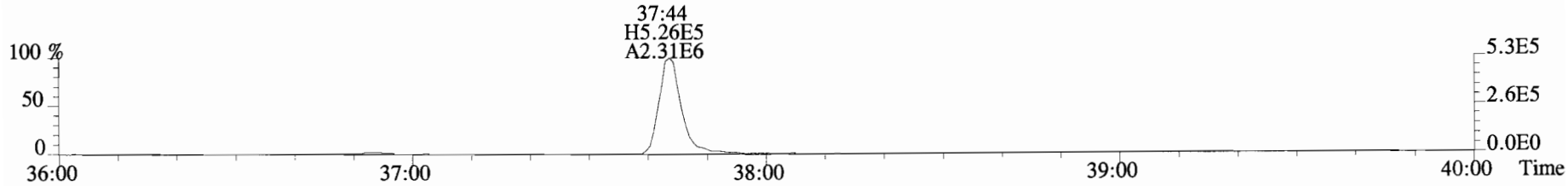

454.9728 S:3 F:4

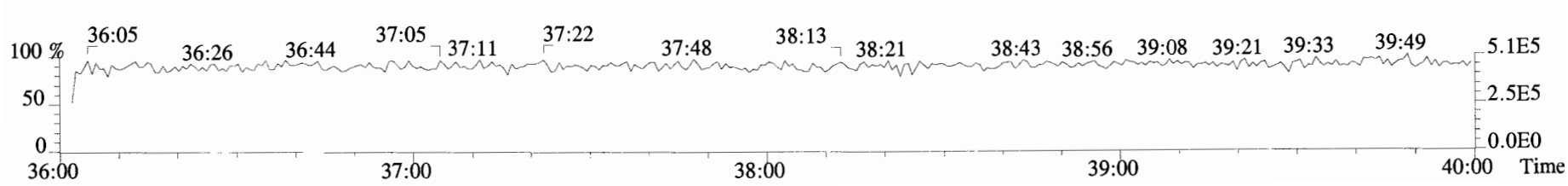

File:190510D2 #1-432 Acq:10-MAY-2019 16:00:06 GC EI+ Voltage SIR Autospec-UltimaE
Sample#3 File Text:Vista_Analytical_Laboratory_VG7 Text:ST190510D2-3 1613 CS2 19C2203 Exp:OCDD_DB5
457.7377 S:3 F:5 BSUB(10000,15,-3.0) PKD(5,5,3,0.10%,100.0,0.00%,F,F)

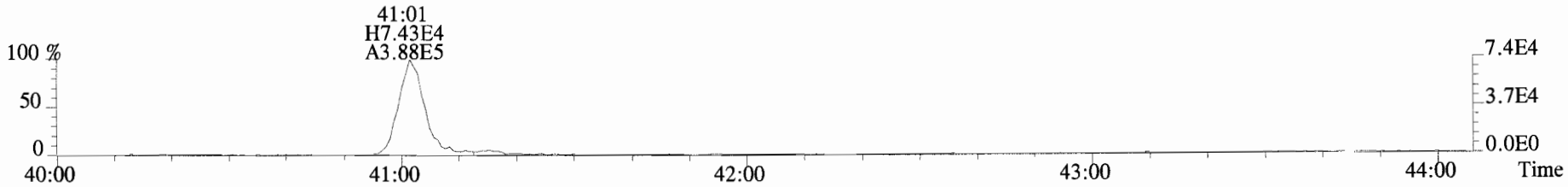

459.7348 S:3 F:5 BSUB(10000,15,-3.0) PKD(5,5,3,0.10%,100.0,0.00%,F,F)



469.7780 S:3 F:5 BSUB(10000,15,-3.0) PKD(5,5,3,0.10%,100.0,0.00%,F,F)

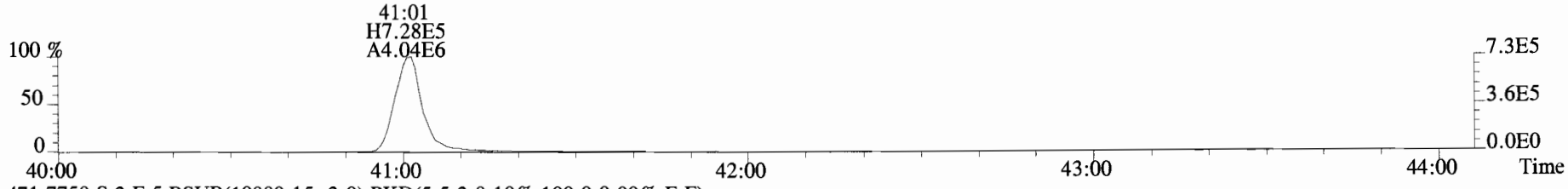

471.7750 S:3 F:5 BSUB(10000,15,-3.0) PKD(5,5,3,0.10%,100.0,0.00%,F,F)

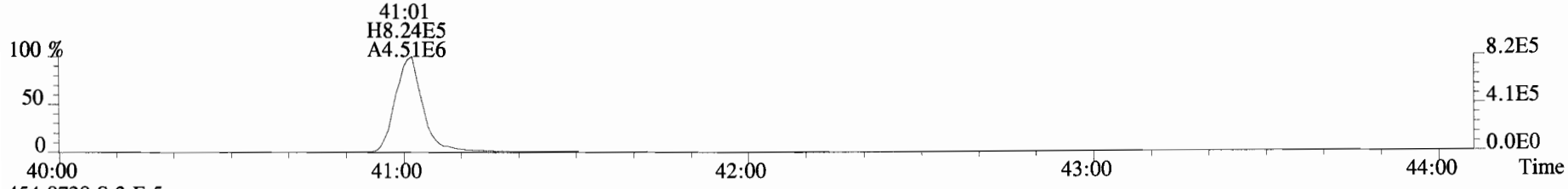

454.9728 S:3 F:5

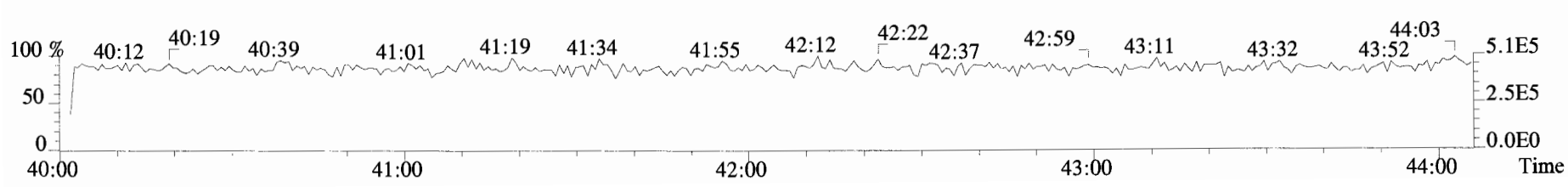

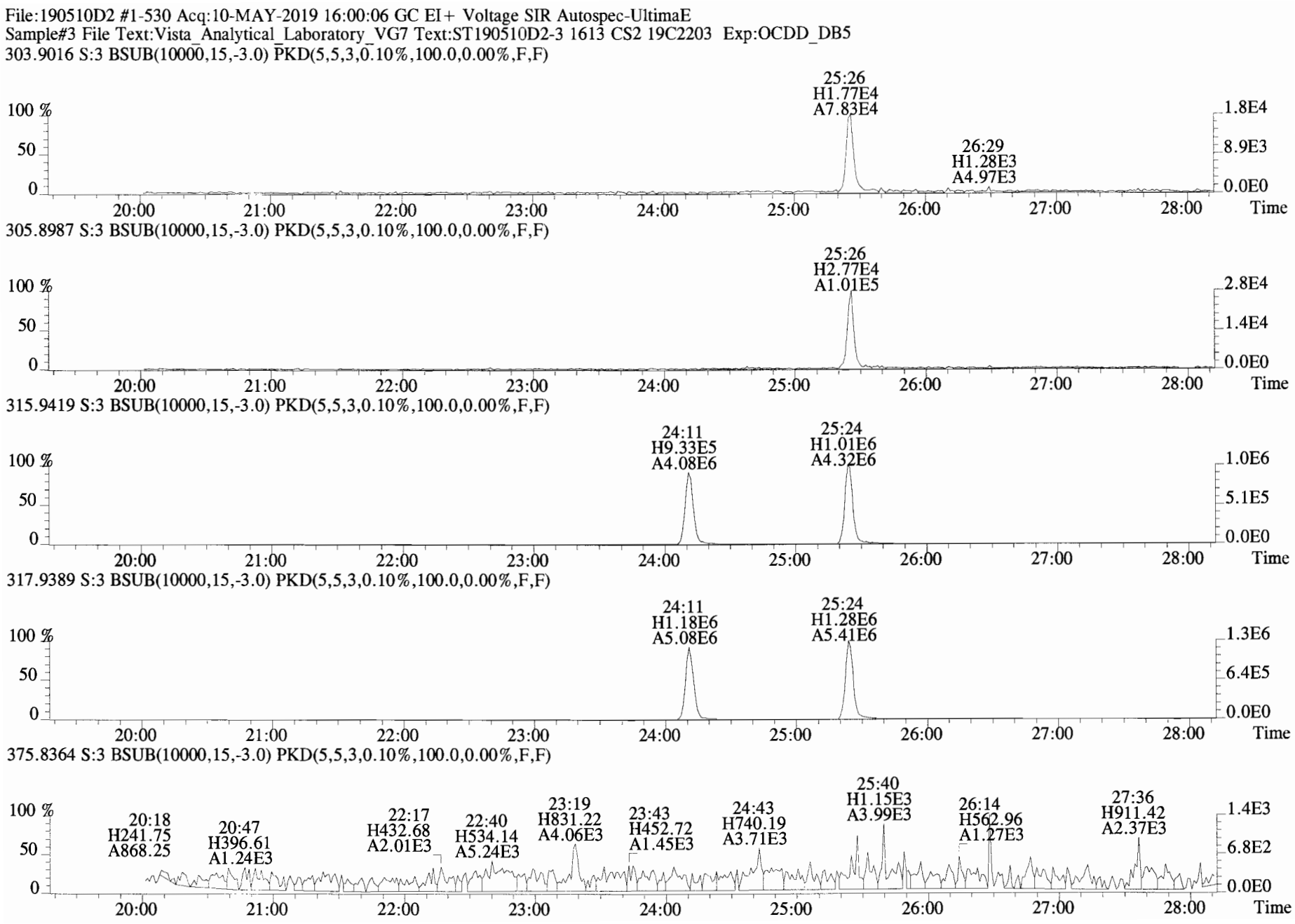
File:190510D2 #1-530 Acq:10-MAY-2019 16:00:06 GC EI+ Voltage SIR Autospec-UltimaE
Sample#3 File Text:Vista_Analytical_Laboratory_VG7 Text:ST190510D2-3 1613 CS2 19C2203 Exp:OCDD_DB5
303.9016 S:3 BSUB(10000,15,-3.0) PKD(5,5,3,0.10%,100.0,0.00%,F,F)
25:26
H1.77E4
A7.83E4
26:29
H1.28E3
A4.97E3
305.8987 S:3 BSUB(10000,15,-3.0) PKD(5,5,3,0.10%,100.0,0.00%,F,F)
25:26
H2.77E4
A1.01E5
315.9419 S:3 BSUB(10000,15,-3.0) PKD(5,5,3,0.10%,100.0,0.00%,F,F)
24:11
H9.33E5
A4.08E6
25:24
H1.01E6
A4.32E6
317.9389 S:3 BSUB(10000,15,-3.0) PKD(5,5,3,0.10%,100.0,0.00%,F,F)
24:11
H1.18E6
A5.08E6
25:24
H1.28E6
A5.41E6
375.8364 S:3 BSUB(10000,15,-3.0) PKD(5,5,3,0.10%,100.0,0.00%,F,F)
20:18
H241.75
A868.25
20:47
H396.61
A1.24E3
22:17
H432.68
A2.01E3
22:40
H534.14
A5.24E3
23:19
H831.22
A4.06E3
23:43
H452.72
A1.45E3
24:43
H740.19
A3.71E3
25:40
H1.15E3
A3.99E3
26:14
H562.96
A1.27E3
27:36
H911.42
A2.37E3
100 %
50
0
20:00
21:00
22:00
23:00
24:00
25:00
26:00
27:00
28:00
Time
1.8E4
8.9E3
0.0E0
2.8E4
1.4E4
1.0E6
5.1E5
1.3E6
6.4E5
1.4E3
6.8E2

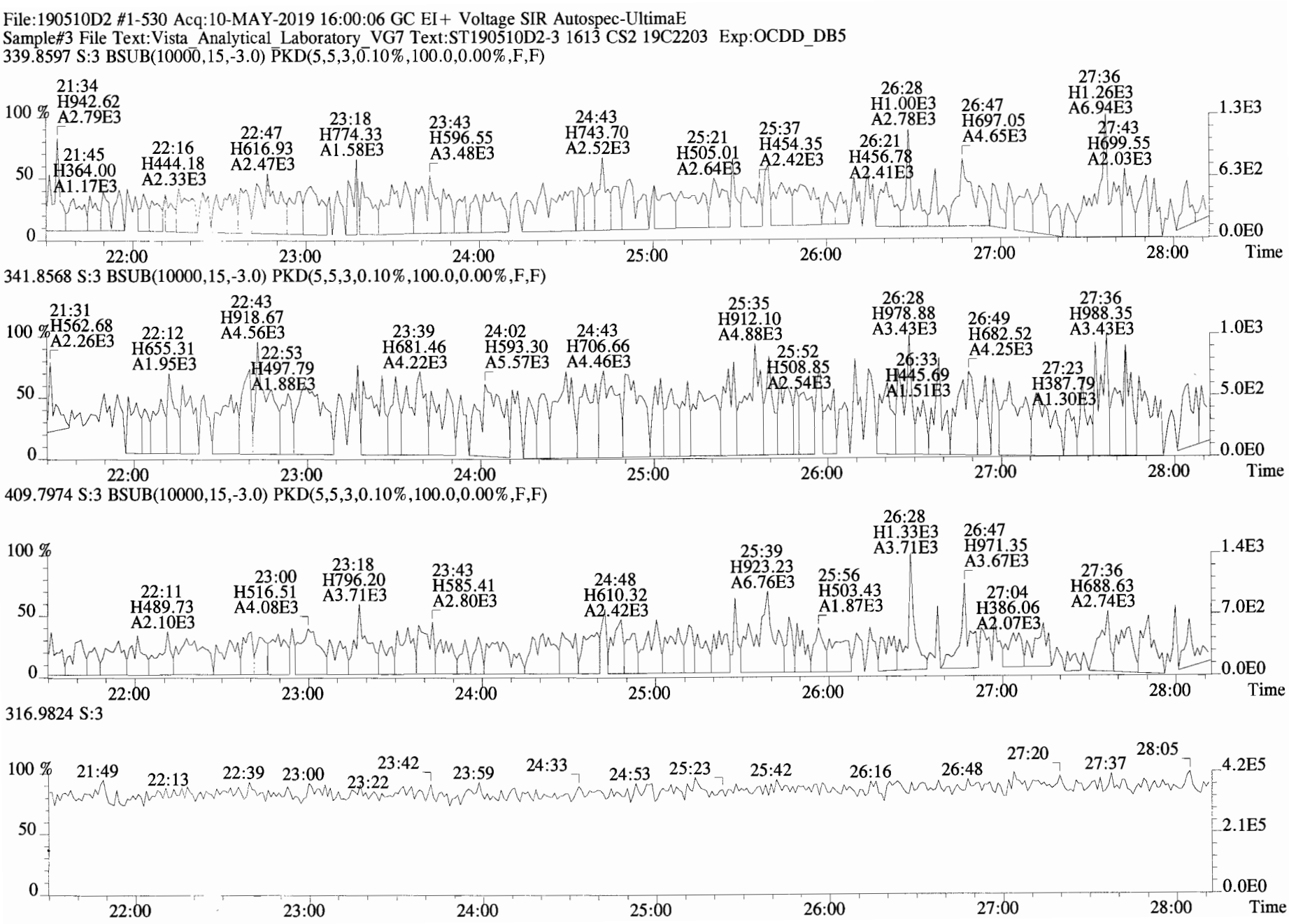
File:190510D2 #1-530 Acq:10-MAY-2019 16:00:06 GC EI+ Voltage SIR Autospec-UltimaE
Sample#3 File Text:Vista_Analytical_Laboratory_VG7 Text:ST190510D2-3 1613 CS2 19C2203 Exp:OCDD_DB5
339.8597 S:3 BSUB(10000,15,-3.0) PKD(5,5,3,0.10%,100.0,0.00%,F,F)
21:34 H942.62 A2.79E3
21:45 H364.00 A1.17E3
22:16 H444.18 A2.33E3
22:47 H616.93 A2.47E3
23:18 H774.33 A1.58E3
23:43 H596.55 A3.48E3
24:43 H743.70 A2.52E3
25:21 H505.01 A2.64E3
25:37 H454.35 A2.42E3
26:21 H456.78 A2.41E3
26:28 H1.00E3 A2.78E3
26:47 H697.05 A4.65E3
27:36 H1.26E3 A6.94E3
27:43 H699.55 A2.03E3
100 %
50
0
1.3E3
6.3E2
0.0E0
22:00
23:00
24:00
25:00
26:00
27:00
28:00
Time
341.8568 S:3 BSUB(10000,15,-3.0) PKD(5,5,3,0.10%,100.0,0.00%,F,F)
21:31 H562.68 A2.26E3
22:12 H655.31 A1.95E3
22:43 H918.67 A4.56E3
22:53 H497.79 A1.88E3
23:39 H681.46 A4.22E3
24:02 H593.30 A5.57E3
24:43 H706.66 A4.46E3
25:35 H912.10 A4.88E3
25:52 H508.85 A2.54E3
26:28 H978.88 A3.43E3
26:33 H445.69 A1.51E3
26:49 H682.52 A4.25E3
27:23 H387.79 A1.30E3
27:36 H988.35 A3.43E3
100 %
50
0
1.0E3
5.0E2
0.0E0
22:00
23:00
24:00
25:00
26:00
27:00
28:00
Time
409.7974 S:3 BSUB(10000,15,-3.0) PKD(5,5,3,0.10%,100.0,0.00%,F,F)
22:11 H489.73 A2.10E3
23:00 H516.51 A4.08E3
23:18 H796.20 A3.71E3
23:43 H585.41 A2.80E3
24:48 H610.32 A2.42E3
25:39 H923.23 A6.76E3
25:56 H503.43 A1.87E3
26:28 H1.33E3 A3.71E3
26:47 H971.35 A3.67E3
27:04 H386.06 A2.07E3
27:36 H688.63 A2.74E3
100 %
50
0
1.4E3
7.0E2
0.0E0
22:00
23:00
24:00
25:00
26:00
27:00
28:00
Time
316.9824 S:3
21:49
22:13
22:39
23:00
23:22
23:42
23:59
24:33
24:53
25:23
25:42
26:16
26:48
27:20
27:37
28:05
100 %
50
0
4.2E5
2.1E5
0.0E0
22:00
23:00
24:00
25:00
26:00
27:00
28:00
Time

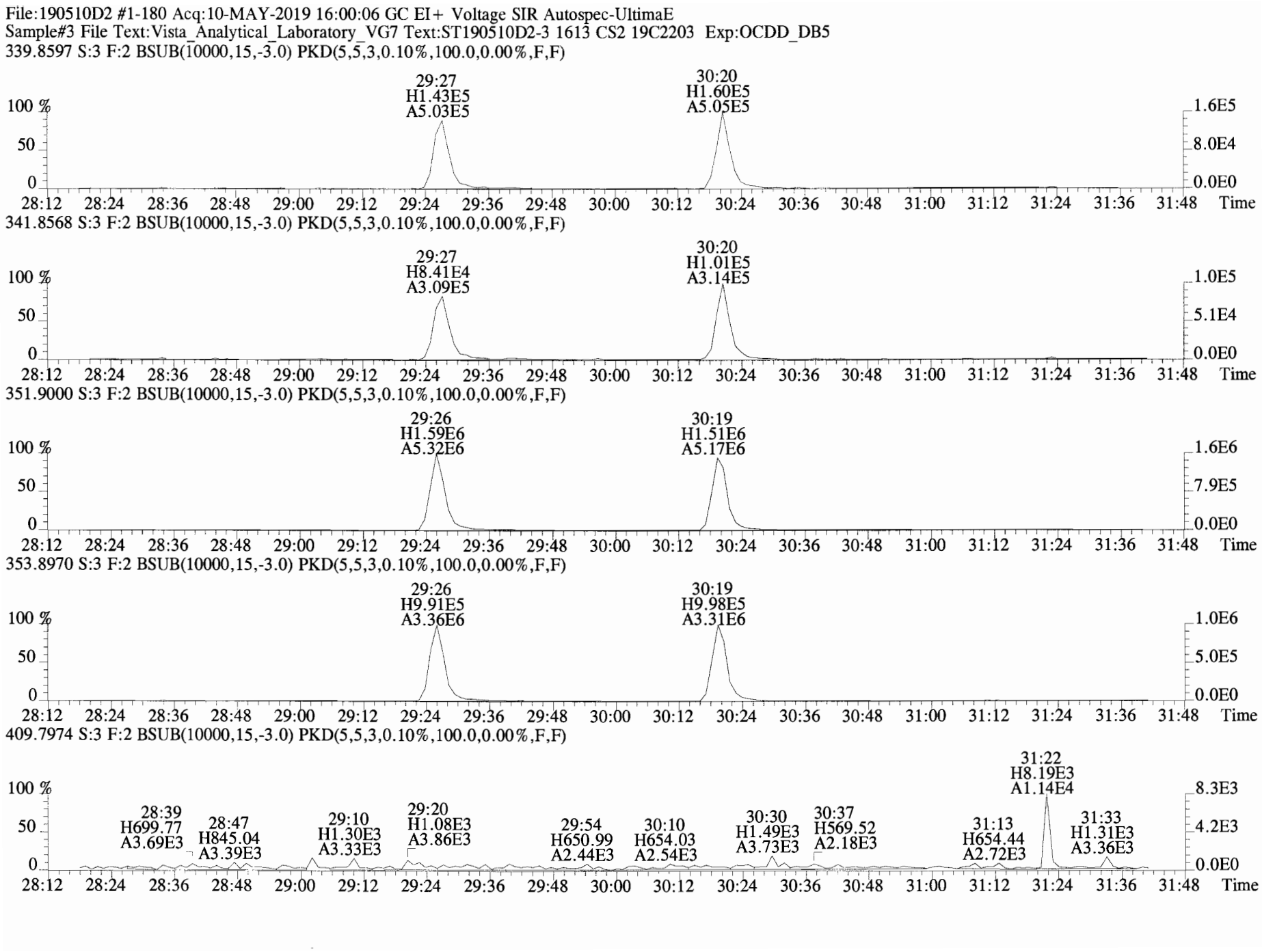
File:190510D2 #1-180 Acq:10-MAY-2019 16:00:06 GC EI+ Voltage SIR Autospec-UltimaE
Sample#3 File Text:Vista_Analytical_Laboratory_VG7 Text:ST190510D2-3 1613 CS2 19C2203 Exp:OCDD_DB5
339.8597 S:3 F:2 BSUB(10000,15,-3.0) PKD(5,5,3,0.10%,100.0,0.00%,F,F)
29:27 H1.43E5 A5.03E5
30:20 H1.60E5 A5.05E5
341.8568 S:3 F:2 BSUB(10000,15,-3.0) PKD(5,5,3,0.10%,100.0,0.00%,F,F)
29:27 H8.41E4 A3.09E5
30:20 H1.01E5 A3.14E5
351.9000 S:3 F:2 BSUB(10000,15,-3.0) PKD(5,5,3,0.10%,100.0,0.00%,F,F)
29:26 H1.59E6 A5.32E6
30:19 H1.51E6 A5.17E6
353.8970 S:3 F:2 BSUB(10000,15,-3.0) PKD(5,5,3,0.10%,100.0,0.00%,F,F)
29:26 H9.91E5 A3.36E6
30:19 H9.98E5 A3.31E6
409.7974 S:3 F:2 BSUB(10000,15,-3.0) PKD(5,5,3,0.10%,100.0,0.00%,F,F)
28:39 H699.77 A3.69E3
28:47 H845.04 A3.39E3
29:10 H1.30E3 A3.33E3
29:20 H1.08E3 A3.86E3
29:54 H650.99 A2.44E3
30:10 H654.03 A2.54E3
30:30 H1.49E3 A3.73E3
30:37 H569.52 A2.18E3
31:13 H654.44 A2.72E3
31:22 H8.19E3 A1.14E4
31:33 H1.31E3 A3.36E3
100 %
50
0
28:12 28:24 28:36 28:48 29:00 29:12 29:24 29:36 29:48 30:00 30:12 30:24 30:36 30:48 31:00 31:12 31:24 31:36 31:48 Time
1.6E5
8.0E4
0.0E0
1.0E5
5.1E4
1.6E6
7.9E5
1.0E6
5.0E5
8.3E3
4.2E3

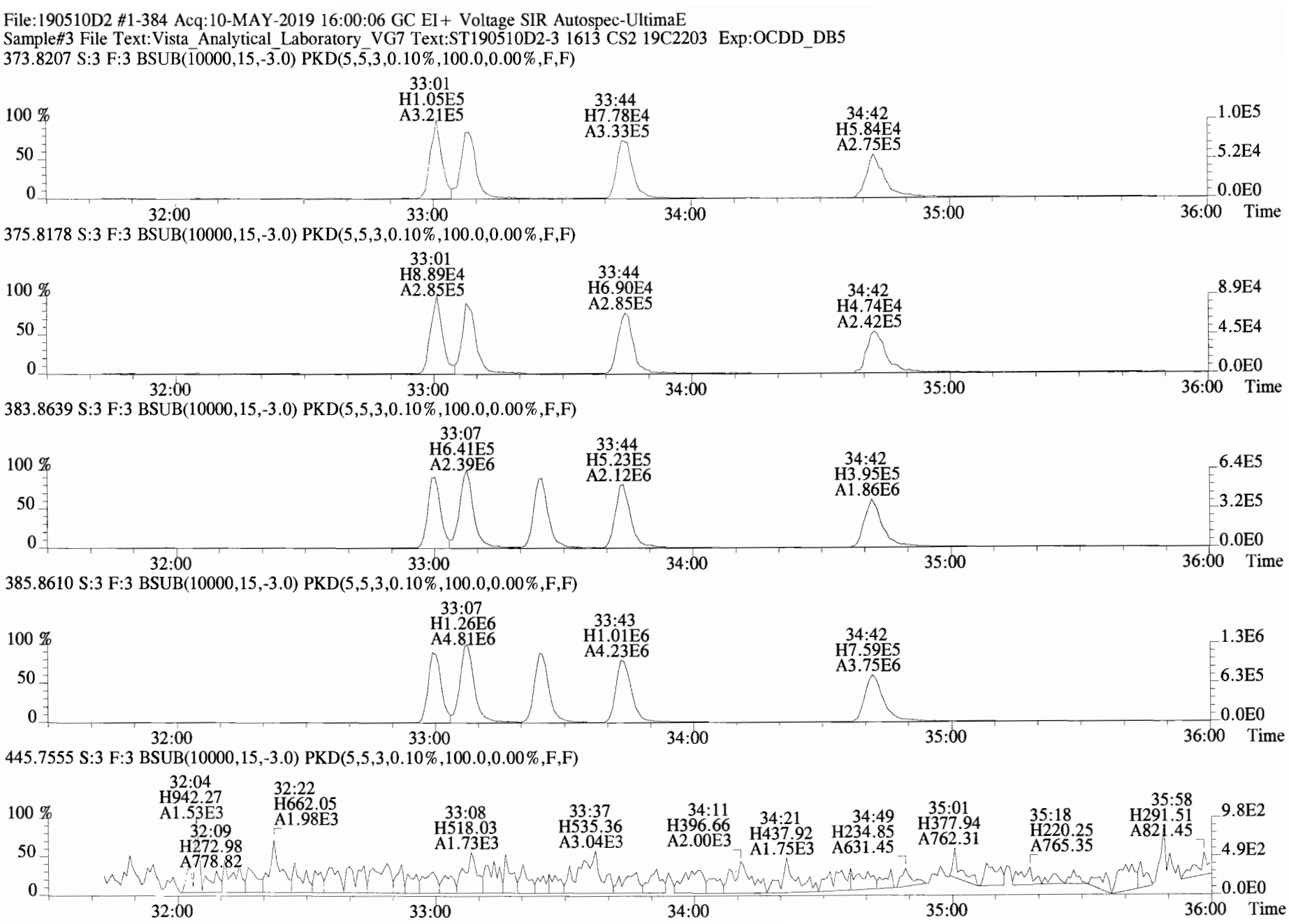
File:190510D2 #1-384 Acq:10-MAY-2019 16:00:06 GC EI+ Voltage SIR Autospec-UltimaE
Sample#3 File Text:Vista_Analytical_Laboratory_VG7 Text:ST190510D2-3 1613 CS2 19C2203 Exp:OCDD_DB5
373.8207 S:3 F:3 BSUB(10000,15,-3.0) PKD(5,5,3,0.10%,100.0,0.00%,F,F)
33:01 H1.05E5 A3.21E5
33:44 H7.78E4 A3.33E5
34:42 H5.84E4 A2.75E5
375.8178 S:3 F:3 BSUB(10000,15,-3.0) PKD(5,5,3,0.10%,100.0,0.00%,F,F)
33:01 H8.89E4 A2.85E5
33:44 H6.90E4 A2.85E5
34:42 H4.74E4 A2.42E5
383.8639 S:3 F:3 BSUB(10000,15,-3.0) PKD(5,5,3,0.10%,100.0,0.00%,F,F)
33:07 H6.41E5 A2.39E6
33:44 H5.23E5 A2.12E6
34:42 H3.95E5 A1.86E6
385.8610 S:3 F:3 BSUB(10000,15,-3.0) PKD(5,5,3,0.10%,100.0,0.00%,F,F)
33:07 H1.26E6 A4.81E6
33:43 H1.01E6 A4.23E6
34:42 H7.59E5 A3.75E6
445.7555 S:3 F:3 BSUB(10000,15,-3.0) PKD(5,5,3,0.10%,100.0,0.00%,F,F)
32:04 H942.27 A1.53E3
32:09 H272.98 A778.82
32:22 H662.05 A1.98E3
33:08 H518.03 A1.73E3
33:37 H535.36 A3.04E3
34:11 H396.66 A2.00E3
34:21 H437.92 A1.75E3
34:49 H234.85 A631.45
35:01 H377.94 A762.31
35:18 H220.25 A765.35
35:58 H291.51 A821.45
100 %
50
0
32:00
33:00
34:00
35:00
36:00
Time
1.0E5
5.2E4
0.0E0
8.9E4
4.5E4
6.4E5
3.2E5
1.3E6
6.3E5
9.8E2
4.9E2

File:190510D2 #1-384 Acq:10-MAY-2019 16:00:06 GC EI+ Voltage SIR Autospec-UltimaE
Sample#3 File Text:Vista_Analytical_Laboratory_VG7 Text:ST190510D2-3 1613 CS2 19C2203 Exp:OCDD_DB5
383.8639 S:3 F:3 BSUB(10000,15,-3.0) PKD(5,5,3,0.10%,100.0,0.00%,F,F)

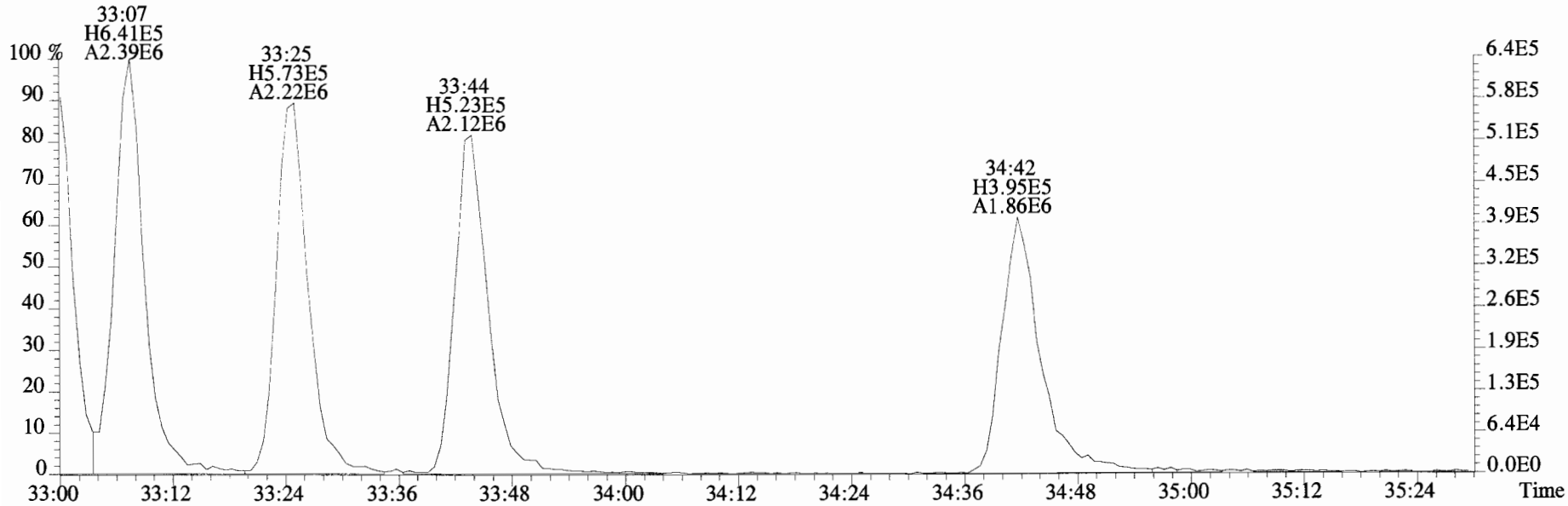

385.8610 S:3 F:3 BSUB(10000,15,-3.0) PKD(5,5,3,0.10%,100.0,0.00%,F,F)

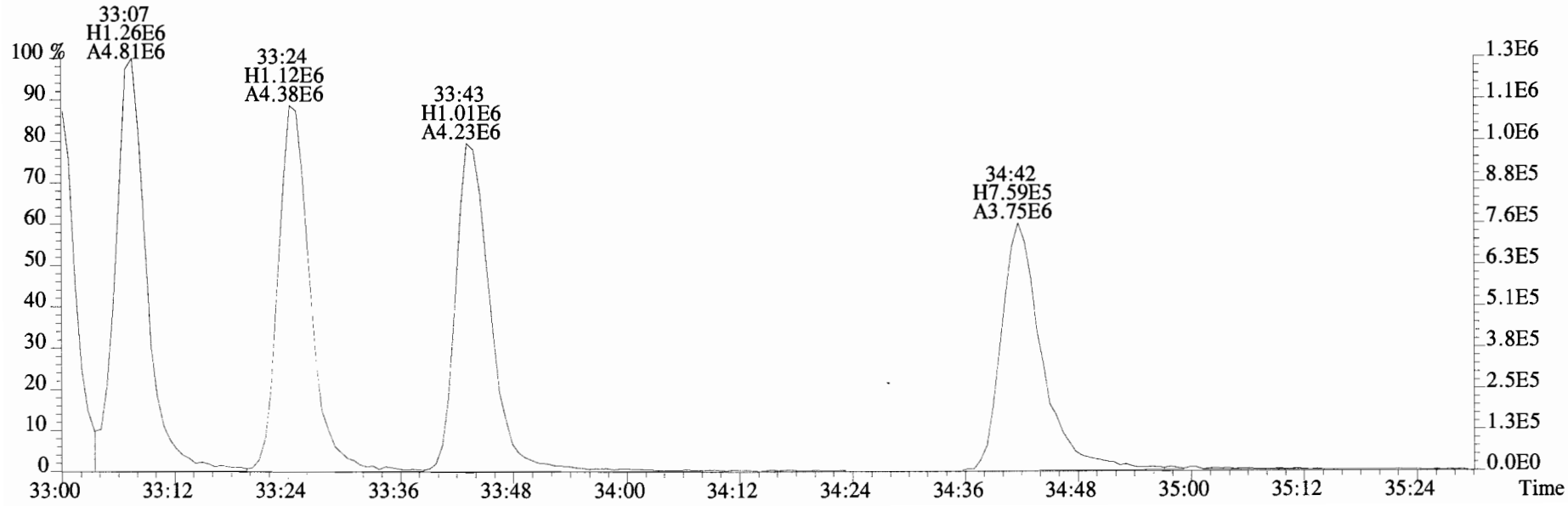

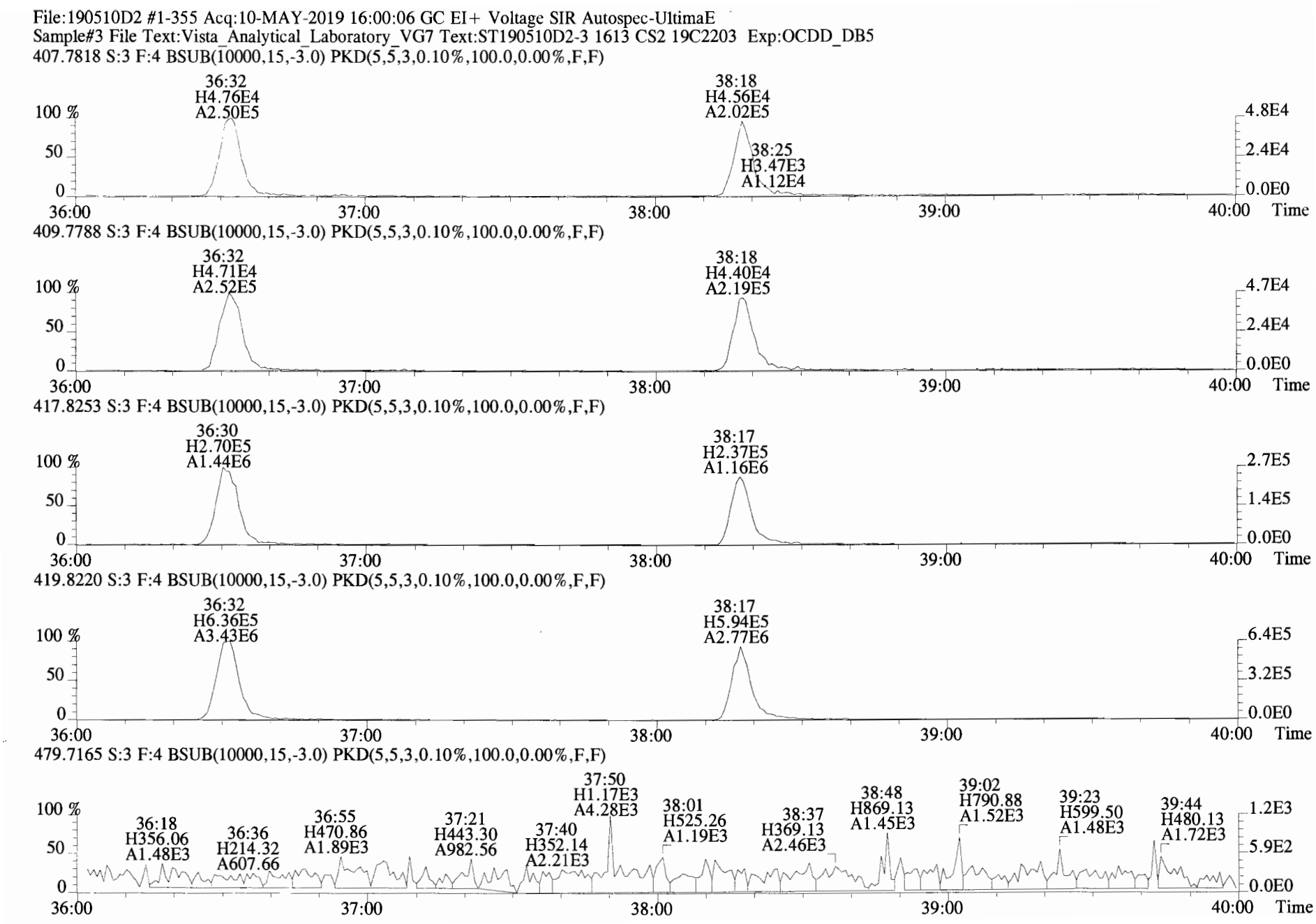
File:190510D2 #1-355 Acq:10-MAY-2019 16:00:06 GC EI+ Voltage SIR Autospec-UltimaE
Sample#3 File Text:Vista_Analytical_Laboratory_VG7 Text:ST190510D2-3 1613 CS2 19C2203 Exp:OCDD_DB5
407.7818 S:3 F:4 BSUB(10000,15,-3.0) PKD(5,5,3,0.10%,100.0,0.00%,F,F)
36:32 H4.76E4 A2.50E5
38:18 H4.56E4 A2.02E5
38:25 H3.47E3 A1.12E4
409.7788 S:3 F:4 BSUB(10000,15,-3.0) PKD(5,5,3,0.10%,100.0,0.00%,F,F)
36:32 H4.71E4 A2.52E5
38:18 H4.40E4 A2.19E5
417.8253 S:3 F:4 BSUB(10000,15,-3.0) PKD(5,5,3,0.10%,100.0,0.00%,F,F)
36:30 H2.70E5 A1.44E6
38:17 H2.37E5 A1.16E6
419.8220 S:3 F:4 BSUB(10000,15,-3.0) PKD(5,5,3,0.10%,100.0,0.00%,F,F)
36:32 H6.36E5 A3.43E6
38:17 H5.94E5 A2.77E6
479.7165 S:3 F:4 BSUB(10000,15,-3.0) PKD(5,5,3,0.10%,100.0,0.00%,F,F)
36:18 H356.06 A1.48E3
36:36 H214.32 A607.66
36:55 H470.86 A1.89E3
37:21 H443.30 A982.56
37:40 H352.14 A2.21E3
37:50 H1.17E3 A4.28E3
38:01 H525.26 A1.19E3
38:37 H369.13 A2.46E3
38:48 H869.13 A1.45E3
39:02 H790.88 A1.52E3
39:23 H599.50 A1.48E3
39:44 H480.13 A1.72E3
100 %
50
0
36:00
37:00
38:00
39:00
40:00
Time
4.8E4
2.4E4
0.0E0
4.7E4
2.7E5
1.4E5
6.4E5
3.2E5
1.2E3
5.9E2

File:190510D2 #1-432 Acq:10-MAY-2019 16:00:06 GC EI+ Voltage SIR Autospec-UltimaE
Sample#3 File Text:Vista_Analytical_Laboratory_VG7 Text:ST190510D2-3 1613 CS2 19C2203 Exp:OCDD_DB5
441.7428 S:3 F:5 BSUB(10000,15,-3.0) PKD(5,5,3,0.10%,100.0,0.00%,F,F)

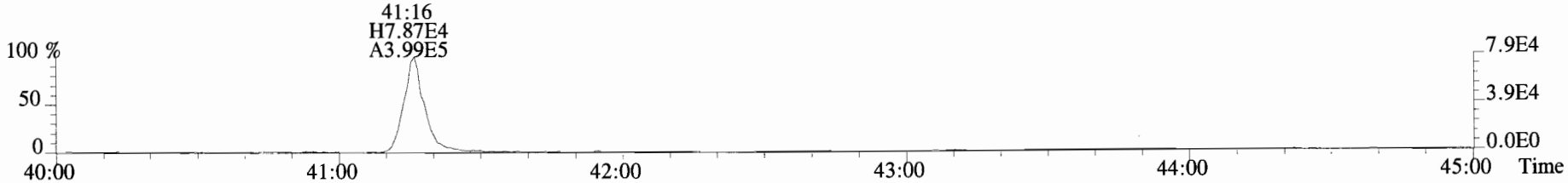

443.7398 S:3 F:5 BSUB(10000,15,-3.0) PKD(5,5,3,0.10%,100.0,0.00%,F,F)

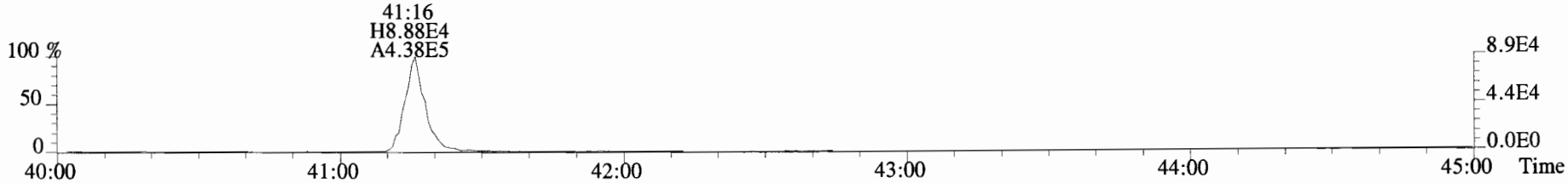

453.7831 S:3 F:5 BSUB(10000,15,-3.0) PKD(5,5,3,0.10%,100.0,0.00%,F,F)

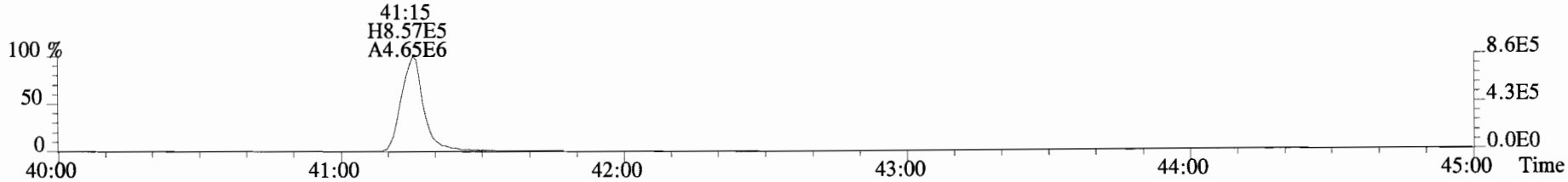

455.7801 S:3 F:5 BSUB(10000,15,-3.0) PKD(5,5,3,0.10%,100.0,0.00%,F,F)

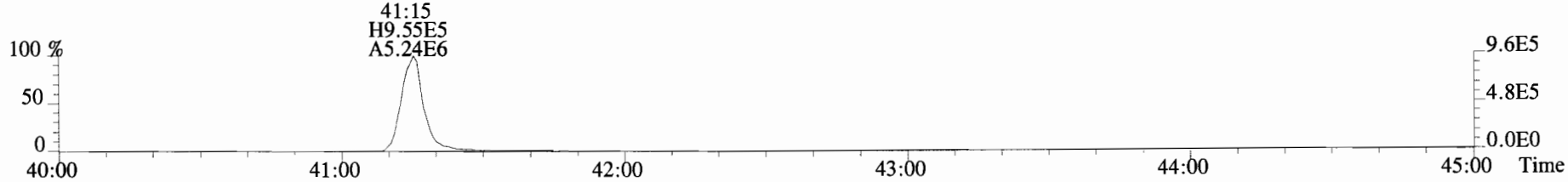

513.6775 S:3 F:5 BSUB(10000,15,-3.0) PKD(5,5,3,0.10%,100.0,0.00%,F,F)



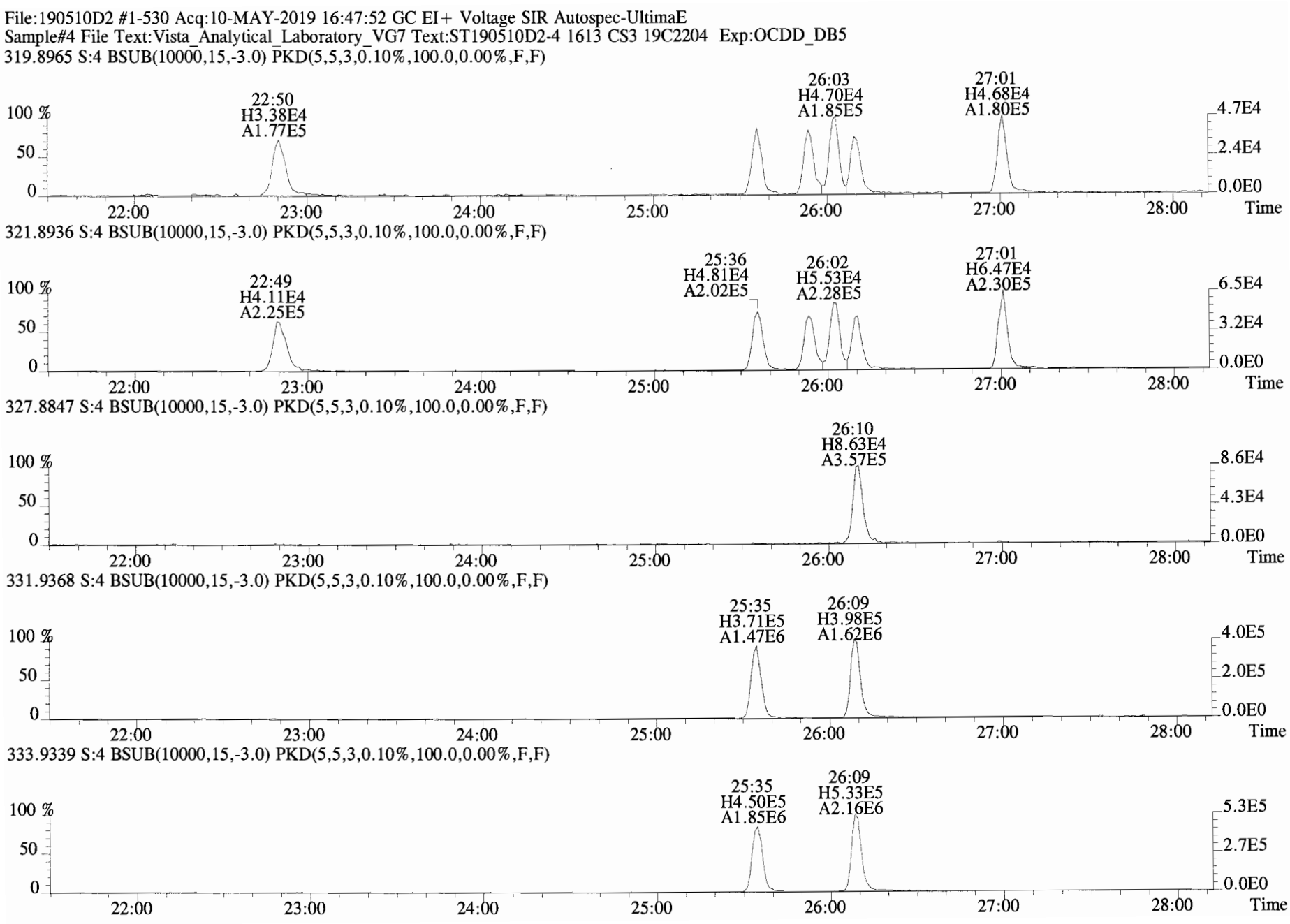
File:190510D2 #1-530 Acq:10-MAY-2019 16:47:52 GC EI+ Voltage SIR Autospec-UltimaE
Sample#4 File Text:Vista_Analytical_Laboratory_VG7 Text:ST190510D2-4 1613 CS3 19C2204 Exp:OCDD_DB5
319.8965 S:4 BSUB(10000,15,-3.0) PKD(5,5,3,0.10%,100.0,0.00%,F,F)
22:50 H3.38E4 A1.77E5
26:03 H4.70E4 A1.85E5
27:01 H4.68E4 A1.80E5
321.8936 S:4 BSUB(10000,15,-3.0) PKD(5,5,3,0.10%,100.0,0.00%,F,F)
22:49 H4.11E4 A2.25E5
25:36 H4.81E4 A2.02E5
26:02 H5.53E4 A2.28E5
27:01 H6.47E4 A2.30E5
327.8847 S:4 BSUB(10000,15,-3.0) PKD(5,5,3,0.10%,100.0,0.00%,F,F)
26:10 H8.63E4 A3.57E5
331.9368 S:4 BSUB(10000,15,-3.0) PKD(5,5,3,0.10%,100.0,0.00%,F,F)
25:35 H3.71E5 A1.47E6
26:09 H3.98E5 A1.62E6
333.9339 S:4 BSUB(10000,15,-3.0) PKD(5,5,3,0.10%,100.0,0.00%,F,F)
25:35 H4.50E5 A1.85E6
26:09 H5.33E5 A2.16E6
100 %
50
0
22:00
23:00
24:00
25:00
26:00
27:00
28:00
Time
4.7E4
2.4E4
0.0E0
6.5E4
3.2E4
8.6E4
4.3E4
4.0E5
2.0E5
5.3E5
2.7E5

File:190510D2 #1-180 Acq:10-MAY-2019 16:47:52 GC EI+ Voltage SIR Autospec-UltimaE
Sample#4 File Text:Vista_Analytical_Laboratory_VG7 Text:ST190510D2-4 1613 CS3 19C2204 Exp:OCDD_DB5
353.8576 S:4 F:2 BSUB(10000,15,-3.0) PKD(5,5,3,0.10%,100.0,0.00%,F,F)

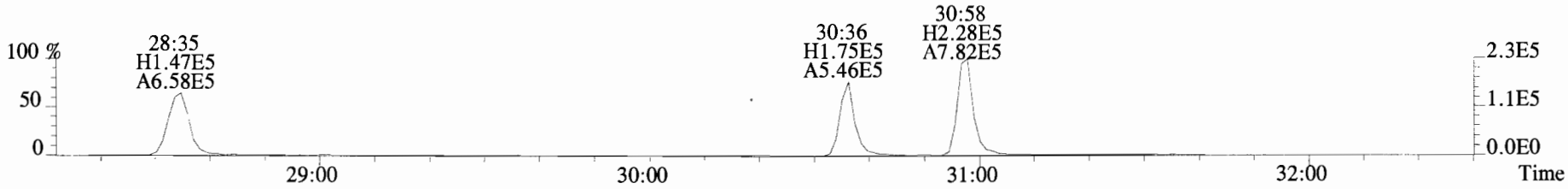

355.8546 S:4 F:2 BSUB(10000,15,-3.0) PKD(5,5,3,0.10%,100.0,0.00%,F,F)

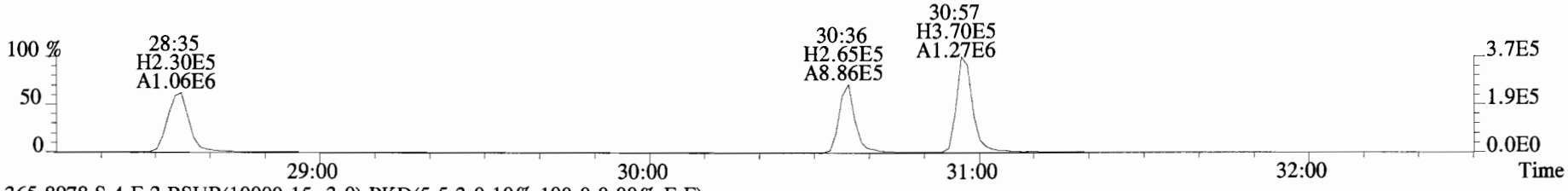

365.8978 S:4 F:2 BSUB(10000,15,-3.0) PKD(5,5,3,0.10%,100.0,0.00%,F,F)

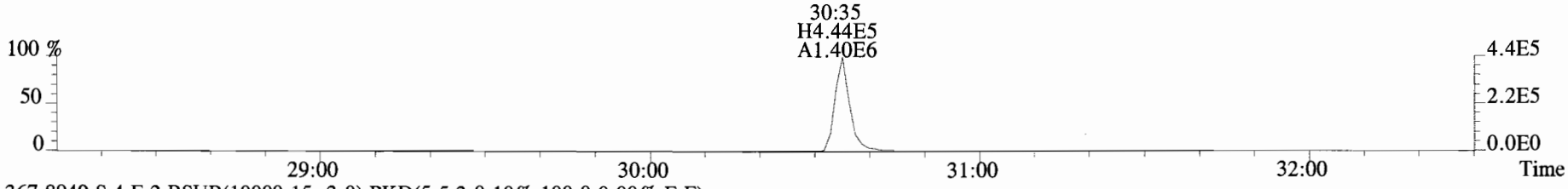

367.8949 S:4 F:2 BSUB(10000,15,-3.0) PKD(5,5,3,0.10%,100.0,0.00%,F,F)

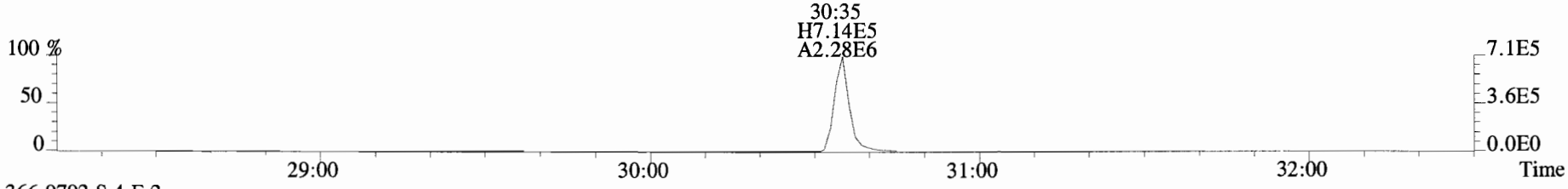

366.9792 S:4 F:2

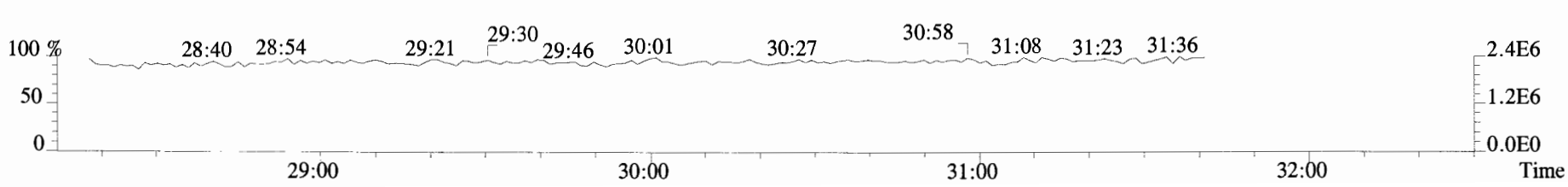

File:190510D2 #1-384 Acq:10-MAY-2019 16:47:52 GC EI+ Voltage SIR Autospec-UltimaE
Sample#4 File Text:Vista_Analytical_Laboratory_VG7 Text:ST190510D2-4 1613 CS3 19C2204 Exp:OCDD_DB5
389.8156 S:4 F:3 BSUB(10000,15,-3.0) PKD(5,5,3,0.10%,100.0,0.00%,F,F)

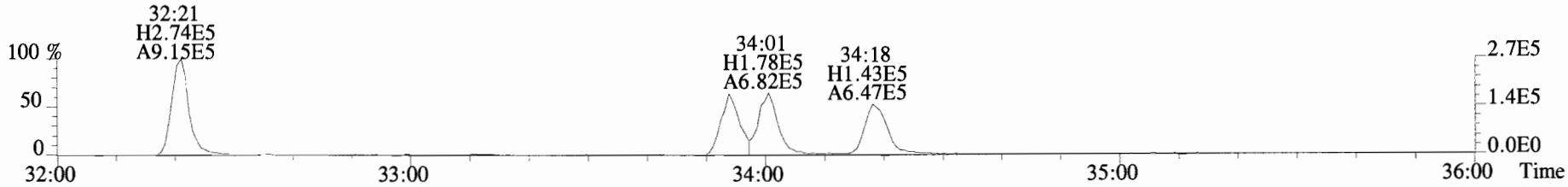

391.8127 S:4 F:3 BSUB(10000,15,-3.0) PKD(5,5,3,0.10%,100.0,0.00%,F,F)

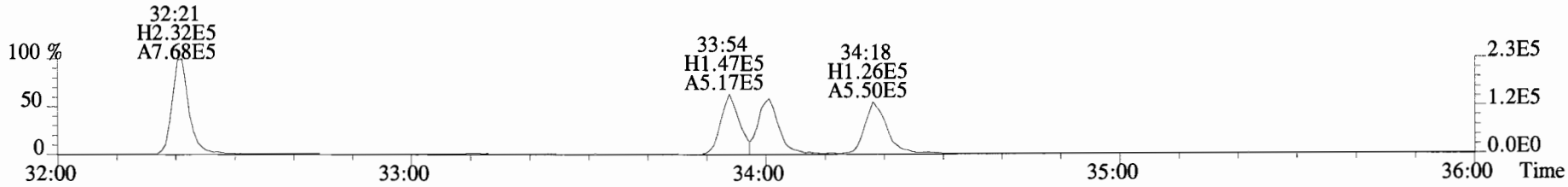

401.8559 S:4 F:3 BSUB(10000,15,-3.0) PKD(5,5,3,0.10%,100.0,0.00%,F,F)

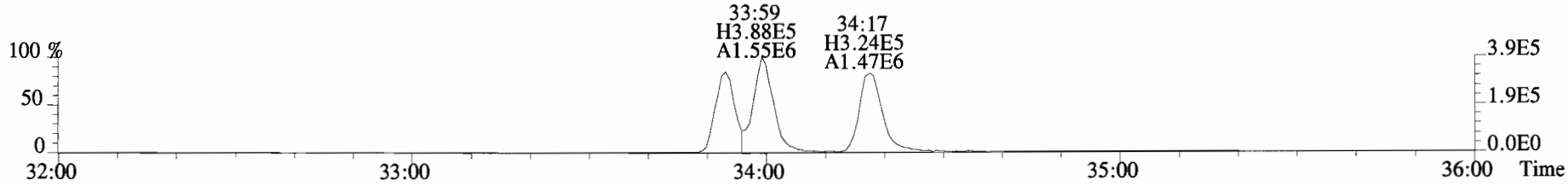

403.8530 S:4 F:3 BSUB(10000,15,-3.0) PKD(5,5,3,0.10%,100.0,0.00%,F,F)

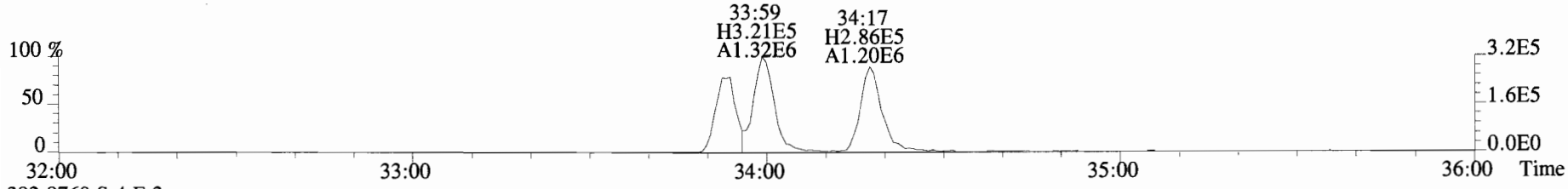

392.9760 S:4 F:3

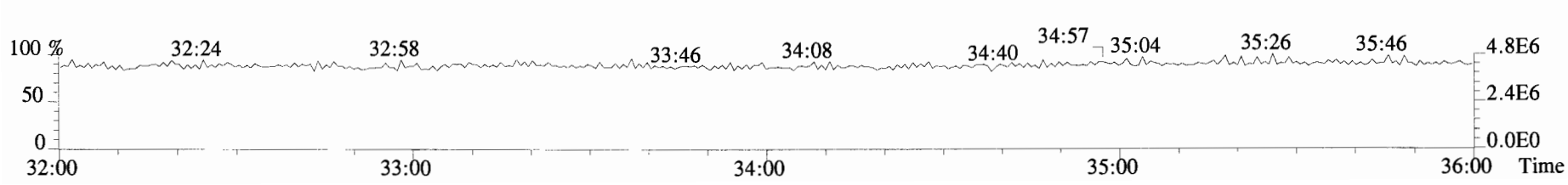

File:190510D2 #1-384 Acq:10-MAY-2019 16:47:52 GC EI+ Voltage SIR Autospec-UltimaE
Sample#4 File Text:Vista_Analytical_Laboratory_VG7 Text:ST190510D2-4 1613 CS3 19C2204 Exp:OCDD_DB5
401.8559 S:4 F:3 BSUB(10000,15,-3.0) PKD(5,5,3,0.10%,100.0,0.00%,F,F)

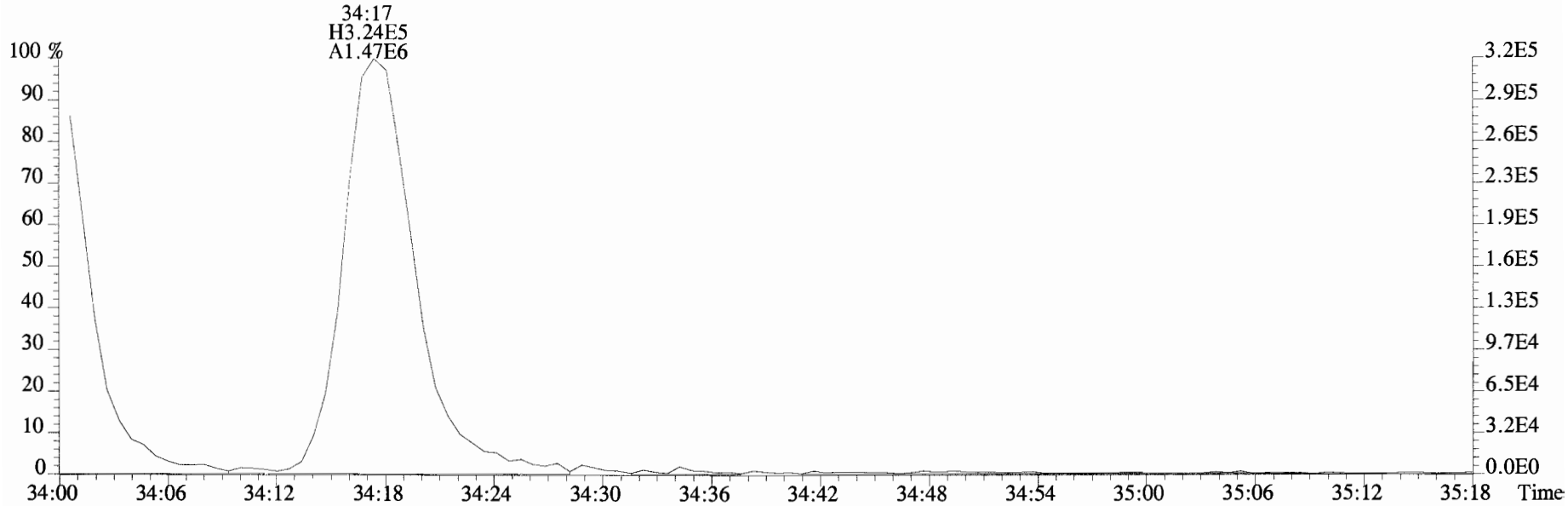

403.8530 S:4 F:3 BSUB(10000,15,-3.0) PKD(5,5,3,0.10%,100.0,0.00%,F,F)

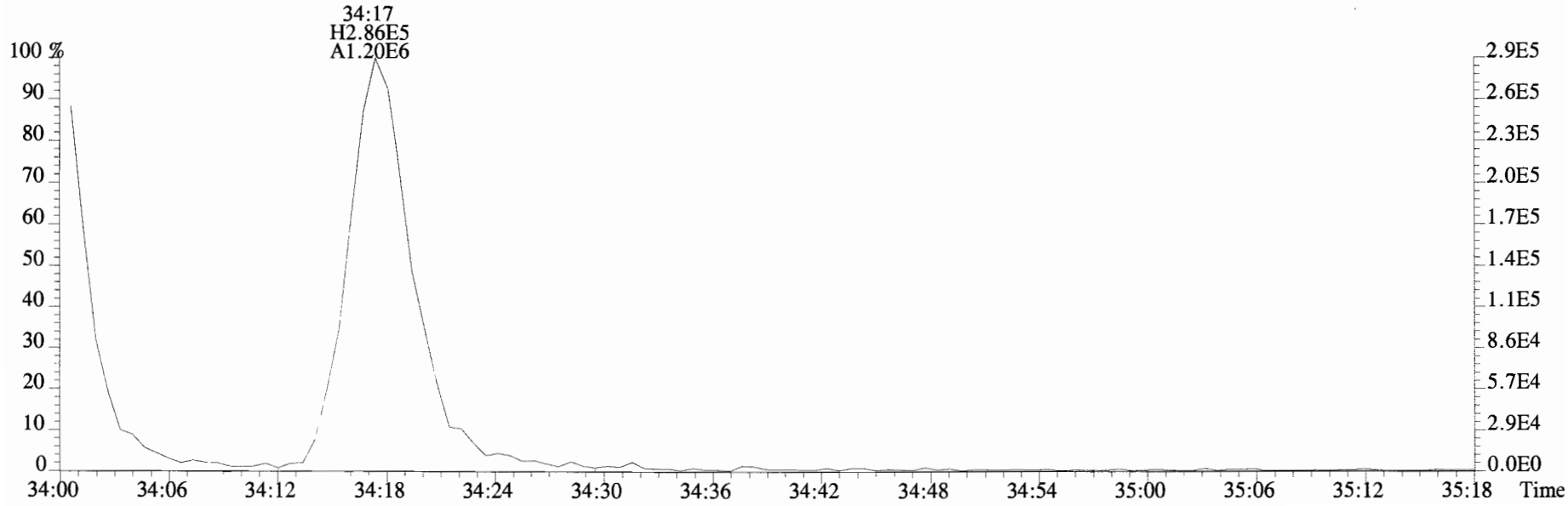

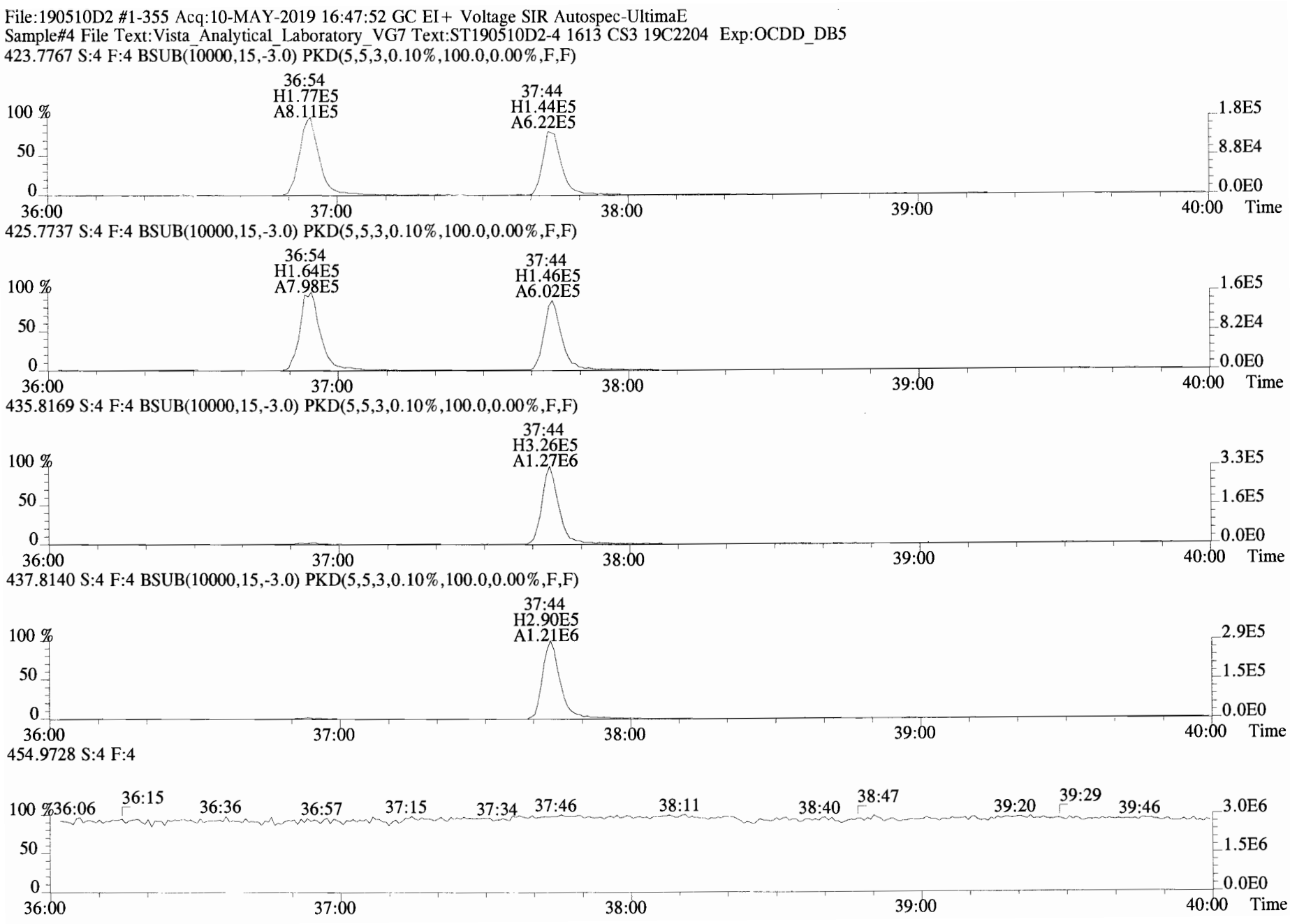
File:190510D2 #1-355 Acq:10-MAY-2019 16:47:52 GC EI+ Voltage SIR Autospec-UltimaE
Sample#4 File Text:Vista_Analytical_Laboratory_VG7 Text:ST190510D2-4 1613 CS3 19C2204 Exp:OCDD_DB5
423.7767 S:4 F:4 BSUB(10000,15,-3.0) PKD(5,5,3,0.10%,100.0,0.00%,F,F)
36:54
H1.77E5
A8.11E5
37:44
H1.44E5
A6.22E5
425.7737 S:4 F:4 BSUB(10000,15,-3.0) PKD(5,5,3,0.10%,100.0,0.00%,F,F)
36:54
H1.64E5
A7.98E5
37:44
H1.46E5
A6.02E5
435.8169 S:4 F:4 BSUB(10000,15,-3.0) PKD(5,5,3,0.10%,100.0,0.00%,F,F)
37:44
H3.26E5
A1.27E6
437.8140 S:4 F:4 BSUB(10000,15,-3.0) PKD(5,5,3,0.10%,100.0,0.00%,F,F)
37:44
H2.90E5
A1.21E6
454.9728 S:4 F:4
36:06
36:15
36:36
36:57
37:15
37:34
37:46
38:11
38:40
38:47
39:20
39:29
39:46
100 %
50
0
36:00
37:00
38:00
39:00
40:00
Time
1.8E5
8.8E4
0.0E0
1.6E5
8.2E4
3.3E5
1.6E5
2.9E5
1.5E5
3.0E6
1.5E6

File:190510D2 #1-432 Acq:10-MAY-2019 16:47:52 GC EI+ Voltage SIR Autospec-UltimaE
Sample#4 File Text:Vista_Analytical_Laboratory_VG7 Text:ST190510D2-4 1613 CS3 19C2204 Exp:OCDD_DB5
457.7377 S:4 F:5 BSUB(10000,15,-3.0) PKD(5,5,3,0.10%,100.0,0.00%,F,F)

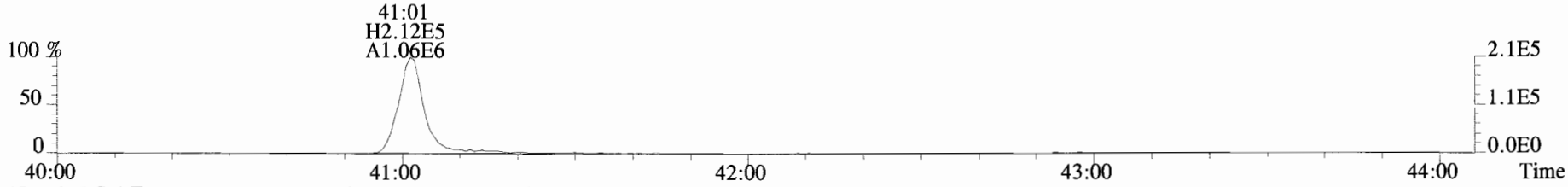

459.7348 S:4 F:5 BSUB(10000,15,-3.0) PKD(5,5,3,0.10%,100.0,0.00%,F,F)

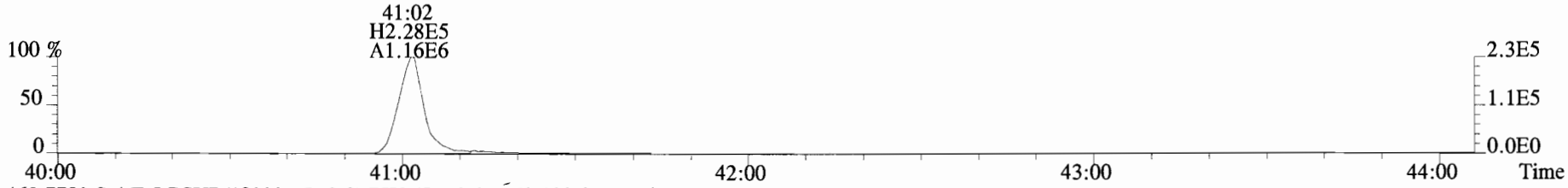

469.7780 S:4 F:5 BSUB(10000,15,-3.0) PKD(5,5,3,0.10%,100.0,0.00%,F,F)

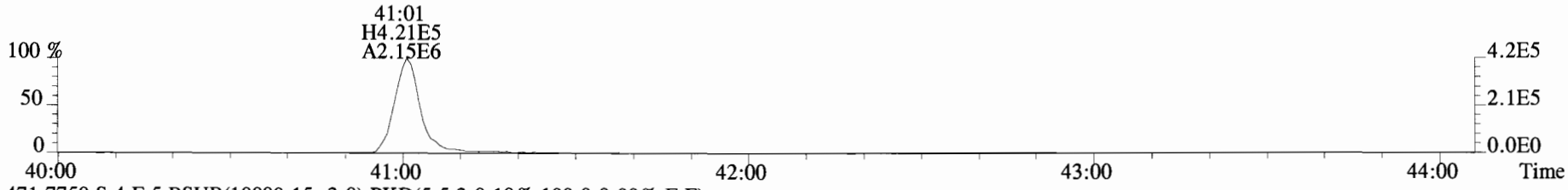

471.7750 S:4 F:5 BSUB(10000,15,-3.0) PKD(5,5,3,0.10%,100.0,0.00%,F,F)

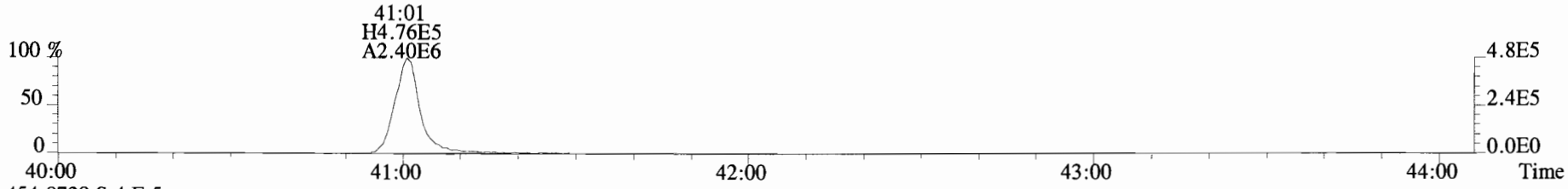

454.9728 S:4 F:5

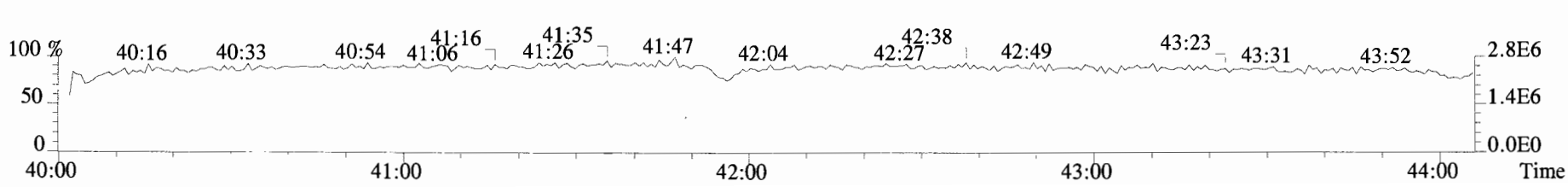

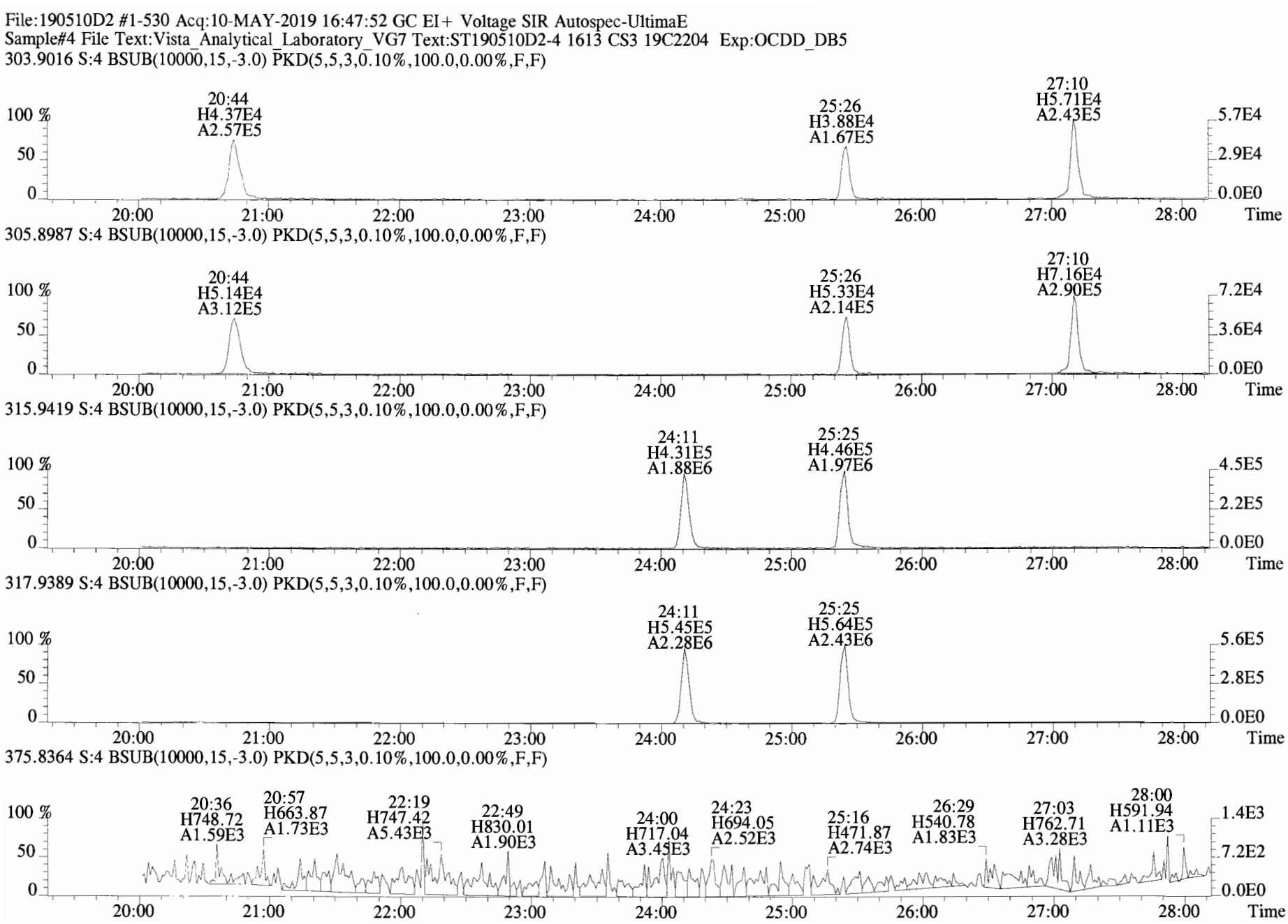
File:190510D2 #1-530 Acq:10-MAY-2019 16:47:52 GC EI+ Voltage SIR Autospec-UltimaE
Sample#4 File Text:Vista_Analytical_Laboratory_VG7 Text:ST190510D2-4 1613 CS3 19C2204 Exp:OCDD_DB5
303.9016 S:4 BSUB(10000,15,-3.0) PKD(5,5,3,0.10%,100.0,0.00%,F,F)
20:44 H4.37E4 A2.57E5
25:26 H3.88E4 A1.67E5
27:10 H5.71E4 A2.43E5
305.8987 S:4 BSUB(10000,15,-3.0) PKD(5,5,3,0.10%,100.0,0.00%,F,F)
20:44 H5.14E4 A3.12E5
25:26 H5.33E4 A2.14E5
27:10 H7.16E4 A2.90E5
315.9419 S:4 BSUB(10000,15,-3.0) PKD(5,5,3,0.10%,100.0,0.00%,F,F)
24:11 H4.31E5 A1.88E6
25:25 H4.46E5 A1.97E6
317.9389 S:4 BSUB(10000,15,-3.0) PKD(5,5,3,0.10%,100.0,0.00%,F,F)
24:11 H5.45E5 A2.28E6
25:25 H5.64E5 A2.43E6
375.8364 S:4 BSUB(10000,15,-3.0) PKD(5,5,3,0.10%,100.0,0.00%,F,F)
20:36 H748.72 A1.59E3
20:57 H663.87 A1.73E3
22:19 H747.42 A5.43E3
22:49 H830.01 A1.90E3
24:00 H717.04 A3.45E3
24:23 H694.05 A2.52E3
25:16 H471.87 A2.74E3
26:29 H540.78 A1.83E3
27:03 H762.71 A3.28E3
28:00 H591.94 A1.11E3
100 %
50
0
20:00
21:00
22:00
23:00
24:00
25:00
26:00
27:00
28:00
Time
5.7E4
2.9E4
0.0E0
7.2E4
3.6E4
4.5E5
2.2E5
5.6E5
2.8E5
1.4E3
7.2E2

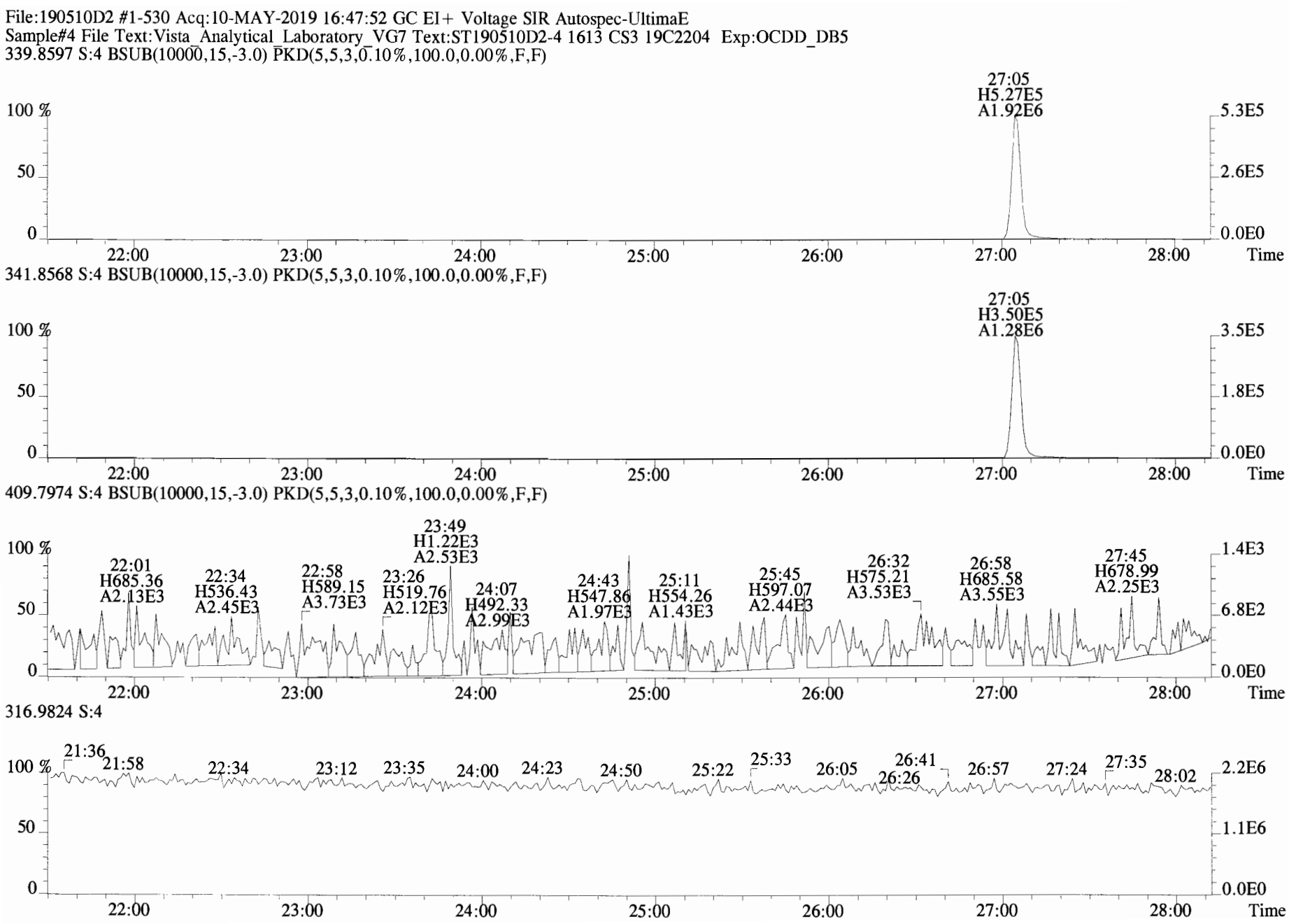
File:190510D2 #1-530 Acq:10-MAY-2019 16:47:52 GC EI+ Voltage SIR Autospec-UltimaE
Sample#4 File Text:Vista_Analytical_Laboratory_VG7 Text:ST190510D2-4 1613 CS3 19C2204 Exp:OCDD_DB5
339.8597 S:4 BSUB(10000,15,-3.0) PKD(5,5,3,0.10%,100.0,0.00%,F,F)
27:05
H5.27E5
A1.92E6
100 %
50
0
5.3E5
2.6E5
0.0E0
22:00
23:00
24:00
25:00
26:00
27:00
28:00
Time
341.8568 S:4 BSUB(10000,15,-3.0) PKD(5,5,3,0.10%,100.0,0.00%,F,F)
27:05
H3.50E5
A1.28E6
100 %
50
0
3.5E5
1.8E5
0.0E0
22:00
23:00
24:00
25:00
26:00
27:00
28:00
Time
409.7974 S:4 BSUB(10000,15,-3.0) PKD(5,5,3,0.10%,100.0,0.00%,F,F)
23:49
H1.22E3
A2.53E3
22:01
H685.36
A2.13E3
22:34
H536.43
A2.45E3
22:58
H589.15
A3.73E3
23:26
H519.76
A2.12E3
24:07
H492.33
A2.99E3
24:43
H547.86
A1.97E3
25:11
H554.26
A1.43E3
25:45
H597.07
A2.44E3
26:32
H575.21
A3.53E3
26:58
H685.58
A3.55E3
27:45
H678.99
A2.25E3
100 %
50
0
1.4E3
6.8E2
0.0E0
22:00
23:00
24:00
25:00
26:00
27:00
28:00
Time
316.9824 S:4
21:36
21:58
22:34
23:12
23:35
24:00
24:23
24:50
25:22
25:33
26:05
26:41
26:26
26:57
27:24
27:35
28:02
100 %
50
0
2.2E6
1.1E6
0.0E0
22:00
23:00
24:00
25:00
26:00
27:00
28:00
Time

File:190510D2 #1-180 Acq:10-MAY-2019 16:47:52 GC EI+ Voltage SIR Autospec-UltimaE
Sample#4 File Text:Vista_Analytical_Laboratory_VG7 Text:ST190510D2-4 1613 CS3 19C2204 Exp:OCDD_DB5
339.8597 S:4 F:2 BSUB(10000,15,-3.0) PKD(5,5,3,0.10%,100.0,0.00%,F,F)

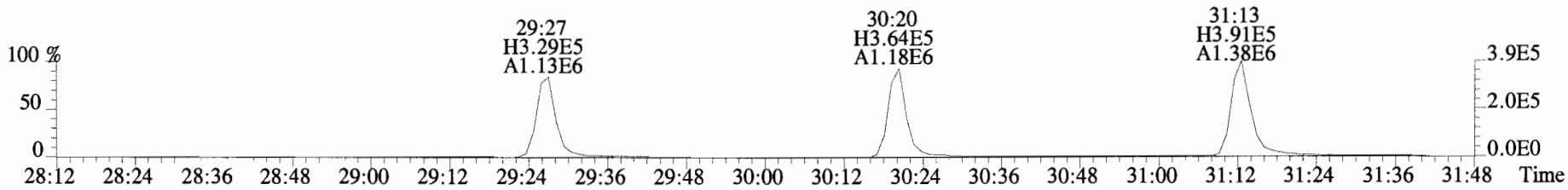

341.8568 S:4 F:2 BSUB(10000,15,-3.0) PKD(5,5,3,0.10%,100.0,0.00%,F,F)

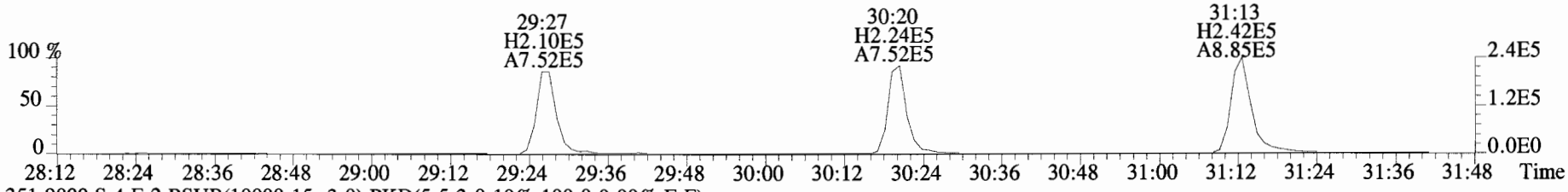

351.9000 S:4 F:2 BSUB(10000,15,-3.0) PKD(5,5,3,0.10%,100.0,0.00%,F,F)

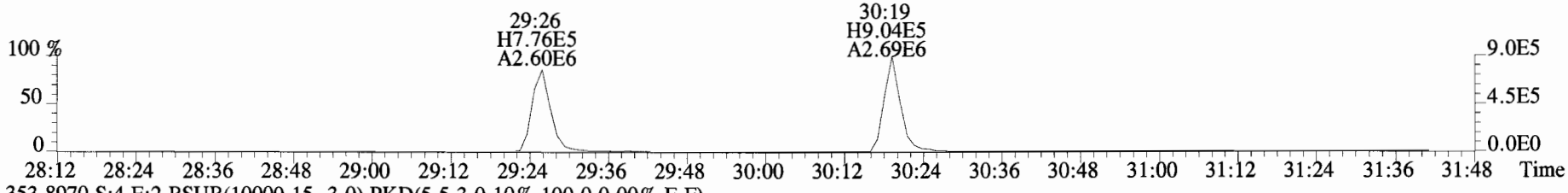

353.8970 S:4 F:2 BSUB(10000,15,-3.0) PKD(5,5,3,0.10%,100.0,0.00%,F,F)

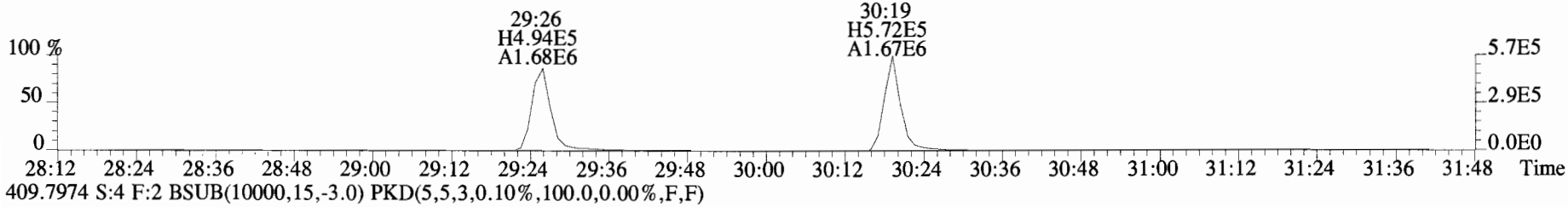

409.7974 S:4 F:2 BSUB(10000,15,-3.0) PKD(5,5,3,0.10%,100.0,0.00%,F,F)

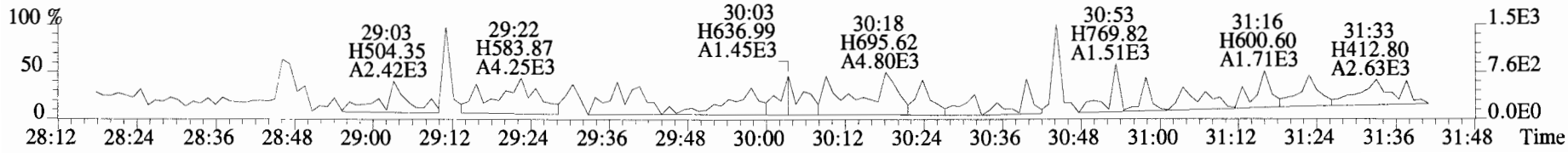

File:190510D2 #1-384 Acq:10-MAY-2019 16:47:52 GC EI+ Voltage SIR Autospec-UltimaE
Sample#4 File Text:Vista_Analytical_Laboratory_VG7 Text:ST190510D2-4 1613 CS3 19C2204 Exp:OCDD_DB5

373.8207 S:4 F:3 BSUB(10000,15,-3.0) PKD(5,5,3,0.10%,100.0,0.00%,F,F)

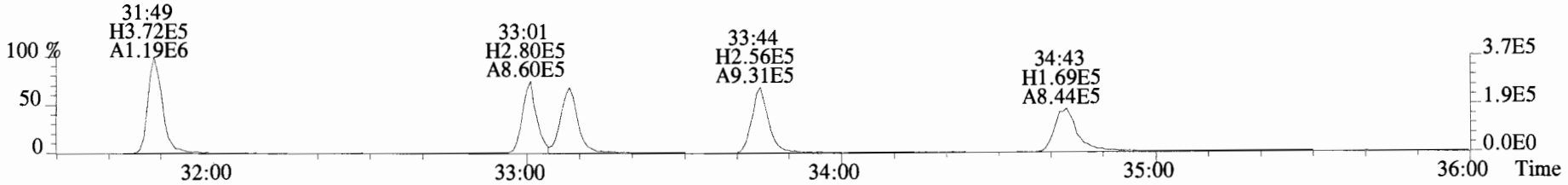

375.8178 S:4 F:3 BSUB(10000,15,-3.0) PKD(5,5,3,0.10%,100.0,0.00%,F,F)

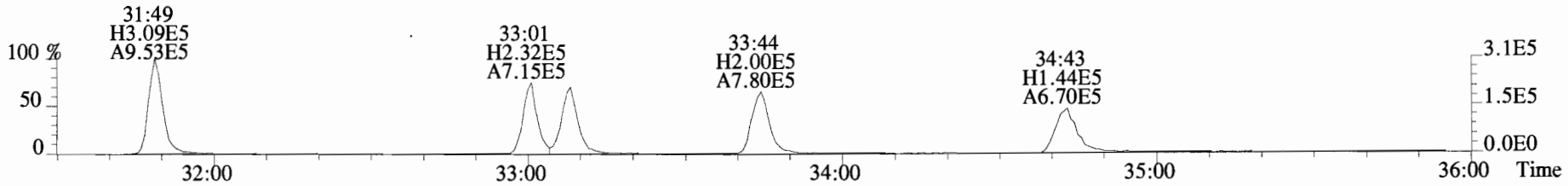

383.8639 S:4 F:3 BSUB(10000,15,-3.0) PKD(5,5,3,0.10%,100.0,0.00%,F,F)

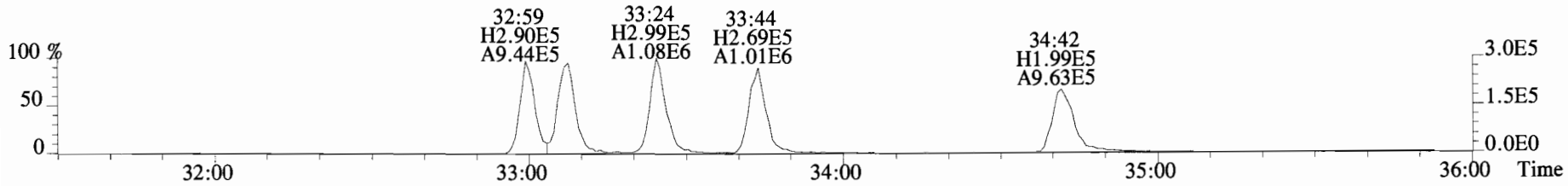

385.8610 S:4 F:3 BSUB(10000,15,-3.0) PKD(5,5,3,0.10%,100.0,0.00%,F,F)

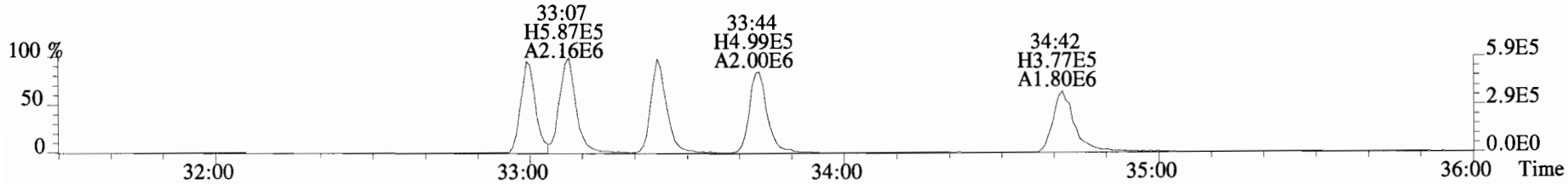

445.7555 S:4 F:3 BSUB(10000,15,-3.0) PKD(5,5,3,0.10%,100.0,0.00%,F,F)

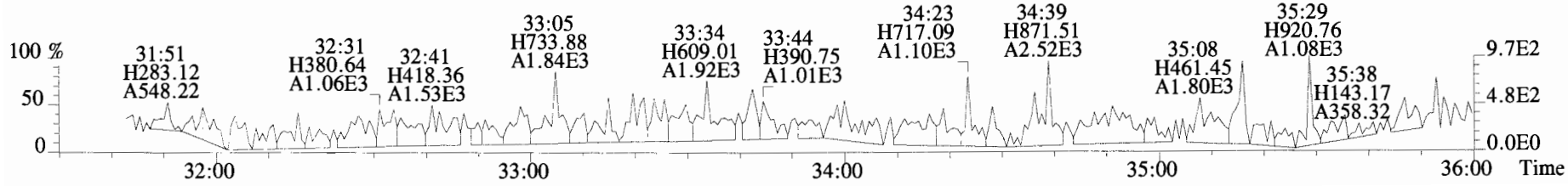

File:190510D2 #1-384 Acq:10-MAY-2019 16:47:52 GC EI+ Voltage SIR Autospec-UltimaE
Sample#4 File Text:Vista_Analytical_Laboratory_VG7 Text:ST190510D2-4 1613 CS3 19C2204 Exp:OCDD_DB5
383.8639 S:4 F:3 BSUB(10000,15,-3.0) PKD(5,5,3,0.10%,100.0,0.00%,F,F)

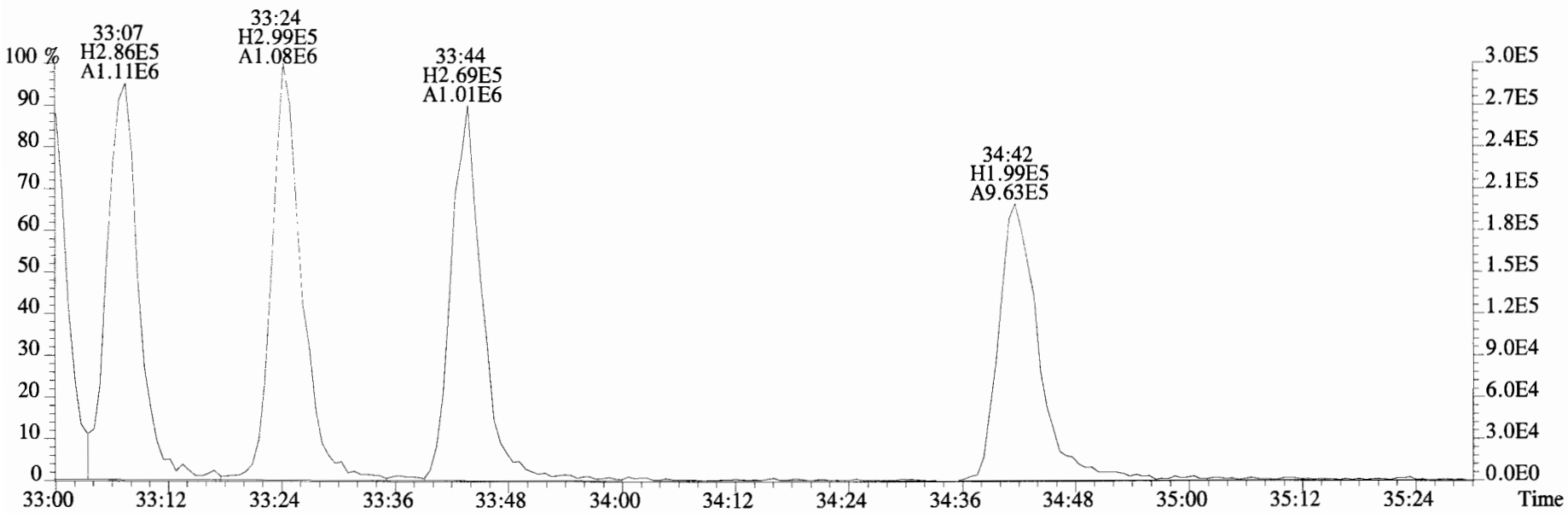

385.8610 S:4 F:3 BSUB(10000,15,-3.0) PKD(5,5,3,0.10%,100.0,0.00%,F,F)

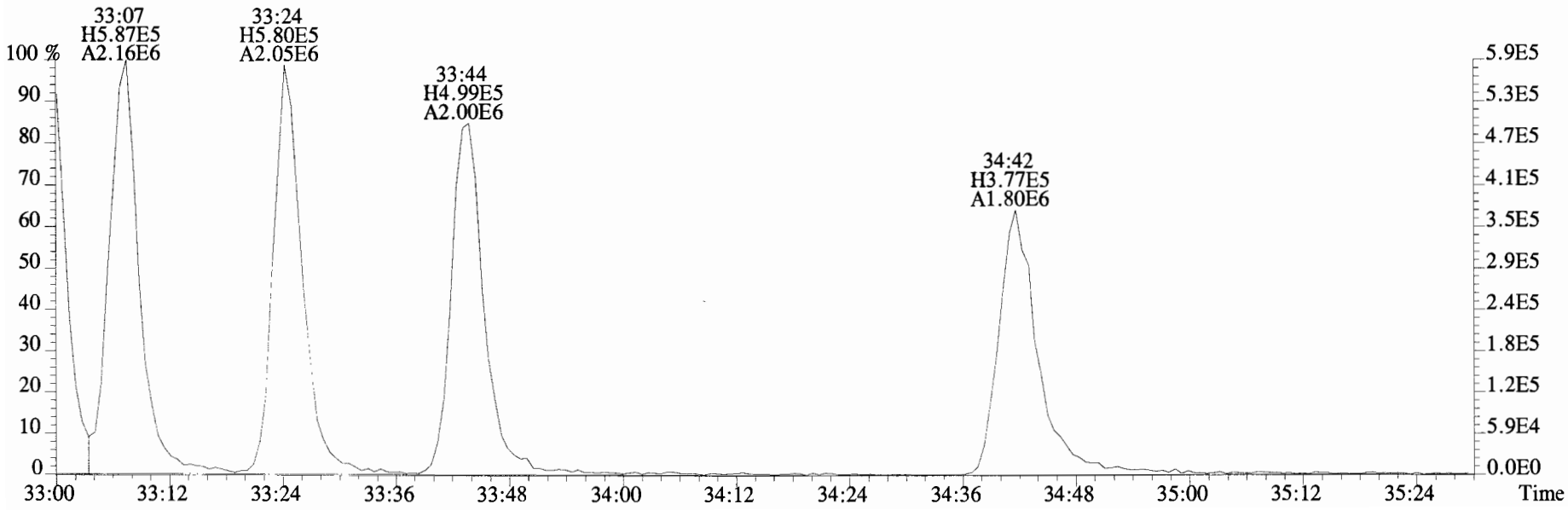

File:190510D2 #1-355 Acq:10-MAY-2019 16:47:52 GC EI+ Voltage SIR Autospec-UltimaE
Sample#4 File Text:Vista_Analytical_Laboratory_VG7 Text:ST190510D2-4 1613 CS3 19C2204 Exp:OCDD_DB5

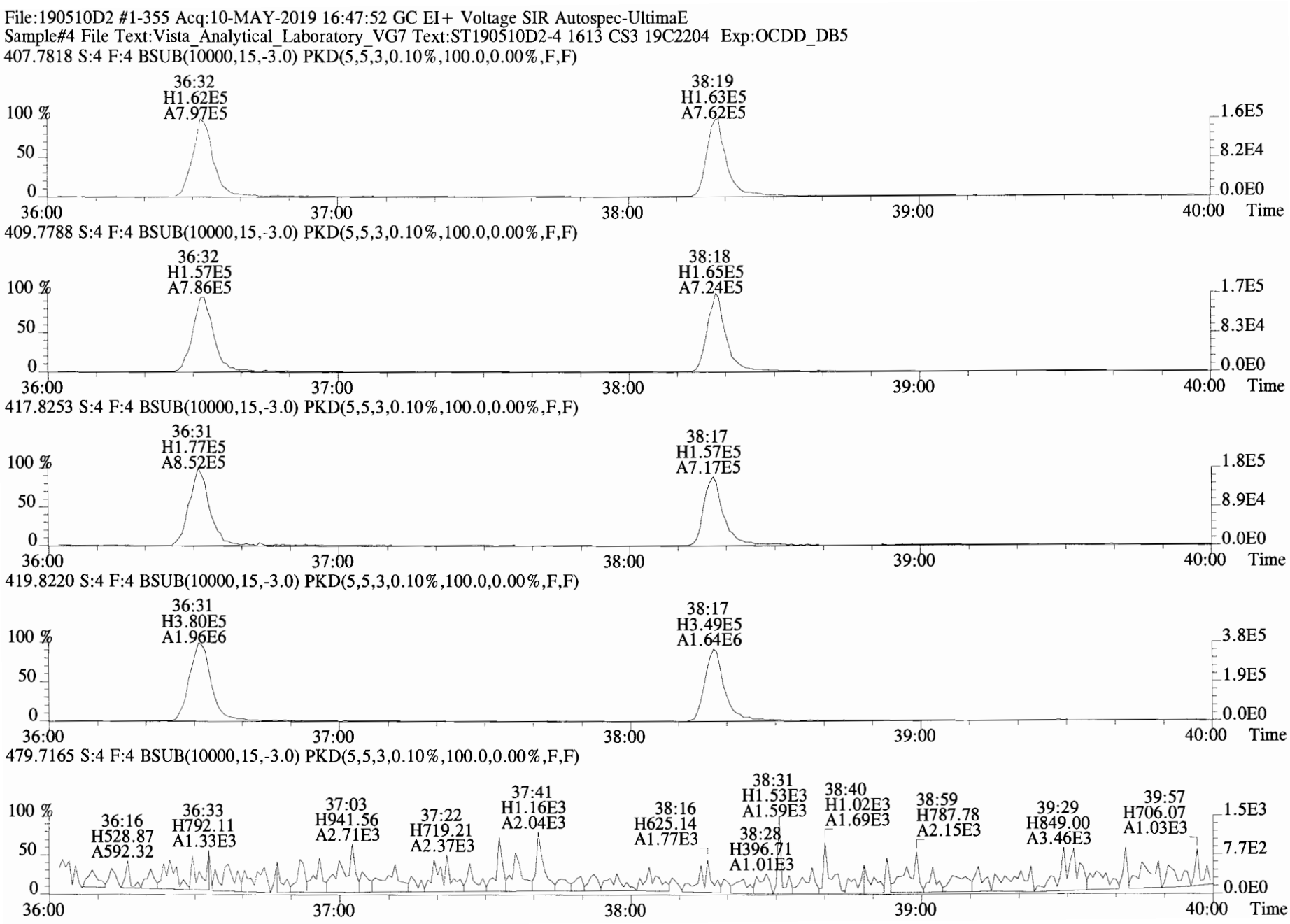

File:190510D2 #1-432 Acq:10-MAY-2019 16:47:52 GC EI+ Voltage SIR Autospec-UltimaE
Sample#4 File Text:Vista_Analytical_Laboratory_VG7 Text:ST190510D2-4 1613 CS3 19C2204 Exp:OCDD_DB5
441.7428 S:4 F:5 BSUB(10000,15,-3.0) PKD(5,5,3,0.10%,100.0,0.00%,F,F)

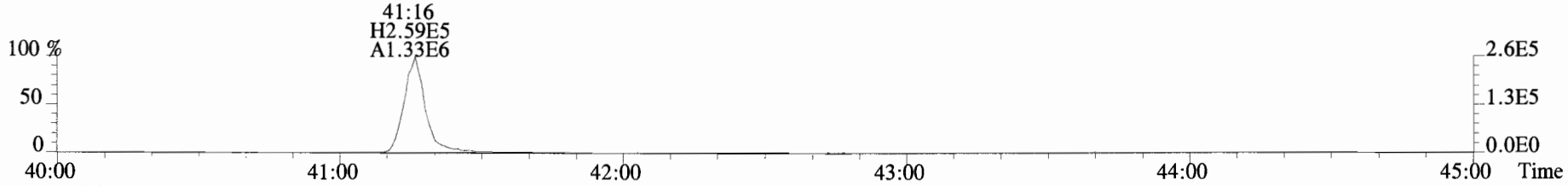

443.7398 S:4 F:5 BSUB(10000,15,-3.0) PKD(5,5,3,0.10%,100.0,0.00%,F,F)

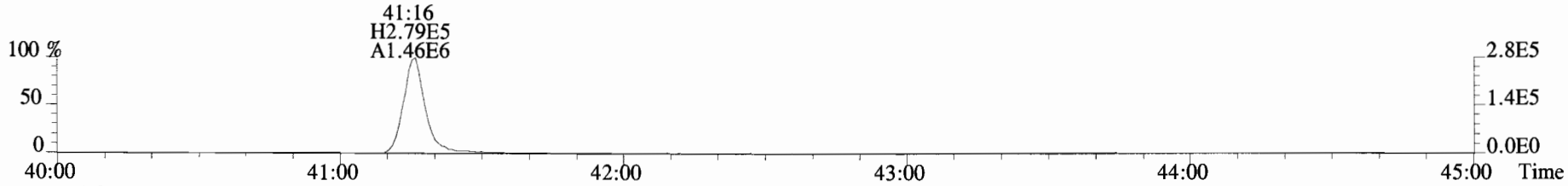

453.7831 S:4 F:5 BSUB(10000,15,-3.0) PKD(5,5,3,0.10%,100.0,0.00%,F,F)

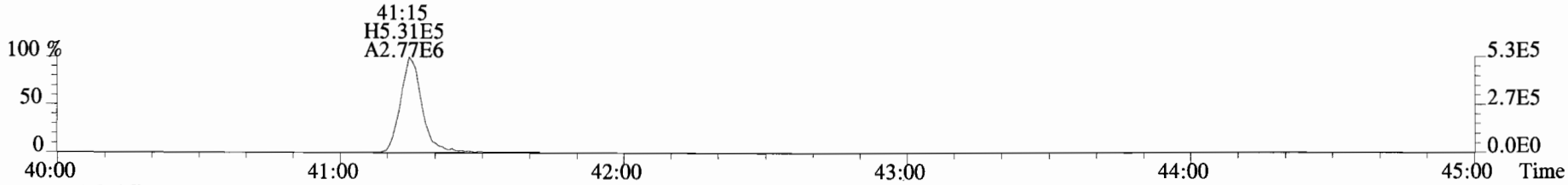

455.7801 S:4 F:5 BSUB(10000,15,-3.0) PKD(5,5,3,0.10%,100.0,0.00%,F,F)

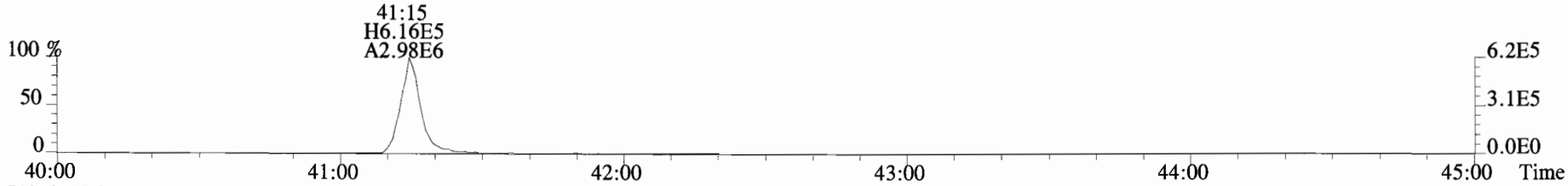

513.6775 S:4 F:5 BSUB(10000,15,-3.0) PKD(5,5,3,0.10%,100.0,0.00%,F,F)

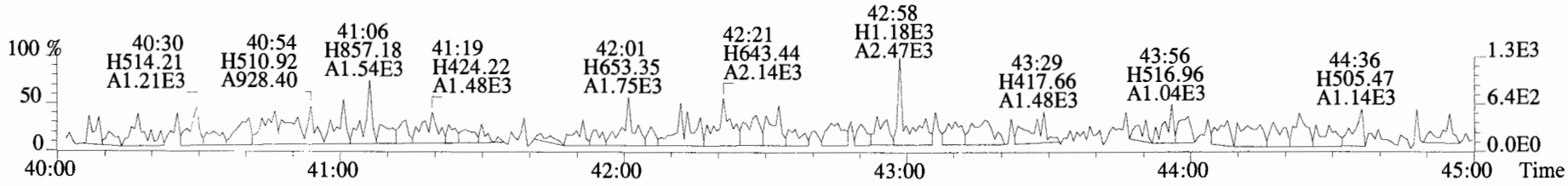

File:190510D2 #1-530 Acq:10-MAY-2019 17:35:29 GC EI+ Voltage SIR Autospec-UltimaE
Sample#5 File Text:Vista_Analytical_Laboratory_VG7 Text:ST190510D2-5 1613 CS4 19C2205 Exp:OCDD_DB5
319.8965 S:5 BSUB(10000,15,-3.0) PKD(5,5,3,0.10%,100.0,0.00%,F,F)

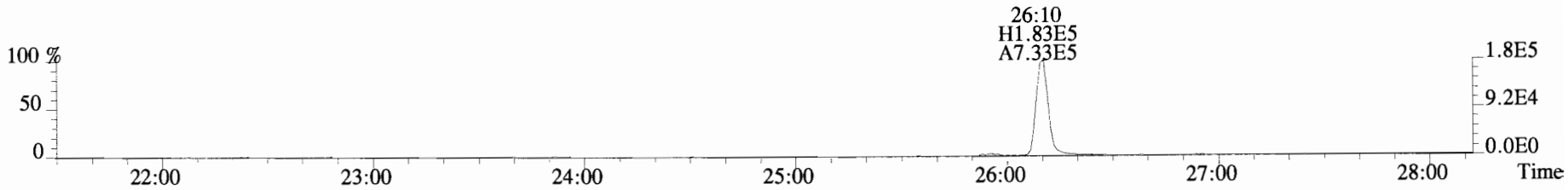

321.8936 S:5 BSUB(10000,15,-3.0) PKD(5,5,3,0.10%,100.0,0.00%,F,F)

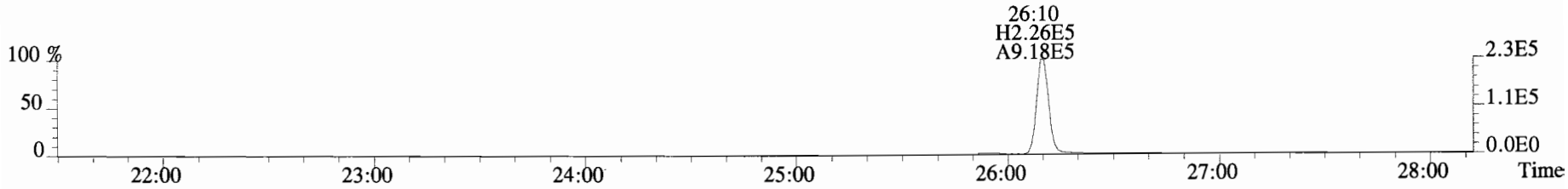

327.8847 S:5 BSUB(10000,15,-3.0) PKD(5,5,3,0.10%,100.0,0.00%,F,F)

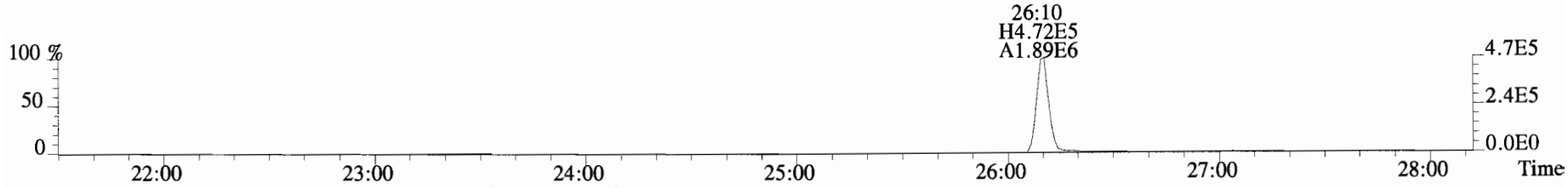

331.9368 S:5 BSUB(10000,15,-3.0) PKD(5,5,3,0.10%,100.0,0.00%,F,F)

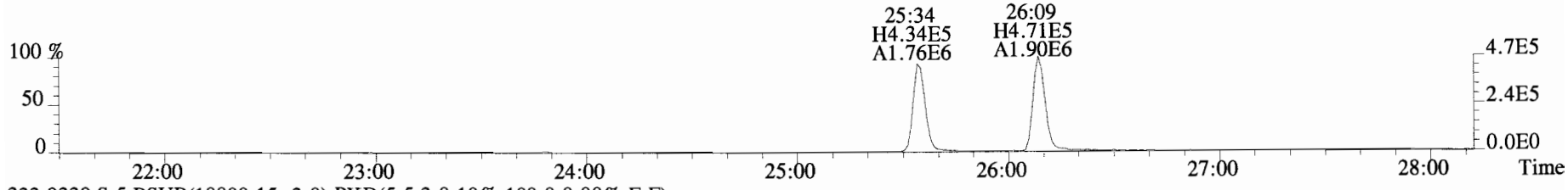

333.9339 S:5 BSUB(10000,15,-3.0) PKD(5,5,3,0.10%,100.0,0.00%,F,F)

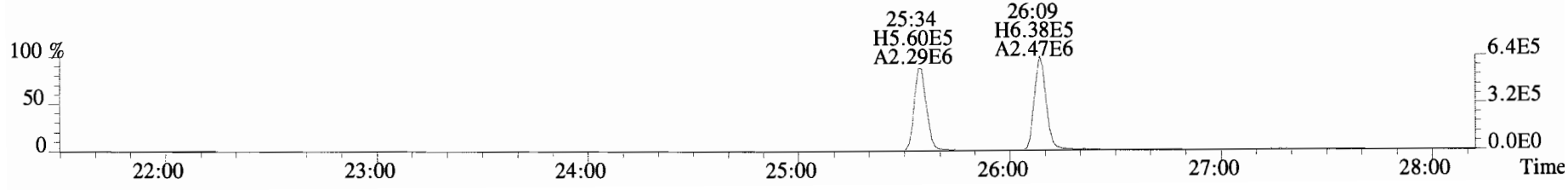

File:190510D2 #1-180 Acq:10-MAY-2019 17:35:29 GC EI+ Voltage SIR Autospec-UltimaE
Sample#5 File Text:Vista_Analytical_Laboratory_VG7 Text:ST190510D2-5 1613 CS4 19C2205 Exp:OCDD_DB5
353.8576 S:5 F:2 BSUB(10000,15,-3.0) PKD(5,5,3,0.10%,100.0,0.00%,F,F)

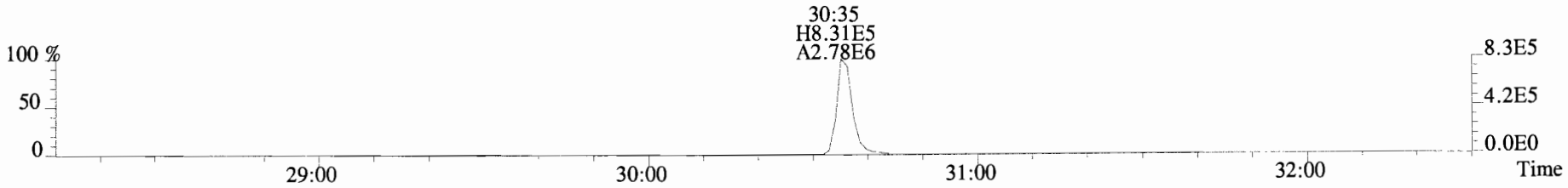

355.8546 S:5 F:2 BSUB(10000,15,-3.0) PKD(5,5,3,0.10%,100.0,0.00%,F,F)

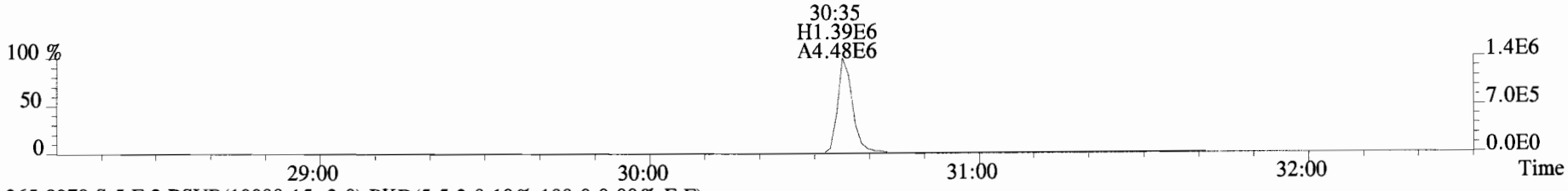

365.8978 S:5 F:2 BSUB(10000,15,-3.0) PKD(5,5,3,0.10%,100.0,0.00%,F,F)

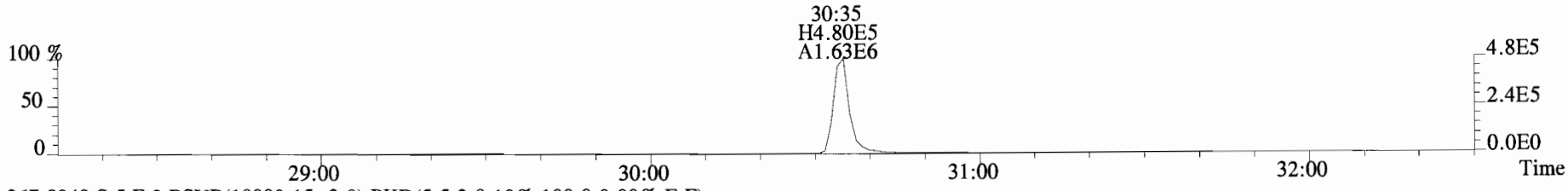

367.8949 S:5 F:2 BSUB(10000,15,-3.0) PKD(5,5,3,0.10%,100.0,0.00%,F,F)

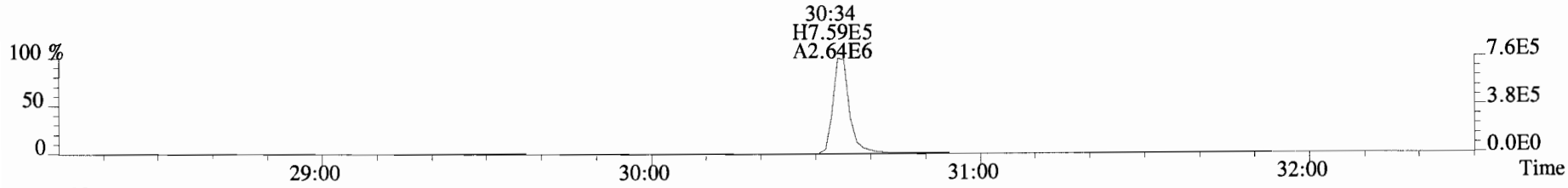

366.9792 S:5 F:2

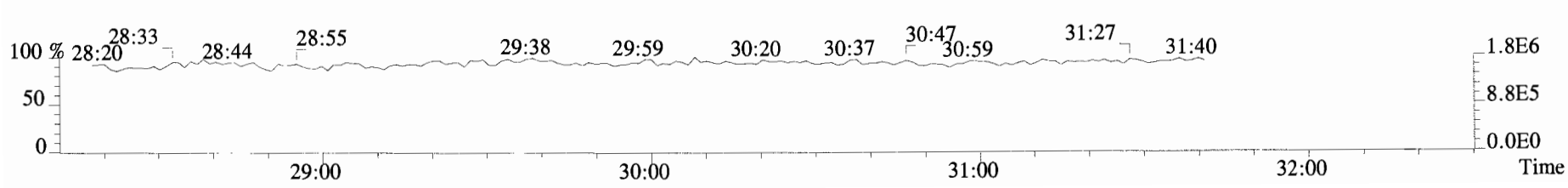

File:190510D2 #1-384 Acq:10-MAY-2019 17:35:29 GC EI+ Voltage SIR Autospec-UltimaE
Sample#5 File Text:Vista_Analytical_Laboratory_VG7 Text:ST190510D2-5 1613 CS4 19C2205 Exp:OCDD_DB5
389.8156 S:5 F:3 BSUB(10000,15,-3.0) PKD(5,5,3,0.10%,100.0,0.00%,F,F)

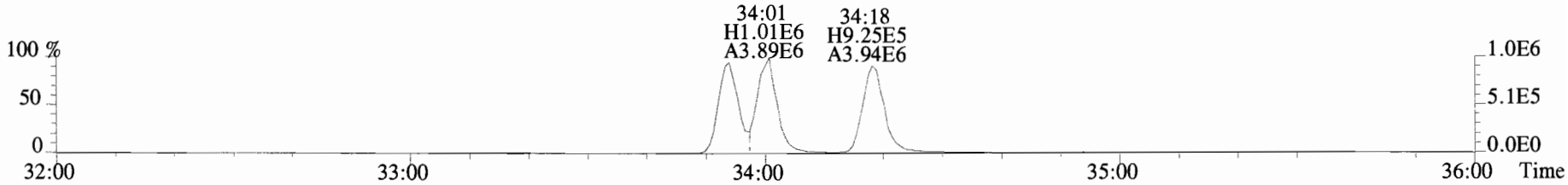

391.8127 S:5 F:3 BSUB(10000,15,-3.0) PKD(5,5,3,0.10%,100.0,0.00%,F,F)

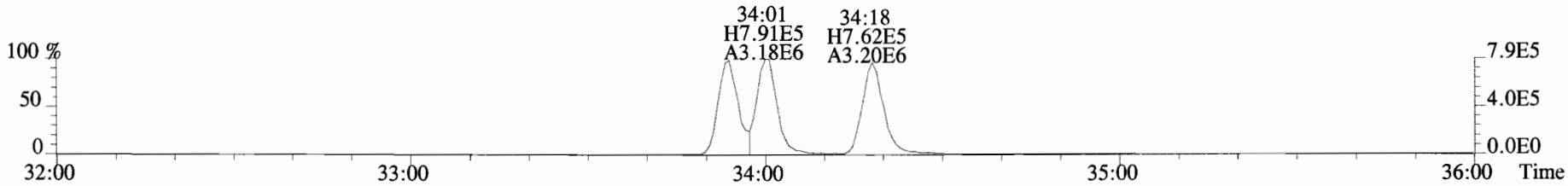

401.8559 S:5 F:3 BSUB(10000,15,-3.0) PKD(5,5,3,0.10%,100.0,0.00%,F,F)

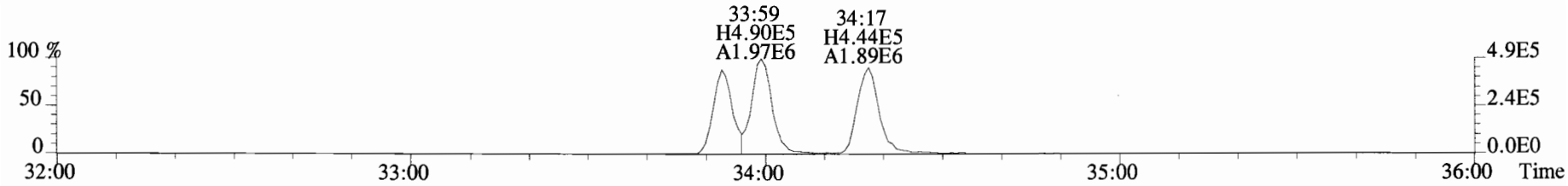

403.8530 S:5 F:3 BSUB(10000,15,-3.0) PKD(5,5,3,0.10%,100.0,0.00%,F,F)

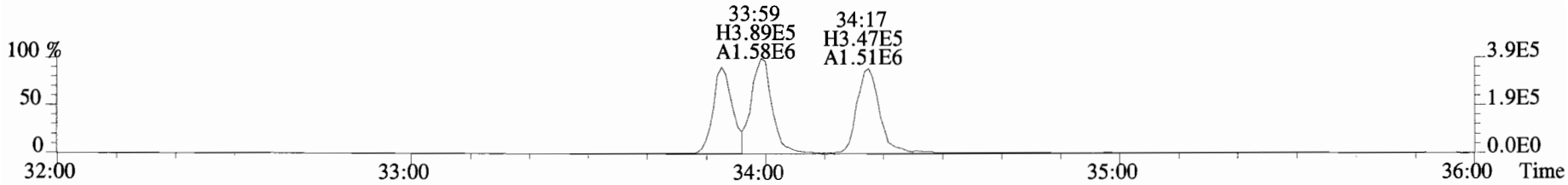

392.9760 S:5 F:3

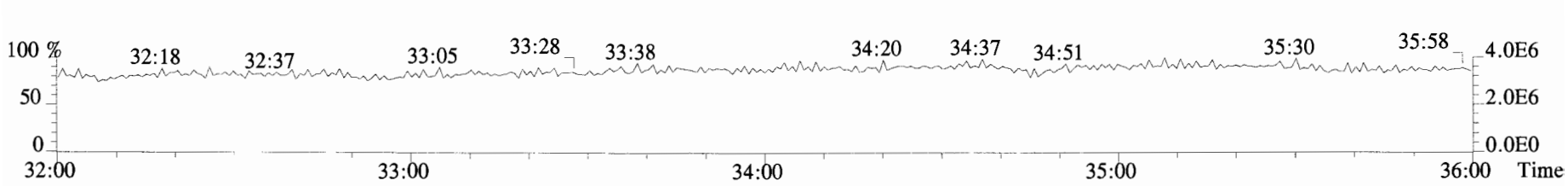

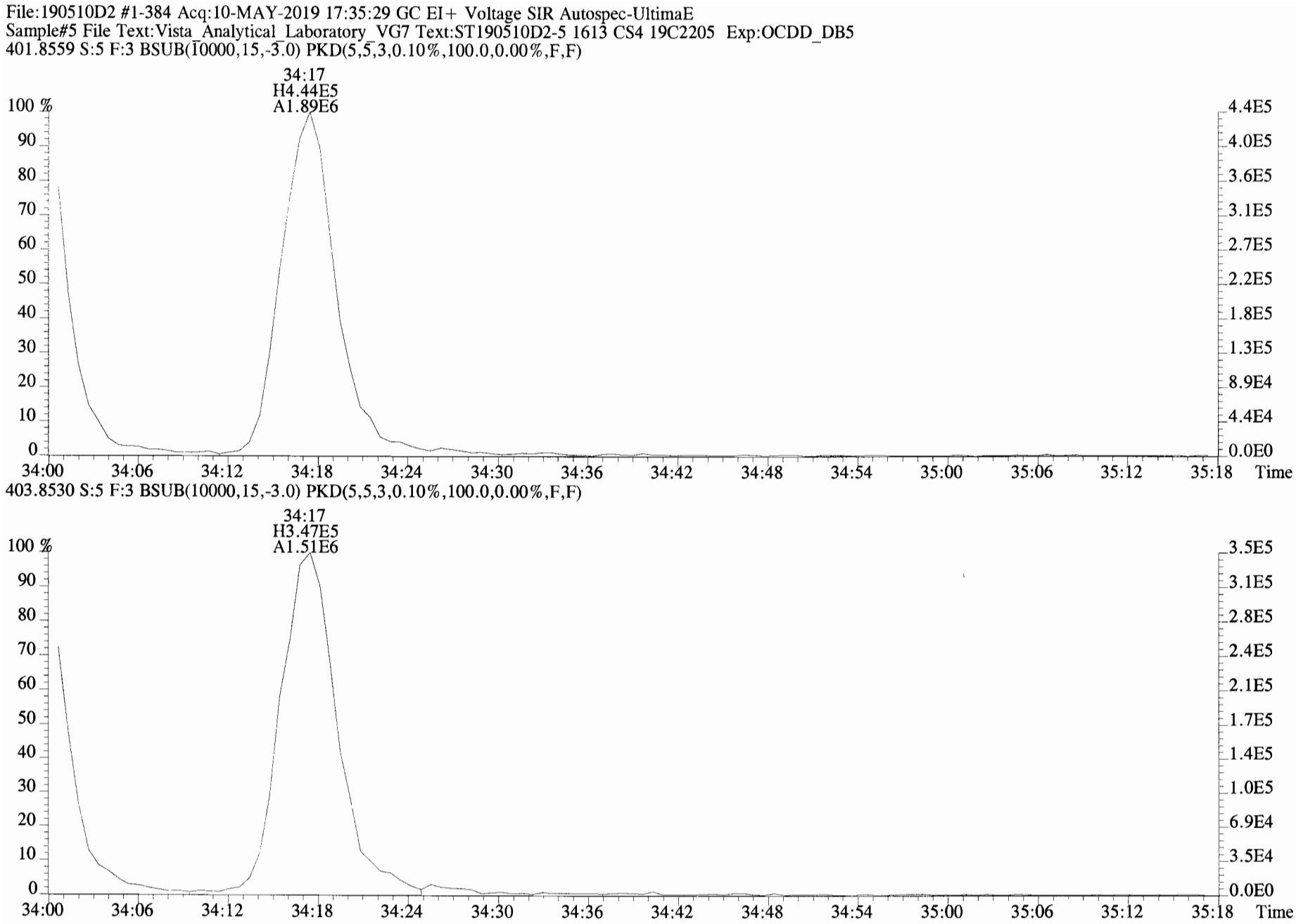
File:190510D2 #1-384 Acq:10-MAY-2019 17:35:29 GC EI+ Voltage SIR Autospec-UltimaE
Sample#5 File Text:Vista_Analytical_Laboratory_VG7 Text:ST190510D2-5 1613 CS4 19C2205 Exp:OCDD_DB5
401.8559 S:5 F:3 BSUB(10000,15,-3.0) PKD(5,5,3,0.10%,100.0,0.00%,F,F)
34:17
H4.44E5
A1.89E6
100 %
90
80
70
60
50
40
30
20
10
0
4.4E5
4.0E5
3.6E5
3.1E5
2.7E5
2.2E5
1.8E5
1.3E5
8.9E4
4.4E4
0.0E0
34:00
34:06
34:12
34:18
34:24
34:30
34:36
34:42
34:48
34:54
35:00
35:06
35:12
35:18
Time
403.8530 S:5 F:3 BSUB(10000,15,-3.0) PKD(5,5,3,0.10%,100.0,0.00%,F,F)
34:17
H3.47E5
A1.51E6
100 %
90
80
70
60
50
40
30
20
10
0
3.5E5
3.1E5
2.8E5
2.4E5
2.1E5
1.7E5
1.4E5
1.0E5
6.9E4
3.5E4
0.0E0
34:00
34:06
34:12
34:18
34:24
34:30
34:36
34:42
34:48
34:54
35:00
35:06
35:12
35:18
Time

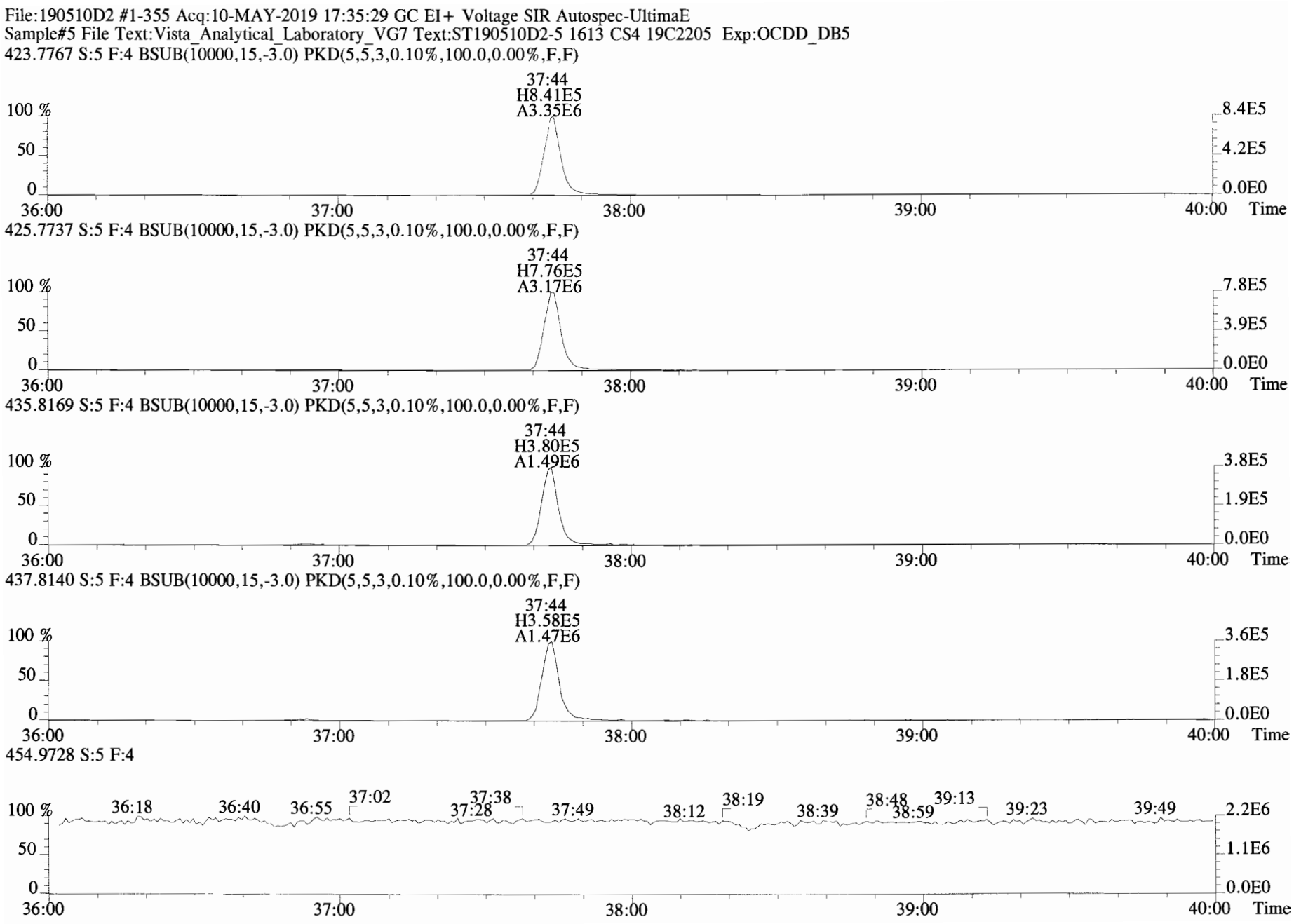
File:190510D2 #1-355 Acq:10-MAY-2019 17:35:29 GC EI+ Voltage SIR Autospec-UltimaE
Sample#5 File Text:Vista_Analytical_Laboratory_VG7 Text:ST190510D2-5 1613 CS4 19C2205 Exp:OCDD_DB5
423.7767 S:5 F:4 BSUB(10000,15,-3.0) PKD(5,5,3,0.10%,100.0,0.00%,F,F)
37:44
H8.41E5
A3.35E6
425.7737 S:5 F:4 BSUB(10000,15,-3.0) PKD(5,5,3,0.10%,100.0,0.00%,F,F)
37:44
H7.76E5
A3.17E6
435.8169 S:5 F:4 BSUB(10000,15,-3.0) PKD(5,5,3,0.10%,100.0,0.00%,F,F)
37:44
H3.80E5
A1.49E6
437.8140 S:5 F:4 BSUB(10000,15,-3.0) PKD(5,5,3,0.10%,100.0,0.00%,F,F)
37:44
H3.58E5
A1.47E6
454.9728 S:5 F:4
36:18
36:40
36:55
37:02
37:28
37:38
37:49
38:12
38:19
38:39
38:48
38:59
39:13
39:23
39:49
100 %
50
0
36:00
37:00
38:00
39:00
40:00
Time
8.4E5
4.2E5
0.0E0
7.8E5
3.9E5
3.8E5
1.9E5
3.6E5
1.8E5
2.2E6
1.1E6

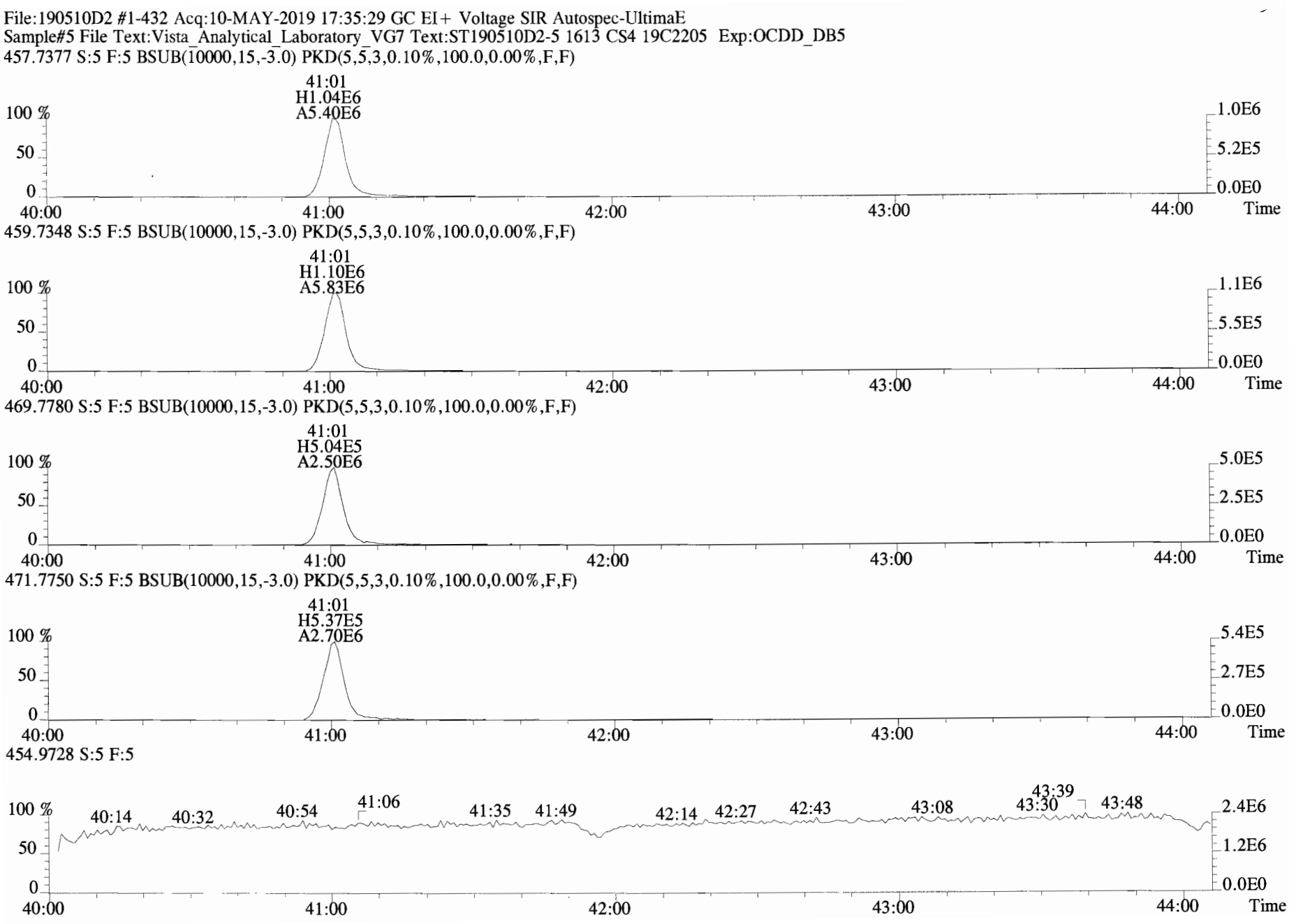
File:190510D2 #1-432 Acq:10-MAY-2019 17:35:29 GC EI+ Voltage SIR Autospec-UltimaE
Sample#5 File Text:Vista_Analytical_Laboratory_VG7 Text:ST190510D2-5 1613 CS4 19C2205 Exp:OCDD_DB5
457.7377 S:5 F:5 BSUB(10000,15,-3.0) PKD(5,5,3,0.10%,100.0,0.00%,F,F)
41:01
H1.04E6
A5.40E6
459.7348 S:5 F:5 BSUB(10000,15,-3.0) PKD(5,5,3,0.10%,100.0,0.00%,F,F)
41:01
H1.10E6
A5.83E6
469.7780 S:5 F:5 BSUB(10000,15,-3.0) PKD(5,5,3,0.10%,100.0,0.00%,F,F)
41:01
H5.04E5
A2.50E6
471.7750 S:5 F:5 BSUB(10000,15,-3.0) PKD(5,5,3,0.10%,100.0,0.00%,F,F)
41:01
H5.37E5
A2.70E6
454.9728 S:5 F:5
40:14
40:32
40:54
41:06
41:35
41:49
42:14
42:27
42:43
43:08
43:30
43:39
43:48
100 %
50
0
40:00
41:00
42:00
43:00
44:00
Time
1.0E6
5.2E5
0.0E0
1.1E6
5.5E5
5.0E5
2.5E5
5.4E5
2.7E5
2.4E6
1.2E6

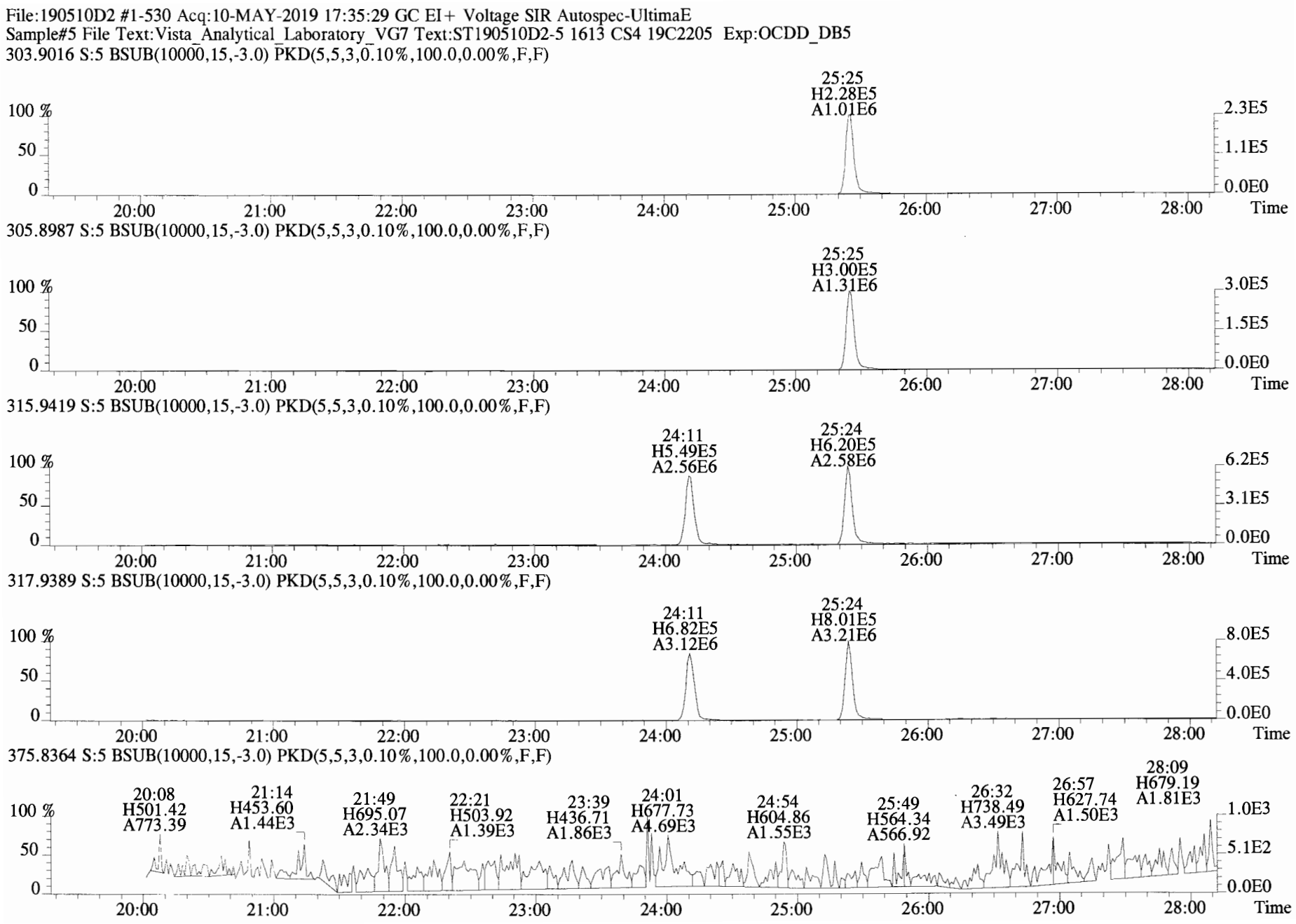
File:190510D2 #1-530 Acq:10-MAY-2019 17:35:29 GC EI+ Voltage SIR Autospec-UltimaE
Sample#5 File Text:Vista_Analytical_Laboratory_VG7 Text:ST190510D2-5 1613 CS4 19C2205 Exp:OCDD_DB5
303.9016 S:5 BSUB(10000,15,-3.0) PKD(5,5,3,0.10%,100.0,0.00%,F,F)
25:25
H2.28E5
A1.01E6
305.8987 S:5 BSUB(10000,15,-3.0) PKD(5,5,3,0.10%,100.0,0.00%,F,F)
25:25
H3.00E5
A1.31E6
315.9419 S:5 BSUB(10000,15,-3.0) PKD(5,5,3,0.10%,100.0,0.00%,F,F)
24:11
H5.49E5
A2.56E6
25:24
H6.20E5
A2.58E6
317.9389 S:5 BSUB(10000,15,-3.0) PKD(5,5,3,0.10%,100.0,0.00%,F,F)
24:11
H6.82E5
A3.12E6
25:24
H8.01E5
A3.21E6
375.8364 S:5 BSUB(10000,15,-3.0) PKD(5,5,3,0.10%,100.0,0.00%,F,F)
20:08
H501.42
A773.39
21:14
H453.60
A1.44E3
21:49
H695.07
A2.34E3
22:21
H503.92
A1.39E3
23:39
H436.71
A1.86E3
24:01
H677.73
A4.69E3
24:54
H604.86
A1.55E3
25:49
H564.34
A566.92
26:32
H738.49
A3.49E3
26:57
H627.74
A1.50E3
28:09
H679.19
A1.81E3
100 %
50
0
20:00
21:00
22:00
23:00
24:00
25:00
26:00
27:00
28:00
Time
2.3E5
1.1E5
0.0E0
3.0E5
1.5E5
6.2E5
3.1E5
8.0E5
4.0E5
1.0E3
5.1E2

File:190510D2 #1-530 Acq:10-MAY-2019 17:35:29 GC EI+ Voltage SIR Autospec-UltimaE
Sample#5 File Text:Vista_Analytical_Laboratory_VG7 Text:ST190510D2-5 1613 CS4 19C2205 Exp:OCDD_DB5
339.8597 S:5 BSUB(10000,15,-3.0) PKD(5,5,3,0.10%,100.0,0.00%,F,F)

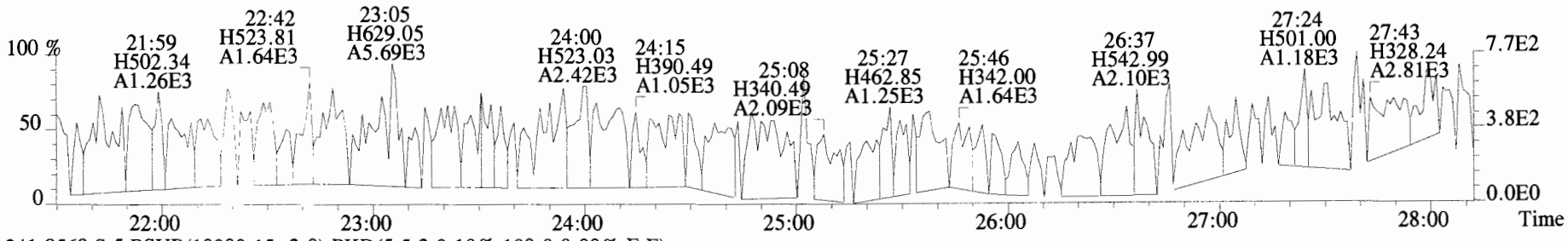

341.8568 S:5 BSUB(10000,15,-3.0) PKD(5,5,3,0.10%,100.0,0.00%,F,F)

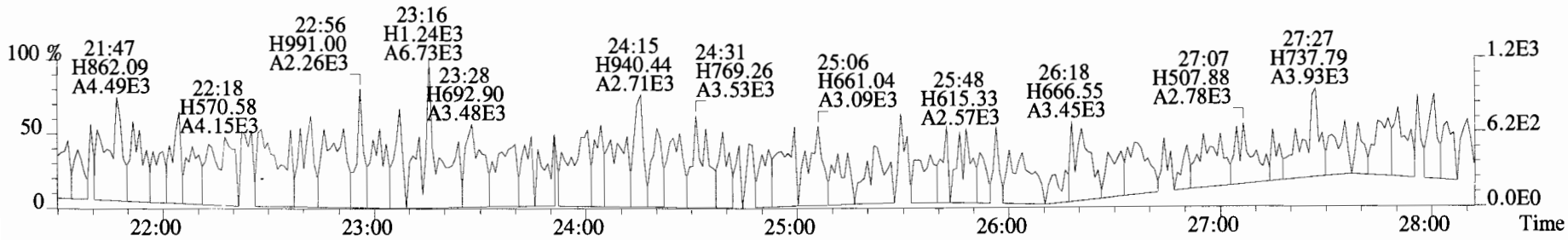

409.7974 S:5 BSUB(10000,15,-3.0) PKD(5,5,3,0.10%,100.0,0.00%,F,F)

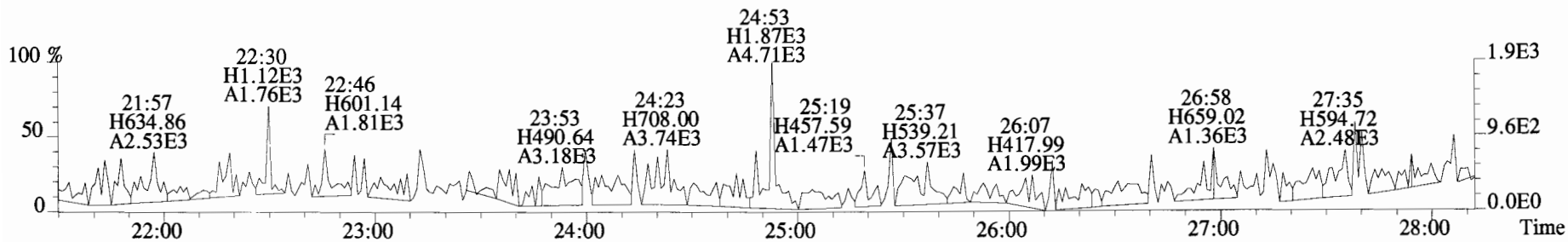

316.9824 S:5

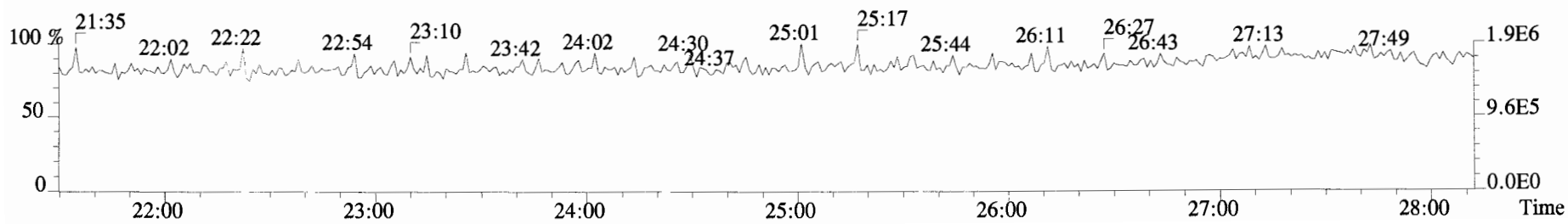

File:190510D2 #1-180 Acq:10-MAY-2019 17:35:29 GC EI+ Voltage SIR Autospec-UltimaE
Sample#5 File Text:Vista_Analytical_Laboratory_VG7 Text:ST190510D2-5 1613 CS4 19C2205 Exp:OCDD_DB5
339.8597 S:5 F:2 BSUB(10000,15,-3.0) PKD(5,5,3,0.10%,100.0,0.00%,F,F)

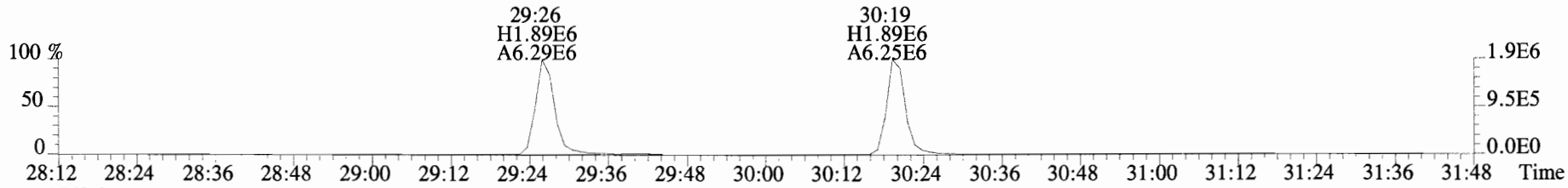

341.8568 S:5 F:2 BSUB(10000,15,-3.0) PKD(5,5,3,0.10%,100.0,0.00%,F,F)

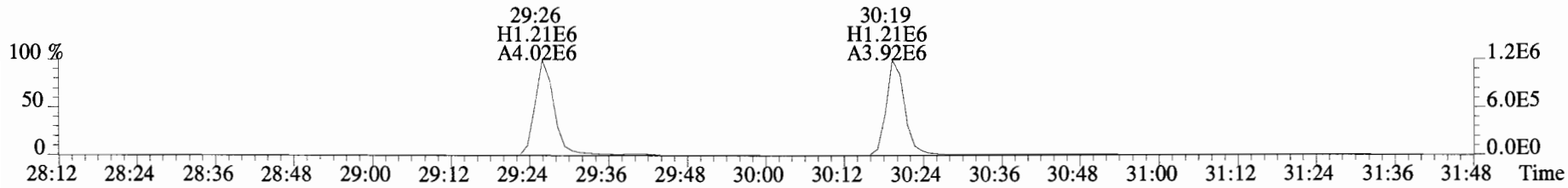

351.9000 S:5 F:2 BSUB(10000,15,-3.0) PKD(5,5,3,0.10%,100.0,0.00%,F,F)

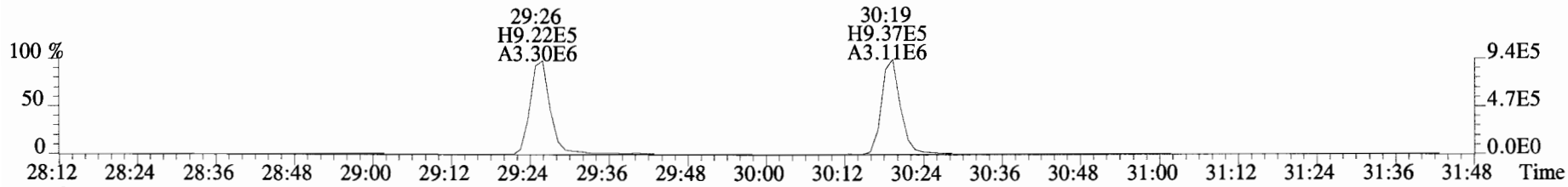

353.8970 S:5 F:2 BSUB(10000,15,-3.0) PKD(5,5,3,0.10%,100.0,0.00%,F,F)

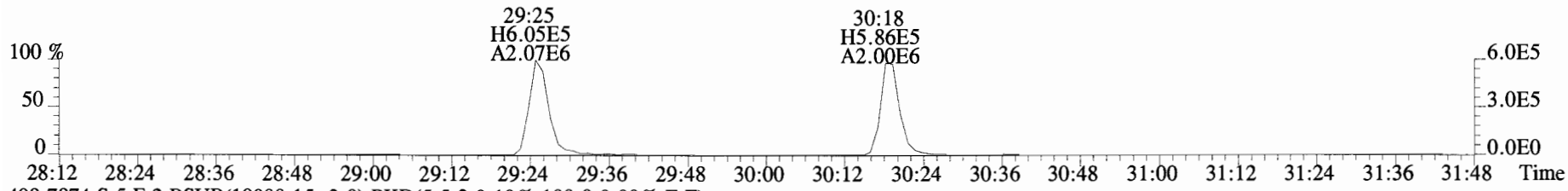

409.7974 S:5 F:2 BSUB(10000,15,-3.0) PKD(5,5,3,0.10%,100.0,0.00%,F,F)

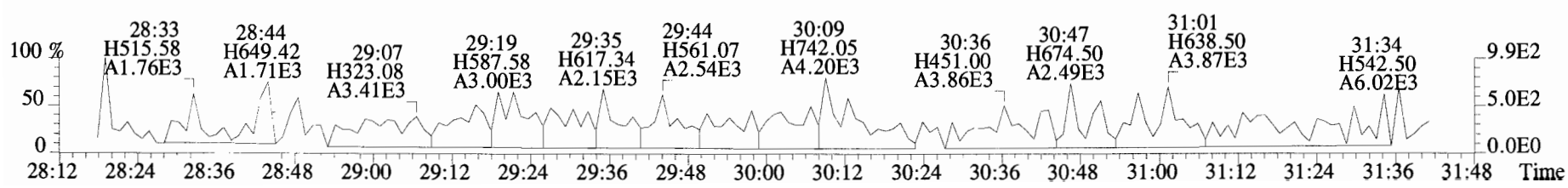

File:190510D2 #1-384 Acq:10-MAY-2019 17:35:29 GC EI+ Voltage SIR Autospec-UltimaE
Sample#5 File Text:Vista_Analytical_Laboratory_VG7 Text:ST190510D2-5 1613 CS4 19C2205 Exp:OCDD_DB5

373.8207 S:5 F:3 BSUB(10000,15,-3.0) PKD(5,5,3,0.10%,100.0,0.00%,F,F)

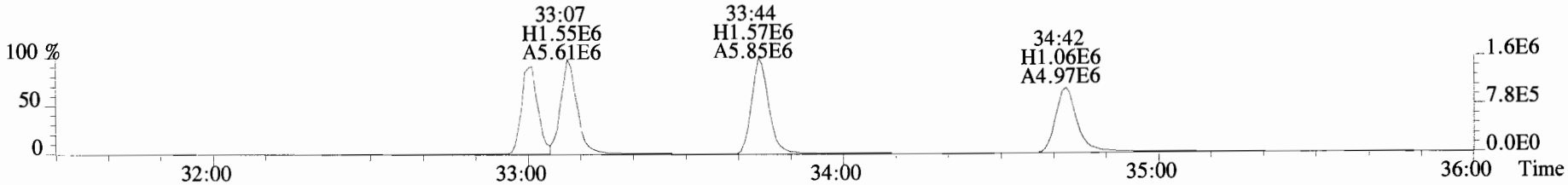

375.8178 S:5 F:3 BSUB(10000,15,-3.0) PKD(5,5,3,0.10%,100.0,0.00%,F,F)

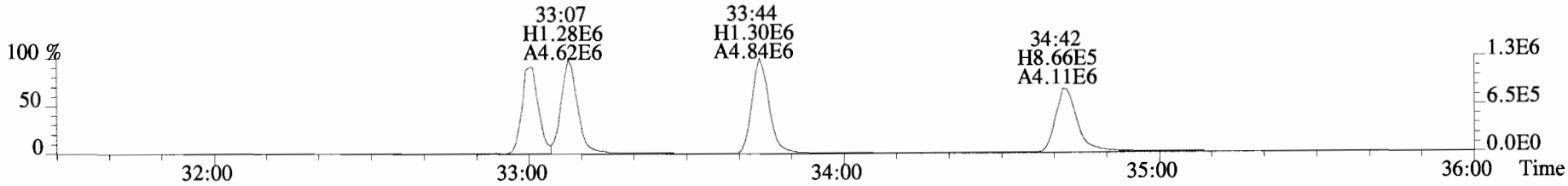

383.8639 S:5 F:3 BSUB(10000,15,-3.0) PKD(5,5,3,0.10%,100.0,0.00%,F,F)

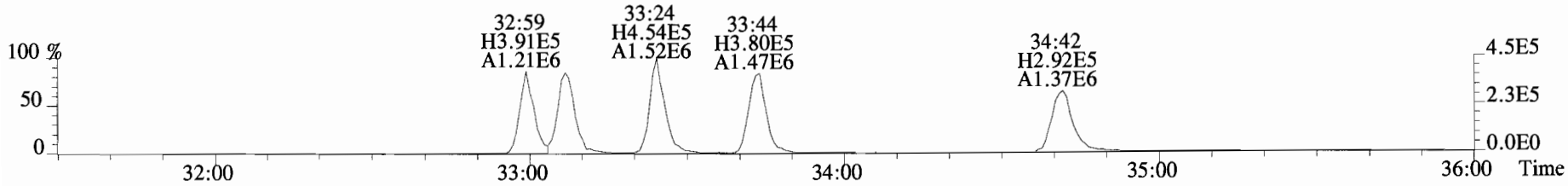

385.8610 S:5 F:3 BSUB(10000,15,-3.0) PKD(5,5,3,0.10%,100.0,0.00%,F,F)

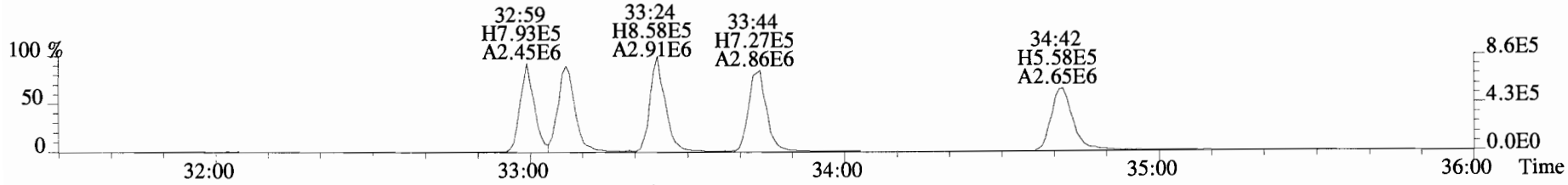

445.7555 S:5 F:3 BSUB(10000,15,-3.0) PKD(5,5,3,0.10%,100.0,0.00%,F,F)

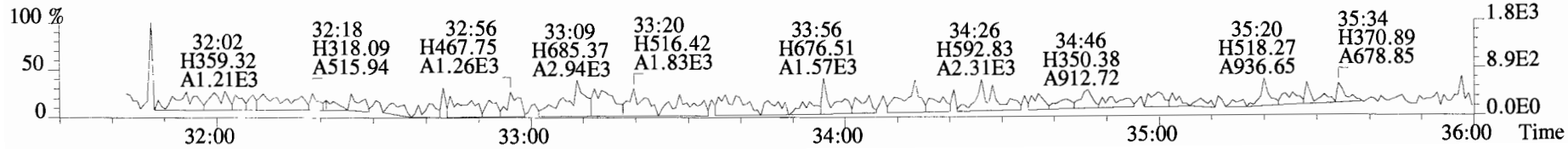

File:190510D2 #1-384 Acq:10-MAY-2019 17:35:29 GC EI+ Voltage SIR Autospec-UltimaE
Sample#5 File Text:Vista_Analytical_Laboratory_VG7 Text:ST190510D2-5 1613 CS4 19C2205 Exp:OCDD_DB5
383.8639 S:5 F:3 BSUB(10000,15,-3.0) PKD(5,5,3,0.10%,100.0,0.00%,F,F)

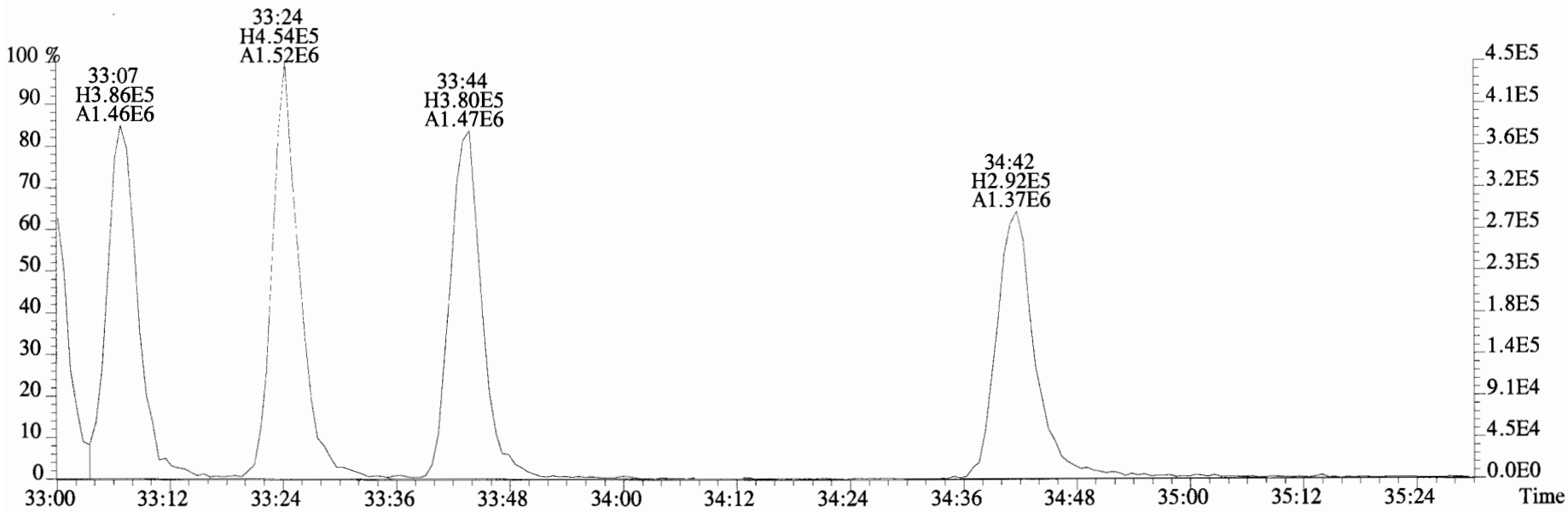

385.8610 S:5 F:3 BSUB(10000,15,-3.0) PKD(5,5,3,0.10%,100.0,0.00%,F,F)

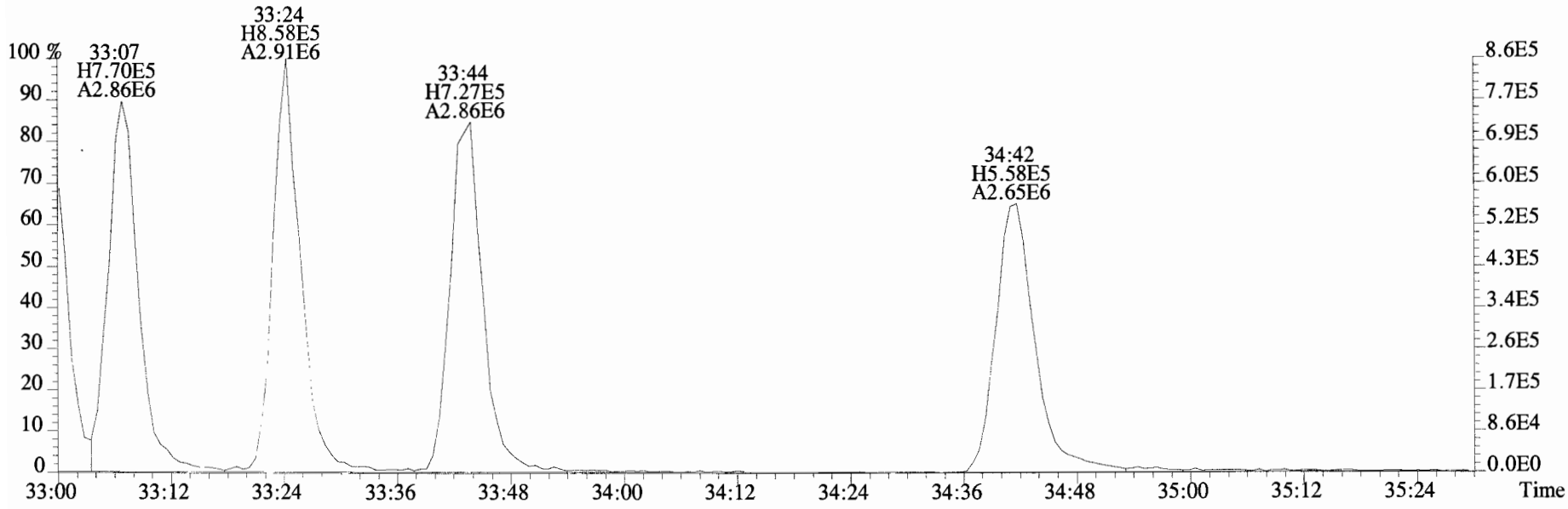

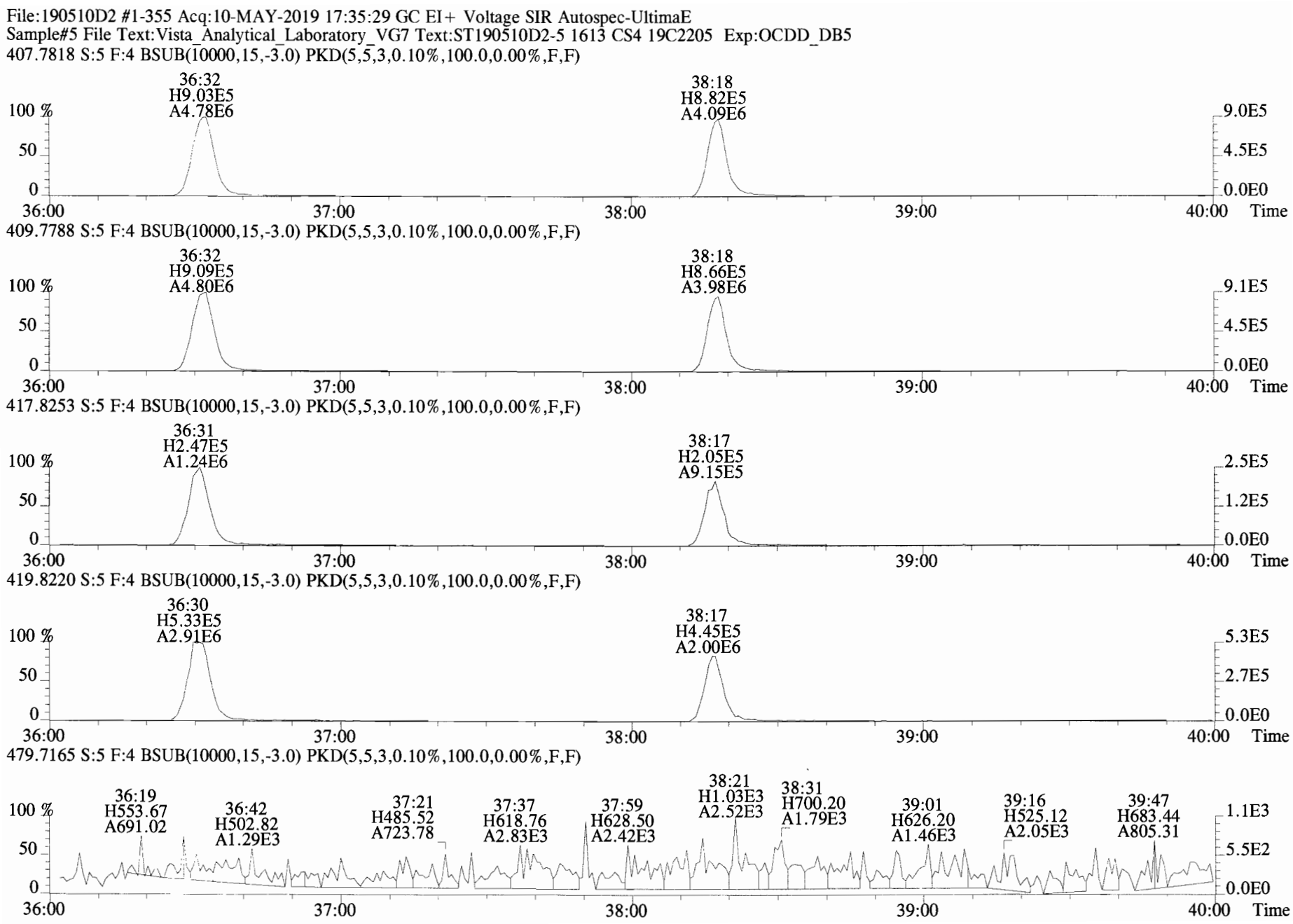
File:190510D2 #1-355 Acq:10-MAY-2019 17:35:29 GC EI+ Voltage SIR Autospec-UltimaE
Sample#5 File Text:Vista_Analytical_Laboratory_VG7 Text:ST190510D2-5 1613 CS4 19C2205 Exp:OCDD_DB5
407.7818 S:5 F:4 BSUB(10000,15,-3.0) PKD(5,5,3,0.10%,100.0,0.00%,F,F)
36:32 H9.03E5 A4.78E6
38:18 H8.82E5 A4.09E6
409.7788 S:5 F:4 BSUB(10000,15,-3.0) PKD(5,5,3,0.10%,100.0,0.00%,F,F)
36:32 H9.09E5 A4.80E6
38:18 H8.66E5 A3.98E6
417.8253 S:5 F:4 BSUB(10000,15,-3.0) PKD(5,5,3,0.10%,100.0,0.00%,F,F)
36:31 H2.47E5 A1.24E6
38:17 H2.05E5 A9.15E5
419.8220 S:5 F:4 BSUB(10000,15,-3.0) PKD(5,5,3,0.10%,100.0,0.00%,F,F)
36:30 H5.33E5 A2.91E6
38:17 H4.45E5 A2.00E6
479.7165 S:5 F:4 BSUB(10000,15,-3.0) PKD(5,5,3,0.10%,100.0,0.00%,F,F)
36:19 H553.67 A691.02
36:42 H502.82 A1.29E3
37:21 H485.52 A723.78
37:37 H618.76 A2.83E3
37:59 H628.50 A2.42E3
38:21 H1.03E3 A2.52E3
38:31 H700.20 A1.79E3
39:01 H626.20 A1.46E3
39:16 H525.12 A2.05E3
39:47 H683.44 A805.31
100 %
50
0
36:00
37:00
38:00
39:00
40:00
Time
9.0E5
4.5E5
0.0E0
9.1E5
2.5E5
1.2E5
5.3E5
2.7E5
1.1E3
5.5E2

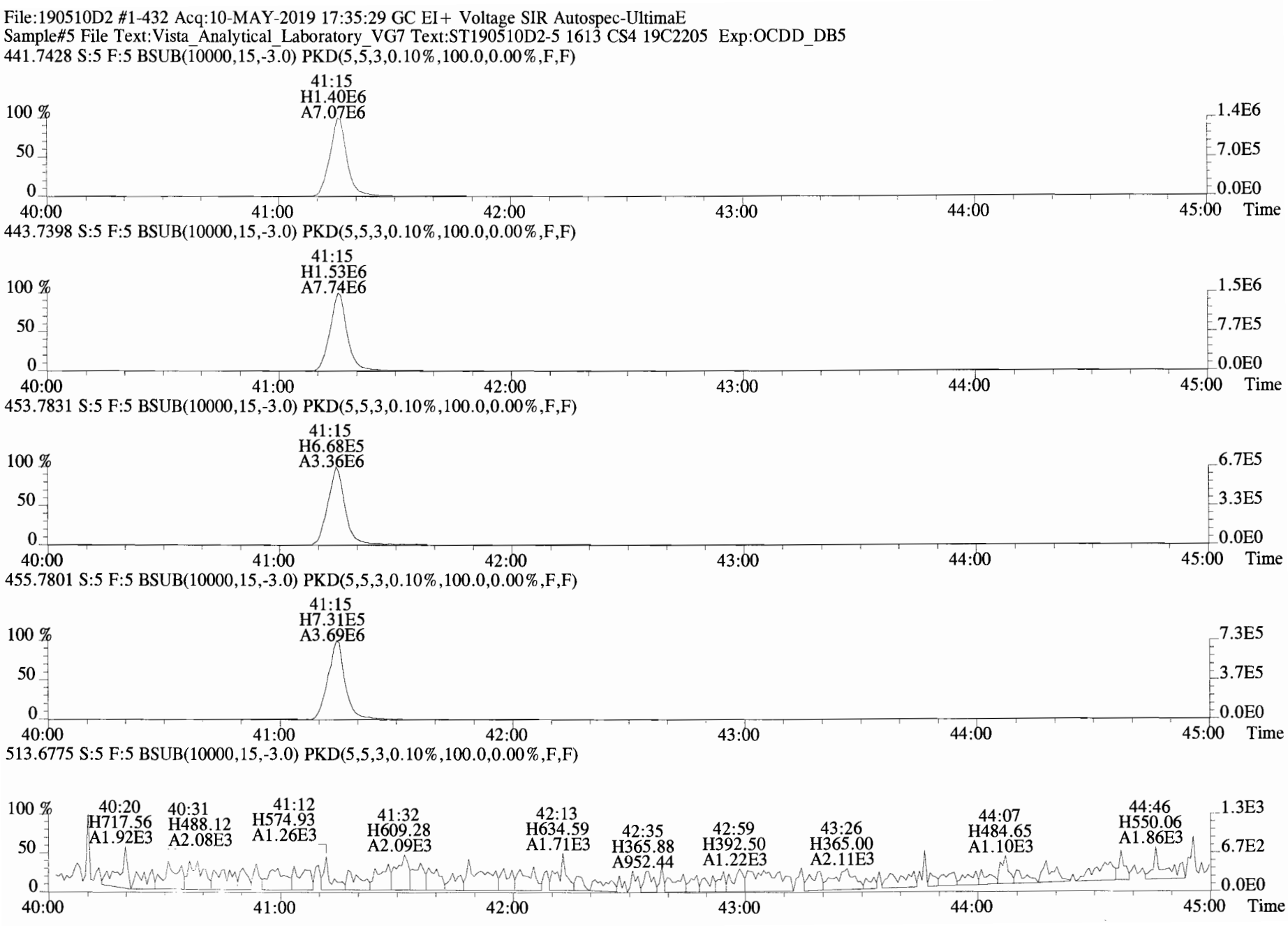
File:190510D2 #1-432 Acq:10-MAY-2019 17:35:29 GC EI+ Voltage SIR Autospec-UltimaE
Sample#5 File Text:Vista_Analytical_Laboratory_VG7 Text:ST190510D2-5 1613 CS4 19C2205 Exp:OCDD_DB5
441.7428 S:5 F:5 BSUB(10000,15,-3.0) PKD(5,5,3,0.10%,100.0,0.00%,F,F)
41:15
H1.40E6
A7.07E6
443.7398 S:5 F:5 BSUB(10000,15,-3.0) PKD(5,5,3,0.10%,100.0,0.00%,F,F)
41:15
H1.53E6
A7.74E6
453.7831 S:5 F:5 BSUB(10000,15,-3.0) PKD(5,5,3,0.10%,100.0,0.00%,F,F)
41:15
H6.68E5
A3.36E6
455.7801 S:5 F:5 BSUB(10000,15,-3.0) PKD(5,5,3,0.10%,100.0,0.00%,F,F)
41:15
H7.31E5
A3.69E6
513.6775 S:5 F:5 BSUB(10000,15,-3.0) PKD(5,5,3,0.10%,100.0,0.00%,F,F)
40:20 H717.56 A1.92E3
40:31 H488.12 A2.08E3
41:12 H574.93 A1.26E3
41:32 H609.28 A2.09E3
42:13 H634.59 A1.71E3
42:35 H365.88 A952.44
42:59 H392.50 A1.22E3
43:26 H365.00 A2.11E3
44:07 H484.65 A1.10E3
44:46 H550.06 A1.86E3
100 %
50
0
40:00
41:00
42:00
43:00
44:00
45:00
Time
1.4E6
7.0E5
0.0E0
1.5E6
7.7E5
6.7E5
3.3E5
7.3E5
3.7E5
1.3E3
6.7E2

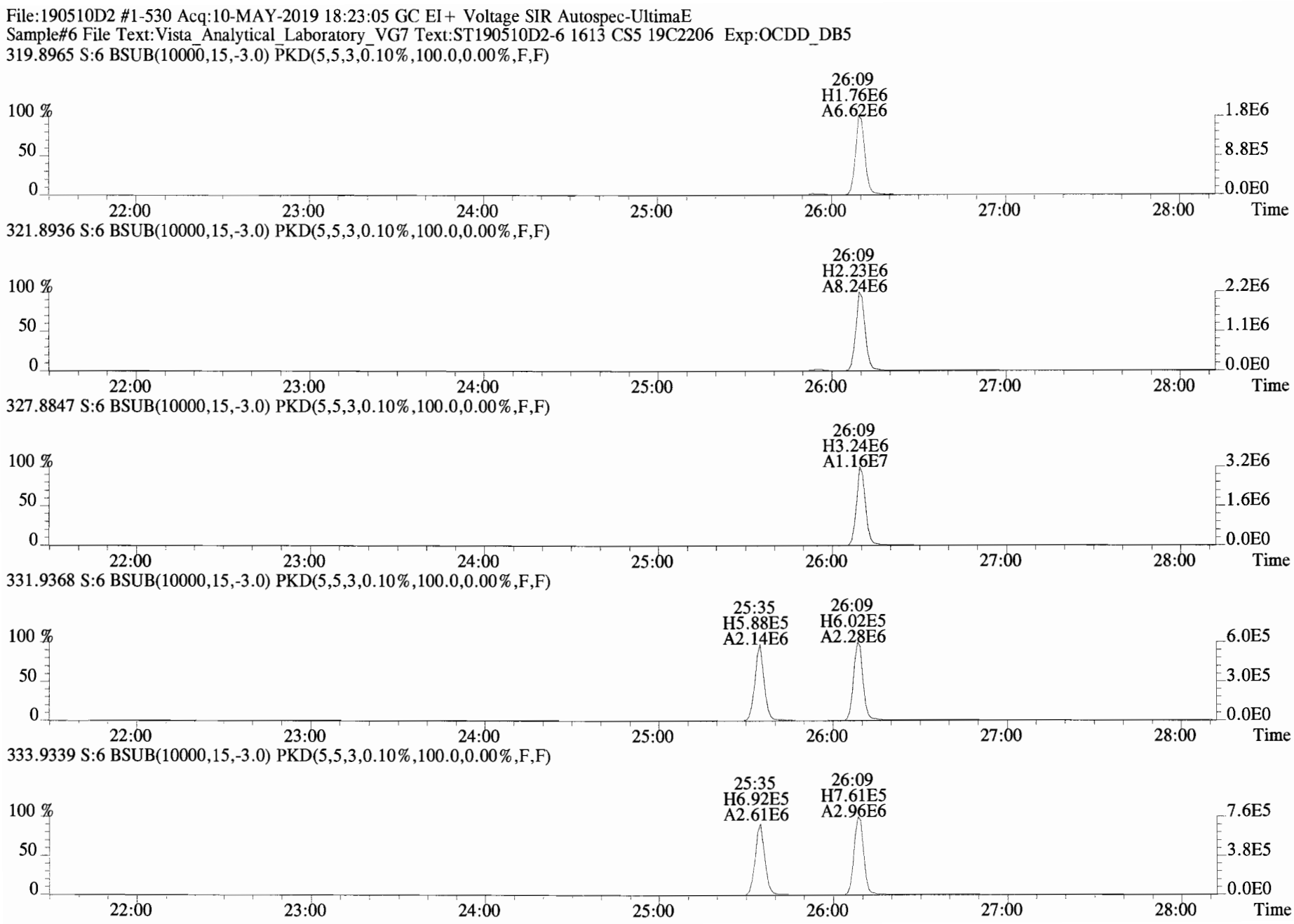
File:190510D2 #1-530 Acq:10-MAY-2019 18:23:05 GC EI+ Voltage SIR Autospec-UltimaE
Sample#6 File Text:Vista_Analytical_Laboratory_VG7 Text:ST190510D2-6 1613 CS5 19C2206 Exp:OCDD_DB5
319.8965 S:6 BSUB(10000,15,-3.0) PKD(5,5,3,0.10%,100.0,0.00%,F,F)
26:09
H1.76E6
A6.62E6
100 %
50
0
1.8E6
8.8E5
0.0E0
22:00
23:00
24:00
25:00
26:00
27:00
28:00
Time
321.8936 S:6 BSUB(10000,15,-3.0) PKD(5,5,3,0.10%,100.0,0.00%,F,F)
26:09
H2.23E6
A8.24E6
2.2E6
1.1E6
0.0E0
327.8847 S:6 BSUB(10000,15,-3.0) PKD(5,5,3,0.10%,100.0,0.00%,F,F)
26:09
H3.24E6
A1.16E7
3.2E6
1.6E6
0.0E0
331.9368 S:6 BSUB(10000,15,-3.0) PKD(5,5,3,0.10%,100.0,0.00%,F,F)
25:35
H5.88E5
A2.14E6
26:09
H6.02E5
A2.28E6
6.0E5
3.0E5
0.0E0
333.9339 S:6 BSUB(10000,15,-3.0) PKD(5,5,3,0.10%,100.0,0.00%,F,F)
25:35
H6.92E5
A2.61E6
26:09
H7.61E5
A2.96E6
7.6E5
3.8E5
0.0E0

File:190510D2 #1-180 Acq:10-MAY-2019 18:23:05 GC EI+ Voltage SIR Autospec-UltimaE
Sample#6 File Text:Vista_Analytical_Laboratory_VG7 Text:ST190510D2-6 1613 CS5 19C2206 Exp:OCDD_DB5
353.8576 S:6 F:2 BSUB(10000,15,-3.0) PKD(5,5,3,0.10%,100.0,0.00%,F,F)

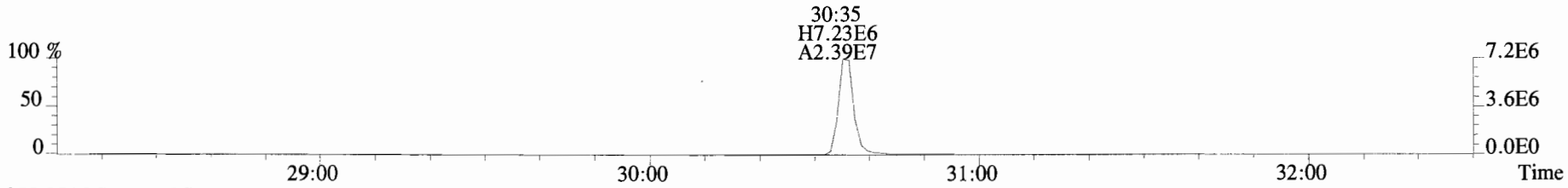

355.8546 S:6 F:2 BSUB(10000,15,-3.0) PKD(5,5,3,0.10%,100.0,0.00%,F,F)

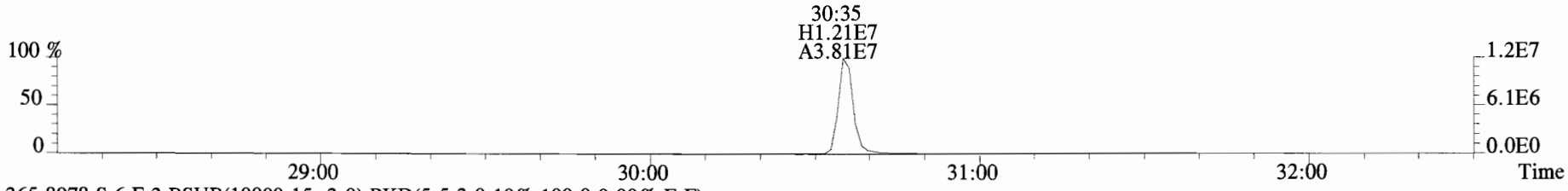

365.8978 S:6 F:2 BSUB(10000,15,-3.0) PKD(5,5,3,0.10%,100.0,0.00%,F,F)

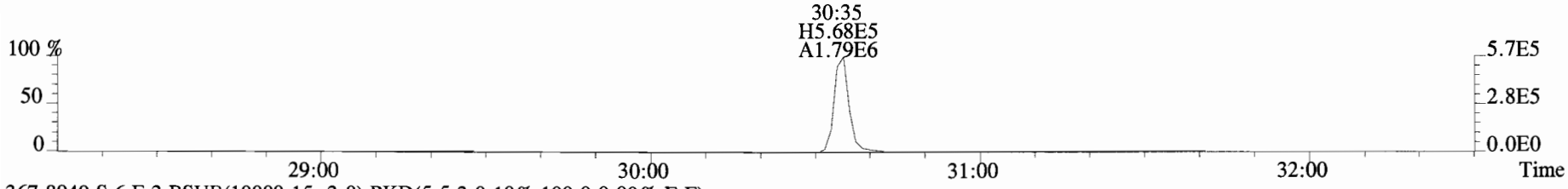

367.8949 S:6 F:2 BSUB(10000,15,-3.0) PKD(5,5,3,0.10%,100.0,0.00%,F,F)

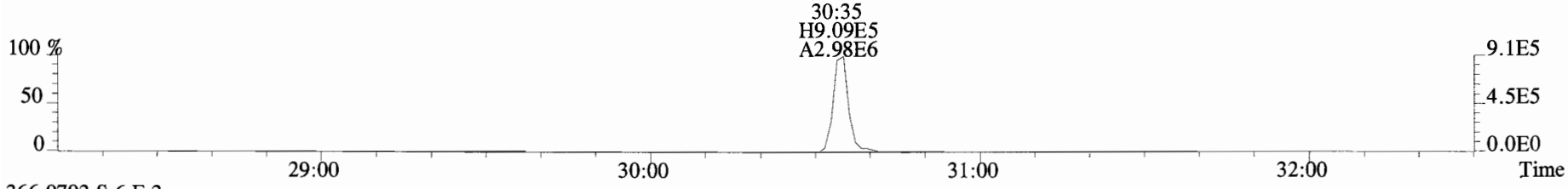

366.9792 S:6 F:2

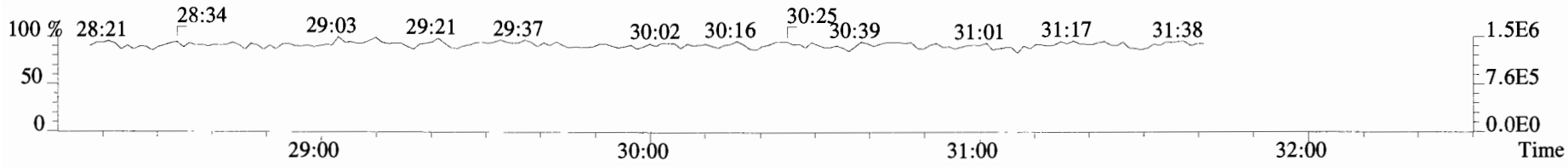

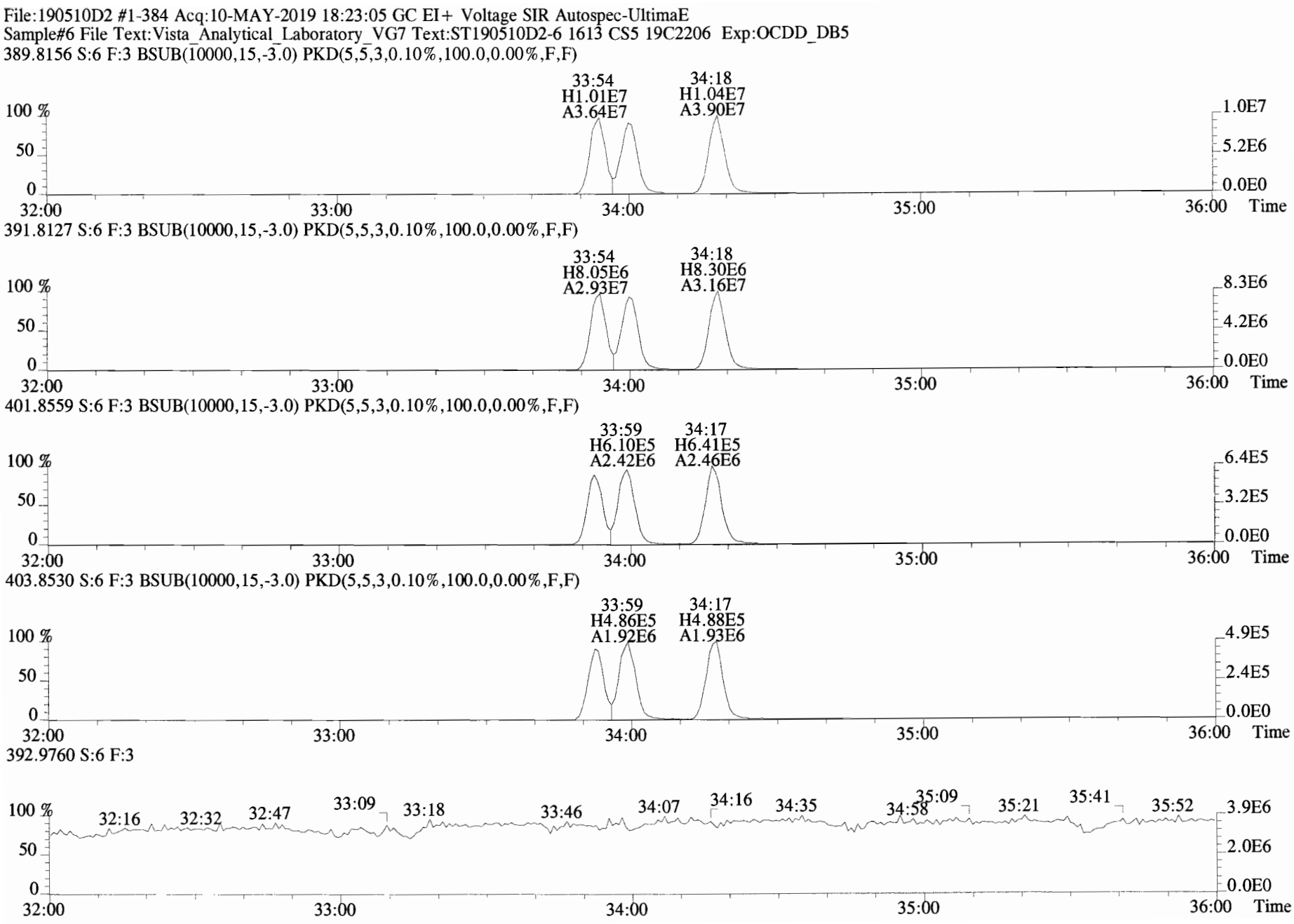
File:190510D2 #1-384 Acq:10-MAY-2019 18:23:05 GC EI+ Voltage SIR Autospec-UltimaE
Sample#6 File Text:Vista_Analytical_Laboratory_VG7 Text:ST190510D2-6 1613 CS5 19C2206 Exp:OCDD_DB5
389.8156 S:6 F:3 BSUB(10000,15,-3.0) PKD(5,5,3,0.10%,100.0,0.00%,F,F)
33:54 H1.01E7 A3.64E7
34:18 H1.04E7 A3.90E7
391.8127 S:6 F:3 BSUB(10000,15,-3.0) PKD(5,5,3,0.10%,100.0,0.00%,F,F)
33:54 H8.05E6 A2.93E7
34:18 H8.30E6 A3.16E7
401.8559 S:6 F:3 BSUB(10000,15,-3.0) PKD(5,5,3,0.10%,100.0,0.00%,F,F)
33:59 H6.10E5 A2.42E6
34:17 H6.41E5 A2.46E6
403.8530 S:6 F:3 BSUB(10000,15,-3.0) PKD(5,5,3,0.10%,100.0,0.00%,F,F)
33:59 H4.86E5 A1.92E6
34:17 H4.88E5 A1.93E6
392.9760 S:6 F:3
32:16 32:32 32:47 33:09 33:18 33:46 34:07 34:16 34:35 34:58 35:09 35:21 35:41 35:52
100 %
50
0
32:00 33:00 34:00 35:00 36:00 Time
1.0E7 5.2E6 0.0E0
8.3E6 4.2E6 0.0E0
6.4E5 3.2E5 0.0E0
4.9E5 2.4E5 0.0E0
3.9E6 2.0E6 0.0E0

File:190510D2 #1-384 Acq:10-MAY-2019 18:23:05 GC EI+ Voltage SIR Autospec-UltimaE
Sample#6 File Text:Vista_Analytical_Laboratory_VG7 Text:ST190510D2-6 1613 CS5 19C2206 Exp:OCDD_DB5
401.8559 S:6 F:3 BSUB(10000,15,-3.0) PKD(5,5,3,0.10%,100.0,0.00%,F,F)

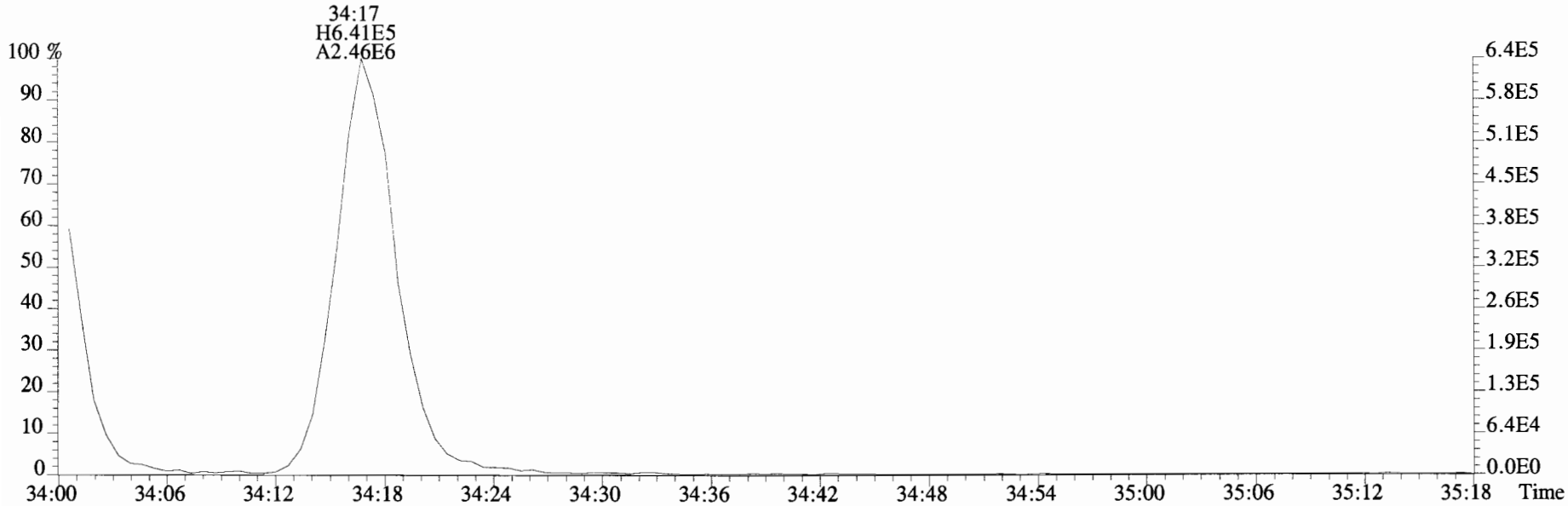

403.8530 S:6 F:3 BSUB(10000,15,-3.0) PKD(5,5,3,0.10%,100.0,0.00%,F,F)

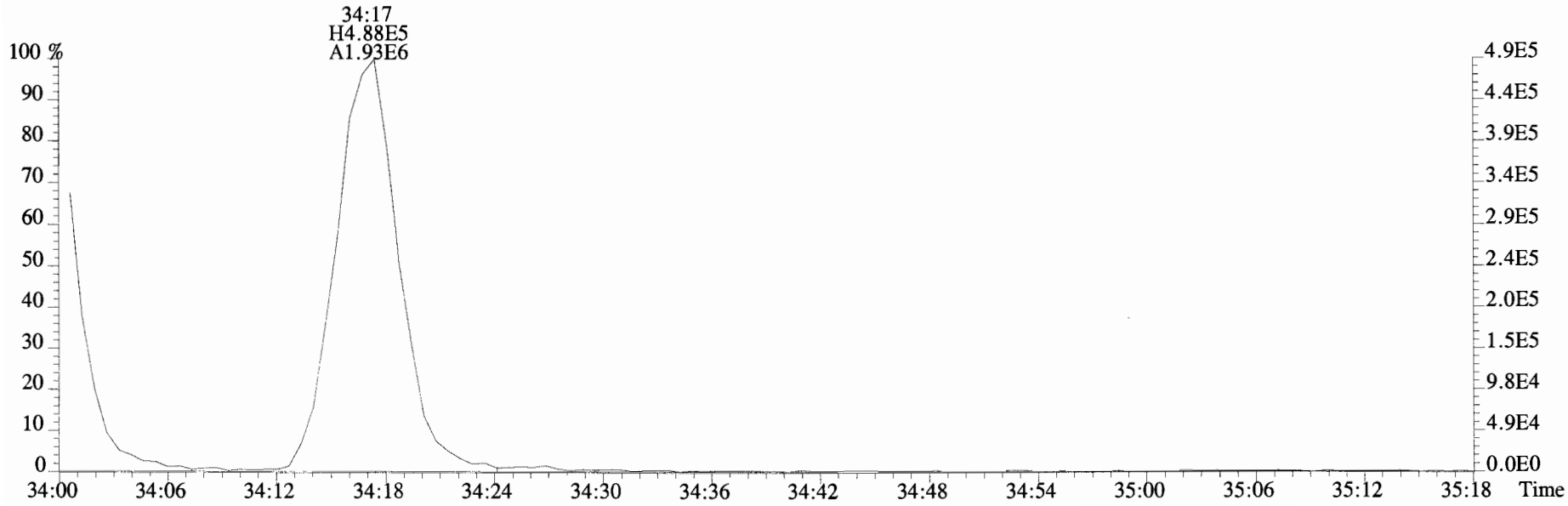

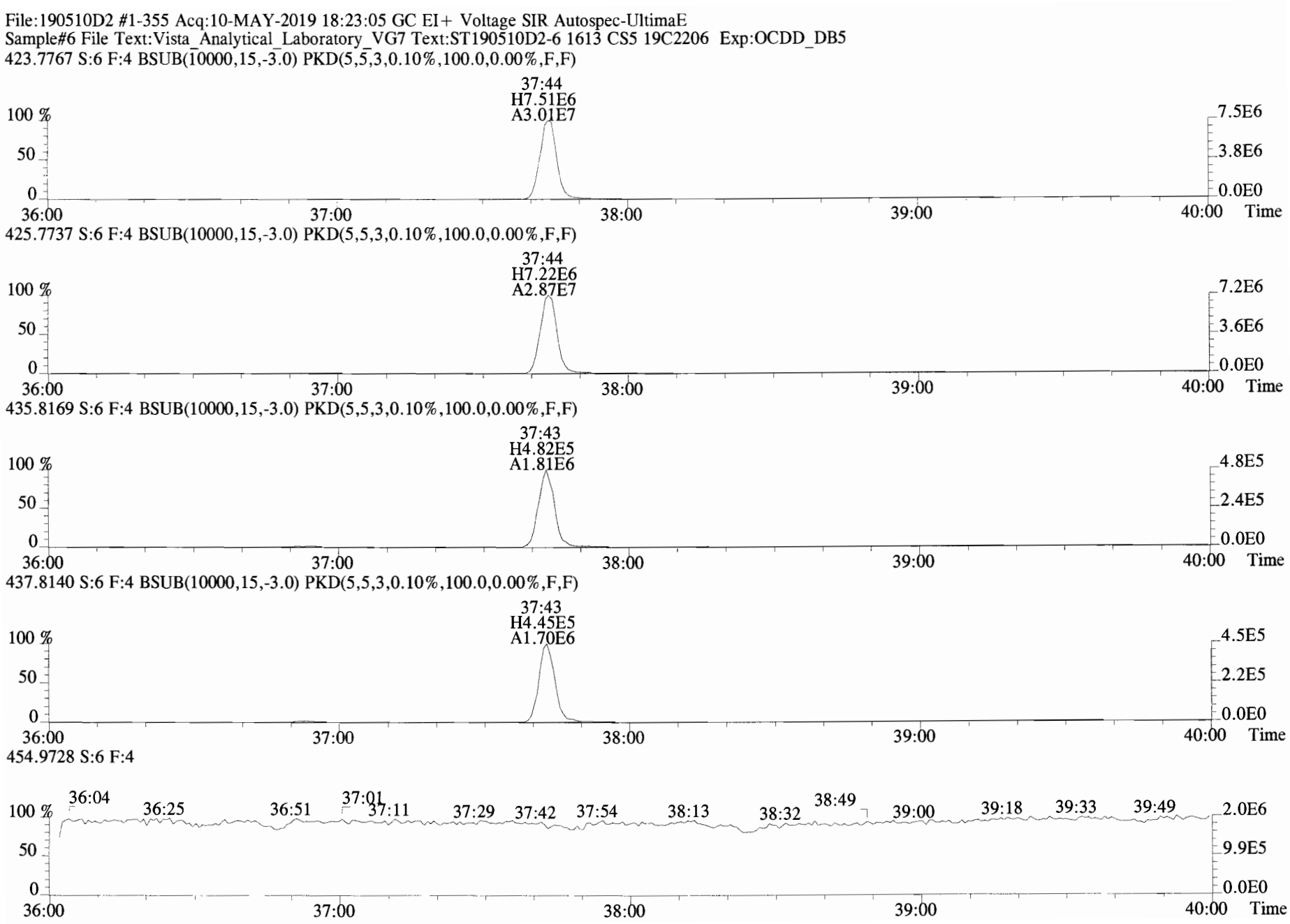
File:190510D2 #1-355 Acq:10-MAY-2019 18:23:05 GC EI+ Voltage SIR Autospec-UltimaE
Sample#6 File Text:Vista_Analytical_Laboratory_VG7 Text:ST190510D2-6 1613 CS5 19C2206 Exp:OCDD_DB5
423.7767 S:6 F:4 BSUB(10000,15,-3.0) PKD(5,5,3,0.10%,100.0,0.00%,F,F)
37:44
H7.51E6
A3.01E7
425.7737 S:6 F:4 BSUB(10000,15,-3.0) PKD(5,5,3,0.10%,100.0,0.00%,F,F)
37:44
H7.22E6
A2.87E7
435.8169 S:6 F:4 BSUB(10000,15,-3.0) PKD(5,5,3,0.10%,100.0,0.00%,F,F)
37:43
H4.82E5
A1.81E6
437.8140 S:6 F:4 BSUB(10000,15,-3.0) PKD(5,5,3,0.10%,100.0,0.00%,F,F)
37:43
H4.45E5
A1.70E6
454.9728 S:6 F:4
100 %
50
0
36:00
37:00
38:00
39:00
40:00
Time
7.5E6
3.8E6
0.0E0
7.2E6
3.6E6
4.8E5
2.4E5
4.5E5
2.2E5
36:04
36:25
36:51
37:01
37:11
37:29
37:42
37:54
38:13
38:32
38:49
39:00
39:18
39:33
39:49
2.0E6
9.9E5

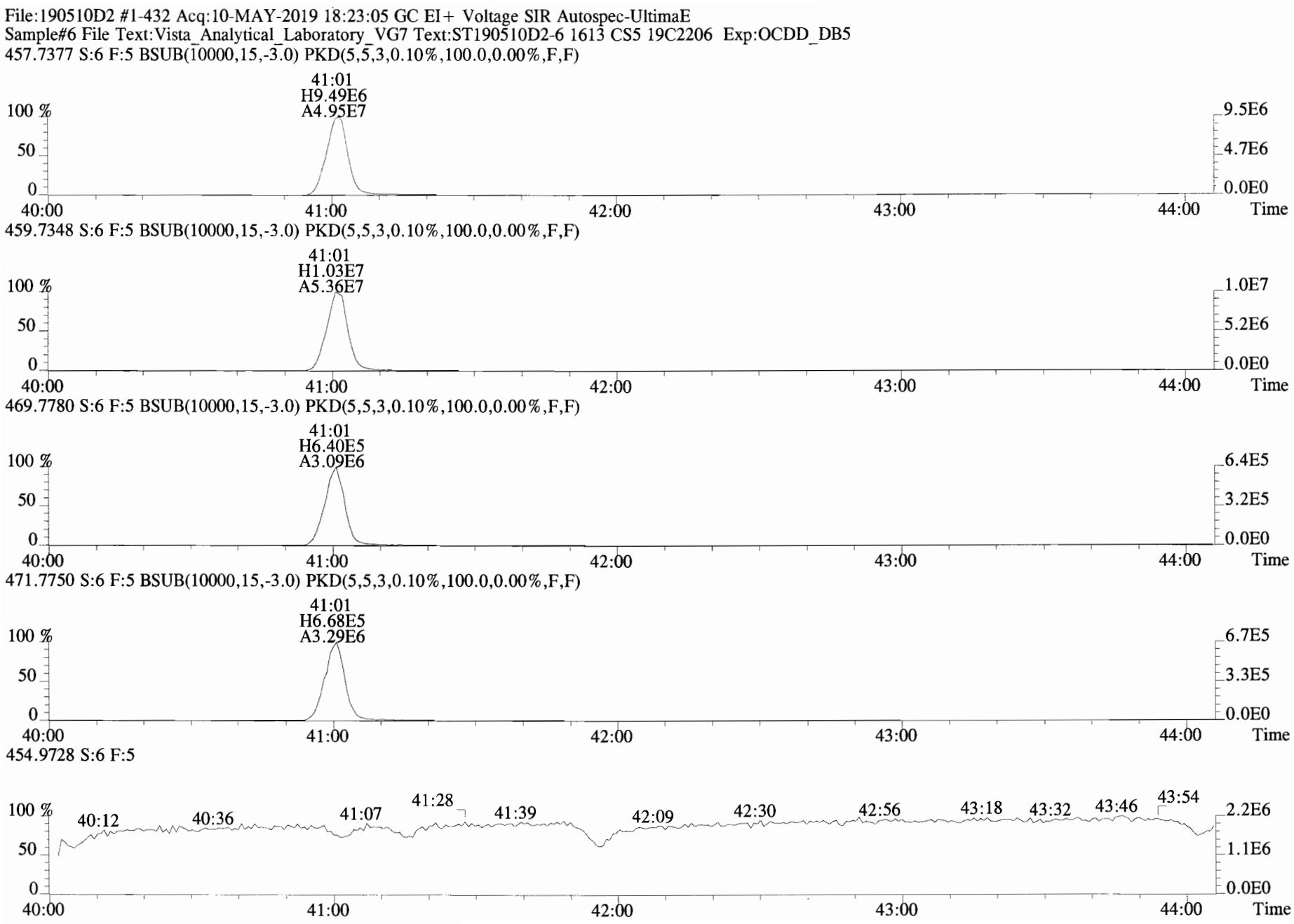
File:190510D2 #1-432 Acq:10-MAY-2019 18:23:05 GC EI+ Voltage SIR Autospec-UltimaE
Sample#6 File Text:Vista_Analytical_Laboratory_VG7 Text:ST190510D2-6 1613 CS5 19C2206 Exp:OCDD_DB5
457.7377 S:6 F:5 BSUB(10000,15,-3.0) PKD(5,5,3,0.10%,100.0,0.00%,F,F)
41:01
H9.49E6
A4.95E7
459.7348 S:6 F:5 BSUB(10000,15,-3.0) PKD(5,5,3,0.10%,100.0,0.00%,F,F)
41:01
H1.03E7
A5.36E7
469.7780 S:6 F:5 BSUB(10000,15,-3.0) PKD(5,5,3,0.10%,100.0,0.00%,F,F)
41:01
H6.40E5
A3.09E6
471.7750 S:6 F:5 BSUB(10000,15,-3.0) PKD(5,5,3,0.10%,100.0,0.00%,F,F)
41:01
H6.68E5
A3.29E6
454.9728 S:6 F:5
40:12
40:36
41:07
41:28
41:39
42:09
42:30
42:56
43:18
43:32
43:46
43:54
100 %
50
0
40:00
41:00
42:00
43:00
44:00
Time
9.5E6
4.7E6
0.0E0
1.0E7
5.2E6
6.4E5
3.2E5
6.7E5
3.3E5
2.2E6
1.1E6

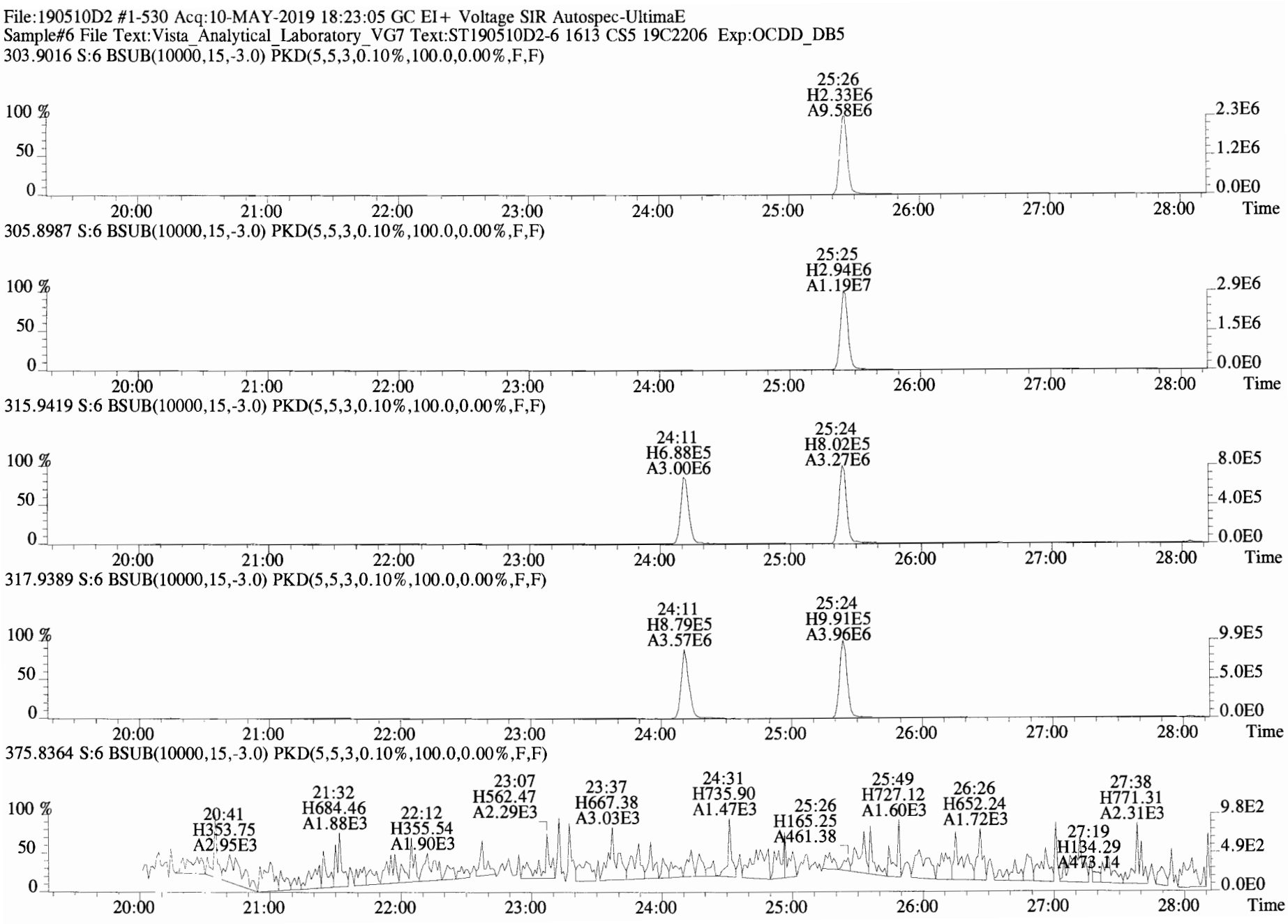
File:190510D2 #1-530 Acq:10-MAY-2019 18:23:05 GC EI+ Voltage SIR Autospec-UltimaE
Sample#6 File Text:Vista_Analytical_Laboratory_VG7 Text:ST190510D2-6 1613 CS5 19C2206 Exp:OCDD_DB5
303.9016 S:6 BSUB(10000,15,-3.0) PKD(5,5,3,0.10%,100.0,0.00%,F,F)
25:26
H2.33E6
A9.58E6
2.3E6
1.2E6
0.0E0
305.8987 S:6 BSUB(10000,15,-3.0) PKD(5,5,3,0.10%,100.0,0.00%,F,F)
25:25
H2.94E6
A1.19E7
2.9E6
1.5E6
0.0E0
315.9419 S:6 BSUB(10000,15,-3.0) PKD(5,5,3,0.10%,100.0,0.00%,F,F)
24:11
H6.88E5
A3.00E6
25:24
H8.02E5
A3.27E6
8.0E5
4.0E5
0.0E0
317.9389 S:6 BSUB(10000,15,-3.0) PKD(5,5,3,0.10%,100.0,0.00%,F,F)
24:11
H8.79E5
A3.57E6
25:24
H9.91E5
A3.96E6
9.9E5
5.0E5
0.0E0
375.8364 S:6 BSUB(10000,15,-3.0) PKD(5,5,3,0.10%,100.0,0.00%,F,F)
20:41
H353.75
A2.95E3
21:32
H684.46
A1.88E3
22:12
H355.54
A1.90E3
23:07
H562.47
A2.29E3
23:37
H667.38
A3.03E3
24:31
H735.90
A1.47E3
25:26
H165.25
A461.38
25:49
H727.12
A1.60E3
26:26
H652.24
A1.72E3
27:19
H134.29
A473.14
27:38
H771.31
A2.31E3
9.8E2
4.9E2
0.0E0
100 %
50
0
20:00
21:00
22:00
23:00
24:00
25:00
26:00
27:00
28:00
Time

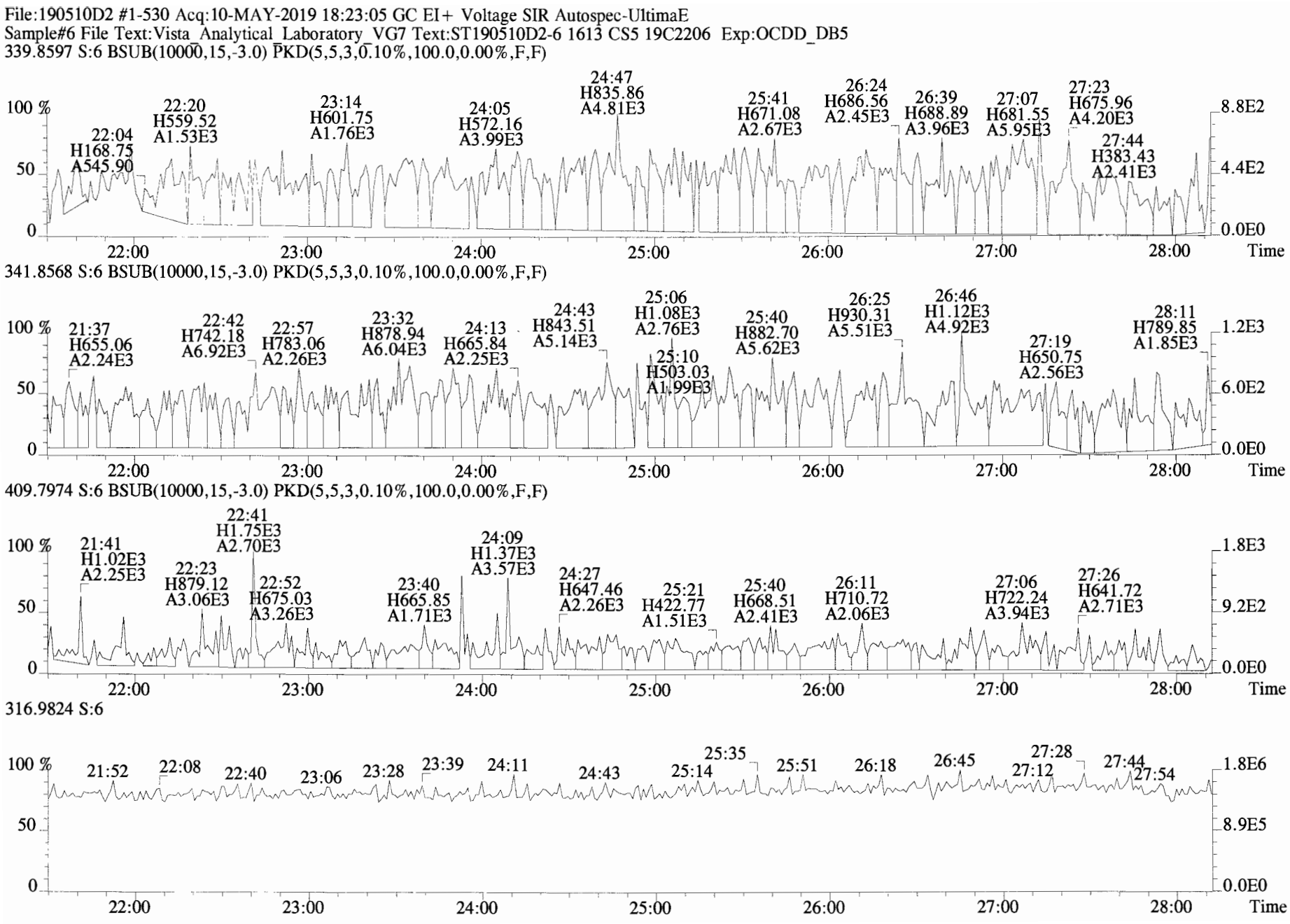
File:190510D2 #1-530 Acq:10-MAY-2019 18:23:05 GC EI+ Voltage SIR Autospec-UltimaE
Sample#6 File Text:Vista_Analytical_Laboratory_VG7 Text:ST190510D2-6 1613 CS5 19C2206 Exp:OCDD_DB5
339.8597 S:6 BSUB(10000,15,-3.0) PKD(5,5,3,0.10%,100.0,0.00%,F,F)
22:04 H168.75 A545.90
22:20 H559.52 A1.53E3
23:14 H601.75 A1.76E3
24:05 H572.16 A3.99E3
24:47 H835.86 A4.81E3
25:41 H671.08 A2.67E3
26:24 H686.56 A2.45E3
26:39 H688.89 A3.96E3
27:07 H681.55 A5.95E3
27:23 H675.96 A4.20E3
27:44 H383.43 A2.41E3
100 %
50
0
8.8E2
4.4E2
0.0E0
22:00
23:00
24:00
25:00
26:00
27:00
28:00
Time
341.8568 S:6 BSUB(10000,15,-3.0) PKD(5,5,3,0.10%,100.0,0.00%,F,F)
21:37 H655.06 A2.24E3
22:42 H742.18 A6.92E3
22:57 H783.06 A2.26E3
23:32 H878.94 A6.04E3
24:13 H665.84 A2.25E3
24:43 H843.51 A5.14E3
25:06 H1.08E3 A2.76E3
25:10 H503.03 A1.99E3
25:40 H882.70 A5.62E3
26:25 H930.31 A5.51E3
26:46 H1.12E3 A4.92E3
27:19 H650.75 A2.56E3
28:11 H789.85 A1.85E3
100 %
50
0
1.2E3
6.0E2
0.0E0
22:00
23:00
24:00
25:00
26:00
27:00
28:00
Time
409.7974 S:6 BSUB(10000,15,-3.0) PKD(5,5,3,0.10%,100.0,0.00%,F,F)
21:41 H1.02E3 A2.25E3
22:23 H879.12 A3.06E3
22:41 H1.75E3 A2.70E3
22:52 H675.03 A3.26E3
23:40 H665.85 A1.71E3
24:09 H1.37E3 A3.57E3
24:27 H647.46 A2.26E3
25:21 H422.77 A1.51E3
25:40 H668.51 A2.41E3
26:11 H710.72 A2.06E3
27:06 H722.24 A3.94E3
27:26 H641.72 A2.71E3
100 %
50
0
1.8E3
9.2E2
0.0E0
22:00
23:00
24:00
25:00
26:00
27:00
28:00
Time
316.9824 S:6
21:52
22:08
22:40
23:06
23:28
23:39
24:11
24:43
25:14
25:35
25:51
26:18
26:45
27:12
27:28
27:44
27:54
100 %
50
0
1.8E6
8.9E5
0.0E0
22:00
23:00
24:00
25:00
26:00
27:00
28:00
Time

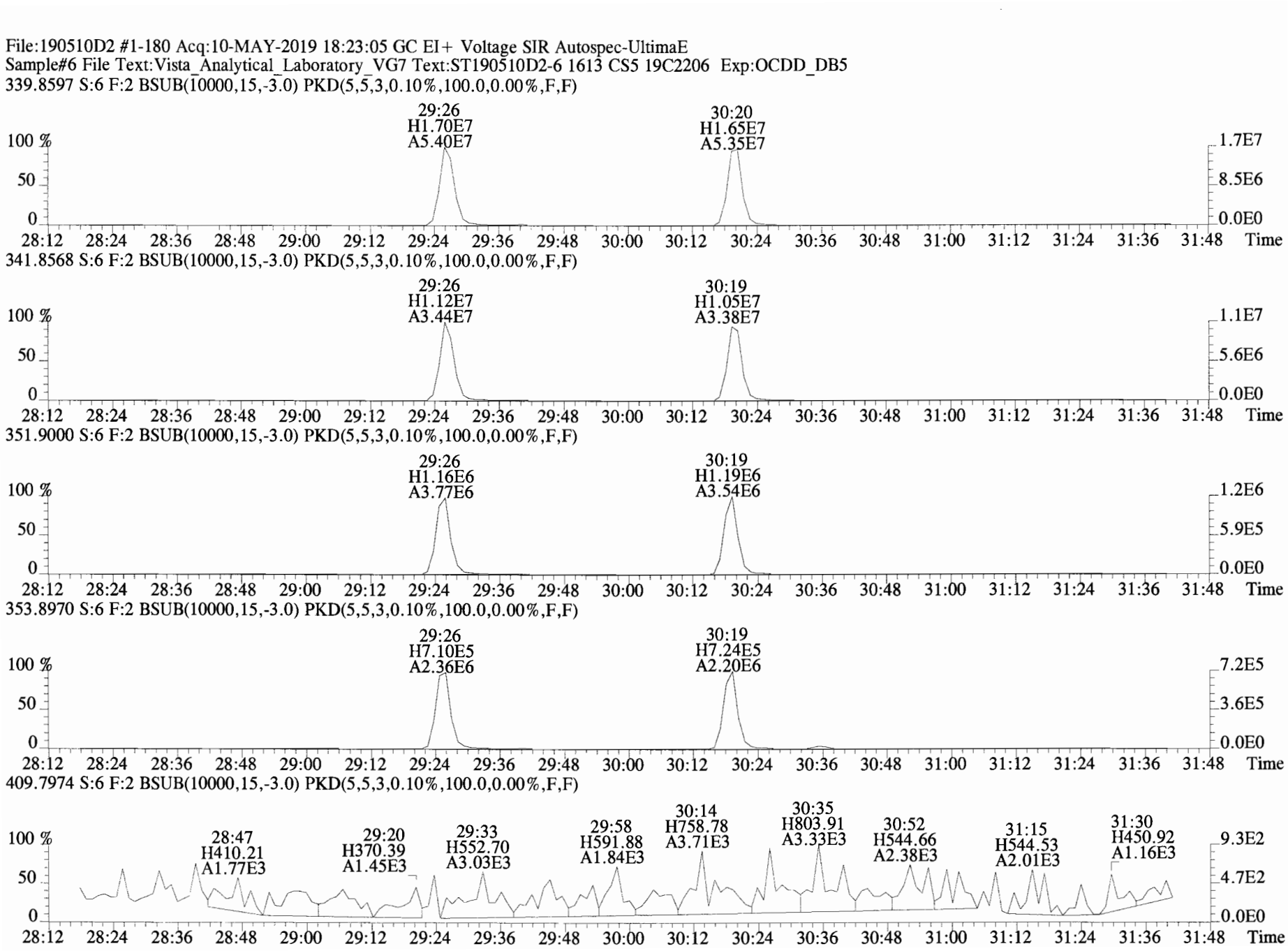
File:190510D2 #1-180 Acq:10-MAY-2019 18:23:05 GC EI+ Voltage SIR Autospec-UltimaE
Sample#6 File Text:Vista_Analytical_Laboratory_VG7 Text:ST190510D2-6 1613 CS5 19C2206 Exp:OCDD_DB5
339.8597 S:6 F:2 BSUB(10000,15,-3.0) PKD(5,5,3,0.10%,100.0,0.00%,F,F)
29:26 H1.70E7 A5.40E7
30:20 H1.65E7 A5.35E7
341.8568 S:6 F:2 BSUB(10000,15,-3.0) PKD(5,5,3,0.10%,100.0,0.00%,F,F)
29:26 H1.12E7 A3.44E7
30:19 H1.05E7 A3.38E7
351.9000 S:6 F:2 BSUB(10000,15,-3.0) PKD(5,5,3,0.10%,100.0,0.00%,F,F)
29:26 H1.16E6 A3.77E6
30:19 H1.19E6 A3.54E6
353.8970 S:6 F:2 BSUB(10000,15,-3.0) PKD(5,5,3,0.10%,100.0,0.00%,F,F)
29:26 H7.10E5 A2.36E6
30:19 H7.24E5 A2.20E6
409.7974 S:6 F:2 BSUB(10000,15,-3.0) PKD(5,5,3,0.10%,100.0,0.00%,F,F)
28:47 H410.21 A1.77E3
29:20 H370.39 A1.45E3
29:33 H552.70 A3.03E3
29:58 H591.88 A1.84E3
30:14 H758.78 A3.71E3
30:35 H803.91 A3.33E3
30:52 H544.66 A2.38E3
31:15 H544.53 A2.01E3
31:30 H450.92 A1.16E3
100 %
50
0
28:12 28:24 28:36 28:48 29:00 29:12 29:24 29:36 29:48 30:00 30:12 30:24 30:36 30:48 31:00 31:12 31:24 31:36 31:48 Time
1.7E7
8.5E6
0.0E0
1.1E7
5.6E6
1.2E6
5.9E5
7.2E5
3.6E5
9.3E2
4.7E2

File:190510D2 #1-384 Acq:10-MAY-2019 18:23:05 GC EI+ Voltage SIR Autospec-UltimaE
Sample#6 File Text:Vista_Analytical_Laboratory_VG7 Text:ST190510D2-6 1613 CS5 19C2206 Exp:OCDD_DB5

373.8207 S:6 F:3 BSUB(10000,15,-3.0) PKD(5,5,3,0.10%,100.0,0.00%,F,F)

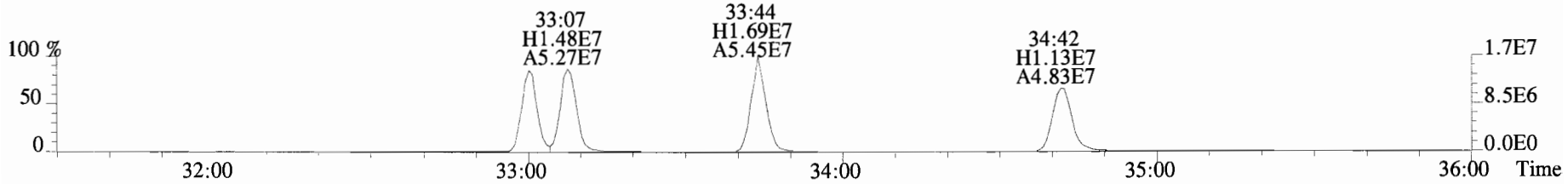

375.8178 S:6 F:3 BSUB(10000,15,-3.0) PKD(5,5,3,0.10%,100.0,0.00%,F,F)

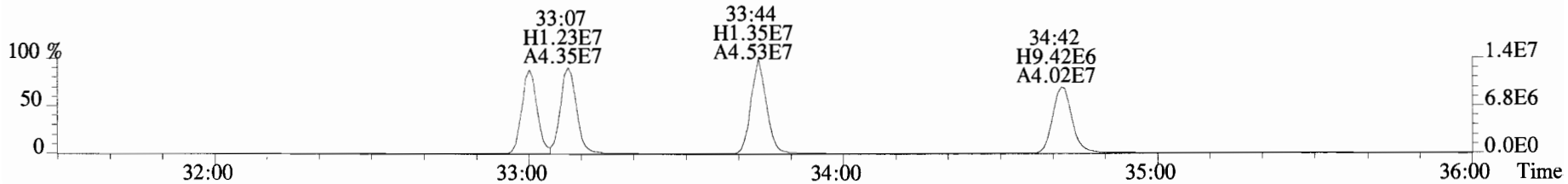

383.8639 S:6 F:3 BSUB(10000,15,-3.0) PKD(5,5,3,0.10%,100.0,0.00%,F,F)

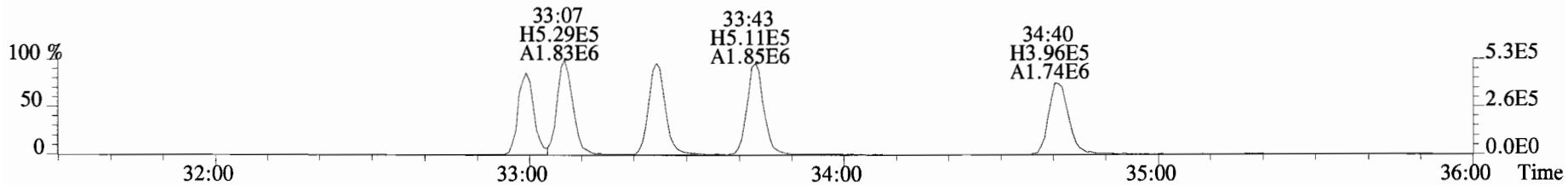

385.8610 S:6 F:3 BSUB(10000,15,-3.0) PKD(5,5,3,0.10%,100.0,0.00%,F,F)

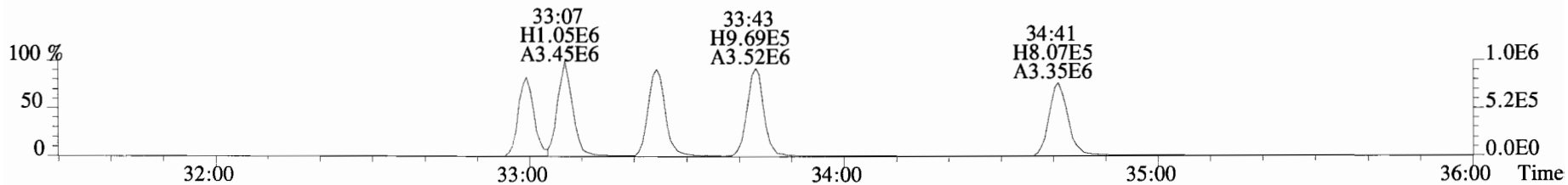

445.7555 S:6 F:3 BSUB(10000,15,-3.0) PKD(5,5,3,0.10%,100.0,0.00%,F,F)

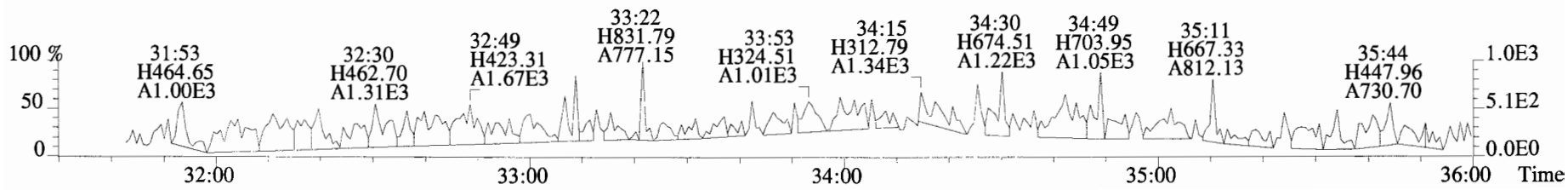

File:190510D2 #1-384 Acq:10-MAY-2019 18:23:05 GC EI+ Voltage SIR Autospec-UltimaE
Sample#6 File Text:Vista_Analytical_Laboratory_VG7 Text:ST190510D2-6 1613 CS5 19C2206 Exp:OCDD_DB5
383.8639 S:6 F:3 BSUB(10000,15,-3.0) PKD(5,5,3,0.10%,100.0,0.00%,F,F)

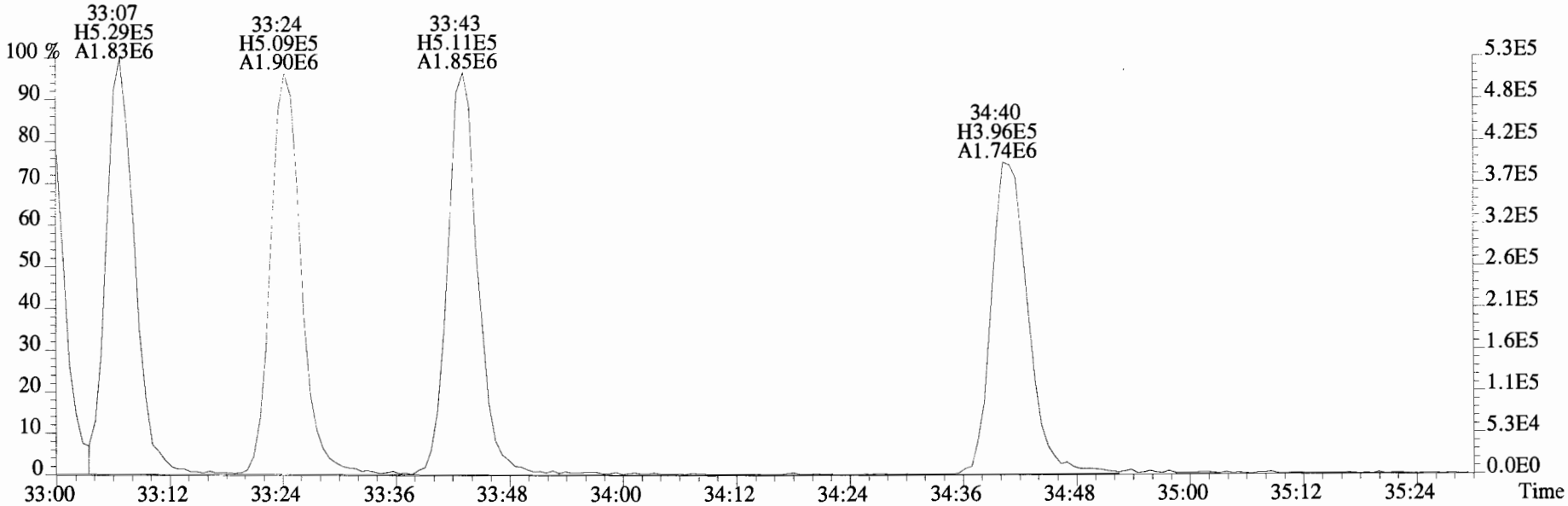

385.8610 S:6 F:3 BSUB(10000,15,-3.0) PKD(5,5,3,0.10%,100.0,0.00%,F,F)

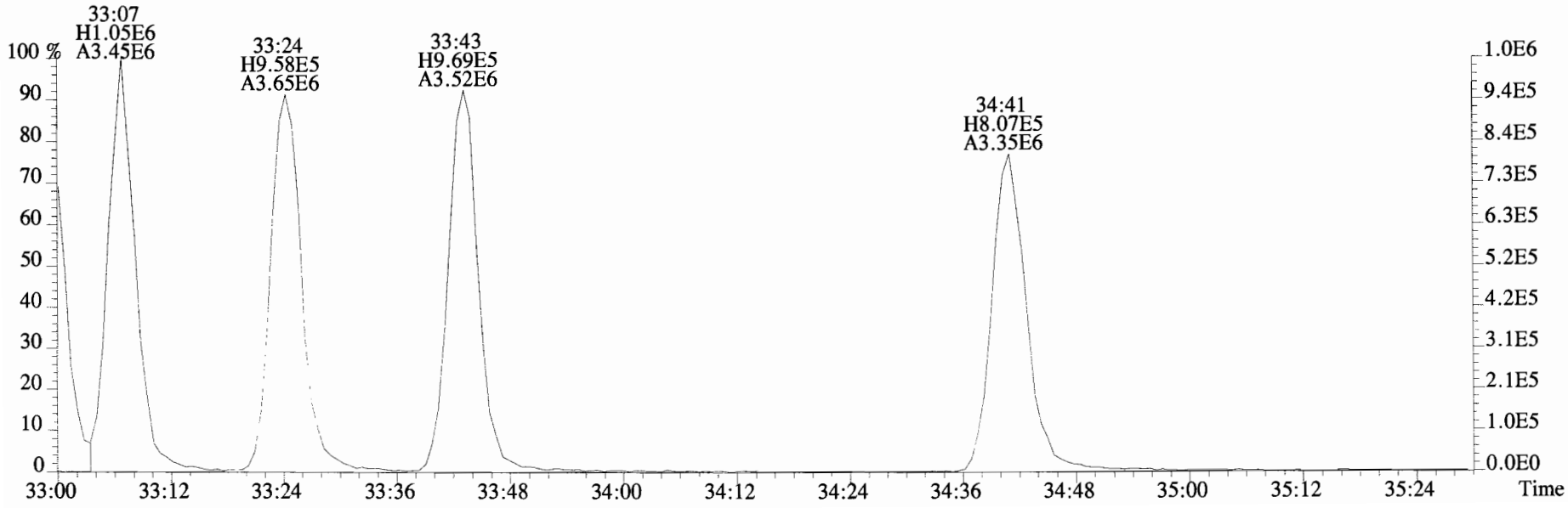

File:190510D2 #1-355 Acq:10-MAY-2019 18:23:05 GC EI+ Voltage SIR Autospec-UltimaE
Sample#6 File Text:Vista_Analytical_Laboratory_VG7 Text:ST190510D2-6 1613 CS5 19C2206 Exp:OCDD_DB5

407.7818 S:6 F:4 BSUB(10000,15,-3.0) PKD(5,5,3,0.10%,100.0,0.00%,F,F)

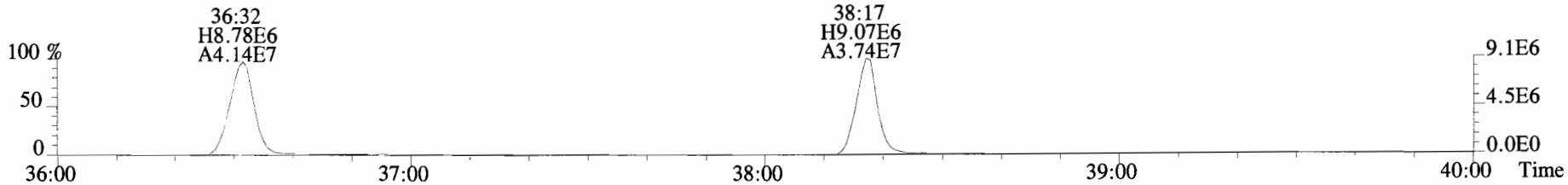

409.7788 S:6 F:4 BSUB(10000,15,-3.0) PKD(5,5,3,0.10%,100.0,0.00%,F,F)

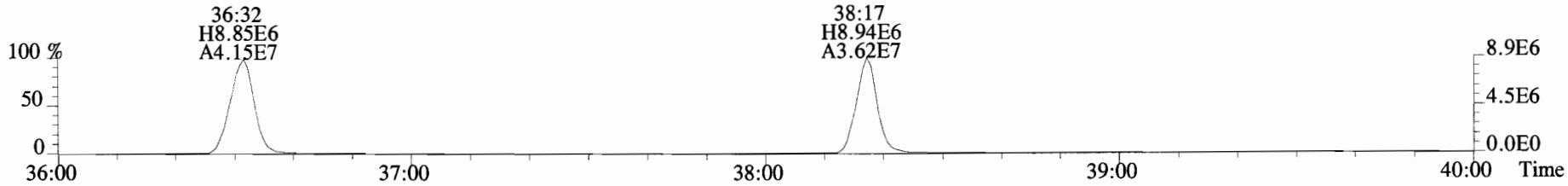

417.8253 S:6 F:4 BSUB(10000,15,-3.0) PKD(5,5,3,0.10%,100.0,0.00%,F,F)

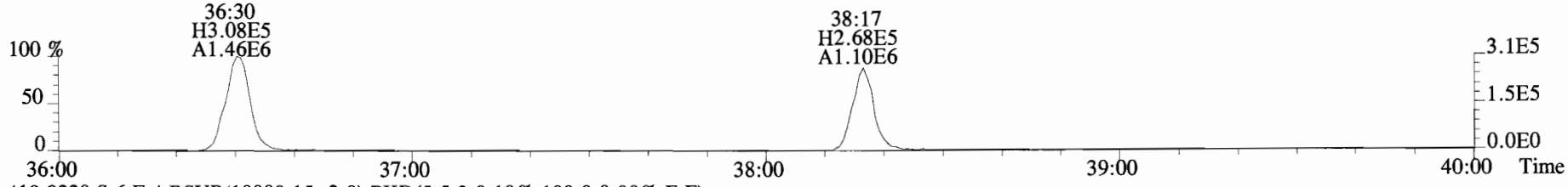

419.8220 S:6 F:4 BSUB(10000,15,-3.0) PKD(5,5,3,0.10%,100.0,0.00%,F,F)

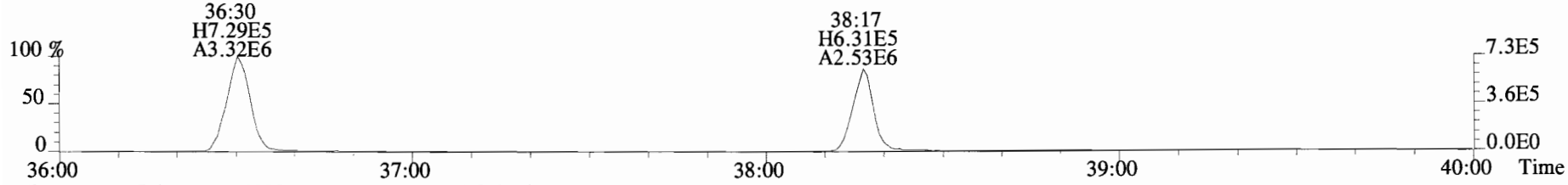

479.7165 S:6 F:4 BSUB(10000,15,-3.0) PKD(5,5,3,0.10%,100.0,0.00%,F,F)

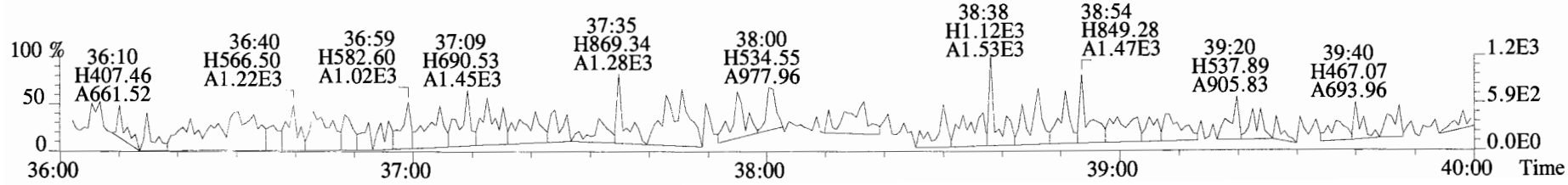

File:190510D2 #1-432 Acq:10-MAY-2019 18:23:05 GC EI+ Voltage SIR Autospec-UltimaE
Sample#6 File Text:Vista_Analytical_Laboratory_VG7 Text:ST190510D2-6 1613 CS5 19C2206 Exp:OCDD_DB5
441.7428 S:6 F:5 BSUB(10000,15,-3.0) PKD(5,5,3,0.10%,100.0,0.00%,F,F)

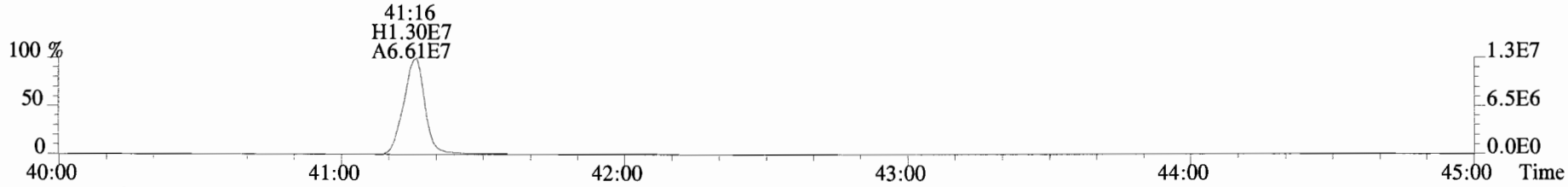

443.7398 S:6 F:5 BSUB(10000,15,-3.0) PKD(5,5,3,0.10%,100.0,0.00%,F,F)

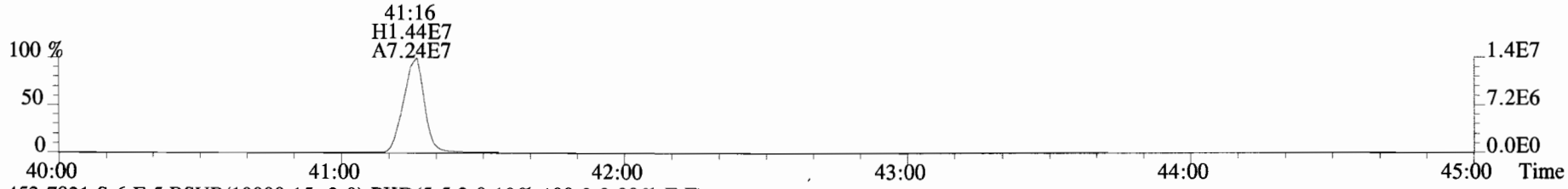

453.7831 S:6 F:5 BSUB(10000,15,-3.0) PKD(5,5,3,0.10%,100.0,0.00%,F,F)

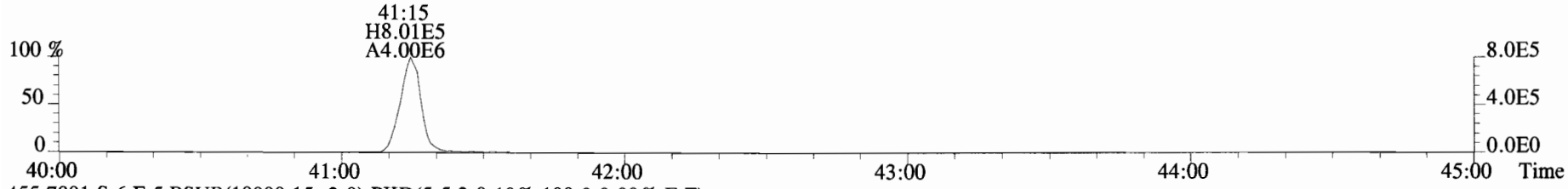

455.7801 S:6 F:5 BSUB(10000,15,-3.0) PKD(5,5,3,0.10%,100.0,0.00%,F,F)

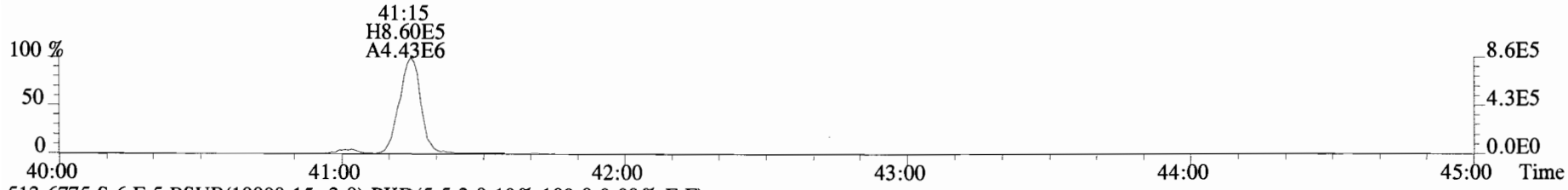

513.6775 S:6 F:5 BSUB(10000,15,-3.0) PKD(5,5,3,0.10%,100.0,0.00%,F,F)

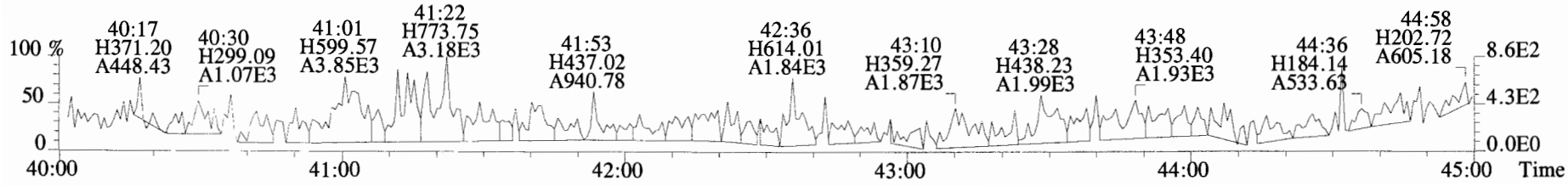

Peak Locate Examination:11-MAY-2019:04:52 File:RES_CHECK

Experiment:OCDD_DB5 Function:1 Reference:PFK

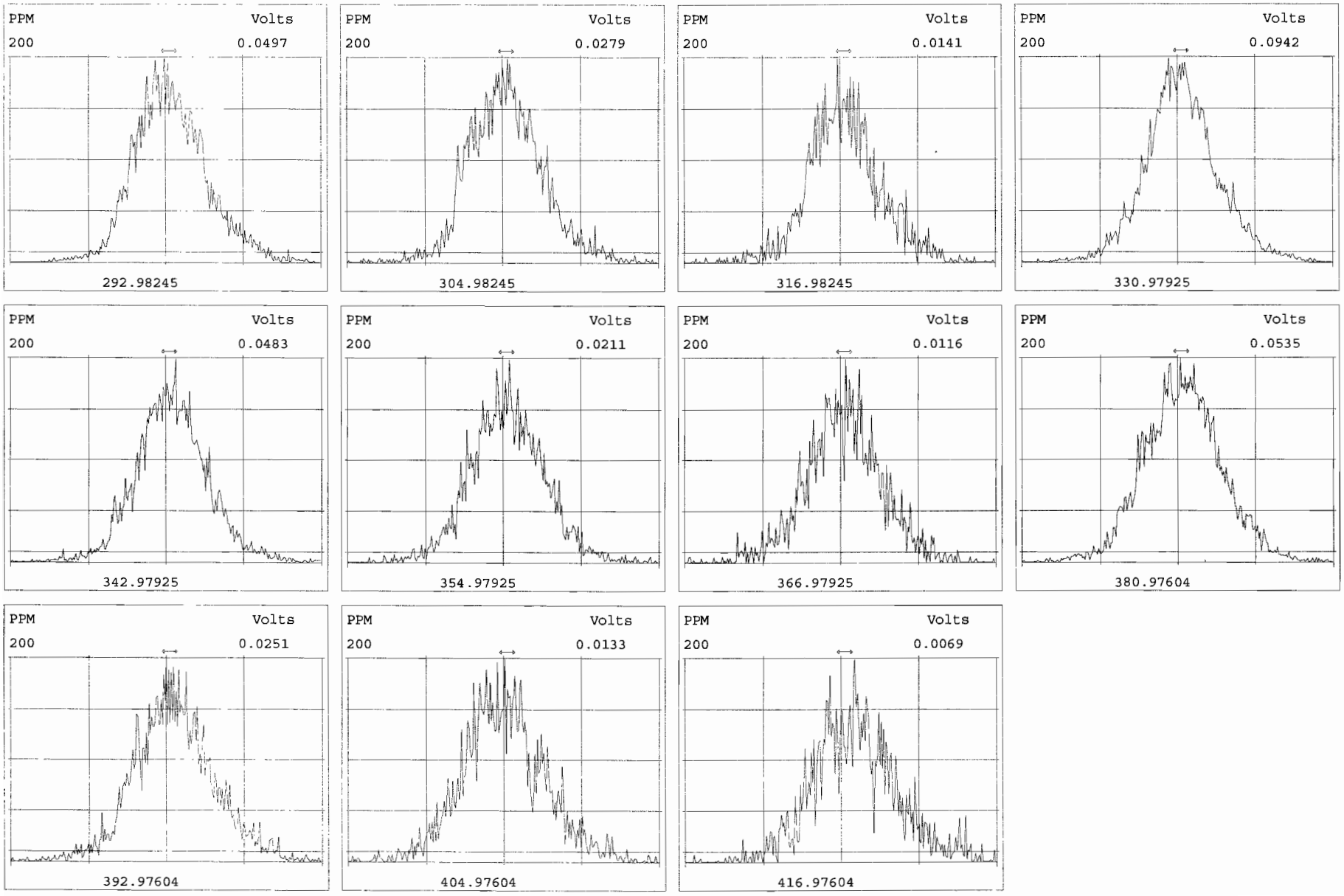

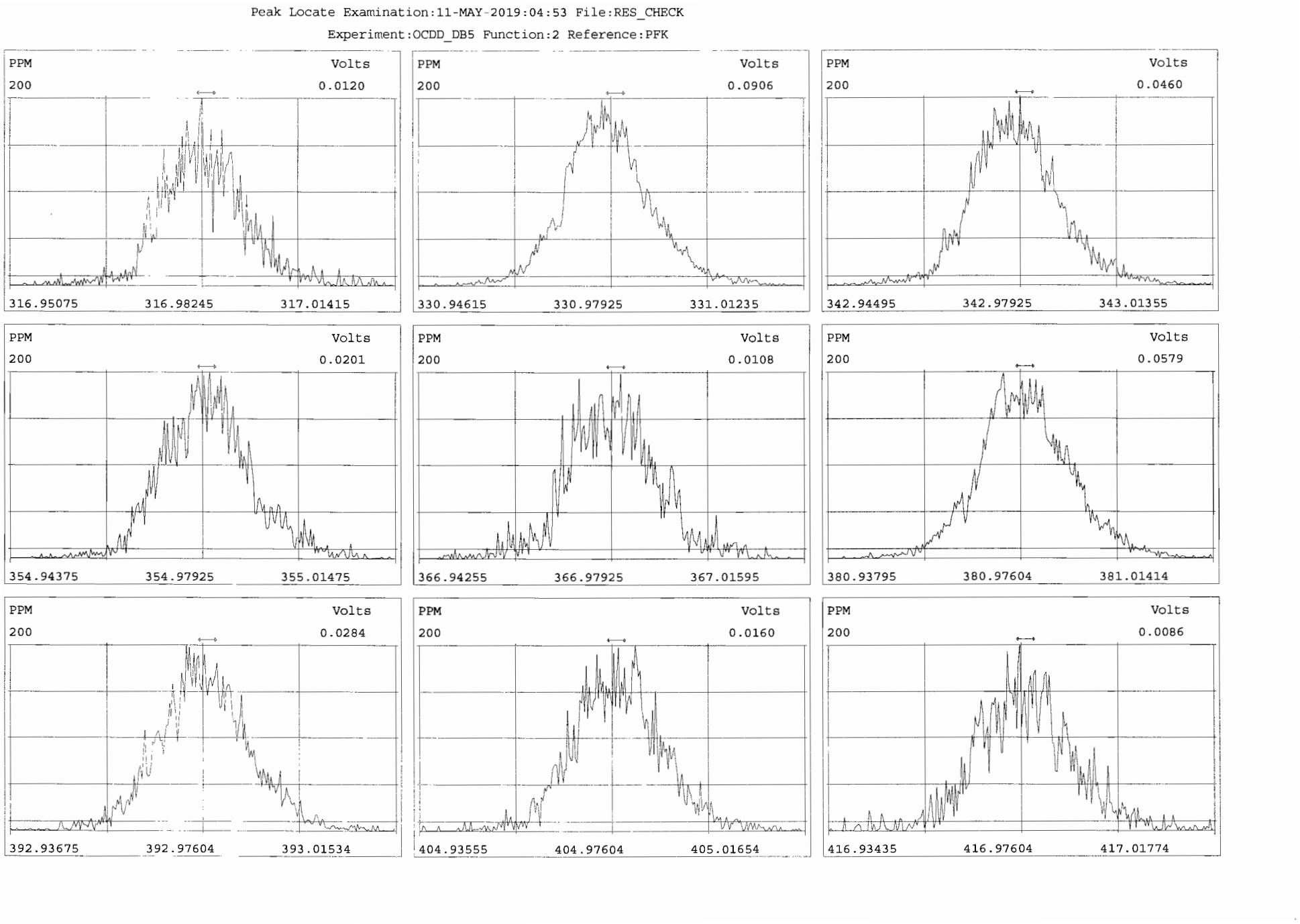
Peak Locate Examination:11-MAY-2019:04:53 File:RES_CHECK
Experiment:OCDD_DB5 Function:2 Reference:PFK
PPM
Volts
200
0.0120
316.95075
316.98245
317.01415
PPM
Volts
200
0.0906
330.94615
330.97925
331.01235
PPM
Volts
200
0.0460
342.94495
342.97925
343.01355
PPM
Volts
200
0.0201
354.94375
354.97925
355.01475
PPM
Volts
200
0.0108
366.94255
366.97925
367.01595
PPM
Volts
200
0.0579
380.93795
380.97604
381.01414
PPM
Volts
200
0.0284
392.93675
392.97604
393.01534
PPM
Volts
200
0.0160
404.93555
404.97604
405.01654
PPM
Volts
200
0.0086
416.93435
416.97604
417.01774

Peak Locate Examination:11-MAY-2019:04:54 File:RES_CHECK

Experiment:OCDD_DB5 Function:3 Reference:PFK

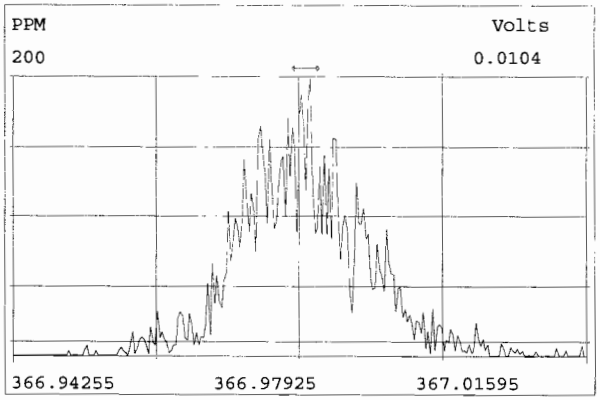

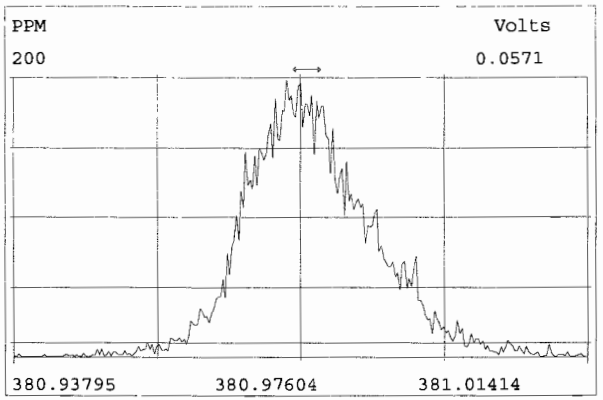

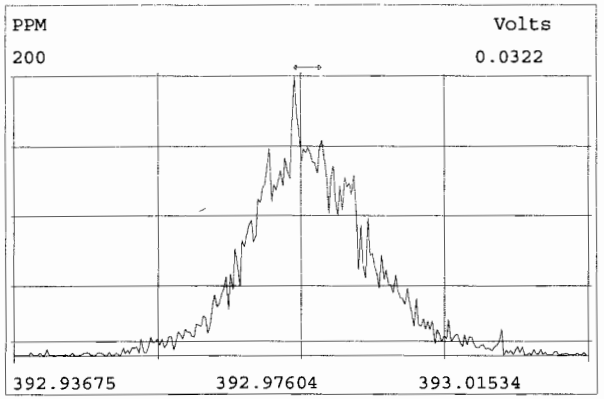

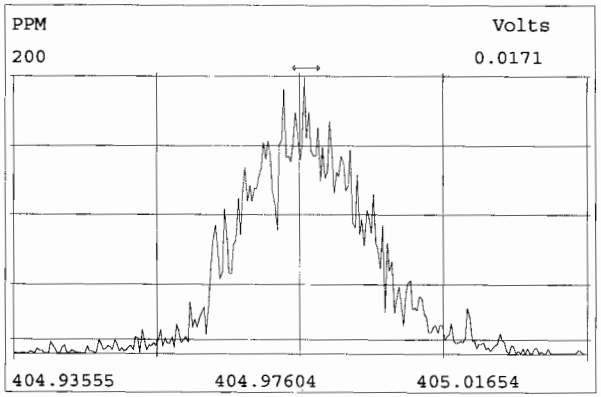

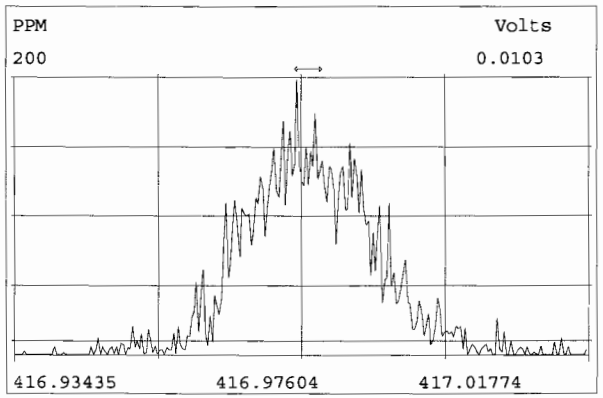

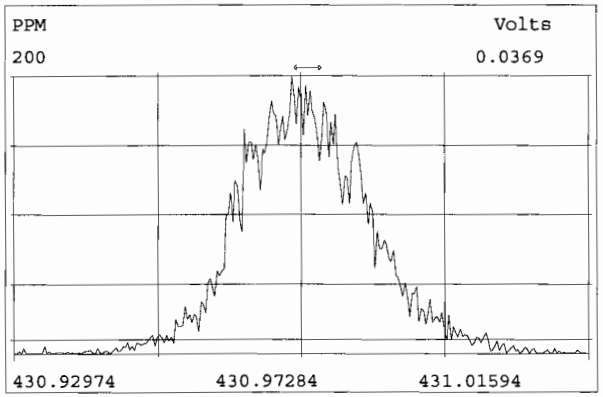

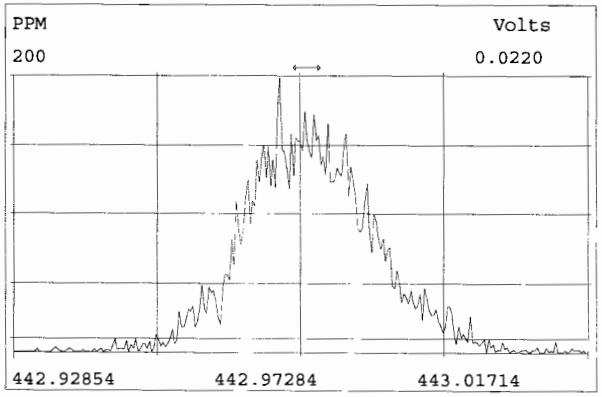

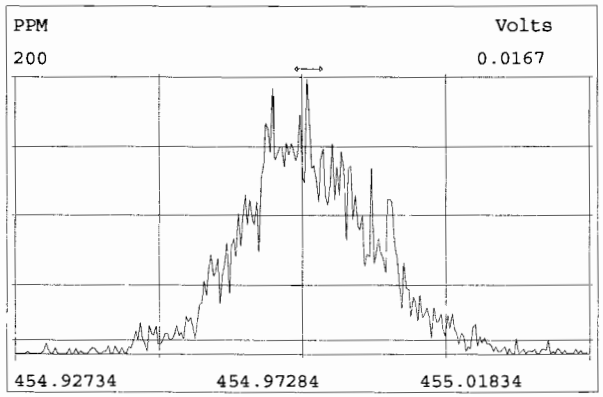

Peak Locate Examination:11-MAY-2019:04:54 File:RES_CHECK

Experiment:OCDD_DB5 Function:4 Reference:PFK

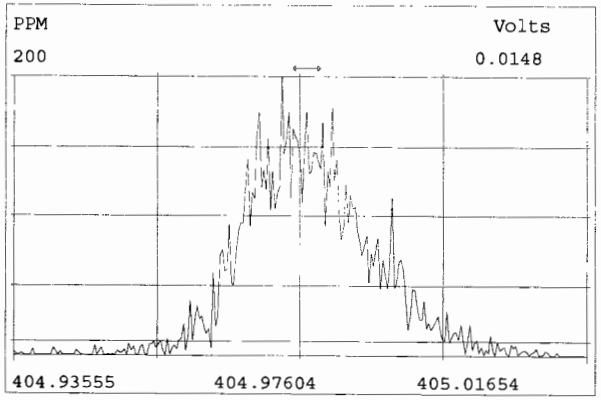

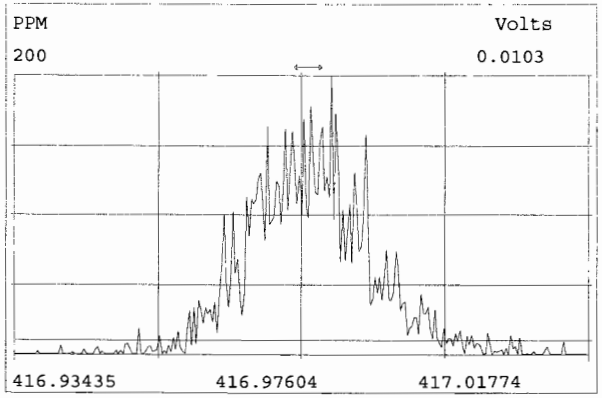

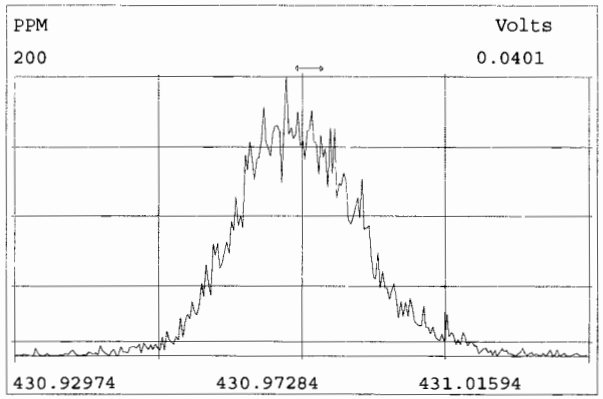

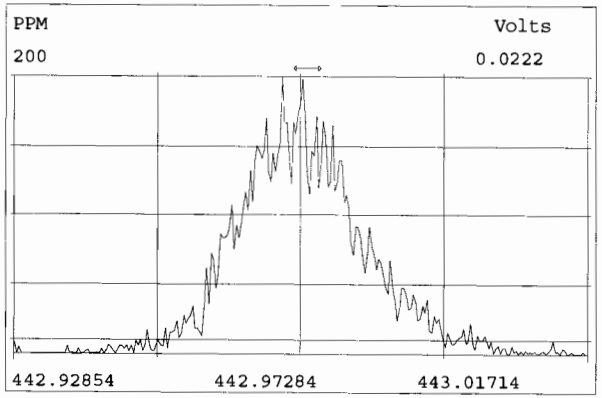

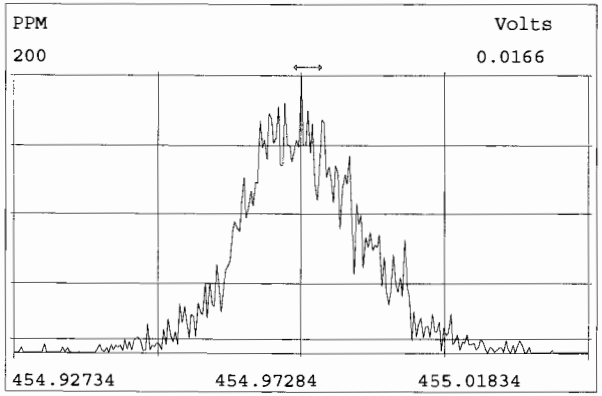

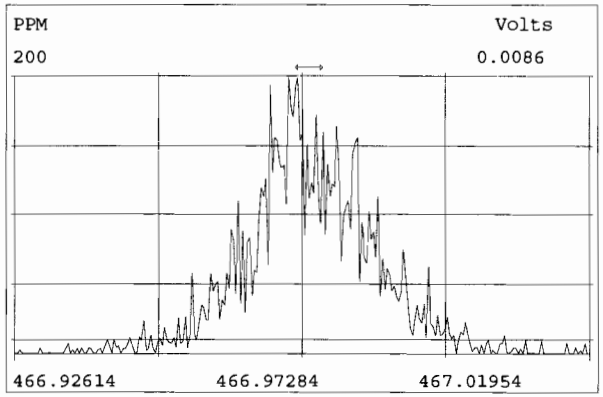

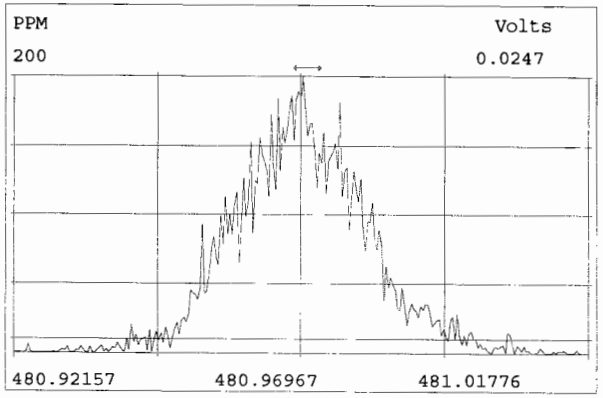

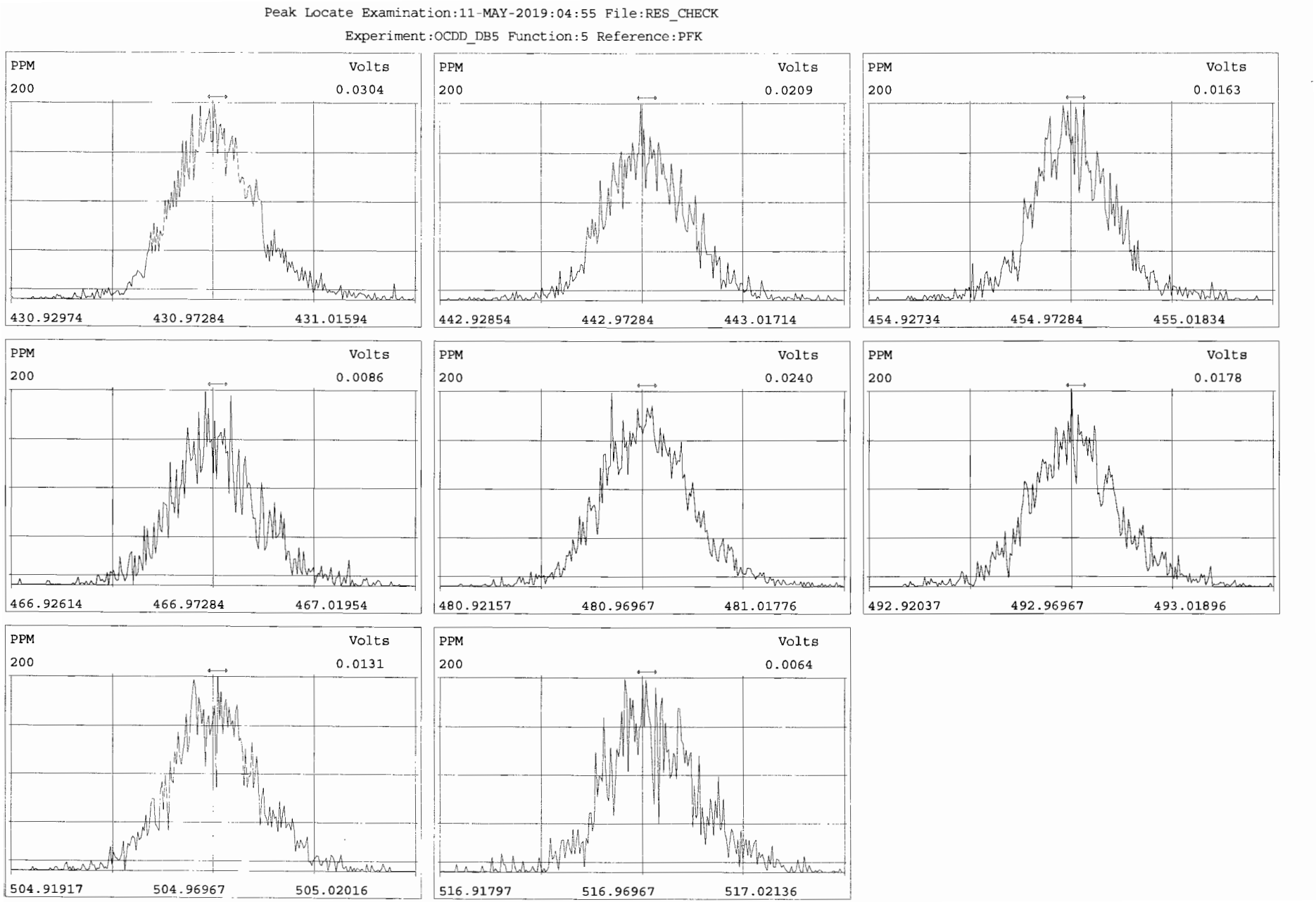
Peak Locate Examination:11-MAY-2019:04:55 File:RES_CHECK
Experiment:OCDD_DB5 Function:5 Reference:PFK
PPM
Volts
200
0.0304
430.92974
430.97284
431.01594
PPM
Volts
200
0.0209
442.92854
442.97284
443.01714
PPM
Volts
200
0.0163
454.92734
454.97284
455.01834
PPM
Volts
200
0.0086
466.92614
466.97284
467.01954
PPM
Volts
200
0.0240
480.92157
480.96967
481.01776
PPM
Volts
200
0.0178
492.92037
492.96967
493.01896
PPM
Volts
200
0.0131
504.91917
504.96967
505.02016
PPM
Volts
200
0.0064
516.91797
516.96967
517.02136

FORM 4A
PCDD/PCDF CALIBRATION VERIFICATION

Lab Name: Vista Analytical Laboratory Episode No.: CCAL ID: SS190510D2-1

Contract No.: SAS No.:

Initial Calibration Date: 5-10-19

Instrument ID: VG-7 GC Column ID: ZB-5MS

VER Data Filename: 190510D2 S#8 Analysis Date: 10-MAY-19 Time: 19:58:17

	M/Z'S FORMING RATIO (1)	ION ABUND. RATIO	QC LIMITS (2)	Pass	CONC. FOUND	CONC. RANGE (3) (ng/mL)
NATIVE ANALYTES						
2,3,7,8-TCDD	M/M+2	0.82	0.65-0.89	y	9.99	7.8 - 12.9 8.2 - 12.3 (4)
1,2,3,7,8-PeCDD	M/M+2	0.59	0.54-0.72	y	50.9	39.0 - 65.0
1,2,3,4,7,8-HxCDD	M+2/M+4	1.21	1.05-1.43	y	52.6	39.0 - 64.0
1,2,3,6,7,8-HxCDD	M+2/M+4	1.22	1.05-1.43	y	55.2	39.0 - 64.0
1,2,3,7,8,9-HxCDD	M+2/M+4	1.26	1.05-1.43	y	52.4	41.0 - 61.0
1,2,3,4,6,7,8-HpCDD	M+2/M+4	1.01	0.88-1.20	y	52.0	43.0 - 58.0
OCDD	M+2/M+4	0.92	0.76-1.02	y	104	79.0 - 126.0
2,3,7,8-TCDF	M/M+2	0.78	0.65-0.89	y	10.7	8.4 - 12.0 8.6 - 11.6 (4)
1,2,3,7,8-PeCDF	M+2/M+4	1.61	1.32-1.78	y	52.3	41.0 - 60.0
2,3,4,7,8-PeCDF	M+2/M+4	1.59	1.32-1.78	y	58.4	41.0 - 61.0
1,2,3,4,7,8-HxCDF	M+2/M+4	1.22	1.05-1.43	y	54.5	45.0 - 56.0
1,2,3,6,7,8-HxCDF	M+2/M+4	1.18	1.05-1.43	y	56.2	44.0 - 57.0
2,3,4,6,7,8-HxCDF	M+2/M+4	1.20	1.05-1.43	y	52.3	44.0 - 57.0
1,2,3,7,8,9-HxCDF	M+2/M+4	1.22	1.05-1.43	y	55.6	45.0 - 56.0
1,2,3,4,6,7,8-HpCDF	M+2/M+4	1.00	0.88-1.20	y	52.1	45.0 - 55.0
1,2,3,4,7,8,9-HpCDF	M+2/M+4	1.02	0.88-1.20	y	50.0	43.0 - 58.0
OCDF	M+2/M+4	0.90	0.76-1.02	y	109	63.0 - 159.0

(1) See Table 8, Method 1613, for m/z specifications.

(2) Ion Abundance Ratio Control Limits as specified in Table 9, Method 1613.

(3) Contract-required concentration range as specified in Table 6, Method 1613.

(4) Contract-required concentration range as specified in Table 6a, Method 1613, for tetras only.

Analyst: JB

Date: 5/13/19

FORM 4B
PCDD/PCDF CALIBRATION VERIFICATION

Lab Name: Vista Analytical Laboratory Episode No.:

Contract No.: SAS No.:

Initial Calibration Date: 5-10-19

Instrument ID: VG-7 GC Column ID: ZB-5MS

VER Data Filename: 190510D2 S#8 Analysis Date: 10-MAY-19 Time: 19:58:17

LABELED COMPOUNDS	M/Z'S FORMING RATIO (1)	ION ABUND. RATIO	QC LIMITS (2)	Pass	CONC. FOUND	CONC. RANGE (ng/mL)
13C-2,3,7,8-TCDD	M/M+2	0.76	0.65-0.89	y	101	82.0 - 121.0
13C-1,2,3,7,8-PeCDD	M/M+2	0.63	0.54-0.72	y	98.7	62.0 - 160.0
13C-1,2,3,4,7,8-HxCDD	M+2/M+4	1.34	1.05-1.43	y	95.3	85.0 - 117.0
13C-1,2,3,6,7,8-HxCDD	M+2/M+4	1.19	1.05-1.43	y	93.1	85.0 - 118.0
13C-1,2,3,7,8,9-HxCDD	M+2/M+4	1.24	1.05-1.43	y	97.2	85.0 - 118.0
13C-1,2,3,4,6,7,8-HpCDD	M+2/M+4	1.06	0.88-1.20	y	115	72.0 - 138.0
13C-OCDD	M/M+2	0.91	0.76-1.02	y	199	96.0 - 415.0
13C-2,3,7,8-TCDF	M+2/M+4	0.77	0.65-0.89	y	103	71.0 - 140.0
13C-1,2,3,7,8-PeCDF	M+2/M+4	1.53	1.32-1.78	y	98.2	76.0 - 130.0
13C-2,3,4,7,8-PeCDF	M+2/M+4	1.58	1.32-1.78	y	99.0	77.0 - 130.0
13C-1,2,3,4,7,8-HxCDF	M/M+2	0.50	0.43-0.59	y	96.4	76.0 - 131.0
13C-1,2,3,6,7,8-HxCDF	M/M+2	0.53	0.43-0.59	y	96.5	70.0 - 143.0
13C-2,3,4,6,7,8-HxCDF	M/M+2	0.52	0.43-0.59	y	98.2	73.0 - 137.0
13C-1,2,3,7,8,9-HxCDF	M/M+2	0.53	0.43-0.59	y	102	74.0 - 135.0
13C-1,2,3,4,6,7,8-HpCDF	M+2/M+4	0.43	0.37-0.51	y	116	78.0 - 129.0
13C-1,2,3,4,7,8,9-HpCDF	M+2/M+4	0.41	0.37-0.51	y	119	77.0 - 129.0
13C-OCDF	M+2/M+4	0.92	0.76-1.02	y	202	96.0 - 415.0
CLEANUP STANDARD (3)						
37Cl-2,3,7,8-TCDD					9.30	7.9 - 12.7

(1) See Table 8, Method 1613, for m/z specifications.

(2) Ion Abundance Ratio Control Limits as specified

(3) No ion abundance ratio; report concentration found.

Analyst: DB

Date: 5/13/19

FORM 6A
PCDD/PCDF RELATIVE RETENTION TIMES

Lab Name: Vista Analytical Laboratory Episode No.:

Contract No.: SAS No.:

Initial Calibration Date: 5-10-19

Instrument ID: VG-7 GC Column ID: ZB-5MS

VER Data Filename: 190510D2 S#8 Analysis Date: 10-MAY-19 Time: 19:58:17

Compounds Using 13C-1234-TCDD as RT Internal Standard

NATIVE ANALYTES	RETENTION TIME REFERENCE	RRT	RRT QC LIMITS (1)
2,3,7,8-TCDD	13C-2,3,7,8-TCDD	1.001	0.999-1.002
1,2,3,7,8-PeCDD	13C-1,2,3,7,8-PeCDD	1.000	0.999-1.002
2,3,7,8-TCDF	13C-2,3,7,8-TCDF	1.001	0.999-1.003
1,2,3,7,8-PeCDF	13C-1,2,3,7,8-PeCDF	1.000	0.999-1.002
2,3,4,7,8-PeCDF	13C-2,3,4,7,8-PeCDF	1.000	0.999-1.002
LABELED COMPOUNDS			
13C-2,3,7,8-TCDD	13C-1,2,3,4-TCDD	1.022	0.976-1.043
13C-1,2,3,7,8-PeCDD	13C-1,2,3,4-TCDD	1.196	1.000-1.567
13C-2,3,7,8-TCDF	13C-1,2,3,4-TCDD	0.993	0.923-1.103
13C-1,2,3,7,8-PeCDF	13C-1,2,3,4-TCDD	1.151	1.000-1.425
13C-2,3,4,7,8-PeCDF	13C-1,2,3,4-TCDD	1.185	1.011-1.526
37Cl-2,3,7,8-TCDD	13C-1,2,3,4-TCDD	1.023	0.989-1.052

Analyst: DB

Date: 5/13/19

FORM 6B
PCDD/PCDF RELATIVE RETENTION TIMES

Lab Name: Vista Analytical Laboratory Episode No.:

Contract No.: SAS No.:

Initial Calibration Date: 5-10-19

Instrument ID: VG-7 GC Column ID: ZB-5MS

VER Data Filename: 190510D2 S#8 Analysis Date: 10-MAY-19 Time: 19:58:17

NATIVE ANALYTES	RETENTION TIME REFERENCE	RRT	RRT QC LIMITS (1)
1,2,3,4,7,8-HxCDF	13C-1,2,3,4,7,8-HxCDF	1.000	0.999-1.001
1,2,3,6,7,8-HxCDF	13C-1,2,3,6,7,8-HxCDF	1.000	0.997-1.005
2,3,4,6,7,8-HxCDF	13C-2,3,4,6,7,8-HxCDF	1.000	0.999-1.001
1,2,3,7,8,9-HxCDF	13C-1,2,3,7,8,9-HxCDF	1.000	0.999-1.001
1,2,3,4,7,8-HxCDD	13C-1,2,3,4,7,8-HxCDD	1.000	0.999-1.001
1,2,3,6,7,8-HxCDD	13C-1,2,3,6,7,8-HxCDD	1.000	0.998-1.004
1,2,3,7,8,9-HxCDD	13C-1,2,3,7,8,9-HxCDD	1.000	0.998-1.004
1,2,3,4,6,7,8-HpCDF	13C-1,2,3,4,6,7,8-HpCDF	1.000	0.999-1.001
1,2,3,4,6,7,8-HpCDD	13C-1,2,3,4,6,7,8-HpCDD	1.000	0.999-1.001
1,2,3,4,7,8,9-HpCDF	13C-1,2,3,4,7,8,9-HpCDF	1.000	0.999-1.001
OCDD	13C-OCDD	1.000	0.999-1.001
OCDF	13C-OCDF	1.000	0.999-1.001
LABELED COMPOUNDS			
13C-1,2,3,4,7,8-HxCDF	13C-1,2,3,4,6,9-HxCDF	0.987	0.975-1.001
13C-1,2,3,6,7,8-HxCDF	13C-1,2,3,4,6,9-HxCDF	0.991	0.979-1.005
13C-2,3,4,6,7,8-HxCDF	13C-1,2,3,4,6,9-HxCDF	1.009	1.001-1.020
13C-1,2,3,7,8,9-HxCDF	13C-1,2,3,4,6,9-HxCDF	1.039	1.002-1.072
13C-1,2,3,4,7,8-HxCDD	13C-1,2,3,4,6,9-HxCDF	1.014	1.002-1.026
13C-1,2,3,6,7,8-HxCDD	13C-1,2,3,4,6,9-HxCDF	1.017	1.007-1.029
13C-1,2,3,7,8,9-HxCDD	13C-1,2,3,4,6,9-HxCDF	1.027	1.014-1.038
13C-1,2,3,4,6,7,8-HpCDF	13C-1,2,3,4,6,9-HxCDF	1.093	1.069-1.111
13C-1,2,3,4,7,8,9-HpCDF	13C-1,2,3,4,6,9-HxCDF	1.146	1.098-1.192
13C-1,2,3,4,6,7,8-HpCDD	13C-1,2,3,4,6,9-HxCDF	1.129	1.117-1.141
13C-OCDD	13C-1,2,3,4,6,9-HxCDF	1.228	1.085-1.365
13C-OCDF	13C-1,2,3,4,6,9-HxCDF	1.235	1.091-1.371

Analyst: DB

Date: 5/13/19

	Name	Resp	RA	RRF	RT	Conc	Qual	noise	Fac	DL
	2,3,7,8-TCDD	4.81e+05	0.82 y	0.90	26:12	9.9887			* 2.5	*
	1,2,3,7,8-PeCDD	2.04e+06	0.59 y	0.87	30:37	50.933			* 2.5	*
	1,2,3,4,7,8-HxCDD	1.83e+06	1.21 y	1.05	33:55	52.576			* 2.5	*
	1,2,3,6,7,8-HxCDD	2.08e+06	1.22 y	0.93	34:01	55.219			* 2.5	*
	1,2,3,7,8,9-HxCDD	2.05e+06	1.26 y	0.96	34:20	52.379			* 2.5	*
	1,2,3,4,6,7,8-HpCDD	2.09e+06	1.01 y	0.99	37:46	52.015			* 2.5	*
	OCDD	3.30e+06	0.92 y	0.99	41:03	104.03			* 2.5	*
	2,3,7,8-TCDF	7.27e+05	0.78 y	0.94	25:27	10.721			* 2.5	*
	1,2,3,7,8-PeCDF	2.99e+06	1.61 y	0.92	29:28	52.327			* 2.5	*
	2,3,4,7,8-PeCDF	3.42e+06	1.59 y	0.96	30:22	58.360			* 2.5	*
	1,2,3,4,7,8-HxCDF	2.68e+06	1.22 y	1.15	33:01	54.544			* 2.5	*
	1,2,3,6,7,8-HxCDF	2.97e+06	1.18 y	1.04	33:09	56.235			* 2.5	*
	2,3,4,6,7,8-HxCDF	2.76e+06	1.20 y	1.10	33:45	52.297			* 2.5	*
	1,2,3,7,8,9-HxCDF	2.60e+06	1.22 y	1.03	34:44	55.557			* 2.5	*
	1,2,3,4,6,7,8-HpCDF	2.69e+06	1.00 y	1.06	36:33	52.088			* 2.5	*
	1,2,3,4,7,8,9-HpCDF	2.39e+06	1.02 y	1.23	38:19	50.039			* 2.5	*
	OCDF	4.19e+06	0.90 y	0.94	41:17	109.14			* 2.5	*
IS	13C-2,3,7,8-TCDD	5.35e+06	0.76 y	1.11	26:10	101.43				
IS	13C-1,2,3,7,8-PeCDD	4.59e+06	0.63 y	0.98	30:37	98.658				
IS	13C-1,2,3,4,7,8-HxCDD	3.32e+06	1.34 y	0.68	33:54	95.294				
IS	13C-1,2,3,6,7,8-HxCDD	4.04e+06	1.19 y	0.84	34:01	93.135				
IS	13C-1,2,3,7,8,9-HxCDD	4.07e+06	1.24 y	0.81	34:19	97.155				
IS	13C-1,2,3,4,6,7,8-HpCDD	4.07e+06	1.06 y	0.69	37:45	114.95				
IS	13C-OCDD	6.43e+06	0.91 y	0.62	41:02	199.49				
IS	13C-2,3,7,8-TCDF	7.19e+06	0.77 y	1.05	25:26	103.44				
IS	13C-1,2,3,7,8-PeCDF	6.20e+06	1.53 y	0.95	29:27	98.238				
IS	13C-2,3,4,7,8-PeCDF	6.12e+06	1.58 y	0.94	30:21	98.956				
IS	13C-1,2,3,4,7,8-HxCDF	4.26e+06	0.50 y	0.86	33:01	96.378				
IS	13C-1,2,3,6,7,8-HxCDF	5.09e+06	0.53 y	1.02	33:08	96.528				
IS	13C-2,3,4,6,7,8-HxCDF	4.82e+06	0.52 y	0.95	33:45	98.157				
IS	13C-1,2,3,7,8,9-HxCDF	4.55e+06	0.53 y	0.87	34:43	101.63				
IS	13C-1,2,3,4,6,7,8-HpCDF	4.85e+06	0.43 y	0.81	36:32	116.37				
IS	13C-1,2,3,4,7,8,9-HpCDF	3.89e+06	0.41 y	0.63	38:19	119.40				
IS	13C-OCDF	8.17e+06	0.92 y	0.78	41:16	202.50				
C/Up	37Cl-2,3,7,8-TCDD	5.40e+05		1.22	26:12	9.3041				
RS/RT	13C-1,2,3,4-TCDD	4.77e+06	0.78 y	1.00	25:36	100.00				
RS	13C-1,2,3,4-TCDF	6.61e+06	0.84 y	1.00	24:13	100.00				
RS/RT	13C-1,2,3,4,6,9-HxCDF	5.16e+06	0.52 y	1.00	33:26	100.00				

Name	Conc	EMPC	Qual	noise	DL
Total Tetra-Dioxins	10.1	12.4		*	*
Total Penta-Dioxins	51.0	51.6		*	*
Total Hexa-Dioxins	161	163		*	*
Total Hepta-Dioxins	52.4	54.4		*	*
Total Tetra-Furans	12.0	14.7		*	*
Total Penta-Furans	111.82	118.05		*	*
Total Hexa-Furans	219	219		*	*
Total Hepta-Furans	103	105		*	*

	Rec	Qual
IS	101	
IS	98.7	
IS	95.3	
IS	93.1	
IS	97.2	
IS	115	
IS	99.7	
IS	103	
IS	98.2	
IS	99.0	
IS	96.4	
IS	96.5	
IS	98.2	
IS	102	
IS	116	
IS	119	
IS	101	
C/Up	93.0	

Integrations by Analyst: DB Date: 5/14/19

Reviewed by Analyst: MS Date: 5/14/19

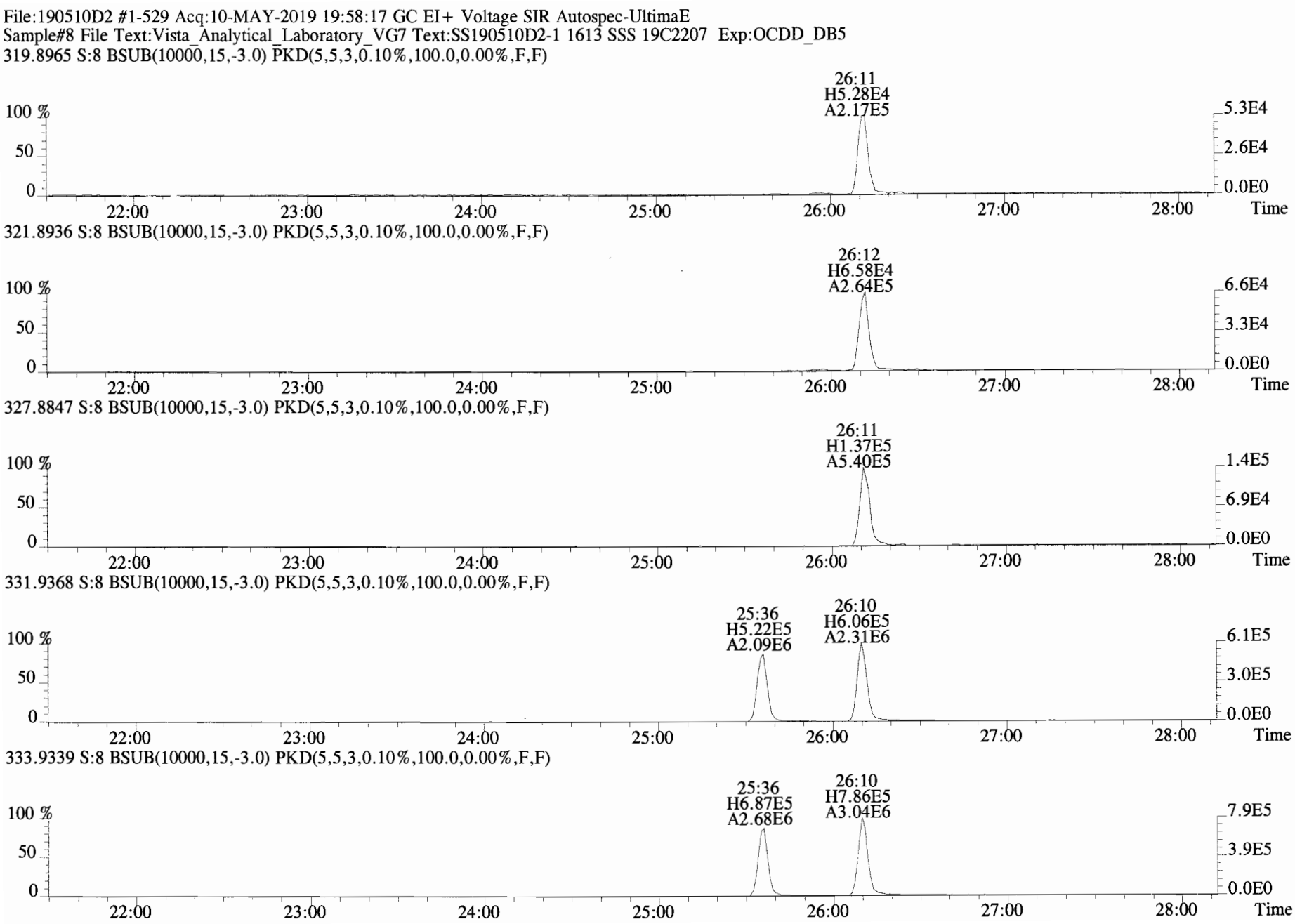
File:190510D2 #1-529 Acq:10-MAY-2019 19:58:17 GC EI+ Voltage SIR Autospec-UltimaE
Sample#8 File Text:Vista_Analytical_Laboratory_VG7 Text:SS190510D2-1 1613 SSS 19C2207 Exp:OCDD_DB5
319.8965 S:8 BSUB(10000,15,-3.0) PKD(5,5,3,0.10%,100.0,0.00%,F,F)
26:11
H5.28E4
A2.17E5
100 %
50
0
5.3E4
2.6E4
0.0E0
22:00
23:00
24:00
25:00
26:00
27:00
28:00
Time
321.8936 S:8 BSUB(10000,15,-3.0) PKD(5,5,3,0.10%,100.0,0.00%,F,F)
26:12
H6.58E4
A2.64E5
6.6E4
3.3E4
327.8847 S:8 BSUB(10000,15,-3.0) PKD(5,5,3,0.10%,100.0,0.00%,F,F)
26:11
H1.37E5
A5.40E5
1.4E5
6.9E4
331.9368 S:8 BSUB(10000,15,-3.0) PKD(5,5,3,0.10%,100.0,0.00%,F,F)
25:36
H5.22E5
A2.09E6
26:10
H6.06E5
A2.31E6
6.1E5
3.0E5
333.9339 S:8 BSUB(10000,15,-3.0) PKD(5,5,3,0.10%,100.0,0.00%,F,F)
25:36
H6.87E5
A2.68E6
26:10
H7.86E5
A3.04E6
7.9E5
3.9E5

File:190510D2 #1-180 Acq:10-MAY-2019 19:58:17 GC EI+ Voltage SIR Autospec-UltimaE
Sample#8 File Text:Vista_Analytical_Laboratory_VG7 Text:SS190510D2-1 1613 SSS 19C2207 Exp:OCDD_DB5
353.8576 S:8 F:2 BSUB(10000,15,-3.0) PKD(5,5,3,0.10%,100.0,0.00%,F,F)

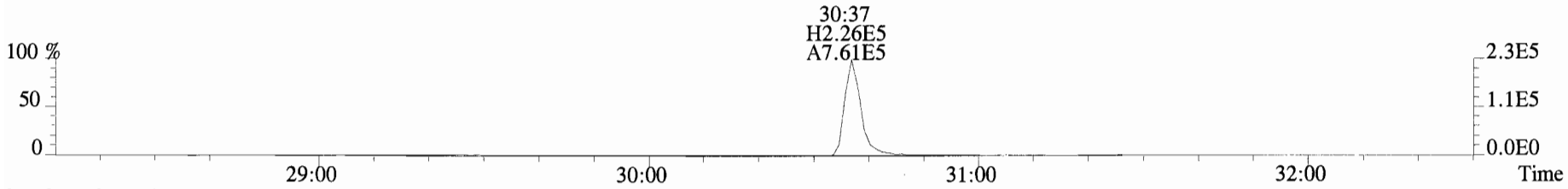

355.8546 S:8 F:2 BSUB(10000,15,-3.0) PKD(5,5,3,0.10%,100.0,0.00%,F,F)

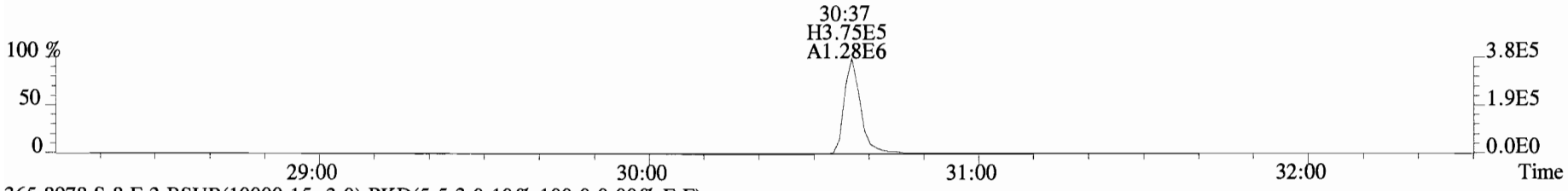

365.8978 S:8 F:2 BSUB(10000,15,-3.0) PKD(5,5,3,0.10%,100.0,0.00%,F,F)

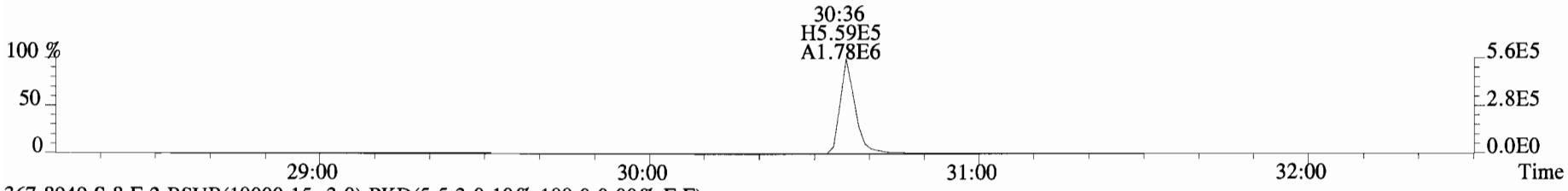

367.8949 S:8 F:2 BSUB(10000,15,-3.0) PKD(5,5,3,0.10%,100.0,0.00%,F,F)

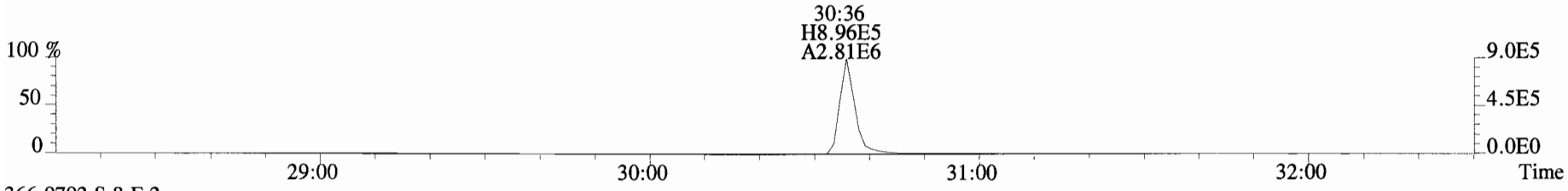

366.9792 S:8 F:2

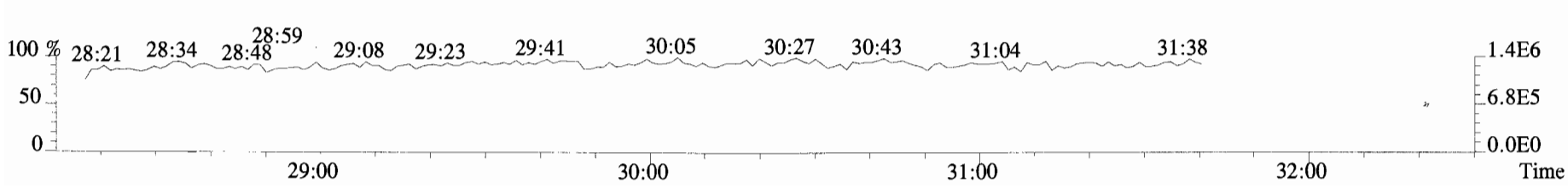

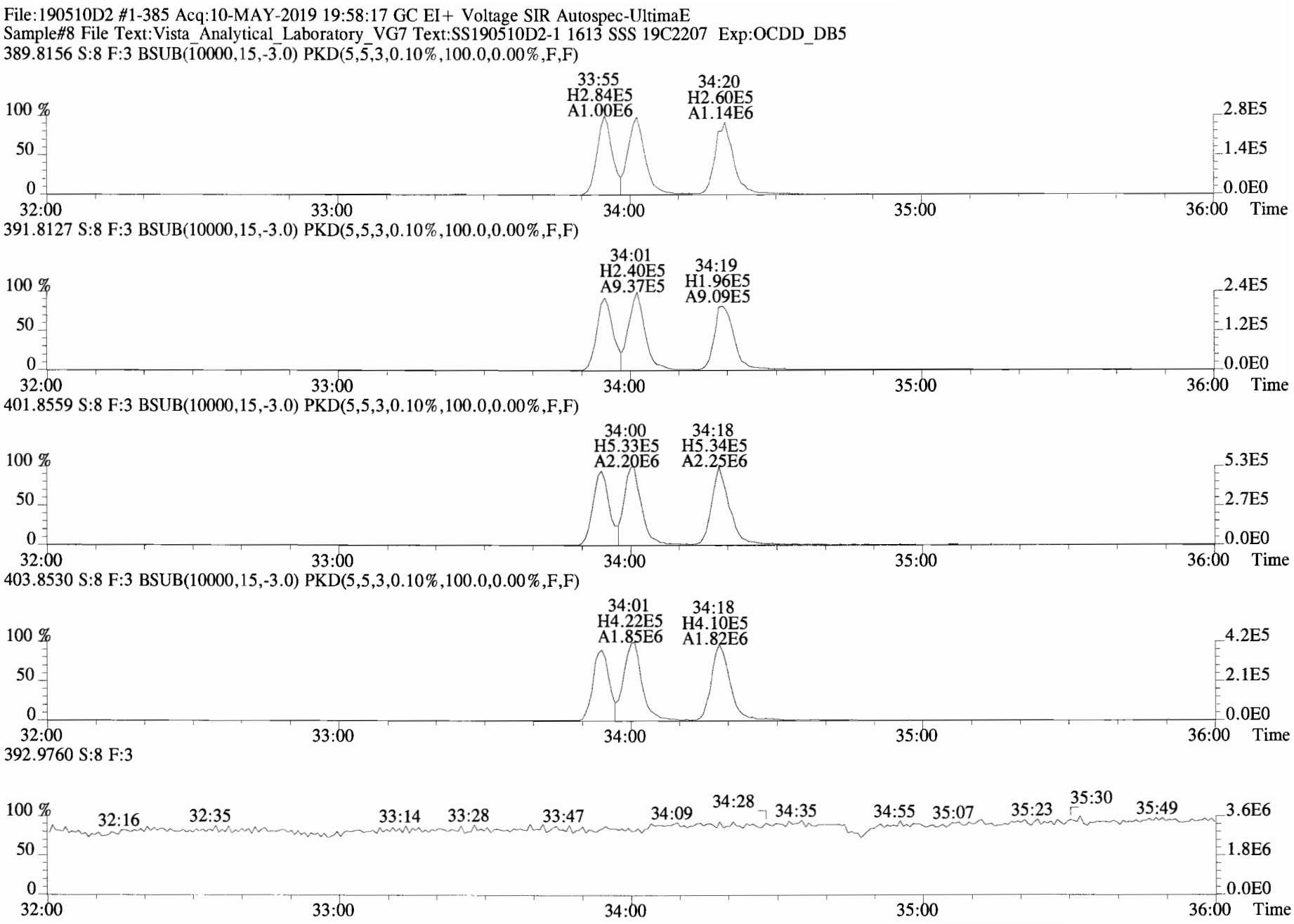
File:190510D2 #1-385 Acq:10-MAY-2019 19:58:17 GC EI+ Voltage SIR Autospec-UltimaE
Sample#8 File Text:Vista_Analytical_Laboratory_VG7 Text:SS190510D2-1 1613 SSS 19C2207 Exp:OCDD_DB5
389.8156 S:8 F:3 BSUB(10000,15,-3.0) PKD(5,5,3,0.10%,100.0,0.00%,F,F)
33:55 H2.84E5 A1.00E6
34:20 H2.60E5 A1.14E6
391.8127 S:8 F:3 BSUB(10000,15,-3.0) PKD(5,5,3,0.10%,100.0,0.00%,F,F)
34:01 H2.40E5 A9.37E5
34:19 H1.96E5 A9.09E5
401.8559 S:8 F:3 BSUB(10000,15,-3.0) PKD(5,5,3,0.10%,100.0,0.00%,F,F)
34:00 H5.33E5 A2.20E6
34:18 H5.34E5 A2.25E6
403.8530 S:8 F:3 BSUB(10000,15,-3.0) PKD(5,5,3,0.10%,100.0,0.00%,F,F)
34:01 H4.22E5 A1.85E6
34:18 H4.10E5 A1.82E6
392.9760 S:8 F:3
32:16 32:35 33:14 33:28 33:47 34:09 34:28 34:35 34:55 35:07 35:23 35:30 35:49
100 %
50
0
32:00 33:00 34:00 35:00 36:00 Time
2.8E5 1.4E5 0.0E0
2.4E5 1.2E5 0.0E0
5.3E5 2.7E5 0.0E0
4.2E5 2.1E5 0.0E0
3.6E6 1.8E6 0.0E0

File:190510D2 #1-385 Acq:10-MAY-2019 19:58:17 GC EI+ Voltage SIR Autospec-UltimaE
Sample#8 File Text:Vista_Analytical_Laboratory_VG7 Text:SS190510D2-1 1613 SSS 19C2207 Exp:OCDD_DB5
401.8559 S:8 F:3 BSUB(10000,15,-3.0) PKD(5,5,3,0.10%,100.0,0.00%,F,F)

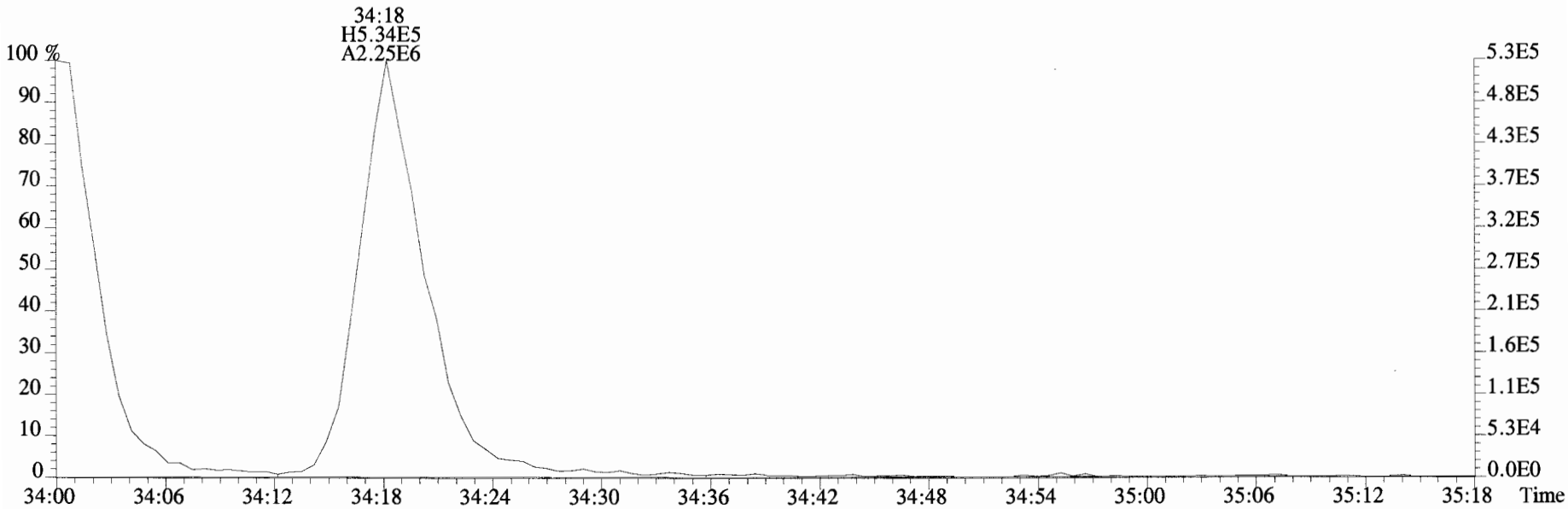

403.8530 S:8 F:3 BSUB(10000,15,-3.0) PKD(5,5,3,0.10%,100.0,0.00%,F,F)

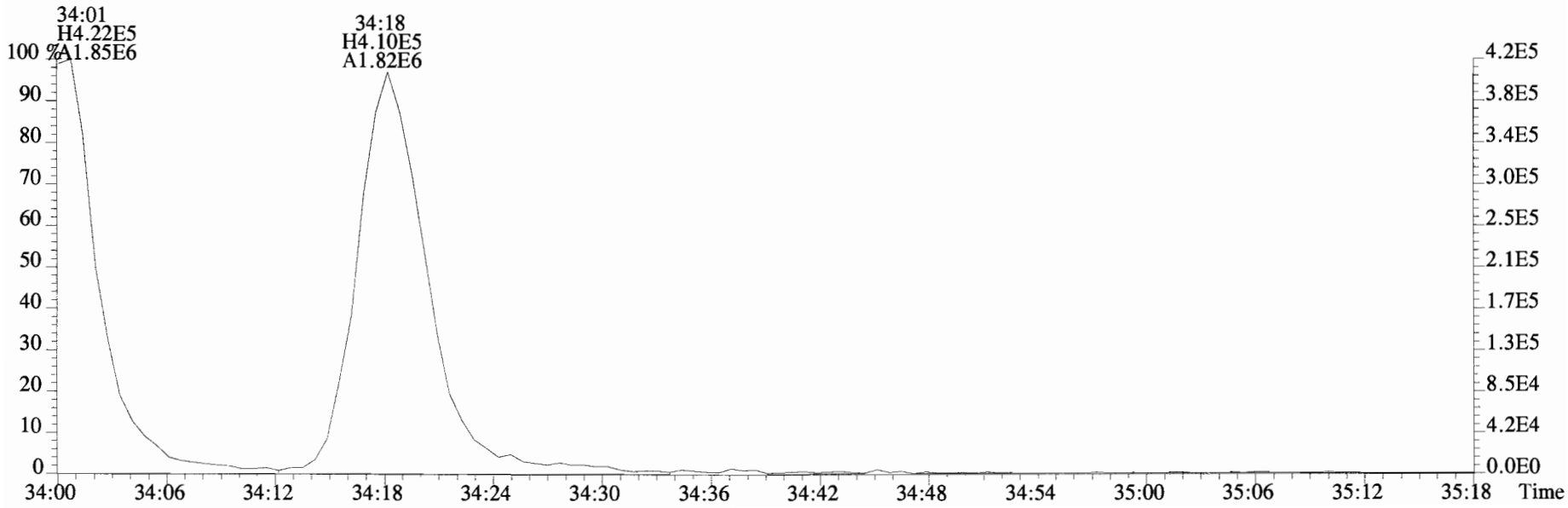

File:190510D2 #1-355 Acq:10-MAY-2019 19:58:17 GC EI+ Voltage SIR Autospec-UltimaE
Sample#8 File Text:Vista_Analytical_Laboratory_VG7 Text:SS190510D2-1 1613 SSS 19C2207 Exp:OCDD_DB5
423.7767 S:8 F:4 BSUB(10000,15,-3.0) PKD(5,5,3,0.10%,100.0,0.00%,F,F)

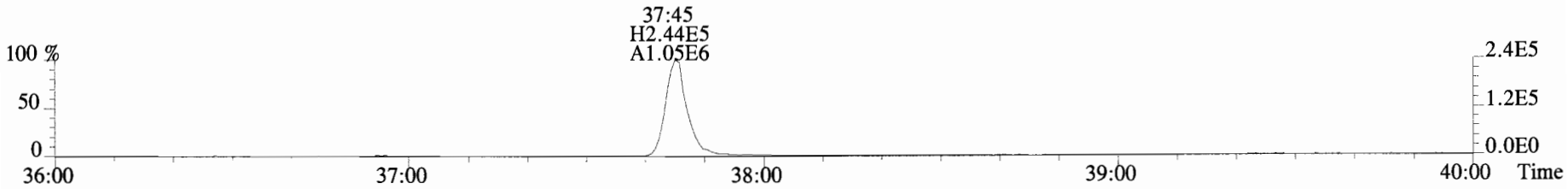

425.7737 S:8 F:4 BSUB(10000,15,-3.0) PKD(5,5,3,0.10%,100.0,0.00%,F,F)

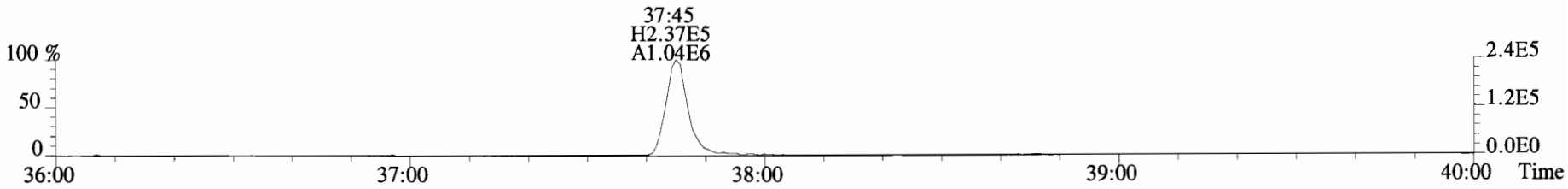

435.8169 S:8 F:4 BSUB(10000,15,-3.0) PKD(5,5,3,0.10%,100.0,0.00%,F,F)

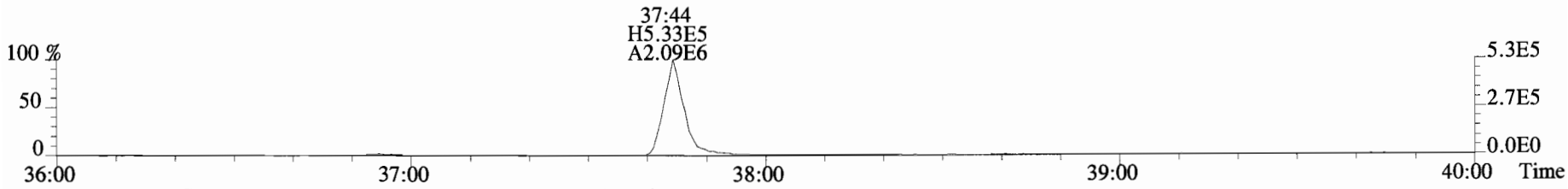

437.8140 S:8 F:4 BSUB(10000,15,-3.0) PKD(5,5,3,0.10%,100.0,0.00%,F,F)

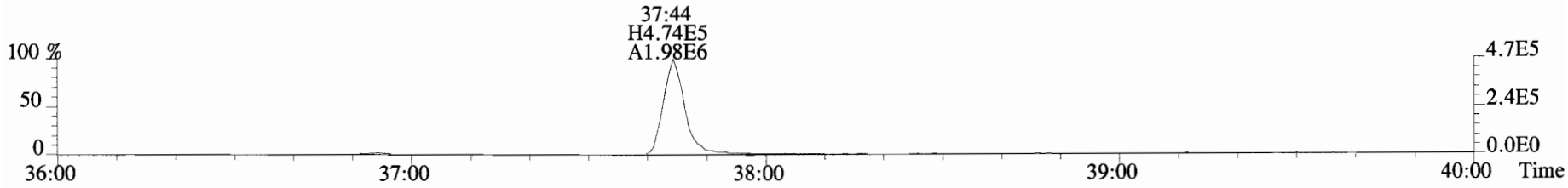

454.9728 S:8 F:4

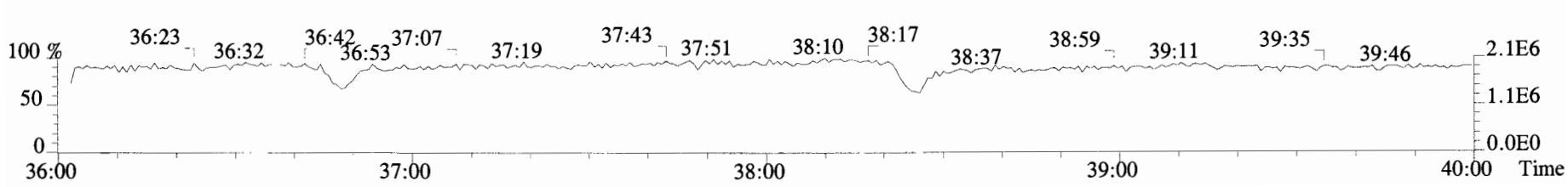

File:190510D2 #1-432 Acq:10-MAY-2019 19:58:17 GC EI+ Voltage SIR Autospec-UltimaE
Sample#8 File Text:Vista_Analytical_Laboratory_VG7 Text:SS190510D2-1 1613 SSS 19C2207 Exp:OCDD_DB5
457.7377 S:8 F:5 BSUB(10000,15,-3.0) PKD(5,5,3,0.10%,100.0,0.00%,F,F)

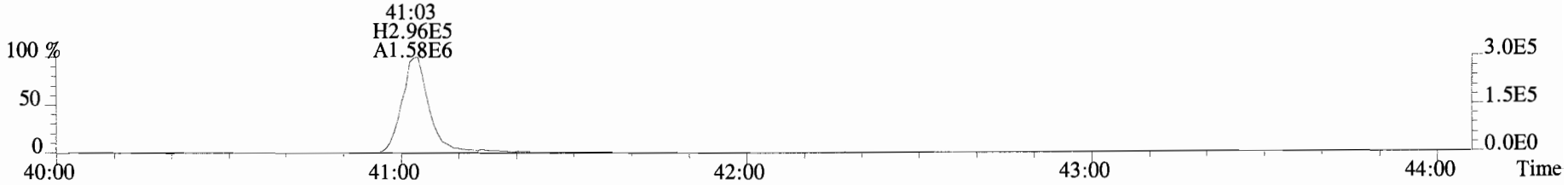

459.7348 S:8 F:5 BSUB(10000,15,-3.0) PKD(5,5,3,0.10%,100.0,0.00%,F,F)

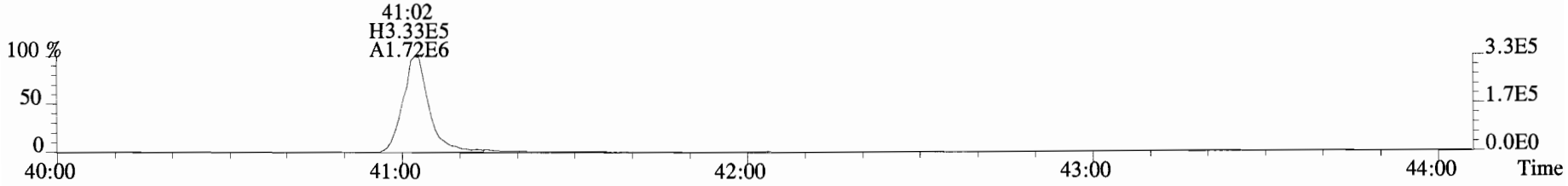

469.7780 S:8 F:5 BSUB(10000,15,-3.0) PKD(5,5,3,0.10%,100.0,0.00%,F,F)

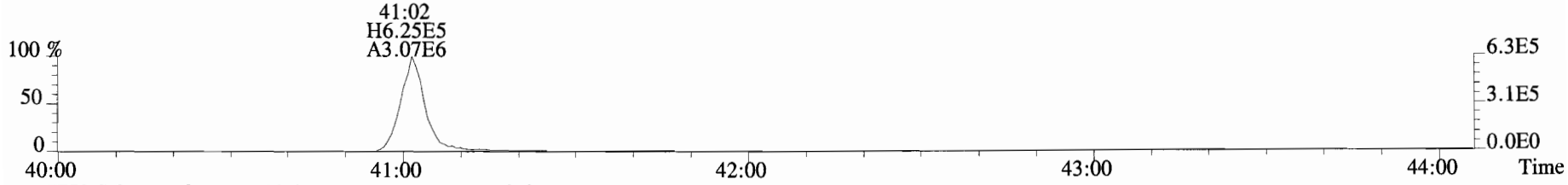

471.7750 S:8 F:5 BSUB(10000,15,-3.0) PKD(5,5,3,0.10%,100.0,0.00%,F,F)

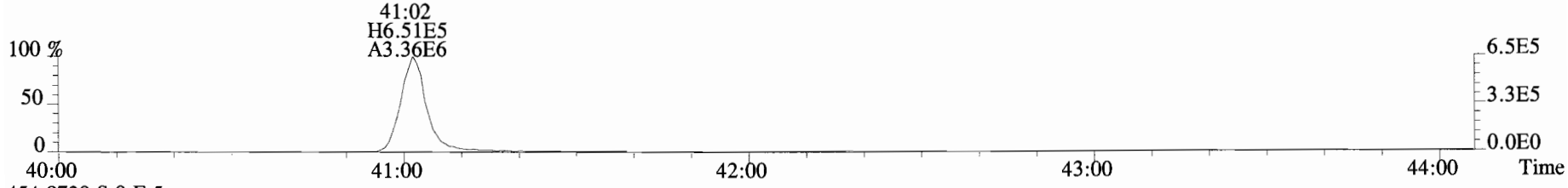

454.9728 S:8 F:5

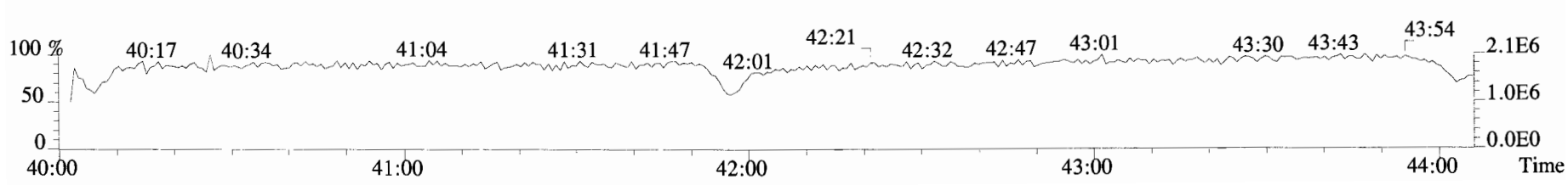

File:190510D2 #1-529 Acq:10-MAY-2019 19:58:17 GC EI+ Voltage SIR Autospec-UltimaE
Sample#8 File Text:Vista_Analytical_Laboratory_VG7 Text:SS190510D2-1 1613 SSS 19C2207 Exp:OCDD_DB5

303.9016 S:8 BSUB(10000,15,-3.0) PKD(5,5,3,0.10%,100.0,0.00%,F,F)

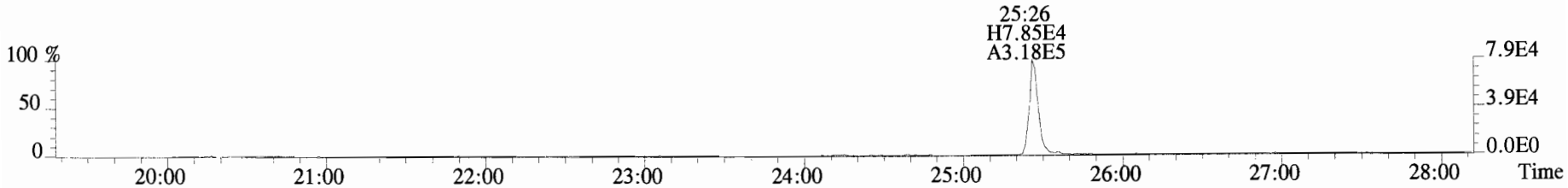

305.8987 S:8 BSUB(10000,15,-3.0) PKD(5,5,3,0.10%,100.0,0.00%,F,F)

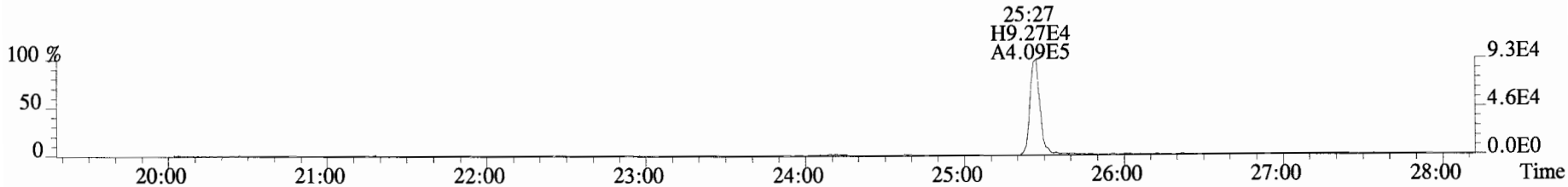

315.9419 S:8 BSUB(10000,15,-3.0) PKD(5,5,3,0.10%,100.0,0.00%,F,F)

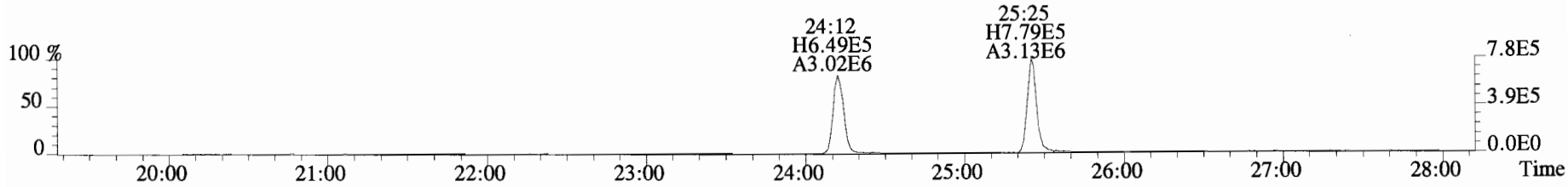

317.9389 S:8 BSUB(10000,15,-3.0) PKD(5,5,3,0.10%,100.0,0.00%,F,F)

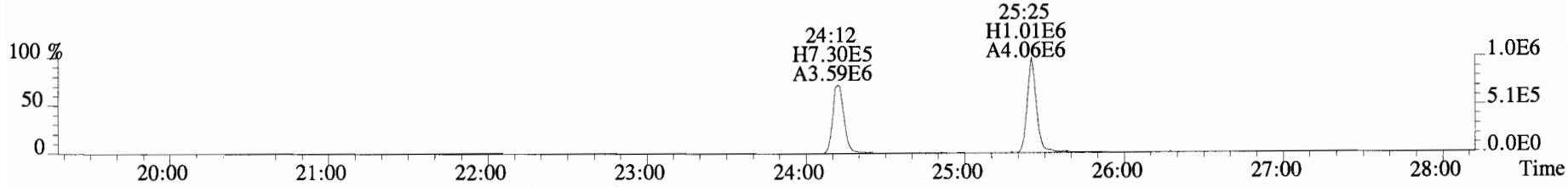

375.8364 S:8 BSUB(10000,15,-3.0) PKD(5,5,3,0.10%,100.0,0.00%,F,F)

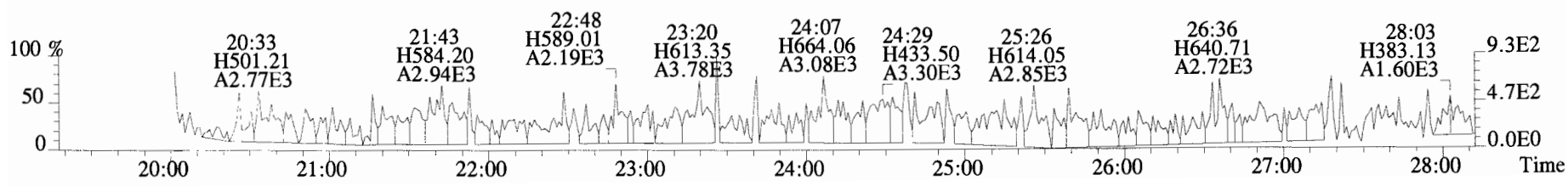

File:190510D2 #1-529 Acq:10-MAY-2019 19:58:17 GC EI+ Voltage SIR Autospec-UltimaE
Sample#8 File Text:Vista_Analytical_Laboratory_VG7 Text:SS190510D2-1 1613 SSS 19C2207 Exp:OCDD_DB5
339.8597 S:8 BSUB(10000,15,-3.0) PKD(5,5,3,0.10%,100.0,0.00%,F,F)

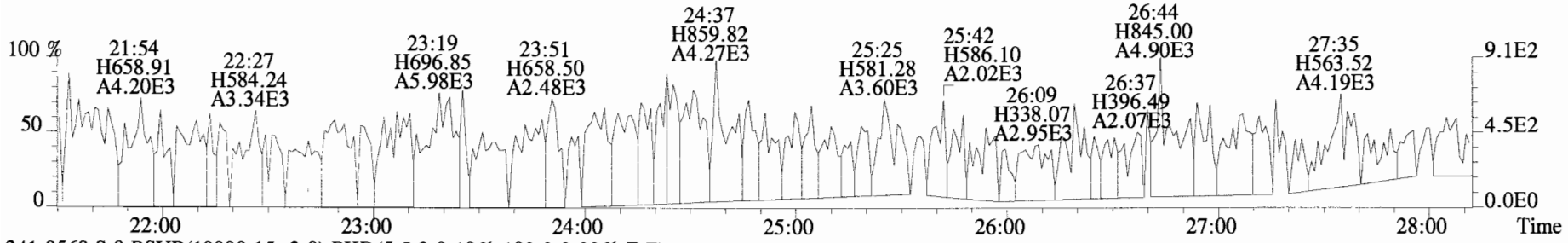

341.8568 S:8 BSUB(10000,15,-3.0) PKD(5,5,3,0.10%,100.0,0.00%,F,F)

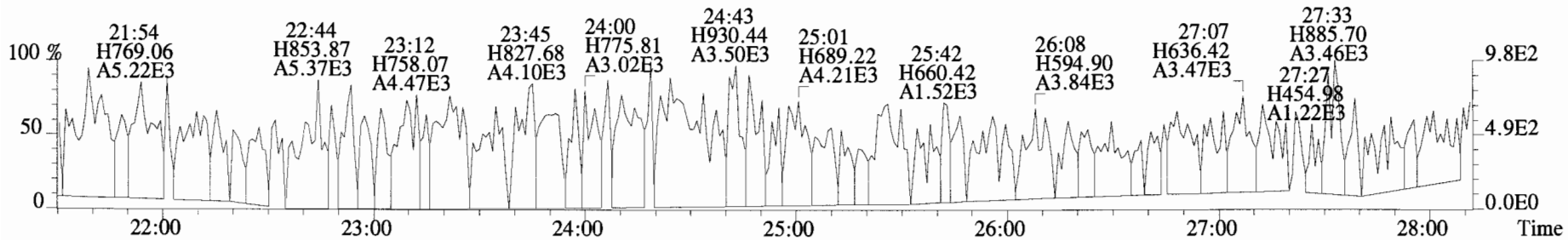

409.7974 S:8 BSUB(10000,15,-3.0) PKD(5,5,3,0.10%,100.0,0.00%,F,F)

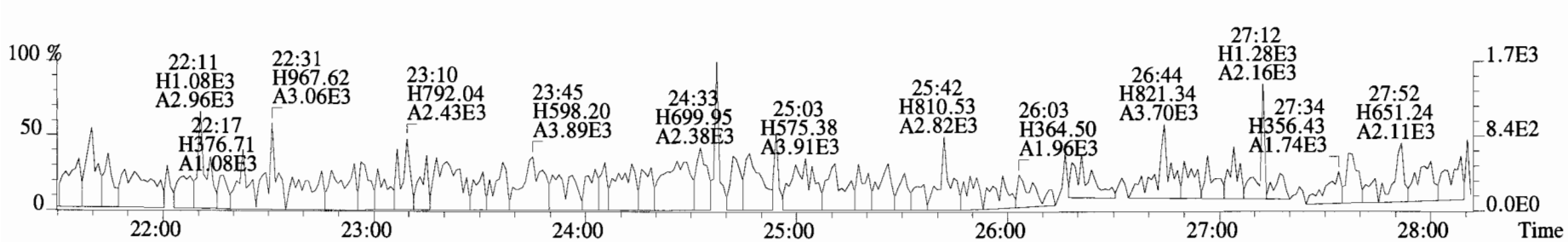

316.9824 S:8

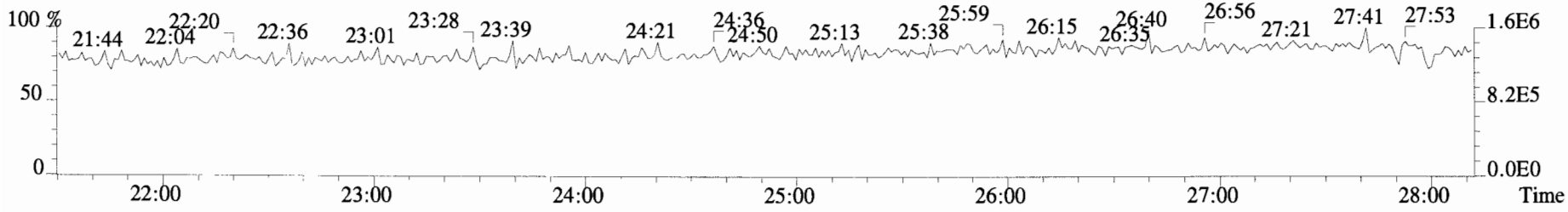

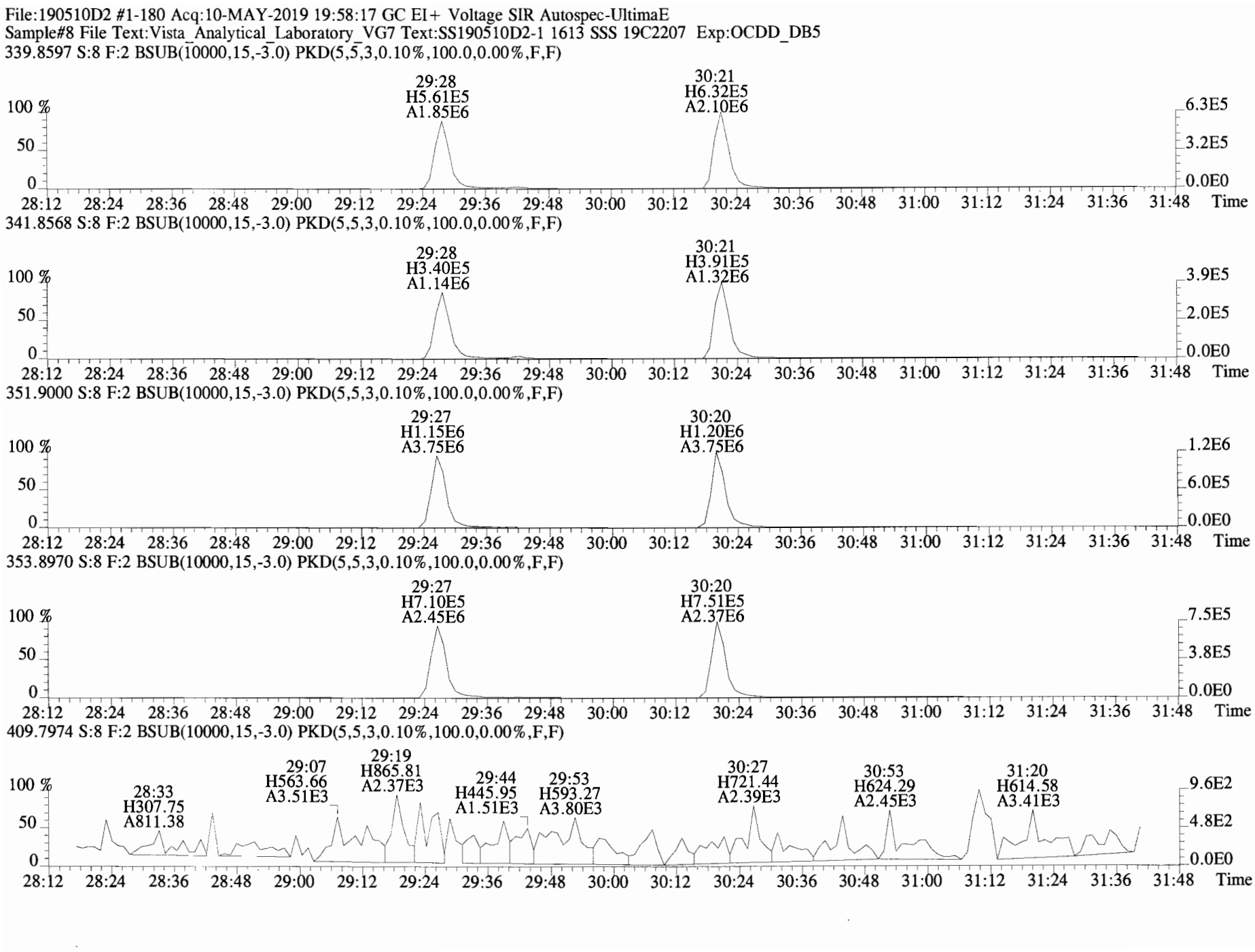
File:190510D2 #1-180 Acq:10-MAY-2019 19:58:17 GC EI+ Voltage SIR Autospec-UltimaE
Sample#8 File Text:Vista_Analytical_Laboratory_VG7 Text:SS190510D2-1 1613 SSS 19C2207 Exp:OCDD_DB5
339.8597 S:8 F:2 BSUB(10000,15,-3.0) PKD(5,5,3,0.10%,100.0,0.00%,F,F)
29:28 H5.61E5 A1.85E6
30:21 H6.32E5 A2.10E6
341.8568 S:8 F:2 BSUB(10000,15,-3.0) PKD(5,5,3,0.10%,100.0,0.00%,F,F)
29:28 H3.40E5 A1.14E6
30:21 H3.91E5 A1.32E6
351.9000 S:8 F:2 BSUB(10000,15,-3.0) PKD(5,5,3,0.10%,100.0,0.00%,F,F)
29:27 H1.15E6 A3.75E6
30:20 H1.20E6 A3.75E6
353.8970 S:8 F:2 BSUB(10000,15,-3.0) PKD(5,5,3,0.10%,100.0,0.00%,F,F)
29:27 H7.10E5 A2.45E6
30:20 H7.51E5 A2.37E6
409.7974 S:8 F:2 BSUB(10000,15,-3.0) PKD(5,5,3,0.10%,100.0,0.00%,F,F)
28:33 H307.75 A811.38
29:07 H563.66 A3.51E3
29:19 H865.81 A2.37E3
29:44 H445.95 A1.51E3
29:53 H593.27 A3.80E3
30:27 H721.44 A2.39E3
30:53 H624.29 A2.45E3
31:20 H614.58 A3.41E3
100 %
50
0
6.3E5
3.2E5
0.0E0
3.9E5
2.0E5
1.2E6
6.0E5
7.5E5
3.8E5
9.6E2
4.8E2
28:12 28:24 28:36 28:48 29:00 29:12 29:24 29:36 29:48 30:00 30:12 30:24 30:36 30:48 31:00 31:12 31:24 31:36 31:48 Time

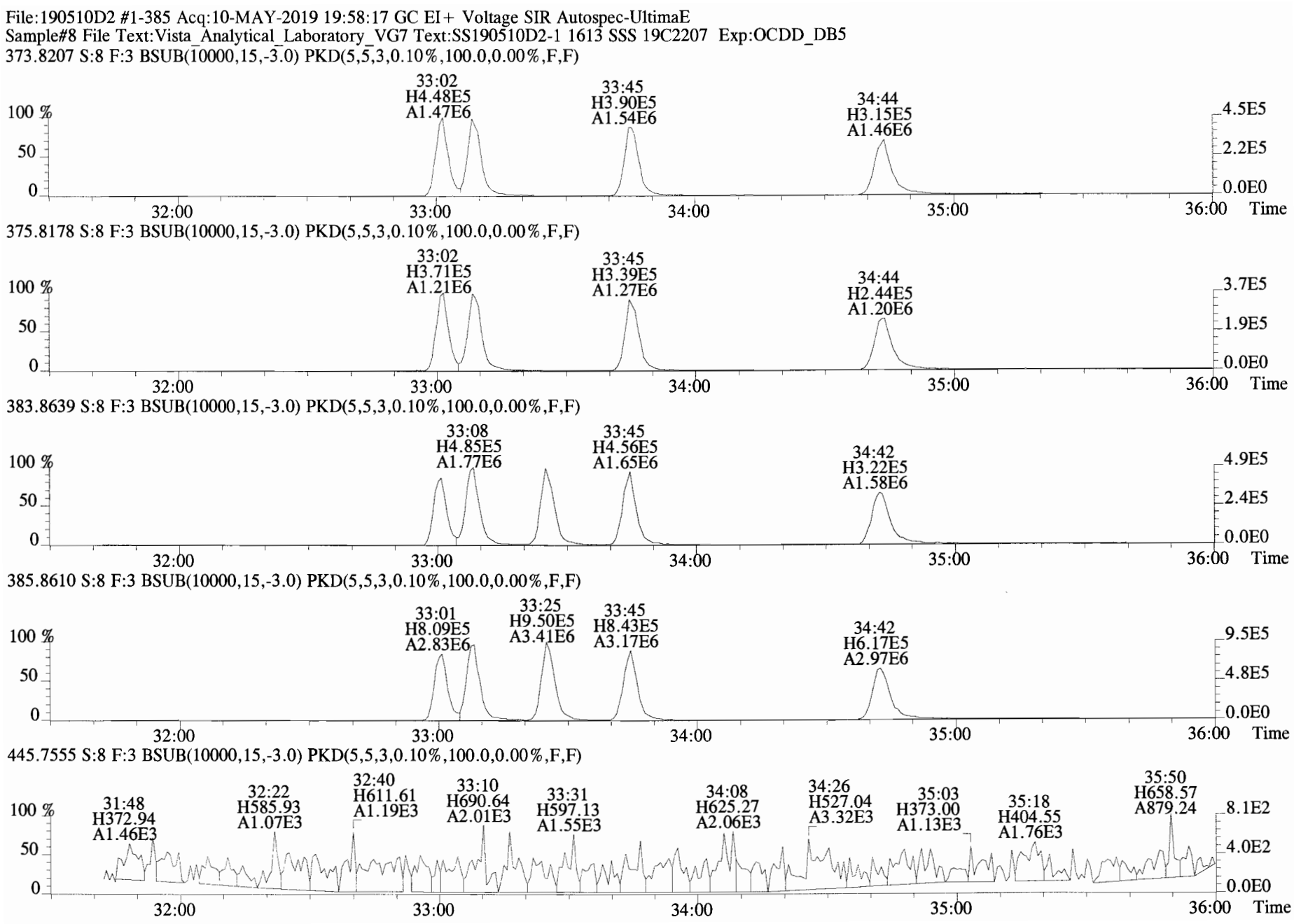
File:190510D2 #1-385 Acq:10-MAY-2019 19:58:17 GC EI+ Voltage SIR Autospec-UltimaE
Sample#8 File Text:Vista_Analytical_Laboratory_VG7 Text:SS190510D2-1 1613 SSS 19C2207 Exp:OCDD_DB5
373.8207 S:8 F:3 BSUB(10000,15,-3.0) PKD(5,5,3,0.10%,100.0,0.00%,F,F)
33:02 H4.48E5 A1.47E6
33:45 H3.90E5 A1.54E6
34:44 H3.15E5 A1.46E6
4.5E5
2.2E5
0.0E0
375.8178 S:8 F:3 BSUB(10000,15,-3.0) PKD(5,5,3,0.10%,100.0,0.00%,F,F)
33:02 H3.71E5 A1.21E6
33:45 H3.39E5 A1.27E6
34:44 H2.44E5 A1.20E6
3.7E5
1.9E5
0.0E0
383.8639 S:8 F:3 BSUB(10000,15,-3.0) PKD(5,5,3,0.10%,100.0,0.00%,F,F)
33:08 H4.85E5 A1.77E6
33:45 H4.56E5 A1.65E6
34:42 H3.22E5 A1.58E6
4.9E5
2.4E5
0.0E0
385.8610 S:8 F:3 BSUB(10000,15,-3.0) PKD(5,5,3,0.10%,100.0,0.00%,F,F)
33:01 H8.09E5 A2.83E6
33:25 H9.50E5 A3.41E6
33:45 H8.43E5 A3.17E6
34:42 H6.17E5 A2.97E6
9.5E5
4.8E5
0.0E0
445.7555 S:8 F:3 BSUB(10000,15,-3.0) PKD(5,5,3,0.10%,100.0,0.00%,F,F)
31:48 H372.94 A1.46E3
32:22 H585.93 A1.07E3
32:40 H611.61 A1.19E3
33:10 H690.64 A2.01E3
33:31 H597.13 A1.55E3
34:08 H625.27 A2.06E3
34:26 H527.04 A3.32E3
35:03 H373.00 A1.13E3
35:18 H404.55 A1.76E3
35:50 H658.57 A879.24
8.1E2
4.0E2
0.0E0
100 %
50
0
32:00
33:00
34:00
35:00
36:00
Time

File:190510D2 #1-385 Acq:10-MAY-2019 19:58:17 GC EI+ Voltage SIR Autospec-UltimaE
Sample#8 File Text:Vista_Analytical_Laboratory_VG7 Text:SS190510D2-1 1613 SSS 19C2207 Exp:OCDD_DB5
373.8207 S:8 F:3 BSUB(10000,15,-3.0) PKD(5,5,3,0.10%,100.0,0.00%,F,F)

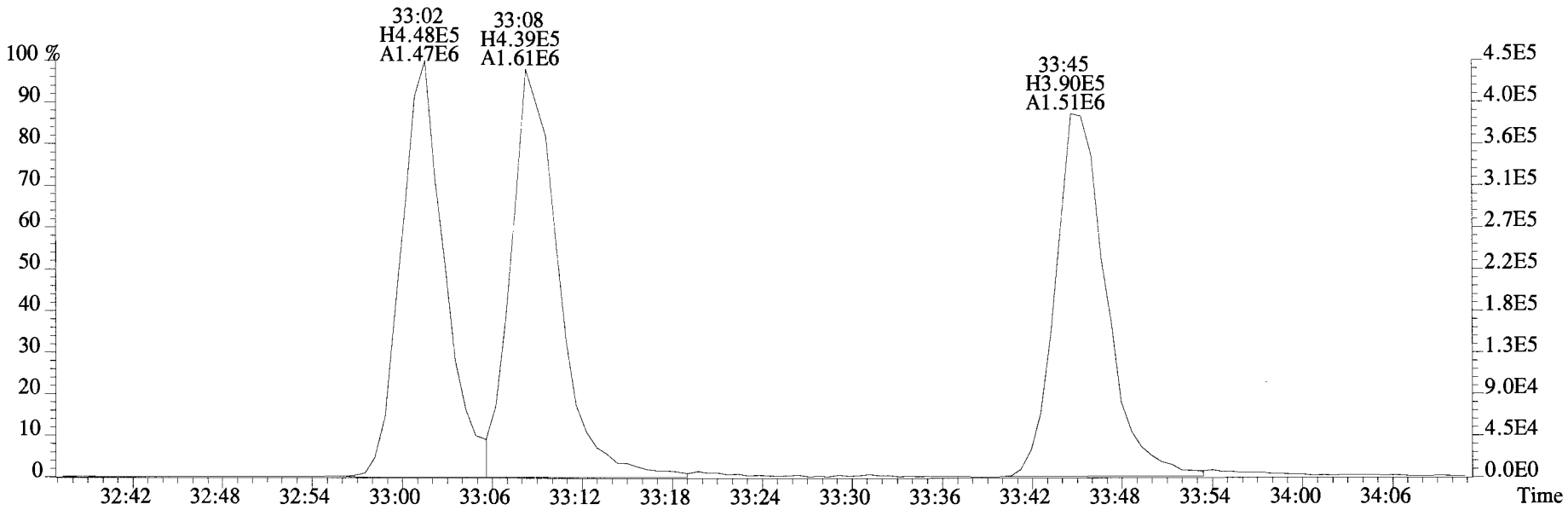

375.8178 S:8 F:3 BSUB(10000,15,-3.0) PKD(5,5,3,0.10%,100.0,0.00%,F,F)

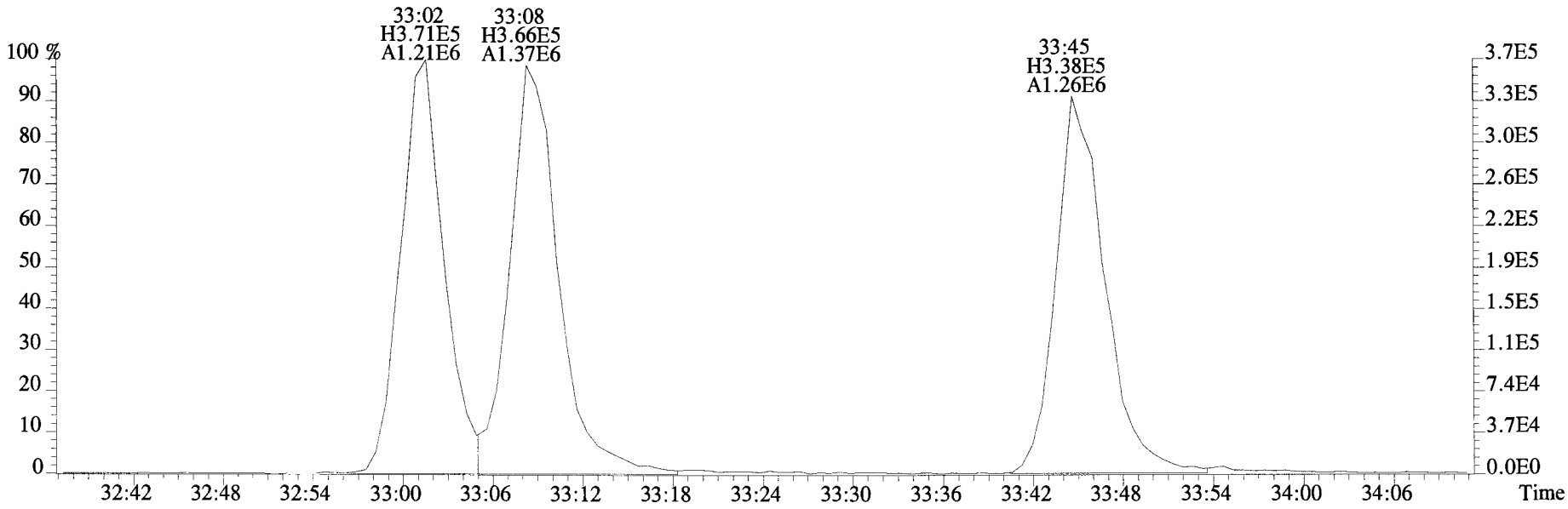

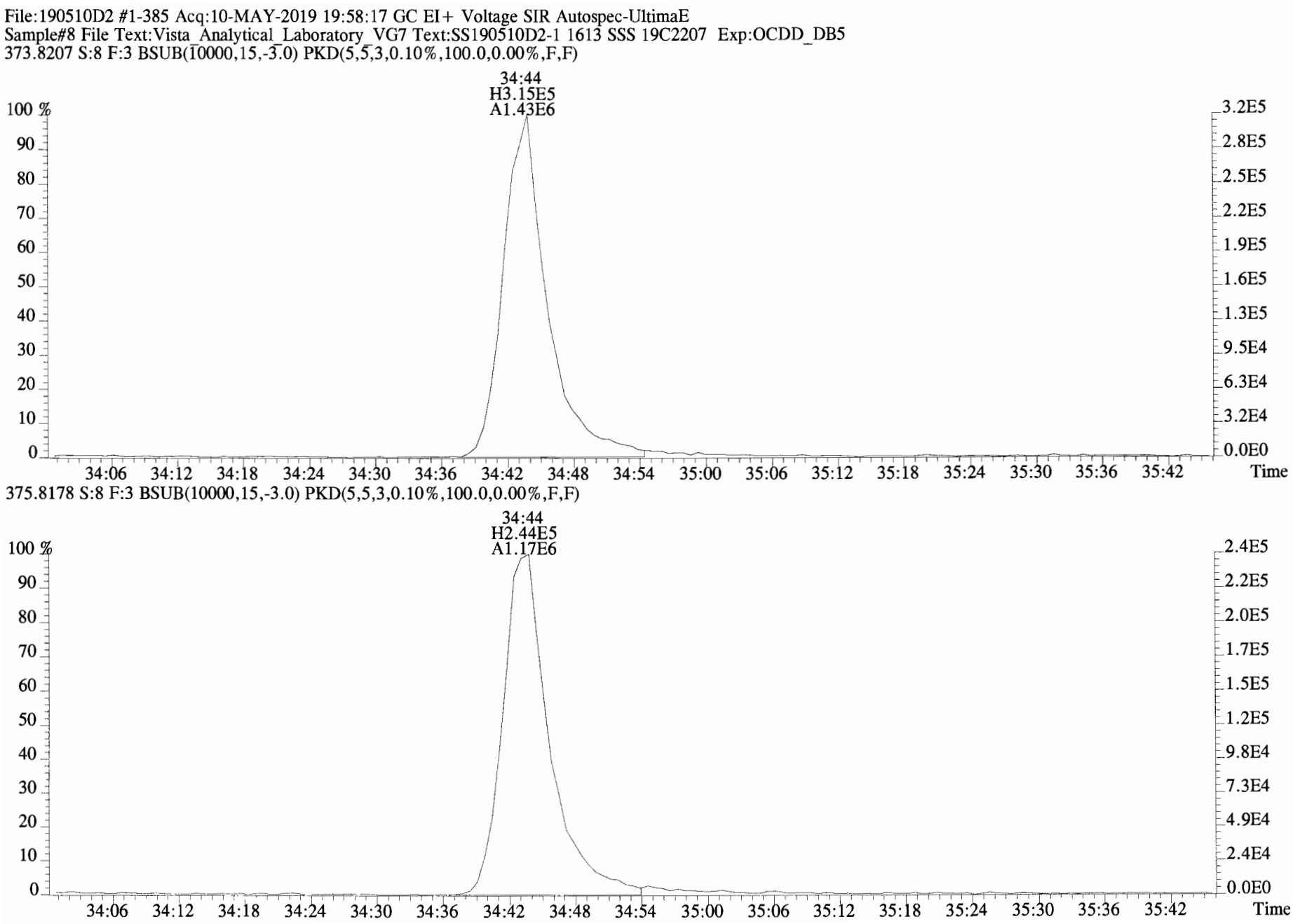
File:190510D2 #1-385 Acq:10-MAY-2019 19:58:17 GC EI+ Voltage SIR Autospec-UltimaE
Sample#8 File Text:Vista_Analytical_Laboratory_VG7 Text:SS190510D2-1 1613 SSS 19C2207 Exp:OCDD_DB5
373.8207 S:8 F:3 BSUB(10000,15,-3.0) PKD(5,5,3,0.10%,100.0,0.00%,F,F)
34:44
H3.15E5
A1.43E6
100 %
90
80
70
60
50
40
30
20
10
0
3.2E5
2.8E5
2.5E5
2.2E5
1.9E5
1.6E5
1.3E5
9.5E4
6.3E4
3.2E4
0.0E0
34:06 34:12 34:18 34:24 34:30 34:36 34:42 34:48 34:54 35:00 35:06 35:12 35:18 35:24 35:30 35:36 35:42
Time
375.8178 S:8 F:3 BSUB(10000,15,-3.0) PKD(5,5,3,0.10%,100.0,0.00%,F,F)
34:44
H2.44E5
A1.17E6
100 %
90
80
70
60
50
40
30
20
10
0
2.4E5
2.2E5
2.0E5
1.7E5
1.5E5
1.2E5
9.8E4
7.3E4
4.9E4
2.4E4
0.0E0
34:06 34:12 34:18 34:24 34:30 34:36 34:42 34:48 34:54 35:00 35:06 35:12 35:18 35:24 35:30 35:36 35:42
Time

File:190510D2 #1-385 Acq:10-MAY-2019 19:58:17 GC EI+ Voltage SIR Autospec-UltimaE
Sample#8 File Text:Vista_Analytical_Laboratory_VG7 Text:SS190510D2-1 1613 SSS 19C2207 Exp:OCDD_DB5
383.8639 S:8 F:3 BSUB(10000,15,-3.0) PKD(5,5,3,0.10%,100.0,0.00%,F,F)

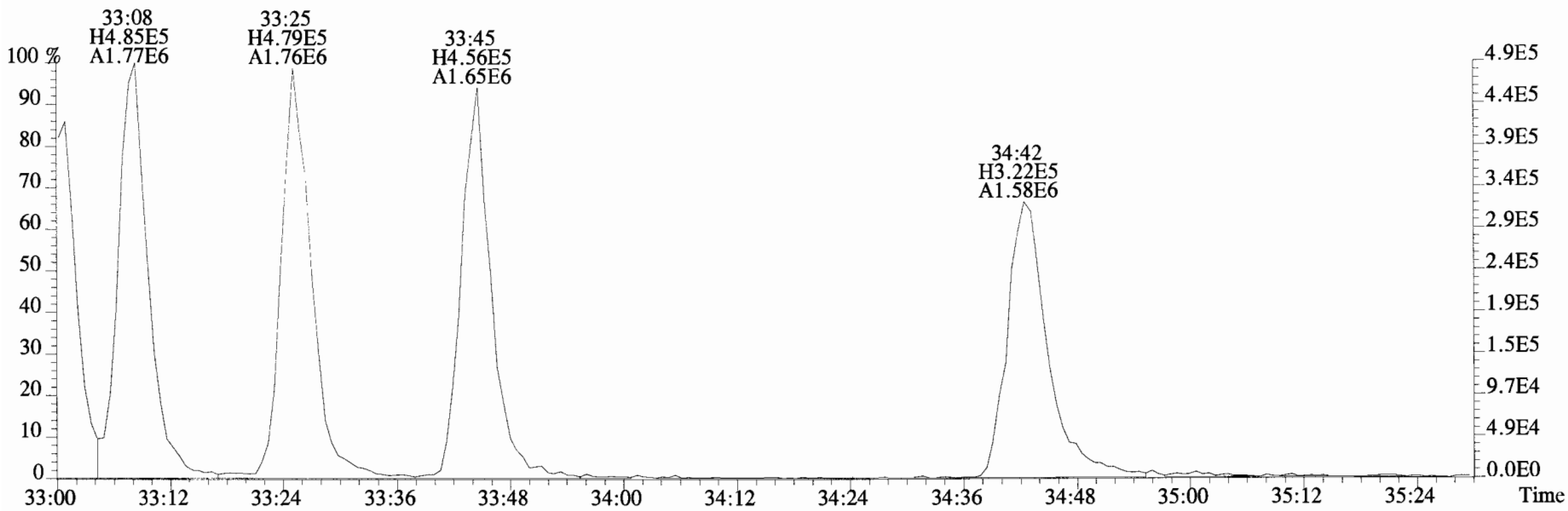

385.8610 S:8 F:3 BSUB(10000,15,-3.0) PKD(5,5,3,0.10%,100.0,0.00%,F,F)

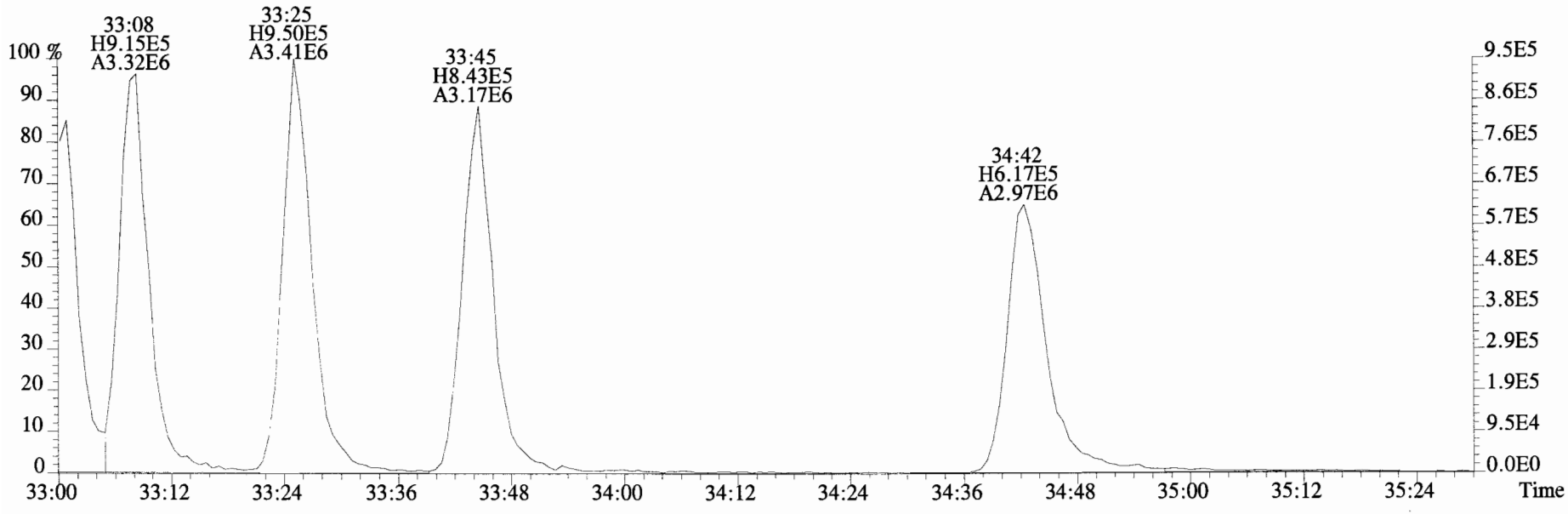

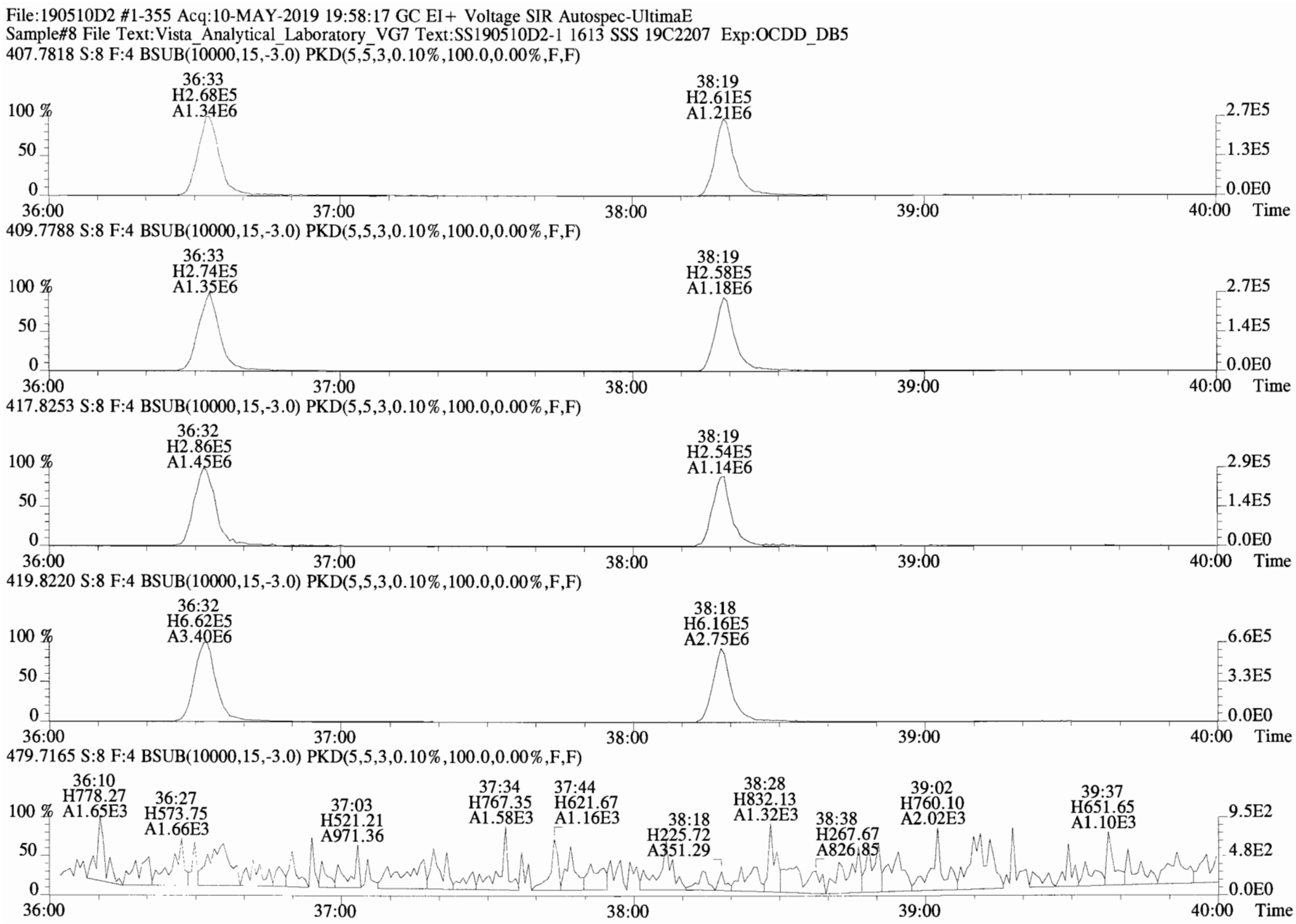
File:190510D2 #1-355 Acq:10-MAY-2019 19:58:17 GC EI+ Voltage SIR Autospec-UltimaE
Sample#8 File Text:Vista_Analytical_Laboratory_VG7 Text:SS190510D2-1 1613 SSS 19C2207 Exp:OCDD_DB5
407.7818 S:8 F:4 BSUB(10000,15,-3.0) PKD(5,5,3,0.10%,100.0,0.00%,F,F)
36:33 H2.68E5 A1.34E6
38:19 H2.61E5 A1.21E6
409.7788 S:8 F:4 BSUB(10000,15,-3.0) PKD(5,5,3,0.10%,100.0,0.00%,F,F)
36:33 H2.74E5 A1.35E6
38:19 H2.58E5 A1.18E6
417.8253 S:8 F:4 BSUB(10000,15,-3.0) PKD(5,5,3,0.10%,100.0,0.00%,F,F)
36:32 H2.86E5 A1.45E6
38:19 H2.54E5 A1.14E6
419.8220 S:8 F:4 BSUB(10000,15,-3.0) PKD(5,5,3,0.10%,100.0,0.00%,F,F)
36:32 H6.62E5 A3.40E6
38:18 H6.16E5 A2.75E6
479.7165 S:8 F:4 BSUB(10000,15,-3.0) PKD(5,5,3,0.10%,100.0,0.00%,F,F)
36:10 H778.27 A1.65E3
36:27 H573.75 A1.66E3
37:03 H521.21 A971.36
37:34 H767.35 A1.58E3
37:44 H621.67 A1.16E3
38:18 H225.72 A351.29
38:28 H832.13 A1.32E3
38:38 H267.67 A826.85
39:02 H760.10 A2.02E3
39:37 H651.65 A1.10E3
100 %
50
0
36:00
37:00
38:00
39:00
40:00
Time
2.7E5
1.3E5
0.0E0
1.4E5
2.9E5
6.6E5
3.3E5
9.5E2
4.8E2

File:190510D2 #1-432 Acq:10-MAY-2019 19:58:17 GC EI+ Voltage SIR Autospec-UltimaE
Sample#8 File Text:Vista_Analytical_Laboratory_VG7 Text:SS190510D2-1 1613 SSS 19C2207 Exp:OCDD_DB5
441.7428 S:8 F:5 BSUB(10000,15,-3.0) PKD(5,5,3,0.10%,100.0,0.00%,F,F)

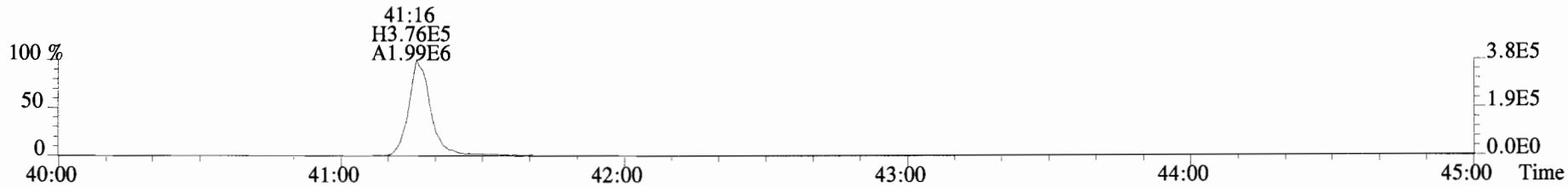

443.7398 S:8 F:5 BSUB(10000,15,-3.0) PKD(5,5,3,0.10%,100.0,0.00%,F,F)

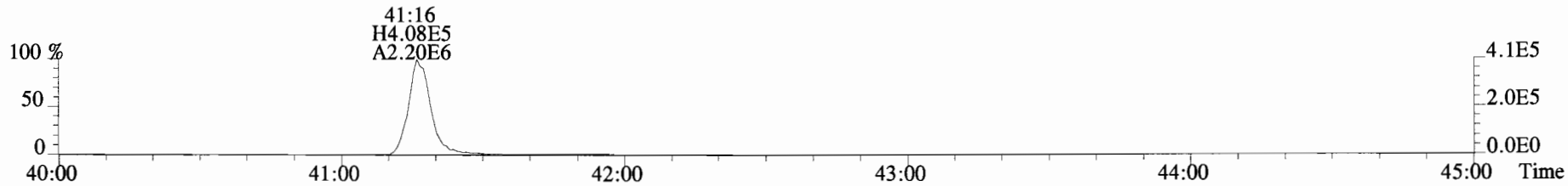

453.7831 S:8 F:5 BSUB(10000,15,-3.0) PKD(5,5,3,0.10%,100.0,0.00%,F,F)

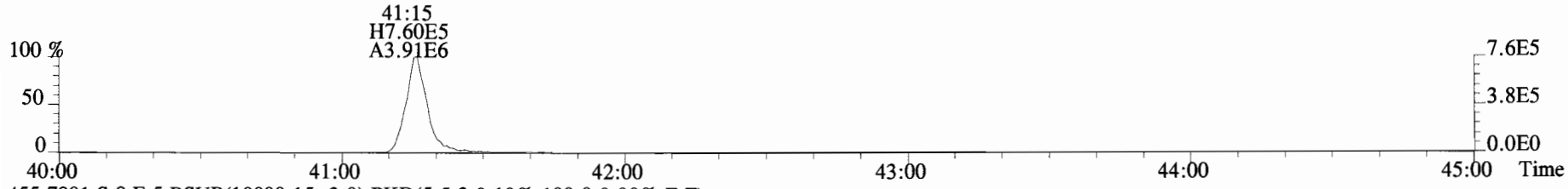

455.7801 S:8 F:5 BSUB(10000,15,-3.0) PKD(5,5,3,0.10%,100.0,0.00%,F,F)

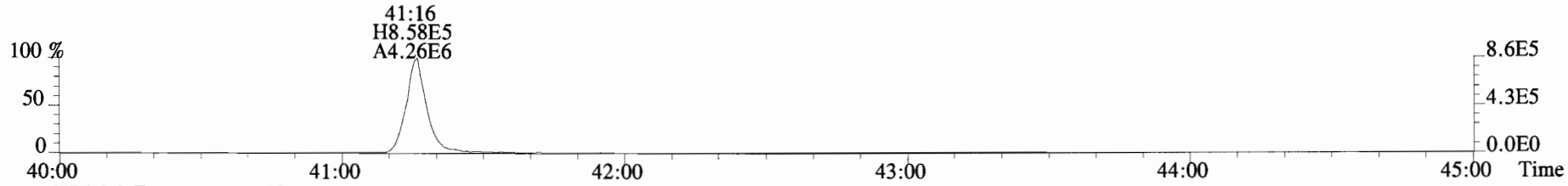

513.6775 S:8 F:5 BSUB(10000,15,-3.0) PKD(5,5,3,0.10%,100.0,0.00%,F,F)

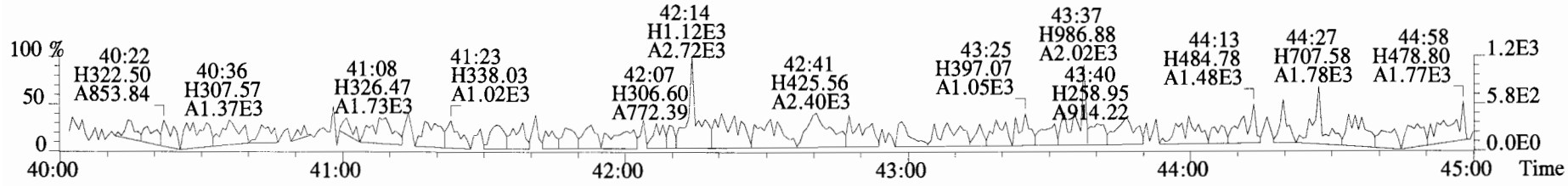

FORM 4A
PCDD/PCDF CALIBRATION VERIFICATION

Lab Name: Vista Analytical Laboratory Episode No.: CCAL ID: ST190510D2-7

Contract No.: SAS No.:

Initial Calibration Date: 5-10-19

Instrument ID: VG-7 GC Column ID: ZB-5MS

VER Data Filename: 190510D2 S#18 Analysis Date: 11-MAY-19 Time: 03:54:32

	M/Z'S FORMING RATIO (1)	ION ABUND. RATIO	QC LIMITS (2)	Pass	CONC. FOUND	CONC. RANGE (3) (ng/mL)
NATIVE ANALYTES						
2,3,7,8-TCDD	M/M+2	0.73	0.65-0.89	y	10.7	7.8 - 12.9 8.2 - 12.3 (4)
1,2,3,7,8-PeCDD	M/M+2	0.63	0.54-0.72	y	50.7	39.0 - 65.0
1,2,3,4,7,8-HxCDD	M+2/M+4	1.19	1.05-1.43	y	48.1	39.0 - 64.0
1,2,3,6,7,8-HxCDD	M+2/M+4	1.21	1.05-1.43	y	48.8	39.0 - 64.0
1,2,3,7,8,9-HxCDD	M+2/M+4	1.18	1.05-1.43	y	47.9	41.0 - 61.0
1,2,3,4,6,7,8-HpCDD	M+2/M+4	1.05	0.88-1.20	y	50.7	43.0 - 58.0
OCDD	M+2/M+4	0.91	0.76-1.02	y	97.6	79.0 - 126.0
2,3,7,8-TCDF	M/M+2	0.78	0.65-0.89	y	8.80	8.4 - 12.0 8.6 - 11.6 (4)
1,2,3,7,8-PeCDF	M+2/M+4	1.62	1.32-1.78	y	49.4	41.0 - 60.0
2,3,4,7,8-PeCDF	M+2/M+4	1.61	1.32-1.78	y	49.7	41.0 - 61.0
1,2,3,4,7,8-HxCDF	M+2/M+4	1.14	1.05-1.43	y	46.6	45.0 - 56.0
1,2,3,6,7,8-HxCDF	M+2/M+4	1.22	1.05-1.43	y	49.7	44.0 - 57.0
2,3,4,6,7,8-HxCDF	M+2/M+4	1.18	1.05-1.43	y	49.1	44.0 - 57.0
1,2,3,7,8,9-HxCDF	M+2/M+4	1.18	1.05-1.43	y	48.3	45.0 - 56.0
1,2,3,4,6,7,8-HpCDF	M+2/M+4	0.97	0.88-1.20	y	48.8	45.0 - 55.0
1,2,3,4,7,8,9-HpCDF	M+2/M+4	1.00	0.88-1.20	y	48.7	43.0 - 58.0
OCDF	M+2/M+4	0.91	0.76-1.02	y	103	63.0 - 159.0

(1) See Table 8, Method 1613, for m/z specifications.

(2) Ion Abundance Ratio Control Limits as specified in Table 9, Method 1613.

(3) Contract-required concentration range as specified in Table 6, Method 1613.

(4) Contract-required concentration range as specified in Table 6a, Method 1613, for tetras only.

Analyst: DB

Date: 5/13/19

FORM 4B
PCDD/PCDF CALIBRATION VERIFICATION

Lab Name: Vista Analytical Laboratory Episode No.:

Contract No.: SAS No.:

Initial Calibration Date: 5-10-19

Instrument ID: VG-7 GC Column ID: ZB-5MS

VER Data Filename: 190510D2 S#18 Analysis Date: 11-MAY-19 Time: 03:54:32

LABELED COMPOUNDS	M/Z'S FORMING RATIO (1)	ION ABUND. RATIO	QC LIMITS (2)	Pass	CONC. FOUND	CONC. RANGE (ng/mL)
13C-2,3,7,8-TCDD	M/M+2	0.80	0.65-0.89	y	101	82.0 - 121.0
13C-1,2,3,7,8-PeCDD	M/M+2	0.61	0.54-0.72	y	89.6	62.0 - 160.0
13C-1,2,3,4,7,8-HxCDD	M+2/M+4	1.27	1.05-1.43	y	105	85.0 - 117.0
13C-1,2,3,6,7,8-HxCDD	M+2/M+4	1.22	1.05-1.43	y	104	85.0 - 118.0
13C-1,2,3,7,8,9-HxCDD	M+2/M+4	1.25	1.05-1.43	y	105	85.0 - 118.0
13C-1,2,3,4,6,7,8-HpCDD	M+2/M+4	1.02	0.88-1.20	y	98.9	72.0 - 138.0
13C-OCDD	M/M+2	0.91	0.76-1.02	y	209	96.0 - 415.0
13C-2,3,7,8-TCDF	M+2/M+4	0.79	0.65-0.89	y	106	71.0 - 140.0
13C-1,2,3,7,8-PeCDF	M+2/M+4	1.55	1.32-1.78	y	96.0	76.0 - 130.0
13C-2,3,4,7,8-PeCDF	M+2/M+4	1.61	1.32-1.78	y	93.6	77.0 - 130.0
13C-1,2,3,4,7,8-HxCDF	M/M+2	0.51	0.43-0.59	y	99.8	76.0 - 131.0
13C-1,2,3,6,7,8-HxCDF	M/M+2	0.51	0.43-0.59	y	102	70.0 - 143.0
13C-2,3,4,6,7,8-HxCDF	M/M+2	0.51	0.43-0.59	y	102	73.0 - 137.0
13C-1,2,3,7,8,9-HxCDF	M/M+2	0.52	0.43-0.59	y	101	74.0 - 135.0
13C-1,2,3,4,6,7,8-HpCDF	M+2/M+4	0.42	0.37-0.51	y	98.8	78.0 - 129.0
13C-1,2,3,4,7,8,9-HpCDF	M+2/M+4	0.44	0.37-0.51	y	101	77.0 - 129.0
13C-OCDF	M+2/M+4	0.92	0.76-1.02	y	196	96.0 - 415.0
CLEANUP STANDARD (3)						
37Cl-2,3,7,8-TCDD					9.02	7.9 - 12.7

(1) See Table 8, Method 1613, for m/z specifications.

(2) Ion Abundance Ratio Control Limits as specified

(3) No ion abundance ratio; report concentration found.

Analyst: DB

Date: 5/13/19

FORM 5

PCDD/PCDF RT WINDOW AND ISOMER SPECIFICITY STANDARDS

Lab Name: Vista Analytical Laboratory Episode No.:

Contract No.: SAS No.:

Instrument ID: VG-7 Initial Calibration Date: 5-10-19

RT Window Data Filename: 190510D2 S#18 Analysis Date: 11-MAY-19 Time: 03:54:32

ZB-5MS IS Data Filename: 190510D2 S#18 Analysis Date: 11-MAY-19 Time: 03:54:32

DB_225 IS Data Filename: Analysis Date: Time:

ZB-5MS RT WINDOW DEFINING STANDARDS RESULTS

ISOMERS	ABSOLUTE RT	ISOMERS	ABSOLUTE RT
1,3,6,8-TCDD (F)	22:50	1,3,6,8-TCDF (F)	20:44
1,2,8,9-TCDD (L)	27:01	1,2,8,9-TCDF (L)	27:11
1,2,4,7,9-PeCDD (F)	28:34	1,3,4,6,8-PeCDF (F)	27:05
1,2,3,8,9-PeCDD (L)	30:58	1,2,3,8,9-PeCDF (L)	31:13
1,2,4,6,7,9-HxCDD (F)	32:21	1,2,3,4,6,8-HxCDF (F)	31:49
1,2,3,7,8,9-HxCDD (L)	34:19	1,2,3,7,8,9-HxCDF (L)	34:43
1,2,3,4,6,7,9-HpCDD (F)	36:54	1,2,3,4,6,7,8-HpCDF (F)	36:32
1,2,3,4,6,7,8-HpCDD (L)	37:45	1,2,3,4,7,8,9-HpCDF (L)	38:18

(F) = First eluting isomer (ZB-5MS); (L) = Last eluting isomer (ZB-5MS).

==========

ISOMER SPECIFICITY (IS) TEST STANDARD RESULTS

COMPARED PEAKS (1)	% VALLEY HEIGHT BETWEEN
	<25%

(1) To meet contract requirements, %Valley Height Between Compared Peaks shall not exceed 25% (section 15.4.2.2, Method 1613).

Analyst: DB

Date: 5/13/19

FORM 6A
PCDD/PCDF RELATIVE RETENTION TIMES

Lab Name: Vista Analytical Laboratory Episode No.:

Contract No.: SAS No.:

Initial Calibration Date: 5-10-19

Instrument ID: VG-7 GC Column ID: ZB-5MS

VER Data Filename: 190510D2 S#18 Analysis Date: 11-MAY-19 Time: 03:54:32

Compounds Using 13C-1234-TCDD as RT Internal Standard

NATIVE ANALYTES	RETENTION TIME REFERENCE	RRT	RRT QC LIMITS (1)
2,3,7,8-TCDD	13C-2,3,7,8-TCDD	1.001	0.999-1.002
1,2,3,7,8-PeCDD	13C-1,2,3,7,8-PeCDD	1.001	0.999-1.002
2,3,7,8-TCDF	13C-2,3,7,8-TCDF	1.000	0.999-1.003
1,2,3,7,8-PeCDF	13C-1,2,3,7,8-PeCDF	1.000	0.999-1.002
2,3,4,7,8-PeCDF	13C-2,3,4,7,8-PeCDF	1.001	0.999-1.002
LABELED COMPOUNDS			
13C-2,3,7,8-TCDD	13C-1,2,3,4-TCDD	1.022	0.976-1.043
13C-1,2,3,7,8-PeCDD	13C-1,2,3,4-TCDD	1.196	1.000-1.567
13C-2,3,7,8-TCDF	13C-1,2,3,4-TCDD	0.993	0.923-1.103
13C-1,2,3,7,8-PeCDF	13C-1,2,3,4-TCDD	1.151	1.000-1.425
13C-2,3,4,7,8-PeCDF	13C-1,2,3,4-TCDD	1.186	1.011-1.526
37Cl-2,3,7,8-TCDD	13C-1,2,3,4-TCDD	1.023	0.989-1.052

Analyst: DB

Date: 5/13/19

FORM 6B
PCDD/PCDF RELATIVE RETENTION TIMES

Lab Name: Vista Analytical Laboratory Episode No.:

Contract No.: SAS No.:

Initial Calibration Date: 5-10-19

Instrument ID: VG-7 GC Column ID: ZB-5MS

VER Data Filename: 190510D2 S#18 Analysis Date: 11-MAY-19 Time: 03:54:32

NATIVE ANALYTES	RETENTION TIME REFERENCE	RRT	RRT QC LIMITS (1)
1,2,3,4,7,8-HxCDF	13C-1,2,3,4,7,8-HxCDF	1.000	0.999-1.001
1,2,3,6,7,8-HxCDF	13C-1,2,3,6,7,8-HxCDF	1.000	0.997-1.005
2,3,4,6,7,8-HxCDF	13C-2,3,4,6,7,8-HxCDF	1.001	0.999-1.001
1,2,3,7,8,9-HxCDF	13C-1,2,3,7,8,9-HxCDF	1.000	0.999-1.001
1,2,3,4,7,8-HxCDD	13C-1,2,3,4,7,8-HxCDD	1.001	0.999-1.001
1,2,3,6,7,8-HxCDD	13C-1,2,3,6,7,8-HxCDD	1.001	0.998-1.004
1,2,3,7,8,9-HxCDD	13C-1,2,3,7,8,9-HxCDD	1.001	0.998-1.004
1,2,3,4,6,7,8-HpCDF	13C-1,2,3,4,6,7,8-HpCDF	1.000	0.999-1.001
1,2,3,4,6,7,8-HpCDD	13C-1,2,3,4,6,7,8-HpCDD	1.000	0.999-1.001
1,2,3,4,7,8,9-HpCDF	13C-1,2,3,4,7,8,9-HpCDF	1.000	0.999-1.001
OCDD	13C-OCDD	1.000	0.999-1.001
OCDF	13C-OCDF	1.000	0.999-1.001
LABELED COMPOUNDS			
13C-1,2,3,4,7,8-HxCDF	13C-1,2,3,4,6,9-HxCDF	0.988	0.975-1.001
13C-1,2,3,6,7,8-HxCDF	13C-1,2,3,4,6,9-HxCDF	0.991	0.979-1.005
13C-2,3,4,6,7,8-HxCDF	13C-1,2,3,4,6,9-HxCDF	1.009	1.001-1.020
13C-1,2,3,7,8,9-HxCDF	13C-1,2,3,4,6,9-HxCDF	1.039	1.002-1.072
13C-1,2,3,4,7,8-HxCDD	13C-1,2,3,4,6,9-HxCDF	1.014	1.002-1.026
13C-1,2,3,6,7,8-HxCDD	13C-1,2,3,4,6,9-HxCDF	1.017	1.007-1.029
13C-1,2,3,7,8,9-HxCDD	13C-1,2,3,4,6,9-HxCDF	1.027	1.014-1.038
13C-1,2,3,4,6,7,8-HpCDF	13C-1,2,3,4,6,9-HxCDF	1.093	1.069-1.111
13C-1,2,3,4,7,8,9-HpCDF	13C-1,2,3,4,6,9-HxCDF	1.146	1.098-1.192
13C-1,2,3,4,6,7,8-HpCDD	13C-1,2,3,4,6,9-HxCDF	1.129	1.117-1.141
13C-OCDD	13C-1,2,3,4,6,9-HxCDF	1.228	1.085-1.365
13C-OCDF	13C-1,2,3,4,6,9-HxCDF	1.235	1.091-1.371

Analyst: DB

Date: 5/13/19

Client ID: 1613 CS3 19C2204 Filename: 190510D2 S:18 Acq:11-MAY-19 03:54:32 ConCal: ST190510D2-4
Lab ID: ST190510D2-7 GC Column ID: ZB-5MS ICal: 1613VG7-5-10-19 wt/vol: 1.000 EndCAL: ST190510D2-7

	Name	Resp	RA	RRF	RT	Conc	Qual	noise	Fac	DL
	2,3,7,8-TCDD	7.10e+05	0.73 y	0.90	26:10	10.716			* 2.5	*
	1,2,3,7,8-PeCDD	2.54e+06	0.63 y	0.87	30:36	50.710			* 2.5	*
	1,2,3,4,7,8-HxCDD	2.51e+06	1.19 y	1.05	33:54	48.059			* 2.5	*
	1,2,3,6,7,8-HxCDD	2.79e+06	1.21 y	0.93	34:00	48.777			* 2.5	*
	1,2,3,7,8,9-HxCDD	2.78e+06	1.18 y	0.96	34:19	47.912			* 2.5	*
	1,2,3,4,6,7,8-HpCDD	2.39e+06	1.05 y	0.99	37:45	50.718			* 2.5	*
	OCDD	4.42e+06	0.91 y	0.99	41:02	97.583			* 2.5	*
	2,3,7,8-TCDF	8.30e+05	0.78 y	0.94	25:25	8.7982			* 2.5	*
	1,2,3,7,8-PeCDF	3.75e+06	1.62 y	0.92	29:27	49.387			* 2.5	*
	2,3,4,7,8-PeCDF	3.74e+06	1.61 y	0.96	30:20	49.704			* 2.5	*
	1,2,3,4,7,8-HxCDF	3.24e+06	1.14 y	1.15	33:00	46.598			* 2.5	*
	1,2,3,6,7,8-HxCDF	3.78e+06	1.22 y	1.04	33:08	49.707			* 2.5	*
	2,3,4,6,7,8-HxCDF	3.66e+06	1.18 y	1.10	33:44	49.056			* 2.5	*
	1,2,3,7,8,9-HxCDF	3.07e+06	1.18 y	1.03	34:43	48.289			* 2.5	*
	1,2,3,4,6,7,8-HpCDF	2.92e+06	0.97 y	1.06	36:32	48.759			* 2.5	*
	1,2,3,4,7,8,9-HpCDF	2.68e+06	1.00 y	1.23	38:18	48.717			* 2.5	*
	OCDF	5.19e+06	0.91 y	0.94	41:16	102.58			* 2.5	*
IS	13C-2,3,7,8-TCDD	7.36e+06	0.80 y	1.11	26:09	101.34				
IS	13C-1,2,3,7,8-PeCDD	5.74e+06	0.61 y	0.98	30:35	89.585				
IS	13C-1,2,3,4,7,8-HxCDD	4.97e+06	1.27 y	0.68	33:53	104.58				
IS	13C-1,2,3,6,7,8-HxCDD	6.16e+06	1.22 y	0.84	33:59	103.99				
IS	13C-1,2,3,7,8,9-HxCDD	6.02e+06	1.25 y	0.81	34:17	105.34				
IS	13C-1,2,3,4,6,7,8-HpCDD	4.77e+06	1.02 y	0.69	37:44	98.871				
IS	13C-OCDD	9.18e+06	0.91 y	0.62	41:01	208.71				
IS	13C-2,3,7,8-TCDF	1.00e+07	0.79 y	1.05	25:25	105.95				
IS	13C-1,2,3,7,8-PeCDF	8.23e+06	1.55 y	0.95	29:26	96.004				
IS	13C-2,3,4,7,8-PeCDF	7.87e+06	1.61 y	0.94	30:19	93.631				
IS	13C-1,2,3,4,7,8-HxCDF	6.02e+06	0.51 y	0.86	32:59	99.806				
IS	13C-1,2,3,6,7,8-HxCDF	7.33e+06	0.51 y	1.02	33:07	101.97				
IS	13C-2,3,4,6,7,8-HxCDF	6.81e+06	0.51 y	0.95	33:43	101.53				
IS	13C-1,2,3,7,8,9-HxCDF	6.16e+06	0.52 y	0.87	34:42	100.95				
IS	13C-1,2,3,4,6,7,8-HpCDF	5.62e+06	0.42 y	0.81	36:31	98.759				
IS	13C-1,2,3,4,7,8,9-HpCDF	4.48e+06	0.44 y	0.63	38:18	100.75				
IS	13C-OCDF	1.08e+07	0.92 y	0.78	41:15	195.62				
C/Up	37Cl-2,3,7,8-TCDD	7.21e+05		1.22	26:10	9.0209				
RS/RT	13C-1,2,3,4-TCDD	6.57e+06	0.79 y	1.00	25:35	100.00				
RS	13C-1,2,3,4-TCDF	8.98e+06	0.81 y	1.00	24:11	100.00				
RS/RT	13C-1,2,3,4,6,9-HxCDF	7.04e+06	0.51 y	1.00	33:24	100.00				

Name	Conc	EMPC	Qual	noise	DL
Total Tetra-Dioxins	73.0	74.4		*	*
Total Penta-Dioxins	189	189		*	*
Total Hexa-Dioxins	211	211		*	*
Total Hepta-Dioxins	115	117		*	*
Total Tetra-Furans	34.7	36.4		*	*
Total Penta-Furans	236.06	237.33		*	*
Total Hexa-Furans	258	259		*	*
Total Hepta-Furans	99.2	101		*	*

	Rec	Qual
IS	101	
IS	89.6	
IS	105	
IS	104	
IS	105	
IS	98.9	
IS	104	
IS	106	
IS	96.0	
IS	93.6	
IS	99.8	
IS	102	
IS	102	
IS	101	
IS	98.8	
IS	101	
IS	97.8	
C/Up	90.2	

Integrations by Analyst: DB Date: 5/14/19

Reviewed by Analyst: [illegible] Date: 5/14/19

Vista Analytical Laboratory - Injection Log Run file: 190510D2 Instrument ID: VG-7 GC Column ID: ZB-5MS

Data file	S#	Sample ID	Analyst	Acq date	Acq time	CCal	ECal
190510D2	1	ST190510D2-1	DB	10-MAY-19	14:24:45	ST190510D2-4	NA
190510D2	2	ST190510D2-2	DB	10-MAY-19	15:12:30	ST190510D2-4	NA
190510D2	3	ST190510D2-3	DB	10-MAY-19	16:00:06	ST190510D2-4	NA
190510D2	4	ST190510D2-4	DB	10-MAY-19	16:47:52	ST190510D2-4	ST190510D2-7
190510D2	5	ST190510D2-5	DB	10-MAY-19	17:35:29	ST190510D2-4	NA
190510D2	6	ST190510D2-6	DB	10-MAY-19	18:23:05	ST190510D2-4	NA
190510D2	7	SOLVENT BLANK	DB	10-MAY-19	19:10:42	NA	NA
190510D2	8	SS190510D2-1	DB	10-MAY-19	19:58:17	ST190510D2-4	NA
190510D2	9	B9E0067-BS1	DB	10-MAY-19	20:45:54	ST190510D2-4	ST190510D2-7
190510D2	10	SOLVENT BLANK	DB	10-MAY-19	21:33:30	NA	NA
190510D2	11	B9E0067-BLK1	DB	10-MAY-19	22:21:10	ST190510D2-4	ST190510D2-7
190510D2	12	1900874-01	DB	10-MAY-19	23:08:45	ST190510D2-4	ST190510D2-7
190510D2	13	1900832-01	DB	10-MAY-19	23:56:25	ST190510D2-4	NA
190510D2	14	1901011-01	DB	11-MAY-19	00:44:00	ST190510D2-4	NA
190510D2	15	1901009-01	DB	11-MAY-19	01:31:38	ST190510D2-4	NA
190510D2	16	1901010-01	DB	11-MAY-19	02:19:20	ST190510D2-4	NA
190510D2	17	SOLVENT BLANK	DB	11-MAY-19	03:06:55	NA	NA
190510D2	18	ST190510D2-7	DB	11-MAY-19	03:54:32	ST190510D2-4	ST190510D2-7

File:190510D2 #1-530 Acq:11-MAY-2019 03:54:32 GC EI+ Voltage SIR Autospec-UltimaE
Sample#18 File Text:Vista_Analytical_Laboratory_VG7 Text:ST190510D2-7 1613 CS3 19C2204 Exp:OCDD_DB5
321.8936 S:18

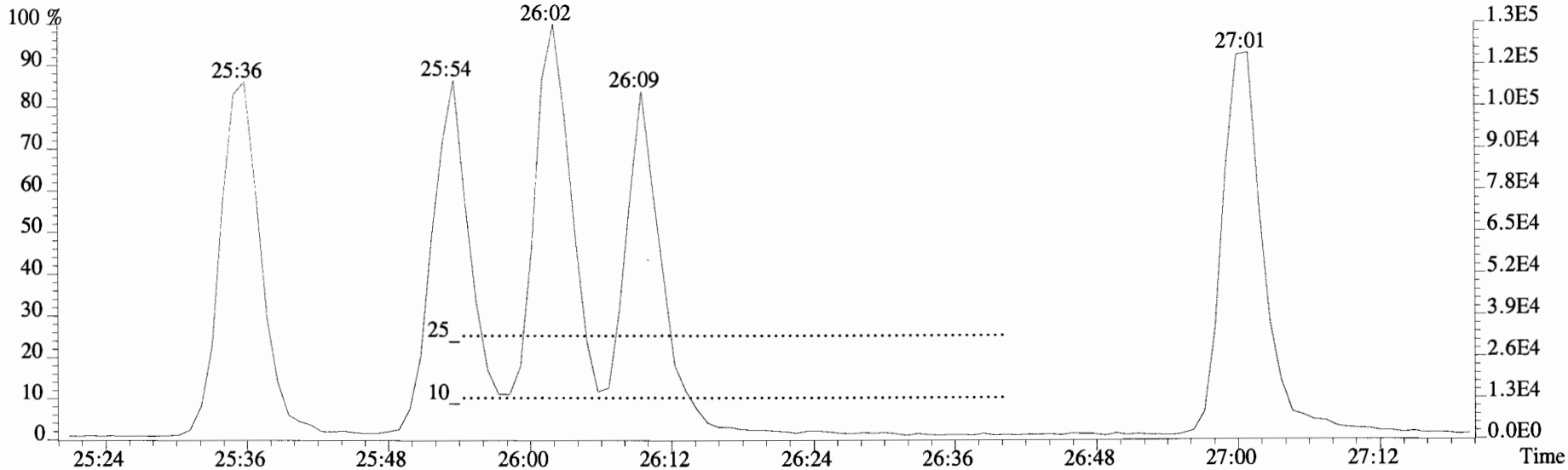

333.9339 S:18

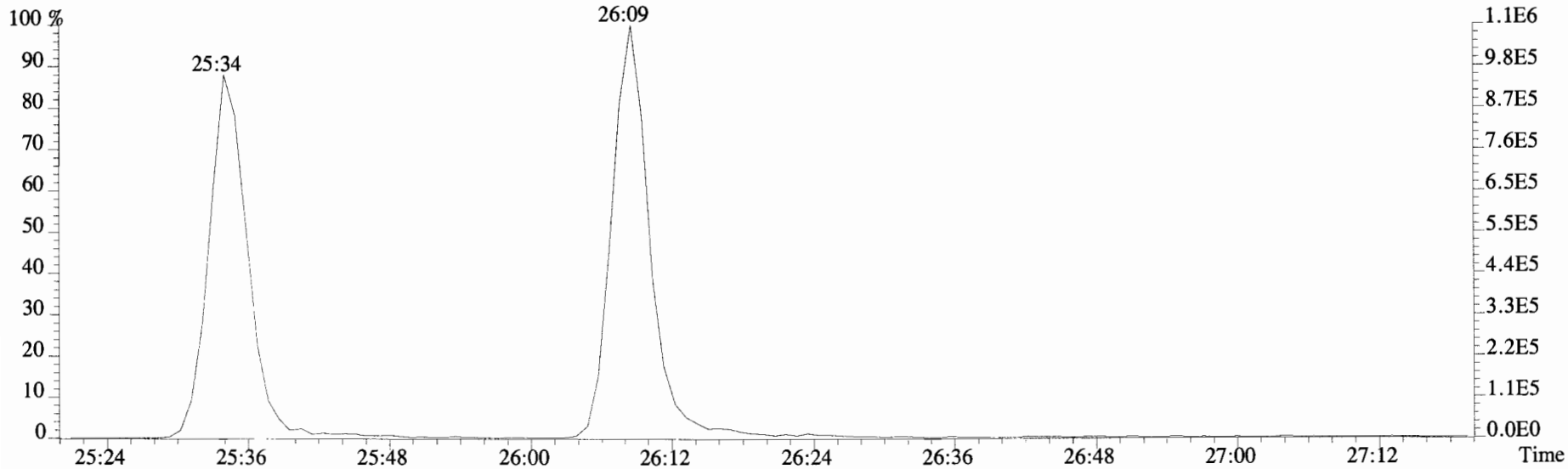

File:190510D2 #1-530 Acq:11-MAY-2019 03:54:32 GC EI+ Voltage SIR Autospec-UltimaE
Sample#18 File Text:Vista_Analytical_Laboratory_VG7 Text:ST190510D2-7 1613 CS3 19C2204 Exp:OCDD_DB5
319.8965 S:18 BSUB(10000,15,-3.0) PKD(5,5,3,0.10%,100.0,0.00%,F,F)

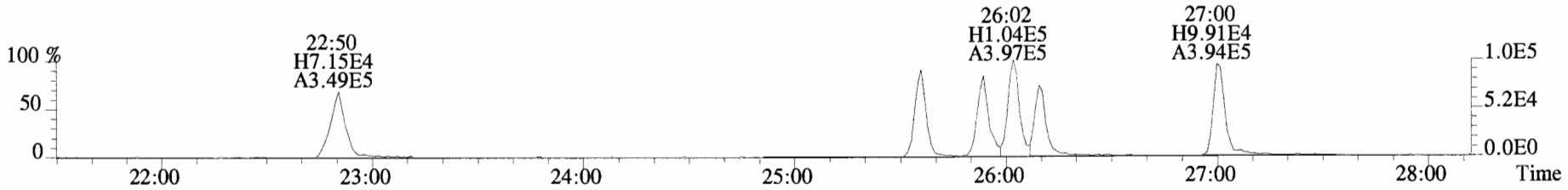

321.8936 S:18 BSUB(10000,15,-3.0) PKD(5,5,3,0.10%,100.0,0.00%,F,F)

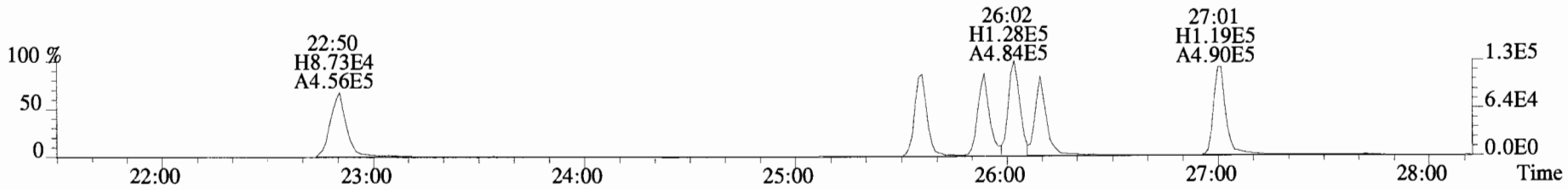

327.8847 S:18 BSUB(10000,15,-3.0) PKD(5,5,3,0.10%,100.0,0.00%,F,F)

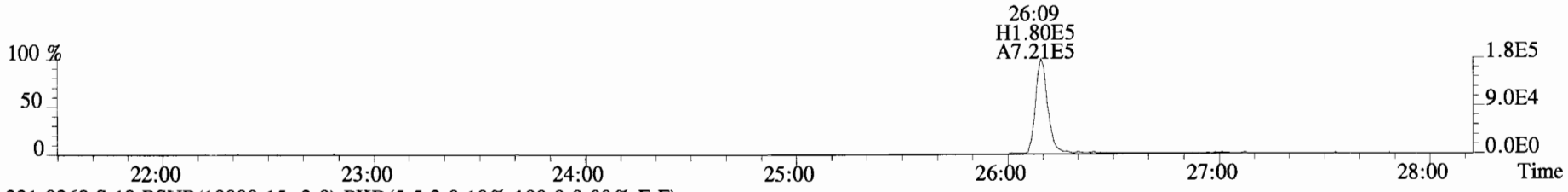

331.9368 S:18 BSUB(10000,15,-3.0) PKD(5,5,3,0.10%,100.0,0.00%,F,F)

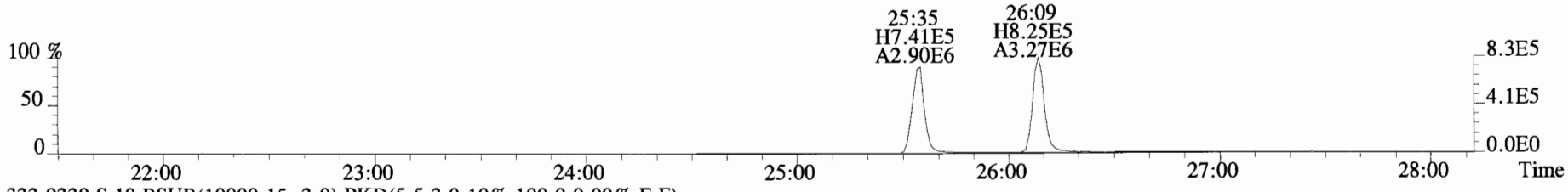

333.9339 S:18 BSUB(10000,15,-3.0) PKD(5,5,3,0.10%,100.0,0.00%,F,F)

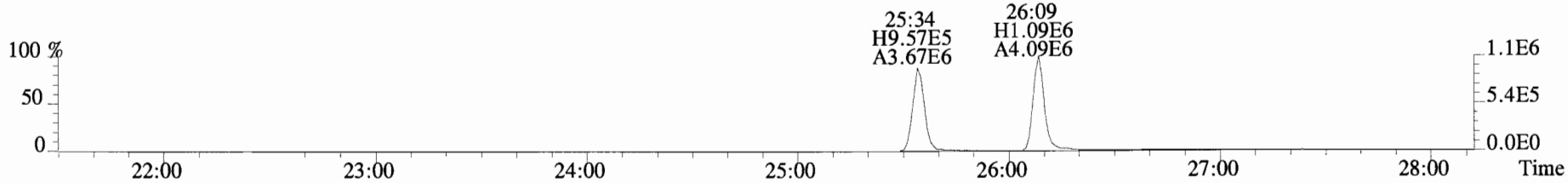

File:190510D2 #1-180 Acq:11-MAY-2019 03:54:32 GC EI+ Voltage SIR Autospec-UltimaE
Sample#18 File Text:Vista_Analytical_Laboratory_VG7 Text:ST190510D2-7 1613 CS3 19C2204 Exp:OCDD_DB5
353.8576 S:18 F:2 BSUB(10000,15,-3.0) PKD(5,5,3,0.10%,100.0,0.00%,F,F)

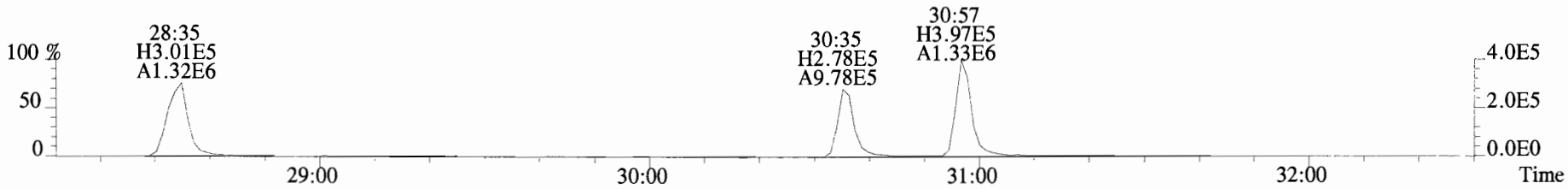

355.8546 S:18 F:2 BSUB(10000,15,-3.0) PKD(5,5,3,0.10%,100.0,0.00%,F,F)

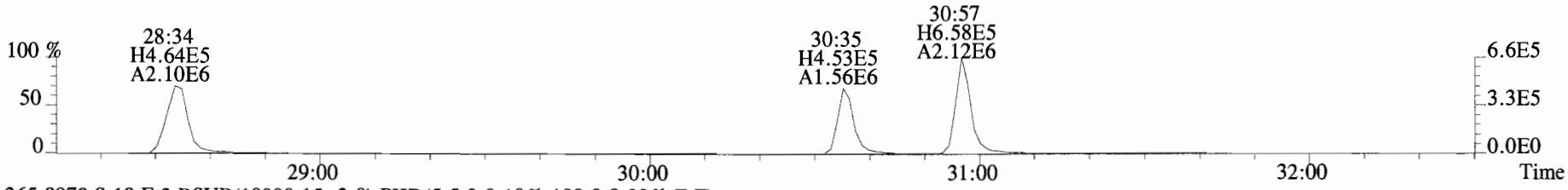

365.8978 S:18 F:2 BSUB(10000,15,-3.0) PKD(5,5,3,0.10%,100.0,0.00%,F,F)

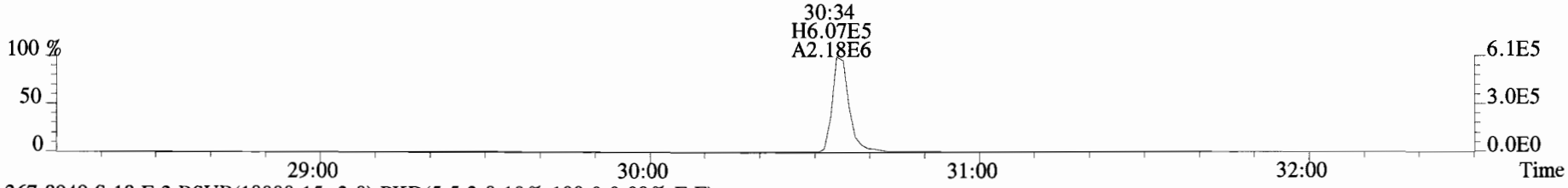

367.8949 S:18 F:2 BSUB(10000,15,-3.0) PKD(5,5,3,0.10%,100.0,0.00%,F,F)

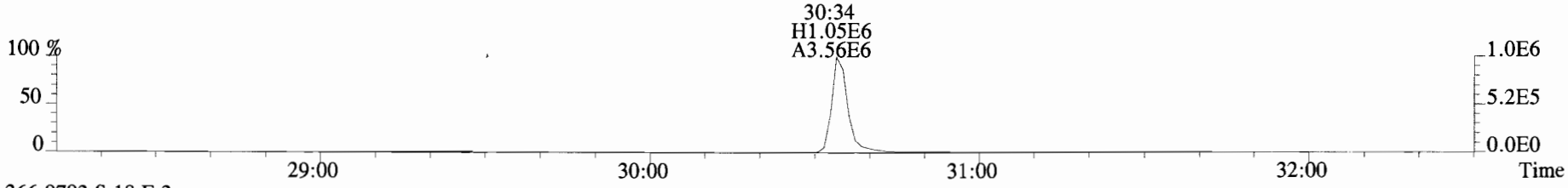

366.9792 S:18 F:2

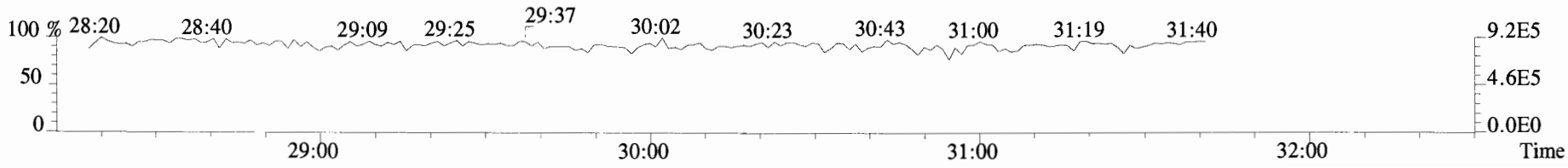

File:190510D2 #1-384 Acq:11-MAY-2019 03:54:32 GC EI+ Voltage SIR Autospec-UltimaE
Sample#18 File Text:Vista_Analytical_Laboratory_VG7 Text:ST190510D2-7 1613 CS3 19C2204 Exp:OCDD_DB5
389.8156 S:18 F:3 BSUB(10000,15,-3.0) PKD(5,5,3,0.10%,100.0,0.00%,F,F)

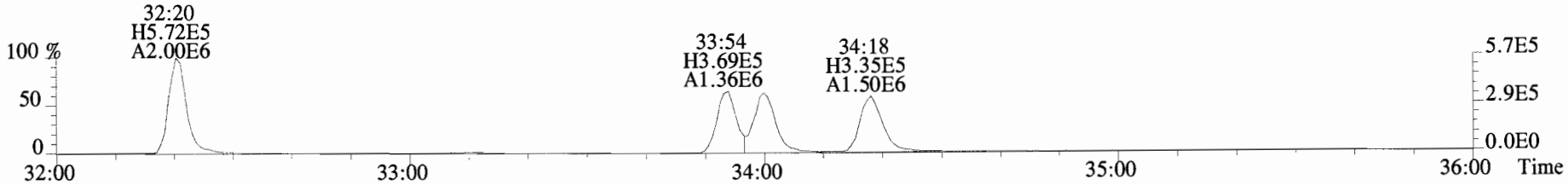

391.8127 S:18 F:3 BSUB(10000,15,-3.0) PKD(5,5,3,0.10%,100.0,0.00%,F,F)

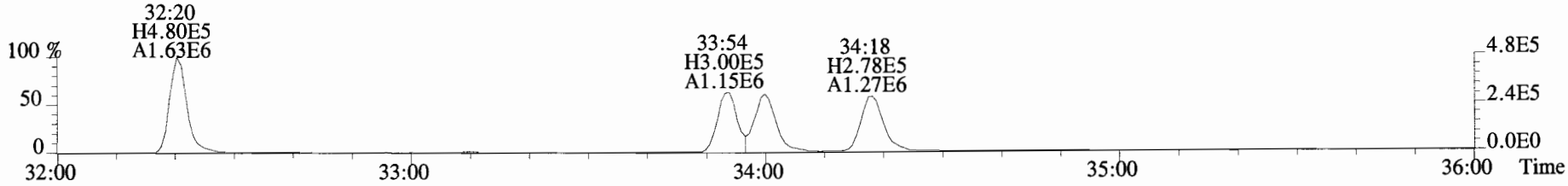

401.8559 S:18 F:3 BSUB(10000,15,-3.0) PKD(5,5,3,0.10%,100.0,0.00%,F,F)

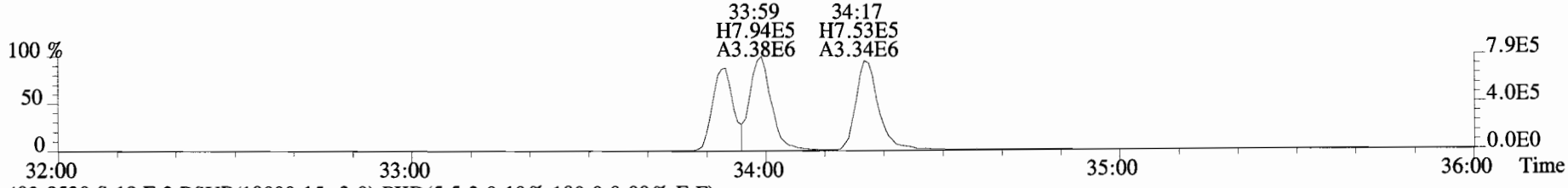

403.8530 S:18 F:3 BSUB(10000,15,-3.0) PKD(5,5,3,0.10%,100.0,0.00%,F,F)

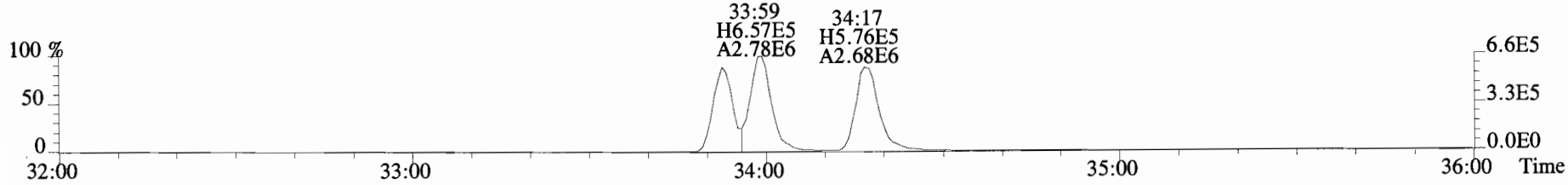

392.9760 S:18 F:3

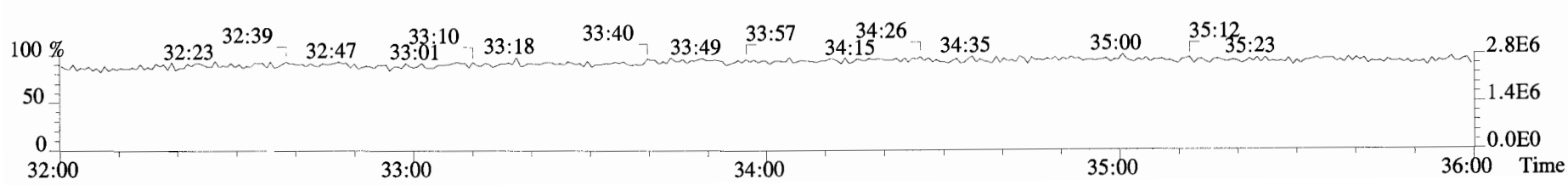

File:190510D2 #1-384 Acq:11-MAY-2019 03:54:32 GC EI+ Voltage SIR Autospec-UltimaE
Sample#18 File Text:Vista_Analytical_Laboratory_VG7 Text:ST190510D2-7 1613 CS3 19C2204 Exp:OCDD_DB5
401.8559 S:18 F:3 BSUB(10000,15,-3.0) PKD(5,5,3,0.10%,100.0,0.00%,F,F)

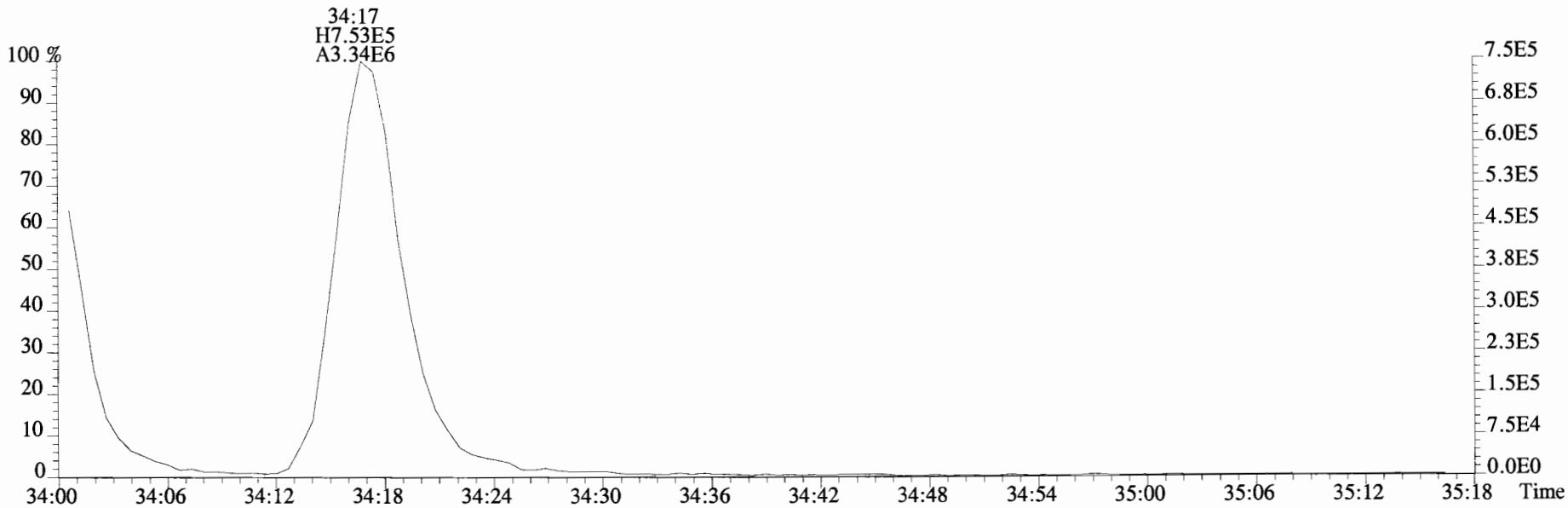

403.8530 S:18 F:3 BSUB(10000,15,-3.0) PKD(5,5,3,0.10%,100.0,0.00%,F,F)

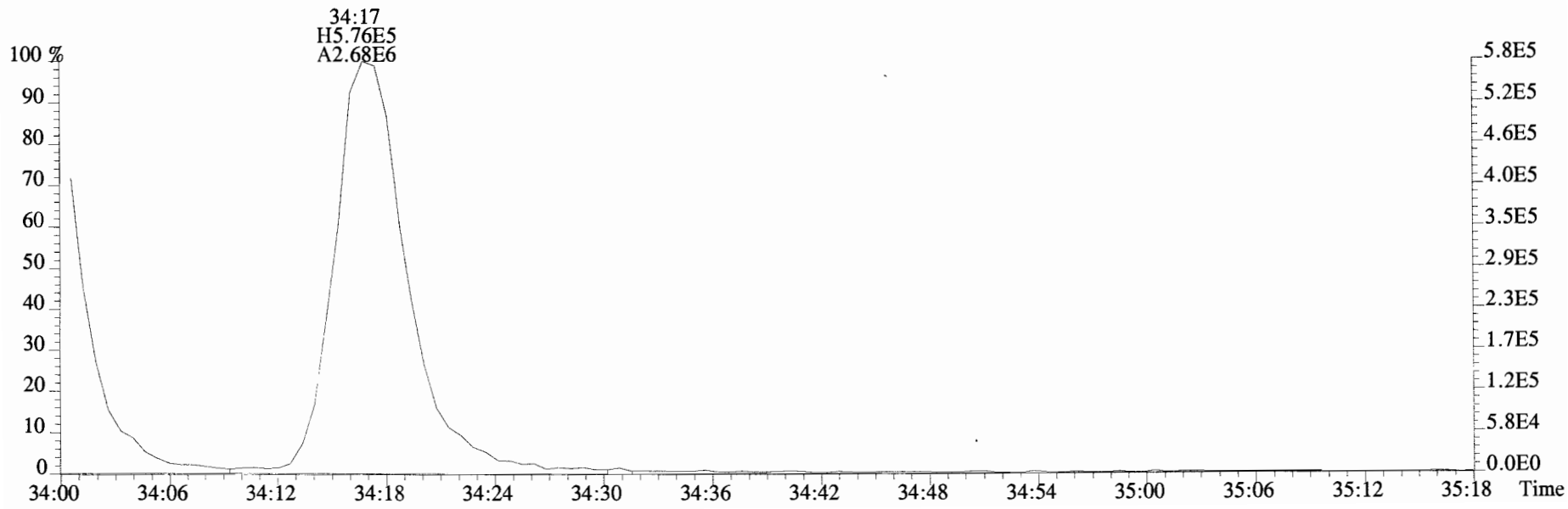

File:190510D2 #1-355 Acq:11-MAY-2019 03:54:32 GC EI+ Voltage SIR Autospec-UltimaE
Sample#18 File Text:Vista_Analytical_Laboratory_VG7 Text:ST190510D2-7 1613 CS3 19C2204 Exp:OCDD_DB5
423.7767 S:18 F:4 BSUB(10000,15,-3.0) PKD(5,5,3,0.10%,100.0,0.00%,F,F)

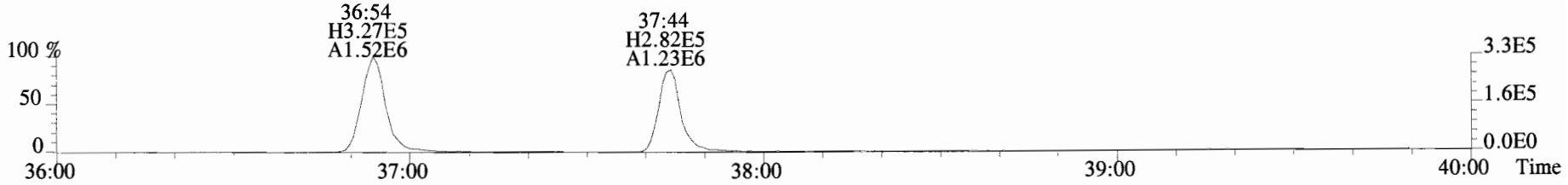

425.7737 S:18 F:4 BSUB(10000,15,-3.0) PKD(5,5,3,0.10%,100.0,0.00%,F,F)

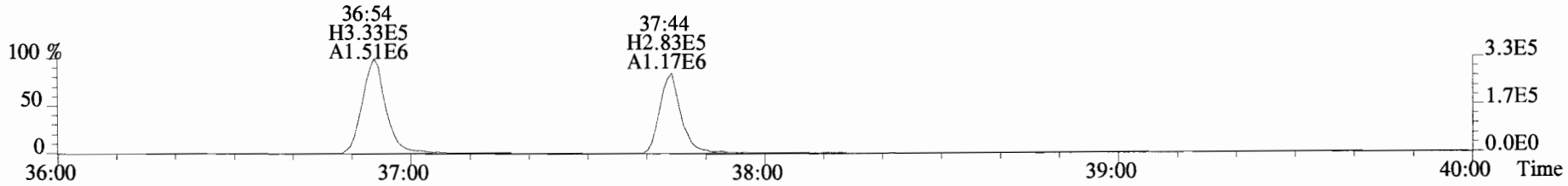

435.8169 S:18 F:4 BSUB(10000,15,-3.0) PKD(5,5,3,0.10%,100.0,0.00%,F,F)

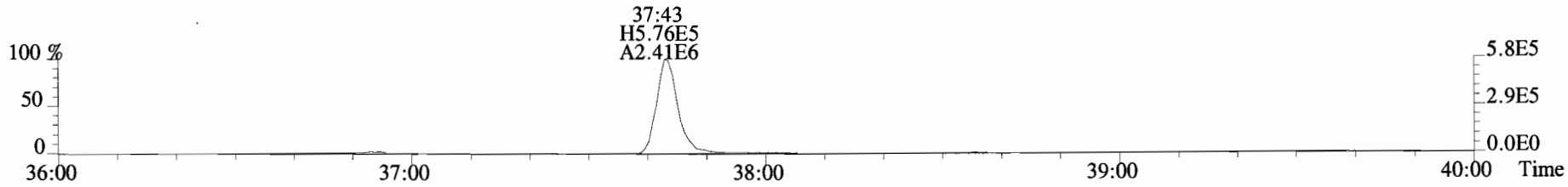

437.8140 S:18 F:4 BSUB(10000,15,-3.0) PKD(5,5,3,0.10%,100.0,0.00%,F,F)

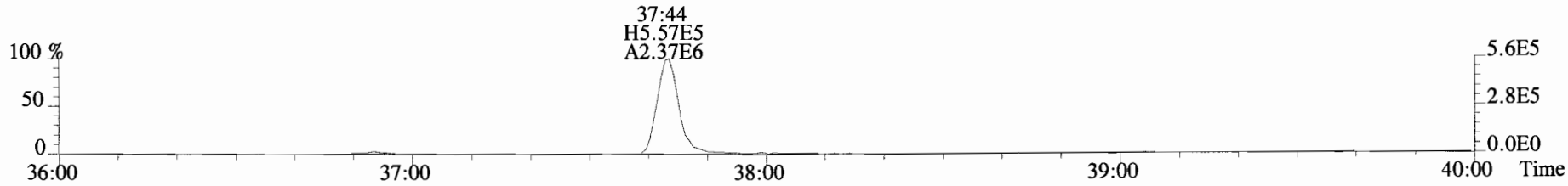

454.9728 S:18 F:4

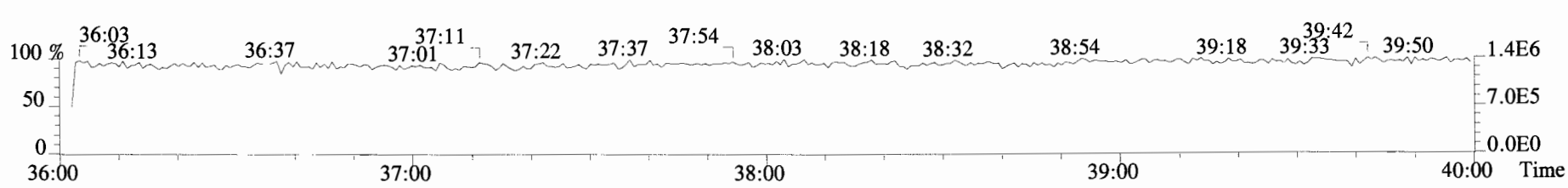

File:190510D2 #1-432 Acq:11-MAY-2019 03:54:32 GC EI+ Voltage SIR Autospec-UltimaE
Sample#18 File Text:Vista_Analytical_Laboratory_VG7 Text:ST190510D2-7 1613 CS3 19C2204 Exp:OCDD_DB5
457.7377 S:18 F:5 BSUB(10000,15,-3.0) PKD(5,5,3,0.10%,100.0,0.00%,F,F)

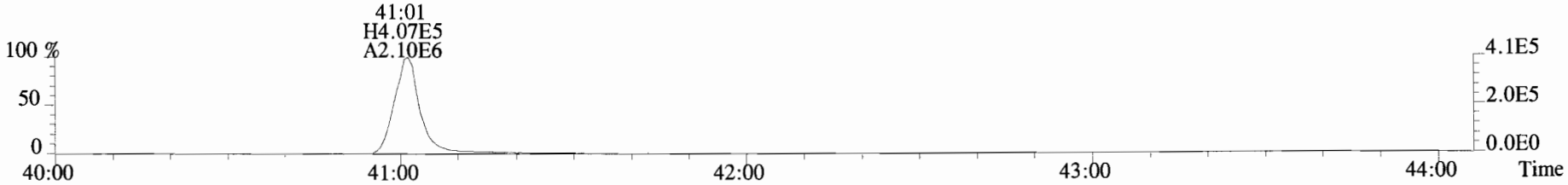

459.7348 S:18 F:5 BSUB(10000,15,-3.0) PKD(5,5,3,0.10%,100.0,0.00%,F,F)

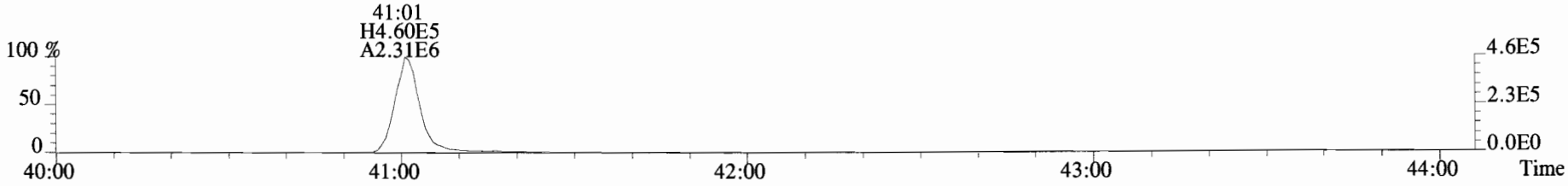

469.7780 S:18 F:5 BSUB(10000,15,-3.0) PKD(5,5,3,0.10%,100.0,0.00%,F,F)

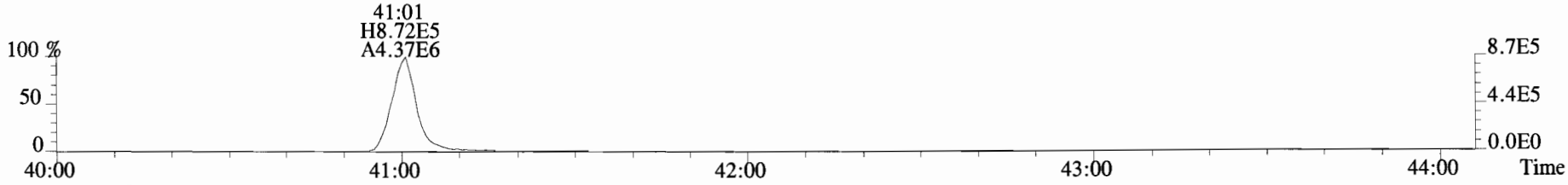

471.7750 S:18 F:5 BSUB(10000,15,-3.0) PKD(5,5,3,0.10%,100.0,0.00%,F,F)

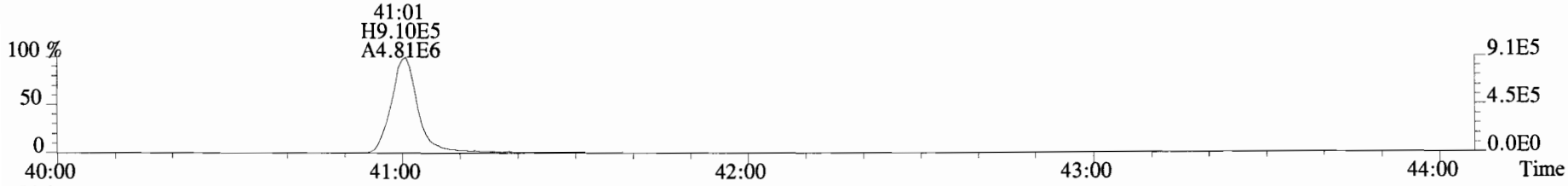

454.9728 S:18 F:5

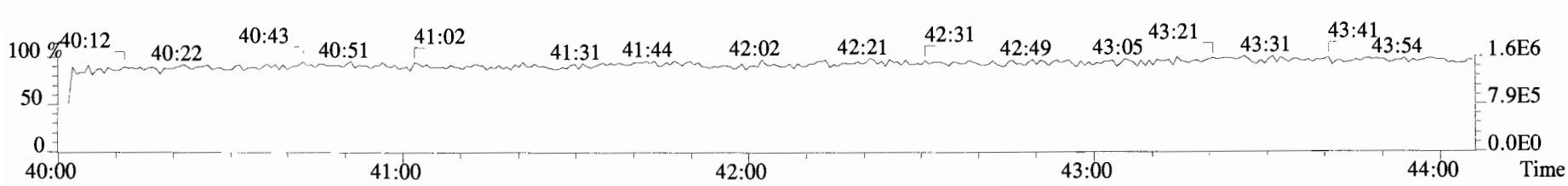

File:190510D2 #1-530 Acq:11-MAY-2019 03:54:32 GC EI+ Voltage SIR Autospec-UltimaE
Sample#18 File Text:Vista_Analytical_Laboratory_VG7 Text:ST190510D2-7 1613 CS3 19C2204 Exp:OCDD_DB5



File:190510D2 #1-530 Acq:11-MAY-2019 03:54:32 GC EI+ Voltage SIR Autospec-UltimaE
Sample#18 File Text:Vista_Analytical_Laboratory_VG7 Text:ST190510D2-7 1613 CS3 19C2204 Exp:OCDD_DB5
339.8597 S:18 BSUB(10000,15,-3.0) PKD(5,5,3,0.10%,100.0,0.00%,F,F)

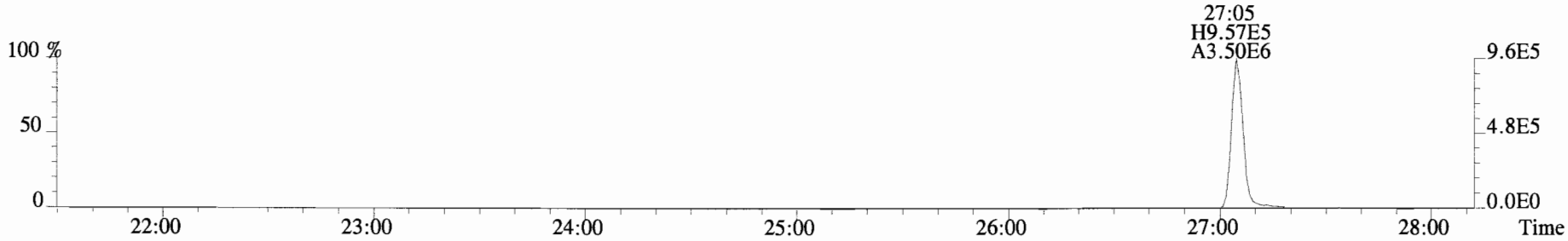

341.8568 S:18 BSUB(10000,15,-3.0) PKD(5,5,3,0.10%,100.0,0.00%,F,F)

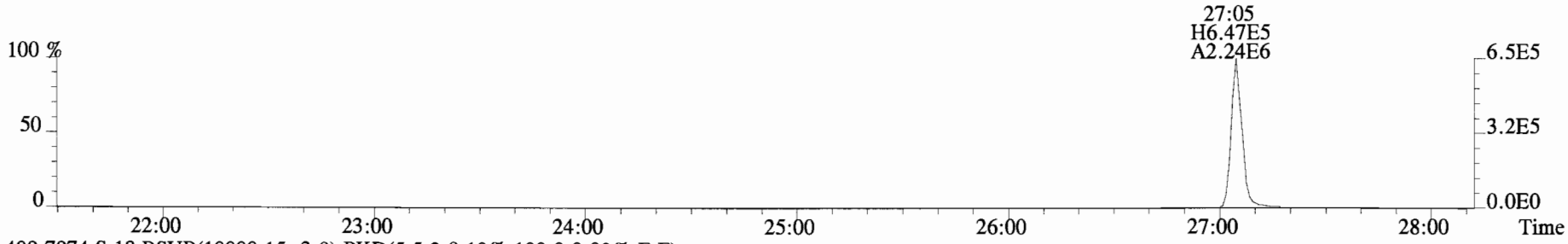

409.7974 S:18 BSUB(10000,15,-3.0) PKD(5,5,3,0.10%,100.0,0.00%,F,F)

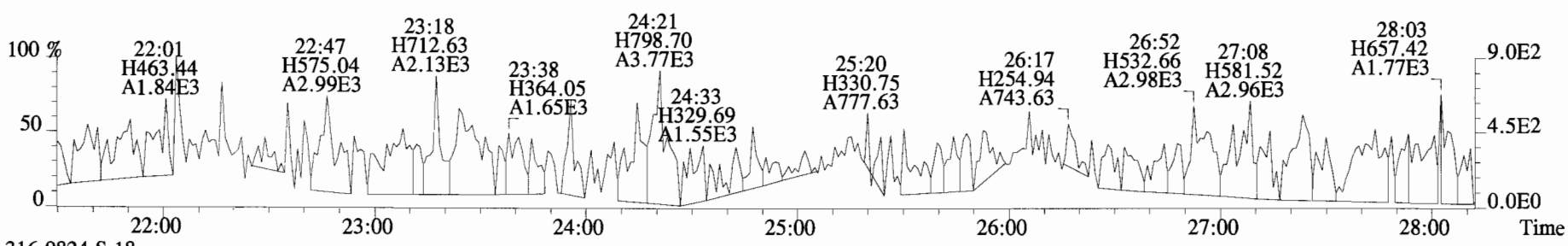

316.9824 S:18

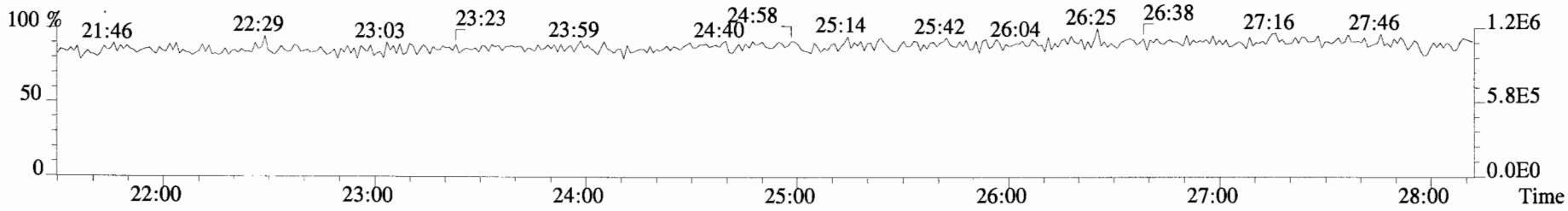

File:190510D2 #1-180 Acq:11-MAY-2019 03:54:32 GC EI+ Voltage SIR Autospec-UltimaE
Sample#18 File Text:Vista_Analytical_Laboratory_VG7 Text:ST190510D2-7 1613 CS3 19C2204 Exp:OCDD_DB5
339.8597 S:18 F:2 BSUB(10000,15,-3.0) PKD(5,5,3,0.10%,100.0,0.00%,F,F)

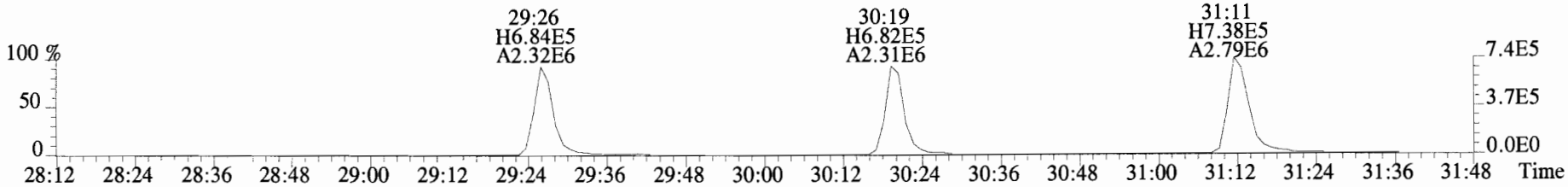

341.8568 S:18 F:2 BSUB(10000,15,-3.0) PKD(5,5,3,0.10%,100.0,0.00%,F,F)

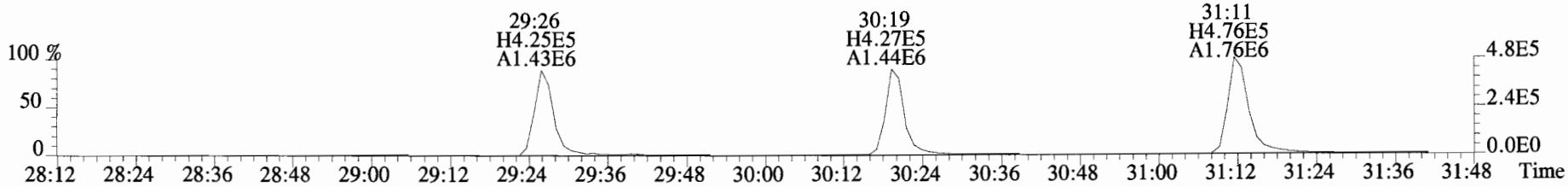

351.9000 S:18 F:2 BSUB(10000,15,-3.0) PKD(5,5,3,0.10%,100.0,0.00%,F,F)

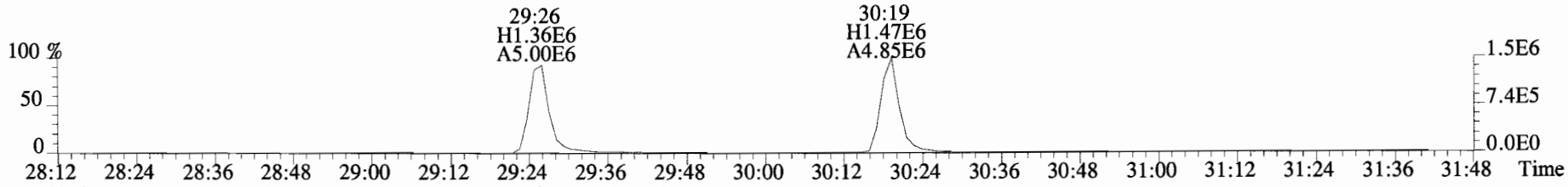

353.8970 S:18 F:2 BSUB(10000,15,-3.0) PKD(5,5,3,0.10%,100.0,0.00%,F,F)

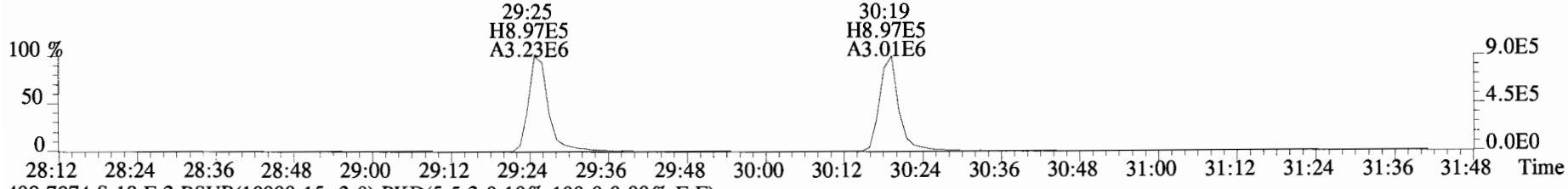

409.7974 S:18 F:2 BSUB(10000,15,-3.0) PKD(5,5,3,0.10%,100.0,0.00%,F,F)

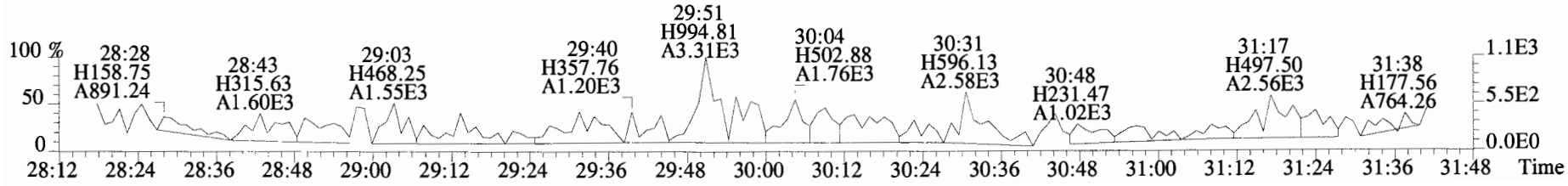

File:190510D2 #1-384 Acq:11-MAY-2019 03:54:32 GC EI+ Voltage SIR Autospec-UltimaE
Sample#18 File Text:Vista_Analytical_Laboratory_VG7 Text:ST190510D2-7 1613 CS3 19C2204 Exp:OCDD_DB5
373.8207 S:18 F:3 BSUB(10000,15,-3.0) PKD(5,5,3,0.10%,100.0,0.00%,F,F)

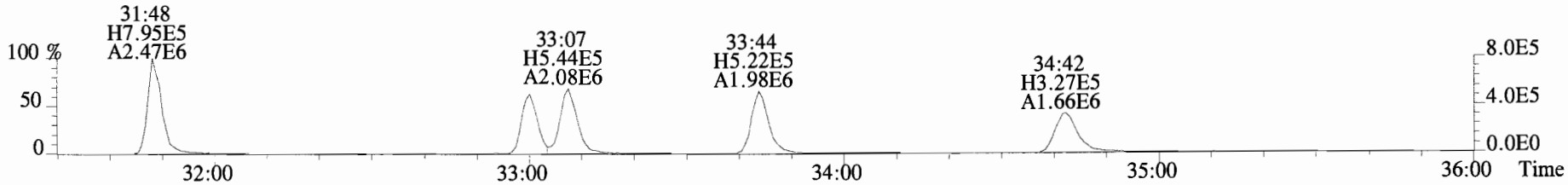

375.8178 S:18 F:3 BSUB(10000,15,-3.0) PKD(5,5,3,0.10%,100.0,0.00%,F,F)

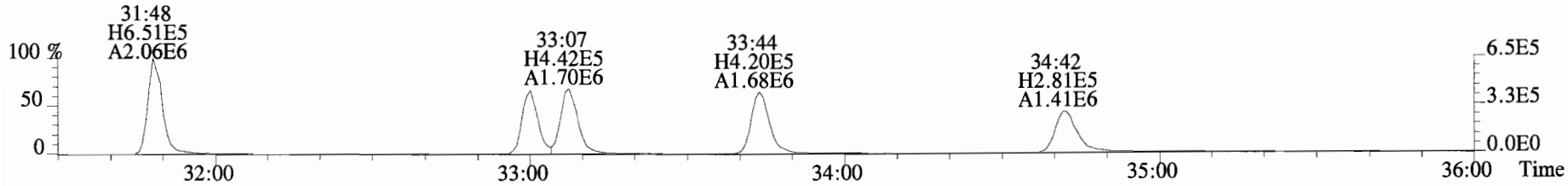

383.8639 S:18 F:3 BSUB(10000,15,-3.0) PKD(5,5,3,0.10%,100.0,0.00%,F,F)

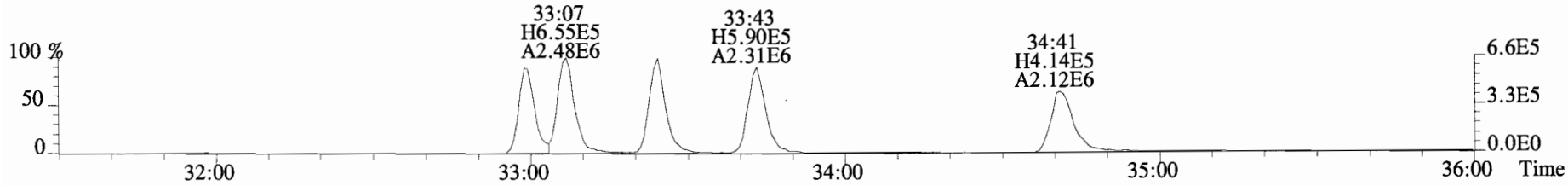

385.8610 S:18 F:3 BSUB(10000,15,-3.0) PKD(5,5,3,0.10%,100.0,0.00%,F,F)

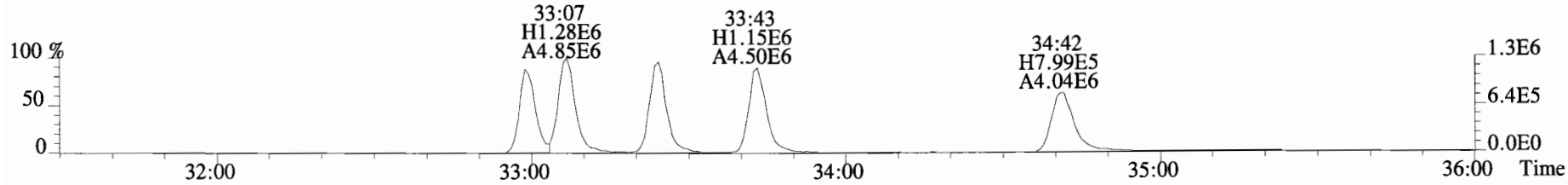

445.7555 S:18 F:3 BSUB(10000,15,-3.0) PKD(5,5,3,0.10%,100.0,0.00%,F,F)

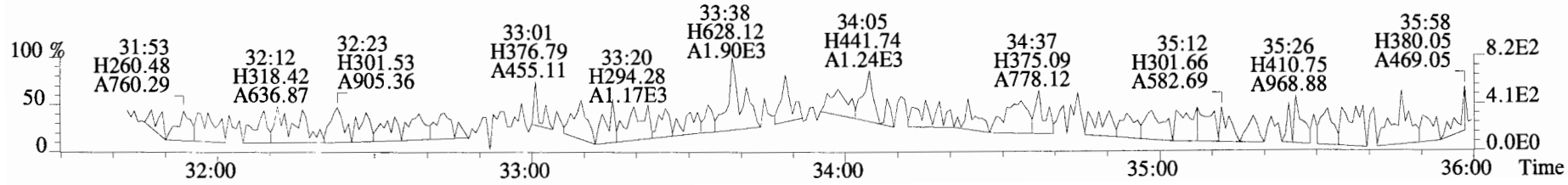

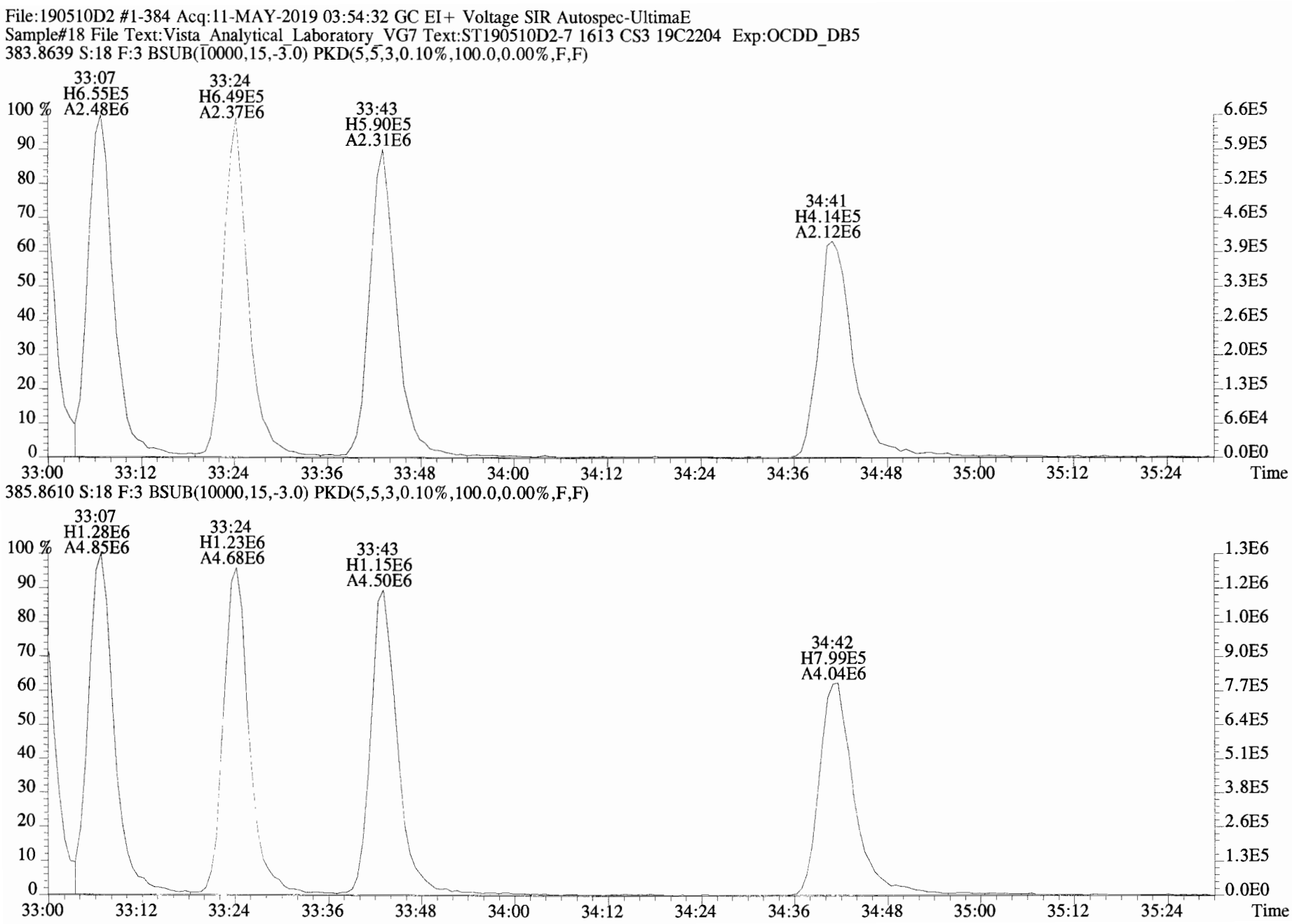
File:190510D2 #1-384 Acq:11-MAY-2019 03:54:32 GC EI+ Voltage SIR Autospec-UltimaE
Sample#18 File Text:Vista_Analytical_Laboratory_VG7 Text:ST190510D2-7 1613 CS3 19C2204 Exp:OCDD_DB5
383.8639 S:18 F:3 BSUB(10000,15,-3.0) PKD(5,5,3,0.10%,100.0,0.00%,F,F)
33:07
H6.55E5
A2.48E6
33:24
H6.49E5
A2.37E6
33:43
H5.90E5
A2.31E6
34:41
H4.14E5
A2.12E6
100 %
90
80
70
60
50
40
30
20
10
0
6.6E5
5.9E5
5.2E5
4.6E5
3.9E5
3.3E5
2.6E5
2.0E5
1.3E5
6.6E4
0.0E0
33:00
33:12
33:24
33:36
33:48
34:00
34:12
34:24
34:36
34:48
35:00
35:12
35:24
Time
385.8610 S:18 F:3 BSUB(10000,15,-3.0) PKD(5,5,3,0.10%,100.0,0.00%,F,F)
33:07
H1.28E6
A4.85E6
33:24
H1.23E6
A4.68E6
33:43
H1.15E6
A4.50E6
34:42
H7.99E5
A4.04E6
100 %
90
80
70
60
50
40
30
20
10
0
1.3E6
1.2E6
1.0E6
9.0E5
7.7E5
6.4E5
5.1E5
3.8E5
2.6E5
1.3E5
0.0E0
33:00
33:12
33:24
33:36
33:48
34:00
34:12
34:24
34:36
34:48
35:00
35:12
35:24
Time

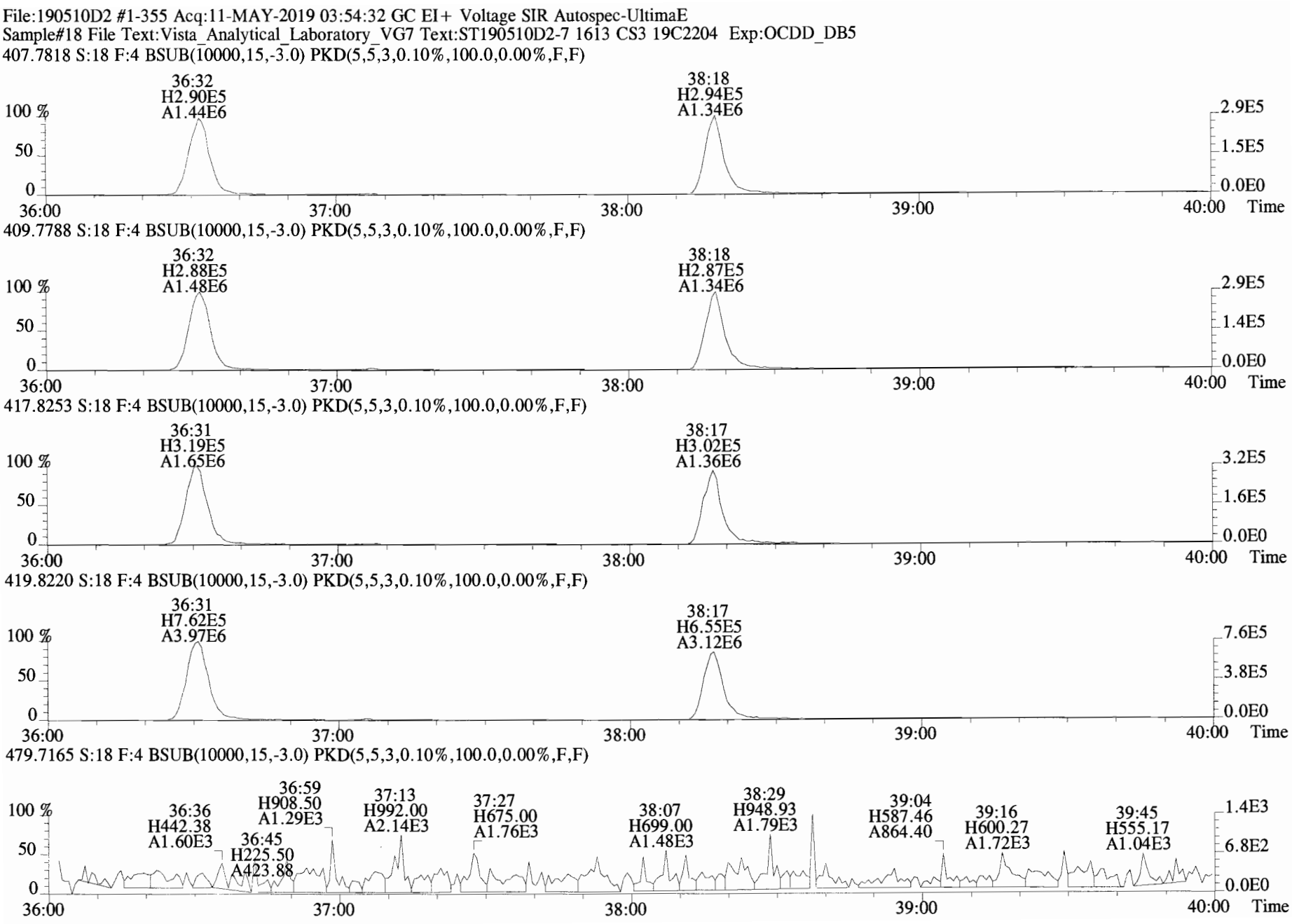
File:190510D2 #1-355 Acq:11-MAY-2019 03:54:32 GC EI+ Voltage SIR Autospec-UltimaE
Sample#18 File Text:Vista_Analytical_Laboratory_VG7 Text:ST190510D2-7 1613 CS3 19C2204 Exp:OCDD_DB5
407.7818 S:18 F:4 BSUB(10000,15,-3.0) PKD(5,5,3,0.10%,100.0,0.00%,F,F)
36:32
H2.90E5
A1.44E6
38:18
H2.94E5
A1.34E6
100 %
50
0
2.9E5
1.5E5
0.0E0
36:00
37:00
38:00
39:00
40:00
Time
409.7788 S:18 F:4 BSUB(10000,15,-3.0) PKD(5,5,3,0.10%,100.0,0.00%,F,F)
36:32
H2.88E5
A1.48E6
38:18
H2.87E5
A1.34E6
2.9E5
1.4E5
0.0E0
417.8253 S:18 F:4 BSUB(10000,15,-3.0) PKD(5,5,3,0.10%,100.0,0.00%,F,F)
36:31
H3.19E5
A1.65E6
38:17
H3.02E5
A1.36E6
3.2E5
1.6E5
0.0E0
419.8220 S:18 F:4 BSUB(10000,15,-3.0) PKD(5,5,3,0.10%,100.0,0.00%,F,F)
36:31
H7.62E5
A3.97E6
38:17
H6.55E5
A3.12E6
7.6E5
3.8E5
0.0E0
479.7165 S:18 F:4 BSUB(10000,15,-3.0) PKD(5,5,3,0.10%,100.0,0.00%,F,F)
36:36
H442.38
A1.60E3
36:45
H225.50
A423.88
36:59
H908.50
A1.29E3
37:13
H992.00
A2.14E3
37:27
H675.00
A1.76E3
38:07
H699.00
A1.48E3
38:29
H948.93
A1.79E3
39:04
H587.46
A864.40
39:16
H600.27
A1.72E3
39:45
H555.17
A1.04E3
1.4E3
6.8E2
0.0E0

File:190510D2 #1-432 Acq:11-MAY-2019 03:54:32 GC EI+ Voltage SIR Autospec-UltimaE
Sample#18 File Text:Vista_Analytical_Laboratory_VG7 Text:ST190510D2-7 1613 CS3 19C2204 Exp:OCDD_DB5
441.7428 S:18 F:5 BSUB(10000,15,-3.0) PKD(5,5,3,0.10%,100.0,0.00%,F,F)

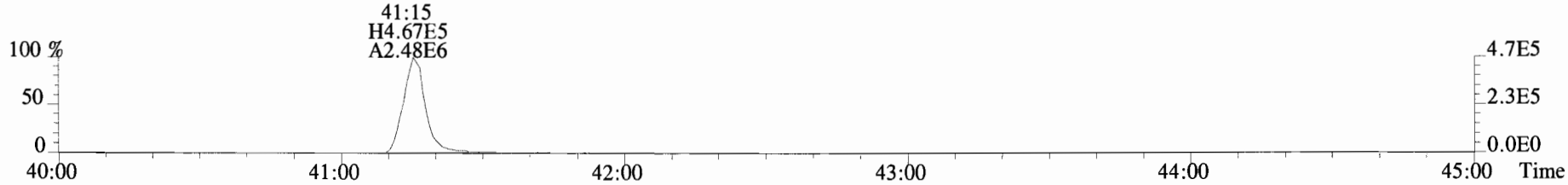

443.7398 S:18 F:5 BSUB(10000,15,-3.0) PKD(5,5,3,0.10%,100.0,0.00%,F,F)

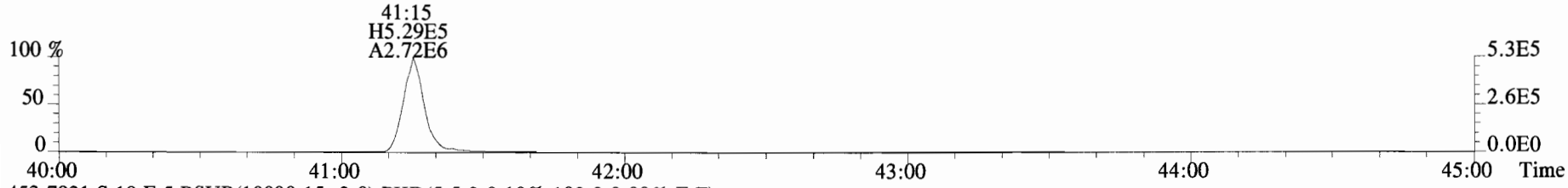

453.7831 S:18 F:5 BSUB(10000,15,-3.0) PKD(5,5,3,0.10%,100.0,0.00%,F,F)

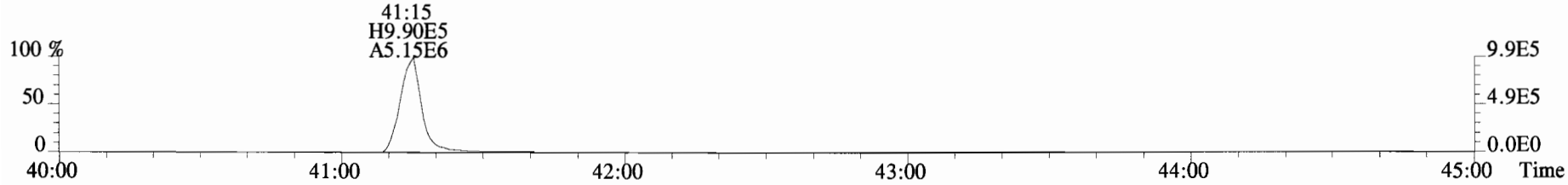

455.7801 S:18 F:5 BSUB(10000,15,-3.0) PKD(5,5,3,0.10%,100.0,0.00%,F,F)

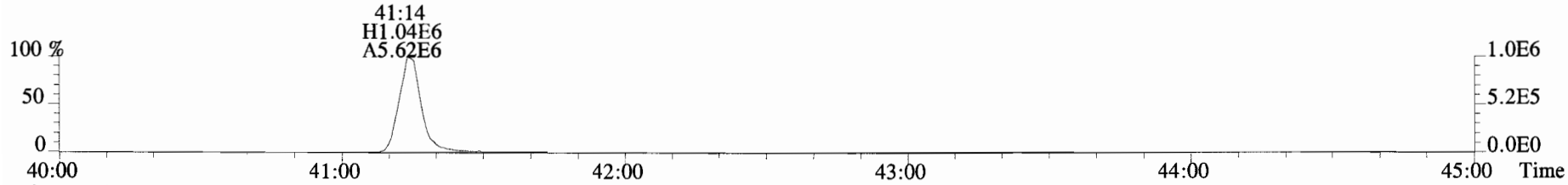

513.6775 S:18 F:5 BSUB(10000,15,-3.0) PKD(5,5,3,0.10%,100.0,0.00%,F,F)



Peak Locate Examination:11-MAY-2019:04:52 File:RES_CHECK

Experiment:OCDD_DB5 Function:1 Reference:PFK

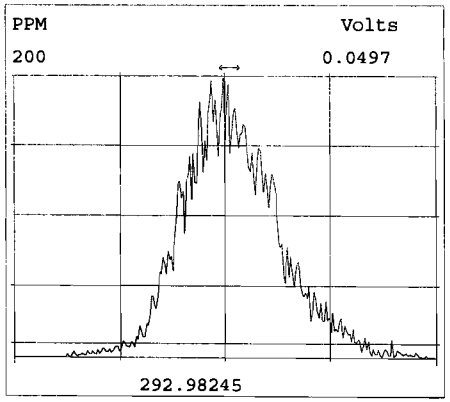

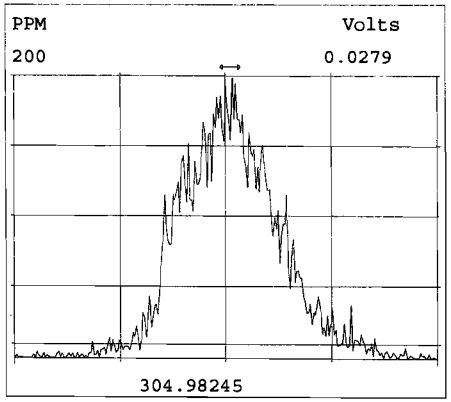

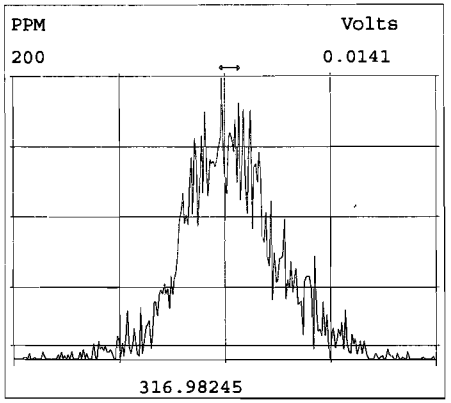

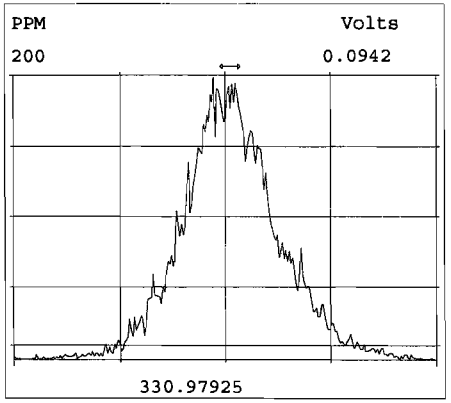

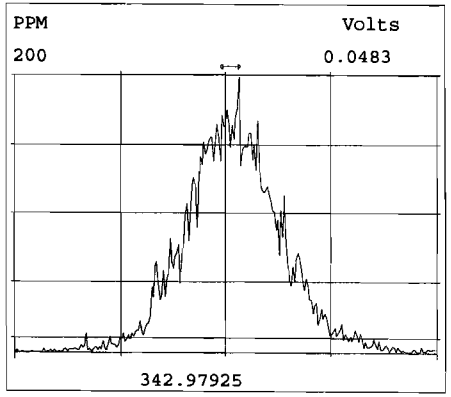

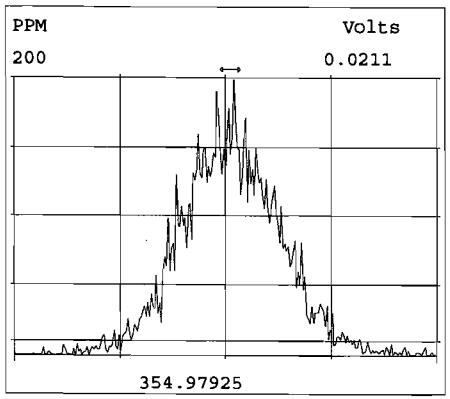

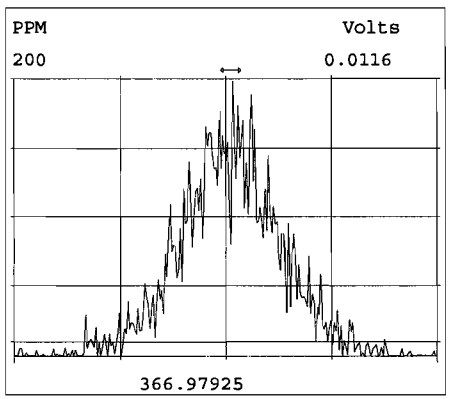

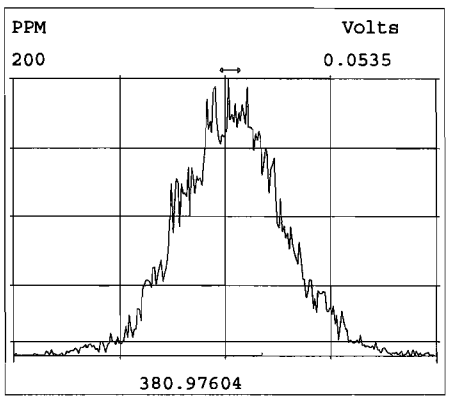

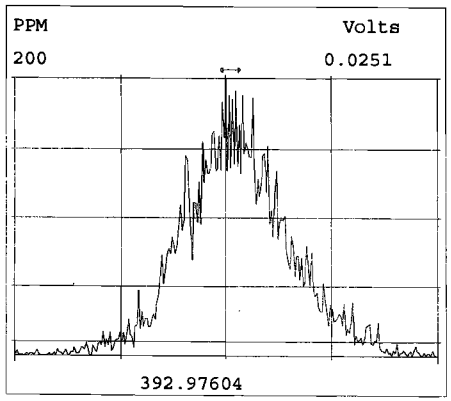

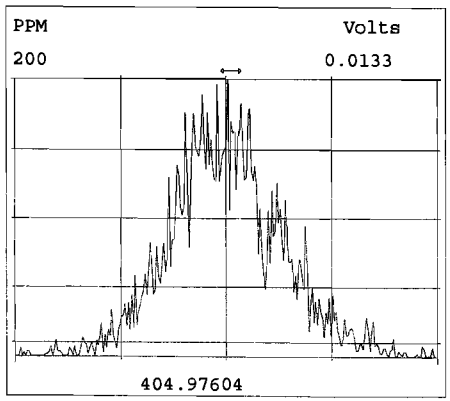

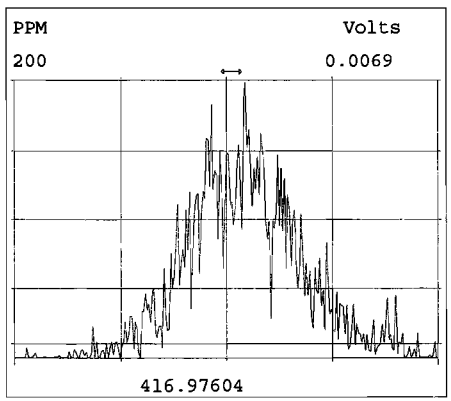

Peak Locate Examination:11-MAY-2019:04:53 File:RES_CHECK

Experiment:OCDD_DB5 Function:2 Reference:PFK

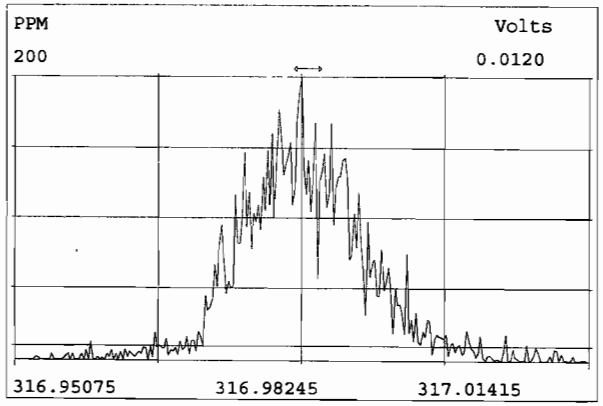

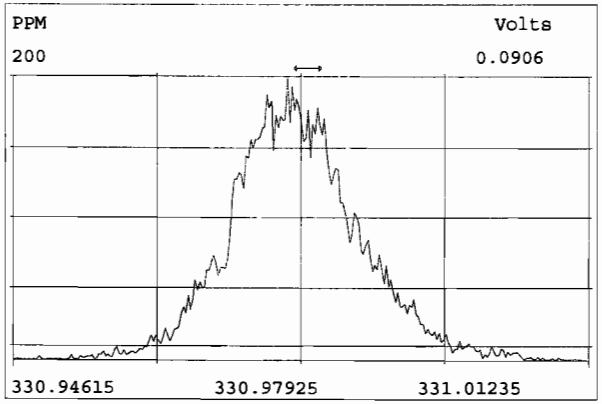

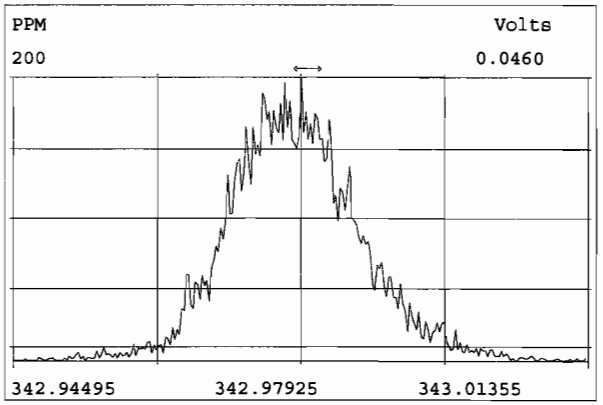

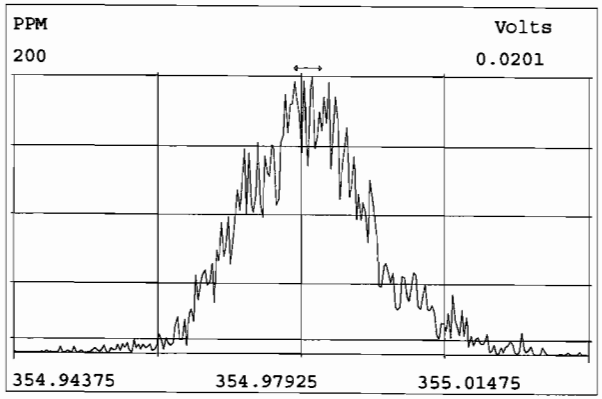

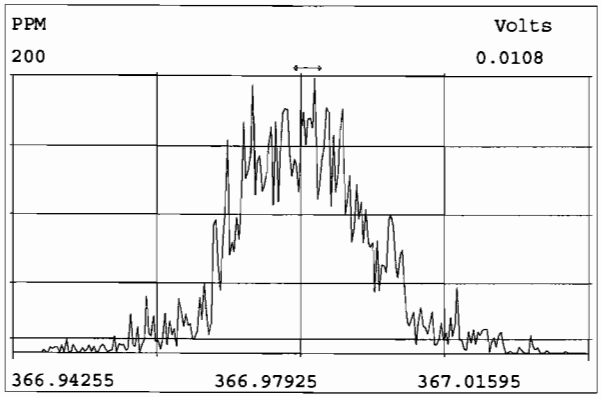

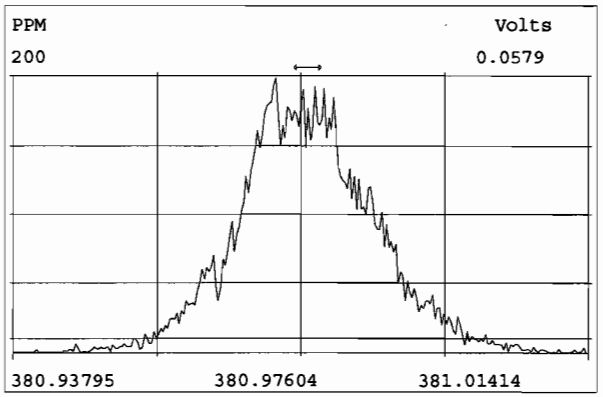

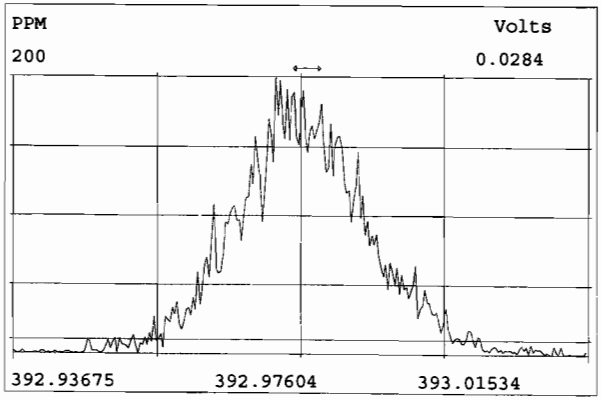

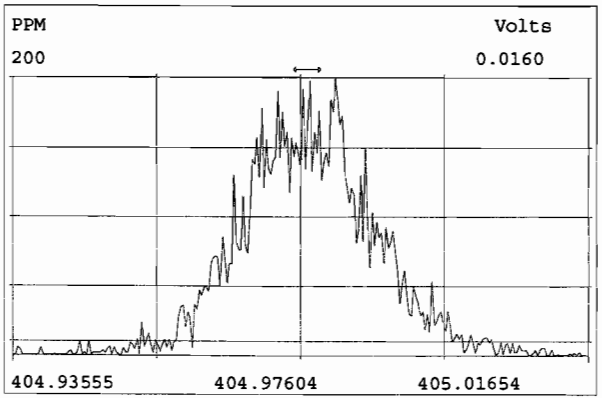

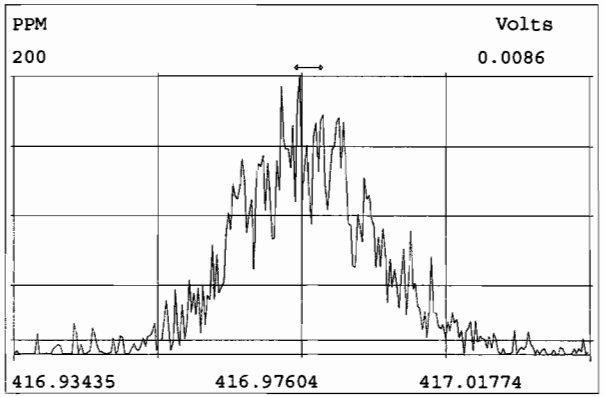

Peak Locate Examination:11-MAY-2019:04:54 File:RES_CHECK

Experiment:OCDD_DB5 Function:3 Reference:PFK

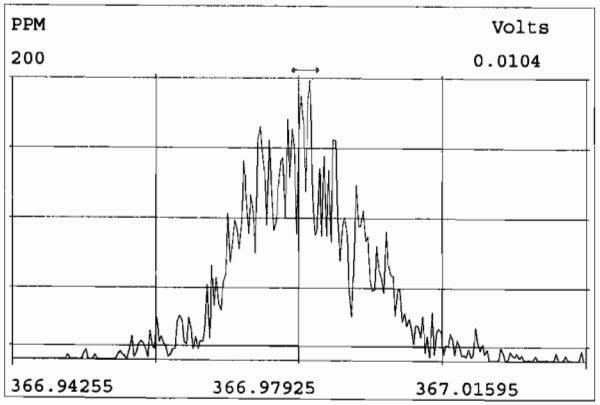

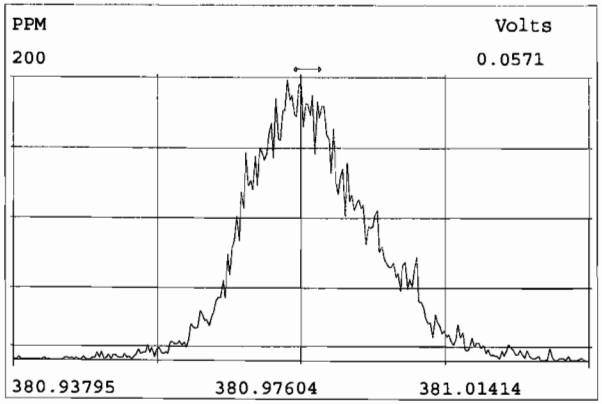

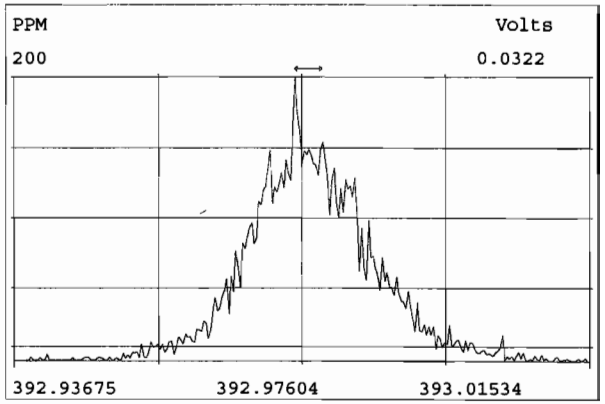

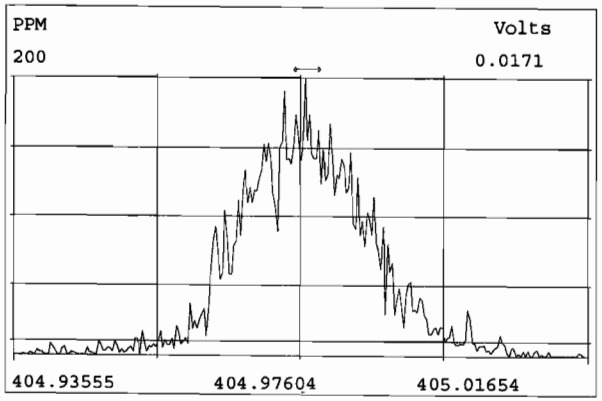

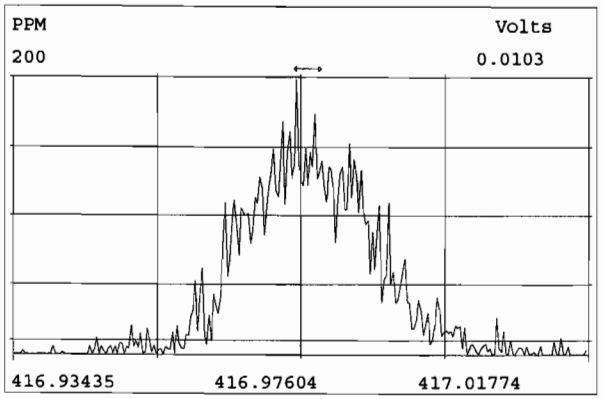

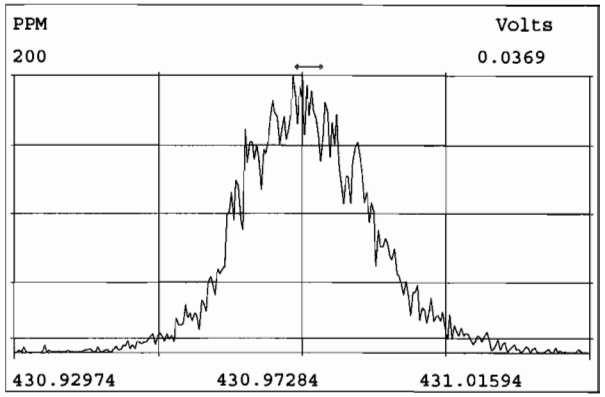

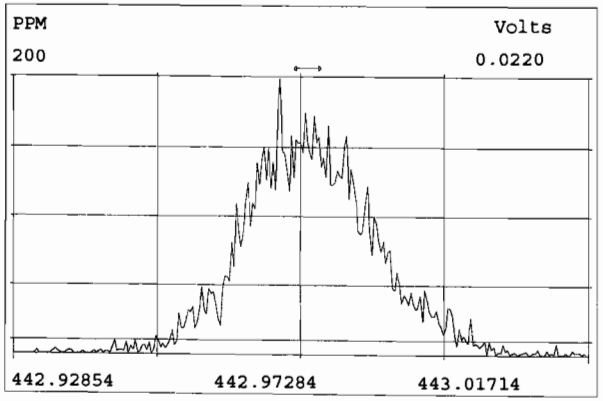

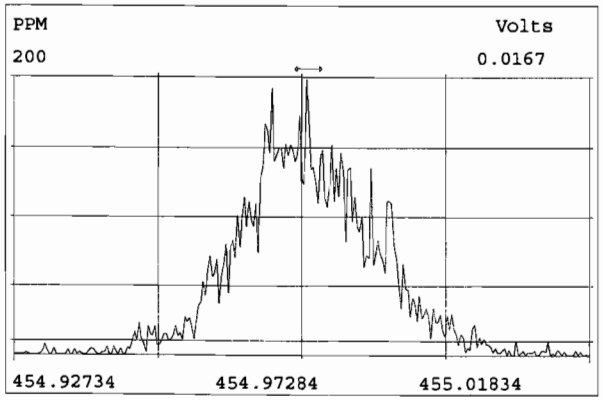

Peak Locate Examination:11-MAY-2019:04:54 File:RES_CHECK

Experiment:OCDD_DB5 Function:4 Reference:PFK

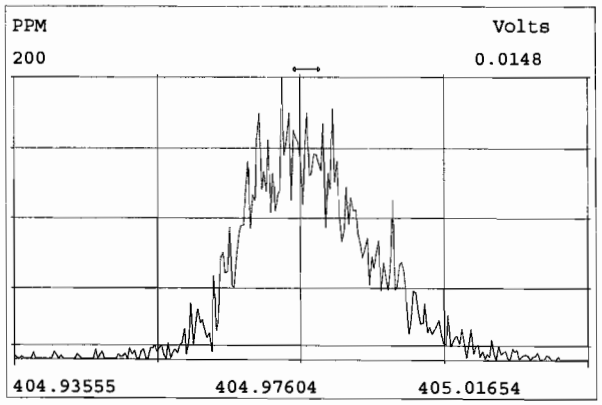

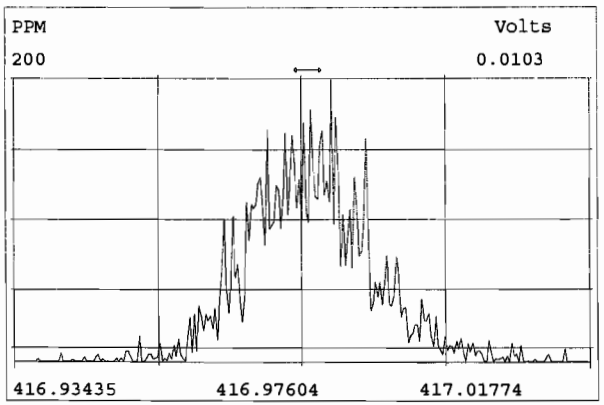

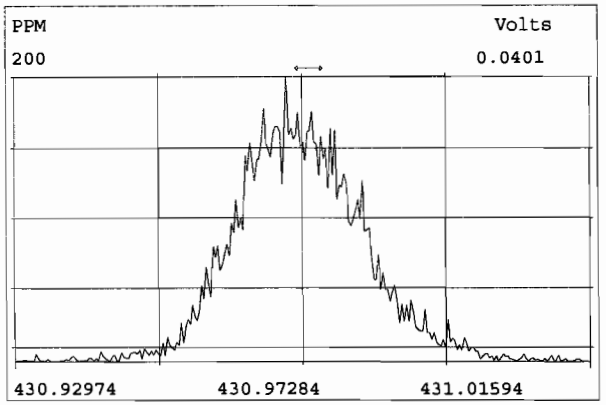

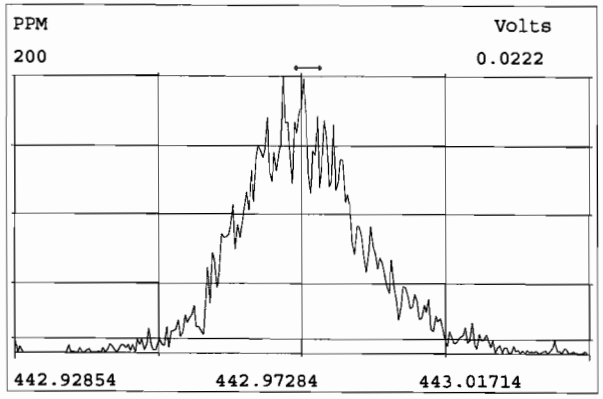

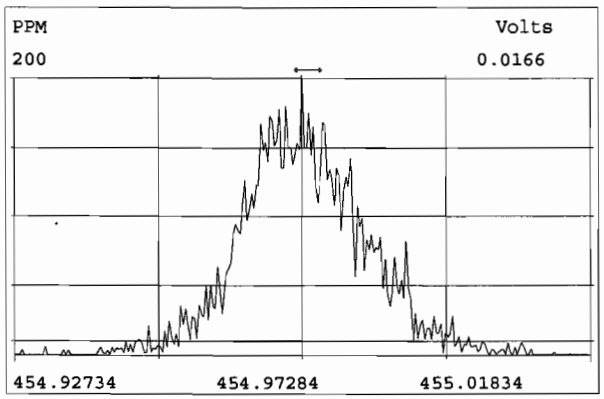

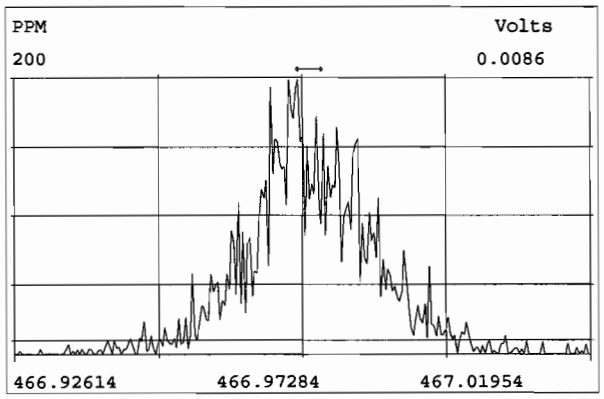

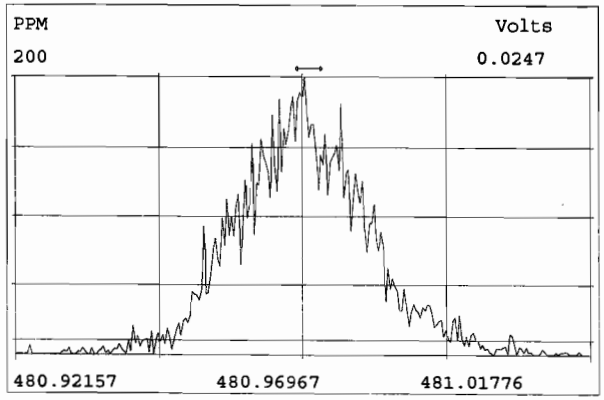

Peak Locate Examination:11-MAY-2019:04:55 File:RES_CHECK

Experiment:OCDD_DB5 Function:5 Reference:PFK

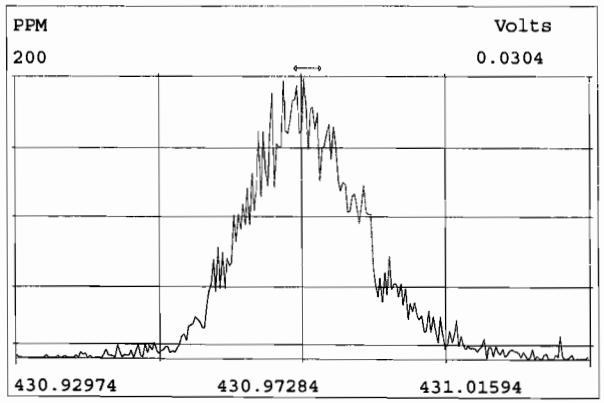

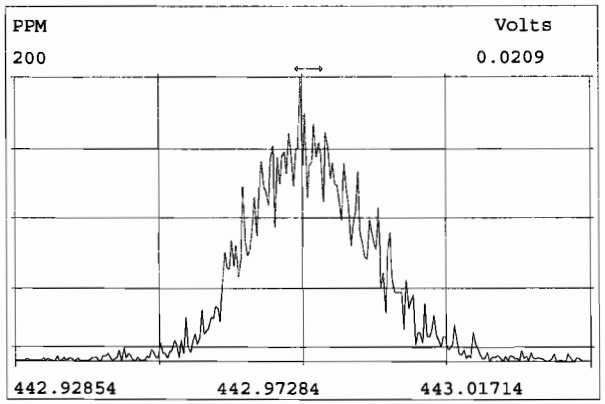

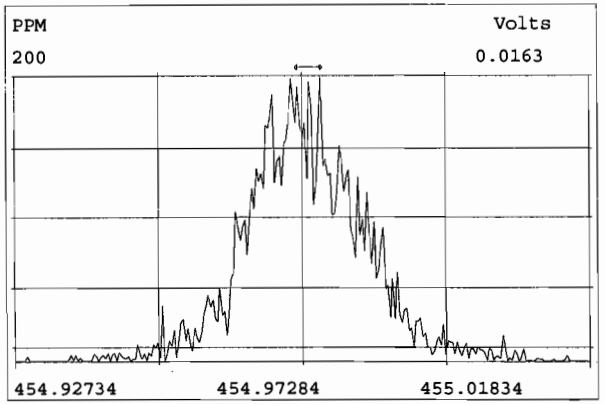

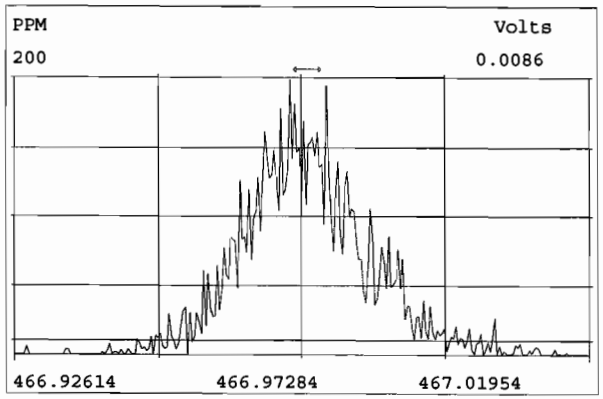

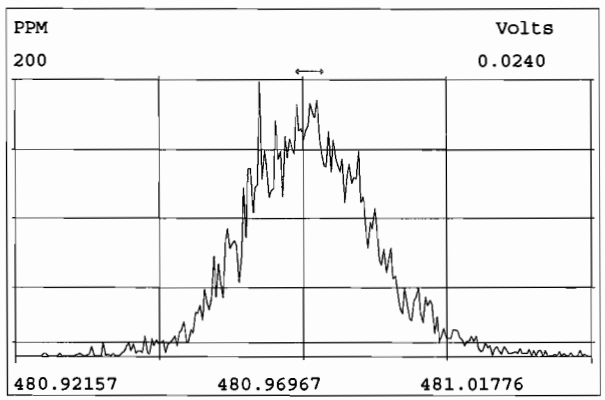

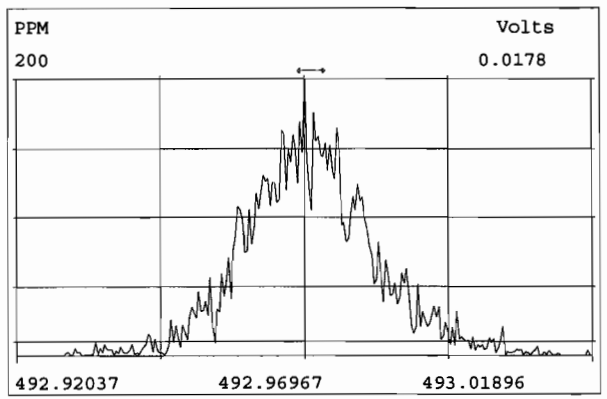

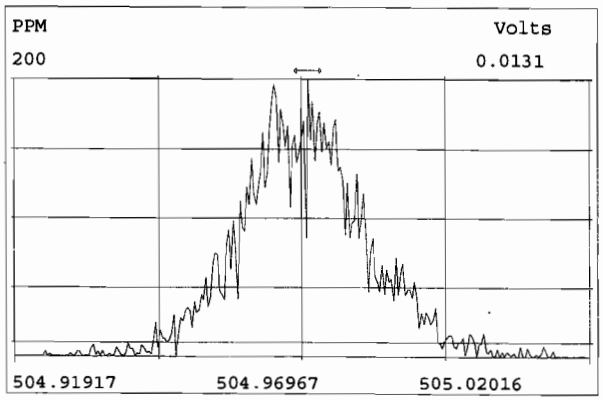

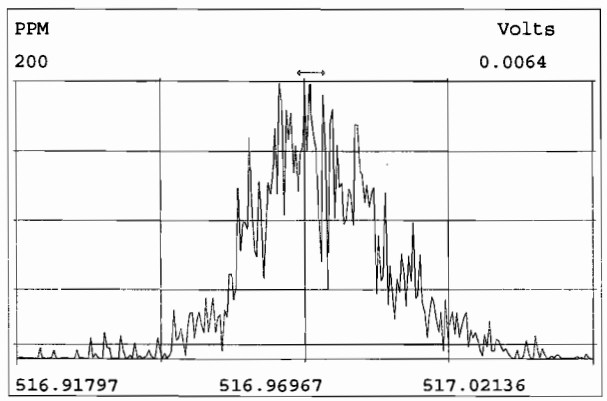

Initial Calibration RRF Summary (ICAL) Vista Analytical Laboratory

Run: Analyte: TCDF Cal: 1613TCDFVG7-5-30-19 Inst. ID. VG-7

Data filename: 190530D1

			Samp# 3	Samp# 4	Samp# 5	Samp# 6	Samp# 7	Samp# 8
			100	100	100	100	100	100
Name	Mean RRF	%RSD	RRF#1	RRF#2	RRF#3	RRF#4	RRF#5	RRF#6
13C-1,2,3,4-TCDF	1.0000	0.00 %	1.00	1.00	1.00	1.00	1.00	1.00
13C-2,3,7,8-TCDF	1.0212	4.27 %	1.07	1.04	1.03	1.05	0.98	0.96
2,3,7,8-TCDF	0.9476	9.58 %	1.12	0.93	0.88	0.87	0.97	0.92

DB 5/30/19 QT 05/31/19

Filename: 190530D1 S: 3 Acquired: 30-MAY-19 12:05:38
Run: Analyte: TCDF Cal: 1613TCDFVG7-5-30-19Results:
Sample text: ST190530D1-1 1613 CS0 19C2201

Name	Amount	Resp	RA	RT	RF	RRF
13C-1,2,3,4-TCDF	100	1.38e+07	0.80 y	15:49	-	1.00
13C-2,3,7,8-TCDF	100	1.47e+07	0.81 y	18:05	-	1.07
2,3,7,8-TCDF	0.250	4.11e+04	0.87 y	18:06	-	1.12

DB
5/30/19

Filename: 190530D1 S: 4 Acquired: 30-MAY-19 12:37:29
Run: Analyte: TCDF Cal: 1613TCDFVG7-5-30-19Results:
Sample text: ST190530D1-2 1613 CS1 19C2202

Name	Amount	Resp	RA	RT	RF	RRF
13C-1,2,3,4-TCDF	100	1.24e+07	0.82 y	15:49	-	1.00
13C-2,3,7,8-TCDF	100	1.30e+07	0.78 y	18:05	-	1.04
2,3,7,8-TCDF	0.500	6.06e+04	0.67 y	18:05	-	0.93

DB
5/30/19

Filename: 190530D1 S: 5 Acquired: 30-MAY-19 13:09:20
Run: Analyte: TCDF Cal: 1613TCDFVG7-5-30-19Results:
Sample text: ST190530D1-3 1613 CS2 19C2203

Name	Amount	Resp	RA	RT	RF	RRF
13C-1,2,3,4-TCDF	100	1.21e+07	0.82 y	15:48	-	1.00
13C-2,3,7,8-TCDF	100	1.24e+07	0.80 y	18:04	-	1.03
2,3,7,8-TCDF	2.00	2.18e+05	0.74 y	18:05	-	0.88

DB
5/30/19

Filename: 190530D1 S: 6 Acquired: 30-MAY-19 13:41:11
Run: Analyte: TCDF Cal: 1613TCDFVG7-5-30-19Results:
Sample text: ST190530D1-4 1613 CS3 19C2204

Name	Amount	Resp	RA	RT	RF	RRF
13C-1,2,3,4-TCDF	100	1.28e+07	0.81 y	15:49	-	1.00
13C-2,3,7,8-TCDF	100	1.34e+07	0.80 y	18:05	-	1.05
2,3,7,8-TCDF	10.0	1.17e+06	0.73 y	18:06	-	0.87

DB
5/30/19

Filename: 190530D1 S: 7 Acquired: 30-MAY-19 14:13:01
Run: Analyte: TCDF Cal: 1613TCDFVG7-5-30-19Results:
Sample text: ST190530D1-5 1613 CS4 19C2205

Name	Amount	Resp	RA	RT	RF	RRF
13C-1,2,3,4-TCDF	100	1.30e+07	0.81 y	15:49	-	1.00
13C-2,3,7,8-TCDF	100	1.28e+07	0.80 y	18:05	-	0.98
2,3,7,8-TCDF	40.0	4.95e+06	0.77 y	18:06	-	0.97

DB
5/30/19

Filename: 190530D1 S: 8 Acquired: 30-MAY-19 14:44:52
Run: Analyte: TCDF Cal: 1613TCDFVG7-5-30-19Results:
Sample text: ST190530D1-6 1613 CS5 19C2206

Name	Amount	Resp	RA	RT	RF	RRF
13C-1,2,3,4-TCDF	100	1.29e+07	0.80 y	15:48	-	1.00
13C-2,3,7,8-TCDF	100	1.24e+07	0.80 y	18:05	-	0.96
2,3,7,8-TCDF	300	3.42e+07	0.74 y	18:06	-	0.92

DB
5/30/19

Vista Analytical Laboratory - Injection Log Run file: 190530D1 Instrument ID: VG-7 GC Column ID: DB-225

Data file	S#	Sample ID	Analyst	Acq date	Acq time	CCal	ECal
190530D1	1	CP190530D1-1	DB	30-MAY-19	11:02:08	ST190530D1-4	NA
190530D1	2	SOLVENT BLANK	DB	30-MAY-19	11:33:52	ST190530D1-4	NA
190530D1	3	ST190530D1-1	DB	30-MAY-19	12:05:38	ST190530D1-4	NA
190530D1	4	ST190530D1-2	DB	30-MAY-19	12:37:29	ST190530D1-4	NA
190530D1	5	ST190530D1-3	DB	30-MAY-19	13:09:20	ST190530D1-4	NA
190530D1	6	ST190530D1-4	DB	30-MAY-19	13:41:11	ST190530D1-4	NA
190530D1	7	ST190530D1-5	DB	30-MAY-19	14:13:01	ST190530D1-4	NA
190530D1	8	ST190530D1-6	DB	30-MAY-19	14:44:52	ST190530D1-4	NA
190530D1	9	SOLVENT BLANK	DB	30-MAY-19	15:16:42	ST190530D1-4	NA
190530D1	10	SS190528D1-1	DB	30-MAY-19	15:48:32	ST190530D1-4	NA
190530D1	11	SOLVENT BLANK	DB	30-MAY-19	16:20:23	ST190530D1-4	NA
190530D1	12	1901028-05RE1	DB	30-MAY-19	16:52:12	ST190530D1-4	NA
190530D1	13	1901028-07RE1	DB	30-MAY-19	17:24:02	ST190530D1-4	NA
190530D1	14	1901028-08RE1	DB	30-MAY-19	17:55:52	ST190530D1-4	NA
190530D1	15	1901028-09RE1	DB	30-MAY-19	18:27:41	ST190530D1-4	NA

Peak Locate Examination:30-MAY-2019:11:01 File:190530D1

Experiment:TCDF_DB225 Function:1 Reference:PFK

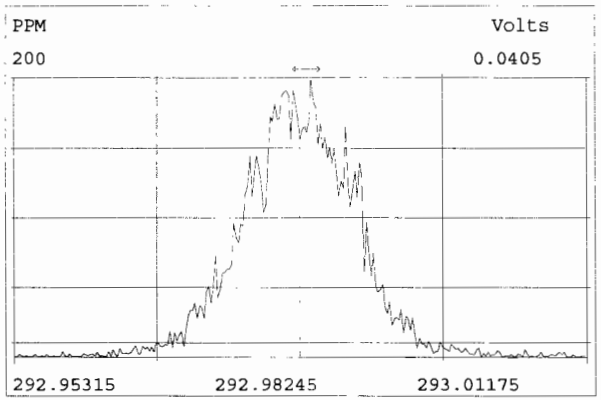

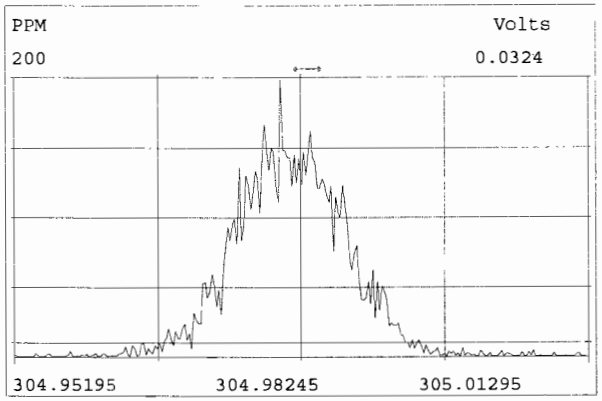

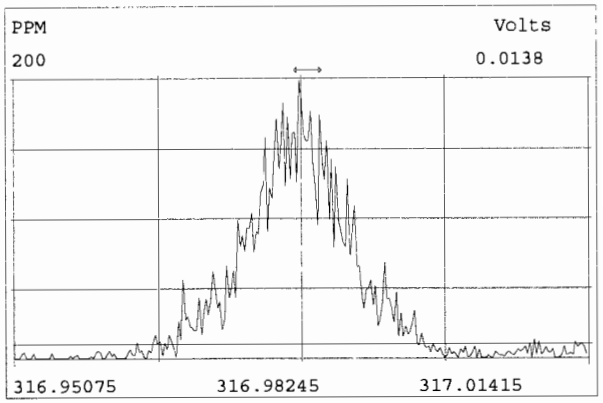

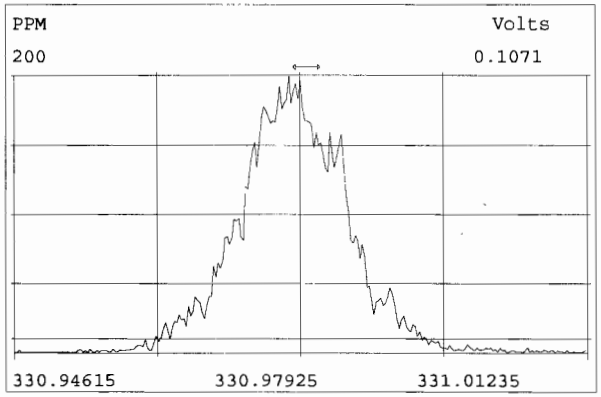

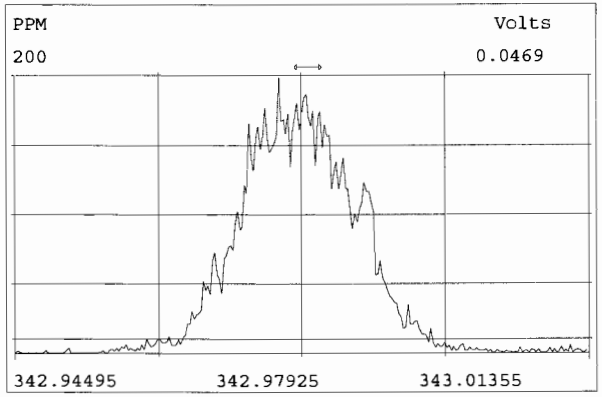

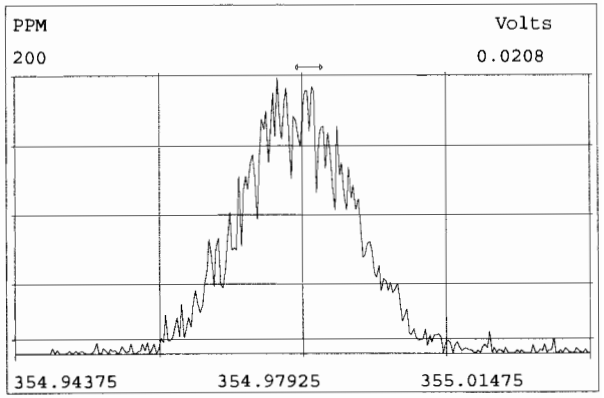

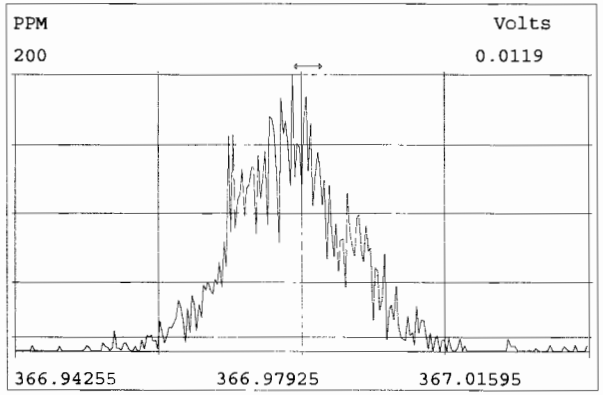

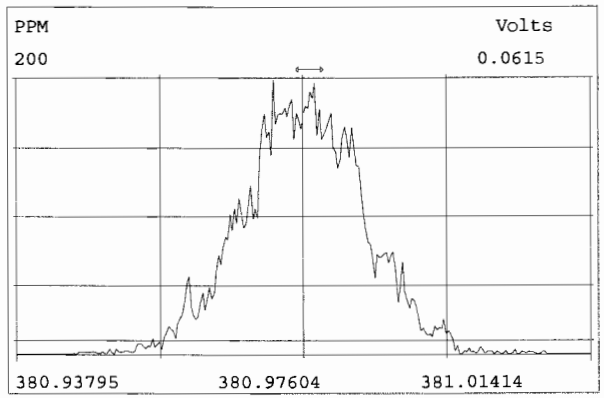

File:190530D1 #1-1559 Acq:30-MAY-2019 11:02:08 GC EI+ Voltage SIR Autospec-UltimaE
Sample#1 File Text:Vista_Analytical_Laboratory_VG7 Text:CP190530D1-1 DB225 CPSM Exp:TCDF_DB225
303.9016

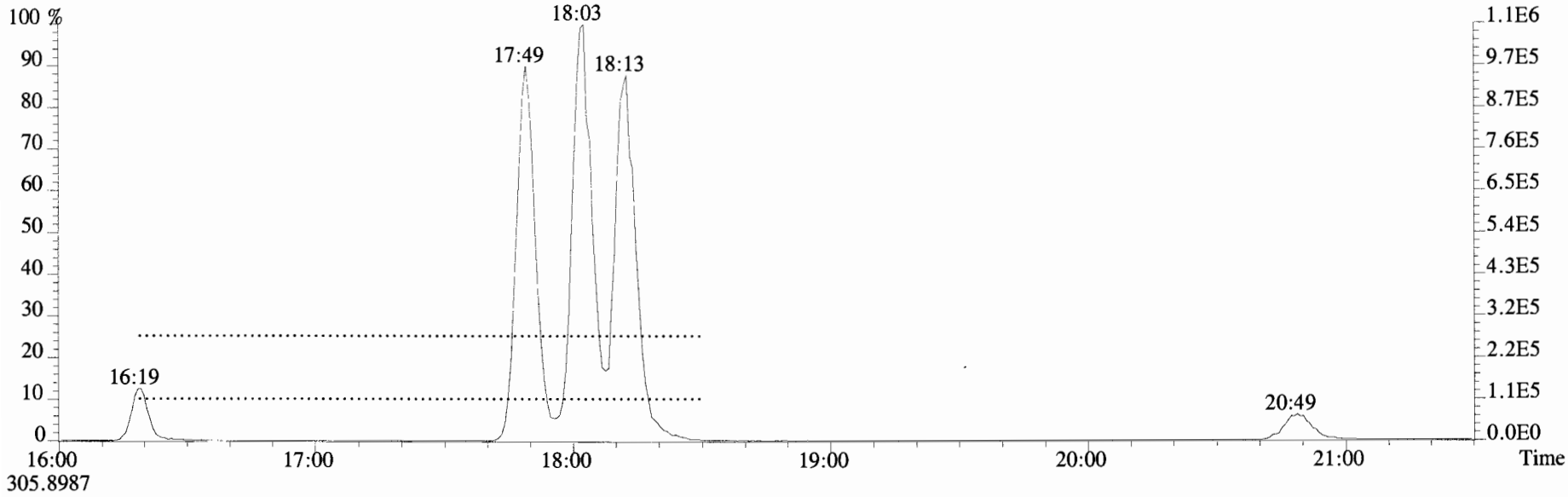

305.8987

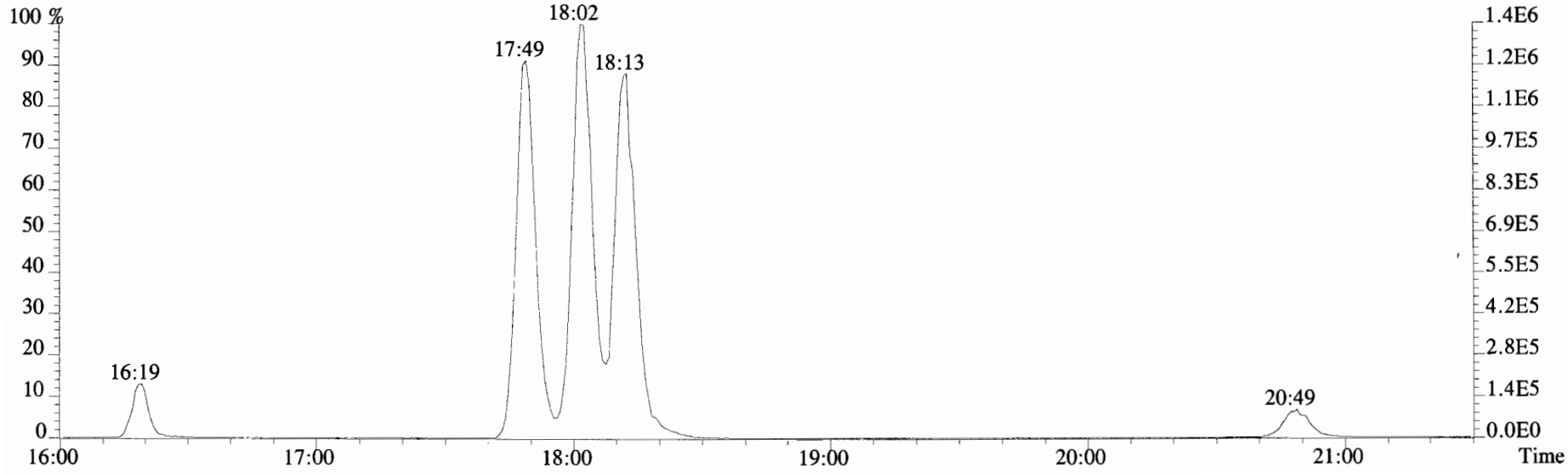

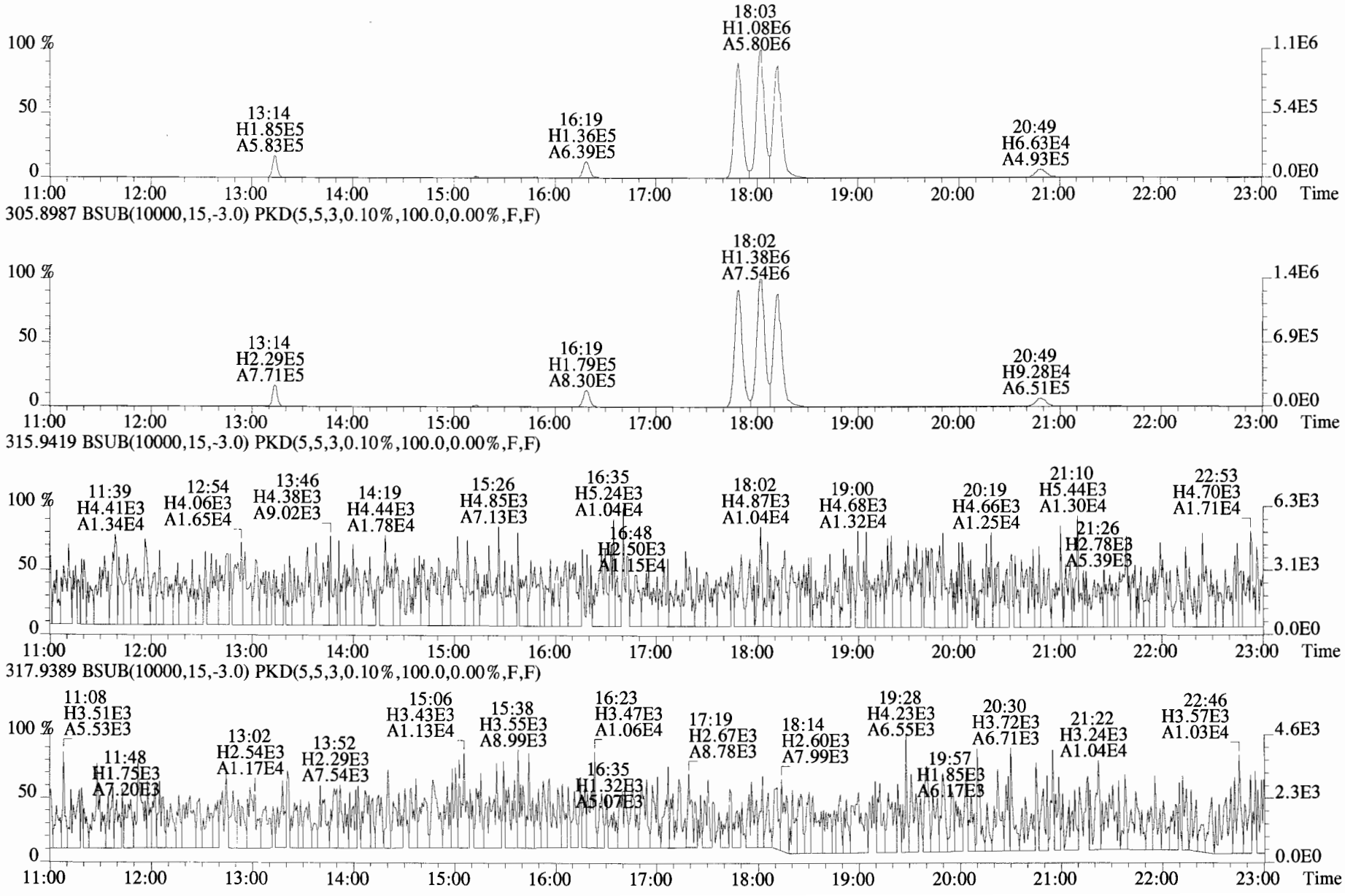
File:190530D1 #1-1682 Acq:30-MAY-2019 11:02:08 GC EI+ Voltage SIR Autospec-UltimaE
Sample#1 File Text:Vista_Analytical_Laboratory_VG7 Text:CP190530D1-1 DB225 CPSM Exp:TCDF_DB225
303.9016 BSUB(10000,15,-3.0) PKD(5,5,3,0.10%,100.0,0.00%,F,F)
18:03 H1.08E6 A5.80E6
13:14 H1.85E5 A5.83E5
16:19 H1.36E5 A6.39E5
20:49 H6.63E4 A4.93E5
305.8987 BSUB(10000,15,-3.0) PKD(5,5,3,0.10%,100.0,0.00%,F,F)
18:02 H1.38E6 A7.54E6
13:14 H2.29E5 A7.71E5
16:19 H1.79E5 A8.30E5
20:49 H9.28E4 A6.51E5
315.9419 BSUB(10000,15,-3.0) PKD(5,5,3,0.10%,100.0,0.00%,F,F)
11:39 H4.41E3 A1.34E4
12:54 H4.06E3 A1.65E4
13:46 H4.38E3 A9.02E3
14:19 H4.44E3 A1.78E4
15:26 H4.85E3 A7.13E3
16:35 H5.24E3 A1.04E4
16:48 H2.50E3 A1.15E4
18:02 H4.87E3 A1.04E4
19:00 H4.68E3 A1.32E4
20:19 H4.66E3 A1.25E4
21:10 H5.44E3 A1.30E4
21:26 H2.78E3 A5.39E3
22:53 H4.70E3 A1.71E4
317.9389 BSUB(10000,15,-3.0) PKD(5,5,3,0.10%,100.0,0.00%,F,F)
11:08 H3.51E3 A5.53E3
11:48 H1.75E3 A7.20E3
13:02 H2.54E3 A1.17E4
13:52 H2.29E3 A7.54E3
15:06 H3.43E3 A1.13E4
15:38 H3.55E3 A8.99E3
16:23 H3.47E3 A1.06E4
16:35 H1.32E3 A5.07E3
17:19 H2.67E3 A8.78E3
18:14 H2.60E3 A7.99E3
19:28 H4.23E3 A6.55E3
19:57 H1.85E3 A6.17E3
20:30 H3.72E3 A6.71E3
21:22 H3.24E3 A1.04E4
22:46 H3.57E3 A1.03E4
100 %
50
0
11:00
12:00
13:00
14:00
15:00
16:00
17:00
18:00
19:00
20:00
21:00
22:00
23:00
Time
1.1E6
5.4E5
0.0E0
1.4E6
6.9E5
0.0E0
6.3E3
3.1E3
0.0E0
4.6E3
2.3E3
0.0E0

File:190530D1 #1-1682 Acq:30-MAY-2019 11:02:08 GC EI+ Voltage SIR Autospec-UltimaE
Sample#1 File Text:Vista_Analytical_Laboratory_VG7 Text:CP190530D1-1 DB225 CPSM Exp:TCDF_DB225
331.9368 BSUB(10000,15,-3.0) PKD(5,5,3,0.10%,100.0,0.00%,F,F)

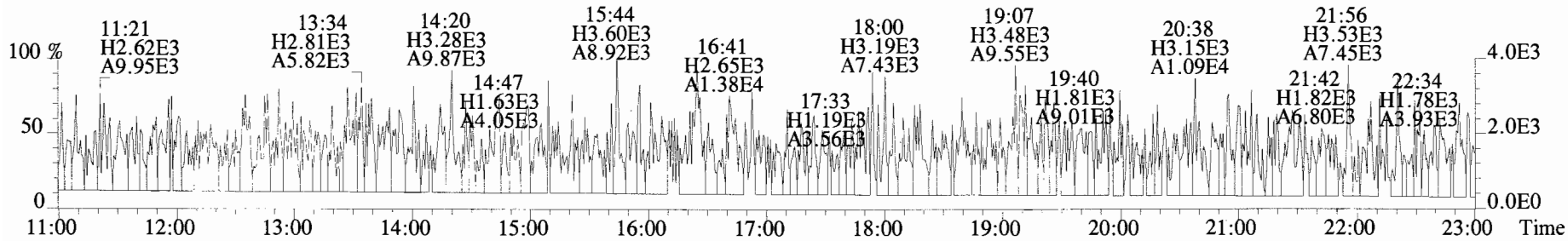

333.9339 BSUB(10000,15,-3.0) PKD(5,5,3,0.10%,100.0,0.00%,F,F)

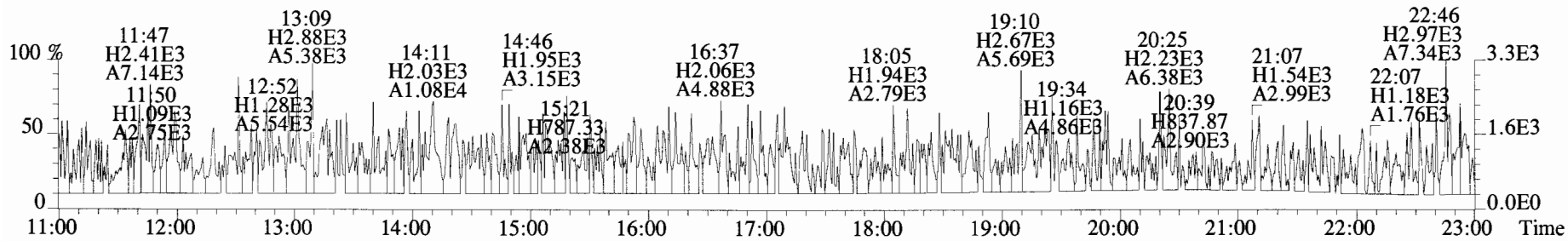

375.8364 BSUB(10000,15,-3.0) PKD(5,5,3,0.10%,100.0,0.00%,F,F)

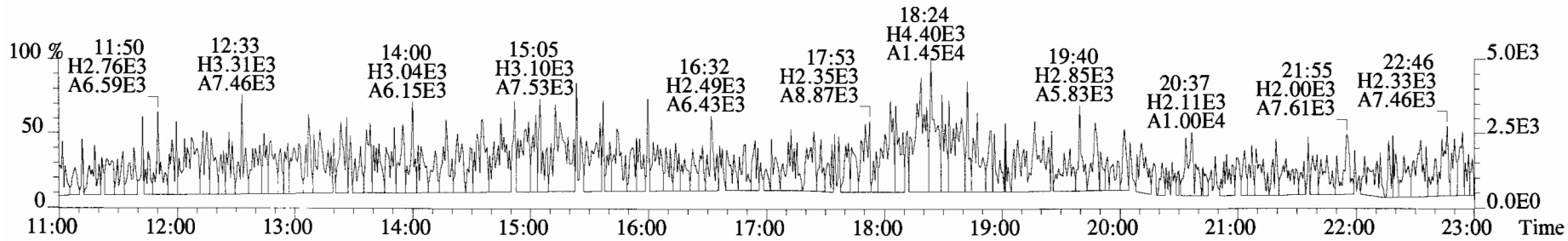

330.9792

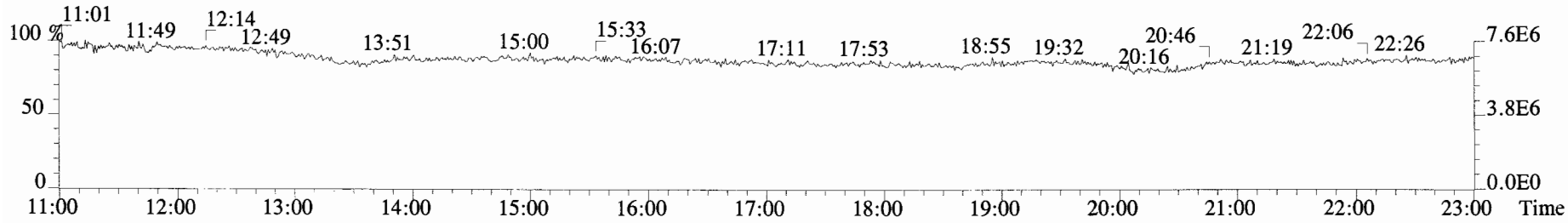

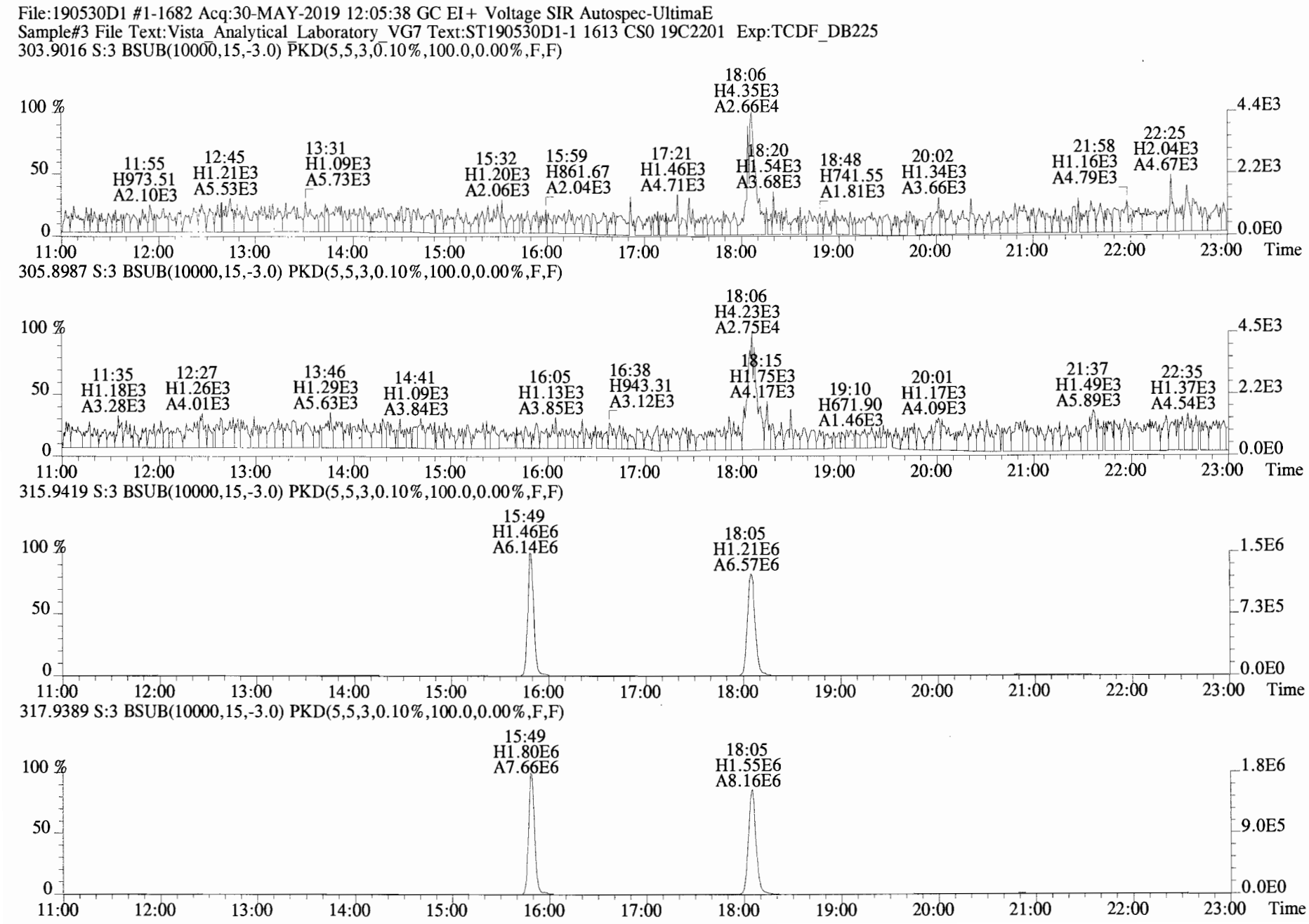
File:190530D1 #1-1682 Acq:30-MAY-2019 12:05:38 GC EI+ Voltage SIR Autospec-UltimaE
Sample#3 File Text:Vista_Analytical_Laboratory_VG7 Text:ST190530D1-1 1613 CS0 19C2201 Exp:TCDF_DB225
303.9016 S:3 BSUB(10000,15,-3.0) PKD(5,5,3,0.10%,100.0,0.00%,F,F)
11:55 H973.51 A2.10E3
12:45 H1.21E3 A5.53E3
13:31 H1.09E3 A5.73E3
15:32 H1.20E3 A2.06E3
15:59 H861.67 A2.04E3
17:21 H1.46E3 A4.71E3
18:06 H4.35E3 A2.66E4
18:20 H1.54E3 A3.68E3
18:48 H741.55 A1.81E3
20:02 H1.34E3 A3.66E3
21:58 H1.16E3 A4.79E3
22:25 H2.04E3 A4.67E3
305.8987 S:3 BSUB(10000,15,-3.0) PKD(5,5,3,0.10%,100.0,0.00%,F,F)
11:35 H1.18E3 A3.28E3
12:27 H1.26E3 A4.01E3
13:46 H1.29E3 A5.63E3
14:41 H1.09E3 A3.84E3
16:05 H1.13E3 A3.85E3
16:38 H943.31 A3.12E3
18:06 H4.23E3 A2.75E4
18:15 H1.75E3 A4.17E3
19:10 H671.90 A1.46E3
20:01 H1.17E3 A4.09E3
21:37 H1.49E3 A5.89E3
22:35 H1.37E3 A4.54E3
315.9419 S:3 BSUB(10000,15,-3.0) PKD(5,5,3,0.10%,100.0,0.00%,F,F)
15:49 H1.46E6 A6.14E6
18:05 H1.21E6 A6.57E6
317.9389 S:3 BSUB(10000,15,-3.0) PKD(5,5,3,0.10%,100.0,0.00%,F,F)
15:49 H1.80E6 A7.66E6
18:05 H1.55E6 A8.16E6
100 %
50
0
4.4E3
2.2E3
0.0E0
4.5E3
1.5E6
7.3E5
1.8E6
9.0E5
11:00
12:00
13:00
14:00
15:00
16:00
17:00
18:00
19:00
20:00
21:00
22:00
23:00
Time

File:190530D1 #1-1682 Acq:30-MAY-2019 12:05:38 GC EI+ Voltage SIR Autospec-UltimaE
Sample#3 File Text:Vista_Analytical_Laboratory_VG7 Text:ST190530D1-1 1613 CS0 19C2201 Exp:TCDF_DB225
303.9016 S:3 BSUB(10000,15,-3.0) PKD(5,5,3,0.10%,100.0,0.00%,F,F)

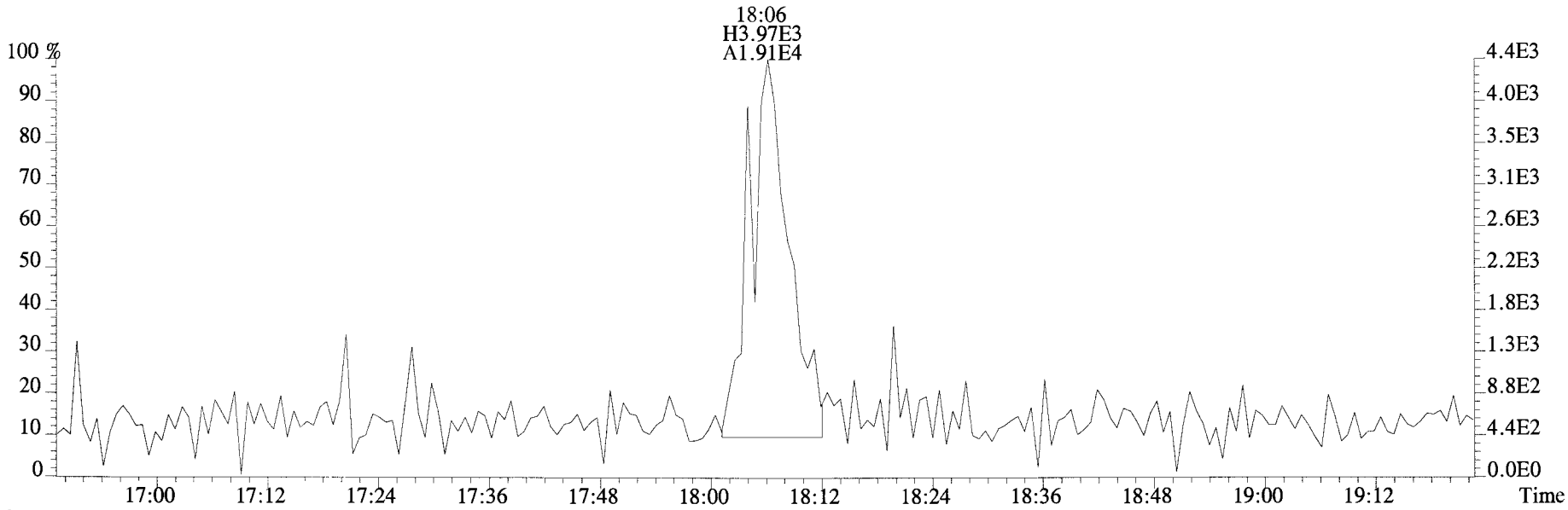

305.8987 S:3 BSUB(10000,15,-3.0) PKD(5,5,3,0.10%,100.0,0.00%,F,F)

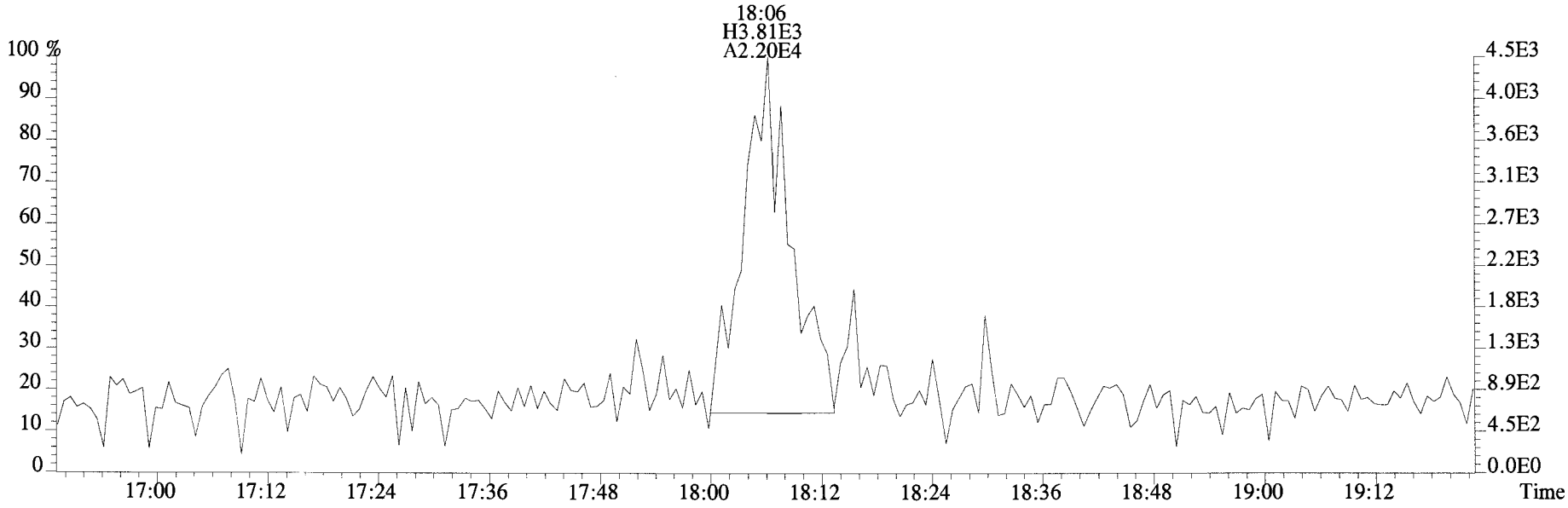

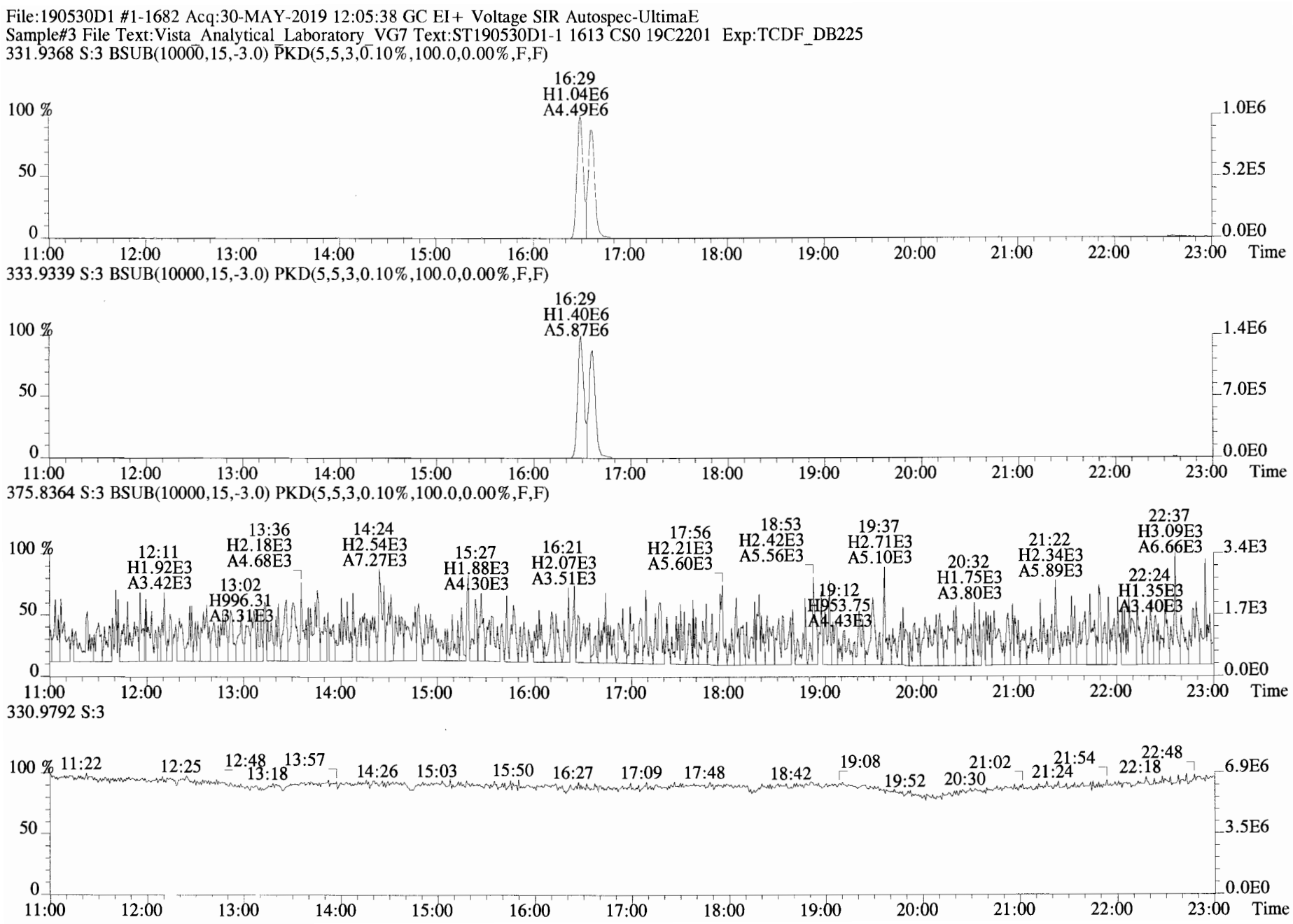
File:190530D1 #1-1682 Acq:30-MAY-2019 12:05:38 GC EI+ Voltage SIR Autospec-UltimaE
Sample#3 File Text:Vista_Analytical_Laboratory_VG7 Text:ST190530D1-1 1613 CS0 19C2201 Exp:TCDF_DB225
331.9368 S:3 BSUB(10000,15,-3.0) PKD(5,5,3,0.10%,100.0,0.00%,F,F)
16:29
H1.04E6
A4.49E6
100 %
50
0
1.0E6
5.2E5
0.0E0
11:00 12:00 13:00 14:00 15:00 16:00 17:00 18:00 19:00 20:00 21:00 22:00 23:00 Time
333.9339 S:3 BSUB(10000,15,-3.0) PKD(5,5,3,0.10%,100.0,0.00%,F,F)
16:29
H1.40E6
A5.87E6
100 %
50
0
1.4E6
7.0E5
0.0E0
11:00 12:00 13:00 14:00 15:00 16:00 17:00 18:00 19:00 20:00 21:00 22:00 23:00 Time
375.8364 S:3 BSUB(10000,15,-3.0) PKD(5,5,3,0.10%,100.0,0.00%,F,F)
12:11
H1.92E3
A3.42E3
13:02
H996.31
A3.31E3
13:36
H2.18E3
A4.68E3
14:24
H2.54E3
A7.27E3
15:27
H1.88E3
A4.30E3
16:21
H2.07E3
A3.51E3
17:56
H2.21E3
A5.60E3
18:53
H2.42E3
A5.56E3
19:12
H953.75
A4.43E3
19:37
H2.71E3
A5.10E3
20:32
H1.75E3
A3.80E3
21:22
H2.34E3
A5.89E3
22:24
H1.35E3
A3.40E3
22:37
H3.09E3
A6.66E3
100 %
50
0
3.4E3
1.7E3
0.0E0
11:00 12:00 13:00 14:00 15:00 16:00 17:00 18:00 19:00 20:00 21:00 22:00 23:00 Time
330.9792 S:3
11:22
12:25
12:48
13:18
13:57
14:26
15:03
15:50
16:27
17:09
17:48
18:42
19:08
19:52
20:30
21:02
21:24
21:54
22:18
22:48
100 %
50
0
6.9E6
3.5E6
0.0E0
11:00 12:00 13:00 14:00 15:00 16:00 17:00 18:00 19:00 20:00 21:00 22:00 23:00 Time

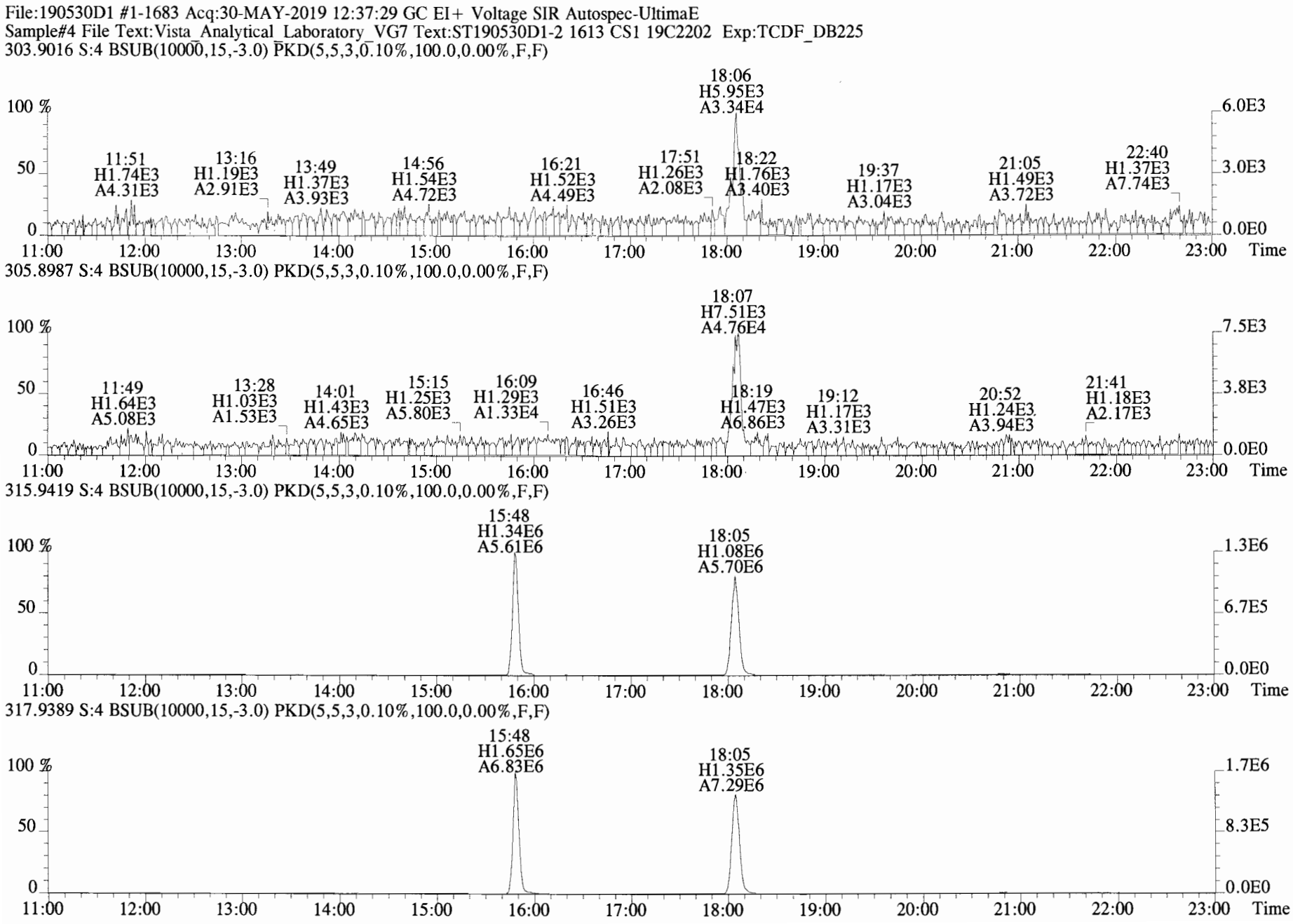
File:190530D1 #1-1683 Acq:30-MAY-2019 12:37:29 GC EI+ Voltage SIR Autospec-UltimaE
Sample#4 File Text:Vista_Analytical_Laboratory_VG7 Text:ST190530D1-2 1613 CS1 19C2202 Exp:TCDF_DB225
303.9016 S:4 BSUB(10000,15,-3.0) PKD(5,5,3,0.10%,100.0,0.00%,F,F)
18:06 H5.95E3 A3.34E4
11:51 H1.74E3 A4.31E3
13:16 H1.19E3 A2.91E3
13:49 H1.37E3 A3.93E3
14:56 H1.54E3 A4.72E3
16:21 H1.52E3 A4.49E3
17:51 H1.26E3 A2.08E3
18:22 H1.76E3 A3.40E3
19:37 H1.17E3 A3.04E3
21:05 H1.49E3 A3.72E3
22:40 H1.37E3 A7.74E3
305.8987 S:4 BSUB(10000,15,-3.0) PKD(5,5,3,0.10%,100.0,0.00%,F,F)
18:07 H7.51E3 A4.76E4
11:49 H1.64E3 A5.08E3
13:28 H1.03E3 A1.53E3
14:01 H1.43E3 A4.65E3
15:15 H1.25E3 A5.80E3
16:09 H1.29E3 A1.33E4
16:46 H1.51E3 A3.26E3
18:19 H1.47E3 A6.86E3
19:12 H1.17E3 A3.31E3
20:52 H1.24E3 A3.94E3
21:41 H1.18E3 A2.17E3
315.9419 S:4 BSUB(10000,15,-3.0) PKD(5,5,3,0.10%,100.0,0.00%,F,F)
15:48 H1.34E6 A5.61E6
18:05 H1.08E6 A5.70E6
317.9389 S:4 BSUB(10000,15,-3.0) PKD(5,5,3,0.10%,100.0,0.00%,F,F)
15:48 H1.65E6 A6.83E6
18:05 H1.35E6 A7.29E6
100 %
50
0
6.0E3
3.0E3
0.0E0
7.5E3
3.8E3
1.3E6
6.7E5
1.7E6
8.3E5
11:00
12:00
13:00
14:00
15:00
16:00
17:00
18:00
19:00
20:00
21:00
22:00
23:00
Time

File:190530D1 #1-1683 Acq:30-MAY-2019 12:37:29 GC EI+ Voltage SIR Autospec-UltimaE
Sample#4 File Text:Vista_Analytical_Laboratory_VG7 Text:ST190530D1-2 1613 CS1 19C2202 Exp:TCDF_DB225
303.9016 S:4 BSUB(10000,15,-3.0) PKD(5,5,3,0.10%,100.0,0.00%,F,F)

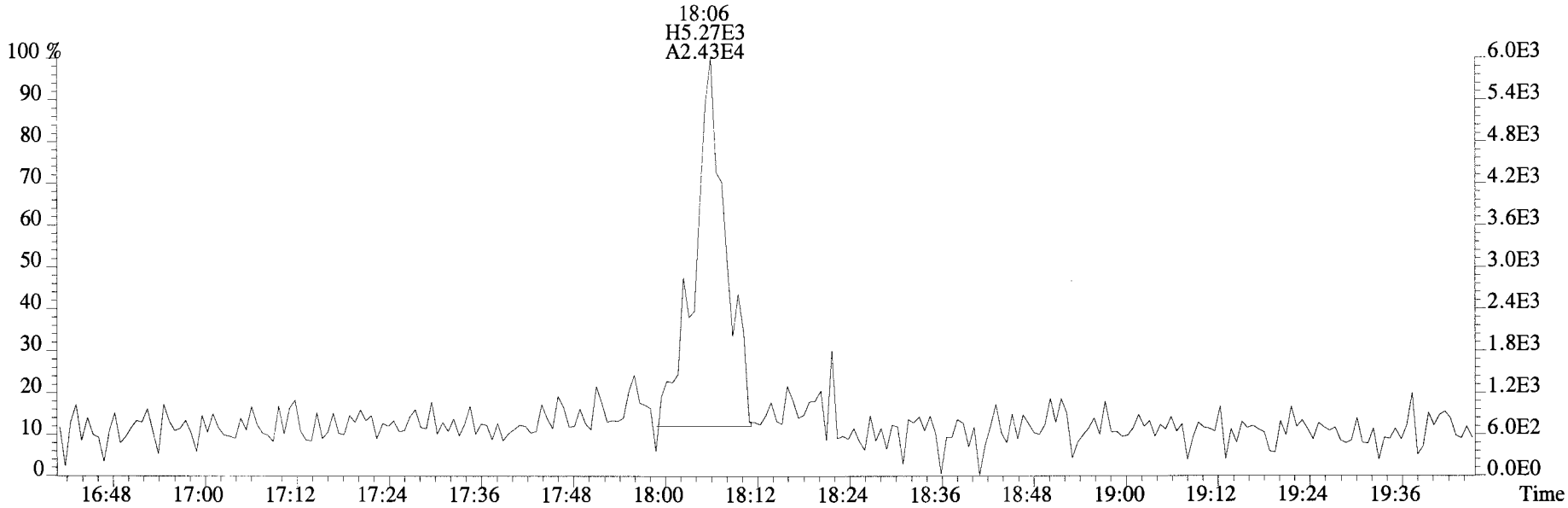

305.8987 S:4 BSUB(10000,15,-3.0) PKD(5,5,3,0.10%,100.0,0.00%,F,F)

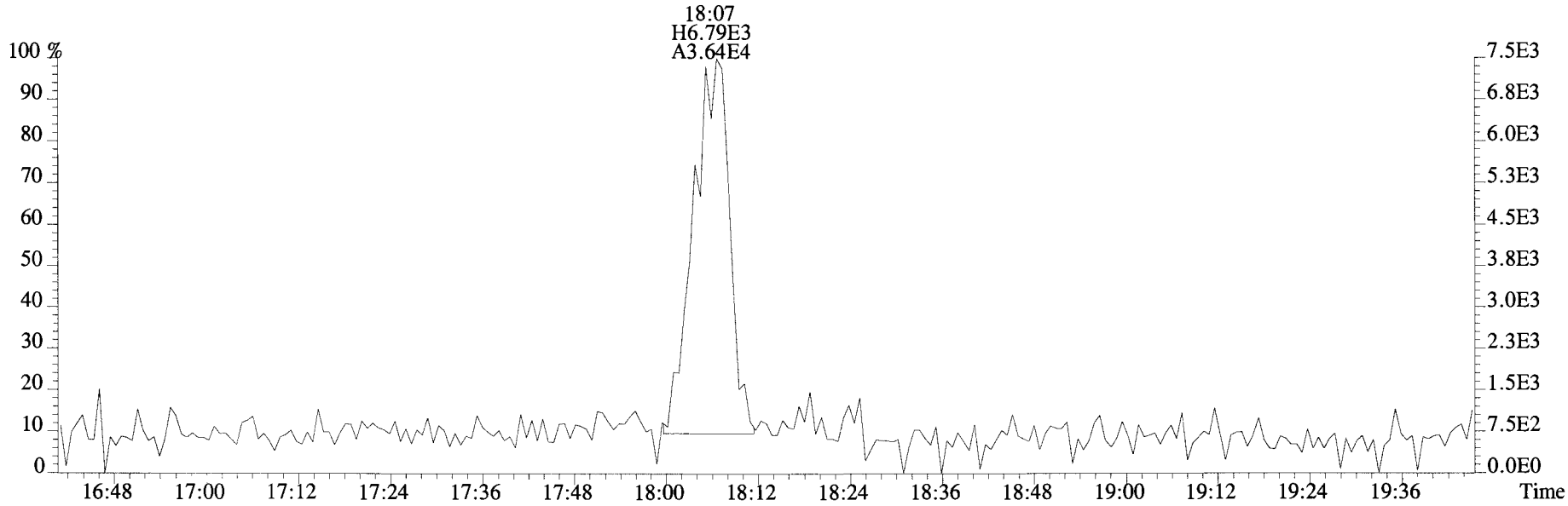

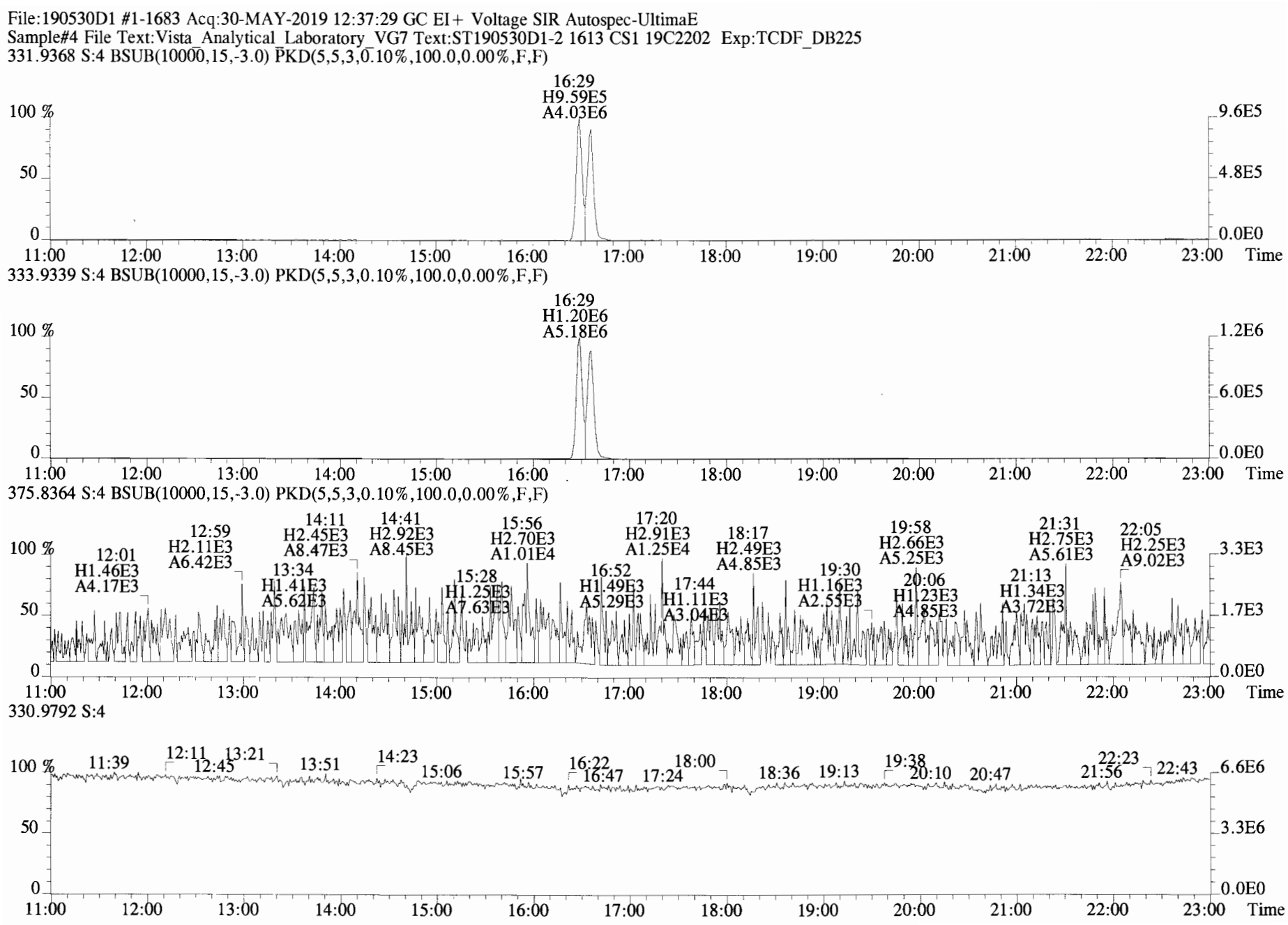
File:190530D1 #1-1683 Acq:30-MAY-2019 12:37:29 GC EI+ Voltage SIR Autospec-UltimaE
Sample#4 File Text:Vista_Analytical_Laboratory_VG7 Text:ST190530D1-2 1613 CS1 19C2202 Exp:TCDF_DB225
331.9368 S:4 BSUB(10000,15,-3.0) PKD(5,5,3,0.10%,100.0,0.00%,F,F)
16:29
H9.59E5
A4.03E6
100 %
50
0
9.6E5
4.8E5
0.0E0
11:00 12:00 13:00 14:00 15:00 16:00 17:00 18:00 19:00 20:00 21:00 22:00 23:00 Time
333.9339 S:4 BSUB(10000,15,-3.0) PKD(5,5,3,0.10%,100.0,0.00%,F,F)
16:29
H1.20E6
A5.18E6
100 %
50
0
1.2E6
6.0E5
0.0E0
11:00 12:00 13:00 14:00 15:00 16:00 17:00 18:00 19:00 20:00 21:00 22:00 23:00 Time
375.8364 S:4 BSUB(10000,15,-3.0) PKD(5,5,3,0.10%,100.0,0.00%,F,F)
12:01
H1.46E3
A4.17E3
12:59
H2.11E3
A6.42E3
13:34
H1.41E3
A5.62E3
14:11
H2.45E3
A8.47E3
14:41
H2.92E3
A8.45E3
15:28
H1.25E3
A7.63E3
15:56
H2.70E3
A1.01E4
16:52
H1.49E3
A5.29E3
17:20
H2.91E3
A1.25E4
17:44
H1.11E3
A3.04E3
18:17
H2.49E3
A4.85E3
19:30
H1.16E3
A2.55E3
19:58
H2.66E3
A5.25E3
20:06
H1.23E3
A4.85E3
21:13
H1.34E3
A3.72E3
21:31
H2.75E3
A5.61E3
22:05
H2.25E3
A9.02E3
100 %
50
0
3.3E3
1.7E3
0.0E0
11:00 12:00 13:00 14:00 15:00 16:00 17:00 18:00 19:00 20:00 21:00 22:00 23:00 Time
330.9792 S:4
11:39
12:11
12:45
13:21
13:51
14:23
15:06
15:57
16:22
16:47
17:24
18:00
18:36
19:13
19:38
20:10
20:47
21:56
22:23
22:43
100 %
50
0
6.6E6
3.3E6
0.0E0
11:00 12:00 13:00 14:00 15:00 16:00 17:00 18:00 19:00 20:00 21:00 22:00 23:00 Time

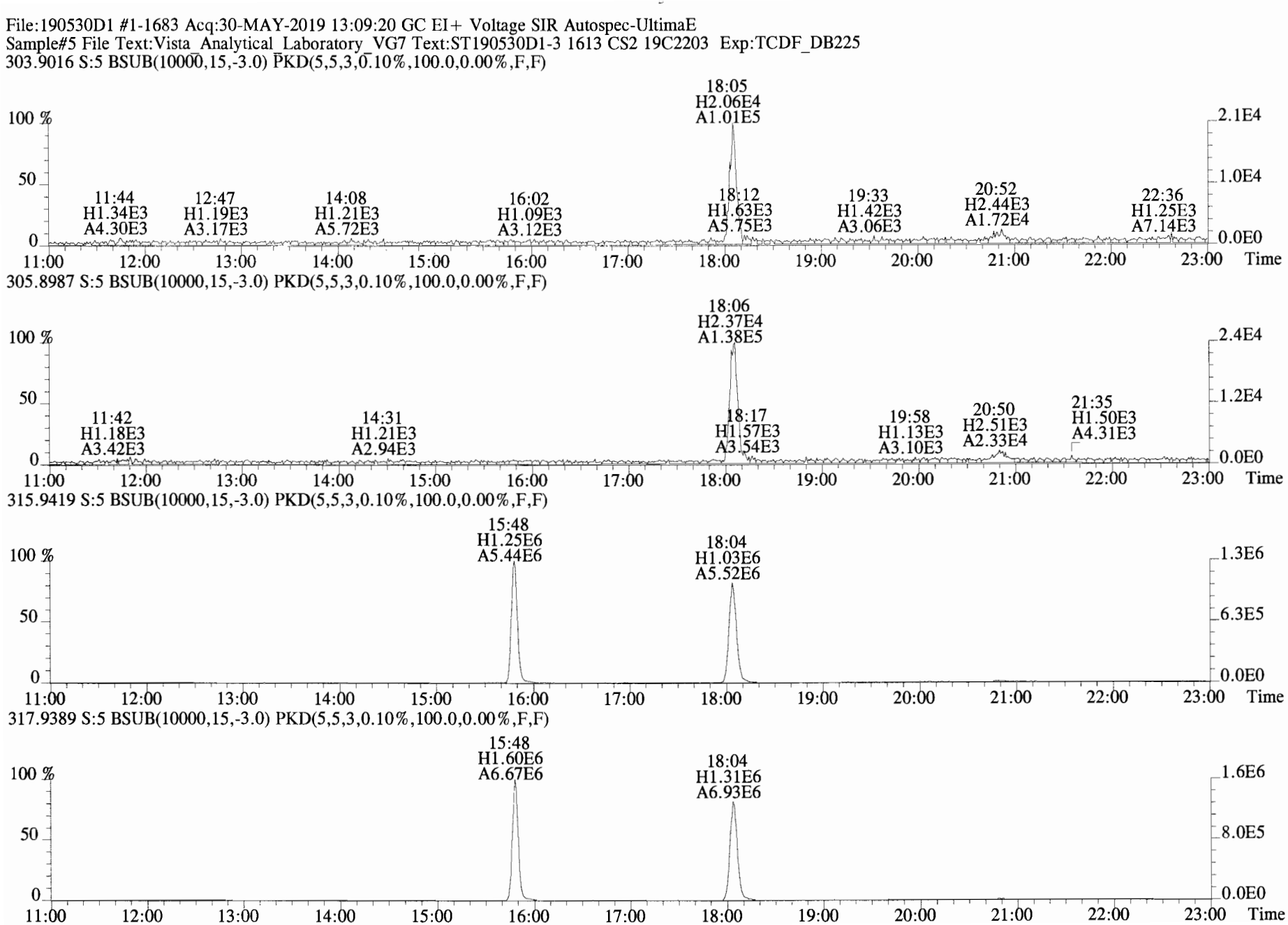
File:190530D1 #1-1683 Acq:30-MAY-2019 13:09:20 GC EI+ Voltage SIR Autospec-UltimaE
Sample#5 File Text:Vista_Analytical_Laboratory_VG7 Text:ST190530D1-3 1613 CS2 19C2203 Exp:TCDF_DB225
303.9016 S:5 BSUB(10000,15,-3.0) PKD(5,5,3,0.10%,100.0,0.00%,F,F)
18:05 H2.06E4 A1.01E5
11:44 H1.34E3 A4.30E3
12:47 H1.19E3 A3.17E3
14:08 H1.21E3 A5.72E3
16:02 H1.09E3 A3.12E3
18:12 H1.63E3 A5.75E3
19:33 H1.42E3 A3.06E3
20:52 H2.44E3 A1.72E4
22:36 H1.25E3 A7.14E3
305.8987 S:5 BSUB(10000,15,-3.0) PKD(5,5,3,0.10%,100.0,0.00%,F,F)
18:06 H2.37E4 A1.38E5
11:42 H1.18E3 A3.42E3
14:31 H1.21E3 A2.94E3
18:17 H1.57E3 A3.54E3
19:58 H1.13E3 A3.10E3
20:50 H2.51E3 A2.33E4
21:35 H1.50E3 A4.31E3
315.9419 S:5 BSUB(10000,15,-3.0) PKD(5,5,3,0.10%,100.0,0.00%,F,F)
15:48 H1.25E6 A5.44E6
18:04 H1.03E6 A5.52E6
317.9389 S:5 BSUB(10000,15,-3.0) PKD(5,5,3,0.10%,100.0,0.00%,F,F)
15:48 H1.60E6 A6.67E6
18:04 H1.31E6 A6.93E6
100 %
50
0
11:00
12:00
13:00
14:00
15:00
16:00
17:00
18:00
19:00
20:00
21:00
22:00
23:00
Time
2.1E4
1.0E4
0.0E0
2.4E4
1.2E4
1.3E6
6.3E5
1.6E6
8.0E5

File:190530D1 #1-1683 Acq:30-MAY-2019 13:09:20 GC EI+ Voltage SIR Autospec-UltimaE
Sample#5 File Text:Vista_Analytical_Laboratory_VG7 Text:ST190530D1-3 1613 CS2 19C2203 Exp:TCDF_DB225
303.9016 S:5 BSUB(10000,15,-3.0) PKD(5,5,3,0.10%,100.0,0.00%,F,F)

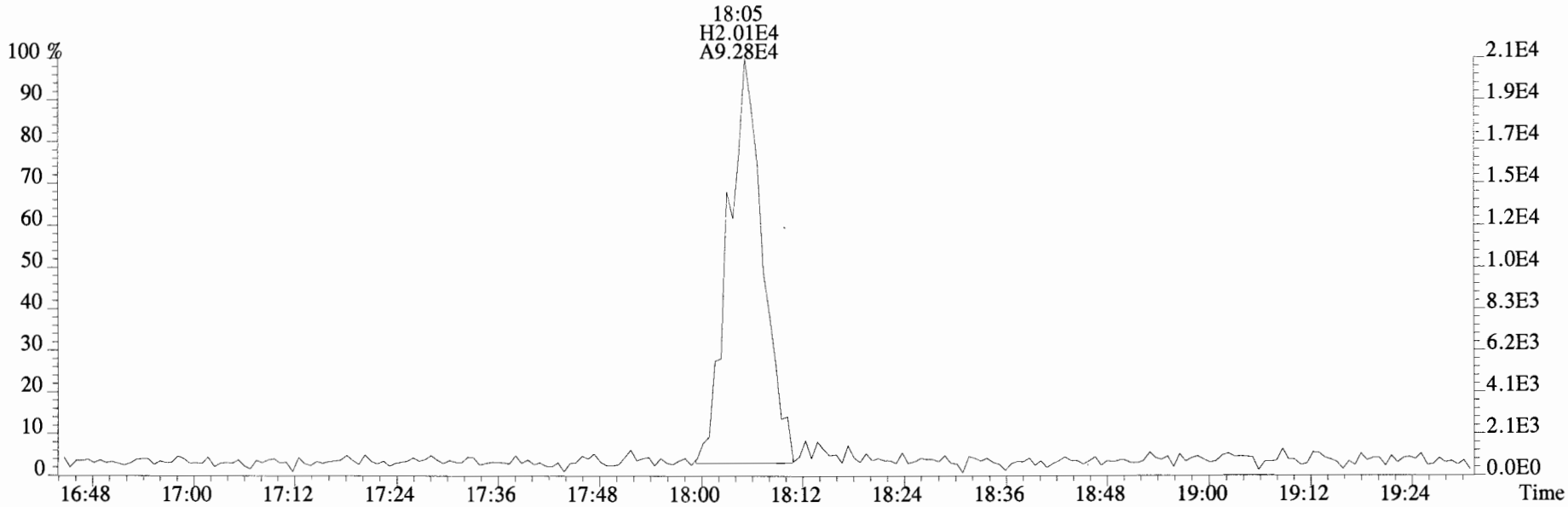

305.8987 S:5 BSUB(10000,15,-3.0) PKD(5,5,3,0.10%,100.0,0.00%,F,F)

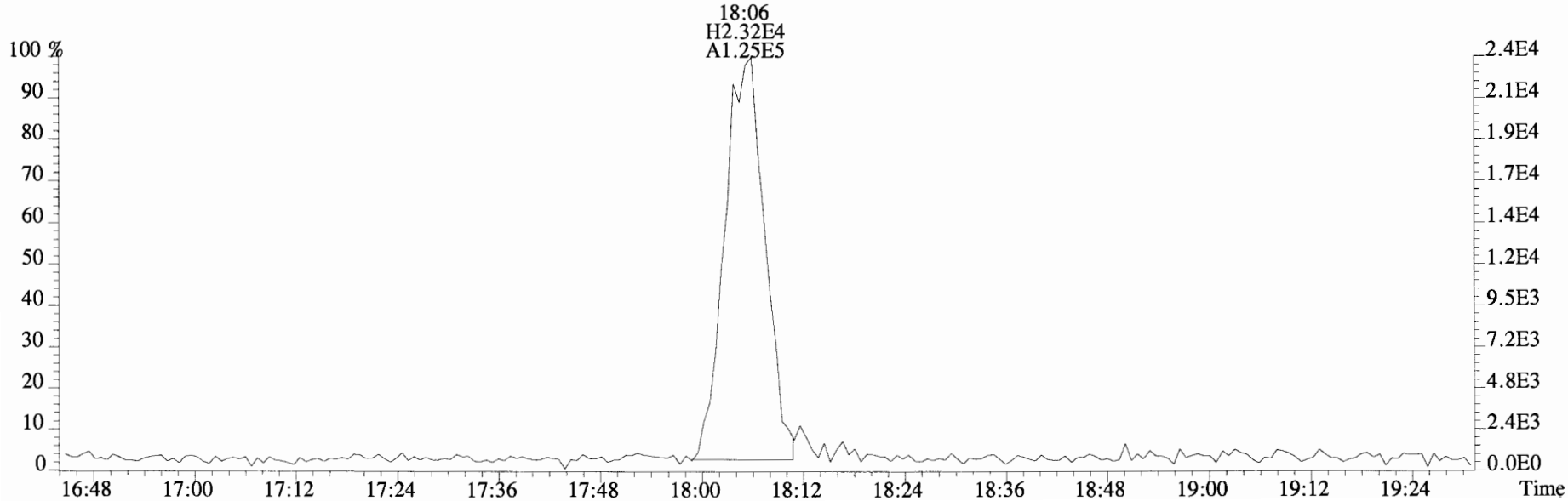

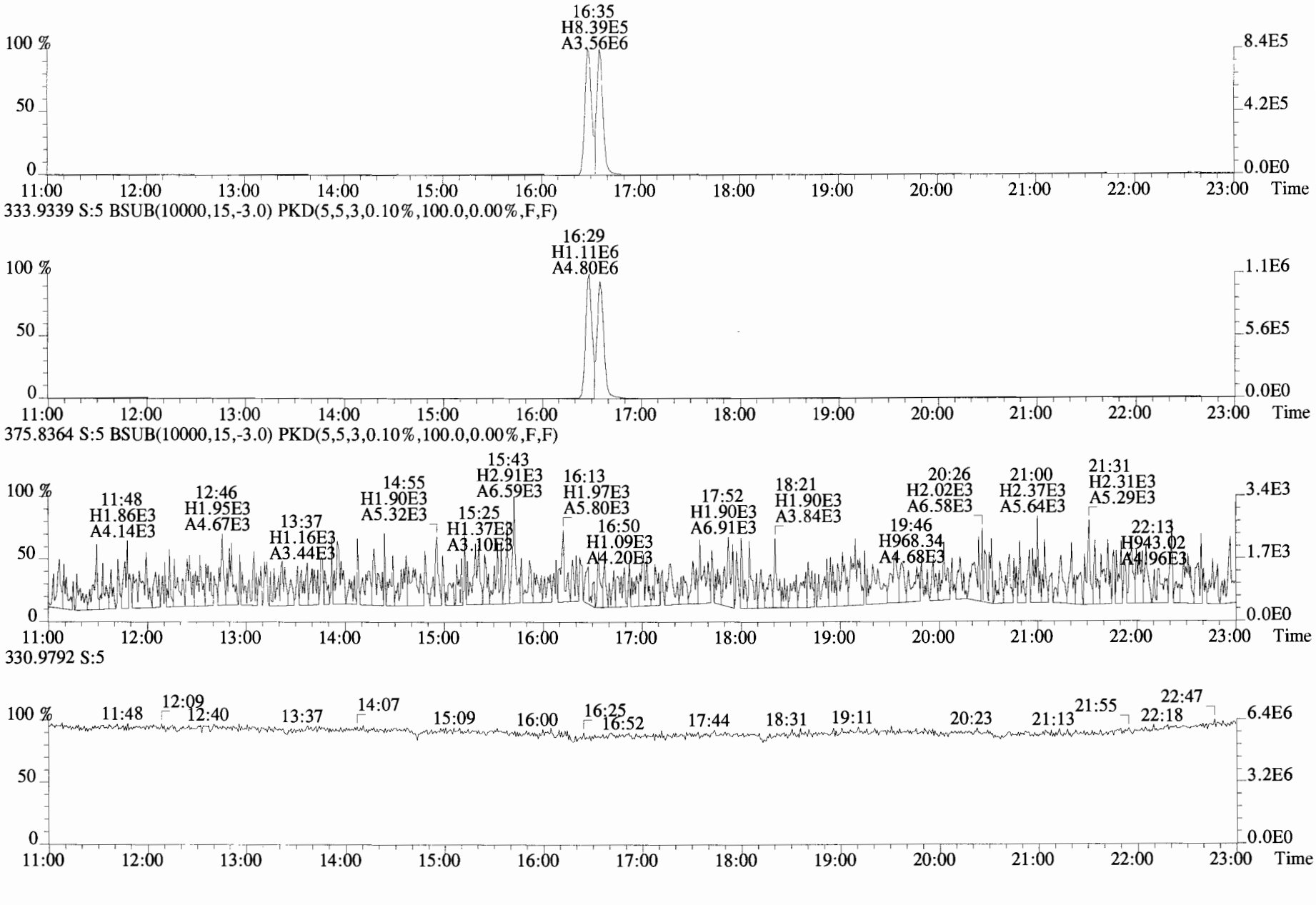
File:190530D1 #1-1683 Acq:30-MAY-2019 13:09:20 GC EI+ Voltage SIR Autospec-UltimaE
Sample#5 File Text:Vista_Analytical_Laboratory_VG7 Text:ST190530D1-3 1613 CS2 19C2203 Exp:TCDF_DB225
331.9368 S:5 BSUB(10000,15,-3.0) PKD(5,5,3,0.10%,100.0,0.00%,F,F)
16:35
H8.39E5
A3.56E6
100 %
50
0
8.4E5
4.2E5
0.0E0
11:00 12:00 13:00 14:00 15:00 16:00 17:00 18:00 19:00 20:00 21:00 22:00 23:00 Time
333.9339 S:5 BSUB(10000,15,-3.0) PKD(5,5,3,0.10%,100.0,0.00%,F,F)
16:29
H1.11E6
A4.80E6
100 %
50
0
1.1E6
5.6E5
0.0E0
11:00 12:00 13:00 14:00 15:00 16:00 17:00 18:00 19:00 20:00 21:00 22:00 23:00 Time
375.8364 S:5 BSUB(10000,15,-3.0) PKD(5,5,3,0.10%,100.0,0.00%,F,F)
11:48
H1.86E3
A4.14E3
12:46
H1.95E3
A4.67E3
13:37
H1.16E3
A3.44E3
14:55
H1.90E3
A5.32E3
15:25
H1.37E3
A3.10E3
15:43
H2.91E3
A6.59E3
16:13
H1.97E3
A5.80E3
16:50
H1.09E3
A4.20E3
17:52
H1.90E3
A6.91E3
18:21
H1.90E3
A3.84E3
19:46
H968.34
A4.68E3
20:26
H2.02E3
A6.58E3
21:00
H2.37E3
A5.64E3
21:31
H2.31E3
A5.29E3
22:13
H943.02
A4.96E3
100 %
50
0
3.4E3
1.7E3
0.0E0
11:00 12:00 13:00 14:00 15:00 16:00 17:00 18:00 19:00 20:00 21:00 22:00 23:00 Time
330.9792 S:5
11:48
12:09
12:40
13:37
14:07
15:09
16:00
16:25
16:52
17:44
18:31
19:11
20:23
21:13
21:55
22:18
22:47
100 %
50
0
6.4E6
3.2E6
0.0E0
11:00 12:00 13:00 14:00 15:00 16:00 17:00 18:00 19:00 20:00 21:00 22:00 23:00 Time

File:190530D1 #1-1682 Acq:30-MAY-2019 13:41:11 GC EI+ Voltage SIR Autospec-UltimaE
Sample#6 File Text:Vista_Analytical_Laboratory_VG7 Text:ST190530D1-4 1613 CS3 19C2204 Exp:TCDF_DB225
303.9016 S:6 BSUB(10000,15,-3.0) PKD(5,5,3,0.10%,100.0,0.00%,F,F)

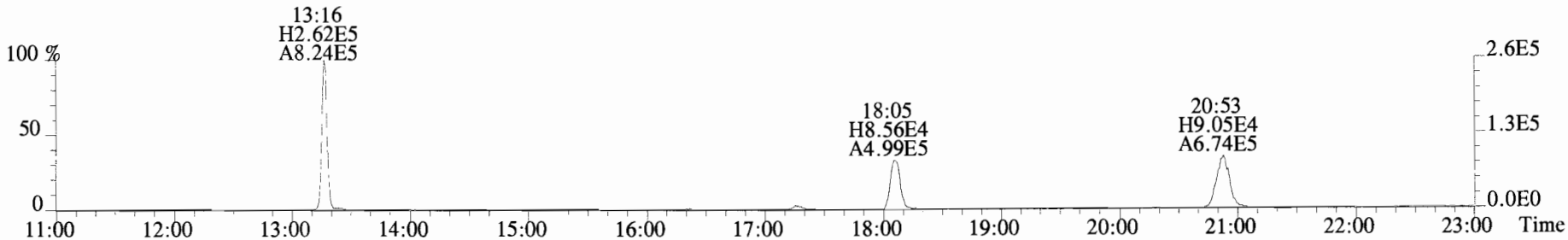

305.8987 S:6 BSUB(10000,15,-3.0) PKD(5,5,3,0.10%,100.0,0.00%,F,F)

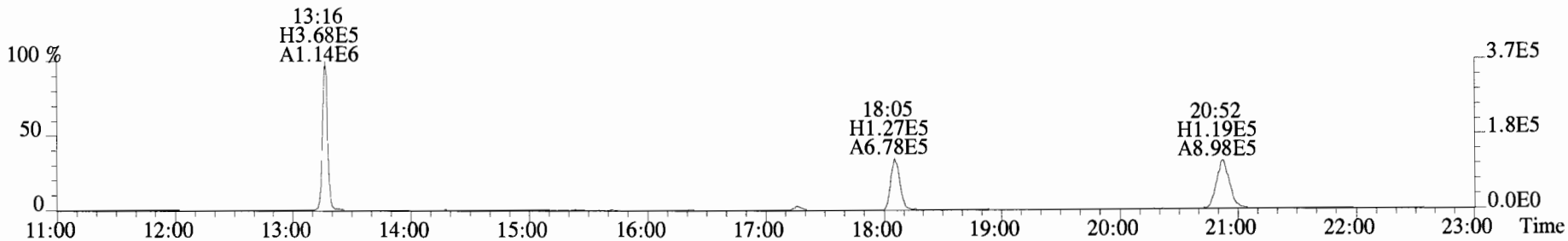

315.9419 S:6 BSUB(10000,15,-3.0) PKD(5,5,3,0.10%,100.0,0.00%,F,F)

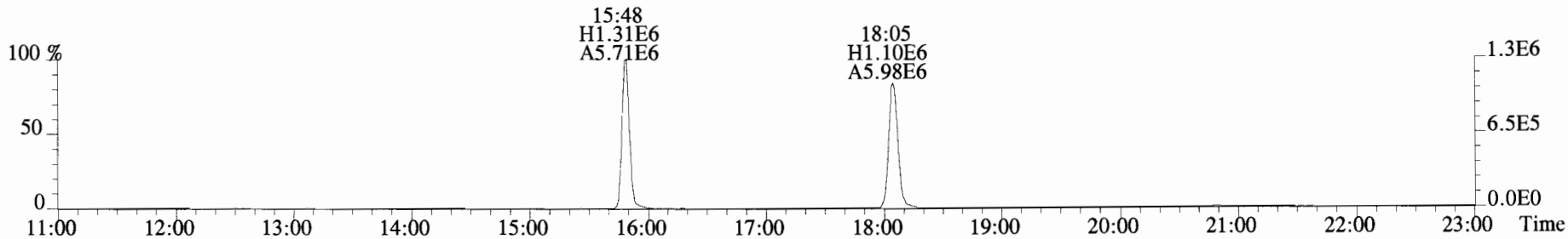

317.9389 S:6 BSUB(10000,15,-3.0) PKD(5,5,3,0.10%,100.0,0.00%,F,F)

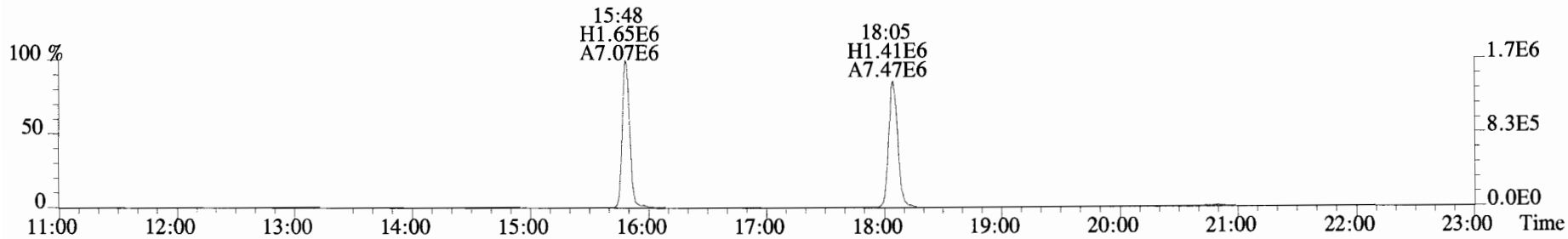

File:190530D1 #1-1682 Acq:30-MAY-2019 13:41:11 GC EI+ Voltage SIR Autospec-UltimaE
Sample#6 File Text:Vista_Analytical_Laboratory_VG7 Text:ST190530D1-4 1613 CS3 19C2204 Exp:TCDF_DB225
303.9016 S:6 BSUB(10000,15,-3.0) PKD(5,5,3,0.10%,100.0,0.00%,F,F)

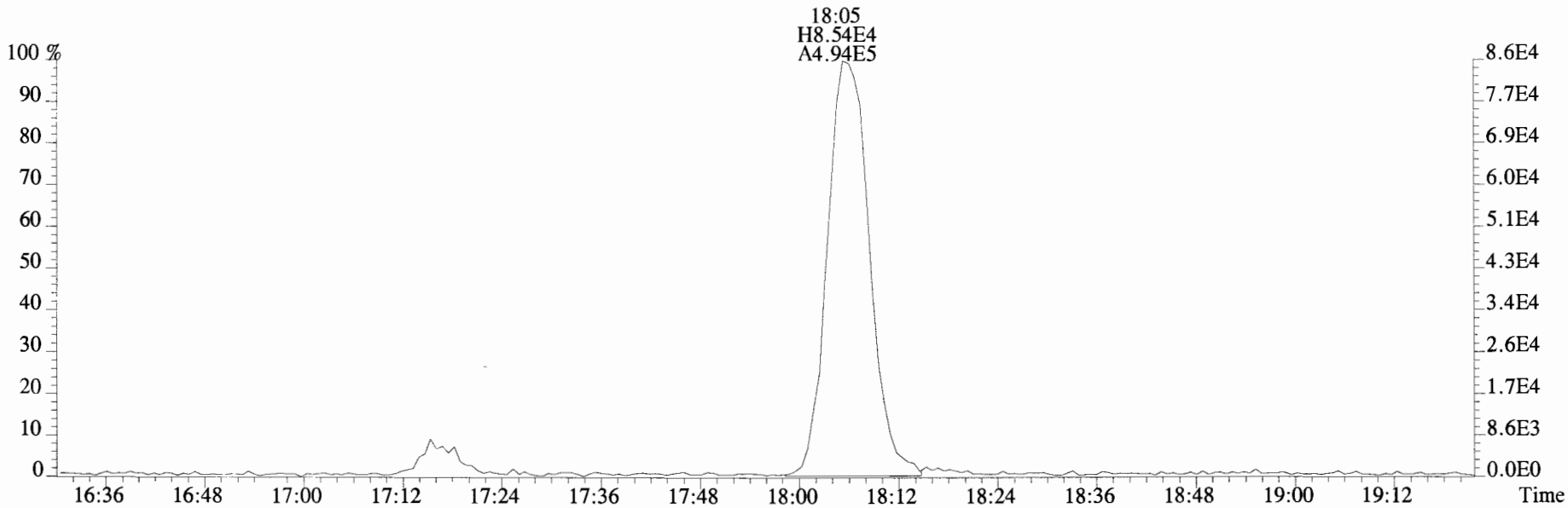

305.8987 S:6 BSUB(10000,15,-3.0) PKD(5,5,3,0.10%,100.0,0.00%,F,F)

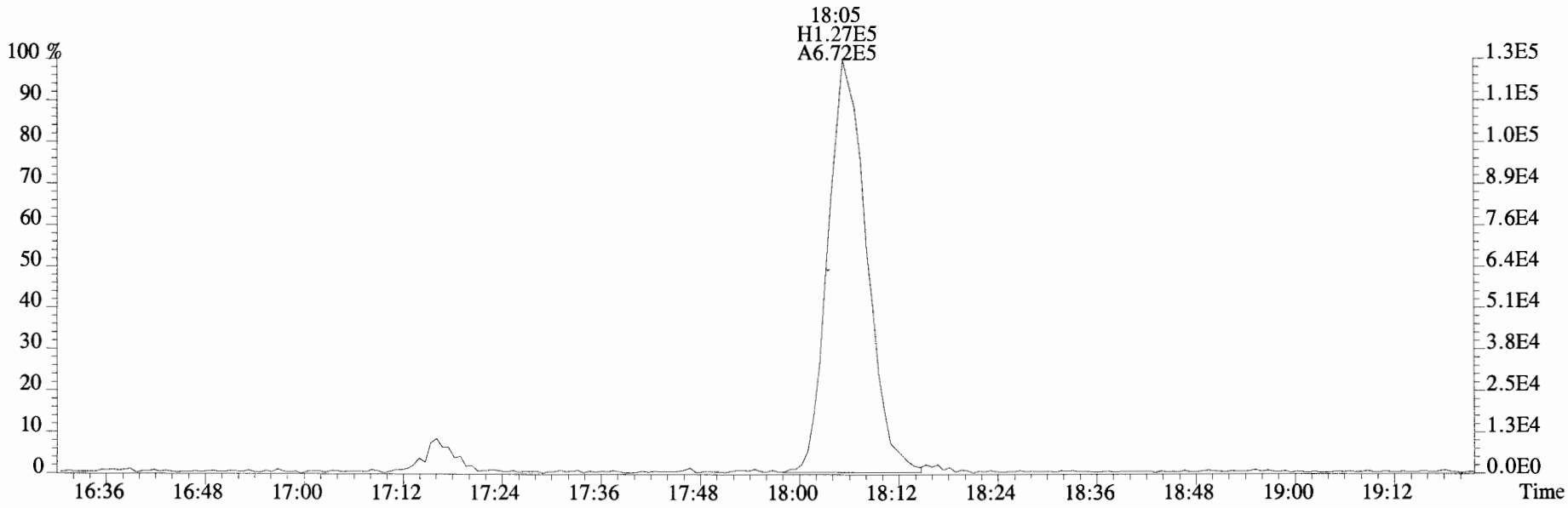

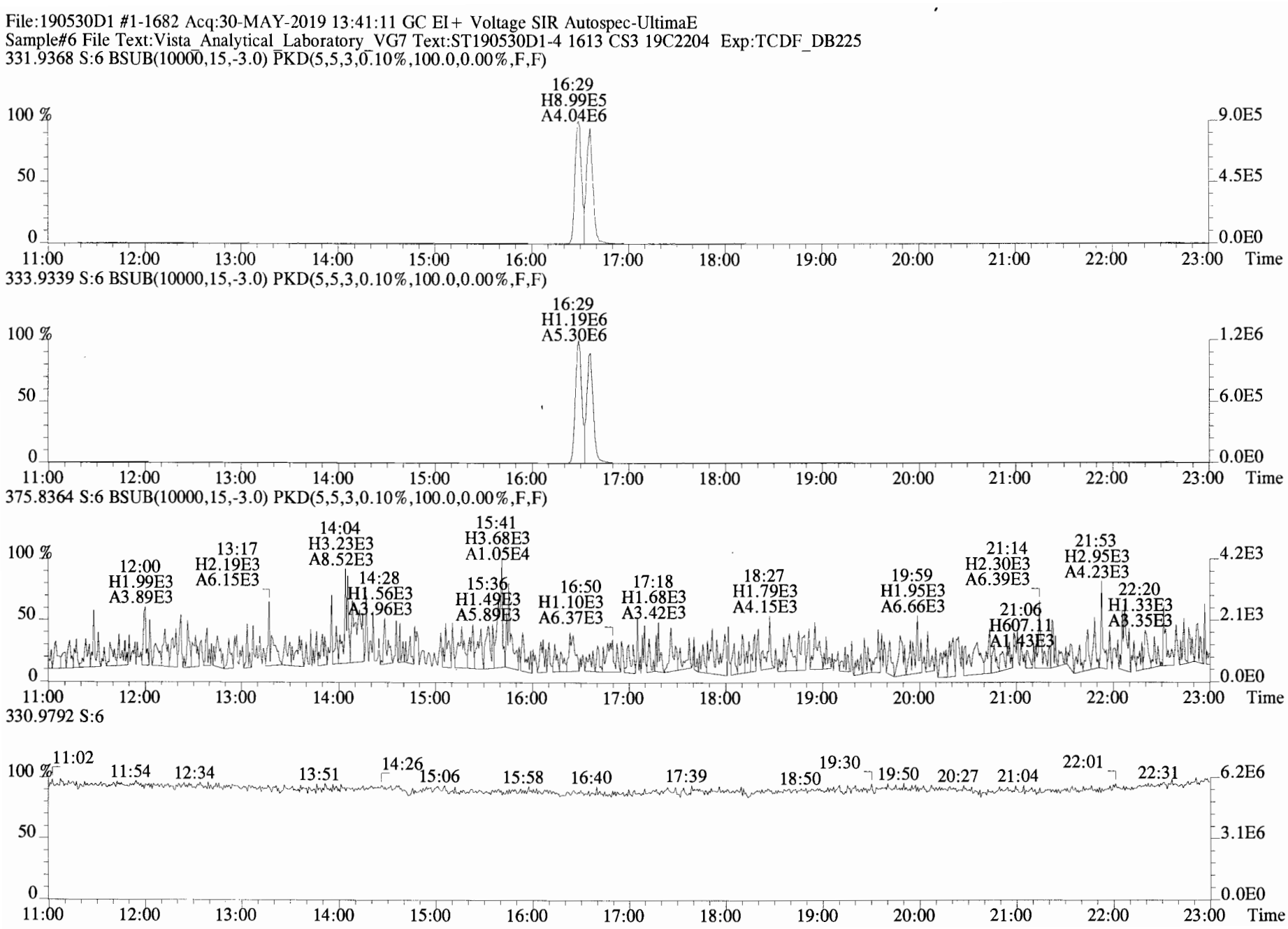
File:190530D1 #1-1682 Acq:30-MAY-2019 13:41:11 GC EI+ Voltage SIR Autospec-UltimaE
Sample#6 File Text:Vista_Analytical_Laboratory_VG7 Text:ST190530D1-4 1613 CS3 19C2204 Exp:TCDF_DB225
331.9368 S:6 BSUB(10000,15,-3.0) PKD(5,5,3,0.10%,100.0,0.00%,F,F)
16:29
H8.99E5
A4.04E6
333.9339 S:6 BSUB(10000,15,-3.0) PKD(5,5,3,0.10%,100.0,0.00%,F,F)
16:29
H1.19E6
A5.30E6
375.8364 S:6 BSUB(10000,15,-3.0) PKD(5,5,3,0.10%,100.0,0.00%,F,F)
12:00 H1.99E3 A3.89E3
13:17 H2.19E3 A6.15E3
14:04 H3.23E3 A8.52E3
14:28 H1.56E3 A3.96E3
15:36 H1.49E3 A5.89E3
15:41 H3.68E3 A1.05E4
16:50 H1.10E3 A6.37E3
17:18 H1.68E3 A3.42E3
18:27 H1.79E3 A4.15E3
19:59 H1.95E3 A6.66E3
21:06 H607.11 A1.43E3
21:14 H2.30E3 A6.39E3
21:53 H2.95E3 A4.23E3
22:20 H1.33E3 A3.35E3
330.9792 S:6
11:02 11:54 12:34 13:51 14:26 15:06 15:58 16:40 17:39 18:50 19:30 19:50 20:27 21:04 22:01 22:31
100 %
50
0
11:00 12:00 13:00 14:00 15:00 16:00 17:00 18:00 19:00 20:00 21:00 22:00 23:00 Time
9.0E5
4.5E5
0.0E0
1.2E6
6.0E5
4.2E3
2.1E3
6.2E6
3.1E6

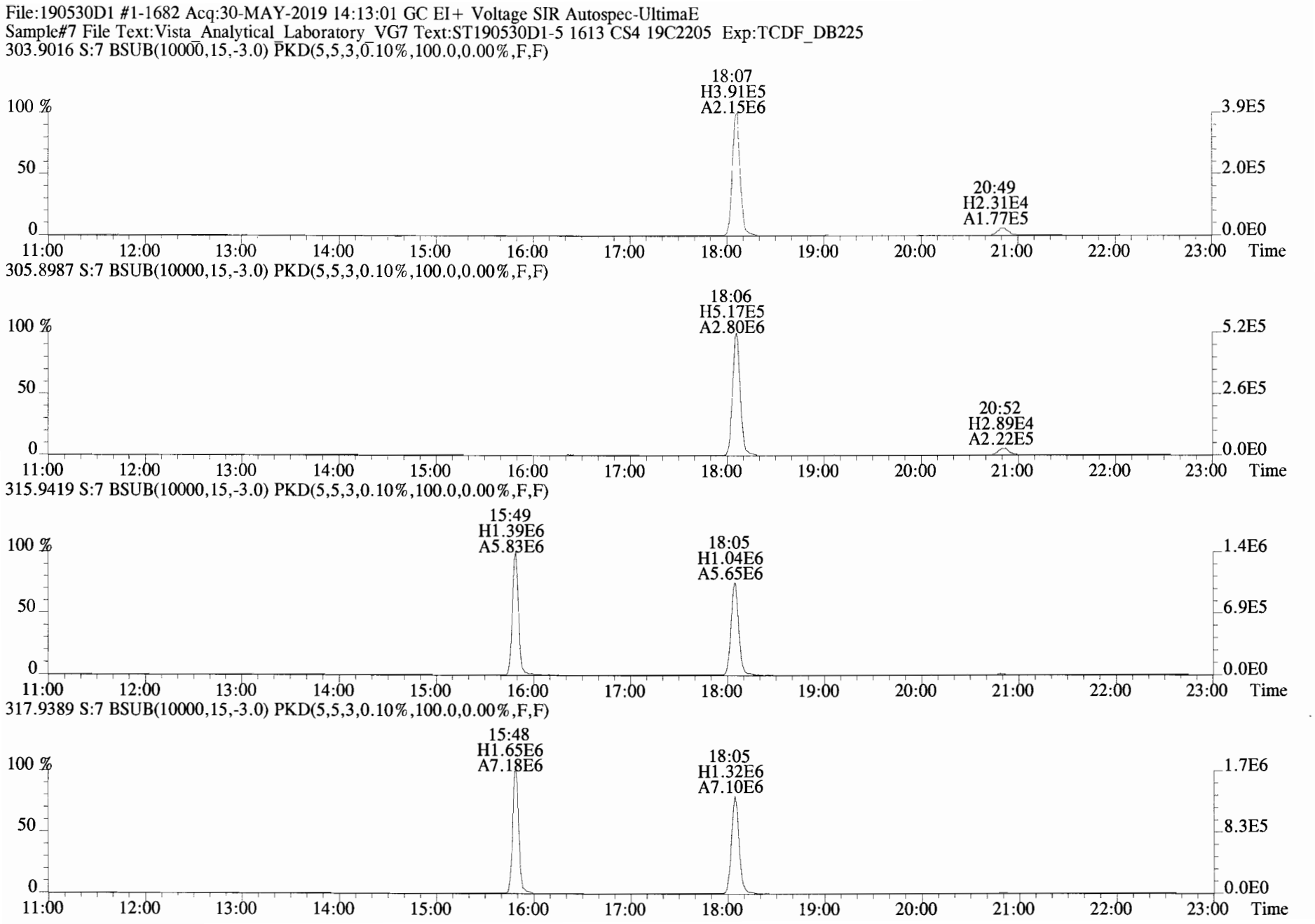
File:190530D1 #1-1682 Acq:30-MAY-2019 14:13:01 GC EI+ Voltage SIR Autospec-UltimaE
Sample#7 File Text:Vista_Analytical_Laboratory_VG7 Text:ST190530D1-5 1613 CS4 19C2205 Exp:TCDF_DB225
303.9016 S:7 BSUB(10000,15,-3.0) PKD(5,5,3,0.10%,100.0,0.00%,F,F)
18:07
H3.91E5
A2.15E6
20:49
H2.31E4
A1.77E5
305.8987 S:7 BSUB(10000,15,-3.0) PKD(5,5,3,0.10%,100.0,0.00%,F,F)
18:06
H5.17E5
A2.80E6
20:52
H2.89E4
A2.22E5
315.9419 S:7 BSUB(10000,15,-3.0) PKD(5,5,3,0.10%,100.0,0.00%,F,F)
15:49
H1.39E6
A5.83E6
18:05
H1.04E6
A5.65E6
317.9389 S:7 BSUB(10000,15,-3.0) PKD(5,5,3,0.10%,100.0,0.00%,F,F)
15:48
H1.65E6
A7.18E6
18:05
H1.32E6
A7.10E6
100 %
50
0
11:00
12:00
13:00
14:00
15:00
16:00
17:00
18:00
19:00
20:00
21:00
22:00
23:00
Time
3.9E5
2.0E5
0.0E0
5.2E5
2.6E5
1.4E6
6.9E5
1.7E6
8.3E5

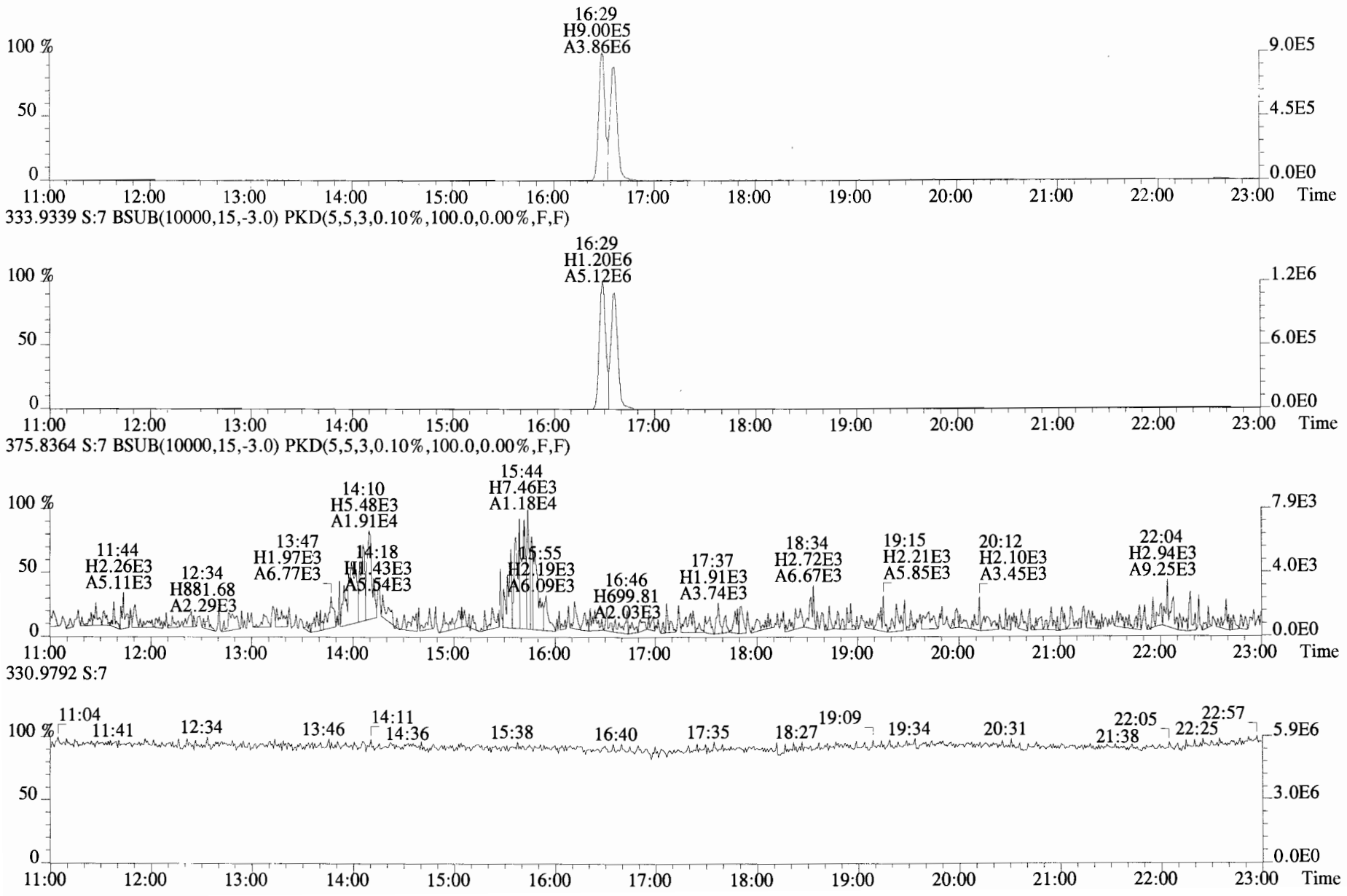
File:190530D1 #1-1682 Acq:30-MAY-2019 14:13:01 GC EI+ Voltage SIR Autospec-UltimaE
Sample#7 File Text:Vista_Analytical_Laboratory_VG7 Text:ST190530D1-5 1613 CS4 19C2205 Exp:TCDF_DB225
331.9368 S:7 BSUB(10000,15,-3.0) PKD(5,5,3,0.10%,100.0,0.00%,F,F)
16:29
H9.00E5
A3.86E6
100 %
50
0
9.0E5
4.5E5
0.0E0
11:00 12:00 13:00 14:00 15:00 16:00 17:00 18:00 19:00 20:00 21:00 22:00 23:00 Time
333.9339 S:7 BSUB(10000,15,-3.0) PKD(5,5,3,0.10%,100.0,0.00%,F,F)
16:29
H1.20E6
A5.12E6
100 %
50
0
1.2E6
6.0E5
0.0E0
11:00 12:00 13:00 14:00 15:00 16:00 17:00 18:00 19:00 20:00 21:00 22:00 23:00 Time
375.8364 S:7 BSUB(10000,15,-3.0) PKD(5,5,3,0.10%,100.0,0.00%,F,F)
15:44
H7.46E3
A1.18E4
14:10
H5.48E3
A1.91E4
11:44
H2.26E3
A5.11E3
12:34
H881.68
A2.29E3
13:47
H1.97E3
A6.77E3
14:18
H1.43E3
A5.54E3
15:55
H2.19E3
A6.09E3
16:46
H699.81
A2.03E3
17:37
H1.91E3
A3.74E3
18:34
H2.72E3
A6.67E3
19:15
H2.21E3
A5.85E3
20:12
H2.10E3
A3.45E3
22:04
H2.94E3
A9.25E3
100 %
50
0
7.9E3
4.0E3
0.0E0
11:00 12:00 13:00 14:00 15:00 16:00 17:00 18:00 19:00 20:00 21:00 22:00 23:00 Time
330.9792 S:7
11:04
11:41
12:34
13:46
14:11
14:36
15:38
16:40
17:35
18:27
19:09
19:34
20:31
21:38
22:05
22:25
22:57
100 %
50
0
5.9E6
3.0E6
0.0E0
11:00 12:00 13:00 14:00 15:00 16:00 17:00 18:00 19:00 20:00 21:00 22:00 23:00 Time

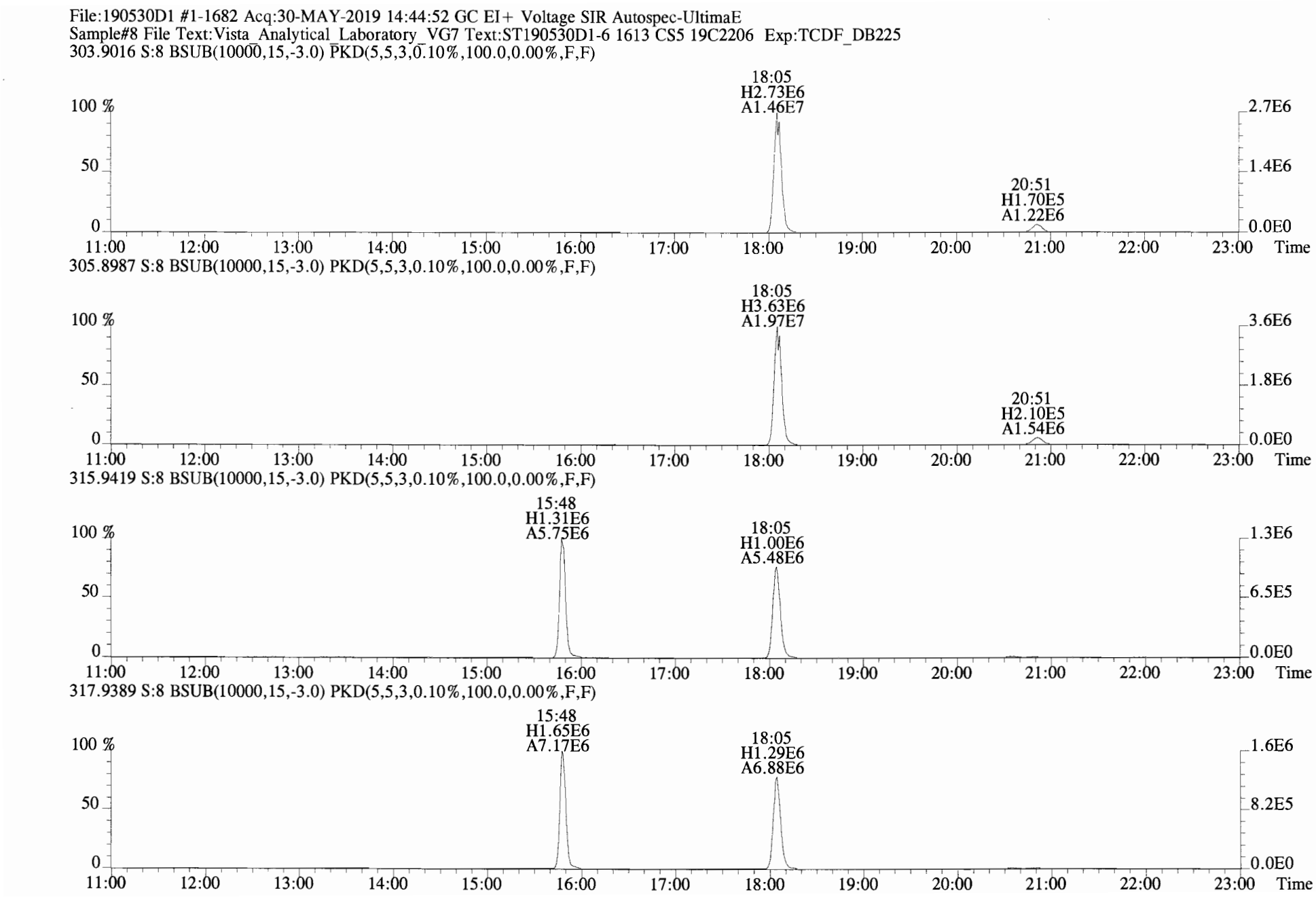
File:190530D1 #1-1682 Acq:30-MAY-2019 14:44:52 GC EI+ Voltage SIR Autospec-UltimaE
Sample#8 File Text:Vista_Analytical_Laboratory_VG7 Text:ST190530D1-6 1613 CS5 19C2206 Exp:TCDF_DB225
303.9016 S:8 BSUB(10000,15,-3.0) PKD(5,5,3,0.10%,100.0,0.00%,F,F)
18:05
H2.73E6
A1.46E7
20:51
H1.70E5
A1.22E6
100 %
50
0
2.7E6
1.4E6
0.0E0
11:00 12:00 13:00 14:00 15:00 16:00 17:00 18:00 19:00 20:00 21:00 22:00 23:00 Time
305.8987 S:8 BSUB(10000,15,-3.0) PKD(5,5,3,0.10%,100.0,0.00%,F,F)
18:05
H3.63E6
A1.97E7
20:51
H2.10E5
A1.54E6
100 %
50
0
3.6E6
1.8E6
0.0E0
11:00 12:00 13:00 14:00 15:00 16:00 17:00 18:00 19:00 20:00 21:00 22:00 23:00 Time
315.9419 S:8 BSUB(10000,15,-3.0) PKD(5,5,3,0.10%,100.0,0.00%,F,F)
15:48
H1.31E6
A5.75E6
18:05
H1.00E6
A5.48E6
100 %
50
0
1.3E6
6.5E5
0.0E0
11:00 12:00 13:00 14:00 15:00 16:00 17:00 18:00 19:00 20:00 21:00 22:00 23:00 Time
317.9389 S:8 BSUB(10000,15,-3.0) PKD(5,5,3,0.10%,100.0,0.00%,F,F)
15:48
H1.65E6
A7.17E6
18:05
H1.29E6
A6.88E6
100 %
50
0
1.6E6
8.2E5
0.0E0
11:00 12:00 13:00 14:00 15:00 16:00 17:00 18:00 19:00 20:00 21:00 22:00 23:00 Time

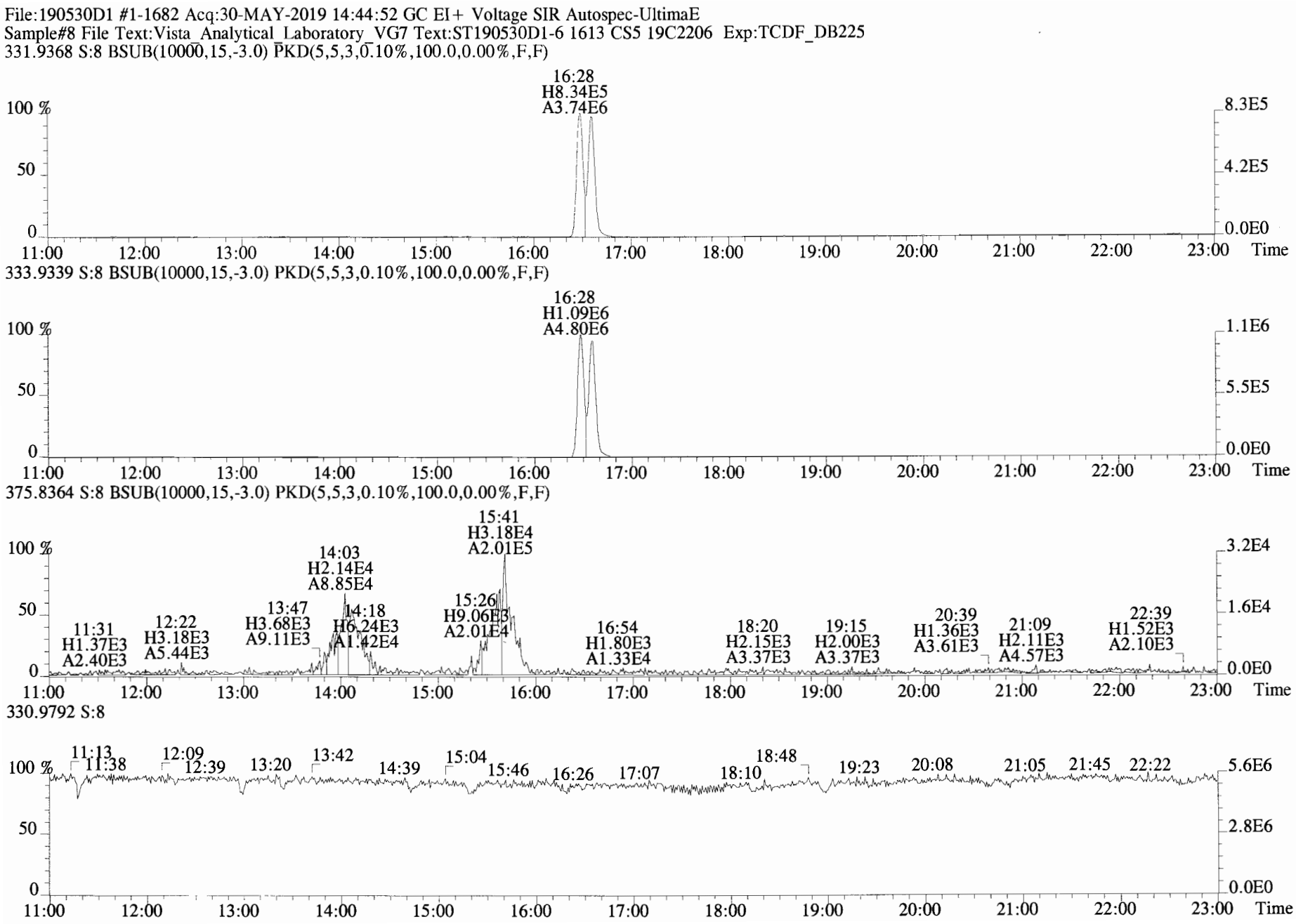
File:190530D1 #1-1682 Acq:30-MAY-2019 14:44:52 GC EI+ Voltage SIR Autospec-UltimaE
Sample#8 File Text:Vista_Analytical_Laboratory_VG7 Text:ST190530D1-6 1613 CS5 19C2206 Exp:TCDF_DB225
331.9368 S:8 BSUB(10000,15,-3.0) PKD(5,5,3,0.10%,100.0,0.00%,F,F)
16:28
H8.34E5
A3.74E6
100 %
50
0
8.3E5
4.2E5
0.0E0
11:00 12:00 13:00 14:00 15:00 16:00 17:00 18:00 19:00 20:00 21:00 22:00 23:00 Time
333.9339 S:8 BSUB(10000,15,-3.0) PKD(5,5,3,0.10%,100.0,0.00%,F,F)
16:28
H1.09E6
A4.80E6
100 %
50
0
1.1E6
5.5E5
0.0E0
11:00 12:00 13:00 14:00 15:00 16:00 17:00 18:00 19:00 20:00 21:00 22:00 23:00 Time
375.8364 S:8 BSUB(10000,15,-3.0) PKD(5,5,3,0.10%,100.0,0.00%,F,F)
15:41
H3.18E4
A2.01E5
14:03
H2.14E4
A8.85E4
15:26
H9.06E3
A2.01E4
14:18
H6.24E3
A1.42E4
13:47
H3.68E3
A9.11E3
11:31
H1.37E3
A2.40E3
12:22
H3.18E3
A5.44E3
16:54
H1.80E3
A1.33E4
18:20
H2.15E3
A3.37E3
19:15
H2.00E3
A3.37E3
20:39
H1.36E3
A3.61E3
21:09
H2.11E3
A4.57E3
22:39
H1.52E3
A2.10E3
100 %
50
0
3.2E4
1.6E4
0.0E0
11:00 12:00 13:00 14:00 15:00 16:00 17:00 18:00 19:00 20:00 21:00 22:00 23:00 Time
330.9792 S:8
11:13
11:38
12:09
12:39
13:20
13:42
14:39
15:04
15:46
16:26
17:07
18:10
18:48
19:23
20:08
21:05
21:45
22:22
100 %
50
0
5.6E6
2.8E6
0.0E0
11:00 12:00 13:00 14:00 15:00 16:00 17:00 18:00 19:00 20:00 21:00 22:00 23:00 Time

Peak Locate Examination:30-MAY-2019:19:09 File:RES_CHECK

Experiment:TCDF_DB225 Function:1 Reference:PFK

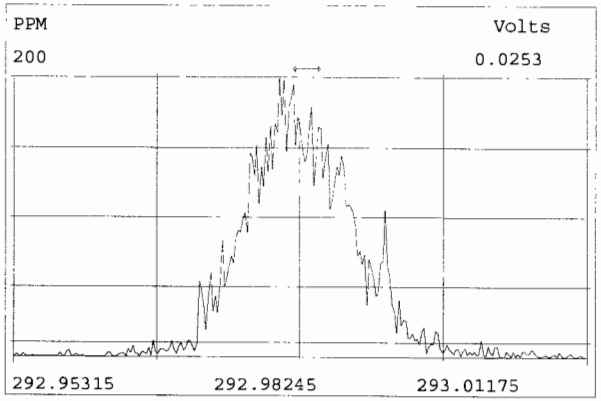

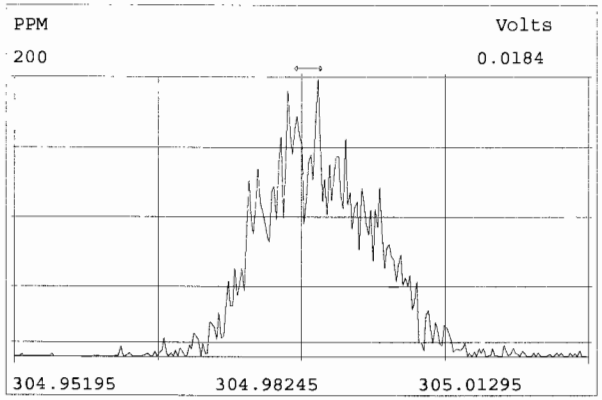

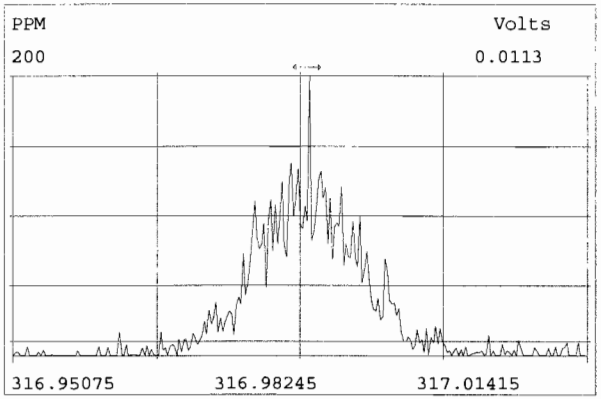

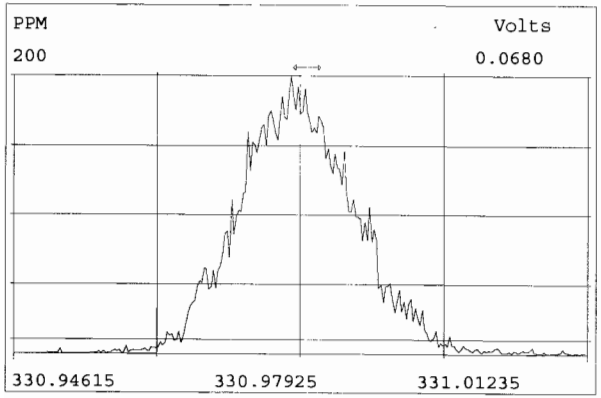

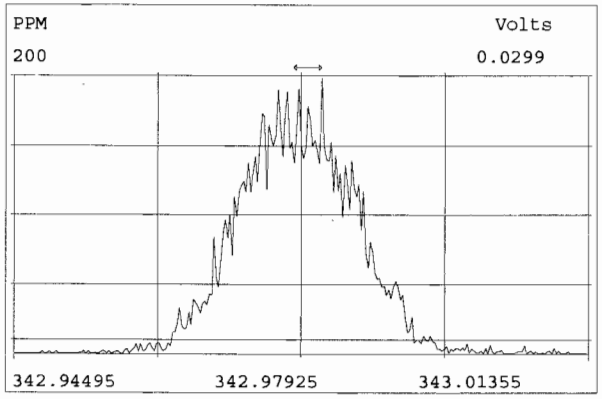

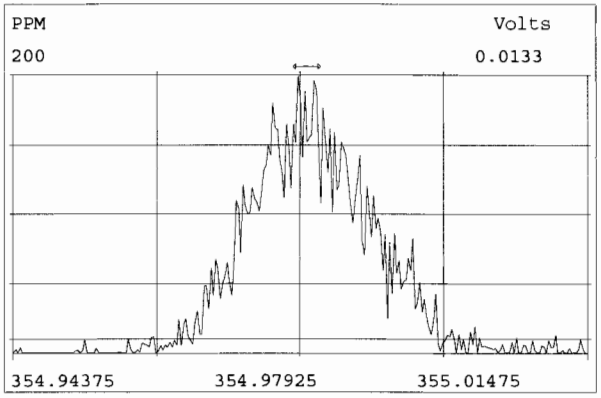

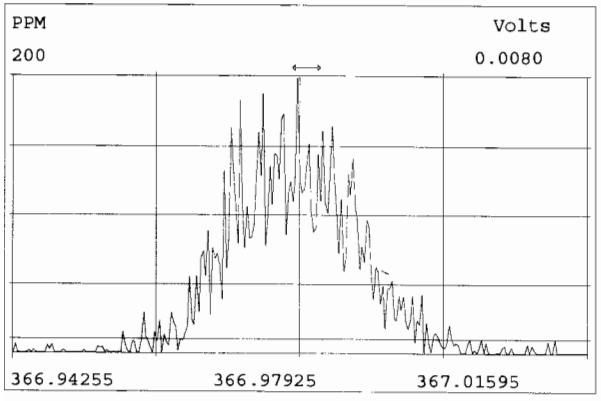

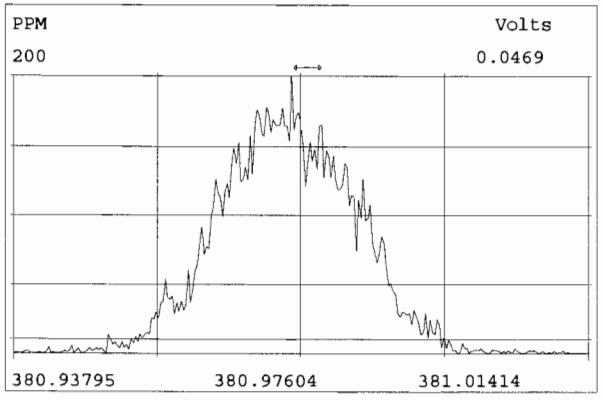

Client ID: 1613 SSS 19C2207 Filename: 190530D1 S:10 Acq:30-MAY-19 15:48:32 ConCal: ST190530D1-4
Lab ID: SS190528D1-1 GC Column ID: DB-225 ICal: 1613TCDFVG7-5-30-19 wt/vol: 1.000 EndCAL: NA

Name	Resp	RA	RT	RRF	Conc	Rec
13C-1,2,3,4-TCDF	1.15e+07	0.82 y	15:48	1.00	100.0	-
13C-2,3,7,8-TCDF	1.18e+07	0.80 y	18:04	1.02	100.0	100.0
2,3,7,8-TCDF	1.08e+06	0.74 y	18:05	0.95	9.628	

Integrations by Analyst: DB Date: 5/31/19

Reviewed by Analyst: CT Date: 05/31/19

File:190530D1 #1-1682 Acq:30-MAY-2019 15:48:32 GC EI+ Voltage SIR Autospec-UltimaE
Sample#10 File Text:Vista_Analytical_Laboratory_VG7 Text:SS190528D1-1 1613 SSS 19C2207 Exp:TCDF_DB225
303.9016 S:10 BSUB(10000,15,-3.0) PKD(5,5,3,0.10%,100.0,0.00%,F,F)

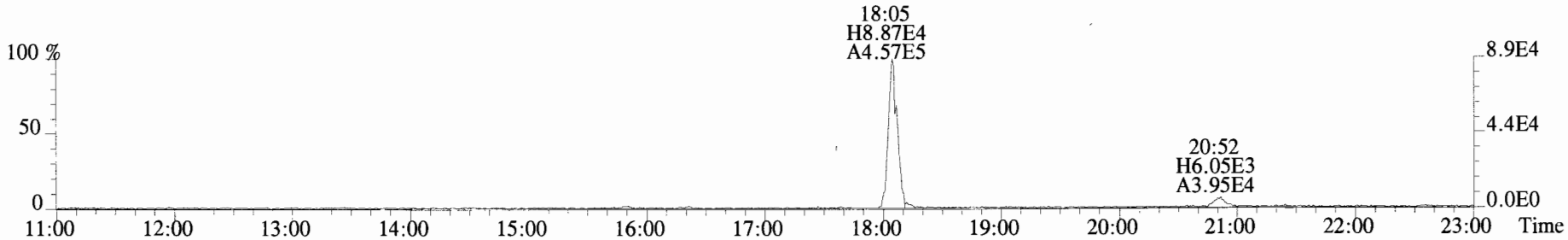

305.8987 S:10 BSUB(10000,15,-3.0) PKD(5,5,3,0.10%,100.0,0.00%,F,F)

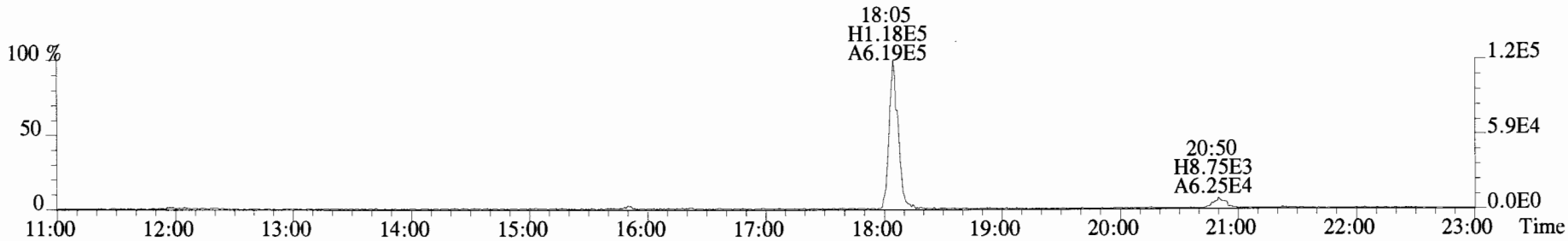

315.9419 S:10 BSUB(10000,15,-3.0) PKD(5,5,3,0.10%,100.0,0.00%,F,F)

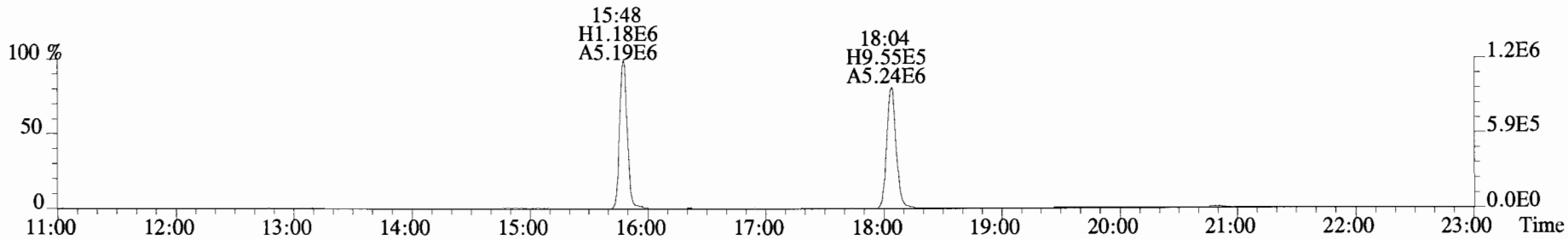

317.9389 S:10 BSUB(10000,15,-3.0) PKD(5,5,3,0.10%,100.0,0.00%,F,F)

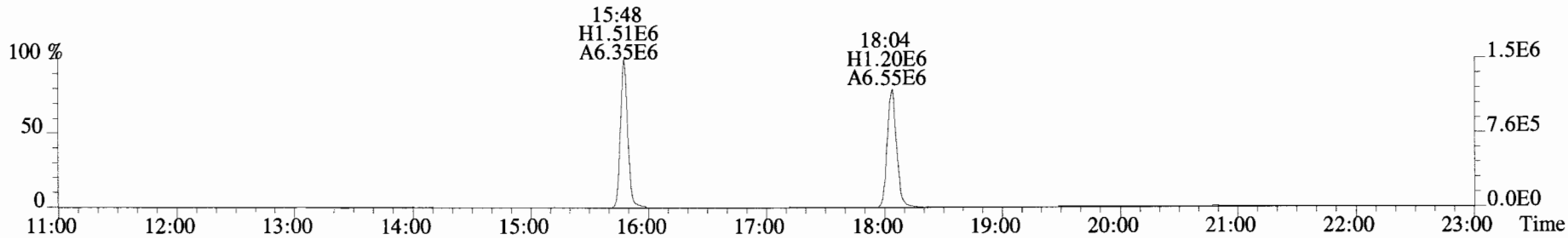

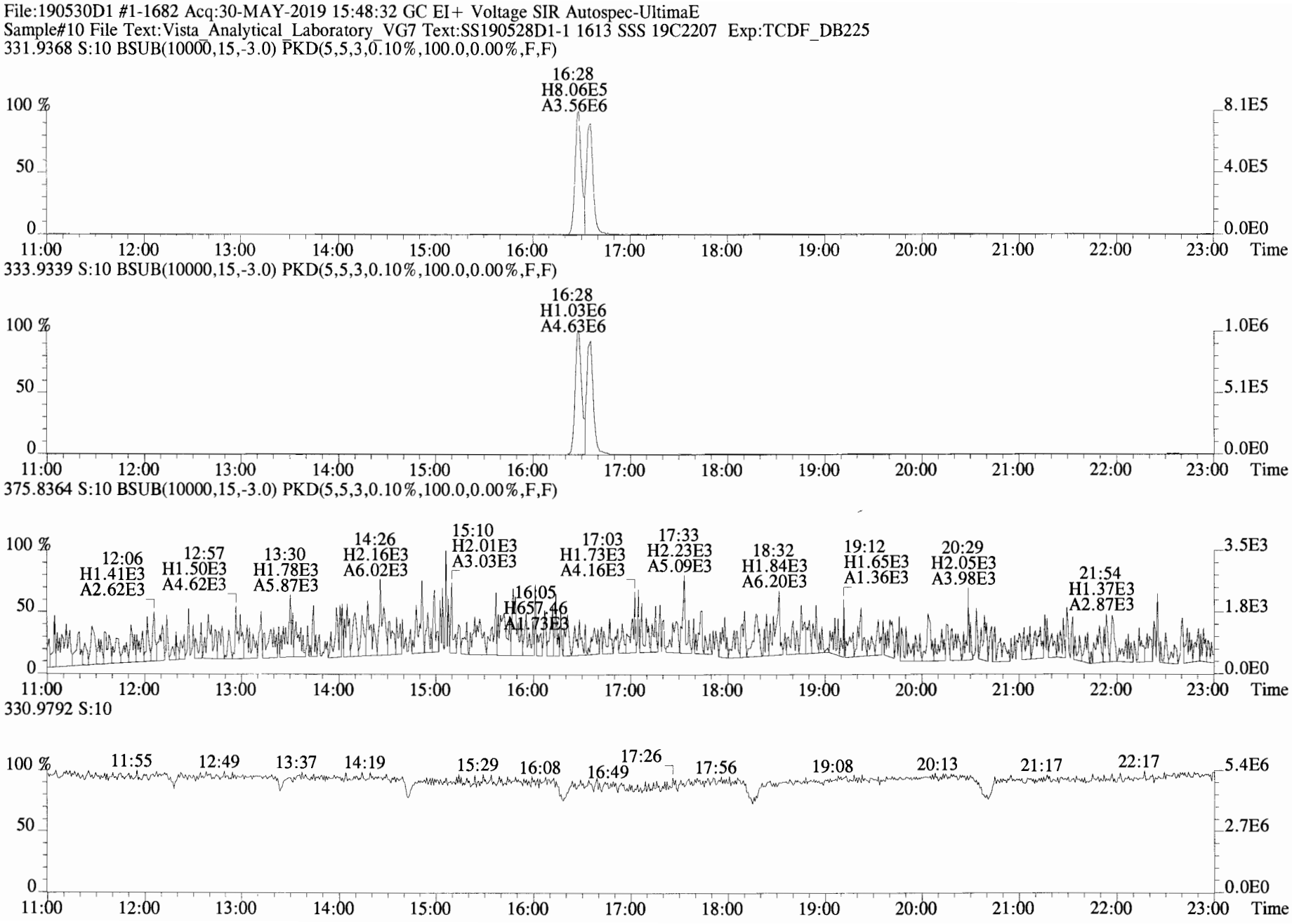
File:190530D1 #1-1682 Acq:30-MAY-2019 15:48:32 GC EI+ Voltage SIR Autospec-UltimaE
Sample#10 File Text:Vista_Analytical_Laboratory_VG7 Text:SS190528D1-1 1613 SSS 19C2207 Exp:TCDF_DB225
331.9368 S:10 BSUB(10000,15,-3.0) PKD(5,5,3,0.10%,100.0,0.00%,F,F)
16:28
H8.06E5
A3.56E6
100 %
50
0
8.1E5
4.0E5
0.0E0
11:00 12:00 13:00 14:00 15:00 16:00 17:00 18:00 19:00 20:00 21:00 22:00 23:00 Time
333.9339 S:10 BSUB(10000,15,-3.0) PKD(5,5,3,0.10%,100.0,0.00%,F,F)
16:28
H1.03E6
A4.63E6
100 %
50
0
1.0E6
5.1E5
0.0E0
11:00 12:00 13:00 14:00 15:00 16:00 17:00 18:00 19:00 20:00 21:00 22:00 23:00 Time
375.8364 S:10 BSUB(10000,15,-3.0) PKD(5,5,3,0.10%,100.0,0.00%,F,F)
12:06
H1.41E3
A2.62E3
12:57
H1.50E3
A4.62E3
13:30
H1.78E3
A5.87E3
14:26
H2.16E3
A6.02E3
15:10
H2.01E3
A3.03E3
16:05
H657.46
A1.73E3
17:03
H1.73E3
A4.16E3
17:33
H2.23E3
A5.09E3
18:32
H1.84E3
A6.20E3
19:12
H1.65E3
A1.36E3
20:29
H2.05E3
A3.98E3
21:54
H1.37E3
A2.87E3
100 %
50
0
3.5E3
1.8E3
0.0E0
11:00 12:00 13:00 14:00 15:00 16:00 17:00 18:00 19:00 20:00 21:00 22:00 23:00 Time
330.9792 S:10
11:55 12:49 13:37 14:19 15:29 16:08 16:49 17:26 17:56 19:08 20:13 21:17 22:17
100 %
50
0
5.4E6
2.7E6
0.0E0
11:00 12:00 13:00 14:00 15:00 16:00 17:00 18:00 19:00 20:00 21:00 22:00 23:00 Time

Vista Analytical Laboratory

Dataset: U:\VG11.PRO\Results\180424K1\180424K1-CURVE.qld

Last Altered: Friday, April 27, 2018 15:38:07 Pacific Daylight Time
Printed: Friday, April 27, 2018 15:43:02 Pacific Daylight Time

Method: Untitled 24 Apr 2018 09:08:45
Calibration: U:\VG11.PRO\CurveDB\db1_PCBvg11-4-24-18.cdb 27 Apr 2018 15:37:51

#C 4.27.18
CT 4/27/18

one mass in beginning and end res check - column bleed

Compound name: PCB-1
Response Factor: 0.965031
RRF SD: 0.120357, Relative SD: 12.4719
Response type: Internal Std (Ref 169), Area * (IS Conc. / IS Area)
Curve type: RF

	Name	Std. Conc	RA	n/y	RT	RRT	Resp	IS Resp	Conc.	%Dev	RRF	X = dropped
1	180424K1_1	0.250	2.78	NO	16.21	1.001	3.41e3	1.67e6	0.212	-15.1	0.819	bb
2	180424K1_2	1.00	3.48	NO	16.23	1.001	1.55e4	1.83e6	0.883	-11.7	0.852	MM
3	180424K1_3	2.50	3.23	NO	16.23	1.001	4.46e4	1.94e6	2.38	-4.7	0.919	MM
4	180424K1_4	400	3.04	NO	16.21	1.001	9.93e6	2.29e6	450	12.5	1.09	bd
5	180424K1_5	1000	3.21	NO	16.21	1.001	2.04e7	1.84e6	1150	14.6	1.11	bb
6	180424K1_6	50.0	3.24	NO	16.21	1.001	1.08e6	2.13e6	52.3	4.6	1.01	bb

Compound name: PCB-2
Response Factor: 0.96795
RRF SD: 0.115094, Relative SD: 11.8905
Response type: Internal Std (Ref 170), Area * (IS Conc. / IS Area)
Curve type: RF

	Name	Std. Conc	RA	n/y	RT	RRT	Resp	IS Resp	Conc.	%Dev	RRF	X = dropped
1	180424K1_1	0.250	2.98	NO	18.67	0.988	3.47e3	1.75e6	0.205	-18.1	0.792	MM
2	180424K1_2	1.00	3.14	NO	18.68	0.988	1.74e4	1.90e6	0.945	-5.5	0.915	MM
3	180424K1_3	2.50	3.16	NO	18.68	0.988	4.53e4	1.97e6	2.38	-4.9	0.921	bd
4	180424K1_4	400	3.23	NO	18.68	0.989	1.04e7	2.39e6	449	12.3	1.09	bd
5	180424K1_5	1000	3.24	NO	18.67	0.988	2.15e7	1.97e6	1130	12.7	1.09	bd
6	180424K1_6	50.0	3.29	NO	18.67	0.989	1.10e6	2.19e6	51.8	3.5	1.00	bd

Dataset: U:\VG11.PRO\Results\180424K1\180424K1-CURVE.qld

Last Altered: Friday, April 27, 2018 15:38:07 Pacific Daylight Time
Printed: Friday, April 27, 2018 15:43:02 Pacific Daylight Time

Compound name: PCB-3
Response Factor: 0.968819
RRF SD: 0.118755, Relative SD: 12.2578
Response type: Internal Std (Ref 170), Area * (IS Conc. / IS Area)
Curve type: RF

	Name	Std. Conc	RA	n/y	RT	RRT	Resp	IS Resp	Conc.	%Dev	RRF	X = dropped
1	180424K1_1	0.250	2.83	NO	18.90	1.001	3.41e3	1.75e6	0.201	-19.7	0.778	MM
2	180424K1_2	1.00	3.26	NO	18.92	1.001	1.71e4	1.90e6	0.927	-7.3	0.898	MM
3	180424K1_3	2.50	3.05	NO	18.93	1.001	4.69e4	1.97e6	2.46	-1.7	0.953	MM
4	180424K1_4	400	3.20	NO	18.92	1.001	1.04e7	2.39e6	448	12.0	1.08	db
5	180424K1_5	1000	3.15	NO	18.90	1.001	2.14e7	1.97e6	1120	12.0	1.09	db
6	180424K1_6	50.0	3.34	NO	18.90	1.001	1.11e6	2.19e6	52.3	4.6	1.01	db

Compound name: PCB-4/10
Response Factor: 1.20026
RRF SD: 0.109231, Relative SD: 9.10066
Response type: Internal Std (Ref 171), Area * (IS Conc. / IS Area)
Curve type: RF

	Name	Std. Conc	RA	n/y	RT	RRT	Resp	IS Resp	Conc.	%Dev	RRF	X = dropped
1	180424K1_1	0.500	1.67	NO	20.35	1.004	5.88e3	1.12e6	0.439	-12.2	1.05	MM
2	180424K1_2	2.00	1.45	NO	20.36	1.004	3.14e4	1.32e6	1.97	-1.3	1.19	MM
3	180424K1_3	5.00	1.55	NO	20.36	1.004	7.77e4	1.40e6	4.61	-7.7	1.11	bb
4	180424K1_4	800	1.55	NO	20.36	1.004	1.75e7	1.64e6	890	11.2	1.33	bb
5	180424K1_5	2000	1.55	NO	20.35	1.004	3.57e7	1.37e6	2180	8.8	1.31	MM
6	180424K1_6	100	1.57	NO	20.35	1.004	1.85e6	1.52e6	101	1.2	1.21	MM

Compound name: PCB-7/9
Response Factor: 0.951554
RRF SD: 0.0665065, Relative SD: 6.98926
Response type: Internal Std (Ref 172), Area * (IS Conc. / IS Area)
Curve type: RF

	Name	Std. Conc	RA	n/y	RT	RRT	Resp	IS Resp	Conc.	%Dev	RRF	X = dropped
1	180424K1_1	0.500	1.57	NO	22.15	1.001	7.54e3	1.78e6	0.445	-11.0	0.847	MM
2	180424K1_2	2.00	1.42	NO	22.18	1.002	3.79e4	2.09e6	1.90	-4.8	0.906	bb

Dataset: U:\VG11.PRO\Results\180424K1\180424K1-CURVE.qld

Last Altered: Friday, April 27, 2018 15:38:07 Pacific Daylight Time
Printed: Friday, April 27, 2018 15:43:02 Pacific Daylight Time

Compound name: PCB-7/9

	Name	Std. Conc	RA	n/y	RT	RRT	Resp	IS Resp	Conc.	%Dev	RRF	X = dropped
3	180424K1_3	5.00	1.58	NO	22.18	1.002	9.68e4	2.20e6	4.63	-7.4	0.882	bb
4	180424K1_4	800	1.54	NO	22.18	1.002	2.17e7	2.60e6	875	9.4	1.04	bb
5	180424K1_5	2000	1.57	NO	22.17	1.003	4.46e7	2.19e6	2140	7.0	1.02	bb
6	180424K1_6	100	1.57	NO	22.17	1.003	2.27e6	2.36e6	101	1.1	0.962	bb

Compound name: PCB-6
Response Factor: 0.989168
RRF SD: 0.0934839, Relative SD: 9.45076
Response type: Internal Std (Ref 172), Area * (IS Conc. / IS Area)
Curve type: RF

	Name	Std. Conc	RA	n/y	RT	RRT	Resp	IS Resp	Conc.	%Dev	RRF	X = dropped
1	180424K1_1	0.250	1.62	NO	22.83	1.032	3.92e3	1.78e6	0.223	-10.8	0.882	MM
2	180424K1_2	1.00	1.66	NO	22.84	1.032	1.89e4	2.09e6	0.911	-8.9	0.901	bd
3	180424K1_3	2.50	1.60	NO	22.85	1.033	5.21e4	2.20e6	2.40	-4.1	0.949	bb
4	180424K1_4	400	1.57	NO	22.84	1.032	1.15e7	2.60e6	447	11.7	1.10	bb
5	180424K1_5	1000	1.56	NO	22.83	1.033	2.37e7	2.19e6	1100	9.5	1.08	bb
6	180424K1_6	50.0	1.55	NO	22.83	1.033	1.20e6	2.36e6	51.3	2.6	1.02	bb

Compound name: PCB-5/8
Response Factor: 0.984404
RRF SD: 0.0786733, Relative SD: 7.99197
Response type: Internal Std (Ref 172), Area * (IS Conc. / IS Area)
Curve type: RF

	Name	Std. Conc	RA	n/y	RT	RRT	Resp	IS Resp	Conc.	%Dev	RRF	X = dropped
1	180424K1_1	0.500	1.65	NO	23.29	1.053	8.40e3	1.78e6	0.480	-4.0	0.945	MM
2	180424K1_2	2.00	1.51	NO	23.29	1.052	3.78e4	2.09e6	1.84	-8.2	0.904	MM
3	180424K1_3	5.00	1.61	NO	23.28	1.052	1.00e5	2.20e6	4.62	-7.5	0.910	bb
4	180424K1_4	800	1.56	NO	23.26	1.051	2.26e7	2.60e6	883	10.4	1.09	bb
5	180424K1_5	2000	1.56	NO	23.26	1.052	4.67e7	2.19e6	2170	8.3	1.07	bb
6	180424K1_6	100	1.55	NO	23.25	1.051	2.35e6	2.36e6	101	1.0	0.994	bb

Dataset: U:\VG11.PRO\Results\180424K1\180424K1-CURVE.qld

Last Altered: Friday, April 27, 2018 15:38:07 Pacific Daylight Time
Printed: Friday, April 27, 2018 15:43:02 Pacific Daylight Time

Compound name: PCB-14
Response Factor: 0.98586
RRF SD: 0.0911941, Relative SD: 9.25021
Response type: Internal Std (Ref 173), Area * (IS Conc. / IS Area)
Curve type: RF

	Name	Std. Conc	RA	n/y	RT	RRT	Resp	IS Resp	Conc.	%Dev	RRF	X = dropped
1	180424K1_1	0.250	1.70	NO	24.40	0.952	3.77e3	1.75e6	0.219	-12.3	0.864	MM
2	180424K1_2	1.00	1.58	NO	24.41	0.953	1.92e4	2.07e6	0.941	-5.9	0.928	bd
3	180424K1_3	2.50	1.56	NO	24.41	0.953	5.04e4	2.17e6	2.36	-5.6	0.930	MM
4	180424K1_4	400	1.55	NO	24.40	0.952	1.14e7	2.61e6	443	10.8	1.09	bd
5	180424K1_5	1000	1.57	NO	24.39	0.952	2.38e7	2.22e6	1090	8.6	1.07	bd
6	180424K1_6	50.0	1.56	NO	24.39	0.952	1.20e6	2.33e6	52.2	4.5	1.03	bd

Compound name: PCB-11
Response Factor: 1.08632
RRF SD: 0.0776123, Relative SD: 7.14454
Response type: Internal Std (Ref 173), Area * (IS Conc. / IS Area)
Curve type: RF

	Name	Std. Conc	RA	n/y	RT	RRT	Resp	IS Resp	Conc.	%Dev	RRF	X = dropped
1	180424K1_1	0.250	1.37	NO	25.64	1.001	5.08e3	1.75e6	0.268	7.1	1.16	MM
2	180424K1_2	1.00	1.63	NO	25.65	1.001	2.06e4	2.07e6	0.915	-8.5	0.994	MM
3	180424K1_3	2.50	1.53	NO	25.64	1.001	5.40e4	2.17e6	2.29	-8.3	0.996	dd
4	180424K1_4	400	1.55	NO	25.64	1.001	1.21e7	2.61e6	427	6.8	1.16	db
5	180424K1_5	1000	1.54	NO	25.63	1.001	2.51e7	2.22e6	1040	4.0	1.13	db
6	180424K1_6	50.0	1.58	NO	25.63	1.001	1.25e6	2.33e6	49.5	-1.1	1.07	db

Compound name: PCB-12/13
Response Factor: 0.917827
RRF SD: 0.0920881, Relative SD: 10.0333
Response type: Internal Std (Ref 173), Area * (IS Conc. / IS Area)
Curve type: RF

	Name	Std. Conc	RA	n/y	RT	RRT	Resp	IS Resp	Conc.	%Dev	RRF	X = dropped
1	180424K1_1	0.500	1.47	NO	26.07	1.018	7.66e3	1.75e6	0.478	-4.4	0.878	MM
2	180424K1_2	2.00	1.54	NO	26.02	1.016	3.18e4	2.07e6	1.67	-16.5	0.767	MM

Dataset: U:\VG11.PRO\Results\180424K1\180424K1-CURVE.qld

Last Altered: Friday, April 27, 2018 15:38:07 Pacific Daylight Time
Printed: Friday, April 27, 2018 15:43:02 Pacific Daylight Time

Compound name: PCB-12/13

	Name	Std. Conc	RA	n/y	RT	RRT	Resp	IS Resp	Conc.	%Dev	RRF	X = dropped
3	180424K1_3	5.00	1.57	NO	26.02	1.016	9.48e4	2.17e6	4.76	-4.7	0.874	MM
4	180424K1_4	800	1.54	NO	26.02	1.016	2.04e7	2.61e6	850	6.3	0.975	MM
5	180424K1_5	2000	1.54	NO	26.00	1.015	4.56e7	2.22e6	2240	11.8	1.03	MM
6	180424K1_6	100	1.56	NO	26.00	1.015	2.25e6	2.33e6	105	5.2	0.966	MM

Compound name: PCB-15
Response Factor: 1.05058
RRF SD: 0.0847848, Relative SD: 8.07032
Response type: Internal Std (Ref 173), Area * (IS Conc. / IS Area)
Curve type: RF

	Name	Std. Conc	RA	n/y	RT	RRT	Resp	IS Resp	Conc.	%Dev	RRF	X = dropped
1	180424K1_1	0.250	1.37	NO	26.37	1.029	4.52e3	1.75e6	0.246	-1.5	1.04	MM
2	180424K1_2	1.00	1.79	NO	26.37	1.029	1.94e4	2.07e6	0.893	-10.7	0.938	MM
3	180424K1_3	2.50	1.48	NO	26.37	1.029	5.30e4	2.17e6	2.33	-6.9	0.978	MM
4	180424K1_4	400	1.54	NO	26.37	1.029	1.21e7	2.61e6	440	10.0	1.16	bb
5	180424K1_5	1000	1.57	NO	26.36	1.029	2.51e7	2.22e6	1080	7.7	1.13	db
6	180424K1_6	50.0	1.58	NO	26.35	1.029	1.24e6	2.33e6	50.7	1.3	1.06	db

Compound name: PCB-19
Response Factor: 0.912812
RRF SD: 0.0772225, Relative SD: 8.45985
Response type: Internal Std (Ref 174), Area * (IS Conc. / IS Area)
Curve type: RF

	Name	Std. Conc	RA	n/y	RT	RRT	Resp	IS Resp	Conc.	%Dev	RRF	X = dropped
1	180424K1_1	0.250	0.97	NO	24.59	1.001	2.44e3	1.13e6	0.236	-5.5	0.862	MM
2	180424K1_2	1.00	1.08	NO	24.59	1.001	1.11e4	1.31e6	0.926	-7.4	0.845	bb
3	180424K1_3	2.50	1.08	NO	24.59	1.001	2.90e4	1.38e6	2.30	-8.0	0.840	bb
4	180424K1_4	400	1.04	NO	24.59	1.001	6.47e6	1.60e6	443	10.7	1.01	bb
5	180424K1_5	1000	1.04	NO	24.58	1.001	1.32e7	1.32e6	1100	9.7	1.00	bb
6	180424K1_6	50.0	1.06	NO	24.58	1.001	6.77e5	1.48e6	50.3	0.5	0.917	bb

Dataset: U:\VG11.PRO\Results\180424K1\180424K1-CURVE.qld

Last Altered: Friday, April 27, 2018 15:38:07 Pacific Daylight Time
Printed: Friday, April 27, 2018 15:43:02 Pacific Daylight Time

Compound name: PCB-30
Response Factor: 1.42726
RRF SD: 0.13158, Relative SD: 9.21908
Response type: Internal Std (Ref 174), Area * (IS Conc. / IS Area)
Curve type: RF

	Name	Std. Conc	RA	n/y	RT	RRT	Resp	IS Resp	Conc.	%Dev	RRF	X = dropped
1	180424K1_1	0.250	1.07	NO	25.50	1.038	3.70e3	1.13e6	0.229	-8.4	1.31	MM
2	180424K1_2	1.00	1.04	NO	25.51	1.039	1.76e4	1.31e6	0.936	-6.4	1.34	bb
3	180424K1_3	2.50	1.05	NO	25.51	1.039	4.53e4	1.38e6	2.30	-8.1	1.31	bb
4	180424K1_4	400	1.04	NO	25.51	1.039	1.02e7	1.60e6	445	11.3	1.59	bb
5	180424K1_5	1000	1.04	NO	25.49	1.038	2.09e7	1.32e6	1110	11.0	1.58	bb
6	180424K1_6	50.0	1.04	NO	25.49	1.039	1.06e6	1.48e6	50.3	0.6	1.44	bb

Compound name: PCB-18
Response Factor: 0.691049
RRF SD: 0.0463874, Relative SD: 6.71261
Response type: Internal Std (Ref 175), Area * (IS Conc. / IS Area)
Curve type: RF

	Name	Std. Conc	RA	n/y	RT	RRT	Resp	IS Resp	Conc.	%Dev	RRF	X = dropped
1	180424K1_1	0.250	0.90	NO	26.29	0.953	2.74e3	1.64e6	0.242	-3.3	0.668	MM
2	180424K1_2	1.00	1.03	NO	26.29	0.953	1.24e4	1.88e6	0.949	-5.1	0.656	bd
3	180424K1_3	2.50	1.01	NO	26.29	0.953	3.13e4	1.97e6	2.30	-8.0	0.636	bd
4	180424K1_4	400	1.04	NO	26.29	0.953	7.21e6	2.39e6	436	9.0	0.753	bd
5	180424K1_5	1000	1.04	NO	26.28	0.953	1.48e7	2.01e6	1060	6.5	0.736	bd
6	180424K1_6	50.0	1.04	NO	26.27	0.953	7.42e5	2.13e6	50.5	0.9	0.698	bd

Compound name: PCB-17
Response Factor: 0.638837
RRF SD: 0.0437584, Relative SD: 6.8497
Response type: Internal Std (Ref 175), Area * (IS Conc. / IS Area)
Curve type: RF

	Name	Std. Conc	RA	n/y	RT	RRT	Resp	IS Resp	Conc.	%Dev	RRF	X = dropped
1	180424K1_1	0.250	1.05	NO	26.46	0.959	2.60e3	1.64e6	0.249	-0.5	0.636	MM
2	180424K1_2	1.00	1.03	NO	26.47	0.960	1.10e4	1.88e6	0.916	-8.4	0.585	db

Dataset: U:\VG11.PRO\Results\180424K1\180424K1-CURVE.qld

Last Altered: Friday, April 27, 2018 15:38:07 Pacific Daylight Time
Printed: Friday, April 27, 2018 15:43:02 Pacific Daylight Time

Compound name: PCB-17

	Name	Std. Conc	RA	n/y	RT	RRT	Resp	IS Resp	Conc.	%Dev	RRF	X = dropped
3	180424K1_3	2.50	1.05	NO	26.47	0.960	2.94e4	1.97e6	2.33	-6.7	0.596	db
4	180424K1_4	400	1.04	NO	26.46	0.959	6.65e6	2.39e6	435	8.8	0.695	db
5	180424K1_5	1000	1.04	NO	26.45	0.960	1.36e7	2.01e6	1060	6.5	0.680	db
6	180424K1_6	50.0	1.05	NO	26.45	0.960	6.82e5	2.13e6	50.2	0.4	0.641	db

Compound name: PCB-24/27
Response Factor: 0.884325
RRF SD: 0.0625315, Relative SD: 7.0711
Response type: Internal Std (Ref 175), Area * (IS Conc. / IS Area)
Curve type: RF

	Name	Std. Conc	RA	n/y	RT	RRT	Resp	IS Resp	Conc.	%Dev	RRF	X = dropped
1	180424K1_1	0.500	1.00	NO	27.06	0.981	6.79e3	1.64e6	0.469	-6.3	0.829	MM
2	180424K1_2	2.00	1.04	NO	27.07	0.981	3.16e4	1.88e6	1.90	-5.2	0.839	bb
3	180424K1_3	5.00	1.03	NO	27.07	0.981	8.14e4	1.97e6	4.67	-6.7	0.825	bb
4	180424K1_4	800	1.04	NO	27.06	0.981	1.85e7	2.39e6	876	9.5	0.969	bb
5	180424K1_5	2000	1.04	NO	27.05	0.981	3.79e7	2.01e6	2130	6.7	0.943	bb
6	180424K1_6	100	1.04	NO	27.05	0.981	1.92e6	2.13e6	102	1.9	0.901	bb

Compound name: PCB-16/32
Response Factor: 0.773139
RRF SD: 0.0518294, Relative SD: 6.70376
Response type: Internal Std (Ref 175), Area * (IS Conc. / IS Area)
Curve type: RF

	Name	Std. Conc	RA	n/y	RT	RRT	Resp	IS Resp	Conc.	%Dev	RRF	X = dropped
1	180424K1_1	0.500	1.12	NO	27.60	1.000	5.99e3	1.64e6	0.473	-5.4	0.731	MM
2	180424K1_2	2.00	1.05	NO	27.61	1.001	2.78e4	1.88e6	1.91	-4.7	0.737	bb
3	180424K1_3	5.00	1.04	NO	27.61	1.001	7.09e4	1.97e6	4.65	-7.0	0.719	db
4	180424K1_4	800	1.04	NO	27.60	1.000	1.61e7	2.39e6	873	9.1	0.844	bb
5	180424K1_5	2000	1.04	NO	27.59	1.001	3.29e7	2.01e6	2120	6.2	0.821	bb
6	180424K1_6	100	1.04	NO	27.59	1.001	1.67e6	2.13e6	102	1.8	0.787	bb

Dataset: U:\VG11.PRO\Results\180424K1\180424K1-CURVE.qld

Last Altered: Friday, April 27, 2018 15:38:07 Pacific Daylight Time
Printed: Friday, April 27, 2018 15:43:02 Pacific Daylight Time

Compound name: PCB-34
Response Factor: 0.83649
RRF SD: 0.0833035, Relative SD: 9.9587
Response type: Internal Std (Ref 176), Area * (IS Conc. / IS Area)
Curve type: RF

	Name	Std. Conc	RA	n/y	RT	RRT	Resp	IS Resp	Conc.	%Dev	RRF	X = dropped
1	180424K1_1	0.250	1.02	NO	28.41	0.960	3.45e3	1.62e6	0.255	2.0	0.854	dd
2	180424K1_2	1.00	1.00	NO	28.43	0.960	1.42e4	1.97e6	0.858	-14.2	0.718	bd
3	180424K1_3	2.50	1.04	NO	28.43	0.960	3.91e4	2.04e6	2.29	-8.5	0.766	bd
4	180424K1_4	400	1.01	NO	28.43	0.960	9.33e6	2.45e6	456	13.9	0.953	bd
5	180424K1_5	1000	1.02	NO	28.41	0.960	1.87e7	2.14e6	1040	4.1	0.871	bd
6	180424K1_6	50.0	1.02	NO	28.41	0.960	9.47e5	2.21e6	51.3	2.5	0.858	bd

Compound name: PCB-23
Response Factor: 0.920657
RRF SD: 0.0810913, Relative SD: 8.80798
Response type: Internal Std (Ref 176), Area * (IS Conc. / IS Area)
Curve type: RF

	Name	Std. Conc	RA	n/y	RT	RRT	Resp	IS Resp	Conc.	%Dev	RRF	X = dropped
1	180424K1_1	0.250	0.93	NO	28.52	0.964	3.37e3	1.62e6	0.226	-9.4	0.834	MM
2	180424K1_2	1.00	0.95	NO	28.52	0.963	1.72e4	1.97e6	0.946	-5.4	0.871	dd
3	180424K1_3	2.50	0.99	NO	28.52	0.963	4.34e4	2.04e6	2.31	-7.8	0.849	dd
4	180424K1_4	400	1.03	NO	28.52	0.964	9.96e6	2.45e6	442	10.5	1.02	dd
5	180424K1_5	1000	1.03	NO	28.50	0.963	2.16e7	2.14e6	1100	9.7	1.01	dd
6	180424K1_6	50.0	1.03	NO	28.50	0.963	1.04e6	2.21e6	51.2	2.3	0.942	dd

Compound name: PCB-29
Response Factor: 0.848691
RRF SD: 0.0901673, Relative SD: 10.6243
Response type: Internal Std (Ref 176), Area * (IS Conc. / IS Area)
Curve type: RF

	Name	Std. Conc	RA	n/y	RT	RRT	Resp	IS Resp	Conc.	%Dev	RRF	X = dropped
1	180424K1_1	0.250	1.15	NO	28.76	0.972	2.92e3	1.62e6	0.213	-15.0	0.722	MM
2	180424K1_2	1.00	0.96	NO	28.78	0.972	1.60e4	1.97e6	0.955	-4.5	0.810	dd

Dataset: U:\VG11.PRO\Results\180424K1\180424K1-CURVE.qld

Last Altered: Friday, April 27, 2018 15:38:07 Pacific Daylight Time
Printed: Friday, April 27, 2018 15:43:02 Pacific Daylight Time

Compound name: PCB-29

	Name	Std. Conc	RA	n/y	RT	RRT	Resp	IS Resp	Conc.	%Dev	RRF	X = dropped
3	180424K1_3	2.50	1.06	NO	28.78	0.972	4.07e4	2.04e6	2.34	-6.3	0.796	dd
4	180424K1_4	400	1.02	NO	28.78	0.972	9.50e6	2.45e6	458	14.4	0.971	dd
5	180424K1_5	1000	1.02	NO	28.76	0.972	1.96e7	2.14e6	1080	7.6	0.913	dd
6	180424K1_6	50.0	1.02	NO	28.76	0.972	9.71e5	2.21e6	51.9	3.7	0.880	dd

Compound name: PCB-26
Response Factor: 0.905834
RRF SD: 0.0729126, Relative SD: 8.04922
Response type: Internal Std (Ref 176), Area * (IS Conc. / IS Area)
Curve type: RF

	Name	Std. Conc	RA	n/y	RT	RRT	Resp	IS Resp	Conc.	%Dev	RRF	X = dropped
1	180424K1_1	0.250	1.02	NO	28.99	0.979	3.52e3	1.62e6	0.240	-3.8	0.871	dd
2	180424K1_2	1.00	1.00	NO	29.01	0.979	1.64e4	1.97e6	0.918	-8.2	0.831	dd
3	180424K1_3	2.50	1.02	NO	28.99	0.979	4.25e4	2.04e6	2.29	-8.2	0.831	dd
4	180424K1_4	400	1.02	NO	28.99	0.979	9.88e6	2.45e6	446	11.4	1.01	dd
5	180424K1_5	1000	1.02	NO	28.99	0.979	2.06e7	2.14e6	1060	5.9	0.959	dd
6	180424K1_6	50.0	1.03	NO	28.97	0.979	1.03e6	2.21e6	51.5	3.0	0.933	dd

Compound name: PCB-25
Response Factor: 0.935332
RRF SD: 0.0710284, Relative SD: 7.59393
Response type: Internal Std (Ref 176), Area * (IS Conc. / IS Area)
Curve type: RF

	Name	Std. Conc	RA	n/y	RT	RRT	Resp	IS Resp	Conc.	%Dev	RRF	X = dropped
1	180424K1_1	0.250	1.17	NO	29.15	0.985	3.58e3	1.62e6	0.237	-5.3	0.885	MM
2	180424K1_2	1.00	0.98	NO	29.17	0.985	1.73e4	1.97e6	0.939	-6.1	0.878	db
3	180424K1_3	2.50	1.03	NO	29.15	0.984	4.42e4	2.04e6	2.31	-7.6	0.864	db
4	180424K1_4	400	1.01	NO	29.15	0.985	1.02e7	2.45e6	444	10.9	1.04	db
5	180424K1_5	1000	1.02	NO	29.15	0.985	2.13e7	2.14e6	1060	6.5	0.996	db
6	180424K1_6	50.0	1.03	NO	29.14	0.984	1.05e6	2.21e6	50.8	1.7	0.951	db

Dataset: U:\VG11.PRO\Results\180424K1\180424K1-CURVE.qld

Last Altered: Friday, April 27, 2018 15:38:07 Pacific Daylight Time
Printed: Friday, April 27, 2018 15:43:02 Pacific Daylight Time

Compound name: PCB-31
Response Factor: 1.02671
RRF SD: 0.0831385, Relative SD: 8.09758
Response type: Internal Std (Ref 176), Area * (IS Conc. / IS Area)
Curve type: RF

	Name	Std. Conc	RA	n/y	RT	RRT	Resp	IS Resp	Conc.	%Dev	RRF	X = dropped
1	180424K1_1	0.250	0.99	NO	29.53	0.998	3.97e3	1.62e6	0.239	-4.3	0.982	MM
2	180424K1_2	1.00	1.00	NO	29.53	0.997	1.84e4	1.97e6	0.910	-9.0	0.934	bd
3	180424K1_3	2.50	1.00	NO	29.53	0.997	4.92e4	2.04e6	2.34	-6.2	0.963	bd
4	180424K1_4	400	1.01	NO	29.53	0.998	1.13e7	2.45e6	451	12.9	1.16	bd
5	180424K1_5	1000	1.01	NO	29.51	0.997	2.29e7	2.14e6	1040	3.9	1.07	bd
6	180424K1_6	50.0	1.02	NO	29.51	0.997	1.16e6	2.21e6	51.4	2.8	1.06	bd

Compound name: PCB-28
Response Factor: 1.0239
RRF SD: 0.0864459, Relative SD: 8.44278
Response type: Internal Std (Ref 176), Area * (IS Conc. / IS Area)
Curve type: RF

	Name	Std. Conc	RA	n/y	RT	RRT	Resp	IS Resp	Conc.	%Dev	RRF	X = dropped
1	180424K1_1	0.250	0.98	NO	29.64	1.001	3.69e3	1.62e6	0.223	-10.8	0.914	MM
2	180424K1_2	1.00	1.04	NO	29.64	1.001	1.93e4	1.97e6	0.957	-4.3	0.980	db
3	180424K1_3	2.50	1.08	NO	29.64	1.001	4.91e4	2.04e6	2.35	-6.2	0.961	db
4	180424K1_4	400	1.03	NO	29.64	1.001	1.11e7	2.45e6	444	10.9	1.14	db
5	180424K1_5	1000	1.02	NO	29.62	1.001	2.36e7	2.14e6	1070	7.5	1.10	db
6	180424K1_6	50.0	1.04	NO	29.62	1.001	1.16e6	2.21e6	51.4	2.8	1.05	db

Compound name: PCB-20/21/33
Response Factor: 0.907733
RRF SD: 0.0928658, Relative SD: 10.2305
Response type: Internal Std (Ref 176), Area * (IS Conc. / IS Area)
Curve type: RF

	Name	Std. Conc	RA	n/y	RT	RRT	Resp	IS Resp	Conc.	%Dev	RRF	X = dropped
1	180424K1_1	0.750	1.08	NO	30.27	1.023	9.97e3	1.62e6	0.679	-9.4	0.822	MM
2	180424K1_2	3.00	1.01	NO	30.27	1.022	4.76e4	1.97e6	2.66	-11.4	0.804	bb

Dataset: U:\VG11.PRO\Results\180424K1\180424K1-CURVE.qld

Last Altered: Friday, April 27, 2018 15:38:07 Pacific Daylight Time
Printed: Friday, April 27, 2018 15:43:02 Pacific Daylight Time

Compound name: PCB-20/21/33

	Name	Std. Conc	RA	n/y	RT	RRT	Resp	IS Resp	Conc.	%Dev	RRF	X = dropped
3	180424K1_3	7.50	1.02	NO	30.27	1.022	1.33e5	2.04e6	7.17	-4.4	0.868	bb
4	180424K1_4	1200	1.02	NO	30.27	1.023	3.06e7	2.45e6	1380	14.8	1.04	bb
5	180424K1_5	3000	1.02	NO	30.25	1.022	6.29e7	2.14e6	3230	7.7	0.977	bb
6	180424K1_6	150	1.03	NO	30.25	1.022	3.08e6	2.21e6	154	2.6	0.932	bb

Compound name: PCB-22
Response Factor: 0.964724
RRF SD: 0.0916261, Relative SD: 9.49764
Response type: Internal Std (Ref 176), Area * (IS Conc. / IS Area)
Curve type: RF

	Name	Std. Conc	RA	n/y	RT	RRT	Resp	IS Resp	Conc.	%Dev	RRF	X = dropped
1	180424K1_1	0.250	0.89	NO	30.74	1.038	3.58e3	1.62e6	0.230	-8.1	0.886	MM
2	180424K1_2	1.00	1.06	NO	30.74	1.038	1.80e4	1.97e6	0.947	-5.3	0.914	bb
3	180424K1_3	2.50	1.00	NO	30.74	1.038	4.47e4	2.04e6	2.27	-9.4	0.874	bb
4	180424K1_4	400	1.02	NO	30.74	1.038	1.08e7	2.45e6	459	14.8	1.11	bb
5	180424K1_5	1000	1.02	NO	30.72	1.038	2.21e7	2.14e6	1070	6.9	1.03	bb
6	180424K1_6	50.0	1.02	NO	30.72	1.038	1.08e6	2.21e6	50.5	1.0	0.975	bb

Compound name: PCB-36
Response Factor: 1.0513
RRF SD: 0.0688961, Relative SD: 6.55341
Response type: Internal Std (Ref 177), Area * (IS Conc. / IS Area)
Curve type: RF

	Name	Std. Conc	RA	n/y	RT	RRT	Resp	IS Resp	Conc.	%Dev	RRF	X = dropped
1	180424K1_1	0.250	1.11	NO	31.37	0.933	3.87e3	1.48e6	0.248	-0.6	1.04	bb
2	180424K1_2	1.00	0.98	NO	31.37	0.933	1.80e4	1.82e6	0.944	-5.6	0.992	bb
3	180424K1_3	2.50	1.01	NO	31.37	0.933	4.58e4	1.90e6	2.29	-8.4	0.963	bb
4	180424K1_4	400	1.02	NO	31.37	0.933	1.07e7	2.34e6	433	8.2	1.14	bb
5	180424K1_5	1000	1.03	NO	31.35	0.933	2.24e7	2.00e6	1070	6.7	1.12	bb
6	180424K1_6	50.0	1.03	NO	31.35	0.933	1.09e6	2.07e6	49.9	-0.2	1.05	bb

Dataset: U:\VG11.PRO\Results\180424K1\180424K1-CURVE.qld

Last Altered: Friday, April 27, 2018 15:38:07 Pacific Daylight Time
Printed: Friday, April 27, 2018 15:43:02 Pacific Daylight Time

Compound name: PCB-39
Response Factor: 0.953158
RRF SD: 0.0792623, Relative SD: 8.31576
Response type: Internal Std (Ref 177), Area * (IS Conc. / IS Area)
Curve type: RF

	Name	Std. Conc	RA	n/y	RT	RRT	Resp	IS Resp	Conc.	%Dev	RRF	X = dropped
1	180424K1_1	0.250	0.90	NO	31.85	0.947	3.40e3	1.48e6	0.240	-3.8	0.917	bb
2	180424K1_2	1.00	0.98	NO	31.87	0.947	1.55e4	1.82e6	0.896	-10.4	0.854	dd
3	180424K1_3	2.50	1.02	NO	31.85	0.947	4.24e4	1.90e6	2.34	-6.5	0.891	dd
4	180424K1_4	400	1.01	NO	31.85	0.947	9.85e6	2.34e6	441	10.3	1.05	bb
5	180424K1_5	1000	1.02	NO	31.83	0.947	2.06e7	2.00e6	1080	8.4	1.03	bb
6	180424K1_6	50.0	1.03	NO	31.83	0.947	1.01e6	2.07e6	51.0	2.0	0.972	bb

Compound name: PCB-38
Response Factor: 1.00336
RRF SD: 0.0832527, Relative SD: 8.29739
Response type: Internal Std (Ref 177), Area * (IS Conc. / IS Area)
Curve type: RF

	Name	Std. Conc	RA	n/y	RT	RRT	Resp	IS Resp	Conc.	%Dev	RRF	X = dropped
1	180424K1_1	0.250	1.02	NO	32.65	0.971	3.45e3	1.48e6	0.232	-7.2	0.931	bd
2	180424K1_2	1.00	0.98	NO	32.65	0.971	1.72e4	1.82e6	0.944	-5.6	0.947	bb
3	180424K1_3	2.50	0.98	NO	32.65	0.971	4.35e4	1.90e6	2.28	-8.8	0.915	bd
4	180424K1_4	400	1.03	NO	32.65	0.971	1.04e7	2.34e6	443	10.7	1.11	dd
5	180424K1_5	1000	1.03	NO	32.63	0.971	2.16e7	2.00e6	1080	7.7	1.08	bd
6	180424K1_6	50.0	1.00	NO	32.63	0.971	1.07e6	2.07e6	51.5	3.1	1.03	bd

Compound name: PCB-35
Response Factor: 1.01761
RRF SD: 0.0910478, Relative SD: 8.94726
Response type: Internal Std (Ref 177), Area * (IS Conc. / IS Area)
Curve type: RF

	Name	Std. Conc	RA	n/y	RT	RRT	Resp	IS Resp	Conc.	%Dev	RRF	X = dropped
1	180424K1_1	0.250	1.15	NO	33.21	0.987	3.56e3	1.48e6	0.236	-5.5	0.962	bb
2	180424K1_2	1.00	1.00	NO	33.21	0.987	1.67e4	1.82e6	0.902	-9.8	0.918	bd

Dataset: U:\VG11.PRO\Results\180424K1\180424K1-CURVE.qld

Last Altered: Friday, April 27, 2018 15:38:07 Pacific Daylight Time
Printed: Friday, April 27, 2018 15:43:02 Pacific Daylight Time

Compound name: PCB-35

	Name	Std. Conc	RA	n/y	RT	RRT	Resp	IS Resp	Conc.	%Dev	RRF	X = dropped
3	180424K1_3	2.50	1.01	NO	33.19	0.987	4.51e4	1.90e6	2.33	-6.9	0.948	dd
4	180424K1_4	400	1.01	NO	33.19	0.987	1.06e7	2.34e6	446	11.4	1.13	db
5	180424K1_5	1000	1.03	NO	33.17	0.987	2.23e7	2.00e6	1100	9.8	1.12	dd
6	180424K1_6	50.0	1.02	NO	33.17	0.987	1.06e6	2.07e6	50.5	1.0	1.03	dd

Compound name: PCB-37
Response Factor: 0.996524
RRF SD: 0.0831315, Relative SD: 8.34215
Response type: Internal Std (Ref 177), Area * (IS Conc. / IS Area)
Curve type: RF

	Name	Std. Conc	RA	n/y	RT	RRT	Resp	IS Resp	Conc.	%Dev	RRF	X = dropped
1	180424K1_1	0.250	0.97	NO	33.66	1.001	3.69e3	1.48e6	0.250	0.1	0.998	MM
2	180424K1_2	1.00	0.95	NO	33.66	1.001	1.63e4	1.82e6	0.902	-9.8	0.899	bb
3	180424K1_3	2.50	1.04	NO	33.64	1.001	4.30e4	1.90e6	2.27	-9.2	0.905	db
4	180424K1_4	400	1.01	NO	33.64	1.001	1.03e7	2.34e6	440	10.1	1.10	db
5	180424K1_5	1000	1.02	NO	33.64	1.001	2.15e7	2.00e6	1080	8.0	1.08	db
6	180424K1_6	50.0	1.02	NO	33.62	1.001	1.04e6	2.07e6	50.4	0.8	1.00	db

Compound name: PCB-54
Response Factor: 0.945853
RRF SD: 0.0971106, Relative SD: 10.267
Response type: Internal Std (Ref 178), Area * (IS Conc. / IS Area)
Curve type: RF

	Name	Std. Conc	RA	n/y	RT	RRT	Resp	IS Resp	Conc.	%Dev	RRF	X = dropped
1	180424K1_1	0.250	0.74	NO	28.47	1.001	2.66e3	1.33e6	0.212	-15.0	0.804	bb
2	180424K1_2	1.00	0.76	NO	28.47	1.001	1.44e4	1.58e6	0.963	-3.7	0.911	bb
3	180424K1_3	2.50	0.75	NO	28.47	1.001	3.67e4	1.66e6	2.34	-6.2	0.887	bb
4	180424K1_4	400	0.78	NO	28.47	1.001	8.51e6	2.01e6	448	12.0	1.06	bb
5	180424K1_5	1000	0.78	NO	28.47	1.001	1.73e7	1.66e6	1100	9.8	1.04	bb
6	180424K1_6	50.0	0.77	NO	28.45	1.001	8.77e5	1.80e6	51.5	3.1	0.975	bb

Dataset: U:\VG11.PRO\Results\180424K1\180424K1-CURVE.qld

Last Altered: Friday, April 27, 2018 15:38:07 Pacific Daylight Time
Printed: Friday, April 27, 2018 15:43:02 Pacific Daylight Time

Compound name: PCB-50
Response Factor: 0.776106
RRF SD: 0.0701896, Relative SD: 9.04382
Response type: Internal Std (Ref 178), Area * (IS Conc. / IS Area)
Curve type: RF

	Name	Std. Conc	RA	n/y	RT	RRT	Resp	IS Resp	Conc.	%Dev	RRF	X = dropped
1	180424K1_1	0.250	0.71	NO	29.68	1.043	2.36e3	1.33e6	0.230	-8.2	0.713	MM
2	180424K1_2	1.00	0.81	NO	29.68	1.043	1.12e4	1.58e6	0.914	-8.6	0.709	bb
3	180424K1_3	2.50	0.79	NO	29.68	1.043	3.03e4	1.66e6	2.36	-5.7	0.732	bd
4	180424K1_4	400	0.78	NO	29.68	1.043	6.95e6	2.01e6	446	11.5	0.865	bb
5	180424K1_5	1000	0.78	NO	29.66	1.043	1.42e7	1.66e6	1100	10.1	0.854	bb
6	180424K1_6	50.0	0.78	NO	29.66	1.043	7.04e5	1.80e6	50.5	0.9	0.783	bb

Compound name: PCB-53
Response Factor: 0.906916
RRF SD: 0.098276, Relative SD: 10.8363
Response type: Internal Std (Ref 179), Area * (IS Conc. / IS Area)
Curve type: RF

	Name	Std. Conc	RA	n/y	RT	RRT	Resp	IS Resp	Conc.	%Dev	RRF	X = dropped
1	180424K1_1	0.250	0.84	NO	30.35	0.945	2.13e3	1.06e6	0.222	-11.3	0.805	MM
2	180424K1_2	1.00	0.81	NO	30.35	0.945	1.05e4	1.26e6	0.924	-7.6	0.838	bb
3	180424K1_3	2.50	0.79	NO	30.35	0.945	2.69e4	1.31e6	2.27	-9.1	0.825	bb
4	180424K1_4	400	0.79	NO	30.35	0.945	6.47e6	1.57e6	455	13.8	1.03	bb
5	180424K1_5	1000	0.79	NO	30.33	0.945	1.32e7	1.31e6	1110	10.9	1.01	bb
6	180424K1_6	50.0	0.77	NO	30.33	0.945	6.59e5	1.41e6	51.6	3.2	0.936	bb

Compound name: PCB-51
Response Factor: 0.964985
RRF SD: 0.106136, Relative SD: 10.9987
Response type: Internal Std (Ref 179), Area * (IS Conc. / IS Area)
Curve type: RF

	Name	Std. Conc	RA	n/y	RT	RRT	Resp	IS Resp	Conc.	%Dev	RRF	X = dropped
1	180424K1_1	0.250	0.87	NO	30.70	0.956	2.26e3	1.06e6	0.221	-11.7	0.852	MM
2	180424K1_2	1.00	0.81	NO	30.70	0.956	1.10e4	1.26e6	0.911	-8.9	0.879	bb

Dataset: U:\VG11.PRO\Results\180424K1\180424K1-CURVE.qld

Last Altered: Friday, April 27, 2018 15:38:07 Pacific Daylight Time
Printed: Friday, April 27, 2018 15:43:02 Pacific Daylight Time

Compound name: PCB-51

	Name	Std. Conc	RA	n/y	RT	RRT	Resp	IS Resp	Conc	%Dev	RRF	X = dropped
3	180424K1_3	2.50	0.84	NO	30.70	0.956	2.92e4	1.31e6	2.31	-7.4	0.894	bb
4	180424K1_4	400	0.79	NO	30.70	0.956	6.90e6	1.57e6	456	14.0	1.10	bb
5	180424K1_5	1000	0.78	NO	30.68	0.956	1.42e7	1.31e6	1120	11.6	1.08	bb
6	180424K1_6	50.0	0.78	NO	30.68	0.956	6.96e5	1.41e6	51.2	2.5	0.989	bb

Compound name: PCB-45
Response Factor: 0.790037
RRF SD: 0.058103, Relative SD: 7.35446
Response type: Internal Std (Ref 179), Area * (IS Conc. / IS Area)
Curve type: RF

	Name	Std. Conc	RA	n/y	RT	RRT	Resp	IS Resp	Conc	%Dev	RRF	X = dropped
1	180424K1_1	0.250	0.86	NO	31.15	0.970	1.96e3	1.06e6	0.234	-6.2	0.741	MM
2	180424K1_2	1.00	0.77	NO	31.16	0.970	9.71e3	1.26e6	0.980	-2.0	0.774	bb
3	180424K1_3	2.50	0.78	NO	31.15	0.970	2.36e4	1.31e6	2.29	-8.5	0.723	bb
4	180424K1_4	400	0.78	NO	31.15	0.970	5.45e6	1.57e6	440	10.0	0.869	bb
5	180424K1_5	1000	0.77	NO	31.13	0.970	1.12e7	1.31e6	1070	7.4	0.848	bb
6	180424K1_6	50.0	0.76	NO	31.13	0.970	5.52e5	1.41e6	49.6	-0.7	0.784	bb

Compound name: PCB-46
Response Factor: 0.742293
RRF SD: 0.0762566, Relative SD: 10.2731
Response type: Internal Std (Ref 179), Area * (IS Conc. / IS Area)
Curve type: RF

	Name	Std. Conc	RA	n/y	RT	RRT	Resp	IS Resp	Conc	%Dev	RRF	X = dropped
1	180424K1_1	0.250	0.69	NO	31.67	0.986	1.70e3	1.06e6	0.216	-13.8	0.640	MM
2	180424K1_2	1.00	0.74	NO	31.67	0.986	8.82e3	1.26e6	0.946	-5.4	0.703	bb
3	180424K1_3	2.50	0.74	NO	31.67	0.986	2.29e4	1.31e6	2.36	-5.7	0.700	bb
4	180424K1_4	400	0.78	NO	31.65	0.986	5.26e6	1.57e6	452	13.1	0.839	bb
5	180424K1_5	1000	0.79	NO	31.65	0.986	1.07e7	1.31e6	1100	10.1	0.818	bb
6	180424K1_6	50.0	0.77	NO	31.65	0.986	5.31e5	1.41e6	50.8	1.6	0.754	bb

Dataset: U:\VG11.PRO\Results\180424K1\180424K1-CURVE.qld

Last Altered: Friday, April 27, 2018 15:38:07 Pacific Daylight Time
Printed: Friday, April 27, 2018 15:43:02 Pacific Daylight Time

Compound name: PCB-52/69
Response Factor: 1.10855
RRF SD: 0.109761, Relative SD: 9.90127
Response type: Internal Std (Ref 179), Area * (IS Conc. / IS Area)
Curve type: RF

	Name	Std. Conc	RA	n/y	RT	RRT	Resp	IS Resp	Conc.	%Dev	RRF	X = dropped
1	180424K1_1	0.500	0.83	NO	32.15	1.001	5.47e3	1.06e6	0.465	-7.0	1.03	MM
2	180424K1_2	2.00	0.78	NO	32.15	1.001	2.48e4	1.26e6	1.78	-10.8	0.989	bd
3	180424K1_3	5.00	0.78	NO	32.15	1.001	6.67e4	1.31e6	4.60	-7.9	1.02	bd
4	180424K1_4	800	0.78	NO	32.15	1.001	1.57e7	1.57e6	906	13.2	1.26	bd
5	180424K1_5	2000	0.79	NO	32.13	1.001	3.16e7	1.31e6	2170	8.5	1.20	bd
6	180424K1_6	100	0.79	NO	32.13	1.001	1.62e6	1.41e6	104	4.0	1.15	bd

Compound name: PCB-73
Response Factor: 1.24588
RRF SD: 0.127905, Relative SD: 10.2662
Response type: Internal Std (Ref 179), Area * (IS Conc. / IS Area)
Curve type: RF

	Name	Std. Conc	RA	n/y	RT	RRT	Resp	IS Resp	Conc.	%Dev	RRF	X = dropped
1	180424K1_1	0.250	0.67	NO	32.26	1.005	2.96e3	1.06e6	0.224	-10.4	1.12	dd
2	180424K1_2	1.00	0.82	NO	32.28	1.005	1.45e4	1.26e6	0.925	-7.5	1.15	dd
3	180424K1_3	2.50	0.79	NO	32.26	1.005	3.73e4	1.31e6	2.29	-8.4	1.14	dd
4	180424K1_4	400	0.79	NO	32.26	1.005	8.75e6	1.57e6	448	12.1	1.40	dd
5	180424K1_5	1000	0.77	NO	32.26	1.005	1.83e7	1.31e6	1120	11.9	1.39	dd
6	180424K1_6	50.0	0.79	NO	32.26	1.005	8.97e5	1.41e6	51.1	2.3	1.27	dd

Compound name: PCB-43/49
Response Factor: 0.919424
RRF SD: 0.0855187, Relative SD: 9.30133
Response type: Internal Std (Ref 179), Area * (IS Conc. / IS Area)
Curve type: RF

	Name	Std. Conc	RA	n/y	RT	RRT	Resp	IS Resp	Conc.	%Dev	RRF	X = dropped
1	180424K1_1	0.500	0.81	NO	32.45	1.010	4.33e3	1.06e6	0.445	-11.1	0.818	db
2	180424K1_2	2.00	0.76	NO	32.45	1.010	2.18e4	1.26e6	1.89	-5.5	0.869	dd

Vista Analytical Laboratory

Dataset: U:\VG11.PRO\Results\180424K1\180424K1-CURVE.qld

Last Altered: Friday, April 27, 2018 15:38:07 Pacific Daylight Time
Printed: Friday, April 27, 2018 15:43:02 Pacific Daylight Time

Compound name: PCB-43/49

	Name	Std. Conc	RA	n/y	RT	RRT	Resp	IS Resp	Conc.	%Dev	RRF	X = dropped
3	180424K1_3	5.00	0.78	NO	32.45	1.010	5.62e4	1.31e6	4.68	-6.4	0.860	dd
4	180424K1_4	800	0.78	NO	32.45	1.010	1.29e7	1.57e6	898	12.3	1.03	dd
5	180424K1_5	2000	0.77	NO	32.43	1.010	2.64e7	1.31e6	2180	9.2	1.00	db
6	180424K1_6	100	0.79	NO	32.43	1.010	1.31e6	1.41e6	102	1.5	0.934	dd

Compound name: PCB-47
Response Factor: 0.860398
RRF SD: 0.07227, Relative SD: 8.39959
Response type: Internal Std (Ref 180), Area * (IS Conc. / IS Area)
Curve type: RF

	Name	Std. Conc	RA	n/y	RT	RRT	Resp	IS Resp	Conc.	%Dev	RRF	X = dropped
1	180424K1_1	0.250	0.72	NO	32.65	1.001	2.25e3	1.16e6	0.225	-10.1	0.773	MM
2	180424K1_2	1.00	0.74	NO	32.65	1.001	1.12e4	1.36e6	0.961	-3.9	0.826	dd
3	180424K1_3	2.50	0.77	NO	32.65	1.001	2.85e4	1.42e6	2.34	-6.5	0.804	dd
4	180424K1_4	400	0.78	NO	32.65	1.001	6.81e6	1.76e6	451	12.6	0.969	dd
5	180424K1_5	1000	0.77	NO	32.65	1.001	1.34e7	1.49e6	1050	4.6	0.900	bd
6	180424K1_6	50.0	0.77	NO	32.63	1.001	6.81e5	1.53e6	51.7	3.3	0.889	dd

Compound name: PCB-48/75
Response Factor: 0.989307
RRF SD: 0.0788156, Relative SD: 7.96674
Response type: Internal Std (Ref 180), Area * (IS Conc. / IS Area)
Curve type: RF

	Name	Std. Conc	RA	n/y	RT	RRT	Resp	IS Resp	Conc.	%Dev	RRF	X = dropped
1	180424K1_1	0.500	0.70	NO	32.78	1.005	5.19e3	1.16e6	0.451	-9.9	0.891	db
2	180424K1_2	2.00	0.80	NO	32.78	1.005	2.56e4	1.36e6	1.90	-5.0	0.940	db
3	180424K1_3	5.00	0.79	NO	32.76	1.004	6.61e4	1.42e6	4.71	-5.7	0.933	dd
4	180424K1_4	800	0.78	NO	32.76	1.004	1.52e7	1.76e6	878	9.7	1.09	db
5	180424K1_5	2000	0.79	NO	32.76	1.005	3.17e7	1.49e6	2150	7.5	1.06	db
6	180424K1_6	100	0.79	NO	32.75	1.004	1.57e6	1.53e6	103	3.4	1.02	db

Dataset: U:\VG11.PRO\Results\180424K1\180424K1-CURVE.qld

Last Altered: Friday, April 27, 2018 15:38:07 Pacific Daylight Time
Printed: Friday, April 27, 2018 15:43:02 Pacific Daylight Time

Compound name: PCB-65
Response Factor: 1.048
RRF SD: 0.069402, Relative SD: 6.62235
Response type: Internal Std (Ref 180), Area * (IS Conc. / IS Area)
Curve type: RF

	Name	Std. Conc	RA	n/y	RT	RRT	Resp	IS Resp	Conc.	%Dev	RRF	X = dropped
1	180424K1_1	0.250	0.81	NO	33.06	1.013	3.04e3	1.16e6	0.249	-0.3	1.04	MM
2	180424K1_2	1.00	0.77	NO	33.06	1.013	1.30e4	1.36e6	0.912	-8.8	0.956	bd
3	180424K1_3	2.50	0.78	NO	33.04	1.013	3.49e4	1.42e6	2.35	-6.0	0.985	dd
4	180424K1_4	400	0.79	NO	33.04	1.013	8.06e6	1.76e6	438	9.5	1.15	bd
5	180424K1_5	1000	0.78	NO	33.04	1.013	1.61e7	1.49e6	1030	3.1	1.08	MM
6	180424K1_6	50.0	0.79	NO	33.03	1.013	8.22e5	1.53e6	51.2	2.4	1.07	bd

Compound name: PCB-62
Response Factor: 1.00087
RRF SD: 0.110161, Relative SD: 11.0066
Response type: Internal Std (Ref 180), Area * (IS Conc. / IS Area)
Curve type: RF

	Name	Std. Conc	RA	n/y	RT	RRT	Resp	IS Resp	Conc.	%Dev	RRF	X = dropped
1	180424K1_1	0.250	0.67	NO	33.15	1.016	2.37e3	1.16e6	0.204	-18.5	0.816	MM
2	180424K1_2	1.00	0.82	NO	33.15	1.016	1.35e4	1.36e6	0.991	-0.9	0.992	db
3	180424K1_3	2.50	0.74	NO	33.15	1.016	3.43e4	1.42e6	2.42	-3.3	0.968	dd
4	180424K1_4	400	0.79	NO	33.15	1.016	8.06e6	1.76e6	458	14.6	1.15	dd
5	180424K1_5	1000	0.78	NO	33.14	1.016	1.52e7	1.49e6	1020	2.2	1.02	dd
6	180424K1_6	50.0	0.78	NO	33.14	1.016	8.11e5	1.53e6	52.9	5.8	1.06	dd

Compound name: PCB-44
Response Factor: 0.744758
RRF SD: 0.0598374, Relative SD: 8.03447
Response type: Internal Std (Ref 180), Area * (IS Conc. / IS Area)
Curve type: RF

	Name	Std. Conc	RA	n/y	RT	RRT	Resp	IS Resp	Conc.	%Dev	RRF	X = dropped
1	180424K1_1	0.250	0.85	NO	33.49	1.026	1.99e3	1.16e6	0.230	-8.2	0.684	MM
2	180424K1_2	1.00	0.77	NO	33.49	1.026	9.38e3	1.36e6	0.927	-7.3	0.690	bb

Dataset: U:\VG11.PRO\Results\180424K1\180424K1-CURVE.qld

Last Altered: Friday, April 27, 2018 15:38:07 Pacific Daylight Time
Printed: Friday, April 27, 2018 15:43:02 Pacific Daylight Time

Compound name: PCB-44

	Name	Std. Conc	RA	n/y	RT	RRT	Resp	IS Resp	Conc.	%Dev	RRF	X = dropped
3	180424K1_3	2.50	0.82	NO	33.47	1.026	2.50e4	1.42e6	2.37	-5.3	0.706	db
4	180424K1_4	400	0.78	NO	33.47	1.026	5.81e6	1.76e6	444	11.0	0.827	dd
5	180424K1_5	1000	0.79	NO	33.47	1.026	1.18e7	1.49e6	1070	6.5	0.793	dd
6	180424K1_6	50.0	0.78	NO	33.47	1.026	5.89e5	1.53e6	51.6	3.2	0.769	dd

Compound name: PCB-42/59
Response Factor: 0.904607
RRF SD: 0.0944124, Relative SD: 10.4368
Response type: Internal Std (Ref 180), Area * (IS Conc. / IS Area)
Curve type: RF

	Name	Std. Conc	RA	n/y	RT	RRT	Resp	IS Resp	Conc.	%Dev	RRF	X = dropped
1	180424K1_1	0.500	0.78	NO	33.71	1.033	4.57e3	1.16e6	0.434	-13.1	0.786	MM
2	180424K1_2	2.00	0.78	NO	33.71	1.033	2.23e4	1.36e6	1.81	-9.4	0.820	bb
3	180424K1_3	5.00	0.78	NO	33.71	1.033	6.16e4	1.42e6	4.80	-3.9	0.869	bb
4	180424K1_4	800	0.79	NO	33.71	1.033	1.43e7	1.76e6	902	12.7	1.02	db
5	180424K1_5	2000	0.78	NO	33.69	1.033	2.95e7	1.49e6	2190	9.4	0.990	db
6	180424K1_6	100	0.79	NO	33.69	1.033	1.45e6	1.53e6	104	4.3	0.944	db

Compound name: PCB-41/64/71/72
Response Factor: 1.06449
RRF SD: 0.0949873, Relative SD: 8.92324
Response type: Internal Std (Ref 180), Area * (IS Conc. / IS Area)
Curve type: RF

	Name	Std. Conc	RA	n/y	RT	RRT	Resp	IS Resp	Conc.	%Dev	RRF	X = dropped
1	180424K1_1	1.00	0.76	NO	34.33	1.052	1.10e4	1.16e6	0.889	-11.1	0.946	bb
2	180424K1_2	4.00	0.81	NO	34.33	1.052	5.38e4	1.36e6	3.72	-7.0	0.990	bb
3	180424K1_3	10.0	0.80	NO	34.33	1.052	1.43e5	1.42e6	9.50	-5.0	1.01	bd
4	180424K1_4	1600	0.79	NO	34.33	1.052	3.33e7	1.76e6	1780	11.2	1.18	bd
5	180424K1_5	4000	0.78	NO	34.31	1.052	6.82e7	1.49e6	4300	7.5	1.14	bb
6	180424K1_6	200	0.78	NO	34.31	1.052	3.40e6	1.53e6	209	4.4	1.11	bb

Vista Analytical Laboratory

Dataset: U:\VG11.PRO\Results\180424K1\180424K1-CURVE.qld

Last Altered: Friday, April 27, 2018 15:38:07 Pacific Daylight Time
Printed: Friday, April 27, 2018 15:43:02 Pacific Daylight Time

Compound name: PCB-68
Response Factor: 1.09906
RRF SD: 0.095592, Relative SD: 8.6976
Response type: Internal Std (Ref 180), Area * (IS Conc. / IS Area)
Curve type: RF

	Name	Std. Conc	RA	n/y	RT	RRT	Resp	IS Resp	Conc.	%Dev	RRF	X = dropped
1	180424K1_1	0.250	0.82	NO	34.59	1.060	2.99e3	1.16e6	0.234	-6.4	1.03	MM
2	180424K1_2	1.00	0.76	NO	34.59	1.060	1.39e4	1.36e6	0.934	-6.6	1.03	bd
3	180424K1_3	2.50	0.81	NO	34.59	1.060	3.51e4	1.42e6	2.26	-9.8	0.992	dd
4	180424K1_4	400	0.79	NO	34.59	1.060	8.55e6	1.76e6	443	10.8	1.22	dd
5	180424K1_5	1000	0.77	NO	34.57	1.060	1.77e7	1.49e6	1080	8.3	1.19	bd
6	180424K1_6	50.0	0.78	NO	34.57	1.060	8.74e5	1.53e6	51.9	3.8	1.14	bd

Compound name: PCB-40
Response Factor: 0.564704
RRF SD: 0.0399565, Relative SD: 7.07565
Response type: Internal Std (Ref 180), Area * (IS Conc. / IS Area)
Curve type: RF

	Name	Std. Conc	RA	n/y	RT	RRT	Resp	IS Resp	Conc.	%Dev	RRF	X = dropped
1	180424K1_1	0.250	0.69	NO	34.81	1.067	1.49e3	1.16e6	0.227	-9.1	0.513	MM
2	180424K1_2	1.00	0.78	NO	34.81	1.067	7.75e3	1.36e6	1.01	1.0	0.570	db
3	180424K1_3	2.50	0.81	NO	34.81	1.067	1.86e4	1.42e6	2.33	-6.9	0.526	db
4	180424K1_4	400	0.80	NO	34.81	1.067	4.33e6	1.76e6	437	9.3	0.617	db
5	180424K1_5	1000	0.77	NO	34.79	1.067	8.90e6	1.49e6	1060	5.8	0.597	db
6	180424K1_6	50.0	0.77	NO	34.79	1.067	4.32e5	1.53e6	50.0	-0.1	0.564	db

Compound name: PCB-57
Response Factor: 0.975851
RRF SD: 0.0877206, Relative SD: 8.98913
Response type: Internal Std (Ref 181), Area * (IS Conc. / IS Area)
Curve type: RF

	Name	Std. Conc	RA	n/y	RT	RRT	Resp	IS Resp	Conc.	%Dev	RRF	X = dropped
1	180424K1_1	0.250	0.70	NO	35.18	0.970	2.84e3	1.32e6	0.221	-11.6	0.863	MM
2	180424K1_2	1.00	0.80	NO	35.18	0.970	1.53e4	1.60e6	0.983	-1.7	0.959	bd

Dataset: U:\VG11.PRO\Results\180424K1\180424K1-CURVE.qld

Last Altered: Friday, April 27, 2018 15:38:07 Pacific Daylight Time
Printed: Friday, April 27, 2018 15:43:02 Pacific Daylight Time

Compound name: PCB-57

	Name	Std. Conc	RA	n/y	RT	RRT	Resp	IS Resp	Conc.	%Dev	RRF	X = dropped
3	180424K1_3	2.50	0.73	NO	35.18	0.970	3.73e4	1.67e6	2.29	-8.4	0.894	bb
4	180424K1_4	400	0.79	NO	35.18	0.970	9.05e6	2.11e6	441	10.2	1.08	bb
5	180424K1_5	1000	0.77	NO	35.17	0.970	1.88e7	1.76e6	1090	9.5	1.07	bb
6	180424K1_6	50.0	0.79	NO	35.17	0.970	9.27e5	1.86e6	51.0	2.0	0.995	bb

Compound name: PCB-67
Response Factor: 0.982866
RRF SD: 0.0774534, Relative SD: 7.88036
Response type: Internal Std (Ref 181), Area * (IS Conc. / IS Area)
Curve type: RF

	Name	Std. Conc	RA	n/y	RT	RRT	Resp	IS Resp	Conc.	%Dev	RRF	X = dropped
1	180424K1_1	0.250	0.74	NO	35.52	0.979	3.36e3	1.32e6	0.260	3.8	1.02	bd
2	180424K1_2	1.00	0.77	NO	35.50	0.978	1.53e4	1.60e6	0.971	-2.9	0.954	dd
3	180424K1_3	2.50	0.83	NO	35.50	0.978	3.60e4	1.67e6	2.19	-12.3	0.862	MM
4	180424K1_4	400	0.78	NO	35.50	0.978	8.63e6	2.11e6	417	4.2	1.02	bd
5	180424K1_5	1000	0.77	NO	35.48	0.978	1.91e7	1.76e6	1100	10.4	1.09	bd
6	180424K1_6	50.0	0.77	NO	35.48	0.978	8.85e5	1.86e6	48.3	-3.3	0.950	bd

Compound name: PCB-58
Response Factor: 1.02114
RRF SD: 0.084554, Relative SD: 8.28034
Response type: Internal Std (Ref 181), Area * (IS Conc. / IS Area)
Curve type: RF

	Name	Std. Conc	RA	n/y	RT	RRT	Resp	IS Resp	Conc.	%Dev	RRF	X = dropped
1	180424K1_1	0.250	0.69	NO	35.63	0.982	3.18e3	1.32e6	0.236	-5.4	0.966	dd
2	180424K1_2	1.00	0.82	NO	35.63	0.982	1.46e4	1.60e6	0.896	-10.4	0.915	dd
3	180424K1_3	2.50	0.77	NO	35.63	0.982	4.05e4	1.67e6	2.38	-4.9	0.971	MM
4	180424K1_4	400	0.80	NO	35.63	0.982	9.63e6	2.11e6	448	12.0	1.14	dd
5	180424K1_5	1000	0.79	NO	35.61	0.982	1.89e7	1.76e6	1050	5.0	1.07	dd
6	180424K1_6	50.0	0.78	NO	35.61	0.982	9.86e5	1.86e6	51.8	3.7	1.06	dd

Dataset: U:\VG11.PRO\Results\180424K1\180424K1-CURVE.qld

Last Altered: Friday, April 27, 2018 15:38:07 Pacific Daylight Time
Printed: Friday, April 27, 2018 15:43:02 Pacific Daylight Time

Compound name: PCB-63
Response Factor: 0.909401
RRF SD: 0.0620119, Relative SD: 6.81898
Response type: Internal Std (Ref 181), Area * (IS Conc. / IS Area)
Curve type: RF

	Name	Std. Conc	RA	n/y	RT	RRT	Resp	IS Resp	Conc.	%Dev	RRF	X = dropped
1	180424K1_1	0.250	0.85	NO	35.78	0.986	3.22e3	1.32e6	0.269	7.5	0.977	MM
2	180424K1_2	1.00	0.75	NO	35.80	0.987	1.43e4	1.60e6	0.986	-1.4	0.896	dd
3	180424K1_3	2.50	0.73	NO	35.78	0.986	3.39e4	1.67e6	2.23	-10.7	0.812	dd
4	180424K1_4	400	0.78	NO	35.78	0.986	8.00e6	2.11e6	418	4.5	0.950	db
5	180424K1_5	1000	0.78	NO	35.76	0.986	1.68e7	1.76e6	1050	4.6	0.951	db
6	180424K1_6	50.0	0.79	NO	35.76	0.986	8.11e5	1.86e6	47.8	-4.3	0.870	db

Compound name: PCB-74
Response Factor: 1.04607
RRF SD: 0.0758356, Relative SD: 7.24959
Response type: Internal Std (Ref 181), Area * (IS Conc. / IS Area)
Curve type: RF

	Name	Std. Conc	RA	n/y	RT	RRT	Resp	IS Resp	Conc.	%Dev	RRF	X = dropped
1	180424K1_1	0.250	0.77	NO	36.10	0.995	3.42e3	1.32e6	0.248	-0.7	1.04	MM
2	180424K1_2	1.00	0.78	NO	36.08	0.994	1.52e4	1.60e6	0.911	-8.9	0.953	dd
3	180424K1_3	2.50	0.82	NO	36.08	0.994	4.05e4	1.67e6	2.32	-7.2	0.971	dd
4	180424K1_4	400	0.78	NO	36.08	0.994	9.55e6	2.11e6	434	8.4	1.13	bd
5	180424K1_5	1000	0.78	NO	36.06	0.994	1.99e7	1.76e6	1080	7.7	1.13	bd
6	180424K1_6	50.0	0.75	NO	36.06	0.994	9.81e5	1.86e6	50.3	0.7	1.05	bd

Compound name: PCB-61/70
Response Factor: 0.949472
RRF SD: 0.0713518, Relative SD: 7.5149
Response type: Internal Std (Ref 181), Area * (IS Conc. / IS Area)
Curve type: RF

	Name	Std. Conc	RA	n/y	RT	RRT	Resp	IS Resp	Conc.	%Dev	RRF	X = dropped
1	180424K1_1	0.500	0.79	NO	36.30	1.000	6.72e3	1.32e6	0.537	7.5	1.02	MM
2	180424K1_2	2.00	0.76	NO	36.30	1.000	2.81e4	1.60e6	1.85	-7.3	0.880	MM

Dataset: U:\VG11.PRO\Results\180424K1\180424K1-CURVE.qld

Last Altered: Friday, April 27, 2018 15:38:07 Pacific Daylight Time
Printed: Friday, April 27, 2018 15:43:02 Pacific Daylight Time

Compound name: PCB-61/70

	Name	Std. Conc	RA	n/y	RT	RRT	Resp	IS Resp	Conc.	%Dev	RRF	X = dropped
3	180424K1_3	5.00	0.80	NO	36.23	0.998	6.95e4	1.67e6	4.39	-12.3	0.833	MM
4	180424K1_4	800	0.78	NO	36.23	0.998	1.70e7	2.11e6	851	6.4	1.01	MM
5	180424K1_5	2000	0.77	NO	36.21	0.998	1.78e7	1.76e6	1060	-47.0	0.504	dd
6	180424K1_6	100	0.78	NO	36.28	1.001	1.76e6	1.86e6	99.2	-0.8	0.942	MM

Compound name: PCB-76/66
Response Factor: 1.0309
RRF SD: 0.078561, Relative SD: 7.62063
Response type: Internal Std (Ref 181), Area * (IS Conc. / IS Area)
Curve type: RF

	Name	Std. Conc	RA	n/y	RT	RRT	Resp	IS Resp	Conc.	%Dev	RRF	X = dropped
1	180424K1_1	0.500	0.84	NO	36.49	1.006	6.69e3	1.32e6	0.493	-1.4	1.02	dd
2	180424K1_2	2.00	0.85	NO	36.49	1.006	2.98e4	1.60e6	1.81	-9.6	0.932	dd
3	180424K1_3	5.00	0.77	NO	36.47	1.005	8.04e4	1.67e6	4.67	-6.6	0.963	dd
4	180424K1_4	800	0.78	NO	36.51	1.006	1.90e7	2.11e6	876	9.5	1.13	dd
5	180424K1_5	2000	0.79	NO	36.49	1.006	3.93e7	1.76e6	2160	7.9	1.11	dd
6	180424K1_6	100	0.78	NO	36.47	1.006	1.93e6	1.86e6	100	0.2	1.03	dd

Compound name: PCB-80
Response Factor: 1.05182
RRF SD: 0.0793808, Relative SD: 7.54697
Response type: Internal Std (Ref 182), Area * (IS Conc. / IS Area)
Curve type: RF

	Name	Std. Conc	RA	n/y	RT	RRT	Resp	IS Resp	Conc.	%Dev	RRF	X = dropped
1	180424K1_1	0.250	0.78	NO	36.75	1.001	3.24e3	1.32e6	0.233	-7.0	0.979	db
2	180424K1_2	1.00	0.74	NO	36.75	1.001	1.58e4	1.58e6	0.947	-5.3	0.996	db
3	180424K1_3	2.50	0.75	NO	36.73	1.000	4.11e4	1.68e6	2.32	-7.0	0.978	dd
4	180424K1_4	400	0.79	NO	36.73	1.000	9.65e6	2.09e6	439	9.6	1.15	db
5	180424K1_5	1000	0.79	NO	36.71	1.001	1.99e7	1.75e6	1080	8.0	1.14	db
6	180424K1_6	50.0	0.78	NO	36.71	1.001	9.92e5	1.86e6	50.8	1.7	1.07	db

Vista Analytical Laboratory

Dataset: U:\VG11.PRO\Results\180424K1\180424K1-CURVE.qld

Last Altered: Friday, April 27, 2018 15:38:07 Pacific Daylight Time
Printed: Friday, April 27, 2018 15:43:02 Pacific Daylight Time

Compound name: PCB-55
Response Factor: 1.06323
RRF SD: 0.0813857, Relative SD: 7.65459
Response type: Internal Std (Ref 182), Area * (IS Conc. / IS Area)
Curve type: RF

	Name	Std. Conc	RA	n/y	RT	RRT	Resp	IS Resp	Conc.	%Dev	RRF	X = dropped
1	180424K1_1	0.250	0.66	NO	37.08	1.010	3.56e3	1.32e6	0.253	1.1	1.08	MM
2	180424K1_2	1.00	0.76	NO	37.06	1.010	1.53e4	1.58e6	0.908	-9.2	0.966	bb
3	180424K1_3	2.50	0.78	NO	37.06	1.010	4.11e4	1.68e6	2.30	-7.9	0.979	db
4	180424K1_4	400	0.79	NO	37.06	1.010	9.70e6	2.09e6	436	9.0	1.16	bb
5	180424K1_5	1000	0.79	NO	37.04	1.010	2.01e7	1.75e6	1080	8.0	1.15	bb
6	180424K1_6	50.0	0.77	NO	37.04	1.010	9.77e5	1.86e6	49.5	-1.0	1.05	bb

Compound name: PCB-56/60
Response Factor: 0.928612
RRF SD: 0.078324, Relative SD: 8.43453
Response type: Internal Std (Ref 182), Area * (IS Conc. / IS Area)
Curve type: RF

	Name	Std. Conc	RA	n/y	RT	RRT	Resp	IS Resp	Conc.	%Dev	RRF	X = dropped
1	180424K1_1	0.500	0.85	NO	37.58	1.024	5.51e3	1.32e6	0.448	-10.4	0.832	bb
2	180424K1_2	2.00	0.81	NO	37.58	1.024	2.80e4	1.58e6	1.90	-5.0	0.882	bb
3	180424K1_3	5.00	0.76	NO	37.58	1.024	7.38e4	1.68e6	4.73	-5.4	0.879	bb
4	180424K1_4	800	0.79	NO	37.57	1.023	1.72e7	2.09e6	885	10.7	1.03	bb
5	180424K1_5	2000	0.79	NO	37.57	1.024	3.54e7	1.75e6	2180	8.9	1.01	bb
6	180424K1_6	100	0.78	NO	37.57	1.024	1.74e6	1.86e6	101	1.2	0.939	bb

Compound name: PCB-79
Response Factor: 1.03464
RRF SD: 0.0879469, Relative SD: 8.50025
Response type: Internal Std (Ref 182), Area * (IS Conc. / IS Area)
Curve type: RF

	Name	Std. Conc	RA	n/y	RT	RRT	Resp	IS Resp	Conc.	%Dev	RRF	X = dropped
1	180424K1_1	0.250	0.76	NO	38.68	1.054	3.57e3	1.32e6	0.261	4.2	1.08	bb
2	180424K1_2	1.00	0.82	NO	38.68	1.054	1.50e4	1.58e6	0.915	-8.5	0.946	bd

Dataset: U:\VG11.PRO\Results\180424K1\180424K1-CURVE.qld

Last Altered: Friday, April 27, 2018 15:38:07 Pacific Daylight Time
Printed: Friday, April 27, 2018 15:43:02 Pacific Daylight Time

Compound name: PCB-79

	Name	Std. Conc	RA	n/y	RT	RRT	Resp	IS Resp	Conc.	%Dev	RRF	X = dropped
3	180424K1_3	2.50	0.78	NO	38.68	1.054	3.86e4	1.68e6	2.22	-11.1	0.919	bb
4	180424K1_4	400	0.80	NO	38.68	1.054	9.39e6	2.09e6	434	8.4	1.12	bb
5	180424K1_5	1000	0.78	NO	38.66	1.054	1.97e7	1.75e6	1090	8.5	1.12	bb
6	180424K1_6	50.0	0.79	NO	38.66	1.054	9.46e5	1.86e6	49.3	-1.5	1.02	bb

Compound name: PCB-78
Response Factor: 0.997892
RRF SD: 0.064299, Relative SD: 6.44349
Response type: Internal Std (Ref 183), Area * (IS Conc. / IS Area)
Curve type: RF

	Name	Std. Conc	RA	n/y	RT	RRT	Resp	IS Resp	Conc.	%Dev	RRF	X = dropped
1	180424K1_1	0.250	0.72	NO	39.41	0.987	3.00e3	1.25e6	0.239	-4.3	0.955	bb
2	180424K1_2	1.00	0.76	NO	39.41	0.987	1.48e4	1.52e6	0.973	-2.7	0.971	dd
3	180424K1_3	2.50	0.75	NO	39.41	0.987	3.71e4	1.61e6	2.30	-7.9	0.919	dd
4	180424K1_4	400	0.78	NO	39.41	0.987	9.01e6	2.07e6	436	8.9	1.09	db
5	180424K1_5	1000	0.79	NO	39.39	0.987	1.89e7	1.78e6	1060	6.3	1.06	dd
6	180424K1_6	50.0	0.77	NO	39.39	0.987	9.01e5	1.81e6	49.9	-0.3	0.995	db

Compound name: PCB-81
Response Factor: 0.860762
RRF SD: 0.105844, Relative SD: 12.2966
Response type: Internal Std (Ref 183), Area * (IS Conc. / IS Area)
Curve type: RF

	Name	Std. Conc	RA	n/y	RT	RRT	Resp	IS Resp	Conc.	%Dev	RRF	X = dropped
1	180424K1_1	0.250	0.74	NO	39.97	1.001	2.17e3	1.25e6	0.201	-19.6	0.692	MM
2	180424K1_2	1.00	0.81	NO	39.95	1.000	1.23e4	1.52e6	0.940	-6.0	0.809	dd
3	180424K1_3	2.50	0.80	NO	39.95	1.000	3.37e4	1.61e6	2.43	-2.8	0.836	dd
4	180424K1_4	400	0.79	NO	39.95	1.000	8.14e6	2.07e6	456	14.1	0.982	dd
5	180424K1_5	1000	0.78	NO	39.93	1.000	1.70e7	1.78e6	1110	10.8	0.954	dd
6	180424K1_6	50.0	0.77	NO	39.93	1.000	8.07e5	1.81e6	51.8	3.6	0.892	bd

Dataset: U:\VG11.PRO\Results\180424K1\180424K1-CURVE.qld

Last Altered: Friday, April 27, 2018 15:38:07 Pacific Daylight Time
Printed: Friday, April 27, 2018 15:43:02 Pacific Daylight Time

Compound name: PCB-77
Response Factor: 0.98925
RRF SD: 0.0695865, Relative SD: 7.03427
Response type: Internal Std (Ref 184), Area * (IS Conc. / IS Area)
Curve type: RF

	Name	Std. Conc	RA	n/y	RT	RRT	Resp	IS Resp	Conc.	%Dev	RRF	X = dropped
1	180424K1_1	0.250	0.82	NO	40.58	1.000	2.64e3	1.12e6	0.239	-4.6	0.944	MM
2	180424K1_2	1.00	0.77	NO	40.56	1.000	1.31e4	1.43e6	0.920	-8.0	0.911	bb
3	180424K1_3	2.50	0.77	NO	40.56	1.000	3.58e4	1.53e6	2.36	-5.4	0.936	bb
4	180424K1_4	400	0.81	NO	40.56	1.000	8.51e6	1.97e6	438	9.4	1.08	bb
5	180424K1_5	1000	0.79	NO	40.54	1.000	1.78e7	1.69e6	1060	6.4	1.05	bb
6	180424K1_6	50.0	0.80	NO	40.54	1.000	8.50e5	1.68e6	51.1	2.2	1.01	bb

Compound name: PCB-104
Response Factor: 0.921207
RRF SD: 0.056712, Relative SD: 6.15627
Response type: Internal Std (Ref 185), Area * (IS Conc. / IS Area)
Curve type: RF

	Name	Std. Conc	RA	n/y	RT	RRT	Resp	IS Resp	Conc.	%Dev	RRF	X = dropped
1	180424K1_1	0.250	1.45	NO	33.34	1.001	2.91e3	1.25e6	0.252	0.8	0.928	MM
2	180424K1_2	1.00	1.61	NO	33.34	1.001	1.27e4	1.45e6	0.951	-4.9	0.876	bb
3	180424K1_3	2.50	1.55	NO	33.34	1.001	3.13e4	1.48e6	2.30	-8.1	0.846	bb
4	180424K1_4	400	1.56	NO	33.34	1.001	6.97e6	1.77e6	429	7.2	0.987	bb
5	180424K1_5	1000	1.58	NO	33.32	1.001	1.43e7	1.45e6	1070	6.7	0.983	bb
6	180424K1_6	50.0	1.63	NO	33.32	1.001	7.32e5	1.61e6	49.2	-1.6	0.906	bb

Compound name: PCB-96
Response Factor: 0.993023
RRF SD: 0.0623214, Relative SD: 6.27593
Response type: Internal Std (Ref 185), Area * (IS Conc. / IS Area)
Curve type: RF

	Name	Std. Conc	RA	n/y	RT	RRT	Resp	IS Resp	Conc.	%Dev	RRF	X = dropped
1	180424K1_1	0.250	1.69	NO	34.64	1.040	3.08e3	1.25e6	0.247	-1.1	0.982	bb
2	180424K1_2	1.00	1.64	NO	34.64	1.040	1.38e4	1.45e6	0.959	-4.1	0.952	bb

Dataset: U:\VG11.PRO\Results\180424K1\180424K1-CURVE.qld

Last Altered: Friday, April 27, 2018 15:38:07 Pacific Daylight Time
Printed: Friday, April 27, 2018 15:43:02 Pacific Daylight Time

Compound name: PCB-96

	Name	Std. Conc	RA	n/y	RT	RRT	Resp	IS Resp	Conc.	%Dev	RRF	X = dropped
3	180424K1_3	2.50	1.53	NO	34.64	1.040	3.39e4	1.48e6	2.30	-8.0	0.914	bb
4	180424K1_4	400	1.57	NO	34.64	1.040	7.63e6	1.77e6	435	8.8	1.08	bb
5	180424K1_5	1000	1.57	NO	34.63	1.040	1.53e7	1.45e6	1060	6.0	1.05	bb
6	180424K1_6	50.0	1.59	NO	34.63	1.040	7.89e5	1.61e6	49.2	-1.5	0.978	bb

Compound name: PCB-103
Response Factor: 0.76918
RRF SD: 0.0774734, Relative SD: 10.0722
Response type: Internal Std (Ref 185), Area * (IS Conc. / IS Area)
Curve type: RF

	Name	Std. Conc	RA	n/y	RT	RRT	Resp	IS Resp	Conc.	%Dev	RRF	X = dropped
1	180424K1_1	0.250	1.42	NO	35.20	1.057	2.35e3	1.25e6	0.244	-2.4	0.750	MM
2	180424K1_2	1.00	1.57	NO	35.20	1.057	9.98e3	1.45e6	0.898	-10.2	0.691	bb
3	180424K1_3	2.50	1.55	NO	35.20	1.057	2.57e4	1.48e6	2.26	-9.7	0.695	bb
4	180424K1_4	400	1.58	NO	35.20	1.057	6.14e6	1.77e6	452	12.9	0.869	bb
5	180424K1_5	1000	1.58	NO	35.18	1.056	1.25e7	1.45e6	1110	11.5	0.857	bb
6	180424K1_6	50.0	1.61	NO	35.18	1.057	6.08e5	1.61e6	49.0	-2.0	0.754	bb

Compound name: PCB-100
Response Factor: 0.779443
RRF SD: 0.110394, Relative SD: 14.1633
Response type: Internal Std (Ref 185), Area * (IS Conc. / IS Area)
Curve type: RF

	Name	Std. Conc	RA	n/y	RT	RRT	Resp	IS Resp	Conc.	%Dev	RRF	X = dropped
1	180424K1_1	0.250	1.38	NO	35.56	1.068	1.89e3	1.25e6	0.194	-22.6	0.603	MM
2	180424K1_2	1.00	1.64	NO	35.58	1.068	1.09e4	1.45e6	0.964	-3.6	0.752	bb
3	180424K1_3	2.50	1.66	NO	35.56	1.068	2.72e4	1.48e6	2.36	-5.6	0.735	bb
4	180424K1_4	400	1.58	NO	35.56	1.068	6.33e6	1.77e6	460	15.0	0.896	bb
5	180424K1_5	1000	1.58	NO	35.56	1.068	1.30e7	1.45e6	1150	14.8	0.895	bb
6	180424K1_6	50.0	1.60	NO	35.54	1.068	6.42e5	1.61e6	51.0	2.0	0.795	bb

Dataset: U:\VG11.PRO\Results\180424K1\180424K1-CURVE.qld

Last Altered: Friday, April 27, 2018 15:38:07 Pacific Daylight Time
Printed: Friday, April 27, 2018 15:43:02 Pacific Daylight Time

Compound name: PCB-94
Response Factor: 0.838033
RRF SD: 0.123175, Relative SD: 14.6981
Response type: Internal Std (Ref 186), Area * (IS Conc. / IS Area)
Curve type: RF

	Name	Std. Conc	RA	n/y	RT	RRT	Resp	IS Resp	Conc.	%Dev	RRF	X = dropped
1	180424K1_1	0.250	1.36	NO	36.06	0.985	2.62e3	9.72e5	0.321	28.5	1.08	db
2	180424K1_2	1.00	1.48	NO	36.06	0.985	8.50e3	1.13e6	0.899	-10.1	0.754	bb
3	180424K1_3	2.50	1.50	NO	36.06	0.986	2.18e4	1.17e6	2.23	-10.9	0.746	bb
4	180424K1_4	400	1.58	NO	36.06	0.986	4.89e6	1.48e6	396	-1.1	0.829	bb
5	180424K1_5	1000	1.58	NO	36.04	0.985	1.01e7	1.20e6	1000	0.1	0.839	bb
6	180424K1_6	50.0	1.61	NO	36.04	0.986	5.03e5	1.28e6	46.7	-6.6	0.783	bb

Compound name: PCB-95/98/102
Response Factor: 1.01919
RRF SD: 0.063878, Relative SD: 6.26754
Response type: Internal Std (Ref 186), Area * (IS Conc. / IS Area)
Curve type: RF

	Name	Std. Conc	RA	n/y	RT	RRT	Resp	IS Resp	Conc.	%Dev	RRF	X = dropped
1	180424K1_1	0.750	1.67	NO	36.54	0.998	7.71e3	9.72e5	0.779	3.9	1.06	MM
2	180424K1_2	3.00	1.58	NO	36.54	0.998	3.20e4	1.13e6	2.79	-7.1	0.947	bd
3	180424K1_3	7.50	1.60	NO	36.54	0.999	8.22e4	1.17e6	6.89	-8.1	0.936	bd
4	180424K1_4	1200	1.56	NO	36.54	0.999	1.91e7	1.48e6	1270	6.0	1.08	bd
5	180424K1_5	3000	1.57	NO	36.52	0.998	3.81e7	1.20e6	3110	3.7	1.06	bd
6	180424K1_6	150	1.57	NO	36.52	0.999	1.96e6	1.28e6	150	-0.0	1.02	bd

Compound name: PCB-93
Response Factor: 0.806937
RRF SD: 0.0710239, Relative SD: 8.80166
Response type: Internal Std (Ref 186), Area * (IS Conc. / IS Area)
Curve type: RF

	Name	Std. Conc	RA	n/y	RT	RRT	Resp	IS Resp	Conc.	%Dev	RRF	X = dropped
1	180424K1_1	0.250	1.35	NO	36.67	1.002	1.70e3	9.72e5	0.217	-13.2	0.701	MM
2	180424K1_2	1.00	1.58	NO	36.69	1.003	9.46e3	1.13e6	1.04	4.0	0.839	db

Dataset: U:\VG11.PRO\Results\180424K1\180424K1-CURVE.qld

Last Altered: Friday, April 27, 2018 15:38:07 Pacific Daylight Time
Printed: Friday, April 27, 2018 15:43:02 Pacific Daylight Time

Compound name: PCB-93

	Name	Std. Conc	RA	n/y	RT	RRT	Resp	IS Resp	Conc.	%Dev	RRF	X = dropped
3	180424K1_3	2.50	1.63	NO	36.69	1.003	2.21e4	1.17e6	2.34	-6.2	0.757	dd
4	180424K1_4	400	1.61	NO	36.69	1.003	4.96e6	1.48e6	417	4.1	0.840	db
5	180424K1_5	1000	1.61	NO	36.67	1.003	1.09e7	1.20e6	1120	11.9	0.903	db
6	180424K1_6	50.0	1.61	NO	36.67	1.003	5.14e5	1.28e6	49.7	-0.7	0.801	dd

Compound name: PCB-88/91
Response Factor: 0.859925
RRF SD: 0.0463267, Relative SD: 5.3873
Response type: Internal Std (Ref 186), Area * (IS Conc. / IS Area)
Curve type: RF

	Name	Std. Conc	RA	n/y	RT	RRT	Resp	IS Resp	Conc.	%Dev	RRF	X = dropped
1	180424K1_1	0.500	1.70	NO	37.01	1.011	4.05e3	9.72e5	0.484	-3.2	0.833	bd
2	180424K1_2	2.00	1.57	NO	37.03	1.012	1.83e4	1.13e6	1.89	-5.7	0.811	bd
3	180424K1_3	5.00	1.57	NO	37.03	1.012	4.79e4	1.17e6	4.76	-4.8	0.819	dd
4	180424K1_4	800	1.55	NO	37.01	1.012	1.09e7	1.48e6	857	7.1	0.921	bd
5	180424K1_5	2000	1.57	NO	37.01	1.012	2.18e7	1.20e6	2110	5.3	0.905	bd
6	180424K1_6	100	1.59	NO	36.99	1.012	1.12e6	1.28e6	101	1.2	0.870	dd

Compound name: PCB-121
Response Factor: 1.39817
RRF SD: 0.0805245, Relative SD: 5.75926
Response type: Internal Std (Ref 186), Area * (IS Conc. / IS Area)
Curve type: RF

	Name	Std. Conc	RA	n/y	RT	RRT	Resp	IS Resp	Conc.	%Dev	RRF	X = dropped
1	180424K1_1	0.250	1.46	NO	37.12	1.014	3.30e3	9.72e5	0.243	-3.0	1.36	MM
2	180424K1_2	1.00	1.60	NO	37.12	1.014	1.55e4	1.13e6	0.984	-1.6	1.38	db
3	180424K1_3	2.50	1.53	NO	37.10	1.014	3.76e4	1.17e6	2.30	-8.0	1.29	db
4	180424K1_4	400	1.58	NO	37.10	1.014	8.64e6	1.48e6	419	4.7	1.46	db
5	180424K1_5	1000	1.60	NO	37.10	1.014	1.82e7	1.20e6	1080	8.3	1.51	db
6	180424K1_6	50.0	1.61	NO	37.08	1.014	8.94e5	1.28e6	49.8	-0.4	1.39	db

Dataset: U:\VG11.PRO\Results\180424K1\180424K1-CURVE.qld

Last Altered: Friday, April 27, 2018 15:38:07 Pacific Daylight Time
Printed: Friday, April 27, 2018 15:43:02 Pacific Daylight Time

Compound name: PCB-84/92
Response Factor: 0.865222
RRF SD: 0.0490317, Relative SD: 5.66695
Response type: Internal Std (Ref 187), Area * (IS Conc. / IS Area)
Curve type: RF

	Name	Std. Conc	RA	n/y	RT	RRT	Resp	IS Resp	Conc.	%Dev	RRF	X = dropped
1	180424K1_1	0.500	1.57	NO	37.96	0.990	4.39e3	9.79e5	0.518	3.6	0.897	MM
2	180424K1_2	2.00	1.63	NO	37.97	0.990	1.88e4	1.12e6	1.95	-2.5	0.844	bd
3	180424K1_3	5.00	1.59	NO	37.96	0.990	4.60e4	1.17e6	4.54	-9.2	0.785	dd
4	180424K1_4	800	1.58	NO	37.96	0.990	1.06e7	1.46e6	838	4.8	0.907	bd
5	180424K1_5	2000	1.58	NO	37.96	0.991	2.19e7	1.20e6	2110	5.4	0.912	bd
6	180424K1_6	100	1.60	NO	37.94	0.990	1.10e6	1.29e6	97.9	-2.1	0.847	bd

Compound name: PCB-89
Response Factor: 0.942874
RRF SD: 0.0661199, Relative SD: 7.01259
Response type: Internal Std (Ref 187), Area * (IS Conc. / IS Area)
Curve type: RF

	Name	Std. Conc	RA	n/y	RT	RRT	Resp	IS Resp	Conc.	%Dev	RRF	X = dropped
1	180424K1_1	0.250	1.55	NO	38.16	0.996	2.55e3	9.79e5	0.276	10.4	1.04	dd
2	180424K1_2	1.00	1.47	NO	38.16	0.995	1.01e4	1.12e6	0.956	-4.4	0.902	dd
3	180424K1_3	2.50	1.55	NO	38.16	0.996	2.53e4	1.17e6	2.29	-8.3	0.865	dd
4	180424K1_4	400	1.57	NO	38.16	0.996	5.70e6	1.46e6	414	3.6	0.977	dd
5	180424K1_5	1000	1.59	NO	38.14	0.996	1.18e7	1.20e6	1040	3.6	0.977	dd
6	180424K1_6	50.0	1.58	NO	38.14	0.996	5.80e5	1.29e6	47.5	-4.9	0.896	dd

Compound name: PCB-90/101
Response Factor: 0.928436
RRF SD: 0.0518772, Relative SD: 5.58759
Response type: Internal Std (Ref 187), Area * (IS Conc. / IS Area)
Curve type: RF

	Name	Std. Conc	RA	n/y	RT	RRT	Resp	IS Resp	Conc.	%Dev	RRF	X = dropped
1	180424K1_1	0.500	1.70	NO	38.35	1.000	4.34e3	9.79e5	0.478	-4.5	0.887	MM
2	180424K1_2	2.00	1.63	NO	38.35	1.000	2.08e4	1.12e6	2.00	0.1	0.929	dd

Dataset: U:\VG11.PRO\Results\180424K1\180424K1-CURVE.qld

Last Altered: Friday, April 27, 2018 15:38:07 Pacific Daylight Time
Printed: Friday, April 27, 2018 15:43:02 Pacific Daylight Time

Compound name: PCB-90/101

	Name	Std. Conc	RA	n/y	RT	RRT	Resp	IS Resp	Conc.	%Dev	RRF	X = dropped
3	180424K1_3	5.00	1.55	NO	38.35	1.000	5.04e4	1.17e6	4.64	-7.2	0.861	db
4	180424K1_4	800	1.57	NO	38.35	1.000	1.15e7	1.46e6	852	6.5	0.988	db
5	180424K1_5	2000	1.58	NO	38.33	1.000	2.38e7	1.20e6	2130	6.4	0.988	dd
6	180424K1_6	100	1.57	NO	38.33	1.000	1.19e6	1.29e6	98.7	-1.3	0.917	db

Compound name: PCB-113
Response Factor: 1.18881
RRF SD: 0.0648906, Relative SD: 5.45845
Response type: Internal Std (Ref 187), Area * (IS Conc. / IS Area)
Curve type: RF

	Name	Std. Conc	RA	n/y	RT	RRT	Resp	IS Resp	Conc.	%Dev	RRF	X = dropped
1	180424K1_1	0.250	1.36	NO	38.61	1.007	2.83e3	9.79e5	0.243	-2.8	1.16	dd
2	180424K1_2	1.00	1.61	NO	38.61	1.007	1.25e4	1.12e6	0.944	-5.6	1.12	dd
3	180424K1_3	2.50	1.54	NO	38.59	1.007	3.35e4	1.17e6	2.41	-3.6	1.15	bd
4	180424K1_4	400	1.55	NO	38.59	1.007	7.53e6	1.46e6	434	8.5	1.29	bd
5	180424K1_5	1000	1.57	NO	38.59	1.007	1.50e7	1.20e6	1050	4.8	1.25	dd
6	180424K1_6	50.0	1.57	NO	38.57	1.007	7.59e5	1.29e6	49.3	-1.4	1.17	bd

Compound name: PCB-99
Response Factor: 1.14342
RRF SD: 0.0722418, Relative SD: 6.31807
Response type: Internal Std (Ref 187), Area * (IS Conc. / IS Area)
Curve type: RF

	Name	Std. Conc	RA	n/y	RT	RRT	Resp	IS Resp	Conc.	%Dev	RRF	X = dropped
1	180424K1_1	0.250	1.58	NO	38.70	1.010	2.67e3	9.79e5	0.238	-4.8	1.09	MM
2	180424K1_2	1.00	1.42	NO	38.70	1.009	1.24e4	1.12e6	0.972	-2.8	1.11	db
3	180424K1_3	2.50	1.58	NO	38.70	1.010	3.16e4	1.17e6	2.37	-5.4	1.08	db
4	180424K1_4	400	1.56	NO	38.70	1.010	7.07e6	1.46e6	424	5.9	1.21	db
5	180424K1_5	1000	1.59	NO	38.68	1.010	1.51e7	1.20e6	1100	9.9	1.26	db
6	180424K1_6	50.0	1.59	NO	38.68	1.010	7.20e5	1.29e6	48.6	-2.8	1.11	db

Dataset: U:\VG11.PRO\Results\180424K1\180424K1-CURVE.qld

Last Altered: Friday, April 27, 2018 15:38:07 Pacific Daylight Time
Printed: Friday, April 27, 2018 15:43:02 Pacific Daylight Time

Compound name: PCB-119
Response Factor: 1.4381
RRF SD: 0.112414, Relative SD: 7.81686
Response type: Internal Std (Ref 188), Area * (IS Conc. / IS Area)
Curve type: RF

	Name	Std. Conc	RA	n/y	RT	RRT	Resp	IS Resp	Conc.	%Dev	RRF	X = dropped
1	180424K1_1	0.250	1.34	NO	39.17	0.987	3.10e3	8.58e5	0.251	0.4	1.44	MM
2	180424K1_2	1.00	1.51	NO	39.19	0.987	1.32e4	9.71e5	0.947	-5.3	1.36	MM
3	180424K1_3	2.50	1.57	NO	39.17	0.987	3.29e4	1.03e6	2.22	-11.0	1.28	bd
4	180424K1_4	400	1.57	NO	39.17	0.987	7.85e6	1.25e6	438	9.5	1.57	bd
5	180424K1_5	1000	1.58	NO	39.17	0.987	1.61e7	1.04e6	1080	8.0	1.55	MM
6	180424K1_6	50.0	1.56	NO	39.15	0.987	7.94e5	1.12e6	49.2	-1.5	1.42	bd

Compound name: PCB-108/112
Response Factor: 1.23335
RRF SD: 0.0935244, Relative SD: 7.58295
Response type: Internal Std (Ref 188), Area * (IS Conc. / IS Area)
Curve type: RF

	Name	Std. Conc	RA	n/y	RT	RRT	Resp	IS Resp	Conc.	%Dev	RRF	X = dropped
1	180424K1_1	0.500	1.74	NO	39.33	0.991	5.08e3	8.58e5	0.480	-3.9	1.18	MM
2	180424K1_2	2.00	1.63	NO	39.33	0.991	2.24e4	9.71e5	1.87	-6.5	1.15	MM
3	180424K1_3	5.00	1.71	NO	39.33	0.991	5.88e4	1.03e6	4.63	-7.3	1.14	dd
4	180424K1_4	800	1.57	NO	39.33	0.991	1.36e7	1.25e6	884	10.5	1.36	dd
5	180424K1_5	2000	1.57	NO	39.31	0.991	2.76e7	1.04e6	2160	8.0	1.33	dd
6	180424K1_6	100	1.57	NO	39.31	0.991	1.37e6	1.12e6	99.2	-0.8	1.22	dd

Compound name: PCB-83
Response Factor: 1.48125
RRF SD: 0.127521, Relative SD: 8.609
Response type: Internal Std (Ref 188), Area * (IS Conc. / IS Area)
Curve type: RF

	Name	Std. Conc	RA	n/y	RT	RRT	Resp	IS Resp	Conc.	%Dev	RRF	X = dropped
1	180424K1_1	0.250	1.67	NO	39.50	0.995	2.98e3	8.58e5	0.234	-6.3	1.39	dd
2	180424K1_2	1.00	1.59	NO	39.50	0.995	1.36e4	9.71e5	0.946	-5.4	1.40	dd

Dataset: U:\VG11.PRO\Results\180424K1\180424K1-CURVE.qld

Last Altered: Friday, April 27, 2018 15:38:07 Pacific Daylight Time
Printed: Friday, April 27, 2018 15:43:02 Pacific Daylight Time

Compound name: PCB-83

	Name	Std. Conc	RA	n/y	RT	RRT	Resp	IS Resp	Conc.	%Dev	RRF	X = dropped
3	180424K1_3	2.50	1.53	NO	39.50	0.995	3.44e4	1.03e6	2.26	-9.6	1.34	dd
4	180424K1_4	400	1.59	NO	39.50	0.995	8.15e6	1.25e6	441	10.3	1.63	dd
5	180424K1_5	1000	1.58	NO	39.48	0.995	1.69e7	1.04e6	1100	10.1	1.63	dd
6	180424K1_6	50.0	1.57	NO	39.48	0.995	8.39e5	1.12e6	50.5	0.9	1.50	dd

Compound name: PCB-97
Response Factor: 1.0107
RRF SD: 0.0760297, Relative SD: 7.52252
Response type: Internal Std (Ref 188), Area * (IS Conc. / IS Area)
Curve type: RF

	Name	Std. Conc	RA	n/y	RT	RRT	Resp	IS Resp	Conc.	%Dev	RRF	X = dropped
1	180424K1_1	0.250	1.72	NO	39.71	1.000	2.03e3	8.58e5	0.234	-6.4	0.946	MM
2	180424K1_2	1.00	1.62	NO	39.71	1.000	9.79e3	9.71e5	0.997	-0.3	1.01	dd
3	180424K1_3	2.50	1.61	NO	39.71	1.000	2.37e4	1.03e6	2.28	-8.7	0.923	dd
4	180424K1_4	400	1.58	NO	39.71	1.000	5.55e6	1.25e6	441	10.2	1.11	dd
5	180424K1_5	1000	1.57	NO	39.69	1.000	1.13e7	1.04e6	1080	7.6	1.09	dd
6	180424K1_6	50.0	1.59	NO	39.69	1.000	5.53e5	1.12e6	48.8	-2.4	0.986	dd

Compound name: PCB-86
Response Factor: 0.995021
RRF SD: 0.106835, Relative SD: 10.737
Response type: Internal Std (Ref 188), Area * (IS Conc. / IS Area)
Curve type: RF

	Name	Std. Conc	RA	n/y	RT	RRT	Resp	IS Resp	Conc.	%Dev	RRF	X = dropped
1	180424K1_1	0.250	1.36	NO	39.85	1.004	2.25e3	8.58e5	0.263	5.4	1.05	dd
2	180424K1_2	1.00	1.51	NO	39.87	1.005	1.00e4	9.71e5	1.04	3.5	1.03	dd
3	180424K1_3	2.50	1.46	NO	39.85	1.004	2.18e4	1.03e6	2.13	-14.9	0.847	dd
4	180424K1_4	400	1.56	NO	39.85	1.004	4.94e6	1.25e6	398	-0.4	0.991	dd
5	180424K1_5	1000	1.56	NO	39.84	1.004	1.19e7	1.04e6	1150	15.3	1.15	dd
6	180424K1_6	50.0	1.61	NO	39.84	1.004	5.08e5	1.12e6	45.5	-8.9	0.906	dd

Dataset: U:\VG11.PRO\Results\180424K1\180424K1-CURVE.qld

Last Altered: Friday, April 27, 2018 15:38:07 Pacific Daylight Time
Printed: Friday, April 27, 2018 15:43:02 Pacific Daylight Time

Compound name: PCB-87/117/125
Response Factor: 1.37081
RRF SD: 0.112019, Relative SD: 8.17178
Response type: Internal Std (Ref 188), Area * (IS Conc. / IS Area)
Curve type: RF

	Name	Std. Conc	RA	n/y	RT	RRT	Resp	IS Resp	Conc.	%Dev	RRF	X = dropped
1	180424K1_1	0.750	1.74	NO	39.99	1.008	8.94e3	8.58e5	0.760	1.4	1.39	dd
2	180424K1_2	3.00	1.54	NO	39.99	1.008	3.57e4	9.71e5	2.68	-10.7	1.22	dd
3	180424K1_3	7.50	1.63	NO	39.99	1.008	9.77e4	1.03e6	6.93	-7.6	1.27	dd
4	180424K1_4	1200	1.58	NO	39.99	1.008	2.29e7	1.25e6	1340	11.6	1.53	dd
5	180424K1_5	3000	1.59	NO	39.97	1.008	4.48e7	1.04e6	3150	5.1	1.44	dd
6	180424K1_6	150	1.59	NO	39.97	1.008	2.31e6	1.12e6	150	0.2	1.37	dd

Compound name: PCB-111/115
Response Factor: 1.54709
RRF SD: 0.100532, Relative SD: 6.49812
Response type: Internal Std (Ref 188), Area * (IS Conc. / IS Area)
Curve type: RF

	Name	Std. Conc	RA	n/y	RT	RRT	Resp	IS Resp	Conc.	%Dev	RRF	X = dropped
1	180424K1_1	0.500	1.45	NO	40.15	1.012	6.77e3	8.58e5	0.510	2.1	1.58	dd
2	180424K1_2	2.00	1.51	NO	40.15	1.012	2.86e4	9.71e5	1.90	-4.8	1.47	dd
3	180424K1_3	5.00	1.67	NO	40.15	1.012	7.25e4	1.03e6	4.56	-8.9	1.41	dd
4	180424K1_4	800	1.57	NO	40.15	1.012	1.68e7	1.25e6	871	8.9	1.68	dd
5	180424K1_5	2000	1.58	NO	40.13	1.012	3.36e7	1.04e6	2100	4.8	1.62	MM
6	180424K1_6	100	1.56	NO	40.13	1.012	1.70e6	1.12e6	98.0	-2.0	1.52	dd

Compound name: PCB-85/116
Response Factor: 1.1826
RRF SD: 0.081621, Relative SD: 6.90183
Response type: Internal Std (Ref 188), Area * (IS Conc. / IS Area)
Curve type: RF

	Name	Std. Conc	RA	n/y	RT	RRT	Resp	IS Resp	Conc.	%Dev	RRF	X = dropped
1	180424K1_1	0.500	1.41	NO	40.28	1.015	5.04e3	8.58e5	0.497	-0.6	1.18	dd
2	180424K1_2	2.00	1.71	NO	40.28	1.015	2.16e4	9.71e5	1.88	-5.9	1.11	MM

Dataset: U:\VG11.PRO\Results\180424K1\180424K1-CURVE.qld

Last Altered: Friday, April 27, 2018 15:38:07 Pacific Daylight Time
Printed: Friday, April 27, 2018 15:43:02 Pacific Daylight Time

Compound name: PCB-85/116

	Name	Std. Conc	RA	n/y	RT	RRT	Resp	IS Resp	Conc.	%Dev	RRF	X = dropped
3	180424K1_3	5.00	1.64	NO	40.28	1.015	5.57e4	1.03e6	4.58	-8.4	1.08	dd
4	180424K1_4	800	1.59	NO	40.28	1.015	1.31e7	1.25e6	888	11.0	1.31	dd
5	180424K1_5	2000	1.59	NO	40.26	1.015	2.53e7	1.04e6	2070	3.4	1.22	dd
6	180424K1_6	100	1.59	NO	40.26	1.015	1.33e6	1.12e6	101	0.5	1.19	dd

Compound name: PCB-120
Response Factor: 1.66808
RRF SD: 0.114442, Relative SD: 6.8607
Response type: Internal Std (Ref 188), Area * (IS Conc. / IS Area)
Curve type: RF

	Name	Std. Conc	RA	n/y	RT	RRT	Resp	IS Resp	Conc.	%Dev	RRF	X = dropped
1	180424K1_1	0.250	1.60	NO	40.54	1.022	3.60e3	8.58e5	0.251	0.5	1.68	dd
2	180424K1_2	1.00	1.45	NO	40.54	1.022	1.57e4	9.71e5	0.966	-3.4	1.61	bd
3	180424K1_3	2.50	1.58	NO	40.53	1.021	3.88e4	1.03e6	2.26	-9.5	1.51	dd
4	180424K1_4	400	1.56	NO	40.53	1.021	9.10e6	1.25e6	437	9.3	1.82	dd
5	180424K1_5	1000	1.58	NO	40.53	1.022	1.83e7	1.04e6	1060	6.1	1.77	MM
6	180424K1_6	50.0	1.58	NO	40.51	1.021	9.07e5	1.12e6	48.5	-3.1	1.62	dd

Compound name: PCB-110
Response Factor: 1.49051
RRF SD: 0.100333, Relative SD: 6.73145
Response type: Internal Std (Ref 188), Area * (IS Conc. / IS Area)
Curve type: RF

	Name	Std. Conc	RA	n/y	RT	RRT	Resp	IS Resp	Conc.	%Dev	RRF	X = dropped
1	180424K1_1	0.250	1.43	NO	40.67	1.025	3.14e3	8.58e5	0.245	-1.9	1.46	db
2	180424K1_2	1.00	1.47	NO	40.69	1.025	1.39e4	9.71e5	0.957	-4.3	1.43	db
3	180424K1_3	2.50	1.55	NO	40.67	1.025	3.48e4	1.03e6	2.27	-9.2	1.35	db
4	180424K1_4	400	1.58	NO	40.67	1.025	8.16e6	1.25e6	439	9.8	1.64	db
5	180424K1_5	1000	1.58	NO	40.65	1.025	1.62e7	1.04e6	1050	4.8	1.56	db
6	180424K1_6	50.0	1.59	NO	40.65	1.025	8.43e5	1.12e6	50.4	0.8	1.50	dd

Dataset: U:\VG11.PRO\Results\180424K1\180424K1-CURVE.qld

Last Altered: Friday, April 27, 2018 15:38:07 Pacific Daylight Time
Printed: Friday, April 27, 2018 15:43:02 Pacific Daylight Time

Compound name: PCB-82
Response Factor: 0.713724
RRF SD: 0.0366142, Relative SD: 5.13002
Response type: Internal Std (Ref 189), Area * (IS Conc. / IS Area)
Curve type: RF

	Name	Std. Conc	RA	n/y	RT	RRT	Resp	IS Resp	Conc.	%Dev	RRF	X = dropped
1	180424K1_1	0.250	1.42	NO	41.33	0.976	1.96e3	1.06e6	0.259	3.5	0.738	bb
2	180424K1_2	1.00	1.76	NO	41.33	0.976	8.89e3	1.28e6	0.971	-2.9	0.693	bb
3	180424K1_3	2.50	1.49	NO	41.33	0.976	2.23e4	1.34e6	2.33	-6.8	0.665	bb
4	180424K1_4	400	1.57	NO	41.33	0.976	5.03e6	1.67e6	423	5.6	0.754	bb
5	180424K1_5	1000	1.58	NO	41.31	0.976	1.03e7	1.38e6	1040	4.4	0.745	bb
6	180424K1_6	50.0	1.58	NO	41.31	0.976	5.12e5	1.49e6	48.1	-3.8	0.687	bb

Compound name: PCB-124
Response Factor: 1.14862
RRF SD: 0.138153, Relative SD: 12.0278
Response type: Internal Std (Ref 189), Area * (IS Conc. / IS Area)
Curve type: RF

	Name	Std. Conc	RA	n/y	RT	RRT	Resp	IS Resp	Conc.	%Dev	RRF	X = dropped
1	180424K1_1	0.250	1.41	NO	42.05	0.993	3.59e3	1.06e6	0.294	17.4	1.35	MM
2	180424K1_2	1.00	1.56	NO	42.03	0.993	1.28e4	1.28e6	0.869	-13.1	0.998	bd
3	180424K1_3	2.50	1.56	NO	42.03	0.993	3.35e4	1.34e6	2.18	-12.7	1.00	bd
4	180424K1_4	400	1.57	NO	42.03	0.993	8.23e6	1.67e6	430	7.5	1.24	bd
5	180424K1_5	1000	1.57	NO	42.01	0.993	1.66e7	1.38e6	1040	4.3	1.20	bd
6	180424K1_6	50.0	1.58	NO	42.01	0.993	8.27e5	1.49e6	48.3	-3.4	1.11	bd

Compound name: PCB-107/109
Response Factor: 1.16982
RRF SD: 0.0825164, Relative SD: 7.05374
Response type: Internal Std (Ref 189), Area * (IS Conc. / IS Area)
Curve type: RF

	Name	Std. Conc	RA	n/y	RT	RRT	Resp	IS Resp	Conc.	%Dev	RRF	X = dropped
1	180424K1_1	0.500	1.69	NO	42.18	0.996	6.00e3	1.06e6	0.483	-3.5	1.13	dd
2	180424K1_2	2.00	1.58	NO	42.18	0.997	2.87e4	1.28e6	1.91	-4.5	1.12	dd

Dataset: U:\VG11.PRO\Results\180424K1\180424K1-CURVE.qld

Last Altered: Friday, April 27, 2018 15:38:07 Pacific Daylight Time
Printed: Friday, April 27, 2018 15:43:02 Pacific Daylight Time

Compound name: PCB-107/109

	Name	Std. Conc	RA	n/y	RT	RRT	Resp	IS Resp	Conc.	%Dev	RRF	X = dropped
3	180424K1_3	5.00	1.62	NO	42.18	0.997	7.19e4	1.34e6	4.59	-8.2	1.07	dd
4	180424K1_4	800	1.58	NO	42.18	0.997	1.70e7	1.67e6	871	8.9	1.27	dd
5	180424K1_5	2000	1.58	NO	42.16	0.996	3.51e7	1.38e6	2170	8.4	1.27	dd
6	180424K1_6	100	1.60	NO	42.16	0.996	1.72e6	1.49e6	98.9	-1.1	1.16	dd

Compound name: PCB-123
Response Factor: 1.06398
RRF SD: 0.163337, Relative SD: 15.3514
Response type: Internal Std (Ref 189), Area * (IS Conc. / IS Area)
Curve type: RF

	Name	Std. Conc	RA	n/y	RT	RRT	Resp	IS Resp	Conc.	%Dev	RRF	X = dropped
1	180424K1_1	0.250	1.63	NO	42.37	1.000	3.66e3	1.06e6	0.323	29.4	1.38	MM
2	180424K1_2	1.00	1.51	NO	42.37	1.001	1.25e4	1.28e6	0.913	-8.7	0.972	dd
3	180424K1_3	2.50	1.59	NO	42.35	1.000	3.10e4	1.34e6	2.18	-13.0	0.926	dd
4	180424K1_4	400	1.58	NO	42.35	1.000	7.17e6	1.67e6	404	1.1	1.08	dd
5	180424K1_5	1000	1.58	NO	42.35	1.001	1.46e7	1.38e6	995	-0.5	1.06	dd
6	180424K1_6	50.0	1.59	NO	42.33	1.000	7.27e5	1.49e6	45.9	-8.3	0.976	dd

Compound name: PCB-106/118
Response Factor: 1.04682
RRF SD: 0.0635874, Relative SD: 6.07435
Response type: Internal Std (Ref 190), Area * (IS Conc. / IS Area)
Curve type: RF

	Name	Std. Conc	RA	n/y	RT	RRT	Resp	IS Resp	Conc.	%Dev	RRF	X = dropped
1	180424K1_1	0.500	1.71	NO	42.57	1.001	5.71e3	1.12e6	0.486	-2.8	1.02	MM
2	180424K1_2	2.00	1.62	NO	42.57	1.001	2.71e4	1.34e6	1.94	-3.2	1.01	db
3	180424K1_3	5.00	1.62	NO	42.57	1.001	6.85e4	1.43e6	4.59	-8.2	0.961	db
4	180424K1_4	800	1.57	NO	42.57	1.001	1.63e7	1.79e6	869	8.7	1.14	db
5	180424K1_5	2000	1.58	NO	42.55	1.001	3.31e7	1.51e6	2100	4.9	1.10	db
6	180424K1_6	100	1.59	NO	42.55	1.001	1.66e6	1.58e6	101	0.6	1.05	db

Dataset: U:\VG11.PRO\Results\180424K1\180424K1-CURVE.qld

Last Altered: Friday, April 27, 2018 15:38:07 Pacific Daylight Time
Printed: Friday, April 27, 2018 15:43:02 Pacific Daylight Time

Compound name: PCB-114
Response Factor: 1.06234
RRF SD: 0.110863, Relative SD: 10.4357
Response type: Internal Std (Ref 191), Area * (IS Conc. / IS Area)
Curve type: RF

	Name	Std. Conc	RA	n/y	RT	RRT	Resp	IS Resp	Conc.	%Dev	RRF	X = dropped
1	180424K1_1	0.250	1.72	NO	43.23	1.000	2.97e3	9.70e5	0.288	15.4	1.23	MM
2	180424K1_2	1.00	1.60	NO	43.23	1.000	1.22e4	1.26e6	0.910	-9.0	0.967	bd
3	180424K1_3	2.50	1.55	NO	43.23	1.001	3.06e4	1.31e6	2.20	-12.2	0.933	bd
4	180424K1_4	400	1.54	NO	43.21	1.000	7.52e6	1.66e6	427	6.7	1.13	bd
5	180424K1_5	1000	1.54	NO	43.21	1.000	1.55e7	1.41e6	1040	3.7	1.10	bd
6	180424K1_6	50.0	1.58	NO	43.19	1.000	7.42e5	1.46e6	47.7	-4.6	1.01	bd

Compound name: PCB-122
Response Factor: 1.01218
RRF SD: 0.0774065, Relative SD: 7.64747
Response type: Internal Std (Ref 191), Area * (IS Conc. / IS Area)
Curve type: RF

	Name	Std. Conc	RA	n/y	RT	RRT	Resp	IS Resp	Conc.	%Dev	RRF	X = dropped
1	180424K1_1	0.250	1.56	NO	43.36	1.003	2.54e3	9.70e5	0.259	3.5	1.05	MM
2	180424K1_2	1.00	1.51	NO	43.36	1.004	1.16e4	1.26e6	0.908	-9.2	0.920	MM
3	180424K1_3	2.50	1.52	NO	43.36	1.004	3.04e4	1.31e6	2.29	-8.5	0.926	dd
4	180424K1_4	400	1.55	NO	43.36	1.004	7.27e6	1.66e6	433	8.1	1.09	dd
5	180424K1_5	1000	1.55	NO	43.34	1.003	1.53e7	1.41e6	1070	7.4	1.09	dd
6	180424K1_6	50.0	1.57	NO	43.34	1.004	7.31e5	1.46e6	49.3	-1.4	0.998	dd

Compound name: PCB-105
Response Factor: 1.04835
RRF SD: 0.0937273, Relative SD: 8.94042
Response type: Internal Std (Ref 192), Area * (IS Conc. / IS Area)
Curve type: RF

	Name	Std. Conc	RA	n/y	RT	RRT	Resp	IS Resp	Conc.	%Dev	RRF	X = dropped
1	180424K1_1	0.250	1.67	NO	44.12	1.000	2.62e3	9.60e5	0.260	4.0	1.09	MM
2	180424K1_2	1.00	1.51	NO	44.12	1.000	1.20e4	1.25e6	0.914	-8.6	0.958	dd

Dataset: U:\VG11.PRO\Results\180424K1\180424K1-CURVE.qld

Last Altered: Friday, April 27, 2018 15:38:07 Pacific Daylight Time
Printed: Friday, April 27, 2018 15:43:02 Pacific Daylight Time

Compound name: PCB-105

	Name	Std. Conc	RA	n/y	RT	RRT	Resp	IS Resp	Conc.	%Dev	RRF	X = dropped
3	180424K1_3	2.50	1.48	NO	44.12	1.001	2.97e4	1.29e6	2.19	-12.4	0.918	bb
4	180424K1_4	400	1.54	NO	44.12	1.001	7.60e6	1.65e6	440	10.0	1.15	bd
5	180424K1_5	1000	1.54	NO	44.10	1.000	1.58e7	1.40e6	1070	7.5	1.13	bd
6	180424K1_6	50.0	1.58	NO	44.10	1.001	7.59e5	1.45e6	49.8	-0.5	1.04	bd

Compound name: PCB-127
Response Factor: 1.03911
RRF SD: 0.0791859, Relative SD: 7.62053
Response type: Internal Std (Ref 193), Area * (IS Conc. / IS Area)
Curve type: RF

	Name	Std. Conc	RA	n/y	RT	RRT	Resp	IS Resp	Conc.	%Dev	RRF	X = dropped
1	180424K1_1	0.250	1.57	NO	44.48	1.001	2.64e3	1.02e6	0.249	-0.5	1.03	db
2	180424K1_2	1.00	1.67	NO	44.46	1.000	1.30e4	1.32e6	0.948	-5.2	0.985	MM
3	180424K1_3	2.50	1.59	NO	44.46	1.000	3.22e4	1.39e6	2.24	-10.6	0.929	bd
4	180424K1_4	400	1.55	NO	44.46	1.000	8.00e6	1.75e6	439	9.8	1.14	db
5	180424K1_5	1000	1.56	NO	44.44	1.000	1.67e7	1.49e6	1070	7.4	1.12	db
6	180424K1_6	50.0	1.59	NO	44.44	1.000	7.97e5	1.55e6	49.6	-0.8	1.03	db

Compound name: PCB-126
Response Factor: 1.19226
RRF SD: 0.195765, Relative SD: 16.4197
Response type: Internal Std (Ref 194), Area * (IS Conc. / IS Area)
Curve type: RF

	Name	Std. Conc	RA	n/y	RT	RRT	Resp	IS Resp	Conc.	%Dev	RRF	X = dropped
1	180424K1_1	0.250	1.71	NO	46.43	1.000	3.27e3	8.44e5	0.325	30.1	1.55	MM
2	180424K1_2	1.00	1.48	NO	46.43	1.000	1.24e4	1.19e6	0.878	-12.2	1.05	MM
3	180424K1_3	2.50	1.50	NO	46.41	1.000	3.20e4	1.28e6	2.10	-16.0	1.00	dd
4	180424K1_4	400	1.55	NO	46.41	1.000	7.86e6	1.61e6	409	2.3	1.22	db
5	180424K1_5	1000	1.56	NO	46.41	1.000	1.68e7	1.39e6	1010	1.4	1.21	db
6	180424K1_6	50.0	1.58	NO	46.39	1.000	7.97e5	1.41e6	47.2	-5.5	1.13	db

Dataset: U:\VG11.PRO\Results\180424K1\180424K1-CURVE.qld

Last Altered: Friday, April 27, 2018 15:38:07 Pacific Daylight Time
Printed: Friday, April 27, 2018 15:43:02 Pacific Daylight Time

Compound name: PCB-155
Response Factor: 0.827462
RRF SD: 0.0468279, Relative SD: 5.65922
Response type: Internal Std (Ref 195), Area * (IS Conc. / IS Area)
Curve type: RF

	Name	Std. Conc	RA	n/y	RT	RRT	Resp	IS Resp	Conc.	%Dev	RRF	X = dropped
1	180424K1_1	0.250	1.33	NO	37.88	1.001	2.56e3	1.24e6	0.249	-0.4	0.824	MM
2	180424K1_2	1.00	1.27	NO	37.88	1.001	1.15e4	1.41e6	0.980	-2.0	0.811	bb
3	180424K1_3	2.50	1.29	NO	37.88	1.001	2.75e4	1.45e6	2.29	-8.4	0.758	bb
4	180424K1_4	400	1.26	NO	37.88	1.001	6.07e6	1.71e6	430	7.5	0.889	bb
5	180424K1_5	1000	1.26	NO	37.86	1.000	1.22e7	1.41e6	1050	5.1	0.870	bb
6	180424K1_6	50.0	1.29	NO	37.86	1.000	6.34e5	1.56e6	49.1	-1.8	0.813	bb

Compound name: PCB-150
Response Factor: 0.87937
RRF SD: 0.0713755, Relative SD: 8.11666
Response type: Internal Std (Ref 195), Area * (IS Conc. / IS Area)
Curve type: RF

	Name	Std. Conc	RA	n/y	RT	RRT	Resp	IS Resp	Conc.	%Dev	RRF	X = dropped
1	180424K1_1	0.250	1.26	NO	39.19	1.035	2.80e3	1.24e6	0.256	2.3	0.899	bb
2	180424K1_2	1.00	1.40	NO	39.19	1.035	1.13e4	1.41e6	0.907	-9.3	0.797	bb
3	180424K1_3	2.50	1.24	NO	39.19	1.035	2.93e4	1.45e6	2.30	-8.0	0.809	bb
4	180424K1_4	400	1.26	NO	39.19	1.035	6.57e6	1.71e6	438	9.5	0.963	bb
5	180424K1_5	1000	1.26	NO	39.17	1.035	1.34e7	1.41e6	1090	8.5	0.954	bb
6	180424K1_6	50.0	1.26	NO	39.17	1.035	6.66e5	1.56e6	48.5	-3.0	0.853	bb

Compound name: PCB-152
Response Factor: 0.992993
RRF SD: 0.0710689, Relative SD: 7.15704
Response type: Internal Std (Ref 195), Area * (IS Conc. / IS Area)
Curve type: RF

	Name	Std. Conc	RA	n/y	RT	RRT	Resp	IS Resp	Conc.	%Dev	RRF	X = dropped
1	180424K1_1	0.250	1.33	NO	39.69	1.048	3.06e3	1.24e6	0.248	-0.9	0.984	db
2	180424K1_2	1.00	1.27	NO	39.69	1.048	1.33e4	1.41e6	0.948	-5.2	0.941	bb

Dataset: U:\VG11.PRO\Results\180424K1\180424K1-CURVE.qld

Last Altered: Friday, April 27, 2018 15:38:07 Pacific Daylight Time
Printed: Friday, April 27, 2018 15:43:02 Pacific Daylight Time

Compound name: PCB-152

	Name	Std. Conc	RA	n/y	RT	RRT	Resp	IS Resp	Conc.	%Dev	RRF	X = dropped
3	180424K1_3	2.50	1.31	NO	39.69	1.048	3.25e4	1.45e6	2.26	-9.7	0.897	bb
4	180424K1_4	400	1.26	NO	39.69	1.048	7.40e6	1.71e6	437	9.3	1.09	bb
5	180424K1_5	1000	1.25	NO	39.67	1.048	1.49e7	1.41e6	1070	6.9	1.06	bb
6	180424K1_6	50.0	1.28	NO	39.67	1.048	7.72e5	1.56e6	49.8	-0.4	0.989	bb

Compound name: PCB-145
Response Factor: 0.985125
RRF SD: 0.089463, Relative SD: 9.08139
Response type: Internal Std (Ref 195), Area * (IS Conc. / IS Area)
Curve type: RF

	Name	Std. Conc	RA	n/y	RT	RRT	Resp	IS Resp	Conc.	%Dev	RRF	X = dropped
1	180424K1_1	0.250	1.15	NO	40.13	1.060	3.34e3	1.24e6	0.273	9.2	1.08	MM
2	180424K1_2	1.00	1.32	NO	40.15	1.060	1.25e4	1.41e6	0.902	-9.8	0.888	bd
3	180424K1_3	2.50	1.19	NO	40.13	1.060	3.20e4	1.45e6	2.24	-10.6	0.881	bb
4	180424K1_4	400	1.25	NO	40.13	1.060	7.32e6	1.71e6	436	9.0	1.07	bb
5	180424K1_5	1000	1.26	NO	40.13	1.060	1.46e7	1.41e6	1050	5.4	1.04	bb
6	180424K1_6	50.0	1.26	NO	40.12	1.060	7.45e5	1.56e6	48.4	-3.1	0.954	bb

Compound name: PCB-136
Response Factor: 0.886231
RRF SD: 0.119718, Relative SD: 13.5087
Response type: Internal Std (Ref 195), Area * (IS Conc. / IS Area)
Curve type: RF

	Name	Std. Conc	RA	n/y	RT	RRT	Resp	IS Resp	Conc.	%Dev	RRF	X = dropped
1	180424K1_1	0.250	1.25	NO	40.49	1.069	3.39e3	1.24e6	0.307	23.0	1.09	dd
2	180424K1_2	1.00	1.21	NO	40.49	1.069	1.15e4	1.41e6	0.918	-8.2	0.813	dd
3	180424K1_3	2.50	1.37	NO	40.47	1.069	2.78e4	1.45e6	2.16	-13.5	0.767	bd
4	180424K1_4	400	1.26	NO	40.47	1.069	6.09e6	1.71e6	403	0.8	0.893	bd
5	180424K1_5	1000	1.25	NO	40.47	1.069	1.33e7	1.41e6	1070	7.1	0.949	bd
6	180424K1_6	50.0	1.27	NO	40.45	1.069	6.28e5	1.56e6	45.4	-9.2	0.805	bd

Dataset: U:\VG11.PRO\Results\180424K1\180424K1-CURVE.qld

Last Altered: Friday, April 27, 2018 15:38:07 Pacific Daylight Time
Printed: Friday, April 27, 2018 15:43:02 Pacific Daylight Time

Compound name: PCB-148
Response Factor: 0.682166
RRF SD: 0.067883, Relative SD: 9.9511
Response type: Internal Std (Ref 195), Area * (IS Conc. / IS Area)
Curve type: RF

	Name	Std. Conc	RA	n/y	RT	RRT	Resp	IS Resp	Conc.	%Dev	RRF	X = dropped
1	180424K1_1	0.250	1.35	NO	40.58	1.072	2.12e3	1.24e6	0.250	-0.0	0.682	MM
2	180424K1_2	1.00	1.26	NO	40.58	1.072	8.31e3	1.41e6	0.862	-13.8	0.588	db
3	180424K1_3	2.50	1.24	NO	40.58	1.072	2.31e4	1.45e6	2.33	-6.8	0.636	db
4	180424K1_4	400	1.27	NO	40.58	1.072	5.38e6	1.71e6	463	15.6	0.789	db
5	180424K1_5	1000	1.28	NO	40.56	1.072	9.91e6	1.41e6	1030	3.3	0.705	db
6	180424K1_6	50.0	1.28	NO	40.56	1.072	5.42e5	1.56e6	50.9	1.7	0.694	db

Compound name: PCB-154
Response Factor: 0.74148
RRF SD: 0.0500412, Relative SD: 6.74882
Response type: Internal Std (Ref 195), Area * (IS Conc. / IS Area)
Curve type: RF

	Name	Std. Conc	RA	n/y	RT	RRT	Resp	IS Resp	Conc.	%Dev	RRF	X = dropped
1	180424K1_1	0.250	1.27	NO	41.10	1.086	2.36e3	1.24e6	0.256	2.5	0.760	bb
2	180424K1_2	1.00	1.10	NO	41.10	1.086	1.02e4	1.41e6	0.969	-3.1	0.719	bb
3	180424K1_3	2.50	1.20	NO	41.10	1.086	2.41e4	1.45e6	2.24	-10.3	0.665	bb
4	180424K1_4	400	1.26	NO	41.10	1.086	5.43e6	1.71e6	429	7.3	0.796	bb
5	180424K1_5	1000	1.26	NO	41.08	1.086	1.11e7	1.41e6	1070	6.6	0.790	bb
6	180424K1_6	50.0	1.28	NO	41.06	1.085	5.62e5	1.56e6	48.5	-2.9	0.720	bb

Compound name: PCB-151
Response Factor: 0.616411
RRF SD: 0.0662757, Relative SD: 10.7519
Response type: Internal Std (Ref 195), Area * (IS Conc. / IS Area)
Curve type: RF

	Name	Std. Conc	RA	n/y	RT	RRT	Resp	IS Resp	Conc.	%Dev	RRF	X = dropped
1	180424K1_1	0.250	1.16	NO	41.75	1.103	1.68e3	1.24e6	0.219	-12.4	0.540	MM
2	180424K1_2	1.00	1.35	NO	41.75	1.103	8.03e3	1.41e6	0.922	-7.8	0.568	bd

Dataset: U:\VG11.PRO\Results\180424K1\180424K1-CURVE.qld

Last Altered: Friday, April 27, 2018 15:38:07 Pacific Daylight Time
Printed: Friday, April 27, 2018 15:43:02 Pacific Daylight Time

Compound name: PCB-151

	Name	Std. Conc	RA	n/y	RT	RRT	Resp	IS Resp	Conc.	%Dev	RRF	X = dropped
3	180424K1_3	2.50	1.36	NO	41.75	1.103	2.11e4	1.45e6	2.36	-5.4	0.583	bd
4	180424K1_4	400	1.27	NO	41.75	1.103	4.73e6	1.71e6	450	12.5	0.694	bd
5	180424K1_5	1000	1.26	NO	41.73	1.103	9.82e6	1.41e6	1130	13.3	0.698	bd
6	180424K1_6	50.0	1.30	NO	41.73	1.103	4.81e5	1.56e6	50.0	-0.1	0.616	bd

Compound name: PCB-135
Response Factor: 0.709891
RRF SD: 0.0521395, Relative SD: 7.34471
Response type: Internal Std (Ref 195), Area * (IS Conc. / IS Area)
Curve type: RF

	Name	Std. Conc	RA	n/y	RT	RRT	Resp	IS Resp	Conc.	%Dev	RRF	X = dropped
1	180424K1_1	0.250	1.31	NO	41.98	1.109	2.28e3	1.24e6	0.258	3.2	0.733	MM
2	180424K1_2	1.00	1.27	NO	41.99	1.109	9.60e3	1.41e6	0.957	-4.3	0.679	dd
3	180424K1_3	2.50	1.33	NO	41.98	1.109	2.31e4	1.45e6	2.25	-10.1	0.638	dd
4	180424K1_4	400	1.25	NO	41.98	1.109	5.29e6	1.71e6	437	9.3	0.776	dd
5	180424K1_5	1000	1.24	NO	41.96	1.109	1.06e7	1.41e6	1060	6.0	0.753	dd
6	180424K1_6	50.0	1.27	NO	41.96	1.109	5.32e5	1.56e6	48.0	-4.1	0.681	dd

Compound name: PCB-144
Response Factor: 0.686481
RRF SD: 0.071766, Relative SD: 10.4542
Response type: Internal Std (Ref 195), Area * (IS Conc. / IS Area)
Curve type: RF

	Name	Std. Conc	RA	n/y	RT	RRT	Resp	IS Resp	Conc.	%Dev	RRF	X = dropped
1	180424K1_1	0.250	1.30	NO	42.11	1.112	1.93e3	1.24e6	0.226	-9.7	0.620	dd
2	180424K1_2	1.00	1.32	NO	42.09	1.112	9.54e3	1.41e6	0.984	-1.6	0.675	dd
3	180424K1_3	2.50	1.30	NO	42.09	1.112	2.22e4	1.45e6	2.23	-10.9	0.611	dd
4	180424K1_4	400	1.26	NO	42.09	1.112	5.27e6	1.71e6	450	12.6	0.773	dd
5	180424K1_5	1000	1.27	NO	42.07	1.112	1.09e7	1.41e6	1130	12.7	0.774	dd
6	180424K1_6	50.0	1.26	NO	42.07	1.112	5.20e5	1.56e6	48.5	-3.0	0.666	dd

Dataset: U:\VG11.PRO\Results\180424K1\180424K1-CURVE.qld

Last Altered: Friday, April 27, 2018 15:38:07 Pacific Daylight Time
Printed: Friday, April 27, 2018 15:43:02 Pacific Daylight Time

Compound name: PCB-147
Response Factor: 0.697732
RRF SD: 0.0621851, Relative SD: 8.91246
Response type: Internal Std (Ref 195), Area * (IS Conc. / IS Area)
Curve type: RF

	Name	Std. Conc	RA	n/y	RT	RRT	Resp	IS Resp	Conc.	%Dev	RRF	X = dropped
1	180424K1_1	0.250	1.06	NO	42.24	1.115	2.03e3	1.24e6	0.234	-6.3	0.654	MM
2	180424K1_2	1.00	1.30	NO	42.24	1.115	9.72e3	1.41e6	0.986	-1.4	0.688	db
3	180424K1_3	2.50	1.37	NO	42.22	1.115	2.26e4	1.45e6	2.23	-10.7	0.623	db
4	180424K1_4	400	1.26	NO	42.22	1.115	5.29e6	1.71e6	445	11.2	0.776	db
5	180424K1_5	1000	1.27	NO	42.22	1.116	1.08e7	1.41e6	1100	10.3	0.770	db
6	180424K1_6	50.0	1.27	NO	42.20	1.115	5.28e5	1.56e6	48.5	-3.1	0.676	db

Compound name: PCB-139/149
Response Factor: 0.760548
RRF SD: 0.062518, Relative SD: 8.22013
Response type: Internal Std (Ref 195), Area * (IS Conc. / IS Area)
Curve type: RF

	Name	Std. Conc	RA	n/y	RT	RRT	Resp	IS Resp	Conc.	%Dev	RRF	X = dropped
1	180424K1_1	0.500	1.24	NO	42.50	1.122	4.40e3	1.24e6	0.466	-6.9	0.708	MM
2	180424K1_2	2.00	1.24	NO	42.50	1.122	2.05e4	1.41e6	1.91	-4.7	0.725	bd
3	180424K1_3	5.00	1.32	NO	42.50	1.122	5.05e4	1.45e6	4.58	-8.5	0.696	bd
4	180424K1_4	800	1.26	NO	42.50	1.122	1.15e7	1.71e6	885	10.6	0.841	bd
5	180424K1_5	2000	1.26	NO	42.48	1.122	2.34e7	1.41e6	2180	9.2	0.830	bd
6	180424K1_6	100	1.26	NO	42.48	1.122	1.19e6	1.56e6	100	0.3	0.763	bd

Compound name: PCB-140
Response Factor: 0.653094
RRF SD: 0.0452365, Relative SD: 6.92649
Response type: Internal Std (Ref 195), Area * (IS Conc. / IS Area)
Curve type: RF

	Name	Std. Conc	RA	n/y	RT	RRT	Resp	IS Resp	Conc.	%Dev	RRF	X = dropped
1	180424K1_1	0.250	1.28	NO	42.70	1.128	1.97e3	1.24e6	0.243	-2.8	0.635	db
2	180424K1_2	1.00	1.13	NO	42.70	1.128	9.08e3	1.41e6	0.984	-1.6	0.643	db

Vista Analytical Laboratory

Dataset: U:\VG11.PRO\Results\180424K1\180424K1-CURVE.qld

Last Altered: Friday, April 27, 2018 15:38:07 Pacific Daylight Time
Printed: Friday, April 27, 2018 15:43:02 Pacific Daylight Time

Compound name: PCB-140

	Name	Std. Conc	RA	n/y	RT	RRT	Resp	IS Resp	Conc.	%Dev	RRF	X = dropped
3	180424K1_3	2.50	1.21	NO	42.70	1.128	2.16e4	1.45e6	2.28	-9.0	0.594	db
4	180424K1_4	400	1.27	NO	42.68	1.127	4.86e6	1.71e6	436	9.0	0.712	db
5	180424K1_5	1000	1.27	NO	42.68	1.128	9.88e6	1.41e6	1080	7.6	0.703	db
6	180424K1_6	50.0	1.27	NO	42.67	1.127	4.94e5	1.56e6	48.4	-3.2	0.632	db

Compound name: PCB-134/143
Response Factor: 0.739038
RRF SD: 0.0720282, Relative SD: 9.74621
Response type: Internal Std (Ref 196), Area * (IS Conc. / IS Area)
Curve type: RF

	Name	Std. Conc	RA	n/y	RT	RRT	Resp	IS Resp	Conc.	%Dev	RRF	X = dropped
1	180424K1_1	0.500	1.19	NO	43.15	0.975	3.61e3	9.62e5	0.508	1.7	0.752	MM
2	180424K1_2	2.00	1.33	NO	43.15	0.975	1.58e4	1.19e6	1.80	-9.9	0.666	bb
3	180424K1_3	5.00	1.26	NO	43.13	0.975	4.05e4	1.25e6	4.38	-12.3	0.648	bb
4	180424K1_4	800	1.27	NO	43.15	0.975	9.94e6	1.51e6	889	11.1	0.821	bb
5	180424K1_5	2000	1.29	NO	43.13	0.975	2.05e7	1.26e6	2200	9.9	0.812	bb
6	180424K1_6	100	1.28	NO	43.13	0.975	1.02e6	1.38e6	99.5	-0.5	0.736	bb

Compound name: PCB-131/133
Response Factor: 0.79832
RRF SD: 0.070201, Relative SD: 8.7936
Response type: Internal Std (Ref 196), Area * (IS Conc. / IS Area)
Curve type: RF

	Name	Std. Conc	RA	n/y	RT	RRT	Resp	IS Resp	Conc.	%Dev	RRF	X = dropped
1	180424K1_1	0.500	1.07	NO	43.46	0.982	3.86e3	9.62e5	0.503	0.6	0.803	bd
2	180424K1_2	2.00	1.21	NO	43.46	0.982	1.77e4	1.19e6	1.86	-6.8	0.744	bd
3	180424K1_3	5.00	1.22	NO	43.46	0.982	4.40e4	1.25e6	4.41	-11.8	0.704	bd
4	180424K1_4	800	1.25	NO	43.46	0.982	1.07e7	1.51e6	885	10.6	0.883	bd
5	180424K1_5	2000	1.27	NO	43.44	0.982	2.20e7	1.26e6	2190	9.3	0.872	bd
6	180424K1_6	100	1.25	NO	43.44	0.982	1.08e6	1.38e6	98.1	-1.9	0.783	bd

Dataset: U:\VG11.PRO\Results\180424K1\180424K1-CURVE.qld

Last Altered: Friday, April 27, 2018 15:38:07 Pacific Daylight Time
Printed: Friday, April 27, 2018 15:43:02 Pacific Daylight Time

Compound name: PCB-142
Response Factor: 0.753498
RRF SD: 0.125744, Relative SD: 16.688
Response type: Internal Std (Ref 196), Area * (IS Conc. / IS Area)
Curve type: RF

	Name	Std. Conc	RA	n/y	RT	RRT	Resp	IS Resp	Conc.	%Dev	RRF	X = dropped
1	180424K1_1	0.250	1.17	NO	43.63	0.986	2.36e3	9.62e5	0.326	30.2	0.981	MM
2	180424K1_2	1.00	1.22	NO	43.63	0.986	7.90e3	1.19e6	0.883	-11.7	0.665	db
3	180424K1_3	2.50	1.31	NO	43.61	0.985	1.99e4	1.25e6	2.12	-15.4	0.638	db
4	180424K1_4	400	1.27	NO	43.61	0.985	4.66e6	1.51e6	409	2.3	0.771	db
5	180424K1_5	1000	1.27	NO	43.61	0.986	9.85e6	1.26e6	1040	3.8	0.782	dd
6	180424K1_6	50.0	1.28	NO	43.59	0.985	4.73e5	1.38e6	45.4	-9.3	0.684	db

Compound name: PCB-146/165
Response Factor: 0.98048
RRF SD: 0.0845195, Relative SD: 8.62022
Response type: Internal Std (Ref 196), Area * (IS Conc. / IS Area)
Curve type: RF

	Name	Std. Conc	RA	n/y	RT	RRT	Resp	IS Resp	Conc.	%Dev	RRF	X = dropped
1	180424K1_1	0.500	1.16	NO	43.85	0.991	4.79e3	9.62e5	0.509	1.7	0.997	MM
2	180424K1_2	2.00	1.22	NO	43.85	0.991	2.16e4	1.19e6	1.86	-7.1	0.911	bd
3	180424K1_3	5.00	1.34	NO	43.84	0.991	5.44e4	1.25e6	4.45	-11.1	0.872	bb
4	180424K1_4	800	1.25	NO	43.85	0.991	1.30e7	1.51e6	875	9.4	1.07	bb
5	180424K1_5	2000	1.26	NO	43.84	0.991	2.72e7	1.26e6	2200	9.9	1.08	dd
6	180424K1_6	100	1.28	NO	43.84	0.991	1.32e6	1.38e6	97.1	-2.9	0.952	bb

Compound name: PCB-132/161
Response Factor: 0.974632
RRF SD: 0.108309, Relative SD: 11.1128
Response type: Internal Std (Ref 196), Area * (IS Conc. / IS Area)
Curve type: RF

	Name	Std. Conc	RA	n/y	RT	RRT	Resp	IS Resp	Conc.	%Dev	RRF	X = dropped
1	180424K1_1	0.500	1.16	NO	44.10	0.997	5.21e3	9.62e5	0.556	11.1	1.08	MM
2	180424K1_2	2.00	1.22	NO	44.10	0.997	2.03e4	1.19e6	1.75	-12.3	0.855	dd

Dataset: U:\VG11.PRO\Results\180424K1\180424K1-CURVE.qld

Last Altered: Friday, April 27, 2018 15:38:07 Pacific Daylight Time
Printed: Friday, April 27, 2018 15:43:02 Pacific Daylight Time

Compound name: PCB-132/161

	Name	Std. Conc	RA	n/y	RT	RRT	Resp	IS Resp	Conc.	%Dev	RRF	X = dropped
3	180424K1_3	5.00	1.31	NO	44.08	0.996	5.30e4	1.25e6	4.35	-13.0	0.848	bd
4	180424K1_4	800	1.27	NO	44.08	0.996	1.27e7	1.51e6	860	7.5	1.05	bd
5	180424K1_5	2000	1.27	NO	44.08	0.997	2.71e7	1.26e6	2210	10.3	1.07	dd
6	180424K1_6	100	1.26	NO	44.06	0.996	1.30e6	1.38e6	96.3	-3.7	0.939	bd

Compound name: PCB-153
Response Factor: 1.05183
RRF SD: 0.105158, Relative SD: 9.99757
Response type: Internal Std (Ref 196), Area * (IS Conc. / IS Area)
Curve type: RF

	Name	Std. Conc	RA	n/y	RT	RRT	Resp	IS Resp	Conc.	%Dev	RRF	X = dropped
1	180424K1_1	0.250	1.40	NO	44.27	1.000	2.88e3	9.62e5	0.285	13.8	1.20	MM
2	180424K1_2	1.00	1.33	NO	44.29	1.001	1.12e4	1.19e6	0.896	-10.4	0.943	dd
3	180424K1_3	2.50	1.22	NO	44.27	1.000	2.91e4	1.25e6	2.21	-11.5	0.931	db
4	180424K1_4	400	1.27	NO	44.27	1.000	6.80e6	1.51e6	427	6.8	1.12	dd
5	180424K1_5	1000	1.26	NO	44.25	1.000	1.38e7	1.26e6	1040	3.9	1.09	dd
6	180424K1_6	50.0	1.28	NO	44.25	1.000	7.07e5	1.38e6	48.6	-2.7	1.02	dd

Compound name: PCB-168
Response Factor: 1.02566
RRF SD: 0.105158, Relative SD: 10.2527
Response type: Internal Std (Ref 196), Area * (IS Conc. / IS Area)
Curve type: RF

	Name	Std. Conc	RA	n/y	RT	RRT	Resp	IS Resp	Conc.	%Dev	RRF	X = dropped
1	180424K1_1	0.250	1.08	NO	44.50	1.006	2.58e3	9.62e5	0.262	4.6	1.07	MM
2	180424K1_2	1.00	1.36	NO	44.50	1.006	1.10e4	1.19e6	0.902	-9.8	0.925	db
3	180424K1_3	2.50	1.23	NO	44.50	1.006	2.79e4	1.25e6	2.18	-12.9	0.893	bb
4	180424K1_4	400	1.27	NO	44.50	1.006	6.88e6	1.51e6	443	10.8	1.14	db
5	180424K1_5	1000	1.25	NO	44.48	1.006	1.43e7	1.26e6	1110	10.6	1.13	db
6	180424K1_6	50.0	1.28	NO	44.48	1.006	6.86e5	1.38e6	48.4	-3.3	0.992	db

Dataset: U:\VG11.PRO\Results\180424K1\180424K1-CURVE.qld

Last Altered: Friday, April 27, 2018 15:38:07 Pacific Daylight Time
Printed: Friday, April 27, 2018 15:43:02 Pacific Daylight Time

Compound name: PCB-141
Response Factor: 0.969336
RRF SD: 0.0895521, Relative SD: 9.2385
Response type: Internal Std (Ref 197), Area * (IS Conc. / IS Area)
Curve type: RF

	Name	Std. Conc	RA	n/y	RT	RRT	Resp	IS Resp	Conc.	%Dev	RRF	X = dropped
1	180424K1_1	0.250	1.18	NO	45.05	1.000	2.03e3	7.96e5	0.263	5.1	1.02	MM
2	180424K1_2	1.00	1.41	NO	45.05	1.000	8.65e3	1.01e6	0.884	-11.6	0.857	MM
3	180424K1_3	2.50	1.26	NO	45.03	1.000	2.32e4	1.07e6	2.23	-10.7	0.865	bd
4	180424K1_4	400	1.26	NO	45.03	1.000	5.55e6	1.31e6	438	9.5	1.06	bd
5	180424K1_5	1000	1.27	NO	45.03	1.001	1.12e7	1.07e6	1080	7.8	1.04	bd
6	180424K1_6	50.0	1.28	NO	45.01	1.000	5.61e5	1.16e6	50.0	-0.1	0.969	bd

Compound name: PCB-137
Response Factor: 0.936104
RRF SD: 0.0859147, Relative SD: 9.17789
Response type: Internal Std (Ref 197), Area * (IS Conc. / IS Area)
Curve type: RF

	Name	Std. Conc	RA	n/y	RT	RRT	Resp	IS Resp	Conc.	%Dev	RRF	X = dropped
1	180424K1_1	0.250	1.41	NO	45.43	1.009	1.96e3	7.96e5	0.263	5.3	0.986	MM
2	180424K1_2	1.00	1.19	NO	45.45	1.009	8.51e3	1.01e6	0.901	-9.9	0.843	bd
3	180424K1_3	2.50	1.22	NO	45.43	1.009	2.19e4	1.07e6	2.19	-12.3	0.820	bd
4	180424K1_4	400	1.25	NO	45.43	1.009	5.37e6	1.31e6	439	9.7	1.03	bd
5	180424K1_5	1000	1.26	NO	45.41	1.009	1.07e7	1.07e6	1070	6.8	1.00	bd
6	180424K1_6	50.0	1.28	NO	45.41	1.009	5.44e5	1.16e6	50.2	0.4	0.940	dd

Compound name: PCB-130
Response Factor: 0.868137
RRF SD: 0.0771559, Relative SD: 8.88754
Response type: Internal Std (Ref 197), Area * (IS Conc. / IS Area)
Curve type: RF

	Name	Std. Conc	RA	n/y	RT	RRT	Resp	IS Resp	Conc.	%Dev	RRF	X = dropped
1	180424K1_1	0.250	1.18	NO	45.54	1.011	1.67e3	7.96e5	0.241	-3.5	0.838	MM
2	180424K1_2	1.00	1.25	NO	45.54	1.011	8.08e3	1.01e6	0.923	-7.7	0.801	db

Dataset: U:\VG11.PRO\Results\180424K1\180424K1-CURVE.qld

Last Altered: Friday, April 27, 2018 15:38:07 Pacific Daylight Time
Printed: Friday, April 27, 2018 15:43:02 Pacific Daylight Time

Compound name: PCB-130

	Name	Std. Conc	RA	n/y	RT	RRT	Resp	IS Resp	Conc.	%Dev	RRF	X = dropped
3	180424K1_3	2.50	1.20	NO	45.54	1.012	2.10e4	1.07e6	2.26	-9.6	0.785	db
4	180424K1_4	400	1.28	NO	45.54	1.012	4.94e6	1.31e6	435	8.7	0.944	db
5	180424K1_5	1000	1.26	NO	45.52	1.012	1.05e7	1.07e6	1120	12.5	0.976	db
6	180424K1_6	50.0	1.28	NO	45.52	1.012	5.01e5	1.16e6	49.8	-0.3	0.865	db

Compound name: PCB-138/163/164
Response Factor: 1.25801
RRF SD: 0.124645, Relative SD: 9.90814
Response type: Internal Std (Ref 198), Area * (IS Conc. / IS Area)
Curve type: RF

	Name	Std. Conc	RA	n/y	RT	RRT	Resp	IS Resp	Conc.	%Dev	RRF	X = dropped
1	180424K1_1	0.750	1.34	NO	45.94	1.001	8.97e3	8.40e5	0.848	13.1	1.42	MM
2	180424K1_2	3.00	1.33	NO	45.94	1.001	3.55e4	1.05e6	2.67	-10.9	1.12	bd
3	180424K1_3	7.50	1.31	NO	45.94	1.001	9.32e4	1.11e6	6.69	-10.7	1.12	bd
4	180424K1_4	1200	1.27	NO	45.94	1.001	2.17e7	1.33e6	1290	7.5	1.35	MM
5	180424K1_5	3000	1.26	NO	45.92	1.001	4.46e7	1.13e6	3130	4.3	1.31	bd
6	180424K1_6	150	1.26	NO	45.92	1.001	2.20e6	1.21e6	145	-3.3	1.22	MM

Compound name: PCB-158/160
Response Factor: 1.1529
RRF SD: 0.10803, Relative SD: 9.3703
Response type: Internal Std (Ref 198), Area * (IS Conc. / IS Area)
Curve type: RF

	Name	Std. Conc	RA	n/y	RT	RRT	Resp	IS Resp	Conc.	%Dev	RRF	X = dropped
1	180424K1_1	0.500	1.27	NO	46.20	1.007	5.16e3	8.40e5	0.532	6.5	1.23	MM
2	180424K1_2	2.00	1.28	NO	46.19	1.007	2.13e4	1.05e6	1.75	-12.4	1.01	dd
3	180424K1_3	5.00	1.29	NO	46.19	1.007	5.75e4	1.11e6	4.51	-9.9	1.04	dd
4	180424K1_4	800	1.27	NO	46.17	1.006	1.35e7	1.33e6	879	9.9	1.27	MM
5	180424K1_5	2000	1.25	NO	46.17	1.007	2.80e7	1.13e6	2140	6.9	1.23	dd
6	180424K1_6	100	1.27	NO	46.17	1.007	1.38e6	1.21e6	99.0	-1.0	1.14	MM

Dataset: U:\VG11.PRO\Results\180424K1\180424K1-CURVE.qld

Last Altered: Friday, April 27, 2018 15:38:07 Pacific Daylight Time
Printed: Friday, April 27, 2018 15:43:02 Pacific Daylight Time

Compound name: PCB-129
Response Factor: 0.773841
RRF SD: 0.0768759, Relative SD: 9.93433
Response type: Internal Std (Ref 198), Area * (IS Conc. / IS Area)
Curve type: RF

	Name	Std. Conc	RA	n/y	RT	RRT	Resp	IS Resp	Conc.	%Dev	RRF	X = dropped
1	180424K1_1	0.250	1.14	NO	46.43	1.012	1.82e3	8.40e5	0.281	12.2	0.868	MM
2	180424K1_2	1.00	1.17	NO	46.43	1.012	7.48e3	1.05e6	0.917	-8.3	0.709	db
3	180424K1_3	2.50	1.32	NO	46.43	1.012	1.88e4	1.11e6	2.20	-12.0	0.681	db
4	180424K1_4	400	1.22	NO	46.43	1.012	4.47e6	1.33e6	433	8.1	0.837	bb
5	180424K1_5	1000	1.26	NO	46.41	1.012	9.27e6	1.13e6	1060	5.6	0.817	db
6	180424K1_6	50.0	1.23	NO	46.41	1.012	4.41e5	1.21e6	47.2	-5.7	0.730	bb

Compound name: PCB-166
Response Factor: 1.07171
RRF SD: 0.0952768, Relative SD: 8.89017
Response type: Internal Std (Ref 199), Area * (IS Conc. / IS Area)
Curve type: RF

	Name	Std. Conc	RA	n/y	RT	RRT	Resp	IS Resp	Conc.	%Dev	RRF	X = dropped
1	180424K1_1	0.250	1.29	NO	46.90	0.993	2.69e3	9.57e5	0.262	4.7	1.12	dd
2	180424K1_2	1.00	1.34	NO	46.90	0.993	1.20e4	1.23e6	0.913	-8.7	0.978	bd
3	180424K1_3	2.50	1.30	NO	46.89	0.993	3.07e4	1.31e6	2.19	-12.4	0.938	bd
4	180424K1_4	400	1.26	NO	46.89	0.993	7.63e6	1.62e6	440	9.9	1.18	bb
5	180424K1_5	1000	1.26	NO	46.89	0.994	1.57e7	1.37e6	1070	6.6	1.14	bb
6	180424K1_6	50.0	1.27	NO	46.87	0.993	7.67e5	1.43e6	50.0	-0.1	1.07	bb

Compound name: PCB-159
Response Factor: 1.19959
RRF SD: 0.133865, Relative SD: 11.1593
Response type: Internal Std (Ref 199), Area * (IS Conc. / IS Area)
Curve type: RF

	Name	Std. Conc	RA	n/y	RT	RRT	Resp	IS Resp	Conc.	%Dev	RRF	X = dropped
1	180424K1_1	0.250	1.32	NO	47.25	1.000	3.37e3	9.57e5	0.293	17.4	1.41	MM
2	180424K1_2	1.00	1.23	NO	47.25	1.000	1.30e4	1.23e6	0.879	-12.1	1.05	dd

Dataset: U:\VG11.PRO\Results\180424K1\180424K1-CURVE.qld

Last Altered: Friday, April 27, 2018 15:38:07 Pacific Daylight Time
Printed: Friday, April 27, 2018 15:43:02 Pacific Daylight Time

Compound name: PCB-159

	Name	Std. Conc	RA	n/y	RT	RRT	Resp	IS Resp	Conc.	%Dev	RRF	X = dropped
3	180424K1_3	2.50	1.28	NO	47.23	1.000	3.49e4	1.31e6	2.22	-11.1	1.07	dd
4	180424K1_4	400	1.25	NO	47.23	1.000	8.24e6	1.62e6	424	5.9	1.27	bd
5	180424K1_5	1000	1.26	NO	47.23	1.001	1.69e7	1.37e6	1030	2.8	1.23	bd
6	180424K1_6	50.0	1.28	NO	47.21	1.000	8.34e5	1.43e6	48.5	-2.9	1.16	bd

Compound name: PCB-128/162
Response Factor: 0.920882
RRF SD: 0.107781, Relative SD: 11.7041
Response type: Internal Std (Ref 199), Area * (IS Conc. / IS Area)
Curve type: RF

	Name	Std. Conc	RA	n/y	RT	RRT	Resp	IS Resp	Conc.	%Dev	RRF	X = dropped
1	180424K1_1	0.500	1.17	NO	47.53	1.006	5.32e3	9.57e5	0.603	20.6	1.11	MM
2	180424K1_2	2.00	1.35	NO	47.53	1.006	2.06e4	1.23e6	1.81	-9.3	0.835	db
3	180424K1_3	5.00	1.28	NO	47.53	1.007	5.28e4	1.31e6	4.38	-12.3	0.807	db
4	180424K1_4	800	1.25	NO	47.53	1.007	1.23e7	1.62e6	825	3.1	0.949	db
5	180424K1_5	2000	1.26	NO	47.51	1.007	2.55e7	1.37e6	2020	1.0	0.930	db
6	180424K1_6	100	1.27	NO	47.51	1.007	1.28e6	1.43e6	96.9	-3.1	0.892	db

Compound name: PCB-167
Response Factor: 1.03864
RRF SD: 0.157262, Relative SD: 15.1411
Response type: Internal Std (Ref 200), Area * (IS Conc. / IS Area)
Curve type: RF

	Name	Std. Conc	RA	n/y	RT	RRT	Resp	IS Resp	Conc.	%Dev	RRF	X = dropped
1	180424K1_1	0.250	1.12	NO	47.95	1.000	3.22e3	9.73e5	0.319	27.5	1.32	MM
2	180424K1_2	1.00	1.27	NO	47.95	1.000	1.13e4	1.23e6	0.880	-12.0	0.914	bb
3	180424K1_3	2.50	1.37	NO	47.95	1.001	2.95e4	1.32e6	2.16	-13.8	0.895	bb
4	180424K1_4	400	1.25	NO	47.93	1.000	6.82e6	1.58e6	415	3.8	1.08	bb
5	180424K1_5	1000	1.25	NO	47.93	1.000	1.39e7	1.33e6	1010	0.8	1.05	bb
6	180424K1_6	50.0	1.27	NO	47.91	1.000	7.07e5	1.45e6	46.9	-6.3	0.973	bb

Dataset: U:\VG11.PRO\Results\180424K1\180424K1-CURVE.qld

Last Altered: Friday, April 27, 2018 15:38:07 Pacific Daylight Time
Printed: Friday, April 27, 2018 15:43:02 Pacific Daylight Time

Compound name: PCB-156
Response Factor: 1.04786
RRF SD: 0.153032, Relative SD: 14.6042
Response type: Internal Std (Ref 201), Area * (IS Conc. / IS Area)
Curve type: RF

	Name	Std. Conc	RA	n/y	RT	RRT	Resp	IS Resp	Conc.	%Dev	RRF	X = dropped
1	180424K1_1	0.250	1.16	NO	49.27	1.000	2.97e3	9.07e5	0.312	24.8	1.31	MM
2	180424K1_2	1.00	1.28	NO	49.27	1.000	1.11e4	1.20e6	0.886	-11.4	0.929	bd
3	180424K1_3	2.50	1.28	NO	49.27	1.000	2.83e4	1.29e6	2.09	-16.2	0.878	bd
4	180424K1_4	400	1.26	NO	49.27	1.000	6.92e6	1.57e6	420	5.0	1.10	bd
5	180424K1_5	1000	1.27	NO	49.25	1.000	1.43e7	1.33e6	1030	2.7	1.08	bd
6	180424K1_6	50.0	1.27	NO	49.25	1.000	7.11e5	1.43e6	47.5	-5.0	0.996	bd

Compound name: PCB-157
Response Factor: 1.00715
RRF SD: 0.126698, Relative SD: 12.5799
Response type: Internal Std (Ref 202), Area * (IS Conc. / IS Area)
Curve type: RF

	Name	Std. Conc	RA	n/y	RT	RRT	Resp	IS Resp	Conc.	%Dev	RRF	X = dropped
1	180424K1_1	0.250	1.43	NO	49.56	1.000	2.98e3	9.84e5	0.301	20.5	1.21	MM
2	180424K1_2	1.00	1.29	NO	49.56	1.000	1.10e4	1.25e6	0.874	-12.6	0.880	dd
3	180424K1_3	2.50	1.35	NO	49.56	1.001	2.89e4	1.31e6	2.19	-12.4	0.882	dd
4	180424K1_4	400	1.30	NO	49.54	1.000	6.90e6	1.62e6	424	5.9	1.07	dd
5	180424K1_5	1000	1.28	NO	49.54	1.000	1.42e7	1.37e6	1030	2.8	1.04	dd
6	180424K1_6	50.0	1.28	NO	49.52	1.000	7.06e5	1.46e6	47.9	-4.1	0.966	dd

Compound name: PCB-169
Response Factor: 1.12617
RRF SD: 0.167333, Relative SD: 14.8585
Response type: Internal Std (Ref 203), Area * (IS Conc. / IS Area)
Curve type: RF

	Name	Std. Conc	RA	n/y	RT	RRT	Resp	IS Resp	Conc.	%Dev	RRF	X = dropped
1	180424K1_1	0.250	1.18	NO	51.83	1.000	2.78e3	7.99e5	0.309	23.7	1.39	MM
2	180424K1_2	1.00	1.24	NO	51.81	1.000	1.07e4	1.15e6	0.826	-17.4	0.930	MM

Dataset: U:\VG11.PRO\Results\180424K1\180424K1-CURVE.qld

Last Altered: Friday, April 27, 2018 15:38:07 Pacific Daylight Time
Printed: Friday, April 27, 2018 15:43:02 Pacific Daylight Time

Compound name: PCB-169

	Name	Std. Conc	RA	n/y	RT	RRT	Resp	IS Resp	Conc.	%Dev	RRF	X = dropped
3	180424K1_3	2.50	1.28	NO	51.81	1.000	2.99e4	1.22e6	2.17	-13.2	0.977	bd
4	180424K1_4	400	1.28	NO	51.81	1.000	7.19e6	1.51e6	422	5.4	1.19	bb
5	180424K1_5	1000	1.27	NO	51.79	1.000	1.52e7	1.28e6	1050	4.8	1.18	bb
6	180424K1_6	50.0	1.27	NO	51.79	1.000	7.43e5	1.36e6	48.3	-3.3	1.09	bb

Compound name: PCB-188
Response Factor: 1.19434
RRF SD: 0.0706704, Relative SD: 5.91711
Response type: Internal Std (Ref 204), Area * (IS Conc. / IS Area)
Curve type: RF

	Name	Std. Conc	RA	n/y	RT	RRT	Resp	IS Resp	Conc.	%Dev	RRF	X = dropped
1	180424K1_1	0.250	0.98	NO	43.89	1.000	2.79e3	9.56e5	0.244	-2.2	1.17	bb
2	180424K1_2	1.00	1.02	NO	43.89	1.000	1.29e4	1.13e6	0.952	-4.8	1.14	bb
3	180424K1_3	2.50	1.08	NO	43.89	1.000	3.28e4	1.18e6	2.34	-6.5	1.12	bb
4	180424K1_4	400	1.04	NO	43.89	1.000	7.66e6	1.49e6	431	7.7	1.29	bb
5	180424K1_5	1000	1.03	NO	43.87	1.000	1.55e7	1.22e6	1070	6.6	1.27	bb
6	180424K1_6	50.0	1.05	NO	43.87	1.000	7.76e5	1.31e6	49.6	-0.9	1.18	bb

Compound name: PCB-184
Response Factor: 1.16933
RRF SD: 0.0847757, Relative SD: 7.24992
Response type: Internal Std (Ref 204), Area * (IS Conc. / IS Area)
Curve type: RF

	Name	Std. Conc	RA	n/y	RT	RRT	Resp	IS Resp	Conc.	%Dev	RRF	X = dropped
1	180424K1_1	0.250	1.15	NO	44.37	1.011	3.03e3	9.56e5	0.271	8.5	1.27	db
2	180424K1_2	1.00	1.03	NO	44.37	1.011	1.23e4	1.13e6	0.933	-6.7	1.09	bb
3	180424K1_3	2.50	1.03	NO	44.35	1.011	3.10e4	1.18e6	2.26	-9.7	1.06	bb
4	180424K1_4	400	1.03	NO	44.35	1.011	7.35e6	1.49e6	422	5.5	1.23	bb
5	180424K1_5	1000	1.05	NO	44.35	1.011	1.49e7	1.22e6	1040	4.3	1.22	bb
6	180424K1_6	50.0	1.04	NO	44.33	1.011	7.51e5	1.31e6	49.0	-2.0	1.15	bb

Dataset: U:\VG11.PRO\Results\180424K1\180424K1-CURVE.qld

Last Altered: Friday, April 27, 2018 15:38:07 Pacific Daylight Time
Printed: Friday, April 27, 2018 15:43:02 Pacific Daylight Time

Compound name: PCB-179
Response Factor: 1.21507
RRF SD: 0.0703425, Relative SD: 5.78916
Response type: Internal Std (Ref 204), Area * (IS Conc. / IS Area)
Curve type: RF

	Name	Std. Conc	RA	n/y	RT	RRT	Resp	IS Resp	Conc.	%Dev	RRF	X = dropped
1	180424K1_1	0.250	1.01	NO	45.16	1.029	2.70e3	9.56e5	0.233	-6.9	1.13	MM
2	180424K1_2	1.00	1.03	NO	45.16	1.029	1.33e4	1.13e6	0.967	-3.3	1.17	bb
3	180424K1_3	2.50	1.08	NO	45.16	1.029	3.45e4	1.18e6	2.42	-3.3	1.18	bb
4	180424K1_4	400	1.03	NO	45.16	1.029	7.80e6	1.49e6	431	7.8	1.31	bb
5	180424K1_5	1000	1.03	NO	45.14	1.029	1.57e7	1.22e6	1060	6.1	1.29	bb
6	180424K1_6	50.0	1.05	NO	45.14	1.029	7.93e5	1.31e6	49.8	-0.4	1.21	bb

Compound name: PCB-176
Response Factor: 1.16321
RRF SD: 0.0599183, Relative SD: 5.15113
Response type: Internal Std (Ref 204), Area * (IS Conc. / IS Area)
Curve type: RF

	Name	Std. Conc	RA	n/y	RT	RRT	Resp	IS Resp	Conc.	%Dev	RRF	X = dropped
1	180424K1_1	0.250	1.19	NO	45.64	1.040	2.98e3	9.56e5	0.268	7.2	1.25	MM
2	180424K1_2	1.00	0.97	NO	45.64	1.040	1.27e4	1.13e6	0.962	-3.8	1.12	bb
3	180424K1_3	2.50	0.99	NO	45.64	1.040	3.22e4	1.18e6	2.35	-5.9	1.10	bb
4	180424K1_4	400	1.04	NO	45.64	1.040	7.16e6	1.49e6	414	3.4	1.20	bb
5	180424K1_5	1000	1.05	NO	45.62	1.040	1.46e7	1.22e6	1030	2.7	1.19	bb
6	180424K1_6	50.0	1.05	NO	45.62	1.040	7.34e5	1.31e6	48.2	-3.6	1.12	bb

Compound name: PCB-186
Response Factor: 1.28266
RRF SD: 0.0734432, Relative SD: 5.72587
Response type: Internal Std (Ref 204), Area * (IS Conc. / IS Area)
Curve type: RF

	Name	Std. Conc	RA	n/y	RT	RRT	Resp	IS Resp	Conc.	%Dev	RRF	X = dropped
1	180424K1_1	0.250	0.96	NO	46.28	1.055	3.14e3	9.56e5	0.256	2.5	1.31	bb
2	180424K1_2	1.00	1.00	NO	46.28	1.055	1.40e4	1.13e6	0.967	-3.3	1.24	bb

Dataset: U:\VG11.PRO\Results\180424K1\180424K1-CURVE.qld

Last Altered: Friday, April 27, 2018 15:38:07 Pacific Daylight Time
Printed: Friday, April 27, 2018 15:43:02 Pacific Daylight Time

Compound name: PCB-186

	Name	Std. Conc	RA	n/y	RT	RRT	Resp	IS Resp	Conc.	%Dev	RRF	X = dropped
3	180424K1_3	2.50	1.01	NO	46.26	1.054	3.46e4	1.18e6	2.30	-8.1	1.18	bb
4	180424K1_4	400	1.05	NO	46.26	1.054	8.12e6	1.49e6	425	6.2	1.36	bb
5	180424K1_5	1000	1.04	NO	46.26	1.055	1.65e7	1.22e6	1060	5.8	1.36	bb
6	180424K1_6	50.0	1.04	NO	46.24	1.054	8.14e5	1.31e6	48.5	-3.1	1.24	bb

Compound name: PCB-178
Response Factor: 0.898283
RRF SD: 0.0981646, Relative SD: 10.928
Response type: Internal Std (Ref 204), Area * (IS Conc. / IS Area)
Curve type: RF

	Name	Std. Conc	RA	n/y	RT	RRT	Resp	IS Resp	Conc.	%Dev	RRF	X = dropped
1	180424K1_1	0.250	1.01	NO	46.77	1.066	2.57e3	9.56e5	0.300	19.9	1.08	MM
2	180424K1_2	1.00	1.06	NO	46.77	1.066	9.74e3	1.13e6	0.959	-4.1	0.862	bb
3	180424K1_3	2.50	1.09	NO	46.77	1.066	2.31e4	1.18e6	2.19	-12.5	0.786	bb
4	180424K1_4	400	1.05	NO	46.77	1.066	5.41e6	1.49e6	404	1.1	0.908	bb
5	180424K1_5	1000	1.04	NO	46.75	1.066	1.10e7	1.22e6	1010	0.8	0.906	bb
6	180424K1_6	50.0	1.05	NO	46.75	1.066	5.58e5	1.31e6	47.4	-5.2	0.851	bb

Compound name: PCB-175
Response Factor: 0.940164
RRF SD: 0.137217, Relative SD: 14.595
Response type: Internal Std (Ref 204), Area * (IS Conc. / IS Area)
Curve type: RF

	Name	Std. Conc	RA	n/y	RT	RRT	Resp	IS Resp	Conc.	%Dev	RRF	X = dropped
1	180424K1_1	0.250	0.92	NO	47.13	1.074	2.88e3	9.56e5	0.320	28.2	1.21	MM
2	180424K1_2	1.00	0.95	NO	47.13	1.074	9.46e3	1.13e6	0.890	-11.0	0.837	MM
3	180424K1_3	2.50	1.00	NO	47.13	1.074	2.50e4	1.18e6	2.26	-9.4	0.852	bd
4	180424K1_4	400	1.05	NO	47.13	1.074	5.60e6	1.49e6	400	0.1	0.941	bd
5	180424K1_5	1000	1.04	NO	47.11	1.074	1.15e7	1.22e6	1000	-0.0	0.940	bd
6	180424K1_6	50.0	1.02	NO	47.11	1.074	5.67e5	1.31e6	46.1	-7.9	0.866	bd

Dataset: U:\VG11.PRO\Results\180424K1\180424K1-CURVE.qld

Last Altered: Friday, April 27, 2018 15:38:07 Pacific Daylight Time
Printed: Friday, April 27, 2018 15:43:02 Pacific Daylight Time

Compound name: PCB-182/187
Response Factor: 1.05849
RRF SD: 0.0657664, Relative SD: 6.21325
Response type: Internal Std (Ref 204), Area * (IS Conc. / IS Area)
Curve type: RF

	Name	Std. Conc	RA	n/y	RT	RRT	Resp	IS Resp	Conc.	%Dev	RRF	X = dropped
1	180424K1_1	0.500	0.97	NO	47.32	1.079	5.49e3	9.56e5	0.542	8.5	1.15	MM
2	180424K1_2	2.00	1.03	NO	47.32	1.079	2.26e4	1.13e6	1.89	-5.5	1.00	db
3	180424K1_3	5.00	1.02	NO	47.32	1.079	5.78e4	1.18e6	4.65	-7.1	0.984	db
4	180424K1_4	800	1.05	NO	47.32	1.079	1.31e7	1.49e6	832	4.0	1.10	db
5	180424K1_5	2000	1.04	NO	47.30	1.079	2.67e7	1.22e6	2070	3.6	1.10	db
6	180424K1_6	100	1.03	NO	47.30	1.079	1.34e6	1.31e6	96.5	-3.5	1.02	db

Compound name: PCB-183
Response Factor: 1.04878
RRF SD: 0.03472, Relative SD: 3.3105
Response type: Internal Std (Ref 204), Area * (IS Conc. / IS Area)
Curve type: RF

	Name	Std. Conc	RA	n/y	RT	RRT	Resp	IS Resp	Conc.	%Dev	RRF	X = dropped
1	180424K1_1	0.250	1.12	NO	47.64	1.086	2.63e3	9.56e5	0.262	5.0	1.10	MM
2	180424K1_2	1.00	1.02	NO	47.64	1.086	1.18e4	1.13e6	0.999	-0.1	1.05	bb
3	180424K1_3	2.50	1.03	NO	47.64	1.086	2.96e4	1.18e6	2.40	-3.9	1.01	bb
4	180424K1_4	400	1.04	NO	47.64	1.086	6.30e6	1.49e6	404	0.9	1.06	bb
5	180424K1_5	1000	1.05	NO	47.63	1.086	1.30e7	1.22e6	1020	1.6	1.07	bb
6	180424K1_6	50.0	1.03	NO	47.63	1.086	6.64e5	1.31e6	48.3	-3.4	1.01	bb

Compound name: PCB-185
Response Factor: 1.27795
RRF SD: 0.191702, Relative SD: 15.0008
Response type: Internal Std (Ref 205), Area * (IS Conc. / IS Area)
Curve type: RF

	Name	Std. Conc	RA	n/y	RT	RRT	Resp	IS Resp	Conc.	%Dev	RRF	X = dropped
1	180424K1_1	0.250	1.07	NO	48.33	0.955	2.53e3	6.24e5	0.318	27.1	1.62	MM
2	180424K1_2	1.00	1.09	NO	48.33	0.955	8.75e3	7.78e5	0.880	-12.0	1.12	bb

Dataset: U:\VG11.PRO\Results\180424K1\180424K1-CURVE.qld

Last Altered: Friday, April 27, 2018 15:38:07 Pacific Daylight Time
Printed: Friday, April 27, 2018 15:43:02 Pacific Daylight Time

Compound name: PCB-185

	Name	Std. Conc	RA	n/y	RT	RRT	Resp	IS Resp	Conc.	%Dev	RRF	X = dropped
3	180424K1_3	2.50	1.07	NO	48.33	0.955	2.34e4	8.30e5	2.20	-11.9	1.13	db
4	180424K1_4	400	1.04	NO	48.33	0.956	5.33e6	9.96e5	419	4.7	1.34	bb
5	180424K1_5	1000	1.04	NO	48.31	0.955	1.08e7	8.33e5	1010	1.2	1.29	bb
6	180424K1_6	50.0	1.03	NO	48.31	0.955	5.36e5	9.21e5	45.5	-8.9	1.16	bb

Compound name: PCB-174
Response Factor: 1.27659
RRF SD: 0.195846, Relative SD: 15.3414
Response type: Internal Std (Ref 205), Area * (IS Conc. / IS Area)
Curve type: RF

	Name	Std. Conc	RA	n/y	RT	RRT	Resp	IS Resp	Conc.	%Dev	RRF	X = dropped
1	180424K1_1	0.250	1.01	NO	48.71	0.963	2.56e3	6.24e5	0.321	28.3	1.64	MM
2	180424K1_2	1.00	1.09	NO	48.71	0.963	8.94e3	7.78e5	0.900	-10.0	1.15	bd
3	180424K1_3	2.50	1.09	NO	48.69	0.963	2.29e4	8.30e5	2.17	-13.4	1.11	bd
4	180424K1_4	400	1.03	NO	48.69	0.963	5.30e6	9.96e5	417	4.3	1.33	bd
5	180424K1_5	1000	1.03	NO	48.69	0.963	1.06e7	8.33e5	997	-0.3	1.27	bd
6	180424K1_6	50.0	1.04	NO	48.67	0.963	5.36e5	9.21e5	45.6	-8.8	1.16	bd

Compound name: PCB-181
Response Factor: 1.45111
RRF SD: 0.0973174, Relative SD: 6.70641
Response type: Internal Std (Ref 205), Area * (IS Conc. / IS Area)
Curve type: RF

	Name	Std. Conc	RA	n/y	RT	RRT	Resp	IS Resp	Conc.	%Dev	RRF	X = dropped
1	180424K1_1	0.250	0.96	NO	48.80	0.965	2.28e3	6.24e5	0.252	0.8	1.46	dd
2	180424K1_2	1.00	1.06	NO	48.80	0.965	1.14e4	7.78e5	1.01	1.1	1.47	dd
3	180424K1_3	2.50	0.98	NO	48.80	0.965	2.71e4	8.30e5	2.25	-10.0	1.31	dd
4	180424K1_4	400	1.05	NO	48.80	0.965	6.15e6	9.96e5	425	6.3	1.54	dd
5	180424K1_5	1000	1.04	NO	48.78	0.965	1.30e7	8.33e5	1070	7.2	1.56	dd
6	180424K1_6	50.0	1.04	NO	48.78	0.965	6.32e5	9.21e5	47.3	-5.5	1.37	dd

Dataset: U:\VG11.PRO\Results\180424K1\180424K1-CURVE.qld

Last Altered: Friday, April 27, 2018 15:38:07 Pacific Daylight Time
Printed: Friday, April 27, 2018 15:43:02 Pacific Daylight Time

Compound name: PCB-177
Response Factor: 1.26698
RRF SD: 0.180891, Relative SD: 14.2773
Response type: Internal Std (Ref 205), Area * (IS Conc. / IS Area)
Curve type: RF

	Name	Std. Conc	RA	n/y	RT	RRT	Resp	IS Resp	Conc.	%Dev	RRF	X = dropped
1	180424K1_1	0.250	0.91	NO	48.97	0.968	2.48e3	6.24e5	0.314	25.7	1.59	MM
2	180424K1_2	1.00	1.14	NO	48.99	0.969	8.79e3	7.78e5	0.891	-10.9	1.13	db
3	180424K1_3	2.50	1.05	NO	48.97	0.968	2.30e4	8.30e5	2.19	-12.6	1.11	dd
4	180424K1_4	400	1.04	NO	48.97	0.969	5.23e6	9.96e5	414	3.5	1.31	db
5	180424K1_5	1000	1.04	NO	48.95	0.968	1.08e7	8.33e5	1020	2.4	1.30	db
6	180424K1_6	50.0	1.05	NO	48.95	0.968	5.36e5	9.21e5	45.9	-8.1	1.16	db

Compound name: PCB-171
Response Factor: 1.28064
RRF SD: 0.209742, Relative SD: 16.3779
Response type: Internal Std (Ref 205), Area * (IS Conc. / IS Area)
Curve type: RF

	Name	Std. Conc	RA	n/y	RT	RRT	Resp	IS Resp	Conc.	%Dev	RRF	X = dropped
1	180424K1_1	0.250	0.90	NO	49.27	0.974	2.57e3	6.24e5	0.322	28.7	1.65	MM
2	180424K1_2	1.00	0.98	NO	49.27	0.974	8.69e3	7.78e5	0.872	-12.8	1.12	bb
3	180424K1_3	2.50	1.08	NO	49.27	0.974	2.24e4	8.30e5	2.11	-15.6	1.08	dd
4	180424K1_4	400	1.04	NO	49.27	0.975	5.35e6	9.96e5	420	5.0	1.34	bb
5	180424K1_5	1000	1.04	NO	49.25	0.974	1.10e7	8.33e5	1030	3.3	1.32	bd
6	180424K1_6	50.0	1.05	NO	49.25	0.974	5.39e5	9.21e5	45.7	-8.7	1.17	bd

Compound name: PCB-173
Response Factor: 1.18649
RRF SD: 0.125001, Relative SD: 10.5353
Response type: Internal Std (Ref 205), Area * (IS Conc. / IS Area)
Curve type: RF

	Name	Std. Conc	RA	n/y	RT	RRT	Resp	IS Resp	Conc.	%Dev	RRF	X = dropped
1	180424K1_1	0.250	0.98	NO	49.73	0.983	2.18e3	6.24e5	0.295	17.9	1.40	bb
2	180424K1_2	1.00	1.05	NO	49.73	0.983	8.68e3	7.78e5	0.940	-6.0	1.12	bb

Vista Analytical Laboratory

Dataset: U:\VG11.PRO\Results\180424K1\180424K1-CURVE.qld

Last Altered: Friday, April 27, 2018 15:38:07 Pacific Daylight Time
Printed: Friday, April 27, 2018 15:43:02 Pacific Daylight Time

Compound name: PCB-173

	Name	Std. Conc	RA	n/y	RT	RRT	Resp	IS Resp	Conc.	%Dev	RRF	X = dropped
3	180424K1_3	2.50	0.98	NO	49.71	0.983	2.21e4	8.30e5	2.24	-10.3	1.06	bb
4	180424K1_4	400	1.03	NO	49.71	0.983	4.92e6	9.96e5	416	4.1	1.24	bb
5	180424K1_5	1000	1.03	NO	49.71	0.983	1.01e7	8.33e5	1030	2.6	1.22	bb
6	180424K1_6	50.0	1.03	NO	49.69	0.983	5.01e5	9.21e5	45.9	-8.3	1.09	bb

Compound name: PCB-172
Response Factor: 1.35112
RRF SD: 0.163076, Relative SD: 12.0696
Response type: Internal Std (Ref 205), Area * (IS Conc. / IS Area)
Curve type: RF

	Name	Std. Conc	RA	n/y	RT	RRT	Resp	IS Resp	Conc.	%Dev	RRF	X = dropped
1	180424K1_1	0.250	0.93	NO	50.18	0.992	2.56e3	6.24e5	0.303	21.3	1.64	MM
2	180424K1_2	1.00	1.06	NO	50.18	0.992	9.73e3	7.78e5	0.925	-7.5	1.25	bd
3	180424K1_3	2.50	1.12	NO	50.18	0.992	2.49e4	8.30e5	2.22	-11.3	1.20	dd
4	180424K1_4	400	1.05	NO	50.18	0.993	5.58e6	9.96e5	414	3.6	1.40	dd
5	180424K1_5	1000	1.03	NO	50.16	0.992	1.15e7	8.33e5	1020	2.3	1.38	dd
6	180424K1_6	50.0	1.03	NO	50.16	0.992	5.70e5	9.21e5	45.8	-8.5	1.24	dd

Compound name: PCB-192
Response Factor: 1.72765
RRF SD: 0.246411, Relative SD: 14.2628
Response type: Internal Std (Ref 205), Area * (IS Conc. / IS Area)
Curve type: RF

	Name	Std. Conc	RA	n/y	RT	RRT	Resp	IS Resp	Conc.	%Dev	RRF	X = dropped
1	180424K1_1	0.250	1.02	NO	50.39	0.996	3.37e3	6.24e5	0.312	24.9	2.16	MM
2	180424K1_2	1.00	0.99	NO	50.39	0.996	1.19e4	7.78e5	0.886	-11.4	1.53	dd
3	180424K1_3	2.50	1.09	NO	50.37	0.996	3.11e4	8.30e5	2.17	-13.2	1.50	dd
4	180424K1_4	400	1.05	NO	50.37	0.996	7.18e6	9.96e5	417	4.4	1.80	dd
5	180424K1_5	1000	1.04	NO	50.35	0.996	1.48e7	8.33e5	1030	3.2	1.78	dd
6	180424K1_6	50.0	1.03	NO	50.35	0.996	7.33e5	9.21e5	46.1	-7.8	1.59	dd

Vista Analytical Laboratory

Dataset: U:\VG11.PRO\Results\180424K1\180424K1-CURVE.qld

Last Altered: Friday, April 27, 2018 15:38:07 Pacific Daylight Time
Printed: Friday, April 27, 2018 15:43:02 Pacific Daylight Time

Compound name: PCB-180
Response Factor: 1.45408
RRF SD: 0.221031, Relative SD: 15.2007
Response type: Internal Std (Ref 205), Area * (IS Conc. / IS Area)
Curve type: RF

	Name	Std. Conc	RA	n/y	RT	RRT	Resp	IS Resp	Conc.	%Dev	RRF	X = dropped
1	180424K1_1	0.250	1.07	NO	50.60	1.000	2.91e3	6.24e5	0.321	28.3	1.87	MM
2	180424K1_2	1.00	1.07	NO	50.60	1.000	1.05e4	7.78e5	0.931	-6.9	1.35	MM
3	180424K1_3	2.50	1.07	NO	50.60	1.000	2.55e4	8.30e5	2.12	-15.4	1.23	dd
4	180424K1_4	400	1.05	NO	50.60	1.001	5.90e6	9.96e5	407	1.8	1.48	dd
5	180424K1_5	1000	1.03	NO	50.58	1.000	1.21e7	8.33e5	1000	0.1	1.46	dd
6	180424K1_6	50.0	1.03	NO	50.58	1.000	6.16e5	9.21e5	46.0	-8.0	1.34	dd

Compound name: PCB-193
Response Factor: 1.53189
RRF SD: 0.128298, Relative SD: 8.37516
Response type: Internal Std (Ref 205), Area * (IS Conc. / IS Area)
Curve type: RF

	Name	Std. Conc	RA	n/y	RT	RRT	Resp	IS Resp	Conc.	%Dev	RRF	X = dropped
1	180424K1_1	0.250	0.90	NO	50.83	1.005	2.63e3	6.24e5	0.275	10.2	1.69	MM
2	180424K1_2	1.00	0.96	NO	50.81	1.005	1.15e4	7.78e5	0.964	-3.6	1.48	dd
3	180424K1_3	2.50	1.02	NO	50.81	1.005	2.79e4	8.30e5	2.20	-12.1	1.35	dd
4	180424K1_4	400	1.04	NO	50.81	1.005	6.46e6	9.96e5	424	5.9	1.62	db
5	180424K1_5	1000	1.03	NO	50.79	1.004	1.34e7	8.33e5	1050	4.9	1.61	db
6	180424K1_6	50.0	1.03	NO	50.79	1.004	6.68e5	9.21e5	47.4	-5.3	1.45	db

Compound name: PCB-191
Response Factor: 1.64294
RRF SD: 0.244524, Relative SD: 14.8834
Response type: Internal Std (Ref 205), Area * (IS Conc. / IS Area)
Curve type: RF

	Name	Std. Conc	RA	n/y	RT	RRT	Resp	IS Resp	Conc.	%Dev	RRF	X = dropped
1	180424K1_1	0.250	1.16	NO	51.07	1.010	3.26e3	6.24e5	0.318	27.2	2.09	MM
2	180424K1_2	1.00	1.06	NO	51.07	1.010	1.15e4	7.78e5	0.900	-10.0	1.48	MM

Dataset: U:\VG11.PRO\Results\180424K1\180424K1-CURVE.qld

Last Altered: Friday, April 27, 2018 15:38:07 Pacific Daylight Time
Printed: Friday, April 27, 2018 15:43:02 Pacific Daylight Time

Compound name: PCB-191

	Name	Std. Conc	RA	n/y	RT	RRT	Resp	IS Resp	Conc.	%Dev	RRF	X = dropped
3	180424K1_3	2.50	1.06	NO	51.07	1.010	2.92e4	8.30e5	2.14	-14.3	1.41	db
4	180424K1_4	400	1.04	NO	51.07	1.010	6.76e6	9.96e5	413	3.4	1.70	bb
5	180424K1_5	1000	1.04	NO	51.05	1.010	1.38e7	8.33e5	1010	0.9	1.66	bb
6	180424K1_6	50.0	1.03	NO	51.05	1.010	7.02e5	9.21e5	46.4	-7.2	1.52	bd

Compound name: PCB-170
Response Factor: 1.38663
RRF SD: 0.19354, Relative SD: 13.9576
Response type: Internal Std (Ref 206), Area * (IS Conc. / IS Area)
Curve type: RF

	Name	Std. Conc	RA	n/y	RT	RRT	Resp	IS Resp	Conc.	%Dev	RRF	X = dropped
1	180424K1_1	0.250	1.17	NO	52.25	1.000	2.35e3	5.43e5	0.313	25.1	1.73	MM
2	180424K1_2	1.00	0.99	NO	52.23	1.000	8.49e3	6.90e5	0.887	-11.3	1.23	bd
3	180424K1_3	2.50	1.02	NO	52.23	1.000	2.20e4	7.24e5	2.19	-12.5	1.21	bd
4	180424K1_4	400	1.03	NO	52.23	1.000	4.91e6	8.54e5	415	3.7	1.44	bd
5	180424K1_5	1000	1.03	NO	52.21	1.000	1.03e7	7.29e5	1020	1.6	1.41	bd
6	180424K1_6	50.0	1.05	NO	52.21	1.000	5.17e5	7.99e5	46.7	-6.6	1.30	bd

Compound name: PCB-190
Response Factor: 1.84285
RRF SD: 0.217013, Relative SD: 11.7759
Response type: Internal Std (Ref 206), Area * (IS Conc. / IS Area)
Curve type: RF

	Name	Std. Conc	RA	n/y	RT	RRT	Resp	IS Resp	Conc.	%Dev	RRF	X = dropped
1	180424K1_1	0.250	1.03	NO	52.42	1.004	3.00e3	5.43e5	0.300	20.0	2.21	MM
2	180424K1_2	1.00	1.20	NO	52.42	1.004	1.16e4	6.90e5	0.915	-8.5	1.69	dd
3	180424K1_3	2.50	1.20	NO	52.42	1.004	2.91e4	7.24e5	2.18	-12.7	1.61	db
4	180424K1_4	400	1.03	NO	52.42	1.004	6.61e6	8.54e5	420	5.0	1.93	db
5	180424K1_5	1000	1.04	NO	52.40	1.004	1.37e7	7.29e5	1020	2.0	1.88	db
6	180424K1_6	50.0	1.06	NO	52.40	1.004	6.94e5	7.99e5	47.1	-5.7	1.74	dd

Dataset: U:\VG11.PRO\Results\180424K1\180424K1-CURVE.qld

Last Altered: Friday, April 27, 2018 15:38:07 Pacific Daylight Time
Printed: Friday, April 27, 2018 15:43:02 Pacific Daylight Time

Compound name: PCB-189
Response Factor: 1.32384
RRF SD: 0.0929695, Relative SD: 7.02273
Response type: Internal Std (Ref 207), Area * (IS Conc. / IS Area)
Curve type: RF

	Name	Std. Conc	RA	n/y	RT	RRT	Resp	IS Resp	Conc.	%Dev	RRF	X = dropped
1	180424K1_1	0.250	1.12	NO	53.86	1.000	2.43e3	6.71e5	0.274	9.4	1.45	MM
2	180424K1_2	1.00	1.04	NO	53.86	1.000	1.09e4	9.12e5	0.900	-10.0	1.19	bb
3	180424K1_3	2.50	1.00	NO	53.86	1.000	3.09e4	9.74e5	2.39	-4.3	1.27	bb
4	180424K1_4	400	1.04	NO	53.86	1.000	6.56e6	1.18e6	419	4.8	1.39	bb
5	180424K1_5	1000	1.04	NO	53.84	1.000	1.35e7	9.94e5	1030	2.8	1.36	bb
6	180424K1_6	50.0	1.03	NO	53.84	1.000	6.95e5	1.08e6	48.7	-2.7	1.29	bb

Compound name: PCB-202
Response Factor: 0.994493
RRF SD: 0.0818123, Relative SD: 8.22653
Response type: Internal Std (Ref 208), Area * (IS Conc. / IS Area)
Curve type: RF

	Name	Std. Conc	RA	n/y	RT	RRT	Resp	IS Resp	Conc.	%Dev	RRF	X = dropped
1	180424K1_1	0.250	0.96	NO	49.48	1.000	2.72e3	1.02e6	0.267	6.8	1.06	MM
2	180424K1_2	1.00	0.90	NO	49.48	1.000	1.07e4	1.19e6	0.905	-9.5	0.900	bb
3	180424K1_3	2.50	0.88	NO	49.48	1.000	2.80e4	1.25e6	2.26	-9.6	0.899	bb
4	180424K1_4	400	0.90	NO	49.48	1.000	6.35e6	1.48e6	432	7.9	1.07	bb
5	180424K1_5	1000	0.89	NO	49.46	1.000	1.30e7	1.23e6	1070	6.6	1.06	bb
6	180424K1_6	50.0	0.91	NO	49.46	1.000	6.60e5	1.36e6	48.9	-2.2	0.973	bb

Compound name: PCB-201
Response Factor: 0.955642
RRF SD: 0.134468, Relative SD: 14.0709
Response type: Internal Std (Ref 208), Area * (IS Conc. / IS Area)
Curve type: RF

	Name	Std. Conc	RA	n/y	RT	RRT	Resp	IS Resp	Conc.	%Dev	RRF	X = dropped
1	180424K1_1	0.250	0.93	NO	49.99	1.011	3.09e3	1.02e6	0.315	26.0	1.20	MM
2	180424K1_2	1.00	0.83	NO	49.99	1.011	1.04e4	1.19e6	0.912	-8.8	0.872	bd

Vista Analytical Laboratory

Dataset: U:\VG11.PRO\Results\180424K1\180424K1-CURVE.qld

Last Altered: Friday, April 27, 2018 15:38:07 Pacific Daylight Time
Printed: Friday, April 27, 2018 15:43:02 Pacific Daylight Time

Compound name: PCB-201

	Name	Std. Conc	RA	n/y	RT	RRT	Resp	IS Resp	Conc.	%Dev	RRF	X = dropped
3	180424K1_3	2.50	0.90	NO	49.99	1.011	2.58e4	1.25e6	2.17	-13.1	0.830	bd
4	180424K1_4	400	0.90	NO	49.99	1.011	5.78e6	1.48e6	409	2.2	0.977	bd
5	180424K1_5	1000	0.90	NO	49.97	1.011	1.19e7	1.23e6	1010	1.1	0.966	bd
6	180424K1_6	50.0	0.90	NO	49.97	1.011	5.99e5	1.36e6	46.2	-7.5	0.884	bd

Compound name: PCB-204
Response Factor: 1.01298
RRF SD: 0.140349, Relative SD: 13.8551
Response type: Internal Std (Ref 208), Area * (IS Conc. / IS Area)
Curve type: RF

	Name	Std. Conc	RA	n/y	RT	RRT	Resp	IS Resp	Conc.	%Dev	RRF	X = dropped
1	180424K1_1	0.250	0.82	NO	50.15	1.014	3.21e3	1.02e6	0.310	23.8	1.25	MM
2	180424K1_2	1.00	0.92	NO	50.15	1.014	1.10e4	1.19e6	0.910	-9.0	0.922	db
3	180424K1_3	2.50	0.94	NO	50.15	1.014	2.67e4	1.25e6	2.12	-15.3	0.858	db
4	180424K1_4	400	0.90	NO	50.15	1.014	6.20e6	1.48e6	414	3.5	1.05	db
5	180424K1_5	1000	0.90	NO	50.13	1.014	1.30e7	1.23e6	1040	4.1	1.05	db
6	180424K1_6	50.0	0.89	NO	50.13	1.014	6.38e5	1.36e6	46.4	-7.2	0.940	db

Compound name: PCB-197
Response Factor: 0.980868
RRF SD: 0.0809694, Relative SD: 8.25487
Response type: Internal Std (Ref 208), Area * (IS Conc. / IS Area)
Curve type: RF

	Name	Std. Conc	RA	n/y	RT	RRT	Resp	IS Resp	Conc.	%Dev	RRF	X = dropped
1	180424K1_1	0.250	0.77	NO	50.47	1.020	2.73e3	1.02e6	0.271	8.5	1.06	MM
2	180424K1_2	1.00	0.94	NO	50.47	1.020	1.09e4	1.19e6	0.935	-6.5	0.917	bb
3	180424K1_3	2.50	0.86	NO	50.47	1.020	2.70e4	1.25e6	2.21	-11.7	0.866	bb
4	180424K1_4	400	0.91	NO	50.45	1.020	6.19e6	1.48e6	426	6.6	1.05	bb
5	180424K1_5	1000	0.90	NO	50.45	1.020	1.28e7	1.23e6	1060	6.1	1.04	bb
6	180424K1_6	50.0	0.89	NO	50.45	1.020	6.45e5	1.36e6	48.5	-3.0	0.952	bb

Dataset: U:\VG11.PRO\Results\180424K1\180424K1-CURVE.qld

Last Altered: Friday, April 27, 2018 15:38:07 Pacific Daylight Time
Printed: Friday, April 27, 2018 15:43:02 Pacific Daylight Time

Compound name: PCB-200
Response Factor: 0.956986
RRF SD: 0.0850524, Relative SD: 8.88753
Response type: Internal Std (Ref 208), Area * (IS Conc. / IS Area)
Curve type: RF

	Name	Std. Conc	RA	n/y	RT	RRT	Resp	IS Resp	Conc.	%Dev	RRF	X = dropped
1	180424K1_1	0.250	0.92	NO	51.40	1.039	2.79e3	1.02e6	0.285	13.9	1.09	MM
2	180424K1_2	1.00	0.95	NO	51.40	1.039	1.05e4	1.19e6	0.921	-7.9	0.881	bd
3	180424K1_3	2.50	0.94	NO	51.40	1.039	2.70e4	1.25e6	2.27	-9.3	0.868	bb
4	180424K1_4	400	0.90	NO	51.40	1.039	5.93e6	1.48e6	419	4.8	1.00	bb
5	180424K1_5	1000	0.90	NO	51.38	1.039	1.21e7	1.23e6	1030	3.0	0.986	bb
6	180424K1_6	50.0	0.89	NO	51.38	1.039	6.20e5	1.36e6	47.7	-4.5	0.914	bb

Compound name: PCB-198
Response Factor: 0.760486
RRF SD: 0.0537844, Relative SD: 7.07237
Response type: Internal Std (Ref 208), Area * (IS Conc. / IS Area)
Curve type: RF

	Name	Std. Conc	RA	n/y	RT	RRT	Resp	IS Resp	Conc.	%Dev	RRF	X = dropped
1	180424K1_1	0.250	0.80	NO	52.89	1.069	2.09e3	1.02e6	0.268	7.4	0.816	bd
2	180424K1_2	1.00	0.83	NO	52.89	1.069	8.34e3	1.19e6	0.920	-8.0	0.700	bd
3	180424K1_3	2.50	0.86	NO	52.87	1.069	2.20e4	1.25e6	2.32	-7.1	0.706	bd
4	180424K1_4	400	0.89	NO	52.87	1.069	4.77e6	1.48e6	424	6.1	0.807	bd
5	180424K1_5	1000	0.89	NO	52.87	1.069	9.87e6	1.23e6	1050	5.5	0.802	bd
6	180424K1_6	50.0	0.90	NO	52.87	1.069	4.96e5	1.36e6	48.1	-3.8	0.732	bd

Compound name: PCB-199
Response Factor: 0.770271
RRF SD: 0.106143, Relative SD: 13.7799
Response type: Internal Std (Ref 208), Area * (IS Conc. / IS Area)
Curve type: RF

	Name	Std. Conc	RA	n/y	RT	RRT	Resp	IS Resp	Conc.	%Dev	RRF	X = dropped
1	180424K1_1	0.250	0.76	NO	53.01	1.072	2.47e3	1.02e6	0.313	25.4	0.966	MM
2	180424K1_2	1.00	0.88	NO	53.01	1.072	8.30e3	1.19e6	0.905	-9.5	0.697	db

Dataset: U:\VG11.PRO\Results\180424K1\180424K1-CURVE.qld

Last Altered: Friday, April 27, 2018 15:38:07 Pacific Daylight Time
Printed: Friday, April 27, 2018 15:43:02 Pacific Daylight Time

Compound name: PCB-199

	Name	Std. Conc	RA	n/y	RT	RRT	Resp	IS Resp	Conc.	%Dev	RRF	X = dropped
3	180424K1_3	2.50	0.88	NO	53.01	1.072	2.10e4	1.25e6	2.19	-12.6	0.673	MM
4	180424K1_4	400	0.91	NO	53.01	1.072	4.64e6	1.48e6	407	1.8	0.784	db
5	180424K1_5	1000	0.90	NO	52.99	1.072	9.67e6	1.23e6	1020	2.0	0.786	db
6	180424K1_6	50.0	0.89	NO	52.99	1.072	4.85e5	1.36e6	46.5	-7.0	0.716	db

Compound name: PCB-196/203
Response Factor: 0.81084
RRF SD: 0.0739944, Relative SD: 9.12565
Response type: Internal Std (Ref 208), Area * (IS Conc. / IS Area)
Curve type: RF

	Name	Std. Conc	RA	n/y	RT	RRT	Resp	IS Resp	Conc.	%Dev	RRF	X = dropped
1	180424K1_1	0.500	0.77	NO	53.29	1.077	4.62e3	1.02e6	0.556	11.3	0.902	MM
2	180424K1_2	2.00	0.96	NO	53.29	1.077	1.78e4	1.19e6	1.84	-7.8	0.748	bb
3	180424K1_3	5.00	0.89	NO	53.29	1.077	4.48e4	1.25e6	4.44	-11.2	0.720	MM
4	180424K1_4	800	0.90	NO	53.29	1.077	1.02e7	1.48e6	849	6.1	0.860	bb
5	180424K1_5	2000	0.89	NO	53.27	1.077	2.12e7	1.23e6	2130	6.4	0.862	bb
6	180424K1_6	100	0.89	NO	53.27	1.077	1.05e6	1.36e6	95.4	-4.6	0.774	bb

Compound name: PCB-195
Response Factor: 1.01411
RRF SD: 0.147119, Relative SD: 14.5072
Response type: Internal Std (Ref 209), Area * (IS Conc. / IS Area)
Curve type: RF

	Name	Std. Conc	RA	n/y	RT	RRT	Resp	IS Resp	Conc.	%Dev	RRF	X = dropped
1	180424K1_1	0.250	0.87	NO	54.54	0.984	1.93e3	6.04e5	0.316	26.3	1.28	bb
2	180424K1_2	1.00	0.85	NO	54.53	0.984	7.33e3	8.06e5	0.896	-10.4	0.909	MM
3	180424K1_3	2.50	0.87	NO	54.53	0.984	1.92e4	8.65e5	2.19	-12.3	0.889	bd
4	180424K1_4	400	0.88	NO	54.53	0.984	4.46e6	1.05e6	418	4.5	1.06	bd
5	180424K1_5	1000	0.88	NO	54.51	0.984	9.36e6	9.14e5	1010	0.9	1.02	bd
6	180424K1_6	50.0	0.88	NO	54.51	0.984	4.66e5	1.01e6	45.5	-9.0	0.923	bd

Dataset: U:\VG11.PRO\Results\180424K1\180424K1-CURVE.qld

Last Altered: Friday, April 27, 2018 15:38:07 Pacific Daylight Time
Printed: Friday, April 27, 2018 15:43:02 Pacific Daylight Time

Compound name: PCB-194
Response Factor: 1.08531
RRF SD: 0.15484, Relative SD: 14.267
Response type: Internal Std (Ref 209), Area * (IS Conc. / IS Area)
Curve type: RF

	Name	Std. Conc	RA	n/y	RT	RRT	Resp	IS Resp	Conc.	%Dev	RRF	X = dropped
1	180424K1_1	0.250	0.85	NO	55.42	1.000	2.06e3	6.04e5	0.314	25.5	1.36	MM
2	180424K1_2	1.00	0.85	NO	55.42	1.000	7.74e3	8.06e5	0.884	-11.6	0.959	bb
3	180424K1_3	2.50	0.87	NO	55.42	1.000	2.03e4	8.65e5	2.17	-13.4	0.940	bb
4	180424K1_4	400	0.88	NO	55.42	1.000	4.79e6	1.05e6	419	4.8	1.14	bb
5	180424K1_5	1000	0.88	NO	55.40	1.000	9.93e6	9.14e5	1000	0.0	1.09	bb
6	180424K1_6	50.0	0.88	NO	55.40	1.000	5.18e5	1.01e6	47.3	-5.4	1.03	bb

Compound name: PCB-205
Response Factor: 1.23648
RRF SD: 0.138894, Relative SD: 11.233
Response type: Internal Std (Ref 209), Area * (IS Conc. / IS Area)
Curve type: RF

	Name	Std. Conc	RA	n/y	RT	RRT	Resp	IS Resp	Conc.	%Dev	RRF	X = dropped
1	180424K1_1	0.250	0.92	NO	55.68	1.005	2.21e3	6.04e5	0.296	18.4	1.46	bb
2	180424K1_2	1.00	0.87	NO	55.68	1.005	8.90e3	8.06e5	0.892	-10.8	1.10	MM
3	180424K1_3	2.50	0.89	NO	55.68	1.005	2.41e4	8.65e5	2.25	-10.0	1.11	bb
4	180424K1_4	400	0.88	NO	55.68	1.005	5.51e6	1.05e6	424	5.9	1.31	bb
5	180424K1_5	1000	0.90	NO	55.67	1.005	1.16e7	9.14e5	1020	2.3	1.27	bb
6	180424K1_6	50.0	0.89	NO	55.67	1.005	5.87e5	1.01e6	47.0	-6.0	1.16	bb

Compound name: PCB-208
Response Factor: 0.942173
RRF SD: 0.131409, Relative SD: 13.9474
Response type: Internal Std (Ref 210), Area * (IS Conc. / IS Area)
Curve type: RF

	Name	Std. Conc	RA	n/y	RT	RRT	Resp	IS Resp	Conc.	%Dev	RRF	X = dropped
1	180424K1_1	0.250	1.17	NO	54.69	1.000	2.43e3	8.30e5	0.311	24.3	1.17	MM
2	180424K1_2	1.00	1.39	NO	54.69	1.000	8.51e3	1.05e6	0.857	-14.3	0.807	bb

Dataset: U:\VG11.PRO\Results\180424K1\180424K1-CURVE.qld

Last Altered: Friday, April 27, 2018 15:38:07 Pacific Daylight Time
Printed: Friday, April 27, 2018 15:43:02 Pacific Daylight Time

Compound name: PCB-208

	Name	Std. Conc	RA	n/y	RT	RRT	Resp	IS Resp	Conc.	%Dev	RRF	X = dropped
3	180424K1_3	2.50	1.33	NO	54.67	1.000	2.34e4	1.12e6	2.22	-11.4	0.835	bb
4	180424K1_4	400	1.34	NO	54.67	1.000	5.19e6	1.32e6	416	4.1	0.981	bb
5	180424K1_5	1000	1.36	NO	54.66	1.000	1.06e7	1.10e6	1020	2.3	0.963	bb
6	180424K1_6	50.0	1.33	NO	54.66	1.000	5.62e5	1.26e6	47.5	-5.0	0.895	bb

Compound name: PCB-207
Response Factor: 0.933706
RRF SD: 0.119517, Relative SD: 12.8003
Response type: Internal Std (Ref 210), Area * (IS Conc. / IS Area)
Curve type: RF

	Name	Std. Conc	RA	n/y	RT	RRT	Resp	IS Resp	Conc.	%Dev	RRF	X = dropped
1	180424K1_1	0.250	1.33	NO	54.99	1.006	2.31e3	8.30e5	0.298	19.0	1.11	bb
2	180424K1_2	1.00	1.31	NO	54.99	1.006	8.50e3	1.05e6	0.864	-13.6	0.806	bb
3	180424K1_3	2.50	1.35	NO	54.99	1.006	2.25e4	1.12e6	2.15	-13.8	0.804	bb
4	180424K1_4	400	1.35	NO	54.99	1.006	5.23e6	1.32e6	423	5.8	0.988	bb
5	180424K1_5	1000	1.35	NO	54.98	1.006	1.09e7	1.10e6	1060	5.9	0.989	bb
6	180424K1_6	50.0	1.35	NO	54.98	1.006	5.67e5	1.26e6	48.3	-3.3	0.903	bb

Compound name: PCB-206
Response Factor: 0.964334
RRF SD: 0.152653, Relative SD: 15.8299
Response type: Internal Std (Ref 211), Area * (IS Conc. / IS Area)
Curve type: RF

	Name	Std. Conc	RA	n/y	RT	RRT	Resp	IS Resp	Conc.	%Dev	RRF	X = dropped
1	180424K1_1	0.250	1.32	NO	56.95	1.000	1.60e3	5.14e5	0.324	29.4	1.25	MM
2	180424K1_2	1.00	1.37	NO	56.95	1.000	5.78e3	6.70e5	0.894	-10.6	0.862	bb
3	180424K1_3	2.50	1.26	NO	56.95	1.000	1.47e4	7.15e5	2.13	-14.8	0.822	bb
4	180424K1_4	400	1.34	NO	56.95	1.000	3.54e6	9.03e5	406	1.6	0.980	bb
5	180424K1_5	1000	1.35	NO	56.94	1.000	7.32e6	7.47e5	1020	1.6	0.980	bb
6	180424K1_6	50.0	1.35	NO	56.94	1.000	3.75e5	8.39e5	46.4	-7.3	0.894	bb

Vista Analytical Laboratory

Dataset: U:\VG11.PRO\Results\180424K1\180424K1-CURVE.qld

Last Altered: Friday, April 27, 2018 15:38:07 Pacific Daylight Time
Printed: Friday, April 27, 2018 15:43:02 Pacific Daylight Time

Compound name: PCB-209
Response Factor: 0.914732
RRF SD: 0.135732, Relative SD: 14.8385
Response type: Internal Std (Ref 212), Area * (IS Conc. / IS Area)
Curve type: RF

	Name	Std. Conc	RA	n/y	RT	RRT	Resp	IS Resp	Conc.	%Dev	RRF	X = dropped
1	180424K1_1	0.250	1.17	NO	58.12	1.000	1.29e3	4.47e5	0.315	26.2	1.15	MM
2	180424K1_2	1.00	1.20	NO	58.12	1.000	4.66e3	5.88e5	0.866	-13.4	0.792	bb
3	180424K1_3	2.50	1.17	NO	58.12	1.000	1.22e4	6.13e5	2.17	-13.0	0.796	bb
4	180424K1_4	400	1.19	NO	58.12	1.000	2.98e6	7.79e5	418	4.6	0.956	bb
5	180424K1_5	1000	1.16	NO	58.11	1.000	6.20e6	6.65e5	1020	2.0	0.933	bb
6	180424K1_6	50.0	1.18	NO	58.11	1.000	3.18e5	7.43e5	46.8	-6.3	0.857	bb

Compound name: 13C-PCB-1
Response Factor: 0.84734
RRF SD: 0.0453577, Relative SD: 5.35295
Response type: Internal Std (Ref 213), Area * (IS Conc. / IS Area)
Curve type: RF

	Name	Std. Conc	RA	n/y	RT	RRT	Resp	IS Resp	Conc.	%Dev	RRF	X = dropped
1	180424K1_1	100	3.28	NO	16.19	0.614	1.67e6	1.82e6	108	8.1	0.916	bd
2	180424K1_2	100	3.26	NO	16.20	0.615	1.83e6	2.18e6	98.6	-1.4	0.835	bd
3	180424K1_3	100	3.24	NO	16.20	0.615	1.94e6	2.27e6	101	0.8	0.854	bb
4	180424K1_4	100	3.29	NO	16.20	0.615	2.29e6	2.77e6	97.5	-2.5	0.826	bb
5	180424K1_5	100	3.27	NO	16.19	0.615	1.84e6	2.36e6	92.2	-7.8	0.781	bb
6	180424K1_6	100	3.36	NO	16.19	0.615	2.13e6	2.45e6	103	2.8	0.871	bb

Compound name: 13C-PCB-3
Response Factor: 0.882055
RRF SD: 0.0440289, Relative SD: 4.99163
Response type: Internal Std (Ref 213), Area * (IS Conc. / IS Area)
Curve type: RF

	Name	Std. Conc	RA	n/y	RT	RRT	Resp	IS Resp	Conc.	%Dev	RRF	X = dropped
1	180424K1_1	100	3.23	NO	18.89	0.717	1.75e6	1.82e6	109	9.2	0.963	bb
2	180424K1_2	100	3.25	NO	18.90	0.717	1.90e6	2.18e6	98.8	-1.2	0.871	bb

Dataset: U:\VG11.PRO\Results\180424K1\180424K1-CURVE.qld

Last Altered: Friday, April 27, 2018 15:38:07 Pacific Daylight Time
Printed: Friday, April 27, 2018 15:43:02 Pacific Daylight Time

Compound name: 13C-PCB-3

	Name	Std. Conc	RA	n/y	RT	RRT	Resp	IS Resp	Conc.	%Dev	RRF	X = dropped
3	180424K1_3	100	3.27	NO	18.90	0.717	1.97e6	2.27e6	98.1	-1.9	0.866	bb
4	180424K1_4	100	3.27	NO	18.89	0.717	2.39e6	2.77e6	97.9	-2.1	0.863	bb
5	180424K1_5	100	3.25	NO	18.89	0.717	1.97e6	2.36e6	94.6	-5.4	0.835	bb
6	180424K1_6	100	3.23	NO	18.88	0.717	2.19e6	2.45e6	101	1.4	0.894	bb

Compound name: 13C-PCB-4
Response Factor: 0.605045
RRF SD: 0.0163682, Relative SD: 2.70529
Response type: Internal Std (Ref 213), Area * (IS Conc. / IS Area)
Curve type: RF

	Name	Std. Conc	RA	n/y	RT	RRT	Resp	IS Resp	Conc.	%Dev	RRF	X = dropped
1	180424K1_1	100	1.63	NO	20.27	0.769	1.12e6	1.82e6	101	1.3	0.613	bb
2	180424K1_2	100	1.60	NO	20.27	0.769	1.32e6	2.18e6	100	0.1	0.606	bb
3	180424K1_3	100	1.60	NO	20.27	0.769	1.40e6	2.27e6	102	1.9	0.617	bb
4	180424K1_4	100	1.61	NO	20.27	0.769	1.64e6	2.77e6	98.0	-2.0	0.593	bb
5	180424K1_5	100	1.61	NO	20.26	0.769	1.37e6	2.36e6	95.7	-4.3	0.579	bb
6	180424K1_6	100	1.61	NO	20.26	0.770	1.52e6	2.45e6	103	2.9	0.623	bb

Compound name: 13C-PCB-9
Response Factor: 0.955844
RRF SD: 0.0182944, Relative SD: 1.91395
Response type: Internal Std (Ref 213), Area * (IS Conc. / IS Area)
Curve type: RF

	Name	Std. Conc	RA	n/y	RT	RRT	Resp	IS Resp	Conc.	%Dev	RRF	X = dropped
1	180424K1_1	100	1.59	NO	22.12	0.840	1.78e6	1.82e6	102	2.3	0.978	bb
2	180424K1_2	100	1.60	NO	22.13	0.840	2.09e6	2.18e6	100	0.1	0.957	bb
3	180424K1_3	100	1.59	NO	22.13	0.840	2.20e6	2.27e6	101	1.0	0.965	bb
4	180424K1_4	100	1.59	NO	22.13	0.840	2.60e6	2.77e6	98.4	-1.6	0.940	bb
5	180424K1_5	100	1.59	NO	22.11	0.839	2.19e6	2.36e6	97.1	-2.9	0.928	bb
6	180424K1_6	100	1.58	NO	22.11	0.840	2.36e6	2.45e6	101	1.1	0.966	bb

Dataset: U:\VG11.PRO\Results\180424K1\180424K1-CURVE.qld

Last Altered: Friday, April 27, 2018 15:38:07 Pacific Daylight Time
Printed: Friday, April 27, 2018 15:43:02 Pacific Daylight Time

Compound name: 13C-PCB-11
Response Factor: 0.949813
RRF SD: 0.00680061, Relative SD: 0.715994
Response type: Internal Std (Ref 213), Area * (IS Conc. / IS Area)
Curve type: RF

	Name	Std. Conc	RA	n/y	RT	RRT	Resp	IS Resp	Conc.	%Dev	RRF	X = dropped
1	180424K1_1	100	1.59	NO	25.62	0.972	1.75e6	1.82e6	101	1.0	0.960	bb
2	180424K1_2	100	1.59	NO	25.62	0.972	2.07e6	2.18e6	99.9	-0.1	0.949	bb
3	180424K1_3	100	1.58	NO	25.62	0.972	2.17e6	2.27e6	100	0.4	0.954	bb
4	180424K1_4	100	1.58	NO	25.62	0.972	2.61e6	2.77e6	99.3	-0.7	0.943	bb
5	180424K1_5	100	1.58	NO	25.61	0.972	2.22e6	2.36e6	99.2	-0.8	0.942	bb
6	180424K1_6	100	1.57	NO	25.61	0.973	2.33e6	2.45e6	100	0.3	0.952	bb

Compound name: 13C-PCB-19
Response Factor: 0.595285
RRF SD: 0.0223508, Relative SD: 3.75464
Response type: Internal Std (Ref 213), Area * (IS Conc. / IS Area)
Curve type: RF

	Name	Std. Conc	RA	n/y	RT	RRT	Resp	IS Resp	Conc.	%Dev	RRF	X = dropped
1	180424K1_1	100	1.03	NO	24.57	0.932	1.13e6	1.82e6	104	4.4	0.622	bb
2	180424K1_2	100	1.06	NO	24.57	0.932	1.31e6	2.18e6	101	1.1	0.602	bb
3	180424K1_3	100	1.03	NO	24.57	0.932	1.38e6	2.27e6	102	2.0	0.607	bb
4	180424K1_4	100	1.03	NO	24.57	0.932	1.60e6	2.77e6	97.1	-2.9	0.578	bb
5	180424K1_5	100	1.03	NO	24.56	0.932	1.32e6	2.36e6	94.1	-5.9	0.560	bb
6	180424K1_6	100	1.04	NO	24.55	0.932	1.48e6	2.45e6	101	1.3	0.603	bb

Compound name: 13C-PCB-32
Response Factor: 0.869005
RRF SD: 0.0170152, Relative SD: 1.95801
Response type: Internal Std (Ref 213), Area * (IS Conc. / IS Area)
Curve type: RF

	Name	Std. Conc	RA	n/y	RT	RRT	Resp	IS Resp	Conc.	%Dev	RRF	X = dropped
1	180424K1_1	100	1.05	NO	27.59	1.047	1.64e6	1.82e6	104	3.7	0.901	bb
2	180424K1_2	100	1.06	NO	27.59	1.047	1.88e6	2.18e6	99.3	-0.7	0.863	bb

Dataset: U:\VG11.PRO\Results\180424K1\180424K1-CURVE.qld

Last Altered: Friday, April 27, 2018 15:38:07 Pacific Daylight Time
Printed: Friday, April 27, 2018 15:43:02 Pacific Daylight Time

Compound name: 13C-PCB-32

	Name	Std. Conc	RA	n/y	RT	RRT	Resp	IS Resp	Conc.	%Dev	RRF	X = dropped
3	180424K1_3	100	1.06	NO	27.59	1.047	1.97e6	2.27e6	99.8	-0.2	0.867	bb
4	180424K1_4	100	1.04	NO	27.59	1.047	2.39e6	2.77e6	99.4	-0.6	0.863	bb
5	180424K1_5	100	1.04	NO	27.57	1.047	2.01e6	2.36e6	97.8	-2.2	0.850	bb
6	180424K1_6	100	1.04	NO	27.57	1.047	2.13e6	2.45e6	100	0.1	0.870	bb

Compound name: 13C-PCB-28
Response Factor: 1.00077
RRF SD: 0.0272136, Relative SD: 2.71926
Response type: Internal Std (Ref 214), Area * (IS Conc. / IS Area)
Curve type: RF

	Name	Std. Conc	RA	n/y	RT	RRT	Resp	IS Resp	Conc.	%Dev	RRF	X = dropped
1	180424K1_1	100	1.06	NO	29.60	1.003	1.62e6	1.66e6	97.4	-2.6	0.975	db
2	180424K1_2	100	1.08	NO	29.62	1.004	1.97e6	1.95e6	101	1.0	1.01	db
3	180424K1_3	100	1.07	NO	29.62	1.004	2.04e6	2.07e6	98.8	-1.2	0.988	db
4	180424K1_4	100	1.06	NO	29.60	1.003	2.45e6	2.50e6	97.9	-2.1	0.980	db
5	180424K1_5	100	1.08	NO	29.60	1.004	2.14e6	2.04e6	105	4.8	1.05	db
6	180424K1_6	100	1.05	NO	29.60	1.004	2.21e6	2.20e6	100	0.2	1.00	db

Compound name: 13C-PCB-37
Response Factor: 0.932801
RRF SD: 0.0277202, Relative SD: 2.97171
Response type: Internal Std (Ref 214), Area * (IS Conc. / IS Area)
Curve type: RF

	Name	Std. Conc	RA	n/y	RT	RRT	Resp	IS Resp	Conc.	%Dev	RRF	X = dropped
1	180424K1_1	100	1.07	NO	33.64	1.140	1.48e6	1.66e6	95.7	-4.3	0.893	bb
2	180424K1_2	100	1.07	NO	33.64	1.140	1.82e6	1.95e6	99.6	-0.4	0.929	bb
3	180424K1_3	100	1.06	NO	33.62	1.139	1.90e6	2.07e6	98.6	-1.4	0.920	bb
4	180424K1_4	100	1.07	NO	33.62	1.139	2.34e6	2.50e6	101	0.6	0.938	bb
5	180424K1_5	100	1.09	NO	33.60	1.139	2.00e6	2.04e6	105	4.8	0.977	bb
6	180424K1_6	100	1.07	NO	33.60	1.139	2.07e6	2.20e6	101	0.7	0.939	bb

Dataset: U:\VG11.PRO\Results\180424K1\180424K1-CURVE.qld

Last Altered: Friday, April 27, 2018 15:38:07 Pacific Daylight Time
Printed: Friday, April 27, 2018 15:43:02 Pacific Daylight Time

Compound name: 13C-PCB-54
Response Factor: 0.988955
RRF SD: 0.023397, Relative SD: 2.36583
Response type: Internal Std (Ref 215), Area * (IS Conc. / IS Area)
Curve type: RF

	Name	Std. Conc	RA	n/y	RT	RRT	Resp	IS Resp	Conc.	%Dev	RRF	X = dropped
1	180424K1_1	100	0.79	NO	28.45	0.757	1.33e6	1.30e6	103	2.8	1.02	bb
2	180424K1_2	100	0.78	NO	28.45	0.757	1.58e6	1.60e6	100	0.0	0.989	bb
3	180424K1_3	100	0.78	NO	28.45	0.757	1.66e6	1.65e6	102	1.6	1.00	bb
4	180424K1_4	100	0.78	NO	28.45	0.757	2.01e6	2.07e6	97.9	-2.1	0.968	bb
5	180424K1_5	100	0.78	NO	28.43	0.757	1.66e6	1.74e6	96.5	-3.5	0.955	bb
6	180424K1_6	100	0.78	NO	28.43	0.757	1.80e6	1.80e6	101	1.2	1.00	bb

Compound name: 13C-PCB-52
Response Factor: 0.780724
RRF SD: 0.0225218, Relative SD: 2.88474
Response type: Internal Std (Ref 215), Area * (IS Conc. / IS Area)
Curve type: RF

	Name	Std. Conc	RA	n/y	RT	RRT	Resp	IS Resp	Conc.	%Dev	RRF	X = dropped
1	180424K1_1	100	0.78	NO	32.11	0.855	1.06e6	1.30e6	104	4.1	0.813	bb
2	180424K1_2	100	0.78	NO	32.11	0.855	1.26e6	1.60e6	101	0.6	0.786	bb
3	180424K1_3	100	0.77	NO	32.11	0.855	1.31e6	1.65e6	102	1.6	0.793	bb
4	180424K1_4	100	0.79	NO	32.11	0.855	1.57e6	2.07e6	96.8	-3.2	0.756	bb
5	180424K1_5	100	0.78	NO	32.10	0.855	1.31e6	1.74e6	96.6	-3.4	0.754	bb
6	180424K1_6	100	0.77	NO	32.10	0.855	1.41e6	1.80e6	100	0.3	0.783	bb

Compound name: 13C-PCB-47
Response Factor: 0.85929
RRF SD: 0.0165704, Relative SD: 1.92838
Response type: Internal Std (Ref 215), Area * (IS Conc. / IS Area)
Curve type: RF

	Name	Std. Conc	RA	n/y	RT	RRT	Resp	IS Resp	Conc.	%Dev	RRF	X = dropped
1	180424K1_1	100	0.77	NO	32.63	0.869	1.16e6	1.30e6	104	3.8	0.892	bb
2	180424K1_2	100	0.80	NO	32.63	0.869	1.36e6	1.60e6	99.0	-1.0	0.850	bb

Dataset: U:\VG11.PRO\Results\180424K1\180424K1-CURVE.qld

Last Altered: Friday, April 27, 2018 15:38:07 Pacific Daylight Time
Printed: Friday, April 27, 2018 15:43:02 Pacific Daylight Time

Compound name: 13C-PCB-47

	Name	Std. Conc	RA	n/y	RT	RRT	Resp	IS Resp	Conc.	%Dev	RRF	X = dropped
3	180424K1_3	100	0.78	NO	32.63	0.869	1.42e6	1.65e6	100	0.1	0.860	bb
4	180424K1_4	100	0.77	NO	32.63	0.869	1.76e6	2.07e6	98.5	-1.5	0.846	bb
5	180424K1_5	100	0.77	NO	32.62	0.869	1.49e6	1.74e6	99.4	-0.6	0.855	bb
6	180424K1_6	100	0.77	NO	32.62	0.869	1.53e6	1.80e6	99.2	-0.8	0.853	bb

Compound name: 13C-PCB-70
Response Factor: 1.01439
RRF SD: 0.012244, Relative SD: 1.20704
Response type: Internal Std (Ref 215), Area * (IS Conc. / IS Area)
Curve type: RF

	Name	Std. Conc	RA	n/y	RT	RRT	Resp	IS Resp	Conc.	%Dev	RRF	X = dropped
1	180424K1_1	100	0.79	NO	36.28	0.966	1.32e6	1.30e6	99.4	-0.6	1.01	bb
2	180424K1_2	100	0.79	NO	36.28	0.966	1.60e6	1.60e6	98.6	-1.4	1.00	bb
3	180424K1_3	100	0.78	NO	36.28	0.966	1.67e6	1.65e6	99.9	-0.1	1.01	bb
4	180424K1_4	100	0.80	NO	36.28	0.966	2.11e6	2.07e6	100	0.0	1.01	bb
5	180424K1_5	100	0.78	NO	36.26	0.966	1.76e6	1.74e6	99.8	-0.2	1.01	bb
6	180424K1_6	100	0.78	NO	36.26	0.966	1.86e6	1.80e6	102	2.2	1.04	bb

Compound name: 13C-PCB-80
Response Factor: 1.01189
RRF SD: 0.0139383, Relative SD: 1.37745
Response type: Internal Std (Ref 215), Area * (IS Conc. / IS Area)
Curve type: RF

	Name	Std. Conc	RA	n/y	RT	RRT	Resp	IS Resp	Conc.	%Dev	RRF	X = dropped
1	180424K1_1	100	0.77	NO	36.71	0.977	1.32e6	1.30e6	100	0.2	1.01	bb
2	180424K1_2	100	0.79	NO	36.71	0.977	1.58e6	1.60e6	98.0	-2.0	0.991	bb
3	180424K1_3	100	0.78	NO	36.71	0.977	1.68e6	1.65e6	101	0.7	1.02	bb
4	180424K1_4	100	0.78	NO	36.71	0.977	2.09e6	2.07e6	99.7	-0.3	1.01	bb
5	180424K1_5	100	0.79	NO	36.69	0.977	1.75e6	1.74e6	99.3	-0.7	1.01	bb
6	180424K1_6	100	0.79	NO	36.69	0.977	1.86e6	1.80e6	102	2.1	1.03	bb

Dataset: U:\VG11.PRO\Results\180424K1\180424K1-CURVE.qld

Last Altered: Friday, April 27, 2018 15:38:07 Pacific Daylight Time
Printed: Friday, April 27, 2018 15:43:02 Pacific Daylight Time

Compound name: 13C-PCB-81
Response Factor: 0.98695
RRF SD: 0.0265946, Relative SD: 2.69463
Response type: Internal Std (Ref 215), Area * (IS Conc. / IS Area)
Curve type: RF

	Name	Std. Conc	RA	n/y	RT	RRT	Resp	IS Resp	Conc.	%Dev	RRF	X = dropped
1	180424K1_1	100	0.77	NO	39.93	1.063	1.25e6	1.30e6	97.4	-2.6	0.962	bb
2	180424K1_2	100	0.78	NO	39.93	1.063	1.52e6	1.60e6	96.6	-3.4	0.953	bd
3	180424K1_3	100	0.77	NO	39.93	1.063	1.61e6	1.65e6	99.2	-0.8	0.979	bd
4	180424K1_4	100	0.77	NO	39.93	1.063	2.07e6	2.07e6	101	1.2	0.999	bd
5	180424K1_5	100	0.78	NO	39.91	1.063	1.78e6	1.74e6	103	3.4	1.02	bd
6	180424K1_6	100	0.78	NO	39.91	1.063	1.81e6	1.80e6	102	2.1	1.01	dd

Compound name: 13C-PCB-77
Response Factor: 0.922778
RRF SD: 0.0392157, Relative SD: 4.24974
Response type: Internal Std (Ref 215), Area * (IS Conc. / IS Area)
Curve type: RF

	Name	Std. Conc	RA	n/y	RT	RRT	Resp	IS Resp	Conc.	%Dev	RRF	X = dropped
1	180424K1_1	100	0.78	NO	40.56	1.080	1.12e6	1.30e6	93.0	-7.0	0.858	bb
2	180424K1_2	100	0.79	NO	40.54	1.079	1.43e6	1.60e6	97.2	-2.8	0.897	bd
3	180424K1_3	100	0.79	NO	40.54	1.079	1.53e6	1.65e6	101	0.7	0.929	bd
4	180424K1_4	100	0.78	NO	40.54	1.079	1.97e6	2.07e6	103	2.7	0.948	bb
5	180424K1_5	100	0.80	NO	40.53	1.079	1.69e6	1.74e6	105	4.9	0.968	bb
6	180424K1_6	100	0.80	NO	40.53	1.079	1.68e6	1.80e6	101	1.4	0.936	bd

Compound name: 13C-PCB-104
Response Factor: 1.01452
RRF SD: 0.0310221, Relative SD: 3.0578
Response type: Internal Std (Ref 216), Area * (IS Conc. / IS Area)
Curve type: RF

	Name	Std. Conc	RA	n/y	RT	RRT	Resp	IS Resp	Conc.	%Dev	RRF	X = dropped
1	180424K1_1	100	1.58	NO	33.30	0.830	1.25e6	1.19e6	104	3.6	1.05	bb
2	180424K1_2	100	1.58	NO	33.30	0.830	1.45e6	1.40e6	101	1.5	1.03	bb

Dataset: U:\VG11.PRO\Results\180424K1\180424K1-CURVE.qld

Last Altered: Friday, April 27, 2018 15:38:07 Pacific Daylight Time
Printed: Friday, April 27, 2018 15:43:02 Pacific Daylight Time

Compound name: 13C-PCB-104

	Name	Std. Conc	RA	n/y	RT	RRT	Resp	IS Resp	Conc.	%Dev	RRF	X = dropped
3	180424K1_3	100	1.56	NO	33.30	0.830	1.48e6	1.44e6	102	1.6	1.03	bb
4	180424K1_4	100	1.57	NO	33.30	0.830	1.77e6	1.79e6	97.2	-2.8	0.986	bb
5	180424K1_5	100	1.58	NO	33.30	0.830	1.45e6	1.50e6	95.4	-4.6	0.968	bb
6	180424K1_6	100	1.55	NO	33.29	0.830	1.61e6	1.58e6	101	0.7	1.02	bb

Compound name: 13C-PCB-95
Response Factor: 0.811508
RRF SD: 0.00829424, Relative SD: 1.02208
Response type: Internal Std (Ref 216), Area * (IS Conc. / IS Area)
Curve type: RF

	Name	Std. Conc	RA	n/y	RT	RRT	Resp	IS Resp	Conc.	%Dev	RRF	X = dropped
1	180424K1_1	100	1.63	NO	36.60	0.912	9.72e5	1.19e6	100	0.3	0.814	bb
2	180424K1_2	100	1.56	NO	36.60	0.912	1.13e6	1.40e6	99.0	-1.0	0.803	bd
3	180424K1_3	100	1.59	NO	36.58	0.911	1.17e6	1.44e6	100	0.3	0.814	bb
4	180424K1_4	100	1.59	NO	36.58	0.911	1.48e6	1.79e6	101	1.5	0.824	bb
5	180424K1_5	100	1.57	NO	36.58	0.912	1.20e6	1.50e6	98.7	-1.3	0.801	bb
6	180424K1_6	100	1.54	NO	36.56	0.911	1.28e6	1.58e6	100	0.1	0.813	bb

Compound name: 13C-PCB-101
Response Factor: 0.810989
RRF SD: 0.0100783, Relative SD: 1.24271
Response type: Internal Std (Ref 216), Area * (IS Conc. / IS Area)
Curve type: RF

	Name	Std. Conc	RA	n/y	RT	RRT	Resp	IS Resp	Conc.	%Dev	RRF	X = dropped
1	180424K1_1	100	1.62	NO	38.33	0.955	9.79e5	1.19e6	101	1.2	0.821	bb
2	180424K1_2	100	1.59	NO	38.35	0.955	1.12e6	1.40e6	98.1	-1.9	0.795	bb
3	180424K1_3	100	1.62	NO	38.33	0.955	1.17e6	1.44e6	100	0.4	0.814	bb
4	180424K1_4	100	1.60	NO	38.33	0.955	1.46e6	1.79e6	100	0.4	0.814	bb
5	180424K1_5	100	1.59	NO	38.31	0.955	1.20e6	1.50e6	98.9	-1.1	0.802	bb
6	180424K1_6	100	1.60	NO	38.31	0.955	1.29e6	1.58e6	101	1.0	0.819	bb

Vista Analytical Laboratory

Dataset: U:\VG11.PRO\Results\180424K1\180424K1-CURVE.qld

Last Altered: Friday, April 27, 2018 15:38:07 Pacific Daylight Time
Printed: Friday, April 27, 2018 15:43:02 Pacific Daylight Time

Compound name: 13C-PCB-97
Response Factor: 0.703829
RRF SD: 0.0124812, Relative SD: 1.77333
Response type: Internal Std (Ref 216), Area * (IS Conc. / IS Area)
Curve type: RF

	Name	Std. Conc	RA	n/y	RT	RRT	Resp	IS Resp	Conc.	%Dev	RRF	X = dropped
1	180424K1_1	100	1.58	NO	39.69	0.989	8.58e5	1.19e6	102	2.1	0.719	bb
2	180424K1_2	100	1.63	NO	39.69	0.989	9.71e5	1.40e6	98.3	-1.7	0.692	bb
3	180424K1_3	100	1.57	NO	39.69	0.989	1.03e6	1.44e6	102	1.7	0.716	bb
4	180424K1_4	100	1.62	NO	39.69	0.989	1.25e6	1.79e6	98.9	-1.1	0.696	bb
5	180424K1_5	100	1.63	NO	39.67	0.989	1.04e6	1.50e6	98.1	-1.9	0.690	bb
6	180424K1_6	100	1.59	NO	39.67	0.989	1.12e6	1.58e6	101	0.9	0.710	bb

Compound name: 13C-PCB-123
Response Factor: 0.921727
RRF SD: 0.0179745, Relative SD: 1.95009
Response type: Internal Std (Ref 216), Area * (IS Conc. / IS Area)
Curve type: RF

	Name	Std. Conc	RA	n/y	RT	RRT	Resp	IS Resp	Conc.	%Dev	RRF	X = dropped
1	180424K1_1	100	1.62	NO	42.35	1.055	1.06e6	1.19e6	96.7	-3.3	0.891	dd
2	180424K1_2	100	1.57	NO	42.33	1.055	1.28e6	1.40e6	99.1	-0.9	0.913	bd
3	180424K1_3	100	1.56	NO	42.33	1.055	1.34e6	1.44e6	101	1.0	0.931	bd
4	180424K1_4	100	1.61	NO	42.33	1.055	1.67e6	1.79e6	101	0.9	0.930	bd
5	180424K1_5	100	1.56	NO	42.31	1.055	1.38e6	1.50e6	100	-0.0	0.921	bd
6	180424K1_6	100	1.59	NO	42.31	1.055	1.49e6	1.58e6	102	2.3	0.943	bd

Compound name: 13C-PCB-118
Response Factor: 0.980974
RRF SD: 0.0270032, Relative SD: 2.75269
Response type: Internal Std (Ref 216), Area * (IS Conc. / IS Area)
Curve type: RF

	Name	Std. Conc	RA	n/y	RT	RRT	Resp	IS Resp	Conc.	%Dev	RRF	X = dropped
1	180424K1_1	100	1.63	NO	42.53	1.060	1.12e6	1.19e6	95.8	-4.2	0.940	db
2	180424K1_2	100	1.60	NO	42.53	1.060	1.34e6	1.40e6	97.3	-2.7	0.954	db

Dataset: U:\VG11.PRO\Results\180424K1\180424K1-CURVE.qld

Last Altered: Friday, April 27, 2018 15:38:07 Pacific Daylight Time
Printed: Friday, April 27, 2018 15:43:02 Pacific Daylight Time

Compound name: 13C-PCB-118

	Name	Std. Conc	RA	n/y	RT	RRT	Resp	IS Resp	Conc.	%Dev	RRF	X = dropped
3	180424K1_3	100	1.58	NO	42.52	1.059	1.43e6	1.44e6	101	1.1	0.992	dd
4	180424K1_4	100	1.61	NO	42.52	1.059	1.79e6	1.79e6	102	1.6	0.997	db
5	180424K1_5	100	1.61	NO	42.52	1.060	1.51e6	1.50e6	102	2.4	1.00	db
6	180424K1_6	100	1.61	NO	42.50	1.059	1.58e6	1.58e6	102	1.8	0.999	dd

Compound name: 13C-PCB-114
Response Factor: 1.39122
RRF SD: 0.0442813, Relative SD: 3.1829
Response type: Internal Std (Ref 217), Area * (IS Conc. / IS Area)
Curve type: RF

	Name	Std. Conc	RA	n/y	RT	RRT	Resp	IS Resp	Conc.	%Dev	RRF	X = dropped
1	180424K1_1	100	1.60	NO	43.21	0.909	9.70e5	7.34e5	94.9	-5.1	1.32	bb
2	180424K1_2	100	1.59	NO	43.21	0.910	1.26e6	9.12e5	99.0	-1.0	1.38	bb
3	180424K1_3	100	1.62	NO	43.19	0.909	1.31e6	9.56e5	98.7	-1.3	1.37	bb
4	180424K1_4	100	1.62	NO	43.19	0.909	1.66e6	1.16e6	102	2.5	1.43	bb
5	180424K1_5	100	1.63	NO	43.19	0.910	1.41e6	9.75e5	104	3.9	1.44	bb
6	180424K1_6	100	1.63	NO	43.17	0.909	1.46e6	1.04e6	101	1.0	1.41	bb

Compound name: 13C-PCB-105
Response Factor: 1.37908
RRF SD: 0.0459477, Relative SD: 3.33176
Response type: Internal Std (Ref 217), Area * (IS Conc. / IS Area)
Curve type: RF

	Name	Std. Conc	RA	n/y	RT	RRT	Resp	IS Resp	Conc.	%Dev	RRF	X = dropped
1	180424K1_1	100	1.62	NO	44.10	0.928	9.60e5	7.34e5	94.8	-5.2	1.31	dd
2	180424K1_2	100	1.64	NO	44.10	0.929	1.25e6	9.12e5	99.2	-0.8	1.37	bd
3	180424K1_3	100	1.61	NO	44.08	0.928	1.29e6	9.56e5	98.2	-1.8	1.35	bd
4	180424K1_4	100	1.63	NO	44.08	0.928	1.65e6	1.16e6	103	2.6	1.41	bd
5	180424K1_5	100	1.61	NO	44.08	0.929	1.40e6	9.75e5	104	4.0	1.43	bd
6	180424K1_6	100	1.61	NO	44.06	0.928	1.45e6	1.04e6	101	1.2	1.40	bd

Dataset: U:\VG11.PRO\Results\180424K1\180424K1-CURVE.qld

Last Altered: Friday, April 27, 2018 15:38:07 Pacific Daylight Time
Printed: Friday, April 27, 2018 15:43:02 Pacific Daylight Time

Compound name: 13C-PCB-127
Response Factor: 1.46822
RRF SD: 0.0495307, Relative SD: 3.37353
Response type: Internal Std (Ref 217), Area * (IS Conc. / IS Area)
Curve type: RF

	Name	Std. Conc	RA	n/y	RT	RRT	Resp	IS Resp	Conc.	%Dev	RRF	X = dropped
1	180424K1_1	100	1.60	NO	44.44	0.935	1.02e6	7.34e5	94.8	-5.2	1.39	db
2	180424K1_2	100	1.57	NO	44.44	0.936	1.32e6	9.12e5	98.6	-1.4	1.45	db
3	180424K1_3	100	1.62	NO	44.44	0.936	1.39e6	9.56e5	98.8	-1.2	1.45	db
4	180424K1_4	100	1.61	NO	44.44	0.936	1.75e6	1.16e6	103	2.5	1.51	bb
5	180424K1_5	100	1.61	NO	44.42	0.936	1.49e6	9.75e5	104	4.2	1.53	db
6	180424K1_6	100	1.60	NO	44.42	0.936	1.55e6	1.04e6	101	1.2	1.49	db

Compound name: 13C-PCB-126
Response Factor: 1.32621
RRF SD: 0.0964115, Relative SD: 7.26969
Response type: Internal Std (Ref 217), Area * (IS Conc. / IS Area)
Curve type: RF

	Name	Std. Conc	RA	n/y	RT	RRT	Resp	IS Resp	Conc.	%Dev	RRF	X = dropped
1	180424K1_1	100	1.61	NO	46.41	0.977	8.44e5	7.34e5	86.6	-13.4	1.15	bd
2	180424K1_2	100	1.64	NO	46.41	0.977	1.19e6	9.12e5	98.3	-1.7	1.30	bd
3	180424K1_3	100	1.65	NO	46.39	0.977	1.28e6	9.56e5	101	0.8	1.34	bd
4	180424K1_4	100	1.60	NO	46.39	0.977	1.61e6	1.16e6	104	4.4	1.38	bb
5	180424K1_5	100	1.62	NO	46.39	0.977	1.39e6	9.75e5	107	7.5	1.43	bb
6	180424K1_6	100	1.62	NO	46.38	0.977	1.41e6	1.04e6	102	2.4	1.36	bb

Compound name: 13C-PCB-155
Response Factor: 0.989225
RRF SD: 0.0388095, Relative SD: 3.92323
Response type: Internal Std (Ref 216), Area * (IS Conc. / IS Area)
Curve type: RF

	Name	Std. Conc	RA	n/y	RT	RRT	Resp	IS Resp	Conc.	%Dev	RRF	X = dropped
1	180424K1_1	100	1.27	NO	37.86	0.943	1.24e6	1.19e6	105	5.3	1.04	bb
2	180424K1_2	100	1.25	NO	37.86	0.943	1.41e6	1.40e6	102	1.7	1.01	bb

Dataset: U:\VG11.PRO\Results\180424K1\180424K1-CURVE.qld

Last Altered: Friday, April 27, 2018 15:38:07 Pacific Daylight Time
Printed: Friday, April 27, 2018 15:43:02 Pacific Daylight Time

Compound name: 13C-PCB-155

	Name	Std. Conc	RA	n/y	RT	RRT	Resp	IS Resp	Conc.	%Dev	RRF	X = dropped
3	180424K1_3	100	1.27	NO	37.86	0.943	1.45e6	1.44e6	102	2.1	1.01	bb
4	180424K1_4	100	1.24	NO	37.86	0.943	1.71e6	1.79e6	96.2	-3.8	0.952	bb
5	180424K1_5	100	1.26	NO	37.85	0.943	1.41e6	1.50e6	94.8	-5.2	0.938	bb
6	180424K1_6	100	1.28	NO	37.85	0.943	1.56e6	1.58e6	99.9	-0.1	0.988	bb

Compound name: 13C-PCB-153
Response Factor: 1.30552
RRF SD: 0.0122171, Relative SD: 0.935804
Response type: Internal Std (Ref 217), Area * (IS Conc. / IS Area)
Curve type: RF

	Name	Std. Conc	RA	n/y	RT	RRT	Resp	IS Resp	Conc.	%Dev	RRF	X = dropped
1	180424K1_1	100	1.26	NO	44.25	0.931	9.62e5	7.34e5	100	0.3	1.31	dd
2	180424K1_2	100	1.26	NO	44.25	0.932	1.19e6	9.12e5	99.6	-0.4	1.30	bb
3	180424K1_3	100	1.24	NO	44.25	0.932	1.25e6	9.56e5	100	0.0	1.31	bb
4	180424K1_4	100	1.27	NO	44.25	0.932	1.51e6	1.16e6	99.5	-0.5	1.30	bb
5	180424K1_5	100	1.25	NO	44.23	0.932	1.26e6	9.75e5	98.9	-1.1	1.29	bb
6	180424K1_6	100	1.25	NO	44.23	0.932	1.38e6	1.04e6	102	1.6	1.33	bb

Compound name: 13C-PCB-141
Response Factor: 1.10765
RRF SD: 0.0139543, Relative SD: 1.25981
Response type: Internal Std (Ref 217), Area * (IS Conc. / IS Area)
Curve type: RF

	Name	Std. Conc	RA	n/y	RT	RRT	Resp	IS Resp	Conc.	%Dev	RRF	X = dropped
1	180424K1_1	100	1.28	NO	45.03	0.948	7.96e5	7.34e5	97.9	-2.1	1.08	db
2	180424K1_2	100	1.27	NO	45.03	0.948	1.01e6	9.12e5	99.9	-0.1	1.11	bb
3	180424K1_3	100	1.26	NO	45.01	0.948	1.07e6	9.56e5	101	1.1	1.12	bb
4	180424K1_4	100	1.29	NO	45.01	0.948	1.31e6	1.16e6	101	1.4	1.12	bb
5	180424K1_5	100	1.29	NO	44.99	0.948	1.07e6	9.75e5	99.5	-0.5	1.10	bb
6	180424K1_6	100	1.27	NO	44.99	0.948	1.16e6	1.04e6	100	0.3	1.11	bb

Dataset: U:\VG11.PRO\Results\180424K1\180424K1-CURVE.qld

Last Altered: Friday, April 27, 2018 15:38:07 Pacific Daylight Time
Printed: Friday, April 27, 2018 15:43:02 Pacific Daylight Time

Compound name: 13C-PCB-138
Response Factor: 1.15439
RRF SD: 0.00752811, Relative SD: 0.652127
Response type: Internal Std (Ref 217), Area * (IS Conc. / IS Area)
Curve type: RF

	Name	Std. Conc	RA	n/y	RT	RRT	Resp	IS Resp	Conc.	%Dev	RRF	X = dropped
1	180424K1_1	100	1.29	NO	45.90	0.966	8.40e5	7.34e5	99.1	-0.9	1.14	bb
2	180424K1_2	100	1.25	NO	45.88	0.966	1.05e6	9.12e5	100	0.1	1.16	bb
3	180424K1_3	100	1.27	NO	45.88	0.966	1.11e6	9.56e5	100	0.3	1.16	bb
4	180424K1_4	100	1.28	NO	45.88	0.966	1.33e6	1.16e6	99.3	-0.7	1.15	bb
5	180424K1_5	100	1.29	NO	45.86	0.966	1.13e6	9.75e5	101	0.7	1.16	bb
6	180424K1_6	100	1.27	NO	45.86	0.966	1.21e6	1.04e6	100	0.4	1.16	bb

Compound name: 13C-PCB-159
Response Factor: 1.36571
RRF SD: 0.0364069, Relative SD: 2.6658
Response type: Internal Std (Ref 217), Area * (IS Conc. / IS Area)
Curve type: RF

	Name	Std. Conc	RA	n/y	RT	RRT	Resp	IS Resp	Conc.	%Dev	RRF	X = dropped
1	180424K1_1	100	1.28	NO	47.23	0.994	9.57e5	7.34e5	95.4	-4.6	1.30	bd
2	180424K1_2	100	1.26	NO	47.23	0.994	1.23e6	9.12e5	98.9	-1.1	1.35	bd
3	180424K1_3	100	1.27	NO	47.21	0.994	1.31e6	9.56e5	100	0.2	1.37	bd
4	180424K1_4	100	1.26	NO	47.21	0.994	1.62e6	1.16e6	102	1.9	1.39	bd
5	180424K1_5	100	1.26	NO	47.19	0.994	1.37e6	9.75e5	103	3.0	1.41	bd
6	180424K1_6	100	1.27	NO	47.19	0.994	1.43e6	1.04e6	101	0.7	1.37	bb

Compound name: 13C-PCB-167
Response Factor: 1.36207
RRF SD: 0.0236906, Relative SD: 1.73932
Response type: Internal Std (Ref 217), Area * (IS Conc. / IS Area)
Curve type: RF

	Name	Std. Conc	RA	n/y	RT	RRT	Resp	IS Resp	Conc.	%Dev	RRF	X = dropped
1	180424K1_1	100	1.26	NO	47.93	1.009	9.73e5	7.34e5	97.3	-2.7	1.32	bd
2	180424K1_2	100	1.28	NO	47.93	1.009	1.23e6	9.12e5	99.3	-0.7	1.35	bd

Dataset: U:\VG11.PRO\Results\180424K1\180424K1-CURVE.qld

Last Altered: Friday, April 27, 2018 15:38:07 Pacific Daylight Time
Printed: Friday, April 27, 2018 15:43:02 Pacific Daylight Time

Compound name: 13C-PCB-167

	Name	Std. Conc	RA	n/y	RT	RRT	Resp	IS Resp	Conc.	%Dev	RRF	X = dropped
3	180424K1_3	100	1.27	NO	47.91	1.009	1.32e6	9.56e5	101	1.1	1.38	bd
4	180424K1_4	100	1.28	NO	47.91	1.009	1.58e6	1.16e6	99.7	-0.3	1.36	bb
5	180424K1_5	100	1.26	NO	47.91	1.009	1.33e6	9.75e5	100	0.3	1.37	bb
6	180424K1_6	100	1.27	NO	47.89	1.009	1.45e6	1.04e6	102	2.4	1.39	bb

Compound name: 13C-PCB-156
Response Factor: 1.32971
RRF SD: 0.0501565, Relative SD: 3.77198
Response type: Internal Std (Ref 217), Area * (IS Conc. / IS Area)
Curve type: RF

	Name	Std. Conc	RA	n/y	RT	RRT	Resp	IS Resp	Conc.	%Dev	RRF	X = dropped
1	180424K1_1	100	1.27	NO	49.25	1.037	9.07e5	7.34e5	92.9	-7.1	1.23	bd
2	180424K1_2	100	1.28	NO	49.25	1.037	1.20e6	9.12e5	98.8	-1.2	1.31	bd
3	180424K1_3	100	1.30	NO	49.25	1.037	1.29e6	9.56e5	102	1.6	1.35	bd
4	180424K1_4	100	1.26	NO	49.25	1.037	1.57e6	1.16e6	101	1.5	1.35	bd
5	180424K1_5	100	1.28	NO	49.24	1.037	1.33e6	9.75e5	102	2.3	1.36	bd
6	180424K1_6	100	1.25	NO	49.24	1.037	1.43e6	1.04e6	103	3.0	1.37	bb

Compound name: 13C-PCB-157
Response Factor: 1.38025
RRF SD: 0.0258752, Relative SD: 1.87468
Response type: Internal Std (Ref 217), Area * (IS Conc. / IS Area)
Curve type: RF

	Name	Std. Conc	RA	n/y	RT	RRT	Resp	IS Resp	Conc.	%Dev	RRF	X = dropped
1	180424K1_1	100	1.31	NO	49.54	1.043	9.84e5	7.34e5	97.0	-3.0	1.34	db
2	180424K1_2	100	1.27	NO	49.54	1.043	1.25e6	9.12e5	99.1	-0.9	1.37	db
3	180424K1_3	100	1.33	NO	49.52	1.043	1.31e6	9.56e5	99.4	-0.6	1.37	dd
4	180424K1_4	100	1.30	NO	49.52	1.043	1.62e6	1.16e6	101	0.7	1.39	db
5	180424K1_5	100	1.29	NO	49.52	1.043	1.37e6	9.75e5	102	2.1	1.41	db
6	180424K1_6	100	1.28	NO	49.50	1.043	1.46e6	1.04e6	102	1.7	1.40	bb

Dataset: U:\VG11.PRO\Results\180424K1\180424K1-CURVE.qld

Last Altered: Friday, April 27, 2018 15:38:07 Pacific Daylight Time
Printed: Friday, April 27, 2018 15:43:02 Pacific Daylight Time

Compound name: 13C-PCB-169
Response Factor: 1.25836
RRF SD: 0.0864128, Relative SD: 6.86711
Response type: Internal Std (Ref 217), Area * (IS Conc. / IS Area)
Curve type: RF

	Name	Std. Conc	RA	n/y	RT	RRT	Resp	IS Resp	Conc.	%Dev	RRF	X = dropped
1	180424K1_1	100	1.28	NO	51.81	1.091	7.99e5	7.34e5	86.4	-13.6	1.09	bd
2	180424K1_2	100	1.30	NO	51.81	1.091	1.15e6	9.12e5	99.9	-0.1	1.26	bd
3	180424K1_3	100	1.25	NO	51.79	1.091	1.22e6	9.56e5	102	1.6	1.28	bb
4	180424K1_4	100	1.28	NO	51.79	1.091	1.51e6	1.16e6	103	3.3	1.30	bd
5	180424K1_5	100	1.28	NO	51.77	1.091	1.28e6	9.75e5	105	4.6	1.32	bb
6	180424K1_6	100	1.27	NO	51.77	1.091	1.36e6	1.04e6	104	4.1	1.31	bb

Compound name: 13C-PCB-188
Response Factor: 1.39048
RRF SD: 0.0175354, Relative SD: 1.26111
Response type: Internal Std (Ref 218), Area * (IS Conc. / IS Area)
Curve type: RF

	Name	Std. Conc	RA	n/y	RT	RRT	Resp	IS Resp	Conc.	%Dev	RRF	X = dropped
1	180424K1_1	100	0.44	NO	43.87	0.927	9.56e5	6.79e5	101	1.2	1.41	bb
2	180424K1_2	100	0.44	NO	43.87	0.927	1.13e6	8.14e5	99.9	-0.1	1.39	bb
3	180424K1_3	100	0.45	NO	43.87	0.928	1.18e6	8.59e5	98.3	-1.7	1.37	bb
4	180424K1_4	100	0.44	NO	43.87	0.928	1.49e6	1.06e6	101	1.1	1.41	bb
5	180424K1_5	100	0.45	NO	43.85	0.927	1.22e6	8.89e5	98.6	-1.4	1.37	bb
6	180424K1_6	100	0.44	NO	43.85	0.927	1.31e6	9.34e5	101	0.8	1.40	bb

Compound name: 13C-PCB-180
Response Factor: 0.950622
RRF SD: 0.0237982, Relative SD: 2.50344
Response type: Internal Std (Ref 218), Area * (IS Conc. / IS Area)
Curve type: RF

	Name	Std. Conc	RA	n/y	RT	RRT	Resp	IS Resp	Conc.	%Dev	RRF	X = dropped
1	180424K1_1	100	0.45	NO	50.58	1.069	6.24e5	6.79e5	96.7	-3.3	0.919	bd
2	180424K1_2	100	0.43	NO	50.58	1.069	7.78e5	8.14e5	101	0.6	0.956	bb

Dataset: U:\VG11.PRO\Results\180424K1\180424K1-CURVE.qld

Last Altered: Friday, April 27, 2018 15:38:07 Pacific Daylight Time
Printed: Friday, April 27, 2018 15:43:02 Pacific Daylight Time

Compound name: 13C-PCB-180

	Name	Std. Conc	RA	n/y	RT	RRT	Resp	IS Resp	Conc.	%Dev	RRF	X = dropped
3	180424K1_3	100	0.43	NO	50.58	1.069	8.30e5	8.59e5	102	1.6	0.966	bb
4	180424K1_4	100	0.45	NO	50.56	1.069	9.96e5	1.06e6	98.9	-1.1	0.940	bd
5	180424K1_5	100	0.44	NO	50.56	1.069	8.33e5	8.89e5	98.5	-1.5	0.936	bb
6	180424K1_6	100	0.44	NO	50.56	1.069	9.21e5	9.34e5	104	3.7	0.986	bd

Compound name: 13C-PCB-170
Response Factor: 0.828534
RRF SD: 0.0230932, Relative SD: 2.78724
Response type: Internal Std (Ref 218), Area * (IS Conc. / IS Area)
Curve type: RF

	Name	Std. Conc	RA	n/y	RT	RRT	Resp	IS Resp	Conc.	%Dev	RRF	X = dropped
1	180424K1_1	100	0.45	NO	52.23	1.104	5.43e5	6.79e5	96.5	-3.5	0.799	bd
2	180424K1_2	100	0.44	NO	52.21	1.103	6.90e5	8.14e5	102	2.3	0.848	bb
3	180424K1_3	100	0.45	NO	52.21	1.104	7.24e5	8.59e5	102	1.7	0.843	bb
4	180424K1_4	100	0.45	NO	52.21	1.104	8.54e5	1.06e6	97.4	-2.6	0.807	bb
5	180424K1_5	100	0.45	NO	52.19	1.103	7.29e5	8.89e5	99.0	-1.0	0.820	bb
6	180424K1_6	100	0.44	NO	52.19	1.104	7.99e5	9.34e5	103	3.1	0.855	bb

Compound name: 13C-PCB-189
Response Factor: 1.10502
RRF SD: 0.0596574, Relative SD: 5.39877
Response type: Internal Std (Ref 218), Area * (IS Conc. / IS Area)
Curve type: RF

	Name	Std. Conc	RA	n/y	RT	RRT	Resp	IS Resp	Conc.	%Dev	RRF	X = dropped
1	180424K1_1	100	0.44	NO	53.86	1.138	6.71e5	6.79e5	89.3	-10.7	0.987	bb
2	180424K1_2	100	0.43	NO	53.84	1.138	9.12e5	8.14e5	101	1.4	1.12	bb
3	180424K1_3	100	0.44	NO	53.84	1.138	9.74e5	8.59e5	103	2.6	1.13	bd
4	180424K1_4	100	0.44	NO	53.84	1.138	1.18e6	1.06e6	101	1.0	1.12	bb
5	180424K1_5	100	0.44	NO	53.82	1.138	9.94e5	8.89e5	101	1.1	1.12	bb
6	180424K1_6	100	0.44	NO	53.82	1.138	1.08e6	9.34e5	105	4.5	1.16	bb

Dataset: U:\VG11.PRO\Results\180424K1\180424K1-CURVE.qld

Last Altered: Friday, April 27, 2018 15:38:07 Pacific Daylight Time
Printed: Friday, April 27, 2018 15:43:02 Pacific Daylight Time

Compound name: 13C-PCB-202
Response Factor: 1.44197
RRF SD: 0.045903, Relative SD: 3.18334
Response type: Internal Std (Ref 218), Area * (IS Conc. / IS Area)
Curve type: RF

	Name	Std. Conc	RA	n/y	RT	RRT	Resp	IS Resp	Conc.	%Dev	RRF	X = dropped
1	180424K1_1	100	0.89	NO	49.46	1.041	1.02e6	6.79e5	105	4.6	1.51	bb
2	180424K1_2	100	0.89	NO	49.46	1.042	1.19e6	8.14e5	102	1.5	1.46	bb
3	180424K1_3	100	0.90	NO	49.46	1.042	1.25e6	8.59e5	100	0.5	1.45	bb
4	180424K1_4	100	0.92	NO	49.46	1.042	1.48e6	1.06e6	96.9	-3.1	1.40	bb
5	180424K1_5	100	0.90	NO	49.44	1.042	1.23e6	8.89e5	95.9	-4.1	1.38	bb
6	180424K1_6	100	0.90	NO	49.44	1.042	1.36e6	9.34e5	101	0.6	1.45	bb

Compound name: 13C-PCB-194
Response Factor: 0.788227
RRF SD: 0.00983414, Relative SD: 1.24763
Response type: Internal Std (Ref 219), Area * (IS Conc. / IS Area)
Curve type: RF

	Name	Std. Conc	RA	n/y	RT	RRT	Resp	IS Resp	Conc.	%Dev	RRF	X = dropped
1	180424K1_1	100	0.90	NO	55.40	0.995	6.04e5	7.65e5	100	0.3	0.790	bd
2	180424K1_2	100	0.88	NO	55.40	0.995	8.06e5	1.03e6	99.4	-0.6	0.783	bb
3	180424K1_3	100	0.92	NO	55.40	0.995	8.65e5	1.10e6	99.5	-0.5	0.785	bb
4	180424K1_4	100	0.90	NO	55.40	0.995	1.05e6	1.36e6	98.4	-1.6	0.776	bb
5	180424K1_5	100	0.91	NO	55.39	0.995	9.14e5	1.16e6	100	0.2	0.790	bb
6	180424K1_6	100	0.90	NO	55.39	0.995	1.01e6	1.25e6	102	2.2	0.805	bb

Compound name: 13C-PCB-208
Response Factor: 1.00888
RRF SD: 0.0458985, Relative SD: 4.54944
Response type: Internal Std (Ref 219), Area * (IS Conc. / IS Area)
Curve type: RF

	Name	Std. Conc	RA	n/y	RT	RRT	Resp	IS Resp	Conc.	%Dev	RRF	X = dropped
1	180424K1_1	100	0.77	NO	54.67	0.982	8.30e5	7.65e5	108	7.6	1.09	bb
2	180424K1_2	100	0.78	NO	54.67	0.982	1.05e6	1.03e6	101	1.5	1.02	bb

Dataset: U:\VG11.PRO\Results\180424K1\180424K1-CURVE.qld

Last Altered: Friday, April 27, 2018 15:38:07 Pacific Daylight Time
Printed: Friday, April 27, 2018 15:43:02 Pacific Daylight Time

Compound name: 13C-PCB-208

	Name	Std. Conc	RA	n/y	RT	RRT	Resp	IS Resp	Conc.	%Dev	RRF	X = dropped
3	180424K1_3	100	0.79	NO	54.66	0.982	1.12e6	1.10e6	101	0.6	1.01	bb
4	180424K1_4	100	0.77	NO	54.66	0.982	1.32e6	1.36e6	96.7	-3.3	0.976	bb
5	180424K1_5	100	0.78	NO	54.64	0.982	1.10e6	1.16e6	94.3	-5.7	0.952	bb
6	180424K1_6	100	0.79	NO	54.64	0.982	1.26e6	1.25e6	99.3	-0.7	1.00	bb

Compound name: 13C-PCB-206
Response Factor: 0.658628
RRF SD: 0.0118218, Relative SD: 1.79491
Response type: Internal Std (Ref 219), Area * (IS Conc. / IS Area)
Curve type: RF

	Name	Std. Conc	RA	n/y	RT	RRT	Resp	IS Resp	Conc.	%Dev	RRF	X = dropped
1	180424K1_1	100	0.77	NO	56.94	1.023	5.14e5	7.65e5	102	2.0	0.672	bb
2	180424K1_2	100	0.79	NO	56.94	1.023	6.70e5	1.03e6	98.8	-1.2	0.651	bb
3	180424K1_3	100	0.78	NO	56.94	1.023	7.15e5	1.10e6	98.5	-1.5	0.649	bb
4	180424K1_4	100	0.79	NO	56.94	1.023	9.03e5	1.36e6	101	1.1	0.666	bb
5	180424K1_5	100	0.80	NO	56.92	1.023	7.47e5	1.16e6	98.0	-2.0	0.645	bb
6	180424K1_6	100	0.77	NO	56.92	1.023	8.39e5	1.25e6	102	1.7	0.670	bd

Compound name: 13C-PCB-209
Response Factor: 0.575614
RRF SD: 0.0123891, Relative SD: 2.15233
Response type: Internal Std (Ref 219), Area * (IS Conc. / IS Area)
Curve type: RF

	Name	Std. Conc	RA	n/y	RT	RRT	Resp	IS Resp	Conc.	%Dev	RRF	X = dropped
1	180424K1_1	100	1.19	NO	58.11	1.044	4.47e5	7.65e5	101	1.5	0.584	bb
2	180424K1_2	100	1.18	NO	58.11	1.044	5.88e5	1.03e6	99.3	-0.7	0.572	bb
3	180424K1_3	100	1.20	NO	58.11	1.044	6.13e5	1.10e6	96.7	-3.3	0.556	bb
4	180424K1_4	100	1.19	NO	58.11	1.044	7.79e5	1.36e6	99.8	-0.2	0.574	bb
5	180424K1_5	100	1.21	NO	58.10	1.044	6.65e5	1.16e6	99.8	-0.2	0.574	bb
6	180424K1_6	100	1.20	NO	58.10	1.044	7.43e5	1.25e6	103	3.0	0.593	bb

Dataset: U:\VG11.PRO\Results\180424K1\180424K1-CURVE.qld

Last Altered: Friday, April 27, 2018 15:38:07 Pacific Daylight Time
Printed: Friday, April 27, 2018 15:43:02 Pacific Daylight Time

Compound name: 13C-PCB-15
Response Factor: 1
RRF SD: 9.93014e-017, Relative SD: 9.93014e-015
Response type: Internal Std (Ref 213), Area * (IS Conc. / IS Area)
Curve type: RF

	Name	Std. Conc	RA	n/y	RT	RRT	Resp	IS Resp	Conc.	%Dev	RRF	X = dropped
1	180424K1_1	100	1.60	NO	26.35	0.000	1.82e6	1.82e6	100	0.0	1.00	bb
2	180424K1_2	100	1.58	NO	26.35	0.000	2.18e6	2.18e6	100	0.0	1.00	bb
3	180424K1_3	100	1.57	NO	26.35	0.000	2.27e6	2.27e6	100	0.0	1.00	bb
4	180424K1_4	100	1.59	NO	26.35	0.000	2.77e6	2.77e6	100	0.0	1.00	bb
5	180424K1_5	100	1.59	NO	26.34	0.000	2.36e6	2.36e6	100	0.0	1.00	bb
6	180424K1_6	100	1.59	NO	26.33	0.000	2.45e6	2.45e6	100	0.0	1.00	bb

Compound name: 13C-PCB-31
Response Factor: 1
RRF SD: 4.96507e-017, Relative SD: 4.96507e-015
Response type: Internal Std (Ref 214), Area * (IS Conc. / IS Area)
Curve type: RF

	Name	Std. Conc	RA	n/y	RT	RRT	Resp	IS Resp	Conc.	%Dev	RRF	X = dropped
1	180424K1_1	100	1.07	NO	29.51	0.000	1.66e6	1.66e6	100	-0.0	1.00	bd
2	180424K1_2	100	1.07	NO	29.51	0.000	1.95e6	1.95e6	100	0.0	1.00	bd
3	180424K1_3	100	1.07	NO	29.51	0.000	2.07e6	2.07e6	100	0.0	1.00	bd
4	180424K1_4	100	1.06	NO	29.51	0.000	2.50e6	2.50e6	100	0.0	1.00	bd
5	180424K1_5	100	1.06	NO	29.49	0.000	2.04e6	2.04e6	100	0.0	1.00	bd
6	180424K1_6	100	1.07	NO	29.49	0.000	2.20e6	2.20e6	100	0.0	1.00	bd

Compound name: 13C-PCB-60
Response Factor: 1
RRF SD: 0, Relative SD: 0
Response type: Internal Std (Ref 215), Area * (IS Conc. / IS Area)
Curve type: RF

	Name	Std. Conc	RA	n/y	RT	RRT	Resp	IS Resp	Conc.	%Dev	RRF	X = dropped
1	180424K1_1	100	0.77	NO	37.57	0.000	1.30e6	1.30e6	100	0.0	1.00	bb
2	180424K1_2	100	0.77	NO	37.57	0.000	1.60e6	1.60e6	100	0.0	1.00	bb

Dataset: U:\VG11.PRO\Results\180424K1\180424K1-CURVE.qld

Last Altered: Friday, April 27, 2018 15:38:07 Pacific Daylight Time
Printed: Friday, April 27, 2018 15:43:02 Pacific Daylight Time

Compound name: 13C-PCB-60

	Name	Std. Conc	RA	n/y	RT	RRT	Resp	IS Resp	Conc.	%Dev	RRF	X = dropped
3	180424K1_3	100	0.77	NO	37.57	0.000	1.65e6	1.65e6	100	0.0	1.00	bb
4	180424K1_4	100	0.77	NO	37.57	0.000	2.07e6	2.07e6	100	0.0	1.00	bb
5	180424K1_5	100	0.79	NO	37.55	0.000	1.74e6	1.74e6	100	0.0	1.00	bb
6	180424K1_6	100	0.79	NO	37.55	0.000	1.80e6	1.80e6	100	0.0	1.00	bb

Compound name: 13C-PCB-111
Response Factor: 1
RRF SD: 0, Relative SD: 0
Response type: Internal Std (Ref 216), Area * (IS Conc. / IS Area)
Curve type: RF

	Name	Std. Conc	RA	n/y	RT	RRT	Resp	IS Resp	Conc.	%Dev	RRF	X = dropped
1	180424K1_1	100	1.64	NO	40.13	0.000	1.19e6	1.19e6	100	0.0	1.00	bb
2	180424K1_2	100	1.59	NO	40.13	0.000	1.40e6	1.40e6	100	0.0	1.00	bb
3	180424K1_3	100	1.60	NO	40.13	0.000	1.44e6	1.44e6	100	0.0	1.00	bb
4	180424K1_4	100	1.62	NO	40.13	0.000	1.79e6	1.79e6	100	0.0	1.00	bb
5	180424K1_5	100	1.61	NO	40.12	0.000	1.50e6	1.50e6	100	0.0	1.00	bb
6	180424K1_6	100	1.56	NO	40.12	0.000	1.58e6	1.58e6	100	0.0	1.00	bb

Compound name: 13C-PCB-128
Response Factor: 1
RRF SD: 0, Relative SD: 0
Response type: Internal Std (Ref 217), Area * (IS Conc. / IS Area)
Curve type: RF

	Name	Std. Conc	RA	n/y	RT	RRT	Resp	IS Resp	Conc.	%Dev	RRF	X = dropped
1	180424K1_1	100	1.25	NO	47.51	0.000	7.34e5	7.34e5	100	0.0	1.00	db
2	180424K1_2	100	1.27	NO	47.49	0.000	9.12e5	9.12e5	100	0.0	1.00	db
3	180424K1_3	100	1.27	NO	47.49	0.000	9.56e5	9.56e5	100	0.0	1.00	db
4	180424K1_4	100	1.23	NO	47.49	0.000	1.16e6	1.16e6	100	0.0	1.00	db
5	180424K1_5	100	1.27	NO	47.47	0.000	9.75e5	9.75e5	100	0.0	1.00	db
6	180424K1_6	100	1.24	NO	47.47	0.000	1.04e6	1.04e6	100	0.0	1.00	bb

Vista Analytical Laboratory

Dataset: U:\VG11.PRO\Results\180424K1\180424K1-CURVE.qld

Last Altered: Friday, April 27, 2018 15:38:07 Pacific Daylight Time
Printed: Friday, April 27, 2018 15:43:02 Pacific Daylight Time

Compound name: 13C-PCB-182
Response Factor: 1
RRF SD: 1.11022e-016, Relative SD: 1.11022e-014
Response type: Internal Std (Ref 218), Area * (IS Conc. / IS Area)
Curve type: RF

	Name	Std. Conc	RA	n/y	RT	RRT	Resp	IS Resp	Conc.	%Dev	RRF	X = dropped
1	180424K1_1	100	0.43	NO	47.32	0.000	6.79e5	6.79e5	100	0.0	1.00	bb
2	180424K1_2	100	0.45	NO	47.32	0.000	8.14e5	8.14e5	100	0.0	1.00	bb
3	180424K1_3	100	0.45	NO	47.30	0.000	8.59e5	8.59e5	100	0.0	1.00	bb
4	180424K1_4	100	0.44	NO	47.30	0.000	1.06e6	1.06e6	100	0.0	1.00	bb
5	180424K1_5	100	0.44	NO	47.30	0.000	8.89e5	8.89e5	100	0.0	1.00	bb
6	180424K1_6	100	0.44	NO	47.28	0.000	9.34e5	9.34e5	100	-0.0	1.00	bb

Compound name: 13C-PCB-205
Response Factor: 1
RRF SD: 0, Relative SD: 0
Response type: Internal Std (Ref 219), Area * (IS Conc. / IS Area)
Curve type: RF

	Name	Std. Conc	RA	n/y	RT	RRT	Resp	IS Resp	Conc.	%Dev	RRF	X = dropped
1	180424K1_1	100	0.91	NO	55.68	0.000	7.65e5	7.65e5	100	0.0	1.00	db
2	180424K1_2	100	0.91	NO	55.67	0.000	1.03e6	1.03e6	100	0.0	1.00	bb
3	180424K1_3	100	0.90	NO	55.67	0.000	1.10e6	1.10e6	100	0.0	1.00	bb
4	180424K1_4	100	0.89	NO	55.67	0.000	1.36e6	1.36e6	100	0.0	1.00	bb
5	180424K1_5	100	0.91	NO	55.65	0.000	1.16e6	1.16e6	100	0.0	1.00	bb
6	180424K1_6	100	0.90	NO	55.65	0.000	1.25e6	1.25e6	100	0.0	1.00	bb

Compound name: 13C-PCB-79
Response Factor: 1.02356
RRF SD: 0.0112285, Relative SD: 1.097
Response type: Internal Std (Ref 215), Area * (IS Conc. / IS Area)
Curve type: RF

	Name	Std. Conc	RA	n/y	RT	RRT	Resp	IS Resp	Conc.	%Dev	RRF	X = dropped
1	180424K1_1	100	0.77	NO	38.66	1.029	1.32e6	1.30e6	98.8	-1.2	1.01	bb
2	180424K1_2	100	0.79	NO	38.66	1.029	1.62e6	1.60e6	98.9	-1.1	1.01	bb

Dataset: U:\VG11.PRO\Results\180424K1\180424K1-CURVE.qld

Last Altered: Friday, April 27, 2018 15:38:07 Pacific Daylight Time
Printed: Friday, April 27, 2018 15:43:02 Pacific Daylight Time

Compound name: 13C-PCB-79

	Name	Std. Conc	RA	n/y	RT	RRT	Resp	IS Resp	Conc.	%Dev	RRF	X = dropped
3	180424K1_3	100	0.78	NO	38.66	1.029	1.70e6	1.65e6	101	0.9	1.03	bb
4	180424K1_4	100	0.78	NO	38.66	1.029	2.11e6	2.07e6	99.5	-0.5	1.02	bb
5	180424K1_5	100	0.78	NO	38.65	1.029	1.81e6	1.74e6	101	1.4	1.04	bb
6	180424K1_6	100	0.77	NO	38.65	1.029	1.85e6	1.80e6	100	0.5	1.03	bb

Compound name: 13C-PCB-178
Response Factor: 0.830659
RRF SD: 0.0251972, Relative SD: 3.0334
Response type: Internal Std (Ref 217), Area * (IS Conc. / IS Area)
Curve type: RF

	Name	Std. Conc	RA	n/y	RT	RRT	Resp	IS Resp	Conc.	%Dev	RRF	X = dropped
1	180424K1_1	100	0.43	NO	46.75	0.988	6.39e5	7.34e5	105	4.8	0.870	bd
2	180424K1_2	100	0.44	NO	46.75	0.988	7.69e5	9.12e5	101	1.4	0.843	bb
3	180424K1_3	100	0.44	NO	46.75	0.988	7.99e5	9.56e5	101	0.7	0.836	bb
4	180424K1_4	100	0.45	NO	46.75	0.988	9.42e5	1.16e6	97.3	-2.7	0.809	bb
5	180424K1_5	100	0.43	NO	46.74	0.988	7.81e5	9.75e5	96.3	-3.7	0.800	bb
6	180424K1_6	100	0.44	NO	46.74	0.988	8.61e5	1.04e6	99.5	-0.5	0.826	bb

Compound name: 13C-PCB-79
Response Factor: 1.02356
RRF SD: 0.0112285, Relative SD: 1.097
Response type: Internal Std (Ref 215), Area * (IS Conc. / IS Area)
Curve type: RF

	Name	Std. Conc	RA	n/y	RT	RRT	Resp	IS Resp	Conc.	%Dev	RRF	X = dropped
1	180424K1_1	100	0.77	NO	38.66	0.968	1.31e6	1.25e6	101	0.8	1.04	bb
2	180424K1_2	100	0.79	NO	38.66	0.968	1.62e6	1.52e6	102	2.4	1.06	bb
3	180424K1_3	100	0.78	NO	38.66	0.968	1.70e6	1.61e6	102	1.8	1.05	bb
4	180424K1_4	100	0.78	NO	38.66	0.968	2.11e6	2.07e6	98.4	-1.6	1.02	bb
5	180424K1_5	100	0.78	NO	38.65	0.968	1.81e6	1.78e6	98.1	-1.9	1.02	bb
6	180424K1_6	100	0.77	NO	38.65	0.968	1.85e6	1.81e6	98.5	-1.5	1.02	bb

Vista Analytical Laboratory

Dataset: U:\VG11.PRO\Results\180424K1\180424K1-CURVE.qld

Last Altered: Friday, April 27, 2018 15:38:07 Pacific Daylight Time
Printed: Friday, April 27, 2018 15:43:02 Pacific Daylight Time

Compound name: 13C-PCB-178
Response Factor: 0.830659
RRF SD: 0.0251972, Relative SD: 3.0334
Response type: Internal Std (Ref 217), Area * (IS Conc. / IS Area)
Curve type: RF

	Name	Std. Conc.	RA	n/y	RT	RRT	Resp	IS Resp	Conc.	%Dev	RRF	X = dropped
1	180424K1_1	100	0.43	NO	46.75	0.924	6.39e5	6.24e5	106	6.0	1.02	bb
2	180424K1_2	100	0.44	NO	46.75	0.924	7.69e5	7.78e5	102	2.3	0.988	bb
3	180424K1_3	100	0.44	NO	46.75	0.924	7.99e5	8.30e5	99.8	-0.2	0.963	bb
4	180424K1_4	100	0.45	NO	46.75	0.925	9.42e5	9.96e5	98.0	-2.0	0.946	bb
5	180424K1_5	100	0.43	NO	46.74	0.924	7.81e5	8.33e5	97.1	-2.9	0.937	bb
6	180424K1_6	100	0.44	NO	46.74	0.924	8.61e5	9.21e5	96.8	-3.2	0.934	bb

Vista Analytical Laboratory VG-11

Dataset: Untitled

Last Altered: Thursday, April 26, 2018 14:30:34 Pacific Daylight Time
Printed: Thursday, April 26, 2018 14:30:53 Pacific Daylight Time

Method: U:\VG11.PRO\MethDB\PCB-209_ZB1_4-24-18.mdb 24 Apr 2018 09:08:45
Calibration: U:\VG11.PRO\CurveDB\db1_PCBvg11-4-24-18.cdb 25 Apr 2018 16:10:50

Compound name: PCB-1

	Name	ID	Acq.Date	Acq.Time
1	180424K1_1	ST180424K1-1 PCB 209 CS0 17L3003	24-Apr-18	16:28:21
2	180424K1_2	ST180424K1-2 PCB 209 CS1 17L3004	24-Apr-18	17:28:12
3	180424K1_3	ST180424K1-3 PCB 209 CS2 17L3005	24-Apr-18	18:29:29
4	180424K1_4	ST180424K1-4 PCB 209 CS4 17L3007	24-Apr-18	19:30:44
5	180424K1_5	ST180424K1-5 PCB 209 CS5 17L3008	24-Apr-18	20:32:04
6	180424K1_6	ST180424K1-6 PCB 209 CS3 17L3006	24-Apr-18	21:33:24
7	180424K1_7	SOLVENT BLANK	24-Apr-18	22:34:46
8	180424K1_8	SS180424K1-1 PCB 209 SS 17C1025	24-Apr-18	23:36:06
9	180424K1_10	SOLVENT BLANK	25-Apr-18	00:37:21

File: Experiment: PCB_ZB1.exp Reference: pfk.ref Function: 1 @ 200 (ppm)

Printed: Tuesday, April 24, 2018 16:24:46 Pacific Daylight Time

M 168.9888 R 11063

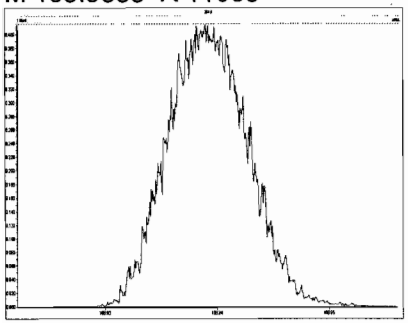

M 180.9888 R 10778

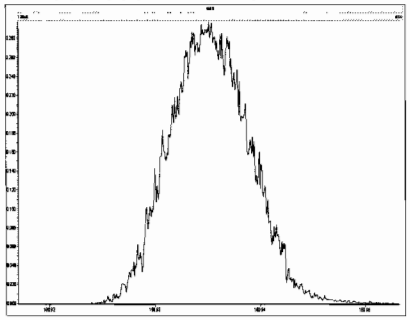

M 192.9888 R 6233

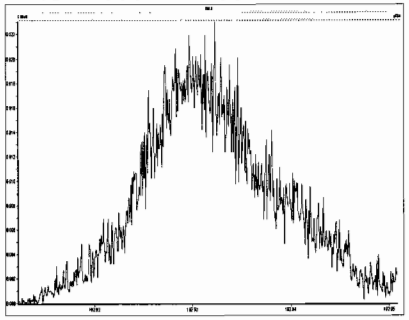

M 204.9888 R 12562

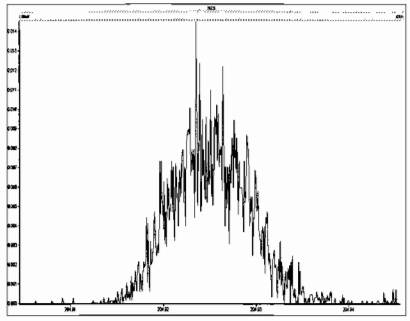

Column bleed

File: Experiment: PCB_ZB1.exp Reference: pfk.ref Function: 2 @ 200 (ppm)

Printed: Tuesday, April 24, 2018 16:25:01 Pacific Daylight Time

M 218.9856 R 11058

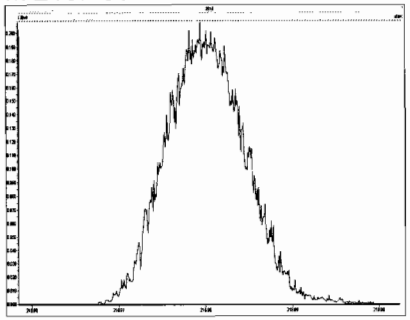

M 230.9856 R 11109

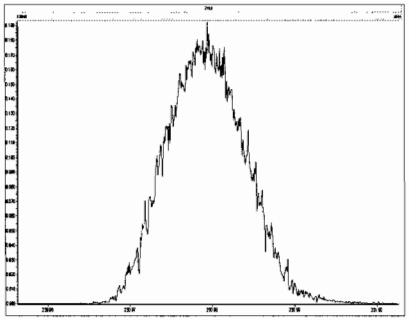

M 242.9856 R 11523

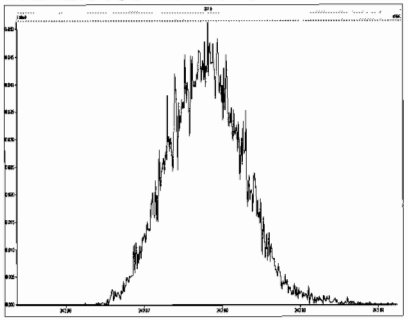

M 254.9856 R 11737

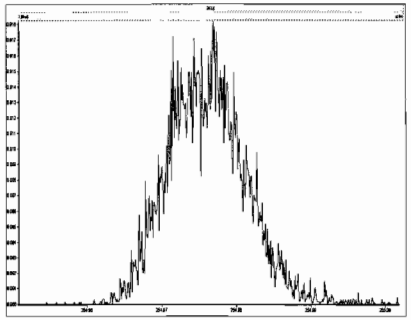

M 268.9824 R 10780

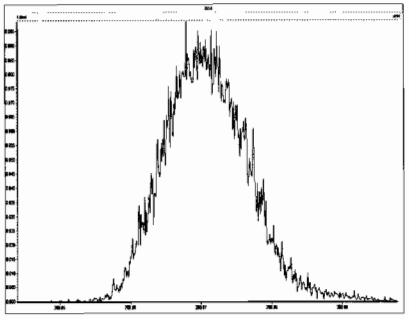

M 280.9824 R 10500

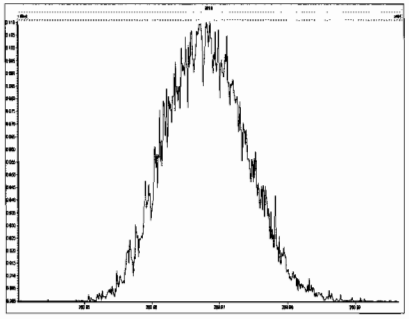

File: Experiment: PCB_ZB1.exp Reference: pfk.ref Function: 2 @ 200 (ppm)

Printed: Tuesday, April 24, 2018 16:25:26 Pacific Daylight Time

M 218.9856 R 11313

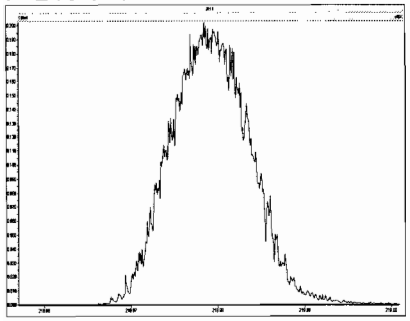

M 230.9856 R 11518

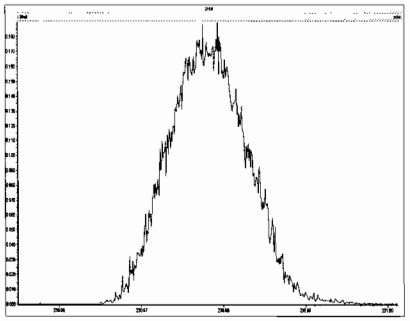

M 242.9856 R 11260

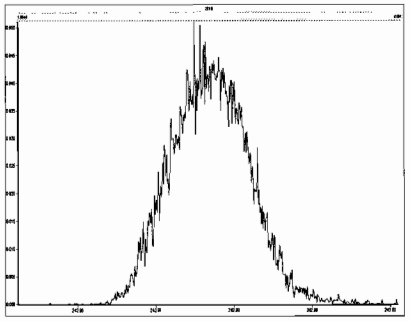

M 254.9856 R 12315

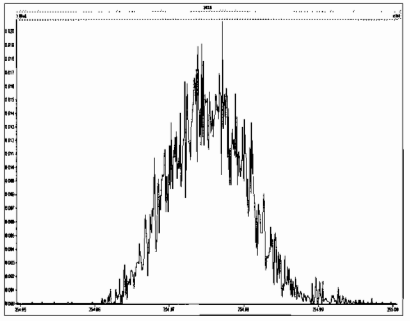

M 268.9824 R 10963

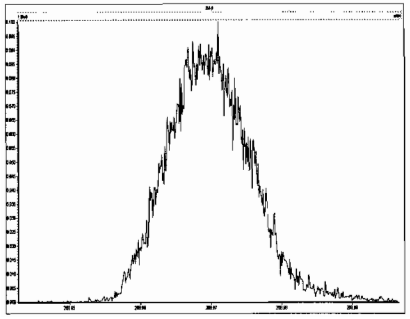

M 280.9824 R 10961

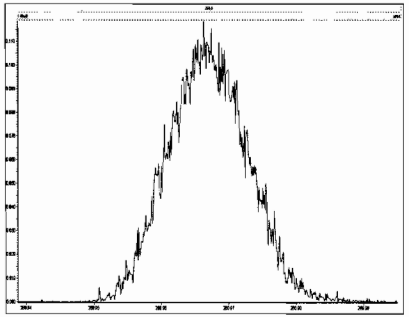

File: Experiment: PCB_ZB1.exp Reference: pfk.ref Function: 3 @ 200 (ppm)

Printed: Tuesday, April 24, 2018 16:26:02 Pacific Daylight Time

M 254.9856 R 12500

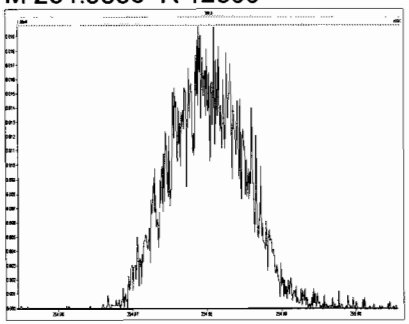

M 268.9824 R 10915

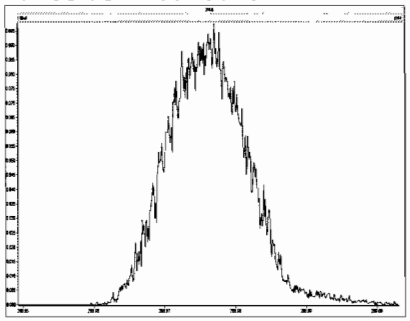

M 280.9824 R 11064

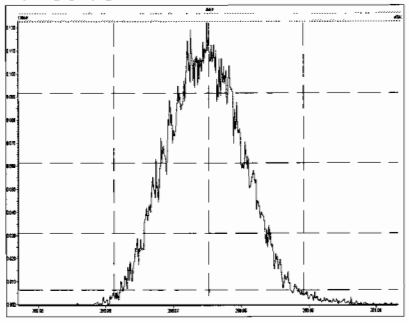

M 292.9824 R 11628

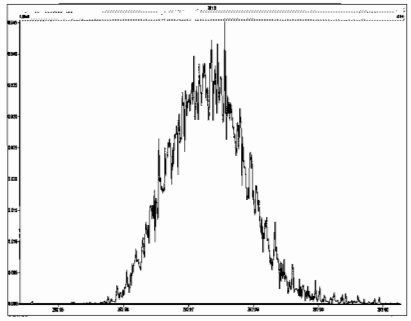

M 304.9824 R 11846

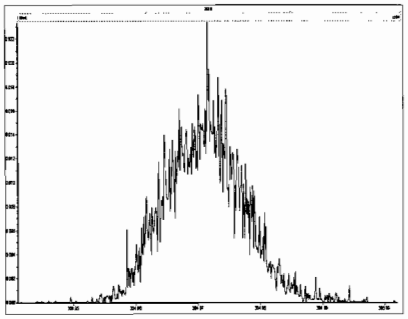

M 318.9792 R 10819

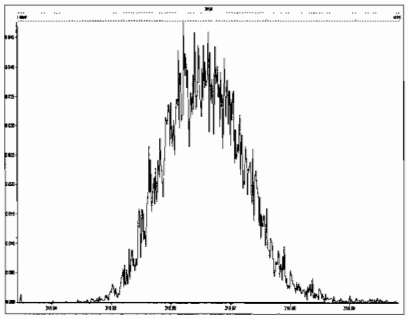

M 330.9792 R 10822

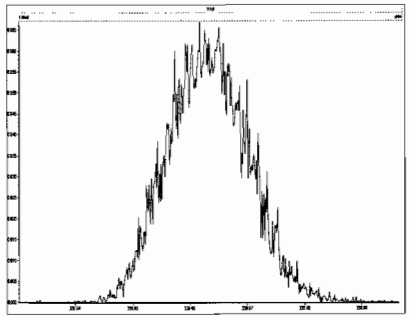

M 342.9792 R 11109

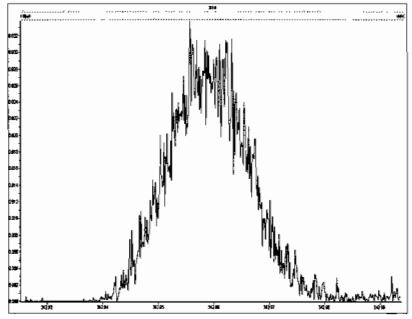

M 354.9792 R 11416

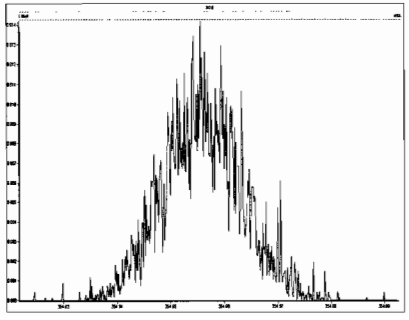

M 366.9792 R 14129

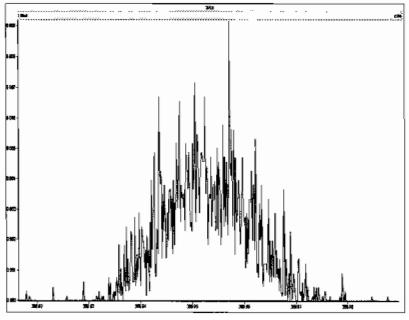

M 380.9760 R 10332

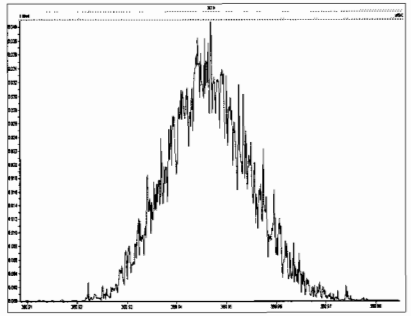

File: Experiment: PCB_ZB1.exp Reference: pfk.ref Function: 4 @ 200 (ppm)

Printed: Tuesday, April 24, 2018 16:26:48 Pacific Daylight Time

M 318.9792 R 12135

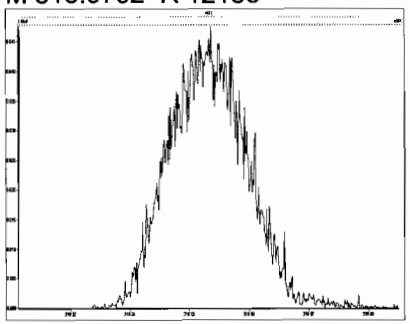

M 330.9792 R 11361

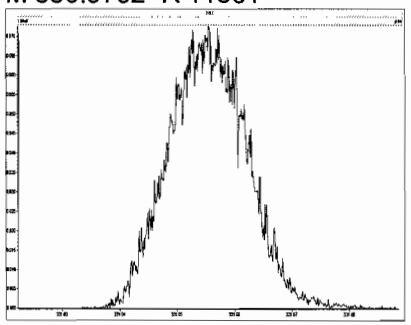

M 342.9792 R 11963

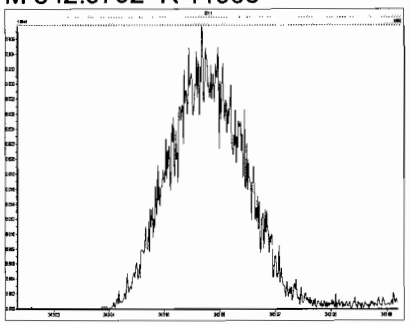

M 354.9792 R 12082

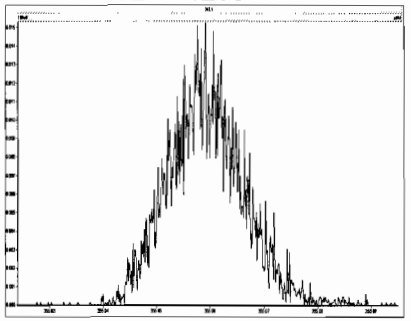

M 366.9792 R 14538

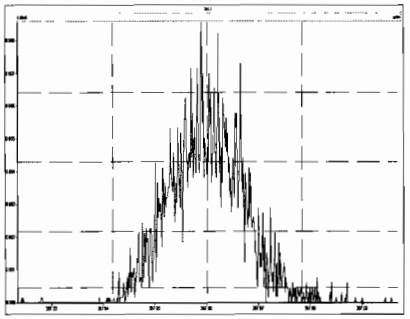

M 380.9760 R 11108

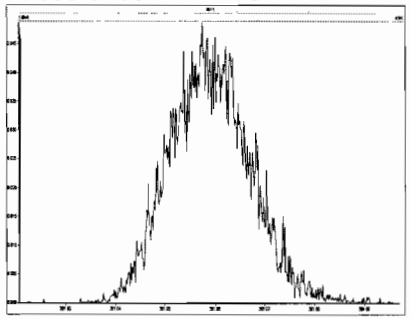

M 392.9760 R 11904

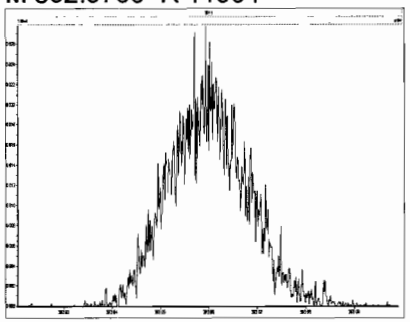

M 404.9760 R 11795

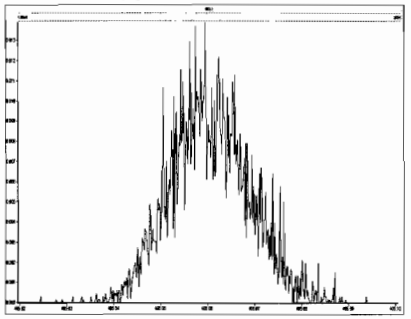

M 416.9760 R 12954

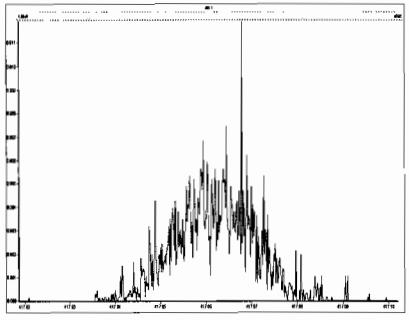

M 430.9728 R 10916

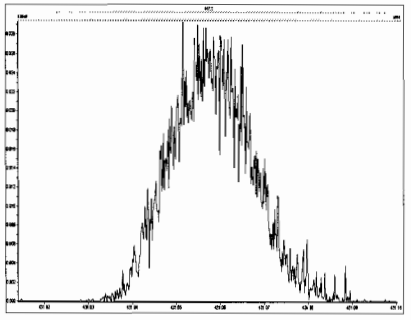

M 442.9728 R 12079

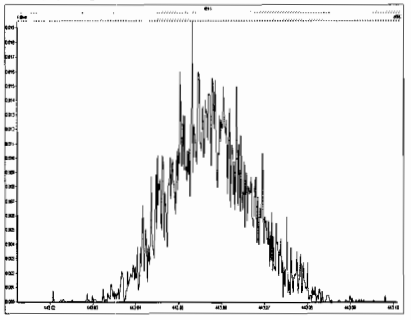

File: Experiment: PCB_ZB1.exp Reference: pfk.ref Function: 5 @ 200 (ppm)

Printed: Tuesday, April 24, 2018 16:27:32 Pacific Daylight Time

M 416.9760 R 13368

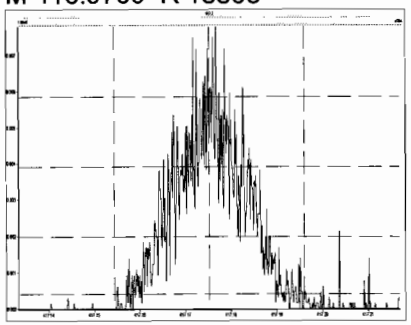

M 430.9728 R 11209

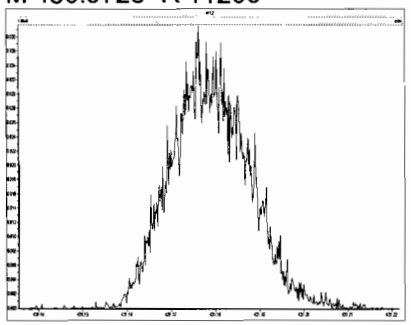

M 442.9728 R 11575

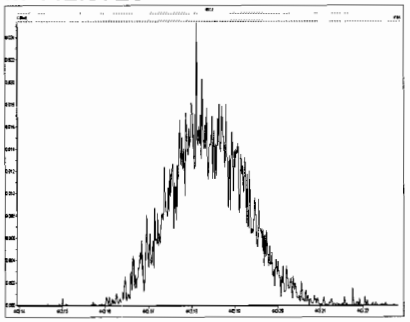

M 454.9728 R 13365

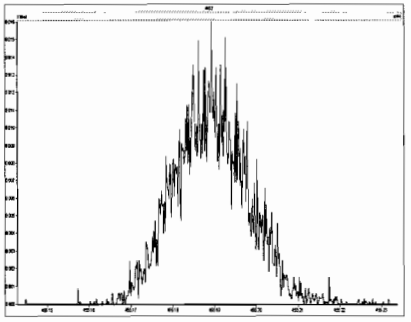

M 466.9728 R 13226

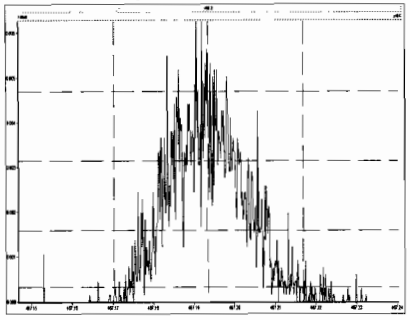

M 480.9696 R 10918

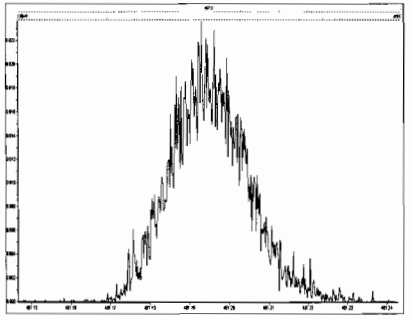

M 492.9696 R 12563

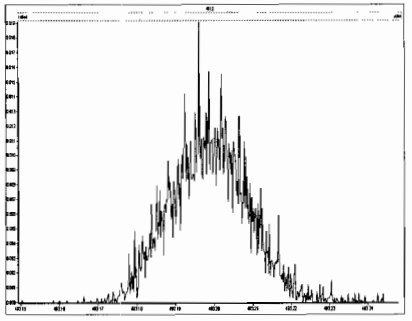

M 504.9696 R 12499

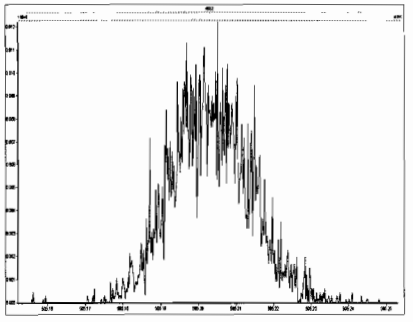

M 516.9697 R 14790

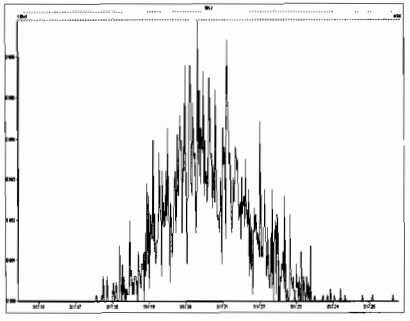

Vista Analytical Laboratory VG-9

Dataset: Untitled

Last Altered: Wednesday, April 25, 2018 07:37:36 Pacific Daylight Time
Printed: Wednesday, April 25, 2018 07:50:08 Pacific Daylight Time

Method: U:\VG11.PRO\MethDB\PCB-209_ZB1_4-24-18.mdb 24 Apr 2018 09:08:45
Calibration: 25 Apr 2018 07:37:35

Name: 180424K1_1, Date: 24-Apr-2018, Time: 16:28:21, ID: ST180424K1-1 PCB 209 CS0 17L3003, Description: PCB 209 CS0 17L3003

PCB-1

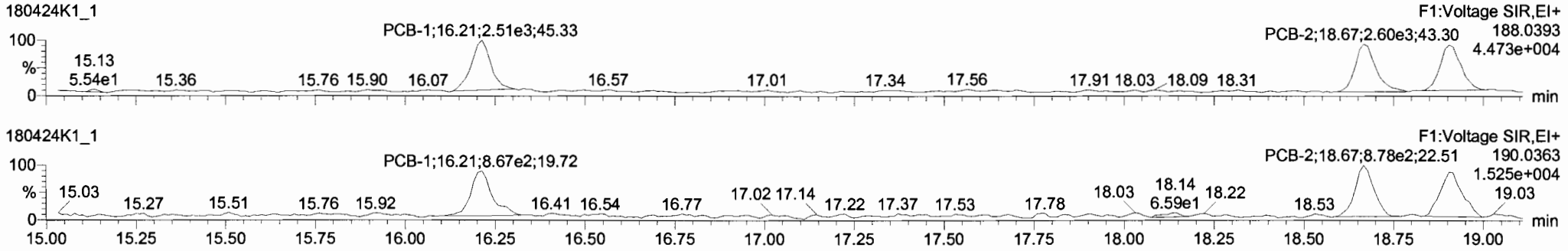

13C-PCB-1

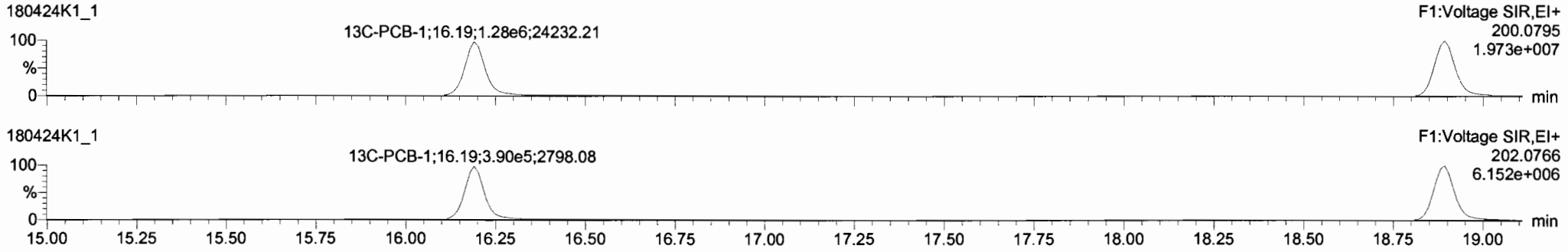

PFK1

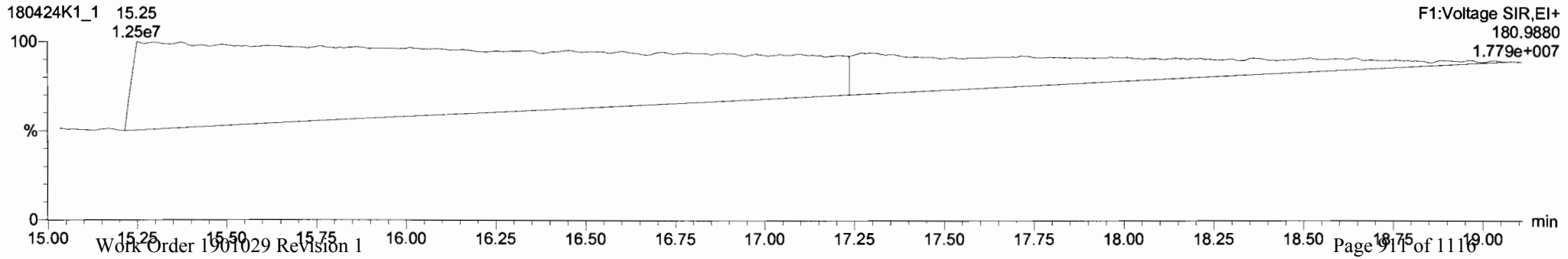

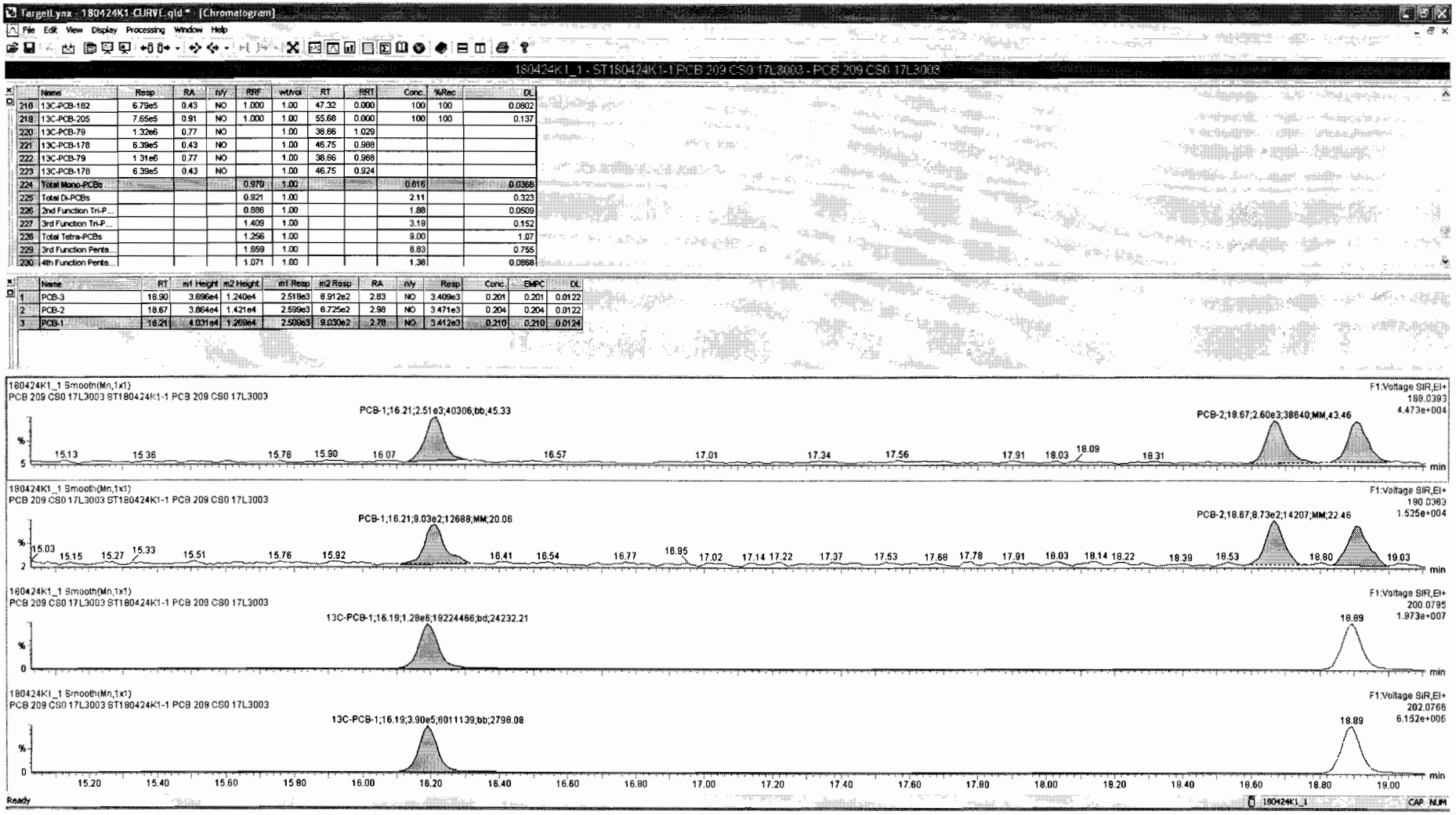

	Name	Resp	RA	n/y	RRF	wt/vol	RT	RRT	Conc.	%Rec	DL
218	13C-PCB-182	6.79e5	0.43	NO	1.000	1.00	47.32	0.000	100	100	0.0802
219	13C-PCB-205	7.65e5	0.91	NO	1.000	1.00	55.68	0.000	100	100	0.137
220	13C-PCB-79	1.32e6	0.77	NO		1.00	38.66	1.029			
221	13C-PCB-178	6.39e5	0.43	NO		1.00	46.75	0.988			
222	13C-PCB-79	1.31e6	0.77	NO		1.00	38.66	0.968			
223	13C-PCB-178	6.39e5	0.43	NO		1.00	46.75	0.924			
224	Total Mono-PCBs				0.970	1.00			0.616		0.0368
225	Total Di-PCBs				0.921	1.00			2.11		0.323
226	2nd Function Tri-P...				0.886	1.00			1.88		0.0509
227	3rd Function Tri-P...				1.409	1.00			3.19		0.152
228	Total Tetra-PCBs				1.256	1.00			9.00		1.07
229	3rd Function Penta...				1.859	1.00			8.83		0.755
230	4th Function Penta...				1.071	1.00			1.38		0.0868

	Name	RT	m1 Height	m2 Height	m1 Resp	m2 Resp	RA	n/y	Resp	Conc.	EMPC	DL
1	PCB-3	16.90	3.696e4	1.240e4	2.518e3	8.912e2	2.83	NO	3.409e3	0.201	0.201	0.0122
2	PCB-2	18.67	3.864e4	1.421e4	2.599e3	6.725e2	2.98	NO	3.471e3	0.204	0.204	0.0122
3	PCB-1	16.21	4.031e4	1.269e4	2.509e3	9.030e2	2.78	NO	3.412e3	0.210	0.210	0.0124

Dataset: Untitled

Last Altered: Wednesday, April 25, 2018 07:37:36 Pacific Daylight Time
Printed: Wednesday, April 25, 2018 07:50:08 Pacific Daylight Time

Name: 180424K1_1, Date: 24-Apr-2018, Time: 16:28:21, ID: ST180424K1-1 PCB 209 CS0 17L3003, Description: PCB 209 CS0 17L3003

PCB-4/10

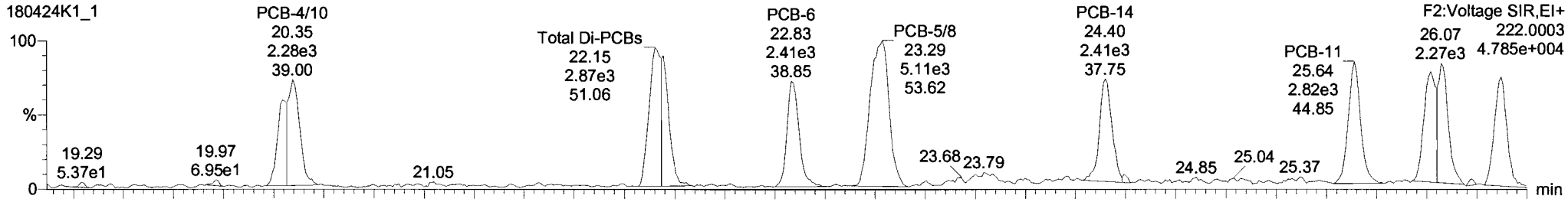

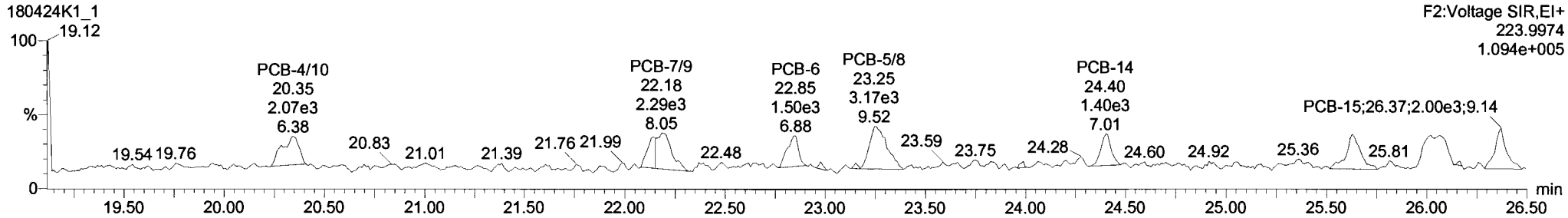

13C-PCB-4

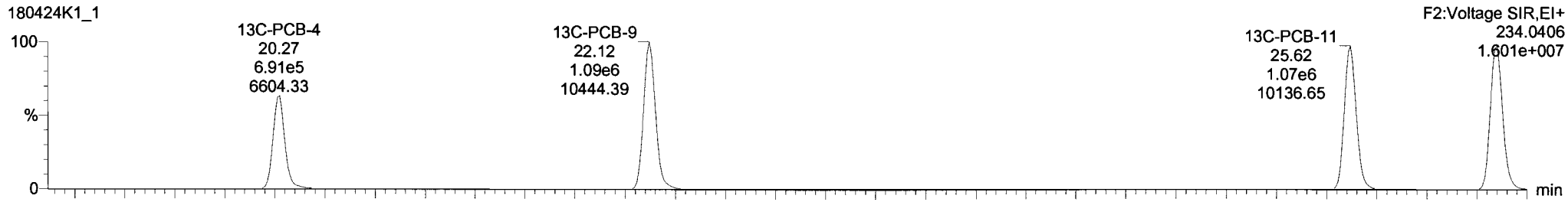

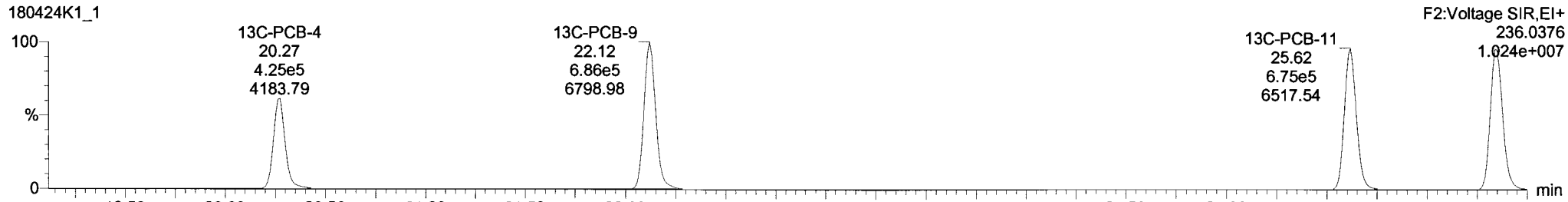

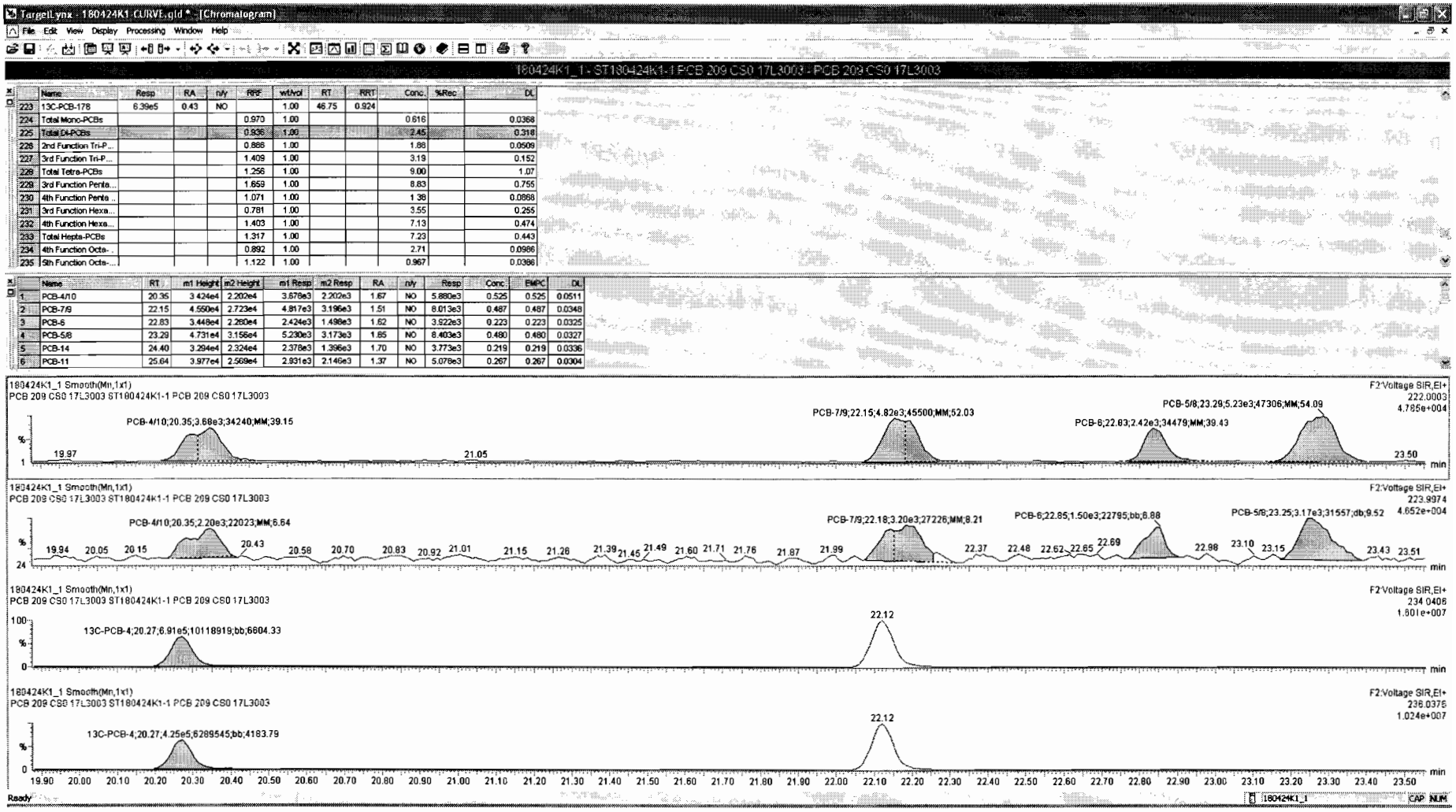

	Name	Resp	RA	n/y	RRF	wt/vol	RT	RRT	Conc.	%Rec	DL
223	13C-PCB-178	6.39e5	0.43	NO		1.00	46.75	0.924			
224	Total Mono-PCBs				0.970	1.00			0.616		0.0368
225	Total Di-PCBs				0.936	1.00			2.45		0.318
226	2nd Function Tri-P...				0.866	1.00			1.88		0.0509
227	3rd Function Tri-P...				1.409	1.00			3.19		0.152
228	Total Tetra-PCBs				1.256	1.00			9.00		1.07
229	3rd Function Penta...				1.659	1.00			8.83		0.755
230	4th Function Penta ...				1.071	1.00			1.38		0.0868
231	3rd Function Hexa...				0.781	1.00			3.55		0.255
232	4th Function Hexa...				1.403	1.00			7.13		0.474
233	Total Hepta-PCBs				1.317	1.00			7.23		0.443
234	4th Function Octa-...				0.892	1.00			2.71		0.0986
235	5th Function Octa-...				1.122	1.00			0.967		0.0366

	Name	RT	m1 Height	m2 Height	m1 Resp	m2 Resp	RA	n/y	Resp	Conc.	EMPC	DL
1	PCB-4/10	20.35	3.424e4	2.202e4	3.678e3	2.202e3	1.67	NO	5.880e3	0.525	0.525	0.0511
2	PCB-7/9	22.15	4.550e4	2.723e4	4.817e3	3.196e3	1.51	NO	8.013e3	0.487	0.487	0.0348
3	PCB-6	22.83	3.448e4	2.268e4	2.424e3	1.496e3	1.62	NO	3.922e3	0.223	0.223	0.0325
4	PCB-5/8	23.29	4.731e4	3.156e4	5.230e3	3.173e3	1.65	NO	8.403e3	0.480	0.480	0.0327
5	PCB-14	24.40	3.294e4	2.324e4	2.378e3	1.396e3	1.70	NO	3.773e3	0.219	0.219	0.0336
6	PCB-11	25.64	3.977e4	2.569e4	2.931e3	2.146e3	1.37	NO	5.078e3	0.267	0.267	0.0304

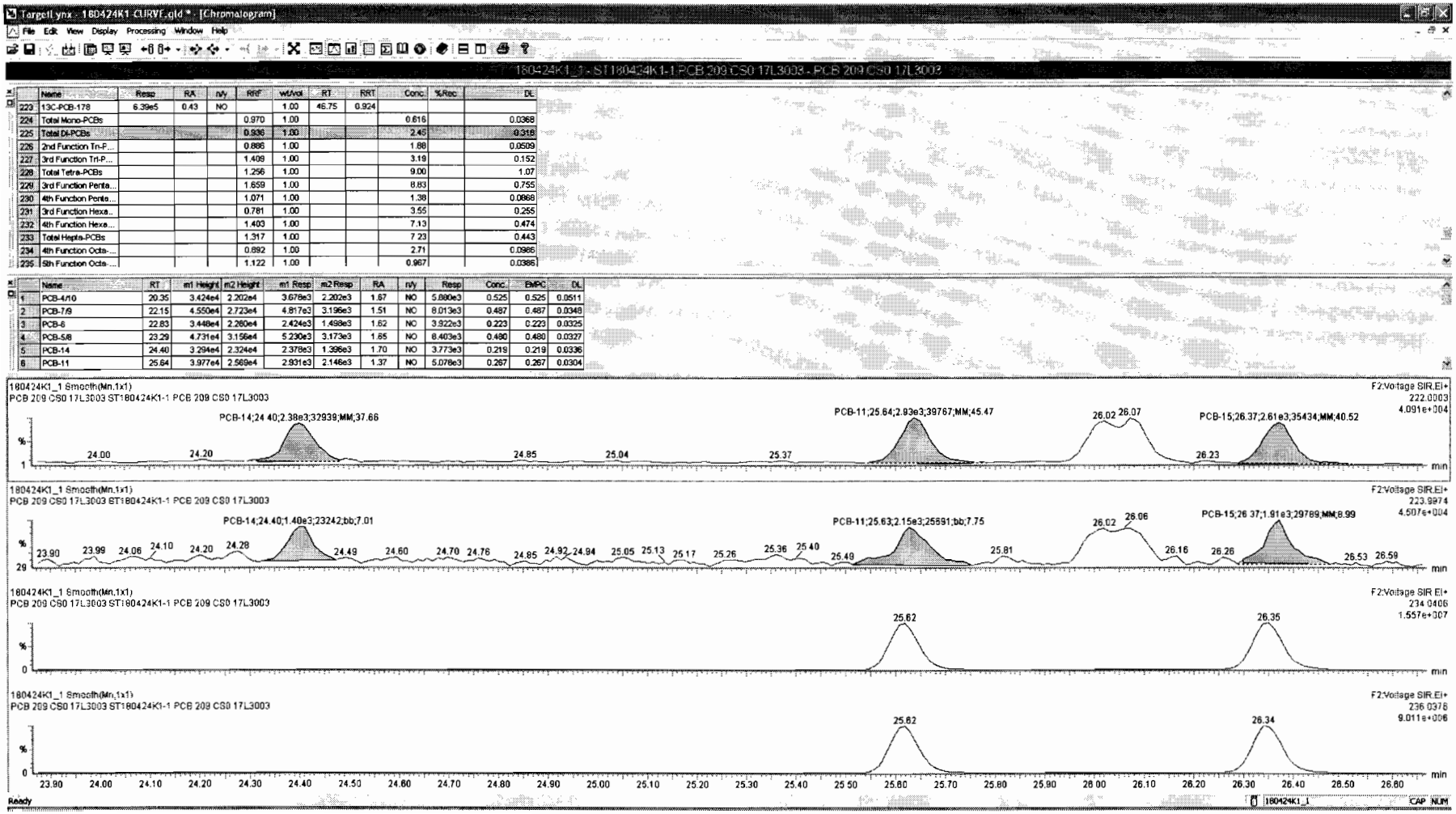

	Name	Resp	RA	rVy	RRF	wtVol	RT	RRT	Conc	%Rec	DL
223	13C-PCB-178	6.39e5	0.43	NO		1.00	46.75	0.924			
224	Total Mono-PCBs				0.970	1.00			0.616		0.0368
225	Total Di-PCBs				0.936	1.00			2.45		0.318
226	2nd Function Tri-P...				0.866	1.00			1.88		0.0509
227	3rd Function Tri-P...				1.409	1.00			3.19		0.152
228	Total Tetra-PCBs				1.256	1.00			9.00		1.07
229	3rd Function Penta...				1.659	1.00			8.83		0.755
230	4th Function Penta...				1.071	1.00			1.38		0.0868
231	3rd Function Hexa...				0.781	1.00			3.55		0.255
232	4th Function Hexa...				1.403	1.00			7.13		0.474
233	Total Hepta-PCBs				1.317	1.00			7.23		0.443
234	4th Function Octa-...				0.892	1.00			2.71		0.0986
235	5th Function Octa-...				1.122	1.00			0.967		0.0386

	Name	RT	m1 Height	m2 Height	m1 Resp	m2 Resp	RA	rVy	Resp	Conc	EMPC	DL
1	PCB-4/10	20.35	3.424e4	2.202e4	3.678e3	2.202e3	1.67	NO	5.880e3	0.525	0.525	0.0511
2	PCB-7/9	22.15	4.550e4	2.723e4	4.817e3	3.196e3	1.51	NO	8.013e3	0.487	0.487	0.0348
3	PCB-6	22.83	3.448e4	2.260e4	2.424e3	1.498e3	1.62	NO	3.922e3	0.223	0.223	0.0325
4	PCB-5/8	23.29	4.731e4	3.156e4	5.230e3	3.173e3	1.65	NO	8.403e3	0.480	0.480	0.0327
5	PCB-14	24.40	3.294e4	2.324e4	2.378e3	1.396e3	1.70	NO	3.773e3	0.219	0.219	0.0336
6	PCB-11	25.64	3.977e4	2.569e4	2.931e3	2.146e3	1.37	NO	5.078e3	0.267	0.267	0.0304

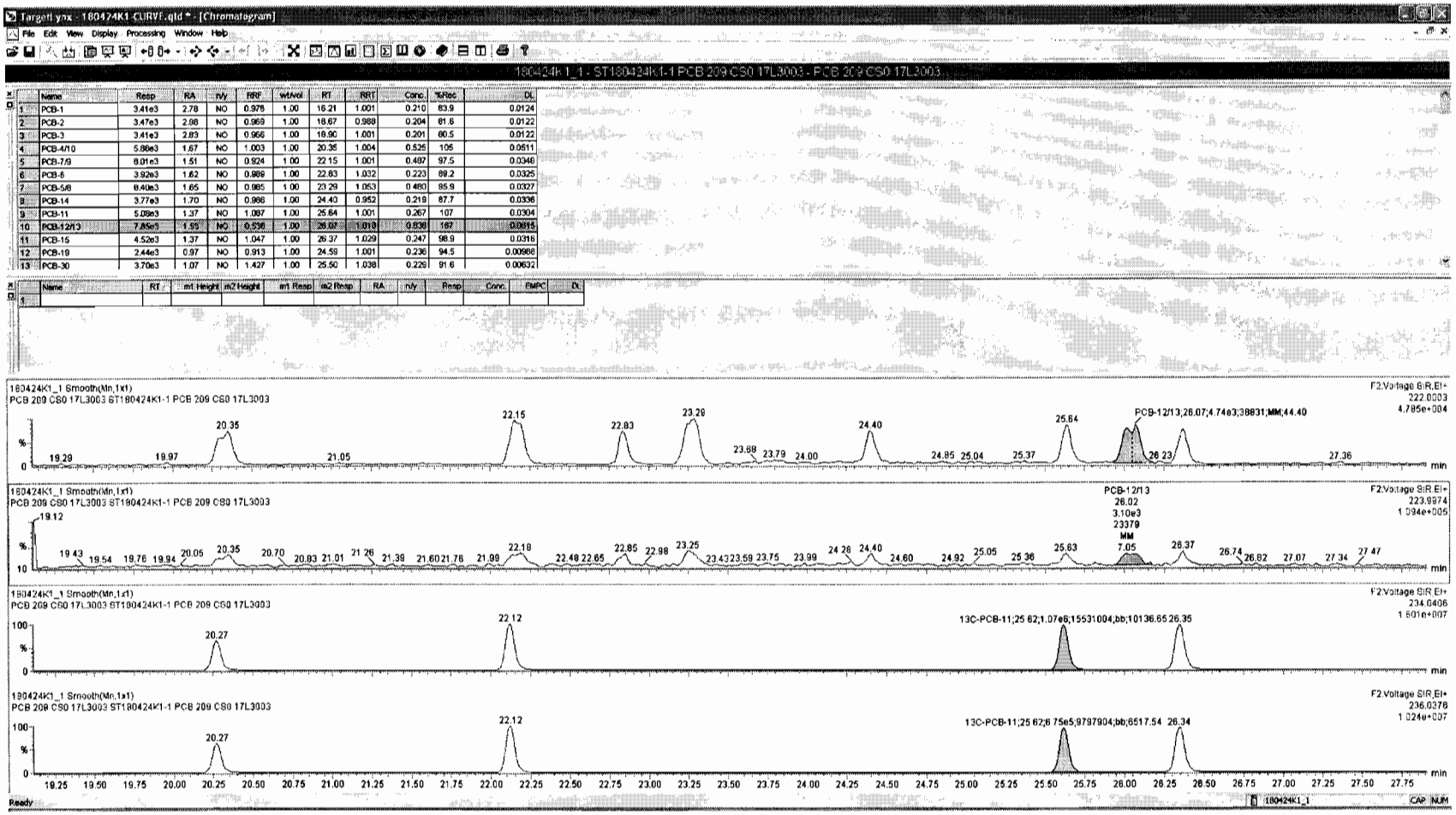

	Name	Resp	RA	n/y	RRF	wt/Vol	RT	RRT	Conc.	%Rec	DL
1	PCB-1	3.41e3	2.78	NO	0.978	1.00	16.21	1.001	0.210	83.9	0.0124
2	PCB-2	3.47e3	2.98	NO	0.969	1.00	16.67	0.988	0.204	81.6	0.0122
3	PCB-3	3.41e3	2.83	NO	0.966	1.00	16.90	1.001	0.201	80.5	0.0122
4	PCB-4/10	5.88e3	1.67	NO	1.003	1.00	20.35	1.004	0.525	105	0.0511
5	PCB-7/9	8.01e3	1.51	NO	0.924	1.00	22.15	1.001	0.487	97.5	0.0346
6	PCB-6	3.92e3	1.62	NO	0.989	1.00	22.83	1.032	0.223	89.2	0.0325
7	PCB-5/8	8.40e3	1.65	NO	0.985	1.00	23.29	1.053	0.480	95.9	0.0327
8	PCB-14	3.77e3	1.70	NO	0.986	1.00	24.40	0.952	0.219	87.7	0.0336
9	PCB-11	5.08e3	1.37	NO	1.087	1.00	25.64	1.001	0.267	107	0.0304
10	PCB-12/13	7.85e3	1.55	NO	0.536	1.00	26.07	1.018	0.838	167	0.0915
11	PCB-15	4.52e3	1.37	NO	1.047	1.00	26.37	1.029	0.247	98.9	0.0316
12	PCB-19	2.44e3	0.97	NO	0.913	1.00	24.59	1.001	0.236	94.5	0.00988
13	PCB-30	3.70e3	1.07	NO	1.427	1.00	25.50	1.038	0.228	91.6	0.00632

	Name	RT	m1 Height	m2 Height	m1 Resp	m2 Resp	RA	n/y	Resp	Conc.	EMPC	DL
1												

Dataset: Untitled

Last Altered: Wednesday, April 25, 2018 07:37:36 Pacific Daylight Time
Printed: Wednesday, April 25, 2018 07:50:08 Pacific Daylight Time

Name: 180424K1_1, Date: 24-Apr-2018, Time: 16:28:21, ID: ST180424K1-1 PCB 209 CS0 17L3003, Description: PCB 209 CS0 17L3003

PCB-19

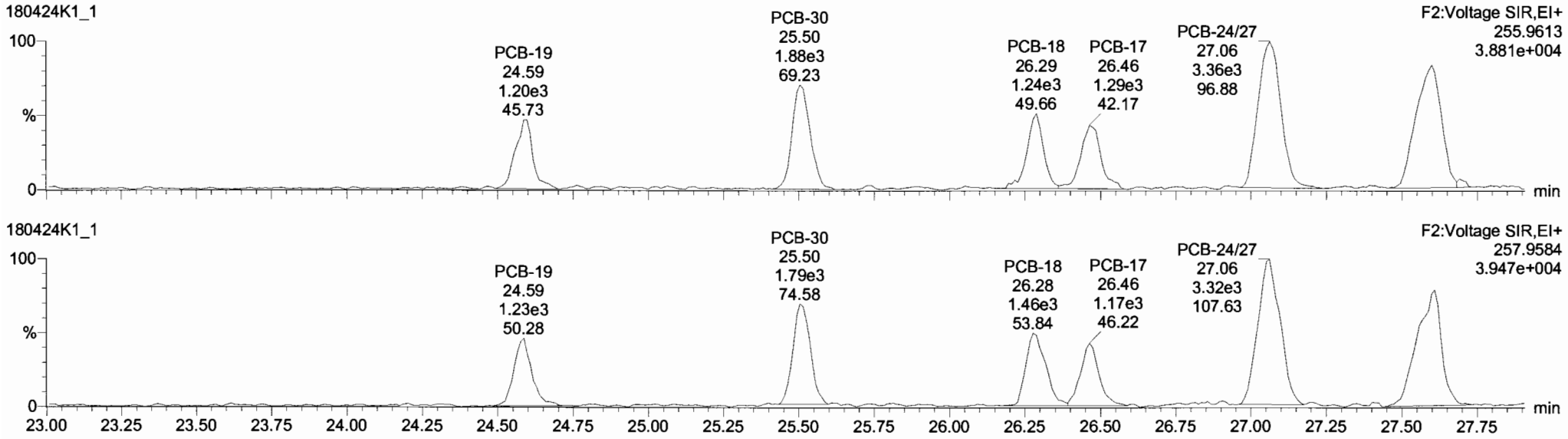

13C-PCB-19

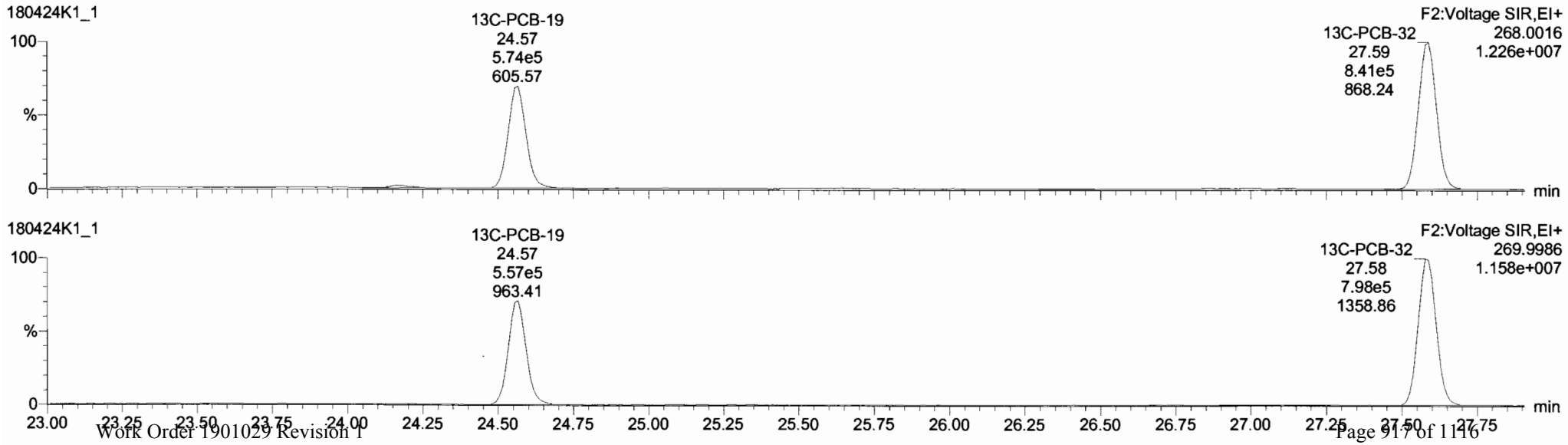

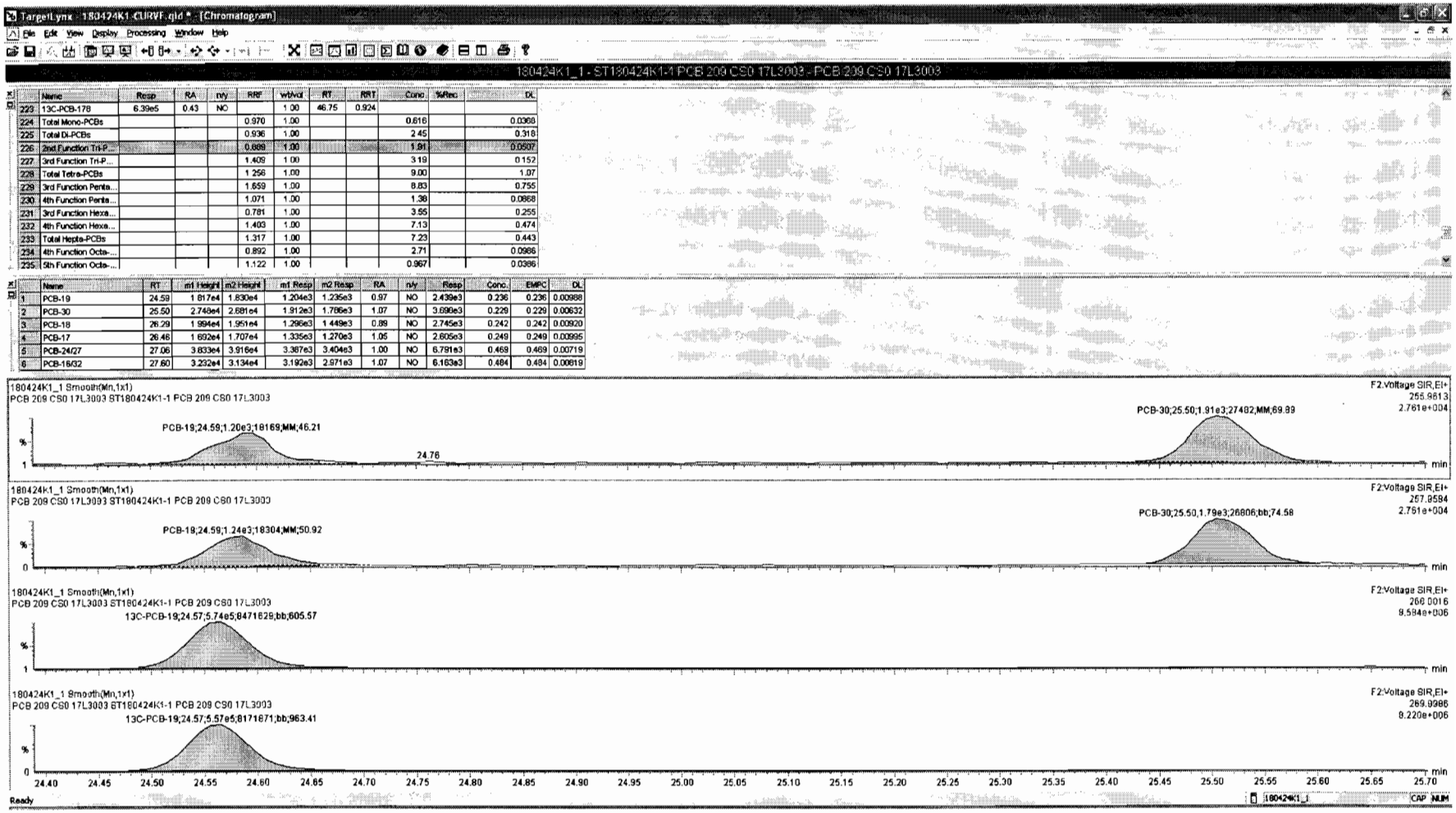

	Name	Resp	RA	n/y	RRF	wt/vol	RT	RRT	Conc	%Rec	DL
223	13C-PCB-178	6.39e5	0.43	NO		1.00	46.75	0.924			
224	Total Mono-PCBs				0.970	1.00			0.616		0.0368
225	Total Di-PCBs				0.936	1.00			2.45		0.318
226	2nd Function Tri-P...				0.688	1.00			1.91		0.0807
227	3rd Function Tri-P...				1.409	1.00			3.19		0.152
228	Total Tetra-PCBs				1.256	1.00			9.00		1.07
229	3rd Function Penta...				1.659	1.00			8.83		0.755
230	4th Function Penta...				1.071	1.00			1.38		0.0868
231	3rd Function Hexa...				0.781	1.00			3.55		0.255
232	4th Function Hexa...				1.403	1.00			7.13		0.474
233	Total Hepta-PCBs				1.317	1.00			7.23		0.443
234	4th Function Octa-...				0.892	1.00			2.71		0.0986
235	5th Function Octa-...				1.122	1.00			0.967		0.0386

	Name	RT	m1 Height	m2 Height	m1 Resp	m2 Resp	RA	n/y	Resp	Conc.	EMPC	DL
1	PCB-19	24.59	1.817e4	1.830e4	1.204e3	1.235e3	0.97	NO	2.439e3	0.236	0.236	0.00988
2	PCB-30	25.50	2.748e4	2.681e4	1.912e3	1.786e3	1.07	NO	3.690e3	0.229	0.229	0.00632
3	PCB-18	26.29	1.994e4	1.951e4	1.296e3	1.449e3	0.89	NO	2.745e3	0.242	0.242	0.00920
4	PCB-17	26.46	1.692e4	1.707e4	1.335e3	1.270e3	1.05	NO	2.605e3	0.249	0.249	0.00995
5	PCB-24/27	27.06	3.833e4	3.916e4	3.387e3	3.404e3	1.00	NO	6.791e3	0.469	0.469	0.00719
6	PCB-16/32	27.60	3.232e4	3.134e4	3.192e3	2.971e3	1.07	NO	6.163e3	0.484	0.484	0.00819

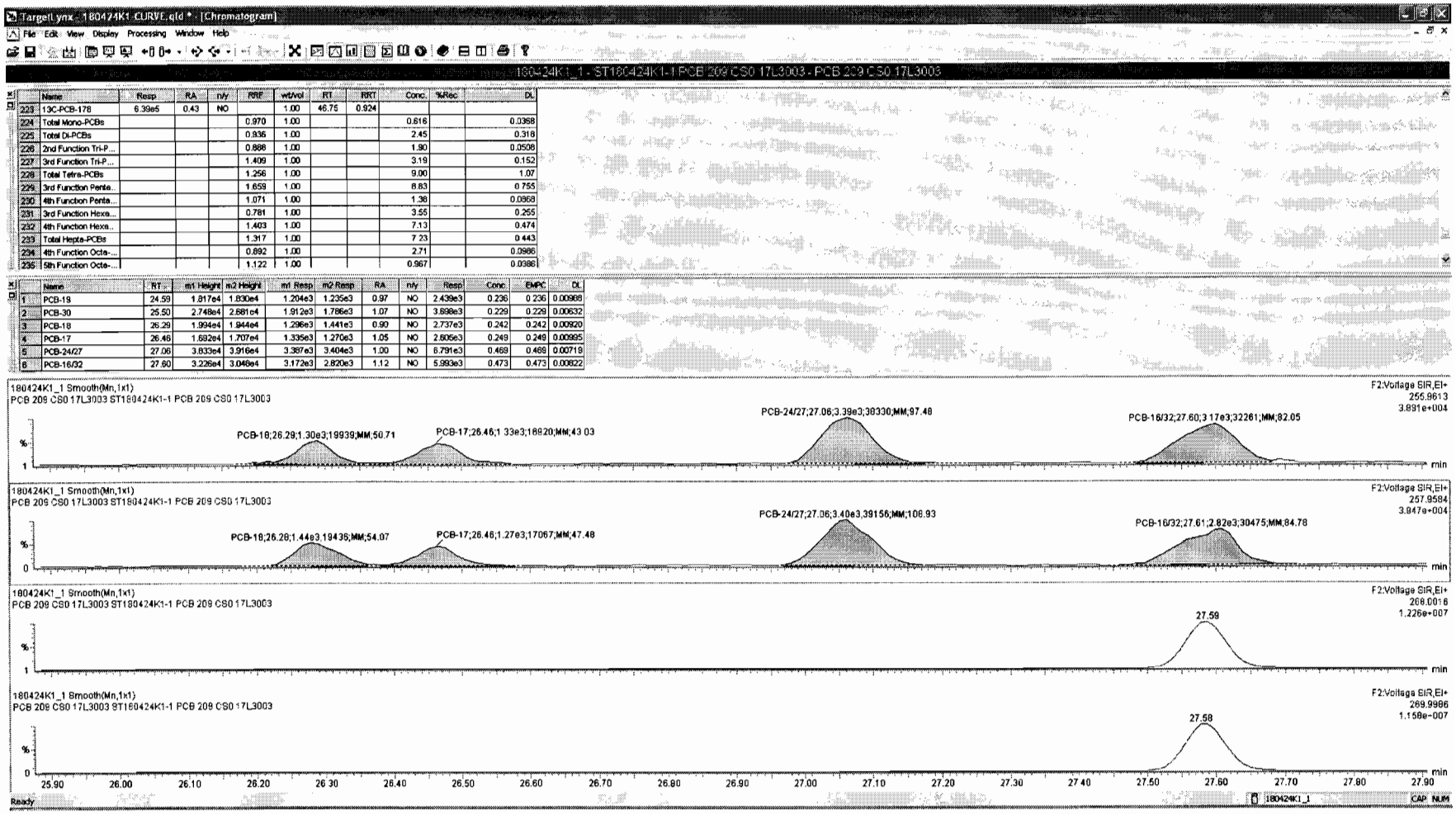

	Name	Resp	RA	n/y	RRF	wt/vol	RT	RRT	Conc.	%Rec	DL
223	13C-PCB-178	6.39e5	0.43	NO		1.00	46.75	0.924			
224	Total Mono-PCBs				0.970	1.00			0.616		0.0368
225	Total Di-PCBs				0.936	1.00			2.45		0.318
226	2nd Function Tri-P...				0.888	1.00			1.90		0.0508
227	3rd Function Tri-P...				1.409	1.00			3.19		0.152
228	Total Tetra-PCBs				1.256	1.00			9.00		1.07
229	3rd Function Penta...				1.659	1.00			8.83		0.755
230	4th Function Penta...				1.071	1.00			1.36		0.0868
231	3rd Function Hexa...				0.781	1.00			3.55		0.255
232	4th Function Hexa...				1.403	1.00			7.13		0.474
233	Total Hepta-PCBs				1.317	1.00			7.23		0.443
234	4th Function Octa-...				0.892	1.00			2.71		0.0986
235	5th Function Octa-...				1.122	1.00			0.967		0.0986

	Name	RT	m1 Height	m2 Height	m1 Resp	m2 Resp	RA	n/y	Resp	Conc	EMPC	DL
1	PCB-18	24.59	1.817e4	1.830e4	1.204e3	1.235e3	0.97	NO	2.439e3	0.236	0.236	0.00968
2	PCB-30	25.50	2.748e4	2.681e4	1.912e3	1.786e3	1.07	NO	3.698e3	0.229	0.229	0.00632
3	PCB-18	26.29	1.994e4	1.944e4	1.296e3	1.441e3	0.90	NO	2.737e3	0.242	0.242	0.00920
4	PCB-17	26.46	1.692e4	1.707e4	1.335e3	1.270e3	1.05	NO	2.605e3	0.249	0.249	0.00995
5	PCB-24/27	27.06	3.833e4	3.916e4	3.387e3	3.404e3	1.00	NO	6.791e3	0.469	0.469	0.00719
6	PCB-16/32	27.60	3.226e4	3.048e4	3.172e3	2.820e3	1.12	NO	5.993e3	0.473	0.473	0.00822

Vista Analytical Laboratory VG-9

Dataset: Untitled

Last Altered: Wednesday, April 25, 2018 07:37:36 Pacific Daylight Time
Printed: Wednesday, April 25, 2018 07:50:08 Pacific Daylight Time

Name: 180424K1_1, Date: 24-Apr-2018, Time: 16:28:21, ID: ST180424K1-1 PCB 209 CS0 17L3003, Description: PCB 209 CS0 17L3003

PCB-34

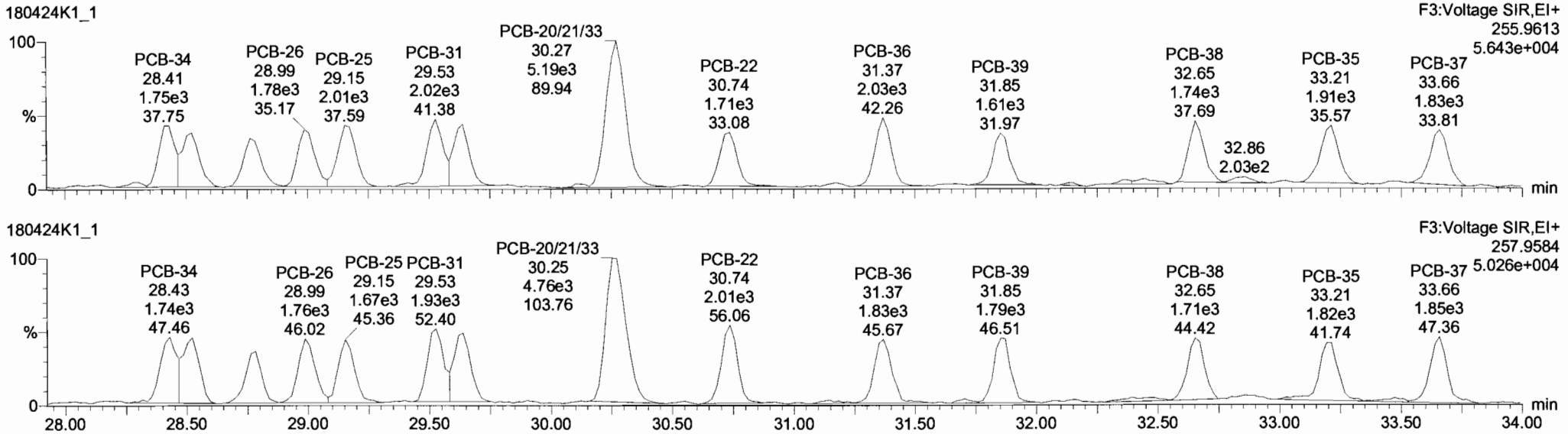

13C-PCB-28

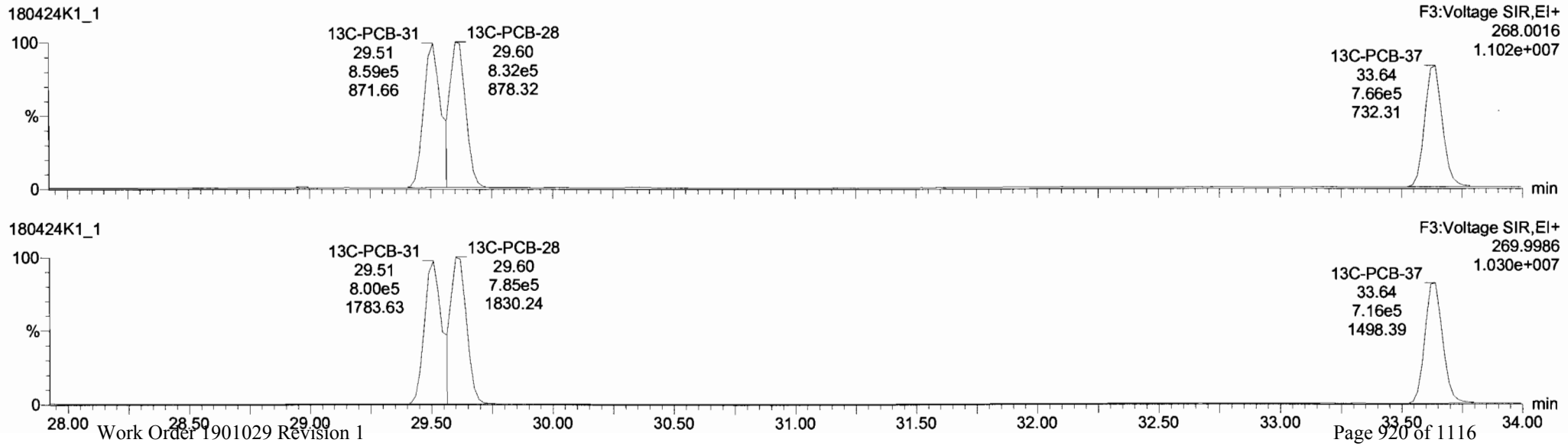

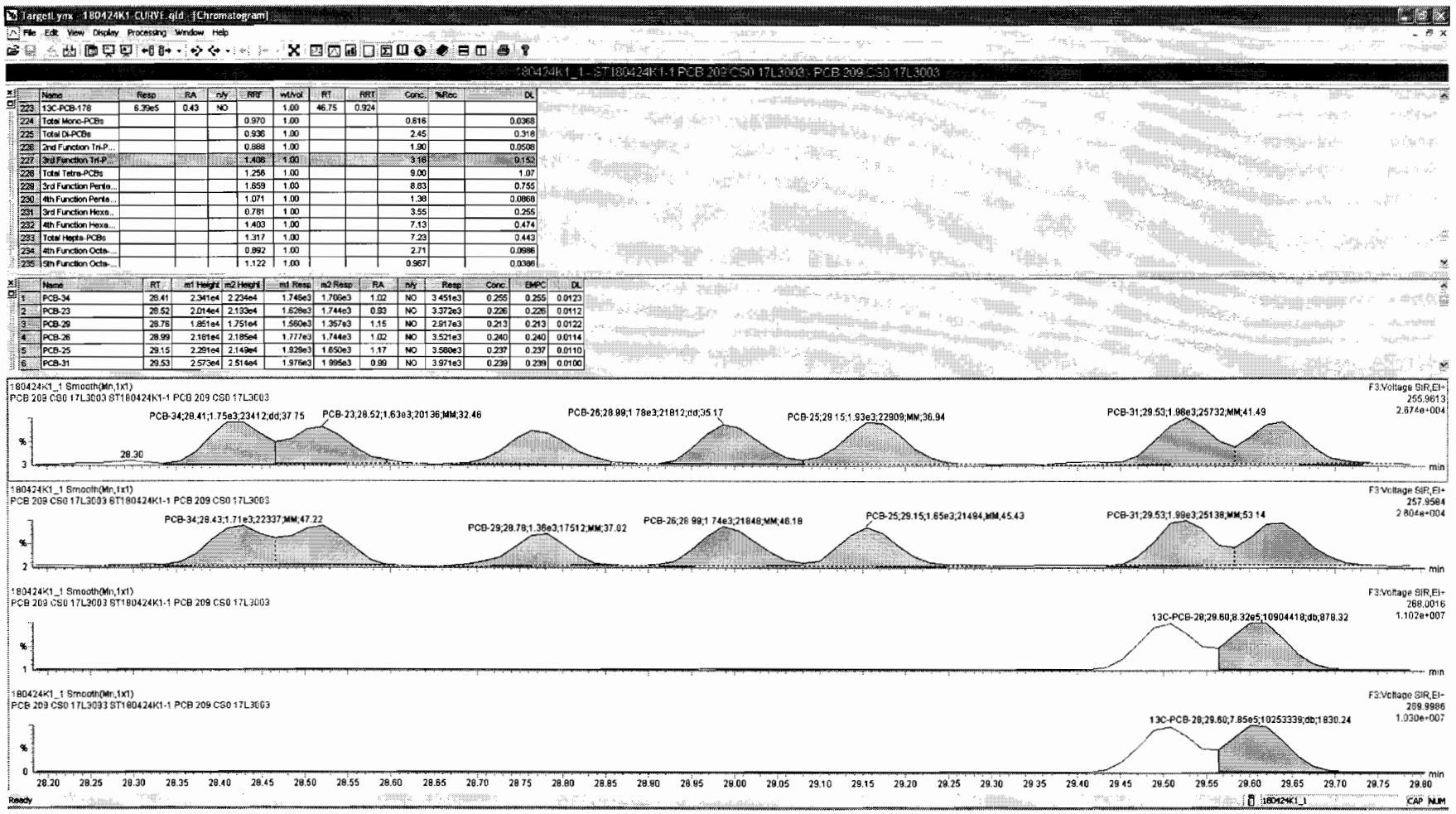

	Name	Resp	RA	n/y	RRF	wtVol	RT	RRT	Conc.	%Rec	DL
223	13C-PCB-178	6.39e5	0.43	NO		1.00	46.75	0.924			
224	Total Mono-PCBs				0.970	1.00			0.616		0.0368
225	Total Di-PCBs				0.936	1.00			2.45		0.318
226	2nd Function Tri-P...				0.888	1.00			1.90		0.0508
227	3rd Function Tri-P...				1.408	1.00			3.16		0.152
228	Total Tetra-PCBs				1.256	1.00			9.00		1.07
229	3rd Function Penta...				1.659	1.00			8.83		0.755
230	4th Function Penta...				1.071	1.00			1.38		0.0868
231	3rd Function Hexa...				0.781	1.00			3.55		0.255
232	4th Function Hexa...				1.403	1.00			7.13		0.474
233	Total Hepta-PCBs				1.317	1.00			7.23		0.443
234	4th Function Octa-...				0.892	1.00			2.71		0.0986
235	5th Function Octa-...				1.122	1.00			0.967		0.0386

	Name	RT	m1 Height	m2 Height	m1 Resp	m2 Resp	RA	n/y	Resp	Conc.	EMPC	DL
1	PCB-34	28.41	2.341e4	2.234e4	1.746e3	1.706e3	1.02	NO	3.451e3	0.255	0.255	0.0123
2	PCB-23	28.52	2.014e4	2.133e4	1.628e3	1.744e3	0.93	NO	3.372e3	0.226	0.226	0.0112
3	PCB-29	28.78	1.851e4	1.751e4	1.560e3	1.357e3	1.15	NO	2.917e3	0.213	0.213	0.0122
4	PCB-26	28.99	2.181e4	2.185e4	1.777e3	1.744e3	1.02	NO	3.521e3	0.240	0.240	0.0114
5	PCB-25	29.15	2.291e4	2.149e4	1.929e3	1.650e3	1.17	NO	3.580e3	0.237	0.237	0.0110
6	PCB-31	29.53	2.573e4	2.514e4	1.976e3	1.995e3	0.99	NO	3.971e3	0.239	0.239	0.0100

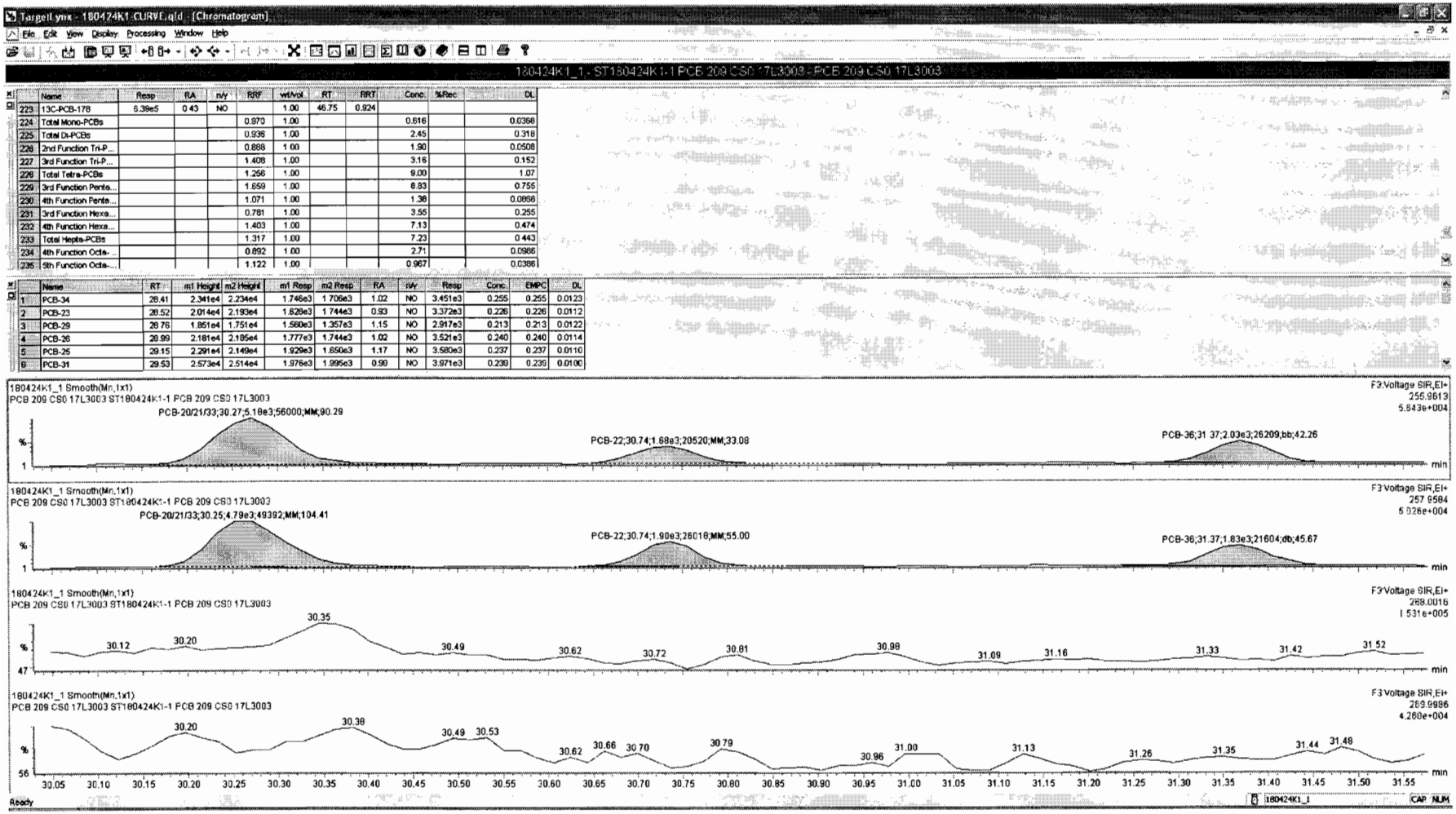

	Name	Resp	RA	nVy	RRF	wt/vol	RT	RRT	Conc.	%Rec	DL
223	13C-PCB-178	5.39e5	0.43	NO		1.00	46.75	0.924			
224	Total Mono-PCBs				0.970	1.00			0.616		0.0368
225	Total Di-PCBs				0.936	1.00			2.45		0.318
226	2nd Function Tri-P...				0.888	1.00			1.90		0.0508
227	3rd Function Tri-P...				1.408	1.00			3.16		0.152
228	Total Tetra-PCBs				1.256	1.00			9.00		1.07
229	3rd Function Penta...				1.659	1.00			8.83		0.755
230	4th Function Penta...				1.071	1.00			1.38		0.0858
231	3rd Function Hexa...				0.781	1.00			3.55		0.255
232	4th Function Hexa...				1.403	1.00			7.13		0.474
233	Total Hepta-PCBs				1.317	1.00			7.23		0.443
234	4th Function Octa-...				0.892	1.00			2.71		0.0986
235	5th Function Octa-...				1.122	1.00			0.967		0.0386

	Name	RT	m1 Height	m2 Height	m1 Resp	m2 Resp	RA	nVy	Resp	Conc.	EMPC	DL
1	PCB-34	28.41	2.341e4	2.234e4	1.746e3	1.706e3	1.02	NO	3.451e3	0.255	0.255	0.0123
2	PCB-23	28.52	2.014e4	2.193e4	1.828e3	1.744e3	0.93	NO	3.372e3	0.226	0.226	0.0112
3	PCB-29	28.76	1.851e4	1.751e4	1.560e3	1.357e3	1.15	NO	2.917e3	0.213	0.213	0.0122
4	PCB-26	28.99	2.181e4	2.185e4	1.777e3	1.744e3	1.02	NO	3.521e3	0.240	0.240	0.0114
5	PCB-25	29.15	2.291e4	2.149e4	1.929e3	1.650e3	1.17	NO	3.580e3	0.237	0.237	0.0110
6	PCB-31	29.53	2.573e4	2.514e4	1.976e3	1.995e3	0.99	NO	3.971e3	0.239	0.239	0.0100

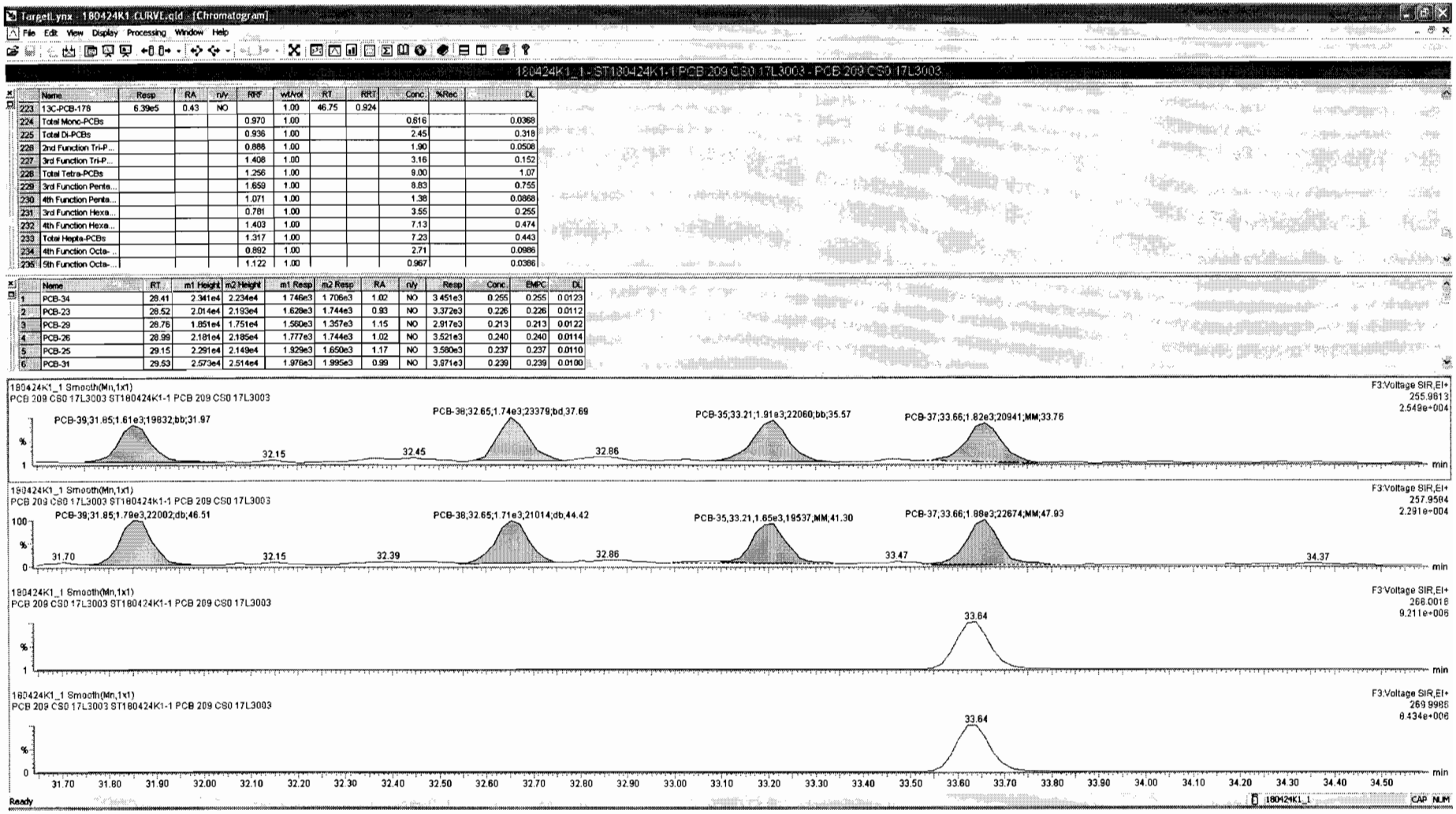

	Name	Resp	RA	n/y	RRF	wt/vol	RT	RRT	Conc.	%Rec	DL
223	13C-PCB-178	6.39e5	0.43	NO		1.00	46.75	0.924			
224	Total Mono-PCBs				0.970	1.00			0.816		0.0368
225	Total Di-PCBs				0.936	1.00			2.45		0.318
226	2nd Function Tri-P...				0.886	1.00			1.90		0.0508
227	3rd Function Tri-P...				1.408	1.00			3.16		0.152
228	Total Tetra-PCBs				1.256	1.00			9.00		1.07
229	3rd Function Penta...				1.659	1.00			8.83		0.755
230	4th Function Penta...				1.071	1.00			1.38		0.0868
231	3rd Function Hexa...				0.781	1.00			3.55		0.255
232	4th Function Hexa...				1.403	1.00			7.13		0.474
233	Total Hepta-PCBs				1.317	1.00			7.23		0.443
234	4th Function Octa-...				0.892	1.00			2.71		0.0986
235	5th Function Octa-...				1.122	1.00			0.967		0.0386

	Name	RT	m1 Height	m2 Height	m1 Resp	m2 Resp	RA	n/y	Resp	Conc.	EMPC	DL
1	PCB-34	28.41	2.341e4	2.234e4	1.746e3	1.706e3	1.02	NO	3.451e3	0.255	0.255	0.0123
2	PCB-23	28.52	2.014e4	2.193e4	1.628e3	1.744e3	0.93	NO	3.372e3	0.226	0.226	0.0112
3	PCB-29	28.76	1.851e4	1.751e4	1.560e3	1.357e3	1.15	NO	2.917e3	0.213	0.213	0.0122
4	PCB-26	28.99	2.181e4	2.185e4	1.777e3	1.744e3	1.02	NO	3.521e3	0.240	0.240	0.0114
5	PCB-25	29.15	2.291e4	2.149e4	1.929e3	1.650e3	1.17	NO	3.580e3	0.237	0.237	0.0110
6	PCB-31	29.53	2.573e4	2.514e4	1.976e3	1.995e3	0.99	NO	3.871e3	0.239	0.239	0.0100

Dataset: Untitled

Last Altered: Wednesday, April 25, 2018 07:37:36 Pacific Daylight Time
Printed: Wednesday, April 25, 2018 07:50:08 Pacific Daylight Time

Name: 180424K1_1, Date: 24-Apr-2018, Time: 16:28:21, ID: ST180424K1-1 PCB 209 CS0 17L3003, Description: PCB 209 CS0 17L3003

PCB-54

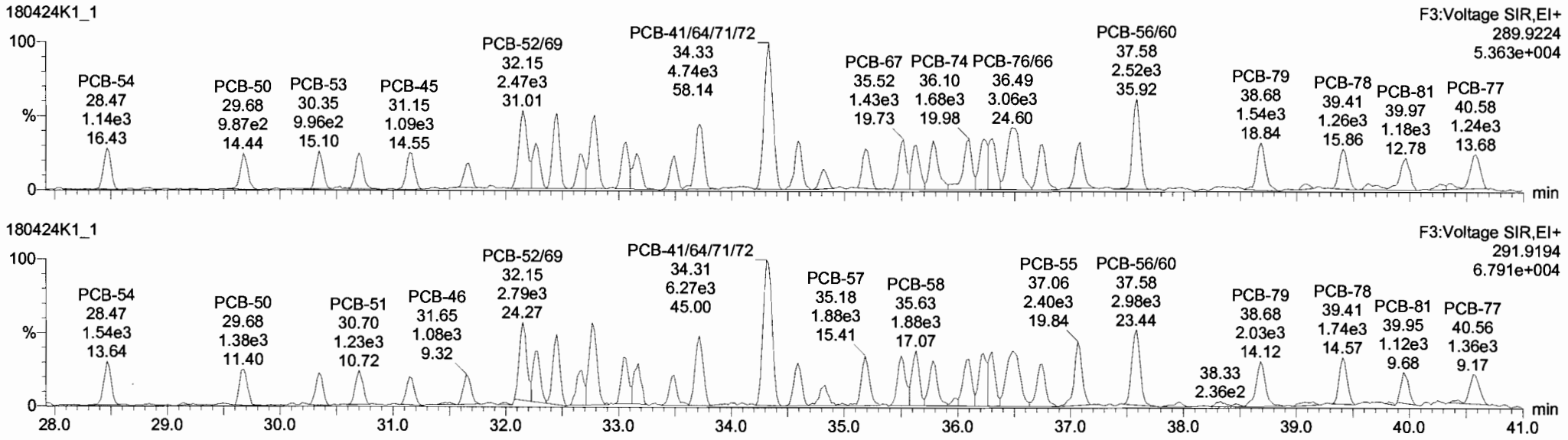

13C-PCB-54

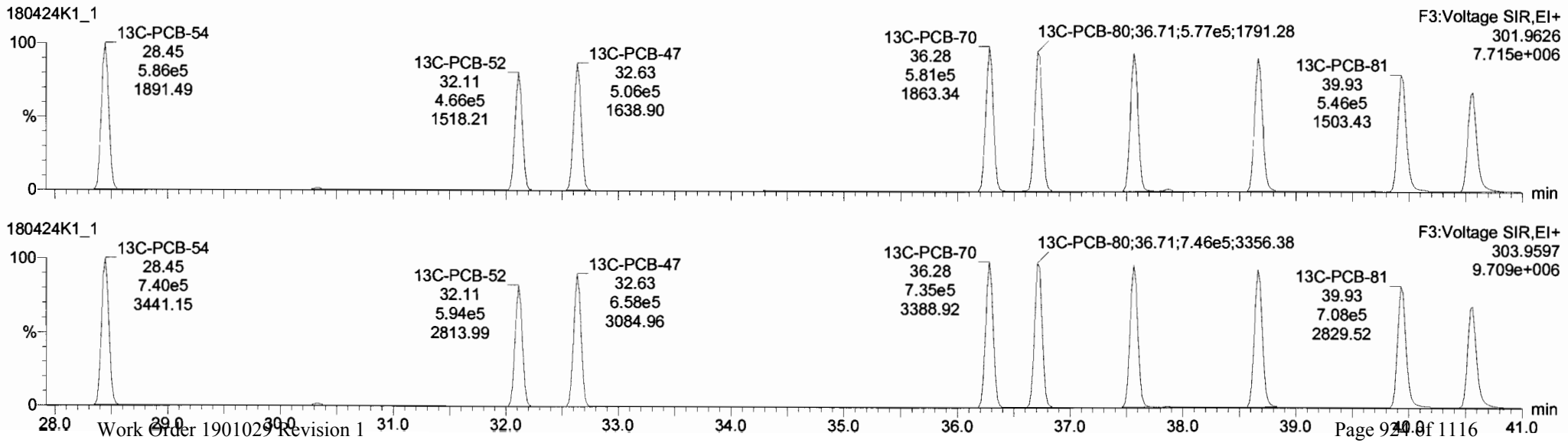

Dataset: Untitled

Last Altered: Wednesday, April 25, 2018 07:37:36 Pacific Daylight Time
Printed: Wednesday, April 25, 2018 07:50:08 Pacific Daylight Time

Name: 180424K1_1, Date: 24-Apr-2018, Time: 16:28:21, ID: ST180424K1-1 PCB 209 CS0 17L3003, Description: PCB 209 CS0 17L3003

PCB-50

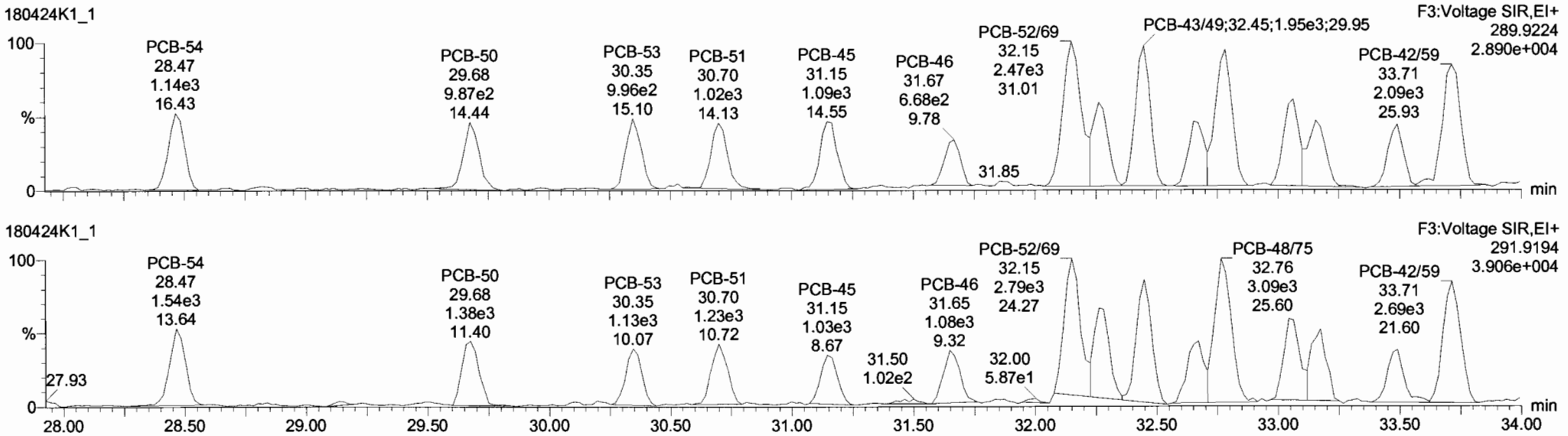

13C-PCB-52

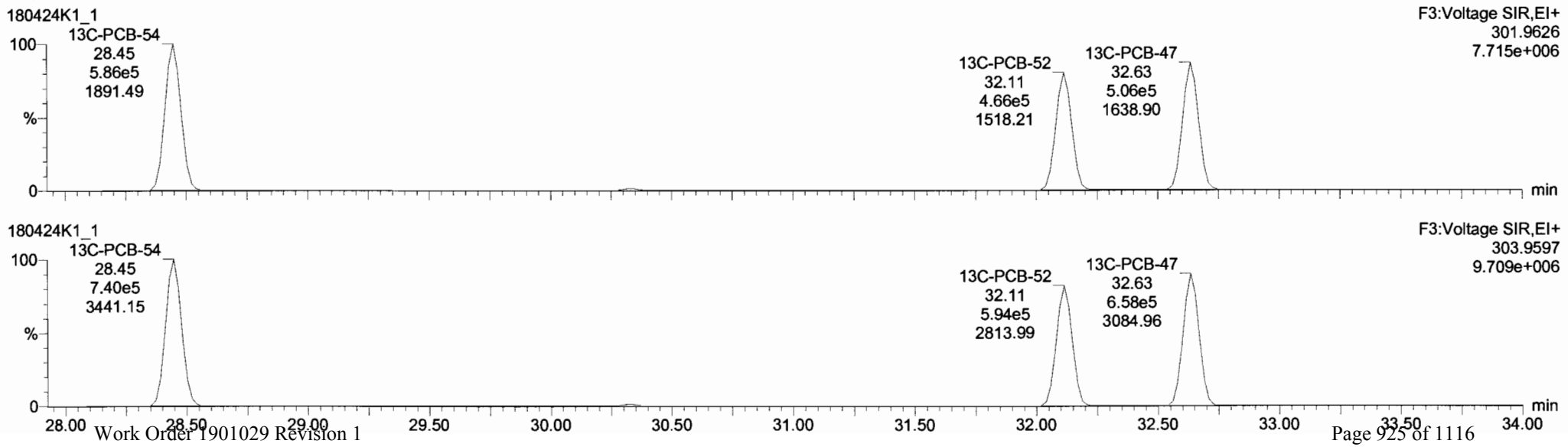

Vista Analytical Laboratory VG-9

Dataset: Untitled

Last Altered: Wednesday, April 25, 2018 07:37:36 Pacific Daylight Time
Printed: Wednesday, April 25, 2018 07:50:08 Pacific Daylight Time

Name: 180424K1_1, Date: 24-Apr-2018, Time: 16:28:21, ID: ST180424K1-1 PCB 209 CS0 17L3003, Description: PCB 209 CS0 17L3003

PCB-68

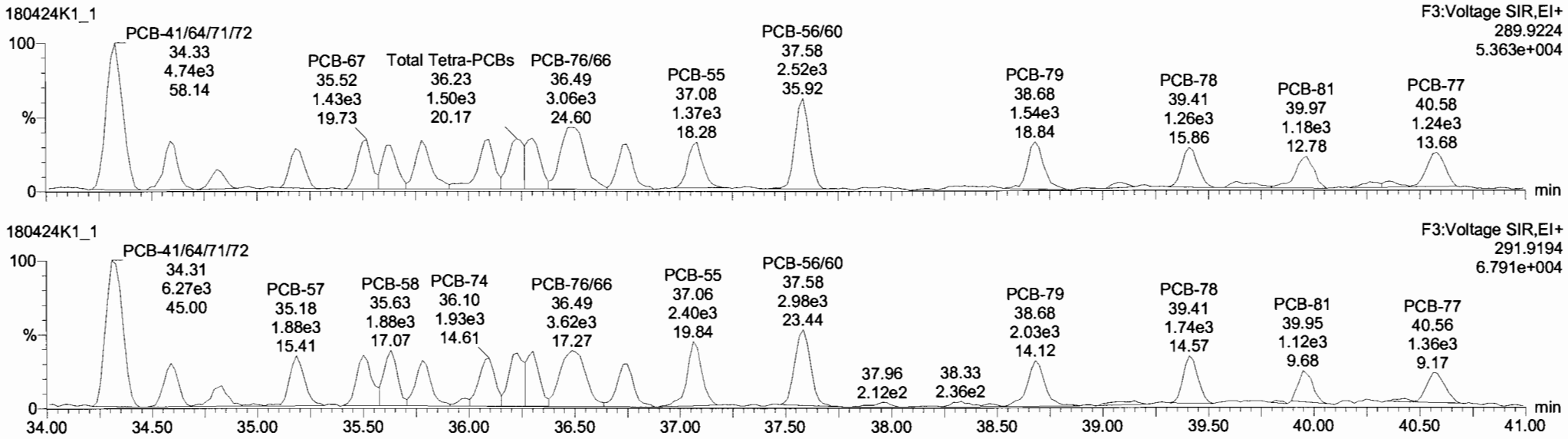

13C-PCB-60

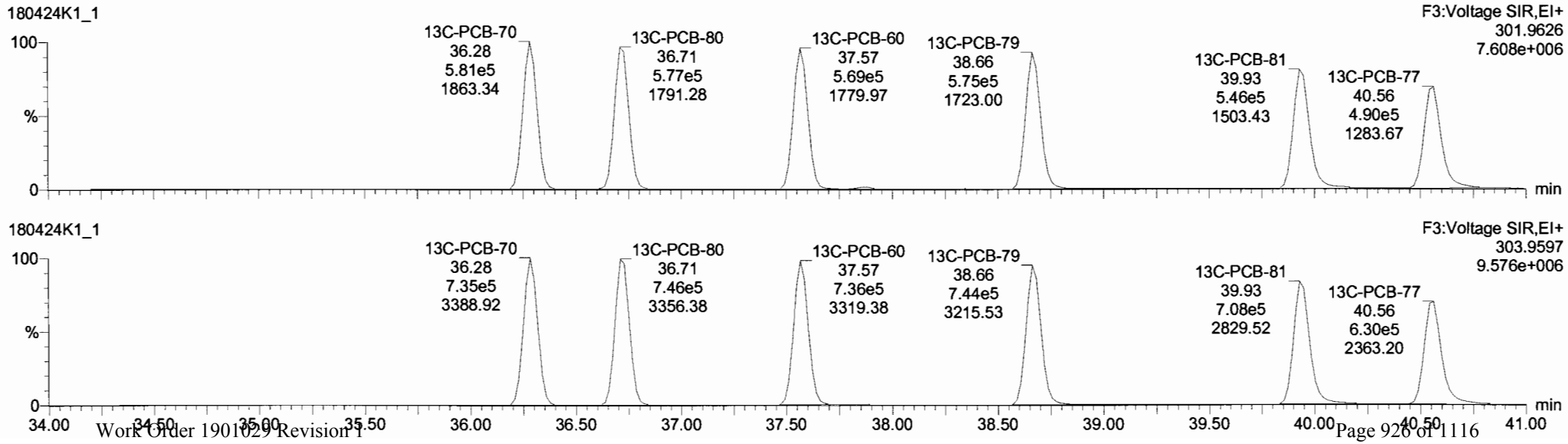

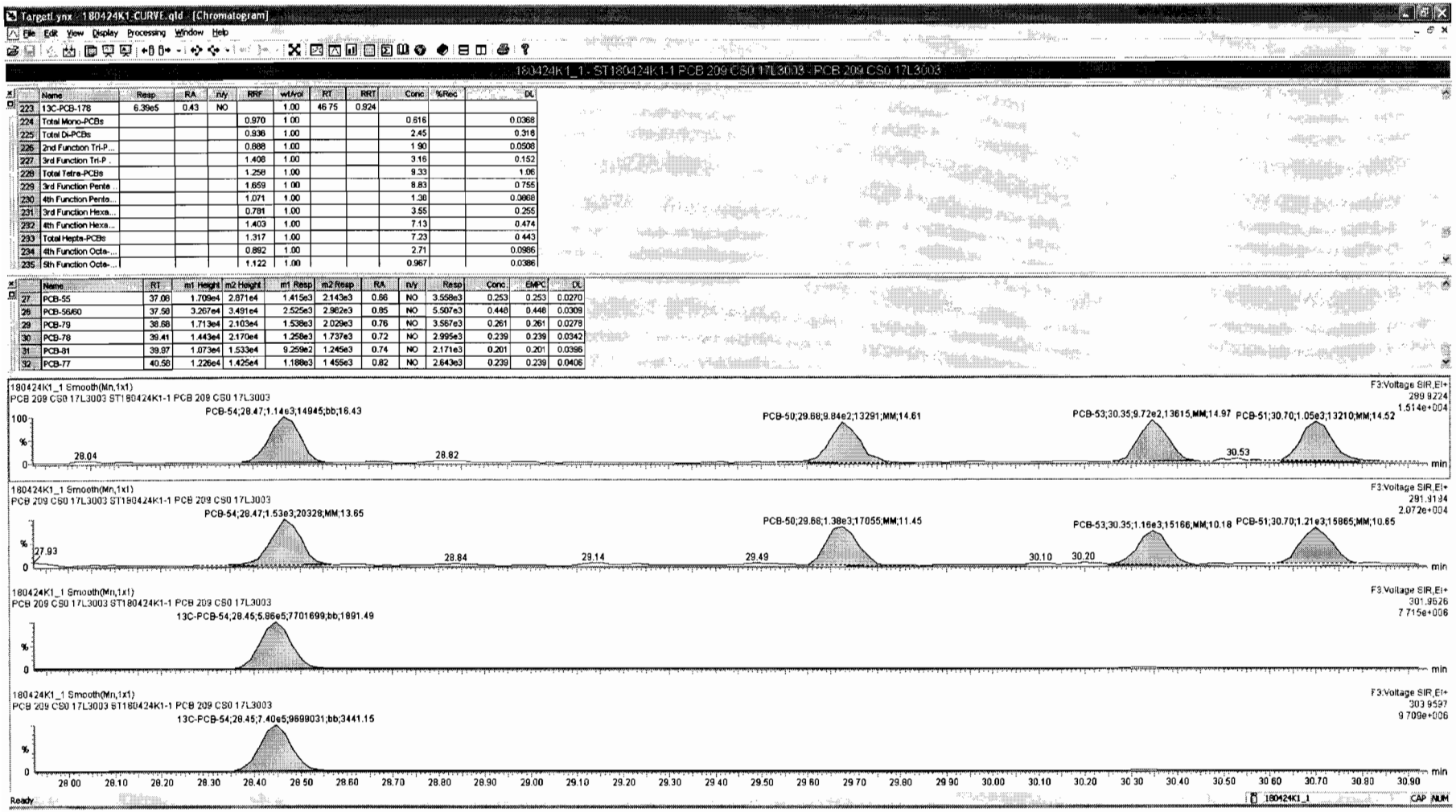

	Name	Resp	RA	n/y	RRF	wt/vol	RT	RRT	Conc	%Rec	DL
223	13C-PCB-178	6.39e5	0.43	NO		1.00	46.75	0.924			
224	Total Mono-PCBs				0.970	1.00			0.616		0.0368
225	Total Di-PCBs				0.936	1.00			2.45		0.316
226	2nd Function Tri-P...				0.888	1.00			1.90		0.0508
227	3rd Function Tri-P...				1.408	1.00			3.16		0.152
228	Total Tetra-PCBs				1.258	1.00			9.33		1.06
229	3rd Function Penta...				1.659	1.00			8.83		0.755
230	4th Function Penta...				1.071	1.00			1.30		0.0868
231	3rd Function Hexa...				0.781	1.00			3.55		0.255
232	4th Function Hexa...				1.403	1.00			7.13		0.474
233	Total Hepta-PCBs				1.317	1.00			7.23		0.443
234	4th Function Octa-...				0.892	1.00			2.71		0.0986
235	5th Function Octa-...				1.122	1.00			0.967		0.0386

	Name	RT	m1 Height	m2 Height	m1 Resp	m2 Resp	RA	n/y	Resp	Conc	EMPC	DL
27	PCB-55	37.09	1.709e4	2.871e4	1.415e3	2.143e3	0.66	NO	3.558e3	0.253	0.253	0.0270
28	PCB-56/60	37.58	3.267e4	3.491e4	2.525e3	2.982e3	0.85	NO	5.507e3	0.446	0.446	0.0309
29	PCB-79	38.68	1.713e4	2.103e4	1.538e3	2.029e3	0.76	NO	3.567e3	0.261	0.261	0.0278
30	PCB-78	39.41	1.443e4	2.170e4	1.258e3	1.737e3	0.72	NO	2.995e3	0.239	0.239	0.0342
31	PCB-81	39.87	1.073e4	1.533e4	9.259e2	1.245e3	0.74	NO	2.171e3	0.201	0.201	0.0396
32	PCB-77	40.58	1.226e4	1.425e4	1.188e3	1.455e3	0.82	NO	2.643e3	0.239	0.239	0.0406

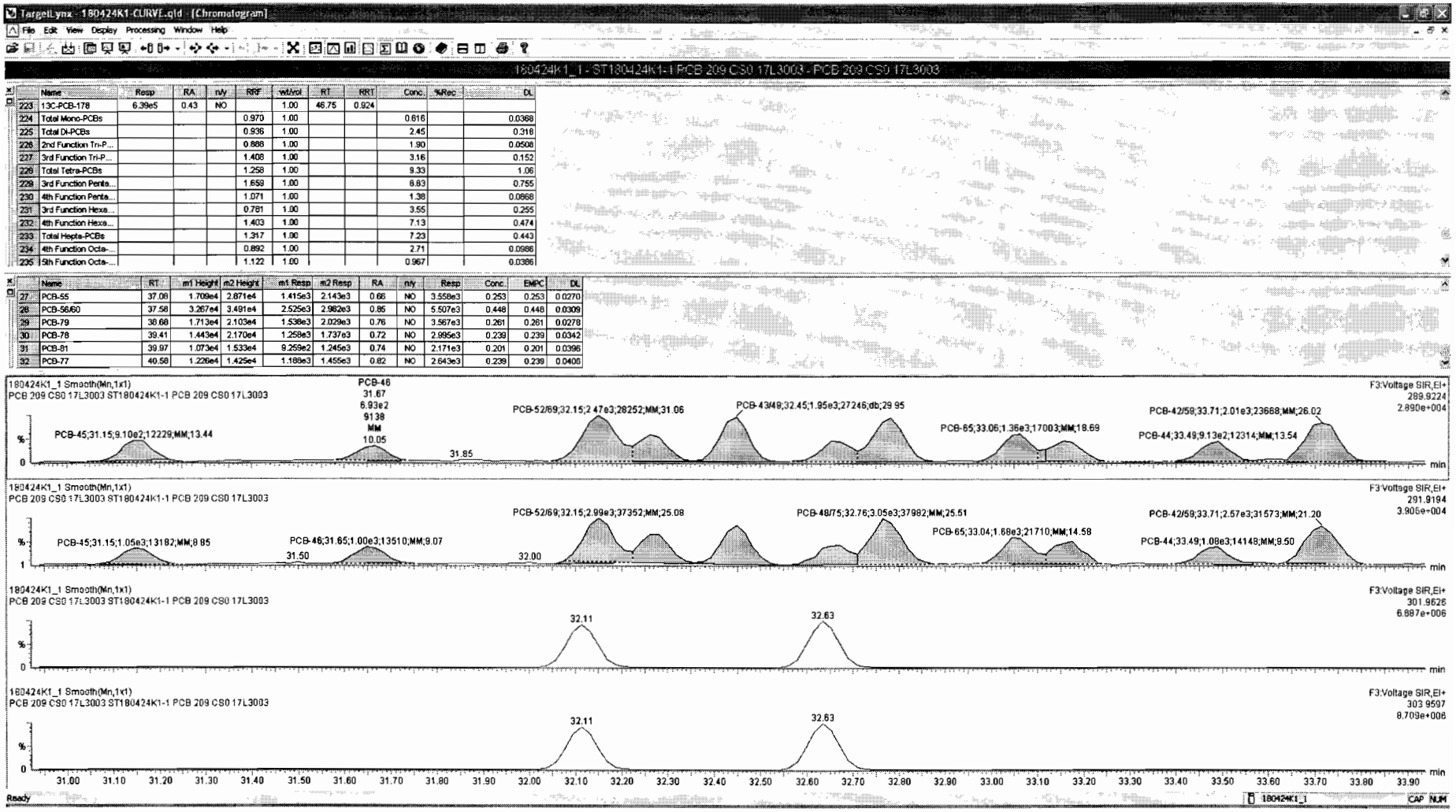

	Name	Resp	RA	n/y	RRF	wt/Vol	RT	RRT	Conc.	%Rec	DL
223	13C-PCB-178	6.39e5	0.43	NO		1.00	46.75	0.924			
224	Total Mono-PCBs				0.970	1.00			0.616		0.0368
225	Total Di-PCBs				0.936	1.00			2.45		0.316
226	2nd Function Tri-P...				0.888	1.00			1.90		0.0508
227	3rd Function Tri-P...				1.408	1.00			3.16		0.152
228	Total Tetra-PCBs				1.258	1.00			9.33		1.06
229	3rd Function Penta...				1.659	1.00			8.83		0.755
230	4th Function Penta...				1.071	1.00			1.38		0.0868
231	3rd Function Hexa...				0.781	1.00			3.55		0.255
232	4th Function Hexa...				1.403	1.00			7.13		0.474
233	Total Hepta-PCBs				1.317	1.00			7.23		0.443
234	4th Function Octa-...				0.892	1.00			2.71		0.0986
235	5th Function Octa-...				1.122	1.00			0.967		0.0386

	Name	RT	m1 Height	m2 Height	m1 Resp	m2 Resp	RA	n/y	Resp	Conc.	EMPC	DL
27	PCB-55	37.08	1.709e4	2.871e4	1.415e3	2.143e3	0.66	NO	3.558e3	0.253	0.253	0.0270
28	PCB-56/60	37.58	3.267e4	3.491e4	2.525e3	2.982e3	0.85	NO	5.507e3	0.448	0.448	0.0309
29	PCB-79	38.68	1.713e4	2.103e4	1.538e3	2.029e3	0.76	NO	3.567e3	0.261	0.261	0.0278
30	PCB-78	39.41	1.443e4	2.170e4	1.258e3	1.737e3	0.72	NO	2.995e3	0.239	0.239	0.0342
31	PCB-81	39.97	1.073e4	1.533e4	9.259e2	1.245e3	0.74	NO	2.171e3	0.201	0.201	0.0396
32	PCB-77	40.58	1.226e4	1.425e4	1.188e3	1.455e3	0.82	NO	2.643e3	0.239	0.239	0.0406

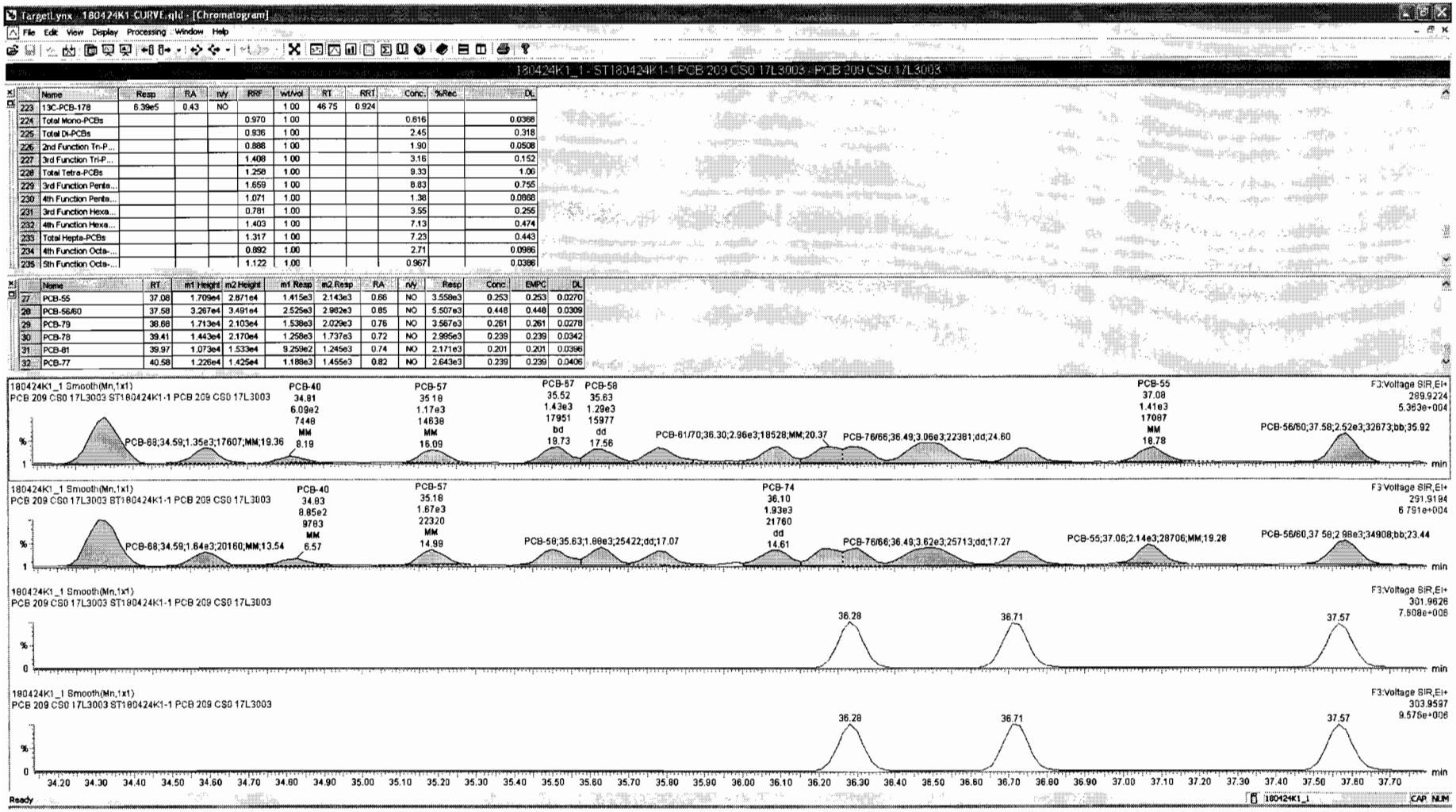

	Name	Resp	RA	rvy	RRF	wt/Vol	RT	RRT	Conc.	%Rec	DL
223	13C-PCB-178	5.39e5	0.43	NO		1.00	46.75	0.924			
224	Total Mono-PCBs				0.970	1.00			0.616		0.0368
225	Total Di-PCBs				0.936	1.00			2.45		0.318
226	2nd Function Tri-P...				0.886	1.00			1.90		0.0508
227	3rd Function Tri-P...				1.408	1.00			3.16		0.152
228	Total Tetra-PCBs				1.258	1.00			9.33		1.06
229	3rd Function Penta...				1.659	1.00			8.83		0.755
230	4th Function Penta...				1.071	1.00			1.38		0.0868
231	3rd Function Hexa...				0.781	1.00			3.55		0.255
232	4th Function Hexa...				1.403	1.00			7.13		0.474
233	Total Hepta-PCBs				1.317	1.00			7.23		0.443
234	4th Function Octa-...				0.892	1.00			2.71		0.0986
235	5th Function Octa-...				1.122	1.00			0.967		0.0386

	Name	RT	m1 Height	m2 Height	m1 Resp	m2 Resp	RA	rvy	Resp	Conc.	EMPC	DL
27	PCB-55	37.08	1.709e4	2.871e4	1.415e3	2.143e3	0.66	NO	3.558e3	0.253	0.253	0.0270
28	PCB-56/60	37.58	3.267e4	3.491e4	2.525e3	2.982e3	0.85	NO	5.507e3	0.448	0.448	0.0309
29	PCB-79	38.68	1.713e4	2.103e4	1.538e3	2.029e3	0.76	NO	3.567e3	0.261	0.261	0.0278
30	PCB-78	39.41	1.443e4	2.170e4	1.258e3	1.737e3	0.72	NO	2.995e3	0.239	0.239	0.0342
31	PCB-81	39.97	1.073e4	1.533e4	9.259e2	1.245e3	0.74	NO	2.171e3	0.201	0.201	0.0396
32	PCB-77	40.58	1.226e4	1.425e4	1.188e3	1.455e3	0.82	NO	2.643e3	0.239	0.239	0.0406

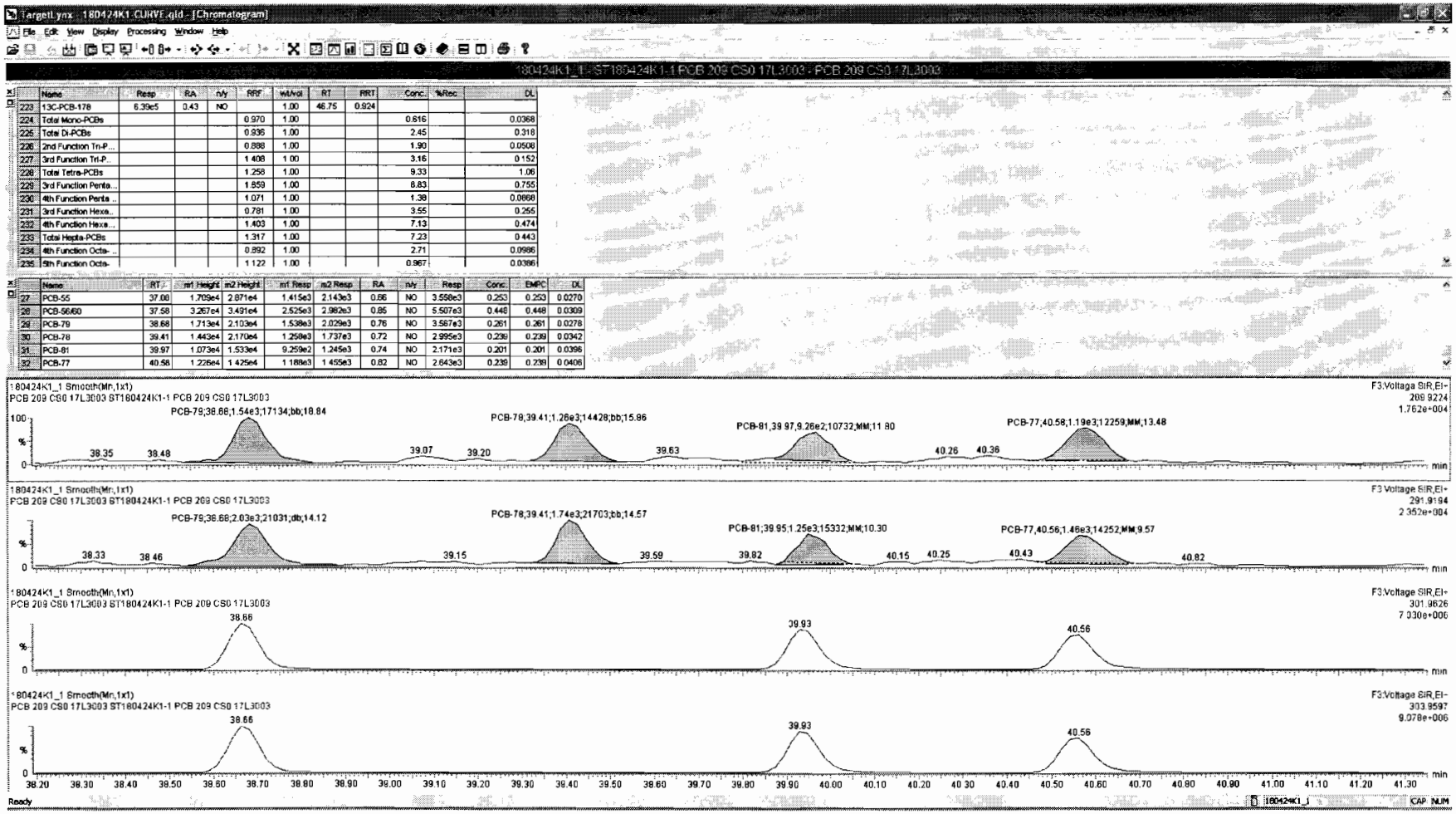
TargetLynx - 180424K1-CURVE.qld - [Chromatogram]
File Edit View Display Processing Window Help
180424K1_1 - ST180424K1-1 PCB 209 CS0 17L3003 - PCB 209 CS0 17L3003
Name Resp RA n/y RRF wt/vol RT RRT Conc. %Rec DL
223 13C-PCB-178 6.39e5 0.43 NO 1.00 46.75 0.924
224 Total Mono-PCBs 0.970 1.00 0.616 0.0368
225 Total Di-PCBs 0.936 1.00 2.45 0.318
226 2nd Function Tri-P... 0.888 1.00 1.90 0.0508
227 3rd Function Tri-P... 1.408 1.00 3.16 0.152
228 Total Tetra-PCBs 1.258 1.00 9.33 1.06
229 3rd Function Penta... 1.859 1.00 8.83 0.755
230 4th Function Penta ... 1.071 1.00 1.38 0.0868
231 3rd Function Hexa... 0.781 1.00 3.55 0.255
232 4th Function Hexa... 1.403 1.00 7.13 0.474
233 Total Hepta-PCBs 1.317 1.00 7.23 0.443
234 4th Function Octa-... 0.892 1.00 2.71 0.0986
235 5th Function Octa- 1.122 1.00 0.967 0.0396
Name RT m1 Height m2 Height m1 Resp m2 Resp RA n/y Resp Conc. EMPC DL
27 PCB-55 37.08 1.709e4 2.871e4 1.415e3 2.143e3 0.66 NO 3.558e3 0.253 0.253 0.0270
28 PCB-56/60 37.58 3.267e4 3.491e4 2.525e3 2.982e3 0.85 NO 5.507e3 0.448 0.448 0.0309
29 PCB-79 38.68 1.713e4 2.103e4 1.538e3 2.029e3 0.76 NO 3.567e3 0.261 0.261 0.0278
30 PCB-78 39.41 1.443e4 2.170e4 1.258e3 1.737e3 0.72 NO 2.995e3 0.239 0.239 0.0342
31 PCB-81 39.97 1.073e4 1.533e4 9.259e2 1.245e3 0.74 NO 2.171e3 0.201 0.201 0.0396
32 PCB-77 40.58 1.226e4 1.425e4 1.188e3 1.455e3 0.82 NO 2.643e3 0.239 0.239 0.0406
180424K1_1 Smooth(Mn,1x1)
PCB 209 CS0 17L3003 ST180424K1-1 PCB 209 CS0 17L3003
F3:Voltage SIR,EI-
289.9224
1.762e+004
PCB-79;38.68;1.54e3;17134;bb;18.84
PCB-78;39.41;1.26e3;14428;bb;15.86
PCB-81;39.97;9.26e2;10732;MM;11.80
PCB-77;40.58;1.19e3;12259;MM;13.48
38.35 38.48 39.07 39.20 39.63 40.26 40.36
F3:Voltage SIR,EI-
291.9194
2.352e+004
PCB-79;38.68;2.03e3;21031;db;14.12
PCB-78;39.41;1.74e3;21703;bb;14.57
PCB-81;39.95;1.25e3;15332;MM;10.30
PCB-77;40.56;1.46e3;14252;MM;9.57
38.33 38.46 39.15 39.59 39.82 40.15 40.25 40.43 40.82
F3:Voltage SIR,EI-
301.9626
7.030e+006
38.66 39.93 40.56
F3:Voltage SIR,EI-
303.9597
9.078e+006
38.66 39.93 40.56
38.20 38.30 38.40 38.50 38.60 38.70 38.80 38.90 39.00 39.10 39.20 39.30 39.40 39.50 39.60 39.70 39.80 39.90 40.00 40.10 40.20 40.30 40.40 40.50 40.60 40.70 40.80 40.90 41.00 41.10 41.20 41.30
min
Ready
CAP NUM

Dataset: Untitled

Last Altered: Wednesday, April 25, 2018 07:37:36 Pacific Daylight Time
Printed: Wednesday, April 25, 2018 07:50:08 Pacific Daylight Time

Name: 180424K1_1, Date: 24-Apr-2018, Time: 16:28:21, ID: ST180424K1-1 PCB 209 CS0 17L3003, Description: PCB 209 CS0 17L3003

PCB-104

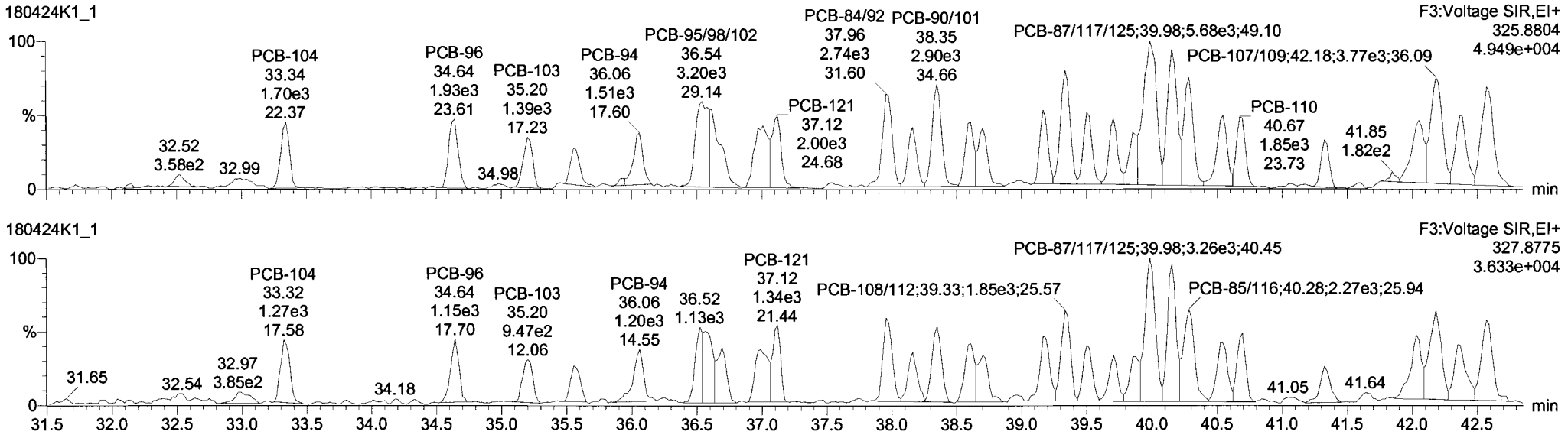

13C-PCB-104

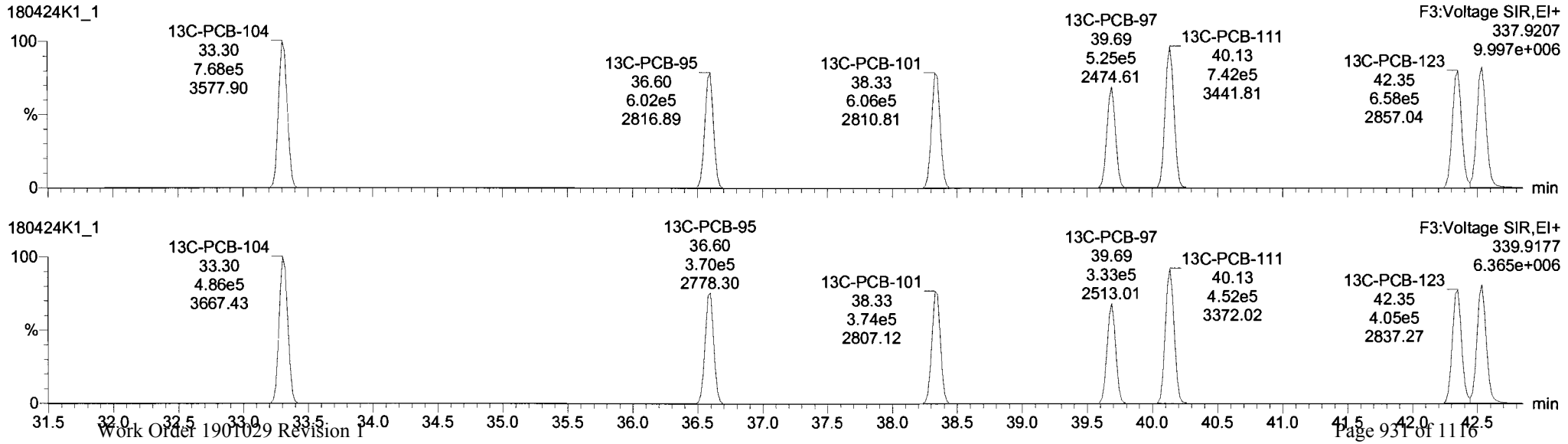

Vista Analytical Laboratory VG-9

Dataset: Untitled

Last Altered: Wednesday, April 25, 2018 07:37:36 Pacific Daylight Time
Printed: Wednesday, April 25, 2018 07:50:08 Pacific Daylight Time

Name: 180424K1_1, Date: 24-Apr-2018, Time: 16:28:21, ID: ST180424K1-1 PCB 209 CS0 17L3003, Description: PCB 209 CS0 17L3003

PCB-96

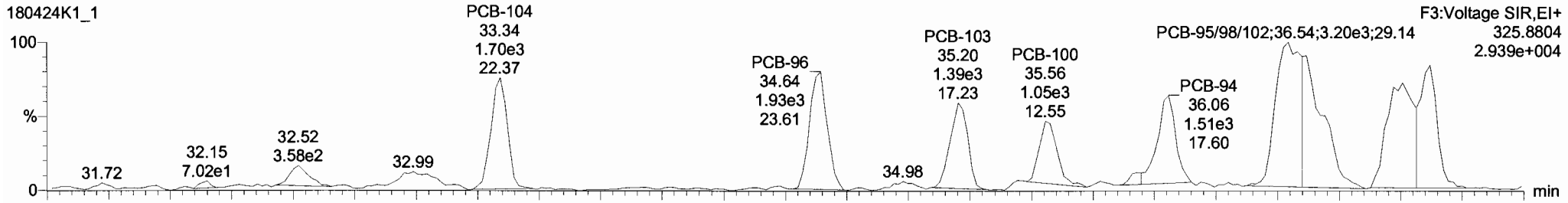

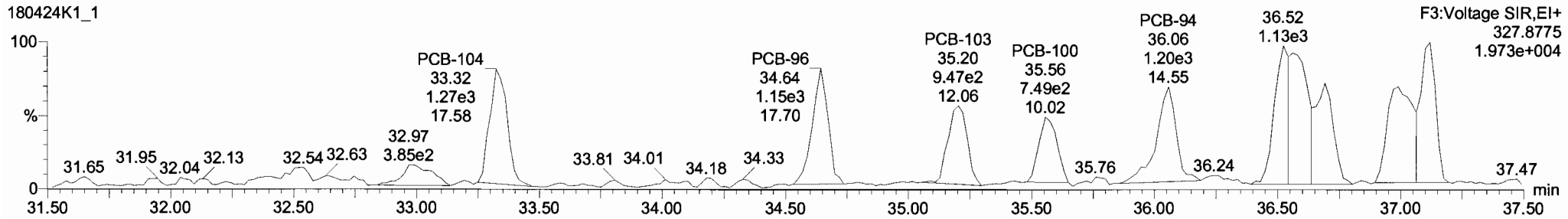

13C-PCB-95

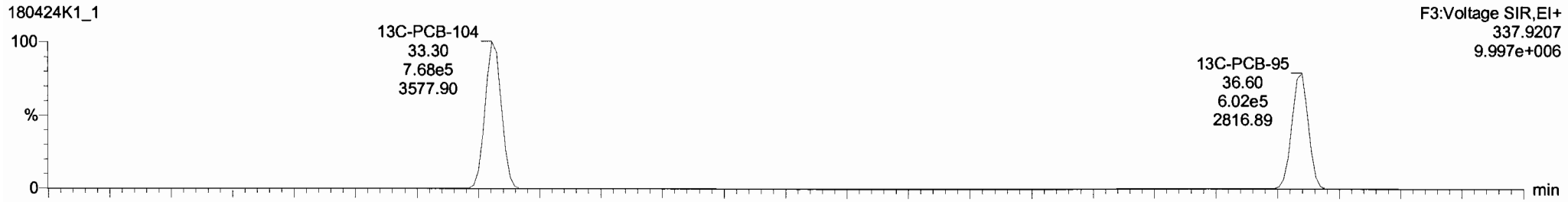

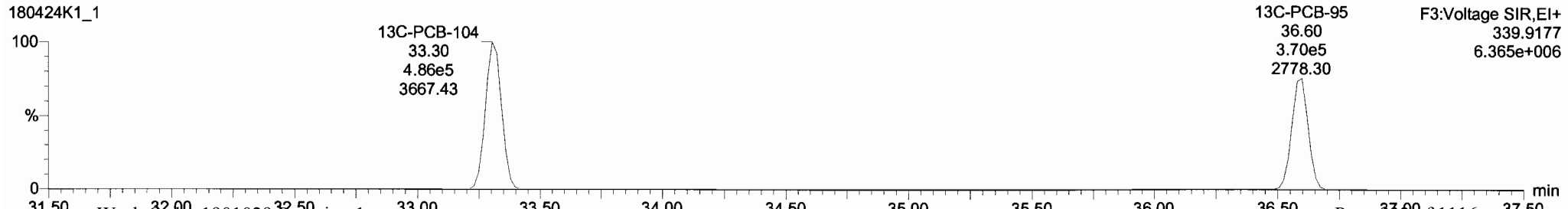

Dataset: Untitled

Last Altered: Wednesday, April 25, 2018 07:37:36 Pacific Daylight Time
Printed: Wednesday, April 25, 2018 07:50:08 Pacific Daylight Time

Name: 180424K1_1, Date: 24-Apr-2018, Time: 16:28:21, ID: ST180424K1-1 PCB 209 CS0 17L3003, Description: PCB 209 CS0 17L3003

PCB-119

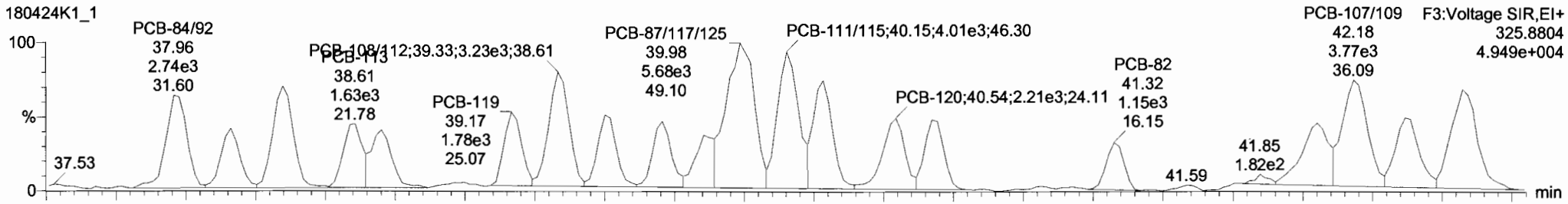

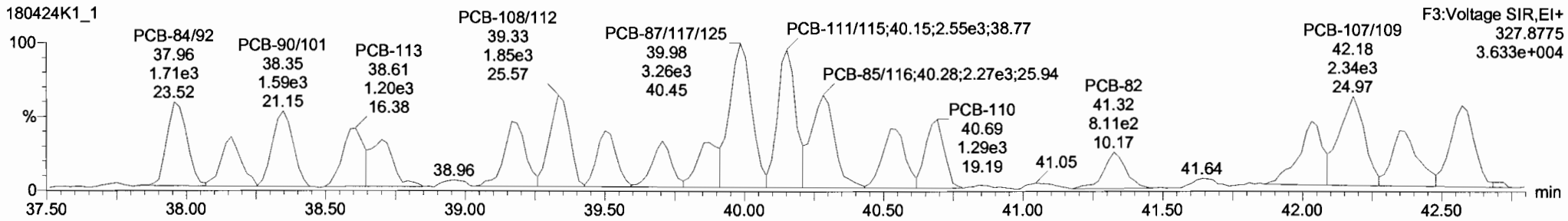

13C-PCB-111

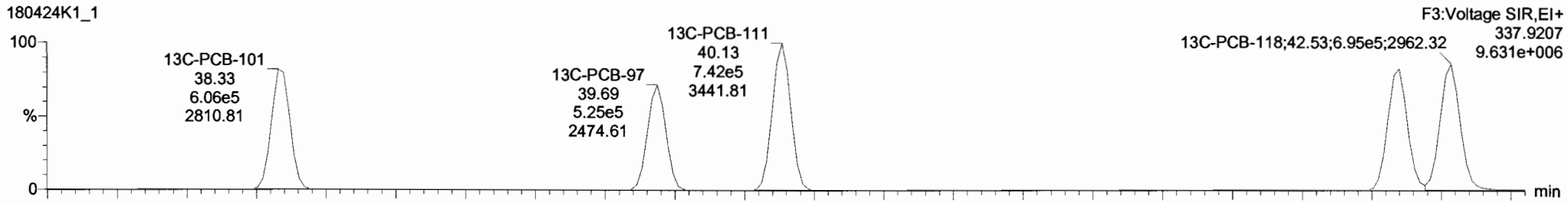

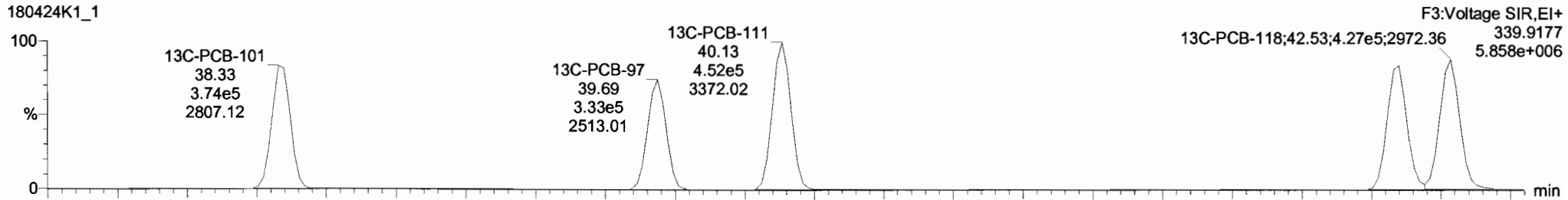

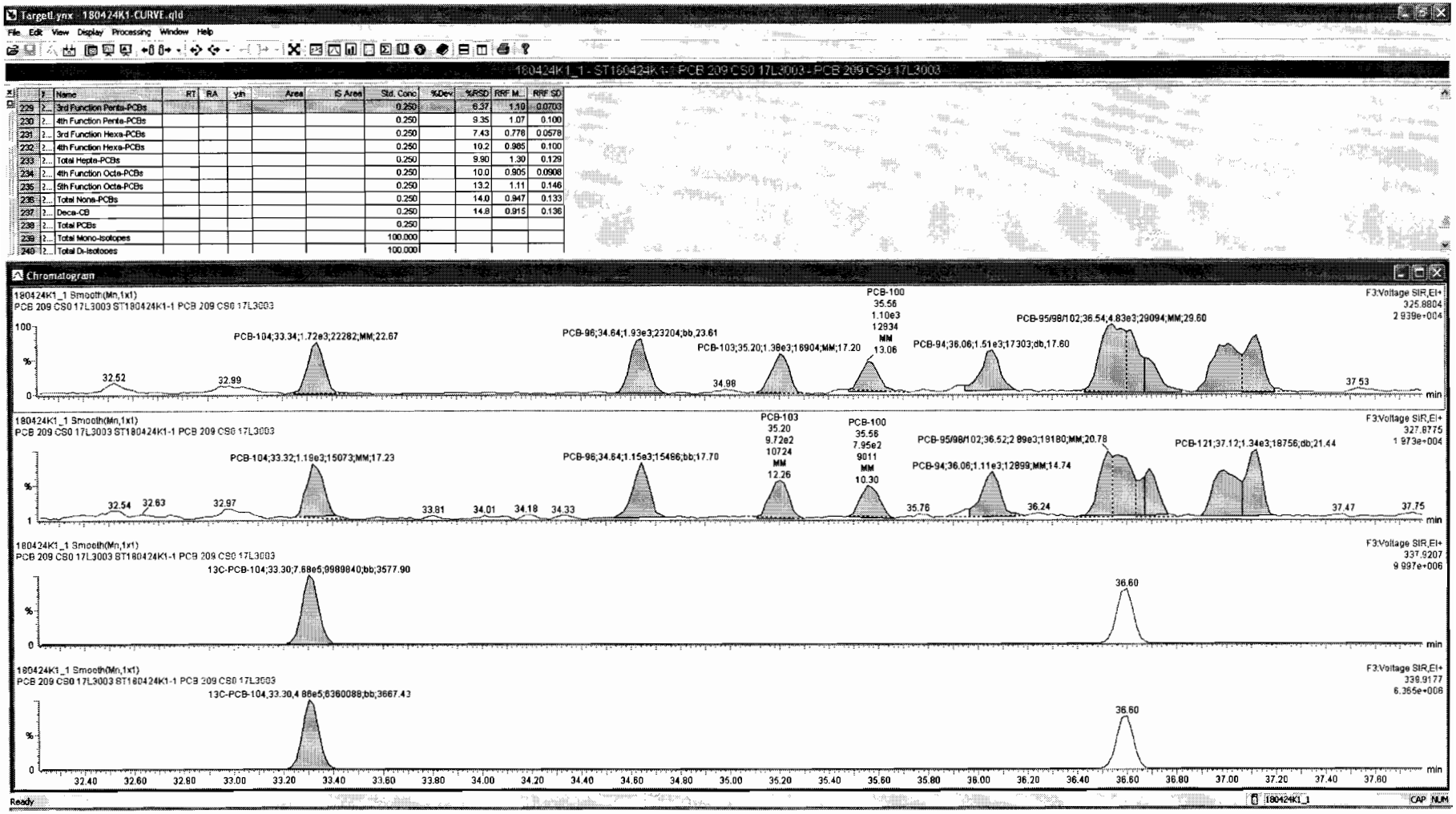

	?	Name	RT	RA	y/n	Area	IS Area	Std. Conc	%Dev	%RSD	RRF M...	RRF SD
229	?...	3rd Function Penta-PCBs						0.250		6.37	1.19	0.0703
230	?...	4th Function Penta-PCBs						0.250		9.35	1.07	0.100
231	?...	3rd Function Hexa-PCBs						0.250		7.43	0.776	0.0578
232	?...	4th Function Hexa-PCBs						0.250		10.2	0.985	0.100
233	?...	Total Hepta-PCBs						0.250		9.90	1.30	0.129
234	?...	4th Function Octa-PCBs						0.250		10.0	0.905	0.0908
235	?...	5th Function Octa-PCBs						0.250		13.2	1.11	0.146
236	?...	Total Nona-PCBs						0.250		14.0	0.947	0.133
237	?...	Deca-CB						0.250		14.8	0.915	0.136
238	?...	Total PCBs						0.250				
239	?...	Total Mono-Isotopes						100.000				
240	?...	Total Di-Isotopes						100.000				

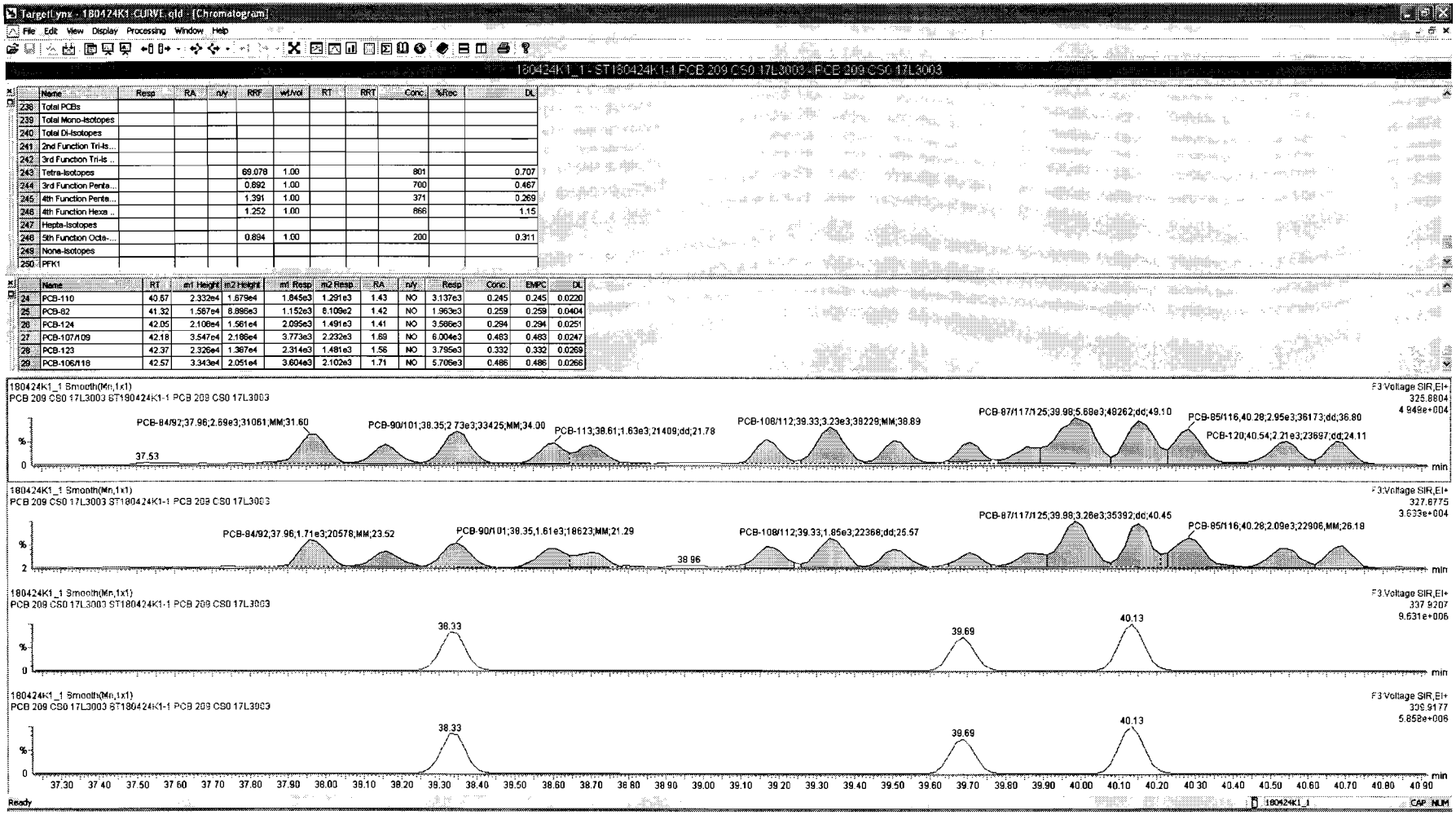

	Name	Resp	RA	n/y	RRF	wt/vol	RT	RRT	Conc	%Rec	DL
238	Total PCBs										
239	Total Mono-Isotopes										
240	Total Di-Isotopes										
241	2nd Function Tri-Is...										
242	3rd Function Tri-Is ...										
243	Tetra-Isotopes				69.078	1.00			801		0.707
244	3rd Function Penta...				0.892	1.00			700		0.467
245	4th Function Penta...				1.391	1.00			371		0.269
246	4th Function Hexa ...				1.252	1.00			866		1.15
247	Hepta-Isotopes										
248	5th Function Octa-...				0.894	1.00			200		0.311
249	None-Isotopes										
250	PFK1										

	Name	RT	m1 Height	m2 Height	m1 Resp	m2 Resp	RA	n/y	Resp	Conc	EMPC	DL
24	PCB-110	40.57	2.332e4	1.679e4	1.845e3	1.291e3	1.43	NO	3.137e3	0.245	0.245	0.0220
25	PCB-82	41.32	1.567e4	8.896e3	1.152e3	8.109e2	1.42	NO	1.963e3	0.259	0.259	0.0404
26	PCB-124	42.05	2.108e4	1.561e4	2.095e3	1.491e3	1.41	NO	3.586e3	0.294	0.294	0.0251
27	PCB-107/109	42.18	3.547e4	2.186e4	3.773e3	2.232e3	1.69	NO	6.004e3	0.483	0.483	0.0247
28	PCB-123	42.37	2.326e4	1.367e4	2.314e3	1.481e3	1.56	NO	3.795e3	0.332	0.332	0.0269
29	PCB-106/118	42.57	3.343e4	2.051e4	3.604e3	2.102e3	1.71	NO	5.706e3	0.486	0.486	0.0266

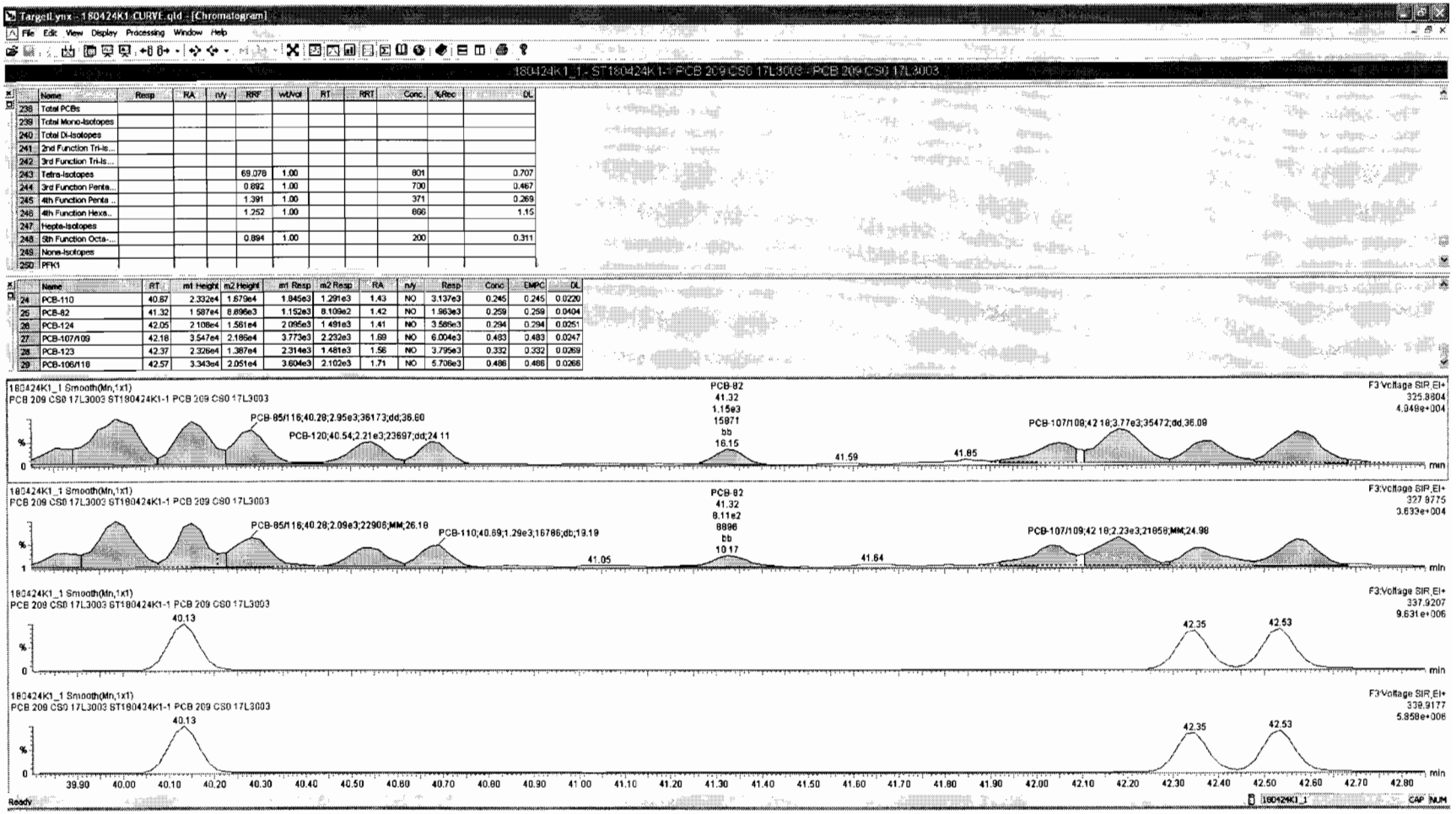
TargetLynx - 180424K1-CURVE.qld - [Chromatogram]
File Edit View Display Processing Window Help
180424K1_1 - ST180424K1-1 PCB 209 CS0 17L3003 - PCB 209 CS0 17L3003
Name Resp RA n/y RRF wt/Vol RT RRT Conc. %Rec DL
238 Total PCBs
239 Total Mono-Isotopes
240 Total Di-Isotopes
241 2nd Function Tri-is...
242 3rd Function Tri-is...
243 Tetra-Isotopes 69.078 1.00 801 0.707
244 3rd Function Penta... 0.892 1.00 700 0.467
245 4th Function Penta ... 1.391 1.00 371 0.269
246 4th Function Hexa... 1.252 1.00 866 1.15
247 Hepta-Isotopes
248 8th Function Octa-... 0.894 1.00 200 0.311
249 None-Isotopes
250 PFK1
Name RT m1 Height m2 Height m1 Resp m2 Resp RA n/y Resp Conc EMPC DL
24 PCB-110 40.87 2.332e4 1.679e4 1.845e3 1.291e3 1.43 NO 3.137e3 0.245 0.245 0.0220
25 PCB-82 41.32 1.587e4 8.896e3 1.152e3 8.109e2 1.42 NO 1.963e3 0.259 0.259 0.0404
26 PCB-124 42.05 2.108e4 1.561e4 2.095e3 1.491e3 1.41 NO 3.585e3 0.294 0.294 0.0251
27 PCB-107/109 42.18 3.547e4 2.186e4 3.773e3 2.232e3 1.69 NO 6.004e3 0.483 0.483 0.0247
28 PCB-123 42.37 2.326e4 1.387e4 2.314e3 1.481e3 1.56 NO 3.795e3 0.332 0.332 0.0269
29 PCB-106/118 42.57 3.343e4 2.051e4 3.604e3 2.102e3 1.71 NO 5.706e3 0.486 0.486 0.0268
180424K1_1 Smooth(Mn,1x1)
PCB 209 CS0 17L3003 ST180424K1-1 PCB 209 CS0 17L3003
PCB-85/116;40.28;2.95e3;36173;dd;36.80
PCB-120;40.54;2.21e3;23697;dd;24.11
PCB-82
41.32
1.15e3
15971
bb
16.15
41.59
41.85
PCB-107/109;42.18;3.77e3;35472;dd;36.09
F3:Voltage SIR,EI+
325.8804
4.049e+004
PCB-85/116;40.28;2.09e3;22908;MM;26.18
PCB-110;40.89;1.29e3;16786;db;19.19
PCB-82
41.32
8.11e2
8896
bb
10.17
41.05
41.64
PCB-107/109;42.18;2.23e3;21858;MM;24.98
F3:Voltage SIR,EI+
327.8775
3.639e+004
40.13
42.35
42.53
F3:Voltage SIR,EI+
337.9207
9.631e+006
40.13
42.35
42.53
F3:Voltage SIR,EI+
339.9177
5.858e+006
39.90 40.00 40.10 40.20 40.30 40.40 40.50 40.60 40.70 40.80 40.90 41.00 41.10 41.20 41.30 41.40 41.50 41.60 41.70 41.80 41.90 42.00 42.10 42.20 42.30 42.40 42.50 42.60 42.70 42.80
min
Ready
180424K1_1
CAP NUM

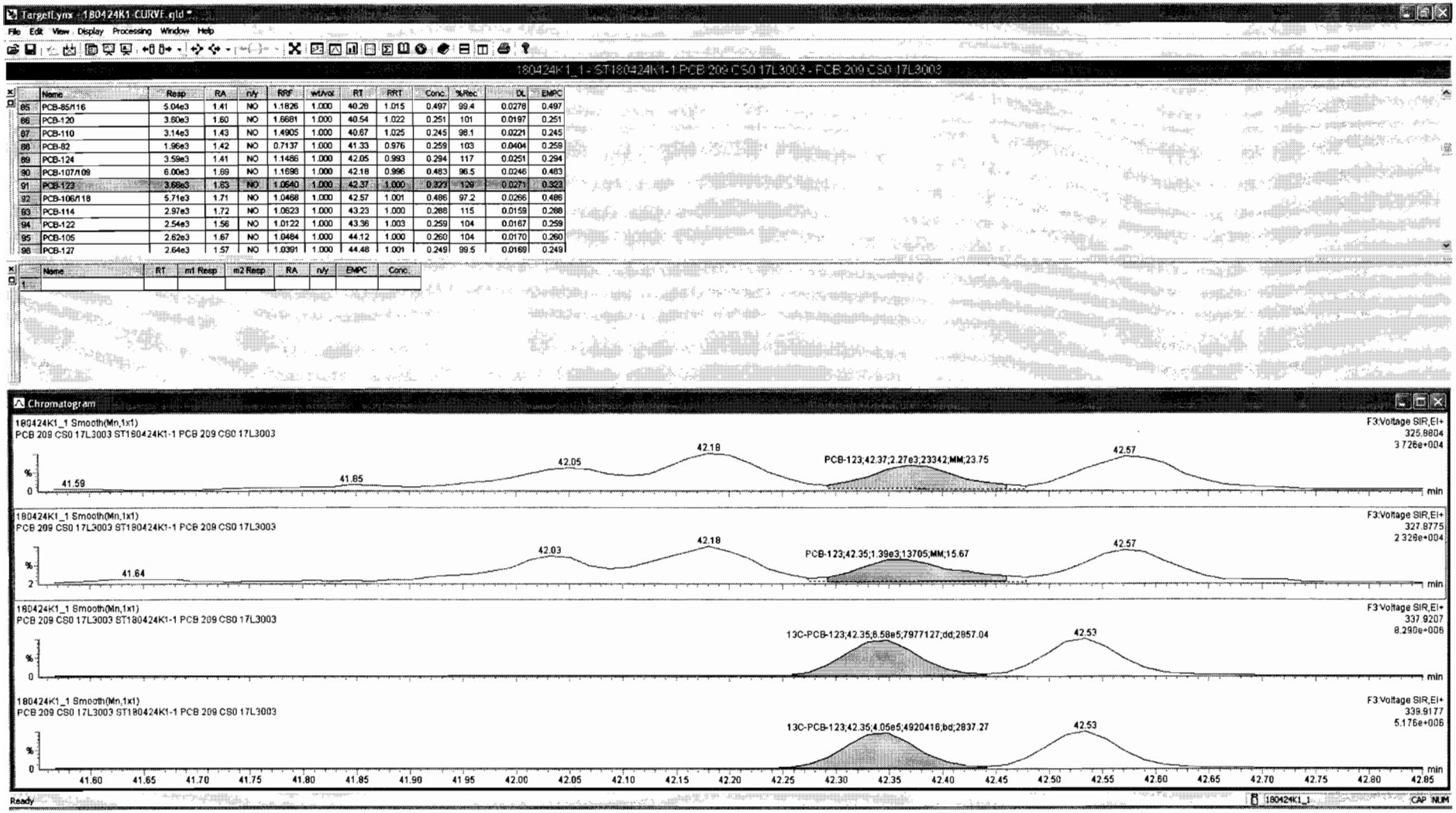

	Name	Resp	RA	n/y	RRF	wt/vol	RT	RRT	Conc.	%Rec	DL	EMPC
85	PCB-85/116	5.04e3	1.41	NO	1.1826	1.000	40.28	1.015	0.497	99.4	0.0278	0.497
86	PCB-120	3.60e3	1.60	NO	1.6681	1.000	40.54	1.022	0.251	101	0.0197	0.251
87	PCB-110	3.14e3	1.43	NO	1.4905	1.000	40.67	1.025	0.245	98.1	0.0221	0.245
88	PCB-82	1.96e3	1.42	NO	0.7137	1.000	41.33	0.976	0.259	103	0.0404	0.259
89	PCB-124	3.59e3	1.41	NO	1.1486	1.000	42.05	0.993	0.294	117	0.0251	0.294
90	PCB-107/109	6.00e3	1.89	NO	1.1696	1.000	42.18	0.996	0.483	96.5	0.0246	0.483
91	PCB-123	3.68e3	1.63	NO	1.0640	1.000	42.37	1.000	0.323	129	0.0271	0.323
92	PCB-106/118	5.71e3	1.71	NO	1.0468	1.000	42.57	1.001	0.486	97.2	0.0266	0.486
93	PCB-114	2.97e3	1.72	NO	1.0623	1.000	43.23	1.000	0.268	115	0.0159	0.268
94	PCB-122	2.54e3	1.56	NO	1.0122	1.000	43.36	1.003	0.259	104	0.0167	0.259
95	PCB-105	2.62e3	1.67	NO	1.0484	1.000	44.12	1.000	0.260	104	0.0170	0.260
96	PCB-127	2.64e3	1.57	NO	1.0391	1.000	44.48	1.001	0.249	99.5	0.0169	0.249

	Name	RT	m1 Resp	m2 Resp	RA	n/y	EMPC	Conc.
1								

Dataset: Untitled

Last Altered: Wednesday, April 25, 2018 07:37:36 Pacific Daylight Time
Printed: Wednesday, April 25, 2018 07:50:08 Pacific Daylight Time

Name: 180424K1_1, Date: 24-Apr-2018, Time: 16:28:21, ID: ST180424K1-1 PCB 209 CS0 17L3003, Description: PCB 209 CS0 17L3003

PCB-114

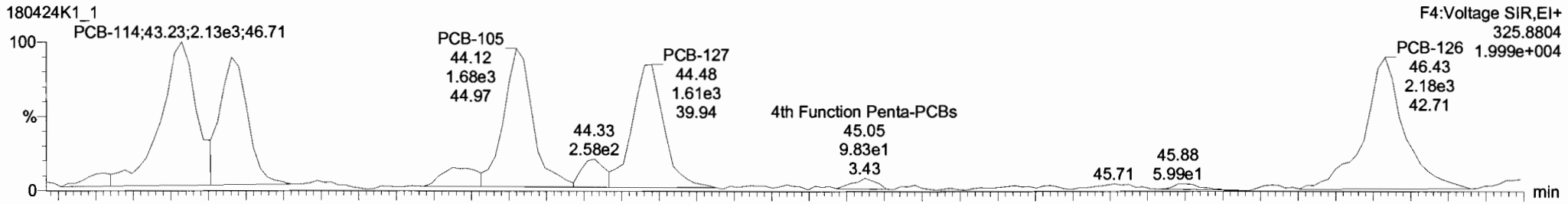

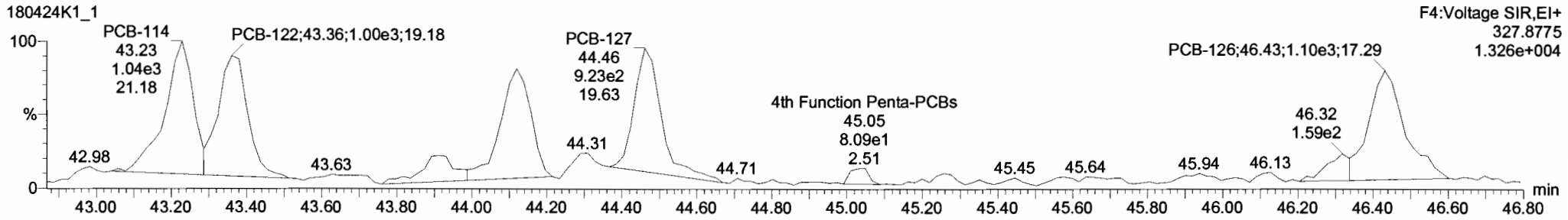

13C-PCB-114

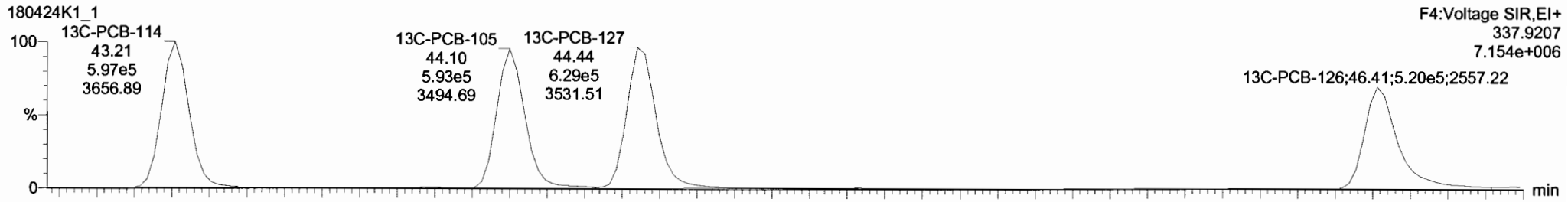

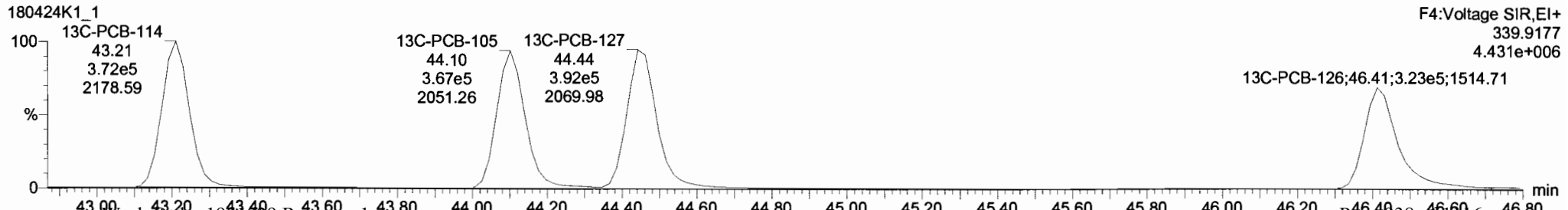

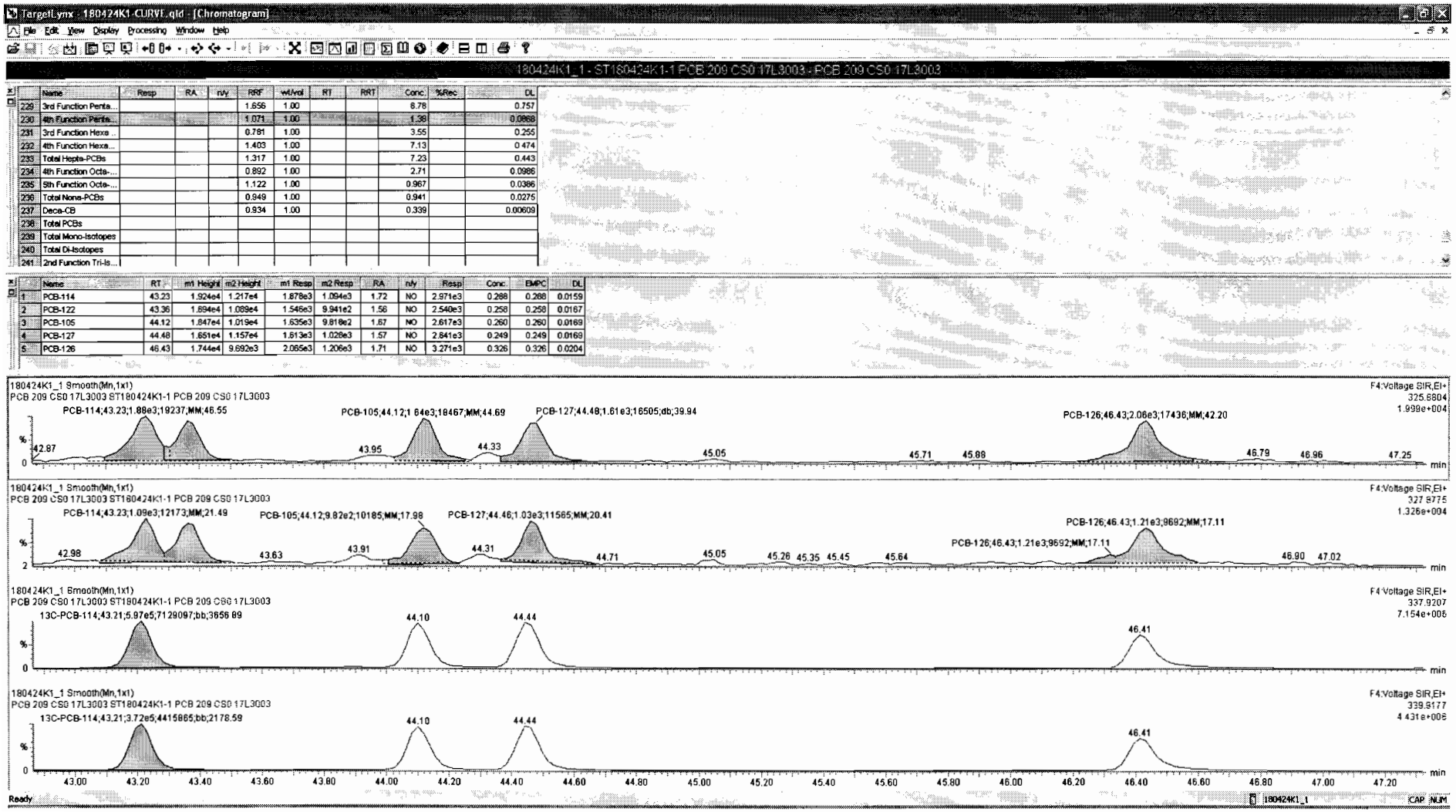

	Name	Resp	RA	rvy	RRF	wt/vol	RT	RRT	Conc.	%Rec	DL
229	3rd Function Penta...				1.656	1.00			8.78		0.757
230	4th Function Penta...				1.071	1.00			1.39		0.0868
231	3rd Function Hexa ...				0.781	1.00			3.55		0.255
232	4th Function Hexa...				1.403	1.00			7.13		0.474
233	Total Hepta-PCBs				1.317	1.00			7.23		0.443
234	4th Function Octa-...				0.892	1.00			2.71		0.0986
235	5th Function Octa-...				1.122	1.00			0.967		0.0386
236	Total Nona-PCBs				0.949	1.00			0.941		0.0275
237	Deca-CB				0.934	1.00			0.339		0.00609
238	Total PCBs										
239	Total Mono-Isotopes										
240	Total Di-Isotopes										
241	2nd Function Tri-Is...										

	Name	RT	m1 Height	m2 Height	m1 Resp	m2 Resp	RA	rvy	Resp	Conc.	EMPC	DL
1	PCB-114	43.23	1.924e4	1.217e4	1.878e3	1.094e3	1.72	NO	2.971e3	0.288	0.288	0.0159
2	PCB-122	43.36	1.894e4	1.089e4	1.546e3	9.941e2	1.56	NO	2.540e3	0.258	0.258	0.0167
3	PCB-105	44.12	1.847e4	1.019e4	1.635e3	9.818e2	1.67	NO	2.617e3	0.260	0.260	0.0169
4	PCB-127	44.48	1.651e4	1.157e4	1.613e3	1.028e3	1.57	NO	2.841e3	0.249	0.249	0.0169
5	PCB-126	46.43	1.744e4	9.692e3	2.065e3	1.206e3	1.71	NO	3.271e3	0.326	0.326	0.0204

Dataset: Untitled

Last Altered: Wednesday, April 25, 2018 07:37:36 Pacific Daylight Time
Printed: Wednesday, April 25, 2018 07:50:08 Pacific Daylight Time

Name: 180424K1_1, Date: 24-Apr-2018, Time: 16:28:21, ID: ST180424K1-1 PCB 209 CS0 17L3003, Description: PCB 209 CS0 17L3003

PCB-155

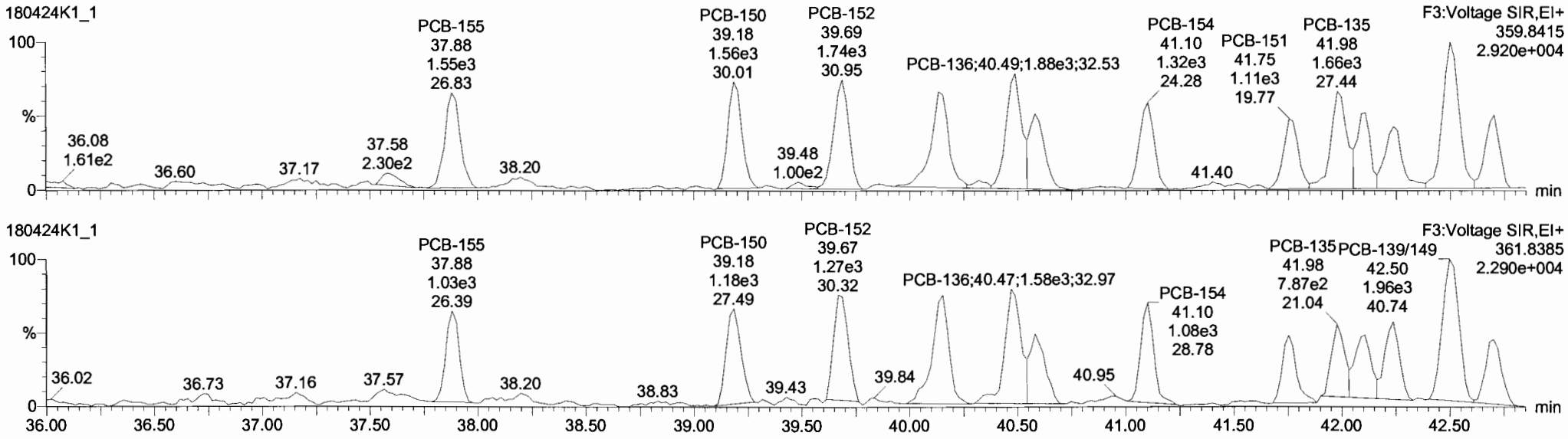

13C-PCB-155

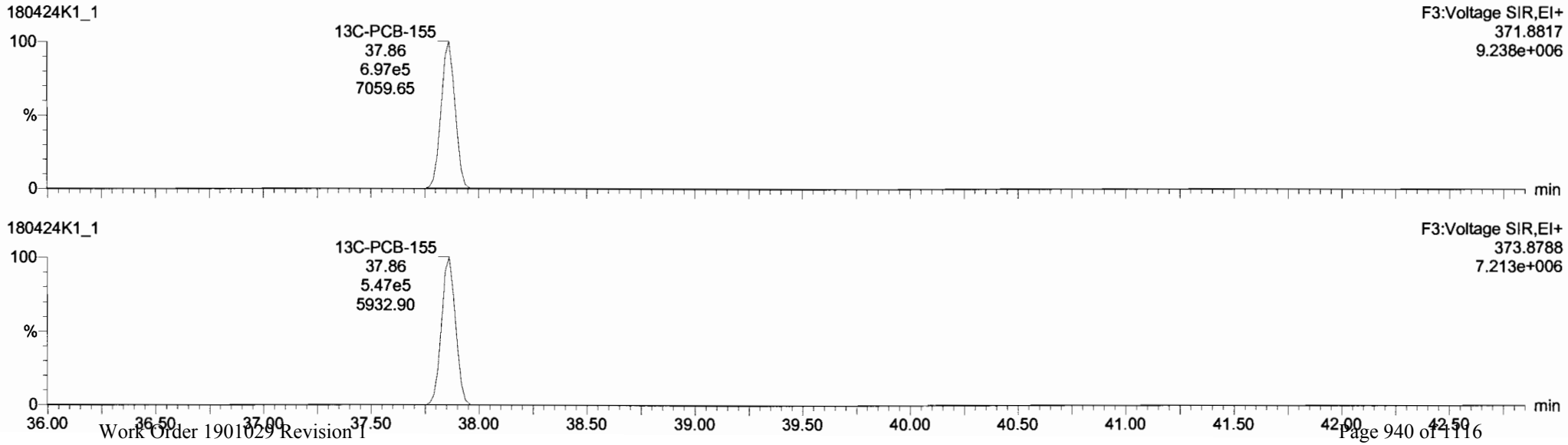

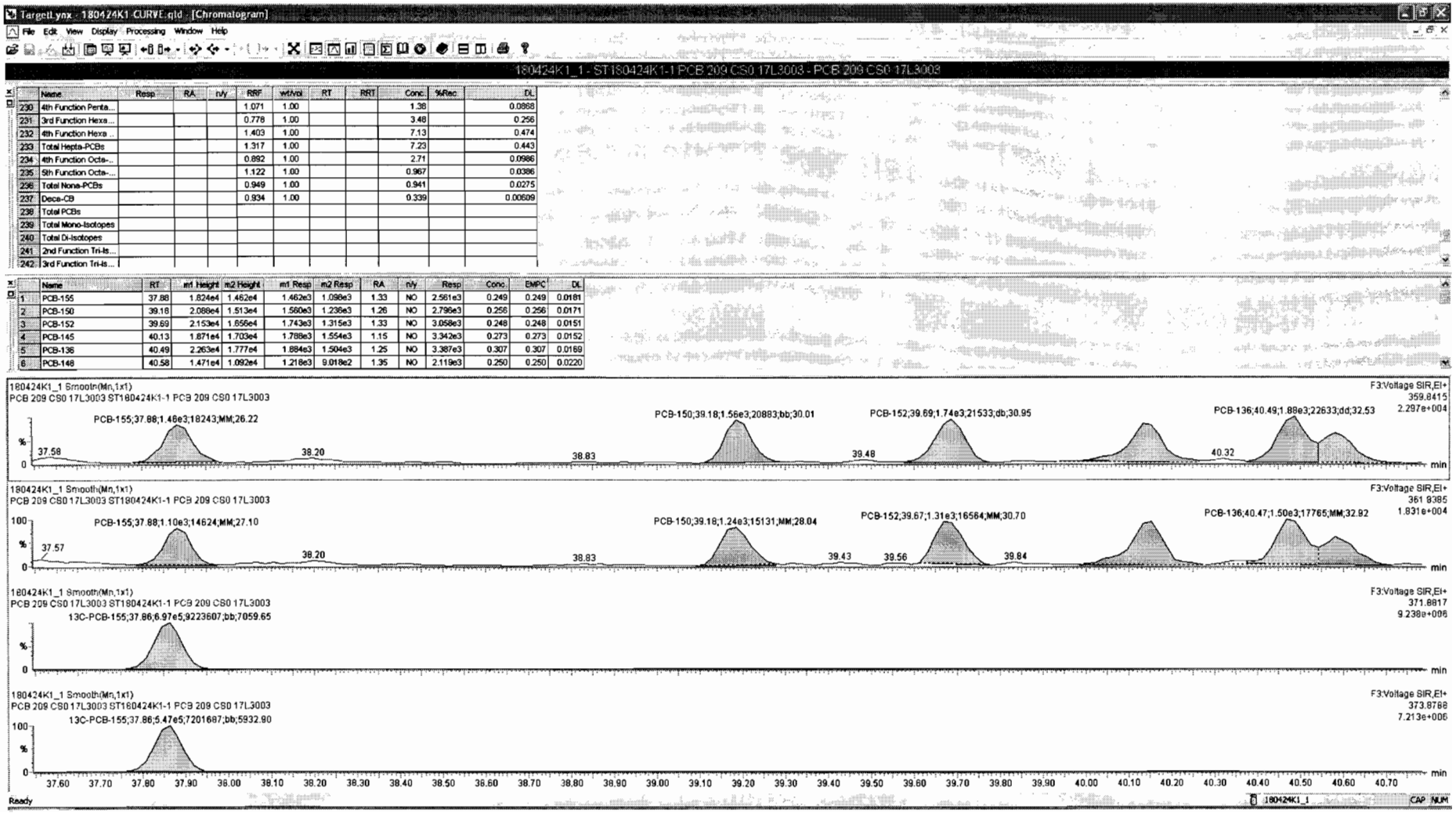

	Name	Resp	RA	n/y	RRF	wt/vol	RT	RRT	Conc.	%Rec	DL
230	4th Function Penta...				1.071	1.00			1.38		0.0868
231	3rd Function Hexa...				0.778	1.00			3.48		0.256
232	4th Function Hexa ...				1.403	1.00			7.13		0.474
233	Total Hepta-PCBs				1.317	1.00			7.23		0.443
234	4th Function Octa-...				0.892	1.00			2.71		0.0986
235	5th Function Octa-...				1.122	1.00			0.967		0.0386
236	Total Nona-PCBs				0.949	1.00			0.941		0.0275
237	Deca-CB				0.934	1.00			0.339		0.00609
238	Total PCBs										
239	Total Mono-Isotopes										
240	Total Di-Isotopes										
241	2nd Function Tri-Is...										
242	3rd Function Tri-Is...										

	Name	RT	m1 Height	m2 Height	m1 Resp	m2 Resp	RA	n/y	Resp	Conc.	EMPC	DL
1	PCB-155	37.88	1.824e4	1.462e4	1.462e3	1.098e3	1.33	NO	2.561e3	0.249	0.249	0.0181
2	PCB-150	39.18	2.088e4	1.513e4	1.560e3	1.236e3	1.26	NO	2.796e3	0.256	0.256	0.0171
3	PCB-152	39.69	2.153e4	1.656e4	1.743e3	1.315e3	1.33	NO	3.058e3	0.248	0.248	0.0151
4	PCB-145	40.13	1.871e4	1.703e4	1.788e3	1.554e3	1.15	NO	3.342e3	0.273	0.273	0.0152
5	PCB-136	40.49	2.263e4	1.777e4	1.884e3	1.504e3	1.25	NO	3.387e3	0.307	0.307	0.0169
6	PCB-148	40.58	1.471e4	1.092e4	1.218e3	9.018e2	1.35	NO	2.119e3	0.250	0.250	0.0220

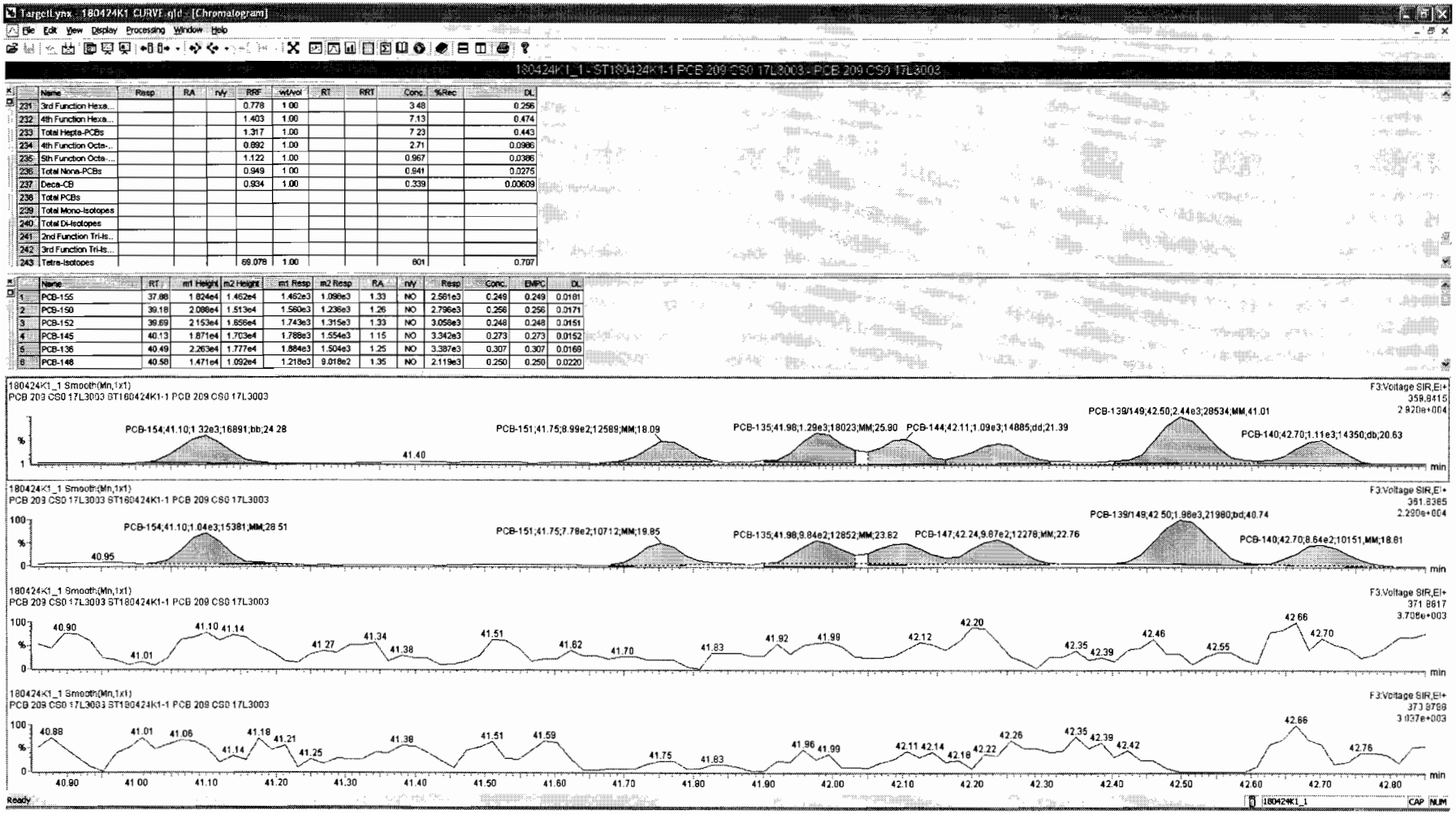

	Name	Resp	RA	nVy	RRF	wtVol	RT	RRT	Conc.	%Rec	DL
231	3rd Function Hexa...				0.778	1.00			3.48		0.256
232	4th Function Hexa...				1.403	1.00			7.13		0.474
233	Total Hepta-PCBs				1.317	1.00			7.23		0.443
234	4th Function Octa-...				0.892	1.00			2.71		0.0986
235	5th Function Octa-...				1.122	1.00			0.967		0.0386
236	Total Nona-PCBs				0.949	1.00			0.941		0.0275
237	Deca-CB				0.934	1.00			0.339		0.00609
238	Total PCBs										
239	Total Mono-Isotopes										
240	Total Di-Isotopes										
241	2nd Function Tri-Is...										
242	3rd Function Tri-Is...										
243	Tetra-Isotopes				69.078	1.00			601		0.707

	Name	RT	m1 Height	m2 Height	m1 Resp	m2 Resp	RA	nVy	Resp	Conc.	EMPC	DL
1	PCB-155	37.88	1.824e4	1.462e4	1.462e3	1.098e3	1.33	NO	2.561e3	0.249	0.249	0.0181
2	PCB-150	39.18	2.086e4	1.513e4	1.560e3	1.236e3	1.26	NO	2.796e3	0.256	0.256	0.0171
3	PCB-152	39.69	2.153e4	1.656e4	1.743e3	1.315e3	1.33	NO	3.058e3	0.248	0.248	0.0151
4	PCB-145	40.13	1.871e4	1.703e4	1.788e3	1.554e3	1.15	NO	3.342e3	0.273	0.273	0.0152
5	PCB-136	40.49	2.263e4	1.777e4	1.884e3	1.504e3	1.25	NO	3.387e3	0.307	0.307	0.0169
6	PCB-148	40.58	1.471e4	1.092e4	1.218e3	9.018e2	1.35	NO	2.119e3	0.250	0.250	0.0220

Dataset: Untitled

Last Altered: Wednesday, April 25, 2018 07:37:36 Pacific Daylight Time
Printed: Wednesday, April 25, 2018 07:50:08 Pacific Daylight Time

Name: 180424K1_1, Date: 24-Apr-2018, Time: 16:28:21, ID: ST180424K1-1 PCB 209 CS0 17L3003, Description: PCB 209 CS0 17L3003

PCB-134/143

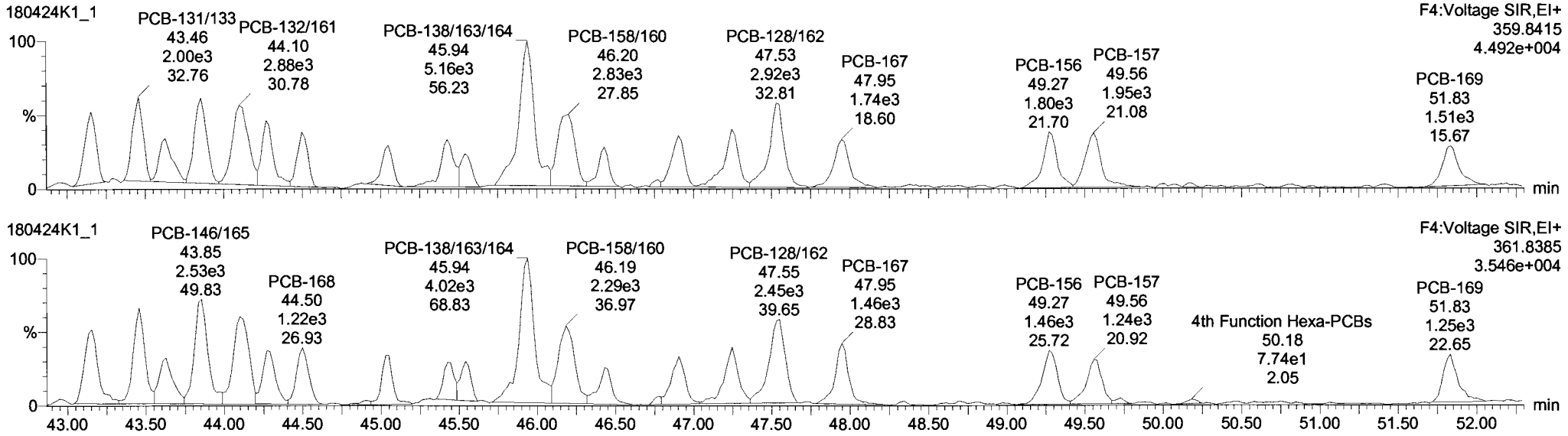

13C-PCB-153

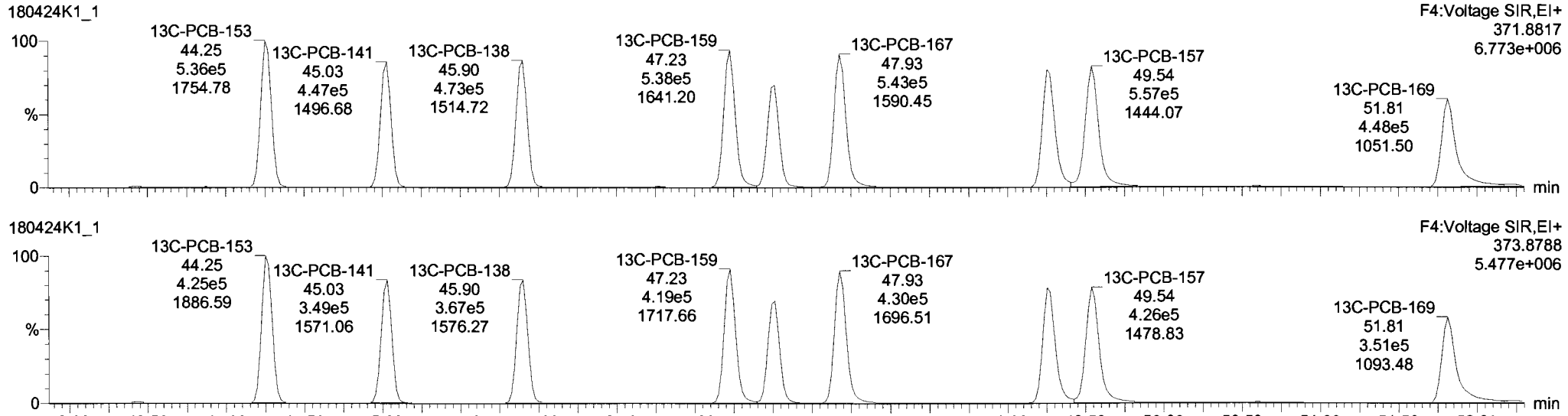

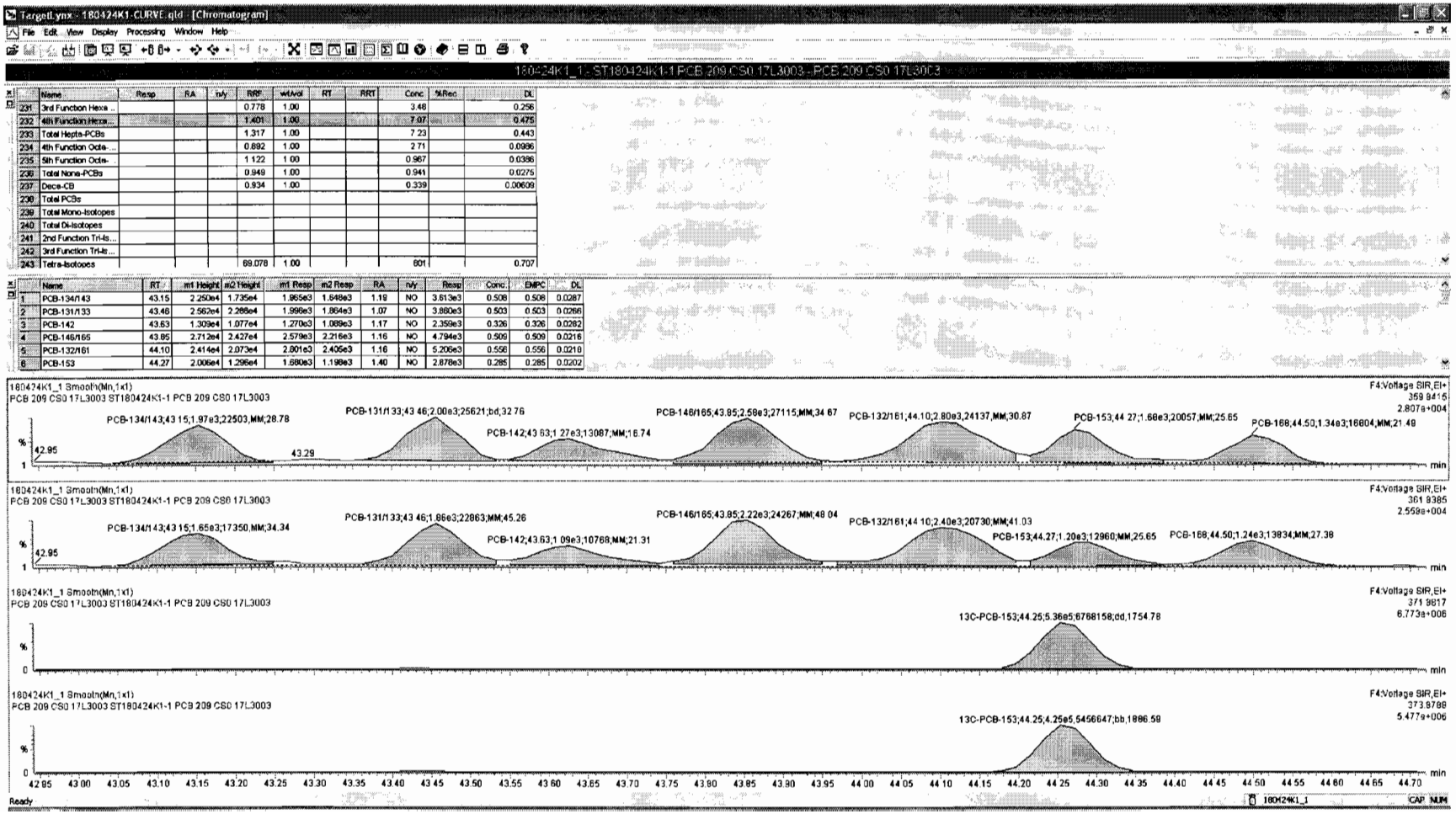

	Name	Resp	RA	n/y	RRF	wt/vol	RT	RRT	Conc.	%Rec	DL
231	3rd Function Hexa ...				0.778	1.00			3.46		0.256
232	4th Function Hexa ...				1.401	1.00			7.07		0.475
233	Total Hepta-PCBs				1.317	1.00			7.23		0.443
234	4th Function Octa-...				0.892	1.00			2.71		0.0986
235	5th Function Octa-				1.122	1.00			0.967		0.0386
236	Total Nona-PCBs				0.949	1.00			0.941		0.0275
237	Deca-CB				0.934	1.00			0.339		0.00609
238	Total PCBs										
239	Total Mono-Isotopes										
240	Total Di-Isotopes										
241	2nd Function Tri-Is...										
242	3rd Function Tri-Is ...										
243	Tetra-Isotopes				69.078	1.00			601		0.707

	Name	RT	m1 Height	m2 Height	m1 Resp	m2 Resp	RA	n/y	Resp	Conc.	EMPC	DL
1	PCB-134/143	43.15	2.250e4	1.735e4	1.965e3	1.648e3	1.19	NO	3.613e3	0.508	0.508	0.0287
2	PCB-131/133	43.46	2.562e4	2.286e4	1.998e3	1.864e3	1.07	NO	3.860e3	0.503	0.503	0.0266
3	PCB-142	43.63	1.309e4	1.077e4	1.270e3	1.089e3	1.17	NO	2.359e3	0.326	0.326	0.0282
4	PCB-146/165	43.85	2.712e4	2.427e4	2.579e3	2.216e3	1.16	NO	4.794e3	0.509	0.509	0.0216
5	PCB-132/161	44.10	2.414e4	2.073e4	2.801e3	2.405e3	1.16	NO	5.206e3	0.556	0.556	0.0210
6	PCB-153	44.27	2.006e4	1.296e4	1.680e3	1.198e3	1.40	NO	2.878e3	0.285	0.285	0.0202

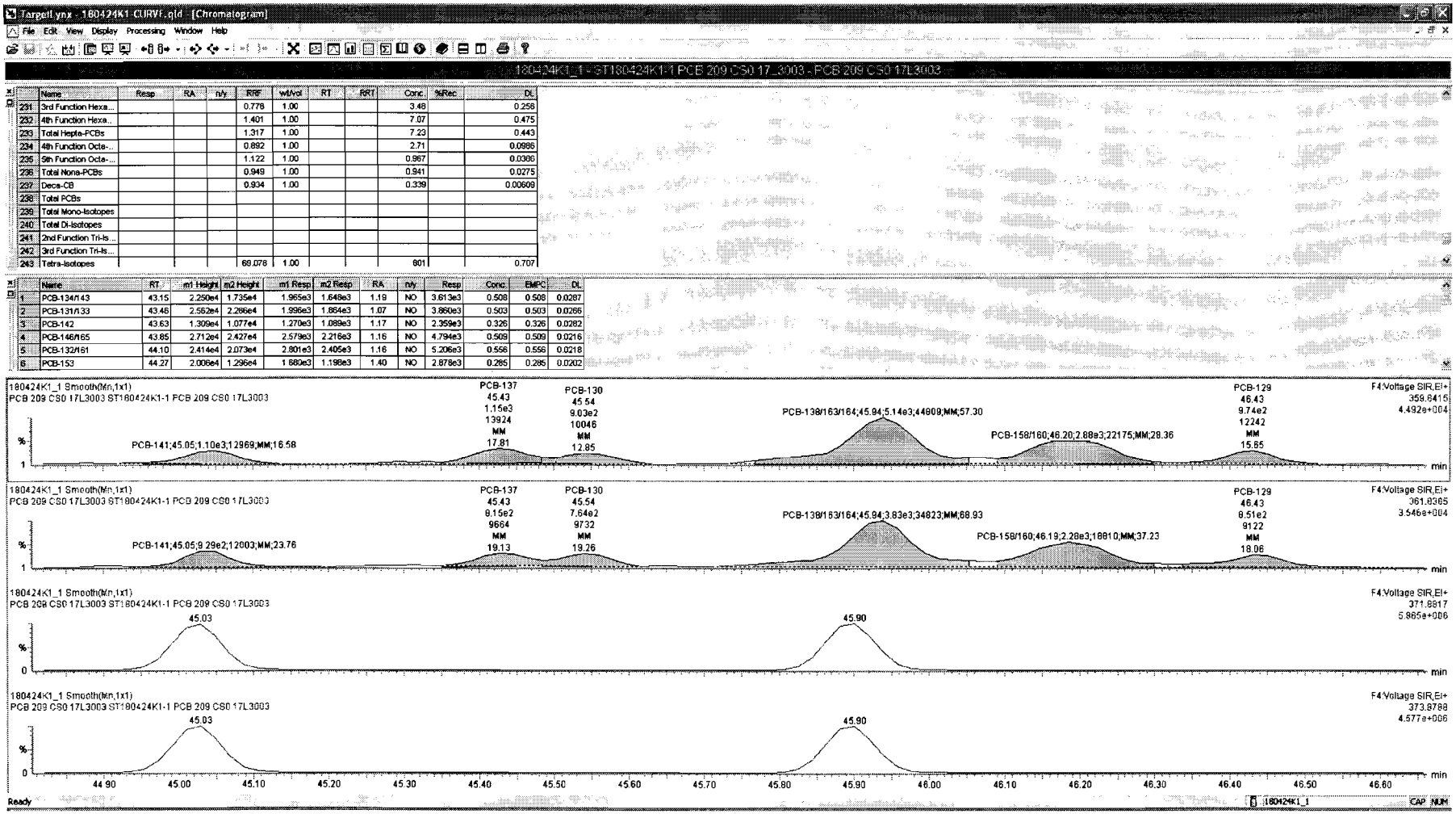
Target.ynx - 180424K1-CURVE.qld - [Chromatogram]
File Edit View Display Processing Window Help
180424K1_1 - ST180424K1-1 PCB 209 CS0 17_3003 - PCB 209 CS0 17L3003
Name Resp RA n/y RRF wt/Vol RT RRT Conc. %Rec DL
231 3rd Function Hexa... 0.776 1.00 3.48 0.258
232 4th Function Hexa... 1.401 1.00 7.07 0.475
233 Total Hepta-PCBs 1.317 1.00 7.23 0.443
234 4th Function Octa-... 0.892 1.00 2.71 0.0986
235 5th Function Octa-... 1.122 1.00 0.967 0.0306
236 Total Nona-PCBs 0.949 1.00 0.941 0.0275
237 Deca-CB 0.934 1.00 0.339 0.00609
238 Total PCBs
239 Total Mono-Isotopes
240 Total Di-Isotopes
241 2nd Function Tri-Is...
242 3rd Function Tri-Is...
243 Tetra-Isotopes 69.078 1.00 601 0.707
Name RT m1 Height m2 Height m1 Resp m2 Resp RA n/y Resp Conc. EMPC DL
1 PCB-134/143 43.15 2.250e4 1.735e4 1.965e3 1.648e3 1.19 NO 3.613e3 0.508 0.508 0.0287
2 PCB-131/133 43.46 2.562e4 2.266e4 1.996e3 1.864e3 1.07 NO 3.860e3 0.503 0.503 0.0266
3 PCB-142 43.63 1.309e4 1.077e4 1.270e3 1.089e3 1.17 NO 2.359e3 0.326 0.326 0.0282
4 PCB-146/165 43.85 2.712e4 2.427e4 2.579e3 2.216e3 1.16 NO 4.794e3 0.509 0.509 0.0216
5 PCB-132/161 44.10 2.414e4 2.073e4 2.801e3 2.405e3 1.16 NO 5.206e3 0.556 0.556 0.0218
6 PCB-153 44.27 2.006e4 1.296e4 1.880e3 1.198e3 1.40 NO 2.878e3 0.285 0.285 0.0202
180424K1_1 Smooth(Mn,1x1)
PCB 209 CS0 17L3003 ST180424K1-1 PCB 209 CS0 17L3003
PCB-137 45.43 1.15e3 13924 MM 17.81
PCB-130 45.54 9.03e2 10046 MM 12.85
PCB-141;45.05;1.10e3;12969;MM;16.58
PCB-138/163/164;45.94;5.14e3;44809;MM;57.30
PCB-158/160;46.20;2.88e3;22175;MM;28.36
PCB-129 46.43 9.74e2 12242 MM 15.65
F4:Voltage SIR,EI+ 358.8415 4.492e+004
180424K1_1 Smooth(Mn,1x1)
PCB 209 CS0 17L3003 ST180424K1-1 PCB 209 CS0 17L3003
PCB-137 45.43 8.15e2 9664 MM 19.13
PCB-130 45.54 7.64e2 9732 MM 19.26
PCB-141;45.05;9.29e2;12003;MM;23.76
PCB-138/163/164;45.94;3.83e3;34823;MM;68.93
PCB-158/160;46.19;2.28e3;18810;MM;37.23
PCB-129 46.43 8.51e2 9122 MM 18.06
F4:Voltage SIR,EI+ 361.8365 3.546e+004
180424K1_1 Smooth(Mn,1x1)
PCB 209 CS0 17L3003 ST180424K1-1 PCB 209 CS0 17L3003
45.03
45.90
F4:Voltage SIR,EI+ 371.8817 5.865e+006
180424K1_1 Smooth(Mn,1x1)
PCB 209 CS0 17L3003 ST180424K1-1 PCB 209 CS0 17L3003
45.03
45.90
F4:Voltage SIR,EI+ 373.8788 4.577e+006
44.90 45.00 45.10 45.20 45.30 45.40 45.50 45.60 45.70 45.80 45.90 46.00 46.10 46.20 46.30 46.40 46.50 46.60
min
Ready
180424K1_1
CAP NUM

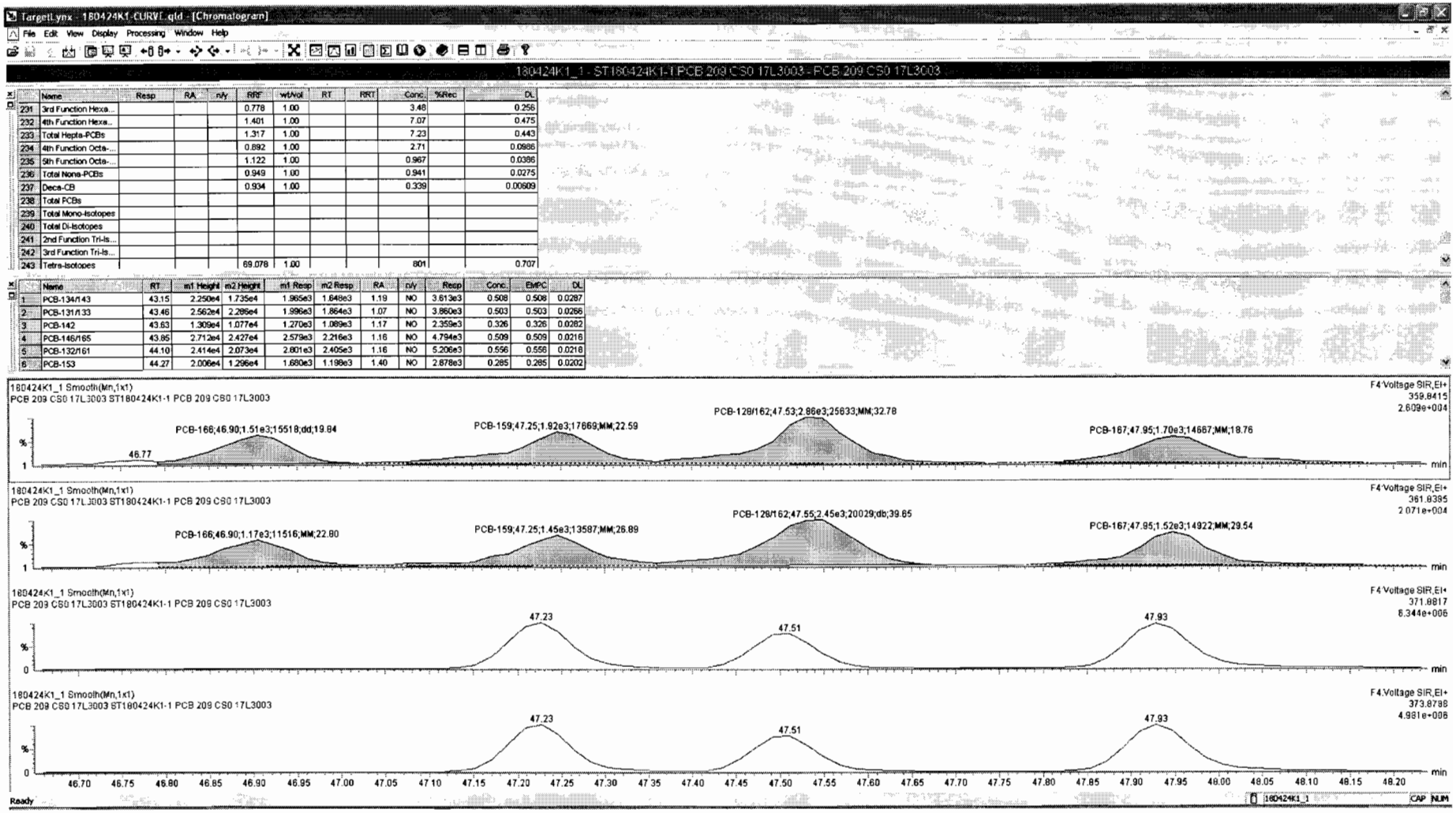

	Name	Resp	RA	n/y	RRF	wtVol	RT	RRT	Conc.	%Rec	DL
231	3rd Function Hexa...				0.778	1.00			3.48		0.256
232	4th Function Hexa...				1.401	1.00			7.07		0.475
233	Total Hepta-PCBs				1.317	1.00			7.23		0.443
234	4th Function Octa-...				0.892	1.00			2.71		0.0986
235	5th Function Octa-...				1.122	1.00			0.967		0.0386
236	Total Nona-PCBs				0.949	1.00			0.941		0.0275
237	Deca-CB				0.934	1.00			0.339		0.00609
238	Total PCBs										
239	Total Mono-Isotopes										
240	Total Di-Isotopes										
241	2nd Function Tri-Is...										
242	3rd Function Tri-Is...										
243	Tetra-Isotopes				69.078	1.00			801		0.707

	Name	RT	m1 Height	m2 Height	m1 Resp	m2 Resp	RA	n/y	Resp	Conc.	EMPC	DL
1	PCB-134/143	43.15	2.250e4	1.735e4	1.965e3	1.648e3	1.19	NO	3.613e3	0.508	0.508	0.0287
2	PCB-131/133	43.46	2.562e4	2.286e4	1.996e3	1.864e3	1.07	NO	3.860e3	0.503	0.503	0.0266
3	PCB-142	43.63	1.309e4	1.077e4	1.270e3	1.089e3	1.17	NO	2.359e3	0.326	0.326	0.0282
4	PCB-146/165	43.85	2.712e4	2.427e4	2.579e3	2.216e3	1.16	NO	4.794e3	0.509	0.509	0.0216
5	PCB-132/161	44.10	2.414e4	2.073e4	2.601e3	2.405e3	1.16	NO	5.206e3	0.556	0.556	0.0216
6	PCB-153	44.27	2.006e4	1.296e4	1.680e3	1.198e3	1.40	NO	2.878e3	0.285	0.285	0.0202

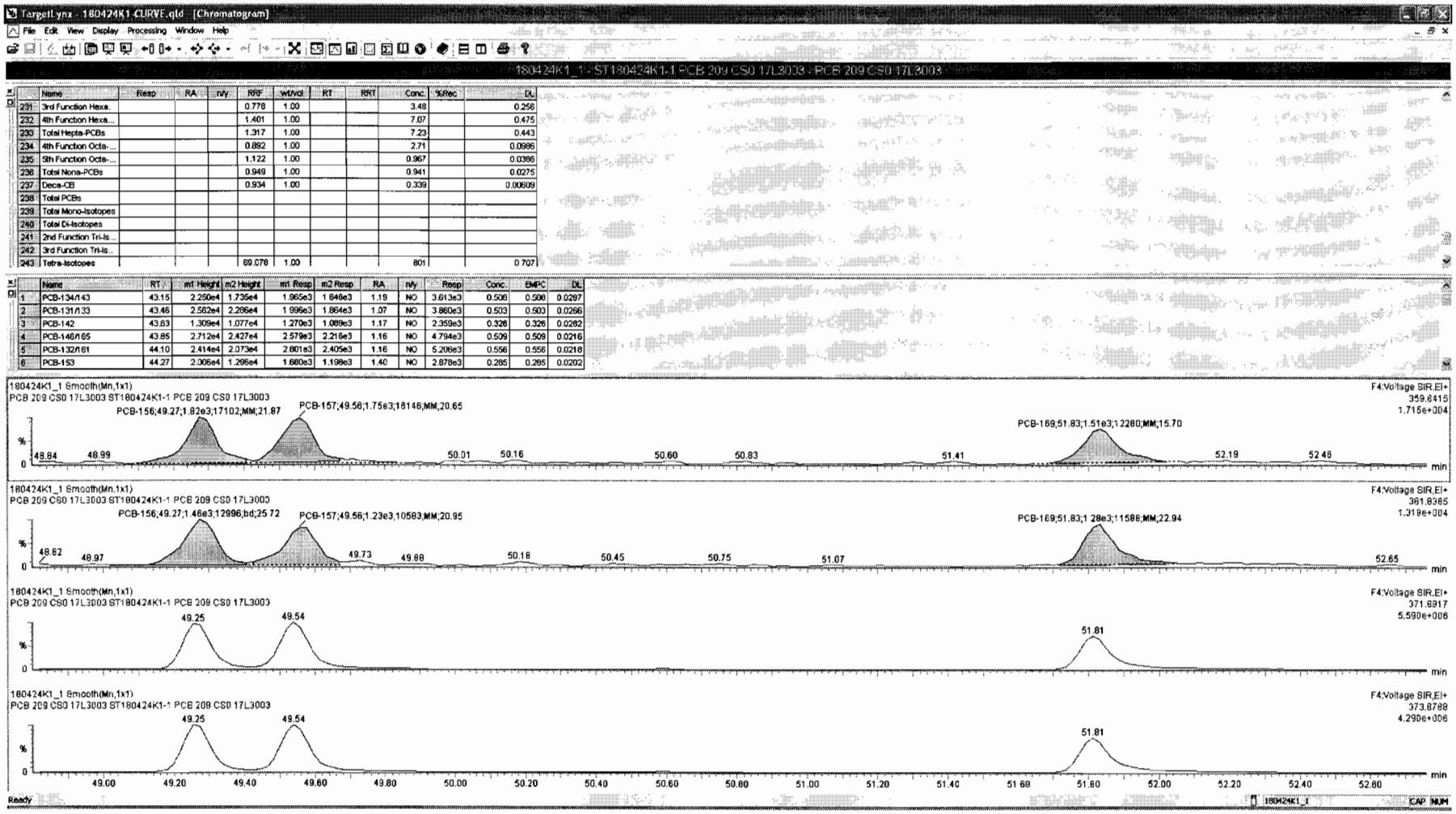
TargetLynx - 180424K1-CURVE.qld - [Chromatogram]
File Edit View Display Processing Window Help
180424K1_1 - ST180424K1-1 PCB 209 CS0 17L3003 - PCB 209 CS0 17L3003
Name Resp RA nRy RRF wt/vol RT RRT Conc. %Rec DL
231 3rd Function Hexa... 0.778 1.00 3.48 0.256
232 4th Function Hexa... 1.401 1.00 7.07 0.475
233 Total Hepta-PCBs 1.317 1.00 7.23 0.443
234 4th Function Octa-... 0.892 1.00 2.71 0.0986
235 5th Function Octa-... 1.122 1.00 0.967 0.0386
236 Total Nona-PCBs 0.949 1.00 0.941 0.0275
237 Deca-CB 0.934 1.00 0.339 0.00609
238 Total PCBs
239 Total Mono-Isotopes
240 Total Di-Isotopes
241 2nd Function Tri-Is...
242 3rd Function Tri-Is...
243 Tetra-Isotopes 69.078 1.00 801 0.707
Name RT m1 Height m2 Height m1 Resp m2 Resp RA nRy Resp Conc. EMPC DL
1 PCB-134/143 43.15 2.250e4 1.735e4 1.965e3 1.646e3 1.19 NO 3.613e3 0.508 0.508 0.0267
2 PCB-131/133 43.46 2.562e4 2.286e4 1.996e3 1.864e3 1.07 NO 3.860e3 0.503 0.503 0.0266
3 PCB-142 43.83 1.309e4 1.077e4 1.270e3 1.089e3 1.17 NO 2.359e3 0.326 0.326 0.0282
4 PCB-146/165 43.85 2.712e4 2.427e4 2.579e3 2.216e3 1.16 NO 4.794e3 0.509 0.509 0.0216
5 PCB-132/161 44.10 2.414e4 2.073e4 2.801e3 2.405e3 1.16 NO 5.206e3 0.556 0.556 0.0218
6 PCB-153 44.27 2.006e4 1.296e4 1.680e3 1.198e3 1.40 NO 2.878e3 0.285 0.285 0.0202
180424K1_1 Smooth(Mn,1x1)
PCB 209 CS0 17L3003 ST180424K1-1 PCB 209 CS0 17L3003
PCB-156;49.27;1.82e3;17102;MM;21.87
PCB-157;49.56;1.75e3;18146;MM;20.65
PCB-169;51.83;1.51e3;12280;MM;15.70
F4:Voltage SIR,EI+
359.8415
1.715e+004
48.84 48.99 50.01 50.16 50.60 50.83 51.41 52.19 52.46 min
PCB-156;49.27;1.46e3;12996;bd;25.72
PCB-157;49.56;1.23e3;10583;MM;20.95
PCB-169;51.83;1.28e3;11586;MM;22.94
361.8385
1.319e+004
48.82 48.97 49.73 49.88 50.18 50.45 50.75 51.07 52.65 min
49.25 49.54 51.81
371.8817
5.590e+006
373.8788
4.290e+006
49.00 49.20 49.40 49.60 49.80 50.00 50.20 50.40 50.60 50.80 51.00 51.20 51.40 51.60 51.80 52.00 52.20 52.40 52.60 min
Ready
180424K1_1
CAP NUM

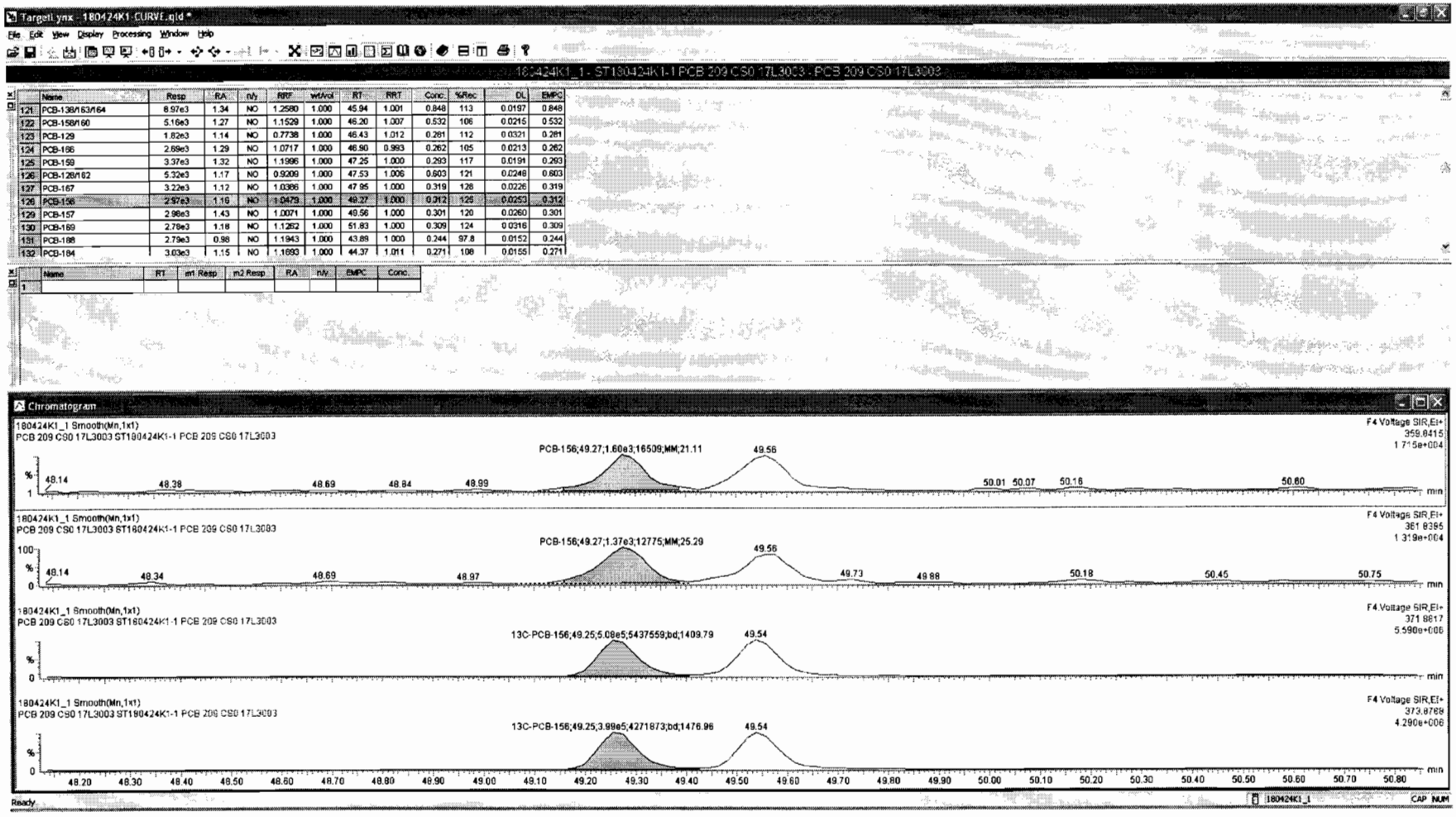

	Name	Resp	RA	n/y	RRF	wtAvg	RT	RRT	Conc.	%Rec	DL	EMPC
121	PCB-138/163/164	8.97e3	1.34	NO	1.2580	1.000	45.94	1.001	0.848	113	0.0197	0.848
122	PCB-158/160	5.16e3	1.27	NO	1.1529	1.000	46.20	1.007	0.532	106	0.0215	0.532
123	PCB-129	1.82e3	1.14	NO	0.7738	1.000	46.43	1.012	0.261	112	0.0321	0.261
124	PCB-166	2.69e3	1.29	NO	1.0717	1.000	46.90	0.993	0.262	105	0.0213	0.262
125	PCB-159	3.37e3	1.32	NO	1.1996	1.000	47.25	1.000	0.293	117	0.0191	0.293
126	PCB-128/162	5.32e3	1.17	NO	0.9209	1.000	47.53	1.006	0.603	121	0.0248	0.603
127	PCB-167	3.22e3	1.12	NO	1.0386	1.000	47.95	1.000	0.319	128	0.0226	0.319
128	PCB-156	2.97e3	1.16	NO	1.0479	1.000	49.27	1.000	0.312	125	0.0253	0.312
129	PCB-157	2.98e3	1.43	NO	1.0071	1.000	49.56	1.000	0.301	120	0.0260	0.301
130	PCB-169	2.78e3	1.18	NO	1.1262	1.000	51.83	1.000	0.309	124	0.0316	0.309
131	PCB-188	2.79e3	0.98	NO	1.1943	1.000	43.89	1.000	0.244	97.8	0.0152	0.244
132	PCB-184	3.03e3	1.15	NO	1.1693	1.000	44.37	1.011	0.271	108	0.0155	0.271

	Name	RT	m1 Resp	m2 Resp	RA	n/y	EMPC	Conc.
1								

Dataset: Untitled

Last Altered: Wednesday, April 25, 2018 07:37:36 Pacific Daylight Time
Printed: Wednesday, April 25, 2018 07:50:08 Pacific Daylight Time

Name: 180424K1_1, Date: 24-Apr-2018, Time: 16:28:21, ID: ST180424K1-1 PCB 209 CS0 17L3003, Description: PCB 209 CS0 17L3003

PCB-188

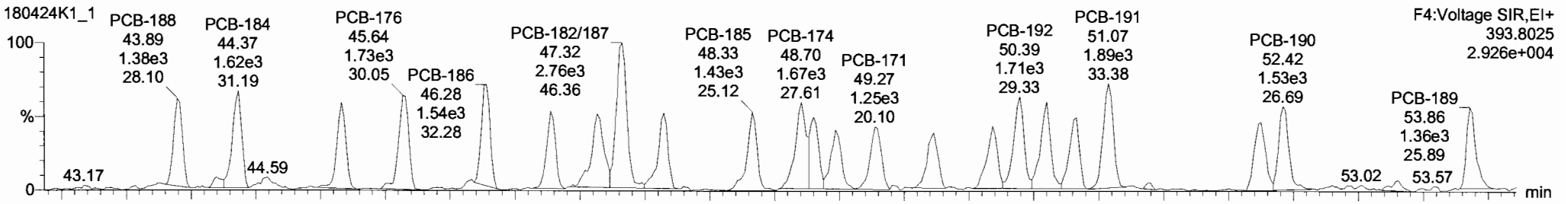

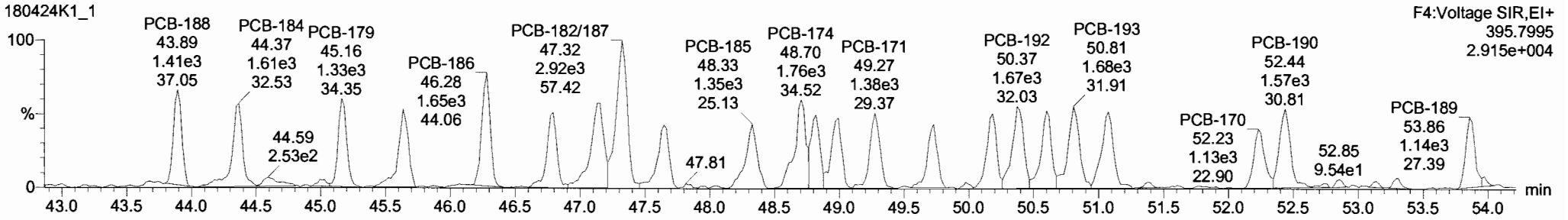

13C-PCB-188

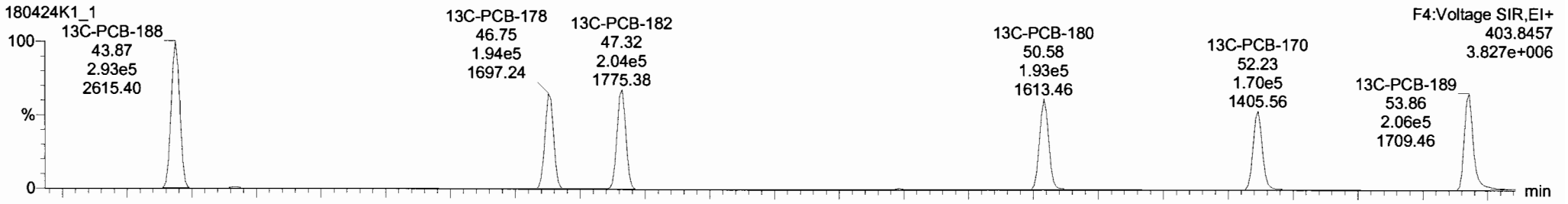



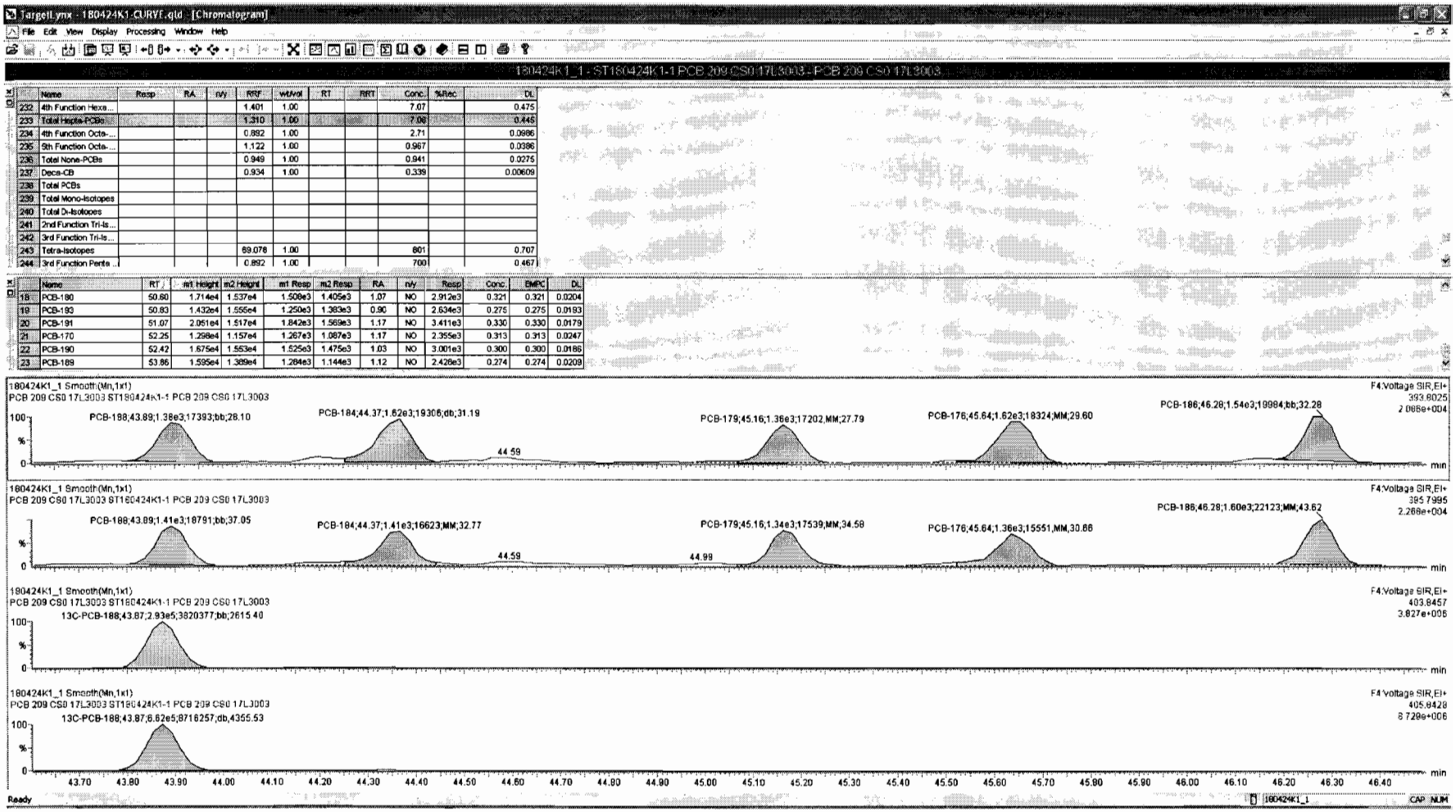

	Name	Resp	RA	n/y	RRF	wt/vol	RT	RRT	Conc.	%Rec	DL
232	4th Function Hexa...				1.401	1.00			7.07		0.475
233	Total Hepta-PCBs				1.310	1.00			7.08		0.445
234	4th Function Octa-...				0.892	1.00			2.71		0.0986
235	5th Function Octa-...				1.122	1.00			0.967		0.0386
236	Total Nona-PCBs				0.949	1.00			0.941		0.0275
237	Deca-CB				0.934	1.00			0.339		0.00609
238	Total PCBs										
239	Total Mono-Isotopes										
240	Total Di-Isotopes										
241	2nd Function Tri-Is...										
242	3rd Function Tri-Is...										
243	Tetra-Isotopes				69.076	1.00			801		0.707
244	3rd Function Penta ...				0.892	1.00			700		0.467

	Name	RT	m1 Height	m2 Height	m1 Resp	m2 Resp	RA	n/y	Resp	Conc.	BMPC	DL
18	PCB-180	50.60	1.714e4	1.537e4	1.508e3	1.405e3	1.07	NO	2.912e3	0.321	0.321	0.0204
19	PCB-193	50.83	1.432e4	1.555e4	1.250e3	1.383e3	0.90	NO	2.634e3	0.275	0.275	0.0193
20	PCB-191	51.07	2.051e4	1.517e4	1.842e3	1.569e3	1.17	NO	3.411e3	0.330	0.330	0.0179
21	PCB-170	52.25	1.298e4	1.157e4	1.267e3	1.087e3	1.17	NO	2.355e3	0.313	0.313	0.0247
22	PCB-190	52.42	1.675e4	1.553e4	1.525e3	1.475e3	1.03	NO	3.001e3	0.300	0.300	0.0186
23	PCB-189	53.86	1.595e4	1.389e4	1.284e3	1.144e3	1.12	NO	2.428e3	0.274	0.274	0.0209

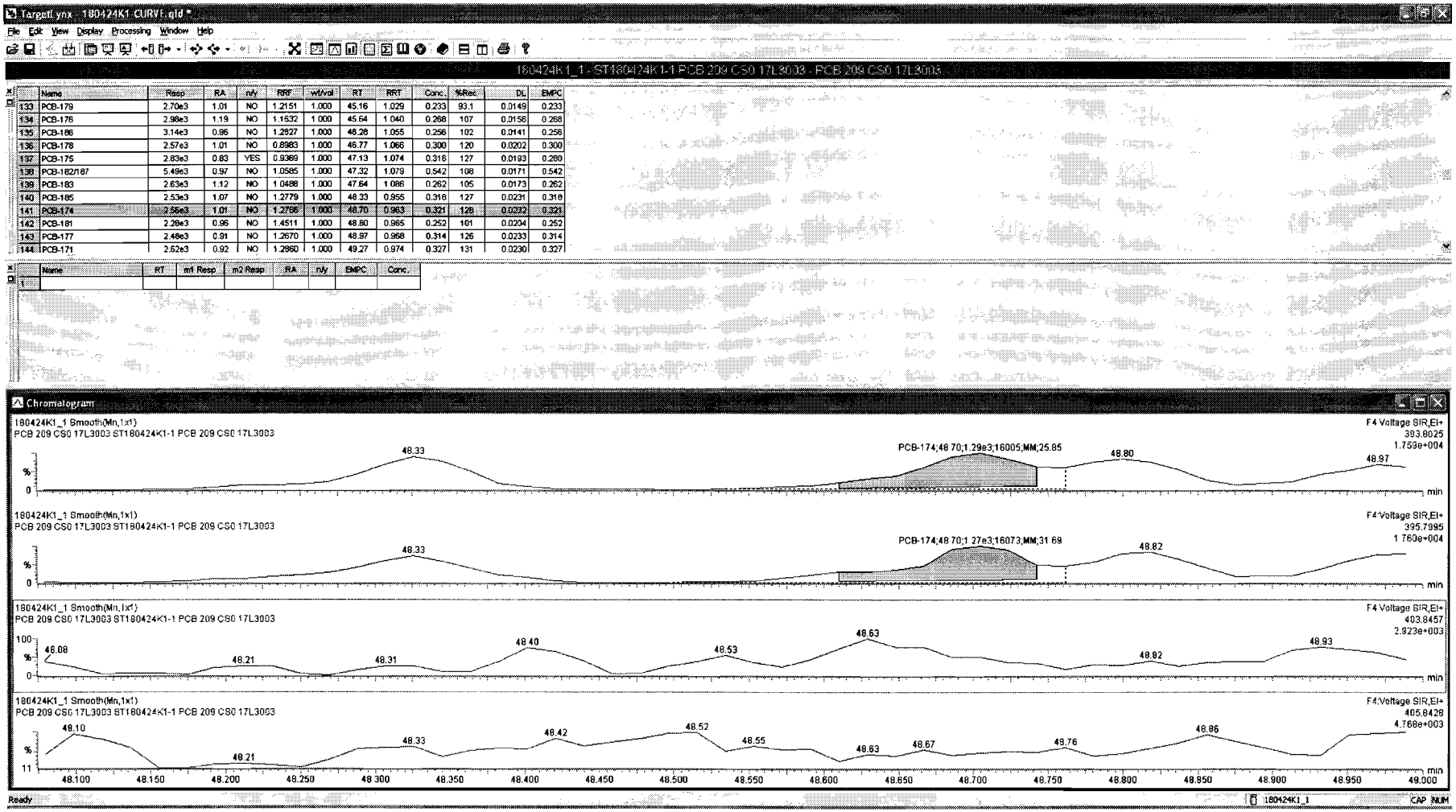
TargetLynx - 180424K1-CURVE.qld
File Edit View Display Processing Window Help
180424K1_1 - ST180424K1-1 PCB 209 CS0 17L3003 - PCB 209 CS0 17L3003
Name Resp RA nAy RRF wtVol RT RRT Conc %Rec DL EMPC
133 PCB-179 2.70e3 1.01 NO 1.2151 1.000 45.16 1.029 0.233 93.1 0.0149 0.233
134 PCB-176 2.98e3 1.19 NO 1.1632 1.000 45.64 1.040 0.268 107 0.0156 0.268
135 PCB-186 3.14e3 0.96 NO 1.2827 1.000 46.28 1.055 0.256 102 0.0141 0.256
136 PCB-178 2.57e3 1.01 NO 0.8983 1.000 46.77 1.066 0.300 120 0.0202 0.300
137 PCB-175 2.83e3 0.83 YES 0.9369 1.000 47.13 1.074 0.316 127 0.0193 0.280
138 PCB-182/187 5.49e3 0.97 NO 1.0585 1.000 47.32 1.079 0.542 108 0.0171 0.542
139 PCB-183 2.63e3 1.12 NO 1.0488 1.000 47.64 1.086 0.262 105 0.0173 0.262
140 PCB-185 2.53e3 1.07 NO 1.2779 1.000 48.33 0.955 0.316 127 0.0231 0.316
141 PCB-174 2.56e3 1.01 NO 1.2768 1.000 48.70 0.963 0.321 128 0.0232 0.321
142 PCB-181 2.28e3 0.96 NO 1.4511 1.000 48.80 0.965 0.252 101 0.0204 0.252
143 PCB-177 2.48e3 0.91 NO 1.2670 1.000 48.97 0.968 0.314 126 0.0233 0.314
144 PCB-171 2.62e3 0.92 NO 1.2860 1.000 49.27 0.974 0.327 131 0.0230 0.327
Name RT m1 Resp m2 Resp RA nAy EMPC Conc
Chromatogram
180424K1_1 Smooth(Mn,1x1)
PCB 209 CS0 17L3003 ST180424K1-1 PCB 209 CS0 17L3003
F4 Voltage SIR,EI+
393.8025
1.759e+004
48.33
PCB-174;48.70;1.29e3;16005;MM;25.85
48.80
48.97
min
180424K1_1 Smooth(Mn,1x1)
PCB 209 CS0 17L3003 ST180424K1-1 PCB 209 CS0 17L3003
F4:Voltage SIR,EI+
395.7995
1.769e+004
48.33
PCB-174;48.70;1.27e3;16073;MM;31.69
48.82
min
180424K1_1 Smooth(Mn,1x1)
PCB 209 CS0 17L3003 ST180424K1-1 PCB 209 CS0 17L3003
F4:Voltage SIR,EI+
403.8457
2.823e+003
48.08
48.21
48.31
48.40
48.53
48.63
48.82
48.93
min
180424K1_1 Smooth(Mn,1x1)
PCB 209 CS0 17L3003 ST180424K1-1 PCB 209 CS0 17L3003
F4:Voltage SIR,EI+
405.8428
4.768e+003
48.10
48.21
48.33
48.42
48.52
48.55
48.63
48.67
48.76
48.86
min
48.100 48.150 48.200 48.250 48.300 48.350 48.400 48.450 48.500 48.550 48.600 48.650 48.700 48.750 48.800 48.850 48.900 48.950 49.000
Ready
180424K1_1
CAP NUM

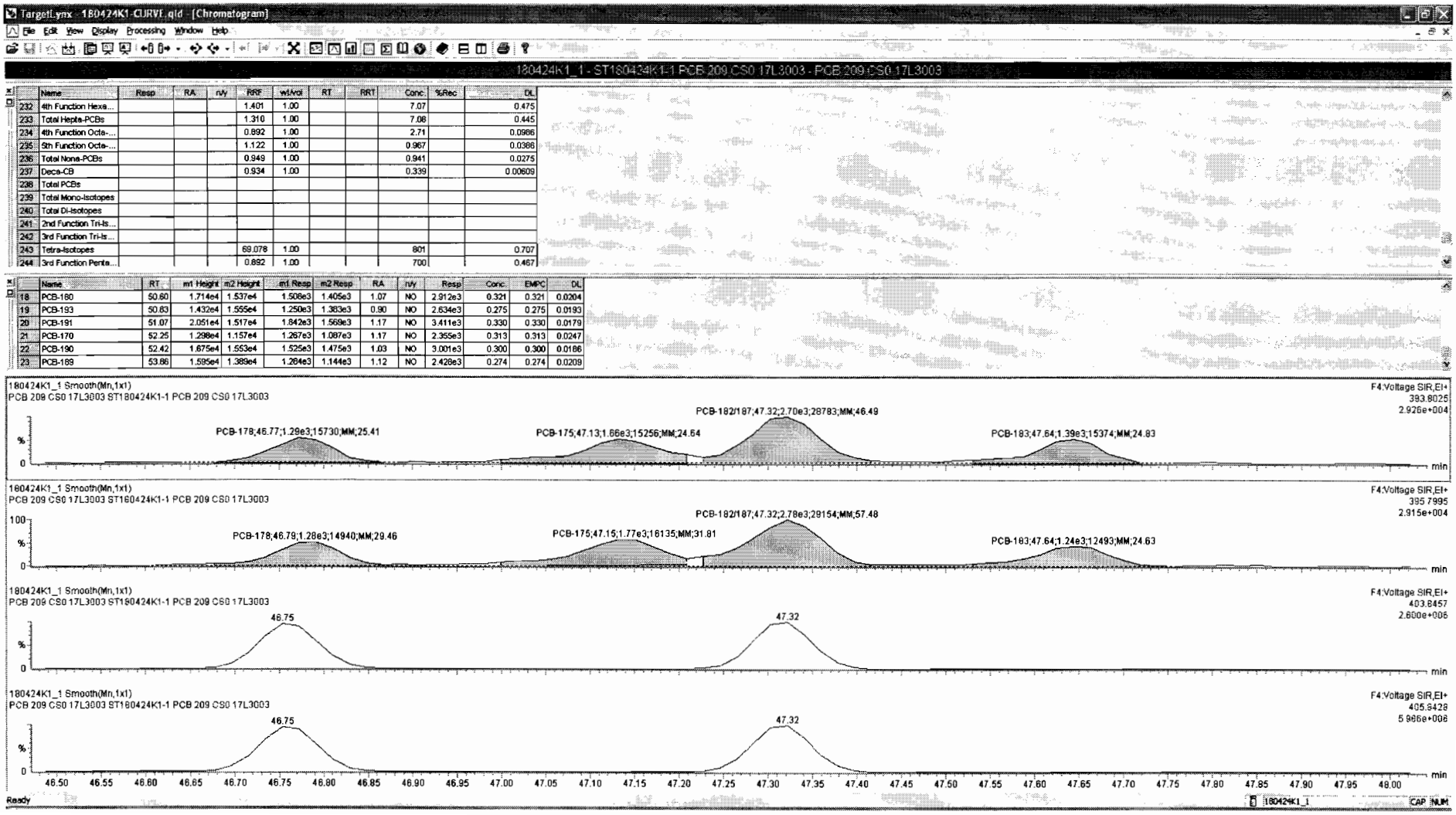

	Name	Resp	RA	n/y	RRF	wt/vol	RT	RRT	Conc.	%Rec	DL
232	4th Function Hexa...				1.401	1.00			7.07		0.475
233	Total Hepta-PCBs				1.310	1.00			7.08		0.445
234	4th Function Octa-...				0.892	1.00			2.71		0.0986
235	5th Function Octa-...				1.122	1.00			0.967		0.0366
236	Total Nona-PCBs				0.949	1.00			0.941		0.0275
237	Deca-CB				0.934	1.00			0.339		0.00609
238	Total PCBs										
239	Total Mono-Isotopes										
240	Total Di-Isotopes										
241	2nd Function Tri-Is...										
242	3rd Function Tri-Is...										
243	Tetra-Isotopes				69.078	1.00			801		0.707
244	3rd Function Penta...				0.892	1.00			700		0.467

	Name	RT	m1 Height	m2 Height	m1 Resp	m2 Resp	RA	n/y	Resp	Conc.	EMPC	DL
18	PCB-180	50.60	1.714e4	1.537e4	1.508e3	1.405e3	1.07	NO	2.912e3	0.321	0.321	0.0204
19	PCB-193	50.83	1.432e4	1.555e4	1.250e3	1.383e3	0.90	NO	2.634e3	0.275	0.275	0.0193
20	PCB-191	51.07	2.051e4	1.517e4	1.842e3	1.569e3	1.17	NO	3.411e3	0.330	0.330	0.0179
21	PCB-170	52.25	1.298e4	1.157e4	1.267e3	1.087e3	1.17	NO	2.355e3	0.313	0.313	0.0247
22	PCB-190	52.42	1.675e4	1.553e4	1.525e3	1.475e3	1.03	NO	3.001e3	0.300	0.300	0.0186
23	PCB-189	53.86	1.595e4	1.389e4	1.264e3	1.144e3	1.12	NO	2.428e3	0.274	0.274	0.0209

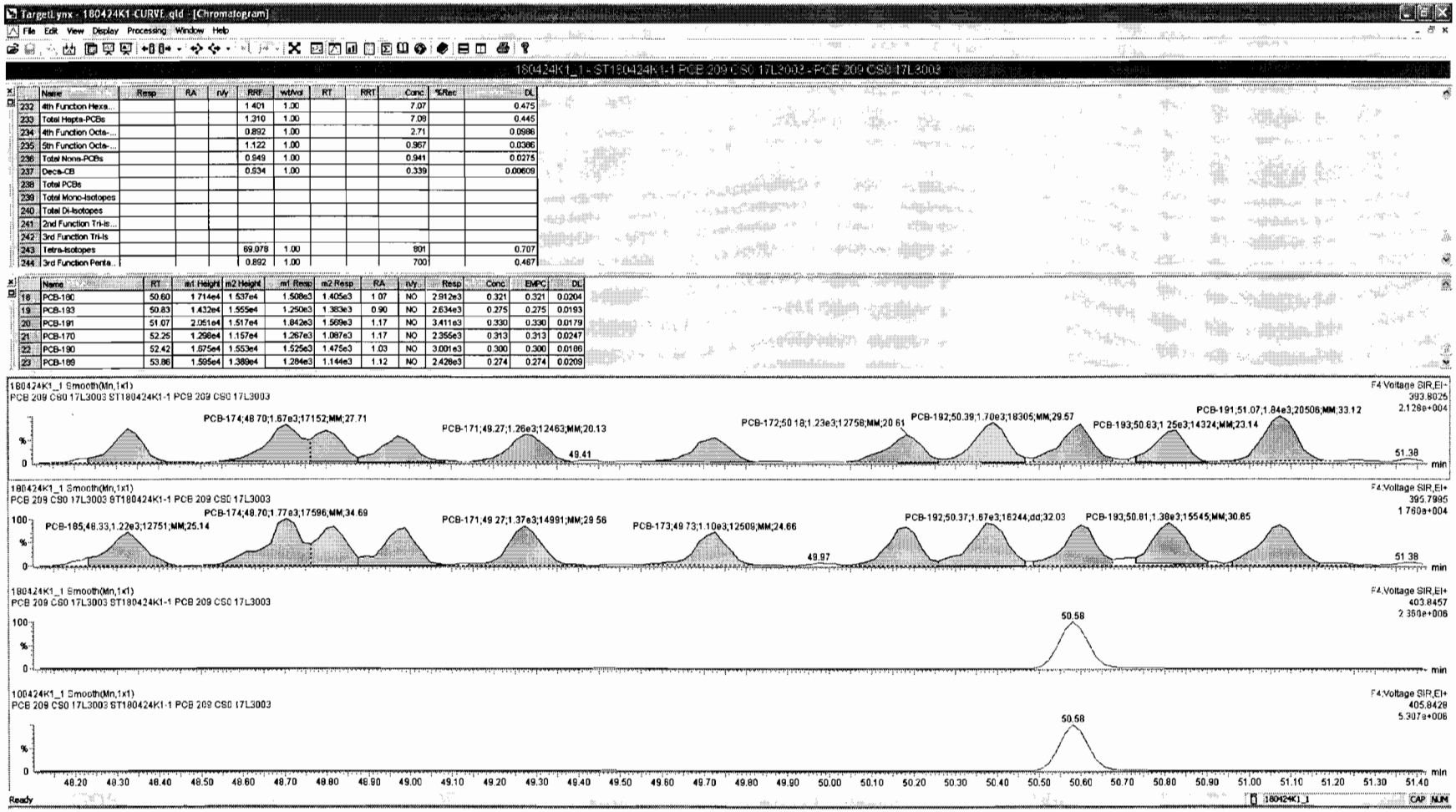

	Name	Resp	RA	nIy	RRF	WtAvg	RT	RRT	Conc	%Rec	DL
232	4th Function Hexa...				1.401	1.00			7.07		0.475
233	Total Hepta-PCBs				1.310	1.00			7.08		0.445
234	4th Function Octa-...				0.892	1.00			2.71		0.0986
235	5th Function Octa-...				1.122	1.00			0.967		0.0386
236	Total Nona-PCBs				0.949	1.00			0.941		0.0275
237	Deca-CB				0.934	1.00			0.339		0.00609
238	Total PCBs										
239	Total Mono-Isotopes										
240	Total Di-Isotopes										
241	2nd Function Tri-Is...										
242	3rd Function Tri-Is										
243	Tetra-Isotopes				69.078	1.00			901		0.707
244	3rd Function Penta...				0.892	1.00			700		0.467

	Name	RT	m1 Height	m2 Height	m1 Resp	m2 Resp	RA	nIy	Resp	Conc	EMPC	DL
18	PCB-180	50.60	1.714e4	1.537e4	1.508e3	1.405e3	1.07	NO	2.912e3	0.321	0.321	0.0204
19	PCB-193	50.83	1.432e4	1.555e4	1.250e3	1.383e3	0.90	NO	2.634e3	0.275	0.275	0.0193
20	PCB-191	51.07	2.051e4	1.517e4	1.842e3	1.569e3	1.17	NO	3.411e3	0.330	0.330	0.0179
21	PCB-170	52.25	1.298e4	1.157e4	1.267e3	1.087e3	1.17	NO	2.355e3	0.313	0.313	0.0247
22	PCB-190	52.42	1.575e4	1.553e4	1.525e3	1.475e3	1.03	NO	3.001e3	0.300	0.300	0.0186
23	PCB-189	53.86	1.595e4	1.389e4	1.284e3	1.144e3	1.12	NO	2.428e3	0.274	0.274	0.0209

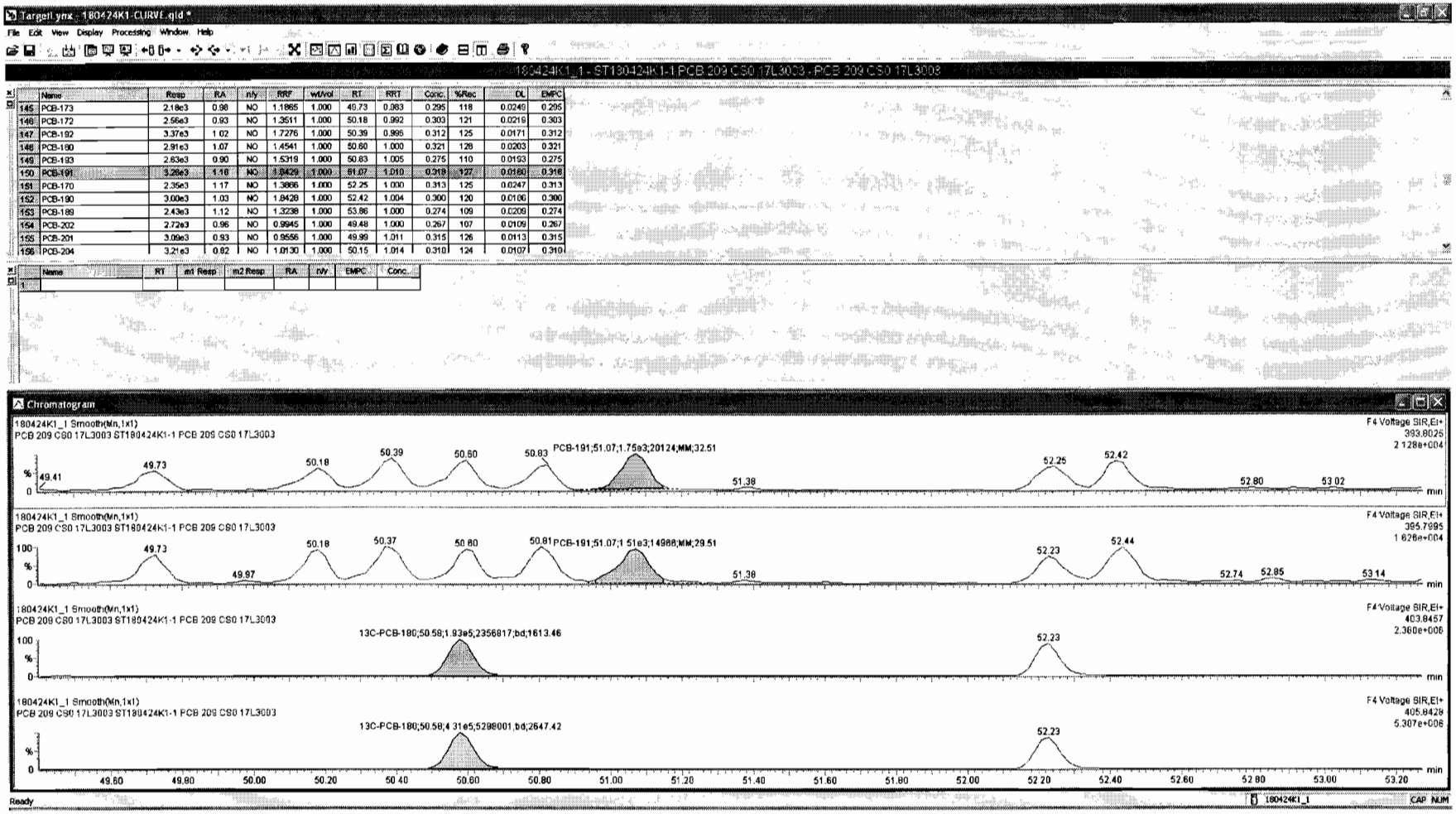

	Name	Resp	RA	n/y	RRF	wt/vol	RT	RRT	Conc.	%Rec	DL	EMPC
145	PCB-173	2.18e3	0.98	NO	1.1865	1.000	49.73	0.983	0.295	118	0.0249	0.295
146	PCB-172	2.56e3	0.93	NO	1.3511	1.000	50.18	0.992	0.303	121	0.0219	0.303
147	PCB-192	3.37e3	1.02	NO	1.7276	1.000	50.39	0.996	0.312	125	0.0171	0.312
148	PCB-180	2.91e3	1.07	NO	1.4541	1.000	50.60	1.000	0.321	128	0.0203	0.321
149	PCB-193	2.83e3	0.90	NO	1.5319	1.000	50.83	1.005	0.275	110	0.0193	0.275
150	PCB-191	3.26e3	1.16	NO	1.8429	1.000	51.07	1.010	0.318	127	0.0180	0.318
151	PCB-170	2.35e3	1.17	NO	1.3866	1.000	52.25	1.000	0.313	125	0.0247	0.313
152	PCB-190	3.00e3	1.03	NO	1.8428	1.000	52.42	1.004	0.300	120	0.0186	0.300
153	PCB-189	2.43e3	1.12	NO	1.3238	1.000	53.86	1.000	0.274	109	0.0209	0.274
154	PCB-202	2.72e3	0.96	NO	0.9945	1.000	49.48	1.000	0.267	107	0.0109	0.267
155	PCB-201	3.09e3	0.93	NO	0.9556	1.000	49.99	1.011	0.315	126	0.0113	0.315
156	PCB-204	3.21e3	0.82	NO	1.0130	1.000	50.15	1.014	0.310	124	0.0107	0.310

	Name	RT	m1 Resp	m2 Resp	RA	n/y	EMPC	Conc.
1								

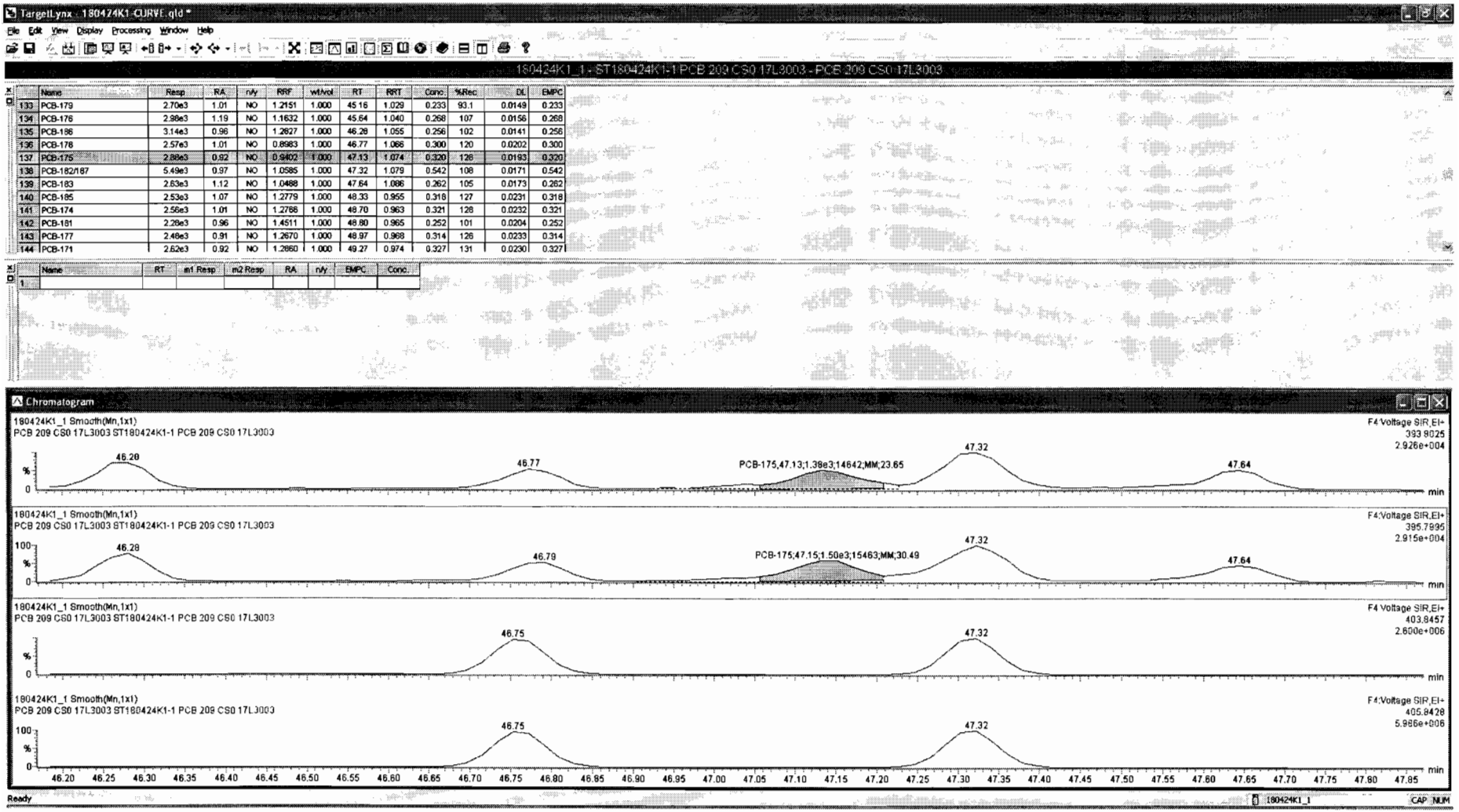

	Name	Resp	RA	nAy	RRF	wt/vol	RT	RRT	Conc.	%Rec	DL	EMPC
133	PCB-179	2.70e3	1.01	NO	1.2151	1.000	45.16	1.029	0.233	93.1	0.0149	0.233
134	PCB-176	2.98e3	1.19	NO	1.1632	1.000	45.64	1.040	0.268	107	0.0156	0.268
135	PCB-186	3.14e3	0.96	NO	1.2627	1.000	46.28	1.055	0.256	102	0.0141	0.256
136	PCB-178	2.57e3	1.01	NO	0.8983	1.000	46.77	1.066	0.300	120	0.0202	0.300
137	PCB-175	2.88e3	0.92	NO	0.9402	1.000	47.13	1.074	0.320	128	0.0193	0.320
138	PCB-182/187	5.49e3	0.97	NO	1.0585	1.000	47.32	1.079	0.542	108	0.0171	0.542
139	PCB-183	2.63e3	1.12	NO	1.0488	1.000	47.64	1.086	0.262	105	0.0173	0.262
140	PCB-185	2.53e3	1.07	NO	1.2779	1.000	48.33	0.955	0.318	127	0.0231	0.318
141	PCB-174	2.56e3	1.01	NO	1.2788	1.000	48.70	0.963	0.321	128	0.0232	0.321
142	PCB-181	2.28e3	0.96	NO	1.4511	1.000	48.80	0.965	0.252	101	0.0204	0.252
143	PCB-177	2.48e3	0.91	NO	1.2670	1.000	48.97	0.968	0.314	126	0.0233	0.314
144	PCB-171	2.62e3	0.92	NO	1.2860	1.000	49.27	0.974	0.327	131	0.0230	0.327

	Name	RT	m1 Resp	m2 Resp	RA	nAy	EMPC	Conc.
1								

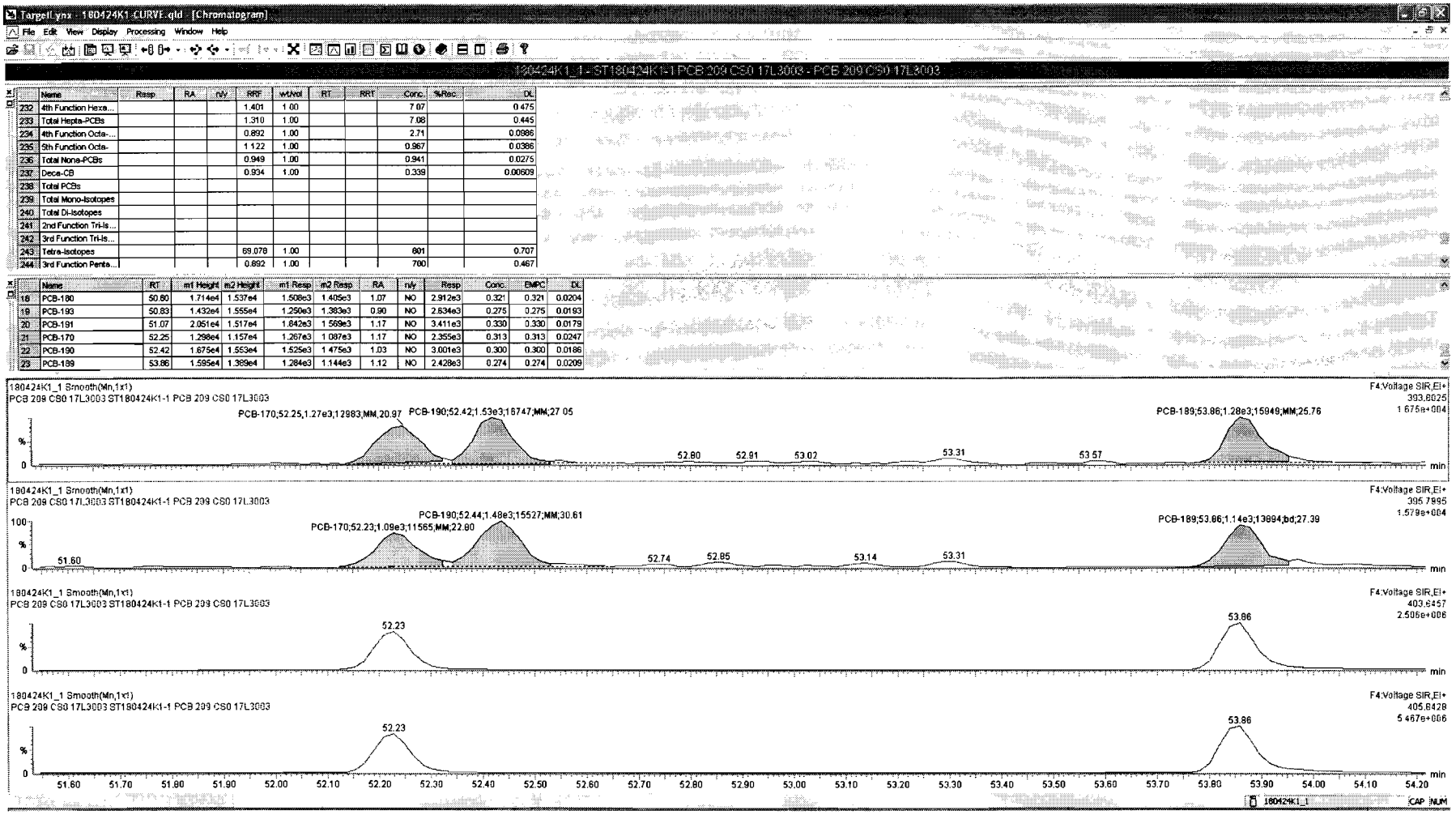

	Name	Resp	RA	nV	RRF	wtVol	RT	RRT	Conc.	%Rec	DL
232	4th Function Hexa...				1.401	1.00			7.07		0.475
233	Total Hepta-PCBs				1.310	1.00			7.08		0.445
234	4th Function Octa-...				0.892	1.00			2.71		0.0986
235	5th Function Octa-				1.122	1.00			0.967		0.0386
236	Total Nona-PCBs				0.949	1.00			0.941		0.0275
237	Deca-CB				0.934	1.00			0.339		0.00609
238	Total PCBs										
239	Total Mono-Isotopes										
240	Total Di-Isotopes										
241	2nd Function Tri-Is...										
242	3rd Function Tri-Is...										
243	Tetra-Isotopes				69.078	1.00			801		0.707
244	3rd Function Penta...				0.892	1.00			700		0.467

	Name	RT	m1 Height	m2 Height	m1 Resp	m2 Resp	RA	n/y	Resp	Conc.	EMPC	DL
18	PCB-180	50.80	1.714e4	1.537e4	1.508e3	1.405e3	1.07	NO	2.912e3	0.321	0.321	0.0204
19	PCB-193	50.83	1.432e4	1.555e4	1.250e3	1.383e3	0.90	NO	2.634e3	0.275	0.275	0.0193
20	PCB-191	51.07	2.051e4	1.517e4	1.842e3	1.569e3	1.17	NO	3.411e3	0.330	0.330	0.0179
21	PCB-170	52.25	1.298e4	1.157e4	1.267e3	1.087e3	1.17	NO	2.355e3	0.313	0.313	0.0247
22	PCB-190	52.42	1.675e4	1.553e4	1.525e3	1.475e3	1.03	NO	3.001e3	0.300	0.300	0.0186
23	PCB-189	53.86	1.595e4	1.389e4	1.284e3	1.144e3	1.12	NO	2.428e3	0.274	0.274	0.0209

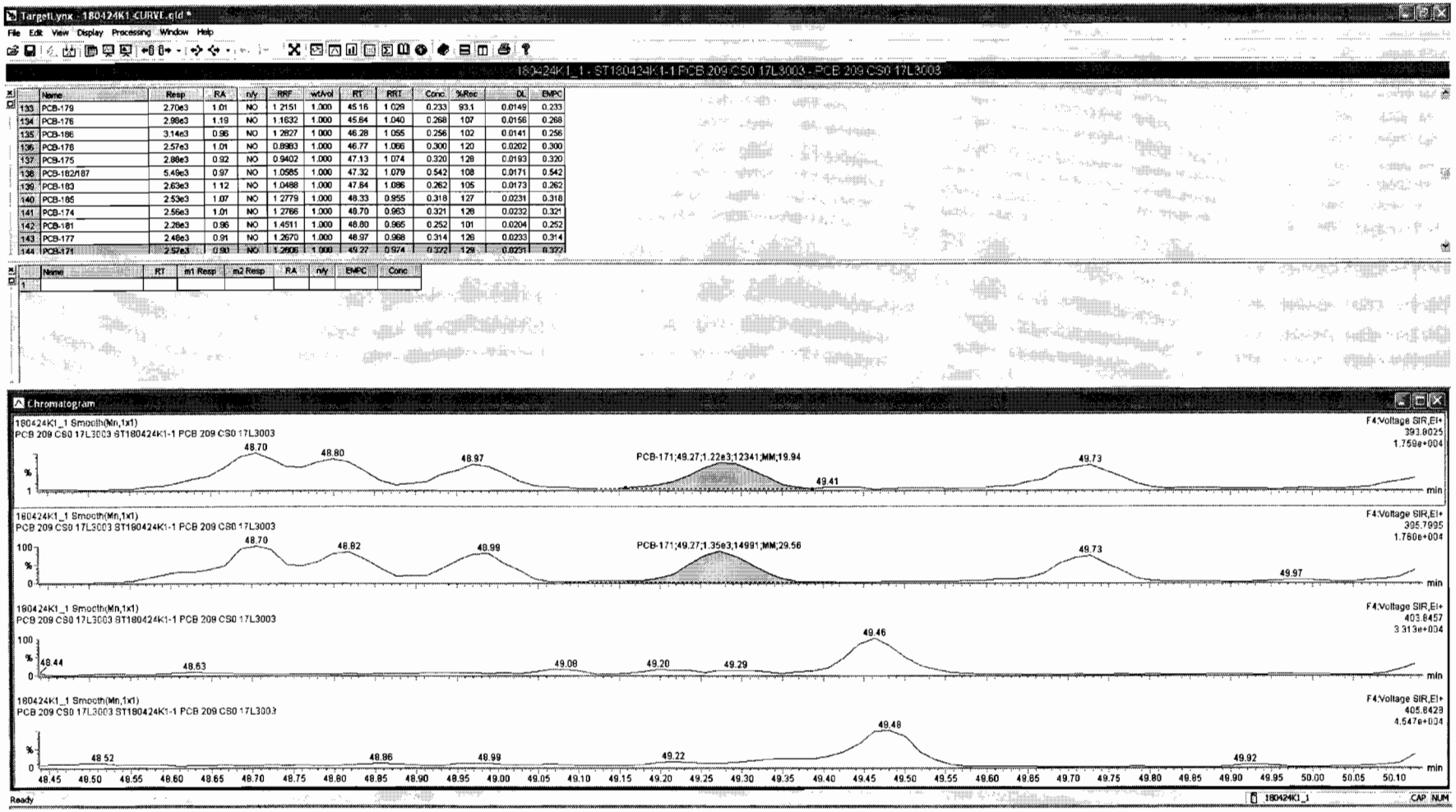

	Name	Resp	RA	n/y	RRF	wtAvg	RT	RRT	Conc.	%Rec	DL	EMPC
133	PCB-179	2.70e3	1.01	NO	1.2151	1.000	45.16	1.029	0.233	93.1	0.0149	0.233
134	PCB-176	2.98e3	1.19	NO	1.1632	1.000	45.64	1.040	0.268	107	0.0156	0.268
135	PCB-186	3.14e3	0.96	NO	1.2827	1.000	46.28	1.055	0.256	102	0.0141	0.256
136	PCB-178	2.57e3	1.01	NO	0.8983	1.000	46.77	1.066	0.300	120	0.0202	0.300
137	PCB-175	2.86e3	0.92	NO	0.9402	1.000	47.13	1.074	0.320	128	0.0193	0.320
138	PCB-182/187	5.49e3	0.97	NO	1.0585	1.000	47.32	1.079	0.542	108	0.0171	0.542
139	PCB-183	2.63e3	1.12	NO	1.0488	1.000	47.64	1.086	0.262	105	0.0173	0.262
140	PCB-185	2.53e3	1.07	NO	1.2779	1.000	48.33	0.955	0.318	127	0.0231	0.318
141	PCB-174	2.56e3	1.01	NO	1.2768	1.000	48.70	0.963	0.321	128	0.0232	0.321
142	PCB-181	2.28e3	0.96	NO	1.4511	1.000	48.80	0.965	0.252	101	0.0204	0.252
143	PCB-177	2.48e3	0.91	NO	1.2670	1.000	48.97	0.968	0.314	126	0.0233	0.314
144	PCB-171	2.57e3	0.93	NO	1.2606	1.000	49.27	0.974	0.322	129	0.0231	0.322

	Name	RT	m1 Resp	m2 Resp	RA	n/y	EMPC	Conc
1								

Dataset: Untitled

Last Altered: Wednesday, April 25, 2018 07:37:36 Pacific Daylight Time
Printed: Wednesday, April 25, 2018 07:50:08 Pacific Daylight Time

Name: 180424K1_1, Date: 24-Apr-2018, Time: 16:28:21, ID: ST180424K1-1 PCB 209 CS0 17L3003, Description: PCB 209 CS0 17L3003

PCB-202

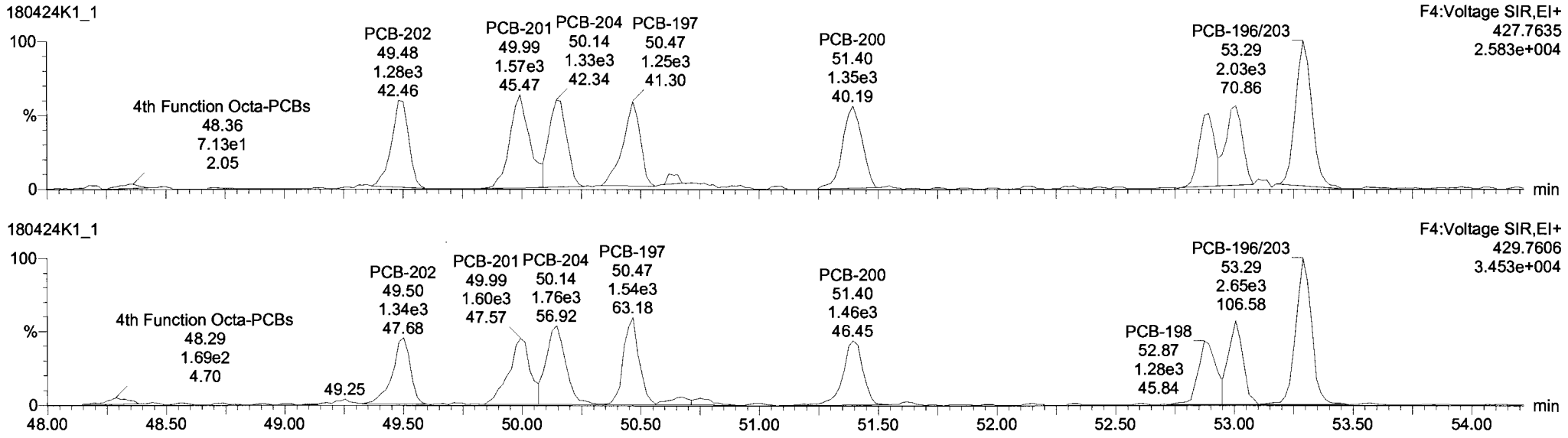

13C-PCB-202

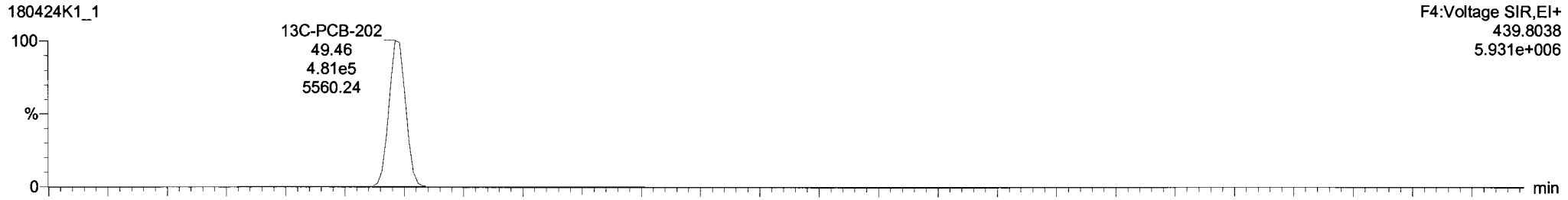

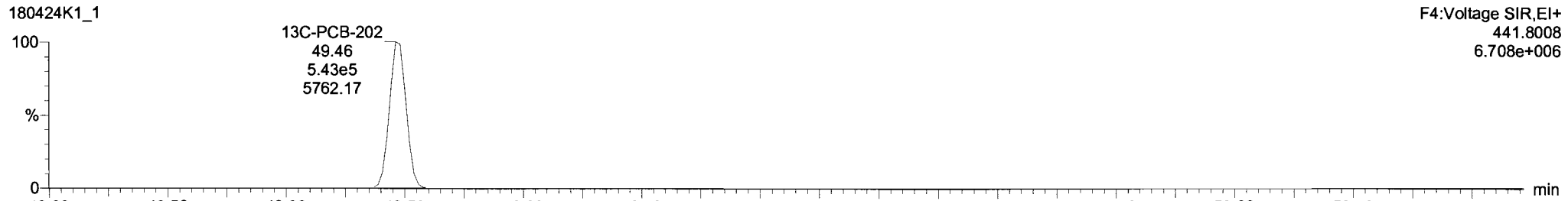

TargetLynx - 180424K1-CURVE.qld * - [Chromatogram]

File Edit View Display Processing Window Help

180424K1_1 - ST180424K1-1 PCB 209 CS0 17L3003 - PCB 209 CS0 17L3003

	Name	Resp	RA	n/y	RRF	wt/vol	RT	RRT	Conc.	%Rec	DL
232	4th Function Hexa...				1.401	1.00			7.07		0.475
233	Total Hepta-PCBs				1.310	1.00			7.08		0.445
234	4th Function Octa-...				0.690	1.00			2.68		0.0889
235	5th Function Octa-...				1.122	1.00			0.967		0.0386
236	Total Nona-PCBs				0.949	1.00			0.941		0.0275
237	Deca-CB				0.934	1.00			0.339		0.00609
238	Total PCBs										
239	Total Mono-Isotopes										
240	Total Di-Isotopes										
241	2nd Function Tri-Is...										
242	3rd Function Tri-Is...										
243	Tetra-Isotopes				69.078	1.00			801		0.707
244	3rd Function Penta...				0.892	1.00			700		0.467

	Name	RT	m1 Height	m2 Height	m1 Resp	m2 Resp	RA	n/y	Resp	Conc.	EMPC	DL
1	PCB-202	49.48	1.547e4	1.566e4	1.330e3	1.391e3	0.96	NO	2.721e3	0.267	0.267	0.0109
2	PCB-201	49.99	1.623e4	1.537e4	1.488e3	1.598e3	0.93	NO	3.086e3	0.315	0.315	0.0113
3	PCB-204	50.14	1.535e4	1.861e4	1.448e3	1.765e3	0.82	NO	3.213e3	0.310	0.310	0.0107
4	PCB-197	50.47	1.455e4	2.041e4	1.189e3	1.537e3	0.77	NO	2.726e3	0.271	0.271	0.0110
5	PCB-200	51.40	1.434e4	1.516e4	1.341e3	1.452e3	0.92	NO	2.793e3	0.285	0.285	0.0113
6	PCB-198	52.89	1.272e4	1.492e4	9.326e2	1.159e3	0.80	NO	2.091e3	0.268	0.268	0.0142

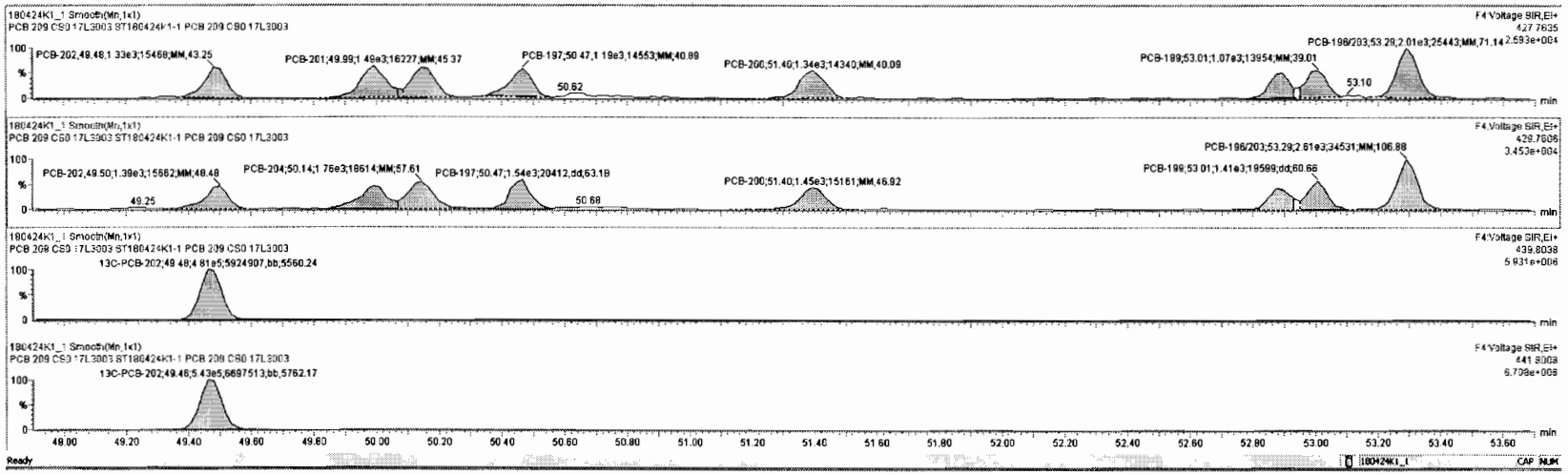

Dataset: Untitled

Last Altered: Wednesday, April 25, 2018 07:37:36 Pacific Daylight Time
Printed: Wednesday, April 25, 2018 07:50:08 Pacific Daylight Time

Name: 180424K1_1, Date: 24-Apr-2018, Time: 16:28:21, ID: ST180424K1-1 PCB 209 CS0 17L3003, Description: PCB 209 CS0 17L3003

PCB-195

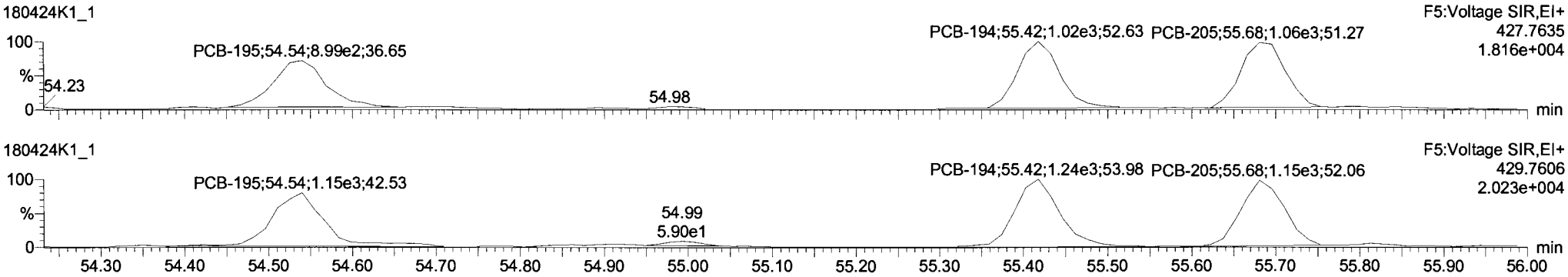

13C-PCB-194

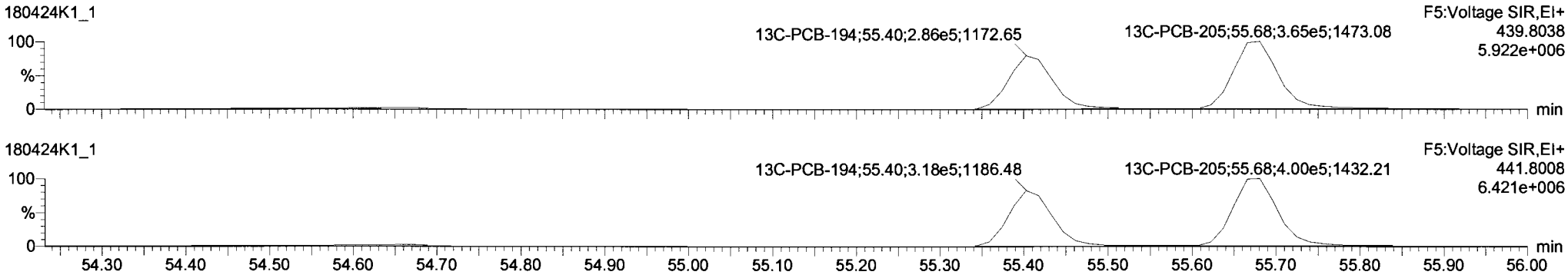

PFK5

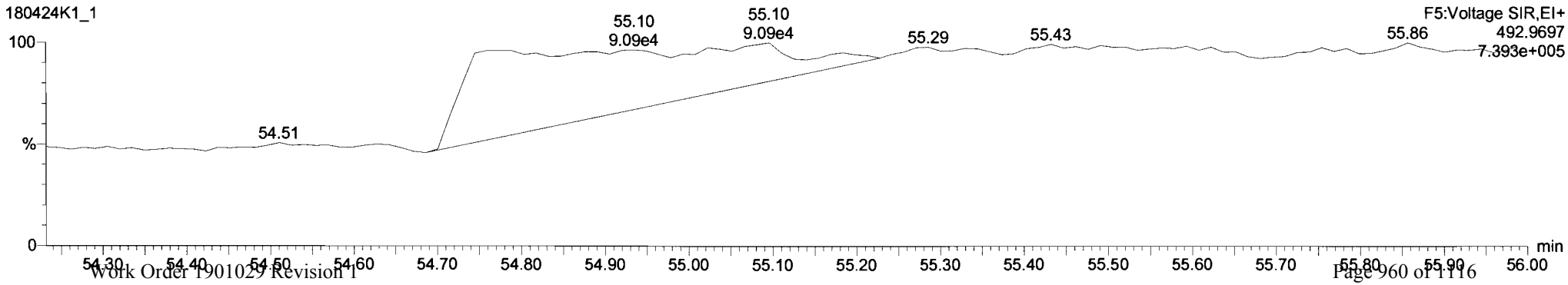

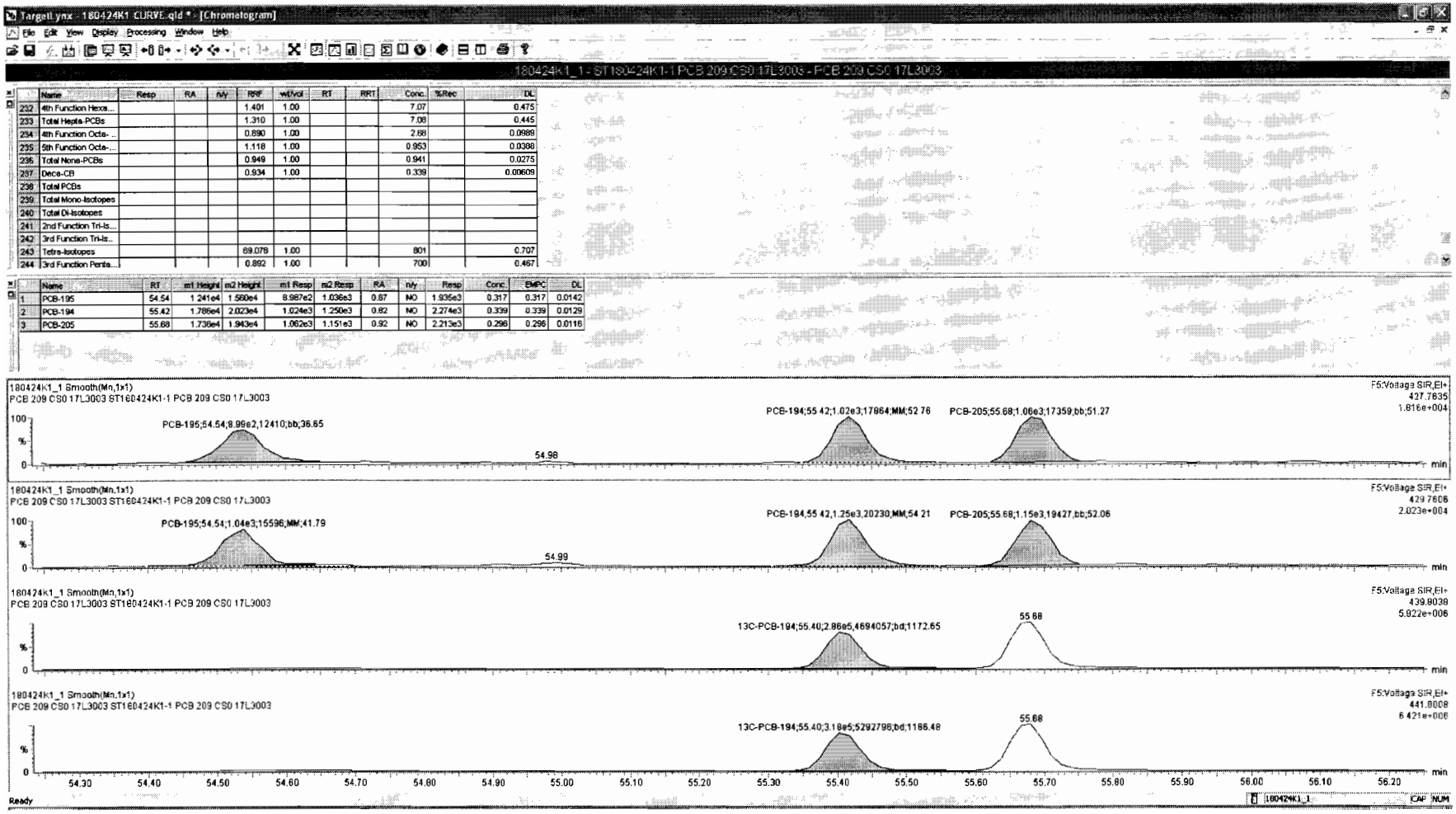

	Name	Resp	RA	rAy	RRF	wt/vol	RT	RRT	Conc.	%Rec	DL
232	4th Function Hexa...				1.401	1.00			7.07		0.475
233	Total Hepta-PCBs				1.310	1.00			7.08		0.445
234	4th Function Octa-...				0.890	1.00			2.88		0.0989
235	5th Function Octa-...				1.118	1.00			0.953		0.0388
236	Total Nona-PCBs				0.949	1.00			0.941		0.0275
237	Deca-CB				0.934	1.00			0.339		0.00609
238	Total PCBs										
239	Total Mono-Isotopes										
240	Total Di-Isotopes										
241	2nd Function Tri-Is...										
242	3rd Function Tri-Is...										
243	Tetra-Isotopes				69.078	1.00			801		0.707
244	3rd Function Penta...				0.892	1.00			700		0.467

	Name	RT	m1 Height	m2 Height	m1 Resp	m2 Resp	RA	rAy	Resp	Conc.	EMPC	DL
1	PCB-195	54.54	1.241e4	1.560e4	8.987e2	1.036e3	0.87	NO	1.935e3	0.317	0.317	0.0142
2	PCB-194	55.42	1.786e4	2.023e4	1.024e3	1.250e3	0.82	NO	2.274e3	0.339	0.339	0.0129
3	PCB-205	55.68	1.736e4	1.943e4	1.062e3	1.151e3	0.92	NO	2.213e3	0.296	0.296	0.0116

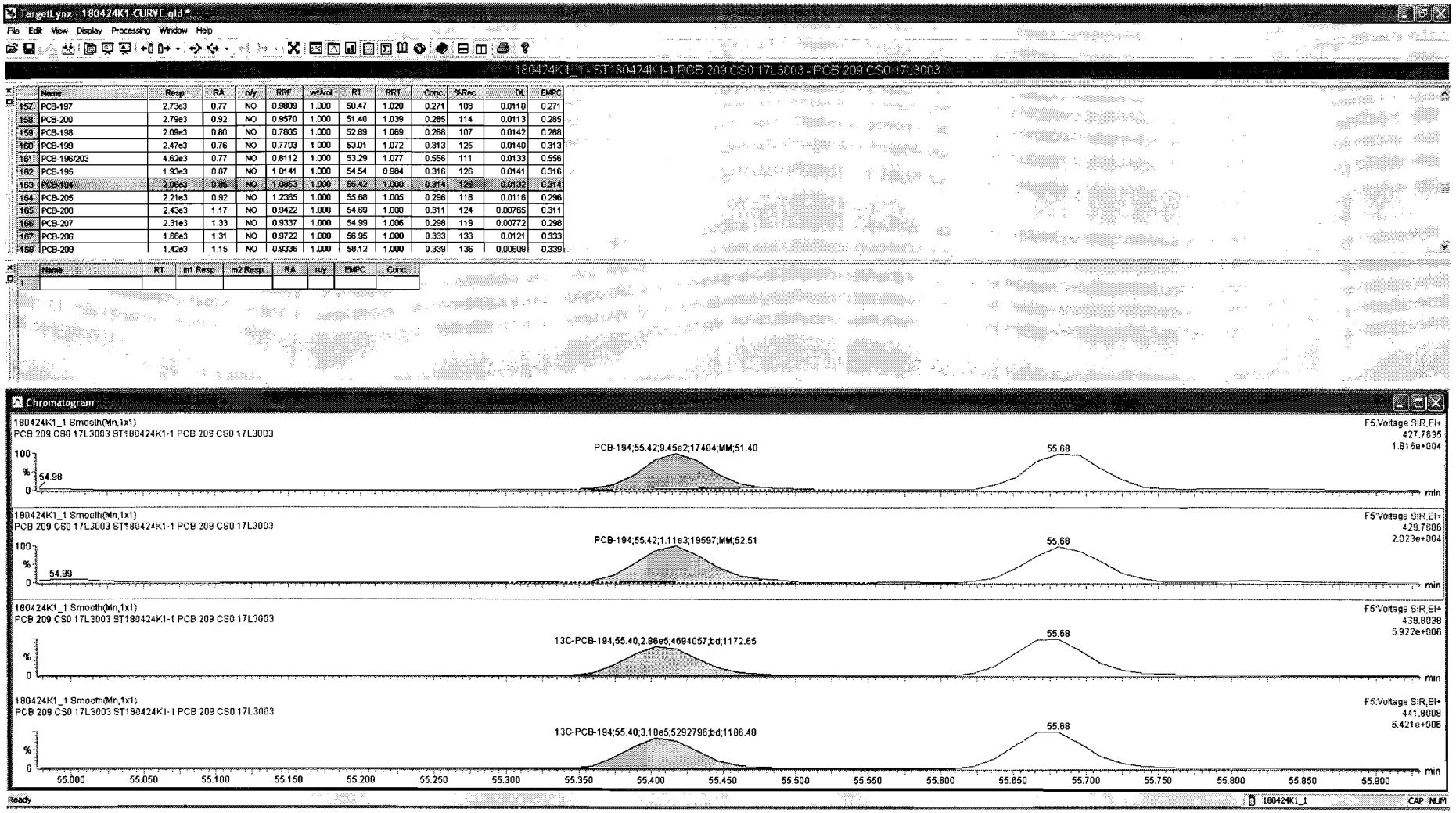

	Name	Resp	RA	n/y	RRF	wt/vol	RT	RRT	Conc	%Rec	DL	EMPC
157	PCB-197	2.73e3	0.77	NO	0.9809	1.000	50.47	1.020	0.271	108	0.0110	0.271
158	PCB-200	2.79e3	0.92	NO	0.9570	1.000	51.40	1.039	0.285	114	0.0113	0.285
159	PCB-198	2.09e3	0.80	NO	0.7605	1.000	52.89	1.069	0.268	107	0.0142	0.268
160	PCB-199	2.47e3	0.76	NO	0.7703	1.000	53.01	1.072	0.313	125	0.0140	0.313
161	PCB-196/203	4.62e3	0.77	NO	0.8112	1.000	53.29	1.077	0.556	111	0.0133	0.556
162	PCB-195	1.93e3	0.87	NO	1.0141	1.000	54.54	0.984	0.316	126	0.0141	0.316
163	PCB-194	2.06e3	0.85	NO	1.0853	1.000	55.42	1.000	0.314	126	0.0132	0.314
164	PCB-205	2.21e3	0.92	NO	1.2365	1.000	55.68	1.005	0.296	118	0.0116	0.296
165	PCB-208	2.43e3	1.17	NO	0.9422	1.000	54.69	1.000	0.311	124	0.00765	0.311
166	PCB-207	2.31e3	1.33	NO	0.9337	1.000	54.99	1.006	0.298	119	0.00772	0.298
167	PCB-206	1.66e3	1.31	NO	0.9722	1.000	56.95	1.000	0.333	133	0.0121	0.333
168	PCB-209	1.42e3	1.15	NO	0.9336	1.000	58.12	1.000	0.339	136	0.00609	0.339

	Name	RT	m1 Resp	m2 Resp	RA	n/y	EMPC	Conc
1								

Dataset: Untitled

Last Altered: Wednesday, April 25, 2018 07:37:36 Pacific Daylight Time
Printed: Wednesday, April 25, 2018 07:50:08 Pacific Daylight Time

Name: 180424K1_1, Date: 24-Apr-2018, Time: 16:28:21, ID: ST180424K1-1 PCB 209 CS0 17L3003, Description: PCB 209 CS0 17L3003

PCB-208

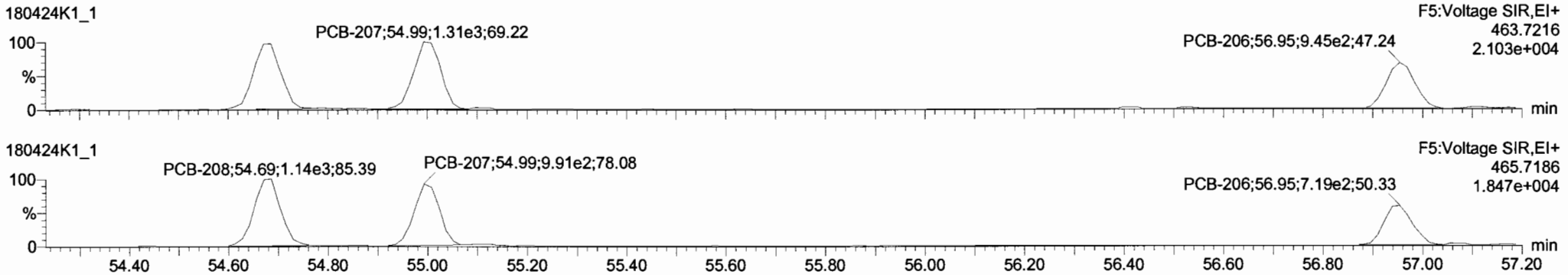

13C-PCB-208

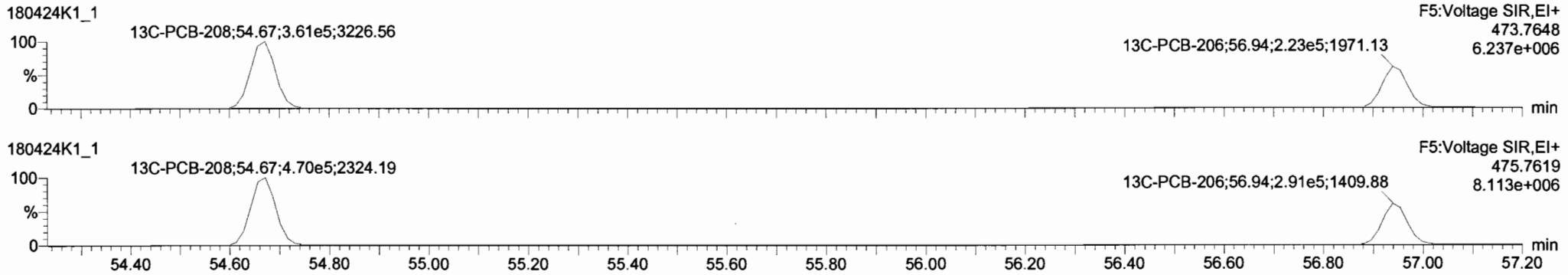

PFK5

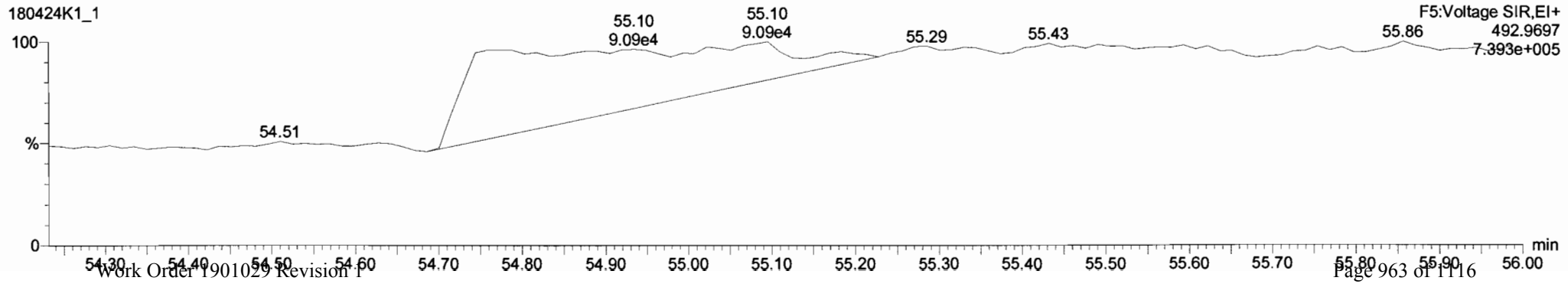

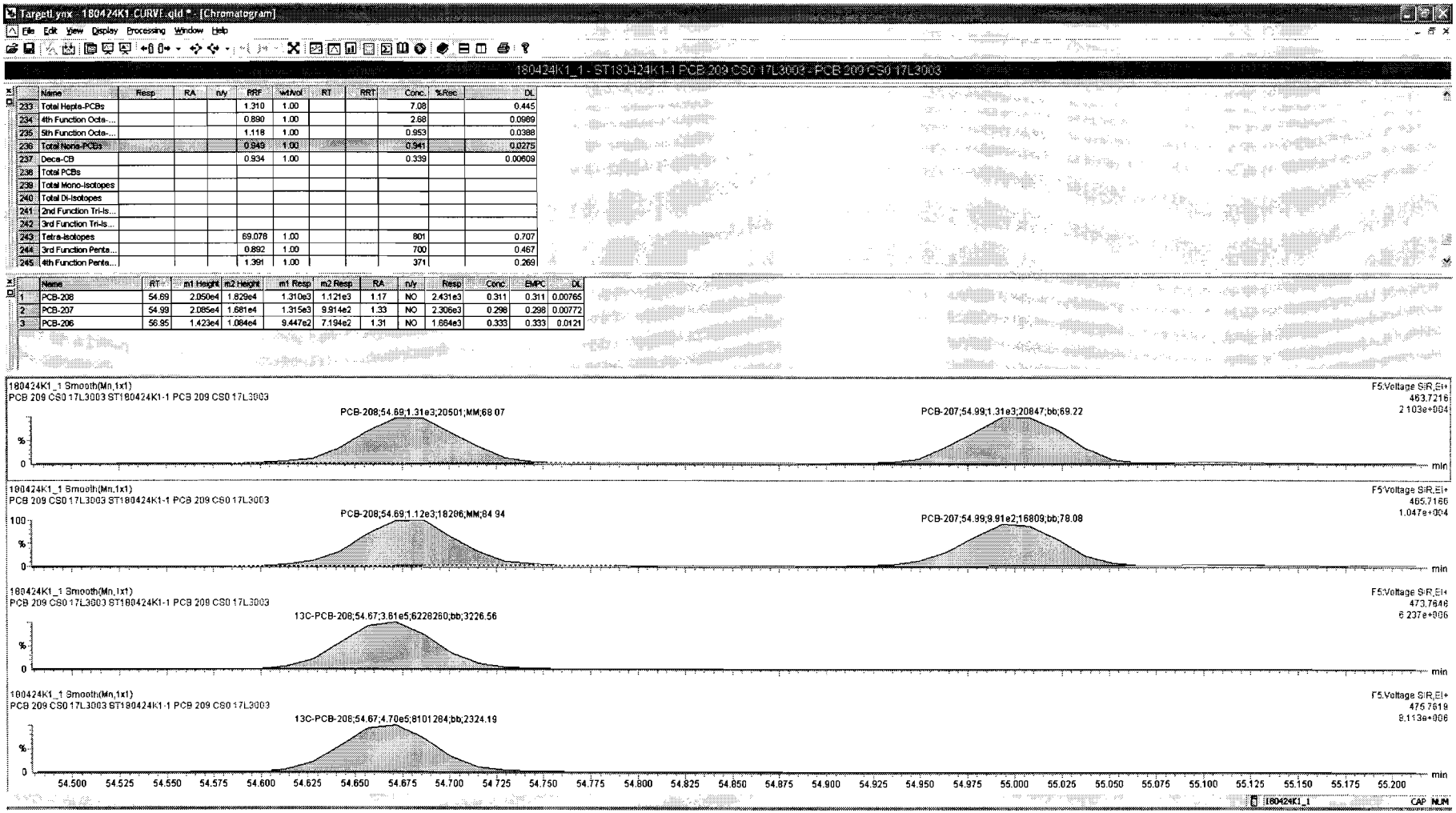

	Name	Resp	RA	n/y	RRF	wtAvg	RT	RRT	Conc.	%Rec	DL
233	Total Hepta-PCBs				1.310	1.00			7.08		0.445
234	4th Function Octa-...				0.890	1.00			2.68		0.0969
235	5th Function Octa-...				1.118	1.00			0.953		0.0388
236	Total Nona-PCBs				0.949	1.00			0.941		0.0275
237	Deca-CB				0.934	1.00			0.339		0.00609
238	Total PCBs										
239	Total Mono-Isotopes										
240	Total Di-Isotopes										
241	2nd Function Tri-Is...										
242	3rd Function Tri-Is...										
243	Tetra-Isotopes				69.078	1.00			801		0.707
244	3rd Function Penta...				0.892	1.00			700		0.467
245	4th Function Penta...				1.391	1.00			371		0.269

	Name	RT	m1 Height	m2 Height	m1 Resp	m2 Resp	RA	n/y	Resp	Conc.	EMPC	DL
1	PCB-208	54.69	2.050e4	1.829e4	1.310e3	1.121e3	1.17	NO	2.431e3	0.311	0.311	0.00765
2	PCB-207	54.99	2.085e4	1.681e4	1.315e3	9.914e2	1.33	NO	2.306e3	0.298	0.298	0.00772
3	PCB-206	56.95	1.423e4	1.084e4	9.447e2	7.194e2	1.31	NO	1.664e3	0.333	0.333	0.0121

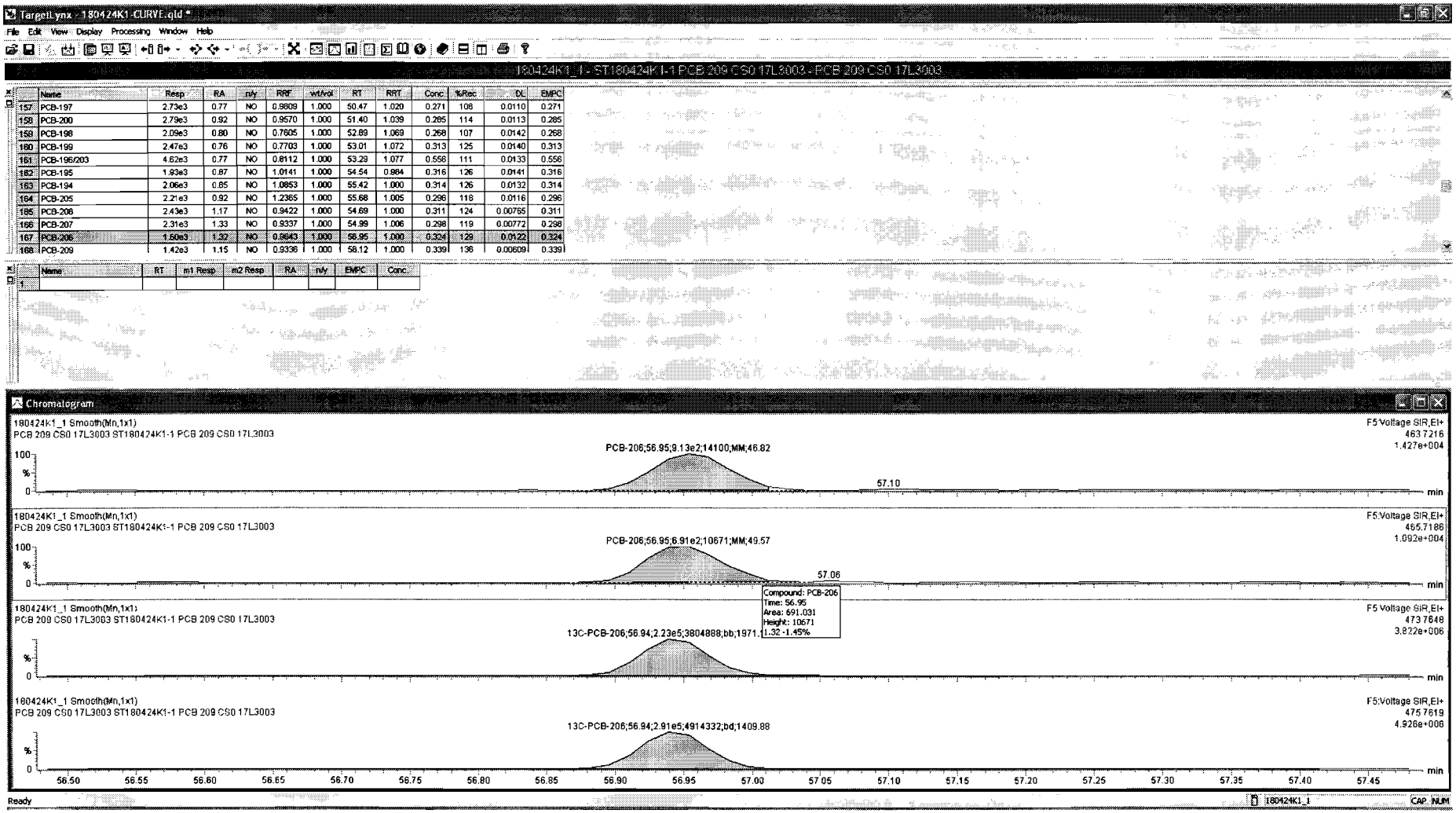

	Name	Resp	RA	n/y	RRF	wt/vol	RT	RRT	Conc	%Rec	DL	EMPC
157	PCB-197	2.73e3	0.77	NO	0.9809	1.000	50.47	1.020	0.271	108	0.0110	0.271
158	PCB-200	2.79e3	0.92	NO	0.9570	1.000	51.40	1.039	0.265	114	0.0113	0.265
159	PCB-198	2.09e3	0.80	NO	0.7605	1.000	52.89	1.069	0.268	107	0.0142	0.268
160	PCB-199	2.47e3	0.76	NO	0.7703	1.000	53.01	1.072	0.313	125	0.0140	0.313
161	PCB-196/203	4.62e3	0.77	NO	0.8112	1.000	53.29	1.077	0.556	111	0.0133	0.556
162	PCB-195	1.93e3	0.87	NO	1.0141	1.000	54.54	0.984	0.316	126	0.0141	0.316
163	PCB-194	2.06e3	0.85	NO	1.0853	1.000	55.42	1.000	0.314	126	0.0132	0.314
164	PCB-205	2.21e3	0.92	NO	1.2365	1.000	55.68	1.005	0.296	118	0.0116	0.296
165	PCB-206	2.43e3	1.17	NO	0.9422	1.000	54.69	1.000	0.311	124	0.00765	0.311
166	PCB-207	2.31e3	1.33	NO	0.9337	1.000	54.99	1.006	0.298	119	0.00772	0.298
167	PCB-206	1.50e3	1.32	NO	0.9643	1.000	56.95	1.000	0.324	129	0.0122	0.324
168	PCB-209	1.42e3	1.15	NO	0.9336	1.000	58.12	1.000	0.339	136	0.00609	0.339

	Name	RT	m1 Resp	m2 Resp	RA	n/y	EMPC	Conc
1								

Dataset: Untitled

Last Altered: Wednesday, April 25, 2018 07:37:36 Pacific Daylight Time
Printed: Wednesday, April 25, 2018 07:50:08 Pacific Daylight Time

Name: 180424K1_1, Date: 24-Apr-2018, Time: 16:28:21, ID: ST180424K1-1 PCB 209 CS0 17L3003, Description: PCB 209 CS0 17L3003

PCB-209

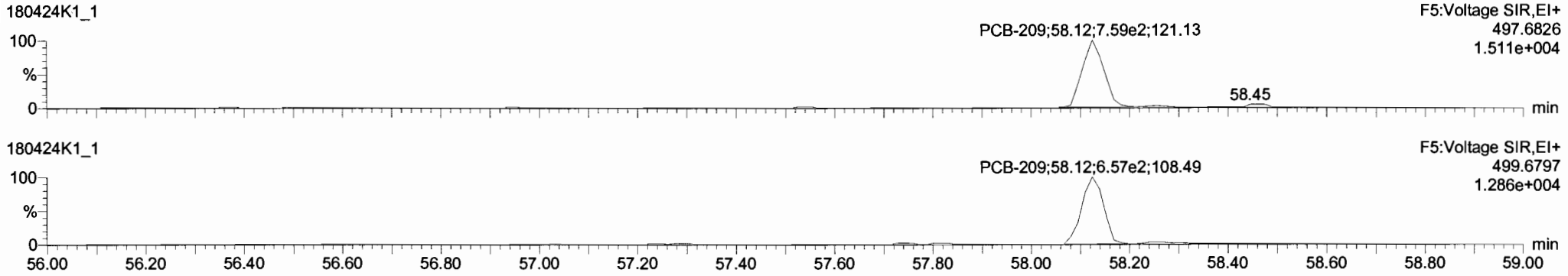

13C-PCB-209

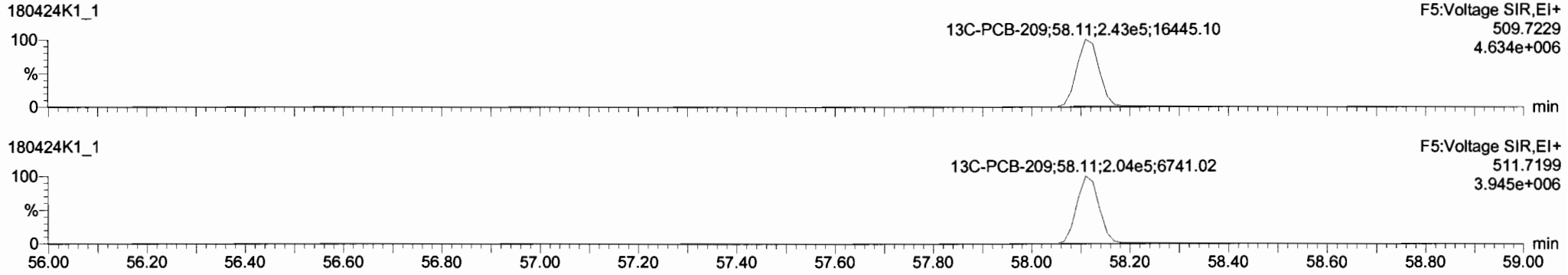

PFK5

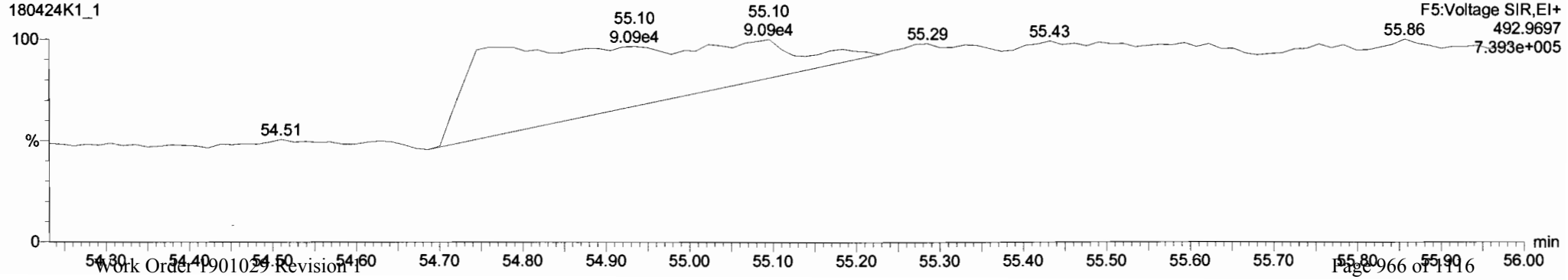

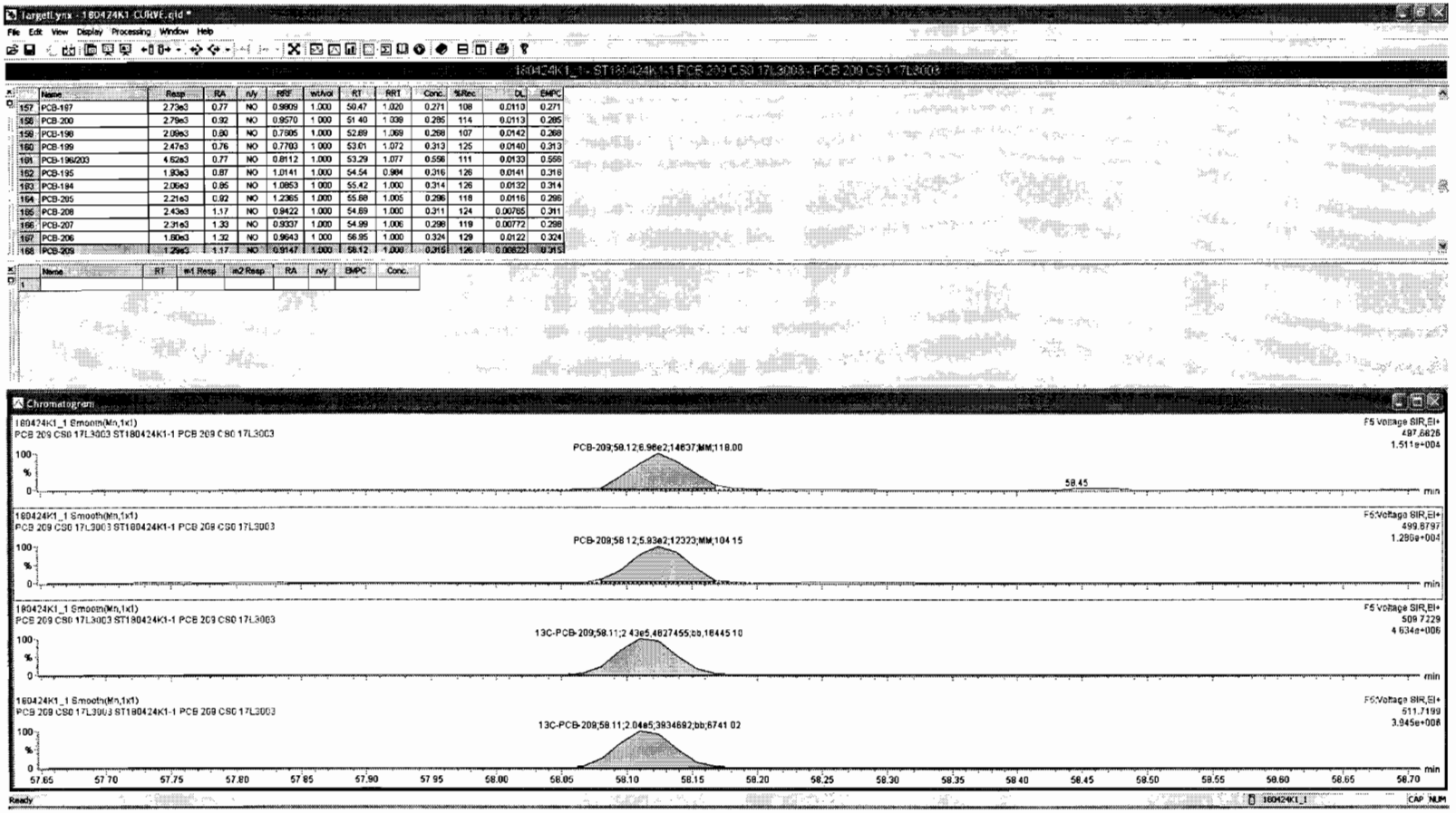

	Name	Resp	RA	n/y	RRF	wt/vol	RT	RRT	Conc.	%Rec	DL	EMPC
157	PCB-197	2.73e3	0.77	NO	0.9809	1.000	50.47	1.020	0.271	108	0.0110	0.271
158	PCB-200	2.79e3	0.92	NO	0.9570	1.000	51.40	1.039	0.285	114	0.0113	0.285
159	PCB-198	2.09e3	0.80	NO	0.7595	1.000	52.89	1.069	0.268	107	0.0142	0.268
160	PCB-199	2.47e3	0.76	NO	0.7793	1.000	53.01	1.072	0.313	125	0.0140	0.313
161	PCB-196/203	4.62e3	0.77	NO	0.8112	1.000	53.29	1.077	0.556	111	0.0133	0.556
162	PCB-195	1.93e3	0.87	NO	1.0141	1.000	54.54	0.984	0.316	126	0.0141	0.316
163	PCB-194	2.06e3	0.85	NO	1.0853	1.000	55.42	1.000	0.314	126	0.0132	0.314
164	PCB-205	2.21e3	0.92	NO	1.2365	1.000	55.89	1.005	0.296	118	0.0116	0.296
165	PCB-208	2.43e3	1.17	NO	0.9422	1.000	54.89	1.000	0.311	124	0.00785	0.311
166	PCB-207	2.31e3	1.33	NO	0.9337	1.000	54.99	1.006	0.298	119	0.00772	0.298
167	PCB-206	1.80e3	1.32	NO	0.9643	1.000	56.95	1.000	0.324	129	0.0122	0.324
168	PCB-209	1.29e3	1.17	NO	0.9147	1.000	58.12	1.000	0.316	126	0.00822	0.316

	Name	RT	m1 Resp	m2 Resp	RA	n/y	EMPC	Conc.
1								

Dataset: Untitled

Last Altered: Wednesday, April 25, 2018 07:37:36 Pacific Daylight Time
Printed: Wednesday, April 25, 2018 07:50:08 Pacific Daylight Time

Name: 180424K1_2, Date: 24-Apr-2018, Time: 17:28:12, ID: ST180424K1-2 PCB 209 CS1 17L3004, Description: PCB 209 CS1 17L3004

PCB-1

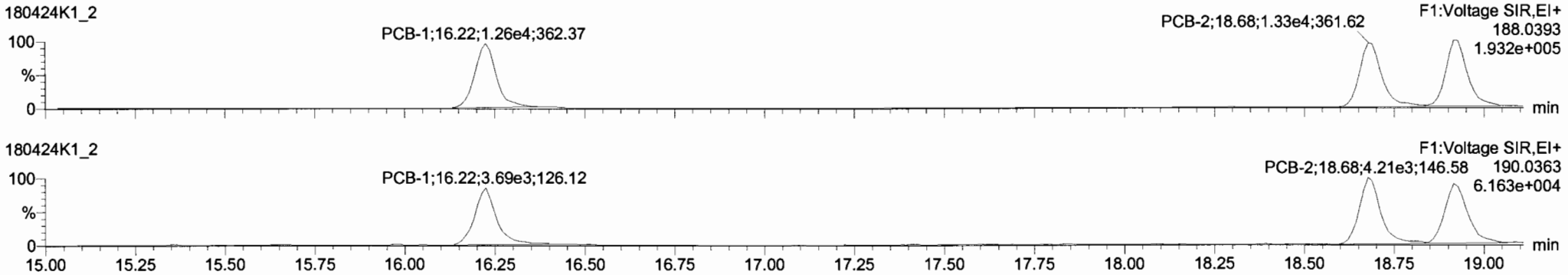

13C-PCB-1

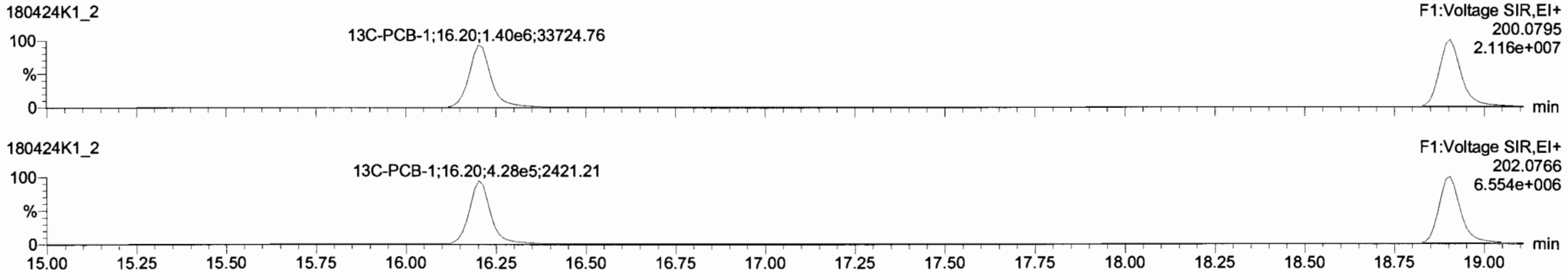

PFK1

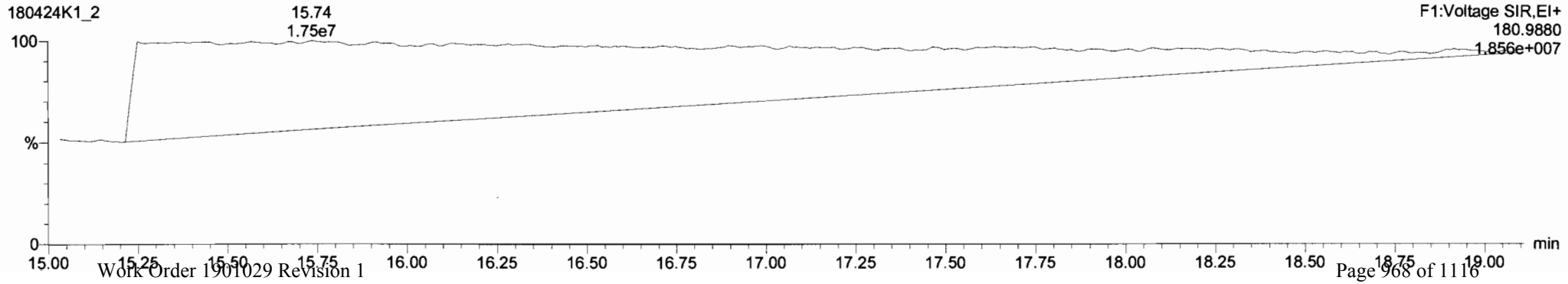

TargetLynx - 180424K1-CURVE.qld

File Edit View Display Processing Window Help

180424K1_2 - ST180424K1-2 PCB 209 CS1 17L3004 : PCB 209 CS1 17L3004

	Name	Resp	RA	n/y	RRF	wt/vol	RT	RRT	Conc	%Rec	DL	EMPC
222	13C-PCB-79	1.62e6	0.79	NO		1.000	38.66	0.968				
223	13C-PCB-178	7.69e5	0.44	NO		1.000	46.75	0.924				
224	Total Mono-PCBs				0.9674	1.000			2.75		0.0212	2.75
225	Total Di-PCBs				0.9646	1.000			12.5		0.204	12.5
226	2nd Function Tri-PCBs				0.8879	1.000			7.53		0.0369	7.53
227	3rd Function Tri-PCBs				0.9566	1.000			14.7		0.134	14.7
228	Total Tetra-PCBs				0.9417	1.000			39.1		0.404	39.1
229	3rd Function Penta-PCBs				1.1048	1.000			39.1		0.309	38.9
230	4th Function Penta-PCBs				1.0709	1.000			4.56		0.0806	4.56
231	3rd Function Hexa-PCBs				0.7784	1.000			13.2		0.101	13.2
232	4th Function Hexa-PCBs				0.9859	1.000			25.1		0.298	25.0
233	Total Heota-PCBs				1.3095	1.000			22.2		0.251	22.2

	Name	RT	m1 Resp	m2 Resp	RA	n/y	EMPC	Conc.
1	PCB-1	16.22	1.208e4	3.468e3	3.48	NO	0.87953	0.87953
2	PCB-2	18.68	1.321e4	4.202e3	3.14	NO	0.94486	0.94486
3	PCB-3	18.92	1.308e4	4.019e3	3.26	NO	0.93034	0.93034

Chromatogram

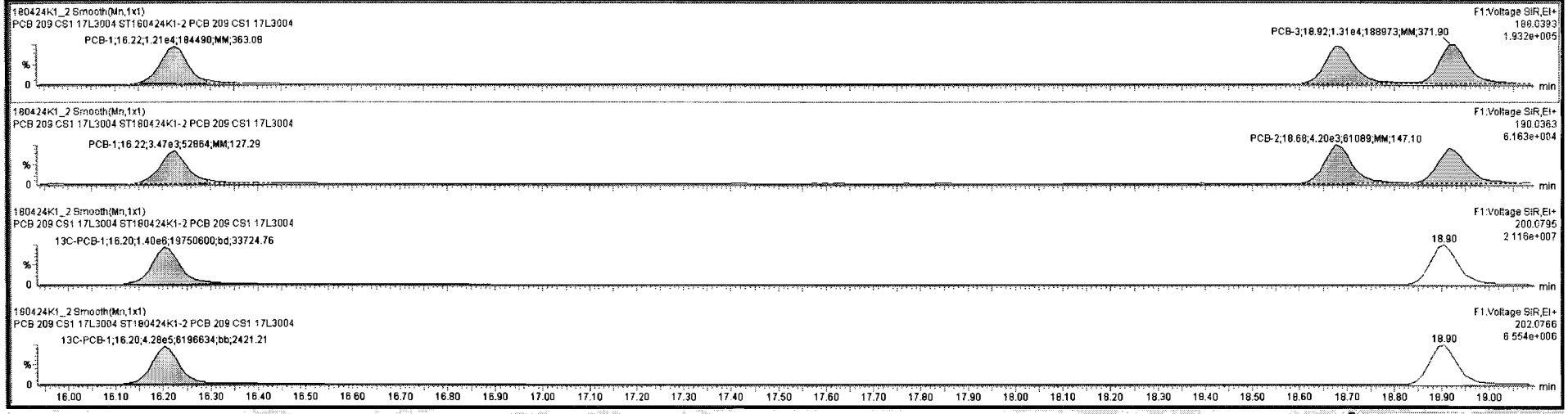

Ready 180424K1_2 CAP NUM

Dataset: Untitled

Last Altered: Wednesday, April 25, 2018 07:37:36 Pacific Daylight Time
Printed: Wednesday, April 25, 2018 07:50:08 Pacific Daylight Time

Name: 180424K1_2, Date: 24-Apr-2018, Time: 17:28:12, ID: ST180424K1-2 PCB 209 CS1 17L3004, Description: PCB 209 CS1 17L3004

PCB-4/10

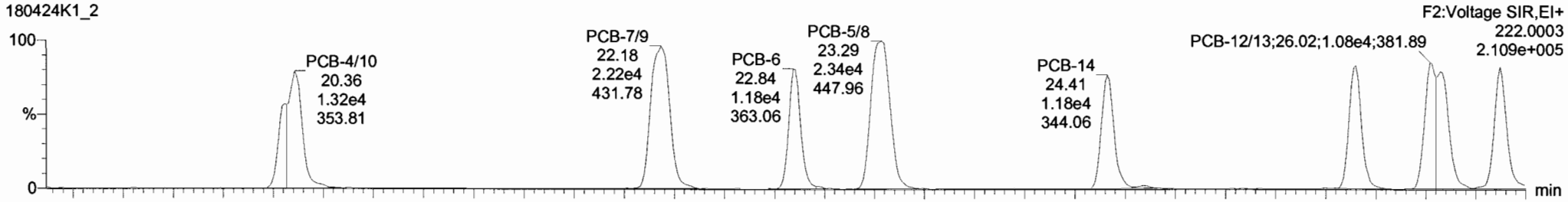

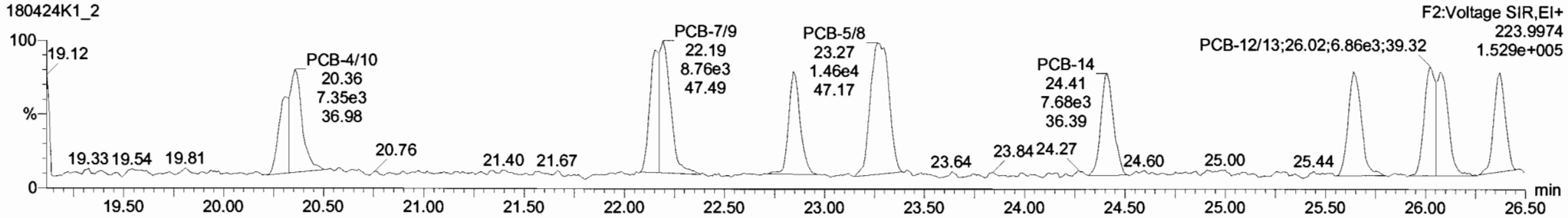

13C-PCB-4

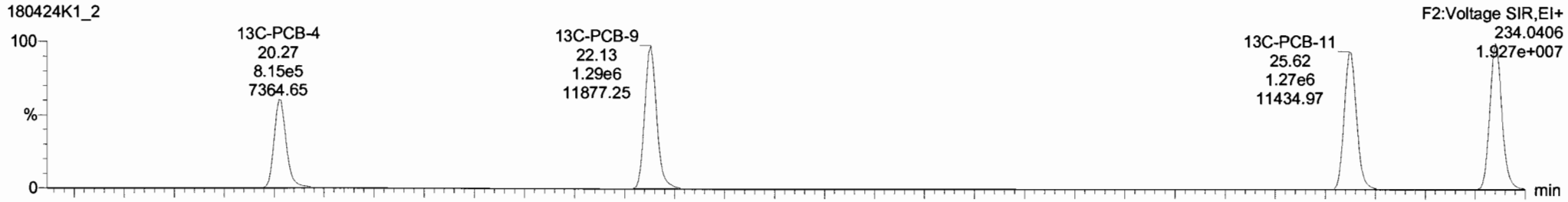





	Name	Resp	RA	n/y	RRF	wtVal	RT	RRT	Conc.	%Rec	DL	EMPC
219	13C-PCB-205	1.03e6	0.91	NO	1.0000	1.000	55.67	0.000	100	100	0.107	
220	13C-PCB-79	1.62e6	0.79	NO		1.000	38.66	1.029				
221	13C-PCB-178	7.69e5	0.44	NO		1.000	46.75	0.988				
222	13C-PCB-79	1.62e6	0.79	NO		1.000	38.66	0.968				
223	13C-PCB-178	7.69e5	0.44	NO		1.000	46.75	0.924				
224	Total Mono-PCBs				0.9712	1.000			2.81		0.0212	2.71
225	Total Di-PCBs				0.9846	1.000			12.5		0.204	12.5
226	2nd Function Tri-PCBs				0.8879	1.000			7.53		0.0369	7.53
227	3rd Function Tri-PCBs				0.9566	1.000			14.7		0.134	14.7
228	Total Tetra-PCBs				0.9417	1.000			39.1		0.404	39.1
229	3rd Function Penta-PCBs				1.1048	1.000			39.1		0.309	38.9
230	4th Function Penta-PCBs				1.0709	1.000			4.56		0.0806	4.56

	Name	RT	m1 Resp	m2 Resp	RA	n/y	EMPC	Conc
1	PCB-4/10	20.36	1.857e4	1.280e4	1.45	NO	2.2121	2.2121
2	PCB-7/9	22.18	2.225e4	1.563e4	1.42	NO	1.9218	1.9218
3	PCB-6	22.84	1.175e4	7.096e3	1.66	NO	0.91132	0.91132
4	PCB-5/8	23.29	2.276e4	1.504e4	1.51	NO	1.8361	1.8361
5	PCB-14	24.41	1.178e4	7.450e3	1.58	NO	0.94305	0.94305
6	PCB-11	25.65	1.277e4	7.835e3	1.63	NO	0.91499	0.91499
7	PCB-12/13	26.02	2.260e4	1.385e4	1.63	NO	2.8853	2.8853
8	PCB-15	26.37	1.248e4	6.969e3	1.79	NO	0.89375	0.89375

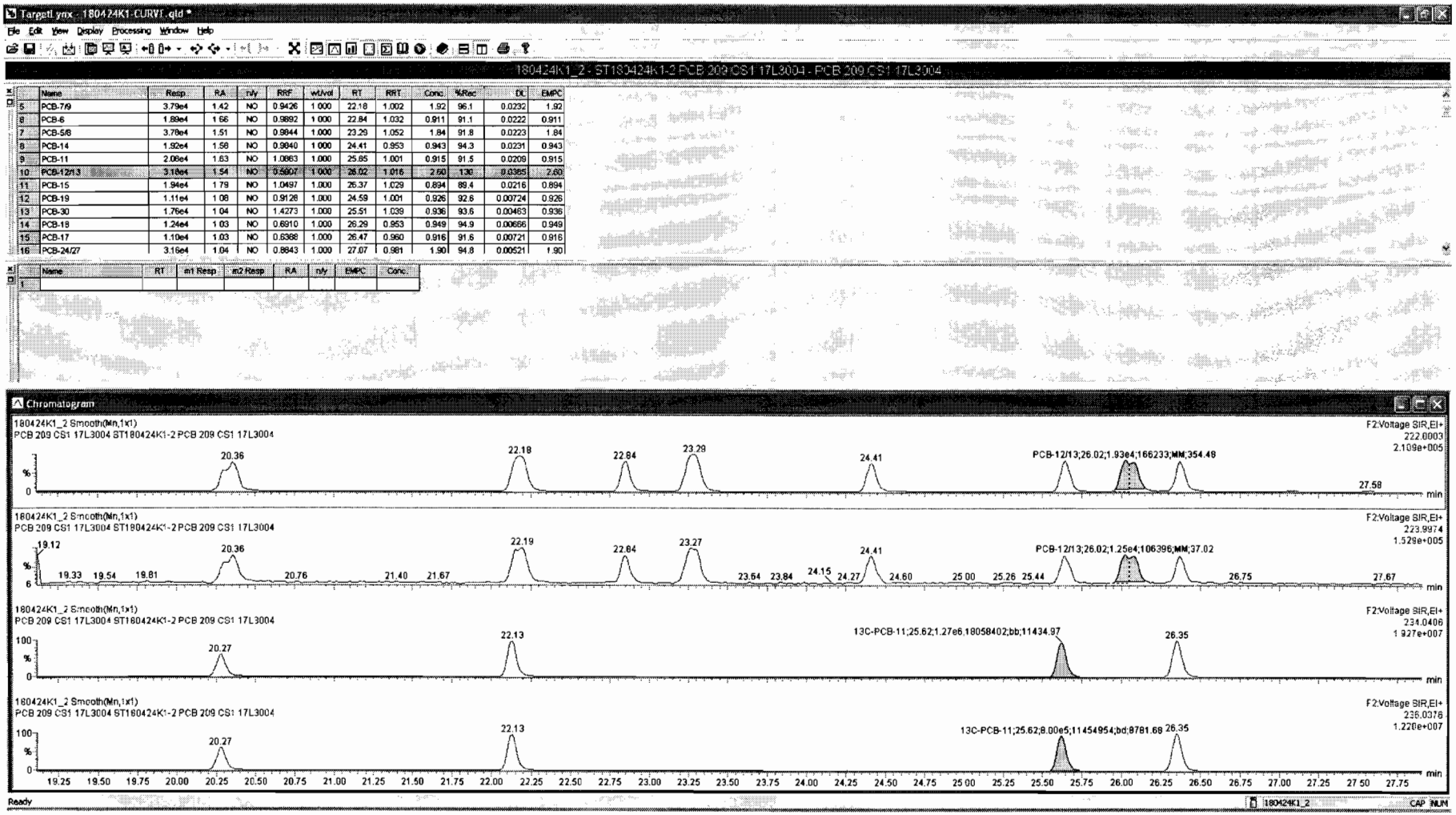

	Name	Resp	RA	n/y	RRF	wt/vol	RT	RRT	Conc	%Rec	DL	EMPC
5	PCB-7/9	3.79e4	1.42	NO	0.9426	1.000	22.18	1.002	1.92	96.1	0.0232	1.92
6	PCB-6	1.89e4	1.66	NO	0.9892	1.000	22.84	1.032	0.911	91.1	0.0222	0.911
7	PCB-5/8	3.76e4	1.51	NO	0.9844	1.000	23.29	1.052	1.84	91.8	0.0223	1.84
8	PCB-14	1.92e4	1.58	NO	0.9940	1.000	24.41	0.953	0.943	94.3	0.0231	0.943
9	PCB-11	2.06e4	1.63	NO	1.0863	1.000	25.65	1.001	0.915	91.5	0.0209	0.915
10	PCB-12/13	3.18e4	1.54	NO	0.5907	1.000	26.02	1.016	2.60	130	0.0365	2.60
11	PCB-15	1.94e4	1.79	NO	1.0497	1.000	26.37	1.029	0.894	89.4	0.0216	0.894
12	PCB-19	1.11e4	1.08	NO	0.9128	1.000	24.59	1.001	0.926	92.6	0.00724	0.926
13	PCB-30	1.76e4	1.04	NO	1.4273	1.000	25.51	1.039	0.936	93.6	0.00463	0.936
14	PCB-18	1.24e4	1.03	NO	0.6910	1.000	26.29	0.953	0.949	94.9	0.00666	0.949
15	PCB-17	1.10e4	1.03	NO	0.6368	1.000	26.47	0.960	0.916	91.6	0.00721	0.916
16	PCB-24/27	3.16e4	1.04	NO	0.8843	1.000	27.07	0.981	1.90	94.8	0.00521	1.90

	Name	RT	m1 Resp	m2 Resp	RA	n/y	EMPC	Conc
1								

TargetLynx - 180424K1-CURVE.gld *

File Edit View Display Processing Window Help

180424K1_2 - ST180424K1-2 PCB 209 CS1 17L3004 - PCB 209 CS1 17L3004

	Name	Resp	RA	n/y	RRF	wt/vol	RT	RRT	Conc.	%Rec	DL	EMPC
222	13C-PCB-79	1.62e6	0.79	NO		1.000	38.66	0.968				
223	13C-PCB-178	7.69e5	0.44	NO		1.000	46.75	0.924				
224	Total Mono-PCBs				0.9674	1.000			2.75		0.0212	2.75
225	Total Di-PCBs				0.9849	1.000			12.6		0.203	12.6
226	2nd Function Tri-PCBs				0.8879	1.000			7.53		0.0369	7.53
227	3rd Function Tri-PCBs				0.9566	1.000			14.7		0.134	14.7
228	Total Tetra-PCBs				0.9417	1.000			39.1		0.404	39.1
229	3rd Function Penta-PCBs				1.1048	1.000			39.1		0.309	38.9
230	4th Function Penta-PCBs				1.0709	1.000			4.56		0.0806	4.56
231	3rd Function Hexa-PCBs				0.7784	1.000			13.2		0.101	13.2
232	4th Function Hexa-PCBs				0.9859	1.000			25.1		0.298	25.0
233	Total Heata-PCBs				1.3095	1.000			22.2		0.251	22.2

	Name	RT	m1 Resp	m2 Resp	RA	n/y	EMPC	Conc.
1	PCB-4/10	20.36	1.857e4	1.280e4	1.45	NO	2.2121	2.2121
2	PCB-7/9	22.18	2.225e4	1.563e4	1.42	NO	1.9218	1.9218
3	PCB-6	22.84	1.175e4	7.096e3	1.66	NO	0.91132	0.91132
4	PCB-5/8	23.29	2.276e4	1.504e4	1.51	NO	1.8361	1.8361
5	PCB-14	24.41	1.178e4	7.450e3	1.58	NO	0.94305	0.94305
6	PCB-11	25.65	1.277e4	7.835e3	1.63	NO	0.91499	0.91499
7	PCB-12/13	26.02	2.260e4	1.443e4	1.57	NO	2.9198	2.9198
8	PCB-15	26.37	1.248e4	6.969e3	1.79	NO	0.89375	0.89375

Chromatogram

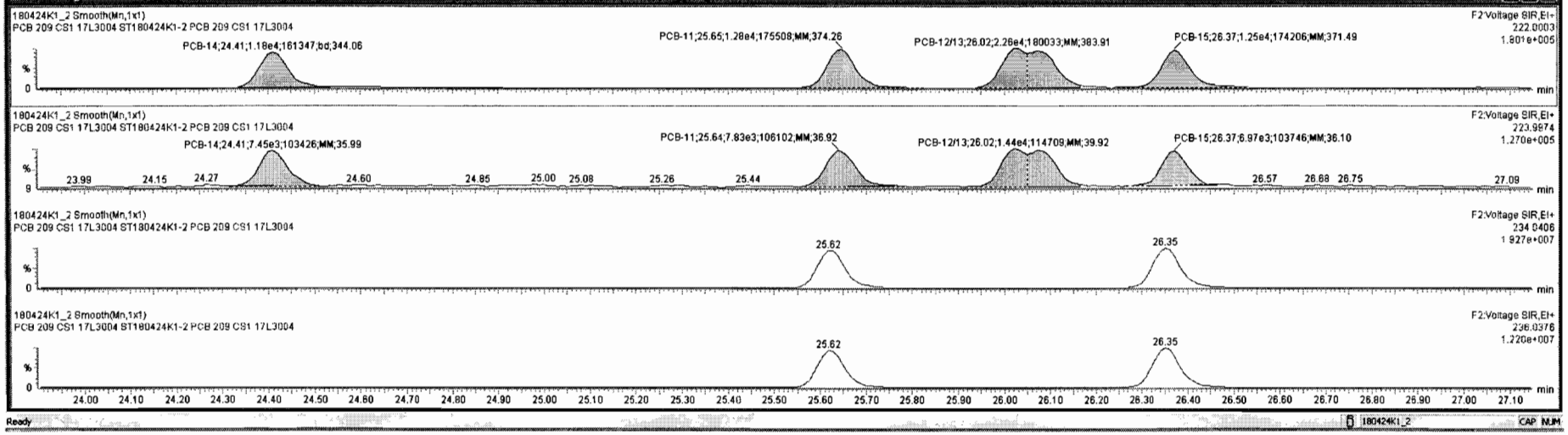

Ready

180424K1_2 CAP NUM

Dataset: Untitled

Last Altered: Wednesday, April 25, 2018 07:37:36 Pacific Daylight Time
Printed: Wednesday, April 25, 2018 07:50:08 Pacific Daylight Time

Name: 180424K1_2, Date: 24-Apr-2018, Time: 17:28:12, ID: ST180424K1-2 PCB 209 CS1 17L3004, Description: PCB 209 CS1 17L3004

PCB-19

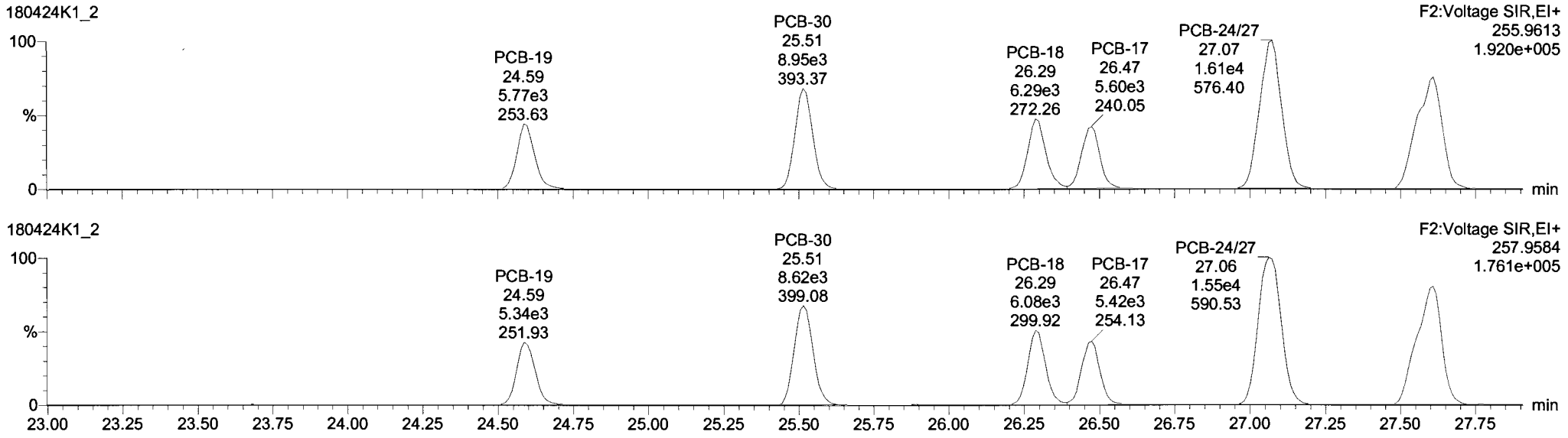

13C-PCB-19

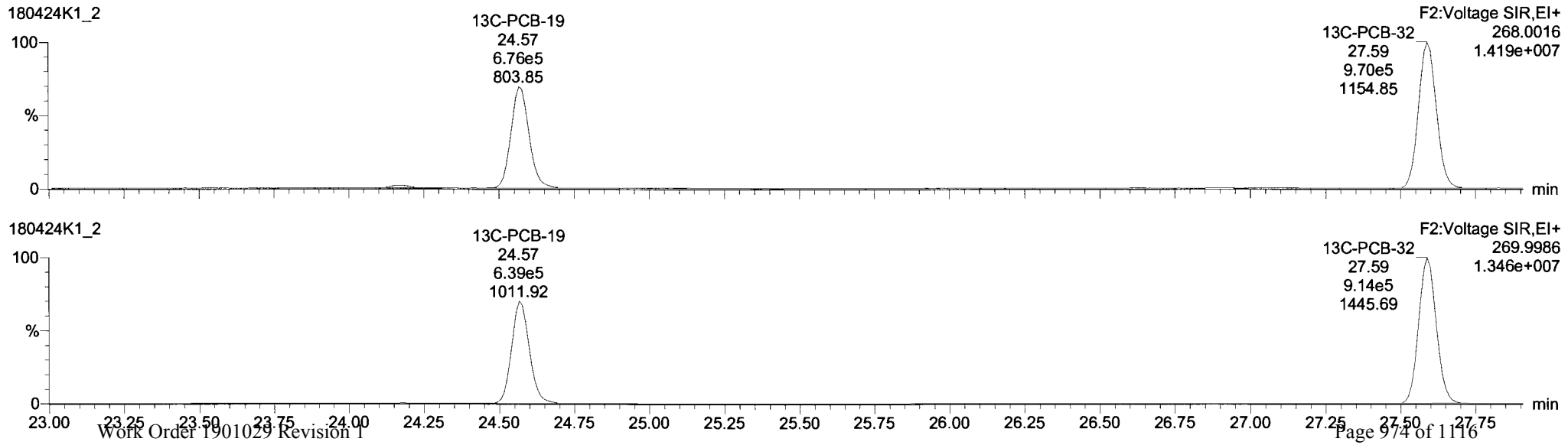

Dataset: Untitled

Last Altered: Wednesday, April 25, 2018 07:37:36 Pacific Daylight Time
Printed: Wednesday, April 25, 2018 07:50:08 Pacific Daylight Time

Name: 180424K1_2, Date: 24-Apr-2018, Time: 17:28:12, ID: ST180424K1-2 PCB 209 CS1 17L3004, Description: PCB 209 CS1 17L3004

PCB-34

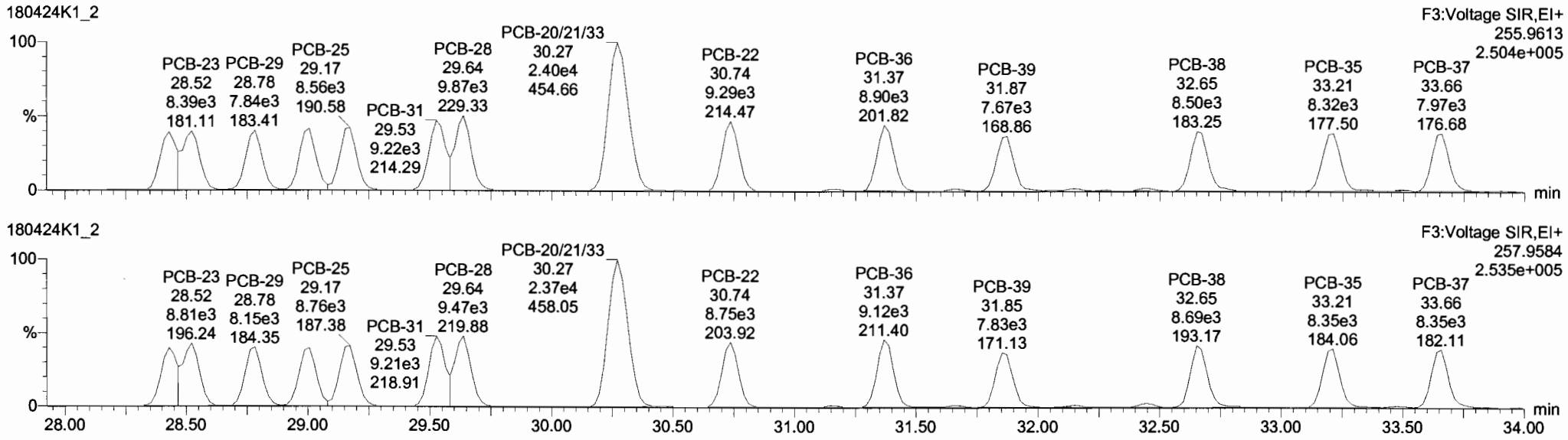

13C-PCB-28

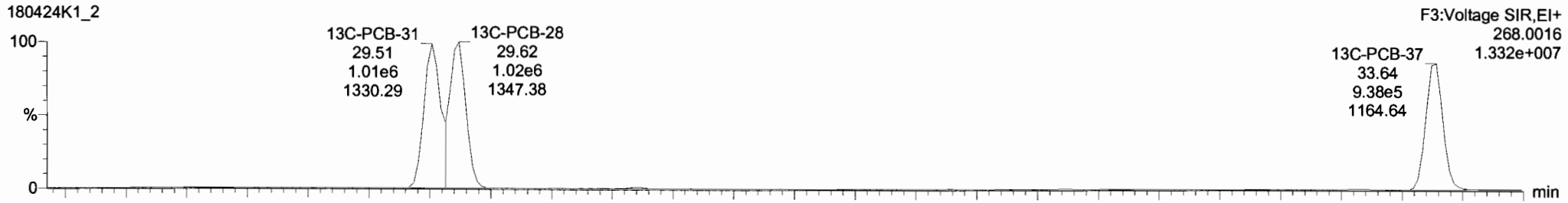

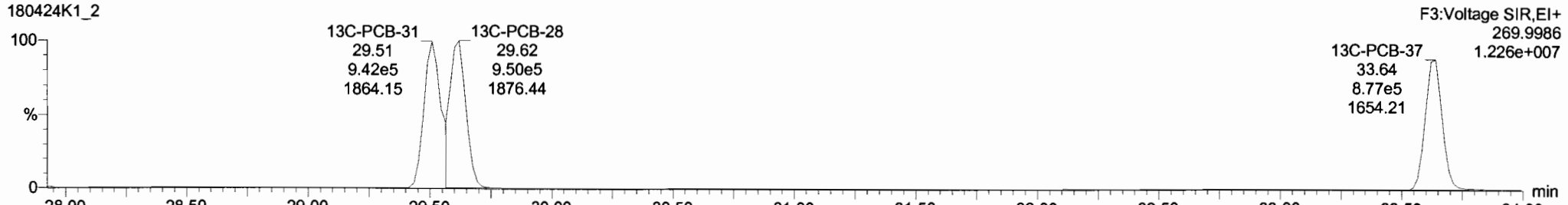

Dataset: Untitled

Last Altered: Wednesday, April 25, 2018 07:37:36 Pacific Daylight Time
Printed: Wednesday, April 25, 2018 07:50:08 Pacific Daylight Time

Name: 180424K1_2, Date: 24-Apr-2018, Time: 17:28:12, ID: ST180424K1-2 PCB 209 CS1 17L3004, Description: PCB 209 CS1 17L3004

PCB-54

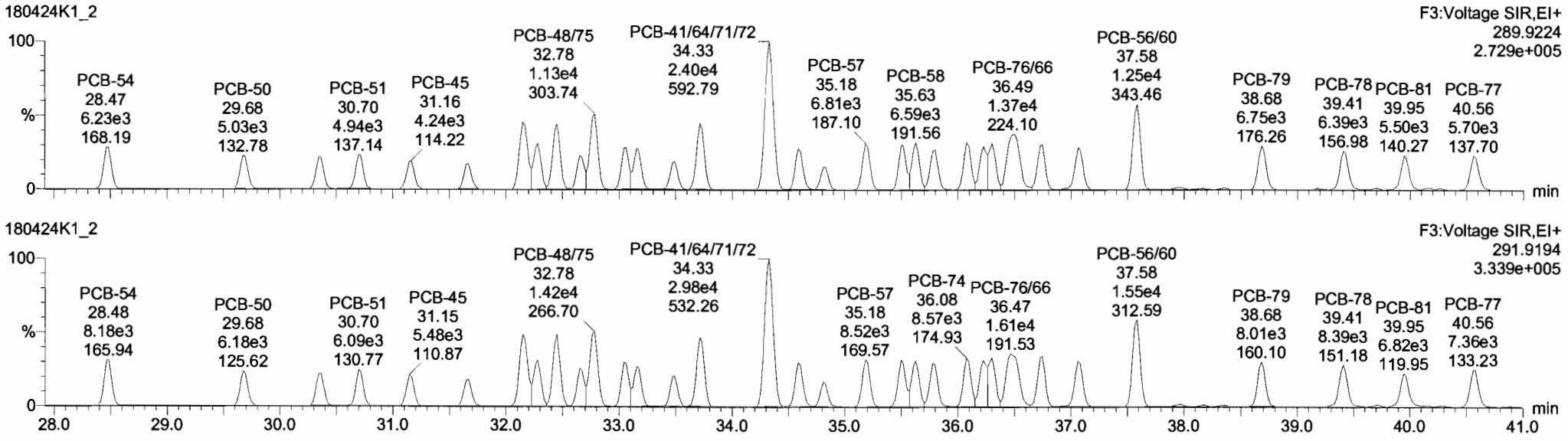

13C-PCB-54

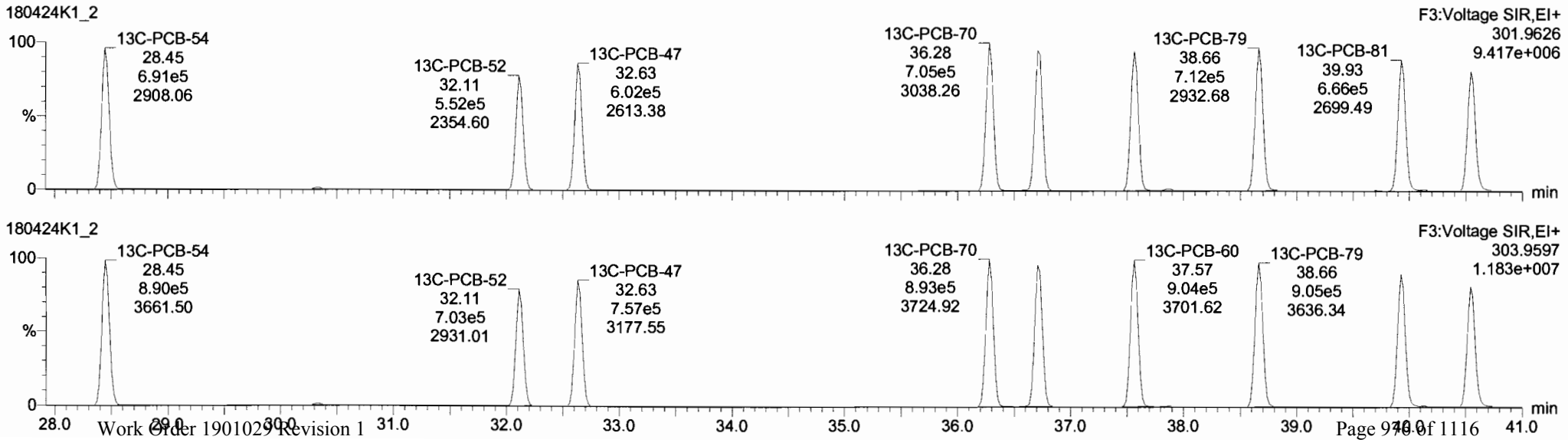

Dataset: Untitled

Last Altered: Wednesday, April 25, 2018 07:37:36 Pacific Daylight Time
Printed: Wednesday, April 25, 2018 07:50:08 Pacific Daylight Time

Name: 180424K1_2, Date: 24-Apr-2018, Time: 17:28:12, ID: ST180424K1-2 PCB 209 CS1 17L3004, Description: PCB 209 CS1 17L3004

PCB-50

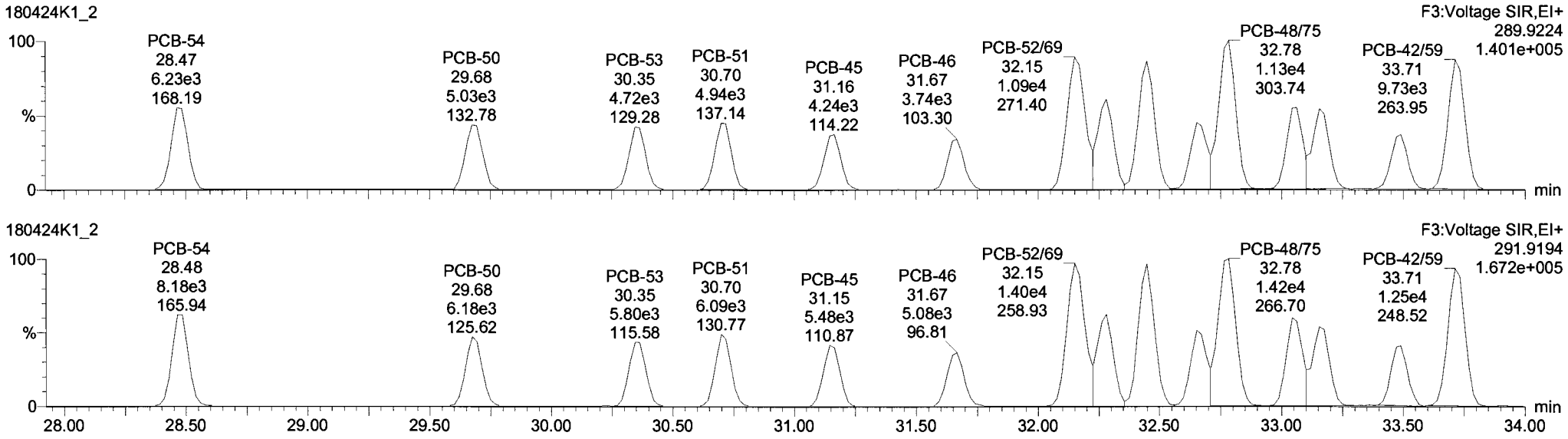

13C-PCB-52

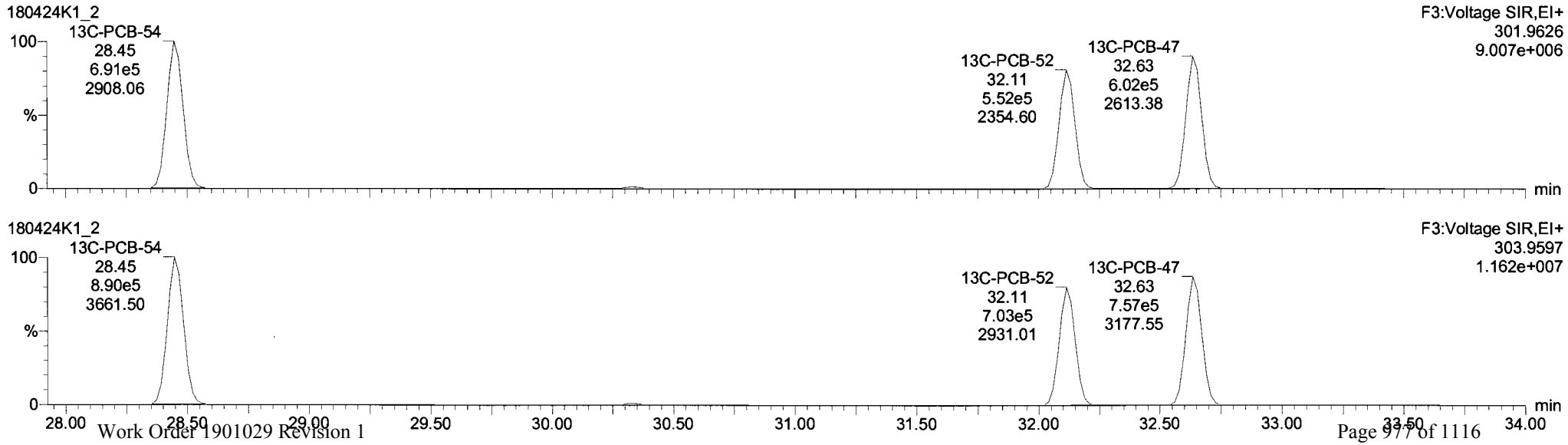

Dataset: Untitled

Last Altered: Wednesday, April 25, 2018 07:37:36 Pacific Daylight Time
Printed: Wednesday, April 25, 2018 07:50:08 Pacific Daylight Time

Name: 180424K1_2, Date: 24-Apr-2018, Time: 17:28:12, ID: ST180424K1-2 PCB 209 CS1 17L3004, Description: PCB 209 CS1 17L3004

PCB-68

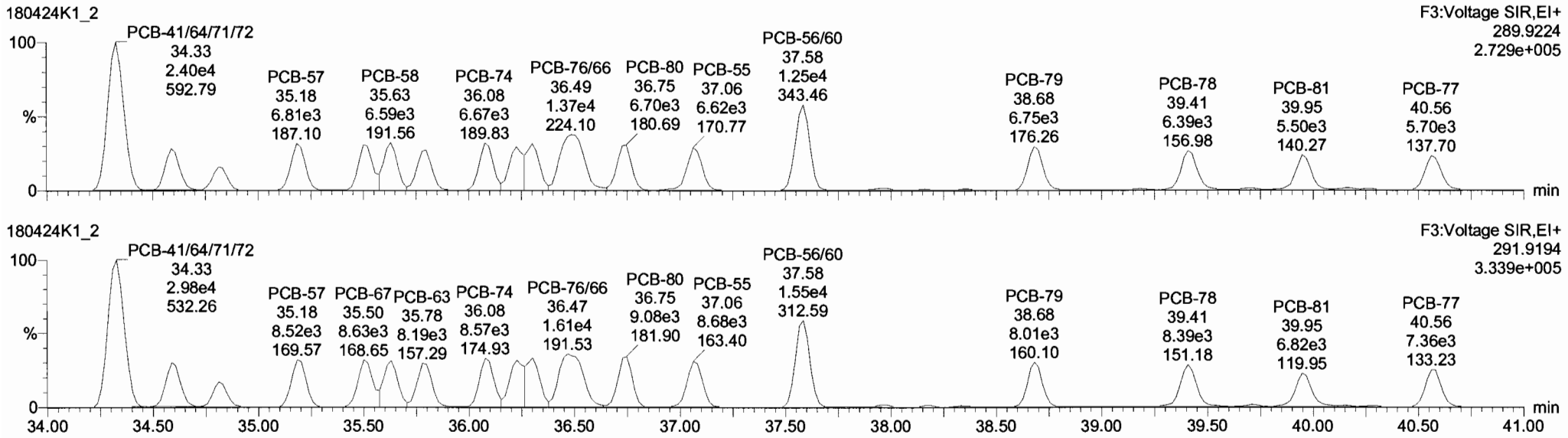

13C-PCB-60

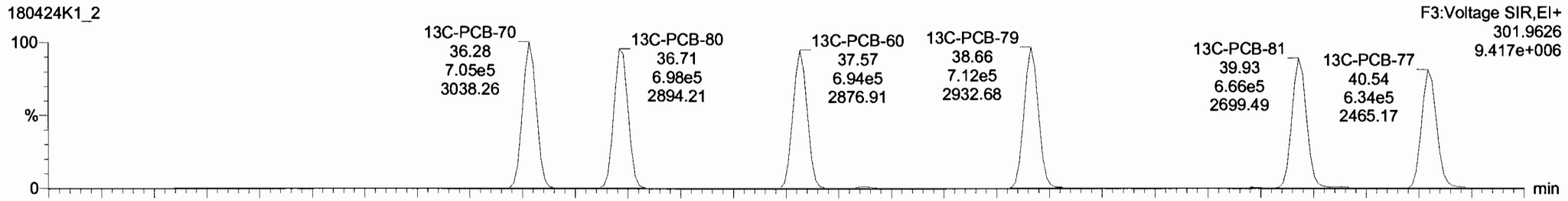

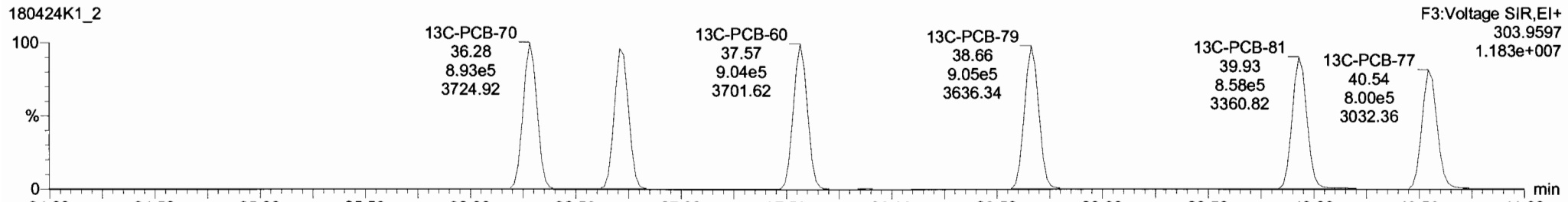

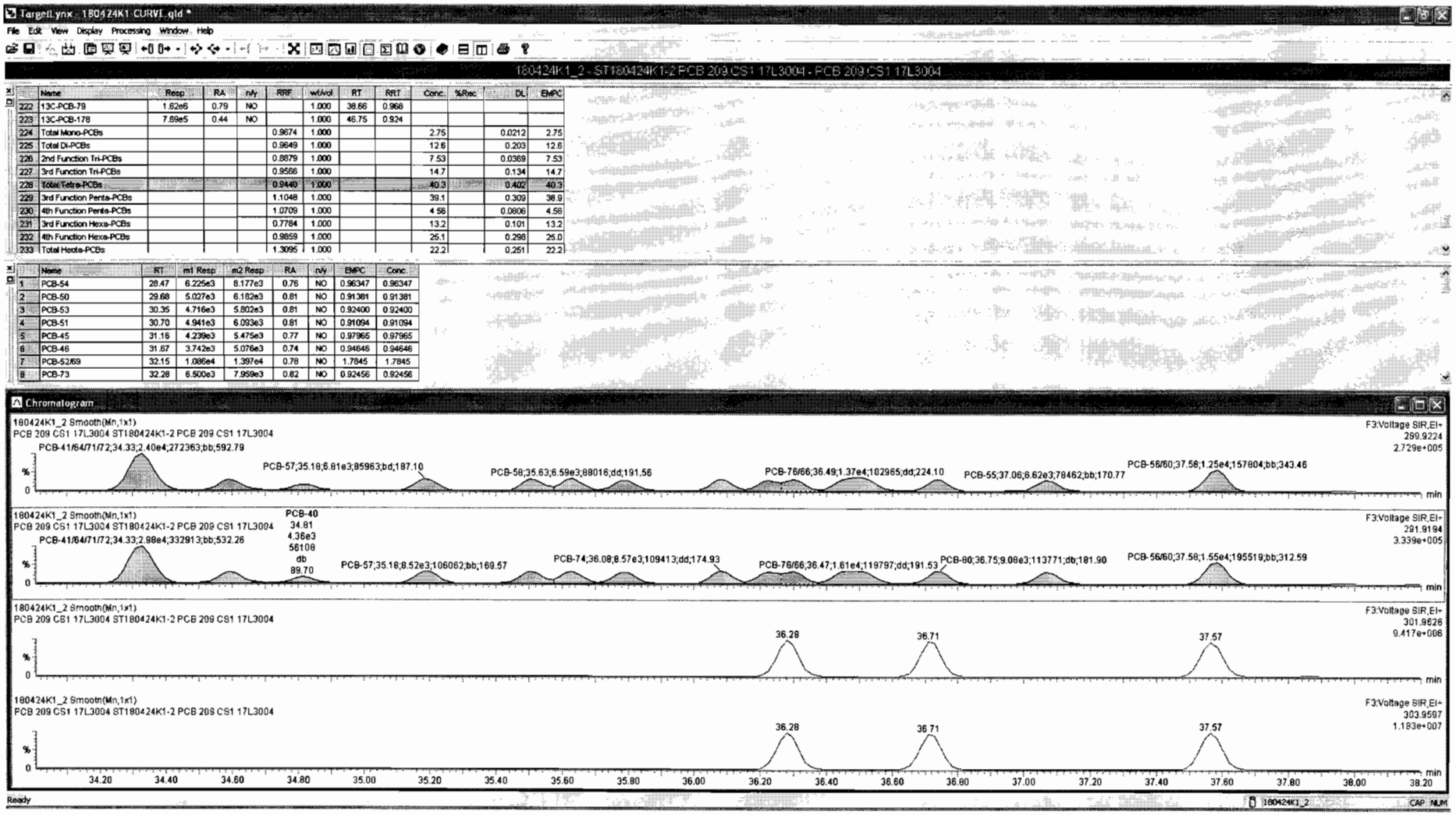

	Name	Resp	RA	n/y	RRF	wtAvg	RT	RRT	Conc.	%Rec	DL	EMPC
222	13C-PCB-79	1.62e6	0.79	NO		1.000	38.66	0.968				
223	13C-PCB-178	7.69e5	0.44	NO		1.000	46.75	0.924				
224	Total Mono-PCBs				0.9674	1.000			2.75		0.0212	2.75
225	Total Di-PCBs				0.9649	1.000			12.6		0.203	12.6
226	2nd Function Tri-PCBs				0.8879	1.000			7.53		0.0369	7.53
227	3rd Function Tri-PCBs				0.9566	1.000			14.7		0.134	14.7
228	Total Tetra-PCBs				0.9440	1.000			40.3		0.402	40.3
229	3rd Function Penta-PCBs				1.1048	1.000			39.1		0.309	38.9
230	4th Function Penta-PCBs				1.0709	1.000			4.56		0.0806	4.56
231	3rd Function Hexa-PCBs				0.7784	1.000			13.2		0.101	13.2
232	4th Function Hexa-PCBs				0.9859	1.000			25.1		0.298	25.0
233	Total Hepta-PCBs				1.3095	1.000			22.2		0.251	22.2

	Name	RT	m1 Resp	m2 Resp	RA	n/y	EMPC	Conc.
1	PCB-54	28.47	6.225e3	8.177e3	0.76	NO	0.96347	0.96347
2	PCB-50	29.68	5.027e3	6.182e3	0.81	NO	0.91381	0.91381
3	PCB-53	30.35	4.716e3	5.802e3	0.81	NO	0.92400	0.92400
4	PCB-51	30.70	4.941e3	6.093e3	0.81	NO	0.91094	0.91094
5	PCB-45	31.16	4.239e3	5.475e3	0.77	NO	0.97965	0.97965
6	PCB-46	31.67	3.742e3	5.076e3	0.74	NO	0.94646	0.94646
7	PCB-52/69	32.15	1.086e4	1.397e4	0.78	NO	1.7845	1.7845
8	PCB-73	32.28	6.500e3	7.959e3	0.82	NO	0.92456	0.92456

Dataset: Untitled

Last Altered: Wednesday, April 25, 2018 07:37:36 Pacific Daylight Time
Printed: Wednesday, April 25, 2018 07:50:08 Pacific Daylight Time

Name: 180424K1_2, Date: 24-Apr-2018, Time: 17:28:12, ID: ST180424K1-2 PCB 209 CS1 17L3004, Description: PCB 209 CS1 17L3004

PCB-104

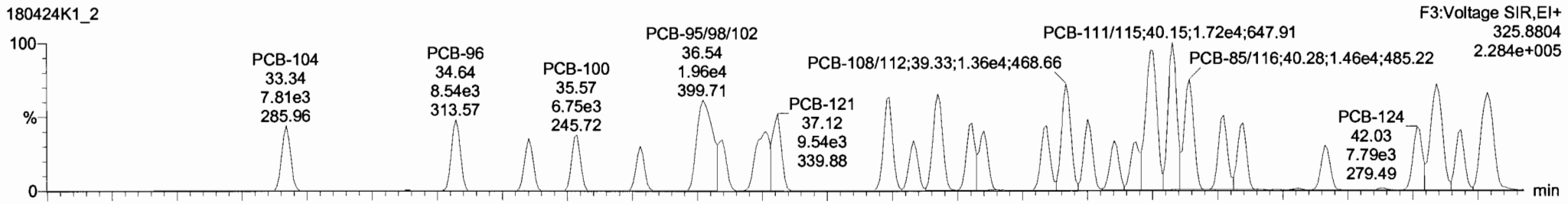

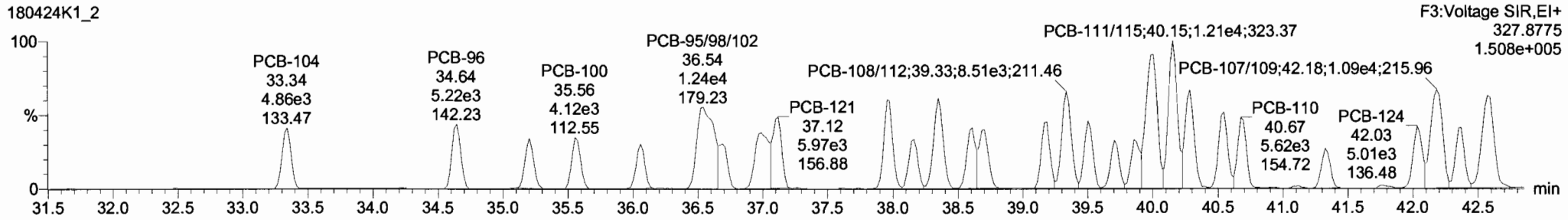

13C-PCB-104

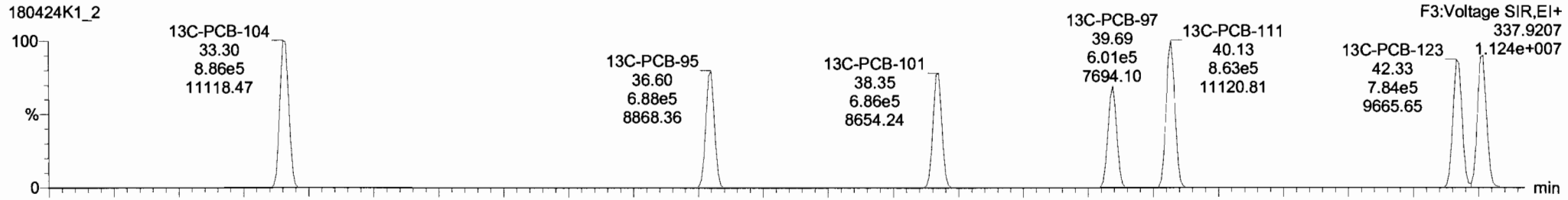

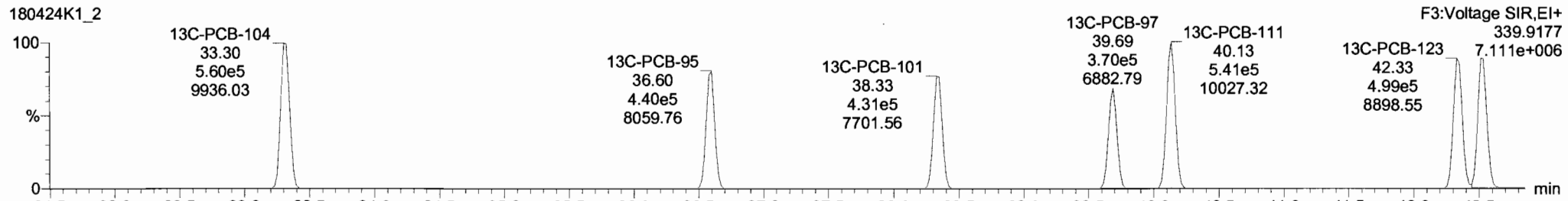

Dataset: Untitled

Last Altered: Wednesday, April 25, 2018 07:37:36 Pacific Daylight Time
Printed: Wednesday, April 25, 2018 07:50:08 Pacific Daylight Time

Name: 180424K1_2, Date: 24-Apr-2018, Time: 17:28:12, ID: ST180424K1-2 PCB 209 CS1 17L3004, Description: PCB 209 CS1 17L3004

PCB-96

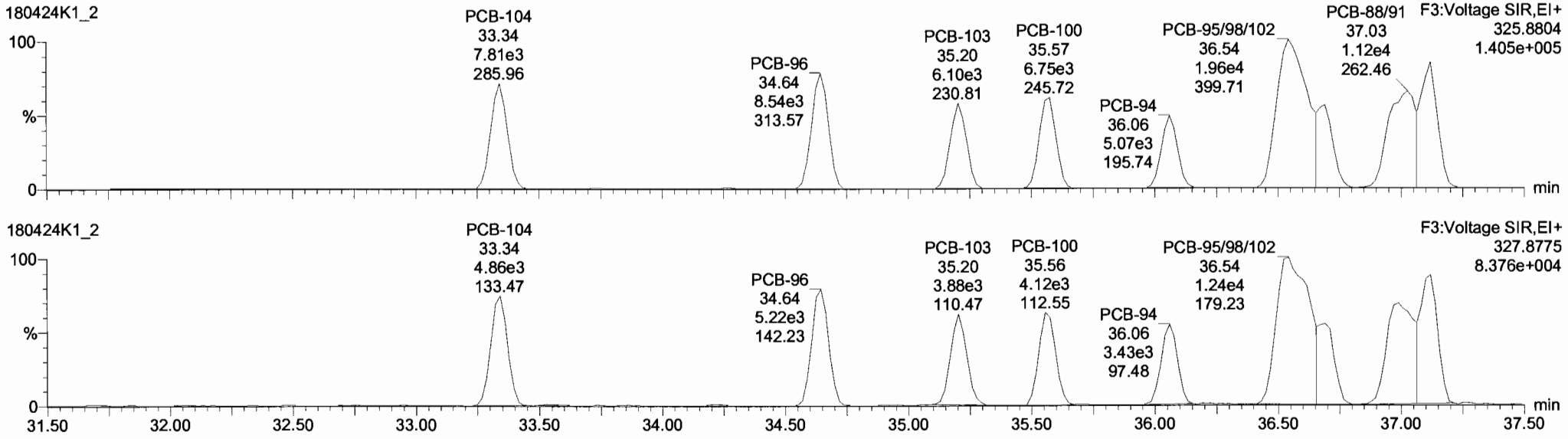

13C-PCB-95

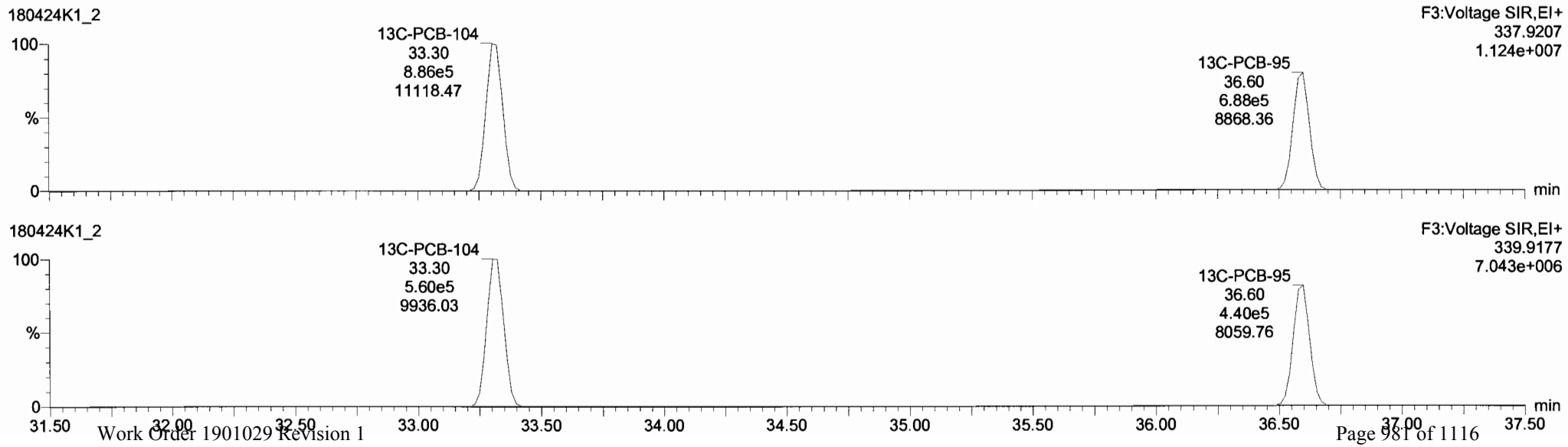

Dataset: Untitled

Last Altered: Wednesday, April 25, 2018 07:37:36 Pacific Daylight Time
Printed: Wednesday, April 25, 2018 07:50:08 Pacific Daylight Time

Name: 180424K1_2, Date: 24-Apr-2018, Time: 17:28:12, ID: ST180424K1-2 PCB 209 CS1 17L3004, Description: PCB 209 CS1 17L3004

PCB-119

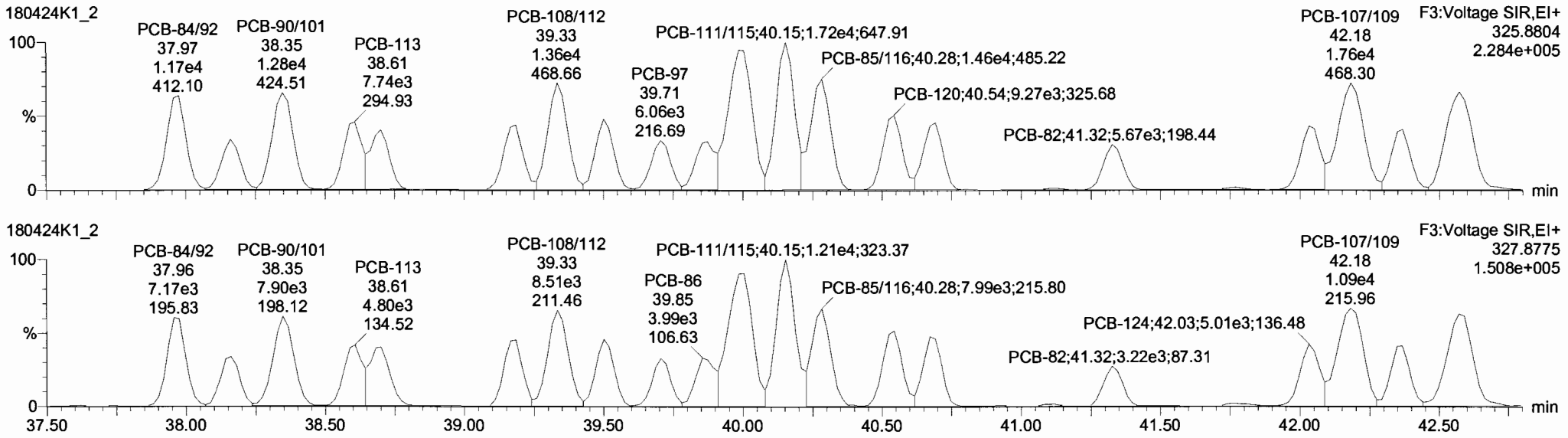

13C-PCB-111

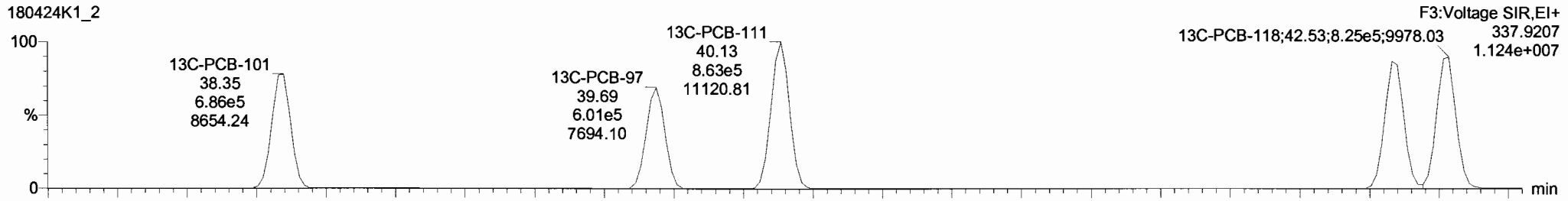

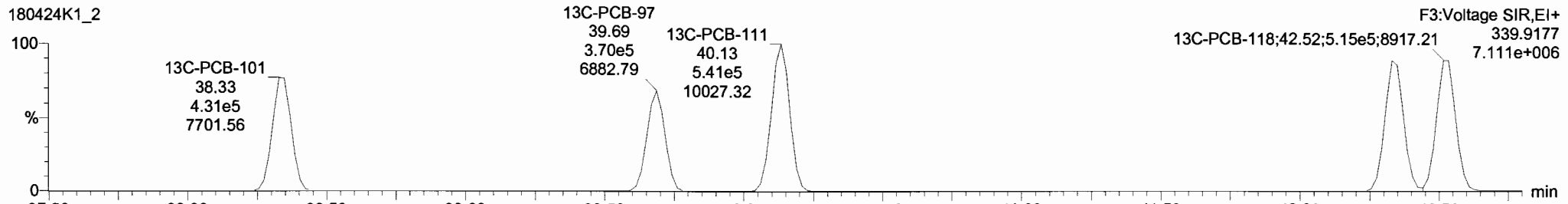

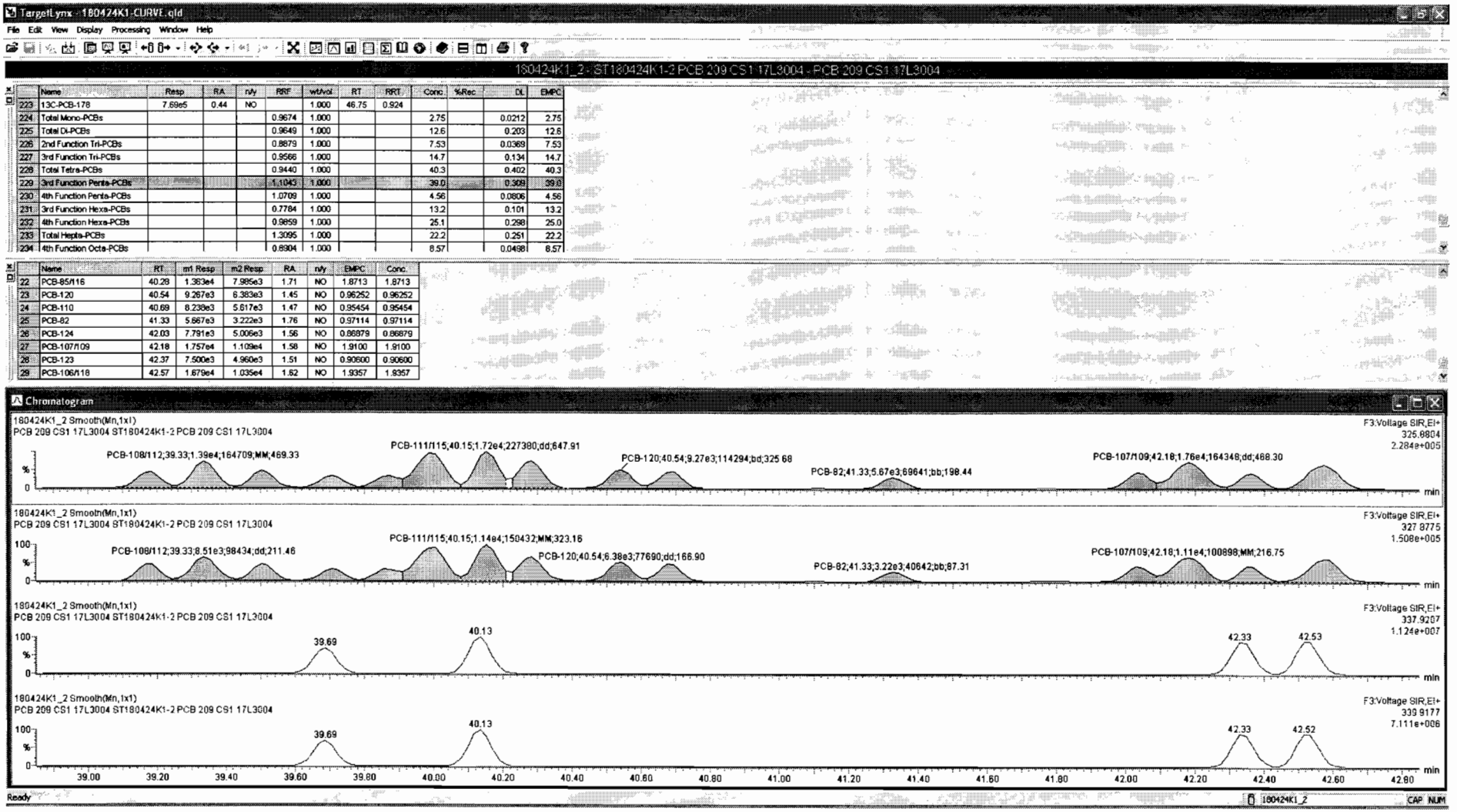

	Name	Resp	RA	n/y	RRF	wt/vol	RT	RRT	Conc	%Rec	DL	EMPC
223	13C-PCB-178	7.69e5	0.44	NO		1.000	46.75	0.924				
224	Total Mono-PCBs				0.9674	1.000			2.75		0.0212	2.75
225	Total Di-PCBs				0.9649	1.000			12.6		0.203	12.6
226	2nd Function Tri-PCBs				0.8879	1.000			7.53		0.0369	7.53
227	3rd Function Tri-PCBs				0.9566	1.000			14.7		0.134	14.7
228	Total Tetra-PCBs				0.9440	1.000			40.3		0.402	40.3
229	3rd Function Penta-PCBs				1.1043	1.000			39.0		0.309	39.0
230	4th Function Penta-PCBs				1.0709	1.000			4.56		0.0806	4.56
231	3rd Function Hexa-PCBs				0.7784	1.000			13.2		0.101	13.2
232	4th Function Hexa-PCBs				0.9859	1.000			25.1		0.298	25.0
233	Total Hepta-PCBs				1.3095	1.000			22.2		0.251	22.2
234	4th Function Octa-PCBs				0.8904	1.000			8.57		0.0498	8.57

	Name	RT	m1 Resp	m2 Resp	RA	n/y	EMPC	Conc
22	PCB-85/116	40.28	1.383e4	7.985e3	1.71	NO	1.8713	1.8713
23	PCB-120	40.54	9.267e3	6.383e3	1.45	NO	0.96252	0.96252
24	PCB-110	40.69	8.238e3	5.617e3	1.47	NO	0.95454	0.95454
25	PCB-82	41.33	5.667e3	3.222e3	1.76	NO	0.97114	0.97114
26	PCB-124	42.03	7.791e3	5.006e3	1.56	NO	0.86879	0.86879
27	PCB-107/109	42.18	1.757e4	1.109e4	1.58	NO	1.9100	1.9100
28	PCB-123	42.37	7.500e3	4.960e3	1.51	NO	0.90600	0.90600
29	PCB-106/118	42.57	1.679e4	1.035e4	1.62	NO	1.9357	1.9357

Dataset: Untitled

Last Altered: Wednesday, April 25, 2018 07:37:36 Pacific Daylight Time
Printed: Wednesday, April 25, 2018 07:50:08 Pacific Daylight Time

Name: 180424K1_2, Date: 24-Apr-2018, Time: 17:28:12, ID: ST180424K1-2 PCB 209 CS1 17L3004, Description: PCB 209 CS1 17L3004

PCB-114

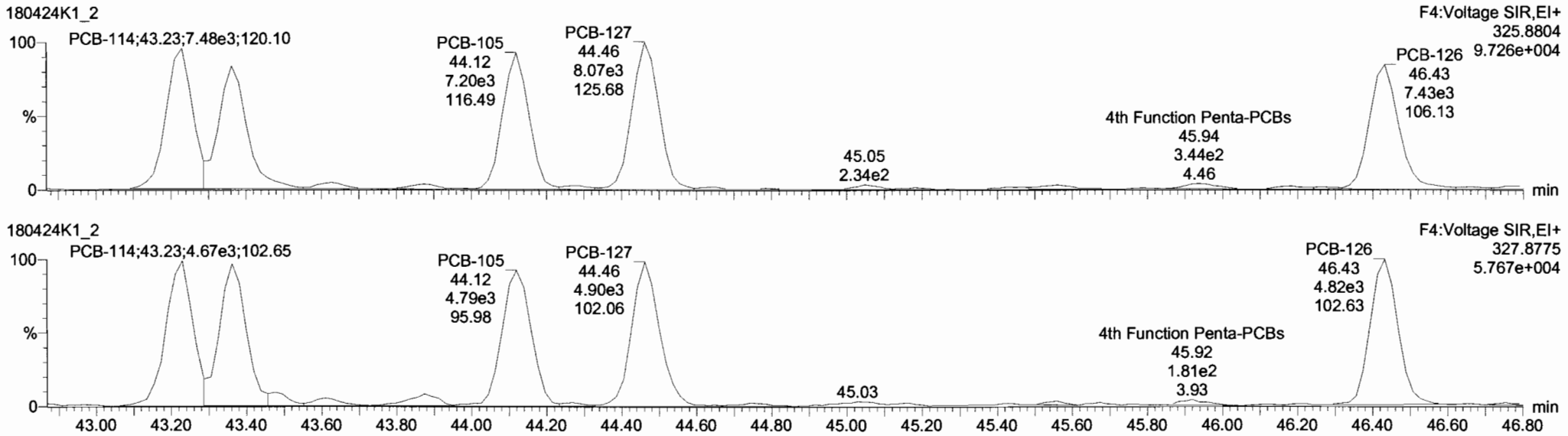

13C-PCB-114

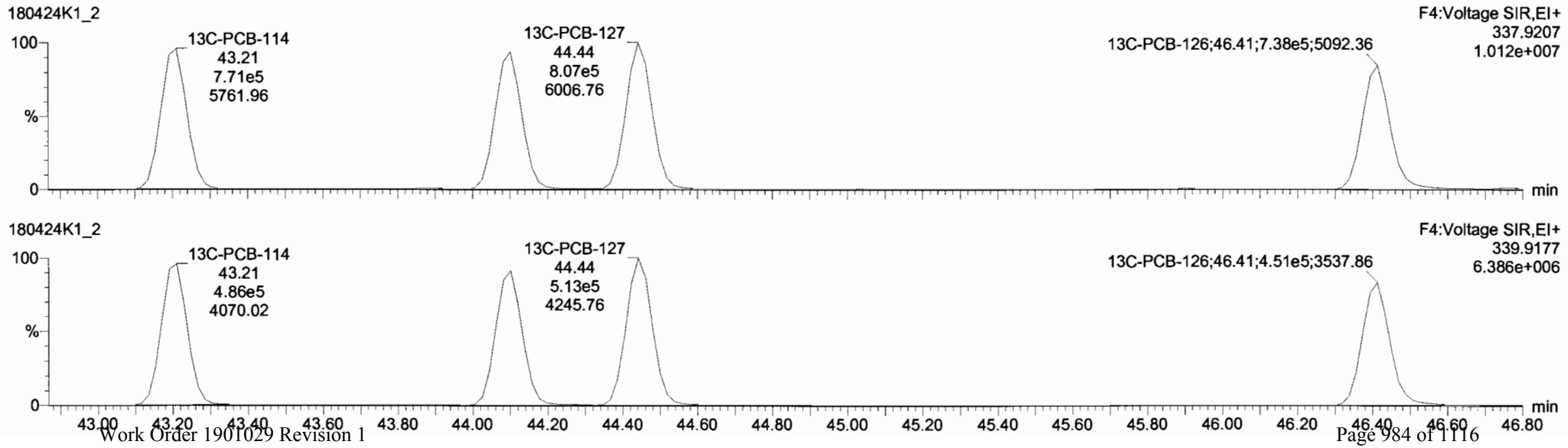

TargetLynx - 180424K1-CURVE.qld *

File Edit View Display Processing Window Help

180424K1_2 - ST180424K1-2 PCB 209 CS1 17L3004 - PCB 209 CS1 17L3004

	Name	Resp	RA	n/y	RRF	wtAvg	RT	RRT	Conc	%Rec	DL	EMPC
223	13C-PCB-178	7.69e5	0.44	NO		1.000	46.75	0.924				
224	Total Mono-PCBs				0.9674	1.000			2.75		0.0212	2.75
225	Total Di-PCBs				0.9649	1.000			12.6		0.203	12.6
226	2nd Function Tri-PCBs				0.8879	1.000			7.53		0.0369	7.53
227	3rd Function Tri-PCBs				0.9566	1.000			14.7		0.134	14.7
228	Total Tetra-PCBs				0.9440	1.000			40.3		0.402	40.3
229	3rd Function Penta-PCBs				1.1043	1.000			39.0		0.309	39.0
230	4th Function Penta-PCBs				1.0709	1.000			4.56		0.0807	4.56
231	3rd Function Hexa-PCBs				0.7764	1.000			13.2		0.101	13.2
232	4th Function Hexa-PCBs				0.9859	1.000			25.1		0.298	25.0
233	Total Hepta-PCBs				1.3095	1.000			22.2		0.251	22.2
234	4th Function Octa-PCBs				0.8904	1.000			8.57		0.0498	8.57

	Name	RT	m1 Resp	m2 Resp	RA	n/y	EMPC	Conc
1	PCB-114	43.23	7.482e3	4.671e3	1.60	NO	0.91024	0.91024
2	PCB-122	43.36	6.953e3	4.604e3	1.51	NO	0.90845	0.90845
3	PCB-105	44.12	7.197e3	4.767e3	1.51	NO	0.91417	0.91417
4	PCB-127	44.46	8.135e3	4.865e3	1.67	NO	0.94752	0.94752
5	PCB-126	46.43	7.426e3	5.018e3	1.48	NO	0.87779	0.87779

Chromatogram

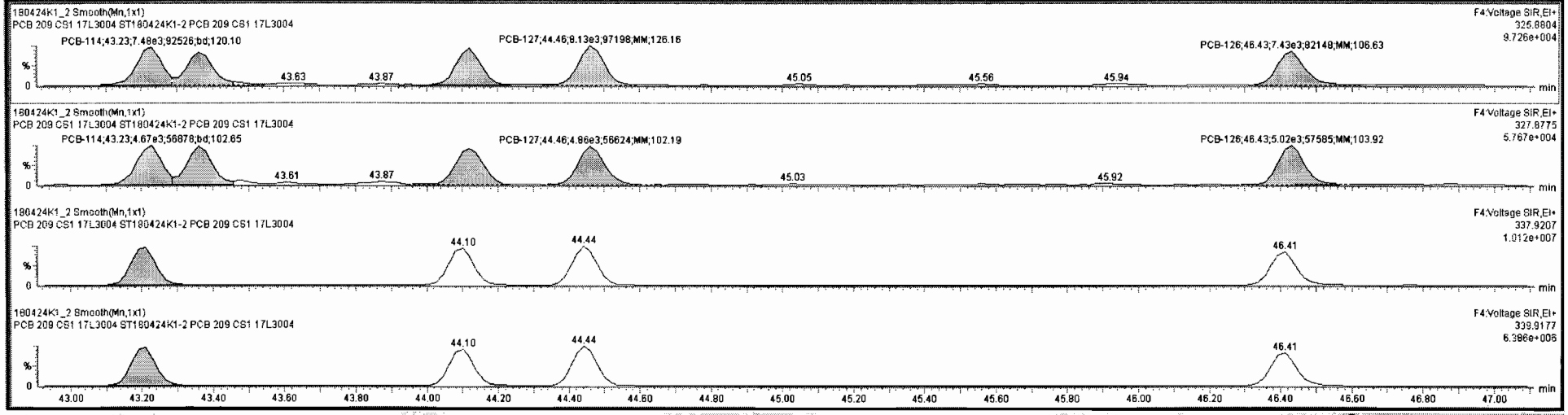

Ready

180424K1_2

CAP NUM

Dataset: Untitled

Last Altered: Wednesday, April 25, 2018 07:37:36 Pacific Daylight Time
Printed: Wednesday, April 25, 2018 07:50:08 Pacific Daylight Time

Name: 180424K1_2, Date: 24-Apr-2018, Time: 17:28:12, ID: ST180424K1-2 PCB 209 CS1 17L3004, Description: PCB 209 CS1 17L3004

PCB-155

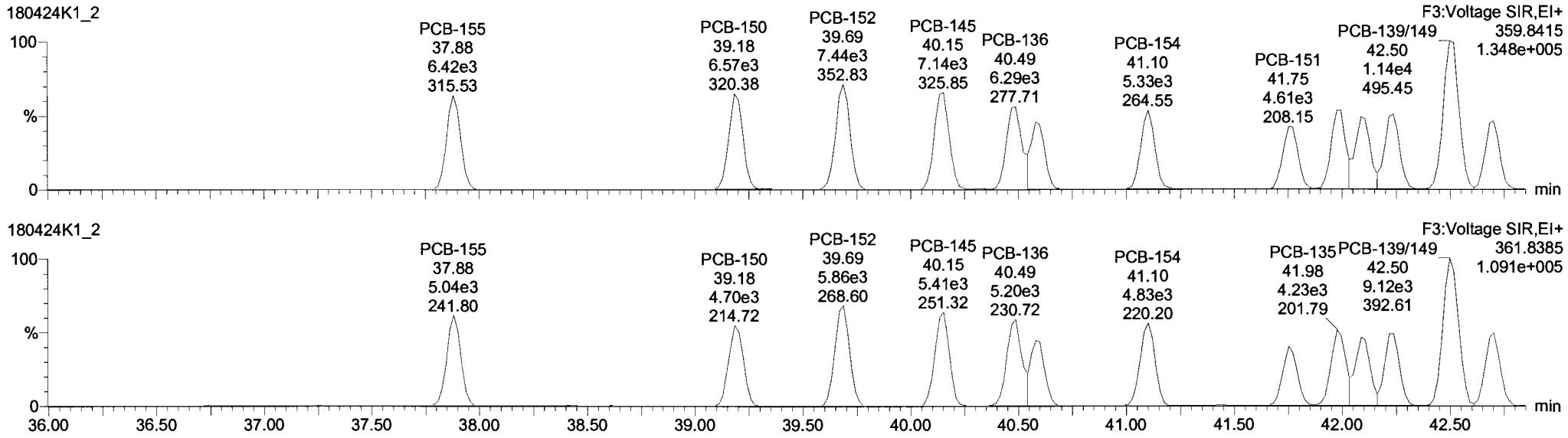

13C-PCB-155

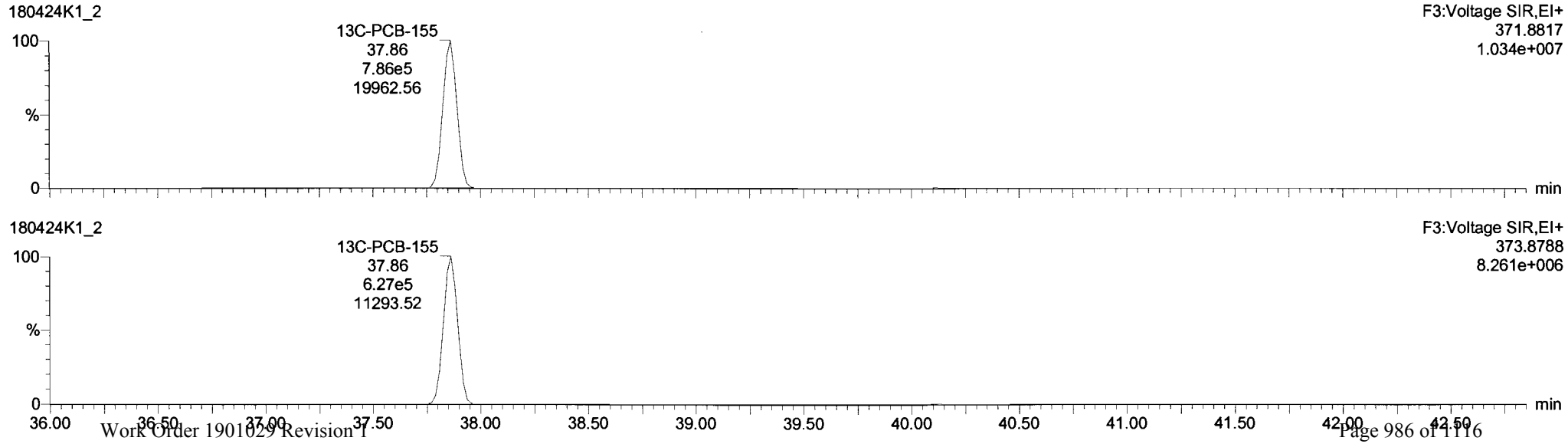

Dataset: Untitled

Last Altered: Wednesday, April 25, 2018 07:37:36 Pacific Daylight Time
Printed: Wednesday, April 25, 2018 07:50:08 Pacific Daylight Time

Name: 180424K1_2, Date: 24-Apr-2018, Time: 17:28:12, ID: ST180424K1-2 PCB 209 CS1 17L3004, Description: PCB 209 CS1 17L3004

PCB-134/143

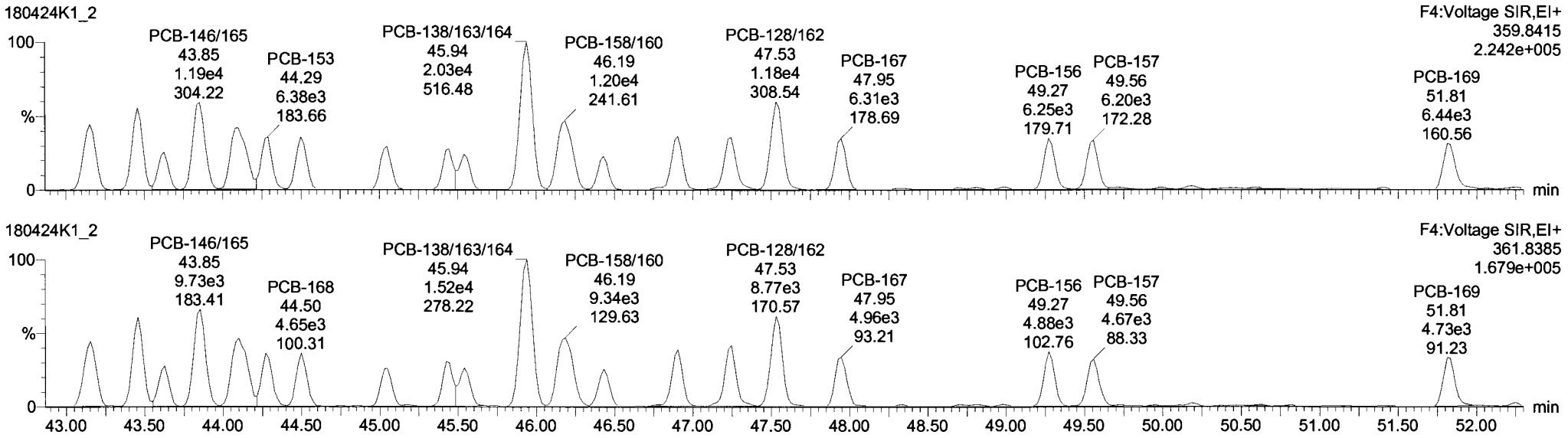

13C-PCB-153

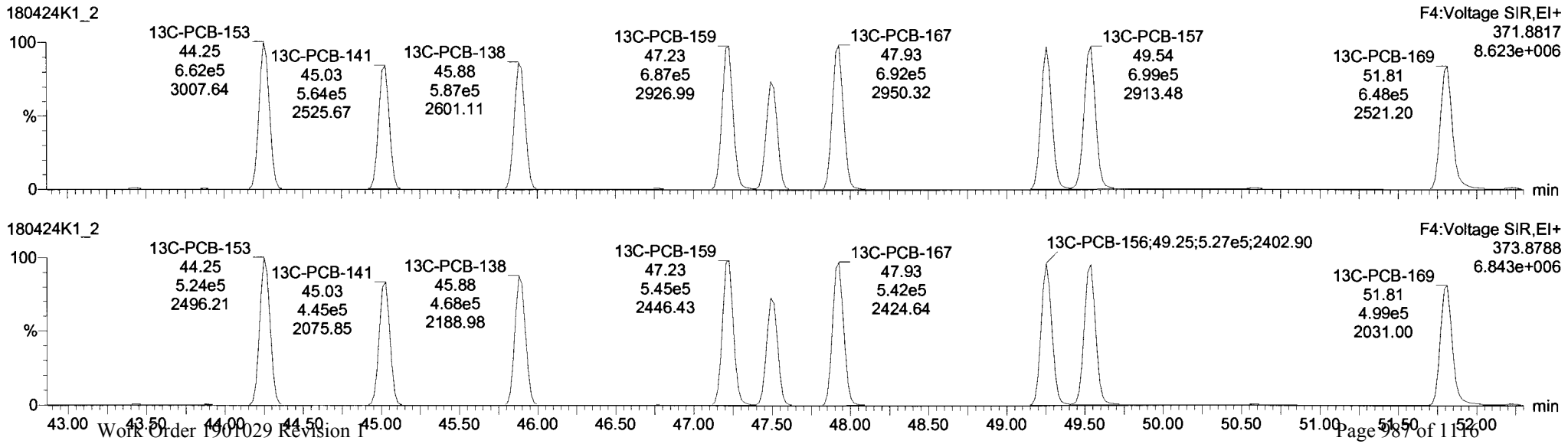

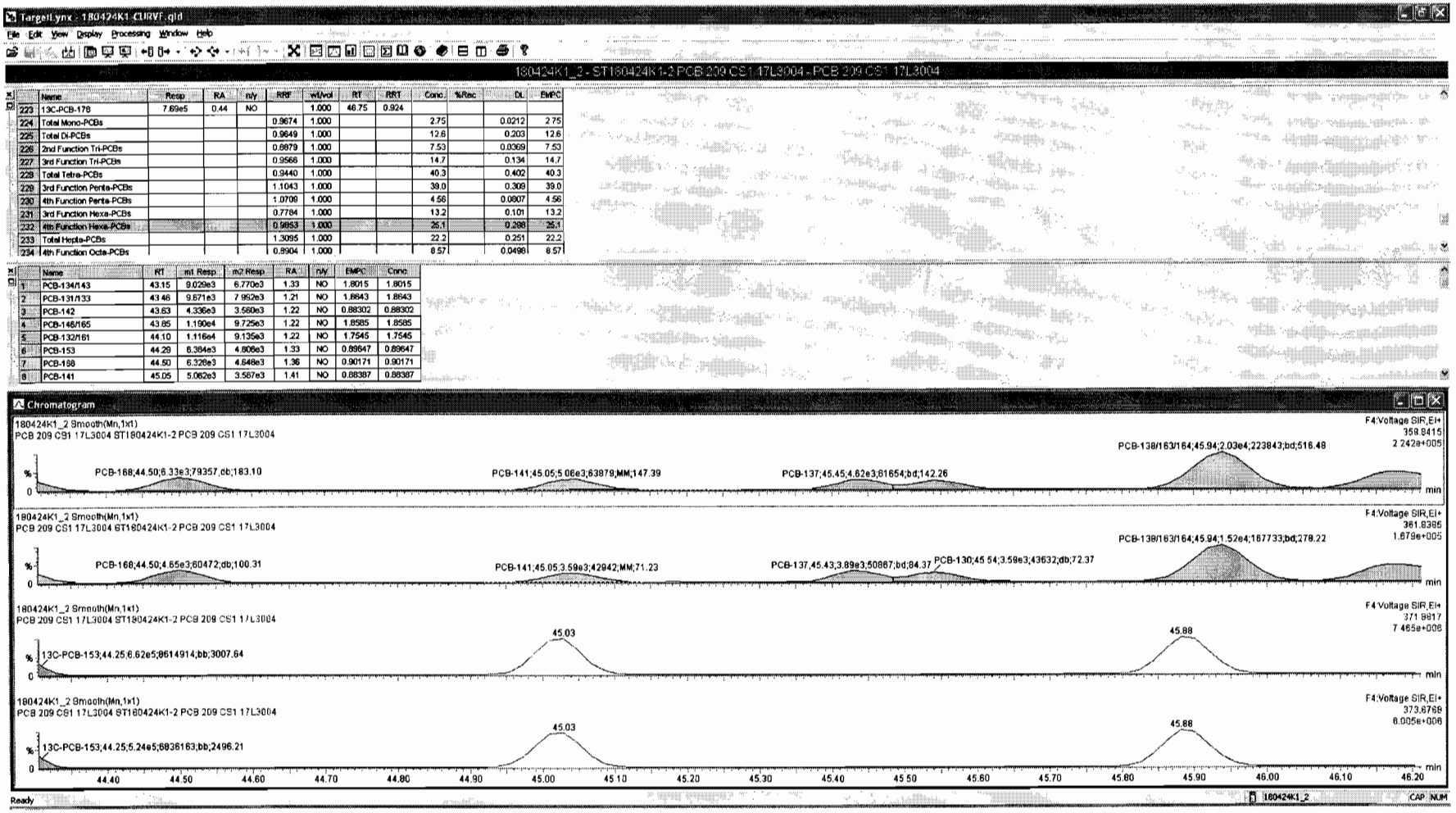

	Name	Resp	RA	n/y	RRF	wt/vol	RT	RRT	Conc	%Rec	DL	EMPC
223	13C-PCB-178	7.69e5	0.44	NO		1.000	46.75	0.924				
224	Total Mono-PCBs				0.9674	1.000			2.75		0.0212	2.75
225	Total Di-PCBs				0.9649	1.000			12.6		0.203	12.6
226	2nd Function Tri-PCBs				0.8879	1.000			7.53		0.0369	7.53
227	3rd Function Tri-PCBs				0.9566	1.000			14.7		0.134	14.7
228	Total Tetra-PCBs				0.9440	1.000			40.3		0.402	40.3
229	3rd Function Penta-PCBs				1.1043	1.000			39.0		0.308	39.0
230	4th Function Penta-PCBs				1.0709	1.000			4.56		0.0807	4.56
231	3rd Function Hexa-PCBs				0.7784	1.000			13.2		0.101	13.2
232	4th Function Hexa-PCBs				0.9853	1.000			26.1		0.288	26.1
233	Total Hepta-PCBs				1.3095	1.000			22.2		0.251	22.2
234	4th Function Octa-PCBs				0.8904	1.000			8.57		0.0498	8.57

	Name	RT	m1 Resp	m2 Resp	RA	n/y	EMPC	Conc
1	PCB-134/143	43.15	9.029e3	6.770e3	1.33	NO	1.8015	1.8015
2	PCB-131/133	43.46	9.671e3	7.952e3	1.21	NO	1.8643	1.8643
3	PCB-142	43.63	4.336e3	3.560e3	1.22	NO	0.88302	0.88302
4	PCB-146/165	43.85	1.190e4	9.725e3	1.22	NO	1.8585	1.8585
5	PCB-132/161	44.10	1.116e4	9.135e3	1.22	NO	1.7545	1.7545
6	PCB-153	44.29	6.364e3	4.806e3	1.33	NO	0.89647	0.89647
7	PCB-168	44.50	6.328e3	4.648e3	1.36	NO	0.90171	0.90171
8	PCB-141	45.05	5.062e3	3.587e3	1.41	NO	0.88387	0.88387

TargetLynx - 180424K1_CURVE.qld

File Edit View Display Processing Window Help

180424K1_2 - ST180424K1-2 PCB 209 CS1 17L3004 - PCB 209 CS1 17L3004

	Name	Resp	RA	rvy	RRF	wtVol	RT	RRT	Conc.	%Rec	DL	EMPC
223	13C-PCB-178	7.69e5	0.44	NO		1.000	46.75	0.924				
224	Total Mono-PCBs				0.9674	1.000			2.75		0.0212	2.75
225	Total Di-PCBs				0.9649	1.000			12.6		0.203	12.6
226	2nd Function Tri-PCBs				0.8879	1.000			7.53		0.0369	7.53
227	3rd Function Tri-PCBs				0.9566	1.000			14.7		0.134	14.7
228	Total Tetra-PCBs				0.9440	1.000			40.3		0.402	40.3
229	3rd Function Penta-PCBs				1.1043	1.000			39.0		0.309	39.0
230	4th Function Penta-PCBs				1.0709	1.000			4.56		0.0807	4.56
231	3rd Function Hexa-PCBs				0.7784	1.000			13.2		0.101	13.2
232	4th Function Hexa-PCBs				0.9853	1.000			25.1		0.298	25.1
233	Total Hepta-PCBs				1.3095	1.000			22.2		0.251	22.2
234	4th Function Octa-PCBs				0.8904	1.000			8.57		0.0498	8.57

	Name	RT	m1 Resp	m2 Resp	RA	rvy	EMPC	Conc.
1	PCB-134/143	43.15	9.029e3	6.770e3	1.33	NO	1.8015	1.8015
2	PCB-131/133	43.46	9.671e3	7.992e3	1.21	NO	1.8643	1.8643
3	PCB-142	43.63	4.336e3	3.560e3	1.22	NO	0.88302	0.88302
4	PCB-146/165	43.85	1.190e4	9.725e3	1.22	NO	1.8585	1.8585
5	PCB-132/161	44.10	1.116e4	9.135e3	1.22	NO	1.7545	1.7545
6	PCB-153	44.29	6.384e3	4.806e3	1.33	NO	0.89647	0.89647
7	PCB-168	44.50	6.328e3	4.648e3	1.36	NO	0.90171	0.90171
8	PCB-141	45.05	5.062e3	3.587e3	1.41	NO	0.88387	0.88387

Chromatogram

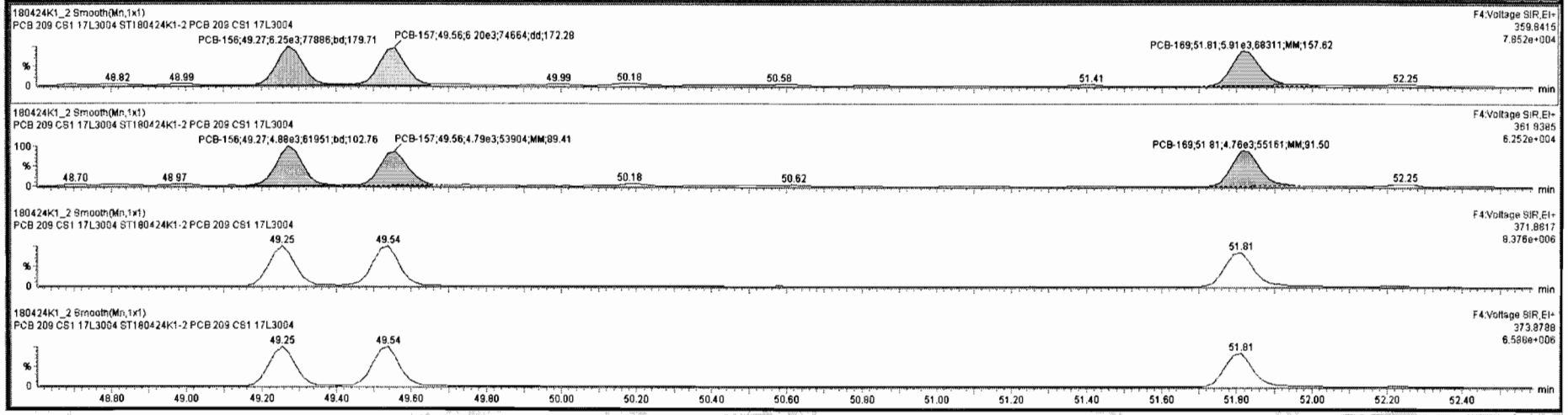

Ready 180424K1_2 CAP NUM

Dataset: Untitled

Last Altered: Wednesday, April 25, 2018 07:37:36 Pacific Daylight Time
Printed: Wednesday, April 25, 2018 07:50:08 Pacific Daylight Time

Name: 180424K1_2, Date: 24-Apr-2018, Time: 17:28:12, ID: ST180424K1-2 PCB 209 CS1 17L3004, Description: PCB 209 CS1 17L3004

PCB-188

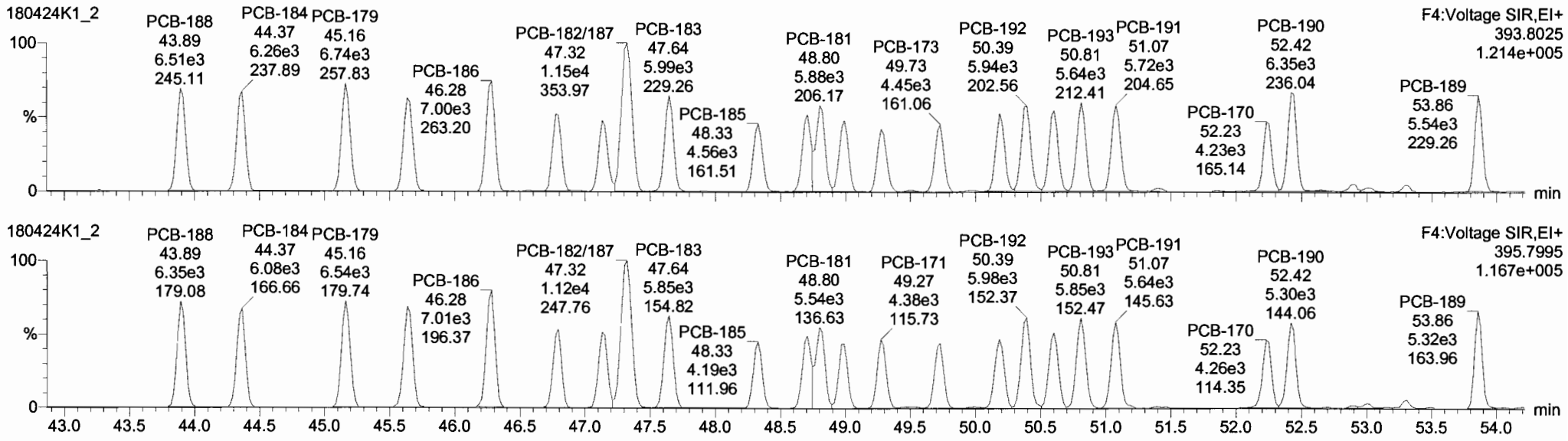

13C-PCB-188

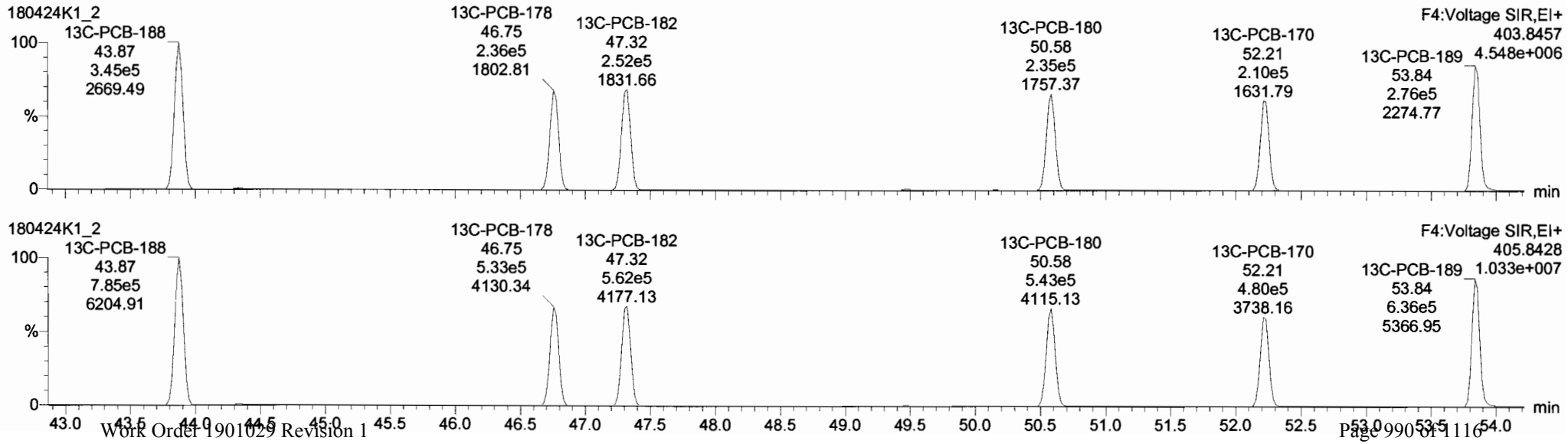

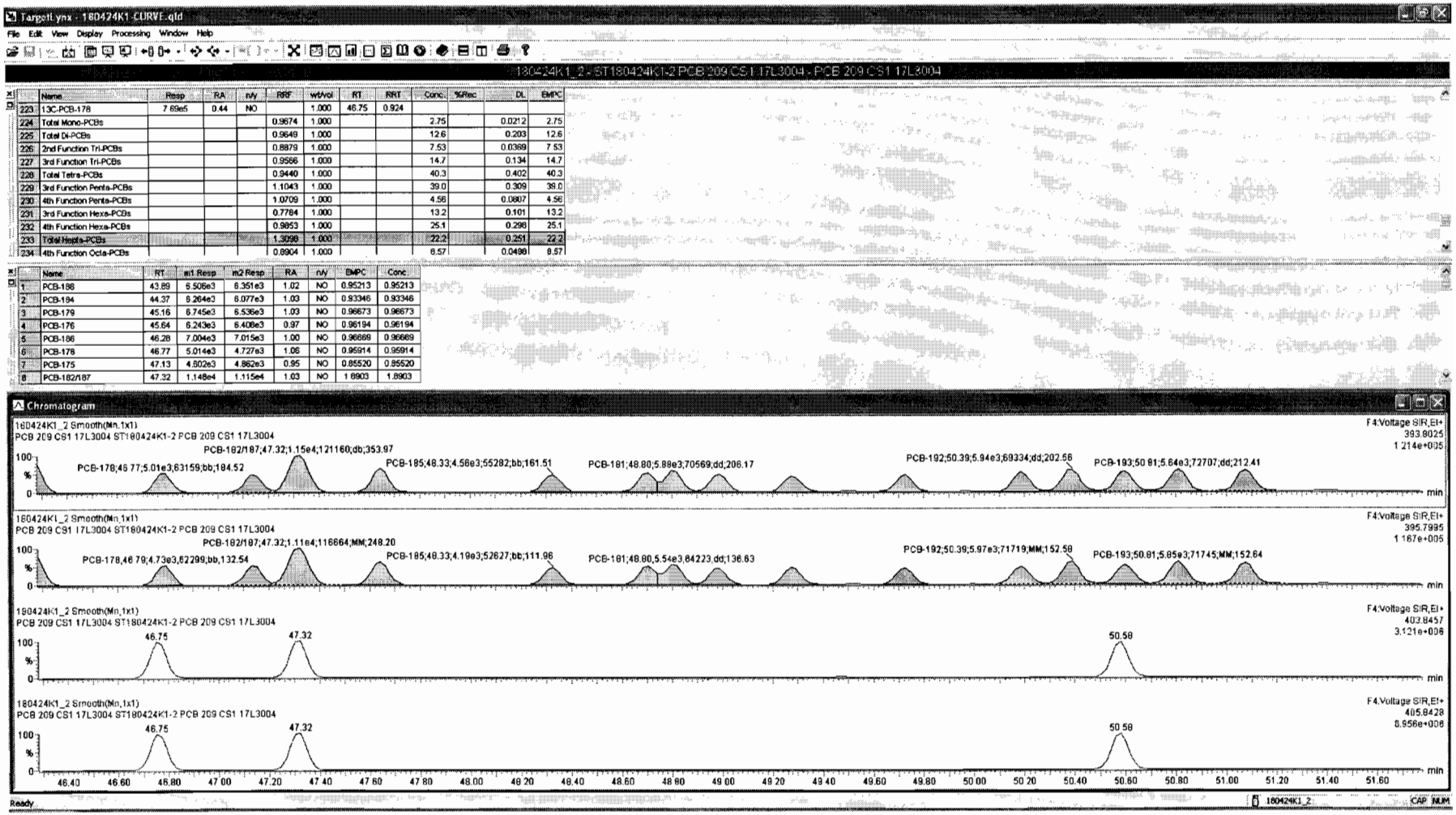

	Name	Resp	RA	n/y	RRF	wtVol	RT	RRT	Conc.	%Rec	DL	EMPC
223	13C-PCB-178	7.69e5	0.44	NO		1.000	46.75	0.924				
224	Total Mono-PCBs				0.9674	1.000			2.75		0.0212	2.75
225	Total Di-PCBs				0.9648	1.000			12.6		0.203	12.6
226	2nd Function Tri-PCBs				0.8879	1.000			7.53		0.0369	7.53
227	3rd Function Tri-PCBs				0.9566	1.000			14.7		0.134	14.7
228	Total Tetra-PCBs				0.9440	1.000			40.3		0.402	40.3
229	3rd Function Penta-PCBs				1.1043	1.000			39.0		0.309	39.0
230	4th Function Penta-PCBs				1.0709	1.000			4.56		0.0807	4.56
231	3rd Function Hexa-PCBs				0.7784	1.000			13.2		0.101	13.2
232	4th Function Hexa-PCBs				0.9853	1.000			25.1		0.298	25.1
233	Total Hepta-PCBs				1.3098	1.000			22.2		0.251	22.2
234	4th Function Octa-PCBs				0.8904	1.000			8.57		0.0498	8.57

	Name	RT	m1 Resp	m2 Resp	RA	n/y	EMPC	Conc.
1	PCB-188	43.89	6.506e3	6.351e3	1.02	NO	0.95213	0.95213
2	PCB-194	44.37	6.264e3	6.077e3	1.03	NO	0.93346	0.93346
3	PCB-179	45.16	6.745e3	6.536e3	1.03	NO	0.96873	0.96873
4	PCB-176	45.64	6.243e3	6.408e3	0.97	NO	0.96194	0.96194
5	PCB-186	46.28	7.004e3	7.015e3	1.00	NO	0.96689	0.96689
6	PCB-178	46.77	5.014e3	4.727e3	1.06	NO	0.95914	0.95914
7	PCB-175	47.13	4.802e3	4.862e3	0.95	NO	0.85520	0.85520
8	PCB-182/187	47.32	1.148e4	1.115e4	1.03	NO	1.6903	1.6903

Vista Analytical Laboratory VG-9

Dataset: Untitled

Last Altered: Wednesday, April 25, 2018 07:37:36 Pacific Daylight Time
Printed: Wednesday, April 25, 2018 07:50:08 Pacific Daylight Time

Name: 180424K1_2, Date: 24-Apr-2018, Time: 17:28:12, ID: ST180424K1-2 PCB 209 CS1 17L3004, Description: PCB 209 CS1 17L3004

PCB-202

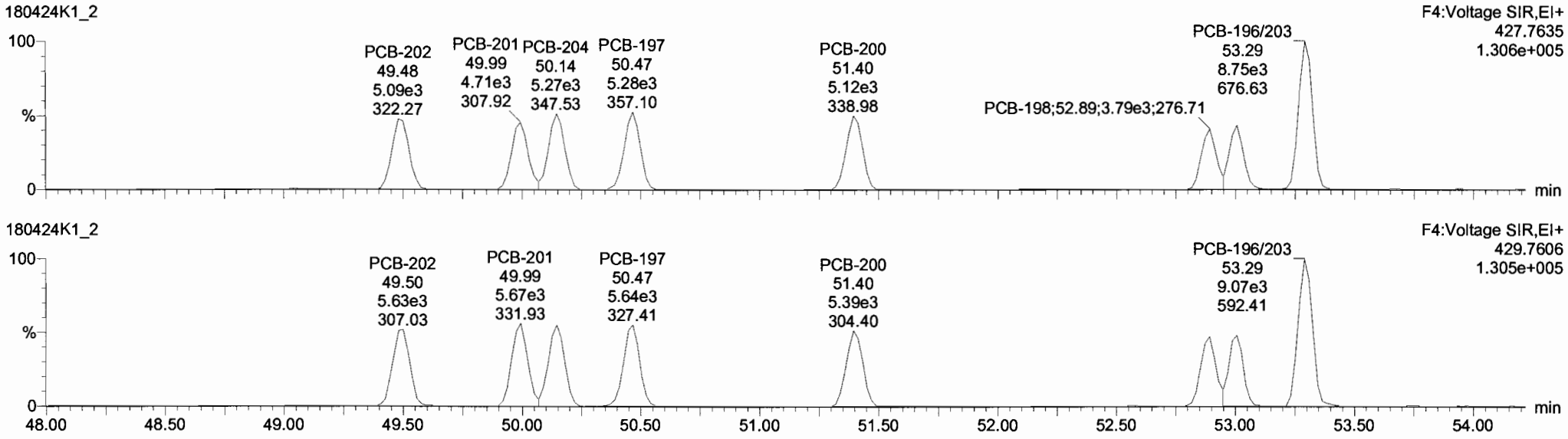

13C-PCB-202

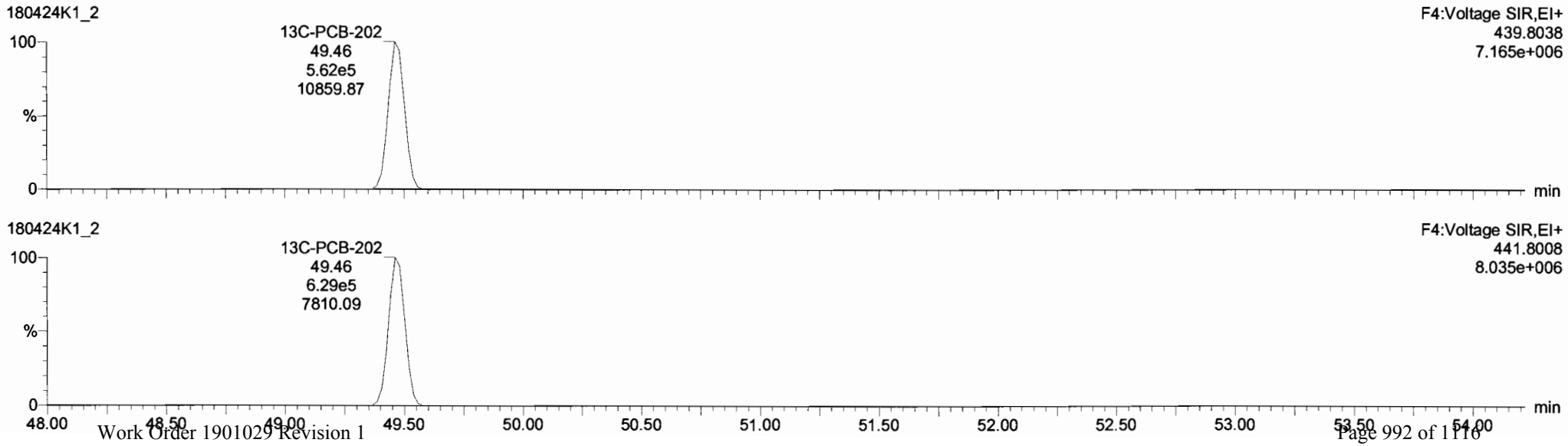

Dataset: Untitled

Last Altered: Wednesday, April 25, 2018 07:37:36 Pacific Daylight Time
Printed: Wednesday, April 25, 2018 07:50:08 Pacific Daylight Time

Name: 180424K1_2, Date: 24-Apr-2018, Time: 17:28:12, ID: ST180424K1-2 PCB 209 CS1 17L3004, Description: PCB 209 CS1 17L3004

PCB-195

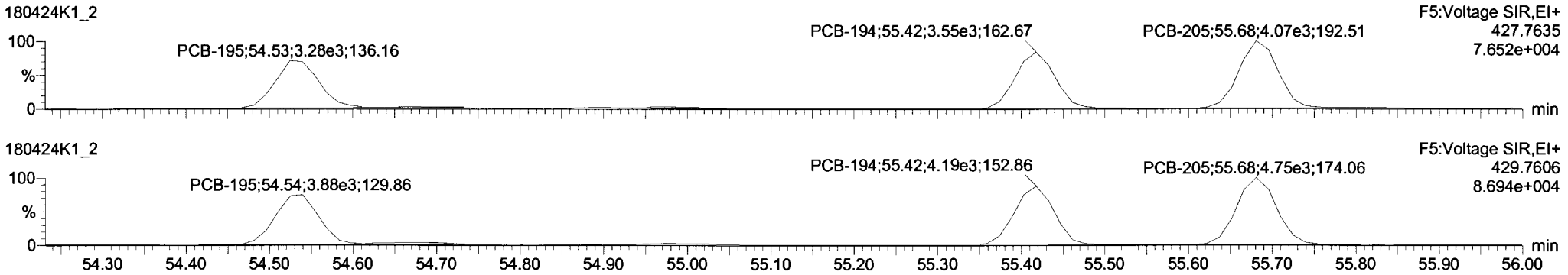

13C-PCB-194

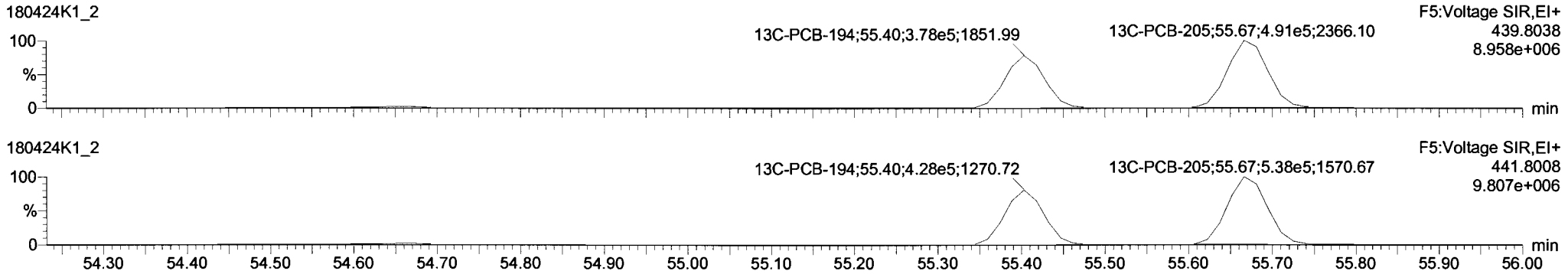

PFK5

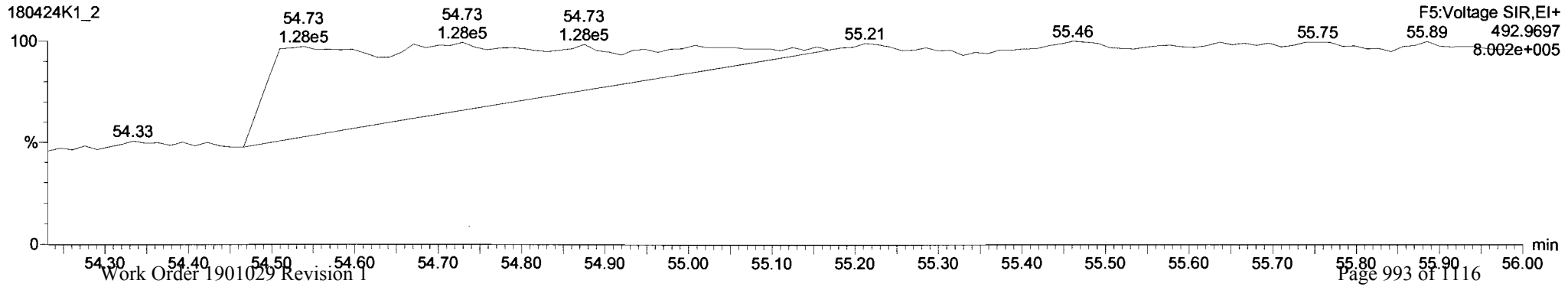



	Name	Resp	RA	n/y	RRF	wt/vol	RT	RRT	Conc.	%Rec	DL	EMPC
235	9th Function Octa-PCBs				1.1199	1.000			2.65		0.0323	2.65
236	Total Nona-PCBs				0.9494	1.000			2.61		0.0244	2.61
237	Deca-CB				0.9336	1.000			0.848		0.00164	0.848
238	Total PCBs											
239	Total Mono-Isotopes											
240	Total Di-Isotopes											
241	2nd Function Tri-Isotopes											
242	3rd Function Tri-Isotopes											
243	Tetra-Isotopes				69.0779	1.000			780		0.521	0.000
244	3rd Function Penta-Isotopes				0.8919	1.000			693		0.150	0.000
245	4th Function Penta-Isotopes				1.3912	1.000			395		0.161	0.000
246	4th Function Hexa-Isotopes				1.2515	1.000			896		0.716	0.000

	Name	RT	m1 Resp	m2 Resp	RA	n/y	EMPC	Conc.
1	PCB-195	54.53	3.358e3	3.972e3	0.85	NO	0.89629	0.89629
2	PCB-194	55.42	3.549e3	4.197e3	0.85	NO	0.86484	0.86484
3	PCB-205	55.68	4.146e3	4.753e3	0.87	NO	0.89246	0.89246

Dataset: Untitled

Last Altered: Wednesday, April 25, 2018 07:37:36 Pacific Daylight Time
Printed: Wednesday, April 25, 2018 07:50:08 Pacific Daylight Time

Name: 180424K1_2, Date: 24-Apr-2018, Time: 17:28:12, ID: ST180424K1-2 PCB 209 CS1 17L3004, Description: PCB 209 CS1 17L3004

PCB-208

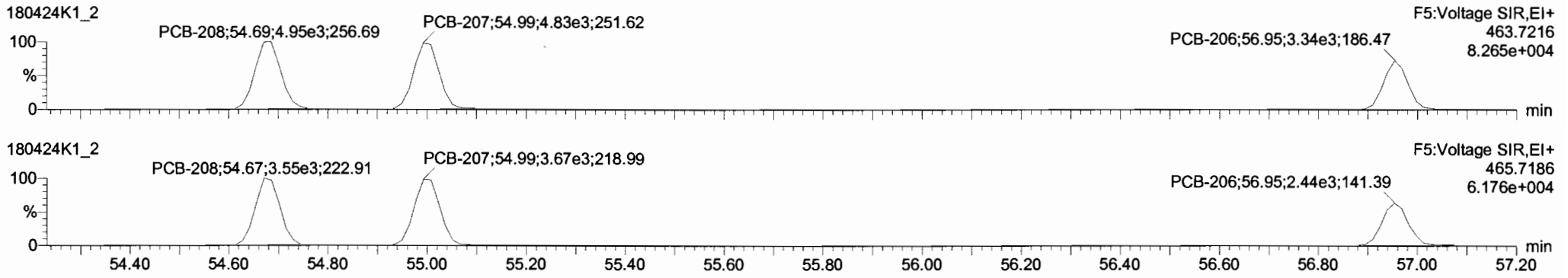

13C-PCB-208

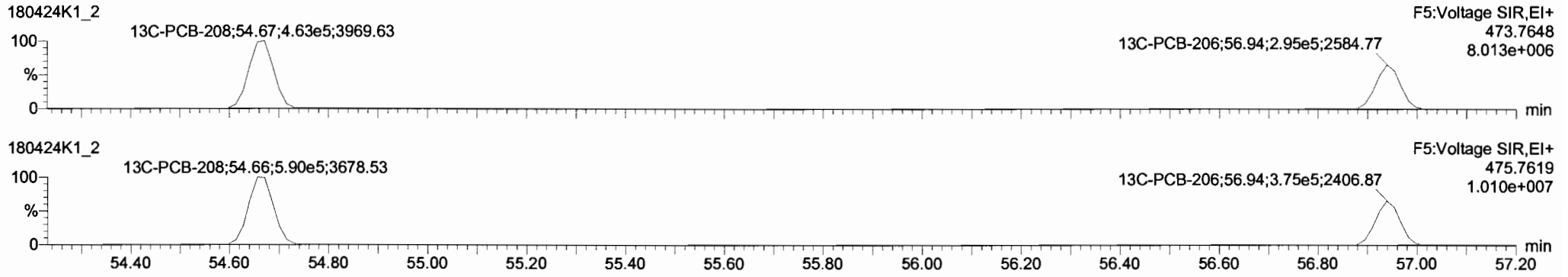

PFK5

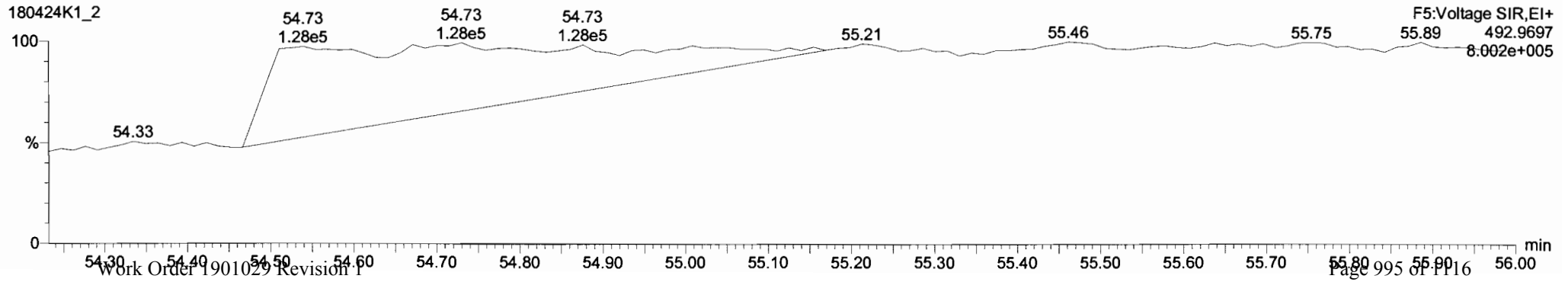

Dataset: Untitled

Last Altered: Wednesday, April 25, 2018 07:37:36 Pacific Daylight Time
Printed: Wednesday, April 25, 2018 07:50:08 Pacific Daylight Time

Name: 180424K1_2, Date: 24-Apr-2018, Time: 17:28:12, ID: ST180424K1-2 PCB 209 CS1 17L3004, Description: PCB 209 CS1 17L3004

PCB-209

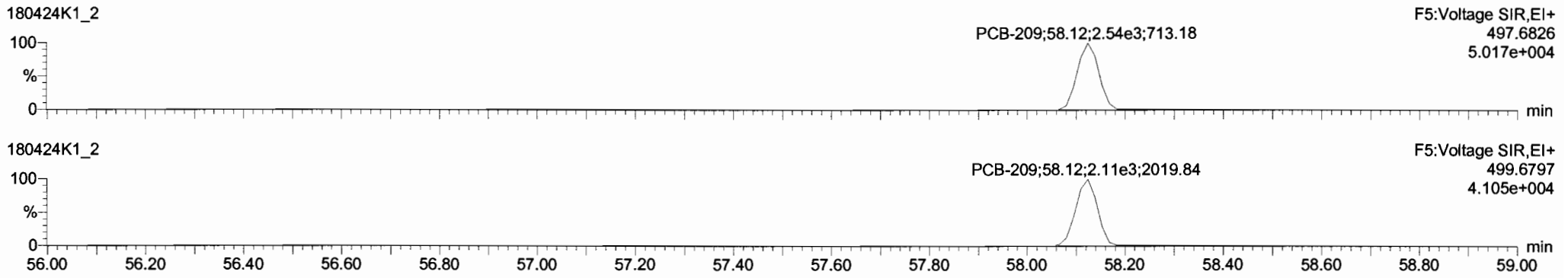

13C-PCB-209

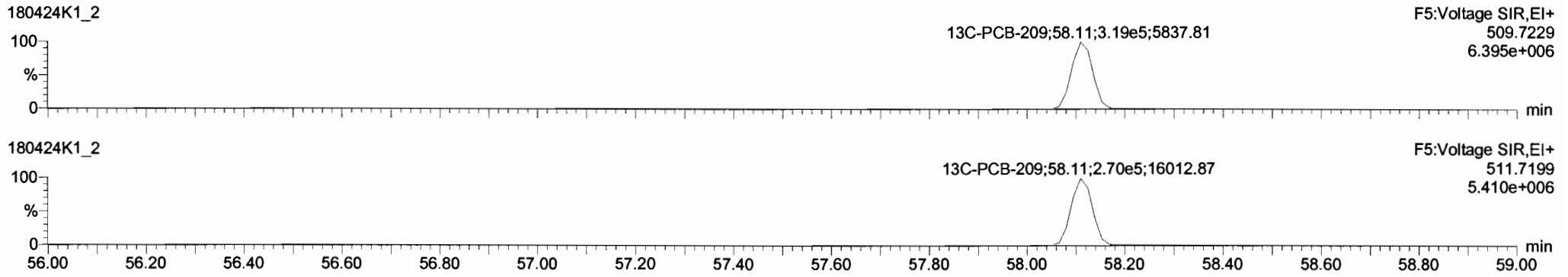

PFK5

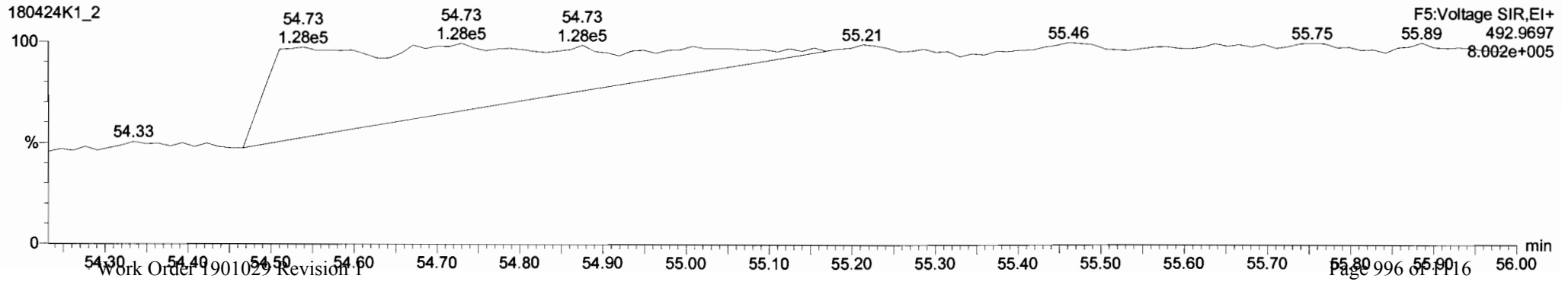

Dataset: Untitled

Last Altered: Wednesday, April 25, 2018 07:37:36 Pacific Daylight Time
Printed: Wednesday, April 25, 2018 07:50:08 Pacific Daylight Time

Name: 180424K1_3, Date: 24-Apr-2018, Time: 18:29:29, ID: ST180424K1-3 PCB 209 CS2 17L3005, Description: PCB 209 CS2 17L3005

PCB-1

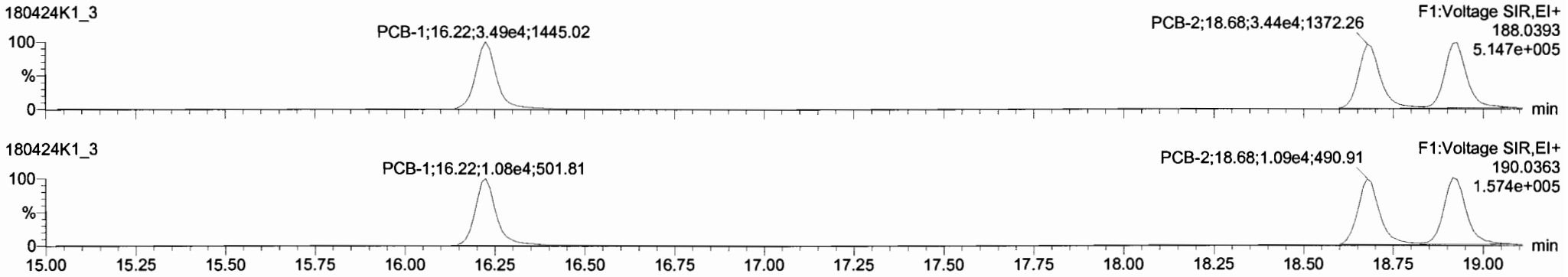

13C-PCB-1

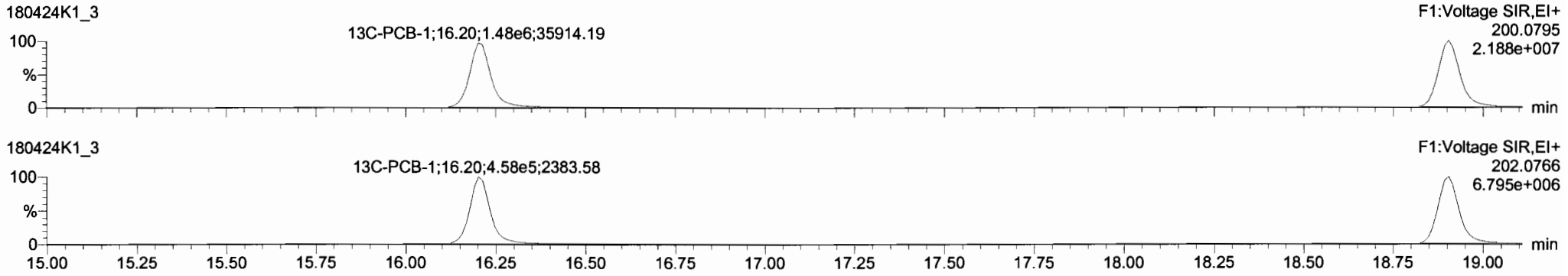

PFK1

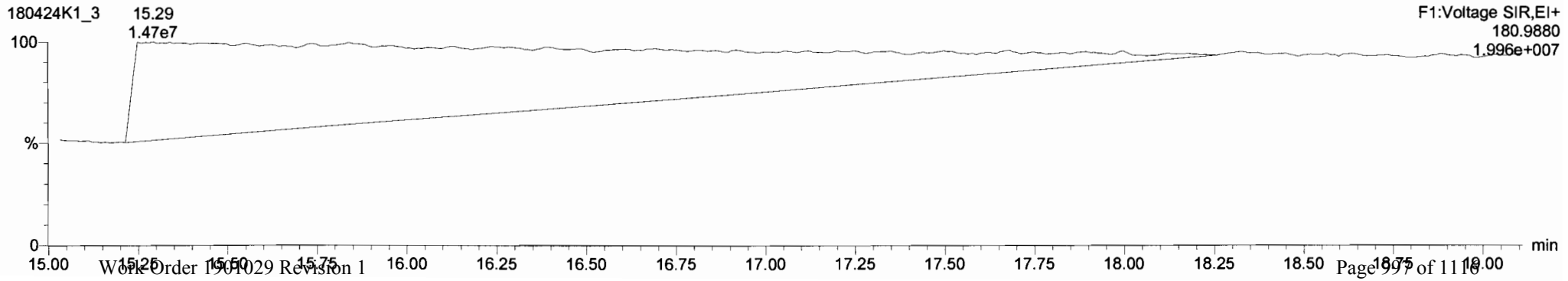

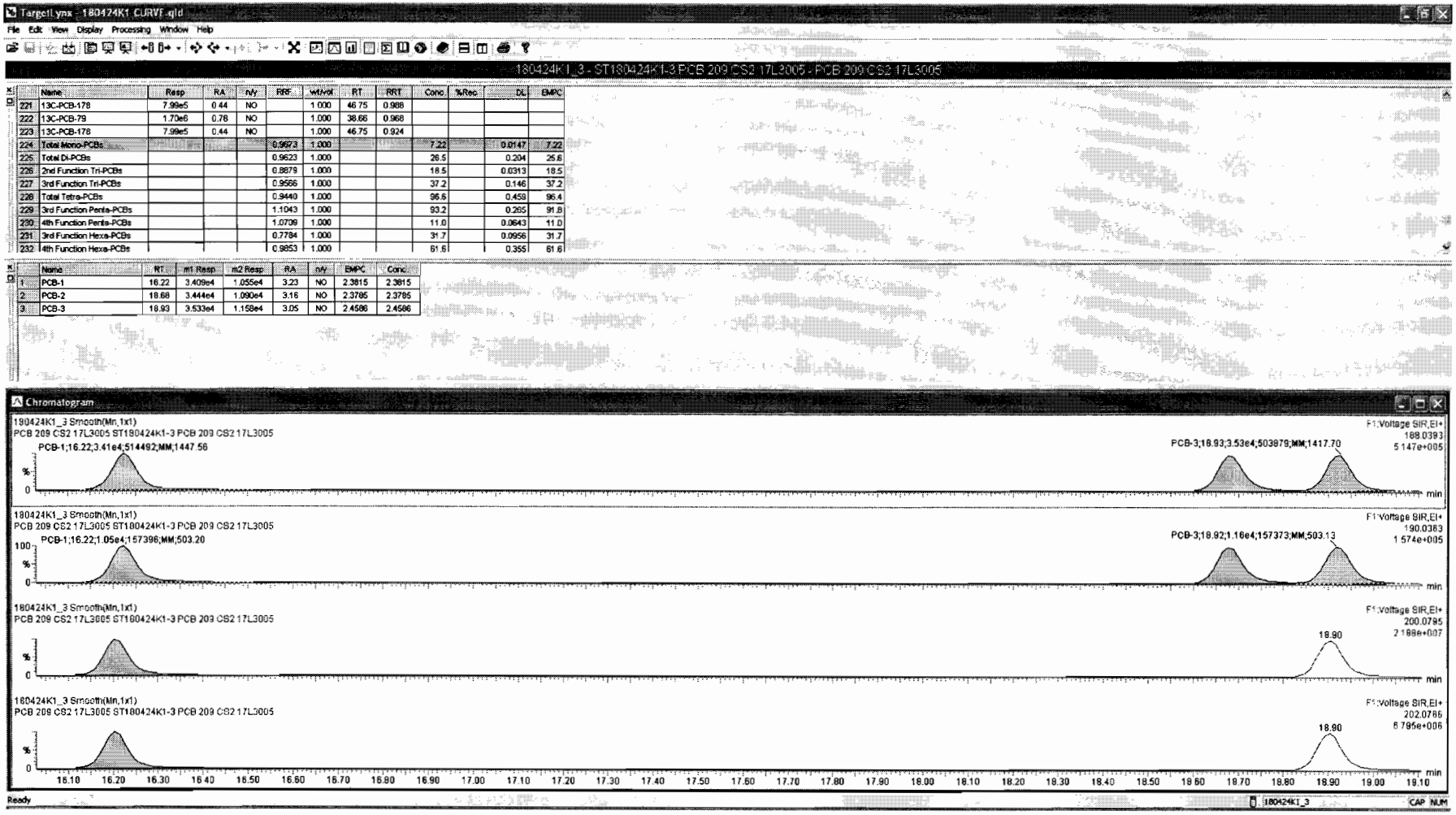

	Name	Resp	RA	n/y	RRF	wt/vol	RT	RRT	Conc.	%Rec	DL	EMPC
221	13C-PCB-178	7.99e5	0.44	NO		1.000	46.75	0.988				
222	13C-PCB-79	1.70e6	0.78	NO		1.000	38.66	0.968				
223	13C-PCB-178	7.99e5	0.44	NO		1.000	46.75	0.924				
224	Total Mono-PCBs				0.9673	1.000			7.22		0.0147	7.22
225	Total Di-PCBs				0.9623	1.000			26.5		0.204	26.6
226	2nd Function Tri-PCBs				0.8879	1.000			18.5		0.0313	18.5
227	3rd Function Tri-PCBs				0.9566	1.000			37.2		0.146	37.2
228	Total Tetra-PCBs				0.9449	1.000			96.6		0.459	96.4
229	3rd Function Penta-PCBs				1.1043	1.000			93.2		0.265	91.8
230	4th Function Penta-PCBs				1.0709	1.000			11.0		0.0643	11.0
231	3rd Function Hexa-PCBs				0.7784	1.000			31.7		0.0956	31.7
232	4th Function Hexa-PCBs				0.9853	1.000			61.6		0.355	61.6

	Name	RT	m1 Resp	m2 Resp	RA	n/y	EMPC	Conc.
1	PCB-1	16.22	3.409e4	1.055e4	3.23	NO	2.3815	2.3815
2	PCB-2	18.68	3.444e4	1.090e4	3.16	NO	2.3795	2.3795
3	PCB-3	18.93	3.533e4	1.158e4	3.05	NO	2.4586	2.4586

Dataset: Untitled

Last Altered: Wednesday, April 25, 2018 07:37:36 Pacific Daylight Time
Printed: Wednesday, April 25, 2018 07:50:08 Pacific Daylight Time

Name: 180424K1_3, Date: 24-Apr-2018, Time: 18:29:29, ID: ST180424K1-3 PCB 209 CS2 17L3005, Description: PCB 209 CS2 17L3005

PCB-4/10

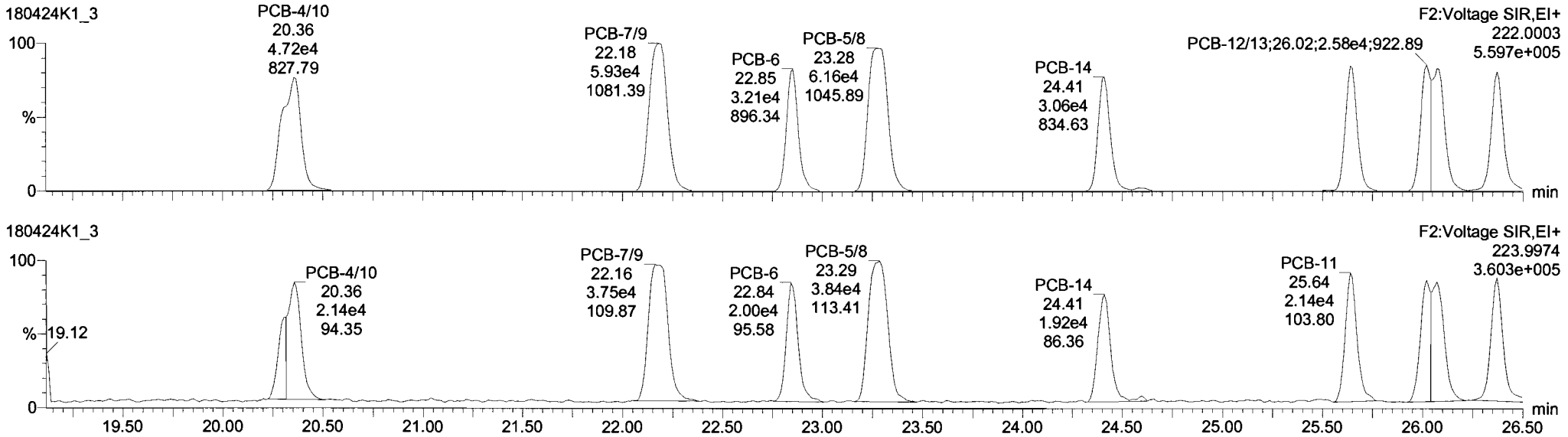

13C-PCB-4

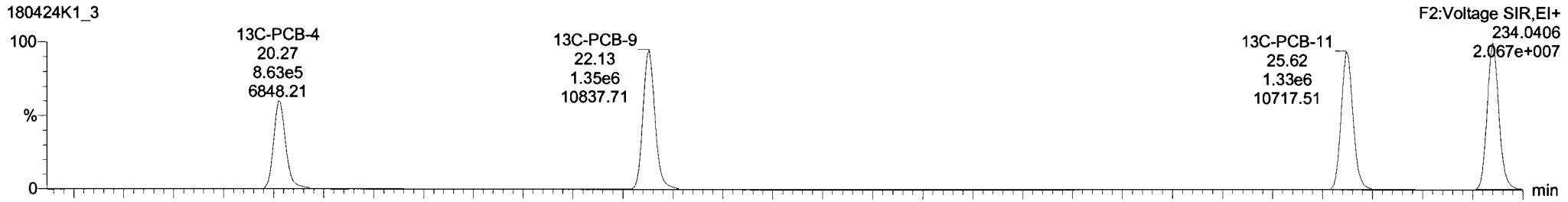

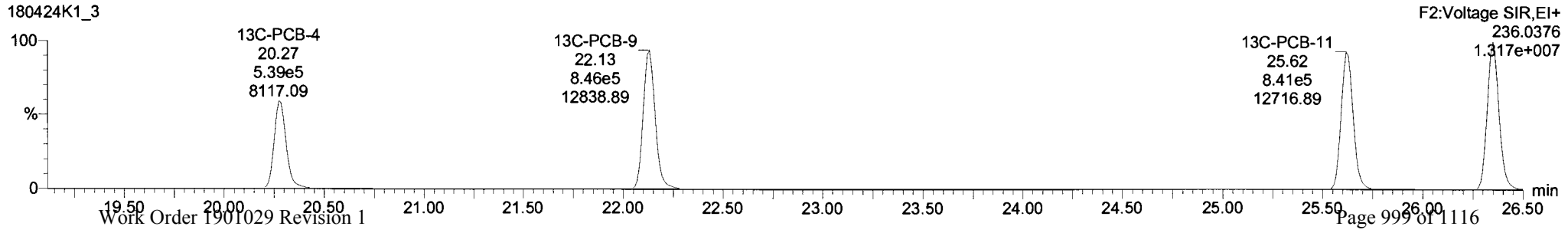

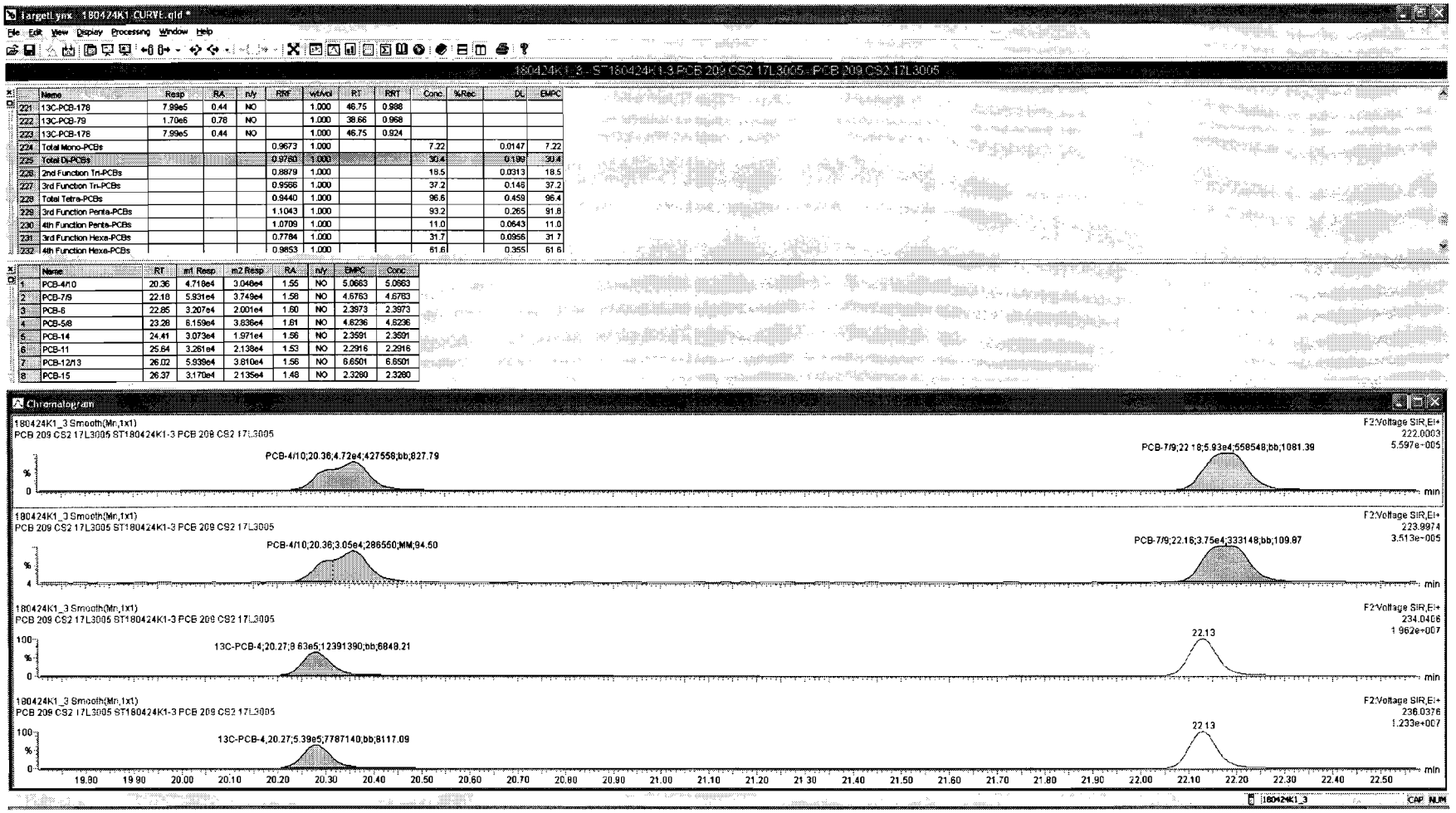

	Name	Resp	RA	n/y	RRF	wtAvg	RT	RRT	Conc	%Rec	DL	EMPC
221	13C-PCB-178	7.99e5	0.44	NO		1.000	46.75	0.988				
222	13C-PCB-79	1.70e6	0.78	NO		1.000	38.66	0.968				
223	13C-PCB-178	7.99e5	0.44	NO		1.000	46.75	0.924				
224	Total Mono-PCBs				0.9673	1.000			7.22		0.0147	7.22
225	Total Di-PCBs				0.9780	1.000			39.4		0.199	39.4
226	2nd Function Tri-PCBs				0.8879	1.000			18.5		0.0313	18.5
227	3rd Function Tri-PCBs				0.9566	1.000			37.2		0.148	37.2
228	Total Tetra-PCBs				0.9440	1.000			96.6		0.459	96.4
229	3rd Function Penta-PCBs				1.1043	1.000			93.2		0.265	91.8
230	4th Function Penta-PCBs				1.0709	1.000			11.0		0.0643	11.0
231	3rd Function Hexa-PCBs				0.7784	1.000			31.7		0.0956	31.7
232	4th Function Hexa-PCBs				0.9853	1.000			61.6		0.355	61.6

	Name	RT	m1 Resp	m2 Resp	RA	n/y	EMPC	Conc
1	PCB-4/10	20.36	4.718e4	3.048e4	1.55	NO	5.0663	5.0663
2	PCB-7/9	22.18	5.931e4	3.749e4	1.58	NO	4.6763	4.6763
3	PCB-6	22.85	3.207e4	2.001e4	1.60	NO	2.3973	2.3973
4	PCB-5/8	23.28	6.159e4	3.836e4	1.61	NO	4.8236	4.8236
5	PCB-14	24.41	3.073e4	1.971e4	1.56	NO	2.3591	2.3591
6	PCB-11	25.64	3.261e4	2.138e4	1.53	NO	2.2916	2.2916
7	PCB-12/13	26.02	5.939e4	3.810e4	1.56	NO	6.6501	6.6501
8	PCB-15	26.37	3.170e4	2.135e4	1.48	NO	2.3280	2.3280

TargetLynx - 180424K1-CURVE.qld*

File Edit View Display Processing Window Help

180424K1_3 - ST180424K1-3 PCB 209 CS2 17L3005 - PCB 209 CS2 17L3005

	Name	Resp	RA	nY	RRF	wt/vol	RT	RRT	Conc	%Rec	DL	EMPC
221	13C-PCB-178	7.99e5	0.44	NO		1.000	46.75	0.988				
222	13C-PCB-79	1.70e6	0.78	NO		1.000	38.66	0.968				
223	13C-PCB-178	7.99e5	0.44	NO		1.000	46.75	0.924				
224	Total Mono-PCBs				0.9673	1.000			7.22		0.0147	7.22
225	Total Di-PCBs				0.9750	1.000			30.4		0.189	30.4
226	2nd Function Tri-PCBs				0.8879	1.000			18.5		0.0313	18.5
227	3rd Function Tri-PCBs				0.9586	1.000			37.2		0.146	37.2
228	Total Tetra-PCBs				0.9449	1.000			96.6		0.459	96.4
229	3rd Function Penta-PCBs				1.1043	1.000			93.2		0.265	91.8
230	4th Function Penta-PCBs				1.0709	1.000			11.0		0.0643	11.0
231	3rd Function Hexa-PCBs				0.7784	1.000			31.7		0.0956	31.7
232	4th Function Hexa-PCBs				0.9853	1.000			61.6		0.355	61.6

	Name	RT	m1 Resp	m2 Resp	RA	nY	EMPC	Conc
1	PCB-4/10	20.36	4.718e4	3.048e4	1.55	NO	5.0663	5.0663
2	PCB-7/9	22.18	5.931e4	3.749e4	1.58	NO	4.6763	4.6763
3	PCB-6	22.85	3.207e4	2.001e4	1.60	NO	2.3973	2.3973
4	PCB-5/8	23.26	6.159e4	3.836e4	1.61	NO	4.6236	4.6236
5	PCB-14	24.41	3.073e4	1.971e4	1.56	NO	2.3591	2.3591
6	PCB-11	25.64	3.261e4	2.138e4	1.53	NO	2.2916	2.2916
7	PCB-12/13	26.02	5.939e4	3.810e4	1.56	NO	6.6501	6.6501
8	PCB-15	26.37	3.170e4	2.135e4	1.48	NO	2.3280	2.3280

Chromatogram

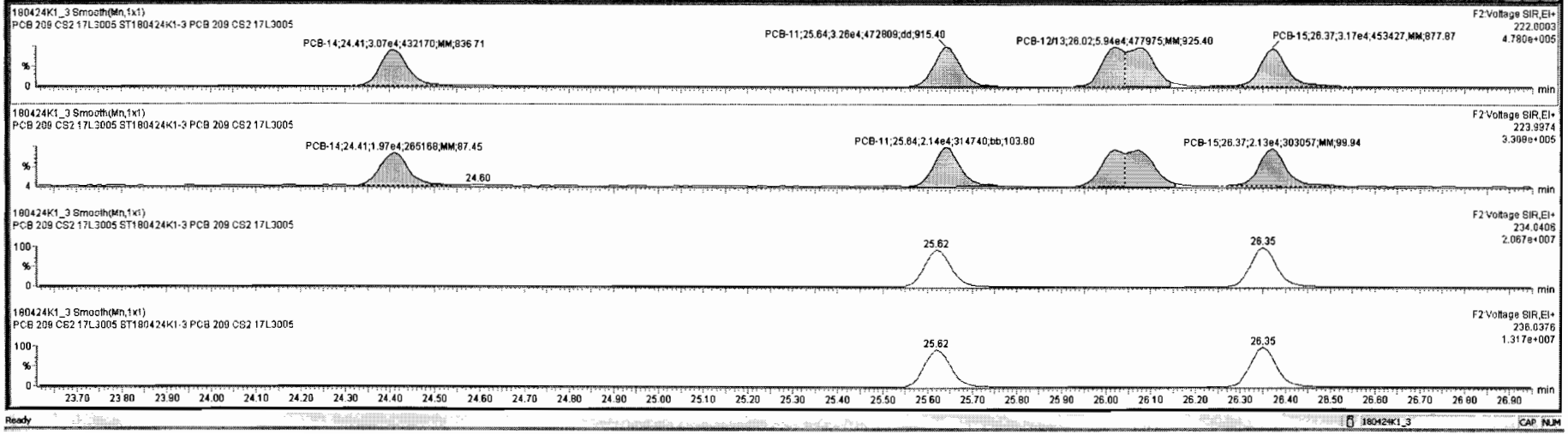

Ready 180424K1_3 CAP NUM

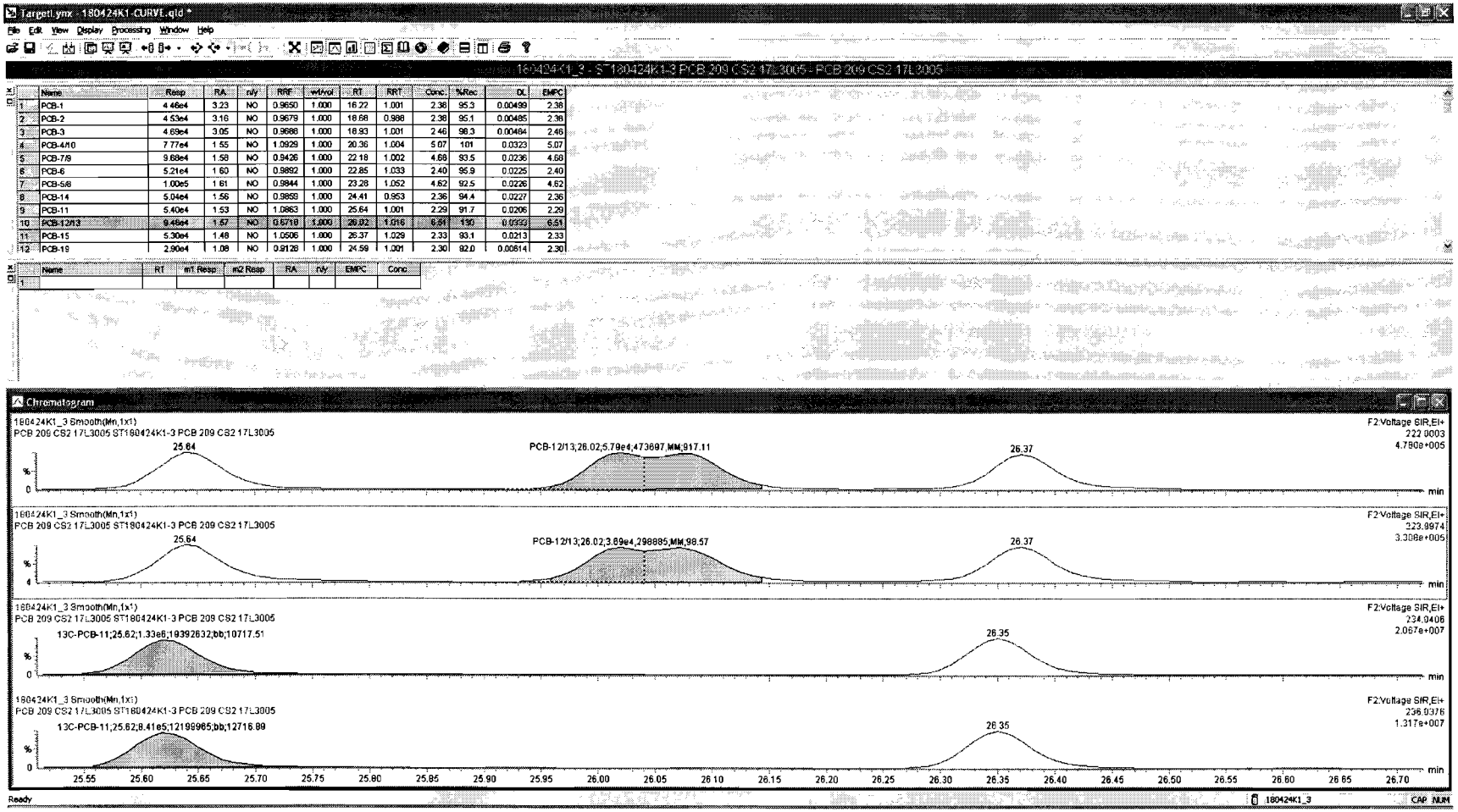

	Name	Resp	RA	n/y	RRF	wt/vol	RT	RRT	Conc	%Rec	DL	EMPC
1	PCB-1	4.46e4	3.23	NO	0.9650	1.000	16.22	1.001	2.38	95.3	0.00499	2.38
2	PCB-2	4.53e4	3.16	NO	0.9679	1.000	16.68	0.988	2.38	95.1	0.00485	2.38
3	PCB-3	4.69e4	3.05	NO	0.9688	1.000	16.93	1.001	2.46	98.3	0.00484	2.46
4	PCB-4/10	7.77e4	1.55	NO	1.0929	1.000	20.36	1.004	5.07	101	0.0323	5.07
5	PCB-7/9	9.68e4	1.58	NO	0.9426	1.000	22.18	1.002	4.68	93.5	0.0236	4.68
6	PCB-6	5.21e4	1.60	NO	0.9892	1.000	22.85	1.033	2.40	95.9	0.0225	2.40
7	PCB-5/8	1.00e5	1.61	NO	0.9844	1.000	23.28	1.052	4.62	92.5	0.0226	4.62
8	PCB-14	5.04e4	1.56	NO	0.9899	1.000	24.41	0.953	2.36	94.4	0.0227	2.36
9	PCB-11	5.40e4	1.53	NO	1.0863	1.000	25.64	1.001	2.29	91.7	0.0206	2.29
10	PCB-12/13	9.48e4	1.57	NO	0.6718	1.000	26.02	1.016	6.51	130	0.0333	6.51
11	PCB-15	5.30e4	1.48	NO	1.0506	1.000	26.37	1.029	2.33	93.1	0.0213	2.33
12	PCB-19	2.90e4	1.08	NO	0.9128	1.000	24.59	1.001	2.30	92.0	0.00814	2.30

	Name	RT	m1 Resp	m2 Resp	RA	n/y	EMPC	Conc
1								

Dataset: Untitled

Last Altered: Wednesday, April 25, 2018 07:37:36 Pacific Daylight Time
Printed: Wednesday, April 25, 2018 07:50:08 Pacific Daylight Time

Name: 180424K1_3, Date: 24-Apr-2018, Time: 18:29:29, ID: ST180424K1-3 PCB 209 CS2 17L3005, Description: PCB 209 CS2 17L3005

PCB-19

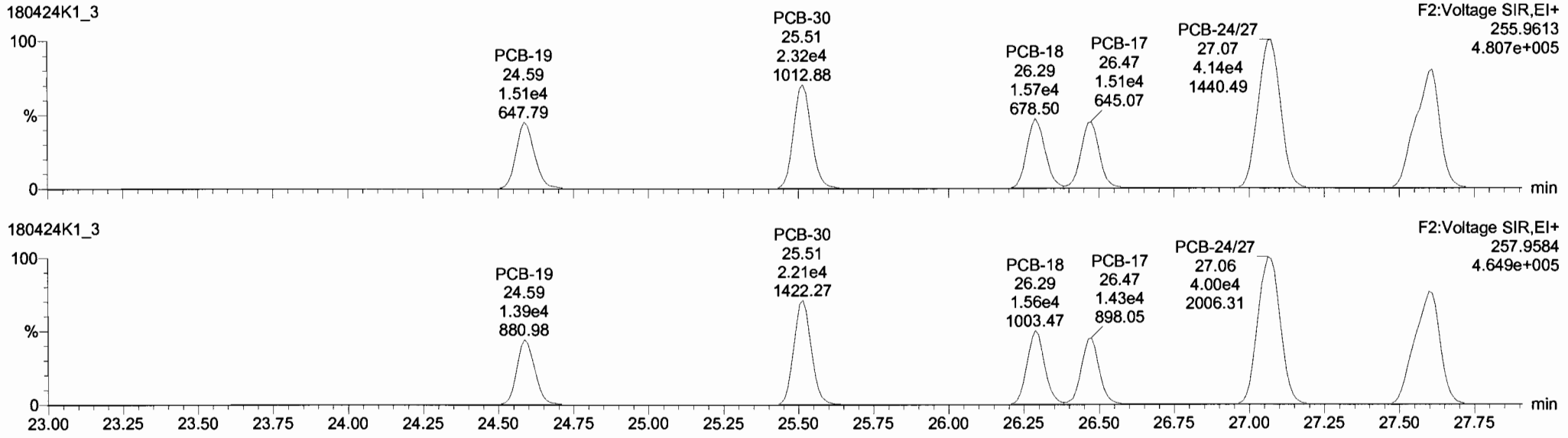

13C-PCB-19



Dataset: Untitled

Last Altered: Wednesday, April 25, 2018 07:37:36 Pacific Daylight Time
Printed: Wednesday, April 25, 2018 07:50:08 Pacific Daylight Time

Name: 180424K1_3, Date: 24-Apr-2018, Time: 18:29:29, ID: ST180424K1-3 PCB 209 CS2 17L3005, Description: PCB 209 CS2 17L3005

PCB-34

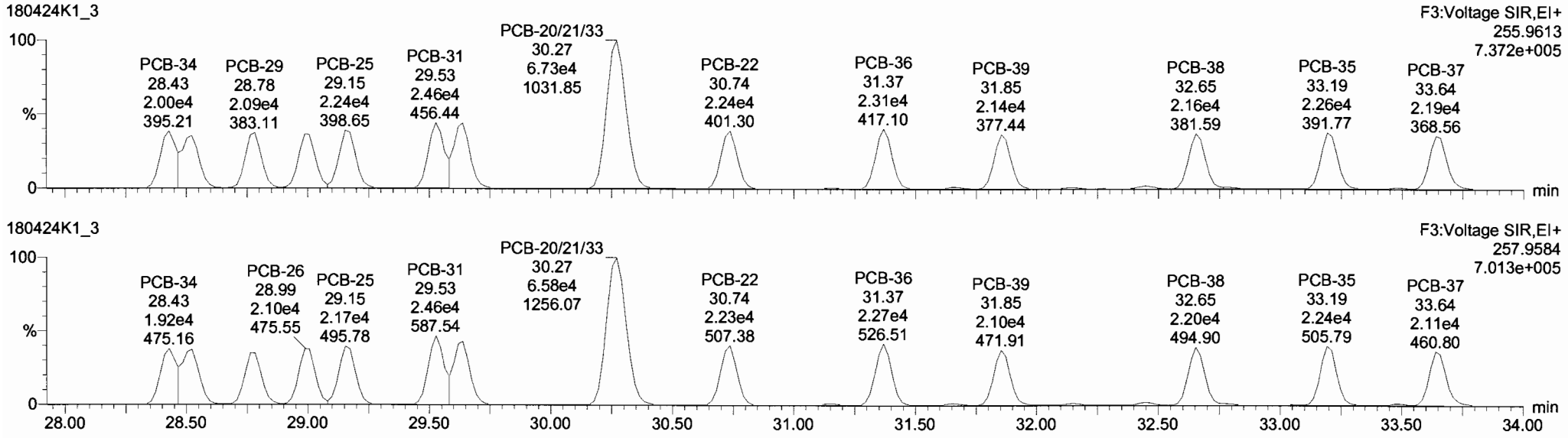

13C-PCB-28

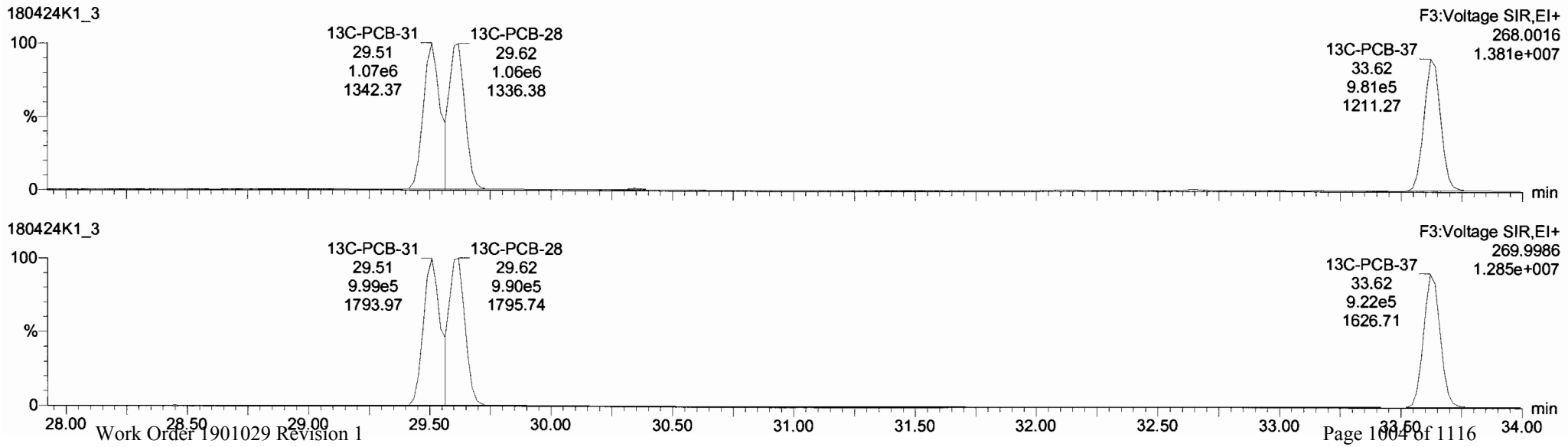

Dataset: Untitled

Last Altered: Wednesday, April 25, 2018 07:37:36 Pacific Daylight Time
Printed: Wednesday, April 25, 2018 07:50:08 Pacific Daylight Time

Name: 180424K1_3, Date: 24-Apr-2018, Time: 18:29:29, ID: ST180424K1-3 PCB 209 CS2 17L3005, Description: PCB 209 CS2 17L3005

PCB-54

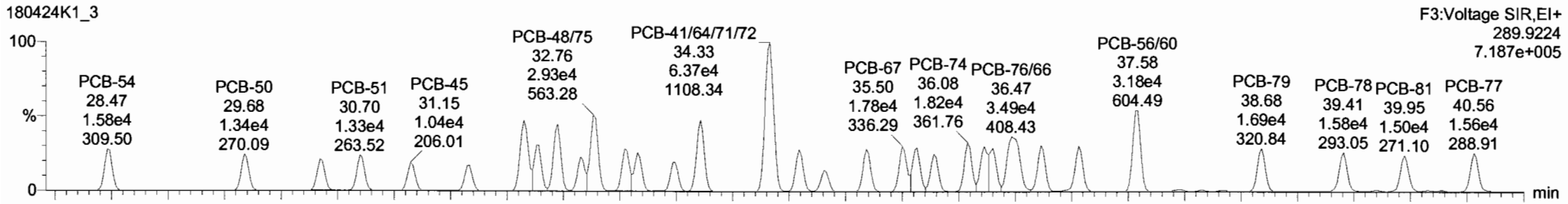

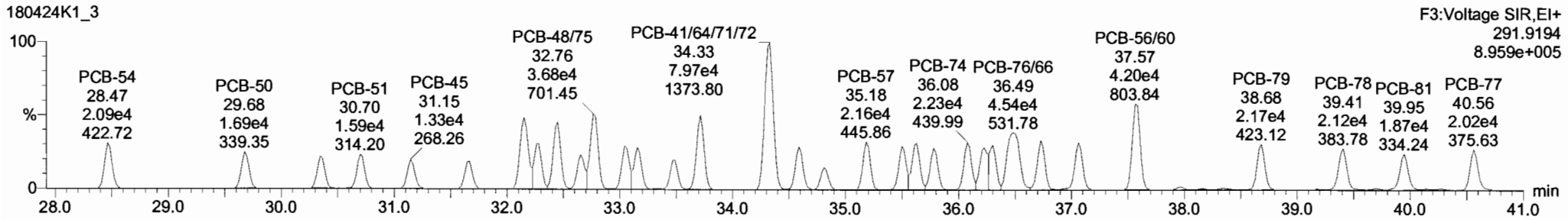

13C-PCB-54

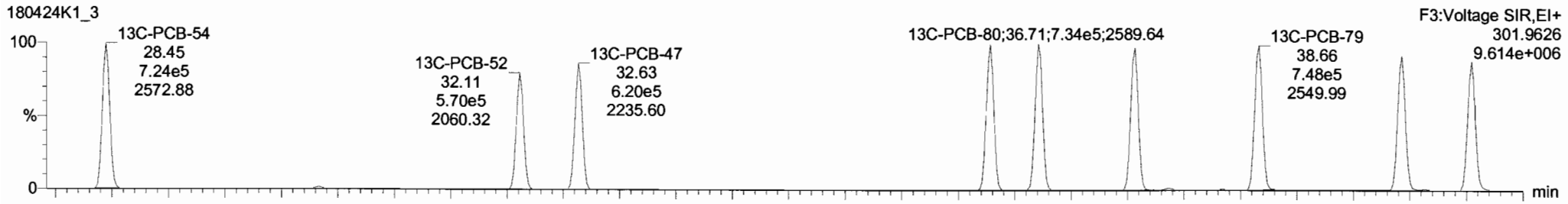

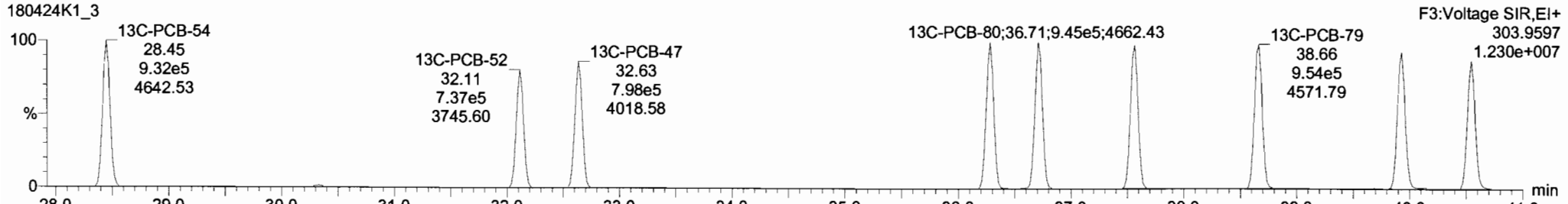

Vista Analytical Laboratory VG-9

Dataset: Untitled

Last Altered: Wednesday, April 25, 2018 07:37:36 Pacific Daylight Time
Printed: Wednesday, April 25, 2018 07:50:08 Pacific Daylight Time

Name: 180424K1_3, Date: 24-Apr-2018, Time: 18:29:29, ID: ST180424K1-3 PCB 209 CS2 17L3005, Description: PCB 209 CS2 17L3005

PCB-50

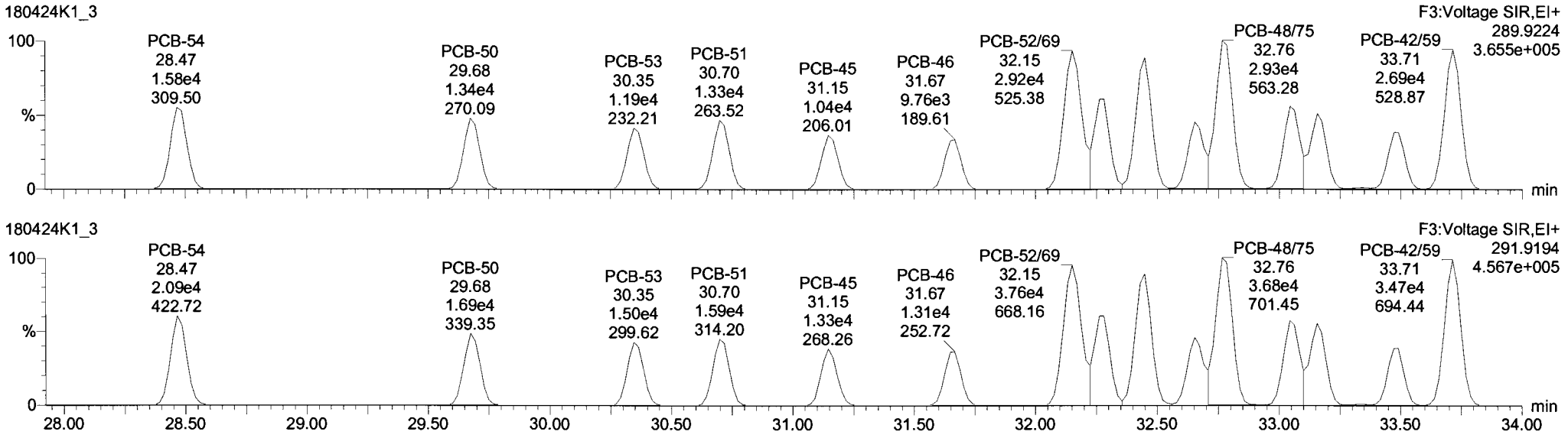

13C-PCB-52

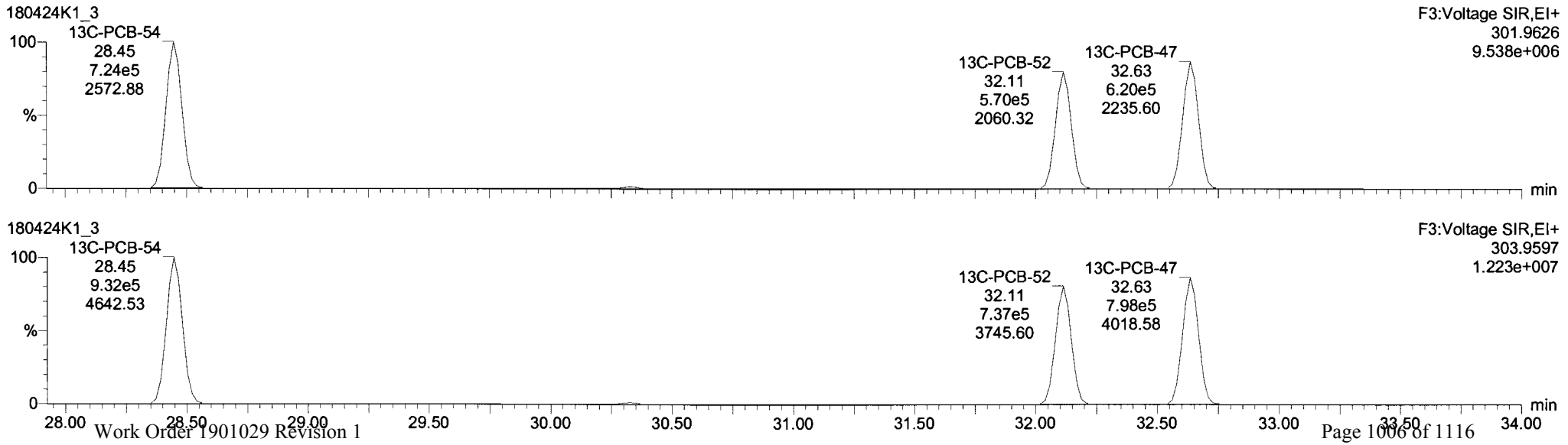

Dataset: Untitled

Last Altered: Wednesday, April 25, 2018 07:37:36 Pacific Daylight Time
Printed: Wednesday, April 25, 2018 07:50:08 Pacific Daylight Time

Name: 180424K1_3, Date: 24-Apr-2018, Time: 18:29:29, ID: ST180424K1-3 PCB 209 CS2 17L3005, Description: PCB 209 CS2 17L3005

PCB-68

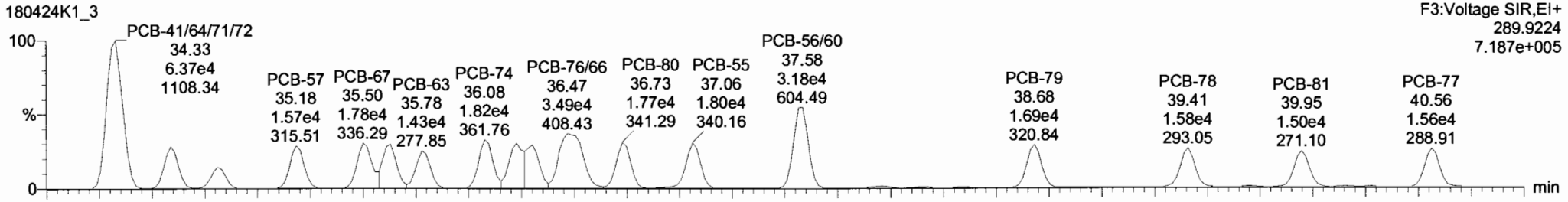

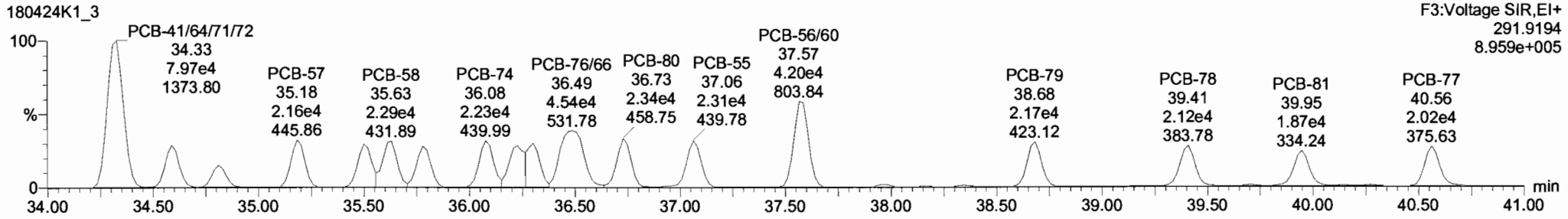

13C-PCB-60

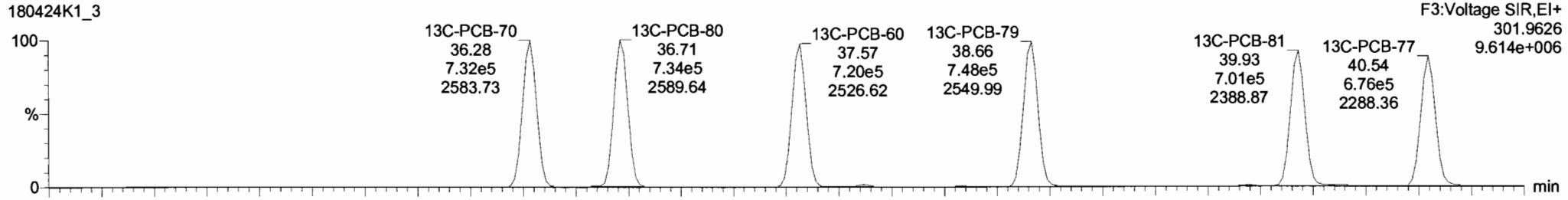

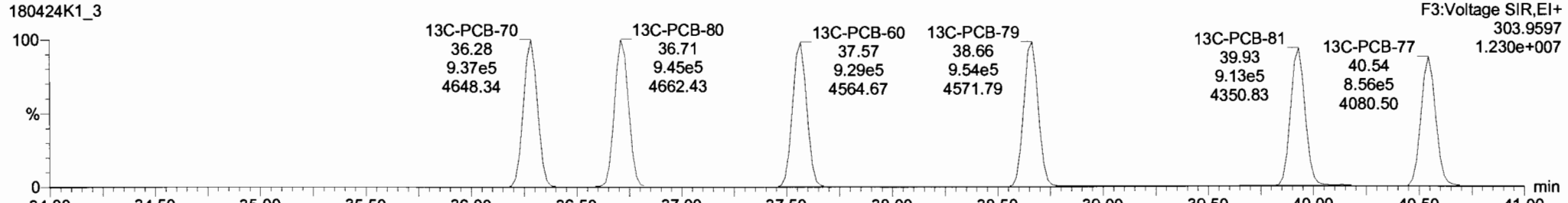

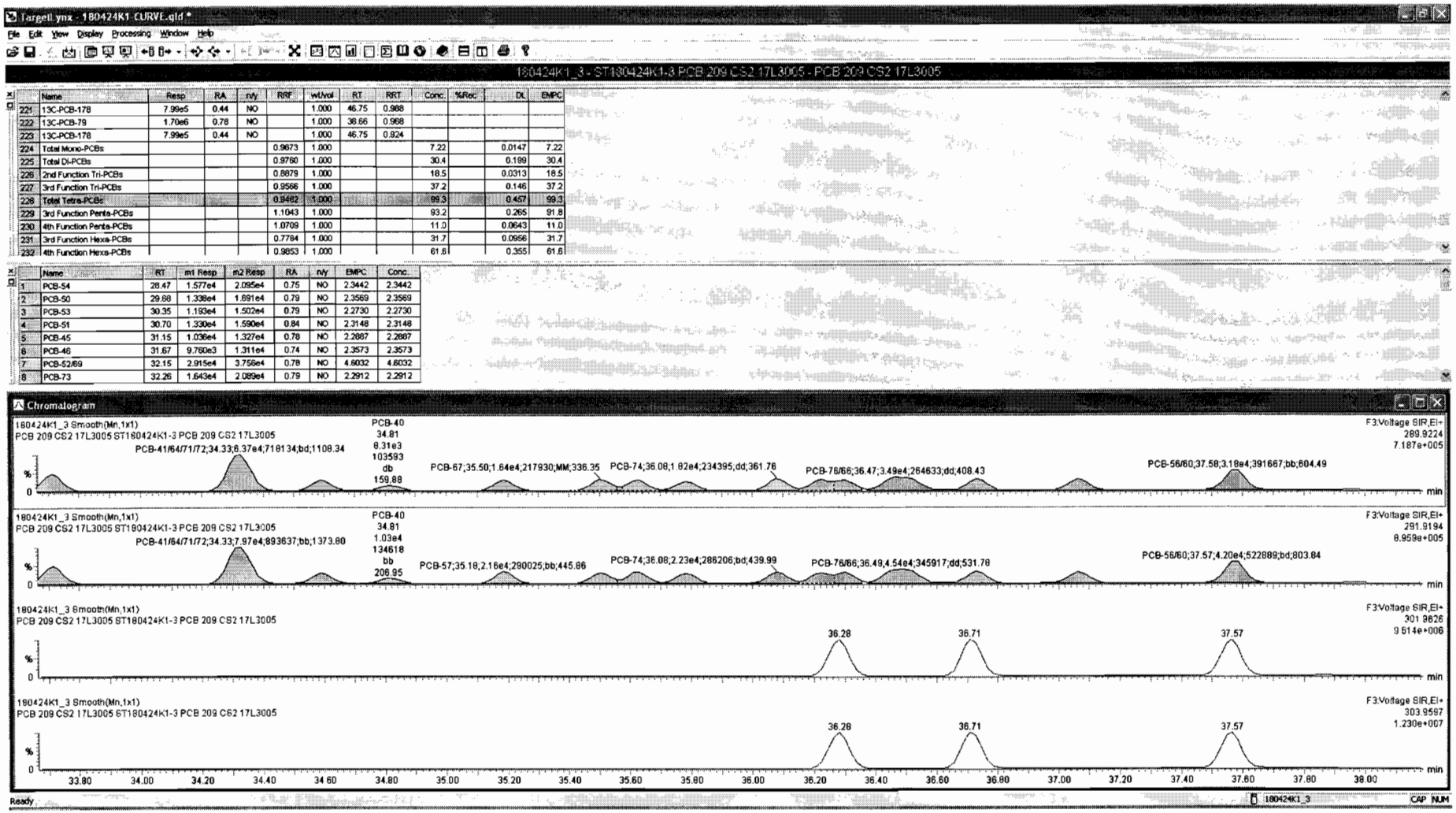

	Name	Resp	RA	n/y	RRF	wt/vol	RT	RRT	Conc.	%Rec	DL	EMPC
221	13C-PCB-178	7.99e5	0.44	NO		1.000	46.75	0.988				
222	13C-PCB-79	1.70e6	0.78	NO		1.000	38.66	0.968				
223	13C-PCB-178	7.99e5	0.44	NO		1.000	46.75	0.924				
224	Total Mono-PCBs				0.9673	1.000			7.22		0.0147	7.22
225	Total Di-PCBs				0.9760	1.000			30.4		0.199	30.4
226	2nd Function Tri-PCBs				0.8879	1.000			18.5		0.0313	18.5
227	3rd Function Tri-PCBs				0.9566	1.000			37.2		0.146	37.2
228	Total Tetra-PCBs				0.9482	1.000			99.3		0.457	99.3
229	3rd Function Penta-PCBs				1.1043	1.000			93.2		0.265	91.8
230	4th Function Penta-PCBs				1.0709	1.000			11.0		0.0643	11.0
231	3rd Function Hexa-PCBs				0.7784	1.000			31.7		0.0956	31.7
232	4th Function Hexa-PCBs				0.9853	1.000			61.6		0.355	61.6

	Name	RT	m1 Resp	m2 Resp	RA	n/y	EMPC	Conc.
1	PCB-54	28.47	1.577e4	2.095e4	0.75	NO	2.3442	2.3442
2	PCB-50	29.88	1.338e4	1.891e4	0.79	NO	2.3589	2.3589
3	PCB-53	30.35	1.193e4	1.502e4	0.79	NO	2.2730	2.2730
4	PCB-51	30.70	1.330e4	1.590e4	0.84	NO	2.3148	2.3148
5	PCB-45	31.15	1.036e4	1.327e4	0.78	NO	2.2887	2.2887
6	PCB-46	31.67	9.760e3	1.311e4	0.74	NO	2.3573	2.3573
7	PCB-52/69	32.15	2.915e4	3.756e4	0.78	NO	4.6032	4.6032
8	PCB-73	32.26	1.643e4	2.089e4	0.79	NO	2.2912	2.2912

Dataset: Untitled

Last Altered: Wednesday, April 25, 2018 07:37:36 Pacific Daylight Time
Printed: Wednesday, April 25, 2018 07:50:08 Pacific Daylight Time

Name: 180424K1_3, Date: 24-Apr-2018, Time: 18:29:29, ID: ST180424K1-3 PCB 209 CS2 17L3005, Description: PCB 209 CS2 17L3005

PCB-104

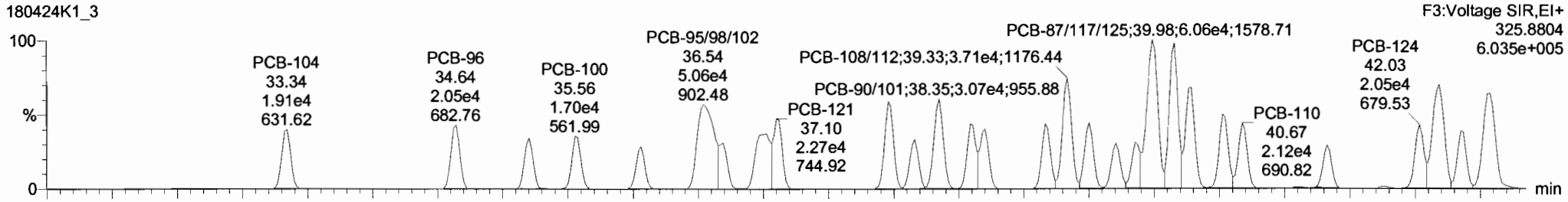

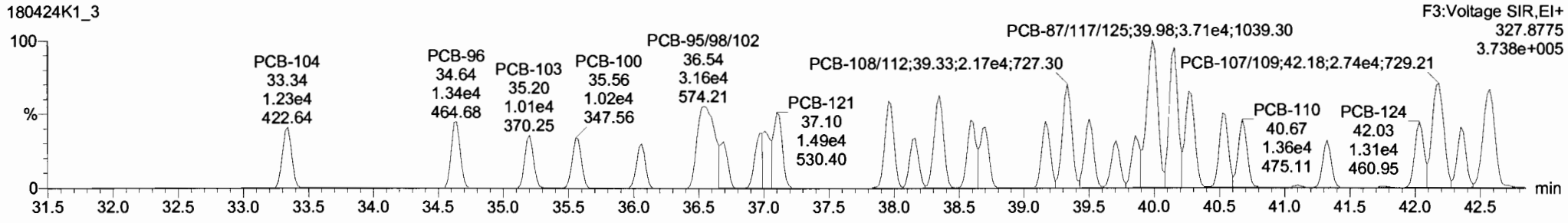

13C-PCB-104

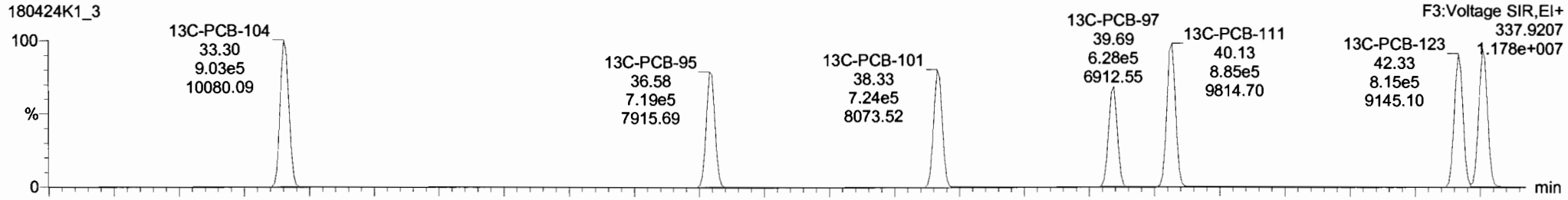

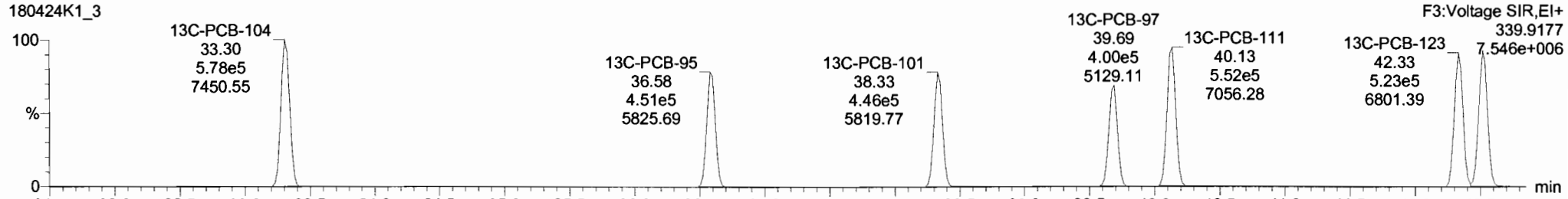

Dataset: Untitled

Last Altered: Wednesday, April 25, 2018 07:37:36 Pacific Daylight Time
Printed: Wednesday, April 25, 2018 07:50:08 Pacific Daylight Time

Name: 180424K1_3, Date: 24-Apr-2018, Time: 18:29:29, ID: ST180424K1-3 PCB 209 CS2 17L3005, Description: PCB 209 CS2 17L3005

PCB-96

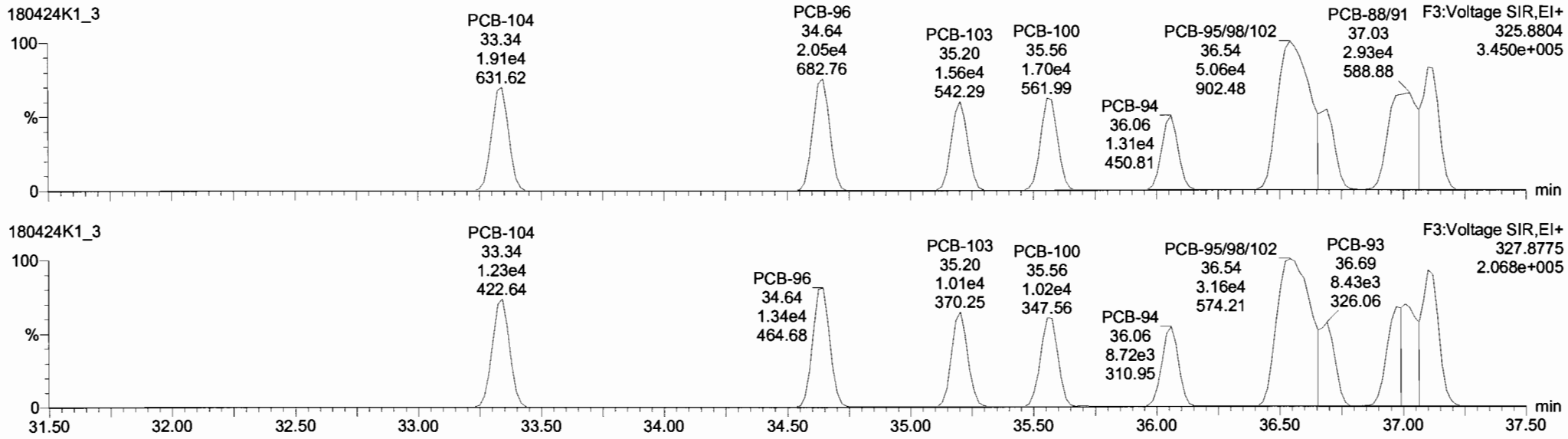

13C-PCB-95

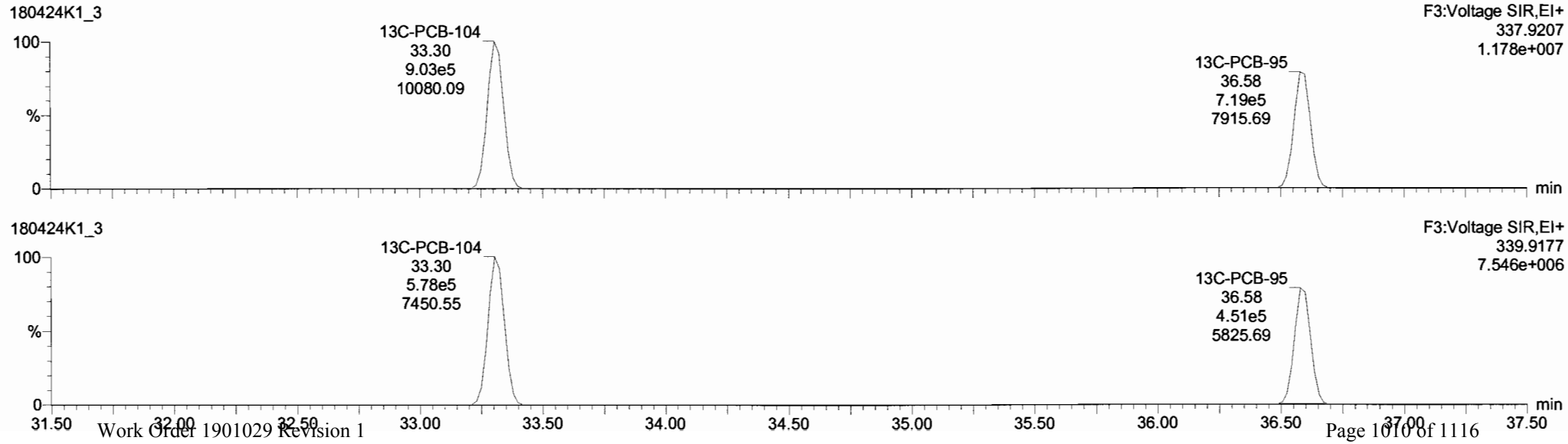

Dataset: Untitled

Last Altered: Wednesday, April 25, 2018 07:37:36 Pacific Daylight Time
Printed: Wednesday, April 25, 2018 07:50:08 Pacific Daylight Time

Name: 180424K1_3, Date: 24-Apr-2018, Time: 18:29:29, ID: ST180424K1-3 PCB 209 CS2 17L3005, Description: PCB 209 CS2 17L3005

PCB-119

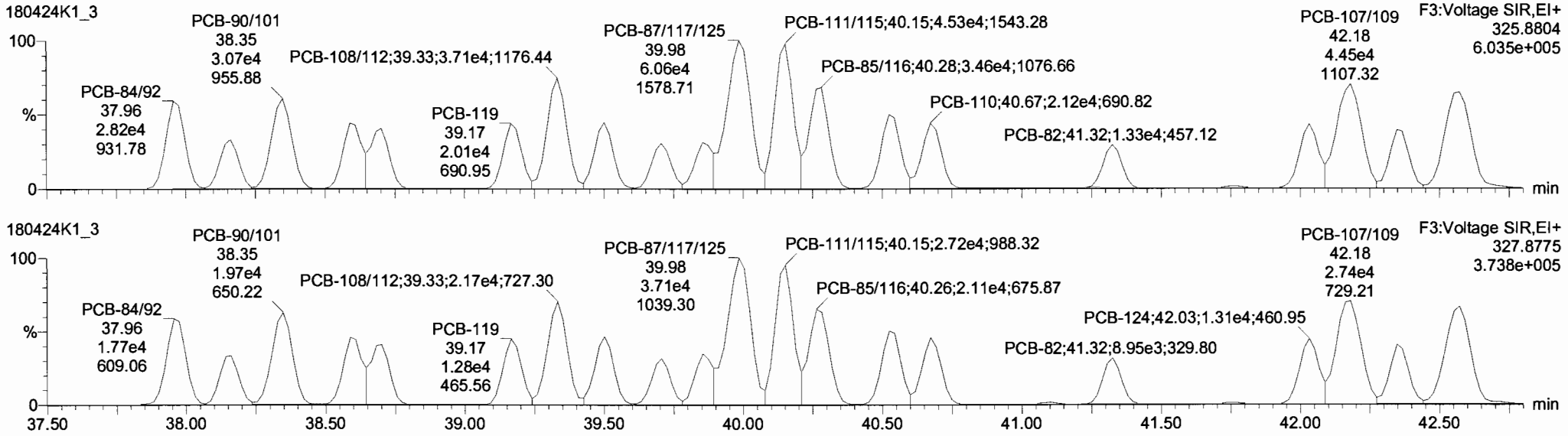

13C-PCB-111

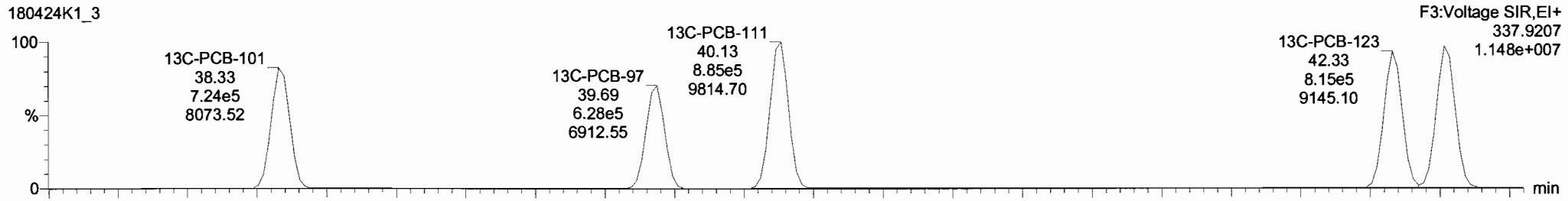

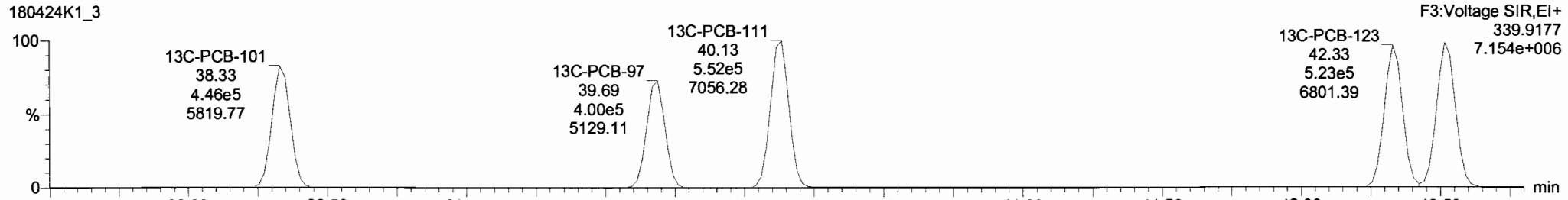

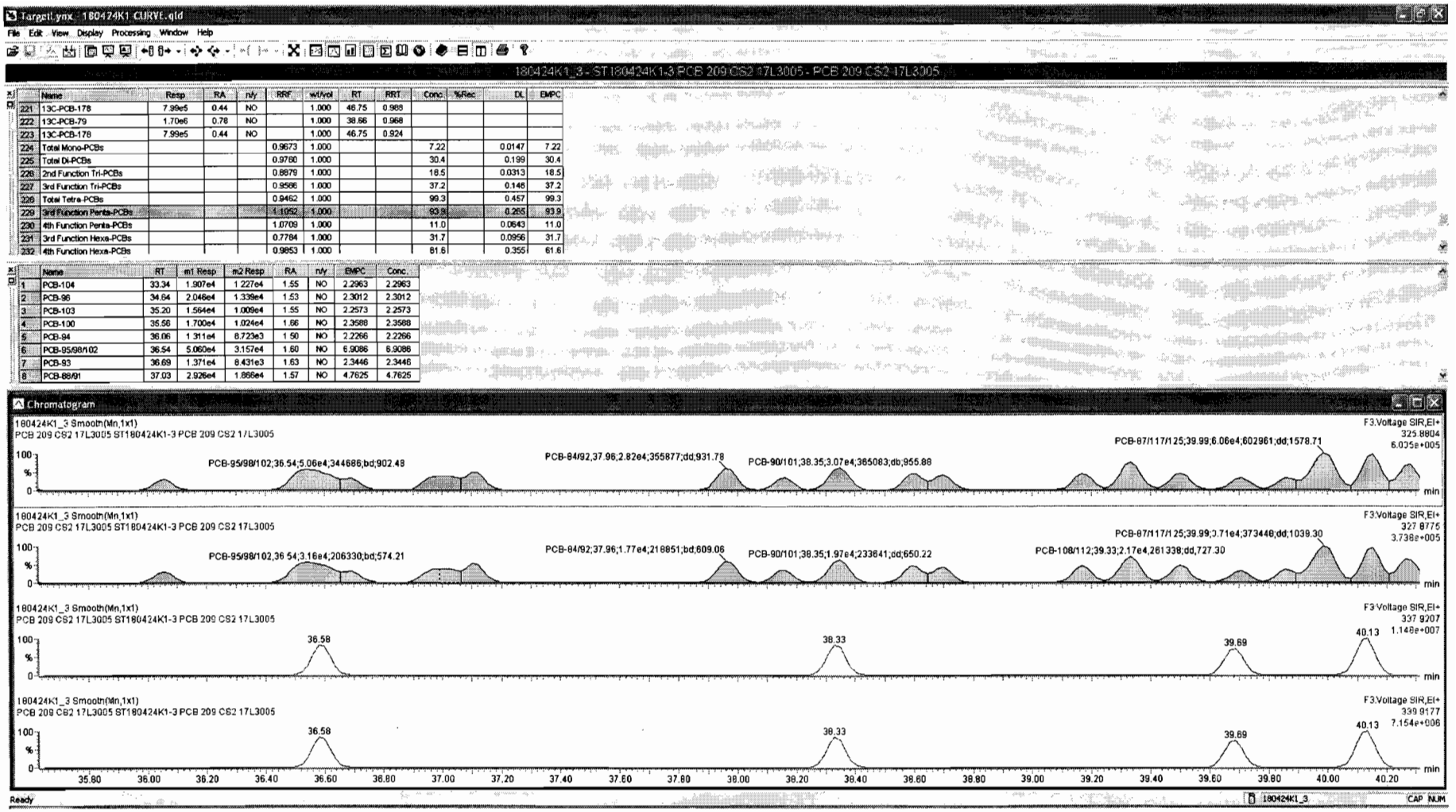

	Name	Resp	RA	n/y	RRF	wt/vol	RT	RRT	Conc.	%Rec	DL	EMPC
221	13C-PCB-178	7.99e5	0.44	NO		1.000	46.75	0.988				
222	13C-PCB-79	1.70e6	0.78	NO		1.000	38.66	0.968				
223	13C-PCB-178	7.99e5	0.44	NO		1.000	46.75	0.924				
224	Total Mono-PCBs				0.9673	1.000			7.22		0.0147	7.22
225	Total Di-PCBs				0.9760	1.000			30.4		0.199	30.4
226	2nd Function Tri-PCBs				0.8879	1.000			18.5		0.0313	18.5
227	3rd Function Tri-PCBs				0.9586	1.000			37.2		0.146	37.2
228	Total Tetra-PCBs				0.9462	1.000			99.3		0.457	99.3
229	3rd Function Penta-PCBs				1.1052	1.000			93.9		0.265	93.9
230	4th Function Penta-PCBs				1.0709	1.000			11.0		0.0643	11.0
231	3rd Function Hexa-PCBs				0.7784	1.000			31.7		0.0956	31.7
232	4th Function Hexa-PCBs				0.9853	1.000			61.6		0.355	61.6

	Name	RT	m1 Resp	m2 Resp	RA	n/y	EMPC	Conc.
1	PCB-104	33.34	1.907e4	1.227e4	1.55	NO	2.2963	2.2963
2	PCB-96	34.64	2.046e4	1.339e4	1.53	NO	2.3012	2.3012
3	PCB-103	35.20	1.564e4	1.009e4	1.55	NO	2.2573	2.2573
4	PCB-100	35.56	1.700e4	1.024e4	1.66	NO	2.3588	2.3588
5	PCB-94	36.06	1.311e4	8.723e3	1.50	NO	2.2266	2.2266
6	PCB-95/98/102	36.54	5.060e4	3.157e4	1.60	NO	6.9086	6.9086
7	PCB-93	36.69	1.371e4	8.431e3	1.63	NO	2.3446	2.3446
8	PCB-88/91	37.03	2.926e4	1.866e4	1.57	NO	4.7625	4.7625

Vista Analytical Laboratory VG-9

Dataset: Untitled

Last Altered: Wednesday, April 25, 2018 07:37:36 Pacific Daylight Time
Printed: Wednesday, April 25, 2018 07:50:08 Pacific Daylight Time

Name: 180424K1_3, Date: 24-Apr-2018, Time: 18:29:29, ID: ST180424K1-3 PCB 209 CS2 17L3005, Description: PCB 209 CS2 17L3005

PCB-114

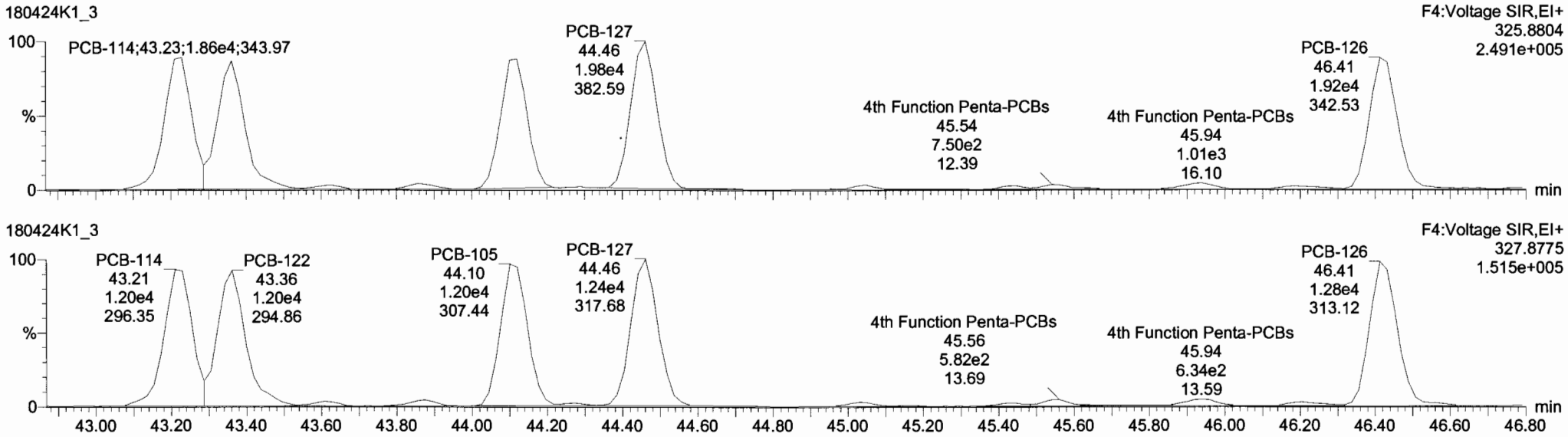

13C-PCB-114

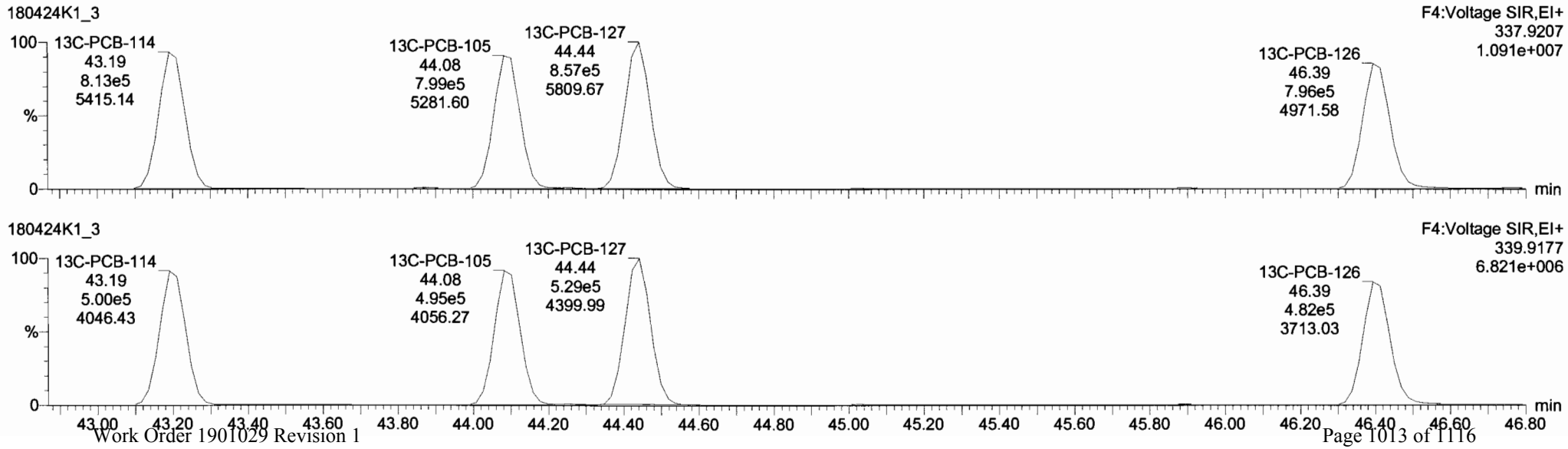

Dataset: Untitled

Last Altered: Wednesday, April 25, 2018 07:37:36 Pacific Daylight Time
Printed: Wednesday, April 25, 2018 07:50:08 Pacific Daylight Time

Name: 180424K1_3, Date: 24-Apr-2018, Time: 18:29:29, ID: ST180424K1-3 PCB 209 CS2 17L3005, Description: PCB 209 CS2 17L3005

PCB-155

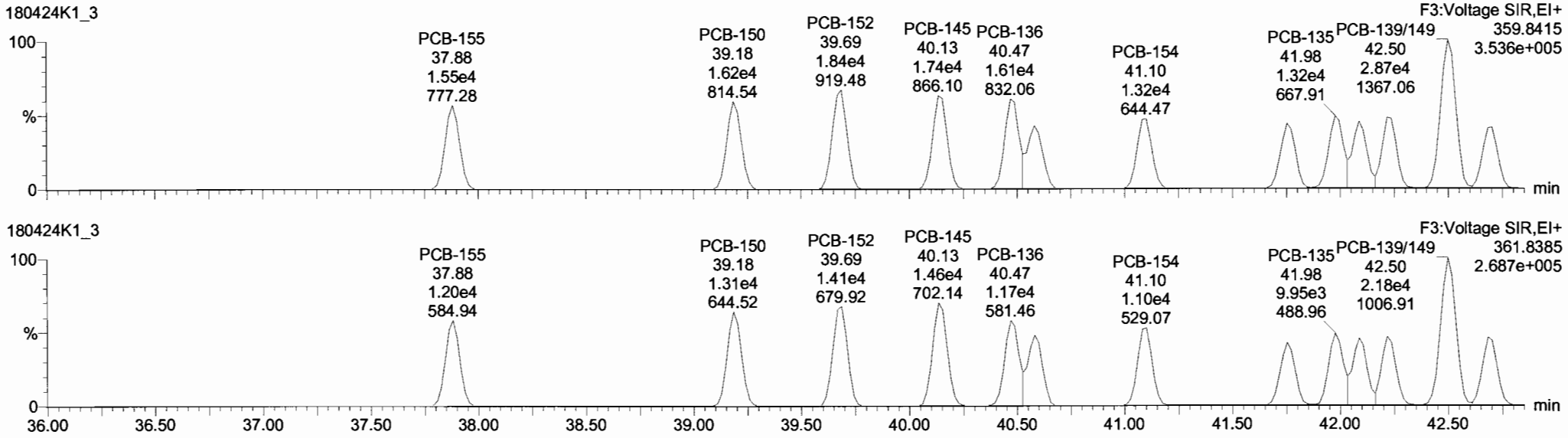

13C-PCB-155

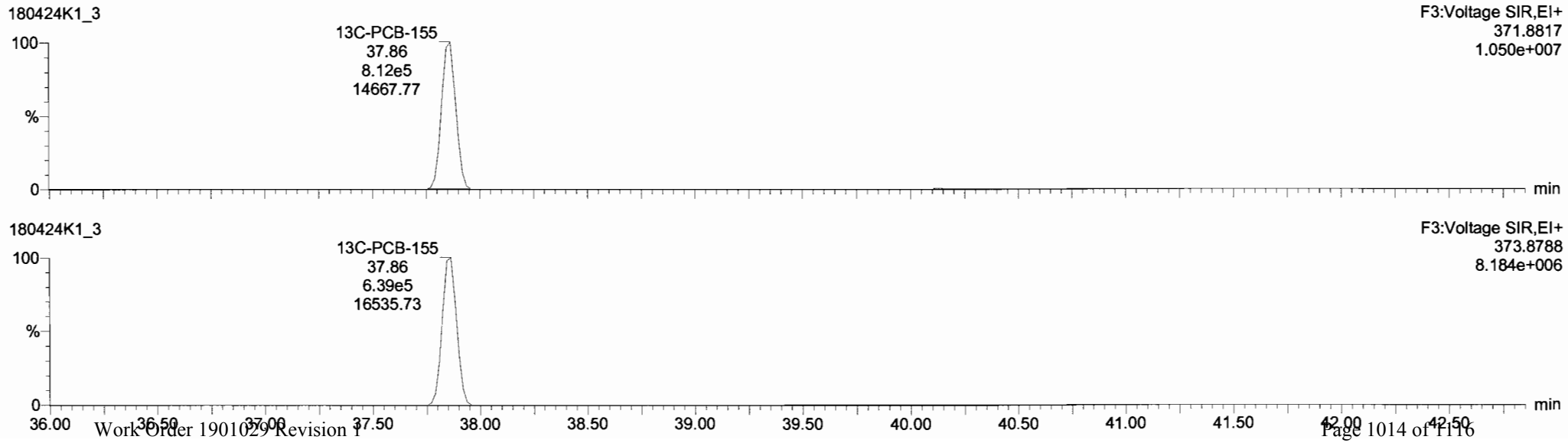

Dataset: Untitled

Last Altered: Wednesday, April 25, 2018 07:37:36 Pacific Daylight Time
Printed: Wednesday, April 25, 2018 07:50:08 Pacific Daylight Time

Name: 180424K1_3, Date: 24-Apr-2018, Time: 18:29:29, ID: ST180424K1-3 PCB 209 CS2 17L3005, Description: PCB 209 CS2 17L3005

PCB-134/143

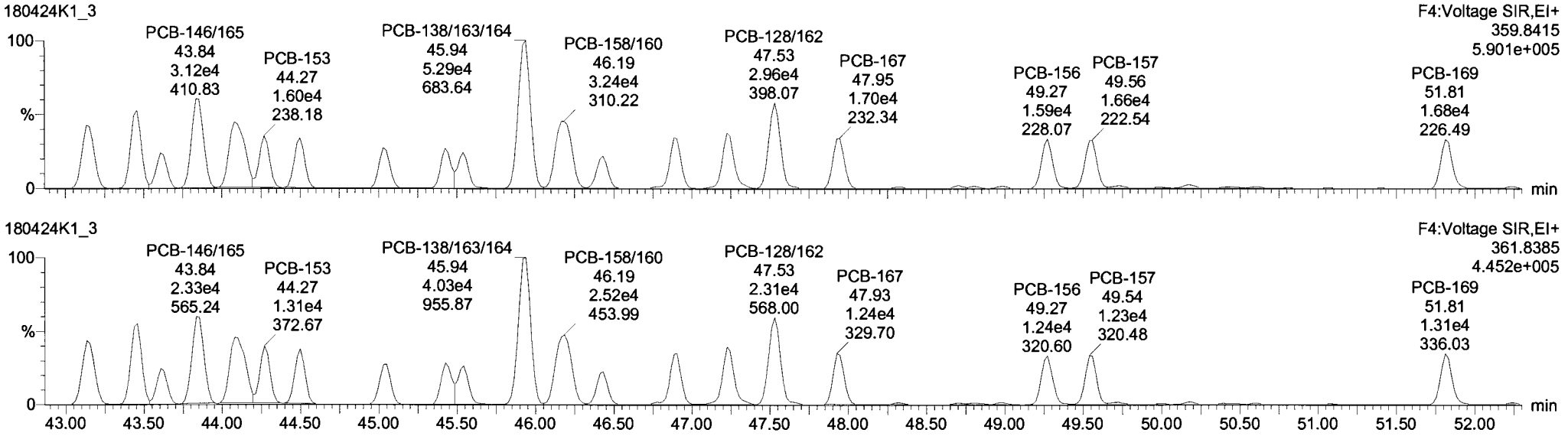

13C-PCB-153

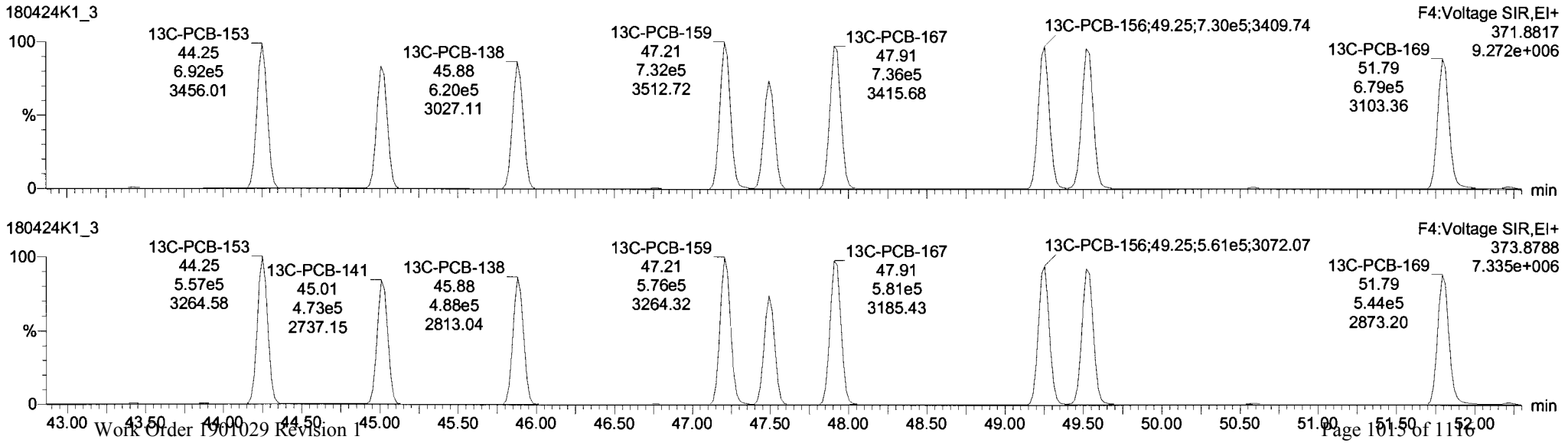

Dataset: Untitled

Last Altered: Wednesday, April 25, 2018 07:37:36 Pacific Daylight Time
Printed: Wednesday, April 25, 2018 07:50:08 Pacific Daylight Time

Name: 180424K1_3, Date: 24-Apr-2018, Time: 18:29:29, ID: ST180424K1-3 PCB 209 CS2 17L3005, Description: PCB 209 CS2 17L3005

PCB-188

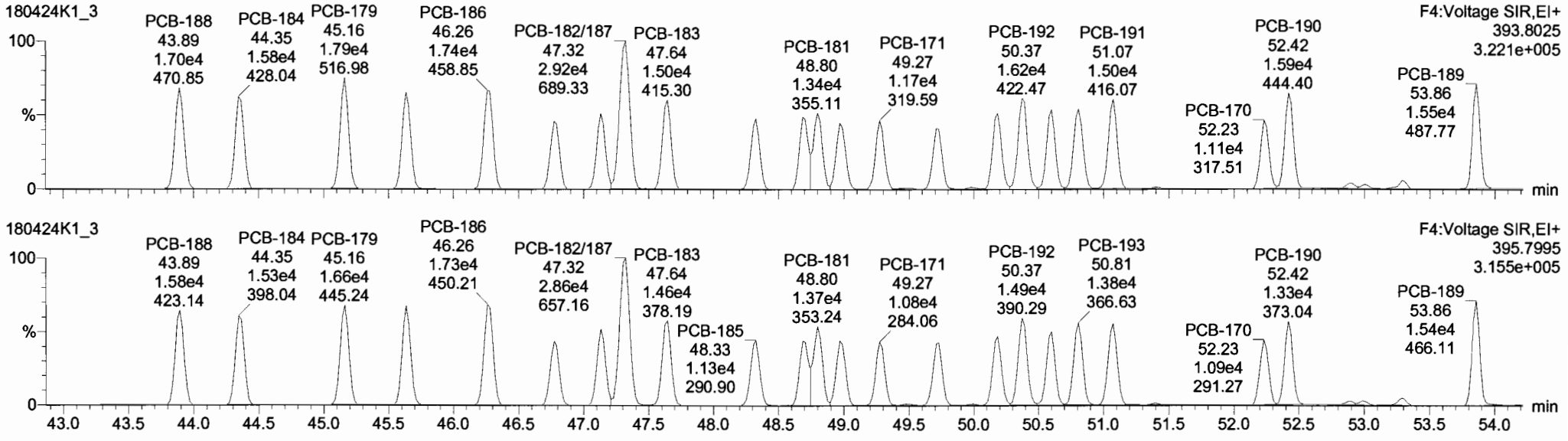

13C-PCB-188

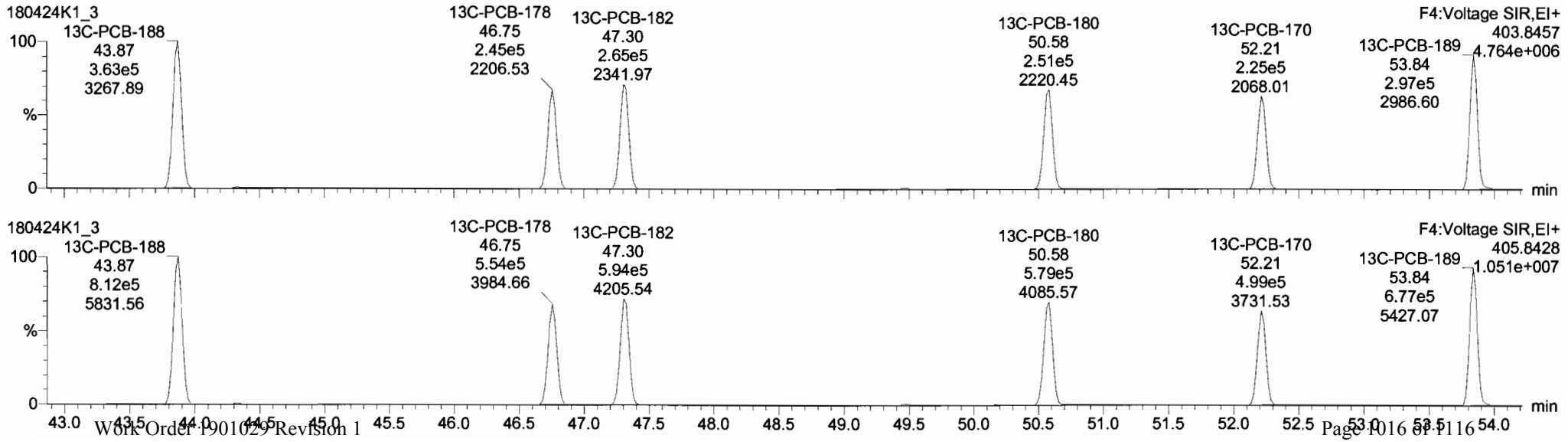

Vista Analytical Laboratory VG-9

Dataset: Untitled

Last Altered: Wednesday, April 25, 2018 07:37:36 Pacific Daylight Time
Printed: Wednesday, April 25, 2018 07:50:08 Pacific Daylight Time

Name: 180424K1_3, Date: 24-Apr-2018, Time: 18:29:29, ID: ST180424K1-3 PCB 209 CS2 17L3005, Description: PCB 209 CS2 17L3005

PCB-202

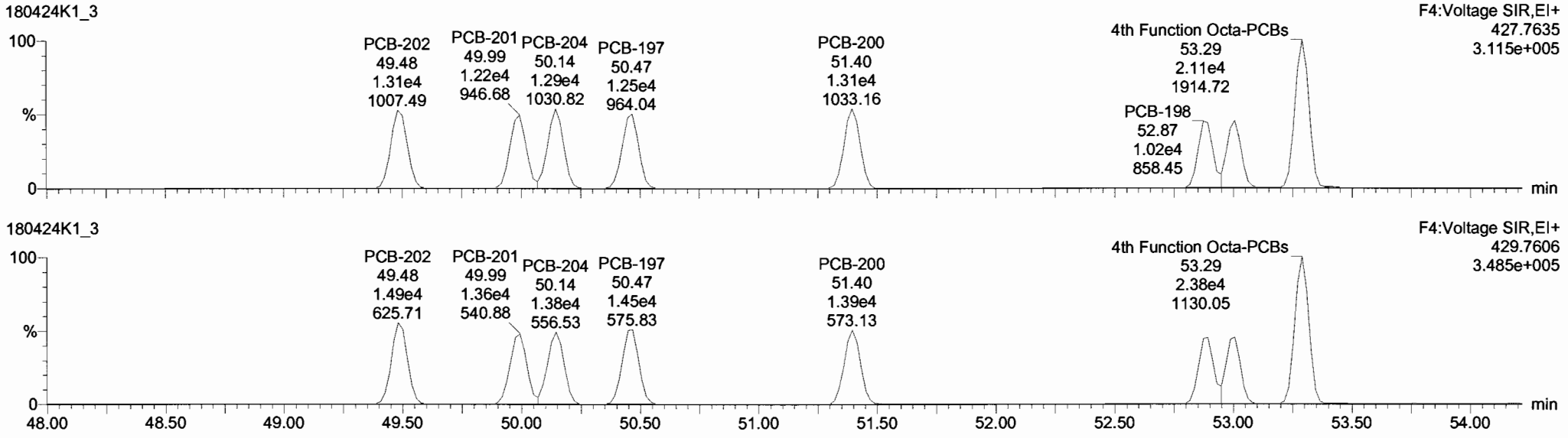

13C-PCB-202



TargetLynx - 180424K1-CURVE.qld

File Edit View Display Processing Window Help

180424K1_3 - ST180424K1-3 PCB 209 CS2 17L3005 - PCB 209 CS2 17L3005

	Name	Resp	RA	n/y	RRF	wt/vol	RT	RRT	Conc	%Rec	DL	EMPC
224	Total Mono-PCBs				0.9673	1.000			7.22		0.0147	7.22
225	Total Di-PCBs				0.9760	1.000			30.4		0.199	30.4
226	2nd Function Tri-PCBs				0.8879	1.000			18.5		0.0313	18.5
227	3rd Function Tri-PCBs				0.9566	1.000			37.2		0.146	37.2
228	Total Tetra-PCBs				0.9462	1.000			99.3		0.457	99.3
229	3rd Function Penta-PCBs				1.1052	1.000			93.9		0.265	93.9
230	4th Function Penta-PCBs				1.0709	1.000			11.0		0.0643	11.0
231	3rd Function Hexa-PCBs				0.7784	1.000			31.7		0.0956	31.7
232	4th Function Hexa-PCBs				0.9853	1.000			61.6		0.355	61.6
233	Total Hepta-PCBs				1.3098	1.000			53.7		0.275	53.7
234	4th Function Octa-PCBs				0.9054	1.000			20.0		0.0523	20.0
235	5th Function Octa-PCBs				1.1199	1.000			6.56		0.0423	6.56

	Name	RT	mt Resp	m2 Resp	RA	n/y	EMPC	Conc.
1	PCB-202	49.48	1.307e4	1.491e4	0.88	NO	2.2593	2.2593
2	PCB-201	49.99	1.224e4	1.361e4	0.90	NO	2.1724	2.1724
3	PCB-204	50.15	1.292e4	1.379e4	0.94	NO	2.1185	2.1185
4	PCB-197	50.47	1.248e4	1.446e4	0.86	NO	2.2076	2.2076
5	PCB-200	51.40	1.308e4	1.393e4	0.94	NO	2.2674	2.2674
6	PCB-198	52.87	1.018e4	1.182e4	0.86	NO	2.3215	2.3215
7	PCB-196/203	53.29	2.110e4	2.377e4	0.89	NO	4.4425	4.4425
8	PCB-199	53.01	9.826e3	1.114e4	0.88	NO	2.1858	2.1858

Chromatogram

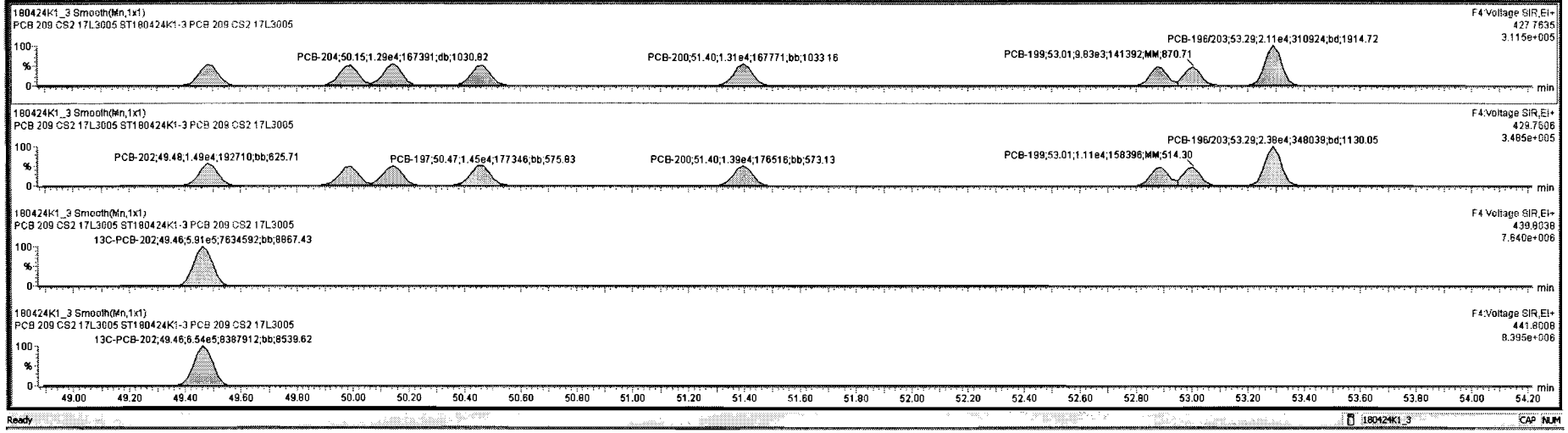

Ready 180424K1_3 CAP NUM

Dataset: Untitled

Last Altered: Wednesday, April 25, 2018 07:37:36 Pacific Daylight Time
Printed: Wednesday, April 25, 2018 07:50:08 Pacific Daylight Time

Name: 180424K1_3, Date: 24-Apr-2018, Time: 18:29:29, ID: ST180424K1-3 PCB 209 CS2 17L3005, Description: PCB 209 CS2 17L3005

PCB-195

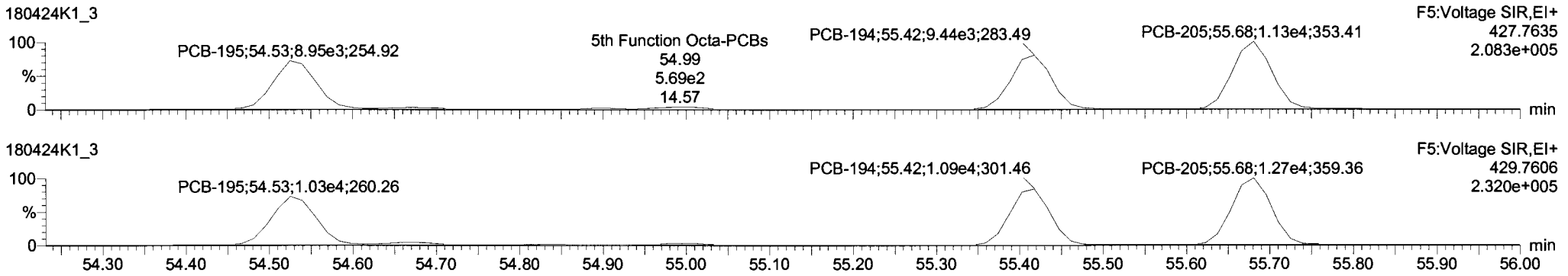

13C-PCB-194

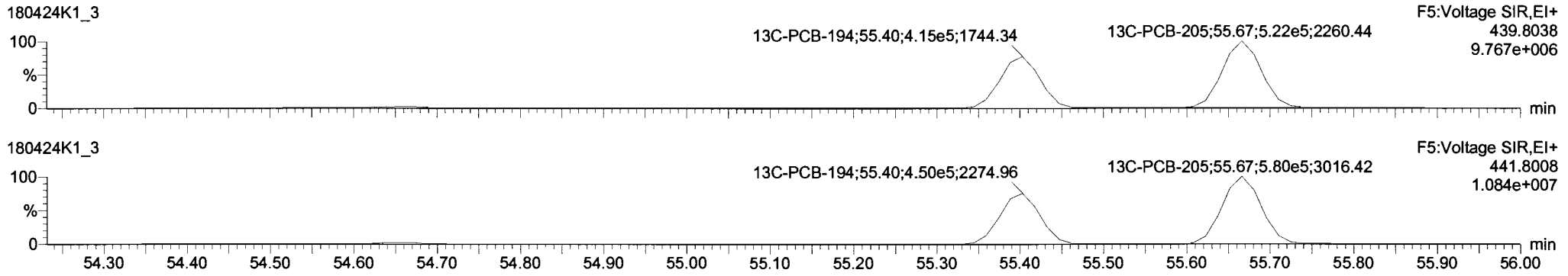

PFK5

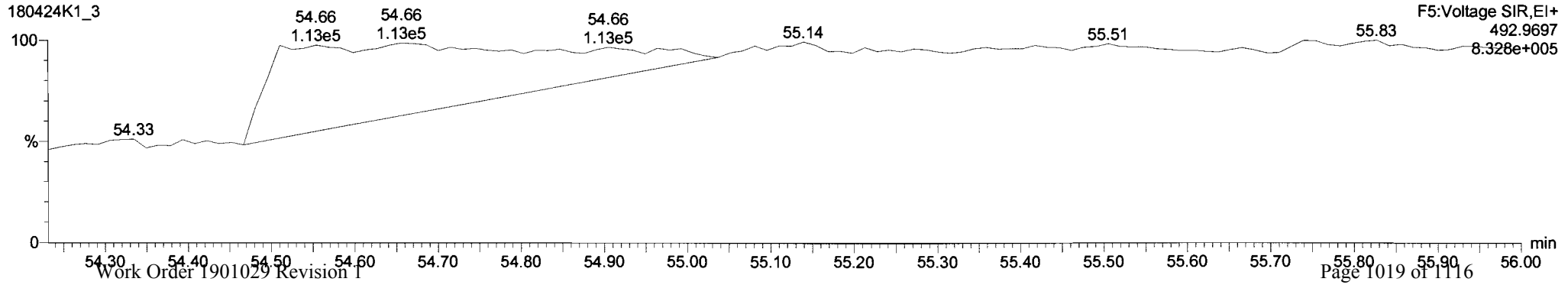

Dataset: Untitled

Last Altered: Wednesday, April 25, 2018 07:37:36 Pacific Daylight Time
Printed: Wednesday, April 25, 2018 07:50:08 Pacific Daylight Time

Name: 180424K1_3, Date: 24-Apr-2018, Time: 18:29:29, ID: ST180424K1-3 PCB 209 CS2 17L3005, Description: PCB 209 CS2 17L3005

PCB-208

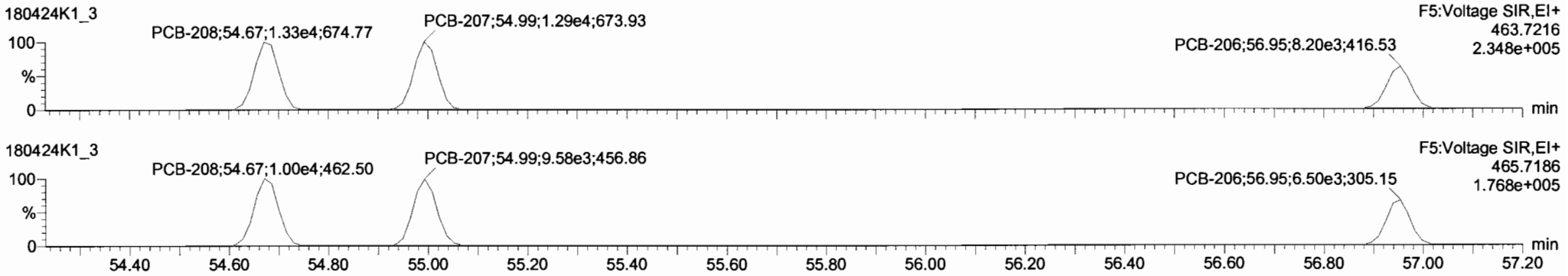

13C-PCB-208

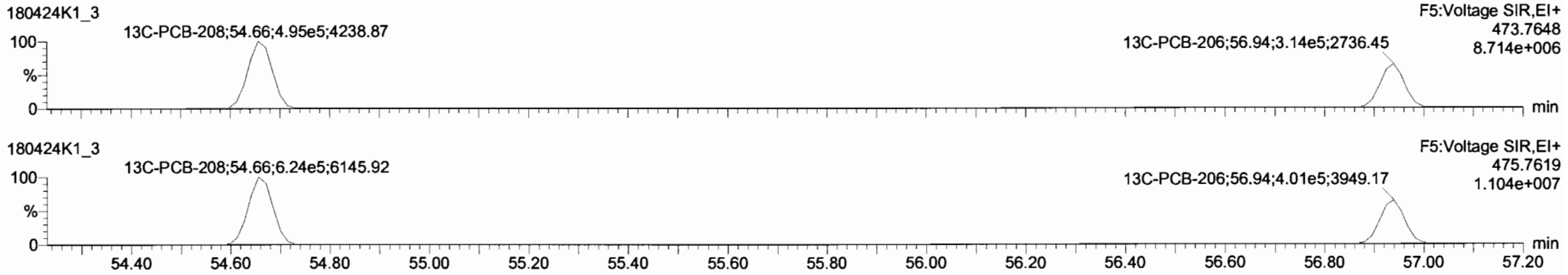

PFK5

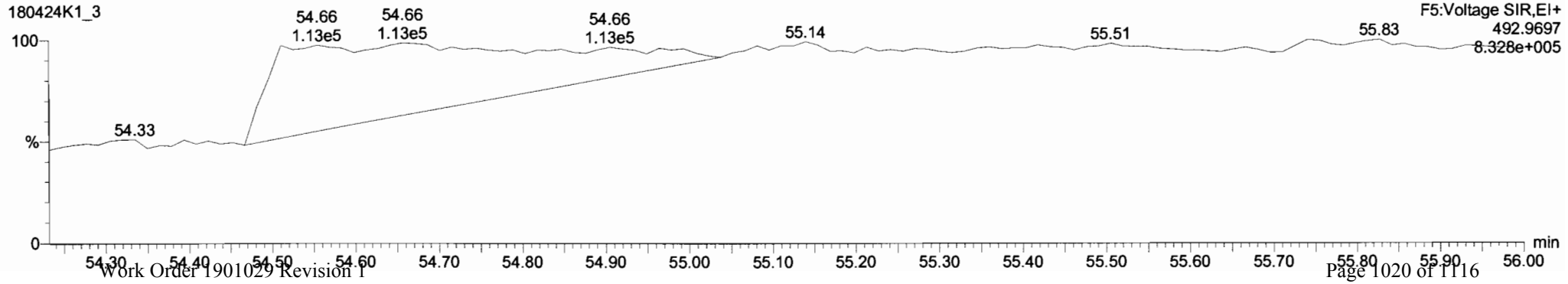

Dataset: Untitled

Last Altered: Wednesday, April 25, 2018 07:37:36 Pacific Daylight Time
Printed: Wednesday, April 25, 2018 07:50:08 Pacific Daylight Time

Name: 180424K1_3, Date: 24-Apr-2018, Time: 18:29:29, ID: ST180424K1-3 PCB 209 CS2 17L3005, Description: PCB 209 CS2 17L3005

PCB-209

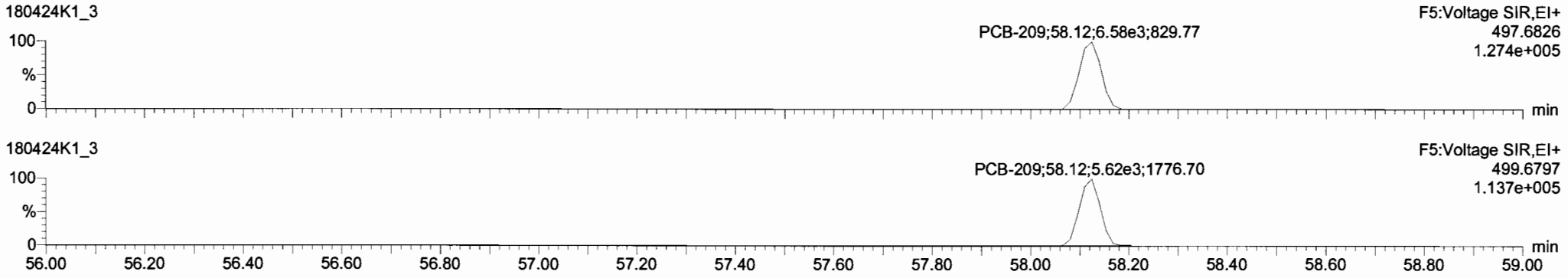

13C-PCB-209

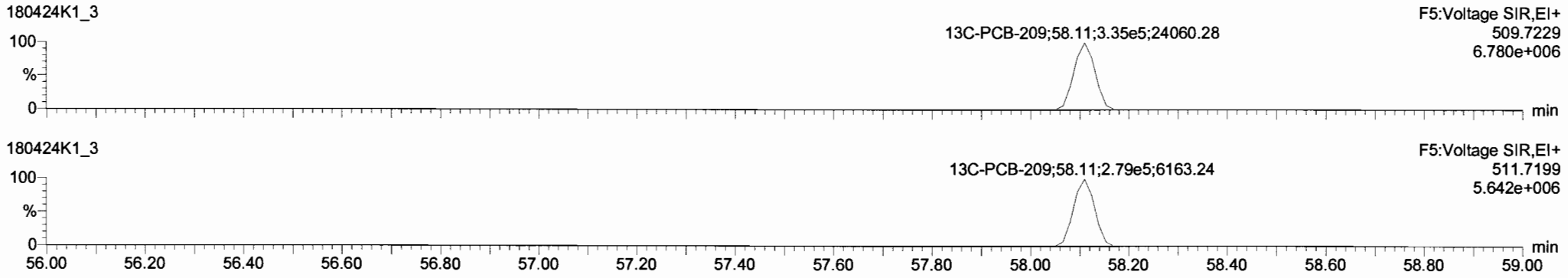

PFK5

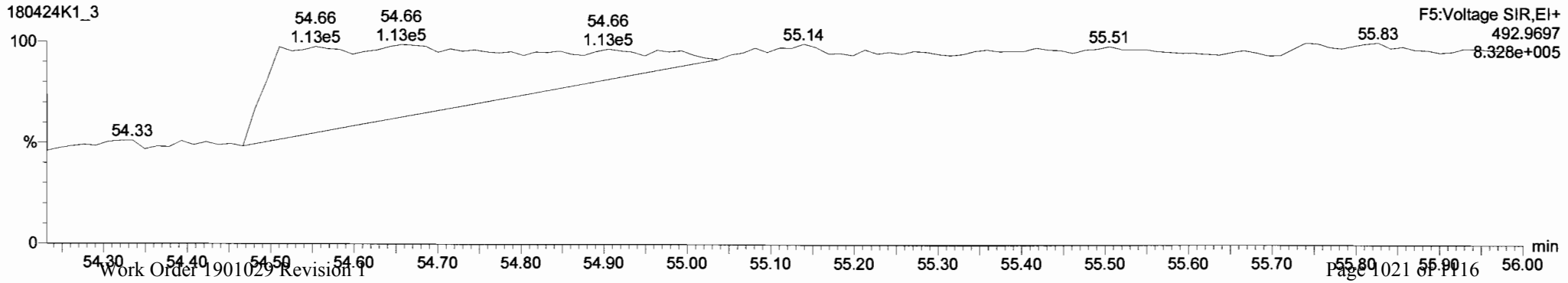

Vista Analytical Laboratory VG-9

Dataset: Untitled

Last Altered: Wednesday, April 25, 2018 07:37:36 Pacific Daylight Time
Printed: Wednesday, April 25, 2018 07:50:08 Pacific Daylight Time

Name: 180424K1_6, Date: 24-Apr-2018, Time: 21:33:24, ID: ST180424K1-6 PCB 209 CS3 17L3006, Description: PCB 209 CS3 17L3006

PCB-1

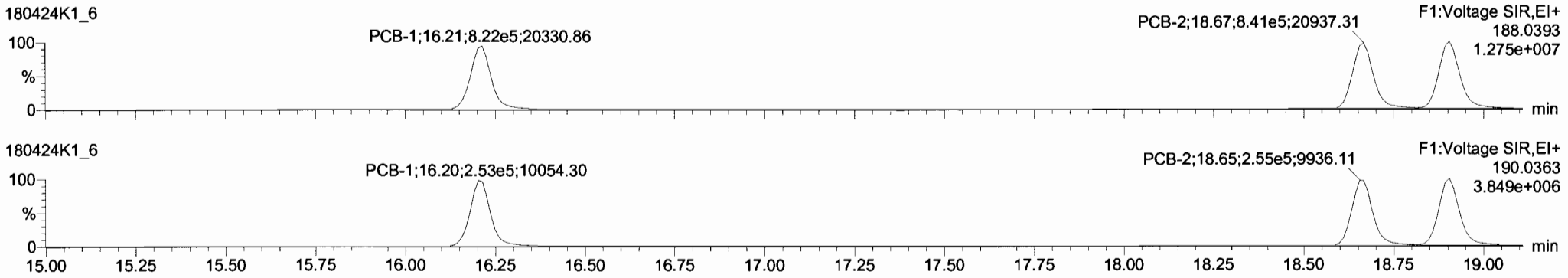

13C-PCB-1

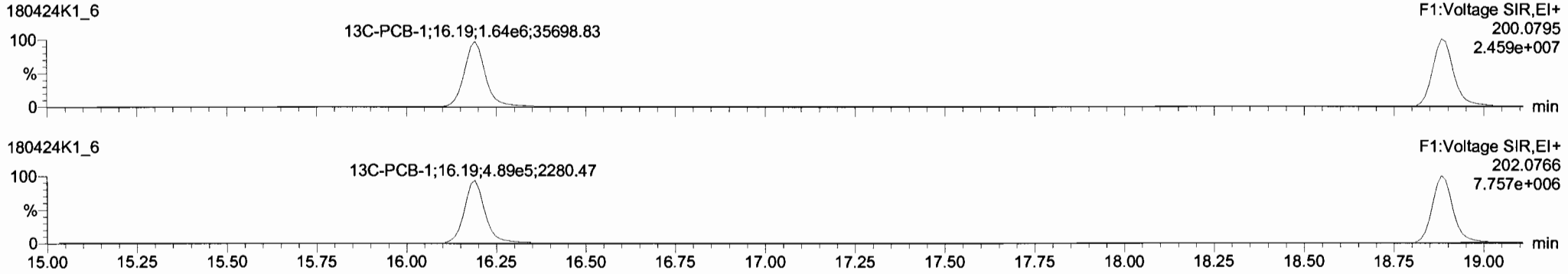

PFK1

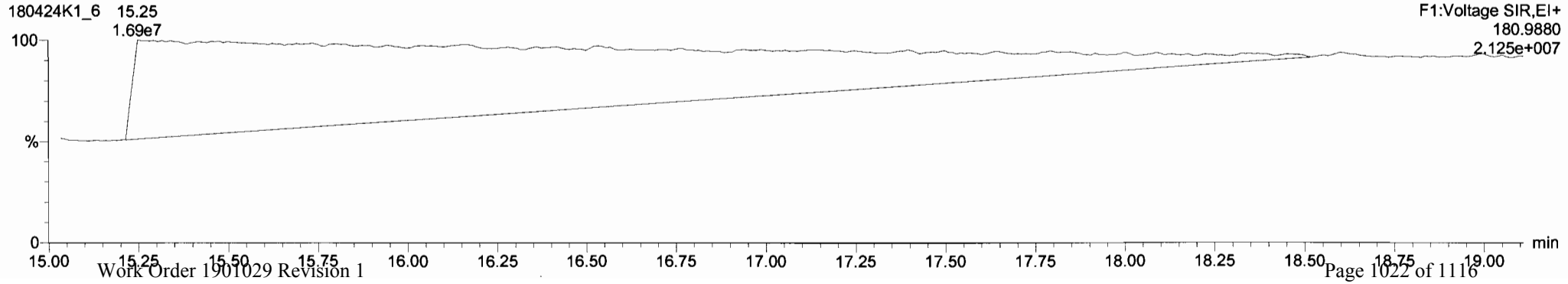

Dataset: Untitled

Last Altered: Wednesday, April 25, 2018 07:37:36 Pacific Daylight Time
Printed: Wednesday, April 25, 2018 07:50:08 Pacific Daylight Time

Name: 180424K1_6, Date: 24-Apr-2018, Time: 21:33:24, ID: ST180424K1-6 PCB 209 CS3 17L3006, Description: PCB 209 CS3 17L3006

PCB-4/10

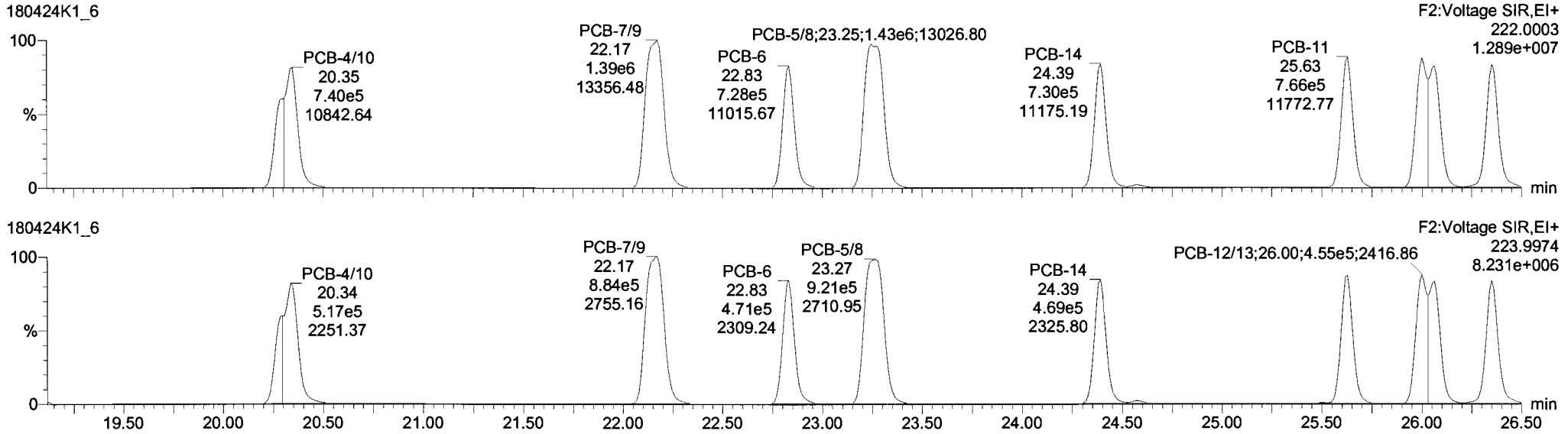

13C-PCB-4

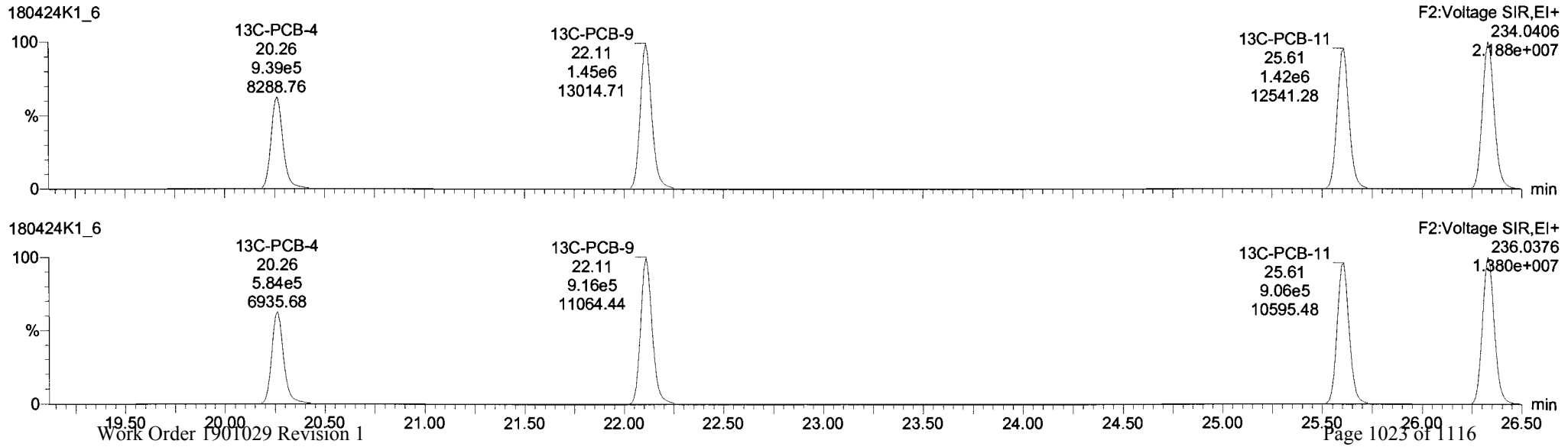

TargetLynx - 180424K1-CURVE.qld *

File Edit View Display Processing Window Help

180424K1_6 - ST180424K1-6 PCB 209 CS3 17L3006 - PCB 209 CS3 17L3006

	Name	Resp	RA	n/y	RRF	wt/vol	RT	RRT	Conc.	%Rec	DL	EMPC
221	13C-PCB-178	8.61e5	0.44	NO		1.000	46.74	0.988				
222	13C-PCB-79	1.85e6	0.77	NO		1.000	38.65	0.968				
223	13C-PCB-178	8.61e5	0.44	NO		1.000	46.74	0.924				
224	Total Mono-PCBs				0.9673	1.000			156		0.0188	156
225	Total Di-PCBs				1.0192	1.000			813		0.191	813
226	2nd Function Tri-PCBs				0.8879	1.000			405		0.0732	405
227	3rd Function Tri-PCBs				0.9586	1.000			817		0.268	817
228	Total Tetra-PCBs				0.9510	1.000			2090		0.685	2090
229	3rd Function Penta-PCBs				1.1041	1.000			2020		0.562	2020
230	4th Function Penta-PCBs				1.0709	1.000			244		0.111	244
231	3rd Function Hexa-PCBs				0.7764	1.000			684		0.271	684
232	4th Function Hexa-PCBs				0.9856	1.000			1360		1.08	1360

	Name	RT	m1 Resp	m2 Resp	RA	n/y	EMPC	Conc.
1	PCB-4/10	20.35	1.129e6	7.198e5	1.57	NO	101.16	101.16
2	PCB-7/9	22.17	1.388e6	8.845e5	1.57	NO	102.03	102.03
3	PCB-6	22.83	7.284e5	4.707e5	1.55	NO	51.309	51.309
4	PCB-5/8	23.25	1.428e6	9.208e5	1.55	NO	100.98	100.98
5	PCB-14	24.39	7.298e5	4.693e5	1.56	NO	52.227	52.227
6	PCB-11	25.63	7.665e5	4.851e5	1.58	NO	49.470	49.470
7	PCB-12/13	26.00	1.369e6	8.802e5	1.56	NO	105.65	105.65
8	PCB-15	26.35	7.596e5	4.801e5	1.58	NO	50.666	50.666

Chromatogram

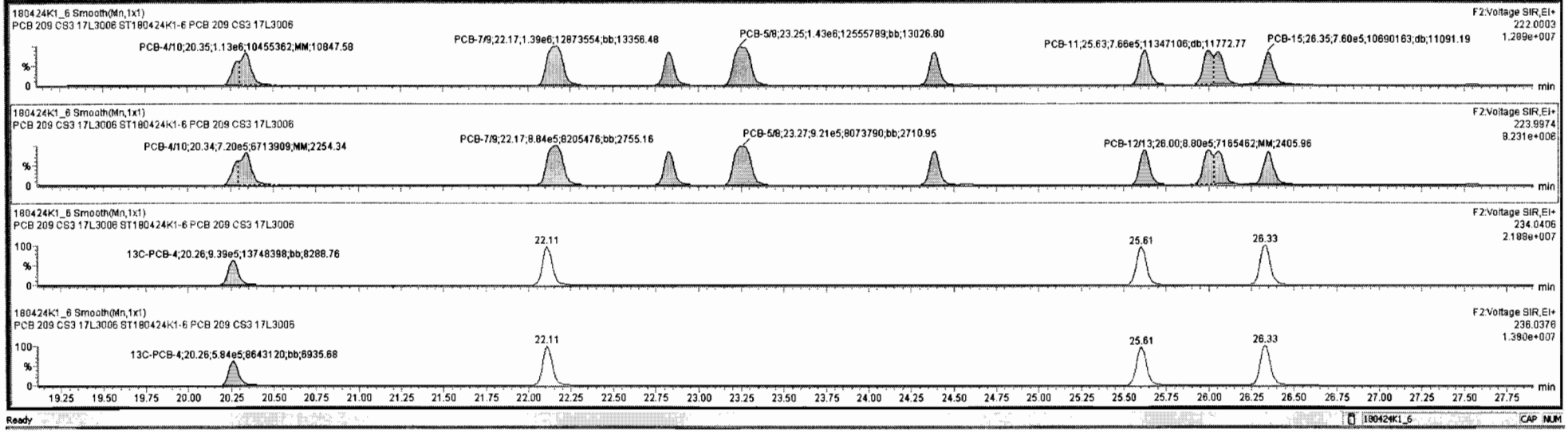

Ready 180424K1_6 CAP NUM

Dataset: Untitled

Last Altered: Wednesday, April 25, 2018 07:37:36 Pacific Daylight Time
Printed: Wednesday, April 25, 2018 07:50:08 Pacific Daylight Time

Name: 180424K1_6, Date: 24-Apr-2018, Time: 21:33:24, ID: ST180424K1-6 PCB 209 CS3 17L3006, Description: PCB 209 CS3 17L3006

PCB-19

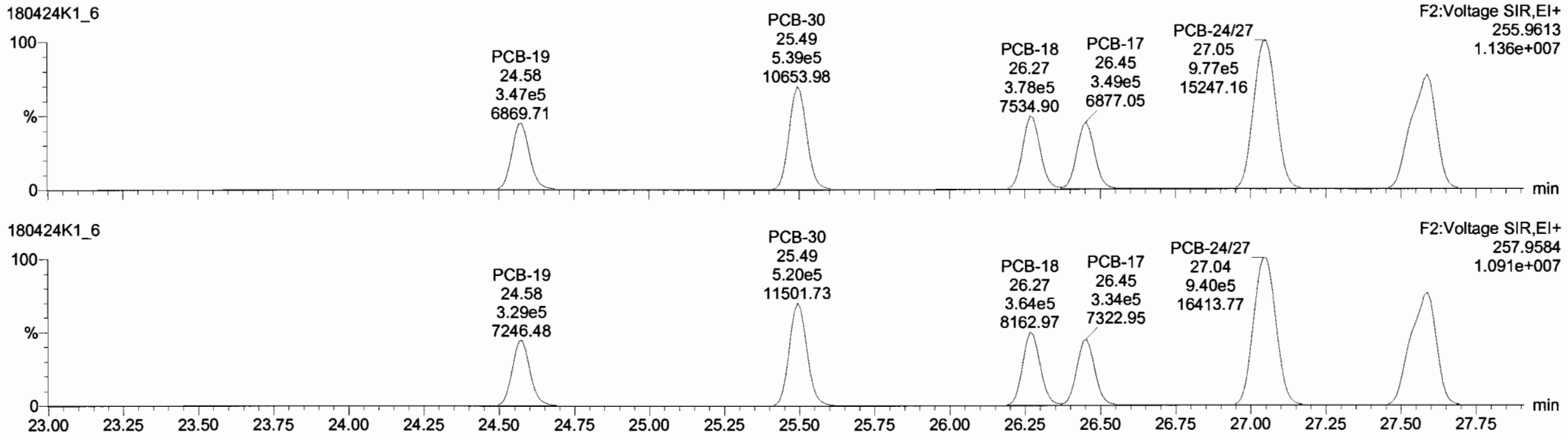

13C-PCB-19

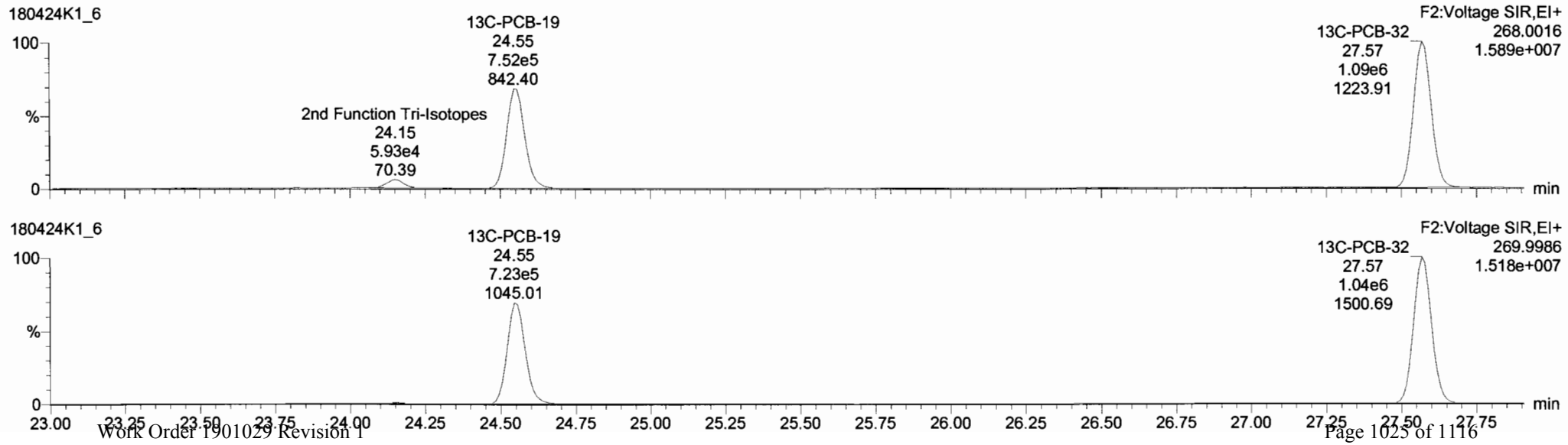

Dataset: Untitled

Last Altered: Wednesday, April 25, 2018 07:37:36 Pacific Daylight Time
Printed: Wednesday, April 25, 2018 07:50:08 Pacific Daylight Time

Name: 180424K1_6, Date: 24-Apr-2018, Time: 21:33:24, ID: ST180424K1-6 PCB 209 CS3 17L3006, Description: PCB 209 CS3 17L3006

PCB-34

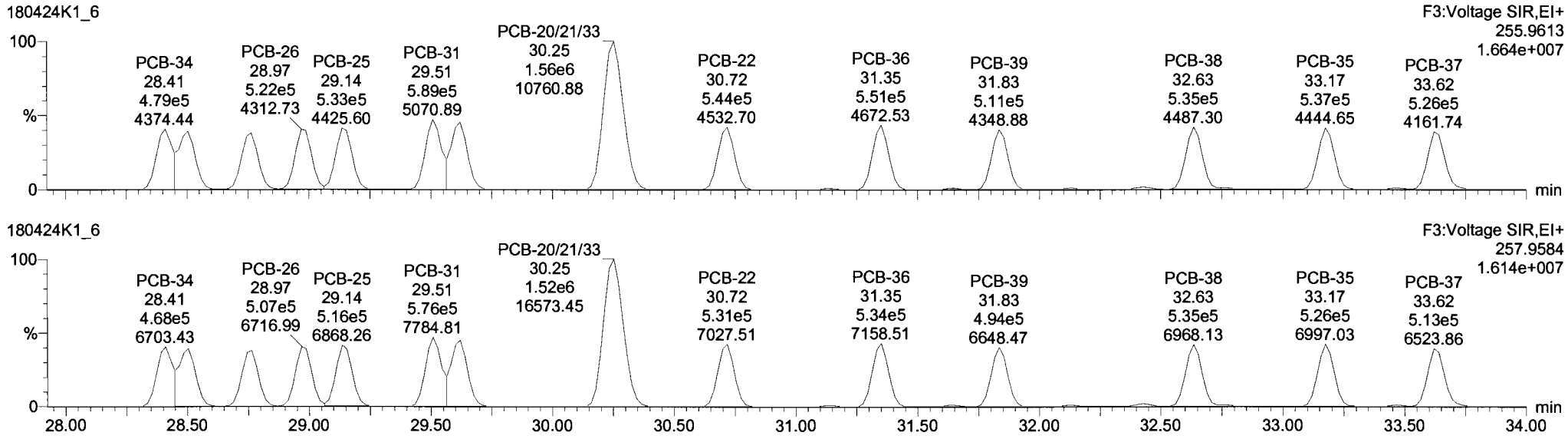

13C-PCB-28

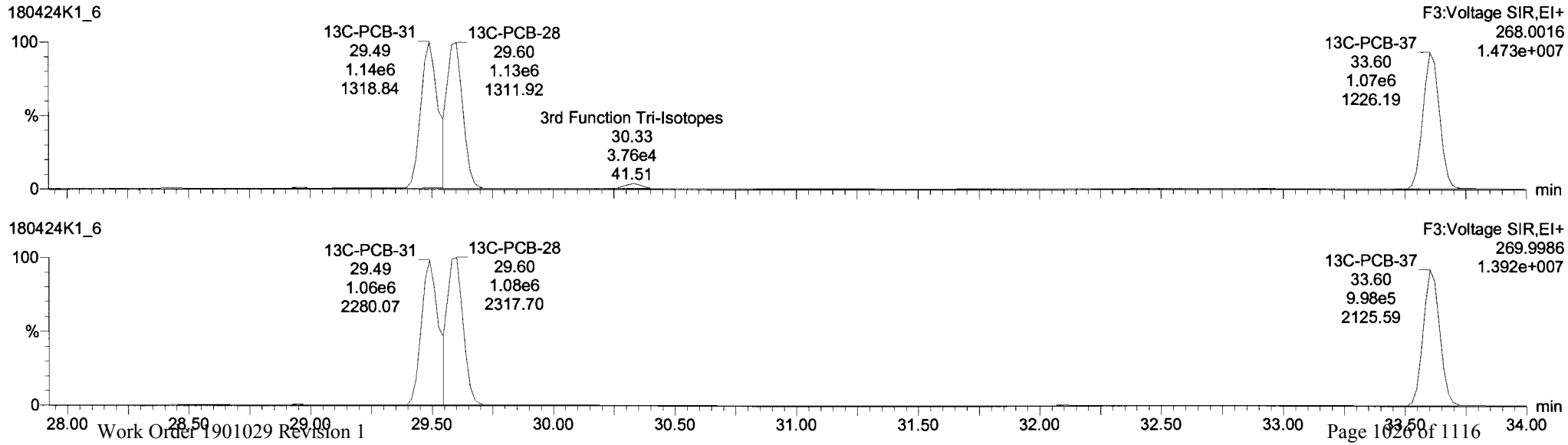

Dataset: Untitled

Last Altered: Wednesday, April 25, 2018 07:37:36 Pacific Daylight Time
Printed: Wednesday, April 25, 2018 07:50:08 Pacific Daylight Time

Name: 180424K1_6, Date: 24-Apr-2018, Time: 21:33:24, ID: ST180424K1-6 PCB 209 CS3 17L3006, Description: PCB 209 CS3 17L3006

PCB-54

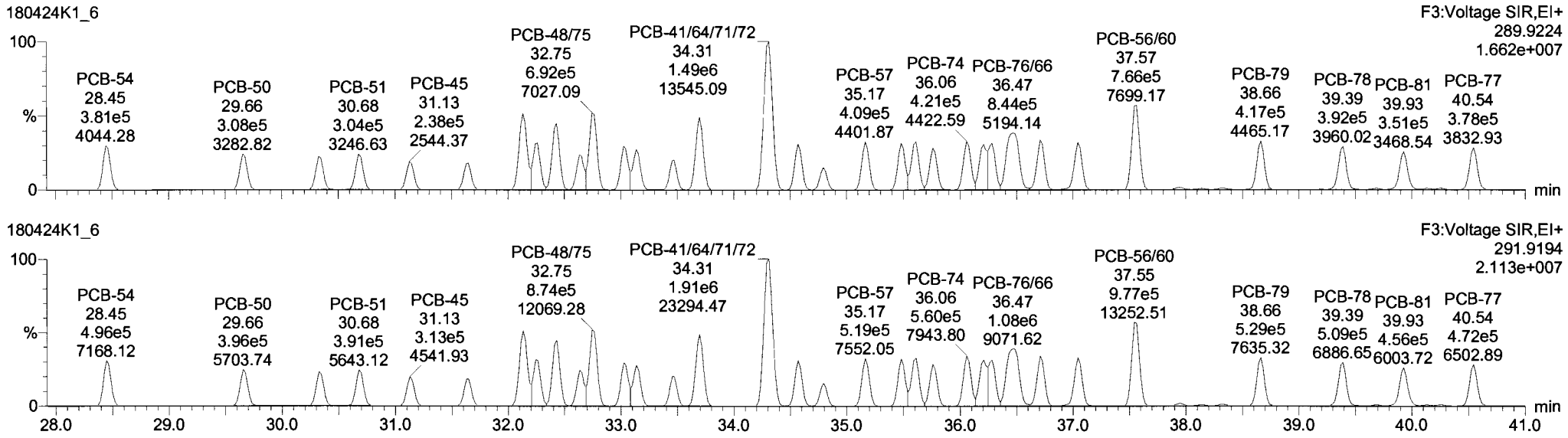

13C-PCB-54

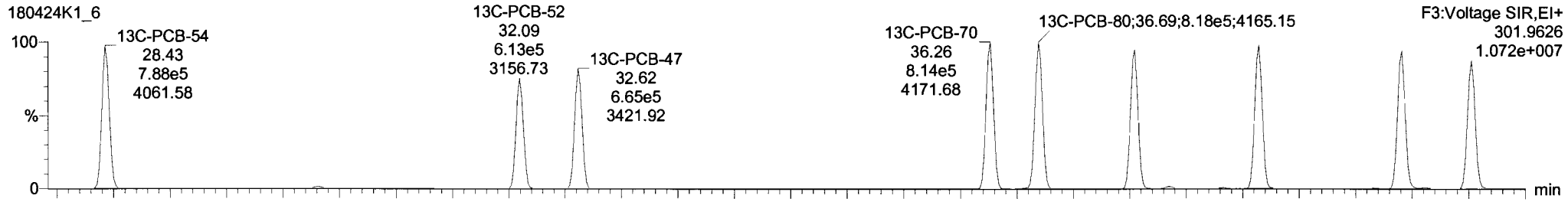

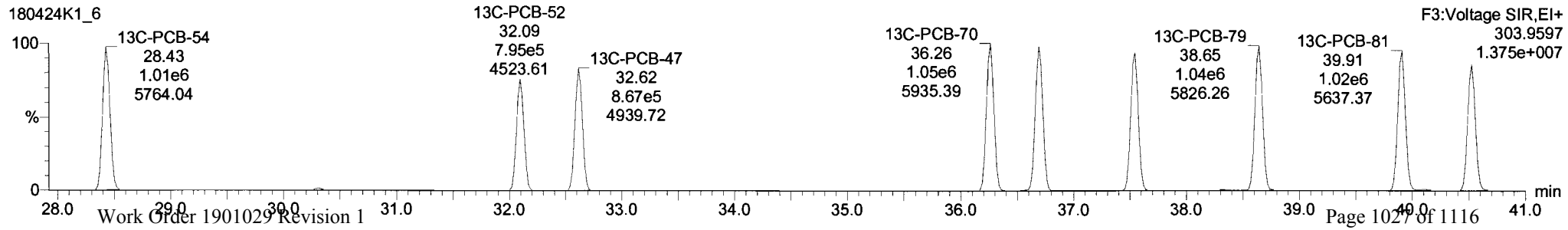

Vista Analytical Laboratory VG-9

Dataset: Untitled

Last Altered: Wednesday, April 25, 2018 07:37:36 Pacific Daylight Time
Printed: Wednesday, April 25, 2018 07:50:08 Pacific Daylight Time

Name: 180424K1_6, Date: 24-Apr-2018, Time: 21:33:24, ID: ST180424K1-6 PCB 209 CS3 17L3006, Description: PCB 209 CS3 17L3006

PCB-50

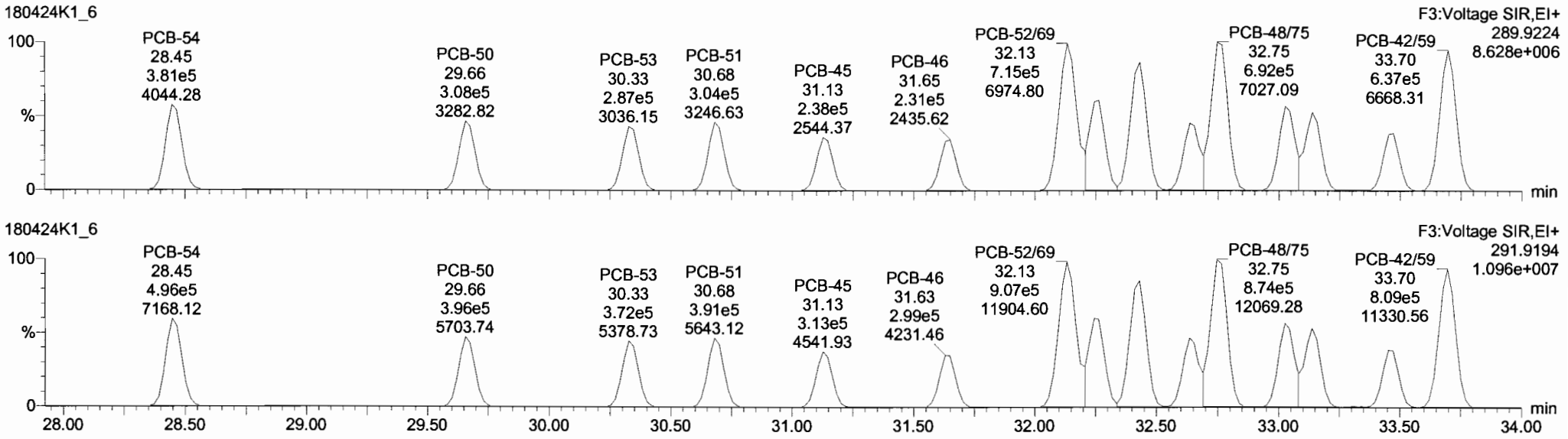

13C-PCB-52

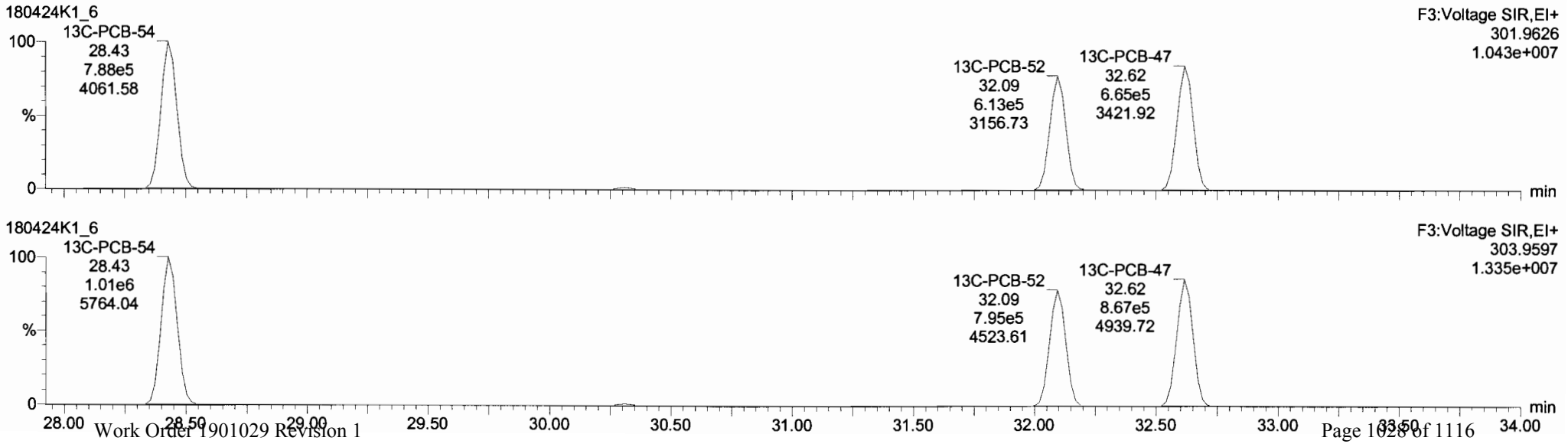

Dataset: Untitled

Last Altered: Wednesday, April 25, 2018 07:37:36 Pacific Daylight Time
Printed: Wednesday, April 25, 2018 07:50:08 Pacific Daylight Time

Name: 180424K1_6, Date: 24-Apr-2018, Time: 21:33:24, ID: ST180424K1-6 PCB 209 CS3 17L3006, Description: PCB 209 CS3 17L3006

PCB-68

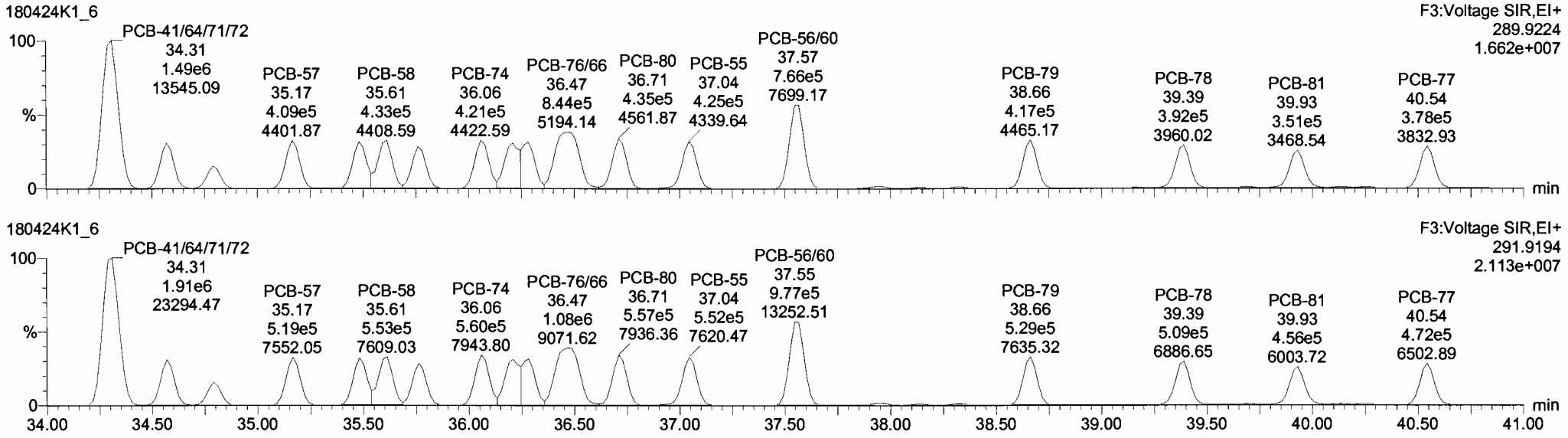

13C-PCB-60

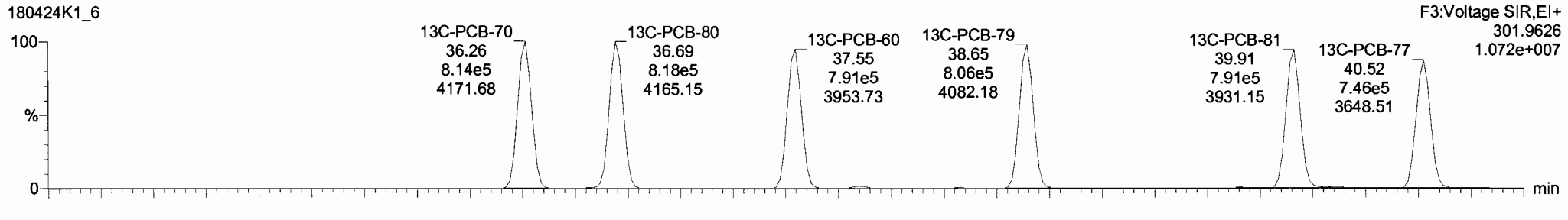

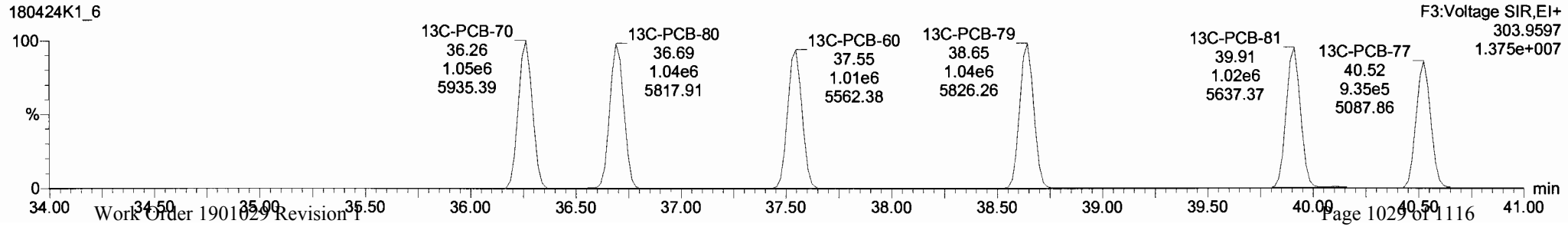

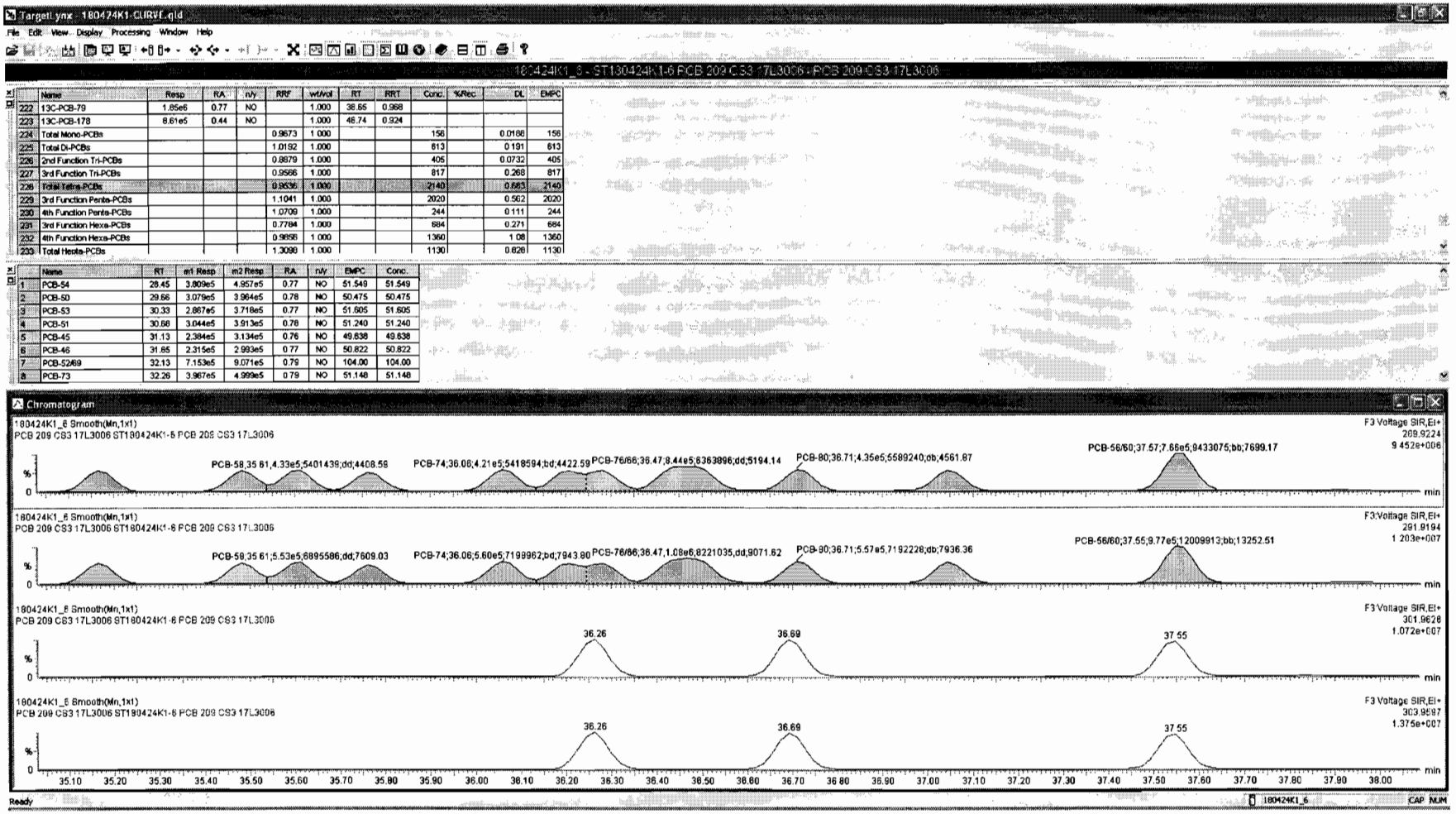

	Name	Resp	RA	nY	RRF	wtAvol	RT	RRT	Conc	%Rec	DL	EMPC
222	13C-PCB-79	1.85e6	0.77	NO		1.000	38.65	0.968				
223	13C-PCB-178	8.61e5	0.44	NO		1.000	46.74	0.924				
224	Total Mono-PCBs				0.9673	1.000			156		0.0186	156
225	Total Di-PCBs				1.0192	1.000			613		0.191	613
226	2nd Function Tri-PCBs				0.8879	1.000			405		0.0732	405
227	3rd Function Tri-PCBs				0.9566	1.000			817		0.268	817
228	Total Tetra-PCBs				0.9536	1.000			2140		0.683	2140
229	3rd Function Penta-PCBs				1.1041	1.000			2020		0.562	2020
230	4th Function Penta-PCBs				1.0709	1.000			244		0.111	244
231	3rd Function Hexa-PCBs				0.7784	1.000			684		0.271	684
232	4th Function Hexa-PCBs				0.9856	1.000			1360		1.08	1360
233	Total Hexa-PCBs				1.3098	1.000			1130		0.626	1130

	Name	RT	m1 Resp	m2 Resp	RA	nY	EMPC	Conc
1	PCB-54	28.45	3.809e5	4.957e5	0.77	NO	51.549	51.549
2	PCB-50	29.66	3.079e5	3.964e5	0.78	NO	50.475	50.475
3	PCB-53	30.33	2.867e5	3.718e5	0.77	NO	51.605	51.605
4	PCB-51	30.88	3.044e5	3.913e5	0.78	NO	51.240	51.240
5	PCB-45	31.13	2.384e5	3.134e5	0.76	NO	49.838	49.838
6	PCB-46	31.65	2.315e5	2.993e5	0.77	NO	50.822	50.822
7	PCB-52/69	32.13	7.153e5	9.071e5	0.79	NO	104.00	104.00
8	PCB-73	32.26	3.967e5	4.999e5	0.79	NO	51.148	51.148

Dataset: Untitled

Last Altered: Wednesday, April 25, 2018 07:37:36 Pacific Daylight Time
Printed: Wednesday, April 25, 2018 07:50:08 Pacific Daylight Time

Name: 180424K1_6, Date: 24-Apr-2018, Time: 21:33:24, ID: ST180424K1-6 PCB 209 CS3 17L3006, Description: PCB 209 CS3 17L3006

PCB-104

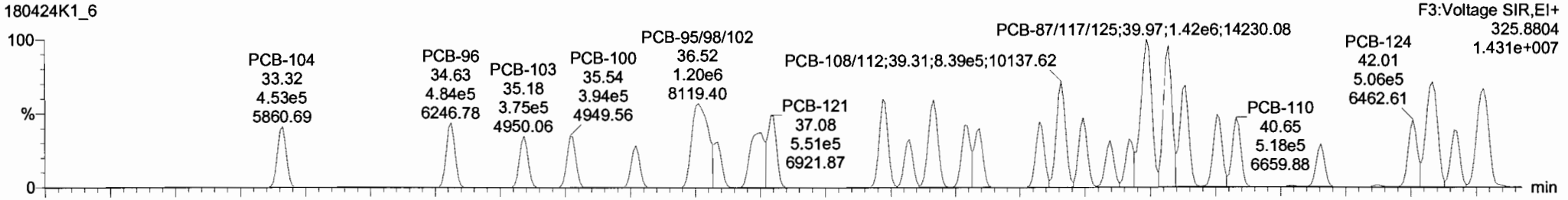

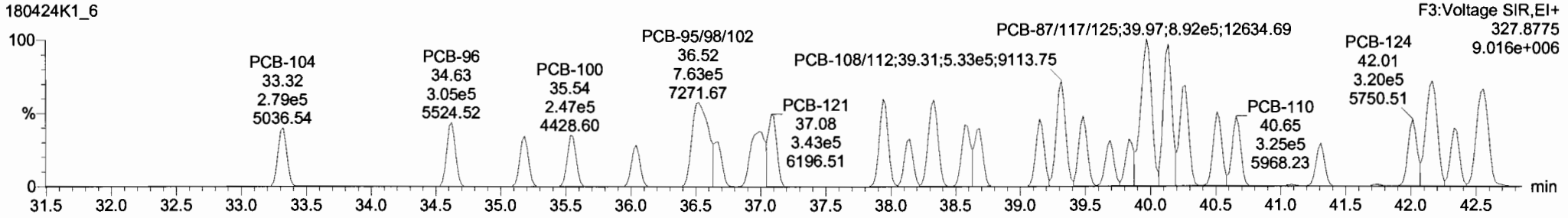

13C-PCB-104

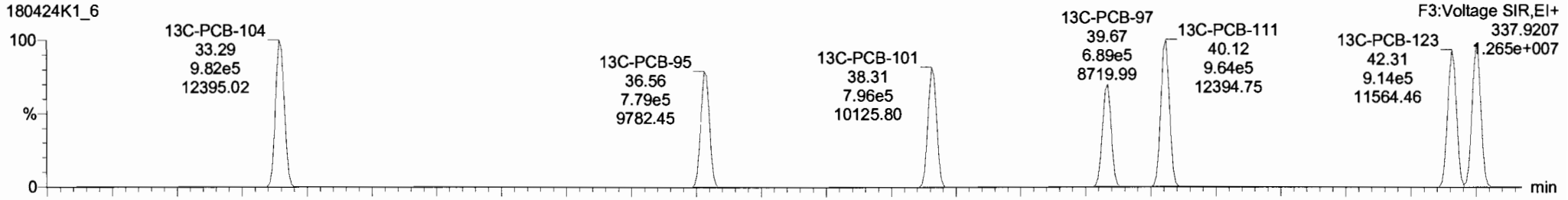

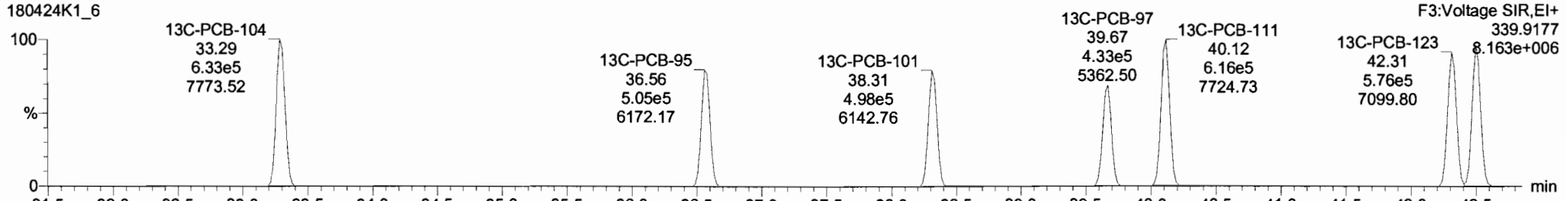

Vista Analytical Laboratory VG-9

Dataset: Untitled

Last Altered: Wednesday, April 25, 2018 07:37:36 Pacific Daylight Time
Printed: Wednesday, April 25, 2018 07:50:08 Pacific Daylight Time

Name: 180424K1_6, Date: 24-Apr-2018, Time: 21:33:24, ID: ST180424K1-6 PCB 209 CS3 17L3006, Description: PCB 209 CS3 17L3006

PCB-96

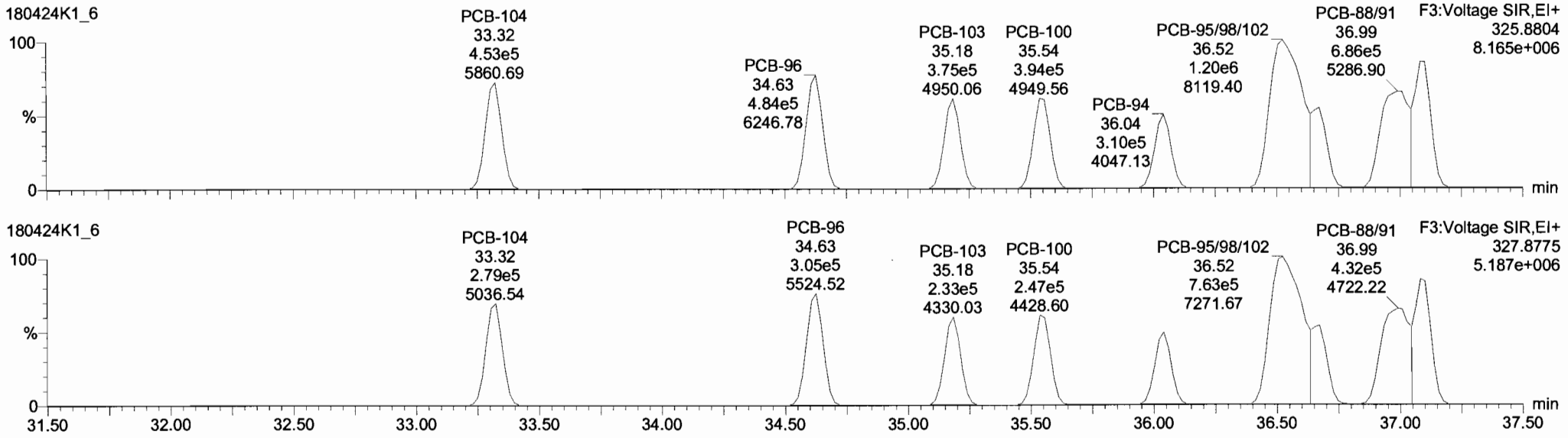

13C-PCB-95

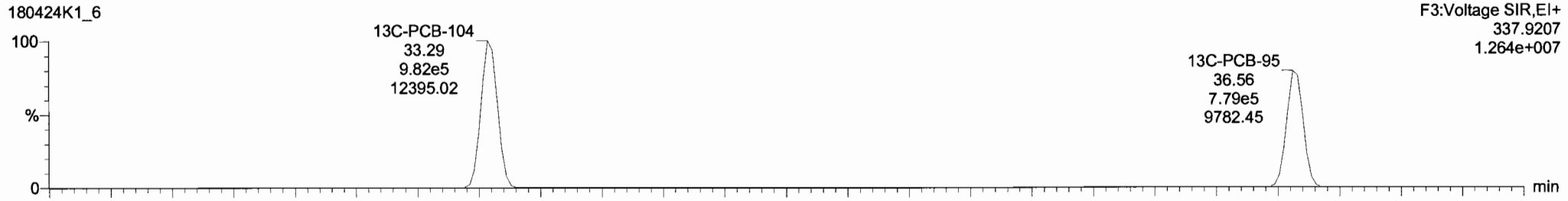

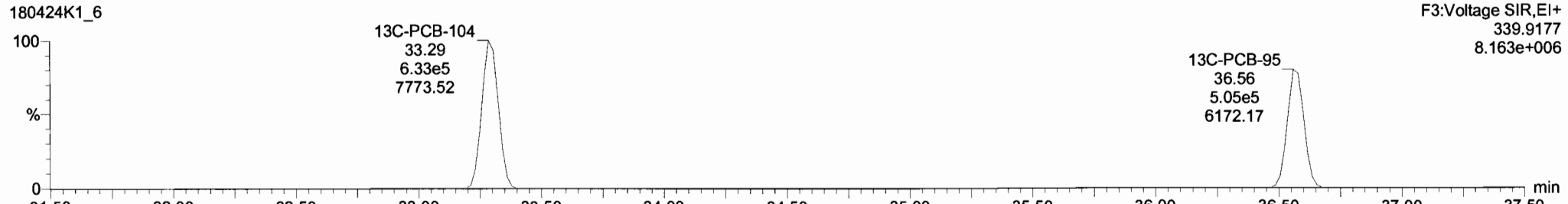

Vista Analytical Laboratory VG-9

Dataset: Untitled

Last Altered: Wednesday, April 25, 2018 07:37:36 Pacific Daylight Time
Printed: Wednesday, April 25, 2018 07:50:08 Pacific Daylight Time

Name: 180424K1_6, Date: 24-Apr-2018, Time: 21:33:24, ID: ST180424K1-6 PCB 209 CS3 17L3006, Description: PCB 209 CS3 17L3006

PCB-119

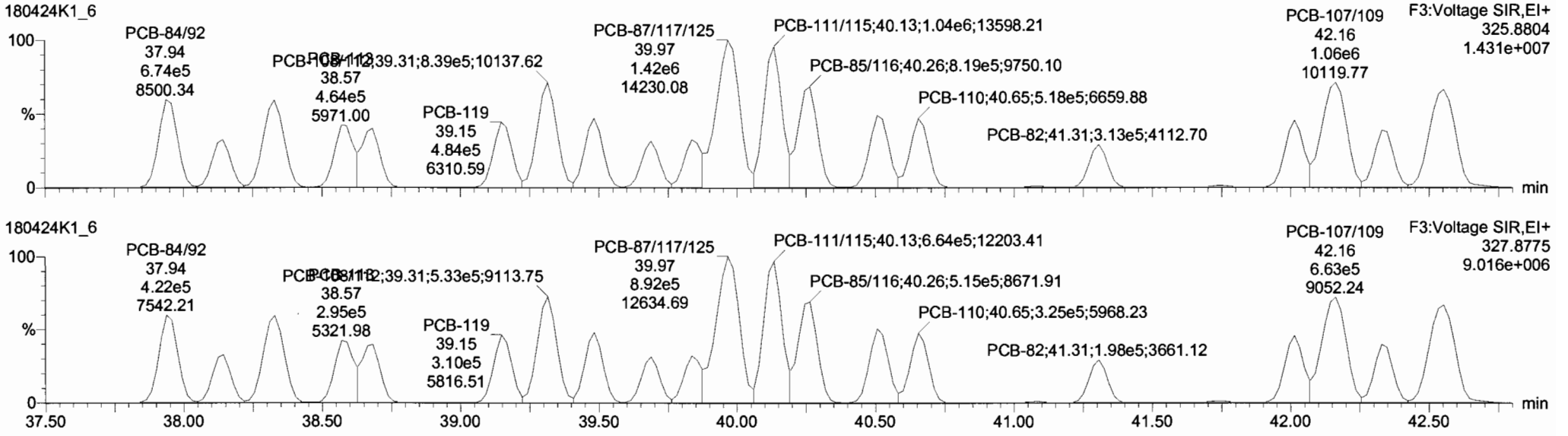

13C-PCB-111

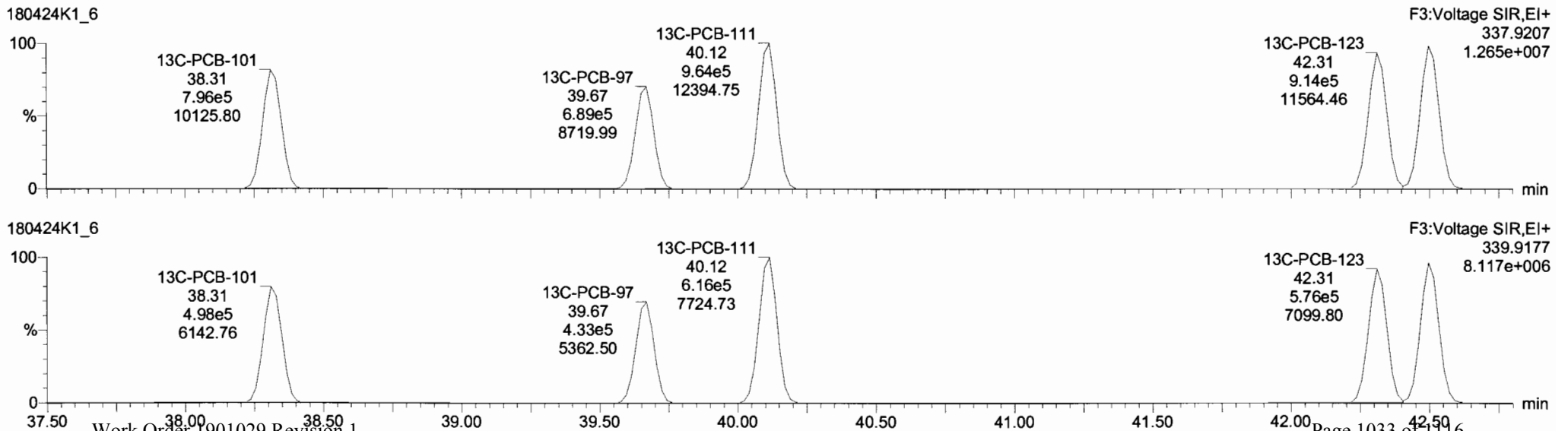

Vista Analytical Laboratory VG-9

Dataset: Untitled

Last Altered: Wednesday, April 25, 2018 07:37:36 Pacific Daylight Time
Printed: Wednesday, April 25, 2018 07:50:08 Pacific Daylight Time

Name: 180424K1_6, Date: 24-Apr-2018, Time: 21:33:24, ID: ST180424K1-6 PCB 209 CS3 17L3006, Description: PCB 209 CS3 17L3006

PCB-114

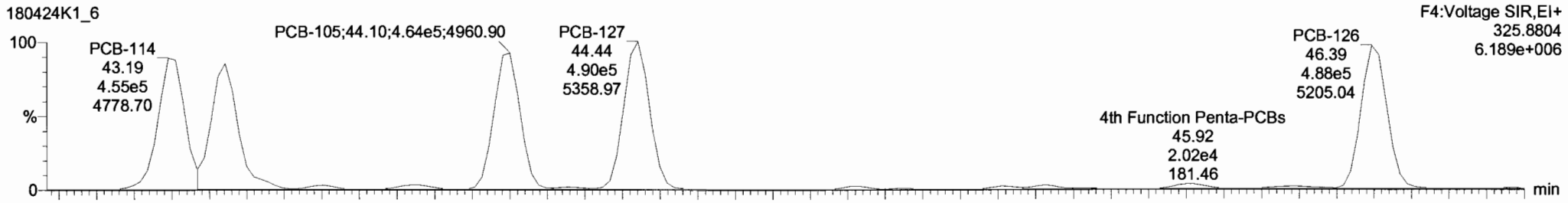

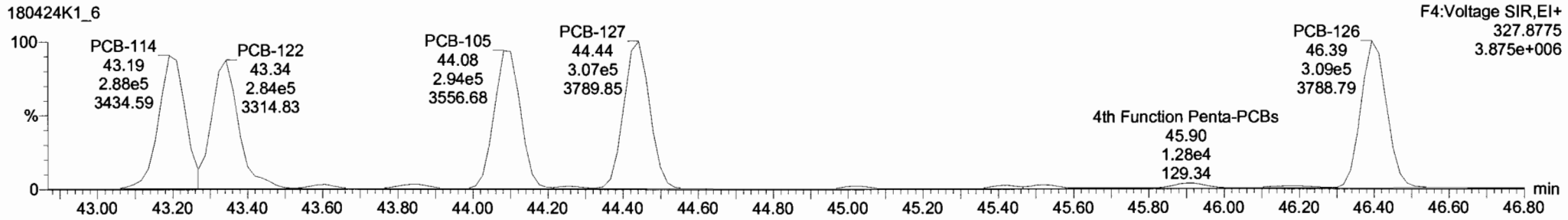

13C-PCB-114



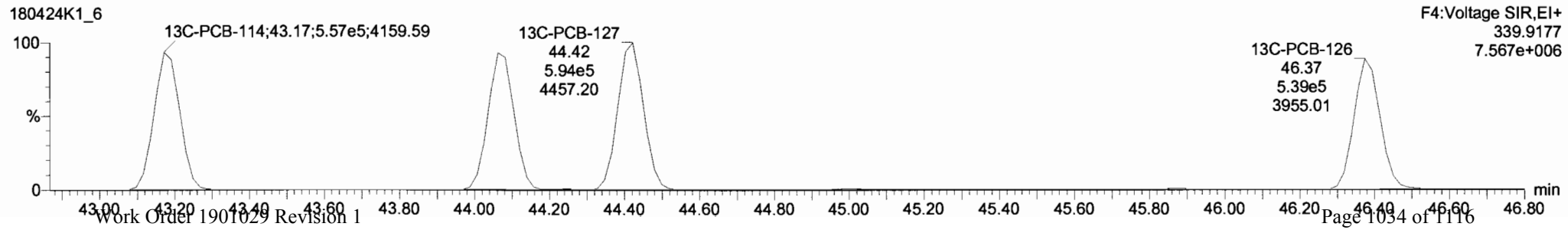

Dataset: Untitled

Last Altered: Wednesday, April 25, 2018 07:37:36 Pacific Daylight Time
Printed: Wednesday, April 25, 2018 07:50:08 Pacific Daylight Time

Name: 180424K1_6, Date: 24-Apr-2018, Time: 21:33:24, ID: ST180424K1-6 PCB 209 CS3 17L3006, Description: PCB 209 CS3 17L3006

PCB-155

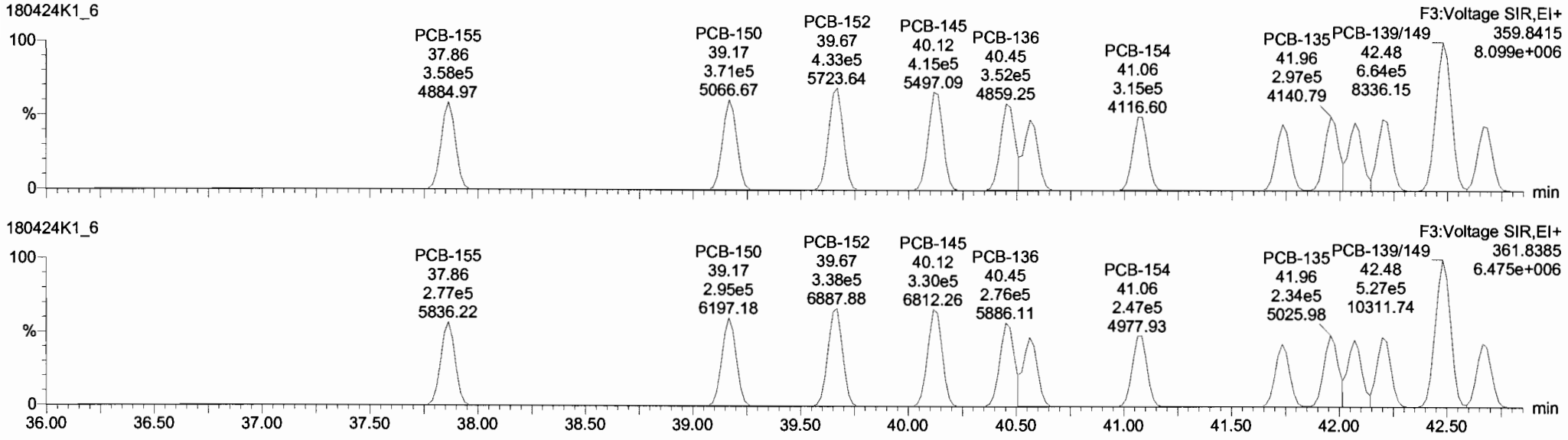

13C-PCB-155

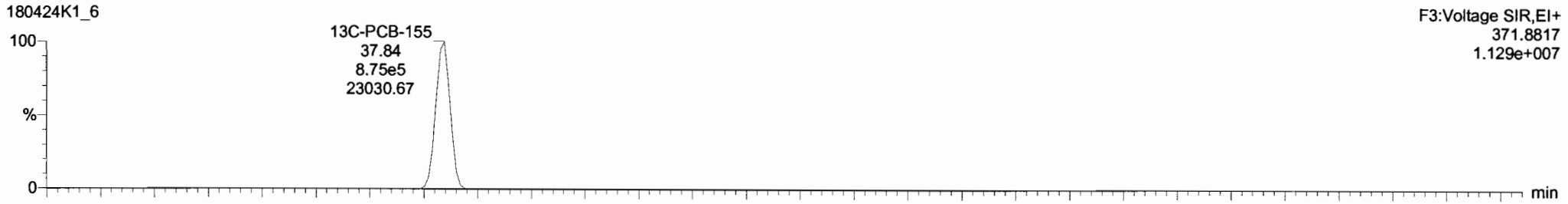



Vista Analytical Laboratory VG-9

Dataset: Untitled

Last Altered: Wednesday, April 25, 2018 07:37:36 Pacific Daylight Time
Printed: Wednesday, April 25, 2018 07:50:08 Pacific Daylight Time

Name: 180424K1_6, Date: 24-Apr-2018, Time: 21:33:24, ID: ST180424K1-6 PCB 209 CS3 17L3006, Description: PCB 209 CS3 17L3006

PCB-134/143

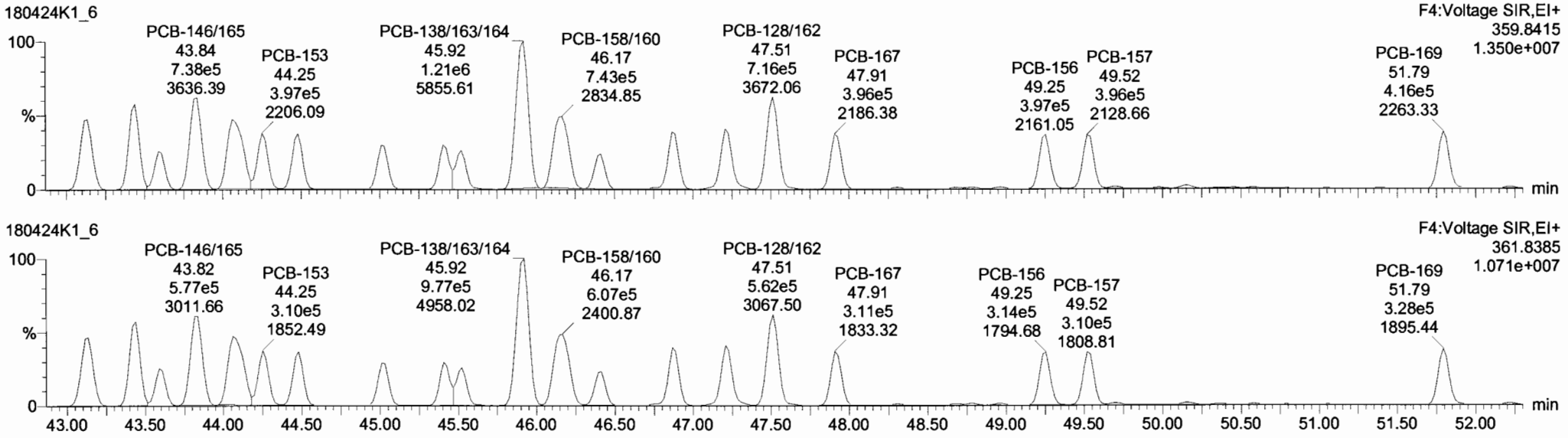

13C-PCB-153

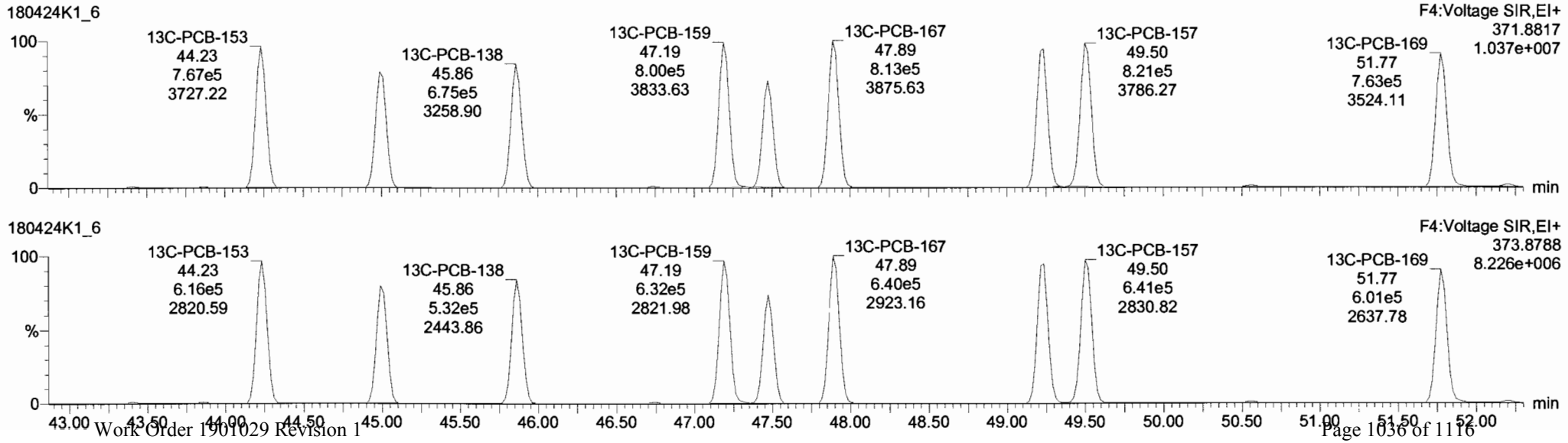

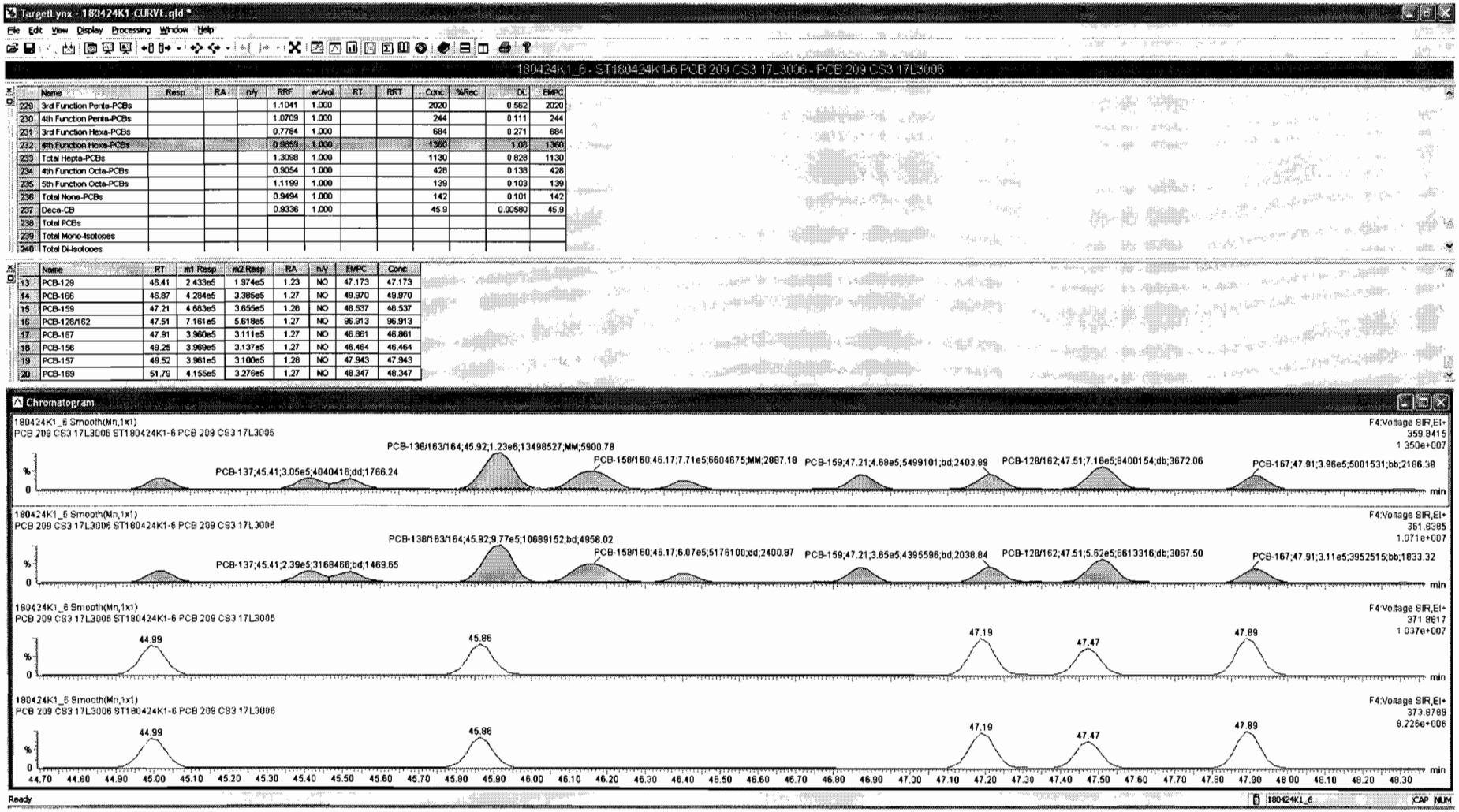

	Name	Resp	RA	n/y	RRF	wt/Vol	RT	RRT	Conc.	%Rec	DL	EMPC
229	3rd Function Penta-PCBs				1.1041	1.000			2020		0.562	2020
230	4th Function Penta-PCBs				1.0709	1.000			244		0.111	244
231	3rd Function Hexa-PCBs				0.7784	1.000			684		0.271	684
232	4th Function Hexa-PCBs				0.9859	1.000			1360		1.05	1360
233	Total Hepta-PCBs				1.3098	1.000			1130		0.828	1130
234	4th Function Octa-PCBs				0.9054	1.000			428		0.138	428
235	5th Function Octa-PCBs				1.1199	1.000			139		0.103	139
236	Total Nona-PCBs				0.9494	1.000			142		0.101	142
237	Deca-CB				0.9336	1.000			45.9		0.00580	45.9
238	Total PCBs											
239	Total Mono-Isotopes											
240	Total Di-Isotopes											

	Name	RT	m1 Resp	m2 Resp	RA	n/y	EMPC	Conc.
13	PCB-129	46.41	2.433e5	1.974e5	1.23	NO	47.173	47.173
14	PCB-166	46.87	4.284e5	3.385e5	1.27	NO	49.970	49.970
15	PCB-159	47.21	4.683e5	3.655e5	1.28	NO	48.537	48.537
16	PCB-128/162	47.51	7.161e5	5.618e5	1.27	NO	96.913	96.913
17	PCB-167	47.91	3.960e5	3.111e5	1.27	NO	46.861	46.861
18	PCB-156	49.25	3.969e5	3.137e5	1.27	NO	46.464	46.464
19	PCB-157	49.52	3.961e5	3.100e5	1.28	NO	47.943	47.943
20	PCB-169	51.79	4.155e5	3.276e5	1.27	NO	48.347	48.347

Vista Analytical Laboratory VG-9

Dataset: Untitled

Last Altered: Wednesday, April 25, 2018 07:37:36 Pacific Daylight Time
Printed: Wednesday, April 25, 2018 07:50:08 Pacific Daylight Time

Name: 180424K1_6, Date: 24-Apr-2018, Time: 21:33:24, ID: ST180424K1-6 PCB 209 CS3 17L3006, Description: PCB 209 CS3 17L3006

PCB-188

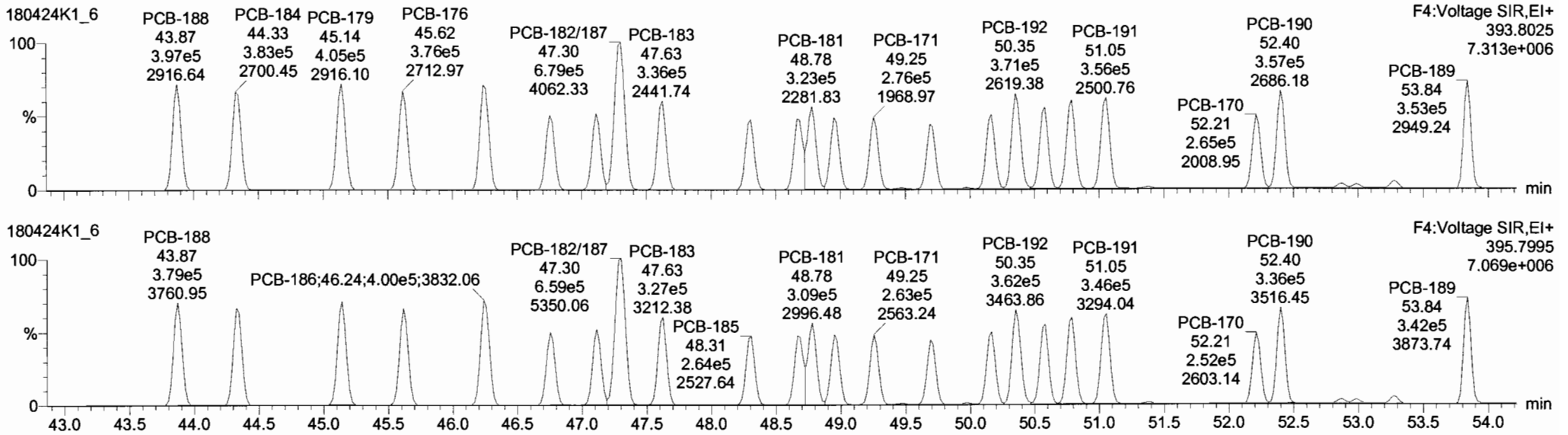

13C-PCB-188

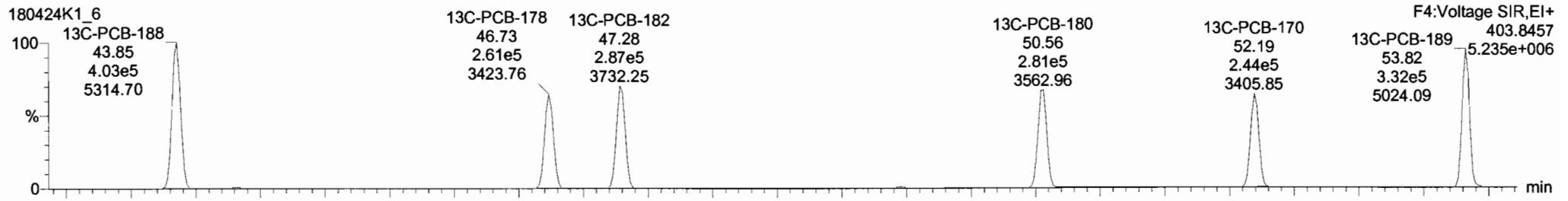

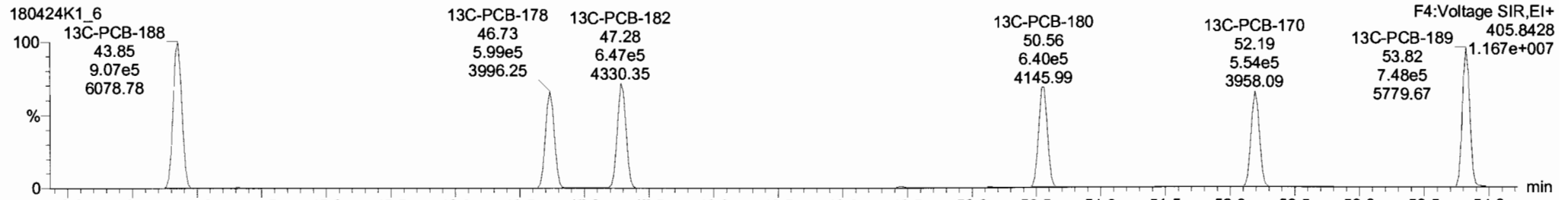

Vista Analytical Laboratory VG-9

Dataset: Untitled

Last Altered: Wednesday, April 25, 2018 07:37:36 Pacific Daylight Time
Printed: Wednesday, April 25, 2018 07:50:08 Pacific Daylight Time

Name: 180424K1_6, Date: 24-Apr-2018, Time: 21:33:24, ID: ST180424K1-6 PCB 209 CS3 17L3006, Description: PCB 209 CS3 17L3006

PCB-202

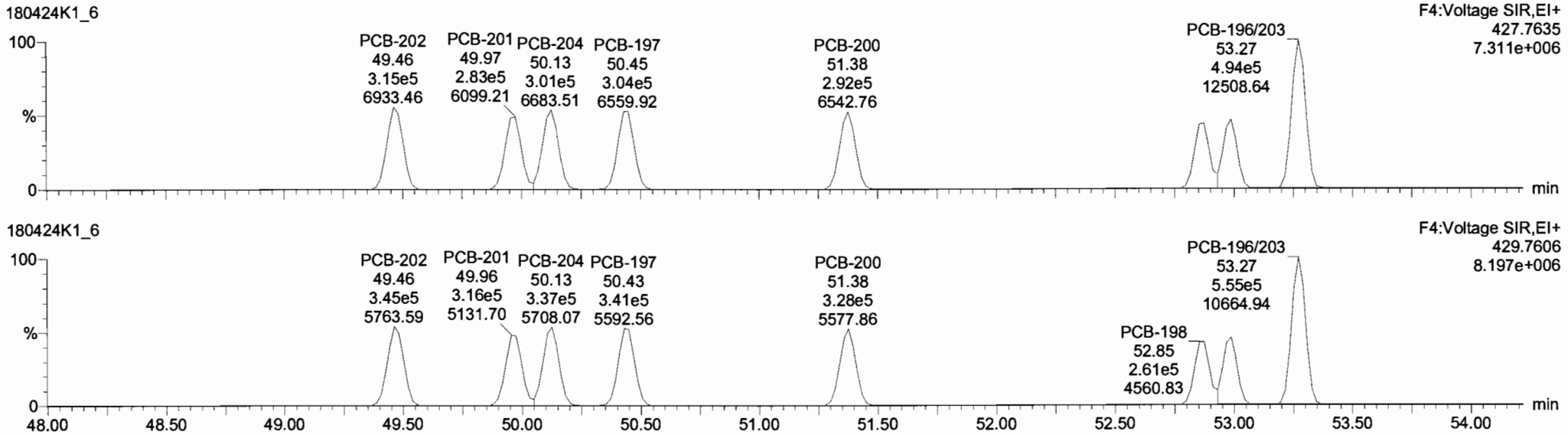

13C-PCB-202

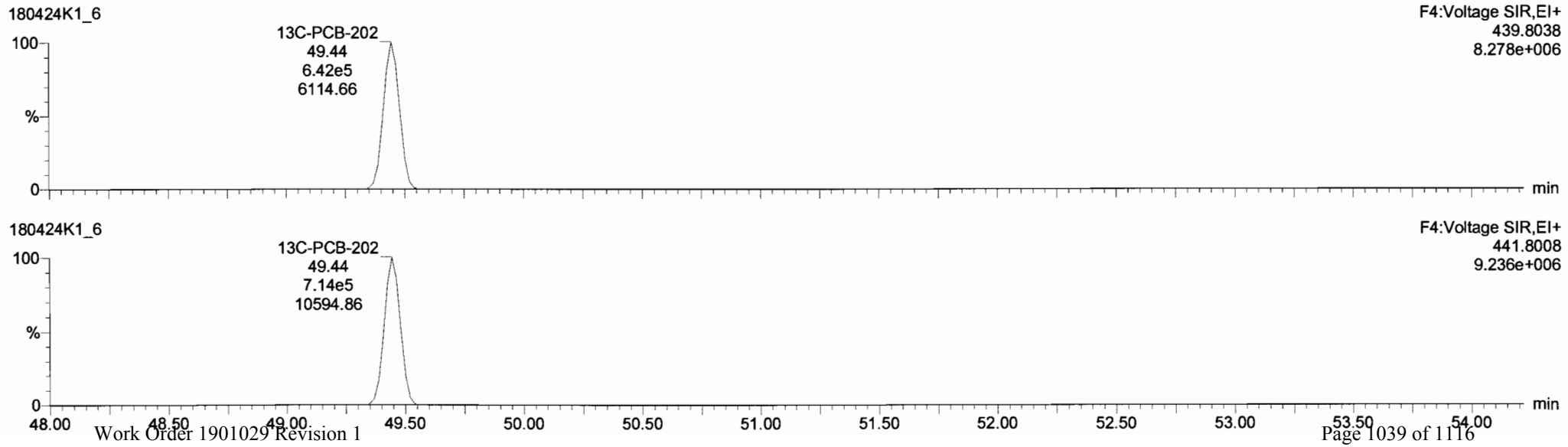

Vista Analytical Laboratory VG-9

Dataset: Untitled

Last Altered: Wednesday, April 25, 2018 07:37:36 Pacific Daylight Time
Printed: Wednesday, April 25, 2018 07:50:08 Pacific Daylight Time

Name: 180424K1_6, Date: 24-Apr-2018, Time: 21:33:24, ID: ST180424K1-6 PCB 209 CS3 17L3006, Description: PCB 209 CS3 17L3006

PCB-195

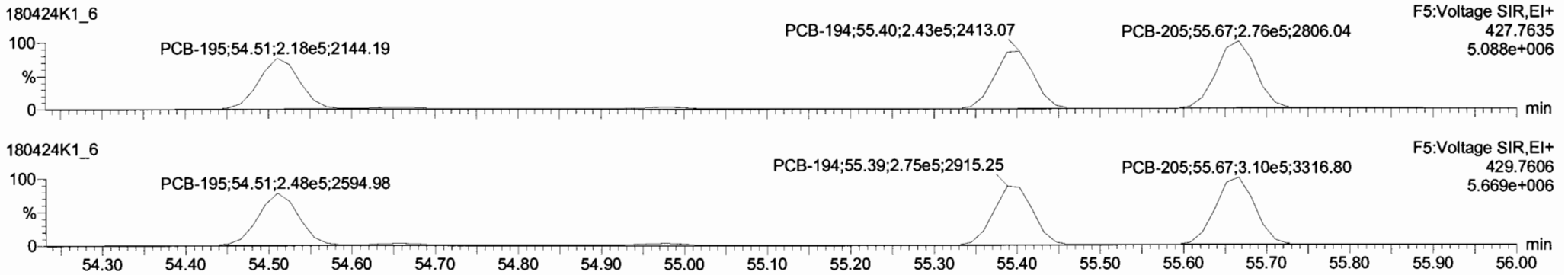

13C-PCB-194

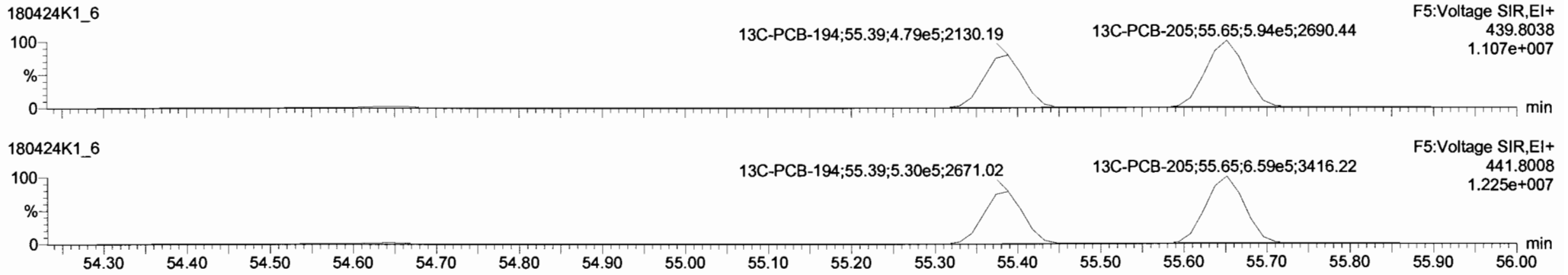

PFK5

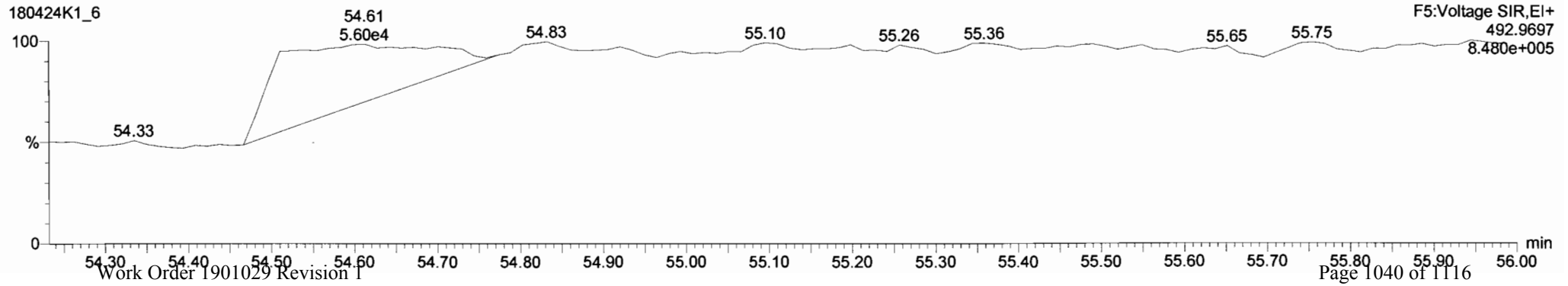

Vista Analytical Laboratory VG-9

Dataset: Untitled

Last Altered: Wednesday, April 25, 2018 07:37:36 Pacific Daylight Time
Printed: Wednesday, April 25, 2018 07:50:08 Pacific Daylight Time

Name: 180424K1_6, Date: 24-Apr-2018, Time: 21:33:24, ID: ST180424K1-6 PCB 209 CS3 17L3006, Description: PCB 209 CS3 17L3006

PCB-208

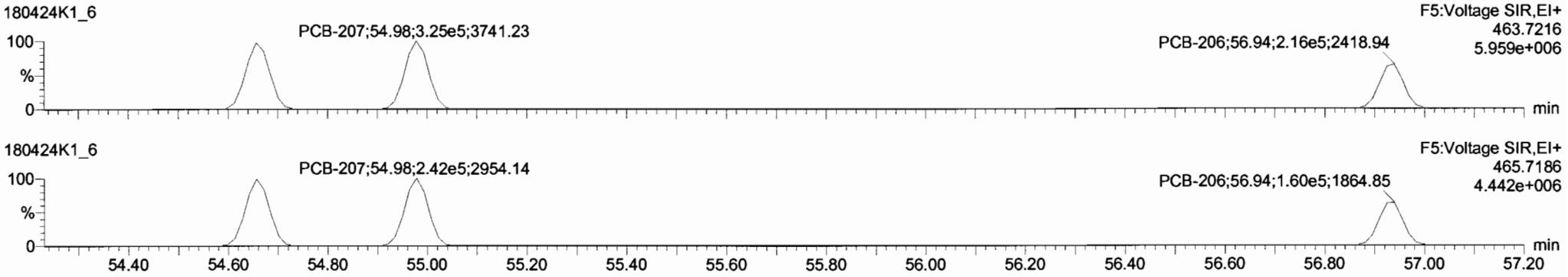

13C-PCB-208

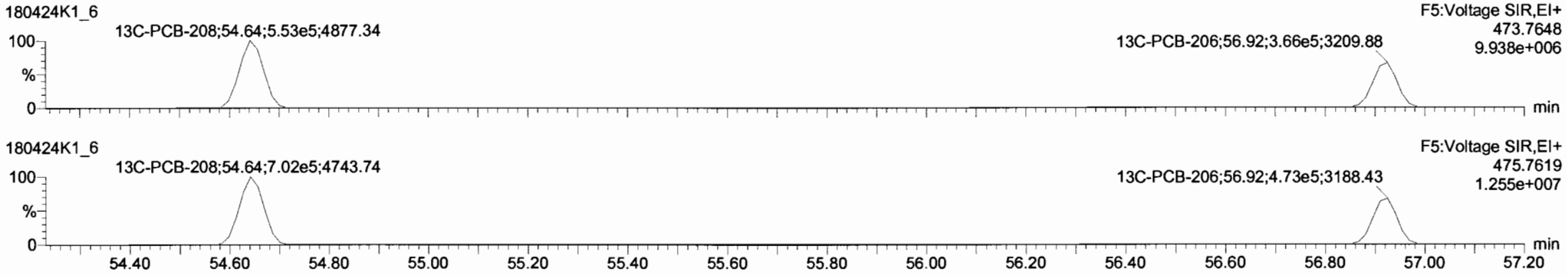

PFK5

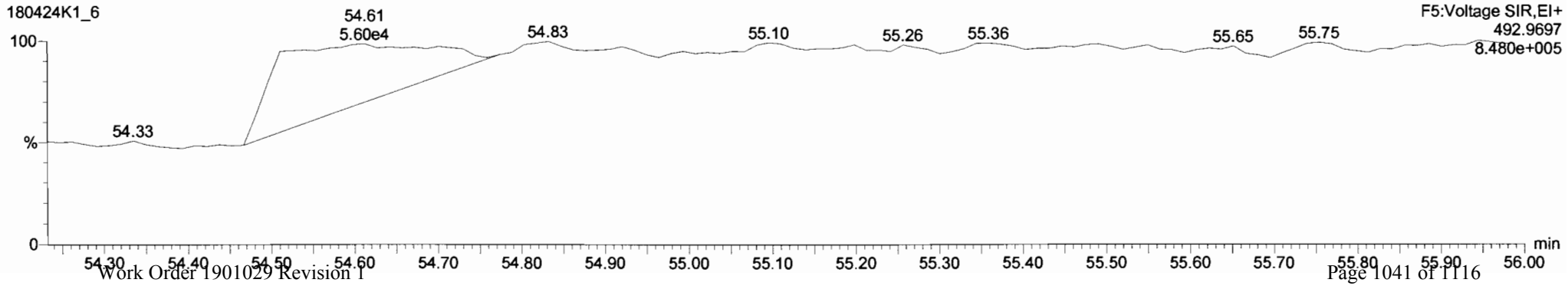

Vista Analytical Laboratory VG-9

Dataset: Untitled

Last Altered: Wednesday, April 25, 2018 07:37:36 Pacific Daylight Time
Printed: Wednesday, April 25, 2018 07:50:08 Pacific Daylight Time

Name: 180424K1_6, Date: 24-Apr-2018, Time: 21:33:24, ID: ST180424K1-6 PCB 209 CS3 17L3006, Description: PCB 209 CS3 17L3006

PCB-209

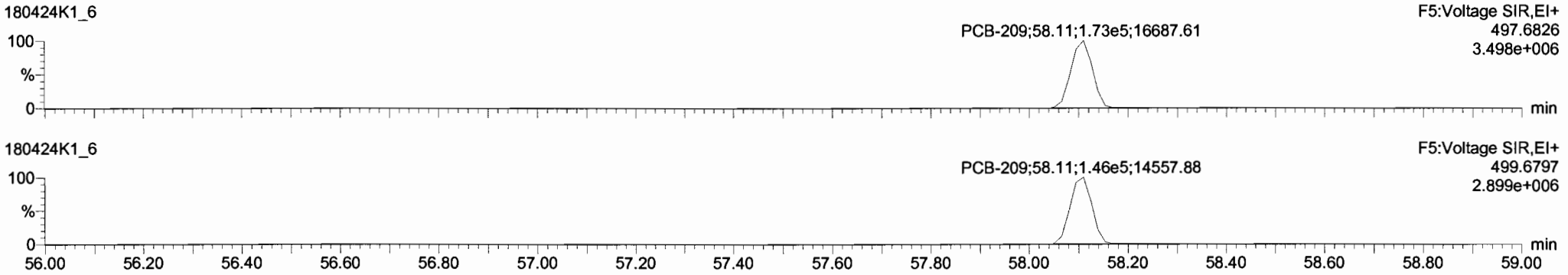

13C-PCB-209

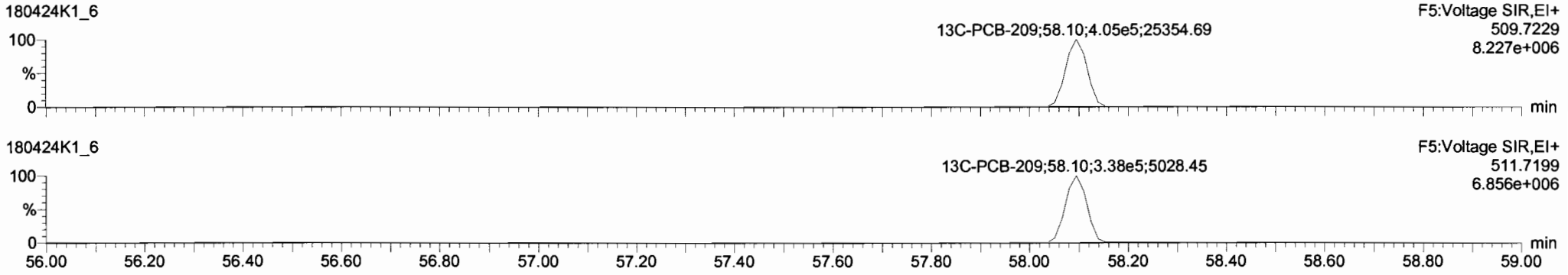

PFK5

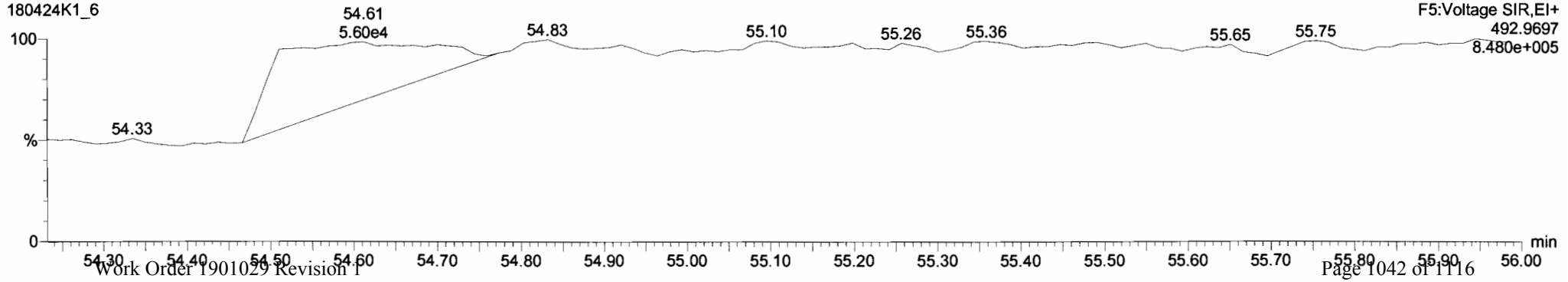

Vista Analytical Laboratory VG-9

Dataset: Untitled

Last Altered: Wednesday, April 25, 2018 07:37:36 Pacific Daylight Time
Printed: Wednesday, April 25, 2018 07:50:08 Pacific Daylight Time

Name: 180424K1_4, Date: 24-Apr-2018, Time: 19:30:44, ID: ST180424K1-4 PCB 209 CS4 17L3007, Description: PCB 209 CS4 17L3007

PCB-1

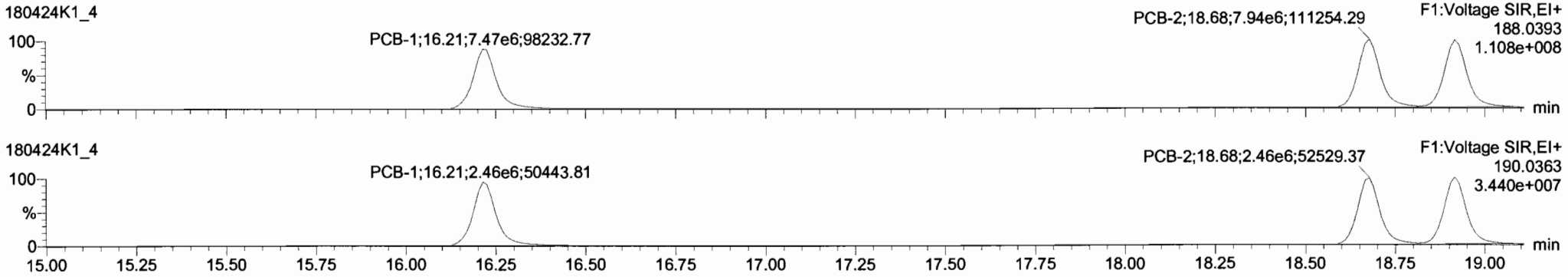

13C-PCB-1

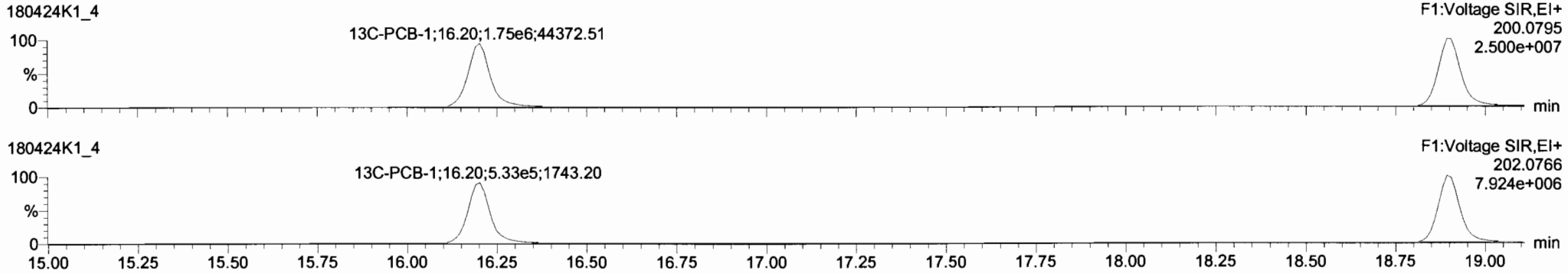

PFK1

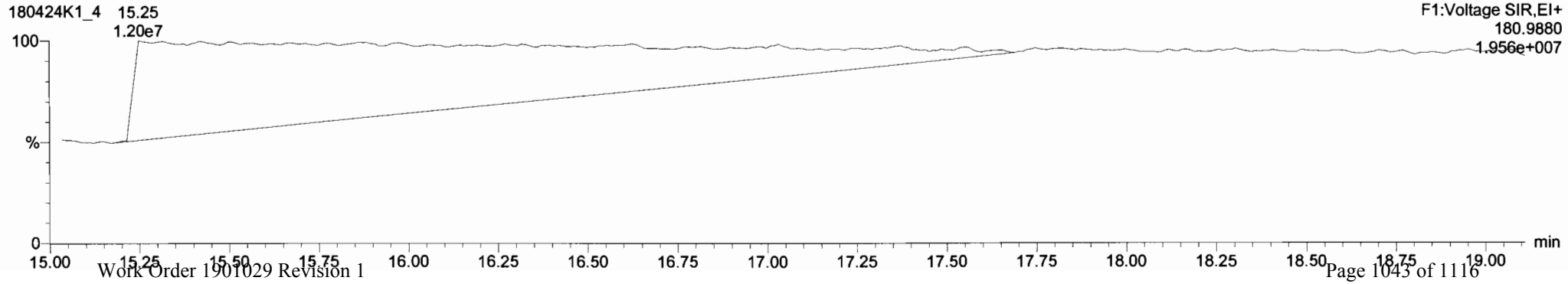

Dataset: Untitled

Last Altered: Wednesday, April 25, 2018 07:37:36 Pacific Daylight Time
Printed: Wednesday, April 25, 2018 07:50:08 Pacific Daylight Time

Name: 180424K1_4, Date: 24-Apr-2018, Time: 19:30:44, ID: ST180424K1-4 PCB 209 CS4 17L3007, Description: PCB 209 CS4 17L3007

PCB-4/10

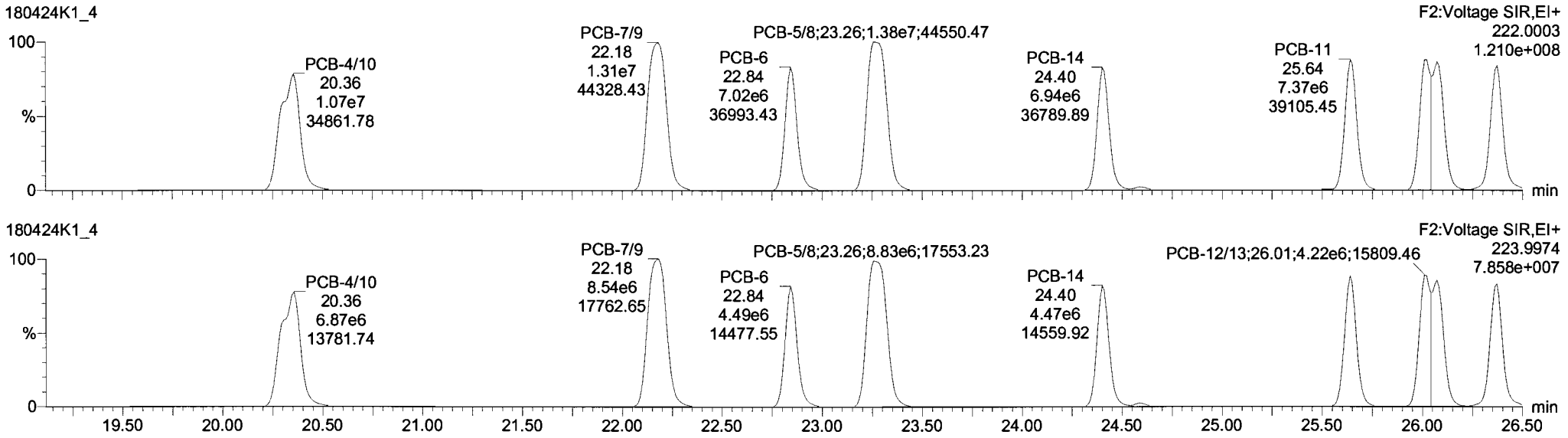

13C-PCB-4

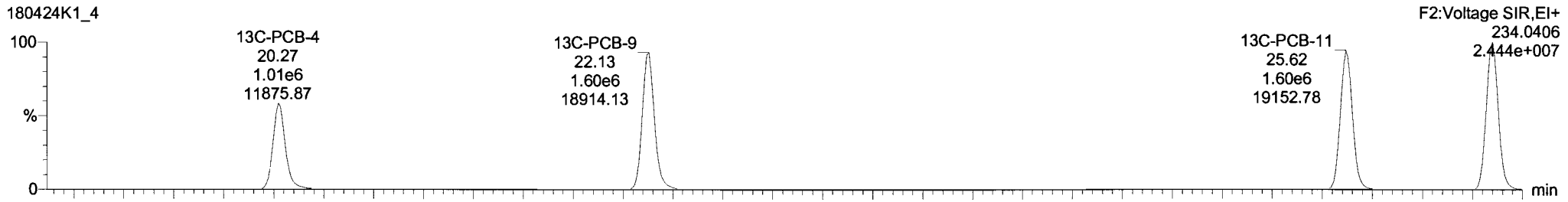



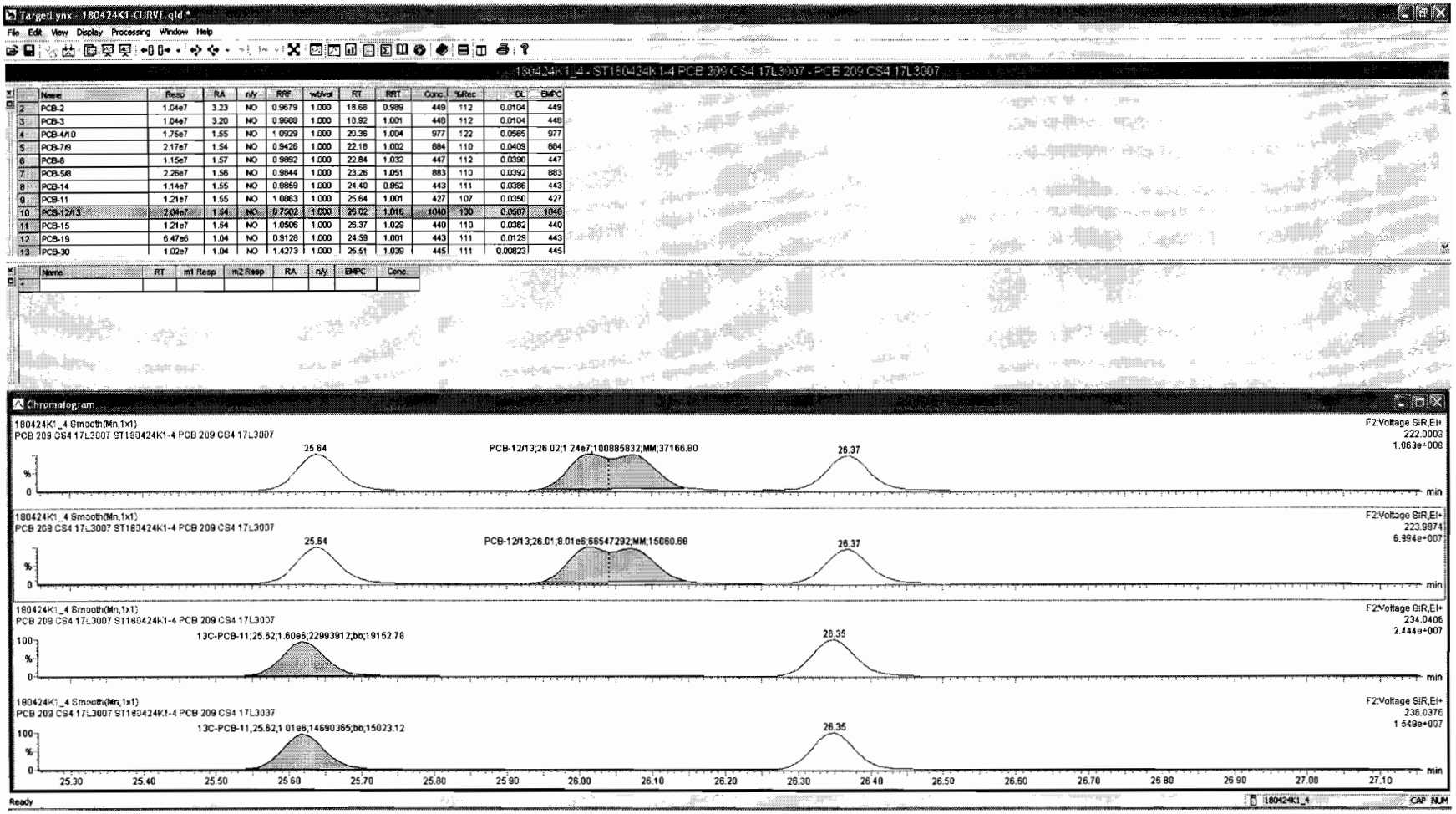

	Name	Resp	RA	n/y	RRF	wtVal	RT	RRT	Conc	%Rec	DL	EMPC
2	PCB-2	1.04e7	3.23	NO	0.9679	1.000	18.68	0.989	449	112	0.0104	449
3	PCB-3	1.04e7	3.20	NO	0.9688	1.000	18.92	1.001	448	112	0.0104	448
4	PCB-4/10	1.75e7	1.55	NO	1.0929	1.000	20.36	1.004	977	122	0.0565	977
5	PCB-7/9	2.17e7	1.54	NO	0.9426	1.000	22.18	1.002	884	110	0.0409	884
6	PCB-6	1.15e7	1.57	NO	0.9892	1.000	22.84	1.032	447	112	0.0390	447
7	PCB-5/8	2.26e7	1.56	NO	0.9844	1.000	23.26	1.051	883	110	0.0392	883
8	PCB-14	1.14e7	1.55	NO	0.9859	1.000	24.40	0.952	443	111	0.0386	443
9	PCB-11	1.21e7	1.55	NO	1.0863	1.000	25.64	1.001	427	107	0.0350	427
10	PCB-12/13	2.04e7	1.54	NO	0.7502	1.000	26.02	1.016	1040	130	0.0507	1040
11	PCB-15	1.21e7	1.54	NO	1.0506	1.000	26.37	1.029	440	110	0.0362	440
12	PCB-19	6.47e6	1.04	NO	0.9128	1.000	24.59	1.001	443	111	0.0129	443
13	PCB-30	1.02e7	1.04	NO	1.4273	1.000	25.51	1.039	445	111	0.00823	445

	Name	RT	m1 Resp	m2 Resp	RA	n/y	EMPC	Conc
1								

TargetLynx - 180424K1 CURVE.gld *

File Edit View Display Processing Window Help

180424K1_4 - ST180424K1-4 PCB 209 CS4 17L3007 - PCB 209 CS4 17L3007

	Name	Resp	RA	n/y	RRF	wtAvg	RT	RRT	Conc.	%Rec	DL	EMPC
223	13C-PCB-178	9.42e5	0.45	NO		1.000	46.75	0.925				
224	Total Mono-PCBs				0.9673	1.000			1350		0.0318	1350
225	Total Di-PCBs				0.9867	1.000			5600		0.335	5600
226	2nd Function Tri-PCBs				0.8879	1.000			3510		0.0631	3510
227	3rd Function Tri-PCBs				0.9566	1.000			7180		0.576	7180
228	Total Tetra-PCBs				0.9462	1.000			18300		6.80	18300
229	3rd Function Penta-PCBs				1.1052	1.000			17700		0.646	17700
230	4th Function Penta-PCBs				1.0709	1.000			2150		0.254	2150
231	3rd Function Hexa-PCBs				0.7784	1.000			6140		0.141	6140
232	4th Function Hexa-PCBs				0.9853	1.000			12000		1.78	12000
233	Total Hepta-PCBs				1.3098	1.000			9960		1.77	9960
234	4th Function Octa-PCBs				0.9054	1.000			3780		0.249	3780

	Name	RT	m1 Resp	m2 Resp	RA	n/y	EMPC	Conc.
1	PCB-4/10	20.36	1.068e7	6.868e6	1.55	NO	977.20	977.20
2	PCB-7/9	22.18	1.315e7	8.543e6	1.54	NO	883.61	883.61
3	PCB-6	22.84	7.021e6	4.486e6	1.57	NO	446.68	446.68
4	PCB-5/8	23.26	1.382e7	8.832e6	1.56	NO	883.45	883.45
5	PCB-14	24.40	6.939e6	4.470e6	1.55	NO	443.12	443.12
6	PCB-11	25.64	7.365e6	4.751e6	1.55	NO	427.06	427.06
7	PCB-12/13	26.02	1.323e7	8.584e6	1.54	NO	1096.8	1096.8
8	PCB-15	26.37	7.320e6	4.757e6	1.54	NO	440.17	440.17

Chromatogram

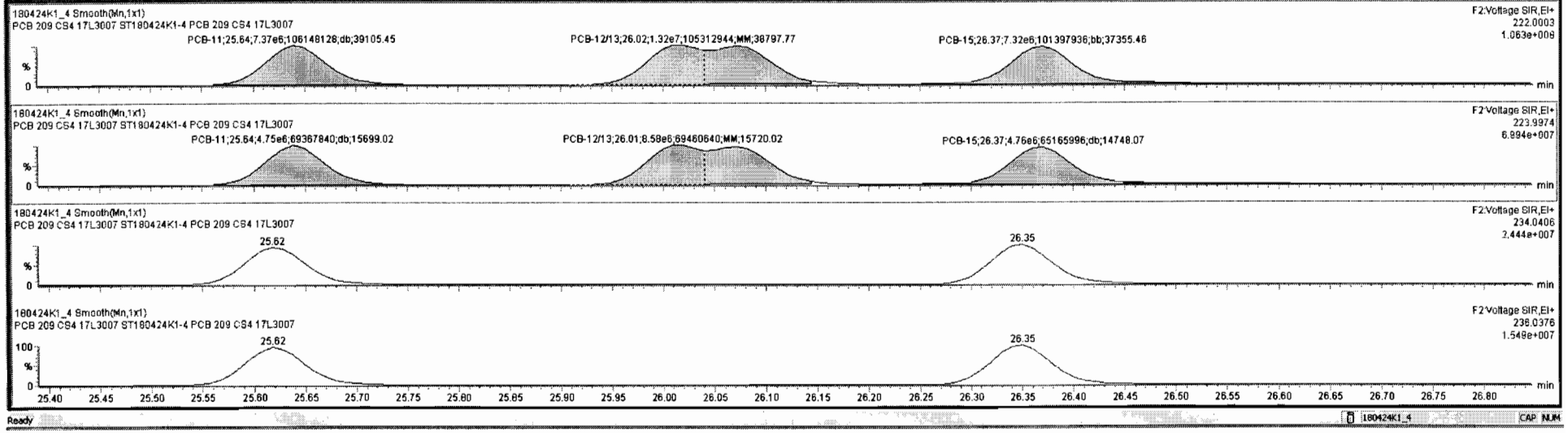

Ready 180424K1_4 CAP NUM

Dataset: Untitled

Last Altered: Wednesday, April 25, 2018 07:37:36 Pacific Daylight Time
Printed: Wednesday, April 25, 2018 07:50:08 Pacific Daylight Time

Name: 180424K1_4, Date: 24-Apr-2018, Time: 19:30:44, ID: ST180424K1-4 PCB 209 CS4 17L3007, Description: PCB 209 CS4 17L3007

PCB-19

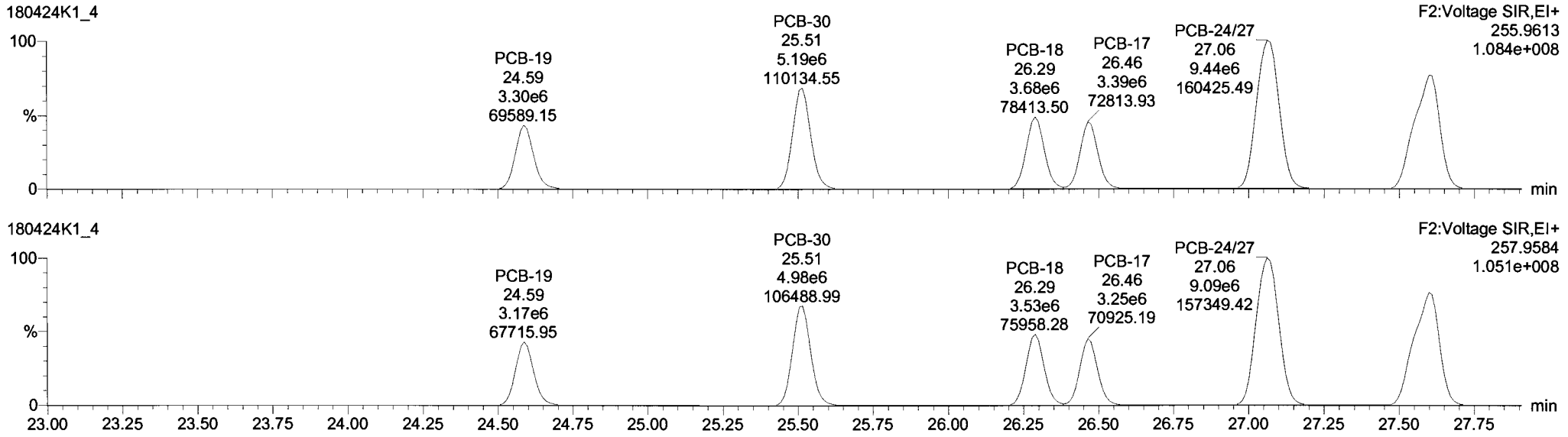

13C-PCB-19

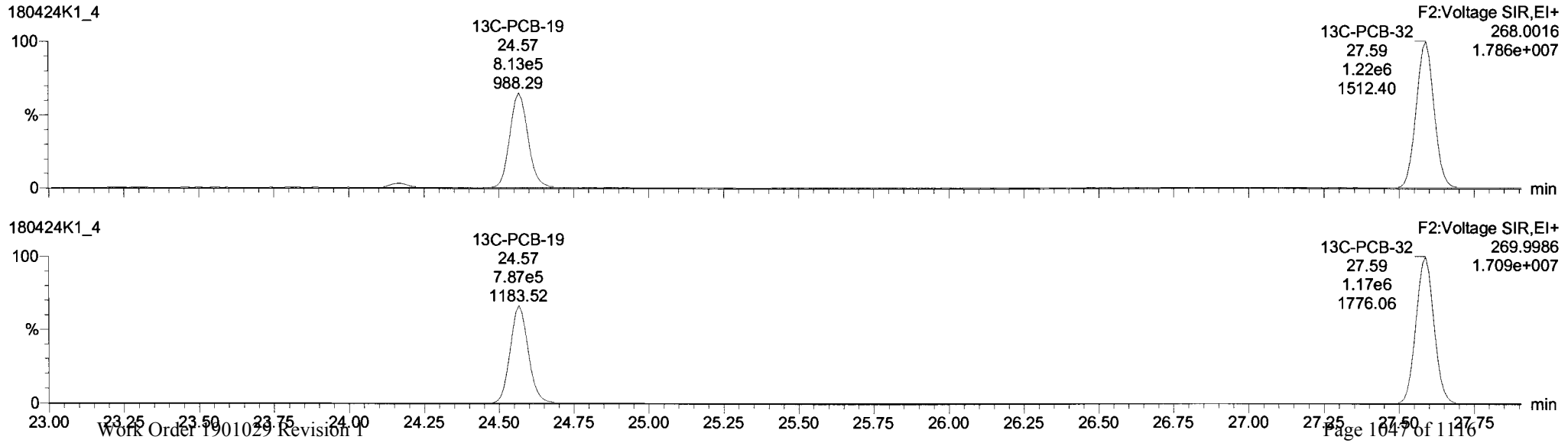

Dataset: Untitled

Last Altered: Wednesday, April 25, 2018 07:37:36 Pacific Daylight Time
Printed: Wednesday, April 25, 2018 07:50:08 Pacific Daylight Time

Name: 180424K1_4, Date: 24-Apr-2018, Time: 19:30:44, ID: ST180424K1-4 PCB 209 CS4 17L3007, Description: PCB 209 CS4 17L3007

PCB-34

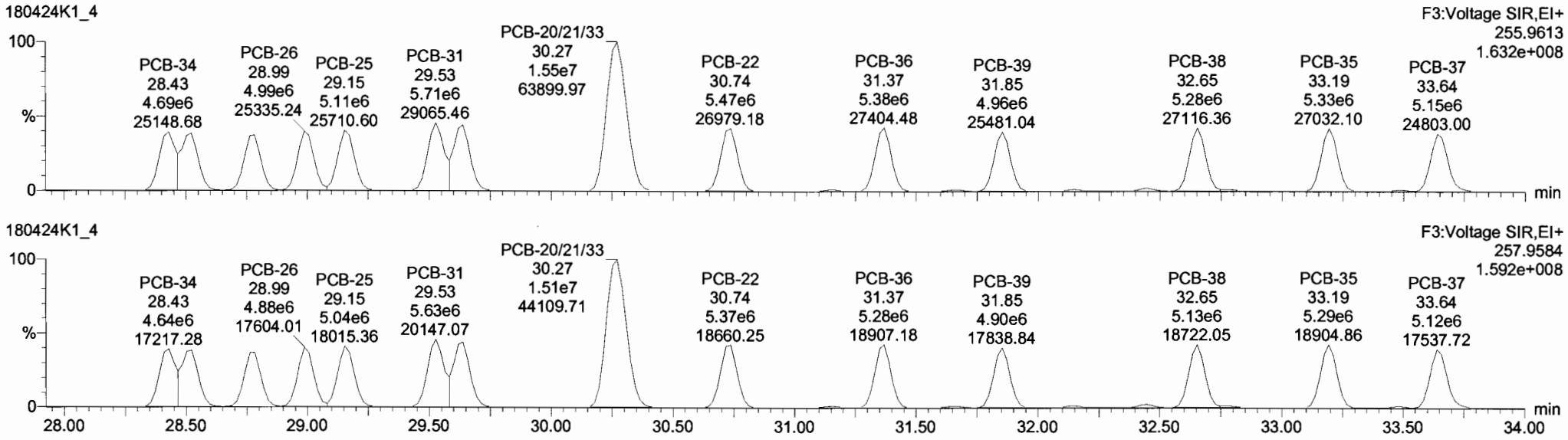

13C-PCB-28

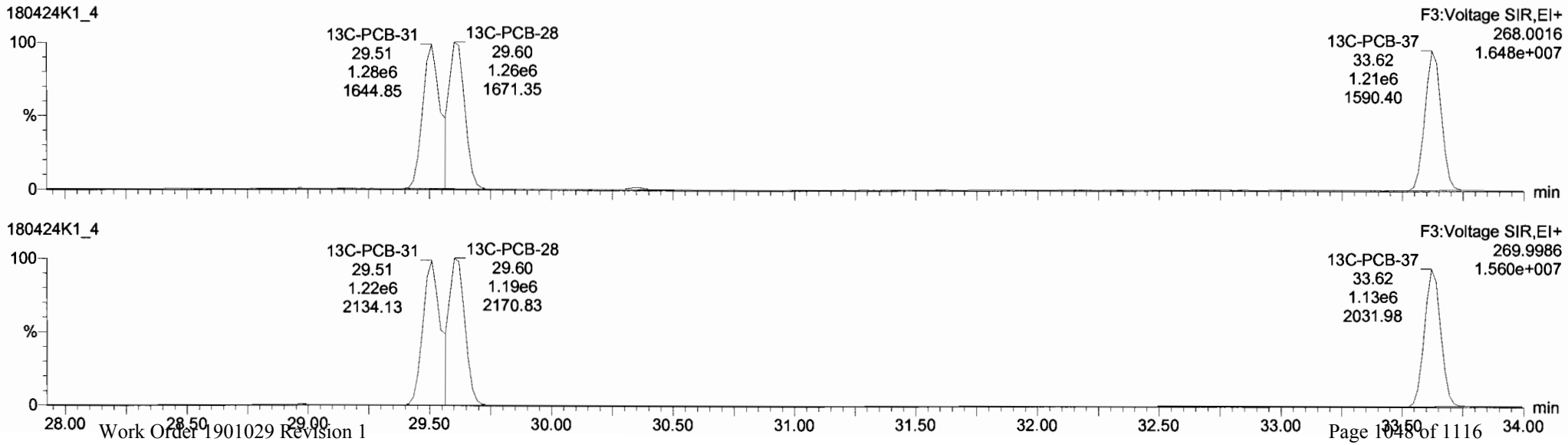

Dataset: Untitled

Last Altered: Wednesday, April 25, 2018 07:37:36 Pacific Daylight Time
Printed: Wednesday, April 25, 2018 07:50:08 Pacific Daylight Time

Name: 180424K1_4, Date: 24-Apr-2018, Time: 19:30:44, ID: ST180424K1-4 PCB 209 CS4 17L3007, Description: PCB 209 CS4 17L3007

PCB-54

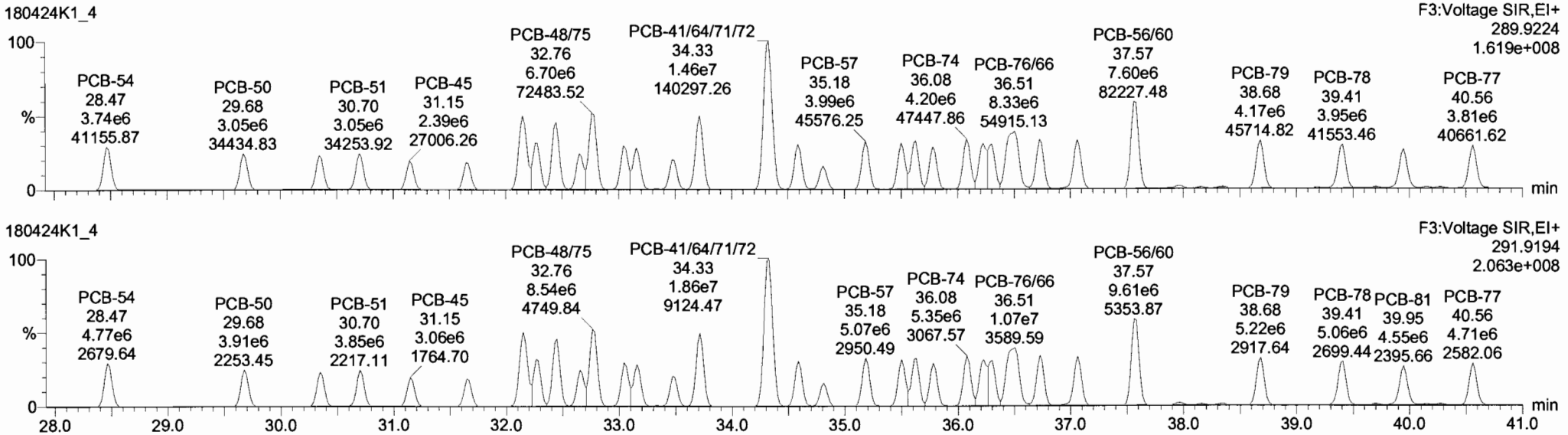

13C-PCB-54

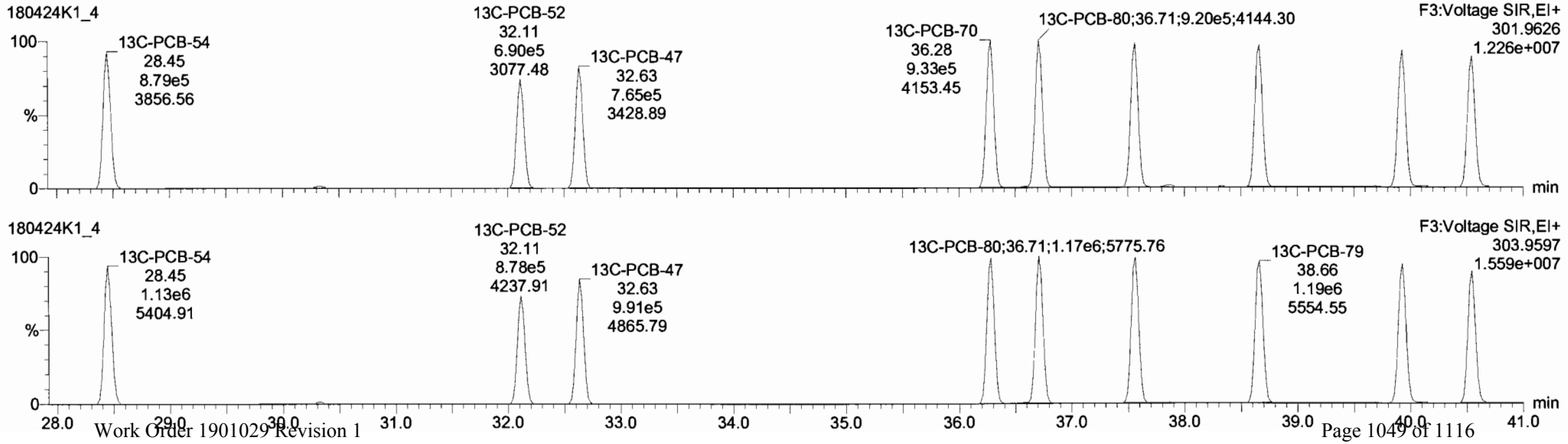

Dataset: Untitled

Last Altered: Wednesday, April 25, 2018 07:37:36 Pacific Daylight Time
Printed: Wednesday, April 25, 2018 07:50:08 Pacific Daylight Time

Name: 180424K1_4, Date: 24-Apr-2018, Time: 19:30:44, ID: ST180424K1-4 PCB 209 CS4 17L3007, Description: PCB 209 CS4 17L3007

PCB-50

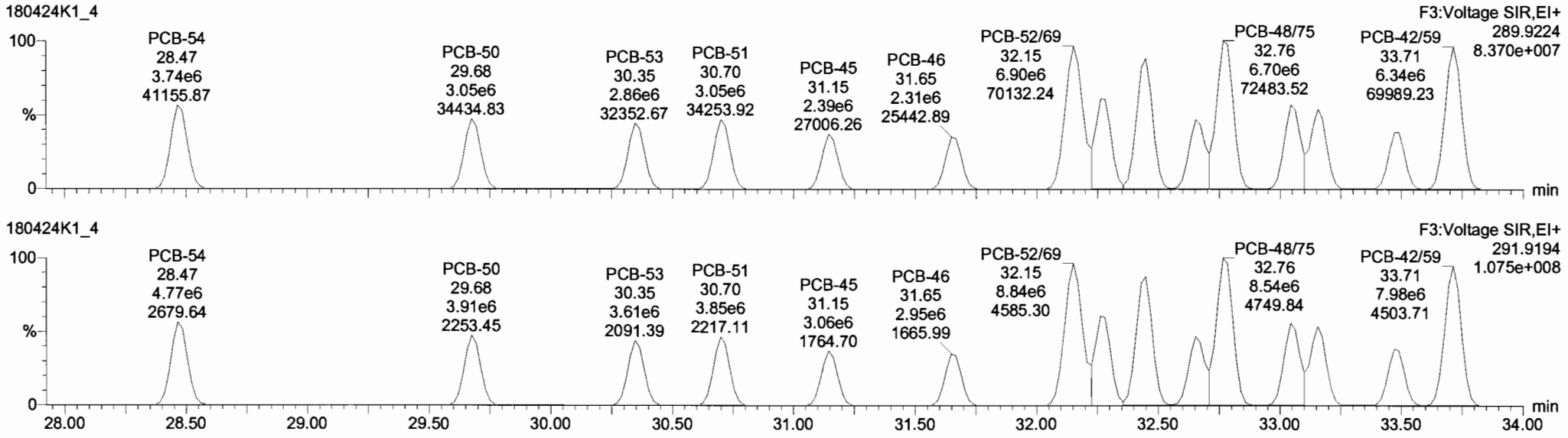

13C-PCB-52

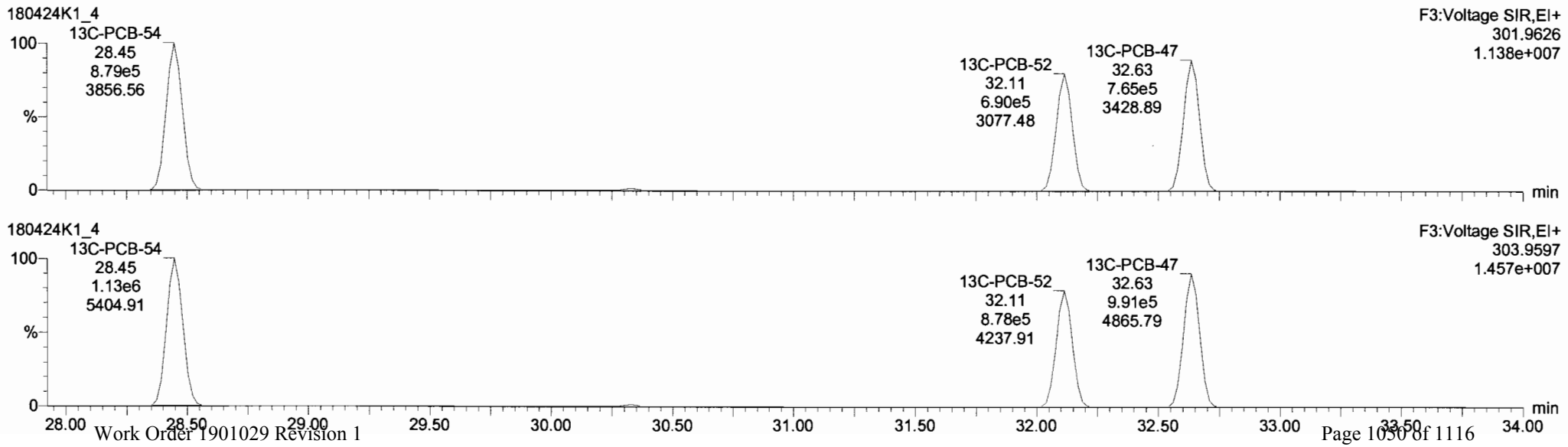

Dataset: Untitled

Last Altered: Wednesday, April 25, 2018 07:37:36 Pacific Daylight Time
Printed: Wednesday, April 25, 2018 07:50:08 Pacific Daylight Time

Name: 180424K1_4, Date: 24-Apr-2018, Time: 19:30:44, ID: ST180424K1-4 PCB 209 CS4 17L3007, Description: PCB 209 CS4 17L3007

PCB-68

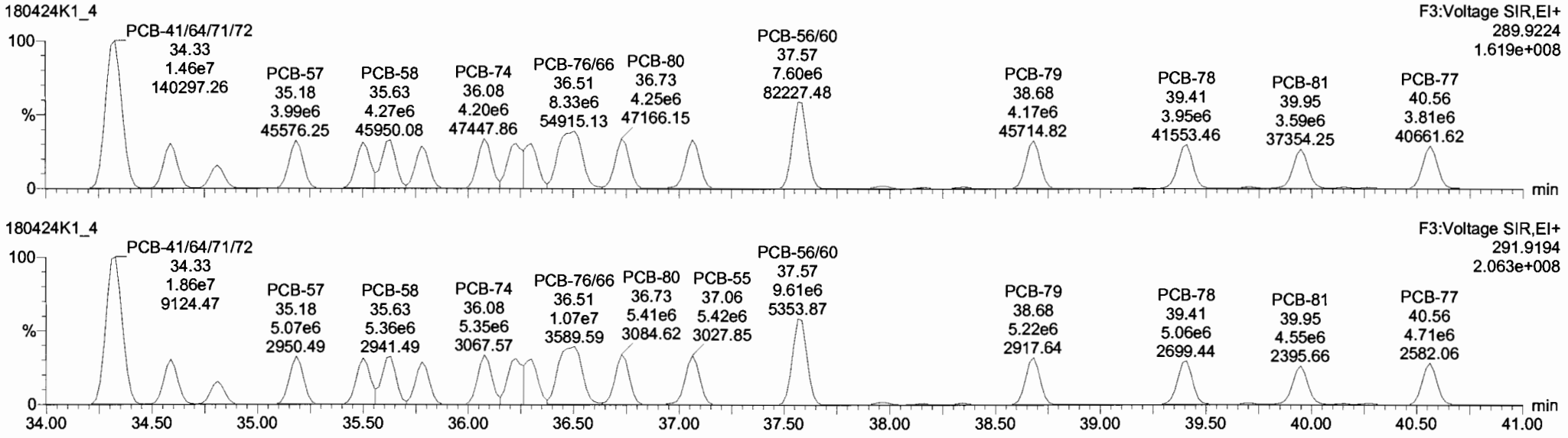

13C-PCB-60

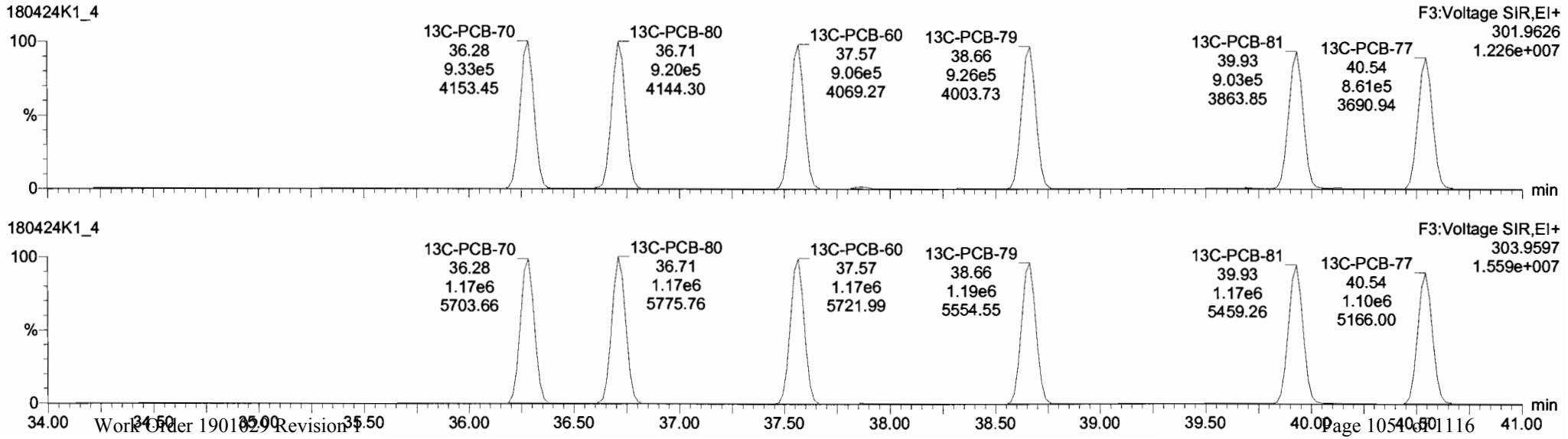

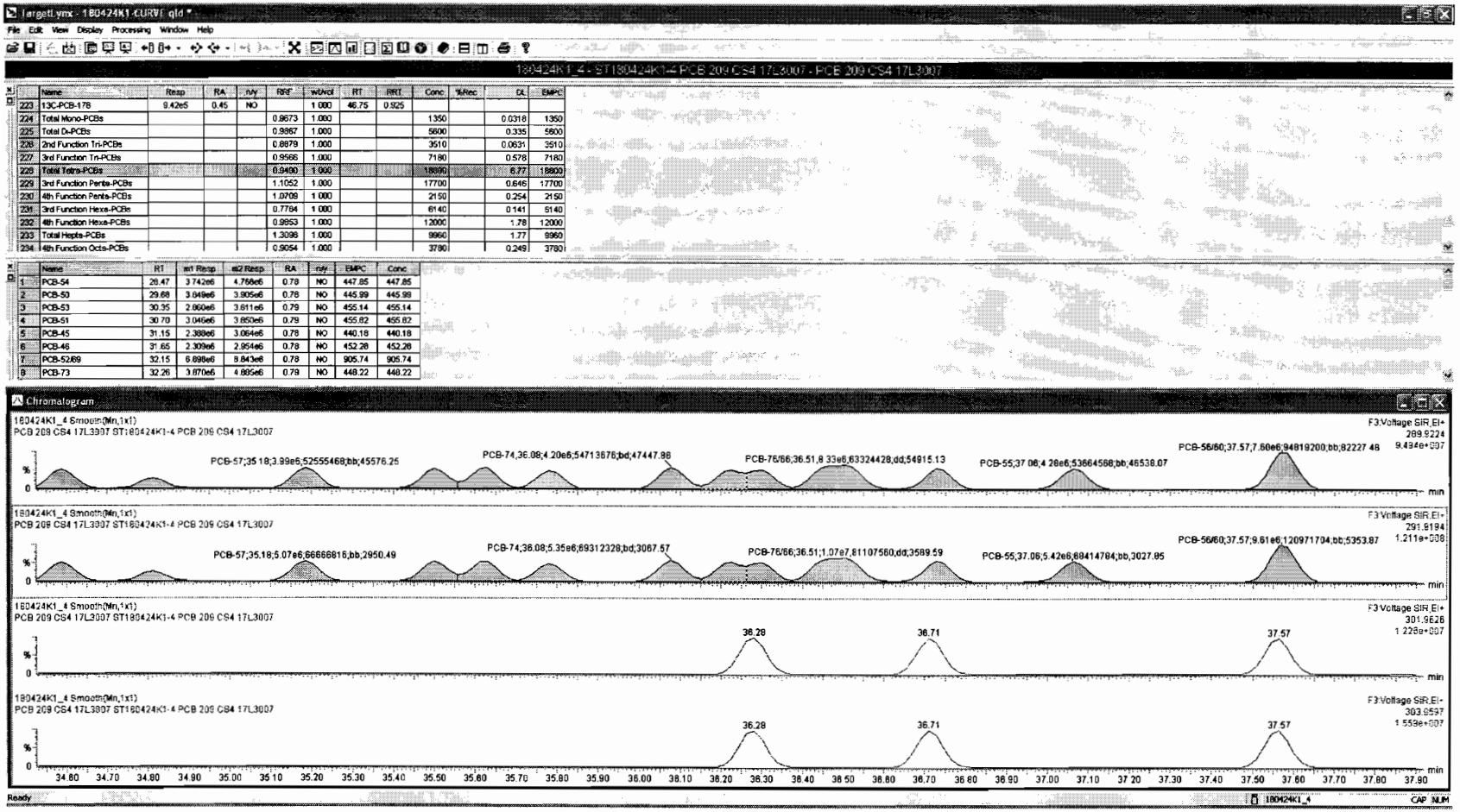

	Name	Resp	RA	n/y	RRF	wtAvol	RT	RRT	Conc	%Rec	DL	EMPC
223	13C-PCB-178	9.42e5	0.45	NO		1.000	46.75	0.925				
224	Total Mono-PCBs				0.9673	1.000			1350		0.0318	1350
225	Total Di-PCBs				0.9867	1.000			5600		0.335	5600
226	2nd Function Tri-PCBs				0.8879	1.000			3510		0.0831	3510
227	3rd Function Tri-PCBs				0.9566	1.000			7180		0.578	7180
228	Total Tetra-PCBs				0.9400	1.000			18800		6.77	18800
229	3rd Function Penta-PCBs				1.1052	1.000			17700		0.646	17700
230	4th Function Penta-PCBs				1.0709	1.000			2150		0.254	2150
231	3rd Function Hexa-PCBs				0.7764	1.000			6140		0.141	5140
232	4th Function Hexa-PCBs				0.9853	1.000			12000		1.78	12000
233	Total Hepta-PCBs				1.3098	1.000			9960		1.77	9960
234	4th Function Octa-PCBs				0.9054	1.000			3780		0.249	3780

	Name	RT	m1 Resp	m2 Resp	RA	n/y	EMPC	Conc
1	PCB-54	28.47	3.742e6	4.768e6	0.78	NO	447.85	447.85
2	PCB-50	29.68	3.849e6	3.905e6	0.78	NO	445.99	445.99
3	PCB-53	30.35	2.860e6	3.611e6	0.79	NO	455.14	455.14
4	PCB-51	30.70	3.046e6	3.850e6	0.79	NO	455.82	455.82
5	PCB-45	31.15	2.388e6	3.064e6	0.78	NO	440.18	440.18
6	PCB-46	31.65	2.309e6	2.954e6	0.78	NO	452.28	452.28
7	PCB-52/69	32.15	6.698e6	8.843e6	0.76	NO	905.74	905.74
8	PCB-73	32.26	3.670e6	4.695e6	0.79	NO	448.22	448.22

Dataset: Untitled

Last Altered: Wednesday, April 25, 2018 07:37:36 Pacific Daylight Time
Printed: Wednesday, April 25, 2018 07:50:08 Pacific Daylight Time

Name: 180424K1_4, Date: 24-Apr-2018, Time: 19:30:44, ID: ST180424K1-4 PCB 209 CS4 17L3007, Description: PCB 209 CS4 17L3007

PCB-104

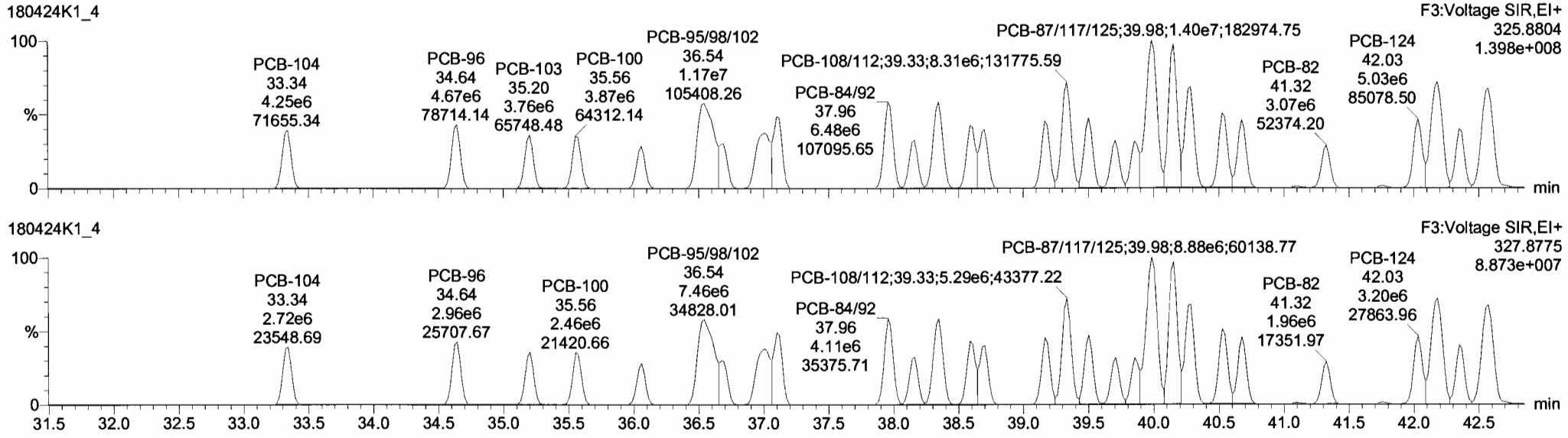

13C-PCB-104

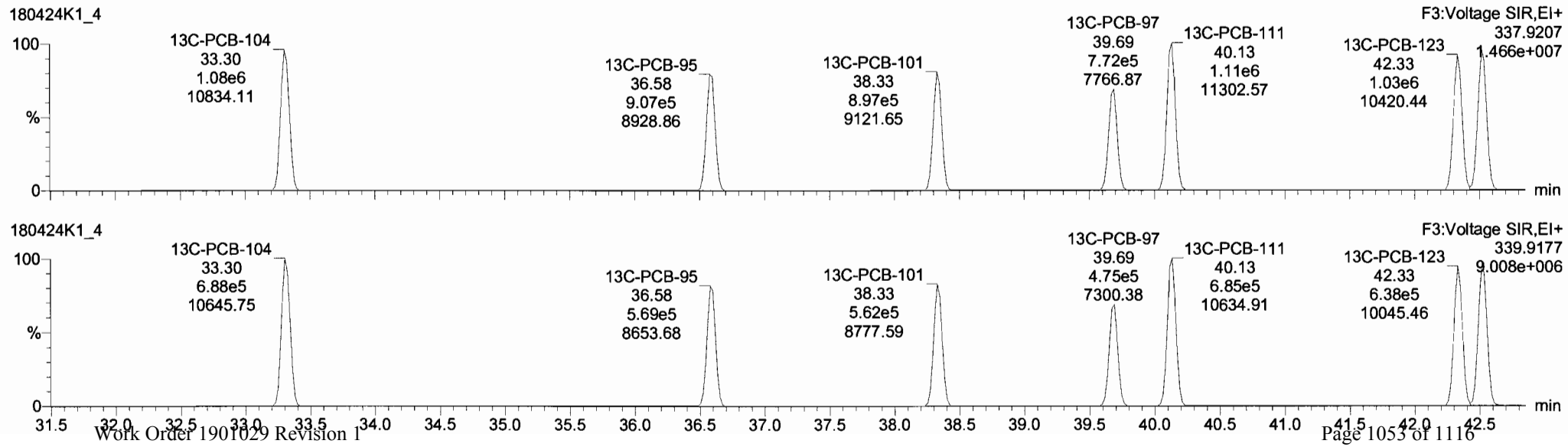

Dataset: Untitled

Last Altered: Wednesday, April 25, 2018 07:37:36 Pacific Daylight Time
Printed: Wednesday, April 25, 2018 07:50:08 Pacific Daylight Time

Name: 180424K1_4, Date: 24-Apr-2018, Time: 19:30:44, ID: ST180424K1-4 PCB 209 CS4 17L3007, Description: PCB 209 CS4 17L3007

PCB-96

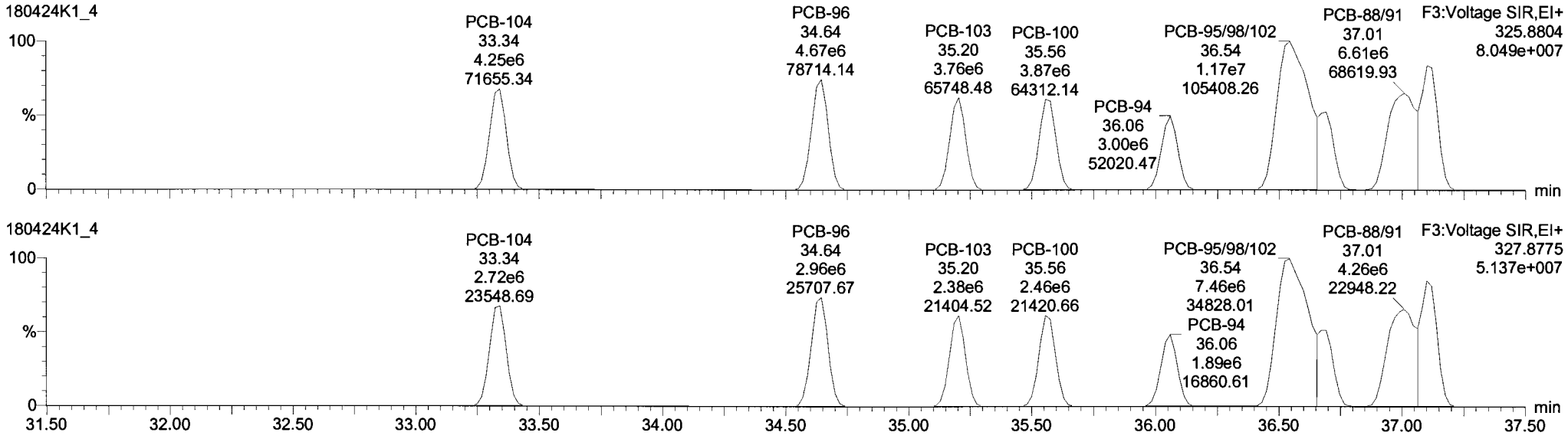

13C-PCB-95

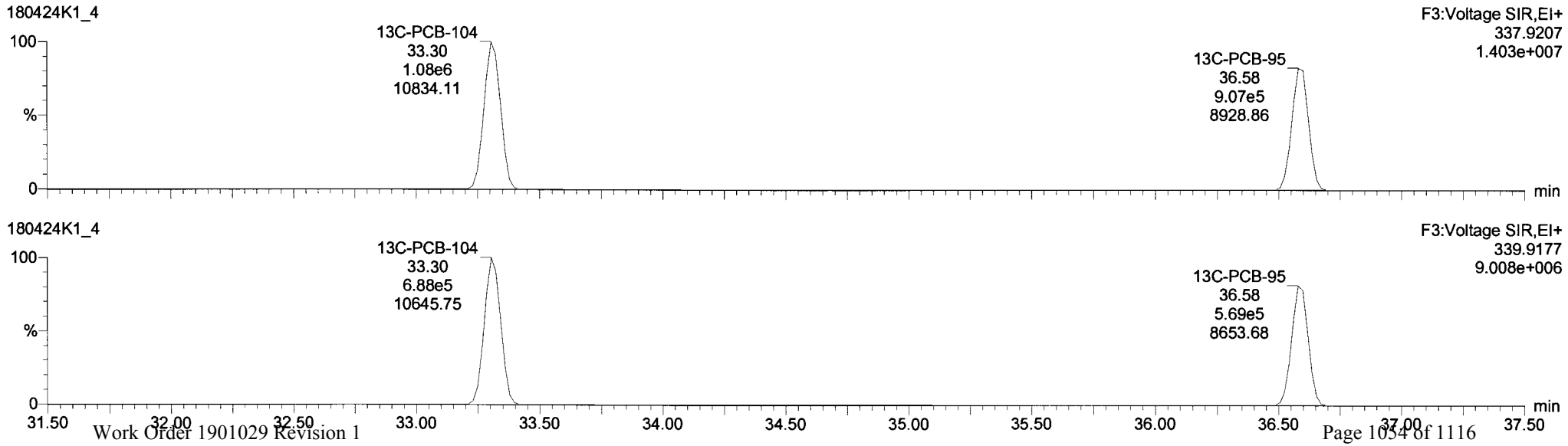

Dataset: Untitled

Last Altered: Wednesday, April 25, 2018 07:37:36 Pacific Daylight Time
Printed: Wednesday, April 25, 2018 07:50:08 Pacific Daylight Time

Name: 180424K1_4, Date: 24-Apr-2018, Time: 19:30:44, ID: ST180424K1-4 PCB 209 CS4 17L3007, Description: PCB 209 CS4 17L3007

PCB-119

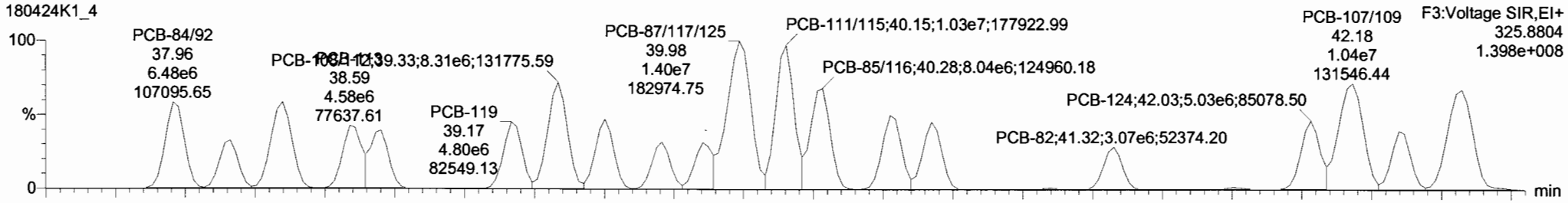

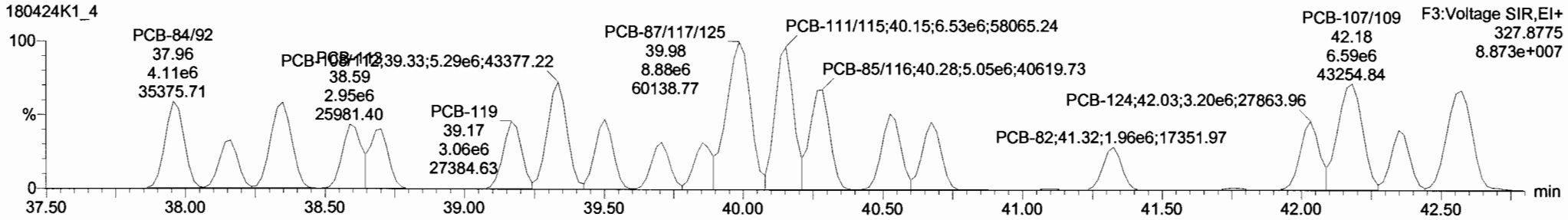

13C-PCB-111

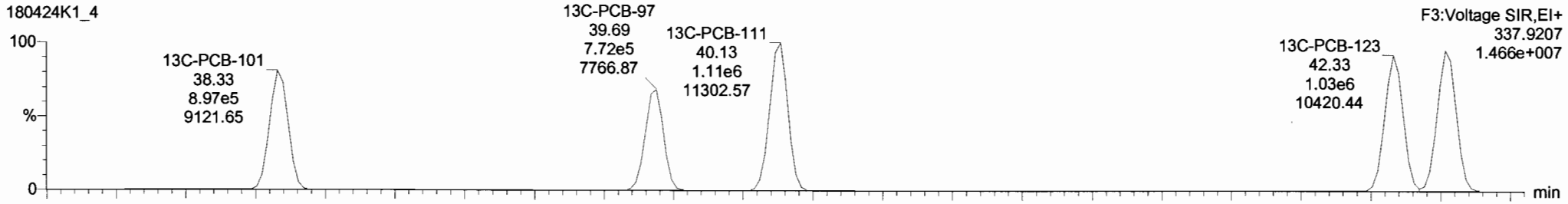

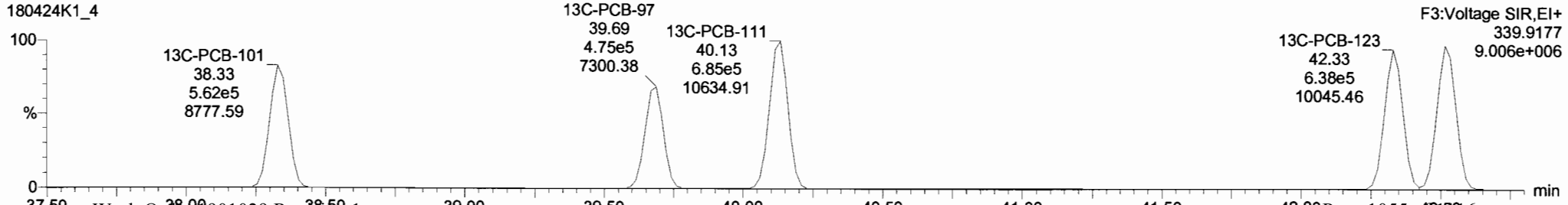

Dataset: Untitled

Last Altered: Wednesday, April 25, 2018 07:37:36 Pacific Daylight Time
Printed: Wednesday, April 25, 2018 07:50:08 Pacific Daylight Time

Name: 180424K1_4, Date: 24-Apr-2018, Time: 19:30:44, ID: ST180424K1-4 PCB 209 CS4 17L3007, Description: PCB 209 CS4 17L3007

PCB-114

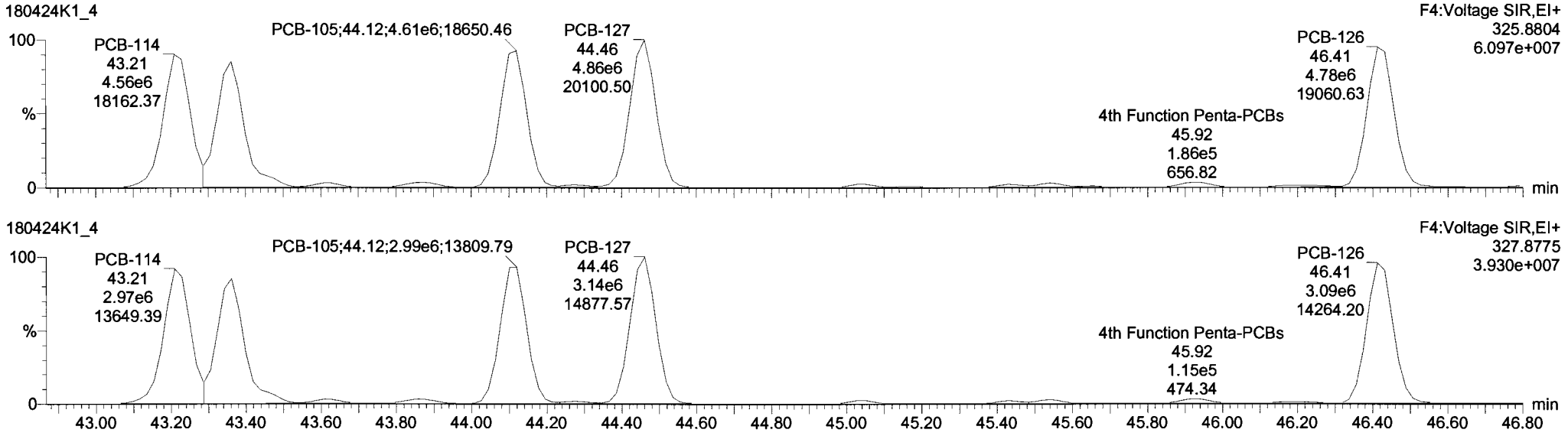

13C-PCB-114

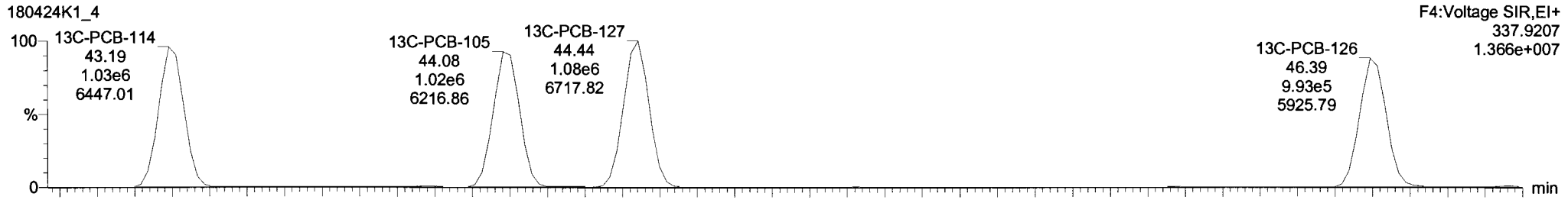

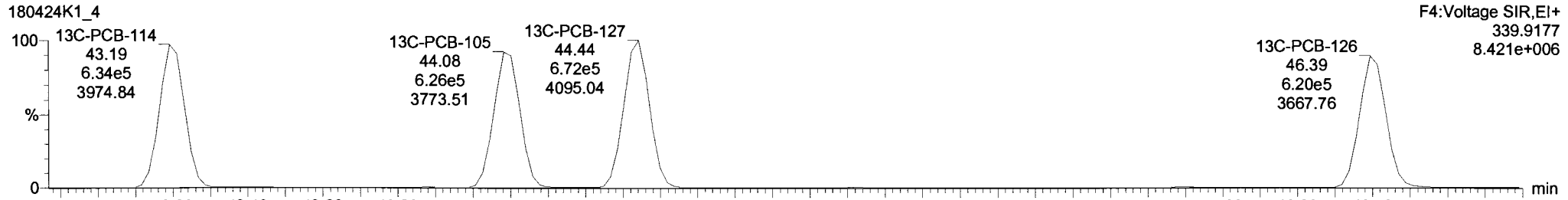

Dataset: Untitled

Last Altered: Wednesday, April 25, 2018 07:37:36 Pacific Daylight Time
Printed: Wednesday, April 25, 2018 07:50:08 Pacific Daylight Time

Name: 180424K1_4, Date: 24-Apr-2018, Time: 19:30:44, ID: ST180424K1-4 PCB 209 CS4 17L3007, Description: PCB 209 CS4 17L3007

PCB-155

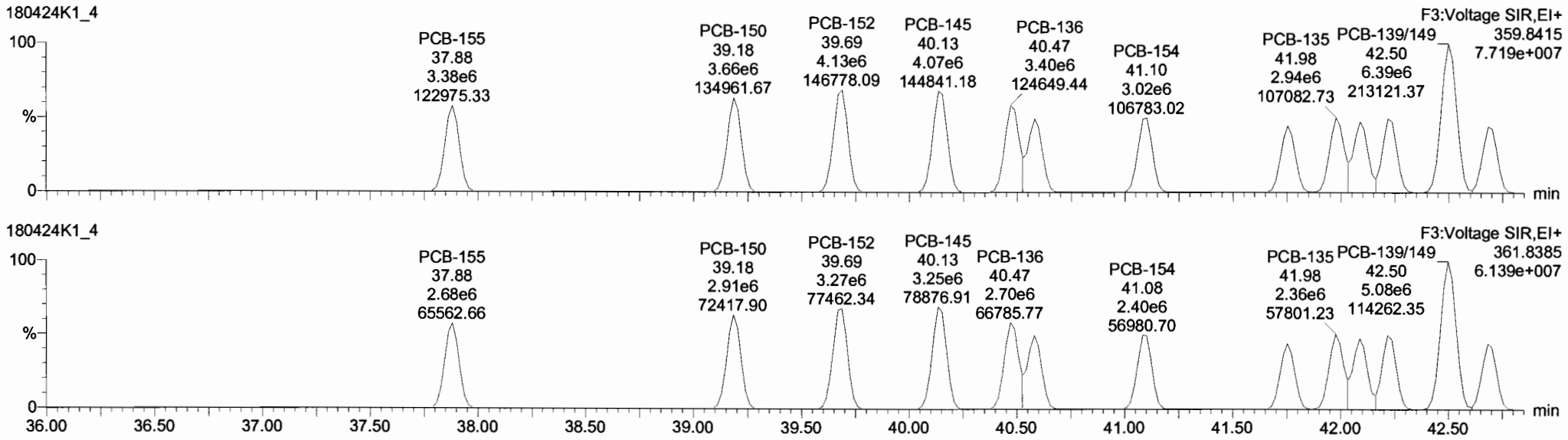

13C-PCB-155

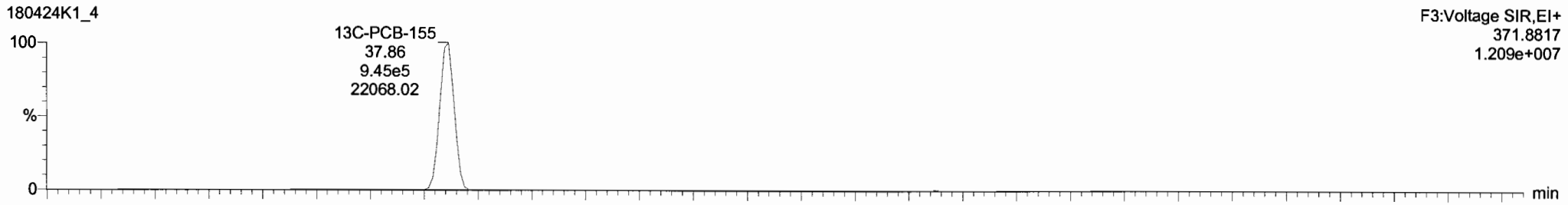

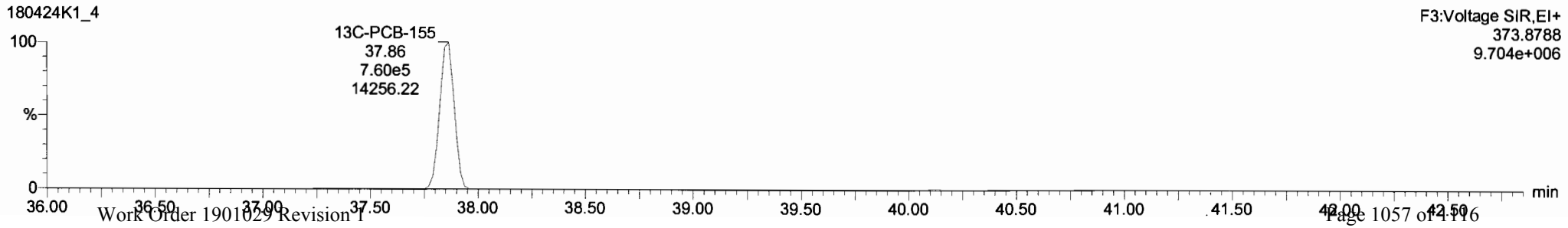

Dataset: Untitled

Last Altered: Wednesday, April 25, 2018 07:37:36 Pacific Daylight Time
Printed: Wednesday, April 25, 2018 07:50:08 Pacific Daylight Time

Name: 180424K1_4, Date: 24-Apr-2018, Time: 19:30:44, ID: ST180424K1-4 PCB 209 CS4 17L3007, Description: PCB 209 CS4 17L3007

PCB-134/143

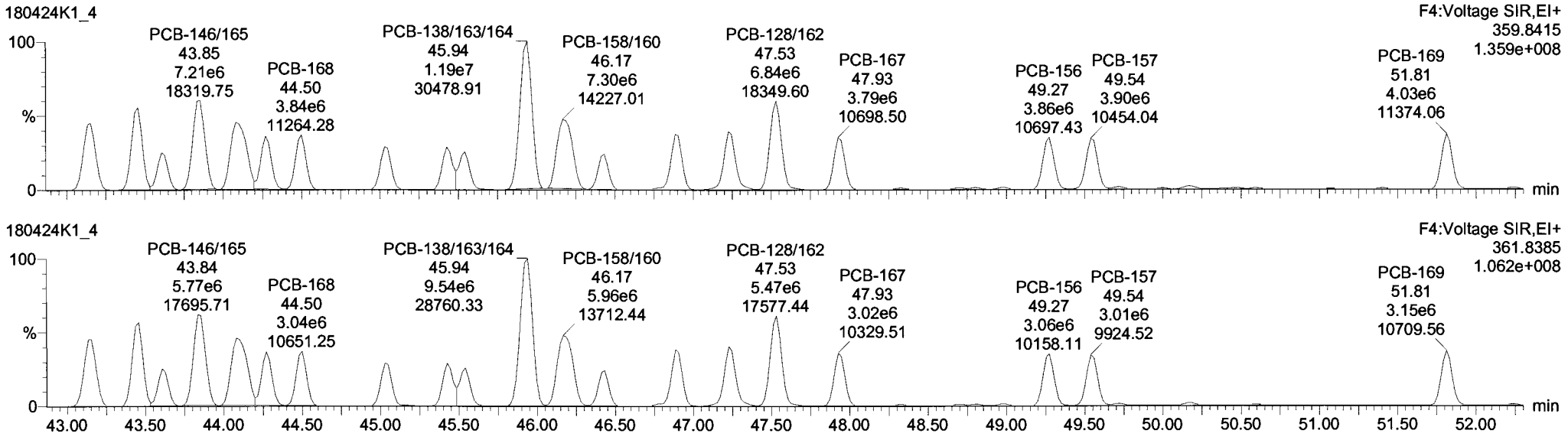

13C-PCB-153

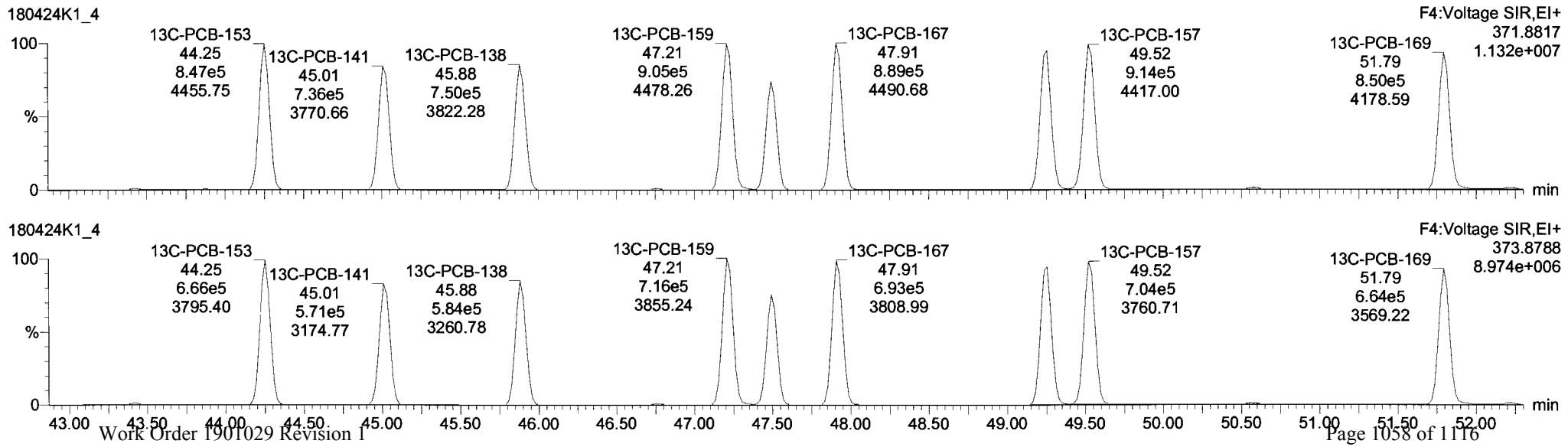

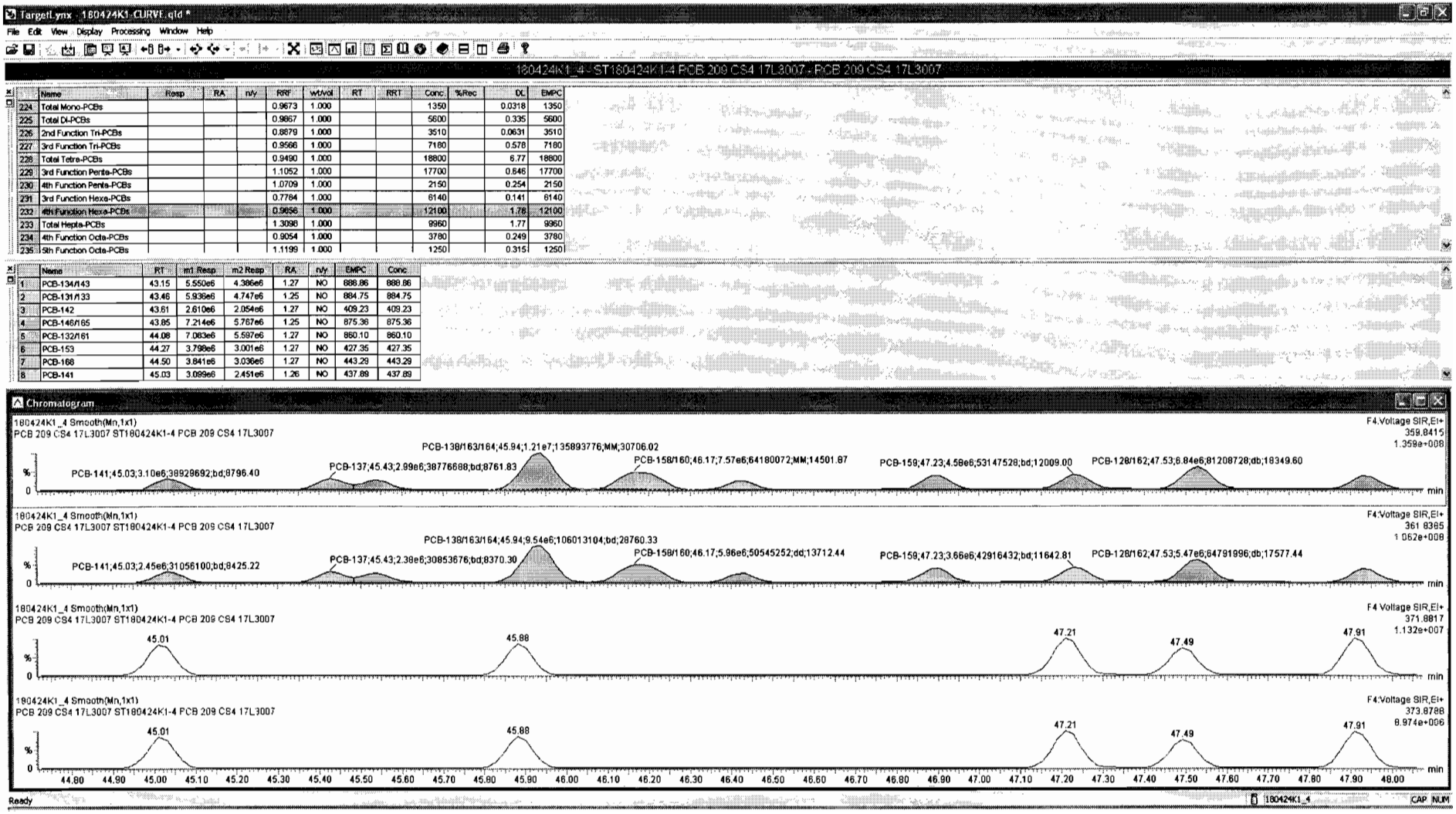

	Name	Resp	RA	n/y	RRF	wt/vol	RT	RRT	Conc	%Rec	DL	EMPC
224	Total Mono-PCBs				0.9673	1.000			1350		0.0318	1350
225	Total Di-PCBs				0.9867	1.000			5600		0.335	5600
226	2nd Function Tri-PCBs				0.8879	1.000			3510		0.0631	3510
227	3rd Function Tri-PCBs				0.9566	1.000			7180		0.578	7180
228	Total Tetra-PCBs				0.9490	1.000			18800		6.77	18800
229	3rd Function Penta-PCBs				1.1052	1.000			17700		0.646	17700
230	4th Function Penta-PCBs				1.0709	1.000			2150		0.254	2150
231	3rd Function Hexa-PCBs				0.7764	1.000			6140		0.141	6140
232	4th Function Hexa-PCBs				0.9656	1.000			12100		1.78	12100
233	Total Hepta-PCBs				1.3098	1.000			9960		1.77	9960
234	4th Function Octa-PCBs				0.9054	1.000			3780		0.249	3780
235	5th Function Octa-PCBs				1.1199	1.000			1250		0.315	1250

	Name	RT	m1 Resp	m2 Resp	RA	n/y	EMPC	Conc
1	PCB-134/143	43.15	5.550e6	4.386e6	1.27	NO	886.86	886.86
2	PCB-131/133	43.46	5.936e6	4.747e6	1.25	NO	884.75	884.75
3	PCB-142	43.61	2.610e6	2.054e6	1.27	NO	409.23	409.23
4	PCB-146/165	43.85	7.214e6	5.767e6	1.25	NO	875.36	875.36
5	PCB-132/161	44.08	7.083e6	5.597e6	1.27	NO	860.10	860.10
6	PCB-153	44.27	3.798e6	3.001e6	1.27	NO	427.35	427.35
7	PCB-168	44.50	3.841e6	3.036e6	1.27	NO	443.29	443.29
8	PCB-141	45.03	3.099e6	2.451e6	1.26	NO	437.89	437.89

Vista Analytical Laboratory VG-9

Dataset: Untitled

Last Altered: Wednesday, April 25, 2018 07:37:36 Pacific Daylight Time
Printed: Wednesday, April 25, 2018 07:50:08 Pacific Daylight Time

Name: 180424K1_4, Date: 24-Apr-2018, Time: 19:30:44, ID: ST180424K1-4 PCB 209 CS4 17L3007, Description: PCB 209 CS4 17L3007

PCB-188

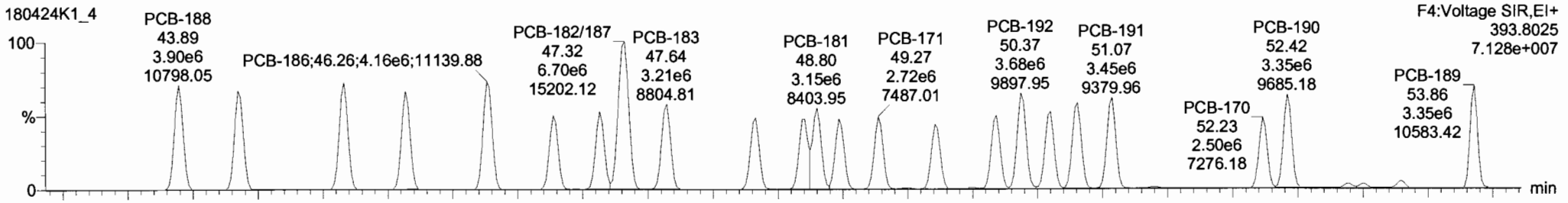

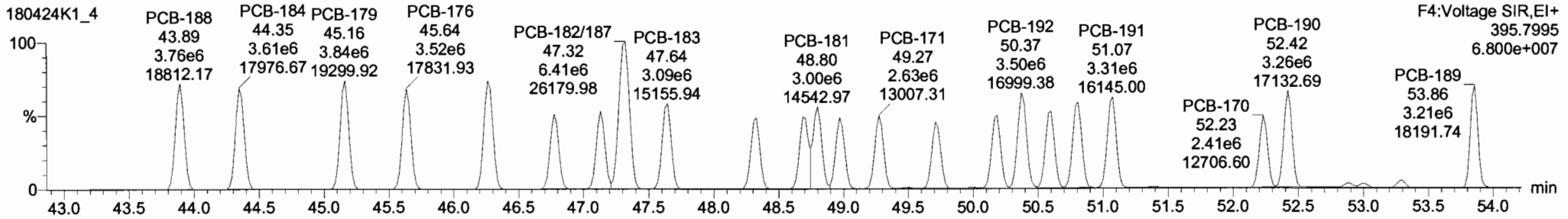

13C-PCB-188

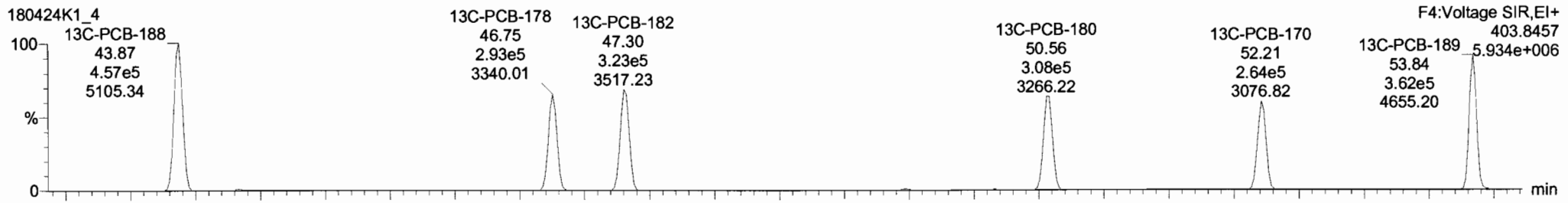

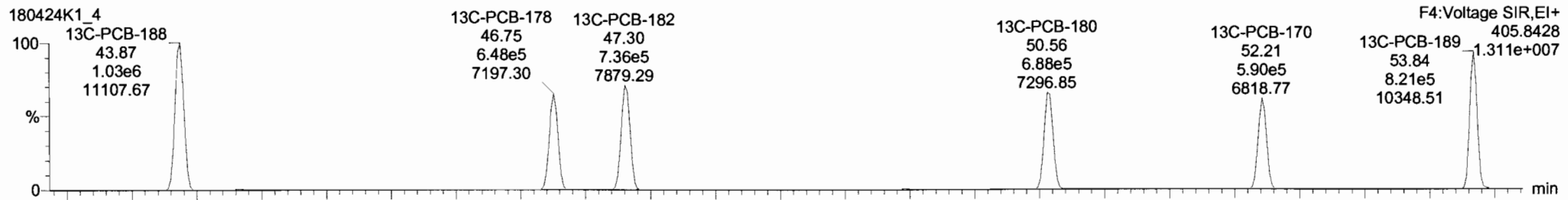

Dataset: Untitled

Last Altered: Wednesday, April 25, 2018 07:37:36 Pacific Daylight Time
Printed: Wednesday, April 25, 2018 07:50:08 Pacific Daylight Time

Name: 180424K1_4, Date: 24-Apr-2018, Time: 19:30:44, ID: ST180424K1-4 PCB 209 CS4 17L3007, Description: PCB 209 CS4 17L3007

PCB-202

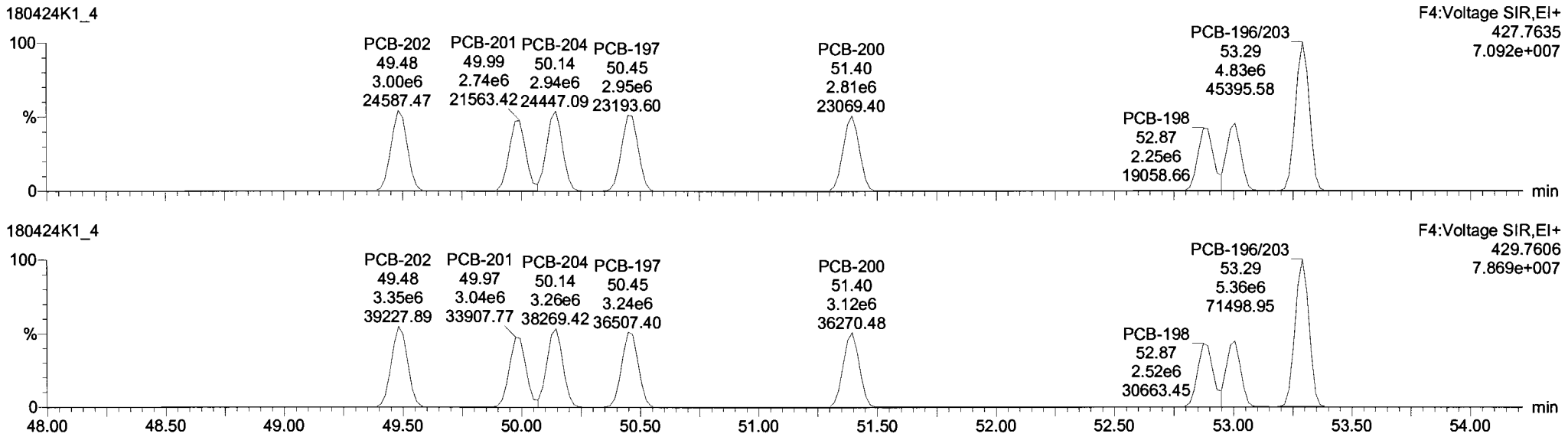

13C-PCB-202

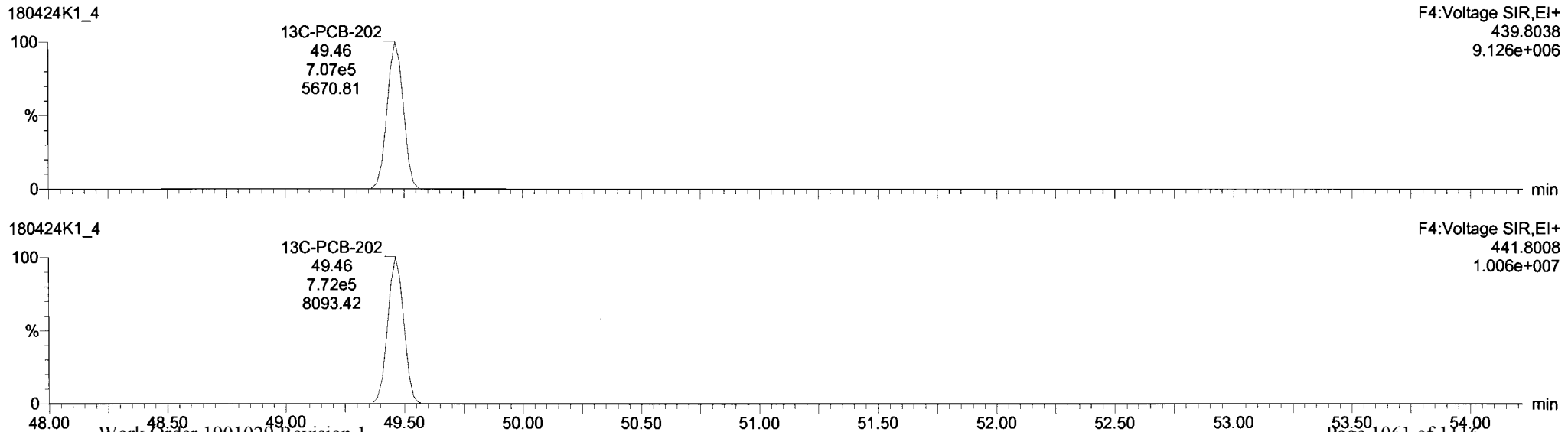

Vista Analytical Laboratory VG-9

Dataset: Untitled

Last Altered: Wednesday, April 25, 2018 07:37:36 Pacific Daylight Time
Printed: Wednesday, April 25, 2018 07:50:08 Pacific Daylight Time

Name: 180424K1_4, Date: 24-Apr-2018, Time: 19:30:44, ID: ST180424K1-4 PCB 209 CS4 17L3007, Description: PCB 209 CS4 17L3007

PCB-195

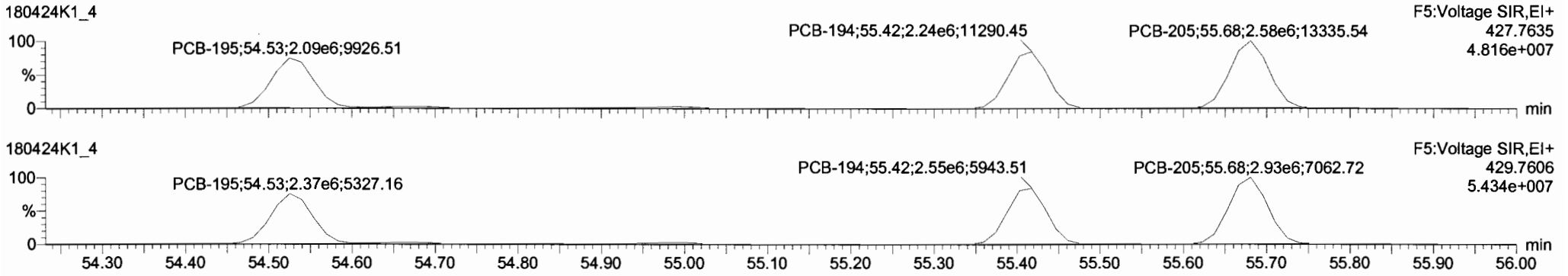

13C-PCB-194

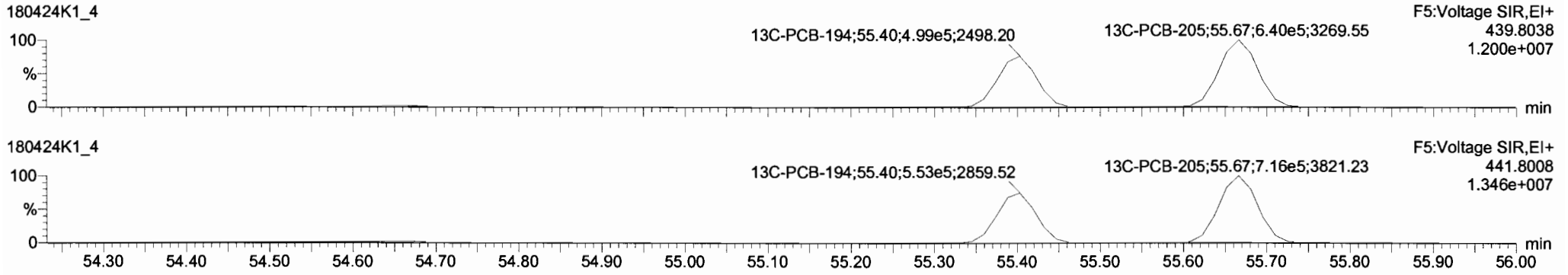

PFK5

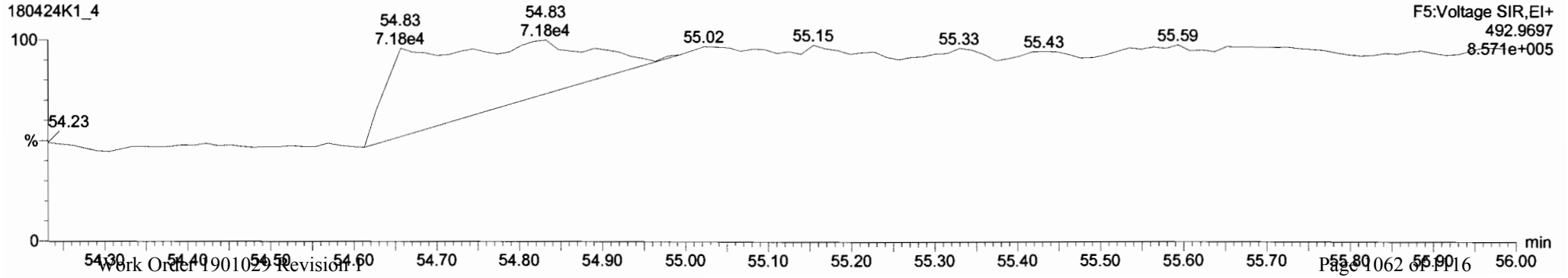

Dataset: Untitled

Last Altered: Wednesday, April 25, 2018 07:37:36 Pacific Daylight Time
Printed: Wednesday, April 25, 2018 07:50:08 Pacific Daylight Time

Name: 180424K1_4, Date: 24-Apr-2018, Time: 19:30:44, ID: ST180424K1-4 PCB 209 CS4 17L3007, Description: PCB 209 CS4 17L3007

PCB-208

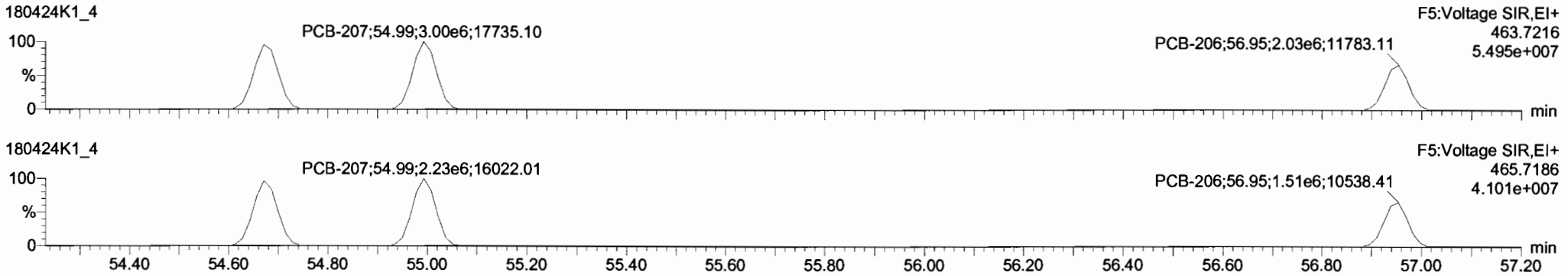

13C-PCB-208

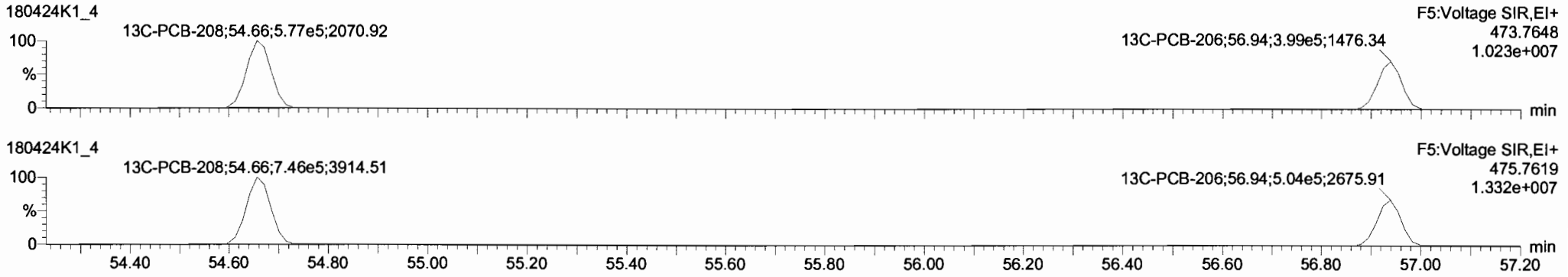

PFK5

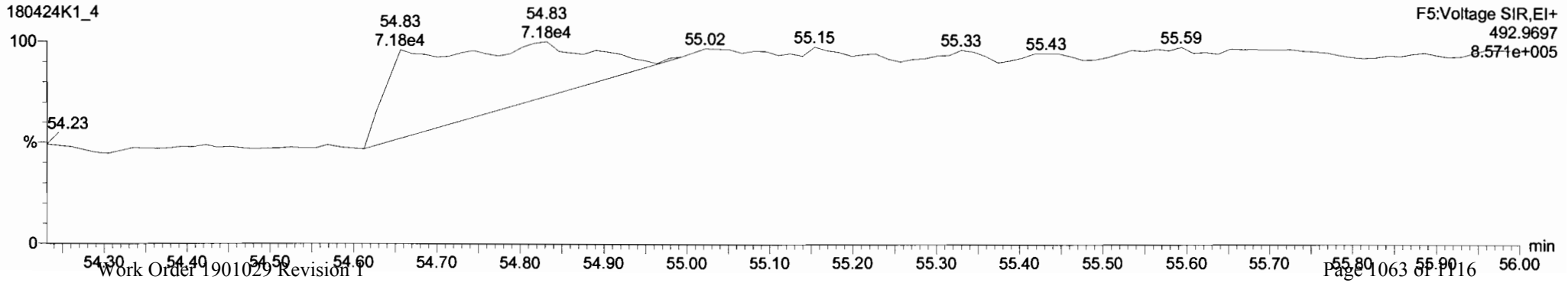

Dataset: Untitled

Last Altered: Wednesday, April 25, 2018 07:37:36 Pacific Daylight Time
Printed: Wednesday, April 25, 2018 07:50:08 Pacific Daylight Time

Name: 180424K1_4, Date: 24-Apr-2018, Time: 19:30:44, ID: ST180424K1-4 PCB 209 CS4 17L3007, Description: PCB 209 CS4 17L3007

PCB-209

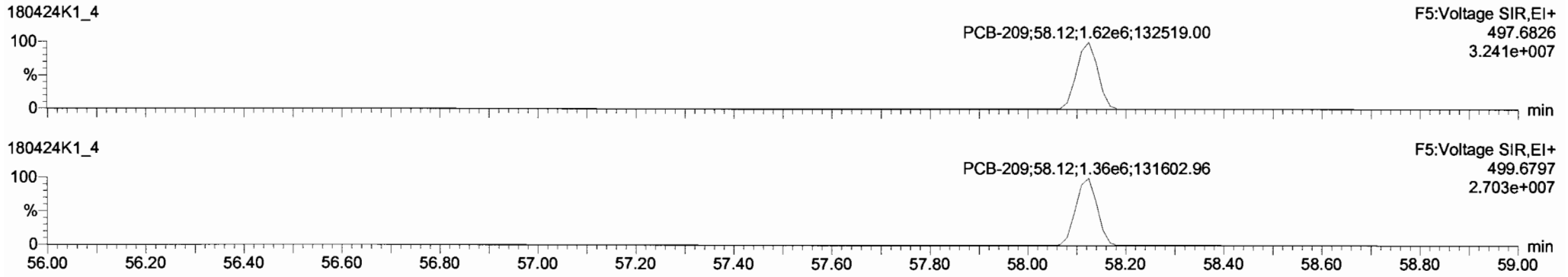

13C-PCB-209

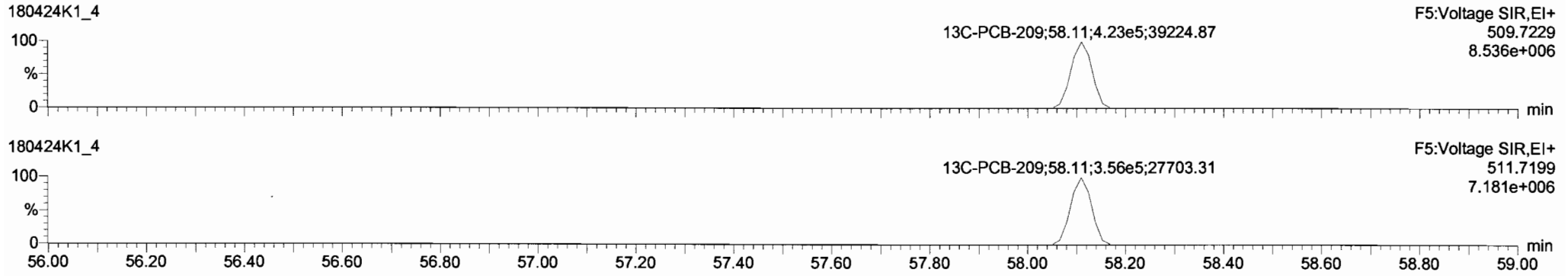

PFK5

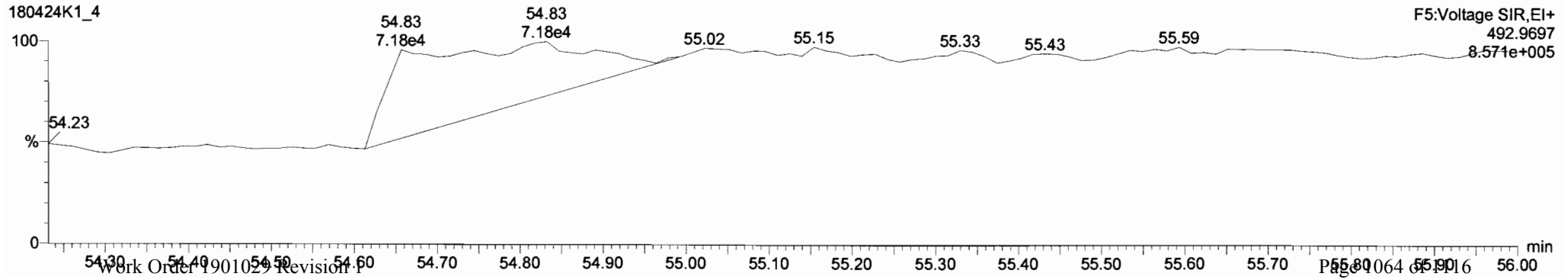

Vista Analytical Laboratory VG-9

Dataset: Untitled

Last Altered: Wednesday, April 25, 2018 07:37:36 Pacific Daylight Time
Printed: Wednesday, April 25, 2018 07:50:08 Pacific Daylight Time

Name: 180424K1_5, Date: 24-Apr-2018, Time: 20:32:04, ID: ST180424K1-5 PCB 209 CS5 17L3008, Description: PCB 209 CS5 17L3008

PCB-1

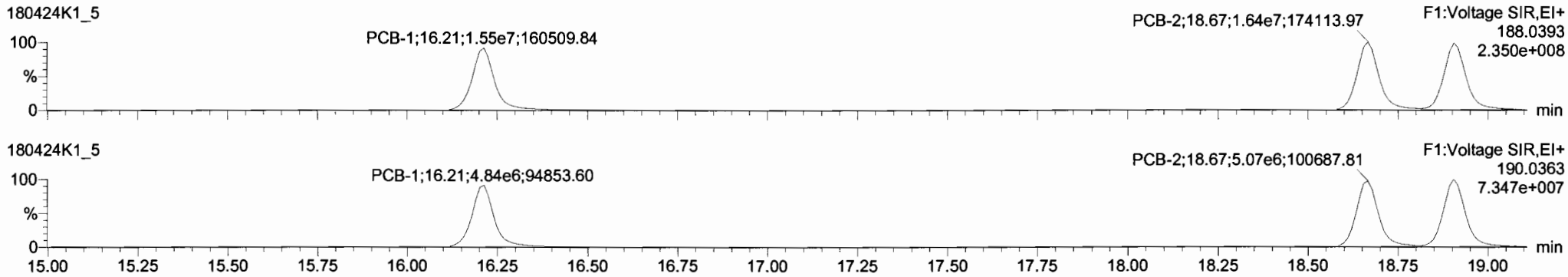

13C-PCB-1

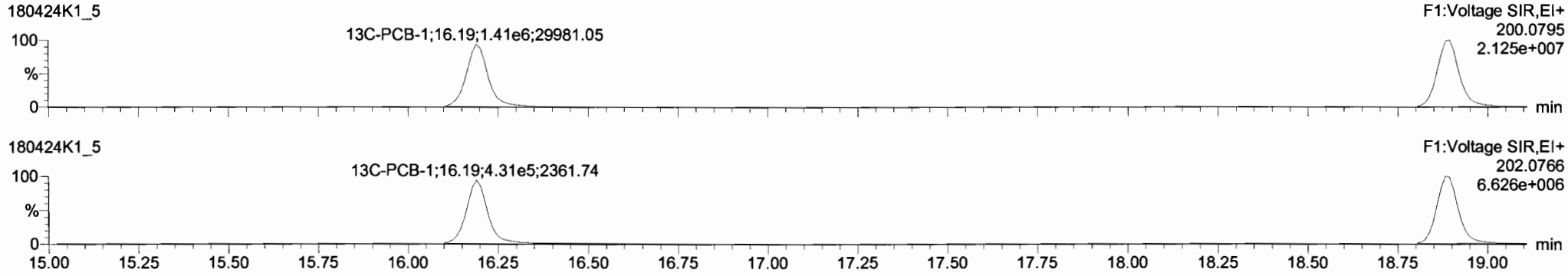

PFK1

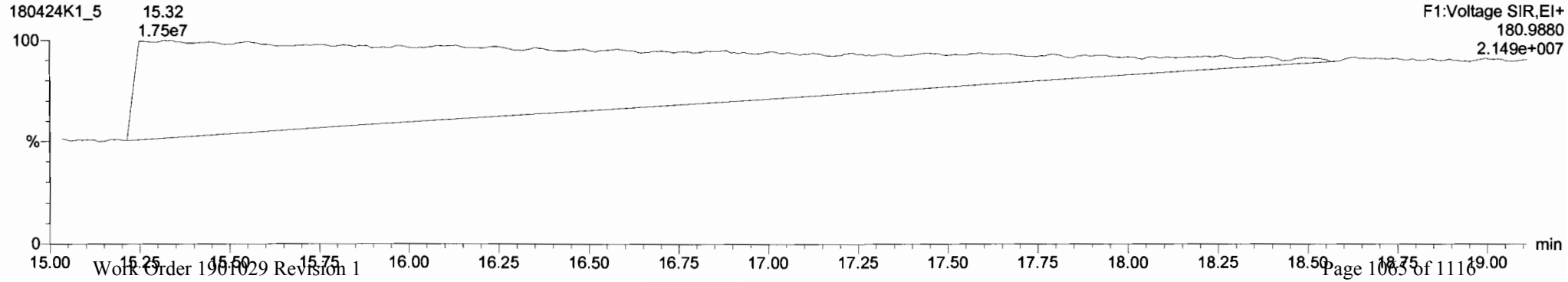

Vista Analytical Laboratory VG-9

Dataset: Untitled

Last Altered: Wednesday, April 25, 2018 07:37:36 Pacific Daylight Time
Printed: Wednesday, April 25, 2018 07:50:08 Pacific Daylight Time

Name: 180424K1_5, Date: 24-Apr-2018, Time: 20:32:04, ID: ST180424K1-5 PCB 209 CS5 17L3008, Description: PCB 209 CS5 17L3008

PCB-4/10

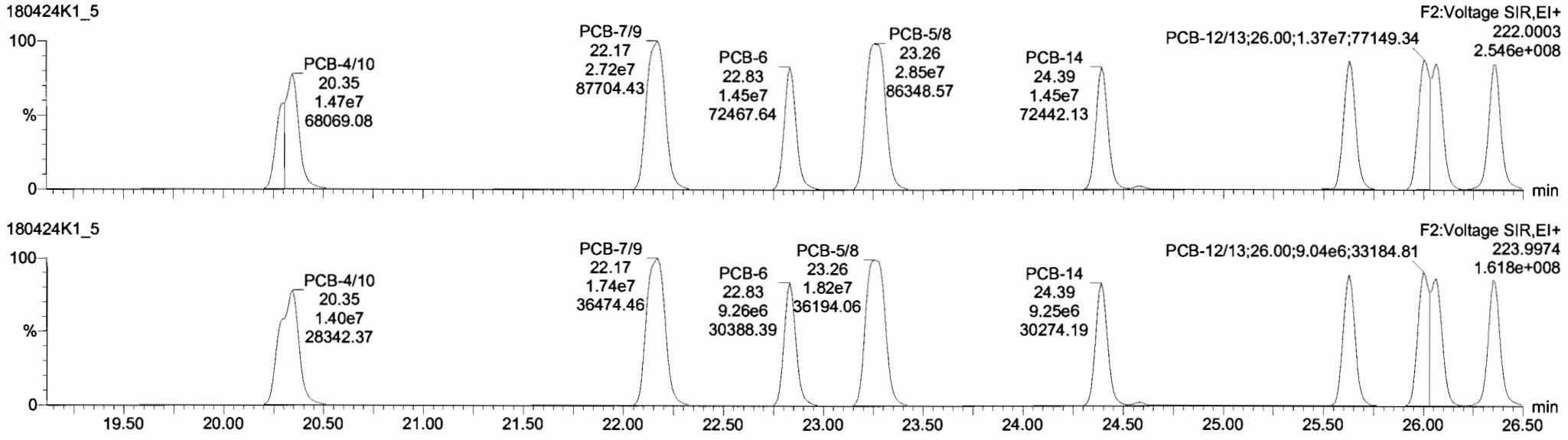

13C-PCB-4

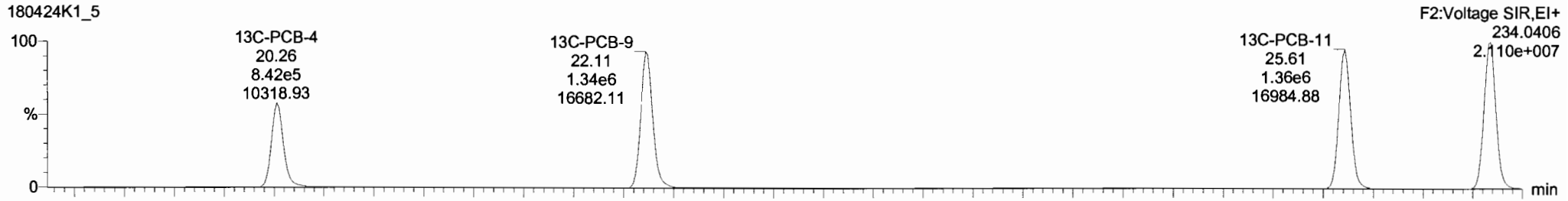



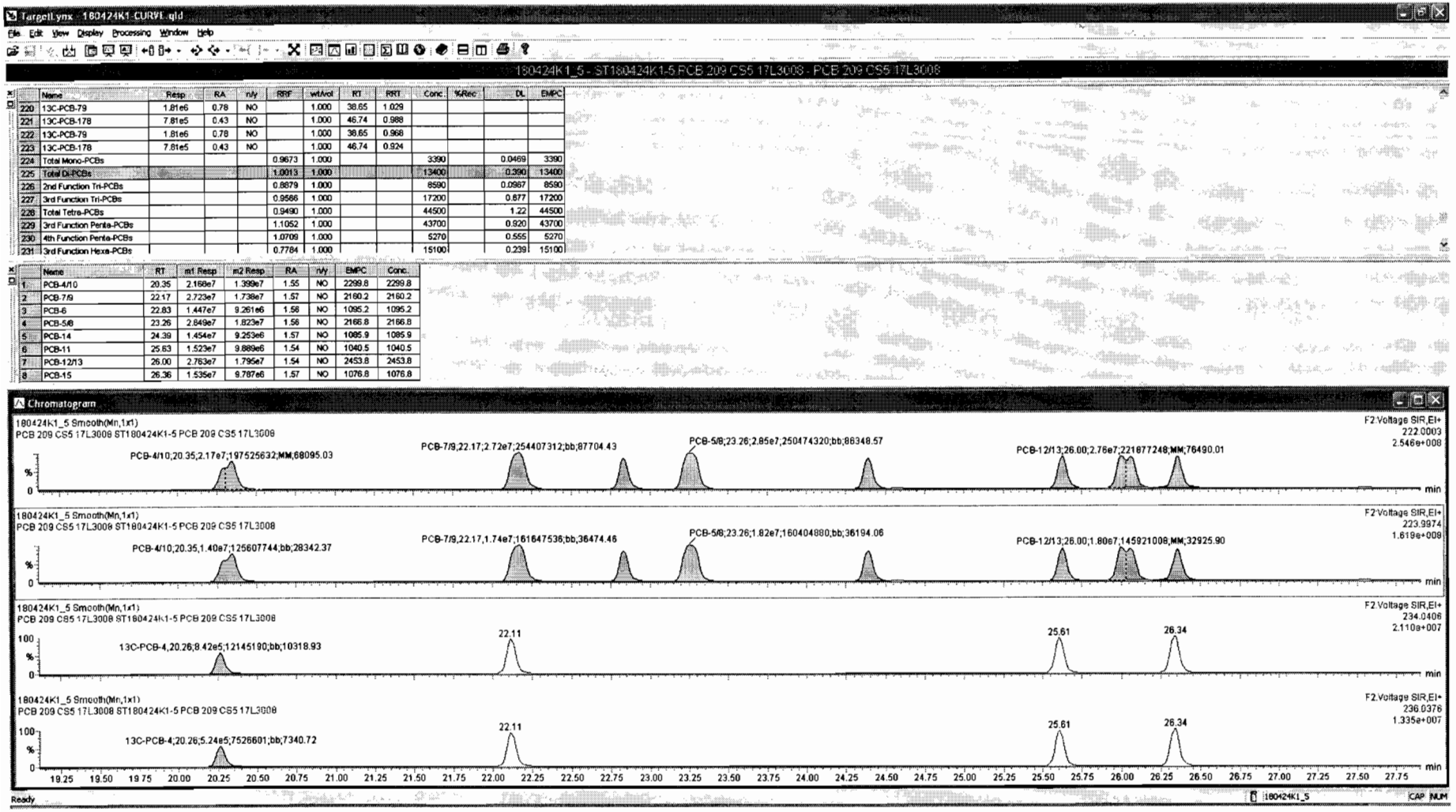

	Name	Resp	RA	n/y	RRF	wtAvg	RT	RRT	Conc	%Rec	DL	EMPC
220	13C-PCB-79	1.81e6	0.78	NO		1.000	36.65	1.029				
221	13C-PCB-178	7.81e5	0.43	NO		1.000	46.74	0.988				
222	13C-PCB-79	1.81e6	0.78	NO		1.000	36.65	0.968				
223	13C-PCB-178	7.81e5	0.43	NO		1.000	46.74	0.924				
224	Total Mono-PCBs				0.9673	1.000			3390		0.0469	3390
225	Total Di-PCBs				1.0013	1.000			13400		0.390	13400
226	2nd Function Tri-PCBs				0.8879	1.000			8590		0.0967	8590
227	3rd Function Tri-PCBs				0.9586	1.000			17200		0.877	17200
228	Total Tetra-PCBs				0.9490	1.000			44500		1.22	44500
229	3rd Function Penta-PCBs				1.1052	1.000			43700		0.920	43700
230	4th Function Penta-PCBs				1.0709	1.000			5270		0.555	5270
231	3rd Function Hexa-PCBs				0.7784	1.000			15100		0.239	15100

	Name	RT	m1 Resp	m2 Resp	RA	n/y	EMPC	Conc.
1	PCB-4/10	20.35	2.168e7	1.399e7	1.55	NO	2299.8	2299.8
2	PCB-7/9	22.17	2.723e7	1.738e7	1.57	NO	2160.2	2160.2
3	PCB-6	22.83	1.447e7	9.261e6	1.56	NO	1095.2	1095.2
4	PCB-5/8	23.26	2.849e7	1.823e7	1.56	NO	2166.8	2166.8
5	PCB-14	24.39	1.454e7	9.253e6	1.57	NO	1085.9	1085.9
6	PCB-11	25.63	1.523e7	9.889e6	1.54	NO	1040.5	1040.5
7	PCB-12/13	26.00	2.763e7	1.795e7	1.54	NO	2453.8	2453.8
8	PCB-15	26.36	1.535e7	9.787e6	1.57	NO	1076.8	1076.8

Dataset: Untitled

Last Altered: Wednesday, April 25, 2018 07:37:36 Pacific Daylight Time
Printed: Wednesday, April 25, 2018 07:50:08 Pacific Daylight Time

Name: 180424K1_5, Date: 24-Apr-2018, Time: 20:32:04, ID: ST180424K1-5 PCB 209 CS5 17L3008, Description: PCB 209 CS5 17L3008

PCB-19

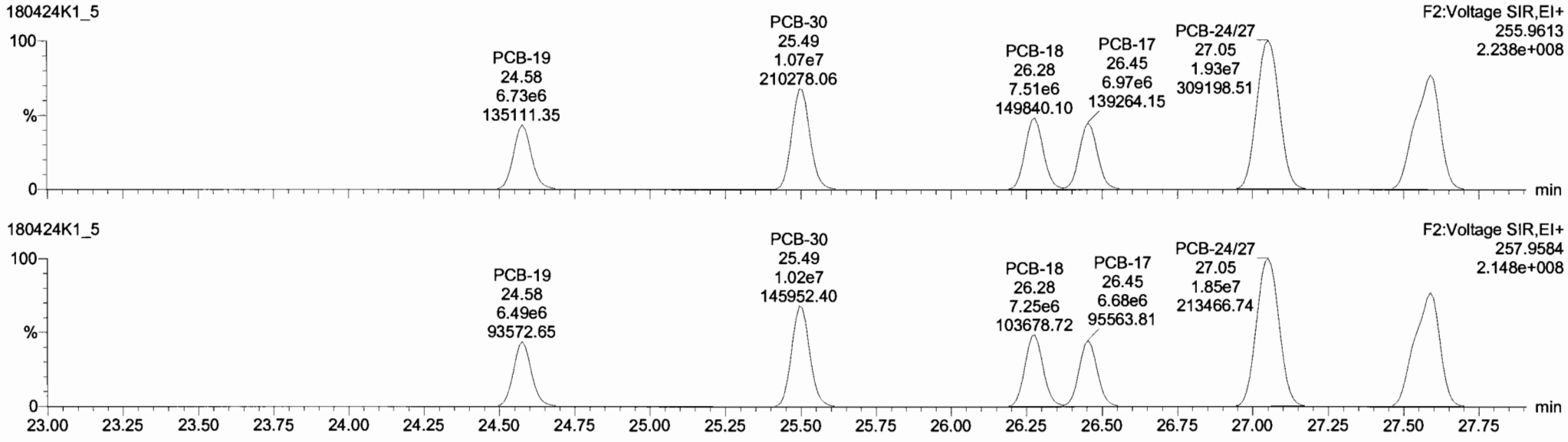

13C-PCB-19

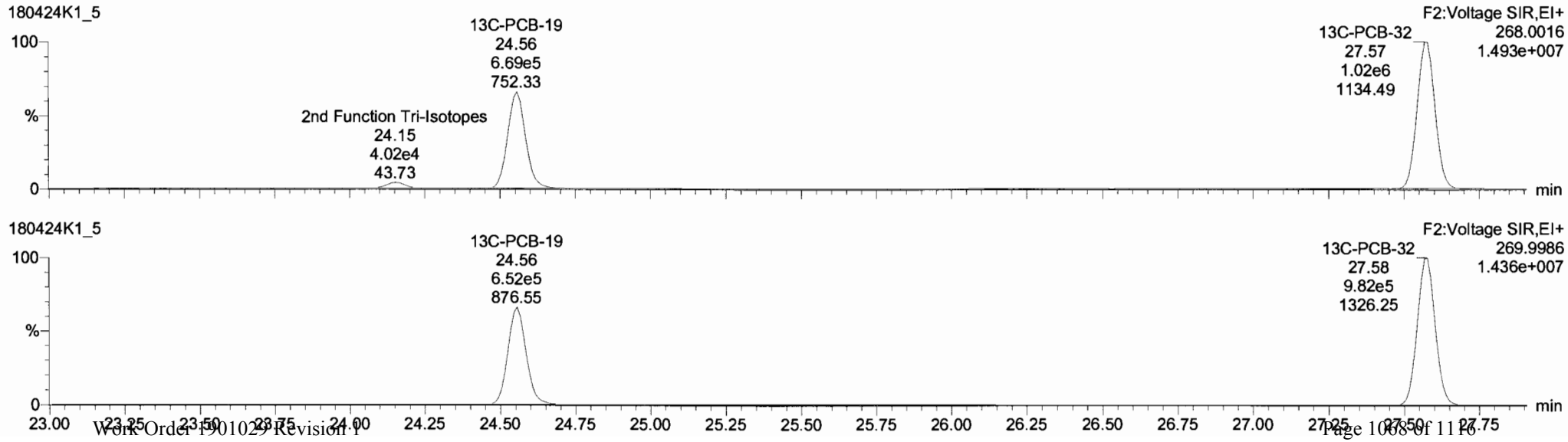

Dataset: Untitled

Last Altered: Wednesday, April 25, 2018 07:37:36 Pacific Daylight Time
Printed: Wednesday, April 25, 2018 07:50:08 Pacific Daylight Time

Name: 180424K1_5, Date: 24-Apr-2018, Time: 20:32:04, ID: ST180424K1-5 PCB 209 CS5 17L3008, Description: PCB 209 CS5 17L3008

PCB-34

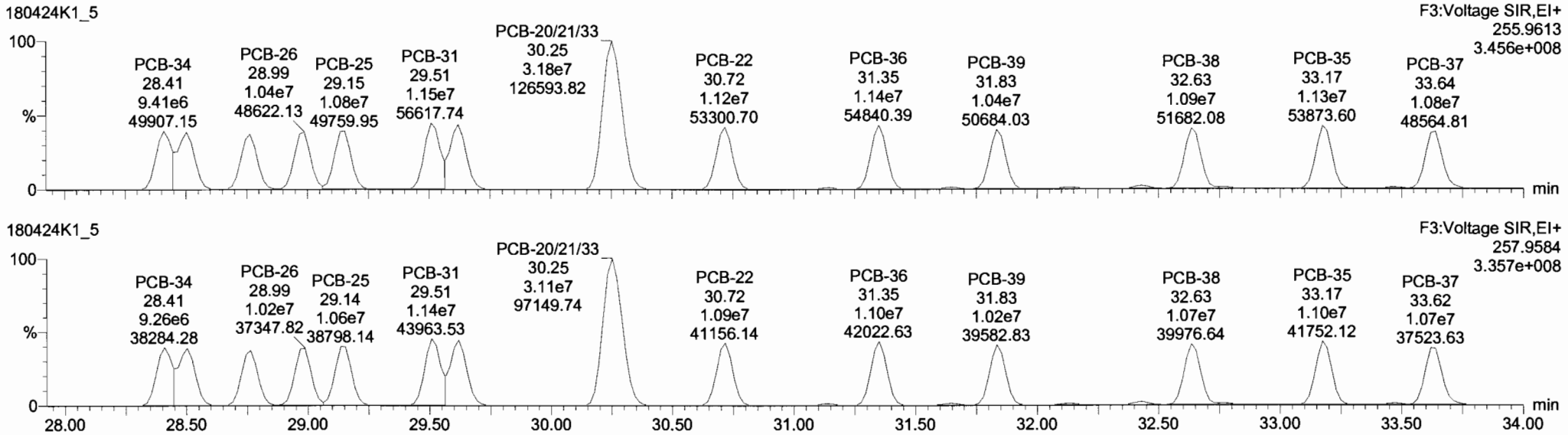

13C-PCB-28

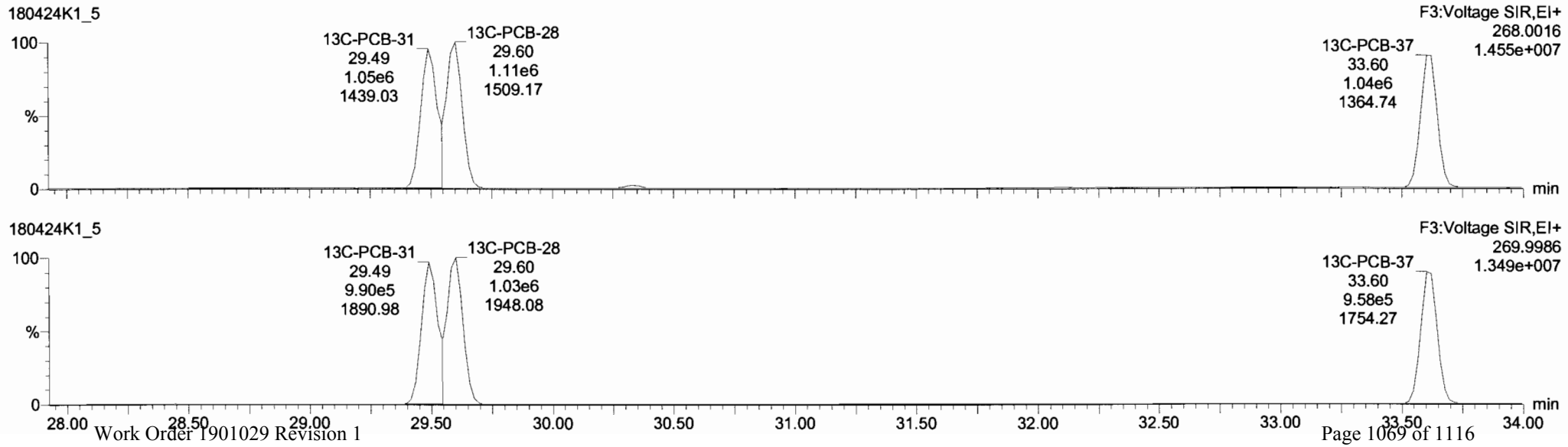

Dataset: Untitled

Last Altered: Wednesday, April 25, 2018 07:37:36 Pacific Daylight Time
Printed: Wednesday, April 25, 2018 07:50:08 Pacific Daylight Time

Name: 180424K1_5, Date: 24-Apr-2018, Time: 20:32:04, ID: ST180424K1-5 PCB 209 CS5 17L3008, Description: PCB 209 CS5 17L3008

PCB-54

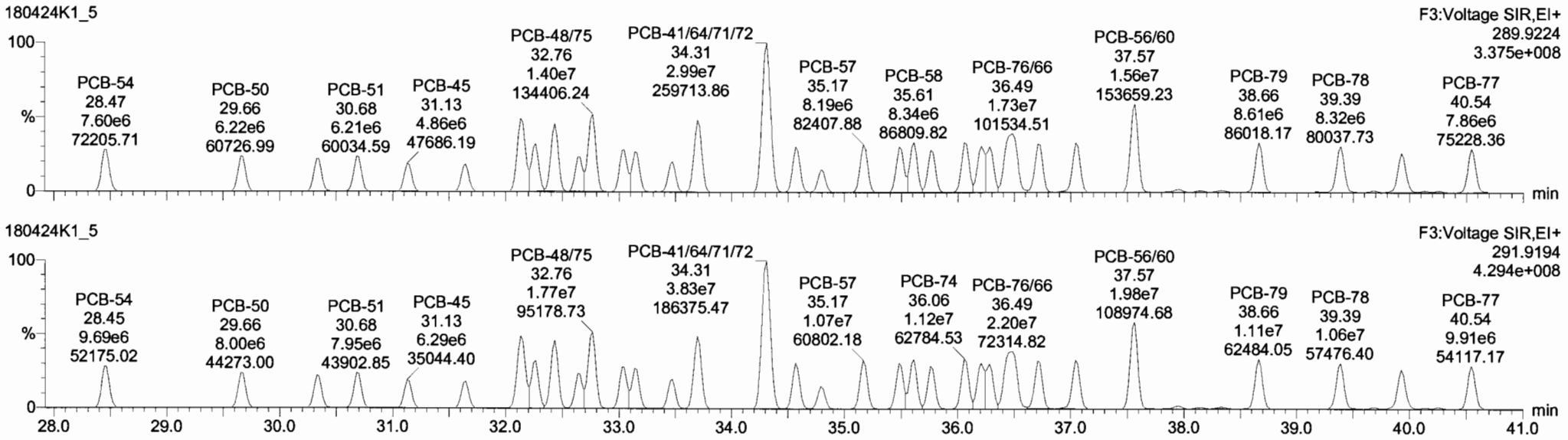

13C-PCB-54

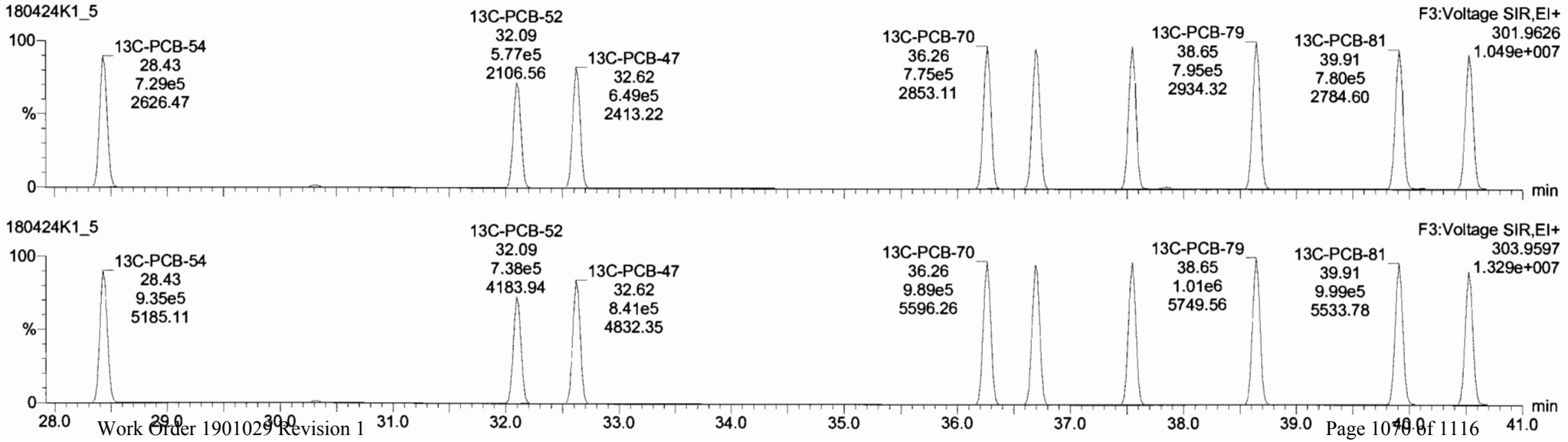

Dataset: Untitled

Last Altered: Wednesday, April 25, 2018 07:37:36 Pacific Daylight Time
Printed: Wednesday, April 25, 2018 07:50:08 Pacific Daylight Time

Name: 180424K1_5, Date: 24-Apr-2018, Time: 20:32:04, ID: ST180424K1-5 PCB 209 CS5 17L3008, Description: PCB 209 CS5 17L3008

PCB-50

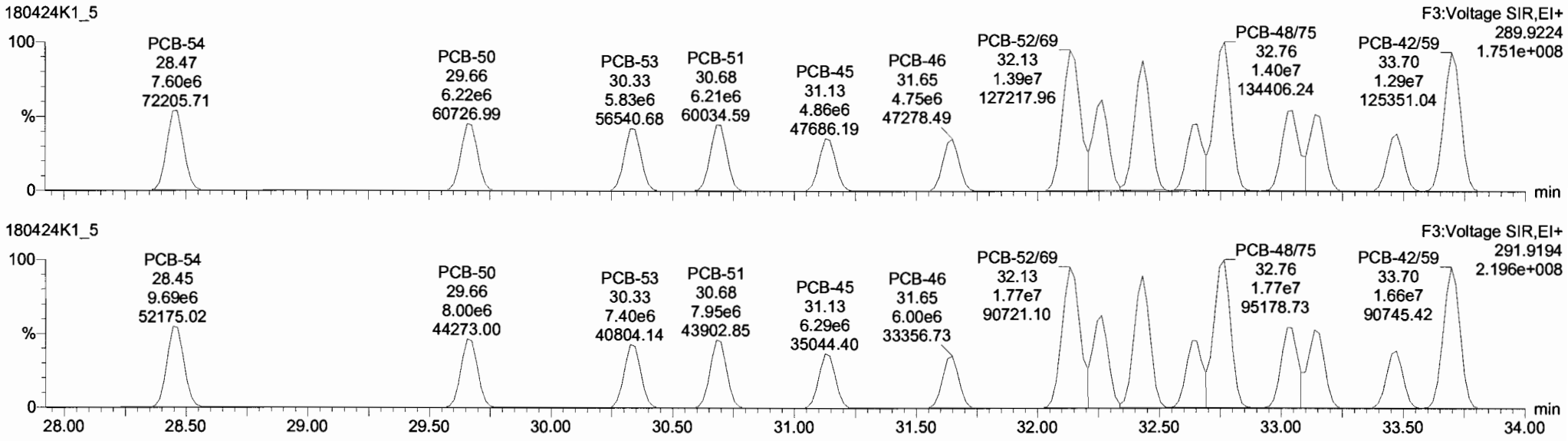

13C-PCB-52

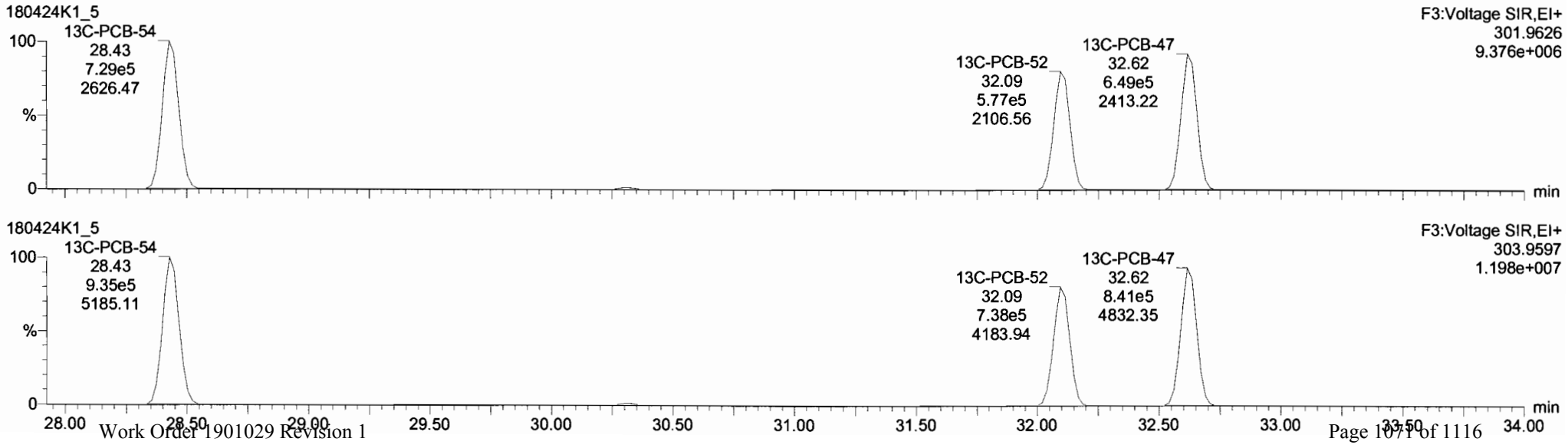

Dataset: Untitled

Last Altered: Wednesday, April 25, 2018 07:37:36 Pacific Daylight Time
Printed: Wednesday, April 25, 2018 07:50:08 Pacific Daylight Time

Name: 180424K1_5, Date: 24-Apr-2018, Time: 20:32:04, ID: ST180424K1-5 PCB 209 CS5 17L3008, Description: PCB 209 CS5 17L3008

PCB-68

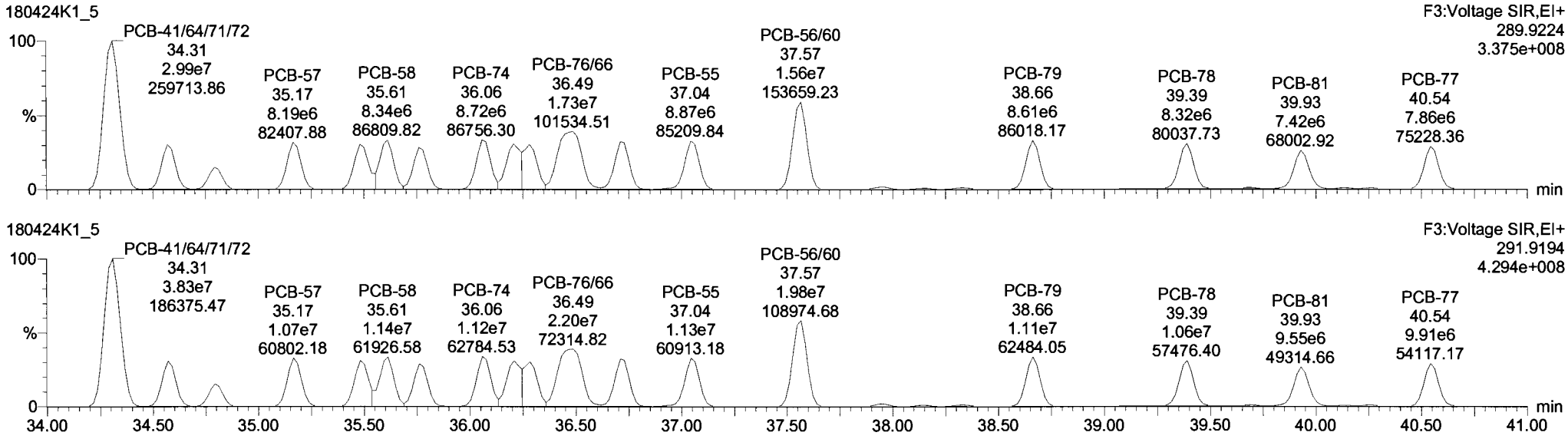

13C-PCB-60

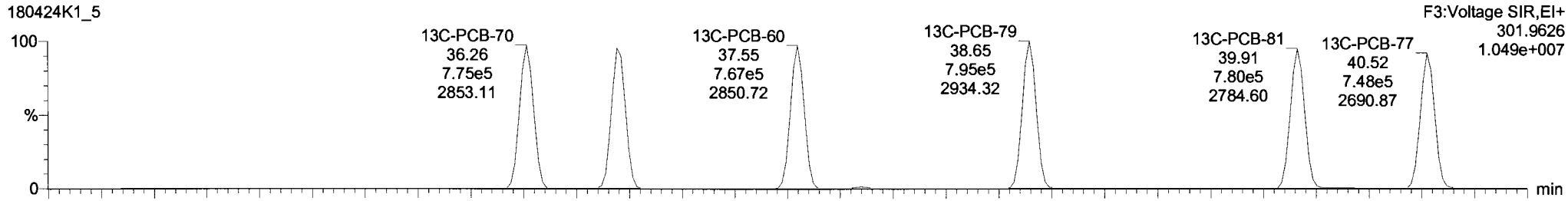

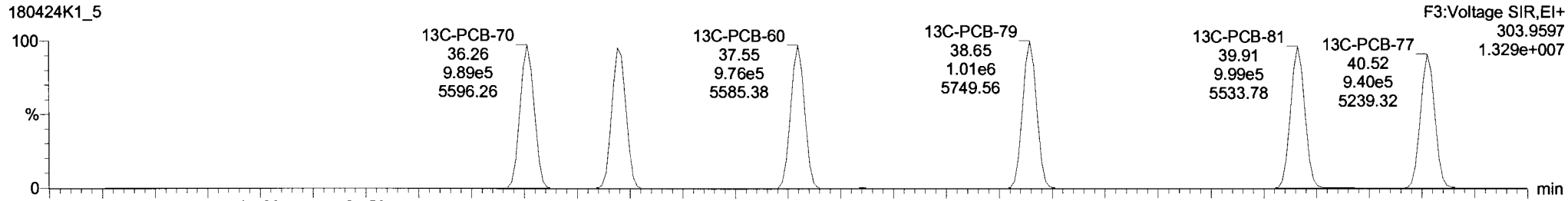

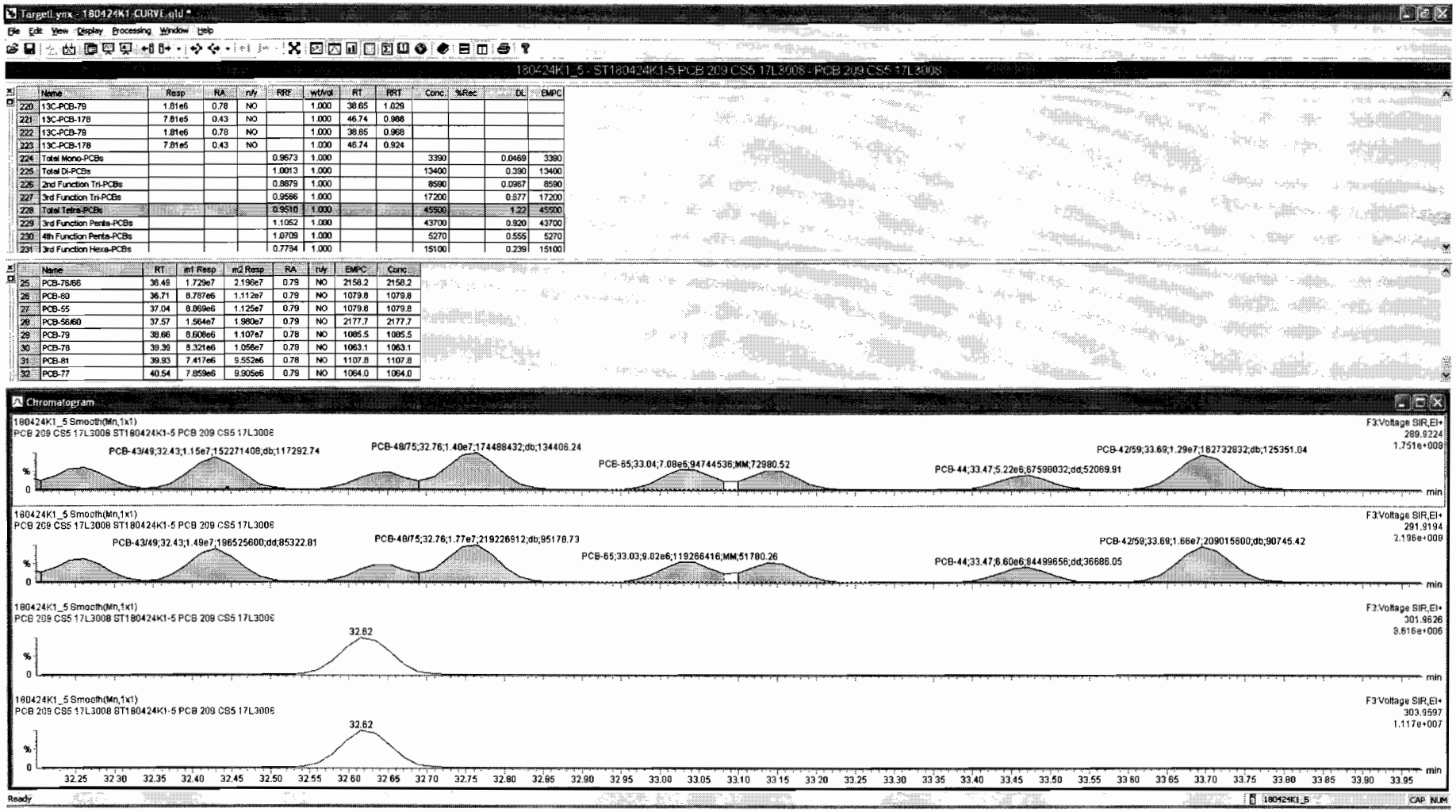

	Name	Resp	RA	n/y	RRF	wt/vol	RT	RRT	Conc	%Rec	DL	EMPC
220	13C-PCB-79	1.81e6	0.78	NO		1.000	38.65	1.029				
221	13C-PCB-178	7.81e5	0.43	NO		1.000	46.74	0.986				
222	13C-PCB-79	1.81e6	0.78	NO		1.000	38.65	0.968				
223	13C-PCB-178	7.81e5	0.43	NO		1.000	46.74	0.924				
224	Total Mono-PCBs				0.9673	1.000			3390		0.0469	3390
225	Total Di-PCBs				1.0013	1.000			13400		0.390	13400
226	2nd Function Tri-PCBs				0.8879	1.000			8590		0.0957	8590
227	3rd Function Tri-PCBs				0.9586	1.000			17200		0.577	17200
228	Total Tetra-PCBs				0.9510	1.000			45500		1.22	45500
229	3rd Function Penta-PCBs				1.1052	1.000			43700		0.920	43700
230	4th Function Penta-PCBs				1.0709	1.000			5270		0.555	5270
231	3rd Function Hexa-PCBs				0.7784	1.000			15100		0.239	15100

	Name	RT	m1 Resp	m2 Resp	RA	n/y	EMPC	Conc
25	PCB-75/66	36.49	1.729e7	2.196e7	0.79	NO	2158.2	2158.2
26	PCB-60	36.71	8.787e6	1.112e7	0.79	NO	1079.8	1079.8
27	PCB-55	37.04	8.869e6	1.125e7	0.79	NO	1079.8	1079.8
28	PCB-56/60	37.57	1.564e7	1.980e7	0.79	NO	2177.7	2177.7
29	PCB-79	38.66	8.608e6	1.107e7	0.78	NO	1085.5	1085.5
30	PCB-78	39.39	8.321e6	1.056e7	0.79	NO	1063.1	1063.1
31	PCB-81	39.93	7.417e6	9.552e6	0.78	NO	1107.8	1107.8
32	PCB-77	40.54	7.859e6	9.905e6	0.79	NO	1064.0	1064.0

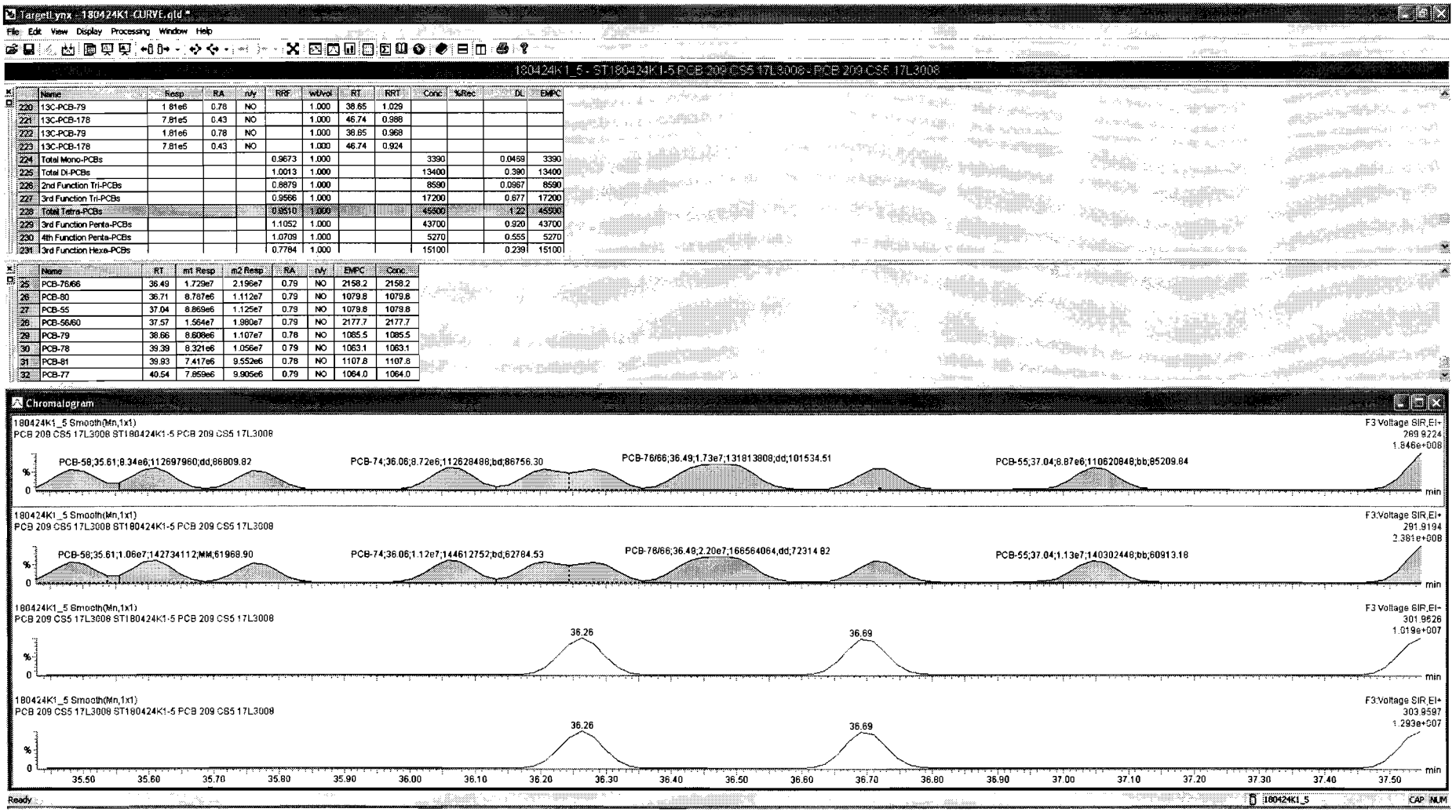

	Name	Resp	RA	n/y	RRF	wt/vol	RT	RRT	Conc	%Rec	DL	EMPC
220	13C-PCB-79	1.81e6	0.78	NO		1.000	36.65	1.029				
221	13C-PCB-178	7.81e5	0.43	NO		1.000	46.74	0.988				
222	13C-PCB-79	1.81e6	0.78	NO		1.000	36.65	0.968				
223	13C-PCB-178	7.81e5	0.43	NO		1.000	46.74	0.924				
224	Total Mono-PCBs				0.9673	1.000			3390		0.0469	3390
225	Total Di-PCBs				1.0013	1.000			13400		0.390	13400
226	2nd Function Tri-PCBs				0.8879	1.000			8590		0.0967	8590
227	3rd Function Tri-PCBs				0.9566	1.000			17200		0.677	17200
228	Total Tetra-PCBs				0.9510	1.000			45900		1.22	45900
229	3rd Function Penta-PCBs				1.1052	1.000			43700		0.920	43700
230	4th Function Penta-PCBs				1.0709	1.000			5270		0.555	5270
231	3rd Function Hexa-PCBs				0.7784	1.000			15100		0.239	15100

	Name	RT	m1 Resp	m2 Resp	RA	n/y	EMPC	Conc.
25	PCB-76/66	36.49	1.729e7	2.196e7	0.79	NO	2158.2	2158.2
26	PCB-80	36.71	8.787e6	1.112e7	0.79	NO	1079.8	1079.8
27	PCB-55	37.04	8.869e6	1.125e7	0.79	NO	1079.8	1079.8
28	PCB-56/60	37.57	1.564e7	1.980e7	0.79	NO	2177.7	2177.7
29	PCB-79	38.66	8.608e6	1.107e7	0.78	NO	1085.5	1085.5
30	PCB-78	39.39	8.321e6	1.056e7	0.79	NO	1063.1	1063.1
31	PCB-81	39.93	7.417e6	9.552e6	0.78	NO	1107.8	1107.8
32	PCB-77	40.54	7.859e6	9.905e6	0.79	NO	1064.0	1064.0

Dataset: Untitled

Last Altered: Wednesday, April 25, 2018 07:37:36 Pacific Daylight Time
Printed: Wednesday, April 25, 2018 07:50:08 Pacific Daylight Time

Name: 180424K1_5, Date: 24-Apr-2018, Time: 20:32:04, ID: ST180424K1-5 PCB 209 CS5 17L3008, Description: PCB 209 CS5 17L3008

PCB-104

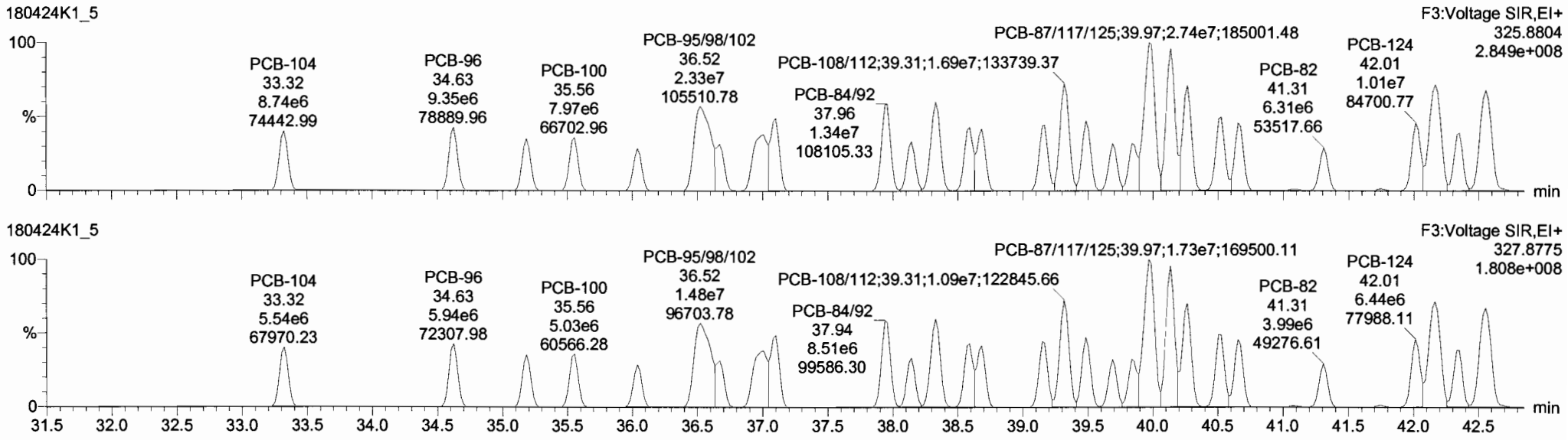

13C-PCB-104

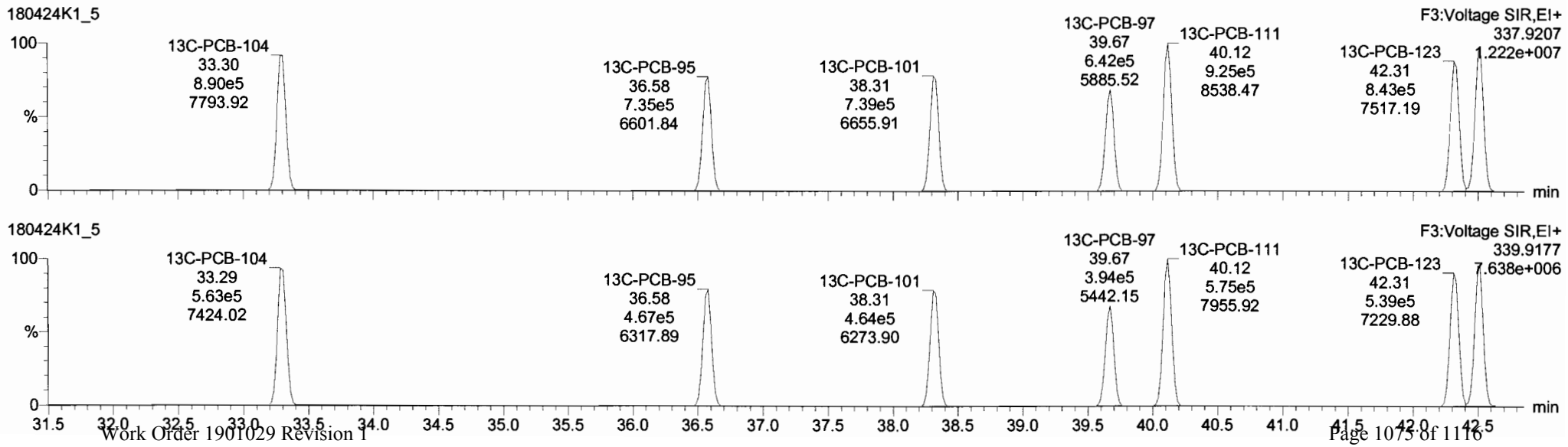

Dataset: Untitled

Last Altered: Wednesday, April 25, 2018 07:37:36 Pacific Daylight Time
Printed: Wednesday, April 25, 2018 07:50:08 Pacific Daylight Time

Name: 180424K1_5, Date: 24-Apr-2018, Time: 20:32:04, ID: ST180424K1-5 PCB 209 CS5 17L3008, Description: PCB 209 CS5 17L3008

PCB-96

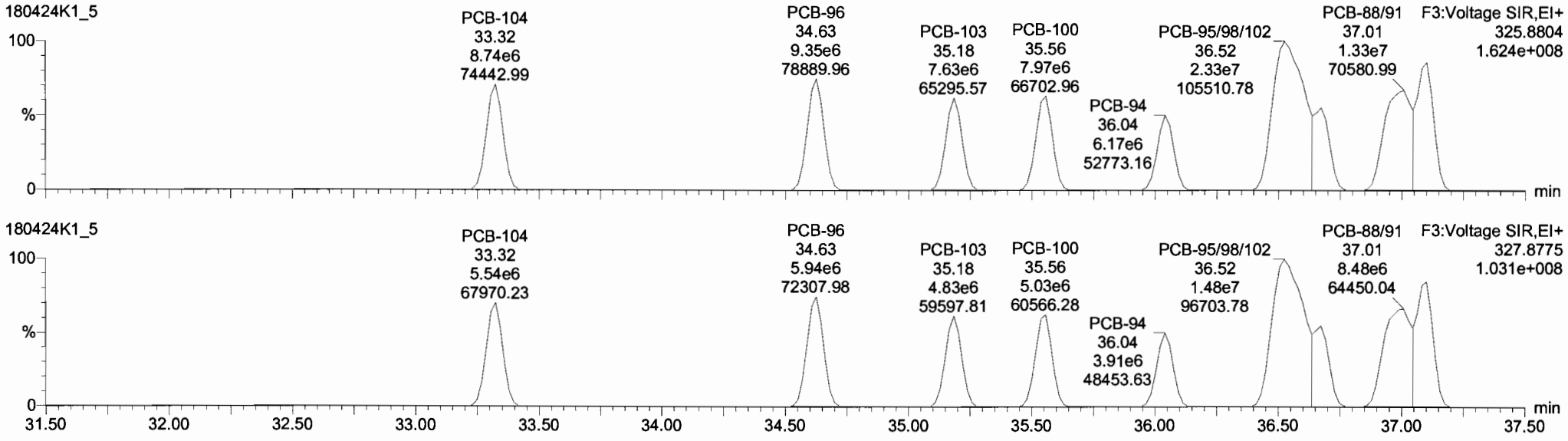

13C-PCB-95

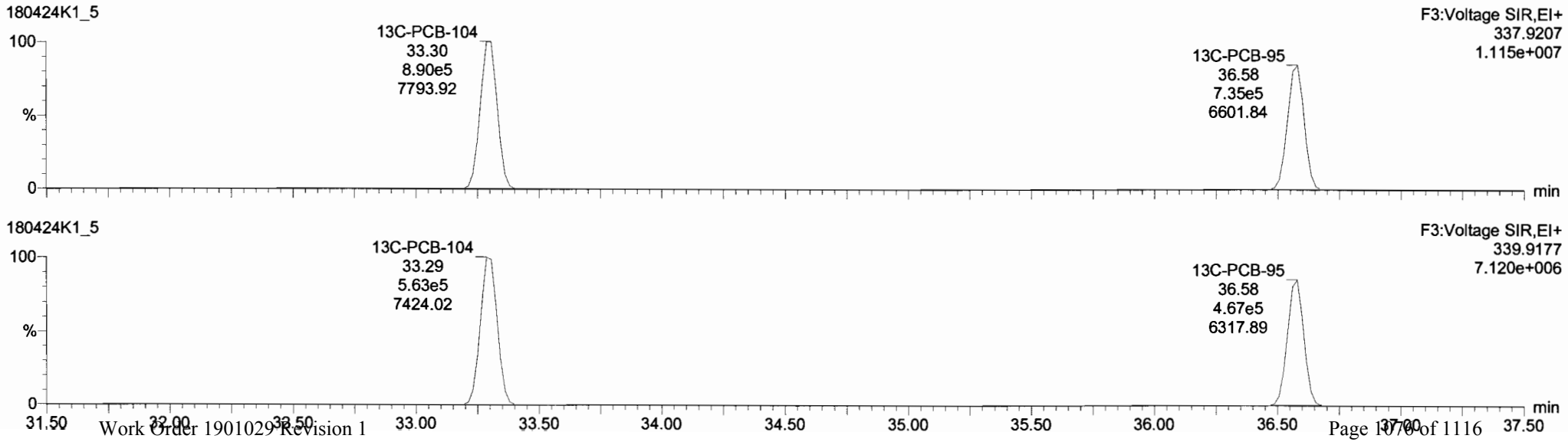

Dataset: Untitled

Last Altered: Wednesday, April 25, 2018 07:37:36 Pacific Daylight Time
Printed: Wednesday, April 25, 2018 07:50:08 Pacific Daylight Time

Name: 180424K1_5, Date: 24-Apr-2018, Time: 20:32:04, ID: ST180424K1-5 PCB 209 CS5 17L3008, Description: PCB 209 CS5 17L3008

PCB-119

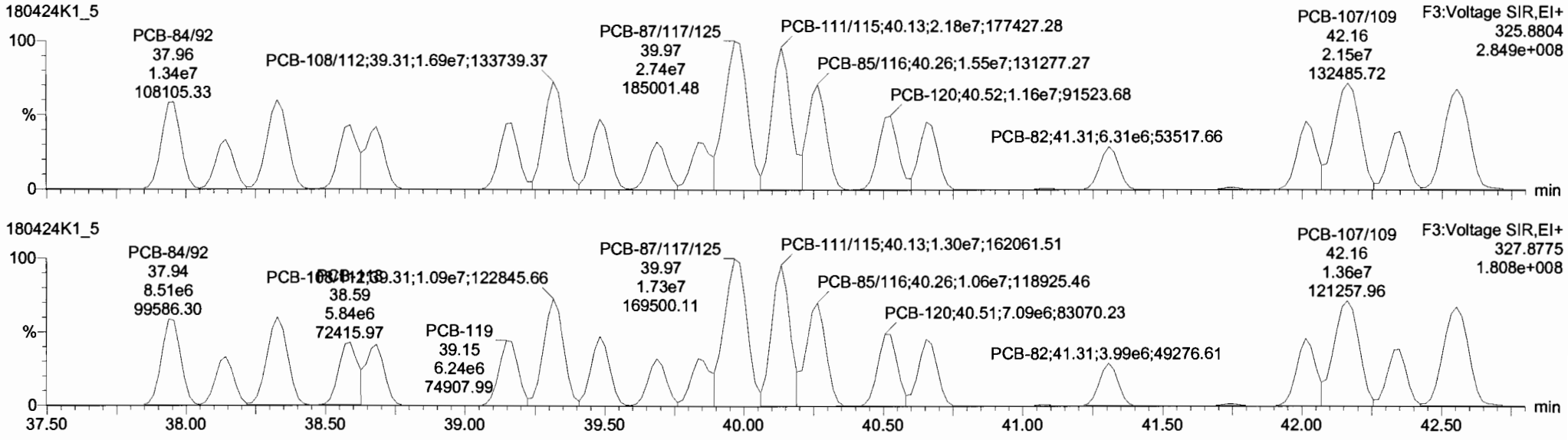

13C-PCB-111

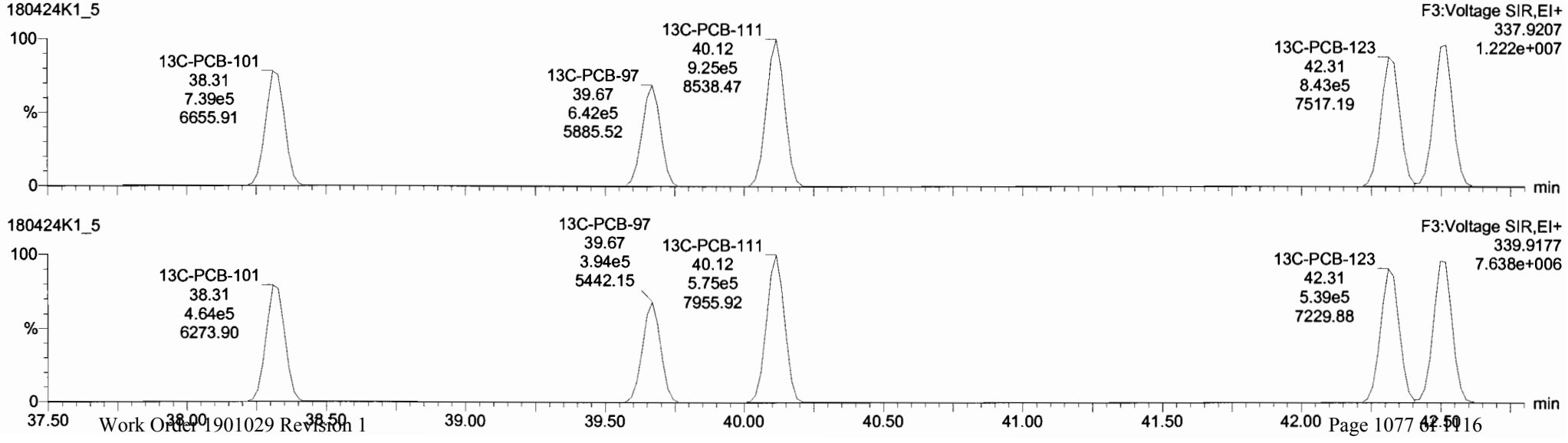

TargetLynx - 180424K1-CURVE.qld

File Edit View Display Processing Window Help

180424K1_5 - ST180424K1-5 PCB 209 CS5 17L3008 - PCB 209 CS5 17L3008

	Name	Resp	RA	n/y	RRF	wt/vol	RT	RRT	Conc.	%Rec	DL	EMPC
220	13C-PCB-79	1.81e6	0.78	NO		1.000	38.65	1.029				
221	13C-PCB-178	7.81e5	0.43	NO		1.000	46.74	0.988				
222	13C-PCB-79	1.81e6	0.78	NO		1.000	38.65	0.968				
223	13C-PCB-178	7.81e5	0.43	NO		1.000	46.74	0.924				
224	Total Mono-PCBs				0.9673	1.000			3390		0.0469	3390
225	Total Di-PCBs				1.0013	1.000			13400		0.390	13400
226	2nd Function Tri-PCBs				0.8879	1.000			8590		0.0967	8590
227	3rd Function Tri-PCBs				0.9566	1.000			17200		0.677	17200
228	Total Tetra-PCBs				0.9510	1.000			45500		1.22	45500
229	3rd Function Penta-PCBs				1.1041	1.000			43600		0.821	43600
230	4th Function Penta-PCBs				1.0709	1.000			5270		0.555	5270
231	3rd Function Hexa-PCBs				0.7784	1.000			15100		0.239	15100

	Name	RT	m1 Resp	m2 Resp	RA	n/y	EMPC	Conc.
1	PCB-104	33.32	8.736e6	5.542e6	1.58	NO	1067.0	1067.0
2	PCB-96	34.63	9.349e6	5.944e6	1.57	NO	1060.2	1060.2
3	PCB-103	35.18	7.626e6	4.828e6	1.58	NO	1114.6	1114.6
4	PCB-100	35.56	7.966e6	5.033e6	1.58	NO	1148.1	1148.1
5	PCB-94	36.04	6.170e6	3.911e6	1.58	NO	1001.0	1001.0
6	PCB-95/88/102	36.52	2.331e7	1.481e7	1.57	NO	3120.8	3120.8
7	PCB-93	36.67	6.693e6	4.161e6	1.61	NO	1119.2	1119.2
8	PCB-88/91	37.01	1.328e7	8.476e6	1.57	NO	2105.4	2105.4

Chromatogram

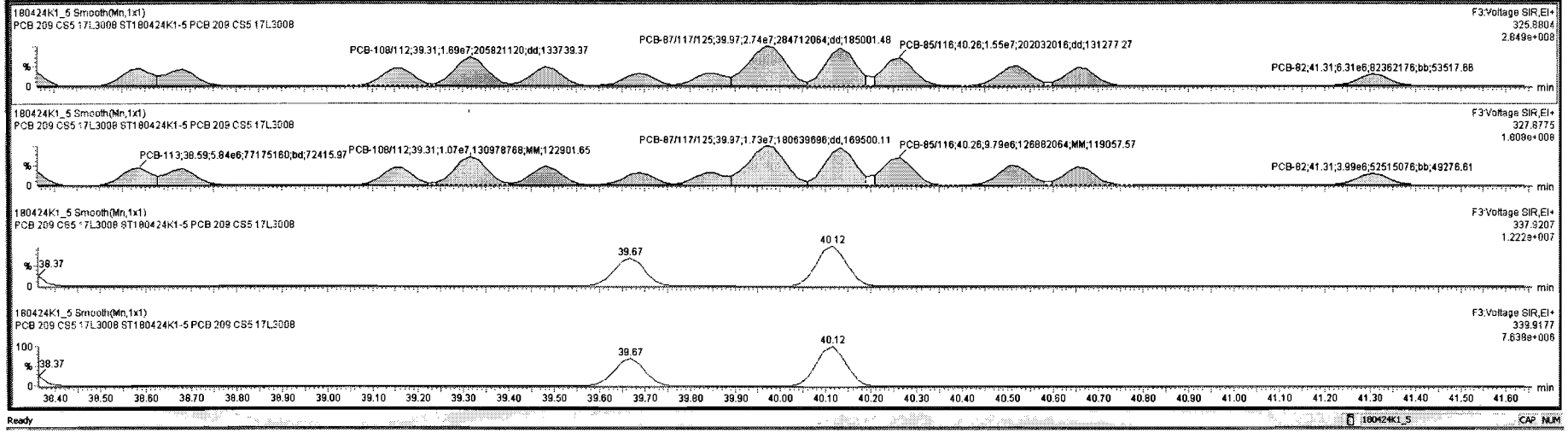

Ready 180424K1_5 CAP NUM

Dataset: Untitled

Last Altered: Wednesday, April 25, 2018 07:37:36 Pacific Daylight Time
Printed: Wednesday, April 25, 2018 07:50:08 Pacific Daylight Time

Name: 180424K1_5, Date: 24-Apr-2018, Time: 20:32:04, ID: ST180424K1-5 PCB 209 CS5 17L3008, Description: PCB 209 CS5 17L3008

PCB-114

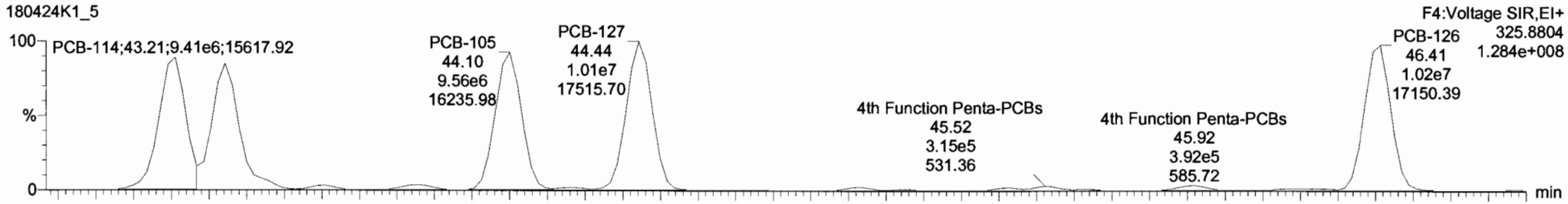

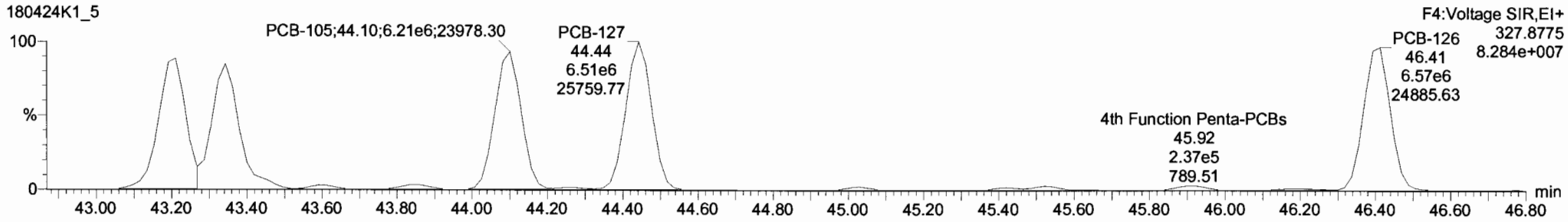

13C-PCB-114

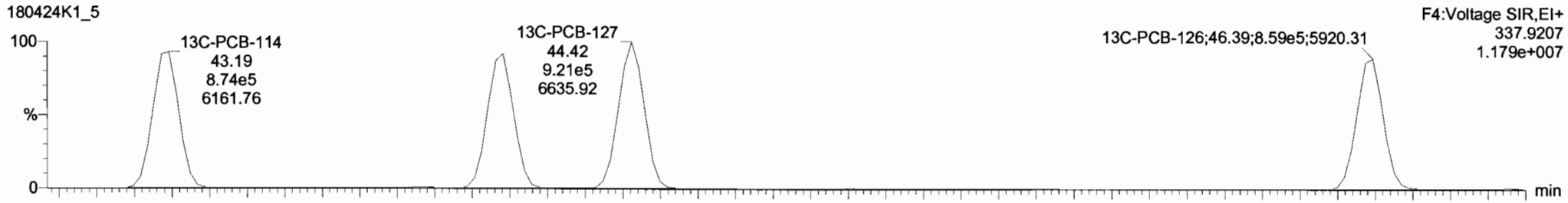

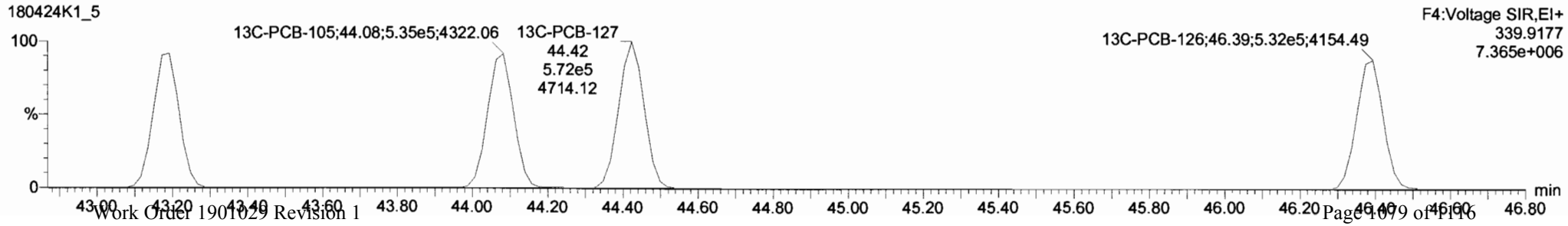

Dataset: Untitled

Last Altered: Wednesday, April 25, 2018 07:37:36 Pacific Daylight Time
Printed: Wednesday, April 25, 2018 07:50:08 Pacific Daylight Time

Name: 180424K1_5, Date: 24-Apr-2018, Time: 20:32:04, ID: ST180424K1-5 PCB 209 CS5 17L3008, Description: PCB 209 CS5 17L3008

PCB-155

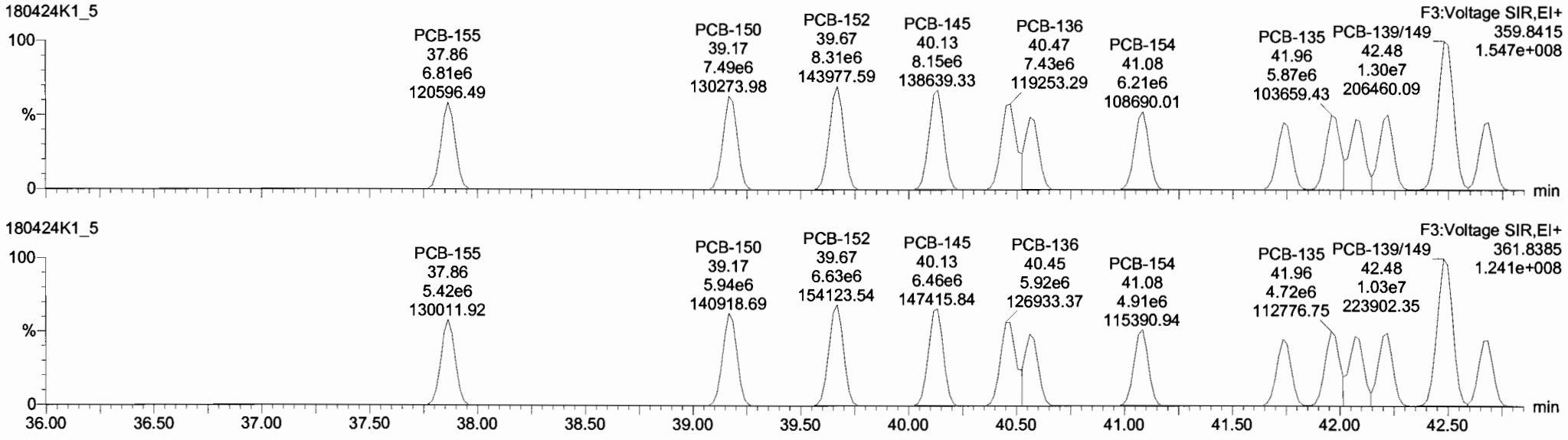

13C-PCB-155

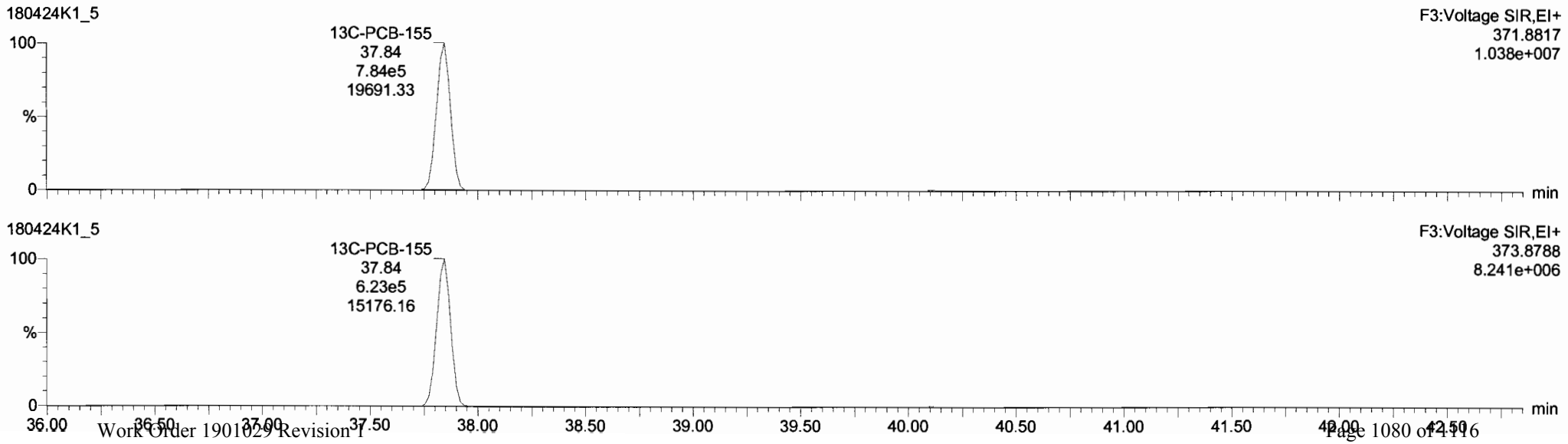

Dataset: Untitled

Last Altered: Wednesday, April 25, 2018 07:37:36 Pacific Daylight Time
Printed: Wednesday, April 25, 2018 07:50:08 Pacific Daylight Time

Name: 180424K1_5, Date: 24-Apr-2018, Time: 20:32:04, ID: ST180424K1-5 PCB 209 CS5 17L3008, Description: PCB 209 CS5 17L3008

PCB-134/143

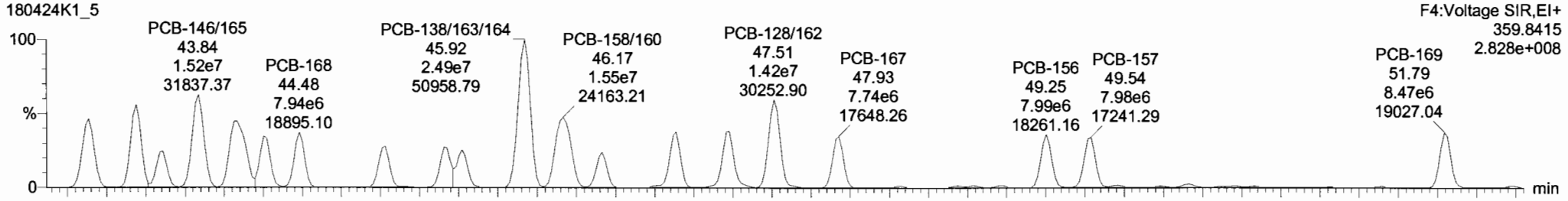

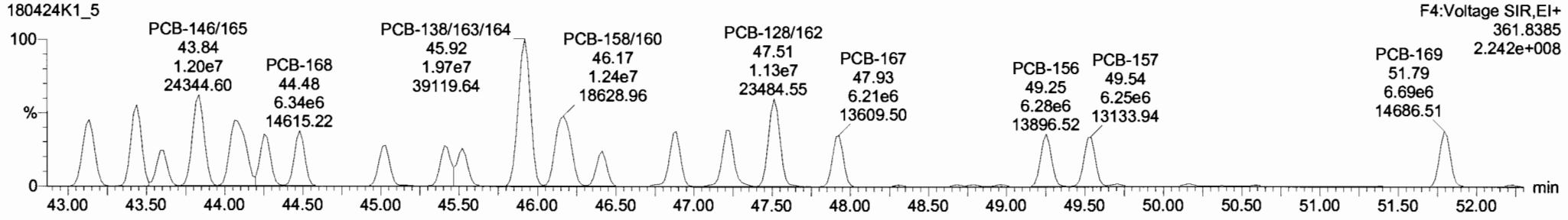

13C-PCB-153

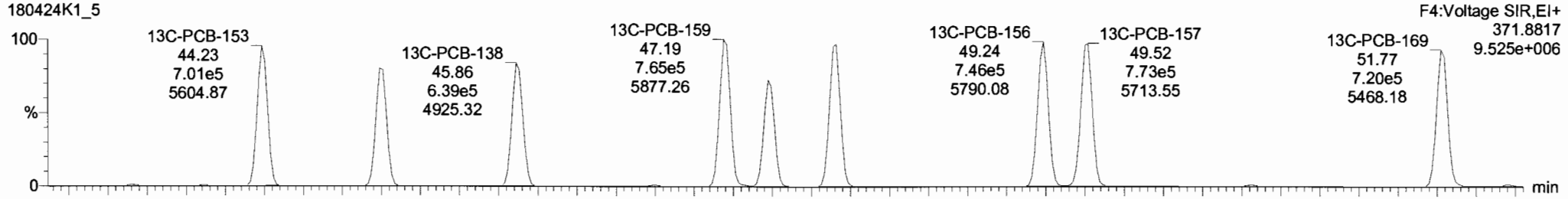

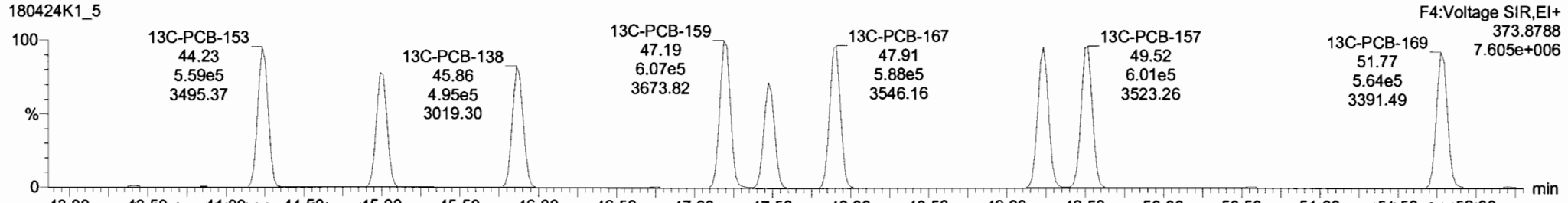

Dataset: Untitled

Last Altered: Wednesday, April 25, 2018 07:37:36 Pacific Daylight Time
Printed: Wednesday, April 25, 2018 07:50:08 Pacific Daylight Time

Name: 180424K1_5, Date: 24-Apr-2018, Time: 20:32:04, ID: ST180424K1-5 PCB 209 CS5 17L3008, Description: PCB 209 CS5 17L3008

PCB-188

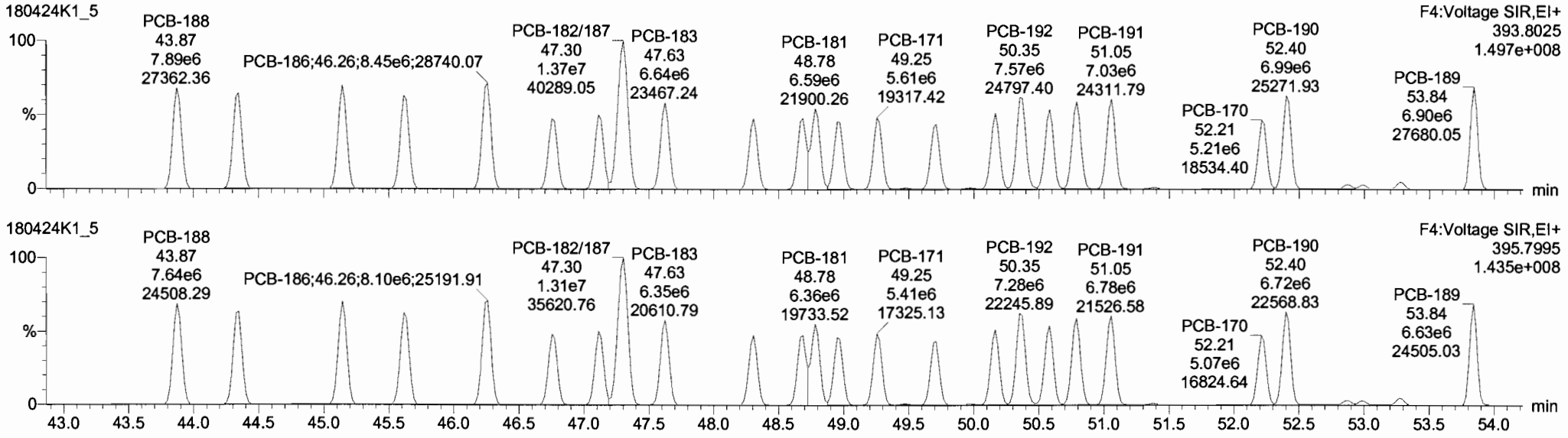

13C-PCB-188

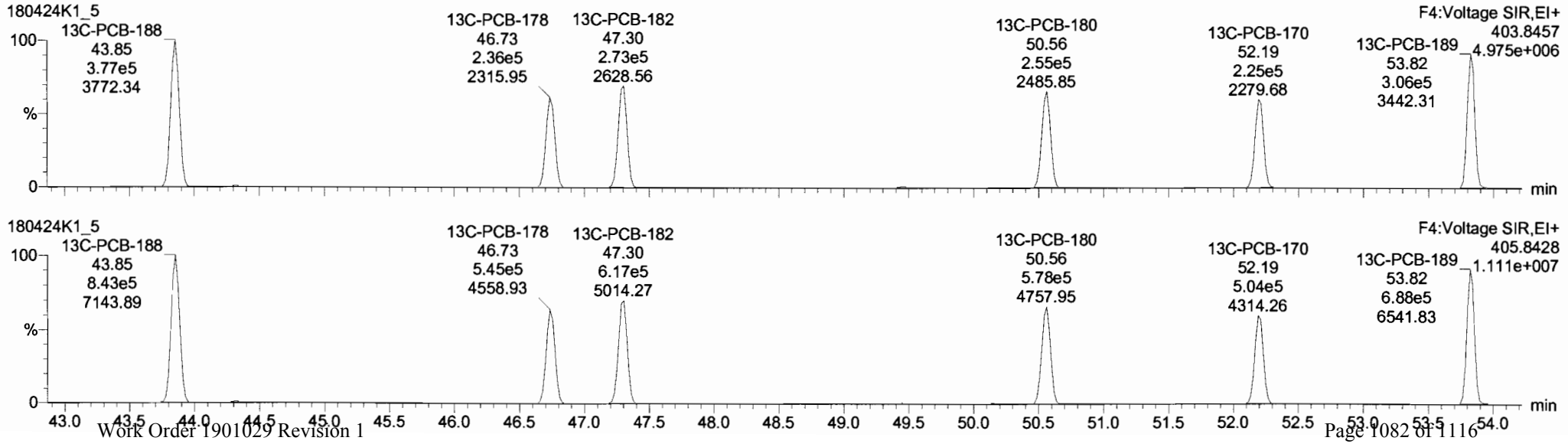

Vista Analytical Laboratory VG-9

Dataset: Untitled

Last Altered: Wednesday, April 25, 2018 07:37:36 Pacific Daylight Time
Printed: Wednesday, April 25, 2018 07:50:08 Pacific Daylight Time

Name: 180424K1_5, Date: 24-Apr-2018, Time: 20:32:04, ID: ST180424K1-5 PCB 209 CS5 17L3008, Description: PCB 209 CS5 17L3008

PCB-202

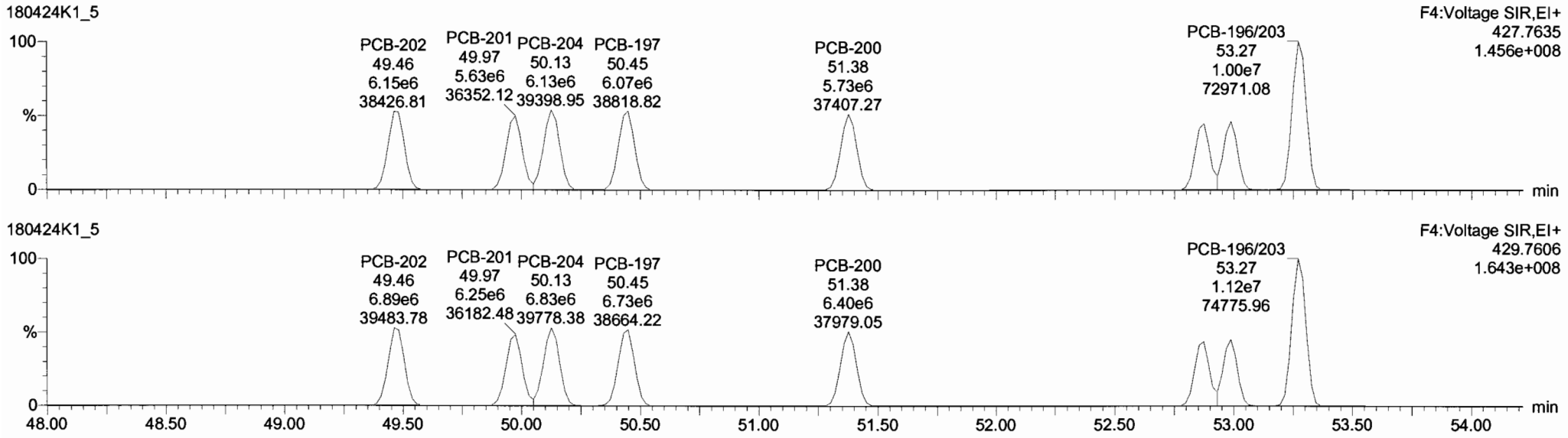

13C-PCB-202

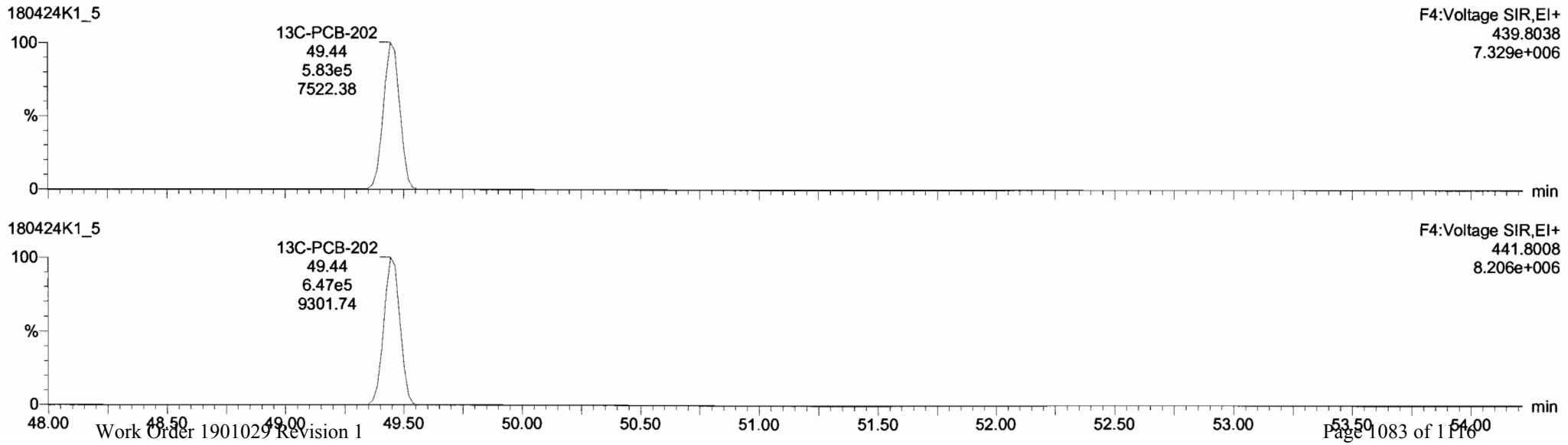

Vista Analytical Laboratory VG-9

Dataset: Untitled

Last Altered: Wednesday, April 25, 2018 07:37:36 Pacific Daylight Time
Printed: Wednesday, April 25, 2018 07:50:08 Pacific Daylight Time

Name: 180424K1_5, Date: 24-Apr-2018, Time: 20:32:04, ID: ST180424K1-5 PCB 209 CS5 17L3008, Description: PCB 209 CS5 17L3008

PCB-195

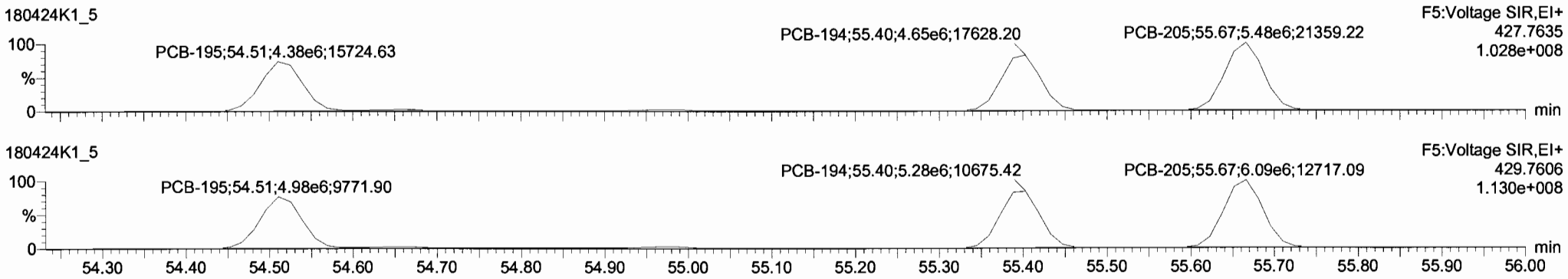

13C-PCB-194

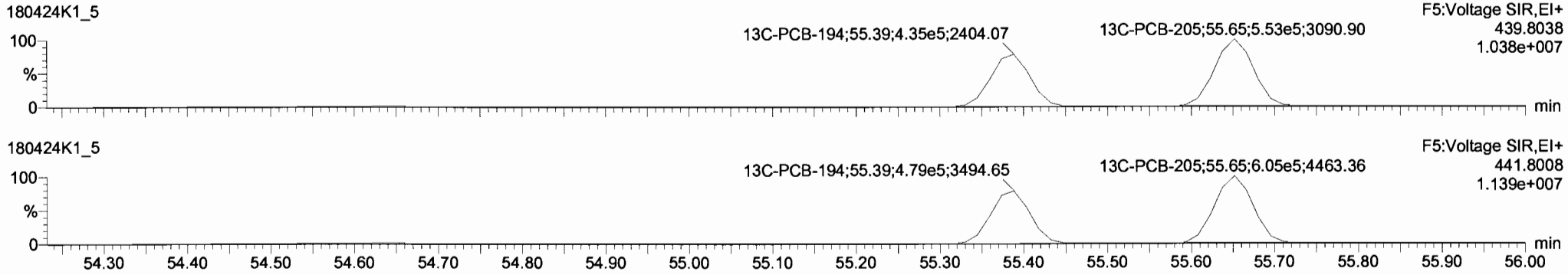

PFK5

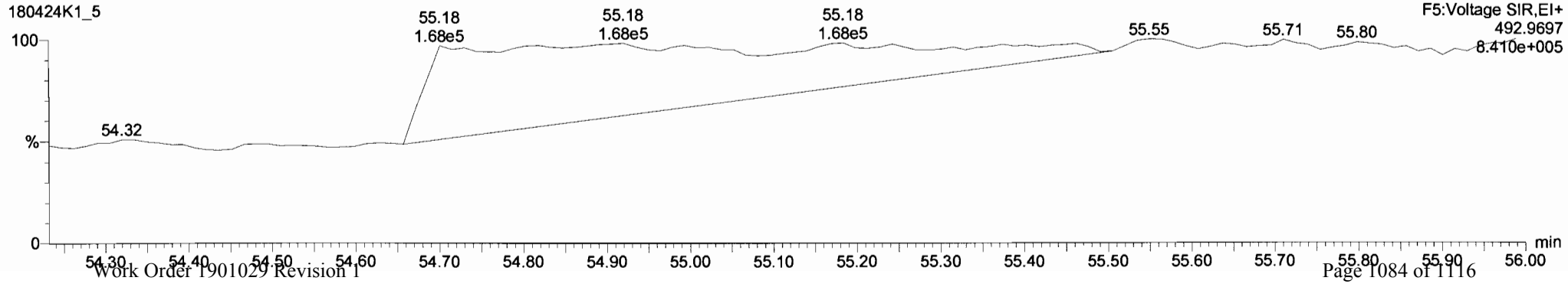

Dataset: Untitled

Last Altered: Wednesday, April 25, 2018 07:37:36 Pacific Daylight Time
Printed: Wednesday, April 25, 2018 07:50:08 Pacific Daylight Time

Name: 180424K1_5, Date: 24-Apr-2018, Time: 20:32:04, ID: ST180424K1-5 PCB 209 CS5 17L3008, Description: PCB 209 CS5 17L3008

PCB-208

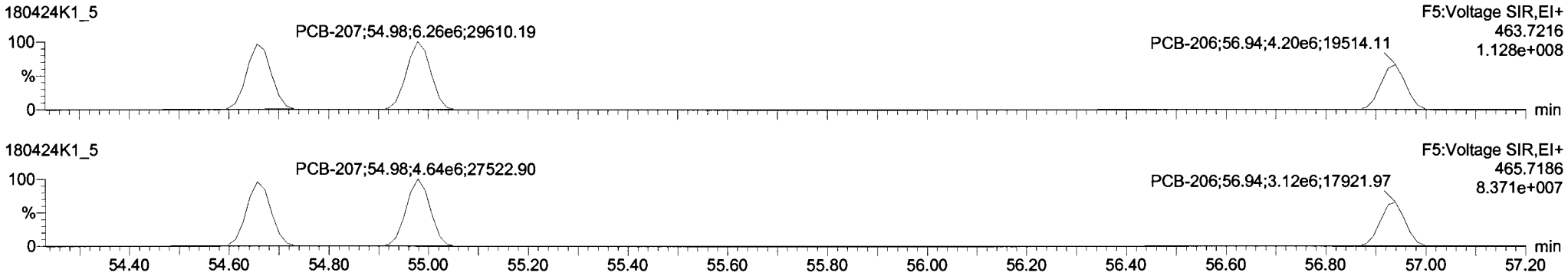

13C-PCB-208

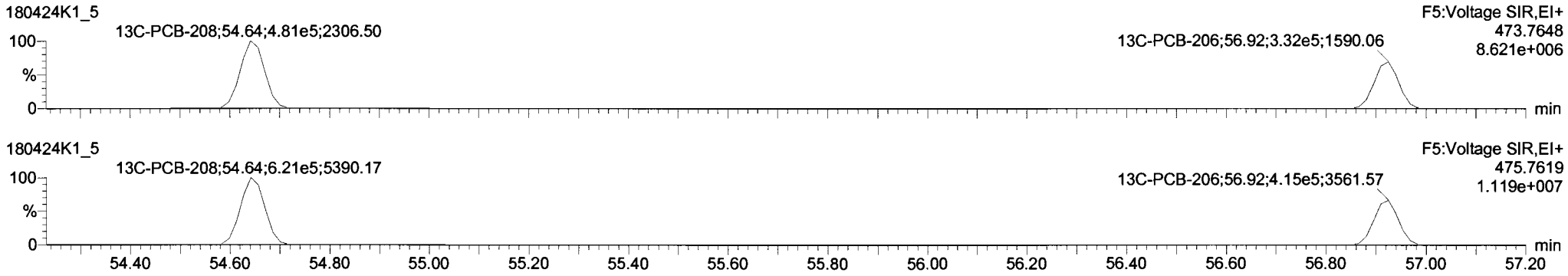

PFK5

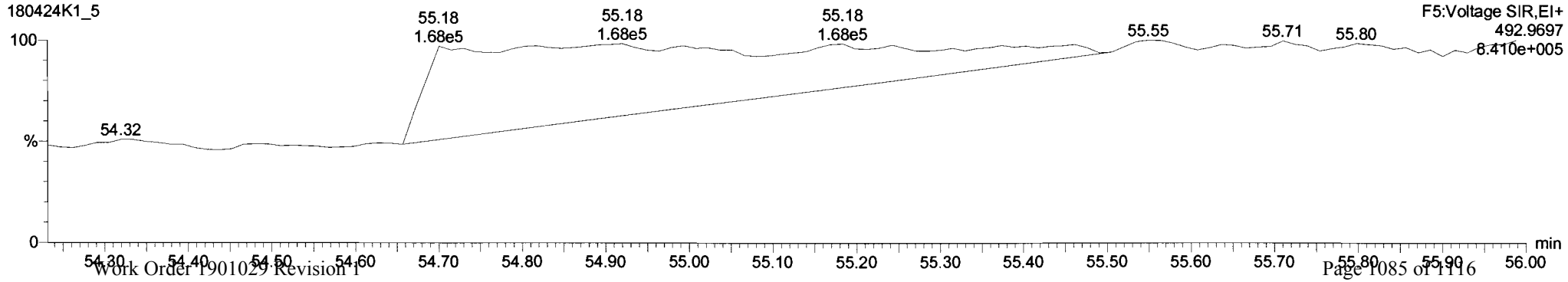

Dataset: Untitled

Last Altered: Wednesday, April 25, 2018 07:37:36 Pacific Daylight Time
Printed: Wednesday, April 25, 2018 07:50:08 Pacific Daylight Time

Name: 180424K1_5, Date: 24-Apr-2018, Time: 20:32:04, ID: ST180424K1-5 PCB 209 CS5 17L3008, Description: PCB 209 CS5 17L3008

PCB-209

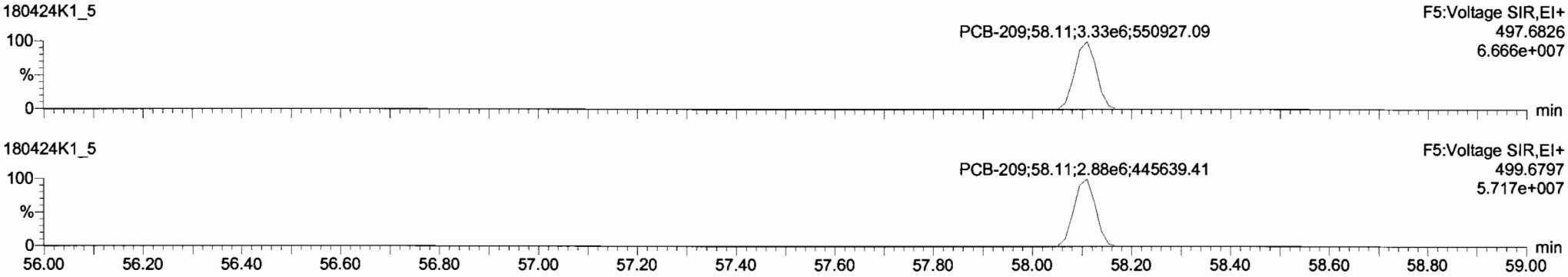

13C-PCB-209

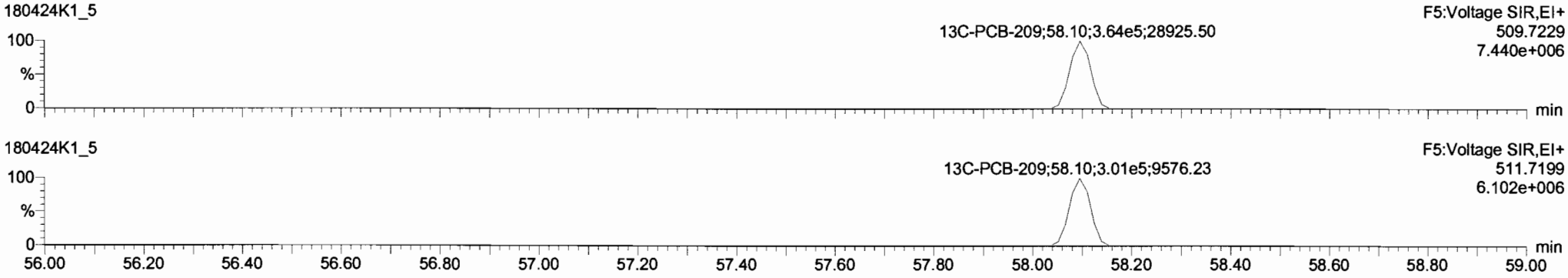

PFK5

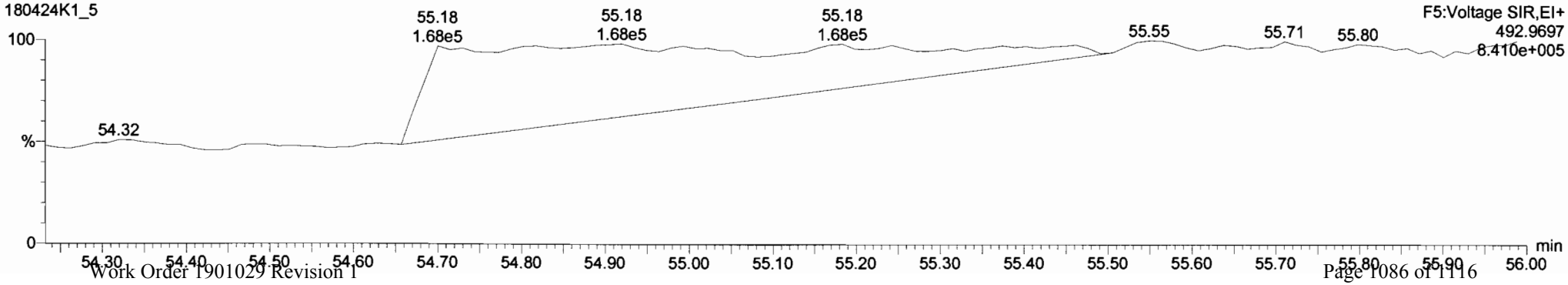

M 168.9888 R 10965

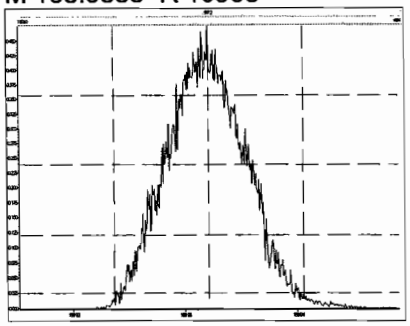

M 180.9888 R 10822

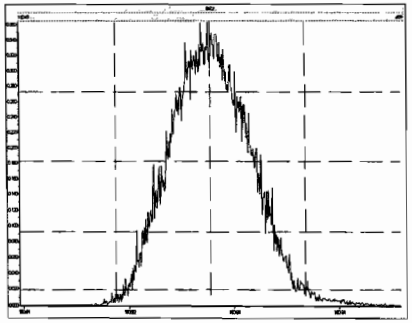

M 192.9888 R 0

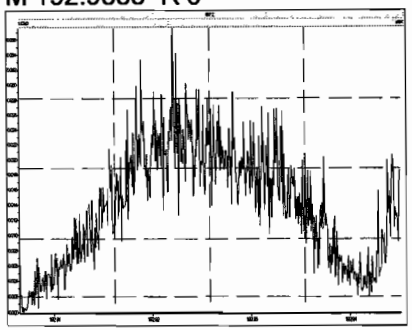

M 204.9888 R 12975

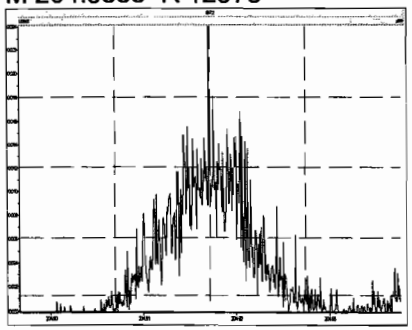

M 218.9856 R 11312

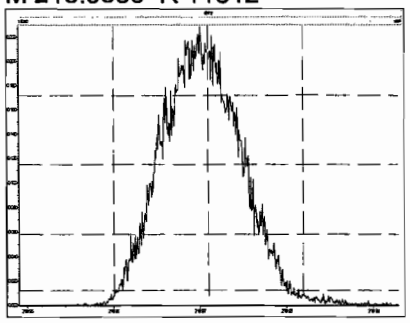

M 230.9856 R 11065

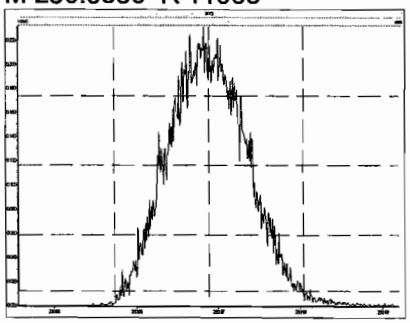

M 242.9856 R 11514

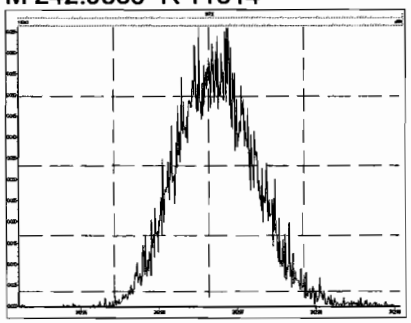

M 254.9856 R 11144

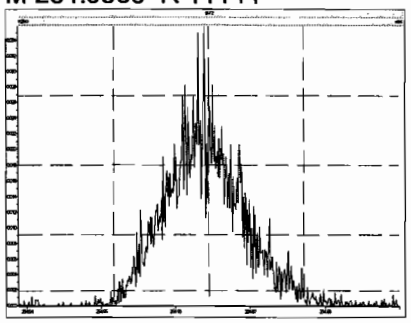

M 268.9824 R 10457

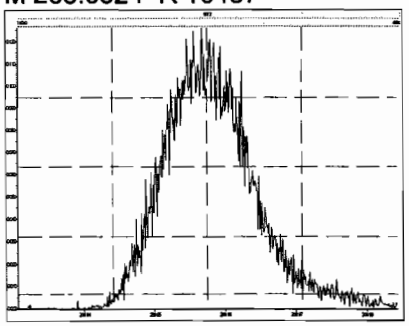

M 280.9824 R 11236

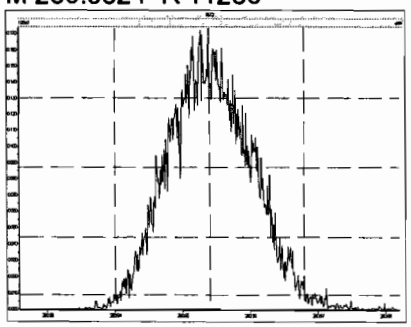

M 254.9856 R 12286

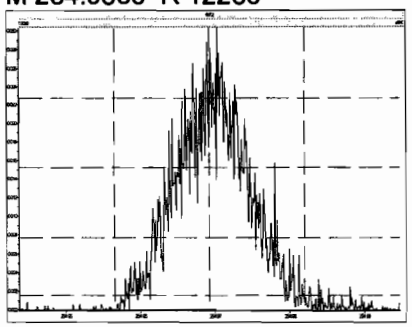

M 268.9824 R 10309

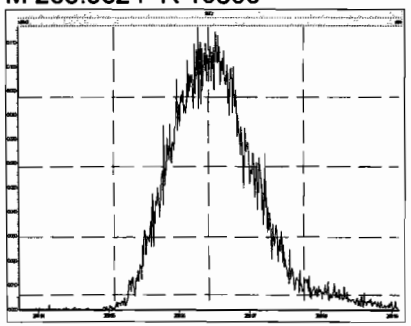

M 280.9824 R 11467

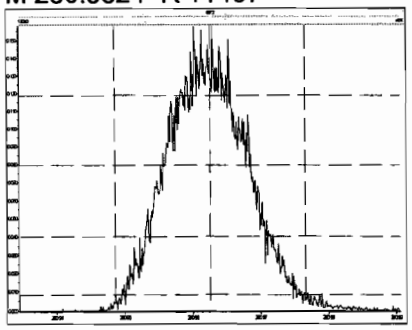

M 292.9824 R 11364

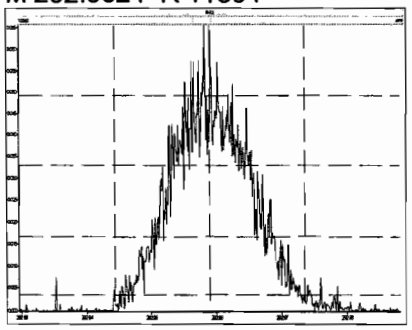

M 304.9824 R 13140

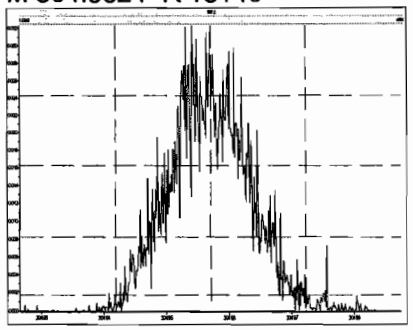

M 318.9792 R 10822

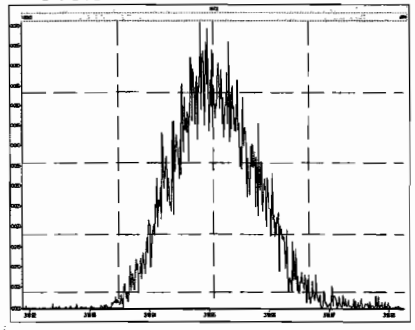

M 330.9792 R 10864

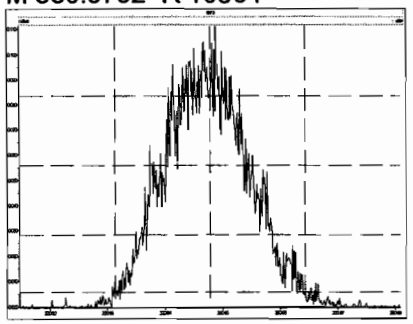

M 342.9792 R 10688

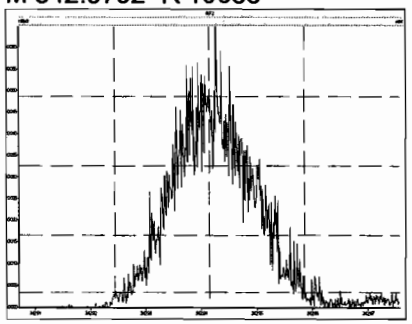

M 354.9792 R 12490

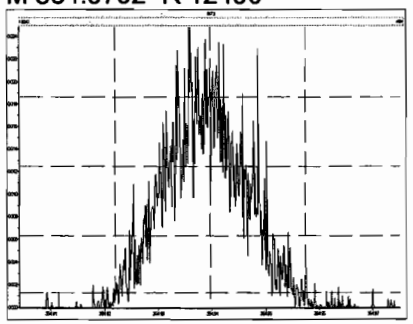

M 366.9792 R 13739

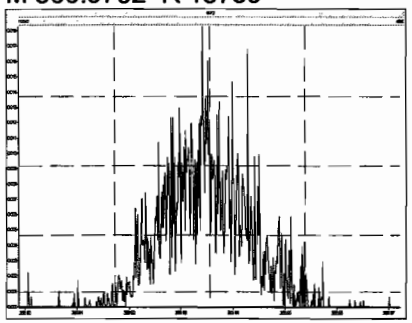

M 380.9760 R 10752

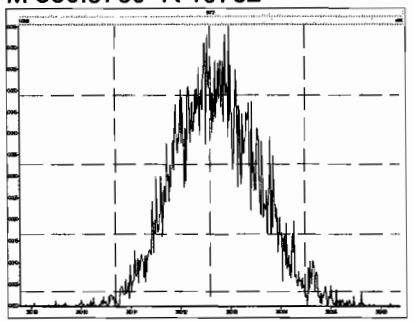

M 318.9792 R 11820

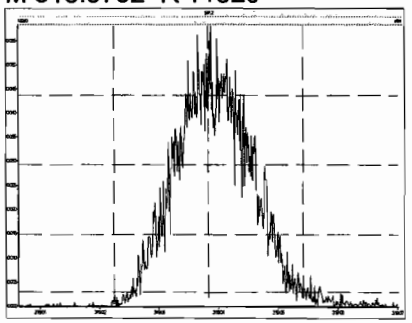

M 330.9792 R 11161

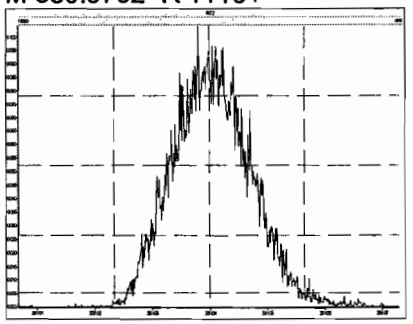

M 342.9792 R 12317

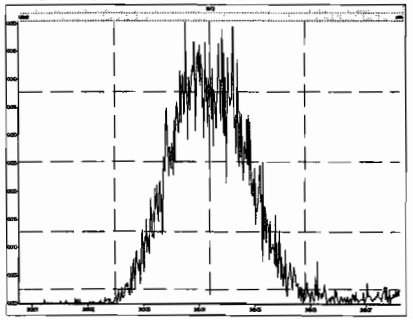

M 354.9792 R 12567

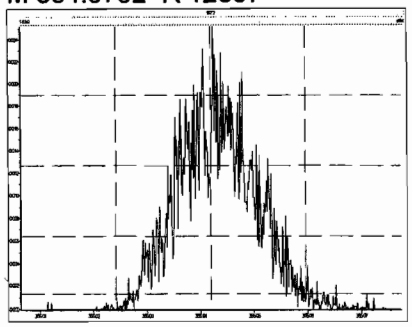

M 366.9792 R 13055

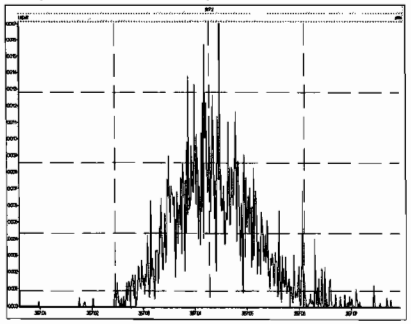

M 380.9760 R 11978

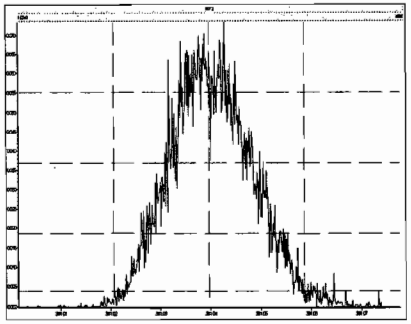

M 392.9760 R 12354

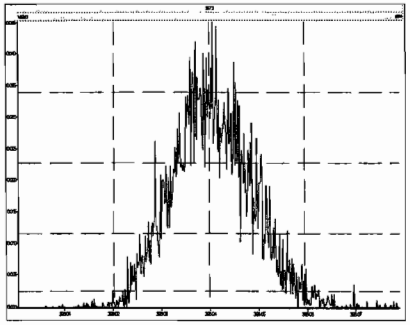

M 404.9760 R 12377

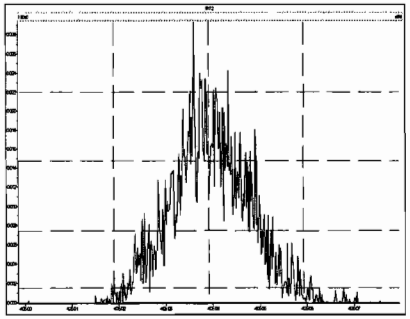

M 416.9760 R 15013

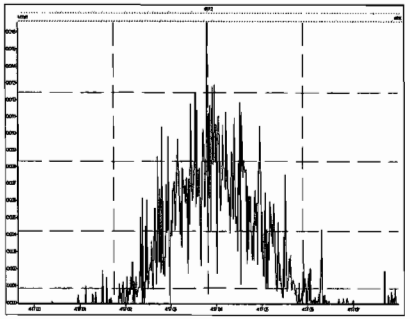

M 430.9728 R 11082

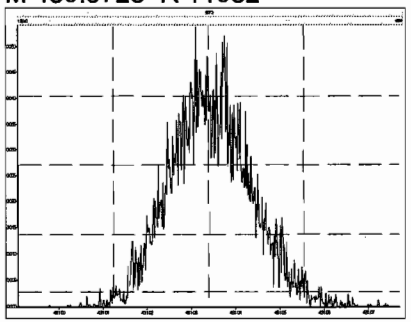

M 442.9728 R 12316

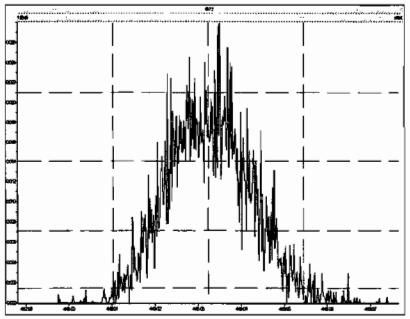

M 416.9760 R 16748

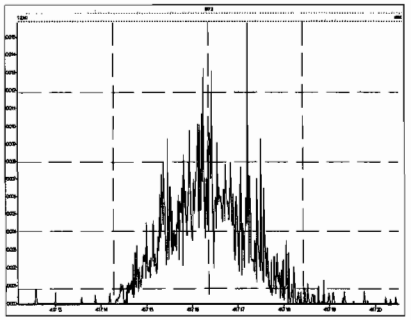

M 430.9728 R 13086

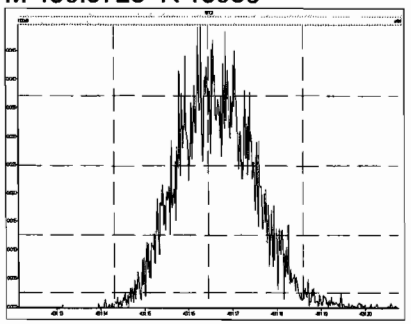

M 442.9728 R 14023

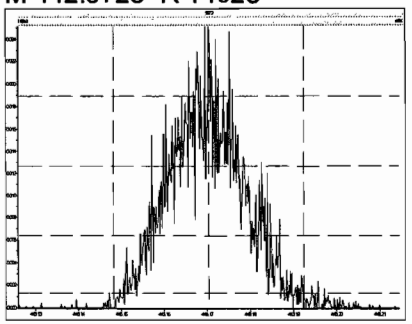

M 454.9728 R 13459

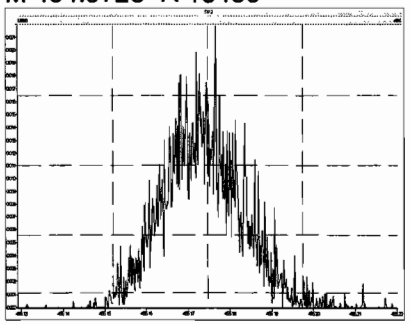

M 466.9728 R 20179

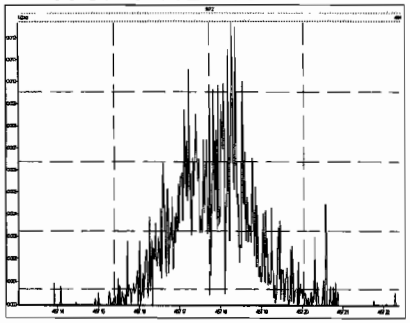

M 480.9696 R 11921

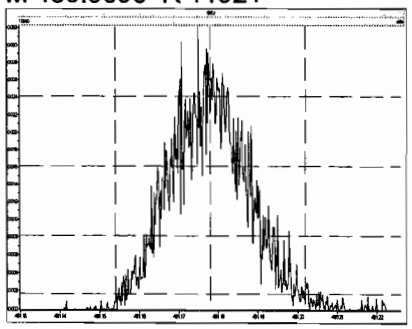

M 492.9696 R 12795

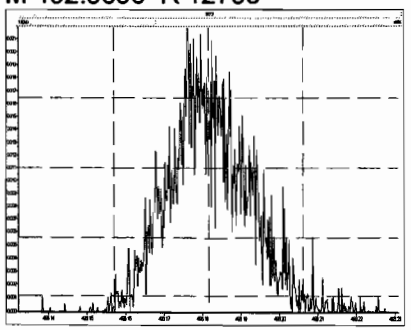

M 504.9696 R 12322

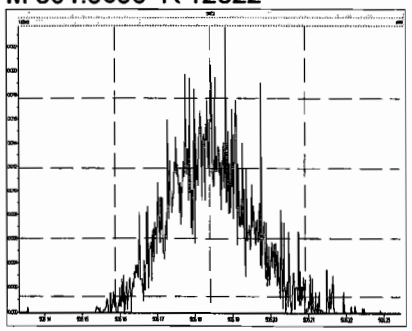

M 516.9697 R 13561

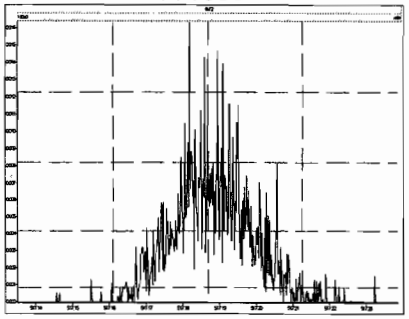

Vista Analytical Laboratory

Dataset: U:\VG11.PRO\Results\180424K1\180424K1-8.qld

Last Altered: Friday, April 27, 2018 15:59:49 Pacific Daylight Time
Printed: Friday, April 27, 2018 16:03:27 Pacific Daylight Time

HC 4.27.18

CT 4/27/18

Method: U:\VG11.PRO\MethDB\PCB-209_ZB1_4-24-18.mdb 27 Apr 2018 15:59:25
Calibration: U:\VG11.PRO\CurveDB\db1_PCBvg11-4-24-18.cdb 27 Apr 2018 15:37:51

Name: 180424K1_8, Date: 24-Apr-2018, Time: 23:36:06, ID: SS180424K1-1 PCB 209 SS 17C1025, Description: PCB 209 SS 17C1025

	#	Name	Resp	RA	n/y	RRF	wt/vol	Pred.RT	RT	Pred.RRT	RRT	RRT Fail	Conc.	%Rec	DL	EMPC
1	1	PCB-1	2.13e6	3.09	NO	0.965	1.000	16.20	16.21	1.001	1.001	NO	116.4	70-130	0.00823	116.4
2	2	PCB-2			NO	0.968	1.000	18.67		0.988		YES			0.00764	
3	3	PCB-3	2.21e6	3.07	NO	0.969	1.000	18.90	18.90	1.001	1.001	NO	113.1	70-130	0.00764	113.1
4	4	PCB-4/10	3.87e6	1.54	NO	1.20	1.000	20.35	20.35	1.004	1.004	NO	227.3	112.5-225	0.0314	227.3
5	5	PCB-7/9	2.36e6	1.57	NO	0.952	1.000	22.17	22.14	1.003	1.001	NO	111.8	70-170	0.0249	111.8
6	6	PCB-6			NO	0.989	1.000	22.83		1.033		YES			0.0240	
7	7	PCB-5/8	2.41e6	1.57	NO	0.984	1.000	23.24	23.23	1.051	1.051	NO	110.3	70-130	0.0241	110.3
8	8	PCB-14			NO	0.986	1.000	24.39		0.952		YES			0.0234	
9	9	PCB-11	2.33e6	1.55	NO	1.09	1.000	25.63	25.63	1.001	1.001	NO	98.56	70-130	0.0212	98.56
10	10	PCB-12/13	2.22e6	1.54	NO	0.918	1.000	25.99	26.07	1.015	1.018	NO	111.1		0.0252	111.1
11	11	PCB-15	2.45e6	1.56	NO	1.05	1.000	26.36	26.36	1.029	1.029	NO	106.7		0.0220	106.7
12	12	PCB-19	6.45e5	1.05	NO	0.913	1.000	24.59	24.58	1.001	1.001	NO	51.55	35-65	0.0112	51.55
13	13	PCB-30			NO	1.43	1.000	25.51		1.039		YES			0.00717	
14	14	PCB-18	6.62e5	1.05	NO	0.691	1.000	26.26	26.28	0.952	0.953	NO	49.52		0.0104	49.52
15	15	PCB-17			NO	0.639	1.000	26.45		0.959		YES			0.0113	
16	16	PCB-24/27			NO	0.884	1.000	27.05		0.981		YES			0.00815	
17	17	PCB-16/32			NO	0.773	1.000	27.60		1.001		YES			0.00932	
18	18	PCB-34			NO	0.836	1.000	28.40		0.959		YES			0.0160	
19	19	PCB-23			NO	0.921	1.000	28.51		0.963		YES			0.0146	
20	20	PCB-29			NO	0.849	1.000	28.76		0.971		YES			0.0158	
21	21	PCB-26			NO	0.906	1.000	28.98		0.979		YES			0.0148	
22	22	PCB-25			NO	0.935	1.000	29.15		0.985		YES			0.0143	
23	23	PCB-31	1.03e6	1.00	NO	1.03	1.000	29.53	29.51	0.998	0.997	NO	47.61		0.0131	47.61
24	24	PCB-28	1.08e6	1.03	NO	1.02	1.000	29.62	29.62	1.001	1.001	NO	50.17		0.0131	50.17
25	25	PCB-20/21/33	9.67e5	1.03	NO	0.908	1.000	30.26	30.29	1.022	1.023	NO	50.67	~~50.7~~ 35 65	0.0148	50.67
26	26	PCB-22			NO	0.965	1.000	30.73		1.038		YES			0.0139	
27	27	PCB-36			NO	1.05	1.000	31.35		0.933		YES			0.0145	
28	28	PCB-39			NO	0.953	1.000	31.84		0.947		YES			0.0159	
29	29	PCB-38	9.07e5	1.03	NO	1.00	1.000	32.65	32.63	0.971	0.971	NO	47.17		0.0152	47.17
30	30	PCB-35	9.32e5	1.03	NO	1.02	1.000	33.19	33.17	0.987	0.987	NO	47.79		0.0149	47.79
31	31	PCB-37	9.92e5	1.01	NO	0.997	1.000	33.66	33.64	1.001	1.001	NO	51.98		0.0153	51.98

Dataset: U:\VG11.PRO\Results\180424K1\180424K1-8.qld

Last Altered: Friday, April 27, 2018 15:59:49 Pacific Daylight Time
Printed: Friday, April 27, 2018 16:03:27 Pacific Daylight Time

Name: 180424K1_8, Date: 24-Apr-2018, Time: 23:36:06, ID: SS180424K1-1 PCB 209 SS 17C1025, Description: PCB 209 SS 17C1025

	#.Name	Resp	RA	n/y	RRF	wt/vol	Pred.RT	RT	Pred.RRT	RRT	RRT Fail	Conc.	%Rec	DL	EMPC
32	32 PCB-54	8.58e5	0.78	NO	0.946	1.000	28.45	28.47	1.001	1.001	NO	54.52	35-65	0.0184	54.52
33	33 PCB-50			NO	0.776	1.000	29.67		1.044		YES			0.0224	
34	34 PCB-53			NO	0.907	1.000	30.33		0.945		YES			0.0232	
35	35 PCB-51			NO	0.965	1.000	30.69		0.956		YES			0.0218	
36	36 PCB-45			NO	0.790	1.000	31.14		0.970		YES			0.0267	
37	37 PCB-46			NO	0.742	1.000	31.65		0.986		YES			0.0284	
38	38 PCB-52/69	7.24e5	0.78	NO	1.11	1.000	32.15	32.11	1.002	1.001	NO	49.03		0.0190	49.03
39	39 PCB-73			NO	1.25	1.000	32.26		1.005		YES			0.0169	
40	40 PCB-43/49	6.48e5	0.78	NO	0.919	1.000	32.43	32.43	1.010	1.010	NO	52.88		0.0229	52.88
41	41 PCB-47			NO	0.860	1.000	32.65		1.001		YES			0.0230	
42	42 PCB-48/75			NO	0.989	1.000	32.75		1.004		YES			0.0200	
43	43 PCB-65			NO	1.05	1.000	33.01		1.012		YES			0.0189	
44	44 PCB-62			NO	1.00	1.000	33.14		1.016		YES			0.0198	
45	45 PCB-44	5.68e5	0.77	NO	0.745	1.000	33.48	33.47	1.026	1.026	NO	53.53		0.0265	53.53
46	46 PCB-42/59			NO	0.905	1.000	33.71		1.033		YES			0.0219	
47	47 PCB-41/64/71/72			NO	1.06	1.000	34.32		1.052		YES			0.0186	
48	48 PCB-68			NO	1.10	1.000	34.59		1.060		YES			0.0180	
49	49 PCB-40			NO	0.565	1.000	34.81		1.067		YES			0.0350	
50	50 PCB-57	8.37e5	0.78	NO	0.976	1.000	35.14	35.17	0.969	0.970	NO	50.57		0.0168	50.57
51	51 PCB-67			NO	0.983	1.000	35.48		0.978		YES			0.0167	
52	52 PCB-58			NO	1.02	1.000	35.57		0.981		YES			0.0160	
53	53 PCB-63			NO	0.909	1.000	35.76		0.986		YES			0.0180	
54	54 PCB-74	8.82e5	0.78	NO	1.05	1.000	36.06	36.06	0.994	0.994	NO	49.70		0.0157	49.70
55	55 PCB-61/70	9.04e5	0.78	NO	0.949	1.000	36.28	36.28	1.000	1.001	NO	56.11		0.0172	56.11
56	56 PCB-76/66	8.64e5	0.78	NO	1.03	1.000	36.49	36.51	1.006	1.007	NO	49.41		0.0159	49.41
57	57 PCB-80			NO	1.05	1.000	36.73		1.001		YES			0.0161	
58	58 PCB-55			NO	1.06	1.000	37.05		1.010		YES			0.0159	
59	59 PCB-56/60			NO	0.929	1.000	37.57		1.024		YES			0.0182	
60	60 PCB-79	8.59e5	0.76	NO	1.03	1.000	38.68	38.66	1.054	1.054	NO	49.41		0.0164	49.41
61	61 PCB-78	7.55e5	0.79	NO	0.998	1.000	39.39	39.39	0.987	0.987	NO	46.18		0.0175	46.18
62	62 PCB-81	8.61e5	0.78	NO	0.861	1.000	39.95	39.93	1.001	1.000	NO	61.01		0.0203	61.01
63	63 PCB-77	8.34e5	0.79	NO	0.989	1.000	40.54	40.54	1.000	1.000	NO	54.84		0.0188	54.84
64	64 PCB-104	8.10e5	1.61	NO	0.921	1.000	33.32	33.32	1.001	1.001	NO	59.13		0.0164	59.13
65	65 PCB-96			NO	0.993	1.000	34.64		1.040		YES			0.0152	

Dataset: U:\VG11.PRO\Results\180424K1\180424K1-8.qld

Last Altered: Friday, April 27, 2018 15:59:49 Pacific Daylight Time
Printed: Friday, April 27, 2018 16:03:27 Pacific Daylight Time

Name: 180424K1_8, Date: 24-Apr-2018, Time: 23:36:06, ID: SS180424K1-1 PCB 209 SS 17C1025, Description: PCB 209 SS 17C1025

	# Name	Resp	RA	n/y	RRF	wt/vol	Pred.RT	RT	Pred.RRT	RRT	RRT Fail	Conc.	%Rec	DL	EMPC
66	66 PCB-103			NO	0.769	1.000	35.20		1.057		YES			0.0197	
67	67 PCB-100			NO	0.779	1.000	35.58		1.068		YES			0.0194	
68	68 PCB-94			NO	0.838	1.000	36.03		0.985		YES			0.0220	
69	69 PCB-95/98/102	5.97e5	1.62	NO	1.02	1.000	36.51	36.60	0.998	1.001	NO	48.89	~~48.0~~ 35-65	0.0181	48.89
70	70 PCB-93			NO	0.807	1.000	36.68		1.003		YES			0.0229	
71	71 PCB-88/91			NO	0.860	1.000	37.01		1.012		YES			0.0215	
72	72 PCB-121			NO	1.40	1.000	37.10		1.014		YES			0.0132	
73	73 PCB-84/92			NO	0.865	1.000	37.95		0.990		YES			0.0222	
74	74 PCB-89			NO	0.943	1.000	38.14		0.995		YES			0.0204	
75	75 PCB-90/101	6.36e5	1.64	NO	0.928	1.000	38.33	38.35	1.000	1.000	NO	58.67	35-65	0.0207	58.67
76	76 PCB-113			NO	1.19	1.000	38.59		1.007		YES			0.0162	
77	77 PCB-99	6.57e5	1.62	NO	1.14	1.000	38.69	38.68	1.009	1.009	NO	49.20		0.0168	49.20
78	78 PCB-119			NO	1.44	1.000	39.16		0.987		YES			0.0148	
79	79 PCB-108/112			NO	1.23	1.000	39.31		0.991		YES			0.0173	
80	80 PCB-83			NO	1.48	1.000	39.48		0.995		YES			0.0144	
81	81 PCB-97			NO	1.01	1.000	39.71		1.001		YES			0.0211	
82	82 PCB-86			NO	0.995	1.000	39.87		1.005		YES			0.0214	
83	83 PCB-87/117/125	5.66e5	1.61	NO	1.37	1.000	39.99	39.98	1.008	1.008	NO	40.41	~~40.4~~ 35-65	0.0156	40.41
84	84 PCB-111/115	7.78e5	1.60	NO	1.55	1.000	40.14	40.13	1.012	1.012	NO	49.28		0.0138	49.28
85	85 PCB-85/116			NO	1.18	1.000	40.27		1.015		YES			0.0180	
86	86 PCB-120			NO	1.67	1.000	40.53		1.022		YES			0.0128	
87	87 PCB-110	7.81e5	1.61	NO	1.49	1.000	40.70	40.65	1.026	1.025	NO	51.29		0.0143	51.29
88	88 PCB-82			NO	0.714	1.000	41.28		0.976		YES			0.0228	
89	89 PCB-124			NO	1.15	1.000	41.99		0.993		YES			0.0141	
90	90 PCB-107/109			NO	1.17	1.000	42.14		0.996		YES			0.0139	
91	91 PCB-123	7.72e5	1.61	NO	1.06	1.000	42.33	42.35	1.000	1.001	NO	53.05		0.0153	53.05
92	92 PCB-106/118	8.15e5	1.60	NO	1.05	1.000	42.54	42.53	1.001	1.001	NO	53.57		0.0149	53.57
93	93 PCB-114	7.11e5	1.61	NO	1.06	1.000	43.23	43.21	1.001	1.000	NO	50.89		0.0198	50.89
94	94 PCB-122			NO	1.01	1.000	43.36		1.004		YES			0.0208	
95	95 PCB-105	7.41e5	1.58	NO	1.05	1.000	44.10	44.10	1.000	1.000	NO	54.76		0.0200	54.76
96	96 PCB-127			NO	1.04	1.000	44.44		1.000		YES			0.0182	
97	97 PCB-126	7.69e5	1.58	NO	1.19	1.000	46.41	46.41	1.000	1.000	NO	49.76		0.0184	49.76
98	98 PCB-155	7.68e5	1.28	NO	0.827	1.000	37.86	37.86	1.000	1.000	NO	63.33		0.0106	63.33
99	99 PCB-150			NO	0.879	1.000	39.21		1.036		YES			0.00993	

Dataset: U:\VG11.PRO\Results\180424K1\180424K1-8.qld

Last Altered: Friday, April 27, 2018 15:59:49 Pacific Daylight Time
Printed: Friday, April 27, 2018 16:03:27 Pacific Daylight Time

Name: 180424K1_8, Date: 24-Apr-2018, Time: 23:36:06, ID: SS180424K1-1 PCB 209 SS 17C1025, Description: PCB 209 SS 17C1025

	#	Name	Resp	RA	n/y	RRF	wt/vol	Pred.RT	RT	Pred.RRT	RRT	RRT Fail	Conc.	%Rec	DL	EMPC
100	1...	PCB-152			NO	0.993	1.000	39.70		1.049		YES			0.00879	
101	1...	PCB-145			NO	0.985	1.000	40.15		1.061		YES			0.00886	
102	1...	PCB-136			NO	0.886	1.000	40.49		1.070		YES			0.00985	
103	1...	PCB-148			NO	0.682	1.000	40.60		1.073		YES			0.0128	
104	1...	PCB-154			NO	0.741	1.000	41.11		1.086		YES			0.0118	
105	1...	PCB-151			NO	0.616	1.000	41.78		1.104		YES			0.0142	
106	1...	PCB-135			NO	0.710	1.000	42.00		1.110		YES			0.0123	
107	1...	PCB-144			NO	0.686	1.000	42.12		1.113		YES			0.0127	
108	1...	PCB-147			NO	0.698	1.000	42.25		1.116		YES			0.0125	
109	1...	PCB-139/149	5.44e5	1.25	NO	0.761	1.000	42.53	42.48	1.124	1.122	NO	48.87	35-65	0.0115	48.87
110	1...	PCB-140			NO	0.653	1.000	42.72		1.129		YES			0.0134	
111	1...	PCB-134/143			NO	0.739	1.000	43.11		0.975		YES			0.0342	
112	1...	PCB-131/133			NO	0.798	1.000	43.39		0.981		YES			0.0316	
113	1...	PCB-142			NO	0.753	1.000	43.59		0.985		YES			0.0335	
114	1...	PCB-146/165			NO	0.980	1.000	43.84		0.991		YES			0.0257	
115	1...	PCB-132/161			NO	0.975	1.000	44.06		0.996		YES			0.0259	
116	1...	PCB-153	6.32e5	1.30	NO	1.05	1.000	44.25	44.25	1.000	1.000	NO	48.58		0.0240	48.58
117	1...	PCB-168			NO	1.03	1.000	44.48		1.006		YES			0.0246	
118	1...	PCB-141			NO	0.969	1.000	45.06		1.001		YES			0.0313	
119	1...	PCB-137			NO	0.936	1.000	45.43		1.009		YES			0.0324	
120	1...	PCB-130			NO	0.868	1.000	45.55		1.012		YES			0.0350	
121	1...	PCB-138/163/164	5.64e5	1.27	NO	1.26	1.000	45.90	45.90	1.001	1.001	NO	40.66	~~40.7~~	0.0231	40.66
122	1...	PCB-158/160			NO	1.15	1.000	46.15		1.006		YES			0.0252	
123	1...	PCB-129			NO	0.774	1.000	46.40		1.012		YES			0.0375	
124	1...	PCB-166			NO	1.07	1.000	46.86		0.993		YES			0.0233	
125	1...	PCB-159			NO	1.20	1.000	47.21		1.000		YES			0.0209	
126	1...	PCB-128/162	6.97e5	1.27	NO	0.921	1.000	47.47	47.53	1.006	1.007	NO	57.95		0.0272	57.95
127	1...	PCB-167	7.64e5	1.28	NO	1.04	1.000	47.93	47.93	1.000	1.000	NO	55.44		0.0238	55.44
128	1...	PCB-156	6.83e5	1.27	NO	1.05	1.000	49.26	49.25	1.000	1.000	NO	50.20		0.0235	50.20
129	1...	PCB-157	7.79e5	1.29	NO	1.01	1.000	49.56	49.54	1.001	1.000	NO	57.74		0.0253	57.74
130	1...	PCB-169	6.75e5	1.26	NO	1.13	1.000	51.79	51.79	1.000	1.000	NO	48.05		0.0235	48.05
131	1...	PCB-188	7.81e5	1.03	NO	1.19	1.000	43.89	43.87	1.001	1.000	NO	55.56		0.0243	55.56
132	1...	PCB-184			NO	1.17	1.000	44.35		1.011		YES			0.0248	
133	1...	PCB-179			NO	1.22	1.000	45.17		1.030		YES			0.0239	

Dataset: U:\VG11.PRO\Results\180424K1\180424K1-8.qld

Last Altered: Friday, April 27, 2018 15:59:49 Pacific Daylight Time
Printed: Friday, April 27, 2018 16:03:27 Pacific Daylight Time

Name: 180424K1_8, Date: 24-Apr-2018, Time: 23:36:06, ID: SS180424K1-1 PCB 209 SS 17C1025, Description: PCB 209 SS 17C1025

	#	Name	Resp	RA	n/y	RRF	wt/vol	Pred.RT	RT	Pred.RRT	RRT	RRT Fail	Conc.	%Rec	DL	EMPC
134	1...	PCB-176			NO	1.16	1.000	45.65		1.041		YES			0.0249	
135	1...	PCB-186			NO	1.28	1.000	46.28		1.055		YES			0.0226	
136	1...	PCB-178	5.42e5	1.04	NO	0.898	1.000	46.79	46.75	1.067	1.066	NO	51.30		0.0323	51.30
137	1...	PCB-175			NO	0.940	1.000	47.15		1.075		YES			0.0308	
138	1...	PCB-182/187	6.01e5	1.03	NO	1.06	1.000	47.36	47.28	1.080	1.078	NO	48.25		0.0274	48.25
139	1...	PCB-183			NO	1.05	1.000	47.67		1.087		YES			0.0276	
140	1...	PCB-185			NO	1.28	1.000	48.30		0.955		YES			0.0326	
141	1...	PCB-174	5.29e5	1.06	NO	1.28	1.000	48.68	48.69	0.963	0.963	NO	49.22		0.0327	49.22
142	1...	PCB-181			NO	1.45	1.000	48.77		0.965		YES			0.0287	
143	1...	PCB-177			NO	1.27	1.000	48.94		0.968		YES			0.0329	
144	1...	PCB-171			NO	1.28	1.000	49.25		0.974		YES			0.0326	
145	1...	PCB-173			NO	1.19	1.000	49.71		0.983		YES			0.0351	
146	1...	PCB-172			NO	1.35	1.000	50.16		0.992		YES			0.0309	
147	1...	PCB-192			NO	1.73	1.000	50.37		0.996		YES			0.0241	
148	1...	PCB-180	6.39e5	1.05	NO	1.45	1.000	50.58	50.58	1.000	1.000	NO	52.17		0.0287	52.17
149	1...	PCB-193			NO	1.53	1.000	50.79		1.005		YES			0.0272	
150	1...	PCB-191			NO	1.64	1.000	51.06		1.010		YES			0.0254	
151	1...	PCB-170	5.19e5	1.06	NO	1.39	1.000	52.21	52.21	1.000	1.000	NO	50.83		0.0322	50.83
152	1...	PCB-190			NO	1.84	1.000	52.42		1.004		YES			0.0242	
153	1...	PCB-189	6.97e5	1.04	NO	1.32	1.000	53.84	53.84	1.000	1.000	NO	53.76		0.0234	53.76
154	1...	PCB-202	6.70e5	0.89	NO	0.994	1.000	49.48	49.48	1.001	1.001	NO	52.48		0.0126	52.48
155	1...	PCB-201			NO	0.956	1.000	49.98		1.011		YES			0.0131	
156	1...	PCB-204			NO	1.01	1.000	50.13		1.014		YES			0.0124	
157	1...	PCB-197			NO	0.981	1.000	50.45		1.020		YES			0.0128	
158	1...	PCB-200	6.05e5	0.90	NO	0.957	1.000	51.37	51.38	1.039	1.039	NO	49.25		0.0131	49.25
159	1...	PCB-198			NO	0.760	1.000	52.85		1.069		YES			0.0165	
160	1...	PCB-199			NO	0.770	1.000	52.98		1.071		YES			0.0163	
161	1...	PCB-196/203	5.03e5	0.88	NO	0.811	1.000	53.35	53.27	1.079	1.077	NO	48.27		0.0155	48.27
162	1...	PCB-195	4.51e5	0.87	NO	1.01	1.000	54.51	54.51	0.984	0.984	NO	48.56		0.0307	48.56
163	1...	PCB-194	4.76e5	0.88	NO	1.09	1.000	55.40	55.40	1.000	1.000	NO	47.83		0.0286	47.83
164	1...	PCB-205	5.73e5	0.89	NO	1.24	1.000	55.68	55.67	1.005	1.005	NO	50.57		0.0251	50.57
165	1...	PCB-208	5.58e5	1.38	NO	0.942	1.000	54.66	54.66	1.000	1.000	NO	51.06		0.0214	51.06
166	1...	PCB-207			NO	0.934	1.000	54.98		1.006		YES			0.0215	
167	1...	PCB-206	3.53e5	1.34	NO	0.964	1.000	56.94	56.94	1.000	1.000	NO	47.54		0.0300	47.54

Dataset: U:\VG11.PRO\Results\180424K1\180424K1-8.qld

Last Altered: Friday, April 27, 2018 15:59:49 Pacific Daylight Time
Printed: Friday, April 27, 2018 16:03:27 Pacific Daylight Time

Name: 180424K1_8, Date: 24-Apr-2018, Time: 23:36:06, ID: SS180424K1-1 PCB 209 SS 17C1025, Description: PCB 209 SS 17C1025

	#-Name	Resp	RA	n/y	RRF	wt/vol	Pred.RT	RT	Pred.RRT	RRT	RRT Fail	Conc.	%Rec	DL	EMPC
168	1... PCB-209	3.43e5	1.16	NO	0.915	1.000	58.10	58.11	1.000	1.000	NO	54.38	35-65	0.0110	54.38
169	1... 13C-PCB-1	1.90e6	3.31	NO	0.847	1.000	16.25	16.19	0.617	0.615	NO	96.49	96.5	50-150 0.0245	
170	1... 13C-PCB-3	2.02e6	3.28	NO	0.882	1.000	18.87	18.89	0.716	0.717	NO	98.57	98.6	0.0235	
171	1... 13C-PCB-4	1.42e6	1.63	NO	0.605	1.000	20.28	20.26	0.770	0.769	NO	101.1	101	0.0310	
172	1... 13C-PCB-9	2.22e6	1.59	NO	0.956	1.000	22.13	22.11	0.840	0.839	NO	100.0	100	0.0196	
173	1... 13C-PCB-11	2.18e6	1.58	NO	0.950	1.000	25.61	25.61	0.972	0.972	NO	99.02	99.0	0.0197	
174	1... 13C-PCB-19	1.37e6	1.04	NO	0.595	1.000	24.55	24.56	0.932	0.932	NO	99.30	99.3	0.190	
175	1... 13C-PCB-32	1.94e6	1.05	NO	0.869	1.000	27.59	27.58	1.048	1.047	NO	96.09	96.1	0.130	
176	1... 13C-PCB-28	2.10e6	1.08	NO	1.00	1.000	29.58	29.60	1.003	1.004	NO	104.1	104	0.120	
177	1... 13C-PCB-37	1.92e6	1.06	NO	0.933	1.000	33.64	33.62	1.141	1.140	NO	101.8	102	0.129	
178	1... 13C-PCB-54	1.66e6	0.78	NO	0.989	1.000	28.38	28.43	0.756	0.757	NO	102.5	102	0.0524	
179	1... 13C-PCB-52	1.33e6	0.78	NO	0.781	1.000	32.05	32.09	0.854	0.855	NO	103.9	104	0.0663	
180	1... 13C-PCB-47	1.43e6	0.78	NO	0.859	1.000	32.58	32.62	0.868	0.869	NO	101.0	101	0.0603	
181	1... 13C-PCB-70	1.70e6	0.79	NO	1.01	1.000	36.26	36.26	0.966	0.966	NO	101.9	102	0.0510	
182	1... 13C-PCB-80	1.68e6	0.78	NO	1.01	1.000	36.72	36.69	0.978	0.977	NO	101.1	101	0.0512	
183	1... 13C-PCB-81	1.64e6	0.78	NO	0.987	1.000	39.93	39.91	1.063	1.063	NO	101.1	101	0.0525	
184	1... 13C-PCB-77	1.54e6	0.79	NO	0.923	1.000	40.55	40.52	1.080	1.079	NO	101.4	101	0.0561	
185	1... 13C-PCB-104	1.49e6	1.57	NO	1.01	1.000	33.26	33.30	0.829	0.830	NO	100.0	100	0.0185	
186	1... 13C-PCB-95	1.20e6	1.61	NO	0.812	1.000	36.56	36.58	0.911	0.912	NO	100.7	101	0.0231	
187	1... 13C-PCB-101	1.17e6	1.61	NO	0.811	1.000	38.32	38.33	0.955	0.955	NO	98.23	98.2	0.0231	
188	1... 13C-PCB-97	1.02e6	1.64	NO	0.704	1.000	39.67	39.67	0.989	0.989	NO	98.96	99.0	0.0266	
189	1... 13C-PCB-123	1.37e6	1.59	NO	0.922	1.000	42.35	42.31	1.056	1.055	NO	101.2	101	0.0203	
190	1... 13C-PCB-118	1.45e6	1.61	NO	0.981	1.000	42.53	42.50	1.060	1.059	NO	101.0	101	0.0191	
191	1... 13C-PCB-114	1.32e6	1.63	NO	1.39	1.000	43.15	43.19	0.909	0.910	NO	98.23	98.2	0.0386	
192	1... 13C-PCB-105	1.29e6	1.60	NO	1.38	1.000	44.05	44.08	0.928	0.929	NO	97.24	97.2	0.0389	
193	1... 13C-PCB-127	1.40e6	1.57	NO	1.47	1.000	44.39	44.42	0.935	0.936	NO	98.80	98.8	0.0366	
194	1... 13C-PCB-126	1.30e6	1.61	NO	1.33	1.000	46.37	46.39	0.977	0.977	NO	101.5	101	0.0405	
195	1... 13C-PCB-155	1.46e6	1.25	NO	0.989	1.000	37.83	37.84	0.943	0.943	NO	101.0	101	0.0122	
196	1... 13C-PCB-153	1.24e6	1.27	NO	1.31	1.000	44.22	44.23	0.931	0.932	NO	98.40	98.4	0.0588	
197	1... 13C-PCB-141	1.06e6	1.28	NO	1.11	1.000	44.98	45.01	0.947	0.948	NO	99.06	99.1	0.0693	
198	1... 13C-PCB-138	1.10e6	1.27	NO	1.15	1.000	45.85	45.86	0.966	0.966	NO	99.21	99.2	0.0665	
199	1... 13C-PCB-159	1.31e6	1.26	NO	1.37	1.000	47.19	47.19	0.994	0.994	NO	99.37	99.4	0.0562	
200	2... 13C-PCB-167	1.33e6	1.26	NO	1.36	1.000	47.89	47.91	1.009	1.009	NO	101.2	101	0.0564	
201	2... 13C-PCB-156	1.30e6	1.29	NO	1.33	1.000	49.24	49.24	1.037	1.037	NO	101.4	101	0.0577	

Dataset: U:\VG11.PRO\Results\180424K1\180424K1-8.qld

Last Altered: Friday, April 27, 2018 15:59:49 Pacific Daylight Time
Printed: Friday, April 27, 2018 16:03:27 Pacific Daylight Time

Name: 180424K1_8, Date: 24-Apr-2018, Time: 23:36:06, ID: SS180424K1-1 PCB 209 SS 17C1025, Description: PCB 209 SS 17C1025

	#	Name	Resp	RA	n/y	RRF	wt/vol	Pred.RT	RT	Pred.RRT	RRT	RRT Fail	Conc.	%Rec	DL	EMPC
202	2...	13C-PCB-157	1.34e6	1.29	NO	1.38	1.000	49.51	49.52	1.043	1.043	NO	100.8	101	0.0556	
203	2...	13C-PCB-169	1.25e6	1.26	NO	1.26	1.000	51.79	51.77	1.091	1.091	NO	102.9	103	0.0610	
204	2...	13C-PCB-188	1.18e6	0.44	NO	1.39	1.000	43.83	43.85	0.927	0.927	NO	99.61	99.6	0.0330	
205	2...	13C-PCB-180	8.42e5	0.44	NO	0.951	1.000	50.55	50.56	1.069	1.069	NO	104.3	104	0.0483	
206	2...	13C-PCB-170	7.36e5	0.44	NO	0.829	1.000	52.25	52.19	1.105	1.104	NO	104.6	105	0.0554	
207	2...	13C-PCB-189	9.80e5	0.43	NO	1.11	1.000	53.90	53.82	1.140	1.138	NO	104.3	104	0.0416	
208	2...	13C-PCB-202	1.28e6	0.90	NO	1.44	1.000	49.47	49.44	1.042	1.042	NO	104.8	105	0.0367	
209	2...	13C-PCB-194	9.16e5	0.91	NO	0.788	1.000	55.37	55.39	0.995	0.995	NO	99.04	99.0	0.0675	
210	2...	13C-PCB-208	1.16e6	0.78	NO	1.01	1.000	54.59	54.64	0.981	0.982	NO	97.92	97.9	0.0354	
211	2...	13C-PCB-206	7.70e5	0.78	NO	0.659	1.000	56.94	56.92	1.023	1.023	NO	99.62	99.6	0.0542	
212	2...	13C-PCB-209	6.90e5	1.21	NO	0.576	1.000	58.14	58.10	1.045	1.044	NO	102.1	102	0.00952	
213	2...	13C-PCB-15	2.32e6	1.59	NO	1.00	1.000	26.32	26.34	1.000	0.000	NO	100.0	100	0.0187	
214	2...	13C-PCB-31	2.02e6	1.08	NO	1.00	1.000	29.49	29.49	1.000	0.000	NO	100.0	100	0.121	
215	2...	13C-PCB-60	1.64e6	0.77	NO	1.00	1.000	37.55	37.55	1.000	0.000	NO	100.0	100	0.0518	
216	2...	13C-PCB-111	1.47e6	1.58	NO	1.00	1.000	40.13	40.12	1.000	0.000	NO	100.0	100	0.0187	
217	2...	13C-PCB-128	9.63e5	1.26	NO	1.00	1.000	47.49	47.47	1.000	0.000	NO	100.0	100	0.0768	
218	2...	13C-PCB-182	8.50e5	0.44	NO	1.00	1.000	47.32	47.28	0.000	0.000	NO	100.0	100	0.0459	
219	2...	13C-PCB-205	1.17e6	0.91	NO	1.00	1.000	55.70	55.65	1.000	0.000	NO	100.0	100	0.0532	
220	2...	13C-PCB-79	1.69e6	0.78	NO	1.02	1.000	38.67	38.65	1.030	1.029	NO	100.3	100	0.0506	
221	2...	13C-PCB-178	7.94e5	0.44	NO	0.831	1.000	46.72	46.73	0.988	0.988	NO	99.26	99.3	0.0485	
222	2...	13C-PCB-79	1.69e6	0.78	NO	1.04	1.000	38.67	38.65	0.969	0.968	NO	99.23	99.2	0.0511	
223	2...	13C-PCB-178	7.95e5	0.43	NO	0.965	1.000	46.72	46.73	0.924	0.924	NO	97.79	97.8	0.0483	
224	2...	Total Mono-PCBs				0.967	1.000	0.00		0.000		NO	229.5		0.0235	229.5
225	2...	Total Di-PCBs				1.02	1.000	0.00		0.000		NO	765.7		0.196	765.7
226	2...	2nd Function Tri-PCBs				0.888	1.000	0.00		0.000		NO	101.1		0.0576	101.1
227	2...	3rd Function Tri-PCBs				0.957	1.000	0.00		0.000		NO	295.4		0.206	295.4
228	2...	Total Tetra-PCBs				0.954	1.000	0.00		0.000		NO	627.2		0.641	627.2
229	2...	3rd Function Penta-PCBs				1.10	1.000	0.00		0.000		NO	463.5		0.509	463.5
230	2...	4th Function Penta-PCBs				1.07	1.000	0.00		0.000		NO	155.4		0.0972	155.4
231	2...	3rd Function Hexa-PCBs				0.778	1.000	0.00		0.000		NO	112.2		0.149	112.2
232	2...	4th Function Hexa-PCBs				0.985	1.000	0.00		0.000		NO	358.6		0.552	358.6
233	2...	Total Hepta-PCBs				1.30	1.000	0.00		0.000		NO	361.1		0.649	361.1
234	2...	4th Function Octa-PCBs				0.905	1.000	0.00		0.000		NO	150.0		0.112	150.0
235	2...	5th Function Octa-PCBs				1.11	1.000	0.00		0.000		NO	147.0		0.0844	147.0

Dataset: U:\VG11.PRO\Results\180424K1\180424K1-8.qld

Last Altered: Friday, April 27, 2018 15:59:49 Pacific Daylight Time
Printed: Friday, April 27, 2018 16:03:27 Pacific Daylight Time

Name: 180424K1_8, Date: 24-Apr-2018, Time: 23:36:06, ID: SS180424K1-1 PCB 209 SS 17C1025, Description: PCB 209 SS 17C1025

	#	Name	Resp	RA	n/y	RRF	wt/vol	Pred.RT	RT	Pred.RRT	RRT	RRT Fail	Conc.	%Rec	DL	EMPC
236	2...	Total Nona-PCBs				0.947	1.000	0.00		0.000		NO	98.60		0.0729	98.60
237	2...	Deca-CB				0.915	1.000	0.00		0.000		NO	54.38		0.0110	54.38
238	2...	Total PCBs														
239	2...	Total Mono-Isotopes														
240	2...	Total Di-Isotopes														
241	2...	2nd Function Tri-Isotopes														
242	2...	3rd Function Tri-Isotopes														
243	2...	Tetra-Isotopes				0.954	1.000	0.00		1.000		NO	913.1		0.492	0.0000
244	2...	3rd Function Penta-Isotopes				0.892	1.000	0.00		0.000		NO	700.1		0.149	0.0000
245	2...	4th Function Penta-Isotopes				1.39	1.000	0.00		0.000		NO	395.8		0.155	0.0000
246	2...	4th Function Hexa-Isotopes				1.25	1.000	0.00		0.000		NO	902.2		0.558	0.0000
247	2...	Hepta-Isotopes														
248	2...	5th Function Octa-Isotopes				0.894	1.000	0.00		0.000		NO	199.0		0.121	0.0000

Vista Analytical Laboratory VG-9

Dataset: Untitled

Last Altered: Thursday, April 26, 2018 8:10:05 AM Pacific Daylight Time
Printed: Thursday, April 26, 2018 8:16:24 AM Pacific Daylight Time

Method: U:\VG11.PRO\MethDB\PCB-209_ZB1_4-24-18.mdb 24 Apr 2018 09:08:45
Calibration: U:\VG11.PRO\CurveDB\db1_PCBvg11-4-24-18.cdb 25 Apr 2018 16:10:50

Name: 180424K1_8, Date: 24-Apr-2018, Time: 23:36:06, ID: SS180424K1-1 PCB 209 SS 17C1025, Description: PCB 209 SS 17C1025

PCB-1

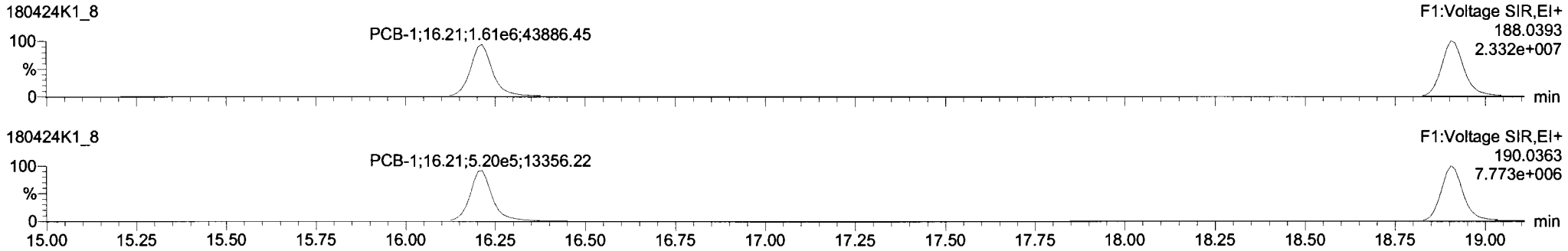

13C-PCB-1

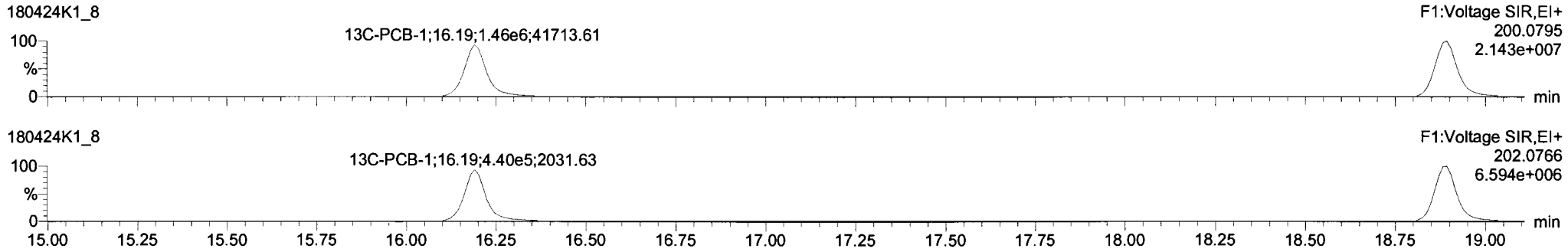

PFK1

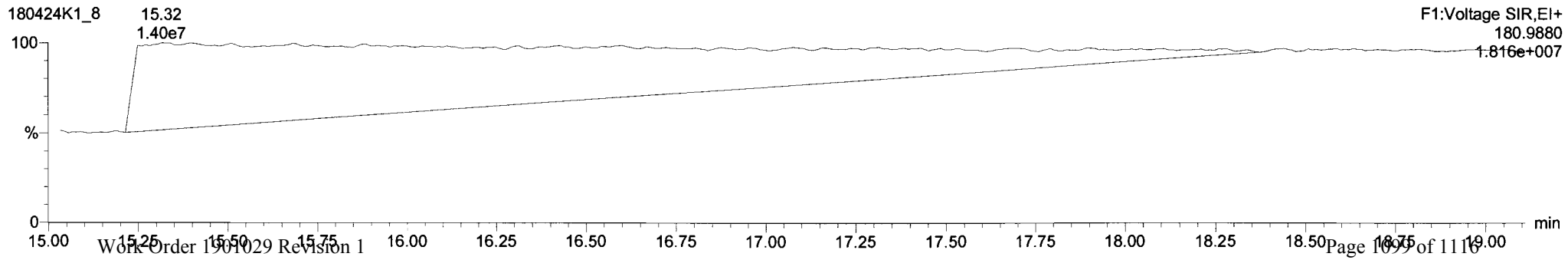

Vista Analytical Laboratory VG-9

Dataset: Untitled

Last Altered: Thursday, April 26, 2018 8:10:05 AM Pacific Daylight Time
Printed: Thursday, April 26, 2018 8:16:24 AM Pacific Daylight Time

Name: 180424K1_8, Date: 24-Apr-2018, Time: 23:36:06, ID: SS180424K1-1 PCB 209 SS 17C1025, Description: PCB 209 SS 17C1025

PCB-4/10

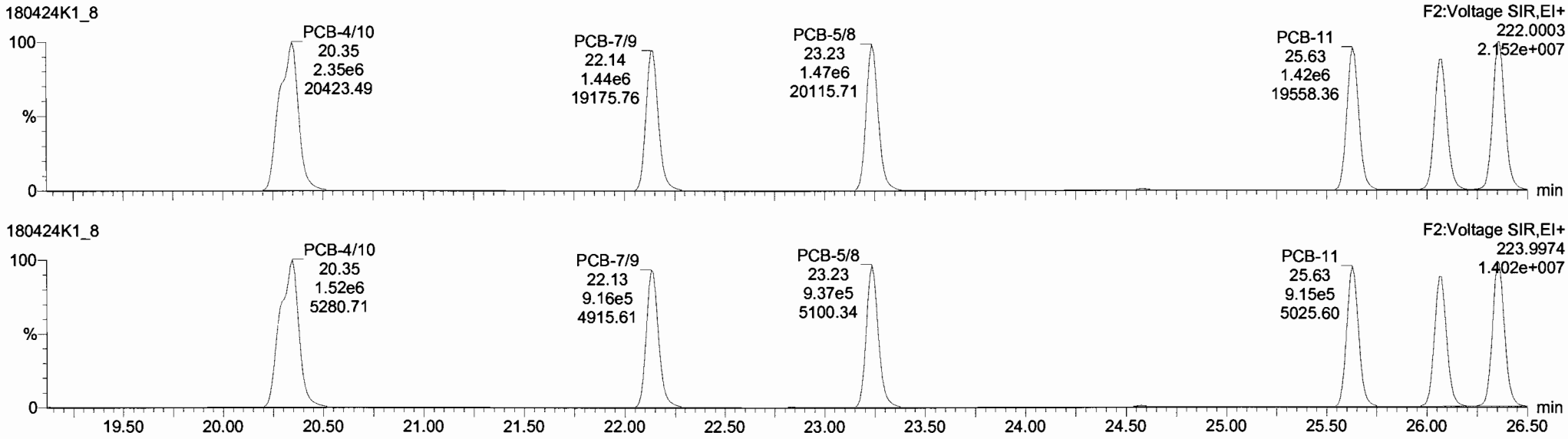

13C-PCB-4

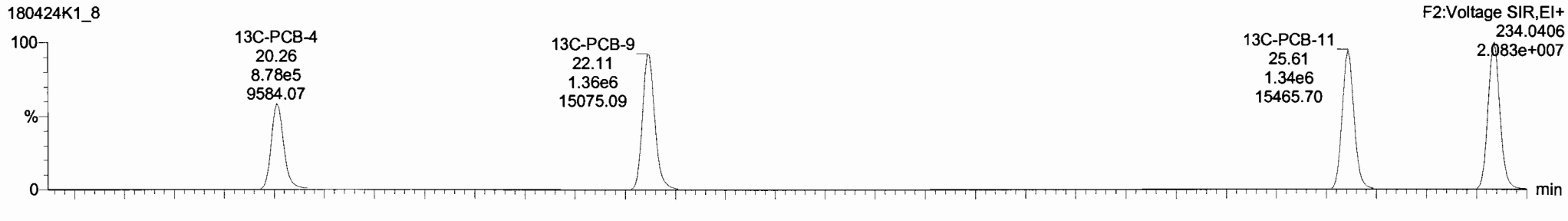

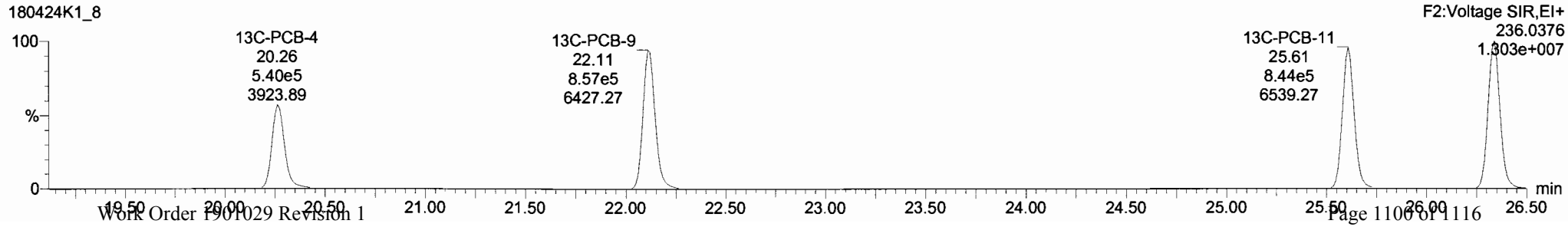

Dataset: Untitled

Last Altered: Thursday, April 26, 2018 8:10:05 AM Pacific Daylight Time
Printed: Thursday, April 26, 2018 8:16:24 AM Pacific Daylight Time

Name: 180424K1_8, Date: 24-Apr-2018, Time: 23:36:06, ID: SS180424K1-1 PCB 209 SS 17C1025, Description: PCB 209 SS 17C1025

PCB-19

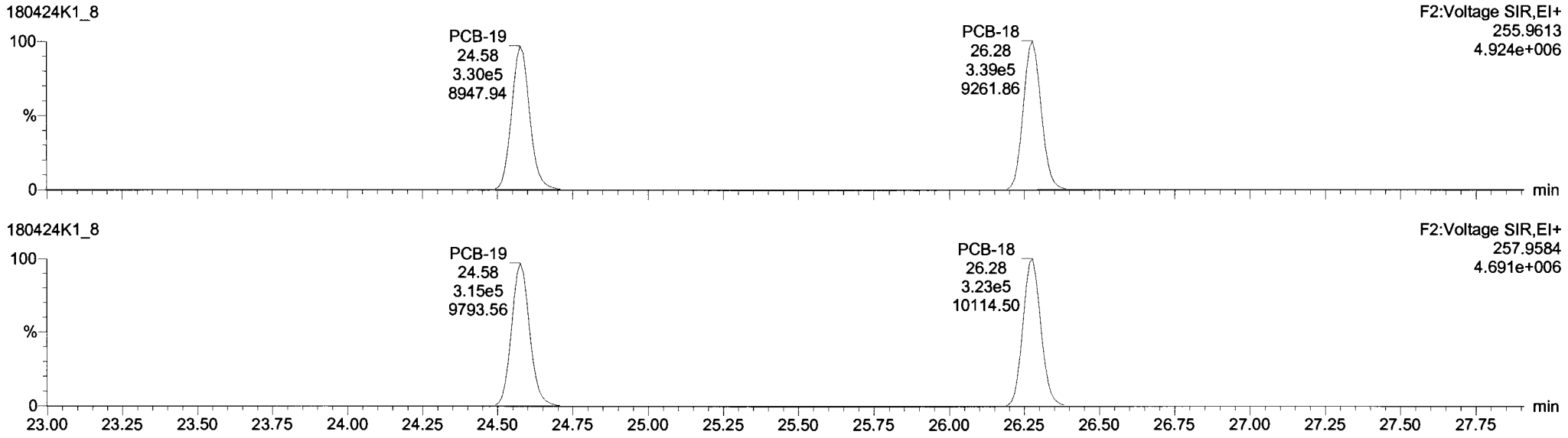

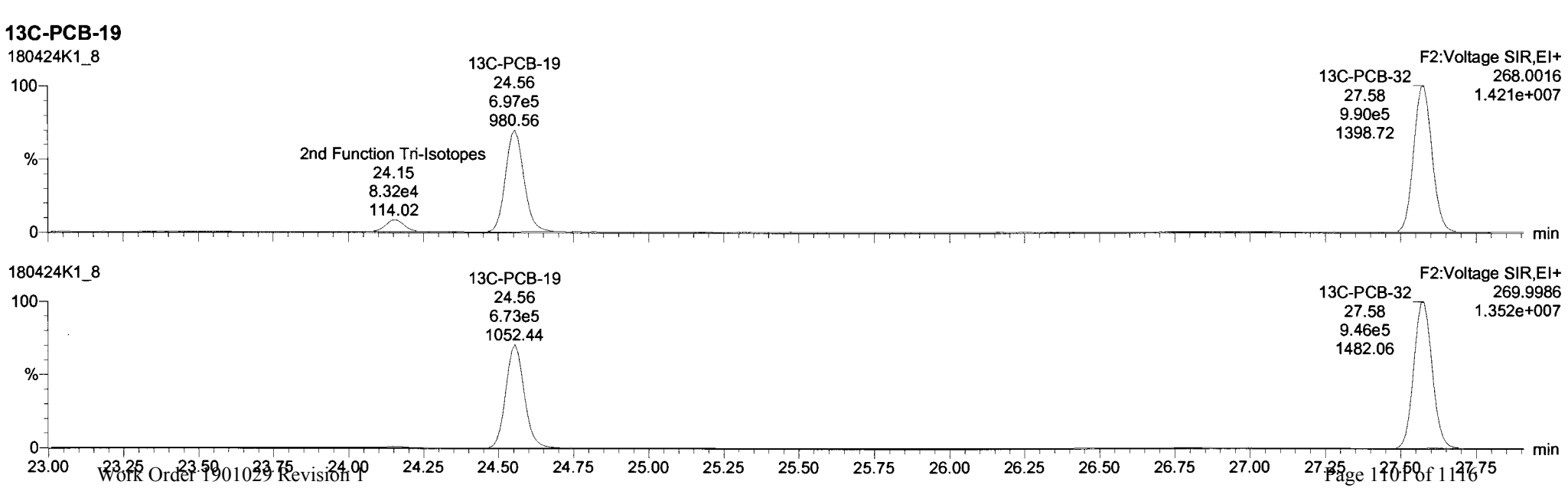

13C-PCB-19

Dataset: Untitled

Last Altered: Thursday, April 26, 2018 8:10:05 AM Pacific Daylight Time
Printed: Thursday, April 26, 2018 8:16:24 AM Pacific Daylight Time

Name: 180424K1_8, Date: 24-Apr-2018, Time: 23:36:06, ID: SS180424K1-1 PCB 209 SS 17C1025, Description: PCB 209 SS 17C1025

PCB-34

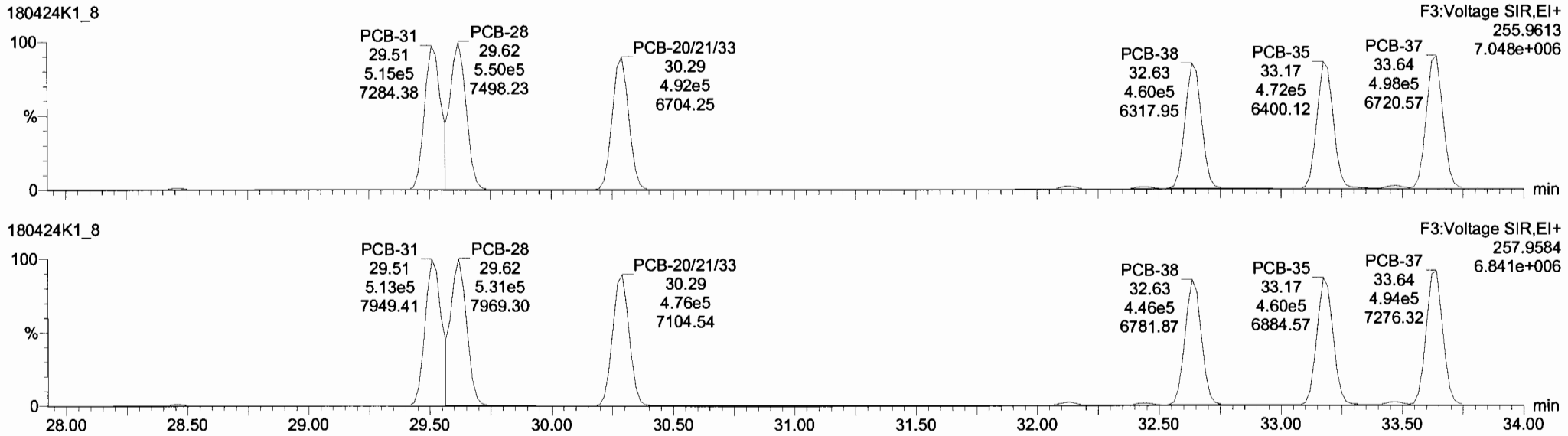

13C-PCB-28

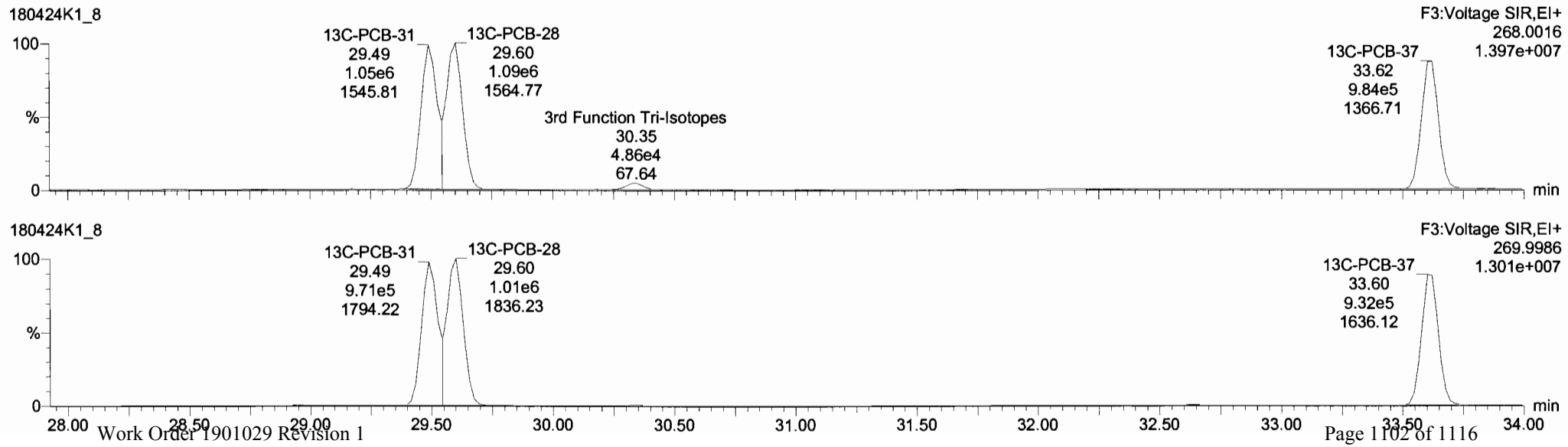

Vista Analytical Laboratory VG-9

Dataset: Untitled

Last Altered: Thursday, April 26, 2018 8:10:05 AM Pacific Daylight Time
Printed: Thursday, April 26, 2018 8:16:24 AM Pacific Daylight Time

Name: 180424K1_8, Date: 24-Apr-2018, Time: 23:36:06, ID: SS180424K1-1 PCB 209 SS 17C1025, Description: PCB 209 SS 17C1025

PCB-54

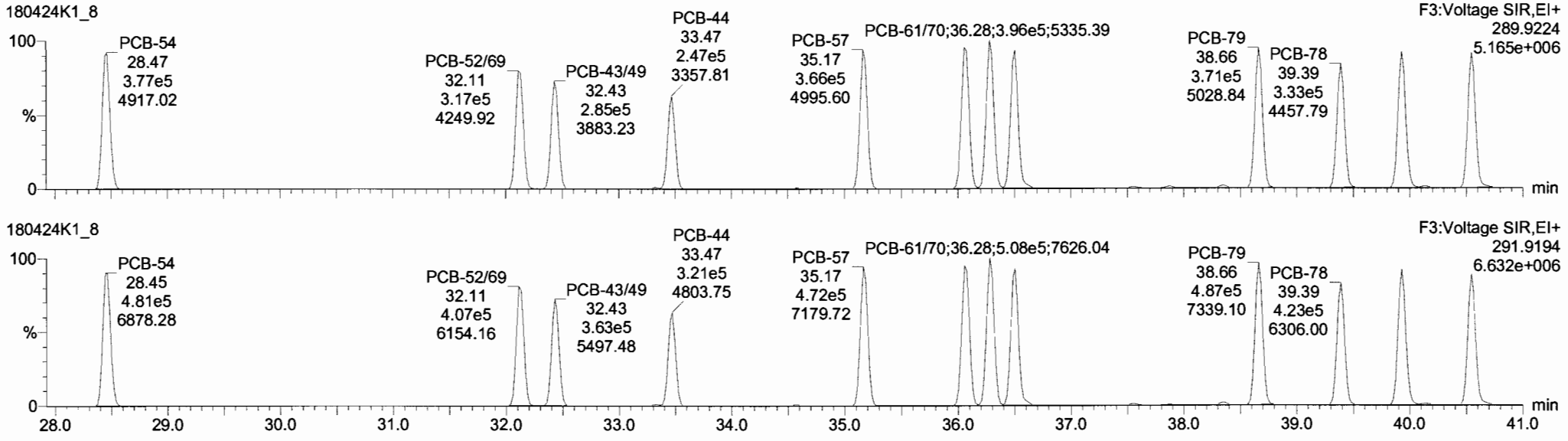

13C-PCB-54

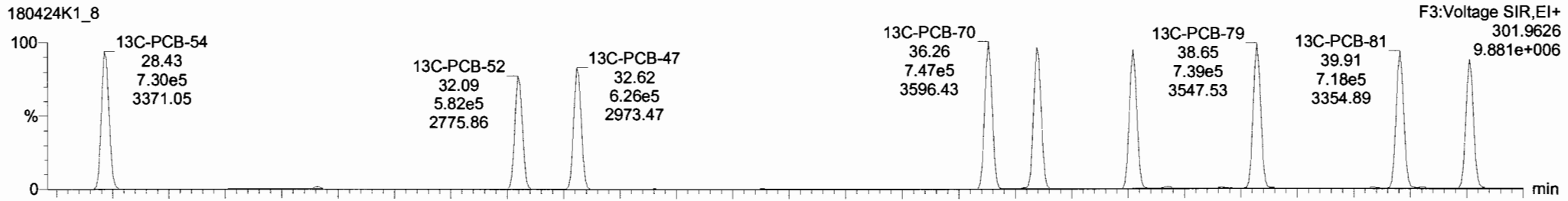

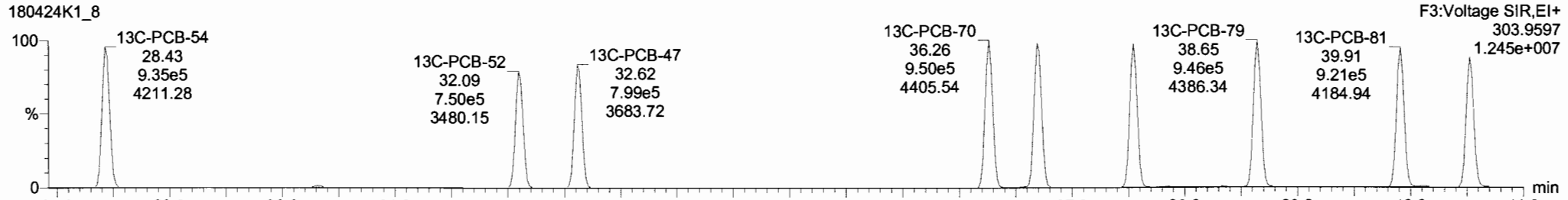

Dataset: Untitled

Last Altered: Thursday, April 26, 2018 8:10:05 AM Pacific Daylight Time
Printed: Thursday, April 26, 2018 8:16:24 AM Pacific Daylight Time

Name: 180424K1_8, Date: 24-Apr-2018, Time: 23:36:06, ID: SS180424K1-1 PCB 209 SS 17C1025, Description: PCB 209 SS 17C1025

PCB-50

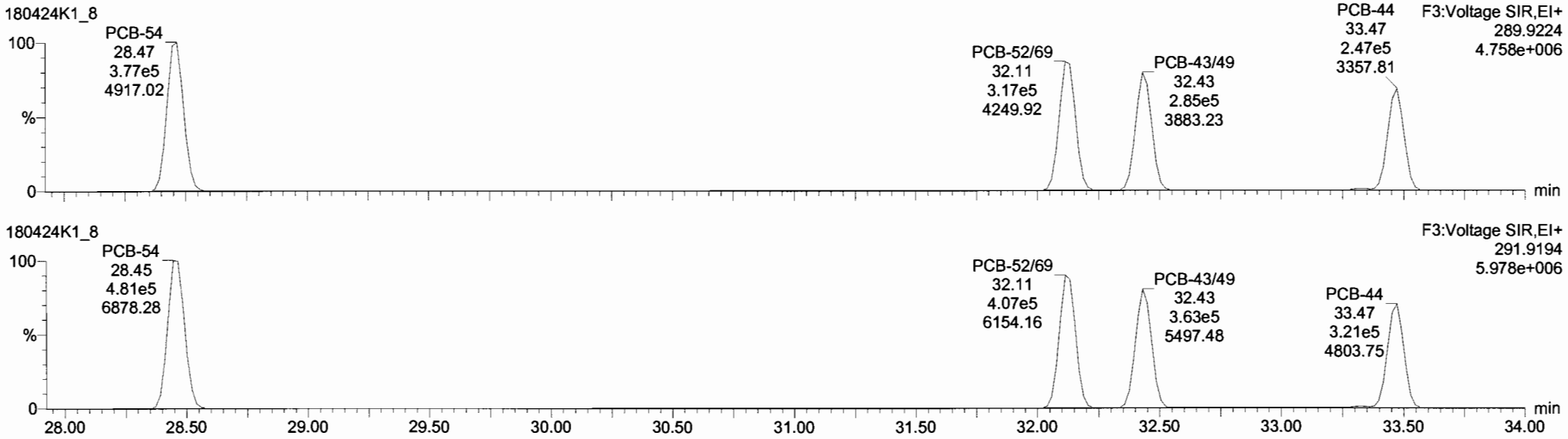

13C-PCB-52

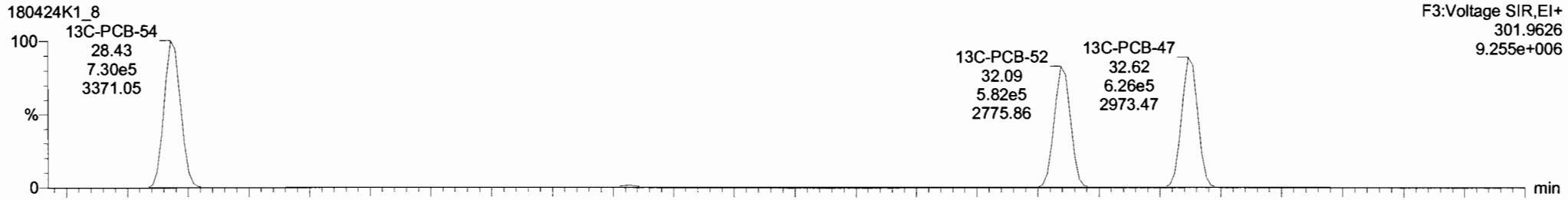

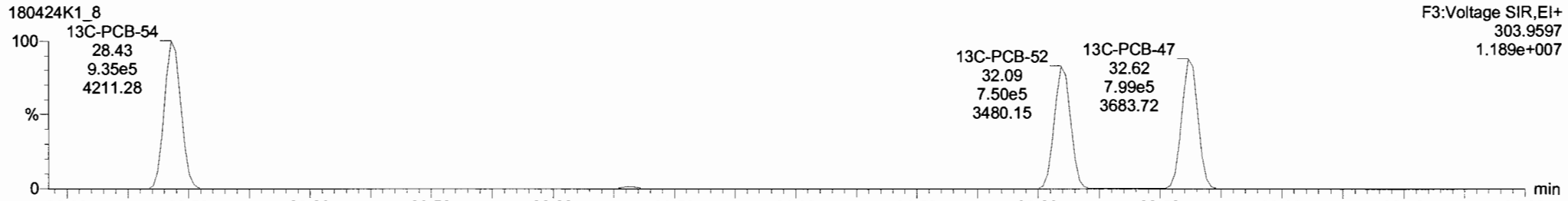

Dataset: Untitled

Last Altered: Thursday, April 26, 2018 8:10:05 AM Pacific Daylight Time
Printed: Thursday, April 26, 2018 8:16:24 AM Pacific Daylight Time

Name: 180424K1_8, Date: 24-Apr-2018, Time: 23:36:06, ID: SS180424K1-1 PCB 209 SS 17C1025, Description: PCB 209 SS 17C1025

PCB-68

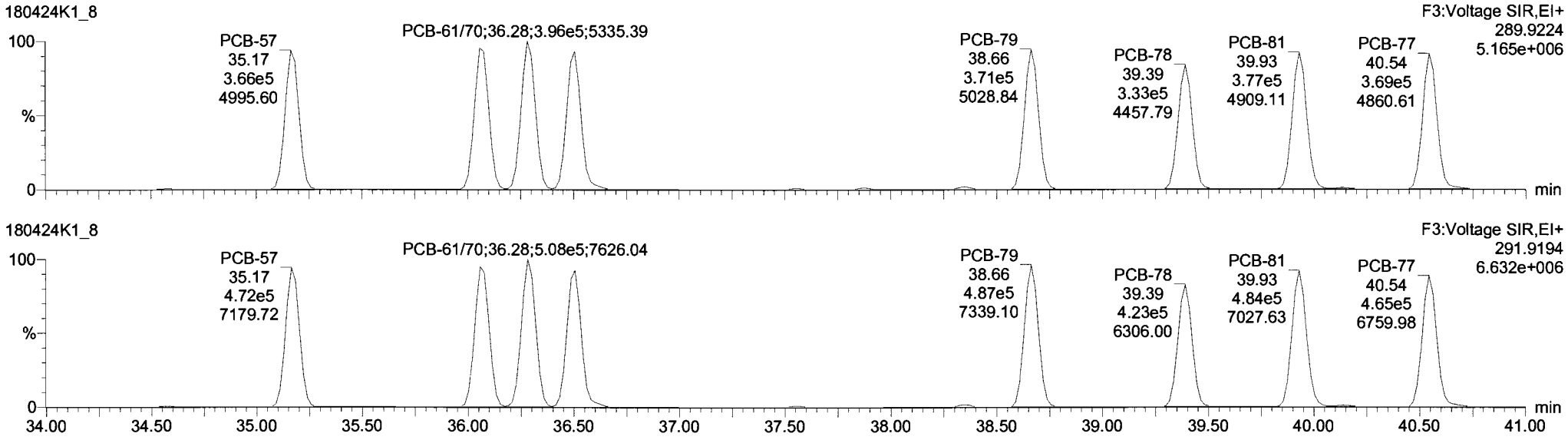

13C-PCB-60

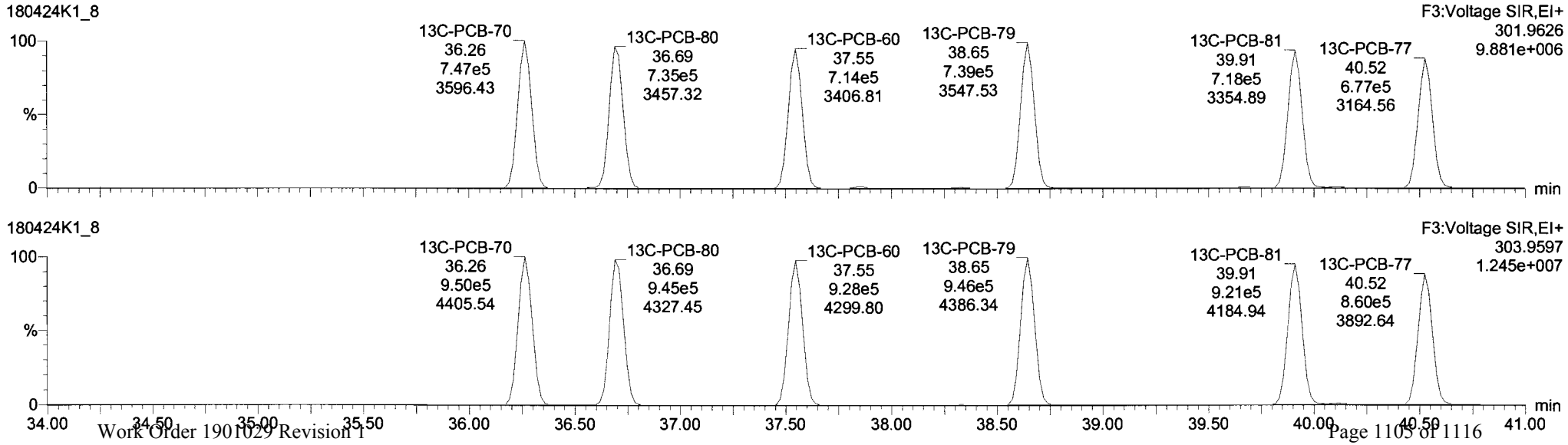

Dataset: Untitled

Last Altered: Thursday, April 26, 2018 8:10:05 AM Pacific Daylight Time
Printed: Thursday, April 26, 2018 8:16:24 AM Pacific Daylight Time

Name: 180424K1_8, Date: 24-Apr-2018, Time: 23:36:06, ID: SS180424K1-1 PCB 209 SS 17C1025, Description: PCB 209 SS 17C1025

PCB-104

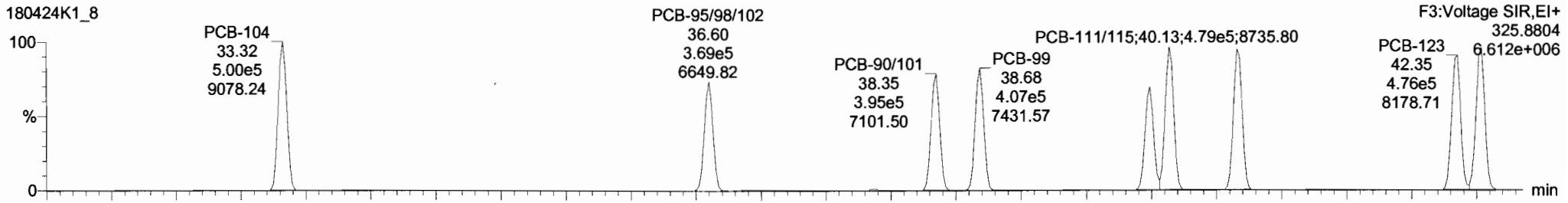

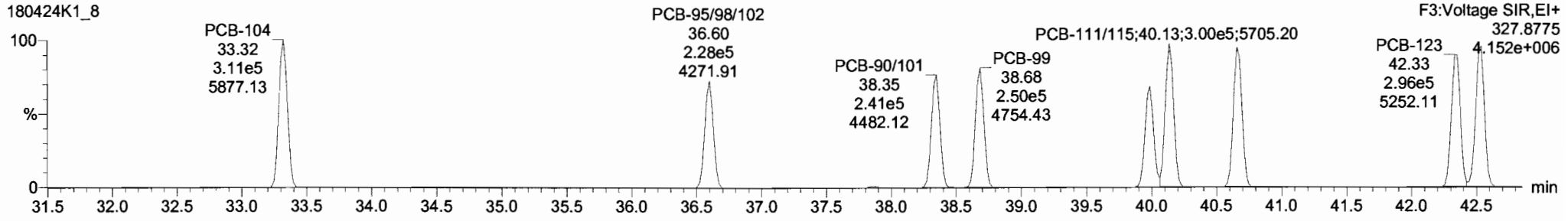

13C-PCB-104

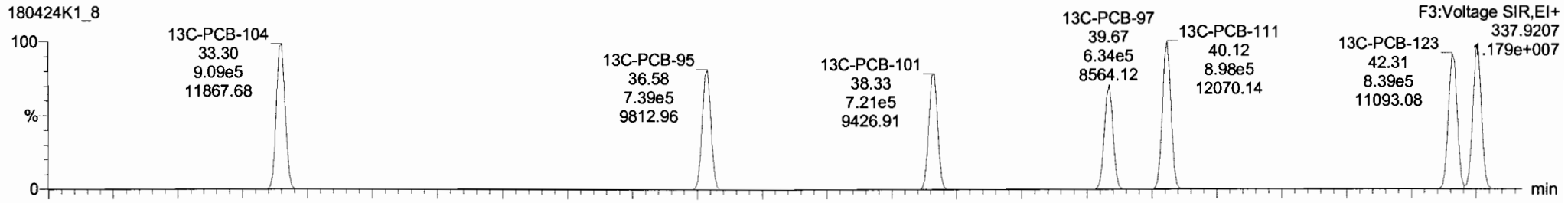

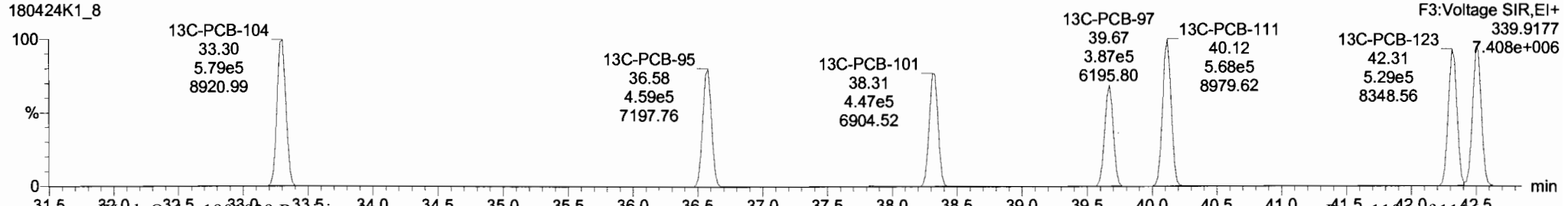

Dataset: Untitled

Last Altered: Thursday, April 26, 2018 8:10:05 AM Pacific Daylight Time
Printed: Thursday, April 26, 2018 8:16:24 AM Pacific Daylight Time

Name: 180424K1_8, Date: 24-Apr-2018, Time: 23:36:06, ID: SS180424K1-1 PCB 209 SS 17C1025, Description: PCB 209 SS 17C1025

PCB-96

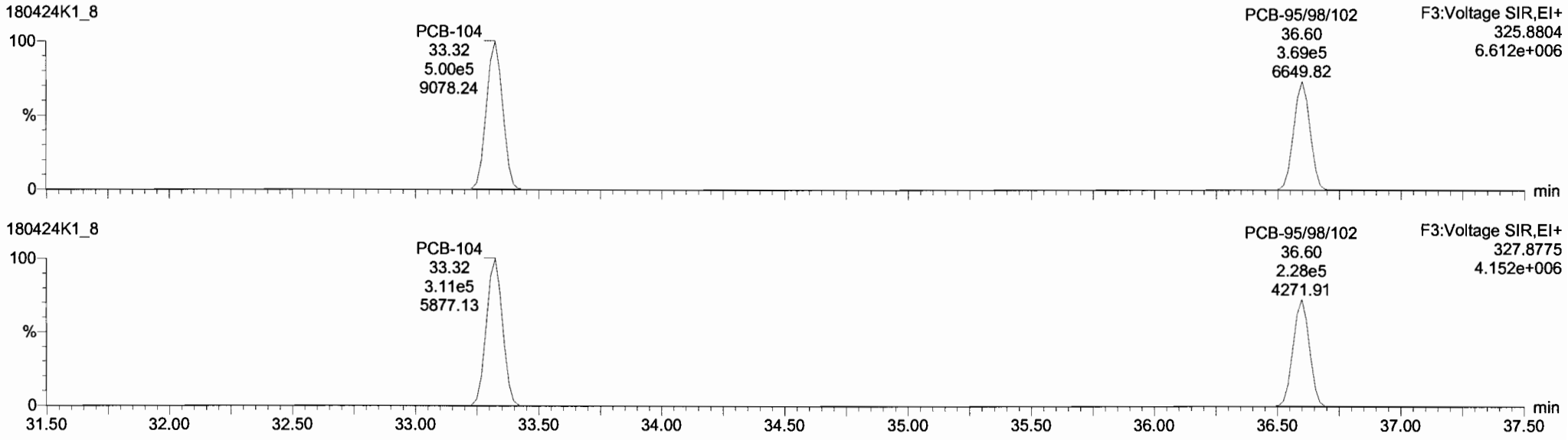

13C-PCB-95

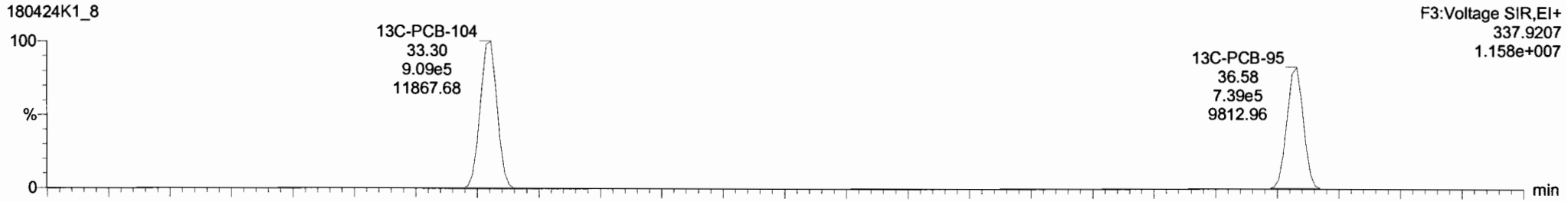

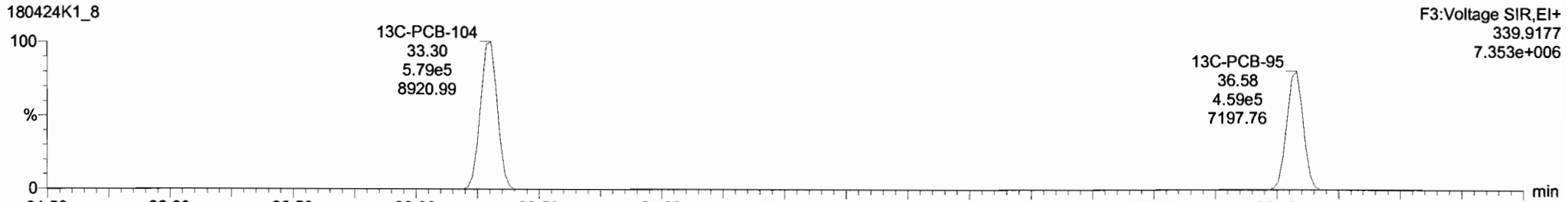

Dataset: Untitled

Last Altered: Thursday, April 26, 2018 8:10:05 AM Pacific Daylight Time
Printed: Thursday, April 26, 2018 8:16:24 AM Pacific Daylight Time

Name: 180424K1_8, Date: 24-Apr-2018, Time: 23:36:06, ID: SS180424K1-1 PCB 209 SS 17C1025, Description: PCB 209 SS 17C1025

PCB-119

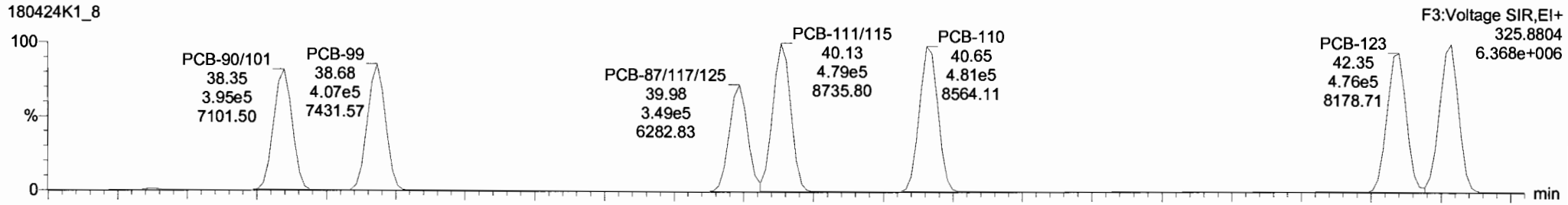

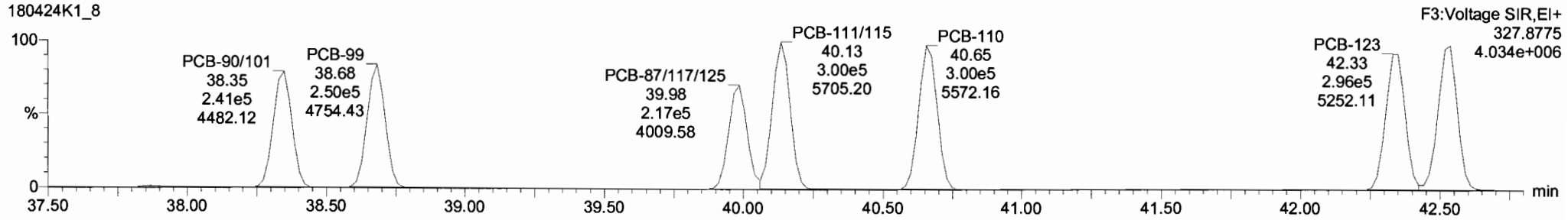

13C-PCB-111

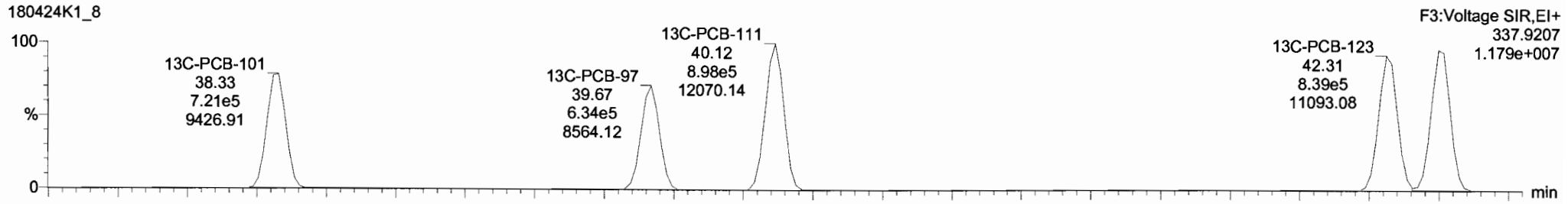

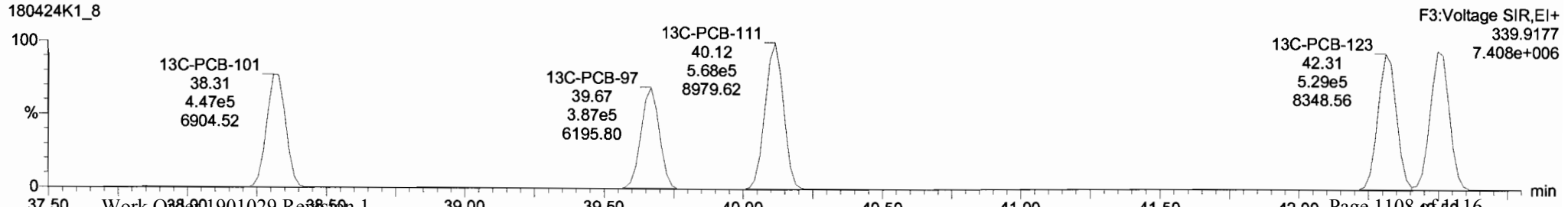

Dataset: Untitled

Last Altered: Thursday, April 26, 2018 8:10:05 AM Pacific Daylight Time
Printed: Thursday, April 26, 2018 8:16:24 AM Pacific Daylight Time

Name: 180424K1_8, Date: 24-Apr-2018, Time: 23:36:06, ID: SS180424K1-1 PCB 209 SS 17C1025, Description: PCB 209 SS 17C1025

PCB-114



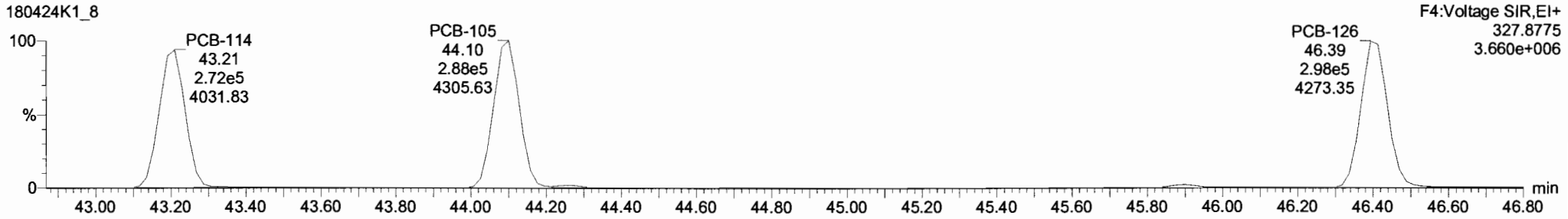

13C-PCB-114

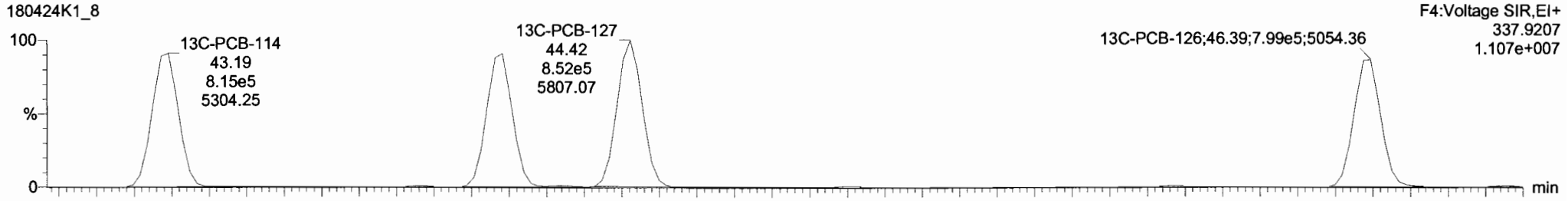

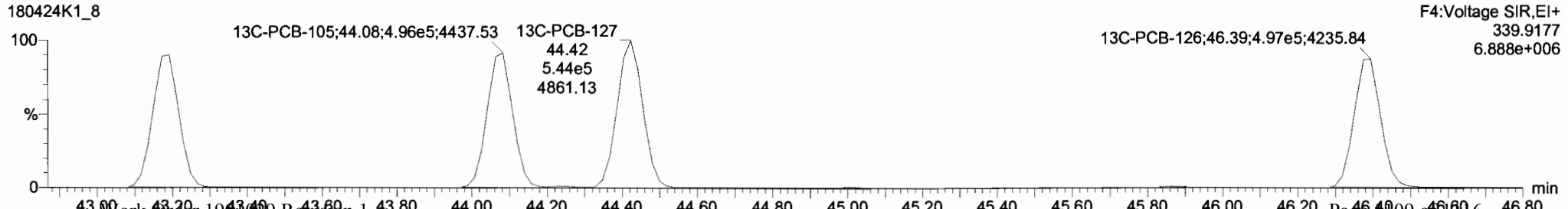

Dataset: Untitled

Last Altered: Thursday, April 26, 2018 8:10:05 AM Pacific Daylight Time
Printed: Thursday, April 26, 2018 8:16:24 AM Pacific Daylight Time

Name: 180424K1_8, Date: 24-Apr-2018, Time: 23:36:06, ID: SS180424K1-1 PCB 209 SS 17C1025, Description: PCB 209 SS 17C1025

PCB-155

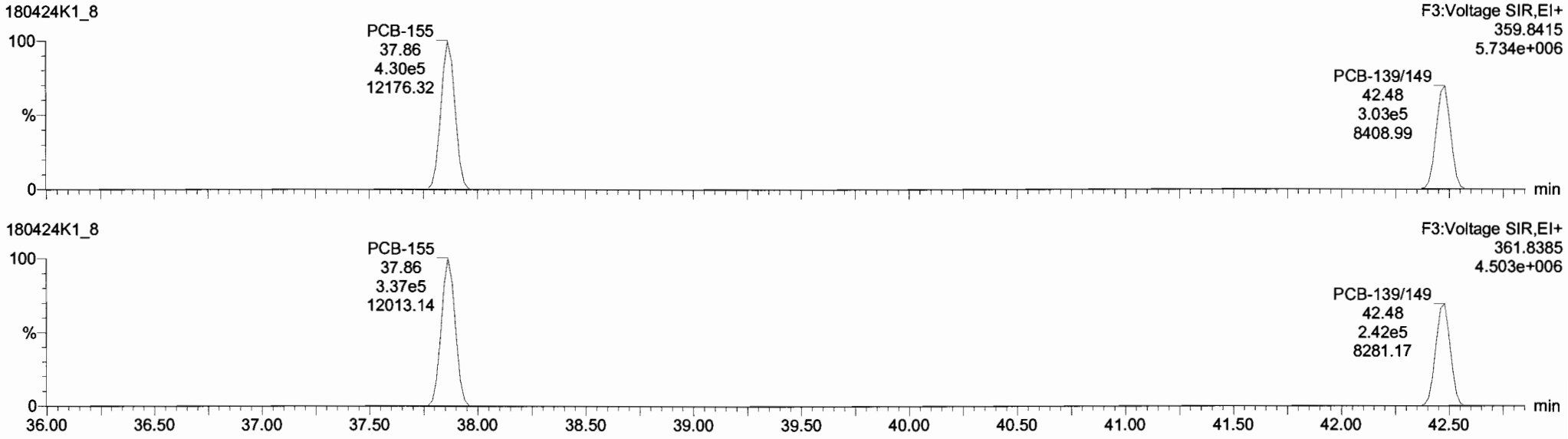

13C-PCB-155

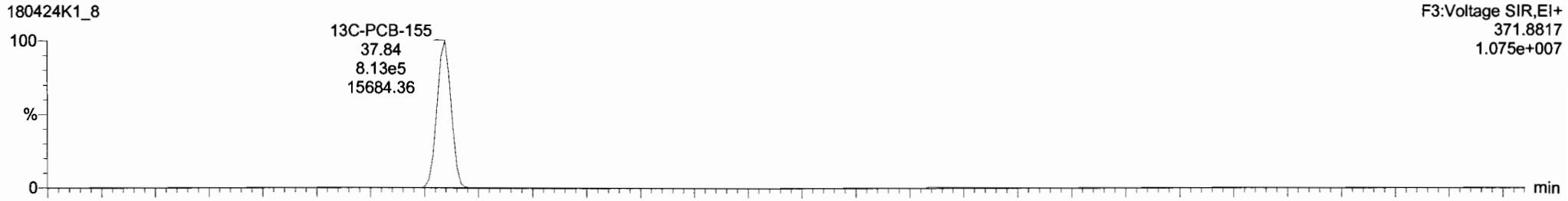

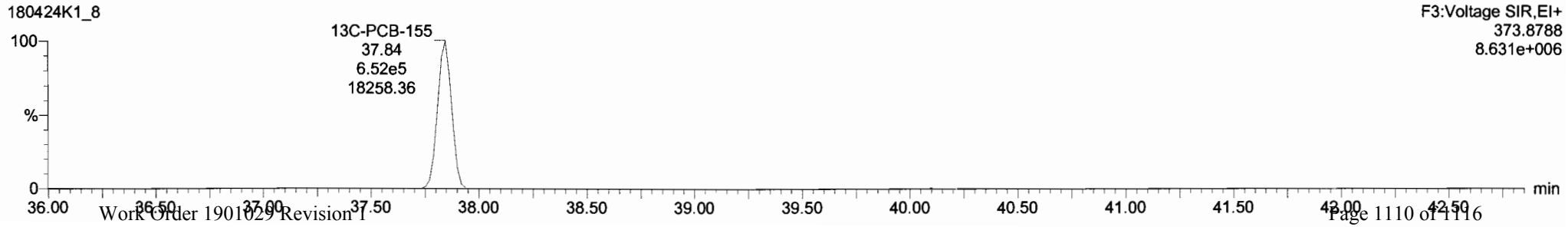

Dataset: Untitled

Last Altered: Thursday, April 26, 2018 8:10:05 AM Pacific Daylight Time
Printed: Thursday, April 26, 2018 8:16:24 AM Pacific Daylight Time

Name: 180424K1_8, Date: 24-Apr-2018, Time: 23:36:06, ID: SS180424K1-1 PCB 209 SS 17C1025, Description: PCB 209 SS 17C1025

PCB-134/143

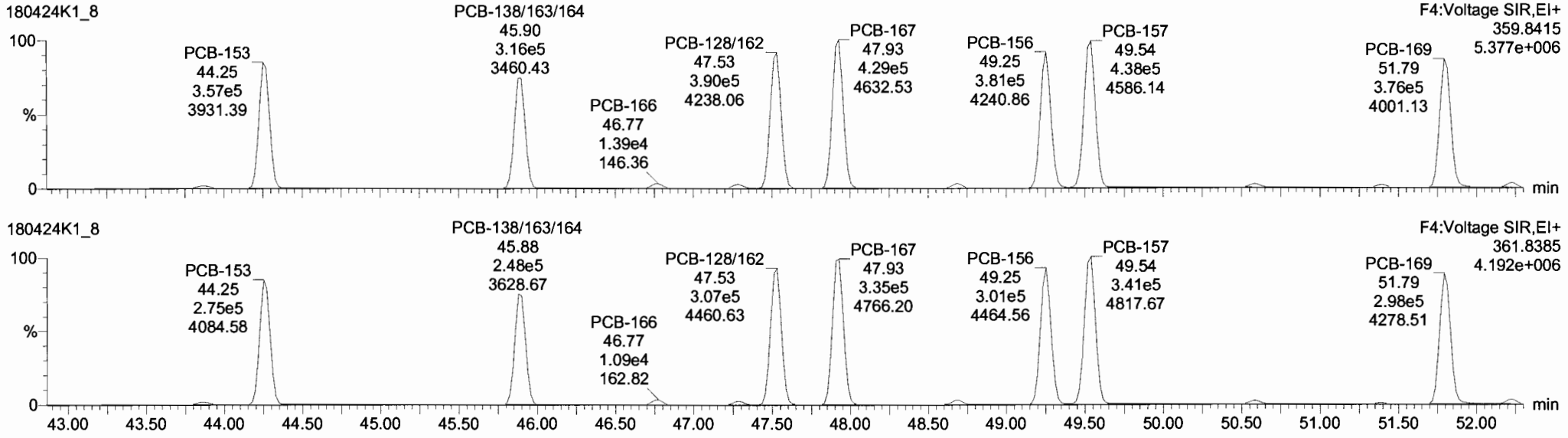

13C-PCB-153

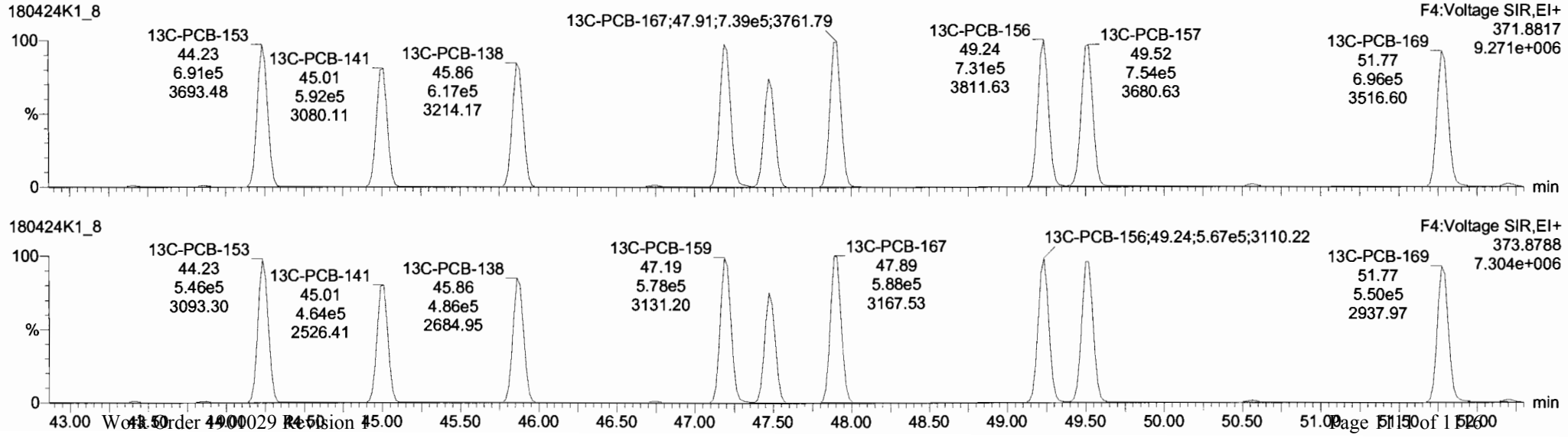

Dataset: Untitled

Last Altered: Thursday, April 26, 2018 8:10:05 AM Pacific Daylight Time
Printed: Thursday, April 26, 2018 8:16:24 AM Pacific Daylight Time

Name: 180424K1_8, Date: 24-Apr-2018, Time: 23:36:06, ID: SS180424K1-1 PCB 209 SS 17C1025, Description: PCB 209 SS 17C1025

PCB-188

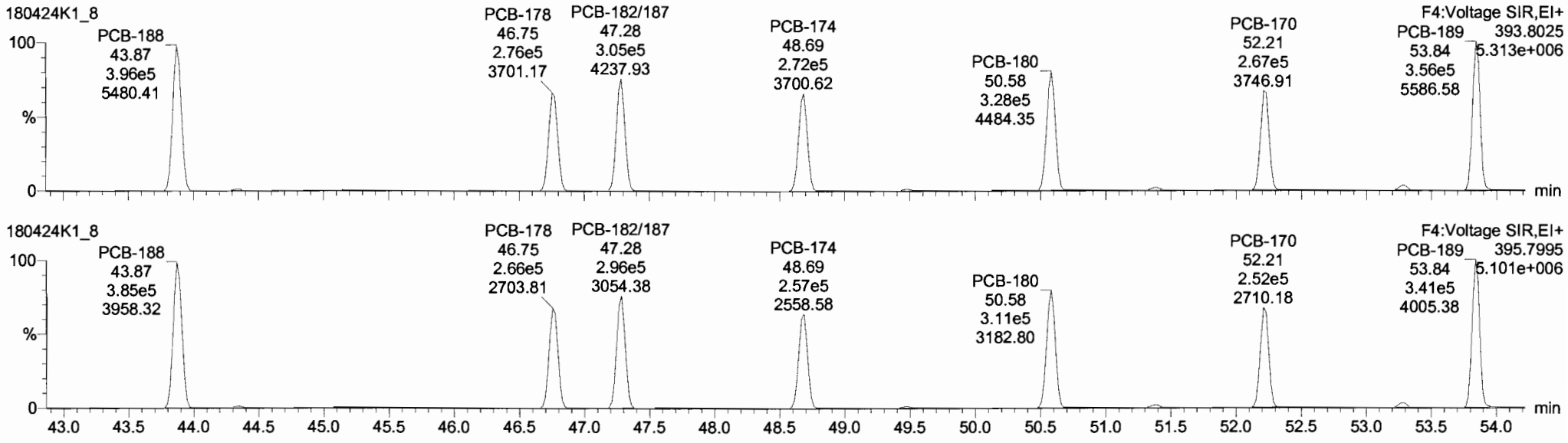

13C-PCB-188

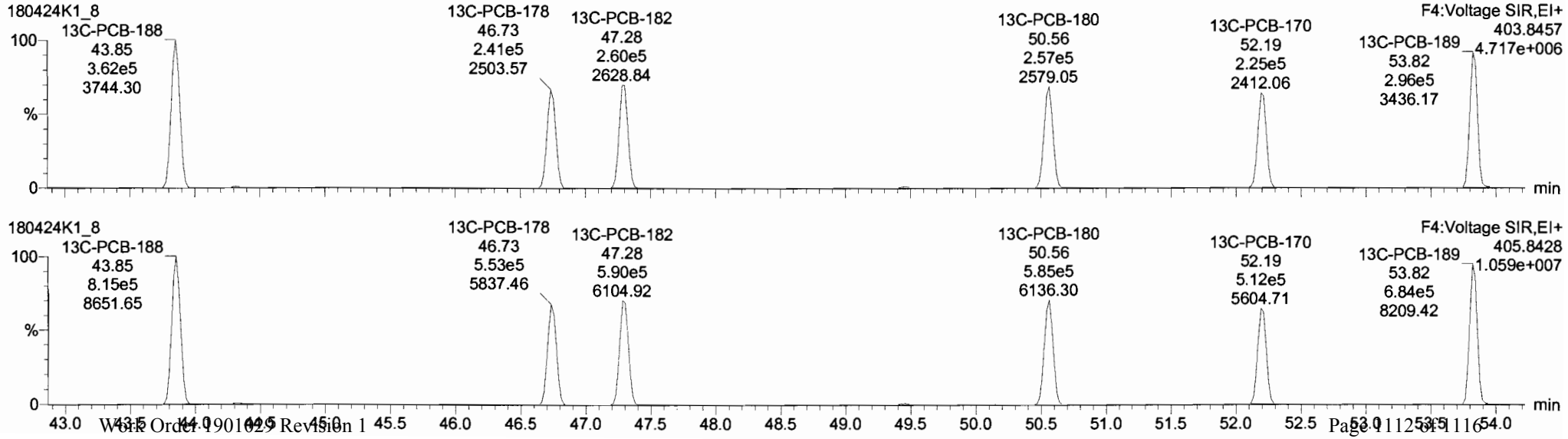

Dataset: Untitled

Last Altered: Thursday, April 26, 2018 8:10:05 AM Pacific Daylight Time
Printed: Thursday, April 26, 2018 8:16:24 AM Pacific Daylight Time

Name: 180424K1_8, Date: 24-Apr-2018, Time: 23:36:06, ID: SS180424K1-1 PCB 209 SS 17C1025, Description: PCB 209 SS 17C1025

PCB-202

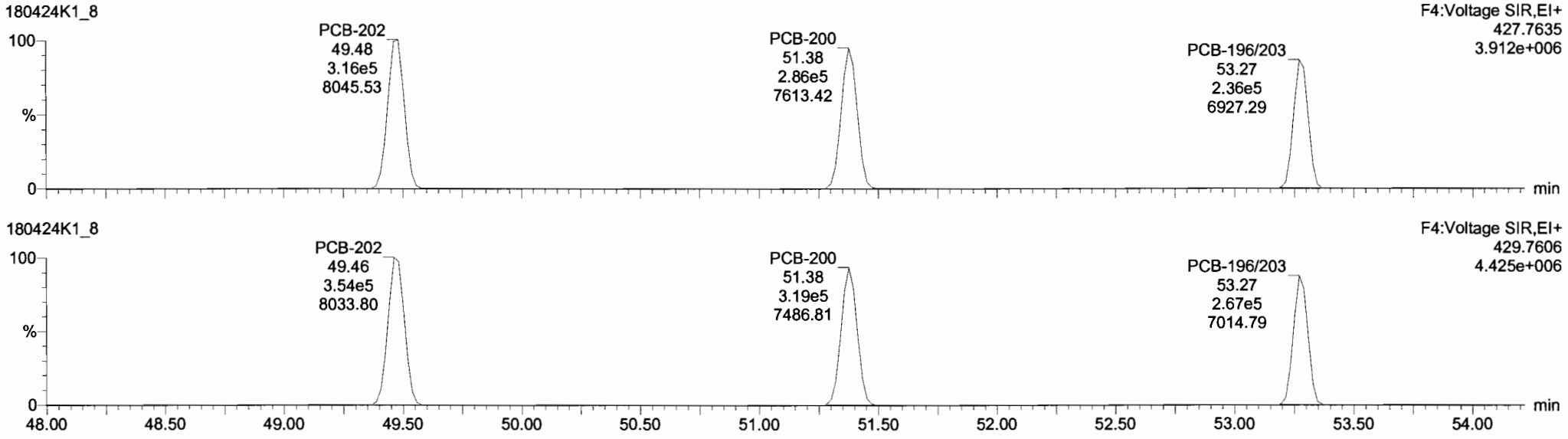

13C-PCB-202

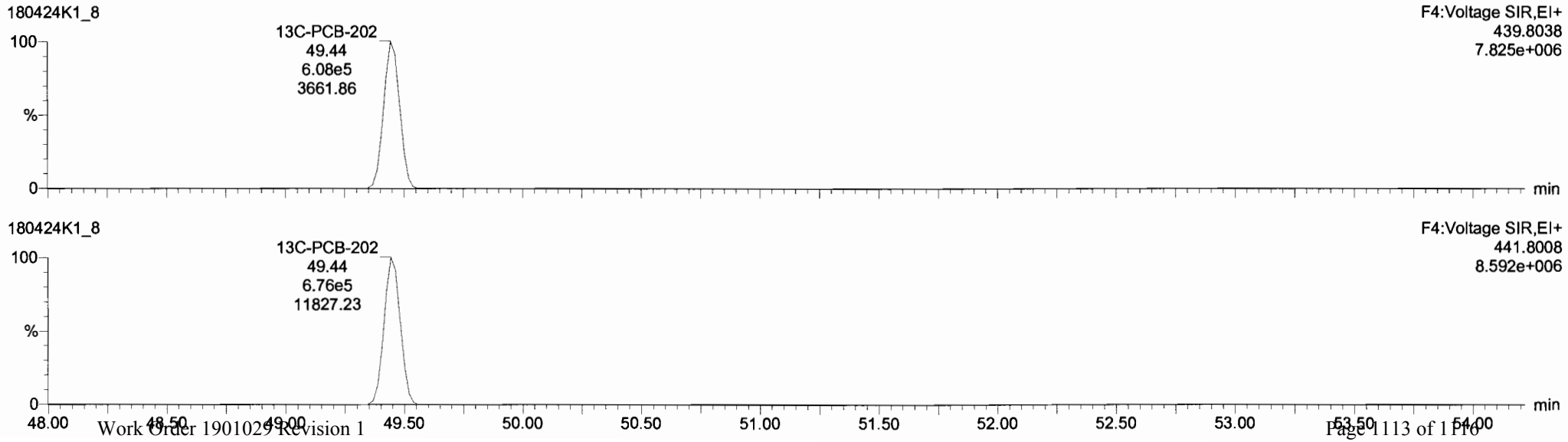

Dataset: Untitled

Last Altered: Thursday, April 26, 2018 8:10:05 AM Pacific Daylight Time
Printed: Thursday, April 26, 2018 8:16:24 AM Pacific Daylight Time

Name: 180424K1_8, Date: 24-Apr-2018, Time: 23:36:06, ID: SS180424K1-1 PCB 209 SS 17C1025, Description: PCB 209 SS 17C1025

PCB-195

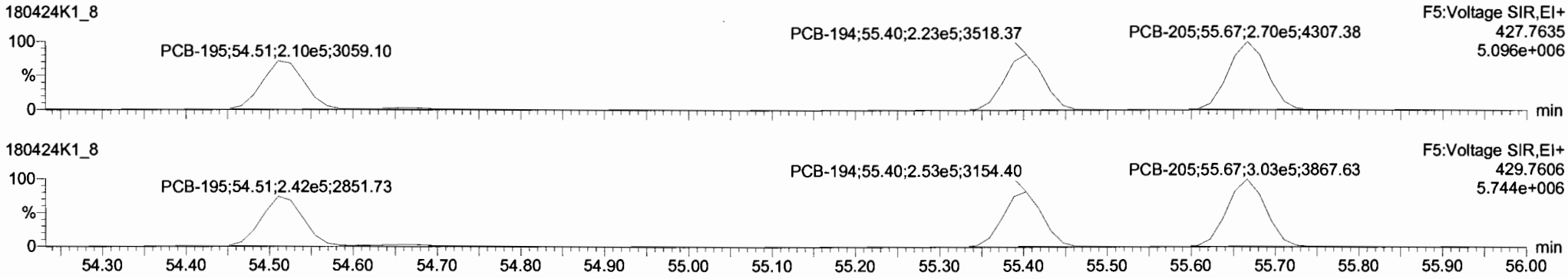

13C-PCB-194

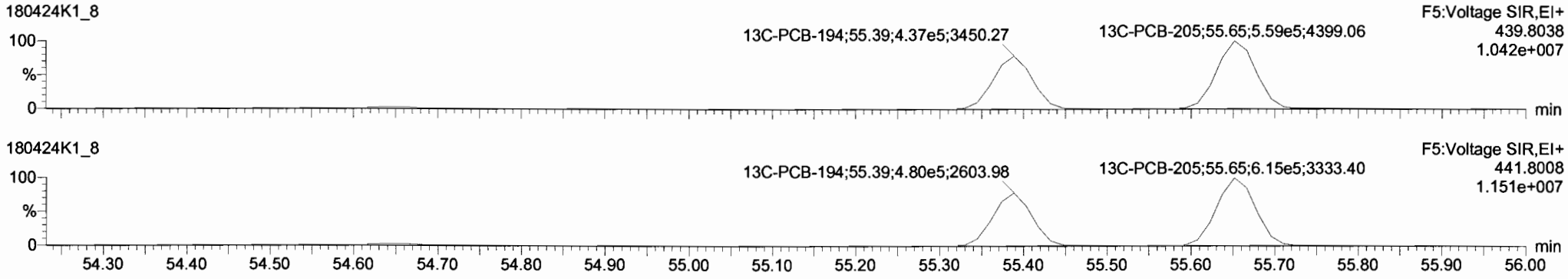

PFK5

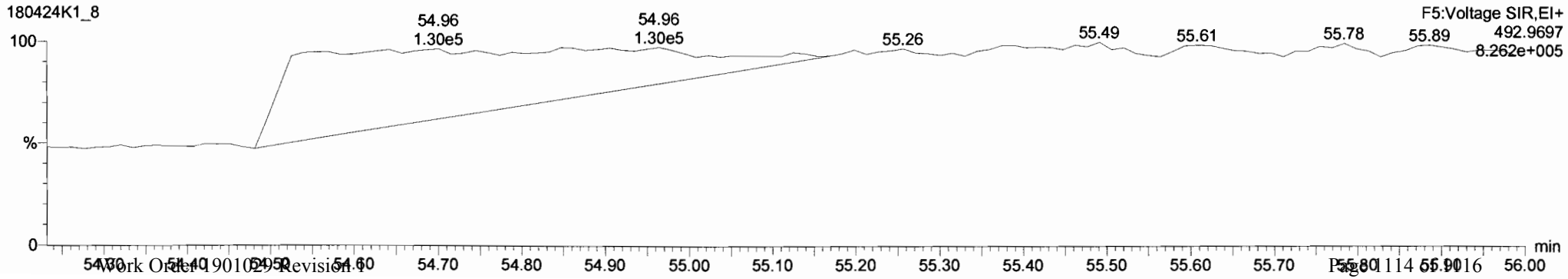

Dataset: Untitled

Last Altered: Thursday, April 26, 2018 8:10:05 AM Pacific Daylight Time
Printed: Thursday, April 26, 2018 8:16:24 AM Pacific Daylight Time

Name: 180424K1_8, Date: 24-Apr-2018, Time: 23:36:06, ID: SS180424K1-1 PCB 209 SS 17C1025, Description: PCB 209 SS 17C1025

PCB-208

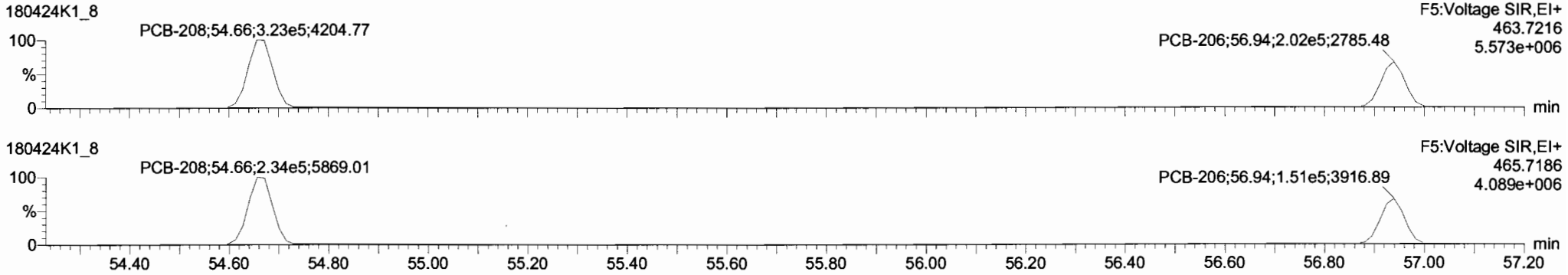

13C-PCB-208

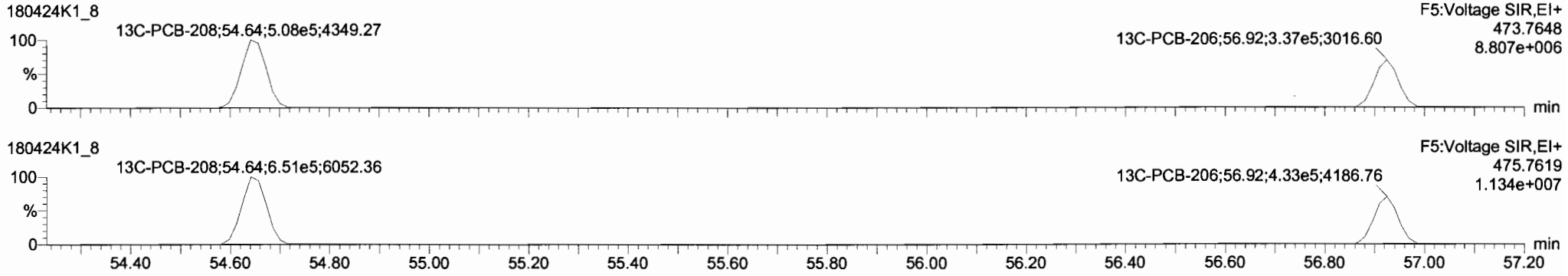

PFK5

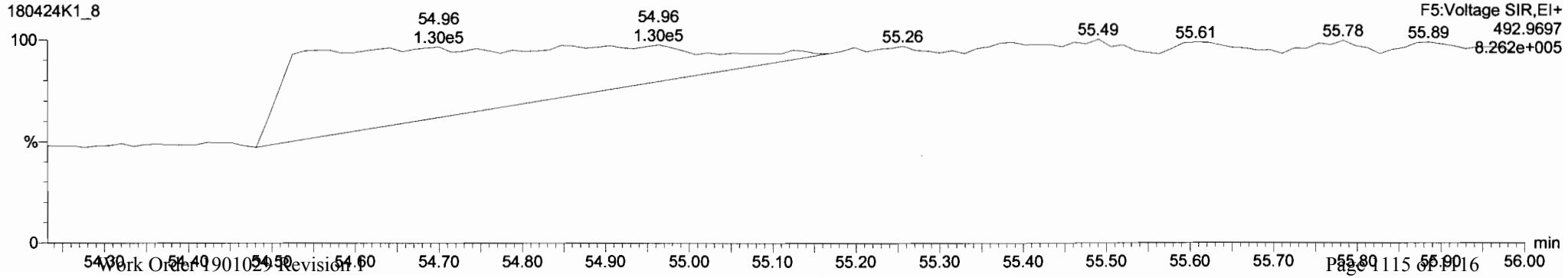

Vista Analytical Laboratory VG-9

Dataset: Untitled

Last Altered: Thursday, April 26, 2018 8:10:05 AM Pacific Daylight Time
Printed: Thursday, April 26, 2018 8:16:24 AM Pacific Daylight Time

Name: 180424K1_8, Date: 24-Apr-2018, Time: 23:36:06, ID: SS180424K1-1 PCB 209 SS 17C1025, Description: PCB 209 SS 17C1025

PCB-209

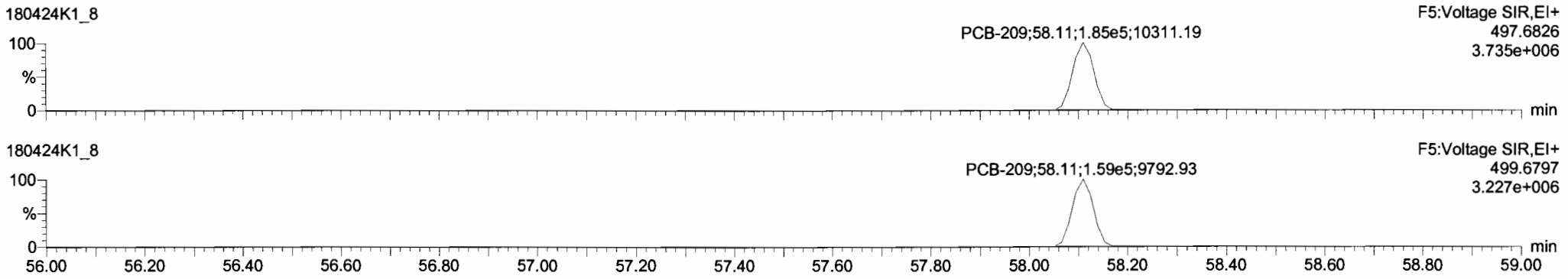

13C-PCB-209

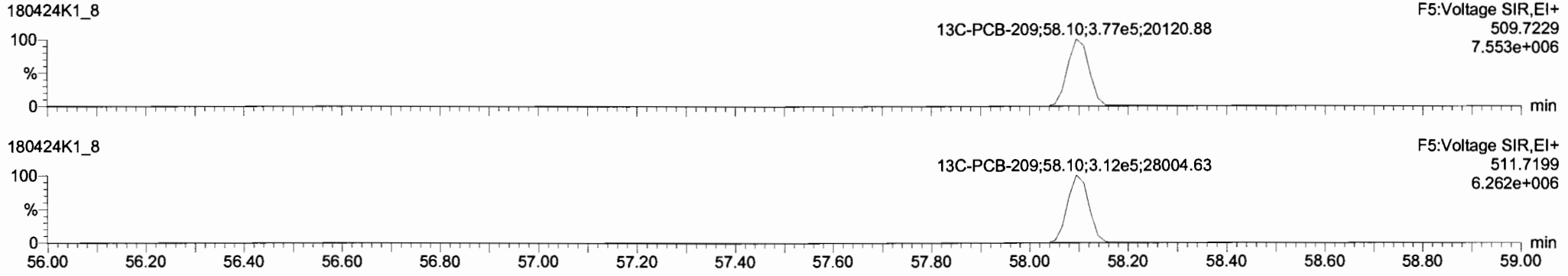

PFK5

