July 30, 2019

Vista Work Order No. 1901384

Ms. Cindy Fields
Anchor QEA, LLC
720 Olive Way, Suite 1900
Seattle, WA 98101

Dear Ms. Fields,

Enclosed are the results for the sample set received at Vista Analytical Laboratory on June 01, 2019 under your Project Name 'Port of Portland T4 PDI'.

Vista Analytical Laboratory is committed to serving you effectively. If you require additional information, please contact me at 916-673-1520 or by email at mmaier@vista-analytical.com.

Thank you for choosing Vista as part of your analytical support team.

Sincerely,

Martha Maier
Laboratory Director

Vista Analytical Laboratory certifies that the report herein meets all the requirements set forth by NELAP for those applicable test methods. Results relate only to the samples as received by the laboratory. This report should not be reproduced except in full without the written approval of Vista.

Vista Work Order No. 1901384
Case Narrative

Sample Condition on Receipt:

One QC water and three sediment samples were received in good condition and within the method temperature requirements. The samples were received and stored securely in accordance with Vista standard operating procedures and EPA methodology.

Analytical Notes:

EPA Method 1613B

These samples were extracted and analyzed for tetra-through-octa chlorinated dioxins and furans by EPA Method 1613B using a ZB-5MS GC column.

Holding Times

These samples were extracted and analyzed within the method hold times.

Quality Control

The Initial Calibration and Continuing Calibration Verifications met the method acceptance criteria.

A Method Blank and Ongoing Precision and Recovery (OPR) sample were extracted and analyzed with each preparation batch. No analytes were detected in the Method Blanks. The OPR recoveries were within the method acceptance criteria.

Labeled standard recoveries for all QC and field samples were within method acceptance criteria.

As requested, a Duplicate was performed on sample "T4-PDI2019-SG38-190531". The Duplicate RPDs were out of the acceptance criteria for OCDD and 1,2,3,7,8,9-HxCDF.

EPA Method 1668C

These samples were extracted and analyzed for 209 PCB congeners by EPA Method 1668C using a ZB-1 GC column.

Holding Times

The samples were extracted and analyzed within the method hold times.

Quality Control

The Initial Calibration and Continuing Calibration Verifications met the method acceptance criteria.

A Method Blank and Ongoing Precision and Recovery (OPR) sample were extracted and analyzed with each preparation batch. No analytes were detected above the sample quantitation limits in the Method Blanks. The OPR recoveries were within the method acceptance criteria.

Labeled standard recoveries for all QC and field samples were within method acceptance criteria.

As requested, a Duplicate was performed on sample "T4-PDI2019-SG38-190531". The Duplicate RPDs were out of the acceptance criteria for PCB-1, PCB-2, PCB-88/91, PCB-95/98/102, PCB-131/133, PCB-156, PCB-157 and PCB-208 .

TABLE OF CONTENTS

Case Narrative..... 1

Table of Contents..... 4

Sample Inventory..... 5

Analytical Results..... 6

Qualifiers..... 51

Certifications..... 52

Sample Receipt..... 55

Extraction Information..... 57

Sample Data - EPA Method 1613..... 76

Sample Data - EPA Method 1668C..... 229

Continuing Calibration..... 673

Initial Calibration..... 1036

Sample Inventory Report

Vista Sample ID	Client Sample ID	Sampled	Received	Components/Containers
1901384-01	RB-201905301712	30-May-19 17:12	01-Jun-19 09:16	Amber Glass NM Bottle, 1L
				Amber Glass NM Bottle, 1L
				Amber Glass NM Bottle, 1L
				Amber Glass NM Bottle, 1L
1901384-02	T4-PDI2019-SG21-190531	31-May-19 12:56	01-Jun-19 09:16	Amber Glass, 120 mL
1901384-03	T4-PDI2019-SG26-190530	30-May-19 11:16	01-Jun-19 09:16	Amber Glass, 120 mL
1901384-04	T4-PDI2019-SG38-190531	DUP31-May-19 10:27	01-Jun-19 09:16	Amber Glass, 120 mL
				Amber Glass, 120 mL
				Amber Glass, 120 mL
				Amber Glass, 120 mL

ANALYTICAL RESULTS

Sample ID: Method Blank

EPA Method 1613B

Matrix: Aqueous
Sample Size: 1.00 L

QC Batch: B9F0141
Date Extracted: 14-Jun-2019 5:33

Lab Sample: B9F0141-BLK1
Date Analyzed : 18-Jun-19 14:06 Column: ZB-5MS

Analyte	Conc. (pg/L)	DL	EMPC	Qualifiers
2,3,7,8-TCDD	ND	1.35		
1,2,3,7,8-PeCDD	ND	1.55		
1,2,3,4,7,8-HxCDD	ND	1.56		
1,2,3,6,7,8-HxCDD	ND	1.58		
1,2,3,7,8,9-HxCDD	ND	1.55		
1,2,3,4,6,7,8-HpCDD	ND	1.32		
OCDD	ND	1.63		
2,3,7,8-TCDF	ND	1.74		
1,2,3,7,8-PeCDF	ND	1.72		
2,3,4,7,8-PeCDF	ND	1.63		
1,2,3,4,7,8-HxCDF	ND	0.896		
1,2,3,6,7,8-HxCDF	ND	0.898		
2,3,4,6,7,8-HxCDF	ND	0.929		
1,2,3,7,8,9-HxCDF	ND	1.39		
1,2,3,4,6,7,8-HpCDF	ND	1.01		
1,2,3,4,7,8,9-HpCDF	ND	1.01		
OCDF	ND	2.43		

	Labeled Standard	%R	LCL-UCL	Qualifiers
IS	13C-2,3,7,8-TCDD	73.7	25 - 164	
	13C-1,2,3,7,8-PeCDD	81.3	25 - 181	
	13C-1,2,3,4,7,8-HxCDD	81.5	32 - 141	
	13C-1,2,3,6,7,8-HxCDD	82.7	28 - 130	
	13C-1,2,3,7,8,9-HxCDD	86.0	32 - 141	
	13C-1,2,3,4,6,7,8-HpCDD	92.5	23 - 140	
	13C-OCDD	89.4	17 - 157	
	13C-2,3,7,8-TCDF	66.8	24 - 169	
	13C-1,2,3,7,8-PeCDF	70.3	24 - 185	
	13C-2,3,4,7,8-PeCDF	69.6	21 - 178	
	13C-1,2,3,4,7,8-HxCDF	81.3	26 - 152	
	13C-1,2,3,6,7,8-HxCDF	85.3	26 - 123	
	13C-2,3,4,6,7,8-HxCDF	87.0	28 - 136	
	13C-1,2,3,7,8,9-HxCDF	89.8	29 - 147	
	13C-1,2,3,4,6,7,8-HpCDF	85.8	28 - 143	
	13C-1,2,3,4,7,8,9-HpCDF	87.8	26 - 138	
	13C-OCDF	83.5	17 - 157	
CRS	37Cl-2,3,7,8-TCDD	74.9	35 - 197	

Toxic Equivalent Quotient (TEQ) Data (pg/L)

TEQMinWHO2005Dioxin	0.00

TOTALS

Total TCDD	ND	1.35
Total PeCDD	ND	1.55
Total HxCDD	ND	1.56
Total HpCDD	ND	1.32
Total TCDF	ND	1.74
Total PeCDF	ND	1.67
Total HxCDF	ND	1.02
Total HpCDF	ND	1.01

DL - Sample specifc estimated detection limit

EMPC - Estimated maximum possible concentration

LCL-UCL- Lower control limit - upper control limit

Min-The TEQ is calculated using zero for the concentration of congeners that are not detected.

Sample ID: OPR **EPA Method 1613B**

Matrix:	Aqueous	QC Batch:	B9F0141	Lab Sample:	B9F0141-BS1
Sample Size:	1.00 L	Date Extracted:	14-Jun-2019 5:33	Date Analyzed:	18-Jun-19 12:30 Column: ZB-5MS

Analyte	Amt Found (pg/L)	Spike Amt	%R	Limits
2,3,7,8-TCDD	220	200	110	67 - 158
1,2,3,7,8-PeCDD	1110	1000	111	70 - 142
1,2,3,4,7,8-HxCDD	1040	1000	104	70 - 164
1,2,3,6,7,8-HxCDD	1010	1000	101	76 - 134
1,2,3,7,8,9-HxCDD	1000	1000	100	64 - 162
1,2,3,4,6,7,8-HpCDD	919	1000	91.9	70 - 140
OCDD	1940	2000	96.9	78 - 144
2,3,7,8-TCDF	182	200	91.2	75 - 158
1,2,3,7,8-PeCDF	1100	1000	110	80 - 134
2,3,4,7,8-PeCDF	1120	1000	112	68 - 160
1,2,3,4,7,8-HxCDF	1030	1000	103	72 - 134
1,2,3,6,7,8-HxCDF	1040	1000	104	84 - 130
2,3,4,6,7,8-HxCDF	1040	1000	104	70 - 156
1,2,3,7,8,9-HxCDF	1070	1000	107	78 - 130
1,2,3,4,6,7,8-HpCDF	1110	1000	111	82 - 122
1,2,3,4,7,8,9-HpCDF	1090	1000	109	78 - 138
OCDF	2020	2000	101	63 - 170

	Labeled Standard	%R	LCL-UCL
IS	13C-2,3,7,8-TCDD	78.3	20 - 175
	13C-1,2,3,7,8-PeCDD	81.7	21 - 227
	13C-1,2,3,4,7,8-HxCDD	89.1	21 - 193
	13C-1,2,3,6,7,8-HxCDD	88.6	25 - 163
	13C-1,2,3,7,8,9-HxCDD	89.3	21 - 193
	13C-1,2,3,4,6,7,8-HpCDD	99.2	26 - 166
	13C-OCDD	88.7	13 - 199
	13C-2,3,7,8-TCDF	70.0	22 - 152
	13C-1,2,3,7,8-PeCDF	76.0	21 - 192
	13C-2,3,4,7,8-PeCDF	75.1	13 - 328
	13C-1,2,3,4,7,8-HxCDF	88.9	19 - 202
	13C-1,2,3,6,7,8-HxCDF	87.4	21 - 159
	13C-2,3,4,6,7,8-HxCDF	89.0	22 - 176
	13C-1,2,3,7,8,9-HxCDF	89.5	17 - 205
	13C-1,2,3,4,6,7,8-HpCDF	84.0	21 - 158
	13C-1,2,3,4,7,8,9-HpCDF	91.8	20 - 186
	13C-OCDF	85.4	13 - 199
CRS	37Cl-2,3,7,8-TCDD	82.9	31 - 191

LCL-UCL - Lower control limit - upper control limit

Sample ID: RB-201905301712

EPA Method 1613B

Client Data
Name: Anchor QEA, LLC
Project: Port of Portland T4 PDI
Date Collected: 30-May-2019 17:12

Sample Data
Matrix: QC Water
Sample Size: 0.910 L

Laboratory Data
Lab Sample: 1901384-01 Date Received: 01-Jun-2019 9:16
QC Batch: B9F0141 Date Extracted: 14-Jun-2019 5:33
Date Analyzed : 18-Jun-19 18:04 Column: ZB-5MS

Analyte	Conc. (pg/L)	DL	EMPC	Qualifiers
2,3,7,8-TCDD	ND	1.16		
1,2,3,7,8-PeCDD	ND	1.83		
1,2,3,4,7,8-HxCDD	ND	1.28		
1,2,3,6,7,8-HxCDD	ND	1.34		
1,2,3,7,8,9-HxCDD	ND	1.47		
1,2,3,4,6,7,8-HpCDD	ND	1.34		
OCDD	ND	2.17		
2,3,7,8-TCDF	ND	1.57		
1,2,3,7,8-PeCDF	ND	1.65		
2,3,4,7,8-PeCDF	ND	1.62		
1,2,3,4,7,8-HxCDF	ND	0.697		
1,2,3,6,7,8-HxCDF	ND	0.678		
2,3,4,6,7,8-HxCDF	ND	0.717		
1,2,3,7,8,9-HxCDF	ND	1.12		
1,2,3,4,6,7,8-HpCDF	ND	1.35		
1,2,3,4,7,8,9-HpCDF	ND	1.22		
OCDF	ND	2.26		

	Labeled Standard	%R	LCL-UCL	Qualifiers
IS	13C-2,3,7,8-TCDD	61.9	25 - 164	
	13C-1,2,3,7,8-PeCDD	66.3	25 - 181	
	13C-1,2,3,4,7,8-HxCDD	63.9	32 - 141	
	13C-1,2,3,6,7,8-HxCDD	64.1	28 - 130	
	13C-1,2,3,7,8,9-HxCDD	64.1	32 - 141	
	13C-1,2,3,4,6,7,8-HpCDD	69.5	23 - 140	
	13C-OCDD	64.3	17 - 157	
	13C-2,3,7,8-TCDF	56.8	24 - 169	
	13C-1,2,3,7,8-PeCDF	56.7	24 - 185	
	13C-2,3,4,7,8-PeCDF	57.1	21 - 178	
	13C-1,2,3,4,7,8-HxCDF	67.6	26 - 152	
	13C-1,2,3,6,7,8-HxCDF	68.6	26 - 123	
	13C-2,3,4,6,7,8-HxCDF	71.7	28 - 136	
	13C-1,2,3,7,8,9-HxCDF	71.9	29 - 147	
	13C-1,2,3,4,6,7,8-HpCDF	64.1	28 - 143	
	13C-1,2,3,4,7,8,9-HpCDF	69.9	26 - 138	
	13C-OCDF	66.3	17 - 157	
CRS	37Cl-2,3,7,8-TCDD	69.8	35 - 197	

Toxic Equivalent Quotient (TEQ) Data (pg/L)

TEQMinWHO2005Dioxin	0.00

TOTALS

Total TCDD	ND	1.16
Total PeCDD	ND	1.83
Total HxCDD	ND	1.36
Total HpCDD	ND	1.34
Total TCDF	ND	1.57
Total PeCDF	ND	1.64
Total HxCDF	ND	0.794
Total HpCDF	ND	1.29

DL - Sample specifc estimated detection limit

EMPC - Estimated maximum possible concentration

LCL-UCL- Lower control limit - upper control limit

Min-The TEQ is calculated using zero for the concentration of congeners that are not detected.

Sample ID: Method Blank

EPA Method 1613B

Matrix: Solid
Sample Size: 5.00 g

QC Batch: B9F0255
Date Extracted: 27-Jun-2019 5:48

Lab Sample: B9F0255-BLK1
Date Analyzed : 08-Jul-19 21:13 Column: ZB-5MS

Analyte	Conc. (ng/Kg)	DL	EMPC	Qualifiers
2,3,7,8-TCDD	ND	0.0756		
1,2,3,7,8-PeCDD	ND	0.124		
1,2,3,4,7,8-HxCDD	ND	0.133		
1,2,3,6,7,8-HxCDD	ND	0.143		
1,2,3,7,8,9-HxCDD	ND	0.137		
1,2,3,4,6,7,8-HpCDD	ND	0.0952		
OCDD	ND	0.142		
2,3,7,8-TCDF	ND	0.0551		
1,2,3,7,8-PeCDF	ND	0.105		
2,3,4,7,8-PeCDF	ND	0.102		
1,2,3,4,7,8-HxCDF	ND	0.0499		
1,2,3,6,7,8-HxCDF	ND	0.0537		
2,3,4,6,7,8-HxCDF	ND	0.0542		
1,2,3,7,8,9-HxCDF	ND	0.0615		
1,2,3,4,6,7,8-HpCDF	ND	0.0550		
1,2,3,4,7,8,9-HpCDF	ND	0.0559		
OCDF	ND	0.138		
TOTALS				
Total TCDD	ND	0.0756		
Total PeCDD	ND	0.124		
Total HxCDD	ND	0.138		
Total HpCDD	ND	0.0952		
Total TCDF	ND	0.0551		
Total PeCDF	ND	0.104		
Total HxCDF	ND	0.0548		
Total HpCDF	ND	0.0555		

	Labeled Standard	%R	LCL-UCL	Qualifiers
IS	13C-2,3,7,8-TCDD	79.9	25 - 164	
	13C-1,2,3,7,8-PeCDD	76.8	25 - 181	
	13C-1,2,3,4,7,8-HxCDD	80.5	32 - 141	
	13C-1,2,3,6,7,8-HxCDD	73.5	28 - 130	
	13C-1,2,3,7,8,9-HxCDD	77.8	32 - 141	
	13C-1,2,3,4,6,7,8-HpCDD	99.7	23 - 140	
	13C-OCDD	81.0	17 - 157	
	13C-2,3,7,8-TCDF	75.7	24 - 169	
	13C-1,2,3,7,8-PeCDF	74.6	24 - 185	
	13C-2,3,4,7,8-PeCDF	73.2	21 - 178	
	13C-1,2,3,4,7,8-HxCDF	81.8	26 - 152	
	13C-1,2,3,6,7,8-HxCDF	77.2	26 - 123	
	13C-2,3,4,6,7,8-HxCDF	78.1	28 - 136	
	13C-1,2,3,7,8,9-HxCDF	88.4	29 - 147	
	13C-1,2,3,4,6,7,8-HpCDF	93.0	28 - 143	
	13C-1,2,3,4,7,8,9-HpCDF	95.8	26 - 138	
	13C-OCDF	80.0	17 - 157	
CRS	37Cl-2,3,7,8-TCDD	85.4	35 - 197	
	Toxic Equivalent Quotient (TEQ) Data (pg/g dry wt)			
	TEQMinWHO2005Dioxin	0.00		

DL - Sample specifc estimated detection limit

EMPC - Estimated maximum possible concentration

LCL-UCL- Lower control limit - upper control limit

The results are reported in dry weight. The sample size is reported in wet weight.

Min-The TEQ is calculated using zero for the concentration of congeners that are not detected.

Sample ID: OPR **EPA Method 1613B**

Matrix:	Solid	QC Batch:	B9F0255	Lab Sample:	B9F0255-BS1
Sample Size:	5.00 g	Date Extracted:	27-Jun-2019 5:48	Date Analyzed:	08-Jul-19 17:15 Column: ZB-5MS

Analyte	Amt Found (ng/Kg)	Spike Amt	%R	Limits
2,3,7,8-TCDD	42.4	40.0	106	67 - 158
1,2,3,7,8-PeCDD	224	200	112	70 - 142
1,2,3,4,7,8-HxCDD	217	200	108	70 - 164
1,2,3,6,7,8-HxCDD	216	200	108	76 - 134
1,2,3,7,8,9-HxCDD	206	200	103	64 - 162
1,2,3,4,6,7,8-HpCDD	198	200	99.2	70 - 140
OCDD	412	400	103	78 - 144
2,3,7,8-TCDF	37.7	40.0	94.2	75 - 158
1,2,3,7,8-PeCDF	221	200	110	80 - 134
2,3,4,7,8-PeCDF	229	200	115	68 - 160
1,2,3,4,7,8-HxCDF	205	200	103	72 - 134
1,2,3,6,7,8-HxCDF	209	200	105	84 - 130
2,3,4,6,7,8-HxCDF	213	200	106	70 - 156
1,2,3,7,8,9-HxCDF	210	200	105	78 - 130
1,2,3,4,6,7,8-HpCDF	216	200	108	82 - 122
1,2,3,4,7,8,9-HpCDF	211	200	106	78 - 138
OCDF	405	400	101	63 - 170

	Labeled Standard	%R	LCL-UCL
IS	13C-2,3,7,8-TCDD	89.7	20 - 175
	13C-1,2,3,7,8-PeCDD	92.4	21 - 227
	13C-1,2,3,4,7,8-HxCDD	98.4	21 - 193
	13C-1,2,3,6,7,8-HxCDD	91.5	25 - 163
	13C-1,2,3,7,8,9-HxCDD	95.7	21 - 193
	13C-1,2,3,4,6,7,8-HpCDD	100	26 - 166
	13C-OCDD	104	13 - 199
	13C-2,3,7,8-TCDF	81.8	22 - 152
	13C-1,2,3,7,8-PeCDF	86.5	21 - 192
	13C-2,3,4,7,8-PeCDF	85.9	13 - 328
	13C-1,2,3,4,7,8-HxCDF	97.3	19 - 202
	13C-1,2,3,6,7,8-HxCDF	91.6	21 - 159
	13C-2,3,4,6,7,8-HxCDF	91.8	22 - 176
	13C-1,2,3,7,8,9-HxCDF	95.5	17 - 205
	13C-1,2,3,4,6,7,8-HpCDF	88.4	21 - 158
	13C-1,2,3,4,7,8,9-HpCDF	96.1	20 - 186
	13C-OCDF	104	13 - 199
CRS	37Cl-2,3,7,8-TCDD	81.8	31 - 191

LCL-UCL - Lower control limit - upper control limit

Sample ID: T4-PDI2019-SG38-190531

EPA Method 1613B

Client Data
Name: Anchor QEA, LLC
Project: Port of Portland T4 PDI
Date Collected: 31-May-2019 10:27

Sample Data
Matrix: Sediment
Sample Size: 6.42 g
% Solids: 77.8

Laboratory Data
Lab Sample: 1901384-04 Date Received: 01-Jun-2019 9:16
QC Batch: B9F0255 Date Extracted: 27-Jun-2019 5:48
Date Analyzed : 11-Jul-19 20:21 Column: ZB-5MS

Analyte	Conc. (ng/Kg)	DL	EMPC	Qualifiers
2,3,7,8-TCDD	ND	0.107		
1,2,3,7,8-PeCDD	ND	0.142		
1,2,3,4,7,8-HxCDD	ND	0.352		
1,2,3,6,7,8-HxCDD	6.66			
1,2,3,7,8,9-HxCDD	0.763			J
1,2,3,4,6,7,8-HpCDD	123			
OCDD	1070			
2,3,7,8-TCDF	ND		0.221	
1,2,3,7,8-PeCDF	1.65			J
2,3,4,7,8-PeCDF	10.5			
1,2,3,4,7,8-HxCDF	36.6			
1,2,3,6,7,8-HxCDF	5.57			
2,3,4,6,7,8-HxCDF	6.72			
1,2,3,7,8,9-HxCDF	3.45			J
1,2,3,4,6,7,8-HpCDF	59.0			
1,2,3,4,7,8,9-HpCDF	8.07			
OCDF	131			
TOTALS				
Total TCDD	ND	0.107		
Total PeCDD	ND	0.142		
Total HxCDD	19.8			
Total HpCDD	229			
Total TCDF	0.616		0.836	
Total PeCDF	69.1			
Total HxCDF	187			
Total HpCDF	242		243	

	Labeled Standard	%R	LCL-UCL	Qualifiers
IS	13C-2,3,7,8-TCDD	91.6	25 - 164	
	13C-1,2,3,7,8-PeCDD	87.4	25 - 181	
	13C-1,2,3,4,7,8-HxCDD	86.6	32 - 141	
	13C-1,2,3,6,7,8-HxCDD	77.8	28 - 130	
	13C-1,2,3,7,8,9-HxCDD	82.2	32 - 141	
	13C-1,2,3,4,6,7,8-HpCDD	93.8	23 - 140	
	13C-OCDD	90.1	17 - 157	
	13C-2,3,7,8-TCDF	84.0	24 - 169	
	13C-1,2,3,7,8-PeCDF	77.7	24 - 185	
	13C-2,3,4,7,8-PeCDF	75.1	21 - 178	
	13C-1,2,3,4,7,8-HxCDF	99.1	26 - 152	
	13C-1,2,3,6,7,8-HxCDF	90.6	26 - 123	
	13C-2,3,4,6,7,8-HxCDF	93.8	28 - 136	
	13C-1,2,3,7,8,9-HxCDF	95.7	29 - 147	
	13C-1,2,3,4,6,7,8-HpCDF	94.0	28 - 143	
	13C-1,2,3,4,7,8,9-HpCDF	99.8	26 - 138	
	13C-OCDF	92.7	17 - 157	
CRS	37Cl-2,3,7,8-TCDD	86.9	35 - 197	

Toxic Equivalent Quotient (TEQ) Data (pg/g dry wt)

TEQMinWHO2005Dioxin	11.4

DL - Sample specifc estimated detection limit

EMPC - Estimated maximum possible concentration

LCL-UCL- Lower control limit - upper control limit

The results are reported in dry weight. The sample size is reported in wet weight.

Min-The TEQ is calculated using zero for the concentration of congeners that are not detected.

Sample ID: Duplicate **EPA Method 1613B**

Source Client ID:	T4-PDI2019-SG38-190531	QC Batch:	B9F0255	Lab Sample:	B9F0255-DUP1
Source LabNumber:	1901384-04	Date Extracted:	27-Jun-2019 5:48	Date Analyzed:	11-Jul-19 21:08 Column: ZB-5MS
Matrix:	Solid				
Sample Size:	7.10 g				

Analyte	Conc. (ng/Kg)	DL	EMPC	Qualifiers
2,3,7,8-TCDD	ND	0.117		
1,2,3,7,8-PeCDD	ND	0.180		
1,2,3,4,7,8-HxCDD	ND	0.323		
1,2,3,6,7,8-HxCDD	6.44			
1,2,3,7,8,9-HxCDD	0.918			J
1,2,3,4,6,7,8-HpCDD	146			
OCDD	1440			
2,3,7,8-TCDF	ND	0.139		
1,2,3,7,8-PeCDF	1.91			J
2,3,4,7,8-PeCDF	9.61			
1,2,3,4,7,8-HxCDF	42.5			
1,2,3,6,7,8-HxCDF	6.44			
2,3,4,6,7,8-HxCDF	7.23			
1,2,3,7,8,9-HxCDF	4.66			
1,2,3,4,6,7,8-HpCDF	62.1			
1,2,3,4,7,8,9-HpCDF	8.77			
OCDF	130			

	Labeled Standard	%R	LCL-UCL	Qualifiers
IS	13C-2,3,7,8-TCDD	88.5	25 - 164	
	13C-1,2,3,7,8-PeCDD	86.5	25 - 181	
	13C-1,2,3,4,7,8-HxCDD	87.5	32 - 141	
	13C-1,2,3,6,7,8-HxCDD	80.6	28 - 130	
	13C-1,2,3,7,8,9-HxCDD	82.7	32 - 141	
	13C-1,2,3,4,6,7,8-HpCDD	89.8	23 - 140	
	13C-OCDD	89.1	17 - 157	
	13C-2,3,7,8-TCDF	78.9	24 - 169	
	13C-1,2,3,7,8-PeCDF	78.7	24 - 185	
	13C-2,3,4,7,8-PeCDF	79.8	21 - 178	
	13C-1,2,3,4,7,8-HxCDF	95.2	26 - 152	
	13C-1,2,3,6,7,8-HxCDF	90.7	26 - 123	
	13C-2,3,4,6,7,8-HxCDF	91.9	28 - 136	
	13C-1,2,3,7,8,9-HxCDF	95.3	29 - 147	
	13C-1,2,3,4,6,7,8-HpCDF	90.2	28 - 143	
	13C-1,2,3,4,7,8,9-HpCDF	96.3	26 - 138	
	13C-OCDF	91.8	17 - 157	
CRS	37Cl-2,3,7,8-TCDD	86.1	35 - 197	

Toxic Equivalent Quotient (TEQ) Data (pg/g dry wt)

TEQMinWHO2005Dioxin	12.4

TOTALS

Total TCDD	ND	0.117	
Total PeCDD	ND	0.180	
Total HxCDD	21.0		22.1
Total HpCDD	284		
Total TCDF	ND	0.139	
Total PeCDF	62.3		72.0
Total HxCDF	207		
Total HpCDF	263		

DL - Sample specifc estimated detection limit

EMPC - Estimated maximum possible concentration

LCL-UCL - Lower control limit - upper control limit

The results are reported in dry weight.

The sample size is reported in wet weight.

Sample ID: Duplicate **EPA Method 1613B**

Source Client ID: T4-PDI2019-SG38-190531
Source LabNumber: 1901384-04
Matrix: Solid

Duplicate Lab Sample: B9F0255-DUP1

Analyte	Dup Conc. (ng/Kg)	Source Conc.	RPD	RPD Limits
2,3,7,8-TCDD	ND	ND	NA	25
1,2,3,7,8-PeCDD	ND	ND	NA	25
1,2,3,4,7,8-HxCDD	ND	ND	NA	25
1,2,3,6,7,8-HxCDD	6.44	6.66	3.36	25
1,2,3,7,8,9-HxCDD	0.918	0.763	18.5	25
1,2,3,4,6,7,8-HpCDD	146	123	16.9	25
OCDD	1440	1070	**29.6**	25
2,3,7,8-TCDF	ND	ND	NA	25
1,2,3,7,8-PeCDF	1.91	1.65	14.6	25
2,3,4,7,8-PeCDF	9.61	10.5	8.41	25
1,2,3,4,7,8-HxCDF	42.5	36.6	14.8	25
1,2,3,6,7,8-HxCDF	6.44	5.57	14.5	25
2,3,4,6,7,8-HxCDF	7.23	6.72	7.27	25
1,2,3,7,8,9-HxCDF	4.66	3.45	**29.8**	25
1,2,3,4,6,7,8-HpCDF	62.1	59.0	5.13	25
1,2,3,4,7,8,9-HpCDF	8.77	8.07	8.31	25
OCDF	130	131	0.792	25

	Labeled Standard	Dup %R	Source %R	LCL-UCL
IS	13C-2,3,7,8-TCDD	88.5	91.6	25 - 164
	13C-1,2,3,7,8-PeCDD	86.5	87.4	25 - 181
	13C-1,2,3,4,7,8-HxCDD	87.5	86.6	32 - 141
	13C-1,2,3,6,7,8-HxCDD	80.6	77.8	28 - 130
	13C-1,2,3,7,8,9-HxCDD	82.7	82.2	32 - 141
	13C-1,2,3,4,6,7,8-HpCDD	89.8	93.8	23 - 140
	13C-OCDD	89.1	90.1	17 - 157
	13C-2,3,7,8-TCDF	78.9	84.0	24 - 169
	13C-1,2,3,7,8-PeCDF	78.7	77.7	24 - 185
	13C-2,3,4,7,8-PeCDF	79.8	75.1	21 - 178
	13C-1,2,3,4,7,8-HxCDF	95.2	99.1	26 - 152
	13C-1,2,3,6,7,8-HxCDF	90.7	90.6	26 - 123
	13C-2,3,4,6,7,8-HxCDF	91.9	93.8	28 - 136
	13C-1,2,3,7,8,9-HxCDF	95.3	95.7	29 - 147
	13C-1,2,3,4,6,7,8-HpCDF	90.2	94.0	28 - 143
	13C-1,2,3,4,7,8,9-HpCDF	96.3	99.8	26 - 138
	13C-OCDF	91.8	92.7	17 - 157
CRS	37Cl-2,3,7,8-TCDD	86.1	86.9	35 - 197

LCL-UCL - Lower control limit - upper control limit
The results are reported in dry weight.
The sample size is reported in wet weight.Results reported to the MDL

Sample ID: Method Blank — EPA Method 1668C

Matrix:	Aqueous	QC Batch:	B9F0159	Lab Sample:	B9F0159-BLK1
Sample Size:	1.00 L	Date Extracted:	17-Jun-2019 6:36	Date Analyzed:	18-Jun-19 13:27 Column: ZB-1

Analyte	Conc. (pg/L)	DL	EMPC	Qualifiers
PCB-1	ND	1.35		
PCB-2	ND	1.39		
PCB-3	ND	1.39		
PCB-4/10	ND	1.55		
PCB-5/8	ND	1.18		
PCB-6	ND	1.16		
PCB-7/9	ND	1.23		
PCB-11	5.29			
PCB-12/13	ND	1.24		
PCB-14	ND	1.22		
PCB-15	ND	1.19		
PCB-16/32	ND	1.32		
PCB-17	ND	0.987		
PCB-18	ND	0.909		
PCB-19	ND	0.971		
PCB-20/21/33	ND	0.633		
PCB-22	ND	0.490		
PCB-23	ND	0.561		
PCB-24/27	ND	0.721		
PCB-25	ND	0.504		
PCB-26	ND	0.531		
PCB-28	0.763			J
PCB-29	ND	0.554		
PCB-30	ND	0.603		
PCB-31	ND	0.574		
PCB-34	ND	0.555		
PCB-35	ND	0.537		
PCB-36	ND	0.524		
PCB-37	ND	0.542		
PCB-38	ND	0.547		
PCB-39	ND	0.564		
PCB-40	ND	0.907		
PCB-41/64/71/72	ND	0.486		
PCB-42/59	ND	0.555		
PCB-43/49	ND	0.625		
PCB-44	ND	0.662		
PCB-45	ND	0.724		
PCB-46	ND	0.755		
PCB-47	ND		2.73	
PCB-48/75	ND	0.500		
PCB-50	ND	0.573		
PCB-51	ND	0.574		
PCB-52/69	ND	1.09		
PCB-53	ND	0.626		
PCB-54	ND	0.466		
PCB-55	ND	0.421		
PCB-56/60	ND	0.468		
PCB-57	ND	0.411		
PCB-58	ND	0.413		
PCB-61/70	ND	1.02		
PCB-62	ND	0.517		
PCB-63	ND	0.463		
PCB-65	ND	0.446		
PCB-66/76	ND	0.923		
PCB-67	ND	0.420		
PCB-68	ND	0.443		
PCB-73	ND	0.435		
PCB-74	ND	0.392		
PCB-77	ND	0.476		
PCB-78	ND	0.447		
PCB-79	ND	0.417		
PCB-80	ND	0.409		
PCB-81	ND	0.510		
PCB-82	ND	0.789		
PCB-83	ND	0.496		
PCB-84/92	ND	0.806		
PCB-85/116	ND	0.674		
PCB-86	ND	0.805		
PCB-87/117/125	ND	0.561		
PCB-88/91	ND	0.825		

DL - Sample specifc estimated detection limit

LCL-UCL- Lower control limit - upper control limit

EMPC - Estimated maximum possible concentration

See individual congeners for qualifiers.

Sample ID: Method Blank — EPA Method 1668C

Matrix:	Aqueous	QC Batch:	B9F0159	Lab Sample:	B9F0159-BLK1
Sample Size:	1.00 L	Date Extracted:	17-Jun-2019 6:36	Date Analyzed:	18-Jun-19 13:27 Column: ZB-1

Analyte	Conc. (pg/L)	DL	EMPC	Qualifiers	Analyte	Conc. (pg/L)	DL	EMPC	Qualifiers
PCB-89	ND	0.736			PCB-137	ND	0.580		
PCB-90/101	ND	1.02			PCB-138/163/164	ND	0.467		
PCB-93	ND	1.22			PCB-139/149	ND	0.509		
PCB-94	ND	0.880			PCB-140	ND	0.582		
PCB-95/98/102	ND	0.686			PCB-141	ND	0.628		
PCB-96	ND	0.563			PCB-142	ND	0.750		
PCB-97	ND	0.741			PCB-144	ND	0.585		
PCB-99	ND	0.626			PCB-145	ND	0.397		
PCB-100	ND	0.689			PCB-146/165	ND	0.538		
PCB-103	ND	0.702			PCB-147	ND	0.556		
PCB-104	ND	0.591			PCB-148	ND	0.579		
PCB-105	ND	0.605			PCB-150	ND	0.437		
PCB-106/118	ND	0.524			PCB-151	ND	0.595		
PCB-107/109	ND	0.484			PCB-152	ND	0.387		
PCB-108/112	ND	0.620			PCB-153	ND		0.794	
PCB-110	ND	0.767			PCB-154	ND	0.511		
PCB-111/115	ND	0.485			PCB-155	ND	0.453		
PCB-113	ND	0.531			PCB-156	ND	0.475		
PCB-114	ND	0.609			PCB-157	ND	0.515		
PCB-119	ND	0.512			PCB-158/160	ND	0.513		
PCB-120	ND	0.439			PCB-159	ND	0.436		
PCB-121	ND	0.478			PCB-166	ND	0.448		
PCB-122	ND	0.659			PCB-167	ND	0.503		
PCB-123	ND	0.569			PCB-168	ND	0.492		
PCB-124	ND	0.491			PCB-169	ND	0.476		
PCB-126	ND	0.622			PCB-170	ND	0.348		
PCB-127	ND	0.569			PCB-171	ND	0.336		
PCB-128/162	ND	0.566			PCB-172	ND	0.332		
PCB-129	ND	0.775			PCB-173	ND	0.363		
PCB-130	ND	0.793			PCB-174	ND	0.326		
PCB-131/133	ND	0.672			PCB-175	ND	0.367		
PCB-132/161	ND	0.547			PCB-176	ND	0.280		
PCB-134/143	ND	0.720			PCB-177	ND	0.347		
PCB-135	ND	0.521			PCB-178	ND	0.378		
PCB-136	ND	0.438			PCB-179	ND	0.265		

DL - Sample specifc estimated detection limit

LCL-UCL- Lower control limit - upper control limit

EMPC - Estimated maximum possible concentration

See individual congeners for qualifiers.

Sample ID: Method Blank

EPA Method 1668C

Matrix:	Aqueous	QC Batch:	B9F0159	Lab Sample:	B9F0159-BLK1
Sample Size:	1.00 L	Date Extracted:	17-Jun-2019 6:36	Date Analyzed:	18-Jun-19 13:27 Column: ZB-1

Analyte	Conc. (pg/L)	DL	EMPC	Qualifiers
PCB-180	ND	0.391		
PCB-181	ND	0.312		
PCB-182/187	ND	0.321		
PCB-183	ND	0.325		
PCB-184	ND	0.278		
PCB-185	ND	0.340		
PCB-186	ND	0.258		
PCB-188	ND	0.267		
PCB-189	ND	0.233		
PCB-190	ND	0.256		
PCB-191	ND	0.265		
PCB-192	ND	0.255		
PCB-193	ND	0.269		
PCB-194	ND	1.40		
PCB-195	ND	0.382		
PCB-196/203	ND	0.508		
PCB-197	ND	0.389		
PCB-198	ND	0.509		
PCB-199	ND	0.535		
PCB-200	ND	0.410		
PCB-201	ND	0.437		
PCB-202	ND	0.403		
PCB-204	ND	0.399		
PCB-205	ND	0.297		
PCB-206	ND	0.774		
PCB-207	ND	0.276		
PCB-208	ND	0.555		
PCB-209	ND	0.411		
Total monoCB	ND	1.39		
Total diCB	5.29			
Total triCB	0.763			
Total tetraCB	ND		2.73	
Total pentaCB	ND	1.22		
Total hexaCB	ND		0.794	
Total heptaCB	ND	0.391		
Total octaCB	ND	1.40		
Total nonaCB	ND	0.774		
DecaCB	ND	0.411		
Total PCB	6.06			

DL - Sample specifc estimated detection limit

LCL-UCL- Lower control limit - upper control limit

EMPC - Estimated maximum possible concentration

See individual congeners for qualifiers.

Sample ID: Method Blank

EPA Method 1668C

Matrix: Aqueous
Sample Size: 1.00 L

QC Batch: B9F0159
Date Extracted: 17-Jun-2019 6:36

Lab Sample: B9F0159-BLK1
Date Analyzed: 18-Jun-19 13:27 Column: ZB-1

	Labeled Standard	%R	LCL-UCL	Qualifiers
IS	13C-PCB-1	46.8	5 - 145	
	13C-PCB-3	46.0	5 - 145	
	13C-PCB-4	59.3	5 - 145	
	13C-PCB-11	64.5	5 - 145	
	13C-PCB-9	60.0	5 - 145	
	13C-PCB-19	53.8	5 - 145	
	13C-PCB-28	67.6	5 - 145	
	13C-PCB-32	56.4	5 - 145	
	13C-PCB-37	64.8	5 - 145	
	13C-PCB-47	61.2	5 - 145	
	13C-PCB-52	62.6	5 - 145	
	13C-PCB-54	61.3	5 - 145	
	13C-PCB-70	66.1	5 - 145	
	13C-PCB-77	65.4	10 - 145	
	13C-PCB-80	65.1	10 - 145	
	13C-PCB-81	64.1	10 - 145	
	13C-PCB-95	64.3	10 - 145	
	13C-PCB-97	67.2	10 - 145	
	13C-PCB-101	64.3	10 - 145	
	13C-PCB-104	61.7	10 - 145	
	13C-PCB-105	69.4	10 - 145	
	13C-PCB-114	67.2	10 - 145	
	13C-PCB-118	68.5	10 - 145	
	13C-PCB-123	67.9	10 - 145	
	13C-PCB-126	66.3	10 - 145	
	13C-PCB-127	67.6	10 - 145	
	13C-PCB-138	63.2	10 - 145	
	13C-PCB-141	62.8	10 - 145	
	13C-PCB-153	60.8	10 - 145	
	13C-PCB-155	71.1	10 - 145	
	13C-PCB-156	63.4	10 - 145	
	13C-PCB-157	63.1	10 - 145	
	13C-PCB-159	64.8	10 - 145	
	13C-PCB-167	63.4	10 - 145	
	13C-PCB-169	60.4	10 - 145	
	13C-PCB-170	67.9	10 - 145	
	13C-PCB-180	67.3	10 - 145	
	13C-PCB-188	59.3	10 - 145	
	13C-PCB-189	66.1	10 - 145	
	13C-PCB-194	66.0	10 - 145	
	13C-PCB-202	72.5	10 - 145	
	13C-PCB-206	64.8	10 - 145	
	13C-PCB-208	62.6	10 - 145	
	13C-PCB-209	76.3	10 - 145	
CRS	13C-PCB-79	73.5	10 - 145	
	13C-PCB-178	74.2	10 - 145	

DL - Sample specifc estimated detection limit

LCL-UCL- Lower control limit - upper control limit

EMPC - Estimated maximum possible concentration

See individual congeners for qualifiers.

Sample ID: OPR

EPA Method 1668C

Matrix: Aqueous
Sample Size: 1.00 L

QC Batch: B9F0159
Date Extracted: 17-Jun-2019 6:36

Lab Sample: B9F0159-BS1
Date Analyzed: 18-Jun-19 11:17 Column: ZB-1

Analyte	Amt Found (pg/L)	Spike Amt	%R	Limits
PCB-1	1020	1000	102	60 - 135
PCB-3	1040	1000	104	60 - 135
PCB-4/10	1990	2000	99.6	60 - 135
PCB-15	1010	1000	101	60 - 135
PCB-19	892	1000	89.2	60 - 135
PCB-37	962	1000	96.2	60 - 135
PCB-54	949	1000	94.9	60 - 135
PCB-77	962	1000	96.2	60 - 135
PCB-81	977	1000	97.7	60 - 135
PCB-104	881	1000	88.1	60 - 135
PCB-105	981	1000	98.1	60 - 135
PCB-106/118	1840	2000	92.0	60 - 135
PCB-114	972	1000	97.2	60 - 135
PCB-123	889	1000	88.9	60 - 135
PCB-126	982	1000	98.2	60 - 135
PCB-155	852	1000	85.2	60 - 135
PCB-156	931	1000	93.1	60 - 135
PCB-157	945	1000	94.5	60 - 135
PCB-167	944	1000	94.4	60 - 135
PCB-169	966	1000	96.6	60 - 135
PCB-188	920	1000	92.0	60 - 135
PCB-189	892	1000	89.2	60 - 135
PCB-202	893	1000	89.3	60 - 135
PCB-204	908	1000	90.8	60 - 135
PCB-205	952	1000	95.2	60 - 135
PCB-206	960	1000	96.0	60 - 135
PCB-207	952	1000	95.2	60 - 135
PCB-208	960	1000	96.0	60 - 135
PCB-209	937	1000	93.7	60 - 135

	Labeled Standard	%R	LCL-UCL
IS	13C-PCB-1	42.6	15 - 145
IS	13C-PCB-3	42.8	15 - 145
IS	13C-PCB-4	54.6	15 - 145
IS	13C-PCB-9	54.2	15 - 145
IS	13C-PCB-11	59.0	15 - 145
IS	13C-PCB-19	49.4	15 - 145
IS	13C-PCB-28	61.5	15 - 145
IS	13C-PCB-32	51.6	15 - 145
IS	13C-PCB-37	61.2	15 - 145
IS	13C-PCB-47	57.0	15 - 145
IS	13C-PCB-52	58.1	15 - 145
IS	13C-PCB-54	56.0	15 - 145
IS	13C-PCB-70	60.5	15 - 145
IS	13C-PCB-77	62.1	40 - 145
IS	13C-PCB-80	60.1	40 - 145
IS	13C-PCB-81	61.0	40 - 145
IS	13C-PCB-95	58.0	40 - 145
IS	13C-PCB-97	60.9	40 - 145
IS	13C-PCB-101	60.0	40 - 145
IS	13C-PCB-104	56.1	40 - 145
IS	13C-PCB-105	64.4	40 - 145
IS	13C-PCB-114	63.5	40 - 145
IS	13C-PCB-118	61.9	40 - 145
IS	13C-PCB-123	63.0	40 - 145
IS	13C-PCB-126	63.5	40 - 145
IS	13C-PCB-127	64.6	40 - 145
IS	13C-PCB-138	58.6	40 - 145
IS	13C-PCB-141	56.4	40 - 145
IS	13C-PCB-153	56.6	40 - 145
IS	13C-PCB-155	62.1	40 - 145
IS	13C-PCB-156	59.8	40 - 145
IS	13C-PCB-157	59.6	40 - 145
IS	13C-PCB-159	59.5	40 - 145
IS	13C-PCB-167	59.7	40 - 145
IS	13C-PCB-169	57.2	40 - 145
IS	13C-PCB-170	63.0	40 - 145
IS	13C-PCB-180	62.5	40 - 145
IS	13C-PCB-188	54.6	40 - 145
IS	13C-PCB-189	63.2	40 - 145
IS	13C-PCB-194	60.1	40 - 145

Sample ID: OPR

EPA Method 1668C

Matrix: Aqueous
Sample Size: 1.00 L

QC Batch: B9F0159
Date Extracted: 17-Jun-2019 6:36

Lab Sample: B9F0159-BS1
Date Analyzed: 18-Jun-19 11:17 Column: ZB-1

Analyte	Amt Found (pg/L)	Spike Amt	%R	Limits

	Labeled Standard	%R	LCL-UCL
IS	13C-PCB-202	68.4	40 - 145
IS	13C-PCB-206	61.0	40 - 145
IS	13C-PCB-208	59.2	40 - 145
IS	13C-PCB-209	71.5	40 - 145
CRS	13C-PCB-79	62.6	40 - 145
CRS	13C-PCB-178	61.7	40 - 145

LCL-UCL - Lower control limit - upper control limit

Sample ID: RB-201905301712

EPA Method 1668C

Client Data

Name: Anchor QEA, LLC
Project: Port of Portland T4 PDI
Date Collected: 30-May-2019 17:12

Sample Data

Matrix: QC Water
Sample Size: 0.964 L

Laboratory Data

Lab Sample: 1901384-01 Date Received: 01-Jun-2019 9:16
QC Batch: B9F0159 Date Extracted: 17-Jun-2019 6:36
Date Analyzed : 18-Jun-19 14:32 Column: ZB-1

Analyte	Conc. (pg/L)	DL	EMPC	Qualifiers
PCB-1	2.89			J
PCB-2	ND	0.219		
PCB-3	ND	0.219		
PCB-4/10	ND	1.29		
PCB-5/8	ND	0.986		
PCB-6	ND	0.958		
PCB-7/9	ND	1.02		
PCB-11	ND	0.913		
PCB-12/13	ND	0.998		
PCB-14	ND	0.984		
PCB-15	ND	0.963		
PCB-16/32	ND	0.307		
PCB-17	ND	0.373		
PCB-18	ND	0.343		
PCB-19	ND	0.360		
PCB-20/21/33	ND	0.235		
PCB-22	ND	0.215		
PCB-23	ND	0.246		
PCB-24/27	ND	0.273		
PCB-25	ND	0.221		
PCB-26	ND	0.233		
PCB-28	0.599			J, B
PCB-29	ND	0.243		
PCB-30	ND	0.223		
PCB-31	ND		0.681	
PCB-34	ND	0.243		
PCB-35	ND	0.237		
PCB-36	ND	0.231		
PCB-37	ND	0.239		
PCB-38	ND	0.241		
PCB-39	ND	0.249		
PCB-40	ND	0.406		
PCB-41/64/71/72	ND	0.217		
PCB-42/59	ND	0.248		
PCB-43/49	ND	0.274		
PCB-44	0.957			J
PCB-45	ND	0.317		
PCB-46	ND	0.330		
PCB-47	ND	0.280		
PCB-48/75	ND	0.224		
PCB-50	ND	0.248		
PCB-51	ND	0.251		
PCB-52/69	ND		0.424	
PCB-53	ND	0.274		
PCB-54	ND	0.202		
PCB-55	ND	0.188		
PCB-56/60	ND	0.209		
PCB-57	ND	0.178		
PCB-58	ND	0.179		
PCB-61/70	ND		0.734	
PCB-62	ND	0.231		
PCB-63	ND	0.201		
PCB-65	ND	0.199		
PCB-66/76	ND		0.450	
PCB-67	ND	0.182		
PCB-68	ND	0.198		
PCB-73	ND	0.190		
PCB-74	ND	0.170		
PCB-77	ND	0.196		
PCB-78	ND	0.183		
PCB-79	ND	0.186		
PCB-80	ND	0.182		
PCB-81	ND	0.208		
PCB-82	ND	0.241		
PCB-83	ND	0.154		
PCB-84/92	ND	0.247		
PCB-85/116	ND	0.210		
PCB-86	ND	0.250		
PCB-87/117/125	ND		0.276	
PCB-88/91	ND	0.269		

DL - Sample specifc estimated detection limit

LCL-UCL- Lower control limit - upper control limit

EMPC - Estimated maximum possible concentration

See individual congeners for qualifiers.

Sample ID: RB-201905301712

EPA Method 1668C

Client Data
Name: Anchor QEA, LLC
Project: Port of Portland T4 PDI
Date Collected: 30-May-2019 17:12

Sample Data
Matrix: QC Water
Sample Size: 0.964 L

Laboratory Data
Lab Sample: 1901384-01 Date Received: 01-Jun-2019 9:16
QC Batch: B9F0159 Date Extracted: 17-Jun-2019 6:36
Date Analyzed : 18-Jun-19 14:32 Column: ZB-1

Analyte	Conc. (pg/L)	DL	EMPC	Qualifiers
PCB-89	ND	0.225		
PCB-90/101	ND	0.223		
PCB-93	ND	0.283		
PCB-94	ND	0.286		
PCB-95/98/102	ND	0.223		
PCB-96	ND	0.181		
PCB-97	ND		0.331	
PCB-99	ND	0.191		
PCB-100	ND	0.222		
PCB-103	ND	0.226		
PCB-104	ND	0.190		
PCB-105	ND		0.335	
PCB-106/118	ND		0.567	
PCB-107/109	ND	0.148		
PCB-108/112	ND	0.193		
PCB-110	0.949			J
PCB-111/115	ND	0.151		
PCB-113	ND	0.162		
PCB-114	ND	0.166		
PCB-119	ND	0.159		
PCB-120	ND	0.137		
PCB-121	ND	0.156		
PCB-122	ND	0.180		
PCB-123	ND	0.173		
PCB-124	ND	0.150		
PCB-126	ND	0.162		
PCB-127	ND	0.162		
PCB-128/162	ND	0.190		
PCB-129	ND	0.255		
PCB-130	ND	0.253		
PCB-131/133	ND	0.216		
PCB-132/161	0.507			J
PCB-134/143	ND	0.231		
PCB-135	ND		0.306	
PCB-136	ND	0.210		
PCB-137	ND	0.185		
PCB-138/163/164	1.45			J
PCB-139/149	ND		0.959	
PCB-140	ND	0.279		
PCB-141	0.552			J
PCB-142	ND	0.240		
PCB-144	ND	0.280		
PCB-145	ND	0.190		
PCB-146/165	ND	0.173		
PCB-147	ND	0.266		
PCB-148	ND	0.277		
PCB-150	ND	0.209		
PCB-151	0.688			J
PCB-152	ND	0.185		
PCB-153	1.26			J
PCB-154	ND	0.245		
PCB-155	ND	0.217		
PCB-156	ND	0.158		
PCB-157	ND	0.171		
PCB-158/160	ND	0.169		
PCB-159	ND	0.147		
PCB-166	ND	0.151		
PCB-167	ND	0.167		
PCB-168	ND	0.158		
PCB-169	ND	0.158		
PCB-170	ND		0.450	
PCB-171	ND	0.209		
PCB-172	ND	0.206		
PCB-173	ND	0.225		
PCB-174	ND	0.202		
PCB-175	ND	0.219		
PCB-176	ND	0.167		
PCB-177	ND	0.215		
PCB-178	ND	0.226		
PCB-179	ND	0.158		

DL - Sample specifc estimated detection limit

LCL-UCL- Lower control limit - upper control limit

EMPC - Estimated maximum possible concentration

See individual congeners for qualifiers.

Sample ID: RB-201905301712

EPA Method 1668C

Client Data

Name: Anchor QEA, LLC
Project: Port of Portland T4 PDI
Date Collected: 30-May-2019 17:12

Sample Data

Matrix: QC Water
Sample Size: 0.964 L

Laboratory Data

Lab Sample: 1901384-01 Date Received: 01-Jun-2019 9:16
QC Batch: B9F0159 Date Extracted: 17-Jun-2019 6:36
Date Analyzed : 18-Jun-19 14:32 Column: ZB-1

Analyte	Conc. (pg/L)	DL	EMPC	Qualifiers
PCB-180	ND	0.189		
PCB-181	ND	0.194		
PCB-182/187	ND		0.827	
PCB-183	ND	0.194		
PCB-184	ND	0.166		
PCB-185	ND	0.211		
PCB-186	ND	0.154		
PCB-188	ND	0.159		
PCB-189	ND	0.142		
PCB-190	ND		0.311	
PCB-191	ND	0.164		
PCB-192	ND	0.159		
PCB-193	ND	0.167		
PCB-194	0.745			J
PCB-195	ND	0.0897		
PCB-196/203	ND		0.442	
PCB-197	ND	0.109		
PCB-198	0.529			J
PCB-199	ND	0.150		
PCB-200	ND	0.115		
PCB-201	ND	0.123		
PCB-202	ND	0.113		
PCB-204	ND	0.112		
PCB-205	ND	0.0698		
PCB-206	ND	0.0791		
PCB-207	ND	0.0585		
PCB-208	ND	0.0580		
PCB-209	ND	0.0769		
Total monoCB	2.89			
Total diCB	ND	1.29		
Total triCB	0.599		1.28	
Total tetraCB	0.957		2.56	
Total pentaCB	0.949		2.46	
Total hexaCB	4.46		5.73	
Total heptaCB	ND		1.59	
Total octaCB	1.27		1.72	
Total nonaCB	ND	0.0790		
DecaCB	ND	0.0769		
Total PCB	11.1			

DL - Sample specifc estimated detection limit

LCL-UCL- Lower control limit - upper control limit

EMPC - Estimated maximum possible concentration

See individual congeners for qualifiers.

Sample ID: RB-201905301712

EPA Method 1668C

Client Data
Name: Anchor QEA, LLC
Project: Port of Portland T4 PDI
Date Collected: 30-May-2019 17:12

Sample Data
Matrix: QC Water
Sample Size: 0.964 L

Laboratory Data
Lab Sample: 1901384-01 Date Received: 01-Jun-2019 9:16
QC Batch: B9F0159 Date Extracted: 17-Jun-2019 6:36
Date Analyzed : 18-Jun-19 14:32 Column: ZB-1

	Labeled Standard	%R	LCL-UCL	Qualifiers
IS	13C-PCB-1	38.1	5 -145	
	13C-PCB-3	38.2	5 -145	
	13C-PCB-4	49.2	5 -145	
	13C-PCB-11	53.5	5 -145	
	13C-PCB-9	50.5	5 -145	
	13C-PCB-19	45.4	5 -145	
	13C-PCB-28	54.8	5 -145	
	13C-PCB-32	46.8	5 -145	
	13C-PCB-37	51.2	5 -145	
	13C-PCB-47	50.0	5 -145	
	13C-PCB-52	51.1	5 -145	
	13C-PCB-54	50.3	5 -145	
	13C-PCB-70	53.1	5 -145	
	13C-PCB-77	56.8	10 -145	
	13C-PCB-80	53.3	10 -145	
	13C-PCB-81	56.2	10 -145	
	13C-PCB-95	50.2	10 -145	
	13C-PCB-97	54.8	10 -145	
	13C-PCB-101	53.2	10 -145	
	13C-PCB-104	47.8	10 -145	
	13C-PCB-105	58.7	10 -145	
	13C-PCB-114	57.8	10 -145	
	13C-PCB-118	56.3	10 -145	
	13C-PCB-123	57.0	10 -145	
	13C-PCB-126	57.7	10 -145	
	13C-PCB-127	55.2	10 -145	
	13C-PCB-138	54.5	10 -145	
	13C-PCB-141	55.0	10 -145	
	13C-PCB-153	53.1	10 -145	
	13C-PCB-155	60.0	10 -145	
	13C-PCB-156	55.7	10 -145	
	13C-PCB-157	54.7	10 -145	
	13C-PCB-159	56.4	10 -145	
	13C-PCB-167	55.4	10 -145	
	13C-PCB-169	52.3	10 -145	
	13C-PCB-170	54.2	10 -145	
	13C-PCB-180	55.5	10 -145	
	13C-PCB-188	51.7	10 -145	
	13C-PCB-189	54.3	10 -145	
	13C-PCB-194	53.5	10 -145	
	13C-PCB-202	61.1	10 -145	
	13C-PCB-206	52.0	10 -145	
	13C-PCB-208	50.2	10 -145	
	13C-PCB-209	59.9	10 -145	
CRS	13C-PCB-79	54.2	10 -145	
	13C-PCB-178	43.7	10 -145	

DL - Sample specifc estimated detection limit

LCL-UCL- Lower control limit - upper control limit

EMPC - Estimated maximum possible concentration

See individual congeners for qualifiers.

Sample ID: Method Blank

EPA Method 1668C

Matrix:	Solid	QC Batch:	B9F0214	Lab Sample:	B9F0214-BLK1
Sample Size:	10.0 g	Date Extracted:	24-Jun-2019 9:06	Date Analyzed:	29-Jun-19 17:34 Column: ZB-1

Analyte	Conc. (ug/kg)	DL	EMPC	Qualifiers	Analyte	Conc. (ug/kg)	DL	EMPC	Qualifiers
PCB-1	ND	0.000140			PCB-44	ND	0.000188		
PCB-2	ND	0.000144			PCB-45	ND	0.000187		
PCB-3	ND	0.000145			PCB-46	ND	0.000200		
PCB-4/10	ND	0.000918			PCB-47	ND	0.000165		
PCB-5/8	ND	0.000708			PCB-48/75	ND	0.000140		
PCB-6	ND	0.000704			PCB-50	ND	0.000165		
PCB-7/9	ND	0.000734			PCB-51	ND	0.000147		
PCB-11	ND	0.000604			PCB-52/69	ND	0.000138		
PCB-12/13	ND	0.000638			PCB-53	ND	0.000158		
PCB-14	ND	0.000641			PCB-54	ND	0.000130		
PCB-15	ND	0.000643			PCB-55	ND	0.000108		
PCB-16/32	ND	0.000255			PCB-56/60	ND	0.000124		
PCB-17	ND	0.000303			PCB-57	ND	0.000115		
PCB-18	ND	0.000291			PCB-58	ND	0.000109		
PCB-19	ND	0.000334			PCB-61/70	ND	0.000123		
PCB-20/21/33	ND	0.000231			PCB-62	ND	0.000134		
PCB-22	ND	0.000225			PCB-63	ND	0.000126		
PCB-23	ND	0.000238			PCB-65	ND	0.000129		
PCB-24/27	ND	0.000221			PCB-66/76	ND	0.000113		
PCB-25	ND	0.000237			PCB-67	ND	0.000122		
PCB-26	ND	0.000232			PCB-68	ND	0.000129		
PCB-28	ND	0.000210			PCB-73	ND	0.000117		
PCB-29	ND	0.000243			PCB-74	ND	0.000113		
PCB-30	ND	0.000211			PCB-77	ND	0.000118		
PCB-31	ND	0.000207			PCB-78	ND	0.000117		
PCB-34	ND	0.000235			PCB-79	ND	0.000111		
PCB-35	ND	0.000216			PCB-80	ND	0.000107		
PCB-36	ND	0.000208			PCB-81	ND	0.000130		
PCB-37	ND	0.000221			PCB-82	ND	0.000200		
PCB-38	ND	0.000217			PCB-83	ND	0.000118		
PCB-39	ND	0.000226			PCB-84/92	ND	0.000186		
PCB-40	ND	0.000248			PCB-85/116	ND	0.000150		
PCB-41/64/71/72	ND	0.000132			PCB-86	ND	0.000183		
PCB-42/59	ND	0.000149			PCB-87/117/125	ND	0.000137		
PCB-43/49	ND	0.000161			PCB-88/91	ND	0.000187		

DL - Sample specifc estimated detection limit

LCL-UCL- Lower control limit - upper control limit

EMPC - Estimated maximum possible concentration

The results are reported in dry weight. The sample size is reported in wet weight. See individual congeners for qualifiers.

Sample ID: Method Blank

EPA Method 1668C

Matrix:	Solid	QC Batch:	B9F0214	Lab Sample:	B9F0214-BLK1
Sample Size:	10.0 g	Date Extracted:	24-Jun-2019 9:06	Date Analyzed:	29-Jun-19 17:34 Column: ZB-1

Analyte	Conc. (ug/kg)	DL	EMPC	Qualifiers	Analyte	Conc. (ug/kg)	DL	EMPC	Qualifiers
PCB-89	ND	0.000170			PCB-137	ND	0.000140		
PCB-90/101	ND	0.000173			PCB-138/163/164	ND	0.000108		
PCB-93	ND	0.000198			PCB-139/149	ND	0.000110		
PCB-94	ND	0.000215			PCB-140	ND	0.000129		
PCB-95/98/102	ND	0.000164			PCB-141	ND	0.000143		
PCB-96	ND	0.000128			PCB-142	ND	0.000155		
PCB-97	ND	0.000170			PCB-144	ND	0.000121		
PCB-99	ND	0.000146			PCB-145	ND	0.0000810		
PCB-100	ND	0.000164			PCB-146/165	ND	0.000115		
PCB-103	ND	0.000165			PCB-147	ND	0.000122		
PCB-104	ND	0.000129			PCB-148	ND	0.000117		
PCB-105	ND	0.000164			PCB-150	ND	0.0000919		
PCB-106/118	ND	0.000125			PCB-151	ND	0.000128		
PCB-107/109	ND	0.000116			PCB-152	ND	0.0000806		
PCB-108/112	ND	0.000146			PCB-153	ND	0.000109		
PCB-110	ND	0.000123			PCB-154	ND	0.000112		
PCB-111/115	ND	0.000114			PCB-155	ND	0.0000926		
PCB-113	ND	0.000133			PCB-156	ND	0.000104		
PCB-114	ND	0.000157			PCB-157	ND	0.000122		
PCB-119	ND	0.000124			PCB-158/160	ND	0.000112		
PCB-120	ND	0.000108			PCB-159	ND	0.000100		
PCB-121	ND	0.000120			PCB-166	ND	0.000105		
PCB-122	ND	0.000187			PCB-167	ND	0.000107		
PCB-123	ND	0.000130			PCB-168	ND	0.000108		
PCB-124	ND	0.000116			PCB-169	ND	0.000114		
PCB-126	ND	0.000164			PCB-170	ND	0.000122		
PCB-127	ND	0.000154			PCB-171	ND	0.000114		
PCB-128/162	ND	0.000132			PCB-172	ND	0.000109		
PCB-129	ND	0.000162			PCB-173	ND	0.000124		
PCB-130	ND	0.000165			PCB-174	ND	0.000117		
PCB-131/133	ND	0.000139			PCB-175	ND	0.000105		
PCB-132/161	ND	0.000113			PCB-176	ND	0.0000770		
PCB-134/143	ND	0.000150			PCB-177	ND	0.000114		
PCB-135	ND	0.000113			PCB-178	ND	0.000108		
PCB-136	ND	0.0000960			PCB-179	ND	0.0000759		

DL - Sample specifc estimated detection limit

LCL-UCL- Lower control limit - upper control limit

EMPC - Estimated maximum possible concentration

The results are reported in dry weight. The sample size is reported in wet weight. See individual congeners for qualifiers.

Sample ID: Method Blank — EPA Method 1668C

Matrix:	Solid	QC Batch:	B9F0214	Lab Sample:	B9F0214-BLK1
Sample Size:	10.0 g	Date Extracted:	24-Jun-2019 9:06	Date Analyzed:	29-Jun-19 17:34 Column: ZB-1

Analyte	Conc. (ug/kg)	DL	EMPC	Qualifiers
PCB-180	ND	0.000108		
PCB-181	ND	0.000100		
PCB-182/187	ND	0.0000930		
PCB-183	ND	0.0000933		
PCB-184	ND	0.0000765		
PCB-185	ND	0.000108		
PCB-186	ND	0.0000733		
PCB-188	ND	0.0000748		
PCB-189	ND	0.0000797		
PCB-190	ND	0.0000903		
PCB-191	ND	0.0000903		
PCB-192	ND	0.0000835		
PCB-193	ND	0.0000923		
PCB-194	ND	0.000165		
PCB-195	ND	0.000185		
PCB-196/203	ND	0.000123		
PCB-197	ND	0.0000982		
PCB-198	ND	0.000129		
PCB-199	ND	0.000136		
PCB-200	ND	0.000101		
PCB-201	ND	0.000105		
PCB-202	ND	0.0000939		
PCB-204	ND	0.0000982		
PCB-205	ND	0.000136		
PCB-206	ND	0.0000823		
PCB-207	ND	0.0000646		
PCB-208	ND	0.0000630		
PCB-209	ND	0.0000553		
Total monoCB	ND	0.000145		
Total diCB	ND	0.000918		
Total triCB	ND	0.000334		
Total tetraCB	ND	0.000248		
Total pentaCB	ND	0.000215		
Total hexaCB	ND	0.000165		
Total heptaCB	ND	0.000124		
Total octaCB	ND	0.000185		
Total nonaCB	ND	0.0000823		
DecaCB	ND	0.0000553		
Total PCB	ND			

DL - Sample specifc estimated detection limit

LCL-UCL- Lower control limit - upper control limit

EMPC - Estimated maximum possible concentration

The results are reported in dry weight. The sample size is reported in wet weight. See individual congeners for qualifiers.

Sample ID: Method Blank

EPA Method 1668C

Matrix: Solid
Sample Size: 10.0 g

QC Batch: B9F0214
Date Extracted: 24-Jun-2019 9:06

Lab Sample: B9F0214-BLK1
Date Analyzed: 29-Jun-19 17:34 Column: ZB-1

	Labeled Standard	%R	LCL-UCL	Qualifiers
IS	13C-PCB-1	34.7	5 - 145	
	13C-PCB-3	36.8	5 - 145	
	13C-PCB-4	40.8	5 - 145	
	13C-PCB-11	50.4	5 - 145	
	13C-PCB-9	43.8	5 - 145	
	13C-PCB-19	46.7	5 - 145	
	13C-PCB-28	50.9	5 - 145	
	13C-PCB-32	51.5	5 - 145	
	13C-PCB-37	58.9	5 - 145	
	13C-PCB-47	51.0	5 - 145	
	13C-PCB-52	51.5	5 - 145	
	13C-PCB-54	45.2	5 - 145	
	13C-PCB-70	54.4	5 - 145	
	13C-PCB-77	60.7	10 - 145	
	13C-PCB-80	56.7	10 - 145	
	13C-PCB-81	57.8	10 - 145	
	13C-PCB-95	51.4	10 - 145	
	13C-PCB-97	55.7	10 - 145	
	13C-PCB-101	54.6	10 - 145	
	13C-PCB-104	50.3	10 - 145	
	13C-PCB-105	53.5	10 - 145	
	13C-PCB-114	54.6	10 - 145	
	13C-PCB-118	57.2	10 - 145	
	13C-PCB-123	58.7	10 - 145	
	13C-PCB-126	54.8	10 - 145	
	13C-PCB-127	54.6	10 - 145	
	13C-PCB-138	53.5	10 - 145	
	13C-PCB-141	54.0	10 - 145	
	13C-PCB-153	52.6	10 - 145	
	13C-PCB-155	54.8	10 - 145	
	13C-PCB-156	55.1	10 - 145	
	13C-PCB-157	53.2	10 - 145	
	13C-PCB-159	54.9	10 - 145	
	13C-PCB-167	54.3	10 - 145	
	13C-PCB-169	52.7	10 - 145	
	13C-PCB-170	58.1	10 - 145	
	13C-PCB-180	58.6	10 - 145	
	13C-PCB-188	57.0	10 - 145	
	13C-PCB-189	58.4	10 - 145	
	13C-PCB-194	58.2	10 - 145	
	13C-PCB-202	57.4	10 - 145	
	13C-PCB-206	56.2	10 - 145	
	13C-PCB-208	57.1	10 - 145	
	13C-PCB-209	57.0	10 - 145	
CRS	13C-PCB-79	58.0	10 - 145	
	13C-PCB-178	53.6	10 - 145	

DL - Sample specifc estimated detection limit

LCL-UCL- Lower control limit - upper control limit

EMPC - Estimated maximum possible concentration

The results are reported in dry weight. The sample size is reported in wet weight. See individual congeners for qualifiers.

Sample ID: OPR

EPA Method 1668C

Matrix: Solid
Sample Size: 10.0 g

QC Batch: B9F0214
Date Extracted: 24-Jun-2019 9:06

Lab Sample: B9F0214-BS1
Date Analyzed: 29-Jun-19 02:53 Column: ZB-1

Analyte	Amt Found (pg/g)	Spike Amt	%R	Limits
PCB-1	0.496	0.500	99.3	60 - 135
PCB-3	0.499	0.500	99.7	60 - 135
PCB-4/10	1.00	1.00	100	60 - 135
PCB-15	0.516	0.500	103	60 - 135
PCB-19	0.491	0.500	98.2	60 - 135
PCB-37	0.493	0.500	98.6	60 - 135
PCB-54	0.493	0.500	98.6	60 - 135
PCB-77	0.503	0.500	101	60 - 135
PCB-81	0.491	0.500	98.2	60 - 135
PCB-104	0.475	0.500	95.1	60 - 135
PCB-105	0.491	0.500	98.1	60 - 135
PCB-106/118	0.965	1.00	96.5	60 - 135
PCB-114	0.494	0.500	98.8	60 - 135
PCB-123	0.484	0.500	96.8	60 - 135
PCB-126	0.498	0.500	99.5	60 - 135
PCB-155	0.473	0.500	94.7	60 - 135
PCB-156	0.498	0.500	99.7	60 - 135
PCB-157	0.489	0.500	97.7	60 - 135
PCB-167	0.488	0.500	97.6	60 - 135
PCB-169	0.486	0.500	97.1	60 - 135
PCB-188	0.493	0.500	98.7	60 - 135
PCB-189	0.503	0.500	101	60 - 135
PCB-202	0.490	0.500	97.9	60 - 135
PCB-205	0.509	0.500	102	60 - 135
PCB-206	0.472	0.500	94.3	60 - 135
PCB-208	0.478	0.500	95.7	60 - 135
PCB-209	0.484	0.500	96.8	60 - 135

	Labeled Standard	%R	LCL-UCL
IS	13C-PCB-1	36.4	15 - 145
IS	13C-PCB-3	39.5	15 - 145
IS	13C-PCB-4	41.6	15 - 145
IS	13C-PCB-11	52.4	15 - 145
IS	13C-PCB-9	45.1	15 - 145
IS	13C-PCB-19	46.9	15 - 145
IS	13C-PCB-28	54.8	15 - 145
IS	13C-PCB-32	53.0	15 - 145
IS	13C-PCB-37	62.4	15 - 145
IS	13C-PCB-47	55.6	15 - 145
IS	13C-PCB-52	54.2	15 - 145
IS	13C-PCB-54	47.2	15 - 145
IS	13C-PCB-70	58.4	15 - 145
IS	13C-PCB-77	66.5	40 - 145
IS	13C-PCB-80	61.1	40 - 145
IS	13C-PCB-81	64.2	40 - 145
IS	13C-PCB-95	56.2	40 - 145
IS	13C-PCB-97	61.4	40 - 145
IS	13C-PCB-101	59.9	40 - 145
IS	13C-PCB-104	53.9	40 - 145
IS	13C-PCB-105	60.2	40 - 145
IS	13C-PCB-114	60.7	40 - 145
IS	13C-PCB-118	61.8	40 - 145
IS	13C-PCB-123	63.2	40 - 145
IS	13C-PCB-126	62.0	40 - 145
IS	13C-PCB-127	61.4	40 - 145
IS	13C-PCB-138	60.7	40 - 145
IS	13C-PCB-141	60.6	40 - 145
IS	13C-PCB-153	58.4	40 - 145
IS	13C-PCB-155	56.8	40 - 145
IS	13C-PCB-156	61.2	40 - 145
IS	13C-PCB-157	59.8	40 - 145
IS	13C-PCB-159	62.1	40 - 145
IS	13C-PCB-167	60.2	40 - 145
IS	13C-PCB-169	58.6	40 - 145
IS	13C-PCB-170	62.9	40 - 145
IS	13C-PCB-180	62.3	40 - 145
IS	13C-PCB-188	61.5	40 - 145
IS	13C-PCB-189	62.5	40 - 145
IS	13C-PCB-194	65.1	40 - 145

Sample ID: OPR

EPA Method 1668C

Matrix: Solid
Sample Size: 10.0 g

QC Batch: B9F0214
Date Extracted: 24-Jun-2019 9:06

Lab Sample: B9F0214-BS1
Date Analyzed: 29-Jun-19 02:53 Column: ZB-1

Analyte	Amt Found (pg/g)	Spike Amt	%R	Limits

	Labeled Standard	%R	LCL-UCL
IS	13C-PCB-202	60.7	40 - 145
IS	13C-PCB-206	64.2	40 - 145
IS	13C-PCB-208	63.7	40 - 145
IS	13C-PCB-209	63.2	40 - 145
CRS	13C-PCB-79	61.0	40 - 145
CRS	13C-PCB-178	58.6	40 - 145

LCL-UCL - Lower control limit - upper control limit

Sample ID: T4-PDI2019-SG21-190531

EPA Method 1668C

Client Data

Name: Anchor QEA, LLC
Project: Port of Portland T4 PDI
Date Collected: 31-May-2019 12:56

Sample Data

Matrix: Sediment
Sample Size: 9.82 g
% Solids: 67.1

Laboratory Data

Lab Sample: 1901384-02 Date Received: 01-Jun-2019 9:16
QC Batch: B9F0214 Date Extracted: 24-Jun-2019 9:06
Date Analyzed : 11-Jul-19 23:32 Column: ZB-1

Analyte	Conc. (ug/kg)	DL	EMPC	Qualifiers
PCB-1	0.0101			
PCB-2	0.0101			
PCB-3	0.0109			
PCB-4/10	0.0275			
PCB-5/8	0.0766			
PCB-6	0.0197			
PCB-7/9	0.00865			
PCB-11	0.0272			
PCB-12/13	0.0103			
PCB-14	ND	0.000630		
PCB-15	0.0621			
PCB-16/32	0.0950			
PCB-17	0.0729			
PCB-18	0.130			
PCB-19	0.0357			
PCB-20/21/33	0.134			
PCB-22	0.0648			
PCB-23	ND	0.000624		
PCB-24/27	0.0154			
PCB-25	0.0340			
PCB-26	0.0837			
PCB-28	0.261			
PCB-29	0.00157			J
PCB-30	ND	0.000305		
PCB-31	0.171			
PCB-34	0.00291			J
PCB-35	0.00379			
PCB-36	ND	0.000515		
PCB-37	0.0799			
PCB-38	0.00403			
PCB-39	0.00196			J
PCB-40	0.0507			
PCB-41/64/71/72	0.241			
PCB-42/59	0.101			
PCB-43/49	0.413			
PCB-44	0.280			
PCB-45	0.0375			
PCB-46	0.0196			
PCB-47	0.183			
PCB-48/75	0.0543			
PCB-50	ND		0.00176	
PCB-51	0.0308			
PCB-52/69	0.512			
PCB-53	0.0549			
PCB-54	0.00645			
PCB-55	0.00556			
PCB-56/60	0.133			
PCB-57	0.00523			
PCB-58	ND		0.00289	
PCB-61/70	0.373			
PCB-62	ND	0.000520		
PCB-63	0.0142			
PCB-65	ND	0.000500		
PCB-66/76	0.308			
PCB-67	0.0132			
PCB-68	0.00904			
PCB-73	0.00287			J
PCB-74	0.130			
PCB-77	0.0275			
PCB-78	0.00180			J
PCB-79	0.0115			
PCB-80	ND	0.000408		
PCB-81	0.00410			
PCB-82	0.0483			
PCB-83	ND	0.000253		
PCB-84/92	0.359			
PCB-85/116	0.0663			
PCB-86	ND	0.000393		
PCB-87/117/125	0.147			
PCB-88/91	0.149			

DL - Sample specifc estimated detection limit

EMPC - Estimated maximum possible concentration

LCL-UCL- Lower control limit - upper control limit

The results are reported in dry weight. The sample size is reported in wet weight.

See individual congeners for qualifiers.

Sample ID: T4-PDI2019-SG21-190531

EPA Method 1668C

Client Data

Name: Anchor QEA, LLC
Project: Port of Portland T4 PDI
Date Collected: 31-May-2019 12:56

Sample Data

Matrix: Sediment
Sample Size: 9.82 g
% Solids: 67.1

Laboratory Data

Lab Sample: 1901384-02 Date Received: 01-Jun-2019 9:16
QC Batch: B9F0214 Date Extracted: 24-Jun-2019 9:06
Date Analyzed : 11-Jul-19 23:32 Column: ZB-1

Analyte	Conc. (ug/kg)	DL	EMPC	Qualifiers
PCB-89	0.00559			
PCB-90/101	0.839			
PCB-93	ND	0.000410		
PCB-94	ND		0.00588	
PCB-95/98/102	0.572			
PCB-96	0.00543			
PCB-97	0.145			
PCB-99	0.382			
PCB-100	0.0254			
PCB-103	0.0426			
PCB-104	ND		0.00127	
PCB-105	0.129			
PCB-106/118	0.438			
PCB-107/109	0.0470			
PCB-108/112	0.0295			
PCB-110	0.639			
PCB-111/115	0.00784			
PCB-113	0.0109			
PCB-114	ND		0.00545	
PCB-119	0.0508			
PCB-120	0.00892			
PCB-121	ND	0.000249		
PCB-122	ND		0.00395	
PCB-123	ND		0.00556	
PCB-124	0.0193			
PCB-126	0.00282			J
PCB-127	ND	0.000648		
PCB-128/162	0.0916			
PCB-129	0.0259			
PCB-130	0.0724			
PCB-131/133	0.0476			
PCB-132/161	0.247			
PCB-134/143	0.0517			
PCB-135	0.205			
PCB-136	0.169			

Analyte	Conc. (ug/kg)	DL	EMPC	Qualifiers
PCB-137	0.0191			
PCB-138/163/164	0.890			
PCB-139/149	1.03			
PCB-140	0.0202			
PCB-141	0.187			
PCB-142	ND	0.000944		
PCB-144	0.0448			
PCB-145	ND	0.000163		
PCB-146/165	0.280			
PCB-147	0.0295			
PCB-148	0.00945			
PCB-150	0.0105			
PCB-151	0.363			
PCB-152	ND		0.00106	
PCB-153	1.07			
PCB-154	0.0664			
PCB-155	ND		0.000363	
PCB-156	0.0619			
PCB-157	0.0108			
PCB-158/160	0.0793			
PCB-159	ND	0.000620		
PCB-166	ND	0.000649		
PCB-167	0.0241			
PCB-168	0.00453			
PCB-169	ND	0.000714		
PCB-170	0.251			
PCB-171	0.0793			
PCB-172	0.0436			
PCB-173	ND		0.00474	
PCB-174	0.338			
PCB-175	ND		0.0117	
PCB-176	0.0487			
PCB-177	0.199			
PCB-178	0.0896			
PCB-179	0.181			

DL - Sample specifc estimated detection limit

EMPC - Estimated maximum possible concentration

LCL-UCL- Lower control limit - upper control limit

The results are reported in dry weight. The sample size is reported in wet weight.

See individual congeners for qualifiers.

Sample ID: T4-PDI2019-SG21-190531

EPA Method 1668C

Client Data

Name: Anchor QEA, LLC
Project: Port of Portland T4 PDI
Date Collected: 31-May-2019 12:56

Sample Data

Matrix: Sediment
Sample Size: 9.82 g
% Solids: 67.1

Laboratory Data

Lab Sample: 1901384-02 Date Received: 01-Jun-2019 9:16
QC Batch: B9F0214 Date Extracted: 24-Jun-2019 9:06
Date Analyzed : 11-Jul-19 23:32 Column: ZB-1

Analyte	Conc. (ug/kg)	DL	EMPC	Qualifiers
PCB-180	0.651			
PCB-181	ND	0.000761		
PCB-182/187	0.463			
PCB-183	0.169			
PCB-184	ND	0.000632		
PCB-185	0.0342			
PCB-186	ND	0.000605		
PCB-188	0.00181			J
PCB-189	0.00886			
PCB-190	0.0508			
PCB-191	0.0106			
PCB-192	ND	0.000633		
PCB-193	0.0424			
PCB-194	0.120			
PCB-195	0.0502			
PCB-196/203	0.160			
PCB-197	0.00648			
PCB-198	0.00690			
PCB-199	0.166			
PCB-200	0.0182			
PCB-201	0.0210			
PCB-202	0.0347			
PCB-204	ND	0.000270		
PCB-205	0.00638			
PCB-206	0.121			
PCB-207	0.0122			
PCB-208	0.0440			
PCB-209	0.145			
Total monoCB	0.0311			
Total diCB	0.232			
Total triCB	1.19			
Total tetraCB	3.02		3.03	
Total pentaCB	4.17		4.19	
Total hexaCB	5.11			
Total heptaCB	2.66		2.68	

Analyte	Conc. (ug/kg)	DL	EMPC	Qualifiers
Total octaCB	0.590			
Total nonaCB	0.177			
DecaCB	0.145			
Total PCB	17.3			

DL - Sample specifc estimated detection limit

EMPC - Estimated maximum possible concentration

LCL-UCL- Lower control limit - upper control limit
The results are reported in dry weight. The sample size is reported in wet weight.
See individual congeners for qualifiers.

Sample ID: T4-PDI2019-SG21-190531

EPA Method 1668C

Client Data

Name: Anchor QEA, LLC
Project: Port of Portland T4 PDI
Date Collected: 31-May-2019 12:56

Sample Data

Matrix: Sediment
Sample Size: 9.82 g
% Solids: 67.1

Laboratory Data

Lab Sample: 1901384-02 Date Received: 01-Jun-2019 9:16
QC Batch: B9F0214 Date Extracted: 24-Jun-2019 9:06
Date Analyzed : 11-Jul-19 23:32 Column: ZB-1

	Labeled Standard	%R	LCL-UCL	Qualifiers
IS	13C-PCB-1	52.8	5 -145	
	13C-PCB-3	58.4	5 -145	
	13C-PCB-4	59.1	5 -145	
	13C-PCB-11	72.3	5 -145	
	13C-PCB-9	65.9	5 -145	
	13C-PCB-19	73.1	5 -145	
	13C-PCB-28	69.8	5 -145	
	13C-PCB-32	86.0	5 -145	
	13C-PCB-37	80.8	5 -145	
	13C-PCB-47	75.5	5 -145	
	13C-PCB-52	73.2	5 -145	
	13C-PCB-54	63.5	5 -145	
	13C-PCB-70	78.4	5 -145	
	13C-PCB-77	76.5	10 -145	
	13C-PCB-80	79.5	10 -145	
	13C-PCB-81	77.5	10 -145	
	13C-PCB-95	74.0	10 -145	
	13C-PCB-97	77.4	10 -145	
	13C-PCB-101	76.5	10 -145	
	13C-PCB-104	70.3	10 -145	
	13C-PCB-105	69.2	10 -145	
	13C-PCB-114	73.3	10 -145	
	13C-PCB-118	78.9	10 -145	
	13C-PCB-123	81.3	10 -145	
	13C-PCB-126	73.1	10 -145	
	13C-PCB-127	69.3	10 -145	
	13C-PCB-138	76.9	10 -145	
	13C-PCB-141	75.8	10 -145	
	13C-PCB-153	76.7	10 -145	
	13C-PCB-155	79.3	10 -145	
	13C-PCB-156	79.6	10 -145	
	13C-PCB-157	82.6	10 -145	
	13C-PCB-159	79.7	10 -145	
	13C-PCB-167	78.3	10 -145	
	13C-PCB-169	77.5	10 -145	
	13C-PCB-170	82.0	10 -145	
	13C-PCB-180	81.6	10 -145	
	13C-PCB-188	75.0	10 -145	
	13C-PCB-189	78.6	10 -145	
	13C-PCB-194	86.8	10 -145	
	13C-PCB-202	86.7	10 -145	
	13C-PCB-206	87.6	10 -145	
	13C-PCB-208	88.5	10 -145	
	13C-PCB-209	88.4	10 -145	
CRS	13C-PCB-79	77.7	10 -145	
	13C-PCB-178	80.9	10 -145	

DL - Sample specifc estimated detection limit

LCL-UCL- Lower control limit - upper control limit

EMPC - Estimated maximum possible concentration

The results are reported in dry weight. The sample size is reported in wet weight.
See individual congeners for qualifiers.

Sample ID: T4-PDI2019-SG26-190530

EPA Method 1668C

Client Data

Name: Anchor QEA, LLC
Project: Port of Portland T4 PDI
Date Collected: 30-May-2019 11:16

Sample Data

Matrix: Sediment
Sample Size: 8.93 g
% Solids: 67.6

Laboratory Data

Lab Sample: 1901384-03 Date Received: 01-Jun-2019 9:16
QC Batch: B9F0214 Date Extracted: 24-Jun-2019 9:06
Date Analyzed : 12-Jul-19 00:34 Column: ZB-1
25-Jul-19 15:44 Column: ZB-1

Analyte	Conc. (ug/kg)	DL	EMPC	Qualifiers
PCB-1	0.324			D
PCB-2	0.543			D
PCB-3	0.551			D
PCB-4/10	0.525			D
PCB-5/8	1.03			D
PCB-6	0.624			D
PCB-7/9	0.371			D
PCB-11	0.296			D
PCB-12/13	0.646			D
PCB-14	ND	0.00965		D
PCB-15	0.416			D
PCB-16/32	0.805			D
PCB-17	0.540			D
PCB-18	0.813			D
PCB-19	0.194			D
PCB-20/21/33	0.855			
PCB-22	0.410			
PCB-23	ND	0.000651		
PCB-24/27	0.131			D
PCB-25	0.290			
PCB-26	0.621			
PCB-28	1.06			
PCB-29	0.0162			
PCB-30	ND	0.00172		D
PCB-31	1.19			
PCB-34	0.0233			
PCB-35	0.113			
PCB-36	0.00715			
PCB-37	0.396			
PCB-38	0.0545			
PCB-39	0.0110			
PCB-40	0.213			
PCB-41/64/71/72	1.22			
PCB-42/59	0.397			
PCB-43/49	4.06			
PCB-44	1.13			
PCB-45	0.173			
PCB-46	0.146			
PCB-47	2.67			
PCB-48/75	0.160			
PCB-50	ND		0.00509	
PCB-51	1.18			
PCB-52/69	4.85			
PCB-53	1.54			
PCB-54	0.186			
PCB-55	0.0479			
PCB-56/60	0.544			
PCB-57	0.0558			
PCB-58	0.0197			
PCB-61/70	1.67			
PCB-62	ND	0.000922		
PCB-63	0.0868			
PCB-65	ND	0.000886		
PCB-66/76	1.91			
PCB-67	0.116			
PCB-68	0.0743			
PCB-73	0.0533			
PCB-74	0.561			
PCB-77	0.124			
PCB-78	0.0100			
PCB-79	0.0957			
PCB-80	0.0712			
PCB-81	0.0264			
PCB-82	0.220			
PCB-83	ND	0.000353		
PCB-84/92	3.25			
PCB-85/116	0.299			
PCB-86	ND	0.000548		
PCB-87/117/125	0.853			
PCB-88/91	1.76			

DL - Sample specifc estimated detection limit

EMPC - Estimated maximum possible concentration

LCL-UCL- Lower control limit - upper control limit

The results are reported in dry weight. The sample size is reported in wet weight.

See individual congeners for qualifiers.

Sample ID: T4-PDI2019-SG26-190530

EPA Method 1668C

Client Data

Name: Anchor QEA, LLC
Project: Port of Portland T4 PDI
Date Collected: 30-May-2019 11:16

Sample Data

Matrix: Sediment
Sample Size: 8.93 g
% Solids: 67.6

Laboratory Data

Lab Sample: 1901384-03 Date Received: 01-Jun-2019 9:16
QC Batch: B9F0214 Date Extracted: 24-Jun-2019 9:06
Date Analyzed : 12-Jul-19 00:34 Column: ZB-1
25-Jul-19 15:44 Column: ZB-1

Analyte	Conc. (ug/kg)	DL	EMPC	Qualifiers
PCB-89	0.0258			
PCB-90/101	9.11			
PCB-93	ND	0.000552		
PCB-94	0.203			
PCB-95/98/102	6.39			
PCB-96	0.215			
PCB-97	0.698			
PCB-99	3.20			
PCB-100	0.458			
PCB-103	0.622			
PCB-104	0.0279			
PCB-105	0.730			
PCB-106/118	2.58			
PCB-107/109	0.385			
PCB-108/112	0.146			
PCB-110	4.07			
PCB-111/115	0.0673			
PCB-113	0.112			
PCB-114	0.0572			
PCB-119	0.594			
PCB-120	0.256			
PCB-121	ND	0.000335		
PCB-122	0.0183			
PCB-123	0.0211			
PCB-124	0.216			
PCB-126	0.0207			
PCB-127	ND	0.00145		
PCB-128/162	0.860			
PCB-129	0.205			
PCB-130	0.798			
PCB-131/133	1.02			
PCB-132/161	3.55			
PCB-134/143	0.655			
PCB-135	3.43			
PCB-136	3.08			
PCB-137	0.156			
PCB-138/163/164	13.3			
PCB-139/149	15.2			
PCB-140	0.460			
PCB-141	3.54			
PCB-142	ND	0.00482		
PCB-144	0.800			
PCB-145	0.00106			J
PCB-146/165	5.45			
PCB-147	0.456			
PCB-148	0.285			
PCB-150	0.182			
PCB-151	6.23			
PCB-152	0.0202			
PCB-153	17.9			D
PCB-154	1.40			
PCB-155	0.0150			
PCB-156	0.765			
PCB-157	0.0858			
PCB-158/160	1.08			
PCB-159	0.365			
PCB-166	0.00844			
PCB-167	0.311			
PCB-168	0.0605			
PCB-169	ND	0.00409		
PCB-170	6.43			
PCB-171	2.02			
PCB-172	1.21			
PCB-173	0.144			
PCB-174	8.16			
PCB-175	0.281			
PCB-176	1.19			
PCB-177	5.33			
PCB-178	2.17			
PCB-179	4.26			

DL - Sample specifc estimated detection limit

EMPC - Estimated maximum possible concentration

LCL-UCL- Lower control limit - upper control limit

The results are reported in dry weight. The sample size is reported in wet weight.

See individual congeners for qualifiers.

Sample ID: T4-PDI2019-SG26-190530

EPA Method 1668C

Client Data

Name: Anchor QEA, LLC
Project: Port of Portland T4 PDI
Date Collected: 30-May-2019 11:16

Sample Data

Matrix: Sediment
Sample Size: 8.93 g
% Solids: 67.6

Laboratory Data

Lab Sample: 1901384-03 Date Received: 01-Jun-2019 9:16
QC Batch: B9F0214 Date Extracted: 24-Jun-2019 9:06
Date Analyzed : 12-Jul-19 00:34 Column: ZB-1
25-Jul-19 15:44 Column: ZB-1

Analyte	Conc. (ug/kg)	DL	EMPC	Qualifiers
PCB-180	18.9			D
PCB-181	ND	0.00111		
PCB-182/187	11.1			
PCB-183	4.29			
PCB-184	ND		0.00418	
PCB-185	1.07			
PCB-186	ND	0.000808		
PCB-188	0.0391			
PCB-189	0.216			
PCB-190	1.39			
PCB-191	0.270			
PCB-192	ND	0.000926		
PCB-193	1.05			
PCB-194	3.82			
PCB-195	1.86			
PCB-196/203	4.22			
PCB-197	0.177			
PCB-198	0.152			
PCB-199	4.02			
PCB-200	0.579			
PCB-201	0.650			
PCB-202	0.847			
PCB-204	ND	0.000874		
PCB-205	0.195			
PCB-206	1.41			
PCB-207	0.177			
PCB-208	0.412			
PCB-209	0.300			
Total monoCB	1.42			
Total diCB	3.90			
Total triCB	7.54			
Total tetraCB	23.4			
Total pentaCB	36.6			
Total hexaCB	81.7			
Total heptaCB	69.6			

Analyte	Conc. (ug/kg)	DL	EMPC	Qualifiers
Total octaCB	16.5			
Total nonaCB	2.00			
DecaCB	0.300			
Total PCB	243			

DL - Sample specifc estimated detection limit

EMPC - Estimated maximum possible concentration

LCL-UCL- Lower control limit - upper control limit
The results are reported in dry weight. The sample size is reported in wet weight.
See individual congeners for qualifiers.

Sample ID: T4-PDI2019-SG26-190530

EPA Method 1668C

Client Data

Name: Anchor QEA, LLC
Project: Port of Portland T4 PDI
Date Collected: 30-May-2019 11:16

Sample Data

Matrix: Sediment
Sample Size: 8.93 g
% Solids: 67.6

Laboratory Data

Lab Sample: 1901384-03 Date Received: 01-Jun-2019 9:16
QC Batch: B9F0214 Date Extracted: 24-Jun-2019 9:06
Date Analyzed : 12-Jul-19 00:34 Column: ZB-1
25-Jul-19 15:44 Column: ZB-1

	Labeled Standard	%R	LCL-UCL	Qualifiers
IS	13C-PCB-1	81.1	5 -145	D
	13C-PCB-3	87.4	5 -145	D
	13C-PCB-4	79.5	5 -145	D
	13C-PCB-11	88.6	5 -145	D
	13C-PCB-9	87.2	5 -145	D
	13C-PCB-19	88.2	5 -145	D
	13C-PCB-28	61.9	5 -145	
	13C-PCB-32	92.2	5 -145	D
	13C-PCB-37	68.4	5 -145	
	13C-PCB-47	65.6	5 -145	
	13C-PCB-52	60.2	5 -145	
	13C-PCB-54	51.8	5 -145	
	13C-PCB-70	34.7	5 -145	
	13C-PCB-77	61.0	10 -145	
	13C-PCB-80	68.0	10 -145	
	13C-PCB-81	63.0	10 -145	
	13C-PCB-95	62.0	10 -145	
	13C-PCB-97	67.8	10 -145	
	13C-PCB-101	66.3	10 -145	
	13C-PCB-104	61.8	10 -145	
	13C-PCB-105	60.4	10 -145	
	13C-PCB-114	62.4	10 -145	
	13C-PCB-118	67.2	10 -145	
	13C-PCB-123	68.5	10 -145	
	13C-PCB-126	53.4	10 -145	
	13C-PCB-127	59.8	10 -145	
	13C-PCB-138	66.6	10 -145	
	13C-PCB-141	67.2	10 -145	
	13C-PCB-153	66.5	10 -145	
	13C-PCB-155	71.5	10 -145	
	13C-PCB-156	62.6	10 -145	
	13C-PCB-157	65.0	10 -145	
	13C-PCB-159	64.9	10 -145	
	13C-PCB-167	64.7	10 -145	
	13C-PCB-169	55.4	10 -145	
	13C-PCB-170	62.3	10 -145	
	13C-PCB-180	61.9	10 -145	
	13C-PCB-188	65.3	10 -145	
	13C-PCB-189	52.9	10 -145	
	13C-PCB-194	61.0	10 -145	
	13C-PCB-202	72.5	10 -145	
	13C-PCB-206	70.2	10 -145	
	13C-PCB-208	80.7	10 -145	
	13C-PCB-209	66.7	10 -145	
CRS	13C-PCB-79	62.0	10 -145	
	13C-PCB-178	68.8	10 -145	

DL - Sample specifc estimated detection limit

LCL-UCL- Lower control limit - upper control limit

EMPC - Estimated maximum possible concentration

The results are reported in dry weight. The sample size is reported in wet weight.
See individual congeners for qualifiers.

Sample ID: T4-PDI2019-SG38-190531

EPA Method 1668C

Client Data

Name: Anchor QEA, LLC
Project: Port of Portland T4 PDI
Date Collected: 31-May-2019 10:27

Sample Data

Matrix: Sediment
Sample Size: 7.10 g
% Solids: 77.8

Laboratory Data

Lab Sample: 1901384-04 Date Received: 01-Jun-2019 9:16
QC Batch: B9F0214 Date Extracted: 24-Jun-2019 9:06
Date Analyzed : 12-Jul-19 01:35 Column: ZB-1

Analyte	Conc. (ug/kg)	DL	EMPC	Qualifiers
PCB-1	0.00698			
PCB-2	0.00137			J
PCB-3	0.00403			J
PCB-4/10	0.00468			J
PCB-5/8	ND		0.0131	
PCB-6	ND	0.000659		
PCB-7/9	ND	0.000686		
PCB-11	0.00396			J
PCB-12/13	ND	0.000639		
PCB-14	ND	0.000642		
PCB-15	0.0108			
PCB-16/32	ND		0.00664	
PCB-17	0.00608			
PCB-18	0.0147			
PCB-19	0.00189			J
PCB-20/21/33	0.0169			
PCB-22	0.00988			
PCB-23	ND	0.000426		
PCB-24/27	0.00172			J
PCB-25	ND		0.00144	
PCB-26	ND		0.00375	
PCB-28	0.0257			
PCB-29	ND	0.000435		
PCB-30	ND	0.000313		
PCB-31	0.0202			
PCB-34	ND	0.000420		
PCB-35	ND	0.000395		
PCB-36	ND	0.000380		
PCB-37	0.0125			
PCB-38	ND	0.000396		
PCB-39	ND	0.000412		
PCB-40	0.00621			
PCB-41/64/71/72	0.0284			
PCB-42/59	0.00981			
PCB-43/49	0.0212			
PCB-44	0.0273			
PCB-45	ND		0.00532	
PCB-46	ND		0.00232	
PCB-47	0.0108			
PCB-48/75	0.00616			J
PCB-50	ND	0.000691		
PCB-51	0.00151			J
PCB-52/69	0.0302			
PCB-53	0.00461			
PCB-54	ND	0.000542		
PCB-55	ND		0.000484	
PCB-56/60	0.0129			
PCB-57	ND	0.000466		
PCB-58	ND	0.000439		
PCB-61/70	0.0238			
PCB-62	ND	0.000522		
PCB-63	ND		0.000626	
PCB-65	ND	0.000501		
PCB-66/76	0.0173			
PCB-67	ND		0.00121	
PCB-68	ND	0.000501		
PCB-73	ND	0.000480		
PCB-74	ND		0.00810	
PCB-77	ND		0.00223	
PCB-78	ND	0.000513		
PCB-79	ND	0.000456		
PCB-80	ND	0.000439		
PCB-81	ND	0.000568		
PCB-82	ND		0.00559	
PCB-83	ND	0.000357		
PCB-84/92	ND		0.0179	
PCB-85/116	ND		0.00675	
PCB-86	ND	0.000555		
PCB-87/117/125	0.0152			
PCB-88/91	0.00765			J

DL - Sample specifc estimated detection limit

EMPC - Estimated maximum possible concentration

LCL-UCL- Lower control limit - upper control limit

The results are reported in dry weight. The sample size is reported in wet weight.

See individual congeners for qualifiers.

Sample ID: T4-PDI2019-SG38-190531

EPA Method 1668C

Client Data

Name: Anchor QEA, LLC
Project: Port of Portland T4 PDI
Date Collected: 31-May-2019 10:27

Sample Data

Matrix: Sediment
Sample Size: 7.10 g
% Solids: 77.8

Laboratory Data

Lab Sample: 1901384-04 Date Received: 01-Jun-2019 9:16
QC Batch: B9F0214 Date Extracted: 24-Jun-2019 9:06
Date Analyzed : 12-Jul-19 01:35 Column: ZB-1

Analyte	Conc. (ug/kg)	DL	EMPC	Qualifiers
PCB-89	ND	0.000516		
PCB-90/101	0.0491			
PCB-93	ND	0.000577		
PCB-94	ND	0.000628		
PCB-95/98/102	0.0458			
PCB-96	ND	0.000391		
PCB-97	0.0138			
PCB-99	0.0148			
PCB-100	ND	0.000501		
PCB-103	ND	0.000503		
PCB-104	ND	0.000392		
PCB-105	0.0175			
PCB-106/118	0.0383			
PCB-107/109	ND		0.00229	
PCB-108/112	ND		0.00164	
PCB-110	0.0623			
PCB-111/115	ND		0.000724	
PCB-113	ND	0.000403		
PCB-114	ND	0.000430		
PCB-119	ND		0.000823	
PCB-120	ND	0.000329		
PCB-121	ND	0.000350		
PCB-122	ND	0.000514		
PCB-123	ND		0.000620	
PCB-124	0.00215			J
PCB-126	ND	0.000479		
PCB-127	ND	0.000459		
PCB-128/162	0.0145			
PCB-129	0.00341			J
PCB-130	0.00638			
PCB-131/133	0.00284			J
PCB-132/161	0.0247			
PCB-134/143	ND		0.00385	
PCB-135	ND		0.0103	
PCB-136	0.0129			
PCB-137	ND		0.00235	
PCB-138/163/164	0.102			
PCB-139/149	0.0864			
PCB-140	ND	0.000364		
PCB-141	ND		0.0194	
PCB-142	ND	0.000754		
PCB-144	0.00543			
PCB-145	ND	0.000228		
PCB-146/165	0.0145			
PCB-147	0.00184			J
PCB-148	ND	0.000329		
PCB-150	ND	0.000259		
PCB-151	0.0269			
PCB-152	ND	0.000227		
PCB-153	0.0859			
PCB-154	ND	0.000315		
PCB-155	ND	0.000261		
PCB-156	0.00831			
PCB-157	0.00245			J
PCB-158/160	0.0113			
PCB-159	0.00171			J
PCB-166	ND	0.000515		
PCB-167	0.00400			J
PCB-168	ND	0.000523		
PCB-169	ND	0.000549		
PCB-170	0.0414			
PCB-171	ND		0.00969	
PCB-172	0.00598			
PCB-173	ND	0.000506		
PCB-174	0.0367			
PCB-175	ND		0.00106	
PCB-176	0.00452			
PCB-177	0.0228			
PCB-178	ND		0.00533	
PCB-179	0.0149			

DL - Sample specifc estimated detection limit

EMPC - Estimated maximum possible concentration

LCL-UCL- Lower control limit - upper control limit

The results are reported in dry weight. The sample size is reported in wet weight.

See individual congeners for qualifiers.

Sample ID: T4-PDI2019-SG38-190531

EPA Method 1668C

Client Data

Name: Anchor QEA, LLC
Project: Port of Portland T4 PDI
Date Collected: 31-May-2019 10:27

Sample Data

Matrix: Sediment
Sample Size: 7.10 g
% Solids: 77.8

Laboratory Data

Lab Sample: 1901384-04 Date Received: 01-Jun-2019 9:16
QC Batch: B9F0214 Date Extracted: 24-Jun-2019 9:06
Date Analyzed : 12-Jul-19 01:35 Column: ZB-1

Analyte	Conc. (ug/kg)	DL	EMPC	Qualifiers
PCB-180	0.0849			
PCB-181	ND	0.000409		
PCB-182/187	0.0432			
PCB-183	0.0196			
PCB-184	ND	0.000336		
PCB-185	ND		0.00363	
PCB-186	ND	0.000322		
PCB-188	ND	0.000329		
PCB-189	0.00190			J
PCB-190	ND		0.00690	
PCB-191	0.00168			J
PCB-192	ND	0.000340		
PCB-193	0.00460			
PCB-194	0.0170			
PCB-195	0.00825			
PCB-196/203	0.0176			
PCB-197	ND	0.000556		
PCB-198	ND	0.000727		
PCB-199	0.0165			
PCB-200	ND		0.00147	
PCB-201	ND		0.00201	
PCB-202	ND		0.00258	
PCB-204	ND	0.000556		
PCB-205	ND	0.000941		
PCB-206	0.0131			
PCB-207	ND	0.000580		
PCB-208	0.00634			
PCB-209	ND		0.0179	
Total monoCB	0.0124			
Total diCB	0.0194		0.0325	
Total triCB	0.110		0.121	
Total tetraCB	0.200		0.220	
Total pentaCB	0.267		0.303	
Total hexaCB	0.416		0.452	
Total heptaCB	0.282		0.309	
Total octaCB	0.0593		0.0654	
Total nonaCB	0.0194			
DecaCB	ND		0.0179	
Total PCB	1.39			

DL - Sample specifc estimated detection limit

EMPC - Estimated maximum possible concentration

LCL-UCL- Lower control limit - upper control limit
The results are reported in dry weight. The sample size is reported in wet weight.
See individual congeners for qualifiers.

Sample ID: T4-PDI2019-SG38-190531

EPA Method 1668C

Client Data

Name: Anchor QEA, LLC
Project: Port of Portland T4 PDI
Date Collected: 31-May-2019 10:27

Sample Data

Matrix: Sediment
Sample Size: 7.10 g
% Solids: 77.8

Laboratory Data

Lab Sample: 1901384-04 Date Received: 01-Jun-2019 9:16
QC Batch: B9F0214 Date Extracted: 24-Jun-2019 9:06
Date Analyzed : 12-Jul-19 01:35 Column: ZB-1

	Labeled Standard	%R	LCL-UCL	Qualifiers
IS	13C-PCB-1	42.8	5 -145	
	13C-PCB-3	46.4	5 -145	
	13C-PCB-4	49.8	5 -145	
	13C-PCB-11	65.2	5 -145	
	13C-PCB-9	56.5	5 -145	
	13C-PCB-19	68.9	5 -145	
	13C-PCB-28	73.7	5 -145	
	13C-PCB-32	82.9	5 -145	
	13C-PCB-37	79.9	5 -145	
	13C-PCB-47	64.7	5 -145	
	13C-PCB-52	63.0	5 -145	
	13C-PCB-54	53.5	5 -145	
	13C-PCB-70	70.9	5 -145	
	13C-PCB-77	71.4	10 -145	
	13C-PCB-80	69.8	10 -145	
	13C-PCB-81	71.3	10 -145	
	13C-PCB-95	67.9	10 -145	
	13C-PCB-97	73.8	10 -145	
	13C-PCB-101	71.8	10 -145	
	13C-PCB-104	64.5	10 -145	
	13C-PCB-105	65.1	10 -145	
	13C-PCB-114	69.5	10 -145	
	13C-PCB-118	74.5	10 -145	
	13C-PCB-123	76.0	10 -145	
	13C-PCB-126	67.4	10 -145	
	13C-PCB-127	66.9	10 -145	
	13C-PCB-138	77.4	10 -145	
	13C-PCB-141	75.6	10 -145	
	13C-PCB-153	72.8	10 -145	
	13C-PCB-155	70.7	10 -145	
	13C-PCB-156	75.7	10 -145	
	13C-PCB-157	76.7	10 -145	
	13C-PCB-159	73.9	10 -145	
	13C-PCB-167	74.2	10 -145	
	13C-PCB-169	72.9	10 -145	
	13C-PCB-170	78.9	10 -145	
	13C-PCB-180	79.9	10 -145	
	13C-PCB-188	73.2	10 -145	
	13C-PCB-189	69.6	10 -145	
	13C-PCB-194	82.6	10 -145	
	13C-PCB-202	83.4	10 -145	
	13C-PCB-206	79.4	10 -145	
	13C-PCB-208	91.8	10 -145	
	13C-PCB-209	76.2	10 -145	
CRS	13C-PCB-79	74.8	10 -145	
	13C-PCB-178	79.2	10 -145	

DL - Sample specifc estimated detection limit

LCL-UCL- Lower control limit - upper control limit

EMPC - Estimated maximum possible concentration

The results are reported in dry weight. The sample size is reported in wet weight.
See individual congeners for qualifiers.

Sample ID: Duplicate

EPA Method 1668C

Source Client ID:	T4-PDI2019-SG38-190531	QC Batch:	B9F0214	Lab Sample:	B9F0214-DUP1
Source LabNumber:	1901384-04	Date Extracted:	24-Jun-2019 9:06	Date Analyzed:	11-Jul-19 11:02 Column: ZB-1
Matrix:	Solid				
Sample Size:	8.12 g				

Analyte	Conc. (ug/kg)	DL	EMPC	Qualifiers
PCB-1	0.00465			
PCB-2	0.00178			J
PCB-3	0.00410			
PCB-4/10	ND	0.00338		
PCB-5/8	ND		0.0165	
PCB-6	ND	0.00248		
PCB-7/9	ND	0.00258		
PCB-11	ND	0.00218		
PCB-12/13	ND	0.00231		
PCB-14	ND	0.00232		
PCB-15	ND	0.00233		
PCB-16/32	0.0123			
PCB-17	0.00732			
PCB-18	0.0160			
PCB-19	ND	0.000931		
PCB-20/21/33	0.0191			
PCB-22	0.0112			
PCB-23	ND	0.000762		
PCB-24/27	ND		0.00200	
PCB-25	ND		0.00177	
PCB-26	ND		0.00433	
PCB-28	0.0282			
PCB-29	ND	0.000779		
PCB-30	ND	0.000587		
PCB-31	0.0213			
PCB-34	ND	0.000752		
PCB-35	ND	0.000748		
PCB-36	ND	0.000719		
PCB-37	0.0119			
PCB-38	ND	0.000750		
PCB-39	ND	0.000781		
PCB-40	ND		0.00583	
PCB-41/64/71/72	0.0277			

Analyte	Conc. (ug/kg)	DL	EMPC	Qualifiers
PCB-42/59	0.0103			
PCB-43/49	0.0193			
PCB-44	0.0268			
PCB-45	ND		0.00480	
PCB-46	ND		0.00155	
PCB-47	0.0112			
PCB-48/75	0.00628			J
PCB-50	ND	0.000568		
PCB-51	ND		0.00136	
PCB-52/69	0.0283			
PCB-53	ND		0.00322	
PCB-54	ND	0.000446		
PCB-55	ND	0.000331		
PCB-56/60	0.0136			
PCB-57	ND	0.000365		
PCB-58	ND	0.000344		
PCB-61/70	0.0272			
PCB-62	ND	0.000415		
PCB-63	ND	0.000398		
PCB-65	ND	0.000399		
PCB-66/76	0.0198			
PCB-67	0.00127			J
PCB-68	ND	0.000399		
PCB-73	ND	0.000380		
PCB-74	0.0113			
PCB-77	0.00280			J
PCB-78	ND	0.000378		
PCB-79	ND	0.000339		
PCB-80	ND	0.000326		
PCB-81	ND	0.000419		
PCB-82	0.00440			
PCB-83	ND	0.000326		
PCB-84/92	0.0173			

DL - Sample specifc estimated detection limit

EMPC - Estimated maximum possible concentration

LCL-UCL - Lower control limit - upper control limit

The results are reported in dry weight. The sample size is reported in wet weight.See individual congeners for qualifiers.

Sample ID: Duplicate

EPA Method 1668C

Source Client ID:	T4-PDI2019-SG38-190531	QC Batch:	B9F0214	Lab Sample:	B9F0214-DUP1
Source LabNumber:	1901384-04	Date Extracted:	24-Jun-2019 9:06	Date Analyzed:	11-Jul-19 11:02 Column: ZB-1
Matrix:	Solid				
Sample Size:	8.12 g				

Analyte	Conc. (ug/kg)	DL	EMPC	Qualifiers
PCB-85/116	ND	0.000415		
PCB-86	ND	0.000507		
PCB-87/117/125	0.0175			
PCB-88/91	0.00548			J
PCB-89	ND	0.000434		
PCB-90/101	0.0514			
PCB-93	ND	0.000544		
PCB-94	ND	0.000592		
PCB-95/98/102	0.0331			
PCB-96	ND	0.000347		
PCB-97	ND		0.0125	
PCB-99	0.0149			
PCB-100	ND	0.000444		
PCB-103	ND	0.000446		
PCB-104	ND	0.000348		
PCB-105	0.0200			
PCB-106/118	0.0457			
PCB-107/109	0.00303			J
PCB-108/112	0.00174			J
PCB-110	0.0567			
PCB-111/115	ND		0.00477	
PCB-113	ND	0.000338		
PCB-114	ND	0.000578		
PCB-119	ND		0.00124	
PCB-120	ND	0.000300		
PCB-121	ND	0.000330		
PCB-122	ND	0.000691		
PCB-123	0.000970			J
PCB-124	ND		0.00198	
PCB-126	ND	0.000594		
PCB-127	ND	0.000599		
PCB-128/162	0.0183			
PCB-129	ND		0.00469	
PCB-130	0.00633			
PCB-131/133	0.00212			J
PCB-132/161	0.0245			
PCB-134/143	ND		0.00352	
PCB-135	ND		0.0107	
PCB-136	0.0114			
PCB-137	0.00478			
PCB-138/163/164	0.113			
PCB-139/149	0.0793			
PCB-140	ND	0.000290		
PCB-141	0.0229			
PCB-142	ND	0.000540		
PCB-144	ND		0.00430	
PCB-145	ND	0.000182		
PCB-146/165	0.0139			
PCB-147	ND		0.00130	
PCB-148	ND	0.000263		
PCB-150	ND	0.000207		
PCB-151	0.0229			
PCB-152	ND	0.000181		
PCB-153	0.0938			
PCB-154	ND	0.000252		
PCB-155	ND	0.000209		
PCB-156	0.0128			
PCB-157	0.00324			J
PCB-158/160	0.0145			
PCB-159	0.00146			J
PCB-166	ND	0.000342		
PCB-167	0.00496			
PCB-168	ND	0.000375		
PCB-169	ND	0.000359		
PCB-170	0.0419			
PCB-171	ND		0.00951	

DL - Sample specifc estimated detection limit

EMPC - Estimated maximum possible concentration

LCL-UCL - Lower control limit - upper control limit

The results are reported in dry weight. The sample size is reported in wet weight.See individual congeners for qualifiers.

Sample ID: Duplicate

EPA Method 1668C

Source Client ID:	T4-PDI2019-SG38-190531	QC Batch:	B9F0214	Lab Sample:	B9F0214-DUP1
Source LabNumber:	1901384-04	Date Extracted:	24-Jun-2019 9:06	Date Analyzed:	11-Jul-19 11:02 Column: ZB-1
Matrix:	Solid				
Sample Size:	8.12 g				

Analyte	Conc. (ug/kg)	DL	EMPC	Qualifiers
PCB-172	0.00696			
PCB-173	ND	0.000440		
PCB-174	0.0385			
PCB-175	ND		0.00174	
PCB-176	0.00526			
PCB-177	0.0226			
PCB-178	0.00750			
PCB-179	0.0149			
PCB-180	0.0881			
PCB-181	ND	0.000355		
PCB-182/187	0.0453			
PCB-183	0.0214			
PCB-184	ND	0.000307		
PCB-185	0.00400			
PCB-186	ND	0.000294		
PCB-188	ND	0.000300		
PCB-189	ND		0.00133	
PCB-190	ND		0.00795	
PCB-191	ND		0.00126	
PCB-192	ND	0.000295		
PCB-193	0.00499			
PCB-194	0.0157			
PCB-195	0.00788			
PCB-196/203	0.0199			
PCB-197	ND	0.000351		
PCB-198	ND		0.000596	
PCB-199	0.0165			
PCB-200	ND		0.00205	
PCB-201	0.00214			J
PCB-202	ND		0.00270	
PCB-204	ND	0.000351		
PCB-205	ND		0.000712	
PCB-206	ND		0.00555	

Analyte	Conc. (ug/kg)	DL	EMPC	Qualifiers
PCB-207	ND		0.000501	
PCB-208	0.00183			J
PCB-209	0.00428			
Total monoCB	0.0105			
Total diCB	ND		0.0165	
Total triCB	0.127		0.136	
Total tetraCB	0.206		0.223	
Total pentaCB	0.272		0.293	
Total hexaCB	0.450		0.475	
Total heptaCB	0.301		0.323	
Total octaCB	0.0622		0.0682	
Total nonaCB	0.00183		0.00788	
DecaCB	0.00428			
Total PCB	1.44			

DL - Sample specifc estimated detection limit

EMPC - Estimated maximum possible concentration

LCL-UCL - Lower control limit - upper control limit

The results are reported in dry weight. The sample size is reported in wet weight.See individual congeners for qualifiers.

Sample ID: Duplicate

EPA Method 1668C

Source Client ID:	T4-PDI2019-SG38-190531	QC Batch:	B9F0214	Lab Sample:	B9F0214-DUP1
Source LabNumber:	1901384-04	Date Extracted:	24-Jun-2019 9:06	Date Analyzed:	11-Jul-19 11:02 Column: ZB-1
Matrix:	Solid				
Sample Size:	8.12 g				

	Labeled Standard	%R	LCL-UCL	Qualifiers
IS	13C-PCB-1	36.6	5 - 145	
	13C-PCB-3	40.8	5 - 145	
	13C-PCB-4	41.1	5 - 145	
	13C-PCB-11	58.9	5 - 145	
	13C-PCB-9	47.0	5 - 145	
	13C-PCB-19	62.5	5 - 145	
	13C-PCB-28	69.6	5 - 145	
	13C-PCB-32	72.3	5 - 145	
	13C-PCB-37	71.5	5 - 145	
	13C-PCB-47	56.0	5 - 145	
	13C-PCB-52	54.0	5 - 145	
	13C-PCB-54	46.2	5 - 145	
	13C-PCB-70	60.8	5 - 145	
	13C-PCB-77	65.2	10 - 145	
	13C-PCB-80	63.5	10 - 145	
	13C-PCB-81	64.1	10 - 145	
	13C-PCB-95	55.7	10 - 145	
	13C-PCB-97	61.5	10 - 145	
	13C-PCB-101	61.1	10 - 145	
	13C-PCB-104	54.5	10 - 145	
	13C-PCB-105	55.3	10 - 145	
	13C-PCB-114	55.9	10 - 145	
	13C-PCB-118	64.5	10 - 145	
	13C-PCB-123	64.9	10 - 145	
	13C-PCB-126	58.5	10 - 145	
	13C-PCB-127	56.1	10 - 145	
	13C-PCB-138	62.1	10 - 145	
	13C-PCB-141	60.6	10 - 145	
	13C-PCB-153	59.5	10 - 145	
	13C-PCB-155	63.8	10 - 145	
	13C-PCB-156	63.4	10 - 145	
	13C-PCB-157	63.8	10 - 145	
	13C-PCB-159	63.5	10 - 145	
	13C-PCB-167	62.7	10 - 145	
	13C-PCB-169	64.0	10 - 145	
	13C-PCB-170	70.0	10 - 145	
	13C-PCB-180	69.7	10 - 145	
	13C-PCB-188	63.3	10 - 145	
	13C-PCB-189	70.0	10 - 145	
	13C-PCB-194	65.7	10 - 145	
	13C-PCB-202	69.9	10 - 145	
	13C-PCB-206	62.6	10 - 145	
	13C-PCB-208	70.0	10 - 145	
	13C-PCB-209	62.1	10 - 145	
CRS	13C-PCB-79	63.0	10 - 145	
	13C-PCB-178	63.4	10 - 145	

DL - Sample specifc estimated detection limit

EMPC - Estimated maximum possible concentration

LCL-UCL - Lower control limit - upper control limit

The results are reported in dry weight. The sample size is reported in wet weight.See individual congeners for qualifiers.

Sample ID: Duplicate

EPA Method 1668C

Source Client ID: T4-PDI2019-SG38-190531
Source LabNumber: 1901384-04
Matrix: Solid

Duplicate Lab Sample: B9F0214-DUP1

Analyte	Dup Conc. (ug/kg	Source Conc.	RPD	RPD Limit
PCB-1	0.00465	0.00698	**40.1**	25
PCB-2	0.00178	0.00137	**25.9**	25
PCB-3	0.00410	0.00403	1.54	25
PCB-4/10	ND	0.00468	#	25
PCB-5/8	ND	ND	NA	25
PCB-6	ND	ND	NA	25
PCB-7/9	ND	ND	NA	25
PCB-11	ND	0.00396	#	25
PCB-12/13	ND	ND	NA	25
PCB-14	ND	ND	NA	25
PCB-15	ND	0.0108	#	25
PCB-16/32	0.0123	ND	#	25
PCB-17	0.00732	0.00608	18.5	25
PCB-18	0.0160	0.0147	8.89	25
PCB-19	ND	0.00189	#	25
PCB-20/21/33	0.0191	0.0169	12.3	25
PCB-22	0.0112	0.00988	12.8	25
PCB-23	ND	ND	NA	25
PCB-24/27	ND	0.00172	#	25
PCB-25	ND	ND	NA	25
PCB-26	ND	ND	NA	25
PCB-28	0.0282	0.0257	9.55	25
PCB-29	ND	ND	NA	25
PCB-30	ND	ND	NA	25
PCB-31	0.0213	0.0202	5.04	25
PCB-34	ND	ND	NA	25
PCB-35	ND	ND	NA	25
PCB-36	ND	ND	NA	25
PCB-37	0.0119	0.0125	4.72	25
PCB-38	ND	ND	NA	25
PCB-39	ND	ND	NA	25
PCB-40	ND	0.00621	#	25
PCB-41/64/71/72	0.0277	0.0284	2.61	25
PCB-42/59	0.0103	0.00981	5.31	25
PCB-43/49	0.0193	0.0212	9.02	25
PCB-44	0.0268	0.0273	1.69	25
PCB-45	ND	ND	NA	25
PCB-46	ND	ND	NA	25
PCB-47	0.0112	0.0108	3.04	25
PCB-48/75	0.00628	0.00616	1.83	25
PCB-50	ND	ND	NA	25
PCB-51	ND	0.00151	#	25
PCB-52/69	0.0283	0.0302	6.37	25
PCB-53	ND	0.00461	#	25
PCB-54	ND	ND	NA	25
PCB-55	ND	ND	NA	25
PCB-56/60	0.0136	0.0129	5.45	25
PCB-57	ND	ND	NA	25
PCB-58	ND	ND	NA	25
PCB-61/70	0.0272	0.0238	13.6	25
PCB-62	ND	ND	NA	25
PCB-63	ND	ND	NA	25
PCB-65	ND	ND	NA	25
PCB-66/76	0.0198	0.0173	13.6	25
PCB-67	0.00127	ND	#	25
PCB-68	ND	ND	NA	25
PCB-73	ND	ND	NA	25
PCB-74	0.0113	ND	#	25
PCB-77	0.00280	ND	#	25
PCB-78	ND	ND	NA	25
PCB-79	ND	ND	NA	25
PCB-80	ND	ND	NA	25
PCB-81	ND	ND	NA	25
PCB-82	0.00440	ND	#	25
PCB-83	ND	ND	NA	25
PCB-84/92	0.0173	ND	#	25
PCB-85/116	ND	ND	NA	25
PCB-86	ND	ND	NA	25

LCL-UCL - Lower control limit - upper control limit.
- Result could not be calculated due to one or more non-detected analytes
The results are reported in dry weight. The sample size is reported in wet weight.Results reported to the MDL

Sample ID: Duplicate

EPA Method 1668C

Source Client ID: T4-PDI2019-SG38-190531
Source LabNumber: 1901384-04
Matrix: Solid

Duplicate Lab Sample: B9F0214-DUP1

Analyte	Dup Conc. (ug/kg	Source Conc.	RPD	RPD Limit
PCB-87/117/125	0.0175	0.0152	14.3	25
PCB-88/91	0.00548	0.00765	**33.0**	25
PCB-89	ND	ND	NA	25
PCB-90/101	0.0514	0.0491	4.64	25
PCB-93	ND	ND	NA	25
PCB-94	ND	ND	NA	25
PCB-95/98/102	0.0331	0.0458	**32.2**	25
PCB-96	ND	ND	NA	25
PCB-97	ND	0.0138	#	25
PCB-99	0.0149	0.0148	0.331	25
PCB-100	ND	ND	NA	25
PCB-103	ND	ND	NA	25
PCB-104	ND	ND	NA	25
PCB-105	0.0200	0.0175	13.1	25
PCB-106/118	0.0457	0.0383	17.6	25
PCB-107/109	0.00303	ND	#	25
PCB-108/112	0.00174	ND	#	25
PCB-110	0.0567	0.0623	9.39	25
PCB-111/115	ND	ND	NA	25
PCB-113	ND	ND	NA	25
PCB-114	ND	ND	NA	25
PCB-119	ND	ND	NA	25
PCB-120	ND	ND	NA	25
PCB-121	ND	ND	NA	25
PCB-122	ND	ND	NA	25
PCB-123	0.000970	ND	#	25
PCB-124	ND	0.00215	#	25
PCB-126	ND	ND	NA	25
PCB-127	ND	ND	NA	25
PCB-128/162	0.0183	0.0145	23.0	25
PCB-129	ND	0.00341	#	25
PCB-130	0.00633	0.00638	0.750	25
PCB-131/133	0.00212	0.00284	**29.1**	25
PCB-132/161	0.0245	0.0247	0.856	25

Analyte	Dup Conc. (ug/kg	Source Conc.	RPD	RPD Limit
PCB-134/143	ND	ND	NA	25
PCB-135	ND	ND	NA	25
PCB-136	0.0114	0.0129	12.3	25
PCB-137	0.00478	ND	#	25
PCB-138/163/164	0.113	0.102	9.90	25
PCB-139/149	0.0793	0.0864	8.65	25
PCB-140	ND	ND	NA	25
PCB-141	0.0229	ND	#	25
PCB-142	ND	ND	NA	25
PCB-144	ND	0.00543	#	25
PCB-145	ND	ND	NA	25
PCB-146/165	0.0139	0.0145	4.29	25
PCB-147	ND	0.00184	#	25
PCB-148	ND	ND	NA	25
PCB-150	ND	ND	NA	25
PCB-151	0.0229	0.0269	15.9	25
PCB-152	ND	ND	NA	25
PCB-153	0.0938	0.0859	8.71	25
PCB-154	ND	ND	NA	25
PCB-155	ND	ND	NA	25
PCB-156	0.0128	0.00831	**42.2**	25
PCB-157	0.00324	0.00245	**27.6**	25
PCB-158/160	0.0145	0.0113	24.4	25
PCB-159	0.00146	0.00171	15.7	25
PCB-166	ND	ND	NA	25
PCB-167	0.00496	0.00400	21.4	25
PCB-168	ND	ND	NA	25
PCB-169	ND	ND	NA	25
PCB-170	0.0419	0.0414	1.28	25
PCB-171	ND	ND	NA	25
PCB-172	0.00696	0.00598	15.0	25
PCB-173	ND	ND	NA	25
PCB-174	0.0385	0.0367	4.75	25
PCB-175	ND	ND	NA	25

LCL-UCL - Lower control limit - upper control limit.
- Result could not be calculated due to one or more non-detected analytes
The results are reported in dry weight. The sample size is reported in wet weight.Results reported to the MDL

Sample ID: Duplicate

EPA Method 1668C

Source Client ID: T4-PDI2019-SG38-190531
Source LabNumber: 1901384-04
Matrix: Solid

Duplicate Lab Sample: B9F0214-DUP1

Analyte	Dup Conc. (ug/kg	Source Conc.	RPD	RPD Limit
PCB-176	0.00526	0.00452	15.3	25
PCB-177	0.0226	0.0228	0.790	25
PCB-178	0.00750	ND	#	25
PCB-179	0.0149	0.0149	0.0793	25
PCB-180	0.0881	0.0849	3.66	25
PCB-181	ND	ND	NA	25
PCB-182/187	0.0453	0.0432	4.72	25
PCB-183	0.0214	0.0196	8.70	25
PCB-184	ND	ND	NA	25
PCB-185	0.00400	ND	#	25
PCB-186	ND	ND	NA	25
PCB-188	ND	ND	NA	25
PCB-189	ND	0.00190	#	25
PCB-190	ND	ND	NA	25
PCB-191	ND	0.00168	#	25
PCB-192	ND	ND	NA	25
PCB-193	0.00499	0.00460	8.28	25
PCB-194	0.0157	0.0170	7.80	25
PCB-195	0.00788	0.00825	4.50	25
PCB-196/203	0.0199	0.0176	12.2	25
PCB-197	ND	ND	NA	25
PCB-198	ND	ND	NA	25
PCB-199	0.0165	0.0165	0.396	25
PCB-200	ND	ND	NA	25
PCB-201	0.00214	ND	#	25
PCB-202	ND	ND	NA	25
PCB-204	ND	ND	NA	25
PCB-205	ND	ND	NA	25
PCB-206	ND	0.0131	#	25
PCB-207	ND	ND	NA	25
PCB-208	0.00183	0.00634	**110**	25
PCB-209	0.00428	ND	#	25

Analyte	Dup Conc. (ug/kg	Source Conc.	RPD	RPD Limit

LCL-UCL - Lower control limit - upper control limit.
- Result could not be calculated due to one or more non-detected analytes
The results are reported in dry weight. The sample size is reported in wet weight.Results reported to the MDL

Sample ID: Duplicate

EPA Method 1668C

Source Client ID: T4-PDI2019-SG38-190531
Source LabNumber: 1901384-04
Matrix: Solid

Duplicate Lab Sample: B9F0214-DUP1

	Labeled Standard	Dup %R	Source %R	LCL-UCL
IS	13C-PCB-1	36.6	42.8	5 - 145
	13C-PCB-3	40.8	46.4	5 - 145
	13C-PCB-4	41.1	49.8	5 - 145
	13C-PCB-11	58.9	65.2	5 - 145
	13C-PCB-9	47.0	56.5	5 - 145
	13C-PCB-19	62.5	68.9	5 - 145
	13C-PCB-28	69.6	73.7	5 - 145
	13C-PCB-32	72.3	82.9	5 - 145
	13C-PCB-37	71.5	79.9	5 - 145
	13C-PCB-47	56.0	64.7	5 - 145
	13C-PCB-52	54.0	63.0	5 - 145
	13C-PCB-54	46.2	53.5	5 - 145
	13C-PCB-70	60.8	70.9	5 - 145
	13C-PCB-77	65.2	71.4	10 - 145
	13C-PCB-80	63.5	69.8	10 - 145
	13C-PCB-81	64.1	71.3	10 - 145
	13C-PCB-95	55.7	67.9	10 - 145
	13C-PCB-97	61.5	73.8	10 - 145
	13C-PCB-101	61.1	71.8	10 - 145
	13C-PCB-104	54.5	64.5	10 - 145
	13C-PCB-105	55.3	65.1	10 - 145
	13C-PCB-114	55.9	69.5	10 - 145
	13C-PCB-118	64.5	74.5	10 - 145
	13C-PCB-123	64.9	76.0	10 - 145
	13C-PCB-126	58.5	67.4	10 - 145
	13C-PCB-127	56.1	66.9	10 - 145
	13C-PCB-138	62.1	77.4	10 - 145
	13C-PCB-141	60.6	75.6	10 - 145
	13C-PCB-153	59.5	72.8	10 - 145
	13C-PCB-155	63.8	70.7	10 - 145
	13C-PCB-156	63.4	75.7	10 - 145
	13C-PCB-157	63.8	76.7	10 - 145
	13C-PCB-159	63.5	73.9	10 - 145
	13C-PCB-167	62.7	74.2	10 - 145
	13C-PCB-169	64.0	72.9	10 - 145
	13C-PCB-170	70.0	78.9	10 - 145
	13C-PCB-180	69.7	79.9	10 - 145
	13C-PCB-188	63.3	73.2	10 - 145
	13C-PCB-189	70.0	69.6	10 - 145
	13C-PCB-194	65.7	82.6	10 - 145
	13C-PCB-202	69.9	83.4	10 - 145
	13C-PCB-206	62.6	79.4	10 - 145
	13C-PCB-208	70.0	91.8	10 - 145
	13C-PCB-209	62.1	76.2	10 - 145
CRS	13C-PCB-79	63.0	74.8	10 - 145
	13C-PCB-178	63.4	79.2	10 - 145

LCL-UCL - Lower control limit - upper control limit.
- Result could not be calculated due to one or more non-detected analytes
The results are reported in dry weight. The sample size is reported in wet weight.Results reported to the MDL

DATA QUALIFIERS & ABBREVIATIONS

B	This compound was also detected in the method blank
Conc.	Concentration
D	Dilution
DL	Detection limit
E	The associated compound concentration exceeded the calibration range of the instrument
H	Recovery and/or RPD was outside laboratory acceptance limits
I	Chemical Interference
J	The amount detected is below the Reporting Limit/LOQ
LOD	Limits of Detection
LOQ	Limits of Quantitation
M	Estimated Maximum Possible Concentration (CA Region 2 projects only)
NA	Not applicable
ND	Not Detected
P	The reported concentration may include contribution from chlorinated diphenyl ether(s).
Q	The ion transition ratio is outside of the acceptance criteria.
TEQ	Toxic Equivalency
U	Not Detected (specific projects only)
*	See Cover Letter

Unless otherwise noted, solid sample results are reported in dry weight. Tissue samples are reported in wet weight.

Vista Analytical Laboratory Certifications

Accrediting Authority	Certificate Number
Alaska Department of Environmental Conservation	17-013
Arkansas Department of Environmental Quality	19-013-0
California Department of Health – ELAP	2892
DoD ELAP - A2LA Accredited - ISO/IEC 17025:2005	3091.01
Florida Department of Health	E87777-21
Hawaii Department of Health	N/A
Louisiana Department of Environmental Quality	01977
Maine Department of Health	2018017
Massachusetts Department of Environmental Protection	N/A
Michigan Department of Environmental Quality	9932
Minnesota Department of Health	1521520
New Hampshire Environmental Accreditation Program	207718-B
New Jersey Department of Environmental Protection	190001
New York Department of Health	11411
Oregon Laboratory Accreditation Program	4042-010
Pennsylvania Department of Environmental Protection	016
Texas Commission on Environmental Quality	T104704189-19-10
Virginia Department of General Services	10272
Washington Department of Ecology	C584-19
Wisconsin Department of Natural Resources	998036160

Current certificates and lists of licensed parameters are located in the Quality Assurance office and are available upon request.

NELAP Accredited Test Methods

MATRIX: Air	
Description of Test	**Method**
Determination of Polychlorinated p-Dioxins & Polychlorinated Dibenzofurans	EPA 23
Determination of Polychlorinated p-Dioxins & Polychlorinated Dibenzofurans	EPA TO-9A

MATRIX: Biological Tissue	
Description of Test	**Method**
Tetra- through Octa-Chlorinated Dioxins and Furans by Isotope Dilution GC/HRMS	EPA 1613B
Brominated Diphenyl Ethers by HRGC/HRMS	EPA 1614A
Chlorinated Biphenyl Congeners in Water, Soil, Sediment, and Tissue by GC/HRMS	EPA 1668A/C
Pesticides in Water, Soil, Sediment, Biosolids, and Tissue by HRGC/HRMS	EPA 1699
Perfluorinated Alkyl Acids in Drinking Water by SPE and LC/MS/MS	EPA 537
Polychlorinated Dibenzo-p-Dioxins and Polychlorinated Dibenzofurans by GC/HRMS	EPA 8280A/B
Polychlorinated Dibenzodioxins (PCDDs) and Polychlorinated Dibenzofurans (PCDFs) by GC/HRMS	EPA 8290/8290A

MATRIX: Drinking Water	
Description of Test	**Method**
2,3,7,8-Tetrachlorodibenzo- p-dioxin (2,3,7,8-TCDD) GC/HRMS	EPA 1613/1613B
1,4-Dioxane (1,4-Diethyleneoxide) analysis by GC/HRMS	EPA 522
Perfluorinated Alkyl Acids in Drinking Water by SPE and LC/MS/MS	EPA 537
Perfluorinated Alkyl Acids in Drinking Water by SPE and LC/MS/MS	ISO 25101 2009

MATRIX: Non-Potable Water	
Description of Test	**Method**
Tetra- through Octa-Chlorinated Dioxins and Furans by Isotope Dilution GC/HRMS	EPA 1613B
Brominated Diphenyl Ethers by HRGC/HRMS	EPA 1614A
Chlorinated Biphenyl Congeners in Water, Soil, Sediment, and Tissue by GC/HRMS	EPA 1668A/C
Pesticides in Water, Soil, Sediment, Biosolids, and Tissue by HRGC/HRMS	EPA 1699
Perfluorinated Alkyl Acids in Drinking Water by SPE and LC/MS/MS	EPA 537
Dioxin by GC/HRMS	EPA 613
Polychlorinated Dibenzo-p-Dioxins and Polychlorinated Dibenzofurans by GC/HRMS	EPA 8280A/B
Polychlorinated Dibenzodioxins (PCDDs) and Polychlorinated Dibenzofurans (PCDFs) by GC/HRMS	EPA 8290/8290A

MATRIX: Solids	
Description of Test	**Method**
Tetra-Octa Chlorinated Dioxins and Furans by Isotope Dilution GC/HRMS	EPA 1613
Tetra- through Octa-Chlorinated Dioxins and Furans by Isotope Dilution GC/HRMS	EPA 1613B
Brominated Diphenyl Ethers by HRGC/HRMS	EPA 1614A
Chlorinated Biphenyl Congeners in Water, Soil, Sediment, and Tissue by GC/HRMS	EPA 1668A/C
Pesticides in Water, Soil, Sediment, Biosolids, and Tissue by HRGC/HRMS	EPA 1699
Perfluorinated Alkyl Acids in Drinking Water by SPE and LC/MS/MS	EPA 537
Polychlorinated Dibenzo-p-Dioxins and Polychlorinated Dibenzofurans by GC/HRMS	EPA 8280A/B
Polychlorinated Dibenzodioxins (PCDDs) and Polychlorinated Dibenzofurans (PCDFs) by GC/HRMS	EPA 8290/8290A

ANCHOR QEA
1201 3rd Avenue, Suite 2600, Seattle, WA 98101

ENVIRONMENTAL SAMPLE CHAIN OF CUSTODY

COC ID: VISTA-20190531-141912

POC: # Cindy Fields ((206)-903-3394)
1201 3rd Avenue, Suite 2600, Seattle, WA 98101

Project: Port of Portland T4 PDI
Client: The Port of Portland

1901384 3.6°C

Sample Custodian: CB
Lab: Vista Analytical Laboratory

COC Sample Number	Field Sample ID	Sample Type	Matrix	Collected Date	Collected Time	Containers #	Lab QC*	Test Request	Method	TAT**	Preservative
001	RB-201905301712	RB	WQ	05/30/2019	17:12	4	☐				
								Dioxins and Furans	E1613B	30	
								PCB Congeners	E1668A	30	
002	T4-PDI2019-SG21-190531	N	SE	05/31/2019	12:56	1	☐				
								PCB Congeners	E1668A	30	0 – 6 °C
								Percent solids - Vista	SM2540G	30	0 – 6 °C
003	T4-PDI2019-SG26-190530	N	SE	05/30/2019	11:16	1	☐				
								PCB Congeners	E1668A	30	0 – 6 °C
								Percent solids - Vista	SM2540G	30	0 – 6 °C
004	T4-PDI2019-SG38-190531	N	SE	05/31/2019	10:27	4	☒				
								Dioxins and Furans	E1613B	30	0 – 6 °C
								PCB Congeners	E1668A	30	0 – 6 °C
								Percent solids - Vista	SM2540G	30	0 – 6 °C

Comment:

Relinquished By:	Received By:	Relinquished By:	Received By:	Relinquished By:	Received By:
Signature	Signature	Signature	Signature	Signature	Signature
Print Name Ben Johnson	Print Name B. Benedict	Print Name	Print Name	Print Name	Print Name
Company Anchor QEA	Company VAL	Company	Company	Company	Company
Date/Time 5/31/19 @ 1600	Date/Time 06/01/19 0916	Date/Time	Date/Time	Date/Time	Date/Time

* Lab QC Requested for sample when box is checked ** TAT = Turn Around Time in DAYS # POC = Project Point of Contact

Vista Analytical Laboratory

Sample Log-In Checklist

Page # 1 of 1

Vista Work Order #: 1901384 TAT Std

Samples Arrival:	**Date/Time** 06/01/19 0916	**Initials:** JBB	**Location:** WR-2 **Shelf/Rack:** NA
Logged In:	**Date/Time** 06/04/19 1348	**Initials:** JBB	**Location:** WR-2 **Shelf/Rack:** B2/G4

Delivered By:	(FedEx)	UPS	On Trac	GSO	DHL	Hand Delivered	Other
Preservation:	(Ice)		Blue Ice		Dry Ice		None

Temp °C: 3.6 (uncorrected)	**Probe used:** Y / (N)	**Thermometer ID:** IR-3
Temp °C: 3.6 (corrected)		

	YES	NO	NA
Adequate Sample Volume Received?	✓		
Holding Time Acceptable?	✓		
Shipping Container(s) Intact?	✓		
Shipping Custody Seals Intact?	✓		
Shipping Documentation Present?	✓		
Airbill ~~✓~~ Trk # 7876 0945 6682	✓		
Sample Container Intact?	✓		
Sample Custody Seals Intact?			✓
Chain of Custody / Sample Documentation Present?	✓		
COC Anomaly/Sample Acceptance Form completed?		✓	

If Chlorinated or Drinking Water Samples, Acceptable Preservation?							✓
Preservation Documented:	$Na_2S_2O_3$	Trizma	(None)	Other		Yes	No	NA
Shipping Container	(Vista)		Client		(Retain)	Return	Dispose	

Comments:

EXTRACTION INFORMATION

Process Sheet

Workorder: 1901384

Prep Expiration: 2020-05-29
Client: Anchor QEA, LLC

Workorder Due: 24-Jun-19 00:00

TAT: 23

Method: **1668C Full List**
Matrix: **Aqueous**
Client Matrix: QC Water
Also run: **Percent Solids**

Prep Batch: B9F0159

Prep Data Entered: AO 06/18/19
Date and Initials

Initial Sequence: S9F0042

LabSampleID	Recon	ClientSampleID	Date Received	Location	Comments
1901384-01	B ☒	RB-201905301712	01-Jun-19 09:16	WR-2 B-2	

WO Comments: **PREP: Requires one dup and one SRM per batch of 20 samples.**
Extract 1g of SRM 1944 - see sample control for SRM sample.

Pre-Prep Check Out: AO 06/17/19
Pre-Prep Check In: NA

Prep Check Out: NA
Prep Check In: NA

Prep Reconciled Initals/Date: AO 06/17/19
Spike Reconciled Initals/Date: BL 06/17/19
VialBoxID: Possom

Batch: B9F0159

Matrix: Aqueous

LabNumber	WetWeight (Initial)	% Solids (Extraction Solids)	DryWeight	Final	Extracted	Ext By	Spike	SpikeAmount	ClientMatrix	Analysis
1900884-05RE1	1.00373			20	17-Jun-19 06:36	ACO			Water	1668C Full List (All Congei
1901249-01	1.0008			20	17-Jun-19 06:36	ACO			QC Water	1668C Full List
1901384-01	0.96405			20	17-Jun-19 06:36	ACO			QC Water	1668C Full List
1901459-01	0.98603			20	17-Jun-19 06:36	ACO			Water	1668C Full List (All Congei
1901459-02	0.98194			20	17-Jun-19 06:36	ACO			Water	1668C Full List (All Congei
1901460-01	0.97237			20	17-Jun-19 06:36	ACO			Water	1668C Full List (All Congei
1901460-02	1.02286			20	17-Jun-19 06:36	ACO			Water	1668C Full List (All Congei
1901460-03	1.00248			20	17-Jun-19 06:36	ACO			Water	1668C Full List (All Congei
1901460-04	0.9055			20	17-Jun-19 06:36	ACO			Water	1668C Full List (All Congei
1901460-05	0.98729			20	17-Jun-19 06:36	ACO			Water	1668C Full List (All Congei
B9F0159-BLK1	1			20	17-Jun-19 06:36	ACO				QC
B9F0159-BS1	1			20	17-Jun-19 06:36	ACO	18A0304	10		QC

All bolded data on report verified against written benchsheet by (initial/date) AO 06/18/19

Printed: 6/18/2019 8:32:45AM
Page 1 of 1

PREPARATION BENCH SHEET

Matrix: Aqueous

Method: 1668C Full List

Method: 1668C Full List (All Congener OPR)

B9F0159

Chemist: GO

Prep Date/Time: 17-Jun-19

Prepared using: HRMS - Separatory Funnel

VISTA Sample ID	Bottle + Sample (g)	Bottle Only (g)	Sample Amt. (L)	IS/NS CHEM/WIT DATE	~~CRS~~ PS CHEM/WIT DATE	AP CHEM/ DATE	ABSG CHEM/ DATE	AA CHEM/ DATE	Florisil CHEM/ DATE	RS CHEM/WIT DATE
B9F0159-BLK1	NA	NA	(1.00)	GO 06/17/19	GO 06/17/19	NA	GO 06/17/19	NA	NA	GO 06/18/19
B9F0159-BS1	↓	↓	(1.00)	↓	↓	↓	↓	↓	↓	↓
1900884-05RE1 (7)	1510.35	506.62	1.00373	↓	↓	↓	↓	↓	↓	↓
1901249-01	1510.24	509.44	1.0008	↓	↓	↓	↓	↓	↓	↓
1901384-01	1470.44	506.39	0.96405	↓	↓	↓	↓	↓	↓	↓
1901459-01 (7)	1493.91	507.88	0.98603	↓	↓	↓	↓	↓	↓	↓
1901459-02	1489.85	507.91	0.98194	↓	↓	↓	↓	↓	↓	↓
1901460-01	1478.03	505.66	0.97237	↓	↓	↓	↓	↓	↓	↓
1901460-02	1530.25	507.39	1.02286	↓	↓	↓	↓	↓	↓	↓
1901460-03	1509.22	506.74	1.00248	↓	↓	↓	↓	↓	↓	↓
1901460-04	1413.18	507.68	0.9055	↓	↓	↓	↓	↓	↓	↓
1901460-05	1497.92	510.63	0.98729	↓	↓	↓	↓	↓	↓	↓

(7) GO 06/17/19

IS Name (V1)	NS Name (V1)	~~CRS~~ PS Name (V1)	RS Name (V1)	Cycle Time	APP: (SEFUN) SOX SDS	Check Out: Chemist/Date: GO 06/17/19
PCDD/F	PCDD/F	PCDD/F	PCDD/F	Start Date/Time: NA	SOLV: DCM	Check In: Chemist/Date: NA
PCB 18K0701, 10uL	PCB 18A0304, 10uL	PCB 18K0702, 10uL	PCB 18K0703, 10uL	Stop Date/Time: NA	Other NA	Balance ID: HRMS-8
PAH	PAH	PAH	PAH		Final Volume(s) Cq 20uL	

Comments: Assume 1 g = 1 mL

1 = Sample approached dryness on rotovap
2 = Sample bumped on rotovap; lost < 5%
3 = Sample poured through Na2SO4 to remove water
4 = Precipitate present at Final Volume
5 = Sample Centrifuged to remove particulate
6 = Added boiling chips to seperatory funnel
7 = Sample emulsed during shakeout

Percent Moisture/ Percent Solids

D2216-90 BATCH ID B9F0152

Analyst: AO **Test Code:** %Moist/%Solids

Analyte: **Units:** %

Dried at 110°C+/-5°C

Oven ID: 01 02

Data Entry Verified by: (Initial and Date) AO 06/18/19

Inst HRMS-8

Date/Time IN:	Date/Time OUT
06/17/19 730	06/18/19 0815

	B	C	D	E	F	G	H	I	K	L	M	N	O	P
				Intial and Date:	AO 06/17/19	AO 06/18/19			AO 06/17/19		AO 06/17/19			AO 06/17/19
Particle Size	SampID		SampType	Pan Tare Wt. (gms)	Wet Pan and Sample Weight (g)	Dry Pan and Sample Weight (g)	Dry Sample Weight (g)	%Solids RawVal	Visual Inspection	Cl-	pH Before	pH After	Acid Added	Sample Homogenized*
	1900884-05RE1	B	Sample	1.2700	11.4100	1.2700	0.0000	0.00	CLEAR	0	5	2	10	X
	1901249-01RE1	B	Sample	1.2700	14.2100	1.2700	0.0000	0.00	CLEAR	0	5	2	5	X
	1901384-01RE1	B	Sample	1.2700	9.9900	1.2700	0.0000	0.00	CLEAR	0	5	2	5	X
	1901459-01	A	Sample	1.2700	15.7800	1.2700	0.0000	0.00	CLEAR	0	5	2	5	X
	1901459-02	A	Sample	1.2600	14.1800	1.2700	0.0100	0.08	CLEAR	0	6	2	10	X
	1901460-01	A	Sample	1.2700	13.0900	1.2700	0.0000	0.00	CLEAR	0	5	2	5	X
	1901460-02	A	Sample	1.2700	12.5800	1.2700	0.0000	0.00	CLEAR	0	5	2	10	X
	1901460-03	A	Sample	1.2500	14.4300	1.2600	0.0100	0.08	CLEAR	0	5	2	10	X
	1901460-04	A	Sample	1.2500	19.7600	1.2600	0.0100	0.05	CLEAR	0	6	2	5	X
	1901460-05	A	Sample	1.2700	15.5200	1.2700	0.0000	0.00	CLEAR	0	6	2	10	X
	B9F0152-BLK1	-	Blank	1.2700	13.4000	1.2700	0.0000	0.00	CLEAR	0	5	2	5	X

*Sample homogenized in sample container unless otherwise noted.

Percent Moisture/Percent Solids

D2216-90 BATCH ID B9F0152

Analyst: AO | Test Code: %Moist/%Solids | Data Entry Verified by: (Initial and Date) NA

Analyte: | Units: %

Dried at 110°C+/-5°C

Oven ID: 01 (02)

Inst HRMS-8

Date/Time IN: Date/Time OUT

06/17/19 730 06/18/19 8:15

	B	C	D	E	F	G	H	I	K	L	M	N	O	P
				Intial and Date:	AO 06/17/19	AO 06/18/19			AO 06/17/19			AO 06/17/19		
Particle Size	SampID		SampType	Pan Tare Wt. (gms)	Wet Pan and Sample Weight (g)	Dry Pan and Sample Weight (g)	Dry Sample Weight (g)	%Solids RawVal	Visual Inspection	Cl-	pH Before	pH After	Acid Added	Sample Homogenized*
	1900884-05RE1	B	Sample	1.27	11.41	1.27			Clear	0	5	2	10	x
	1901249-01RE1	B	Sample	1.27	14.21	1.27				0	5	2	5	x
	1901384-01RE1	B	Sample	1.27	9.99	1.27				0	5	2	5	x
	1901459-01	A	Sample	1.27	15.78	1.27				0	5	2	5	x
	1901459-02	T	Sample	1.26	14.18	1.27				0	6	2	10	x
	1901460-01		Sample	1.27	13.09	1.27				0	5	2	5	x
	1901460-02		Sample	1.27	12.58	1.27				0	5	2	10	x
	1901460-03		Sample	1.25	14.43	1.26				0	5	2	10	x
	1901460-04		Sample	1.25	19.76	1.26				0	6	2	5	x
	1901460-05		Sample	1.27	15.52	1.27				0	6	2	10	x
	B9F0152-BLK1	-	Blank	1.27	13.40	1.27				0	5	2	5	x
	BS											2	5	

NA

AO 06/17/19

NA

*Sample homogenized in sample container unless otherwise noted.

Process Sheet

Workorder: 1901384

Prep Expiration: 2020-05-29
Client: Anchor QEA, LLC

Workorder Due: 24-Jun-19 00:00

TAT: 23

Method: **1613 Full List**
Matrix: **Aqueous**
Client Matrix: QC Water
Also run: **Percent Solids**

Prep Batch: B9F0141

Prep Data Entered: AO 06/19/19
Date and Initials

Initial Sequence: S9F0063

LabSampleID	Recon	ClientSampleID	Date Received	Location	Comments
1901384-01 A	X	RB-201905301712	01-Jun-19 09:16	WR-2 B-2	

no visible solids EL 6/10/19

WO Comments: **PREP: Requires one dup and one SRM per batch of 20 samples. Extract 1g of SRM 1944 - see sample control for SRM sample.**

Pre-Prep Check Out: AO 06/14/19
Pre-Prep Check In: NA

Prep Check Out: NA
Prep Check In: NA

Prep Reconciled Initals/Date: AO 06/14/19
Spike Reconciled Initals/Date: BL 06/19/19
VialBoxID: Benny's

Batch: B9F0141

Matrix: Aqueous

LabNumber	WetWeight (Initial)	% Solids (Extraction Solids)	DryWeight	Final	Extracted	Ext By	Spike	SpikeAmount	ClientMatrix	Analysis
1901090-01RE1	0.88154			20	14-Jun-19 05:33	ACO			Aqueous	1613 Full List
1901157-01	0.92232			20	14-Jun-19 05:33	ACO			Aqueous	1613 Full List
1901249-01	0.98329			20	14-Jun-19 05:33	ACO			QC Water	1613 Full List
1901314-01	0.97275			20	14-Jun-19 05:33	ACO			Wastewater	1613 2,3,7,8-TCDD Only
1901384-01	0.90985			20	14-Jun-19 05:33	ACO			QC Water	1613 Full List
1901461-01	0.99216			20	14-Jun-19 05:33	ACO			Wastewater	1613 2,3,7,8-TCDD Only
B9F0141-BLK1	1			20	14-Jun-19 05:33	ACO				QC
B9F0141-BS1	1			20	14-Jun-19 05:33	ACO	18F1913	10		QC

All bolded data on report verified against written benchsheet by (initial/date) AO 06/19/19

Printed: 6/19/2019 10:20:31AM
Page 1 of 1

PREPARATION BENCH SHEET

Matrix: Aqueous

Method: 1613 Full List
Method: 1613 2.3.7.8-TCDD Only

B9F0141

Chemist: AO

Prep Date/Time: 14-Jun-19

Prepared using: HRMS - Separatory Funnel

VISTA Sample ID	Bottle + Sample (g)	Bottle Only (g)	Sample Amt. (L)	IS/NS CHEM/WIT DATE	CRS CHEM/WIT DATE	AP CHEM/ DATE	ABSG CHEM/ DATE	AA CHEM/ DATE	Florisil CHEM/ DATE	RS CHEM/WIT DATE
B9F0141-BLK1	NA	NA	(1.00)	AO 06/14/19	AO 06/14/19	NA	AO 06/14/19	AO 06/14/19	AO 06/14/19	HN 06/14/19
B9F0141-BS1	↓	↓	(1.00)	↓	↓	↓	↓	↓	↓	↓
1901090-01RE1 (7)	1276.57	395.03	0.88154							
1901157-01	1329.49	407.17	0.92232							
1901249-01	1491.54	508.25	0.98329						↓	
1901314-01	1482.24	509.49	0.97275						NA	
1901384-01	1418.95	509.10	0.90985						AO 06/14/19	
1901461-01 (7)	1500.18	508.02	0.99216	↓	↓	↓	↓	↓	NA	↓

(7) AO 06/14/19

IS Name (V7)	NS Name (V8)	CRS Name (V4)	RS Name (V4)	Cycle Time	APP: (SEFUN) SOX SDS	Check Out: Chemist/Date: AO 06/14/19
PCDD/F 19C1902, 10mL	PCDD/F 18F1913, 10mL	PCDD/F 18J1001, 10mL	PCDD/F 18J1002, 10mL	Start Date/Time: NA	SOLV: DCM	Check In: Chemist/Date: NA
PCB	PCB	PCB	PCB		Other NA	
PAH	PAH	PAH	PAH	Stop Date/Time: NA	Final Volume(s) C14 20mL	Balance ID: HRMS-9

Comments: Assume 1 g = 1 mL

1 = Sample approached dryness on rotovap
2 = Sample bumped on rotovap; lost < 5%
3 = Sample poured through Na_2SO_4 to remove water
4 = Precipitate present at Final Volume
5 = Sample Centrifuged to remove particulate
6 = Added boiling chips to seperatory funnel
7 = Sample emulsed during shakeout

Percent Moisture/ Percent Solids

D2216-90 BATCH ID B9F0139

Analyst: AO **Test Code:** %Moist/%Solids

Analyte: **Units:** %

Dried at 110°C+/-5°C

Oven ID: 01 02

Data Entry Verified by: (Initial and Date) AO 06/19/19

Inst HRMS-9

Date/Time IN:	Date/Time OUT
06/14/19 630	06/19/19 1000

	B	C	D	E	F	G	H	I	K	L	M	N	O	P
				Intial and Date:	AO 06/14/19	AO 06/19/19			AO 06/14/19			NA		AO 06/14/19
Particle Size	SampID		SampType	Pan Tare Wt. (gms)	Wet Pan and Sample Weight (g)	Dry Pan and Sample Weight (g)	Dry Sample Weight (g)	%Solids RawVal	Visual Inspection	Cl-	pH Before	pH After	Acid Added	Sample Homogenized*
	1901090-01RE1	B	Sample	1.2800	16.6300	1.2900	0.0100	0.07	CLEAR	0	6	NA	NA	X
	1901157-01	A	Sample	1.2900	12.4700	1.2900	0.0000	0.00	CLEAR	0	6	NA	NA	X
	1901249-01	A	Sample	1.2700	12.6800	1.2700	0.0000	0.00	CLEAR	0	5	NA	NA	X
	1901314-01	A	Sample	1.2700	11.9000	1.2900	0.0200	0.19	CLEAR	0	4	NA	NA	X
	1901384-01	A	Sample	1.2600	10.0600	1.2700	0.0100	0.11	CLEAR	0	5	NA	NA	X
	1901461-01	A	Sample	1.2800	15.4600	1.2900	0.0100	0.07	CLEAR	0	6	NA	NA	X

*Sample homogenized in sample container unless otherwise noted.

Percent Moisture/ Percent Solids

D2216-90 BATCH ID B9F0139

Analyst: GO
Analyte:
Dried at 110°C+/-5°C
Oven ID: 01 02

Test Code: %Moist/%Solids
Units: %

Data Entry Verified by:
(Initial and Date) NA

Inst HRMS-9

Date/Time IN: 06/14/19 630 Date/Time OUT 06/19/19 1000

	B	C	D	E	F	G	H	I	K	L	M	N	O	P
				Intial and Date:	GO 06/14/19	GO 06/19/19			GO 06/19/19				NA	GO 06/14/19
Particle Size	SampID		SampType	Pan Tare Wt. (gms)	Wet Pan and Sample Weight (g)	Dry Pan and Sample Weight (g)	Dry Sample Weight (g)	%Solids RawVal	Visual Inspection	Cl-	pH Before	pH After	Acid Added	Sample Homogenized*
	1901090-01RE1	B	Sample	1.28	16.03	1.29			Clear	0	6			X
	1901157-01	A	Sample	1.29	12.47	1.29			T	0	6			X
	1901249-01	T	Sample	1.27	12.68	1.27	NA			0	5		NA	X
	1901314-01		Sample	1.27	11.90	1.29	GO 06/14/19			0	4	GO		X
	1901384-01		Sample	1.26	10.06	1.27				0	5			X
	1901461-01	↓	Sample	1.28	15.46	1.29			↓	0	6		06/14/19	X

*Sample homogenized in sample container unless otherwise noted.

Process Sheet

Workorder: 1901384

Prep Expiration: 2020-05-29
Client: Anchor QEA, LLC

Workorder Due: 24-Jun-19 00:00

TAT: 23

Method: **1668C Full List**
Matrix: **Solid**
Client Matrix: Sediment
Also run: **Percent Solids**

Prep Batch: B9F0214

Prep Data Entered: DF 07/10/19
Date and Initials

Initial Sequence: S9F0070

LabSampleID	Recon	ClientSampleID	Date Received	Location	Comments
1901384-02 A	☒	T4-PDI2019-SG21-190531	01-Jun-19 09:16	WR-2 G-4	
1901384-03	☒	T4-PDI2019-SG26-190530	01-Jun-19 09:16	WR-2 G-4	
1901384-04	☒	T4-PDI2019-SG38-190531	01-Jun-19 09:16	WR-2 G-4	**DUP**

Batch w/ 1901305. @ 06/05/19

WO Comments: **PREP: Requires one dup and ~~one SRM~~ per batch of 20 samples.**
Extract 1g of SRM 1944 - see sample control for SRM sample.

Pre-Prep Check Out: AO 06/13/19
Pre-Prep Check In: _____

Prep Check Out: _____
Prep Check In: _____

Prep Reconciled Initals/Date: AO 06/13/19
Spike Reconciled Initals/Date: DF 07/10/19
VialBoxID: V. Hanelle

Page 4 of 4

Batch: B9F0214

Matrix: Solid

LabNumber	WetWeight (Initial)	% Solids (Extraction Solids)	DryWeight	Final	Extracted	Ext By	Spike	SpikeAmount	ClientMatrix	Analysis
1901305-01	**7.63** ✓	**74.5938**	**5.6915**	**100**	**24-Jun-19 09:06**	**MSD**			Sediment	1668C Full List
1901305-02	**9.07** ✓	**77.42364**	**7.0223**	**100**	**24-Jun-19 09:06**	**MSD**			Sediment	1668C Full List
1901305-03	**7.23** ✓	**75.62777**	**5.4679**	**100**	**24-Jun-19 09:06**	**MSD**			Sediment	1668C Full List
1901305-04	**9.48** ✓	**71.42857**	**6.7714**	**100**	**24-Jun-19 09:06**	**MSD**			Sediment	1668C Full List
1901305-05	**8.13** ✓	**69.37356**	**5.6401**	**100**	**24-Jun-19 09:06**	**MSD**			Sediment	1668C Full List
1901305-06	**8.9** ✓	**75.32096**	**6.7036**	**100**	**24-Jun-19 09:06**	**MSD**			Sediment	1668C Full List
1901305-07	**6.75** ✓	**80.5668**	**5.4383**	**100**	**24-Jun-19 09:06**	**MSD**			Sediment	1668C Full List
1901384-02	**9.82** ✓	**67.13615**	**6.5928**	**100**	**24-Jun-19 09:06**	**MSD**			Sediment	1668C Full List
1901384-03	**8.93** ✓	**67.57624**	**6.0346**	**100**	**24-Jun-19 09:06**	**MSD**			Sediment	1668C Full List
1901384-04	**7.1** ✓	**77.83843**	**5.5265**	**100**	**24-Jun-19 09:06**	**MSD**			Sediment	1668C Full List
B9F0214-BLK1	**10** ✓			**100**	**24-Jun-19 09:06**	**MSD**				QC
B9F0214-BS1	**10** ✓			**100**	**24-Jun-19 09:06**	**MSD**	**19B2602** ✓	**10** ✓		QC
B9F0214-DUP1	**8.12** ✓	77.83843	6.3205	**100**	**24-Jun-19 09:06**	**MSD**				QC

All bolded data on report verified against written benchsheet by (initial/date) DF 07/30/19

Printed: 7/27/2019 12:49:16PM
Page 1 of 1

Matrix: Solid

Method: 1668C Full List

PREPARATION BENCH SHEET

B9F0214

Prepared using: HRMS - Soxhlet

Chemist: MN

Prep Date/Time: 24-Jun-19 09:06

C	VISTA Sample ID	G Eqv	Sample Amt. (g)	IS/NS CHEM/WIT DATE	CRS CHEM/WIT DATE	AP CHEM/ DATE	ABSG CHEM/ DATE	AA CHEM/ DATE	Florisil CHEM/ DATE	RS CHEM/WIT DATE
☐	B9F0214-BLK1	wt	(5.00)	MN HN 06/24/19	BNB DF 06/27/19	DF 06/27/19	DF 06/27/19	n.t	N/A	BNB DP 06/28/19
☐	B9F0214-BS1	↓	(5.00)	↓	↓	↓	↓	↓	↓	↓
☐	B9F0214-DUP1 1901384-04	6.42	8.12	↓	↓	↓	↓	↓	↓	↓
☐	1901305-01	6.70	7.63	↓	↓	↓	↓	↓	↓	↓
☐	1901305-02	6.46	~~6.70~~ *	↓	↓	↓	↓	↓	↓	↓
☐	1901305-03	6.61	7.23	↓	↓	↓	↓	↓	↓	↓
☐	1901305-04	7.00	9.48	↓	↓	↓	↓	↓	↓	↓
☐	1901305-05	7.21	8.13	↓	↓	↓	↓	↓	↓	↓
☐	1901305-06	6.64	8.90	↓	↓	↓	↓	↓	↓	↓
☐	1901305-07 ⊛	6.21	6.75	↓	↓	↓	↓	↓	↓	↓
☐	1901384-02	7.45	9.82	↓	↓	↓	↓	↓	↓	↓
☐	1901384-03	7.40	8.93	↓	↓	↓	↓	↓	↓	↓
☐	1901384-04	6.42	7.10	↓	↓	↓	↓	↓	↓	↓

* 9.07 06/24/19 MN

⊛ Sample went dry during extraction 06/25/19 DF

IS Name	NS Name	CRS Name (V4)	RS Name (V4)	Cycle Time	APP: SEFUN (SOX) SDS	Check Out: Chemist/Date: 06/24/19 MN
PCDD/F	PCDD/F	PCDD/F	PCDD/F	Start Date/Time 06/24/19 1445	SOLV: Tol.	Check In: Chemist/Date: N/A
PCB 19B2601, 10µL (V4)	PCB 19B2602, 10µL (V4)	PCB 19B2603, 10µL	PCB 19B2604, 10µL	Other N/A		
PAH	PAH	PAH	PAH	Stop Date/Time 06/24/19 0750	Final Volume(s) 100µL Cq	Balance ID: HRMS-8

Comments:

1 = Sample approached dryness on rotovap
2 = Sample bumped on rotovap; lost < 5%
3 = Sample poured through Na2SO4 to remove water
4 = Precipitate present at Final Volume
5 = Sample homogenized in secondary container
6 = Sample clogged during extaction; pipetted and used Nitrogen to assist

Percent Moisture/ Percent Solids

D2216-90 BATCH ID B9F0130

Analyst: AO **Test Code:** %Moist/%Solids

Analyte: **Units:** %

Dried at 110°C+/-5°C

Oven ID: (01) 02

Data Entry Verified by:
(Initial and Date) AO 06/14/19

Inst HRMS-9

Date/Time IN:	Date/Time OUT
06/13/19 1130	06/14/19 1021

	B	C	D	E	F	G	H	I	K	L	M	N	O	P
				Intial and Date:	AO 06/13/19	AO 06/14/19			AO 06/14/19			NA		AO 06/13/19
Particle Size	SampID		SampType	Pan Tare Wt. (gms)	Wet Pan and Sample Weight (g)	Dry Pan and Sample Weight (g)	Dry Sample Weight (g)	%Solids RawVal	Visual Inspection	Cl-	pH Before	pH After	Acid Added	Sample Homogenized*
	1901305-01	A	Sample	1.2900	8.0600	6.3400	5.0500	74.59	SANDY	NA	NA	NA	NA	X
	1901305-02	A	Sample	1.2700	8.8000	7.1000	5.8300	77.42	SANDY	NA	NA	NA	NA	X
	1901305-03	A	Sample	1.2800	8.0500	6.4000	5.1200	75.63	SANDY	NA	NA	NA	NA	X
	1901305-04	A	Sample	1.2900	7.1000	5.4400	4.1500	71.43	WET SAND	NA	NA	NA	NA	X
	1901305-05	A	Sample	1.2800	9.9000	7.2600	5.9800	69.37	MUD	NA	NA	NA	NA	X
	1901305-06	A	Sample	1.3000	8.3100	6.5800	5.2800	75.32	SANDY	NA	NA	NA	NA	X
	1901305-07	A	Sample	1.2800	8.6900	7.2500	5.9700	80.57	SANDY	NA	NA	NA	NA	X
	1901384-02	A	Sample	1.2800	7.6700	5.5700	4.2900	67.14	WET SAND	NA	NA	NA	NA	X
	1901384-03	A	Sample	1.2800	7.5100	5.4900	4.2100	67.58	MUD	NA	NA	NA	NA	X
	1901384-04	A	Sample	1.2800	10.4400	8.4100	7.1300	77.84	SANDY	NA	NA	NA	NA	X

*Sample homogenized in sample container unless otherwise noted.

Percent Moisture/ Percent Solids

D2216-90 BATCH ID B9F0130

Analyst: QO
Analyte:
Dried at 110°C+/-5°C
Oven ID: (01) 02

Test Code: %Moist/%Solids
Units: %

Data Entry Verified by:
(Initial and Date) NA

Inst HBMS-9

Date/Time IN: 06/12/19 11:30
Date/Time OUT: 06/14/19 1021

Particle Size	SampID		SampType	Pan Tare Wt. (gms)	Wet Pan and Sample Weight (g)	Dry Pan and Sample Weight (g)	Dry Sample Weight (g)	%Solids RawVal	Visual Inspection	Cl-	pH Before	pH After	Acid Added	Sample Homogenized*
		B	C	D	E	F	G	H	I	K	L	M	N	O	P
					Intial and Date: QO 06/13/19	QO 06/14/19				QO 06/13/19					QO 06/13/19
	1901305-01		A	Sample	1.29	8.06	6.34			Sandy					X
	1901305-02			Sample	1.27	8.80	7.10			sandy					X
	1901305-03			Sample	1.28	8.05	6.40			Sandy					X
	1901305-04			Sample	1.29	7.10	5.44			wet sand		9.0			X
	1901305-05			Sample	1.28	9.90	7.26	NA QO 06/13/19		mud					X
	1901305-06			Sample	1.30	8.31	6.58			Sandy					X
	1901305-07			Sample	1.28	8.69	7.25			Sandy					X
	1901384-02			Sample	1.28	7.67	5.57			wet sand					X
	1901384-03			Sample	1.28	7.51	5.49			mud					X
	1901384-04		↓	Sample	1.28	10.44	~~8.4~~ *			Sandy					X
							*8.41 QO 06/14/19								

*Sample homogenized in sample container unless otherwise noted.

RUSH

Process Sheet

Workorder: 1901384

RX (2) 06/26/19

Prep Expiration: 2020-05-30
Client: Anchor QEA, LLC

Workorder Due: 24-Jun-19 00:00

TAT: 23

Method: **1613 Full List**
Matrix: **Solid**
Client Matrix: Sediment
Also run: **Percent Solids**

Prep Batch: B9F0225~~25~~55*

Prep Data Entered: LW 07/05/19
Date and Initials

Initial Sequence: S9Q0009

LabSampleID	Recon	ClientSampleID	Date Received	Location	Comments
1901384-04	A ☒	T4-PDI2019-SG38-190531 ✓	01-Jun-19 09:16	WR-2 G-4	**DUP**

WO Comments: **PREP: Requires one dup a[redacted]**

Pre-Prep Check Out: N/A
Pre-Prep Check In: N/A

Prep Check Out: 06/27/19 MN
Prep Check In: N/A

Prep Reconciled Initals/Date: 06/27/19 MN
Spike Reconciled Initals/Date: JL 06/27/19
VialBoxID: Olcama Gamespten

* 06/27/19 MN

Batch: B9F0255

Matrix: Solid

LabNumber	WetWeight (Initial)	% Solids (Extraction Solids)	DryWeight	Final	Extracted	Ext By	Spike	SpikeAmount	ClientMatrix	Analysis
1901247-01RE1	**10.9** ✓	**57.22021** ✓	**6.2370** ✓	**20**	**27-Jun-19 05:48**	**MSD**			Sediment	1613 Full List
1901247-05RE1	**8.6** ✓	**68.63237** ✓	**5.9024** ✓	**20**	**27-Jun-19 05:48**	**MSD**			Sediment	1613 Full List
1901247-08RE1	**10.66** ✓	**55.03598** ✓	**5.8668** ✓	**20**	**27-Jun-19 05:48**	**MSD**			Sediment	1613 Full List
1901247-09RE1	**9.29** ✓	**53.79913** ✓	**4.9979** ✓	**20**	**27-Jun-19 05:48**	**MSD**			Sediment	1613 Full List
1901249-02RE1	**9.98** ✓	**50.15166** ✓	**5.0051** ✓	**20**	**27-Jun-19 05:48**	**MSD**			Sediment	1613 Full List
1901305-02RE1	**6.47** ✓	**77.42364** ✓	**5.0093** ✓	**20**	**27-Jun-19 05:48**	**MSD**			Sediment	1613 Full List
1901305-06RE1	**6.65** ✓	**75.32096** ✓	**5.0088** ✓	**20**	**27-Jun-19 05:48**	**MSD**			Sediment	1613 Full List
1901384-04RE1	**6.42** ✓	**77.83843** ✓	**4.9972** ✓	**20**	**27-Jun-19 05:48**	**MSD**			Sediment	1613 Full List
B9F0255-BLK1	**5** ✓			**20**	**27-Jun-19 05:48**	**MSD**				QC
B9F0255-BS1	**5** ✓			**20**	**27-Jun-19 05:48**	**MSD**	**18F1913** ✓	**10**		QC
B9F0255-DUP1	**7.1** ✓	77.83843	5.5265	**20**	**27-Jun-19 05:48**	**MSD**				QC
B9F0255-DUP2	**11.24** ✓	53.79913	6.0470	**20**	**27-Jun-19 05:48**	**MSD**				QC

All bolded data on report verified against written benchsheet by (initial/date) CW 07/05/19

Printed: 7/5/2019 12:31:52PM
Page 1 of 1

Matrix: Solid

Method: 1613 Full List

PREPARATION BENCH SHEET

B9F0255

Prepared using: HRMS - Soxhlet

Chemist: MD

Prep Date/Time: 27-Jun-19 05:48

C	VISTA Sample ID	G Eqv	Sample Amt. (g)	IS/NS CHEM/WIT DATE	CRS CHEM/WIT DATE	AP CHEM/ DATE	ABSG CHEM/ DATE	AA CHEM/ DATE	Florisil CHEM/ DATE	RS CHEM/WIT DATE
☐	B9F0255-BLK1	N/A	(5.00)	BL MD 06/27/19	AO BL 06/28/19	NA	AO 06/28/19	AO 06/28/19	HN 07/05/19	AO HN 07/05/19
☐	B9F0255-BS1	↓	(5.00)							
☐	B9F0255-DUP1 1901384-04RE1	6.42	7.10							
☐	B9F0255-DUP2 1901247-09RE1 (3)	9.29	11.24							
☐	1901247-01RE1	8.74	10.90							
☐	1901247-05RE1	7.29	8.60							
☐	1901247-08RE1 (A)	9.08	10.66							
☐	1901247-09RE1	9.29	9.29							
☐	1901249-02RE1 (3)	9.97	9.98							
☐	1901305-02RE1	6.46	6.47							
☐	1901305-06RE1	6.64	6.65							
☐	1901384-04RE1	6.42	6.42							

(A) Analyst inadvertantly spilt some of the extract. ~30% was lost. AO 06/28/19

(3) AO 06/28/19

IS Name (V9)	NS Name (V8)	CRS Name (V3)	RS Name (V3)	Cycle Time	APP: SEFUN (SOX) (SDS)	Check Out: Chemist/Date: MD 06/27/19
PCDD/F 19C1902, 10µL	PCDD/F 18F1913, 10µL	PCDD/F 18J1001, 10µL	PCDD/F 18J1002, 10µL	Start Date/Time 06/27/19 1403	SOLV: Tol.	Check In: Chemist/Date: N/A
PCB	PCB	PCB	PCB	Stop Date/Time 06/28/19 0603	Other N/A	Balance ID: HRMS-9
PAH	PAH	PAH	PAH		Final Volume(s) 20µL C14	

Comments:

1 = Sample approached dryness on rotovap
2 = Sample bumped on rotovap; lost < 5%
3 = Sample poured through Na2SO4 to remove water
4 = Precipitate present at Final Volume
5 = Sample homogenized in secondary container
6 = Sample clogged during extaction; pipetted and used Nitrogen to assist

SAMPLE DATA – EPA METHOD 1613

Client ID: Method Blank Filename: 190618D1 S:4 Acq:18-JUN-19 14:06:05 ConCal: ST190618D1-1
Lab ID: B9F0141-BLK1 GC Column ID: ZB-5MS ICal: 1613VG7-5-10-19 wt/vol: 1.000 EndCAL: NA

Name	Resp	RA		RRF	RT	Conc	Qual	noise	Fac	DL
2,3,7,8-TCDD	*	*	n	0.90	NotF¶	*		172	2.5	1.35
1,2,3,7,8-PeCDD	*	*	n	0.87	NotF¶	*		224	2.5	1.55
1,2,3,4,7,8-HxCDD	*	*	n	1.05	NotF¶	*		165	2.5	1.56
1,2,3,6,7,8-HxCDD	*	*	n	0.93	NotF¶	*		165	2.5	1.58
1,2,3,7,8,9-HxCDD	*	*	n	0.96	NotF¶	*		165	2.5	1.55
1,2,3,4,6,7,8-HpCDD	*	*	n	0.99	NotF¶	*		149	2.5	1.32
OCDD	*	*	n	0.99	NotF¶	*		143	2.5	1.63
2,3,7,8-TCDF	*	*	n	0.94	NotF¶	*		280	2.5	1.74
1,2,3,7,8-PeCDF	*	*	n	0.92	NotF¶	*		231	2.5	1.72
2,3,4,7,8-PeCDF	*	*	n	0.96	NotF¶	*		231	2.5	1.63
1,2,3,4,7,8-HxCDF	*	*	n	1.15	NotF¶	*		223	2.5	0.896
1,2,3,6,7,8-HxCDF	*	*	n	1.04	NotF¶	*		223	2.5	0.898
2,3,4,6,7,8-HxCDF	*	*	n	1.10	NotF¶	*		223	2.5	0.929
1,2,3,7,8,9-HxCDF	*	*	n	1.03	NotF¶	*		223	2.5	1.39
1,2,3,4,6,7,8-HpCDF	*	*	n	1.06	NotF¶	*		151	2.5	1.01
1,2,3,4,7,8,9-HpCDF	*	*	n	1.23	NotF¶	*		151	2.5	1.01
OCDF	*	*	n	0.94	NotF¶	*		224	2.5	2.43

Name	Conc	EMPC	Qual	noise	DL
Total Tetra-Dioxins	*	*		172	1.35
Total Penta-Dioxins	*	*		224	1.55
Total Hexa-Dioxins	*	*		165	1.56
Total Hepta-Dioxins	*	*		149	1.32
Total Tetra-Furans	*	*		280	1.74
Total Penta-Furans	0.0000	0.0000		231	1.67
Total Hexa-Furans	*	*		223	1.02
Total Hepta-Furans	*	*		151	1.01

								Rec	Qual
IS	13C-2,3,7,8-TCDD	4.83e+06	0.75	y	1.11	26:06	1474.9	73.7	
IS	13C-1,2,3,7,8-PeCDD	4.70e+06	0.63	y	0.98	30:34	1626.4	81.3	
IS	13C-1,2,3,4,7,8-HxCDD	4.02e+06	1.28	y	0.68	33:51	1629.4	81.5	
IS	13C-1,2,3,6,7,8-HxCDD	5.09e+06	1.26	y	0.84	33:57	1653.6	82.7	
IS	13C-1,2,3,7,8,9-HxCDD	5.10e+06	1.22	y	0.81	34:16	1719.3	86.0	
IS	13C-1,2,3,4,6,7,8-HpCDD	4.64e+06	1.04	y	0.69	37:42	1849.3	92.5	
IS	13C-OCDD	8.17e+06	0.90	y	0.62	40:59	3574.4	89.4	
IS	13C-2,3,7,8-TCDF	7.00e+06	0.81	y	1.05	25:21	1335.9	66.8	
IS	13C-1,2,3,7,8-PeCDF	6.69e+06	1.61	y	0.95	29:24	1406.9	70.3	
IS	13C-2,3,4,7,8-PeCDF	6.48e+06	1.62	y	0.94	30:18	1391.7	69.6	
IS	13C-1,2,3,4,7,8-HxCDF	5.10e+06	0.51	y	0.86	32:58	1626.8	81.3	
IS	13C-1,2,3,6,7,8-HxCDF	6.37e+06	0.50	y	1.02	33:05	1705.7	85.3	
IS	13C-2,3,4,6,7,8-HxCDF	6.06e+06	0.52	y	0.95	33:42	1740.5	87.0	
IS	13C-1,2,3,7,8,9-HxCDF	5.69e+06	0.51	y	0.87	34:40	1795.1	89.8	
IS	13C-1,2,3,4,6,7,8-HpCDF	5.07e+06	0.45	y	0.81	36:29	1716.3	85.8	
IS	13C-1,2,3,4,7,8,9-HpCDF	4.06e+06	0.45	y	0.63	38:16	1756.5	87.8	
IS	13C-OCDF	9.56e+06	0.88	y	0.78	41:13	3341.7	83.5	
C/Up	37Cl-2,3,7,8-TCDD	2.16e+06			1.22	26:07	599.20	74.9	
RS/RT	13C-1,2,3,4-TCDD	5.93e+06	0.77	y	1.00	25:31	2000.0		
RS	13C-1,2,3,4-TCDF	9.96e+06	0.84	y	1.00	24:07	2000.0		
RS/RT	13C-1,2,3,4,6,9-HxCDF	7.32e+06	0.50	y	1.00	33:23	2000.0		

Integrations by Analyst: DB Date: 6/19/19

Reviewed by Analyst: CT Date: 06/20/19

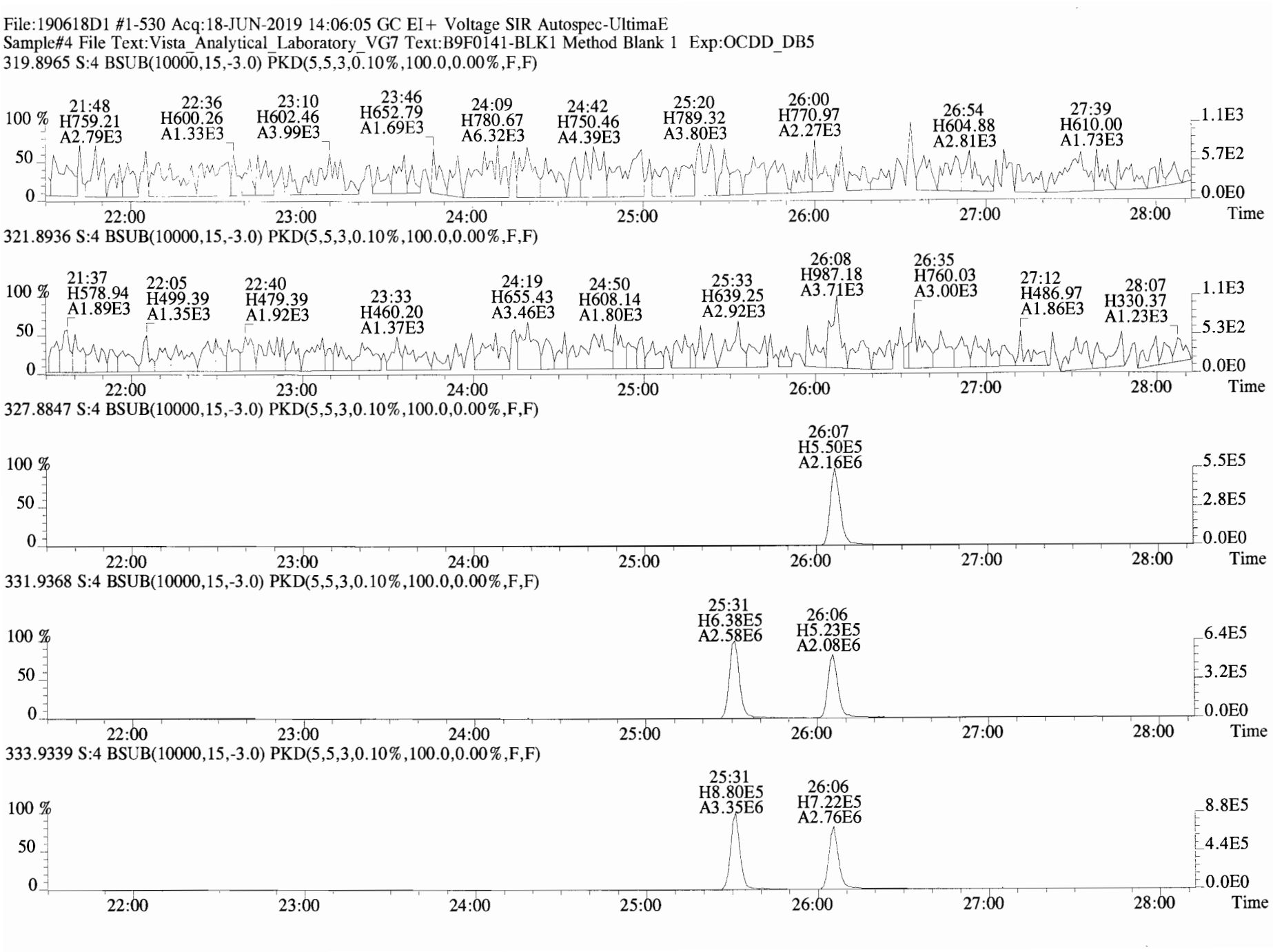
File:190618D1 #1-530 Acq:18-JUN-2019 14:06:05 GC EI+ Voltage SIR Autospec-UltimaE
Sample#4 File Text:Vista_Analytical_Laboratory_VG7 Text:B9F0141-BLK1 Method Blank 1 Exp:OCDD_DB5
319.8965 S:4 BSUB(10000,15,-3.0) PKD(5,5,3,0.10%,100.0,0.00%,F,F)
21:48 H759.21 A2.79E3
22:36 H600.26 A1.33E3
23:10 H602.46 A3.99E3
23:46 H652.79 A1.69E3
24:09 H780.67 A6.32E3
24:42 H750.46 A4.39E3
25:20 H789.32 A3.80E3
26:00 H770.97 A2.27E3
26:54 H604.88 A2.81E3
27:39 H610.00 A1.73E3
321.8936 S:4 BSUB(10000,15,-3.0) PKD(5,5,3,0.10%,100.0,0.00%,F,F)
21:37 H578.94 A1.89E3
22:05 H499.39 A1.35E3
22:40 H479.39 A1.92E3
23:33 H460.20 A1.37E3
24:19 H655.43 A3.46E3
24:50 H608.14 A1.80E3
25:33 H639.25 A2.92E3
26:08 H987.18 A3.71E3
26:35 H760.03 A3.00E3
27:12 H486.97 A1.86E3
28:07 H330.37 A1.23E3
327.8847 S:4 BSUB(10000,15,-3.0) PKD(5,5,3,0.10%,100.0,0.00%,F,F)
26:07 H5.50E5 A2.16E6
331.9368 S:4 BSUB(10000,15,-3.0) PKD(5,5,3,0.10%,100.0,0.00%,F,F)
25:31 H6.38E5 A2.58E6
26:06 H5.23E5 A2.08E6
333.9339 S:4 BSUB(10000,15,-3.0) PKD(5,5,3,0.10%,100.0,0.00%,F,F)
25:31 H8.80E5 A3.35E6
26:06 H7.22E5 A2.76E6
100 %
50
0
22:00
23:00
24:00
25:00
26:00
27:00
28:00
Time
1.1E3
5.7E2
0.0E0
5.3E2
5.5E5
2.8E5
6.4E5
3.2E5
8.8E5
4.4E5

File:190618D1 #1-171 Acq:18-JUN-2019 14:06:05 GC EI+ Voltage SIR Autospec-UltimaE
Sample#4 File Text:Vista_Analytical_Laboratory_VG7 Text:B9F0141-BLK1 Method Blank 1 Exp:OCDD_DB5

353.8576 S:4 F:2 BSUB(10000,15,-3.0) PKD(5,5,3,0.10%,100.0,0.00%,F,F)

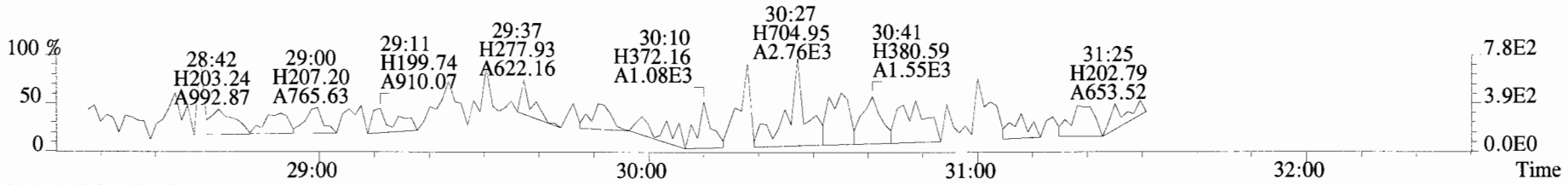

355.8546 S:4 F:2 BSUB(10000,15,-3.0) PKD(5,5,3,0.10%,100.0,0.00%,F,F)



365.8978 S:4 F:2 BSUB(10000,15,-3.0) PKD(5,5,3,0.10%,100.0,0.00%,F,F)

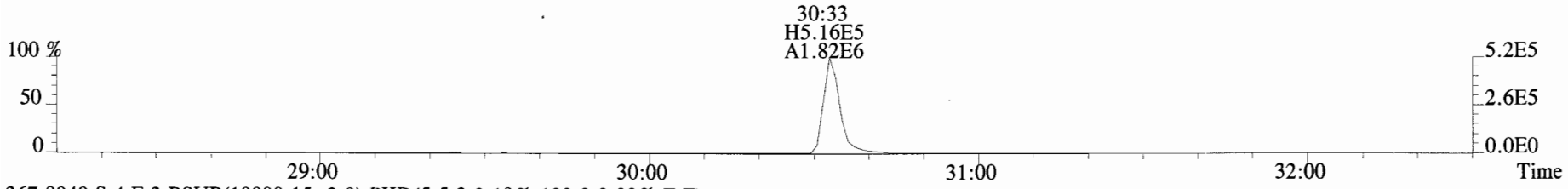

367.8949 S:4 F:2 BSUB(10000,15,-3.0) PKD(5,5,3,0.10%,100.0,0.00%,F,F)

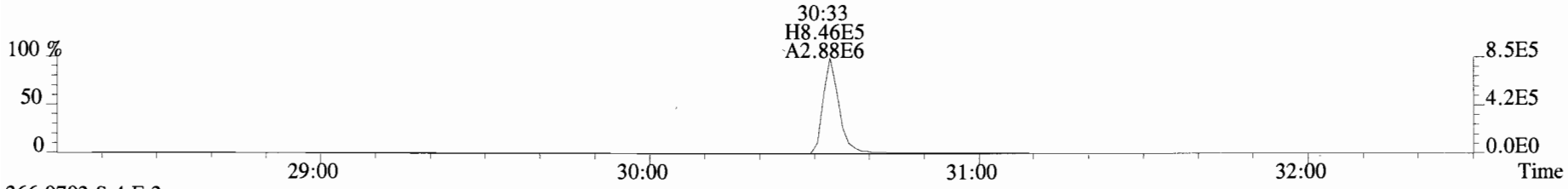

366.9792 S:4 F:2

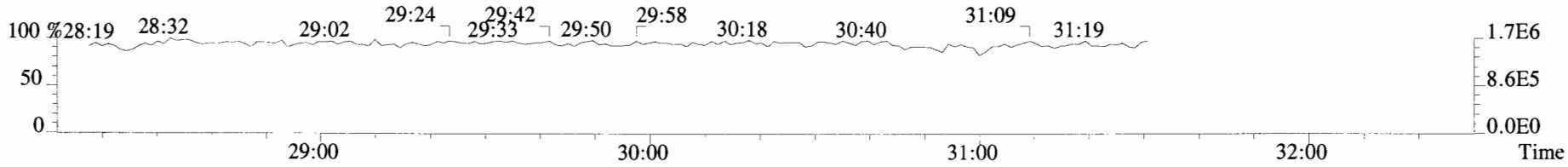

File:190618D1 #1-399 Acq:18-JUN-2019 14:06:05 GC EI+ Voltage SIR Autospec-UltimaE
Sample#4 File Text:Vista_Analytical_Laboratory_VG7 Text:B9F0141-BLK1 Method Blank 1 Exp:OCDD_DB5
389.8156 S:4 F:3 BSUB(10000,15,-3.0) PKD(5,5,3,0.10%,100.0,0.00%,F,F)

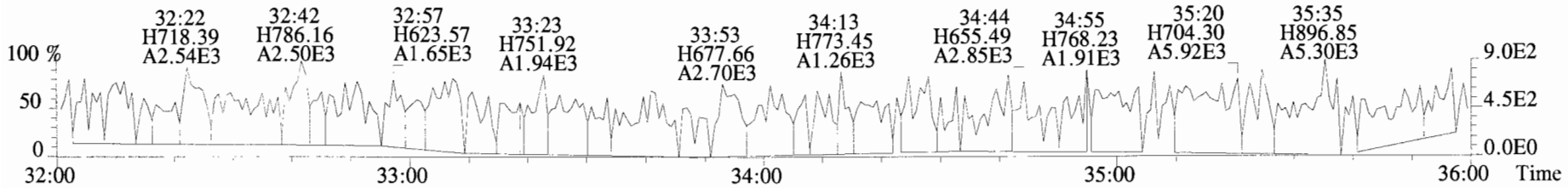

391.8127 S:4 F:3 BSUB(10000,15,-3.0) PKD(5,5,3,0.10%,100.0,0.00%,F,F)

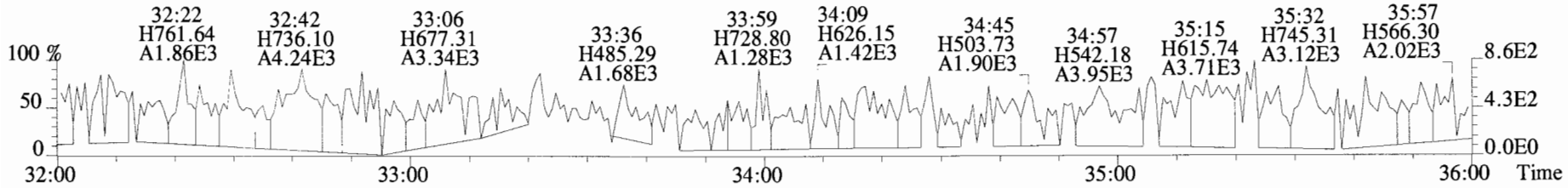

401.8559 S:4 F:3 BSUB(10000,15,-3.0) PKD(5,5,3,0.10%,100.0,0.00%,F,F)

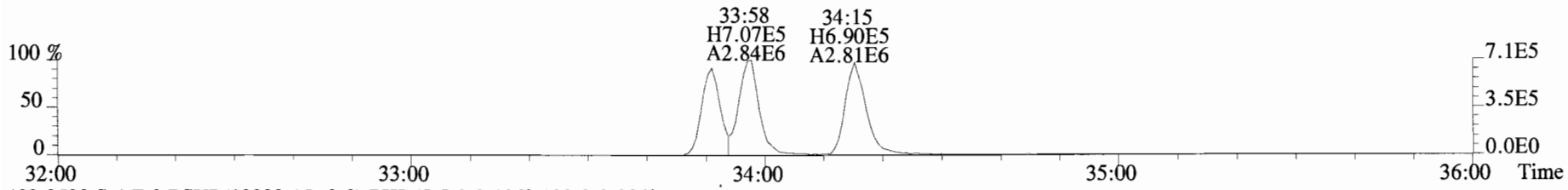

403.8530 S:4 F:3 BSUB(10000,15,-3.0) PKD(5,5,3,0.10%,100.0,0.00%,F,F)

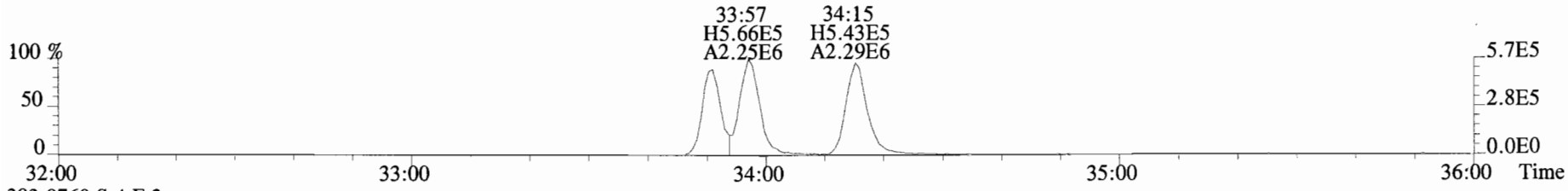

392.9760 S:4 F:3

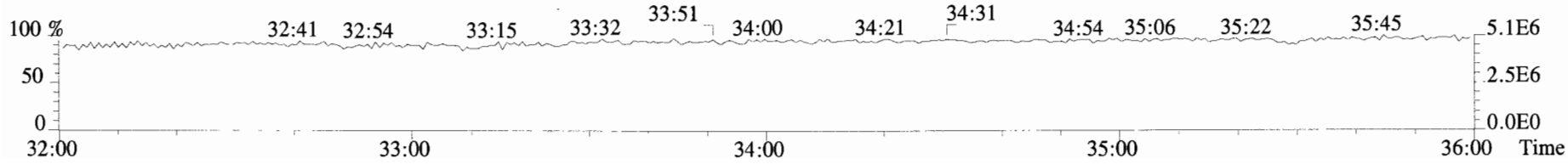

File:190618D1 #1-399 Acq:18-JUN-2019 14:06:05 GC EI+ Voltage SIR Autospec-UltimaE
Sample#4 File Text:Vista_Analytical_Laboratory_VG7 Text:B9F0141-BLK1 Method Blank 1 Exp:OCDD_DB5
401.8559 S:4 F:3 BSUB(10000,15,-3.0) PKD(5,5,3,0.10%,100.0,0.00%,F,F)

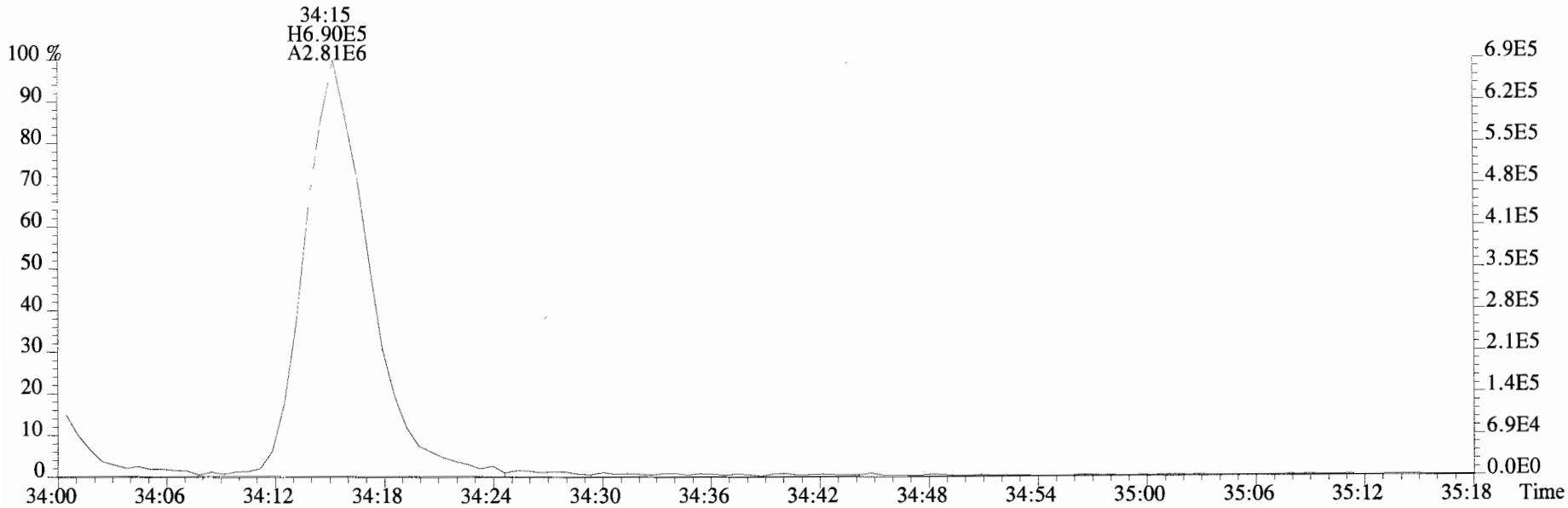

403.8530 S:4 F:3 BSUB(10000,15,-3.0) PKD(5,5,3,0.10%,100.0,0.00%,F,F)

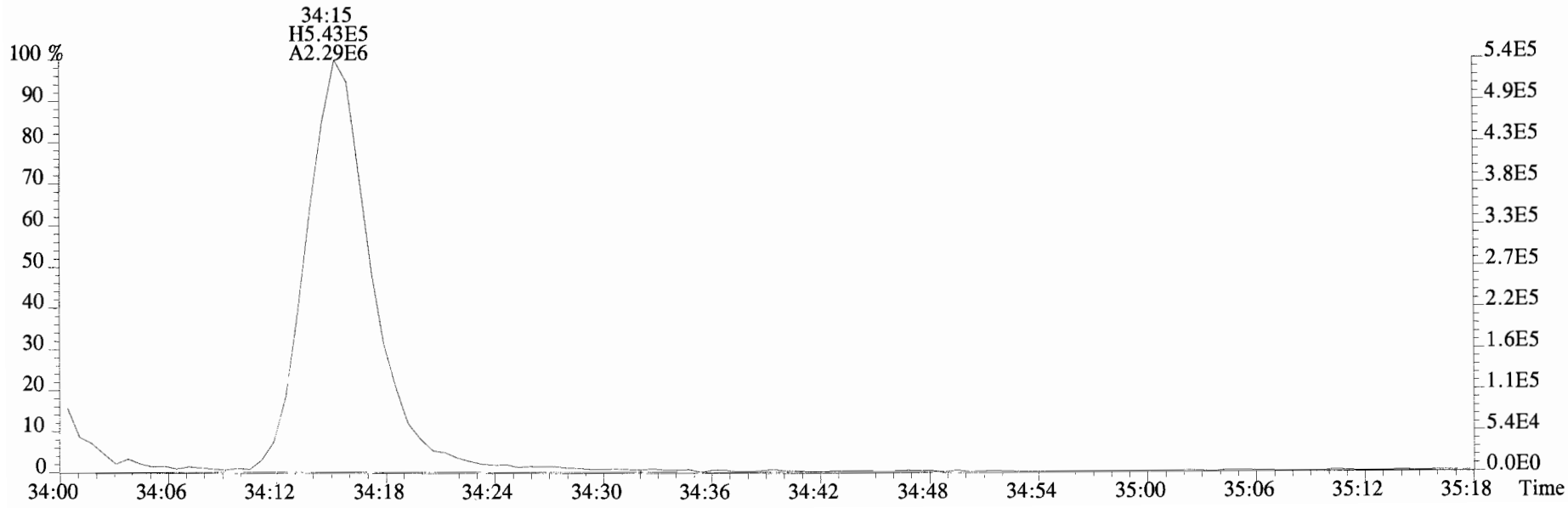

File:190618D1 #1-356 Acq:18-JUN-2019 14:06:05 GC EI+ Voltage SIR Autospec-UltimaE
Sample#4 File Text:Vista_Analytical_Laboratory_VG7 Text:B9F0141-BLK1 Method Blank 1 Exp:OCDD_DB5
423.7767 S:4 F:4 BSUB(10000,15,-3.0) PKD(5,5,3,0.10%,100.0,0.00%,F,F)

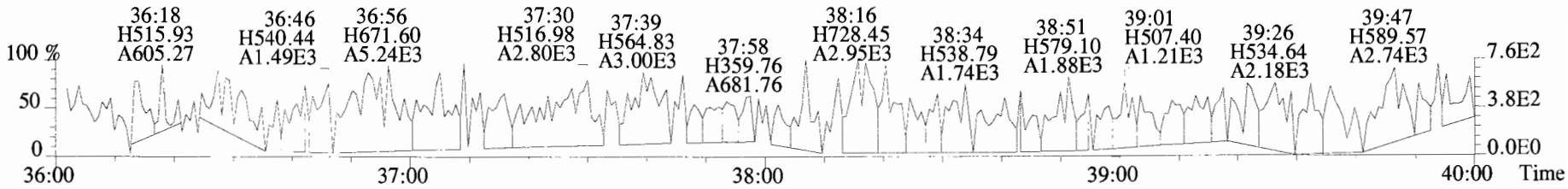

425.7737 S:4 F:4 BSUB(10000,15,-3.0) PKD(5,5,3,0.10%,100.0,0.00%,F,F)

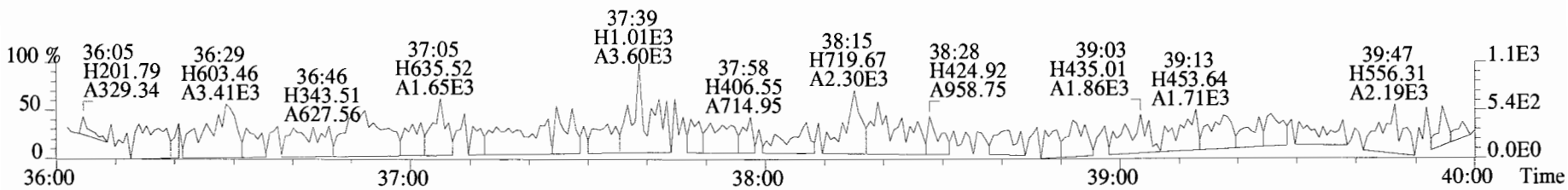

435.8169 S:4 F:4 BSUB(10000,15,-3.0) PKD(5,5,3,0.10%,100.0,0.00%,F,F)

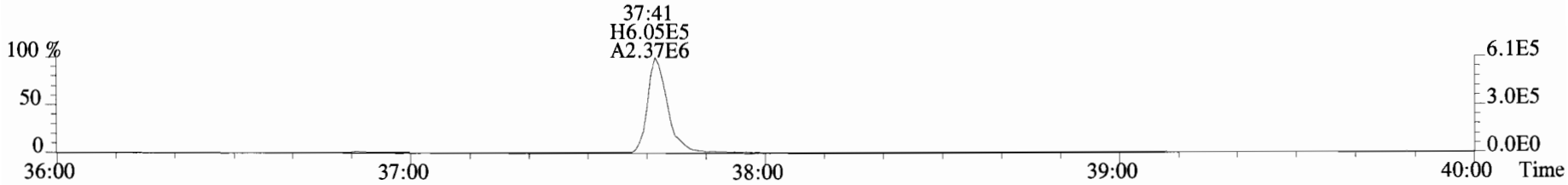

437.8140 S:4 F:4 BSUB(10000,15,-3.0) PKD(5,5,3,0.10%,100.0,0.00%,F,F)

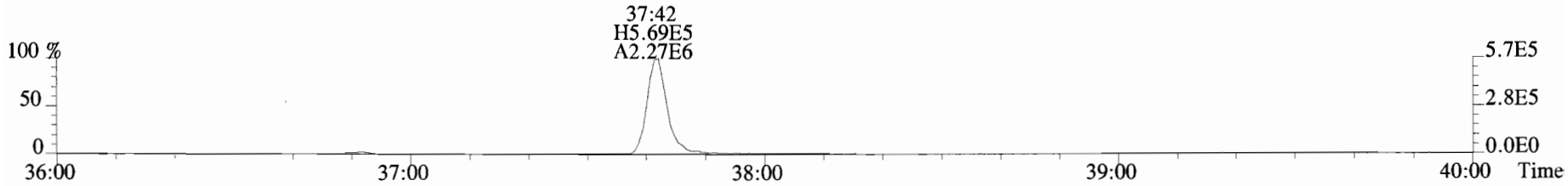

454.9728 S:4 F:4

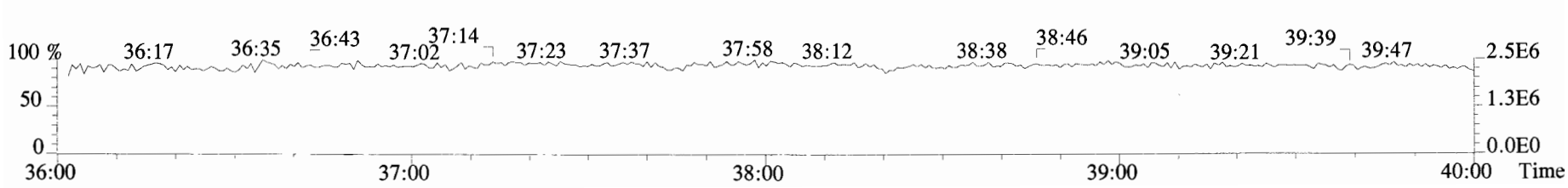

File:190618D1 #1-431 Acq:18-JUN-2019 14:06:05 GC EI+ Voltage SIR Autospec-UltimaE
Sample#4 File Text:Vista_Analytical_Laboratory_VG7 Text:B9F0141-BLK1 Method Blank 1 Exp:OCDD_DB5
457.7377 S:4 F:5 BSUB(10000,15,-3.0) PKD(5,5,3,0.10%,100.0,0.00%,F,F)

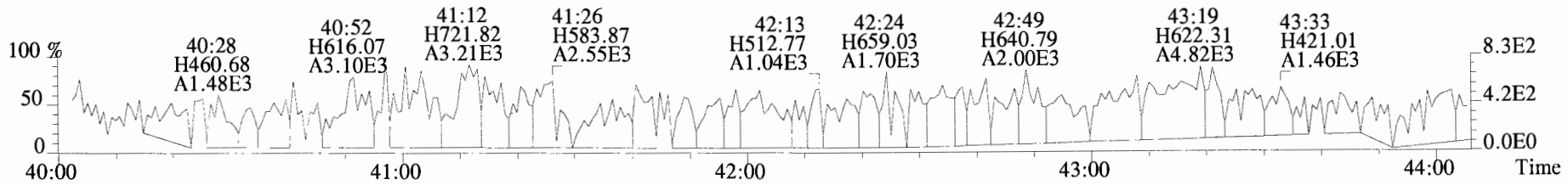

459.7348 S:4 F:5 BSUB(10000,15,-3.0) PKD(5,5,3,0.10%,100.0,0.00%,F,F)

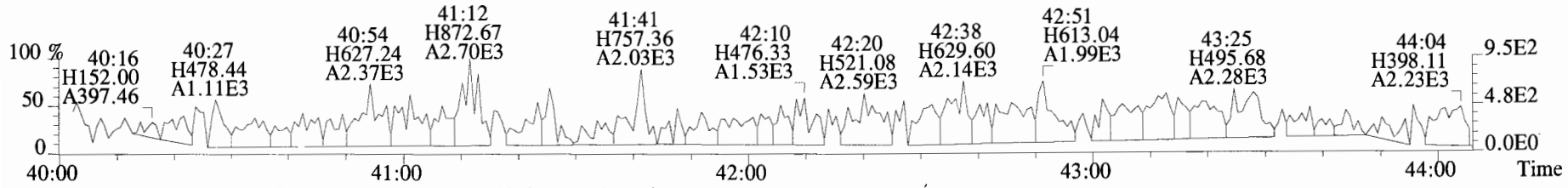

469.7780 S:4 F:5 BSUB(10000,15,-3.0) PKD(5,5,3,0.10%,100.0,0.00%,F,F)

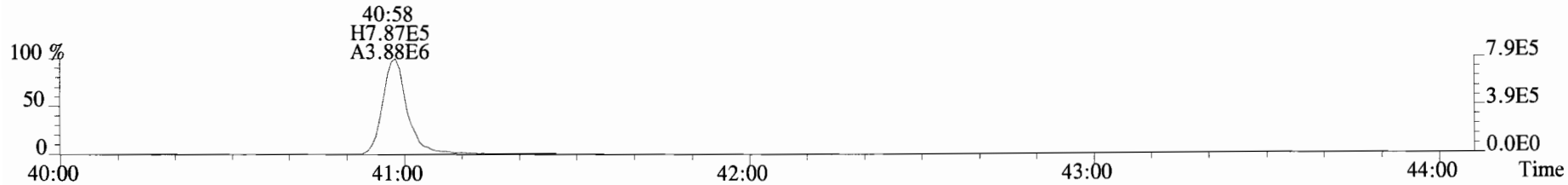

471.7750 S:4 F:5 BSUB(10000,15,-3.0) PKD(5,5,3,0.10%,100.0,0.00%,F,F)

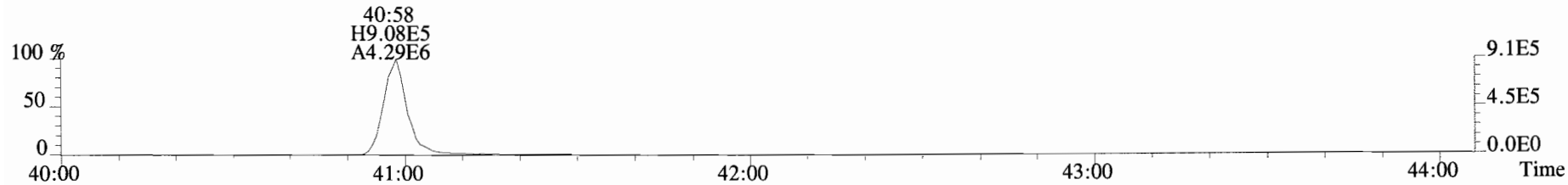

454.9728 S:4 F:5

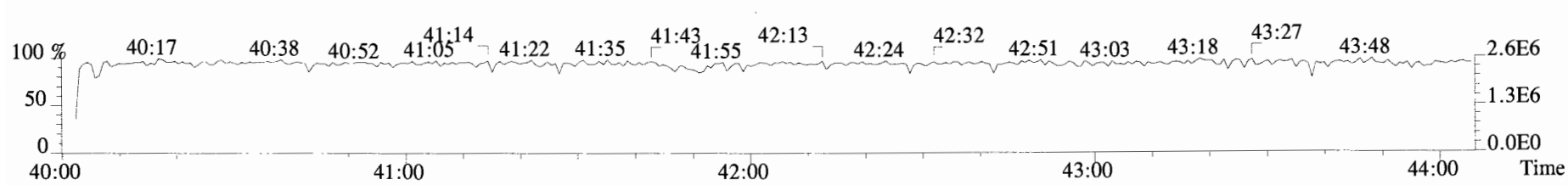

File:190618D1 #1-530 Acq:18-JUN-2019 14:06:05 GC EI+ Voltage SIR Autospec-UltimaE
Sample#4 File Text:Vista_Analytical_Laboratory_VG7 Text:B9F0141-BLK1 Method Blank 1 Exp:OCDD_DB5

303.9016 S:4 BSUB(10000,15,-3.0) PKD(5,5,3,0.10%,100.0,0.00%,F,F)

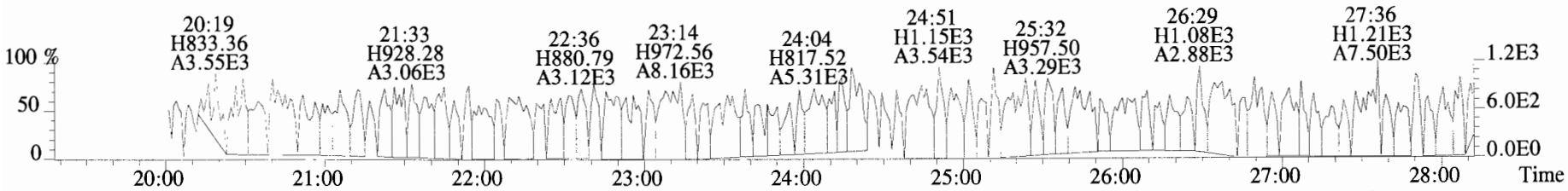

305.8987 S:4 BSUB(10000,15,-3.0) PKD(5,5,3,0.10%,100.0,0.00%,F,F)

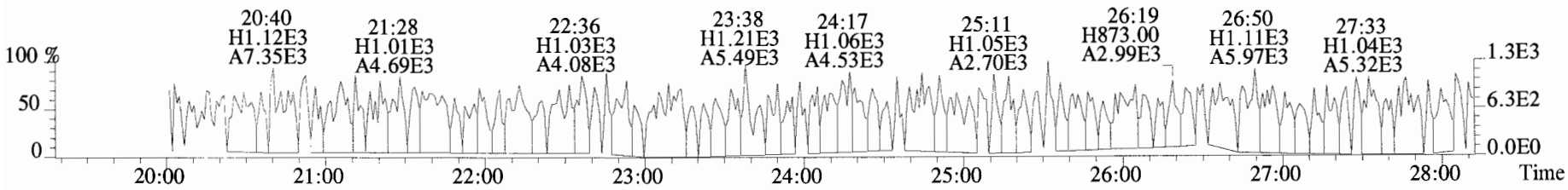

315.9419 S:4 BSUB(10000,15,-3.0) PKD(5,5,3,0.10%,100.0,0.00%,F,F)

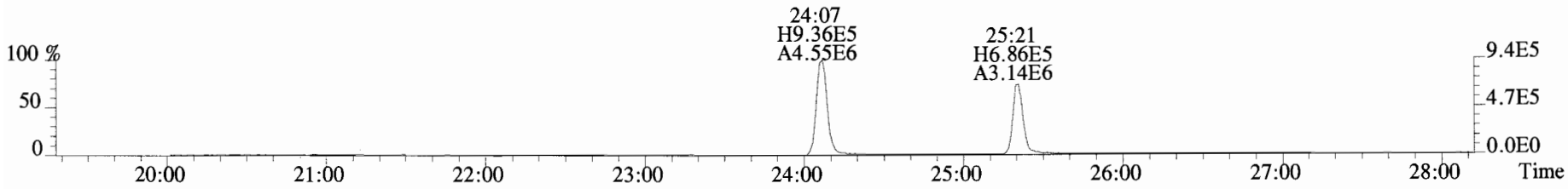

317.9389 S:4 BSUB(10000,15,-3.0) PKD(5,5,3,0.10%,100.0,0.00%,F,F)

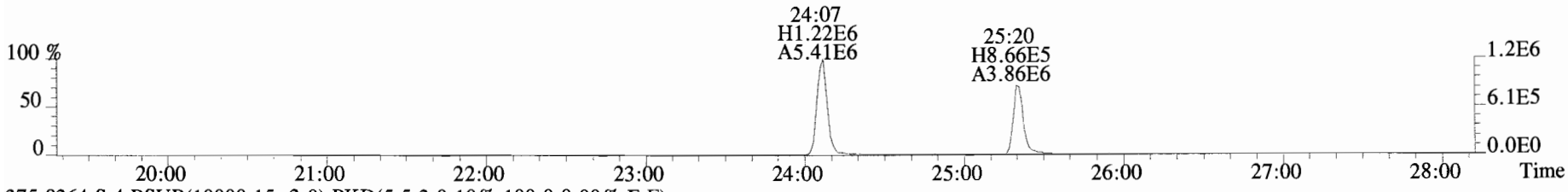

375.8364 S:4 BSUB(10000,15,-3.0) PKD(5,5,3,0.10%,100.0,0.00%,F,F)

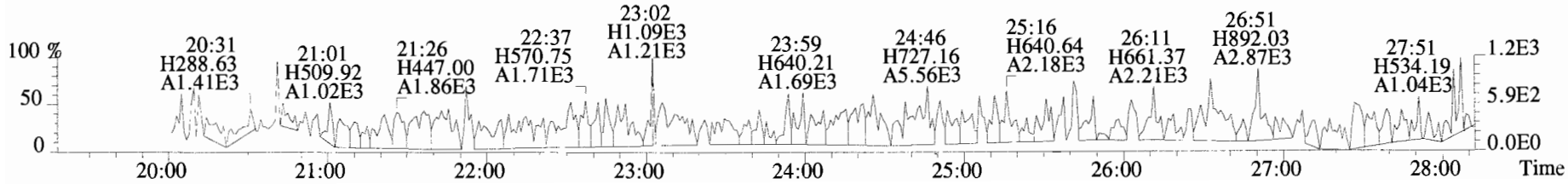

File:190618D1 #1-530 Acq:18-JUN-2019 14:06:05 GC EI+ Voltage SIR Autospec-UltimaE
Sample#4 File Text:Vista_Analytical_Laboratory_VG7 Text:B9F0141-BLK1 Method Blank 1 Exp:OCDD_DB5
339.8597 S:4 BSUB(10000,15,-3.0) PKD(5,5,3,0.10%,100.0,0.00%,F,F)

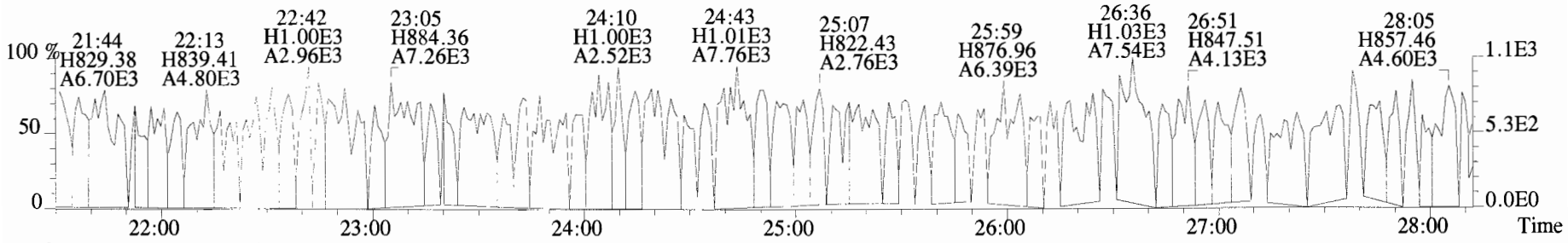

341.8568 S:4 BSUB(10000,15,-3.0) PKD(5,5,3,0.10%,100.0,0.00%,F,F)

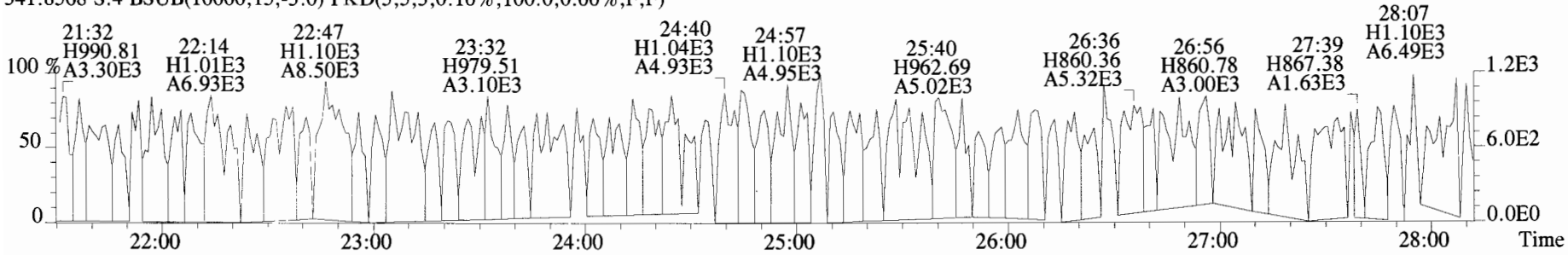

409.7974 S:4 BSUB(10000,15,-3.0) PKD(5,5,3,0.10%,100.0,0.00%,F,F)

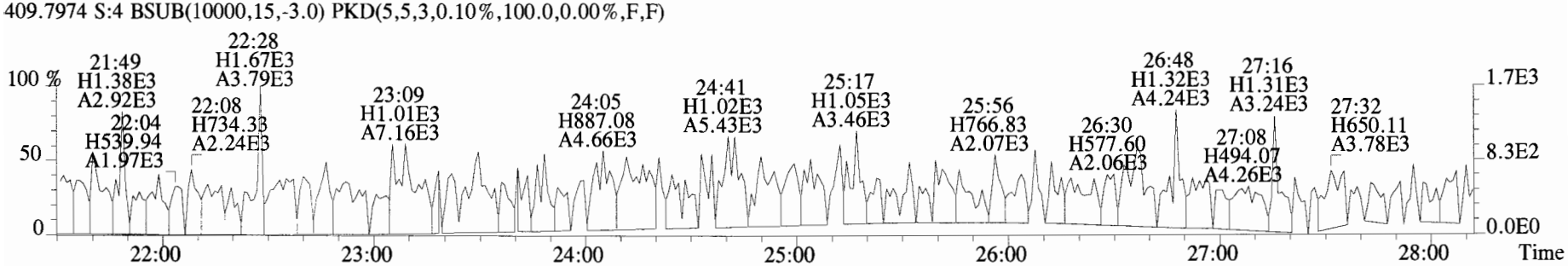

316.9824 S:4

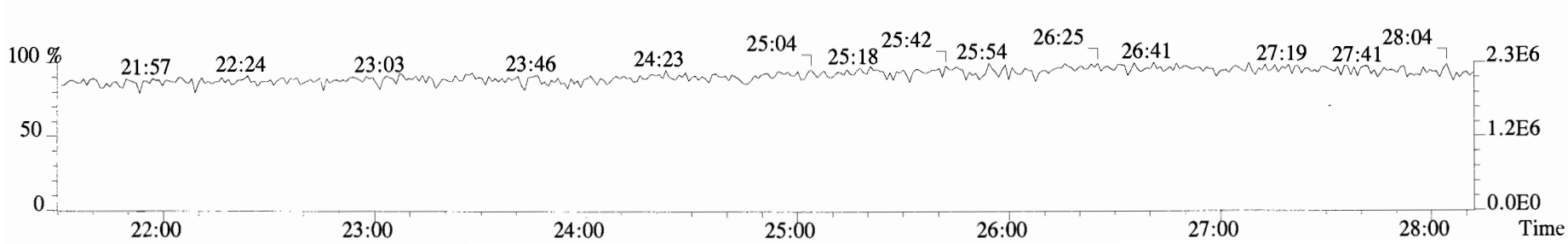

File:190618D1 #1-171 Acq:18-JUN-2019 14:06:05 GC El+ Voltage SIR Autospec-UltimaE
Sample#4 File Text:Vista_Analytical_Laboratory_VG7 Text:B9F0141-BLK1 Method Blank 1 Exp:OCDD_DB5
339.8597 S:4 F:2 BSUB(10000,15,-3.0) PKD(5,5,3,0.10%,100.0,0.00%,F,F)

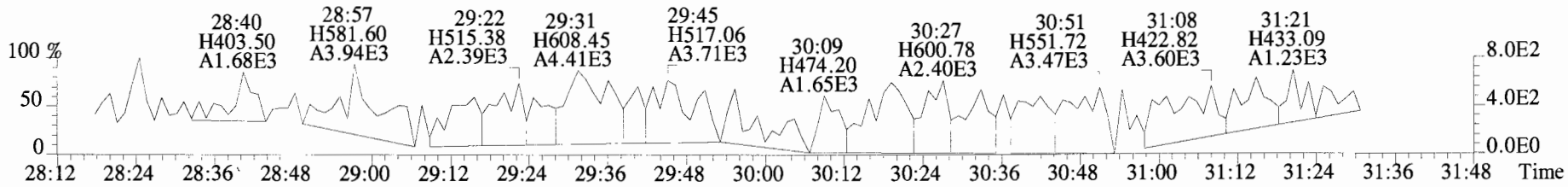

341.8568 S:4 F:2 BSUB(10000,15,-3.0) PKD(5,5,3,0.10%,100.0,0.00%,F,F)

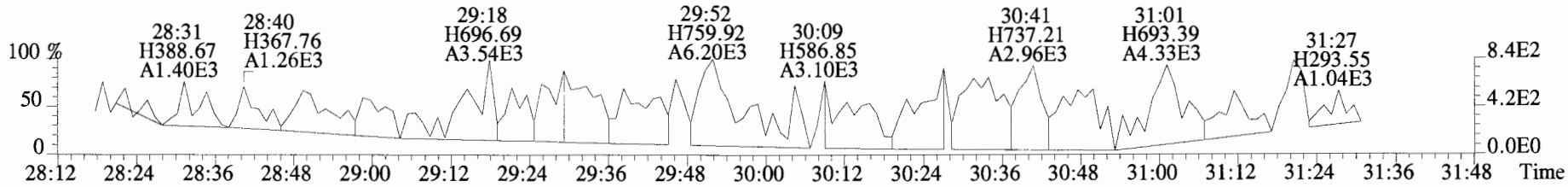

351.9000 S:4 F:2 BSUB(10000,15,-3.0) PKD(5,5,3,0.10%,100.0,0.00%,F,F)

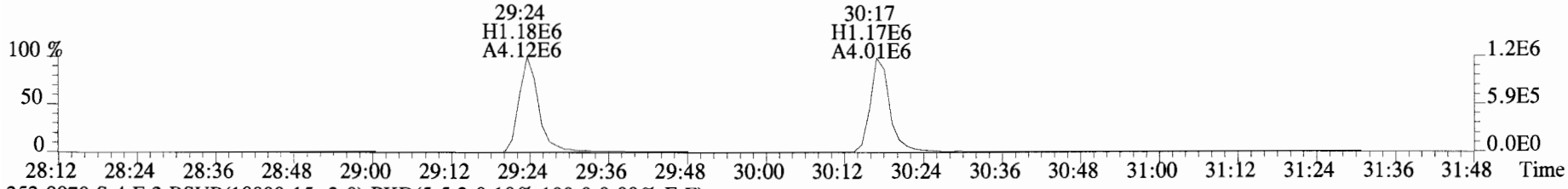

353.8970 S:4 F:2 BSUB(10000,15,-3.0) PKD(5,5,3,0.10%,100.0,0.00%,F,F)

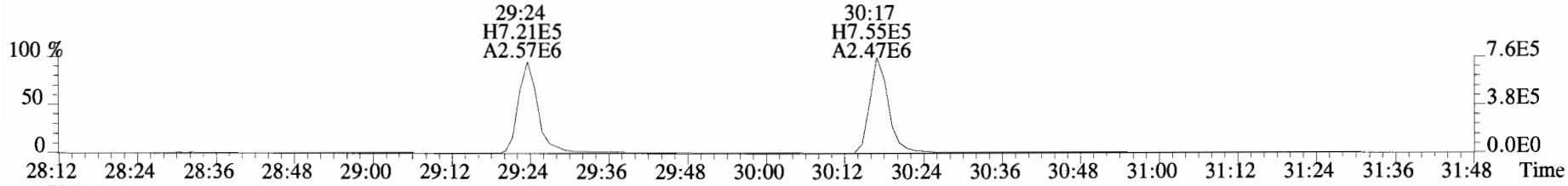

409.7974 S:4 F:2 BSUB(10000,15,-3.0) PKD(5,5,3,0.10%,100.0,0.00%,F,F)

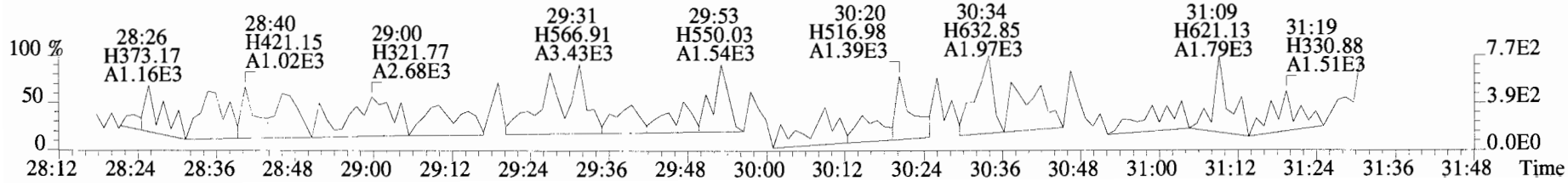

File:190618D1 #1-399 Acq:18-JUN-2019 14:06:05 GC EI+ Voltage SIR Autospec-UltimaE
Sample#4 File Text:Vista_Analytical_Laboratory_VG7 Text:B9F0141-BLK1 Method Blank 1 Exp:OCDD_DB5
373.8207 S:4 F:3 BSUB(10000,15,-3.0) PKD(5,5,3,0.10%,100.0,0.00%,F,F)

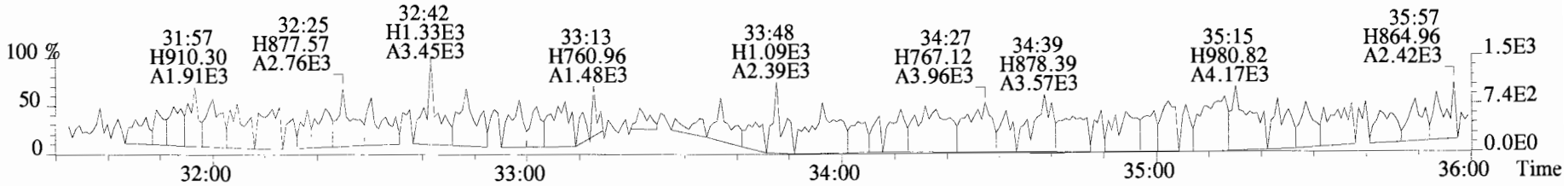

375.8178 S:4 F:3 BSUB(10000,15,-3.0) PKD(5,5,3,0.10%,100.0,0.00%,F,F)

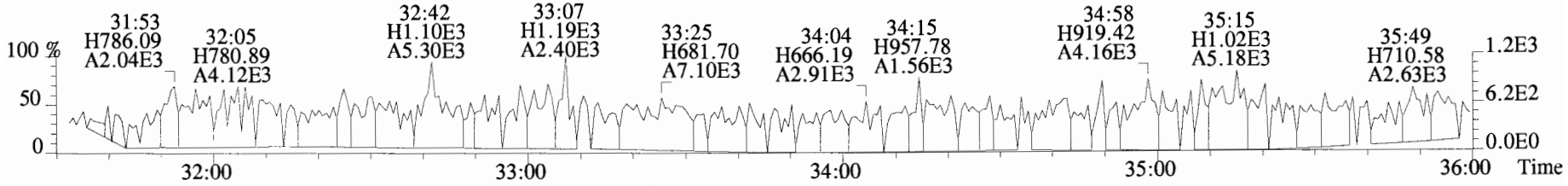

383.8639 S:4 F:3 BSUB(10000,15,-3.0) PKD(5,5,3,0.10%,100.0,0.00%,F,F)

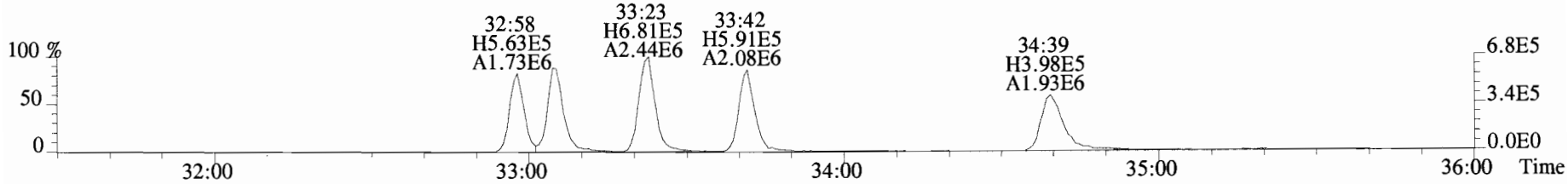

385.8610 S:4 F:3 BSUB(10000,15,-3.0) PKD(5,5,3,0.10%,100.0,0.00%,F,F)

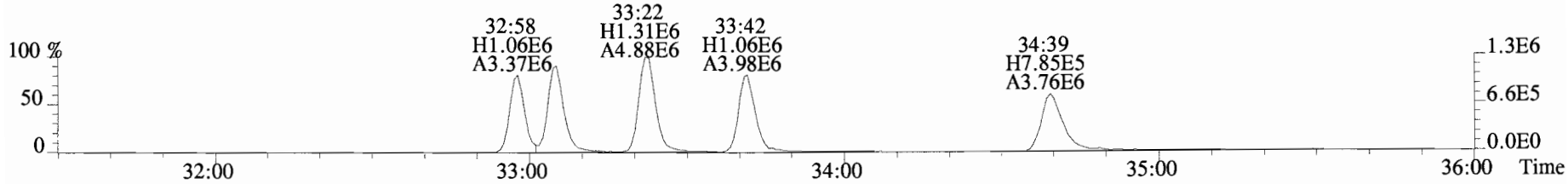

445.7555 S:4 F:3 BSUB(10000,15,-3.0) PKD(5,5,3,0.10%,100.0,0.00%,F,F)

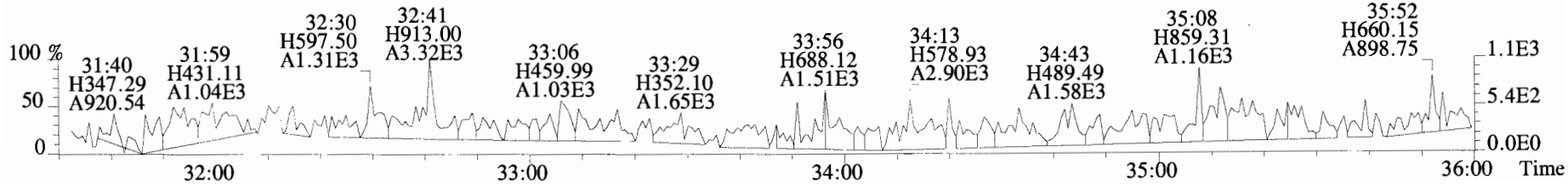

File:190618D1 #1-399 Acq:18-JUN-2019 14:06:05 GC EI+ Voltage SIR Autospec-UltimaE
Sample#4 File Text:Vista_Analytical_Laboratory_VG7 Text:B9F0141-BLK1 Method Blank 1 Exp:OCDD_DB5
383.8639 S:4 F:3 BSUB(10000,15,-3.0) PKD(5,5,3,0.10%,100.0,0.00%,F,F)

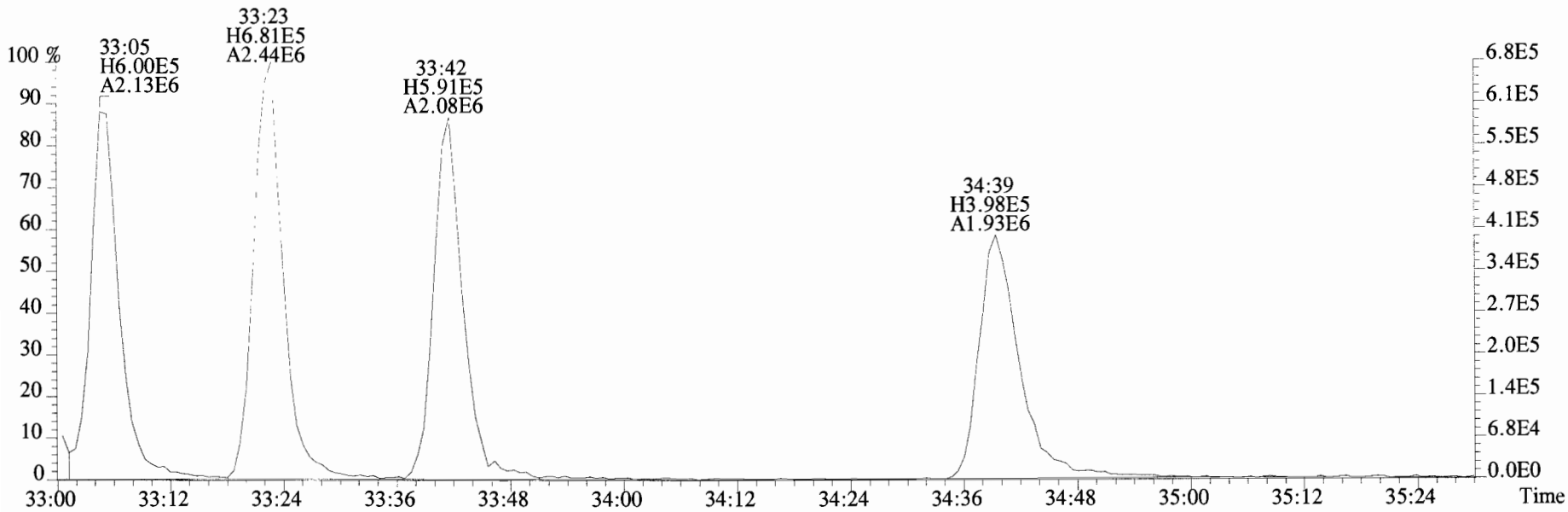

385.8610 S:4 F:3 BSUB(10000,15,-3.0) PKD(5,5,3,0.10%,100.0,0.00%,F,F)

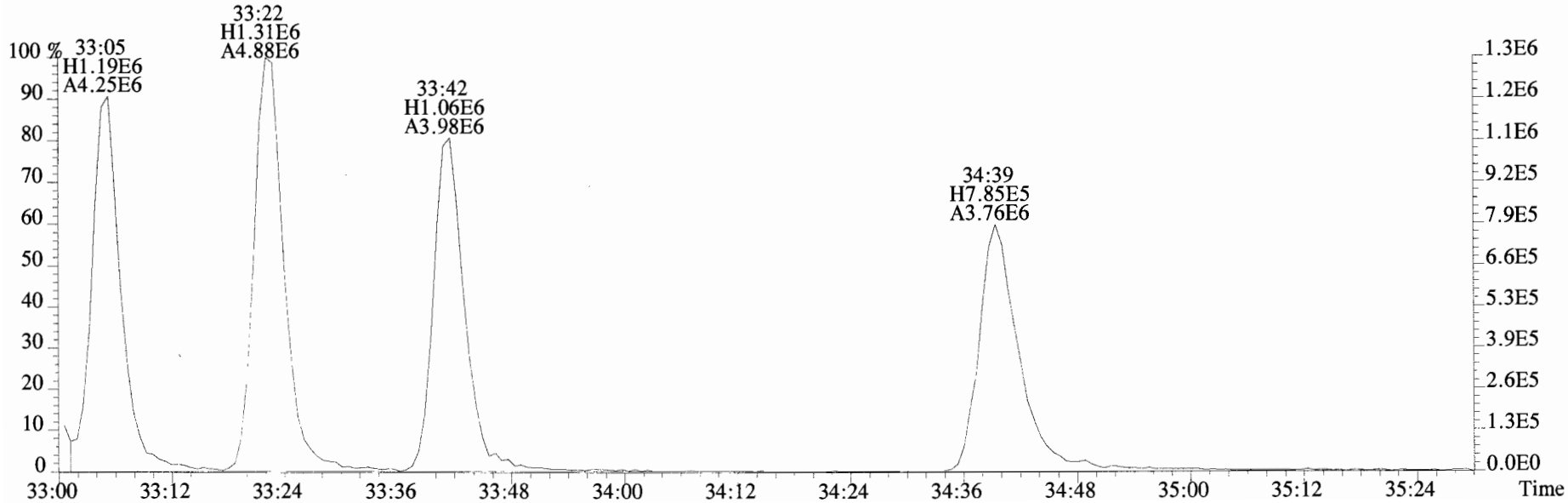

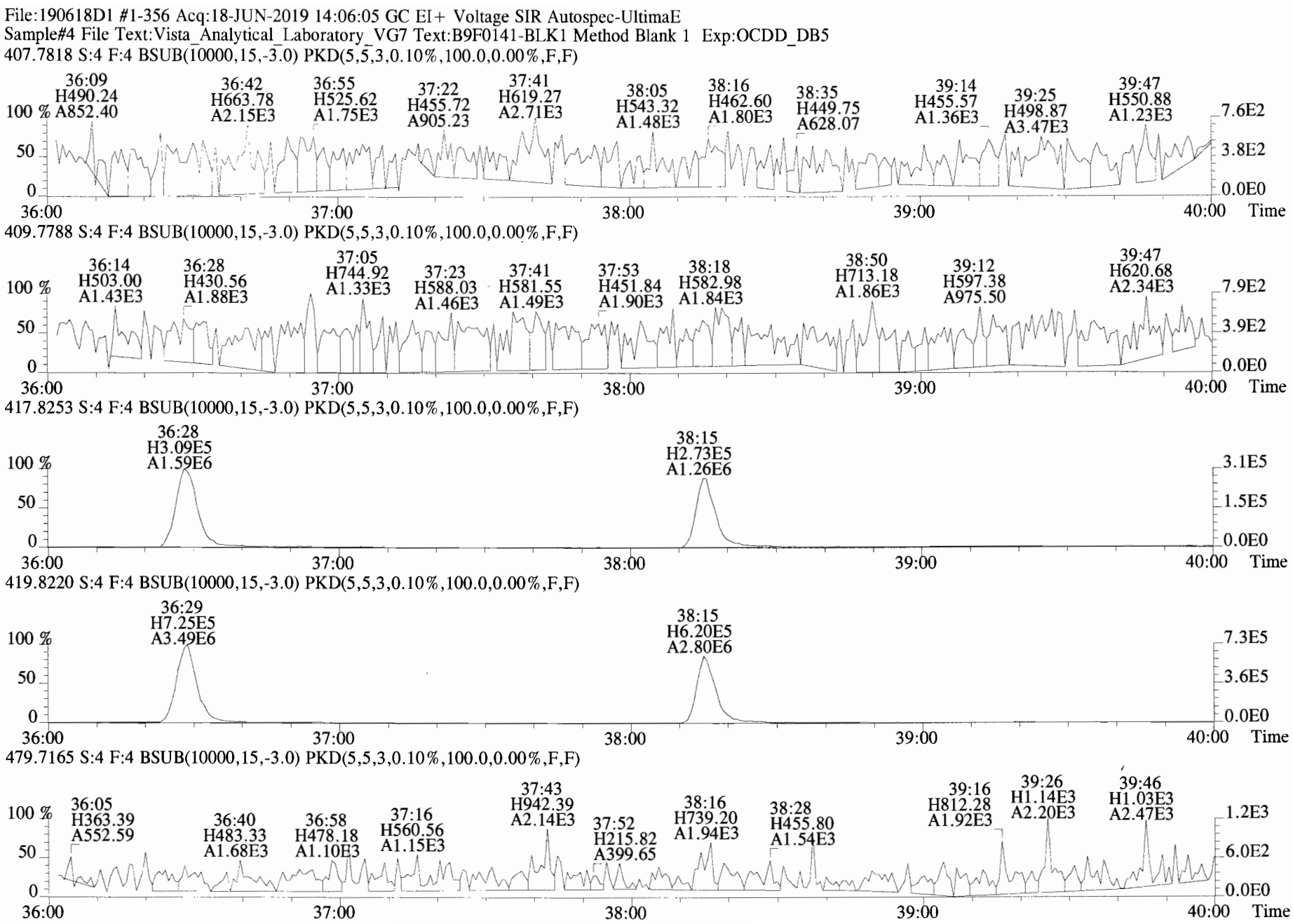
File:190618D1 #1-356 Acq:18-JUN-2019 14:06:05 GC EI+ Voltage SIR Autospec-UltimaE
Sample#4 File Text:Vista_Analytical_Laboratory_VG7 Text:B9F0141-BLK1 Method Blank 1 Exp:OCDD_DB5
407.7818 S:4 F:4 BSUB(10000,15,-3.0) PKD(5,5,3,0.10%,100.0,0.00%,F,F)
36:09 H490.24 A852.40
36:42 H663.78 A2.15E3
36:55 H525.62 A1.75E3
37:22 H455.72 A905.23
37:41 H619.27 A2.71E3
38:05 H543.32 A1.48E3
38:16 H462.60 A1.80E3
38:35 H449.75 A628.07
39:14 H455.57 A1.36E3
39:25 H498.87 A3.47E3
39:47 H550.88 A1.23E3
100 %
50
0
7.6E2
3.8E2
0.0E0
36:00
37:00
38:00
39:00
40:00
Time
409.7788 S:4 F:4 BSUB(10000,15,-3.0) PKD(5,5,3,0.10%,100.0,0.00%,F,F)
36:14 H503.00 A1.43E3
36:28 H430.56 A1.88E3
37:05 H744.92 A1.33E3
37:23 H588.03 A1.46E3
37:41 H581.55 A1.49E3
37:53 H451.84 A1.90E3
38:18 H582.98 A1.84E3
38:50 H713.18 A1.86E3
39:12 H597.38 A975.50
39:47 H620.68 A2.34E3
100 %
50
0
7.9E2
3.9E2
0.0E0
36:00
37:00
38:00
39:00
40:00
Time
417.8253 S:4 F:4 BSUB(10000,15,-3.0) PKD(5,5,3,0.10%,100.0,0.00%,F,F)
36:28 H3.09E5 A1.59E6
38:15 H2.73E5 A1.26E6
100 %
50
0
3.1E5
1.5E5
0.0E0
36:00
37:00
38:00
39:00
40:00
Time
419.8220 S:4 F:4 BSUB(10000,15,-3.0) PKD(5,5,3,0.10%,100.0,0.00%,F,F)
36:29 H7.25E5 A3.49E6
38:15 H6.20E5 A2.80E6
100 %
50
0
7.3E5
3.6E5
0.0E0
36:00
37:00
38:00
39:00
40:00
Time
479.7165 S:4 F:4 BSUB(10000,15,-3.0) PKD(5,5,3,0.10%,100.0,0.00%,F,F)
36:05 H363.39 A552.59
36:40 H483.33 A1.68E3
36:58 H478.18 A1.10E3
37:16 H560.56 A1.15E3
37:43 H942.39 A2.14E3
37:52 H215.82 A399.65
38:16 H739.20 A1.94E3
38:28 H455.80 A1.54E3
39:16 H812.28 A1.92E3
39:26 H1.14E3 A2.20E3
39:46 H1.03E3 A2.47E3
100 %
50
0
1.2E3
6.0E2
0.0E0
36:00
37:00
38:00
39:00
40:00
Time

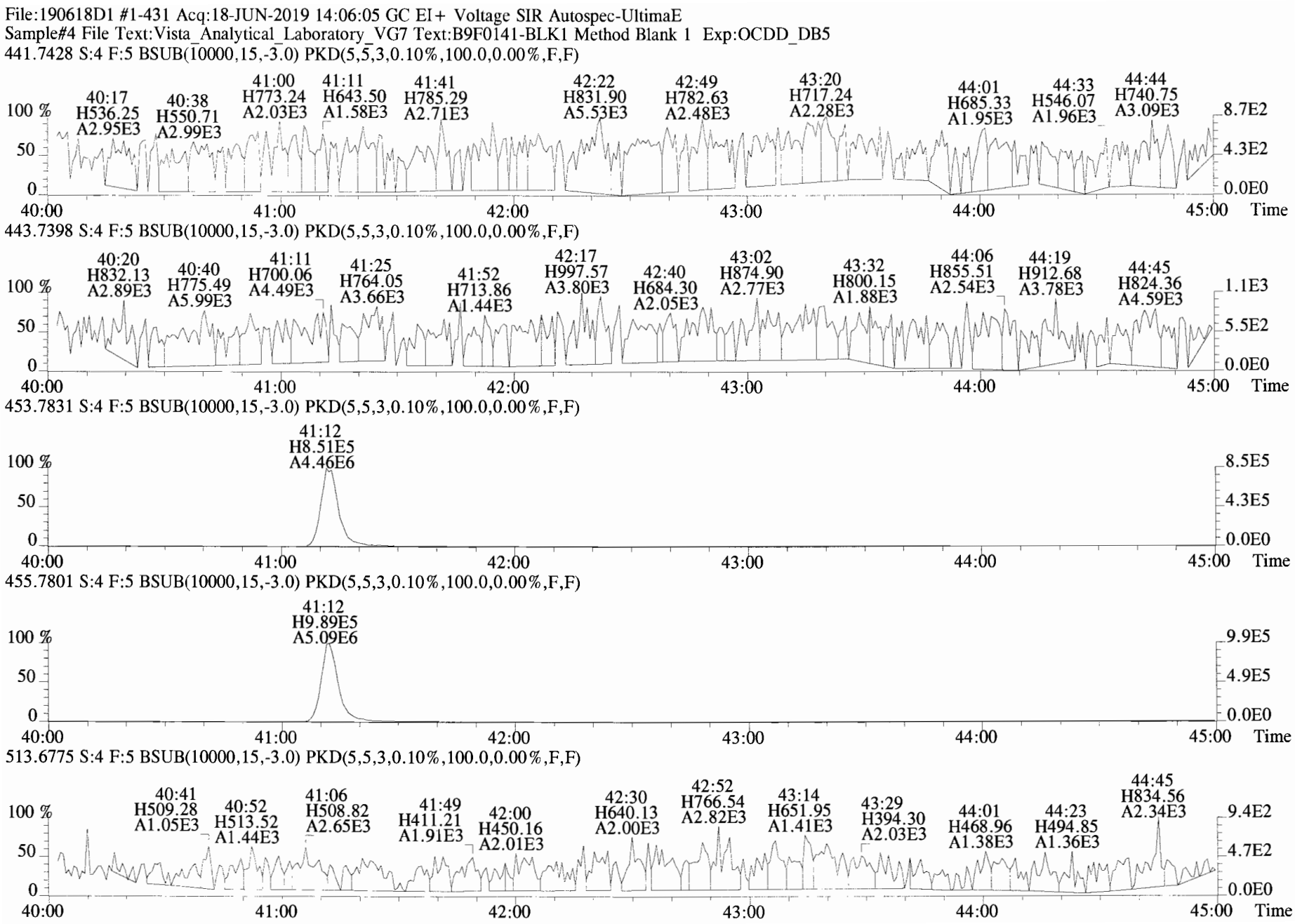
File:190618D1 #1-431 Acq:18-JUN-2019 14:06:05 GC EI+ Voltage SIR Autospec-UltimaE
Sample#4 File Text:Vista_Analytical_Laboratory_VG7 Text:B9F0141-BLK1 Method Blank 1 Exp:OCDD_DB5
441.7428 S:4 F:5 BSUB(10000,15,-3.0) PKD(5,5,3,0.10%,100.0,0.00%,F,F)
40:17 H536.25 A2.95E3
40:38 H550.71 A2.99E3
41:00 H773.24 A2.03E3
41:11 H643.50 A1.58E3
41:41 H785.29 A2.71E3
42:22 H831.90 A5.53E3
42:49 H782.63 A2.48E3
43:20 H717.24 A2.28E3
44:01 H685.33 A1.95E3
44:33 H546.07 A1.96E3
44:44 H740.75 A3.09E3
443.7398 S:4 F:5 BSUB(10000,15,-3.0) PKD(5,5,3,0.10%,100.0,0.00%,F,F)
40:20 H832.13 A2.89E3
40:40 H775.49 A5.99E3
41:11 H700.06 A4.49E3
41:25 H764.05 A3.66E3
41:52 H713.86 A1.44E3
42:17 H997.57 A3.80E3
42:40 H684.30 A2.05E3
43:02 H874.90 A2.77E3
43:32 H800.15 A1.88E3
44:06 H855.51 A2.54E3
44:19 H912.68 A3.78E3
44:45 H824.36 A4.59E3
453.7831 S:4 F:5 BSUB(10000,15,-3.0) PKD(5,5,3,0.10%,100.0,0.00%,F,F)
41:12 H8.51E5 A4.46E6
455.7801 S:4 F:5 BSUB(10000,15,-3.0) PKD(5,5,3,0.10%,100.0,0.00%,F,F)
41:12 H9.89E5 A5.09E6
513.6775 S:4 F:5 BSUB(10000,15,-3.0) PKD(5,5,3,0.10%,100.0,0.00%,F,F)
40:41 H509.28 A1.05E3
40:52 H513.52 A1.44E3
41:06 H508.82 A2.65E3
41:49 H411.21 A1.91E3
42:00 H450.16 A2.01E3
42:30 H640.13 A2.00E3
42:52 H766.54 A2.82E3
43:14 H651.95 A1.41E3
43:29 H394.30 A2.03E3
44:01 H468.96 A1.38E3
44:23 H494.85 A1.36E3
44:45 H834.56 A2.34E3
100 %
50
0
40:00
41:00
42:00
43:00
44:00
45:00
Time
8.7E2
4.3E2
0.0E0
1.1E3
5.5E2
8.5E5
4.3E5
9.9E5
4.9E5
9.4E2
4.7E2

FORM 8A

PCDD/PCDF ONGOING PRECISION AND RECOVERY (OPR)

Lab Name: Vista Analytical Laboratory Extraction Batch: B9F0141-BS1

Contract No.: SAS No.:

Matrix (aqueous/solid/leachate): AQUEOUS OPR Data Filename: 190618D1-2

Ext. Date: Shift: Day Analysis Date: 18-JUN-19 Time: 12:30:33

ALL CONCENTRATIONS REPORTED ON THIS FORM ARE CONCENTRATIONS IN EXTRACT.

NATIVE ANALYTES	SPIKE CONC. (ng/mL)	CONC. FOUND (ng/mL)	OPR CONC. LIMITS (1) (ng/mL)
2,3,7,8-TCDD	10	11.0	6.7 - 15.8 7.3 - 14.6 (2)
1,2,3,7,8-PeCDD	50	55.6	35.0 - 71.0
1,2,3,4,7,8-HxCDD	50	52.2	35.0 - 82.0
1,2,3,6,7,8-HxCDD	50	50.3	38.0 - 67.0
1,2,3,7,8,9-HxCDD	50	50.1	32.0 - 81.0
1,2,3,4,6,7,8-HpCDD	50	45.9	35.0 - 70.0
OCDD	100	96.9	78.0 - 144.0
2,3,7,8-TCDF	10	9.12	7.5 - 15.8 8.0 - 14.7 (2)
1,2,3,7,8-PeCDF	50	54.9	40.0 - 67.0
2,3,4,7,8-PeCDF	50	56.2	34.0 - 80.0
1,2,3,4,7,8-HxCDF	50	51.3	36.0 - 67.0
1,2,3,6,7,8-HxCDF	50	51.8	42.0 - 65.0
2,3,4,6,7,8-HxCDF	50	52.0	35.0 - 78.0
1,2,3,7,8,9-HxCDF	50	53.4	39.0 - 65.0
1,2,3,4,6,7,8-HpCDF	50	55.4	41.0 - 61.0
1,2,3,4,7,8,9-HpCDF	50	54.4	39.0 - 69.0
OCDF	100	101	63.0 - 170.0

(1) Contract-required concentration limits for OPR as specified in Table 6, Method 1613. 10/94

(2) Contract-required concentration limits for OPR as specified in Table 6a, Method 1613. 10/94

Analyst: DB

Date: 6/19/19

FORM 8B
PCDD/PCDF ONGOING PRECISION AND RECOVERY (OPR)

Lab Name: Vista Analytical Laboratory Extraction Batch: B9F0141-BS1

Contract No.: SAS No.:

Matrix (aqueous/solid/leachate): AQUEOUS OPR Data Filename: 190618D1-2

Ext. Date: Shift: Day Analysis Date: 18-JUN-19 Time: 12:30:33

ALL CONCENTRATIONS REPORTED ON THIS FORM ARE CONCENTRATIONS IN EXTRACT.

LABELED COMPOUNDS	SPIKE CONC. (ng/mL)	CONC. FOUND (ng/mL)	OPR CONC. LIMITS (1) (ng/mL)
13C-2,3,7,8-TCDD	100	78.3	20.0 - 175.0
			25.0 - 141.0 (2)
13C-1,2,3,7,8-PeCDD	100	81.7	21.0 - 227.0
13C-1,2,3,4,7,8-HxCDD	100	89.1	21.0 - 193.0
13C-1,2,3,6,7,8-HxCDD	100	88.6	25.0 - 163.0
13C-1,2,3,7,8,9-HxCDD	100	89.3	21.0 - 193.0
13C-1,2,3,4,6,7,8-HpCDD	100	99.2	26.0 - 166.0
13C-OCDD	200	177	26.0 - 397.0
13C-2,3,7,8-TCDF	100	70.0	22.0 - 152.0
			26.0 - 126.0 (2)
13C-1,2,3,7,8-PeCDF	100	76.0	21.0 - 192.0
13C-2,3,4,7,8-PeCDF	100	75.1	13.0 - 328.0
13C-1,2,3,4,7,8-HxCDF	100	88.9	19.0 - 202.0
13C-1,2,3,6,7,8-HxCDF	100	87.4	21.0 - 159.0
13C-2,3,4,6,7,8-HxCDF	100	89.0	22.0 - 176.0
13C-1,2,3,7,8,9-HxCDF	100	89.5	17.0 - 205.0
13C-1,2,3,4,6,7,8-HpCDF	100	84.0	21.0 - 158.0
13C-1,2,3,4,7,8,9-HpCDF	100	91.8	20.0 - 186.0
13C-OCDF	200	171	26.0 - 397.0
CLEANUP STANDARD			
37Cl-2,3,7,8-TCDD	40	33.1	12.4 - 76.4

(1) Contract-required concentration limits for OPR as specified in Table 6, Method 1613. 10/94

(2) Contract-required concentration limits for OPR as specified in Table 6a, Method 1613. 10/94

Analyst: DB

Date: 6/19/19

Client ID: OPR | Filename: 190618D1 S:2 | Acq:18-JUN-19 12:30:33 | ConCal: ST190618D1-1
Lab ID: B9F0141-BS1 | GC Column ID: ZB-5MS ICal: 1613VG7-5-10-19 | wt/vol: 1.000 | EndCAL: NA

	Name	Resp	RA	RRF	RT	Conc	Qual	noise	Fac	DL
	2,3,7,8-TCDD	5.61e+05	0.82 y	0.90	26:07	10.995			* 2.5	*
	1,2,3,7,8-PeCDD	2.53e+06	0.62 y	0.87	30:34	55.574			* 2.5	*
	1,2,3,4,7,8-HxCDD	2.54e+06	1.24 y	1.05	33:51	52.185			* 2.5	*
	1,2,3,6,7,8-HxCDD	2.68e+06	1.22 y	0.93	33:58	50.290			* 2.5	*
	1,2,3,7,8,9-HxCDD	2.69e+06	1.26 y	0.96	34:16	50.074			* 2.5	*
	1,2,3,4,6,7,8-HpCDD	2.38e+06	1.06 y	0.99	37:42	45.942			* 2.5	*
	OCDD	4.08e+06	0.87 y	0.99	40:59	96.909			* 2.5	*
	2,3,7,8-TCDF	6.56e+05	0.74 y	0.94	25:22	9.1247			* 2.5	*
	1,2,3,7,8-PeCDF	3.80e+06	1.44 y	0.92	29:24	54.896			* 2.5	*
	2,3,4,7,8-PeCDF	3.91e+06	1.54 y	0.96	30:18	56.183			* 2.5	*
	1,2,3,4,7,8-HxCDF	3.47e+06	1.27 y	1.15	32:58	51.303			* 2.5	*
	1,2,3,6,7,8-HxCDF	3.70e+06	1.27 y	1.04	33:06	51.844			* 2.5	*
	2,3,4,6,7,8-HxCDF	3.72e+06	1.23 y	1.10	33:42	52.019			* 2.5	*
	1,2,3,7,8,9-HxCDF	3.29e+06	1.31 y	1.03	34:41	53.406			* 2.5	*
	1,2,3,4,6,7,8-HpCDF	3.08e+06	1.04 y	1.06	36:29	55.422			* 2.5	*
	1,2,3,4,7,8,9-HpCDF	2.98e+06	1.05 y	1.23	38:16	54.437			* 2.5	*
	OCDF	4.90e+06	0.88 y	0.94	41:13	101.24			* 2.5	*
IS	13C-2,3,7,8-TCDD	5.66e+06	0.81 y	1.11	26:06	78.313				78.3
IS	13C-1,2,3,7,8-PeCDD	5.21e+06	0.62 y	0.98	30:33	81.673				81.7
IS	13C-1,2,3,4,7,8-HxCDD	4.64e+06	1.31 y	0.68	33:50	89.121				89.1
IS	13C-1,2,3,6,7,8-HxCDD	5.74e+06	1.28 y	0.84	33:57	88.557				88.6
IS	13C-1,2,3,7,8,9-HxCDD	5.58e+06	1.25 y	0.81	34:15	89.287				89.3
IS	13C-1,2,3,4,6,7,8-HpCDD	5.24e+06	1.06 y	0.69	37:42	99.202				99.2
IS	13C-OCDD	8.53e+06	0.92 y	0.62	40:58	177.33				88.7
IS	13C-2,3,7,8-TCDF	7.63e+06	0.76 y	1.05	25:21	70.038				70.0
IS	13C-1,2,3,7,8-PeCDF	7.51e+06	1.60 y	0.95	29:24	76.010				76.0
IS	13C-2,3,4,7,8-PeCDF	7.28e+06	1.59 y	0.94	30:17	75.133				75.1
IS	13C-1,2,3,4,7,8-HxCDF	5.87e+06	0.53 y	0.86	32:57	88.893				88.9
IS	13C-1,2,3,6,7,8-HxCDF	6.88e+06	0.51 y	1.02	33:05	87.410				87.4
IS	13C-2,3,4,6,7,8-HxCDF	6.53e+06	0.54 y	0.95	33:41	88.979				89.0
IS	13C-1,2,3,7,8,9-HxCDF	5.98e+06	0.52 y	0.87	34:39	89.537				89.5
IS	13C-1,2,3,4,6,7,8-HpCDF	5.23e+06	0.45 y	0.81	36:28	83.980				84.0
IS	13C-1,2,3,4,7,8,9-HpCDF	4.47e+06	0.45 y	0.63	38:15	91.784				91.8
IS	13C-OCDF	1.03e+07	0.89 y	0.78	41:12	170.82				85.4
C/Up	37Cl-2,3,7,8-TCDD	2.64e+06		1.22	26:07	33.142				82.9
RS/RT	13C-1,2,3,4-TCDD	6.54e+06	0.79 y	1.00	25:31	100.00				
RS	13C-1,2,3,4-TCDF	1.04e+07	0.81 y	1.00	24:07	100.00				
RS/RT	13C-1,2,3,4,6,9-HxCDF	7.71e+06	0.51 y	1.00	33:22	100.00				

Name	Conc	EMPC	Qual	noise	DL
Total Tetra-Dioxins	11.7	13.6		*	*
Total Penta-Dioxins	55.7	56.5		*	*
Total Hexa-Dioxins	153	154		*	*
Total Hepta-Dioxins	46.7	48.3		*	*
Total Tetra-Furans	9.61	13.7		*	*
Total Penta-Furans	113.17	117.68		*	*
Total Hexa-Furans	209	210		*	*
Total Hepta-Furans	110	112		*	*

Integrations by Analyst: DB
Date: 6/19/19

Reviewed by Analyst: CT
Date: 06/20/19

File:190618D1 #1-530 Acq:18-JUN-2019 12:30:33 GC EI+ Voltage SIR Autospec-UltimaE
Sample#2 File Text:Vista_Analytical_Laboratory_VG7 Text:B9F0141-BS1 OPR 1 Exp:OCDD_DB5
319.8965 S:2 BSUB(10000,15,-3.0) PKD(5,5,3,0.10%,100.0,0.00%,F,F)

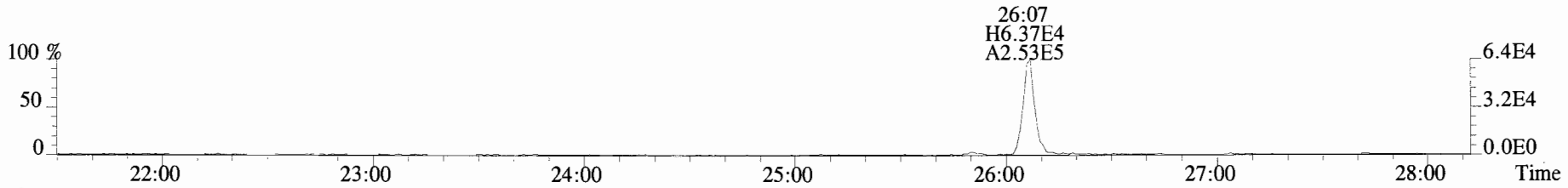

321.8936 S:2 BSUB(10000,15,-3.0) PKD(5,5,3,0.10%,100.0,0.00%,F,F)

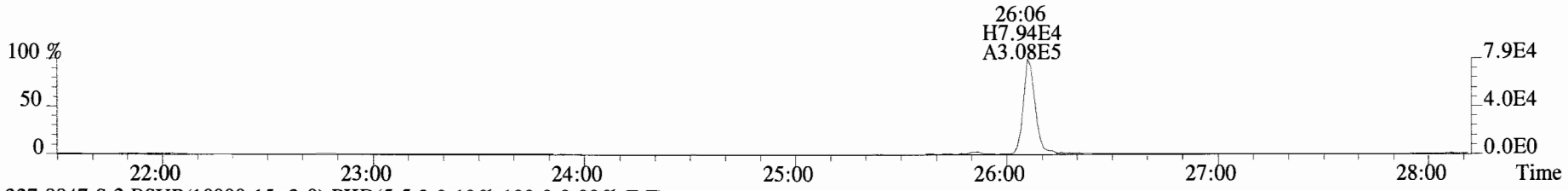

327.8847 S:2 BSUB(10000,15,-3.0) PKD(5,5,3,0.10%,100.0,0.00%,F,F)

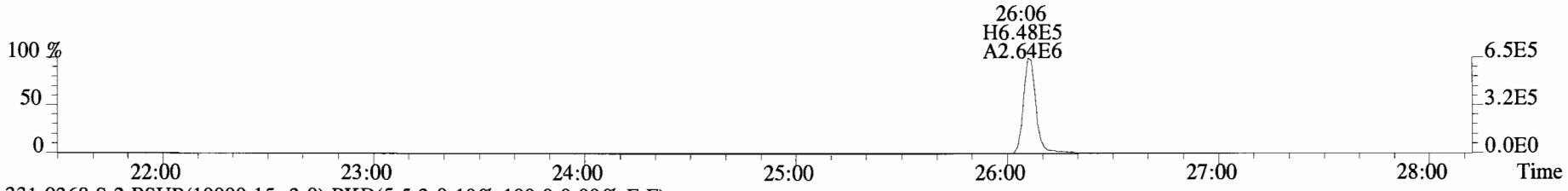

331.9368 S:2 BSUB(10000,15,-3.0) PKD(5,5,3,0.10%,100.0,0.00%,F,F)

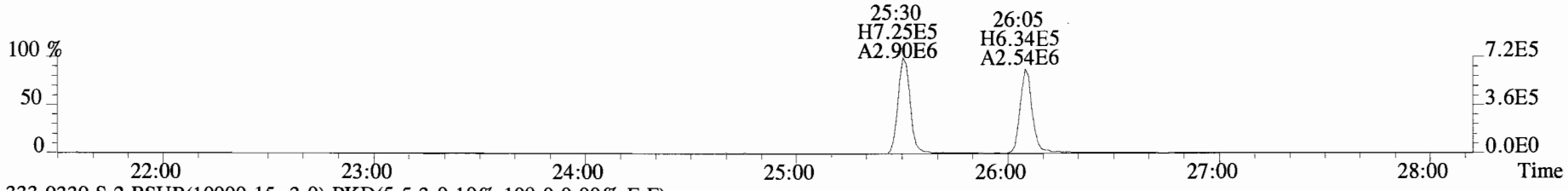

333.9339 S:2 BSUB(10000,15,-3.0) PKD(5,5,3,0.10%,100.0,0.00%,F,F)

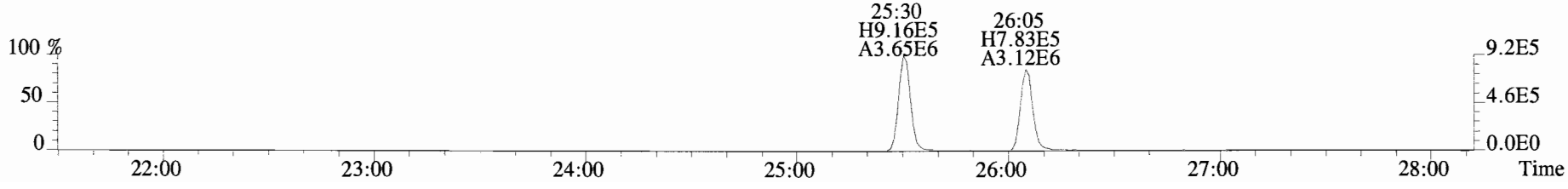

File:190618D1 #1-171 Acq:18-JUN-2019 12:30:33 GC EI+ Voltage SIR Autospec-UltimaE
Sample#2 File Text:Vista_Analytical_Laboratory_VG7 Text:B9F0141-BS1 OPR 1 Exp:OCDD_DB5
353.8576 S:2 F:2 BSUB(10000,15,-3.0) PKD(5,5,3,0.10%,100.0,0.00%,F,F)

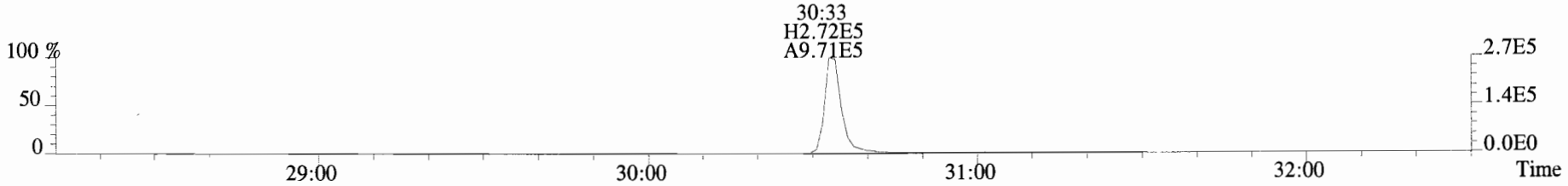

355.8546 S:2 F:2 BSUB(10000,15,-3.0) PKD(5,5,3,0.10%,100.0,0.00%,F,F)

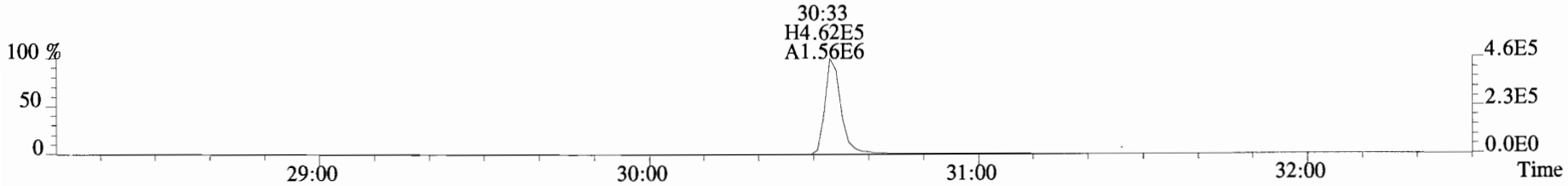

365.8978 S:2 F:2 BSUB(10000,15,-3.0) PKD(5,5,3,0.10%,100.0,0.00%,F,F)

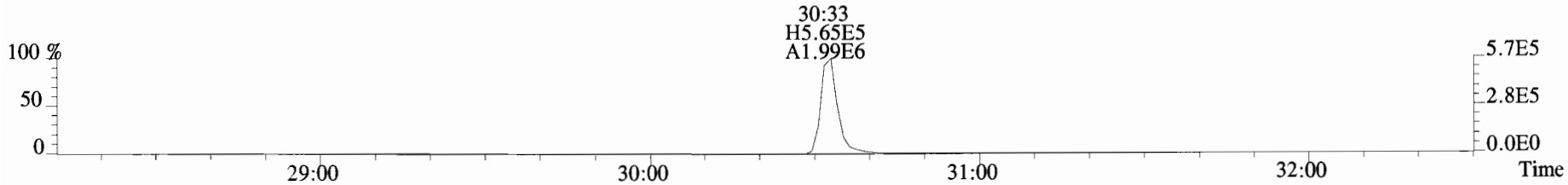

367.8949 S:2 F:2 BSUB(10000,15,-3.0) PKD(5,5,3,0.10%,100.0,0.00%,F,F)

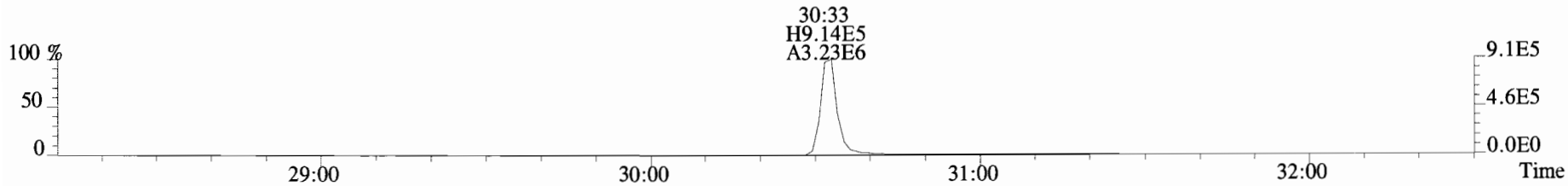

366.9792 S:2 F:2

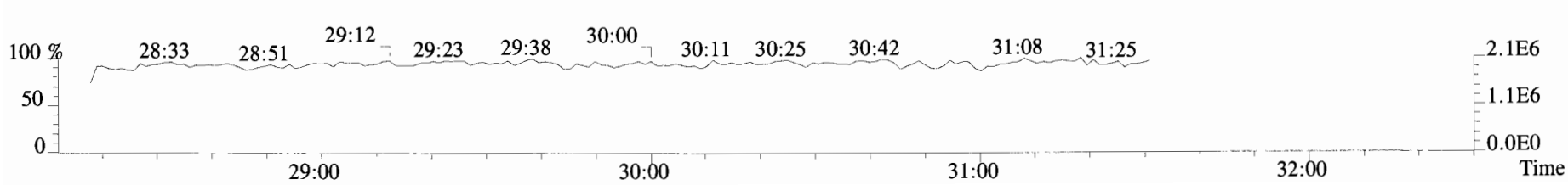

File:190618D1 #1-399 Acq:18-JUN-2019 12:30:33 GC EI+ Voltage SIR Autospec-UltimaE
Sample#2 File Text:Vista_Analytical_Laboratory_VG7 Text:B9F0141-BS1 OPR 1 Exp:OCDD_DB5
389.8156 S:2 F:3 BSUB(10000,15,-3.0) PKD(5,5,3,0.10%,100.0,0.00%,F,F)

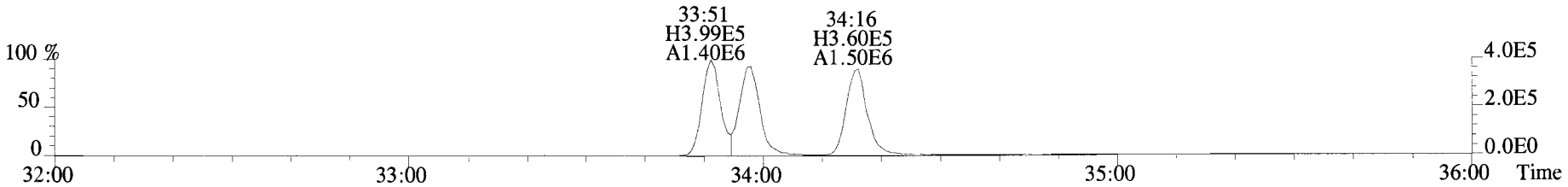

391.8127 S:2 F:3 BSUB(10000,15,-3.0) PKD(5,5,3,0.10%,100.0,0.00%,F,F)

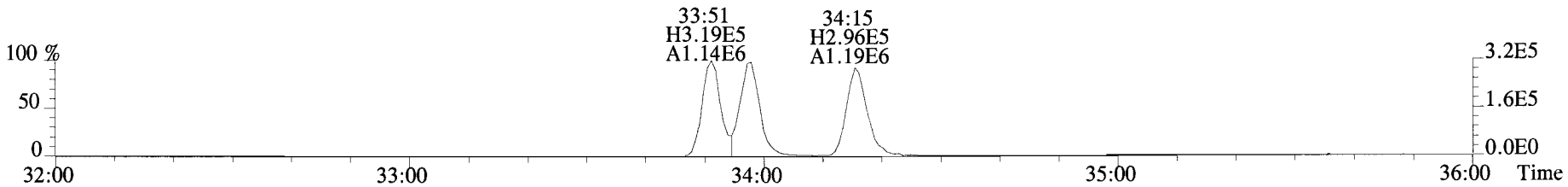

401.8559 S:2 F:3 BSUB(10000,15,-3.0) PKD(5,5,3,0.10%,100.0,0.00%,F,F)

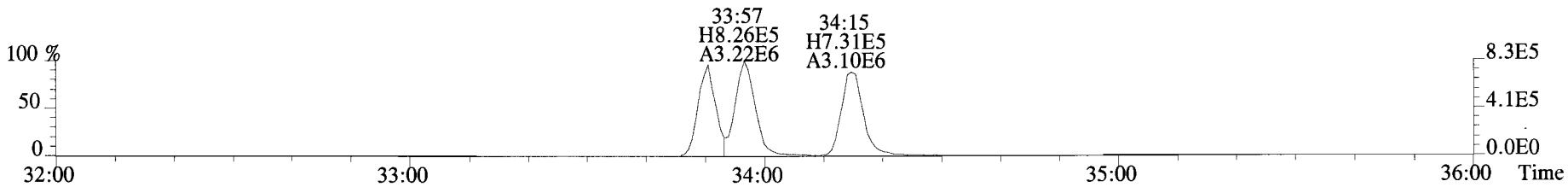

403.8530 S:2 F:3 BSUB(10000,15,-3.0) PKD(5,5,3,0.10%,100.0,0.00%,F,F)

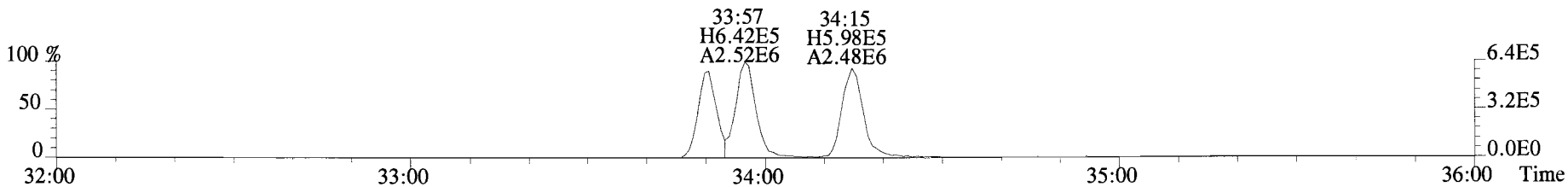

392.9760 S:2 F:3

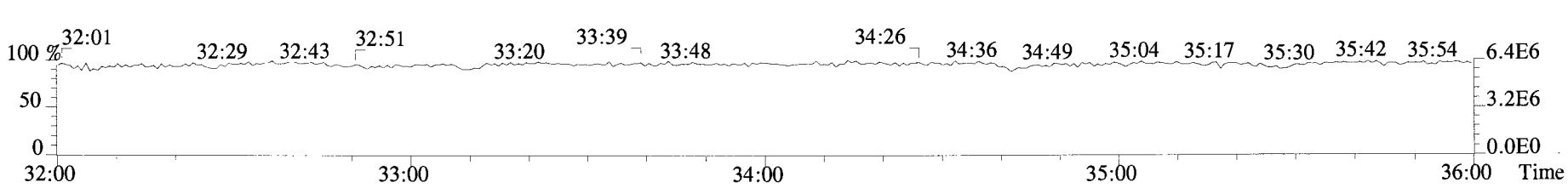

File:190618D1 #1-399 Acq:18-JUN-2019 12:30:33 GC EI+ Voltage SIR Autospec-UltimaE
Sample#2 File Text:Vista_Analytical_Laboratory_VG7 Text:B9F0141-BS1 OPR 1 Exp:OCDD_DB5
401.8559 S:2 F:3 BSUB(10000,15,-3.0) PKD(5,5,3,0.10%,100.0,0.00%,F,F)

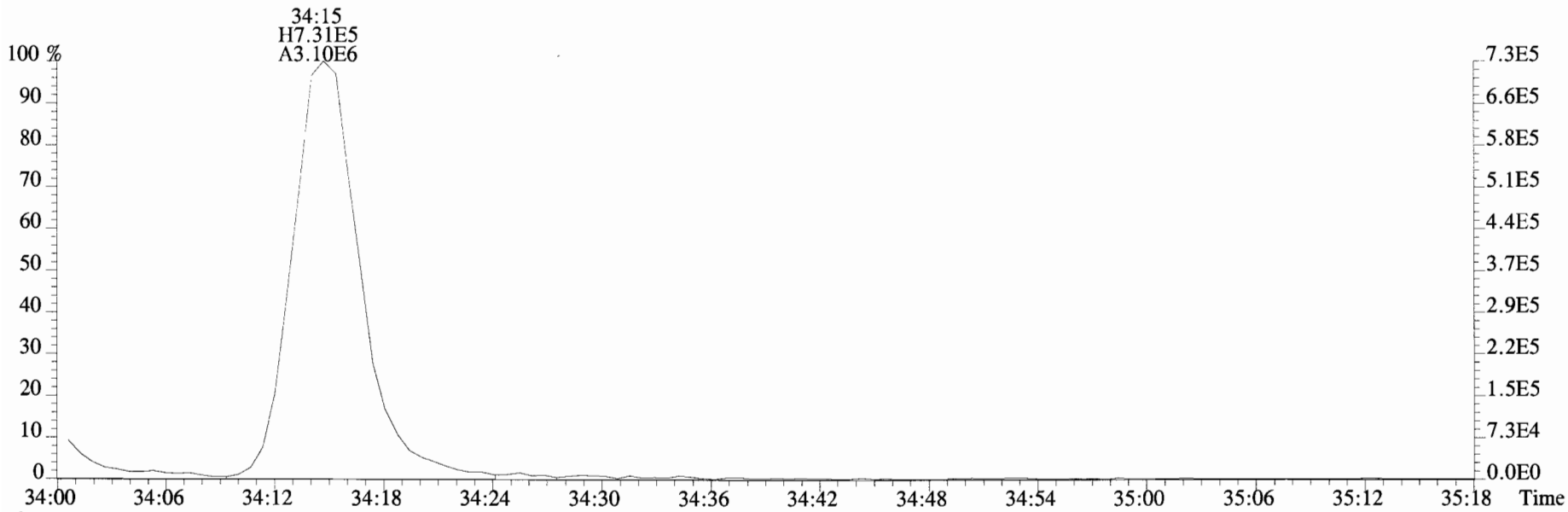

403.8530 S:2 F:3 BSUB(10000,15,-3.0) PKD(5,5,3,0.10%,100.0,0.00%,F,F)

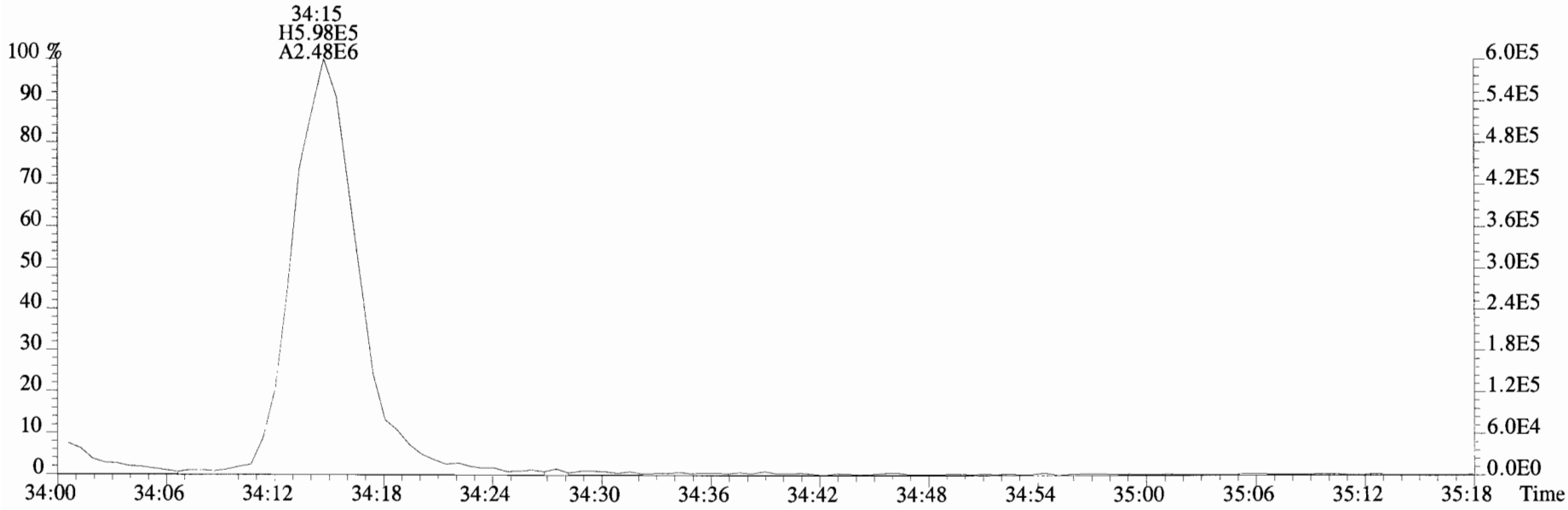

File:190618D1 #1-355 Acq:18-JUN-2019 12:30:33 GC EI+ Voltage SIR Autospec-UltimaE
Sample#2 File Text:Vista_Analytical_Laboratory_VG7 Text:B9F0141-BS1 OPR 1 Exp:OCDD_DB5
423.7767 S:2 F:4 BSUB(10000,15,-3.0) PKD(5,5,3,0.10%,100.0,0.00%,F,F)

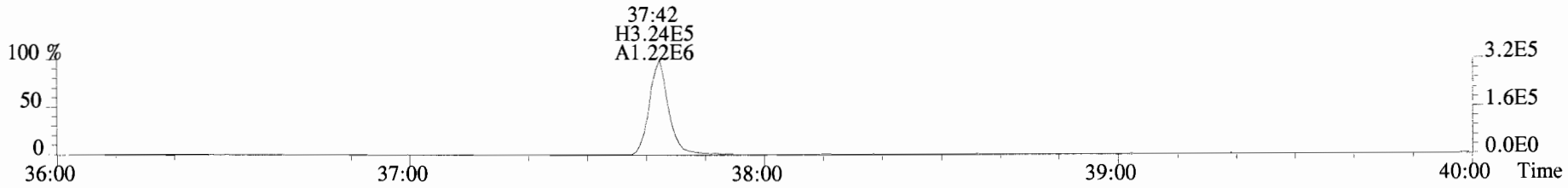

425.7737 S:2 F:4 BSUB(10000,15,-3.0) PKD(5,5,3,0.10%,100.0,0.00%,F,F)

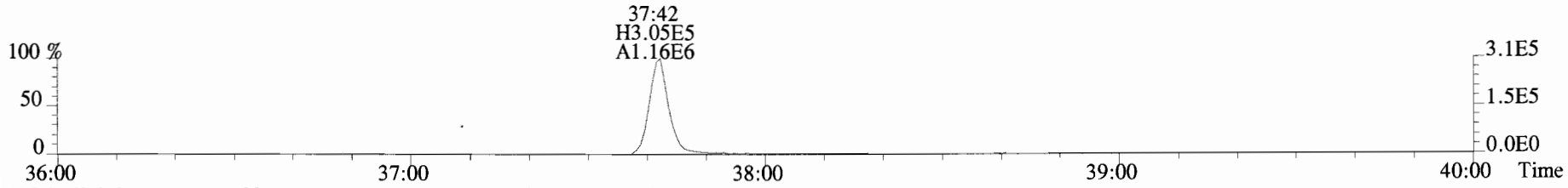

435.8169 S:2 F:4 BSUB(10000,15,-3.0) PKD(5,5,3,0.10%,100.0,0.00%,F,F)



437.8140 S:2 F:4 BSUB(10000,15,-3.0) PKD(5,5,3,0.10%,100.0,0.00%,F,F)

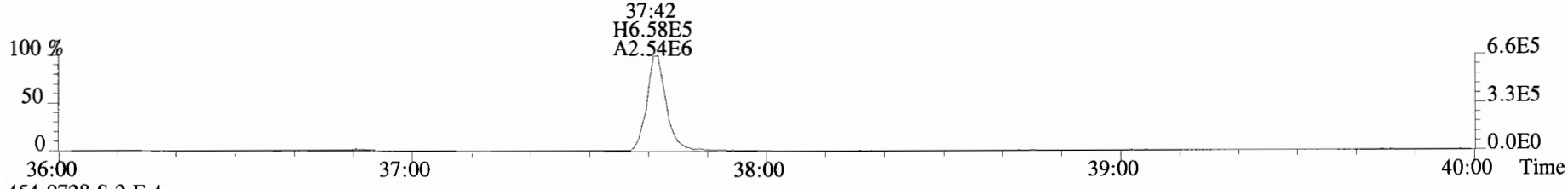

454.9728 S:2 F:4

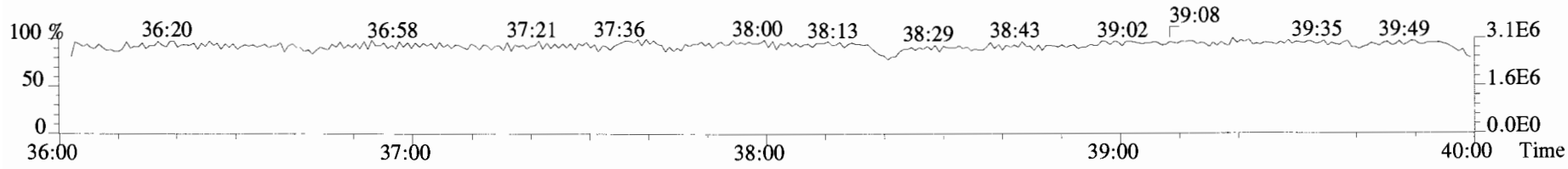

File:190618D1 #1-432 Acq:18-JUN-2019 12:30:33 GC EI+ Voltage SIR Autospec-UltimaE
Sample#2 File Text:Vista_Analytical_Laboratory_VG7 Text:B9F0141-BS1 OPR 1 Exp:OCDD_DB5
457.7377 S:2 F:5 BSUB(10000,15,-3.0) PKD(5,5,3,0.10%,100.0,0.00%,F,F)

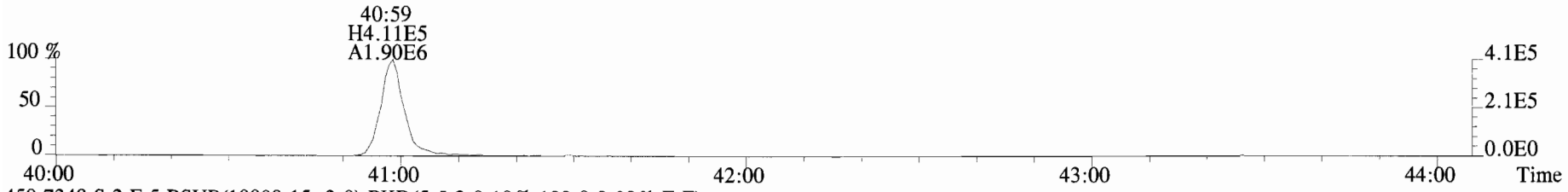

459.7348 S:2 F:5 BSUB(10000,15,-3.0) PKD(5,5,3,0.10%,100.0,0.00%,F,F)

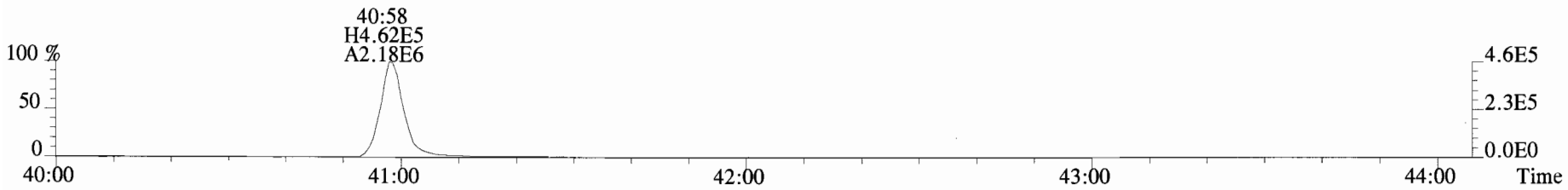

469.7780 S:2 F:5 BSUB(10000,15,-3.0) PKD(5,5,3,0.10%,100.0,0.00%,F,F)

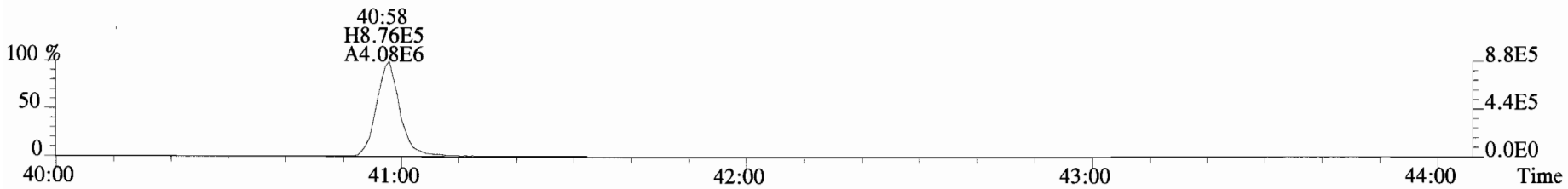

471.7750 S:2 F:5 BSUB(10000,15,-3.0) PKD(5,5,3,0.10%,100.0,0.00%,F,F)

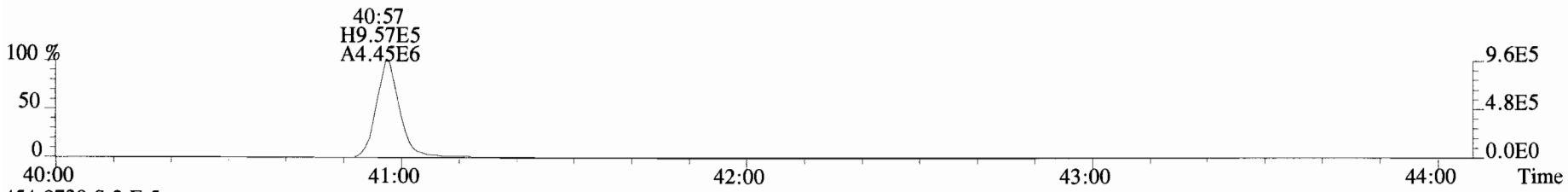

454.9728 S:2 F:5

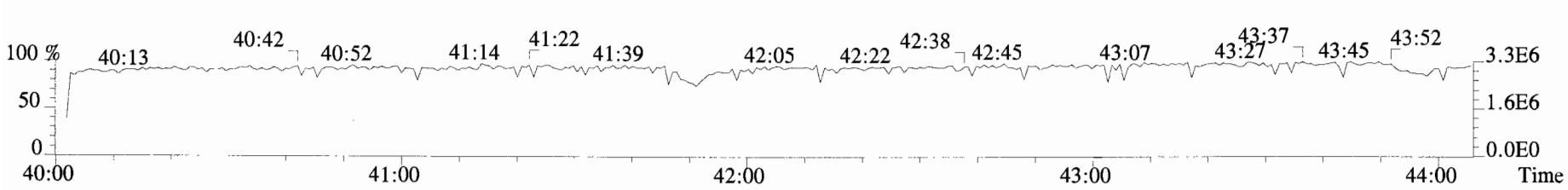

File:190618D1 #1-530 Acq:18-JUN-2019 12:30:33 GC EI+ Voltage SIR Autospec-UltimaE
Sample#2 File Text:Vista_Analytical_Laboratory_VG7 Text:B9F0141-BS1 OPR 1 Exp:OCDD_DB5
303.9016 S:2 BSUB(10000,15,-3.0) PKD(5,5,3,0.10%,100.0,0.00%,F,F)



305.8987 S:2 BSUB(10000,15,-3.0) PKD(5,5,3,0.10%,100.0,0.00%,F,F)

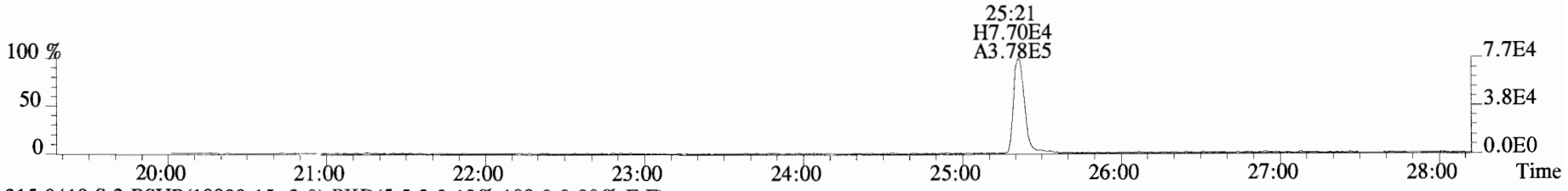

315.9419 S:2 BSUB(10000,15,-3.0) PKD(5,5,3,0.10%,100.0,0.00%,F,F)

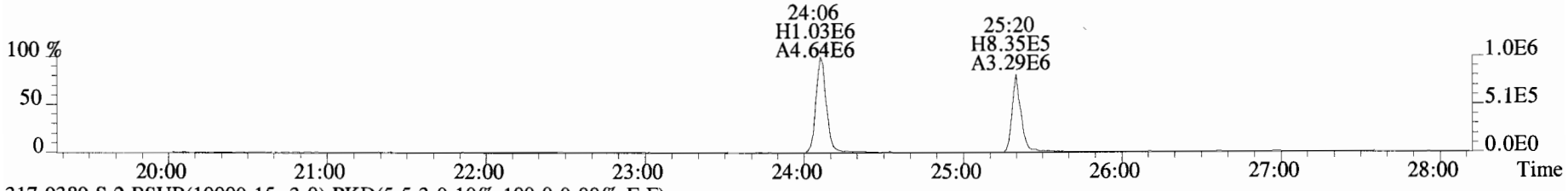

317.9389 S:2 BSUB(10000,15,-3.0) PKD(5,5,3,0.10%,100.0,0.00%,F,F)

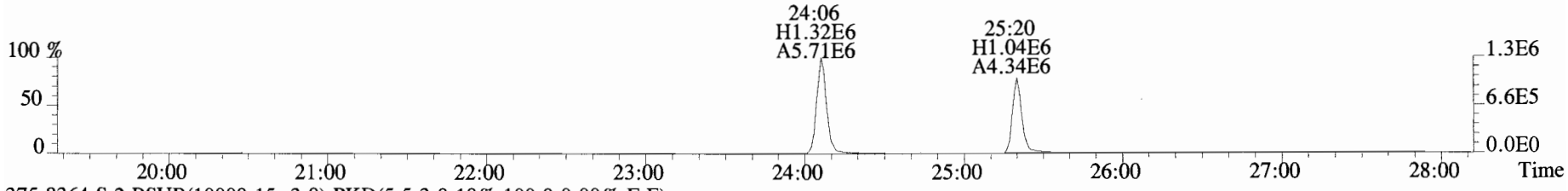

375.8364 S:2 BSUB(10000,15,-3.0) PKD(5,5,3,0.10%,100.0,0.00%,F,F)

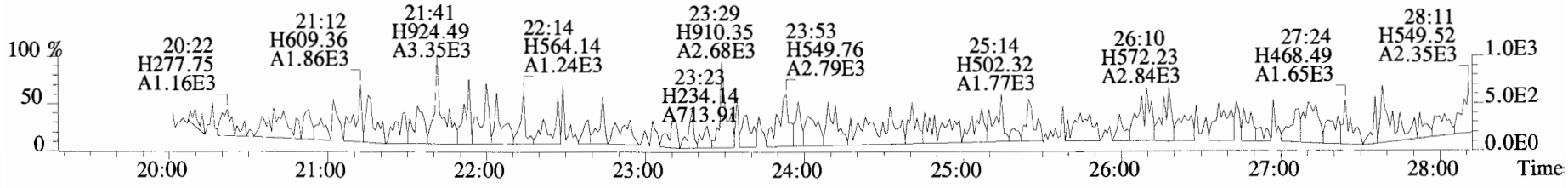

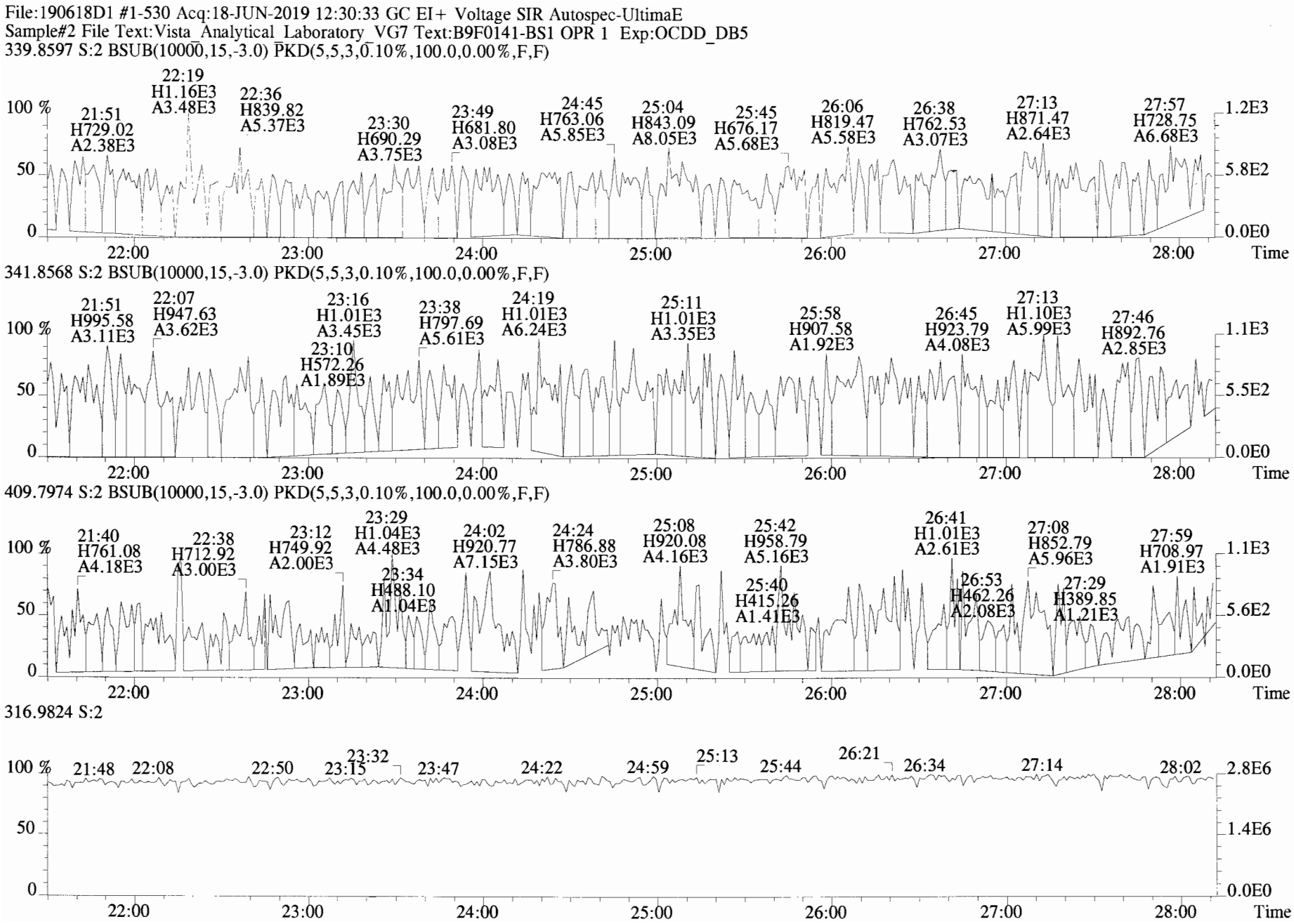
File:190618D1 #1-530 Acq:18-JUN-2019 12:30:33 GC EI+ Voltage SIR Autospec-UltimaE
Sample#2 File Text:Vista_Analytical_Laboratory_VG7 Text:B9F0141-BS1 OPR 1 Exp:OCDD_DB5
339.8597 S:2 BSUB(10000,15,-3.0) PKD(5,5,3,0.10%,100.0,0.00%,F,F)
22:19 H1.16E3 A3.48E3
21:51 H729.02 A2.38E3
22:36 H839.82 A5.37E3
23:30 H690.29 A3.75E3
23:49 H681.80 A3.08E3
24:45 H763.06 A5.85E3
25:04 H843.09 A8.05E3
25:45 H676.17 A5.68E3
26:06 H819.47 A5.58E3
26:38 H762.53 A3.07E3
27:13 H871.47 A2.64E3
27:57 H728.75 A6.68E3
100 %
50
0
1.2E3
5.8E2
0.0E0
22:00
23:00
24:00
25:00
26:00
27:00
28:00
Time
341.8568 S:2 BSUB(10000,15,-3.0) PKD(5,5,3,0.10%,100.0,0.00%,F,F)
21:51 H995.58 A3.11E3
22:07 H947.63 A3.62E3
23:16 H1.01E3 A3.45E3
23:10 H572.26 A1.89E3
23:38 H797.69 A5.61E3
24:19 H1.01E3 A6.24E3
25:11 H1.01E3 A3.35E3
25:58 H907.58 A1.92E3
26:45 H923.79 A4.08E3
27:13 H1.10E3 A5.99E3
27:46 H892.76 A2.85E3
100 %
50
0
1.1E3
5.5E2
0.0E0
22:00
23:00
24:00
25:00
26:00
27:00
28:00
Time
409.7974 S:2 BSUB(10000,15,-3.0) PKD(5,5,3,0.10%,100.0,0.00%,F,F)
21:40 H761.08 A4.18E3
22:38 H712.92 A3.00E3
23:12 H749.92 A2.00E3
23:29 H1.04E3 A4.48E3
23:34 H488.10 A1.04E3
24:02 H920.77 A7.15E3
24:24 H786.88 A3.80E3
25:08 H920.08 A4.16E3
25:42 H958.79 A5.16E3
25:40 H415.26 A1.41E3
26:41 H1.01E3 A2.61E3
26:53 H462.26 A2.08E3
27:08 H852.79 A5.96E3
27:29 H389.85 A1.21E3
27:59 H708.97 A1.91E3
100 %
50
0
1.1E3
5.6E2
0.0E0
22:00
23:00
24:00
25:00
26:00
27:00
28:00
Time
316.9824 S:2
100 %
50
0
2.8E6
1.4E6
0.0E0
21:48
22:08
22:50
23:15
23:32
23:47
24:22
24:59
25:13
25:44
26:21
26:34
27:14
28:02
22:00
23:00
24:00
25:00
26:00
27:00
28:00
Time

File:190618D1 #1-171 Acq:18-JUN-2019 12:30:33 GC EI+ Voltage SIR Autospec-UltimaE
Sample#2 File Text:Vista_Analytical_Laboratory_VG7 Text:B9F0141-BS1 OPR 1 Exp:OCDD_DB5
339.8597 S:2 F:2 BSUB(10000,15,-3.0) PKD(5,5,3,0.10%,100.0,0.00%,F,F)

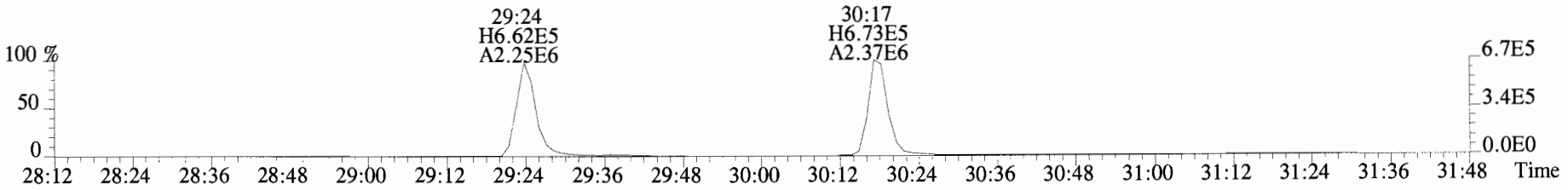

341.8568 S:2 F:2 BSUB(10000,15,-3.0) PKD(5,5,3,0.10%,100.0,0.00%,F,F)

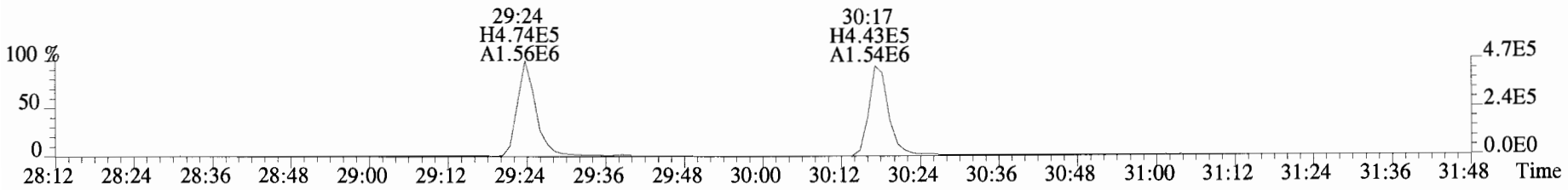

351.9000 S:2 F:2 BSUB(10000,15,-3.0) PKD(5,5,3,0.10%,100.0,0.00%,F,F)

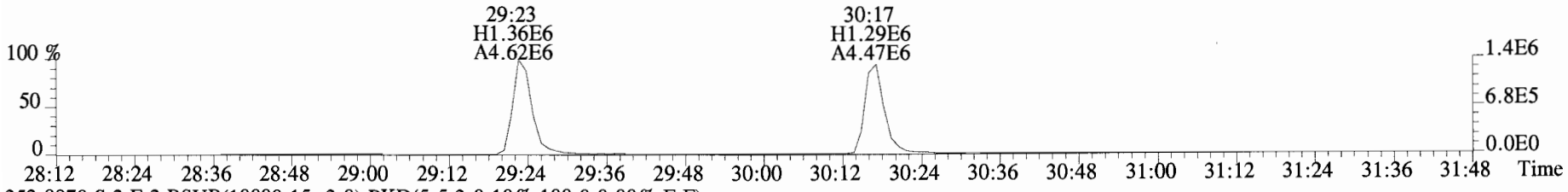

353.8970 S:2 F:2 BSUB(10000,15,-3.0) PKD(5,5,3,0.10%,100.0,0.00%,F,F)

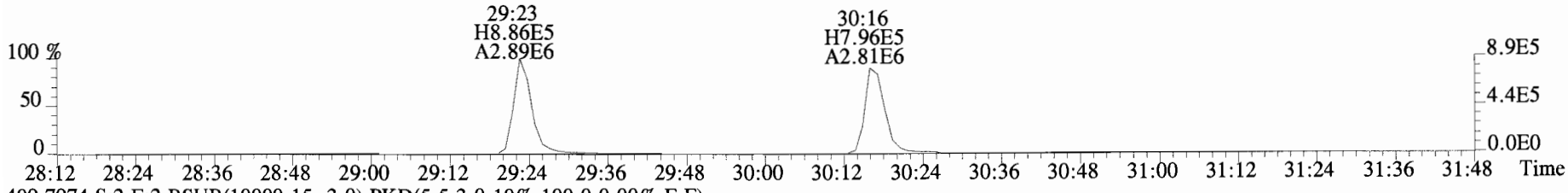

409.7974 S:2 F:2 BSUB(10000,15,-3.0) PKD(5,5,3,0.10%,100.0,0.00%,F,F)

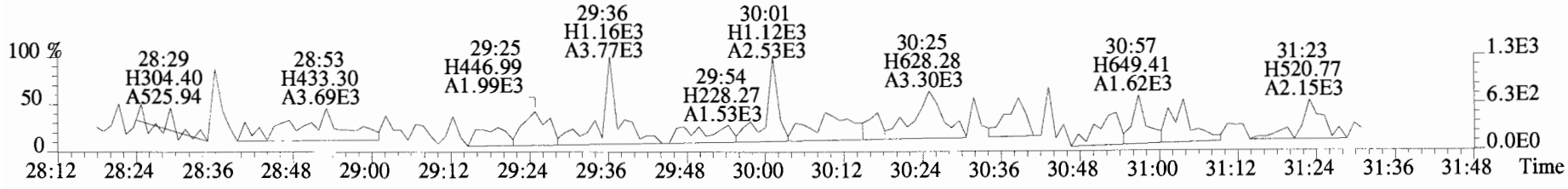

File:190618D1 #1-399 Acq:18-JUN-2019 12:30:33 GC EI+ Voltage SIR Autospec-UltimaE
Sample#2 File Text:Vista_Analytical_Laboratory_VG7 Text:B9F0141-BS1 OPR 1 Exp:OCDD_DB5
373.8207 S:2 F:3 BSUB(10000,15,-3.0) PKD(5,5,3,0.10%,100.0,0.00%,F,F)

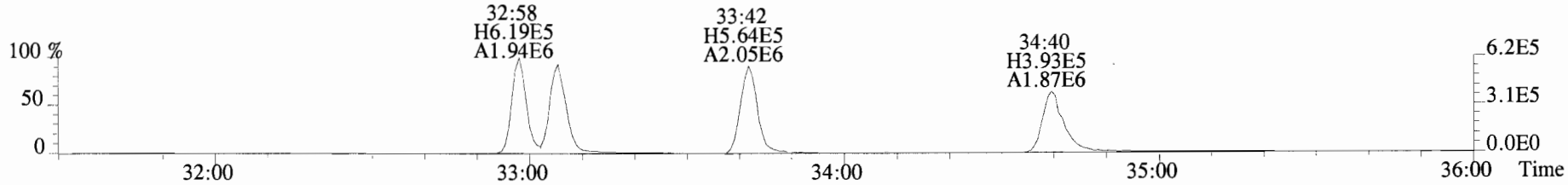

375.8178 S:2 F:3 BSUB(10000,15,-3.0) PKD(5,5,3,0.10%,100.0,0.00%,F,F)

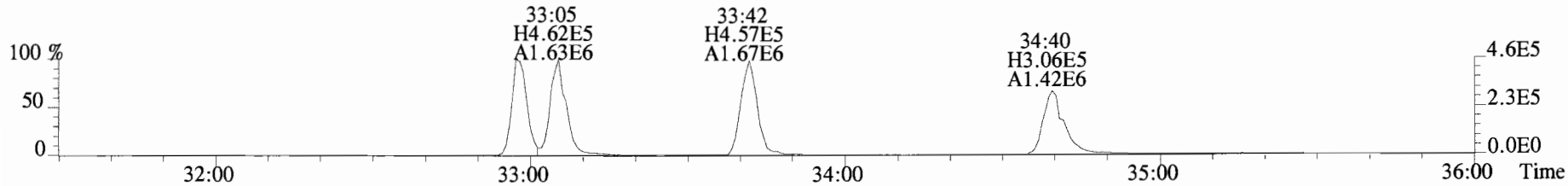

383.8639 S:2 F:3 BSUB(10000,15,-3.0) PKD(5,5,3,0.10%,100.0,0.00%,F,F)

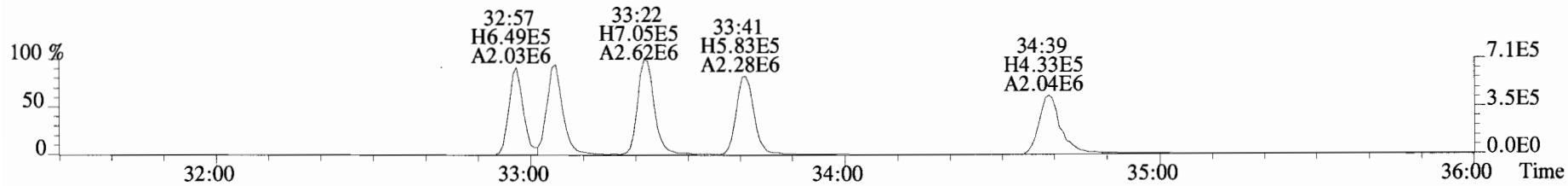

385.8610 S:2 F:3 BSUB(10000,15,-3.0) PKD(5,5,3,0.10%,100.0,0.00%,F,F)

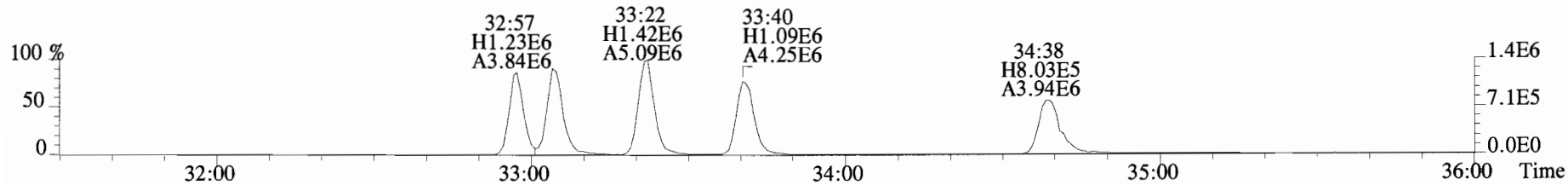

445.7555 S:2 F:3 BSUB(10000,15,-3.0) PKD(5,5,3,0.10%,100.0,0.00%,F,F)

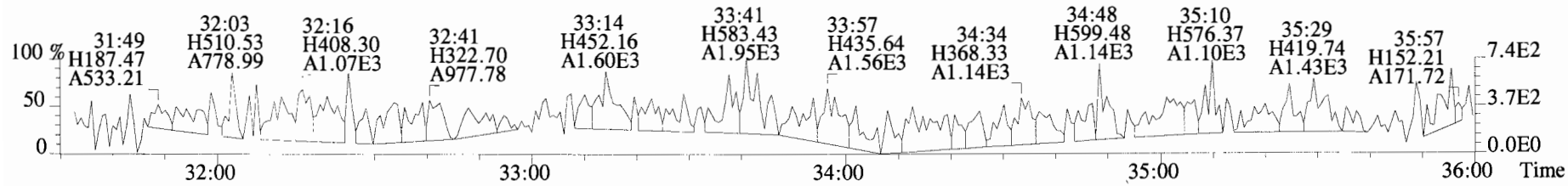

File:190618D1 #1-399 Acq:18-JUN-2019 12:30:33 GC EI+ Voltage SIR Autospec-UltimaE
Sample#2 File Text:Vista_Analytical_Laboratory_VG7 Text:B9F0141-BS1 OPR 1 Exp:OCDD_DB5
383.8639 S:2 F:3 BSUB(10000,15,-3.0) PKD(5,5,3,0.10%,100.0,0.00%,F,F)

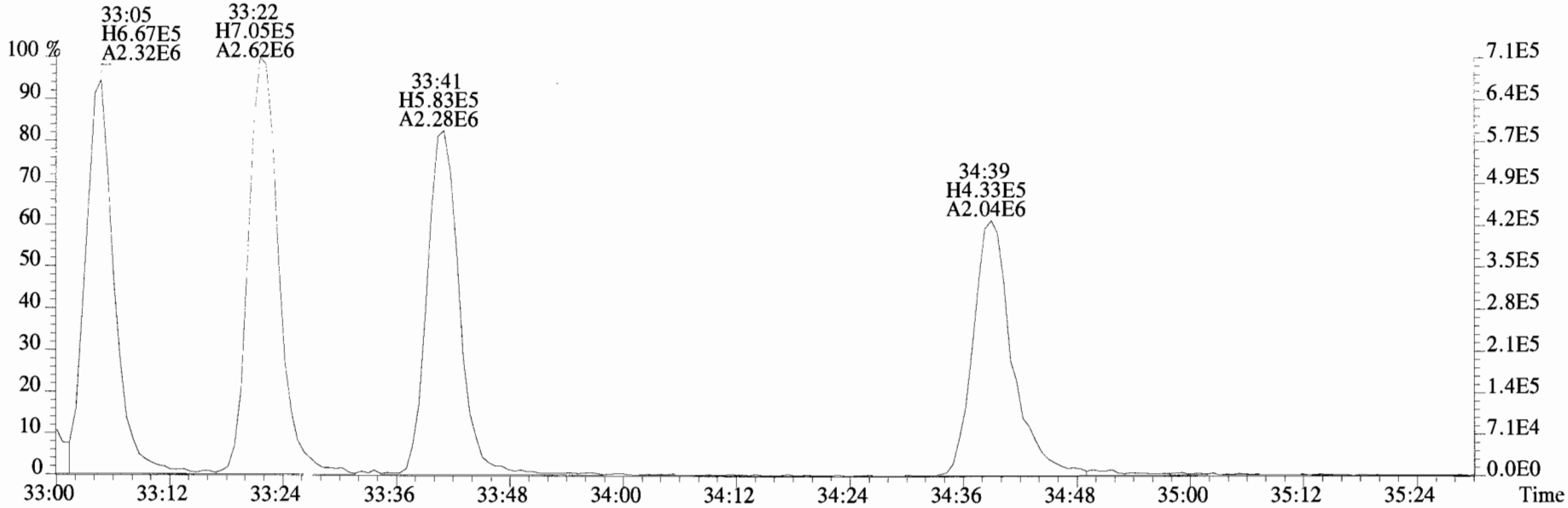

385.8610 S:2 F:3 BSUB(10000,15,-3.0) PKD(5,5,3,0.10%,100.0,0.00%,F,F)

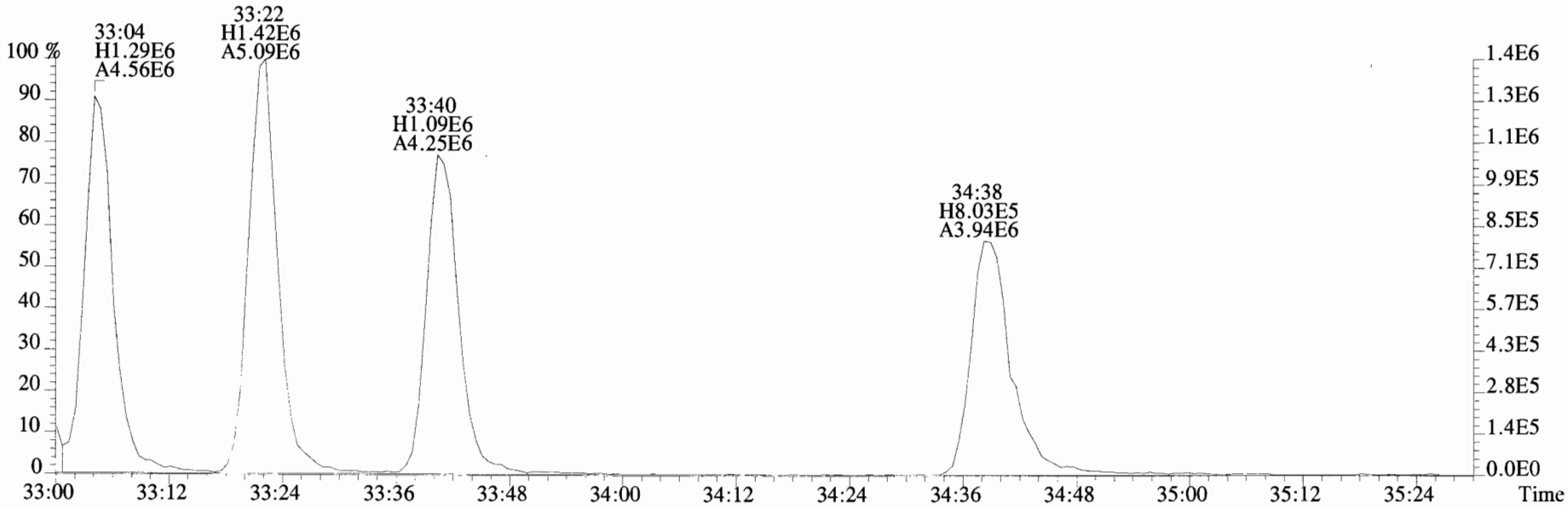

File:190618D1 #1-355 Acq:18-JUN-2019 12:30:33 GC EI+ Voltage SIR Autospec-UltimaE
Sample#2 File Text:Vista_Analytical_Laboratory_VG7 Text:B9F0141-BS1 OPR 1 Exp:OCDD_DB5
407.7818 S:2 F:4 BSUB(10000,15,-3.0) PKD(5,5,3,0.10%,100.0,0.00%,F,F)

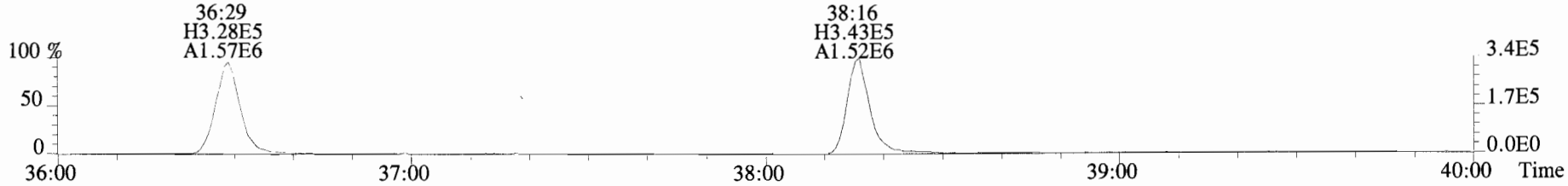

409.7788 S:2 F:4 BSUB(10000,15,-3.0) PKD(5,5,3,0.10%,100.0,0.00%,F,F)

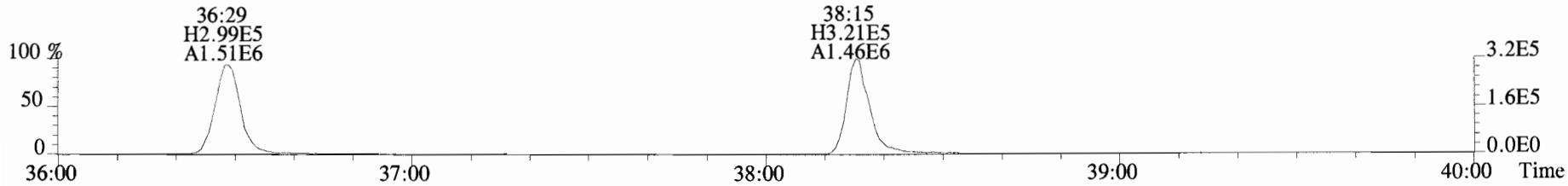

417.8253 S:2 F:4 BSUB(10000,15,-3.0) PKD(5,5,3,0.10%,100.0,0.00%,F,F)

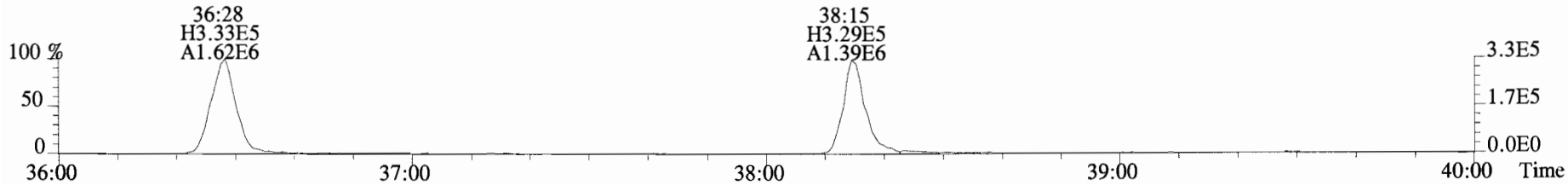

419.8220 S:2 F:4 BSUB(10000,15,-3.0) PKD(5,5,3,0.10%,100.0,0.00%,F,F)

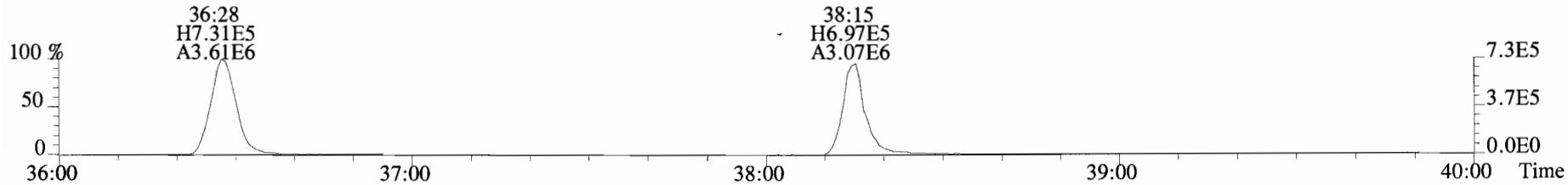

479.7165 S:2 F:4 BSUB(10000,15,-3.0) PKD(5,5,3,0.10%,100.0,0.00%,F,F)

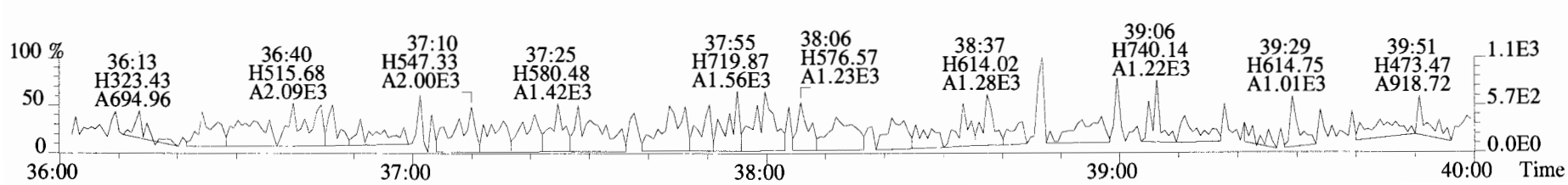

File:190618D1 #1-432 Acq:18-JUN-2019 12:30:33 GC EI+ Voltage SIR Autospec-UltimaE
Sample#2 File Text:Vista_Analytical_Laboratory_VG7 Text:B9F0141-BS1 OPR 1 Exp:OCDD_DB5
441.7428 S:2 F:5 BSUB(10000,15,-3.0) PKD(5,5,3,0.10%,100.0,0.00%,F,F)



443.7398 S:2 F:5 BSUB(10000,15,-3.0) PKD(5,5,3,0.10%,100.0,0.00%,F,F)

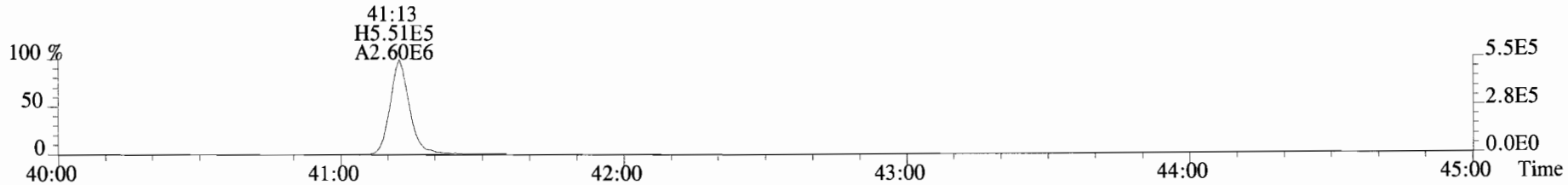

453.7831 S:2 F:5 BSUB(10000,15,-3.0) PKD(5,5,3,0.10%,100.0,0.00%,F,F)

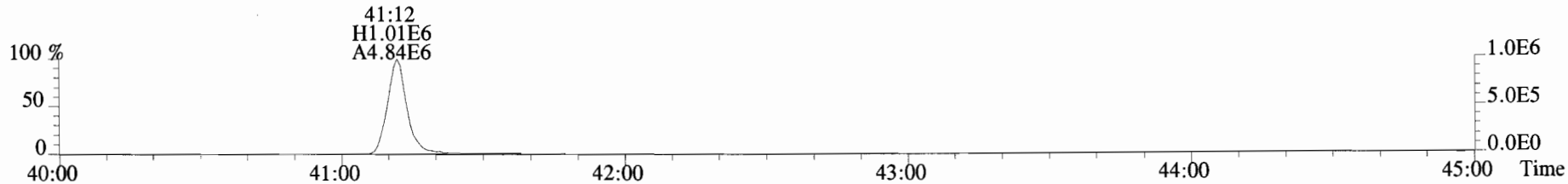

455.7801 S:2 F:5 BSUB(10000,15,-3.0) PKD(5,5,3,0.10%,100.0,0.00%,F,F)

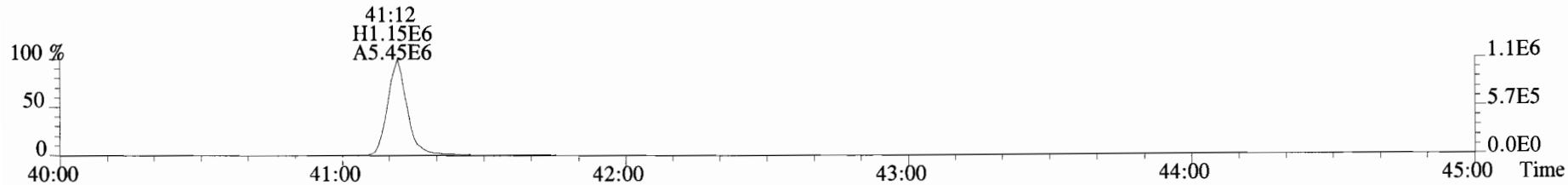

513.6775 S:2 F:5 BSUB(10000,15,-3.0) PKD(5,5,3,0.10%,100.0,0.00%,F,F)

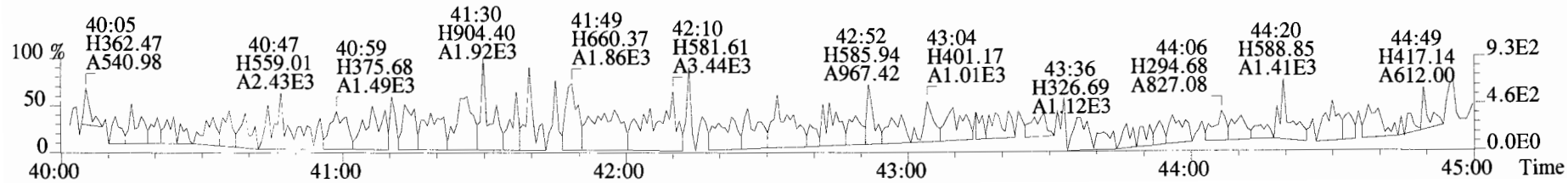

Client ID: RB-201905301712 Filename: 190618D1 S:9 Acq:18-JUN-19 18:04:53 ✓ ConCal: ST190618D1-1

Lab ID: 1901384-01 GC Column ID: ZB-5MS ICal: 1613VG7-5-10-19 wt/vol: 0.910 EndCAL: NA

	Name	Resp	RA		RRF	RT	Conc	Qual	noise	Fac	DL
	2,3,7,8-TCDD	*	*	n	0.90	NotF╗	*		123	2.5	1.16
	1,2,3,7,8-PeCDD	*	*	n	0.87	NotF╗	*		221	2.5	1.83
	1,2,3,4,7,8-HxCDD	*	*	n	1.05	NotF╗	*		109	2.5	1.28
	1,2,3,6,7,8-HxCDD	*	*	n	0.93	NotF╗	*		109	2.5	1.34
	1,2,3,7,8,9-HxCDD	*	*	n	0.96	NotF╗	*		109	2.5	1.47
	1,2,3,4,6,7,8-HpCDD	*	*	n	0.99	NotF╗	*		106	2.5	1.34
	OCDD	*	*	n	0.99	NotF╗	*		132	2.5	2.17
	2,3,7,8-TCDF	*	*	n	0.94	NotF╗	*		222	2.5	1.57
	1,2,3,7,8-PeCDF	*	*	n	0.92	NotF╗	*		180	2.5	1.65
	2,3,4,7,8-PeCDF	*	*	n	0.96	NotF╗	*		180	2.5	1.62
	1,2,3,4,7,8-HxCDF	*	*	n	1.15	NotF╗	*		139	2.5	0.697
	1,2,3,6,7,8-HxCDF	*	*	n	1.04	NotF╗	*		139	2.5	0.678
	2,3,4,6,7,8-HxCDF	*	*	n	1.10	NotF╗	*		139	2.5	0.717
	1,2,3,7,8,9-HxCDF	*	*	n	1.03	NotF╗	*		139	2.5	1.12
	1,2,3,4,6,7,8-HpCDF	*	*	n	1.06	NotF╗	*		148	2.5	1.35
	1,2,3,4,7,8,9-HpCDF	*	*	n	1.23	NotF╗	*		148	2.5	1.22
	OCDF	*	*	n	0.94	NotF╗	*		178	2.5	2.26

Name	Conc	EMPC	Qual	noise	DL
Total Tetra-Dioxins	*	*		123	1.16
Total Penta-Dioxins	*	*		221	1.83
Total Hexa-Dioxins	*	*		109	1.36
Total Hepta-Dioxins	*	*		106	1.34
Total Tetra-Furans	*	*		222	1.57
Total Penta-Furans	0.0000	0.0000		180	1.64
Total Hexa-Furans	*	*		139	0.794
Total Hepta-Furans	*	*		148	1.29

								Rec	Qual
IS	13C-2,3,7,8-TCDD	4.58e+06	0.78	y	1.11	26:06	1360.5	61.9	
IS	13C-1,2,3,7,8-PeCDD	4.33e+06	0.63	y	0.98	30:34	1457.4	66.3	
IS	13C-1,2,3,4,7,8-HxCDD	3.50e+06	1.27	y	0.68	33:51	1405.4	63.9	
IS	13C-1,2,3,6,7,8-HxCDD	4.38e+06	1.25	y	0.84	33:58	1409.7	64.1	
IS	13C-1,2,3,7,8,9-HxCDD	4.22e+06	1.27	y	0.81	34:16	1409.0	64.1	
IS	13C-1,2,3,4,6,7,8-HpCDD	3.87e+06	1.09	y	0.69	37:42	1526.7	69.5	
IS	13C-OCDD	6.52e+06	0.89	y	0.62	40:59	2824.8	64.3	
IS	13C-2,3,7,8-TCDF	6.47e+06	0.78	y	1.05	25:22	1248.0	56.8	
IS	13C-1,2,3,7,8-PeCDF	5.86e+06	1.62	y	0.95	29:24	1246.2	56.7	
IS	13C-2,3,4,7,8-PeCDF	5.79e+06	1.56	y	0.94	30:18	1254.5	57.1	
IS	13C-1,2,3,4,7,8-HxCDF	4.70e+06	0.52	y	0.86	32:58	1485.0	67.6	
IS	13C-1,2,3,6,7,8-HxCDF	5.68e+06	0.51	y	1.02	33:06	1507.0	68.6	
IS	13C-2,3,4,6,7,8-HxCDF	5.54e+06	0.50	y	0.95	33:42	1576.0	71.7	
IS	13C-1,2,3,7,8,9-HxCDF	5.06e+06	0.53	y	0.87	34:41	1579.8	71.9	
IS	13C-1,2,3,4,6,7,8-HpCDF	4.20e+06	0.48	y	0.81	36:29	1409.1	64.1	
IS	13C-1,2,3,4,7,8,9-HpCDF	3.59e+06	0.46	y	0.63	38:16	1537.4	69.9	
IS	13C-OCDF	8.42e+06	0.88	y	0.78	41:13	2916.3	66.3	
C/Up	37Cl-2,3,7,8-TCDD	2.27e+06			1.22	26:08	614.08	69.8	
RS/RT	13C-1,2,3,4-TCDD	6.69e+06	0.78	y	1.00	25:32	2198.2		
RS	13C-1,2,3,4-TCDF	1.08e+07	0.82	y	1.00	24:08	2198.2		
RS/RT	13C-1,2,3,4,6,9-HxCDF	8.12e+06	0.52	y	1.00	33:23	2198.2		

Integrations by Analyst: DB Date: 6/19/19

Reviewed by Analyst: CT Date: 06/21/19

File:190618D1 #1-529 Acq:18-JUN-2019 18:04:53 GC EI+ Voltage SIR Autospec-UltimaE
Sample#9 File Text:Vista_Analytical_Laboratory_VG7 Text:1901384-01 RB-201905301712 1 Exp:OCDD_DB5
319.8965 S:9 BSUB(10000,15,-3.0) PKD(5,5,3,0.10%,100.0,0.00%,F,F)

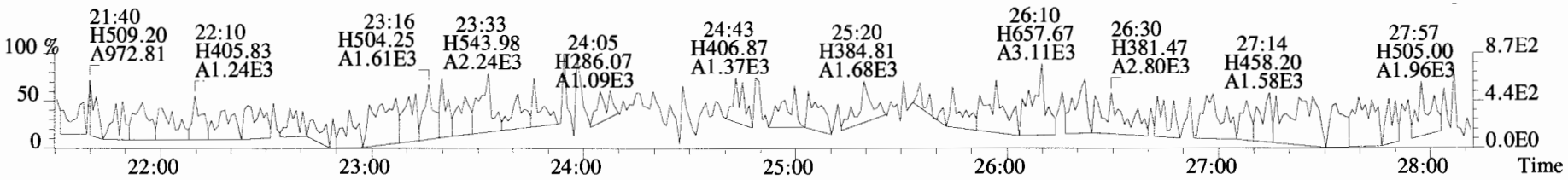

321.8936 S:9 BSUB(10000,15,-3.0) PKD(5,5,3,0.10%,100.0,0.00%,F,F)

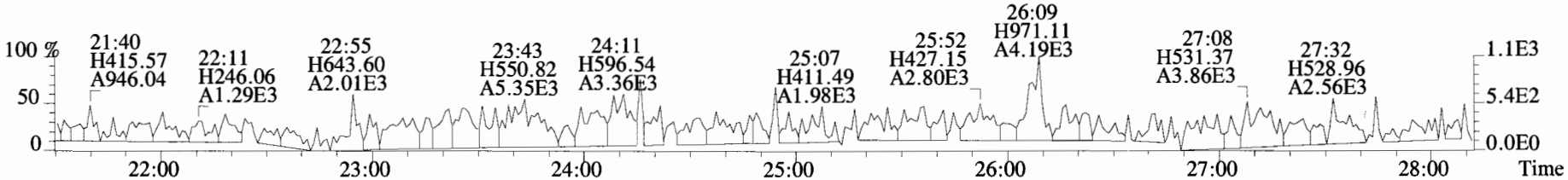

327.8847 S:9 BSUB(10000,15,-3.0) PKD(5,5,3,0.10%,100.0,0.00%,F,F)

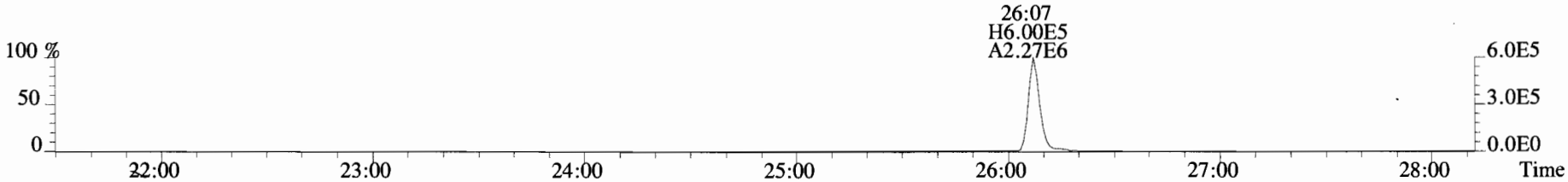

331.9368 S:9 BSUB(10000,15,-3.0) PKD(5,5,3,0.10%,100.0,0.00%,F,F)

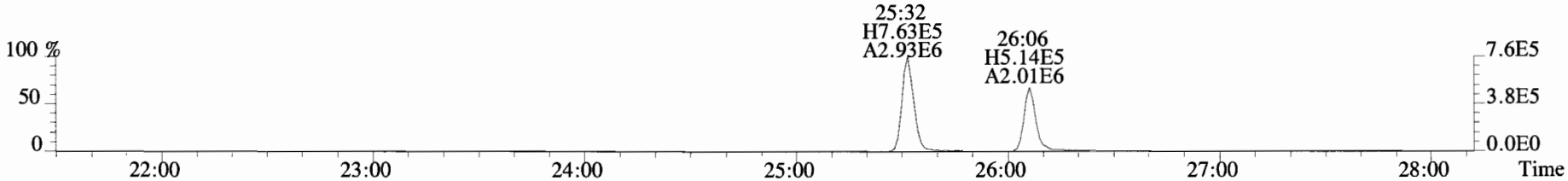

333.9339 S:9 BSUB(10000,15,-3.0) PKD(5,5,3,0.10%,100.0,0.00%,F,F)

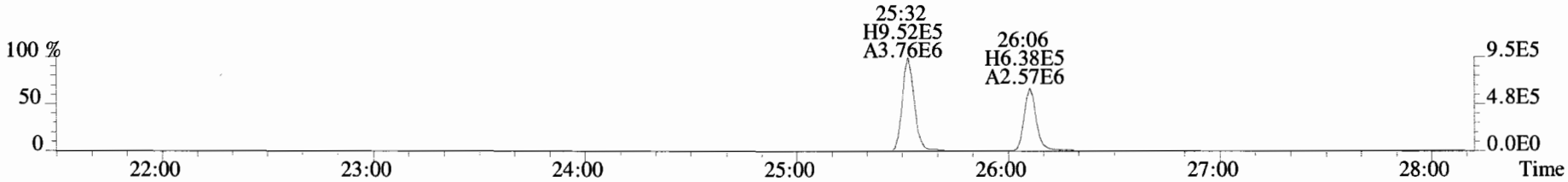

File:190618D1 #1-171 Acq:18-JUN-2019 18:04:53 GC EI+ Voltage SIR Autospec-UltimaE
Sample#9 File Text:Vista_Analytical_Laboratory_VG7 Text:1901384-01 RB-201905301712 1 Exp:OCDD_DB5
353.8576 S:9 F:2 BSUB(10000,15,-3.0) PKD(5,5,3,0.10%,100.0,0.00%,F,F)

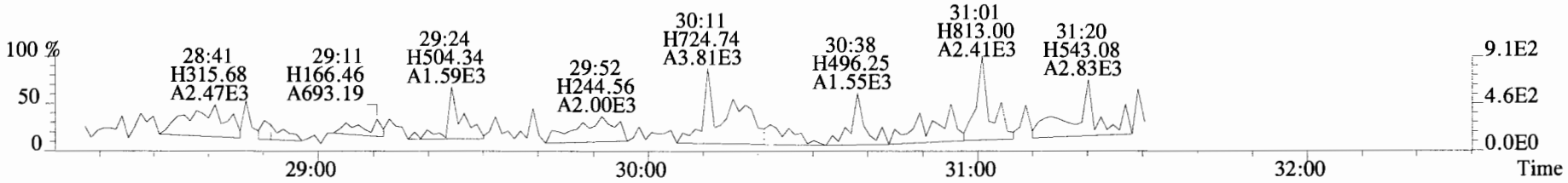

355.8546 S:9 F:2 BSUB(10000,15,-3.0) PKD(5,5,3,0.10%,100.0,0.00%,F,F)

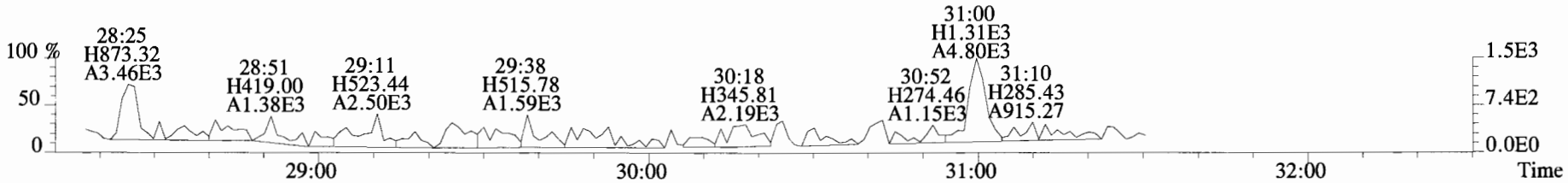

365.8978 S:9 F:2 BSUB(10000,15,-3.0) PKD(5,5,3,0.10%,100.0,0.00%,F,F)

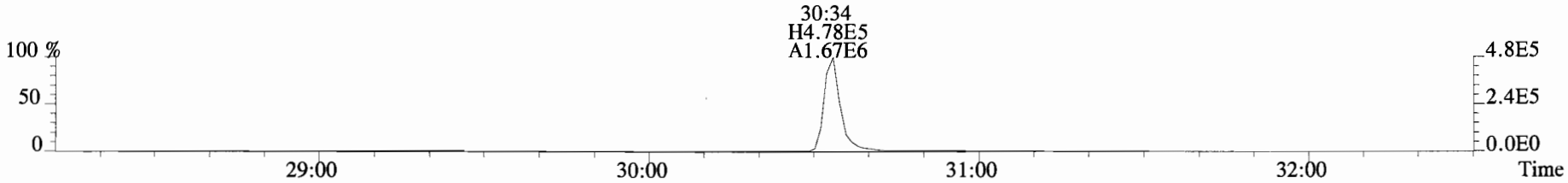

367.8949 S:9 F:2 BSUB(10000,15,-3.0) PKD(5,5,3,0.10%,100.0,0.00%,F,F)

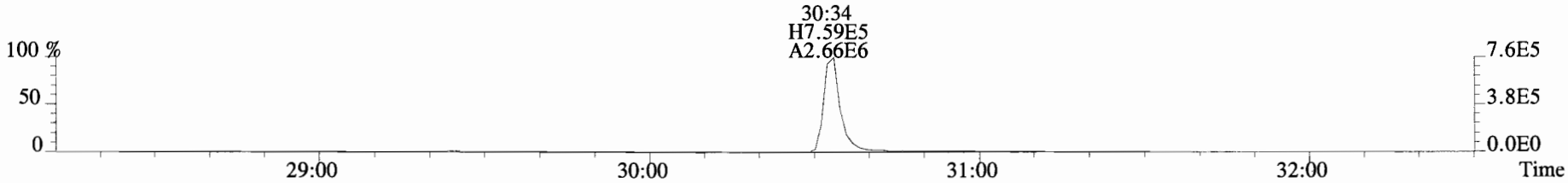

366.9792 S:9 F:2

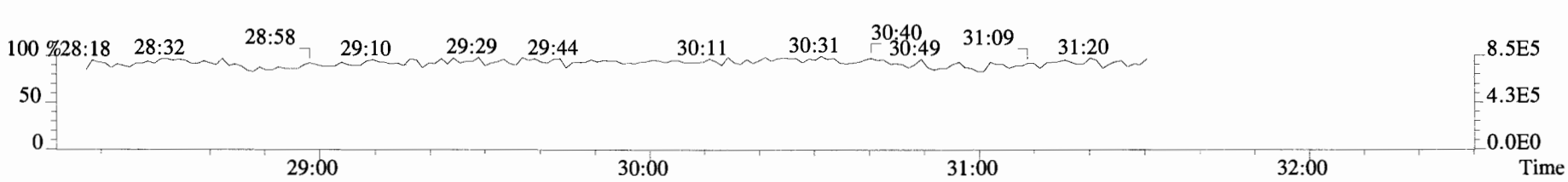

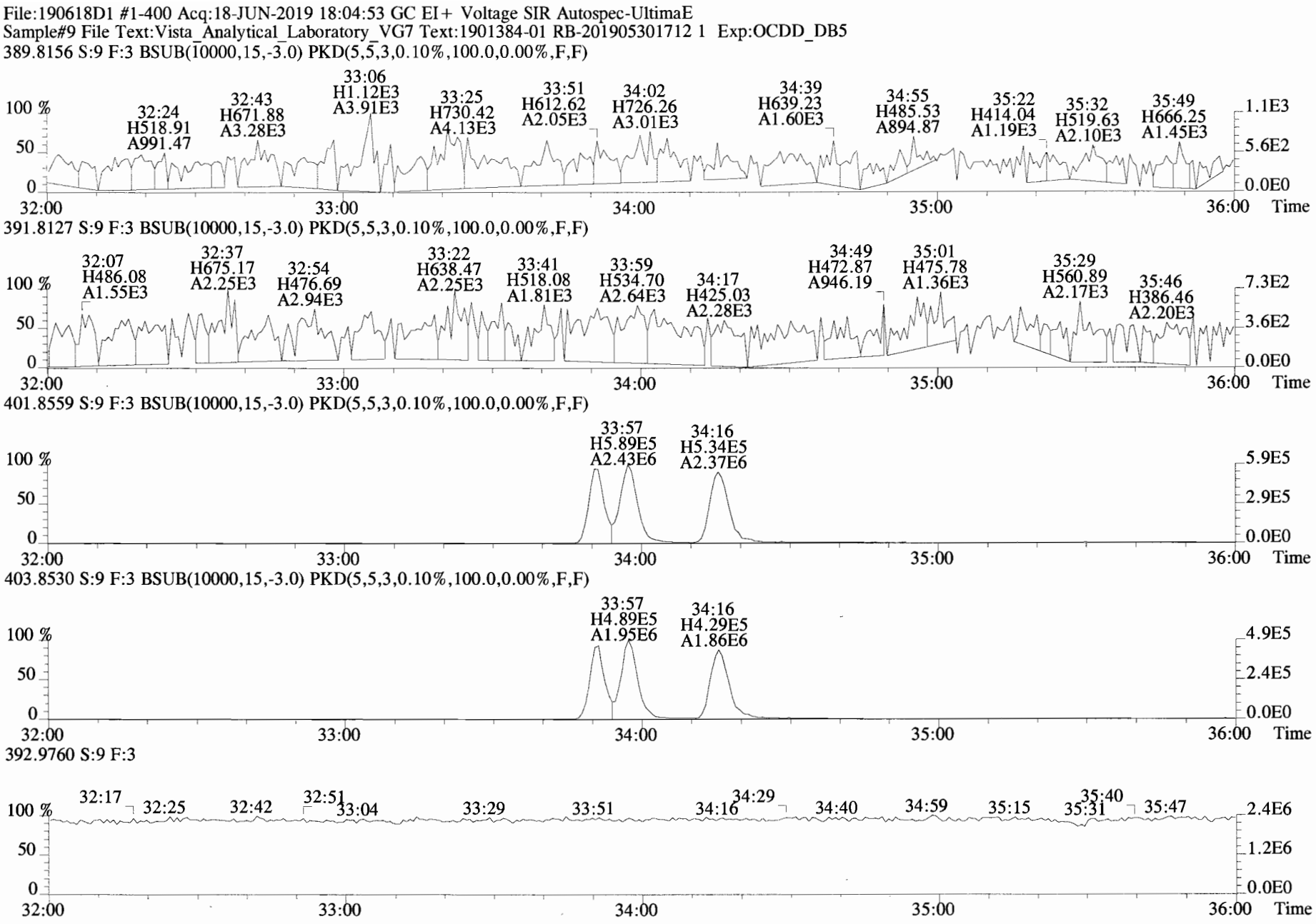
File:190618D1 #1-400 Acq:18-JUN-2019 18:04:53 GC EI+ Voltage SIR Autospec-UltimaE
Sample#9 File Text:Vista_Analytical_Laboratory_VG7 Text:1901384-01 RB-201905301712 1 Exp:OCDD_DB5
389.8156 S:9 F:3 BSUB(10000,15,-3.0) PKD(5,5,3,0.10%,100.0,0.00%,F,F)
32:24 H518.91 A991.47
32:43 H671.88 A3.28E3
33:06 H1.12E3 A3.91E3
33:25 H730.42 A4.13E3
33:51 H612.62 A2.05E3
34:02 H726.26 A3.01E3
34:39 H639.23 A1.60E3
34:55 H485.53 A894.87
35:22 H414.04 A1.19E3
35:32 H519.63 A2.10E3
35:49 H666.25 A1.45E3
100 %
50
0
1.1E3
5.6E2
0.0E0
32:00
33:00
34:00
35:00
36:00
Time
391.8127 S:9 F:3 BSUB(10000,15,-3.0) PKD(5,5,3,0.10%,100.0,0.00%,F,F)
32:07 H486.08 A1.55E3
32:37 H675.17 A2.25E3
32:54 H476.69 A2.94E3
33:22 H638.47 A2.25E3
33:41 H518.08 A1.81E3
33:59 H534.70 A2.64E3
34:17 H425.03 A2.28E3
34:49 H472.87 A946.19
35:01 H475.78 A1.36E3
35:29 H560.89 A2.17E3
35:46 H386.46 A2.20E3
100 %
50
0
7.3E2
3.6E2
0.0E0
32:00
33:00
34:00
35:00
36:00
Time
401.8559 S:9 F:3 BSUB(10000,15,-3.0) PKD(5,5,3,0.10%,100.0,0.00%,F,F)
33:57 H5.89E5 A2.43E6
34:16 H5.34E5 A2.37E6
100 %
50
0
5.9E5
2.9E5
0.0E0
32:00
33:00
34:00
35:00
36:00
Time
403.8530 S:9 F:3 BSUB(10000,15,-3.0) PKD(5,5,3,0.10%,100.0,0.00%,F,F)
33:57 H4.89E5 A1.95E6
34:16 H4.29E5 A1.86E6
100 %
50
0
4.9E5
2.4E5
0.0E0
32:00
33:00
34:00
35:00
36:00
Time
392.9760 S:9 F:3
32:17
32:25
32:42
32:51
33:04
33:29
33:51
34:16
34:29
34:40
34:59
35:15
35:31
35:40
35:47
100 %
50
0
2.4E6
1.2E6
0.0E0
32:00
33:00
34:00
35:00
36:00
Time

File:190618D1 #1-400 Acq:18-JUN-2019 18:04:53 GC EI+ Voltage SIR Autospec-UltimaE
Sample#9 File Text:Vista_Analytical_Laboratory_VG7 Text:1901384-01 RB-201905301712 1 Exp:OCDD_DB5
401.8559 S:9 F:3 BSUB(10000,15,-3.0) PKD(5,5,3,0.10%,100.0,0.00%,F,F)

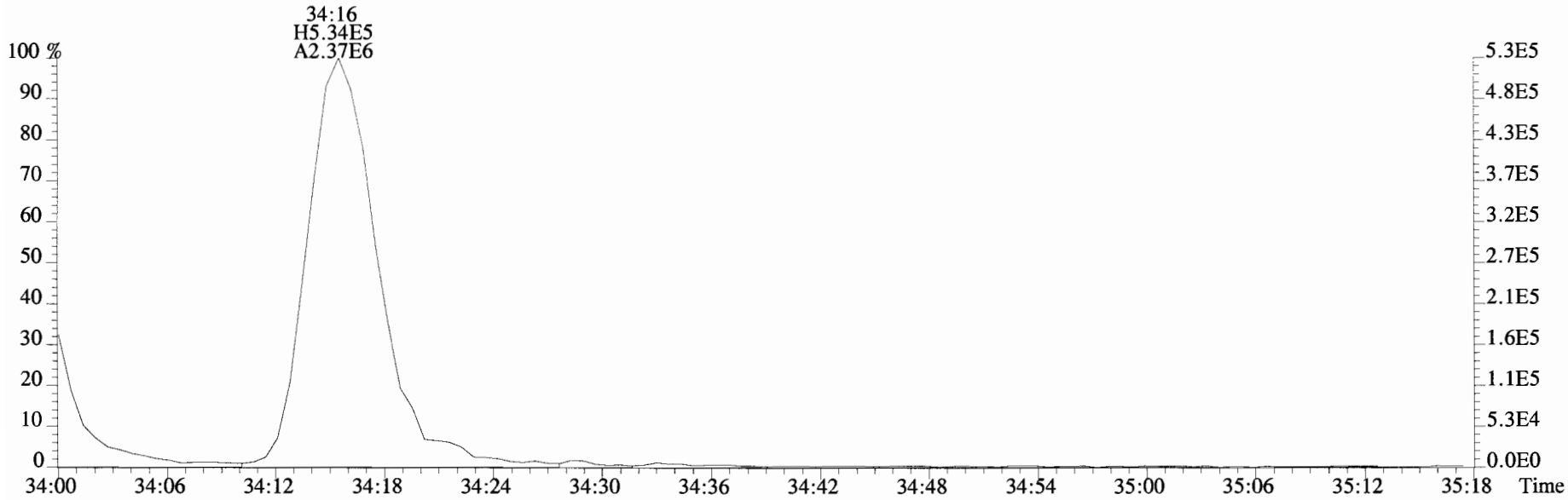

403.8530 S:9 F:3 BSUB(10000,15,-3.0) PKD(5,5,3,0.10%,100.0,0.00%,F,F)

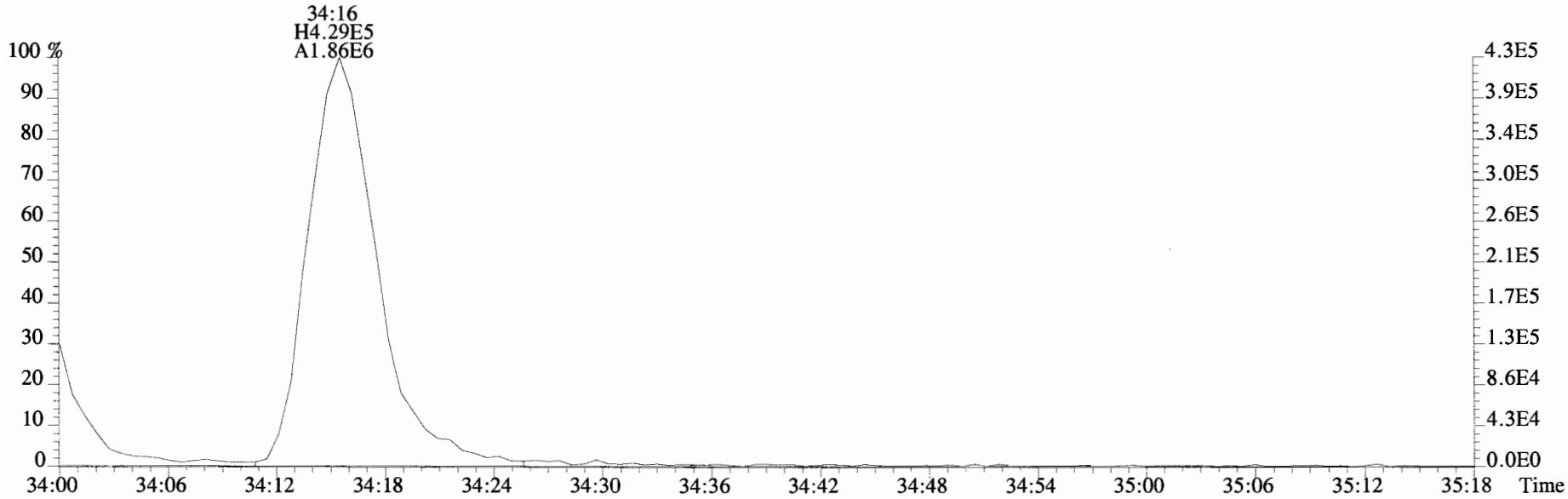

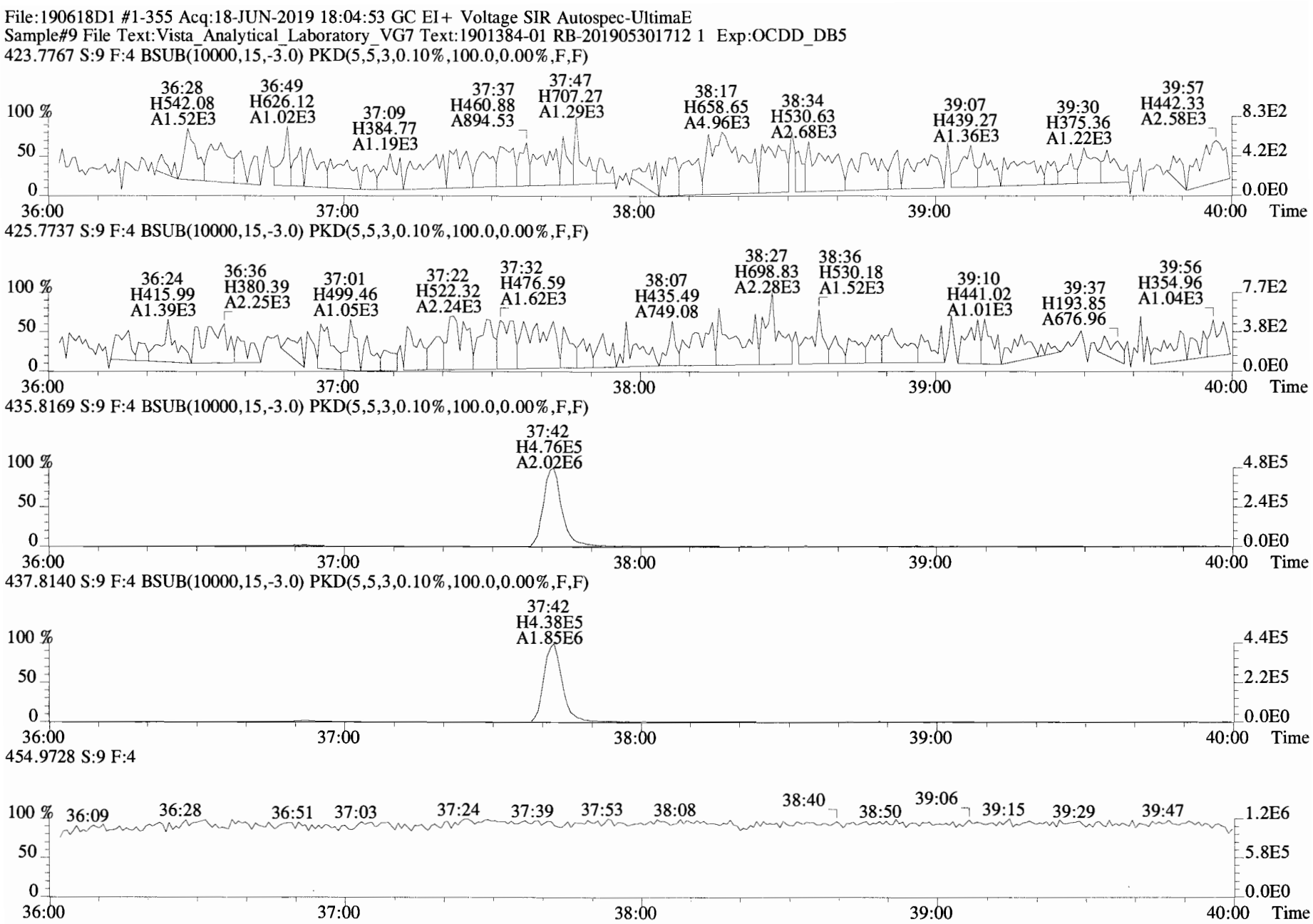
File:190618D1 #1-355 Acq:18-JUN-2019 18:04:53 GC EI+ Voltage SIR Autospec-UltimaE
Sample#9 File Text:Vista_Analytical_Laboratory_VG7 Text:1901384-01 RB-201905301712 1 Exp:OCDD_DB5
423.7767 S:9 F:4 BSUB(10000,15,-3.0) PKD(5,5,3,0.10%,100.0,0.00%,F,F)
36:28 H542.08 A1.52E3
36:49 H626.12 A1.02E3
37:09 H384.77 A1.19E3
37:37 H460.88 A894.53
37:47 H707.27 A1.29E3
38:17 H658.65 A4.96E3
38:34 H530.63 A2.68E3
39:07 H439.27 A1.36E3
39:30 H375.36 A1.22E3
39:57 H442.33 A2.58E3
8.3E2
4.2E2
0.0E0
425.7737 S:9 F:4 BSUB(10000,15,-3.0) PKD(5,5,3,0.10%,100.0,0.00%,F,F)
36:24 H415.99 A1.39E3
36:36 H380.39 A2.25E3
37:01 H499.46 A1.05E3
37:22 H522.32 A2.24E3
37:32 H476.59 A1.62E3
38:07 H435.49 A749.08
38:27 H698.83 A2.28E3
38:36 H530.18 A1.52E3
39:10 H441.02 A1.01E3
39:37 H193.85 A676.96
39:56 H354.96 A1.04E3
7.7E2
3.8E2
0.0E0
435.8169 S:9 F:4 BSUB(10000,15,-3.0) PKD(5,5,3,0.10%,100.0,0.00%,F,F)
37:42 H4.76E5 A2.02E6
4.8E5
2.4E5
0.0E0
437.8140 S:9 F:4 BSUB(10000,15,-3.0) PKD(5,5,3,0.10%,100.0,0.00%,F,F)
37:42 H4.38E5 A1.85E6
4.4E5
2.2E5
0.0E0
454.9728 S:9 F:4
36:09 36:28 36:51 37:03 37:24 37:39 37:53 38:08 38:40 38:50 39:06 39:15 39:29 39:47
1.2E6
5.8E5
0.0E0
100 %
50
0
36:00
37:00
38:00
39:00
40:00
Time

File:190618D1 #1-432 Acq:18-JUN-2019 18:04:53 GC EI+ Voltage SIR Autospec-UltimaE
Sample#9 File Text:Vista_Analytical_Laboratory_VG7 Text:1901384-01 RB-201905301712 1 Exp:OCDD_DB5
457.7377 S:9 F:5 BSUB(10000,15,-3.0) PKD(5,5,3,0.10%,100.0,0.00%,F,F)

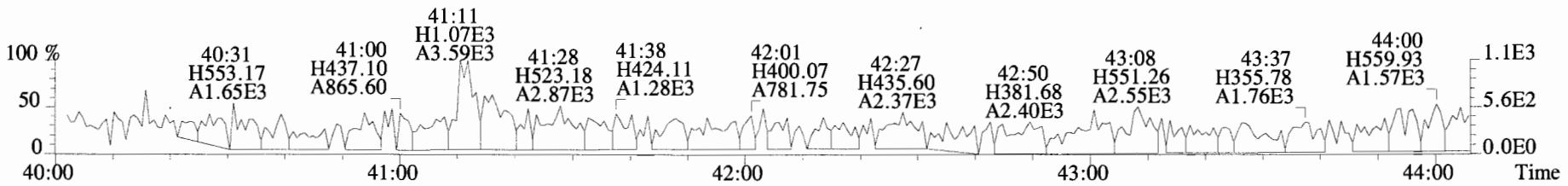

459.7348 S:9 F:5 BSUB(10000,15,-3.0) PKD(5,5,3,0.10%,100.0,0.00%,F,F)

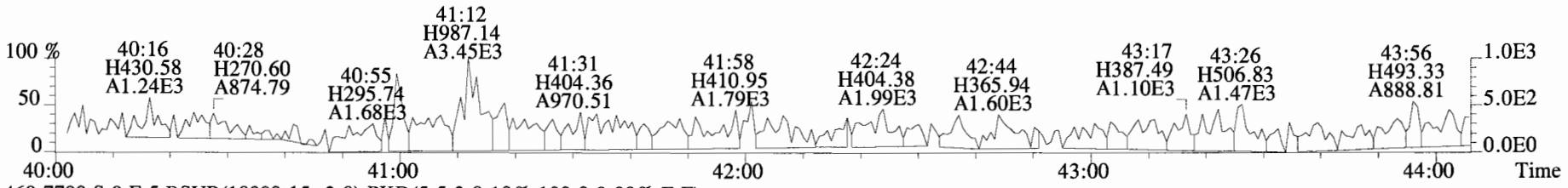

469.7780 S:9 F:5 BSUB(10000,15,-3.0) PKD(5,5,3,0.10%,100.0,0.00%,F,F)

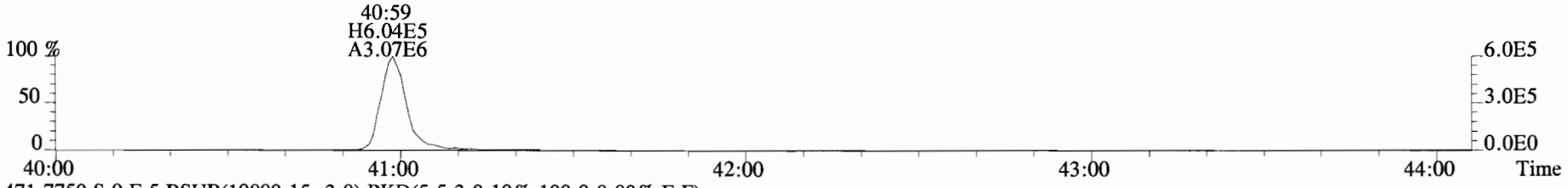

471.7750 S:9 F:5 BSUB(10000,15,-3.0) PKD(5,5,3,0.10%,100.0,0.00%,F,F)

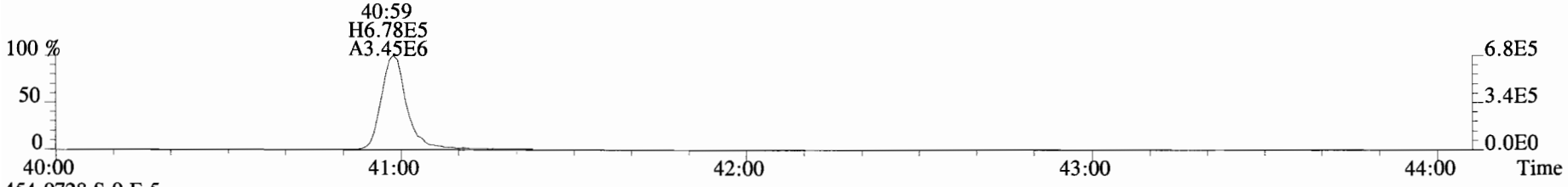

454.9728 S:9 F:5

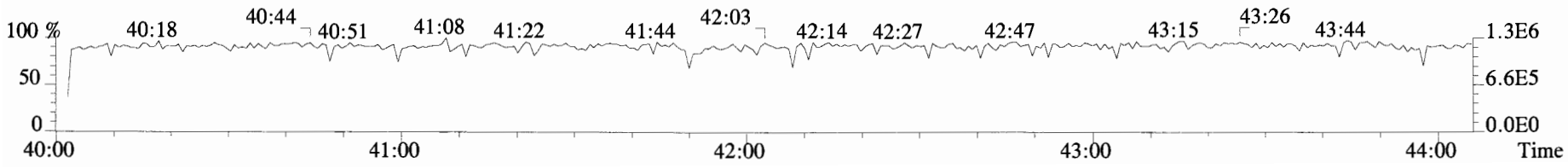

File:190618D1 #1-529 Acq:18-JUN-2019 18:04:53 GC EI+ Voltage SIR Autospec-UltimaE
Sample#9 File Text:Vista_Analytical_Laboratory_VG7 Text:1901384-01 RB-201905301712 1 Exp:OCDD_DB5
303.9016 S:9 BSUB(10000,15,-3.0) PKD(5,5,3,0.10%,100.0,0.00%,F,F)

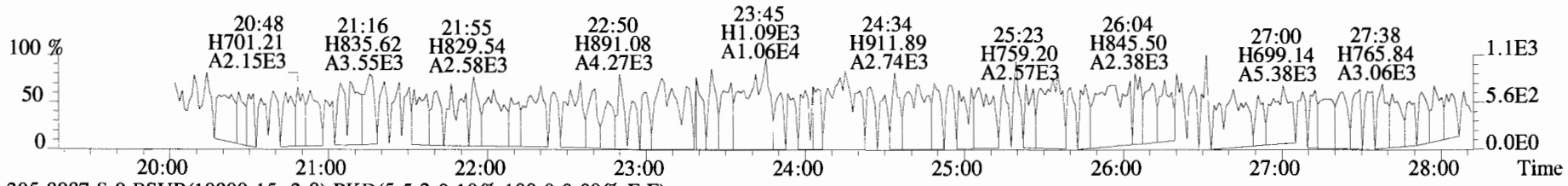

305.8987 S:9 BSUB(10000,15,-3.0) PKD(5,5,3,0.10%,100.0,0.00%,F,F)

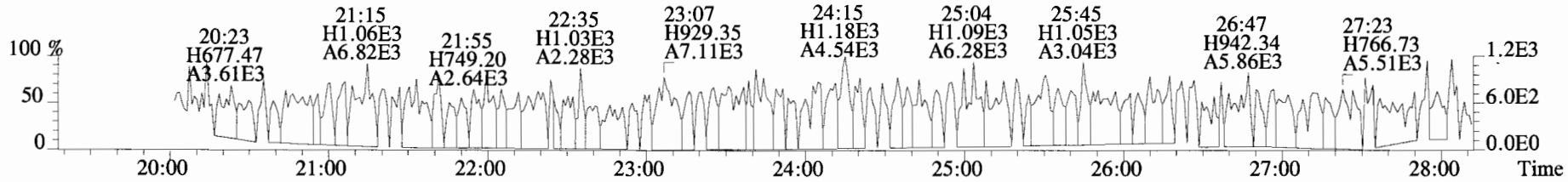

315.9419 S:9 BSUB(10000,15,-3.0) PKD(5,5,3,0.10%,100.0,0.00%,F,F)

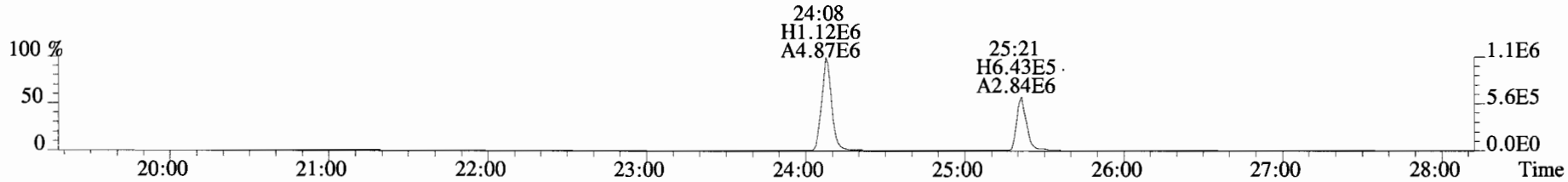

317.9389 S:9 BSUB(10000,15,-3.0) PKD(5,5,3,0.10%,100.0,0.00%,F,F)

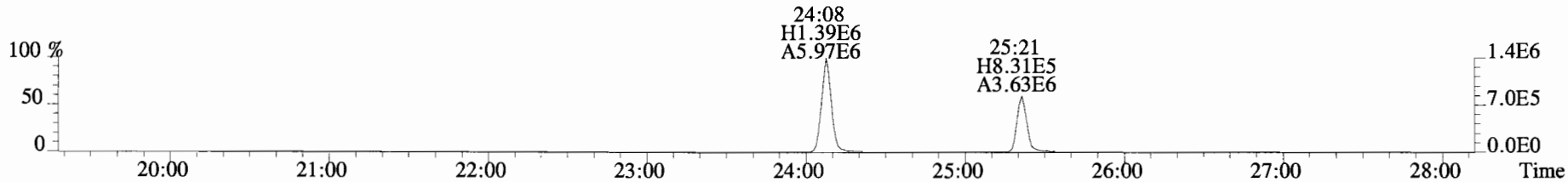

375.8364 S:9 BSUB(10000,15,-3.0) PKD(5,5,3,0.10%,100.0,0.00%,F,F)

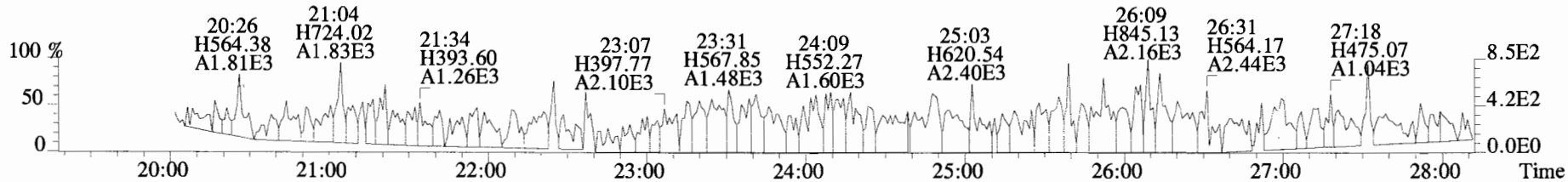

File:190618D1 #1-529 Acq:18-JUN-2019 18:04:53 GC EI+ Voltage SIR Autospec-UltimaE
Sample#9 File Text:Vista_Analytical_Laboratory_VG7 Text:1901384-01 RB-201905301712 1 Exp:OCDD_DB5
339.8597 S:9 BSUB(10000,15,-3.0) PKD(5,5,3,0.10%,100.0,0.00%,F,F)

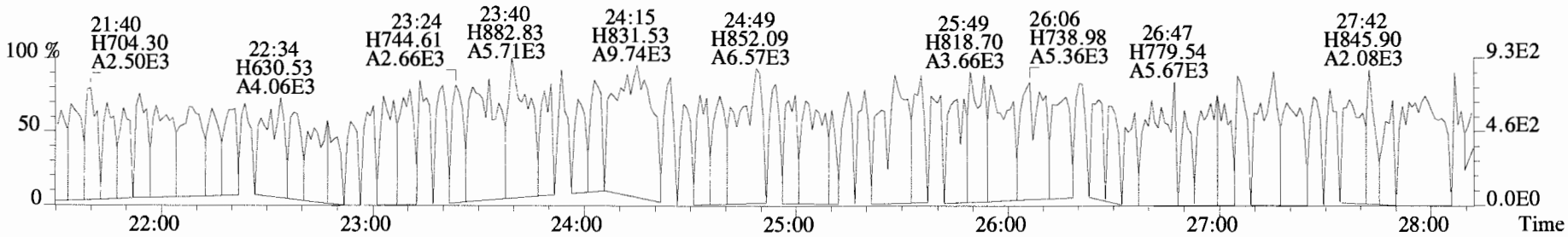

341.8568 S:9 BSUB(10000,15,-3.0) PKD(5,5,3,0.10%,100.0,0.00%,F,F)

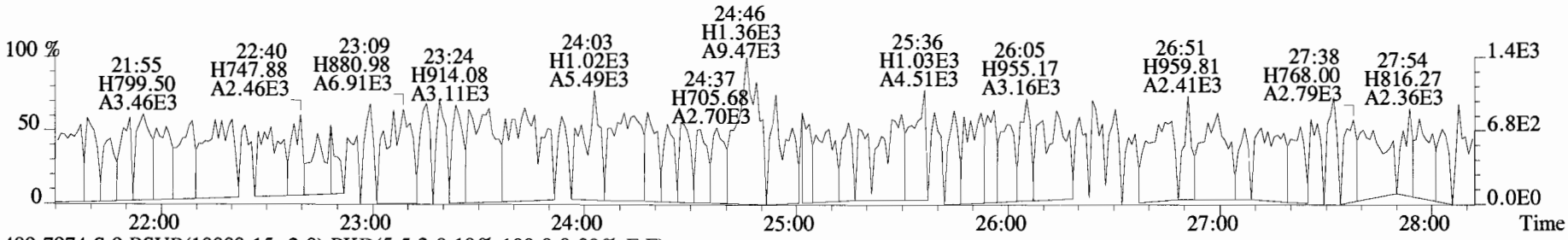

409.7974 S:9 BSUB(10000,15,-3.0) PKD(5,5,3,0.10%,100.0,0.00%,F,F)

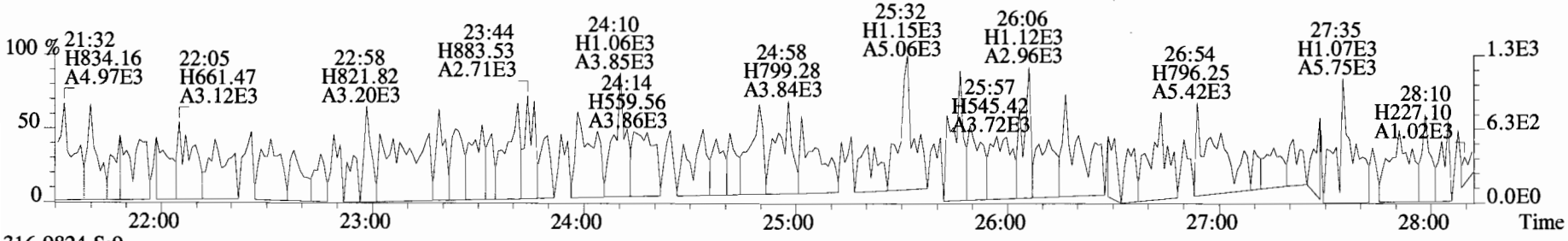

316.9824 S:9

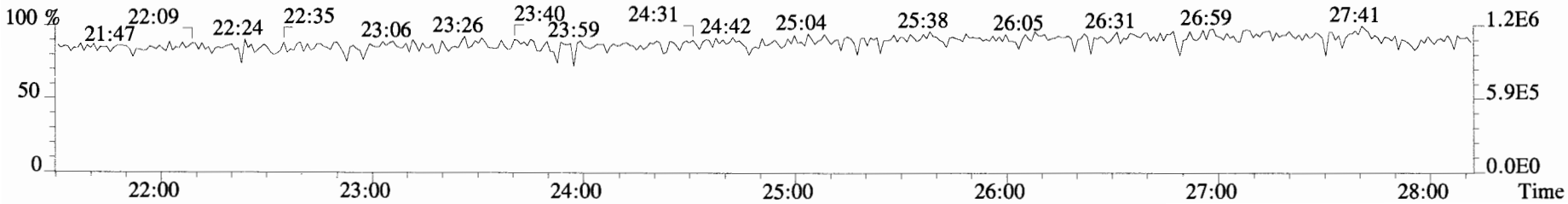

File:190618D1 #1-171 Acq:18-JUN-2019 18:04:53 GC EI+ Voltage SIR Autospec-UltimaE
Sample#9 File Text:Vista_Analytical_Laboratory_VG7 Text:1901384-01 RB-201905301712 1 Exp:OCDD_DB5
339.8597 S:9 F:2 BSUB(10000,15,-3.0) PKD(5,5,3,0.10%,100.0,0.00%,F,F)

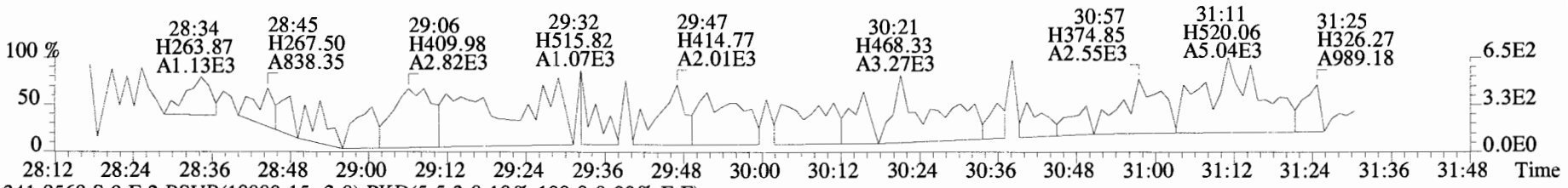

341.8568 S:9 F:2 BSUB(10000,15,-3.0) PKD(5,5,3,0.10%,100.0,0.00%,F,F)

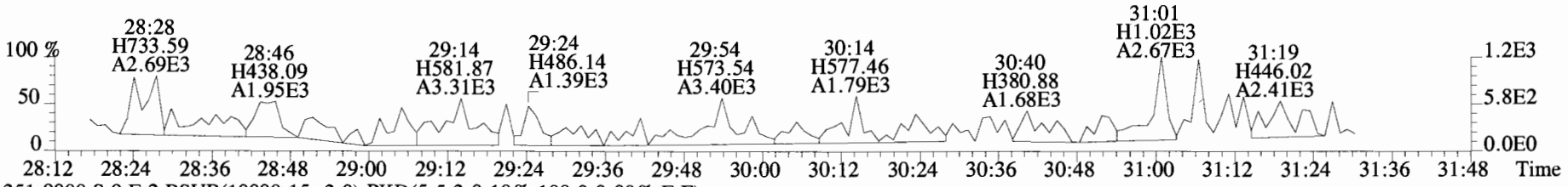

351.9000 S:9 F:2 BSUB(10000,15,-3.0) PKD(5,5,3,0.10%,100.0,0.00%,F,F)

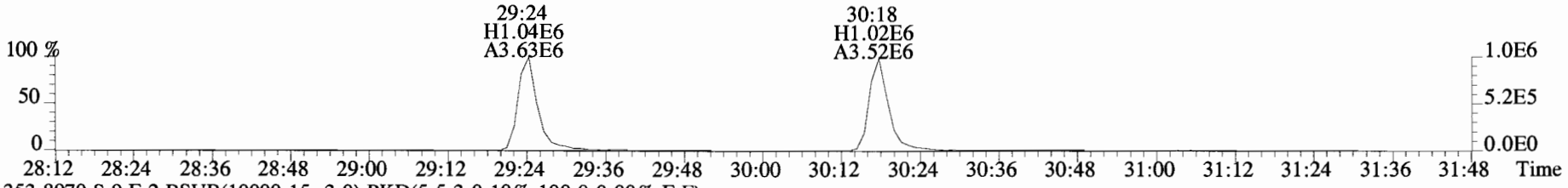

353.8970 S:9 F:2 BSUB(10000,15,-3.0) PKD(5,5,3,0.10%,100.0,0.00%,F,F)

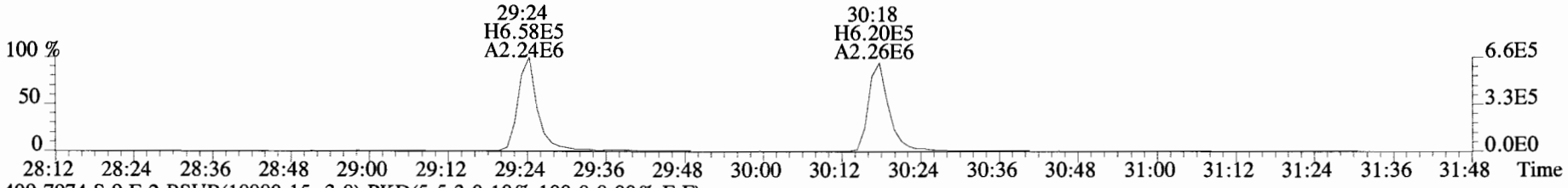

409.7974 S:9 F:2 BSUB(10000,15,-3.0) PKD(5,5,3,0.10%,100.0,0.00%,F,F)

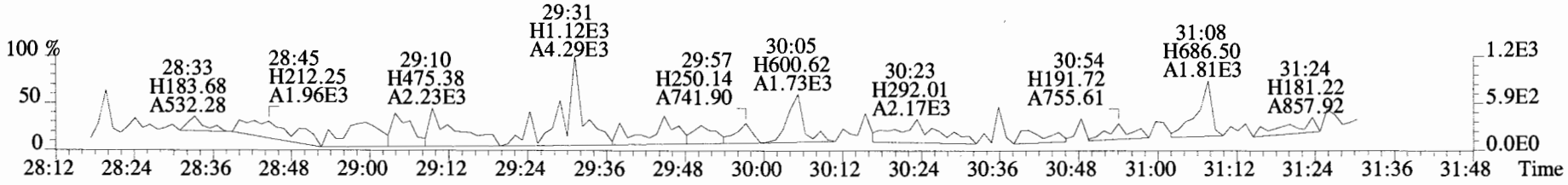

File:190618D1 #1-400 Acq:18-JUN-2019 18:04:53 GC EI+ Voltage SIR Autospec-UltimaE
Sample#9 File Text:Vista_Analytical_Laboratory_VG7 Text:1901384-01 RB-201905301712 1 Exp:OCDD_DB5
373.8207 S:9 F:3 BSUB(10000,15,-3.0) PKD(5,5,3,0.10%,100.0,0.00%,F,F)

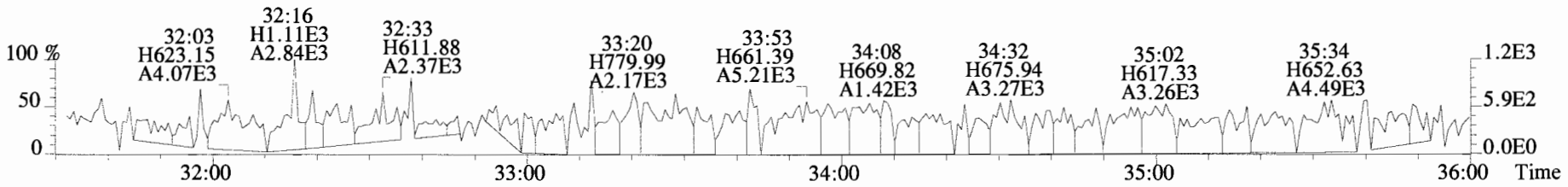

375.8178 S:9 F:3 BSUB(10000,15,-3.0) PKD(5,5,3,0.10%,100.0,0.00%,F,F)

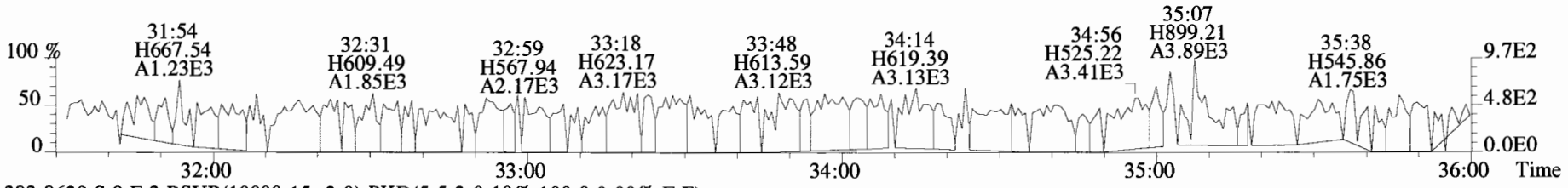

383.8639 S:9 F:3 BSUB(10000,15,-3.0) PKD(5,5,3,0.10%,100.0,0.00%,F,F)

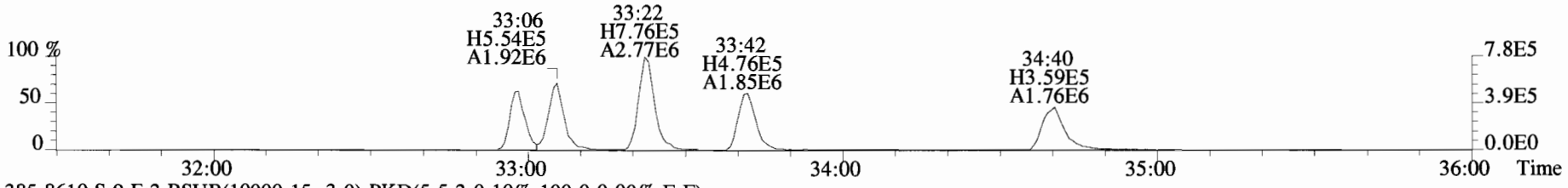

385.8610 S:9 F:3 BSUB(10000,15,-3.0) PKD(5,5,3,0.10%,100.0,0.00%,F,F)

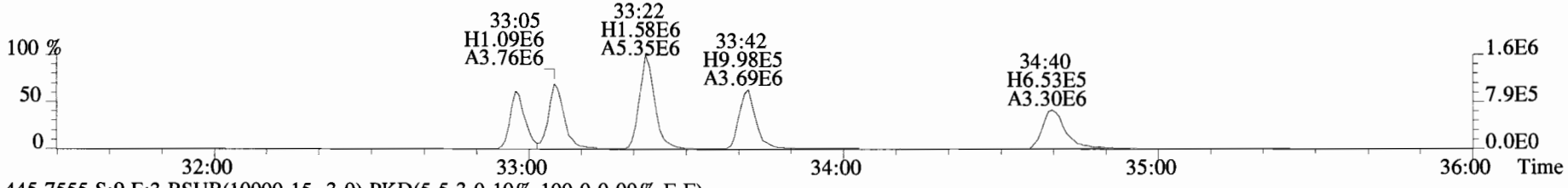

445.7555 S:9 F:3 BSUB(10000,15,-3.0) PKD(5,5,3,0.10%,100.0,0.00%,F,F)

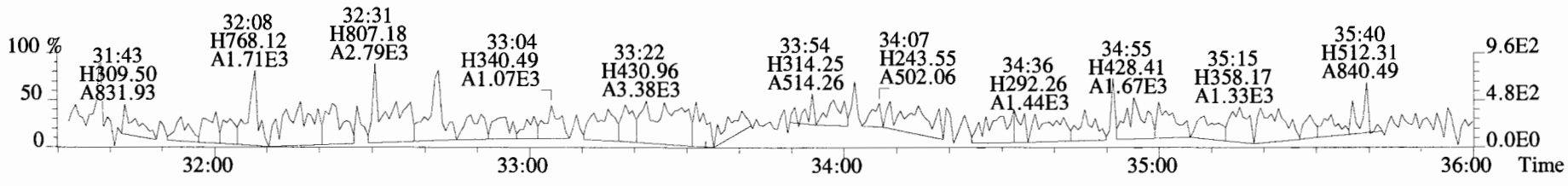

File:190618D1 #1-400 Acq:18-JUN-2019 18:04:53 GC EI+ Voltage SIR Autospec-UltimaE
Sample#9 File Text:Vista_Analytical_Laboratory_VG7 Text:1901384-01 RB-201905301712 1 Exp:OCDD_DB5
383.8639 S:9 F:3 BSUB(10000,15,-3.0) PKD(5,5,3,0.10%,100.0,0.00%,F,F)

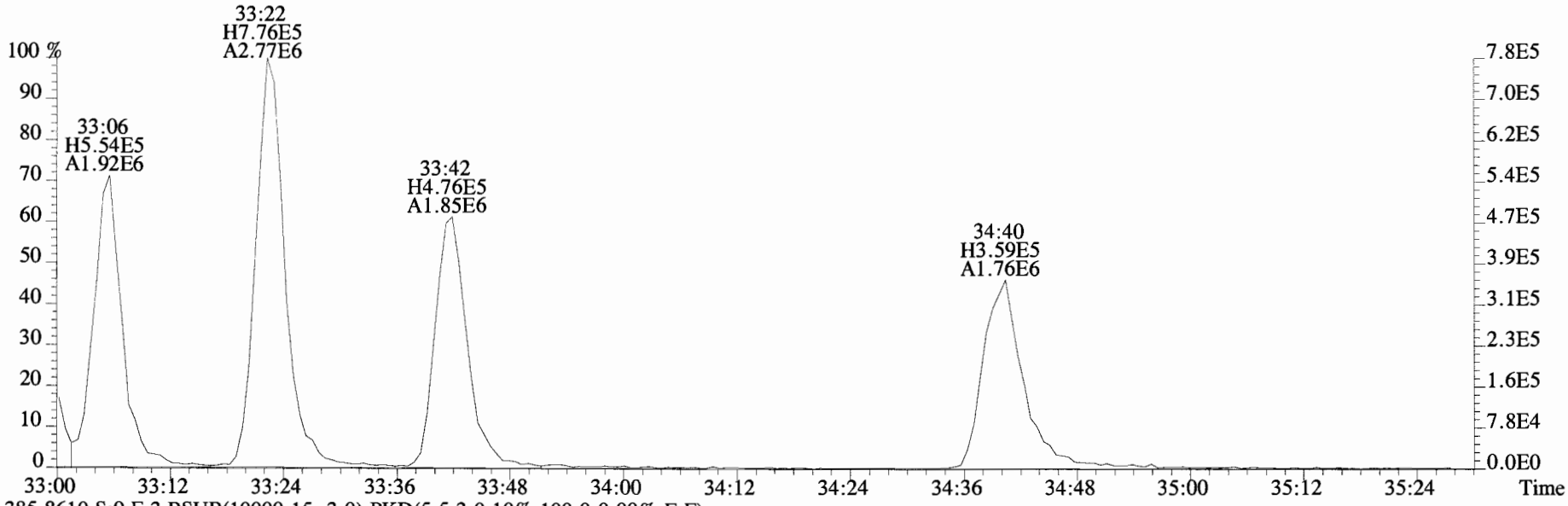

385.8610 S:9 F:3 BSUB(10000,15,-3.0) PKD(5,5,3,0.10%,100.0,0.00%,F,F)

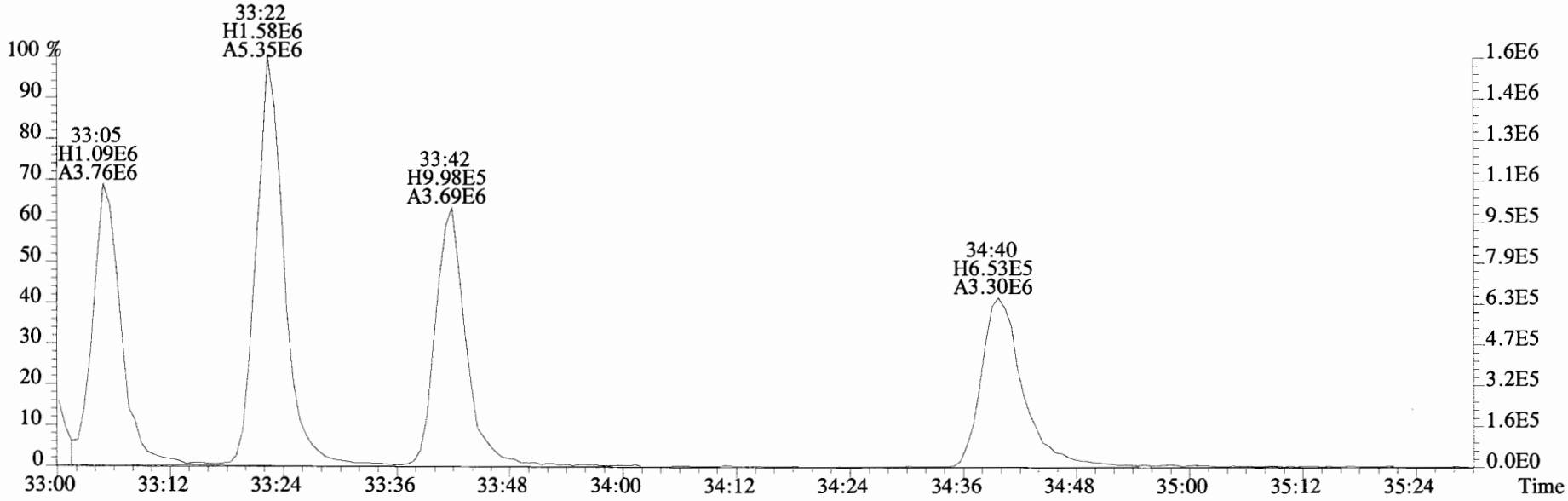

File:190618D1 #1-355 Acq:18-JUN-2019 18:04:53 GC EI+ Voltage SIR Autospec-UltimaE
Sample#9 File Text:Vista_Analytical_Laboratory_VG7 Text:1901384-01 RB-201905301712 1 Exp:OCDD_DB5
407.7818 S:9 F:4 BSUB(10000,15,-3.0) PKD(5,5,3,0.10%,100.0,0.00%,F,F)

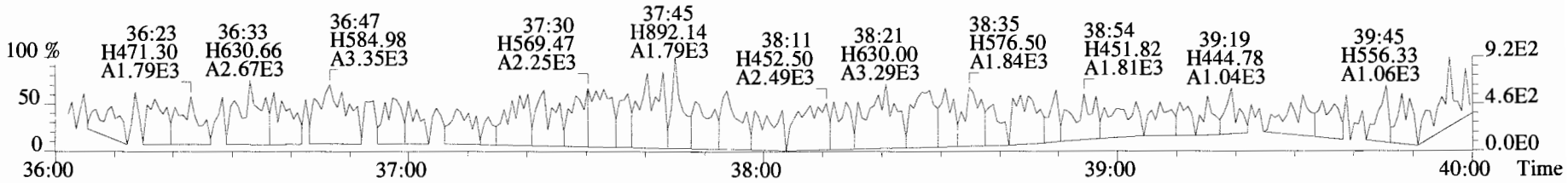

409.7788 S:9 F:4 BSUB(10000,15,-3.0) PKD(5,5,3,0.10%,100.0,0.00%,F,F)

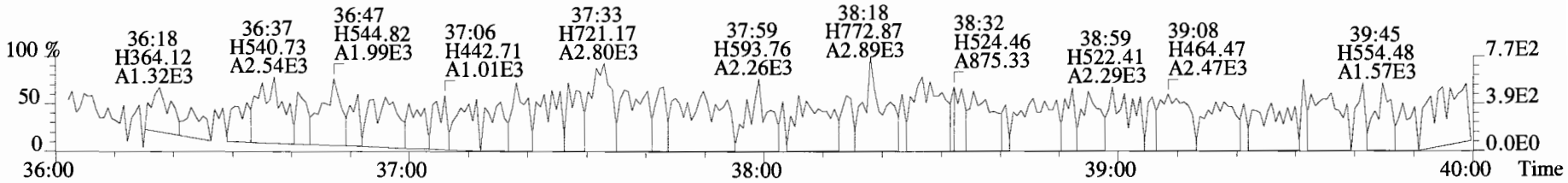

417.8253 S:9 F:4 BSUB(10000,15,-3.0) PKD(5,5,3,0.10%,100.0,0.00%,F,F)

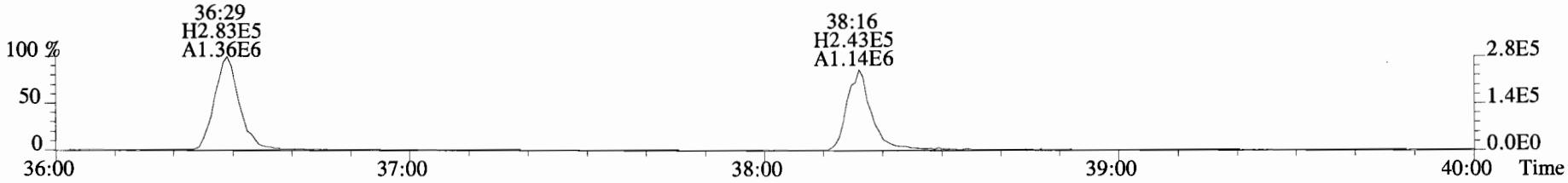

419.8220 S:9 F:4 BSUB(10000,15,-3.0) PKD(5,5,3,0.10%,100.0,0.00%,F,F)

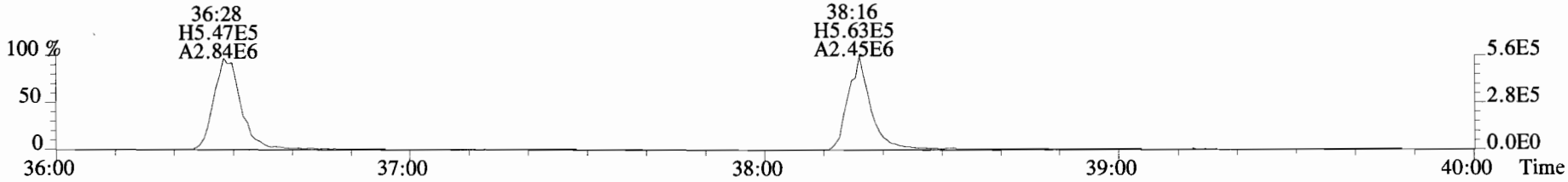

479.7165 S:9 F:4 BSUB(10000,15,-3.0) PKD(5,5,3,0.10%,100.0,0.00%,F,F)

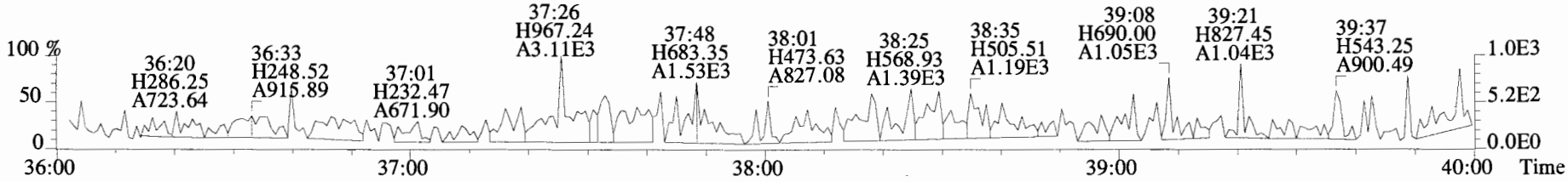

File:190618D1 #1-432 Acq:18-JUN-2019 18:04:53 GC EI+ Voltage SIR Autospec-UltimaE
Sample#9 File Text:Vista_Analytical_Laboratory_VG7 Text:1901384-01 RB-201905301712 1 Exp:OCDD_DB5
441.7428 S:9 F:5 BSUB(10000,15,-3.0) PKD(5,5,3,0.10%,100.0,0.00%,F,F)

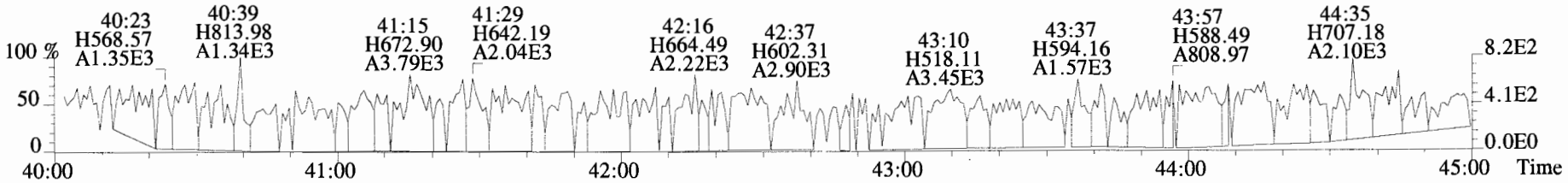

443.7398 S:9 F:5 BSUB(10000,15,-3.0) PKD(5,5,3,0.10%,100.0,0.00%,F,F)

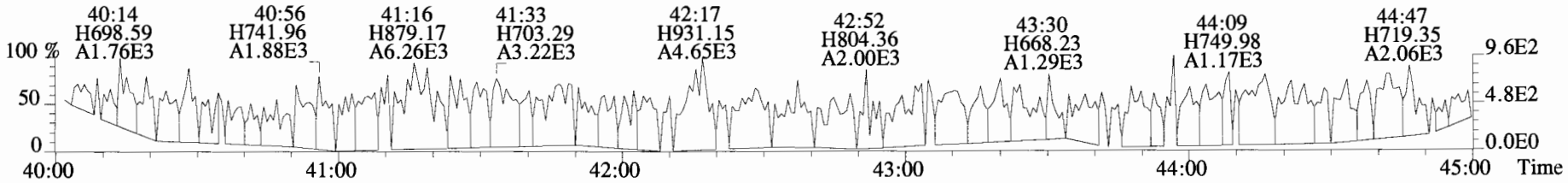

453.7831 S:9 F:5 BSUB(10000,15,-3.0) PKD(5,5,3,0.10%,100.0,0.00%,F,F)

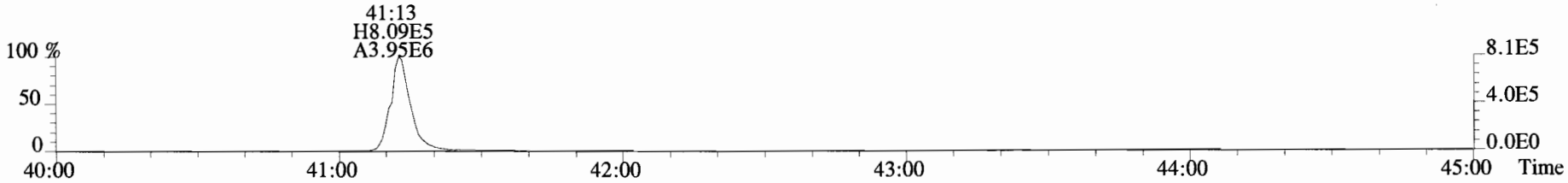

455.7801 S:9 F:5 BSUB(10000,15,-3.0) PKD(5,5,3,0.10%,100.0,0.00%,F,F)

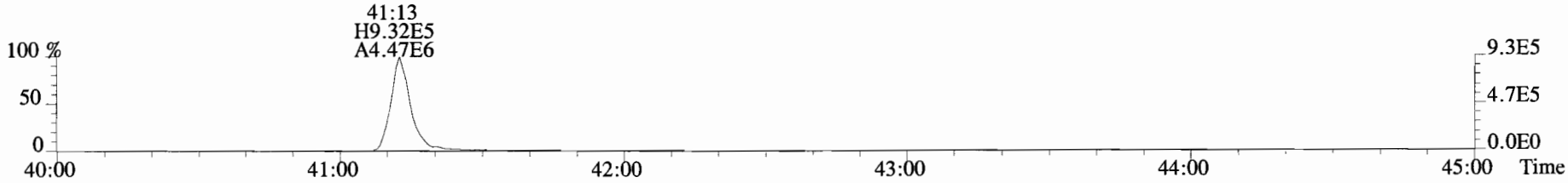

513.6775 S:9 F:5 BSUB(10000,15,-3.0) PKD(5,5,3,0.10%,100.0,0.00%,F,F)



Client ID: Method Blank Filename: 190708D2 S:8 Acq: 8-JUL-19 21:13:25 ConCal: ST190708D2-1
Lab ID: B9F0255-BLK1 GC Column ID: ZB-5MS ICal: 1613VG7-5-10-19 wt/vol: 5.000 EndCAL: NA

Name	Resp	RA		RRF	RT	Conc	Qual	noise	Fac	DL
2,3,7,8-TCDD	*	*	n	0.90	NotF	*		119	2.5	0.0756
1,2,3,7,8-PeCDD	*	*	n	0.87	NotF	*		203	2.5	0.124
1,2,3,4,7,8-HxCDD	*	*	n	1.05	NotF	*		147	2.5	0.133
1,2,3,6,7,8-HxCDD	*	*	n	0.93	NotF	*		147	2.5	0.143
1,2,3,7,8,9-HxCDD	*	*	n	0.96	NotF	*		147	2.5	0.137
1,2,3,4,6,7,8-HpCDD	*	*	n	0.99	NotF	*		141	2.5	0.0952
OCDD	*	*	n	0.99	NotF	*		140	2.5	0.142
2,3,7,8-TCDF	*	*	n	0.94	NotF	*		119	2.5	0.0551
1,2,3,7,8-PeCDF	*	*	n	0.92	NotF	*		179	2.5	0.105
2,3,4,7,8-PeCDF	*	*	n	0.96	NotF	*		179	2.5	0.102
1,2,3,4,7,8-HxCDF	*	*	n	1.15	NotF	*		125	2.5	0.0499
1,2,3,6,7,8-HxCDF	*	*	n	1.04	NotF	*		125	2.5	0.0537
2,3,4,6,7,8-HxCDF	*	*	n	1.10	NotF	*		125	2.5	0.0542
1,2,3,7,8,9-HxCDF	*	*	n	1.03	NotF	*		125	2.5	0.0615
1,2,3,4,6,7,8-HpCDF	*	*	n	1.06	NotF	*		131	2.5	0.0550
1,2,3,4,7,8,9-HpCDF	*	*	n	1.23	NotF	*		131	2.5	0.0559
OCDF	*	*	n	0.94	NotF	*		161	2.5	0.138

Name	Conc	EMPC	Qual	noise	DL
Total Tetra-Dioxins	*	*		119	0.0756
Total Penta-Dioxins	*	*		203	0.124
Total Hexa-Dioxins	*	*		147	0.138
Total Hepta-Dioxins	*	*		141	0.0952
Total Tetra-Furans	*	*		119	0.0551
Total Penta-Furans	0.0000	0.0000		179	0.104
Total Hexa-Furans	*	*		125	0.0548
Total Hepta-Furans	*	*		131	0.0555

							Rec	Qual
IS	13C-2,3,7,8-TCDD	1.10e+07	0.78	y	1.11	26:43	319.47	79.9	
IS	13C-1,2,3,7,8-PeCDD	9.35e+06	0.63	y	0.98	31:00	307.26	76.8	
IS	13C-1,2,3,4,7,8-HxCDD	7.86e+06	1.30	y	0.68	34:21	321.96	80.5	
IS	13C-1,2,3,6,7,8-HxCDD	8.94e+06	1.29	y	0.84	34:28	293.98	73.5	
IS	13C-1,2,3,7,8,9-HxCDD	9.13e+06	1.28	y	0.81	34:46	311.34	77.8	
IS	13C-1,2,3,4,6,7,8-HpCDD	9.88e+06	1.04	y	0.69	38:09	398.82	99.7	
IS	13C-OCDD	1.46e+07	0.90	y	0.62	41:31	648.35	81.0	
IS	13C-2,3,7,8-TCDF	1.54e+07	0.79	y	1.05	26:01	302.71	75.7	
IS	13C-1,2,3,7,8-PeCDF	1.38e+07	1.57	y	0.95	29:53	298.58	74.6	
IS	13C-2,3,4,7,8-PeCDF	1.33e+07	1.62	y	0.94	30:45	292.90	73.2	
IS	13C-1,2,3,4,7,8-HxCDF	1.01e+07	0.52	y	0.86	33:26	327.20	81.8	
IS	13C-1,2,3,6,7,8-HxCDF	1.14e+07	0.52	y	1.02	33:34	308.94	77.2	
IS	13C-2,3,4,6,7,8-HxCDF	1.07e+07	0.52	y	0.95	34:11	312.36	78.1	
IS	13C-1,2,3,7,8,9-HxCDF	1.11e+07	0.52	y	0.87	35:11	353.79	88.4	
IS	13C-1,2,3,4,6,7,8-HpCDF	1.09e+07	0.44	y	0.81	37:01	372.02	93.0	
IS	13C-1,2,3,4,7,8,9-HpCDF	8.75e+06	0.43	y	0.63	38:44	383.10	95.8	
IS	13C-OCDF	1.81e+07	0.88	y	0.78	41:47	639.78	80.0	
C/Up	37Cl-2,3,7,8-TCDD	5.18e+06			1.22	26:44	136.66	85.4	
RS/RT	13C-1,2,3,4-TCDD	1.25e+07	0.79	y	1.00	26:11	400.00		
RS	13C-1,2,3,4-TCDF	1.94e+07	0.81	y	1.00	24:52	400.00		
RS/RT	13C-1,2,3,4,6,9-HxCDF	1.45e+07	0.52	y	1.00	33:52	400.00		

Integrations by Analyst: DB Date: 7/9/19

Reviewed by Analyst: CT Date: 07/11/19

File:190708D2 #1-514 Acq: 8-JUL-2019 21:13:25 GC EI+ Voltage SIR Autospec-UltimaE
Sample#8 File Text:Vista_Analytical_Laboratory_VG7 Text:B9F0255-BLK1 Method Blank 5 Exp:OCDD_DB5
319.8965 S:8 BSUB(10000,15,-3.0) PKD(5,5,3,0.10%,100.0,0.00%,F,F)

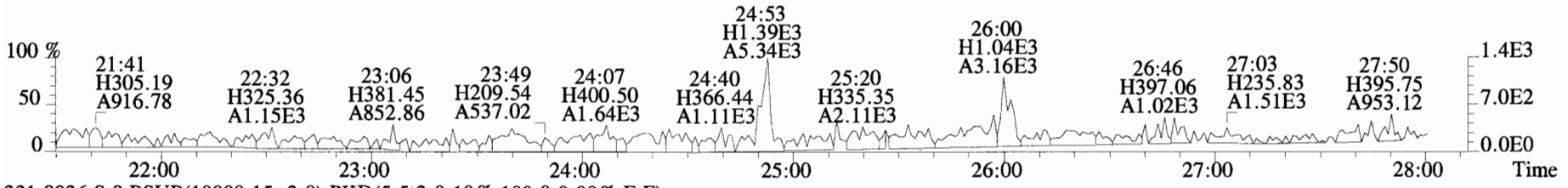

321.8936 S:8 BSUB(10000,15,-3.0) PKD(5,5,3,0.10%,100.0,0.00%,F,F)

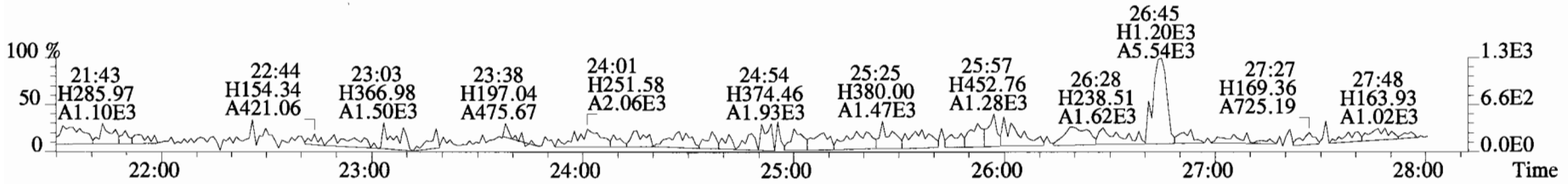

327.8847 S:8 BSUB(10000,15,-3.0) PKD(5,5,3,0.10%,100.0,0.00%,F,F)

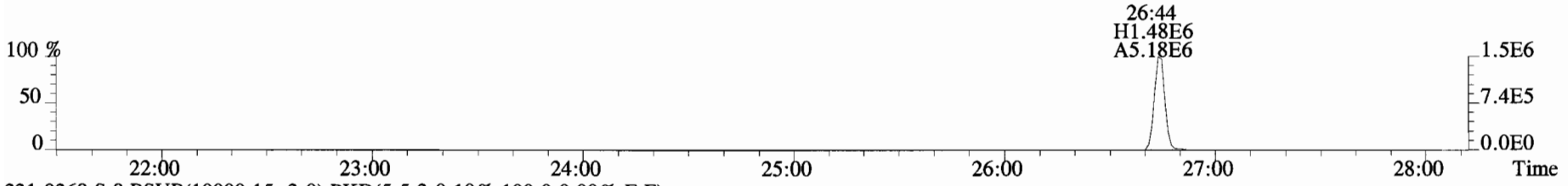

331.9368 S:8 BSUB(10000,15,-3.0) PKD(5,5,3,0.10%,100.0,0.00%,F,F)

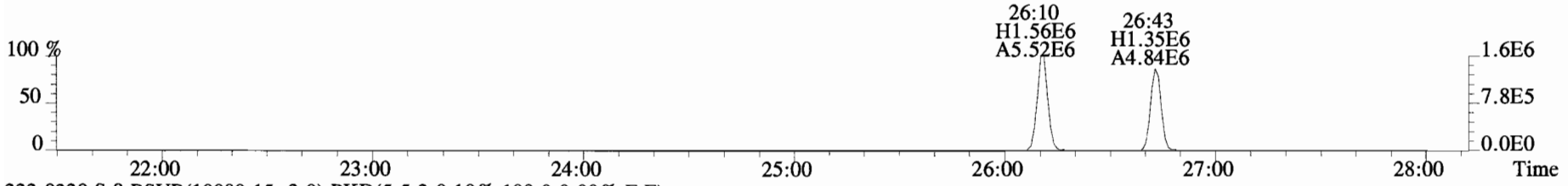

333.9339 S:8 BSUB(10000,15,-3.0) PKD(5,5,3,0.10%,100.0,0.00%,F,F)

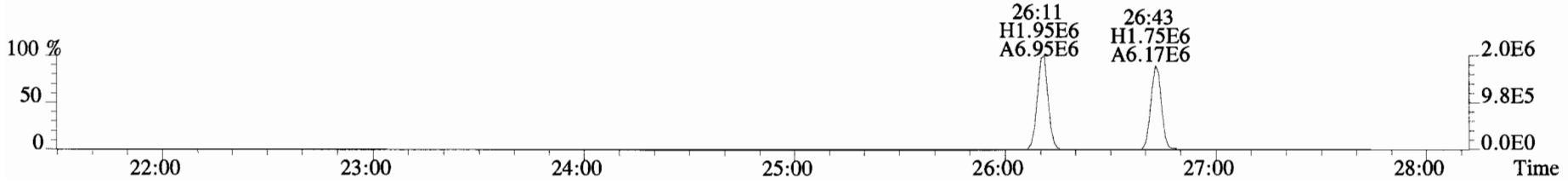

File:190708D2 #1-211 Acq: 8-JUL-2019 21:13:25 GC EI+ Voltage SIR Autospec-UltimaE
Sample#8 File Text:Vista_Analytical_Laboratory_VG7 Text:B9F0255-BLK1 Method Blank 5 Exp:OCDD_DB5

353.8576 S:8 F:2 BSUB(10000,15,-3.0) PKD(5,5,3,0.10%,100.0,0.00%,F,F)

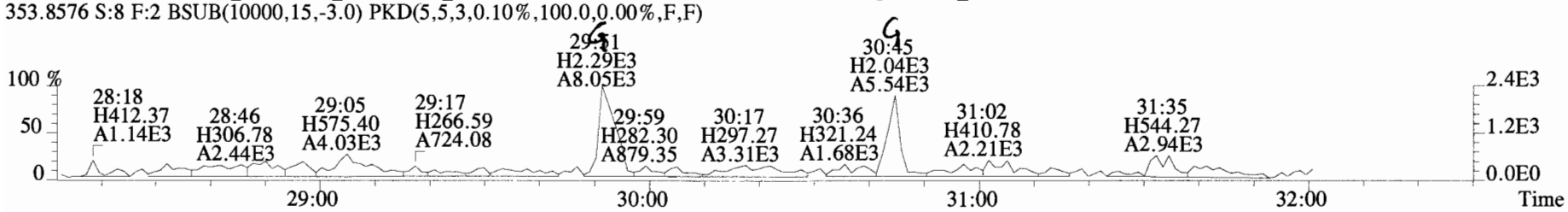

355.8546 S:8 F:2 BSUB(10000,15,-3.0) PKD(5,5,3,0.10%,100.0,0.00%,F,F)

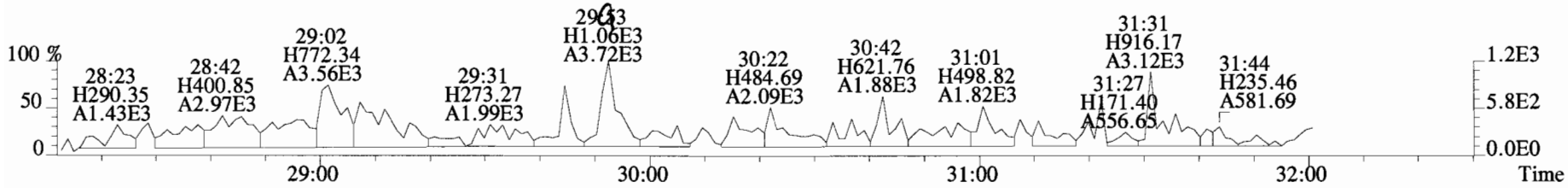

365.8978 S:8 F:2 BSUB(10000,15,-3.0) PKD(5,5,3,0.10%,100.0,0.00%,F,F)

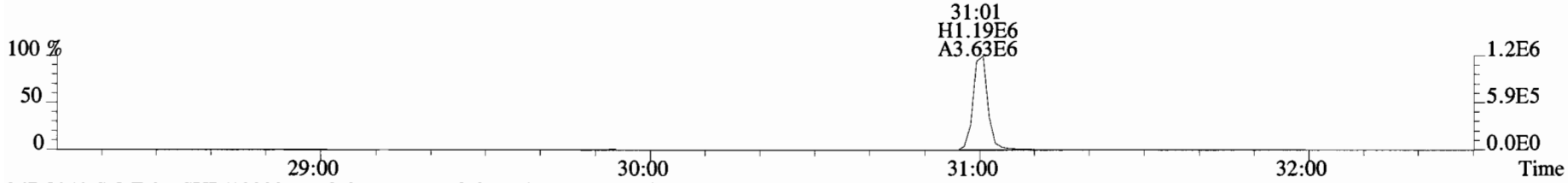

367.8949 S:8 F:2 BSUB(10000,15,-3.0) PKD(5,5,3,0.10%,100.0,0.00%,F,F)

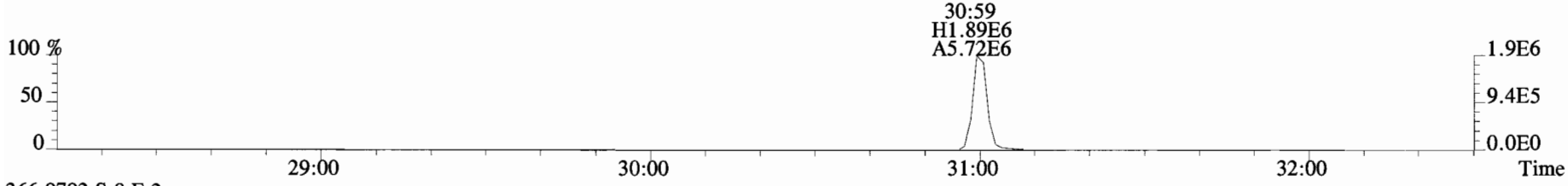

366.9792 S:8 F:2

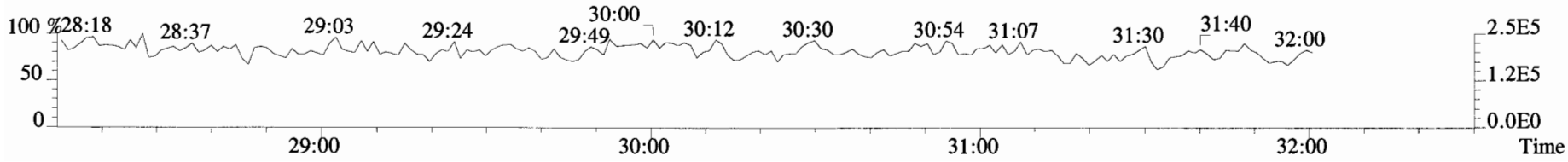

File:190708D2 #1-355 Acq: 8-JUL-2019 21:13:25 GC EI+ Voltage SIR Autospec-UltimaE
Sample#8 File Text:Vista_Analytical_Laboratory_VG7 Text:B9F0255-BLK1 Method Blank 5 Exp:OCDD_DB5
389.8156 S:8 F:3 BSUB(10000,15,-3.0) PKD(5,5,3,0.10%,100.0,0.00%,F,F)

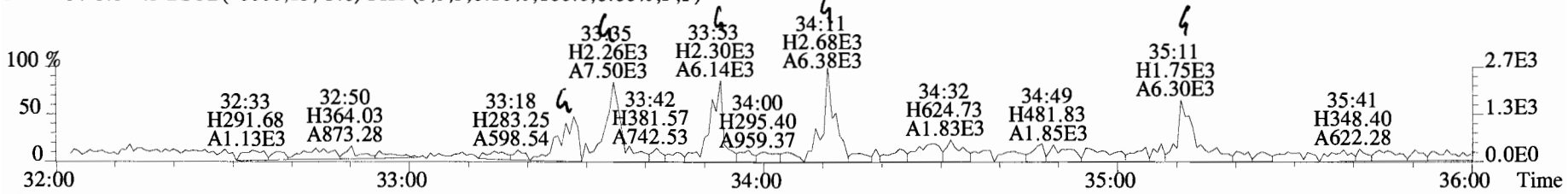

391.8127 S:8 F:3 BSUB(10000,15,-3.0) PKD(5,5,3,0.10%,100.0,0.00%,F,F)

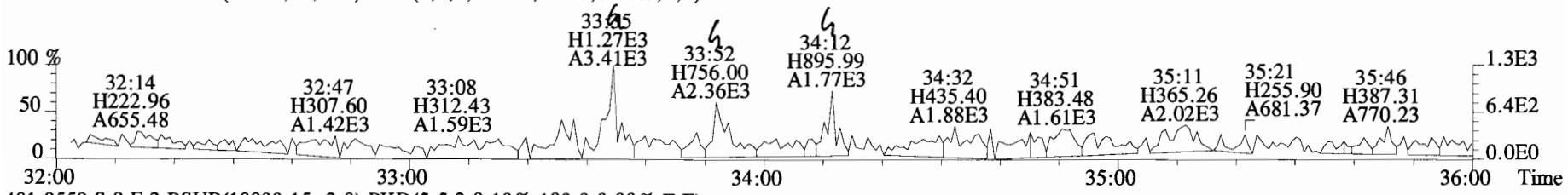

401.8559 S:8 F:3 BSUB(10000,15,-3.0) PKD(5,5,3,0.10%,100.0,0.00%,F,F)

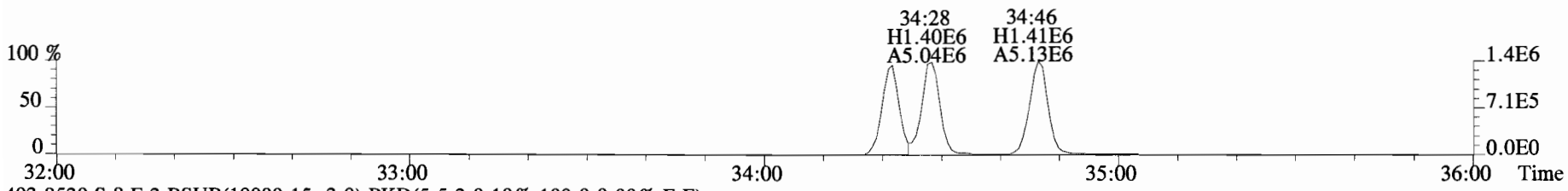

403.8530 S:8 F:3 BSUB(10000,15,-3.0) PKD(5,5,3,0.10%,100.0,0.00%,F,F)

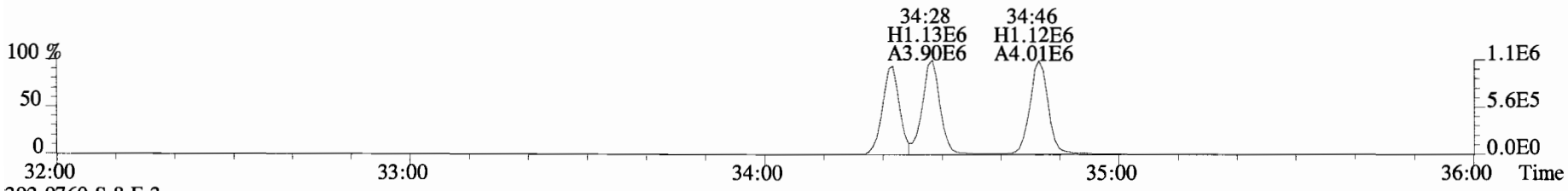

392.9760 S:8 F:3

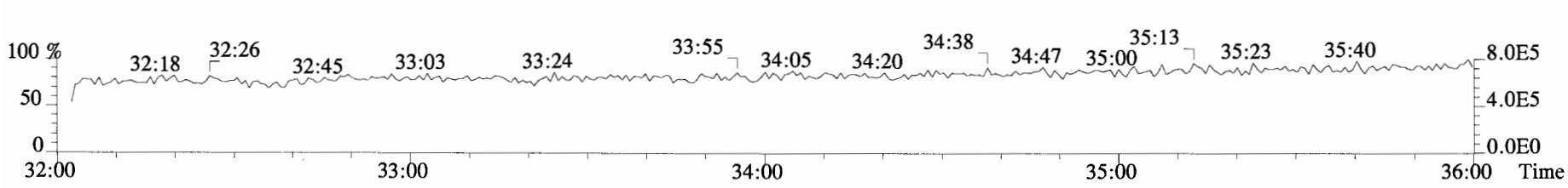

File:190708D2 #1-355 Acq: 8-JUL-2019 21:13:25 GC EI+ Voltage SIR Autospec-UltimaE
Sample#8 File Text:Vista_Analytical_Laboratory_VG7 Text:B9F0255-BLK1 Method Blank 5 Exp:OCDD_DB5
401.8559 S:8 F:3 BSUB(10000,15,-3.0) PKD(5,5,3,0.10%,100.0,0.00%,F,F)

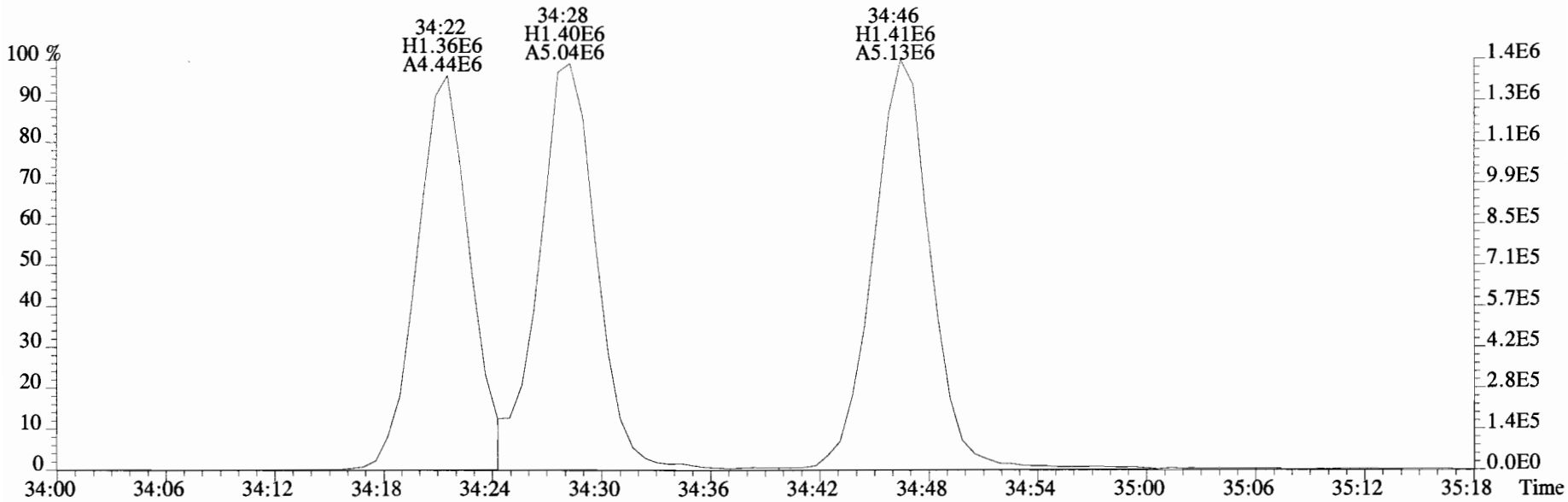

403.8530 S:8 F:3 BSUB(10000,15,-3.0) PKD(5,5,3,0.10%,100.0,0.00%,F,F)

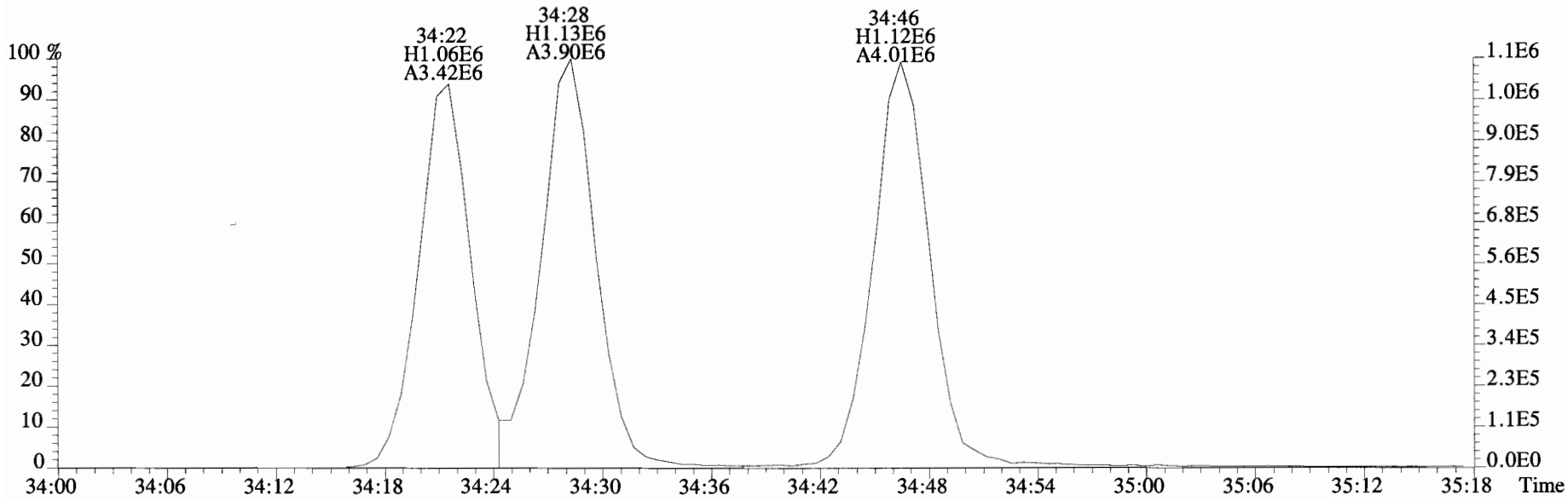

File:190708D2 #1-355 Acq: 8-JUL-2019 21:13:25 GC EI+ Voltage SIR Autospec-UltimaE
Sample#8 File Text:Vista_Analytical_Laboratory_VG7 Text:B9F0255-BLK1 Method Blank 5 Exp:OCDD_DB5
423.7767 S:8 F:4 BSUB(10000,15,-3.0) PKD(5,5,3,0.10%,100.0,0.00%,F,F)

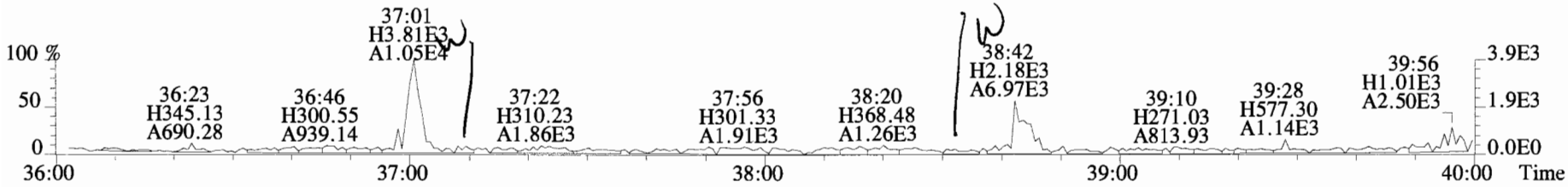

425.7737 S:8 F:4 BSUB(10000,15,-3.0) PKD(5,5,3,0.10%,100.0,0.00%,F,F)

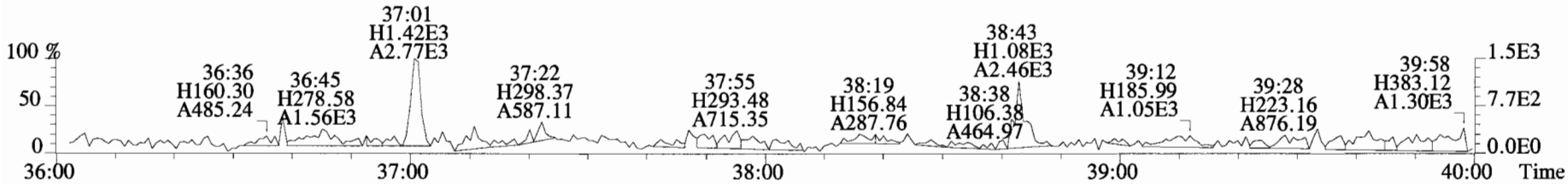

435.8169 S:8 F:4 BSUB(10000,15,-3.0) PKD(5,5,3,0.10%,100.0,0.00%,F,F)

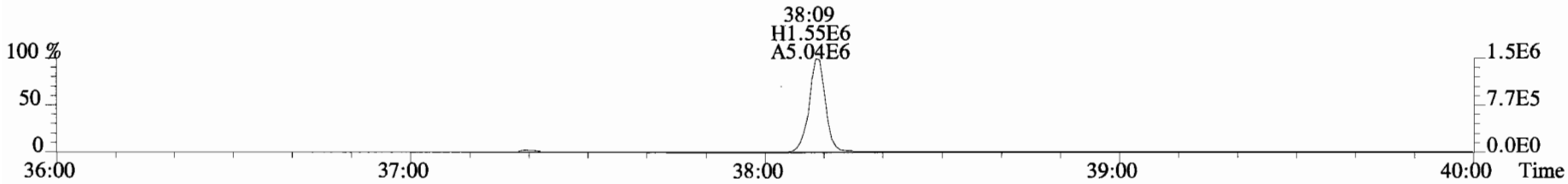

437.8140 S:8 F:4 BSUB(10000,15,-3.0) PKD(5,5,3,0.10%,100.0,0.00%,F,F)

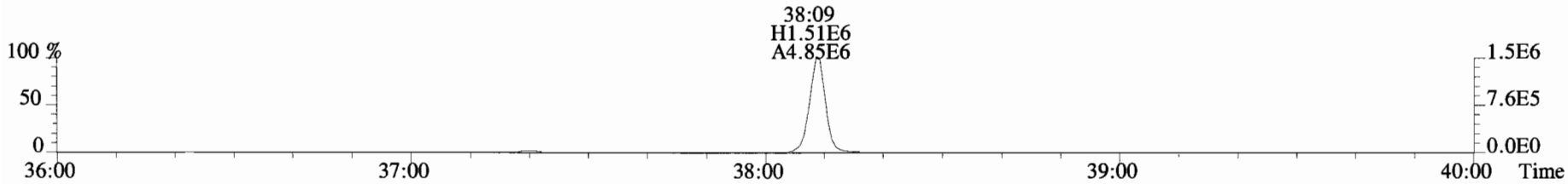

454.9728 S:8 F:4

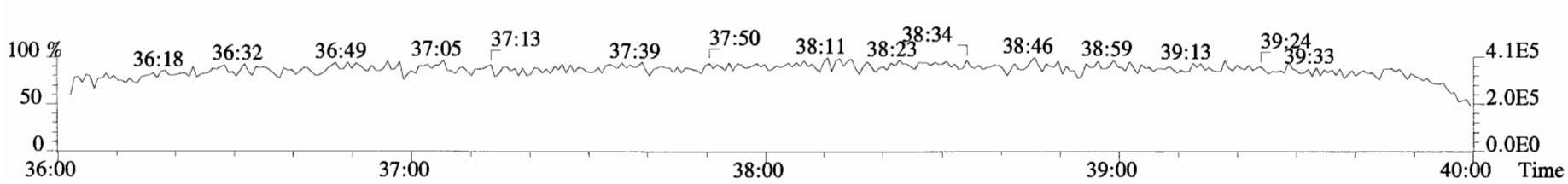

File:190708D2 #1-432 Acq: 8-JUL-2019 21:13:25 GC EI+ Voltage SIR Autospec-UltimaE
Sample#8 File Text:Vista_Analytical_Laboratory_VG7 Text:B9F0255-BLK1 Method Blank 5 Exp:OCDD_DB5
457.7377 S:8 F:5 BSUB(10000,15,-3.0) PKD(5,5,3,0.10%,100.0,0.00%,F,F)

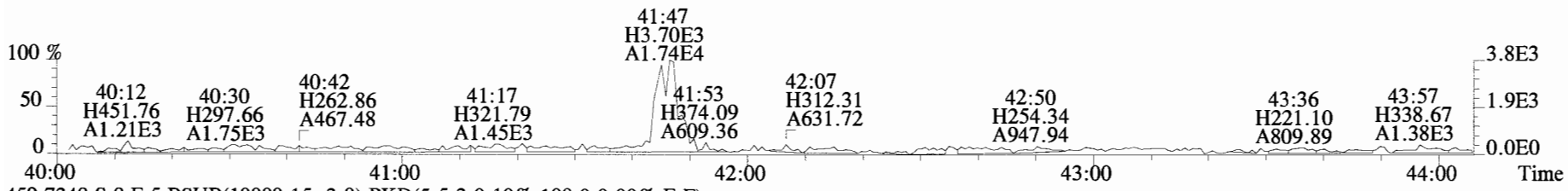

459.7348 S:8 F:5 BSUB(10000,15,-3.0) PKD(5,5,3,0.10%,100.0,0.00%,F,F)

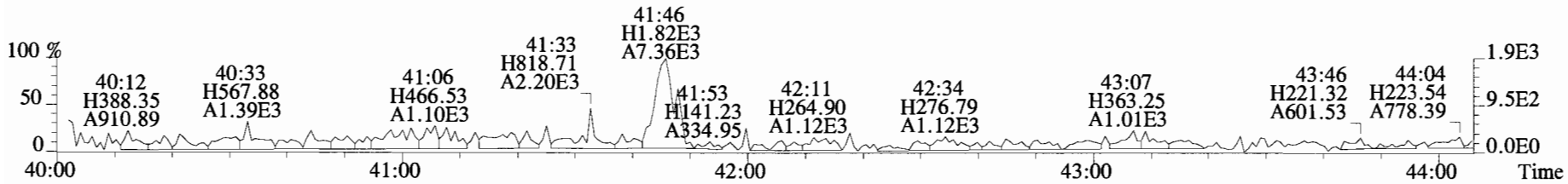

469.7780 S:8 F:5 BSUB(10000,15,-3.0) PKD(5,5,3,0.10%,100.0,0.00%,F,F)

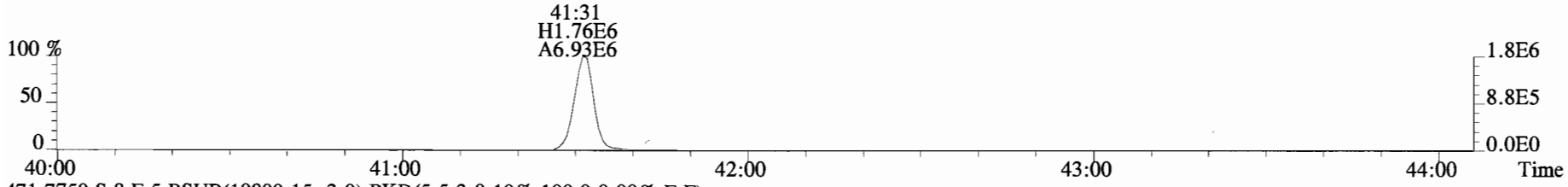

471.7750 S:8 F:5 BSUB(10000,15,-3.0) PKD(5,5,3,0.10%,100.0,0.00%,F,F)

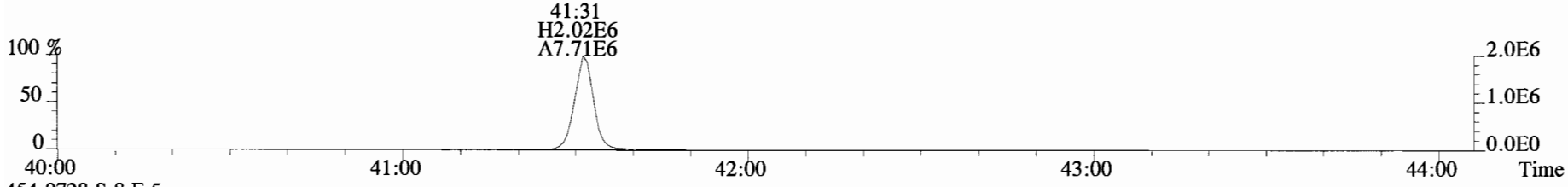

454.9728 S:8 F:5

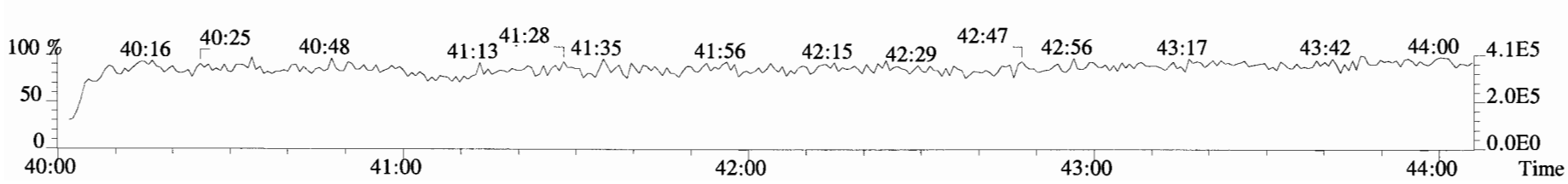

File:190708D2 #1-514 Acq: 8-JUL-2019 21:13:25 GC EI+ Voltage SIR Autospec-UltimaE
Sample#8 File Text:Vista_Analytical_Laboratory_VG7 Text:B9F0255-BLK1 Method Blank 5 Exp:OCDD_DB5
303.9016 S:8 BSUB(10000,15,-3.0) PKD(5,5,3,0.10%,100.0,0.00%,F,F)

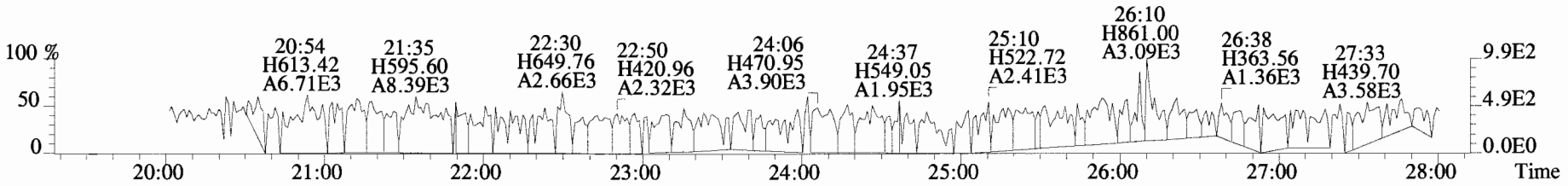

305.8987 S:8 BSUB(10000,15,-3.0) PKD(5,5,3,0.10%,100.0,0.00%,F,F)

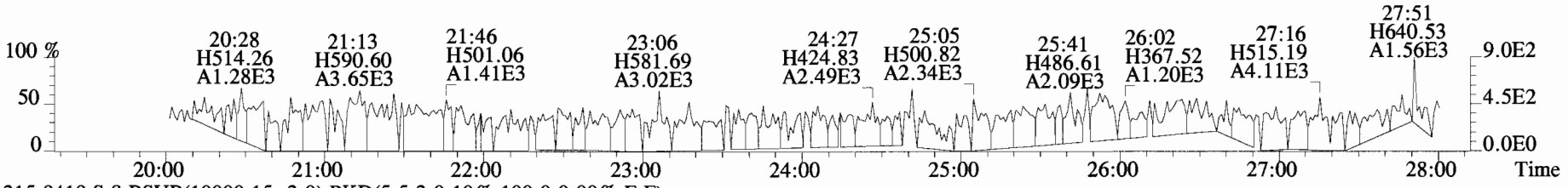

315.9419 S:8 BSUB(10000,15,-3.0) PKD(5,5,3,0.10%,100.0,0.00%,F,F)

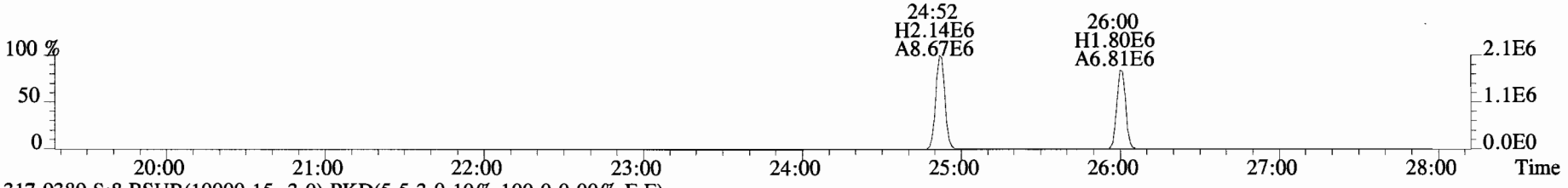

317.9389 S:8 BSUB(10000,15,-3.0) PKD(5,5,3,0.10%,100.0,0.00%,F,F)

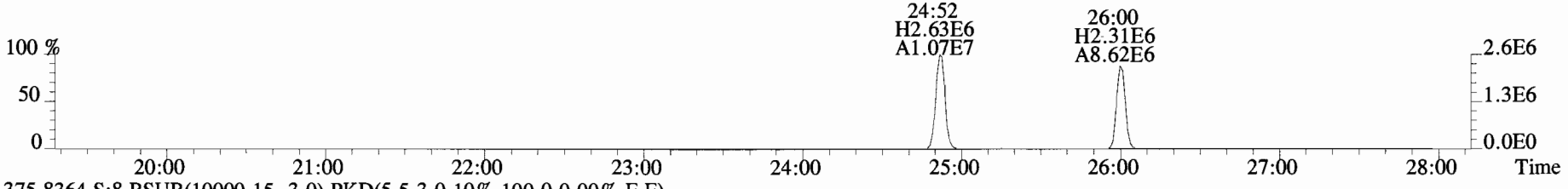

375.8364 S:8 BSUB(10000,15,-3.0) PKD(5,5,3,0.10%,100.0,0.00%,F,F)

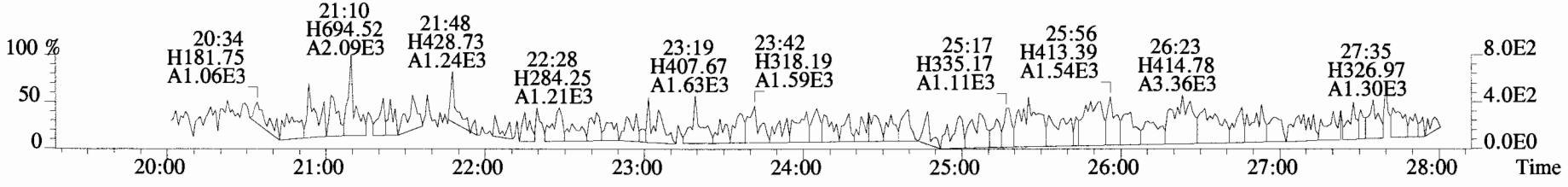

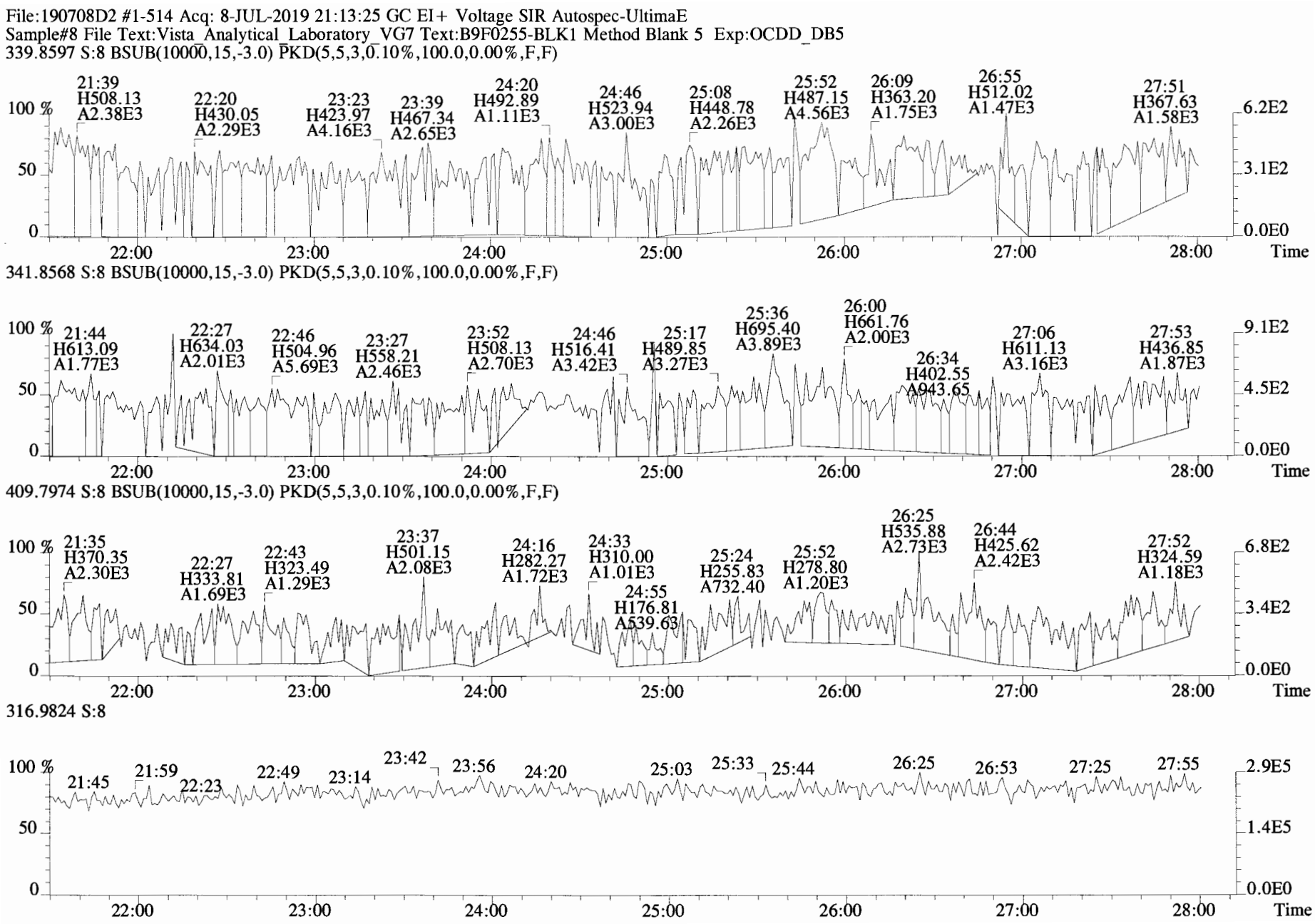
File:190708D2 #1-514 Acq: 8-JUL-2019 21:13:25 GC EI+ Voltage SIR Autospec-UltimaE
Sample#8 File Text:Vista_Analytical_Laboratory_VG7 Text:B9F0255-BLK1 Method Blank 5 Exp:OCDD_DB5
339.8597 S:8 BSUB(10000,15,-3.0) PKD(5,5,3,0.10%,100.0,0.00%,F,F)
21:39 H508.13 A2.38E3
22:20 H430.05 A2.29E3
23:23 H423.97 A4.16E3
23:39 H467.34 A2.65E3
24:20 H492.89 A1.11E3
24:46 H523.94 A3.00E3
25:08 H448.78 A2.26E3
25:52 H487.15 A4.56E3
26:09 H363.20 A1.75E3
26:55 H512.02 A1.47E3
27:51 H367.63 A1.58E3
100 %
50
0
6.2E2
3.1E2
0.0E0
22:00
23:00
24:00
25:00
26:00
27:00
28:00
Time
341.8568 S:8 BSUB(10000,15,-3.0) PKD(5,5,3,0.10%,100.0,0.00%,F,F)
21:44 H613.09 A1.77E3
22:27 H634.03 A2.01E3
22:46 H504.96 A5.69E3
23:27 H558.21 A2.46E3
23:52 H508.13 A2.70E3
24:46 H516.41 A3.42E3
25:17 H489.85 A3.27E3
25:36 H695.40 A3.89E3
26:00 H661.76 A2.00E3
26:34 H402.55 A943.65
27:06 H611.13 A3.16E3
27:53 H436.85 A1.87E3
100 %
50
0
9.1E2
4.5E2
0.0E0
22:00
23:00
24:00
25:00
26:00
27:00
28:00
Time
409.7974 S:8 BSUB(10000,15,-3.0) PKD(5,5,3,0.10%,100.0,0.00%,F,F)
21:35 H370.35 A2.30E3
22:27 H333.81 A1.69E3
22:43 H323.49 A1.29E3
23:37 H501.15 A2.08E3
24:16 H282.27 A1.72E3
24:33 H310.00 A1.01E3
24:55 H176.81 A539.63
25:24 H255.83 A732.40
25:52 H278.80 A1.20E3
26:25 H535.88 A2.73E3
26:44 H425.62 A2.42E3
27:52 H324.59 A1.18E3
100 %
50
0
6.8E2
3.4E2
0.0E0
22:00
23:00
24:00
25:00
26:00
27:00
28:00
Time
316.9824 S:8
21:45
21:59
22:23
22:49
23:14
23:42
23:56
24:20
25:03
25:33
25:44
26:25
26:53
27:25
27:55
100 %
50
0
2.9E5
1.4E5
0.0E0
22:00
23:00
24:00
25:00
26:00
27:00
28:00
Time

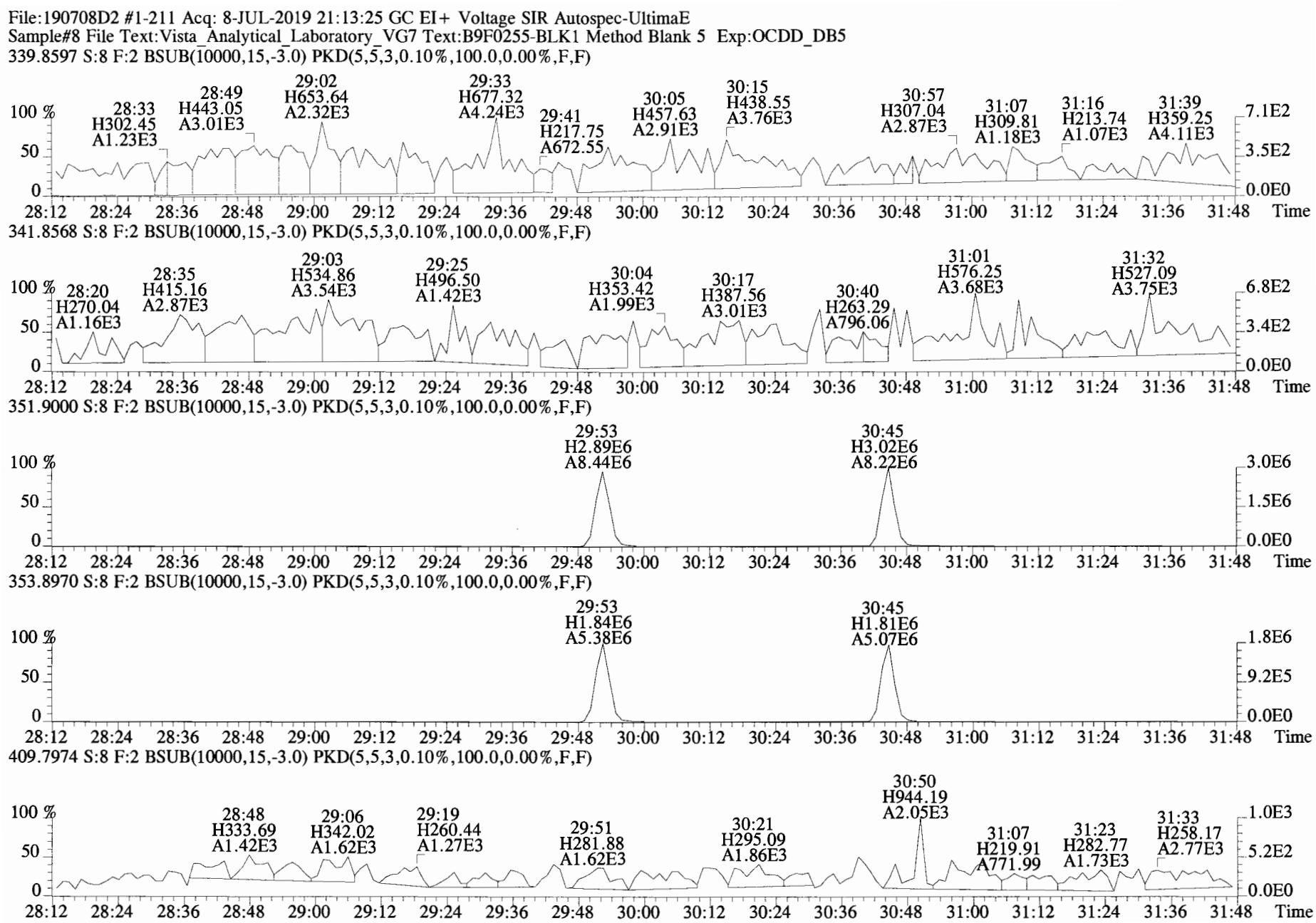
File:190708D2 #1-211 Acq: 8-JUL-2019 21:13:25 GC EI+ Voltage SIR Autospec-UltimaE
Sample#8 File Text:Vista_Analytical_Laboratory_VG7 Text:B9F0255-BLK1 Method Blank 5 Exp:OCDD_DB5
339.8597 S:8 F:2 BSUB(10000,15,-3.0) PKD(5,5,3,0.10%,100.0,0.00%,F,F)
28:33 H302.45 A1.23E3
28:49 H443.05 A3.01E3
29:02 H653.64 A2.32E3
29:33 H677.32 A4.24E3
29:41 H217.75 A672.55
30:05 H457.63 A2.91E3
30:15 H438.55 A3.76E3
30:57 H307.04 A2.87E3
31:07 H309.81 A1.18E3
31:16 H213.74 A1.07E3
31:39 H359.25 A4.11E3
341.8568 S:8 F:2 BSUB(10000,15,-3.0) PKD(5,5,3,0.10%,100.0,0.00%,F,F)
28:20 H270.04 A1.16E3
28:35 H415.16 A2.87E3
29:03 H534.86 A3.54E3
29:25 H496.50 A1.42E3
30:04 H353.42 A1.99E3
30:17 H387.56 A3.01E3
30:40 H263.29 A796.06
31:01 H576.25 A3.68E3
31:32 H527.09 A3.75E3
351.9000 S:8 F:2 BSUB(10000,15,-3.0) PKD(5,5,3,0.10%,100.0,0.00%,F,F)
29:53 H2.89E6 A8.44E6
30:45 H3.02E6 A8.22E6
353.8970 S:8 F:2 BSUB(10000,15,-3.0) PKD(5,5,3,0.10%,100.0,0.00%,F,F)
29:53 H1.84E6 A5.38E6
30:45 H1.81E6 A5.07E6
409.7974 S:8 F:2 BSUB(10000,15,-3.0) PKD(5,5,3,0.10%,100.0,0.00%,F,F)
28:48 H333.69 A1.42E3
29:06 H342.02 A1.62E3
29:19 H260.44 A1.27E3
29:51 H281.88 A1.62E3
30:21 H295.09 A1.86E3
30:50 H944.19 A2.05E3
31:07 H219.91 A771.99
31:23 H282.77 A1.73E3
31:33 H258.17 A2.77E3
100 %
50
0
28:12 28:24 28:36 28:48 29:00 29:12 29:24 29:36 29:48 30:00 30:12 30:24 30:36 30:48 31:00 31:12 31:24 31:36 31:48 Time
7.1E2
3.5E2
0.0E0
6.8E2
3.4E2
3.0E6
1.5E6
1.8E6
9.2E5
1.0E3
5.2E2

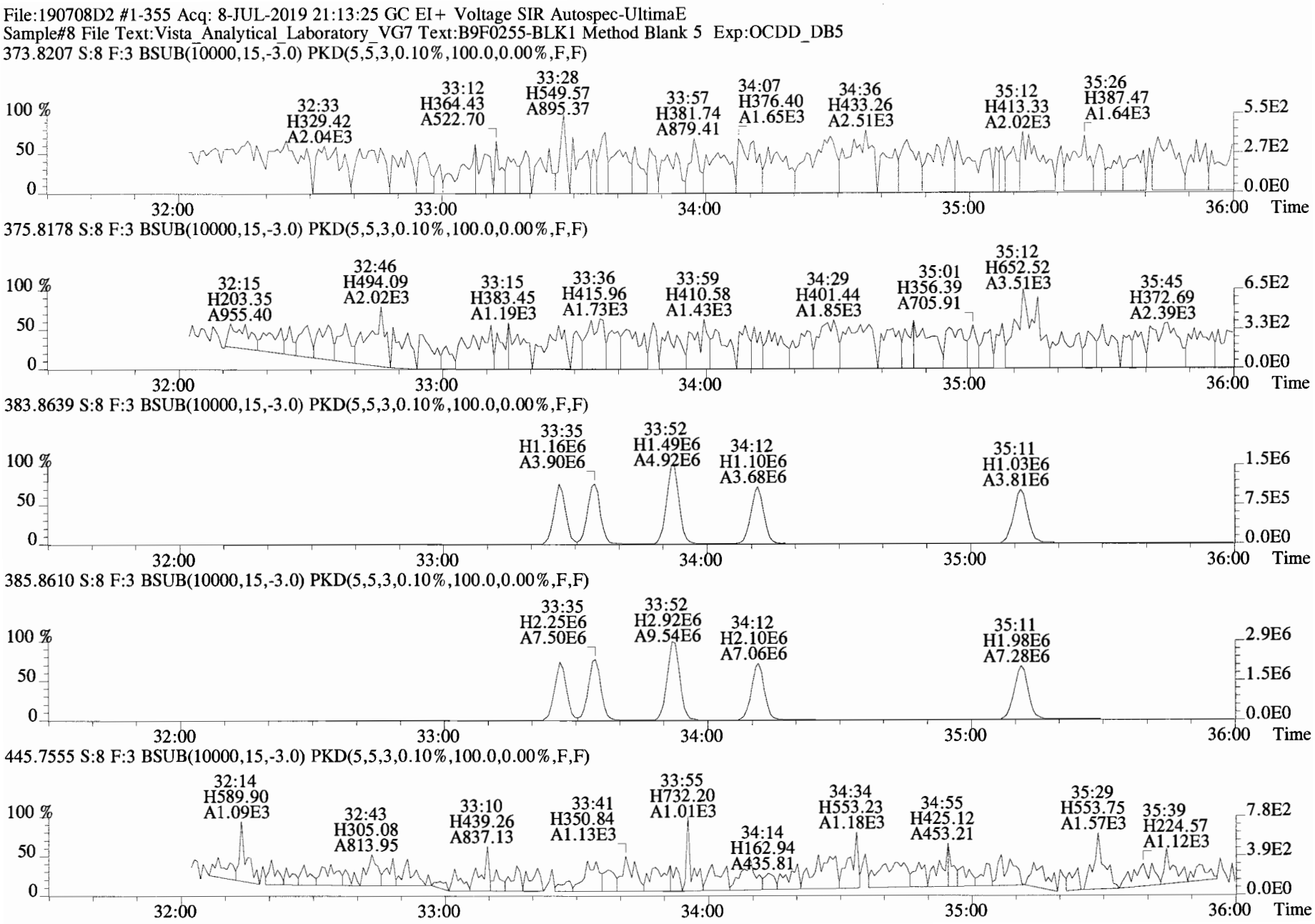
File:190708D2 #1-355 Acq: 8-JUL-2019 21:13:25 GC EI+ Voltage SIR Autospec-UltimaE
Sample#8 File Text:Vista_Analytical_Laboratory_VG7 Text:B9F0255-BLK1 Method Blank 5 Exp:OCDD_DB5
373.8207 S:8 F:3 BSUB(10000,15,-3.0) PKD(5,5,3,0.10%,100.0,0.00%,F,F)
32:33 H329.42 A2.04E3
33:12 H364.43 A522.70
33:28 H549.57 A895.37
33:57 H381.74 A879.41
34:07 H376.40 A1.65E3
34:36 H433.26 A2.51E3
35:12 H413.33 A2.02E3
35:26 H387.47 A1.64E3
100 %
50
0
5.5E2
2.7E2
0.0E0
32:00
33:00
34:00
35:00
36:00
Time
375.8178 S:8 F:3 BSUB(10000,15,-3.0) PKD(5,5,3,0.10%,100.0,0.00%,F,F)
32:15 H203.35 A955.40
32:46 H494.09 A2.02E3
33:15 H383.45 A1.19E3
33:36 H415.96 A1.73E3
33:59 H410.58 A1.43E3
34:29 H401.44 A1.85E3
35:01 H356.39 A705.91
35:12 H652.52 A3.51E3
35:45 H372.69 A2.39E3
100 %
50
0
6.5E2
3.3E2
0.0E0
32:00
33:00
34:00
35:00
36:00
Time
383.8639 S:8 F:3 BSUB(10000,15,-3.0) PKD(5,5,3,0.10%,100.0,0.00%,F,F)
33:35 H1.16E6 A3.90E6
33:52 H1.49E6 A4.92E6
34:12 H1.10E6 A3.68E6
35:11 H1.03E6 A3.81E6
100 %
50
0
1.5E6
7.5E5
0.0E0
32:00
33:00
34:00
35:00
36:00
Time
385.8610 S:8 F:3 BSUB(10000,15,-3.0) PKD(5,5,3,0.10%,100.0,0.00%,F,F)
33:35 H2.25E6 A7.50E6
33:52 H2.92E6 A9.54E6
34:12 H2.10E6 A7.06E6
35:11 H1.98E6 A7.28E6
100 %
50
0
2.9E6
1.5E6
0.0E0
32:00
33:00
34:00
35:00
36:00
Time
445.7555 S:8 F:3 BSUB(10000,15,-3.0) PKD(5,5,3,0.10%,100.0,0.00%,F,F)
32:14 H589.90 A1.09E3
32:43 H305.08 A813.95
33:10 H439.26 A837.13
33:41 H350.84 A1.13E3
33:55 H732.20 A1.01E3
34:14 H162.94 A435.81
34:34 H553.23 A1.18E3
34:55 H425.12 A453.21
35:29 H553.75 A1.57E3
35:39 H224.57 A1.12E3
100 %
50
0
7.8E2
3.9E2
0.0E0
32:00
33:00
34:00
35:00
36:00
Time

File:190708D2 #1-355 Acq: 8-JUL-2019 21:13:25 GC EI+ Voltage SIR Autospec-UltimaE
Sample#8 File Text:Vista_Analytical_Laboratory_VG7 Text:B9F0255-BLK1 Method Blank 5 Exp:OCDD_DB5
383.8639 S:8 F:3 BSUB(10000,15,-3.0) PKD(5,5,3,0.10%,100.0,0.00%,F,F)

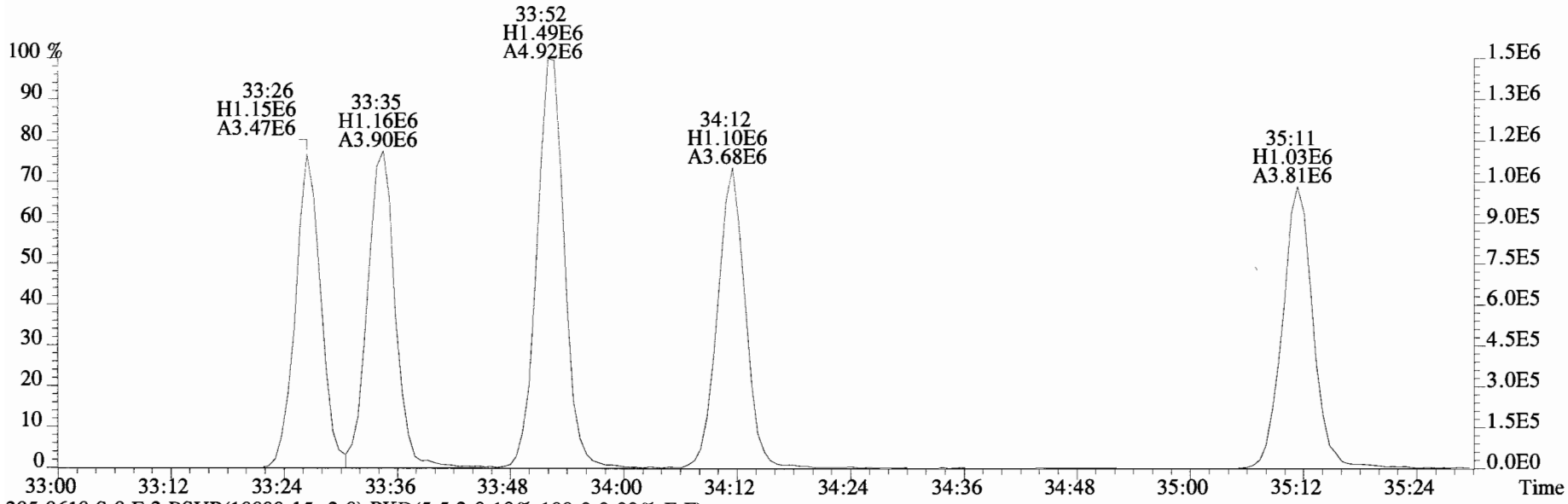

385.8610 S:8 F:3 BSUB(10000,15,-3.0) PKD(5,5,3,0.10%,100.0,0.00%,F,F)

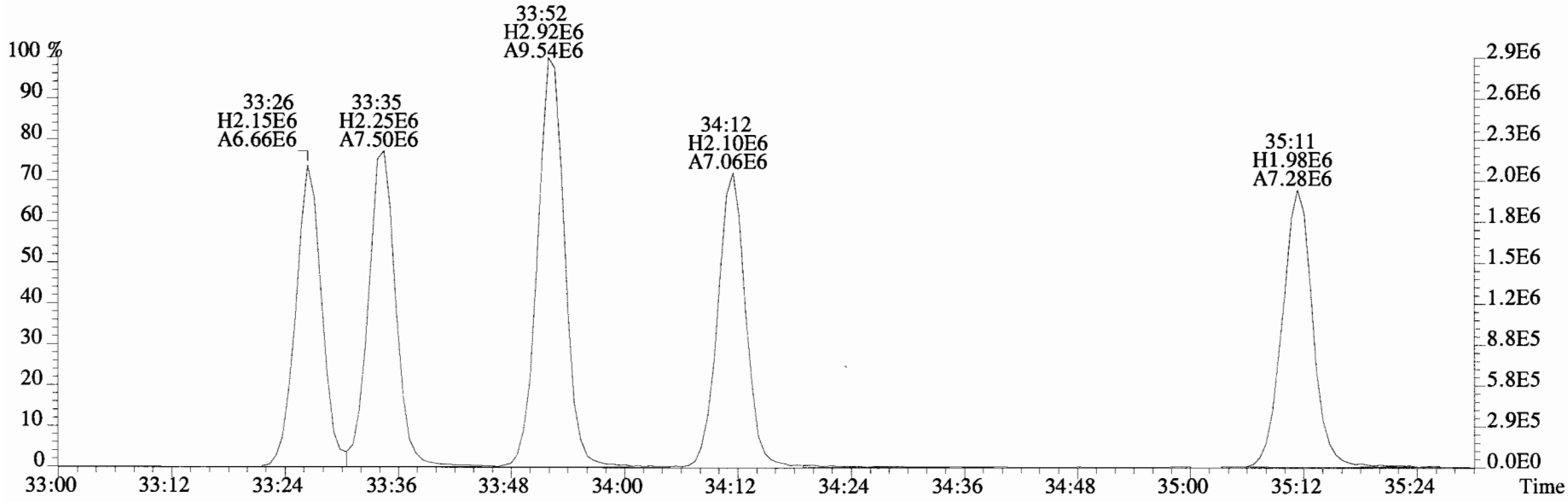

File:190708D2 #1-355 Acq: 8-JUL-2019 21:13:25 GC EI+ Voltage SIR Autospec-UltimaE
Sample#8 File Text:Vista_Analytical_Laboratory_VG7 Text:B9F0255-BLK1 Method Blank 5 Exp:OCDD_DB5
407.7818 S:8 F:4 BSUB(10000,15,-3.0) PKD(5,5,3,0.10%,100.0,0.00%,F,F)

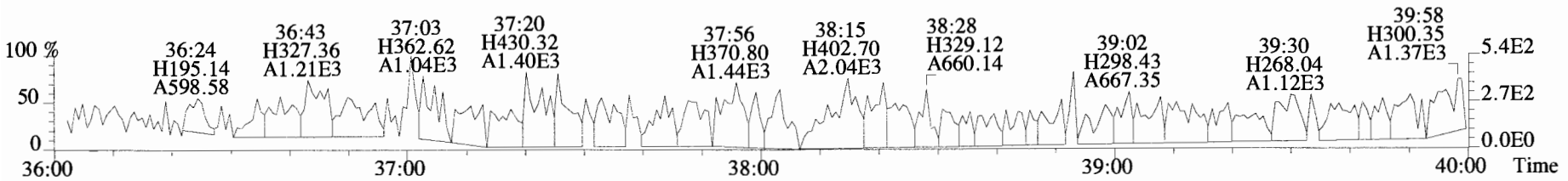

409.7788 S:8 F:4 BSUB(10000,15,-3.0) PKD(5,5,3,0.10%,100.0,0.00%,F,F)

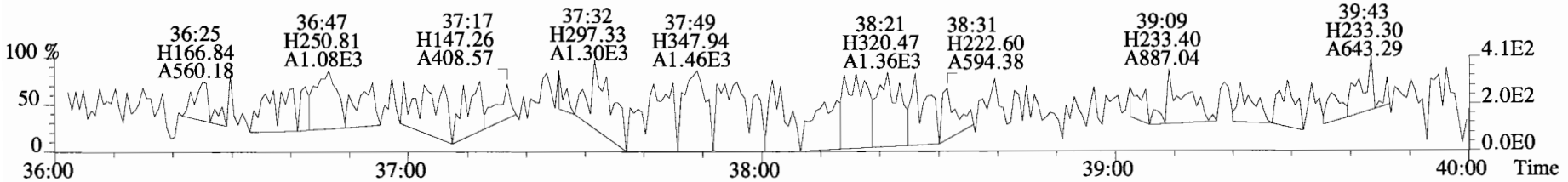

417.8253 S:8 F:4 BSUB(10000,15,-3.0) PKD(5,5,3,0.10%,100.0,0.00%,F,F)

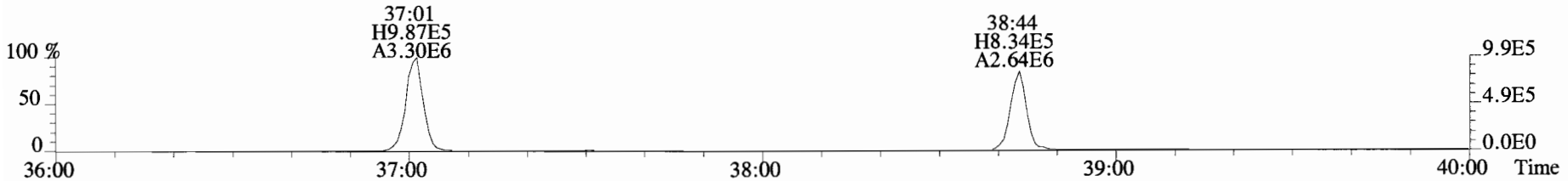

419.8220 S:8 F:4 BSUB(10000,15,-3.0) PKD(5,5,3,0.10%,100.0,0.00%,F,F)

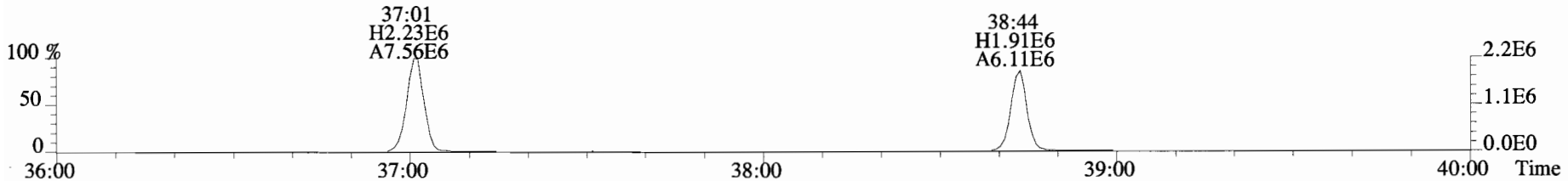

479.7165 S:8 F:4 BSUB(10000,15,-3.0) PKD(5,5,3,0.10%,100.0,0.00%,F,F)

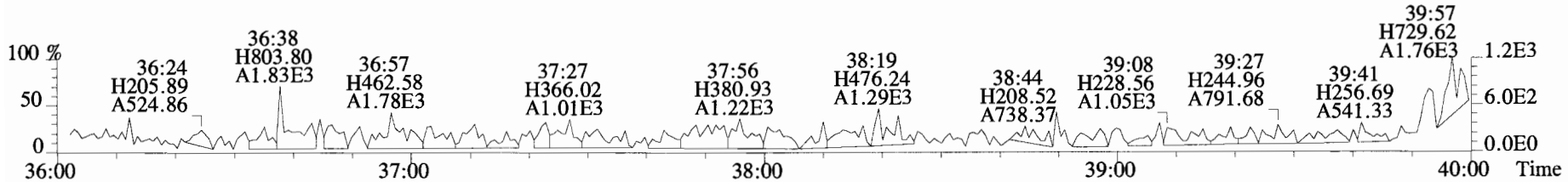

File:190708D2 #1-432 Acq: 8-JUL-2019 21:13:25 GC EI+ Voltage SIR Autospec-UltimaE
Sample#8 File Text:Vista_Analytical_Laboratory_VG7 Text:B9F0255-BLK1 Method Blank 5 Exp:OCDD_DB5
441.7428 S:8 F:5 BSUB(10000,15,-3.0) PKD(5,5,3,0.10%,100.0,0.00%,F,F)

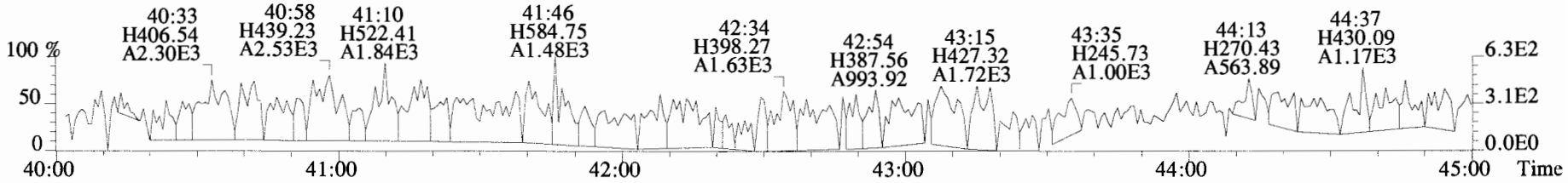

443.7398 S:8 F:5 BSUB(10000,15,-3.0) PKD(5,5,3,0.10%,100.0,0.00%,F,F)

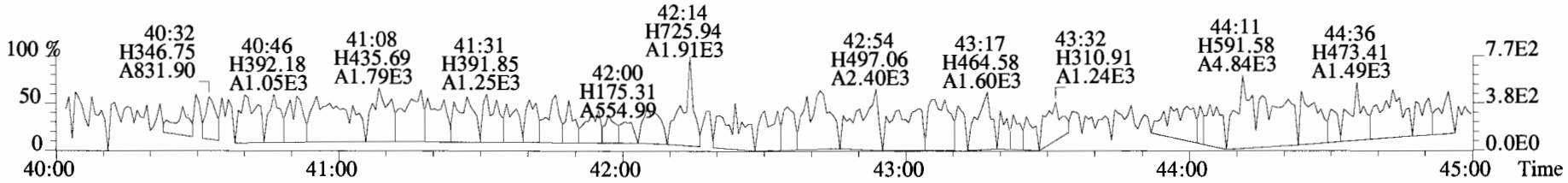

453.7831 S:8 F:5 BSUB(10000,15,-3.0) PKD(5,5,3,0.10%,100.0,0.00%,F,F)

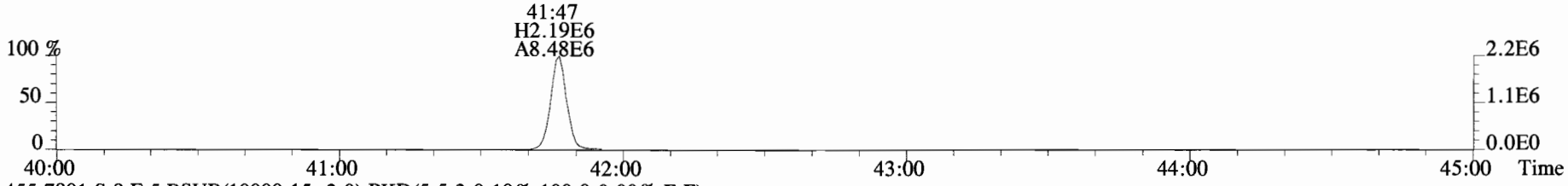

455.7801 S:8 F:5 BSUB(10000,15,-3.0) PKD(5,5,3,0.10%,100.0,0.00%,F,F)



513.6775 S:8 F:5 BSUB(10000,15,-3.0) PKD(5,5,3,0.10%,100.0,0.00%,F,F)

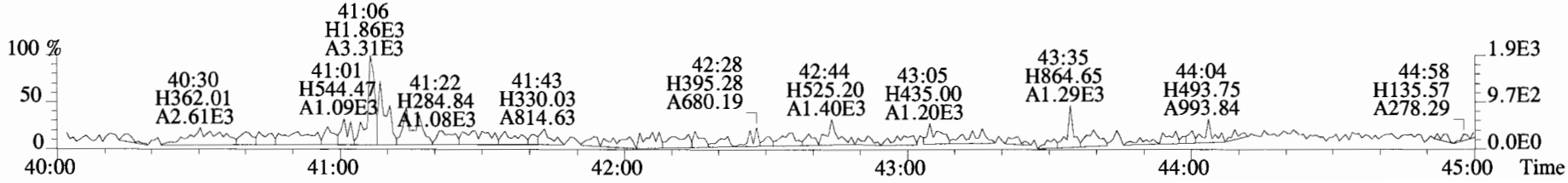

FORM 8A

PCDD/PCDF ONGOING PRECISION AND RECOVERY (OPR)

Lab Name: Vista Analytical Laboratory Extraction Batch: B9F0255-BS1

Contract No.: SAS No.:

Matrix (aqueous/solid/leachate): SOLID OPR Data Filename: 190708D2-3

Ext. Date: Shift: Day Analysis Date: 8-JUL-19 Time: 17:15:01

ALL CONCENTRATIONS REPORTED ON THIS FORM ARE CONCENTRATIONS IN EXTRACT.

NATIVE ANALYTES	SPIKE CONC. (ng/mL)	CONC. FOUND (ng/mL)	OPR CONC. LIMITS (1) (ng/mL)
2,3,7,8-TCDD	10	10.6	6.7 - 15.8 7.3 - 14.6 (2)
1,2,3,7,8-PeCDD	50	56.0	35.0 - 71.0
1,2,3,4,7,8-HxCDD	50	54.2	35.0 - 82.0
1,2,3,6,7,8-HxCDD	50	54.0	38.0 - 67.0
1,2,3,7,8,9-HxCDD	50	51.4	32.0 - 81.0
1,2,3,4,6,7,8-HpCDD	50	49.6	35.0 - 70.0
OCDD	100	103	78.0 - 144.0
2,3,7,8-TCDF	10	9.42	7.5 - 15.8 8.0 - 14.7 (2)
1,2,3,7,8-PeCDF	50	55.2	40.0 - 67.0
2,3,4,7,8-PeCDF	50	57.3	34.0 - 80.0
1,2,3,4,7,8-HxCDF	50	51.4	36.0 - 67.0
1,2,3,6,7,8-HxCDF	50	52.4	42.0 - 65.0
2,3,4,6,7,8-HxCDF	50	53.2	35.0 - 78.0
1,2,3,7,8,9-HxCDF	50	52.6	39.0 - 65.0
1,2,3,4,6,7,8-HpCDF	50	54.0	41.0 - 61.0
1,2,3,4,7,8,9-HpCDF	50	52.9	39.0 - 69.0
OCDF	100	101	63.0 - 170.0

(1) Contract-required concentration limits for OPR as specified in Table 6, Method 1613. 10/94

(2) Contract-required concentration limits for OPR as specified in Table 6a, Method 1613. 10/94

Analyst: DB

Date: 7/9/19

FORM 8B
PCDD/PCDF ONGOING PRECISION AND RECOVERY (OPR)

Lab Name: Vista Analytical Laboratory Extraction Batch: B9F0255-BS1

Contract No.: SAS No.:

Matrix (aqueous/solid/leachate): SOLID OPR Data Filename: 190708D2-3

Ext. Date: Shift: Day Analysis Date: 8-JUL-19 Time: 17:15:01

ALL CONCENTRATIONS REPORTED ON THIS FORM ARE CONCENTRATIONS IN EXTRACT.

LABELED COMPOUNDS	SPIKE CONC. (ng/mL)	CONC. FOUND (ng/mL)	OPR CONC. LIMITS (1) (ng/mL)
13C-2,3,7,8-TCDD	100	89.7	20.0 - 175.0
			25.0 - 141.0 (2)
13C-1,2,3,7,8-PeCDD	100	92.4	21.0 - 227.0
13C-1,2,3,4,7,8-HxCDD	100	98.4	21.0 - 193.0
13C-1,2,3,6,7,8-HxCDD	100	91.5	25.0 - 163.0
13C-1,2,3,7,8,9-HxCDD	100	95.7	21.0 - 193.0
13C-1,2,3,4,6,7,8-HpCDD	100	100	26.0 - 166.0
13C-OCDD	200	208	26.0 - 397.0
13C-2,3,7,8-TCDF	100	81.8	22.0 - 152.0
			26.0 - 126.0 (2)
13C-1,2,3,7,8-PeCDF	100	86.5	21.0 - 192.0
13C-2,3,4,7,8-PeCDF	100	85.9	13.0 - 328.0
13C-1,2,3,4,7,8-HxCDF	100	97.3	19.0 - 202.0
13C-1,2,3,6,7,8-HxCDF	100	91.6	21.0 - 159.0
13C-2,3,4,6,7,8-HxCDF	100	91.8	22.0 - 176.0
13C-1,2,3,7,8,9-HxCDF	100	95.5	17.0 - 205.0
13C-1,2,3,4,6,7,8-HpCDF	100	88.4	21.0 - 158.0
13C-1,2,3,4,7,8,9-HpCDF	100	96.1	20.0 - 186.0
13C-OCDF	200	207	26.0 - 397.0
CLEANUP STANDARD			
37Cl-2,3,7,8-TCDD	40	32.7	12.4 - 76.4

(1) Contract-required concentration limits for OPR as specified in Table 6, Method 1613. 10/94

(2) Contract-required concentration limits for OPR as specified in Table 6a, Method 1613. 10/94

Analyst: DB

Date: 7/9/19

Client ID: OPR | Filename: 190708D2 S:3 | Acq: 8-JUL-19 17:15:01 | ConCal: ST190708D2-1

Lab ID: B9F0255-BS1 | GC Column ID: ZB-5MS | ICal: 1613VG7-5-10-19 | wt/vol: 1.000 | EndCAL: NA

	Name	Resp	RA	RRF	RT	Conc	Qual	noise	Fac	DL
	2,3,7,8-TCDD	1.00e+06	0.82 y	0.90	26:44	10.597		*	2.5	*
	1,2,3,7,8-PeCDD	4.67e+06	0.62 y	0.87	31:01	56.002		*	2.5	*
	1,2,3,4,7,8-HxCDD	4.30e+06	1.22 y	1.05	34:22	54.231		*	2.5	*
	1,2,3,6,7,8-HxCDD	4.39e+06	1.23 y	0.93	34:29	53.993		*	2.5	*
	1,2,3,7,8,9-HxCDD	4.36e+06	1.22 y	0.96	34:47	51.396		*	2.5	*
	1,2,3,4,6,7,8-HpCDD	3.84e+06	1.02 y	0.99	38:09	49.586		*	2.5	*
	OCDD	7.52e+06	0.87 y	0.99	41:32	103.10		*	2.5	*
	2,3,7,8-TCDF	1.25e+06	0.75 y	0.94	26:01	9.4185		*	2.5	*
	1,2,3,7,8-PeCDF	6.88e+06	1.61 y	0.92	29:53	55.218		*	2.5	*
	2,3,4,7,8-PeCDF	7.22e+06	1.61 y	0.96	30:45	57.289		*	2.5	*
	1,2,3,4,7,8-HxCDF	5.61e+06	1.24 y	1.15	33:27	51.365		*	2.5	*
	1,2,3,6,7,8-HxCDF	5.78e+06	1.24 y	1.04	33:35	52.360		*	2.5	*
	2,3,4,6,7,8-HxCDF	5.80e+06	1.23 y	1.10	34:12	53.244		*	2.5	*
	1,2,3,7,8,9-HxCDF	5.10e+06	1.23 y	1.03	35:12	52.610		*	2.5	*
	1,2,3,4,6,7,8-HpCDF	4.67e+06	1.02 y	1.06	37:01	53.985		*	2.5	*
	1,2,3,4,7,8,9-HpCDF	4.47e+06	1.03 y	1.23	38:44	52.870		*	2.5	*
	OCDF	8.76e+06	0.89 y	0.94	41:47	101.21		*	2.5	*
IS	13C-2,3,7,8-TCDD	1.05e+07	0.78 y	1.11	26:42	89.666				
IS	13C-1,2,3,7,8-PeCDD	9.56e+06	0.63 y	0.98	30:60	92.361				
IS	13C-1,2,3,4,7,8-HxCDD	7.55e+06	1.30 y	0.68	34:21	98.435				
IS	13C-1,2,3,6,7,8-HxCDD	8.74e+06	1.29 y	0.84	34:28	91.479				
IS	13C-1,2,3,7,8,9-HxCDD	8.82e+06	1.24 y	0.81	34:46	95.677				
IS	13C-1,2,3,4,6,7,8-HpCDD	7.82e+06	1.05 y	0.69	38:09	100.45				
IS	13C-OCDD	1.48e+07	0.91 y	0.62	41:31	208.44				
IS	13C-2,3,7,8-TCDF	1.41e+07	0.77 y	1.05	25:60	81.833				
IS	13C-1,2,3,7,8-PeCDF	1.35e+07	1.59 y	0.95	29:52	86.531				
IS	13C-2,3,4,7,8-PeCDF	1.32e+07	1.54 y	0.94	30:44	85.948				
IS	13C-1,2,3,4,7,8-HxCDF	9.47e+06	0.51 y	0.86	33:26	97.306				
IS	13C-1,2,3,6,7,8-HxCDF	1.06e+07	0.51 y	1.02	33:34	91.615				
IS	13C-2,3,4,6,7,8-HxCDF	9.93e+06	0.51 y	0.95	34:11	91.790				
IS	13C-1,2,3,7,8,9-HxCDF	9.40e+06	0.51 y	0.87	35:11	95.460				
IS	13C-1,2,3,4,6,7,8-HpCDF	8.12e+06	0.44 y	0.81	37:00	88.422				
IS	13C-1,2,3,4,7,8,9-HpCDF	6.90e+06	0.44 y	0.63	38:43	96.130				
IS	13C-OCDF	1.84e+07	0.88 y	0.78	41:46	207.14				
C/Up	37Cl-2,3,7,8-TCDD	4.22e+06		1.22	26:44	32.728				
RS/RT	13C-1,2,3,4-TCDD	1.06e+07	0.80 y	1.00	26:10	100.00				
RS	13C-1,2,3,4-TCDF	1.64e+07	0.79 y	1.00	24:51	100.00				
RS/RT	13C-1,2,3,4,6,9-HxCDF	1.14e+07	0.52 y	1.00	33:52	100.00				

Name	Conc	EMPC	Qual	noise	DL
Total Tetra-Dioxins	10.7	11.5		*	*
Total Penta-Dioxins	56.0	56.3		*	*
Total Hexa-Dioxins	160	160		*	*
Total Hepta-Dioxins	49.6	51.2		*	*
Total Tetra-Furans	9.72	11.1		*	*
Total Penta-Furans	113.98	115.58		*	*
Total Hexa-Furans	210	210		*	*
Total Hepta-Furans	107	108		*	*

		Rec	Qual
IS	13C-2,3,7,8-TCDD	89.7	
IS	13C-1,2,3,7,8-PeCDD	92.4	
IS	13C-1,2,3,4,7,8-HxCDD	98.4	
IS	13C-1,2,3,6,7,8-HxCDD	91.5	
IS	13C-1,2,3,7,8,9-HxCDD	95.7	
IS	13C-1,2,3,4,6,7,8-HpCDD	100	
IS	13C-OCDD	104	
IS	13C-2,3,7,8-TCDF	81.8	
IS	13C-1,2,3,7,8-PeCDF	86.5	
IS	13C-2,3,4,7,8-PeCDF	85.9	
IS	13C-1,2,3,4,7,8-HxCDF	97.3	
IS	13C-1,2,3,6,7,8-HxCDF	91.6	
IS	13C-2,3,4,6,7,8-HxCDF	91.8	
IS	13C-1,2,3,7,8,9-HxCDF	95.5	
IS	13C-1,2,3,4,6,7,8-HpCDF	88.4	
IS	13C-1,2,3,4,7,8,9-HpCDF	96.1	
IS	13C-OCDF	104	
C/Up	37Cl-2,3,7,8-TCDD	81.8	

Integrations by Analyst: DB Date: 7/9/19

Reviewed by Analyst: CT Date: 07/11/19

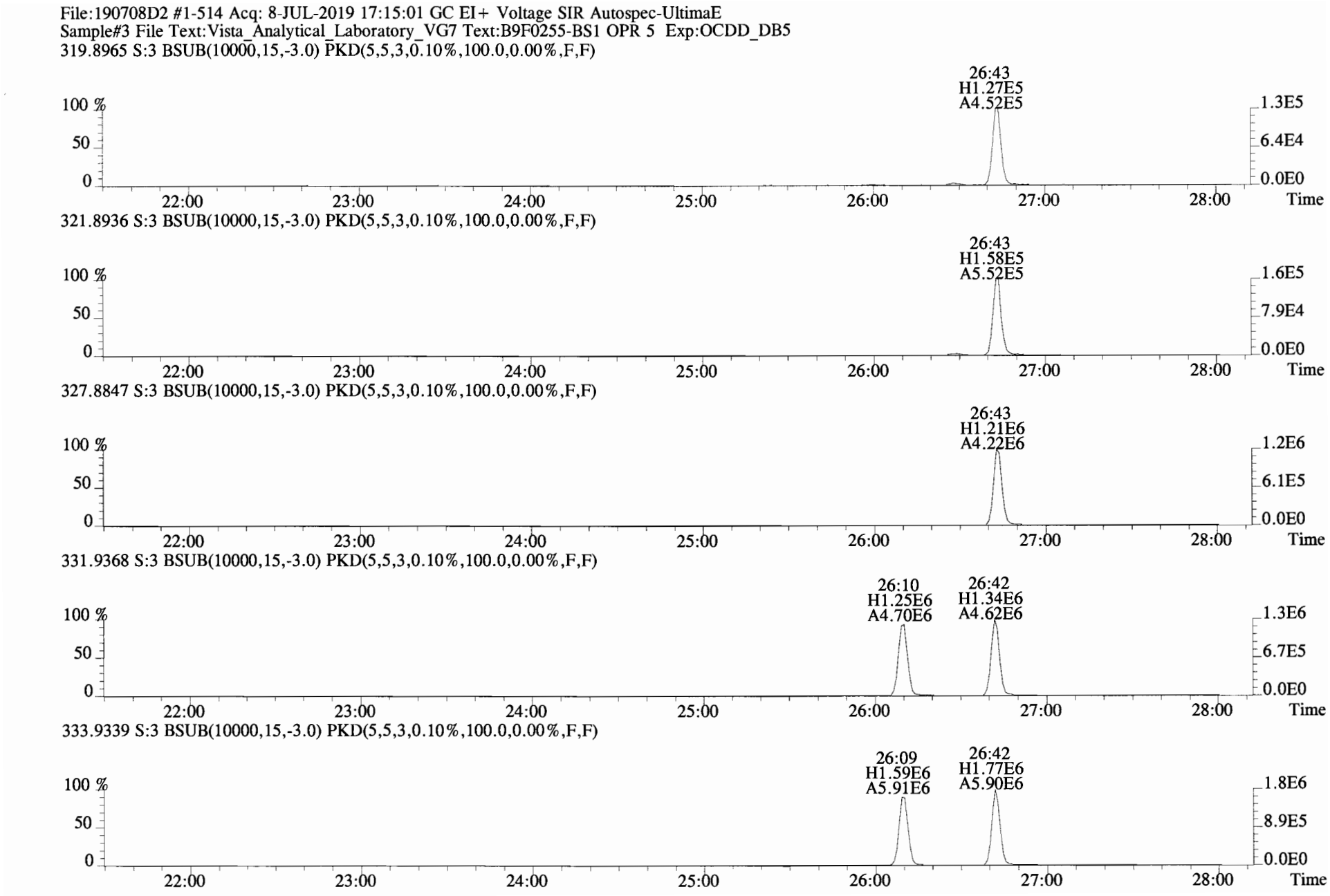
File:190708D2 #1-514 Acq: 8-JUL-2019 17:15:01 GC EI+ Voltage SIR Autospec-UltimaE
Sample#3 File Text:Vista_Analytical_Laboratory_VG7 Text:B9F0255-BS1 OPR 5 Exp:OCDD_DB5
319.8965 S:3 BSUB(10000,15,-3.0) PKD(5,5,3,0.10%,100.0,0.00%,F,F)
26:43
H1.27E5
A4.52E5
100 %
50
0
1.3E5
6.4E4
0.0E0
22:00
23:00
24:00
25:00
26:00
27:00
28:00
Time
321.8936 S:3 BSUB(10000,15,-3.0) PKD(5,5,3,0.10%,100.0,0.00%,F,F)
26:43
H1.58E5
A5.52E5
1.6E5
7.9E4
0.0E0
327.8847 S:3 BSUB(10000,15,-3.0) PKD(5,5,3,0.10%,100.0,0.00%,F,F)
26:43
H1.21E6
A4.22E6
1.2E6
6.1E5
0.0E0
331.9368 S:3 BSUB(10000,15,-3.0) PKD(5,5,3,0.10%,100.0,0.00%,F,F)
26:10
H1.25E6
A4.70E6
26:42
H1.34E6
A4.62E6
1.3E6
6.7E5
0.0E0
333.9339 S:3 BSUB(10000,15,-3.0) PKD(5,5,3,0.10%,100.0,0.00%,F,F)
26:09
H1.59E6
A5.91E6
26:42
H1.77E6
A5.90E6
1.8E6
8.9E5
0.0E0

File:190708D2 #1-211 Acq: 8-JUL-2019 17:15:01 GC EI+ Voltage SIR Autospec-UltimaE
Sample#3 File Text:Vista_Analytical_Laboratory_VG7 Text:B9F0255-BS1 OPR 5 Exp:OCDD_DB5
353.8576 S:3 F:2 BSUB(10000,15,-3.0) PKD(5,5,3,0.10%,100.0,0.00%,F,F)

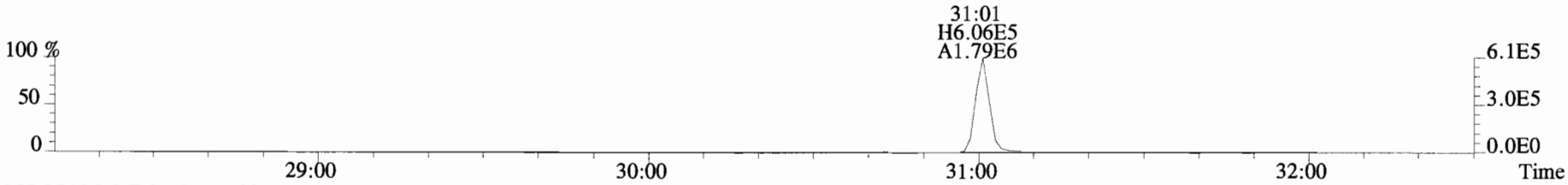

355.8546 S:3 F:2 BSUB(10000,15,-3.0) PKD(5,5,3,0.10%,100.0,0.00%,F,F)

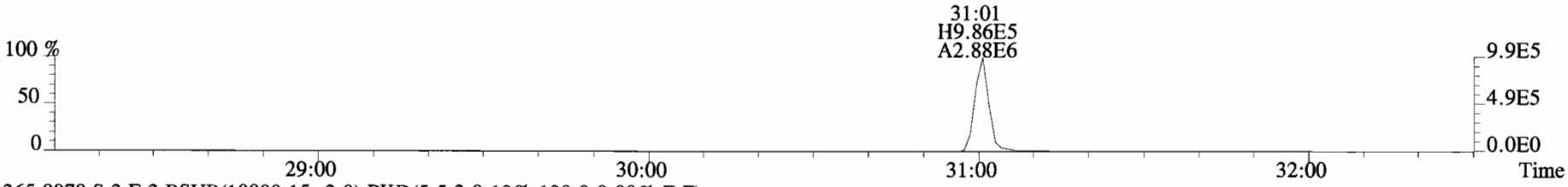

365.8978 S:3 F:2 BSUB(10000,15,-3.0) PKD(5,5,3,0.10%,100.0,0.00%,F,F)

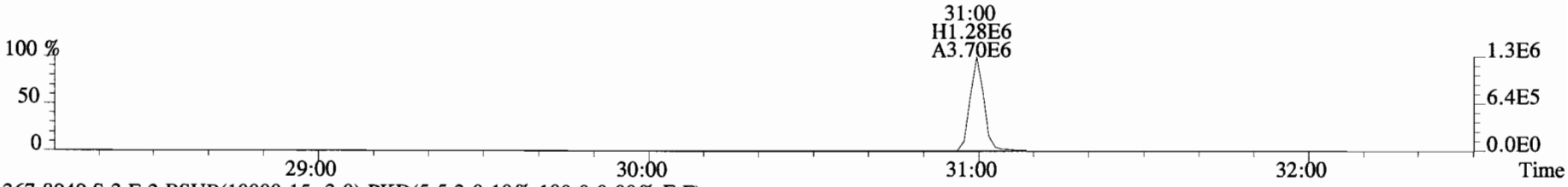

367.8949 S:3 F:2 BSUB(10000,15,-3.0) PKD(5,5,3,0.10%,100.0,0.00%,F,F)

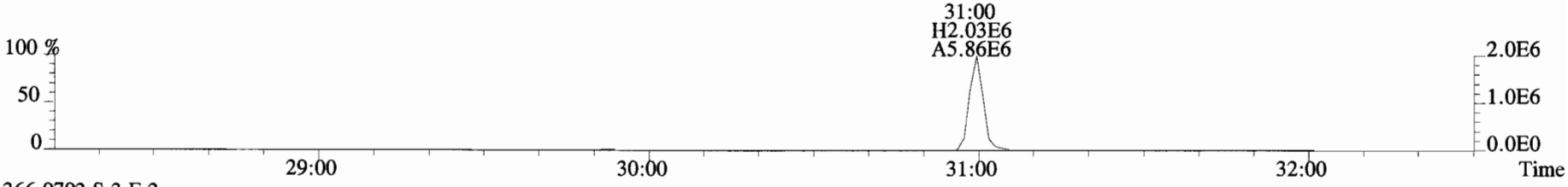

366.9792 S:3 F:2

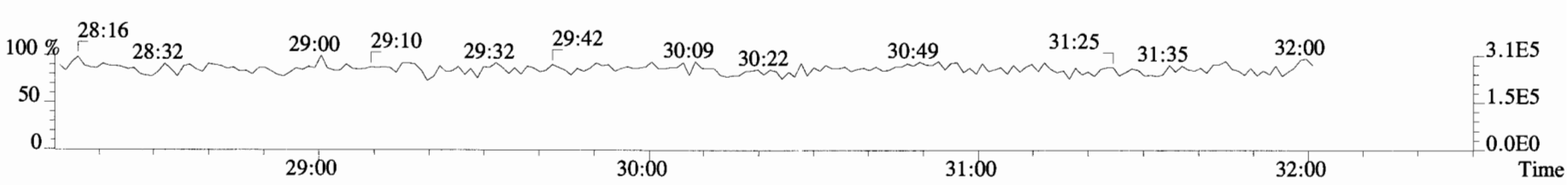

File:190708D2 #1-354 Acq: 8-JUL-2019 17:15:01 GC EI+ Voltage SIR Autospec-UltimaE
Sample#3 File Text:Vista_Analytical_Laboratory_VG7 Text:B9F0255-BS1 OPR 5 Exp:OCDD_DB5
389.8156 S:3 F:3 BSUB(10000,15,-3.0) PKD(5,5,3,0.10%,100.0,0.00%,F,F)

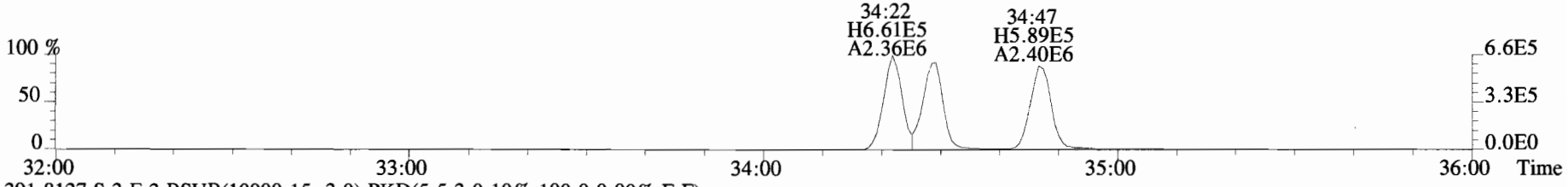

391.8127 S:3 F:3 BSUB(10000,15,-3.0) PKD(5,5,3,0.10%,100.0,0.00%,F,F)

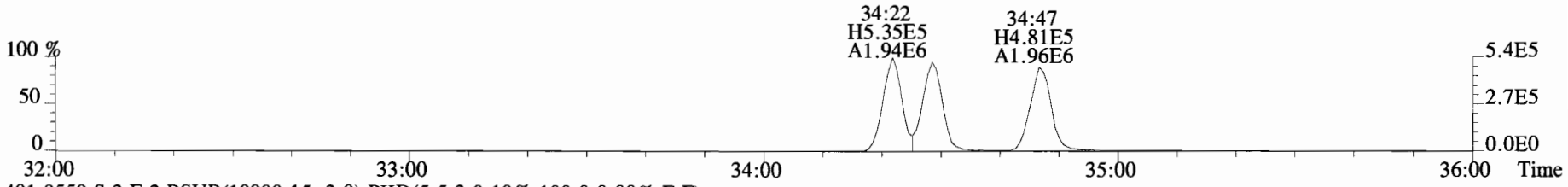

401.8559 S:3 F:3 BSUB(10000,15,-3.0) PKD(5,5,3,0.10%,100.0,0.00%,F,F)

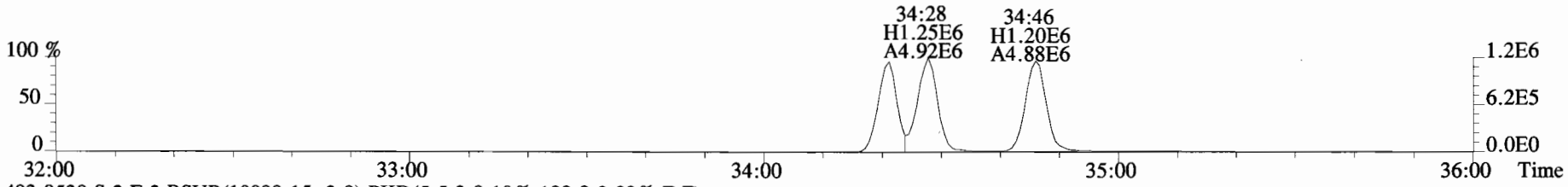

403.8530 S:3 F:3 BSUB(10000,15,-3.0) PKD(5,5,3,0.10%,100.0,0.00%,F,F)

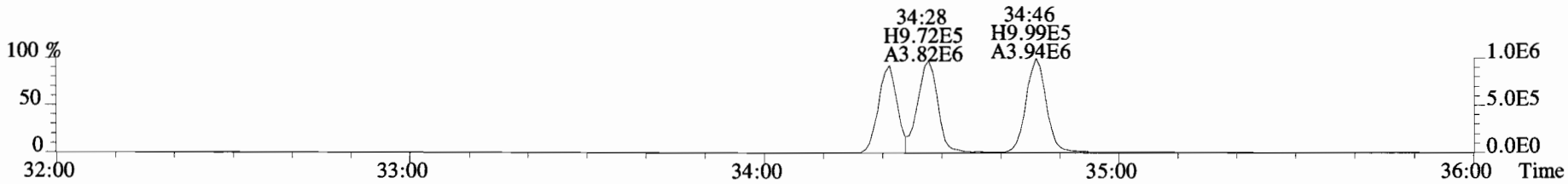

392.9760 S:3 F:3

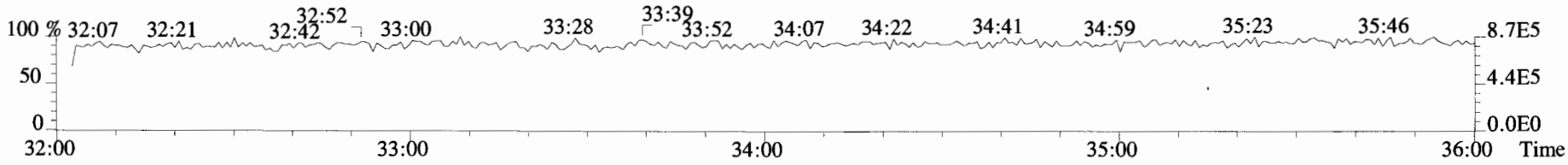

File:190708D2 #1-354 Acq: 8-JUL-2019 17:15:01 GC EI+ Voltage SIR Autospec-UltimaE
Sample#3 File Text:Vista_Analytical_Laboratory_VG7 Text:B9F0255-BS1 OPR 5 Exp:OCDD_DB5
401.8559 S:3 F:3 BSUB(10000,15,-3.0) PKD(5,5,3,0.10%,100.0,0.00%,F,F)

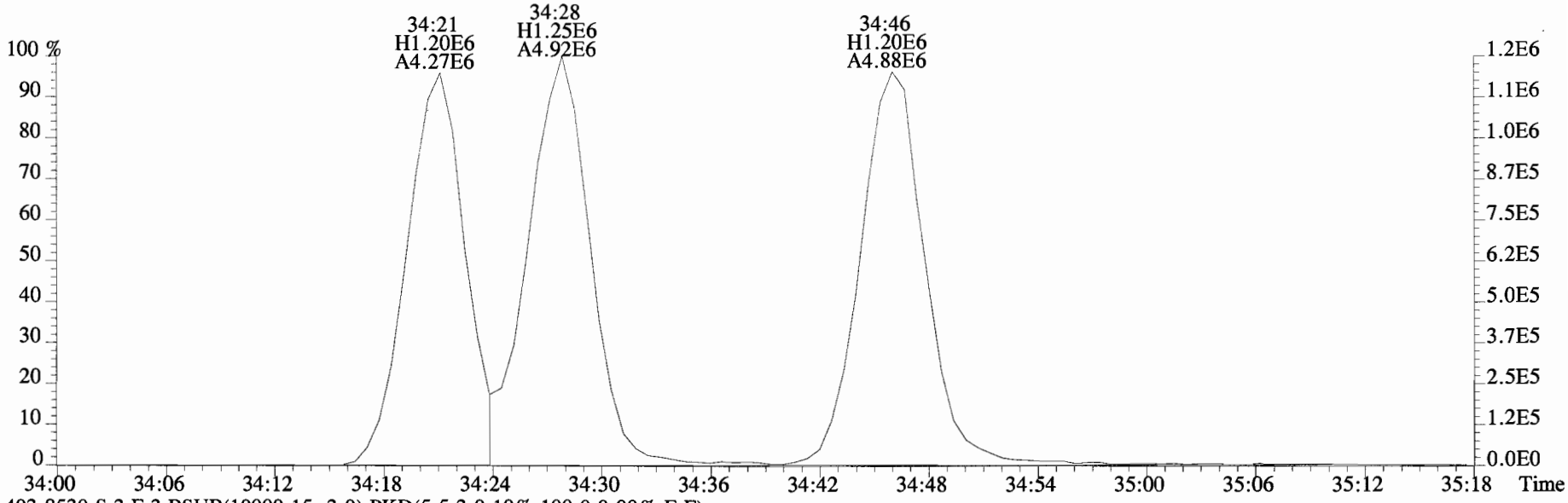

403.8530 S:3 F:3 BSUB(10000,15,-3.0) PKD(5,5,3,0.10%,100.0,0.00%,F,F)

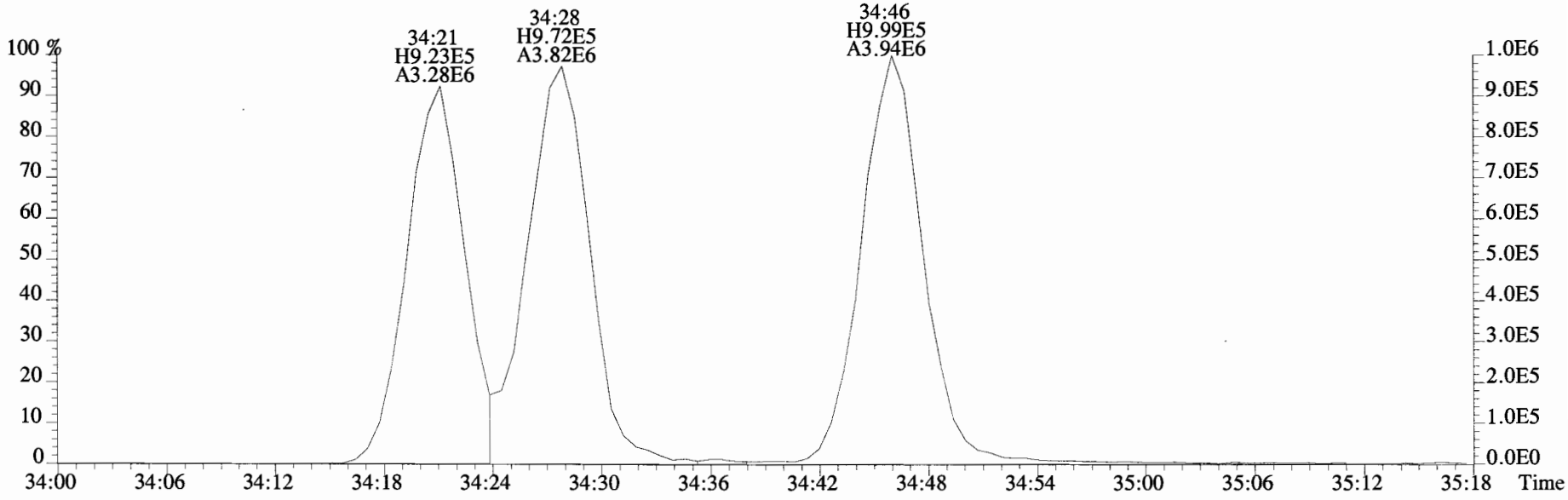

File:190708D2 #1-356 Acq: 8-JUL-2019 17:15:01 GC EI+ Voltage SIR Autospec-UltimaE
Sample#3 File Text:Vista_Analytical_Laboratory_VG7 Text:B9F0255-BS1 OPR 5 Exp:OCDD_DB5
423.7767 S:3 F:4 BSUB(10000,15,-3.0) PKD(5,5,3,0.10%,100.0,0.00%,F,F)

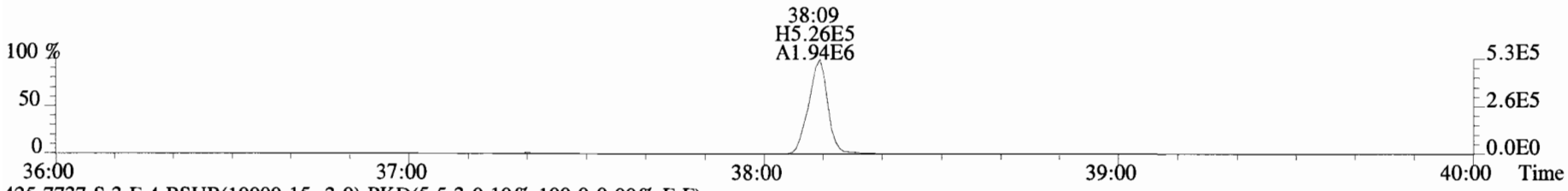

425.7737 S:3 F:4 BSUB(10000,15,-3.0) PKD(5,5,3,0.10%,100.0,0.00%,F,F)

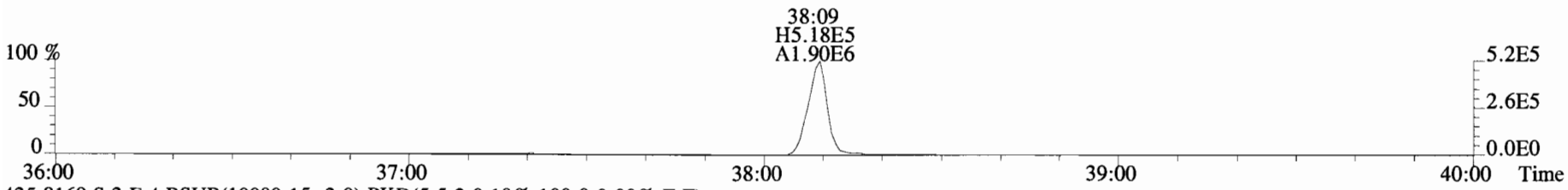

435.8169 S:3 F:4 BSUB(10000,15,-3.0) PKD(5,5,3,0.10%,100.0,0.00%,F,F)

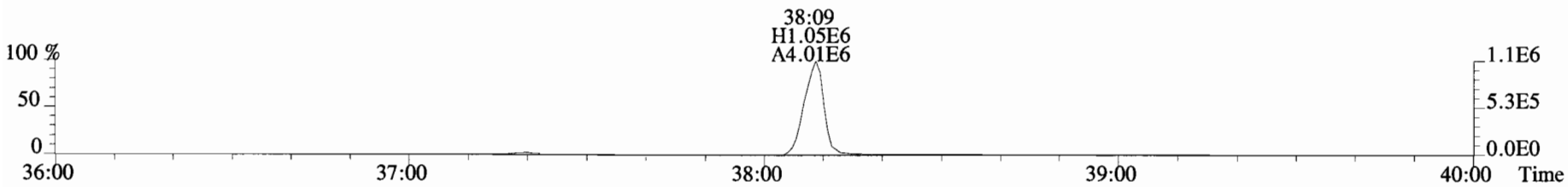

437.8140 S:3 F:4 BSUB(10000,15,-3.0) PKD(5,5,3,0.10%,100.0,0.00%,F,F)

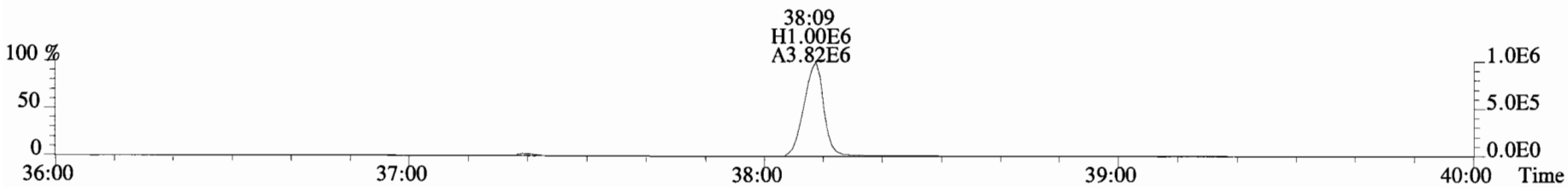

454.9728 S:3 F:4

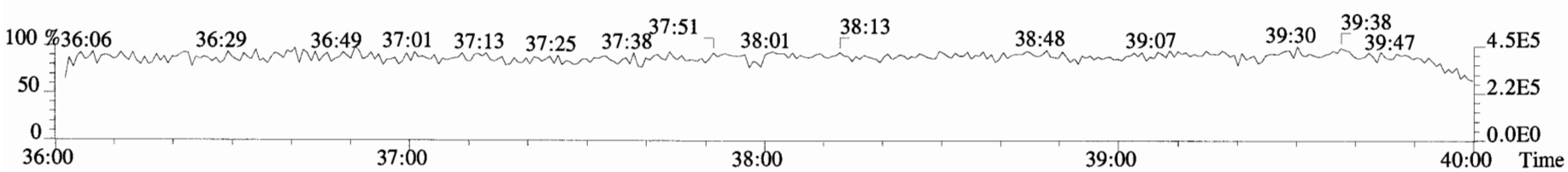

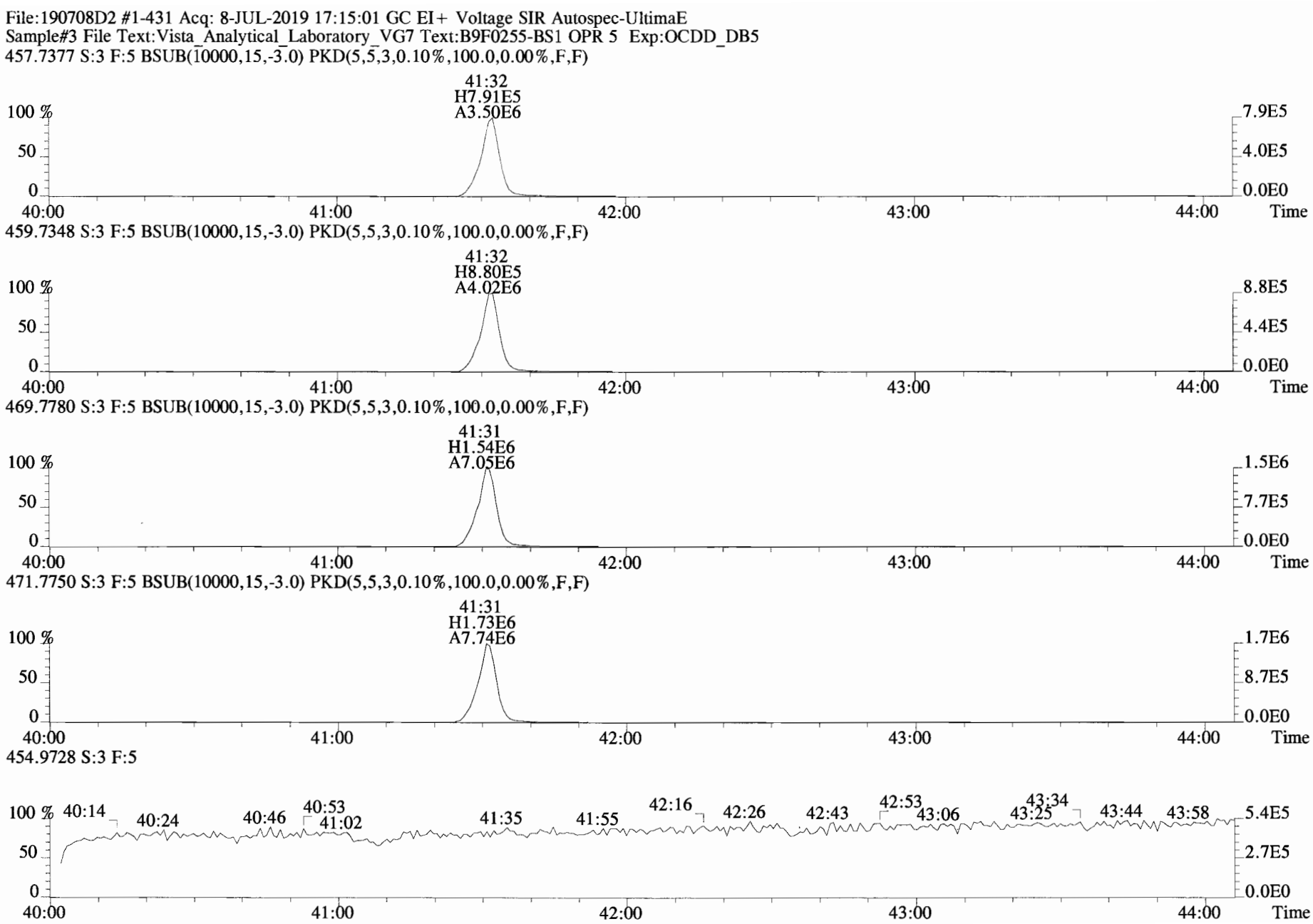
File:190708D2 #1-431 Acq: 8-JUL-2019 17:15:01 GC EI+ Voltage SIR Autospec-UltimaE
Sample#3 File Text:Vista_Analytical_Laboratory_VG7 Text:B9F0255-BS1 OPR 5 Exp:OCDD_DB5
457.7377 S:3 F:5 BSUB(10000,15,-3.0) PKD(5,5,3,0.10%,100.0,0.00%,F,F)
41:32
H7.91E5
A3.50E6
100 %
50
0
7.9E5
4.0E5
0.0E0
40:00
41:00
42:00
43:00
44:00
Time
459.7348 S:3 F:5 BSUB(10000,15,-3.0) PKD(5,5,3,0.10%,100.0,0.00%,F,F)
41:32
H8.80E5
A4.02E6
8.8E5
4.4E5
469.7780 S:3 F:5 BSUB(10000,15,-3.0) PKD(5,5,3,0.10%,100.0,0.00%,F,F)
41:31
H1.54E6
A7.05E6
1.5E6
7.7E5
471.7750 S:3 F:5 BSUB(10000,15,-3.0) PKD(5,5,3,0.10%,100.0,0.00%,F,F)
41:31
H1.73E6
A7.74E6
1.7E6
8.7E5
454.9728 S:3 F:5
40:14
40:24
40:46
40:53
41:02
41:35
41:55
42:16
42:26
42:43
42:53
43:06
43:25
43:34
43:44
43:58
5.4E5
2.7E5

File:190708D2 #1-514 Acq: 8-JUL-2019 17:15:01 GC EI+ Voltage SIR Autospec-UltimaE
Sample#3 File Text:Vista_Analytical_Laboratory_VG7 Text:B9F0255-BS1 OPR 5 Exp:OCDD_DB5

303.9016 S:3 BSUB(10000,15,-3.0) PKD(5,5,3,0.10%,100.0,0.00%,F,F)

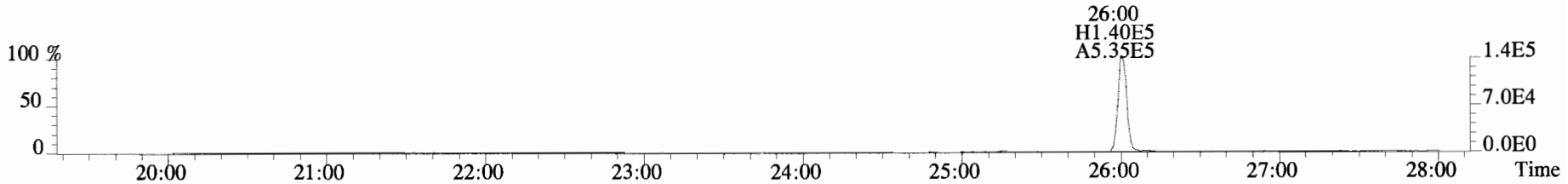

305.8987 S:3 BSUB(10000,15,-3.0) PKD(5,5,3,0.10%,100.0,0.00%,F,F)

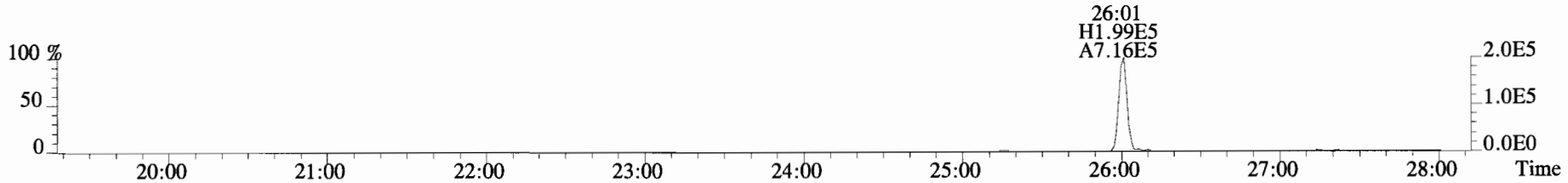

315.9419 S:3 BSUB(10000,15,-3.0) PKD(5,5,3,0.10%,100.0,0.00%,F,F)

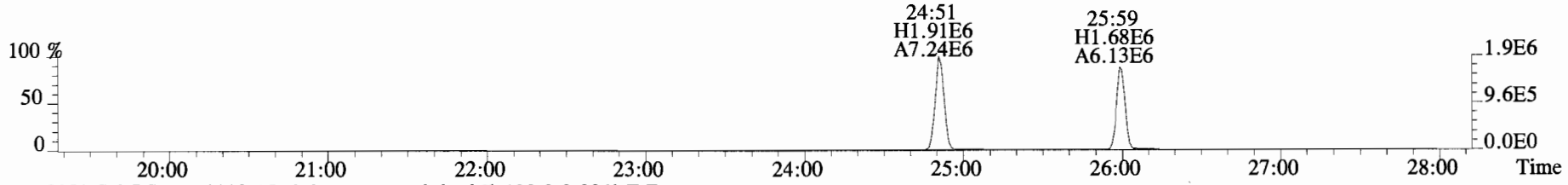

317.9389 S:3 BSUB(10000,15,-3.0) PKD(5,5,3,0.10%,100.0,0.00%,F,F)

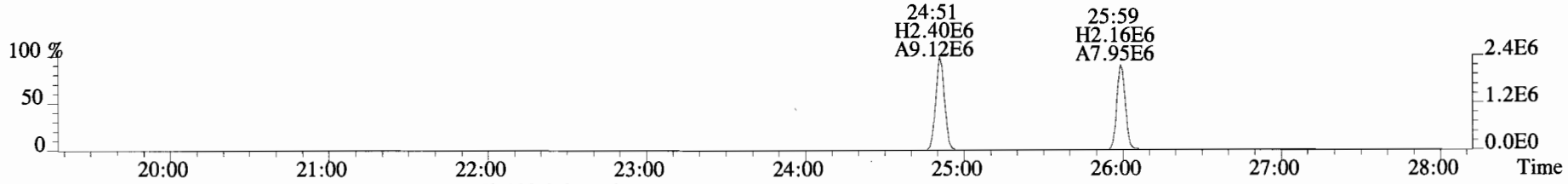

375.8364 S:3 BSUB(10000,15,-3.0) PKD(5,5,3,0.10%,100.0,0.00%,F,F)

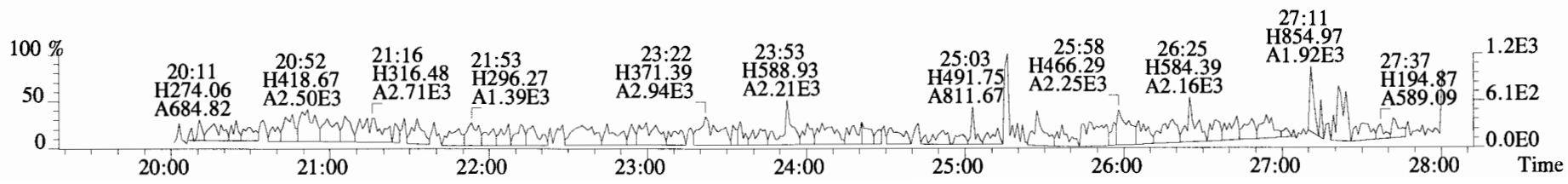

File:190708D2 #1-514 Acq: 8-JUL-2019 17:15:01 GC EI+ Voltage SIR Autospec-UltimaE
Sample#3 File Text:Vista_Analytical_Laboratory_VG7 Text:B9F0255-BS1 OPR 5 Exp:OCDD_DB5
339.8597 S:3 BSUB(10000,15,-3.0) PKD(5,5,3,0.10%,100.0,0.00%,F,F)

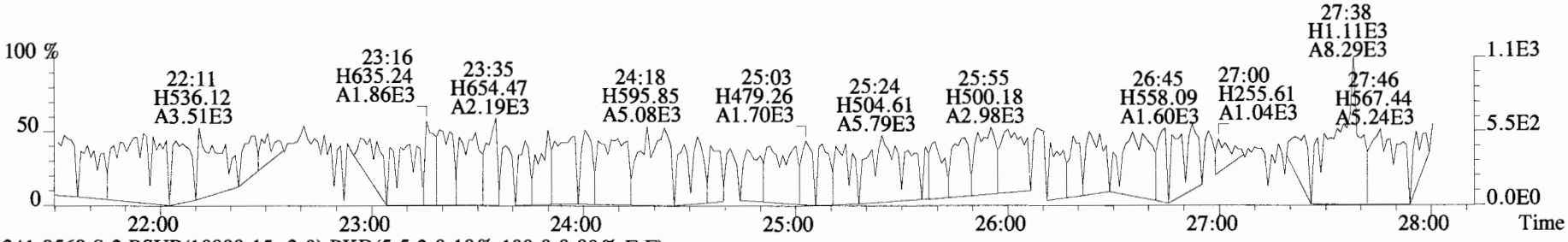

341.8568 S:3 BSUB(10000,15,-3.0) PKD(5,5,3,0.10%,100.0,0.00%,F,F)

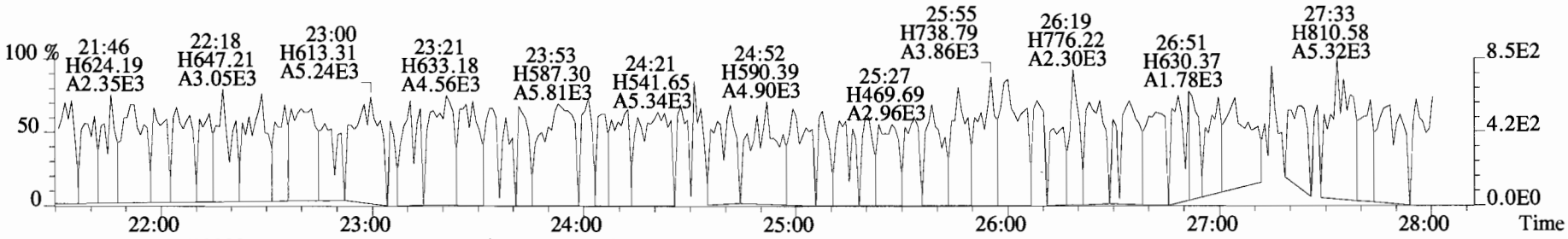

409.7974 S:3 BSUB(10000,15,-3.0) PKD(5,5,3,0.10%,100.0,0.00%,F,F)

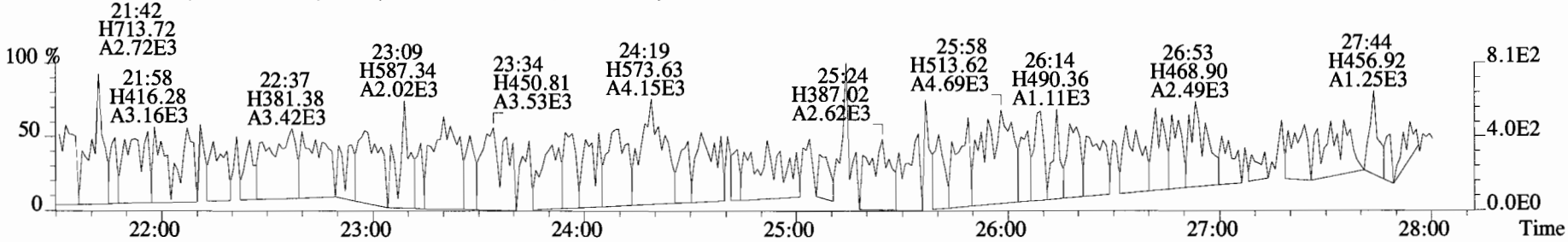

316.9824 S:3

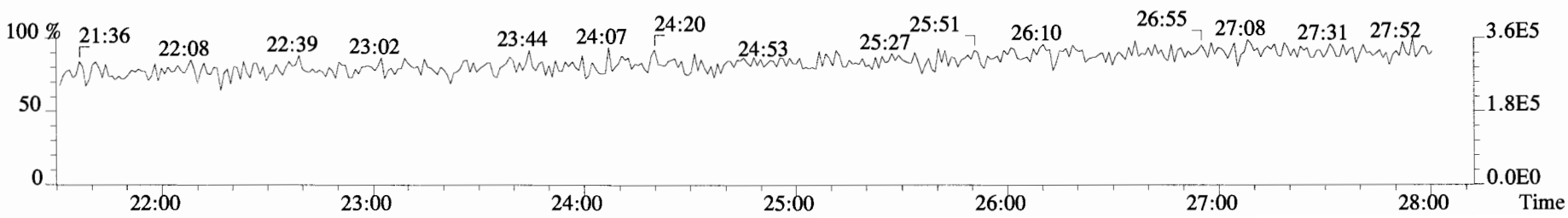

File:190708D2 #1-211 Acq: 8-JUL-2019 17:15:01 GC EI+ Voltage SIR Autospec-UltimaE
Sample#3 File Text:Vista_Analytical_Laboratory_VG7 Text:B9F0255-BS1 OPR 5 Exp:OCDD_DB5
339.8597 S:3 F:2 BSUB(10000,15,-3.0) PKD(5,5,3,0.10%,100.0,0.00%,F,F)

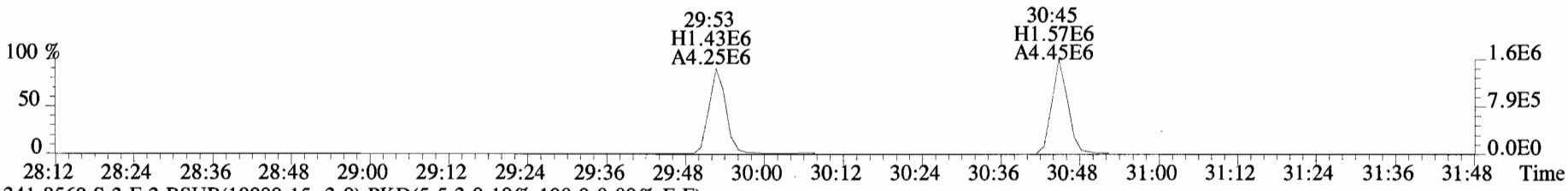

341.8568 S:3 F:2 BSUB(10000,15,-3.0) PKD(5,5,3,0.10%,100.0,0.00%,F,F)

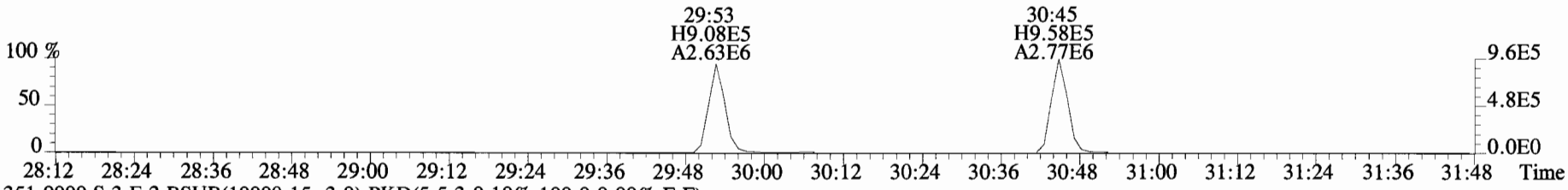

351.9000 S:3 F:2 BSUB(10000,15,-3.0) PKD(5,5,3,0.10%,100.0,0.00%,F,F)

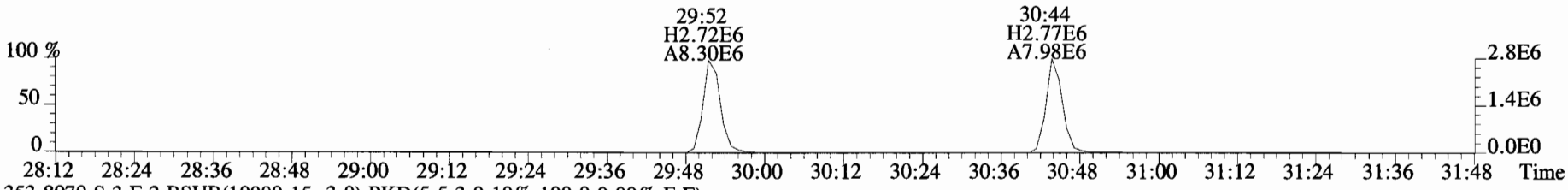

353.8970 S:3 F:2 BSUB(10000,15,-3.0) PKD(5,5,3,0.10%,100.0,0.00%,F,F)

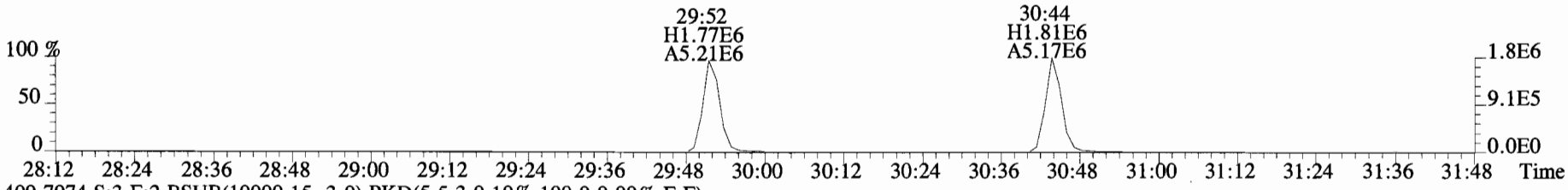

409.7974 S:3 F:2 BSUB(10000,15,-3.0) PKD(5,5,3,0.10%,100.0,0.00%,F,F)

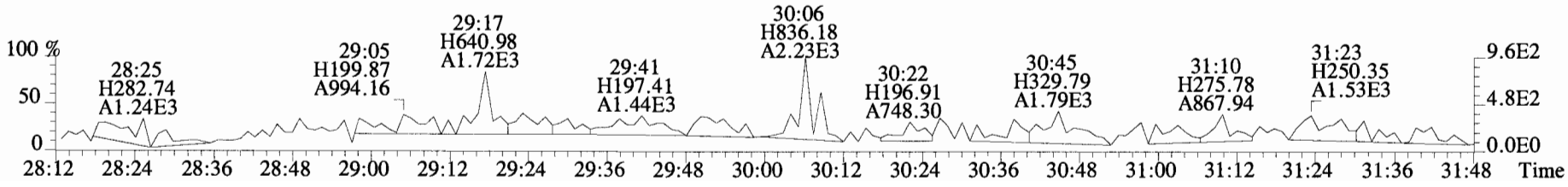

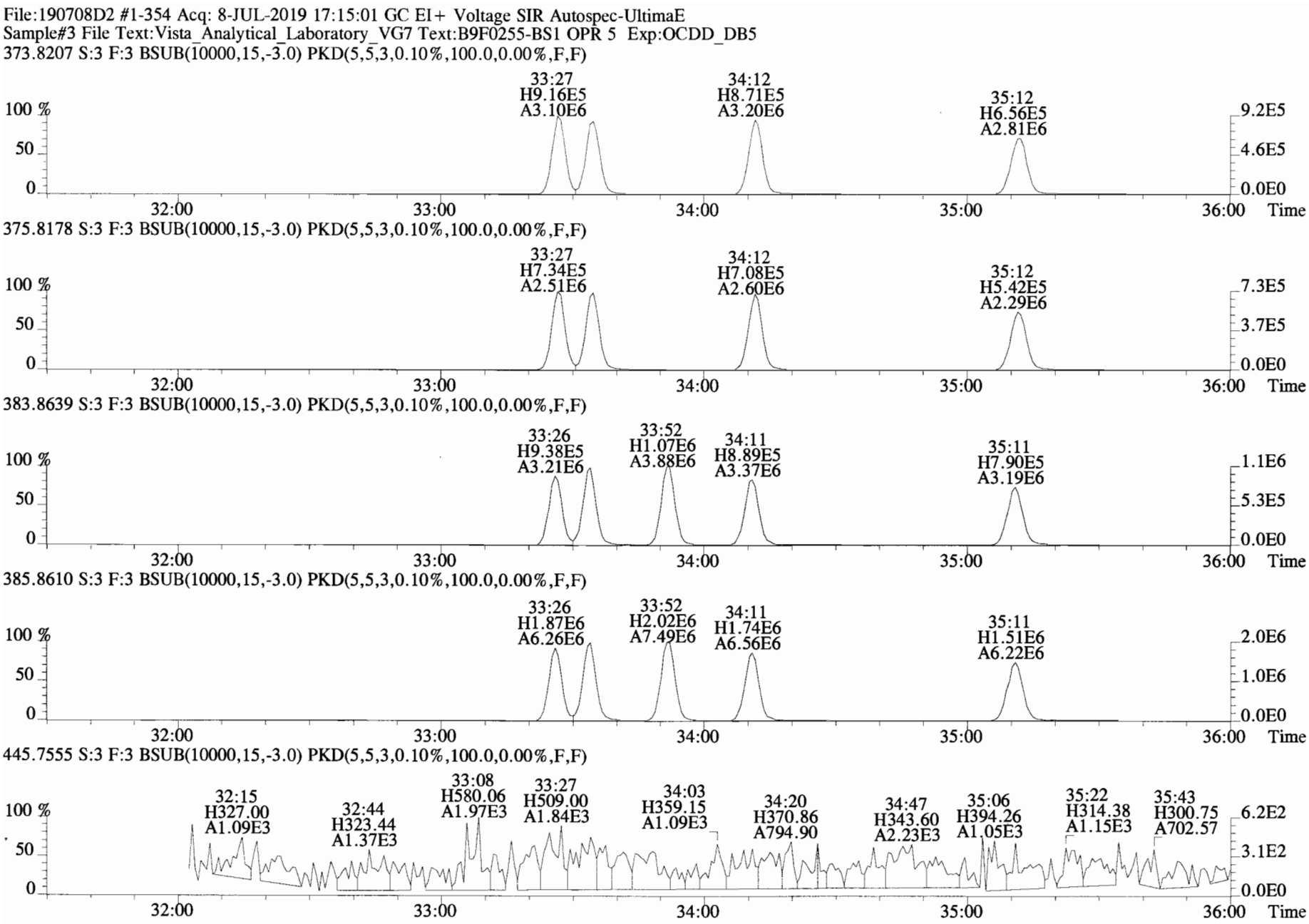
File:190708D2 #1-354 Acq: 8-JUL-2019 17:15:01 GC EI+ Voltage SIR Autospec-UltimaE
Sample#3 File Text:Vista_Analytical_Laboratory_VG7 Text:B9F0255-BS1 OPR 5 Exp:OCDD_DB5
373.8207 S:3 F:3 BSUB(10000,15,-3.0) PKD(5,5,3,0.10%,100.0,0.00%,F,F)
33:27 H9.16E5 A3.10E6
34:12 H8.71E5 A3.20E6
35:12 H6.56E5 A2.81E6
9.2E5
4.6E5
0.0E0
375.8178 S:3 F:3 BSUB(10000,15,-3.0) PKD(5,5,3,0.10%,100.0,0.00%,F,F)
33:27 H7.34E5 A2.51E6
34:12 H7.08E5 A2.60E6
35:12 H5.42E5 A2.29E6
7.3E5
3.7E5
0.0E0
383.8639 S:3 F:3 BSUB(10000,15,-3.0) PKD(5,5,3,0.10%,100.0,0.00%,F,F)
33:26 H9.38E5 A3.21E6
33:52 H1.07E6 A3.88E6
34:11 H8.89E5 A3.37E6
35:11 H7.90E5 A3.19E6
1.1E6
5.3E5
0.0E0
385.8610 S:3 F:3 BSUB(10000,15,-3.0) PKD(5,5,3,0.10%,100.0,0.00%,F,F)
33:26 H1.87E6 A6.26E6
33:52 H2.02E6 A7.49E6
34:11 H1.74E6 A6.56E6
35:11 H1.51E6 A6.22E6
2.0E6
1.0E6
0.0E0
445.7555 S:3 F:3 BSUB(10000,15,-3.0) PKD(5,5,3,0.10%,100.0,0.00%,F,F)
32:15 H327.00 A1.09E3
32:44 H323.44 A1.37E3
33:08 H580.06 A1.97E3
33:27 H509.00 A1.84E3
34:03 H359.15 A1.09E3
34:20 H370.86 A794.90
34:47 H343.60 A2.23E3
35:06 H394.26 A1.05E3
35:22 H314.38 A1.15E3
35:43 H300.75 A702.57
6.2E2
3.1E2
0.0E0
100 %
50
0
32:00
33:00
34:00
35:00
36:00
Time

File:190708D2 #1-354 Acq: 8-JUL-2019 17:15:01 GC EI+ Voltage SIR Autospec-UltimaE
Sample#3 File Text:Vista_Analytical_Laboratory_VG7 Text:B9F0255-BS1 OPR 5 Exp:OCDD_DB5
383.8639 S:3 F:3 BSUB(10000,15,-3.0) PKD(5,5,3,0.10%,100.0,0.00%,F,F)

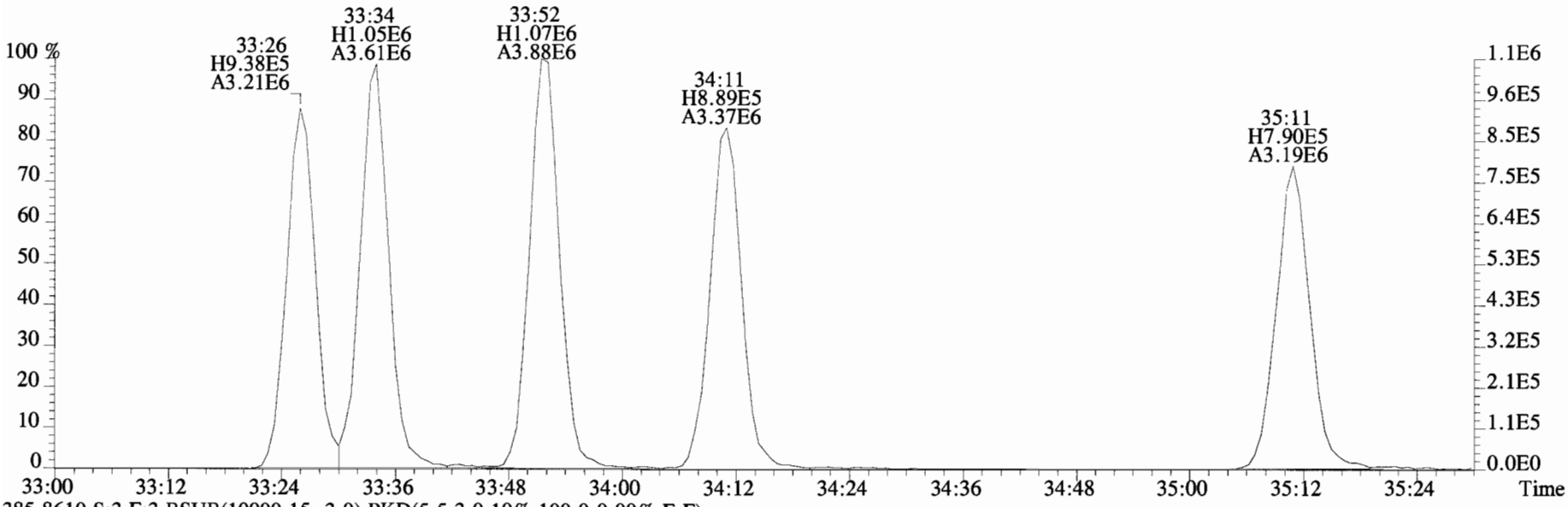

385.8610 S:3 F:3 BSUB(10000,15,-3.0) PKD(5,5,3,0.10%,100.0,0.00%,F,F)

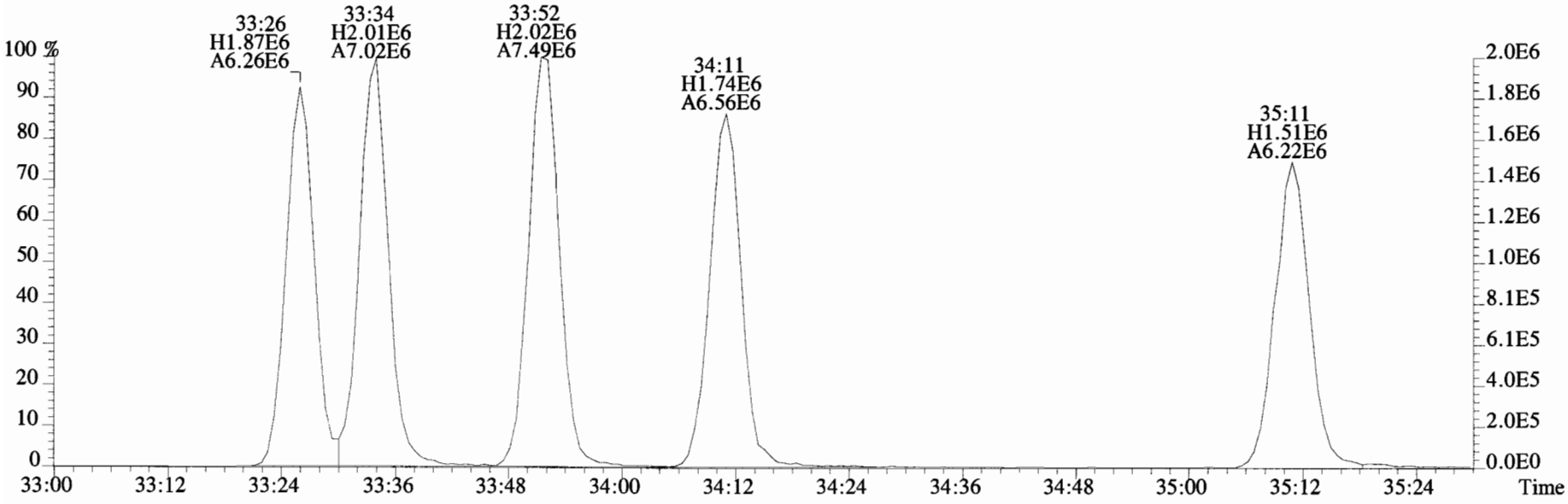

File:190708D2 #1-356 Acq: 8-JUL-2019 17:15:01 GC EI+ Voltage SIR Autospec-UltimaE
Sample#3 File Text:Vista_Analytical_Laboratory_VG7 Text:B9F0255-BS1 OPR 5 Exp:OCDD_DB5
407.7818 S:3 F:4 BSUB(10000,15,-3.0) PKD(5,5,3,0.10%,100.0,0.00%,F,F)

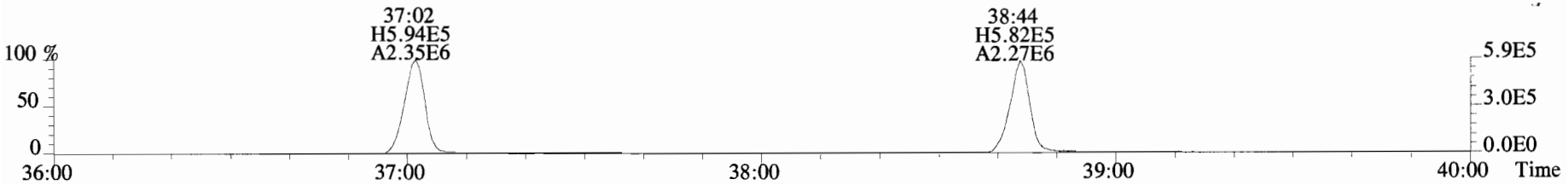

409.7788 S:3 F:4 BSUB(10000,15,-3.0) PKD(5,5,3,0.10%,100.0,0.00%,F,F)

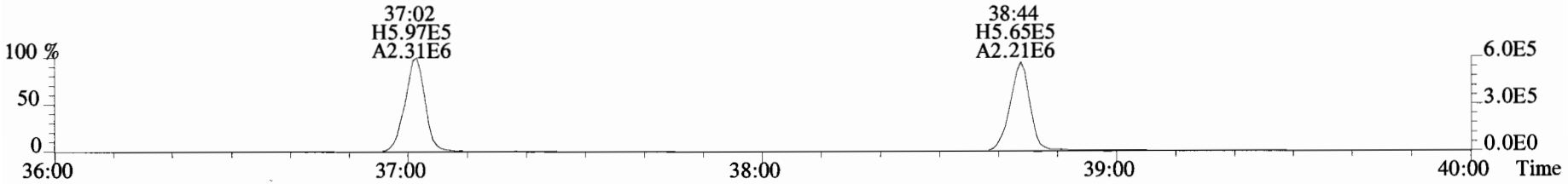

417.8253 S:3 F:4 BSUB(10000,15,-3.0) PKD(5,5,3,0.10%,100.0,0.00%,F,F)



419.8220 S:3 F:4 BSUB(10000,15,-3.0) PKD(5,5,3,0.10%,100.0,0.00%,F,F)

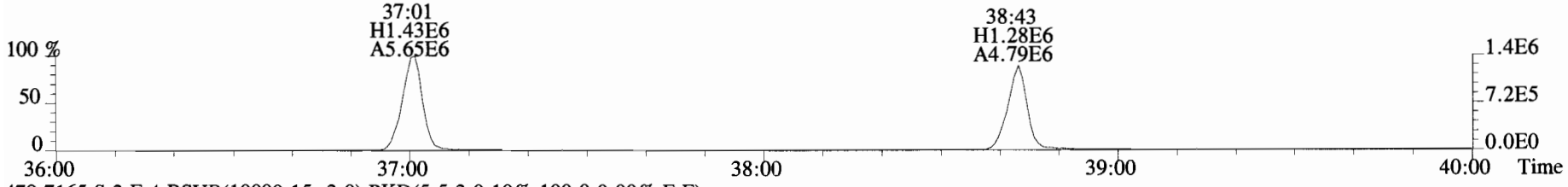

479.7165 S:3 F:4 BSUB(10000,15,-3.0) PKD(5,5,3,0.10%,100.0,0.00%,F,F)

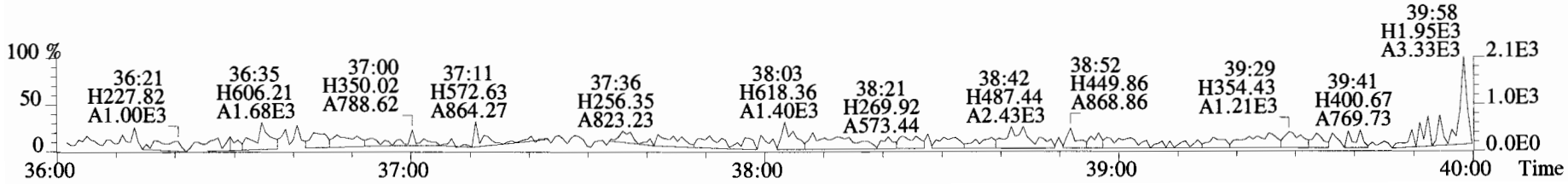

File:190708D2 #1-431 Acq: 8-JUL-2019 17:15:01 GC EI+ Voltage SIR Autospec-UltimaE
Sample#3 File Text:Vista_Analytical_Laboratory_VG7 Text:B9F0255-BS1 OPR 5 Exp:OCDD_DB5
441.7428 S:3 F:5 BSUB(10000,15,-3.0) PKD(5,5,3,0.10%,100.0,0.00%,F,F)

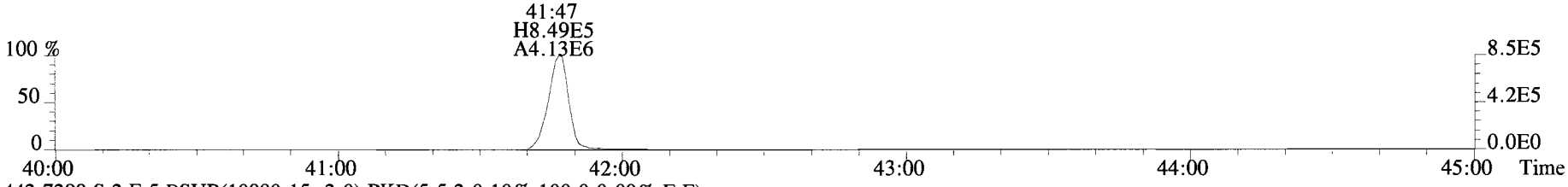

443.7398 S:3 F:5 BSUB(10000,15,-3.0) PKD(5,5,3,0.10%,100.0,0.00%,F,F)

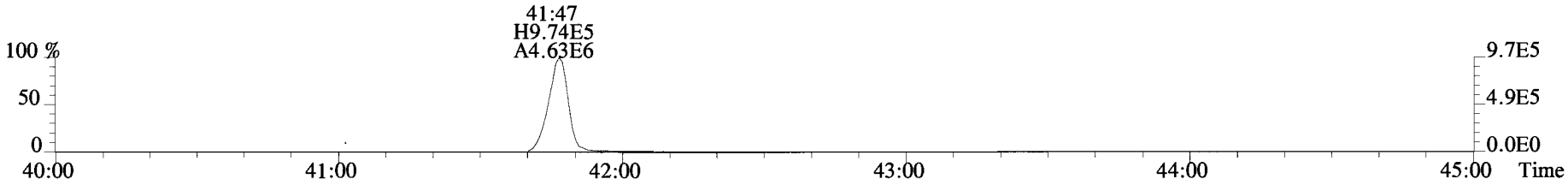

453.7831 S:3 F:5 BSUB(10000,15,-3.0) PKD(5,5,3,0.10%,100.0,0.00%,F,F)

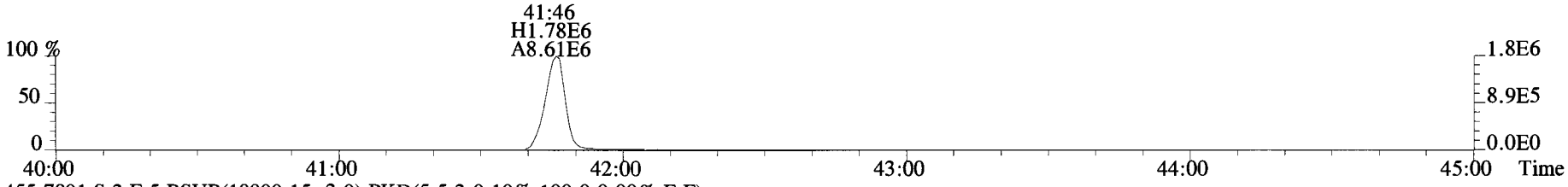

455.7801 S:3 F:5 BSUB(10000,15,-3.0) PKD(5,5,3,0.10%,100.0,0.00%,F,F)

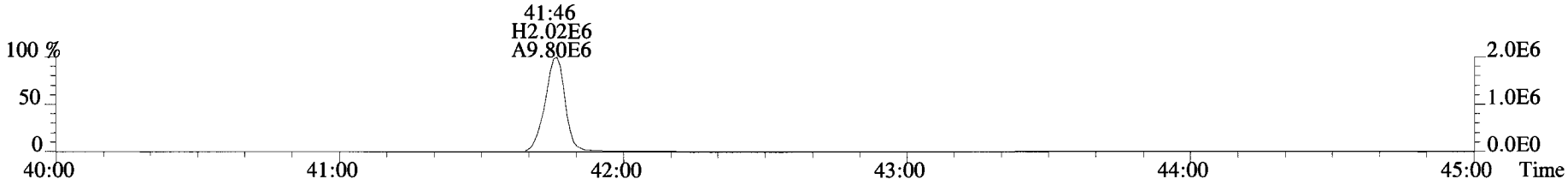

513.6775 S:3 F:5 BSUB(10000,15,-3.0) PKD(5,5,3,0.10%,100.0,0.00%,F,F)

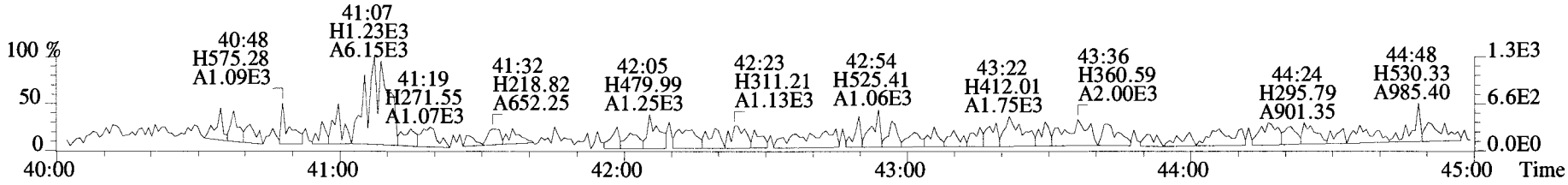

Client ID: T4-PDI2019-SG38-190531 Filename: 190711D2 S:10 Acq:11-JUL-19 20:21:04 ConCal: ST190711D2-1
Lab ID: 1901384-04RE1 GC Column ID: ZB-5MS ICal: 1613VG7-5-10-19 wt/vol: 4.997 EndCAL: NA

	Name	Resp	RA		RRF	RT	Conc	Qual	noise	Fac	DL
	2,3,7,8-TCDD	*	*	n	0.90	NotF	*		135	2.5	0.107
	1,2,3,7,8-PeCDD	*	*	n	0.87	NotF	*		175	2.5	0.142
	1,2,3,4,7,8-HxCDD	*	*	n	1.05	NotF	*		259	2.5	0.352
	1,2,3,6,7,8-HxCDD	1.01e+05	1.10	y	0.93	34:26	6.6604		*	2.5	*
	1,2,3,7,8,9-HxCDD	1.22e+04	1.09	y	0.96	34:45	0.76253		*	2.5	*
	1,2,3,4,6,7,8-HpCDD	1.95e+06	1.02	y	0.99	38:07	123.33		*	2.5	*
	OCDD	1.48e+07	0.89	y	0.99	41:29	1069.7		*	2.5	*
	2,3,7,8-TCDF	6.59e+03	1.38	n	0.94	25:59	0.22072		*	2.5	*
	1,2,3,7,8-PeCDF	4.04e+04	1.59	y	0.92	29:52	1.6486		*	2.5	*
	2,3,4,7,8-PeCDF	2.52e+05	1.56	y	0.96	30:43	10.453		*	2.5	*
	1,2,3,4,7,8-HxCDF	8.93e+05	1.23	y	1.15	33:25	36.640		*	2.5	*
	1,2,3,6,7,8-HxCDF	1.33e+05	1.30	y	1.04	33:32	5.5702		*	2.5	*
	2,3,4,6,7,8-HxCDF	1.64e+05	1.31	y	1.10	34:10	6.7197		*	2.5	*
	1,2,3,7,8,9-HxCDF	7.35e+04	1.28	y	1.03	35:10	3.4525		*	2.5	*
	1,2,3,4,6,7,8-HpCDF	1.19e+06	1.02	y	1.06	36:59	59.008		*	2.5	*
	1,2,3,4,7,8,9-HpCDF	1.55e+05	1.07	y	1.23	38:41	8.0677		*	2.5	*
	OCDF	2.23e+06	0.89	y	0.94	41:43	131.01		*	2.5	*
IS	13C-2,3,7,8-TCDD	8.26e+06	0.76	y	1.11	26:41	366.52				91.6
IS	13C-1,2,3,7,8-PeCDD	6.96e+06	0.63	y	0.98	30:59	349.90				87.4
IS	13C-1,2,3,4,7,8-HxCDD	5.83e+06	1.29	y	0.68	34:19	346.56				86.6
IS	13C-1,2,3,6,7,8-HxCDD	6.53e+06	1.24	y	0.84	34:25	311.47				77.8
IS	13C-1,2,3,7,8,9-HxCDD	6.65e+06	1.27	y	0.81	34:44	329.06				82.2
IS	13C-1,2,3,4,6,7,8-HpCDD	6.41e+06	1.03	y	0.69	38:06	375.53				93.8
IS	13C-OCDD	1.12e+07	0.90	y	0.62	41:28	721.48				90.1
IS	13C-2,3,7,8-TCDF	1.27e+07	0.79	y	1.05	25:58	336.25				84.0
IS	13C-1,2,3,7,8-PeCDF	1.06e+07	1.62	y	0.95	29:51	311.03				77.7
IS	13C-2,3,4,7,8-PeCDF	1.01e+07	1.60	y	0.94	30:43	300.75				75.1
IS	13C-1,2,3,4,7,8-HxCDF	8.46e+06	0.51	y	0.86	33:24	396.50				99.1
IS	13C-1,2,3,6,7,8-HxCDF	9.23e+06	0.52	y	1.02	33:32	362.75				90.6
IS	13C-2,3,4,6,7,8-HxCDF	8.91e+06	0.52	y	0.95	34:09	375.57				93.8
IS	13C-1,2,3,7,8,9-HxCDF	8.27e+06	0.52	y	0.87	35:09	382.85				95.7
IS	13C-1,2,3,4,6,7,8-HpCDF	7.57e+06	0.44	y	0.81	36:58	376.15				94.0
IS	13C-1,2,3,4,7,8,9-HpCDF	6.29e+06	0.44	y	0.63	38:41	399.58				99.8
IS	13C-OCDF	1.45e+07	0.90	y	0.78	41:43	742.37				92.7
C/Up	37Cl-2,3,7,8-TCDD	3.45e+06			1.22	26:42	139.07				86.9
RS/RT	13C-1,2,3,4-TCDD	8.16e+06	0.75	y	1.00	26:09	400.22				
RS	13C-1,2,3,4-TCDF	1.43e+07	0.81	y	1.00	24:50	400.22				
RS/RT	13C-1,2,3,4,6,9-HxCDF	9.97e+06	0.51	y	1.00	33:50	400.22				

Name	Conc	EMPC	Qual	noise	DL
Total Tetra-Dioxins	*	*		135	0.107
Total Penta-Dioxins	*	*		175	0.142
Total Hexa-Dioxins	19.8	19.8		*	*
Total Hepta-Dioxins	229	229		*	*
Total Tetra-Furans	0.616	0.836		*	*
Total Penta-Furans	69.136	69.136		*	*
Total Hexa-Furans	187	187		*	*
Total Hepta-Furans	242	243		*	*

Integrations by Analyst: DB Date: 7/17/19

Reviewed by Analyst: [signature] Date: 7/25/19

Totals class: HxCDD EMPC Entry #: 23

Run: 15 File: 190711D2 S: 10 I: 1 F: 3
Acquired: 11-JUL-19 20:21:04 Processed: 12-JUL-19 09:18:13

Total Concentration: 19.789 Unnamed Concentration: 12.366

RT	m1 Resp	m2 Resp	RA		Resp	Concentration	Name
32:44	3.414e+04	2.745e+04	1.24	y	6.159e+04	3.9858	
33:36	6.609e+04	5.166e+04	1.28	y	1.178e+05	7.6206	
33:43	6.620e+03	5.117e+03	1.29	y	1.174e+04	0.75959	
34:26	5.302e+04	4.800e+04	1.10	y	1.010e+05	6.6604	1,2,3,6,7,8-HxCDD
34:45	6.351e+03	5.848e+03	1.09	y	1.220e+04	0.76253	1,2,3,7,8,9-HxCDD

Totals class: HpCDD EMPC Entry #: 25

Run: 15 File: 190711D2 S: 10 I: 1 F: 4
Acquired: 11-JUL-19 20:21:04 Processed: 12-JUL-19 09:18:13

Total Concentration: 229.02 Unnamed Concentration: 105.686

RT	m1 Resp	m2 Resp	RA	Resp	Concentration	Name
37:18	8.501e+05	8.246e+05	1.03 y	1.675e+06	105.69	
38:07	9.864e+05	9.679e+05	1.02 y	1.954e+06	123.33	1,2,3,4,6,7,8-HpCDD

Totals class: TCDF EMPC Entry #: 27

Run: 15 File: 190711D2 S: 10 I: 1 F: 1
Acquired: 11-JUL-19 20:21:04 Processed: 12-JUL-19 09:18:13

Total Concentration: 0.83633 Unnamed Concentration: 0.616

RT	m1 Resp	m2 Resp	RA		Resp	Concentration	Name
23:34	7.654e+03	1.074e+04	0.71	y	1.839e+04	0.61561	
25:59	5.156e+03	3.725e+03	1.38	n	6.594e+03	0.22072	2,3,7,8-TCDF

Totals class: 1st Func. PeCDF EMPC Entry #: 29

Run: 15 File: 190711D2 S: 10 I: 1 F: 1
Acquired: 11-JUL-19 20:21:04 Processed: 12-JUL-19 09:18:13

Total Concentration: 13.163 Unnamed Concentration: 13.163

RT	m1 Resp	m2 Resp	RA	Resp	Concentration	Name
27:36	1.889e+05	1.314e+05	1.44 y	3.203e+05	13.163	

Totals class: PeCDF EMPC Entry #: 31

Run: 15 File: 190711D2 S: 10 I: 1 F: 2
Acquired: 11-JUL-19 20:21:04 Processed: 12-JUL-19 09:18:13

Total Concentration: 55.973 Unnamed Concentration: 43.871

RT	m1 Resp	m2 Resp	RA		Resp	Concentration	Name
28:52	3.418e+04	2.284e+04	1.50	y	5.702e+04	2.3431	
28:59	3.884e+05	2.498e+05	1.55	y	6.382e+05	26.224	
29:33	4.043e+04	2.464e+04	1.64	y	6.507e+04	2.6738	
29:42	2.511e+04	1.456e+04	1.72	y	3.967e+04	1.6302	
29:52	2.484e+04	1.560e+04	1.59	y	4.043e+04	1.6486	1,2,3,7,8-PeCDF
30:06	7.193e+04	4.109e+04	1.75	y	1.130e+05	4.6441	
30:37	4.956e+03	3.285e+03	1.51	y	8.241e+03	0.33861	
30:43	1.537e+05	9.861e+04	1.56	y	2.523e+05	10.453	2,3,4,7,8-PeCDF
30:47	8.755e+04	5.889e+04	1.49	y	1.464e+05	6.0173	

Totals class: HxCDF EMPC Entry #: 33

Run: 15 File: 190711D2 S: 10 I: 1 F: 3
Acquired: 11-JUL-19 20:21:04 Processed: 12-JUL-19 09:18:13

Total Concentration: 187.23 Unnamed Concentration: 134.849

RT	m1 Resp	m2 Resp	RA	Resp	Concentration	Name
32:11	2.358e+05	1.911e+05	1.23 y	4.269e+05	18.186	
32:22	4.385e+05	3.653e+05	1.20 y	8.038e+05	34.245	
32:44	1.107e+04	8.727e+03	1.27 y	1.980e+04	0.84357	
32:55	9.676e+05	7.832e+05	1.24 y	1.751e+06	74.588	
33:18	4.406e+04	3.420e+04	1.29 y	7.826e+04	3.3343	
33:25	4.924e+05	4.011e+05	1.23 y	8.934e+05	36.640	1,2,3,4,7,8-HxCDF
33:32	7.543e+04	5.796e+04	1.30 y	1.334e+05	5.5702	1,2,3,6,7,8-HxCDF
33:50	6.067e+03	5.313e+03	1.14 y	1.138e+04	0.48482	
34:10	9.303e+04	7.092e+04	1.31 y	1.640e+05	6.7197	2,3,4,6,7,8-HxCDF
35:10	4.121e+04	3.228e+04	1.28 y	7.349e+04	3.4525	1,2,3,7,8,9-HxCDF
35:13	4.206e+04	3.226e+04	1.30 y	7.432e+04	3.1664	

Totals class: HpCDF EMPC Entry #: 35

Run: 15 File: 190711D2 S: 10 I: 1 F: 4
Acquired: 11-JUL-19 20:21:04 Processed: 12-JUL-19 09:18:13

Total Concentration: 243.43 Unnamed Concentration: 176.349

RT	m1 Resp	m2 Resp	RA		Resp	Concentration	Name
36:59	6.003e+05	5.882e+05	1.02	y	1.188e+06	59.008	1,2,3,4,6,7,8-HpCDF
37:19	1.555e+04	1.252e+04	1.24	n	2.554e+04	1.2998	
37:29	1.745e+06	1.695e+06	1.03	y	3.440e+06	175.05	
38:41	8.020e+04	7.517e+04	1.07	y	1.554e+05	8.0677	1,2,3,4,7,8,9-HpCDF

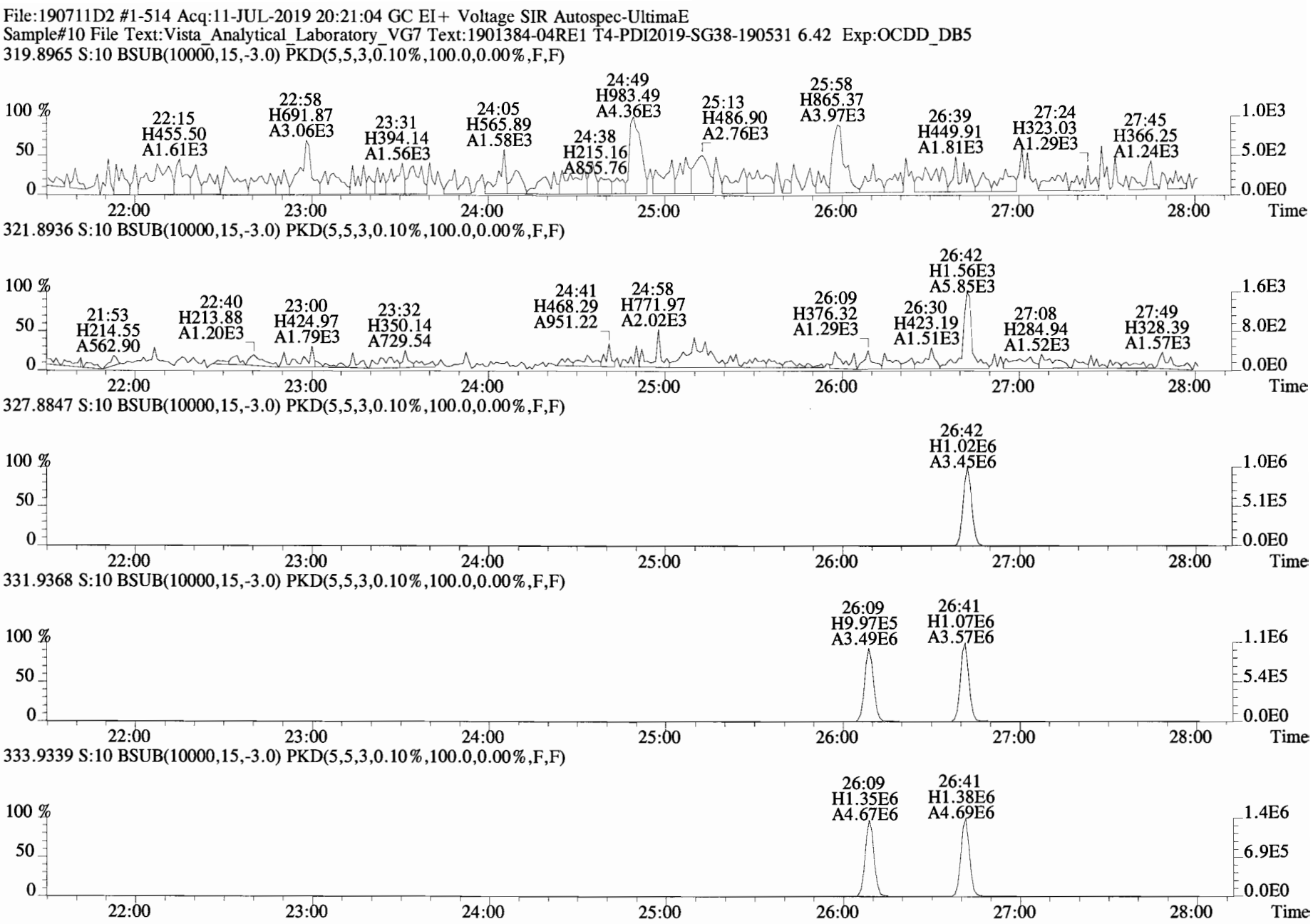
File:190711D2 #1-514 Acq:11-JUL-2019 20:21:04 GC EI+ Voltage SIR Autospec-UltimaE
Sample#10 File Text:Vista_Analytical_Laboratory_VG7 Text:1901384-04RE1 T4-PDI2019-SG38-190531 6.42 Exp:OCDD_DB5
319.8965 S:10 BSUB(10000,15,-3.0) PKD(5,5,3,0.10%,100.0,0.00%,F,F)
22:15 H455.50 A1.61E3
22:58 H691.87 A3.06E3
23:31 H394.14 A1.56E3
24:05 H565.89 A1.58E3
24:38 H215.16 A855.76
24:49 H983.49 A4.36E3
25:13 H486.90 A2.76E3
25:58 H865.37 A3.97E3
26:39 H449.91 A1.81E3
27:24 H323.03 A1.29E3
27:45 H366.25 A1.24E3
321.8936 S:10 BSUB(10000,15,-3.0) PKD(5,5,3,0.10%,100.0,0.00%,F,F)
21:53 H214.55 A562.90
22:40 H213.88 A1.20E3
23:00 H424.97 A1.79E3
23:32 H350.14 A729.54
24:41 H468.29 A951.22
24:58 H771.97 A2.02E3
26:09 H376.32 A1.29E3
26:30 H423.19 A1.51E3
26:42 H1.56E3 A5.85E3
27:08 H284.94 A1.52E3
27:49 H328.39 A1.57E3
327.8847 S:10 BSUB(10000,15,-3.0) PKD(5,5,3,0.10%,100.0,0.00%,F,F)
26:42 H1.02E6 A3.45E6
331.9368 S:10 BSUB(10000,15,-3.0) PKD(5,5,3,0.10%,100.0,0.00%,F,F)
26:09 H9.97E5 A3.49E6
26:41 H1.07E6 A3.57E6
333.9339 S:10 BSUB(10000,15,-3.0) PKD(5,5,3,0.10%,100.0,0.00%,F,F)
26:09 H1.35E6 A4.67E6
26:41 H1.38E6 A4.69E6
100 %
50
0
22:00
23:00
24:00
25:00
26:00
27:00
28:00
Time
1.0E3
5.0E2
0.0E0
1.6E3
8.0E2
1.0E6
5.1E5
1.1E6
5.4E5
1.4E6
6.9E5

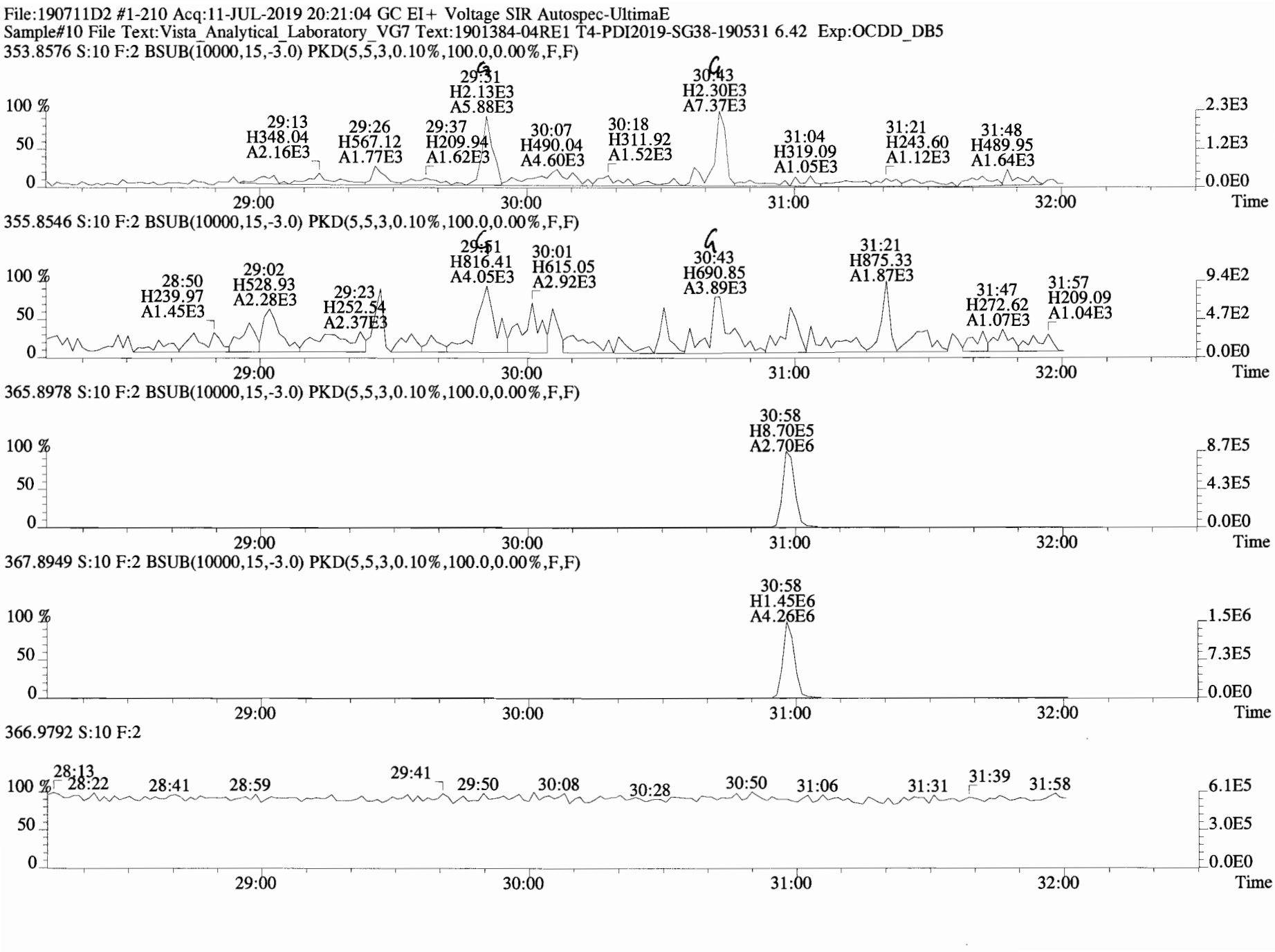
File:190711D2 #1-210 Acq:11-JUL-2019 20:21:04 GC EI+ Voltage SIR Autospec-UltimaE
Sample#10 File Text:Vista_Analytical_Laboratory_VG7 Text:1901384-04RE1 T4-PDI2019-SG38-190531 6.42 Exp:OCDD_DB5
353.8576 S:10 F:2 BSUB(10000,15,-3.0) PKD(5,5,3,0.10%,100.0,0.00%,F,F)
29:31 H2.13E3 A5.88E3
30:43 H2.30E3 A7.37E3
29:13 H348.04 A2.16E3
29:26 H567.12 A1.77E3
29:37 H209.94 A1.62E3
30:07 H490.04 A4.60E3
30:18 H311.92 A1.52E3
31:04 H319.09 A1.05E3
31:21 H243.60 A1.12E3
31:48 H489.95 A1.64E3
355.8546 S:10 F:2 BSUB(10000,15,-3.0) PKD(5,5,3,0.10%,100.0,0.00%,F,F)
29:51 H816.41 A4.05E3
30:01 H615.05 A2.92E3
30:43 H690.85 A3.89E3
31:21 H875.33 A1.87E3
28:50 H239.97 A1.45E3
29:02 H528.93 A2.28E3
29:23 H252.54 A2.37E3
31:47 H272.62 A1.07E3
31:57 H209.09 A1.04E3
365.8978 S:10 F:2 BSUB(10000,15,-3.0) PKD(5,5,3,0.10%,100.0,0.00%,F,F)
30:58 H8.70E5 A2.70E6
367.8949 S:10 F:2 BSUB(10000,15,-3.0) PKD(5,5,3,0.10%,100.0,0.00%,F,F)
30:58 H1.45E6 A4.26E6
366.9792 S:10 F:2
28:13
28:22
28:41
28:59
29:41
29:50
30:08
30:28
30:50
31:06
31:31
31:39
31:58
100 %
50
0
29:00
30:00
31:00
32:00
Time
2.3E3
1.2E3
0.0E0
9.4E2
4.7E2
8.7E5
4.3E5
1.5E6
7.3E5
6.1E5
3.0E5

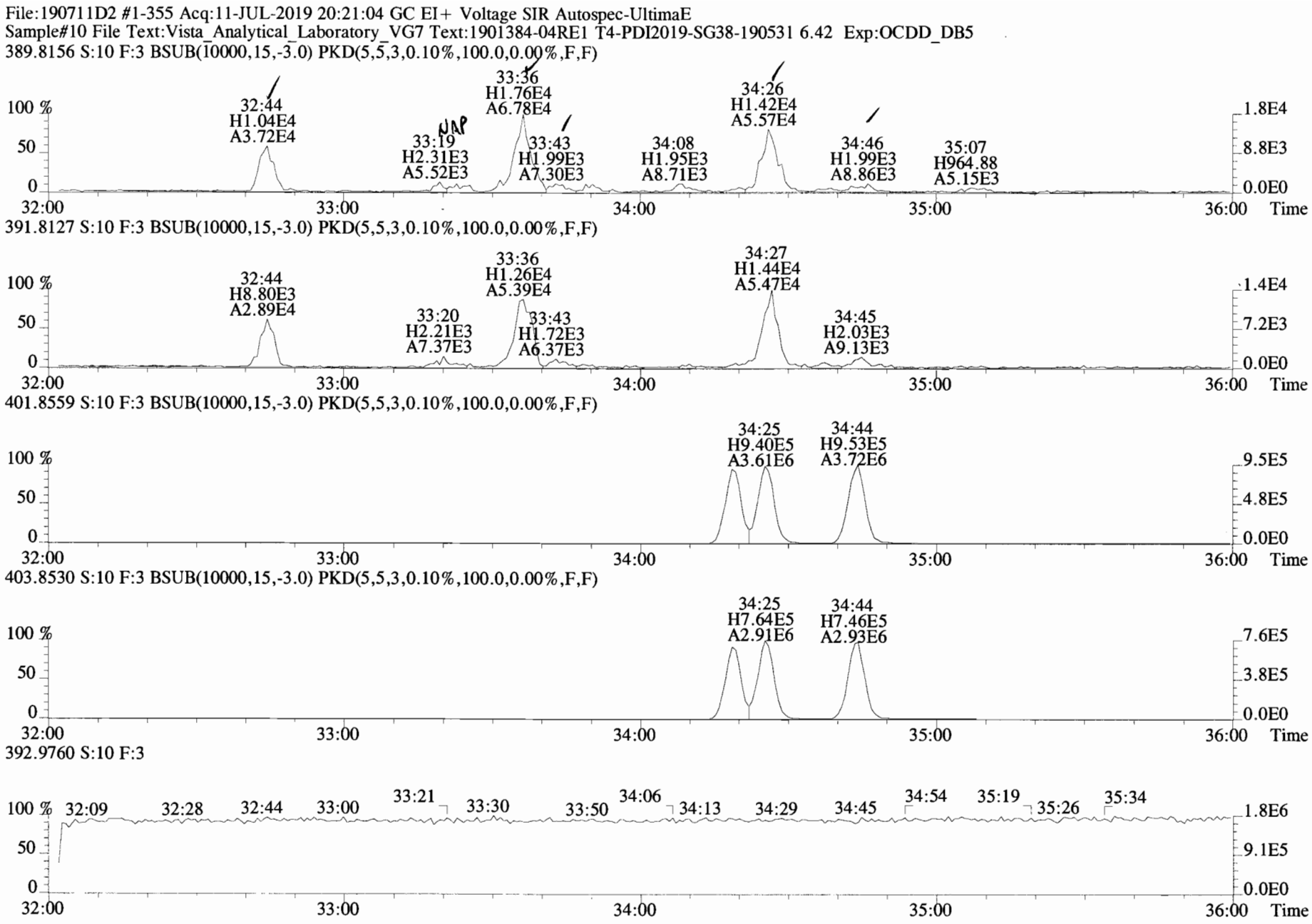
File:190711D2 #1-355 Acq:11-JUL-2019 20:21:04 GC EI+ Voltage SIR Autospec-UltimaE
Sample#10 File Text:Vista_Analytical_Laboratory_VG7 Text:1901384-04RE1 T4-PDI2019-SG38-190531 6.42 Exp:OCDD_DB5
389.8156 S:10 F:3 BSUB(10000,15,-3.0) PKD(5,5,3,0.10%,100.0,0.00%,F,F)
32:44 H1.04E4 A3.72E4
33:19 H2.31E3 A5.52E3
33:36 H1.76E4 A6.78E4
33:43 H1.99E3 A7.30E3
34:08 H1.95E3 A8.71E3
34:26 H1.42E4 A5.57E4
34:46 H1.99E3 A8.86E3
35:07 H964.88 A5.15E3
391.8127 S:10 F:3 BSUB(10000,15,-3.0) PKD(5,5,3,0.10%,100.0,0.00%,F,F)
32:44 H8.80E3 A2.89E4
33:20 H2.21E3 A7.37E3
33:36 H1.26E4 A5.39E4
33:43 H1.72E3 A6.37E3
34:27 H1.44E4 A5.47E4
34:45 H2.03E3 A9.13E3
401.8559 S:10 F:3 BSUB(10000,15,-3.0) PKD(5,5,3,0.10%,100.0,0.00%,F,F)
34:25 H9.40E5 A3.61E6
34:44 H9.53E5 A3.72E6
403.8530 S:10 F:3 BSUB(10000,15,-3.0) PKD(5,5,3,0.10%,100.0,0.00%,F,F)
34:25 H7.64E5 A2.91E6
34:44 H7.46E5 A2.93E6
392.9760 S:10 F:3
32:09 32:28 32:44 33:00 33:21 33:30 33:50 34:06 34:13 34:29 34:45 34:54 35:19 35:26 35:34
100 %
50
0
32:00 33:00 34:00 35:00 36:00 Time

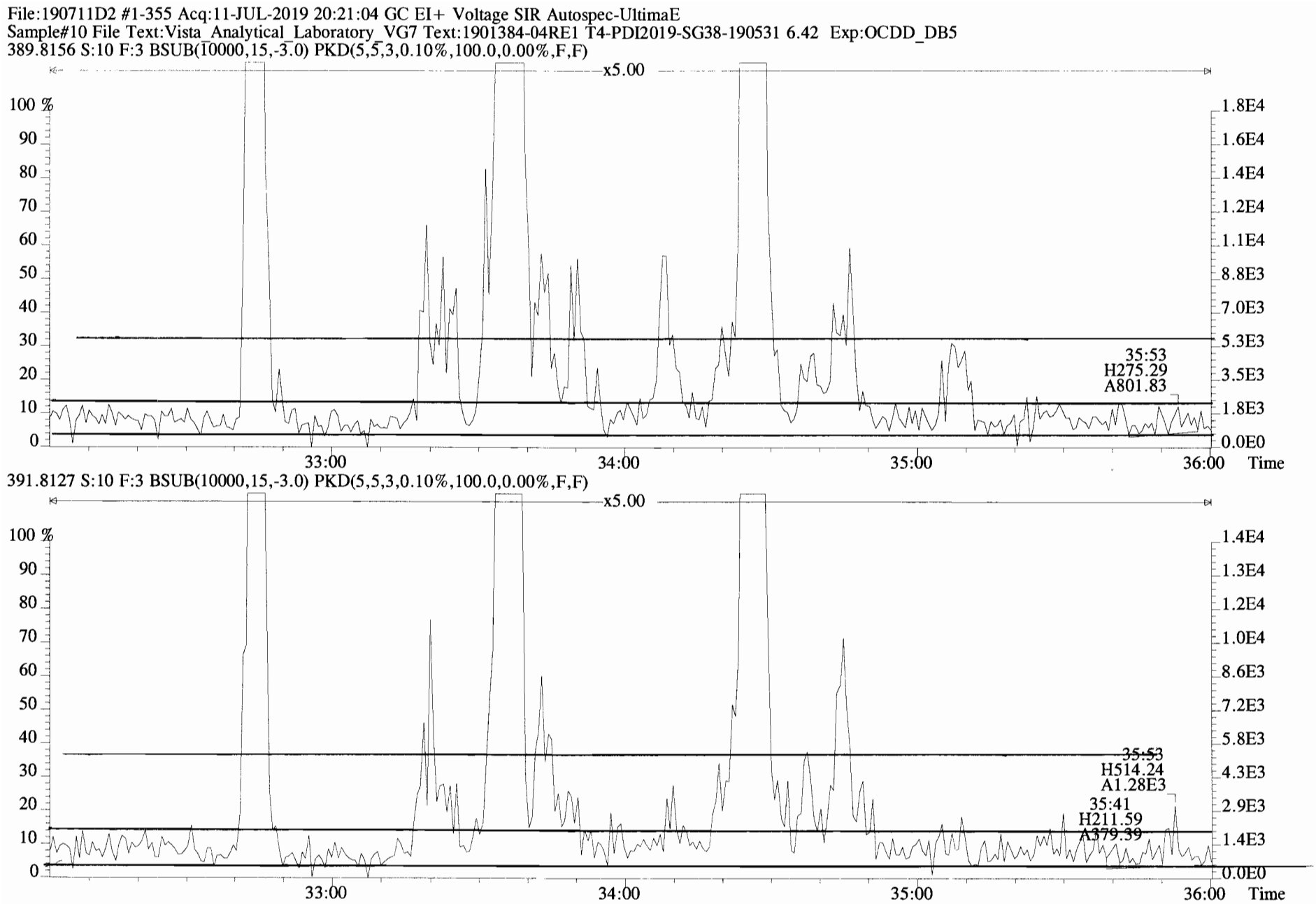
File:190711D2 #1-355 Acq:11-JUL-2019 20:21:04 GC EI+ Voltage SIR Autospec-UltimaE
Sample#10 File Text:Vista_Analytical_Laboratory_VG7 Text:1901384-04RE1 T4-PDI2019-SG38-190531 6.42 Exp:OCDD_DB5
389.8156 S:10 F:3 BSUB(10000,15,-3.0) PKD(5,5,3,0.10%,100.0,0.00%,F,F)
x5.00
35:53
H275.29
A801.83
391.8127 S:10 F:3 BSUB(10000,15,-3.0) PKD(5,5,3,0.10%,100.0,0.00%,F,F)
x5.00
35:53
H514.24
A1.28E3
35:41
H211.59
A379.39
33:00
34:00
35:00
36:00
Time

File:190711D2 #1-355 Acq:11-JUL-2019 20:21:04 GC EI+ Voltage SIR Autospec-UltimaE
Sample#10 File Text:Vista_Analytical_Laboratory_VG7 Text:1901384-04RE1 T4-PDI2019-SG38-190531 6.42 Exp:OCDD_DB5
389.8156 S:10 F:3 BSUB(10000,15,-3.0) PKD(5,5,3,0.10%,100.0,0.00%,F,F)

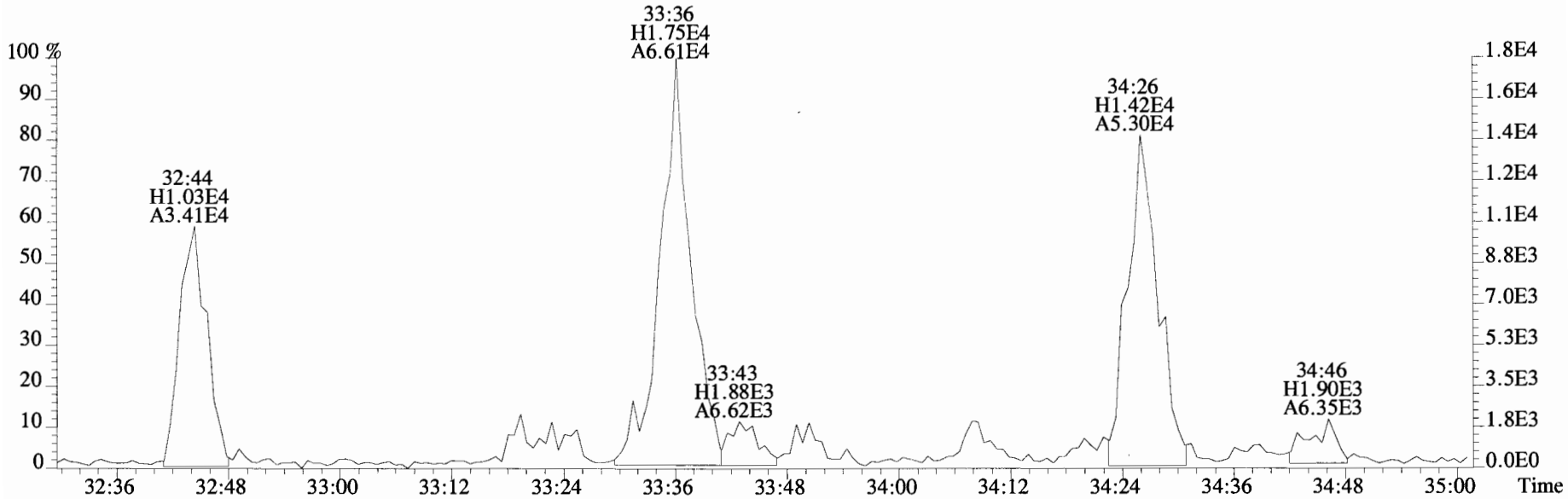

391.8127 S:10 F:3 BSUB(10000,15,-3.0) PKD(5,5,3,0.10%,100.0,0.00%,F,F)

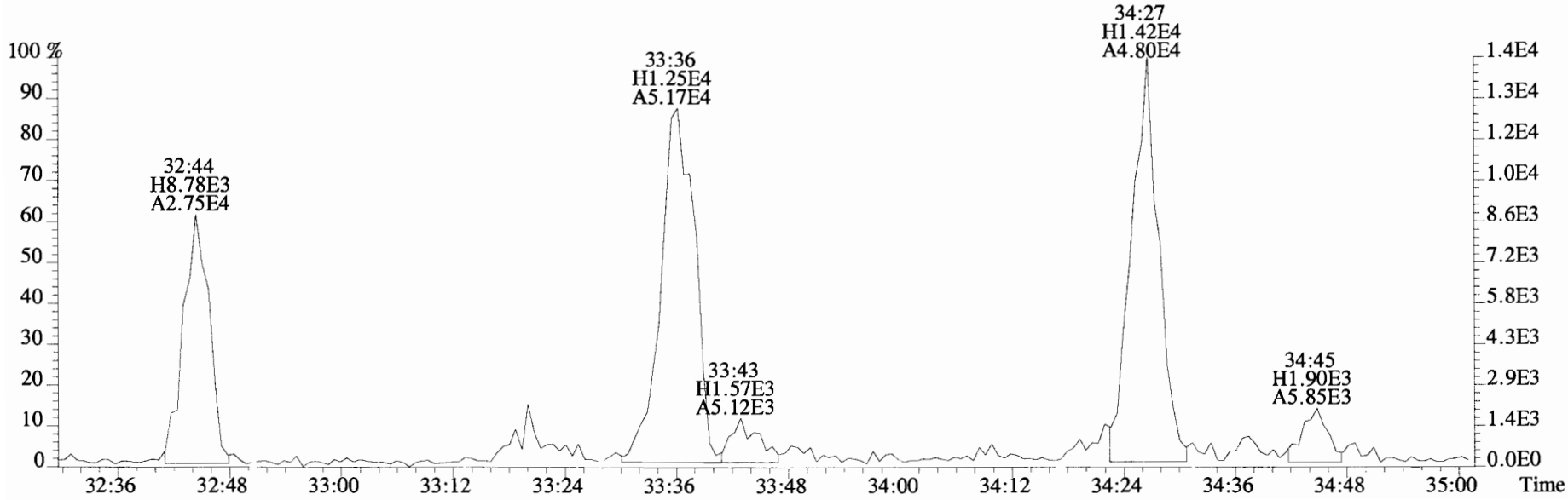

File:190711D2 #1-355 Acq:11-JUL-2019 20:21:04 GC EI+ Voltage SIR Autospec-UltimaE
Sample#10 File Text:Vista_Analytical_Laboratory_VG7 Text:1901384-04RE1 T4-PDI2019-SG38-190531 6.42 Exp:OCDD_DB5
389.8156 S:10 F:3 BSUB(10000,15,-3.0) PKD(5,5,3,0.10%,100.0,0.00%,F,F)

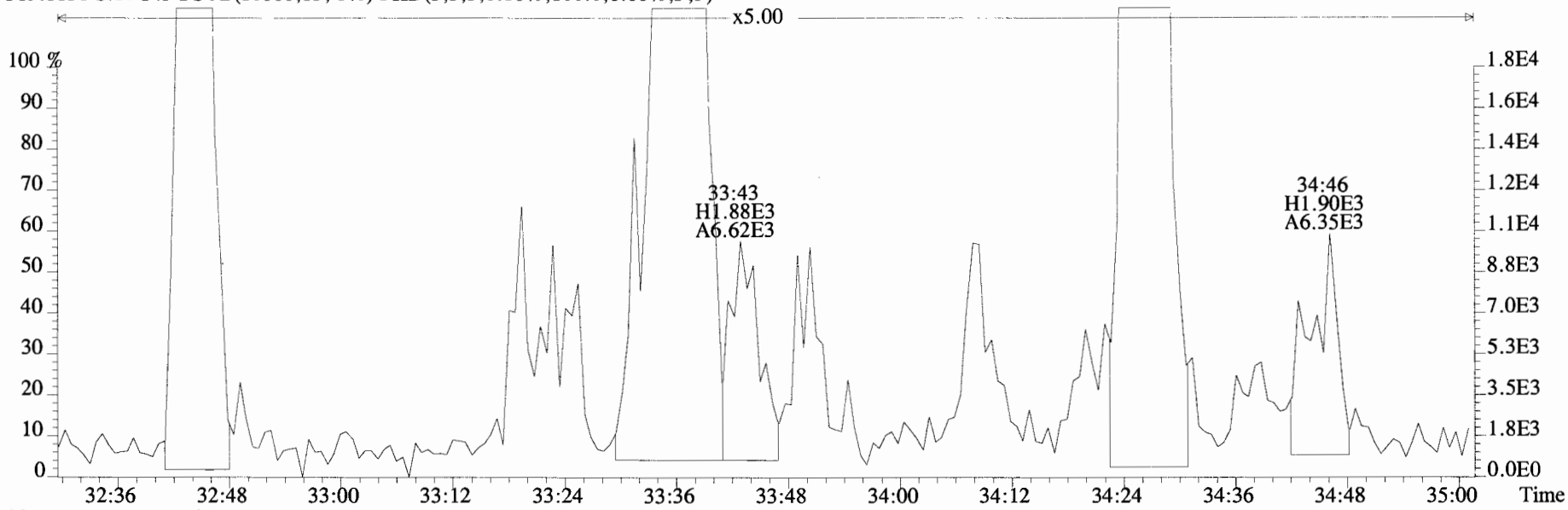

391.8127 S:10 F:3 BSUB(10000,15,-3.0) PKD(5,5,3,0.10%,100.0,0.00%,F,F)

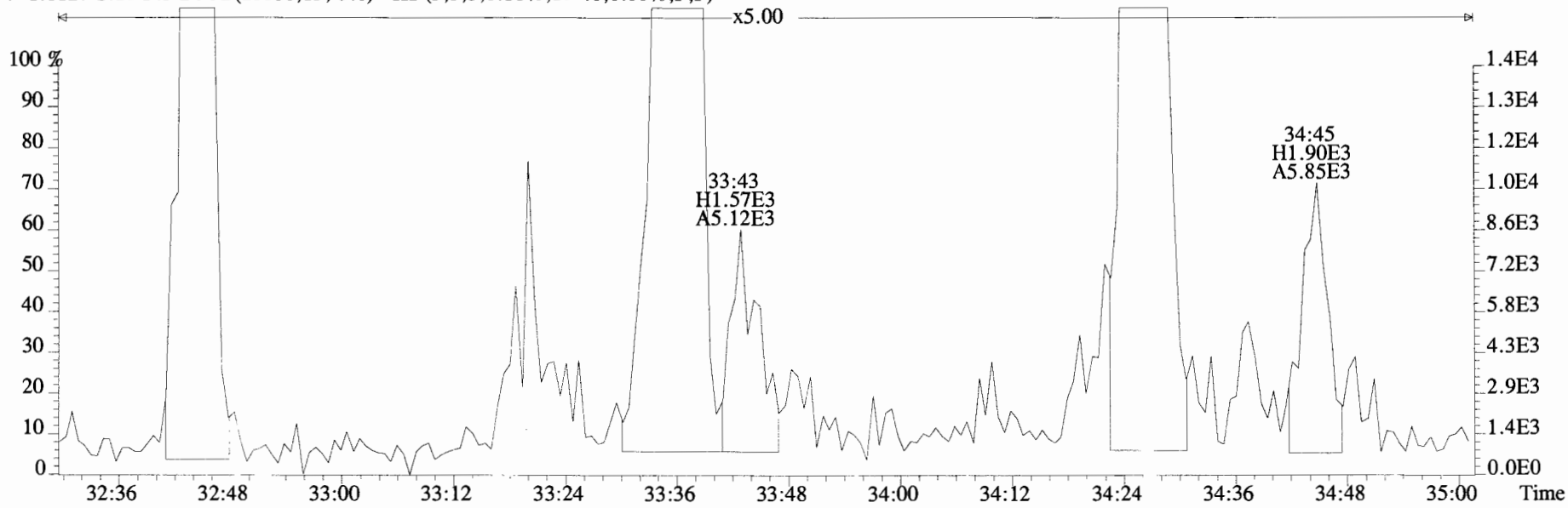

File:190711D2 #1-355 Acq:11-JUL-2019 20:21:04 GC EI+ Voltage SIR Autospec-UltimaE
Sample#10 File Text:Vista_Analytical_Laboratory_VG7 Text:1901384-04RE1 T4-PDI2019-SG38-190531 6.42 Exp:OCDD_DB5
401.8559 S:10 F:3 BSUB(10000,15,-3.0) PKD(5,5,3,0.10%,100.0,0.00%,F,F)

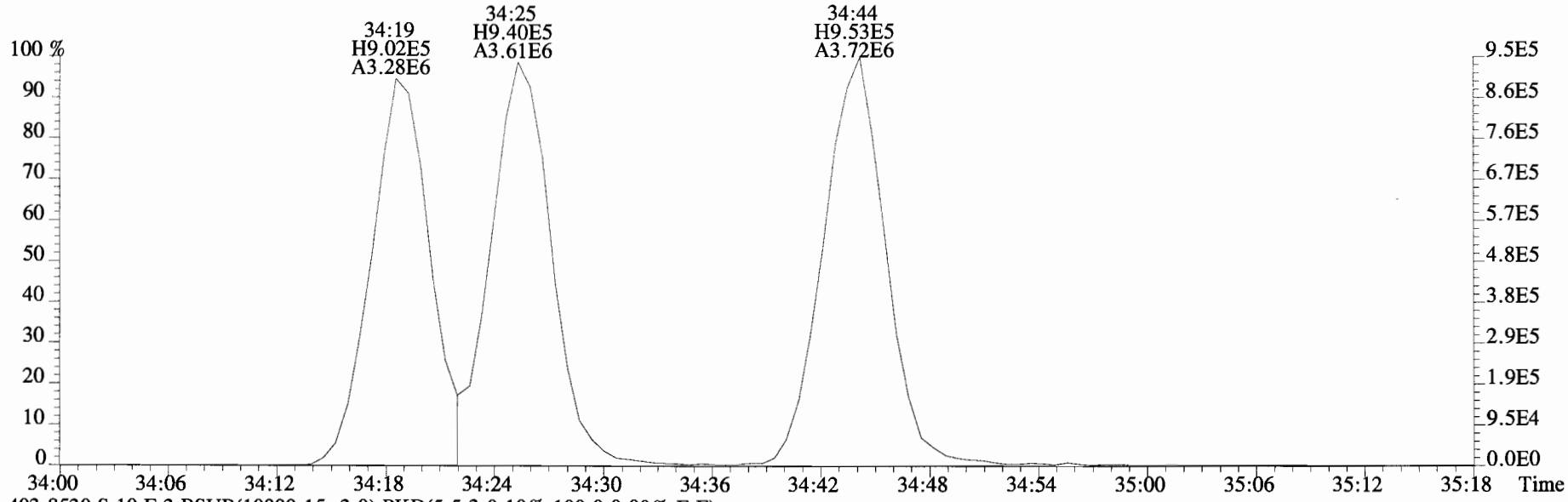

403.8530 S:10 F:3 BSUB(10000,15,-3.0) PKD(5,5,3,0.10%,100.0,0.00%,F,F)

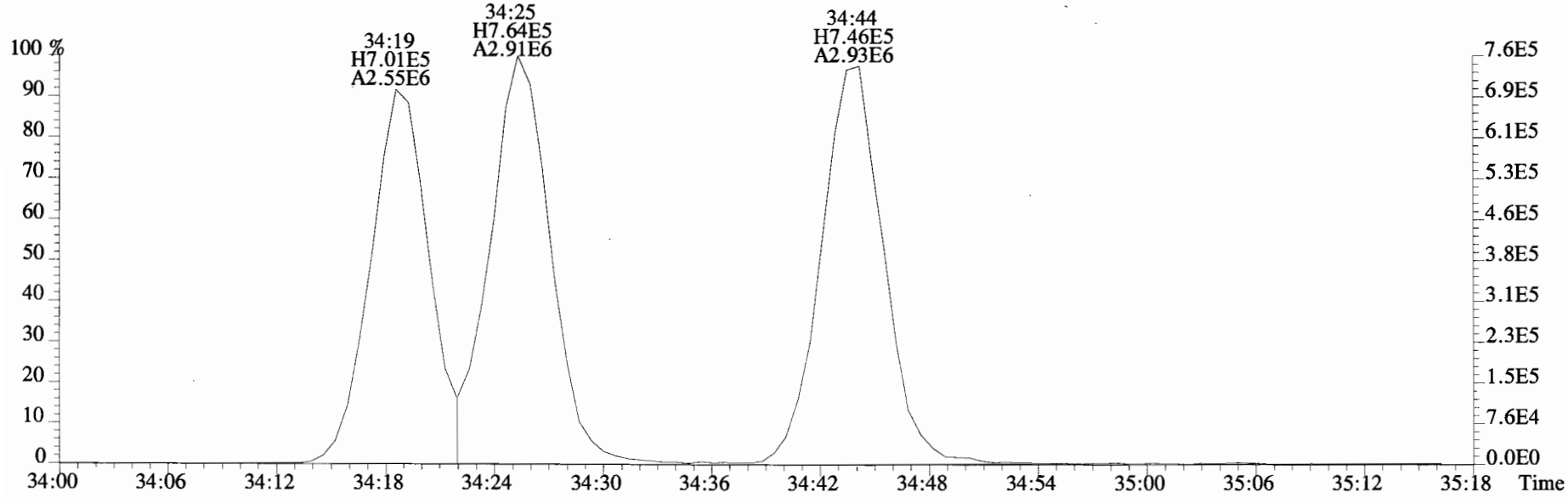

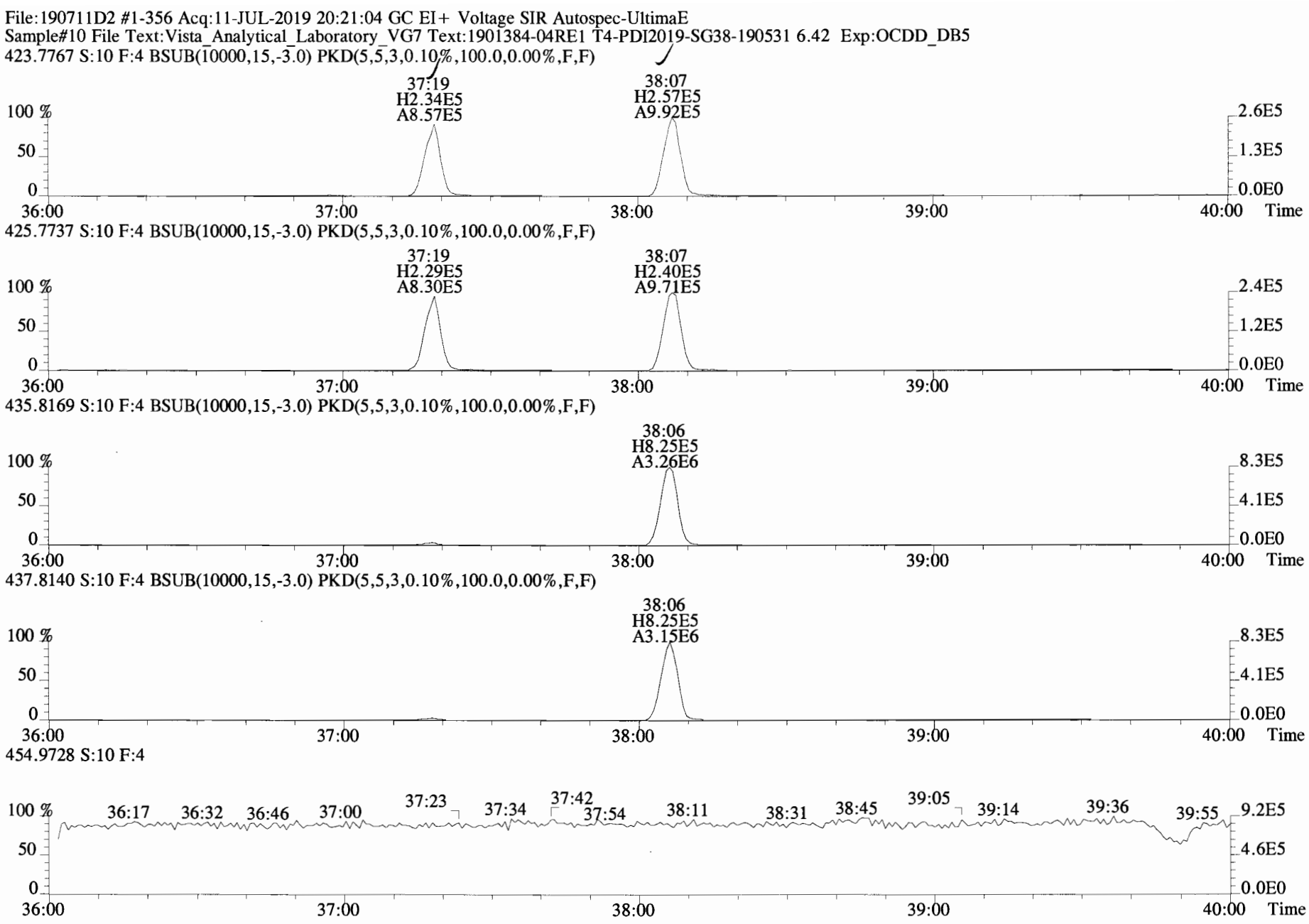
File:190711D2 #1-356 Acq:11-JUL-2019 20:21:04 GC EI+ Voltage SIR Autospec-UltimaE
Sample#10 File Text:Vista_Analytical_Laboratory_VG7 Text:1901384-04RE1 T4-PDI2019-SG38-190531 6.42 Exp:OCDD_DB5
423.7767 S:10 F:4 BSUB(10000,15,-3.0) PKD(5,5,3,0.10%,100.0,0.00%,F,F)
37:19
H2.34E5
A8.57E5
38:07
H2.57E5
A9.92E5
100 %
50
0
2.6E5
1.3E5
0.0E0
36:00
37:00
38:00
39:00
40:00
Time
425.7737 S:10 F:4 BSUB(10000,15,-3.0) PKD(5,5,3,0.10%,100.0,0.00%,F,F)
37:19
H2.29E5
A8.30E5
38:07
H2.40E5
A9.71E5
2.4E5
1.2E5
435.8169 S:10 F:4 BSUB(10000,15,-3.0) PKD(5,5,3,0.10%,100.0,0.00%,F,F)
38:06
H8.25E5
A3.26E6
8.3E5
4.1E5
437.8140 S:10 F:4 BSUB(10000,15,-3.0) PKD(5,5,3,0.10%,100.0,0.00%,F,F)
38:06
H8.25E5
A3.15E6
454.9728 S:10 F:4
36:17
36:32
36:46
37:00
37:23
37:34
37:42
37:54
38:11
38:31
38:45
39:05
39:14
39:36
39:55
9.2E5
4.6E5

File:190711D2 #1-356 Acq:11-JUL-2019 20:21:04 GC EI+ Voltage SIR Autospec-UltimaE
Sample#10 File Text:Vista_Analytical_Laboratory_VG7 Text:1901384-04RE1 T4-PDI2019-SG38-190531 6.42 Exp:OCDD_DB5
423.7767 S:10 F:4 BSUB(10000,15,-3.0) PKD(5,5,3,0.10%,100.0,0.00%,F,F)

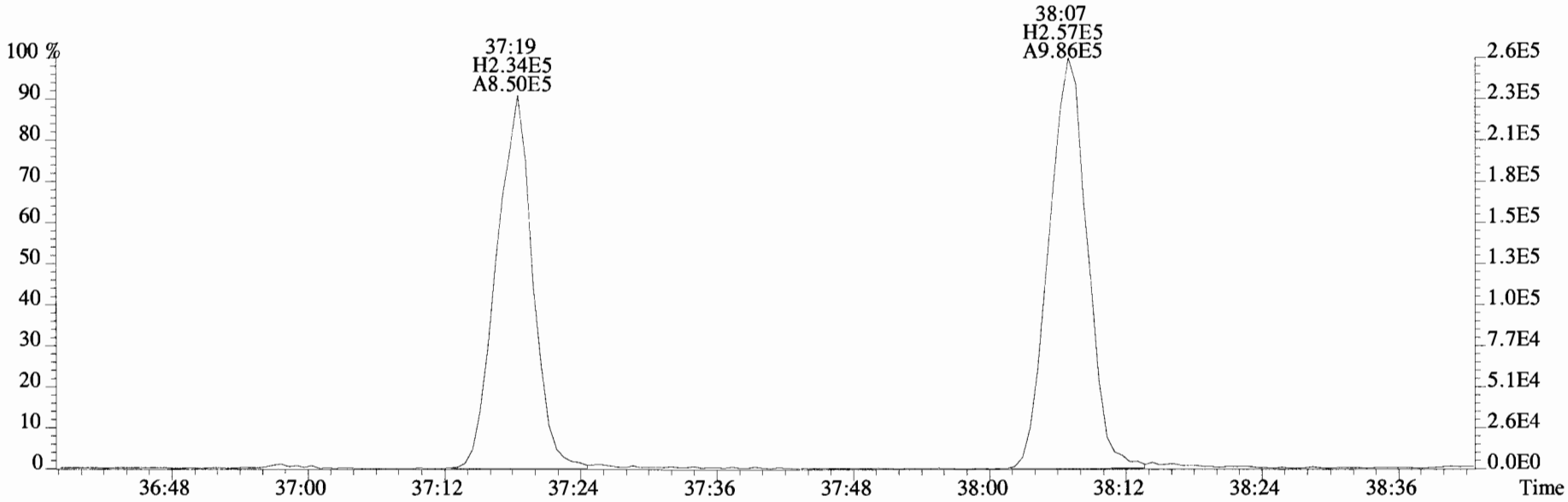

425.7737 S:10 F:4 BSUB(10000,15,-3.0) PKD(5,5,3,0.10%,100.0,0.00%,F,F)

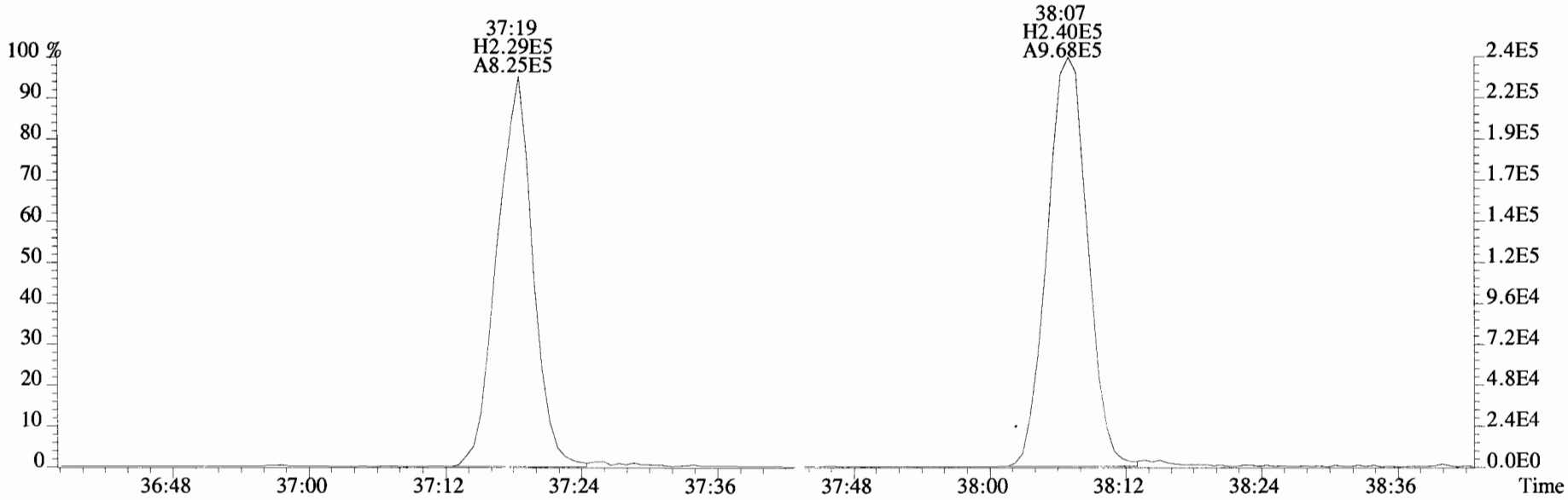

File:190711D2 #1-431 Acq:11-JUL-2019 20:21:04 GC EI+ Voltage SIR Autospec-UltimaE
Sample#10 File Text:Vista_Analytical_Laboratory_VG7 Text:1901384-04RE1 T4-PDI2019-SG38-190531 6.42 Exp:OCDD_DB5
457.7377 S:10 F:5 BSUB(10000,15,-3.0) PKD(5,5,3,0.10%,100.0,0.00%,F,F)

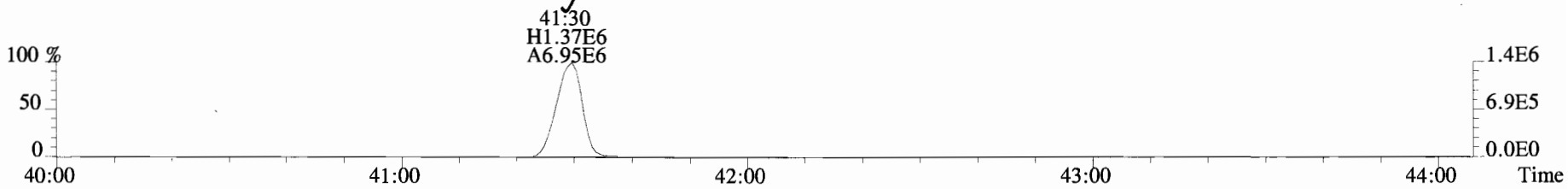

459.7348 S:10 F:5 BSUB(10000,15,-3.0) PKD(5,5,3,0.10%,100.0,0.00%,F,F)

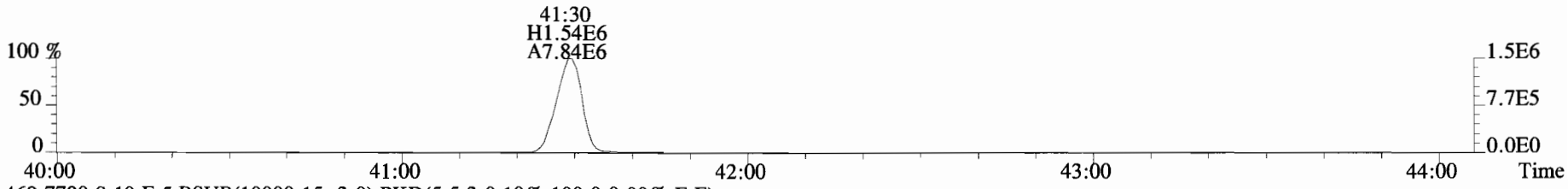

469.7780 S:10 F:5 BSUB(10000,15,-3.0) PKD(5,5,3,0.10%,100.0,0.00%,F,F)

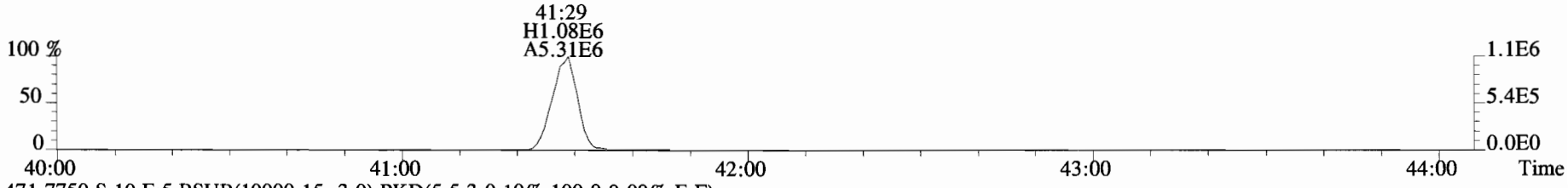

471.7750 S:10 F:5 BSUB(10000,15,-3.0) PKD(5,5,3,0.10%,100.0,0.00%,F,F)

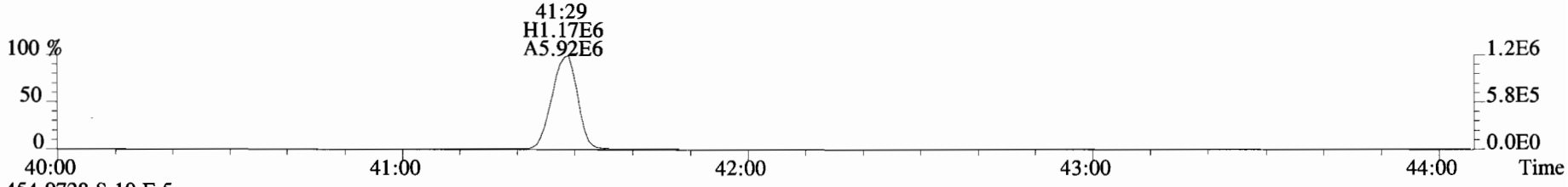

454.9728 S:10 F:5

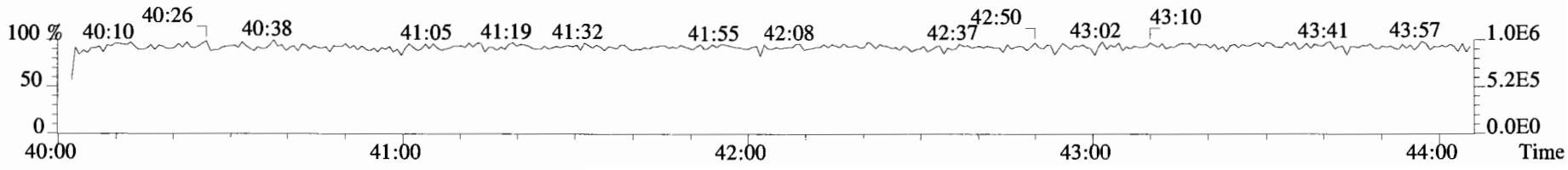

File:190711D2 #1-514 Acq:11-JUL-2019 20:21:04 GC EI+ Voltage SIR Autospec-UltimaE
Sample#10 File Text:Vista_Analytical_Laboratory_VG7 Text:1901384-04RE1 T4-PDI2019-SG38-190531 6.42 Exp:OCDD_DB5

303.9016 S:10 BSUB(10000,15,-3.0) PKD(5,5,3,0.10%,100.0,0.00%,F,F)

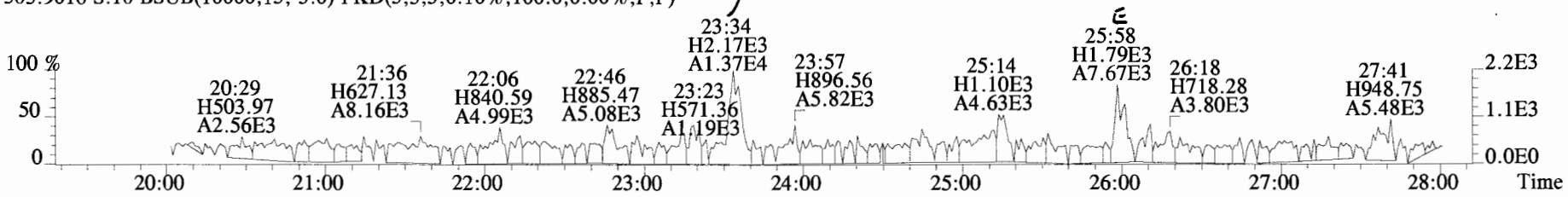

305.8987 S:10 BSUB(10000,15,-3.0) PKD(5,5,3,0.10%,100.0,0.00%,F,F)

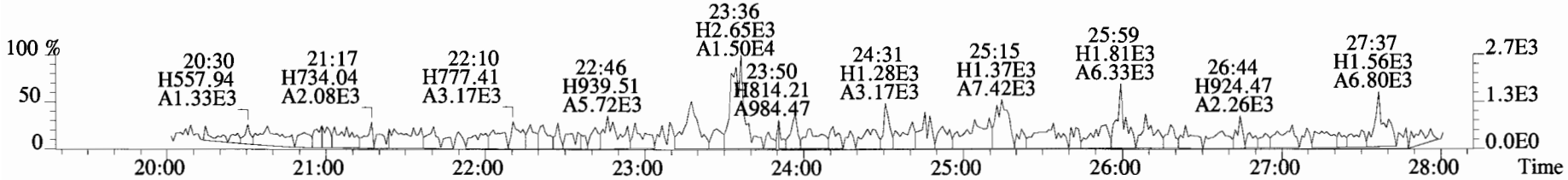

315.9419 S:10 BSUB(10000,15,-3.0) PKD(5,5,3,0.10%,100.0,0.00%,F,F)

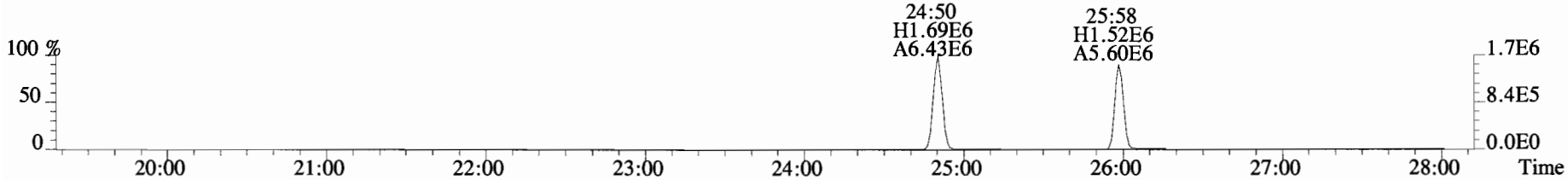

317.9389 S:10 BSUB(10000,15,-3.0) PKD(5,5,3,0.10%,100.0,0.00%,F,F)

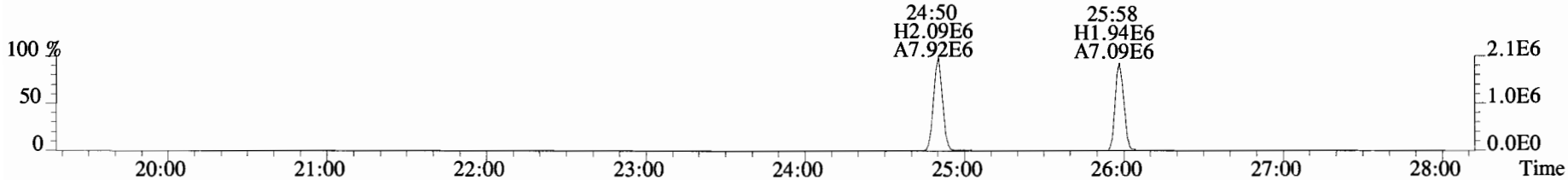

375.8364 S:10 BSUB(10000,15,-3.0) PKD(5,5,3,0.10%,100.0,0.00%,F,F)

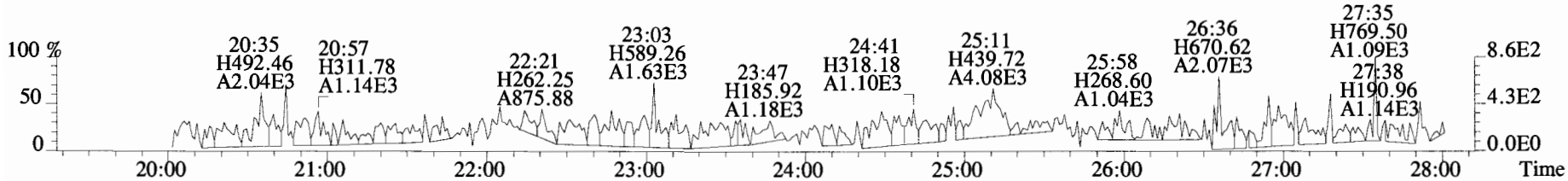

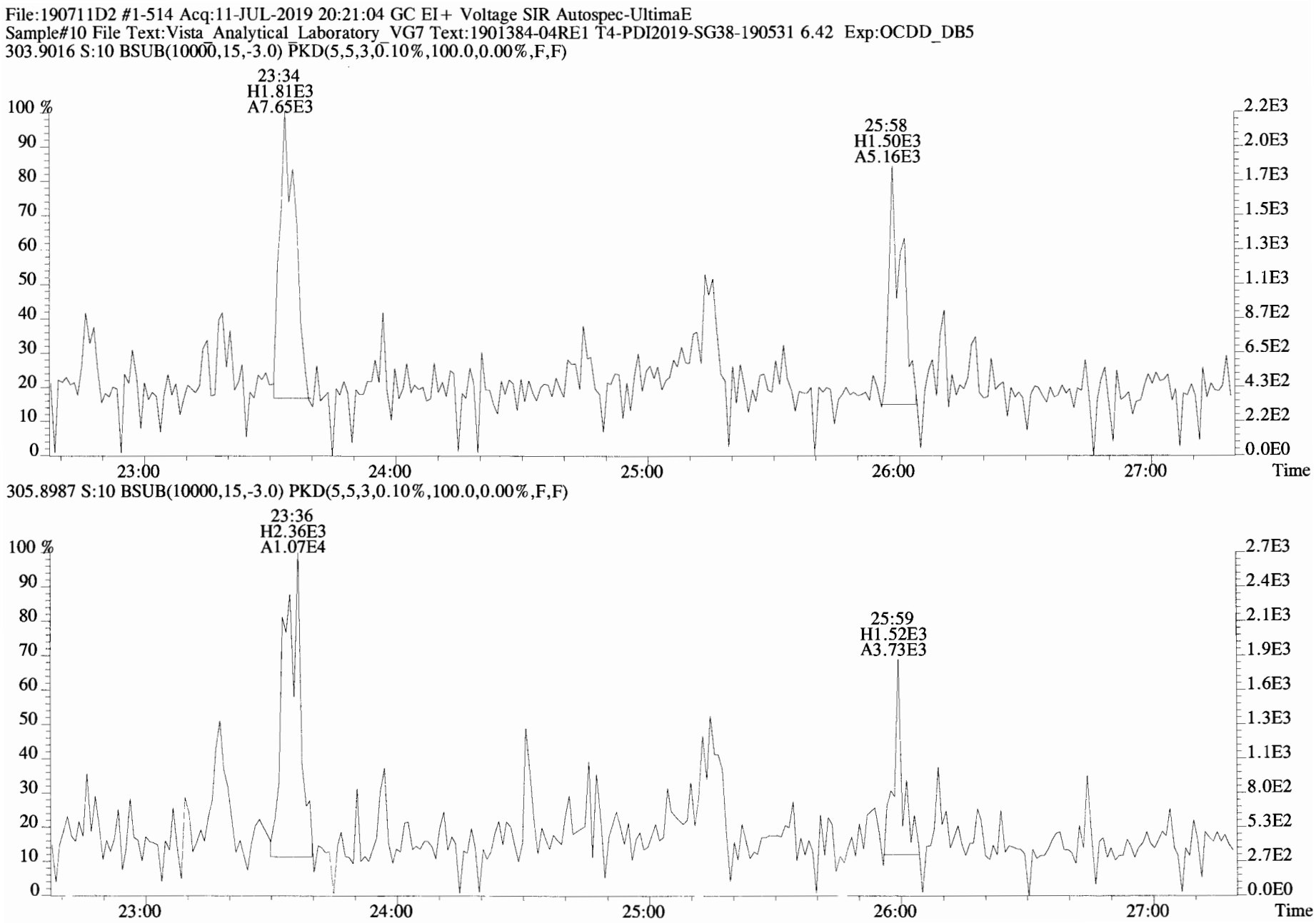
File:190711D2 #1-514 Acq:11-JUL-2019 20:21:04 GC EI+ Voltage SIR Autospec-UltimaE
Sample#10 File Text:Vista_Analytical_Laboratory_VG7 Text:1901384-04RE1 T4-PDI2019-SG38-190531 6.42 Exp:OCDD_DB5
303.9016 S:10 BSUB(10000,15,-3.0) PKD(5,5,3,0.10%,100.0,0.00%,F,F)
23:34
H1.81E3
A7.65E3
25:58
H1.50E3
A5.16E3
100 %
90
80
70
60
50
40
30
20
10
0
2.2E3
2.0E3
1.7E3
1.5E3
1.3E3
1.1E3
8.7E2
6.5E2
4.3E2
2.2E2
0.0E0
23:00
24:00
25:00
26:00
27:00
Time
305.8987 S:10 BSUB(10000,15,-3.0) PKD(5,5,3,0.10%,100.0,0.00%,F,F)
23:36
H2.36E3
A1.07E4
25:59
H1.52E3
A3.73E3
100 %
90
80
70
60
50
40
30
20
10
0
2.7E3
2.4E3
2.1E3
1.9E3
1.6E3
1.3E3
1.1E3
8.0E2
5.3E2
2.7E2
0.0E0
23:00
24:00
25:00
26:00
27:00
Time

File:190711D2 #1-514 Acq:11-JUL-2019 20:21:04 GC EI+ Voltage SIR Autospec-UltimaE
Sample#10 File Text:Vista_Analytical_Laboratory_VG7 Text:1901384-04RE1 T4-PDI2019-SG38-190531 6.42 Exp:OCDD_DB5
339.8597 S:10 BSUB(10000,15,-3.0) PKD(5,5,3,0.10%,100.0,0.00%,F,F)



341.8568 S:10 BSUB(10000,15,-3.0) PKD(5,5,3,0.10%,100.0,0.00%,F,F)

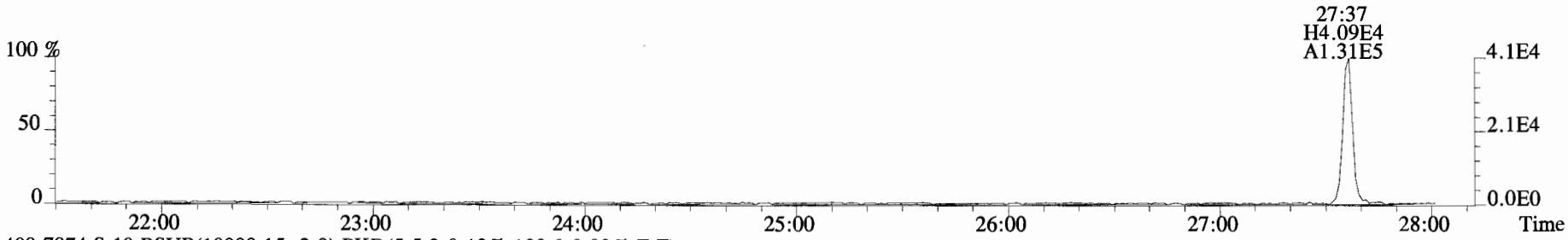

409.7974 S:10 BSUB(10000,15,-3.0) PKD(5,5,3,0.10%,100.0,0.00%,F,F)

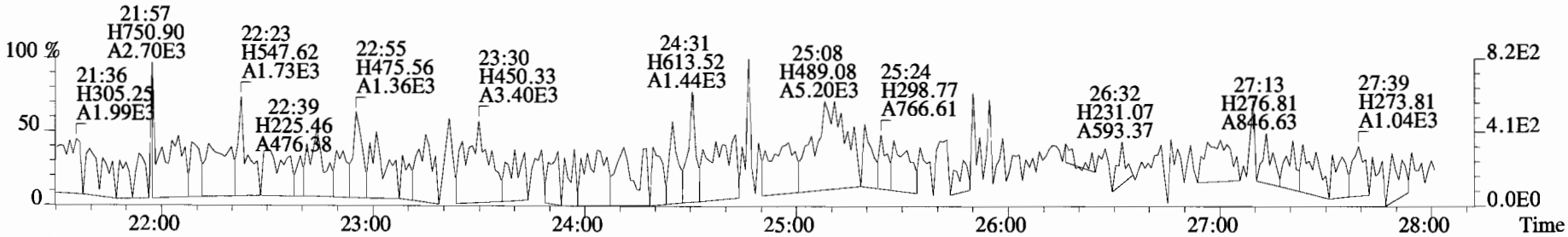

316.9824 S:10

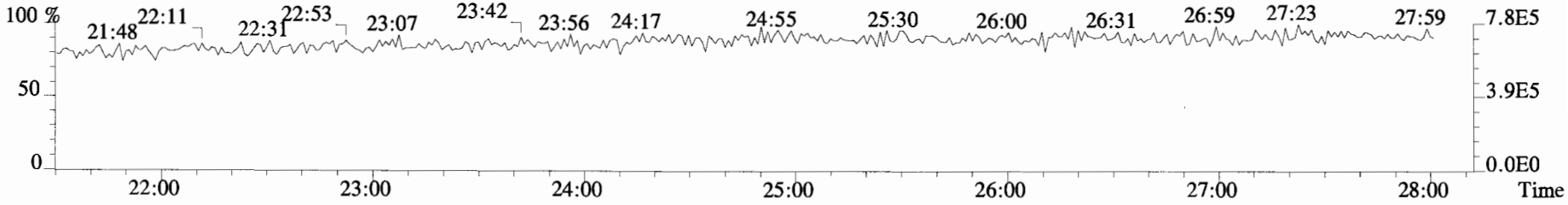

File:190711D2 #1-514 Acq:11-JUL-2019 20:21:04 GC EI+ Voltage SIR Autospec-UltimaE
Sample#10 File Text:Vista_Analytical_Laboratory_VG7 Text:1901384-04RE1 T4-PDI2019-SG38-190531 6.42 Exp:OCDD_DB5
339.8597 S:10 BSUB(10000,15,-3.0) PKD(5,5,3,0.10%,100.0,0.00%,F,F)

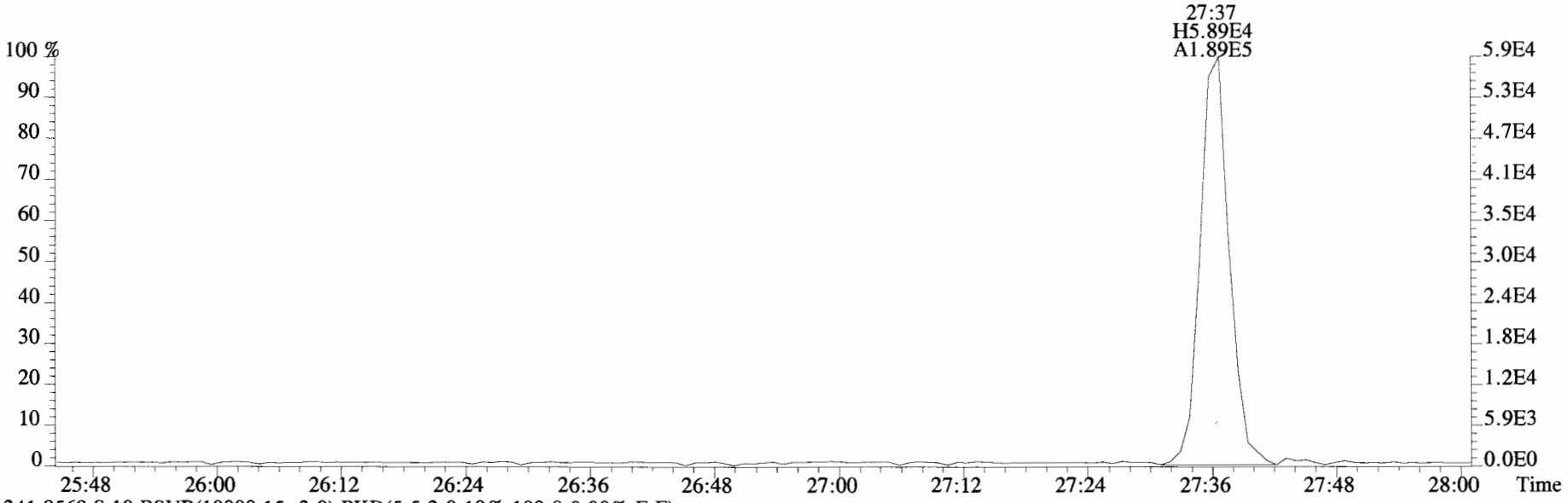

341.8568 S:10 BSUB(10000,15,-3.0) PKD(5,5,3,0.10%,100.0,0.00%,F,F)

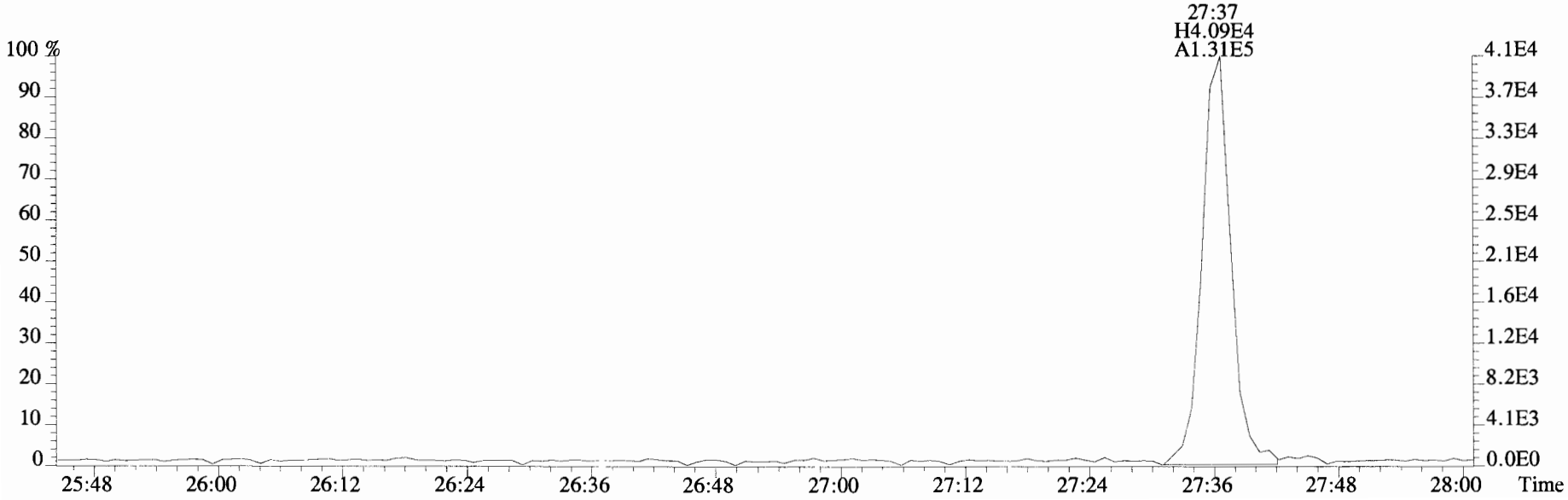

File:190711D2 #1-210 Acq:11-JUL-2019 20:21:04 GC EI+ Voltage SIR Autospec-UltimaE
Sample#10 File Text:Vista_Analytical_Laboratory_VG7 Text:1901384-04RE1 T4-PDI2019-SG38-190531 6.42 Exp:OCDD_DB5

339.8597 S:10 F:2 BSUB(10000,15,-3.0) PKD(5,5,3,0.10%,100.0,0.00%,F,F)

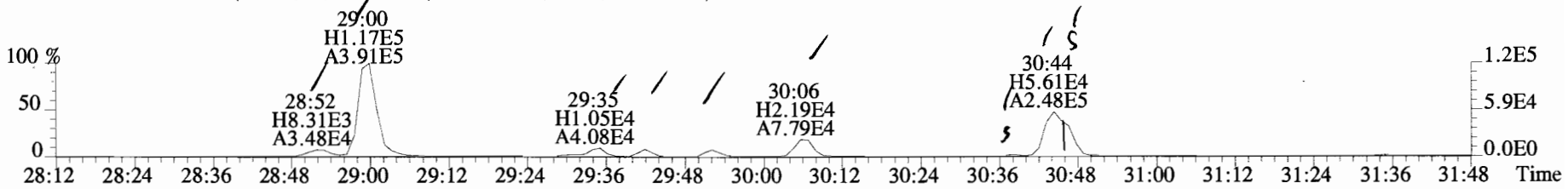

341.8568 S:10 F:2 BSUB(10000,15,-3.0) PKD(5,5,3,0.10%,100.0,0.00%,F,F)

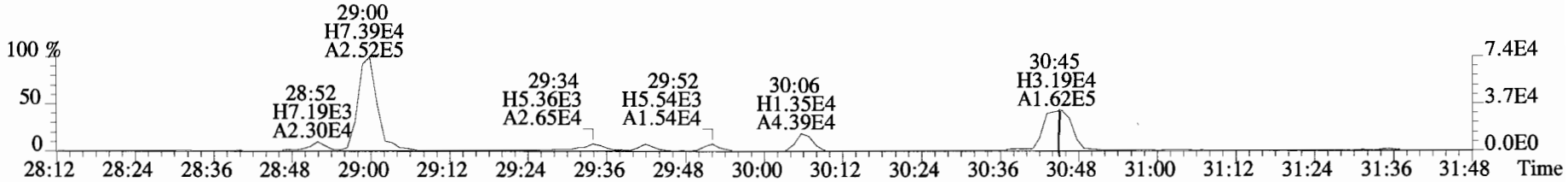

351.9000 S:10 F:2 BSUB(10000,15,-3.0) PKD(5,5,3,0.10%,100.0,0.00%,F,F)

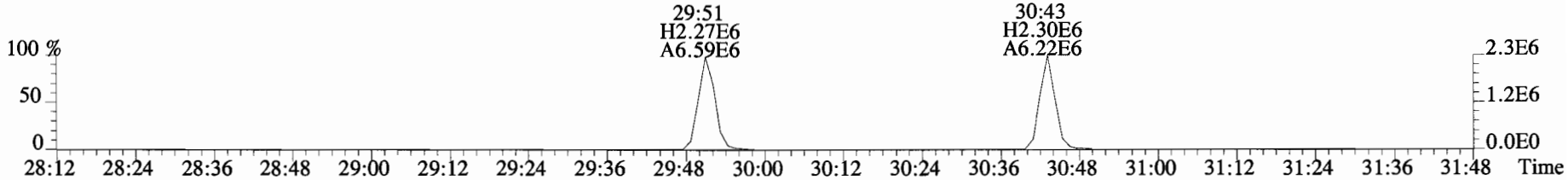

353.8970 S:10 F:2 BSUB(10000,15,-3.0) PKD(5,5,3,0.10%,100.0,0.00%,F,F)

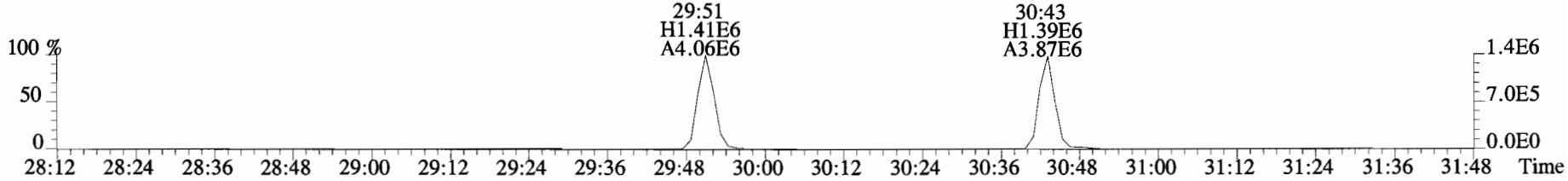

409.7974 S:10 F:2 BSUB(10000,15,-3.0) PKD(5,5,3,0.10%,100.0,0.00%,F,F)

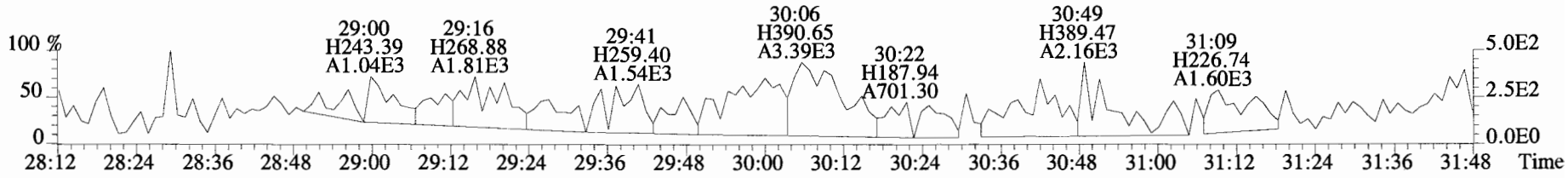

File:190711D2 #1-210 Acq:11-JUL-2019 20:21:04 GC EI+ Voltage SIR Autospec-UltimaE
Sample#10 File Text:Vista_Analytical_Laboratory_VG7 Text:1901384-04RE1 T4-PDI2019-SG38-190531 6.42 Exp:OCDD_DB5
339.8597 S:10 F:2 BSUB(10000,15,-3.0) PKD(5,5,3,0.10%,100.0,0.00%,F,F)

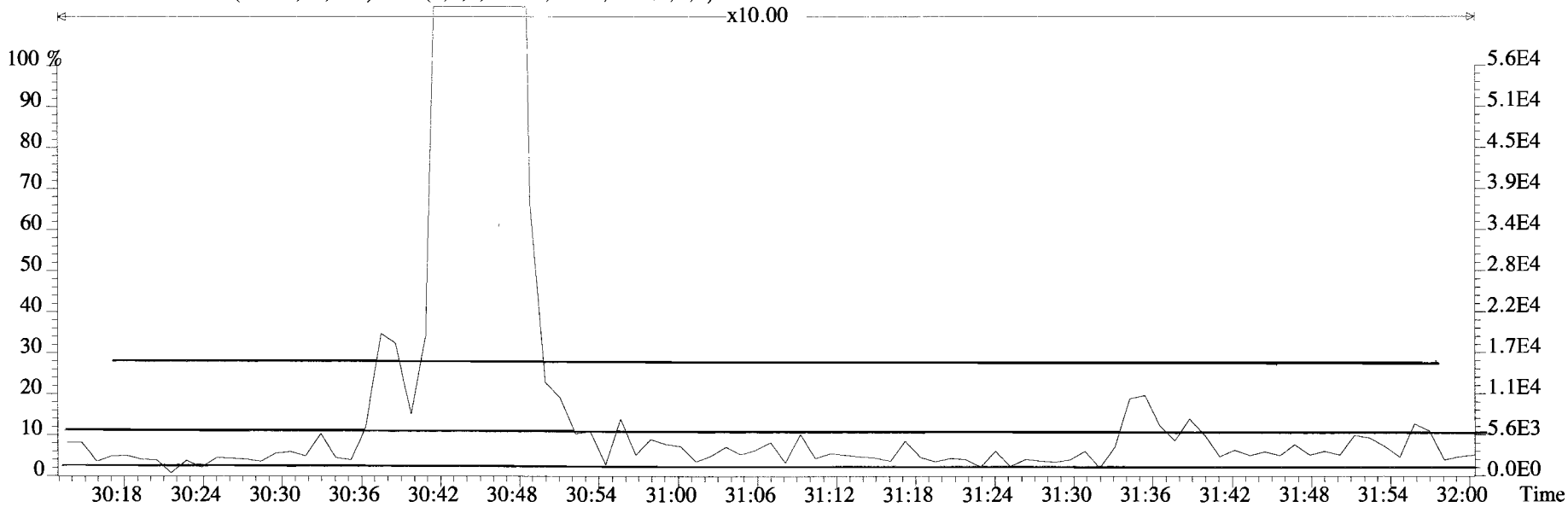

341.8568 S:10 F:2 BSUB(10000,15,-3.0) PKD(5,5,3,0.10%,100.0,0.00%,F,F)

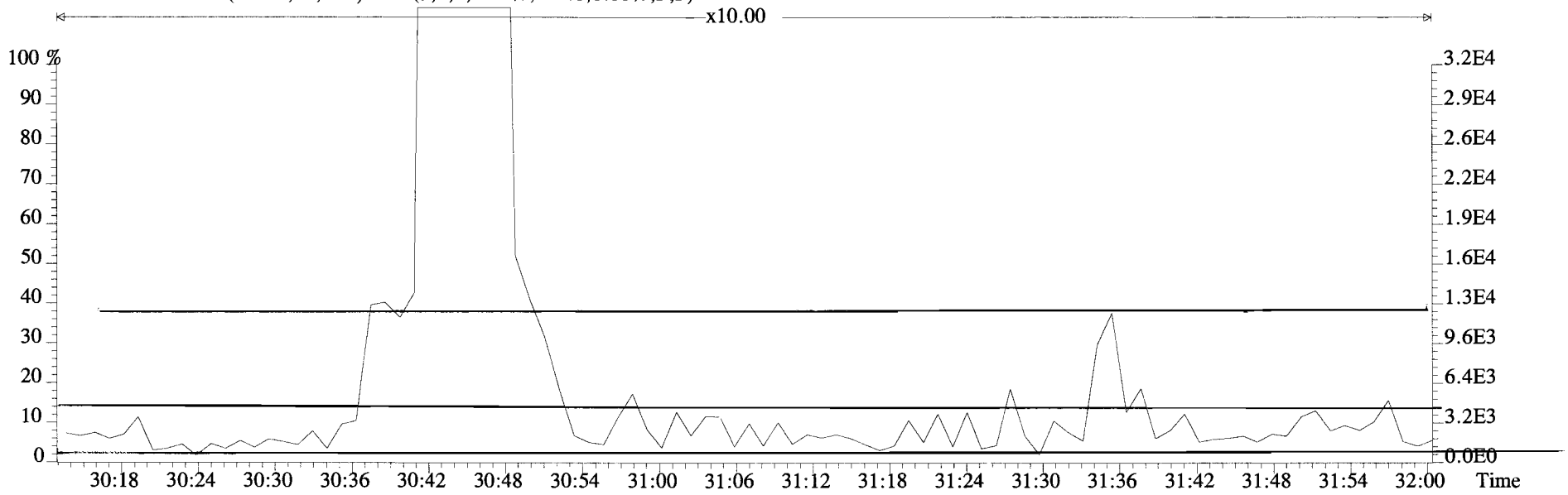

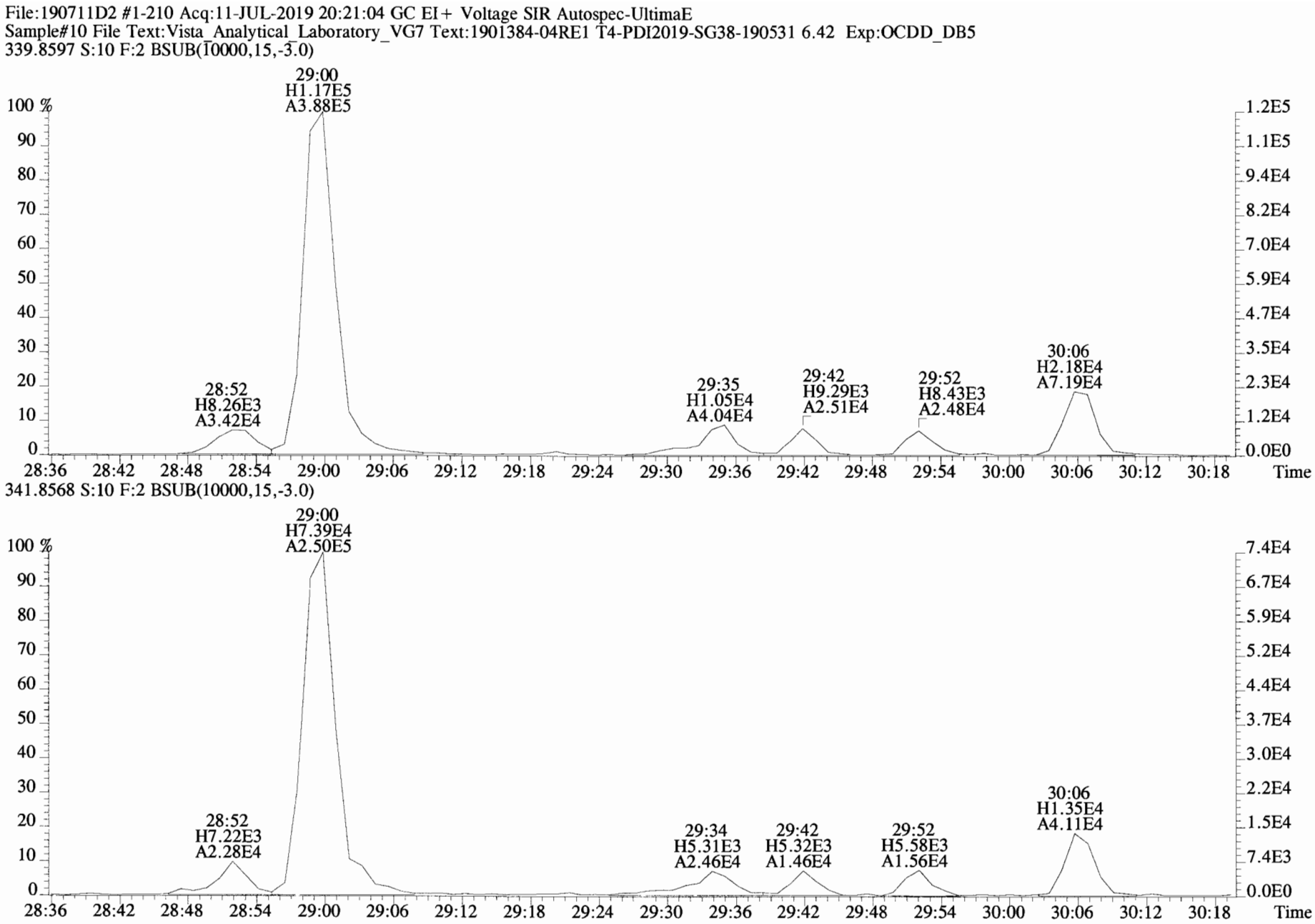
File:190711D2 #1-210 Acq:11-JUL-2019 20:21:04 GC EI+ Voltage SIR Autospec-UltimaE
Sample#10 File Text:Vista_Analytical_Laboratory_VG7 Text:1901384-04RE1 T4-PDI2019-SG38-190531 6.42 Exp:OCDD_DB5
339.8597 S:10 F:2 BSUB(10000,15,-3.0)
29:00
H1.17E5
A3.88E5
28:52
H8.26E3
A3.42E4
29:35
H1.05E4
A4.04E4
29:42
H9.29E3
A2.51E4
29:52
H8.43E3
A2.48E4
30:06
H2.18E4
A7.19E4
100 %
90
80
70
60
50
40
30
20
10
0
1.2E5
1.1E5
9.4E4
8.2E4
7.0E4
5.9E4
4.7E4
3.5E4
2.3E4
1.2E4
0.0E0
28:36
28:42
28:48
28:54
29:00
29:06
29:12
29:18
29:24
29:30
29:36
29:42
29:48
29:54
30:00
30:06
30:12
30:18
Time
341.8568 S:10 F:2 BSUB(10000,15,-3.0)
29:00
H7.39E4
A2.50E5
28:52
H7.22E3
A2.28E4
29:34
H5.31E3
A2.46E4
29:42
H5.32E3
A1.46E4
29:52
H5.58E3
A1.56E4
30:06
H1.35E4
A4.11E4
100 %
90
80
70
60
50
40
30
20
10
0
7.4E4
6.7E4
5.9E4
5.2E4
4.4E4
3.7E4
3.0E4
2.2E4
1.5E4
7.4E3
0.0E0
28:36
28:42
28:48
28:54
29:00
29:06
29:12
29:18
29:24
29:30
29:36
29:42
29:48
29:54
30:00
30:06
30:12
30:18
Time

File:190711D2 #1-210 Acq:11-JUL-2019 20:21:04 GC EI+ Voltage SIR Autospec-UltimaE
Sample#10 File Text:Vista_Analytical_Laboratory_VG7 Text:1901384-04RE1 T4-PDI2019-SG38-190531 6.42 Exp:OCDD_DB5
339.8597 S:10 F:2 BSUB(10000,15,-3.0)

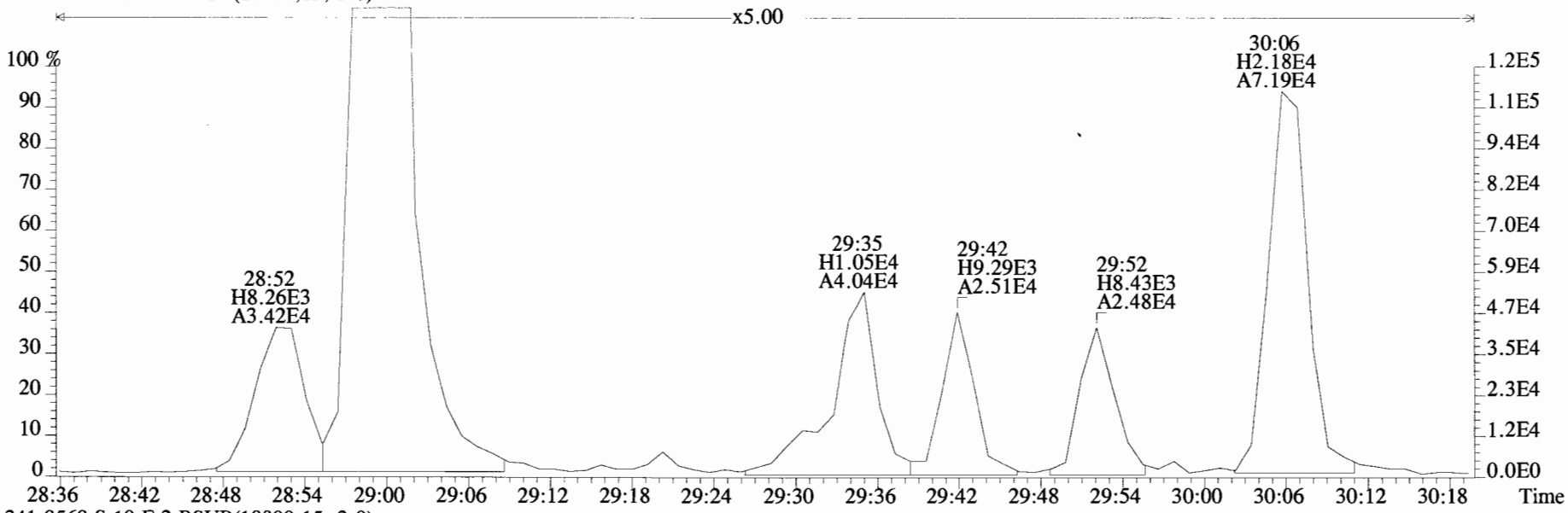

341.8568 S:10 F:2 BSUB(10000,15,-3.0)

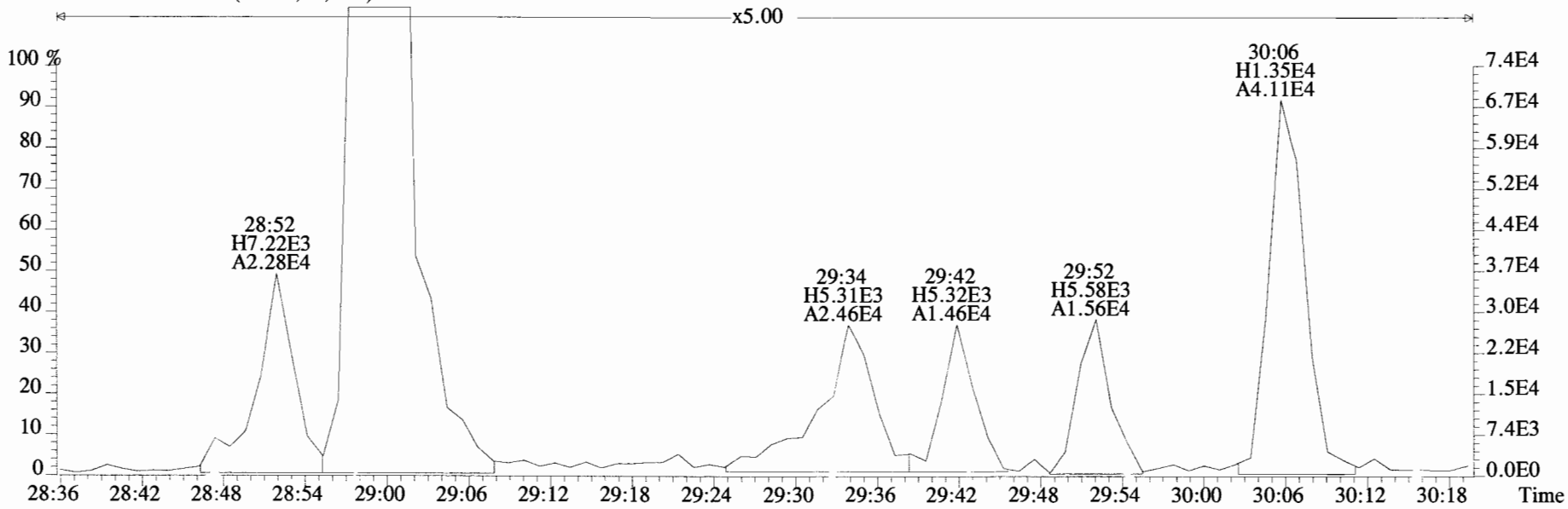

File:190711D2 #1-210 Acq:11-JUL-2019 20:21:04 GC EI+ Voltage SIR Autospec-UltimaE
Sample#10 File Text:Vista_Analytical_Laboratory_VG7 Text:1901384-04RE1 T4-PDI2019-SG38-190531 6.42 Exp:OCDD_DB5
339.8597 S:10 F:2 BSUB(10000,15,-3.0)

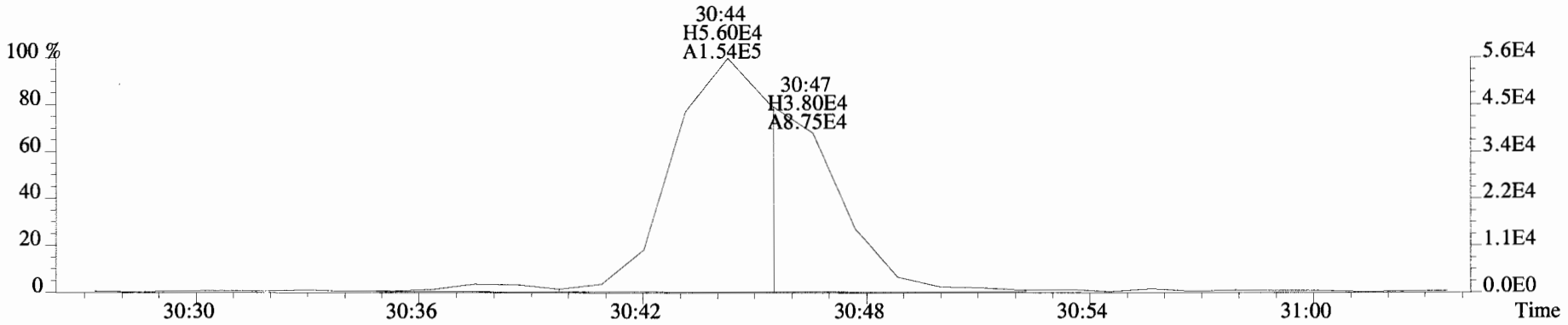

341.8568 S:10 F:2 BSUB(10000,15,-3.0)

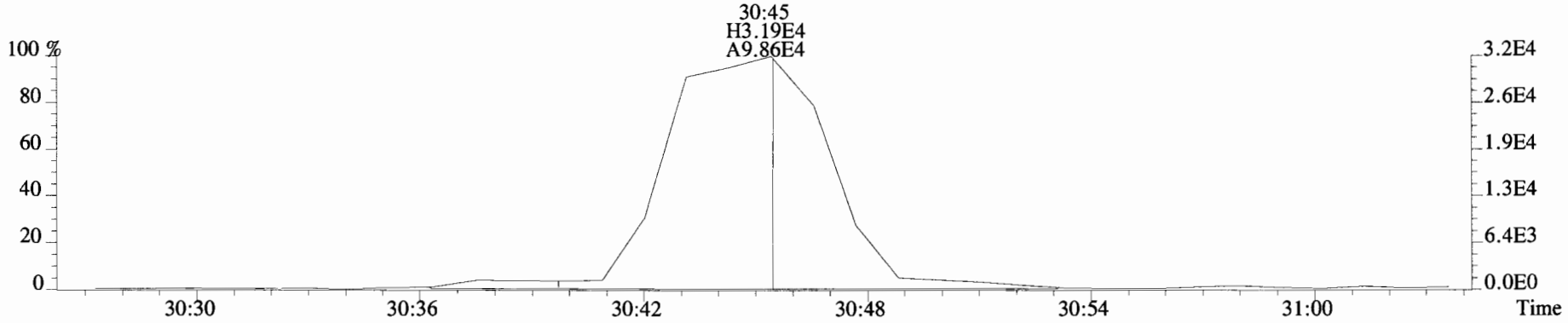

351.9000 S:10 F:2

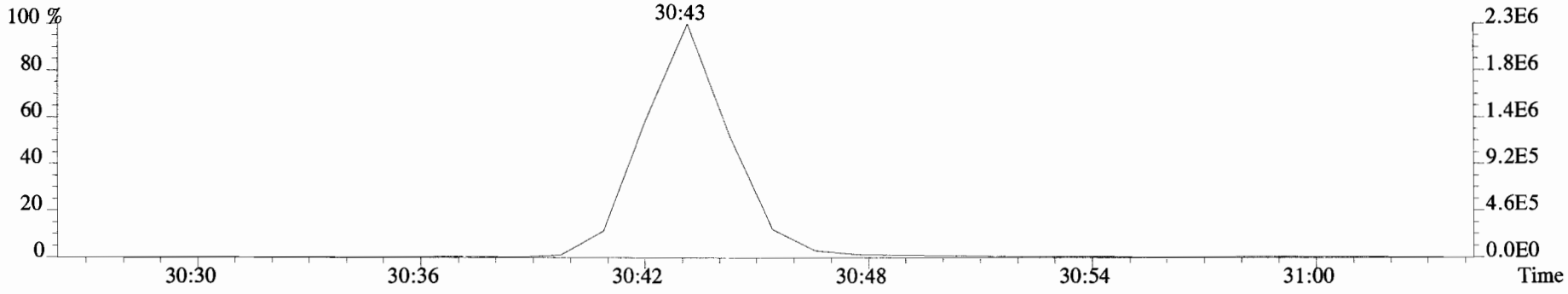

File:190711D2 #1-210 Acq:11-JUL-2019 20:21:04 GC EI+ Voltage SIR Autospec-UltimaE
Sample#10 File Text:Vista_Analytical_Laboratory_VG7 Text:1901384-04RE1 T4-PDI2019-SG38-190531 6.42 Exp:OCDD_DB5
339.8597 S:10 F:2 BSUB(10000,15,-3.0)

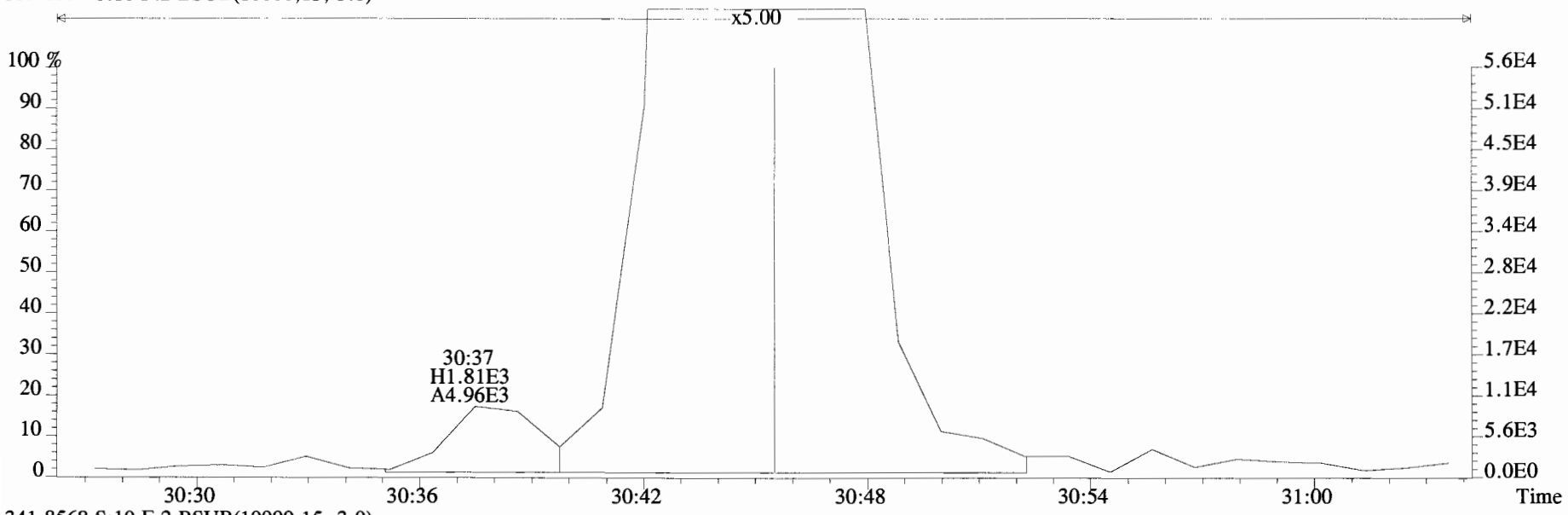

341.8568 S:10 F:2 BSUB(10000,15,-3.0)

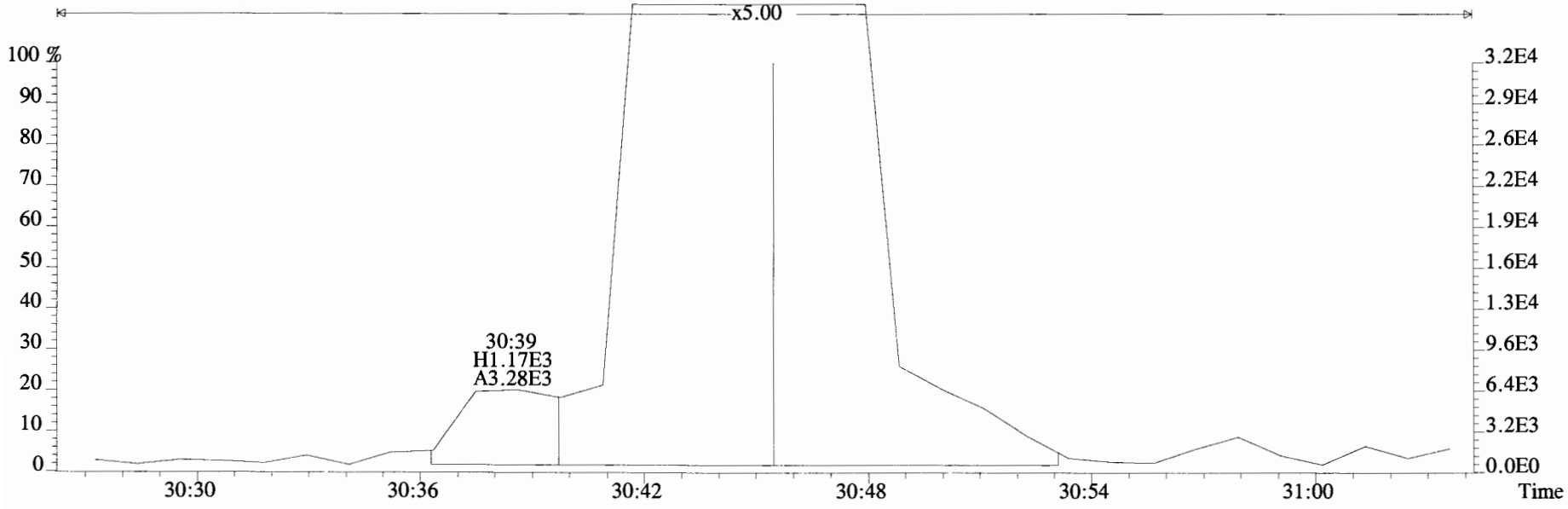

File:190711D2 #1-355 Acq:11-JUL-2019 20:21:04 GC EI+ Voltage SIR Autospec-UltimaE
Sample#10 File Text:Vista_Analytical_Laboratory_VG7 Text:1901384-04RE1 T4-PDI2019-SG38-190531 6.42 Exp:OCDD_DB5

373.8207 S:10 F:3 BSUB(10000,15,-3.0) PKD(5,5,3,0.10%,100.0,0.00%,F,F)

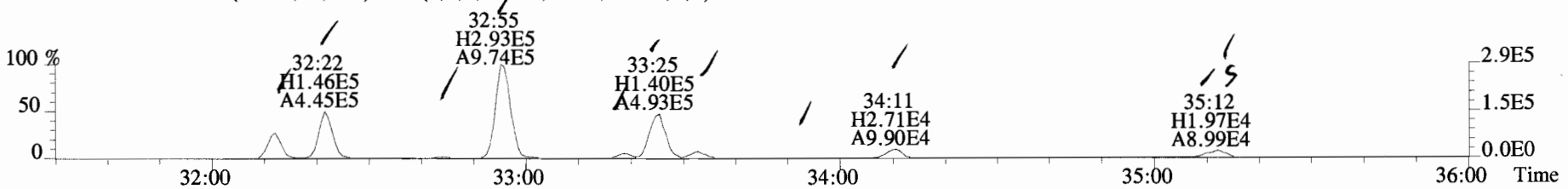

375.8178 S:10 F:3 BSUB(10000,15,-3.0) PKD(5,5,3,0.10%,100.0,0.00%,F,F)

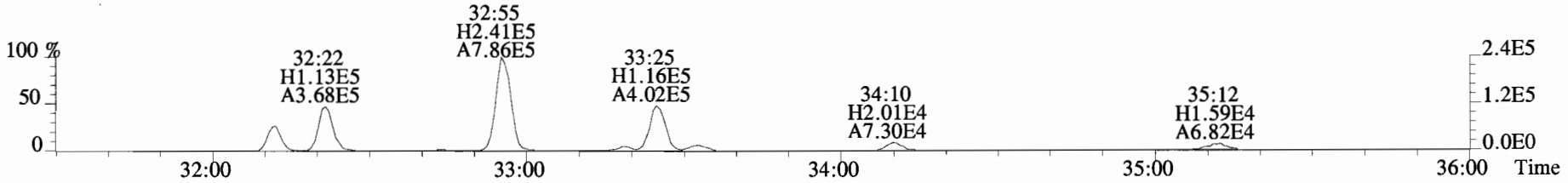

383.8639 S:10 F:3 BSUB(10000,15,-3.0) PKD(5,5,3,0.10%,100.0,0.00%,F,F)

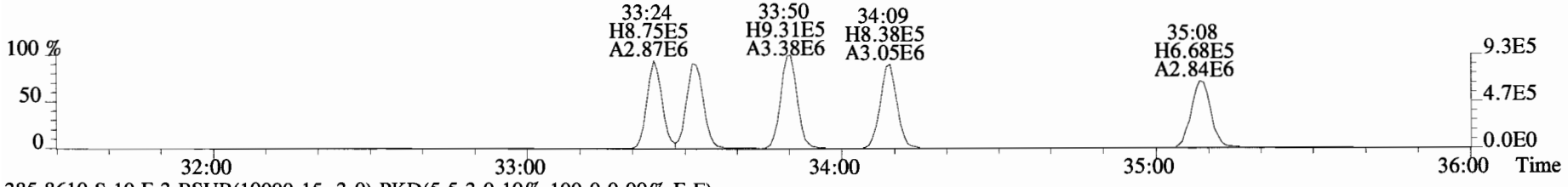

385.8610 S:10 F:3 BSUB(10000,15,-3.0) PKD(5,5,3,0.10%,100.0,0.00%,F,F)

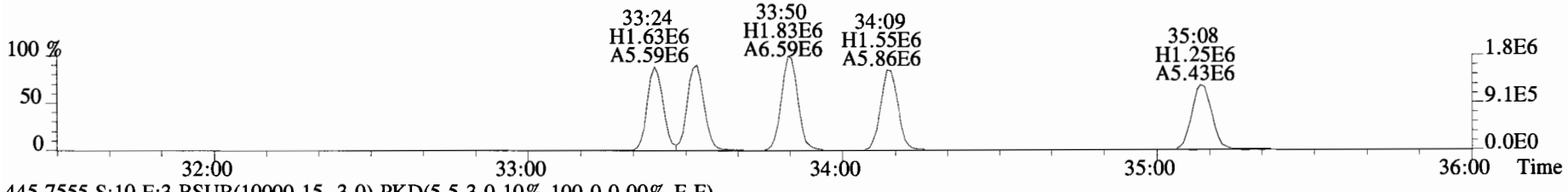

445.7555 S:10 F:3 BSUB(10000,15,-3.0) PKD(5,5,3,0.10%,100.0,0.00%,F,F)

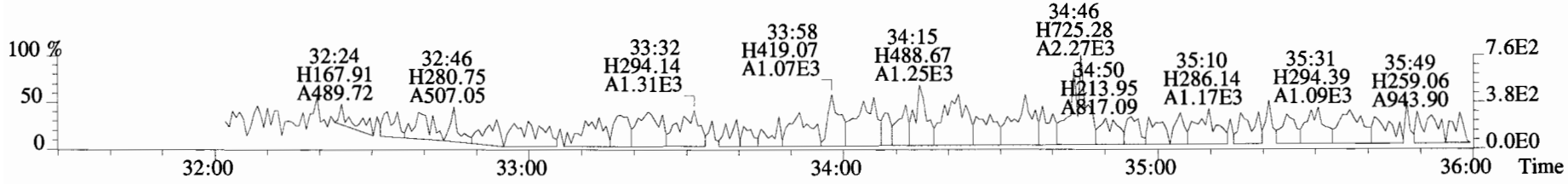

File:190711D2 #1-355 Acq:11-JUL-2019 20:21:04 GC EI+ Voltage SIR Autospec-UltimaE
Sample#10 File Text:Vista_Analytical_Laboratory_VG7 Text:1901384-04RE1 T4-PDI2019-SG38-190531 6.42 Exp:OCDD_DB5
373.8207 S:10 F:3 BSUB(10000,15,-3.0) PKD(5,5,3,0.10%,100.0,0.00%,F,F)

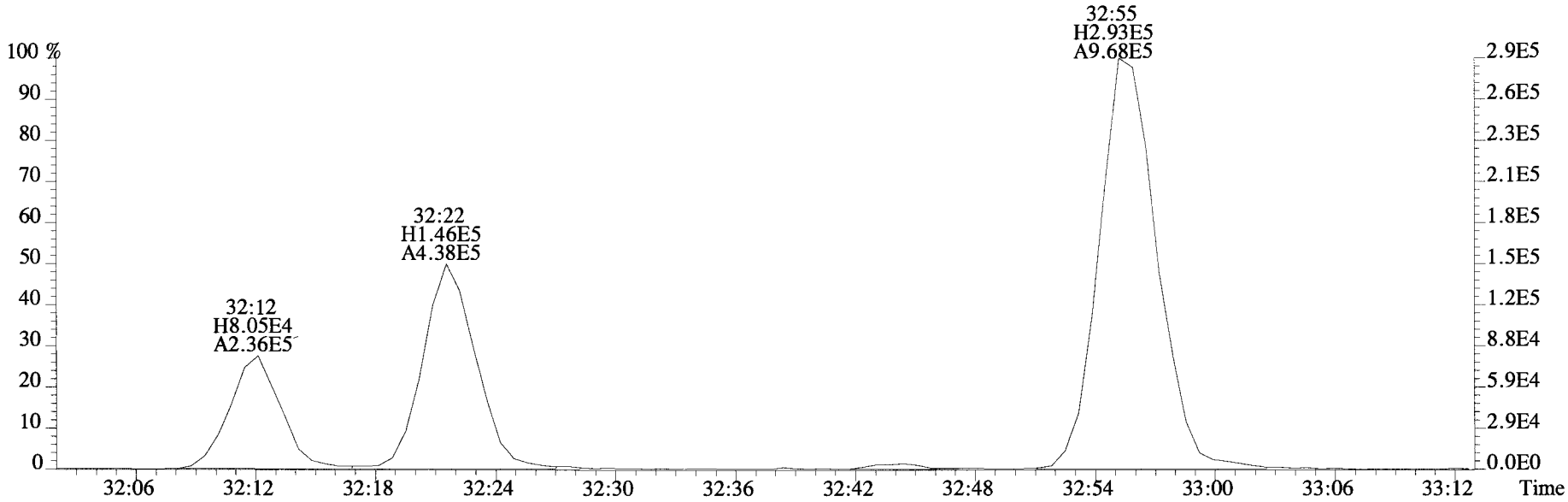

375.8178 S:10 F:3 BSUB(10000,15,-3.0) PKD(5,5,3,0.10%,100.0,0.00%,F,F)

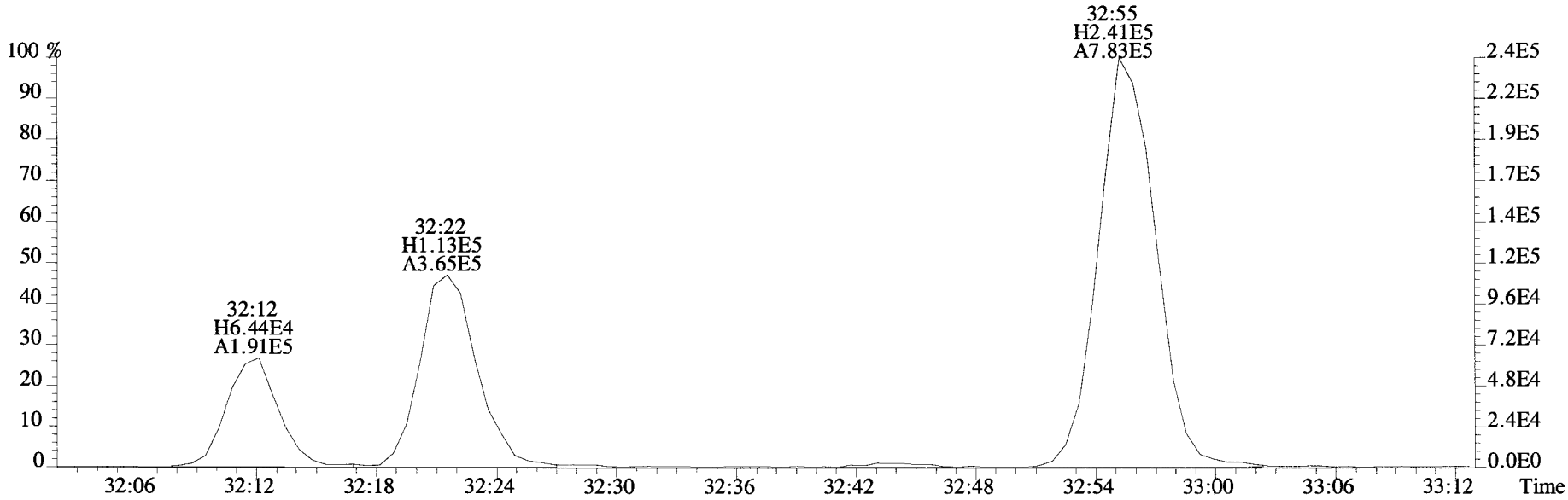

File:190711D2 #1-355 Acq:11-JUL-2019 20:21:04 GC EI+ Voltage SIR Autospec-UltimaE
Sample#10 File Text:Vista_Analytical_Laboratory_VG7 Text:1901384-04RE1 T4-PDI2019-SG38-190531 6.42 Exp:OCDD_DB5
373.8207 S:10 F:3 BSUB(10000,15,-3.0) PKD(5,5,3,0.10%,100.0,0.00%,F,F)

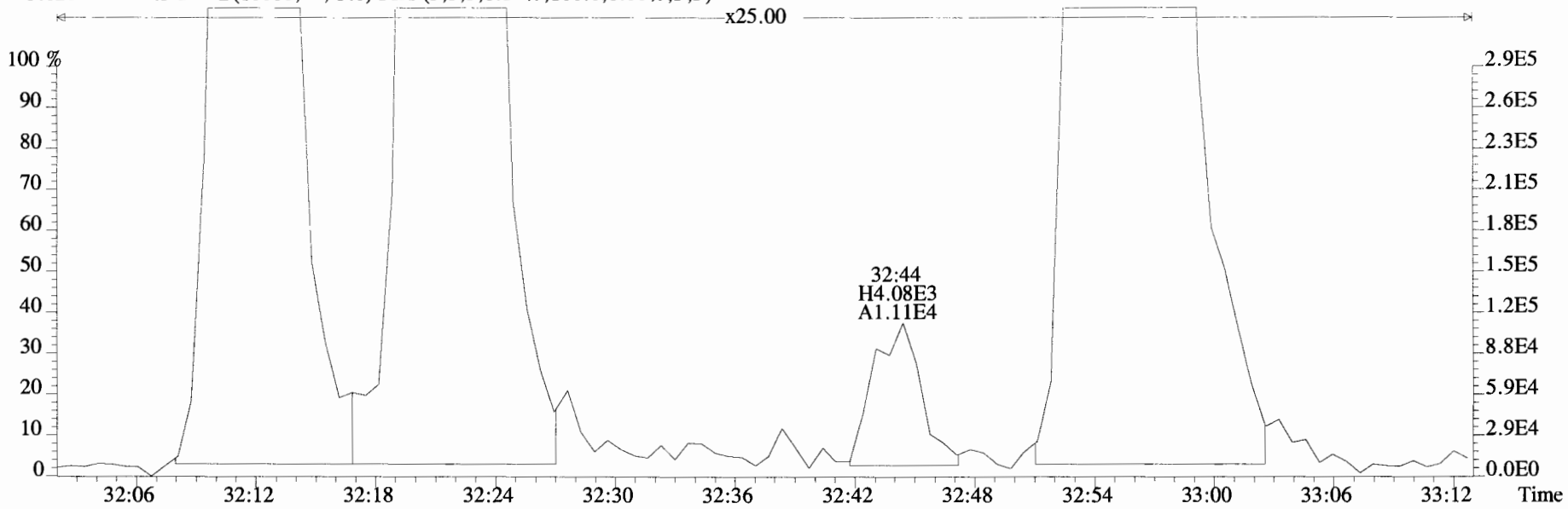

375.8178 S:10 F:3 BSUB(10000,15,-3.0) PKD(5,5,3,0.10%,100.0,0.00%,F,F)

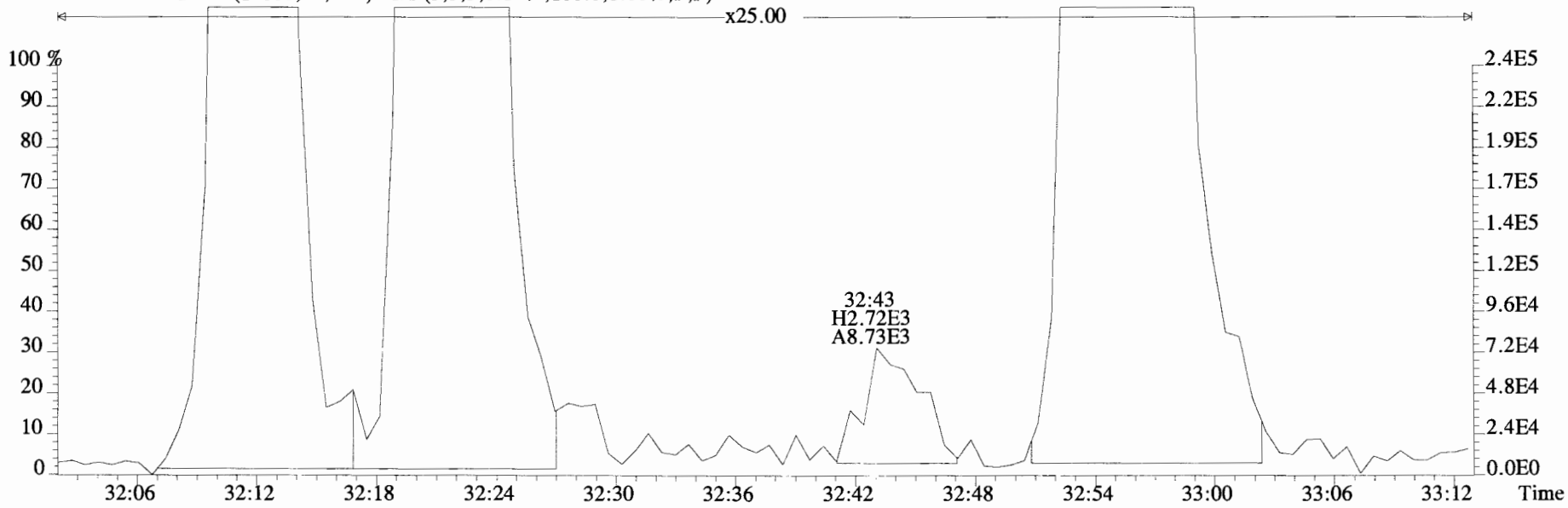

File:190711D2 #1-355 Acq:11-JUL-2019 20:21:04 GC EI+ Voltage SIR Autospec-UltimaE
Sample#10 File Text:Vista_Analytical_Laboratory_VG7 Text:1901384-04RE1 T4-PDI2019-SG38-190531 6.42 Exp:OCDD_DB5
373.8207 S:10 F:3 BSUB(10000,15,-3.0) PKD(5,5,3,0.10%,100.0,0.00%,F,F)

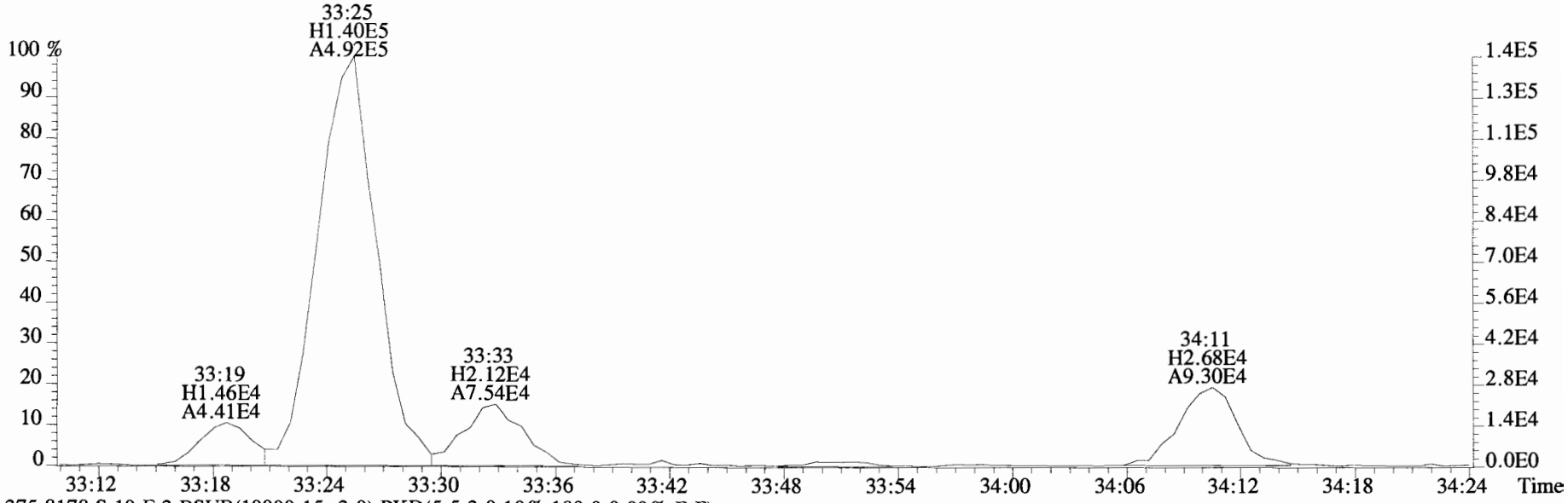

375.8178 S:10 F:3 BSUB(10000,15,-3.0) PKD(5,5,3,0.10%,100.0,0.00%,F,F)

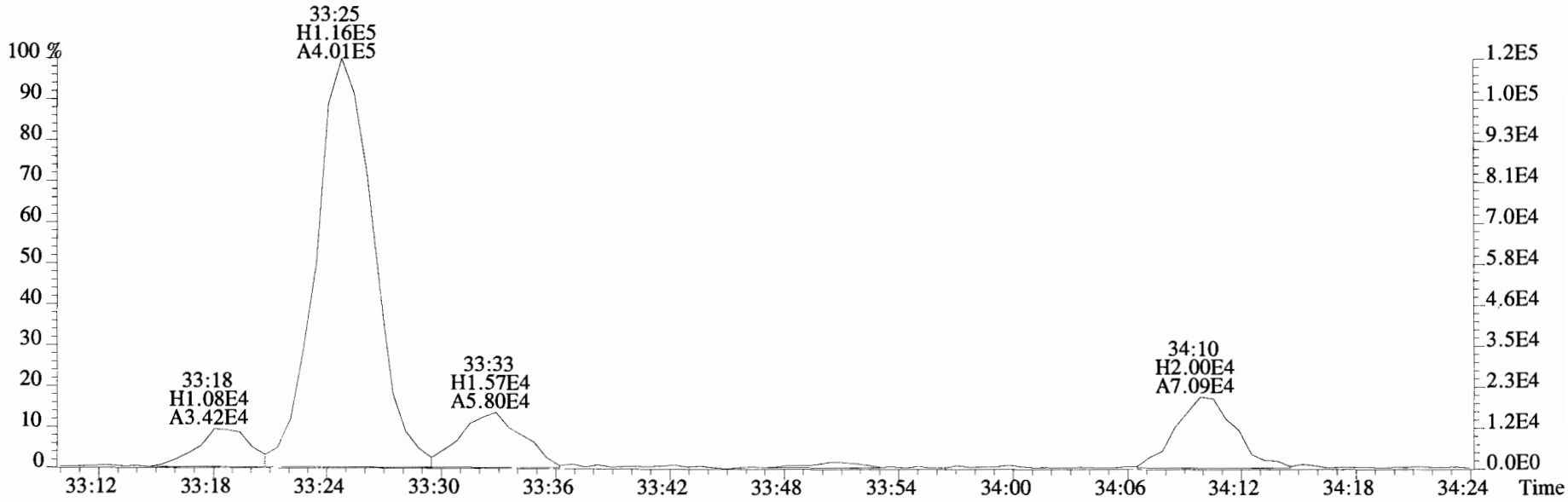

File:190711D2 #1-355 Acq:11-JUL-2019 20:21:04 GC EI+ Voltage SIR Autospec-UltimaE
Sample#10 File Text:Vista_Analytical_Laboratory_VG7 Text:1901384-04RE1 T4-PDI2019-SG38-190531 6.42 Exp:OCDD_DB5
373.8207 S:10 F:3 BSUB(10000,15,-3.0) PKD(5,5,3,0.10%,100.0,0.00%,F,F)

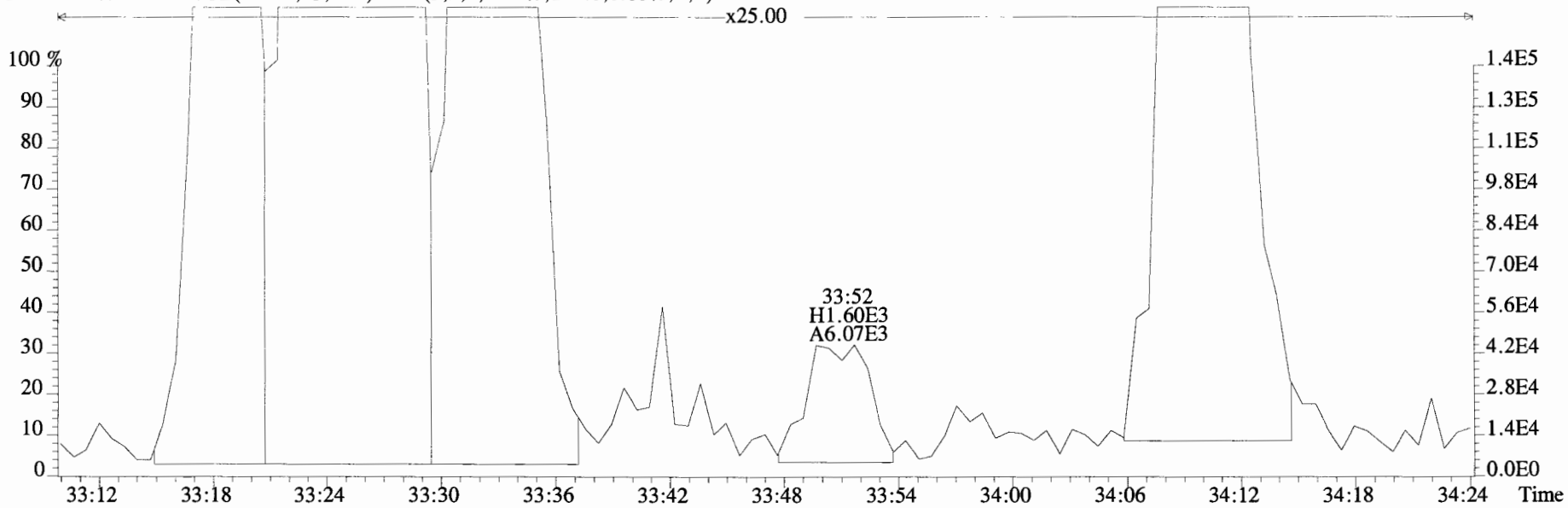

375.8178 S:10 F:3 BSUB(10000,15,-3.0) PKD(5,5,3,0.10%,100.0,0.00%,F,F)

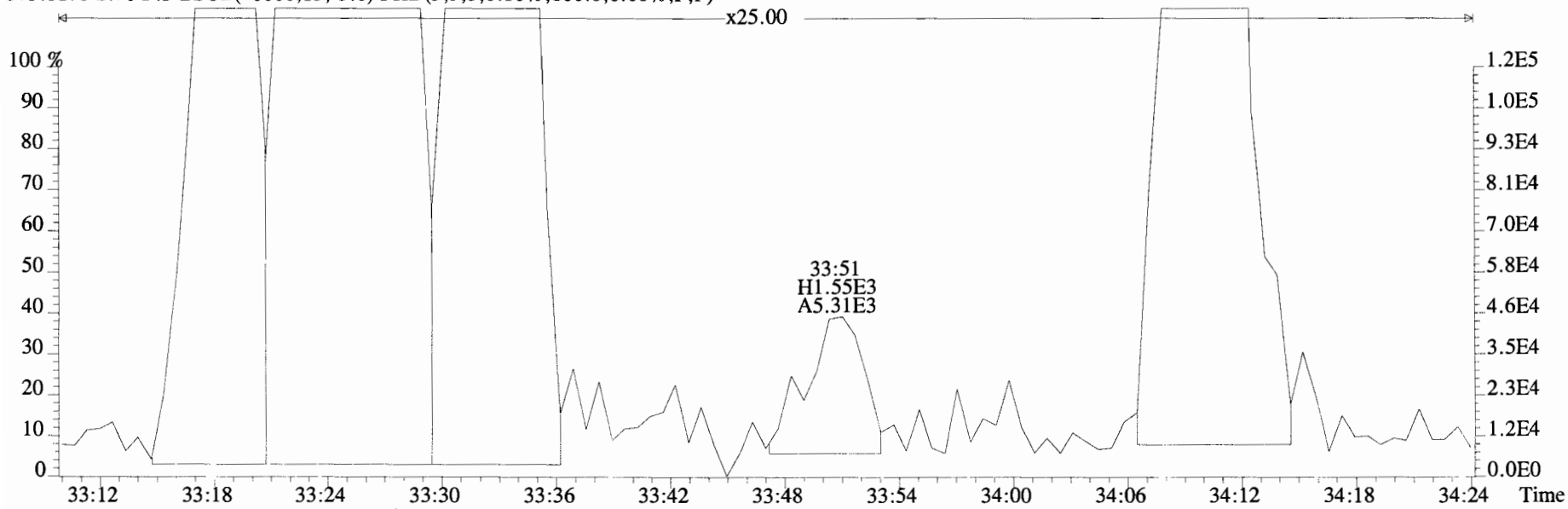

File:190711D2 #1-355 Acq:11-JUL-2019 20:21:04 GC EI+ Voltage SIR Autospec-UltimaE
Sample#10 File Text:Vista_Analytical_Laboratory_VG7 Text:1901384-04RE1 T4-PDI2019-SG38-190531 6.42 Exp:OCDD_DB5
373.8207 S:10 F:3 BSUB(10000,15,-3.0) PKD(5,5,3,0.10%,100.0,0.00%,F,F)

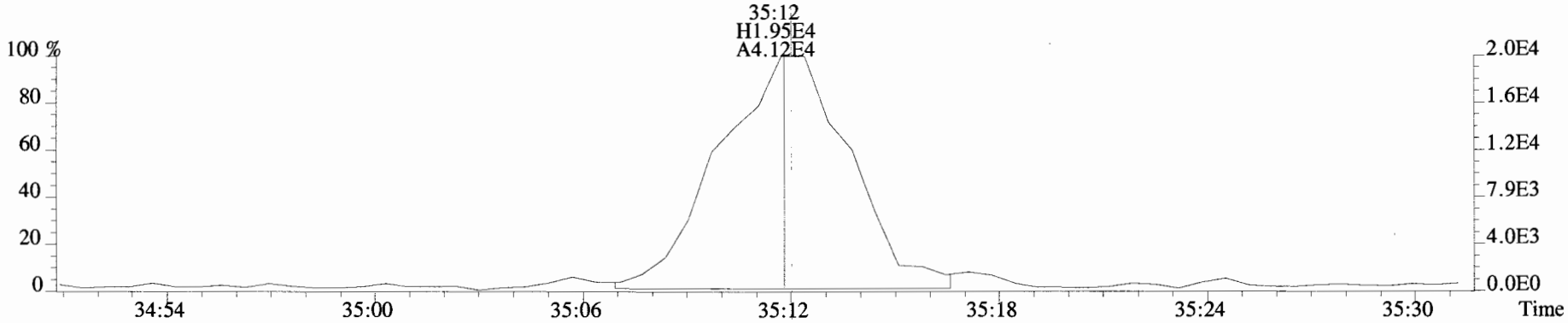

375.8178 S:10 F:3 BSUB(10000,15,-3.0) PKD(5,5,3,0.10%,100.0,0.00%,F,F)

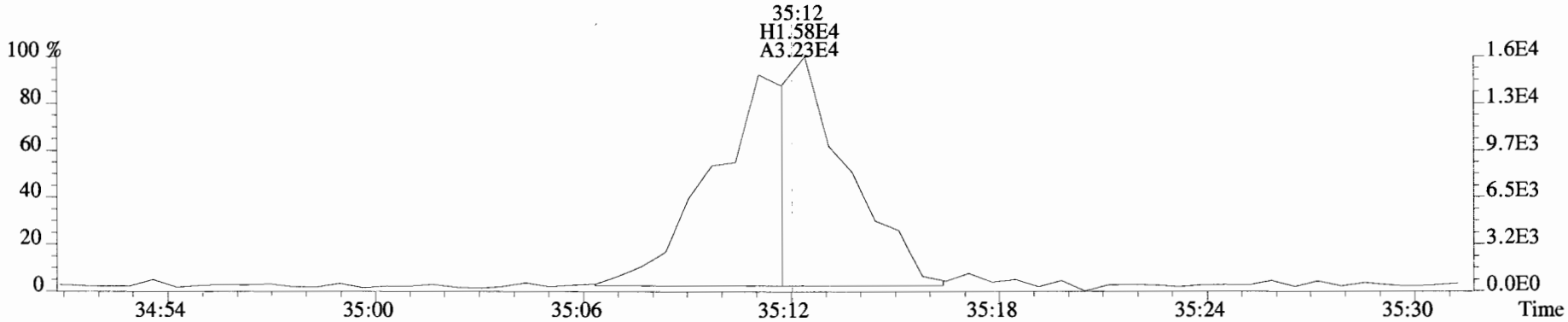

383.8639 S:10 F:3

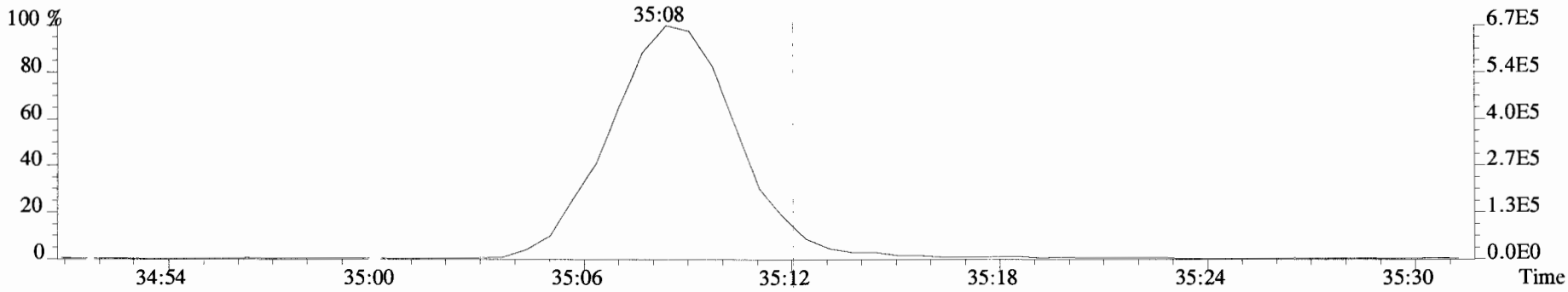

File:190711D2 #1-355 Acq:11-JUL-2019 20:21:04 GC EI+ Voltage SIR Autospec-UltimaE
Sample#10 File Text:Vista_Analytical_Laboratory_VG7 Text:1901384-04RE1 T4-PDI2019-SG38-190531 6.42 Exp:OCDD_DB5
383.8639 S:10 F:3 BSUB(10000,15,-3.0) PKD(5,5,3,0.10%,100.0,0.00%,F,F)

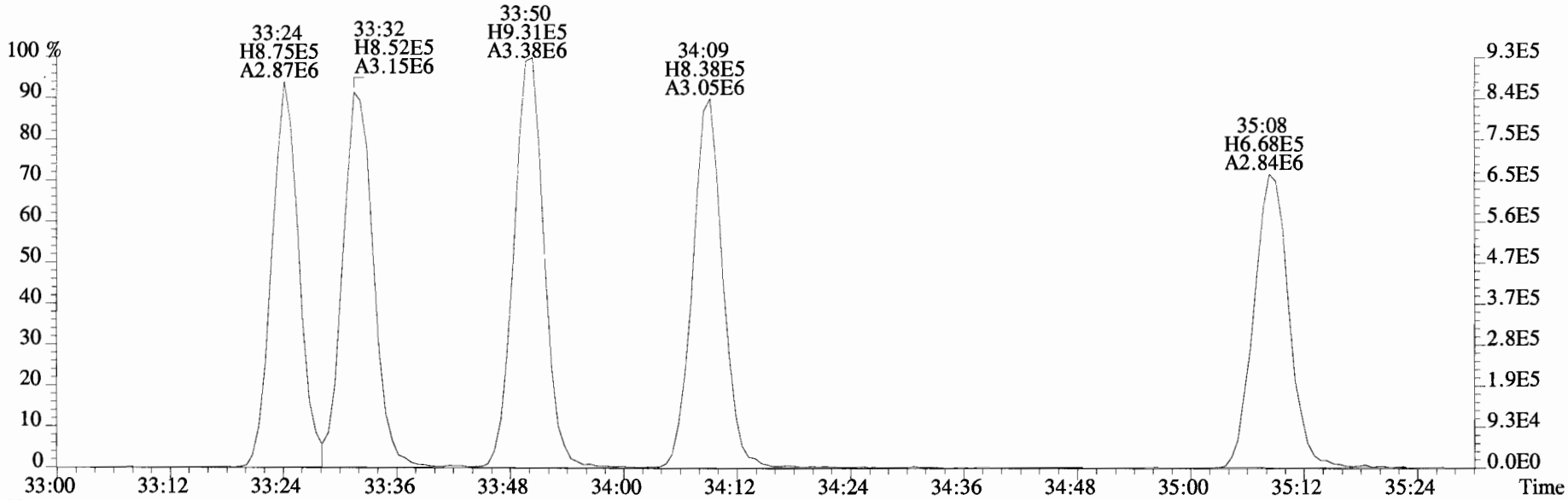

385.8610 S:10 F:3 BSUB(10000,15,-3.0) PKD(5,5,3,0.10%,100.0,0.00%,F,F)

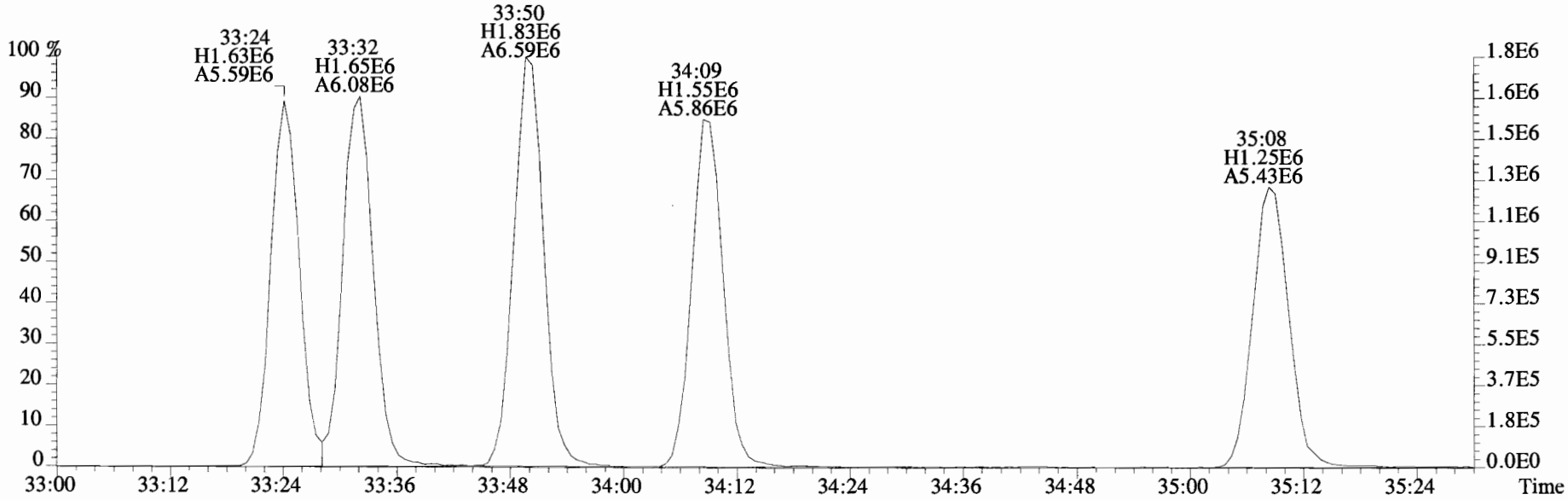

File:190711D2 #1-356 Acq:11-JUL-2019 20:21:04 GC EI+ Voltage SIR Autospec-UltimaE
Sample#10 File Text:Vista_Analytical_Laboratory_VG7 Text:1901384-04RE1 T4-PDI2019-SG38-190531 6.42 Exp:OCDD_DB5
407.7818 S:10 F:4 BSUB(10000,15,-3.0) PKD(5,5,3,0.10%,100.0,0.00%,F,F)

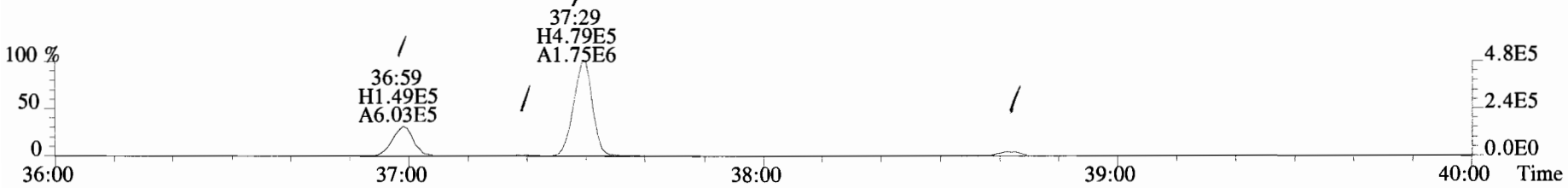

409.7788 S:10 F:4 BSUB(10000,15,-3.0) PKD(5,5,3,0.10%,100.0,0.00%,F,F)

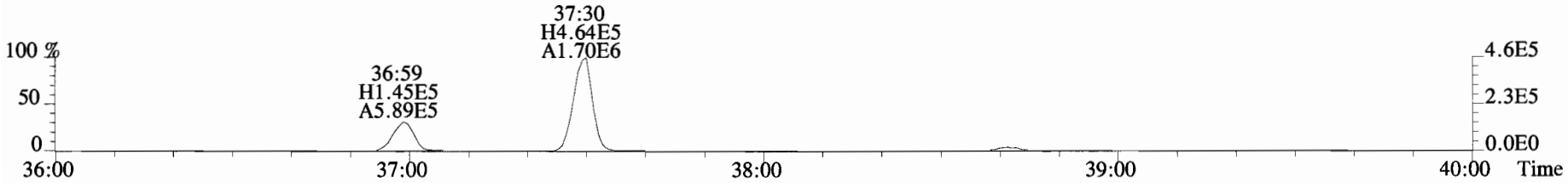

417.8253 S:10 F:4 BSUB(10000,15,-3.0) PKD(5,5,3,0.10%,100.0,0.00%,F,F)

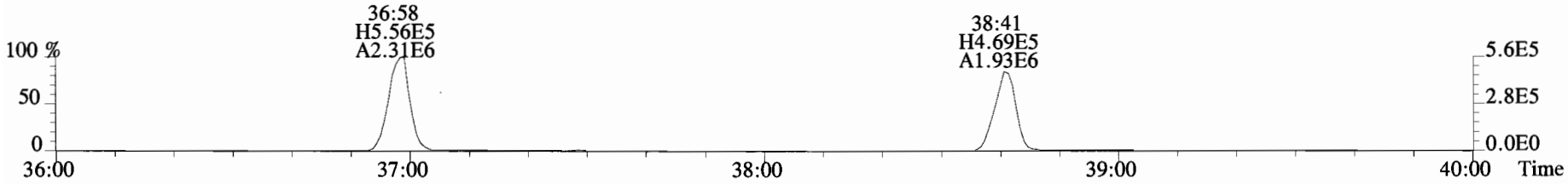

419.8220 S:10 F:4 BSUB(10000,15,-3.0) PKD(5,5,3,0.10%,100.0,0.00%,F,F)

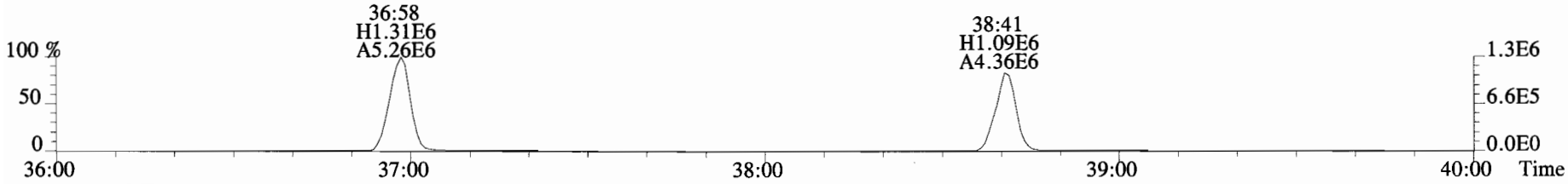

479.7165 S:10 F:4 BSUB(10000,15,-3.0) PKD(5,5,3,0.10%,100.0,0.00%,F,F)

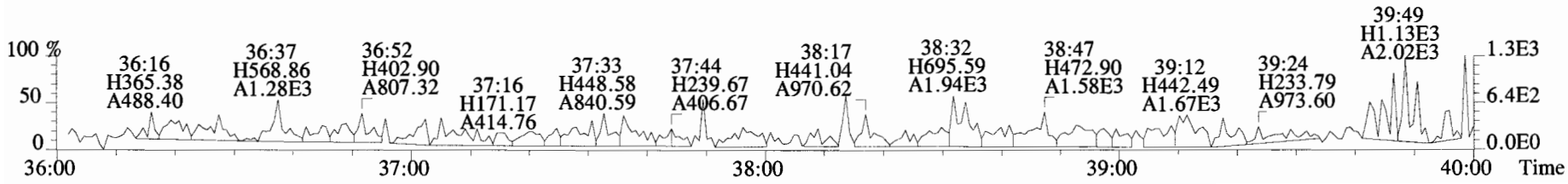

File:190711D2 #1-356 Acq:11-JUL-2019 20:21:04 GC EI+ Voltage SIR Autospec-UltimaE
Sample#10 File Text:Vista_Analytical_Laboratory_VG7 Text:1901384-04RE1 T4-PDI2019-SG38-190531 6.42 Exp:OCDD_DB5
407.7818 S:10 F:4 BSUB(10000,15,-3.0) PKD(5,5,3,0.10%,100.0,0.00%,F,F)

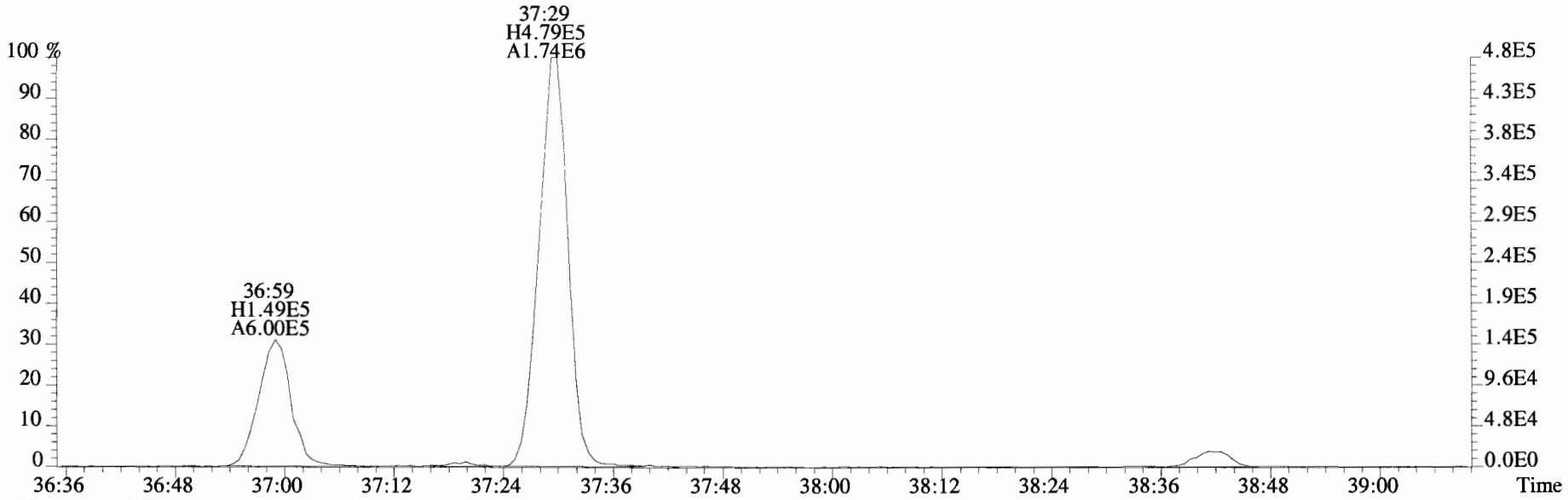

409.7788 S:10 F:4 BSUB(10000,15,-3.0) PKD(5,5,3,0.10%,100.0,0.00%,F,F)

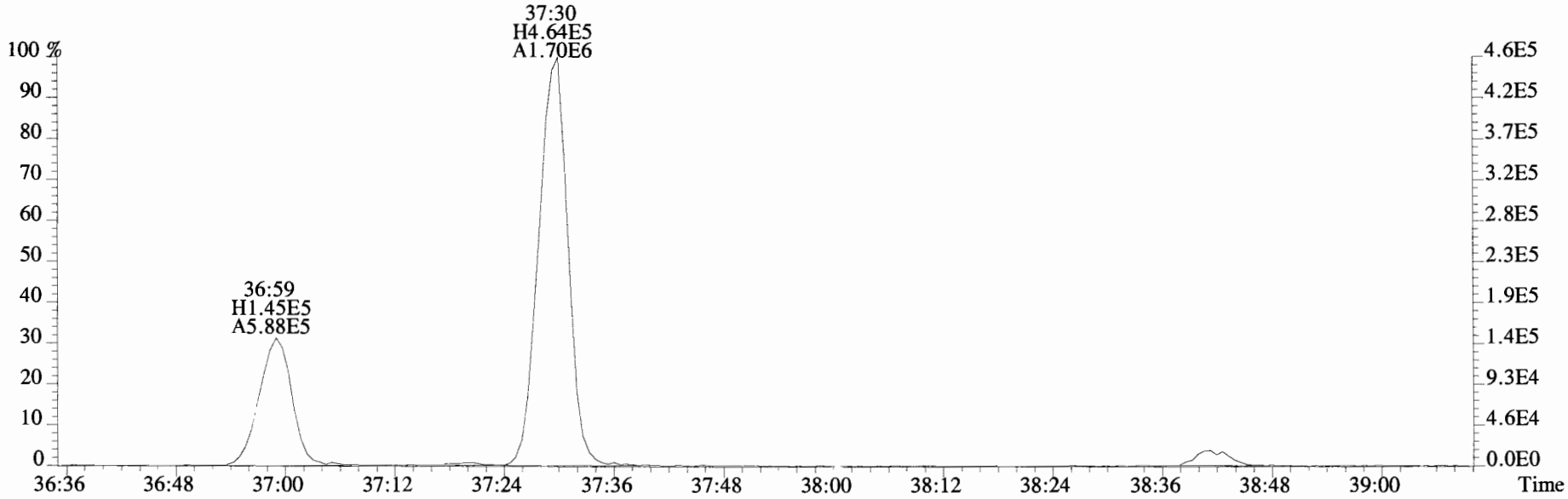

File:190711D2 #1-356 Acq:11-JUL-2019 20:21:04 GC EI+ Voltage SIR Autospec-UltimaE
Sample#10 File Text:Vista_Analytical_Laboratory_VG7 Text:1901384-04RE1 T4-PDI2019-SG38-190531 6.42 Exp:OCDD_DB5
407.7818 S:10 F:4 BSUB(10000,15,-3.0) PKD(5,5,3,0.10%,100.0,0.00%,F,F)

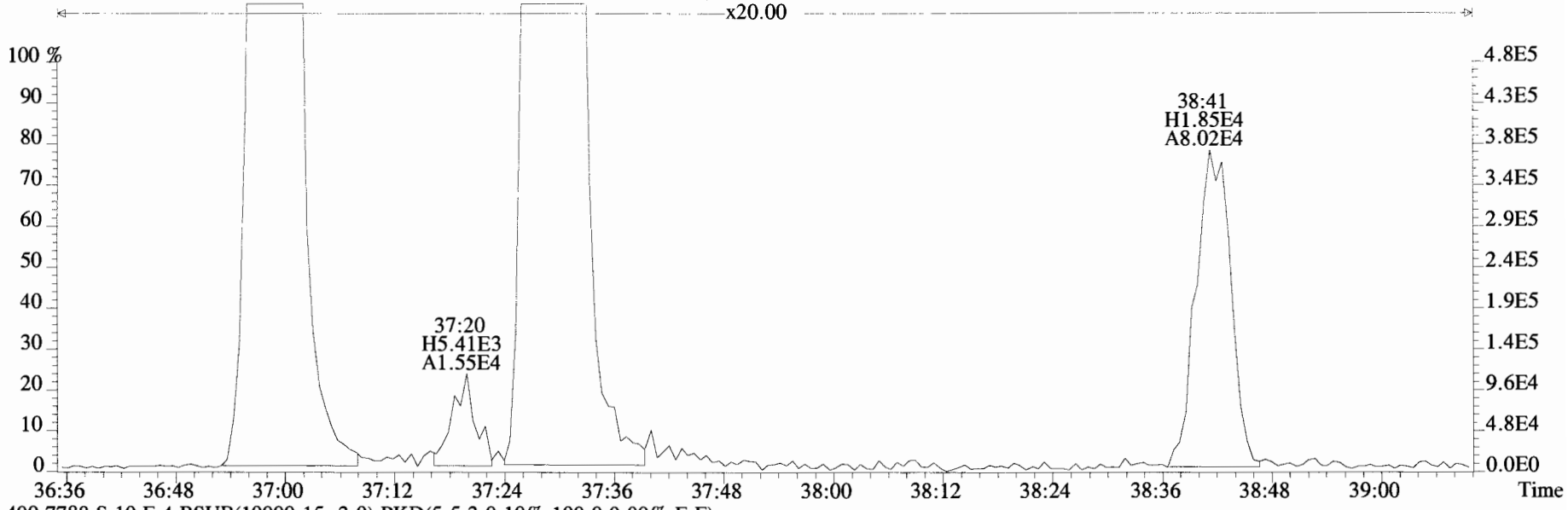

409.7788 S:10 F:4 BSUB(10000,15,-3.0) PKD(5,5,3,0.10%,100.0,0.00%,F,F)

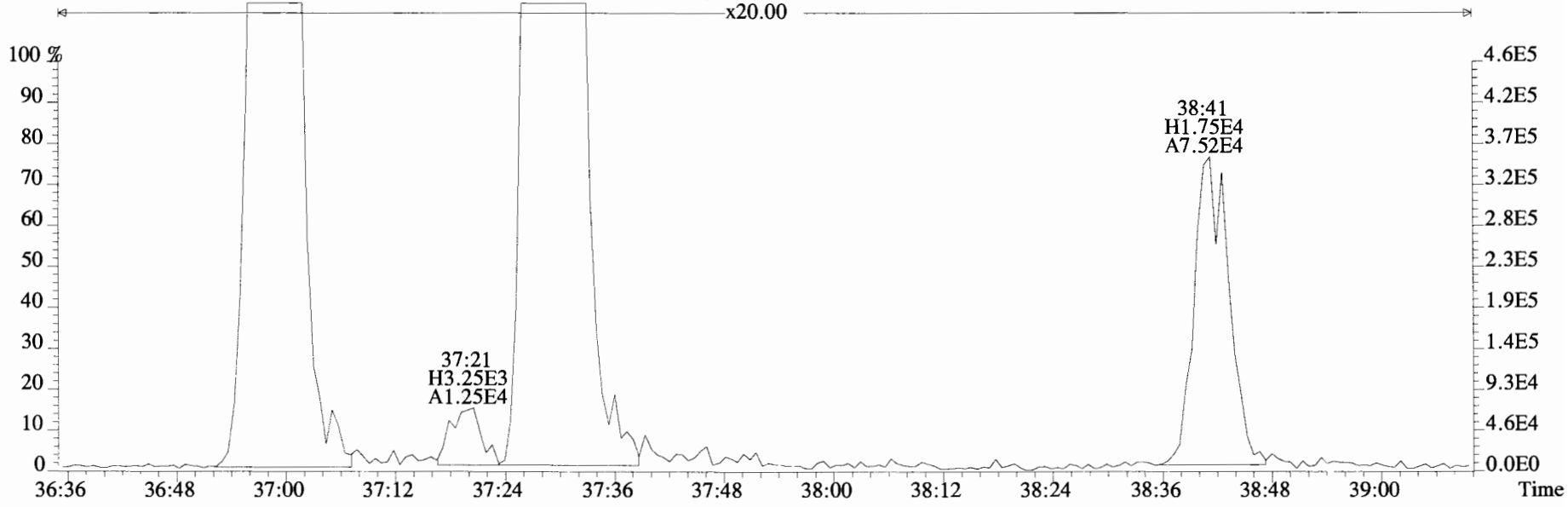

File:190711D2 #1-431 Acq:11-JUL-2019 20:21:04 GC EI+ Voltage SIR Autospec-UltimaE
Sample#10 File Text:Vista_Analytical_Laboratory_VG7 Text:1901384-04RE1 T4-PDI2019-SG38-190531 6.42 Exp:OCDD_DB5

441.7428 S:10 F:5 BSUB(10000,15,-3.0) PKD(5,5,3,0.10%,100.0,0.00%,F,F)



443.7398 S:10 F:5 BSUB(10000,15,-3.0) PKD(5,5,3,0.10%,100.0,0.00%,F,F)

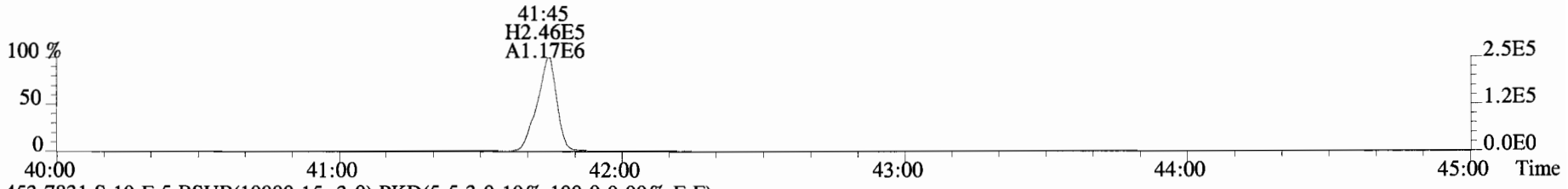

453.7831 S:10 F:5 BSUB(10000,15,-3.0) PKD(5,5,3,0.10%,100.0,0.00%,F,F)

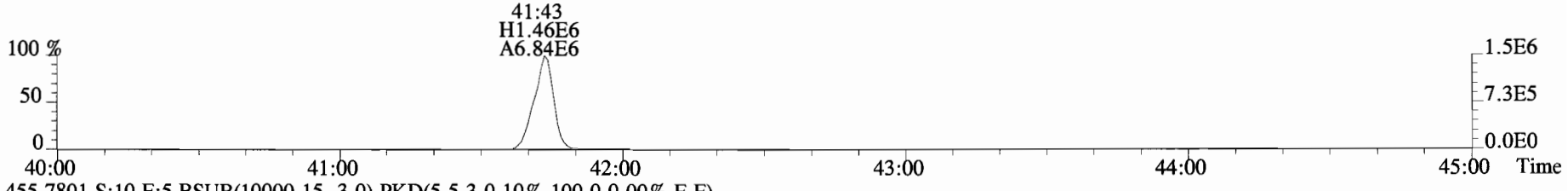

455.7801 S:10 F:5 BSUB(10000,15,-3.0) PKD(5,5,3,0.10%,100.0,0.00%,F,F)



513.6775 S:10 F:5 BSUB(10000,15,-3.0) PKD(5,5,3,0.10%,100.0,0.00%,F,F)

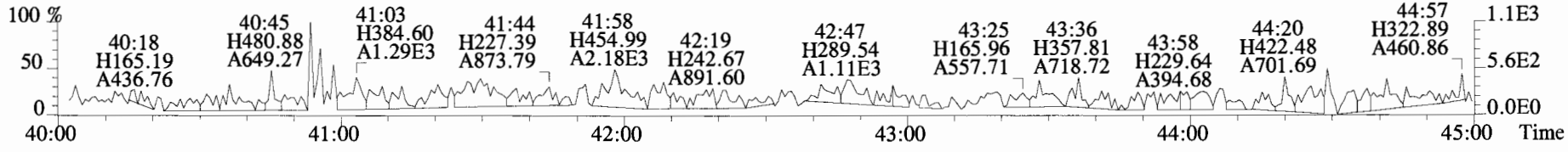

Client ID: Duplicate | Filename: 190711D2 | S:11 | Acq:11-JUL-19 21:08:43 | ConCal: ST190711D2-1
Lab ID: B9F0255-DUP1 | GC Column ID: ZB-5MS | ICal: 1613VG7-5-10-19 | wt/vol: 5.527 | EndCAL: NA

	Name	Resp	RA		RRF	RT	Conc	Qual	noise	Fac	DL
	2,3,7,8-TCDD	*	*	n	0.90	NotF	*		148	2.5	0.117
	1,2,3,7,8-PeCDD	*	*	n	0.87	NotF	*		240	2.5	0.180
	1,2,3,4,7,8-HxCDD	*	*	n	1.05	NotF	*		252	2.5	0.323
	1,2,3,6,7,8-HxCDD	1.01e+05	1.20	y	0.93	34:27	6.4400		*	2.5	*
	1,2,3,7,8,9-HxCDD	1.48e+04	1.39	y	0.96	34:45	0.91814		*	2.5	*
	1,2,3,4,6,7,8-HpCDD	2.21e+06	1.02	y	0.99	38:07	146.16		*	2.5	*
	OCDD	1.97e+07	0.91	y	0.99	41:30	1441.9		*	2.5	*
	2,3,7,8-TCDF	*	*	n	0.94	NotF	*		229	2.5	0.139
	1,2,3,7,8-PeCDF	4.46e+04	1.78	y	0.92	29:52	1.9085		*	2.5	*
	2,3,4,7,8-PeCDF	2.32e+05	1.46	y	0.96	30:43	9.6094		*	2.5	*
	1,2,3,4,7,8-HxCDF	9.95e+05	1.25	y	1.15	33:25	42.488		*	2.5	*
	1,2,3,6,7,8-HxCDF	1.54e+05	1.17	y	1.04	33:33	6.4441		*	2.5	*
	2,3,4,6,7,8-HxCDF	1.72e+05	1.22	y	1.10	34:10	7.2267		*	2.5	*
	1,2,3,7,8,9-HxCDF	9.88e+04	1.20	y	1.03	35:10	4.6622		*	2.5	*
	1,2,3,4,6,7,8-HpCDF	1.20e+06	1.03	y	1.06	36:59	62.117		*	2.5	*
	1,2,3,4,7,8,9-HpCDF	1.63e+05	1.09	y	1.23	38:42	8.7667		*	2.5	*
	OCDF	2.18e+06	0.87	y	0.94	41:44	129.98		*	2.5	*
IS	13C-2,3,7,8-TCDD	7.37e+06	0.77	y	1.11	26:41	320.13				
IS	13C-1,2,3,7,8-PeCDD	6.35e+06	0.63	y	0.98	30:59	312.96				
IS	13C-1,2,3,4,7,8-HxCDD	5.32e+06	1.31	y	0.68	34:19	316.70				
IS	13C-1,2,3,6,7,8-HxCDD	6.11e+06	1.31	y	0.84	34:26	291.70				
IS	13C-1,2,3,7,8,9-HxCDD	6.04e+06	1.22	y	0.81	34:44	299.26				
IS	13C-1,2,3,4,6,7,8-HpCDD	5.54e+06	1.05	y	0.69	38:06	324.81				
IS	13C-OCDD	1.00e+07	0.90	y	0.62	41:29	645.18				
IS	13C-2,3,7,8-TCDF	1.01e+07	0.79	y	1.05	25:58	285.57				
IS	13C-1,2,3,7,8-PeCDF	9.18e+06	1.58	y	0.95	29:51	284.93				
IS	13C-2,3,4,7,8-PeCDF	9.11e+06	1.61	y	0.94	30:43	288.70				
IS	13C-1,2,3,4,7,8-HxCDF	7.35e+06	0.51	y	0.86	33:24	344.62				
IS	13C-1,2,3,6,7,8-HxCDF	8.34e+06	0.52	y	1.02	33:32	328.24				
IS	13C-2,3,4,6,7,8-HxCDF	7.88e+06	0.52	y	0.95	34:09	332.48				
IS	13C-1,2,3,7,8,9-HxCDF	7.44e+06	0.52	y	0.87	35:09	344.95				
IS	13C-1,2,3,4,6,7,8-HpCDF	6.57e+06	0.42	y	0.81	36:58	326.56				
IS	13C-1,2,3,4,7,8,9-HpCDF	5.48e+06	0.42	y	0.63	38:41	348.33				
IS	13C-OCDF	1.29e+07	0.88	y	0.78	41:43	664.14				
C/Up	37Cl-2,3,7,8-TCDD	3.16e+06			1.22	26:42	124.68				
RS/RT	13C-1,2,3,4-TCDD	7.53e+06	0.75	y	1.00	26:08	361.89				
RS	13C-1,2,3,4-TCDF	1.22e+07	0.80	y	1.00	24:50	361.89				
RS/RT	13C-1,2,3,4,6,9-HxCDF	9.01e+06	0.52	y	1.00	33:50	361.89				

Name	Conc	EMPC	Qual	noise	DL
Total Tetra-Dioxins	*	*		148	0.117
Total Penta-Dioxins	*	*		240	0.180
Total Hexa-Dioxins	21.0	22.1		*	*
Total Hepta-Dioxins	284	284		*	*
Total Tetra-Furans	*	*		229	0.139
Total Penta-Furans	62.282	71.980		*	*
Total Hexa-Furans	207	207		*	*
Total Hepta-Furans	263	263		*	*

	Rec	Qual
IS 13C-2,3,7,8-TCDD	88.5	
IS 13C-1,2,3,7,8-PeCDD	86.5	
IS 13C-1,2,3,4,7,8-HxCDD	87.5	
IS 13C-1,2,3,6,7,8-HxCDD	80.6	
IS 13C-1,2,3,7,8,9-HxCDD	82.7	
IS 13C-1,2,3,4,6,7,8-HpCDD	89.8	
IS 13C-OCDD	89.1	
IS 13C-2,3,7,8-TCDF	78.9	
IS 13C-1,2,3,7,8-PeCDF	78.7	
IS 13C-2,3,4,7,8-PeCDF	79.8	
IS 13C-1,2,3,4,7,8-HxCDF	95.2	
IS 13C-1,2,3,6,7,8-HxCDF	90.7	
IS 13C-2,3,4,6,7,8-HxCDF	91.9	
IS 13C-1,2,3,7,8,9-HxCDF	95.3	
IS 13C-1,2,3,4,6,7,8-HpCDF	90.2	
IS 13C-1,2,3,4,7,8,9-HpCDF	96.3	
IS 13C-OCDF	91.8	
C/Up 37Cl-2,3,7,8-TCDD	86.1	

Integrations by Analyst: DB Date: 7/17/19

Reviewed by Analyst: [signature] Date: 7/25/19

Totals class: HxCDD EMPC Entry #: 23

Run: 16 File: 190711D2 S: 11 I: 1 F: 3
Acquired: 11-JUL-19 21:08:43 Processed: 12-JUL-19 09:18:14

Total Concentration: 22.075 Unnamed Concentration: 14.717

RT	m1 Resp	m2 Resp	RA		Resp	Concentration	Name
32:44	3.799e+04	3.031e+04	1.25	y	6.830e+04	4.3491	
33:19	7.004e+03	6.030e+03	1.16	y	1.303e+04	0.82993	
33:36	7.412e+04	5.902e+04	1.26	y	1.331e+05	8.4784	
33:43	1.098e+04	7.431e+03	1.48	n	1.664e+04	1.0599	
34:27	5.521e+04	4.583e+04	1.20	y	1.010e+05	6.4400	1,2,3,6,7,8-HxCDD
34:45	8.578e+03	6.177e+03	1.39	y	1.476e+04	0.91814	1,2,3,7,8,9-HxCDD

Totals class: HpCDD EMPC Entry #: 25

Run: 16 File: 190711D2 S: 11 I: 1 F: 4
Acquired: 11-JUL-19 21:08:43 Processed: 12-JUL-19 09:18:14

Total Concentration: 284.22 Unnamed Concentration: 138.054

RT	m1 Resp	m2 Resp	RA	Resp	Concentration	Name
37:19	1.060e+06	1.030e+06	1.03 y	2.090e+06	138.05	
38:07	1.115e+06	1.098e+06	1.02 y	2.213e+06	146.16	1,2,3,4,6,7,8-HpCDD

Totals class: 1st Func. PeCDF EMPC Entry #: 29

Run: 16 File: 190711D2 S: 11 I: 1 F: 1
Acquired: 11-JUL-19 21:08:43 Processed: 12-JUL-19 09:18:14

Total Concentration: 13.428 Unnamed Concentration: 13.428

RT	m1 Resp	m2 Resp	RA	Resp	Concentration	Name
27:35	1.913e+05	1.276e+05	1.50 y	3.189e+05	13.428	

Totals class: PeCDF EMPC Entry #: 31

Run: 16 File: 190711D2 S: 11 I: 1 F: 2
Acquired: 11-JUL-19 21:08:43 Processed: 12-JUL-19 09:18:14

Total Concentration: 58.553 Unnamed Concentration: 47.035

RT	m1 Resp	m2 Resp	RA		Resp	Concentration	Name
28:51	3.150e+04	2.126e+04	1.48	y	5.277e+04	2.2222	
28:59	4.136e+04	2.577e+05	1.60	y	6.714e+05	28.274	
29:32	3.703e+04	2.052e+04	1.80	n	5.232e+04	2.2033	
29:41	2.684e+04	1.947e+04	1.38	y	4.631e+04	1.9502	
29:52	2.858e+04	1.604e+04	1.78	y	4.463e+04	1.9085	1,2,3,7,8-PeCDF
30:05	7.094e+04	4.519e+04	1.57	y	1.161e+05	4.8908	
30:37	4.462e+03	3.548e+03	1.26	n	7.341e+03	0.30915	
30:43	1.375e+05	9.420e+04	1.46	y	2.317e+05	9.6094	2,3,4,7,8-PeCDF
30:46	1.235e+05	6.691e+04	1.85	n	1.706e+05	7.1855	

Totals class: HxCDF EMPC Entry #: 33

Run: 16 File: 190711D2 S: 11 I: 1 F: 3
Acquired: 11-JUL-19 21:08:43 Processed: 12-JUL-19 09:18:14

Total Concentration: 207.21 Unnamed Concentration: 146.386

RT	m1 Resp	m2 Resp	RA	Resp	Concentration	Name
32:11	2.476e+05	1.973e+05	1.25 y	4.450e+05	19.278	
32:22	4.900e+05	3.895e+05	1.26 y	8.796e+05	38.105	
32:44	1.212e+04	1.040e+04	1.17 y	2.251e+04	0.97532	
32:55	1.018e+06	8.401e+05	1.21 y	1.858e+06	80.487	
33:19	4.880e+04	4.276e+04	1.14 y	9.155e+04	3.9662	
33:25	5.532e+05	4.414e+05	1.25 y	9.947e+05	42.488	1,2,3,4,7,8-HxCDF
33:33	8.331e+04	7.093e+04	1.17 y	1.542e+05	6.4441	1,2,3,6,7,8-HxCDF
33:42	5.248e+03	4.829e+03	1.09 y	1.008e+04	0.43654	
34:10	9.458e+04	7.784e+04	1.22 y	1.724e+05	7.2267	2,3,4,6,7,8-HxCDF
35:10	5.381e+04	4.496e+04	1.20 y	9.877e+04	4.6622	1,2,3,7,8,9-HxCDF
35:14	3.891e+04	3.354e+04	1.16 y	7.245e+04	3.1387	

Totals class: HpCDF EMPC Entry #: 35

Run: 16 File: 190711D2 S: 11 I: 1 F: 4
Acquired: 11-JUL-19 21:08:43 Processed: 12-JUL-19 09:18:14

Total Concentration: 263.43 Unnamed Concentration: 192.550

RT	m1 Resp	m2 Resp	RA	Resp	Concentration	Name
36:59	6.093e+05	5.905e+05	1.03 y	1.200e+06	62.117	1,2,3,4,6,7,8-HpCDF
37:19	1.559e+04	1.649e+04	0.95 y	3.208e+04	1.6992	
37:29	1.811e+06	1.792e+06	1.01 y	3.603e+06	190.85	
38:42	8.489e+04	7.768e+04	1.09 y	1.626e+05	8.7667	1,2,3,4,7,8,9-HpCDF

File:190711D2 #1-514 Acq:11-JUL-2019 21:08:43 GC EI+ Voltage SIR Autospec-UltimaE
Sample#11 File Text:Vista_Analytical_Laboratory_VG7 Text:B9F0255-DUP1 Duplicate 7.1 Exp:OCDD_DB5
319.8965 S:11 BSUB(10000,15,-3.0) PKD(5,5,3,0.10%,100.0,0.00%,F,F)

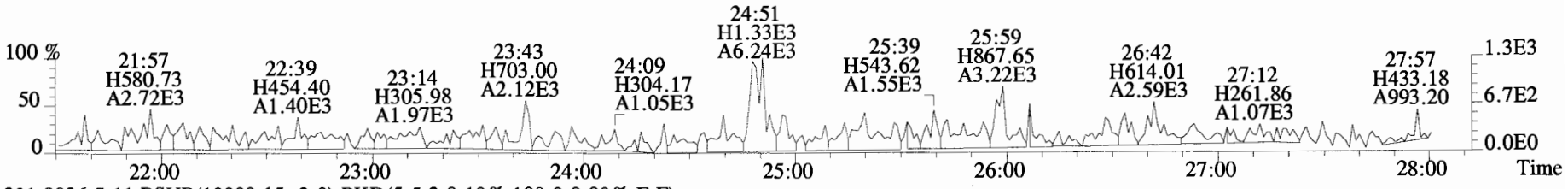

321.8936 S:11 BSUB(10000,15,-3.0) PKD(5,5,3,0.10%,100.0,0.00%,F,F)

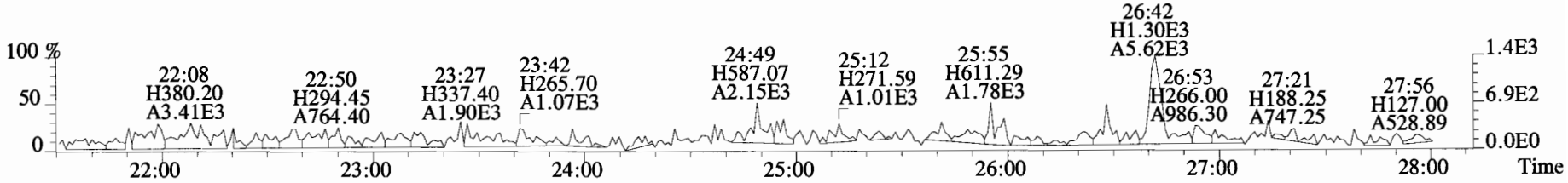

327.8847 S:11 BSUB(10000,15,-3.0) PKD(5,5,3,0.10%,100.0,0.00%,F,F)

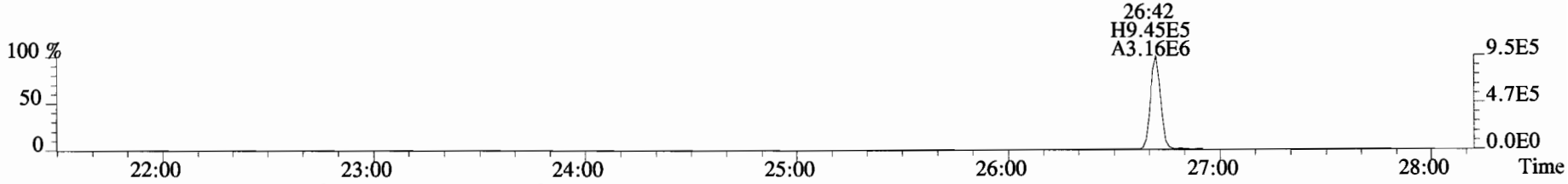

331.9368 S:11 BSUB(10000,15,-3.0) PKD(5,5,3,0.10%,100.0,0.00%,F,F)

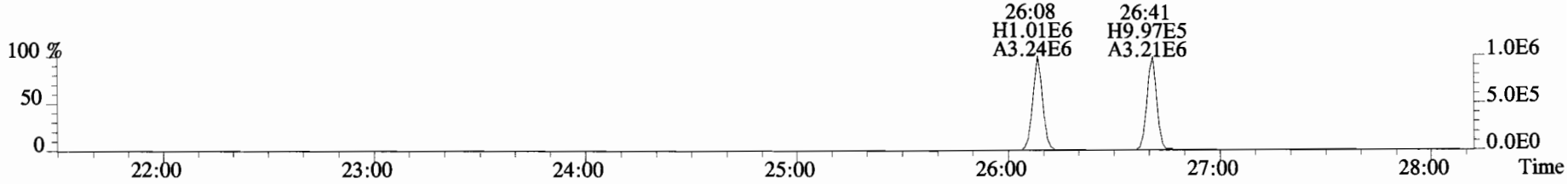

333.9339 S:11 BSUB(10000,15,-3.0) PKD(5,5,3,0.10%,100.0,0.00%,F,F)

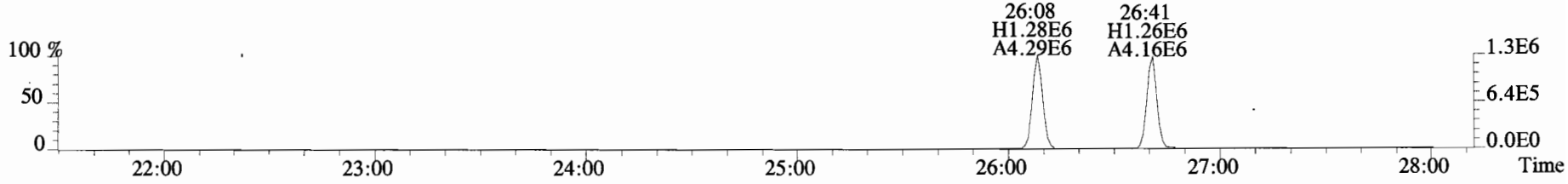

File:190711D2 #1-211 Acq:11-JUL-2019 21:08:43 GC EI+ Voltage SIR Autospec-UltimaE
Sample#11 File Text:Vista_Analytical_Laboratory_VG7 Text:B9F0255-DUP1 Duplicate 7.1 Exp:OCDD_DB5

353.8576 S:11 F:2 BSUB(10000,15,-3.0) PKD(5,5,3,0.10%,100.0,0.00%,F,F)

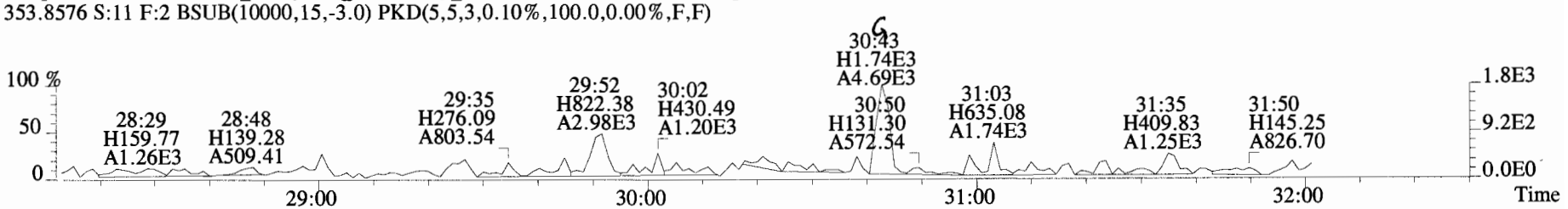

355.8546 S:11 F:2 BSUB(10000,15,-3.0) PKD(5,5,3,0.10%,100.0,0.00%,F,F)

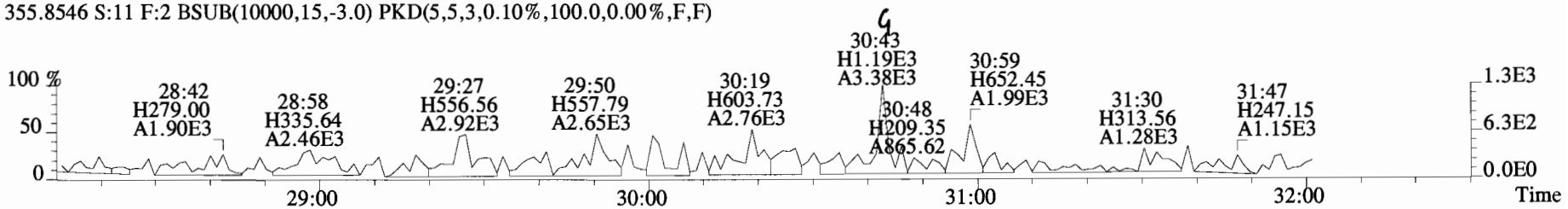

365.8978 S:11 F:2 BSUB(10000,15,-3.0) PKD(5,5,3,0.10%,100.0,0.00%,F,F)

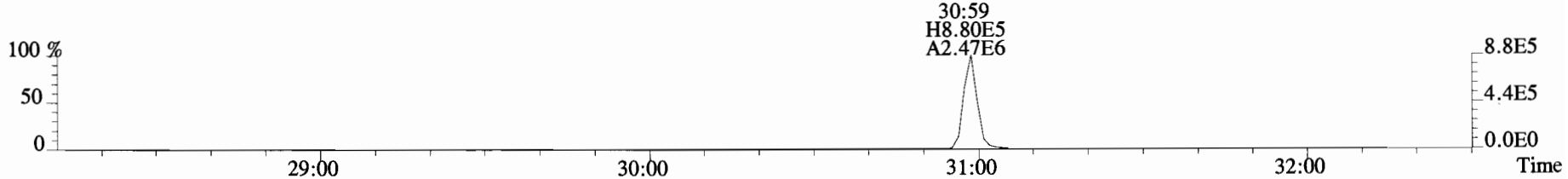

367.8949 S:11 F:2 BSUB(10000,15,-3.0) PKD(5,5,3,0.10%,100.0,0.00%,F,F)

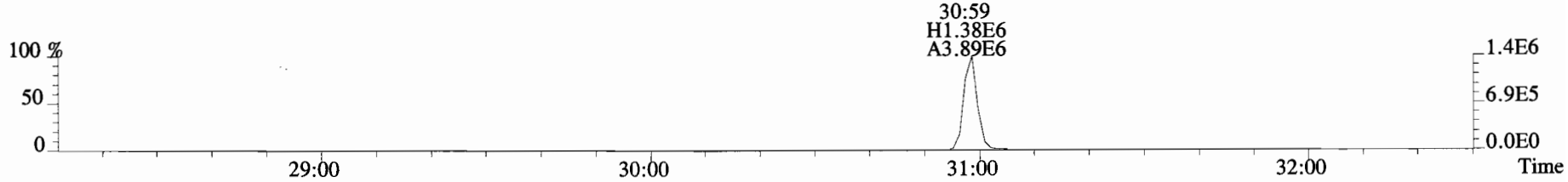

366.9792 S:11 F:2

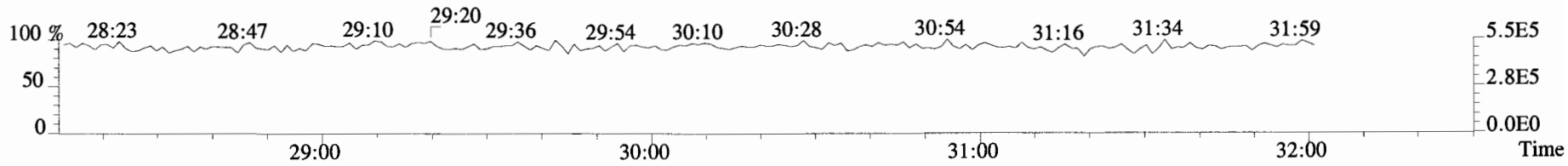

File:190711D2 #1-354 Acq:11-JUL-2019 21:08:43 GC EI+ Voltage SIR Autospec-UltimaE
Sample#11 File Text:Vista_Analytical_Laboratory_VG7 Text:B9F0255-DUP1 Duplicate 7.1 Exp:OCDD_DB5

389.8156 S:11 F:3 BSUB(10000,15,-3.0) PKD(5,5,3,0.10%,100.0,0.00%,F,F)

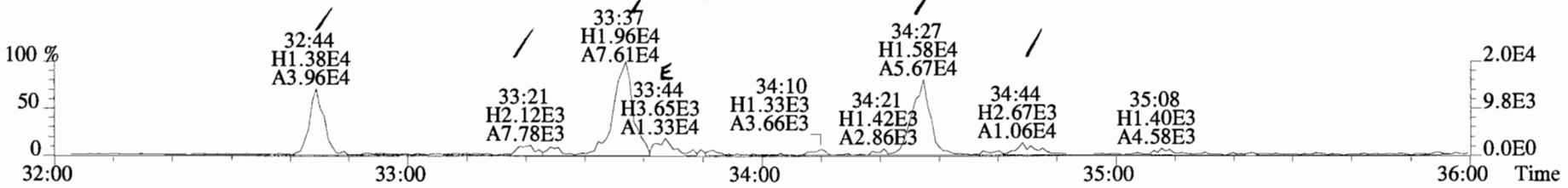

391.8127 S:11 F:3 BSUB(10000,15,-3.0) PKD(5,5,3,0.10%,100.0,0.00%,F,F)



401.8559 S:11 F:3 BSUB(10000,15,-3.0) PKD(5,5,3,0.10%,100.0,0.00%,F,F)

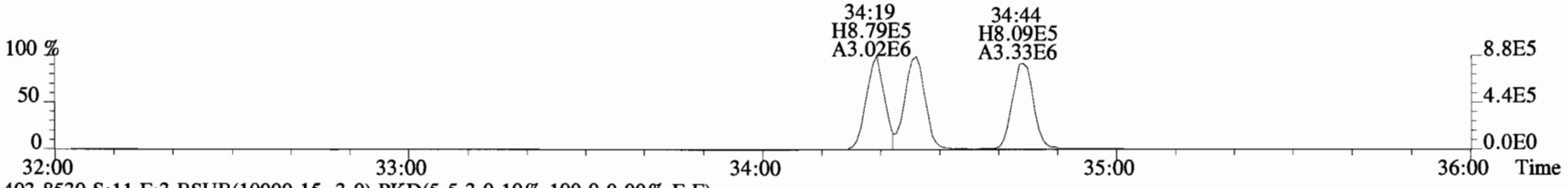

403.8530 S:11 F:3 BSUB(10000,15,-3.0) PKD(5,5,3,0.10%,100.0,0.00%,F,F)

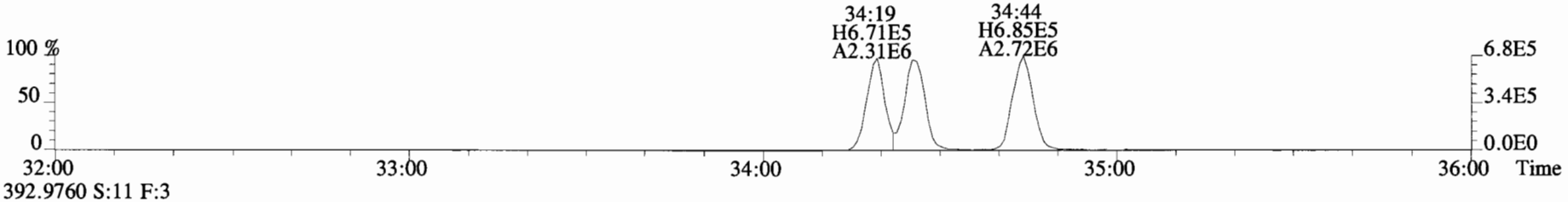

392.9760 S:11 F:3

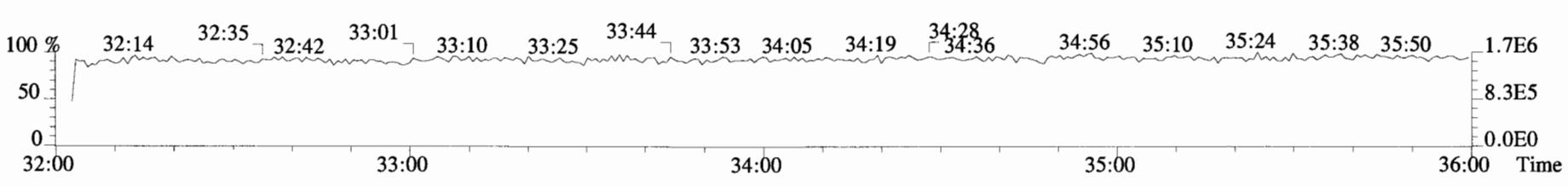

File:190711D2 #1-354 Acq:11-JUL-2019 21:08:43 GC EI+ Voltage SIR Autospec-UltimaE
Sample#11 File Text:Vista_Analytical_Laboratory_VG7 Text:B9F0255-DUP1 Duplicate 7.1 Exp:OCDD_DB5
389.8156 S:11 F:3 BSUB(10000,15,-3.0) PKD(5,5,3,0.10%,100.0,0.00%,F,F)

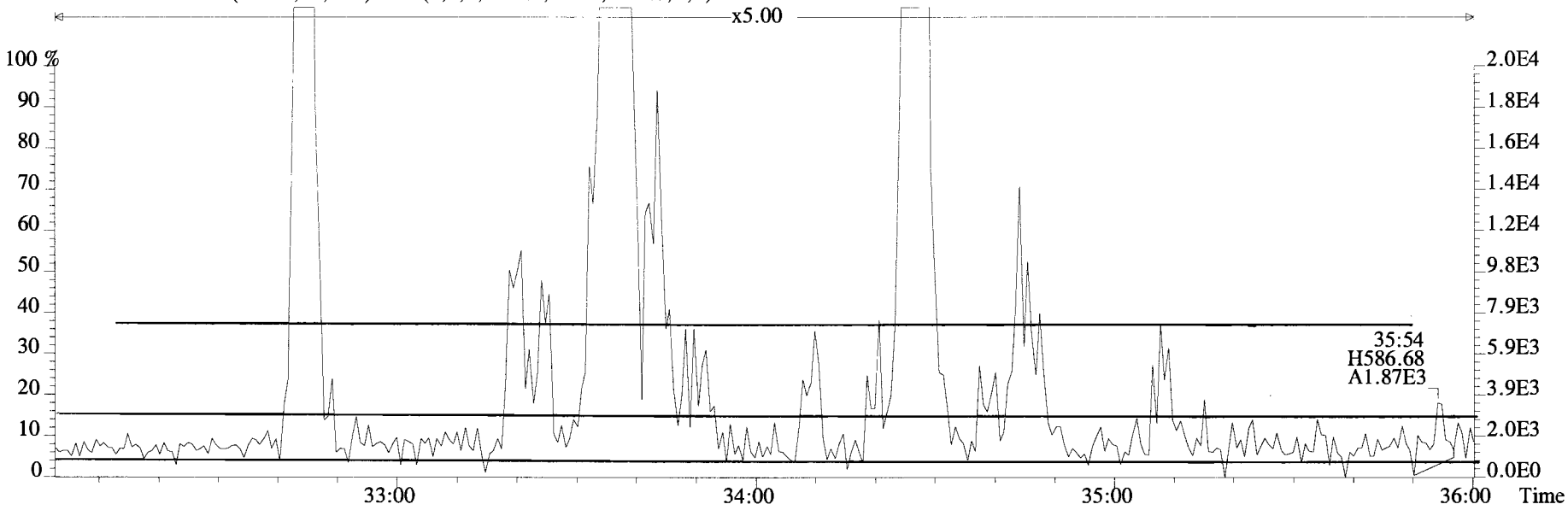

391.8127 S:11 F:3 BSUB(10000,15,-3.0) PKD(5,5,3,0.10%,100.0,0.00%,F,F)

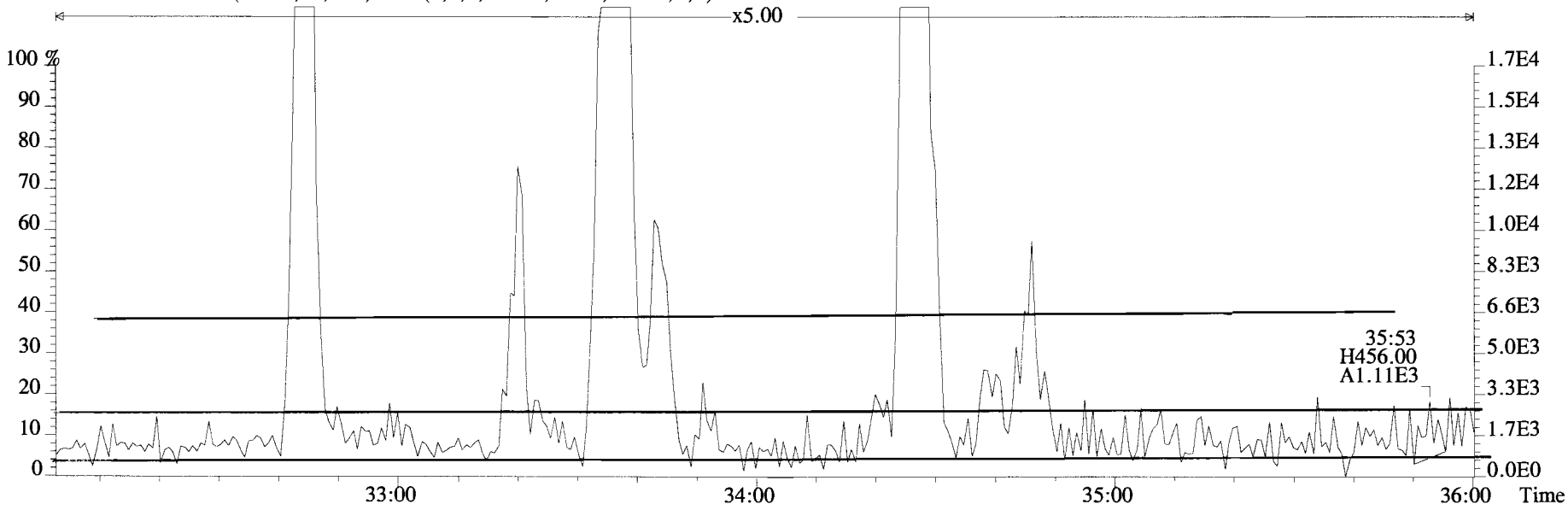

File:190711D2 #1-354 Acq:11-JUL-2019 21:08:43 GC EI+ Voltage SIR Autospec-UltimaE
Sample#11 File Text:Vista_Analytical_Laboratory_VG7 Text:B9F0255-DUP1 Duplicate 7.1 Exp:OCDD_DB5
389.8156 S:11 F:3 BSUB(10000,15,-3.0) PKD(5,5,3,0.10%,100.0,0.00%,F,F)

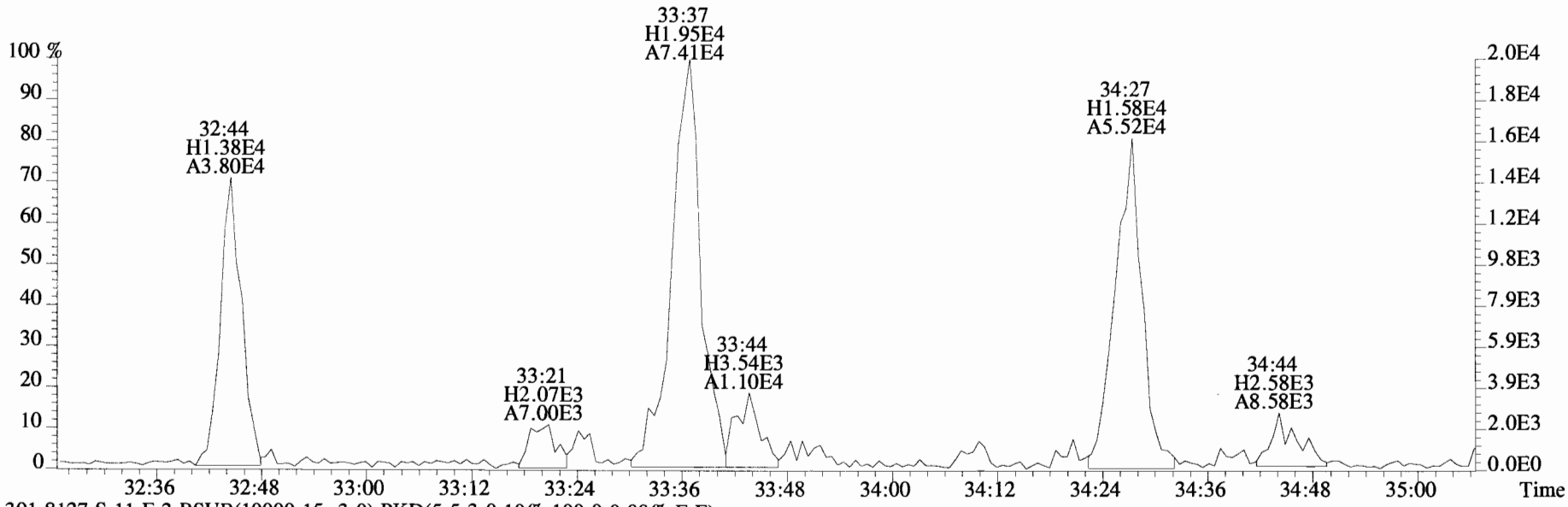

391.8127 S:11 F:3 BSUB(10000,15,-3.0) PKD(5,5,3,0.10%,100.0,0.00%,F,F)

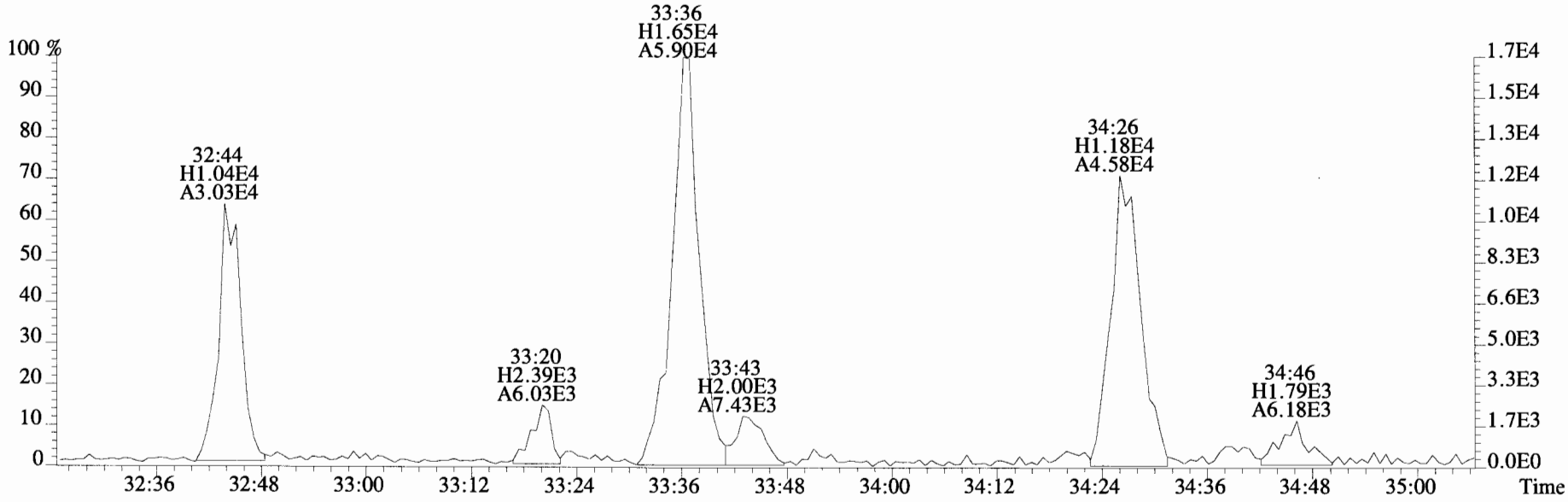

File:190711D2 #1-354 Acq:11-JUL-2019 21:08:43 GC EI+ Voltage SIR Autospec-UltimaE
Sample#11 File Text:Vista_Analytical_Laboratory_VG7 Text:B9F0255-DUP1 Duplicate 7.1 Exp:OCDD_DB5
389.8156 S:11 F:3 BSUB(10000,15,-3.0) PKD(5,5,3,0.10%,100.0,0.00%,F,F)

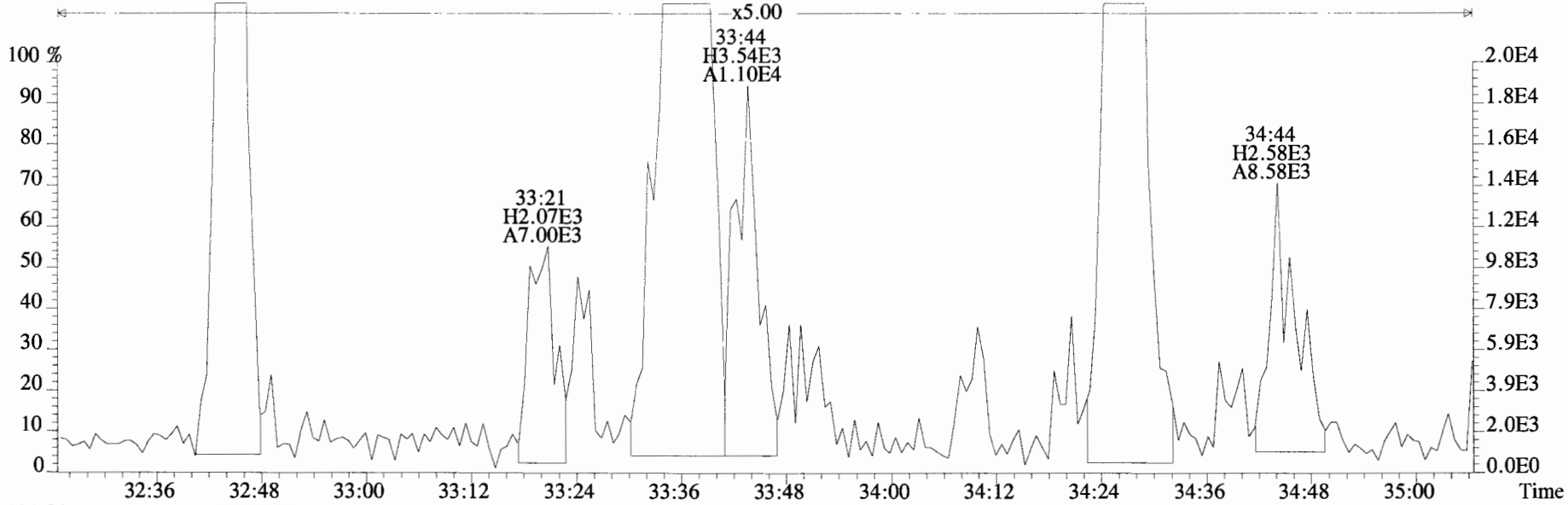

391.8127 S:11 F:3 BSUB(10000,15,-3.0) PKD(5,5,3,0.10%,100.0,0.00%,F,F)

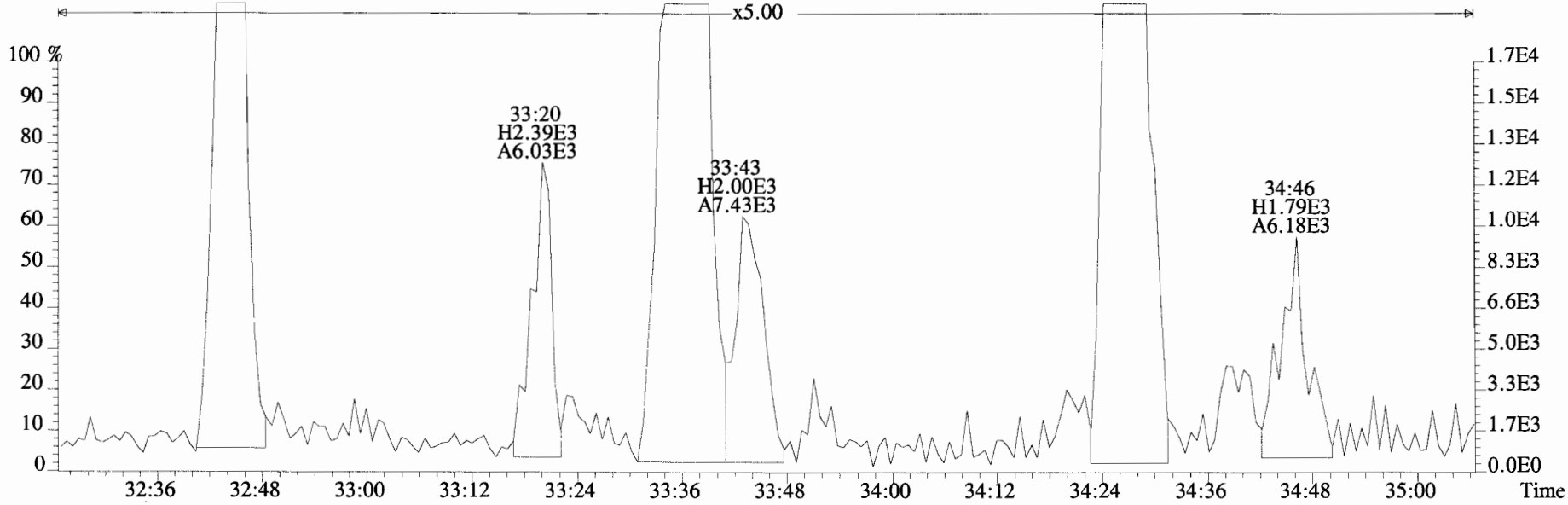

File:190711D2 #1-354 Acq:11-JUL-2019 21:08:43 GC EI+ Voltage SIR Autospec-UltimaE
Sample#11 File Text:Vista_Analytical_Laboratory_VG7 Text:B9F0255-DUP1 Duplicate 7.1 Exp:OCDD_DB5
401.8559 S:11 F:3 BSUB(10000,15,-3.0) PKD(5,5,3,0.10%,100.0,0.00%,F,F)

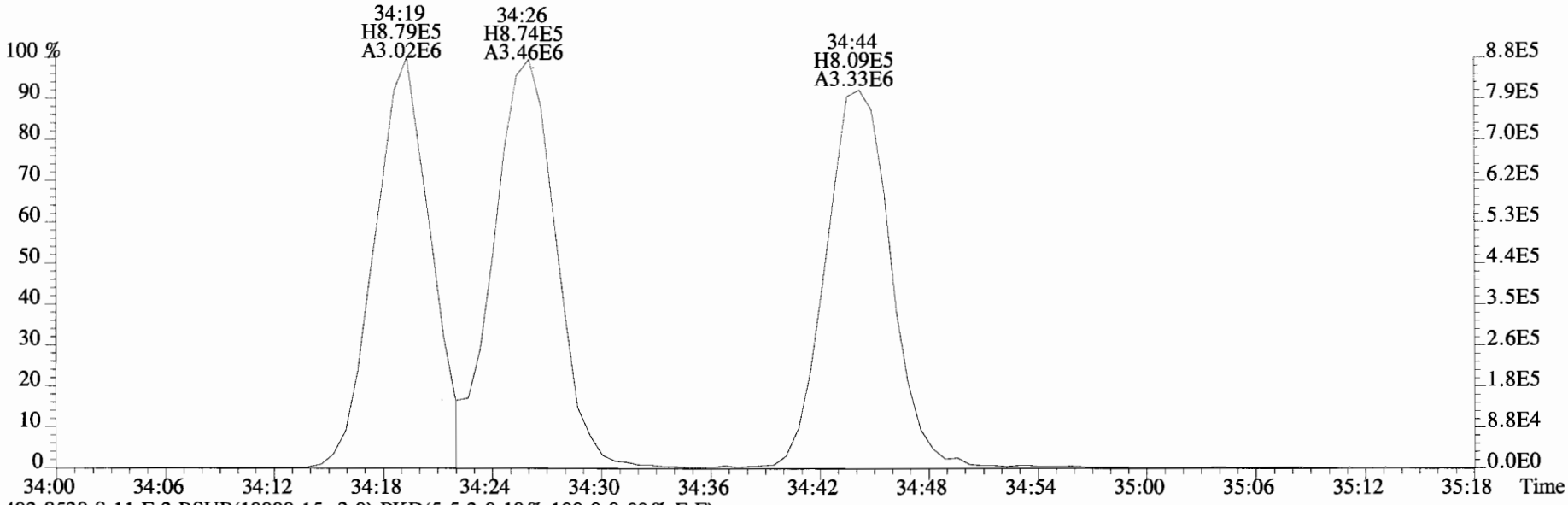

403.8530 S:11 F:3 BSUB(10000,15,-3.0) PKD(5,5,3,0.10%,100.0,0.00%,F,F)

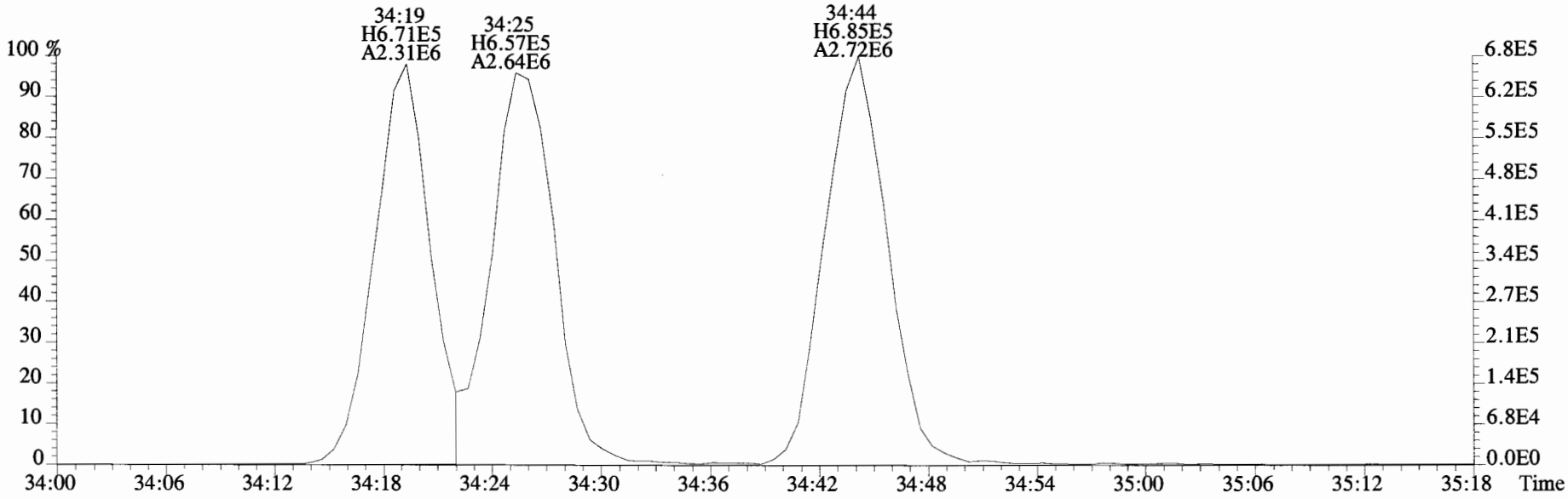

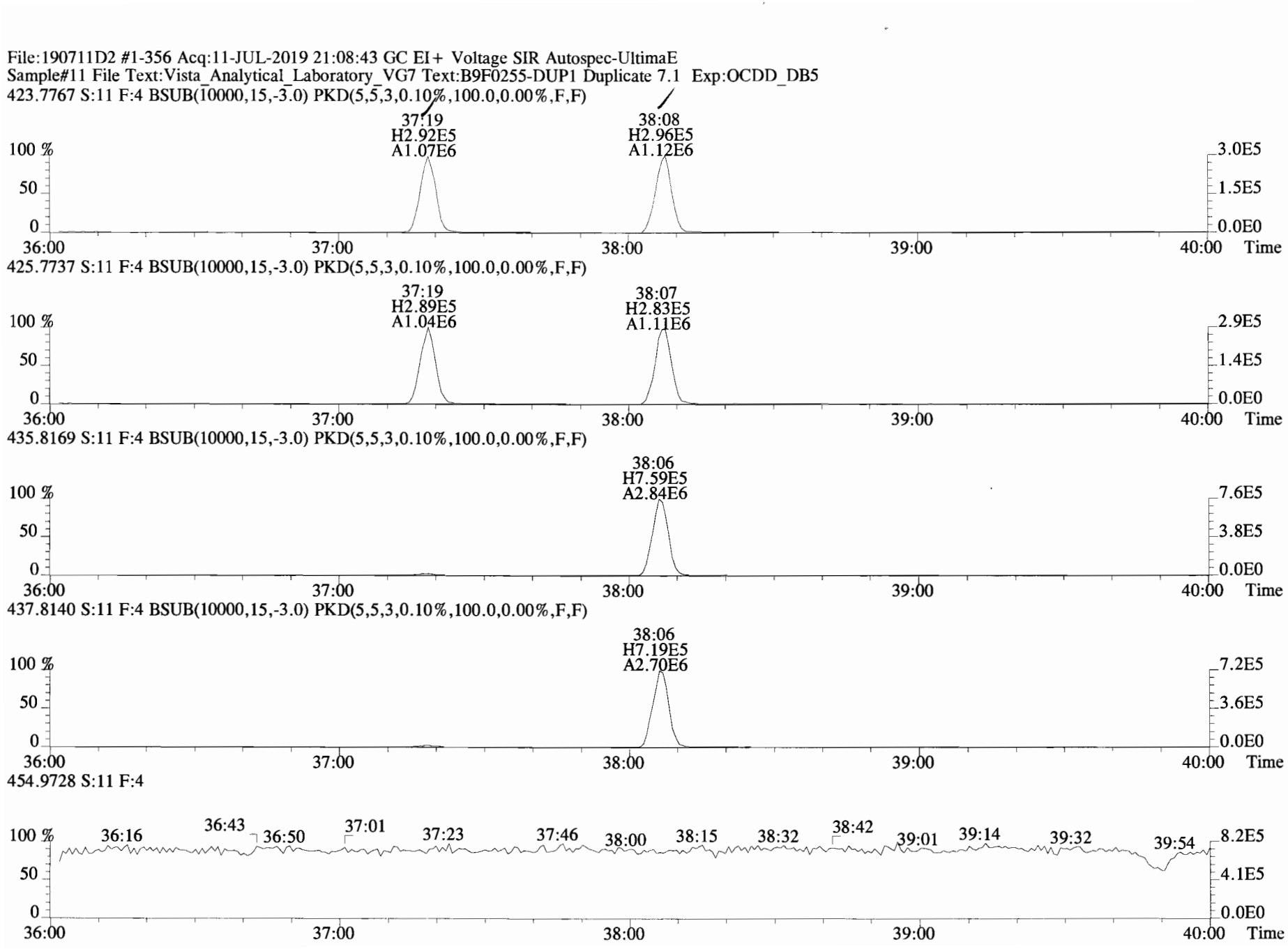
File:190711D2 #1-356 Acq:11-JUL-2019 21:08:43 GC EI+ Voltage SIR Autospec-UltimaE
Sample#11 File Text:Vista_Analytical_Laboratory_VG7 Text:B9F0255-DUP1 Duplicate 7.1 Exp:OCDD_DB5
423.7767 S:11 F:4 BSUB(10000,15,-3.0) PKD(5,5,3,0.10%,100.0,0.00%,F,F)
37:19
H2.92E5
A1.07E6
38:08
H2.96E5
A1.12E6
425.7737 S:11 F:4 BSUB(10000,15,-3.0) PKD(5,5,3,0.10%,100.0,0.00%,F,F)
37:19
H2.89E5
A1.04E6
38:07
H2.83E5
A1.11E6
435.8169 S:11 F:4 BSUB(10000,15,-3.0) PKD(5,5,3,0.10%,100.0,0.00%,F,F)
38:06
H7.59E5
A2.84E6
437.8140 S:11 F:4 BSUB(10000,15,-3.0) PKD(5,5,3,0.10%,100.0,0.00%,F,F)
38:06
H7.19E5
A2.70E6
454.9728 S:11 F:4
36:16
36:43
36:50
37:01
37:23
37:46
38:00
38:15
38:32
38:42
39:01
39:14
39:32
39:54
100 %
50
0
36:00
37:00
38:00
39:00
40:00
Time
3.0E5
1.5E5
0.0E0
2.9E5
1.4E5
0.0E0
7.6E5
3.8E5
0.0E0
7.2E5
3.6E5
0.0E0
8.2E5
4.1E5
0.0E0

File:190711D2 #1-356 Acq:11-JUL-2019 21:08:43 GC EI+ Voltage SIR Autospec-UltimaE
Sample#11 File Text:Vista_Analytical_Laboratory_VG7 Text:B9F0255-DUP1 Duplicate 7.1 Exp:OCDD_DB5
423.7767 S:11 F:4 BSUB(10000,15,-3.0) PKD(5,5,3,0.10%,100.0,0.00%,F,F)

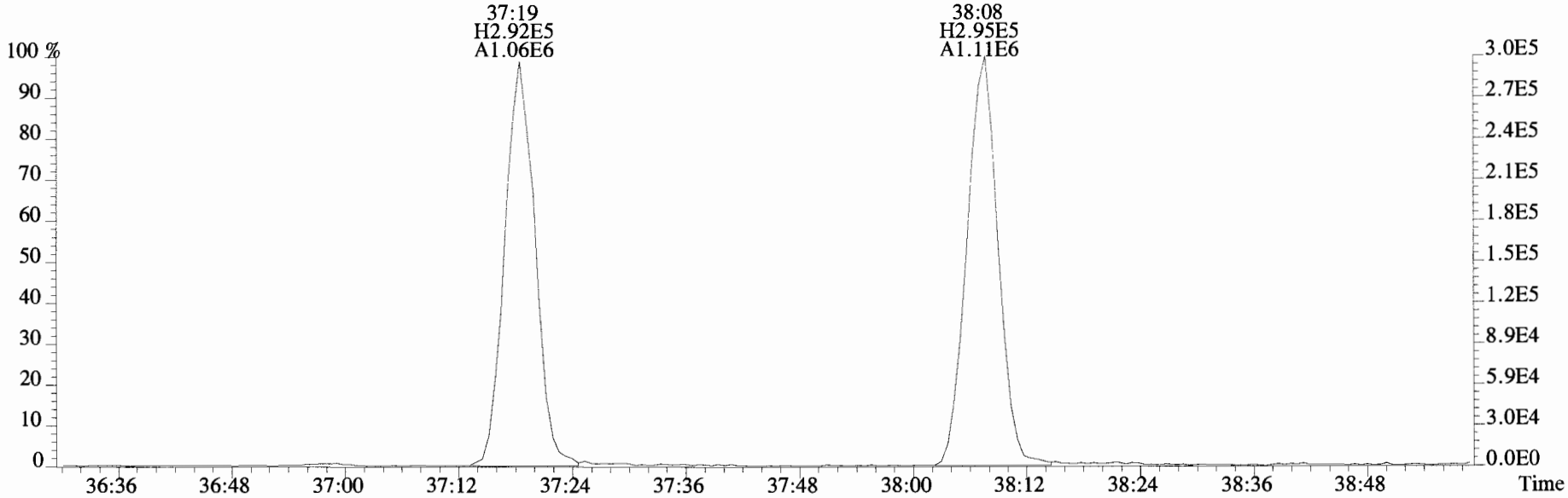

425.7737 S:11 F:4 BSUB(10000,15,-3.0) PKD(5,5,3,0.10%,100.0,0.00%,F,F)

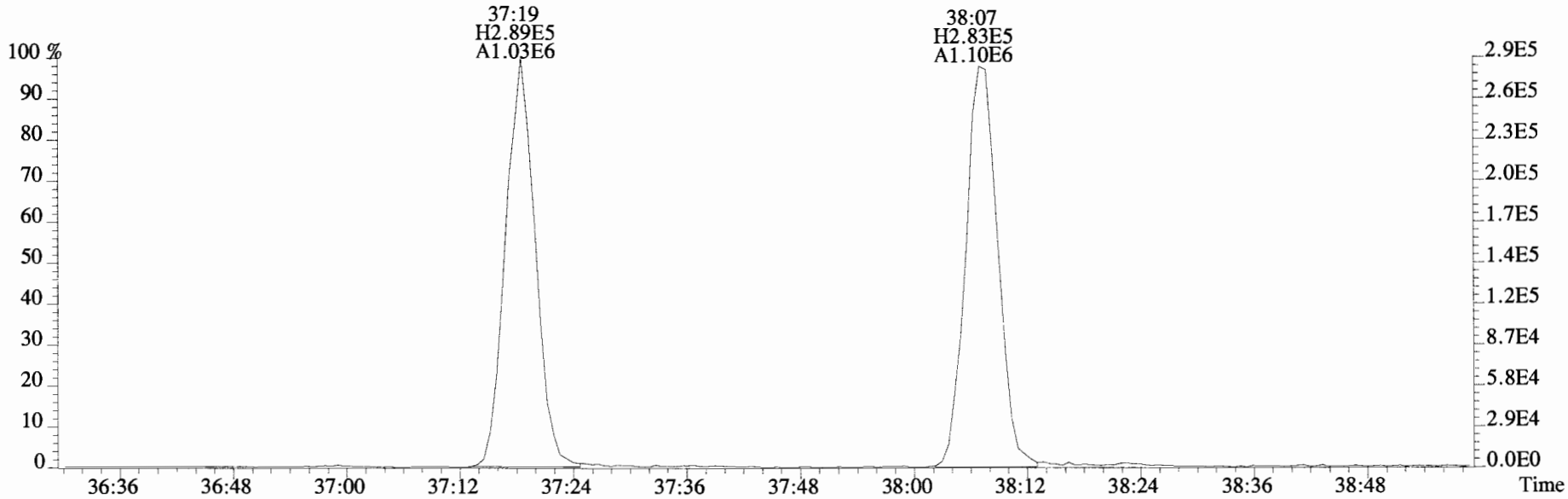

File:190711D2 #1-431 Acq:11-JUL-2019 21:08:43 GC EI+ Voltage SIR Autospec-UltimaE
Sample#11 File Text:Vista_Analytical_Laboratory_VG7 Text:B9F0255-DUP1 Duplicate 7.1 Exp:OCDD_DB5
457.7377 S:11 F:5 BSUB(10000,15,-3.0) PKD(5,5,3,0.10%,100.0,0.00%,F,F)

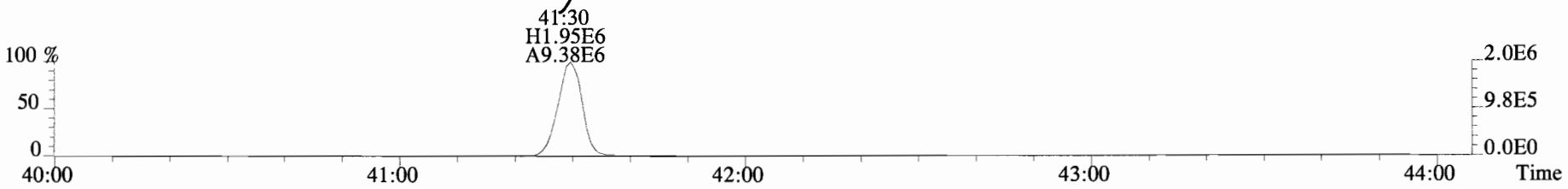

459.7348 S:11 F:5 BSUB(10000,15,-3.0) PKD(5,5,3,0.10%,100.0,0.00%,F,F)



469.7780 S:11 F:5 BSUB(10000,15,-3.0) PKD(5,5,3,0.10%,100.0,0.00%,F,F)

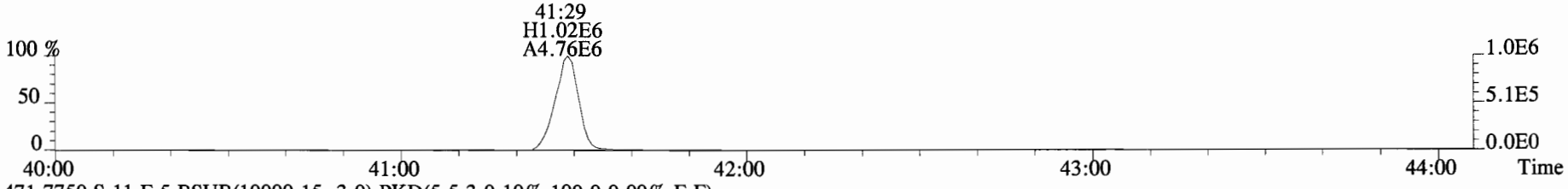

471.7750 S:11 F:5 BSUB(10000,15,-3.0) PKD(5,5,3,0.10%,100.0,0.00%,F,F)

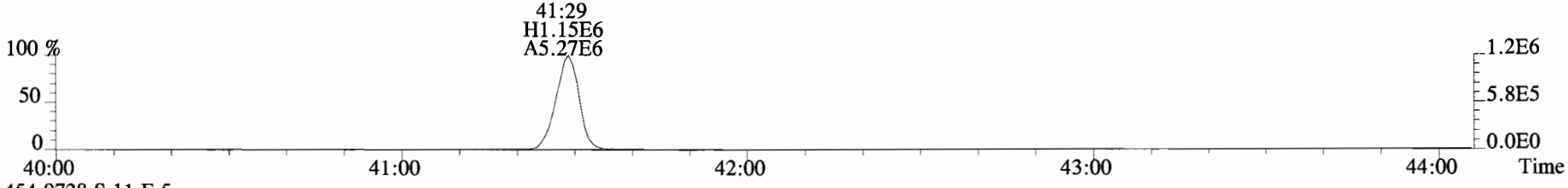

454.9728 S:11 F:5

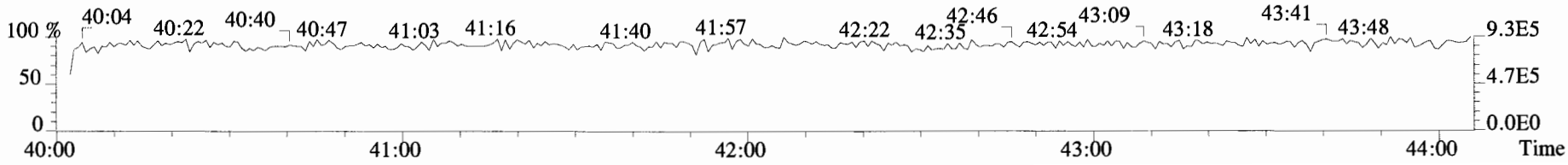

File:190711D2 #1-514 Acq:11-JUL-2019 21:08:43 GC EI+ Voltage SIR Autospec-UltimaE
Sample#11 File Text:Vista_Analytical_Laboratory_VG7 Text:B9F0255-DUP1 Duplicate 7.1 Exp:OCDD_DB5
303.9016 S:11 BSUB(10000,15,-3.0) PKD(5,5,3,0.10%,100.0,0.00%,F,F)

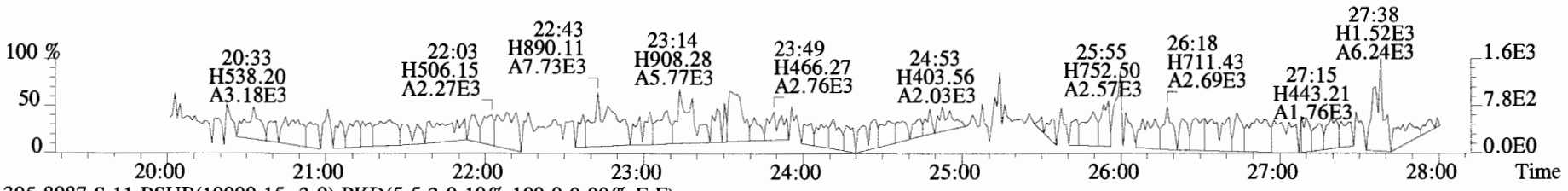

305.8987 S:11 BSUB(10000,15,-3.0) PKD(5,5,3,0.10%,100.0,0.00%,F,F)

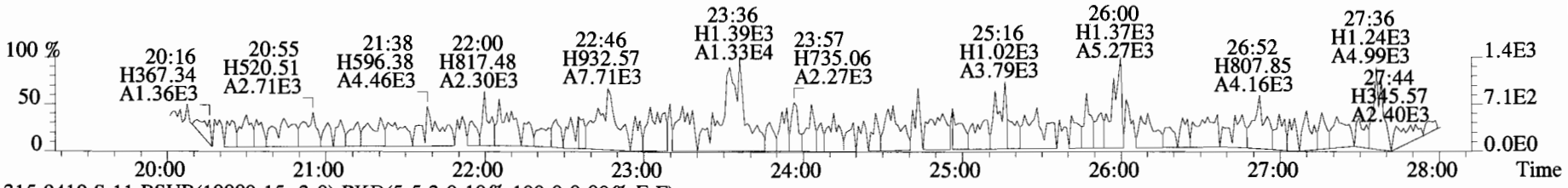

315.9419 S:11 BSUB(10000,15,-3.0) PKD(5,5,3,0.10%,100.0,0.00%,F,F)

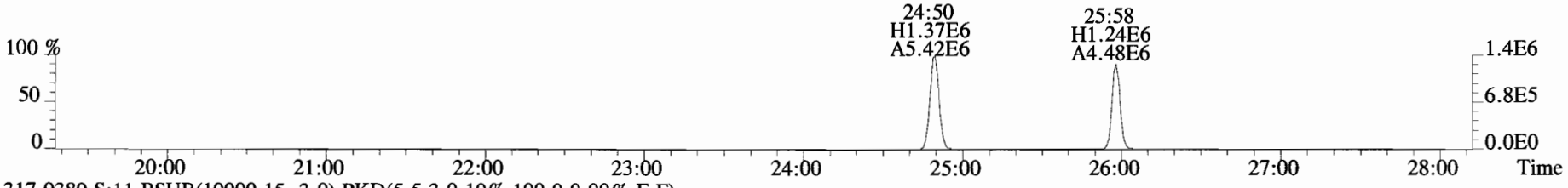

317.9389 S:11 BSUB(10000,15,-3.0) PKD(5,5,3,0.10%,100.0,0.00%,F,F)

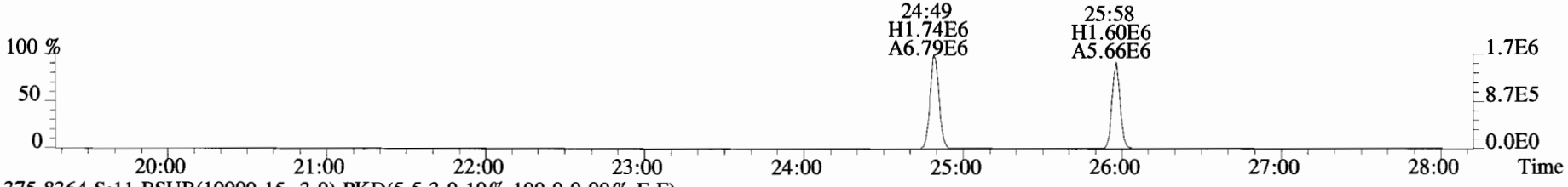

375.8364 S:11 BSUB(10000,15,-3.0) PKD(5,5,3,0.10%,100.0,0.00%,F,F)

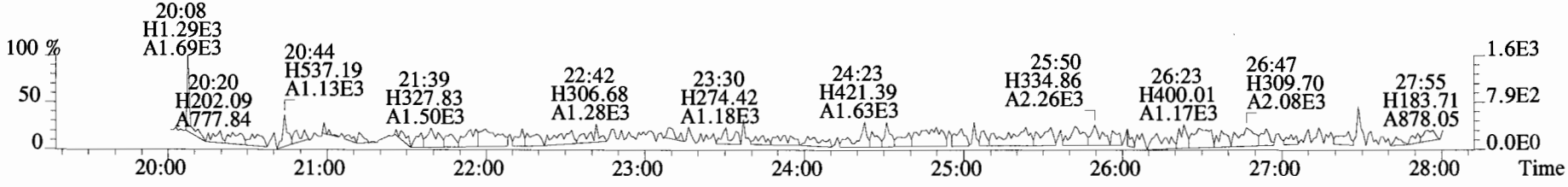

File:190711D2 #1-514 Acq:11-JUL-2019 21:08:43 GC EI+ Voltage SIR Autospec-UltimaE
Sample#11 File Text:Vista_Analytical_Laboratory_VG7 Text:B9F0255-DUP1 Duplicate 7.1 Exp:OCDD_DB5
339.8597 S:11 BSUB(10000,15,-3.0) PKD(5,5,3,0.10%,100.0,0.00%,F,F)

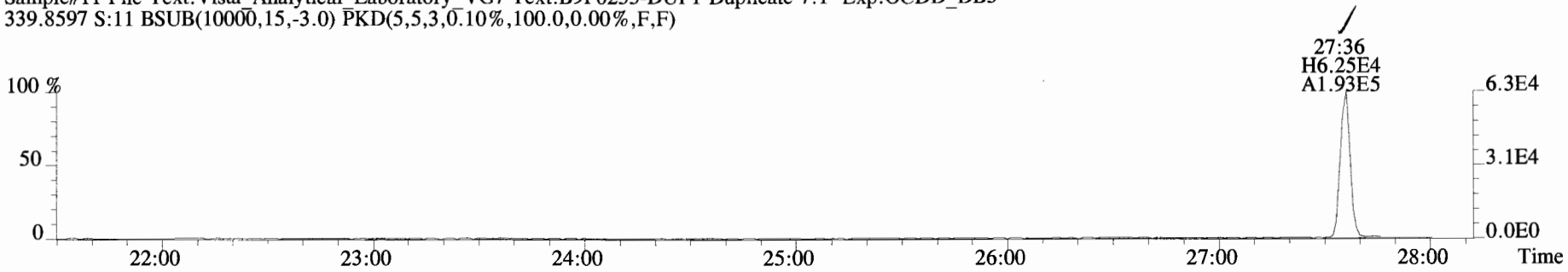

341.8568 S:11 BSUB(10000,15,-3.0) PKD(5,5,3,0.10%,100.0,0.00%,F,F)

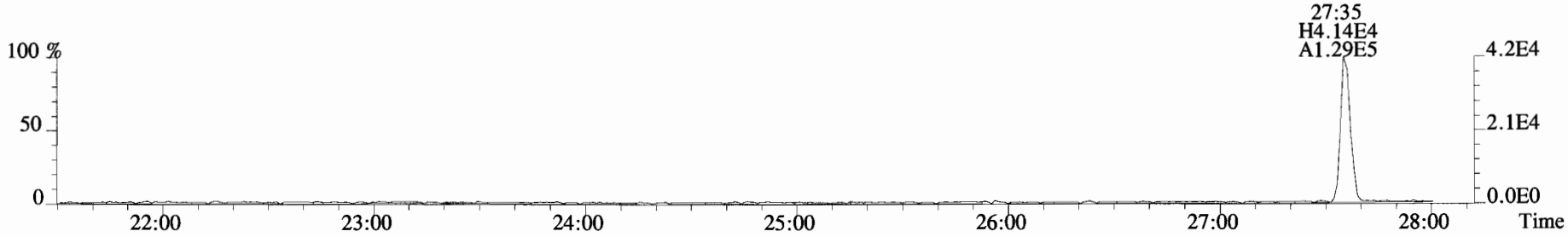

409.7974 S:11 BSUB(10000,15,-3.0) PKD(5,5,3,0.10%,100.0,0.00%,F,F)

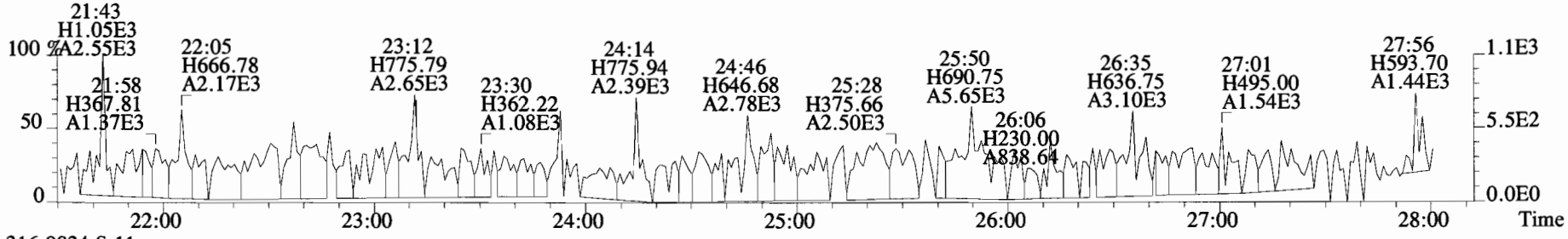

316.9824 S:11

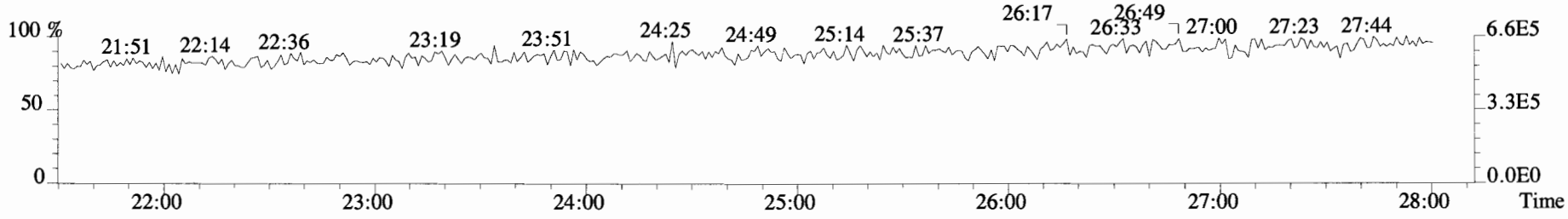

File:190711D2 #1-514 Acq:11-JUL-2019 21:08:43 GC EI+ Voltage SIR Autospec-UltimaE
Sample#11 File Text:Vista_Analytical_Laboratory_VG7 Text:B9F0255-DUP1 Duplicate 7.1 Exp:OCDD_DB5
339.8597 S:11 BSUB(10000,15,-3.0) PKD(5,5,3,0.10%,100.0,0.00%,F,F)



341.8568 S:11 BSUB(10000,15,-3.0) PKD(5,5,3,0.10%,100.0,0.00%,F,F)

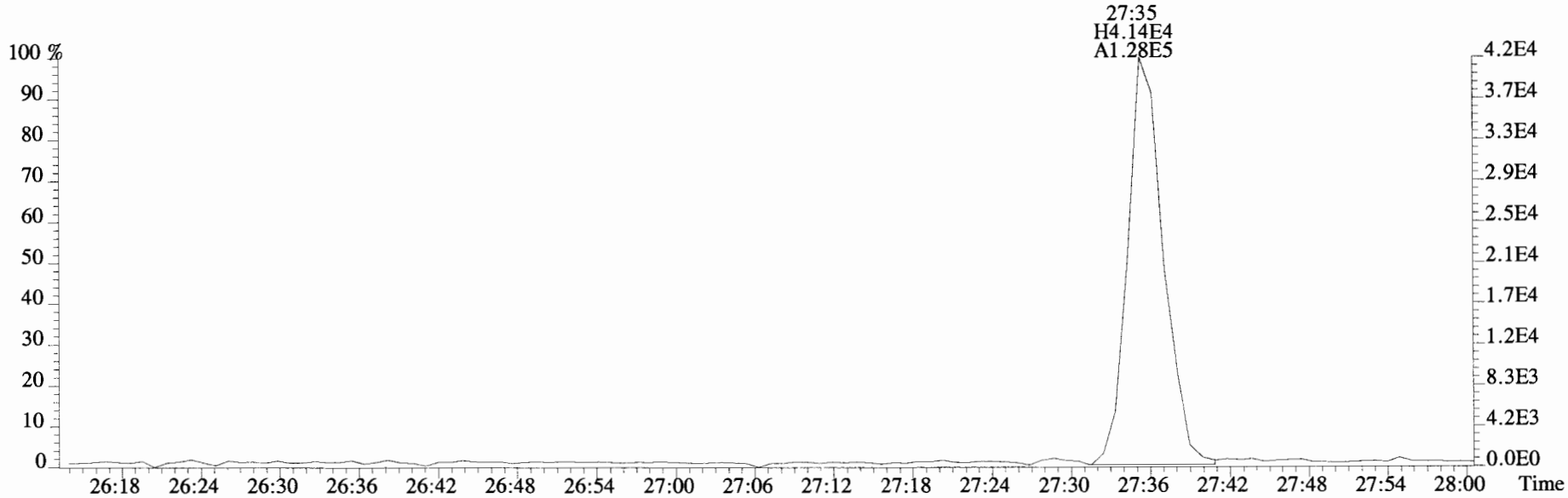

File:190711D2 #1-211 Acq:11-JUL-2019 21:08:43 GC EI+ Voltage SIR Autospec-UltimaE
Sample#11 File Text:Vista_Analytical_Laboratory_VG7 Text:B9F0255-DUP1 Duplicate 7.1 Exp:OCDD_DB5
339.8597 S:11 F:2 BSUB(10000,15,-3.0) PKD(5,5,3,0.10%,100.0,0.00%,F,F)



341.8568 S:11 F:2 BSUB(10000,15,-3.0) PKD(5,5,3,0.10%,100.0,0.00%,F,F)

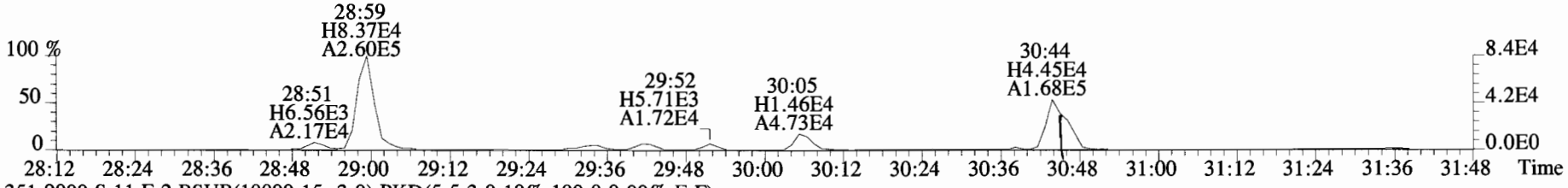

351.9000 S:11 F:2 BSUB(10000,15,-3.0) PKD(5,5,3,0.10%,100.0,0.00%,F,F)

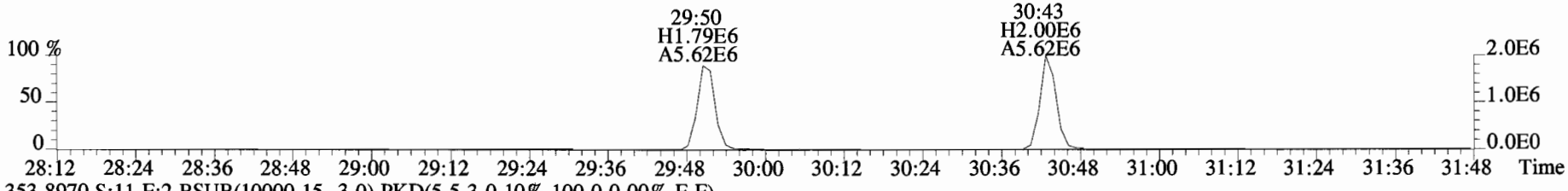

353.8970 S:11 F:2 BSUB(10000,15,-3.0) PKD(5,5,3,0.10%,100.0,0.00%,F,F)

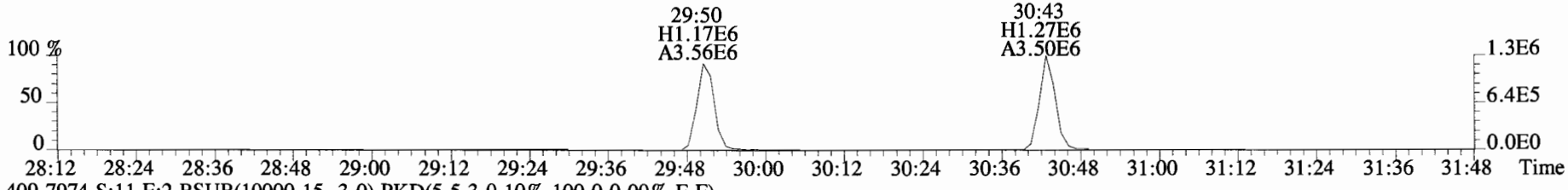

409.7974 S:11 F:2 BSUB(10000,15,-3.0) PKD(5,5,3,0.10%,100.0,0.00%,F,F)

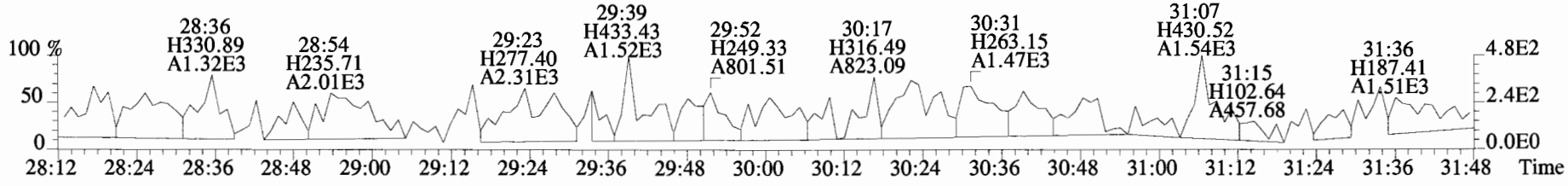

File:190711D2 #1-211 Acq:11-JUL-2019 21:08:43 GC EI+ Voltage SIR Autospec-UltimaE
Sample#11 File Text:Vista_Analytical_Laboratory_VG7 Text:B9F0255-DUP1 Duplicate 7.1 Exp:OCDD_DB5
339.8597 S:11 F:2 BSUB(10000,15,-3.0) PKD(5,5,3,0.10%,100.0,0.00%,F,F)

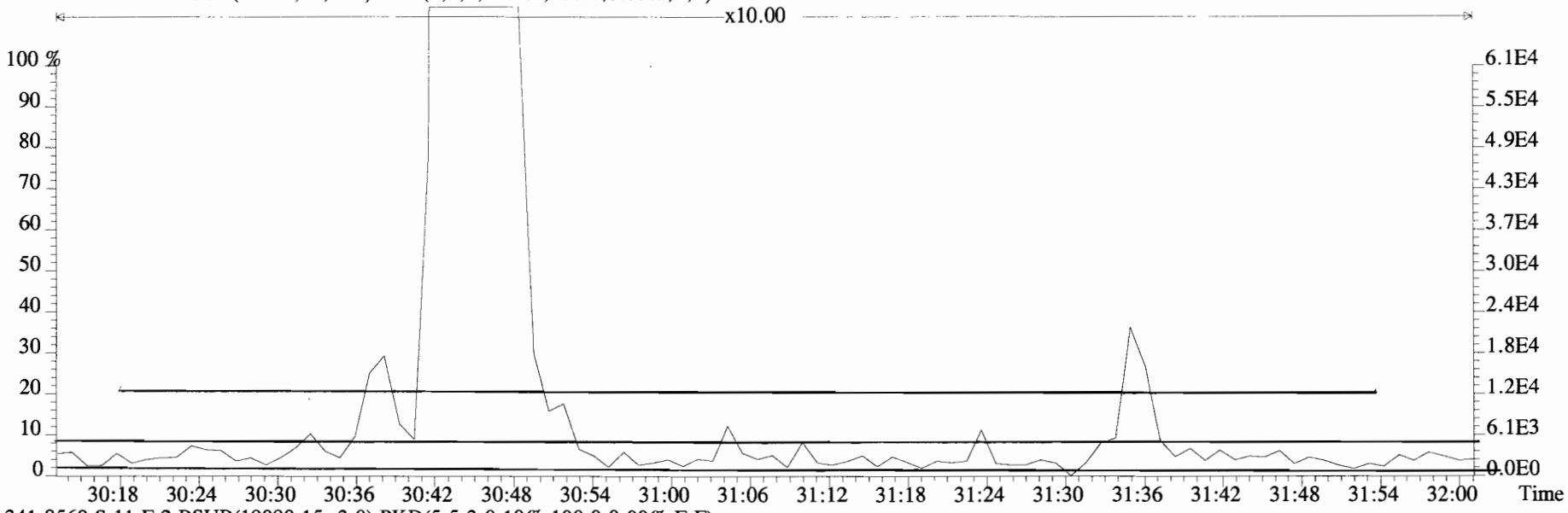

341.8568 S:11 F:2 BSUB(10000,15,-3.0) PKD(5,5,3,0.10%,100.0,0.00%,F,F)

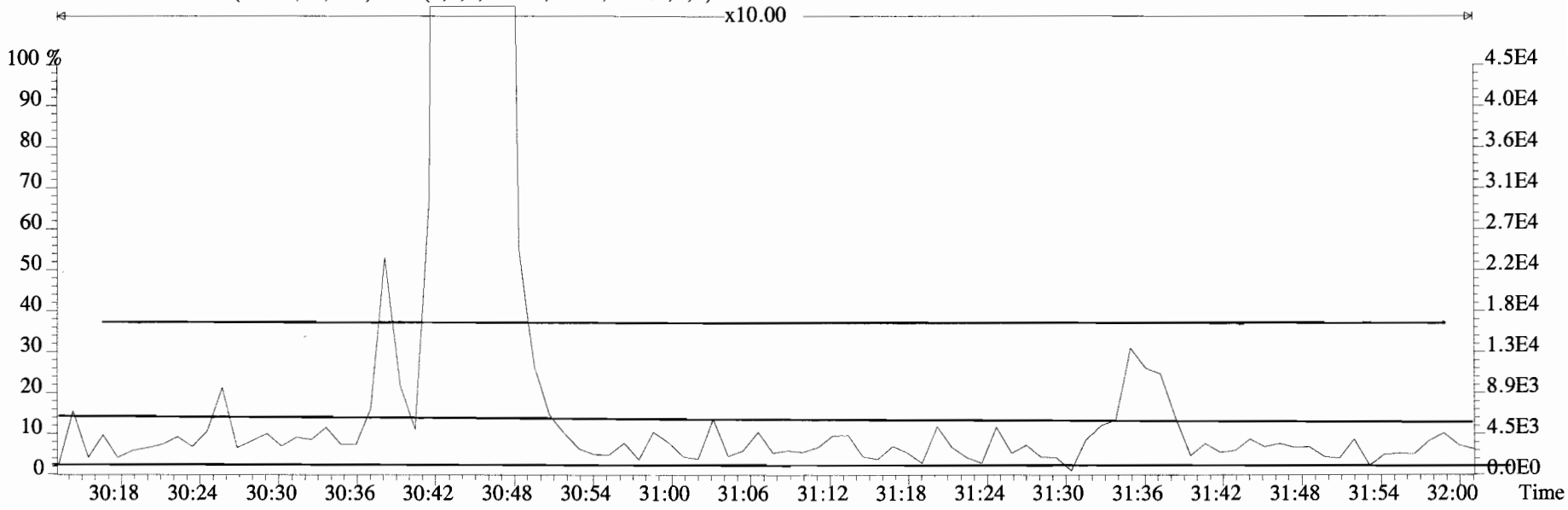

File:190711D2 #1-211 Acq:11-JUL-2019 21:08:43 GC EI+ Voltage SIR Autospec-UltimaE
Sample#11 File Text:Vista_Analytical_Laboratory_VG7 Text:B9F0255-DUP1 Duplicate 7.1 Exp:OCDD_DB5
339.8597 S:11 F:2 BSUB(10000,15,-3.0) PKD(5,5,3,0.10%,100.0,0.00%,F,F)

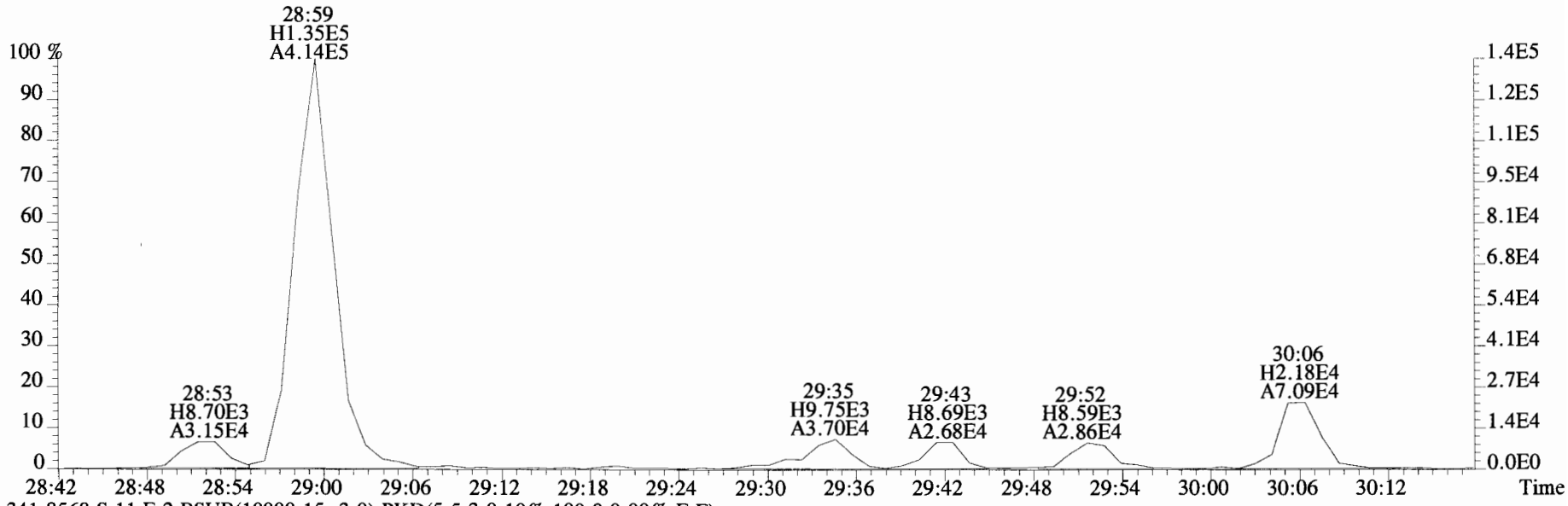

341.8568 S:11 F:2 BSUB(10000,15,-3.0) PKD(5,5,3,0.10%,100.0,0.00%,F,F)

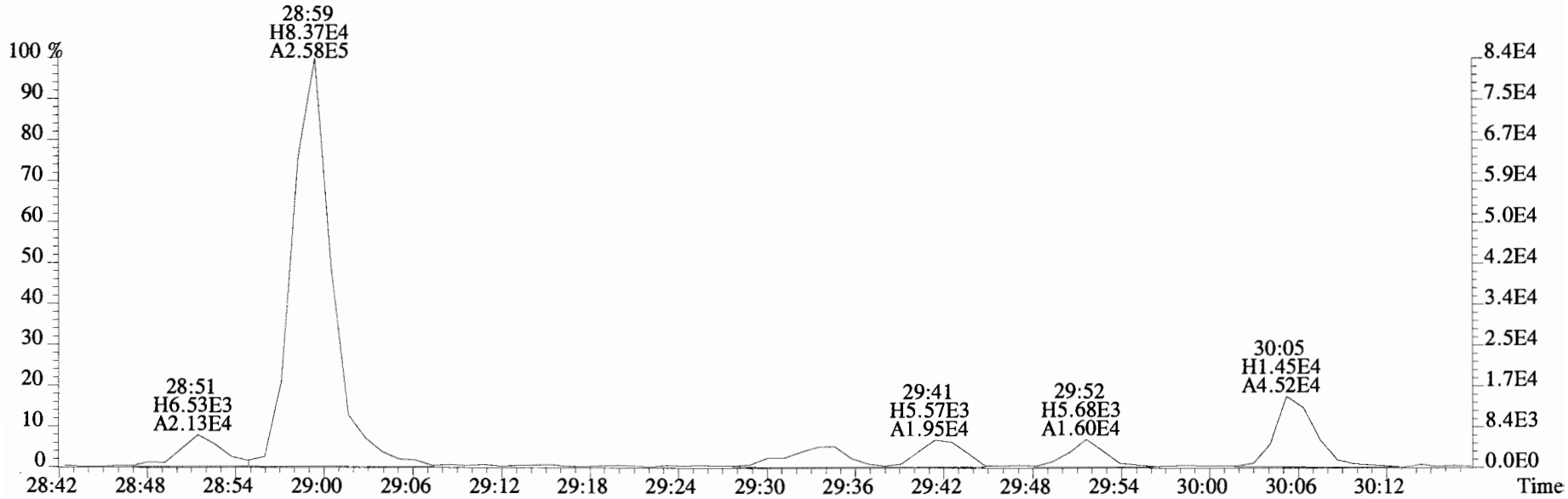

File:190711D2 #1-211 Acq:11-JUL-2019 21:08:43 GC EI+ Voltage SIR Autospec-UltimaE
Sample#11 File Text:Vista_Analytical_Laboratory_VG7 Text:B9F0255-DUP1 Duplicate 7.1 Exp:OCDD_DB5
339.8597 S:11 F:2 BSUB(10000,15,-3.0) PKD(5,5,3,0.10%,100.0,0.00%,F,F)

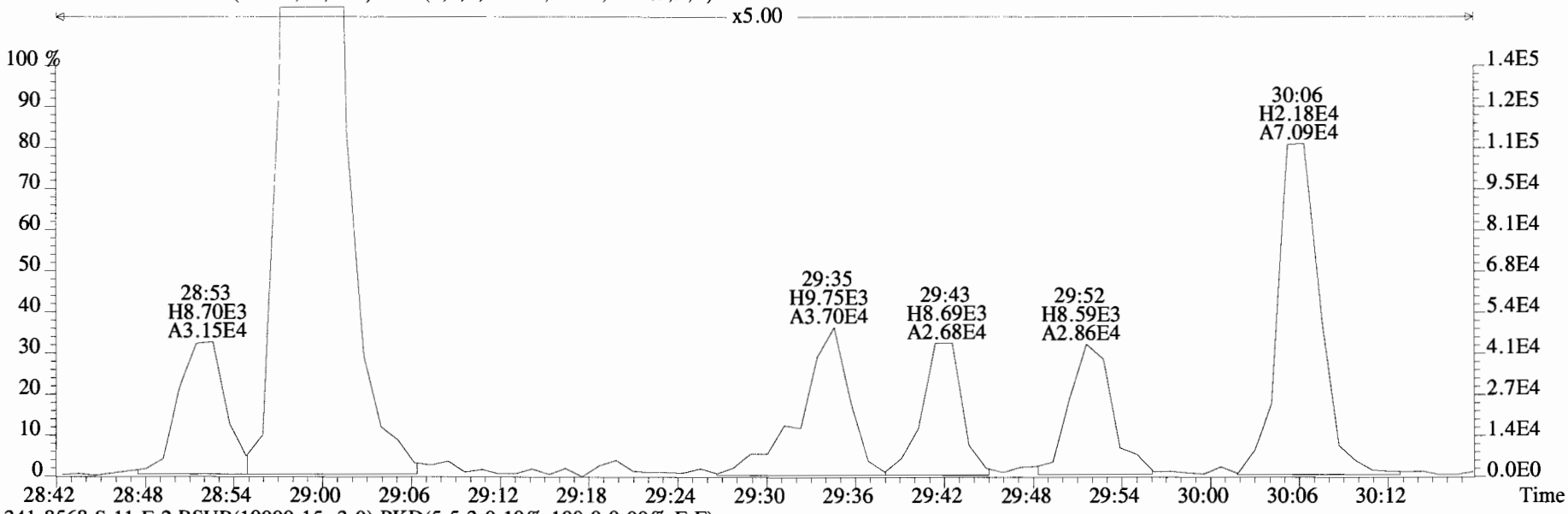

341.8568 S:11 F:2 BSUB(10000,15,-3.0) PKD(5,5,3,0.10%,100.0,0.00%,F,F)

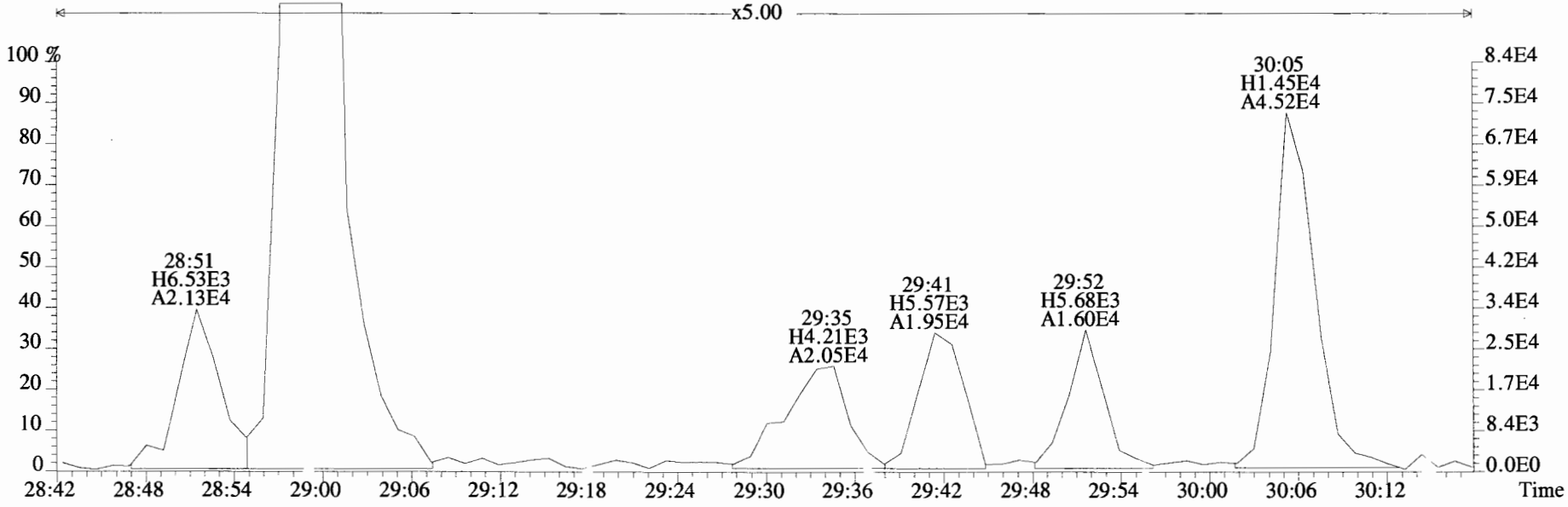

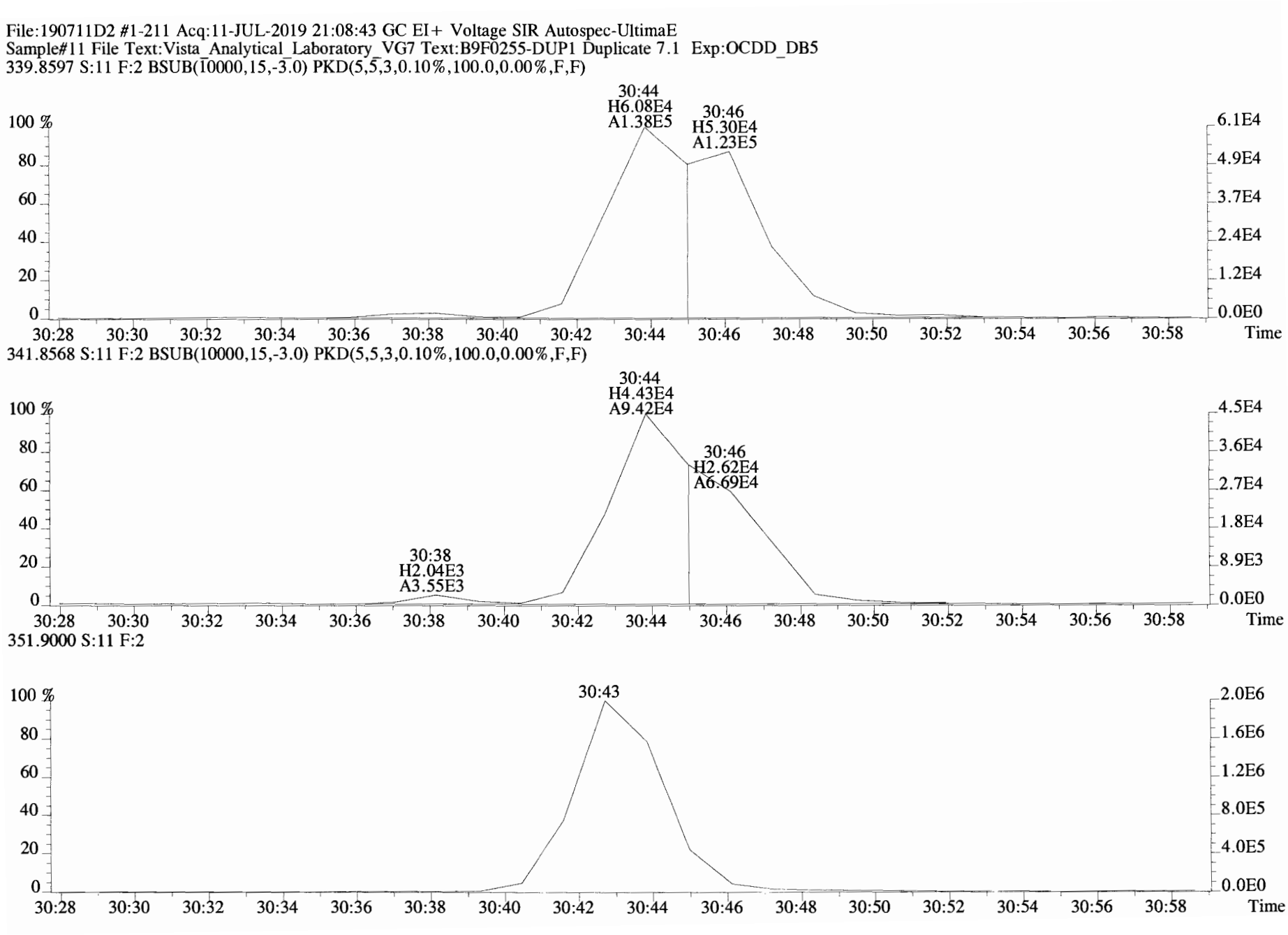
File:190711D2 #1-211 Acq:11-JUL-2019 21:08:43 GC EI+ Voltage SIR Autospec-UltimaE
Sample#11 File Text:Vista_Analytical_Laboratory_VG7 Text:B9F0255-DUP1 Duplicate 7.1 Exp:OCDD_DB5
339.8597 S:11 F:2 BSUB(10000,15,-3.0) PKD(5,5,3,0.10%,100.0,0.00%,F,F)
30:44
H6.08E4
A1.38E5
30:46
H5.30E4
A1.23E5
100 %
80
60
40
20
0
6.1E4
4.9E4
3.7E4
2.4E4
1.2E4
0.0E0
30:28 30:30 30:32 30:34 30:36 30:38 30:40 30:42 30:44 30:46 30:48 30:50 30:52 30:54 30:56 30:58 Time
341.8568 S:11 F:2 BSUB(10000,15,-3.0) PKD(5,5,3,0.10%,100.0,0.00%,F,F)
30:44
H4.43E4
A9.42E4
30:46
H2.62E4
A6.69E4
30:38
H2.04E3
A3.55E3
100 %
80
60
40
20
0
4.5E4
3.6E4
2.7E4
1.8E4
8.9E3
0.0E0
30:28 30:30 30:32 30:34 30:36 30:38 30:40 30:42 30:44 30:46 30:48 30:50 30:52 30:54 30:56 30:58 Time
351.9000 S:11 F:2
30:43
100 %
80
60
40
20
0
2.0E6
1.6E6
1.2E6
8.0E5
4.0E5
0.0E0
30:28 30:30 30:32 30:34 30:36 30:38 30:40 30:42 30:44 30:46 30:48 30:50 30:52 30:54 30:56 30:58 Time

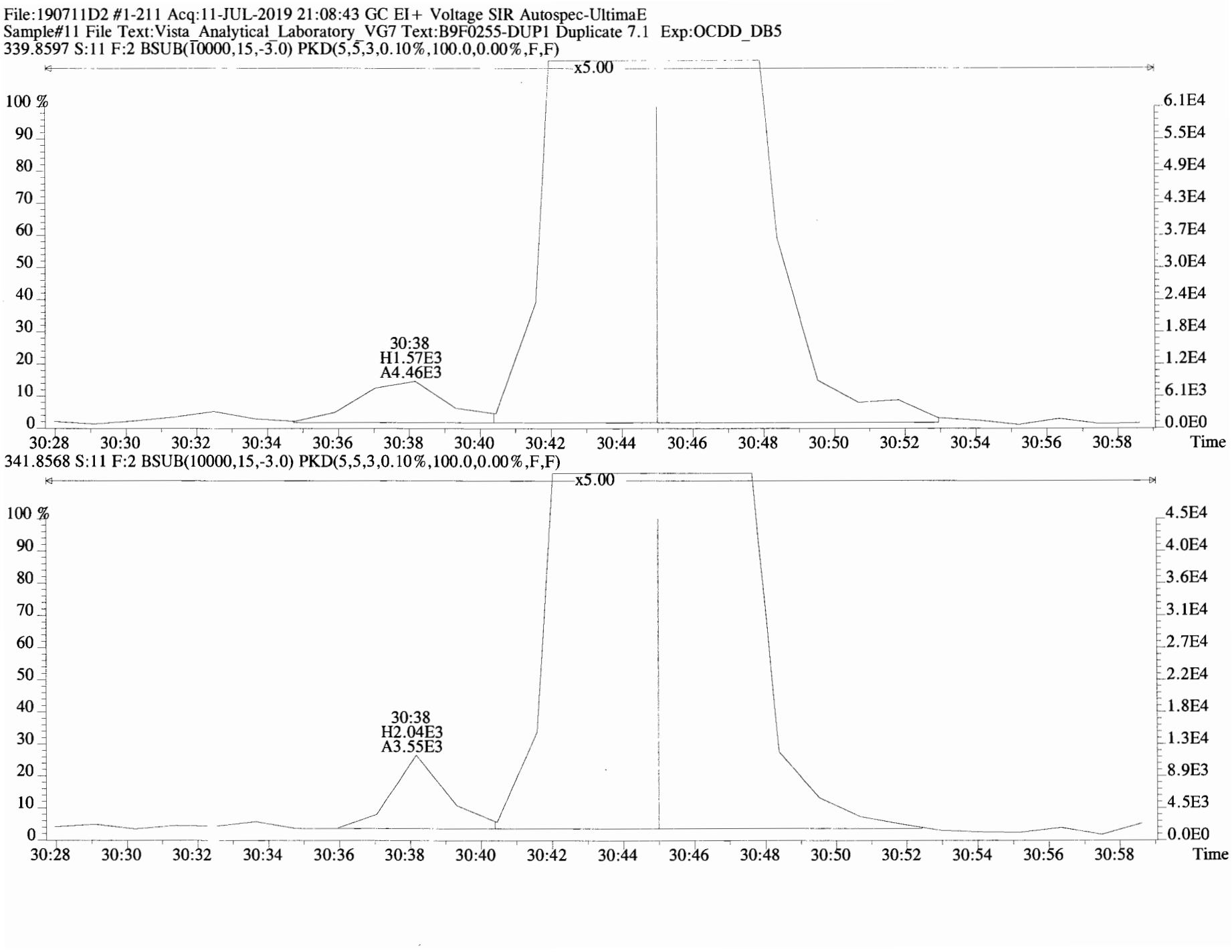
File:190711D2 #1-211 Acq:11-JUL-2019 21:08:43 GC EI+ Voltage SIR Autospec-UltimaE
Sample#11 File Text:Vista_Analytical_Laboratory_VG7 Text:B9F0255-DUP1 Duplicate 7.1 Exp:OCDD_DB5
339.8597 S:11 F:2 BSUB(10000,15,-3.0) PKD(5,5,3,0.10%,100.0,0.00%,F,F)
x5.00
30:38
H1.57E3
A4.46E3
341.8568 S:11 F:2 BSUB(10000,15,-3.0) PKD(5,5,3,0.10%,100.0,0.00%,F,F)
x5.00
30:38
H2.04E3
A3.55E3
Time

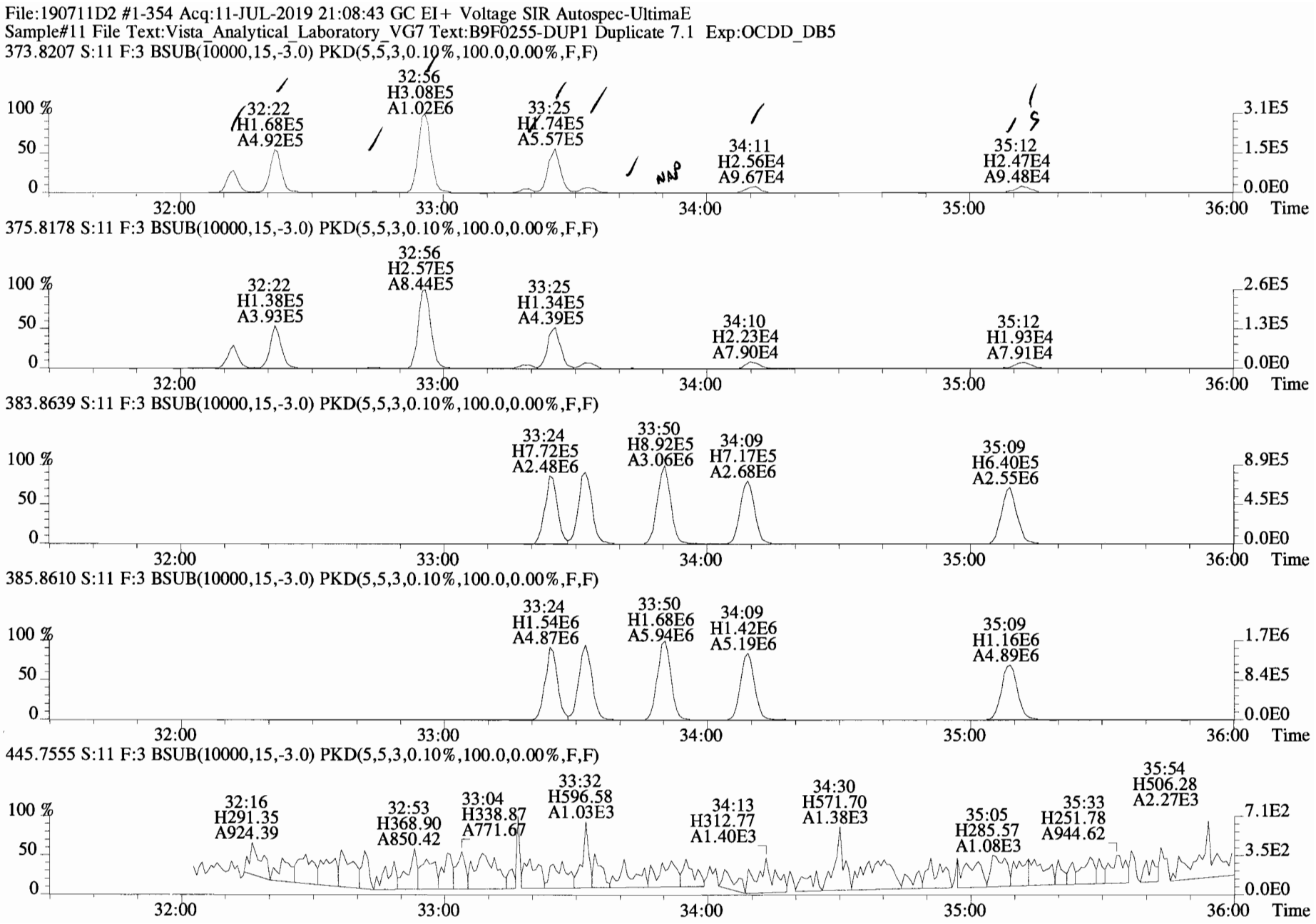
File:190711D2 #1-354 Acq:11-JUL-2019 21:08:43 GC EI+ Voltage SIR Autospec-UltimaE
Sample#11 File Text:Vista_Analytical_Laboratory_VG7 Text:B9F0255-DUP1 Duplicate 7.1 Exp:OCDD_DB5
373.8207 S:11 F:3 BSUB(10000,15,-3.0) PKD(5,5,3,0.10%,100.0,0.00%,F,F)
32:22 H1.68E5 A4.92E5
32:56 H3.08E5 A1.02E6
33:25 H1.74E5 A5.57E5
NAP
34:11 H2.56E4 A9.67E4
35:12 H2.47E4 A9.48E4
375.8178 S:11 F:3 BSUB(10000,15,-3.0) PKD(5,5,3,0.10%,100.0,0.00%,F,F)
32:22 H1.38E5 A3.93E5
32:56 H2.57E5 A8.44E5
33:25 H1.34E5 A4.39E5
34:10 H2.23E4 A7.90E4
35:12 H1.93E4 A7.91E4
383.8639 S:11 F:3 BSUB(10000,15,-3.0) PKD(5,5,3,0.10%,100.0,0.00%,F,F)
33:24 H7.72E5 A2.48E6
33:50 H8.92E5 A3.06E6
34:09 H7.17E5 A2.68E6
35:09 H6.40E5 A2.55E6
385.8610 S:11 F:3 BSUB(10000,15,-3.0) PKD(5,5,3,0.10%,100.0,0.00%,F,F)
33:24 H1.54E6 A4.87E6
33:50 H1.68E6 A5.94E6
34:09 H1.42E6 A5.19E6
35:09 H1.16E6 A4.89E6
445.7555 S:11 F:3 BSUB(10000,15,-3.0) PKD(5,5,3,0.10%,100.0,0.00%,F,F)
32:16 H291.35 A924.39
32:53 H368.90 A850.42
33:04 H338.87 A771.67
33:32 H596.58 A1.03E3
34:13 H312.77 A1.40E3
34:30 H571.70 A1.38E3
35:05 H285.57 A1.08E3
35:33 H251.78 A944.62
35:54 H506.28 A2.27E3
100 %
50
0
32:00
33:00
34:00
35:00
36:00
Time
3.1E5
1.5E5
0.0E0
2.6E5
1.3E5
0.0E0
8.9E5
4.5E5
0.0E0
1.7E6
8.4E5
0.0E0
7.1E2
3.5E2
0.0E0

File:190711D2 #1-354 Acq:11-JUL-2019 21:08:43 GC EI+ Voltage SIR Autospec-UltimaE
Sample#11 File Text:Vista_Analytical_Laboratory_VG7 Text:B9F0255-DUP1 Duplicate 7.1 Exp:OCDD_DB5
373.8207 S:11 F:3 BSUB(10000,15,-3.0) PKD(5,5,3,0.10%,100.0,0.00%,F,F)

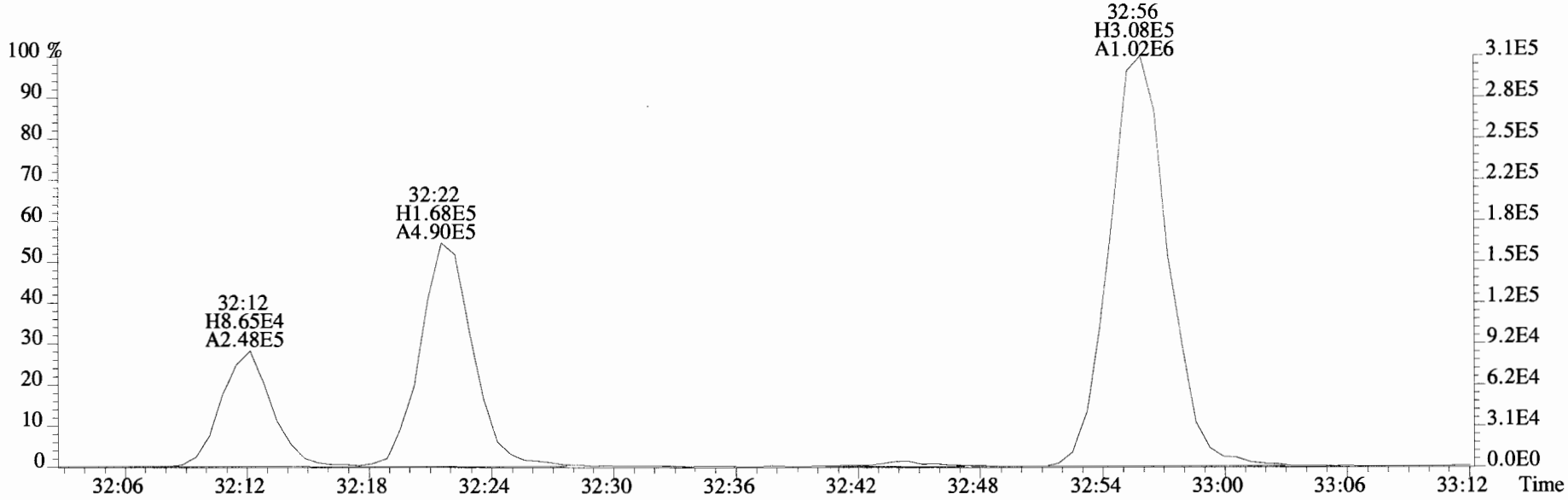

375.8178 S:11 F:3 BSUB(10000,15,-3.0) PKD(5,5,3,0.10%,100.0,0.00%,F,F)

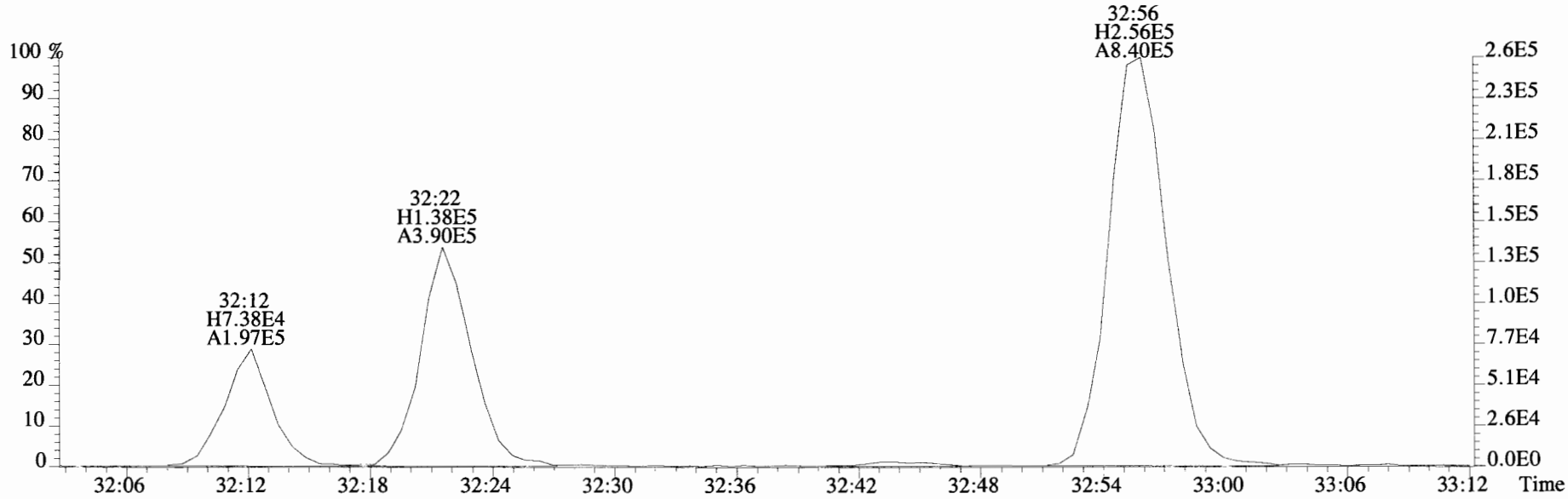

File:190711D2 #1-354 Acq:11-JUL-2019 21:08:43 GC EI+ Voltage SIR Autospec-UltimaE
Sample#11 File Text:Vista_Analytical_Laboratory_VG7 Text:B9F0255-DUP1 Duplicate 7.1 Exp:OCDD_DB5
373.8207 S:11 F:3 BSUB(10000,15,-3.0) PKD(5,5,3,0.10%,100.0,0.00%,F,F)

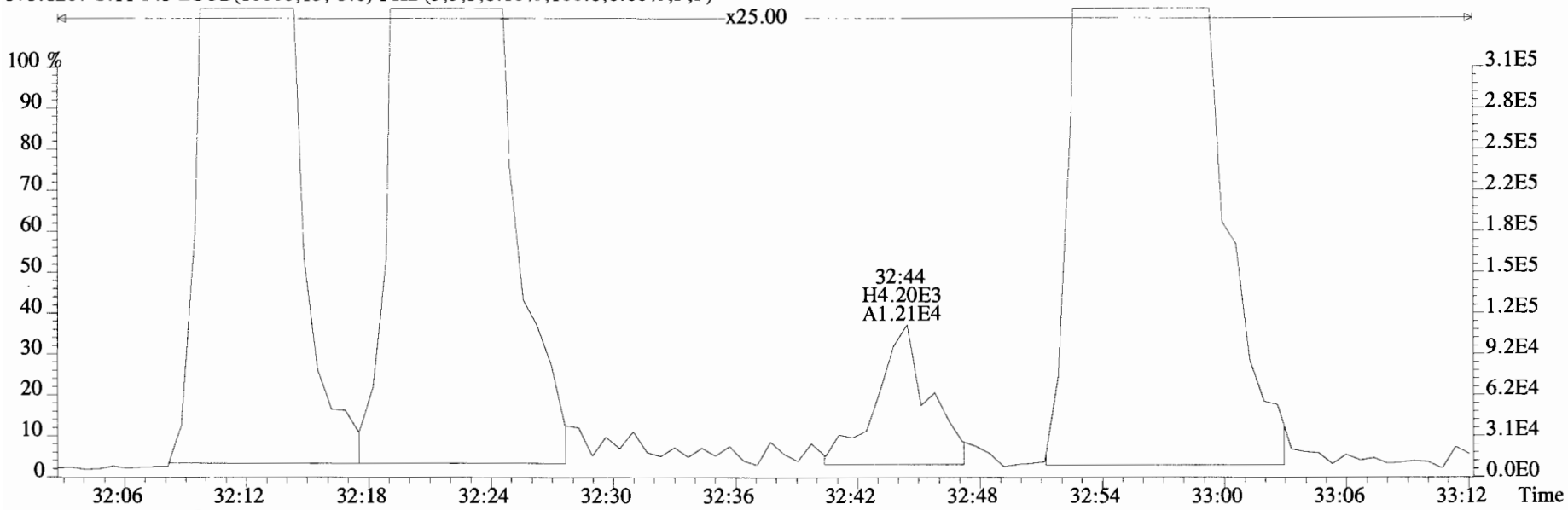

375.8178 S:11 F:3 BSUB(10000,15,-3.0) PKD(5,5,3,0.10%,100.0,0.00%,F,F)

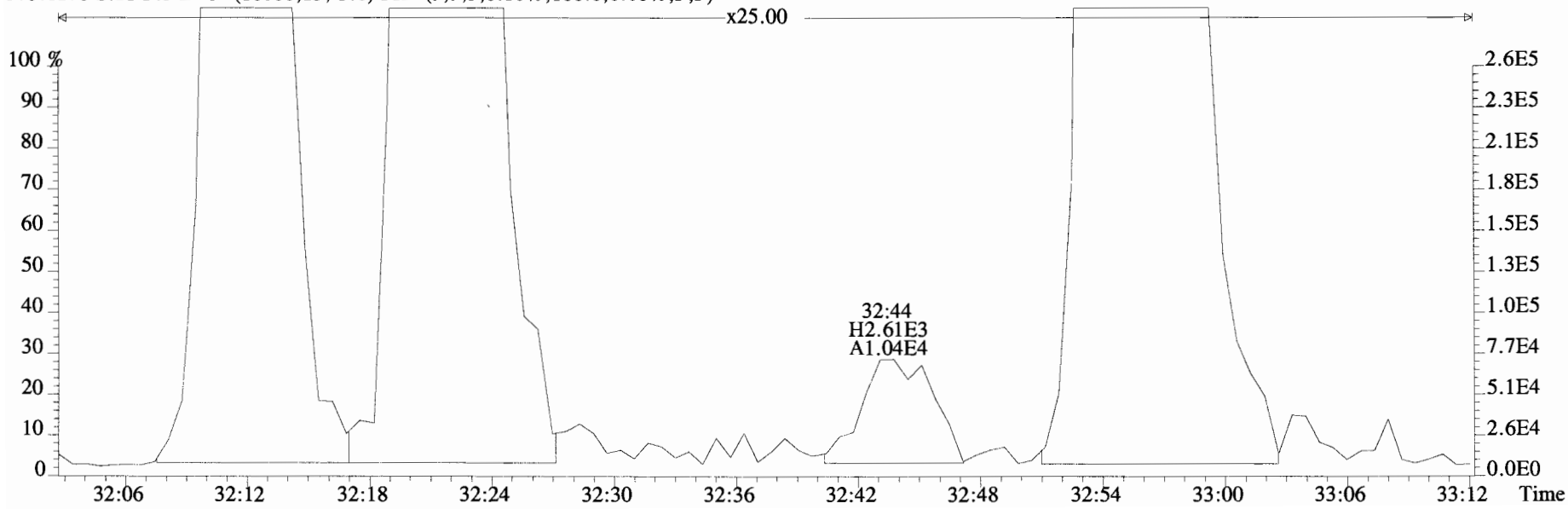

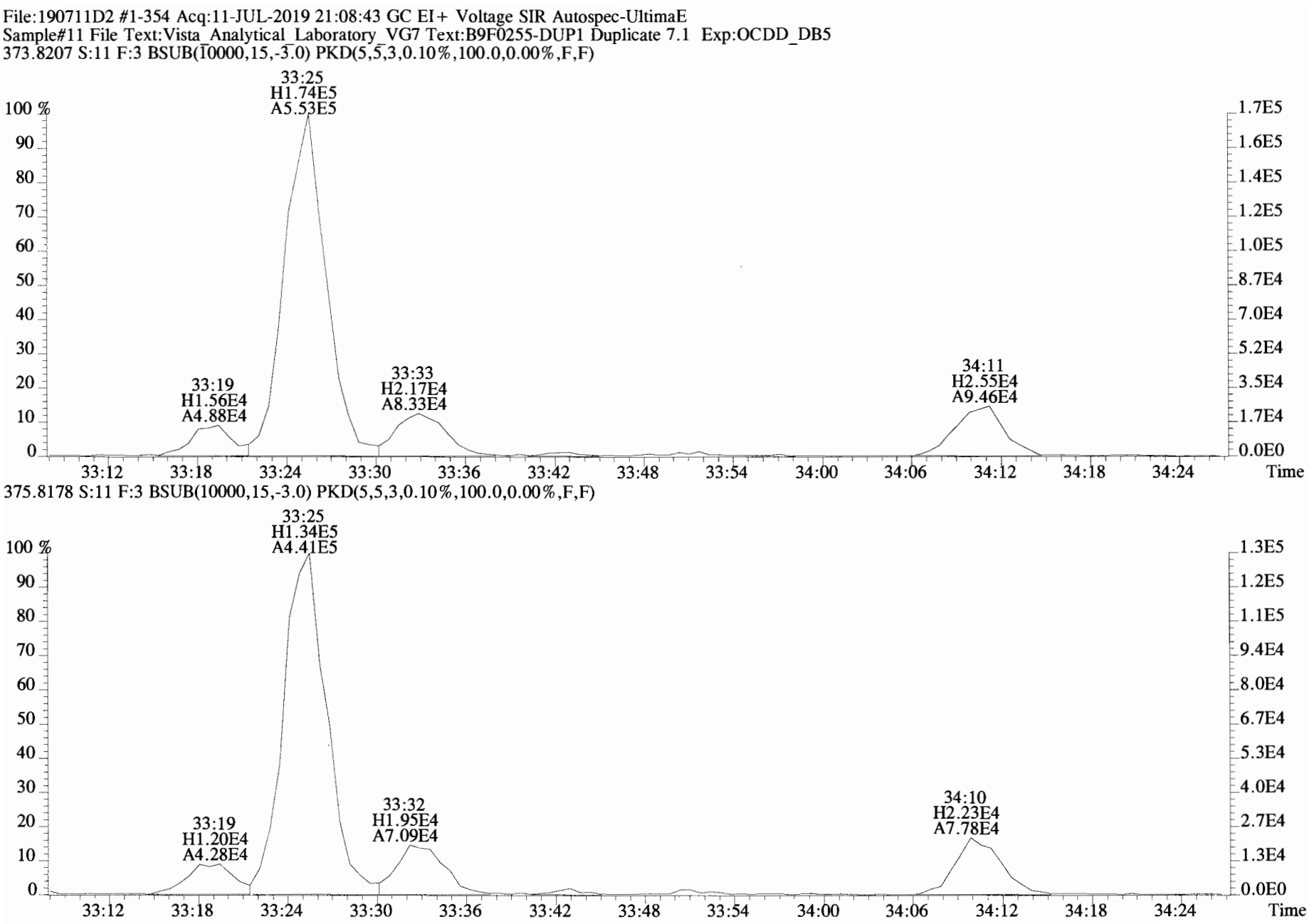
File:190711D2 #1-354 Acq:11-JUL-2019 21:08:43 GC EI+ Voltage SIR Autospec-UltimaE
Sample#11 File Text:Vista_Analytical_Laboratory_VG7 Text:B9F0255-DUP1 Duplicate 7.1 Exp:OCDD_DB5
373.8207 S:11 F:3 BSUB(10000,15,-3.0) PKD(5,5,3,0.10%,100.0,0.00%,F,F)
33:25
H1.74E5
A5.53E5
33:19
H1.56E4
A4.88E4
33:33
H2.17E4
A8.33E4
34:11
H2.55E4
A9.46E4
100 %
90
80
70
60
50
40
30
20
10
0
1.7E5
1.6E5
1.4E5
1.2E5
1.0E5
8.7E4
7.0E4
5.2E4
3.5E4
1.7E4
0.0E0
33:12
33:18
33:24
33:30
33:36
33:42
33:48
33:54
34:00
34:06
34:12
34:18
34:24
Time
375.8178 S:11 F:3 BSUB(10000,15,-3.0) PKD(5,5,3,0.10%,100.0,0.00%,F,F)
33:25
H1.34E5
A4.41E5
33:19
H1.20E4
A4.28E4
33:32
H1.95E4
A7.09E4
34:10
H2.23E4
A7.78E4
100 %
90
80
70
60
50
40
30
20
10
0
1.3E5
1.2E5
1.1E5
9.4E4
8.0E4
6.7E4
5.3E4
4.0E4
2.7E4
1.3E4
0.0E0
33:12
33:18
33:24
33:30
33:36
33:42
33:48
33:54
34:00
34:06
34:12
34:18
34:24
Time

File:190711D2 #1-354 Acq:11-JUL-2019 21:08:43 GC EI+ Voltage SIR Autospec-UltimaE
Sample#11 File Text:Vista_Analytical_Laboratory_VG7 Text:B9F0255-DUP1 Duplicate 7.1 Exp:OCDD_DB5
373.8207 S:11 F:3 BSUB(10000,15,-3.0) PKD(5,5,3,0.10%,100.0,0.00%,F,F)

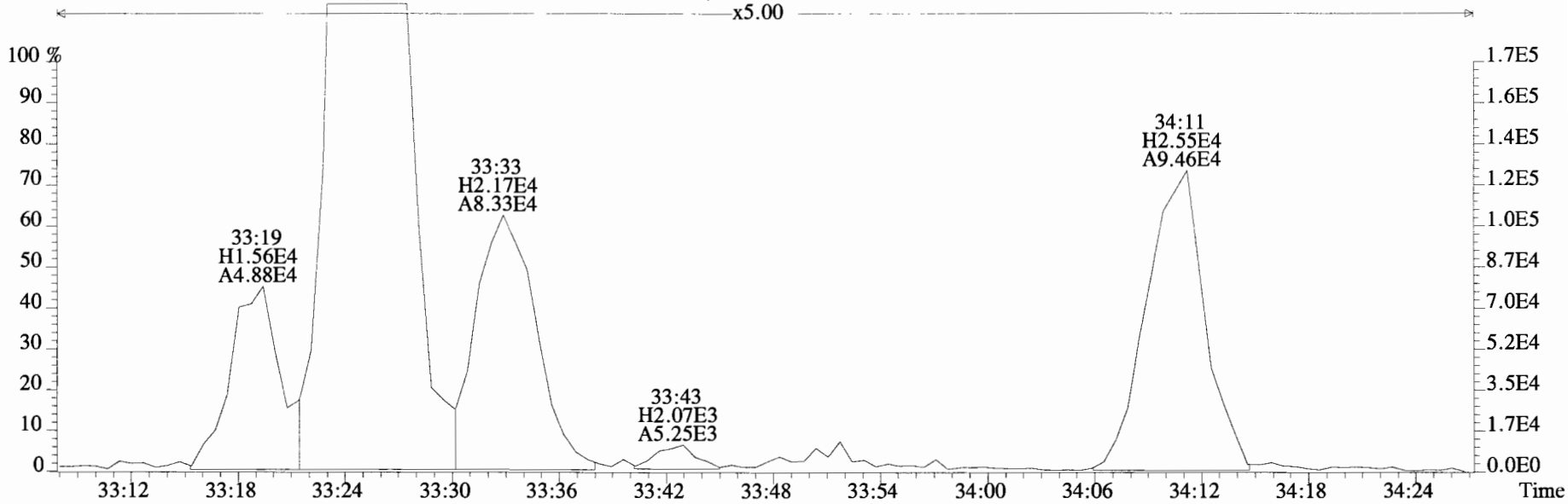

375.8178 S:11 F:3 BSUB(10000,15,-3.0) PKD(5,5,3,0.10%,100.0,0.00%,F,F)

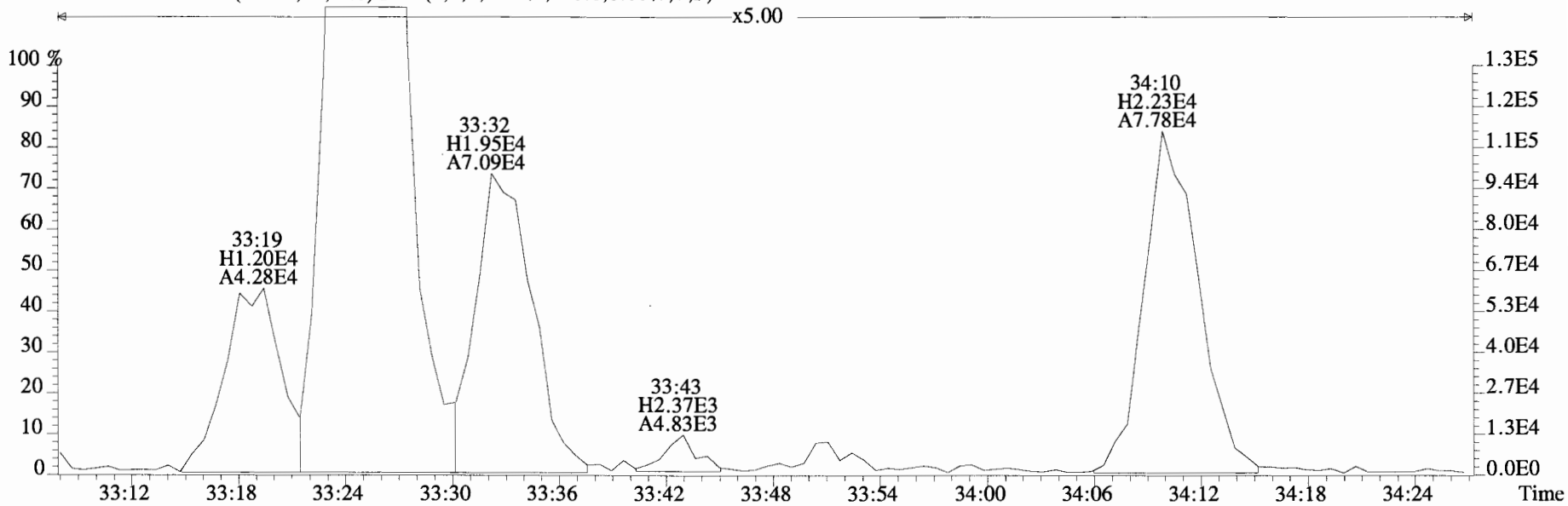

File:190711D2 #1-354 Acq:11-JUL-2019 21:08:43 GC EI+ Voltage SIR Autospec-UltimaE
Sample#11 File Text:Vista_Analytical_Laboratory_VG7 Text:B9F0255-DUP1 Duplicate 7.1 Exp:OCDD_DB5
373.8207 S:11 F:3 BSUB(10000,15,-3.0) PKD(5,5,3,0.10%,100.0,0.00%,F,F)

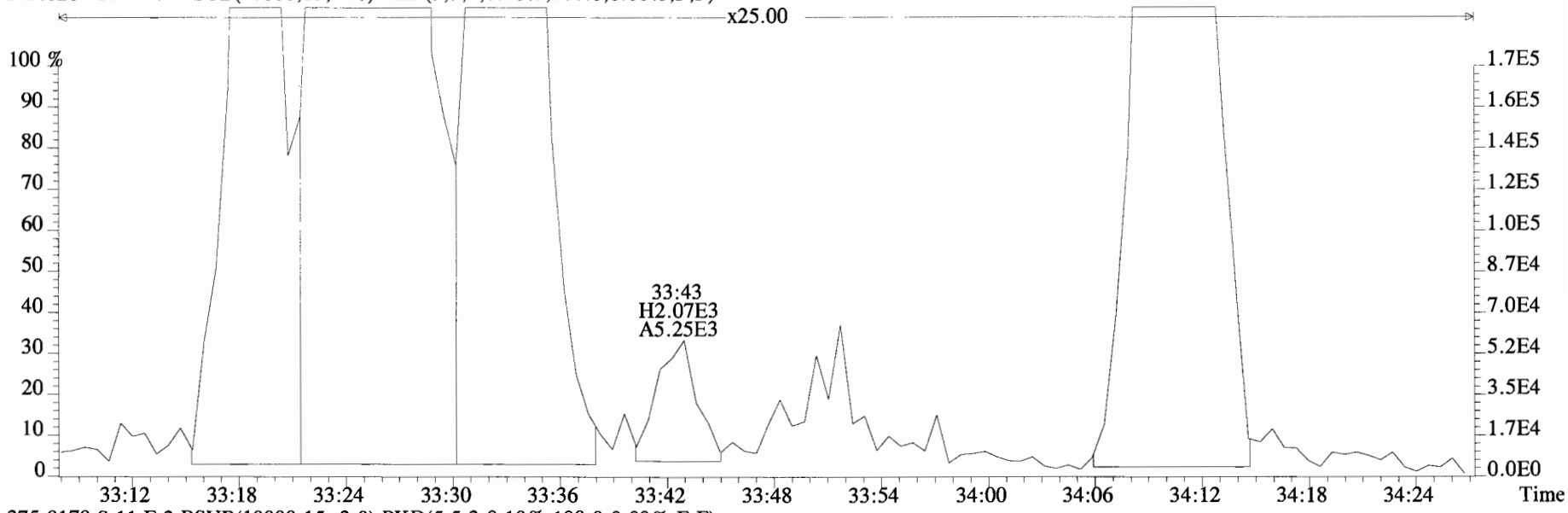

375.8178 S:11 F:3 BSUB(10000,15,-3.0) PKD(5,5,3,0.10%,100.0,0.00%,F,F)

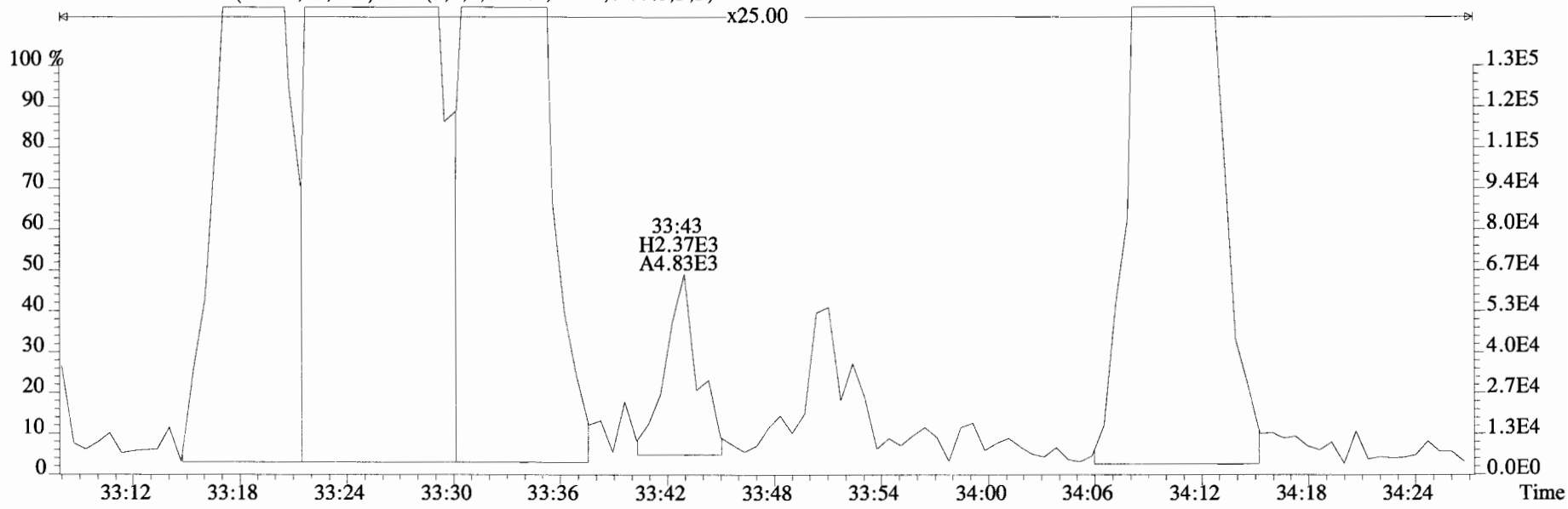

File:190711D2 #1-354 Acq:11-JUL-2019 21:08:43 GC EI+ Voltage SIR Autospec-UltimaE
Sample#11 File Text:Vista_Analytical_Laboratory_VG7 Text:B9F0255-DUP1 Duplicate 7.1 Exp:OCDD_DB5
373.8207 S:11 F:3 BSUB(10000,15,-3.0) PKD(5,5,3,0.10%,100.0,0.00%,F,F)

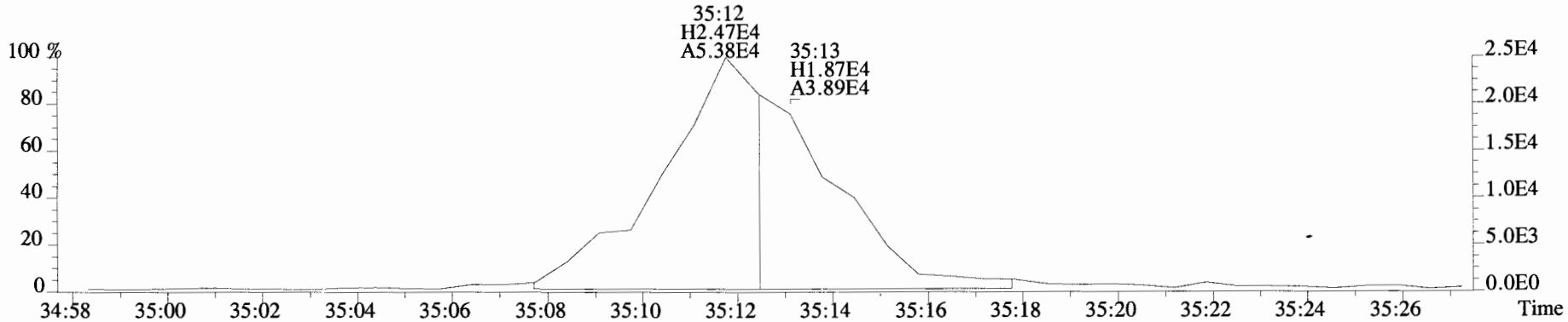

375.8178 S:11 F:3 BSUB(10000,15,-3.0) PKD(5,5,3,0.10%,100.0,0.00%,F,F)

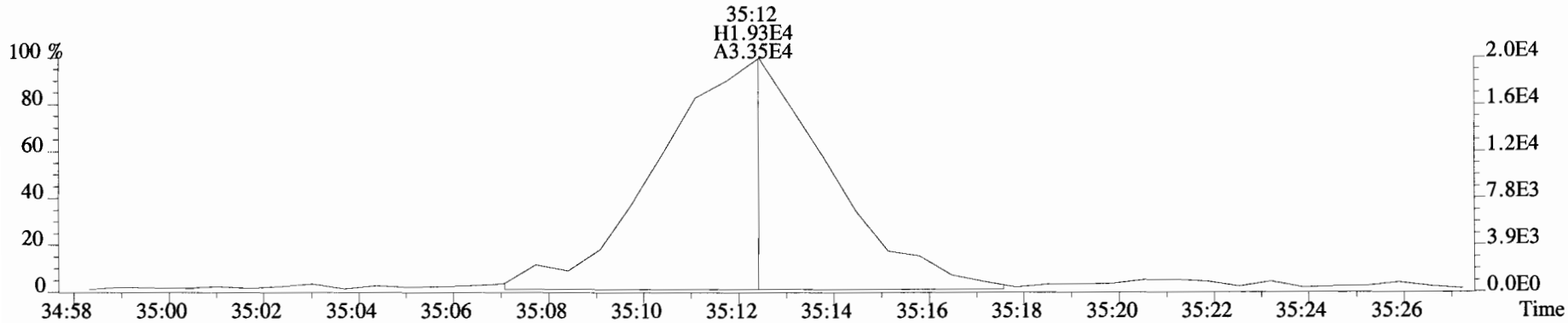

383.8639 S:11 F:3

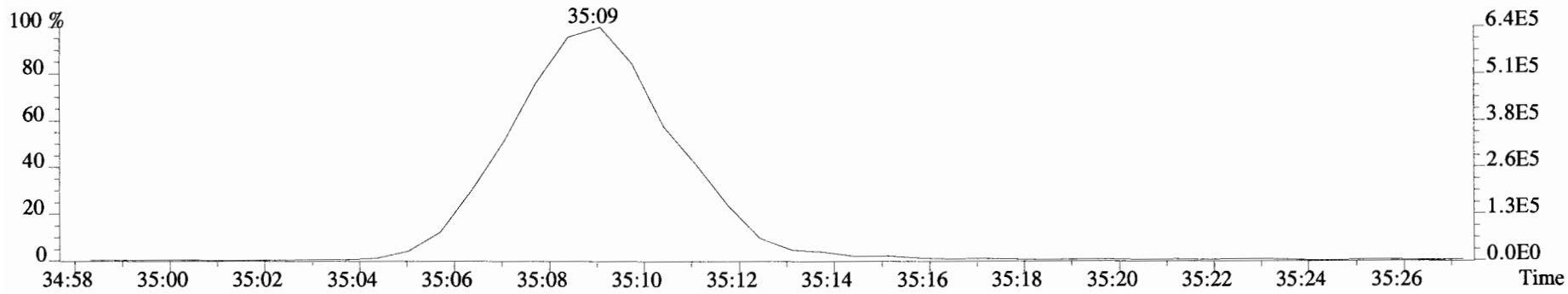

File:190711D2 #1-354 Acq:11-JUL-2019 21:08:43 GC EI+ Voltage SIR Autospec-UltimaE
Sample#11 File Text:Vista_Analytical_Laboratory_VG7 Text:B9F0255-DUP1 Duplicate 7.1 Exp:OCDD_DB5
383.8639 S:11 F:3 BSUB(10000,15,-3.0) PKD(5,5,3,0.10%,100.0,0.00%,F,F)

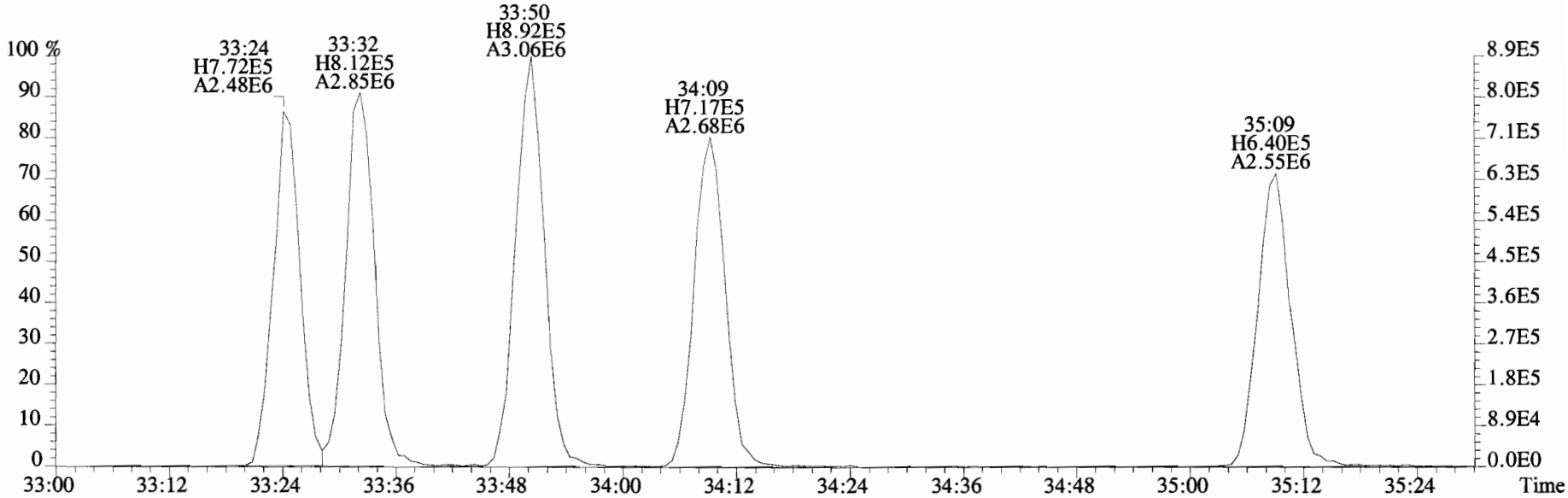

385.8610 S:11 F:3 BSUB(10000,15,-3.0) PKD(5,5,3,0.10%,100.0,0.00%,F,F)

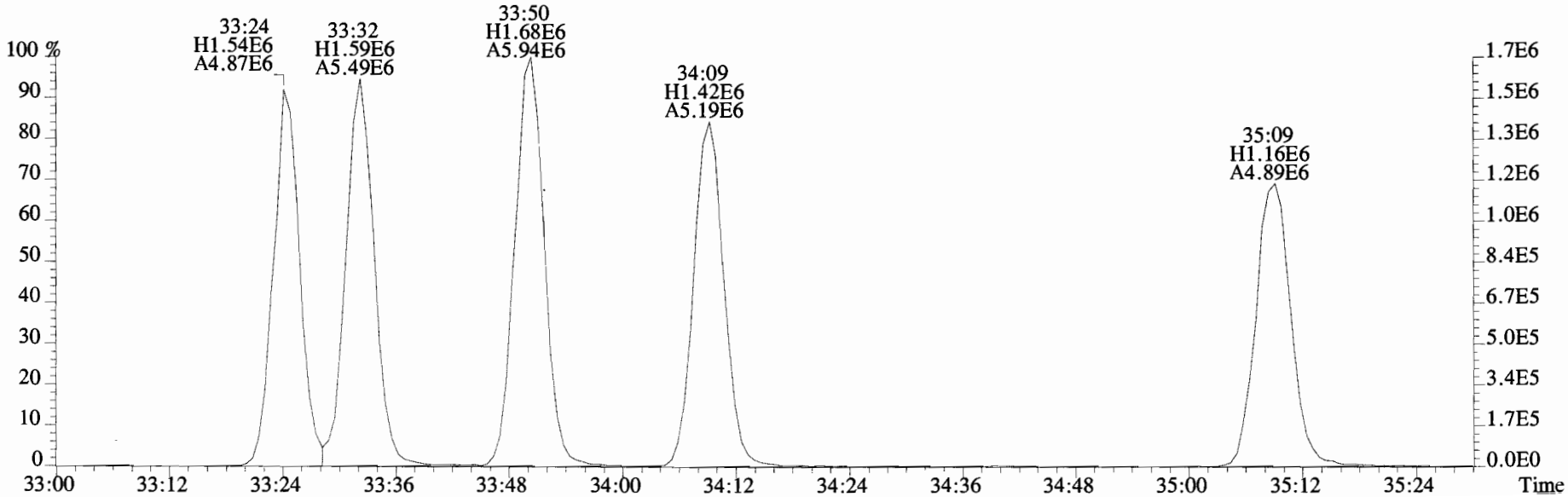

File:190711D2 #1-356 Acq:11-JUL-2019 21:08:43 GC EI+ Voltage SIR Autospec-UltimaE
Sample#11 File Text:Vista_Analytical_Laboratory_VG7 Text:B9F0255-DUP1 Duplicate 7.1 Exp:OCDD_DB5
407.7818 S:11 F:4 BSUB(10000,15,-3.0) PKD(5,5,3,0.10%,100.0,0.00%,F,F)

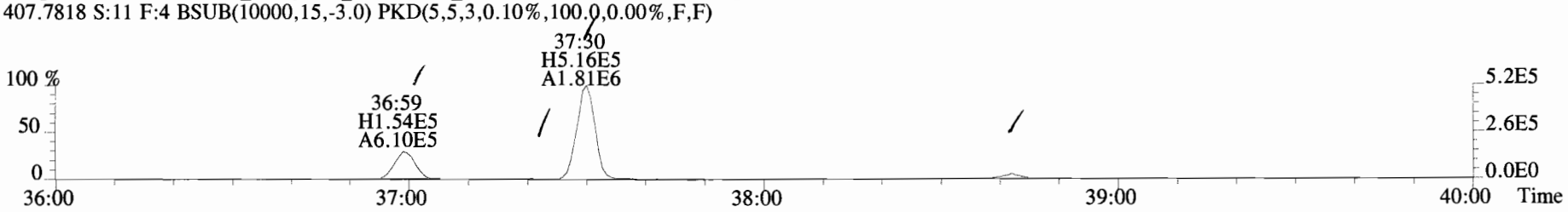

409.7788 S:11 F:4 BSUB(10000,15,-3.0) PKD(5,5,3,0.10%,100.0,0.00%,F,F)

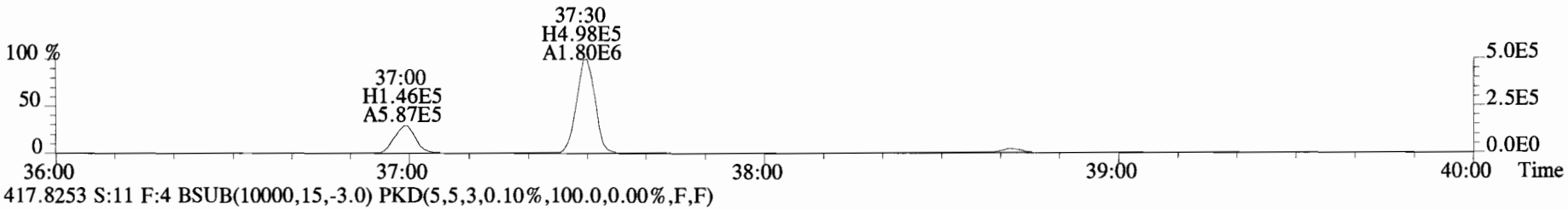

417.8253 S:11 F:4 BSUB(10000,15,-3.0) PKD(5,5,3,0.10%,100.0,0.00%,F,F)

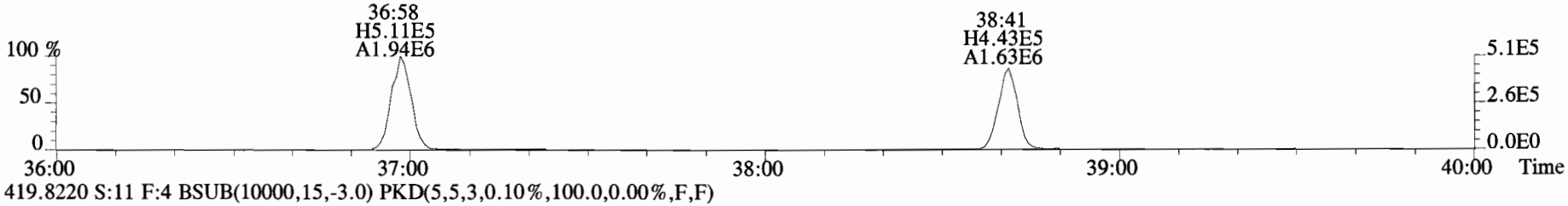

419.8220 S:11 F:4 BSUB(10000,15,-3.0) PKD(5,5,3,0.10%,100.0,0.00%,F,F)

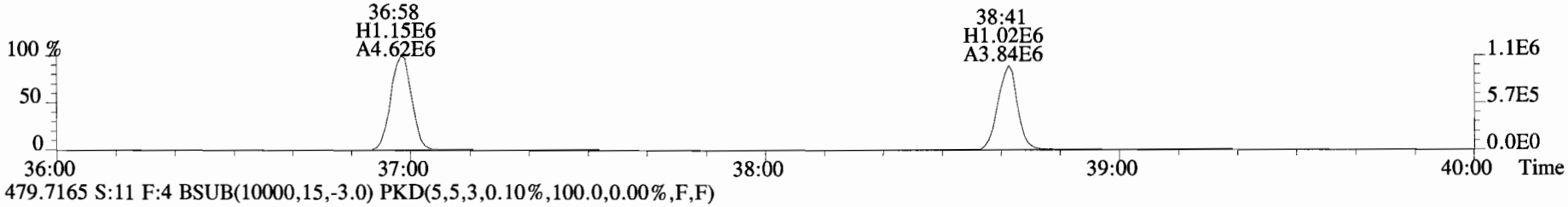

479.7165 S:11 F:4 BSUB(10000,15,-3.0) PKD(5,5,3,0.10%,100.0,0.00%,F,F)

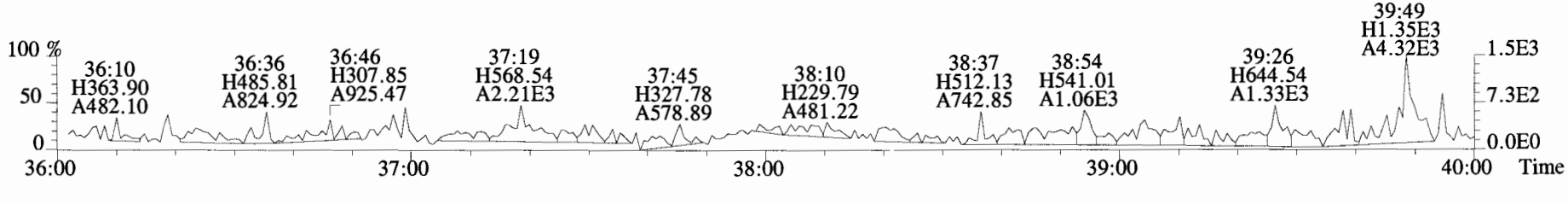

File:190711D2 #1-356 Acq:11-JUL-2019 21:08:43 GC EI+ Voltage SIR Autospec-UltimaE
Sample#11 File Text:Vista_Analytical_Laboratory_VG7 Text:B9F0255-DUP1 Duplicate 7.1 Exp:OCDD_DB5
407.7818 S:11 F:4 BSUB(10000,15,-3.0) PKD(5,5,3,0.10%,100.0,0.00%,F,F)

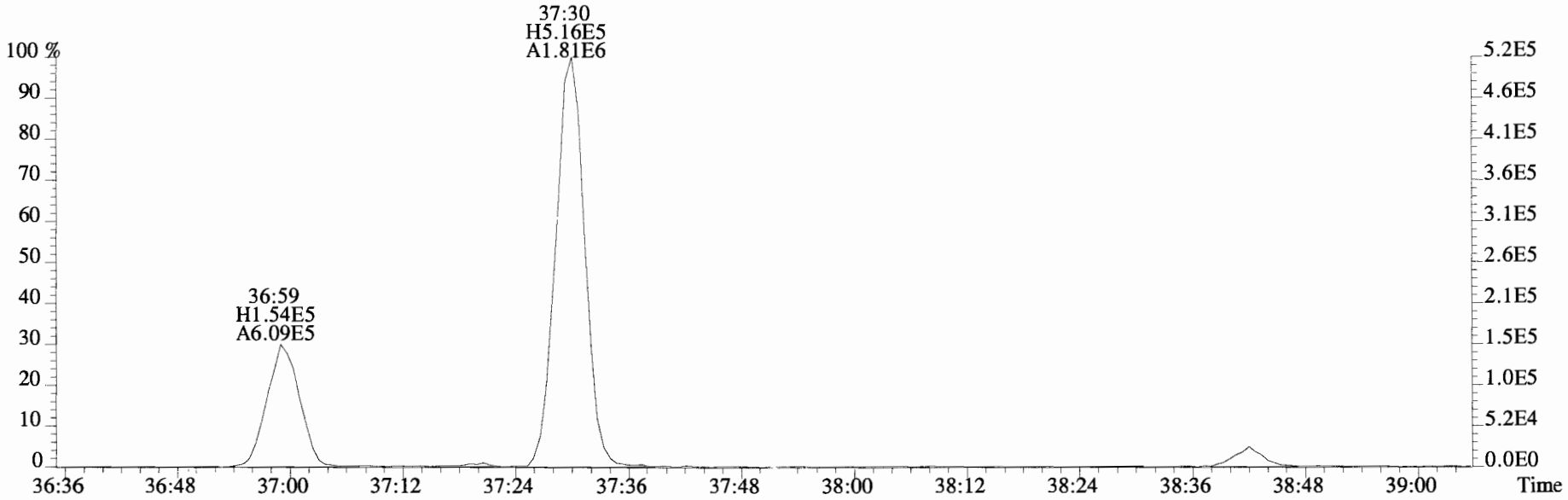

409.7788 S:11 F:4 BSUB(10000,15,-3.0) PKD(5,5,3,0.10%,100.0,0.00%,F,F)

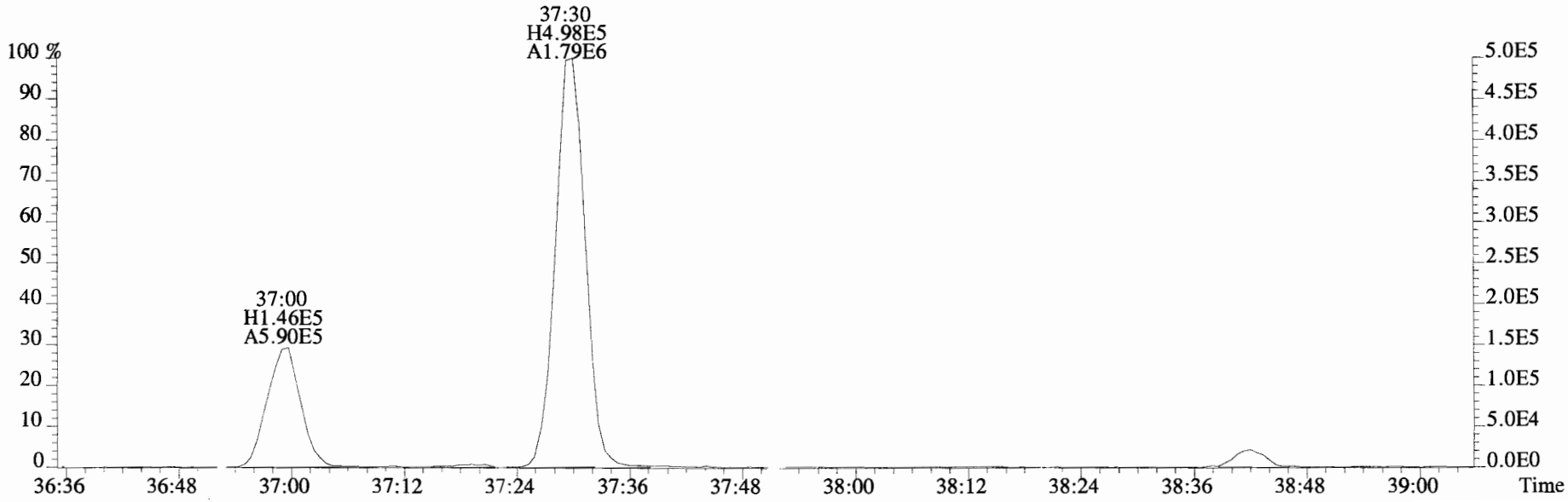

File:190711D2 #1-356 Acq:11-JUL-2019 21:08:43 GC EI+ Voltage SIR Autospec-UltimaE
Sample#11 File Text:Vista_Analytical_Laboratory_VG7 Text:B9F0255-DUP1 Duplicate 7.1 Exp:OCDD_DB5
407.7818 S:11 F:4 BSUB(10000,15,-3.0) PKD(5,5,3,0.10%,100.0,0.00%,F,F)

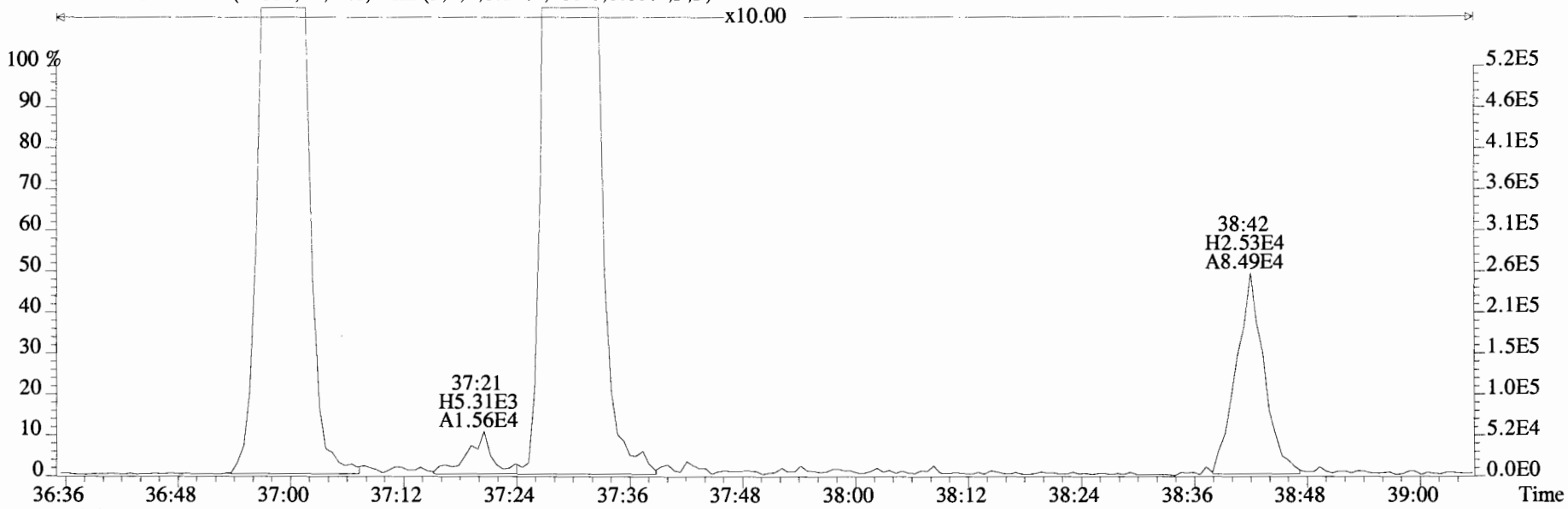

409.7788 S:11 F:4 BSUB(10000,15,-3.0) PKD(5,5,3,0.10%,100.0,0.00%,F,F)

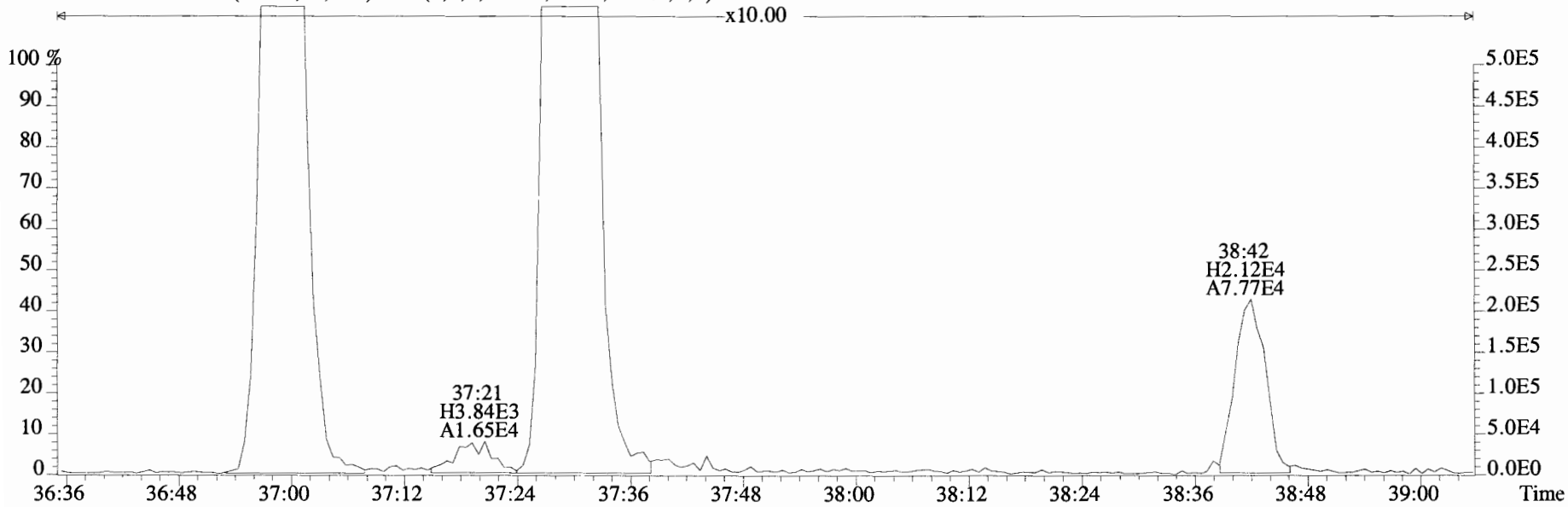

File:190711D2 #1-356 Acq:11-JUL-2019 21:08:43 GC EI+ Voltage SIR Autospec-UltimaE
Sample#11 File Text:Vista_Analytical_Laboratory_VG7 Text:B9F0255-DUP1 Duplicate 7.1 Exp:OCDD_DB5
407.7818 S:11 F:4 BSUB(10000,15,-3.0) PKD(5,5,3,0.10%,100.0,0.00%,F,F)

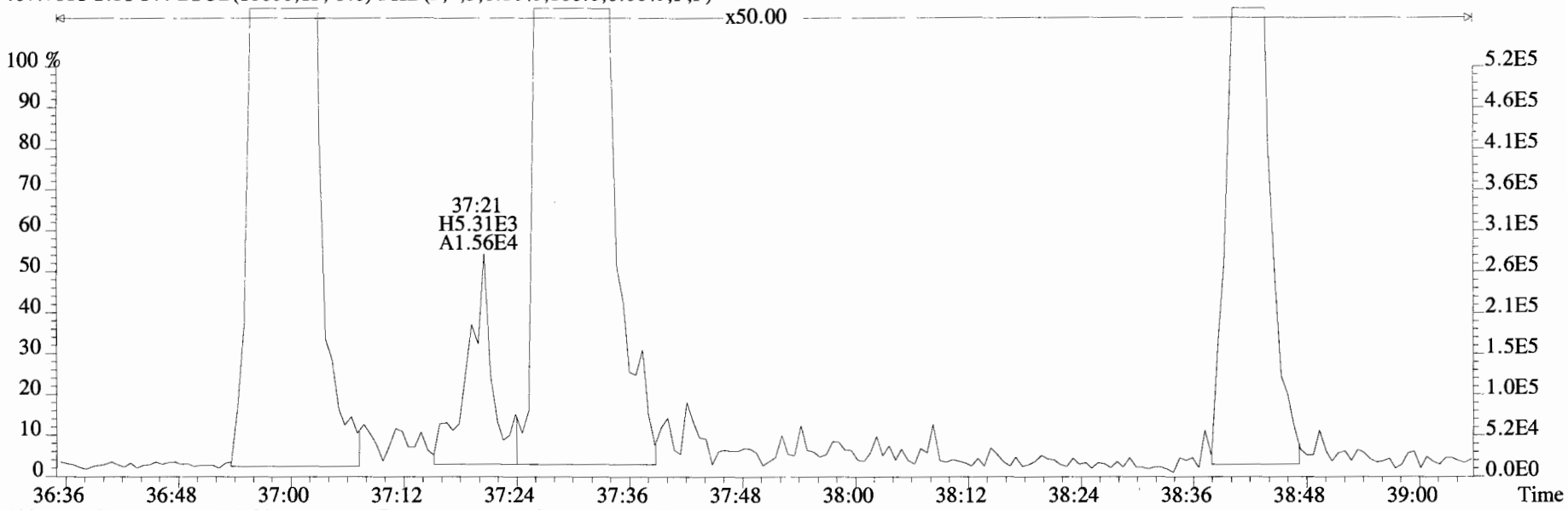

409.7788 S:11 F:4 BSUB(10000,15,-3.0) PKD(5,5,3,0.10%,100.0,0.00%,F,F)

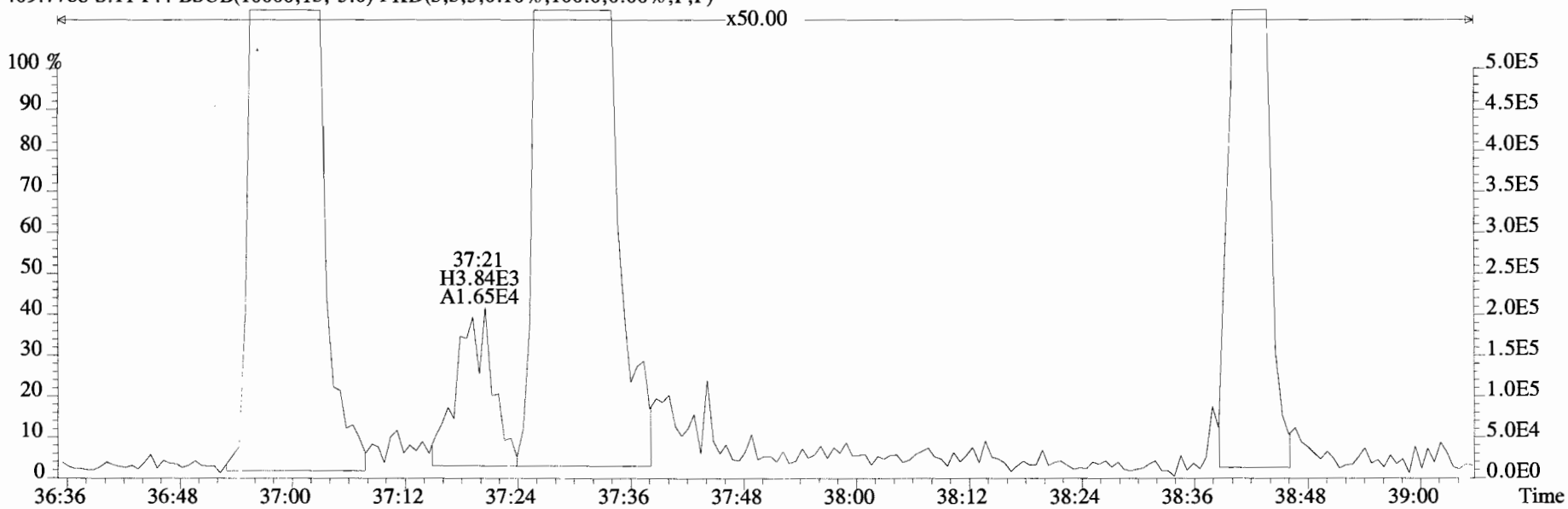

File:190711D2 #1-431 Acq:11-JUL-2019 21:08:43 GC EI+ Voltage SIR Autospec-UltimaE
Sample#11 File Text:Vista_Analytical_Laboratory_VG7 Text:B9F0255-DUP1 Duplicate 7.1 Exp:OCDD_DB5

441.7428 S:11 F:5 BSUB(10000,15,-3.0) PKD(5,5,3,0.10%,100.0,0.00%,F,F)



443.7398 S:11 F:5 BSUB(10000,15,-3.0) PKD(5,5,3,0.10%,100.0,0.00%,F,F)

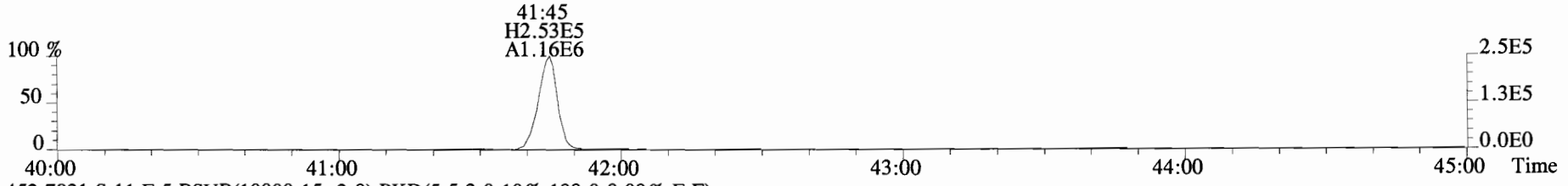

453.7831 S:11 F:5 BSUB(10000,15,-3.0) PKD(5,5,3,0.10%,100.0,0.00%,F,F)

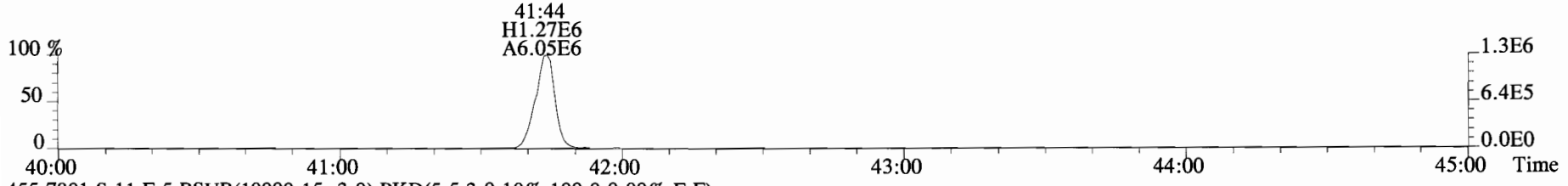

455.7801 S:11 F:5 BSUB(10000,15,-3.0) PKD(5,5,3,0.10%,100.0,0.00%,F,F)

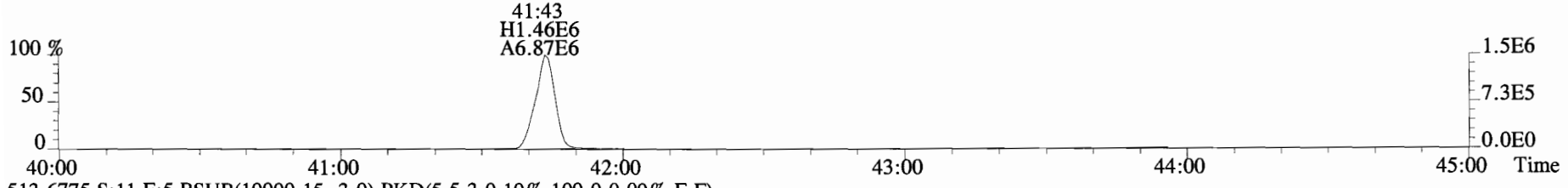

513.6775 S:11 F:5 BSUB(10000,15,-3.0) PKD(5,5,3,0.10%,100.0,0.00%,F,F)



SAMPLE DATA – EPA METHOD 1668C

Client ID: Method Blank Filename: 190618E1 S:4 Acq:18-JUN-19 13:27:49 ConCal: ST190618E1-1
Lab ID: B9F0159-BLK1 GC Column ID: ZB-1 ICal: PCBVG8-2-8-18 wt/vol: 1.000 EndCAL: NA

Type	Name	Resp	RA		RT	RRF	Conc	Qual	noise	Fac	DL	RRT	LCL	UCL
Mono	PCB-1	*	*	n	NotF¶	1.07	*		1560	2.5	1.35	*	0.996	1.006
Mono	PCB-2	*	*	n	NotF¶	1.06	*		1560	2.5	1.39	*	0.983	0.993
Mono	PCB-3	*	*	n	NotF¶	1.06	*		1560	2.5	1.39	*	0.996	1.006
Di	PCB-4/10	*	*	n	NotF¶	1.24	*		1900	2.5	1.55	*	0.998	1.008
Di	PCB-7/9	*	*	n	NotF¶	0.99	*		1900	2.5	1.23	*	0.863	0.871
Di	PCB-6	*	*	n	NotF¶	1.06	*		1900	2.5	1.16	*	0.888	0.897
Di	PCB-5/8	*	*	n	NotF¶	1.03	*		4700	1.0	1.18	*	0.904	0.913
Di	PCB-14	*	*	n	NotF¶	1.03	*		1900	2.5	1.22	*	0.948	0.958
Di	PCB-11	2.29e+05	1.75	y	25:15	1.11	5.292		*	2.5	*	1.001	0.996	1.006
Di	PCB-12/13	*	*	n	NotF¶	1.02	*		1900	2.5	1.24	*	1.011	1.021
Di	PCB-15	*	*	n	NotF¶	1.05	*		1900	2.5	1.19	*	1.023	1.033
Tri	PCB-19	*	*	n	NotF¶	1.20	*		1300	2.5	0.971	*	0.996	1.006
Tri	PCB-30	*	*	n	NotF¶	1.93	*		1300	2.5	0.603	*	1.034	1.044
Tri	PCB-18	*	*	n	NotF¶	0.91	*		1300	2.5	0.909	*	0.948	0.958
Tri	PCB-17	*	*	n	NotF¶	0.84	*		1300	2.5	0.987	*	0.955	0.965
Tri	PCB-24/27	*	*	n	NotF¶	1.15	*		1300	2.5	0.721	*	0.977	0.986
Tri	PCB-16/32	*	*	n	NotF¶	1.02	*		5300	1.0	1.32	*	0.995	1.005
Tri	PCB-34	*	*	n	NotF¶	0.96	*		812	2.5	0.555	*	0.955	0.965
Tri	PCB-23	*	*	n	NotF¶	0.95	*		812	2.5	0.561	*	0.958	0.968
Tri	PCB-29	*	*	n	NotF¶	0.96	*		812	2.5	0.554	*	0.966	0.976
Tri	PCB-26	*	*	n	NotF¶	1.00	*		812	2.5	0.531	*	0.974	0.984
Tri	PCB-25	*	*	n	NotF¶	1.06	*		812	2.5	0.504	*	0.980	0.990
Tri	PCB-31	*	*	n	NotF¶	1.10	*		2400	1.0	0.574	*	0.992	1.002
Tri	PCB-28	3.23e+04	1.16	y	29:07	1.14	0.7630		*	2.5	*	1.001	0.995	1.005
Tri	PCB-20/21/33	*	*	n	NotF¶	1.00	*		2400	1.0	0.633	*	1.017	1.027
Tri	PCB-22	*	*	n	NotF¶	1.09	*		812	2.5	0.490	*	1.032	1.042
Tri	PCB-36	*	*	n	NotF¶	1.15	*		812	2.5	0.524	*	0.929	0.939
Tri	PCB-39	*	*	n	NotF¶	1.07	*		812	2.5	0.564	*	0.943	0.953
Tri	PCB-38	*	*	n	NotF¶	1.10	*		812	2.5	0.547	*	0.966	0.976
Tri	PCB-35	*	*	n	NotF¶	1.12	*		812	2.5	0.537	*	0.982	0.992
Tri	PCB-37	*	*	n	NotF¶	1.11	*		812	2.5	0.542	*	0.996	1.006
Tetra	PCB-54	*	*	n	NotF¶	1.07	*		744	2.5	0.466	*	0.996	1.006
Tetra	PCB-50	*	*	n	NotF¶	0.87	*		744	2.5	0.573	*	1.038	1.048
Tetra	PCB-53	*	*	n	NotF¶	1.01	*		744	2.5	0.626	*	0.940	0.950
Tetra	PCB-51	*	*	n	NotF¶	1.10	*		744	2.5	0.574	*	0.952	0.962
Tetra	PCB-45	*	*	n	NotF¶	0.87	*		744	2.5	0.724	*	0.965	0.975
Tetra	PCB-46	*	*	n	NotF¶	0.84	*		744	2.5	0.755	*	0.980	0.990

Integrations by:
Analyst: M
Date: 7/3/19

Reviewed by: CT
Date: 07/03/19

Client ID: Method Blank Filename: 190618E1 Acq:18-JUN-19 13:27:49 ConCal: ST190618E1-
Lab ID: B9F0159-BLK1 GC Column ID: ZB-1 PCBVG8-2-8-18 wt/vol: 1.000 EndCAL: NA

Type	Name	Resp	RA		RT	RRF	Conc	Qual	noise	Fac	DL	RRT	LCL	UCL
Tetra	PCB-52/69	*	*	n	NotFnd	1.21	*		3900	1.0	1.09	*		0.996-1.006
Tetra	PCB-73	*	*	n	NotFnd	1.45	*		744	2.5	0.435	*		1.000-1.010
Tetra	PCB-43/49	*	*	n	NotFnd	1.01	*		744	2.5	0.625	*		1.005-1.015
Tetra	PCB-47	6.71e+04	1.13	n	32:02	0.91	2.727	R	*	2.5	*	1.001		0.995-1.005
Tetra	PCB-48/75	*	*	n	NotFnd	1.13	*		744	2.5	0.500	*		0.999-1.009
Tetra	PCB-65	*	*	n	NotFnd	1.27	*		744	2.5	0.446	*		1.007-1.017
Tetra	PCB-62	*	*	n	NotFnd	1.10	*		744	2.5	0.517	*		1.011-1.021
Tetra	PCB-44	*	*	n	NotFnd	0.85	*		744	2.5	0.662	*		1.020-1.030
Tetra	PCB-42/59	*	*	n	NotFnd	1.02	*		744	2.5	0.555	*		1.027-1.037
Tetra	PCB-41/64/71/72	*	*	n	NotFnd	1.17	*		744	2.5	0.486	*		1.046-1.056
Tetra	PCB-68	*	*	n	NotFnd	1.28	*		744	2.5	0.443	*		1.054-1.064
Tetra	PCB-40	*	*	n	NotFnd	0.62	*		744	2.5	0.907	*		1.060-1.070
Tetra	PCB-57	*	*	n	NotFnd	1.13	*		744	2.5	0.411	*		0.965-0.975
Tetra	PCB-67	*	*	n	NotFnd	1.10	*		744	2.5	0.420	*		0.973-0.983
Tetra	PCB-58	*	*	n	NotFnd	1.12	*		744	2.5	0.413	*		0.977-0.987
Tetra	PCB-63	*	*	n	NotFnd	1.00	*		744	2.5	0.463	*		0.981-0.991
Tetra	PCB-74	*	*	n	NotFnd	1.18	*		744	2.5	0.392	*		0.989-0.999
Tetra	PCB-61/70	*	*	n	NotFnd	1.03	*		4200	1.0	1.02	*		0.994-1.004
Tetra	PCB-76/66	*	*	n	NotFnd	1.13	*		4200	1.0	0.923	*		1.000-1.010
Tetra	PCB-80	*	*	n	NotFnd	1.19	*		744	2.5	0.409	*		0.995-1.005
Tetra	PCB-55	*	*	n	NotFnd	1.16	*		744	2.5	0.421	*		1.004-1.014
Tetra	PCB-56/60	*	*	n	NotFnd	1.04	*		744	2.5	0.468	*		1.018-1.028
Tetra	PCB-79	*	*	n	NotFnd	1.17	*		744	2.5	0.417	*		1.047-1.057
Tetra	PCB-78	*	*	n	NotFnd	1.10	*		744	2.5	0.447	*		0.982-0.992
Tetra	PCB-81	*	*	n	NotFnd	0.97	*		744	2.5	0.510	*		0.995-1.005
Tetra	PCB-77	*	*	n	NotFnd	1.08	*		744	2.5	0.476	*		0.995-1.005
Penta	PCB-104	*	*	n	NotFnd	1.08	*		512	2.5	0.591	*		0.996-1.006
Penta	PCB-96	*	*	n	NotFnd	1.13	*		512	2.5	0.563	*		1.034-1.044
Penta	PCB-103	*	*	n	NotFnd	0.91	*		512	2.5	0.702	*		1.051-1.061
Penta	PCB-100	*	*	n	NotFnd	0.93	*		512	2.5	0.689	*		1.062-1.072
Penta	PCB-94	*	*	n	NotFnd	0.91	*		512	2.5	0.880	*		0.981-0.991
Penta	PCB-95/98/102	*	*	n	NotFnd	1.17	*		512	2.5	0.686	*		0.994-1.004
Penta	PCB-93	*	*	n	NotFnd	0.93	*		1800	1.0	1.22	*		0.997-1.007
Penta	PCB-88/91	*	*	n	NotFnd	0.97	*		512	2.5	0.825	*		1.005-1.015
Penta	PCB-121	*	*	n	NotFnd	1.68	*		512	2.5	0.478	*		1.009-1.019
Penta	PCB-84/92	*	*	n	NotFnd	0.97	*		512	2.5	0.806	*		0.985-0.995
Penta	PCB-89	*	*	n	NotFnd	1.06	*		512	2.5	0.736	*		0.990-1.000

Analyst: M

Date: 7/3/19

Client ID: Method Blank Filename: 190618E1 S:4 Acq:18-JUN-19 13:27:49 ConCal: ST190618E1-1
Lab ID: B9F0159-BLK1 GC Column ID: ZB-1 ICal: PCBVG8-2-8-18 wt/vol: 1.000 EndCAL: NA

Type	Name	Resp	RA		RT	RRF	Conc	Qual	noise	Fac	DL	RRT	LCL	UCL
Penta	PCB-90/101	*	*	n	NotF	1.08	*		1800	1.0	1.02	*	0.995	1.005
Penta	PCB-113	*	*	n	NotF	1.48	*		512	2.5	0.531	*	1.002	1.012
Penta	PCB-99	*	*	n	NotF	1.25	*		512	2.5	0.626	*	1.004	1.014
Penta	PCB-119	*	*	n	NotF	1.70	*		512	2.5	0.512	*	0.982	0.992
Penta	PCB-108/112	*	*	n	NotF	1.40	*		512	2.5	0.620	*	0.986	0.996
Penta	PCB-83	*	*	n	NotF	1.75	*		512	2.5	0.496	*	0.990	1.000
Penta	PCB-97	*	*	n	NotF	1.17	*		512	2.5	0.741	*	0.995	1.005
Penta	PCB-86	*	*	n	NotF	1.08	*		512	2.5	0.805	*	0.999	1.009
Penta	PCB-87/117/125	*	*	n	NotF	1.55	*		512	2.5	0.561	*	1.002	1.012
Penta	PCB-111/115	*	*	n	NotF	1.79	*		512	2.5	0.485	*	1.006	1.016
Penta	PCB-85/116	*	*	n	NotF	1.29	*		512	2.5	0.674	*	1.009	1.019
Penta	PCB-120	*	*	n	NotF	1.98	*		512	2.5	0.439	*	1.016	1.026
Penta	PCB-110	*	*	n	NotF	1.69	*		1900	1.0	0.767	*	1.020	1.030
Penta	PCB-82	*	*	n	NotF	0.81	*		512	2.5	0.789	*	0.972	0.982
Penta	PCB-124	*	*	n	NotF	1.30	*		512	2.5	0.491	*	0.988	0.998
Penta	PCB-107/109	*	*	n	NotF	1.31	*		512	2.5	0.484	*	0.991	1.001
Penta	PCB-123	*	*	n	NotF	1.12	*		512	2.5	0.569	*	0.996	1.006
Penta	PCB-106/118	*	*	n	NotF	1.18	*		512	2.5	0.524	*	0.996	1.006
Penta	PCB-114	*	*	n	NotF	1.11	*		516	2.5	0.609	*	0.995	1.005
Penta	PCB-122	*	*	n	NotF	1.03	*		516	2.5	0.659	*	0.999	1.009
Penta	PCB-105	*	*	n	NotF	1.12	*		516	2.5	0.605	*	0.995	1.005
Penta	PCB-127	*	*	n	NotF	1.12	*		516	2.5	0.569	*	0.995	1.005
Penta	PCB-126	*	*	n	NotF	1.20	*		516	2.5	0.622	*	0.995	1.005
Hexa	PCB-155	*	*	n	NotF	0.99	*		372	2.5	0.453	*	0.995	1.005
Hexa	PCB-150	*	*	n	NotF	1.02	*		372	2.5	0.437	*	1.030	1.040
Hexa	PCB-152	*	*	n	NotF	1.16	*		372	2.5	0.387	*	1.042	1.052
Hexa	PCB-145	*	*	n	NotF	1.13	*		372	2.5	0.397	*	1.054	1.064
Hexa	PCB-136	*	*	n	NotF	1.02	*		372	2.5	0.438	*	1.063	1.073
Hexa	PCB-148	*	*	n	NotF	0.77	*		372	2.5	0.579	*	1.066	1.076
Hexa	PCB-154	*	*	n	NotF	0.88	*		372	2.5	0.511	*	1.079	1.089
Hexa	PCB-151	*	*	n	NotF	0.75	*		372	2.5	0.595	*	1.095	1.107
Hexa	PCB-135	*	*	n	NotF	0.86	*		372	2.5	0.521	*	1.101	1.113
Hexa	PCB-144	*	*	n	NotF	0.77	*		372	2.5	0.585	*	1.105	1.116
Hexa	PCB-147	*	*	n	NotF	0.80	*		372	2.5	0.556	*	1.108	1.120
Hexa	PCB-139/149	*	*	n	NotF	0.88	*		372	2.5	0.509	*	1.115	1.127
Hexa	PCB-140	*	*	n	NotF	0.77	*		372	2.5	0.582	*	1.120	1.132
Hexa	PCB-134/143	*	*	n	NotF	0.76	*		488	2.5	0.720	*	0.970	0.980

Analyst: MJ

Date: 7/3/19

Client ID: Method Blank Filename: 190618E1 S:4 Acq:18-JUN-19 13:27:49 ConCal: ST190618E1-1
Lab ID: B9F0159-BLK1 GC Column ID: ZB-1 ICal: PCBVG8-2-8-18 wt/vol: 1.[illegible] EndCAL: NA

Type	Name		RA		RT	RRF	Conc	Qual	noise	Fac	DL	RRT	LCL	UCL
Hexa	PCB-131/133		*	n	NotF	0.82	*		488	2.5	0.672	*	0.977	0.987
Hexa	PCB-142		*	n	NotF	0.73	*		488	2.5	0.750	*	0.981	0.991
Hexa	PCB-146/165		*	n	NotF	1.02	*		488	2.5	0.538	*	0.986	0.996
Hexa	PCB-132/161		*	n	NotF	1.00	*		488	2.5	0.547	*	0.992	1.002
Hexa	PCB-153	2.23[illegible]-01	0.94	n	43:15	1.08	0.7944	R	*	2.5	*	1.000	0.995	1.005
Hexa	PCB-168		*	n	NotF	1.12	*		488	2.5	0.492	*	1.000	1.010
Hexa	PCB-141		*	n	NotF	1.02	*		488	2.5	0.628	*	0.995	1.005
Hexa	PCB-137		*	n	NotF	1.10	*		488	2.5	0.580	*	1.004	1.014
Hexa	PCB-130		*	n	NotF	0.81	*		488	2.5	0.793	*	1.007	1.017
Hexa	PCB-138/163/164		*	n	NotF	1.23	*		1160	1.0	0.467	*	0.996	1.006
Hexa	PCB-158/160		*	n	NotF	1.18	*		488	2.5	0.513	*	1.001	1.011
Hexa	PCB-129		*	n	NotF	0.78	*		488	2.5	0.775	*	1.007	1.017
Hexa	PCB-166		*	n	NotF	1.13	*		488	2.5	0.448	*	0.988	0.998
Hexa	PCB-159		*	n	NotF	1.16	*		488	2.5	0.436	*	0.995	1.005
Hexa	PCB-128/162		*	n	NotF	0.89	*		488	2.5	0.566	*	1.002	1.012
Hexa	PCB-167		*	n	NotF	1.02	*		488	2.5	0.503	*	0.995	1.005
Hexa	PCB-156		*	n	NotF	1.06	*		488	2.5	0.475	*	0.995	1.005
Hexa	PCB-157		*	n	NotF	1.02	*		488	2.5	0.515	*	0.996	1.006
Hexa	PCB-169		*	n	NotF	1.13	*		488	2.5	0.476	*	0.995	1.005
Hepta	PCB-188		*	n	NotF	1.37	*		404	2.5	0.267	*	0.995	1.005
Hepta	PCB-184		*	n	NotF	1.32	*		404	2.5	0.278	*	1.006	1.016
Hepta	PCB-179		*	n	NotF	1.38	*		404	2.5	0.265	*	1.024	1.034
Hepta	PCB-176		*	n	NotF	1.31	*		404	2.5	0.280	*	1.035	1.045
Hepta	PCB-186		*	n	NotF	1.42	*		404	2.5	0.258	*	1.049	1.059
Hepta	PCB-178		*	n	NotF	0.97	*		404	2.5	0.378	*	1.060	1.070
Hepta	PCB-175		*	n	NotF	1.00	*		404	2.5	0.367	*	1.069	1.079
Hepta	PCB-182/187		*	n	NotF	1.14	*		404	2.5	0.321	*	1.072	1.082
Hepta	PCB-183		*	n	NotF	1.13	*		404	2.5	0.325	*	1.080	1.090
Hepta	PCB-185		*	n	NotF	1.36	*		404	2.5	0.340	*	0.950	0.960
Hepta	PCB-174		*	n	NotF	1.42	*		404	2.5	0.326	*	0.958	0.968
Hepta	PCB-181		*	n	NotF	1.48	*		404	2.5	0.312	*	0.960	0.970
Hepta	PCB-177		*	n	NotF	1.33	*		404	2.5	0.347	*	0.963	0.973
Hepta	PCB-171		*	n	NotF	1.37	*		404	2.5	0.336	*	0.969	0.979
Hepta	PCB-173		*	n	NotF	1.27	*		404	2.5	0.363	*	0.978	0.988
Hepta	PCB-172		*	n	NotF	1.39	*		404	2.5	0.332	*	0.987	0.997
Hepta	PCB-192		*	n	NotF	1.80	*		404	2.5	0.255	*	0.991	1.001
Hepta	PCB-180		*	n	NotF	1.52	*		1300	1.0	0.391	*	0.995	1.005

Analyst: MJ

Date: 7/3/19

Client ID: Method Blank Filename: 190618E1 S:4 Acq:18-JUN-19 13:27:49 ConCal: ST190618E1-1
Lab ID: B9F0159-BLK1 GC Column ID: ZB-1 ICal: PCBVG8-2-8-18 wt/vol: 1.000 EndCAL: NA

Type	Name	Resp	RA	RT	RRF	Conc	Qual	Noise	Fac	DL	RRT	LCL	UCL
Hepta	PCB-193	*	*	n NotFnd	1.71	*		404	2.5	0.269	*	0.999	1.009
Hepta	PCB-191	*	*	n NotFnd	1.74	*		404	2.5	0.265	*	1.005	1.015
Hepta	PCB-170	*	*	n NotFnd	1.44	*		404	2.5	0.348	*	0.995	1.005
Hepta	PCB-190	*	*	n NotFnd	1.95	*		404	2.5	0.256	*	0.999	1.009
Hepta	PCB-189	*	*	n NotFnd	1.46	*		404	2.5	0.233	*	0.995	1.005
Octa	PCB-202	*	*	n NotFnd	1.06	*		412	2.5	0.403	*	0.995	1.005
Octa	PCB-201	*	*	n NotFnd	0.98	*		412	2.5	0.437	*	1.006	1.016
Octa	PCB-204	*	*	n NotFnd	1.07	*		412	2.5	0.399	*	1.009	1.019
Octa	PCB-197	*	*	n NotFnd	1.10	*		412	2.5	0.389	*	1.015	1.025
Octa	PCB-200	*	*	n NotFnd	1.04	*		412	2.5	0.410	*	1.034	1.044
Octa	PCB-198	*	*	n NotFnd	0.84	*		412	2.5	0.509	*	1.065	1.075
Octa	PCB-199	*	*	n NotFnd	0.80	*		412	2.5	0.535	*	1.067	1.077
Octa	PCB-196/203	*	*	n NotFnd	0.84	*		412	2.5	0.508	*	1.072	1.082
Octa	PCB-195	*	*	n NotFnd	1.04	*		392	2.5	0.382	*	0.979	0.989
Octa	PCB-194	*	*	n NotFnd	1.16	*		1600	2.5	1.40	*	0.995	1.005
Octa	PCB-205	*	*	n NotFnd	1.33	*		392	2.5	0.297	*	1.000	1.010
Nona	PCB-208	*	*	n NotFnd	0.90	*		690	2.5	0.555	*	0.995	1.005
Nona	PCB-207	*	*	n NotFnd	0.89	*		340	2.5	0.276	*	1.001	1.011
Nona	PCB-206	*	*	n NotFnd	0.88	*		690	2.5	0.774	*	0.995	1.005
Deca	PCB-209	*	*	n NotFnd	1.04	*		380	2.5	0.411	*	0.995	1.005

Analyst: MJ

Date: 7/3/19

Client ID: Method Blank Filename: 190618E1 S:4 Acq:18-JUN-19 13:27:49 ConCal: ST190618E1-1
Lab ID: B9F0159-BLK1 GC Column ID: ZB-1 ICal: PCBVG8-2-8-18 wt/vol: 1.000 EndCAL: NA

Name	Resp	RA		RT	RRF	Conc	
Total Mono-PCB	*	*	n	NotFnd	1.06	*	
Total Di-PCB	2.29e+05	1.75	y	25:15	1.04	5.29235	
Total Tri-PCB	*	*	n	NotFnd	1.15	*	
Total Tri-PCB	3.23e+04	1.16	y	29:07	1.05	0.763005	Sum:0.763005
Total Tetra-PCB	*	*	n	NotFnd	1.06	*	
Total Penta-PCB	*	*	n	NotFnd	1.18	*	
Total Penta-PCB	*	*	n	NotFnd	1.12	*	Sum:0.00000
Total Hexa-PCB	*	*	n	NotFnd	0.91	*	
Total Hexa-PCB	*	*	n	NotFnd	1.00	*	Sum:0.00000
Total Hepta-PCB	*	*	n	NotFnd	1.35	*	
Total Octa-PCB	*	*	n	NotFnd	0.95	*	
Total Octa-PCB	*	*	n	NotFnd	1.17	*	Sum:0.00000
Total Nona-PCB	*	*	n	NotFnd	0.89	*	
Total Deca-PCB	*	*	n	NotFnd	1.04	*	

Total PCB Conc:9.57633300000

Integrations by Analyst: M

Date: 7/3/19

Client ID: Method Blank Filename: 190618E1 S:4 Acq:18-JUN-19 13:27:49 ConCal: ST190618E1-1
Lab ID: B9F0159-BLK1 GC Column ID: ZB-1 ICal: PCBVG8-2-8-18 wt/vol:1.0000 EndCAL: NA

Name	Resp	RA	RRF	RT	RRT	LCL	UCL	Conc	Rec
13C-PCB-1	6.73e+07	3.17 y	1.13	16:05	0.620	0.616	0.622	935	46.8
13C-PCB-3	7.10e+07	3.17 y	1.21	18:42	0.721	0.716	0.724	921	46.0
13C-PCB-4	4.49e+07	1.61 y	0.59	20:03	0.773	0.769	0.777	1190	59.3
13C-PCB-9	7.19e+07	1.59 y	0.94	21:50	0.842	0.837	0.845	1200	60.0
13C-PCB-11	7.78e+07	1.59 y	0.95	25:14	0.973	0.968	0.978	1290	64.5
13C-PCB-19	4.27e+07	1.06 y	0.62	24:12	0.933	0.928	0.938	1080	53.8
13C-PCB-28	7.46e+07	1.00 y	1.05	29:06	1.004	0.999	1.009	1350	67.6
13C-PCB-32	6.54e+07	1.08 y	0.91	27:08	1.046	1.041	1.051	1130	56.4
13C-PCB-37	6.94e+07	1.02 y	1.02	32:59	1.138	1.132	1.144	1300	64.8
13C-PCB-47	5.43e+07	0.75 y	0.83	32:01	0.871	0.867	0.875	1220	61.2
13C-PCB-52	5.09e+07	0.77 y	0.76	31:31	0.857	0.853	0.861	1250	62.6
13C-PCB-54	6.06e+07	0.78 y	0.93	27:58	0.761	0.756	0.764	1230	61.3
13C-PCB-70	7.01e+07	0.79 y	1.00	35:32	0.966	0.961	0.971	1320	66.1
13C-PCB-77	6.68e+07	0.79 y	0.96	39:39	1.078	1.073	1.083	1310	65.4
13C-PCB-80	6.90e+07	0.77 y	1.00	35:58	0.978	0.973	0.983	1300	65.1
13C-PCB-81	6.87e+07	0.76 y	1.01	39:04	1.063	1.057	1.067	1280	64.1
13C-PCB-95	4.17e+07	1.61 y	0.80	35:50	0.913	0.908	0.918	1290	64.3
13C-PCB-97	3.81e+07	1.58 y	0.70	38:49	0.989	0.984	0.994	1340	67.2
13C-PCB-101	4.17e+07	1.61 y	0.80	37:31	0.955	0.951	0.961	1290	64.3
13C-PCB-104	5.02e+07	1.57 y	1.01	32:40	0.832	0.828	0.836	1230	61.7
13C-PCB-105	5.07e+07	1.60 y	1.14	43:04	0.929	0.924	0.934	1390	69.4
13C-PCB-114	5.09e+07	1.57 y	1.18	42:13	0.910	0.905	0.915	1340	67.2
13C-PCB-118	5.51e+07	1.58 y	1.00	41:34	1.059	1.054	1.064	1370	68.5
13C-PCB-123	5.19e+07	1.55 y	0.95	41:23	1.054	1.049	1.059	1360	67.9
13C-PCB-126	4.83e+07	1.61 y	1.14	45:19	0.977	0.972	0.982	1330	66.3
13C-PCB-127	5.38e+07	1.54 y	1.24	43:25	0.936	0.931	0.941	1350	67.6
13C-PCB-138	4.75e+07	1.29 y	1.17	44:48	0.966	0.962	0.972	1260	63.2
13C-PCB-141	4.45e+07	1.29 y	1.11	43:59	0.949	0.944	0.954	1260	62.8
13C-PCB-153	5.21e+07	1.27 y	1.34	43:14	0.932	0.928	0.938	1220	60.8
13C-PCB-155	4.74e+07	1.26 y	0.83	37:04	0.944	0.939	0.949	1420	71.1
13C-PCB-156	5.62e+07	1.23 y	1.38	48:04	1.037	1.032	1.042	1270	63.4
13C-PCB-157	5.55e+07	1.29 y	1.37	48:20	1.042	1.037	1.047	1260	63.1
13C-PCB-159	5.76e+07	1.26 y	1.39	46:06	0.994	0.989	0.999	1300	64.8
13C-PCB-167	5.68e+07	1.25 y	1.40	46:47	1.009	1.004	1.014	1270	63.4
13C-PCB-169	5.38e+07	1.23 y	1.39	50:32	1.090	1.085	1.095	1210	60.4
13C-PCB-170	2.89e+07	0.46 y	0.86	50:56	1.102	1.097	1.109	1360	67.9
13C-PCB-180	3.25e+07	0.46 y	0.98	49:21	1.068	1.064	1.074	1350	67.3
13C-PCB-188	4.11e+07	0.46 y	1.40	42:52	0.928	0.923	0.933	1190	59.3
13C-PCB-189	3.76e+07	0.45 y	1.15	52:30	1.136	1.132	1.144	1320	66.1
13C-PCB-194	3.38e+07	0.89 y	0.77	54:02	0.995	0.990	1.000	1320	66.0
13C-PCB-202	4.60e+07	0.90 y	1.28	48:17	1.045	1.040	1.050	1450	72.5
13C-PCB-206	3.49e+07	0.80 y	0.81	55:35	1.024	1.019	1.029	1300	64.8
13C-PCB-208	4.56e+07	0.78 y	1.09	53:18	0.982	0.977	0.987	1250	62.6
13C-PCB-209	3.74e+07	1.17 y	0.74	56:54	1.048	1.043	1.053	1530	76.3

CRS vs. RS

Name	Resp	RA	RRF	RT	RRT	LCL	UCL	Conc	Rec
13C-PCB-79	8.08e+07	0.78 y	1.03	37:50	1.029	1.024	1.034	1470	73.5
13C-PCB-178	3.41e+07	0.48 y	0.93	45:39	0.985	0.980	0.990	1480	74.2

PS vs. IS

Name	Resp	RA	RRF	RT	RRT	LCL	UCL	Conc	Rec
13C-PCB-79	8.08e+07	0.78 y	1.03	37:50	0.968	0.963	0.973	2290	115
13C-PCB-178	3.41e+07	0.48 y	0.95	45:39	0.925	0.920	0.930	2200	110

RS

Name	Resp	RA		RRF	RT	Conc
13C-PCB-15	1.27e+08	1.59	y	1.00	25:56	2000
13C-PCB-31	1.05e+08	1.01	y	1.00	28:59	2000
13C-PCB-60	1.06e+08	0.78	y	1.00	36:46	2000
13C-PCB-111	8.07e+07	1.61	y	1.00	39:16	2000
13C-PCB-128	6.40e+07	1.22	y	1.00	46:22	2000
13C-PCB-182	4.95e+07	0.46	y	1.00	46:12	2000
13C-PCB-205	6.66e+07	0.89	y	1.00	54:18	2000

Analyst: MJ

Date: 7/3/19

File:190618E1 #1-867 Acq:18-JUN-2019 13:27:49 GC EI+ Voltage SIR Autospec-UltimaE
Sample#4 File Text:Vista Analytical Laboratory VG-8 Text:B9F0159-BLK1 Method Blank 1 Exp:PCB_ZB1

188.0393 S:4 SMO(1,3) BSUB(10000,15,-3.0) PKD(5,5,2,0.10%,2808.0,0.00%,F,F)

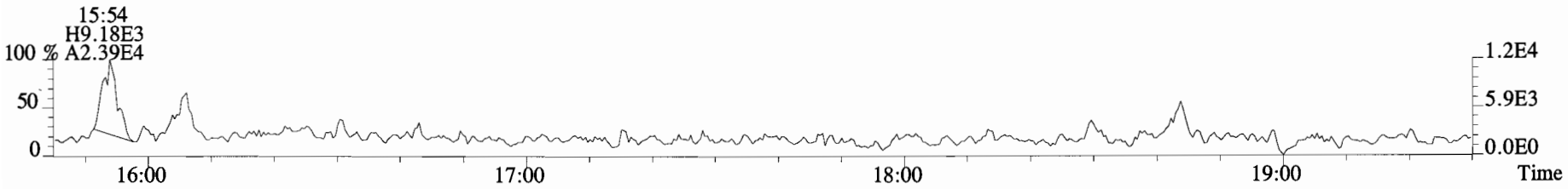

190.0363 S:4 SMO(1,3) BSUB(10000,15,-3.0) PKD(5,5,2,0.10%,1560.0,0.00%,F,F)

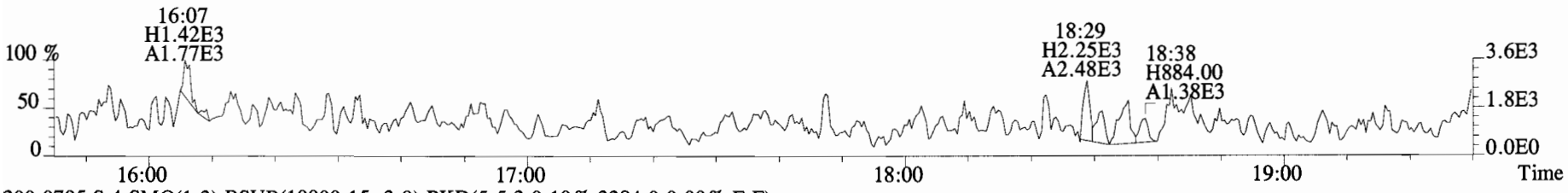

200.0795 S:4 SMO(1,3) BSUB(10000,15,-3.0) PKD(5,5,2,0.10%,3284.0,0.00%,F,F)

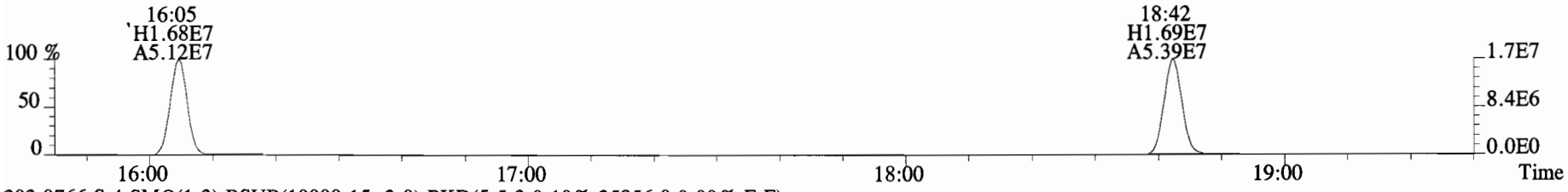

202.0766 S:4 SMO(1,3) BSUB(10000,15,-3.0) PKD(5,5,2,0.10%,25856.0,0.00%,F,F)

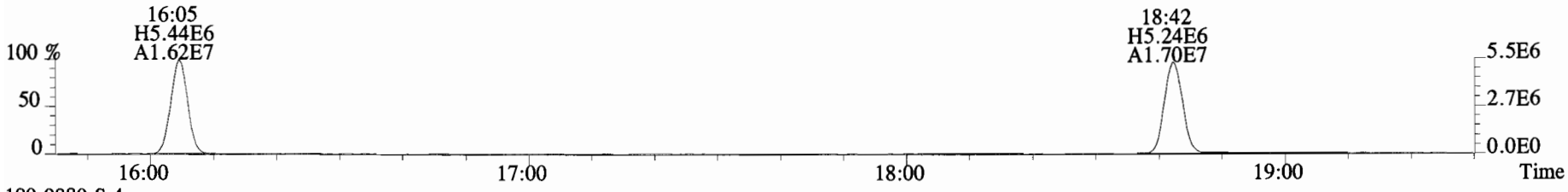

180.9880 S:4

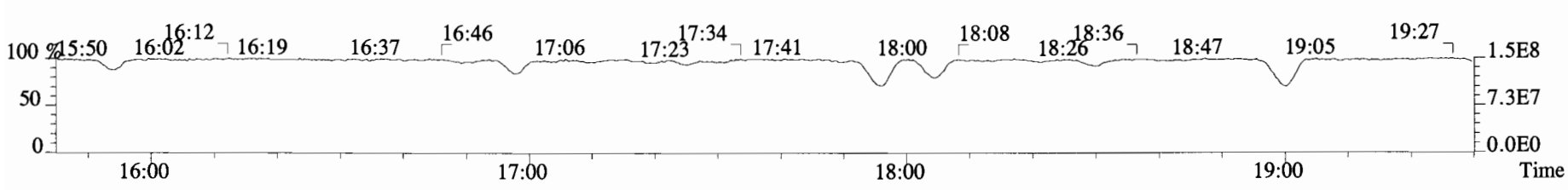

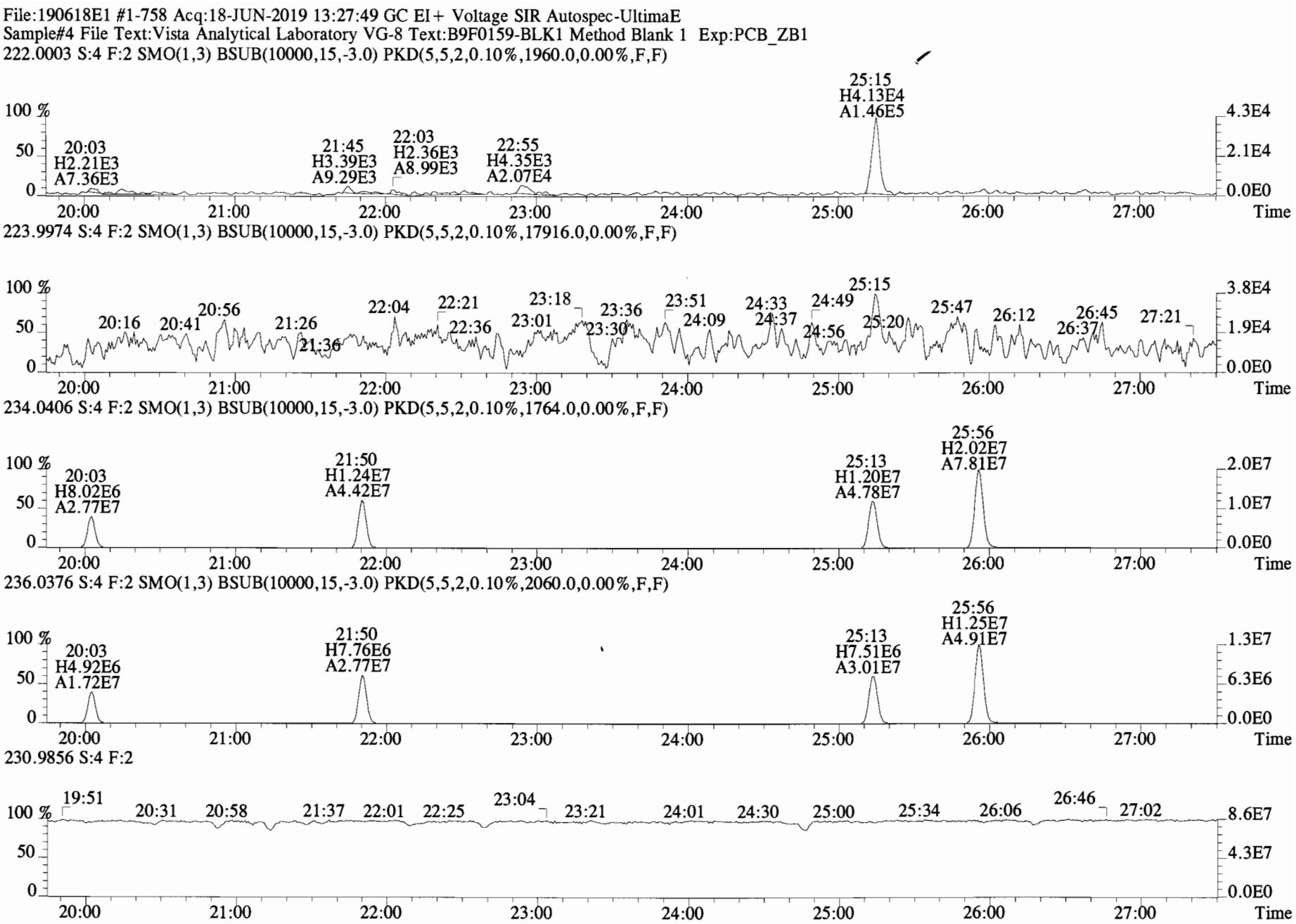
File:190618E1 #1-758 Acq:18-JUN-2019 13:27:49 GC EI+ Voltage SIR Autospec-UltimaE
Sample#4 File Text:Vista Analytical Laboratory VG-8 Text:B9F0159-BLK1 Method Blank 1 Exp:PCB_ZB1
222.0003 S:4 F:2 SMO(1,3) BSUB(10000,15,-3.0) PKD(5,5,2,0.10%,1960.0,0.00%,F,F)
25:15 H4.13E4 A1.46E5
20:03 H2.21E3 A7.36E3
21:45 H3.39E3 A9.29E3
22:03 H2.36E3 A8.99E3
22:55 H4.35E3 A2.07E4
223.9974 S:4 F:2 SMO(1,3) BSUB(10000,15,-3.0) PKD(5,5,2,0.10%,17916.0,0.00%,F,F)
234.0406 S:4 F:2 SMO(1,3) BSUB(10000,15,-3.0) PKD(5,5,2,0.10%,1764.0,0.00%,F,F)
25:56 H2.02E7 A7.81E7
21:50 H1.24E7 A4.42E7
25:13 H1.20E7 A4.78E7
20:03 H8.02E6 A2.77E7
236.0376 S:4 F:2 SMO(1,3) BSUB(10000,15,-3.0) PKD(5,5,2,0.10%,2060.0,0.00%,F,F)
25:56 H1.25E7 A4.91E7
21:50 H7.76E6 A2.77E7
25:13 H7.51E6 A3.01E7
20:03 H4.92E6 A1.72E7
230.9856 S:4 F:2
26:46
23:04
19:51
100 %
50
0
Time

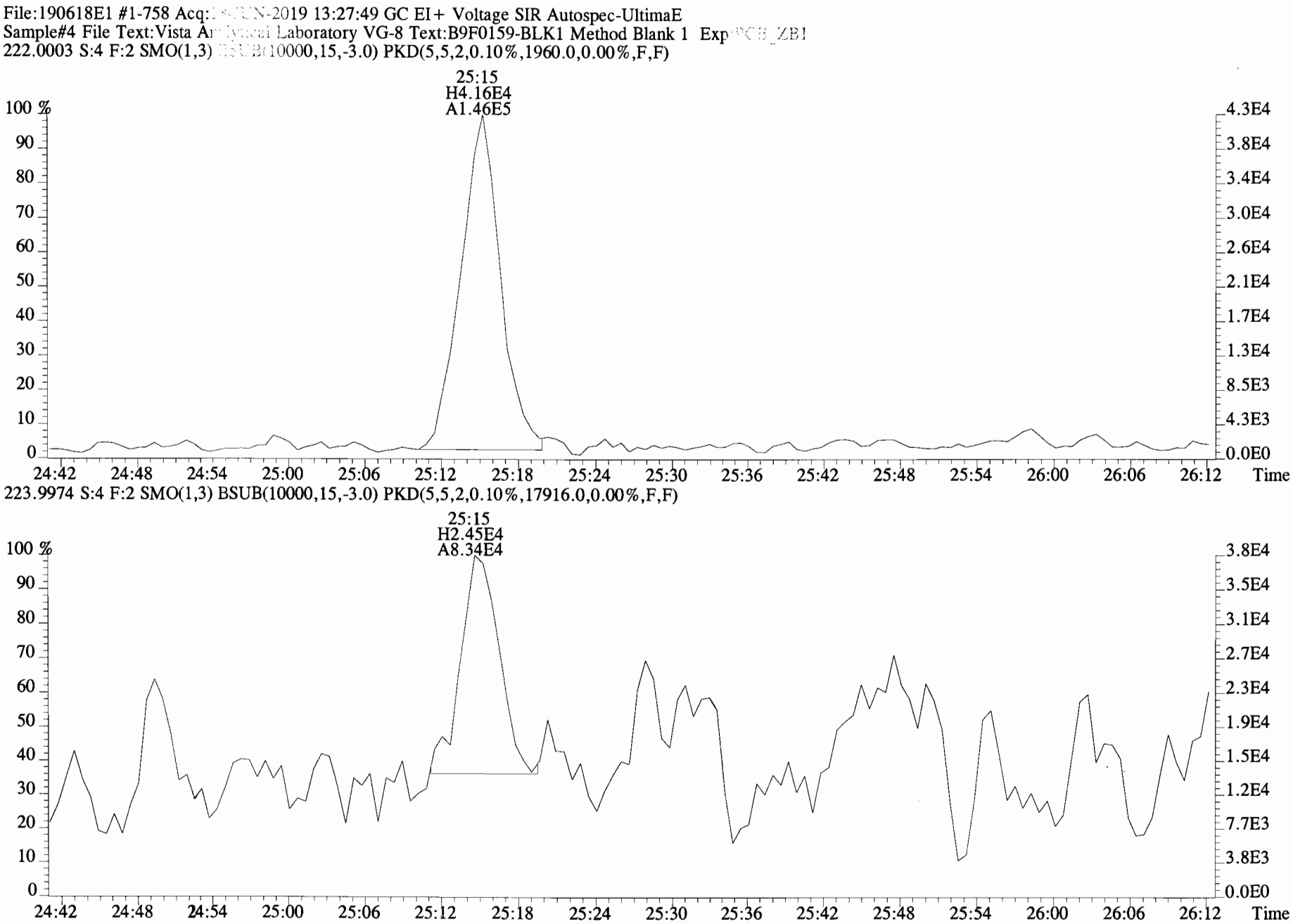
File:190618E1 #1-758 Acq: -JUN-2019 13:27:49 GC EI+ Voltage SIR Autospec-UltimaE
Sample#4 File Text:Vista An lytical Laboratory VG-8 Text:B9F0159-BLK1 Method Blank 1 Exp PCB_ZB1
222.0003 S:4 F:2 SMO(1,3) BSUB(10000,15,-3.0) PKD(5,5,2,0.10%,1960.0,0.00%,F,F)
25:15
H4.16E4
A1.46E5
100 %
90
80
70
60
50
40
30
20
10
0
4.3E4
3.8E4
3.4E4
3.0E4
2.6E4
2.1E4
1.7E4
1.3E4
8.5E3
4.3E3
0.0E0
24:42
24:48
24:54
25:00
25:06
25:12
25:18
25:24
25:30
25:36
25:42
25:48
25:54
26:00
26:06
26:12
Time
223.9974 S:4 F:2 SMO(1,3) BSUB(10000,15,-3.0) PKD(5,5,2,0.10%,17916.0,0.00%,F,F)
25:15
H2.45E4
A8.34E4
100 %
90
80
70
60
50
40
30
20
10
0
3.8E4
3.5E4
3.1E4
2.7E4
2.3E4
1.9E4
1.5E4
1.2E4
7.7E3
3.8E3
0.0E0
24:42
24:48
24:54
25:00
25:06
25:12
25:18
25:24
25:30
25:36
25:42
25:48
25:54
26:00
26:06
26:12
Time

File:190618E1 #1-758 Acq:18-JUN-2019 13:27:49 GC EI+ Voltage SIR Autospec-UltimaE
Sample#4 File Text:Vista Analytical Laboratory VG-8 Text:B9F0159-BLK1 Method Blank 1 Exp:PCB_ZB1
255.9613 S:4 F:2 SMO(1,3) BSUB(10000,15,-3.0) PKD(5,5,2,0.10%,1924.0,0.00%,F,F)

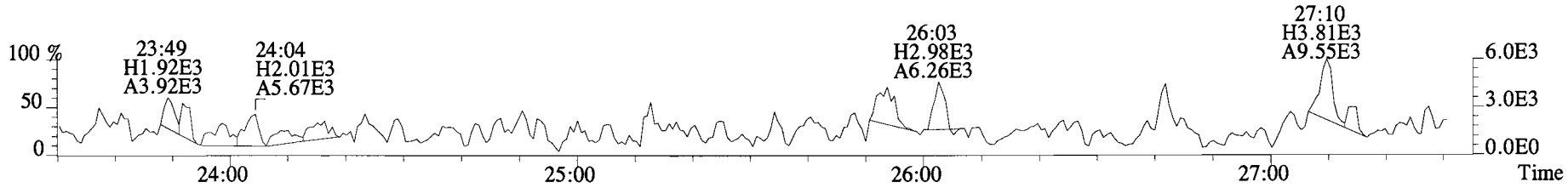

257.9584 S:4 F:2 SMO(1,3) BSUB(10000,15,-3.0) PKD(5,5,2,0.10%,1304.0,0.00%,F,F)

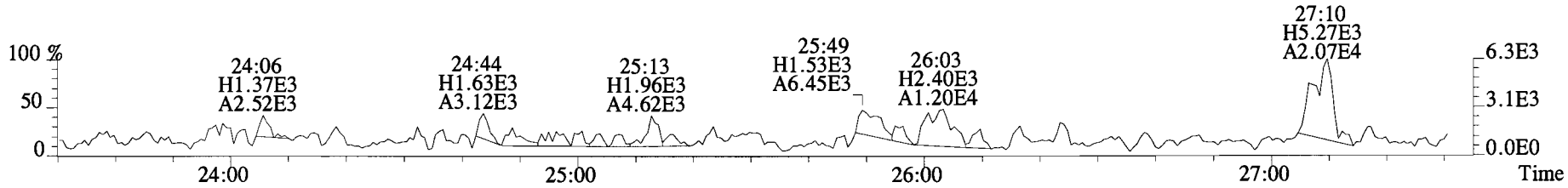

268.0016 S:4 F:2 SMO(1,3) BSUB(10000,15,-3.0) PKD(5,5,2,0.10%,46212.0,0.00%,F,F)



269.9986 S:4 F:2 SMO(1,3) BSUB(10000,15,-3.0) PKD(5,5,2,0.10%,21780.0,0.00%,F,F)

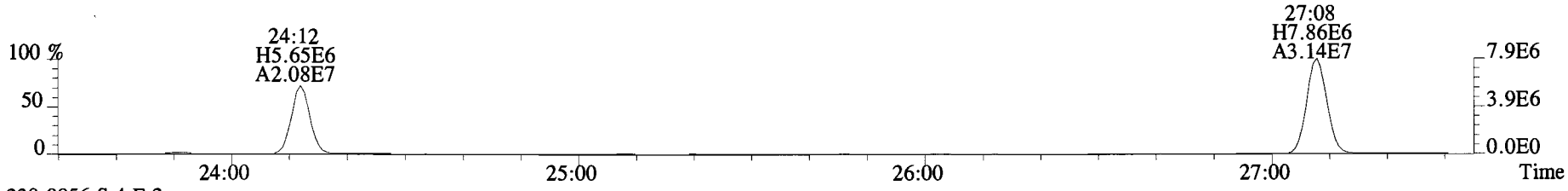

230.9856 S:4 F:2

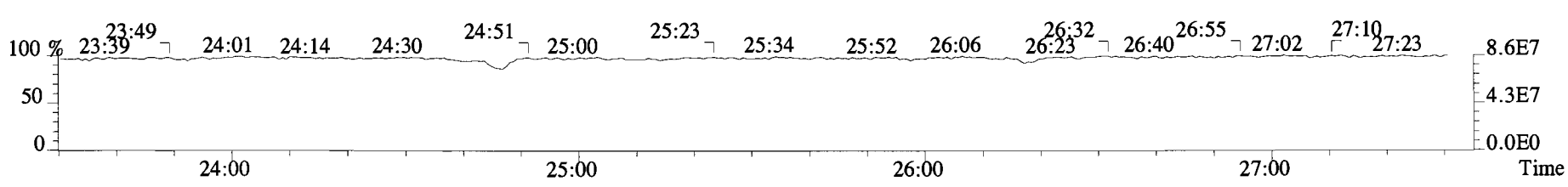

File:190618E1 #1-758 Acq:18-JUN-2019 13:27:49 GC EI+ Voltage SIR Autospec-UltimaE
Sample#4 File Text:Vista Analytical Laboratory VG-8 Text:B9F0159-BLK1 Method Blank 1 Exp:PCB_ZB1
255.9613 S:4 F:2 SMO(1,3) BSUB(10000,15,-3.0) PKD(5,5,2,0.10%,1924.0,0.00%,F,F)

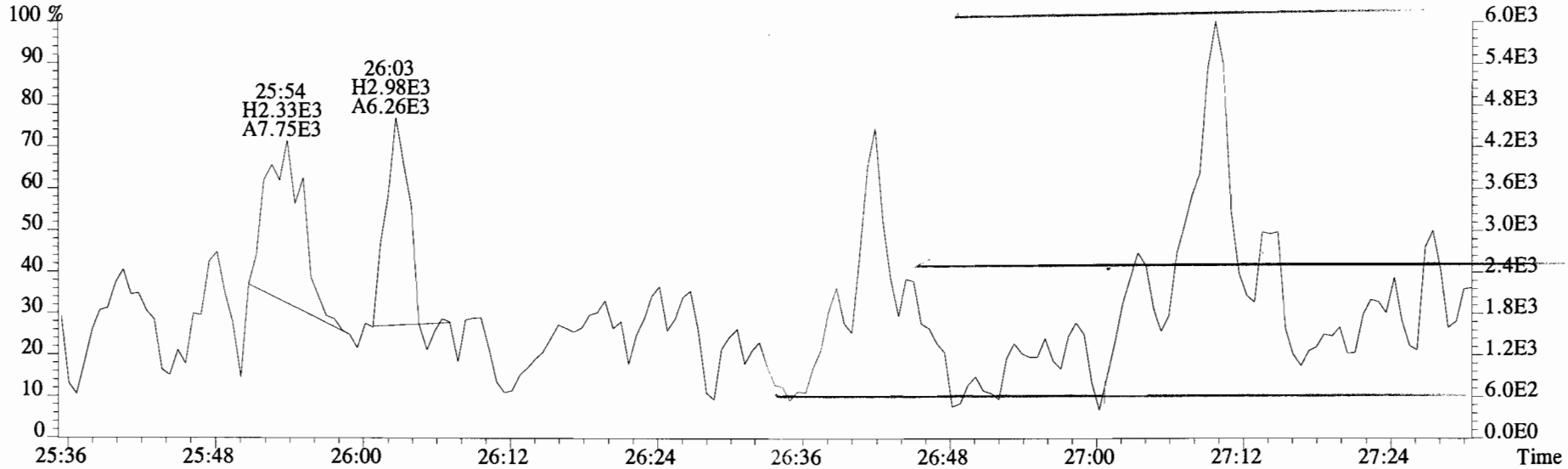

257.9584 S:4 F:2 SMO(1,3) BSUB(10000,15,-3.0) PKD(5,5,2,0.10%,1304.0,0.00%,F,F)

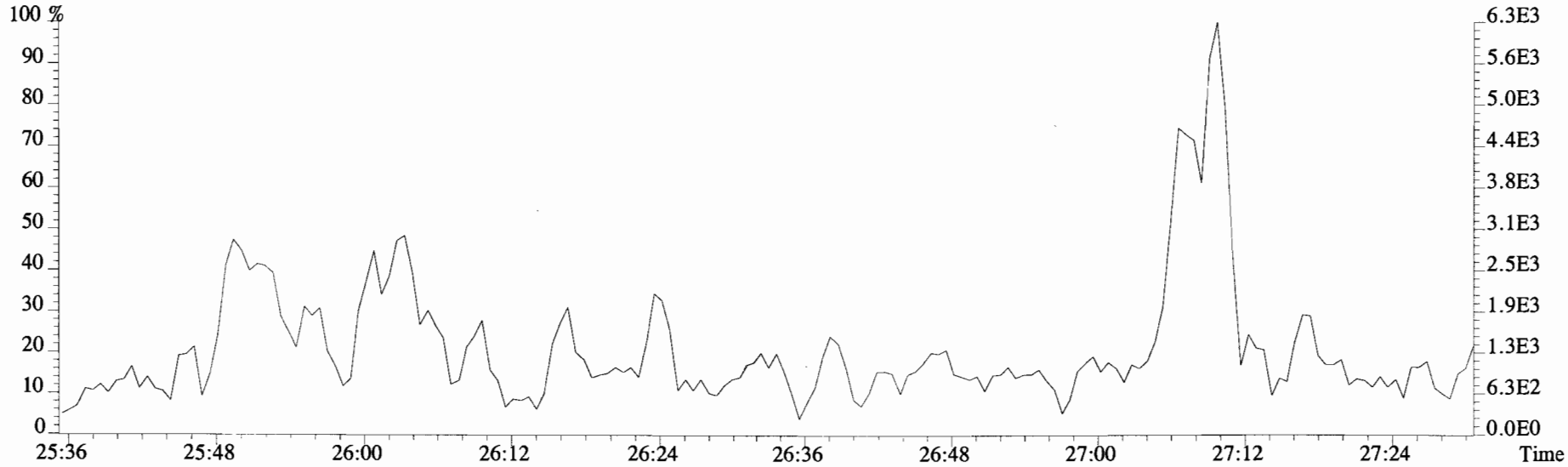

File:190618E1 #1-758 Acq:18-JUN-2019 13:27:49 GC EI+ Voltage SIR Autospec-UltimaE
Sample#4 File Text:Vista Analytical Laboratory VG-8 Text:B9F0159-BLK1 Method Blank 1 Exp:PCB_ZB1
255.9613 S:4 F:3 SMO(1,3) BSUB(10000,15,-3.0) PKD(5,5,2,0.10%,1368.0,0.00%,F,F)

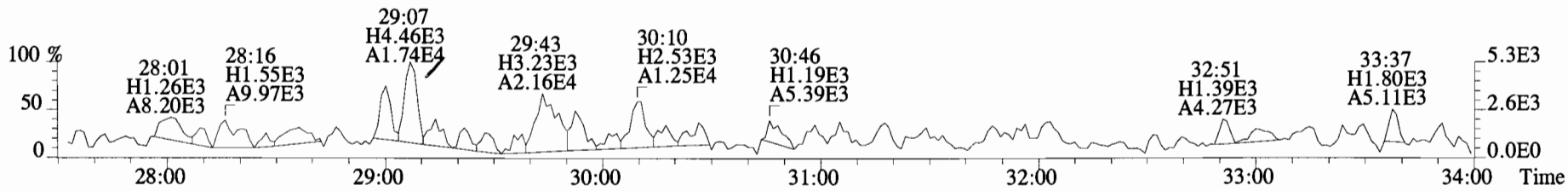

257.9584 S:4 F:3 SMO(1,3) BSUB(10000,15,-3.0) PKD(5,5,2,0.10%,812.0,0.00%,F,F)

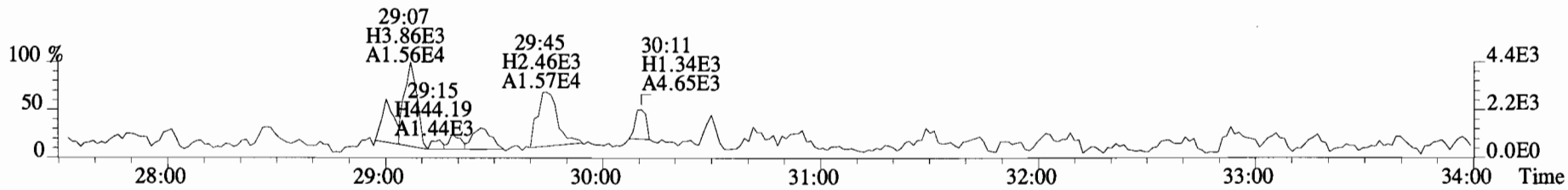

268.0016 S:4 F:3 SMO(1,3) BSUB(10000,15,-3.0) PKD(5,5,2,0.10%,93496.0,0.00%,F,F)

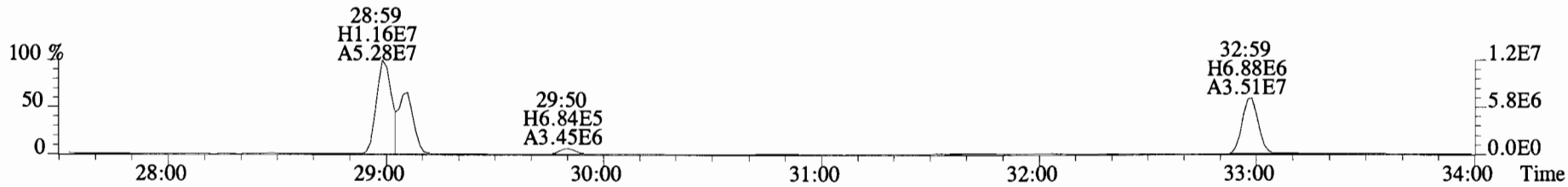

269.9986 S:4 F:3 SMO(1,3) BSUB(10000,15,-3.0) PKD(5,5,2,0.10%,52300.0,0.00%,F,F)

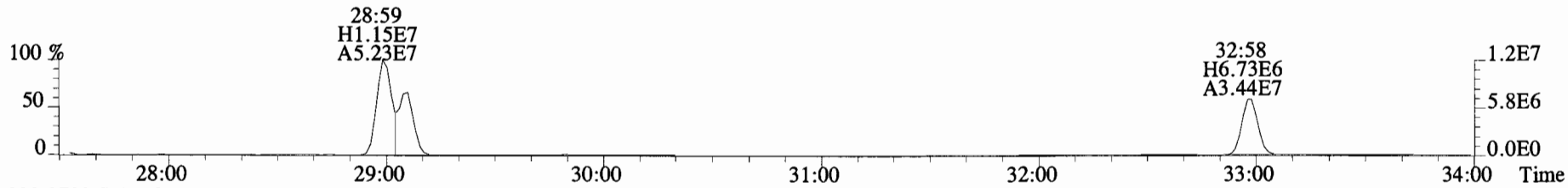

330.9792 S:4 F:3

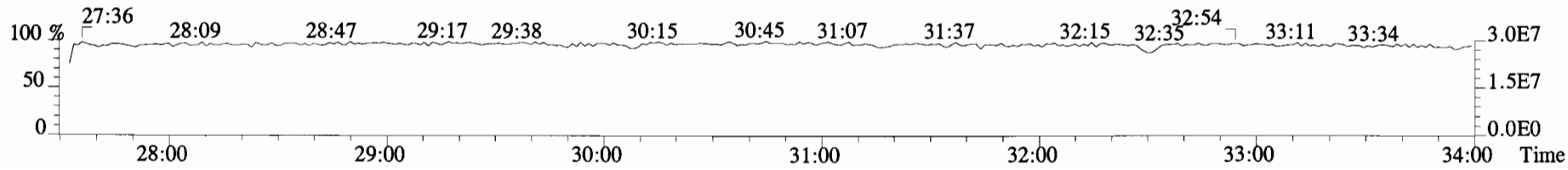

File:190618E1 #1-758 Acq:18-JUN-2019 13:27:49 GC EI+ Voltage SIR Autospec-UltimaE
Sample#4 File Text:Vista Analytical Laboratory VG-8 Text:B9F0159-BLK1 Method Blank 1 Exp:PCB_ZB1
268.0016 S:4 F:3 SMO(1,3) BSUB(10000,15,-3.0) PKD(5,5,2,0.10%,93496.0,0.00%,F,F)

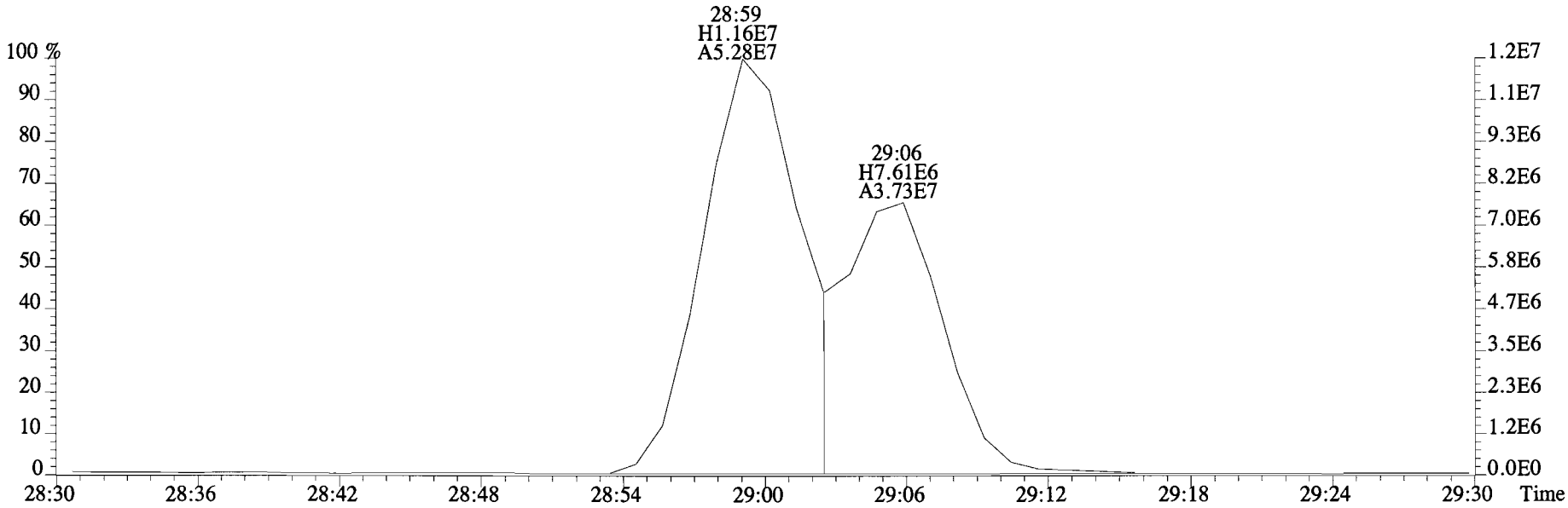

269.9986 S:4 F:3 SMO(1,3) BSUB(10000,15,-3.0) PKD(5,5,2,0.10%,52300.0,0.00%,F,F)

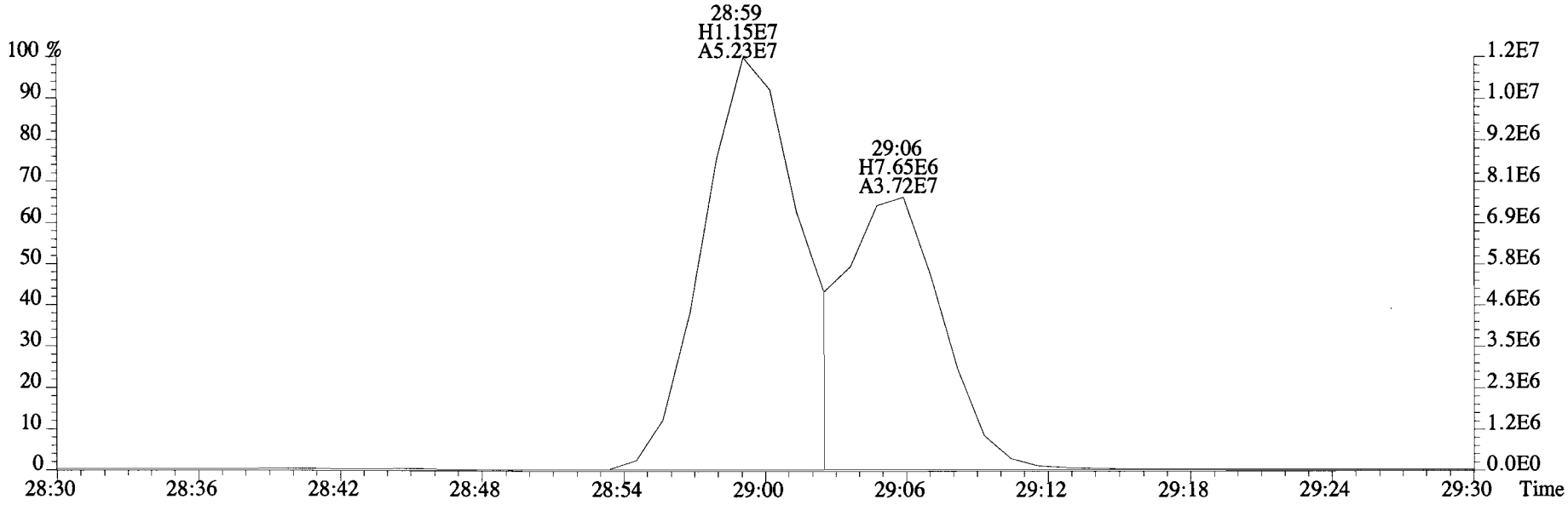

File:190618E1 #1-758 Acq:18-JUN-2019 13:27:49 GC EI+ Voltage SIR Autospec-UltimaE
Sample#4 File Text:Vista Analytical Laboratory VG-8 Text:B9F0159-BLK1 Method Blank 1 Exp:PCB_ZB1
255.9613 S:4 F:3 SMO(1,3) BSUB(10000,15,-3.0) PKD(5,5,2,0.10%,1368.0,0.00%,F,F)

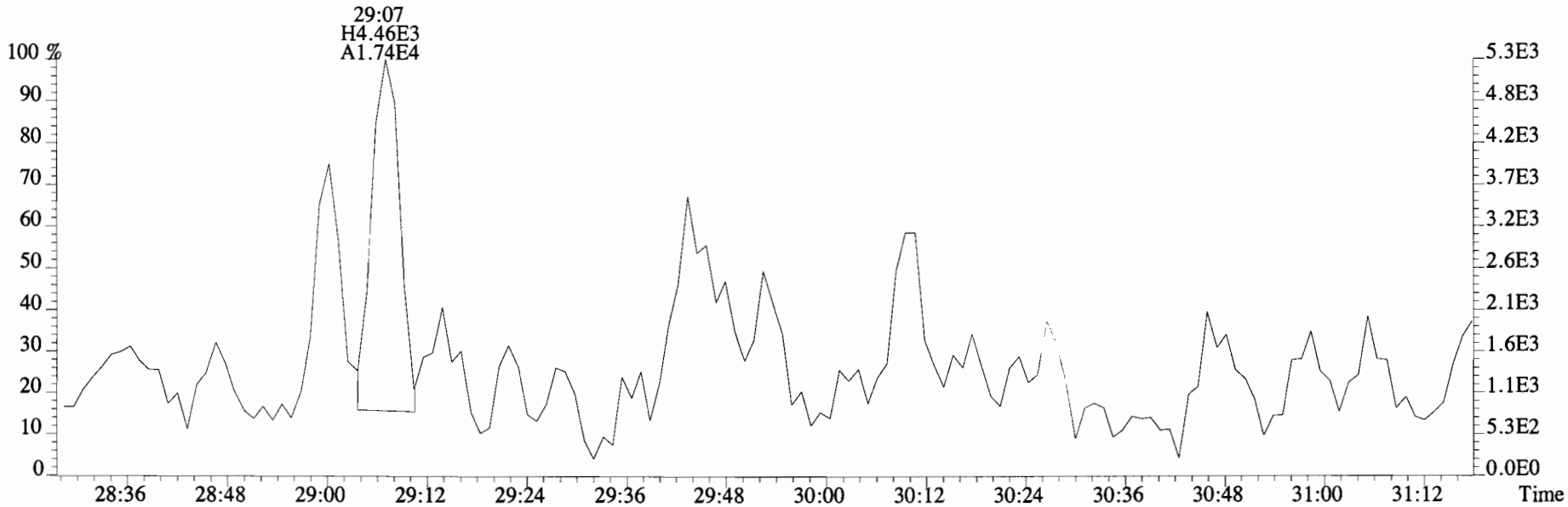

257.9584 S:4 F:3 SMO(1,3) BSUB(10000,15,-3.0) PKD(5,5,2,0.10%,812.0,0.00%,F,F)

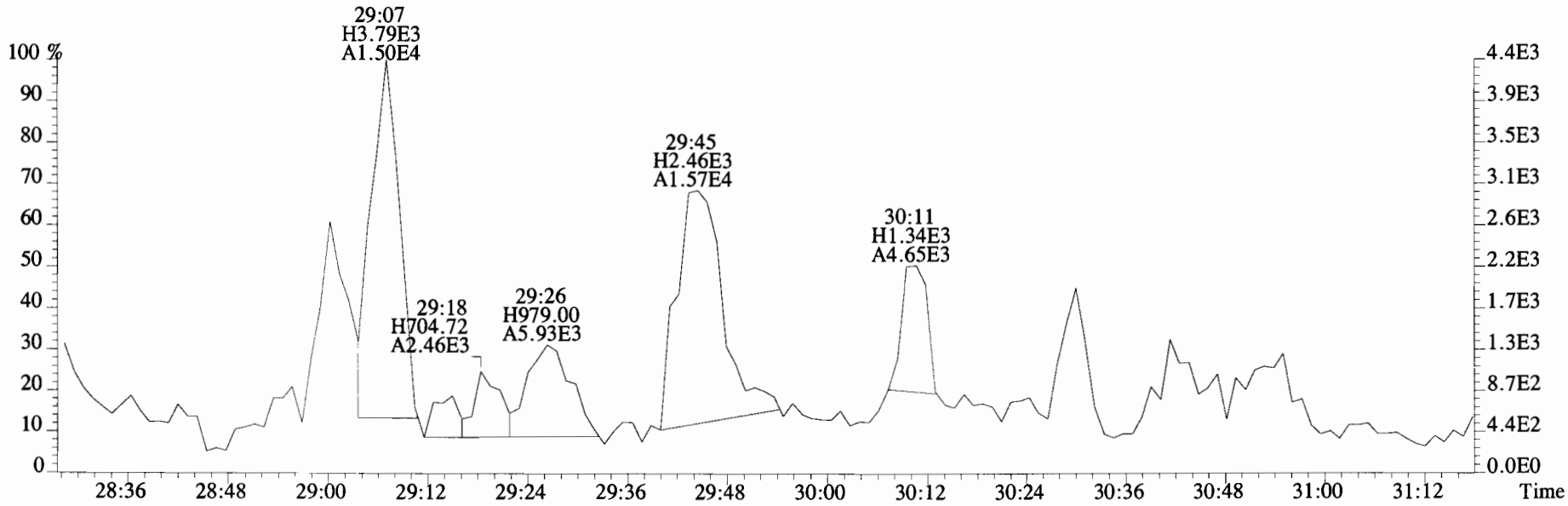

File:190618E1 #1-758 Acq:18-JUN-2019 13:27:49 GC EI+ Voltage SIR Autospec-UltimaE
Sample#4 File Text:Vista Analytical Laboratory VG-8 Text:B9F0159-BLK1 Method Blank 1 Exp:PCB_ZB1
289.9224 S:4 F:3 SMO(1,3) BSUB(10000,15,-3.0) PKD(5,5,2,0.10%,816.0,0.00%,F,F)

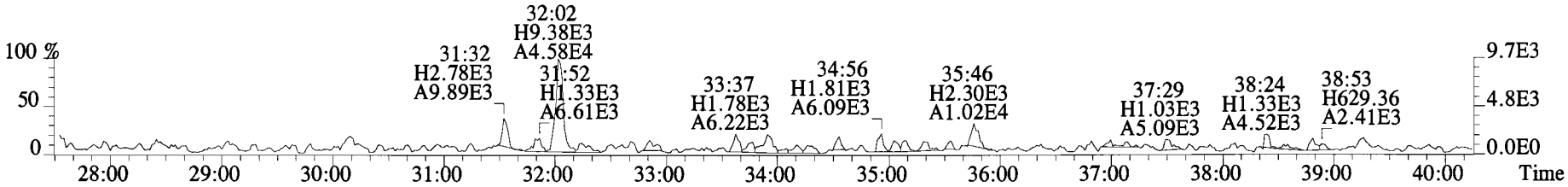

291.9194 S:4 F:3 SMO(1,3) BSUB(10000,15,-3.0) PKD(5,5,2,0.10%,744.0,0.00%,F,F)

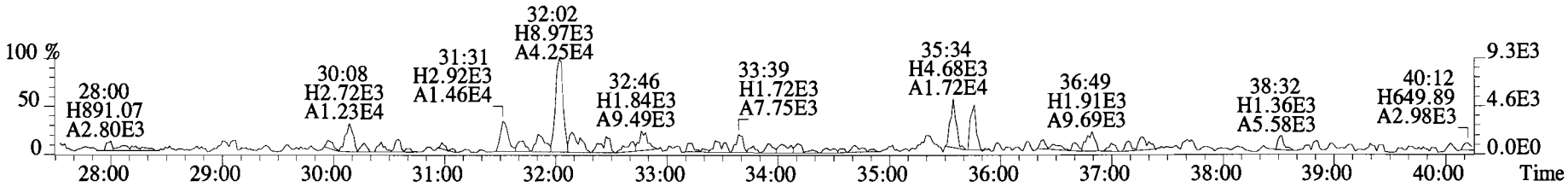

301.9626 S:4 F:3 SMO(1,3) BSUB(10000,15,-3.0) PKD(5,5,2,0.10%,26764.0,0.00%,F,F)

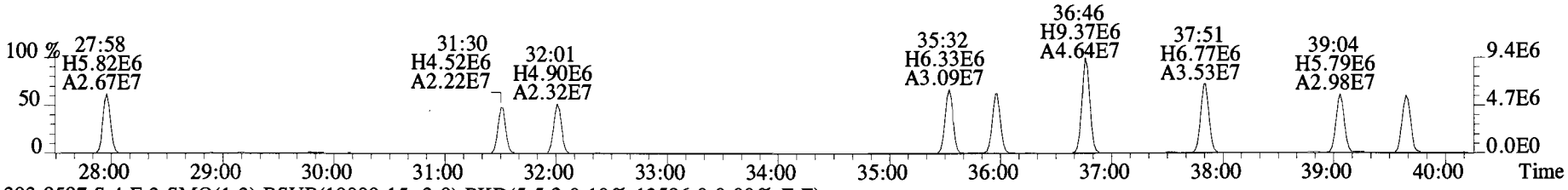

303.9597 S:4 F:3 SMO(1,3) BSUB(10000,15,-3.0) PKD(5,5,2,0.10%,12596.0,0.00%,F,F)

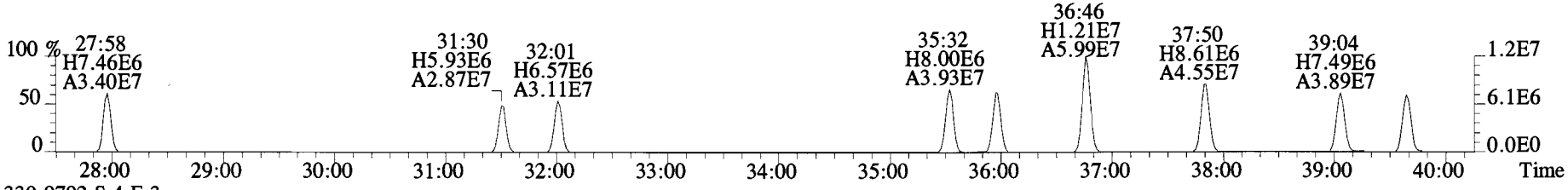

330.9792 S:4 F:3

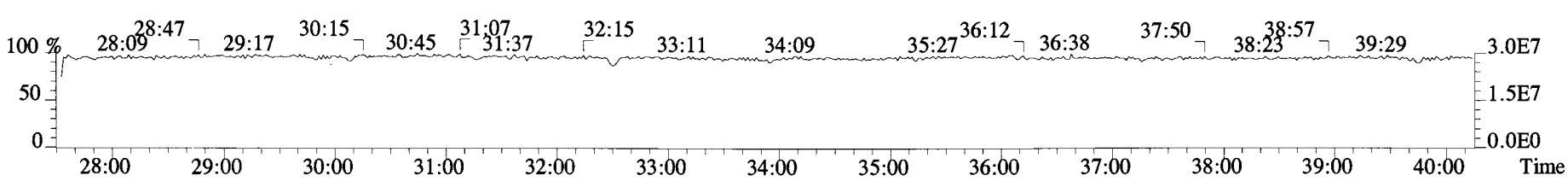

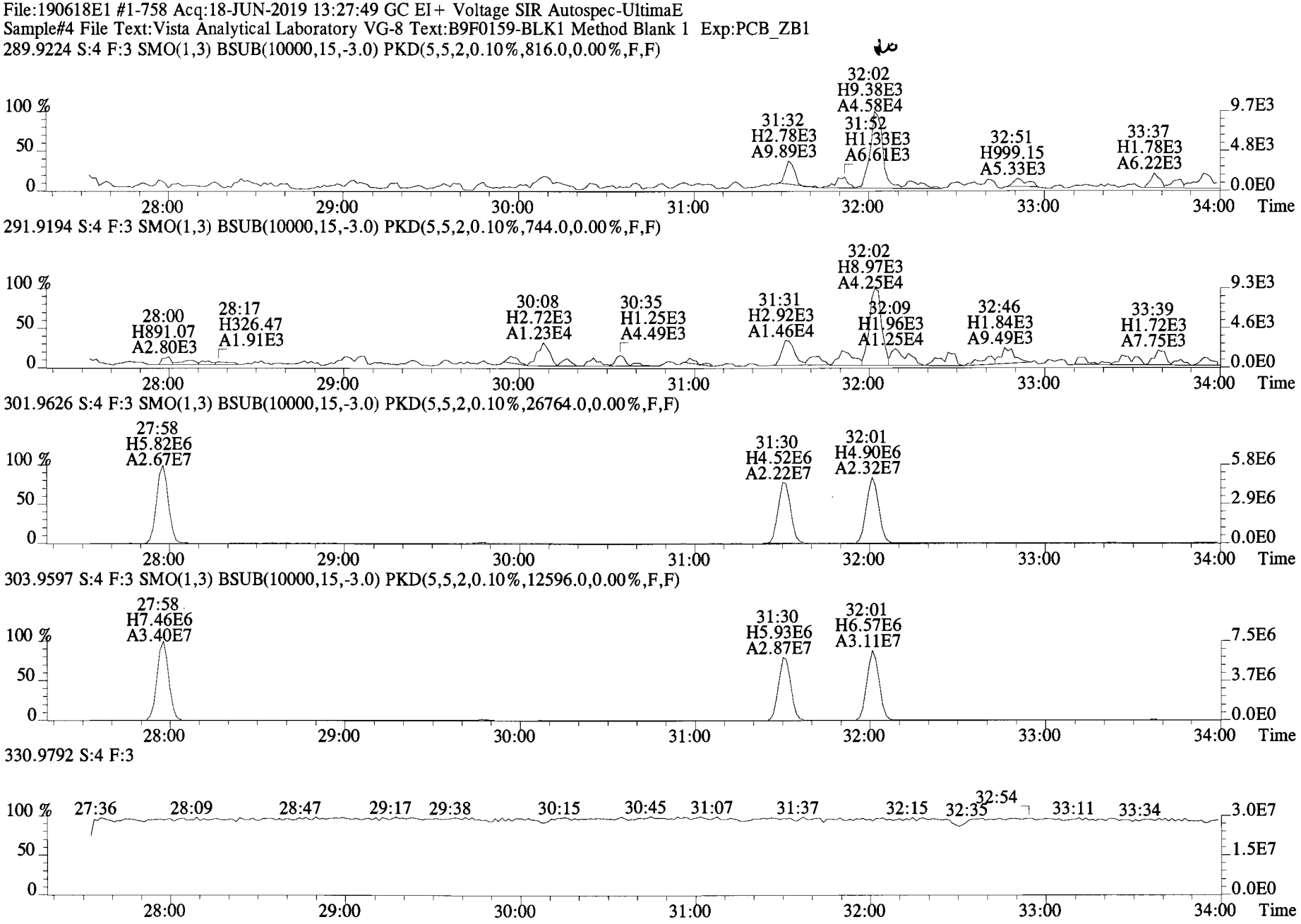
File:190618E1 #1-758 Acq:18-JUN-2019 13:27:49 GC EI+ Voltage SIR Autospec-UltimaE
Sample#4 File Text:Vista Analytical Laboratory VG-8 Text:B9F0159-BLK1 Method Blank 1 Exp:PCB_ZB1
289.9224 S:4 F:3 SMO(1,3) BSUB(10000,15,-3.0) PKD(5,5,2,0.10%,816.0,0.00%,F,F)
32:02 H9.38E3 A4.58E4
31:32 H2.78E3 A9.89E3
31:52 H1.33E3 A6.61E3
32:51 H999.15 A5.33E3
33:37 H1.78E3 A6.22E3
291.9194 S:4 F:3 SMO(1,3) BSUB(10000,15,-3.0) PKD(5,5,2,0.10%,744.0,0.00%,F,F)
32:02 H8.97E3 A4.25E4
28:00 H891.07 A2.80E3
28:17 H326.47 A1.91E3
30:08 H2.72E3 A1.23E4
30:35 H1.25E3 A4.49E3
31:31 H2.92E3 A1.46E4
32:09 H1.96E3 A1.25E4
32:46 H1.84E3 A9.49E3
33:39 H1.72E3 A7.75E3
301.9626 S:4 F:3 SMO(1,3) BSUB(10000,15,-3.0) PKD(5,5,2,0.10%,26764.0,0.00%,F,F)
27:58 H5.82E6 A2.67E7
31:30 H4.52E6 A2.22E7
32:01 H4.90E6 A2.32E7
303.9597 S:4 F:3 SMO(1,3) BSUB(10000,15,-3.0) PKD(5,5,2,0.10%,12596.0,0.00%,F,F)
27:58 H7.46E6 A3.40E7
31:30 H5.93E6 A2.87E7
32:01 H6.57E6 A3.11E7
330.9792 S:4 F:3
27:36
28:09
28:47
29:17
29:38
30:15
30:45
31:07
31:37
32:15
32:35
32:54
33:11
33:34
100 %
50
0
28:00
29:00
30:00
31:00
32:00
33:00
34:00
Time
9.7E3
4.8E3
0.0E0
9.3E3
4.6E3
5.8E6
2.9E6
7.5E6
3.7E6
3.0E7
1.5E7

File:190618E1 #1-758 Acq:18-JUN-2019 13:27:49 GC EI+ Voltage SIR Autospec-UltimaE
Sample#4 File Text:Vista Analytical Laboratory VG-8 Text:B9F0159-BLK1 Method Blank 1 Exp:PCB_ZB1
289.9224 S:4 F:3 SMO(1,3) BSUB(10000,15,-3.0) PKD(5,5,2,0.10%,816.0,0.00%,F,F)

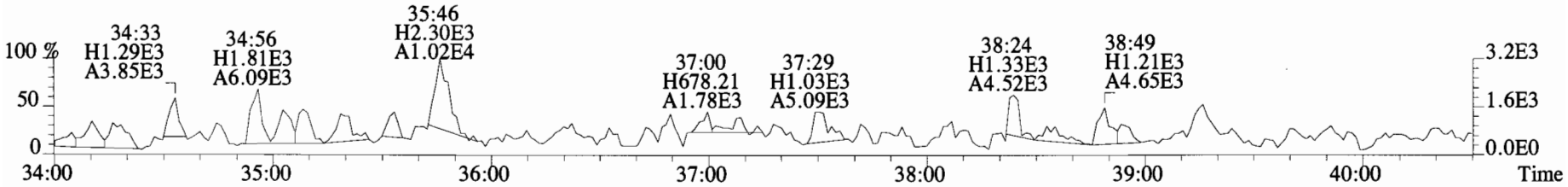

291.9194 S:4 F:3 SMO(1,3) BSUB(10000,15,-3.0) PKD(5,5,2,0.10%,744.0,0.00%,F,F)

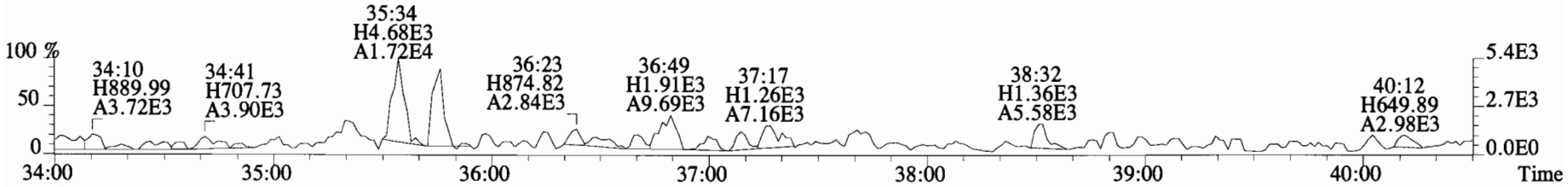

301.9626 S:4 F:3 SMO(1,3) BSUB(10000,15,-3.0) PKD(5,5,2,0.10%,26764.0,0.00%,F,F)

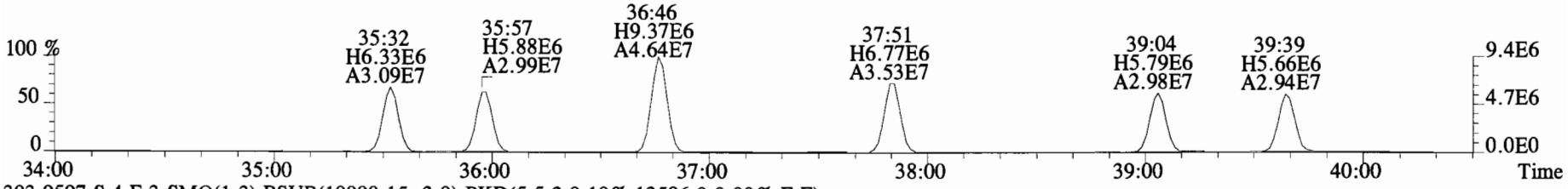

303.9597 S:4 F:3 SMO(1,3) BSUB(10000,15,-3.0) PKD(5,5,2,0.10%,12596.0,0.00%,F,F)

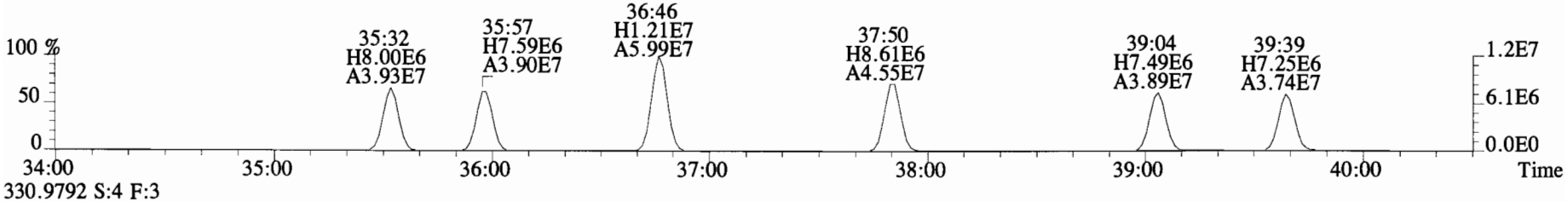

330.9792 S:4 F:3

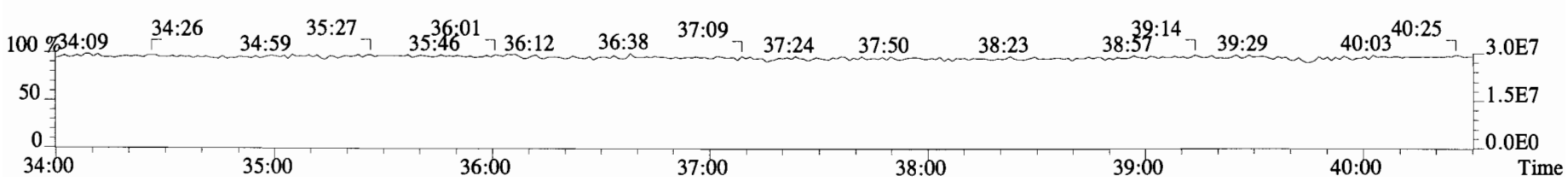

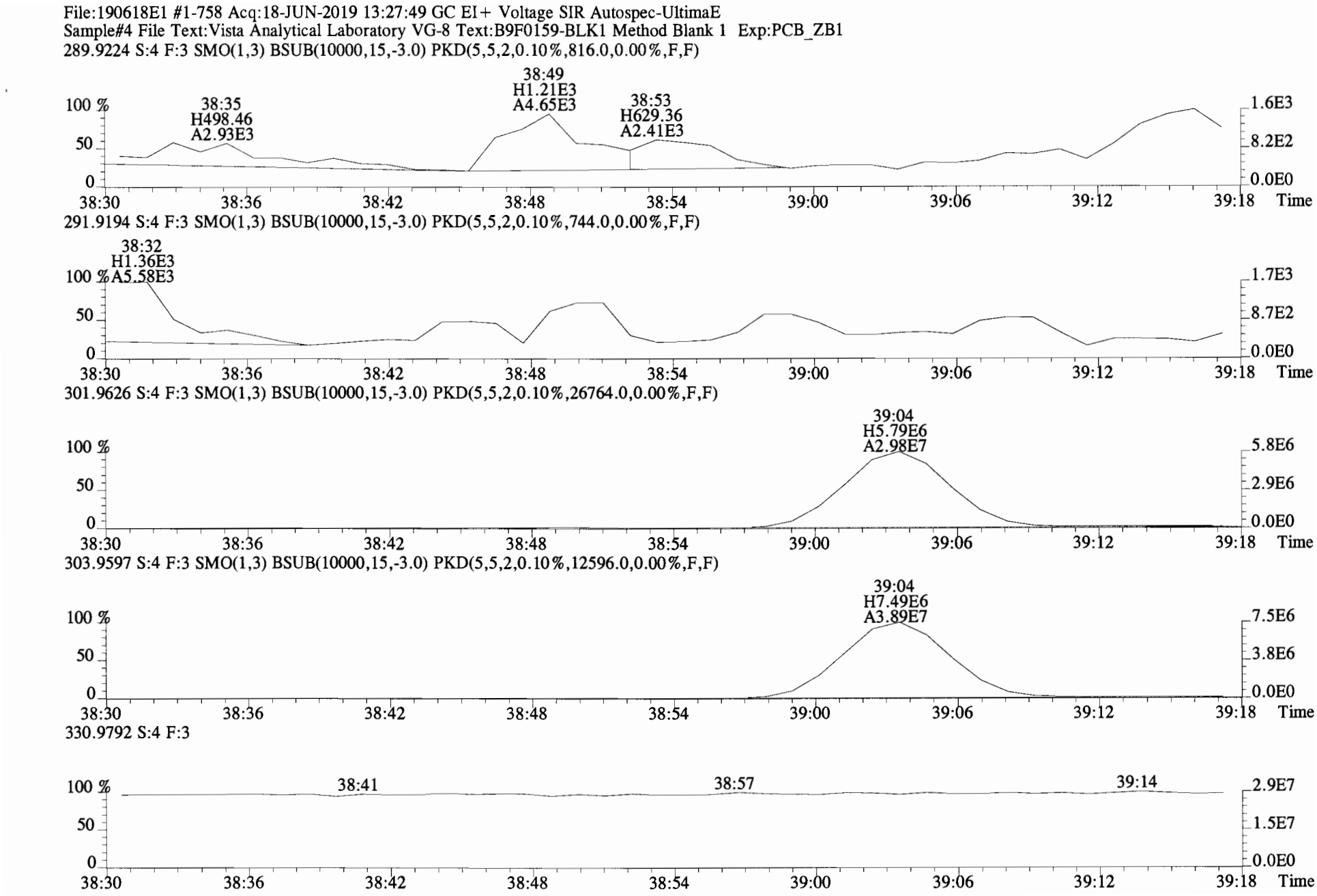
File:190618E1 #1-758 Acq:18-JUN-2019 13:27:49 GC EI+ Voltage SIR Autospec-UltimaE
Sample#4 File Text:Vista Analytical Laboratory VG-8 Text:B9F0159-BLK1 Method Blank 1 Exp:PCB_ZB1
289.9224 S:4 F:3 SMO(1,3) BSUB(10000,15,-3.0) PKD(5,5,2,0.10%,816.0,0.00%,F,F)
38:35 H498.46 A2.93E3
38:49 H1.21E3 A4.65E3
38:53 H629.36 A2.41E3
100 %
50
0
1.6E3
8.2E2
0.0E0
38:30 38:36 38:42 38:48 38:54 39:00 39:06 39:12 39:18 Time
291.9194 S:4 F:3 SMO(1,3) BSUB(10000,15,-3.0) PKD(5,5,2,0.10%,744.0,0.00%,F,F)
38:32 H1.36E3 A5.58E3
100 %
50
0
1.7E3
8.7E2
0.0E0
38:30 38:36 38:42 38:48 38:54 39:00 39:06 39:12 39:18 Time
301.9626 S:4 F:3 SMO(1,3) BSUB(10000,15,-3.0) PKD(5,5,2,0.10%,26764.0,0.00%,F,F)
39:04 H5.79E6 A2.98E7
100 %
50
0
5.8E6
2.9E6
0.0E0
38:30 38:36 38:42 38:48 38:54 39:00 39:06 39:12 39:18 Time
303.9597 S:4 F:3 SMO(1,3) BSUB(10000,15,-3.0) PKD(5,5,2,0.10%,12596.0,0.00%,F,F)
39:04 H7.49E6 A3.89E7
100 %
50
0
7.5E6
3.8E6
0.0E0
38:30 38:36 38:42 38:48 38:54 39:00 39:06 39:12 39:18 Time
330.9792 S:4 F:3
38:41 38:57 39:14
100 %
50
0
2.9E7
1.5E7
0.0E0
38:30 38:36 38:42 38:48 38:54 39:00 39:06 39:12 39:18 Time

File:190618E1 #1-758 Acq:18-JUN-2019 13:27:49 GC EI+ Voltage SIR Autospec-UltimaE
Sample#4 File Text:Vista Analytical Laboratory VG-8 Text:B9F0159-BLK1 Method Blank 1 Exp:PCB_ZB1
301.9626 S:4 F:3 SMO(1,3) BSUB(10000,15,-3.0) PKD(5,5,2,0.10%,26764.0,0.00%,F,F)

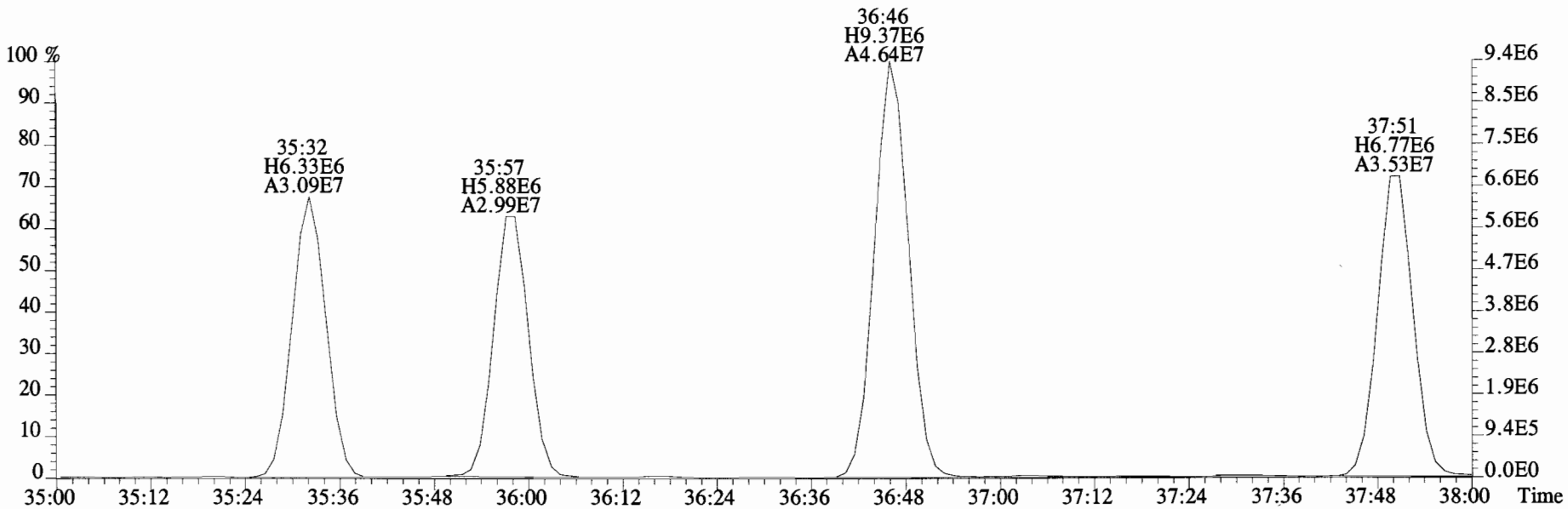

303.9597 S:4 F:3 SMO(1,3) BSUB(10000,15,-3.0) PKD(5,5,2,0.10%,12596.0,0.00%,F,F)

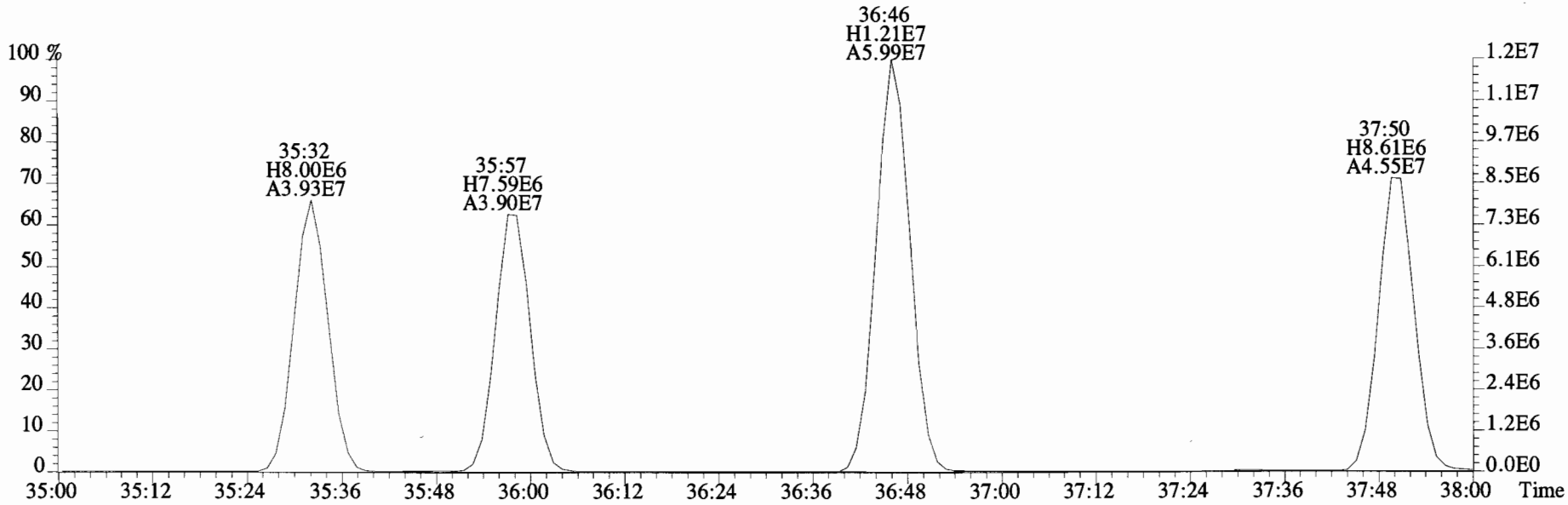

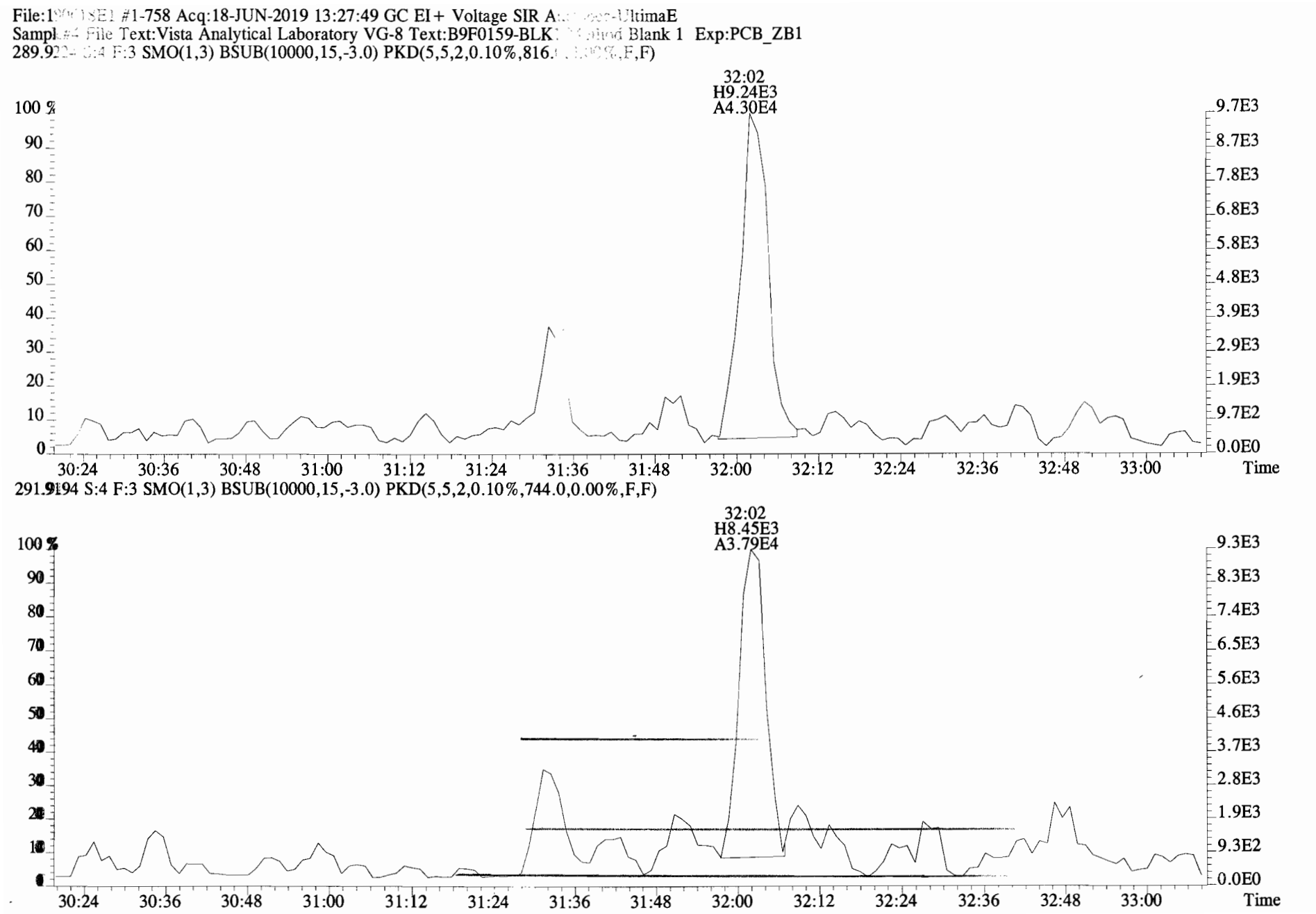
32:02
H9.24E3
A4.30E4
100 %
9.7E3
8.7E3
7.8E3
6.8E3
5.8E3
4.8E3
3.9E3
2.9E3
1.9E3
9.7E2
0.0E0
30:24
30:36
30:48
31:00
31:12
31:24
31:36
31:48
32:00
32:12
32:24
32:36
32:48
33:00
Time
32:02
H8.45E3
A3.79E4
9.3E3
8.3E3
7.4E3
6.5E3
5.6E3
4.6E3
3.7E3
2.8E3
1.9E3
9.3E2
0.0E0

File:190618E1 #1-758 Acq:18-JUN-2019 13:27:49 GC EI+ Voltage SIR Autospec-UltimaE
Sample#4 File Text:Vista Analytical Laboratory VG-8 Text:B9F0159-BLK1 Method Blank 1 Exp:PCB_ZB1
289.9224 S:4 F:3 SMO(1,3) BSUB(10000,15,-3.0) PKD(5,5,2,0.10%,816.0,0.00%,F,F)

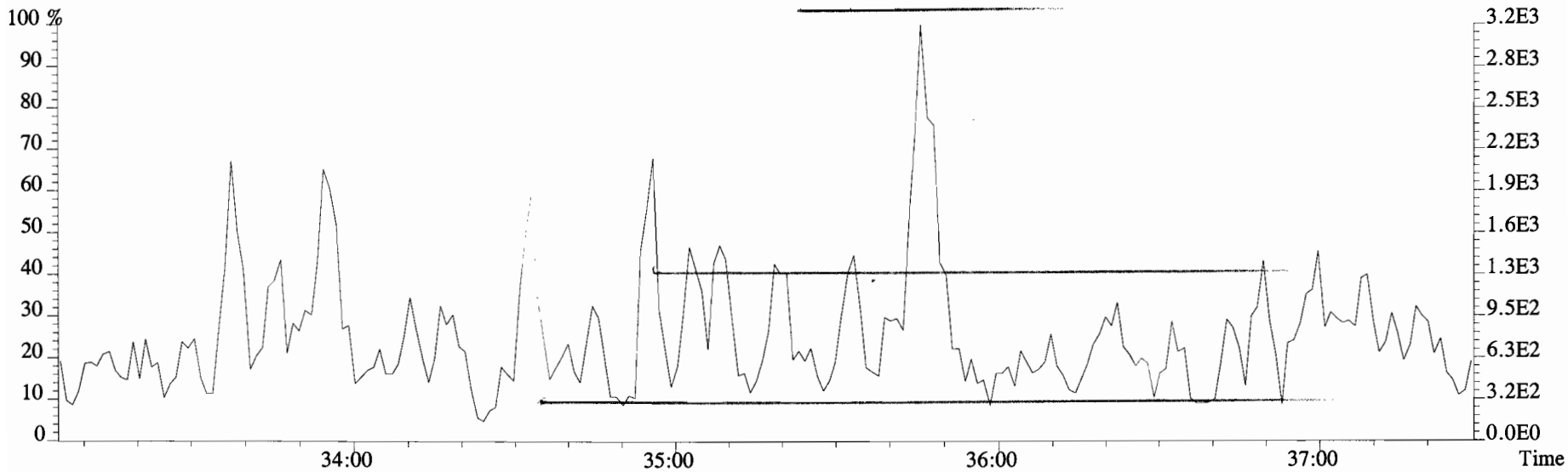

291.9194 S:4 F:3 SMO(1,3) BSUB(10000,15,-3.0) PKD(5,5,2,0.10%,744.0,0.00%,F,F)

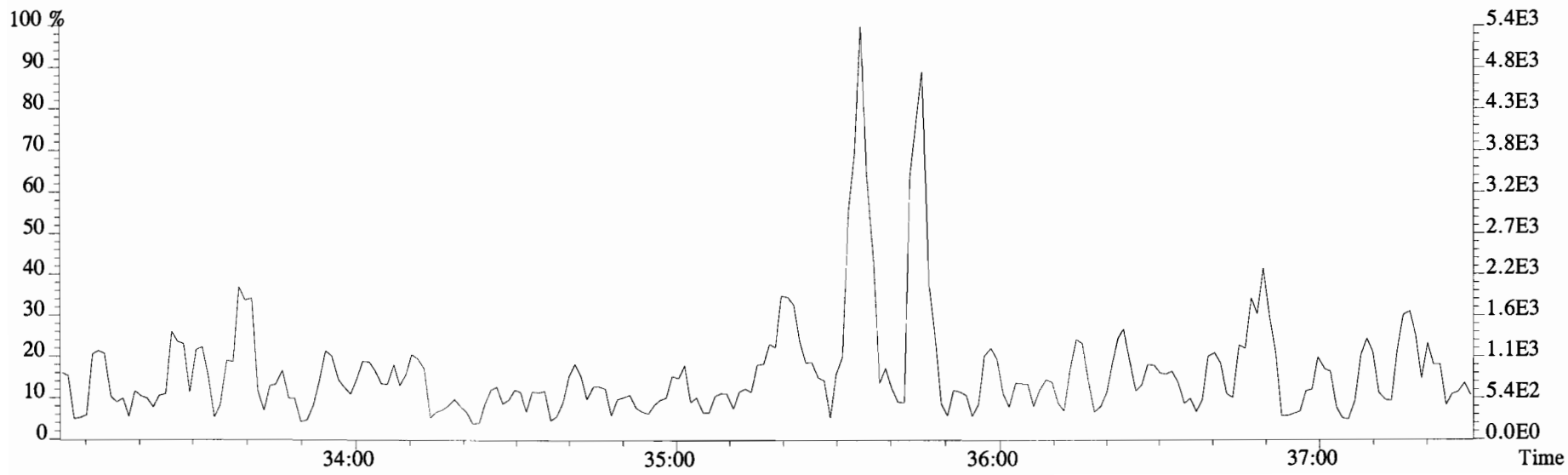

File:190618E1 #1-758 Acq:18-JUN-2019 13:27:49 GC EI+ Voltage SIR Autospec-UltimaE
Sample#4 File Text:Vista Analytical Laboratory VG-8 Text:B9F0159-BLK1 Method Blank 1 Exp:PCB_ZB1
325.8804 S:4 F:3 SMO(1,3) BSUB(10000,15,-3.0) PKD(5,5,2,0.10%,428.0,0.00%,F,F)

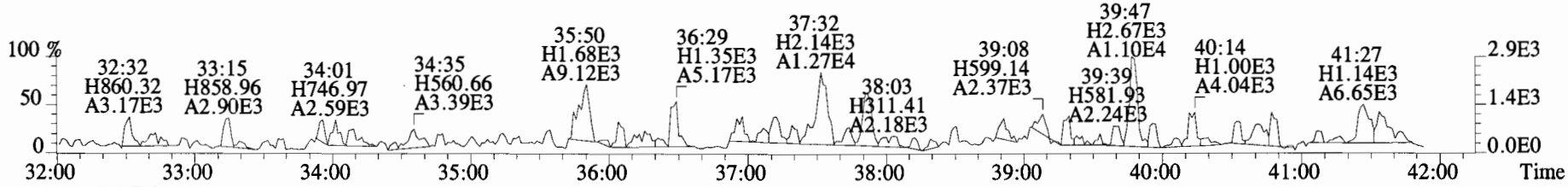

327.8775 S:4 F:3 SMO(1,3) BSUB(10000,15,-3.0) PKD(5,5,2,0.10%,512.0,0.00%,F,F)

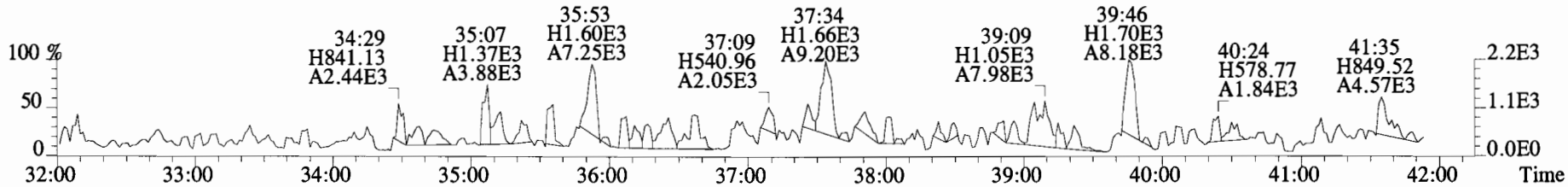

337.9207 S:4 F:3 SMO(1,3) BSUB(10000,15,-3.0) PKD(5,5,2,0.10%,1068.0,0.00%,F,F)

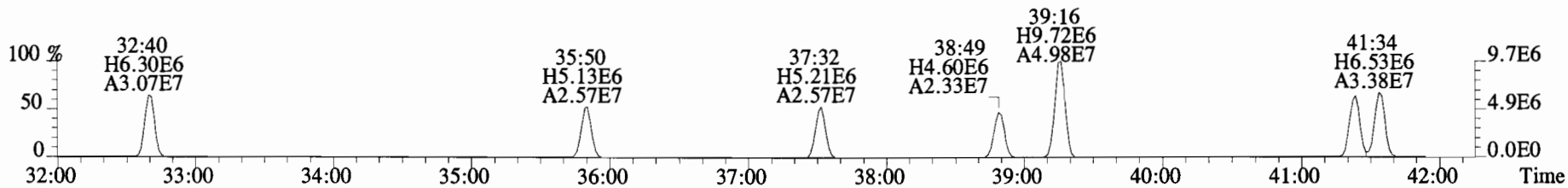

339.9177 S:4 F:3 SMO(1,3) BSUB(10000,15,-3.0) PKD(5,5,2,0.10%,800.0,0.00%,F,F)

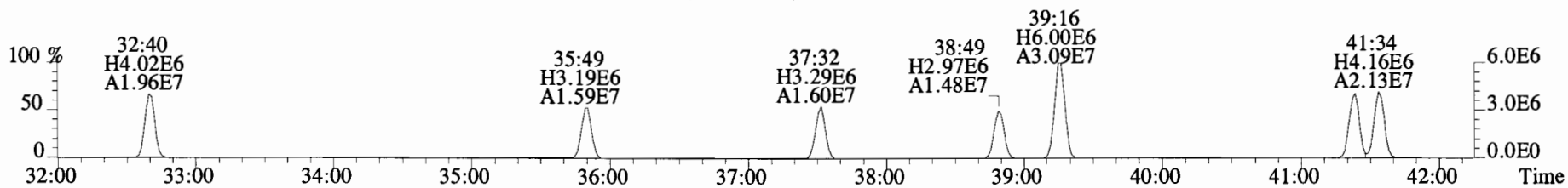

330.9792 S:4 F:3

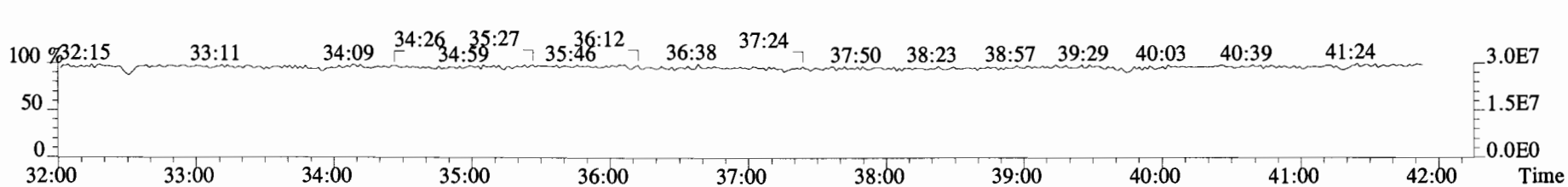

File:190618E1 #1-758 Acq:18-JUN-2019 13:27:49 GC EI+ Voltage SIR Autospec-UltimaE
Sample#4 File Text:Vista Analytical Laboratory VG-8 Text:B9F0159-BLK1 Method Blank 1 Exp:PCB_ZB1
325.8804 S:4 F:3 SMO(1,3) BSUB(10000,15,-3.0) PKD(5,5,2,0.10%,428.0,0.00%,F,F)

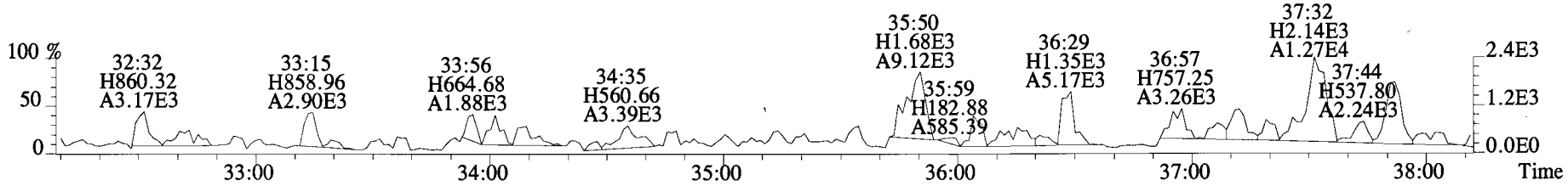

327.8775 S:4 F:3 SMO(1,3) BSUB(10000,15,-3.0) PKD(5,5,2,0.10%,512.0,0.00%,F,F)

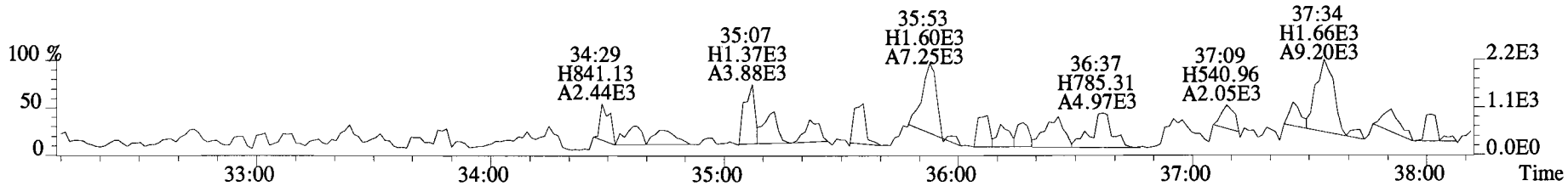

337.9207 S:4 F:3 SMO(1,3) BSUB(10000,15,-3.0) PKD(5,5,2,0.10%,1068.0,0.00%,F,F)

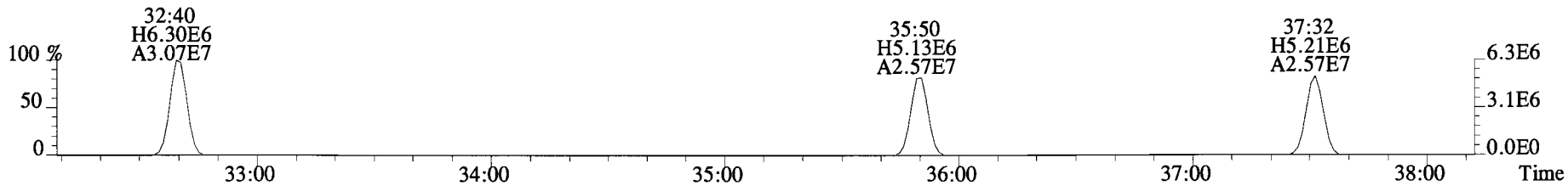

339.9177 S:4 F:3 SMO(1,3) BSUB(10000,15,-3.0) PKD(5,5,2,0.10%,800.0,0.00%,F,F)

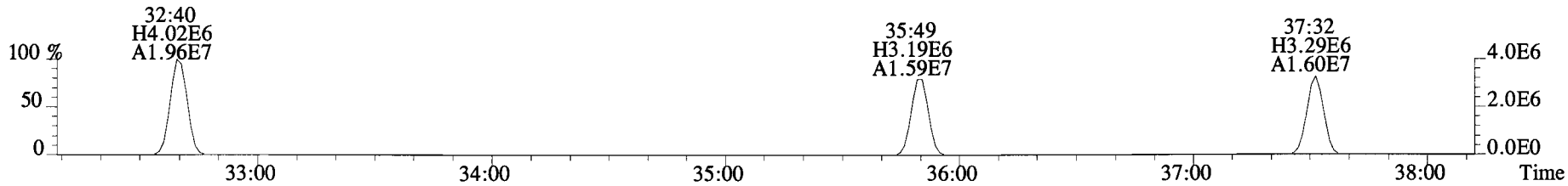

330.9792 S:4 F:3

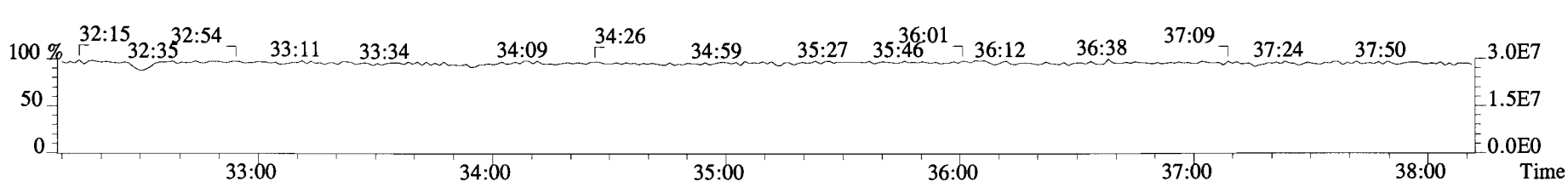

File:190618E1 #1-758 Acq:18-JUN-2019 13:27:49 GC EI+ Voltage SIR Autospec-UltimaE
Sample#4 File Text:Vista Analytical Laboratory VG-8 Text:B9F0159-BLK1 Method Blank 1 Exp:PCB_ZB1
325.8804 S:4 F:3 SMO(1,3) BSUB(10000,15,-3.0) PKD(5,5,2,0.10%,428.0,0.00%,F,F)

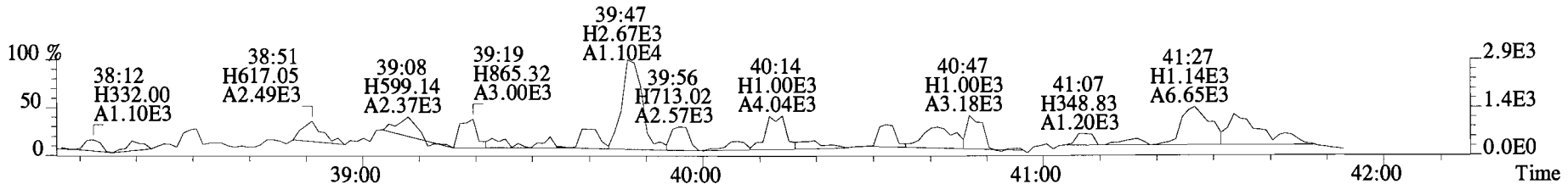

327.8775 S:4 F:3 SMO(1,3) BSUB(10000,15,-3.0) PKD(5,5,2,0.10%,512.0,0.00%,F,F)

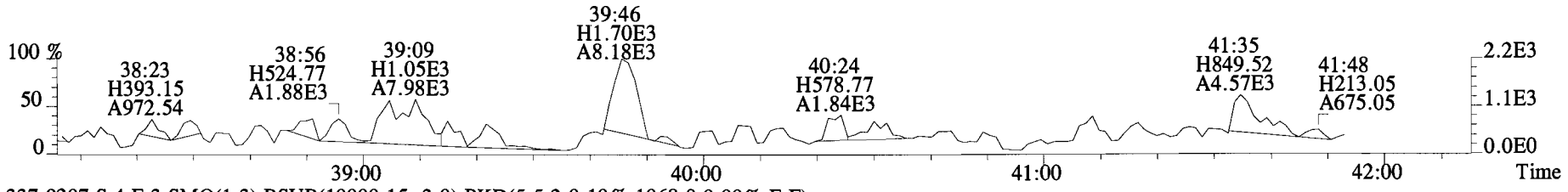

337.9207 S:4 F:3 SMO(1,3) BSUB(10000,15,-3.0) PKD(5,5,2,0.10%,1068.0,0.00%,F,F)

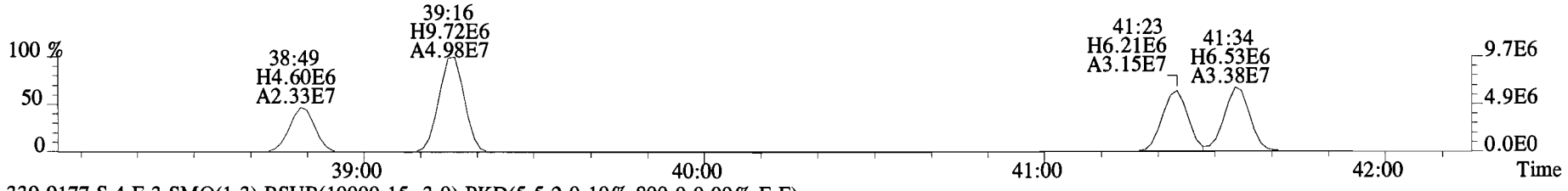

339.9177 S:4 F:3 SMO(1,3) BSUB(10000,15,-3.0) PKD(5,5,2,0.10%,800.0,0.00%,F,F)

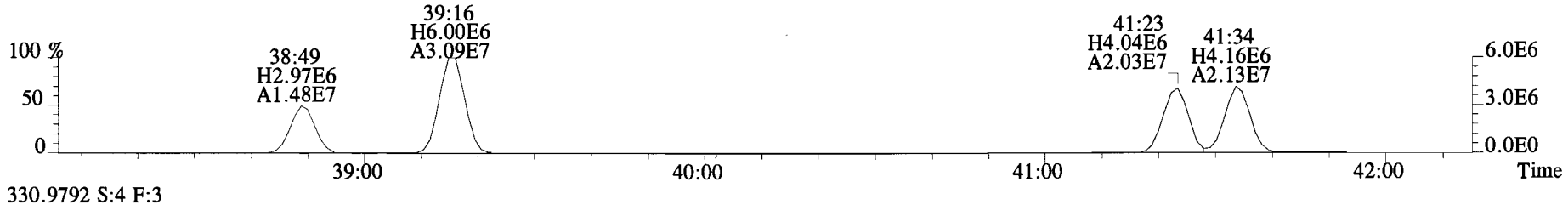

330.9792 S:4 F:3

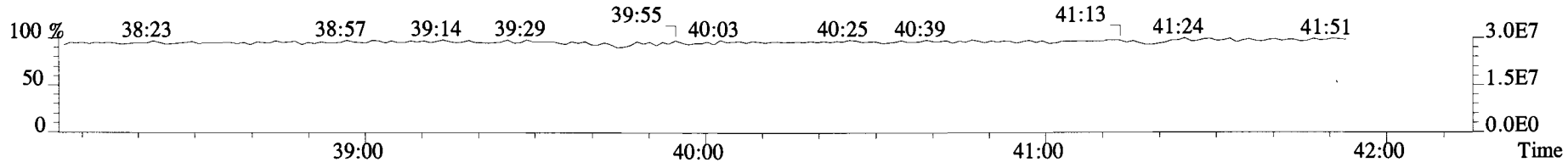

File:190618E1 #1-758 Acq:18-JUN-2019 13:27:49 GC EI+ Voltage SIR Autospec-UltimaE
Sample#4 File Text:Vista Analytical Laboratory VG-8 Text:B9F0159-BLK1 Method Blank 1 Exp:PCB_ZB1
337.9207 S:4 F:3 SMO(1,3) BSUB(10000,15,-3.0) PKD(5,5,2,0.10%,1068.0,0.00%,F,F)

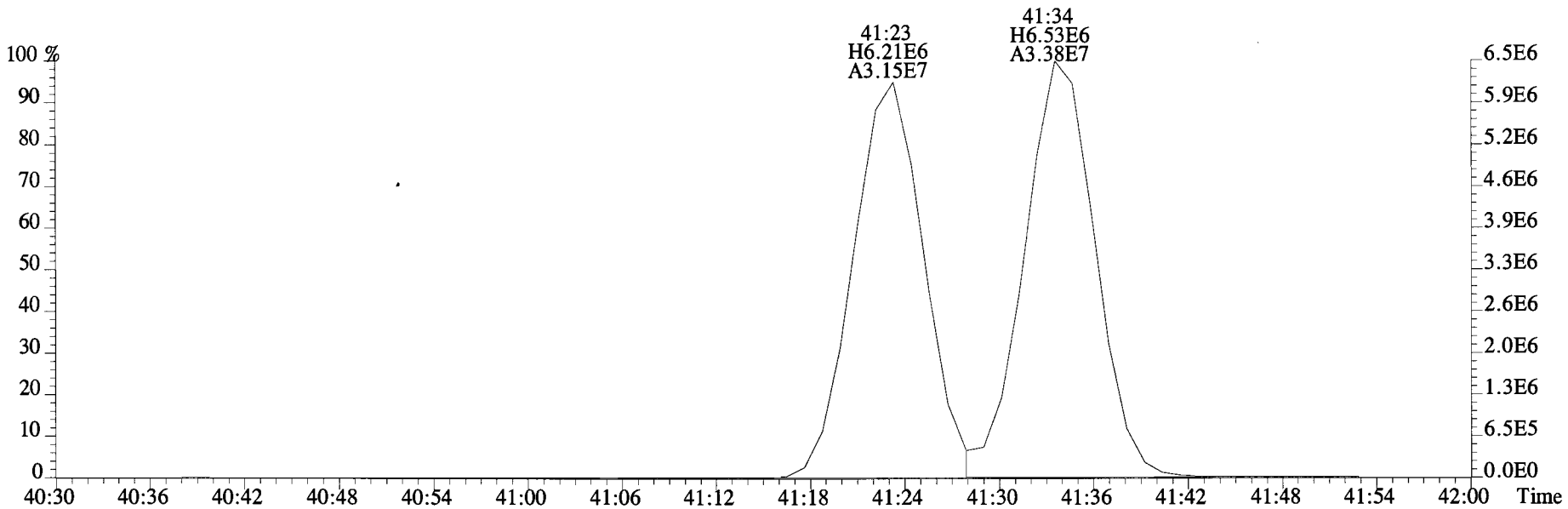

339.9177 S:4 F:3 SMO(1,3) BSUB(10000,15,-3.0) PKD(5,5,2,0.10%,800.0,0.00%,F,F)

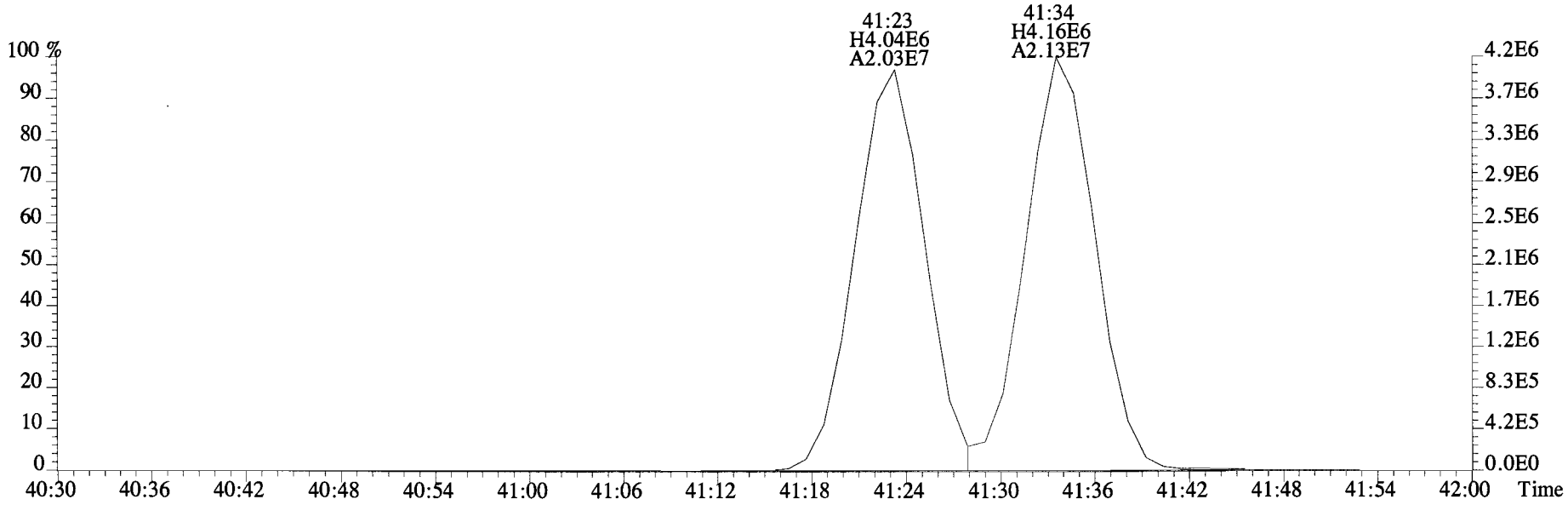

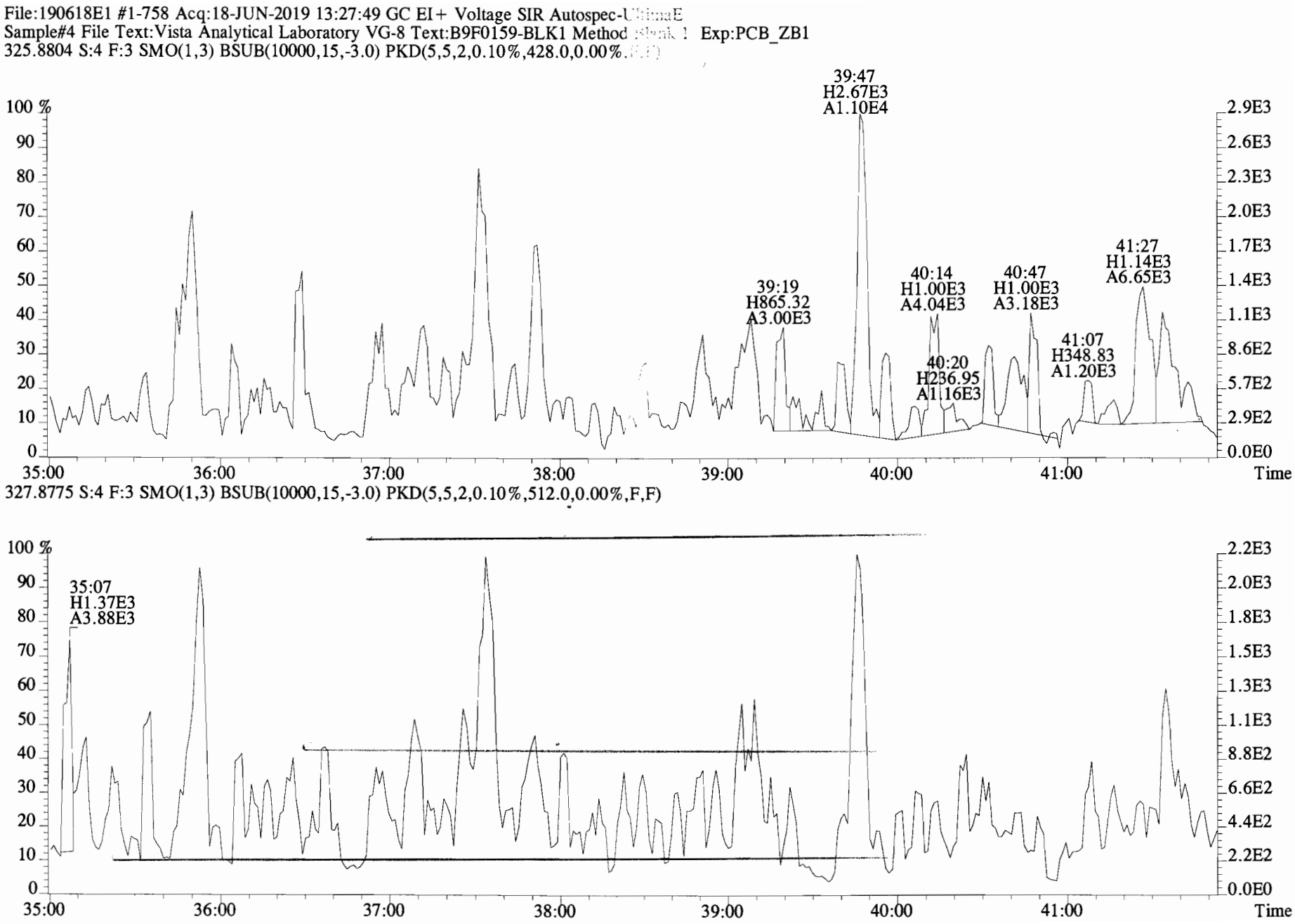
File:190618E1 #1-758 Acq:18-JUN-2019 13:27:49 GC EI+ Voltage SIR Autospec-UltimaE
Sample#4 File Text:Vista Analytical Laboratory VG-8 Text:B9F0159-BLK1 Method Blank 1 Exp:PCB_ZB1
325.8804 S:4 F:3 SMO(1,3) BSUB(10000,15,-3.0) PKD(5,5,2,0.10%,428.0,0.00%,F,F)
39:47
H2.67E3
A1.10E4
39:19
H865.32
A3.00E3
40:14
H1.00E3
A4.04E3
40:20
H236.95
A1.16E3
40:47
H1.00E3
A3.18E3
41:07
H348.83
A1.20E3
41:27
H1.14E3
A6.65E3
100 %
90
80
70
60
50
40
30
20
10
0
2.9E3
2.6E3
2.3E3
2.0E3
1.7E3
1.4E3
1.1E3
8.6E2
5.7E2
2.9E2
0.0E0
35:00
36:00
37:00
38:00
39:00
40:00
41:00
Time
327.8775 S:4 F:3 SMO(1,3) BSUB(10000,15,-3.0) PKD(5,5,2,0.10%,512.0,0.00%,F,F)
35:07
H1.37E3
A3.88E3
100 %
90
80
70
60
50
40
30
20
10
0
2.2E3
2.0E3
1.8E3
1.5E3
1.3E3
1.1E3
8.8E2
6.6E2
4.4E2
2.2E2
0.0E0
35:00
36:00
37:00
38:00
39:00
40:00
41:00
Time

File:190618E1 #1-572 Acq:18-JUN-2019 13:27:49 GC EI+ Voltage SIR Autospec-UltimaE
Sample#4 File Text:Vista Analytical Laboratory VG-8 Text:B9F0159-BLK1 Method Blank 1 Exp:PCB_ZB1
325.8804 S:4 F:4 SMO(1,3) BSUB(10000,15,-3.0) PKD(5,5,2,0.10%,464.0,0.00%,F,F)

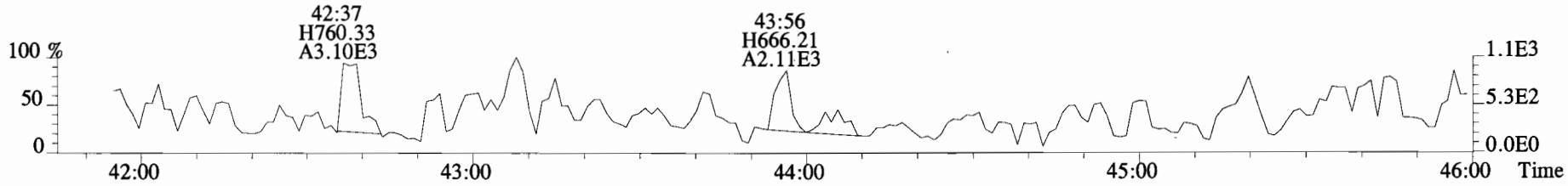

327.8775 S:4 F:4 SMO(1,3) BSUB(10000,15,-3.0) PKD(5,5,2,0.10%,516.0,0.00%,F,F)

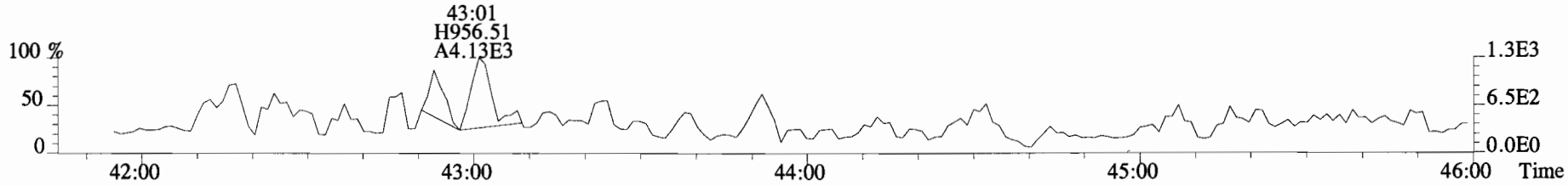

337.9207 S:4 F:4 SMO(1,3) BSUB(10000,15,-3.0) PKD(5,5,2,0.10%,5832.0,0.00%,F,F)

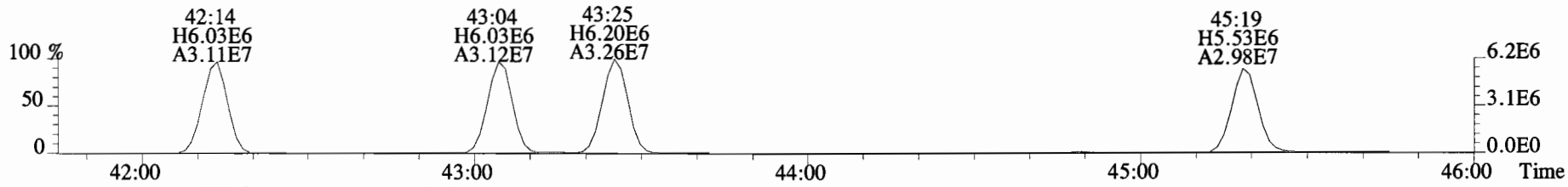

339.9177 S:4 F:4 SMO(1,3) BSUB(10000,15,-3.0) PKD(5,5,2,0.10%,3716.0,0.00%,F,F)

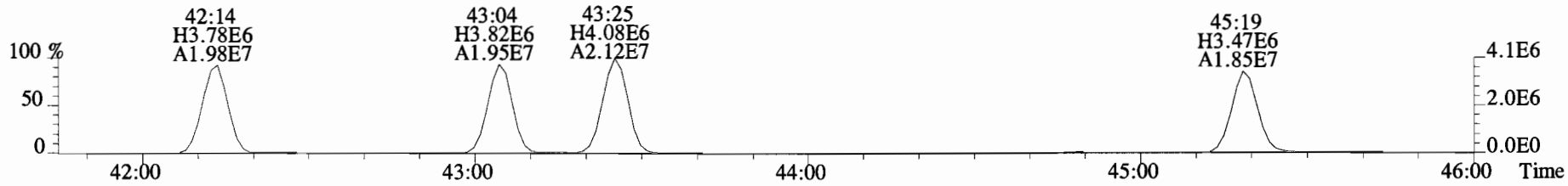

380.9760 S:4 F:4

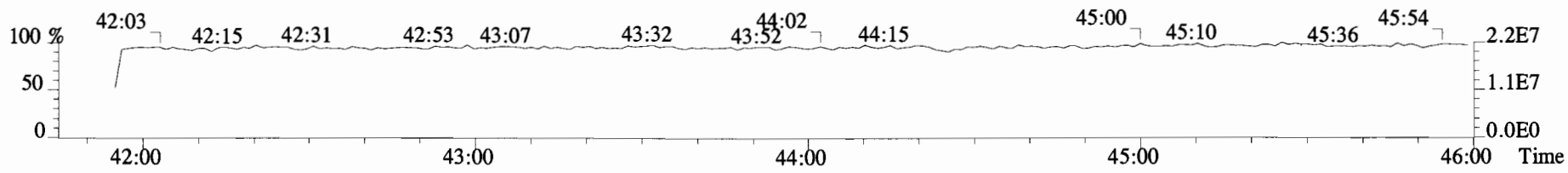

File:190618E1 #1-758 Acq:18-JUN-2019 13:27:49 GC EI+ Voltage SIR Autospec-UltimaE
Sample#4 File Text:Vista Analytical Laboratory VG-8 Text:B9F0159-BLK1 Method Blank 1 Exp:PCB_ZB1
359.8415 S:4 F:3 SMO(1,3) BSUB(10000,15,-3.0) PKD(5,5,2,0.10%,384.0,0.00%,F,F)

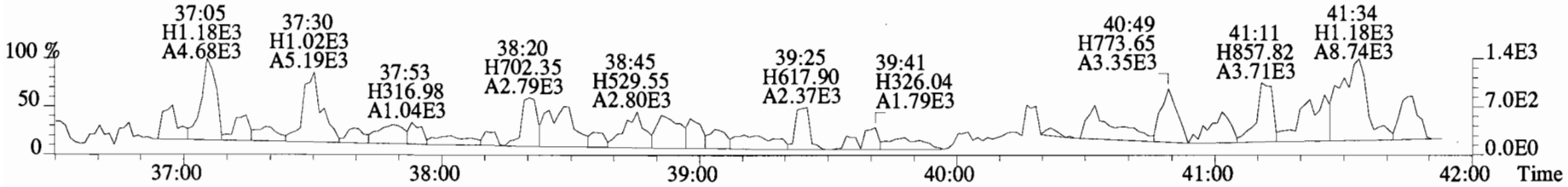

361.8385 S:4 F:3 SMO(1,3) BSUB(10000,15,-3.0) PKD(5,5,2,0.10%,372.0,0.00%,F,F)

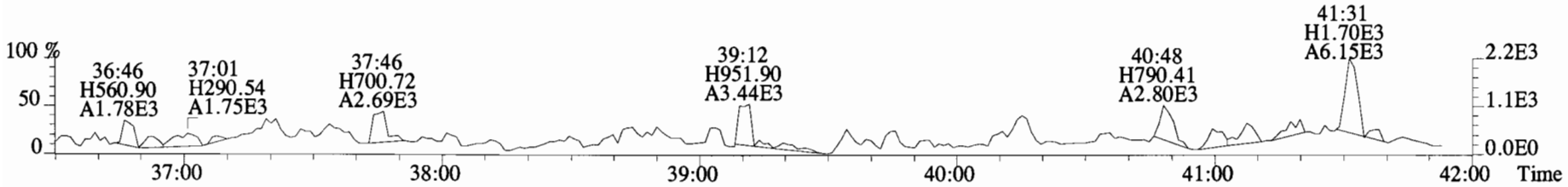

371.8817 S:4 F:3 SMO(1,3) BSUB(10000,15,-3.0) PKD(5,5,2,0.10%,348.0,0.00%,F,F)

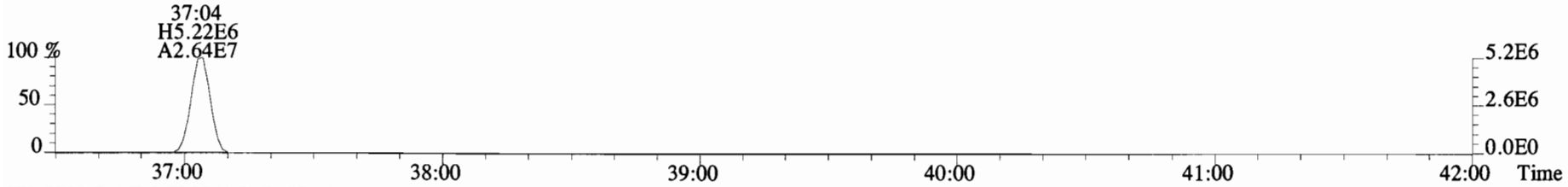

373.8788 S:4 F:3 SMO(1,3) BSUB(10000,15,-3.0) PKD(5,5,2,0.10%,324.0,0.00%,F,F)

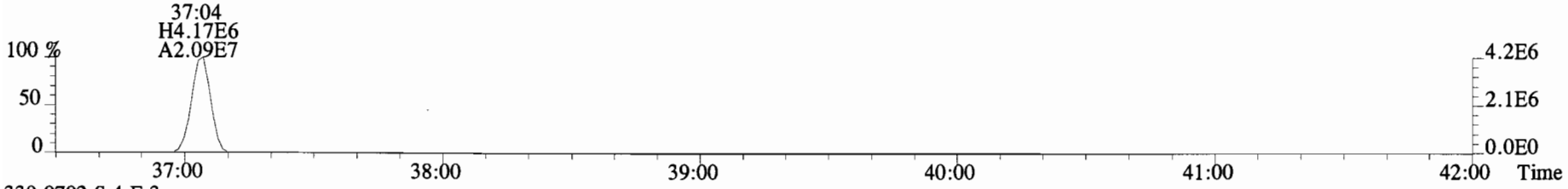

330.9792 S:4 F:3

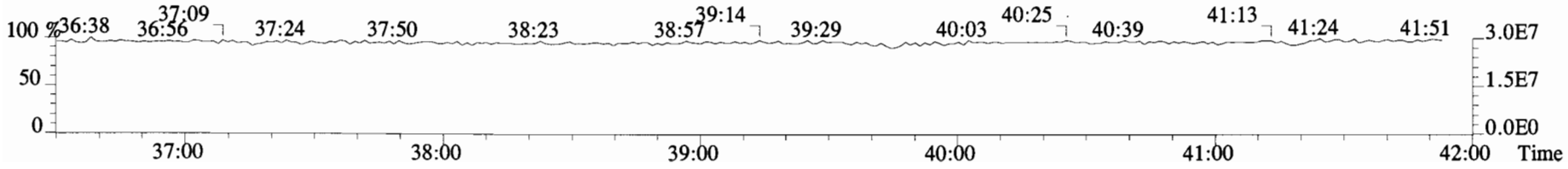

File:190618E1 #1-572 Acq:18-JUN-2019 13:27:49 GC EI+ Voltage SIR Autospec-UltimaE
Sample#4 File Text:Vista Analytical Laboratory VG-8 Text:B9F0159-BLK1 Method Blank 1 Exp:PCB_ZB1
359.8415 S:4 F:4 SMO(1,3) BSUB(10000,15,-3.0) PKD(5,5,2,0.10%,504.0,0.00%,F,F)

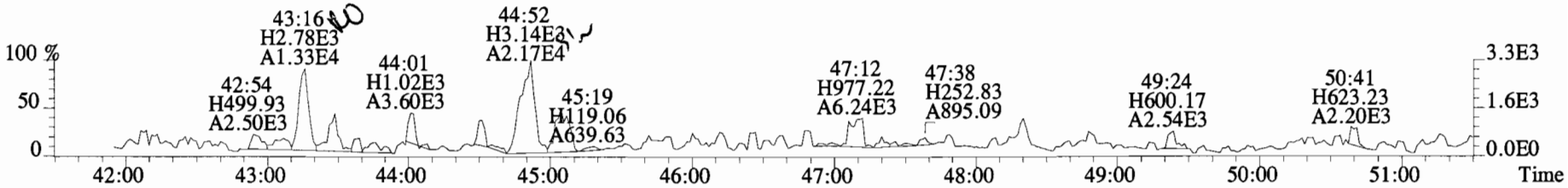

361.8385 S:4 F:4 SMO(1,3) BSUB(10000,15,-3.0) PKD(5,5,2,0.10%,488.0,0.00%,F,F)

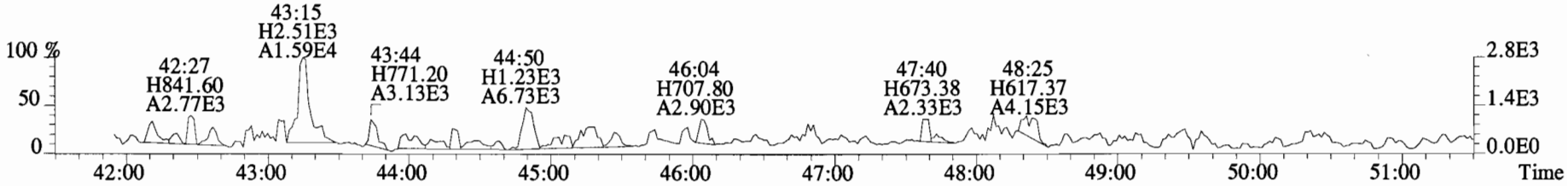

371.8817 S:4 F:4 SMO(1,3) BSUB(10000,15,-3.0) PKD(5,5,2,0.10%,5952.0,0.00%,F,F)

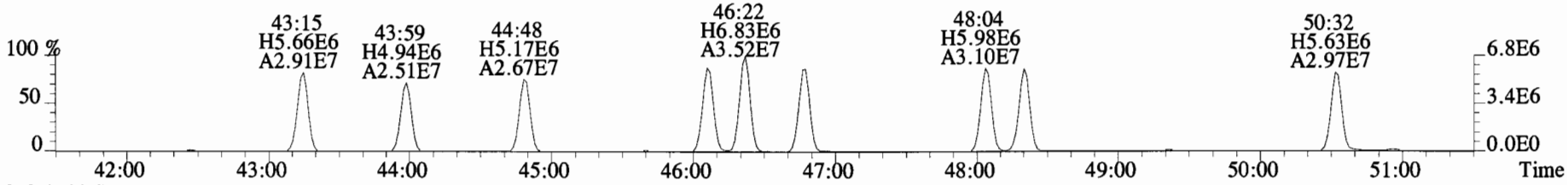

373.8788 S:4 F:4 SMO(1,3) BSUB(10000,15,-3.0) PKD(5,5,2,0.10%,6372.0,0.00%,F,F)

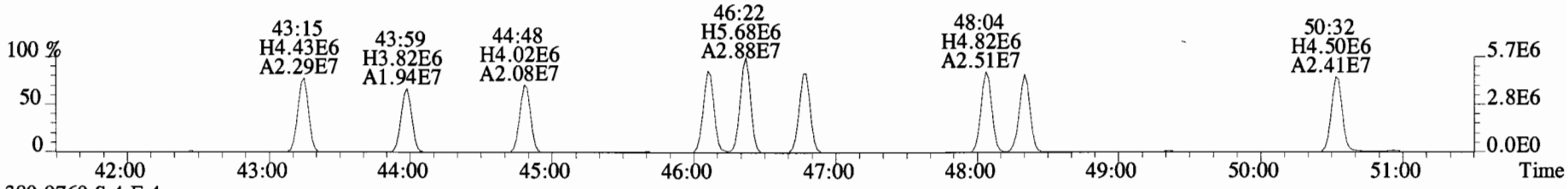

380.9760 S:4 F:4

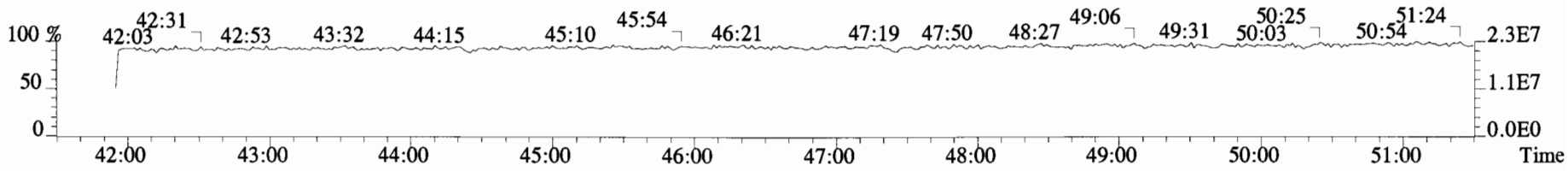

File:190618E1 #1-572 Acq:18-JUN-2019 13:27:49 GC EI+ Voltage SIR Autospec-UltimaE
Sample#4 File Text:Vista Analytical Laboratory VG-8 Text:B9F0159-BLK1 Method Blank 1 Exp:PCB_ZB1
371.8817 S:4 F:4 SMO(1,3) BSUB(10000,15,-3.0) PKD(5,5,2,0.10%,5952.0,0.00%,F,F)

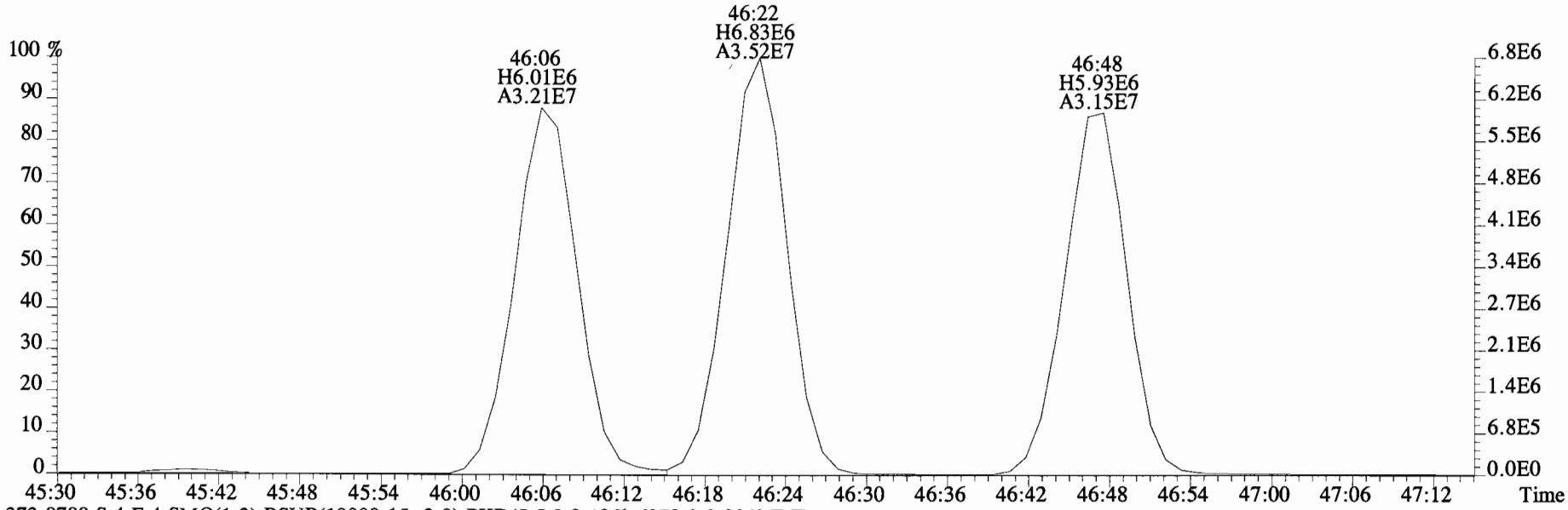

373.8788 S:4 F:4 SMO(1,3) BSUB(10000,15,-3.0) PKD(5,5,2,0.10%,6372.0,0.00%,F,F)

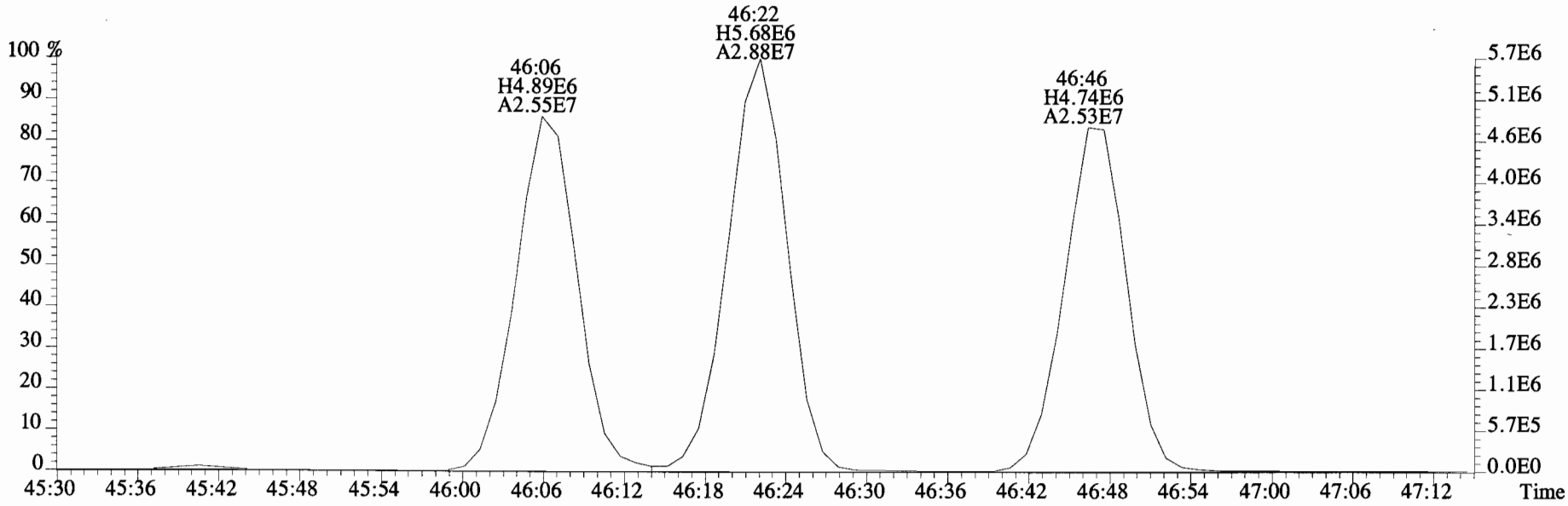

File:190618E1 #1-572 Acq:18-JUN-2019 13:27:49 GC EI+ Voltage SIR Autospec-UltimaE
Sample#4 File Text:Vista Analytical Laboratory VG-8 Text:B9F0159-BLK1 Method Blank 1 Exp:PCB_ZB1
371.8817 S:4 F:4 SMO(1,3) BSUB(10000,15,-3.0) PKD(5,5,2,0.10%,5952.0,0.00%,F,F)

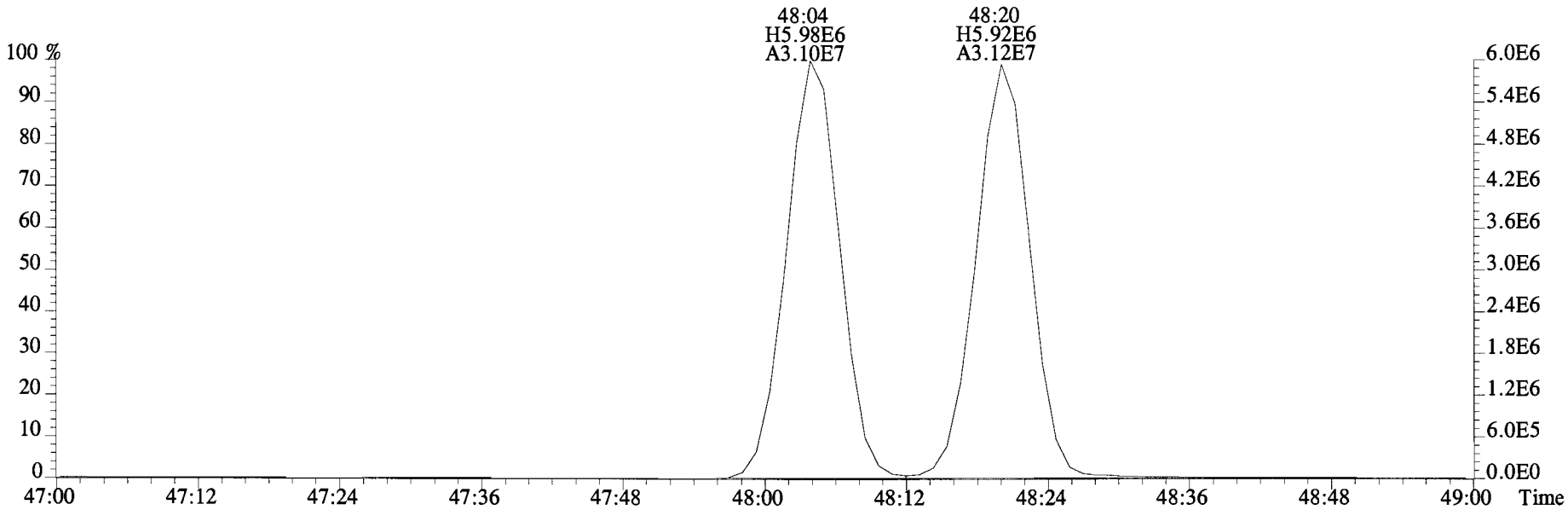

373.8788 S:4 F:4 SMO(1,3) BSUB(10000,15,-3.0) PKD(5,5,2,0.10%,6372.0,0.00%,F,F)

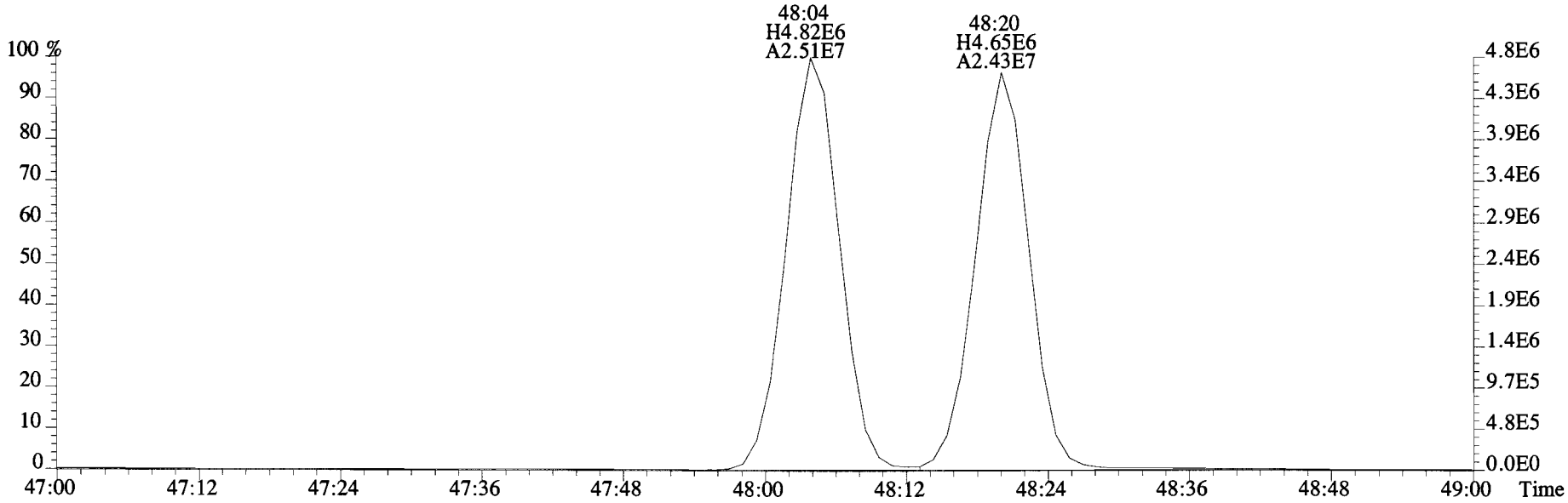

File:190618E1 #1-572 Acq:18-JUN-2019 13:27:49 GC EI+ Voltage SIR Autospec-UltimaE
Sample#4 File Text:Vista Analytical Laboratory VG-8 Text:B9F0159-BLK1 Method Blank 1 Exp:PCB_ZB1
359.8415 S:4 F:4 SMO(1,3) BSUB(10000,15,-3.0) PKD(5,5,2,0.10%,504.0,0.00%,F,F)

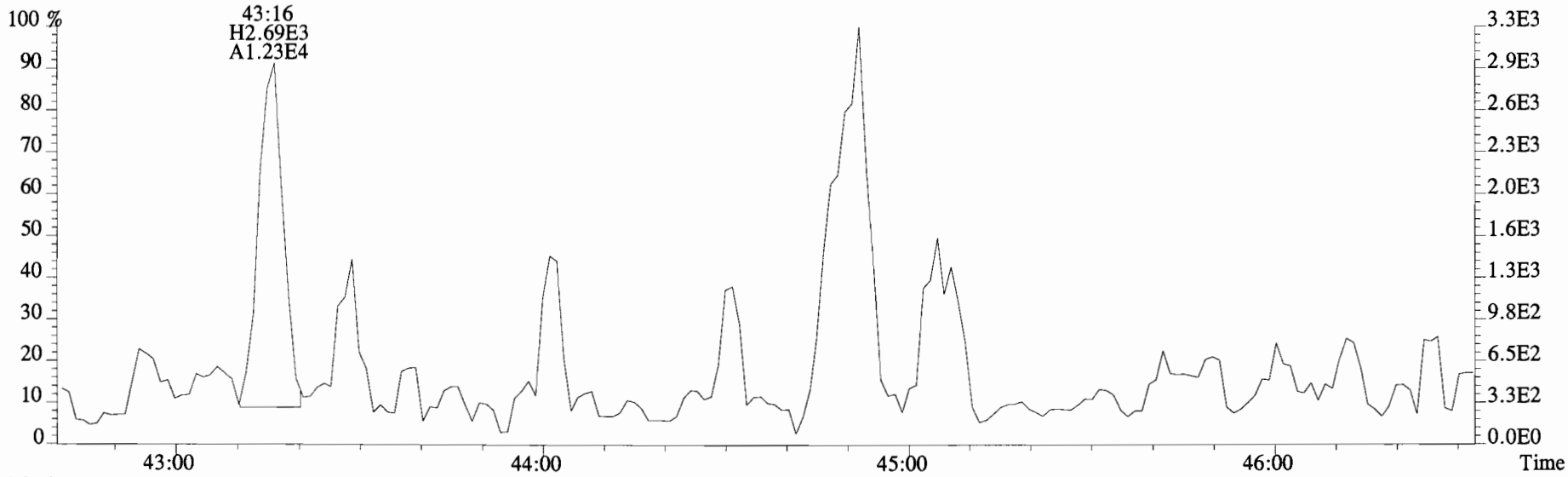

361.8385 S:4 F:4 SMO(1,3) BSUB(10000,15,-3.0) PKD(5,5,2,0.10%,488.0,0.00%,F,F)

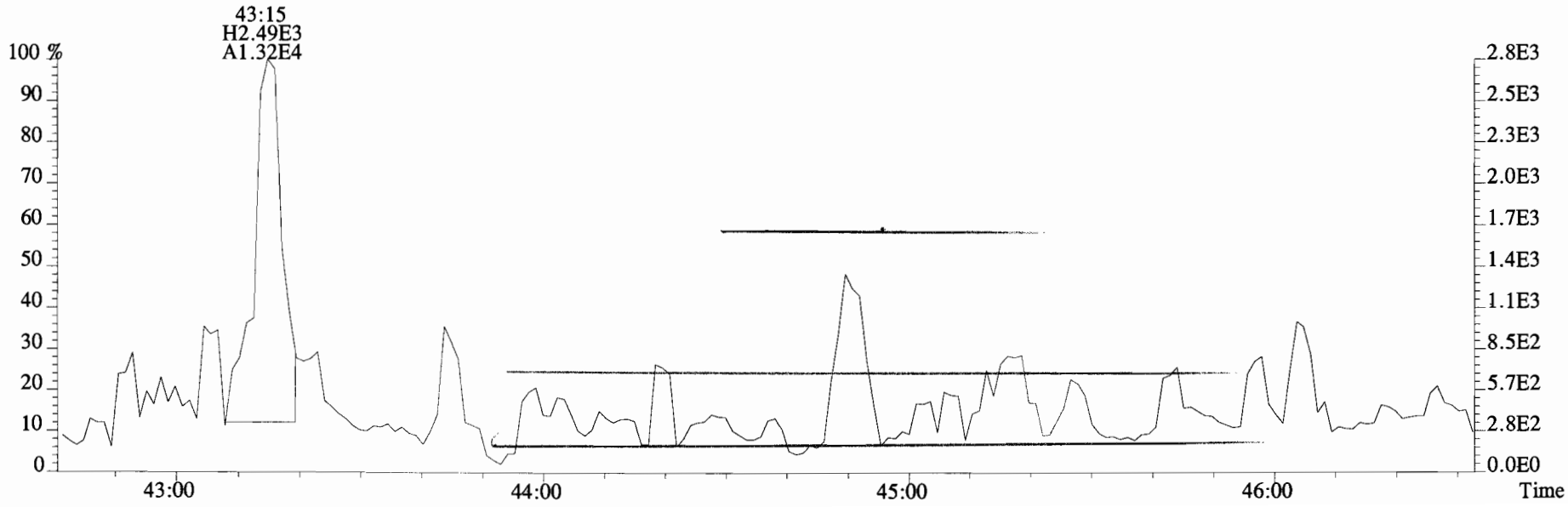

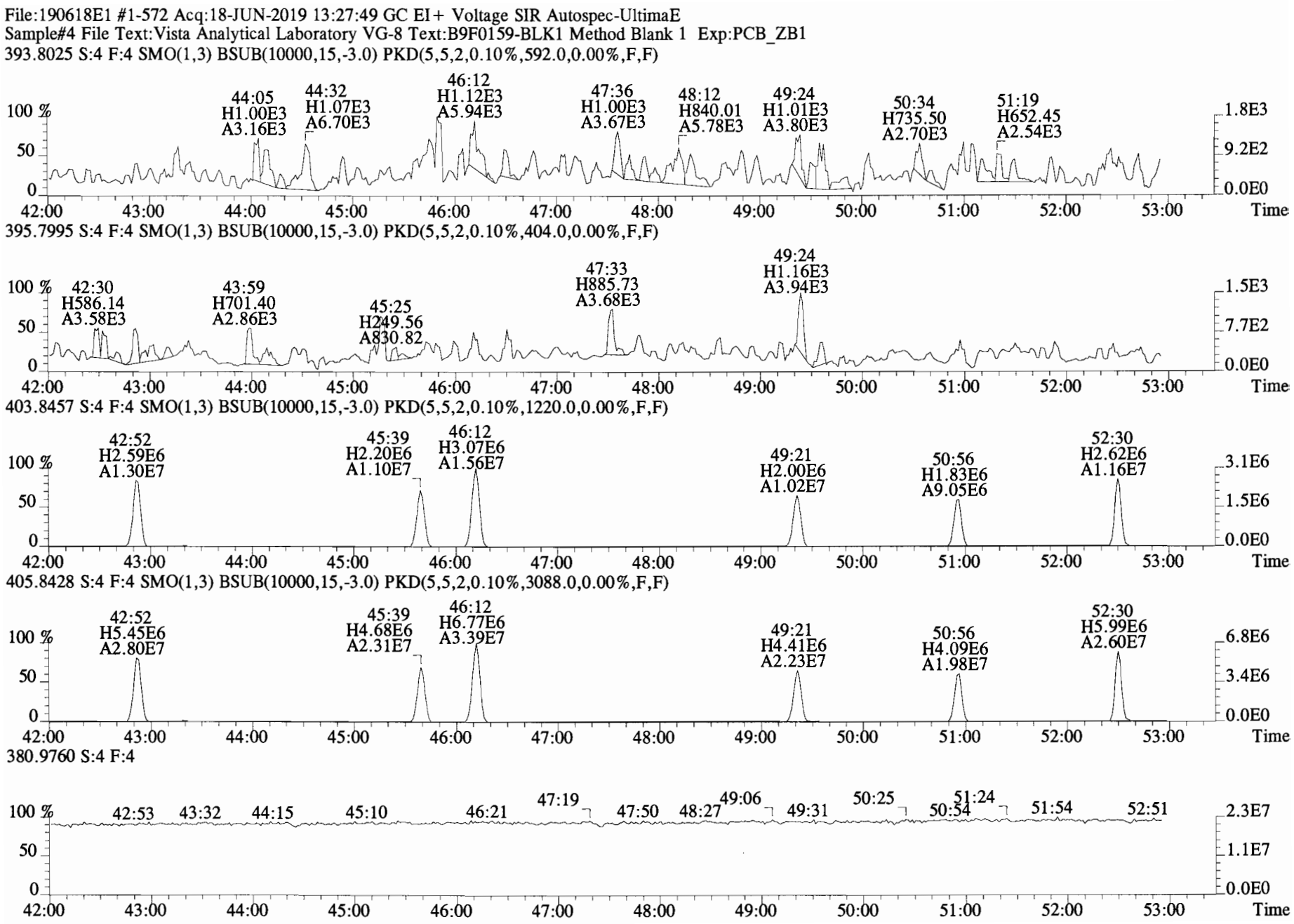
File:190618E1 #1-572 Acq:18-JUN-2019 13:27:49 GC EI+ Voltage SIR Autospec-UltimaE
Sample#4 File Text:Vista Analytical Laboratory VG-8 Text:B9F0159-BLK1 Method Blank 1 Exp:PCB_ZB1
393.8025 S:4 F:4 SMO(1,3) BSUB(10000,15,-3.0) PKD(5,5,2,0.10%,592.0,0.00%,F,F)
44:05 H1.00E3 A3.16E3
44:32 H1.07E3 A6.70E3
46:12 H1.12E3 A5.94E3
47:36 H1.00E3 A3.67E3
48:12 H840.01 A5.78E3
49:24 H1.01E3 A3.80E3
50:34 H735.50 A2.70E3
51:19 H652.45 A2.54E3
395.7995 S:4 F:4 SMO(1,3) BSUB(10000,15,-3.0) PKD(5,5,2,0.10%,404.0,0.00%,F,F)
42:30 H586.14 A3.58E3
43:59 H701.40 A2.86E3
45:25 H249.56 A830.82
47:33 H885.73 A3.68E3
49:24 H1.16E3 A3.94E3
403.8457 S:4 F:4 SMO(1,3) BSUB(10000,15,-3.0) PKD(5,5,2,0.10%,1220.0,0.00%,F,F)
42:52 H2.59E6 A1.30E7
45:39 H2.20E6 A1.10E7
46:12 H3.07E6 A1.56E7
49:21 H2.00E6 A1.02E7
50:56 H1.83E6 A9.05E6
52:30 H2.62E6 A1.16E7
405.8428 S:4 F:4 SMO(1,3) BSUB(10000,15,-3.0) PKD(5,5,2,0.10%,3088.0,0.00%,F,F)
42:52 H5.45E6 A2.80E7
45:39 H4.68E6 A2.31E7
46:12 H6.77E6 A3.39E7
49:21 H4.41E6 A2.23E7
50:56 H4.09E6 A1.98E7
52:30 H5.99E6 A2.60E7
380.9760 S:4 F:4
42:53 43:32 44:15 45:10 46:21 47:19 47:50 48:27 49:06 49:31 50:25 50:54 51:24 51:54 52:51
100 %
50
0
1.8E3
9.2E2
0.0E0
1.5E3
7.7E2
3.1E6
1.5E6
6.8E6
3.4E6
2.3E7
1.1E7
42:00 43:00 44:00 45:00 46:00 47:00 48:00 49:00 50:00 51:00 52:00 53:00
Time

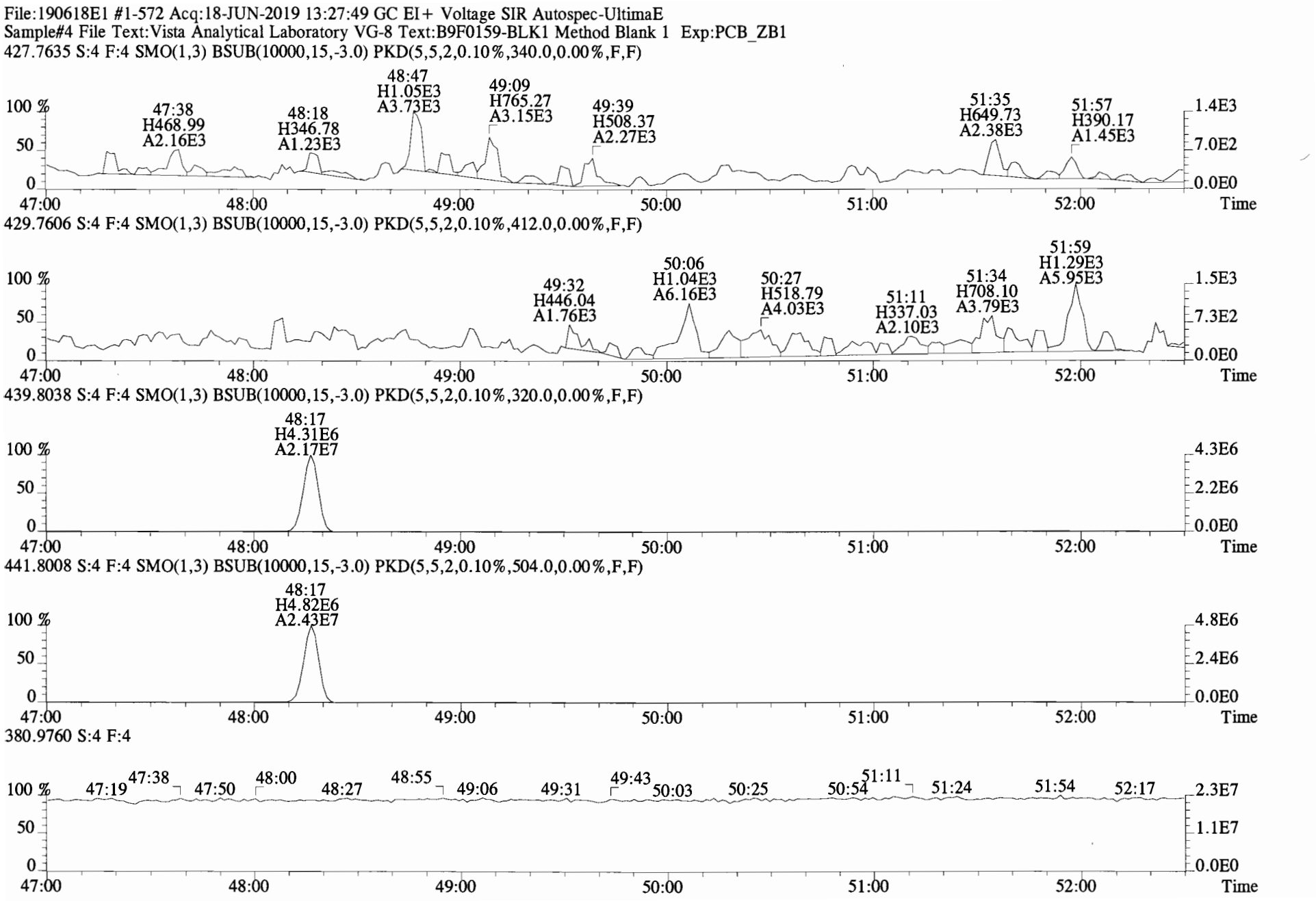
File:190618E1 #1-572 Acq:18-JUN-2019 13:27:49 GC EI+ Voltage SIR Autospec-UltimaE
Sample#4 File Text:Vista Analytical Laboratory VG-8 Text:B9F0159-BLK1 Method Blank 1 Exp:PCB_ZB1
427.7635 S:4 F:4 SMO(1,3) BSUB(10000,15,-3.0) PKD(5,5,2,0.10%,340.0,0.00%,F,F)
47:38 H468.99 A2.16E3
48:18 H346.78 A1.23E3
48:47 H1.05E3 A3.73E3
49:09 H765.27 A3.15E3
49:39 H508.37 A2.27E3
51:35 H649.73 A2.38E3
51:57 H390.17 A1.45E3
1.4E3
7.0E2
0.0E0
429.7606 S:4 F:4 SMO(1,3) BSUB(10000,15,-3.0) PKD(5,5,2,0.10%,412.0,0.00%,F,F)
49:32 H446.04 A1.76E3
50:06 H1.04E3 A6.16E3
50:27 H518.79 A4.03E3
51:11 H337.03 A2.10E3
51:34 H708.10 A3.79E3
51:59 H1.29E3 A5.95E3
1.5E3
7.3E2
0.0E0
439.8038 S:4 F:4 SMO(1,3) BSUB(10000,15,-3.0) PKD(5,5,2,0.10%,320.0,0.00%,F,F)
48:17 H4.31E6 A2.17E7
4.3E6
2.2E6
0.0E0
441.8008 S:4 F:4 SMO(1,3) BSUB(10000,15,-3.0) PKD(5,5,2,0.10%,504.0,0.00%,F,F)
48:17 H4.82E6 A2.43E7
4.8E6
2.4E6
0.0E0
380.9760 S:4 F:4
47:19 47:38 47:50 48:00 48:27 48:55 49:06 49:31 49:43 50:03 50:25 50:54 51:11 51:24 51:54 52:17
2.3E7
1.1E7
0.0E0
100 %
50
0
47:00
48:00
49:00
50:00
51:00
52:00
Time

File:190618E1 #1-407 Acq:18-JUN-2019 13:27:49 GC EI+ Voltage SIR Autospec-UltimaE
Sample#4 File Text:Vista Analytical Laboratory VG-8 Text:B9F0159-BLK1 Method Blank 1 Exp:PCB_ZB1
427.7635 S:4 F:5 SMO(1,3) BSUB(10000,15,-3.0) PKD(5,5,2,0.10%,332.0,0.00%,F,F)

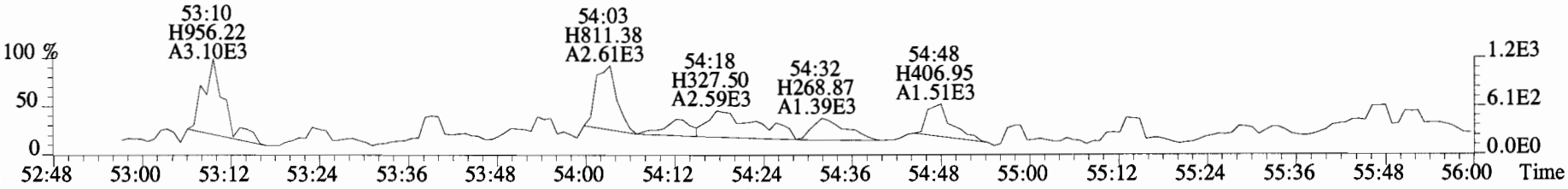

429.7606 S:4 F:5 SMO(1,3) BSUB(10000,15,-3.0) PKD(5,5,2,0.10%,392.0,0.00%,F,F)

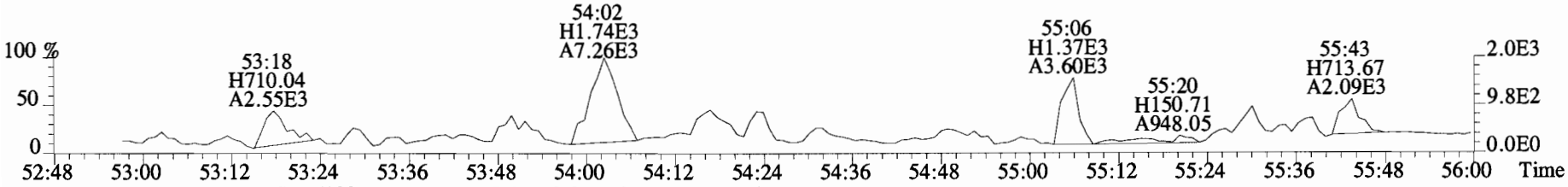

439.8038 S:4 F:5 SMO(1,3) BSUB(10000,15,-3.0) PKD(5,5,2,0.10%,1372.0,0.00%,F,F)

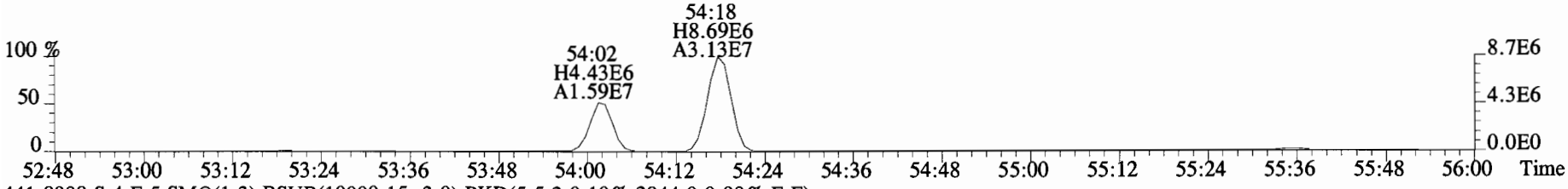

441.8008 S:4 F:5 SMO(1,3) BSUB(10000,15,-3.0) PKD(5,5,2,0.10%,2844.0,0.00%,F,F)

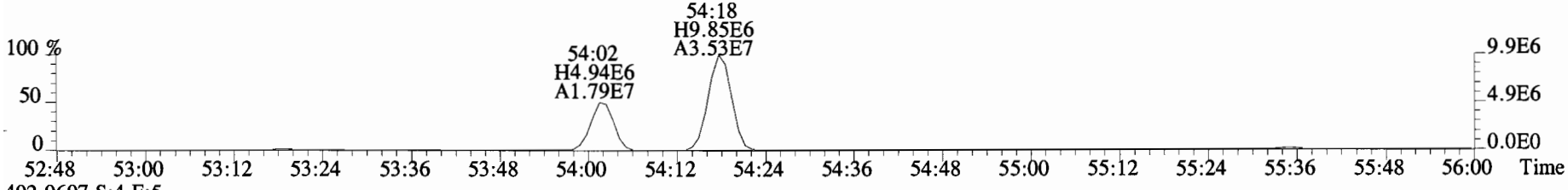

492.9697 S:4 F:5

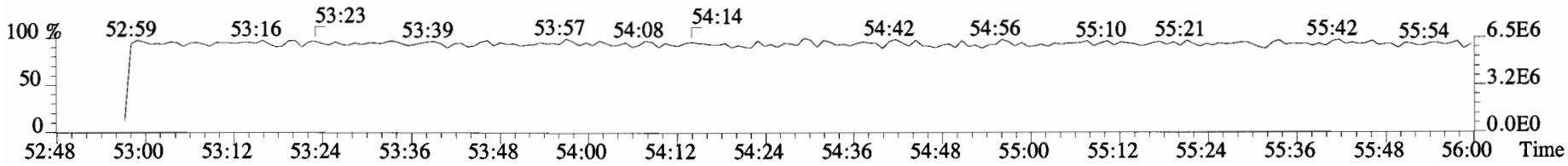

File:190618E1 #1-407 Acq:18-JUN-2019 13:27:49 GC EI+ Voltage SIR Autospec-UltimaE
Sample#4 File Text:Vista Analytical Laboratory VG-8 Text:B9F0159-BLK1 Method Blank 1 Exp:PCB_ZB1
427.7635 S:4 F:5 SMO(1,3) BSUB(10000,15,-3.0) PKD(5,5,2,0.10%,332.0,0.00%,F,F)

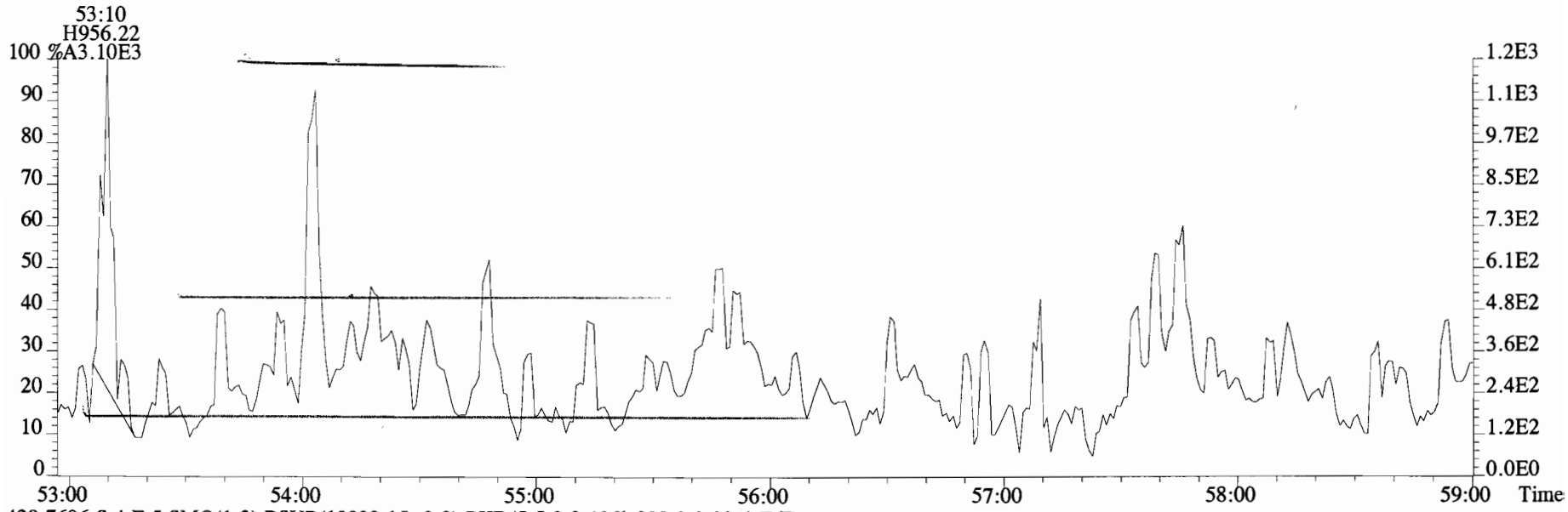

429.7606 S:4 F:5 SMO(1,3) BSUB(10000,15,-3.0) PKD(5,5,2,0.10%,392.0,0.00%,F,F)

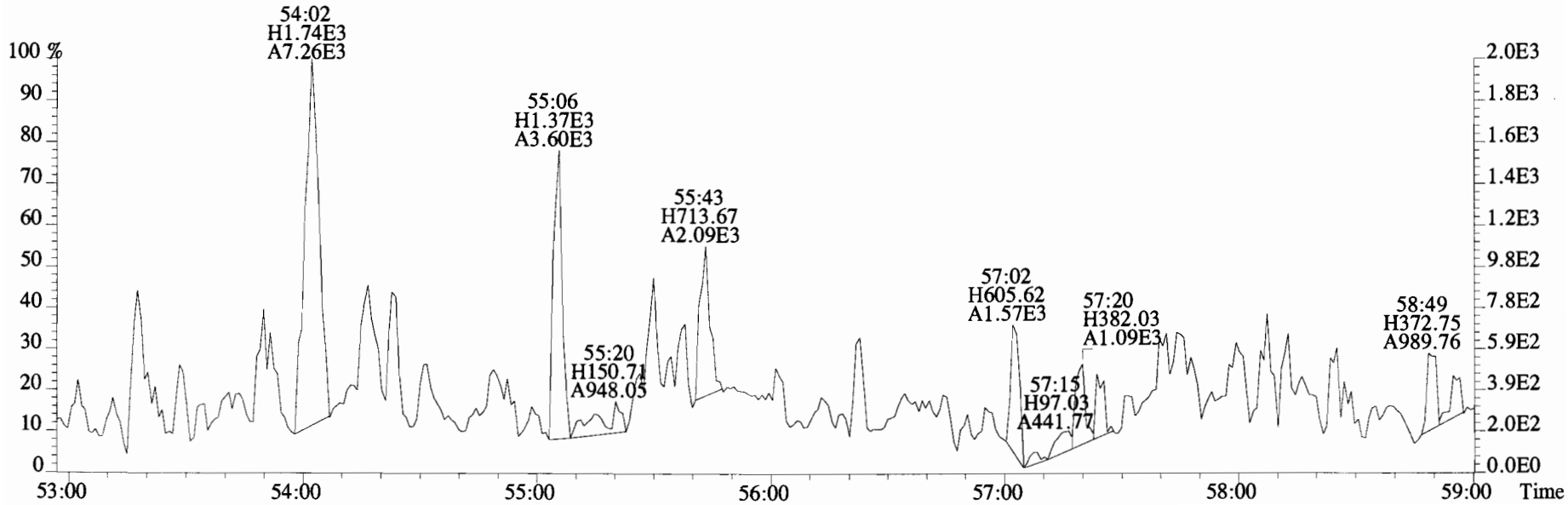

File:190618E1 #1-407 Acq:18-JUN-2019 13:27:49 GC EI+ Voltage SIR Autospec-UltimaE
Sample#4 File Text:Vista Analytical Laboratory VG-8 Text:B9F0159-BLK1 Method Blank 1 Exp:PCB_ZB1
463.7216 S:4 F:5 SMO(1,3) BSUB(10000,15,-3.0) PKD(5,5,2,0.10%,372.0,0.00%,F,F)

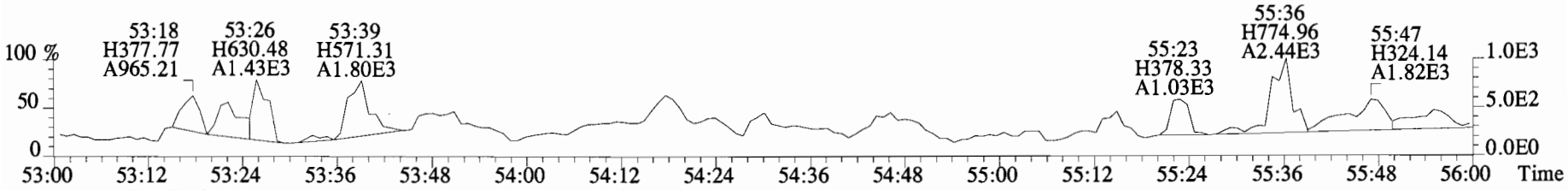

465.7186 S:4 F:5 SMO(1,3) BSUB(10000,15,-3.0) PKD(5,5,2,0.10%,340.0,0.00%,F,F)

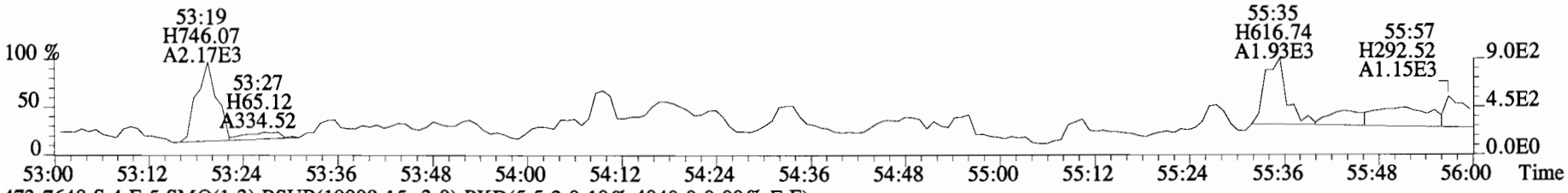

473.7648 S:4 F:5 SMO(1,3) BSUB(10000,15,-3.0) PKD(5,5,2,0.10%,4040.0,0.00%,F,F)



475.7619 S:4 F:5 SMO(1,3) BSUB(10000,15,-3.0) PKD(5,5,2,0.10%,5044.0,0.00%,F,F)

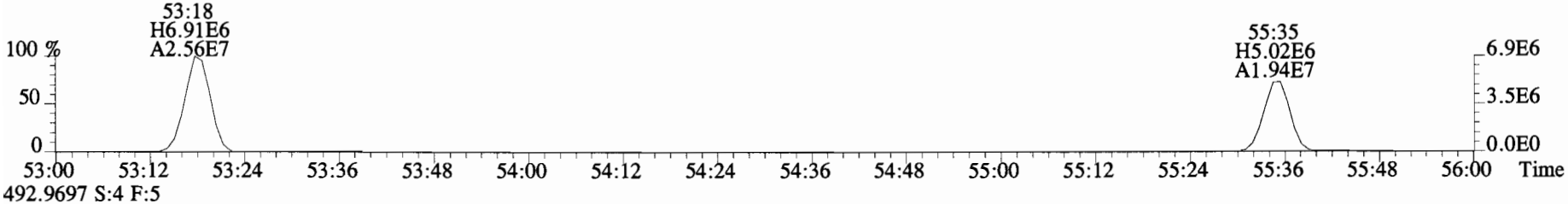

492.9697 S:4 F:5

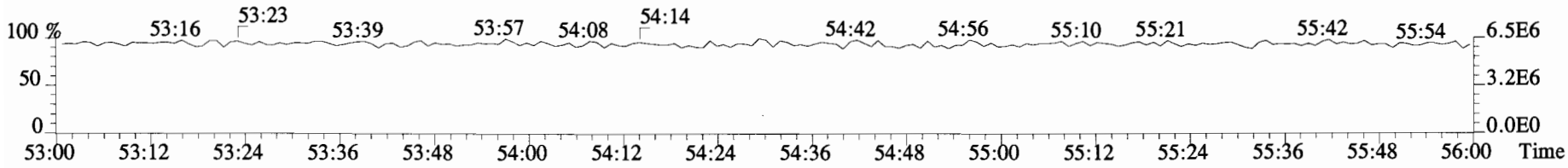

File:190618E1 #1-407 Acq:18-JUN-2019 13:27:49 GC EI+ Voltage SIR Autospec-UltimaE
Sample#4 File Text:Vista Analytical Laboratory VG-8 Text:B9F0159-BLK1 Method Blank 1 Exp:PCB_ZB1
497.6826 S:4 F:5 SMO(1,3) BSUB(10000,15,-3.0) PKD(5,5,2,0.10%,312.0,0.00%,F,F)

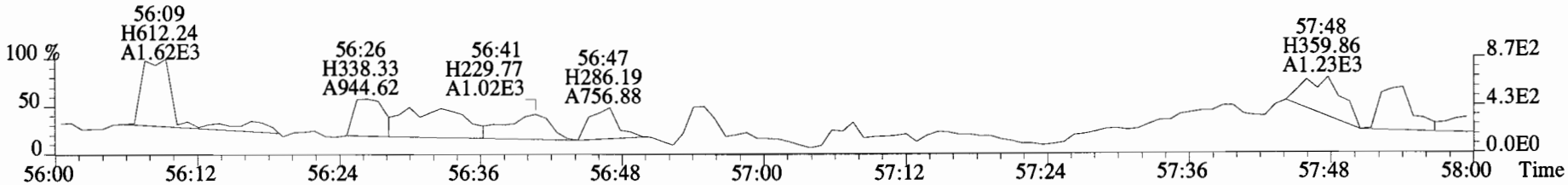

499.6797 S:4 F:5 SMO(1,3) BSUB(10000,15,-3.0) PKD(5,5,2,0.10%,308.0,0.00%,F,F)

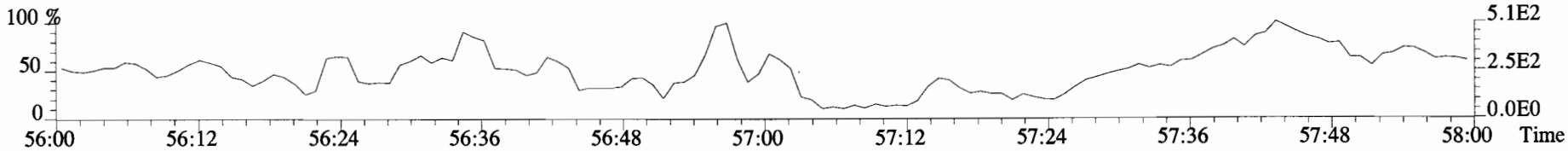

509.7229 S:4 F:5 SMO(1,3) BSUB(10000,15,-3.0) PKD(5,5,2,0.10%,264.0,0.00%,F,F)

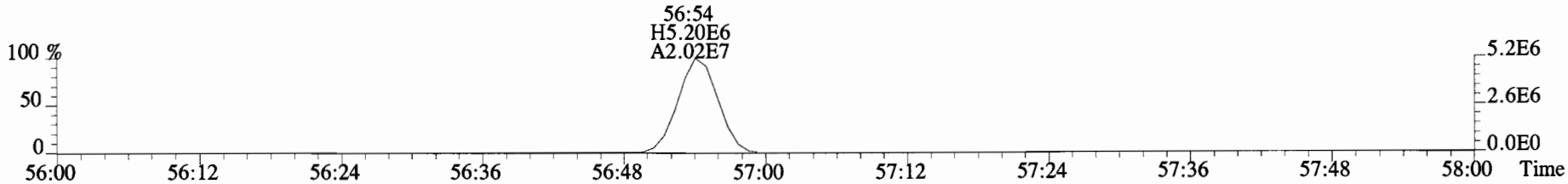

511.7199 S:4 F:5 SMO(1,3) BSUB(10000,15,-3.0) PKD(5,5,2,0.10%,288.0,0.00%,F,F)

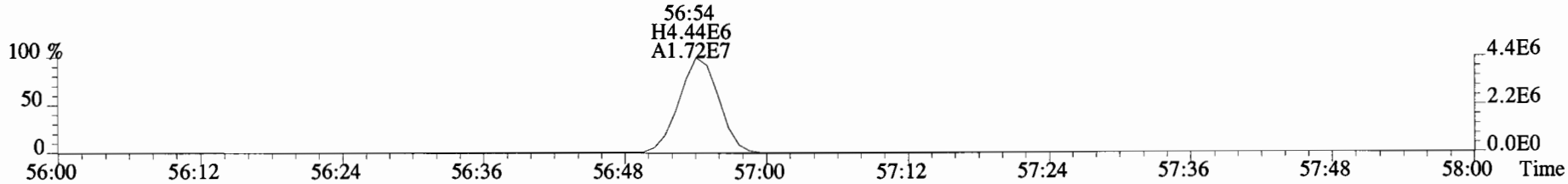

492.9697 S:4 F:5

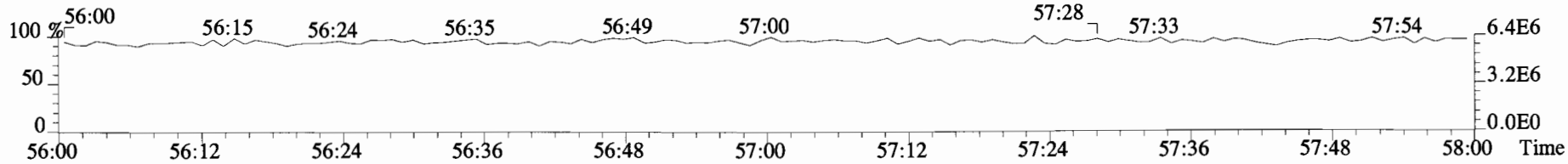

EPA METHOD 1668C PCB ONGOING PRECISION AND RECOVERY (OPR)

Lab Name: Vista Analytical Laboratory OPR Data Filename: B9F0159-BS1

Matrix : AQUEOUS Ext. Date: 6-17-19 Analysis Date: 18-JUN-19 Time: 11:17:49

ALL CONCENTRATIONS REPORTED ON THIS FORM ARE CONCENTRATIONS IN EXTRACT.

NATIVE ANALYTES	SPIKE CONC. (ng/mL)	CONC. FOUND (ng/mL)	OPR CONC. LIMITS (ng/mL)	LABELED COMPOUNDS	SPIKE CONC. (ng/mL)	CONC. FOUND (ng/mL)	OPR CONC. LIMITS (ng/mL)	CLEAN UP STANDARD	SPIKE CONC. (ng/mL)	CONC. FOUND (ng/mL)	OPR CONC. LIMITS (ng/mL)
PCB-1	50	50.9	30.0-67.5	13C-PCB-1	100	42.6	15-145	13C-PCB-79	100	62.6	40-145
PCB-3	50	52.1	30.0-67.5	13C-PCB-3	100	42.8	15-145	13C-PCB-178	100	61.7	40-145
PCB-4/10	100	99.6	60.0-135	13C-PCB-4	100	54.6	15-145				
PCB-15	50	50.7	30.0-67.5	13C-PCB-11	100	59.0	15-145				
PCB-19	50	44.6	30.0-67.5	13C-PCB-19	100	49.4	15-145				
PCB-37	50	48.1	30.0-67.5	13C-PCB-37	100	61.2	15-145				
PCB-54	50	47.5	30.0-67.5	13C-PCB-54	100	56.0	15-145				
PCB-81	50	48.9	30.0-67.5	13C-PCB-81	100	61.0	40-145				
PCB-77	50	48.1	30.0-67.5	13C-PCB-77	100	62.1	40-145				
PCB-104	50	44.1	30.0-67.5	13C-PCB-104	100	56.1	40-145				
PCB-123	50	44.4	30.0-67.5	13C-PCB-123	100	63.0	40-145				
PCB-106/118	100	92.0	60.0-135	13C-PCB-118	100	61.9	40-145				
PCB-114	50	48.6	30.0-67.5	13C-PCB-114	100	63.5	40-145				
PCB-105	50	49.1	30.0-67.5	13C-PCB-105	100	64.4	40-145				
PCB-126	50	49.1	30.0-67.5	13C-PCB-126	100	63.5	40-145				
PCB-155	50	42.6	30.0-67.5	13C-PCB-155	100	62.1	40-145				
PCB-167	50	47.2	30.0-67.5	13C-PCB-167	100	59.7	40-145				
PCB-156	50	46.5	30.0-67.5	13C-PCB-156	100	59.8	40-145				
PCB-157	50	47.3	30.0-67.5	13C-PCB-157	100	59.6	40-145				
PCB-169	50	48.3	30.0-67.5	13C-PCB-169	100	57.2	40-145				
PCB-188	50	46.0	30.0-67.5	13C-PCB-188	100	54.6	40-145				
PCB-189	50	44.6	30.0-67.5	13C-PCB-189	100	63.2	40-145				
PCB-202	50	44.7	30.0-67.5	13C-PCB-202	100	68.4	40-145				
PCB-205	50	47.6	30.0-67.5	13C-PCB-194	100	60.1	40-145				
PCB-208	50	48.0	30.0-67.5	13C-PCB-208	100	59.2	40-145				
PCB-206	50	48.0	30.0-67.5	13C-PCB-206	100	61.0	40-145				
PCB-209	50	46.9	30.0-67.5	13C-PCB-209	100	71.5	40-145				

Analyst: MJ

Date: 7/3/19

Client ID: OPR Filename: 190618E1 S:2 Acq:18-JUN-19 11:17:49 ConCal: ST190618E1-1
Lab ID: B9F0159-BS1 GC Column ID: ZB-1 ICal: PCBVG8-2-8-18 wt/vol: 1.0000 EndCAL: NA

	Name	Resp	RA		RRF	RT	RRT	LCL	UCL	Conc
	PCB-1	3.11e+07	3.09	y	1.07	16:06	1.001	0.996	1.006	50.8763
	PCB-2	3.37e+07	3.10	y	1.06	18:29	0.988	0.983	0.993	51.8393
	PCB-3	3.39e+07	3.09	y	1.06	18:43	1.001	0.996	1.006	52.0775
	PCB-4/10	4.73e+07	1.55	y	1.24	20:06	1.002	0.998	1.008	99.6037
	PCB-7/9	5.90e+07	1.60	y	0.99	21:53	0.867	0.863	0.871	98.1917
	PCB-6	3.23e+07	1.59	y	1.06	22:32	0.893	0.888	0.897	50.5017
	PCB-5/8	6.42e+07	1.57	y	1.03	22:57	0.910	0.904	0.913	103.131
	PCB-14	3.20e+07	1.57	y	1.03	24:03	0.953	0.948	0.958	46.8615
	PCB-11	3.59e+07	1.59	y	1.11	25:15	1.001	0.996	1.006	48.7596
	PCB-12/13	6.58e+07	1.56	y	1.02	25:38	1.016	1.011	1.021	97.5747
	PCB-15	3.54e+07	1.57	y	1.05	25:57	1.028	1.023	1.033	50.6834
	PCB-19	1.95e+07	1.06	y	1.20	24:14	1.001	0.996	1.006	44.6034
	PCB-30	3.18e+07	1.04	y	1.93	25:08	1.039	1.034	1.044	45.1144
	PCB-18	2.21e+07	1.04	y	0.91	25:52	0.953	0.948	0.958	43.5945
	PCB-17	2.06e+07	1.03	y	0.84	26:03	0.960	0.955	0.965	44.1061
	PCB-24/27	5.82e+07	1.05	y	1.15	26:37	0.981	0.977	0.986	90.9639
-	PCB-16/32	5.05e+07	1.05	y	1.02	27:08	1.000	0.995	1.005	89.0435
-	PCB-34	2.98e+07	1.05	y	0.96	27:57	0.960	0.955	0.965	50.0200
	PCB-23	2.65e+07	1.05	y	0.95	28:02	0.963	0.958	0.968	44.9877
	PCB-29	2.78e+07	1.03	y	0.96	28:17	0.972	0.966	0.976	46.5065
	PCB-26	2.92e+07	1.03	y	1.00	28:29	0.979	0.974	0.984	46.9819
	PCB-25	2.96e+07	1.06	y	1.06	28:39	0.985	0.980	0.990	45.2021
	PCB-31	3.12e+07	1.02	y	1.10	29:00	0.997	0.992	1.002	45.8671
	PCB-28	3.26e+07	1.06	y	1.14	29:07	1.001	0.995	1.005	46.2142
	PCB-20/21/33	8.30e+07	1.04	y	1.00	29:43	1.021	1.017	1.027	134.491
	PCB-22	3.23e+07	1.04	y	1.09	30:09	1.036	1.032	1.042	47.9807
	PCB-36	3.10e+07	1.04	y	1.15	30:47	0.934	0.929	0.939	44.9182
	PCB-39	2.89e+07	1.05	y	1.07	31:15	0.948	0.943	0.953	45.0272
	PCB-38	3.02e+07	1.03	y	1.10	32:02	0.972	0.966	0.976	45.7694
	PCB-35	3.28e+07	1.04	y	1.12	32:33	0.987	0.982	0.992	48.7370
	PCB-37	3.21e+07	1.05	y	1.11	32:59	1.001	0.996	1.006	48.0836
	PCB-54	2.54e+07	0.80	y	1.07	27:59	1.001	0.996	1.006	47.4586
	PCB-50	2.10e+07	0.76	y	0.87	29:09	1.042	1.038	1.048	48.4009
	PCB-53	2.06e+07	0.78	y	1.01	29:48	0.946	0.940	0.950	47.9276
	PCB-51	2.32e+07	0.78	y	1.10	30:08	0.956	0.952	0.962	49.5602
	PCB-45	1.75e+07	0.76	y	0.87	30:34	0.970	0.965	0.975	47.2945
	PCB-46	1.71e+07	0.77	y	0.84	31:04	0.986	0.980	0.990	48.0985

Name	Resp	RA		RRF	RT	RRT	LCL	UCL	Conc
PCB-52/69	4.87e+07	0.77	y	1.212	31:32	1.001	0.996	1.006	94.5801
PCB-73	2.89e+07	0.77	y	1.453	31:40	1.005	1.000	1.010	46.8456
PCB-43/49	4.06e+07	0.77	y	1.011	31:49	1.010	1.005	1.015	94.4559
PCB-47	2.97e+07	0.76	y	0.906	32:02	1.001	0.995	1.005	72.0636
PCB-48/75	4.86e+07	0.77	y	1.134	32:09	1.004	0.999	1.009	94.1870
PCB-65	2.69e+07	0.77	y	1.271	32:25	1.012	1.007	1.017	46.4415
PCB-62	2.61e+07	0.77	y	1.096	32:31	1.016	1.011	1.021	52.4279
PCB-44	1.99e+07	0.79	y	0.855	32:50	1.026	1.020	1.030	51.0883
PCB-42/59	4.60e+07	0.75	y	1.021	33:03	1.032	1.027	1.037	99.1473
PCB-41/64/71/72	1.06e+08	0.77	y	1.166	33:39	1.051	1.046	1.056	199.717
PCB-68	3.06e+07	0.77	y	1.278	33:54	1.059	1.054	1.064	52.6714
PCB-40	1.45e+07	0.77	y	0.624	34:07	1.066	1.060	1.070	50.9950
PCB-57	3.09e+07	0.77	y	1.129	34:29	0.970	0.965	0.975	47.3315
PCB-67	3.07e+07	0.85	y	1.103	34:47	0.979	0.973	0.983	48.1989
PCB-58	3.17e+07	0.71	y	1.123	34:54	0.982	0.977	0.987	48.8315
PCB-63	2.74e+07	0.78	y	1.001	35:04	0.987	0.981	0.991	47.2697
PCB-74	3.12e+07	0.78	y	1.184	35:21	0.995	0.989	0.999	45.6402
PCB-61/70	5.78e+07	0.77	y	1.028	35:31	1.000	0.994	1.004	97.1976
PCB-76/66	6.26e+07	0.77	y	1.134	35:44	1.006	1.000	1.010	95.3673
PCB-80	3.22e+07	0.77	y	1.193	35:58	1.000	0.995	1.005	47.1426
PCB-55	3.41e+07	0.77	y	1.159	36:17	1.009	1.004	1.014	51.3563
PCB-56/60	5.78e+07	0.77	y	1.043	36:47	1.023	1.018	1.028	96.8714
PCB-79	3.20e+07	0.77	y	1.169	37:51	1.053	1.047	1.057	47.8251
PCB-78	3.17e+07	0.78	y	1.105	38:33	0.987	0.982	0.992	48.7734
PCB-81	2.78e+07	0.78	y	0.969	39:04	1.000	0.995	1.005	48.8570
PCB-77	2.97e+07	0.78	y	1.082	39:40	1.000	0.995	1.005	48.1091
PCB-104	1.98e+07	1.58	y	1.078	32:41	1.001	0.996	1.006	44.0563
PCB-96	2.19e+07	1.58	y	1.131	33:57	1.040	1.034	1.044	46.4217
PCB-103	1.67e+07	1.56	y	0.908	34:30	1.057	1.051	1.061	44.0857
PCB-100	1.76e+07	1.58	y	0.925	34:50	1.067	1.062	1.072	45.8060
PCB-94	1.39e+07	1.53	y	0.914	35:19	0.986	0.981	0.991	44.4157
PCB-95/98/102	5.23e+07	1.57	y	1.172	35:47	0.999	0.994	1.004	130.053
PCB-93	1.56e+07	1.45	y	0.926	35:55	1.002	0.997	1.007	49.1122
PCB-88/91	3.11e+07	1.56	y	0.974	36:13	1.011	1.005	1.015	93.2009
PCB-121	2.47e+07	1.58	y	1.681	36:20	1.014	1.009	1.019	42.8443
PCB-84/92	3.09e+07	1.59	y	0.973	37:09	0.990	0.985	0.995	89.7465
PCB-89	1.68e+07	1.54	y	1.065	37:20	0.995	0.990	1.000	44.5931

Integrations by Analyst: M Date: 7/2/19

Reviewed by Analyst: CT Date: 07/05/19

Client ID: OPR Filename: 190618E1 S:2 Acq:18-JUN-19 11:17:49 ConCal: ST190618E1-1

Lab ID: B9F0159-BS1 GC Column ID: ZB-1 ICal: PCBVG8-2-8-18 wt/vol: 1.0000 EndCAL: NA

	Name	Resp	RA		RRF	RT	RRT	LCL	UCL	Conc
	PCB-90/101	3.39e+07	1.58	y	1.08	37:31	1.000	0.995	1.005	88.6925
	PCB-113	2.33e+07	1.55	y	1.48	37:46	1.007	1.002	1.012	44.5543
	PCB-99	1.90e+07	1.60	y	1.25	37:52	1.009	1.004	1.014	42.7594
	PCB-119	2.33e+07	1.51	y	1.70	38:19	0.987	0.982	0.992	43.6249
	PCB-108/112	3.97e+07	1.55	y	1.40	38:28	0.991	0.986	0.996	89.7904
	PCB-83	2.49e+07	1.57	y	1.75	38:39	0.996	0.990	1.000	45.1519
	PCB-97	1.62e+07	1.59	y	1.17	38:50	1.000	0.995	1.005	43.7108
	PCB-86	1.47e+07	1.63	y	1.08	38:58	1.004	0.999	1.009	43.0714
	B-87/117/125	6.49e+07	1.55	y	1.55	39:06	1.007	1.002	1.012	132.869
	PCB-111/115	5.23e+07	1.57	y	1.79	39:16	1.012	1.006	1.016	92.6658
	PCB-85/116	3.64e+07	1.57	y	1.29	39:23	1.015	1.009	1.019	89.4768
	PCB-120	2.83e+07	1.56	y	1.98	39:39	1.021	1.016	1.026	45.3354
	PCB-110	2.48e+07	1.57	y	1.69	39:47	1.025	1.020	1.030	46.6592
	PCB-82	1.51e+07	1.60	y	0.81	40:23	0.976	0.972	0.982	42.8177
	PCB-124	2.45e+07	1.54	y	1.30	41:05	0.993	0.988	0.998	43.1986
	PCB-107/109	5.19e+07	1.57	y	1.31	41:13	0.996	0.991	1.001	90.1829
	PCB-123	2.18e+07	1.59	y	1.12	41:23	1.000	0.996	1.006	44.4297
-	PCB-106/118	4.93e+07	1.56	y	1.18	41:36	1.001	0.996	1.006	91.9624
-	PCB-114	2.34e+07	1.58	y	1.11	42:13	1.000	0.995	1.005	48.6014
	PCB-122	2.26e+07	1.61	y	1.03	42:22	1.004	0.999	1.009	50.9259
	PCB-105	2.33e+07	1.58	y	1.12	43:05	1.000	0.995	1.005	49.0589
	PCB-127	2.49e+07	1.56	y	1.12	43:26	1.000	0.995	1.005	48.2716
	PCB-126	2.45e+07	1.60	y	1.20	45:20	1.001	0.995	1.005	49.1192
	PCB-155	1.59e+07	1.25	y	0.99	37:05	1.000	0.995	1.005	42.5981
	PCB-150	1.77e+07	1.27	y	1.02	38:20	1.034	1.030	1.040	45.7823
	PCB-152	2.03e+07	1.24	y	1.16	38:49	1.047	1.042	1.052	46.5599
	PCB-145	1.99e+07	1.23	y	1.13	39:16	1.059	1.054	1.064	46.6529
	PCB-136	1.86e+07	1.24	y	1.02	39:35	1.068	1.063	1.073	48.1881
	PCB-148	1.36e+07	1.25	y	0.77	39:42	1.071	1.066	1.076	46.6798
	PCB-154	1.59e+07	1.22	y	0.88	40:11	1.084	1.079	1.089	47.9388
	PCB-151	1.42e+07	1.22	y	0.75	40:49	1.101	1.095	1.107	50.0880
	PCB-135	1.66e+07	1.39	y	0.86	41:02	1.107	1.101	1.113	51.1410
	PCB-144	1.50e+07	1.09	y	0.77	41:09	1.110	1.105	1.116	51.8975
	PCB-147	1.49e+07	1.23	y	0.80	41:16	1.113	1.108	1.120	48.9613
	PCB-139/149	3.29e+07	1.25	y	0.88	41:32	1.121	1.115	1.127	98.8675
-	PCB-140	1.45e+07	1.22	y	0.77	41:44	1.126	1.120	1.132	49.7609
-	PCB-134/143	3.19e+07	1.22	y	0.76	42:09	0.975	0.970	0.980	96.2232

	Name	Resp	RA		RRF	RT	RRT	LCL	UCL	Conc
	PCB-131/133	3.48e+07	1.21	y	0.82	42:27	0.982	0.977	0.987	97.9997
	PCB-142	1.53e+07	1.22	y	0.73	42:37	0.986	0.981	0.991	48.1184
	PCB-146/165	4.26e+07	1.23	y	1.02	42:50	0.991	0.986	0.996	95.9857
	PCB-132/161	4.18e+07	1.23	y	1.00	43:04	0.996	0.992	1.002	95.7253
	PCB-153	2.25e+07	1.22	y	1.08	43:15	1.000	0.995	1.005	47.9525
	PCB-168	2.25e+07	1.24	y	1.12	43:27	1.005	1.000	1.010	46.2565
	PCB-141	1.72e+07	1.27	y	1.02	43:59	1.000	0.995	1.005	46.9392
	PCB-137	1.73e+07	1.24	y	1.10	44:22	1.009	1.004	1.014	43.6247
	PCB-130	1.73e+07	1.20	y	0.81	44:29	1.012	1.007	1.017	59.6196
	PCB-138/163/164	6.97e+07	1.24	y	1.23	44:51	1.001	0.996	1.006	142.620
	PCB-158/160	4.53e+07	1.24	y	1.18	45:06	1.007	1.001	1.011	96.8019
	PCB-129	1.45e+07	1.23	y	0.78	45:20	1.012	1.007	1.017	46.8181
	PCB-166	2.52e+07	1.22	y	1.13	45:46	0.993	0.988	0.998	47.1087
	PCB-159	2.70e+07	1.26	y	1.16	46:07	1.000	0.995	1.005	49.2207
	PCB-128/162	4.28e+07	1.25	y	0.89	46:23	1.006	1.002	1.012	101.071
	PCB-167	2.31e+07	1.27	y	1.02	46:47	1.000	0.995	1.005	47.2190
	PCB-156	2.35e+07	1.27	y	1.06	48:05	1.000	0.995	1.005	46.5269
	PCB-157	2.28e+07	1.24	y	1.02	48:21	1.000	0.996	1.006	47.2634
	PCB-169	2.49e+07	1.28	y	1.13	50:33	1.000	0.995	1.005	48.3010
	PCB-188	2.10e+07	1.04	y	1.37	42:53	1.000	0.995	1.005	46.0070
	PCB-184	2.08e+07	1.03	y	1.32	43:20	1.011	1.006	1.016	47.3643
	PCB-179	2.19e+07	1.04	y	1.38	44:06	1.029	1.024	1.034	47.4956
	PCB-176	2.12e+07	1.05	y	1.31	44:34	1.040	1.035	1.045	48.7477
	PCB-186	2.32e+07	1.03	y	1.42	45:10	1.054	1.049	1.059	48.9905
	PCB-178	1.64e+07	1.06	y	0.97	45:40	1.065	1.060	1.070	50.7507
	PCB-175	1.70e+07	1.04	y	1.00	46:01	1.073	1.069	1.079	51.1992
	PCB-182/187	3.84e+07	1.04	y	1.14	46:12	1.078	1.072	1.082	100.943
	PCB-183	1.91e+07	1.04	y	1.13	46:30	1.085	1.080	1.090	50.8406
	PCB-185	1.65e+07	1.03	y	1.36	47:10	0.956	0.950	0.960	45.6349
	PCB-174	1.72e+07	1.02	y	1.42	47:31	0.963	0.958	0.968	45.5653
	PCB-181	1.87e+07	1.05	y	1.48	47:38	0.965	0.960	0.970	47.5825
	PCB-177	1.63e+07	1.06	y	1.33	47:48	0.969	0.963	0.973	46.2316
	PCB-171	1.58e+07	1.02	y	1.37	48:06	0.975	0.969	0.979	43.3854
	PCB-173	1.52e+07	1.06	y	1.27	48:31	0.983	0.978	0.988	44.9209
	PCB-172	1.74e+07	1.04	y	1.39	48:58	0.992	0.987	0.997	47.0662
	PCB-192	2.24e+07	1.07	y	1.80	49:10	0.996	0.991	1.001	46.7092
	PCB-180	1.82e+07	1.05	y	1.52	49:22	1.000	0.995	1.005	44.9870

Integrations by Analyst: MN

Date: 7/3/19

Client ID: OPR Filename: 190618E1 S:2 Acq:18-JUN-19 11:17:49 ConCal: ST190618E1-1
Lab ID: B9F0159-BS1 GC Column ID: ZB-1 ICal: PCBVG8-2-8-18 wt/vol: 1.0000 EndCAL: NA

	Name	Resp	RA		RRF	RT	RRT	LCL	UCL	Conc
	PCB-193	2.06e+07	1.06	y	1.71	49:35	1.005	0.999	1.009	45.1415
	PCB-191	2.15e+07	1.08	y	1.74	49:50	1.010	1.005	1.015	46.4271
	PCB-170	1.53e+07	1.04	y	1.44	50:56	1.000	0.995	1.005	45.3717
	PCB-190	2.10e+07	1.03	y	1.95	51:07	1.004	0.999	1.009	45.6779
	PCB-189	2.06e+07	1.03	y	1.46	52:31	1.000	0.995	1.005	44.5779
	PCB-202	1.81e+07	0.88	y	1.06	48:18	1.000	0.995	1.005	44.6627
	PCB-201	1.73e+07	0.88	y	0.98	48:47	1.010	1.006	1.016	46.3948
	PCB-204	1.86e+07	0.86	y	1.07	48:56	1.013	1.009	1.019	45.4108
	PCB-197	1.84e+07	0.86	y	1.10	49:14	1.020	1.015	1.025	43.9219
	PCB-200	1.81e+07	0.88	y	1.04	50:09	1.039	1.034	1.044	45.5221
	PCB-198	1.48e+07	0.86	y	0.84	51:34	1.068	1.065	1.075	46.3213
	PCB-199	1.40e+07	0.88	y	0.80	51:41	1.070	1.067	1.077	46.0342
-	PCB-196/203	3.01e+07	0.88	y	0.84	51:57	1.076	1.072	1.082	93.8371
-	PCB-195	1.37e+07	0.90	y	1.04	53:10	0.984	0.979	0.989	46.9783
	PCB-194	1.43e+07	0.88	y	1.16	54:02	1.000	0.995	1.005	43.9428
	PCB-205	1.78e+07	0.88	y	1.33	54:18	1.005	1.000	1.010	47.6043
	PCB-208	1.69e+07	1.30	y	0.90	53:19	1.000	0.995	1.005	47.9867
	PCB-207	1.66e+07	1.30	y	0.89	53:38	1.006	1.001	1.011	47.5808
	PCB-206	1.27e+07	1.33	y	0.88	55:35	1.000	0.995	1.005	47.9972
	PCB-209	1.56e+07	1.20	y	1.04	56:55	1.000	0.995	1.005	46.8616

Name	Resp	RA		RT	RRF	Conc	
Total Mono-PCB	9.88e+07	3.09	y	16:06	1.06	154.793	
Total Di-PCB	3.74e+08	1.55	y	20:06	1.04	598.944	
Total Tri-PCB	2.03e+08	1.06	y	24:14	1.15	357.426	
Total Tri-PCB	4.90e+08	1.05	y	27:57	1.05	761.682	Sum:1119.11
Total Tetra-PCB	1.12e+09	0.80	y	27:59	1.06	2075.92	
Total Penta-PCB	8.27e+08	1.58	y	32:41	1.18	1838.75	
Total Penta-PCB	1.29e+08	1.58	y	42:13	1.12	267.657	Sum:2106.41
Total Hexa-PCB	2.30e+08	1.25	y	37:05	0.91	675.116	
Total Hexa-PCB	5.92e+08	1.22	y	42:09	1.00	1373.91	Sum:2049.03
Total Hepta-PCB	4.60e+08	1.04	y	42:53	1.35	1142.69	
Total Octa-PCB	1.50e+08	0.88	y	46:18	0.95	412.105	
Total Octa-PCB	4.74e+07	0.90	y	53:10	1.17	143.586	Sum:555.691
Total Nona-PCB	4.62e+07	1.30	y	53:19	0.89	143.656	
Total Deca-PCB	1.56e+07	1.20	y	56:55	1.04	46.8616	

Total PCB Conc:9890.89762500

Integrations by Analyst: M

Date: 7/3/19

Client ID: OPR | Filename: 190618E1 S:2 Acq:18-JUN-19 11:17:45 | ConCal: ST190618E1-1

Lab ID: B9F0159-BS1 | GC Column ID: ZB-1 ICal: PCBVG8-2-8-18 wt/vc[illegible] | EndCAL: NA

Name	Resp	RA		RRF	RT	RRT	LCL	UCL	Conc	Rec
13C-PCB-1	5.71e+07	3.10	y	1.13	16:05	0.620	0.616	0.622	42.6	42.6
13C-PCB-3	6.14e+07	3.13	y	1.21	18:42	0.721	0.716	0.724	42.8	42.8
13C-PCB-4	3.84e+07	1.61	y	0.59	20:03	0.773	0.769	0.777	54.6	54.6
13C-PCB-9	6.05e+07	1.56	y	0.94	21:51	0.843	0.837	0.845	54.2	54.2
13C-PCB-11	6.62e+07	1.56	y	0.95	25:14	0.973	0.968	0.978	59.0	59.0
13C-PCB-19	3.65e+07	1.06	y	0.62	24:12	0.933	0.928	0.938	49.4	49.4
13C-PCB-28	6.20e+07	1.00	y	1.05	29:06	1.004	0.999	1.009	61.5	61.5
13C-PCB-32	5.56e+07	1.03	y	0.91	27:08	1.046	1.041	1.051	51.6	51.6
13C-PCB-37	6.00e+07	1.01	y	1.02	32:58	1.137	1.132	1.144	61.2	61.2
13C-PCB-47	4.55e+07	0.77	y	0.83	32:01	0.871	0.867	0.875	57.0	57.0
13C-PCB-52	4.25e+07	0.76	y	0.76	31:31	0.857	0.853	0.861	58.1	58.1
13C-PCB-54	4.98e+07	0.79	y	0.93	27:58	0.761	0.756	0.764	56.0	56.0
13C-PCB-70	5.78e+07	0.77	y	1.00	35:32	0.966	0.961	0.971	60.5	60.5
13C-PCB-77	5.71e+07	0.80	y	0.96	39:39	1.078	1.073	1.083	62.1	62.1
13C-PCB-80	5.73e+07	0.79	y	1.00	35:57	0.978	0.973	0.983	60.1	60.1
13C-PCB-81	5.88e+07	0.79	y	1.01	39:03	1.062	1.057	1.067	61.0	61.0
13C-PCB-95	3.43e+07	1.59	y	0.80	35:50	0.913	0.908	0.918	58.0	58.0
13C-PCB-97	3.15e+07	1.60	y	0.70	38:49	0.989	0.984	0.994	60.9	60.9
13C-PCB-101	3.55e+07	1.54	y	0.80	37:31	0.956	0.951	0.961	60.0	60.0
13C-PCB-104	4.16e+07	1.58	y	1.01	32:39	0.832	0.828	0.836	56.1	56.1
13C-PCB-105	4.23e+07	1.60	y	1.14	43:04	0.929	0.924	0.934	64.4	64.4
13C-PCB-114	4.32e+07	1.60	y	1.18	42:13	0.910	0.905	0.915	63.5	63.5
13C-PCB-118	4.54e+07	1.61	y	1.00	41:33	1.059	1.054	1.064	61.9	61.9
13C-PCB-123	4.38e+07	1.58	y	0.95	41:23	1.054	1.049	1.059	63.0	63.0
13C-PCB-126	4.15e+07	1.56	y	1.14	45:18	0.977	0.972	0.982	63.5	63.5
13C-PCB-127	4.62e+07	1.54	y	1.24	43:25	0.936	0.931	0.941	64.6	64.6
13C-PCB-138	3.96e+07	1.26	y	1.17	44:48	0.966	0.962	0.972	58.6	58.6
13C-PCB-141	3.59e+07	1.27	y	1.11	43:58	0.948	0.944	0.954	56.4	56.4
13C-PCB-153	4.35e+07	1.25	y	1.34	43:14	0.932	0.928	0.938	56.6	56.6
13C-PCB-155	3.78e+07	1.24	y	0.83	37:04	0.944	0.939	0.949	62.1	62.1
13C-PCB-156	4.76e+07	1.26	y	1.38	48:04	1.037	1.032	1.042	59.8	59.8
13C-PCB-157	4.70e+07	1.26	y	1.37	48:20	1.042	1.037	1.047	59.6	59.6
13C-PCB-159	4.75e+07	1.29	y	1.39	46:06	0.994	0.989	0.999	59.5	59.5
13C-PCB-167	4.80e+07	1.27	y	1.40	46:47	1.009	1.004	1.014	59.7	59.7
13C-PCB-169	4.57e+07	1.25	y	1.39	50:32	1.090	1.085	1.095	57.2	57.2
13C-PCB-170	2.36e+07	0.46	y	0.86	50:55	1.102	1.097	1.109	63.0	63.0
13C-PCB-180	2.66e+07	0.45	y	0.98	49:21	1.068	1.064	1.074	62.5	62.5
13C-PCB-188	3.33e+07	0.45	y	1.40	42:52	0.928	0.923	0.933	54.6	54.6
13C-PCB-189	3.17e+07	0.46	y	1.15	52:30	1.136	1.132	1.144	63.2	63.2
13C-PCB-194	2.81e+07	0.87	y	0.77	54:02	0.995	0.990	1.000	60.1	60.1
13C-PCB-202	3.82e+07	0.92	y	1.28	48:17	1.045	1.040	1.050	68.4	68.4
13C-PCB-206	2.99e+07	0.78	y	0.81	55:34	1.024	1.019	1.029	61.0	61.0
13C-PCB-208	3.93e+07	0.78	y	1.09	53:18	0.982	0.977	0.987	59.2	59.2
13C-PCB-209	3.20e+07	1.18	y	0.74	56:54	1.048	1.043	1.053	71.5	71.5

CRS vs. RS

Name	Resp	RA		RRF	RT	RRT	LCL	UCL	Conc	Rec
13C-PCB-79	[illegible]	0.78	y	1.03	37:50	1.029	1.024	1.034	62.6	62.6
13C-PCB-178	[illegible]	0.45	y	0.93	45:39	0.985	0.980	0.990	61.7	61.7

PS vs. IS

Name	Resp	RA		RRF	RT	RRT	LCL	UCL	Conc	Rec
13C-PCB-79	[illegible]	0.78	y	1.03	37:50	0.969	0.963	0.973	103	103
13C-PCB-178	[illegible]	0.45	y	0.95	45:39	0.925	0.920	0.930	98.5	98.5

RS

Name	Resp	RA		RRF	RT	Conc
13C-PCB-15	1.18e+08	1.58	y	1.00	25:56	100
13C-PCB-31	9.62e+07	1.00	y	1.00	28:59	100
13C-PCB-60	9.56e+07	0.78	y	1.00	36:46	100
13C-PCB-111	7.36e+07	1.59	y	1.00	39:15	100
13C-PCB-128	5.75e+07	1.26	y	1.00	46:22	100
13C-PCB-182	4.36e+07	0.47	y	1.00	46:12	100
13C-PCB-205	6.07e+07	0.88	y	1.00	54:17	100

Analyst: M

Date: 7/3/19

File:190618E1 #1-867 Acq:18-JUN-2019 11:17:49 GC EI+ Voltage SIR Autospec-UltimaE
Sample#2 File Text:Vista Analytical Laboratory VG-8 Text:B9F0159-BS1 OPR 1 Exp:PCB_ZB1
188.0393 S:2 SMO(1,3) BSUB(10000,15,-3.0) PKD(5,5,2,0.10%,3000.0,0.00%,F,F)

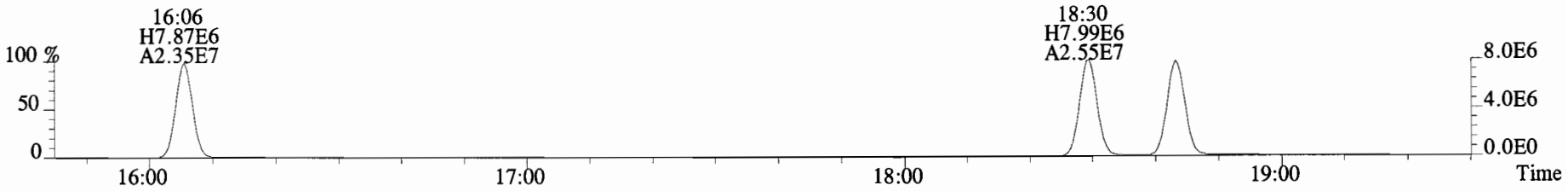

190.0363 S:2 SMO(1,3) BSUB(10000,15,-3.0) PKD(5,5,2,0.10%,1960.0,0.00%,F,F)

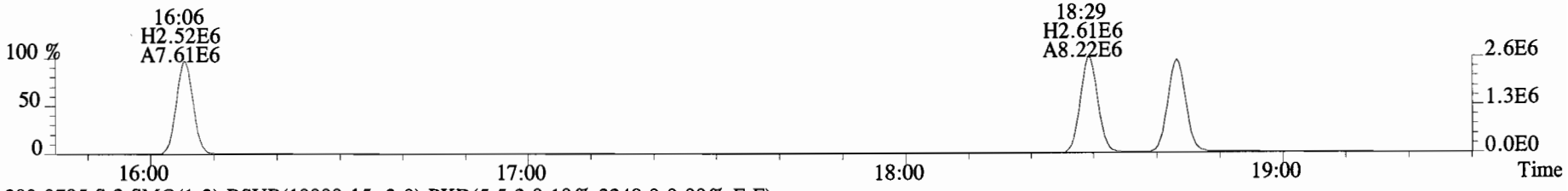

200.0795 S:2 SMO(1,3) BSUB(10000,15,-3.0) PKD(5,5,2,0.10%,3248.0,0.00%,F,F)

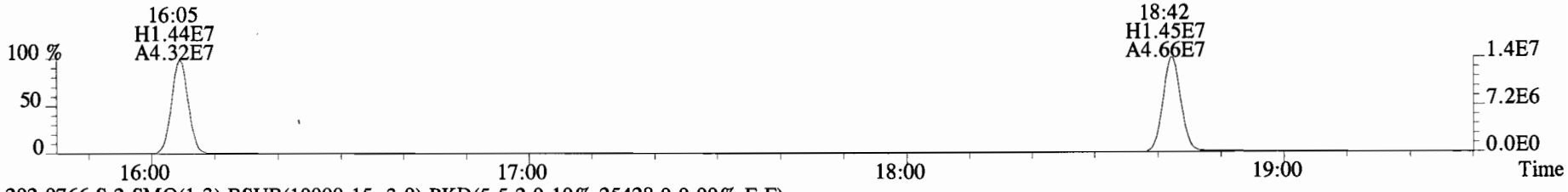

202.0766 S:2 SMO(1,3) BSUB(10000,15,-3.0) PKD(5,5,2,0.10%,25428.0,0.00%,F,F)



180.9880 S:2

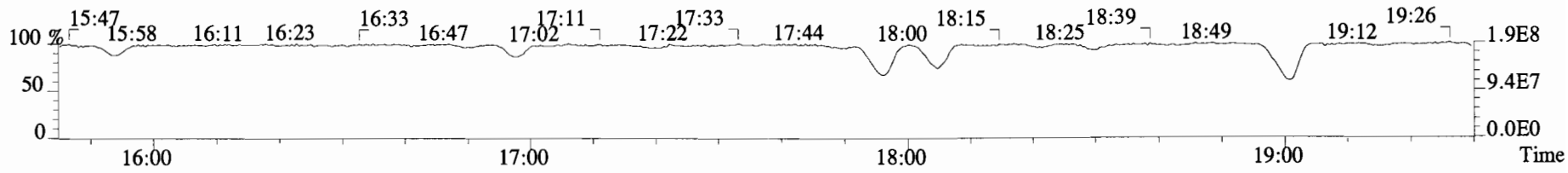

File:190618E1 #1-758 Acq:18-JUN-2019 11:17:49 GC EI+ Voltage SIR Autospec-UltimaE
Sample#2 File Text:Vista Analytical Laboratory VG-8 Text:B9F0159-BS1 OPR 1 Exp:PCB_ZB1
222.0003 S:2 F:2 SMO(1,3) BSUB(10000,15,-3.0) PKD(5,5,2,0.10%,3152.0,0.00%,F,F)

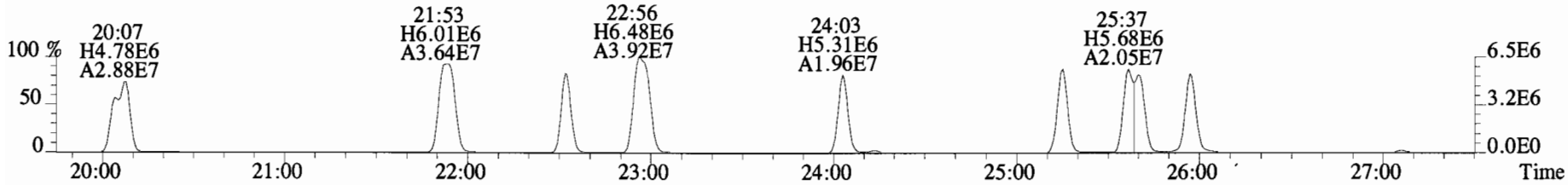

223.9974 S:2 F:2 SMO(1,3) BSUB(10000,15,-3.0) PKD(5,5,2,0.10%,23952.0,0.00%,F,F)

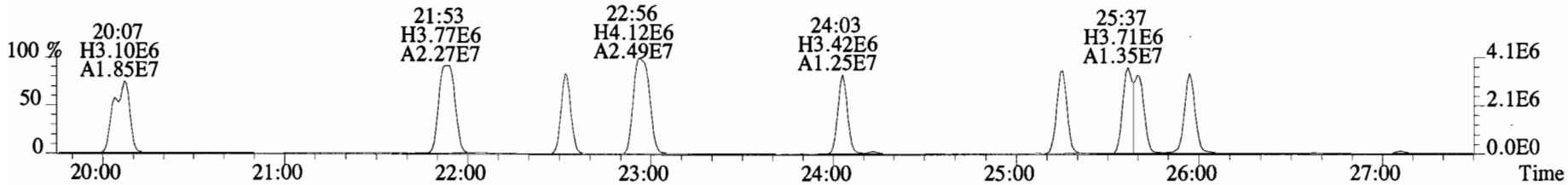

234.0406 S:2 F:2 SMO(1,3) BSUB(10000,15,-3.0) PKD(5,5,2,0.10%,1396.0,0.00%,F,F)

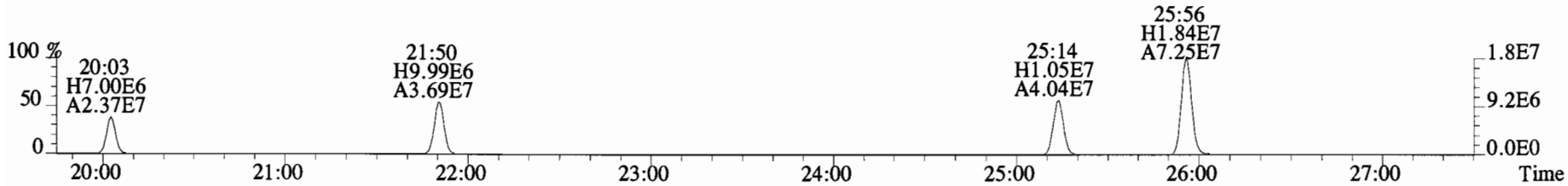

236.0376 S:2 F:2 SMO(1,3) BSUB(10000,15,-3.0) PKD(5,5,2,0.10%,1976.0,0.00%,F,F)

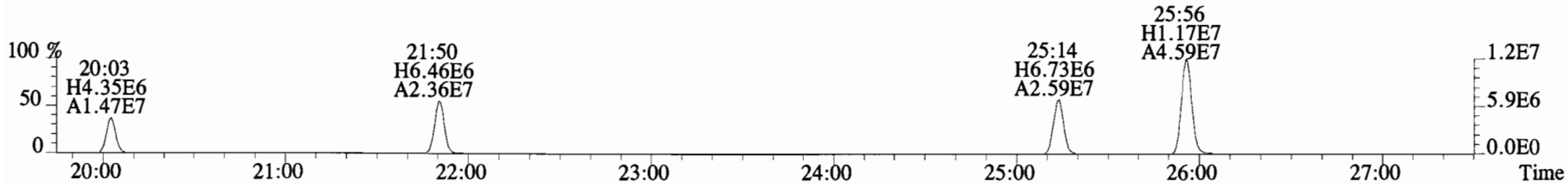

230.9856 S:2 F:2

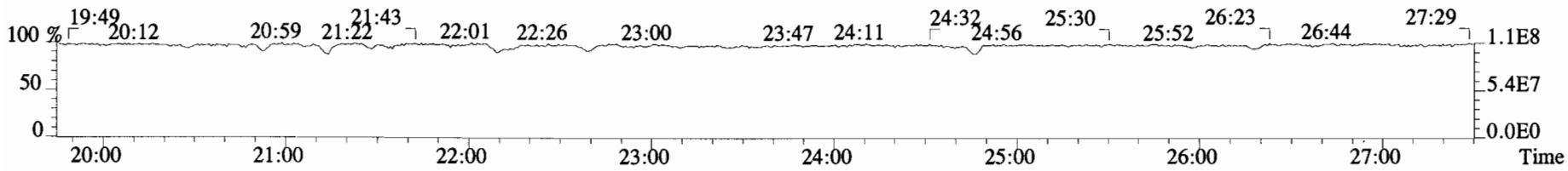

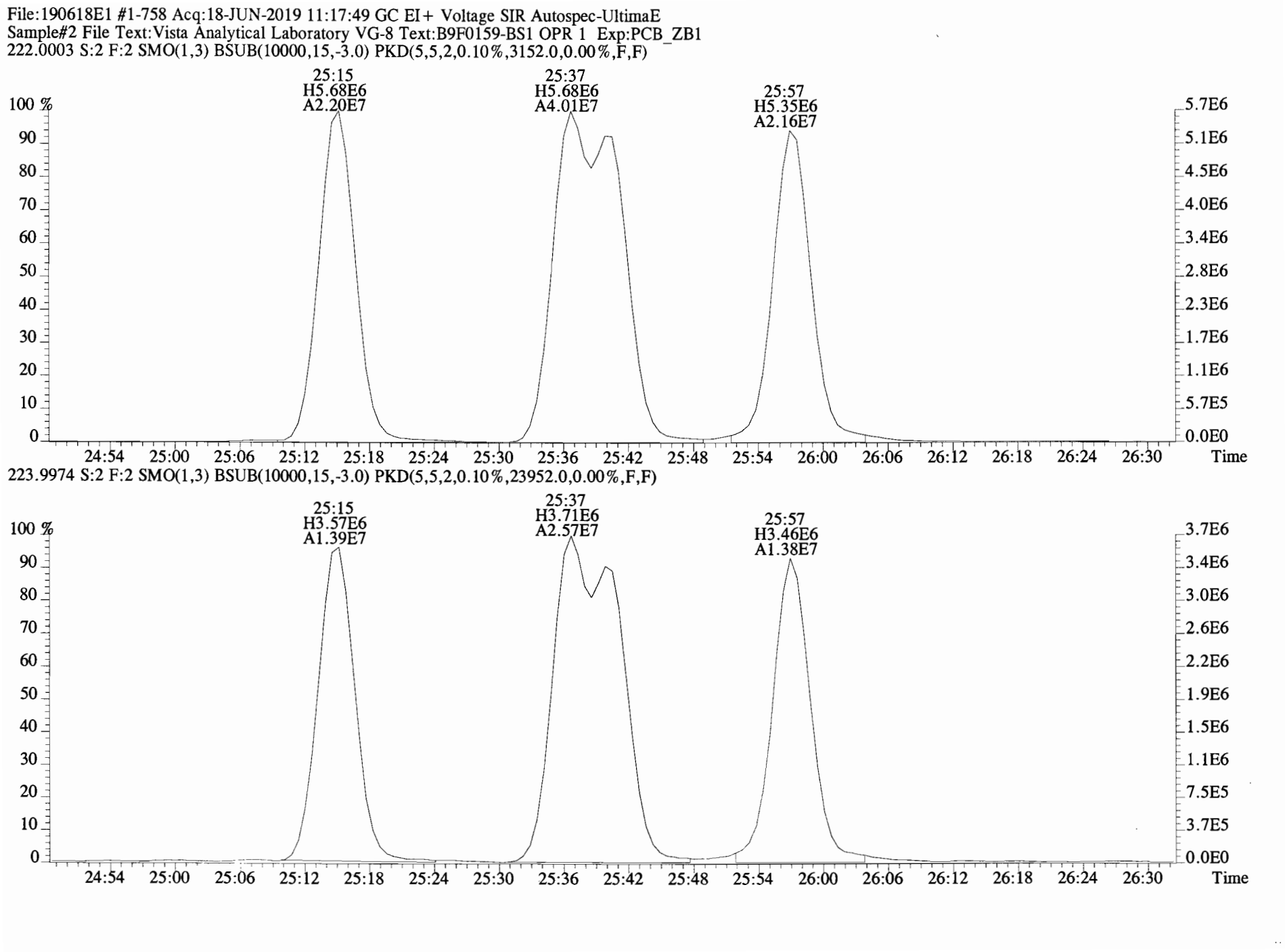
File:190618E1 #1-758 Acq:18-JUN-2019 11:17:49 GC EI+ Voltage SIR Autospec-UltimaE
Sample#2 File Text:Vista Analytical Laboratory VG-8 Text:B9F0159-BS1 OPR 1 Exp:PCB_ZB1
222.0003 S:2 F:2 SMO(1,3) BSUB(10000,15,-3.0) PKD(5,5,2,0.10%,3152.0,0.00%,F,F)
25:15
H5.68E6
A2.20E7
25:37
H5.68E6
A4.01E7
25:57
H5.35E6
A2.16E7
100 %
90
80
70
60
50
40
30
20
10
0
5.7E6
5.1E6
4.5E6
4.0E6
3.4E6
2.8E6
2.3E6
1.7E6
1.1E6
5.7E5
0.0E0
24:54
25:00
25:06
25:12
25:18
25:24
25:30
25:36
25:42
25:48
25:54
26:00
26:06
26:12
26:18
26:24
26:30
Time
223.9974 S:2 F:2 SMO(1,3) BSUB(10000,15,-3.0) PKD(5,5,2,0.10%,23952.0,0.00%,F,F)
25:15
H3.57E6
A1.39E7
25:37
H3.71E6
A2.57E7
25:57
H3.46E6
A1.38E7
100 %
90
80
70
60
50
40
30
20
10
0
3.7E6
3.4E6
3.0E6
2.6E6
2.2E6
1.9E6
1.5E6
1.1E6
7.5E5
3.7E5
0.0E0
24:54
25:00
25:06
25:12
25:18
25:24
25:30
25:36
25:42
25:48
25:54
26:00
26:06
26:12
26:18
26:24
26:30
Time

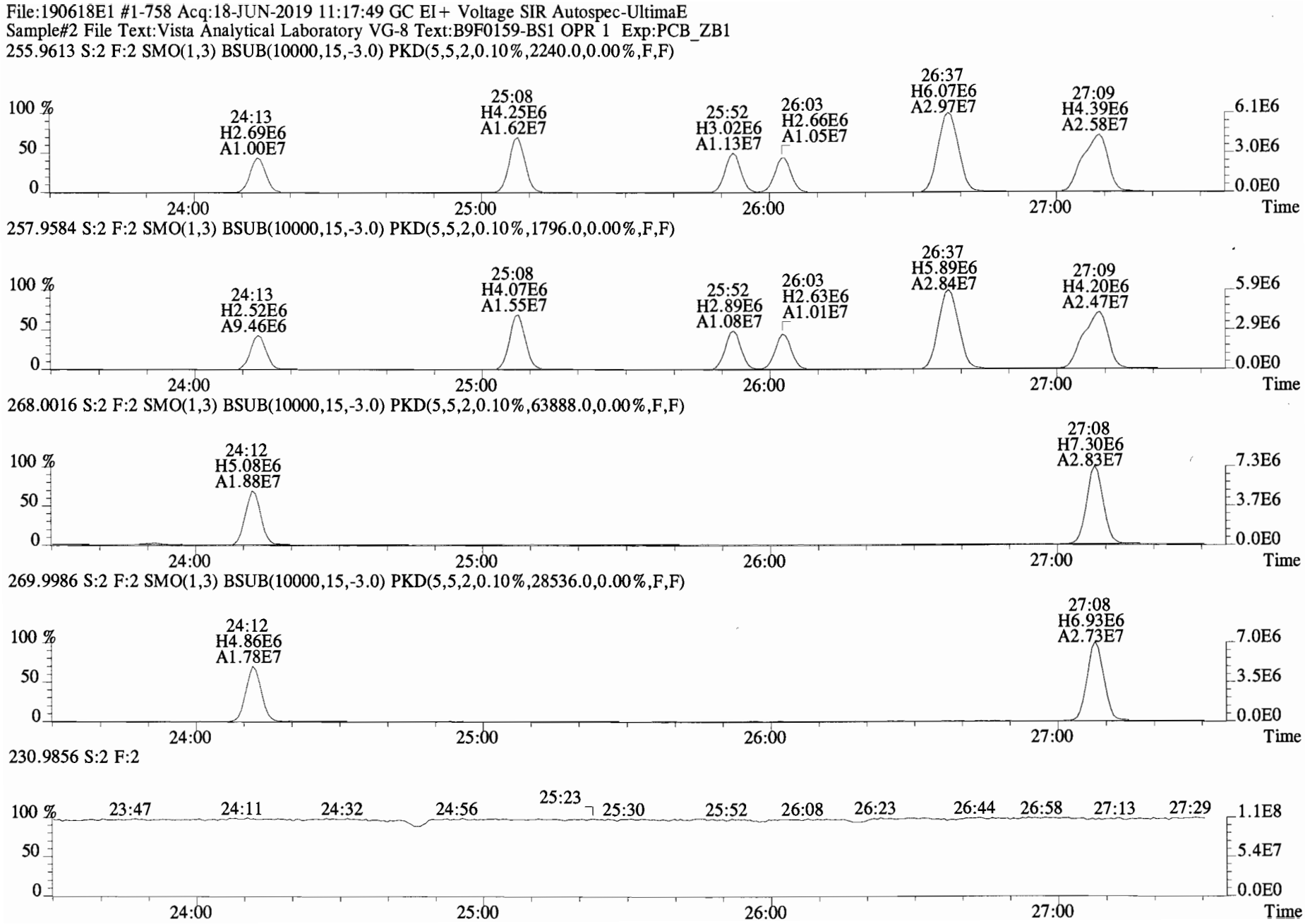
File:190618E1 #1-758 Acq:18-JUN-2019 11:17:49 GC EI+ Voltage SIR Autospec-UltimaE
Sample#2 File Text:Vista Analytical Laboratory VG-8 Text:B9F0159-BS1 OPR 1 Exp:PCB_ZB1
255.9613 S:2 F:2 SMO(1,3) BSUB(10000,15,-3.0) PKD(5,5,2,0.10%,2240.0,0.00%,F,F)
24:13 H2.69E6 A1.00E7
25:08 H4.25E6 A1.62E7
25:52 H3.02E6 A1.13E7
26:03 H2.66E6 A1.05E7
26:37 H6.07E6 A2.97E7
27:09 H4.39E6 A2.58E7
257.9584 S:2 F:2 SMO(1,3) BSUB(10000,15,-3.0) PKD(5,5,2,0.10%,1796.0,0.00%,F,F)
24:13 H2.52E6 A9.46E6
25:08 H4.07E6 A1.55E7
25:52 H2.89E6 A1.08E7
26:03 H2.63E6 A1.01E7
26:37 H5.89E6 A2.84E7
27:09 H4.20E6 A2.47E7
268.0016 S:2 F:2 SMO(1,3) BSUB(10000,15,-3.0) PKD(5,5,2,0.10%,63888.0,0.00%,F,F)
24:12 H5.08E6 A1.88E7
27:08 H7.30E6 A2.83E7
269.9986 S:2 F:2 SMO(1,3) BSUB(10000,15,-3.0) PKD(5,5,2,0.10%,28536.0,0.00%,F,F)
24:12 H4.86E6 A1.78E7
27:08 H6.93E6 A2.73E7
230.9856 S:2 F:2
23:47 24:11 24:32 24:56 25:23 25:30 25:52 26:08 26:23 26:44 26:58 27:13 27:29
100 %
50
0
24:00 25:00 26:00 27:00 Time
6.1E6 3.0E6 0.0E0
5.9E6 2.9E6 0.0E0
7.3E6 3.7E6 0.0E0
7.0E6 3.5E6 0.0E0
1.1E8 5.4E7 0.0E0

File:190618E1 #1-758 Acq:18-JUN-2019 11:17:49 GC EI+ Voltage SIR Autospec-UltimaE
Sample#2 File Text:Vista Analytical Laboratory VG-8 Text:B9F0159-BS1 OPR 1 Exp:PCB_ZB1
255.9613 S:2 F:3 SMO(1,3) BSUB(10000,15,-3.0) PKD(5,5,2,0.10%,5800.0,0.00%,F,F)

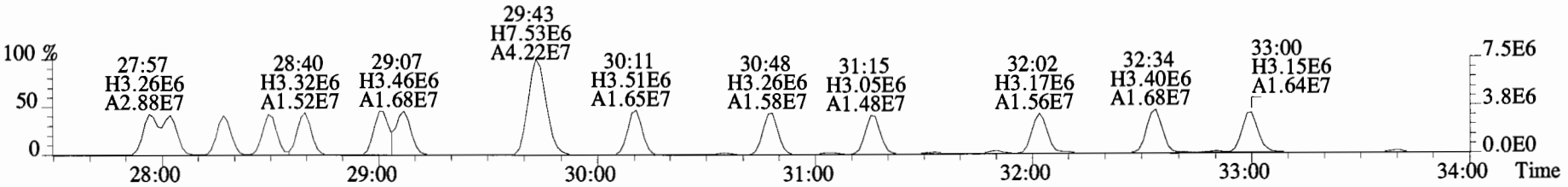

257.9584 S:2 F:3 SMO(1,3) BSUB(10000,15,-3.0) PKD(5,5,2,0.10%,4840.0,0.00%,F,F)

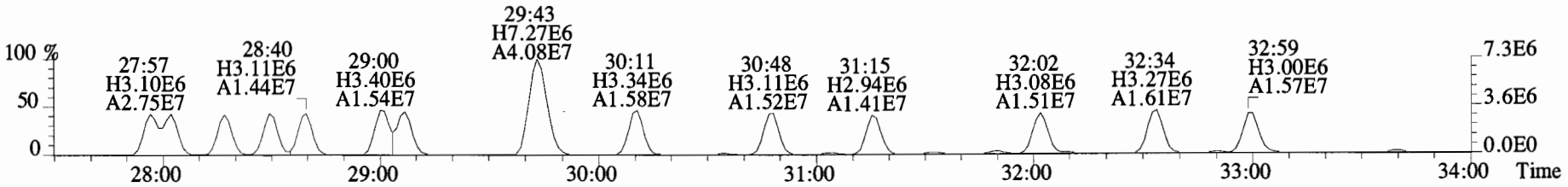

268.0016 S:2 F:3 SMO(1,3) BSUB(10000,15,-3.0) PKD(5,5,2,0.10%,122072.0,0.00%,F,F)



269.9986 S:2 F:3 SMO(1,3) BSUB(10000,15,-3.0) PKD(5,5,2,0.10%,54256.0,0.00%,F,F)

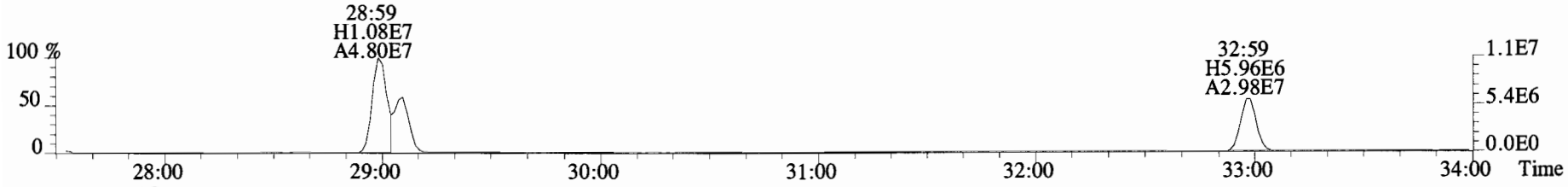

330.9792 S:2 F:3

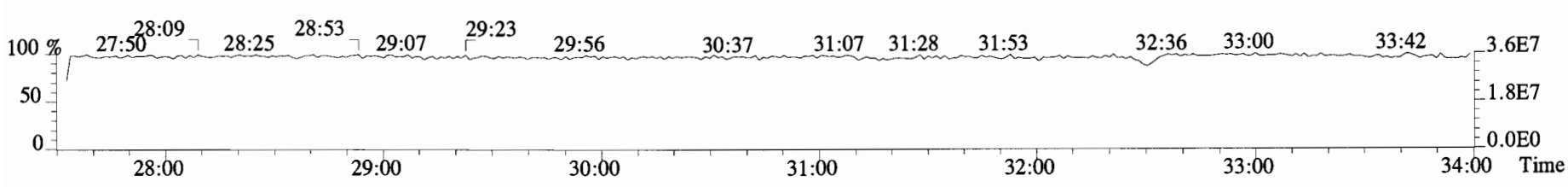

File:190618E1 #1-758 Acq:18-JUN-2019 11:17:49 GC EI+ Voltage SIR Autospec-UltimaE
Sample#2 File Text:Vista Analytical Laboratory VG-8 Text:B9F0159-BS1 OPR 1 Exp:PCB_ZB1
268.0016 S:2 F:3 SMO(1,3) BSUB(10000,15,-3.0) PKD(5,5,2,0.10%,122072.0,0.00%,F,F)

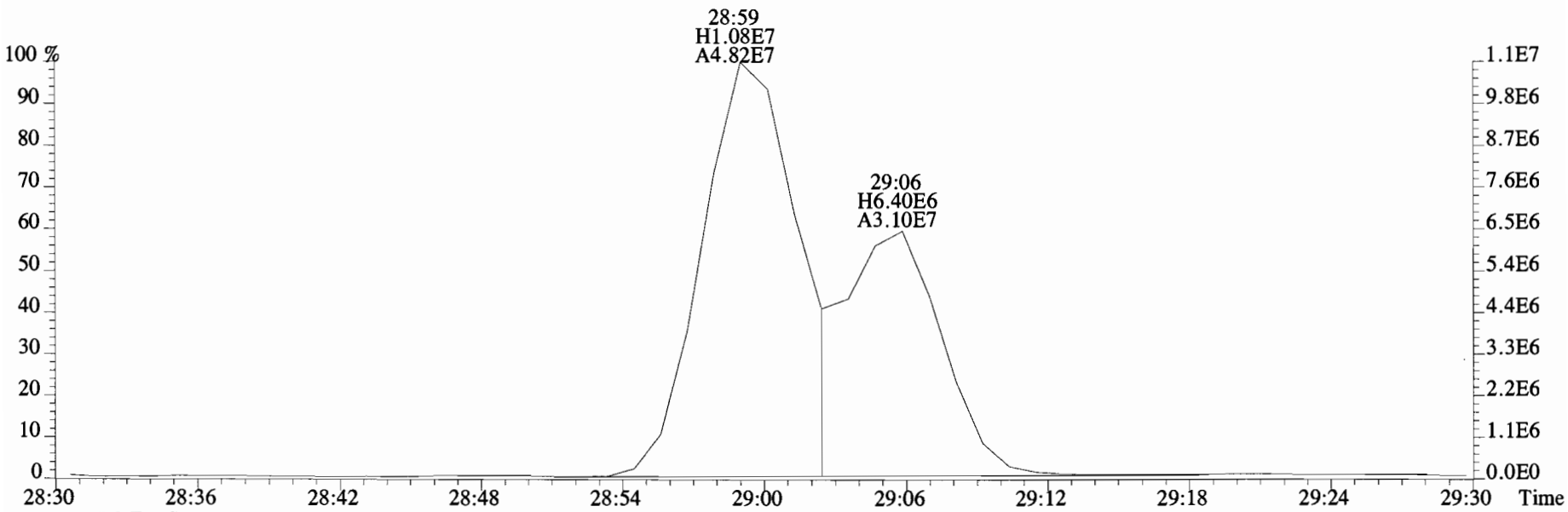

269.9986 S:2 F:3 SMO(1,3) BSUB(10000,15,-3.0) PKD(5,5,2,0.10%,54256.0,0.00%,F,F)

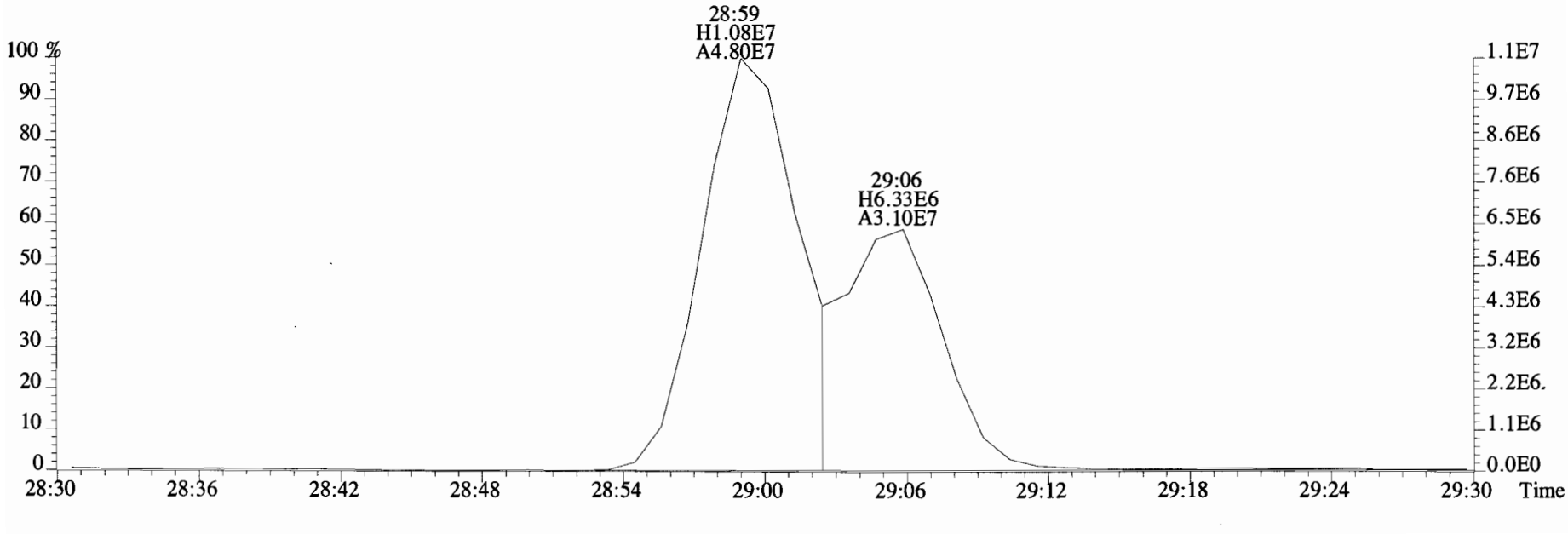

File:190618E1 #1-758 Acq:18-JUN-2019 11:17:49 GC EI+ Voltage SIR Autospec-UltimaE
Sample#2 File Text:Vista Analytical Laboratory VG-8 Text:B9F0159-BS1 OPR 1 Exp:PCB_ZB1
255.9613 S:2 F:3 SMO(1,3) BSUB(10000,15,-3.0) PKD(5,5,2,0.10%,5800.0,0.00%,F,F)

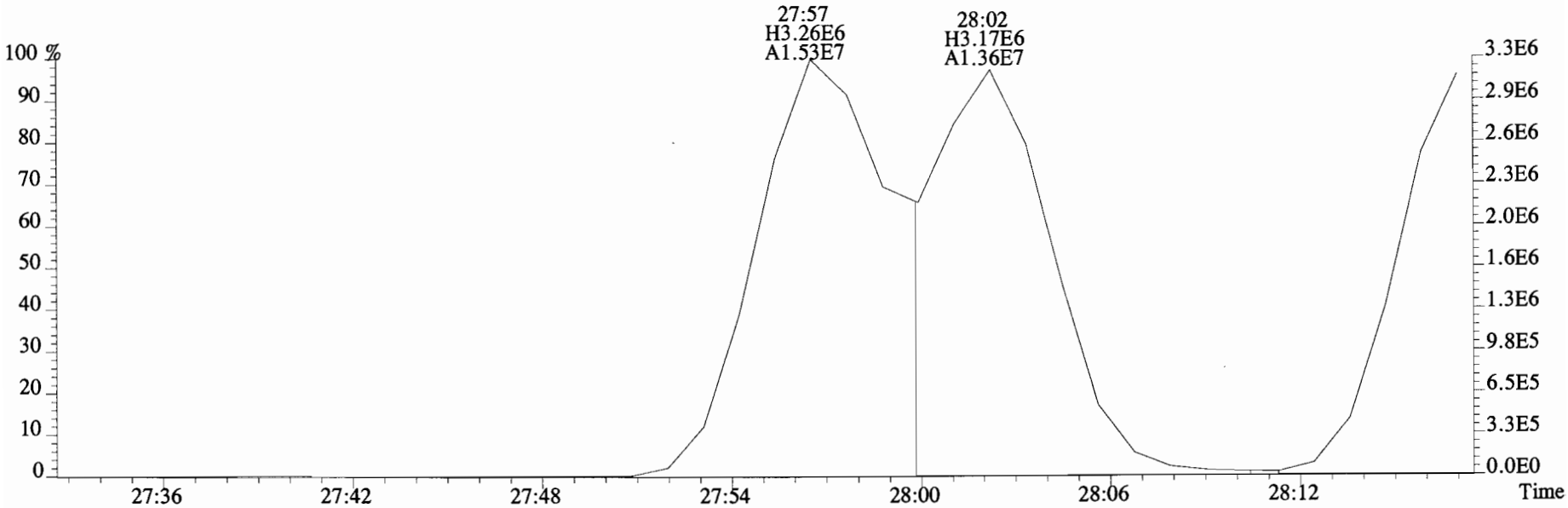

257.9584 S:2 F:3 SMO(1,3) BSUB(10000,15,-3.0) PKD(5,5,2,0.10%,4840.0,0.00%,F,F)

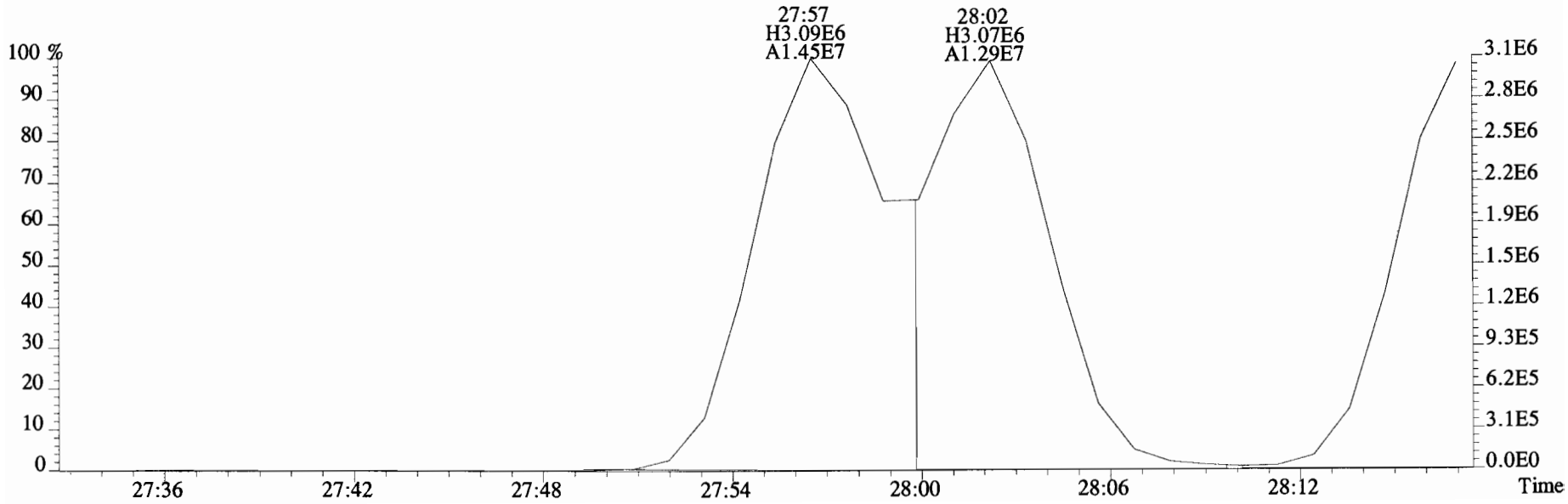

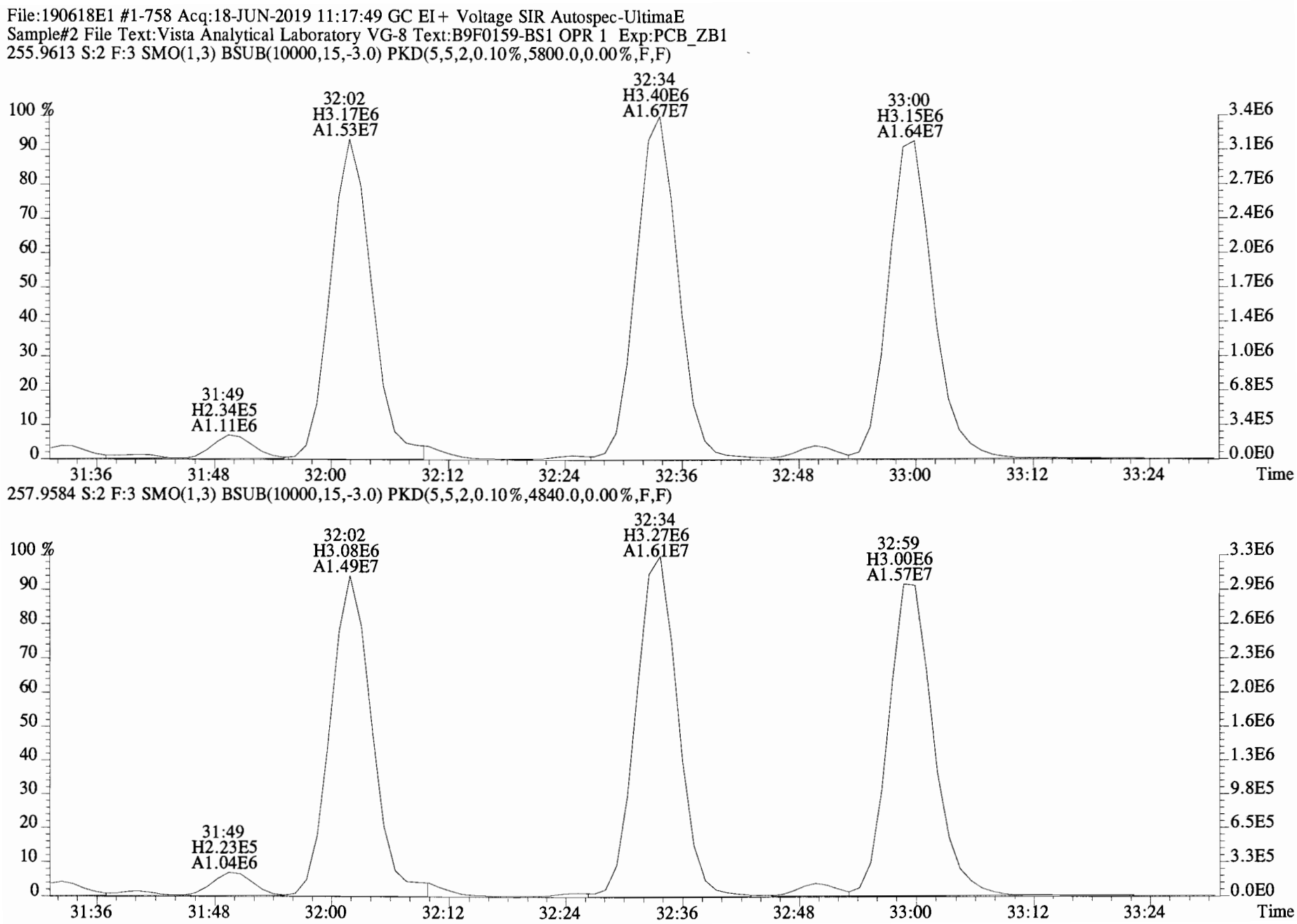
File:190618E1 #1-758 Acq:18-JUN-2019 11:17:49 GC EI+ Voltage SIR Autospec-UltimaE
Sample#2 File Text:Vista Analytical Laboratory VG-8 Text:B9F0159-BS1 OPR 1 Exp:PCB_ZB1
255.9613 S:2 F:3 SMO(1,3) BSUB(10000,15,-3.0) PKD(5,5,2,0.10%,5800.0,0.00%,F,F)
32:02
H3.17E6
A1.53E7
32:34
H3.40E6
A1.67E7
33:00
H3.15E6
A1.64E7
31:49
H2.34E5
A1.11E6
100 %
90
80
70
60
50
40
30
20
10
0
3.4E6
3.1E6
2.7E6
2.4E6
2.0E6
1.7E6
1.4E6
1.0E6
6.8E5
3.4E5
0.0E0
31:36
31:48
32:00
32:12
32:24
32:36
32:48
33:00
33:12
33:24
Time
257.9584 S:2 F:3 SMO(1,3) BSUB(10000,15,-3.0) PKD(5,5,2,0.10%,4840.0,0.00%,F,F)
32:02
H3.08E6
A1.49E7
32:34
H3.27E6
A1.61E7
32:59
H3.00E6
A1.57E7
31:49
H2.23E5
A1.04E6
100 %
90
80
70
60
50
40
30
20
10
0
3.3E6
2.9E6
2.6E6
2.3E6
2.0E6
1.6E6
1.3E6
9.8E5
6.5E5
3.3E5
0.0E0
31:36
31:48
32:00
32:12
32:24
32:36
32:48
33:00
33:12
33:24
Time

File:190618E1 #1-758 Acq:18-JUN-2019 11:17:49 GC EI+ Voltage SIR Autospec-UltimaE
Sample#2 File Text:Vista Analytical Laboratory VG-8 Text:B9F0159-BS1 OPR 1 Exp:PCB_ZB1
289.9224 S:2 F:3 SMO(1,3) BSUB(10000,15,-3.0) PKD(5,5,2,0.10%,7716.0,0.00%,F,F)

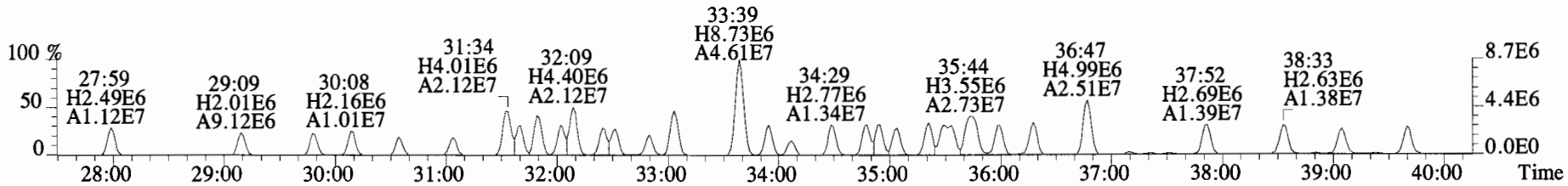

291.9194 S:2 F:3 SMO(1,3) BSUB(10000,15,-3.0) PKD(5,5,2,0.10%,8312.0,0.00%,F,F)

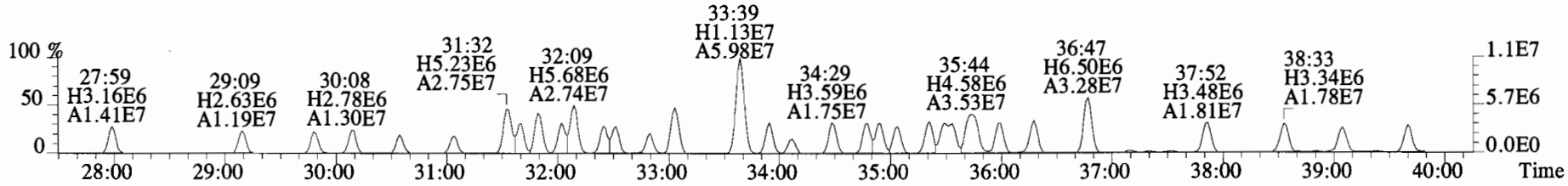

301.9626 S:2 F:3 SMO(1,3) BSUB(10000,15,-3.0) PKD(5,5,2,0.10%,26648.0,0.00%,F,F)



303.9597 S:2 F:3 SMO(1,3) BSUB(10000,15,-3.0) PKD(5,5,2,0.10%,15756.0,0.00%,F,F)

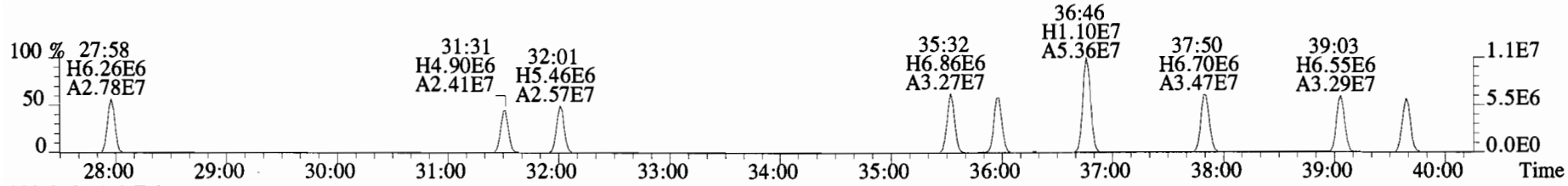

330.9792 S:2 F:3

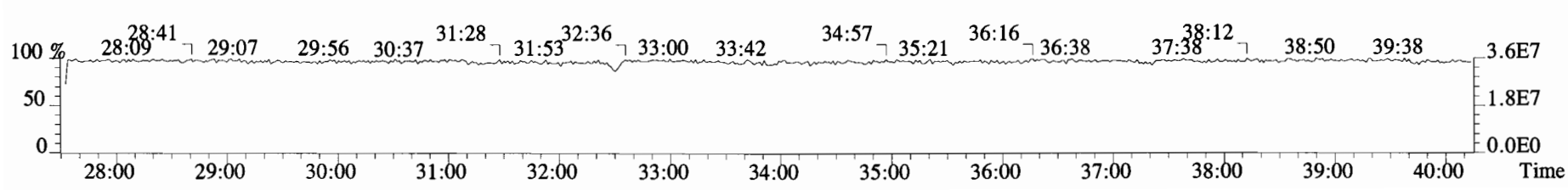

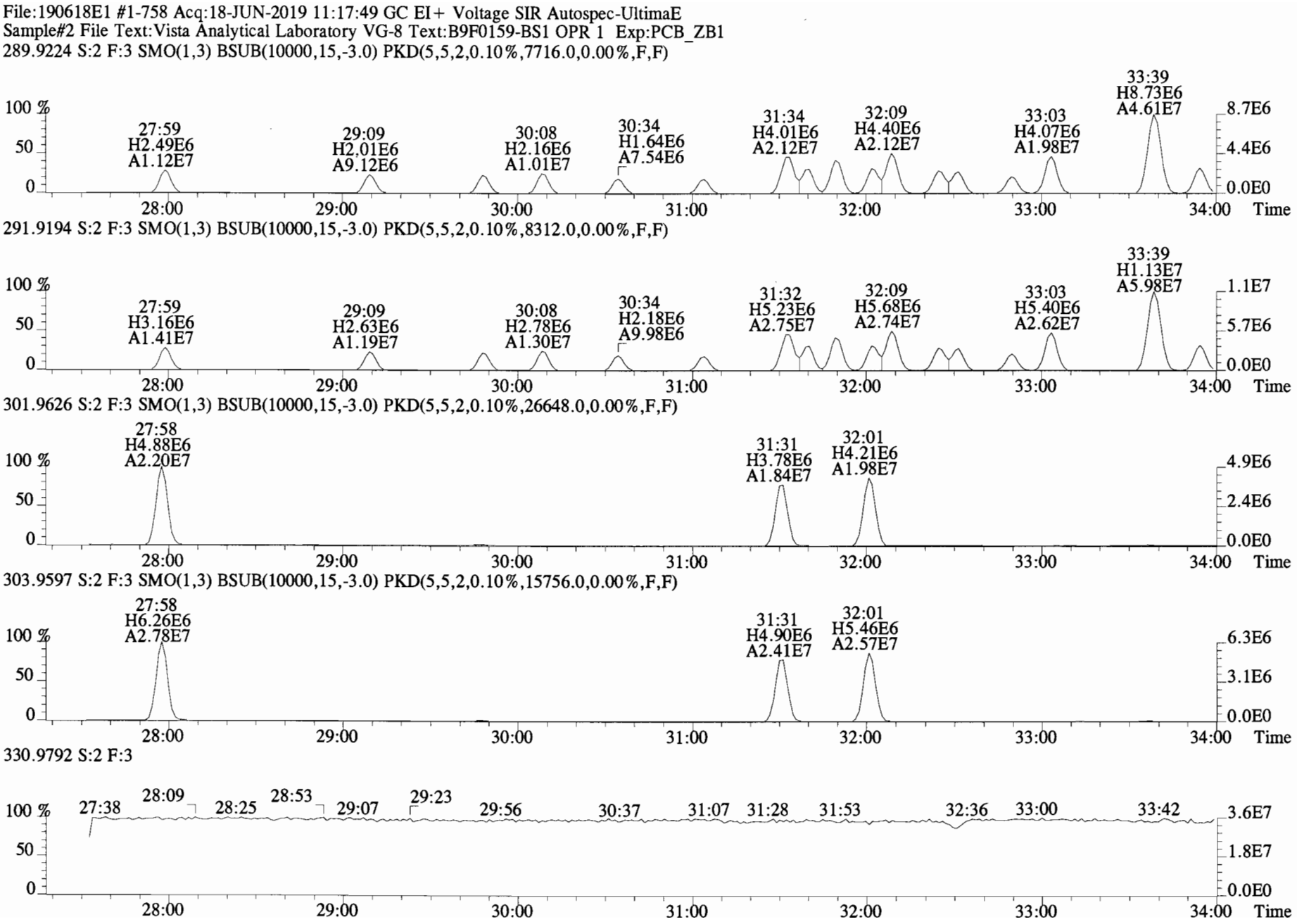
File:190618E1 #1-758 Acq:18-JUN-2019 11:17:49 GC EI+ Voltage SIR Autospec-UltimaE
Sample#2 File Text:Vista Analytical Laboratory VG-8 Text:B9F0159-BS1 OPR 1 Exp:PCB_ZB1
289.9224 S:2 F:3 SMO(1,3) BSUB(10000,15,-3.0) PKD(5,5,2,0.10%,7716.0,0.00%,F,F)
27:59 H2.49E6 A1.12E7
29:09 H2.01E6 A9.12E6
30:08 H2.16E6 A1.01E7
30:34 H1.64E6 A7.54E6
31:34 H4.01E6 A2.12E7
32:09 H4.40E6 A2.12E7
33:03 H4.07E6 A1.98E7
33:39 H8.73E6 A4.61E7
291.9194 S:2 F:3 SMO(1,3) BSUB(10000,15,-3.0) PKD(5,5,2,0.10%,8312.0,0.00%,F,F)
27:59 H3.16E6 A1.41E7
29:09 H2.63E6 A1.19E7
30:08 H2.78E6 A1.30E7
30:34 H2.18E6 A9.98E6
31:32 H5.23E6 A2.75E7
32:09 H5.68E6 A2.74E7
33:03 H5.40E6 A2.62E7
33:39 H1.13E7 A5.98E7
301.9626 S:2 F:3 SMO(1,3) BSUB(10000,15,-3.0) PKD(5,5,2,0.10%,26648.0,0.00%,F,F)
27:58 H4.88E6 A2.20E7
31:31 H3.78E6 A1.84E7
32:01 H4.21E6 A1.98E7
303.9597 S:2 F:3 SMO(1,3) BSUB(10000,15,-3.0) PKD(5,5,2,0.10%,15756.0,0.00%,F,F)
27:58 H6.26E6 A2.78E7
31:31 H4.90E6 A2.41E7
32:01 H5.46E6 A2.57E7
330.9792 S:2 F:3
27:38
28:09
28:25
28:53
29:07
29:23
29:56
30:37
31:07
31:28
31:53
32:36
33:00
33:42
100 %
50
0
28:00
29:00
30:00
31:00
32:00
33:00
34:00
Time
8.7E6
4.4E6
0.0E0
1.1E7
5.7E6
4.9E6
2.4E6
6.3E6
3.1E6
3.6E7
1.8E7

File:190618E1 #1-758 Acq:18-JUN-2019 11:17:49 GC EI+ Voltage SIR Autospec-UltimaE
Sample#2 File Text:Vista Analytical Laboratory VG-8 Text:B9F0159-BS1 OPR 1 Exp:PCB_ZB1
289.9224 S:2 F:3 SMO(1,3) BSUB(10000,15,-3.0) PKD(5,5,2,0.10%,7716.0,0.00%,F,F)

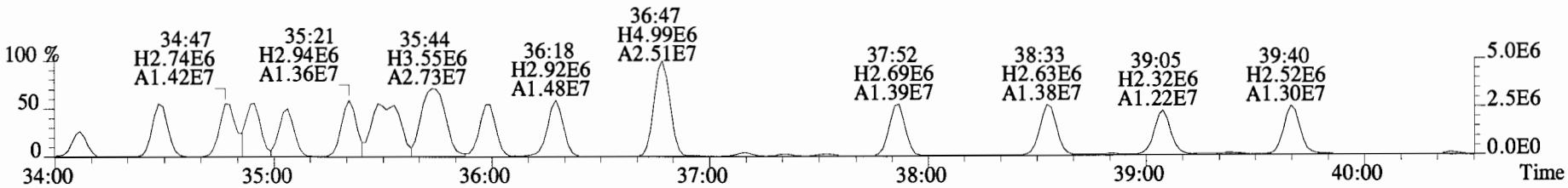

291.9194 S:2 F:3 SMO(1,3) BSUB(10000,15,-3.0) PKD(5,5,2,0.10%,8312.0,0.00%,F,F)



301.9626 S:2 F:3 SMO(1,3) BSUB(10000,15,-3.0) PKD(5,5,2,0.10%,26648.0,0.00%,F,F)

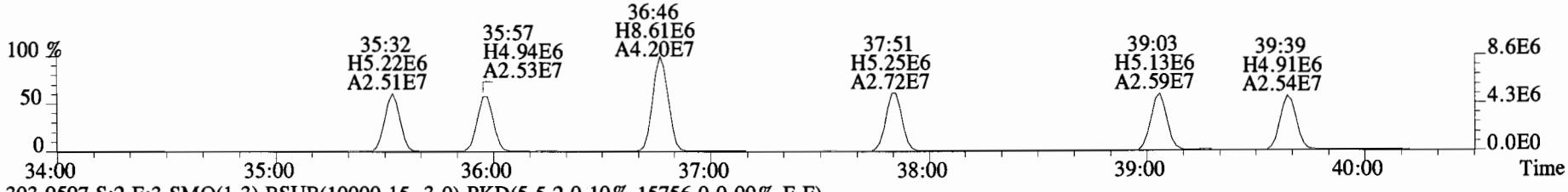

303.9597 S:2 F:3 SMO(1,3) BSUB(10000,15,-3.0) PKD(5,5,2,0.10%,15756.0,0.00%,F,F)

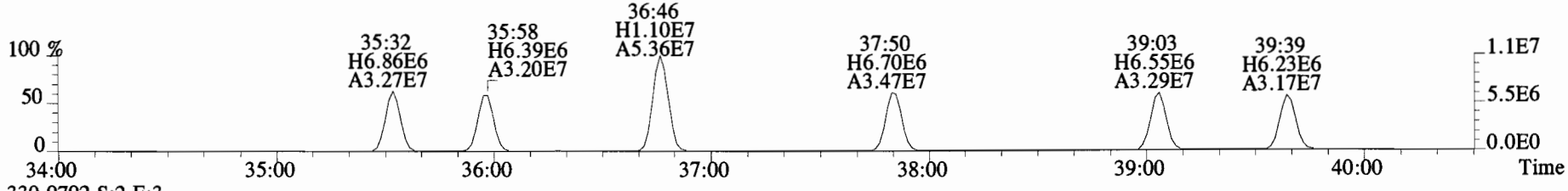

330.9792 S:2 F:3

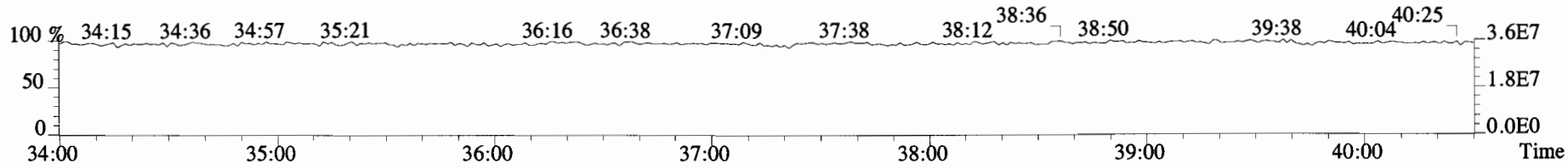

File:190618E1 #1-758 Acq:18-JUN-2019 11:17:49 GC EI+ Voltage SIR Autospec-UltimaE
Sample#2 File Text:Vista Analytical Laboratory VG-8 Text:B9F0159-BS1 OPR 1 Exp:PCB_ZB1
289.9224 S:2 F:3 SMO(1,3) BSUB(10000,15,-3.0) PKD(5,5,2,0.10%,7716.0,0.00%,F,F)

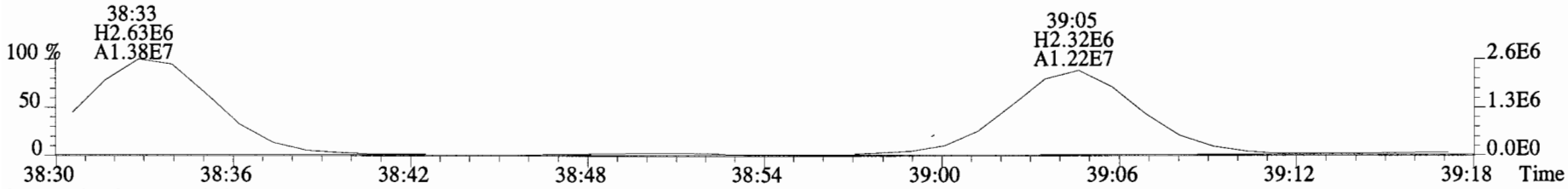

291.9194 S:2 F:3 SMO(1,3) BSUB(10000,15,-3.0) PKD(5,5,2,0.10%,8312.0,0.00%,F,F)

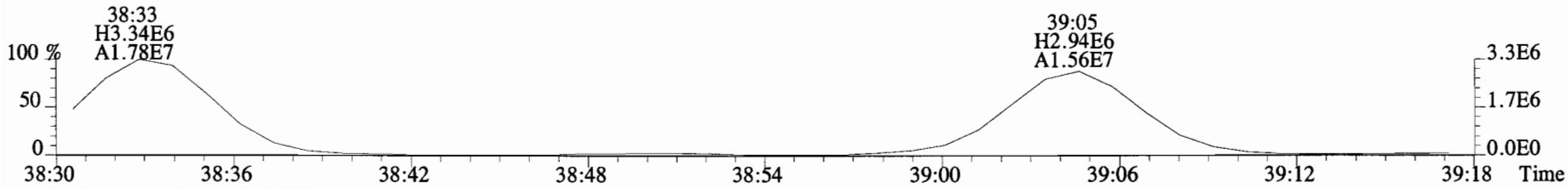

301.9626 S:2 F:3 SMO(1,3) BSUB(10000,15,-3.0) PKD(5,5,2,0.10%,26648.0,0.00%,F,F)



303.9597 S:2 F:3 SMO(1,3) BSUB(10000,15,-3.0) PKD(5,5,2,0.10%,15756.0,0.00%,F,F)

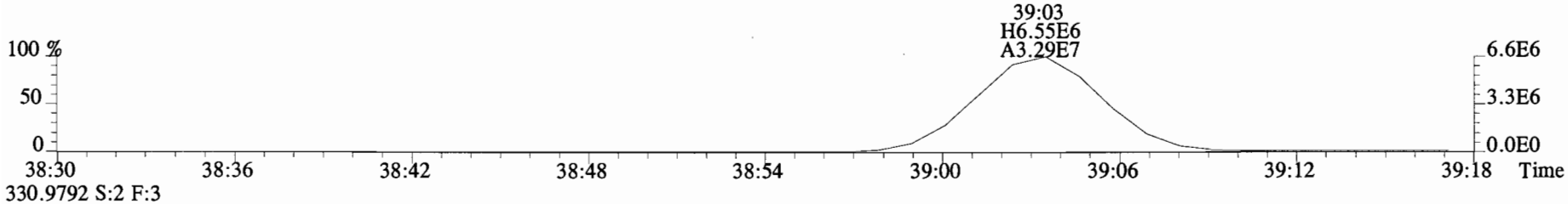

330.9792 S:2 F:3

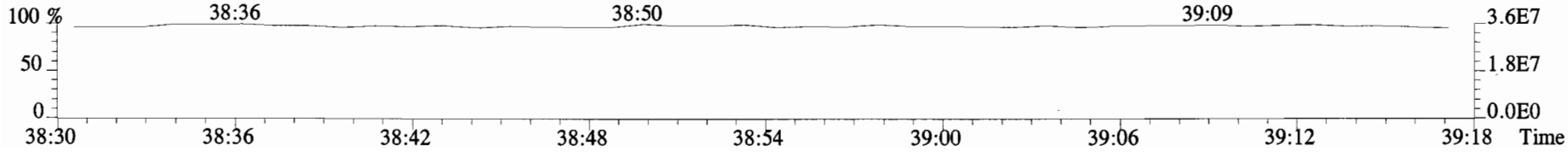

File:190618E1 #1-758 Acq:18-JUN-2019 11:17:49 GC EI+ Voltage SIR Autospec-UltimaE
Sample#2 File Text:Vista Analytical Laboratory VG-8 Text:B9F0159-BS1 OPR 1 Exp:PCB_ZB1
301.9626 S:2 F:3 SMO(1,3) BSUB(10000,15,-3.0) PKD(5,5,2,0.10%,26648.0,0.00%,F,F)

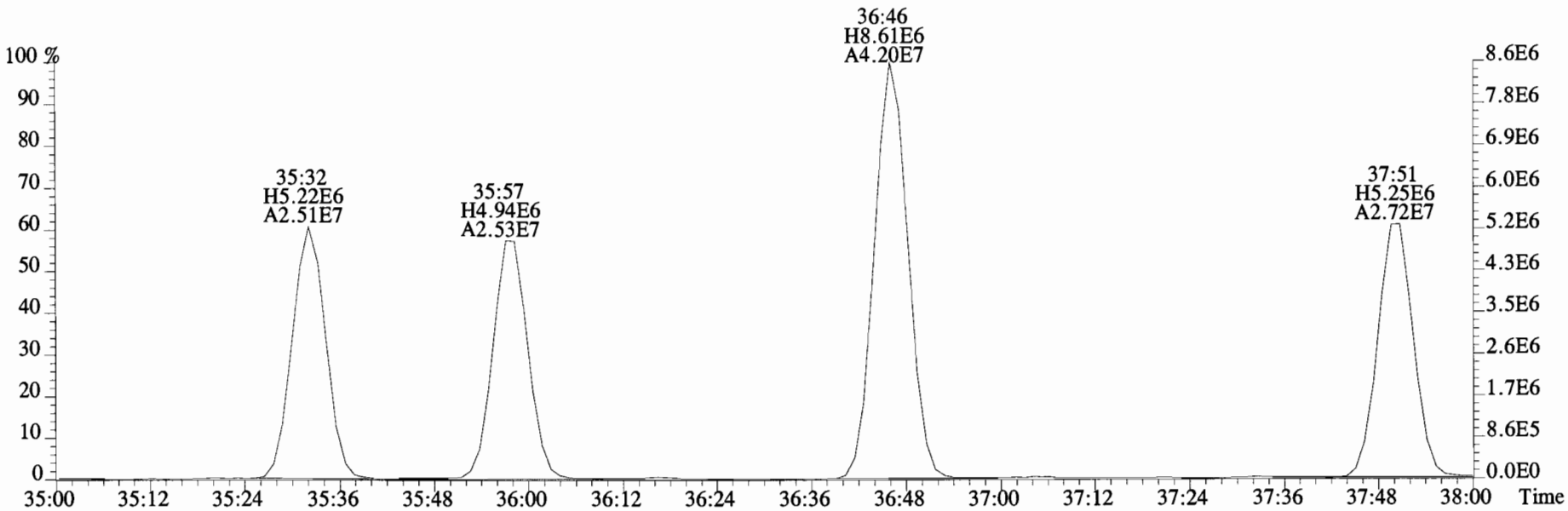

303.9597 S:2 F:3 SMO(1,3) BSUB(10000,15,-3.0) PKD(5,5,2,0.10%,15756.0,0.00%,F,F)

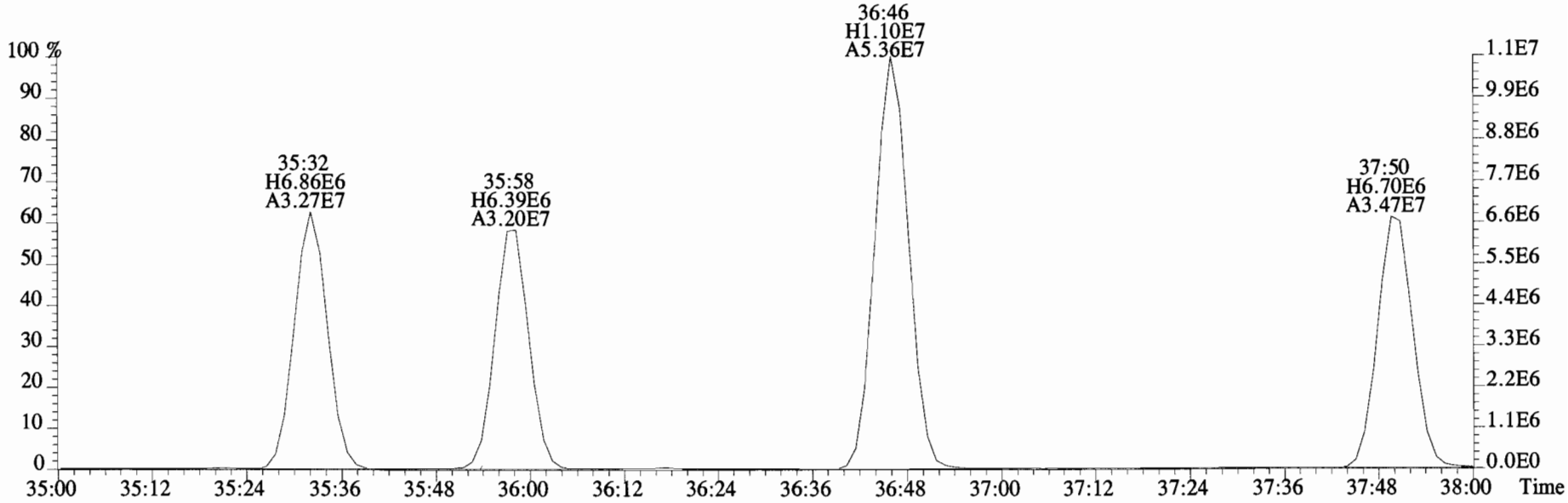

File:190618E1 #1-758 Acq:18-JUN-2019 11:17:49 GC EI+ Voltage SIR Autospec-UltimaE
Sample#2 File Text:Vista Analytical Laboratory VG-8 Text:B9F0159-BS1 OPR 1 Exp:PCB_ZB1
325.8804 S:2 F:3 SMO(1,3) BSUB(10000,15,-3.0) PKD(5,5,2,0.10%,560.0,0.00%,F,F)

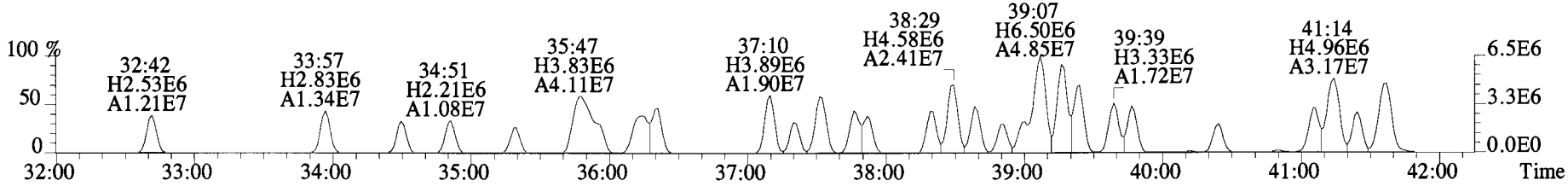

327.8775 S:2 F:3 SMO(1,3) BSUB(10000,15,-3.0) PKD(5,5,2,0.10%,548.0,0.00%,F,F)

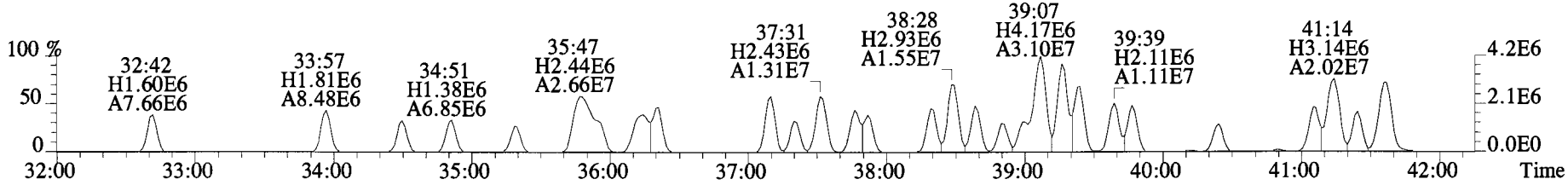

337.9207 S:2 F:3 SMO(1,3) BSUB(10000,15,-3.0) PKD(5,5,2,0.10%,1596.0,0.00%,F,F)

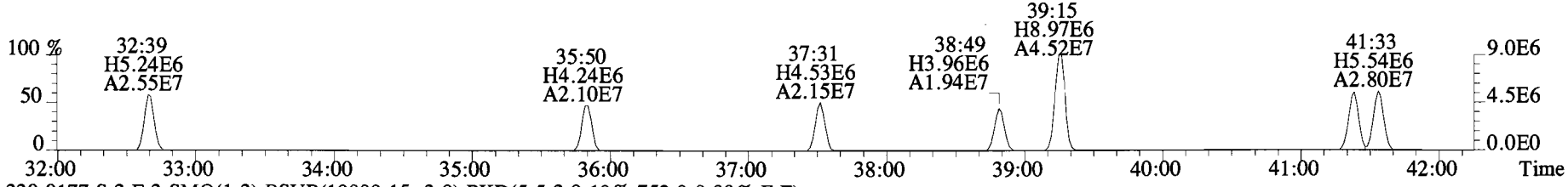

339.9177 S:2 F:3 SMO(1,3) BSUB(10000,15,-3.0) PKD(5,5,2,0.10%,752.0,0.00%,F,F)

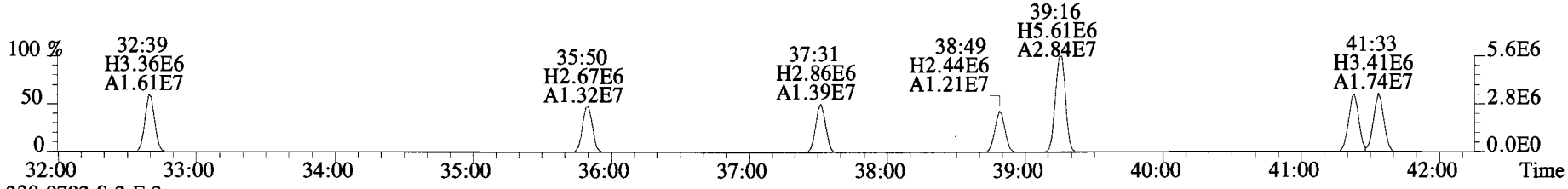

330.9792 S:2 F:3

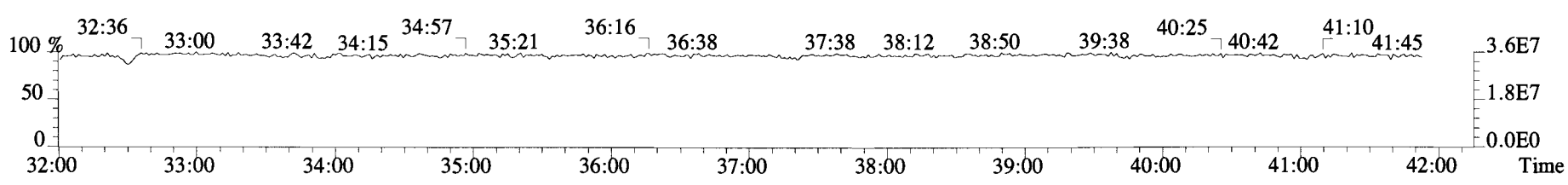

File:190618E1 #1-758 Acq:18-JUN-2019 11:17:49 GC EI+ Voltage SIR Autospec-UltimaE
Sample#2 File Text:Vista Analytical Laboratory VG-8 Text:B9F0159-BS1 OPR 1 Exp:PCB_ZB1
325.8804 S:2 F:3 SMO(1,3) BSUB(10000,15,-3.0) PKD(5,5,2,0.10%,560.0,0.00%,F,F)

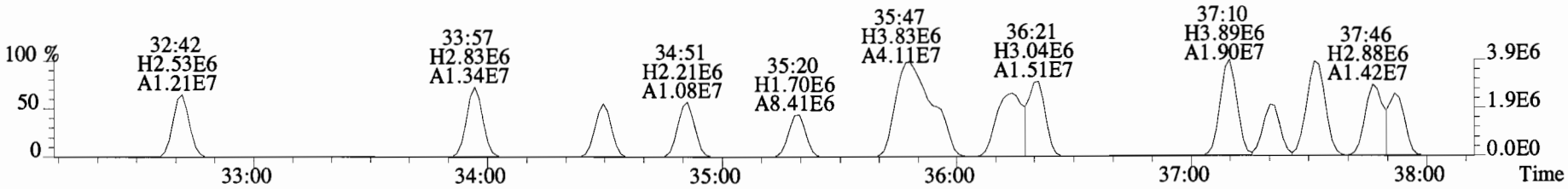

327.8775 S:2 F:3 SMO(1,3) BSUB(10000,15,-3.0) PKD(5,5,2,0.10%,548.0,0.00%,F,F)

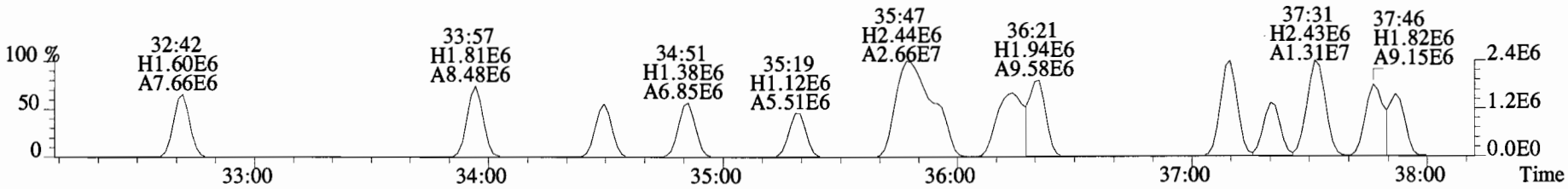

337.9207 S:2 F:3 SMO(1,3) BSUB(10000,15,-3.0) PKD(5,5,2,0.10%,1596.0,0.00%,F,F)



339.9177 S:2 F:3 SMO(1,3) BSUB(10000,15,-3.0) PKD(5,5,2,0.10%,752.0,0.00%,F,F)

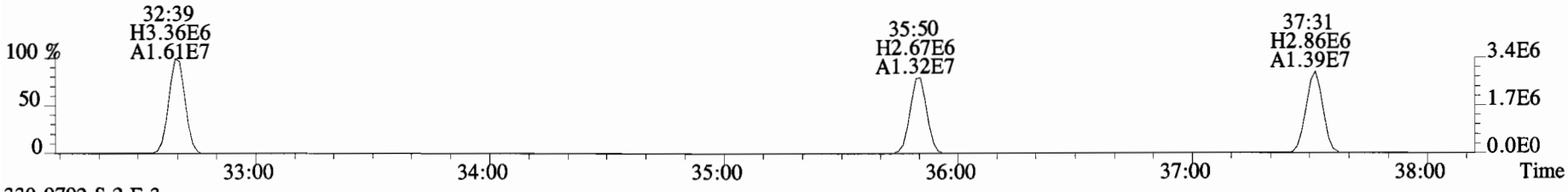

330.9792 S:2 F:3

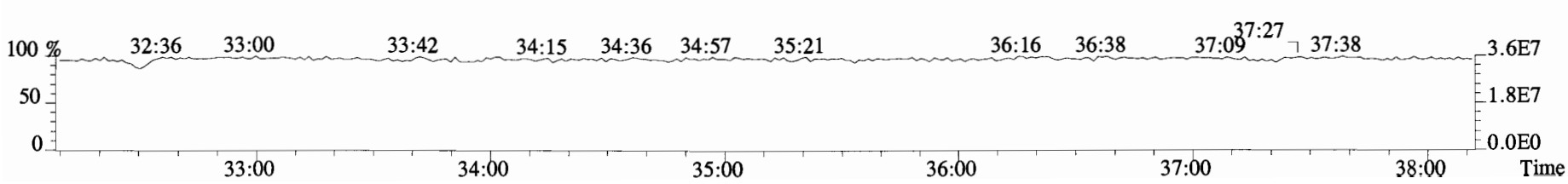

File:190618E1 #1-758 Acq:18-JUN-2019 11:17:49 GC EI+ Voltage SIR Autospec-UltimaE
Sample#2 File Text:Vista Analytical Laboratory VG-8 Text:B9F0159-BS1 OPR 1 Exp:PCB_ZB1
325.8804 S:2 F:3 SMO(1,3) BSUB(10000,15,-3.0) PKD(5,5,2,0.10%,560.0,0.00%,F,F)

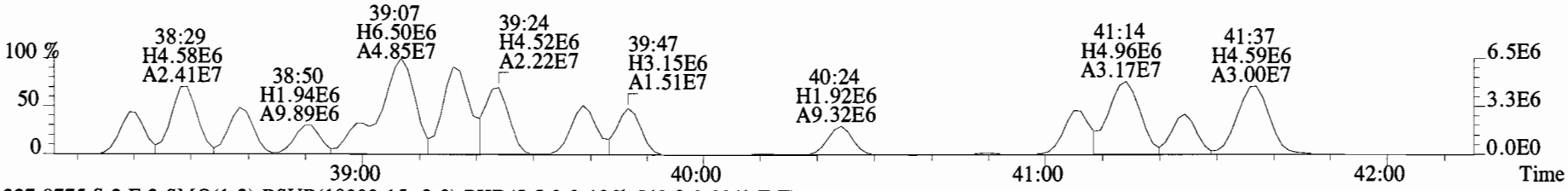

327.8775 S:2 F:3 SMO(1,3) BSUB(10000,15,-3.0) PKD(5,5,2,0.10%,548.0,0.00%,F,F)

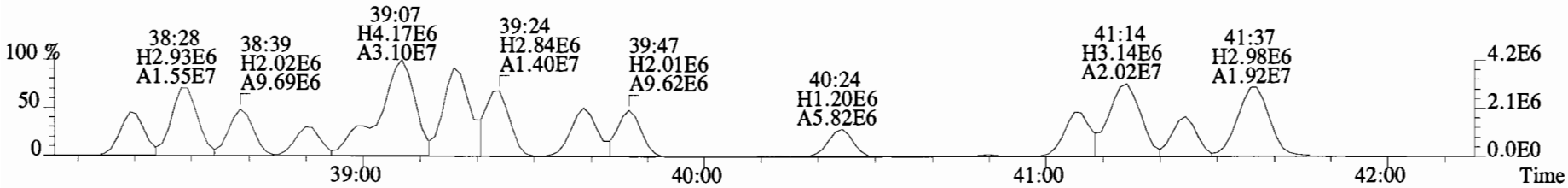

337.9207 S:2 F:3 SMO(1,3) BSUB(10000,15,-3.0) PKD(5,5,2,0.10%,1596.0,0.00%,F,F)

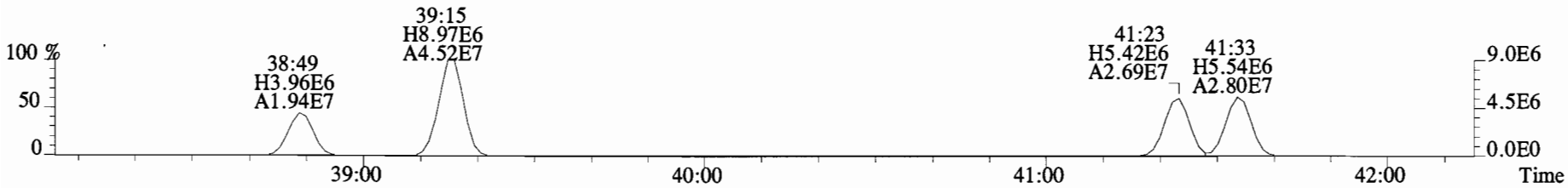

339.9177 S:2 F:3 SMO(1,3) BSUB(10000,15,-3.0) PKD(5,5,2,0.10%,752.0,0.00%,F,F)

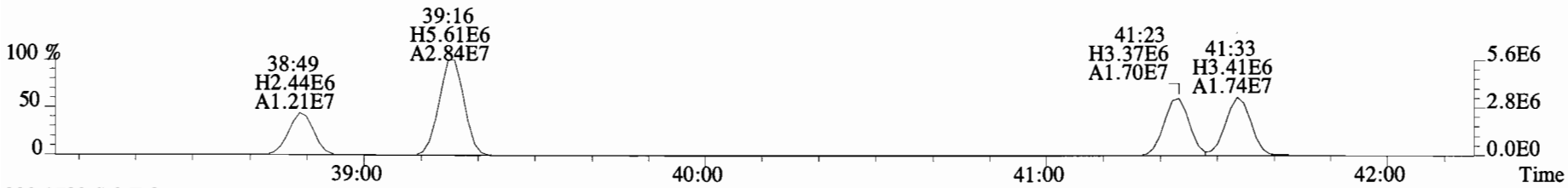

330.9792 S:2 F:3

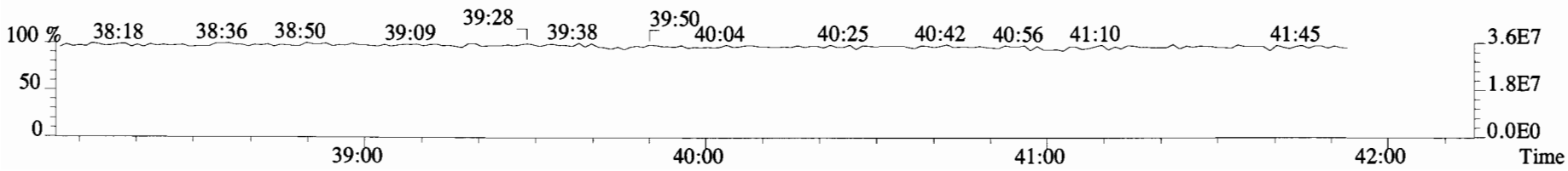

File:190618E1 #1-758 Acq:18-JUN-2019 11:17:49 GC EI+ Voltage SIR Autospec-UltimaE
Sample#2 File Text:Vista Analytical Laboratory VG-8 Text:B9F0159-BS1 OPR 1 Exp:PCB_ZB1
337.9207 S:2 F:3 SMO(1,3) BSUB(10000,15,-3.0) PKD(5,5,2,0.10%,1596.0,0.00%,F,F)

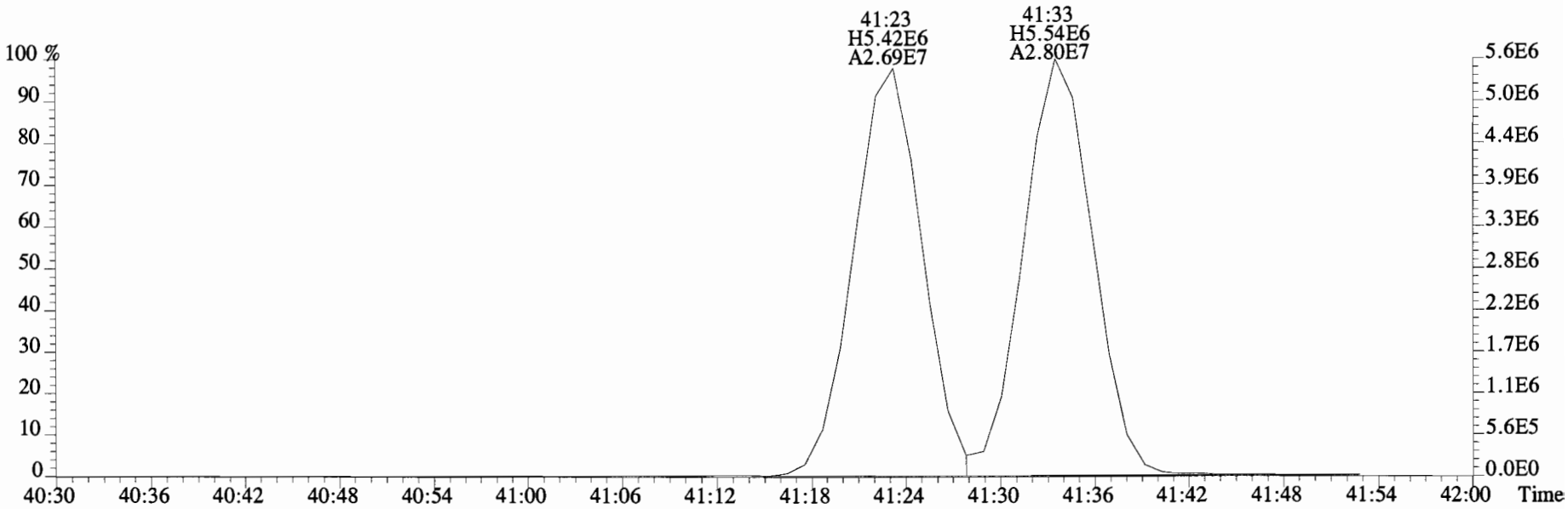

339.9177 S:2 F:3 SMO(1,3) BSUB(10000,15,-3.0) PKD(5,5,2,0.10%,752.0,0.00%,F,F)

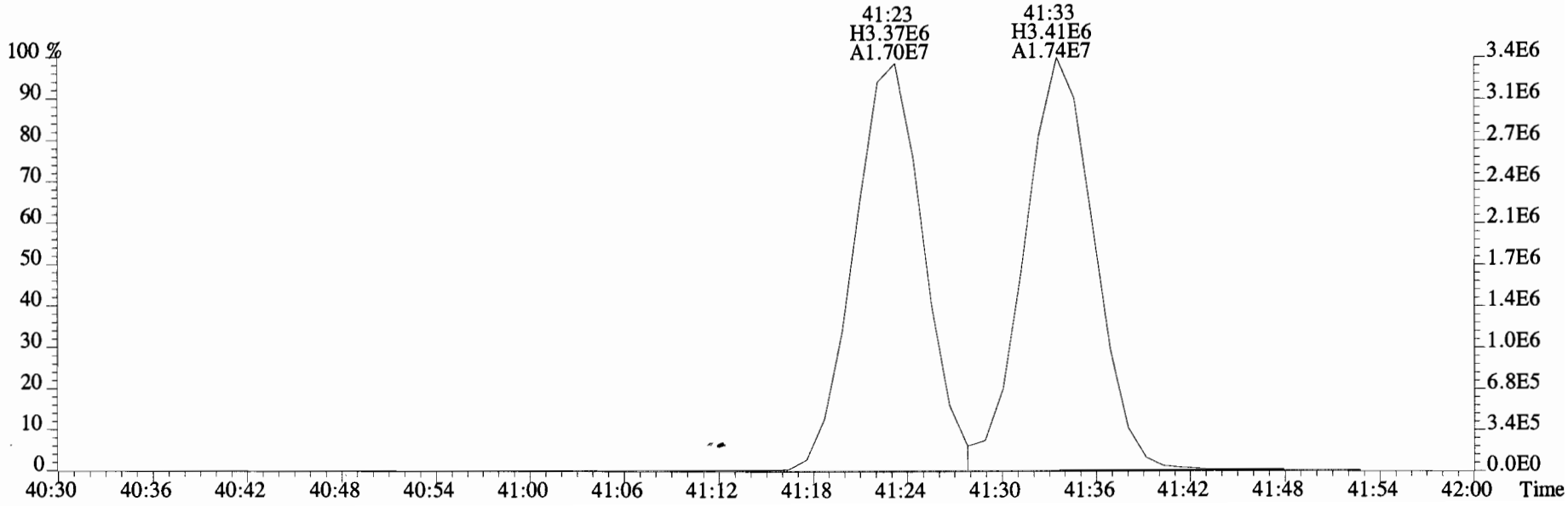

File:190618E1 #1-758 Acq:18-JUN-2019 11:17:49 GC EI+ Voltage SIR Autospec-UltimaE
Sample#2 File Text:Vista Analytical Laboratory VG-8 Text:B9F0159-BS1 OPR 1 Exp:PCB_ZB1
325.8804 S:2 F:3 SMO(1,3) BSUB(10000,15,-3.0) PKD(5,5,2,0.10%,560.0,0.00%,F,F)

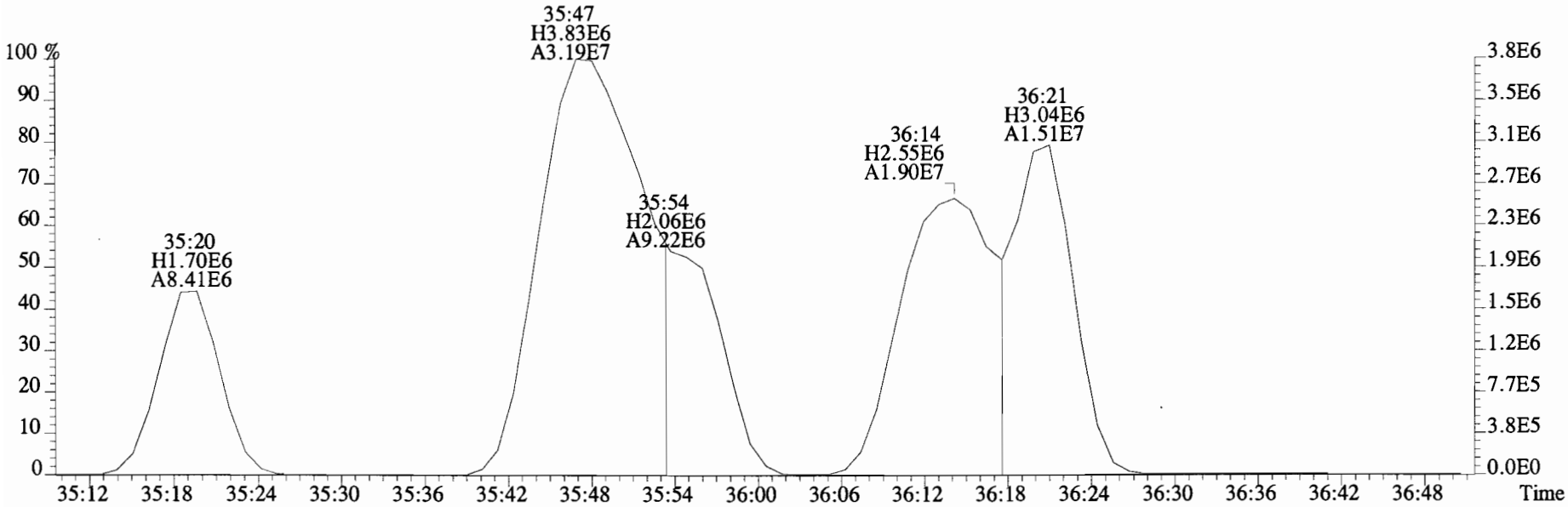

327.8775 S:2 F:3 SMO(1,3) BSUB(10000,15,-3.0) PKD(5,5,2,0.10%,548.0,0.00%,F,F)

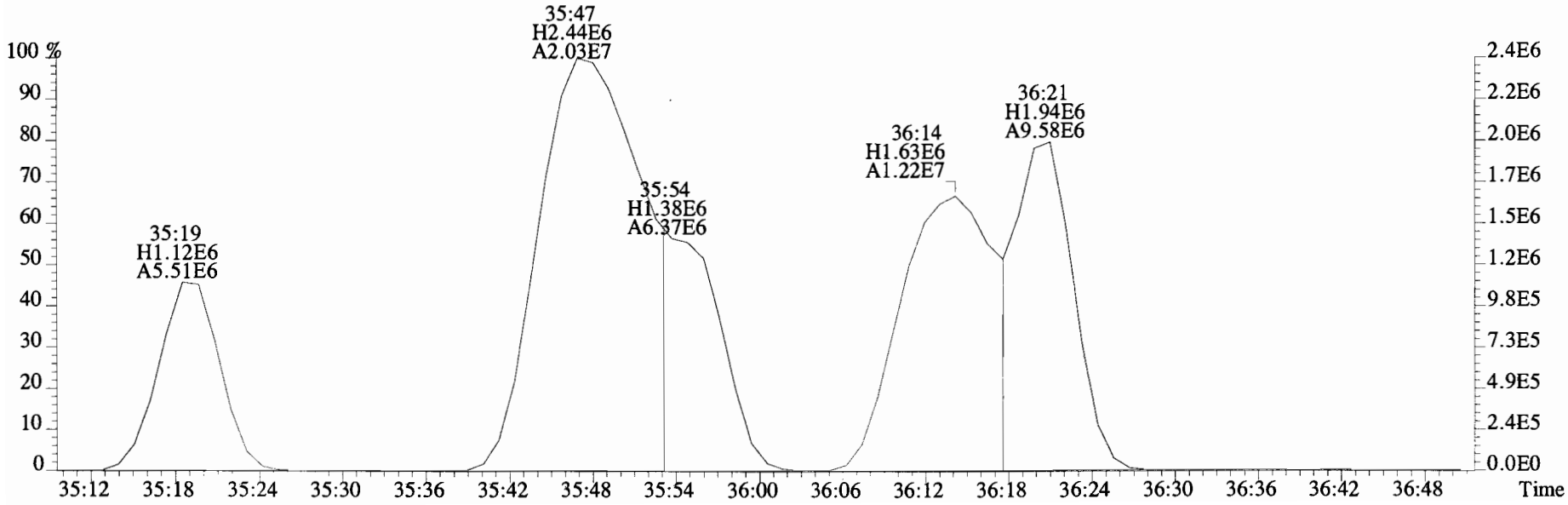

File:190618E1 #1-758 Acq:18-JUN-2019 11:17:49 GC EI+ Voltage SIR Autospec-UltimaE
Sample#2 File Text:Vista Analytical Laboratory VG-8 Text:B9F0159-BS1 OPR 1 Exp:PCB_ZB1
325.8804 S:2 F:3 SMO(1,3) BSUB(10000,15,-3.0) PKD(5,5,2,0.10%,560.0,0.00%,F,F)

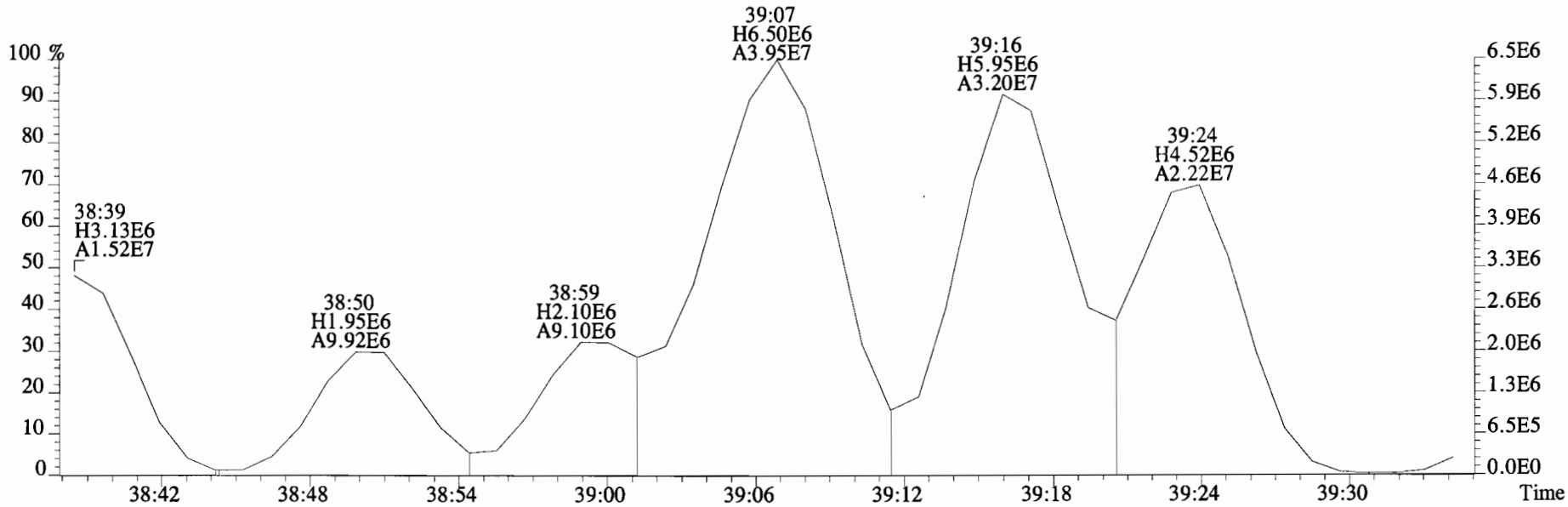

327.8775 S:2 F:3 SMO(1,3) BSUB(10000,15,-3.0) PKD(5,5,2,0.10%,548.0,0.00%,F,F)

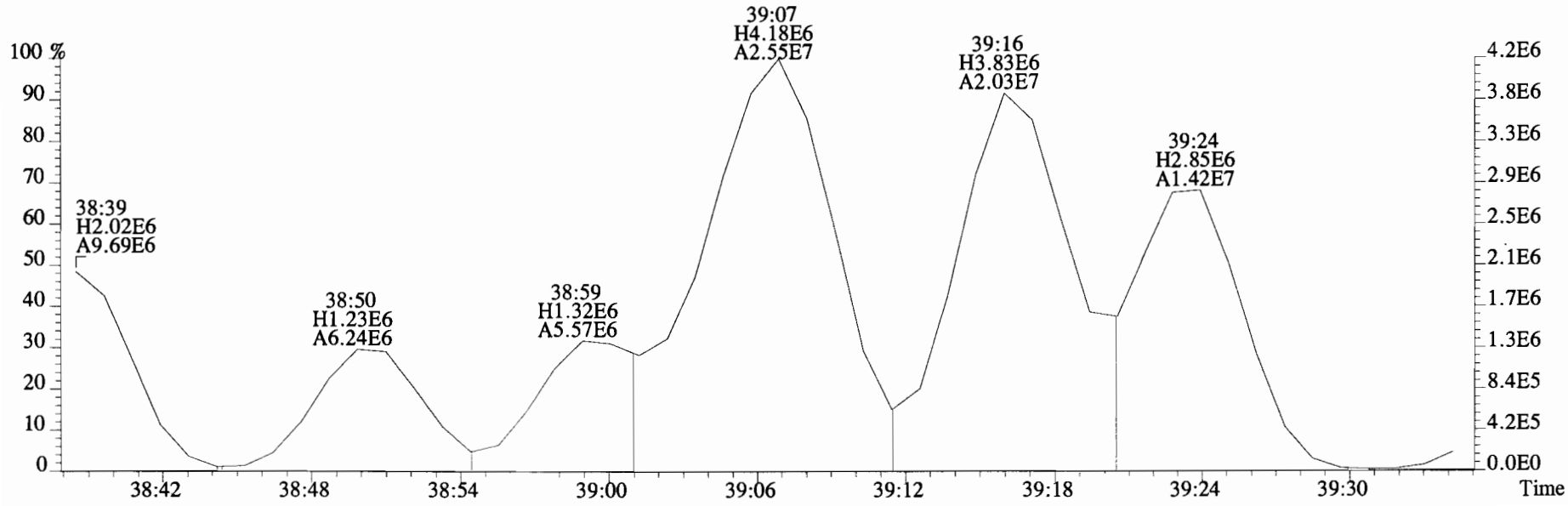

File:190618E1 #1-572 Acq:18-JUN-2019 11:17:49 GC EI+ Voltage SIR Autospec-UltimaE
Sample#2 File Text:Vista Analytical Laboratory VG-8 Text:B9F0159-BS1 OPR 1 Exp:PCB_ZB1
325.8804 S:2 F:4 SMO(1,3) BSUB(10000,15,-3.0) PKD(5,5,2,0.10%,3596.0,0.00%,F,F)

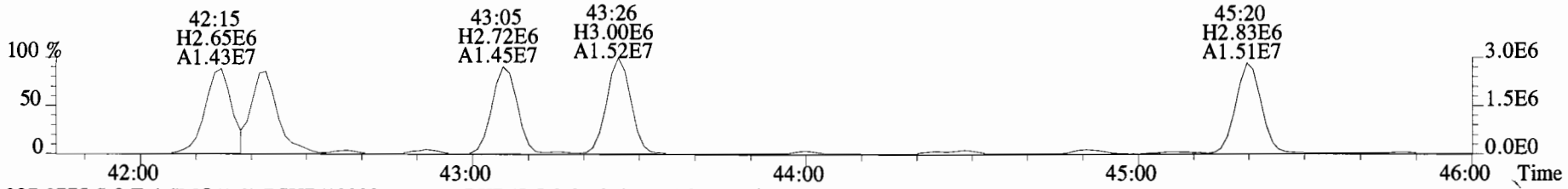

327.8775 S:2 F:4 SMO(1,3) BSUB(10000,15,-3.0) PKD(5,5,2,0.10%,2936.0,0.00%,F,F)

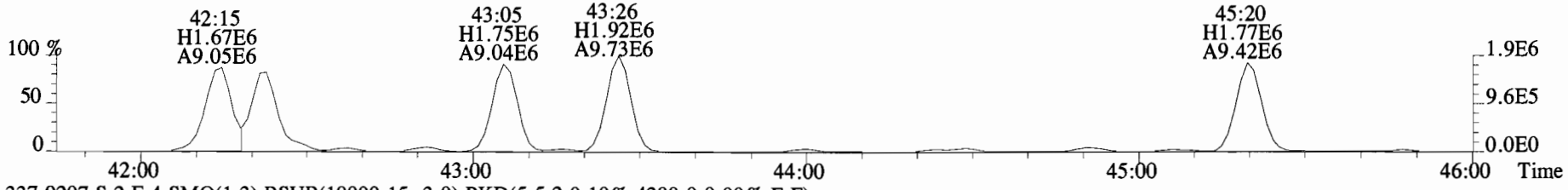

337.9207 S:2 F:4 SMO(1,3) BSUB(10000,15,-3.0) PKD(5,5,2,0.10%,4200.0,0.00%,F,F)

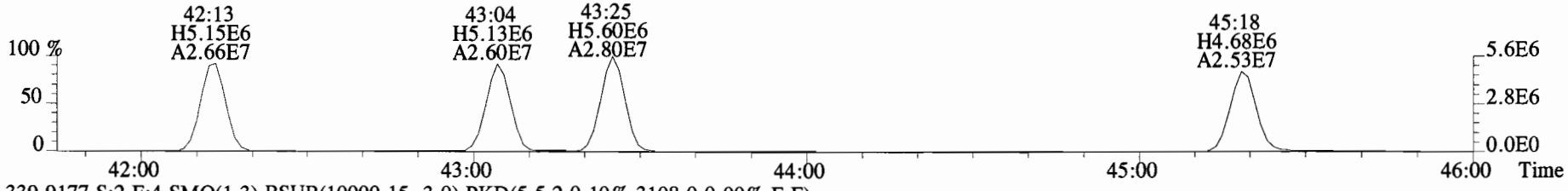

339.9177 S:2 F:4 SMO(1,3) BSUB(10000,15,-3.0) PKD(5,5,2,0.10%,3108.0,0.00%,F,F)

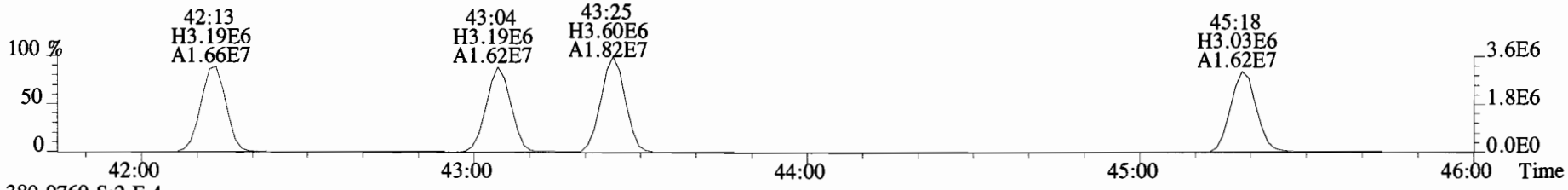

380.9760 S:2 F:4

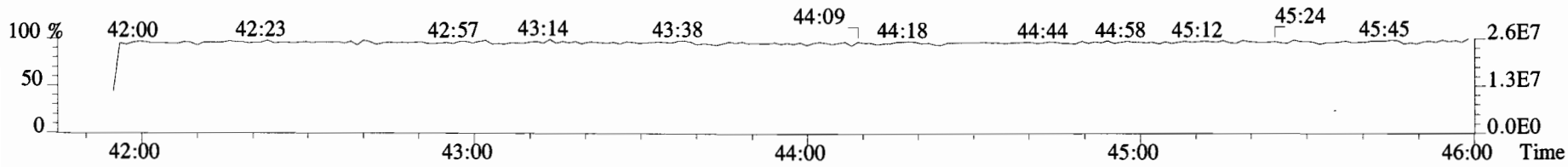

File:190618E1 #1-572 Acq:18-JUN-2019 11:17:49 GC EI+ Voltage SIR Autospec-UltimaE
Sample#2 File Text:Vista Analytical Laboratory VG-8 Text:B9F0159-BS1 OPR 1 Exp:PCB_ZB1
325.8804 S:2 F:4 SMO(1,3) BSUB(10000,15,-3.0) PKD(5,5,2,0.10%,3596.0,0.00%,F,F)

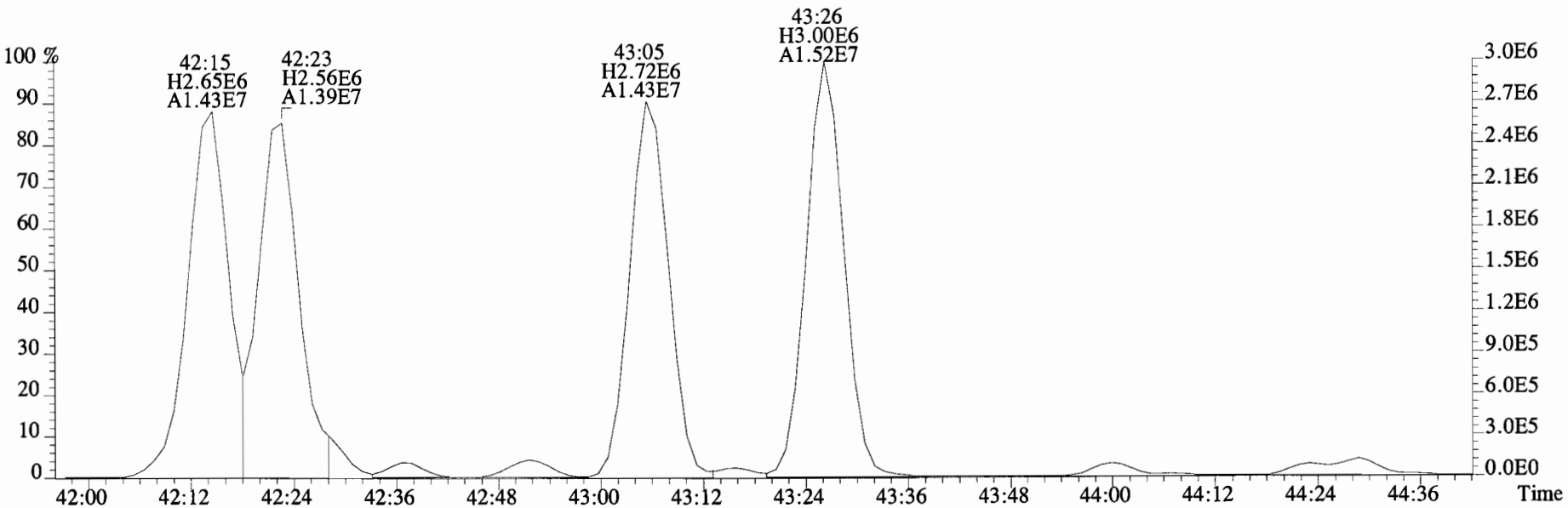

327.8775 S:2 F:4 SMO(1,3) BSUB(10000,15,-3.0) PKD(5,5,2,0.10%,2936.0,0.00%,F,F)

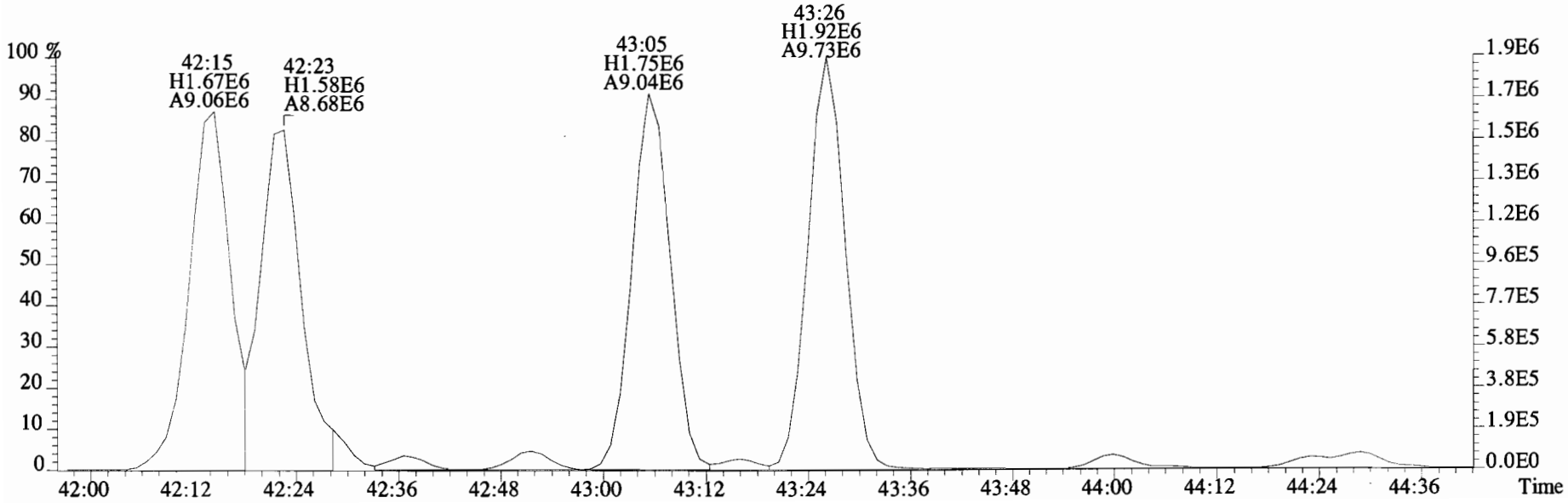

File:190618E1 #1-758 Acq:18-JUN-2019 11:17:49 GC EI+ Voltage SIR Autospec-UltimaE
Sample#2 File Text:Vista Analytical Laboratory VG-8 Text:B9F0159-BS1 OPR 1 Exp:PCB_ZB1
359.8415 S:2 F:3 SMO(1,3) BSUB(10000,15,-3.0) PKD(5,5,2,0.10%,488.0,0.00%,F,F)

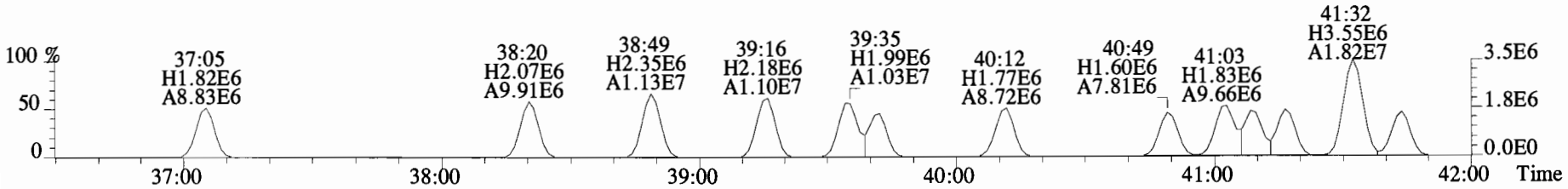

361.8385 S:2 F:3 SMO(1,3) BSUB(10000,15,-3.0) PKD(5,5,2,0.10%,536.0,0.00%,F,F)

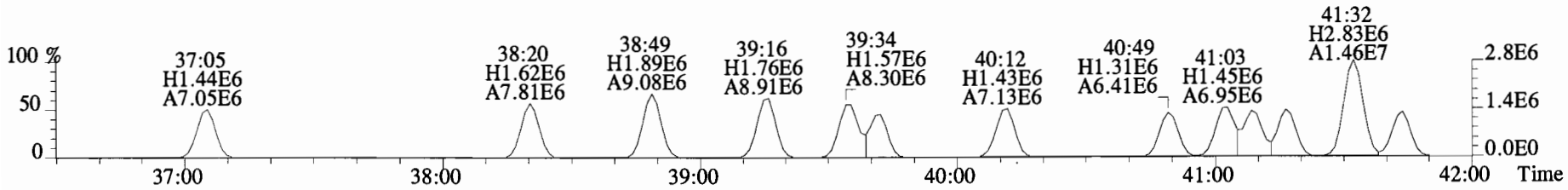

371.8817 S:2 F:3 SMO(1,3) BSUB(10000,15,-3.0) PKD(5,5,2,0.10%,380.0,0.00%,F,F)

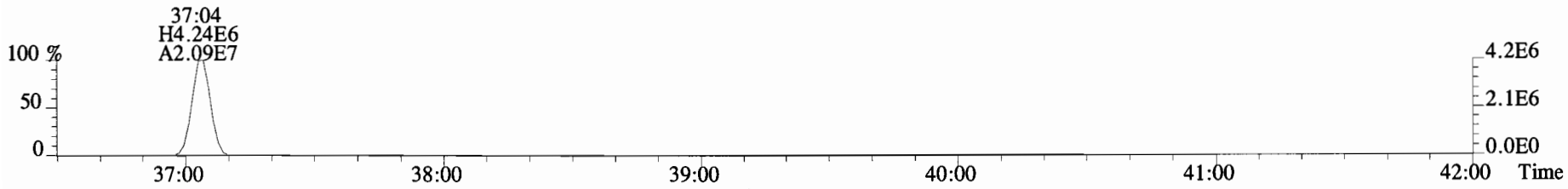

373.8788 S:2 F:3 SMO(1,3) BSUB(10000,15,-3.0) PKD(5,5,2,0.10%,412.0,0.00%,F,F)

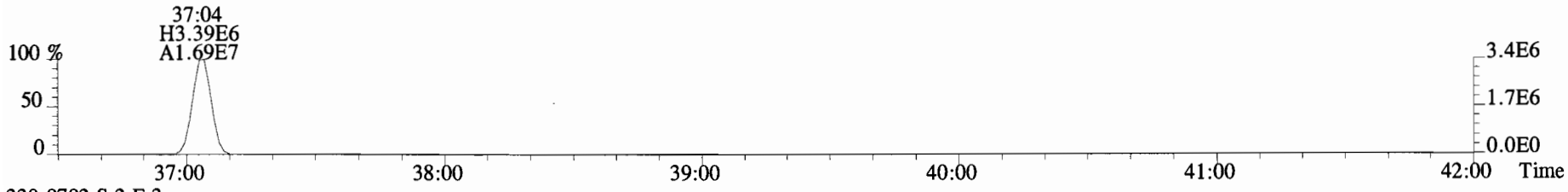

330.9792 S:2 F:3

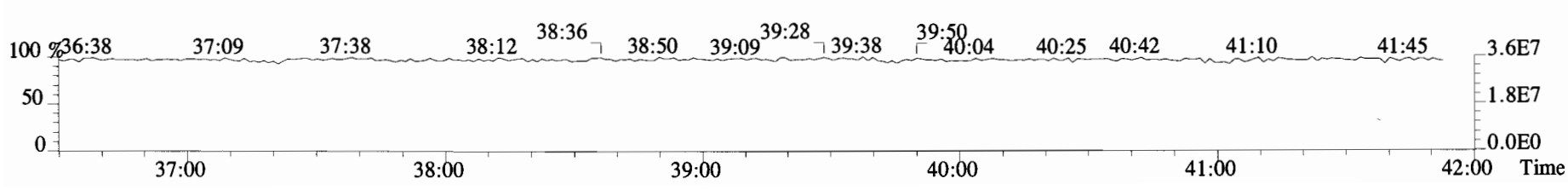

File:190618E1 #1-572 Acq:18-JUN-2019 11:17:49 GC EI+ Voltage SIR Autospec-UltimaE
Sample#2 File Text:Vista Analytical Laboratory VG-8 Text:B9F0159-BS1 OPR 1 Exp:PCB_ZB1
359.8415 S:2 F:4 SMO(1,3) BSUB(10000,15,-3.0) PKD(5,5,2,0.10%,6316.0,0.00%,F,F)

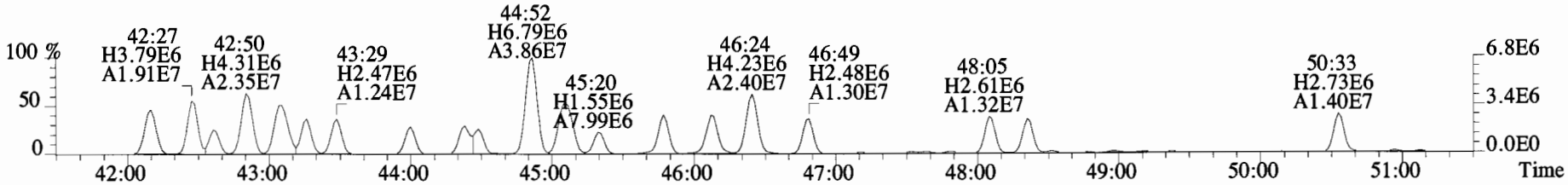

361.8385 S:2 F:4 SMO(1,3) BSUB(10000,15,-3.0) PKD(5,5,2,0.10%,4600.0,0.00%,F,F)

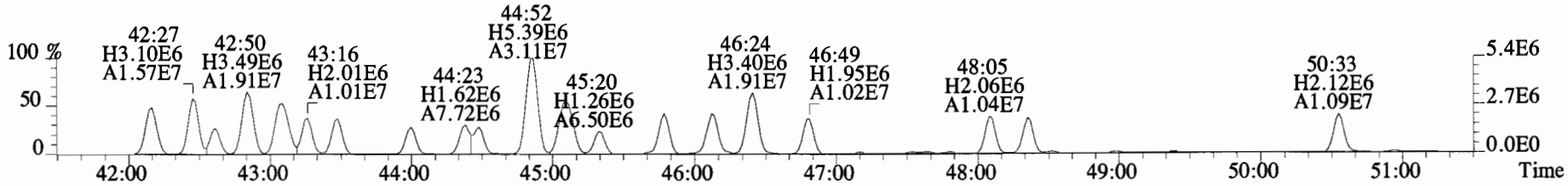

371.8817 S:2 F:4 SMO(1,3) BSUB(10000,15,-3.0) PKD(5,5,2,0.10%,4368.0,0.00%,F,F)

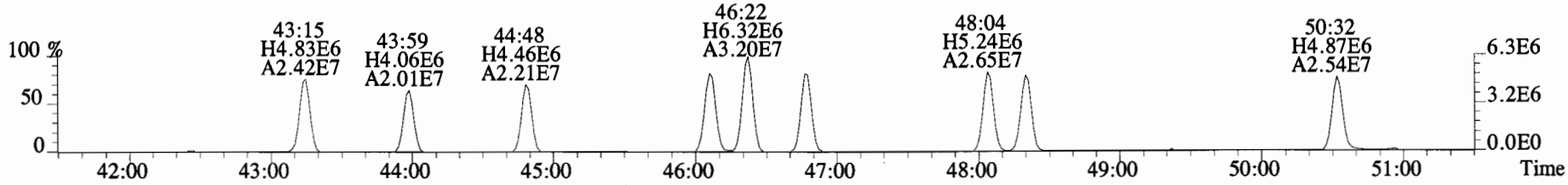

373.8788 S:2 F:4 SMO(1,3) BSUB(10000,15,-3.0) PKD(5,5,2,0.10%,3708.0,0.00%,F,F)

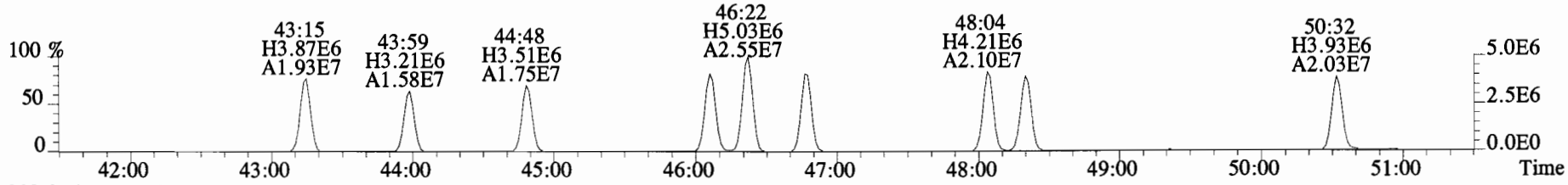

380.9760 S:2 F:4

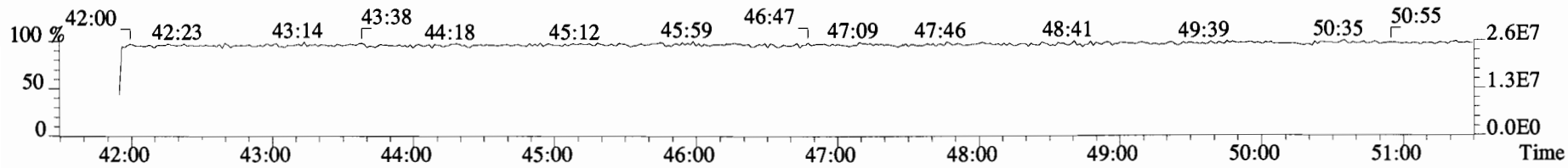

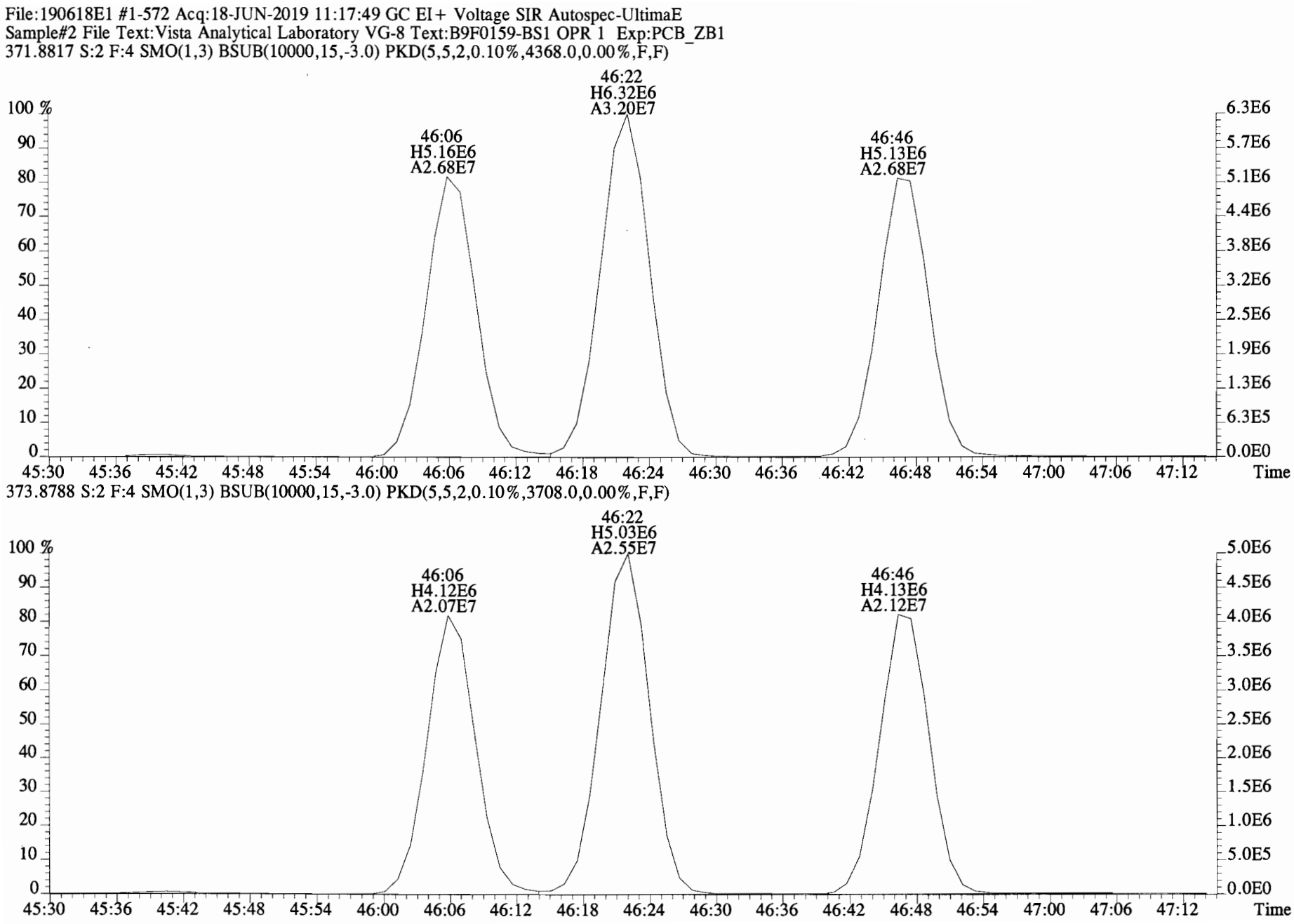
File:190618E1 #1-572 Acq:18-JUN-2019 11:17:49 GC EI+ Voltage SIR Autospec-UltimaE
Sample#2 File Text:Vista Analytical Laboratory VG-8 Text:B9F0159-BS1 OPR 1 Exp:PCB_ZB1
371.8817 S:2 F:4 SMO(1,3) BSUB(10000,15,-3.0) PKD(5,5,2,0.10%,4368.0,0.00%,F,F)
46:22
H6.32E6
A3.20E7
46:06
H5.16E6
A2.68E7
46:46
H5.13E6
A2.68E7
100 %
90
80
70
60
50
40
30
20
10
0
6.3E6
5.7E6
5.1E6
4.4E6
3.8E6
3.2E6
2.5E6
1.9E6
1.3E6
6.3E5
0.0E0
45:30
45:36
45:42
45:48
45:54
46:00
46:06
46:12
46:18
46:24
46:30
46:36
46:42
46:48
46:54
47:00
47:06
47:12
Time
373.8788 S:2 F:4 SMO(1,3) BSUB(10000,15,-3.0) PKD(5,5,2,0.10%,3708.0,0.00%,F,F)
46:22
H5.03E6
A2.55E7
46:06
H4.12E6
A2.07E7
46:46
H4.13E6
A2.12E7
100 %
90
80
70
60
50
40
30
20
10
0
5.0E6
4.5E6
4.0E6
3.5E6
3.0E6
2.5E6
2.0E6
1.5E6
1.0E6
5.0E5
0.0E0
45:30
45:36
45:42
45:48
45:54
46:00
46:06
46:12
46:18
46:24
46:30
46:36
46:42
46:48
46:54
47:00
47:06
47:12
Time

File:190618E1 #1-572 Acq:18-JUN-2019 11:17:49 GC EI+ Voltage SIR Autospec-UltimaE
Sample#2 File Text:Vista Analytical Laboratory VG-8 Text:B9F0159-BS1 OPR 1 Exp:PCB_ZB1
371.8817 S:2 F:4 SMO(1,3) BSUB(10000,15,-3.0) PKD(5,5,2,0.10%,4368.0,0.00%,F,F)

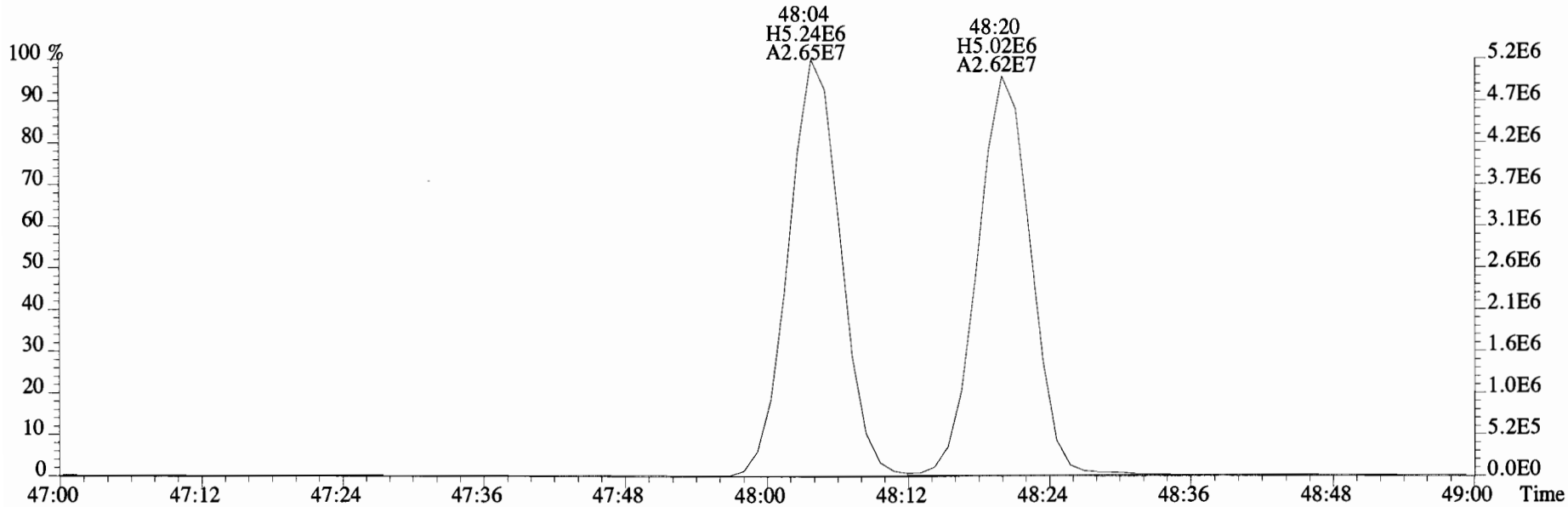

373.8788 S:2 F:4 SMO(1,3) BSUB(10000,15,-3.0) PKD(5,5,2,0.10%,3708.0,0.00%,F,F)

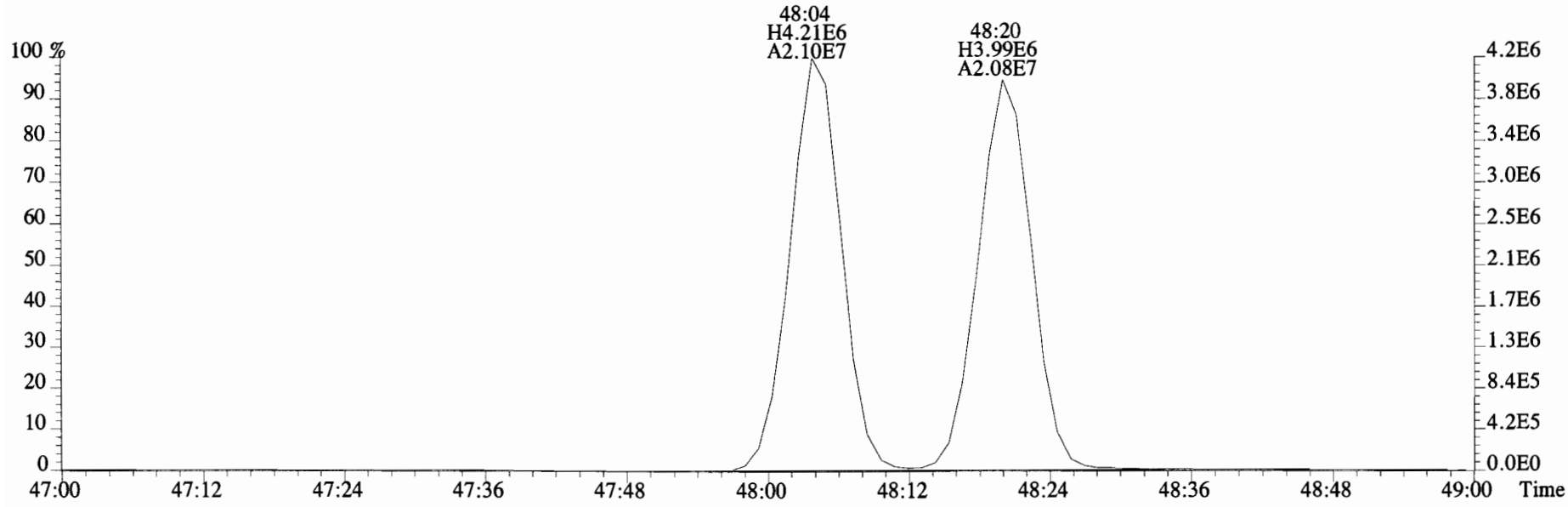

File:190618E1 #1-572 Acq:18-JUN-2019 11:17:49 GC EI+ Voltage SIR Autospec-UltimaE
Sample#2 File Text:Vista Analytical Laboratory VG-8 Text:B9F0159-BS1 OPR 1 Exp:PCB_ZB1
359.8415 S:2 F:4 SMO(1,3) BSUB(10000,15,-3.0) PKD(5,5,2,0.10%,6316.0,0.00%,F,F)

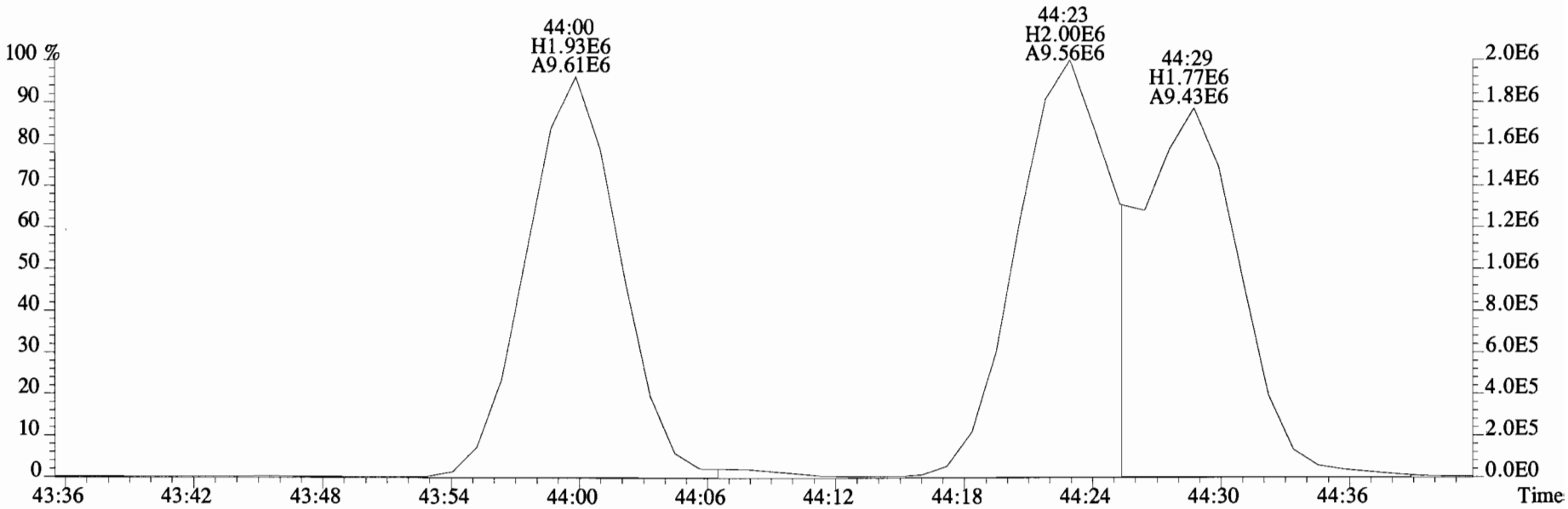

361.8385 S:2 F:4 SMO(1,3) BSUB(10000,15,-3.0) PKD(5,5,2,0.10%,4600.0,0.00%,F,F)

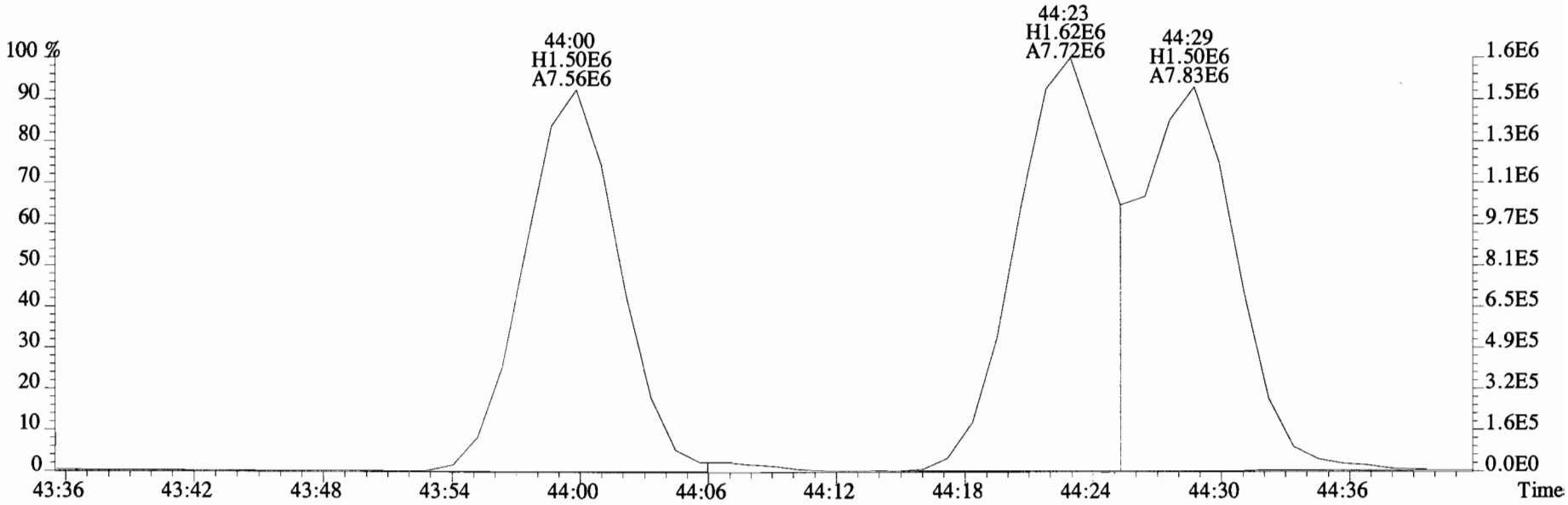

File:190618E1 #1-572 Acq:18-JUN-2019 11:17:49 GC EI+ Voltage SIR Autospec-UltimaE
Sample#2 File Text:Vista Analytical Laboratory VG-8 Text:B9F0159-BS1 OPR 1 Exp:PCB_ZB1
359.8415 S:2 F:4 SMO(1,3) BSUB(10000,15,-3.0) PKD(5,5,2,0.10%,6316.0,0.00%,F,F)

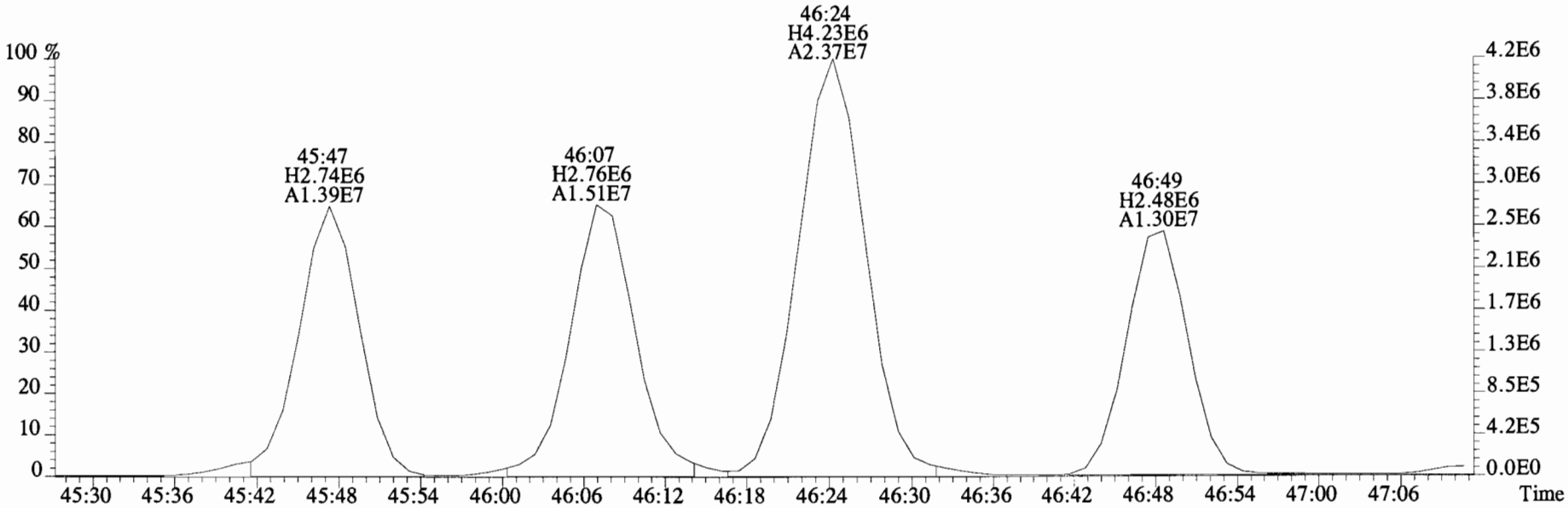

361.8385 S:2 F:4 SMO(1,3) BSUB(10000,15,-3.0) PKD(5,5,2,0.10%,4600.0,0.00%,F,F)

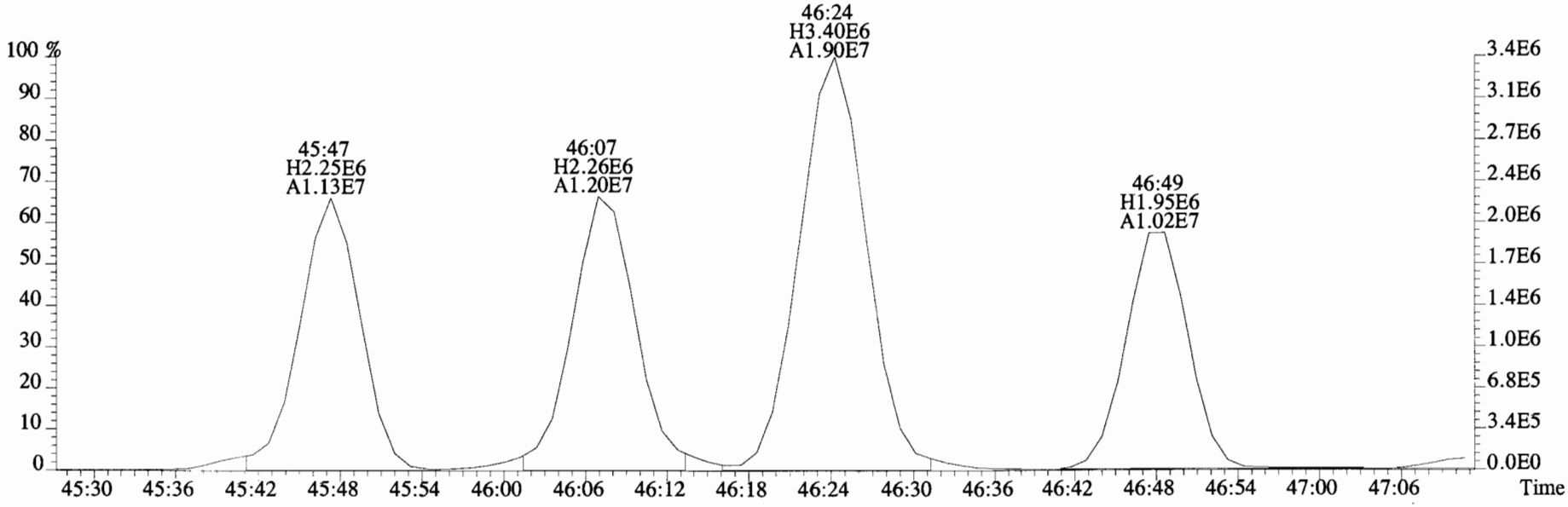

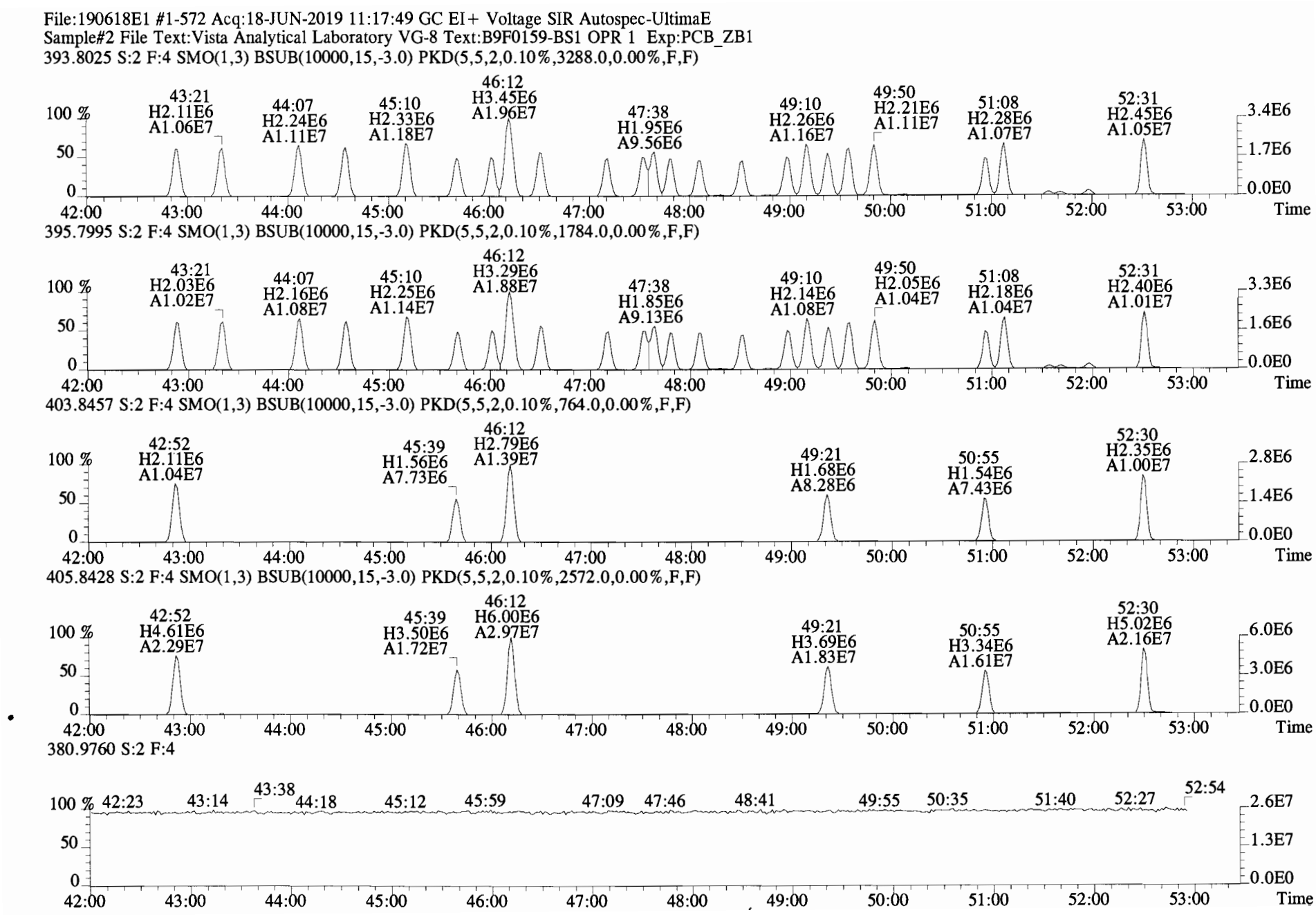
File:190618E1 #1-572 Acq:18-JUN-2019 11:17:49 GC EI+ Voltage SIR Autospec-UltimaE
Sample#2 File Text:Vista Analytical Laboratory VG-8 Text:B9F0159-BS1 OPR 1 Exp:PCB_ZB1
393.8025 S:2 F:4 SMO(1,3) BSUB(10000,15,-3.0) PKD(5,5,2,0.10%,3288.0,0.00%,F,F)
43:21 H2.11E6 A1.06E7
44:07 H2.24E6 A1.11E7
45:10 H2.33E6 A1.18E7
46:12 H3.45E6 A1.96E7
47:38 H1.95E6 A9.56E6
49:10 H2.26E6 A1.16E7
49:50 H2.21E6 A1.11E7
51:08 H2.28E6 A1.07E7
52:31 H2.45E6 A1.05E7
395.7995 S:2 F:4 SMO(1,3) BSUB(10000,15,-3.0) PKD(5,5,2,0.10%,1784.0,0.00%,F,F)
43:21 H2.03E6 A1.02E7
44:07 H2.16E6 A1.08E7
45:10 H2.25E6 A1.14E7
46:12 H3.29E6 A1.88E7
47:38 H1.85E6 A9.13E6
49:10 H2.14E6 A1.08E7
49:50 H2.05E6 A1.04E7
51:08 H2.18E6 A1.04E7
52:31 H2.40E6 A1.01E7
403.8457 S:2 F:4 SMO(1,3) BSUB(10000,15,-3.0) PKD(5,5,2,0.10%,764.0,0.00%,F,F)
42:52 H2.11E6 A1.04E7
45:39 H1.56E6 A7.73E6
46:12 H2.79E6 A1.39E7
49:21 H1.68E6 A8.28E6
50:55 H1.54E6 A7.43E6
52:30 H2.35E6 A1.00E7
405.8428 S:2 F:4 SMO(1,3) BSUB(10000,15,-3.0) PKD(5,5,2,0.10%,2572.0,0.00%,F,F)
42:52 H4.61E6 A2.29E7
45:39 H3.50E6 A1.72E7
46:12 H6.00E6 A2.97E7
49:21 H3.69E6 A1.83E7
50:55 H3.34E6 A1.61E7
52:30 H5.02E6 A2.16E7
380.9760 S:2 F:4
42:23
43:14
43:38
44:18
45:12
45:59
47:09
47:46
48:41
49:55
50:35
51:40
52:27
52:54
100 %
50
0
42:00
43:00
44:00
45:00
46:00
47:00
48:00
49:00
50:00
51:00
52:00
53:00
Time
3.4E6
1.7E6
0.0E0
3.3E6
1.6E6
2.8E6
1.4E6
6.0E6
3.0E6
2.6E7
1.3E7

File:190618E1 #1-572 Acq:18-JUN-2019 11:17:49 GC EI+ Voltage SIR Autospec-UltimaE
Sample#2 File Text:Vista Analytical Laboratory VG-8 Text:B9F0159-BS1 OPR 1 Exp:PCB_ZB1
427.7635 S:2 F:4 SMO(1,3) BSUB(10000,15,-3.0) PKD(5,5,2,0.10%,304.0,0.00%,F,F)

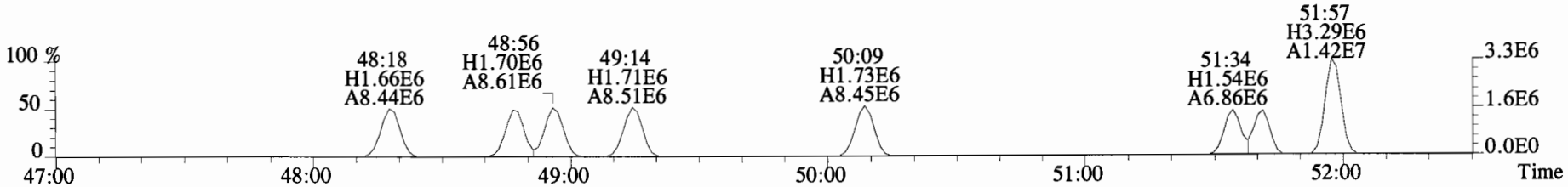

429.7606 S:2 F:4 SMO(1,3) BSUB(10000,15,-3.0) PKD(5,5,2,0.10%,500.0,0.00%,F,F)

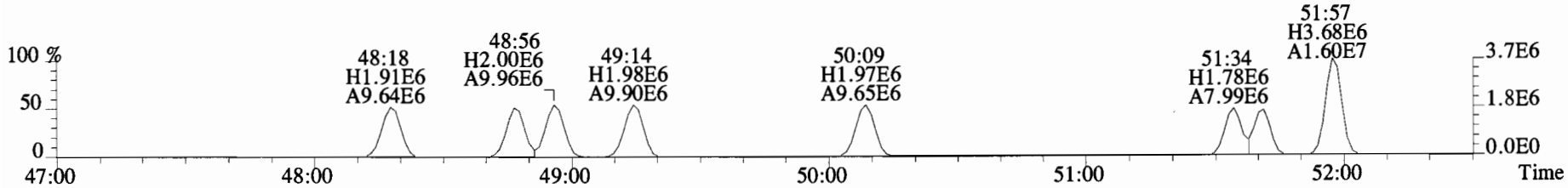

439.8038 S:2 F:4 SMO(1,3) BSUB(10000,15,-3.0) PKD(5,5,2,0.10%,332.0,0.00%,F,F)

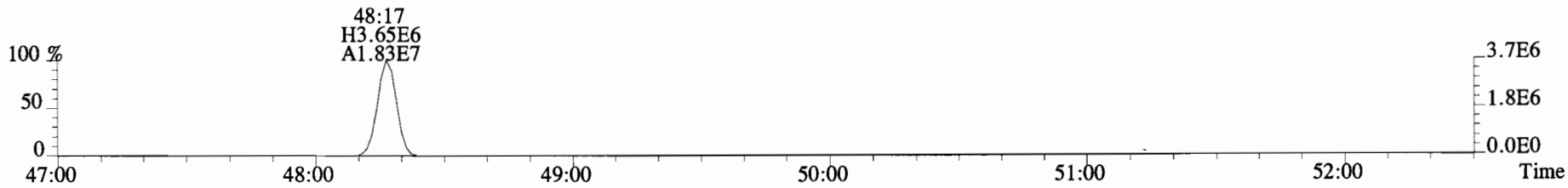

441.8008 S:2 F:4 SMO(1,3) BSUB(10000,15,-3.0) PKD(5,5,2,0.10%,336.0,0.00%,F,F)

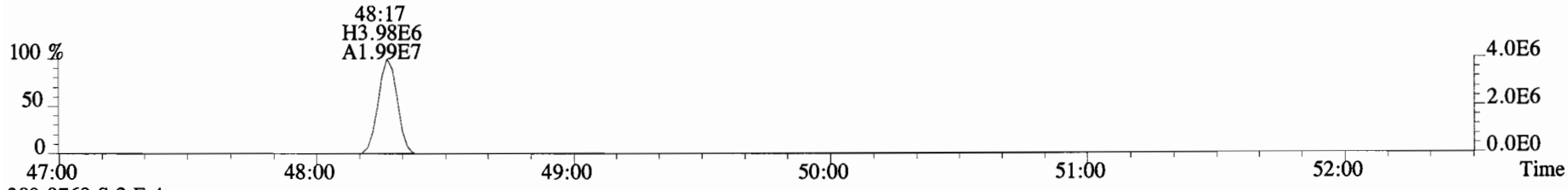

380.9760 S:2 F:4

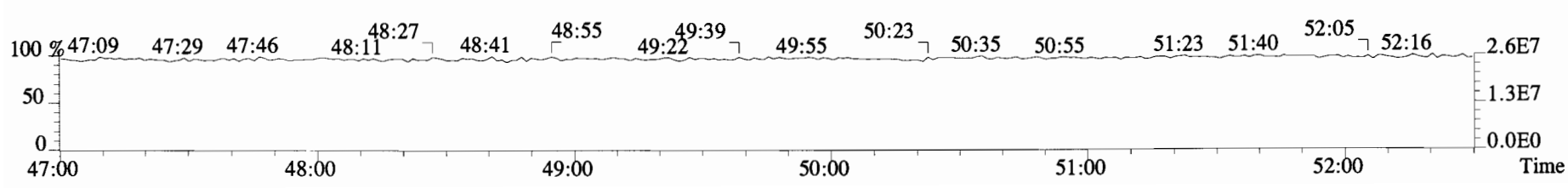

File:190618E1 #1-407 Acq:18-JUN-2019 11:17:49 GC EI+ Voltage SIR Autospec-UltimaE
Sample#2 File Text:Vista Analytical Laboratory VG-8 Text:B9F0159-BS1 OPR 1 Exp:PCB_ZB1
427.7635 S:2 F:5 SMO(1,3) BSUB(10000,15,-3.0) PKD(5,5,2,0.10%,1136.0,0.00%,F,F)

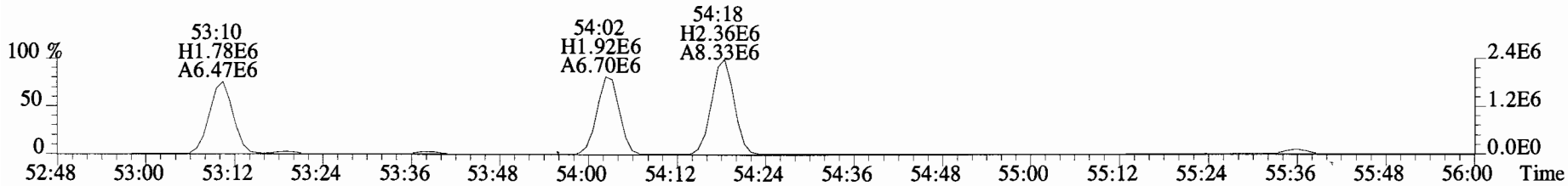

429.7606 S:2 F:5 SMO(1,3) BSUB(10000,15,-3.0) PKD(5,5,2,0.10%,5060.0,0.00%,F,F)

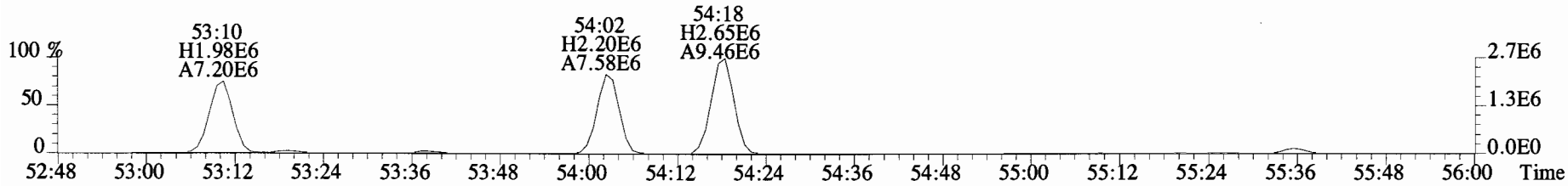

439.8038 S:2 F:5 SMO(1,3) BSUB(10000,15,-3.0) PKD(5,5,2,0.10%,1556.0,0.00%,F,F)

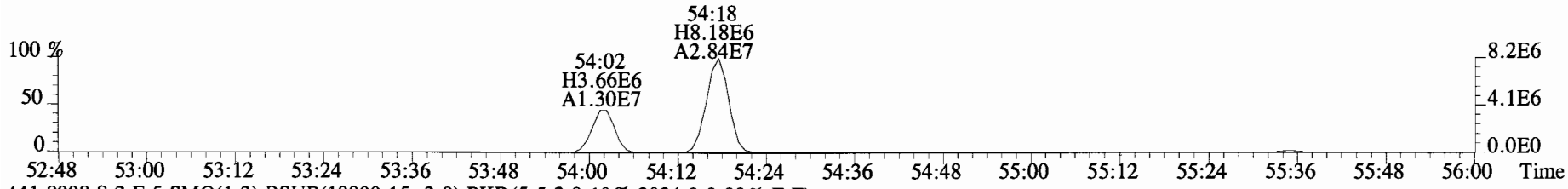

441.8008 S:2 F:5 SMO(1,3) BSUB(10000,15,-3.0) PKD(5,5,2,0.10%,2024.0,0.00%,F,F)

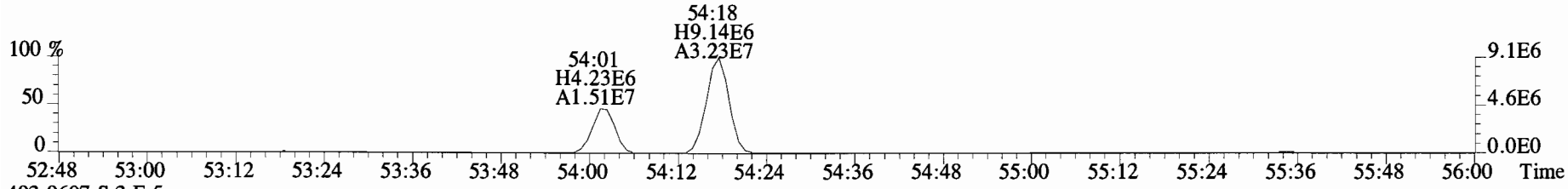

492.9697 S:2 F:5

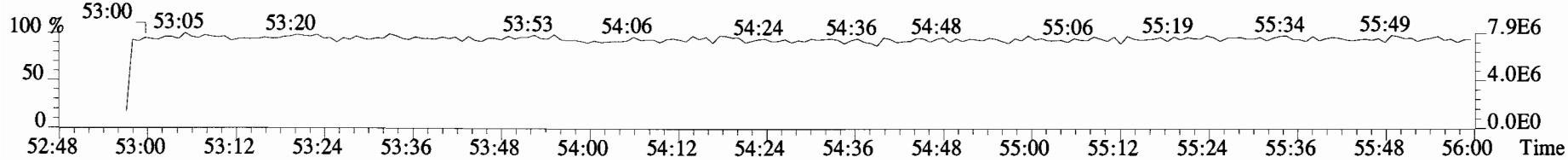

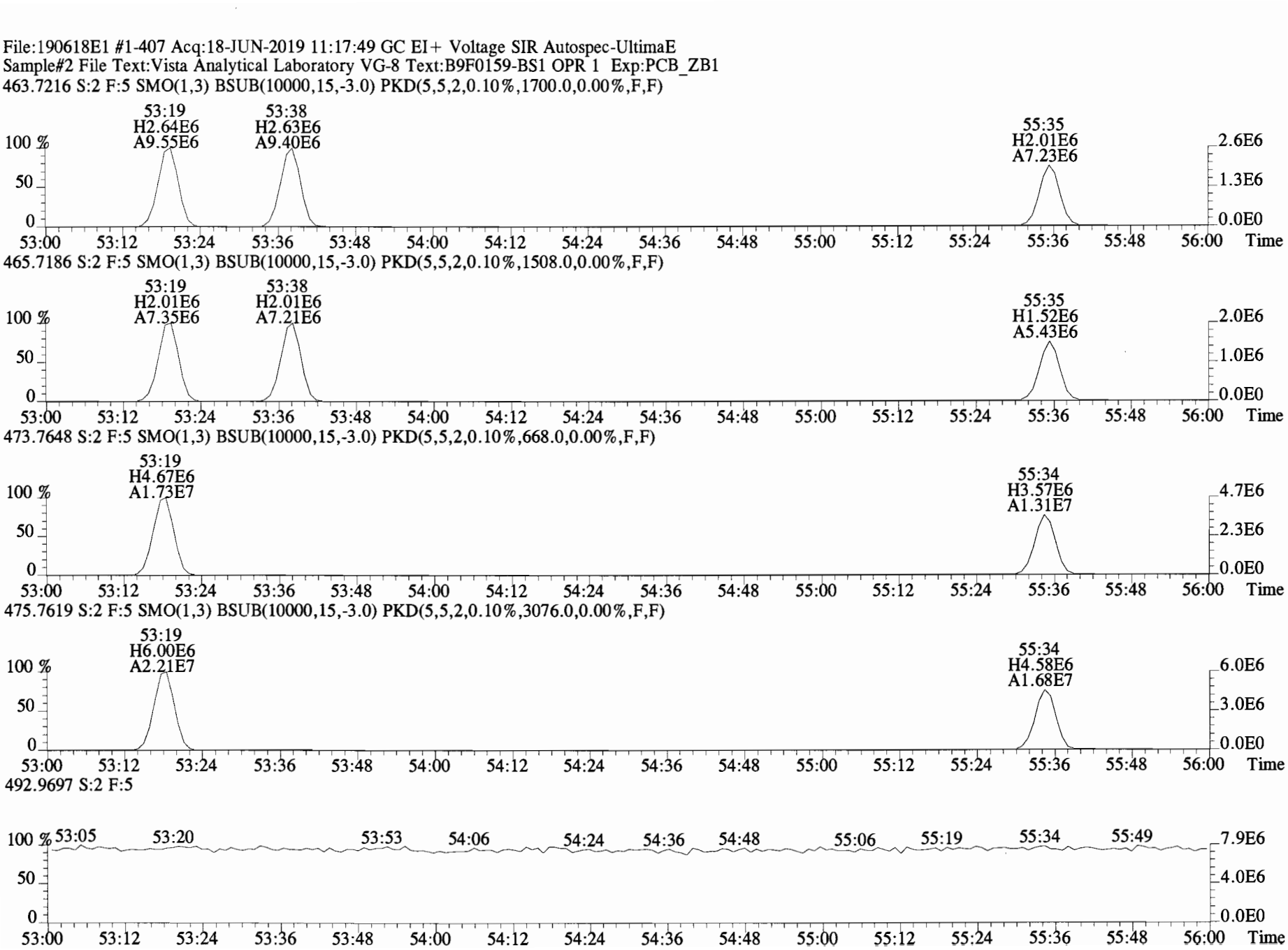
File:190618E1 #1-407 Acq:18-JUN-2019 11:17:49 GC EI+ Voltage SIR Autospec-UltimaE
Sample#2 File Text:Vista Analytical Laboratory VG-8 Text:B9F0159-BS1 OPR 1 Exp:PCB_ZB1
463.7216 S:2 F:5 SMO(1,3) BSUB(10000,15,-3.0) PKD(5,5,2,0.10%,1700.0,0.00%,F,F)
53:19 H2.64E6 A9.55E6
53:38 H2.63E6 A9.40E6
55:35 H2.01E6 A7.23E6
465.7186 S:2 F:5 SMO(1,3) BSUB(10000,15,-3.0) PKD(5,5,2,0.10%,1508.0,0.00%,F,F)
53:19 H2.01E6 A7.35E6
53:38 H2.01E6 A7.21E6
55:35 H1.52E6 A5.43E6
473.7648 S:2 F:5 SMO(1,3) BSUB(10000,15,-3.0) PKD(5,5,2,0.10%,668.0,0.00%,F,F)
53:19 H4.67E6 A1.73E7
55:34 H3.57E6 A1.31E7
475.7619 S:2 F:5 SMO(1,3) BSUB(10000,15,-3.0) PKD(5,5,2,0.10%,3076.0,0.00%,F,F)
53:19 H6.00E6 A2.21E7
55:34 H4.58E6 A1.68E7
492.9697 S:2 F:5
100 %
50
0
53:00 53:12 53:24 53:36 53:48 54:00 54:12 54:24 54:36 54:48 55:00 55:12 55:24 55:36 55:48 56:00 Time
2.6E6
1.3E6
0.0E0
2.0E6
1.0E6
4.7E6
2.3E6
6.0E6
3.0E6
53:05 53:20 53:53 54:06 54:24 54:36 54:48 55:06 55:19 55:34 55:49
7.9E6
4.0E6

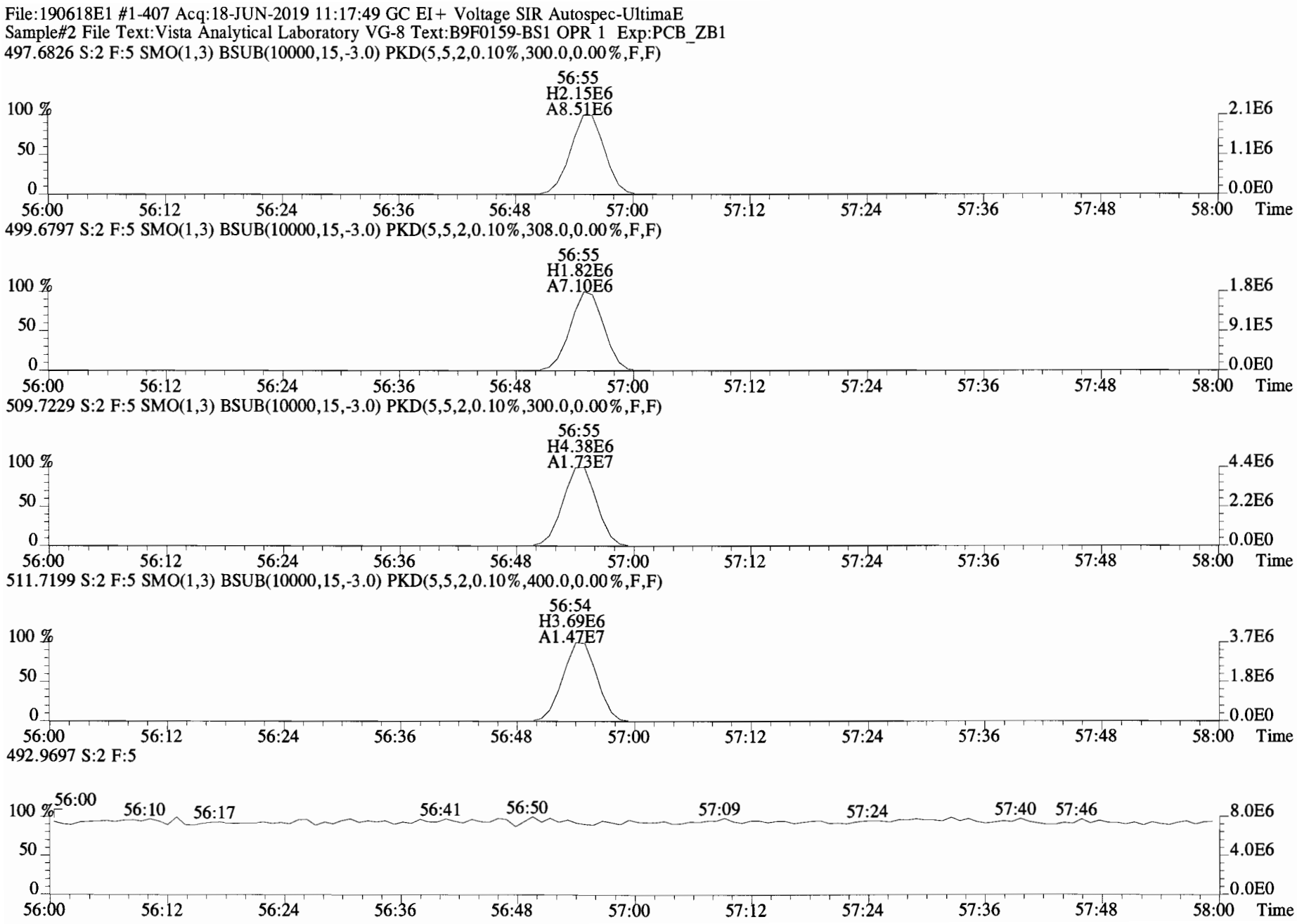
File:190618E1 #1-407 Acq:18-JUN-2019 11:17:49 GC EI+ Voltage SIR Autospec-UltimaE
Sample#2 File Text:Vista Analytical Laboratory VG-8 Text:B9F0159-BS1 OPR 1 Exp:PCB_ZB1
497.6826 S:2 F:5 SMO(1,3) BSUB(10000,15,-3.0) PKD(5,5,2,0.10%,300.0,0.00%,F,F)
56:55
H2.15E6
A8.51E6
499.6797 S:2 F:5 SMO(1,3) BSUB(10000,15,-3.0) PKD(5,5,2,0.10%,308.0,0.00%,F,F)
56:55
H1.82E6
A7.10E6
509.7229 S:2 F:5 SMO(1,3) BSUB(10000,15,-3.0) PKD(5,5,2,0.10%,300.0,0.00%,F,F)
56:55
H4.38E6
A1.73E7
511.7199 S:2 F:5 SMO(1,3) BSUB(10000,15,-3.0) PKD(5,5,2,0.10%,400.0,0.00%,F,F)
56:54
H3.69E6
A1.47E7
492.9697 S:2 F:5
56:00
56:10
56:17
56:41
56:50
57:09
57:24
57:40
57:46
100 %
50
0
56:00
56:12
56:24
56:36
56:48
57:00
57:12
57:24
57:36
57:48
58:00
Time
2.1E6
1.1E6
0.0E0
1.8E6
9.1E5
4.4E6
2.2E6
3.7E6
1.8E6
8.0E6
4.0E6

Vista Analytical Laboratory
Dataset: U:\vg8.PRO\RESULTS\190618E1\190618E1-5.qld
Last Altered: Monday, July 22, 2019 14:10:06 Pacific Daylight Time
Printed: Monday, July 22, 2019 14:11:25 Pacific Daylight Time

Method: U:\vg8.PRO\MethDB\PCB209_vg8-2-8-18-totals.mdb 07 May 2019 11:25:47
Calibration: 22 Jul 2019 13:38:31

GRB 07/22/19
CT 07/29/19

Name: VG8 190618E1_5, Date: 18-JUN-2019, Time: 14:32:48, ID: ,
Description: 1901384-01 RB-201905301712 0.96405 Vista Analytical Laboratory VG-8 CAL: PCBVG8-2-8-18

#	Name	Area	IS Area	Wt./Vol	RRF	RA	Y/N	Pred RRT	RRT	Pred RT	RT	Conc	%Rec	EMPC	DL
1	PCB-1	1.75e3	1.17e6	0.9640	1.073	2.801	NO	1.001	1.001	16.08	16.09	2.894		2.89	0.218
2	PCB-2		1.25e6	0.9640	1.059			0.988		18.48					0.219
3	PCB-3		1.25e6	0.9640	1.061			1.001		18.71					0.219
4	PCB-4/10		7.91e5	0.9640	1.237			1.003		20.09					1.293
5	PCB-7/9		1.29e6	0.9640	0.993			0.867		21.88					1.021
6	PCB-6		1.29e6	0.9640	1.058			0.893		22.53					0.958
7	PCB-5/8		1.29e6	0.9640	1.028			0.909		22.94					0.986
8	PCB-14		1.37e6	0.9640	1.032			0.953		24.05					0.984
9	PCB-11		1.37e6	0.9640	1.112			1.001		25.25					0.913
10	PCB-12/13		1.37e6	0.9640	1.018			1.016		25.63					0.998
11	PCB-15		1.37e6	0.9640	1.055			1.028		25.94					0.963
12	PCB-19		7.67e5	0.9640	1.197			1.001		24.23					0.360
13	PCB-30		7.67e5	0.9640	1.927			1.038		25.12					0.223
14	PCB-18		1.15e6	0.9640	0.913			0.954		25.88					0.343
15	PCB-17		1.15e6	0.9640	0.841			0.960		26.04					0.373
16	PCB-24/27		1.15e6	0.9640	1.150			0.982		26.64					0.273
17	PCB-16/32		1.15e6	0.9640	1.020			1.000		27.13					0.307
18	PCB-34		1.25e6	0.9640	0.960			0.960		27.93					0.243
19	PCB-23		1.25e6	0.9640	0.950			0.963		28.03					0.246
20	PCB-29		1.25e6	0.9640	0.962			0.973		28.31					0.243
21	PCB-26		1.25e6	0.9640	1.003			0.979		28.49					0.233
22	PCB-25		1.25e6	0.9640	1.056			0.985		28.65					0.221
23	PCB-31	7.69e2	1.25e6	0.9640	1.098	2.490	YES	0.997	0.997	29.01	29.00	~~1.165~~		~~0.681~~	0.213
24	PCB-28	4.09e2	1.25e6	0.9640	1.137	0.998	NO	1.000	1.000	29.10	29.10	0.5992		0.599	0.205
25	PCB-20/21/33		1.25e6	0.9640	0.995			1.022		29.74					0.235
26	PCB-22		1.25e6	0.9640	1.087			1.037		30.17					0.215
27	PCB-36		1.13e6	0.9640	1.150			0.934		30.78					0.231
28	PCB-39		1.13e6	0.9640	1.069			0.948		31.25					0.249
29	PCB-38		1.13e6	0.9640	1.102			0.971		32.00					0.241
30	PCB-35		1.13e6	0.9640	1.123			0.987		32.53					0.237
31	PCB-37		1.13e6	0.9640	1.113			1.001		32.99					0.239

Vista Analytical Laboratory
Dataset: U:\vg8.PRO\RESULTS\190618E1\190618E1-5.qld
Last Altered: Monday, July 22, 2019 14:10:06 Pacific Daylight Time
Printed: Monday, July 22, 2019 14:11:25 Pacific Daylight Time

Name: VG8 190618E1_5, Date: 18-JUN-2019, Time: 14:32:48, ID: ,
Description: 1901384-01 RB-201905301712 0.96405 Vista Analytical Laboratory VG-8 CAL: PCBVG8-2-8-18

	#	Name	Area	IS Area	WtAVol	RRF	RA	Y/N	Pred RRT	RRT	Pred RT	RT	Conc	%Rec	EMPC	DL
32	32	PCB-54		1.05e6	0.9640	1.073			1.001		27.98					0.202
33	33	PCB-50		1.05e6	0.9640	0.873			1.043		29.16					0.248
34	34	PCB-53		8.78e5	0.9640	1.010			0.945		29.77					0.274
35	35	PCB-51		8.78e5	0.9640	1.100			0.957		30.15					0.251
36	36	PCB-45		8.78e5	0.9640	0.872			0.970		30.56					0.317
37	37	PCB-46		8.78e5	0.9640	0.837			0.986		31.06					0.330
38	38	PCB-52/69	3.59e2	8.78e5	0.9640	1.212	0.358	YES	1.001	1.001	31.53	31.54	0.6899		0.424	0.228
39	39	PCB-73		8.78e5	0.9640	1.453			1.005		31.67					0.190
40	40	PCB-43/49		8.78e5	0.9640	1.011			1.010		31.82					0.274
41	41	PCB-47		9.37e5	0.9640	0.906			1.001		32.05					0.280
42	42	PCB-48/75		9.37e5	0.9640	1.134			1.004		32.14					0.224
43	43	PCB-65		9.37e5	0.9640	1.271			1.012		32.40					0.199
44	44	PCB-62		9.37e5	0.9640	1.096			1.016		32.53					0.231
45	45	PCB-44	3.69e2	9.37e5	0.9640	0.855	0.701	NO	1.026	1.026	32.85	32.85	0.9568		0.957	0.297
46	46	PCB-42/59		9.37e5	0.9640	1.021			1.032		33.04					0.248
47	47	PCB-41/64/71/72		9.37e5	0.9640	1.166			1.051		33.65					0.217
48	48	PCB-68		9.37e5	0.9640	1.278			1.059		33.90					0.198
49	49	PCB-40		9.37e5	0.9640	0.624			1.065		34.09					0.406
50	50	PCB-57		1.19e6	0.9640	1.129			0.970		34.47					0.178
51	51	PCB-67		1.19e6	0.9640	1.103			0.978		34.75					0.182
52	52	PCB-58		1.19e6	0.9640	1.123			0.982		34.90					0.179
53	53	PCB-63		1.19e6	0.9640	1.001			0.986		35.04					0.201
54	54	PCB-74		1.19e6	0.9640	1.184			0.994		35.33					0.170
55	55	PCB-61/70	5.41e2	1.19e6	0.9640	1.028	0.535	YES	0.999	1.001	35.50	35.55	0.9156		0.734	0.195
56	56	PCB-76/66	4.22e2	1.19e6	0.9640	1.134	0.433	YES	1.006	1.007	35.76	35.78	0.6480		0.450	0.177
57	57	PCB-80		1.19e6	0.9640	1.193			1.000		35.97					0.182
58	58	PCB-55		1.19e6	0.9640	1.159			1.009		36.29					0.188
59	59	PCB-56/60		1.19e6	0.9640	1.043			1.023		36.80					0.209
60	60	PCB-79		1.19e6	0.9640	1.169			1.052		37.84					0.186
61	61	PCB-78		1.27e6	0.9640	1.105			0.987		38.55					0.183
62	62	PCB-81		1.27e6	0.9640	0.969			1.000		39.06					0.208
63	63	PCB-77		1.22e6	0.9640	1.082			1.000		39.66					0.196
64	64	PCB-104		8.69e5	0.9640	1.078			1.001		32.68					0.190
65	65	PCB-96		8.69e5	0.9640	1.131			1.039		33.93					0.181
66	66	PCB-103		8.69e5	0.9640	0.908			1.056		34.49					0.226

Vista Analytical Laboratory
Dataset: U:\vg8.PRO\RESULTS\190618E1\190618E1-5.qld
Last Altered: Monday, July 22, 2019 14:10:06 Pacific Daylight Time
Printed: Monday, July 22, 2019 14:11:25 Pacific Daylight Time

Name: VG8 190618E1_5, Date: 18-JUN-2019, Time: 14:32:48, ID: ,
Description: 1901384-01 RB-201905301712 0.96405 Vista Analytical Laboratory VG-8 CAL: PCBVG8-2-8-18

#	Name	Area	IS Area	Wt/Vol	RRF	RA	Y/N	Pred RRT	RRT	Pred RT	RT	Conc	%Rec	EMPC	DL
67	PCB-100		8.69e5	0.9640	0.925			1.067		34.84					0.222
68	PCB-94		7.27e5	0.9640	0.914			0.986		35.32					0.286
69	PCB-95/98/102		7.27e5	0.9640	1.172			0.999		35.78					0.223
70	PCB-93		7.27e5	0.9640	0.926			1.002		35.89					0.283
71	PCB-88/91		7.27e5	0.9640	0.974			1.010		36.18					0.269
72	PCB-121		7.27e5	0.9640	1.681			1.014		36.33					0.156
73	PCB-84/92		7.70e5	0.9640	0.973			0.990		37.16					0.247
74	PCB-89		7.70e5	0.9640	1.065			0.995		37.34					0.225
75	PCB-90/101		7.70e5	0.9640	1.077			1.000		37.52					0.223
76	PCB-113		7.70e5	0.9640	1.477			1.007		37.78					0.162
77	PCB-99		7.70e5	0.9640	1.253			1.009		37.87					0.191
78	PCB-119		6.93e5	0.9640	1.700			0.988		38.35					0.159
79	PCB-108/112		6.93e5	0.9640	1.404			0.991		38.46					0.193
80	PCB-83		6.93e5	0.9640	1.754			0.996		38.66					0.154
81	PCB-97	1.73e2	6.93e5	0.9640	1.175	0.847	YES	1.000	1.000	38.81	38.83	0.4401		0.331	0.230
82	PCB-86		6.93e5	0.9640	1.082			1.004		38.97					0.250
83	PCB-87/117/125	1.78e2	6.93e5	0.9640	1.552	0.956	YES	1.007	1.008	39.08	39.11	0.3439		0.276	0.174
84	PCB-111/115		6.93e5	0.9640	1.794			1.011		39.24					0.151
85	PCB-85/116		6.93e5	0.9640	1.291			1.015		39.39					0.210
86	PCB-120		6.93e5	0.9640	1.983			1.021		39.63					0.137
87	PCB-110	5.35e2	6.93e5	0.9640	1.685	1.431	NO	1.025	1.025	39.78	39.78	0.9490		0.949	0.161
88	PCB-82		9.71e5	0.9640	0.807			0.976		40.38					0.241
89	PCB-124		9.71e5	0.9640	1.296			0.993		41.08					0.150
90	PCB-107/109		9.71e5	0.9640	1.314			0.996		41.22					0.148
91	PCB-123		9.71e5	0.9640	1.119			1.000		41.41					0.173
92	PCB-106/118	3.74e2	1.01e6	0.9640	1.179	1.933	YES	1.001	1.000	41.59	41.56	0.6492		0.567	0.163
93	PCB-114		9.18e5	0.9640	1.112			1.000		42.22					0.166
94	PCB-122		9.18e5	0.9640	1.028			1.004		42.39					0.180
95	PCB-105	2.25e2	9.00e5	0.9640	1.123	0.791	YES	1.000	1.000	43.09	43.09	0.4617		0.335	0.075
96	PCB-127		9.21e5	0.9640	1.117			1.000		43.44					0.162
97	PCB-126		8.80e5	0.9640	1.200			1.000		45.32					0.162
98	PCB-155		8.94e5	0.9640	0.987			1.001		37.09					0.217
99	PCB-150		8.94e5	0.9640	1.025			1.035		38.35					0.209
100	1... PCB-152		8.94e5	0.9640	1.157			1.047		38.79					0.185
101	1... PCB-145		8.94e5	0.9640	1.129			1.059		39.24					0.190

Vista Analytical Laboratory
Dataset: U:\vg8.PRO\RESULTS\190618E1\190618E1-5.qld
Last Altered: Monday, July 22, 2019 14:10:06 Pacific Daylight Time
Printed: Monday, July 22, 2019 14:11:25 Pacific Daylight Time

Name: VG8 190618E1_5, Date: 18-JUN-2019, Time: 14:32:48, ID: ,
Description: 1901384-01 RB-201905301712 0.96405 Vista Analytical Laboratory VG-8 CAL: PCBVG8-2-8-18

	#	Name	Area	IS Area	Wt/Vol	RRT	RA	Y/N	Pred RRT	RRT	Pred RT	RT	Conc	%Rec	EMPC	DL
102	1...	PCB-136		8.94e5	0.9640	1.023			1.068		39.57					0.210
103	1...	PCB-148		8.94e5	0.9640	0.773			1.071		39.69					0.277
104	1...	PCB-154		8.94e5	0.9640	0.876			1.084		40.16					0.245
105	1...	PCB-151	2.23e2	8.94e5	0.9640	0.752	1.326	NO	1.102	1.102	40.83	40.82	0.6878		0.688	0.157
106	1...	PCB-135	1.88e2	8.94e5	0.9640	0.860	2.711	YES	1.107	1.107	41.03	41.03	0.5069		0.306	0.137
107	1...	PCB-144		8.94e5	0.9640	0.766			1.110		41.13					0.280
108	1...	PCB-147		8.94e5	0.9640	0.805			1.114		41.28					0.266
109	1...	PCB-139/149	5.30e2	8.94e5	0.9640	0.880	2.261	YES	1.121	1.121	41.52	41.54	1.397		0.959	0.134
110	1...	PCB-140		8.94e5	0.9640	0.769			1.126		41.71					0.279
111	1...	PCB-134/143		9.53e5	0.9640	0.762			0.975		42.15					0.231
112	1...	PCB-131/133		9.53e5	0.9640	0.817			0.982		42.47					0.216
113	1...	PCB-142		9.53e5	0.9640	0.732			0.985		42.61					0.240
114	1...	PCB-146/165		9.53e5	0.9640	1.020			0.991		42.86					0.173
115	1...	PCB-132/161	2.34e2	9.53e5	0.9640	1.004	1.380	NO	0.996	0.997	43.08	43.13	0.5065		0.507	0.175
116	1...	PCB-153	6.24e2	9.53e5	0.9640	1.077	1.330	NO	1.000	1.000	43.26	43.26	1.261		1.26	0.163
117	1...	PCB-168		9.53e5	0.9640	1.117			1.005		43.46					0.158
118	1...	PCB-141	2.21e2	8.17e5	0.9640	1.018	1.150	NO	1.000	1.001	43.98	44.02	0.5520		0.552	0.200
119	1...	PCB-137		8.17e5	0.9640	1.103			1.009		44.39					0.185
120	1...	PCB-130		8.17e5	0.9640	0.806			1.012		44.50					0.253
121	1...	PCB-138/163/164	7.42e2	8.58e5	0.9640	1.235	1.266	NO	1.001	1.001	44.84	44.84	1.453		1.45	0.162
122	1...	PCB-158/160		8.58e5	0.9640	1.182			1.006		45.08					0.169
123	1...	PCB-129		8.58e5	0.9640	0.782			1.012		45.33					0.255
124	1...	PCB-166		1.05e6	0.9640	1.127			0.993		45.78					0.151
125	1...	PCB-159		1.05e6	0.9640	1.158			1.000		46.12					0.147
126	1...	PCB-128/162		1.05e6	0.9640	0.892			1.007		46.42					0.190
127	1...	PCB-167		1.04e6	0.9640	1.020			1.000		46.81					0.167
128	1...	PCB-156		1.03e6	0.9640	1.063			1.000		48.08					0.158
129	1...	PCB-157		1.01e6	0.9640	1.025			1.000		48.33					0.171
130	1...	PCB-169		9.75e5	0.9640	1.130			1.000		50.55					0.158
131	1...	PCB-188		7.77e5	0.9640	1.373			1.000		42.86					0.159
132	1...	PCB-184		7.77e5	0.9640	1.319			1.011		43.34					0.166
133	1...	PCB-179		7.77e5	0.9640	1.385			1.029		44.10					0.158
134	1...	PCB-176		7.77e5	0.9640	1.309			1.040		44.57					0.167
135	1...	PCB-186		7.77e5	0.9640	1.421			1.054		45.17					0.154
136	1...	PCB-178		7.77e5	0.9640	0.970			1.066		45.69					0.226

Vista Analytical Laboratory
Dataset: U:\vg8.PRO\RESULTS\190618E1\190618E1-5.qld
Last Altered: Monday, July 22, 2019 14:10:06 Pacific Daylight Time
Printed: Monday, July 22, 2019 14:11:25 Pacific Daylight Time

Name: VG8 190618E1_5, Date: 18-JUN-2019, Time: 14:32:48, ID: ,
Description: 1901384-01 RB-201905301712 0.96405 Vista Analytical Laboratory VG-8 CAL: PCBVG8-2-8-18

	#	Name	Area	IS Area	WL/Vol	RRF	RA	Y/N	Pred RRT	RRT	Pred RT	RT	Conc	%Rec	EMPC	DL
137	1...	PCB-175		7.77e5	0.9640	0.998			1.074		46.03					0.219
138	1...	PCB-182/187	4.06e2	7.77e5	0.9640	1.143	0.808	YES	1.078	1.078	46.20	46.19	0.9484		0.827	0.182
139	1...	PCB-183		7.77e5	0.9640	1.128			1.085		46.50					0.194
140	1...	PCB-185		5.82e5	0.9640	1.355			0.956		47.18					0.211
141	1...	PCB-174		5.82e5	0.9640	1.415			0.963		47.51					0.202
142	1...	PCB-181		5.82e5	0.9640	1.476			0.965		47.61					0.194
143	1...	PCB-177		5.82e5	0.9640	1.327			0.969		47.82					0.215
144	1...	PCB-171		5.82e5	0.9640	1.370			0.974		48.07					0.209
145	1...	PCB-173		5.82e5	0.9640	1.268			0.983		48.52					0.225
146	1...	PCB-172		5.82e5	0.9640	1.386			0.992		48.96					0.206
147	1...	PCB-192		5.82e5	0.9640	1.804			0.996		49.17					0.159
148	1...	PCB-180		5.82e5	0.9640	1.516			1.000		49.37					0.189
149	1...	PCB-193		5.82e5	0.9640	1.712			1.005		49.58					0.167
150	1...	PCB-191		5.82e5	0.9640	1.739			1.009		49.80					0.164
151	1...	PCB-170	1.98e2	4.99e5	0.9640	1.436	1.607	YES	1.000	1.001	50.93	50.95	0.5720		0.450	0.218
152	1...	PCB-190	1.93e2	4.99e5	0.9640	1.953	1.712	YES	1.004	1.004	51.14	51.13	0.4113		0.311	0.161
153	1...	PCB-189		6.70e5	0.9640	1.456			1.000		52.52					0.142
154	1...	PCB-202		8.40e5	0.9640	1.060			1.000		48.27					0.113
155	1...	PCB-201		8.40e5	0.9640	0.977			1.010		48.76					0.123
156	1...	PCB-204		8.40e5	0.9640	1.071			1.013		48.90					0.112
157	1...	PCB-197		8.40e5	0.9640	1.098			1.020		49.26					0.109
158	1...	PCB-200		8.40e5	0.9640	1.041			1.039		50.16					0.115
159	1...	PCB-198	1.80e2	8.40e5	0.9640	0.839	0.764	NO	1.069	1.070	51.58	51.67	0.5288		0.529	0.084
160	1...	PCB-199		8.40e5	0.9640	0.799			1.071		51.70					0.150
161	1...	PCB-196/203	1.81e2	8.40e5	0.9640	0.841	0.644	YES	1.077	1.076	51.99	51.96	0.5319		0.442	0.064
162	1...	PCB-195		5.94e5	0.9640	1.036			0.984		53.16					0.090
163	1...	PCB-194	2.46e2	5.94e5	0.9640	1.157	0.852	NO	1.000	1.000	54.04	54.04	0.7445		0.745	0.026
164	1...	PCB-205		5.94e5	0.9640	1.330			1.005		54.31					0.070
165	1...	PCB-208		7.91e5	0.9640	0.896			1.000		53.31					0.058
166	1...	PCB-207		7.91e5	0.9640	0.888			1.006		53.62					0.058
167	1...	PCB-206		6.06e5	0.9640	0.881			1.000		55.59					0.079
168	1...	PCB-209		6.36e5	0.9640	1.042			1.000		56.90					0.077
169	1...	13C-PCB-1	1.17e6	2.71e6	0.9640	1.132	3.099	NO	0.618	0.620	16.02	16.07	790.8	38.1		0.882
170	1...	13C-PCB-3	1.25e6	2.71e6	0.9640	1.212	3.136	NO	0.720	0.721	18.67	18.70	792.3	38.2		0.824
171	1...	13C-PCB-4	7.91e5	2.71e6	0.9640	0.595	1.597	NO	0.772	0.773	20.02	20.03	1020	49.2		0.513

Vista Analytical Laboratory
Dataset: U:\vg8.PRO\RESULTS\190618E1\190618E1-5.qld
Last Altered: Monday, July 22, 2019 14:10:06 Pacific Daylight Time
Printed: Monday, July 22, 2019 14:11:25 Pacific Daylight Time

Name: VG8 190618E1_5, Date: 18-JUN-2019, Time: 14:32:48, ID: ,
Description: 1901384-01 RB-201905301712 0.96405 Vista Analytical Laboratory VG-8 CAL: PCBVG8-2-8-18

	#	Name	Area	IS Area	WL/Vol	RRF	RA	Y/N	Pred RRT	RRT	Pred RT	RT	Conc	%Rec	EMPC	DL
172	1...	13C-PCB-9	1.29e6	2.71e6	0.9640	0.942	1.591	NO	0.842	0.842	21.83	21.84	1049	50.5		0.324
173	1...	13C-PCB-11	1.37e6	2.71e6	0.9640	0.949	1.569	NO	0.973	0.973	25.23	25.23	1110	53.5		0.322
174	1...	13C-PCB-19	7.67e5	2.71e6	0.9640	0.624	1.078	NO	0.933	0.933	24.19	24.20	942.0	45.4		3.157
175	1...	13C-PCB-32	1.15e6	2.71e6	0.9640	0.911	1.070	NO	1.046	1.046	27.12	27.13	971.5	46.8		2.164
176	1...	13C-PCB-28	1.25e6	2.17e6	0.9640	1.049	0.977	NO	1.004	1.004	29.10	29.10	1136	54.8		4.238
177	1...	13C-PCB-37	1.13e6	2.17e6	0.9640	1.020	0.983	NO	1.138	1.137	32.98	32.96	1062	51.2		4.360
178	1...	13C-PCB-54	1.05e6	2.25e6	0.9640	0.930	0.774	NO	0.760	0.760	27.94	27.96	1043	50.3		1.629
179	1...	13C-PCB-52	8.78e5	2.25e6	0.9640	0.765	0.795	NO	0.857	0.857	31.51	31.50	1060	51.1		1.982
180	1...	13C-PCB-47	9.37e5	2.25e6	0.9640	0.835	0.798	NO	0.871	0.871	32.02	32.01	1037	50.0		1.817
181	1...	13C-PCB-70	1.19e6	2.25e6	0.9640	0.999	0.782	NO	0.967	0.967	35.55	35.54	1102	53.1		1.518
182	1...	13C-PCB-80	1.19e6	2.25e6	0.9640	0.997	0.794	NO	0.978	0.978	35.96	35.97	1106	53.3		1.520
183	1...	13C-PCB-81	1.27e6	2.25e6	0.9640	1.008	0.790	NO	1.063	1.062	39.10	39.06	1165	56.2		1.504
184	1...	13C-PCB-77	1.22e6	2.25e6	0.9640	0.961	0.784	NO	1.079	1.078	39.67	39.64	1177	56.8		1.578
185	1...	13C-PCB-104	8.69e5	1.80e6	0.9640	1.008	1.596	NO	0.832	0.832	32.67	32.66	991.8	47.8		0.441
186	1...	13C-PCB-95	7.27e5	1.80e6	0.9640	0.803	1.609	NO	0.913	0.912	35.85	35.82	1041	50.2		0.554
187	1...	13C-PCB-101	7.70e5	1.80e6	0.9640	0.803	1.604	NO	0.956	0.956	37.54	37.52	1104	53.2		0.554
188	1...	13C-PCB-97	6.93e5	1.80e6	0.9640	0.702	1.608	NO	0.989	0.988	38.83	38.81	1136	54.8		0.634
189	1...	13C-PCB-123	9.71e5	1.80e6	0.9640	0.946	1.581	NO	1.054	1.054	41.39	41.39	1182	57.0		0.471
190	1...	13C-PCB-118	1.01e6	1.80e6	0.9640	0.997	1.633	NO	1.059	1.058	41.58	41.56	1169	56.3		0.446
191	1...	13C-PCB-114	9.18e5	1.34e6	0.9640	1.183	1.560	NO	0.910	0.911	42.19	42.22	1200	57.8		0.953
192	1...	13C-PCB-105	9.00e5	1.34e6	0.9640	1.142	1.591	NO	0.929	0.929	43.07	43.07	1218	58.7		0.987
193	1...	13C-PCB-127	9.21e5	1.34e6	0.9640	1.243	1.587	NO	0.936	0.936	43.40	43.42	1146	55.2		0.907
194	1...	13C-PCB-126	8.80e5	1.34e6	0.9640	1.137	1.538	NO	0.977	0.977	45.29	45.31	1197	57.7		0.991
195	1...	13C-PCB-155	8.94e5	1.80e6	0.9640	0.826	1.277	NO	0.944	0.944	37.07	37.05	1246	60.0		0.171
196	1...	13C-PCB-153	9.53e5	1.34e6	0.9640	1.336	1.249	NO	0.933	0.933	43.26	43.24	1103	53.1		0.934
197	1...	13C-PCB-141	8.17e5	1.34e6	0.9640	1.107	1.256	NO	0.949	0.948	44.00	43.98	1141	55.0		1.127
198	1...	13C-PCB-138	8.58e5	1.34e6	0.9640	1.174	1.267	NO	0.967	0.966	44.84	44.81	1131	54.5		1.064
199	1...	13C-PCB-159	1.05e6	1.34e6	0.9640	1.388	1.277	NO	0.994	0.994	46.09	46.10	1170	56.4		0.899
200	2...	13C-PCB-167	1.04e6	1.34e6	0.9640	1.400	1.264	NO	1.009	1.009	46.77	46.79	1149	55.4		0.892
201	2...	13C-PCB-156	1.03e6	1.34e6	0.9640	1.383	1.245	NO	1.037	1.037	48.10	48.06	1155	55.7		0.902
202	2...	13C-PCB-157	1.01e6	1.34e6	0.9640	1.372	1.258	NO	1.042	1.042	48.31	48.33	1135	54.7		0.909
203	2...	13C-PCB-169	9.75e5	1.34e6	0.9640	1.391	1.297	NO	1.090	1.090	50.54	50.53	1084	52.3		0.897
204	2...	13C-PCB-188	7.77e5	1.07e6	0.9640	1.398	0.459	NO	0.928	0.928	42.87	42.86	1073	51.7		0.417
205	2...	13C-PCB-180	5.82e5	1.07e6	0.9640	0.977	0.449	NO	1.068	1.068	49.33	49.35	1150	55.5		0.597
206	2...	13C-PCB-170	4.99e5	1.07e6	0.9640	0.858	0.452	NO	1.103	1.102	50.95	50.91	1123	54.2		0.680

Vista Analytical Laboratory
Dataset: U:\vg8.PRO\RESULTS\190618E1\190618E1-5.qld
Last Altered: Monday, July 22, 2019 14:10:06 Pacific Daylight Time
Printed: Monday, July 22, 2019 14:11:25 Pacific Daylight Time

Name: VG8 190618E1_5, Date: 18-JUN-2019, Time: 14:32:48, ID: ,
Description: 1901384-01 RB-201905301712 0.96405 Vista Analytical Laboratory VG-8 CAL: PCBVG8-2-8-18

	#	Name	Area	IS Area	Wt/Vol	RRF	RA	Y/N	Pred RRT	RRT	Pred RT	RT	Conc	%Rec	EMPC	DL	
207	2...	13C-PCB-189	6.70e5	1.07e6	0.9640	1.149	0.458	NO	1.138	1.136	52.57	52.49	1126	54.3		0.508	
208	2...	13C-PCB-202	8.40e5	1.07e6	0.9640	1.281	0.893	NO	1.045	1.045	48.27	48.27	1267	61.1		0.332	
209	2...	13C-PCB-194	5.94e5	1.44e6	0.9640	0.770	0.901	NO	0.995	0.995	54.02	54.02	1110	53.5		0.556	
210	2...	13C-PCB-208	7.91e5	1.44e6	0.9640	1.093	0.772	NO	0.982	0.982	53.31	53.29	1042	50.2		0.489	
211	2...	13C-PCB-206	6.06e5	1.44e6	0.9640	0.808	0.802	NO	1.024	1.024	55.59	55.57	1078	52.0		0.661	
212	2...	13C-PCB-209	6.36e5	1.44e6	0.9640	0.736	1.196	NO	1.048	1.048	56.90	56.90	1243	59.9		0.204	
213	2...	13C-PCB-15	2.71e6	2.71e6	0.9640	1.000	1.576	NO	1.000	0.000	25.90	25.93	2075	100.0		0.305	
214	2...	13C-PCB-31	2.17e6	2.17e6	0.9640	1.000	0.986	NO	1.000	0.000	28.96	28.98	2075	100.0		4.445	
215	2...	13C-PCB-60	2.25e6	2.25e6	0.9640	1.000	0.786	NO	1.000	0.000	36.74	36.77	2075	100.0		1.516	
216	2...	13C-PCB-111	1.80e6	1.80e6	0.9640	1.000	1.592	NO	1.000	0.000	39.23	39.27	2075	100.0		0.445	
217	2...	13C-PCB-128	1.34e6	1.34e6	0.9640	1.000	1.249	NO	1.000	0.000	46.34	46.37	2075	100.0		1.248	
218	2...	13C-PCB-182	1.07e6	1.07e6	0.9640	1.000	0.449	NO	0.000	0.996	46.20	46.19	2075	100.0		0.583	
219	2...	13C-PCB-205	1.44e6	1.44e6	0.9640	1.000	0.884	NO	1.000	0.000	54.29	54.29	2075	100.0		0.428	
220	2...	13C-PCB-79	1.26e6	2.25e6	0.9640	1.034	0.776	NO	1.029	1.029	37.83	37.85	1125	54.2		1.467	
221	2...	13C-PCB-178	5.44e5	1.34e6	0.9640	0.927	0.443	NO	0.985	0.985	45.67	45.65	906.6	43.7		0.530	
222	2...	13C-PCB-79	1.26e6	1.27e6	0.9640	1.026	0.776	NO	0.968	0.969	37.81	37.85	2004	96.6		2.713	
223	2...	13C-PCB-178	5.44e5	5.82e5	0.9640	0.950	0.442	NO	0.925	0.925	45.65	45.65	2040	98.3		1.140	
224	2...	Total Mono-PCBs			0.9640	1.064			0.000		0.00		2.894		2.89	~~0.656~~	0.219
225	2...	Total Di-PCBs			0.9640	1.038			0.000		0.00					~~8.446~~	1.293
226	2...	2nd Function Tri-PC...			0.9640	1.150			0.000		0.00					~~1.679~~	
227	2...	3rd Function Tri-PCBs			0.9640	1.050			0.000		0.00		~~0.5992~~		~~1.28~~	3.249	
228	2...	Total Tri-PCBs			0.9640	1.100			1.000		0.00		0.5992		1.28	~~5.128~~	0.373
229	2...	Total Tetra-PCBs			0.9640	1.063			0.000		0.00		0.9568		2.56	~~7.249~~	0.406
230	2...	3rd Function Penta-...			0.9640	1.180			0.000		0.00		~~0.0490~~		~~2.12~~	5.777	
231	2...	4th Function Penta-...			0.9640	1.115			0.000		0.00		~~0.0000~~		~~0.335~~	0.746	
232	2...	Total Penta-PCBs			0.9640	1.180			1.000		0.00		0.9490		2.46	~~6.523~~	0.286
233	2...	3rd Function Hexa-...			0.9640	0.906			0.000		0.00		~~0.6878~~		~~1.95~~	2.785	
234	2...	4th Function Hexa-...			0.9640	1.002			0.000		0.00		3.772		3.77	3.721	
235	2...	Total Hexa-PCBs			0.9640	0.906			1.000		0.00		4.460		5.73	~~6.500~~	0.280
236	2...	Total Hepta-PCBs			0.9640	1.348			0.000		0.00		0.0000		1.59	~~4.298~~	0.226
237	2...	4th Function Octa-P...			0.9640	0.952			0.000		0.00		~~0.5288~~		~~0.071~~	0.891	
238	2...	5th Function Octa-P...			0.9640	1.174			0.000		0.00		~~0.7445~~		~~0.745~~	0.186	
239	2...	Total Octa-PCBs			0.9640	0.952			1.000		0.00		1.273		1.72	~~1.077~~	0.150
240	2...	Total Nona-PCBs			0.9640	0.889			0.000		0.00					~~0.190~~	0.079
241	2...	Deca-CB			0.9640	1.042			0.000		0.00					0.077	

Vista Analytical Laboratory
Dataset: U:\vg8.PRO\RESULTS\190618E1\190618E1-5.qld
Last Altered: Monday, July 22, 2019 14:10:06 Pacific Daylight Time
Printed: Monday, July 22, 2019 14:11:25 Pacific Daylight Time

Name: VG8 190618E1_5, Date: 18-JUN-2019, Time: 14:32:48, ID: ,
Description: 1901384-01 RB-201905301712 0.96405 Vista Analytical Laboratory VG-8 CAL: PCBVG8-2-8-18

	#	Name	Area	IS Area	Wt/Vol	RRF	RA	Y/N	Pred.RRT	RRT	Pred.RT	RT	Conc	%Rec	EMPC	DL
242	2...	Total PCBs														

Dataset: U:\vg8.PRO\RESULTS\190618E1\190618E1-5.qld

Last Altered: Monday, July 22, 2019 14:10:06 Pacific Daylight Time
Printed: Monday, July 22, 2019 14:11:57 Pacific Daylight Time

Method: U:\vg8.PRO\MethDB\PCB209_vg8-2-8-18-totals.mdb 07 May 2019 11:25:47
Calibration: 22 Jul 2019 13:38:31

Name: VG8 190618E1_5, Date: 18-JUN-2019, Time: 14:32:48, ID: ,
Description: 1901384-01 RB-201905301712 0.96405 Vista Analytical Laboratory VG-8 CAL: PCBVG8-2-8-18

Total Mono-PCBs

	# Name	Area	IS Area	RA	Y/N	Pred.RT	RT	Conc.	EMPC
1	1 PCB-1	1.75e3	1.17e6	2.801	NO	16.08	16.09	2.894	2.894

Total Di-PCBs

	# Name	Area	IS Area	RA	Y/N	Pred.RT	RT	Conc.	EMPC
1									

2nd Function Tri-PCBs

	# Name	Area	IS Area	RA	Y/N	Pred.RT	RT	Conc.	EMPC
1									

3rd Function Tri-PCBs

	# Name	Area	IS Area	RA	Y/N	Pred.RT	RT	Conc.	EMPC
1	24 PCB-28	4.09e2	1.25e6	0.998	NO	29.10	29.10	0.5992	0.5992
2	23 PCB-31	7.69e2	1.25e6	2.490	YES	29.01	29.00	0.0000	0.6810

Total Tri-PCBs, 3rd Function Tri-PCBs,2nd Function Tri-PCBs

	# Name	Area	IS Area	RA	Y/N	Pred.RT	RT	Conc.	EMPC
1									

Dataset: U:\vg8.PRO\RESULTS\190618E1\190618E1-5.qld

Last Altered: Monday, July 22, 2019 14:10:06 Pacific Daylight Time
Printed: Monday, July 22, 2019 14:11:57 Pacific Daylight Time

Name: VG8 190618E1_5, Date: 18-JUN-2019, Time: 14:32:48, ID: ,
Description: 1901384-01 RB-201905301712 0.96405 Vista Analytical Laboratory VG-8 CAL: PCBVG8-2-8-18

Total Tetra-PCBs

	# Name	Area	IS Area	RA	Y/N	Pred.RT	RT	Conc.	EMPC
1	55 PCB-61/70	5.41e2	1.19e6	0.535	YES	35.50	35.55	0.0000	0.7335
2	45 PCB-44	3.69e2	9.37e5	0.701	NO	32.85	32.85	0.9568	0.9568
3	38 PCB-52/69	3.59e2	8.78e5	0.358	YES	31.53	31.54	0.0000	0.4242
4	56 PCB-76/66	4.22e2	1.19e6	0.433	YES	35.76	35.78	0.0000	0.4498

3rd Function Penta-PCBs

	# Name	Area	IS Area	RA	Y/N	Pred.RT	RT	Conc.	EMPC
1	92 PCB-106/118	3.74e2	1.01e6	1.933	YES	41.59	41.56	0.0000	0.5667
2	87 PCB-110	5.35e2	6.93e5	1.431	NO	39.78	39.78	0.9490	0.9490
3	83 PCB-87/117/125	1.78e2	6.93e5	0.956	YES	39.08	39.11	0.0000	0.2758
4	81 PCB-97	1.73e2	6.93e5	0.847	YES	38.81	38.83	0.0000	0.3311

4th Function Penta-PCBs

	# Name	Area	IS Area	RA	Y/N	Pred.RT	RT	Conc.	EMPC
1	95 PCB-105	2.25e2	9.00e5	0.791	YES	43.09	43.09	0.0000	0.3355

Total Penta-PCBs, 3rd Function Penta-PCBs, 4th Function Penta-PCBs

	# Name	Area	IS Area	RA	Y/N	Pred.RT	RT	Conc.	EMPC
1	92 PCB-106/118	3.74e2	1.01e6	1.933	YES	41.59	41.56	0.0000	0.5667
2	87 PCB-110	5.35e2	6.93e5	1.431	NO	39.78	39.78	0.9490	0.9490
3	83 PCB-87/117/125	1.78e2	6.93e5	0.956	YES	39.08	39.11	0.0000	0.2758
4	81 PCB-97	1.73e2	6.93e5	0.847	YES	38.81	38.83	0.0000	0.3311
5	95 PCB-105	2.25e2	9.00e5	0.791	YES	43.09	43.09	0.0000	0.3355

Dataset: U:\vg8.PRO\RESULTS\190618E1\190618E1-5.qld

Last Altered: Monday, July 22, 2019 14:10:06 Pacific Daylight Time
Printed: Monday, July 22, 2019 14:11:57 Pacific Daylight Time

Name: VG8 190618E1_5, Date: 18-JUN-2019, Time: 14:32:48, ID: ,
Description: 1901384-01 RB-201905301712 0.96405 Vista Analytical Laboratory VG-8 CAL: PCBVG8-2-8-18

3rd Function Hexa-PCBs

	# Name	Area	IS Area	RA	Y/N	Pred.RT	RT	Conc.	EMPC
1	109 PCB-139/149	5.30e2	8.94e5	2.261	YES	41.52	41.54	0.0000	0.9594
2	106 PCB-135	1.88e2	8.94e5	2.711	YES	41.03	41.03	0.0000	0.3060
3	105 PCB-151	2.23e2	8.94e5	1.326	NO	40.83	40.82	0.6878	0.6878

4th Function Hexa-PCBs

	# Name	Area	IS Area	RA	Y/N	Pred.RT	RT	Conc.	EMPC
1	121 PCB-138/163/164	7.42e2	8.58e5	1.266	NO	44.84	44.84	1.453	1.453
2	118 PCB-141	2.21e2	8.17e5	1.150	NO	43.98	44.02	0.5520	0.5520
3	116 PCB-153	6.24e2	9.53e5	1.330	NO	43.26	43.26	1.261	1.261
4	115 PCB-132/161	2.34e2	9.53e5	1.380	NO	43.08	43.13	0.5065	0.5065

Total Hexa-PCBs, 3rd Function Hexa-PCBs, 4th Function Hexa-PCBs

	# Name	Area	IS Area	RA	Y/N	Pred.RT	RT	Conc.	EMPC
1	109 PCB-139/149	5.30e2	8.94e5	2.261	YES	41.52	41.54	0.0000	0.9594
2	106 PCB-135	1.88e2	8.94e5	2.711	YES	41.03	41.03	0.0000	0.3060
3	105 PCB-151	2.23e2	8.94e5	1.326	NO	40.83	40.82	0.6878	0.6878
4	121 PCB-138/163/164	7.42e2	8.58e5	1.266	NO	44.84	44.84	1.453	1.453
5	118 PCB-141	2.21e2	8.17e5	1.150	NO	43.98	44.02	0.5520	0.5520
6	116 PCB-153	6.24e2	9.53e5	1.330	NO	43.26	43.26	1.261	1.261
7	115 PCB-132/161	2.34e2	9.53e5	1.380	NO	43.08	43.13	0.5065	0.5065

Total Hepta-PCBs

	# Name	Area	IS Area	RA	Y/N	Pred.RT	RT	Conc.	EMPC
1	152 PCB-190	1.93e2	4.99e5	1.712	YES	51.14	51.13	0.0000	0.3108
2	151 PCB-170	1.98e2	4.99e5	1.607	YES	50.93	50.95	0.0000	0.4498
3	138 PCB-182/187	4.06e2	7.77e5	0.808	YES	46.20	46.19	0.0000	0.8273

Dataset: U:\vg8.PRO\RESULTS\190618E1\190618E1-5.qld

Last Altered: Monday, July 22, 2019 14:10:06 Pacific Daylight Time
Printed: Monday, July 22, 2019 14:11:57 Pacific Daylight Time

Name: VG8 190618E1_5, Date: 18-JUN-2019, Time: 14:32:48, ID: ,
Description: 1901384-01 RB-201905301712 0.96405 Vista Analytical Laboratory VG-8 CAL: PCBVG8-2-8-18

4th Function Octa-PCBs

	# Name	Area	IS Area	RA	Y/N	Pred.RT	RT	Conc.	EMPC
1	161 PCB-196/203	1.81e2	8.40e5	0.644	YES	51.99	51.96	0.0000	0.4424
2	159 PCB-198	1.80e2	8.40e5	0.764	NO	51.58	51.67	0.5288	0.5288

5th Function Octa-PCBs

	# Name	Area	IS Area	RA	Y/N	Pred.RT	RT	Conc.	EMPC
1	163 PCB-194	2.46e2	5.94e5	0.852	NO	54.04	54.04	0.7445	0.7445

Total Octa-PCBs, 4th Function Octa-PCBs, 5th Function Octa-PCBs

	# Name	Area	IS Area	RA	Y/N	Pred.RT	RT	Conc.	EMPC
1	163 PCB-194	2.46e2	5.94e5	0.852	NO	54.04	54.04	0.7445	0.7445
2	161 PCB-196/203	1.81e2	8.40e5	0.644	YES	51.99	51.96	0.0000	0.4424
3	159 PCB-198	1.80e2	8.40e5	0.764	NO	51.58	51.67	0.5288	0.5288

Total Nona-PCBs

	# Name	Area	IS Area	RA	Y/N	Pred.RT	RT	Conc.	EMPC
1									

Deca-CB

	# Name	Area	IS Area	RA	Y/N	Pred.RT	RT	Conc.	EMPC
1									

Dataset: U:\vg8.PRO\RESULTS\190618E1\190618E1-5.qld

Last Altered: Monday, July 22, 2019 14:10:06 Pacific Daylight Time
Printed: Monday, July 22, 2019 14:11:57 Pacific Daylight Time

Name: VG8 190618E1_5, Date: 18-JUN-2019, Time: 14:32:48, ID: ,
Description: 1901384-01 RB-201905301712 0.96405 Vista Analytical Laboratory VG-8 CAL: PCBVG8-2-8-18

Total PCBs, Total Mono-PCBs, Total Di-PCBs, Total Tri-PCBs, Total Tetra-PCBs, Total Penta-PCBs, Total Hexa-PCBs, Total Hepta-PCBs, Total Octa-PCBs, Total N

	#	Name	Area	IS Area	RA	Y/N	Pred.RT	RT	Conc.	EMPC
1	1	PCB-1	1.75e3	1.17e6	2.801	NO	16.08	16.09	2.894	2.894
2	24	PCB-28	4.09e2	1.25e6	0.998	NO	29.10	29.10	0.5992	0.5992
3	23	PCB-31	7.69e2	1.25e6	2.490	YES	29.01	29.00	1.165	0.6810
4	55	PCB-61/70	5.41e2	1.19e6	0.535	YES	35.50	35.55	0.9156	0.7335
5	45	PCB-44	3.69e2	9.37e5	0.701	NO	32.85	32.85	0.9568	0.9568
6	38	PCB-52/69	3.59e2	8.78e5	0.358	YES	31.53	31.54	0.6999	0.4242
7	56	PCB-76/66	4.22e2	1.19e6	0.433	YES	35.76	35.78	0.6480	0.4498
8	92	PCB-106/118	3.74e2	1.01e6	1.933	YES	41.59	41.56	0.6492	0.5667
9	87	PCB-110	5.35e2	6.93e5	1.431	NO	39.78	39.78	0.9490	0.9490
10	83	PCB-87/117/125	1.78e2	6.93e5	0.956	YES	39.08	39.11	0.3439	0.2758
11	81	PCB-97	1.73e2	6.93e5	0.847	YES	38.81	38.83	0.4401	0.3311
12	95	PCB-105	2.25e2	9.00e5	0.791	YES	43.09	43.09	0.4617	0.3355
13	109	PCB-139/149	5.30e2	8.94e5	2.261	YES	41.52	41.54	1.397	0.9594
14	106	PCB-135	1.88e2	8.94e5	2.711	YES	41.03	41.03	0.5069	0.3060
15	105	PCB-151	2.23e2	8.94e5	1.326	NO	40.83	40.82	0.6878	0.6878
16	121	PCB-138/163/164	7.42e2	8.58e5	1.266	NO	44.84	44.84	1.453	1.453
17	118	PCB-141	2.21e2	8.17e5	1.150	NO	43.98	44.02	0.5520	0.5520
18	116	PCB-153	6.24e2	9.53e5	1.330	NO	43.26	43.26	1.261	1.261
19	115	PCB-132/161	2.34e2	9.53e5	1.380	NO	43.08	43.13	0.5065	0.5065
20	152	PCB-190	1.93e2	4.99e5	1.712	YES	51.14	51.13	0.4113	0.3108
21	151	PCB-170	1.98e2	4.99e5	1.607	YES	50.93	50.95	0.5720	0.4498
22	138	PCB-182/187	4.06e2	7.77e5	0.808	YES	46.20	46.19	0.9484	0.8273
23	163	PCB-194	2.46e2	5.94e5	0.852	NO	54.04	54.04	0.7445	0.7445
24	161	PCB-196/203	1.81e2	8.40e5	0.644	YES	51.99	51.96	0.5319	0.4424
25	159	PCB-198	1.80e2	8.40e5	0.764	NO	51.58	51.67	0.5288	0.5288

Total Mono-Isotopes

	#	Name	Area	IS Area	RA	Y/N	Pred.RT	RT	Conc.	EMPC
1	170	13C-PCB-3	1.25e6	2.71e6	3.136	NO	18.67	18.70	792.3	
2	169	13C-PCB-1	1.17e6	2.71e6	3.099	NO	16.02	16.07	790.8	

Dataset: U:\vg8.PRO\RESULTS\190618E1\190618E1-5.qld

Last Altered: Monday, July 22, 2019 14:10:06 Pacific Daylight Time
Printed: Monday, July 22, 2019 14:11:57 Pacific Daylight Time

Name: VG8 190618E1_5, Date: 18-JUN-2019, Time: 14:32:48, ID: ,
Description: 1901384-01 RB-201905301712 0.96405 Vista Analytical Laboratory VG-8 CAL: PCBVG8-2-8-18

Total Di-Isotopes

	#	Name	Area	IS Area	RA	Y/N	Pred.RT	RT	Conc.	EMPC
1	172	13C-PCB-9	1.29e6	2.71e6	1.591	NO	21.83	21.84	1049	
2	171	13C-PCB-4	7.91e5	2.71e6	1.597	NO	20.02	20.03	1020	
3	213	13C-PCB-15	2.71e6	2.71e6	1.576	NO	25.90	25.93	2075	
4	173	13C-PCB-11	1.37e6	2.71e6	1.569	NO	25.23	25.23	1110	

2nd Function Tri-Isotopes

	#	Name	Area	IS Area	RA	Y/N	Pred.RT	RT	Conc.	EMPC
1	175	13C-PCB-32	1.15e6	2.71e6	1.070	NO	27.12	27.13	971.5	
2	174	13C-PCB-19	7.67e5	2.71e6	1.078	NO	24.19	24.20	942.0	

3rd Function Tri-Isotopes

	#	Name	Area	IS Area	RA	Y/N	Pred.RT	RT	Conc.	EMPC
1	176	13C-PCB-28	1.25e6	2.17e6	0.977	NO	29.10	29.10	1136	
2	214	13C-PCB-31	2.17e6	2.17e6	0.986	NO	28.96	28.98	2075	
3	177	13C-PCB-37	1.13e6	2.17e6	0.983	NO	32.98	32.96	1062	

Tetra-Isotopes

	#	Name	Area	IS Area	RA	Y/N	Pred.RT	RT	Conc.	EMPC
1	180	13C-PCB-47	9.37e5	2.25e6	0.798	NO	32.02	32.01	1037	
2	179	13C-PCB-52	8.78e5	2.25e6	0.795	NO	31.51	31.50	1060	
3	178	13C-PCB-54	1.05e6	2.25e6	0.774	NO	27.94	27.96	1043	
4	184	13C-PCB-77	1.22e6	2.25e6	0.784	NO	39.67	39.64	1177	
5	183	13C-PCB-81	1.27e6	2.25e6	0.790	NO	39.10	39.06	1165	
6	220	13C-PCB-79	1.26e6	2.25e6	0.776	NO	37.83	37.85	1125	
7	215	13C-PCB-60	2.25e6	2.25e6	0.786	NO	36.74	36.77	2075	
8	182	13C-PCB-80	1.19e6	2.25e6	0.794	NO	35.96	35.97	1106	
9	181	13C-PCB-70	1.19e6	2.25e6	0.782	NO	35.55	35.54	1102	

Dataset: U:\vg8.PRO\RESULTS\190618E1\190618E1-5.qld

Last Altered: Monday, July 22, 2019 14:10:06 Pacific Daylight Time
Printed: Monday, July 22, 2019 14:11:57 Pacific Daylight Time

Name: VG8 190618E1_5, Date: 18-JUN-2019, Time: 14:32:48, ID: ,
Description: 1901384-01 RB-201905301712 0.96405 Vista Analytical Laboratory VG-8 CAL: PCBVG8-2-8-18

3rd Function Penta-Isotopes

	#	Name	Area	IS Area	RA	Y/N	Pred.RT	RT	Conc.	EMPC
1	216	13C-PCB-111	1.80e6	1.80e6	1.592	NO	39.23	39.27	2075	
2	188	13C-PCB-97	6.93e5	1.80e6	1.608	NO	38.83	38.81	1136	
3	187	13C-PCB-101	7.70e5	1.80e6	1.604	NO	37.54	37.52	1104	
4	186	13C-PCB-95	7.27e5	1.80e6	1.609	NO	35.85	35.82	1041	
5	185	13C-PCB-104	8.69e5	1.80e6	1.596	NO	32.67	32.66	991.8	
6	190	13C-PCB-118	1.01e6	1.80e6	1.633	NO	41.58	41.56	1169	
7	189	13C-PCB-123	9.71e5	1.80e6	1.581	NO	41.39	41.39	1182	

4th Function Penta-Isotopes

	#	Name	Area	IS Area	RA	Y/N	Pred.RT	RT	Conc.	EMPC
1	193	13C-PCB-127	9.21e5	1.34e6	1.587	NO	43.40	43.42	1146	
2	192	13C-PCB-105	9.00e5	1.34e6	1.591	NO	43.07	43.07	1218	
3	191	13C-PCB-114	9.18e5	1.34e6	1.560	NO	42.19	42.22	1200	
4	194	13C-PCB-126	8.80e5	1.34e6	1.538	NO	45.29	45.31	1197	

4th Function Hexa-Isotopes

	#	Name	Area	IS Area	RA	Y/N	Pred.RT	RT	Conc.	EMPC
1	201	13C-PCB-156	1.03e6	1.34e6	1.245	NO	48.10	48.06	1155	
2	200	13C-PCB-167	1.04e6	1.34e6	1.264	NO	46.77	46.79	1149	
3	217	13C-PCB-128	1.34e6	1.34e6	1.249	NO	46.34	46.37	2075	
4	199	13C-PCB-159	1.05e6	1.34e6	1.277	NO	46.09	46.10	1170	
5	198	13C-PCB-138	8.58e5	1.34e6	1.267	NO	44.84	44.81	1131	
6	197	13C-PCB-141	8.17e5	1.34e6	1.256	NO	44.00	43.98	1141	
7	196	13C-PCB-153	9.53e5	1.34e6	1.249	NO	43.26	43.24	1103	
8	203	13C-PCB-169	9.75e5	1.34e6	1.297	NO	50.54	50.53	1084	
9	202	13C-PCB-157	1.01e6	1.34e6	1.258	NO	48.31	48.33	1135	

Dataset: U:\vg8.PRO\RESULTS\190618E1\190618E1-5.qld

Last Altered: Monday, July 22, 2019 14:10:06 Pacific Daylight Time
Printed: Monday, July 22, 2019 14:11:57 Pacific Daylight Time

Name: VG8 190618E1_5, Date: 18-JUN-2019, Time: 14:32:48, ID: ,
Description: 1901384-01 RB-201905301712 0.96405 Vista Analytical Laboratory VG-8 CAL: PCBVG8-2-8-18

5th Function Octa-Isotopes

	# Name	Area	IS Area	RA	Y/N	Pred.RT	RT	Conc.	EMPC
1	219 13C-PCB-205	1.44e6	1.44e6	0.884	NO	54.29	54.29	2075	
2	209 13C-PCB-194	5.94e5	1.44e6	0.901	NO	54.02	54.02	1110	

Vista Analytical Laboratory

Dataset: Untitled

Last Altered: Monday, July 22, 2019 12:54:16 Pacific Daylight Time
Printed: Monday, July 22, 2019 12:54:47 Pacific Daylight Time

Method: U:\vg8.PRO\MethDB\PCB209_vg8-2-8-18-totals.mdb 07 May 2019 11:25:47
Calibration: U:\vg8.PRO\CurveDB\PCB-VG8-10-28-17.cdb 30 Jan 2018 12:11:27

Name: VG8 190618E1_5, Date: 18-JUN-2019, Time: 14:32:48, ID: ,
Description: 1901384-01 RB-201905301712 0.96405 Vista Analytical Laboratory VG-8 CAL: PCBVG8-2-8-18

Total Mono-PCBs

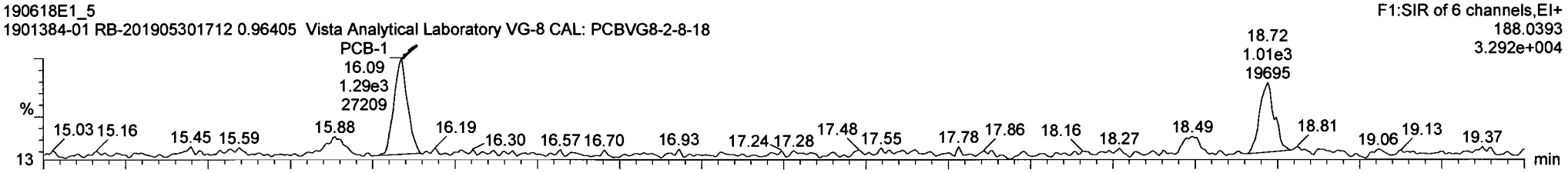

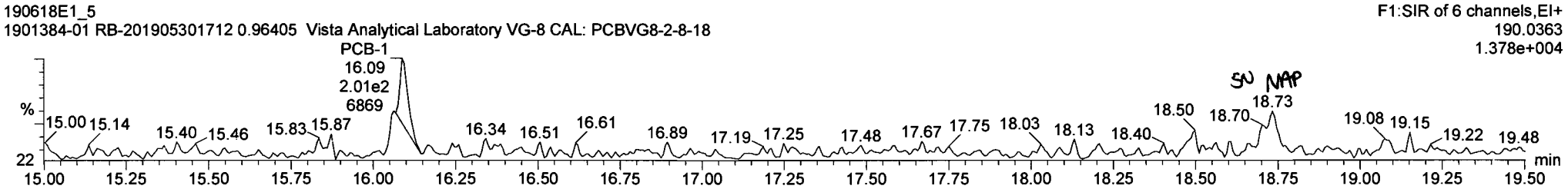

Total Mono-Isotopes

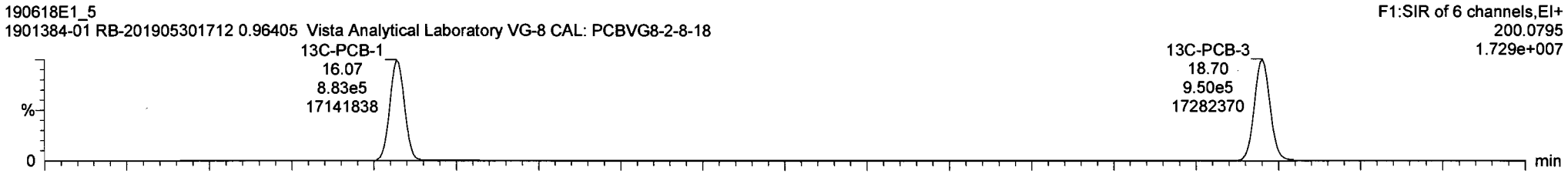



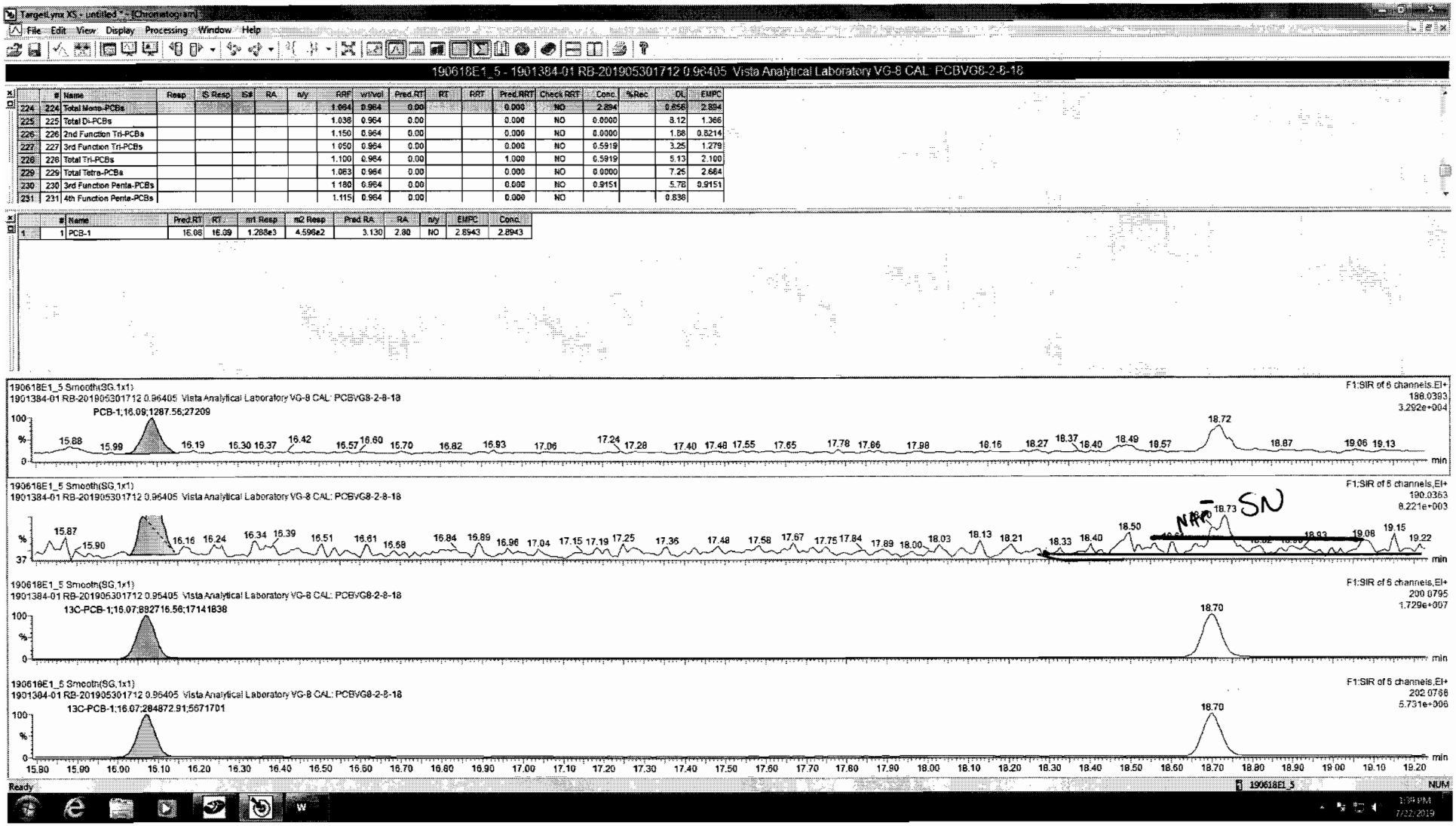

	#	Name	Resp	IS Resp	IS#	RA	a/y	RRF	w/w/o	Pred.RT	RT	RRT	Pred.RRT	Check RRT	Conc	%Rec	DL	EMPC
224	224	Total Mono-PCBs						1.064	0.964	0.00			0.000	NO	2.894		0.856	2.894
225	225	Total Di-PCBs						1.038	0.964	0.00			0.000	NO	0.0000		3.12	1.366
226	226	2nd Function Tri-PCBs						1.150	0.964	0.00			0.000	NO	0.0000		1.88	0.8214
227	227	3rd Function Tri-PCBs						1.050	0.964	0.00			0.000	NO	0.5919		3.25	1.279
228	228	Total Tri-PCBs						1.100	0.964	0.00			1.000	NO	0.5919		5.13	2.100
229	229	Total Tetra-PCBs						1.063	0.964	0.00			0.000	NO	0.0000		7.25	2.664
230	230	3rd Function Penta-PCBs						1.180	0.964	0.00			0.000	NO	0.9151		5.78	0.9151
231	231	4th Function Penta-PCBs						1.115	0.964	0.00			0.000	NO			0.838	

	#	Name	Pred.RT	RT	m1 Resp	m2 Resp	Pred RA	RA	a/y	EMPC	Conc.
1	1	PCB-1	16.08	16.09	1.288e3	4.596e2	3.130	2.80	NO	2.8943	2.8943

Dataset: Untitled

Last Altered: Monday, July 22, 2019 12:54:16 Pacific Daylight Time
Printed: Monday, July 22, 2019 12:54:47 Pacific Daylight Time

Name: VG8 190618E1_5, Date: 18-JUN-2019, Time: 14:32:48, ID: ,
Description: 1901384-01 RB-201905301712 0.96405 Vista Analytical Laboratory VG-8 CAL: PCBVG8-2-8-18

Total Di-PCBs



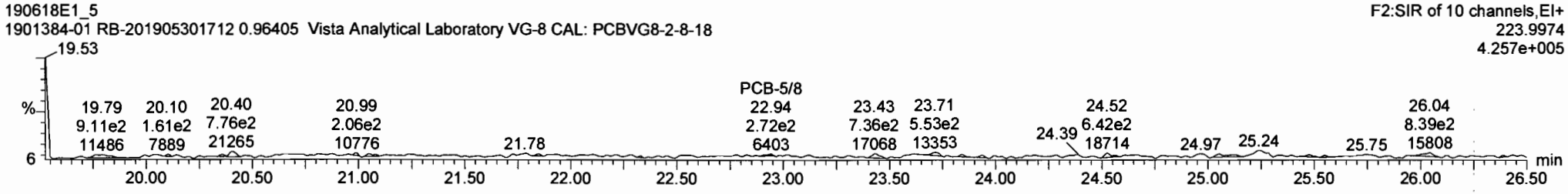

Total Di-Isotopes

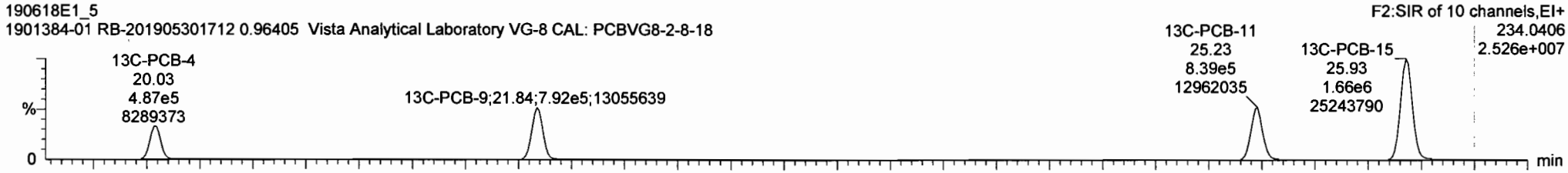

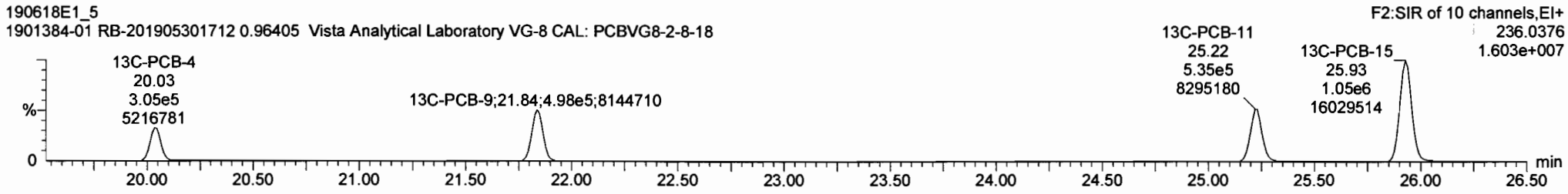

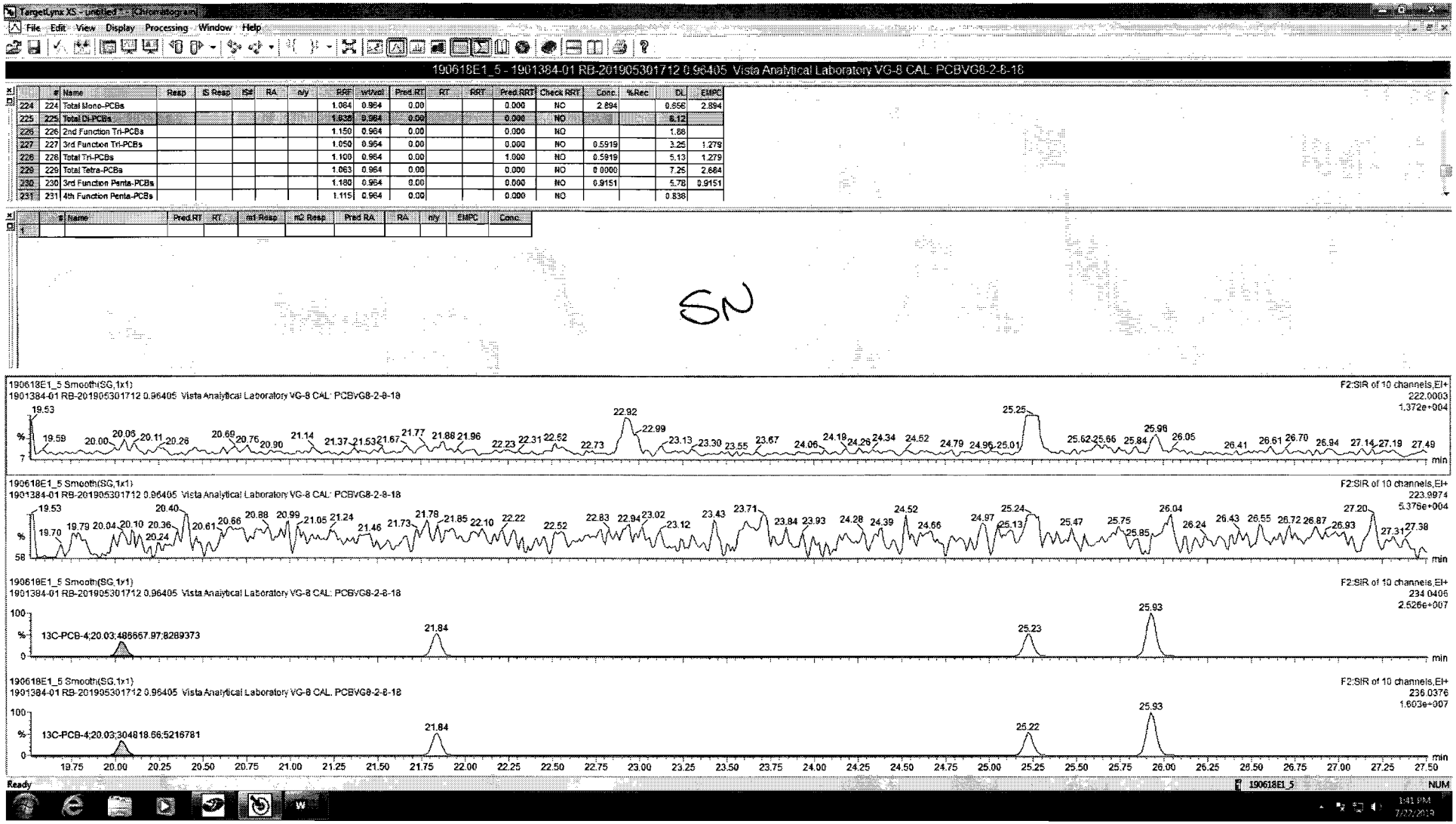

	#	Name	Resp	IS Resp	IS#	RA	n/y	RRF	wt/vol	Pred.RT	RT	RRT	Pred.RRT	Check RRT	Conc.	%Rec	DL	EMPC
224	224	Total Mono-PCBs						1.064	0.964	0.00			0.000	NO	2.894		0.856	2.894
225	225	Total Di-PCBs						1.038	0.964	0.00			0.000	NO			6.12	
226	226	2nd Function Tri-PCBs						1.150	0.964	0.00			0.000	NO			1.88	
227	227	3rd Function Tri-PCBs						1.050	0.964	0.00			0.000	NO	0.5919		3.25	1.279
228	228	Total Tri-PCBs						1.100	0.964	0.00			1.000	NO	0.5919		5.13	1.279
229	229	Total Tetra-PCBs						1.063	0.964	0.00			0.000	NO	0.0000		7.25	2.664
230	230	3rd Function Penta-PCBs						1.180	0.964	0.00			0.000	NO	0.9151		5.78	0.9151
231	231	4th Function Penta-PCBs						1.115	0.964	0.00			0.000	NO			0.836	

	#	Name	Pred.RT	RT	rel Resp	n2 Resp	Pred RA	RA	n/y	EMPC	Conc.
1											

Vista Analytical Laboratory

Dataset: Untitled

Last Altered: Monday, July 22, 2019 12:54:16 Pacific Daylight Time
Printed: Monday, July 22, 2019 12:54:47 Pacific Daylight Time

Name: VG8 190618E1_5, Date: 18-JUN-2019, Time: 14:32:48, ID: ,
Description: 1901384-01 RB-201905301712 0.96405 Vista Analytical Laboratory VG-8 CAL: PCBVG8-2-8-18

2nd Function Tri-PCBs

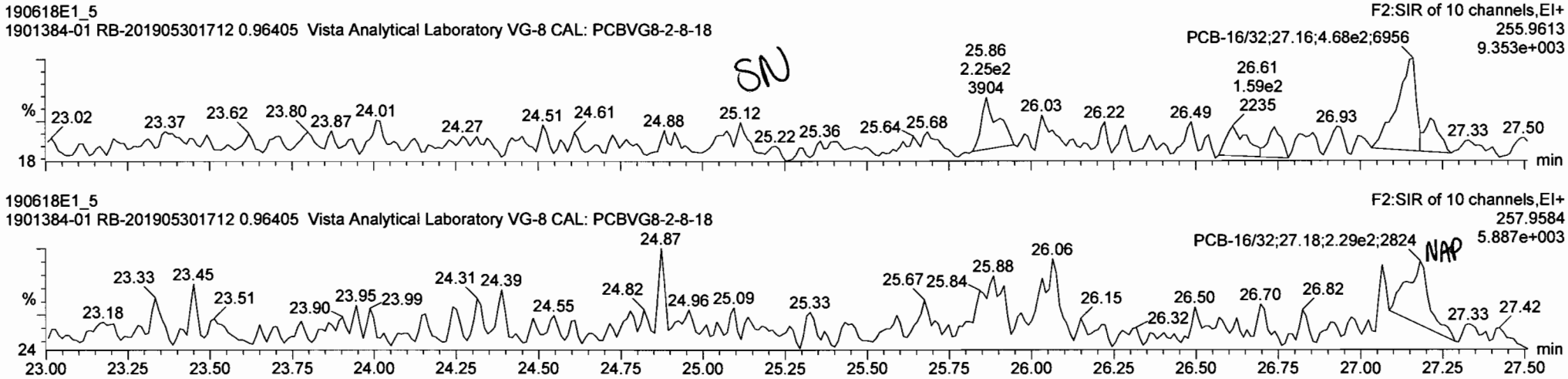

2nd Function Tri-Isotopes

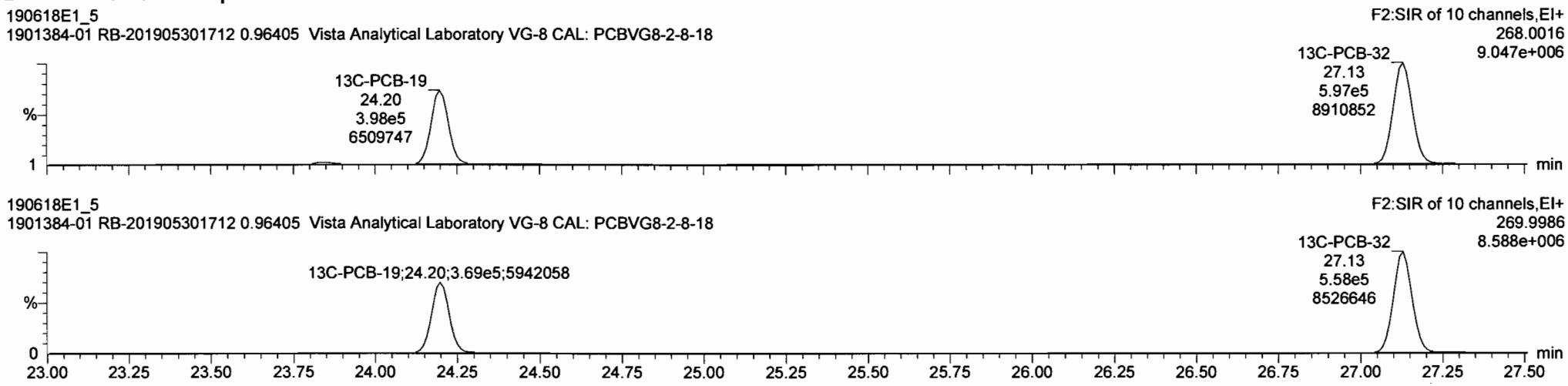

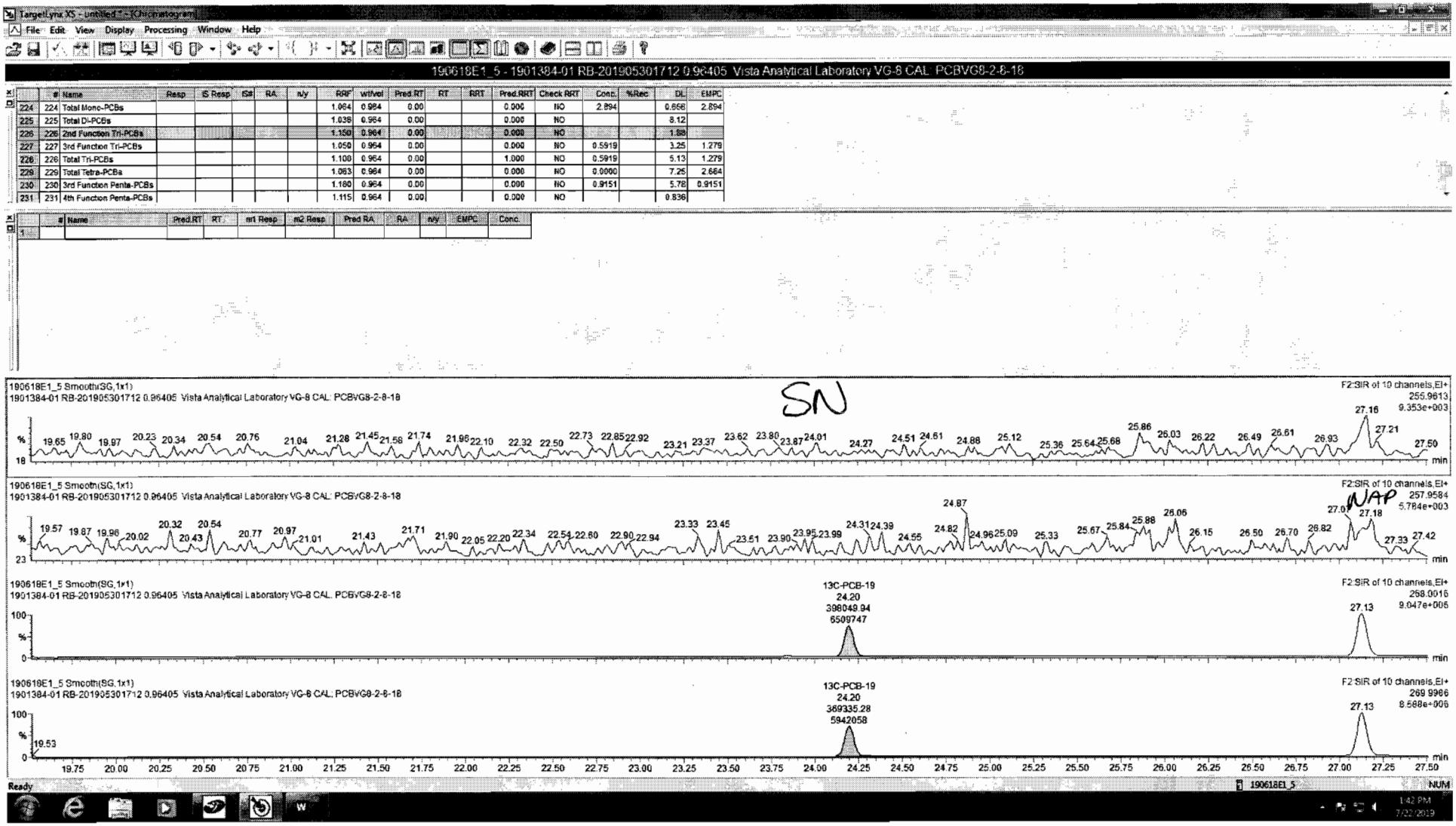

#	Name	Resp	IS Resp	IS#	RA	n/y	RRF	wt/vol	Pred.RT	RT	RRT	Pred.RRT	Check RRT	Conc.	%Rec	DL	EMPC
224	Total Mono-PCBs						1.064	0.964	0.00			0.000	NO	2.894		0.868	2.894
225	Total Di-PCBs						1.038	0.964	0.00			0.000	NO			8.12	
226	2nd Function Tri-PCBs						1.150	0.964	0.00			0.000	NO			1.88	
227	3rd Function Tri-PCBs						1.050	0.964	0.00			0.000	NO	0.5919		3.25	1.279
228	Total Tri-PCBs						1.100	0.964	0.00			1.000	NO	0.5919		5.13	1.279
229	Total Tetra-PCBs						1.063	0.964	0.00			0.000	NO	0.0000		7.25	2.664
230	3rd Function Penta-PCBs						1.180	0.964	0.00			0.000	NO	0.9151		5.78	0.9151
231	4th Function Penta-PCBs						1.115	0.964	0.00			0.000	NO			0.836	

#	Name	Pred.RT	RT	m1 Resp	m2 Resp	Pred RA	RA	n/y	EMPC	Conc.
1										

Dataset: Untitled

Last Altered: Monday, July 22, 2019 12:54:16 Pacific Daylight Time
Printed: Monday, July 22, 2019 12:54:47 Pacific Daylight Time

Name: VG8 190618E1_5, Date: 18-JUN-2019, Time: 14:32:48, ID: ,
Description: 1901384-01 RB-201905301712 0.96405 Vista Analytical Laboratory VG-8 CAL: PCBVG8-2-8-18

3rd Function Tri-PCBs

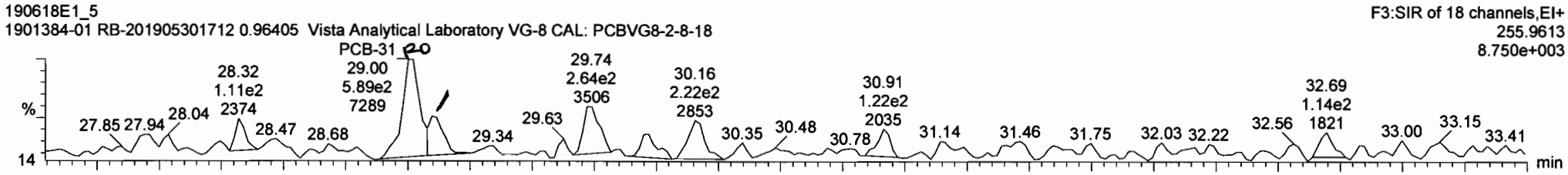

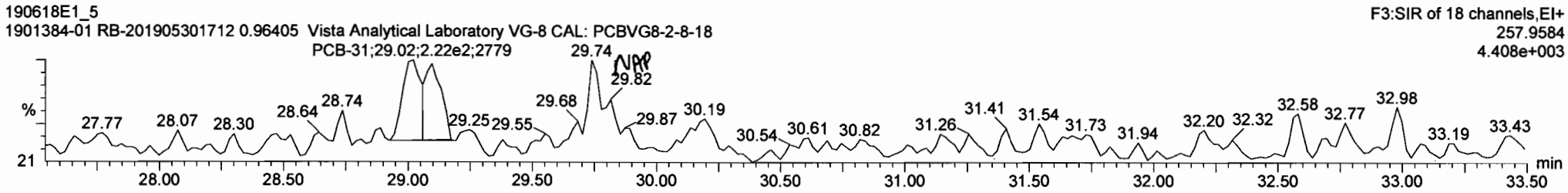

3rd Function Tri-Isotopes

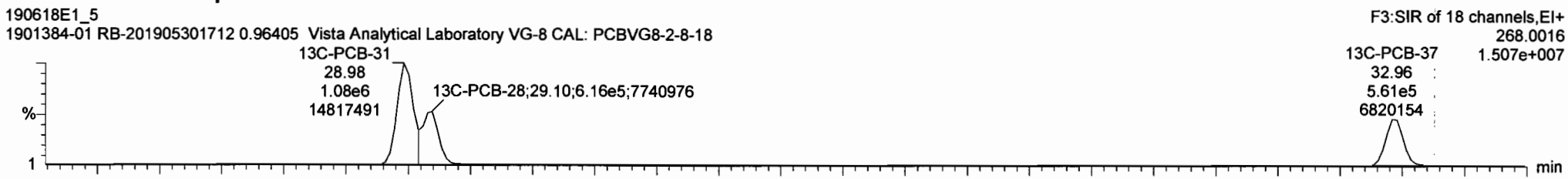

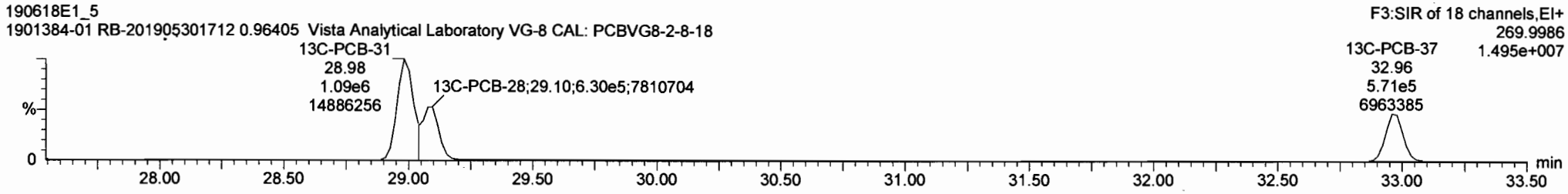

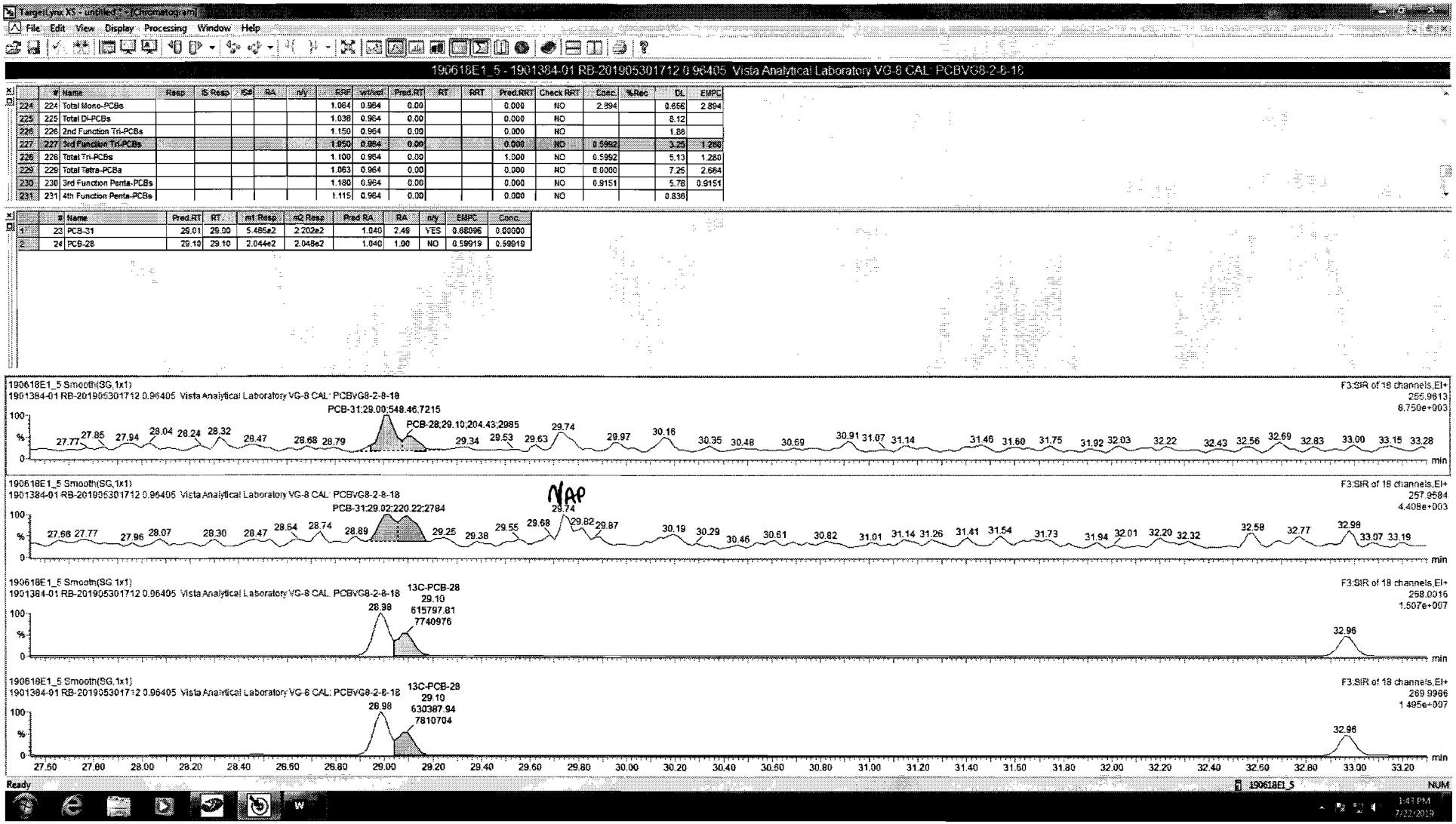

	#	Name	Resp	IS Resp	IS#	RA	n/y	RRF	w/Wt	Pred.RT	RT	RRT	Pred.RRT	Check RRT	Conc	%Rec	DL	EMPC
224	224	Total Mono-PCBs						1.064	0.964	0.00			0.000	NO	2.894		0.656	2.894
225	225	Total Di-PCBs						1.038	0.964	0.00			0.000	NO			8.12	
226	226	2nd Function Tri-PCBs						1.150	0.964	0.00			0.000	NO			1.86	
227	227	3rd Function Tri-PCBs						1.050	0.964	0.00			0.000	NO	0.5992		3.25	1.280
228	228	Total Tri-PCBs						1.100	0.964	0.00			1.000	NO	0.5992		5.13	1.280
229	229	Total Tetra-PCBs						1.063	0.964	0.00			0.000	NO	0.0000		7.25	2.664
230	230	3rd Function Penta-PCBs						1.180	0.964	0.00			0.000	NO	0.9151		5.78	0.9151
231	231	4th Function Penta-PCBs						1.115	0.964	0.00			0.000	NO			0.836	

	#	Name	Pred.RT	RT	m1 Resp	m2 Resp	Pred RA	RA	n/y	EMPC	Conc.
1	23	PCB-31	29.01	29.00	5.485e2	2.202e2	1.040	2.49	YES	0.68096	0.00000
2	24	PCB-28	29.10	29.10	2.044e2	2.048e2	1.040	1.00	NO	0.59919	0.59919

Dataset: Untitled

Last Altered: Monday, July 22, 2019 12:54:16 Pacific Daylight Time
Printed: Monday, July 22, 2019 12:54:47 Pacific Daylight Time

Name: VG8 190618E1_5, Date: 18-JUN-2019, Time: 14:32:48, ID: ,
Description: 1901384-01 RB-201905301712 0.96405 Vista Analytical Laboratory VG-8 CAL: PCBVG8-2-8-18

Total Tetra-PCBs

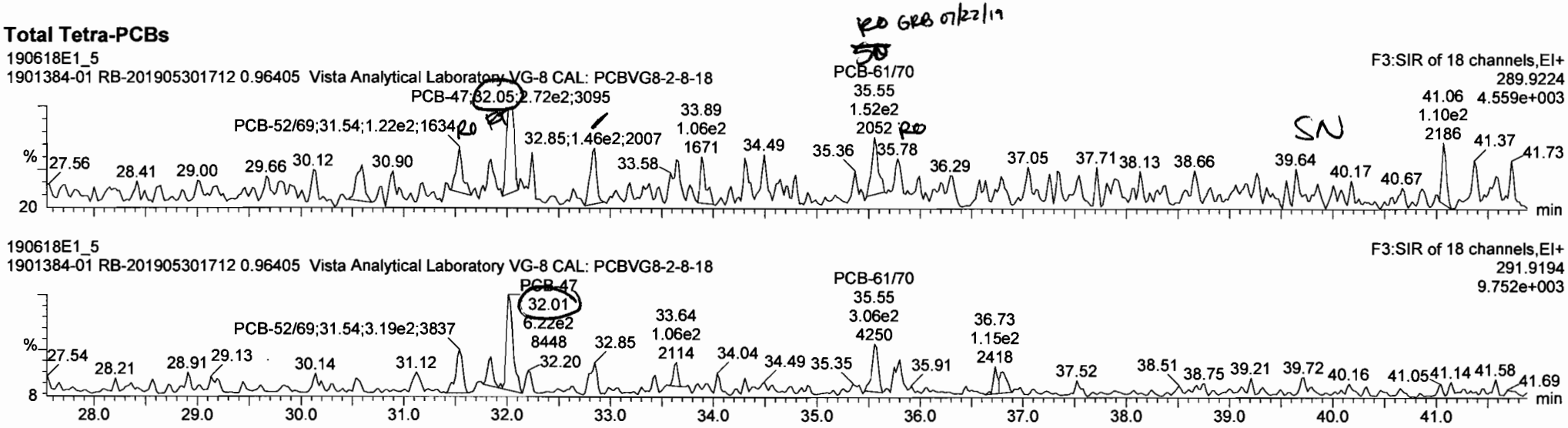

Tetra-Isotopes

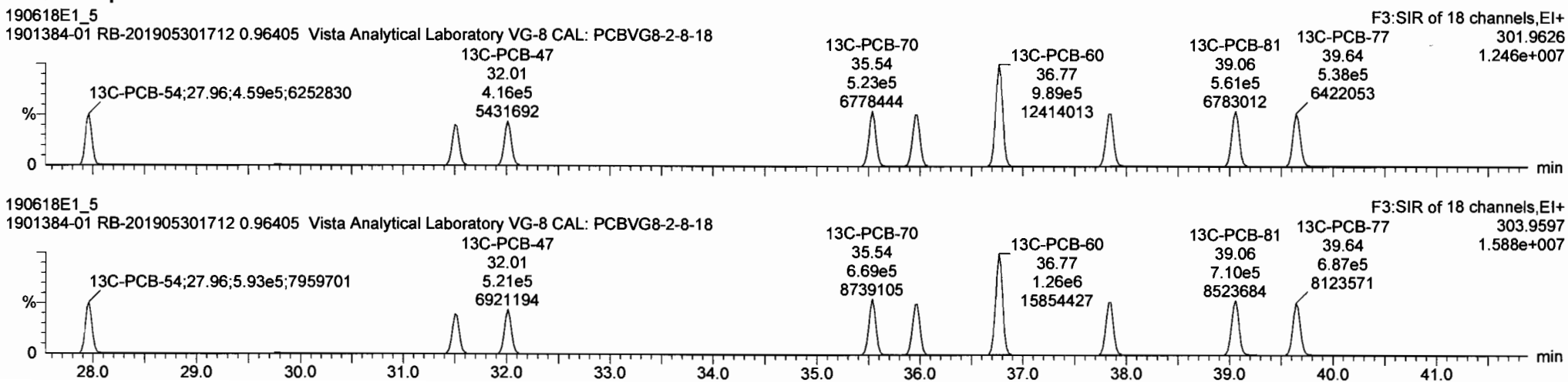

Dataset: Untitled

Last Altered: Monday, July 22, 2019 12:54:16 Pacific Daylight Time
Printed: Monday, July 22, 2019 12:54:47 Pacific Daylight Time

Name: VG8 190618E1_5, Date: 18-JUN-2019, Time: 14:32:48, ID: ,
Description: 1901384-01 RB-201905301712 0.96405 Vista Analytical Laboratory VG-8 CAL: PCBVG8-2-8-18

PCB-50

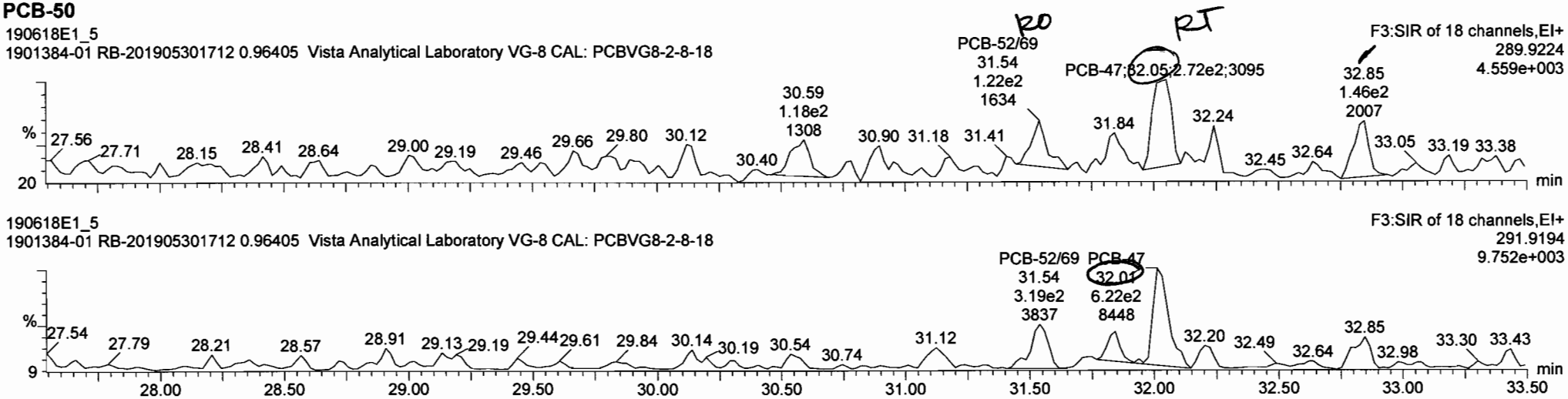

13C-PCB-52

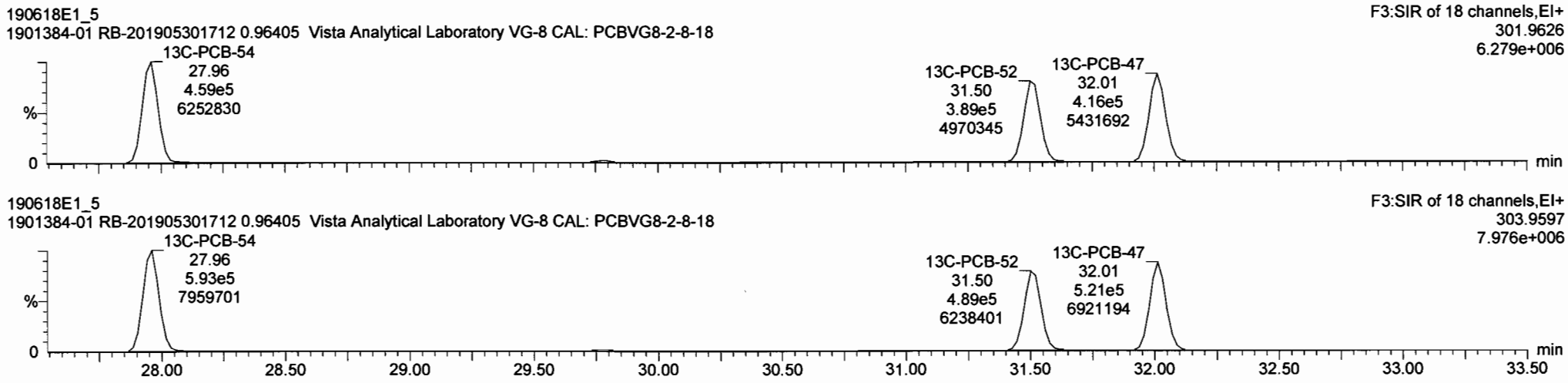

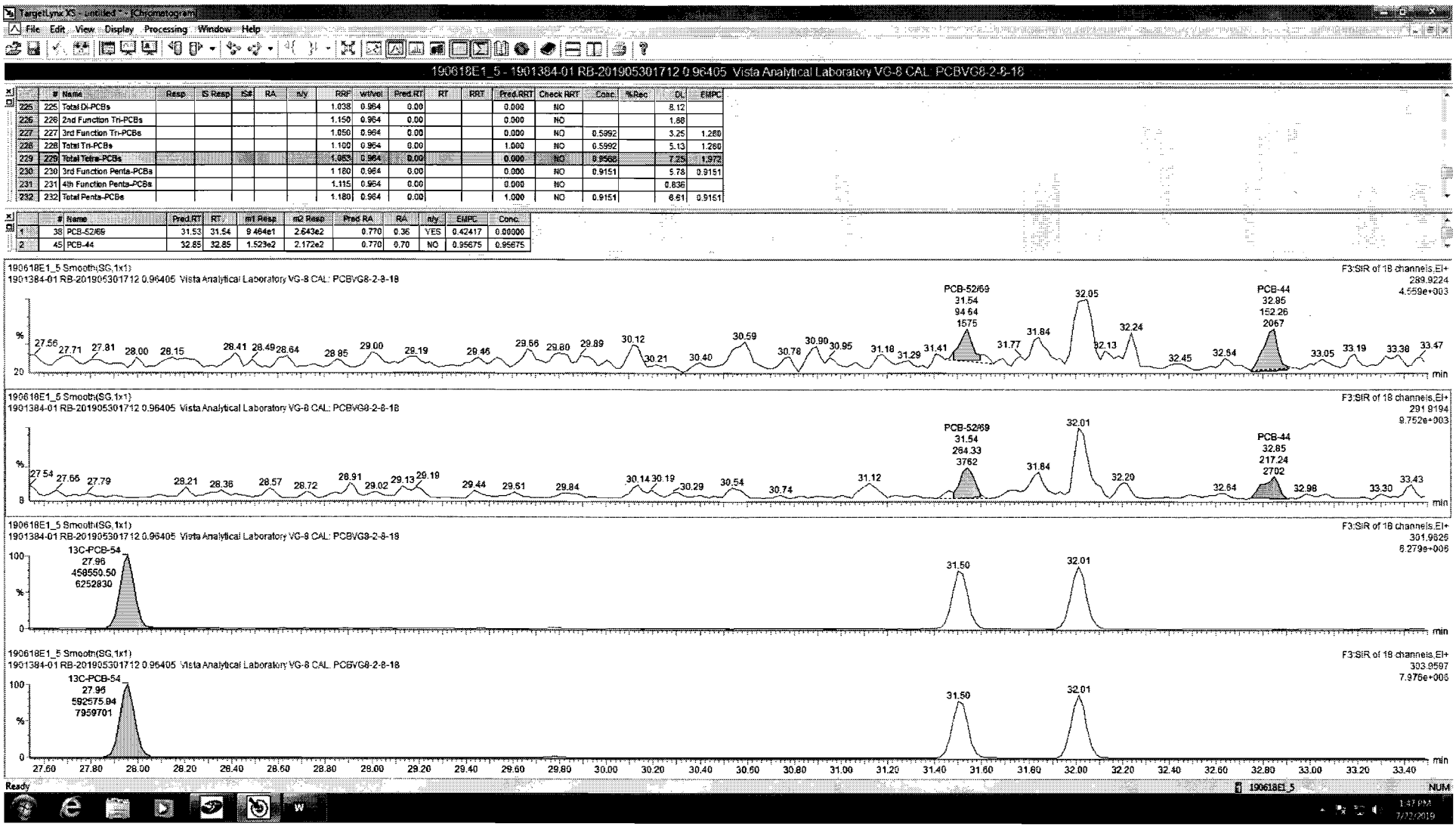

	#	Name	Resp	IS Resp	IS#	RA	n/y	RRF	wtVol	Pred.RT	RT	RRT	Pred.RRT	Check RRT	Conc.	%Rec	DL	EMPC
225	225	Total Di-PCBs						1.038	0.964	0.00			0.000	NO			8.12	
226	226	2nd Function Tri-PCBs						1.150	0.964	0.00			0.000	NO			1.88	
227	227	3rd Function Tri-PCBs						1.050	0.964	0.00			0.000	NO	0.5992		3.25	1.280
228	228	Total Tri-PCBs						1.100	0.964	0.00			1.000	NO	0.5992		5.13	1.280
229	229	Total Tetra-PCBs						1.053	0.964	0.00			0.000	NO	0.9568		7.25	1.972
230	230	3rd Function Penta-PCBs						1.180	0.964	0.00			0.000	NO	0.9151		5.78	0.9151
231	231	4th Function Penta-PCBs						1.115	0.964	0.00			0.000	NO			0.836	
232	232	Total Penta-PCBs						1.180	0.964	0.00			1.000	NO	0.9151		6.61	0.9151

	#	Name	Pred.RT	RT	m1 Resp	m2 Resp	Pred RA	RA	n/y	EMPC	Conc.
1	38	PCB-52/69	31.53	31.54	9.464e1	2.643e2	0.770	0.36	YES	0.42417	0.00000
2	45	PCB-44	32.85	32.85	1.523e2	2.172e2	0.770	0.70	NO	0.95675	0.95675

Dataset: Untitled

Last Altered: Monday, July 22, 2019 12:54:16 Pacific Daylight Time
Printed: Monday, July 22, 2019 12:54:47 Pacific Daylight Time

Name: VG8 190618E1_5, Date: 18-JUN-2019, Time: 14:32:48, ID: ,
Description: 1901384-01 RB-201905301712 0.96405 Vista Analytical Laboratory VG-8 CAL: PCBVG8-2-8-18

PCB-68

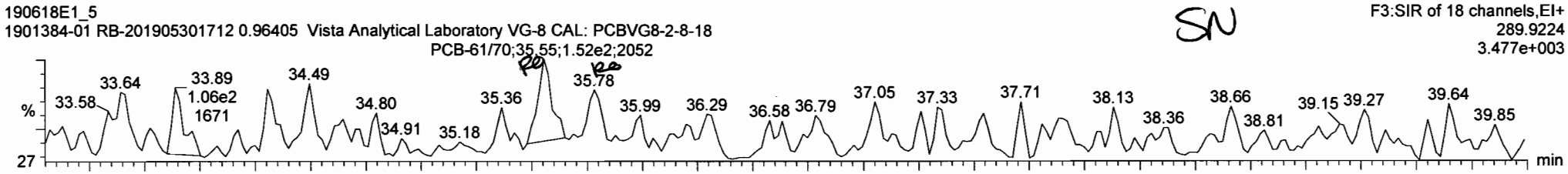

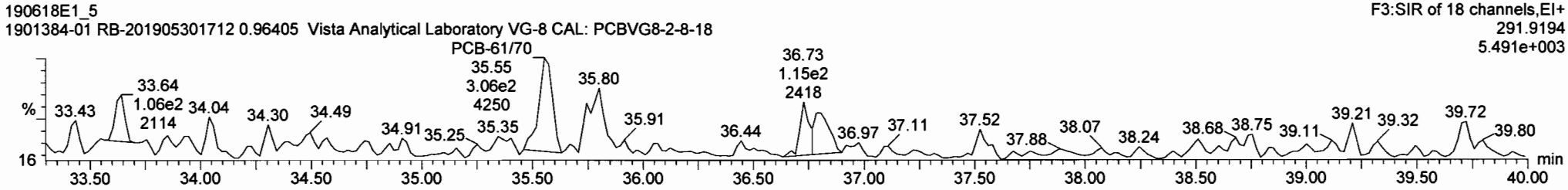

13C-PCB-60

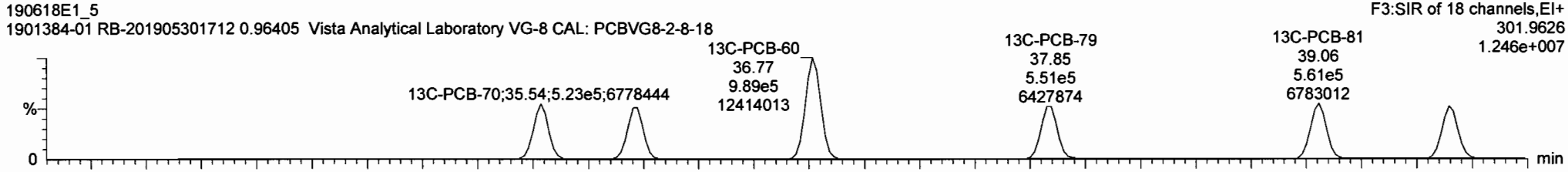

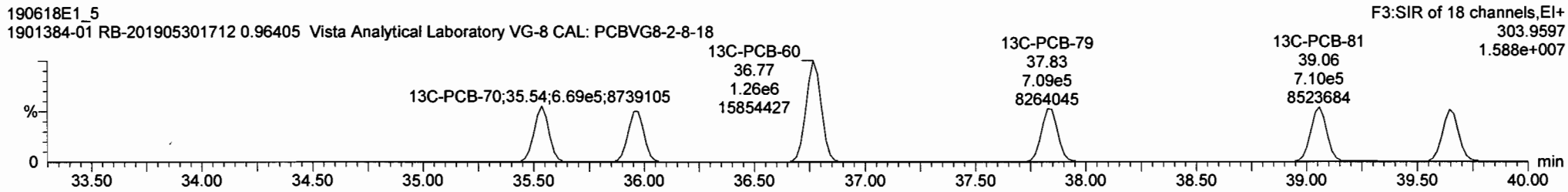

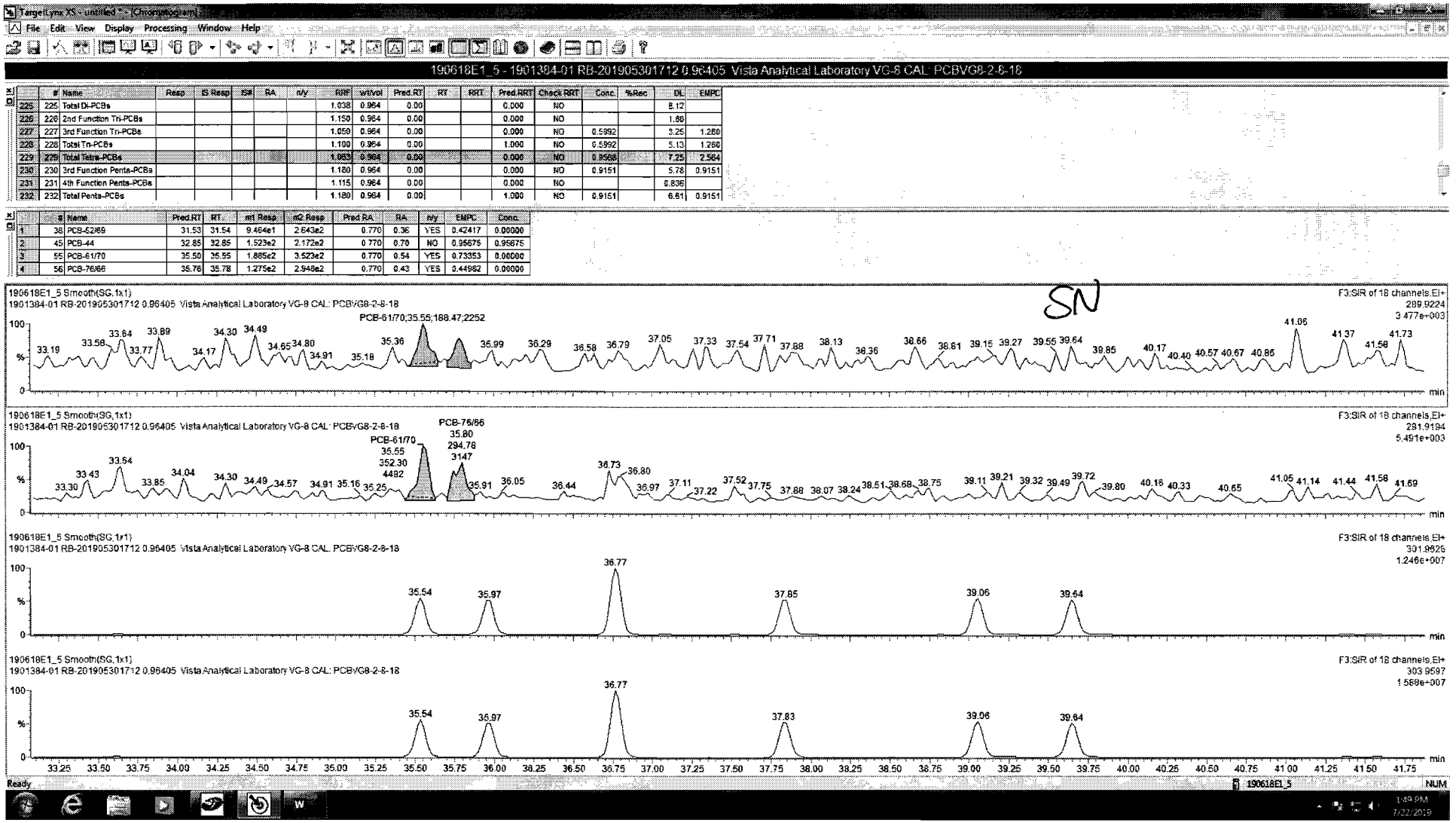

	#	Name	Resp	IS Resp	IS#	RA	n/y	RRF	wt/vol	Pred.RT	RT	RRT	Pred.RRT	Check RRT	Conc.	%Rec	DL	EMPC
225	225	Total Di-PCBs						1.038	0.964	0.00			0.000	NO			8.12	
226	226	2nd Function Tri-PCBs						1.150	0.964	0.00			0.000	NO			1.86	
227	227	3rd Function Tri-PCBs						1.050	0.964	0.00			0.000	NO	0.5992		3.25	1.280
228	228	Total Tri-PCBs						1.100	0.964	0.00			1.000	NO	0.5992		5.13	1.280
229	229	Total Tetra-PCBs						1.063	0.964	0.00			0.000	NO	0.9568		7.25	2.564
230	230	3rd Function Penta-PCBs						1.180	0.964	0.00			0.000	NO	0.9151		5.78	0.9151
231	231	4th Function Penta-PCBs						1.115	0.964	0.00			0.000	NO			0.836	
232	232	Total Penta-PCBs						1.180	0.964	0.00			1.000	NO	0.9151		6.61	0.9151

	#	Name	Pred.RT	RT	m1 Resp	m2 Resp	Pred RA	RA	n/y	EMPC	Conc.
1	38	PCB-52/69	31.53	31.54	9.464e1	2.643e2	0.770	0.36	YES	0.42417	0.00000
2	45	PCB-44	32.85	32.85	1.523e2	2.172e2	0.770	0.70	NO	0.95675	0.95675
3	55	PCB-61/70	35.50	35.55	1.885e2	3.523e2	0.770	0.54	YES	0.73353	0.00000
4	56	PCB-76/66	35.78	35.78	1.275e2	2.948e2	0.770	0.43	YES	0.44982	0.00000

Dataset: Untitled

Last Altered: Monday, July 22, 2019 12:54:16 Pacific Daylight Time
Printed: Monday, July 22, 2019 12:54:47 Pacific Daylight Time

Name: VG8 190618E1_5, Date: 18-JUN-2019, Time: 14:32:48, ID: ,
Description: 1901384-01 RB-201905301712 0.96405 Vista Analytical Laboratory VG-8 CAL: PCBVG8-2-8-18

3rd Function Penta-PCBs

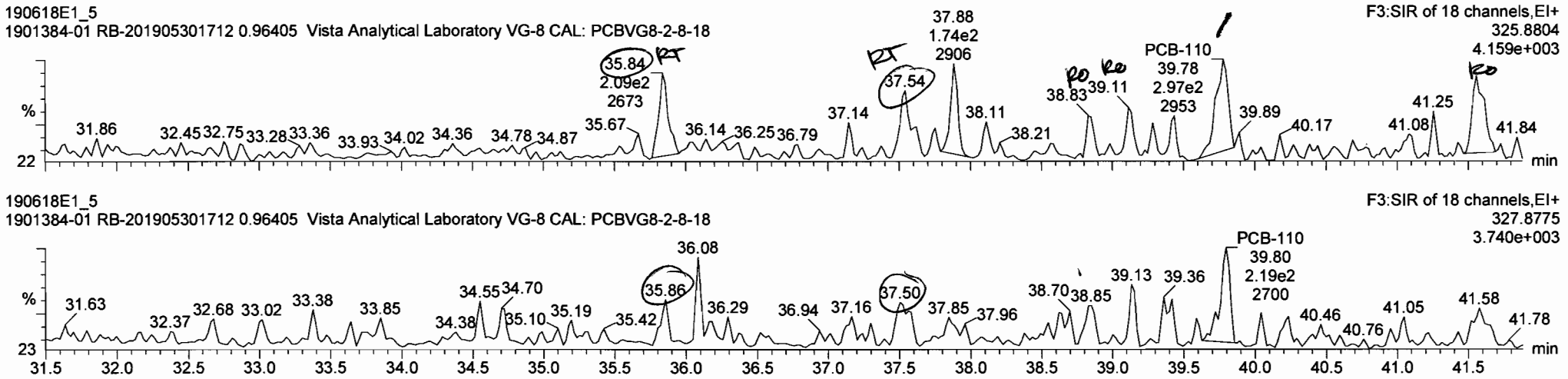

3rd Function Penta-Isotopes

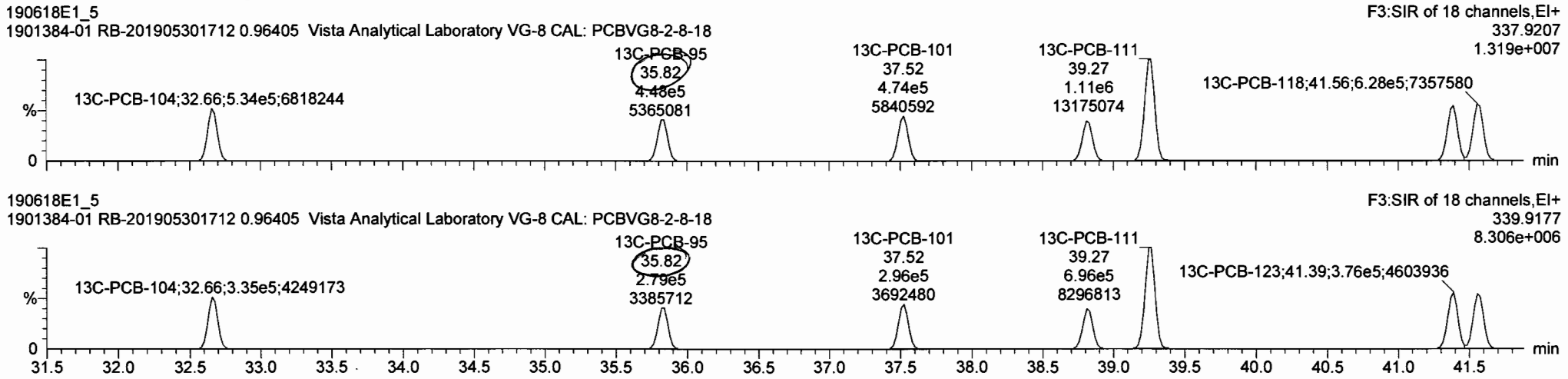

Dataset: Untitled

Last Altered: Monday, July 22, 2019 12:54:16 Pacific Daylight Time
Printed: Monday, July 22, 2019 12:54:47 Pacific Daylight Time

Name: VG8 190618E1_5, Date: 18-JUN-2019, Time: 14:32:48, ID: ,
Description: 1901384-01 RB-201905301712 0.96405 Vista Analytical Laboratory VG-8 CAL: PCBVG8-2-8-18

PCB-96

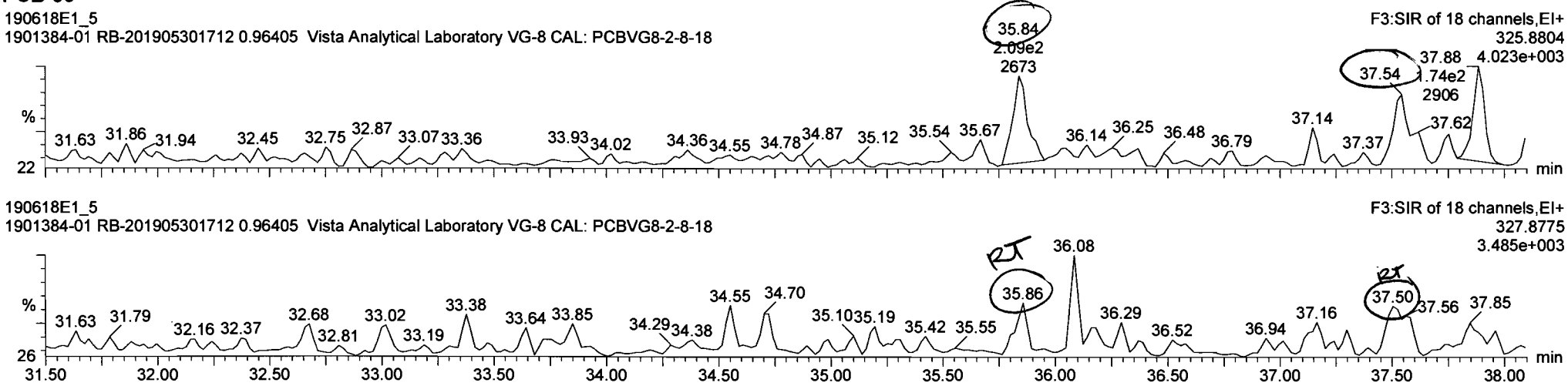

13C-PCB-95

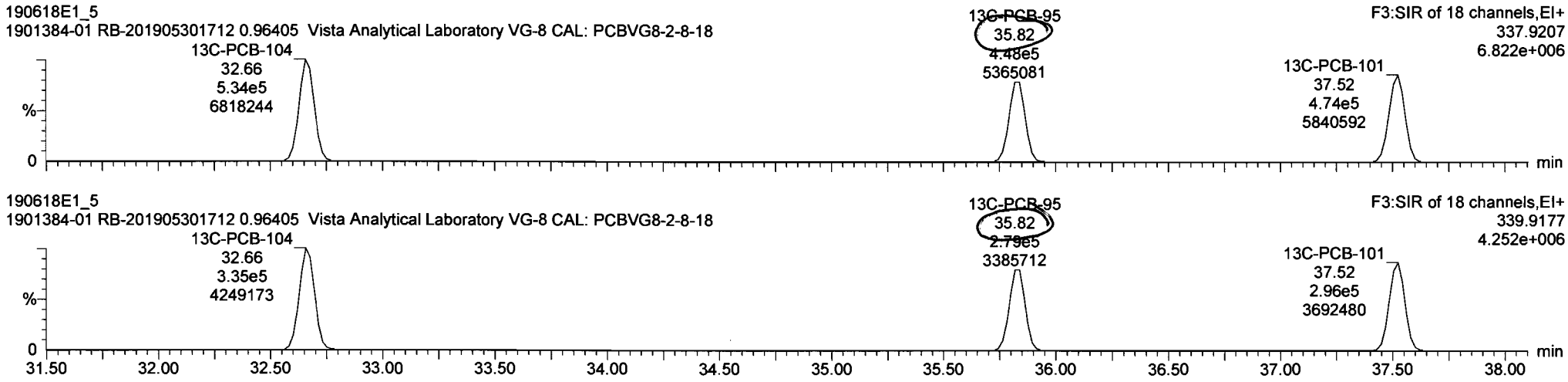

Dataset: Untitled

Last Altered: Monday, July 22, 2019 12:54:16 Pacific Daylight Time
Printed: Monday, July 22, 2019 12:54:47 Pacific Daylight Time

Name: VG8 190618E1_5, Date: 18-JUN-2019, Time: 14:32:48, ID: ,
Description: 1901384-01 RB-201905301712 0.96405 Vista Analytical Laboratory VG-8 CAL: PCBVG8-2-8-18

PCB-119

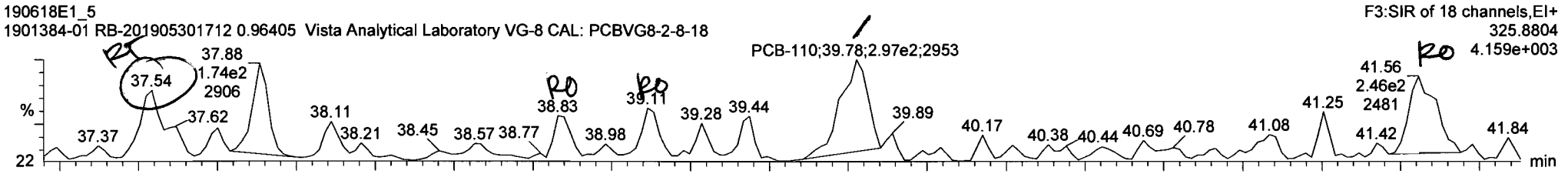

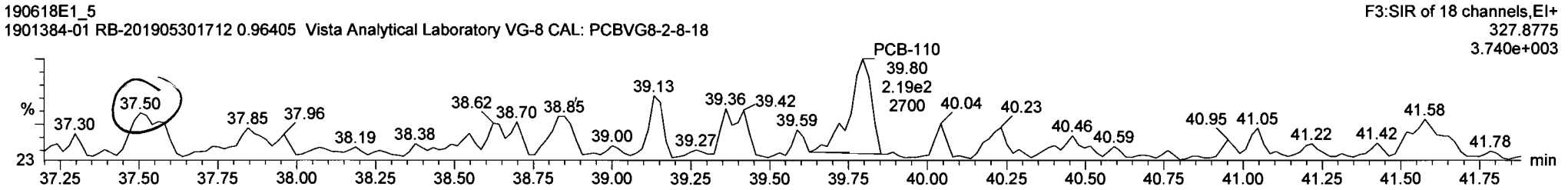

13C-PCB-111

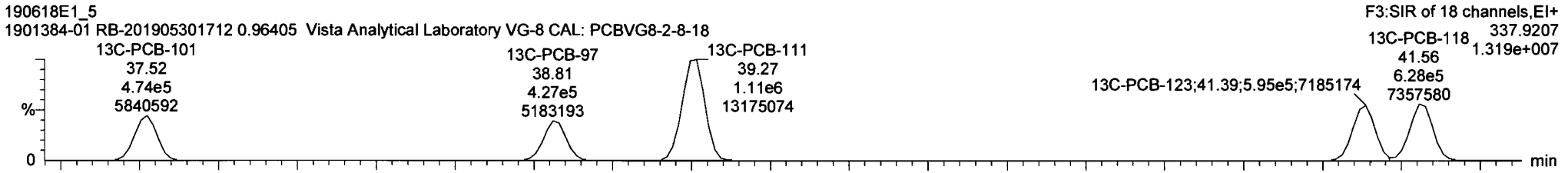

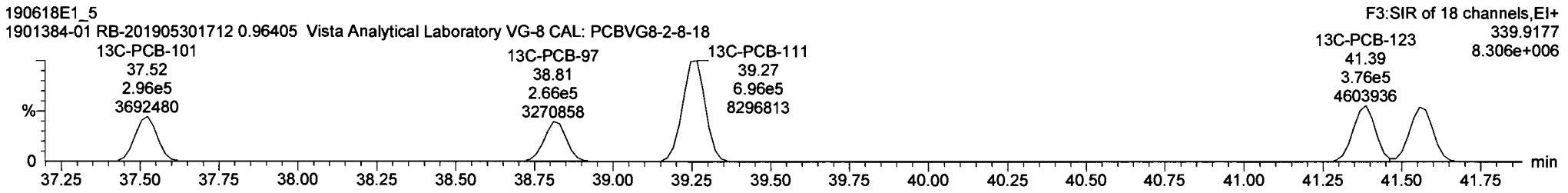

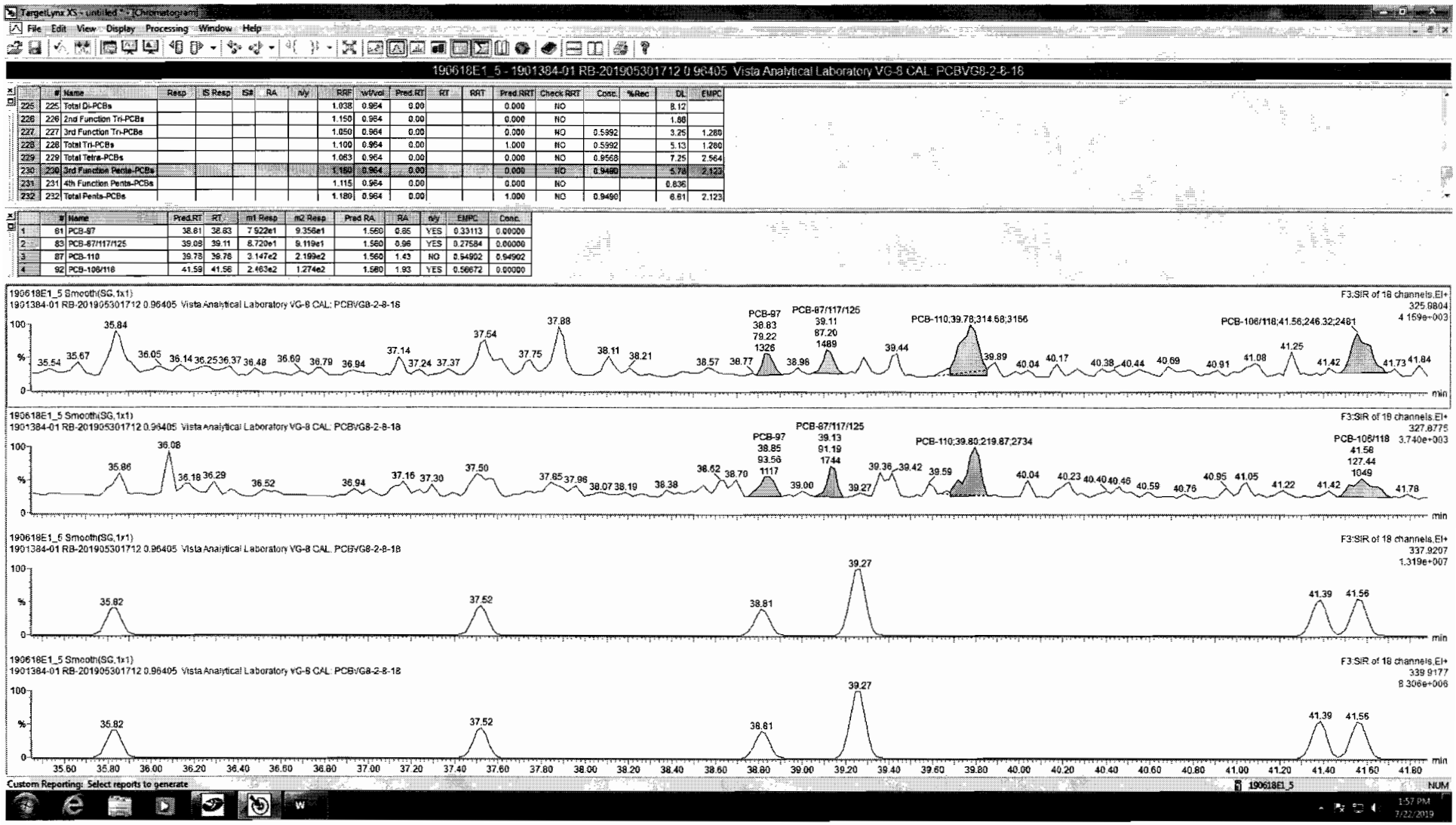

	#	Name	Resp	IS Resp	IS#	RA	n/y	RRF	wt/vol	Pred.RT	RT	RRT	Pred.RRT	Check RRT	Conc.	%Rec	DL	EMPC
225	225	Total Di-PCBs						1.038	0.964	0.00			0.000	NO			8.12	
226	226	2nd Function Tri-PCBs						1.150	0.964	0.00			0.000	NO			1.88	
227	227	3rd Function Tri-PCBs						1.050	0.964	0.00			0.000	NO	0.5992		3.25	1.280
228	228	Total Tri-PCBs						1.100	0.964	0.00			1.000	NO	0.5992		5.13	1.280
229	229	Total Tetra-PCBs						1.063	0.964	0.00			0.000	NO	0.9568		7.25	2.564
230	230	3rd Function Penta-PCBs						1.160	0.964	0.00			0.000	NO	0.9490		5.78	2.123
231	231	4th Function Penta-PCBs						1.115	0.964	0.00			0.000	NO			0.836	
232	232	Total Penta-PCBs						1.180	0.964	0.00			1.000	NO	0.9490		6.81	2.123

	#	Name	Pred.RT	RT	m1 Resp	m2 Resp	Pred RA	RA	n/y	EMPC	Conc.
1	81	PCB-97	38.81	38.83	7.922e1	9.356e1	1.560	0.85	YES	0.33113	0.00000
2	83	PCB-87/117/125	39.08	39.11	8.720e1	9.119e1	1.560	0.96	YES	0.27584	0.00000
3	87	PCB-110	39.78	39.78	3.147e2	2.199e2	1.560	1.43	NO	0.94902	0.94902
4	92	PCB-106/118	41.59	41.56	2.463e2	1.274e2	1.560	1.93	YES	0.56672	0.00000

Dataset: Untitled

Last Altered: Monday, July 22, 2019 12:54:16 Pacific Daylight Time
Printed: Monday, July 22, 2019 12:54:47 Pacific Daylight Time

Name: VG8 190618E1_5, Date: 18-JUN-2019, Time: 14:32:48, ID: ,
Description: 1901384-01 RB-201905301712 0.96405 Vista Analytical Laboratory VG-8 CAL: PCBVG8-2-8-18

4th Function Penta-PCBs

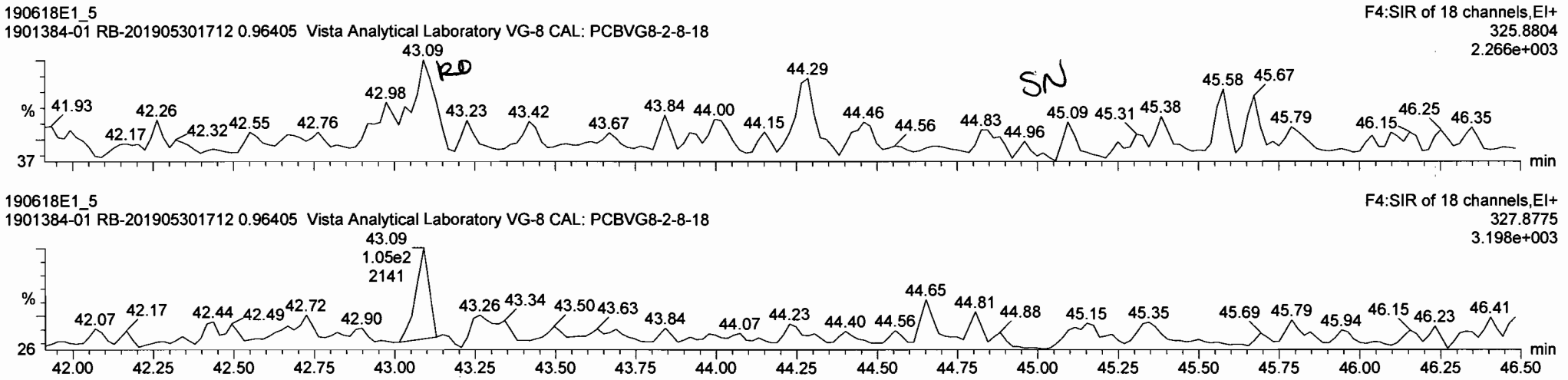

4th Function Penta-Isotopes

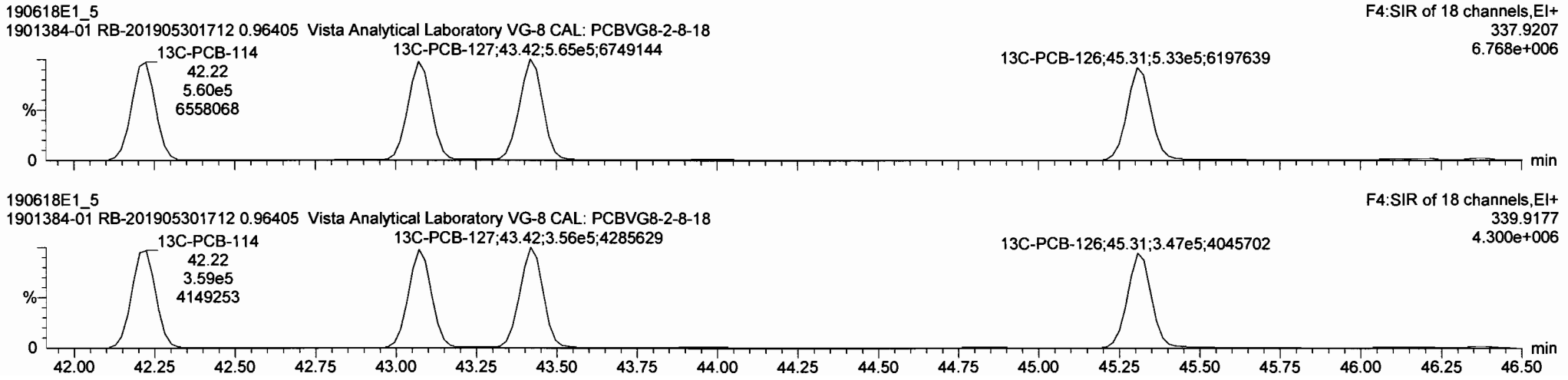

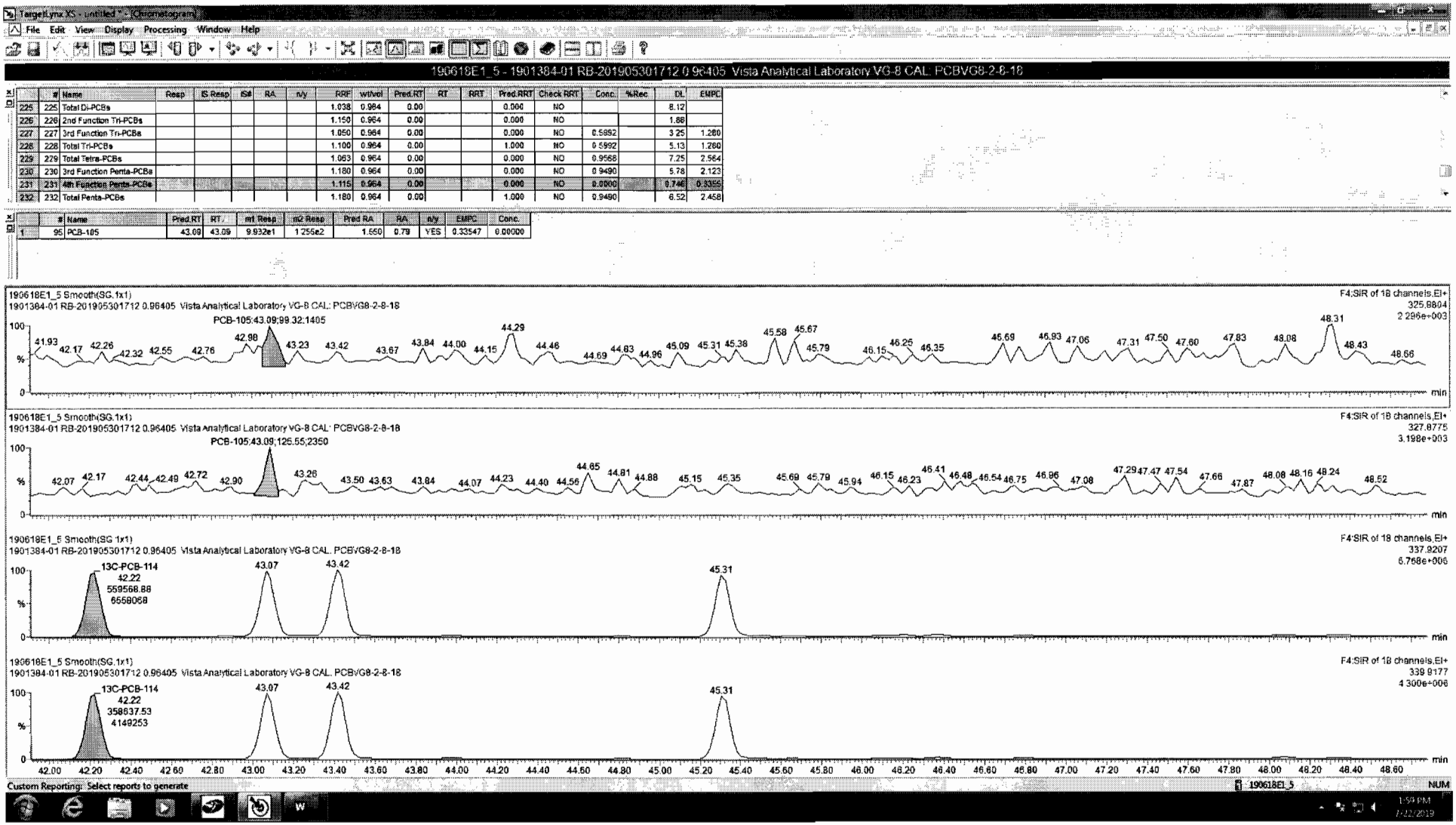

	#	Name	Resp	IS Resp	IS#	RA	n/y	RRF	wt/vol	Pred.RT	RT	RRT	Pred.RRT	Check RRT	Conc.	%Rec.	DL	EMPC
225	225	Total Di-PCBs						1.038	0.964	0.00			0.000	NO			8.12	
226	226	2nd Function Tri-PCBs						1.150	0.964	0.00			0.000	NO			1.88	
227	227	3rd Function Tri-PCBs						1.050	0.964	0.00			0.000	NO	0.5892		3.25	1.260
228	228	Total Tri-PCBs						1.100	0.964	0.00			1.000	NO	0.5892		5.13	1.260
229	229	Total Tetra-PCBs						1.063	0.964	0.00			0.000	NO	0.9568		7.25	2.564
230	230	3rd Function Penta-PCBs						1.180	0.964	0.00			0.000	NO	0.9490		5.78	2.123
231	231	4th Function Penta-PCBs						1.115	0.964	0.00			0.000	NO	0.0000		0.746	0.3355
232	232	Total Penta-PCBs						1.180	0.964	0.00			1.000	NO	0.9490		6.52	2.458

	#	Name	Pred.RT	RT	m1 Resp	m2 Resp	Pred RA	RA	n/y	EMPC	Conc.
1	95	PCB-105	43.09	43.09	9.932e1	1.255e2	1.660	0.79	YES	0.33547	0.00000

Dataset: Untitled

Last Altered: Monday, July 22, 2019 12:54:16 Pacific Daylight Time
Printed: Monday, July 22, 2019 12:54:47 Pacific Daylight Time

Name: VG8 190618E1_5, Date: 18-JUN-2019, Time: 14:32:48, ID: ,
Description: 1901384-01 RB-201905301712 0.96405 Vista Analytical Laboratory VG-8 CAL: PCBVG8-2-8-18

3rd Function Hexa-PCBs

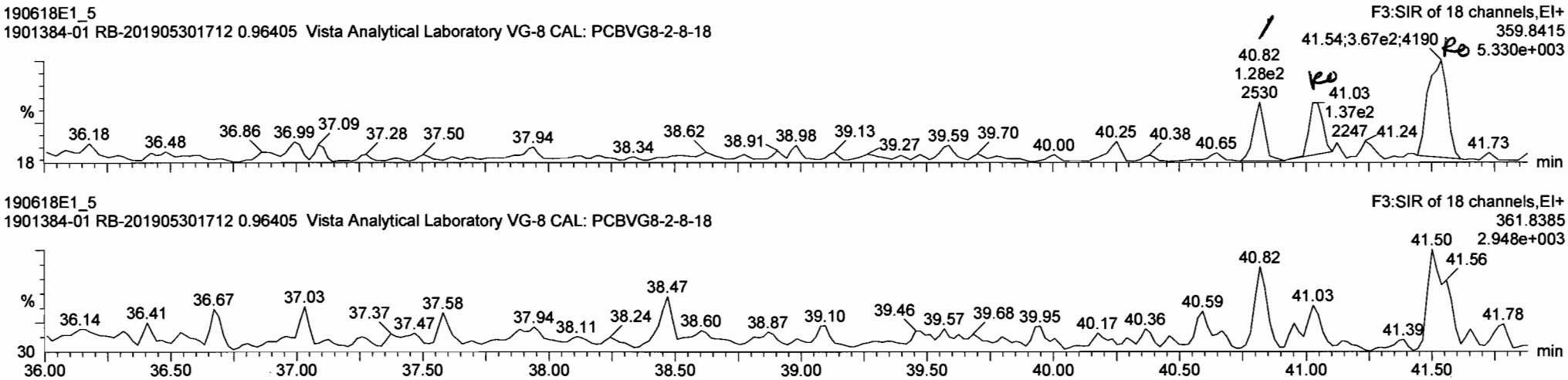

13C-PCB-155

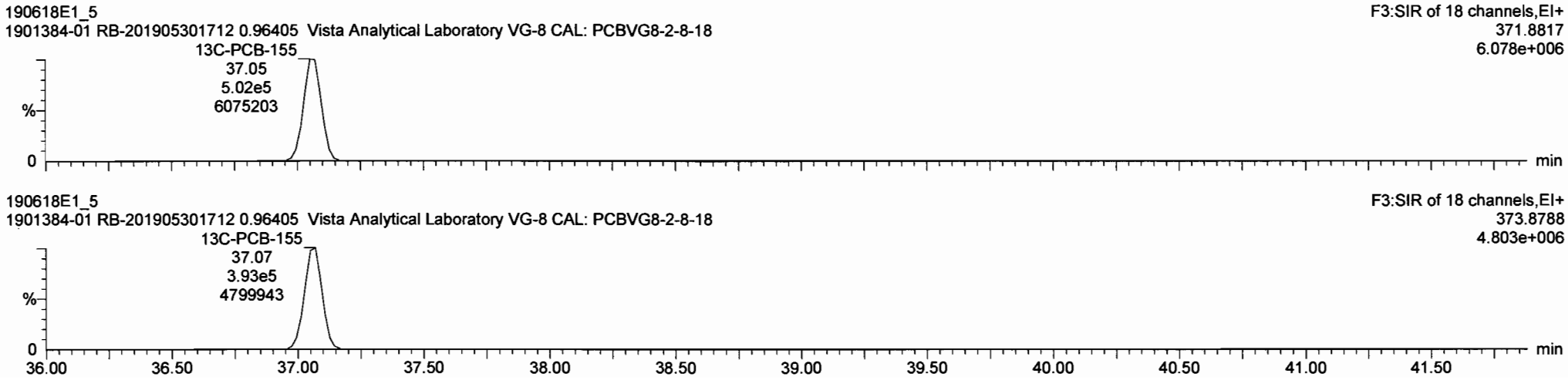

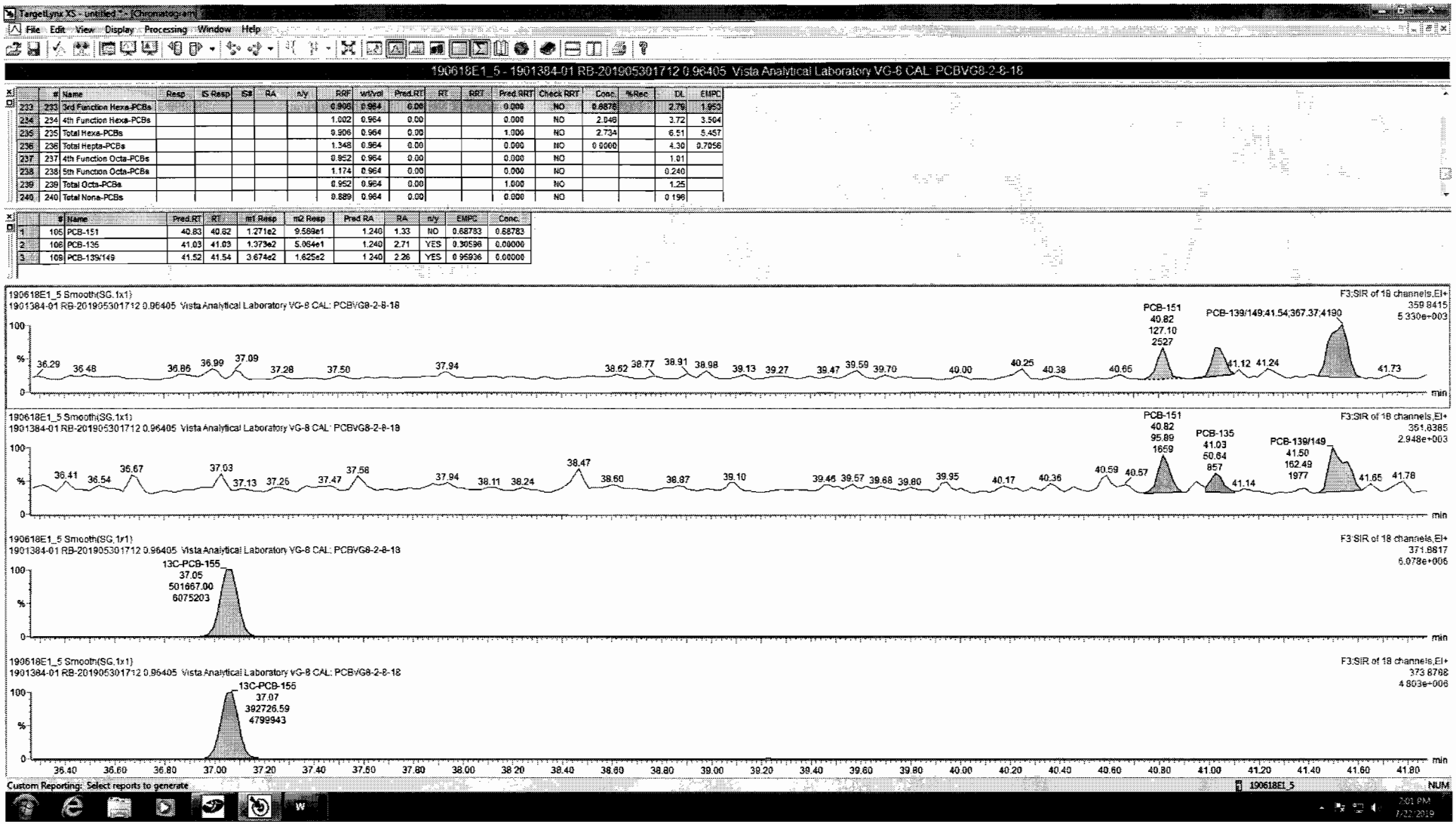

	#	Name	Resp	IS Resp	IS#	RA	n/y	RRF	wt/vol	Pred.RT	RT	RRT	Pred.RRT	Check RRT	Conc	%Rec	DL	EMPC
233	233	3rd Function Hexa-PCBs						0.908	0.964	0.00			0.000	NO	0.6878		2.79	1.953
234	234	4th Function Hexa-PCBs						1.002	0.964	0.00			0.000	NO	2.046		3.72	3.504
235	235	Total Hexa-PCBs						0.906	0.964	0.00			1.000	NO	2.734		6.51	5.457
236	236	Total Hepta-PCBs						1.348	0.964	0.00			0.000	NO	0.0000		4.30	0.7056
237	237	4th Function Octa-PCBs						0.952	0.964	0.00			0.000	NO			1.01	
238	238	5th Function Octa-PCBs						1.174	0.964	0.00			0.000	NO			0.240	
239	239	Total Octa-PCBs						0.952	0.964	0.00			1.000	NO			1.25	
240	240	Total Nona-PCBs						0.889	0.964	0.00			0.000	NO			0.196	

	#	Name	Pred.RT	RT	m1 Resp	m2 Resp	Pred RA	RA	n/y	EMPC	Conc.
1	105	PCB-151	40.83	40.82	1.271e2	9.589e1	1.240	1.33	NO	0.68783	0.68783
2	108	PCB-135	41.03	41.03	1.375e2	5.064e1	1.240	2.71	YES	0.30596	0.00000
3	109	PCB-139/149	41.52	41.54	3.674e2	1.625e2	1.240	2.26	YES	0.95936	0.00000

Dataset: Untitled

Last Altered: Monday, July 22, 2019 12:54:16 Pacific Daylight Time
Printed: Monday, July 22, 2019 12:54:47 Pacific Daylight Time

Name: VG8 190618E1_5, Date: 18-JUN-2019, Time: 14:32:48, ID: ,
Description: 1901384-01 RB-201905301712 0.96405 Vista Analytical Laboratory VG-8 CAL: PCBVG8-2-8-18

4th Function Hexa-PCBs

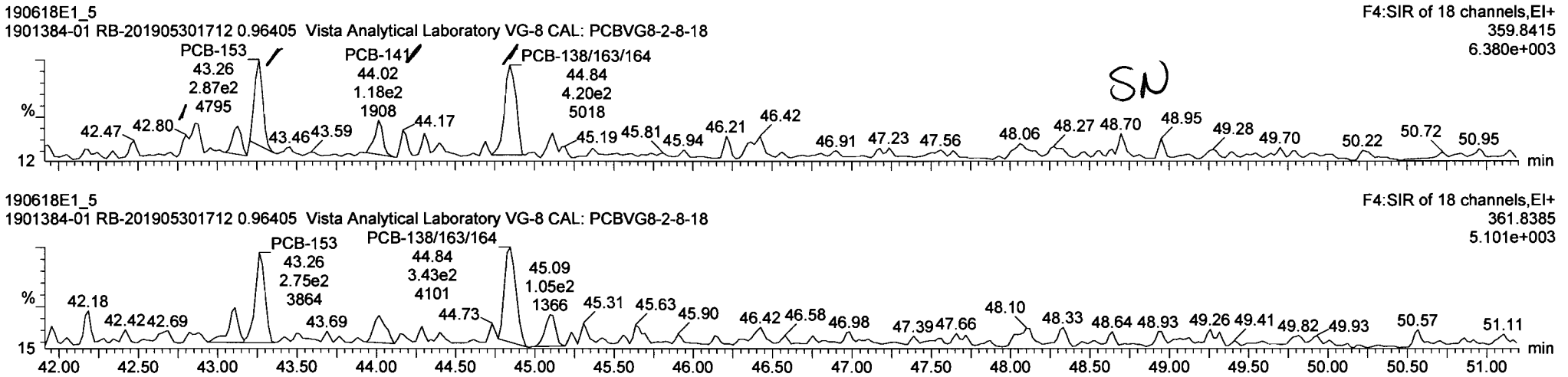

4th Function Hexa-Isotopes

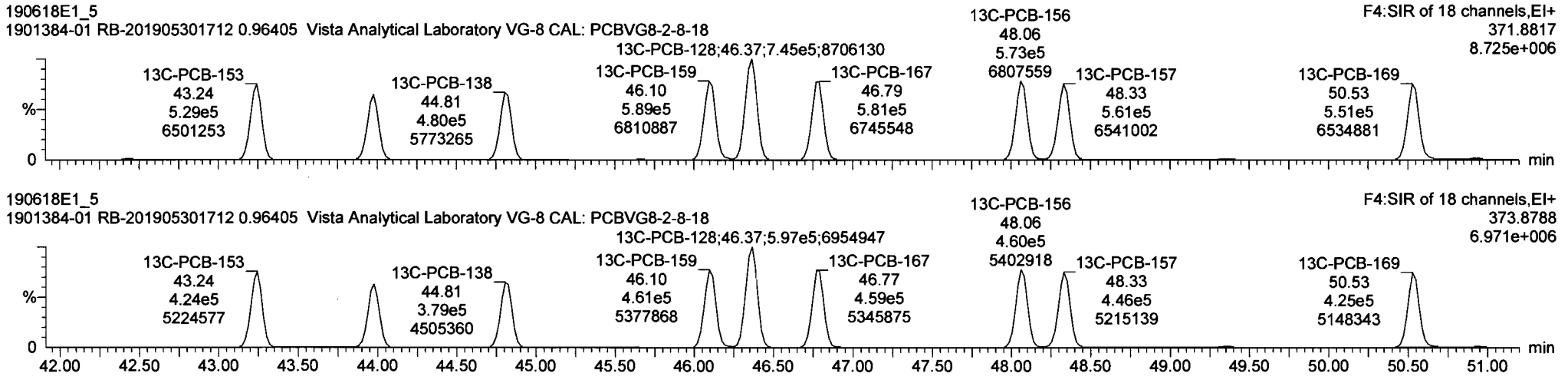

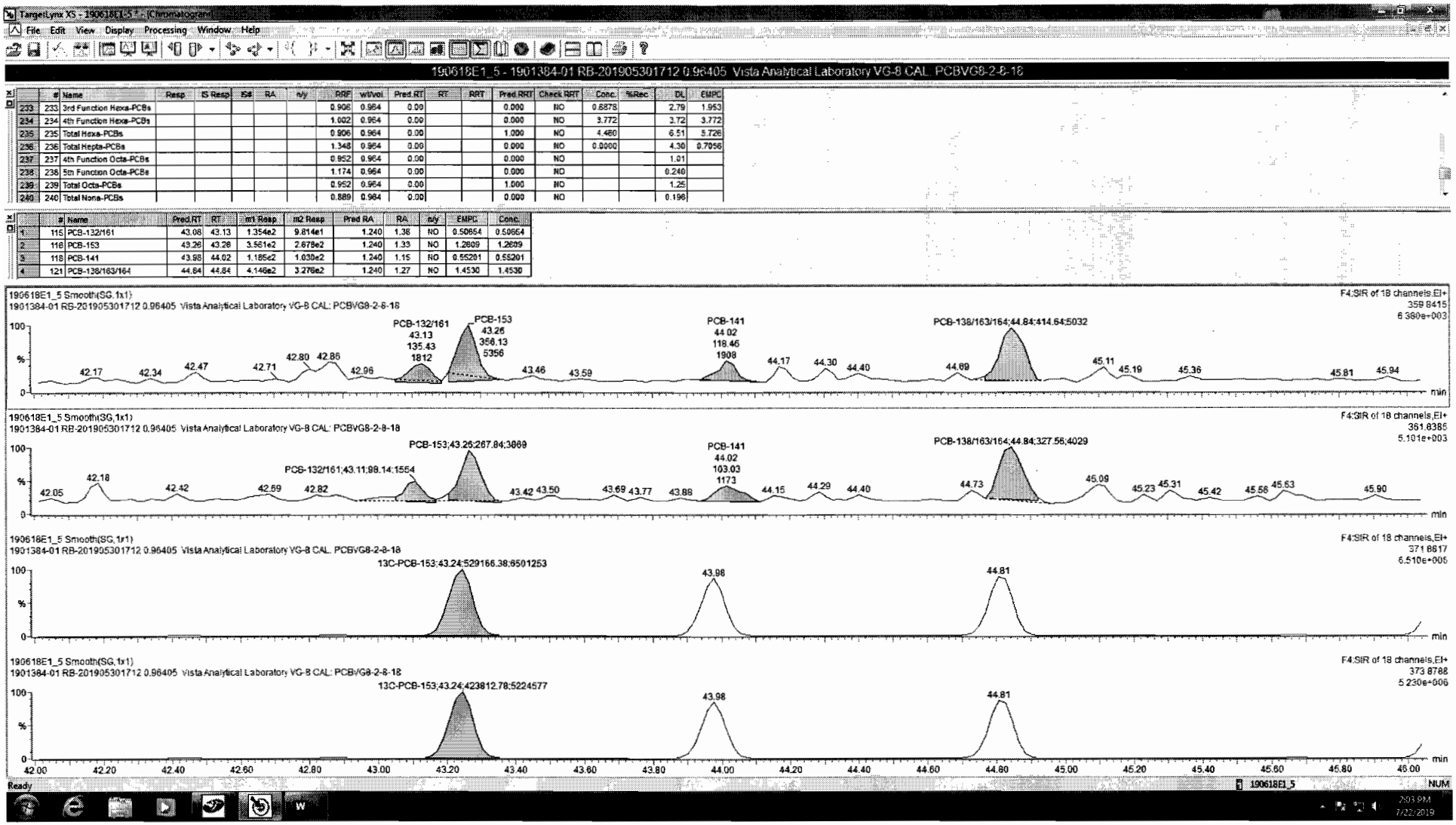

	#	Name	Resp	IS Resp	ISs	RA	n/y	RRF	wt/vol	Pred RT	RT	RRT	Pred RRT	Check RRT	Conc.	%Rec	DL	EMPC
233	233	3rd Function Hexa-PCBs						0.906	0.964	0.00			0.000	NO	0.6878		2.79	1.953
234	234	4th Function Hexa-PCBs						1.002	0.964	0.00			0.000	NO	3.772		3.72	3.772
235	235	Total Hexa-PCBs						0.906	0.964	0.00			1.000	NO	4.460		6.51	5.726
236	236	Total Hepta-PCBs						1.348	0.964	0.00			0.000	NO	0.0000		4.30	0.7056
237	237	4th Function Octa-PCBs						0.952	0.964	0.00			0.000	NO			1.01	
238	238	5th Function Octa-PCBs						1.174	0.964	0.00			0.000	NO			0.240	
239	239	Total Octa-PCBs						0.952	0.964	0.00			1.000	NO			1.25	
240	240	Total Nona-PCBs						0.889	0.964	0.00			0.000	NO			0.196	

	#	Name	Pred RT	RT	m1 Resp	m2 Resp	Pred RA	RA	n/y	EMPC	Conc.
1	115	PCB-132/161	43.08	43.13	1.354e2	9.814e1	1.240	1.38	NO	0.5065	0.5065
2	118	PCB-153	43.26	43.26	3.561e2	2.678e2	1.240	1.33	NO	1.2609	1.2609
3	118	PCB-141	43.98	44.02	1.185e2	1.030e2	1.240	1.15	NO	0.5520	0.5520
4	121	PCB-138/163/164	44.84	44.84	4.146e2	3.276e2	1.240	1.27	NO	1.4530	1.4530

Dataset: Untitled

Last Altered: Monday, July 22, 2019 12:54:16 Pacific Daylight Time
Printed: Monday, July 22, 2019 12:54:47 Pacific Daylight Time

Name: VG8 190618E1_5, Date: 18-JUN-2019, Time: 14:32:48, ID: ,
Description: 1901384-01 RB-201905301712 0.96405 Vista Analytical Laboratory VG-8 CAL: PCBVG8-2-8-18

Total Hepta-PCBs

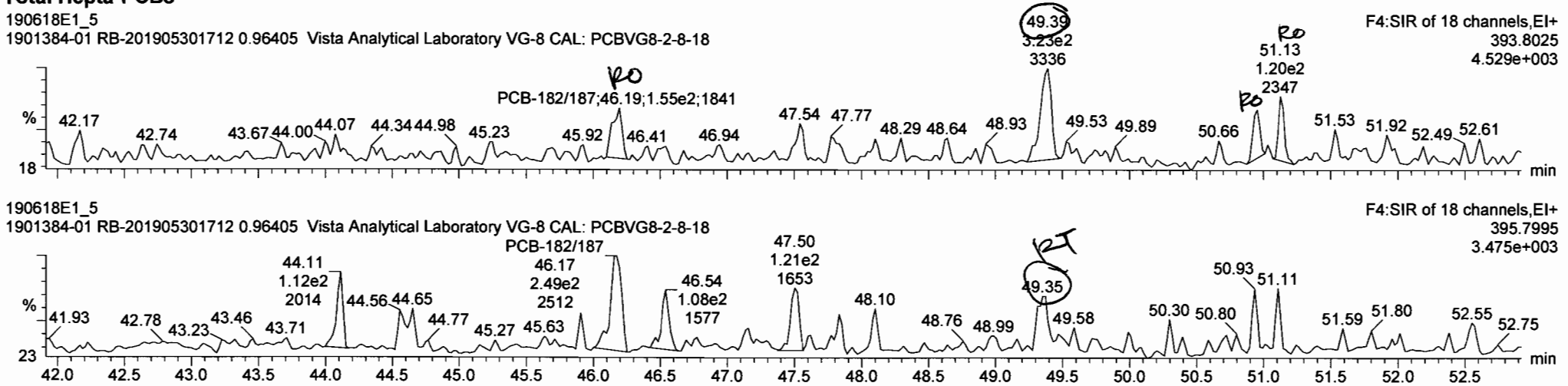

Hepta-Isotopes

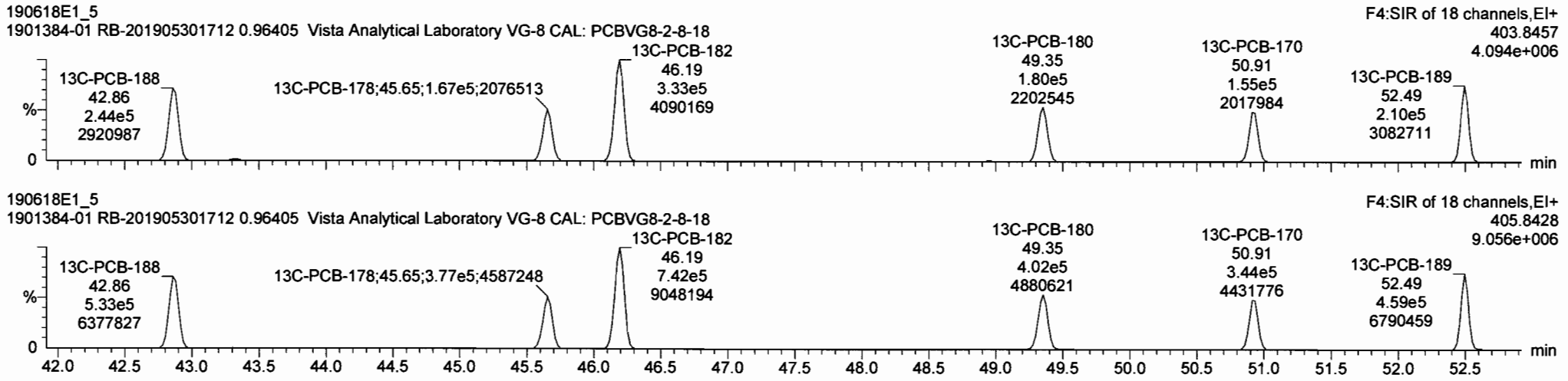

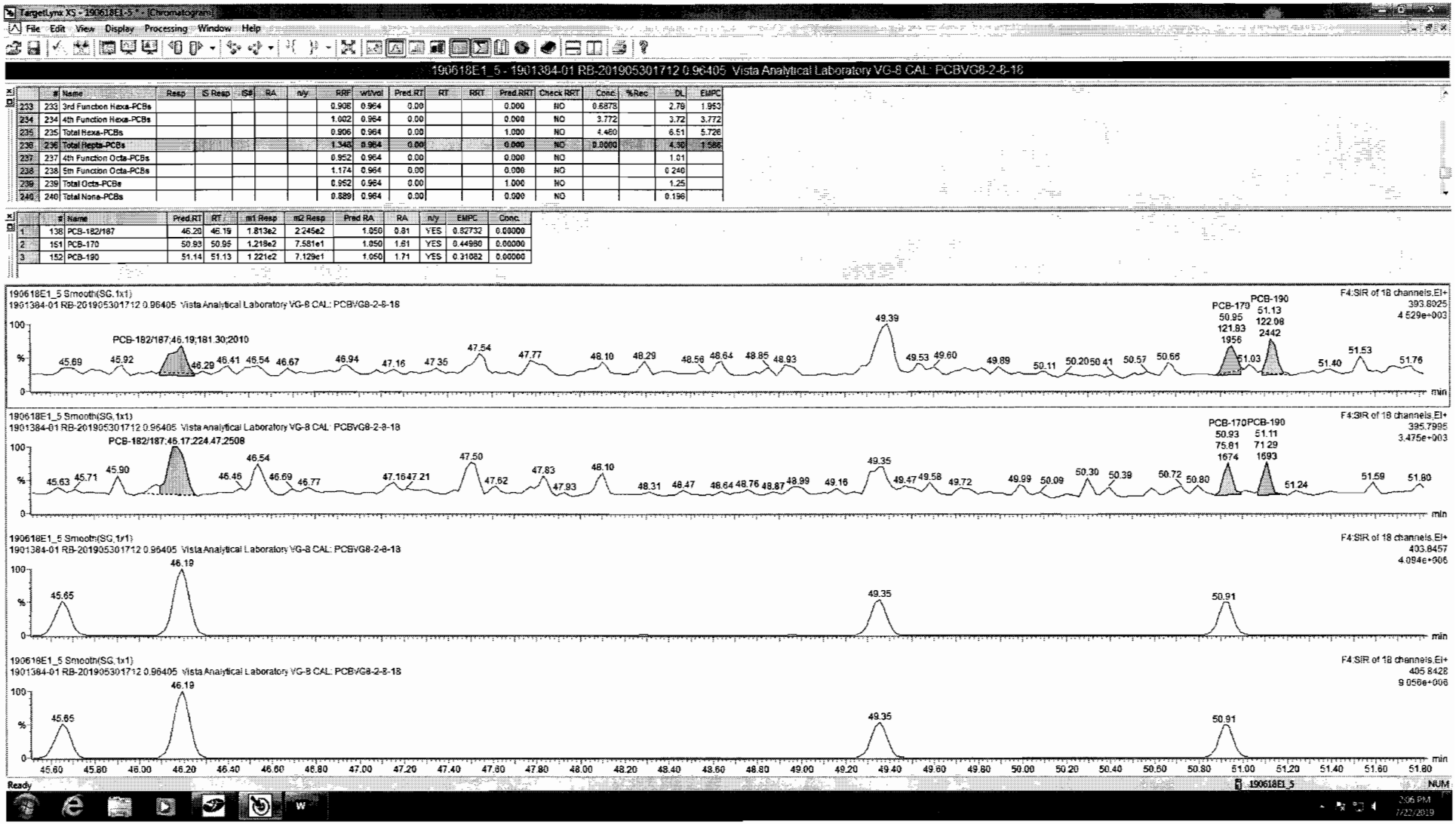

	#	Name	Resp	IS Resp	IS#	RA	n/y	RRF	wtVal	Pred.RT	RT	RRT	Pred.RRT	Check RRT	Conc	%Rec	DL	EMPC
233	233	3rd Function Hexa-PCBs						0.908	0.964	0.00			0.000	NO	0.6878		2.79	1.953
234	234	4th Function Hexa-PCBs						1.002	0.964	0.00			0.000	NO	3.772		3.72	3.772
235	235	Total Hexa-PCBs						0.906	0.964	0.00			1.000	NO	4.460		6.51	5.726
236	236	Total Hepta-PCBs						1.348	0.964	0.00			0.000	NO	0.0000		4.30	1.586
237	237	4th Function Octa-PCBs						0.952	0.964	0.00			0.000	NO			1.01	
238	238	5th Function Octa-PCBs						1.174	0.964	0.00			0.000	NO			0.240	
239	239	Total Octa-PCBs						0.952	0.964	0.00			1.000	NO			1.25	
240	240	Total Nona-PCBs						0.889	0.964	0.00			0.000	NO			0.196	

	#	Name	Pred.RT	RT	m1 Resp	m2 Resp	Pred RA	RA	n/y	EMPC	Conc.
1	138	PCB-182/187	46.20	46.19	1.813e2	2.245e2	1.050	0.81	YES	0.82732	0.00000
2	151	PCB-170	50.93	50.95	1.218e2	7.581e1	1.050	1.61	YES	0.44980	0.00000
3	152	PCB-190	51.14	51.13	1.221e2	7.129e1	1.050	1.71	YES	0.31082	0.00000

Dataset: Untitled

Last Altered: Monday, July 22, 2019 12:54:16 Pacific Daylight Time
Printed: Monday, July 22, 2019 12:54:47 Pacific Daylight Time

Name: VG8 190618E1_5, Date: 18-JUN-2019, Time: 14:32:48, ID: ,
Description: 1901384-01 RB-201905301712 0.96405 Vista Analytical Laboratory VG-8 CAL: PCBVG8-2-8-18

4th Function Octa-PCBs

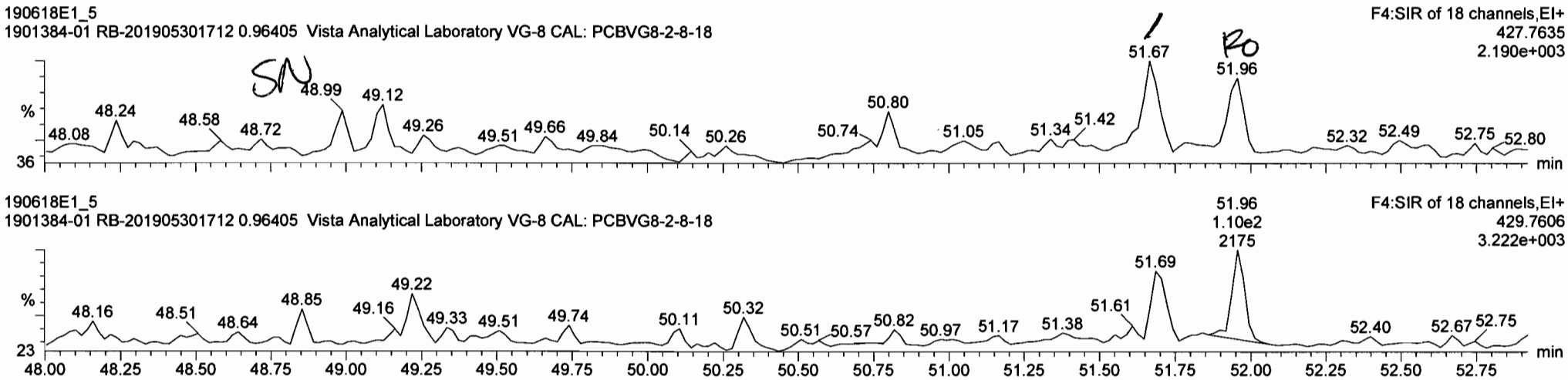

13C-PCB-202

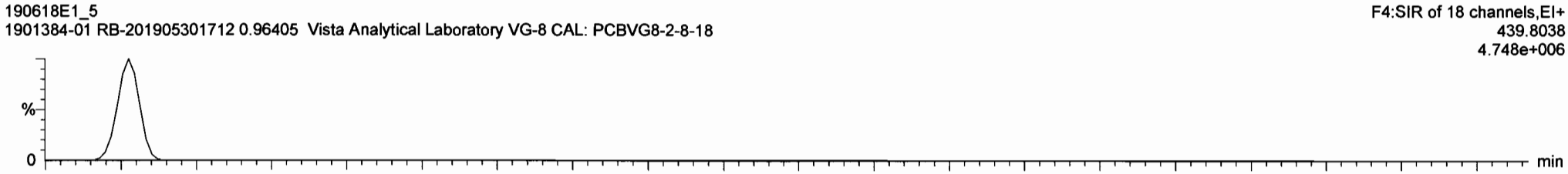

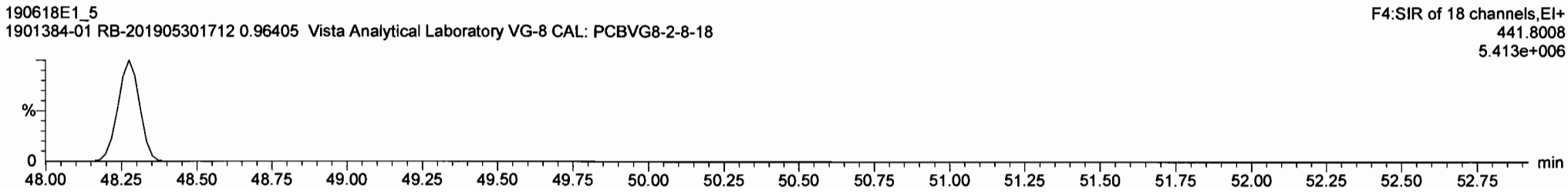

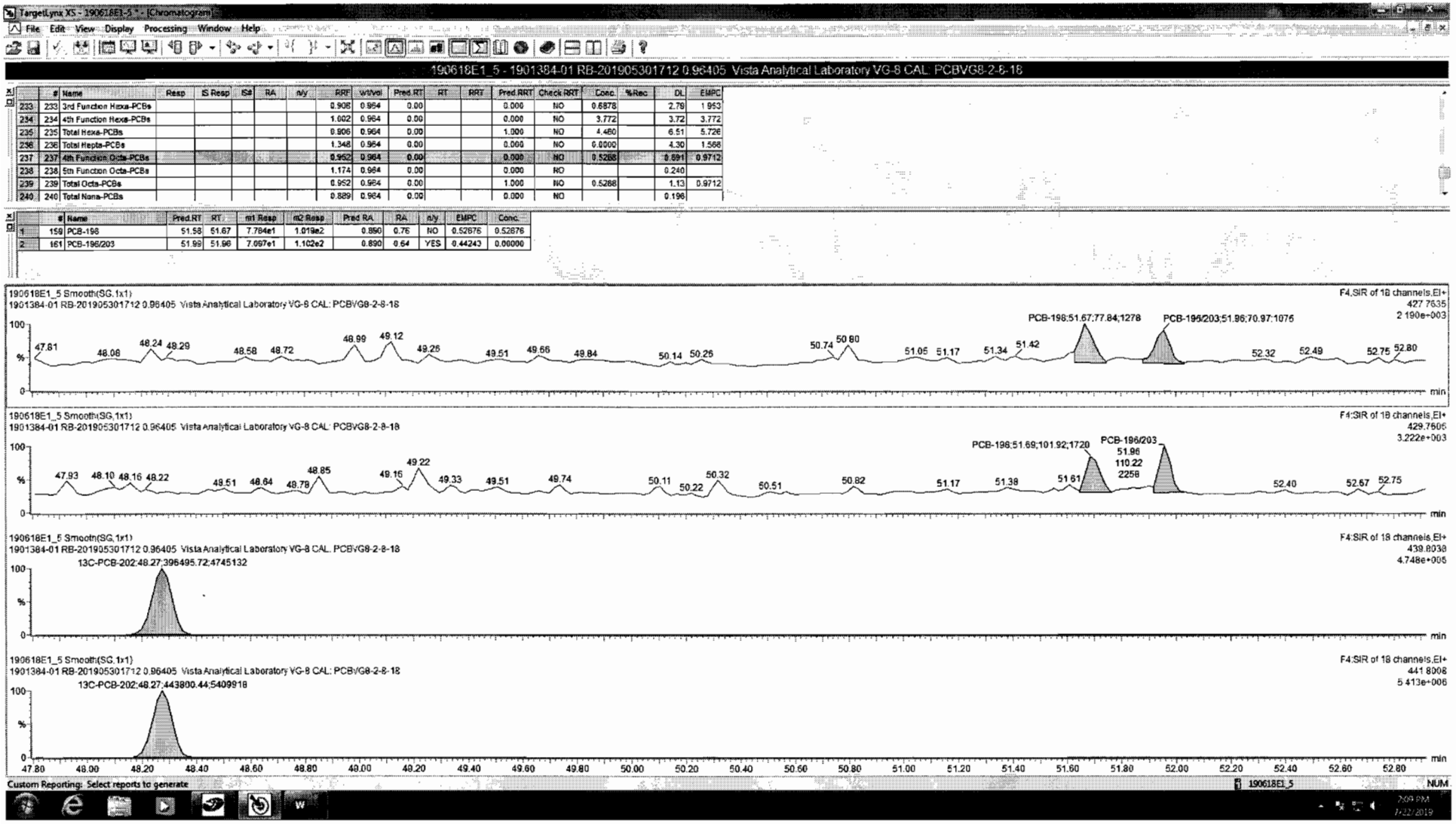

	#	Name	Resp	IS Resp	IS#	RA	n/y	RRF	w/Vol	Pred RT	RT	RRT	Pred RRT	Check RRT	Conc.	%Rec	DL	EMPC
233	233	3rd Function Hexa-PCBs						0.908	0.964	0.00			0.000	NO	0.6878		2.79	1.953
234	234	4th Function Hexa-PCBs						1.002	0.964	0.00			0.000	NO	3.772		3.72	3.772
235	235	Total Hexa-PCBs						0.906	0.964	0.00			1.000	NO	4.460		6.51	5.726
236	236	Total Hepta-PCBs						1.348	0.964	0.00			0.000	NO	0.0000		4.30	1.566
237	237	4th Function Octa-PCBs						0.952	0.964	0.00			0.000	NO	0.5288		0.891	0.9712
238	238	5th Function Octa-PCBs						1.174	0.964	0.00			0.000	NO			0.240	
239	239	Total Octa-PCBs						0.952	0.964	0.00			1.000	NO	0.5288		1.13	0.9712
240	240	Total Nona-PCBs						0.889	0.964	0.00			0.000	NO			0.196	

	#	Name	Pred RT	RT	m1 Resp	m2 Resp	Pred RA	RA	n/y	EMPC	Conc.
1	159	PCB-198	51.58	51.67	7.784e1	1.019e2	0.890	0.76	NO	0.52676	0.52676
2	161	PCB-196/203	51.99	51.96	7.097e1	1.102e2	0.890	0.64	YES	0.44243	0.00000

Dataset: Untitled

Last Altered: Monday, July 22, 2019 12:54:16 Pacific Daylight Time
Printed: Monday, July 22, 2019 12:54:47 Pacific Daylight Time

Name: VG8 190618E1_5, Date: 18-JUN-2019, Time: 14:32:48, ID: ,
Description: 1901384-01 RB-201905301712 0.96405 Vista Analytical Laboratory VG-8 CAL: PCBVG8-2-8-18

5th Function Octa-PCBs

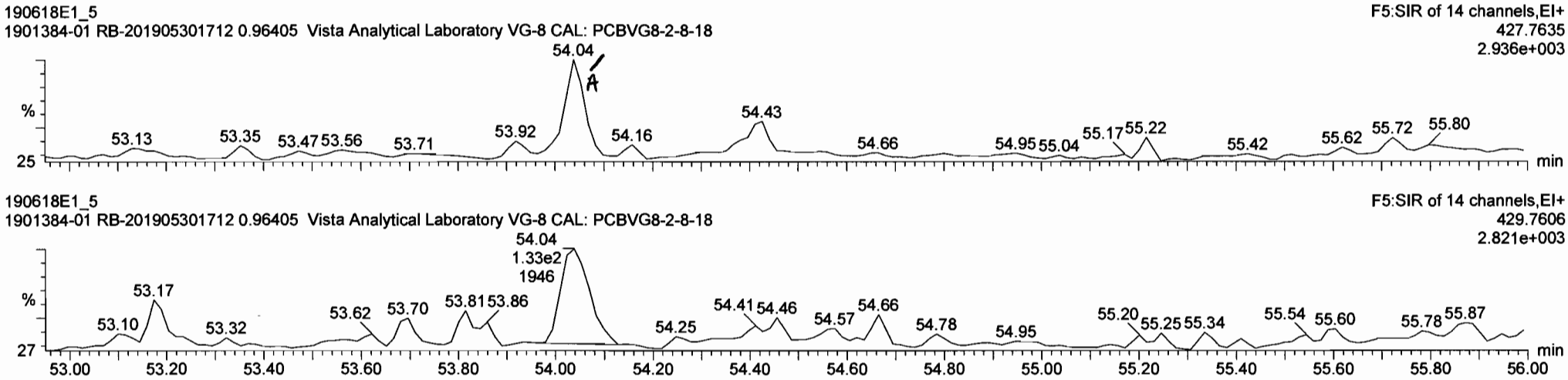

5th Function Octa-Isotopes

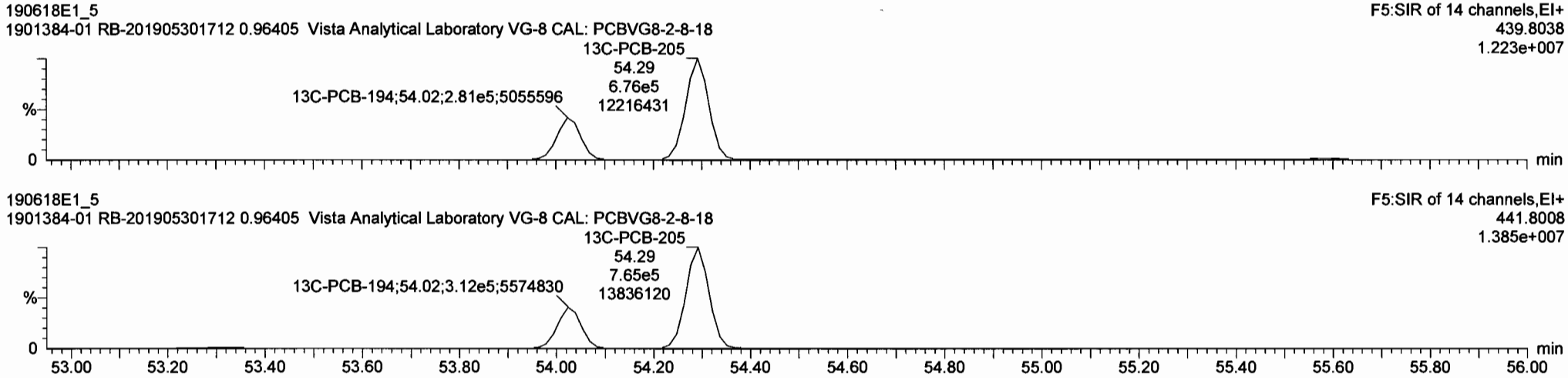

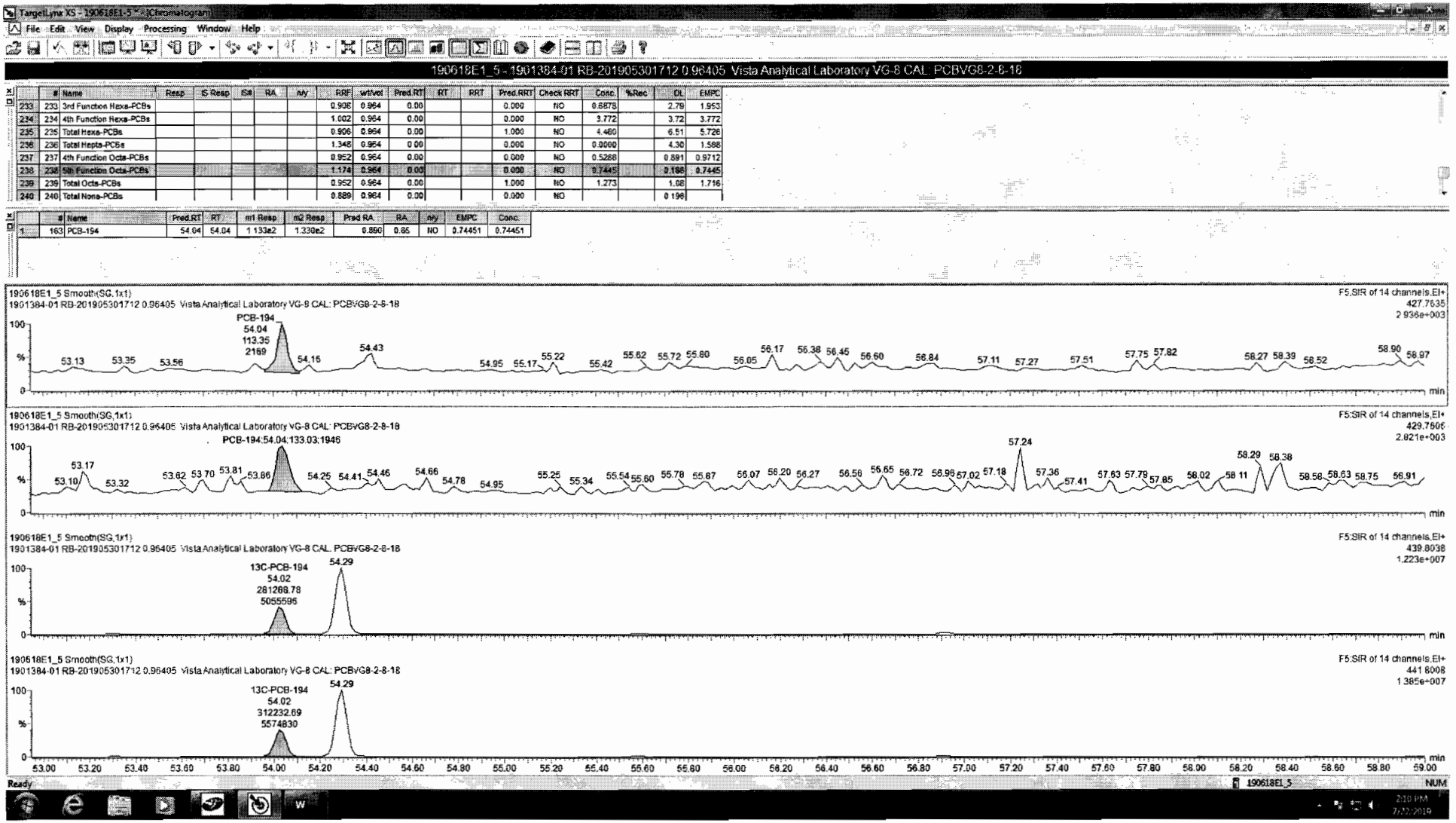

	#	Name	Resp	IS Resp	IS#	RA	n/y	RRF	wt/vol	Pred.RT	RT	RRT	Pred.RRT	Check RRT	Conc	%Rec	DL	EMPC
233	233	3rd Function Hexa-PCBs						0.906	0.964	0.00			0.000	NO	0.6878		2.79	1.953
234	234	4th Function Hexa-PCBs						1.002	0.964	0.00			0.000	NO	3.772		3.72	3.772
235	235	Total Hexa-PCBs						0.906	0.964	0.00			1.000	NO	4.460		6.51	5.726
236	236	Total Hepta-PCBs						1.348	0.964	0.00			0.000	NO	0.0000		4.30	1.588
237	237	4th Function Octa-PCBs						0.952	0.964	0.00			0.000	NO	0.5288		0.891	0.9712
238	238	5th Function Octa-PCBs						1.174	0.964	0.00			0.000	NO	0.7445		0.198	0.7445
239	239	Total Octa-PCBs						0.952	0.964	0.00			1.000	NO	1.273		1.08	1.716
240	240	Total Nona-PCBs						0.889	0.964	0.00			0.000	NO			0.198	

	#	Name	Pred.RT	RT	m1 Resp	m2 Resp	Pred RA	RA	n/y	EMPC	Conc
1	163	PCB-194	54.04	54.04	1.133e2	1.330e2	0.890	0.85	NO	0.74451	0.74451

Vista Analytical Laboratory

Dataset: Untitled

Last Altered: Monday, July 22, 2019 12:54:16 Pacific Daylight Time
Printed: Monday, July 22, 2019 12:54:47 Pacific Daylight Time

Name: VG8 190618E1_5, Date: 18-JUN-2019, Time: 14:32:48, ID: ,
Description: 1901384-01 RB-201905301712 0.96405 Vista Analytical Laboratory VG-8 CAL: PCBVG8-2-8-18

Total Nona-PCBs

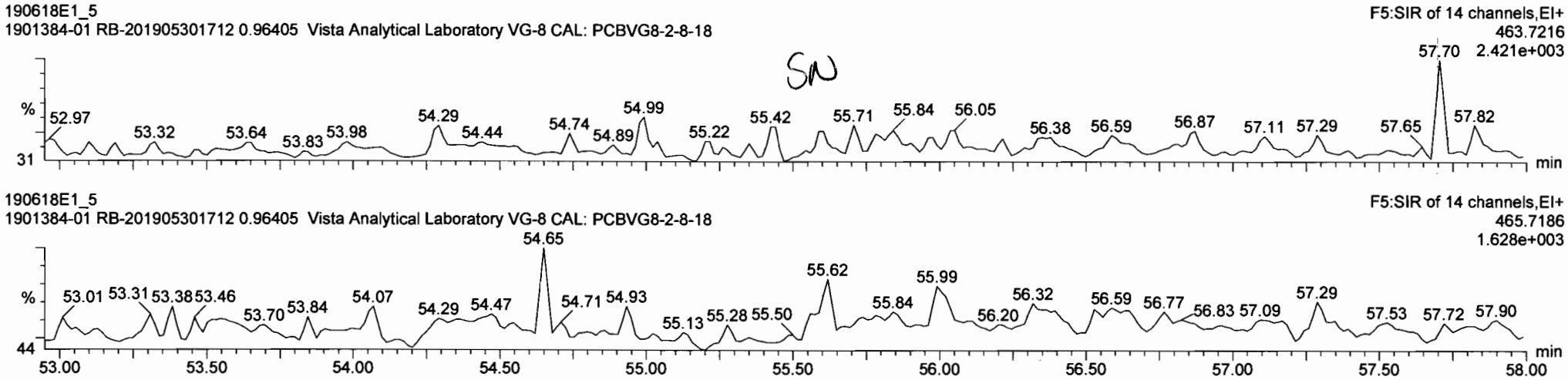

Nona-Isotopes

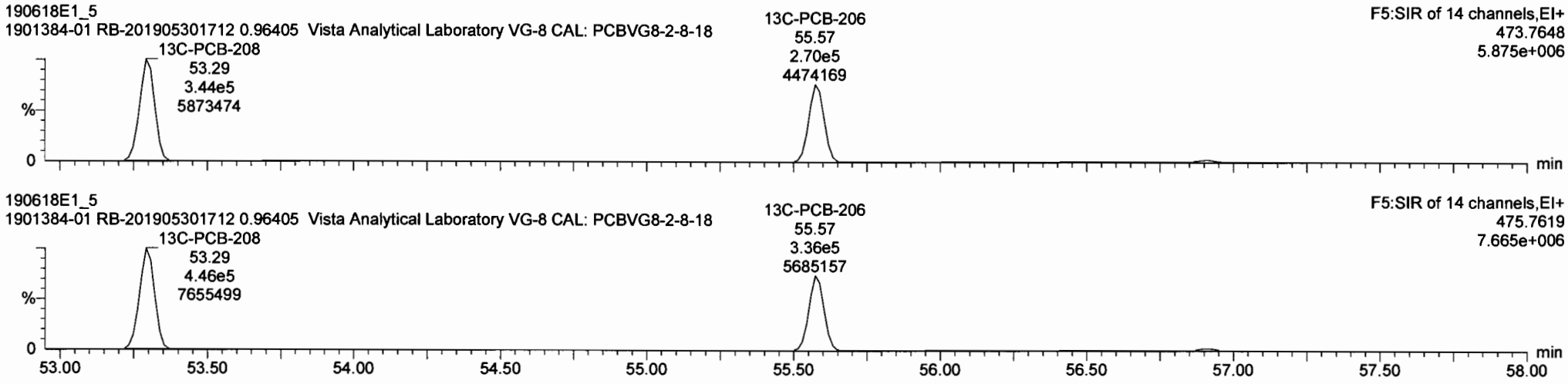

Dataset: Untitled

Last Altered: Monday, July 22, 2019 12:54:16 Pacific Daylight Time
Printed: Monday, July 22, 2019 12:54:47 Pacific Daylight Time

Name: VG8 190618E1_5, Date: 18-JUN-2019, Time: 14:32:48, ID: ,
Description: 1901384-01 RB-201905301712 0.96405 Vista Analytical Laboratory VG-8 CAL: PCBVG8-2-8-18

PCB-209

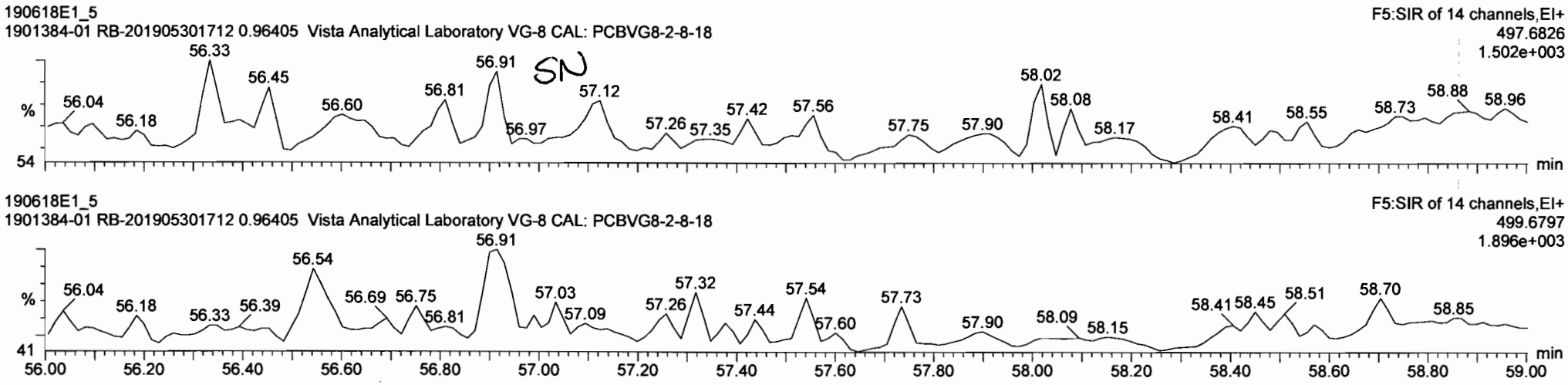

13C-PCB-209

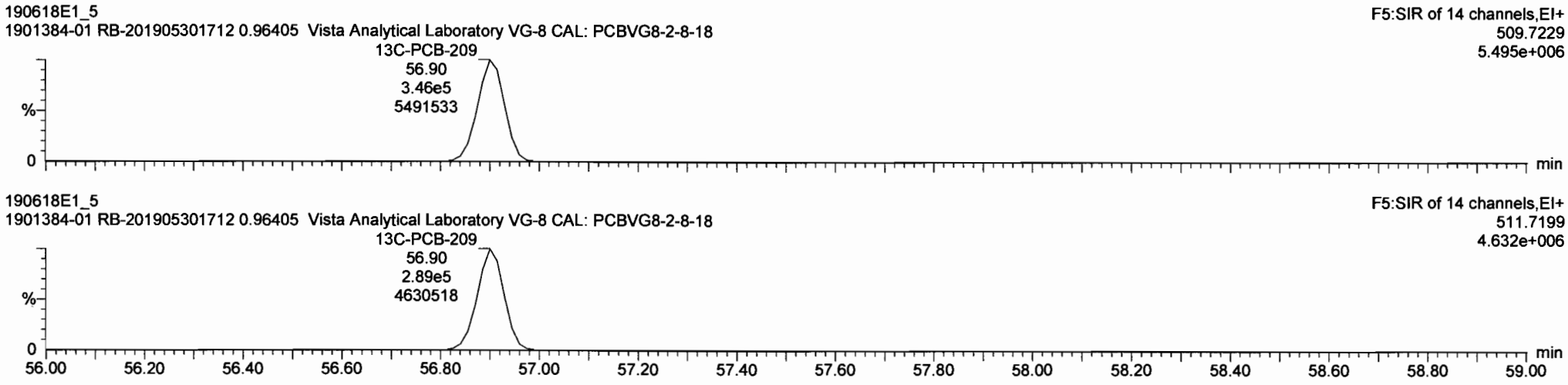

Dataset: U:\VG11.PRO\Results\190629K1\190629K1-7.qld

Last Altered: Saturday, July 13, 2019 13:27:01 Pacific Daylight Time
Printed: Saturday, July 13, 2019 13:27:51 Pacific Daylight Time

HL 7.13.19 CT 07/29/19

Method: U:\VG11.PRO\MethDB\PCB-209_ZB1_6-28-19.mdb 28 Jun 2019 14:45:02
Calibration: U:\VG11.PRO\CurveDB\db1_PCBvg11-6-28-19.cdb 29 Jun 2019 12:47:57

Name: 190629K1_7, Date: 29-Jun-2019, Time: 17:34:46, ID: B9F0214-BLK1 Method Blank 10, Description: Method Blank

	#	Name	Resp	RA	n/y	RRF	wt/vol	Pred.RT	RT	Pred.RRT	RRT	Check RRT	Conc.	%Rec	DL	EMPC
1	1	PCB-1			NO	1.02	10.000	16.02		1.001		YES			0.140	
2	2	PCB-2			NO	1.01	10.000	18.48		0.988		YES			0.144	
3	3	PCB-3			NO	1.01	10.000	18.71		1.001		YES			0.145	
4	4	PCB-4/10			NO	1.28	10.000	20.17		1.004		YES			0.918	
5	5	PCB-7/9			NO	0.976	10.000	21.99		1.003		YES			0.734	
6	6	PCB-6			NO	1.02	10.000	22.64		1.032		YES			0.704	
7	7	PCB-5/8			NO	1.01	10.000	23.05		1.051		YES			0.708	
8	8	PCB-14			NO	1.03	10.000	24.22		0.953		YES			0.641	
9	9	PCB-11			NO	1.10	10.000	25.45		1.001		YES			0.604	
10	10	PCB-12/13			NO	1.04	10.000	25.82		1.015		YES			0.638	
11	11	PCB-15			NO	1.03	10.000	26.18		1.030		YES			0.643	
12	12	PCB-19			NO	0.934	10.000	24.40		1.001		YES			0.334	
13	13	PCB-30			NO	1.48	10.000	25.32		1.039		YES			0.211	
14	14	PCB-18			NO	0.693	10.000	26.10		0.953		YES			0.291	
15	15	PCB-17			NO	0.667	10.000	26.27		0.959		YES			0.303	
16	16	PCB-24/27			NO	0.915	10.000	26.87		0.981		YES			0.221	
17	17	PCB-16/32			NO	0.792	10.000	27.41		1.001		YES			0.255	
18	18	PCB-34			NO	0.987	10.000	28.22		0.960		YES			0.235	
19	19	PCB-23			NO	0.974	10.000	28.31		0.963		YES			0.238	
20	20	PCB-29			NO	0.953	10.000	28.57		0.972		YES			0.243	
21	21	PCB-26			NO	1.00	10.000	28.79		0.979		YES			0.232	
22	22	PCB-25			NO	0.978	10.000	28.96		0.985		YES			0.237	
23	23	PCB-31			NO	1.12	10.000	29.31		0.997		YES			0.207	
24	24	PCB-28			NO	1.11	10.000	29.43		1.001		YES			0.210	
25	25	PCB-20/21/33			NO	1.00	10.000	30.05		1.022		YES			0.231	
26	26	PCB-22			NO	1.03	10.000	30.51		1.038		YES			0.225	
27	27	PCB-36			NO	1.18	10.000	31.17		0.932		YES			0.208	
28	28	PCB-39			NO	1.08	10.000	31.65		0.947		YES			0.226	
29	29	PCB-38			NO	1.13	10.000	32.46		0.971		YES			0.217	
30	30	PCB-35			NO	1.13	10.000	33.00		0.987		YES			0.216	
31	31	PCB-37			NO	1.11	10.000	33.46		1.001		YES			0.221	
32	32	PCB-54			NO	0.996	10.000	28.27		1.001		YES			0.130	

Dataset: U:\VG11.PRO\Results\190629K1\190629K1-7.qld

Last Altered: Saturday, July 13, 2019 13:27:01 Pacific Daylight Time
Printed: Saturday, July 13, 2019 13:27:51 Pacific Daylight Time

Name: 190629K1_7, Date: 29-Jun-2019, Time: 17:34:46, ID: B9F0214-BLK1 Method Blank 10, Description: Method Blank

	#	Name	Resp	RA	n/y	RRF	wt/vol	Pred.RT	RT	Pred.RRT	RRT	Check RRT	Conc.	%Rec	DL	EMPC
33	33	PCB-50			NO	0.781	10.000	29.49		1.044		YES			0.165	
34	34	PCB-53			NO	0.955	10.000	30.16		0.945		YES			0.158	
35	35	PCB-51			NO	1.02	10.000	30.52		0.956		YES			0.147	
36	36	PCB-45			NO	0.808	10.000	30.96		0.970		YES			0.187	
37	37	PCB-46			NO	0.754	10.000	31.45		0.985		YES			0.200	
38	38	PCB-52/69			NO	1.09	10.000	31.96		1.001		YES			0.138	
39	39	PCB-73			NO	1.29	10.000	32.07		1.005		YES			0.117	
40	40	PCB-43/49			NO	0.940	10.000	32.26		1.011		YES			0.161	
41	41	PCB-47			NO	0.869	10.000	32.45		1.000		YES			0.165	
42	42	PCB-48/75			NO	1.02	10.000	32.57		1.004		YES			0.140	
43	43	PCB-65			NO	1.11	10.000	32.85		1.013		YES			0.129	
44	44	PCB-62			NO	1.07	10.000	32.96		1.016		YES			0.134	
45	45	PCB-44			NO	0.761	10.000	33.28		1.026		YES			0.188	
46	46	PCB-42/59			NO	0.960	10.000	33.51		1.033		YES			0.149	
47	47	PCB-41/64/71/72			NO	1.08	10.000	34.10		1.051		YES			0.132	
48	48	PCB-68			NO	1.11	10.000	34.38		1.060		YES			0.129	
49	49	PCB-40			NO	0.577	10.000	34.61		1.067		YES			0.248	
50	50	PCB-57			NO	1.05	10.000	34.99		0.970		YES			0.115	
51	51	PCB-67			NO	0.993	10.000	35.31		0.979		YES			0.122	
52	52	PCB-58			NO	1.11	10.000	35.42		0.982		YES			0.109	
53	53	PCB-63			NO	0.962	10.000	35.59		0.986		YES			0.126	
54	54	PCB-74			NO	1.07	10.000	35.88		0.994		YES			0.113	
55	55	PCB-61/70			NO	0.986	10.000	36.11		1.000		YES			0.123	
56	56	PCB-76/66			NO	1.07	10.000	36.31		1.006		YES			0.113	
57	57	PCB-80			NO	1.08	10.000	36.54		1.001		YES			0.107	
58	58	PCB-55			NO	1.07	10.000	36.86		1.010		YES			0.108	
59	59	PCB-56/60			NO	0.934	10.000	37.39		1.024		YES			0.124	
60	60	PCB-79			NO	1.04	10.000	38.48		1.054		YES			0.111	
61	61	PCB-78			NO	1.03	10.000	39.22		0.987		YES			0.117	
62	62	PCB-81			NO	0.933	10.000	39.75		1.000		YES			0.130	
63	63	PCB-77			NO	1.03	10.000	40.37		1.000		YES			0.118	
64	64	PCB-104			NO	0.995	10.000	33.13		1.001		YES			0.129	
65	65	PCB-96			NO	0.996	10.000	34.45		1.041		YES			0.128	
66	66	PCB-103			NO	0.774	10.000	35.01		1.057		YES			0.165	
67	67	PCB-100			NO	0.778	10.000	35.38		1.069		YES			0.164	
68	68	PCB-94			NO	0.773	10.000	35.87		0.986		YES			0.215	

Dataset: U:\VG11.PRO\Results\190629K1\190629K1-7.qld

Last Altered: Saturday, July 13, 2019 13:27:01 Pacific Daylight Time
Printed: Saturday, July 13, 2019 13:27:51 Pacific Daylight Time

Name: 190629K1_7, Date: 29-Jun-2019, Time: 17:34:46, ID: B9F0214-BLK1 Method Blank 10, Description: Method Blank

	#	Name	Resp	RA	n/y	RRF	wt/vol	Pred.RT	RT	Pred.RRT	RRT	Check RRT	Conc.	%Rec	DL	EMPC
69	69	PCB-95/98/102			NO	1.01	10.000	36.36		0.999		YES			0.164	
70	70	PCB-93			NO	0.841	10.000	36.49		1.003		YES			0.198	
71	71	PCB-88/91			NO	0.890	10.000	36.82		1.012		YES			0.187	
72	72	PCB-121			NO	1.39	10.000	36.94		1.015		YES			0.120	
73	73	PCB-84/92			NO	0.879	10.000	37.77		0.990		YES			0.186	
74	74	PCB-89			NO	0.959	10.000	37.97		0.996		YES			0.170	
75	75	PCB-90/101			NO	0.944	10.000	38.13		1.000		YES			0.173	
76	76	PCB-113			NO	1.23	10.000	38.41		1.007		YES			0.133	
77	77	PCB-99			NO	1.12	10.000	38.51		1.010		YES			0.146	
78	78	PCB-119			NO	1.47	10.000	38.98		0.987		YES			0.124	
79	79	PCB-108/112			NO	1.25	10.000	39.15		0.991		YES			0.146	
80	80	PCB-83			NO	1.55	10.000	39.32		0.996		YES			0.118	
81	81	PCB-97			NO	1.07	10.000	39.53		1.001		YES			0.170	
82	82	PCB-86			NO	0.996	10.000	39.66		1.004		YES			0.183	
83	83	PCB-87/117/125			NO	1.33	10.000	39.79		1.008		YES			0.137	
84	84	PCB-111/115			NO	1.60	10.000	39.96		1.012		YES			0.114	
85	85	PCB-85/116			NO	1.22	10.000	40.09		1.015		YES			0.150	
86	86	PCB-120			NO	1.68	10.000	40.35		1.022		YES			0.108	
87	87	PCB-110			NO	1.49	10.000	40.48		1.025		YES			0.123	
88	88	PCB-82			NO	0.674	10.000	41.14		0.976		YES			0.200	
89	89	PCB-124			NO	1.16	10.000	41.85		0.993		YES			0.116	
90	90	PCB-107/109			NO	1.17	10.000	42.00		0.997		YES			0.116	
91	91	PCB-123			NO	1.04	10.000	42.16		1.000		YES			0.130	
92	92	PCB-106/118			NO	1.07	10.000	42.36		1.001		YES			0.125	
93	93	PCB-114			NO	1.16	10.000	43.02		1.000		YES			0.157	
94	94	PCB-122			NO	0.973	10.000	43.15		1.003		YES			0.187	
95	95	PCB-105			NO	1.10	10.000	43.92		1.000		YES			0.164	
96	96	PCB-127			NO	1.11	10.000	44.27		1.000		YES			0.154	
97	97	PCB-126			NO	1.21	10.000	46.22		1.000		YES			0.164	
98	98	PCB-155			NO	0.874	10.000	37.69		1.000		YES			0.0926	
99	99	PCB-150			NO	0.881	10.000	38.98		1.035		YES			0.0919	
100	1...	PCB-152			NO	1.00	10.000	39.48		1.048		YES			0.0806	
101	1...	PCB-145			NO	1.00	10.000	39.95		1.061		YES			0.0810	
102	1...	PCB-136			NO	0.843	10.000	40.28		1.069		YES			0.0960	
103	1...	PCB-148			NO	0.693	10.000	40.39		1.072		YES			0.117	
104	1...	PCB-154			NO	0.724	10.000	40.90		1.086		YES			0.112	

Dataset: U:\VG11.PRO\Results\190629K1\190629K1-7.qld

Last Altered: Saturday, July 13, 2019 13:27:01 Pacific Daylight Time
Printed: Saturday, July 13, 2019 13:27:51 Pacific Daylight Time

Name: 190629K1_7, Date: 29-Jun-2019, Time: 17:34:46, ID: B9F0214-BLK1 Method Blank 10, Description: Method Blank

	# Name	Resp	RA	n/y	RRF	wt/vol	Pred.RT	RT	Pred.RRT	RRT	Check RRT	Conc.	%Rec	DL	EMPC
105	1... PCB-151			NO	0.632	10.000	41.58		1.104		YES			0.128	
106	1... PCB-135			NO	0.716	10.000	41.80		1.110		YES			0.113	
107	1... PCB-144			NO	0.667	10.000	41.89		1.112		YES			0.121	
108	1... PCB-147			NO	0.661	10.000	42.04		1.116		YES			0.122	
109	1... PCB-139/149			NO	0.738	10.000	42.30		1.123		YES			0.110	
110	1... PCB-140			NO	0.627	10.000	42.51		1.128		YES			0.129	
111	1... PCB-134/143			NO	0.733	10.000	42.94		0.975		YES			0.150	
112	1... PCB-131/133			NO	0.790	10.000	43.24		0.982		YES			0.139	
113	1... PCB-142			NO	0.708	10.000	43.43		0.986		YES			0.155	
114	1... PCB-146/165			NO	0.959	10.000	43.64		0.990		YES			0.115	
115	1... PCB-132/161			NO	0.974	10.000	43.89		0.996		YES			0.113	
116	1... PCB-153			NO	1.01	10.000	44.08		1.000		YES			0.109	
117	1... PCB-168			NO	1.02	10.000	44.28		1.005		YES			0.108	
118	1... PCB-141			NO	0.967	10.000	44.86		1.001		YES			0.143	
119	1... PCB-137			NO	0.987	10.000	45.23		1.009		YES			0.140	
120	1... PCB-130			NO	0.840	10.000	45.34		1.012		YES			0.165	
121	1... PCB-138/163/164			NO	1.23	10.000	45.72		1.001		YES			0.108	
122	1... PCB-158/160			NO	1.18	10.000	45.98		1.006		YES			0.112	
123	1... PCB-129			NO	0.819	10.000	46.23		1.012		YES			0.162	
124	1... PCB-166			NO	1.07	10.000	46.71		0.993		YES			0.105	
125	1... PCB-159			NO	1.12	10.000	47.05		1.000		YES			0.100	
126	1... PCB-128/162			NO	0.851	10.000	47.34		1.007		YES			0.132	
127	1... PCB-167			NO	1.04	10.000	47.75		1.000		YES			0.107	
128	1... PCB-156			NO	1.06	10.000	49.08		1.000		YES			0.104	
129	1... PCB-157			NO	0.978	10.000	49.36		1.001		YES			0.122	
130	1... PCB-169			NO	1.11	10.000	51.62		1.000		YES			0.114	
131	1... PCB-188			NO	1.19	10.000	43.72		1.001		YES			0.0748	
132	1... PCB-184			NO	1.17	10.000	44.17		1.011		YES			0.0765	
133	1... PCB-179			NO	1.18	10.000	44.96		1.029		YES			0.0759	
134	1... PCB-176			NO	1.16	10.000	45.45		1.041		YES			0.0770	
135	1... PCB-186			NO	1.22	10.000	46.07		1.055		YES			0.0733	
136	1... PCB-178			NO	0.830	10.000	46.59		1.067		YES			0.108	
137	1... PCB-175			NO	0.849	10.000	46.95		1.075		YES			0.105	
138	1... PCB-182/187			NO	0.960	10.000	47.12		1.079		YES			0.0930	
139	1... PCB-183			NO	0.957	10.000	47.44		1.086		YES			0.0933	
140	1... PCB-185			NO	1.32	10.000	48.14		0.956		YES			0.108	

Dataset: U:\VG11.PRO\Results\190629K1\190629K1-7.qld

Last Altered: Saturday, July 13, 2019 13:27:01 Pacific Daylight Time
Printed: Saturday, July 13, 2019 13:27:51 Pacific Daylight Time

Name: 190629K1_7, Date: 29-Jun-2019, Time: 17:34:46, ID: B9F0214-BLK1 Method Blank 10, Description: Method Blank

	#	Name	Resp	RA	n/y	RRF	wt/vol	Pred.RT	RT	Pred.RRT	RRT	Check RRT	Conc.	%Rec	DL	EMPC
141	1...	PCB-174			NO	1.22	10.000	48.52		0.963		YES			0.117	
142	1...	PCB-181			NO	1.41	10.000	48.63		0.965		YES			0.100	
143	1...	PCB-177			NO	1.24	10.000	48.80		0.969		YES			0.114	
144	1...	PCB-171			NO	1.24	10.000	49.11		0.975		YES			0.114	
145	1...	PCB-173			NO	1.14	10.000	49.54		0.983		YES			0.124	
146	1...	PCB-172			NO	1.31	10.000	50.00		0.992		YES			0.109	
147	1...	PCB-192			NO	1.70	10.000	50.20		0.996		YES			0.0835	
148	1...	PCB-180			NO	1.32	10.000	50.41		1.000		YES			0.108	
149	1...	PCB-193			NO	1.54	10.000	50.62		1.005		YES			0.0923	
150	1...	PCB-191			NO	1.57	10.000	50.88		1.010		YES			0.0903	
151	1...	PCB-170			NO	1.36	10.000	52.05		1.000		YES			0.122	
152	1...	PCB-190			NO	1.84	10.000	52.24		1.004		YES			0.0903	
153	1...	PCB-189			NO	1.33	10.000	53.74		1.000		YES			0.0797	
154	1...	PCB-202			NO	1.02	10.000	49.31		1.001		YES			0.0939	
155	1...	PCB-201			NO	0.915	10.000	49.78		1.010		YES			0.105	
156	1...	PCB-204			NO	0.979	10.000	49.95		1.014		YES			0.0982	
157	1...	PCB-197			NO	0.979	10.000	50.24		1.020		YES			0.0982	
158	1...	PCB-200			NO	0.954	10.000	51.19		1.039		YES			0.101	
159	1...	PCB-198			NO	0.748	10.000	52.73		1.070		YES			0.129	
160	1...	PCB-199			NO	0.706	10.000	52.84		1.073		YES			0.136	
161	1...	PCB-196/203			NO	0.785	10.000	53.15		1.079		YES			0.123	
162	1...	PCB-195			NO	1.03	10.000	54.45		0.984		YES			0.185	
163	1...	PCB-194			NO	1.16	10.000	55.34		1.000		YES			0.165	
164	1...	PCB-205			NO	1.40	10.000	55.61		1.005		YES			0.136	
165	1...	PCB-208			NO	0.934	10.000	54.58		1.000		YES			0.0630	
166	1...	PCB-207			NO	0.912	10.000	54.90		1.006		YES			0.0646	
167	1...	PCB-206			NO	0.987	10.000	56.88		1.000		YES			0.0823	
168	1...	PCB-209			NO	0.943	10.000	58.08		1.000		YES			0.0553	
169	1...	13C-PCB-1	7.59e5	3.14	NO	1.08	10.000	16.00	16.01	0.612	0.612	NO	347.5	34.7	0.564	
170	1...	13C-PCB-3	8.15e5	3.15	NO	1.09	10.000	18.70	18.70	0.715	0.715	NO	368.3	36.8	0.558	
171	1...	13C-PCB-4	5.30e5	1.62	NO	0.640	10.000	20.08	20.09	0.768	0.768	NO	407.9	40.8	0.337	
172	1...	13C-PCB-9	8.85e5	1.62	NO	0.995	10.000	21.93	21.93	0.839	0.839	NO	438.4	43.8	0.217	
173	1...	13C-PCB-11	9.92e5	1.57	NO	0.971	10.000	25.43	25.43	0.973	0.972	NO	503.6	50.4	0.222	
174	1...	13C-PCB-19	6.04e5	1.04	NO	0.637	10.000	24.37	24.37	0.932	0.932	NO	466.9	46.7	3.05	
175	1...	13C-PCB-32	9.51e5	1.05	NO	0.910	10.000	27.39	27.39	1.047	1.047	NO	515.2	51.5	2.14	
176	1...	13C-PCB-28	9.30e5	0.99	NO	1.07	10.000	29.43	29.41	1.004	1.003	NO	509.0	50.9	3.11	

Dataset: U:\VG11.PRO\Results\190629K1\190629K1-7.qld

Last Altered: Saturday, July 13, 2019 13:27:01 Pacific Daylight Time
Printed: Saturday, July 13, 2019 13:27:51 Pacific Daylight Time

Name: 190629K1_7, Date: 29-Jun-2019, Time: 17:34:46, ID: B9F0214-BLK1 Method Blank 10, Description: Method Blank

	#	Name	Resp	RA	n/y	RRF	wt/vol	Pred.RT	RT	Pred.RRT	RRT	Check RRT	Conc.	%Rec	DL	EMPC
177	1...	13C-PCB-37	9.65e5	0.99	NO	0.959	10.000	33.45	33.43	1.141	1.140	NO	588.5	58.9	3.47	
178	1...	13C-PCB-54	7.67e5	0.76	NO	1.10	10.000	28.24	28.25	0.756	0.756	NO	452.0	45.2	0.541	
179	1...	13C-PCB-52	6.71e5	0.77	NO	0.844	10.000	31.92	31.92	0.854	0.854	NO	515.1	51.5	0.703	
180	1...	13C-PCB-47	7.04e5	0.76	NO	0.893	10.000	32.44	32.44	0.868	0.868	NO	510.5	51.0	0.665	
181	1...	13C-PCB-70	8.47e5	0.77	NO	1.01	10.000	36.09	36.09	0.966	0.966	NO	544.2	54.4	0.589	
182	1...	13C-PCB-80	9.15e5	0.78	NO	1.05	10.000	36.52	36.52	0.977	0.977	NO	566.7	56.7	0.568	
183	1...	13C-PCB-81	8.79e5	0.77	NO	0.985	10.000	39.74	39.74	1.063	1.063	NO	577.8	57.8	0.603	
184	1...	13C-PCB-77	8.98e5	0.77	NO	0.958	10.000	40.35	40.35	1.080	1.080	NO	606.9	60.7	0.620	
185	1...	13C-PCB-104	8.22e5	1.62	NO	1.10	10.000	33.11	33.11	0.829	0.829	NO	502.5	50.3	0.193	
186	1...	13C-PCB-95	6.52e5	1.60	NO	0.852	10.000	36.39	36.39	0.911	0.911	NO	513.7	51.4	0.248	
187	1...	13C-PCB-101	6.62e5	1.62	NO	0.814	10.000	38.14	38.13	0.955	0.955	NO	546.2	54.6	0.260	
188	1...	13C-PCB-97	5.88e5	1.63	NO	0.709	10.000	39.49	39.49	0.989	0.989	NO	556.5	55.7	0.298	
189	1...	13C-PCB-123	8.07e5	1.59	NO	0.922	10.000	42.14	42.14	1.055	1.055	NO	587.1	58.7	0.230	
190	1...	13C-PCB-118	8.32e5	1.58	NO	0.975	10.000	42.34	42.32	1.060	1.060	NO	572.5	57.2	0.217	
191	1...	13C-PCB-114	7.14e5	1.53	NO	1.52	10.000	43.02	43.00	0.910	0.909	NO	546.2	54.6	0.343	
192	1...	13C-PCB-105	7.29e5	1.56	NO	1.58	10.000	43.89	43.91	0.928	0.928	NO	534.9	53.5	0.329	
193	1...	13C-PCB-127	7.62e5	1.58	NO	1.62	10.000	44.23	44.25	0.935	0.936	NO	546.0	54.6	0.321	
194	1...	13C-PCB-126	6.82e5	1.56	NO	1.45	10.000	46.20	46.20	0.977	0.977	NO	548.3	54.8	0.360	
195	1...	13C-PCB-155	8.39e5	1.28	NO	1.03	10.000	37.67	37.67	0.943	0.943	NO	548.3	54.8	0.0914	
196	1...	13C-PCB-153	6.45e5	1.26	NO	1.42	10.000	44.04	44.06	0.931	0.931	NO	526.4	52.6	0.323	
197	1...	13C-PCB-141	5.32e5	1.27	NO	1.14	10.000	44.81	44.82	0.947	0.948	NO	540.4	54.0	0.403	
198	1...	13C-PCB-138	5.43e5	1.25	NO	1.18	10.000	45.69	45.69	0.966	0.966	NO	535.0	53.5	0.390	
199	1...	13C-PCB-159	6.77e5	1.30	NO	1.43	10.000	47.01	47.03	0.994	0.994	NO	549.0	54.9	0.321	
200	2...	13C-PCB-167	6.65e5	1.28	NO	1.42	10.000	47.71	47.73	1.009	1.009	NO	542.5	54.3	0.323	
201	2...	13C-PCB-156	6.63e5	1.27	NO	1.40	10.000	49.04	49.06	1.037	1.037	NO	551.2	55.1	0.329	
202	2...	13C-PCB-157	6.45e5	1.27	NO	1.41	10.000	49.32	49.33	1.043	1.043	NO	532.3	53.2	0.327	
203	2...	13C-PCB-169	6.10e5	1.29	NO	1.35	10.000	51.60	51.60	1.091	1.091	NO	526.8	52.7	0.342	
204	2...	13C-PCB-188	6.21e5	0.45	NO	1.46	10.000	43.68	43.68	0.927	0.927	NO	569.8	57.0	0.284	
205	2...	13C-PCB-180	4.07e5	0.43	NO	0.932	10.000	50.39	50.39	1.069	1.069	NO	585.8	58.6	0.446	
206	2...	13C-PCB-170	3.44e5	0.44	NO	0.796	10.000	52.05	52.03	1.104	1.104	NO	580.8	58.1	0.523	
207	2...	13C-PCB-189	4.74e5	0.45	NO	1.09	10.000	53.74	53.72	1.140	1.140	NO	583.6	58.4	0.382	
208	2...	13C-PCB-202	6.20e5	0.92	NO	1.45	10.000	49.27	49.27	1.042	1.042	NO	574.3	57.4	0.189	
209	2...	13C-PCB-194	4.16e5	0.89	NO	0.714	10.000	55.31	55.33	0.995	0.995	NO	582.0	58.2	0.384	
210	2...	13C-PCB-208	5.12e5	0.78	NO	0.896	10.000	54.57	54.56	0.982	0.982	NO	570.7	57.1	0.308	
211	2...	13C-PCB-206	3.67e5	0.78	NO	0.653	10.000	56.85	56.86	1.023	1.023	NO	561.6	56.2	0.422	
212	2...	13C-PCB-209	4.60e5	1.19	NO	0.806	10.000	58.07	58.08	1.045	1.045	NO	570.2	57.0	0.0642	

Dataset: U:\VG11.PRO\Results\190629K1\190629K1-7.qld

Last Altered: Saturday, July 13, 2019 13:27:01 Pacific Daylight Time
Printed: Saturday, July 13, 2019 13:27:51 Pacific Daylight Time

Name: 190629K1_7, Date: 29-Jun-2019, Time: 17:34:46, ID: B9F0214-BLK1 Method Blank 10, Description: Method Blank

	#	Name	Resp	RA	n/y	RRF	wt/vol	Pred.RT	RT	Pred.RRT	RRT	Check RRT	Conc.	%Rec	DL	EMPC
213	2...	13C-PCB-15	2.03e6	1.57	NO	1.00	10.000	26.14	26.15	1.000	0.000	NO	1000	100	0.216	
214	2...	13C-PCB-31	1.71e6	1.00	NO	1.00	10.000	29.30	29.32	1.000	0.000	NO	1000	100	3.33	
215	2...	13C-PCB-60	1.54e6	0.76	NO	1.00	10.000	37.37	37.37	1.000	0.000	NO	1000	100	0.594	
216	2...	13C-PCB-111	1.49e6	1.60	NO	1.00	10.000	39.94	39.94	1.000	0.000	NO	1000	100	0.212	
217	2...	13C-PCB-128	8.61e5	1.29	NO	1.00	10.000	47.32	47.30	1.000	0.000	NO	1000	100	0.460	
218	2...	13C-PCB-182	7.45e5	0.44	NO	1.00	10.000	47.13	47.13	0.000	0.000	NO	1000	100	0.416	
219	2...	13C-PCB-205	1.00e6	0.91	NO	1.00	10.000	55.60	55.59	1.000	0.000	NO	1000	100	0.274	
220	2...	13C-PCB-79	9.25e5	0.78	NO	1.03	10.000	38.47	38.47	1.029	1.029	NO	580.4	58.0	0.575	
221	2...	13C-PCB-178	4.03e5	0.46	NO	0.875	10.000	46.58	46.56	0.988	0.988	NO	535.8	53.6	0.407	
222	2...	13C-PCB-79	9.25e5	0.78	NO	1.05	10.000	38.46	38.47	0.968	0.968	NO	1007	101	1.01	
223	2...	13C-PCB-178	4.03e5	0.46	NO	0.975	10.000	46.58	46.56	0.924	0.924	NO	1018	102	0.770	
224	2...	Total Mono-PCBs				1.01	10.000	0.00		0.000		NO			~~0.429~~ 0.145	
225	2...	Total Di-PCBs				1.06	10.000	0.00		0.000		NO			~~5.59~~ 0.918	
226	2...	2nd Function Tri-PCBs				0.914	10.000	0.00		0.000		NO			~~1.62~~ 0.334	
227	2...	3rd Function Tri-PCBs				1.06	10.000	0.00		0.000		NO			~~3.14~~	
228	2...	Total Tetra-PCBs				0.986	10.000	0.00		0.000		NO			~~4.45~~ 0.248	
229	2...	3rd Function Penta-PCBs				1.12	10.000	0.00		0.000		NO			~~4.34~~	
230	2...	4th Function Penta-PCBs				1.11	10.000	0.00		0.000		NO			~~0.826~~ 0.215	
231	2...	3rd Function Hexa-PCBs				0.774	10.000	0.00		0.000		NO			~~1.39~~	
232	2...	4th Function Hexa-PCBs				0.972	10.000	0.00		0.000		NO			~~2.50~~ 0.165	
233	2...	Total Hepta-PCBs				1.26	10.000	0.00		0.000		NO			~~2.23~~ 0.124	
234	2...	4th Function Octa-PCBs				0.886	10.000	0.00		0.000		NO			~~0.884~~ 0.185	
235	2...	5th Function Octa-PCBs				1.20	10.000	0.00		0.000		NO			~~0.486~~	
236	2...	Total Nona-PCBs				0.945	10.000	0.00		0.000		NO			~~0.210~~ 0.0823	
237	2...	Deca-CB				0.943	10.000	0.00		0.000		NO			0.0553	
238	2...	Total PCBs														

Dataset: U:\VG11.PRO\Results\190629K1\190629K1-7.qld

Last Altered: Saturday, July 13, 2019 13:27:01 Pacific Daylight Time
Printed: Saturday, July 13, 2019 13:28:47 Pacific Daylight Time

Method: U:\VG11.PRO\MethDB\PCB-209_ZB1_6-28-19.mdb 28 Jun 2019 14:45:02
Calibration: U:\VG11.PRO\CurveDB\db1_PCBvg11-6-28-19.cdb 29 Jun 2019 12:47:57

ID: B9F0214-BLK1 Method Blank 10, Description: Method Blank

Total Mono-PCBs

	Name	Pred.R...	RT	m1 Height	m2 Height	m1 Resp	m2 Resp	RA	n/y	Resp	Conc.	EMPC	DL
1													

Total Di-PCBs

	Name	Pred.R...	RT	m1 Height	m2 Height	m1 Resp	m2 Resp	RA	n/y	Resp	Conc.	EMPC	DL
1													

2nd Function Tri-PCBs

	Name	Pred.R...	RT	m1 Height	m2 Height	m1 Resp	m2 Resp	RA	n/y	Resp	Conc.	EMPC	DL
1													

3rd Function Tri-PCBs

	Name	Pred.R...	RT	m1 Height	m2 Height	m1 Resp	m2 Resp	RA	n/y	Resp	Conc.	EMPC	DL
1													

Total Tetra-PCBs

	Name	Pred.R...	RT	m1 Height	m2 Height	m1 Resp	m2 Resp	RA	n/y	Resp	Conc.	EMPC	DL
1													

3rd Function Penta-PCBs

	Name	Pred.R...	RT	m1 Height	m2 Height	m1 Resp	m2 Resp	RA	n/y	Resp	Conc.	EMPC	DL
1													

Dataset: U:\VG11.PRO\Results\190629K1\190629K1-7.qld

Last Altered: Saturday, July 13, 2019 13:27:01 Pacific Daylight Time
Printed: Saturday, July 13, 2019 13:28:47 Pacific Daylight Time

ID: B9F0214-BLK1 Method Blank 10, Description: Method Blank

4th Function Penta-PCBs

	Name	Pred.R...	RT	m1 Height	m2 Height	m1 Resp	m2 Resp	RA	n/y	Resp	Conc.	EMPC	DL
1													

3rd Function Hexa-PCBs

	Name	Pred.R...	RT	m1 Height	m2 Height	m1 Resp	m2 Resp	RA	n/y	Resp	Conc.	EMPC	DL
1													

4th Function Hexa-PCBs

	Name	Pred.R...	RT	m1 Height	m2 Height	m1 Resp	m2 Resp	RA	n/y	Resp	Conc.	EMPC	DL
1													

Total Hepta-PCBs

	Name	Pred.R...	RT	m1 Height	m2 Height	m1 Resp	m2 Resp	RA	n/y	Resp	Conc.	EMPC	DL
1													

4th Function Octa-PCBs

	Name	Pred.R...	RT	m1 Height	m2 Height	m1 Resp	m2 Resp	RA	n/y	Resp	Conc.	EMPC	DL
1													

5th Function Octa-PCBs

	Name	Pred.R...	RT	m1 Height	m2 Height	m1 Resp	m2 Resp	RA	n/y	Resp	Conc.	EMPC	DL
1													

Total Nona-PCBs

	Name	Pred.R...	RT	m1 Height	m2 Height	m1 Resp	m2 Resp	RA	n/y	Resp	Conc.	EMPC	DL
1													

Dataset: U:\VG11.PRO\Results\190629K1\190629K1-7.qld

Last Altered: Saturday, July 13, 2019 13:27:01 Pacific Daylight Time
Printed: Saturday, July 13, 2019 13:28:47 Pacific Daylight Time

ID: B9F0214-BLK1 Method Blank 10, Description: Method Blank

Deca-CB

	Name	Pred.R...	RT	m1 Height	m2 Height	m1 Resp	m2 Resp	RA	n/y	Resp	Conc.	EMPC	DL
1													

Total PCBs

	Name	Pred.R...	RT	m1 Height	m2 Height	m1 Resp	m2 Resp	RA	n/y	Resp	Conc.	EMPC	DL
1													

Total Mono-Isotopes

	Name	Pred.R...	RT	m1 Height	m2 Height	m1 Resp	m2 Resp	RA	n/y	Resp	Conc.	EMPC	DL
1	13C-PCB-1	16.00	16.01	1.005e7	3.261e6	5.762e5	1.833e5	3.14	NO	7.595e5	347.46		0.564
2	13C-PCB-3	18.70	18.70	9.867e6	3.197e6	6.184e5	1.966e5	3.15	NO	8.150e5	368.26		0.558

Total Di-Isotopes

	Name	Pred.R...	RT	m1 Height	m2 Height	m1 Resp	m2 Resp	RA	n/y	Resp	Conc.	EMPC	DL
1	13C-PCB-4	20.08	20.09	5.344e6	3.315e6	3.271e5	2.024e5	1.62	NO	5.295e5	407.91		0.337
2	13C-PCB-9	21.93	21.93	8.742e6	5.429e6	5.473e5	3.378e5	1.62	NO	8.852e5	438.38		0.217
3	13C-PCB-11	25.43	25.43	9.360e6	5.839e6	6.070e5	3.854e5	1.57	NO	9.924e5	503.61		0.222
4	13C-PCB-15	26.14	26.15	1.894e7	1.200e7	1.239e6	7.892e5	1.57	NO	2.029e6	1000.0		0.216

2nd Function Tri-Isotopes

	Name	Pred.R...	RT	m1 Height	m2 Height	m1 Resp	m2 Resp	RA	n/y	Resp	Conc.	EMPC	DL
1	13C-PCB-19	24.37	24.37	4.810e6	4.714e6	3.084e5	2.952e5	1.04	NO	6.036e5	466.94		3.05
2	13C-PCB-32	27.39	27.39	7.443e6	7.246e6	4.862e5	4.648e5	1.05	NO	9.510e5	515.18		2.14

3rd Function Tri-Isotopes

	Name	Pred.R...	RT	m1 Height	m2 Height	m1 Resp	m2 Resp	RA	n/y	Resp	Conc.	EMPC	DL
1	13C-PCB-31	29.30	29.32	1.111e7	1.105e7	8.548e5	8.535e5	1.00	NO	1.708e6	1000.0		3.33
2	13C-PCB-28	29.43	29.41	6.282e6	6.393e6	4.631e5	4.666e5	0.99	NO	9.297e5	509.01		3.11
3	13C-PCB-37	33.45	33.43	5.943e6	6.057e6	4.792e5	4.855e5	0.99	NO	9.647e5	588.54		3.47

Dataset: U:\VG11.PRO\Results\190629K1\190629K1-7.qld

Last Altered: Saturday, July 13, 2019 13:27:01 Pacific Daylight Time
Printed: Saturday, July 13, 2019 13:28:47 Pacific Daylight Time

ID: B9F0214-BLK1 Method Blank 10, Description: Method Blank

Tetra-Isotopes

	Name	Pred.R...	RT	m1 Height	m2 Height	m1 Resp	m2 Resp	RA	n/y	Resp	Conc.	EMPC	DL
1	13C-PCB-54	28.24	28.25	4.507e6	5.845e6	3.322e5	4.344e5	0.76	NO	7.666e5	452.01		0.541
2	13C-PCB-52	31.92	31.92	3.873e6	5.011e6	2.921e5	3.794e5	0.77	NO	6.714e5	515.07		0.703
3	13C-PCB-47	32.44	32.44	4.059e6	5.330e6	3.047e5	3.995e5	0.76	NO	7.041e5	510.48		0.665
4	13C-PCB-70	36.09	36.09	4.833e6	6.272e6	3.678e5	4.788e5	0.77	NO	8.467e5	544.16		0.589
5	13C-PCB-80	36.52	36.52	5.082e6	6.585e6	4.004e5	5.148e5	0.78	NO	9.152e5	566.72		0.568
6	13C-PCB-60	37.37	37.37	8.534e6	1.110e7	6.687e5	8.755e5	0.76	NO	1.544e6	1000.0		0.594
7	13C-PCB-79	38.47	38.47	5.200e6	6.616e6	4.057e5	5.192e5	0.78	NO	9.249e5	580.40		0.575
8	13C-PCB-81	39.74	39.74	4.821e6	6.245e6	3.815e5	4.974e5	0.77	NO	8.788e5	577.84		0.603
9	13C-PCB-77	40.35	40.35	4.784e6	6.321e6	3.904e5	5.076e5	0.77	NO	8.981e5	606.86		0.620

3rd Function Penta-Isotopes

	Name	Pred.R...	RT	m1 Height	m2 Height	m1 Resp	m2 Resp	RA	n/y	Resp	Conc.	EMPC	DL
1	13C-PCB-104	33.11	33.11	6.696e6	4.200e6	5.079e5	3.137e5	1.62	NO	8.217e5	502.52		0.193
2	13C-PCB-95	36.39	36.39	5.131e6	3.226e6	4.019e5	2.505e5	1.60	NO	6.525e5	513.75		0.248
3	13C-PCB-101	38.14	38.13	5.247e6	3.235e6	4.098e5	2.526e5	1.62	NO	6.625e5	546.22		0.260
4	13C-PCB-97	39.49	39.49	4.713e6	2.881e6	3.649e5	2.235e5	1.63	NO	5.884e5	556.51		0.298
5	13C-PCB-111	39.94	39.94	1.203e7	7.471e6	9.178e5	5.727e5	1.60	NO	1.491e6	1000.0		0.212
6	13C-PCB-123	42.14	42.14	6.302e6	3.960e6	4.951e5	3.114e5	1.59	NO	8.065e5	587.13		0.230
7	13C-PCB-118	42.34	42.32	6.340e6	3.988e6	5.099e5	3.221e5	1.58	NO	8.319e5	572.47		0.217

4th Function Penta-Isotopes

	Name	Pred.R...	RT	m1 Height	m2 Height	m1 Resp	m2 Resp	RA	n/y	Resp	Conc.	EMPC	DL
1	13C-PCB-114	43.02	43.00	5.364e6	3.470e6	4.321e5	2.823e5	1.53	NO	7.144e5	546.19		0.343
2	13C-PCB-105	43.89	43.91	5.441e6	3.527e6	4.439e5	2.852e5	1.56	NO	7.290e5	534.86		0.329
3	13C-PCB-127	44.23	44.25	5.806e6	3.684e6	4.668e5	2.954e5	1.58	NO	7.622e5	546.00		0.321
4	13C-PCB-126	46.20	46.20	4.952e6	3.194e6	4.159e5	2.663e5	1.56	NO	6.822e5	548.32		0.360

Dataset: U:\VG11.PRO\Results\190629K1\190629K1-7.qld

Last Altered: Saturday, July 13, 2019 13:27:01 Pacific Daylight Time
Printed: Saturday, July 13, 2019 13:28:47 Pacific Daylight Time

ID: B9F0214-BLK1 Method Blank 10, Description: Method Blank

4th Function Hexa-Isotopes

	Name	Pred.R...	RT	m1 Height	m2 Height	m1 Resp	m2 Resp	RA	n/y	Resp	Conc.	EMPC	DL
1	13C-PCB-153	44.04	44.06	4.607e6	3.611e6	3.601e5	2.851e5	1.26	NO	6.452e5	526.42		0.323
2	13C-PCB-141	44.81	44.82	3.661e6	2.871e6	2.975e5	2.341e5	1.27	NO	5.316e5	540.41		0.403
3	13C-PCB-138	45.69	45.69	3.802e6	3.035e6	3.015e5	2.420e5	1.25	NO	5.434e5	534.97		0.390
4	13C-PCB-159	47.01	47.03	4.558e6	3.530e6	3.823e5	2.951e5	1.30	NO	6.774e5	548.97		0.321
5	13C-PCB-128	47.32	47.30	6.073e6	4.717e6	4.846e5	3.762e5	1.29	NO	8.609e5	1000.0		0.460
6	13C-PCB-167	47.71	47.73	4.570e6	3.573e6	3.728e5	2.922e5	1.28	NO	6.651e5	542.51		0.323
7	13C-PCB-156	49.04	49.06	4.623e6	3.643e6	3.704e5	2.927e5	1.27	NO	6.631e5	551.15		0.329
8	13C-PCB-157	49.32	49.33	4.244e6	3.384e6	3.610e5	2.836e5	1.27	NO	6.445e5	532.25		0.327
9	13C-PCB-169	51.60	51.60	4.059e6	3.112e6	3.438e5	2.667e5	1.29	NO	6.104e5	526.77		0.342

5th Function Octa-Isotopes

	Name	Pred.R...	RT	m1 Height	m2 Height	m1 Resp	m2 Resp	RA	n/y	Resp	Conc.	EMPC	DL
1	13C-PCB-194	55.31	55.33	3.444e6	3.867e6	1.960e5	2.200e5	0.89	NO	4.160e5	582.03		0.384
2	13C-PCB-205	55.60	55.59	8.714e6	9.553e6	4.776e5	5.240e5	0.91	NO	1.002e6	1000.0		0.274

Vista Analytical Laboratory VG-11

Dataset: U:\VG11.PRO\Results\190629K1\190629K1-7.qld

Last Altered: Wednesday, July 10, 2019 17:02:36 Pacific Daylight Time
Printed: Wednesday, July 10, 2019 17:02:53 Pacific Daylight Time

Method: U:\VG11.PRO\MethDB\PCB-209_ZB1_6-28-19.mdb 28 Jun 2019 14:45:02
Calibration: U:\VG11.PRO\CurveDB\db1_PCBvg11-6-28-19.cdb 29 Jun 2019 12:47:57

Name: 190629K1_7, Date: 29-Jun-2019, Time: 17:34:46, ID: B9F0214-BLK1 Method Blank 10, Description: Method Blank

PCB-1

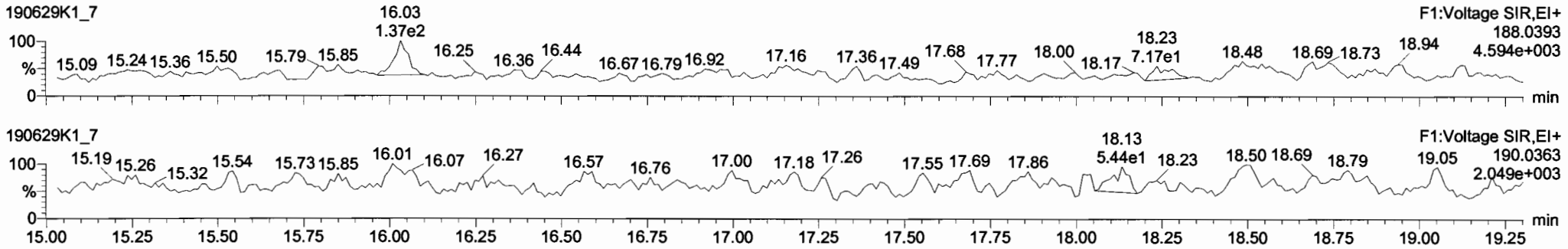

13C-PCB-1

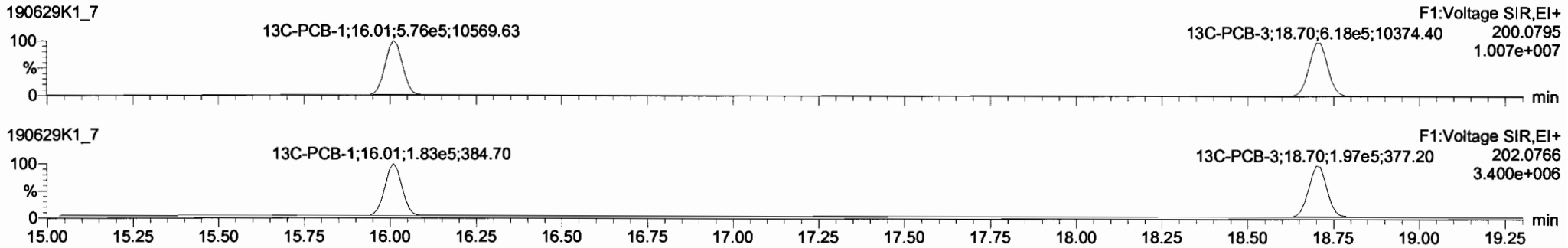

PFK1

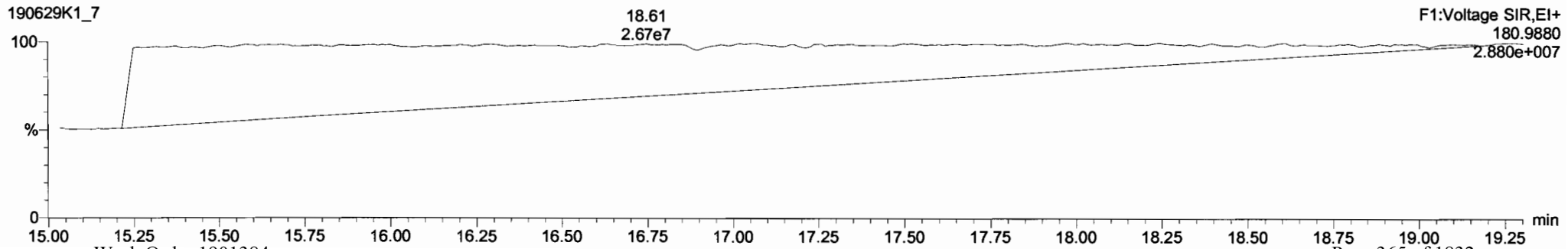

Dataset: U:\VG11.PRO\Results\190629K1\190629K1-7.qld

Last Altered: Wednesday, July 10, 2019 17:02:36 Pacific Daylight Time
Printed: Wednesday, July 10, 2019 17:02:53 Pacific Daylight Time

Name: 190629K1_7, Date: 29-Jun-2019, Time: 17:34:46, ID: B9F0214-BLK1 Method Blank 10, Description: Method Blank

PCB-4/10

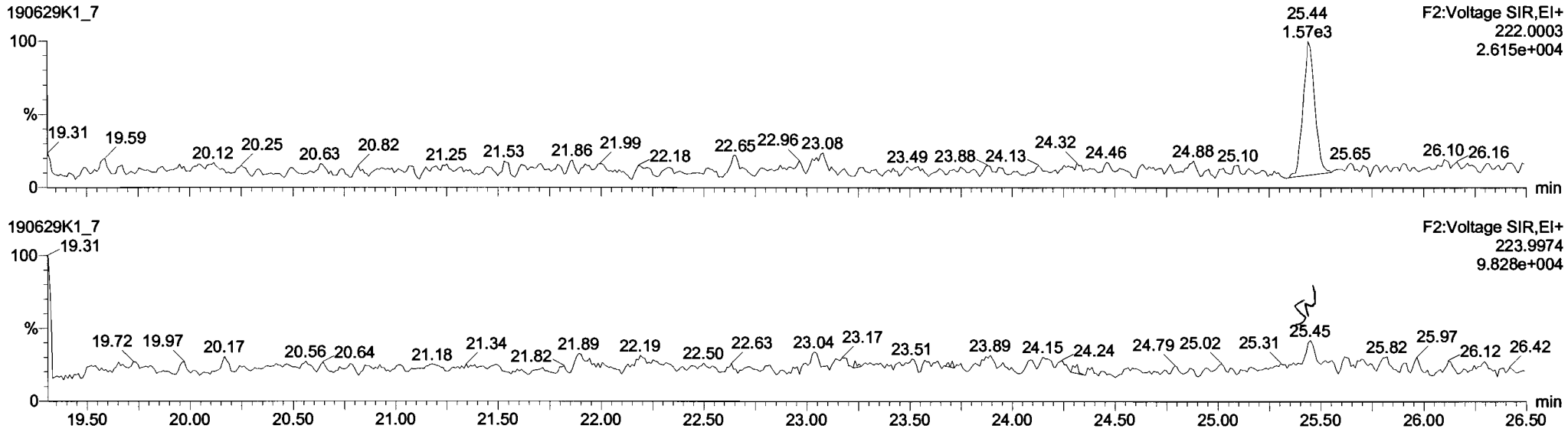

13C-PCB-4

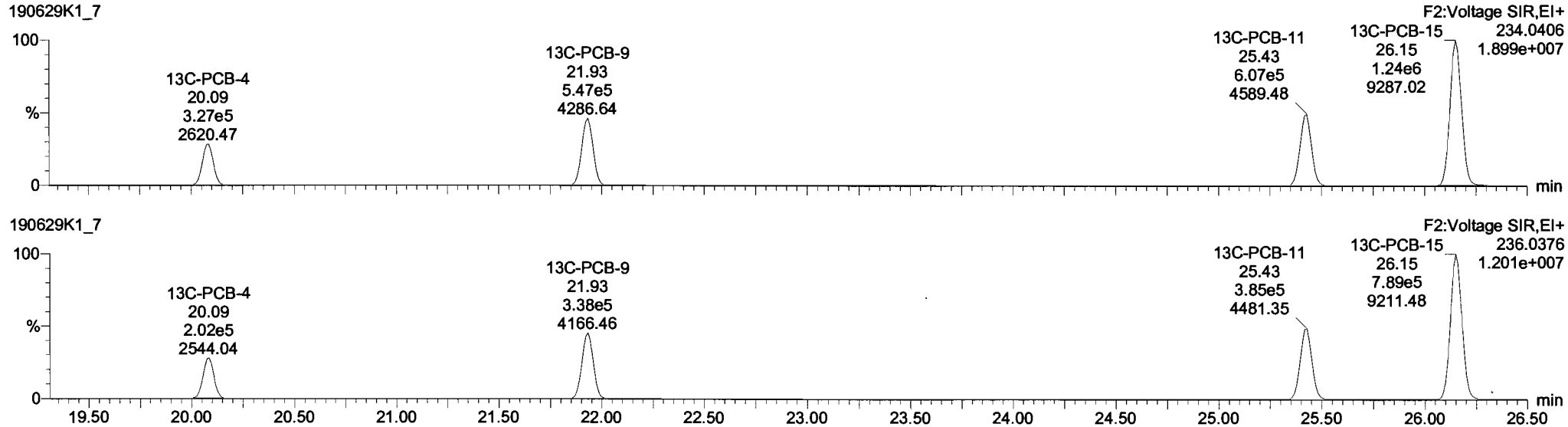

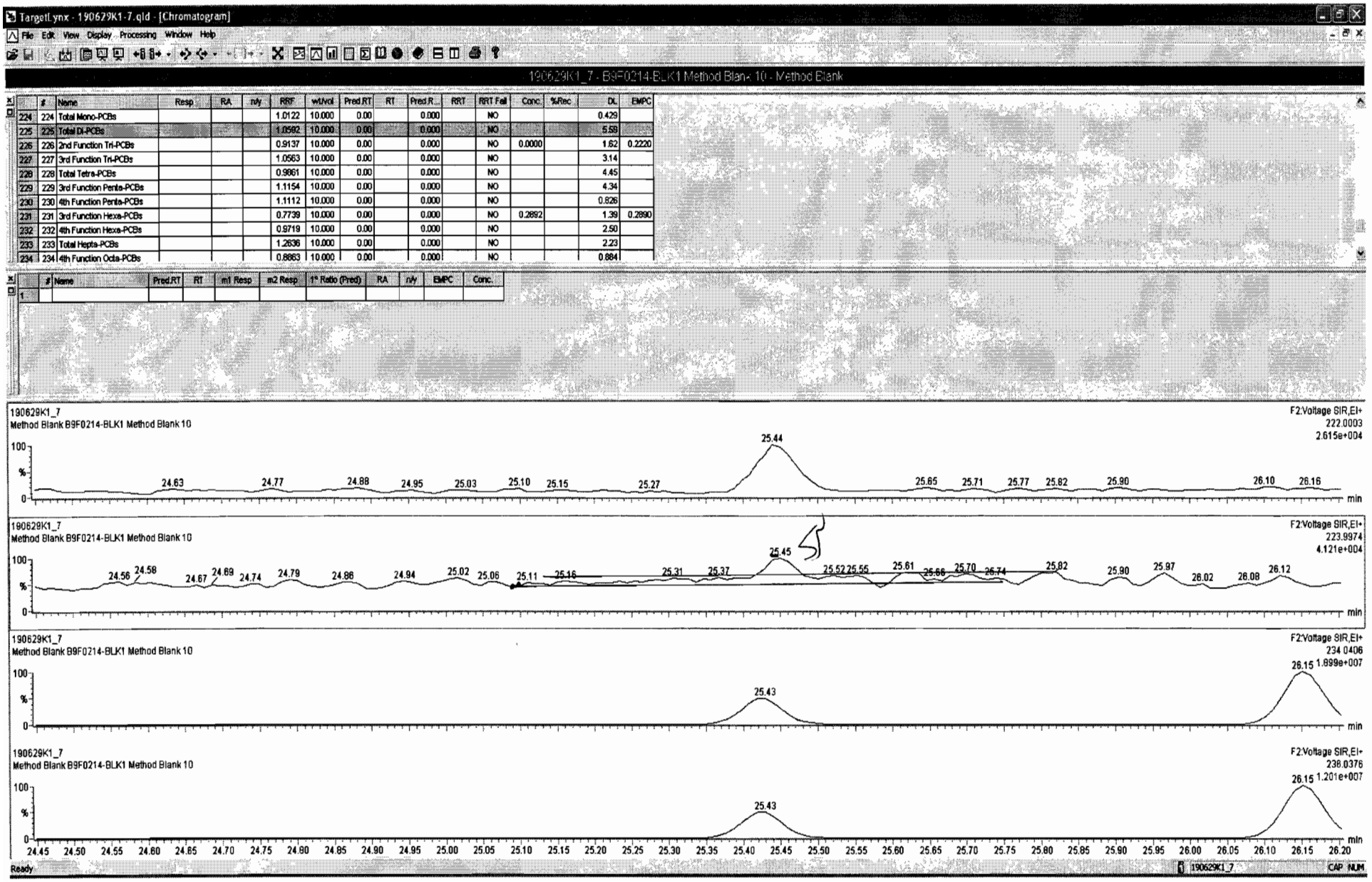

	#	Name	Resp	RA	n/y	RRF	wt/vol	Pred.RT	RT	Pred.R...	RRT	RRT Fail	Conc.	%Rec	DL	EMPC
224	224	Total Mono-PCBs				1.0122	10.000	0.00		0.000		NO			0.429	
225	225	Total Di-PCBs				1.0582	10.000	0.00		0.000		NO			5.58	
226	226	2nd Function Tri-PCBs				0.9137	10.000	0.00		0.000		NO	0.0000		1.62	0.2220
227	227	3rd Function Tri-PCBs				1.0563	10.000	0.00		0.000		NO			3.14	
228	228	Total Tetra-PCBs				0.9861	10.000	0.00		0.000		NO			4.45	
229	229	3rd Function Penta-PCBs				1.1154	10.000	0.00		0.000		NO			4.34	
230	230	4th Function Penta-PCBs				1.1112	10.000	0.00		0.000		NO			0.826	
231	231	3rd Function Hexa-PCBs				0.7739	10.000	0.00		0.000		NO	0.2892		1.39	0.2890
232	232	4th Function Hexa-PCBs				0.9719	10.000	0.00		0.000		NO			2.50	
233	233	Total Hepta-PCBs				1.2636	10.000	0.00		0.000		NO			2.23	
234	234	4th Function Octa-PCBs				0.8863	10.000	0.00		0.000		NO			0.884	

	#	Name	Pred.RT	RT	m1 Resp	m2 Resp	1° Ratio (Pred)	RA	n/y	EMPC	Conc.
1											

Dataset: U:\VG11.PRO\Results\190629K1\190629K1-7.qld

Last Altered: Wednesday, July 10, 2019 17:02:36 Pacific Daylight Time
Printed: Wednesday, July 10, 2019 17:02:53 Pacific Daylight Time

Name: 190629K1_7, Date: 29-Jun-2019, Time: 17:34:46, ID: B9F0214-BLK1 Method Blank 10, Description: Method Blank

PCB-19

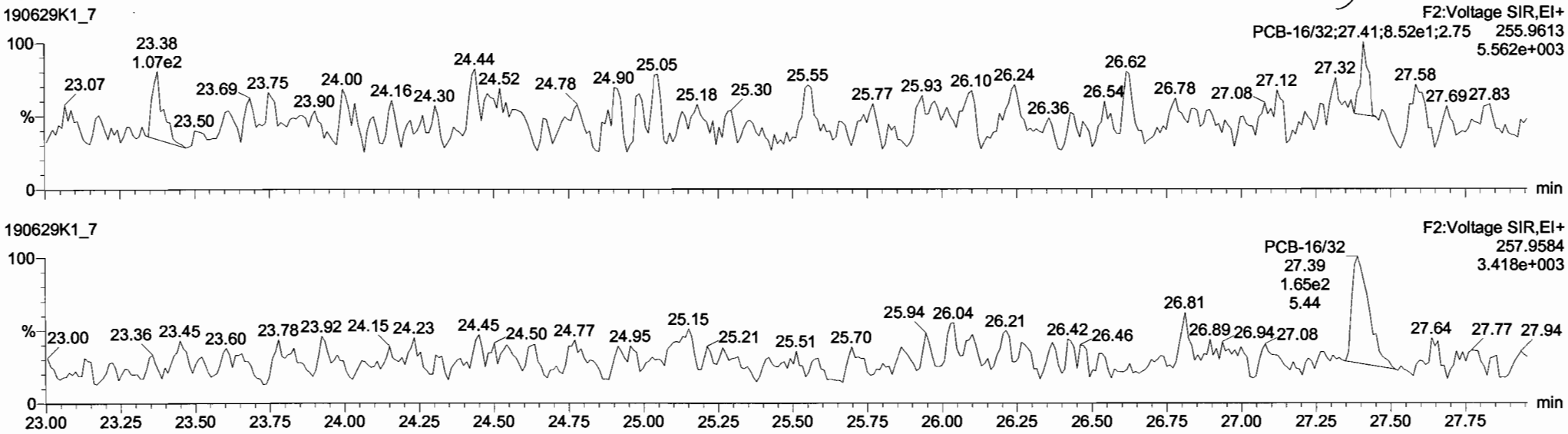

13C-PCB-19

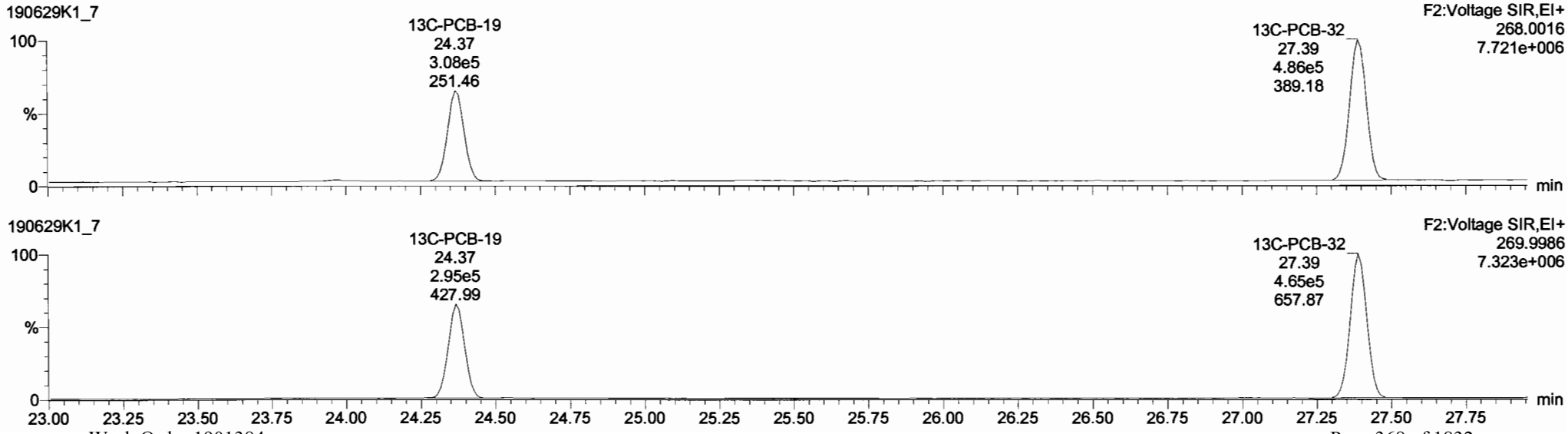

Dataset: U:\VG11.PRO\Results\190629K1\190629K1-7.qld

Last Altered: Wednesday, July 10, 2019 17:02:36 Pacific Daylight Time
Printed: Wednesday, July 10, 2019 17:02:53 Pacific Daylight Time

Name: 190629K1_7, Date: 29-Jun-2019, Time: 17:34:46, ID: B9F0214-BLK1 Method Blank 10, Description: Method Blank

PCB-34

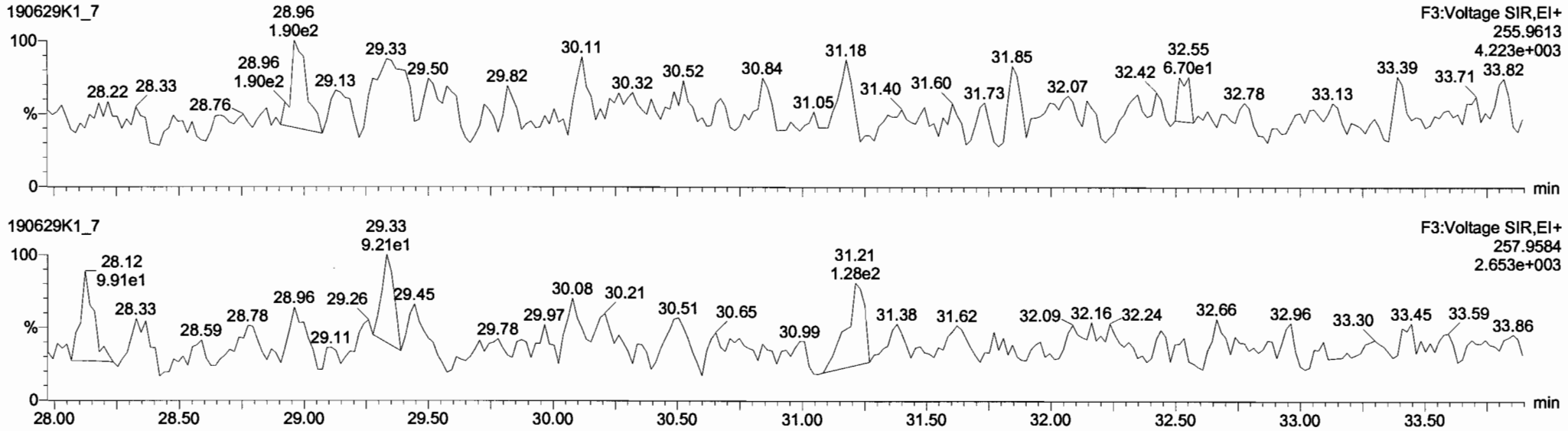

13C-PCB-28

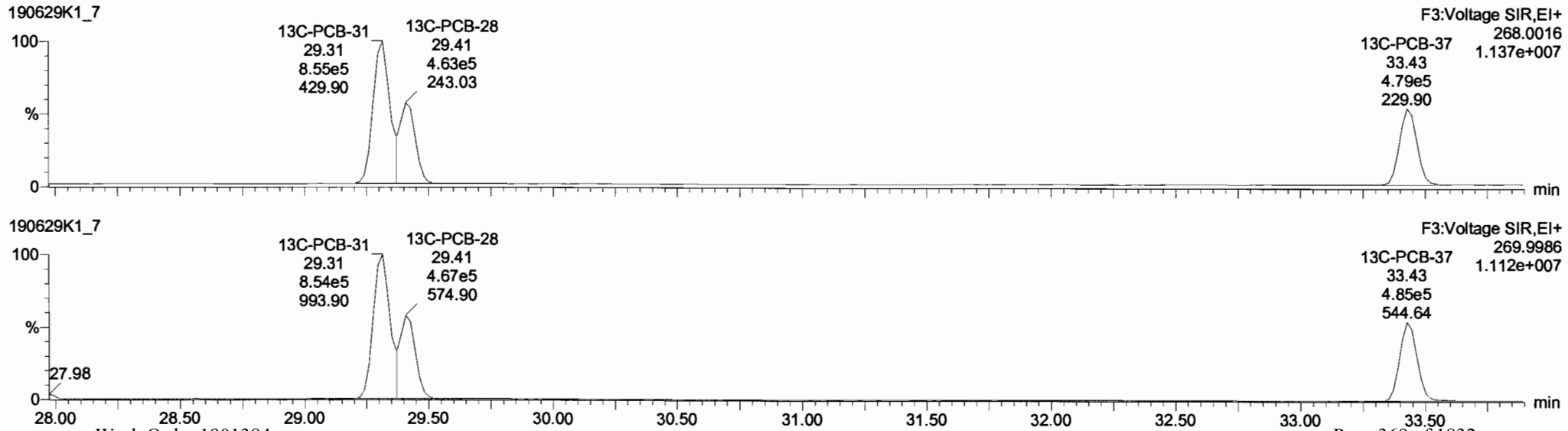

Dataset: U:\VG11.PRO\Results\190629K1\190629K1-7.qld

Last Altered: Wednesday, July 10, 2019 17:02:36 Pacific Daylight Time
Printed: Wednesday, July 10, 2019 17:02:53 Pacific Daylight Time

Name: 190629K1_7, Date: 29-Jun-2019, Time: 17:34:46, ID: B9F0214-BLK1 Method Blank 10, Description: Method Blank

PCB-54

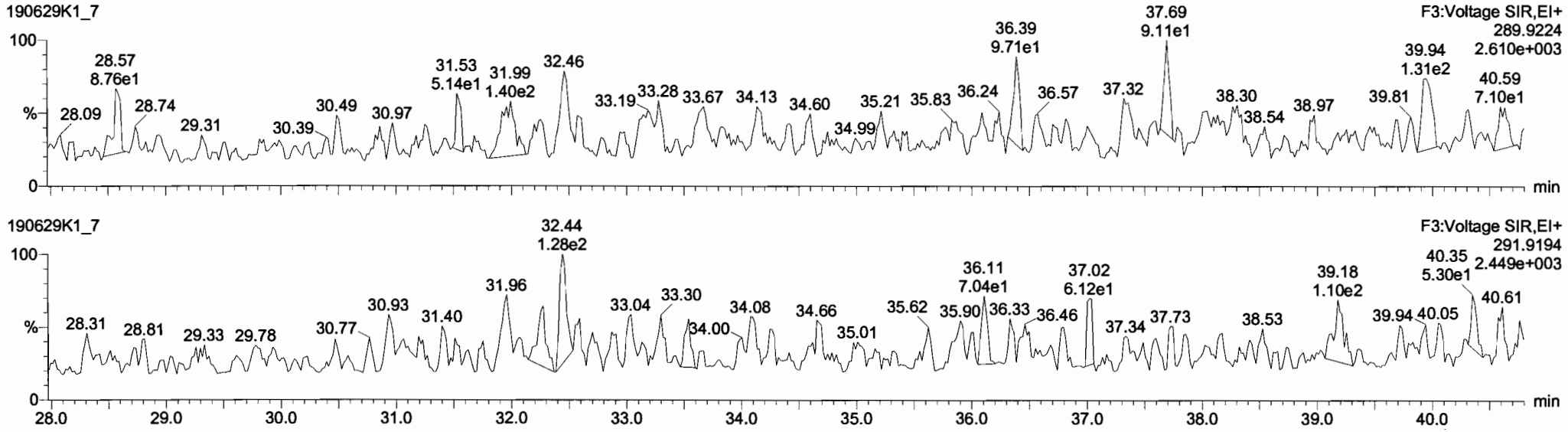

13C-PCB-54

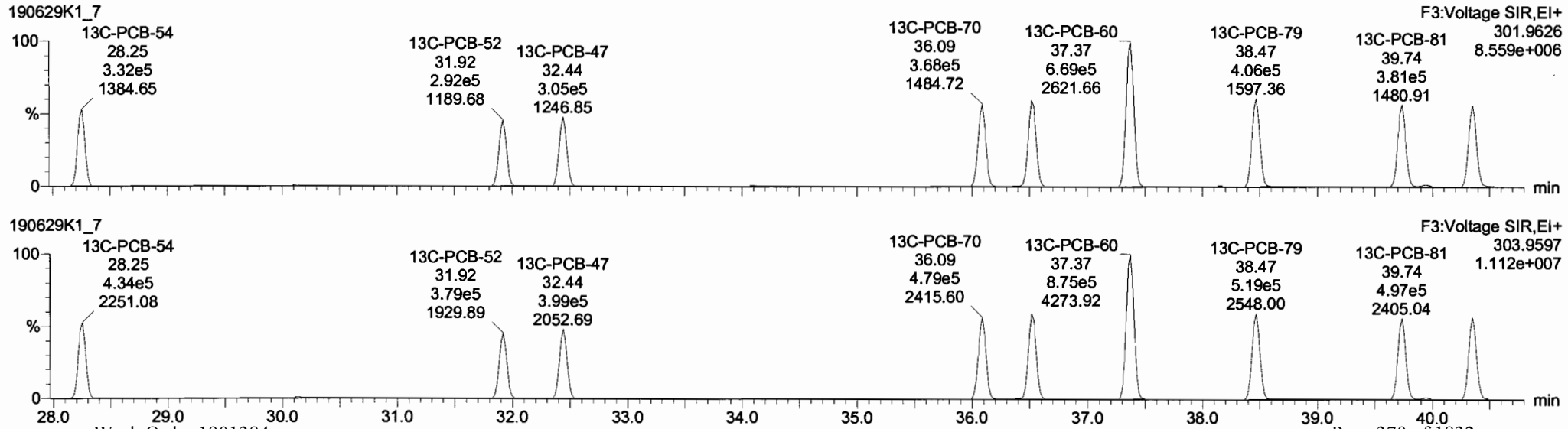

Dataset: U:\VG11.PRO\Results\190629K1\190629K1-7.qld

Last Altered: Wednesday, July 10, 2019 17:02:36 Pacific Daylight Time
Printed: Wednesday, July 10, 2019 17:02:53 Pacific Daylight Time

Name: 190629K1_7, Date: 29-Jun-2019, Time: 17:34:46, ID: B9F0214-BLK1 Method Blank 10, Description: Method Blank

PCB-50

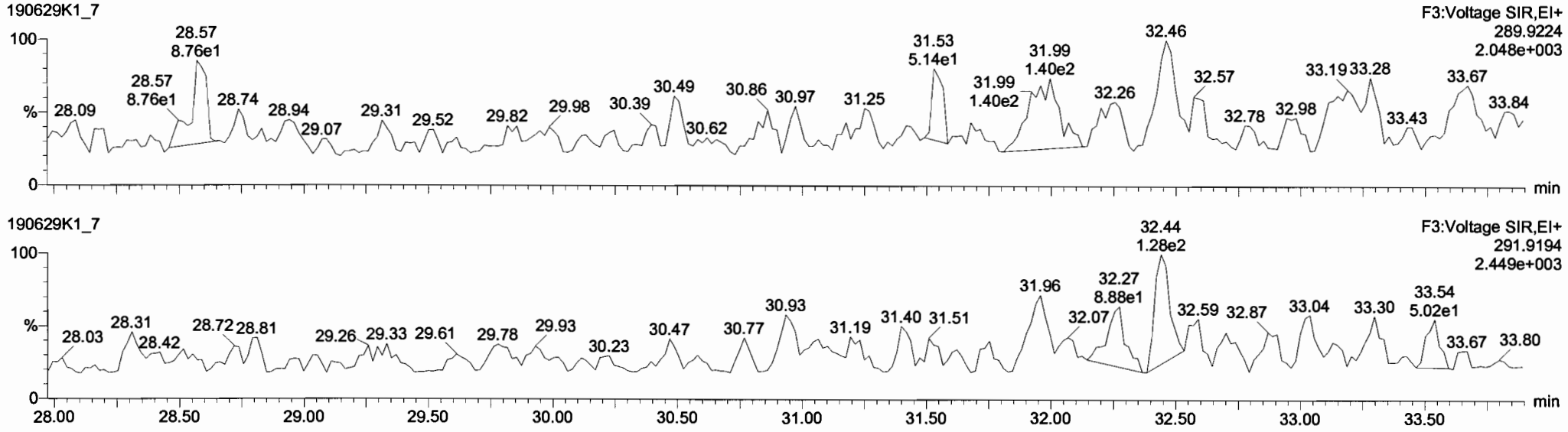

13C-PCB-52

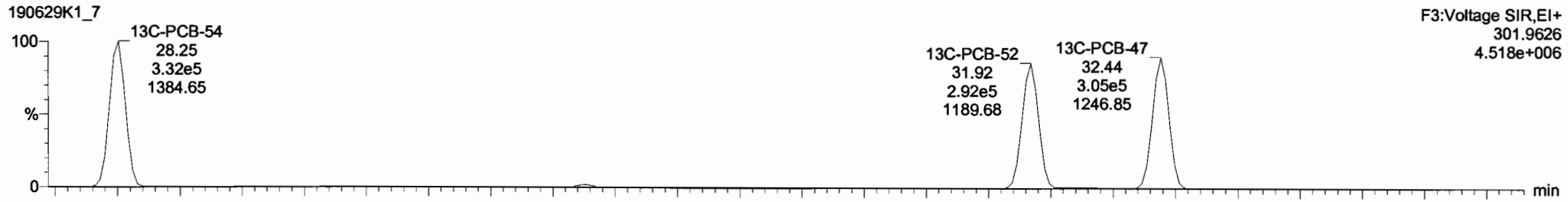

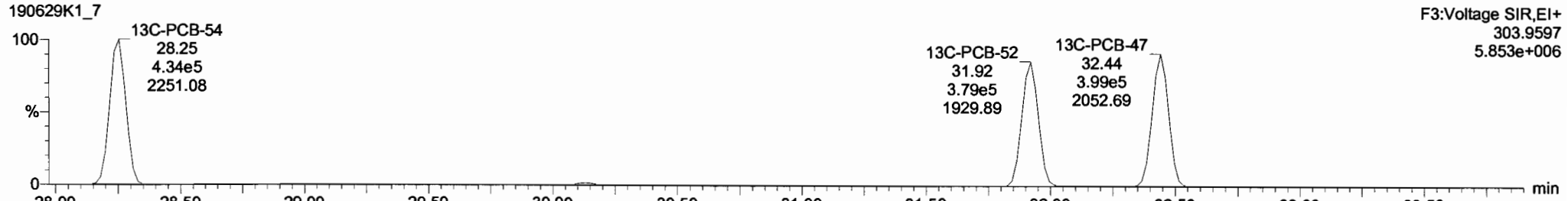

Dataset: U:\VG11.PRO\Results\190629K1\190629K1-7.qld

Last Altered: Wednesday, July 10, 2019 17:02:36 Pacific Daylight Time
Printed: Wednesday, July 10, 2019 17:02:53 Pacific Daylight Time

Name: 190629K1_7, Date: 29-Jun-2019, Time: 17:34:46, ID: B9F0214-BLK1 Method Blank 10, Description: Method Blank

PCB-68

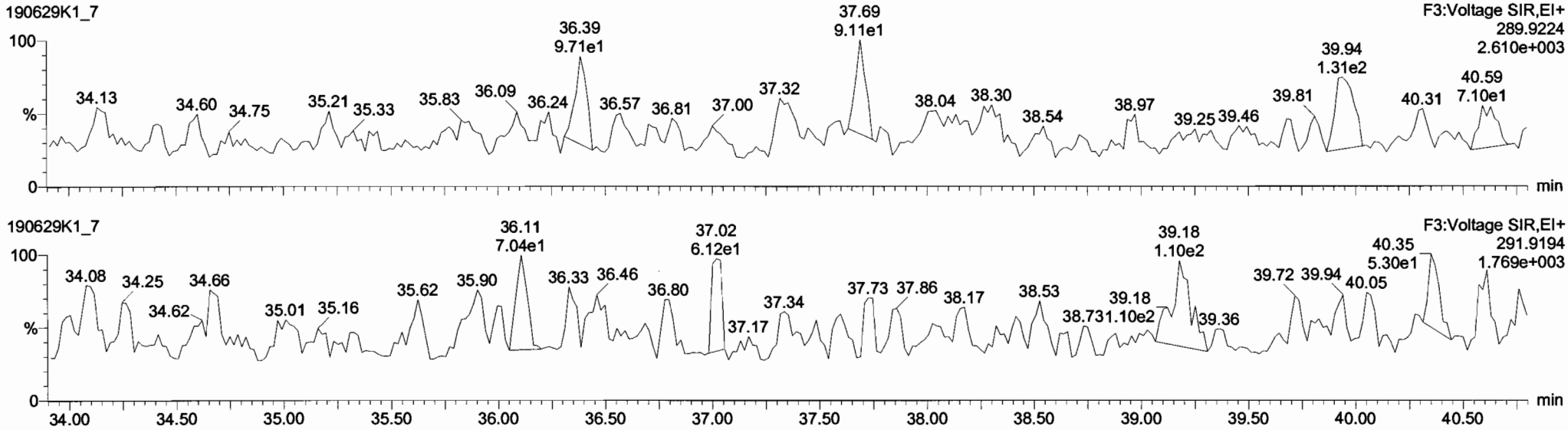

13C-PCB-60

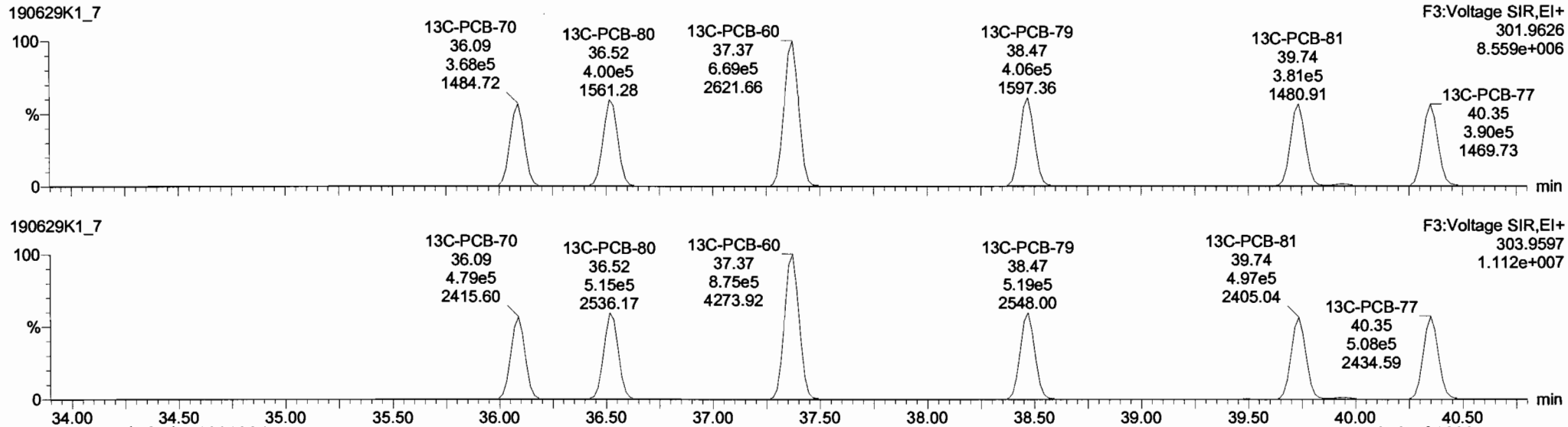

Dataset: U:\VG11.PRO\Results\190629K1\190629K1-7.qld

Last Altered: Wednesday, July 10, 2019 17:02:36 Pacific Daylight Time
Printed: Wednesday, July 10, 2019 17:02:53 Pacific Daylight Time

Name: 190629K1_7, Date: 29-Jun-2019, Time: 17:34:46, ID: B9F0214-BLK1 Method Blank 10, Description: Method Blank

PCB-104

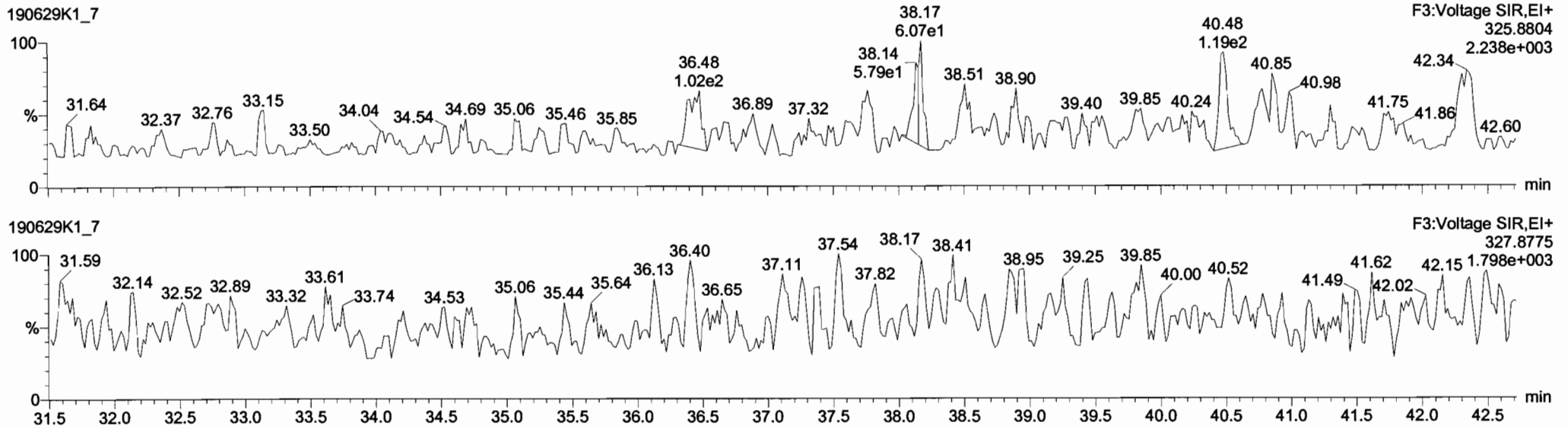

13C-PCB-104

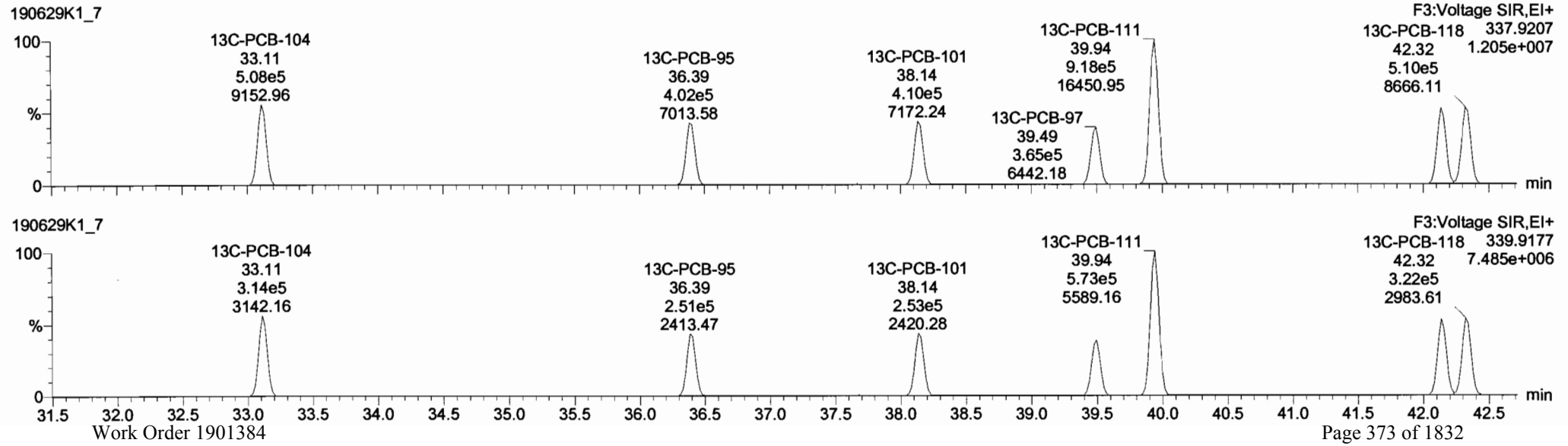

Dataset: U:\VG11.PRO\Results\190629K1\190629K1-7.qld

Last Altered: Wednesday, July 10, 2019 17:02:36 Pacific Daylight Time
Printed: Wednesday, July 10, 2019 17:02:53 Pacific Daylight Time

Name: 190629K1_7, Date: 29-Jun-2019, Time: 17:34:46, ID: B9F0214-BLK1 Method Blank 10, Description: Method Blank

PCB-96

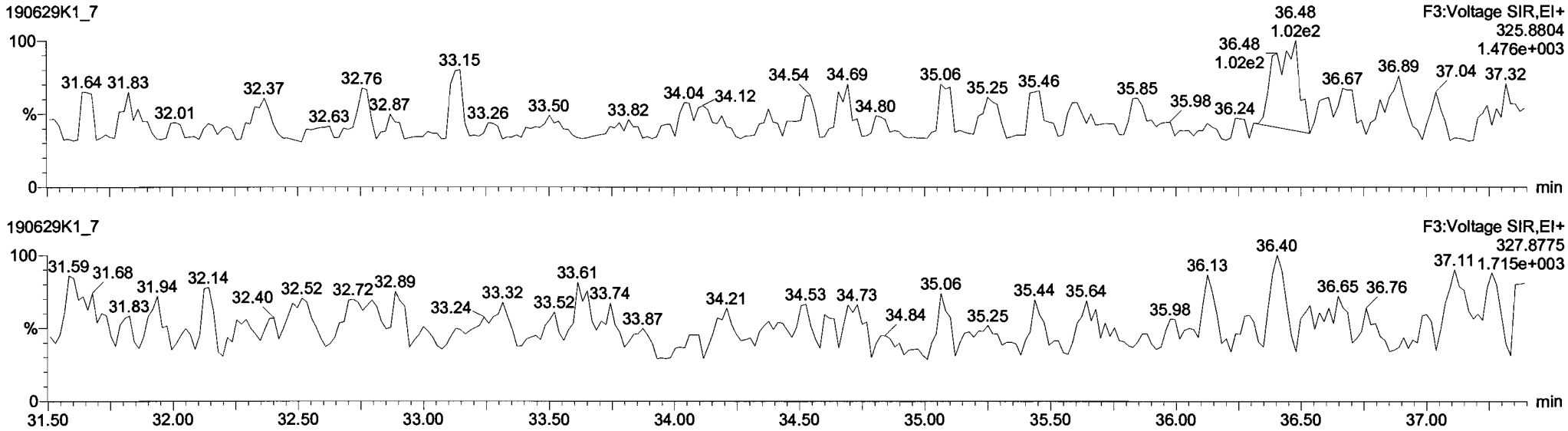

13C-PCB-95

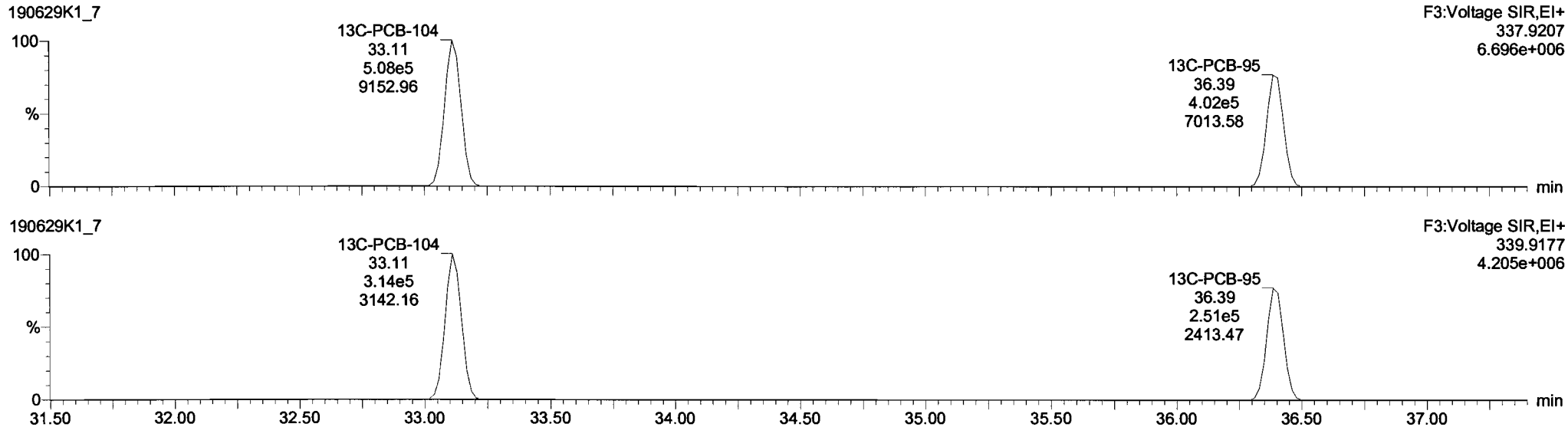

Dataset: U:\VG11.PRO\Results\190629K1\190629K1-7.qld

Last Altered: Wednesday, July 10, 2019 17:02:36 Pacific Daylight Time
Printed: Wednesday, July 10, 2019 17:02:53 Pacific Daylight Time

Name: 190629K1_7, Date: 29-Jun-2019, Time: 17:34:46, ID: B9F0214-BLK1 Method Blank 10, Description: Method Blank

PCB-119

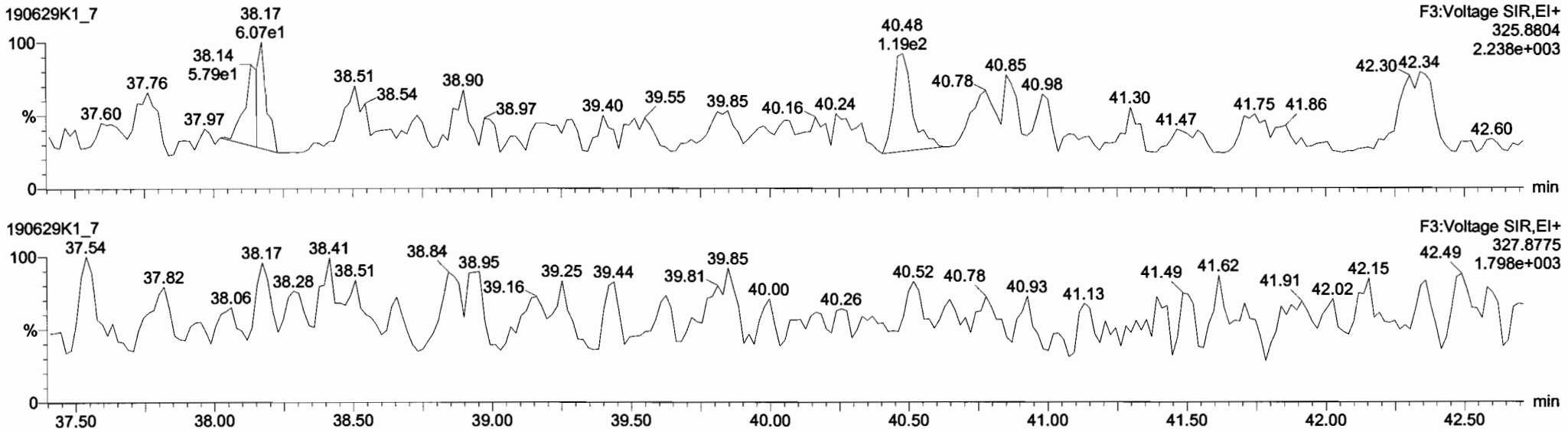

13C-PCB-111

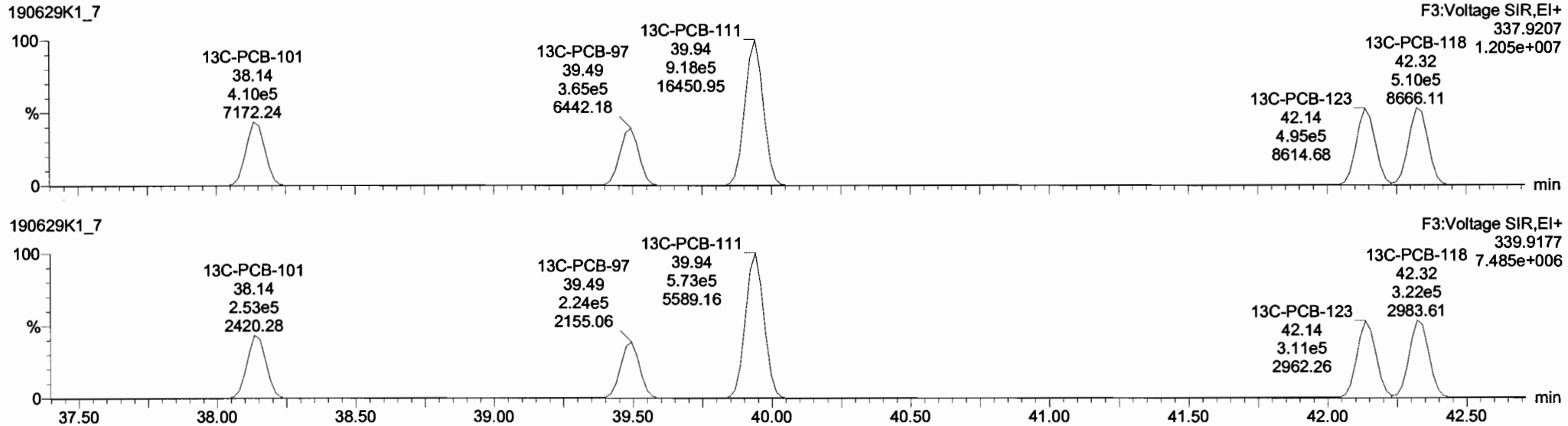

Dataset: U:\VG11.PRO\Results\190629K1\190629K1-7.qld

Last Altered: Wednesday, July 10, 2019 17:02:36 Pacific Daylight Time
Printed: Wednesday, July 10, 2019 17:02:53 Pacific Daylight Time

Name: 190629K1_7, Date: 29-Jun-2019, Time: 17:34:46, ID: B9F0214-BLK1 Method Blank 10, Description: Method Blank

PCB-114

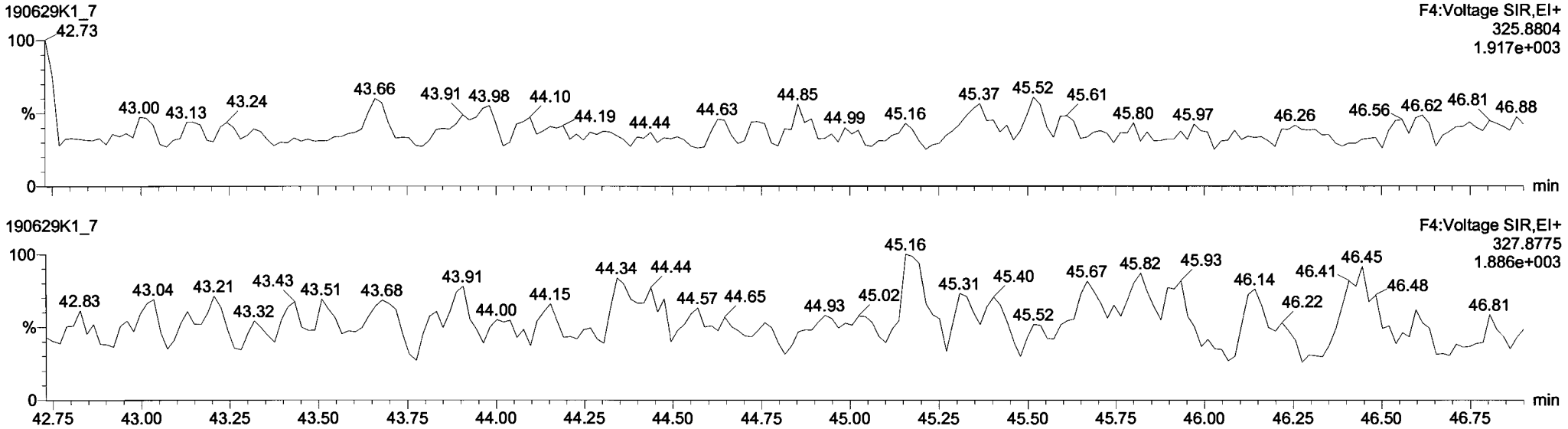

13C-PCB-114

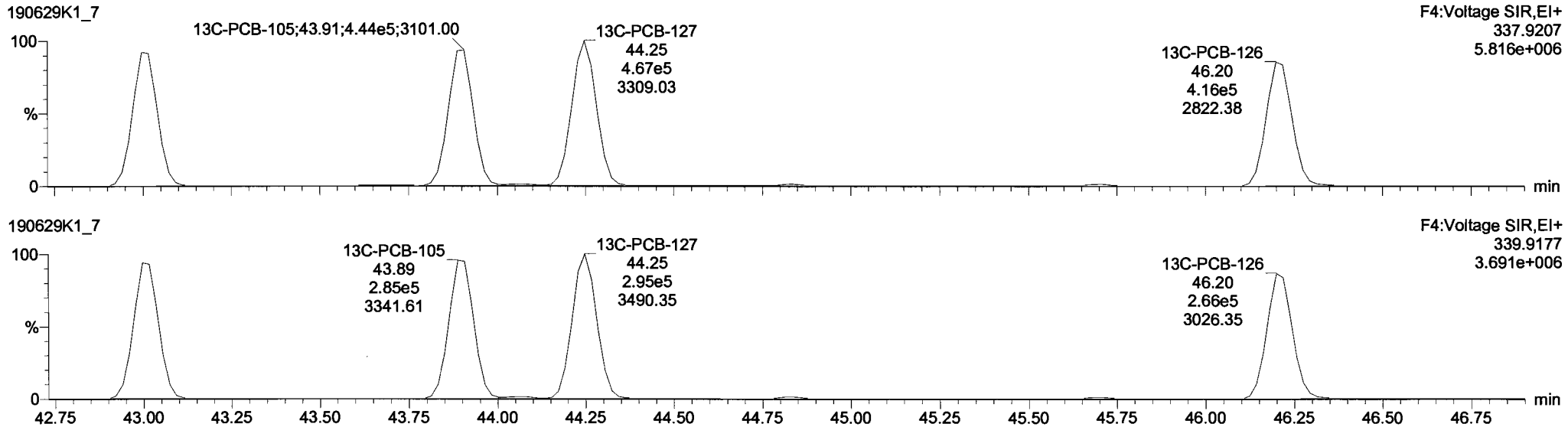

Dataset: U:\VG11.PRO\Results\190629K1\190629K1-7.qld

Last Altered: Wednesday, July 10, 2019 17:02:36 Pacific Daylight Time
Printed: Wednesday, July 10, 2019 17:02:53 Pacific Daylight Time

Name: 190629K1_7, Date: 29-Jun-2019, Time: 17:34:46, ID: B9F0214-BLK1 Method Blank 10, Description: Method Blank

PCB-155

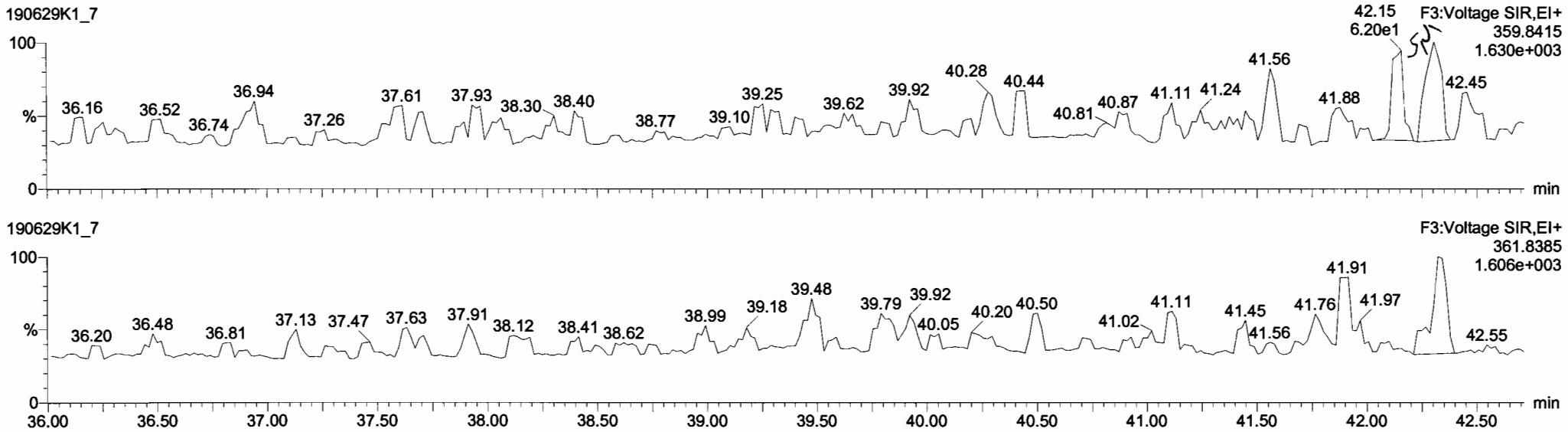

13C-PCB-155

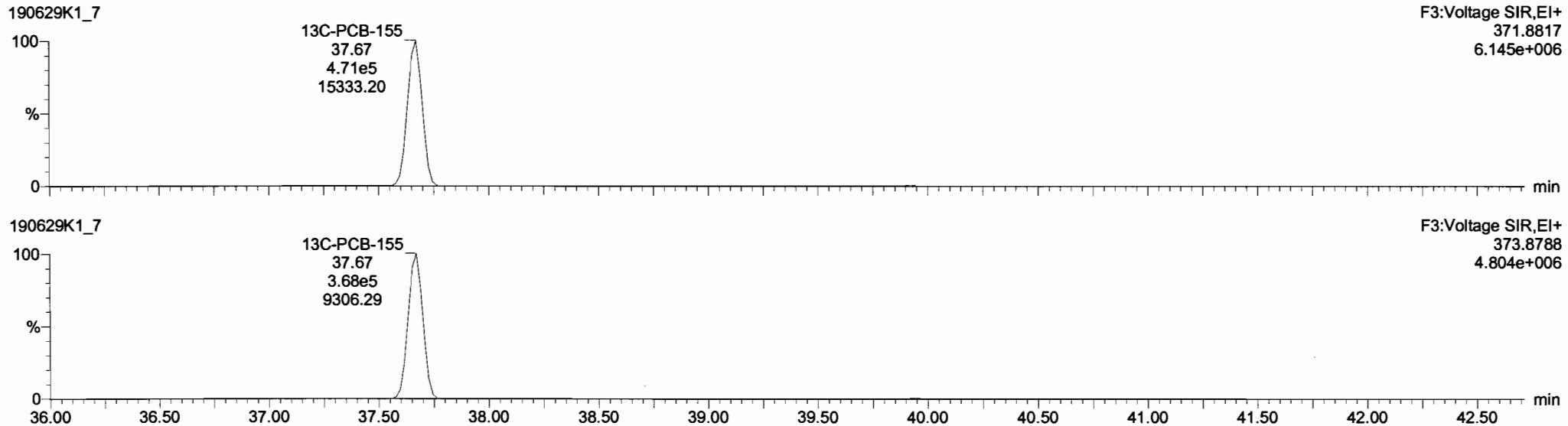

Dataset: U:\VG11.PRO\Results\190629K1\190629K1-7.qld

Last Altered: Wednesday, July 10, 2019 17:02:36 Pacific Daylight Time
Printed: Wednesday, July 10, 2019 17:02:53 Pacific Daylight Time

Name: 190629K1_7, Date: 29-Jun-2019, Time: 17:34:46, ID: B9F0214-BLK1 Method Blank 10, Description: Method Blank

PCB-134/143

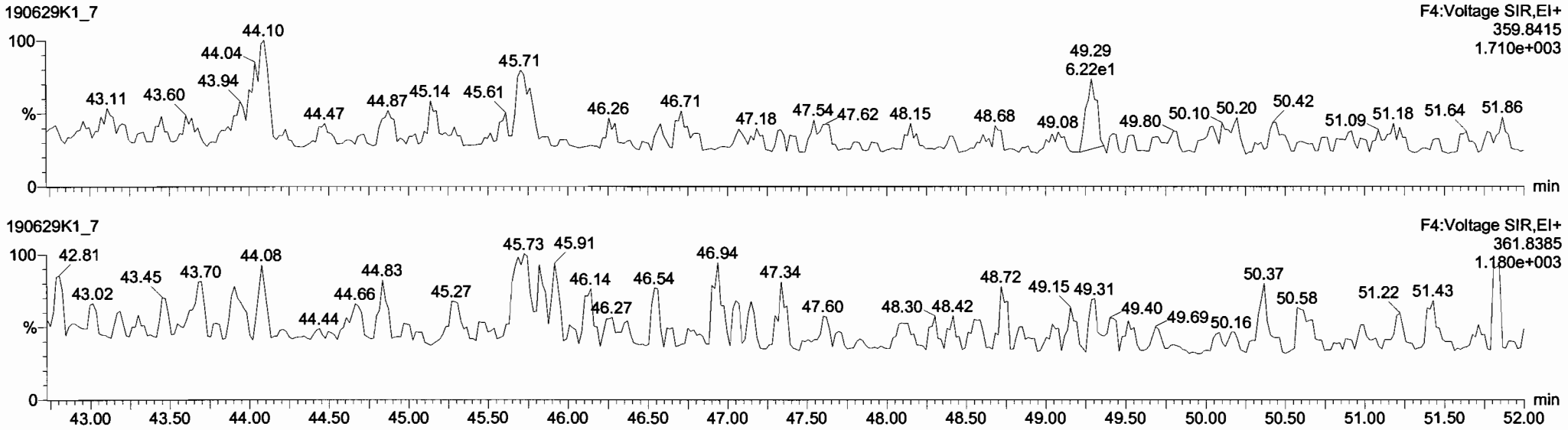

13C-PCB-153

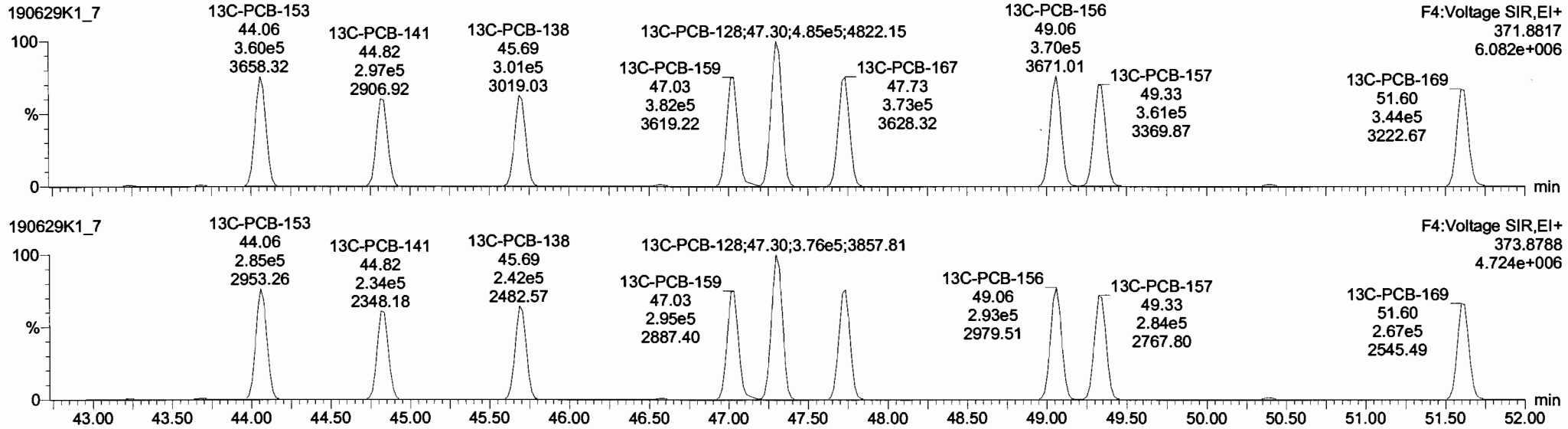

Vista Analytical Laboratory VG-11

Dataset: U:\VG11.PRO\Results\190629K1\190629K1-7.qld

Last Altered: Wednesday, July 10, 2019 17:02:36 Pacific Daylight Time
Printed: Wednesday, July 10, 2019 17:02:53 Pacific Daylight Time

Name: 190629K1_7, Date: 29-Jun-2019, Time: 17:34:46, ID: B9F0214-BLK1 Method Blank 10, Description: Method Blank

PCB-188

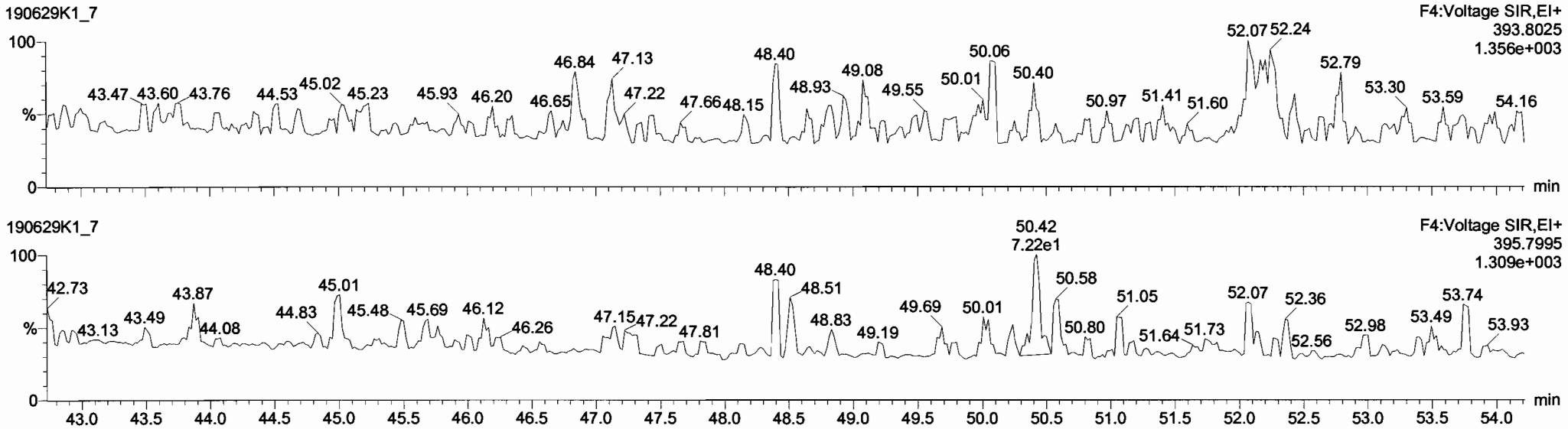

13C-PCB-188

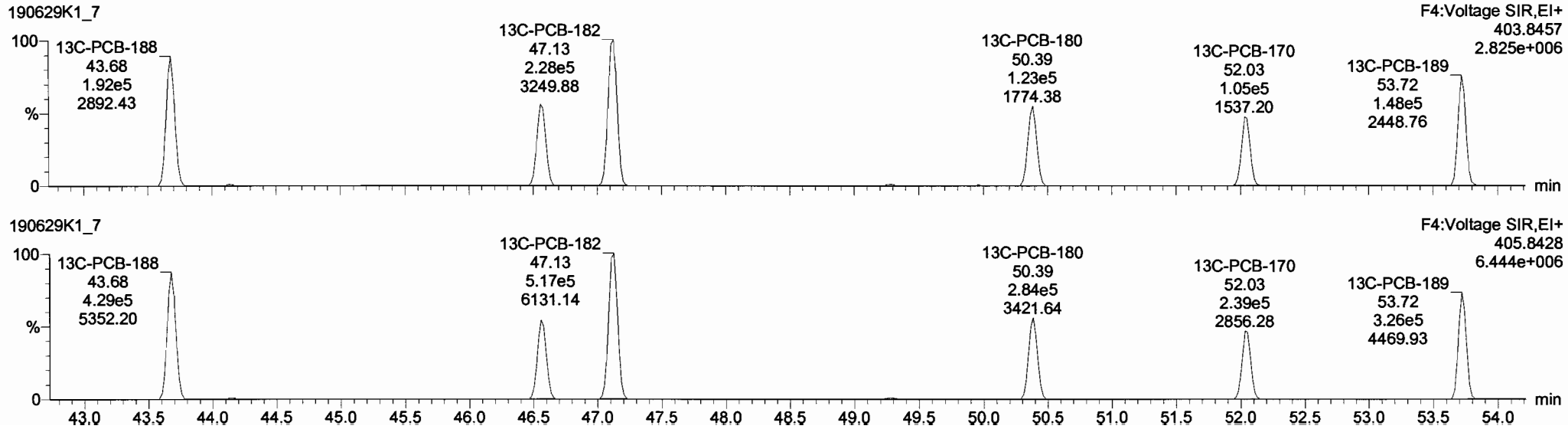

Dataset: U:\VG11.PRO\Results\190629K1\190629K1-7.qld

Last Altered: Wednesday, July 10, 2019 17:02:36 Pacific Daylight Time
Printed: Wednesday, July 10, 2019 17:02:53 Pacific Daylight Time

Name: 190629K1_7, Date: 29-Jun-2019, Time: 17:34:46, ID: B9F0214-BLK1 Method Blank 10, Description: Method Blank

PCB-202

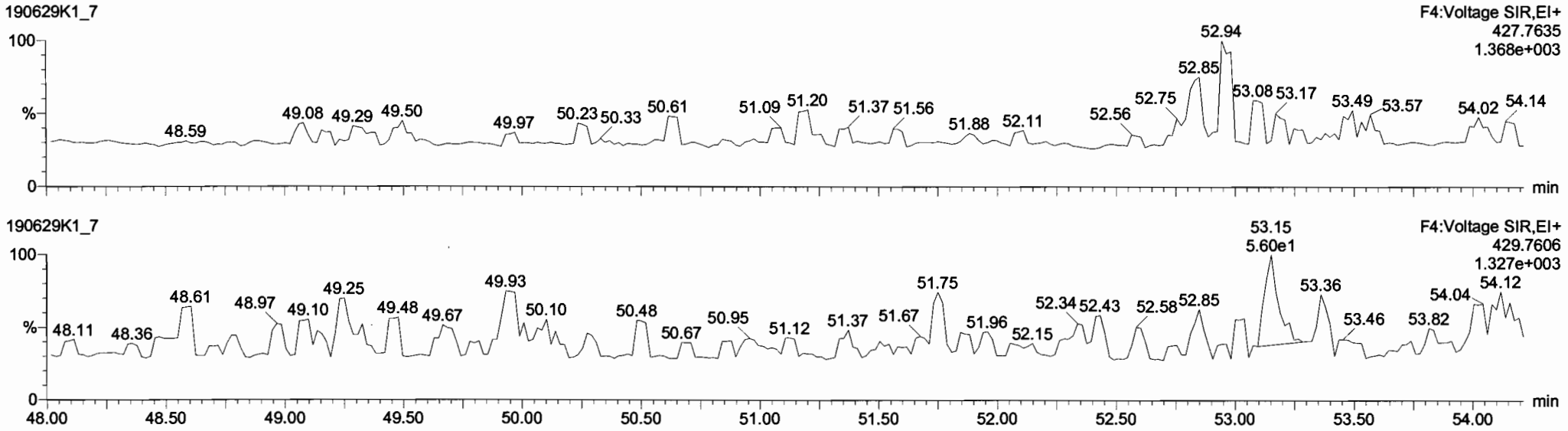

13C-PCB-202

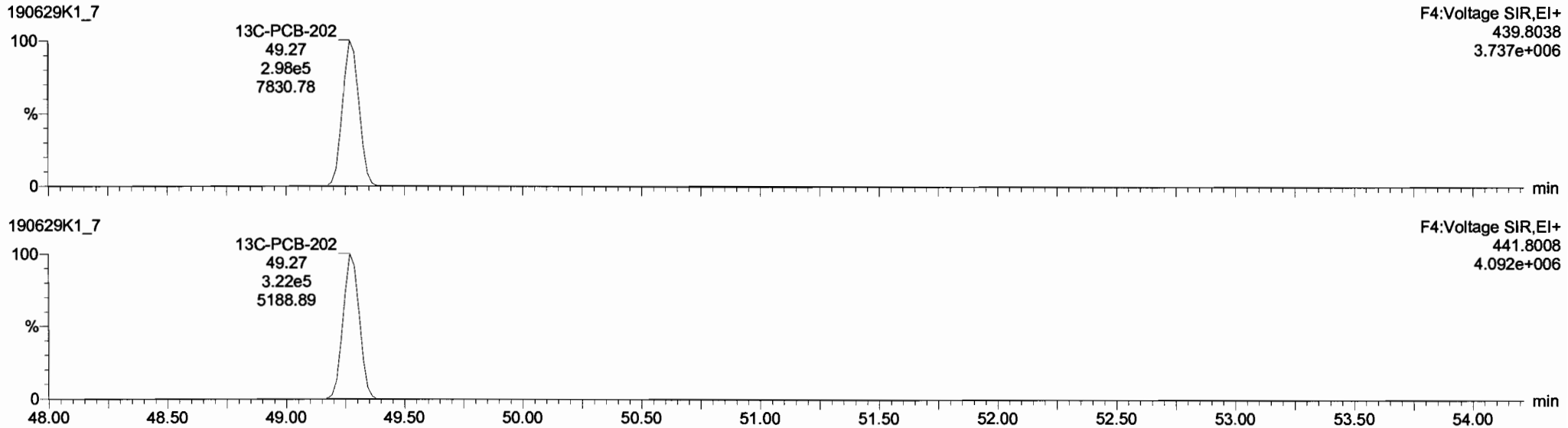

Dataset: U:\VG11.PRO\Results\190629K1\190629K1-7.qld

Last Altered: Wednesday, July 10, 2019 17:02:36 Pacific Daylight Time
Printed: Wednesday, July 10, 2019 17:02:53 Pacific Daylight Time

Name: 190629K1_7, Date: 29-Jun-2019, Time: 17:34:46, ID: B9F0214-BLK1 Method Blank 10, Description: Method Blank

PCB-195

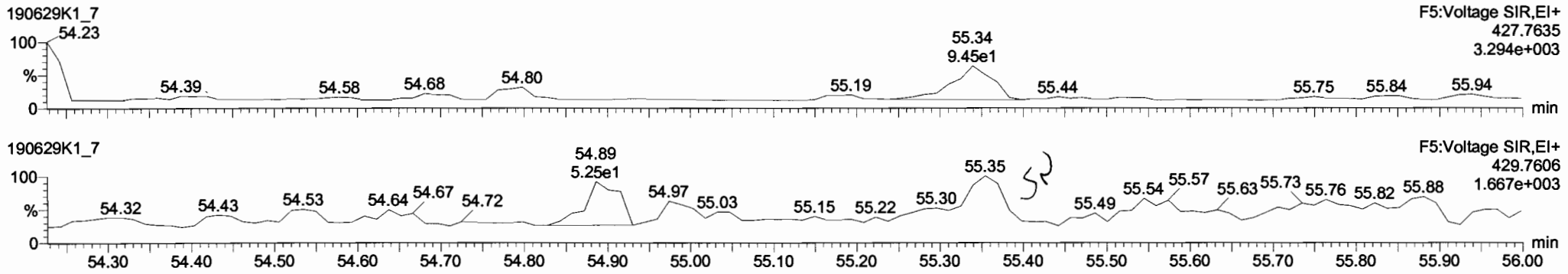

13C-PCB-194

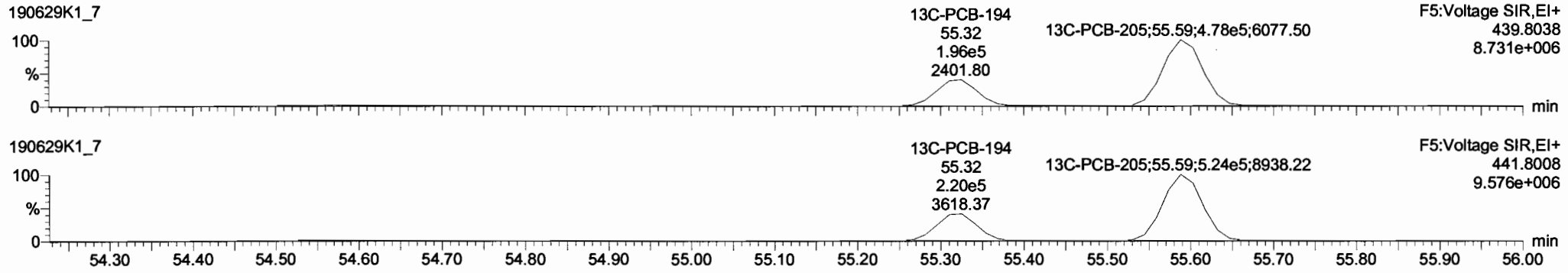

PFK5

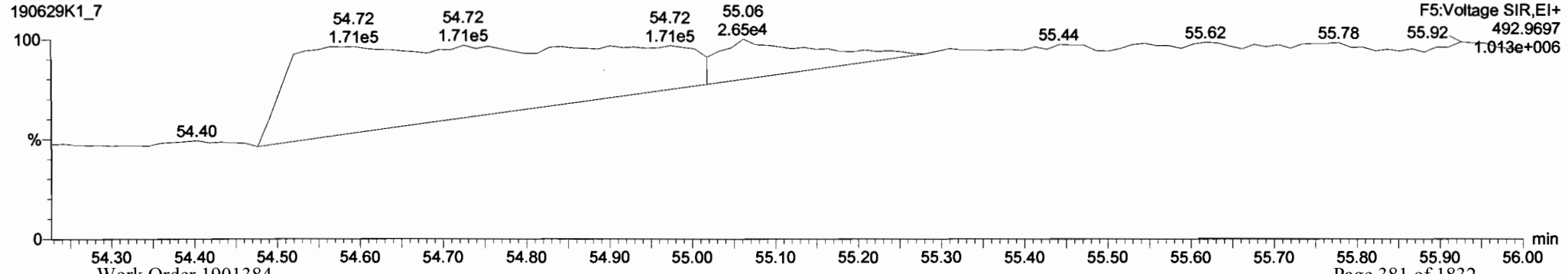

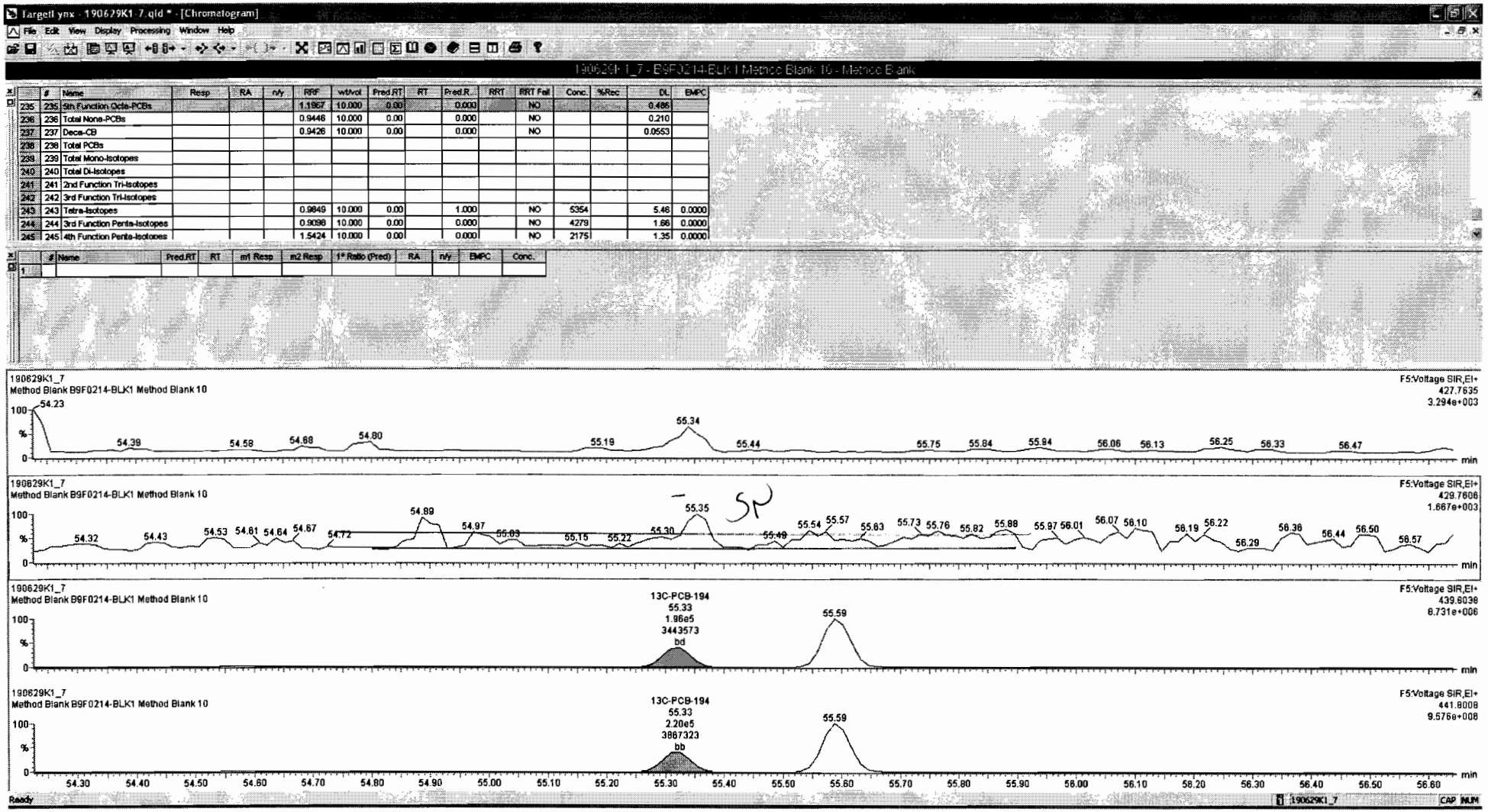
TargetLynx - 190629K1_7.qld * - [Chromatogram]
File Edit View Display Processing Window Help
190629K1_7 - B9F0214-BLK1 Method Blank 10 - Method Blank
190629K1_7
Method Blank B9F0214-BLK1 Method Blank 10
F5:Voltage SIR,EI+
427.7635
3.294e+003
54.23
54.39
54.58
54.68
54.80
55.19
55.34
55.44
55.75
55.84
55.94
56.06
56.13
56.25
56.33
56.47
min
F5:Voltage SIR,EI+
429.7606
1.667e+003
54.32
54.43
54.53
54.61
54.64
54.67
54.72
54.89
54.97
55.03
55.15
55.22
55.30
55.35
55.49
55.54
55.57
55.63
55.73
55.76
55.82
55.88
55.97
56.01
56.07
56.10
56.19
56.22
56.29
56.36
56.44
56.50
56.57
SP
13C-PCB-194
55.33
1.96e5
3443573
bd
55.59
F5:Voltage SIR,EI+
439.8039
8.731e+006
13C-PCB-194
55.33
2.20e5
3867323
bb
55.59
F5:Voltage SIR,EI+
441.8009
9.576e+006
54.30
54.40
54.50
54.60
54.70
54.80
54.90
55.00
55.10
55.20
55.30
55.40
55.50
55.60
55.70
55.80
55.90
56.00
56.10
56.20
56.30
56.40
56.50
56.60
Ready
190629K1_7
CAP NUM

Dataset: U:\VG11.PRO\Results\190629K1\190629K1-7.qld

Last Altered: Wednesday, July 10, 2019 17:02:36 Pacific Daylight Time
Printed: Wednesday, July 10, 2019 17:02:53 Pacific Daylight Time

Name: 190629K1_7, Date: 29-Jun-2019, Time: 17:34:46, ID: B9F0214-BLK1 Method Blank 10, Description: Method Blank

PCB-208

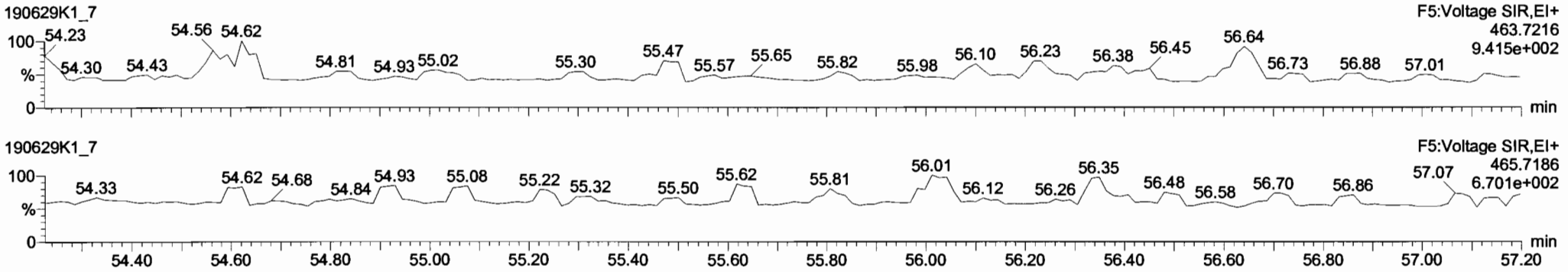

13C-PCB-208

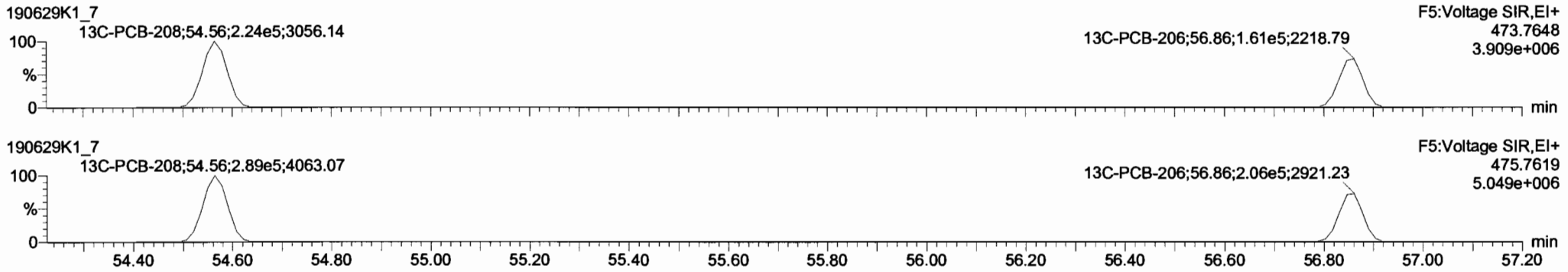

PFK5

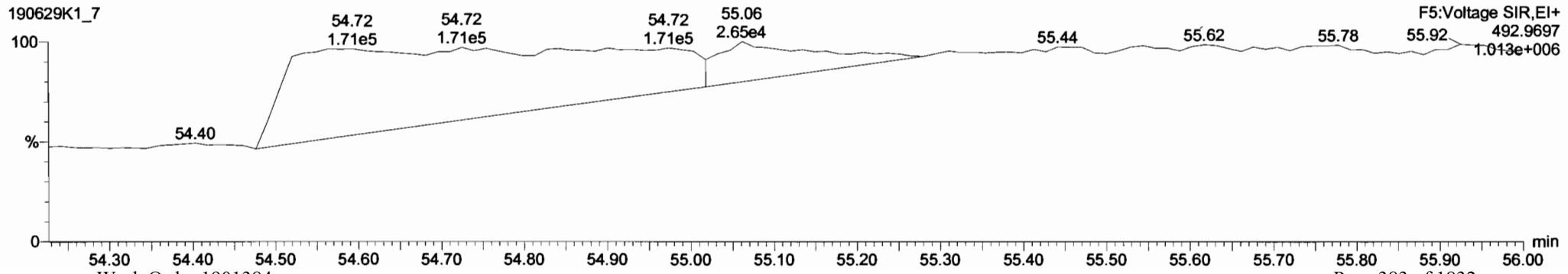

Dataset: U:\VG11.PRO\Results\190629K1\190629K1-7.qld

Last Altered: Wednesday, July 10, 2019 17:02:36 Pacific Daylight Time
Printed: Wednesday, July 10, 2019 17:02:53 Pacific Daylight Time

Name: 190629K1_7, Date: 29-Jun-2019, Time: 17:34:46, ID: B9F0214-BLK1 Method Blank 10, Description: Method Blank

PCB-209

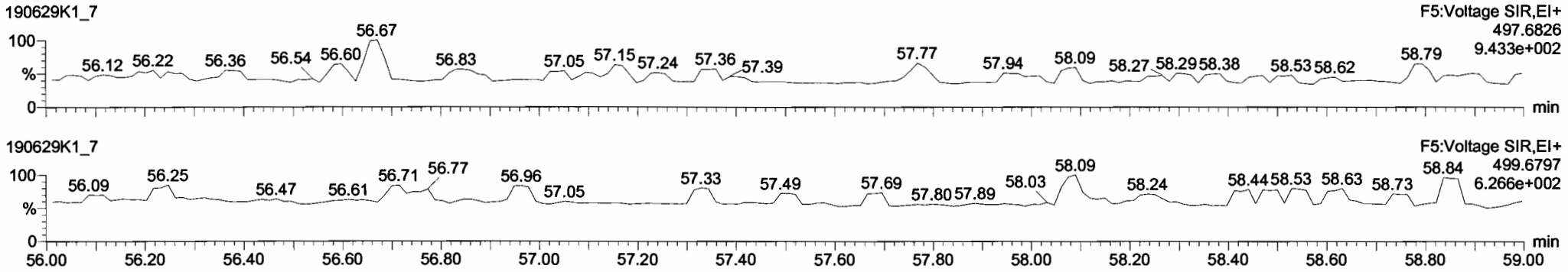

13C-PCB-209

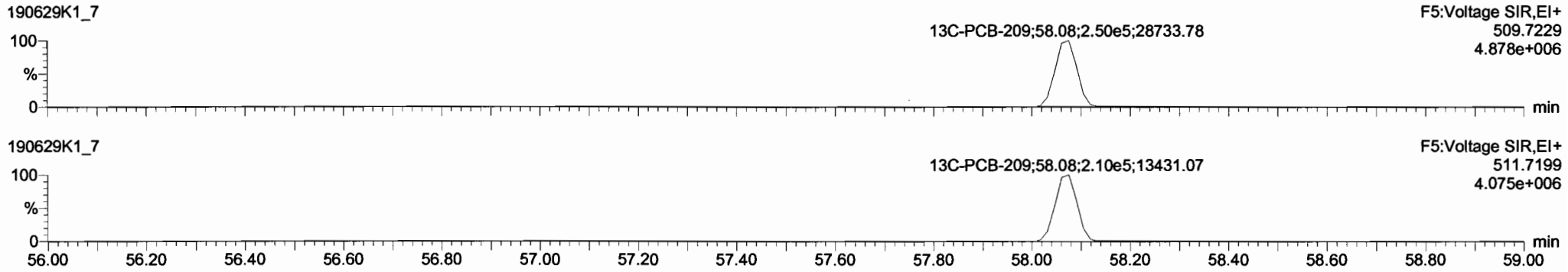

PFK5

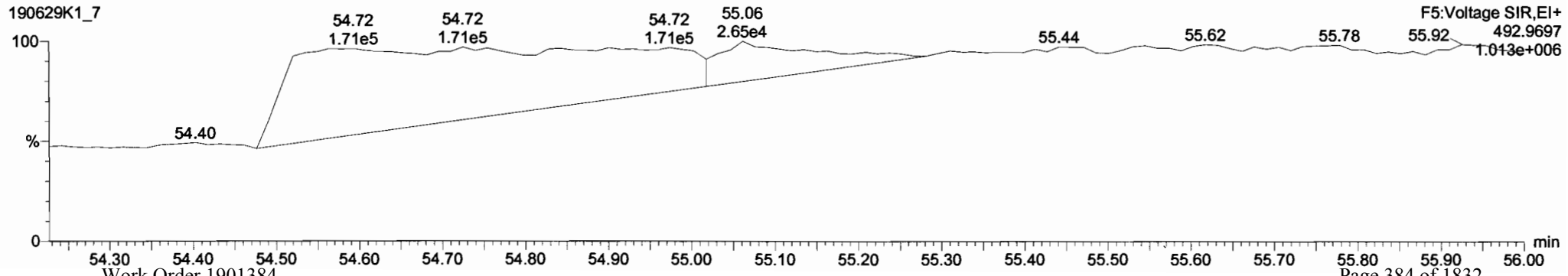

Vista Analytical Laboratory

Dataset: U:\VG11.PRO\Results\190628K2\190628K2-11.qld

Last Altered: Saturday, July 13, 2019 13:13:43 Pacific Daylight Time
Printed: Saturday, July 13, 2019 13:14:11 Pacific Daylight Time

HZ 7.13.19 CTO7/29/19

Method: U:\VG11.PRO\MethDB\PCB-209_ZB1_6-28-19.mdb 28 Jun 2019 14:45:02
Calibration: U:\VG11.PRO\CurveDB\db1_PCBvg11-6-28-19.cdb 29 Jun 2019 12:47:57

Name: 190628K2_11, Date: 29-Jun-2019, Time: 02:53:17, ID: B9F0214-BS1 OPR 10, Description: OPR

	#	Name	Resp	RA	n/y	RRF	wt/vol	Pred.RT	RT	Pred.RRT	RRT	Check RRT	Conc.	%Rec	DL	EMPC
1	1	PCB-1	4.33e5	3.18	NO	1.02	10.000	16.03	16.03	1.001	1.001	NO	496.4		0.199	496.4
2	2	PCB-2	5.31e5	3.18	NO	1.01	10.000	18.49	18.48	0.988	0.988	NO	560.6		0.190	560.6
3	3	PCB-3	4.71e5	3.11	NO	1.01	10.000	18.72	18.72	1.001	1.001	NO	498.5		0.190	498.5
4	4	PCB-4/10	7.40e5	1.57	NO	1.28	10.000	20.17	20.17	1.004	1.004	NO	999.8		0.453	999.8
5	5	PCB-7/9	9.51e5	1.58	NO	0.976	10.000	21.99	21.99	1.003	1.003	NO	996.6		0.361	996.6
6	6	PCB-6	5.19e5	1.58	NO	1.02	10.000	22.64	22.65	1.032	1.033	NO	522.5		0.346	522.5
7	7	PCB-5/8	1.02e6	1.59	NO	1.01	10.000	23.06	23.07	1.051	1.052	NO	1027		0.349	1027
8	8	PCB-14	5.45e5	1.58	NO	1.03	10.000	24.22	24.21	0.953	0.952	NO	475.9		0.323	475.9
9	9	PCB-11	6.10e5	1.58	NO	1.10	10.000	25.45	25.45	1.001	1.001	NO	501.6		0.305	501.6
10	10	PCB-12/13	1.14e6	1.57	NO	1.04	10.000	25.82	25.82	1.015	1.015	NO	993.3		0.322	993.3
11	11	PCB-15	5.88e5	1.56	NO	1.03	10.000	26.18	26.17	1.030	1.029	NO	515.5		0.325	515.5
12	12	PCB-19	2.99e5	0.97	NO	0.934	10.000	24.40	24.40	1.001	1.001	NO	490.8		0.214	490.8
13	13	PCB-30	5.06e5	0.97	NO	1.48	10.000	25.32	25.32	1.039	1.039	NO	524.5		0.135	524.5
14	14	PCB-18	3.48e5	0.97	NO	0.693	10.000	26.10	26.10	0.953	0.953	NO	478.2		0.184	478.2
15	15	PCB-17	3.29e5	0.97	NO	0.667	10.000	26.27	26.27	0.959	0.959	NO	469.6		0.191	469.6
16	16	PCB-24/27	9.49e5	0.97	NO	0.915	10.000	26.87	26.86	0.981	0.981	NO	988.0		0.139	988.0
17	17	PCB-16/32	8.09e5	0.96	NO	0.792	10.000	27.41	27.41	1.001	1.001	NO	972.3		0.161	972.3
18	18	PCB-34	5.00e5	1.03	NO	0.987	10.000	28.22	28.24	0.960	0.960	NO	478.4		0.453	478.4
19	19	PCB-23	5.16e5	1.05	NO	0.974	10.000	28.31	28.33	0.963	0.963	NO	500.6		0.459	500.6
20	20	PCB-29	5.00e5	1.04	NO	0.953	10.000	28.57	28.59	0.972	0.972	NO	495.4		0.469	495.4
21	21	PCB-26	5.36e5	1.05	NO	1.00	10.000	28.79	28.79	0.979	0.979	NO	506.4		0.446	506.4
22	22	PCB-25	5.28e5	1.03	NO	0.978	10.000	28.96	28.96	0.985	0.985	NO	509.9		0.457	509.9
23	23	PCB-31	6.07e5	1.04	NO	1.12	10.000	29.31	29.33	0.997	0.997	NO	510.9		0.398	510.9
24	24	PCB-28	5.74e5	1.04	NO	1.11	10.000	29.43	29.45	1.001	1.001	NO	490.4		0.404	490.4
25	25	PCB-20/21/33	1.63e6	1.05	NO	1.00	10.000	30.05	30.08	1.022	1.023	NO	1535		0.445	1535
26	26	PCB-22	5.69e5	1.04	NO	1.03	10.000	30.51	30.54	1.038	1.039	NO	520.5		0.433	520.5
27	27	PCB-36	5.98e5	1.05	NO	1.18	10.000	31.17	31.18	0.932	0.933	NO	469.2		0.387	469.2
28	28	PCB-39	5.58e5	1.04	NO	1.08	10.000	31.65	31.66	0.947	0.947	NO	475.5		0.420	475.5
29	29	PCB-38	5.95e5	1.04	NO	1.13	10.000	32.46	32.46	0.971	0.971	NO	486.7		0.403	486.7
30	30	PCB-35	6.38e5	1.05	NO	1.13	10.000	33.00	33.00	0.987	0.987	NO	520.1		0.402	520.1
31	31	PCB-37	5.90e5	1.02	NO	1.11	10.000	33.46	33.46	1.001	1.001	NO	492.9		0.411	492.9
32	32	PCB-54	4.15e5	0.74	NO	0.996	10.000	28.27	28.27	1.001	1.001	NO	492.8		0.353	492.8

Dataset: U:\VG11.PRO\Results\190628K2\190628K2-11.qld

Last Altered: Saturday, July 13, 2019 13:13:43 Pacific Daylight Time
Printed: Saturday, July 13, 2019 13:14:11 Pacific Daylight Time

Name: 190628K2_11, Date: 29-Jun-2019, Time: 02:53:17, ID: B9F0214-BS1 OPR 10, Description: OPR

	# Name	Resp	RA	n/y	RRF	wt/vol	Pred.RT	RT	Pred.RRT	RRT	Check RRT	Conc.	%Rec	DL	EMPC
33	33 PCB-50	3.52e5	0.73	NO	0.781	10.000	29.49	29.48	1.044	1.043	NO	531.7		0.450	531.7
34	34 PCB-53	3.30e5	0.74	NO	0.955	10.000	30.16	30.15	0.945	0.945	NO	462.4		0.428	462.4
35	35 PCB-51	3.62e5	0.73	NO	1.02	10.000	30.52	30.51	0.956	0.956	NO	473.3		0.399	473.3
36	36 PCB-45	2.83e5	0.74	NO	0.808	10.000	30.96	30.95	0.970	0.970	NO	468.1		0.506	468.1
37	37 PCB-46	2.73e5	0.73	NO	0.754	10.000	31.45	31.47	0.985	0.986	NO	485.2		0.543	485.2
38	38 PCB-52/69	8.10e5	0.73	NO	1.09	10.000	31.96	31.96	1.001	1.001	NO	992.7		0.374	992.7
39	39 PCB-73	4.72e5	0.72	NO	1.29	10.000	32.07	32.09	1.005	1.005	NO	489.5		0.317	489.5
40	40 PCB-43/49	6.85e5	0.73	NO	0.940	10.000	32.26	32.26	1.011	1.010	NO	975.2		0.435	975.2
41	41 PCB-47	3.77e5	0.73	NO	0.869	10.000	32.45	32.46	1.000	1.001	NO	534.9		0.428	534.9
42	42 PCB-48/75	8.00e5	0.75	NO	1.02	10.000	32.57	32.59	1.004	1.005	NO	962.7		0.363	962.7
43	43 PCB-65	4.41e5	0.73	NO	1.11	10.000	32.85	32.87	1.013	1.013	NO	491.2		0.335	491.2
44	44 PCB-62	4.66e5	0.74	NO	1.07	10.000	32.96	32.96	1.016	1.016	NO	539.2		0.349	539.2
45	45 PCB-44	3.05e5	0.73	NO	0.761	10.000	33.28	33.30	1.026	1.026	NO	493.8		0.488	493.8
46	46 PCB-42/59	7.85e5	0.74	NO	0.960	10.000	33.51	33.52	1.033	1.033	NO	1008		0.387	1008
47	47 PCB-41/64/71/72	1.82e6	0.73	NO	1.08	10.000	34.10	34.13	1.051	1.052	NO	2074	~~207~~	0.343	2074
48	48 PCB-68	5.03e5	0.72	NO	1.11	10.000	34.38	34.40	1.060	1.060	NO	559.7		0.335	559.7
49	49 PCB-40	2.32e5	0.73	NO	0.577	10.000	34.61	34.62	1.067	1.067	NO	497.2		0.644	497.2
50	50 PCB-57	5.11e5	0.73	NO	1.05	10.000	34.99	34.99	0.970	0.970	NO	507.7		0.303	507.7
51	51 PCB-67	5.17e5	0.72	NO	0.993	10.000	35.31	35.31	0.979	0.978	NO	541.6		0.319	541.6
52	52 PCB-58	5.08e5	0.74	NO	1.11	10.000	35.42	35.44	0.982	0.982	NO	475.3		0.285	475.3
53	53 PCB-63	4.80e5	0.73	NO	0.962	10.000	35.59	35.60	0.986	0.987	NO	519.4		0.330	519.4
54	54 PCB-74	5.17e5	0.72	NO	1.07	10.000	35.88	35.88	0.994	0.994	NO	505.3		0.297	505.3
55	55 PCB-61/70	9.46e5	0.72	NO	0.986	10.000	36.11	36.11	1.000	1.001	NO	998.7		0.322	998.7
56	56 PCB-76/66	1.03e6	0.73	NO	1.07	10.000	36.31	36.29	1.006	1.006	NO	1008		0.297	1008
57	57 PCB-80	5.56e5	0.73	NO	1.08	10.000	36.56	36.55	1.001	1.001	NO	491.9		0.287	491.9
58	58 PCB-55	5.54e5	0.71	NO	1.07	10.000	36.88	36.87	1.010	1.009	NO	497.1		0.291	497.1
59	59 PCB-56/60	9.70e5	0.73	NO	0.934	10.000	37.40	37.39	1.024	1.023	NO	995.9		0.333	995.9
60	60 PCB-79	5.42e5	0.74	NO	1.04	10.000	38.50	38.49	1.054	1.053	NO	497.8		0.297	497.8
61	61 PCB-78	5.23e5	0.74	NO	1.03	10.000	39.22	39.21	0.987	0.987	NO	490.7		0.297	490.7
62	62 PCB-81	4.73e5	0.73	NO	0.933	10.000	39.75	39.75	1.000	1.000	NO	490.8		0.329	490.8
63	63 PCB-77	5.41e5	0.74	NO	1.03	10.000	40.37	40.37	1.000	1.000	NO	502.8		0.305	502.8
64	64 PCB-104	4.24e5	1.50	NO	0.995	10.000	33.13	33.15	1.001	1.001	NO	475.4		2.64	475.4
65	65 PCB-96	4.52e5	1.51	NO	0.996	10.000	34.45	34.45	1.041	1.040	NO	506.0		2.64	506.0
66	66 PCB-103	3.46e5	1.51	NO	0.774	10.000	35.01	35.01	1.057	1.057	NO	497.9		3.39	497.9
67	67 PCB-100	3.60e5	1.50	NO	0.778	10.000	35.38	35.38	1.069	1.069	NO	515.7		3.38	515.7
68	68 PCB-94	2.82e5	1.51	NO	0.773	10.000	35.89	35.87	0.986	0.985	NO	501.8		4.07	501.8

Dataset: U:\VG11.PRO\Results\190628K2\190628K2-11.qld

Last Altered: Saturday, July 13, 2019 13:13:43 Pacific Daylight Time
Printed: Saturday, July 13, 2019 13:14:11 Pacific Daylight Time

Name: 190628K2_11, Date: 29-Jun-2019, Time: 02:53:17, ID: B9F0214-BS1 OPR 10, Description: OPR

	#	Name	Resp	RA	n/y	RRF	wt/vol	Pred.RT	RT	Pred.RRT	RRT	Check RRT	Conc.	%Rec	DL	EMPC
69	69	PCB-95/98/102	1.07e6	1.52	NO	1.01	10.000	36.38	36.35	0.999	0.998	NO	1450		3.11	1450
70	70	PCB-93	3.07e5	1.55	NO	0.841	10.000	36.51	36.50	1.003	1.003	NO	501.5		3.75	501.5
71	71	PCB-88/91	6.39e5	1.51	NO	0.890	10.000	36.83	36.83	1.012	1.012	NO	987.7		3.54	987.7
72	72	PCB-121	5.34e5	1.53	NO	1.39	10.000	36.95	36.93	1.015	1.014	NO	530.5		2.27	530.5
73	73	PCB-84/92	6.15e5	1.50	NO	0.879	10.000	37.78	37.78	0.990	0.990	NO	947.0		3.63	947.0
74	74	PCB-89	3.44e5	1.53	NO	0.959	10.000	37.99	37.97	0.996	0.995	NO	484.2		3.32	484.2
75	75	PCB-90/101	6.79e5	1.51	NO	0.944	10.000	38.15	38.15	1.000	1.000	NO	972.6		3.38	972.6
76	76	PCB-113	4.83e5	1.51	NO	1.23	10.000	38.43	38.41	1.007	1.007	NO	530.5		2.59	530.5
77	77	PCB-99	3.64e5	1.51	NO	1.12	10.000	38.53	38.51	1.010	1.009	NO	440.3		2.85	440.3
78	78	PCB-119	4.80e5	1.52	NO	1.47	10.000	38.98	38.99	0.987	0.987	NO	493.2		2.38	493.2
79	79	PCB-108/112	7.92e5	1.51	NO	1.25	10.000	39.15	39.14	0.991	0.991	NO	958.2		2.80	958.2
80	80	PCB-83	4.95e5	1.53	NO	1.55	10.000	39.32	39.31	0.996	0.995	NO	483.4		2.26	483.4
81	81	PCB-97	3.41e5	1.54	NO	1.07	10.000	39.53	39.51	1.001	1.000	NO	479.5		3.26	479.5
82	82	PCB-86	3.32e5	1.50	NO	0.996	10.000	39.66	39.68	1.004	1.005	NO	503.6		3.52	503.6
83	83	PCB-87/117/125	1.29e6	1.50	NO	1.33	10.000	39.79	39.81	1.008	1.008	NO	1466		2.63	1466
84	84	PCB-111/115	1.07e6	1.53	NO	1.60	10.000	39.96	39.96	1.012	1.012	NO	1008		2.19	1008
85	85	PCB-85/116	7.65e5	1.53	NO	1.22	10.000	40.09	40.09	1.015	1.015	NO	951.2		2.88	951.2
86	86	PCB-120	5.64e5	1.50	NO	1.68	10.000	40.35	40.35	1.022	1.022	NO	507.5		2.08	507.5
87	87	PCB-110	4.89e5	1.54	NO	1.49	10.000	40.48	40.50	1.025	1.025	NO	496.9		2.36	496.9
88	88	PCB-82	2.90e5	1.53	NO	0.674	10.000	41.16	41.13	0.976	0.976	NO	485.1		4.08	485.1
89	89	PCB-124	5.32e5	1.49	NO	1.16	10.000	41.86	41.84	0.993	0.992	NO	517.1		2.37	517.1
90	90	PCB-107/109	1.01e6	1.51	NO	1.17	10.000	42.02	41.99	0.997	0.996	NO	974.1		2.36	974.1
91	91	PCB-123	4.46e5	1.54	NO	1.04	10.000	42.18	42.17	1.000	1.000	NO	484.0		2.64	484.0
92	92	PCB-106/118	9.45e5	1.51	NO	1.07	10.000	42.38	42.38	1.001	1.001	NO	965.5		2.41	965.5
93	93	PCB-114	4.67e5	1.57	NO	1.16	10.000	43.04	43.04	1.000	1.000	NO	494.2		0.356	494.2
94	94	PCB-122	3.98e5	1.59	NO	0.973	10.000	43.17	43.17	1.003	1.004	NO	503.7		0.426	503.7
95	95	PCB-105	4.54e5	1.57	NO	1.10	10.000	43.92	43.93	1.000	1.000	NO	490.5		0.360	490.5
96	96	PCB-127	4.82e5	1.57	NO	1.11	10.000	44.27	44.27	1.000	1.000	NO	495.8		0.349	495.8
97	97	PCB-126	4.77e5	1.59	NO	1.21	10.000	46.24	46.24	1.000	1.000	NO	497.7		0.357	497.7
98	98	PCB-155	3.66e5	1.27	NO	0.874	10.000	37.69	37.69	1.000	1.000	NO	473.4		0.127	473.4
99	99	PCB-150	3.92e5	1.21	NO	0.881	10.000	38.98	39.01	1.035	1.036	NO	502.7		0.126	502.7
100	1...	PCB-152	4.35e5	1.25	NO	1.00	10.000	39.48	39.49	1.048	1.048	NO	489.6		0.110	489.6
101	1...	PCB-145	4.33e5	1.25	NO	1.00	10.000	39.95	39.96	1.061	1.061	NO	489.7		0.111	489.7
102	1...	PCB-136	3.76e5	1.25	NO	0.843	10.000	40.28	40.29	1.069	1.070	NO	503.5		0.131	503.5
103	1...	PCB-148	3.09e5	1.27	NO	0.693	10.000	40.39	40.41	1.072	1.073	NO	503.6		0.160	503.6
104	1...	PCB-154	3.35e5	1.25	NO	0.724	10.000	40.90	40.91	1.086	1.086	NO	523.4		0.153	523.4

Dataset: U:\VG11.PRO\Results\190628K2\190628K2-11.qld

Last Altered: Saturday, July 13, 2019 13:13:43 Pacific Daylight Time
Printed: Saturday, July 13, 2019 13:14:11 Pacific Daylight Time

Name: 190628K2_11, Date: 29-Jun-2019, Time: 02:53:17, ID: B9F0214-BS1 OPR 10, Description: OPR

	#	Name	Resp	RA	n/y	RRF	wt/vol	Pred.RT	RT	Pred.RRT	RRT	Check RRT	Conc.	%Rec	DL	EMPC
105	1...	PCB-151	2.93e5	1.27	NO	0.632	10.000	41.58	41.58	1.104	1.104	NO	524.5		0.175	524.5
106	1...	PCB-135	3.48e5	1.26	NO	0.716	10.000	41.80	41.80	1.110	1.110	NO	549.9		0.155	549.9
107	1...	PCB-144	2.91e5	1.25	NO	0.667	10.000	41.89	41.91	1.112	1.113	NO	493.9		0.166	493.9
108	1...	PCB-147	3.08e5	1.33	NO	0.661	10.000	42.04	42.04	1.116	1.116	NO	526.6		0.168	526.6
109	1...	PCB-139/149	6.68e5	1.26	NO	0.738	10.000	42.30	42.32	1.123	1.123	NO	1024		0.150	1024
110	1...	PCB-140	2.86e5	1.24	NO	0.627	10.000	42.51	42.51	1.128	1.128	NO	514.7		0.177	514.7
111	1...	PCB-134/143	5.32e5	1.20	NO	0.733	10.000	42.96	42.96	0.975	0.975	NO	989.8		0.688	989.8
112	1...	PCB-131/133	5.66e5	1.20	NO	0.790	10.000	43.26	43.26	0.982	0.982	NO	977.2		0.639	977.2
113	1...	PCB-142	2.59e5	1.20	NO	0.708	10.000	43.45	43.43	0.986	0.985	NO	499.2		0.713	499.2
114	1...	PCB-146/165	7.06e5	1.17	NO	0.959	10.000	43.66	43.66	0.990	0.991	NO	1003		0.526	1003
115	1...	PCB-132/161	7.01e5	1.19	NO	0.974	10.000	43.91	43.91	0.996	0.996	NO	980.7		0.518	980.7
116	1...	PCB-153	3.63e5	1.19	NO	1.01	10.000	44.09	44.10	1.000	1.000	NO	489.2		0.499	489.2
117	1...	PCB-168	3.66e5	1.20	NO	1.02	10.000	44.30	44.30	1.005	1.005	NO	489.7		0.495	489.7
118	1...	PCB-141	2.86e5	1.21	NO	0.967	10.000	44.88	44.85	1.001	1.000	NO	484.6		0.614	484.6
119	1...	PCB-137	3.13e5	1.20	NO	0.987	10.000	45.25	45.25	1.009	1.009	NO	519.7		0.601	519.7
120	1...	PCB-130	2.50e5	1.21	NO	0.840	10.000	45.36	45.35	1.012	1.011	NO	486.9		0.707	486.9
121	1...	PCB-138/163/164	1.13e6	1.20	NO	1.23	10.000	45.74	45.74	1.001	1.001	NO	1455		0.472	1455
122	1...	PCB-158/160	7.50e5	1.19	NO	1.18	10.000	45.99	45.99	1.006	1.006	NO	1007		0.491	1007
123	1...	PCB-129	2.45e5	1.23	NO	0.819	10.000	46.25	46.24	1.012	1.012	NO	473.8		0.706	473.8
124	1...	PCB-166	4.10e5	1.17	NO	1.07	10.000	46.71	46.71	0.993	0.993	NO	488.5		0.457	488.5
125	1...	PCB-159	4.18e5	1.20	NO	1.12	10.000	47.05	47.05	1.000	1.000	NO	475.5		0.436	475.5
126	1...	PCB-128/162	6.81e5	1.18	NO	0.851	10.000	47.34	47.35	1.007	1.007	NO	1019		0.574	1019
127	1...	PCB-167	3.84e5	1.21	NO	1.04	10.000	47.75	47.75	1.000	1.000	NO	487.8		0.465	487.8
128	1...	PCB-156	3.97e5	1.19	NO	1.06	10.000	49.08	49.08	1.000	1.000	NO	498.4		0.472	498.4
129	1...	PCB-157	3.54e5	1.22	NO	0.978	10.000	49.38	49.36	1.001	1.000	NO	488.6		0.523	488.6
130	1...	PCB-169	3.74e5	1.20	NO	1.11	10.000	51.64	51.64	1.000	1.000	NO	485.6		0.503	485.6
131	1...	PCB-188	4.08e5	1.05	NO	1.19	10.000	43.72	43.72	1.001	1.001	NO	493.3		0.351	493.3
132	1...	PCB-184	3.96e5	1.04	NO	1.17	10.000	44.17	44.17	1.011	1.011	NO	488.5		0.359	488.5
133	1...	PCB-179	4.09e5	1.07	NO	1.18	10.000	44.96	44.99	1.029	1.030	NO	501.3		0.356	501.3
134	1...	PCB-176	4.14e5	1.03	NO	1.16	10.000	45.45	45.46	1.041	1.041	NO	514.6		0.361	514.6
135	1...	PCB-186	4.48e5	1.04	NO	1.22	10.000	46.07	46.09	1.055	1.055	NO	529.8		0.344	529.8
136	1...	PCB-178	2.94e5	1.01	NO	0.830	10.000	46.59	46.60	1.067	1.067	NO	511.0		0.505	511.0
137	1...	PCB-175	3.08e5	1.04	NO	0.849	10.000	46.95	46.96	1.075	1.075	NO	523.3		0.494	523.3
138	1...	PCB-182/187	6.76e5	1.02	NO	0.960	10.000	47.12	47.13	1.079	1.079	NO	1015		0.436	1015
139	1...	PCB-183	3.33e5	1.02	NO	0.957	10.000	47.44	47.45	1.086	1.086	NO	501.5		0.438	501.5
140	1...	PCB-185	2.95e5	1.04	NO	1.32	10.000	48.14	48.13	0.956	0.955	NO	499.7		0.491	499.7

Dataset: U:\VG11.PRO\Results\190628K2\190628K2-11.qld

Last Altered: Saturday, July 13, 2019 13:13:43 Pacific Daylight Time
Printed: Saturday, July 13, 2019 13:14:11 Pacific Daylight Time

Name: 190628K2_11, Date: 29-Jun-2019, Time: 02:53:17, ID: B9F0214-BS1 OPR 10, Description: OPR

	#	Name	Resp	RA	n/y	RRF	wt/vol	Pred.RT	RT	Pred.RRT	RRT	Check RRT	Conc.	%Rec	DL	EMPC
141	1...	PCB-174	2.92e5	1.05	NO	1.22	10.000	48.52	48.51	0.963	0.963	NO	534.6		0.531	534.6
142	1...	PCB-181	3.18e5	1.05	NO	1.41	10.000	48.63	48.62	0.965	0.965	NO	502.3		0.458	502.3
143	1...	PCB-177	2.71e5	1.03	NO	1.24	10.000	48.80	48.79	0.969	0.968	NO	488.5		0.522	488.5
144	1...	PCB-171	2.80e5	1.04	NO	1.24	10.000	49.11	49.10	0.975	0.974	NO	504.2		0.521	504.2
145	1...	PCB-173	2.55e5	1.03	NO	1.14	10.000	49.54	49.53	0.983	0.983	NO	498.5		0.567	498.5
146	1...	PCB-172	2.91e5	1.05	NO	1.31	10.000	50.00	49.99	0.992	0.992	NO	497.3		0.495	497.3
147	1...	PCB-192	3.83e5	1.03	NO	1.70	10.000	50.20	50.20	0.996	0.996	NO	502.3		0.381	502.3
148	1...	PCB-180	2.97e5	1.02	NO	1.32	10.000	50.41	50.40	1.000	1.000	NO	501.8		0.491	501.8
149	1...	PCB-193	3.48e5	1.03	NO	1.54	10.000	50.62	50.61	1.005	1.005	NO	505.1		0.421	505.1
150	1...	PCB-191	3.49e5	1.03	NO	1.57	10.000	50.88	50.88	1.010	1.010	NO	495.6		0.412	495.6
151	1...	PCB-170	2.47e5	1.05	NO	1.36	10.000	52.07	52.07	1.000	1.000	NO	470.3		0.550	470.3
152	1...	PCB-190	3.36e5	1.04	NO	1.84	10.000	52.26	52.26	1.004	1.004	NO	472.9		0.406	472.9
153	1...	PCB-189	3.53e5	1.01	NO	1.33	10.000	53.76	53.74	1.000	1.000	NO	503.5		0.375	503.5
154	1...	PCB-202	3.40e5	0.89	NO	1.02	10.000	49.33	49.31	1.001	1.000	NO	489.5		0.201	489.5
155	1...	PCB-201	3.10e5	0.90	NO	0.915	10.000	49.79	49.80	1.010	1.010	NO	499.2		0.225	499.2
156	1...	PCB-204	3.34e5	0.89	NO	0.979	10.000	49.97	49.97	1.014	1.014	NO	502.8		0.211	502.8
157	1...	PCB-197	3.36e5	0.90	NO	0.979	10.000	50.26	50.27	1.020	1.020	NO	505.6		0.211	505.6
158	1...	PCB-200	3.11e5	0.90	NO	0.954	10.000	51.21	51.22	1.039	1.039	NO	479.9		0.216	479.9
159	1...	PCB-198	2.44e5	0.91	NO	0.748	10.000	52.75	52.75	1.070	1.070	NO	480.8		0.275	480.8
160	1...	PCB-199	2.35e5	0.90	NO	0.706	10.000	52.87	52.87	1.073	1.073	NO	490.3		0.292	490.3
161	1...	PCB-196/203	5.05e5	0.89	NO	0.785	10.000	53.17	53.17	1.079	1.079	NO	948.0		0.263	948.0
162	1...	PCB-195	2.42e5	0.90	NO	1.03	10.000	54.45	54.43	0.984	0.984	NO	493.6		0.425	493.6
163	1...	PCB-194	2.65e5	0.89	NO	1.16	10.000	55.34	55.34	1.000	1.000	NO	483.7		0.380	483.7
164	1...	PCB-205	3.38e5	0.90	NO	1.40	10.000	55.61	55.62	1.005	1.005	NO	508.7		0.313	508.7
165	1...	PCB-208	2.61e5	1.32	NO	0.934	10.000	54.60	54.59	1.000	1.000	NO	478.4		0.309	478.4
166	1...	PCB-207	2.59e5	1.30	NO	0.912	10.000	54.92	54.92	1.006	1.006	NO	486.6		0.316	486.6
167	1...	PCB-206	1.99e5	1.29	NO	0.987	10.000	56.88	56.88	1.000	1.000	NO	471.7		0.377	471.7
168	1...	PCB-209	2.37e5	1.20	NO	0.943	10.000	58.08	58.09	1.000	1.000	NO	483.8		0.0539	483.8
169	1...	13C-PCB-1	8.55e5	3.04	NO	1.08	10.000	16.00	16.02	0.612	0.613	NO	364.1	36.4	0.470	
170	1...	13C-PCB-3	9.39e5	3.05	NO	1.09	10.000	18.70	18.71	0.715	0.716	NO	394.8	39.5	0.464	
171	1...	13C-PCB-4	5.81e5	1.61	NO	0.640	10.000	20.08	20.09	0.768	0.768	NO	416.3	41.6	0.292	
172	1...	13C-PCB-9	9.77e5	1.61	NO	0.995	10.000	21.93	21.93	0.839	0.839	NO	450.6	45.1	0.188	
173	1...	13C-PCB-11	1.11e6	1.57	NO	0.971	10.000	25.43	25.43	0.973	0.972	NO	523.7	52.4	0.192	
174	1...	13C-PCB-19	6.52e5	1.05	NO	0.637	10.000	24.37	24.37	0.932	0.932	NO	469.4	46.9	2.45	
175	1...	13C-PCB-32	1.05e6	1.04	NO	0.910	10.000	27.39	27.39	1.047	1.047	NO	529.8	53.0	1.72	
176	1...	13C-PCB-28	1.06e6	0.98	NO	1.07	10.000	29.43	29.41	1.004	1.003	NO	547.7	54.8	2.61	

Dataset: U:\VG11.PRO\Results\190628K2\190628K2-11.qld

Last Altered: Saturday, July 13, 2019 13:13:43 Pacific Daylight Time
Printed: Saturday, July 13, 2019 13:14:11 Pacific Daylight Time

Name: 190628K2_11, Date: 29-Jun-2019, Time: 02:53:17, ID: B9F0214-BS1 OPR 10, Description: OPR

	#	Name	Resp	RA	n/y	RRF	wt/vol	Pred.RT	RT	Pred.RRT	RRT	Check RRT	Conc.	%Rec	DL	EMPC
177	1...	13C-PCB-37	1.08e6	0.97	NO	0.959	10.000	33.45	33.43	1.141	1.140	NO	624.1	62.4	2.91	
178	1...	13C-PCB-54	8.47e5	0.76	NO	1.10	10.000	28.24	28.25	0.756	0.756	NO	472.1	47.2	0.327	
179	1...	13C-PCB-52	7.48e5	0.76	NO	0.844	10.000	31.92	31.92	0.854	0.854	NO	542.3	54.2	0.426	
180	1...	13C-PCB-47	8.11e5	0.76	NO	0.893	10.000	32.44	32.44	0.868	0.868	NO	555.8	55.6	0.402	
181	1...	13C-PCB-70	9.61e5	0.77	NO	1.01	10.000	36.09	36.09	0.966	0.966	NO	583.9	58.4	0.357	
182	1...	13C-PCB-80	1.04e6	0.77	NO	1.05	10.000	36.52	36.53	0.977	0.978	NO	610.6	61.1	0.344	
183	1...	13C-PCB-81	1.03e6	0.76	NO	0.985	10.000	39.74	39.74	1.063	1.063	NO	641.8	64.2	0.365	
184	1...	13C-PCB-77	1.04e6	0.78	NO	0.958	10.000	40.35	40.35	1.080	1.080	NO	665.3	66.5	0.375	
185	1...	13C-PCB-104	8.97e5	1.59	NO	1.10	10.000	33.11	33.11	0.829	0.829	NO	538.6	53.9	0.164	
186	1...	13C-PCB-95	7.27e5	1.60	NO	0.852	10.000	36.39	36.40	0.911	0.911	NO	561.8	56.2	0.211	
187	1...	13C-PCB-101	7.40e5	1.65	NO	0.814	10.000	38.14	38.15	0.955	0.955	NO	598.8	59.9	0.221	
188	1...	13C-PCB-97	6.62e5	1.59	NO	0.709	10.000	39.49	39.49	0.989	0.989	NO	614.5	61.4	0.254	
189	1...	13C-PCB-123	8.85e5	1.62	NO	0.922	10.000	42.14	42.15	1.055	1.055	NO	632.4	63.2	0.195	
190	1...	13C-PCB-118	9.15e5	1.62	NO	0.975	10.000	42.34	42.34	1.060	1.060	NO	617.9	61.8	0.185	
191	1...	13C-PCB-114	8.13e5	1.58	NO	1.52	10.000	43.03	43.02	0.910	0.909	NO	606.8	60.7	0.409	
192	1...	13C-PCB-105	8.40e5	1.53	NO	1.58	10.000	43.91	43.91	0.928	0.928	NO	602.0	60.2	0.392	
193	1...	13C-PCB-127	8.77e5	1.53	NO	1.62	10.000	44.25	44.25	0.935	0.935	NO	613.6	61.4	0.383	
194	1...	13C-PCB-126	7.90e5	1.54	NO	1.45	10.000	46.22	46.22	0.977	0.977	NO	619.8	62.0	0.430	
195	1...	13C-PCB-155	8.85e5	1.31	NO	1.03	10.000	37.67	37.67	0.943	0.943	NO	567.8	56.8	0.0932	
196	1...	13C-PCB-153	7.33e5	1.28	NO	1.42	10.000	44.06	44.08	0.931	0.932	NO	584.1	58.4	0.375	
197	1...	13C-PCB-141	6.10e5	1.27	NO	1.14	10.000	44.83	44.83	0.947	0.948	NO	605.6	60.6	0.467	
198	1...	13C-PCB-138	6.32e5	1.27	NO	1.18	10.000	45.71	45.71	0.966	0.966	NO	607.5	60.7	0.452	
199	1...	13C-PCB-159	7.85e5	1.27	NO	1.43	10.000	47.03	47.03	0.994	0.994	NO	621.4	62.1	0.372	
200	2...	13C-PCB-167	7.56e5	1.27	NO	1.42	10.000	47.73	47.73	1.009	1.009	NO	601.8	60.2	0.375	
201	2...	13C-PCB-156	7.54e5	1.29	NO	1.40	10.000	49.06	49.06	1.037	1.037	NO	612.3	61.2	0.382	
202	2...	13C-PCB-157	7.41e5	1.31	NO	1.41	10.000	49.34	49.34	1.043	1.043	NO	597.7	59.8	0.379	
203	2...	13C-PCB-169	6.96e5	1.27	NO	1.35	10.000	51.62	51.62	1.091	1.091	NO	586.3	58.6	0.396	
204	2...	13C-PCB-188	6.94e5	0.44	NO	1.46	10.000	43.68	43.68	0.927	0.927	NO	614.9	61.5	0.264	
205	2...	13C-PCB-180	4.48e5	0.46	NO	0.932	10.000	50.39	50.39	1.069	1.069	NO	622.8	62.3	0.414	
206	2...	13C-PCB-170	3.86e5	0.44	NO	0.796	10.000	52.05	52.05	1.104	1.105	NO	628.9	62.9	0.485	
207	2...	13C-PCB-189	5.26e5	0.44	NO	1.09	10.000	53.74	53.74	1.140	1.140	NO	625.1	62.5	0.354	
208	2...	13C-PCB-202	6.79e5	0.91	NO	1.45	10.000	49.29	49.29	1.042	1.042	NO	606.7	60.7	0.220	
209	2...	13C-PCB-194	4.75e5	0.90	NO	0.714	10.000	55.32	55.32	0.995	0.995	NO	651.1	65.1	0.346	
210	2...	13C-PCB-208	5.83e5	0.80	NO	0.896	10.000	54.59	54.58	0.982	0.982	NO	637.2	63.7	0.320	
211	2...	13C-PCB-206	4.28e5	0.78	NO	0.653	10.000	56.87	56.86	1.023	1.023	NO	641.8	64.2	0.439	
212	2...	13C-PCB-209	5.20e5	1.20	NO	0.806	10.000	58.08	58.08	1.045	1.044	NO	632.0	63.2	0.0767	

Dataset: U:\VG11.PRO\Results\190628K2\190628K2-11.qld

Last Altered: Saturday, July 13, 2019 13:13:43 Pacific Daylight Time
Printed: Saturday, July 13, 2019 13:14:11 Pacific Daylight Time

Name: 190628K2_11, Date: 29-Jun-2019, Time: 02:53:17, ID: B9F0214-BS1 OPR 10, Description: OPR

	#	Name	Resp	RA	n/y	RRF	wt/vol	Pred.RT	RT	Pred.RRT	RRT	Check RRT	Conc.	%Rec	DL	EMPC
213	2...	13C-PCB-15	2.18e6	1.58	NO	1.00	10.000	26.14	26.15	1.000	0.000	NO	1000	100	0.187	
214	2...	13C-PCB-31	1.81e6	0.98	NO	1.00	10.000	29.30	29.31	1.000	0.000	NO	1000	100	2.79	
215	2...	13C-PCB-60	1.63e6	0.77	NO	1.00	10.000	37.37	37.37	1.000	0.000	NO	1000	100	0.359	
216	2...	13C-PCB-111	1.52e6	1.59	NO	1.00	10.000	39.94	39.94	1.000	0.000	NO	1000	100	0.180	
217	2...	13C-PCB-128	8.82e5	1.26	NO	1.00	10.000	47.32	47.32	1.000	0.000	NO	1000	100	0.534	
218	2...	13C-PCB-182	7.72e5	0.45	NO	1.00	10.000	47.13	47.13	0.000	0.000	NO	1000	100	0.386	
219	2...	13C-PCB-205	1.02e6	0.90	NO	1.00	10.000	55.60	55.60	1.000	0.000	NO	1000	100	0.247	
220	2...	13C-PCB-79	1.03e6	0.75	NO	1.03	10.000	38.47	38.47	1.029	1.029	NO	610.0	61.0	0.348	
221	2...	13C-PCB-178	4.52e5	0.44	NO	0.875	10.000	46.58	46.58	0.988	0.988	NO	585.6	58.6	0.398	
222	2...	13C-PCB-79	1.03e6	0.75	NO	1.05	10.000	38.46	38.47	0.968	0.968	NO	952.6	95.3	0.551	
223	2...	13C-PCB-178	4.52e5	0.44	NO	0.975	10.000	46.58	46.58	0.924	0.924	NO	1034	103	0.692	

Dataset: Untitled

Last Altered: Saturday, June 29, 2019 13:14:13 Pacific Daylight Time
Printed: Saturday, June 29, 2019 13:19:29 Pacific Daylight Time

Name: 190628K2_11, Date: 29-Jun-2019, Time: 02:53:17, ID: B9F0214-BS1 OPR 10, Description: OPR

PCB-1

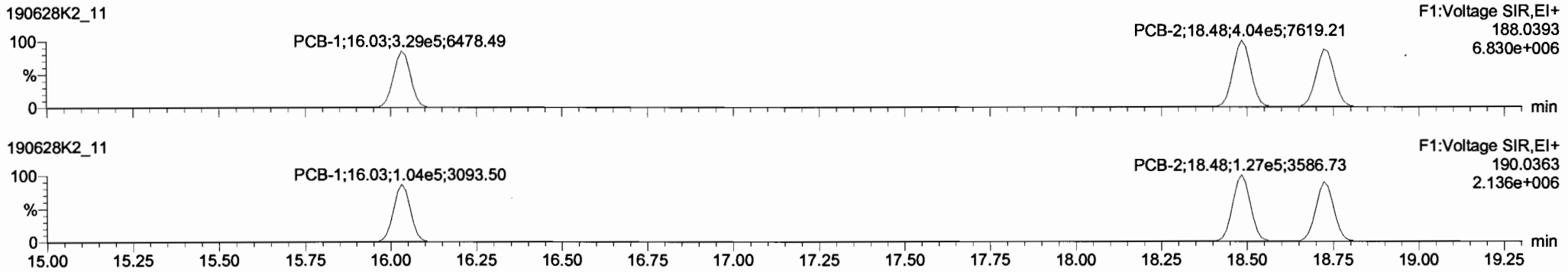

13C-PCB-1

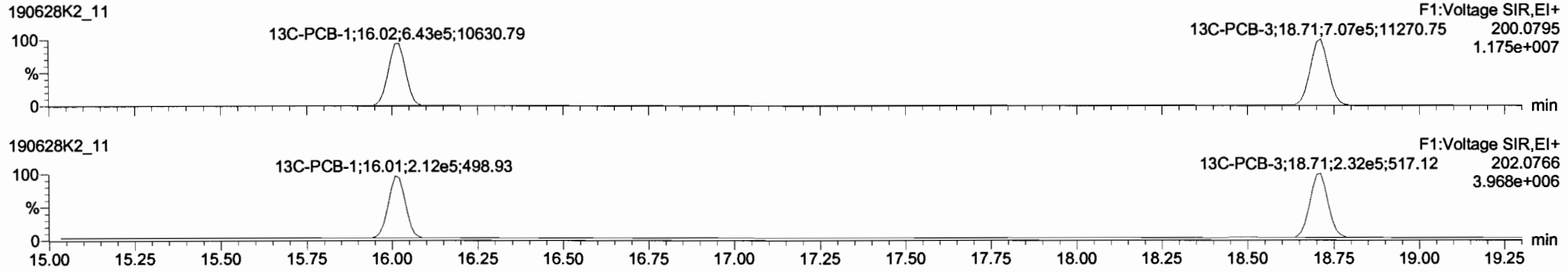

PFK1

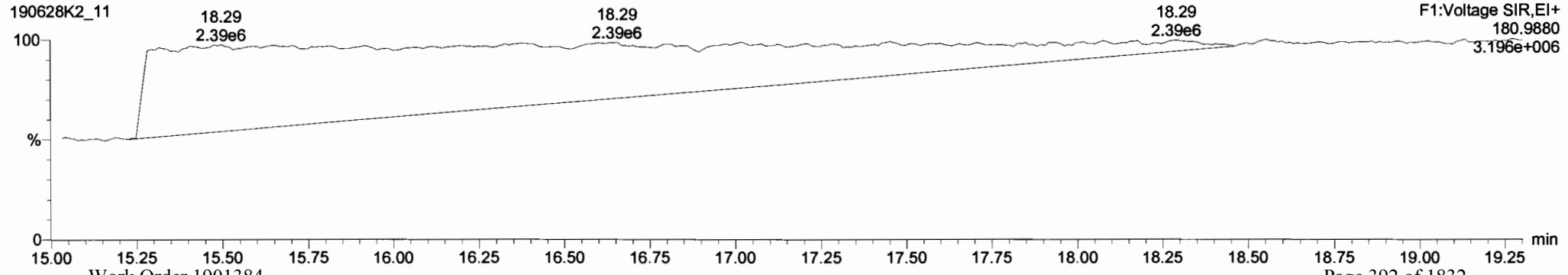

Dataset: Untitled

Last Altered: Saturday, June 29, 2019 13:14:13 Pacific Daylight Time
Printed: Saturday, June 29, 2019 13:19:29 Pacific Daylight Time

Name: 190628K2_11, Date: 29-Jun-2019, Time: 02:53:17, ID: B9F0214-BS1 OPR 10, Description: OPR

PCB-4/10

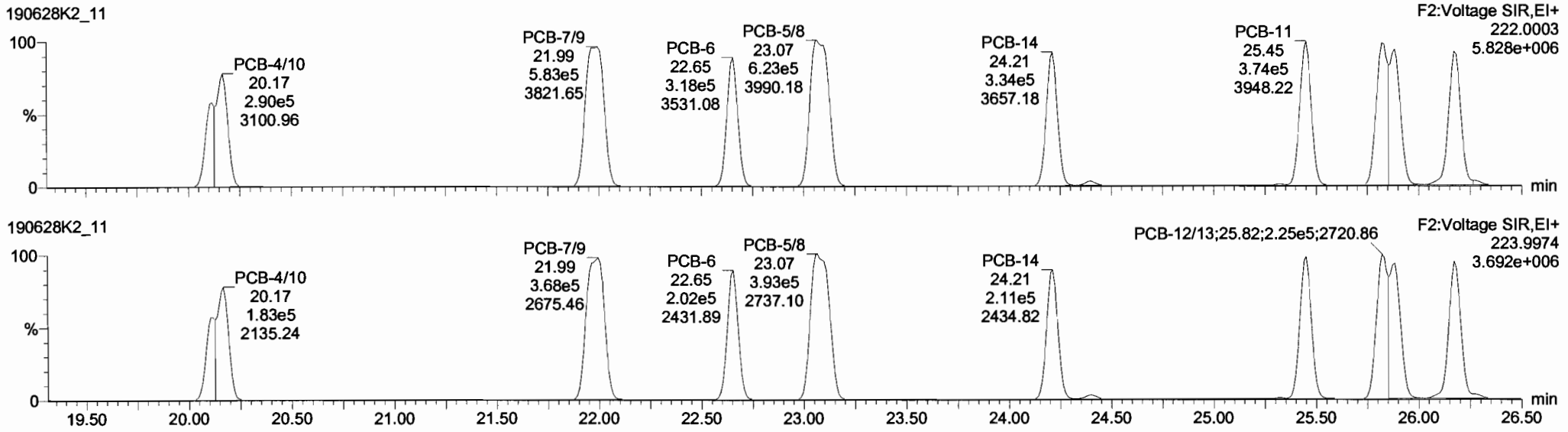

13C-PCB-4

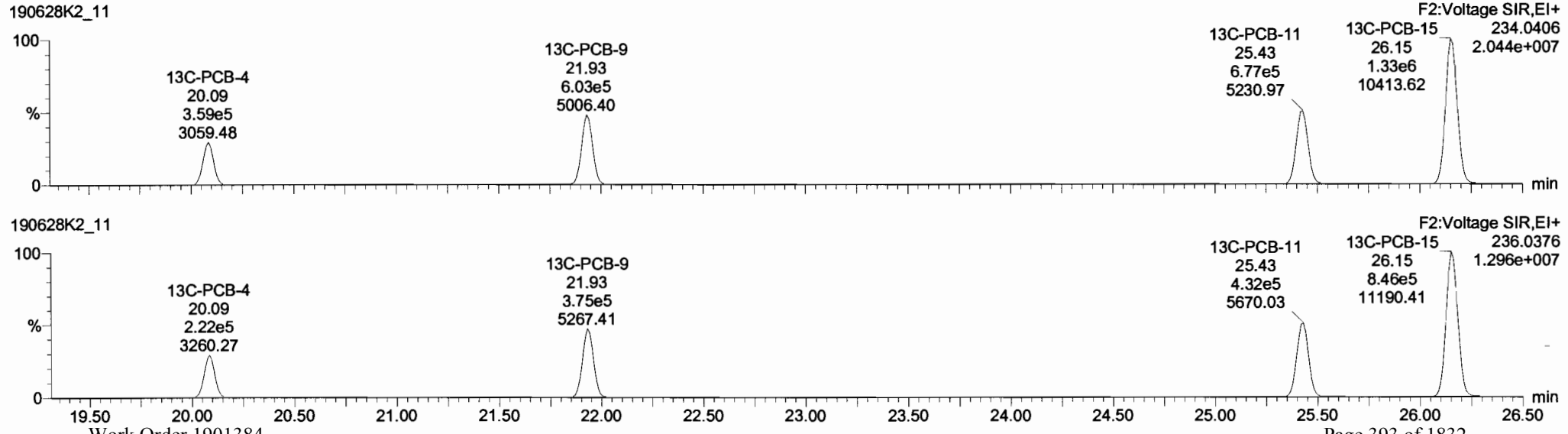

TargetLynx - 190628K2-11.qld * - [Chromatogram]

File Edit View Display Processing Window Help

190628K2_11 - B9F0214-BS1 OPR 10 - CFR

	#	Name	Resp	RA	n/y	RRT	wt/vol	Pred.RT	RT	Pred.R...	RRT	RRT Fail	Conc.	%Rec	DL	EMPC
217	217	13C-PCB-126	8.82e5	1.26	NO	1.0000	10.000	47.32	47.32	1.000	0.000	NO	1000	100	0.534	
218	218	13C-PCB-182	7.72e5	0.45	NO	1.0000	10.000	47.13	47.13	0.000	0.000	NO	1000	100	0.386	
219	219	13C-PCB-205	1.02e6	0.90	NO	1.0000	10.000	55.60	55.60	1.000	0.000	NO	1000	100	0.247	
220	220	13C-PCB-79	1.03e6	0.75	NO	1.0320	10.000	38.47	38.47	1.029	1.029	NO	610.0	61.0	0.348	
221	221	13C-PCB-178	4.52e5	0.44	NO	0.8746	10.000	46.58	46.58	0.988	0.988	NO	585.6	58.6	0.398	
222	222	13C-PCB-79	1.03e6	0.75	NO	1.0454	10.000	38.46	38.47	0.968	0.968	NO	952.6	95.3	0.551	
223	223	13C-PCB-178	4.52e5	0.44	NO	0.9749	10.000	46.56	46.58	0.924	0.924	NO	1034	103	0.692	
224	224	Total Mono-PCBs				1.0122	10.000	0.00		0.000		NO	1556		0.578	1556
225	225	Total Di-PCBs				1.0592	10.000	0.00		0.000		NO	8033		2.78	8033
226	226	2nd Function Tri-PCBs				0.9137	10.000	0.00		0.000		NO	3923		1.02	3923
227	227	3rd Function Tri-PCBs				1.0563	10.000	0.00		0.000		NO	8000		5.99	8000

	#	Name	Pred.RT	RT	mt Resp	m2 Resp	1st Ratio (Pred)	RA	n/y	EMPC	Conc.
1	4	PCB-4/10	20.17	20.17	4.522e5	2.881e5	1.560	1.57	NO	999.79	999.79
2	5	PCB-7/9	21.99	21.99	5.828e5	3.680e5	1.560	1.58	NO	996.59	996.59
3	6	PCB-6	22.64	22.65	3.178e5	2.016e5	1.560	1.58	NO	522.50	522.50
4	7	PCB-5/8	23.06	23.07	6.228e5	3.926e5	1.560	1.59	NO	1027.4	1027.4
5	8	PCB-14	24.22	24.21	3.341e5	2.109e5	1.560	1.58	NO	475.90	475.90
6	9	PCB-11	25.45	25.45	3.736e5	2.360e5	1.560	1.58	NO	501.63	501.63
7	10	PCB-12/13	25.82	25.82	6.975e5	4.447e5	1.560	1.57	NO	993.28	993.28

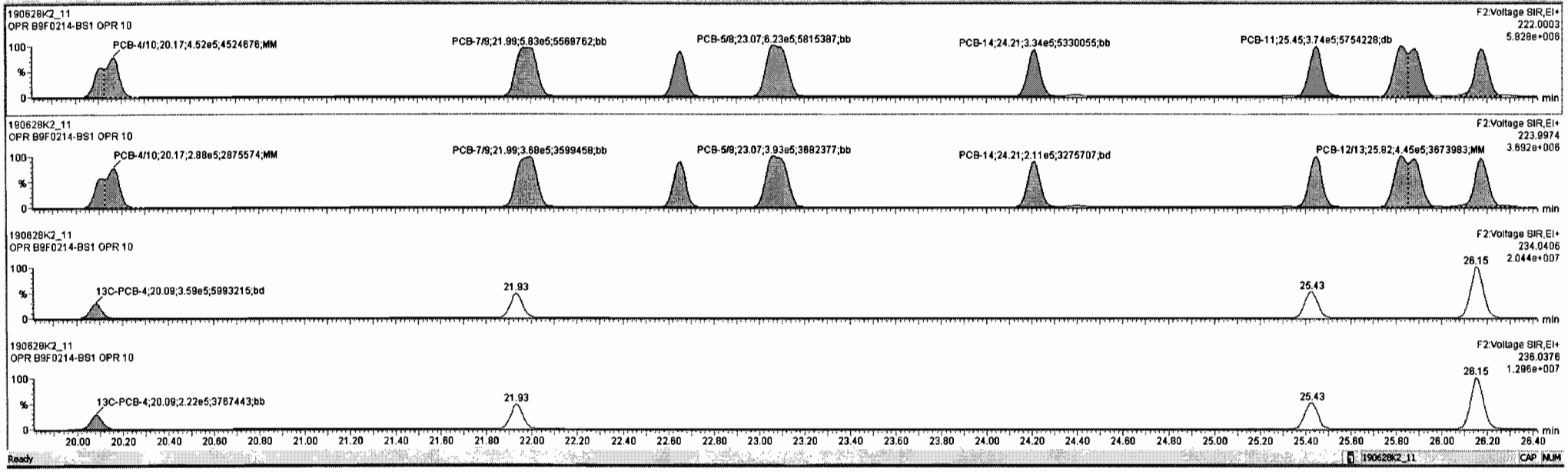

Ready 190628K2_11 CAP NUM

Dataset: Untitled

Last Altered: Saturday, June 29, 2019 13:14:13 Pacific Daylight Time
Printed: Saturday, June 29, 2019 13:19:29 Pacific Daylight Time

Name: 190628K2_11, Date: 29-Jun-2019, Time: 02:53:17, ID: B9F0214-BS1 OPR 10, Description: OPR

PCB-19

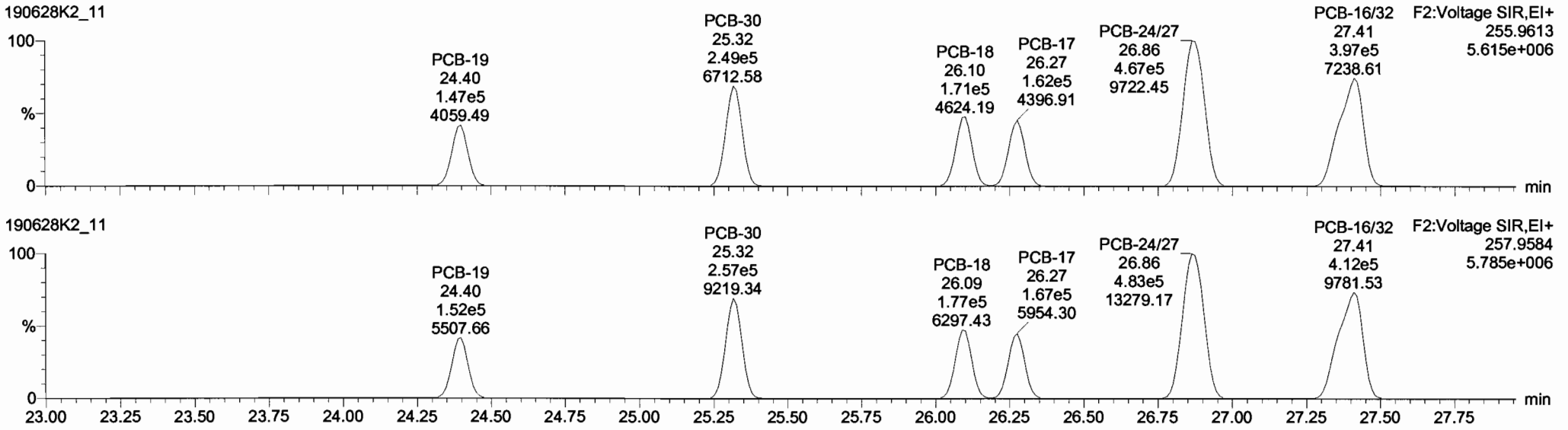

13C-PCB-19

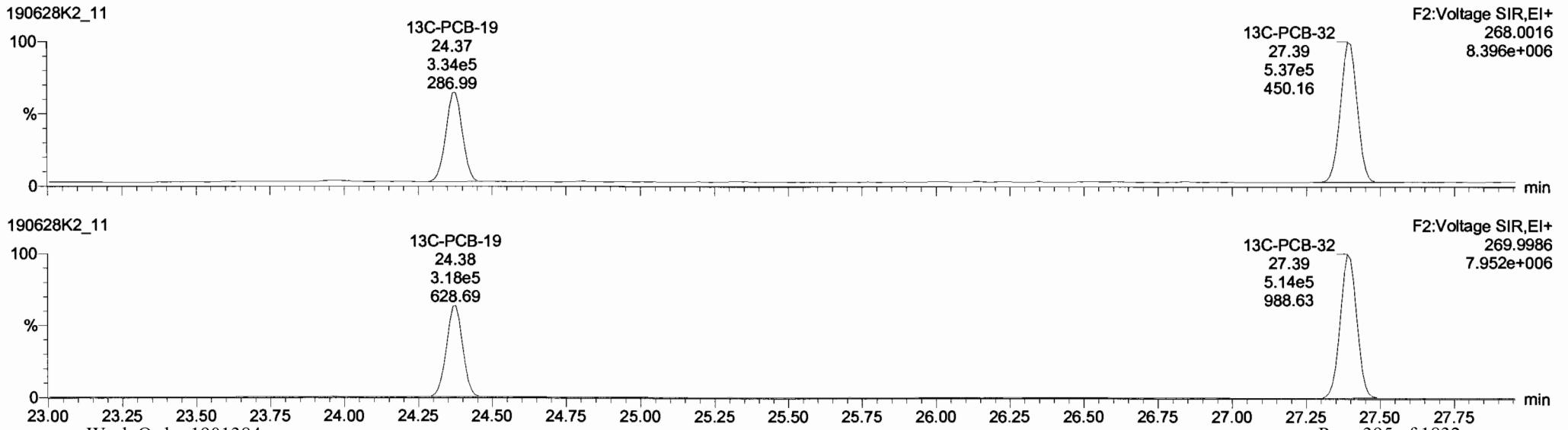

Dataset: Untitled

Last Altered: Saturday, June 29, 2019 13:14:13 Pacific Daylight Time
Printed: Saturday, June 29, 2019 13:19:29 Pacific Daylight Time

Name: 190628K2_11, Date: 29-Jun-2019, Time: 02:53:17, ID: B9F0214-BS1 OPR 10, Description: OPR

PCB-34

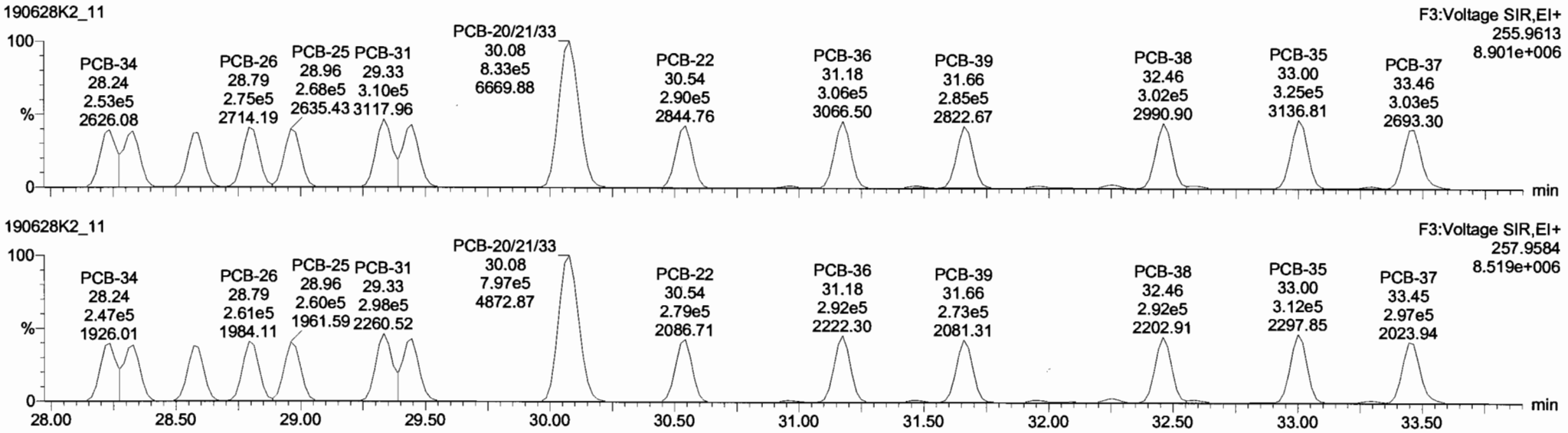

13C-PCB-28

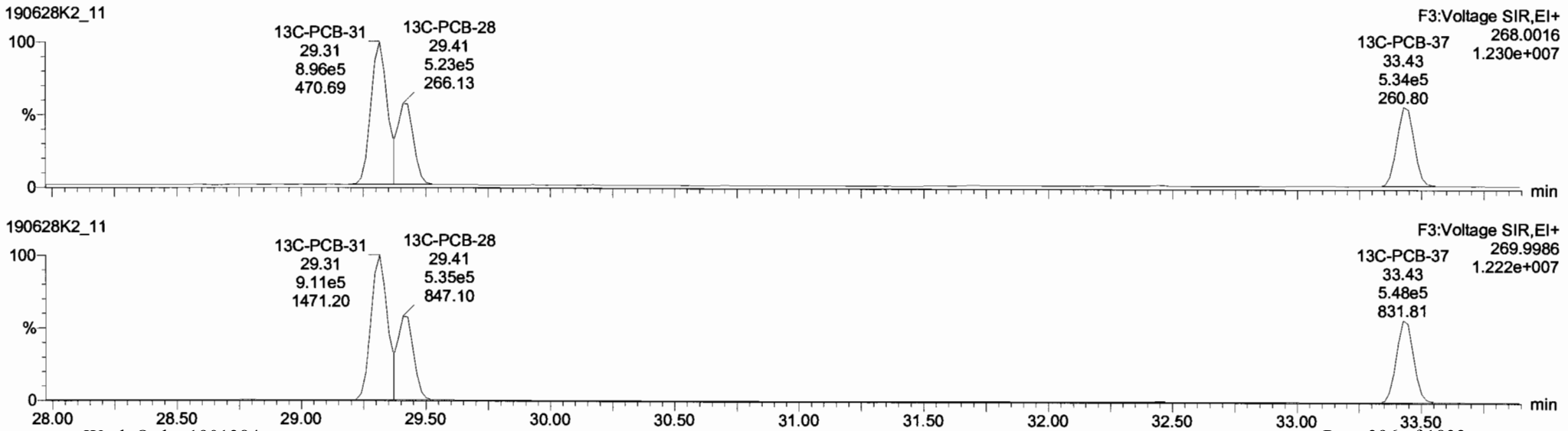

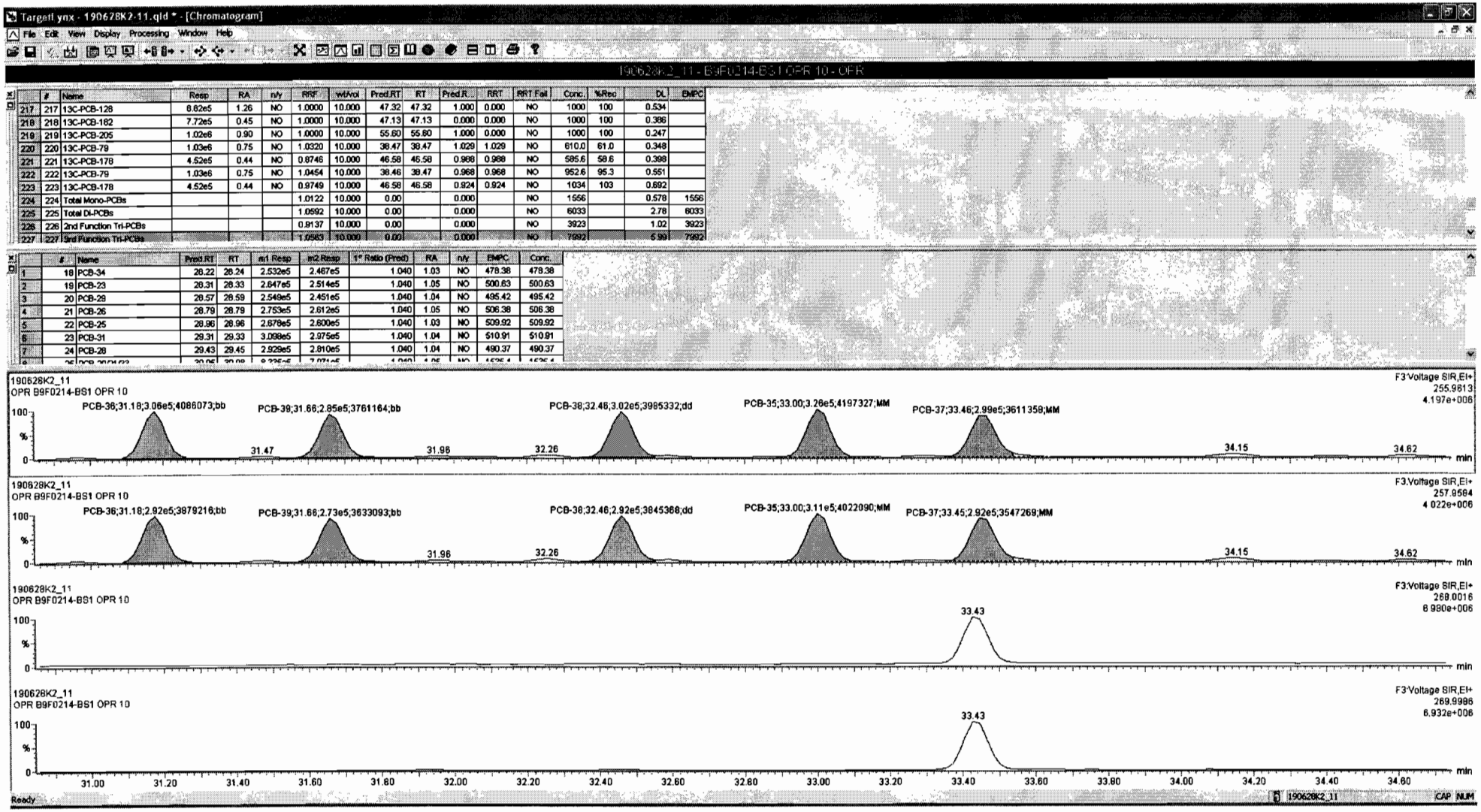

	#	Name	Resp	RA	n/y	RRF	wtVol	Pred.RT	RT	Pred.R	RRT	RRT Fail	Conc.	%Rec	DL	EMPC
217	217	13C-PCB-128	8.82e5	1.26	NO	1.0000	10.000	47.32	47.32	1.000	0.000	NO	1000	100	0.534	
218	218	13C-PCB-162	7.72e5	0.45	NO	1.0000	10.000	47.13	47.13	0.000	0.000	NO	1000	100	0.386	
219	219	13C-PCB-205	1.02e6	0.90	NO	1.0000	10.000	55.60	55.60	1.000	0.000	NO	1000	100	0.247	
220	220	13C-PCB-79	1.03e6	0.75	NO	1.0320	10.000	38.47	38.47	1.029	1.029	NO	610.0	61.0	0.348	
221	221	13C-PCB-178	4.52e5	0.44	NO	0.8746	10.000	46.58	46.58	0.988	0.988	NO	585.6	58.6	0.398	
222	222	13C-PCB-79	1.03e6	0.75	NO	1.0454	10.000	38.46	38.47	0.968	0.968	NO	952.6	95.3	0.551	
223	223	13C-PCB-178	4.52e5	0.44	NO	0.9749	10.000	46.58	46.58	0.924	0.924	NO	1034	103	0.692	
224	224	Total Mono-PCBs				1.0122	10.000	0.00		0.000		NO	1556		0.578	1556
225	225	Total Di-PCBs				1.0592	10.000	0.00		0.000		NO	6033		2.78	6033
226	226	2nd Function Tri-PCBs				0.9137	10.000	0.00		0.000		NO	3923		1.02	3923
227	227	3rd Function Tri-PCBs				1.0583	10.000	0.00		0.000		NO	7992		6.99	7992

	#	Name	Pred.RT	RT	m1 Resp	m2 Resp	1° Ratio (Pred)	RA	n/y	EMPC	Conc.
1	18	PCB-34	28.22	28.24	2.532e5	2.467e5	1.040	1.03	NO	478.38	478.38
2	19	PCB-23	28.31	28.33	2.647e5	2.514e5	1.040	1.05	NO	500.63	500.63
3	20	PCB-29	28.57	28.59	2.549e5	2.451e5	1.040	1.04	NO	495.42	495.42
4	21	PCB-26	28.79	28.79	2.753e5	2.612e5	1.040	1.05	NO	506.38	506.38
5	22	PCB-25	28.96	28.96	2.678e5	2.600e5	1.040	1.03	NO	509.92	509.92
6	23	PCB-31	29.31	29.33	3.098e5	2.975e5	1.040	1.04	NO	510.91	510.91
7	24	PCB-28	29.43	29.45	2.929e5	2.810e5	1.040	1.04	NO	490.37	490.37

Dataset: Untitled

Last Altered: Saturday, June 29, 2019 13:14:13 Pacific Daylight Time
Printed: Saturday, June 29, 2019 13:19:29 Pacific Daylight Time

Name: 190628K2_11, Date: 29-Jun-2019, Time: 02:53:17, ID: B9F0214-BS1 OPR 10, Description: OPR

PCB-54

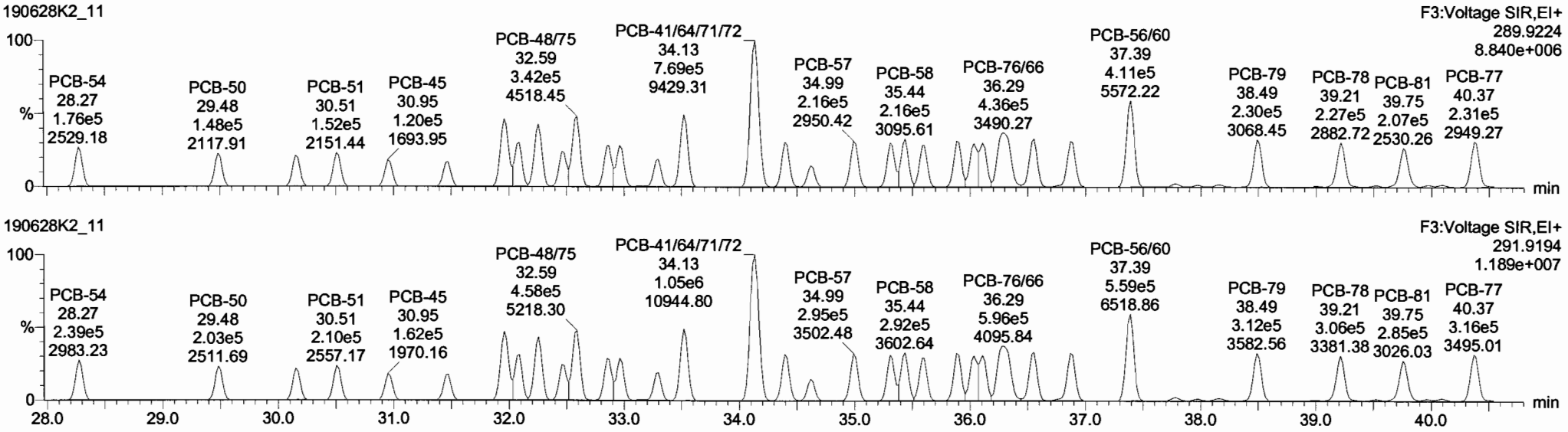

13C-PCB-54

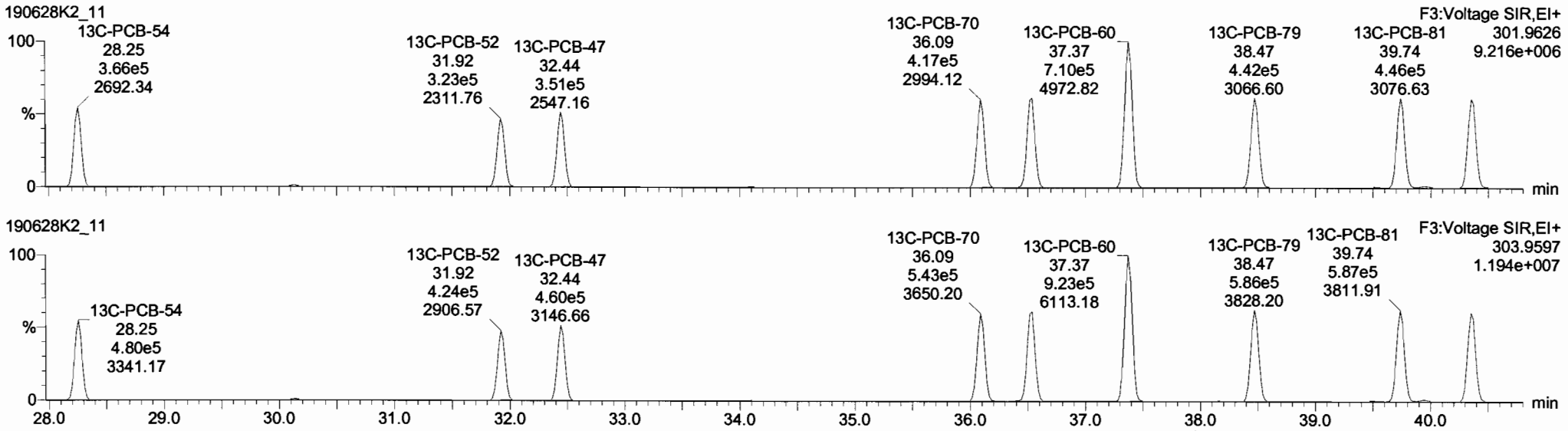

Dataset: Untitled

Last Altered: Saturday, June 29, 2019 13:14:13 Pacific Daylight Time
Printed: Saturday, June 29, 2019 13:19:29 Pacific Daylight Time

Name: 190628K2_11, Date: 29-Jun-2019, Time: 02:53:17, ID: B9F0214-BS1 OPR 10, Description: OPR

PCB-50

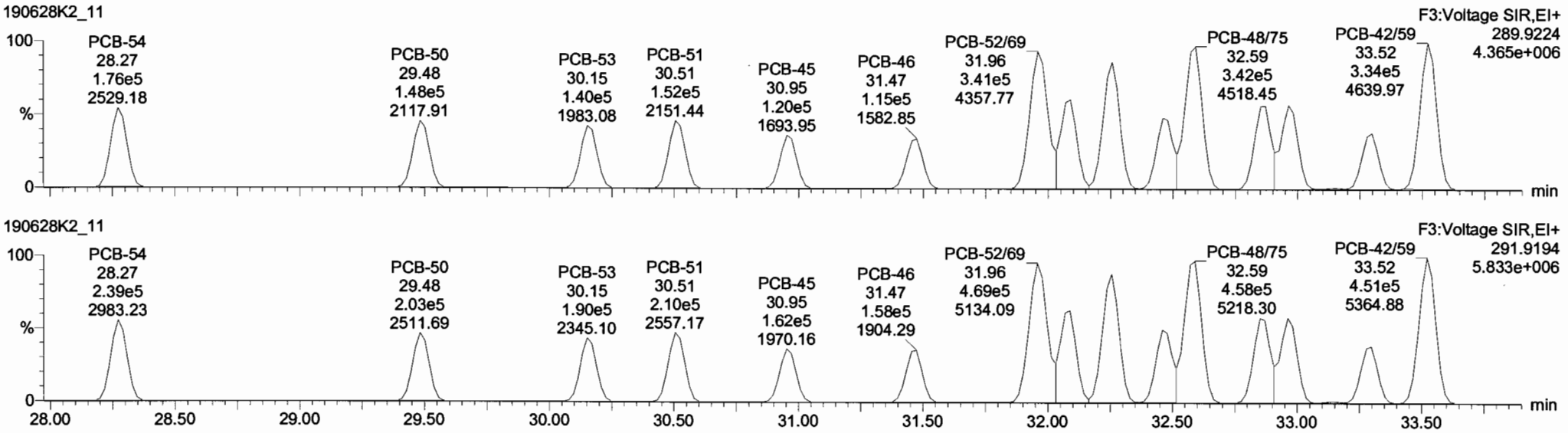

13C-PCB-52

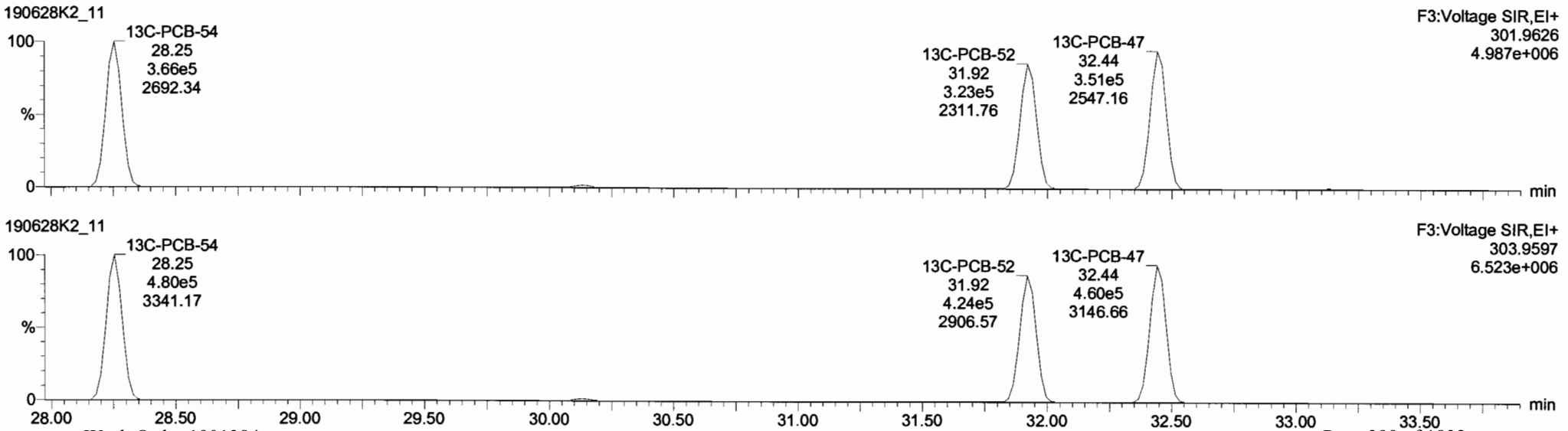

Dataset: Untitled

Last Altered: Saturday, June 29, 2019 13:14:13 Pacific Daylight Time
Printed: Saturday, June 29, 2019 13:19:29 Pacific Daylight Time

Name: 190628K2_11, Date: 29-Jun-2019, Time: 02:53:17, ID: B9F0214-BS1 OPR 10, Description: OPR

PCB-68

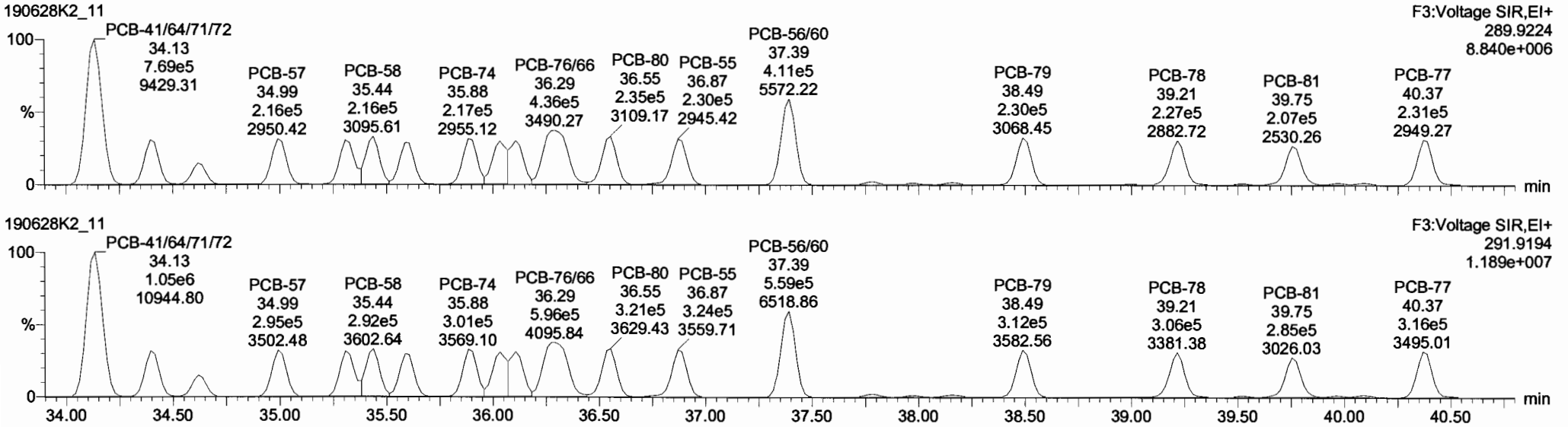

13C-PCB-60

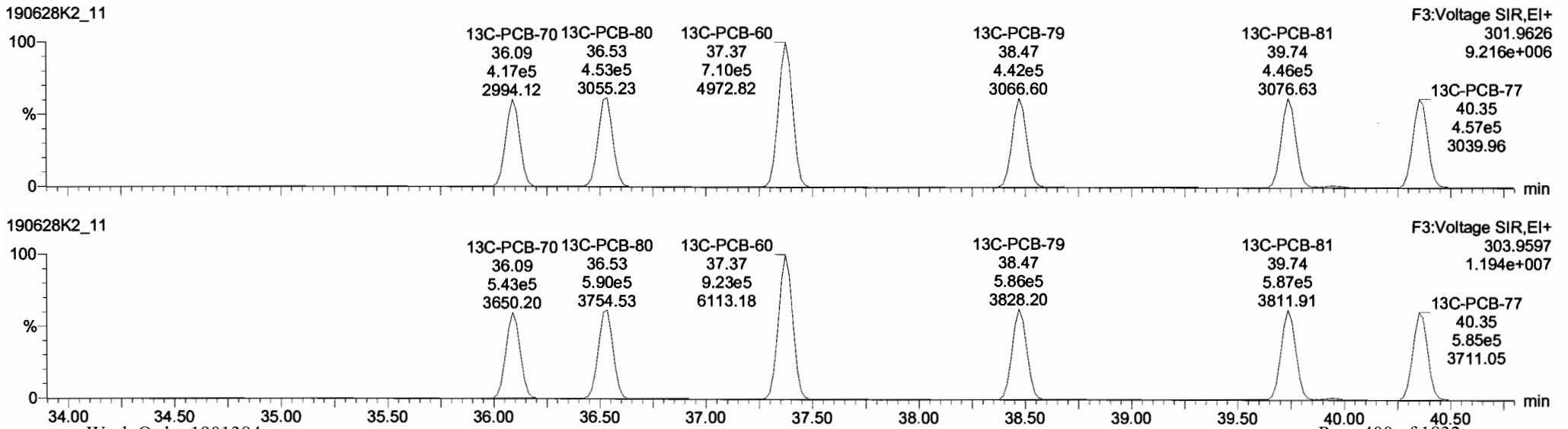

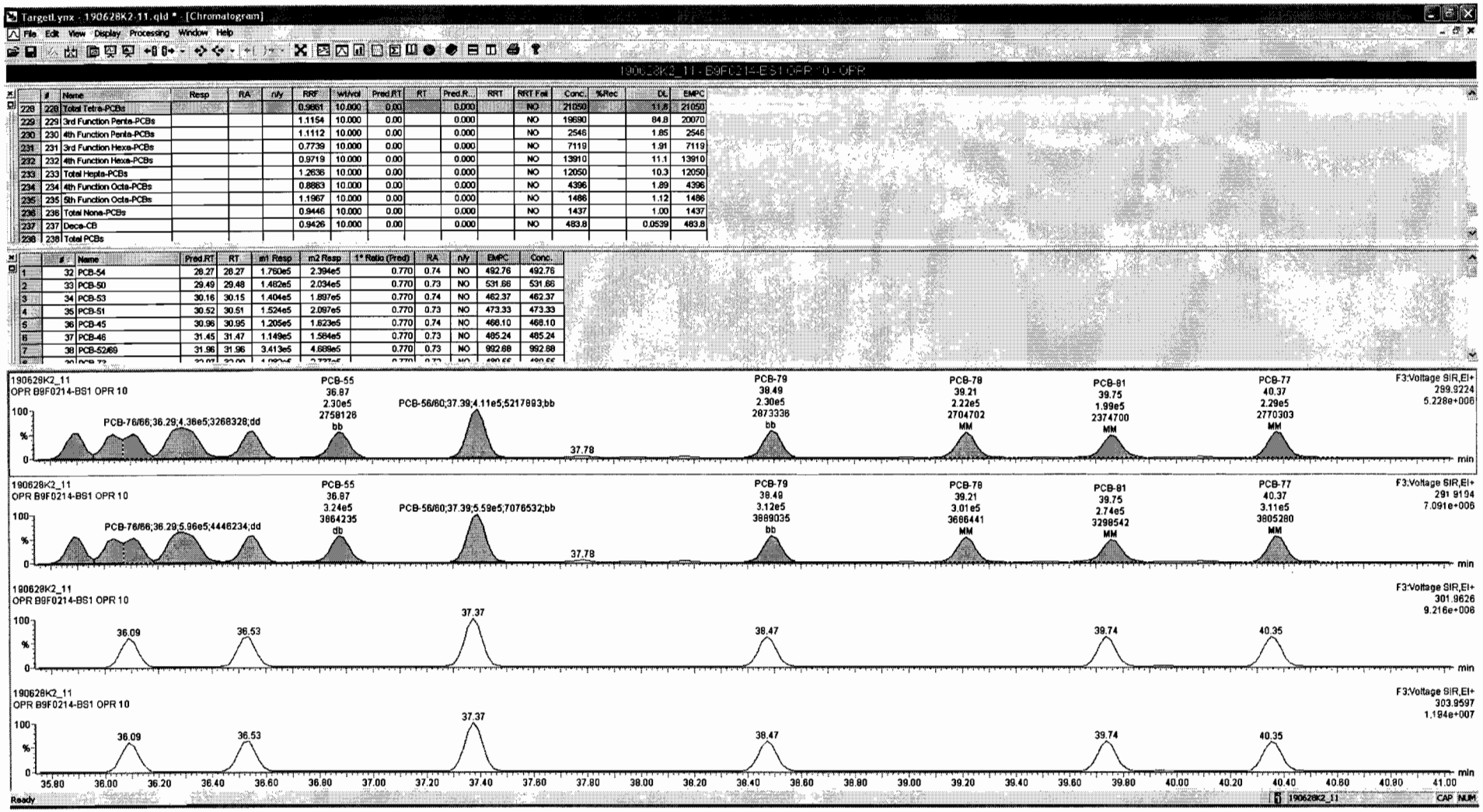
TargetLynx - 190628K2-11.qld * - [Chromatogram]
File Edit View Display Processing Window Help
190628K2_11 - B9F0214-BS1 OPR 10 - OPR
Name Resp RA n/y RRF wt/vol Pred.RT RT Pred.R... RRT RRT Fail Conc. %Rec DL EMPC
228 228 Total Tetra-PCBs 0.9861 10.000 0.00 0.000 NO 21050 11.8 21050
229 229 3rd Function Penta-PCBs 1.1154 10.000 0.00 0.000 NO 19690 84.8 20070
230 230 4th Function Penta-PCBs 1.1112 10.000 0.00 0.000 NO 2546 1.85 2546
231 231 3rd Function Hexa-PCBs 0.7739 10.000 0.00 0.000 NO 7119 1.91 7119
232 232 4th Function Hexa-PCBs 0.9719 10.000 0.00 0.000 NO 13910 11.1 13910
233 233 Total Hepta-PCBs 1.2636 10.000 0.00 0.000 NO 12050 10.3 12050
234 234 4th Function Octa-PCBs 0.8863 10.000 0.00 0.000 NO 4396 1.89 4396
235 235 5th Function Octa-PCBs 1.1967 10.000 0.00 0.000 NO 1486 1.12 1486
236 236 Total Nona-PCBs 0.9446 10.000 0.00 0.000 NO 1437 1.00 1437
237 237 Deca-CB 0.9426 10.000 0.00 0.000 NO 483.8 0.0539 483.8
238 238 Total PCBs
Name Pred.RT RT m1 Resp m2 Resp 1° Ratio (Pred) RA n/y EMPC Conc.
1 32 PCB-54 28.27 28.27 1.760e5 2.394e5 0.770 0.74 NO 492.76 492.76
2 33 PCB-50 29.49 29.48 1.482e5 2.034e5 0.770 0.73 NO 531.66 531.66
3 34 PCB-53 30.16 30.15 1.404e5 1.897e5 0.770 0.74 NO 462.37 462.37
4 35 PCB-51 30.52 30.51 1.524e5 2.097e5 0.770 0.73 NO 473.33 473.33
5 36 PCB-45 30.96 30.95 1.205e5 1.623e5 0.770 0.74 NO 466.10 466.10
6 37 PCB-46 31.45 31.47 1.149e5 1.584e5 0.770 0.73 NO 485.24 485.24
7 38 PCB-52/69 31.96 31.96 3.413e5 4.689e5 0.770 0.73 NO 992.88 992.88
190628K2_11
OPR B9F0214-BS1 OPR 10
PCB-76/66;36.29;4.36e5;3268328;dd
PCB-55
36.87
2.30e5
2758128
bb
PCB-56/60;37.39;4.11e5;5217893;bb
37.78
PCB-79
38.49
2.30e5
2873338
bb
PCB-78
39.21
2.22e5
2704702
MM
PCB-81
39.75
1.99e5
2374700
MM
PCB-77
40.37
2.29e5
2770303
MM
F3:Voltage SIR,EI+
289.9224
5.228e+006
PCB-76/66;36.29;5.96e5;4446234;dd
PCB-55
36.87
3.24e5
3864235
db
PCB-56/60;37.39;5.59e5;7076532;bb
37.78
PCB-79
38.49
3.12e5
3889035
bb
PCB-78
39.21
3.01e5
3686441
MM
PCB-81
39.75
2.74e5
3298542
MM
PCB-77
40.37
3.11e5
3805280
MM
F3:Voltage SIR,EI+
291.9194
7.091e+006
F3:Voltage SIR,EI+
301.9626
9.216e+006
36.09
36.53
37.37
38.47
39.74
40.35
F3:Voltage SIR,EI+
303.9597
1.184e+007
35.80 36.00 36.20 36.40 36.60 36.80 37.00 37.20 37.40 37.60 37.80 38.00 38.20 38.40 38.60 38.80 39.00 39.20 39.40 39.60 39.80 40.00 40.20 40.40 40.60 40.80 41.00
min
Ready
190628K2_11
CAP NUM

Dataset: Untitled

Last Altered: Saturday, June 29, 2019 13:14:13 Pacific Daylight Time
Printed: Saturday, June 29, 2019 13:19:29 Pacific Daylight Time

Name: 190628K2_11, Date: 29-Jun-2019, Time: 02:53:17, ID: B9F0214-BS1 OPR 10, Description: OPR

PCB-104

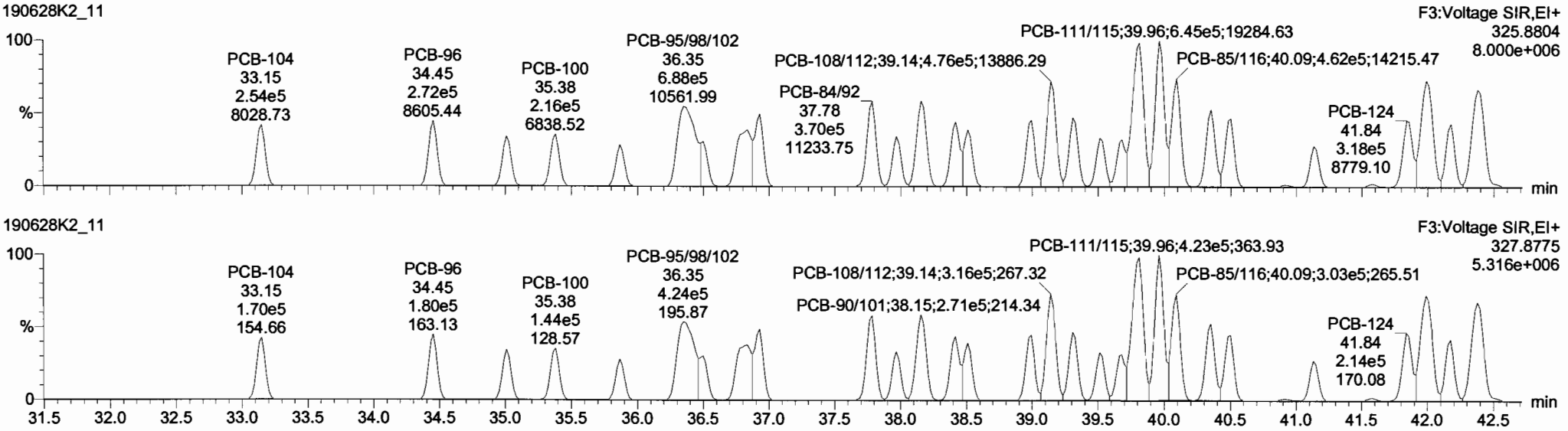

13C-PCB-104

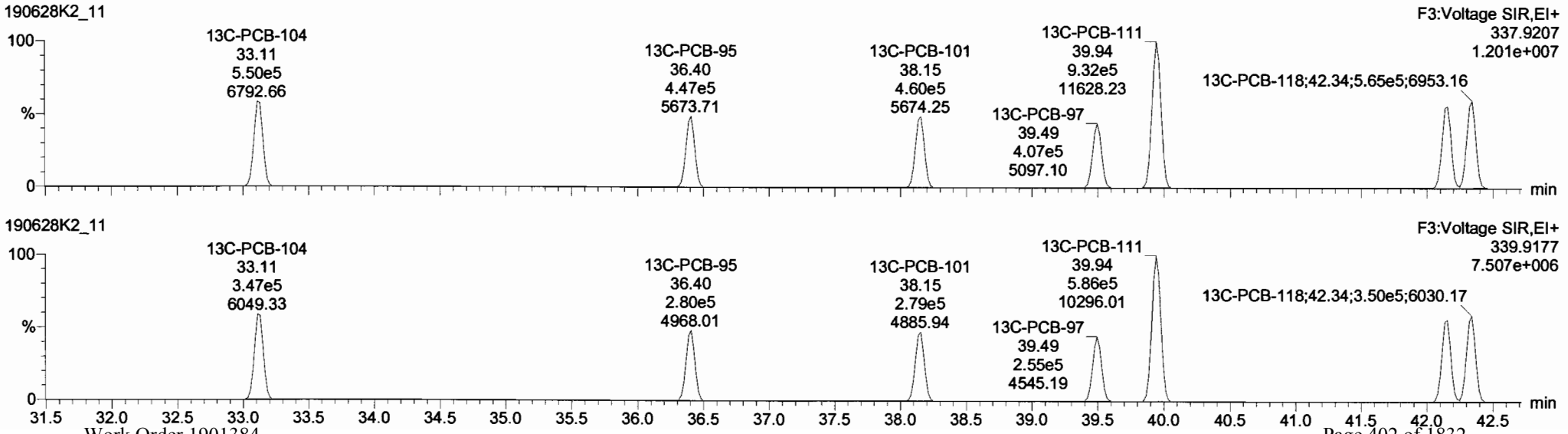

Dataset: Untitled

Last Altered: Saturday, June 29, 2019 13:14:13 Pacific Daylight Time
Printed: Saturday, June 29, 2019 13:19:29 Pacific Daylight Time

Name: 190628K2_11, Date: 29-Jun-2019, Time: 02:53:17, ID: B9F0214-BS1 OPR 10, Description: OPR

PCB-96

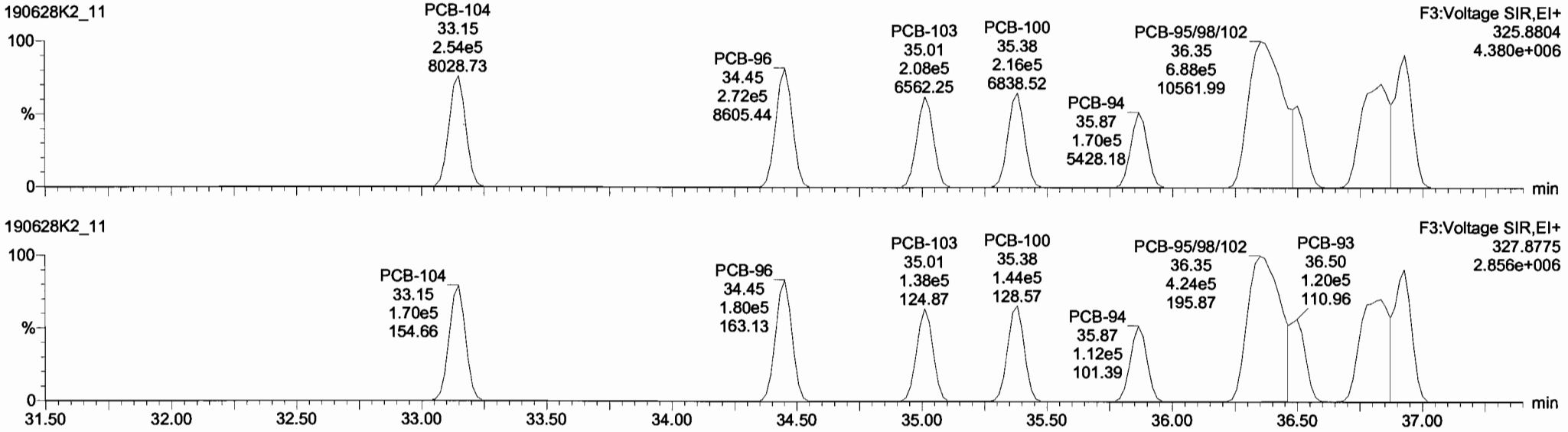

13C-PCB-95

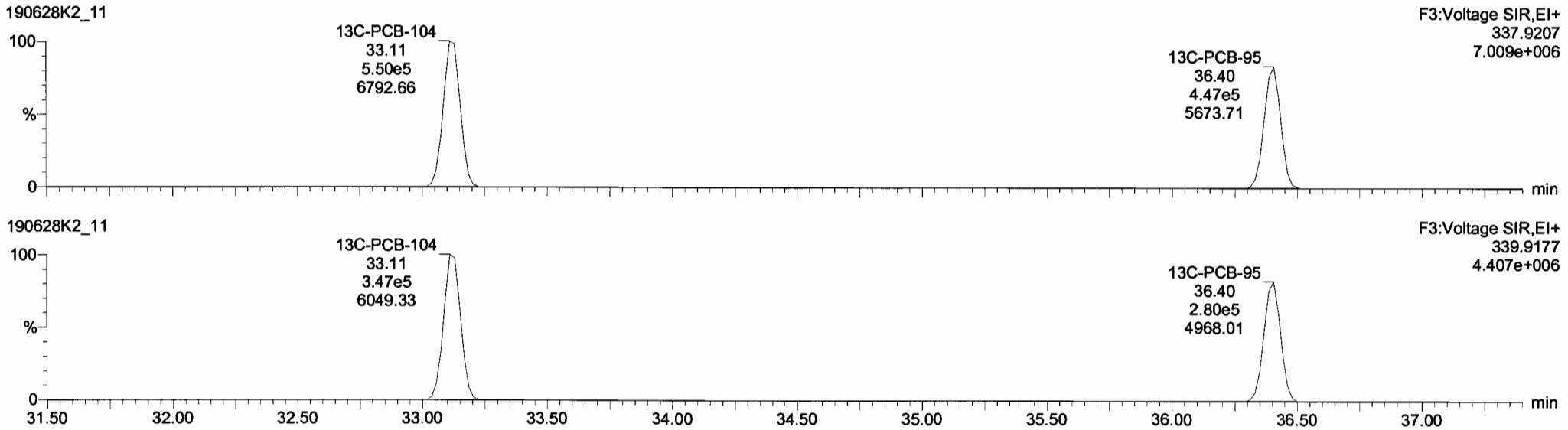

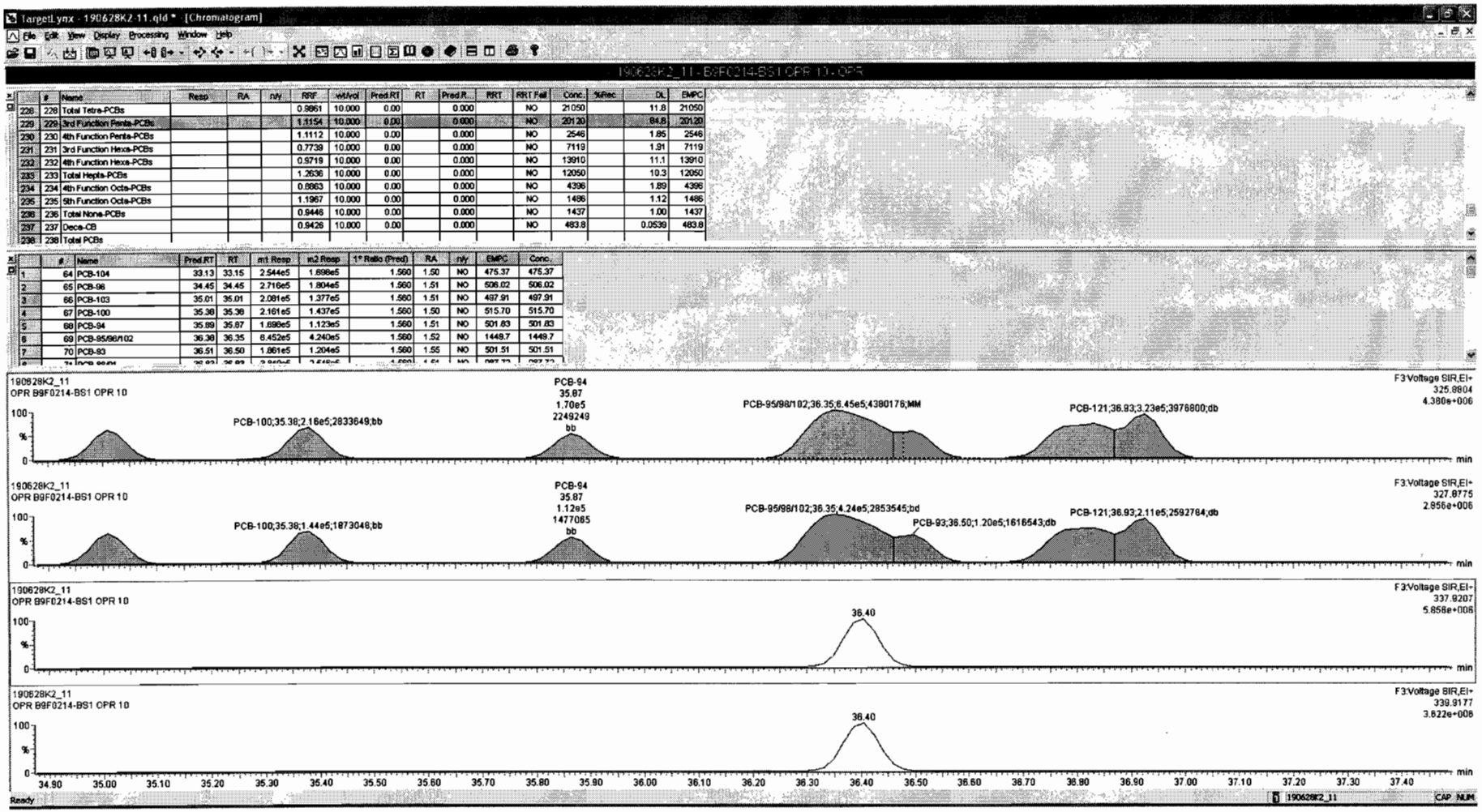
TargetLynx - 190628K2-11.qld * - [Chromatogram]
File Edit View Display Processing Window Help
190628K2_11 - B9F0214-BS1 OPR 10, OPR
Name Resp RA n/y RRF wt/vol Pred RT RT Pred R... RRT RRT Fail Conc. %Rec DL EMPC
228 228 Total Tetra-PCBs 0.9861 10.000 0.00 0.000 NO 21050 11.8 21050
229 229 3rd Function Penta-PCBs 1.1154 10.000 0.00 0.000 NO 20120 84.8 20120
230 230 4th Function Penta-PCBs 1.1112 10.000 0.00 0.000 NO 2546 1.85 2546
231 231 3rd Function Hexa-PCBs 0.7739 10.000 0.00 0.000 NO 7119 1.91 7119
232 232 4th Function Hexa-PCBs 0.9719 10.000 0.00 0.000 NO 13910 11.1 13910
233 233 Total Hepta-PCBs 1.2636 10.000 0.00 0.000 NO 12050 10.3 12050
234 234 4th Function Octa-PCBs 0.8863 10.000 0.00 0.000 NO 4396 1.89 4396
235 235 5th Function Octa-PCBs 1.1967 10.000 0.00 0.000 NO 1486 1.12 1486
236 236 Total Nona-PCBs 0.9446 10.000 0.00 0.000 NO 1437 1.00 1437
237 237 Deca-CB 0.9428 10.000 0.00 0.000 NO 483.8 0.0539 483.8
238 238 Total PCBs
Name Pred RT RT m1 Resp m2 Resp 1° Ratio (Pred) RA n/y EMPC Conc.
1 64 PCB-104 33.13 33.15 2.544e5 1.698e5 1.560 1.50 NO 475.37 475.37
2 65 PCB-96 34.45 34.45 2.716e5 1.804e5 1.560 1.51 NO 506.02 506.02
3 66 PCB-103 35.01 35.01 2.081e5 1.377e5 1.560 1.51 NO 497.91 497.91
4 67 PCB-100 35.38 35.39 2.161e5 1.437e5 1.560 1.50 NO 515.70 515.70
5 68 PCB-94 35.89 35.87 1.698e5 1.123e5 1.560 1.51 NO 501.83 501.83
6 69 PCB-95/98/102 36.38 36.35 6.452e5 4.240e5 1.560 1.52 NO 1448.7 1449.7
7 70 PCB-93 36.51 36.50 1.861e5 1.204e5 1.560 1.55 NO 501.51 501.51
190628K2_11
OPR B9F0214-BS1 OPR 10
F3:Voltage SIR,EI+
325.8804
4.380e+006
PCB-100;35.38;2.16e5;2833649;bb
PCB-94
35.87
1.70e5
2249249
bb
PCB-95/98/102;36.35;6.45e5;4380176;MM
PCB-121;36.93;3.23e5;3976800;db
190628K2_11
OPR B9F0214-BS1 OPR 10
F3:Voltage SIR,EI+
327.8775
2.856e+006
PCB-100;35.38;1.44e5;1873046;bb
PCB-94
35.87
1.12e5
1477065
bb
PCB-95/98/102;36.35;4.24e5;2853545;bd
PCB-93;36.50;1.20e5;1618543;db
PCB-121;36.93;2.11e5;2592784;db
190628K2_11
OPR B9F0214-BS1 OPR 10
F3:Voltage SIR,EI+
337.9207
5.858e+006
36.40
190628K2_11
OPR B9F0214-BS1 OPR 10
F3:Voltage SIR,EI+
339.9177
3.822e+006
36.40
100
%
0
min
34.90 35.00 35.10 35.20 35.30 35.40 35.50 35.60 35.70 35.80 35.90 36.00 36.10 36.20 36.30 36.40 36.50 36.60 36.70 36.80 36.90 37.00 37.10 37.20 37.30 37.40
Ready
190628K2_11
CAP NUM

Dataset: Untitled

Last Altered: Saturday, June 29, 2019 13:14:13 Pacific Daylight Time
Printed: Saturday, June 29, 2019 13:19:29 Pacific Daylight Time

Name: 190628K2_11, Date: 29-Jun-2019, Time: 02:53:17, ID: B9F0214-BS1 OPR 10, Description: OPR

PCB-119

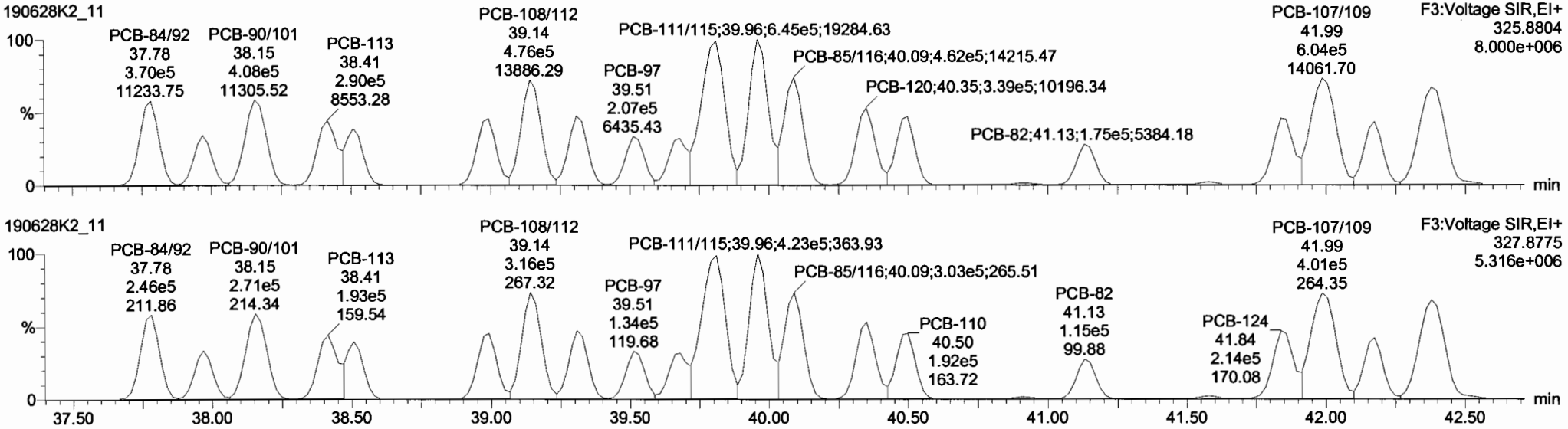

13C-PCB-111

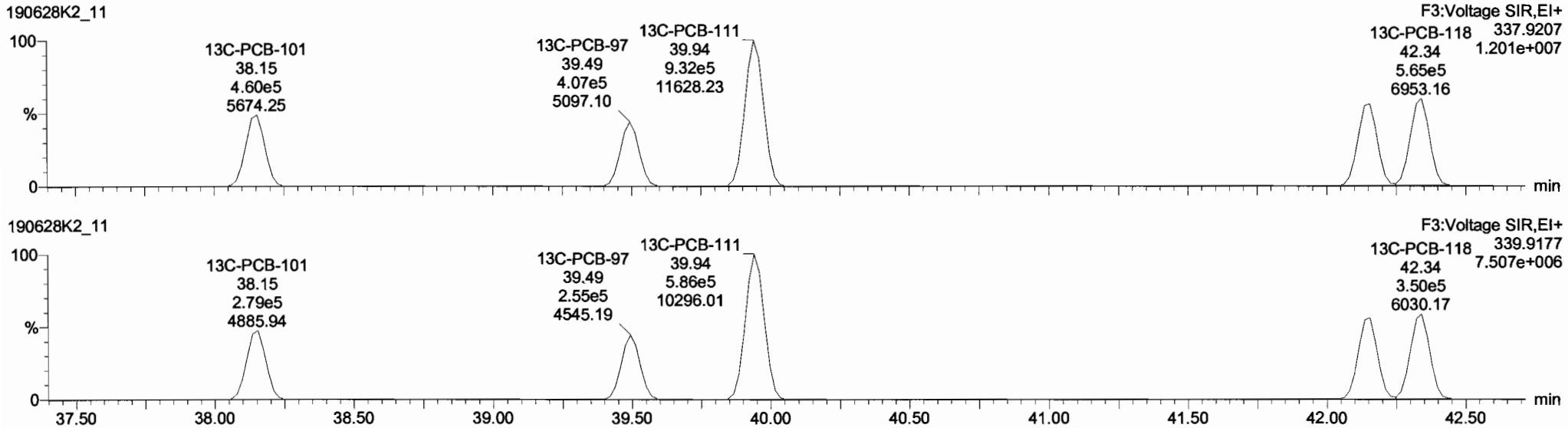

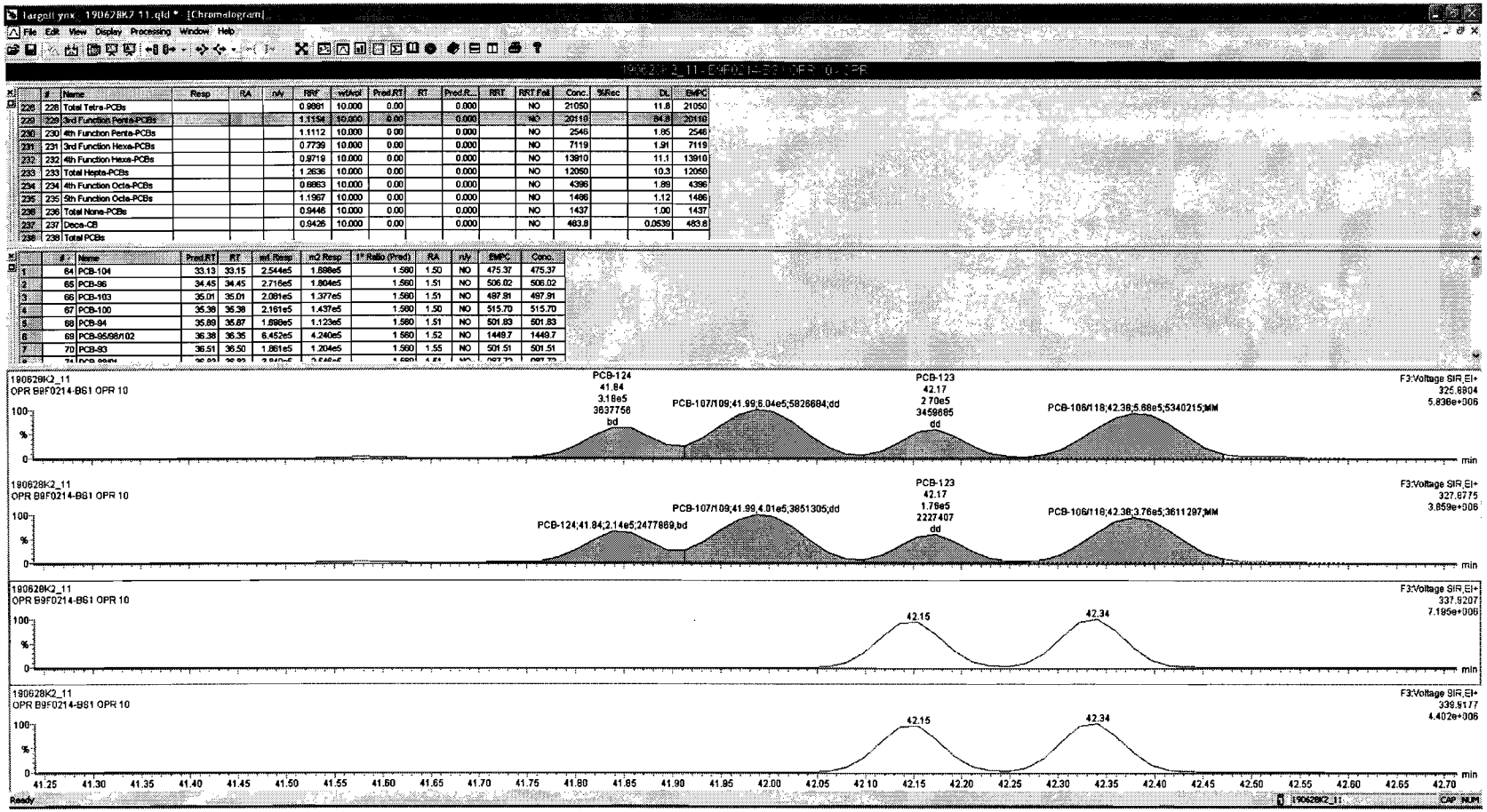

	#	Name	Resp	RA	n/y	RRF	wtAvol	Pred.RT	RT	Pred.R...	RRT	RRT Fail	Conc.	%Rec	DL	EMPC
228	228	Total Tetra-PCBs				0.9861	10.000	0.00		0.000		NO	21050		11.8	21050
229	229	3rd Function Penta-PCBs				1.1154	10.000	0.00		0.000		NO	20110		84.8	20110
230	230	4th Function Penta-PCBs				1.1112	10.000	0.00		0.000		NO	2546		1.85	2546
231	231	3rd Function Hexa-PCBs				0.7739	10.000	0.00		0.000		NO	7119		1.91	7119
232	232	4th Function Hexa-PCBs				0.9719	10.000	0.00		0.000		NO	13910		11.1	13910
233	233	Total Hepta-PCBs				1.2636	10.000	0.00		0.000		NO	12050		10.3	12050
234	234	4th Function Octa-PCBs				0.8863	10.000	0.00		0.000		NO	4396		1.88	4396
235	235	5th Function Octa-PCBs				1.1967	10.000	0.00		0.000		NO	1486		1.12	1486
236	236	Total Nona-PCBs				0.9446	10.000	0.00		0.000		NO	1437		1.00	1437
237	237	Deca-CB				0.9426	10.000	0.00		0.000		NO	483.8		0.0639	483.8
238	238	Total PCBs														

	#	Name	Pred.RT	RT	w1 Resp	w2 Resp	1° Ratio (Pred)	RA	n/y	EMPC	Conc.
1	64	PCB-104	33.13	33.15	2.544e5	1.686e5	1.560	1.50	NO	475.37	475.37
2	65	PCB-96	34.45	34.45	2.716e5	1.804e5	1.560	1.51	NO	506.02	506.02
3	66	PCB-103	35.01	35.01	2.081e5	1.377e5	1.560	1.51	NO	497.91	497.91
4	67	PCB-100	35.38	35.38	2.161e5	1.437e5	1.560	1.50	NO	515.70	515.70
5	68	PCB-94	35.89	35.87	1.698e5	1.123e5	1.560	1.51	NO	501.83	501.83
6	69	PCB-95/98/102	36.38	36.35	6.452e5	4.240e5	1.560	1.52	NO	1449.7	1449.7
7	70	PCB-93	36.51	36.50	1.861e5	1.204e5	1.560	1.55	NO	501.51	501.51
8	71	[illegible]	[illegible]	[illegible]	[illegible]	[illegible]	[illegible]	[illegible]	[illegible]	[illegible]	[illegible]

Dataset: Untitled

Last Altered: Saturday, June 29, 2019 13:14:13 Pacific Daylight Time
Printed: Saturday, June 29, 2019 13:19:29 Pacific Daylight Time

Name: 190628K2_11, Date: 29-Jun-2019, Time: 02:53:17, ID: B9F0214-BS1 OPR 10, Description: OPR

PCB-114

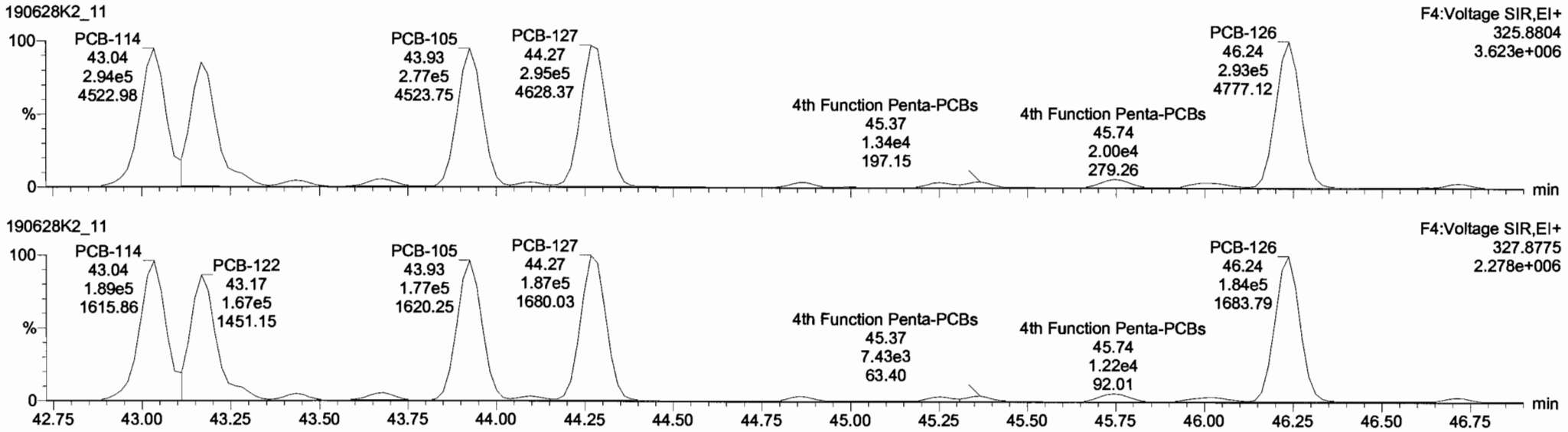

13C-PCB-114

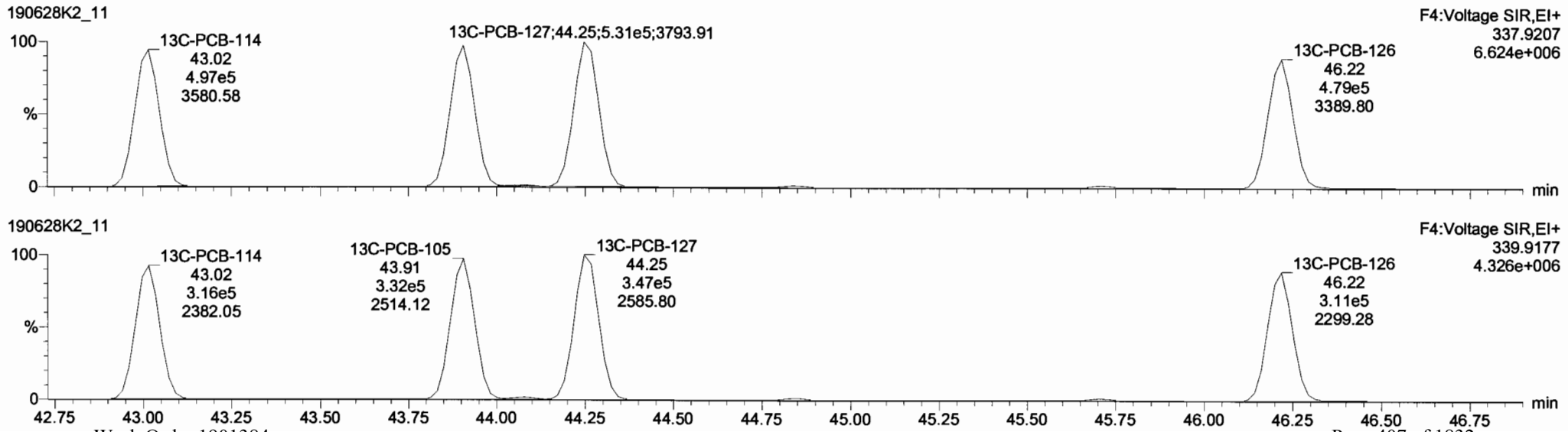

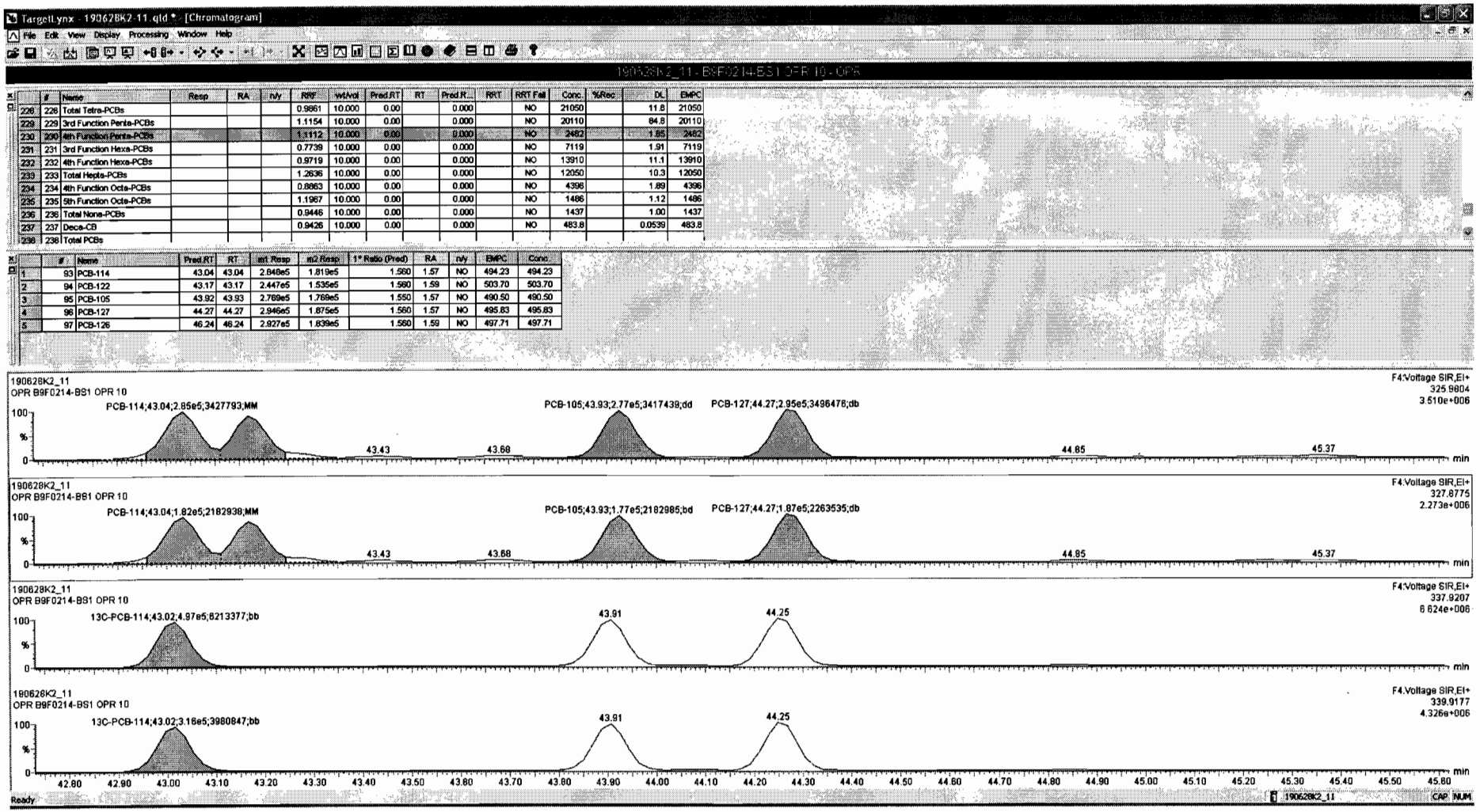

#	Name	Resp	RA	n/y	RRF	wt/vol	Pred.RT	RT	Pred.R...	RRT	RRT Fail	Conc.	%Rec	DL	EMPC
228	Total Tetra-PCBs				0.9861	10.000	0.00		0.000		NO	21050		11.8	21050
229	3rd Function Penta-PCBs				1.1154	10.000	0.00		0.000		NO	20110		84.8	20110
230	4th Function Penta-PCBs				1.1112	10.000	0.00		0.000		NO	2482		1.85	2482
231	3rd Function Hexa-PCBs				0.7739	10.000	0.00		0.000		NO	7119		1.91	7119
232	4th Function Hexa-PCBs				0.9719	10.000	0.00		0.000		NO	13910		11.1	13910
233	Total Hepta-PCBs				1.2636	10.000	0.00		0.000		NO	12050		10.3	12050
234	4th Function Octa-PCBs				0.8863	10.000	0.00		0.000		NO	4396		1.89	4396
235	5th Function Octa-PCBs				1.1967	10.000	0.00		0.000		NO	1486		1.12	1486
236	Total Nona-PCBs				0.9446	10.000	0.00		0.000		NO	1437		1.00	1437
237	Deca-CB				0.9426	10.000	0.00		0.000		NO	483.8		0.0539	483.8
238	Total PCBs														

#	Name	Pred.RT	RT	m1 Resp	m2 Resp	1° Ratio (Pred)	RA	n/y	EMPC	Conc
93	PCB-114	43.04	43.04	2.848e5	1.819e5	1.560	1.57	NO	494.23	494.23
94	PCB-122	43.17	43.17	2.447e5	1.535e5	1.590	1.59	NO	503.70	503.70
95	PCB-105	43.92	43.93	2.769e5	1.769e5	1.550	1.57	NO	490.50	490.50
96	PCB-127	44.27	44.27	2.946e5	1.875e5	1.560	1.57	NO	495.83	495.83
97	PCB-126	46.24	46.24	2.927e5	1.839e5	1.590	1.59	NO	497.71	497.71

Dataset: Untitled

Last Altered: Saturday, June 29, 2019 13:14:13 Pacific Daylight Time
Printed: Saturday, June 29, 2019 13:19:29 Pacific Daylight Time

Name: 190628K2_11, Date: 29-Jun-2019, Time: 02:53:17, ID: B9F0214-BS1 OPR 10, Description: OPR

PCB-155

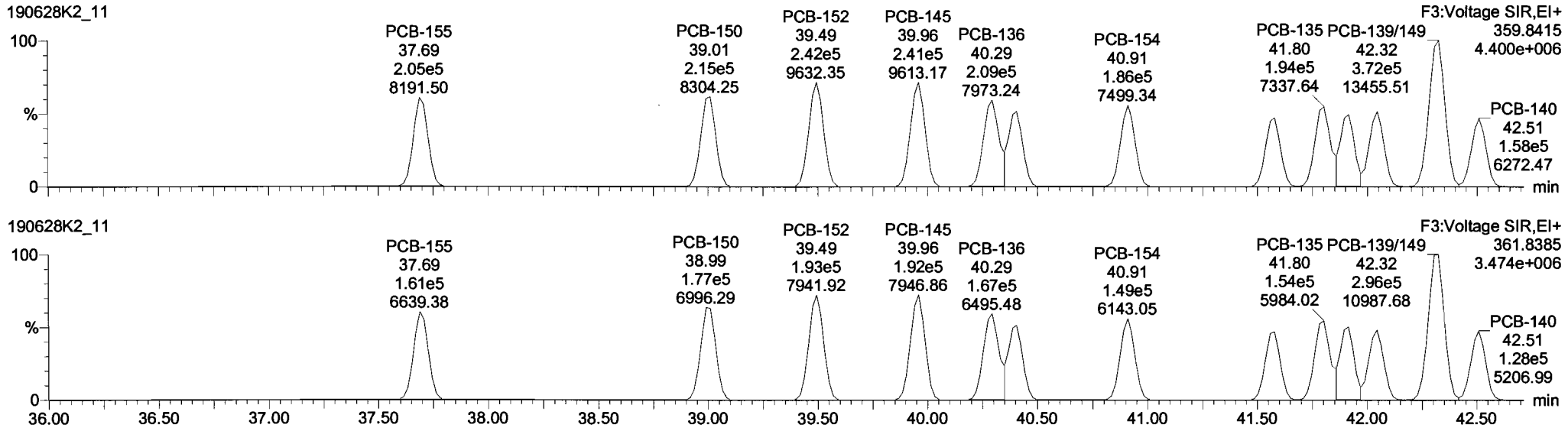

13C-PCB-155

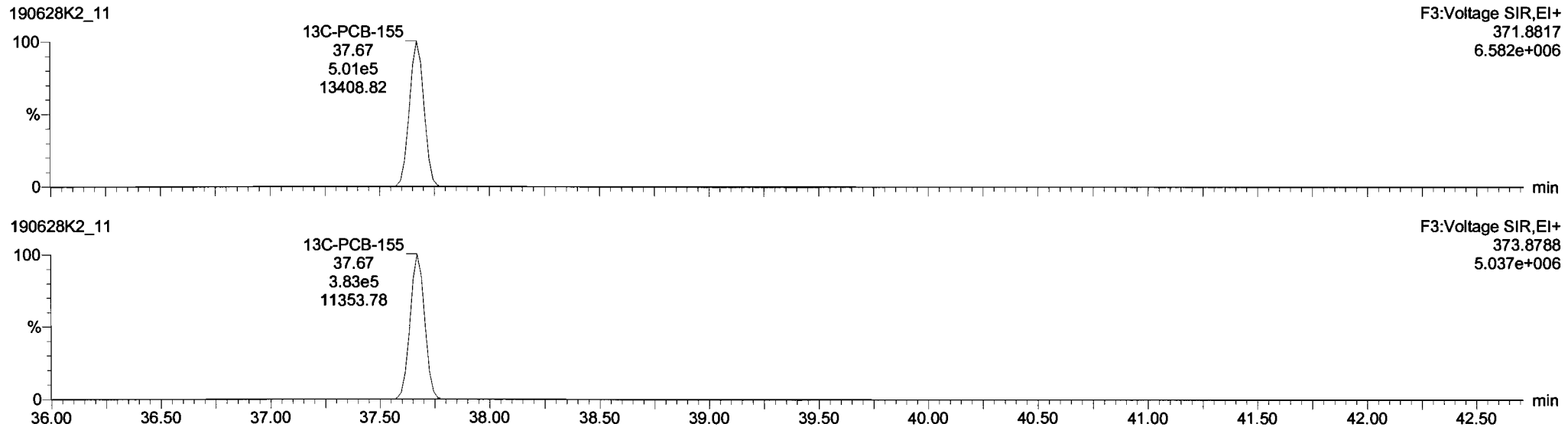

Dataset: Untitled

Last Altered: Saturday, June 29, 2019 13:14:13 Pacific Daylight Time
Printed: Saturday, June 29, 2019 13:19:29 Pacific Daylight Time

Name: 190628K2_11, Date: 29-Jun-2019, Time: 02:53:17, ID: B9F0214-BS1 OPR 10, Description: OPR

PCB-134/143

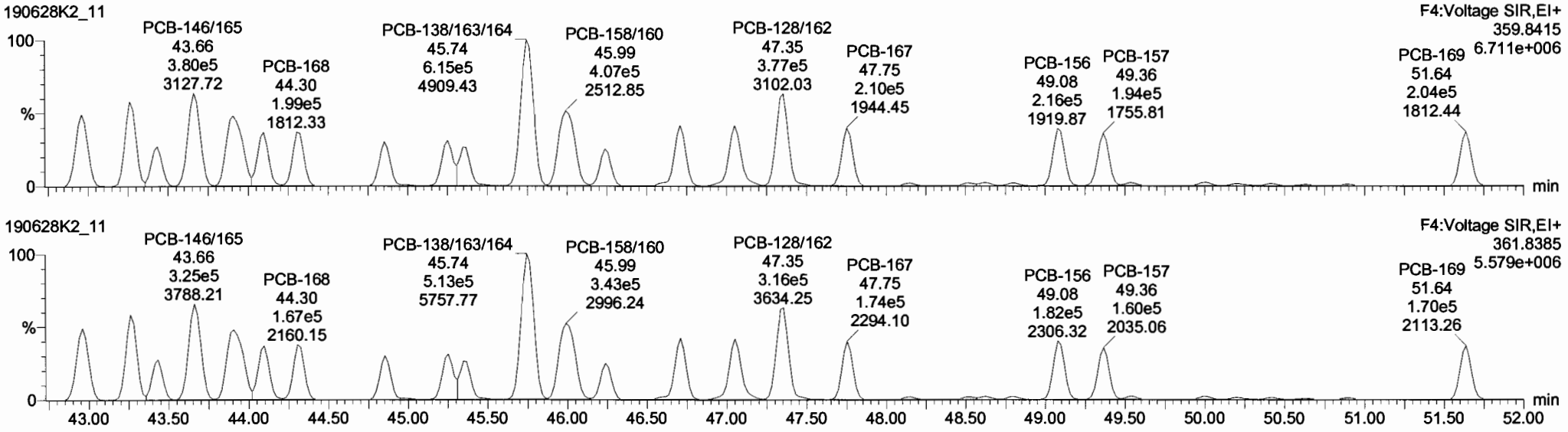

13C-PCB-153

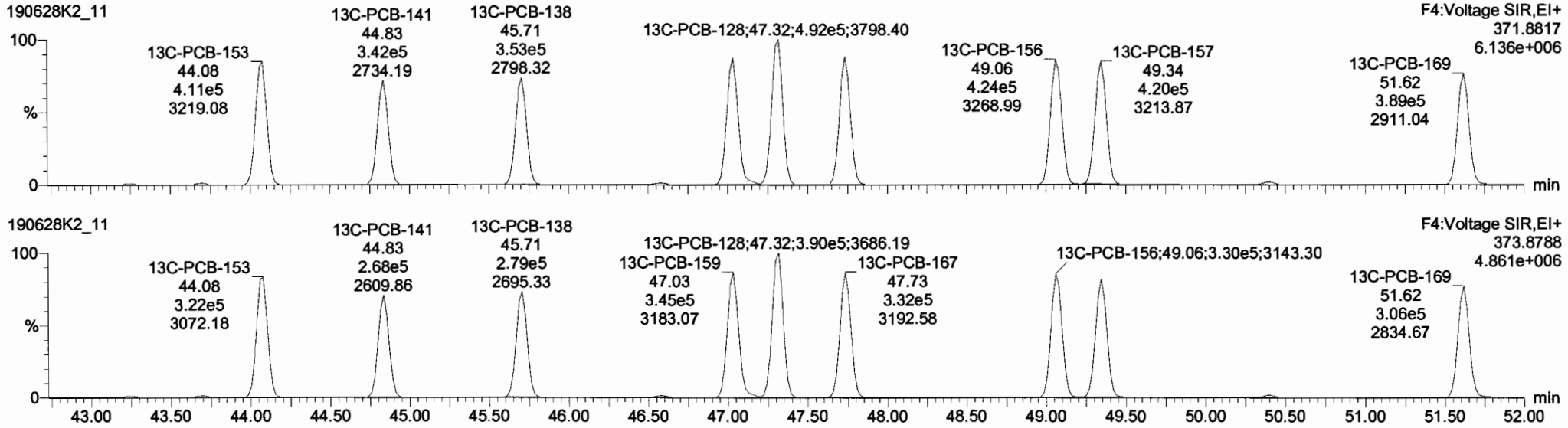

TargetLynx : 190628K2-11.qld * : [Chromatogram]

File Edit View Display Processing Window Help

190628K2_11 - B9F0214-BS1 OPR 10 - OPR

	#	Name	Resp	RA	n/y	RRF	wt/vol	Pred.RT	RT	Pred.R...	RRT	RRT Fail	Conc.	%Rec	DL	EMPC
228	228	Total Tetra-PCBs				0.9861	10.000	0.00		0.000		NO	21050		11.8	21050
229	229	3rd Function Penta-PCBs				1.1154	10.000	0.00		0.000		NO	20110		84.8	20110
230	230	4th Function Penta-PCBs				1.1112	10.000	0.00		0.000		NO	2482		1.85	2482
231	231	3rd Function Hexa-PCBs				0.7739	10.000	0.00		0.000		NO	7119		1.91	7119
232	232	4th Function Hexa-PCBs				0.9719	10.000	0.00		0.000		NO	13800		11.1	13800
233	233	Total Hepta-PCBs				1.2638	10.000	0.00		0.000		NO	12050		10.3	12050
234	234	4th Function Octa-PCBs				0.8863	10.000	0.00		0.000		NO	4396		1.89	4396
235	235	5th Function Octa-PCBs				1.1967	10.000	0.00		0.000		NO	1486		1.12	1486
236	236	Total Nona-PCBs				0.9446	10.000	0.00		0.000		NO	1437		1.00	1437
237	237	Deca-CB				0.9426	10.000	0.00		0.000		NO	483.8		0.0539	483.8
238	238	Total PCBs														

	#	Name	Pred.RT	RT	m1 Resp	m2 Resp	1^ Ratio (Pred)	RA	n/y	EMPC	Conc.
1	111	PCB-134/143	42.96	42.96	2.899e5	2.422e5	1.240	1.20	NO	989.76	989.76
2	112	PCB-131/133	43.26	43.26	3.082e5	2.579e5	1.240	1.20	NO	977.21	977.21
3	113	PCB-142	43.45	43.43	1.416e5	1.176e5	1.240	1.20	NO	499.18	499.18
4	114	PCB-146/165	43.66	43.66	3.803e5	3.253e5	1.240	1.17	NO	1003.0	1003.0
5	115	PCB-132/161	43.91	43.91	3.801e5	3.205e5	1.240	1.19	NO	980.68	980.68
6	116	PCB-153	44.09	44.10	1.972e5	1.659e5	1.240	1.19	NO	489.24	489.24
7	117	PCB-168	44.30	44.30	1.993e5	1.667e5	1.240	1.20	NO	489.71	489.71

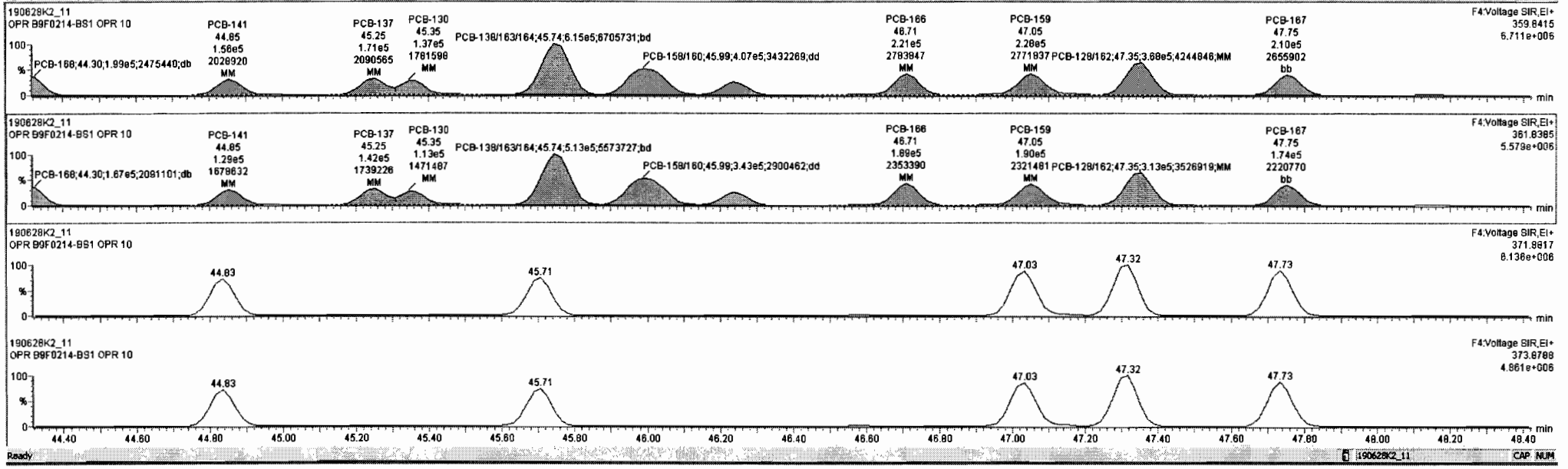

Ready

190628K2_11

CAP NUM

Dataset: Untitled

Last Altered: Saturday, June 29, 2019 13:14:13 Pacific Daylight Time
Printed: Saturday, June 29, 2019 13:19:29 Pacific Daylight Time

Name: 190628K2_11, Date: 29-Jun-2019, Time: 02:53:17, ID: B9F0214-BS1 OPR 10, Description: OPR

PCB-188

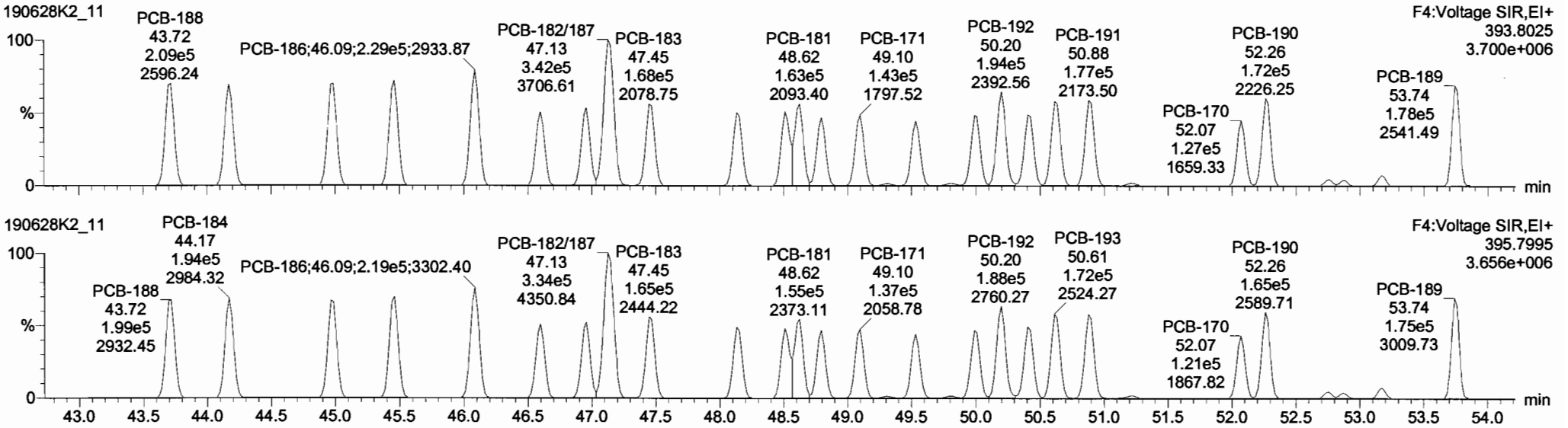

13C-PCB-188

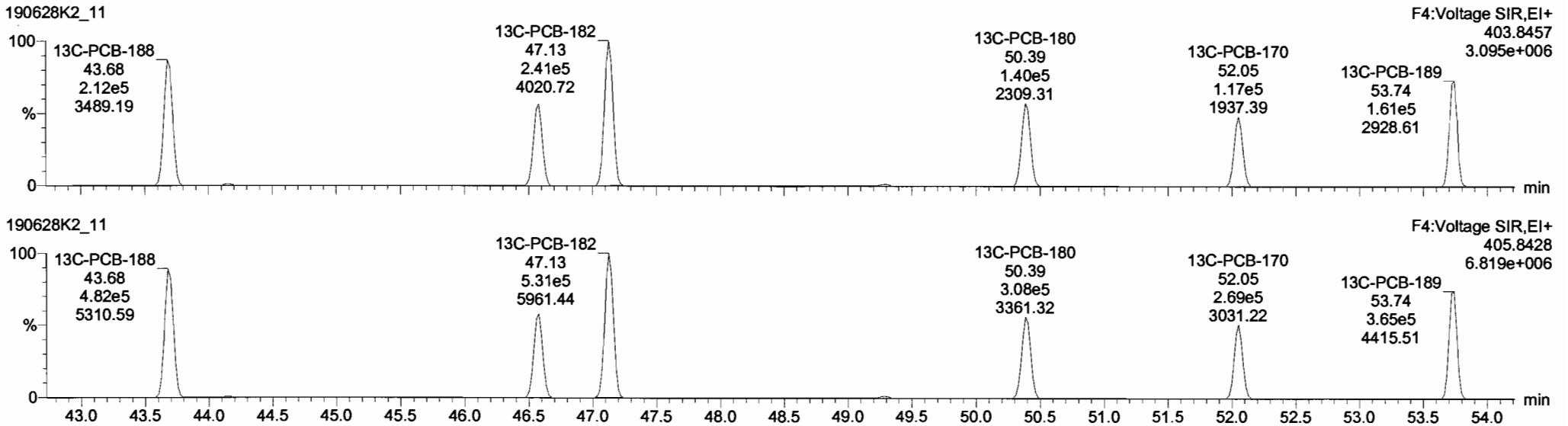

Dataset: Untitled

Last Altered: Saturday, June 29, 2019 13:14:13 Pacific Daylight Time
Printed: Saturday, June 29, 2019 13:19:29 Pacific Daylight Time

Name: 190628K2_11, Date: 29-Jun-2019, Time: 02:53:17, ID: B9F0214-BS1 OPR 10, Description: OPR

PCB-202

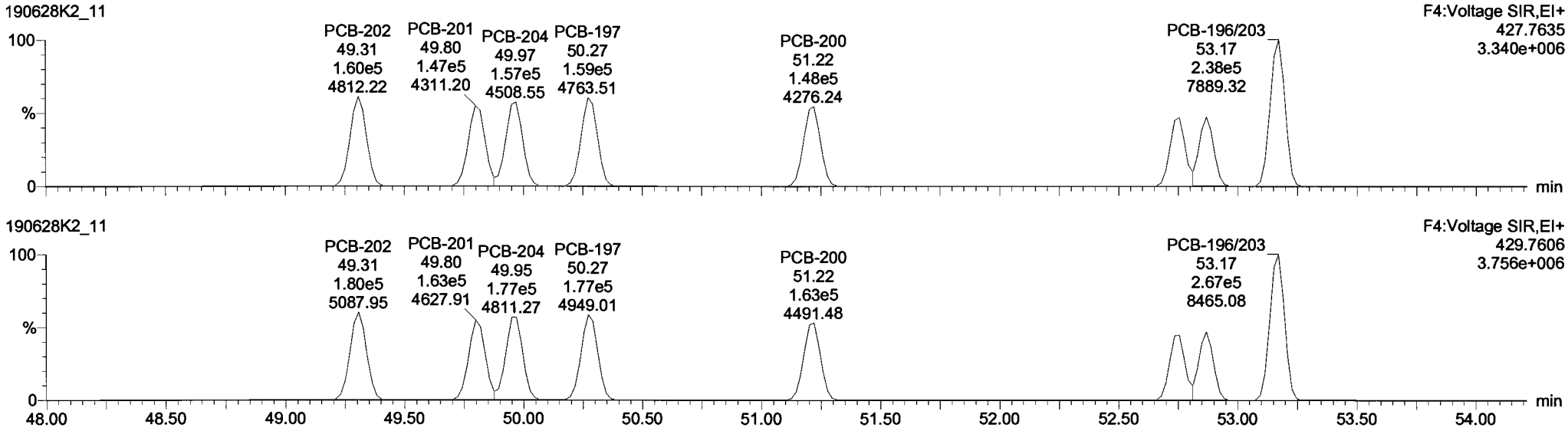

13C-PCB-202

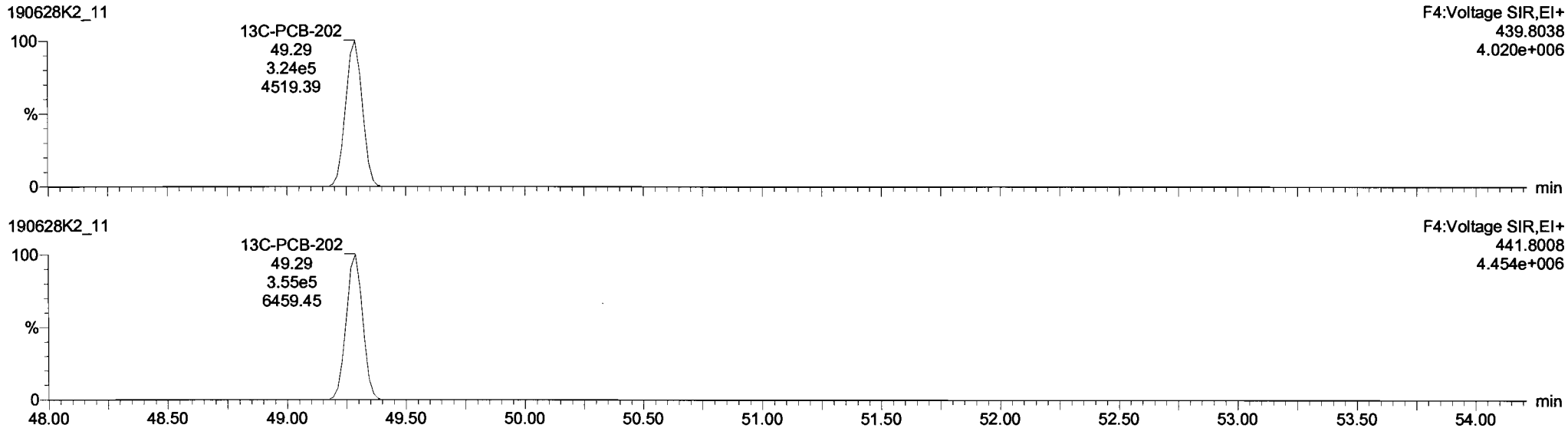

Dataset: Untitled

Last Altered: Saturday, June 29, 2019 13:14:13 Pacific Daylight Time
Printed: Saturday, June 29, 2019 13:19:29 Pacific Daylight Time

Name: 190628K2_11, Date: 29-Jun-2019, Time: 02:53:17, ID: B9F0214-BS1 OPR 10, Description: OPR

PCB-195

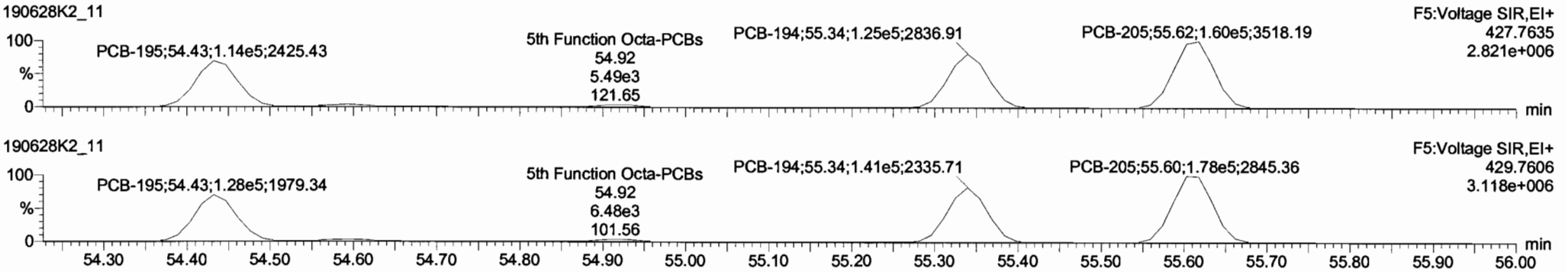

13C-PCB-194

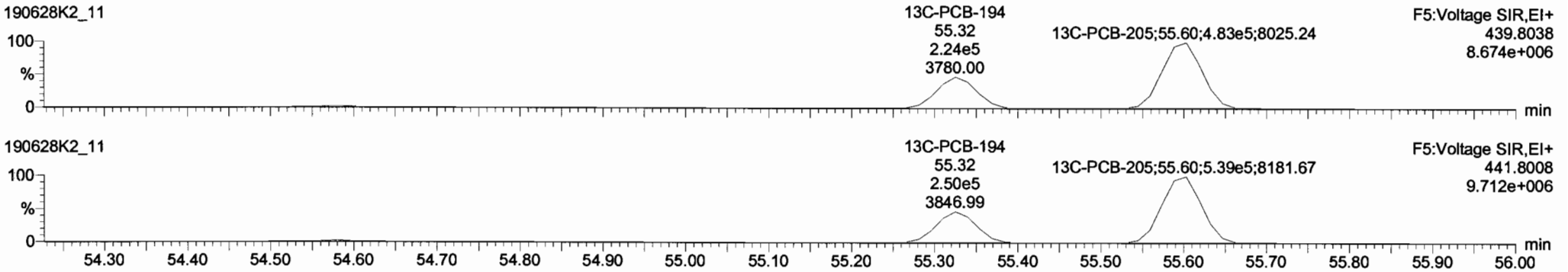

PFK5

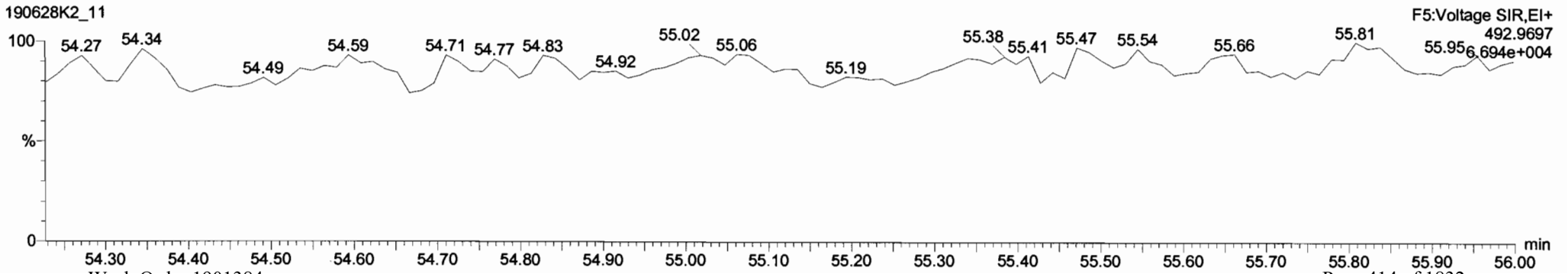

Dataset: Untitled

Last Altered: Saturday, June 29, 2019 13:14:13 Pacific Daylight Time
Printed: Saturday, June 29, 2019 13:19:29 Pacific Daylight Time

Name: 190628K2_11, Date: 29-Jun-2019, Time: 02:53:17, ID: B9F0214-BS1 OPR 10, Description: OPR

PCB-208

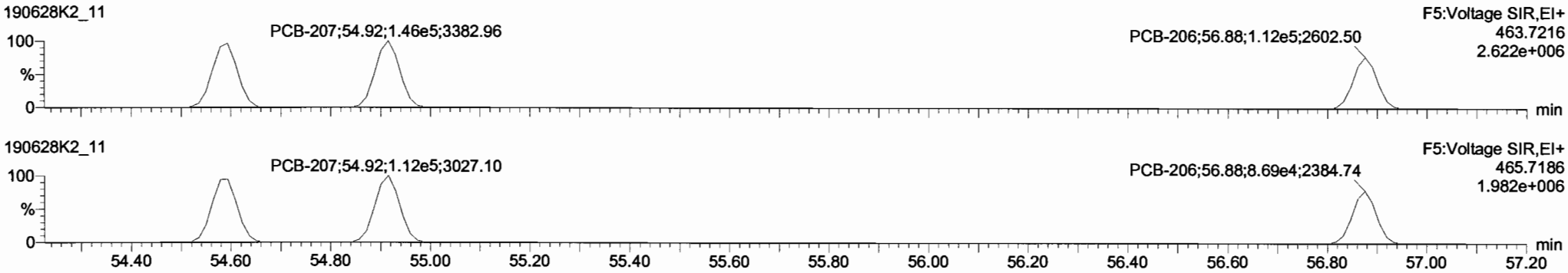

13C-PCB-208

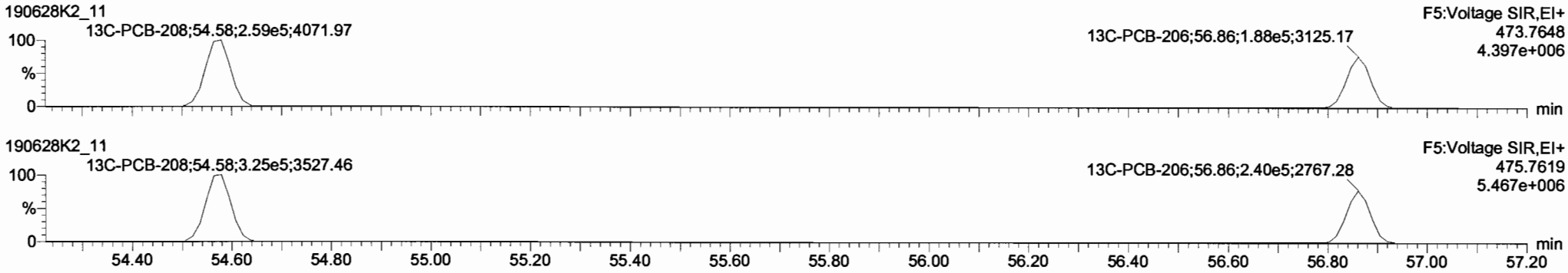

PFK5

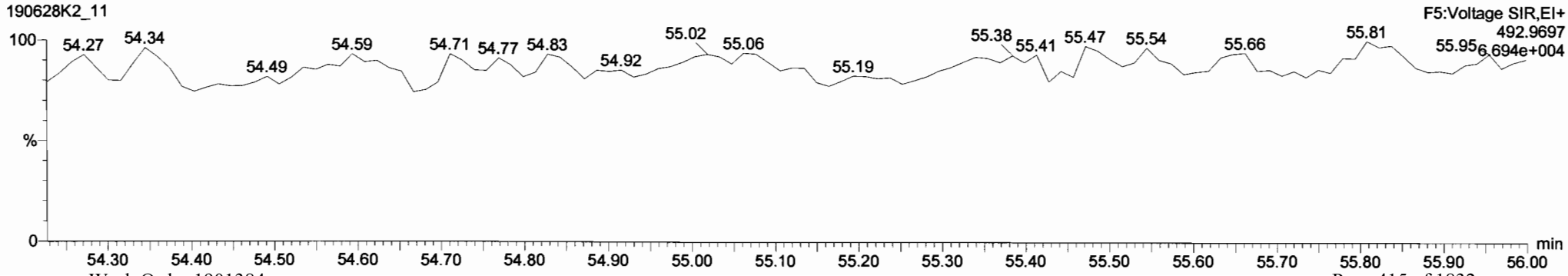

Dataset: Untitled

Last Altered: Saturday, June 29, 2019 13:14:13 Pacific Daylight Time
Printed: Saturday, June 29, 2019 13:19:29 Pacific Daylight Time

Name: 190628K2_11, Date: 29-Jun-2019, Time: 02:53:17, ID: B9F0214-BS1 OPR 10, Description: OPR

PCB-209

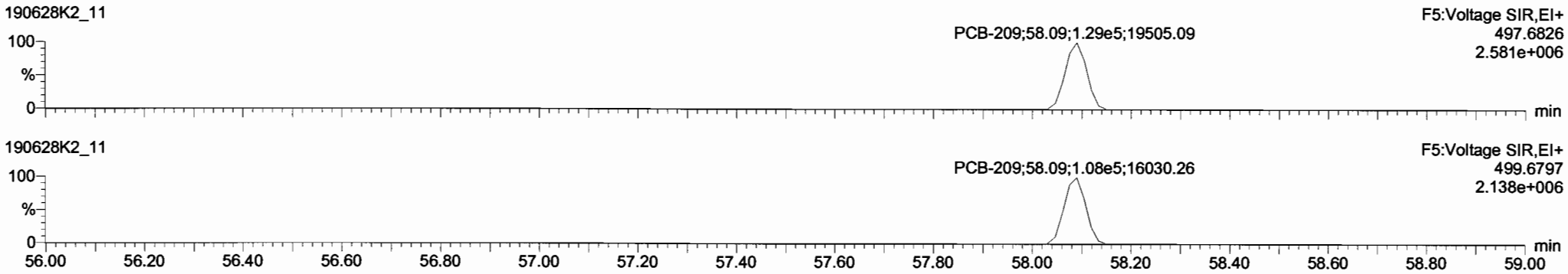

13C-PCB-209

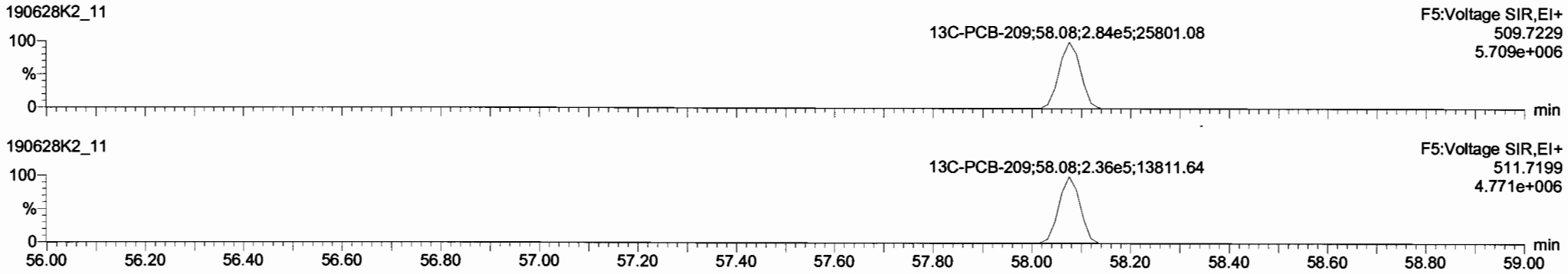

PFK5

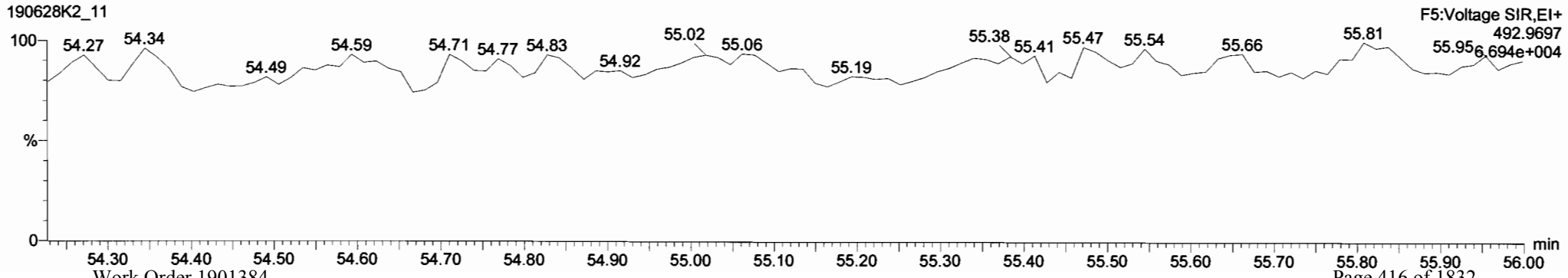

Dataset: U:\VG11.PRO\Results\190711K2\190711K2-4B.qld

Last Altered: Saturday, July 27, 2019 13:55:46 Pacific Daylight Time
Printed: Saturday, July 27, 2019 13:56:05 Pacific Daylight Time

HC 7.27.19 CT 07/30/19

Method: Untitled 10 Jul 2019 10:26:46
Calibration: U:\VG11.PRO\CurveDB\db1_PCBvg11-6-28-19.cdb 29 Jun 2019 12:47:57

Name: 190711K2_4, Date: 11-Jul-2019, Time: 23:32:31, ID: 1901384-02 T4-PDI2019-SG21-190531 10, Description: T4-PDI2019-SG21-190531

HC 7.27.19

	#	Name	Resp	RA	n/y	RRF	wt/vol	Pred.RT	RT	Pred.RRT	RRT	Check RRT	Conc.	%Rec	DL	EMPC
1	1	PCB-1	3.12e3	3.37	NO	1.02	9.820	6.593 15.95	15.96	1.001	1.001	NO	10.11		0.264	10.11
2	2	PCB-2	3.44e3	3.18	NO	1.01	9.820	18.41	18.42	0.988	0.988	NO	10.08		0.264	10.08
3	3	PCB-3	3.71e3	3.36	NO	1.01	9.820	18.64	18.65	1.001	1.001	NO	10.90		0.265	10.90
4	4	PCB-4/10	7.06e3	1.60	NO	1.28	9.820	20.10	20.03	1.004	1.001	NO	27.53		0.866	27.53
5	5	PCB-7/9	2.94e3	1.49	NO	0.976	9.820	21.91	21.89	1.003	1.002	NO	8.647		0.684	8.647
6	6	PCB-6	6.98e3	1.53	NO	1.02	9.820	22.56	22.57	1.032	1.033	NO	19.69		0.656	19.69
7	7	PCB-5/8	2.70e4	1.58	NO	1.01	9.820	22.97	22.97	1.051	1.051	NO	76.63		0.660	76.63
8	8	PCB-14			NO	1.03	9.820	24.13		0.952		YES			0.630	
9	9	PCB-11	1.11e4	1.37	NO	1.10	9.820	25.37	25.37	1.001	1.001	NO	27.15		0.593	27.15
10	10	PCB-12/13	3.98e3	1.46	NO	1.04	9.820	25.73	25.75	1.015	1.016	NO	10.29		0.627	10.29
11	11	PCB-15	2.38e4	1.48	NO	1.03	9.820	26.10	26.10	1.030	1.030	NO	62.09		0.632	62.09
12	12	PCB-19	8.25e3	1.01	NO	0.934	9.820	24.33	24.32	1.001	1.001	NO	35.70		0.484	35.70
13	13	PCB-30			NO	1.48	9.820	25.23		1.039		YES			0.305	
14	14	PCB-18	3.74e4	0.96	NO	0.693	9.820	26.02	26.01	0.953	0.952	NO	129.9		0.394	129.9
15	15	PCB-17	2.02e4	0.97	NO	0.667	9.820	26.19	26.19	0.959	0.959	NO	72.89		0.409	72.89
16	16	PCB-24/27	5.85e3	0.93	NO	0.915	9.820	26.79	26.77	0.981	0.980	NO	15.41		0.298	15.41
17	17	PCB-16/32	3.13e4	1.02	NO	0.792	9.820	27.33	27.33	1.001	1.001	NO	94.99		0.344	94.99
18	18	PCB-34	9.89e2	1.02	NO	0.987	9.820	28.15	28.14	0.960	0.959	NO	2.910		0.615	2.910
19	19	PCB-23			NO	0.974	9.820	28.24		0.963		YES			0.624	
20	20	PCB-29	5.16e2	1.18	NO	0.953	9.820	28.49	28.49	0.972	0.971	NO	1.571		0.637	1.571
21	21	PCB-26	2.88e4	1.11	NO	1.00	9.820	28.71	28.71	0.979	0.979	NO	83.66		0.607	83.66
22	22	PCB-25	1.14e4	0.90	NO	0.978	9.820	28.88	28.88	0.985	0.985	NO	33.98		0.621	33.98
23	23	PCB-31	6.62e4	0.97	NO	1.12	9.820	29.26	29.25	0.998	0.997	NO	171.4		0.541	171.4
24	24	PCB-28	9.92e4	1.02	NO	1.11	9.820	29.34	29.35	1.001	1.001	NO	260.6		0.550	260.6
25	25	PCB-20/21/33	4.61e4	1.08	NO	1.00	9.820	29.97	30.02	1.022	1.023	NO	133.6		0.606	133.6
26	26	PCB-22	2.30e4	1.04	NO	1.03	9.820	30.47	30.44	1.039	1.038	NO	64.79		0.588	64.79
27	27	PCB-36			NO	1.18	9.820	31.15		0.932		YES			0.515	
28	28	PCB-39	7.60e2	1.08	NO	1.08	9.820	31.64	31.58	0.947	0.945	NO	1.959		0.559	1.959
29	29	PCB-38	1.63e3	0.97	NO	1.13	9.820	32.45	32.42	0.971	0.970	NO	4.028		0.537	4.028
30	30	PCB-35	1.54e3	0.89	NO	1.13	9.820	32.99	32.99	0.987	0.987	NO	3.789		0.535	3.789
31	31	PCB-37	3.16e4	1.05	NO	1.11	9.820	33.46	33.44	1.001	1.001	NO	79.85		0.548	79.85
32	32	PCB-54	2.08e3	0.77	NO	0.996	9.820	28.19	28.19	1.001	1.001	NO	6.450		0.465	6.450

Dataset: U:\VG11.PRO\Results\190711K2\190711K2-4B.qld

Last Altered: Saturday, July 27, 2019 13:55:46 Pacific Daylight Time
Printed: Saturday, July 27, 2019 13:56:05 Pacific Daylight Time

Name: 190711K2_4, Date: 11-Jul-2019, Time: 23:32:31, ID: 1901384-02 T4-PDI2019-SG21-190531 10, Description: T4-PDI2019-SG21-190531

HC 7-27-19

	# Name	Resp	RA	n/y	RRF	wt/vol	Pred.RT	RT	Pred.RRT	RRT	Check RRT	Conc.	%Rec	DL	EMPC
33	33 PCB-50	6.53e2	0.42	YES	0.781	9.820	29.41	29.40	1.044	1.044	NO	2.580		0.593	1.758
34	34 PCB-53	1.50e4	0.74	NO	0.955	9.820	30.08	30.07	0.945	0.944	NO	54.87		0.595	54.87
35	35 PCB-51	9.04e3	0.76	NO	1.02	9.820	30.44	30.43	0.956	0.956	NO	30.78		0.556	30.78
36	36 PCB-45	8.70e3	0.71	NO	0.808	9.820	30.88	30.87	0.970	0.970	NO	37.51		0.704	37.51
37	37 PCB-46	4.24e3	0.80	NO	0.754	9.820	31.37	31.38	0.985	0.985	NO	19.60		0.755	19.60
38	38 PCB-52/69	1.60e5	0.77	NO	1.09	9.820	31.88	31.86	1.001	1.001	NO	511.7		0.521	511.7
39	39 PCB-73	1.06e3	0.84	NO	1.29	9.820	31.99	31.97	1.005	1.004	NO	2.868		0.441	2.868
40	40 PCB-43/49	1.11e5	0.77	NO	0.940	9.820	32.15	32.17	1.010	1.011	NO	413.0		0.605	413.0
41	41 PCB-47	4.98e4	0.76	NO	0.869	9.820	32.39	32.40	1.000	1.001	NO	183.0		0.638	183.0
42	42 PCB-48/75	1.74e4	0.74	NO	1.02	9.820	32.51	32.53	1.004	1.005	NO	54.30		0.541	54.30
43	43 PCB-65			NO	1.11	9.820	32.79		1.013		YES			0.500	
44	44 PCB-62			NO	1.07	9.820	32.90		1.016		YES			0.520	
45	45 PCB-44	6.69e4	0.75	NO	0.761	9.820	33.21	33.27	1.026	1.028	NO	280.2		0.728	280.2
46	46 PCB-42/59	3.04e4	0.74	NO	0.960	9.820	33.45	33.50	1.033	1.034	NO	101.0		0.577	101.0
47	47 PCB-41/64/71/72	8.17e4	0.76	NO	1.08	9.820	34.04	34.07	1.051	1.052	NO	240.7	15.9	0.512	240.7
48	48 PCB-68	3.14e3	0.68	NO	1.11	9.820	34.32	34.31	1.060	1.060	NO	9.037		0.500	9.037
49	49 PCB-40	9.16e3	0.74	NO	0.577	9.820	34.55	34.54	1.067	1.067	NO	50.66		0.960	50.66
50	50 PCB-57	2.01e3	0.77	NO	1.05	9.820	34.91	34.91	0.970	0.970	NO	5.232		0.423	5.232
51	51 PCB-67	4.83e3	0.70	NO	0.993	9.820	35.23	35.23	0.979	0.978	NO	13.24		0.447	13.24
52	52 PCB-58	1.33e3	1.00	YES	1.11	9.820	35.34	35.36	0.982	0.982	NO	3.268		0.389	2.892
53	53 PCB-63	5.02e3	0.77	NO	0.962	9.820	35.51	35.51	0.986	0.986	NO	14.22		0.461	14.22
54	54 PCB-74	5.10e4	0.74	NO	1.07	9.820	35.80	35.80	0.994	0.994	NO	130.3		0.416	130.3
55	55 PCB-61/70	1.35e5	0.74	NO	0.986	9.820	36.03	36.03	1.000	1.001	NO	372.6		0.450	372.6
56	56 PCB-76/66	1.21e5	0.75	NO	1.07	9.820	36.23	36.25	1.006	1.007	NO	308.2		0.416	308.2
57	57 PCB-80			NO	1.08	9.820	36.46		1.001		YES			0.408	
58	58 PCB-55	2.29e3	0.73	NO	1.07	9.820	36.78	36.77	1.010	1.009	NO	5.559		0.414	5.559
59	59 PCB-56/60	4.80e4	0.76	NO	0.934	9.820	37.30	37.31	1.024	1.024	NO	133.2		0.473	133.2
60	60 PCB-79	4.66e3	0.77	NO	1.04	9.820	38.39	38.41	1.054	1.054	NO	11.55		0.423	11.55
61	61 PCB-78	6.60e2	0.84	NO	1.03	9.820	39.14	39.08	0.987	0.985	NO	1.804		0.478	1.804
62	62 PCB-81	1.36e3	0.68	NO	0.933	9.820	39.69	39.73	1.001	1.002	NO	4.100		0.529	4.100
63	63 PCB-77	9.69e3	0.82	NO	1.03	9.820	40.29	40.31	1.000	1.001	NO	27.52		0.496	27.52
64	64 PCB-104	6.38e2	0.80	YES	0.995	9.820	33.12	33.14	1.001	1.001	NO	1.736		0.319	1.269
65	65 PCB-96	2.00e3	1.36	NO	0.996	9.820	34.45	34.37	1.041	1.038	NO	5.429		0.319	5.429
66	66 PCB-103	1.22e4	1.50	NO	0.774	9.820	35.01	34.93	1.057	1.055	NO	42.65		0.410	42.65
67	67 PCB-100	7.31e3	1.52	NO	0.778	9.820	35.38	35.28	1.069	1.066	NO	25.43		0.408	25.43
68	68 PCB-94	1.79e3	2.33	YES	0.773	9.820	35.77	35.78	0.985	0.986	NO	7.649		0.446	5.884

Dataset: U:\VG11.PRO\Results\190711K2\190711K2-4B.qld

Last Altered: Saturday, July 27, 2019 13:55:46 Pacific Daylight Time
Printed: Saturday, July 27, 2019 13:56:05 Pacific Daylight Time

Name: 190711K2_4, Date: 11-Jul-2019, Time: 23:32:31, ID: 1901384-02 T4-PDI2019-SG21-190531 10, Description: T4-PDI2019-SG21-190531

HC 7.27.19

	#	Name	Resp	RA	n/y	RRF	wt/vol	Pred.RT	RT	Pred.RRT	RRT	Check RRT	Conc.	%Rec	DL	EMPC
69	69	PCB-95/98/102	1.75e5	1.51	NO	1.01	9.820	36.28	36.34	0.999	1.001	NO	571.6		0.340	571.6
70	70	PCB-93			NO	0.841	9.820	36.41		1.003		YES			0.410	
71	71	PCB-88/91	4.01e4	1.55	NO	0.890	9.820	36.73	36.75	1.012	1.012	NO	149.3		0.388	149.3
72	72	PCB-121			NO	1.39	9.820	36.85		1.015		YES			0.249	
73	73	PCB-84/92	9.42e4	1.52	NO	0.879	9.820	37.69	37.68	0.990	0.990	NO	359.3		0.389	359.3
74	74	PCB-89	1.60e3	1.39	NO	0.959	9.820	37.90	37.89	0.996	0.996	NO	5.592		0.356	5.592
75	75	PCB-90/101	2.36e5	1.57	NO	0.944	9.820	38.06	38.07	1.000	1.000	NO	838.5		0.362	838.5
76	76	PCB-113	3.99e3	1.50	NO	1.23	9.820	38.33	38.33	1.007	1.007	NO	10.87		0.277	10.87
77	77	PCB-99	1.28e5	1.55	NO	1.12	9.820	38.41	38.43	1.009	1.010	NO	382.0		0.305	382.0
78	78	PCB-119	1.97e4	1.58	NO	1.47	9.820	38.90	38.89	0.987	0.987	NO	50.80		0.266	50.80
79	79	PCB-108/112	9.69e3	1.64	NO	1.25	9.820	39.07	39.08	0.991	0.991	NO	29.46		0.313	29.46
80	80	PCB-83			NO	1.55	9.820	39.24		0.996		YES			0.253	
81	81	PCB-97	4.11e4	1.55	NO	1.07	9.820	39.45	39.43	1.001	1.000	NO	145.1		0.364	145.1
82	82	PCB-86			NO	0.996	9.820	39.58		1.004		YES			0.393	
83	83	PCB-87/117/125	5.17e4	1.61	NO	1.33	9.820	39.71	39.73	1.008	1.008	NO	147.3		0.294	147.3
84	84	PCB-111/115	3.31e3	1.60	NO	1.60	9.820	39.88	39.92	1.012	1.013	NO	7.843		0.244	7.843
85	85	PCB-85/116	2.12e4	1.54	NO	1.22	9.820	40.01	39.99	1.015	1.015	NO	66.30		0.322	66.30
86	86	PCB-120	3.94e3	1.77	NO	1.68	9.820	40.27	40.25	1.022	1.021	NO	8.916		0.233	8.916
87	87	PCB-110	2.50e5	1.53	NO	1.49	9.820	40.40	40.40	1.025	1.025	NO	638.8		0.263	638.8
88	88	PCB-82	1.17e4	1.44	NO	0.674	9.820	41.06	41.05	0.976	0.976	NO	48.33		0.437	48.33
89	89	PCB-124	8.07e3	1.44	NO	1.16	9.820	41.77	41.76	0.993	0.993	NO	19.31		0.254	19.31
90	90	PCB-107/109	1.97e4	1.58	NO	1.17	9.820	41.89	41.93	0.996	0.997	NO	47.04		0.253	47.04
91	91	PCB-123	2.31e3	1.22	YES	1.04	9.820	42.08	42.09	1.000	1.001	NO	6.168		0.282	5.563
92	92	PCB-106/118	1.73e5	1.54	NO	1.07	9.820	42.28	42.28	1.001	1.001	NO	438.0		0.280	438.0
93	93	PCB-114	2.07e3	2.17	YES	1.16	9.820	42.94	42.96	1.000	1.001	NO	6.743		0.689	5.445
94	94	PCB-122	1.19e3	2.02	YES	0.973	9.820	43.07	43.09	1.003	1.004	NO	4.657		0.703	3.945
95	95	PCB-105	3.69e4	1.60	NO	1.10	9.820	43.84	43.85	1.000	1.000	NO	129.1		0.679	129.1
96	96	PCB-127			NO	1.11	9.820	44.19		1.000		YES			0.648	
97	97	PCB-126	8.55e2	1.43	NO	1.21	9.820	46.16	46.16	1.000	1.000	NO	2.816		0.656	2.816
98	98	PCB-155	1.83e2	0.60	YES	0.874	9.820	37.61	37.61	1.000	1.001	NO	0.5358		0.187	0.3630
99	99	PCB-150	3.61e3	1.27	NO	0.881	9.820	38.93	38.91	1.036	1.035	NO	10.52		0.185	10.52
100	1...	PCB-152	5.25e2	1.83	YES	1.00	9.820	39.41	39.41	1.048	1.049	NO	1.342		0.162	1.061
101	1...	PCB-145			NO	1.00	9.820	39.88		1.061		YES			0.163	
102	1...	PCB-136	5.57e4	1.22	NO	0.843	9.820	40.21	40.19	1.070	1.069	NO	169.5		0.194	169.5
103	1...	PCB-148	2.55e3	1.13	NO	0.693	9.820	40.32	40.29	1.073	1.072	NO	9.450		0.235	9.450
104	1...	PCB-154	1.87e4	1.39	NO	0.724	9.820	40.81	40.81	1.086	1.086	NO	66.40		0.225	66.40

Dataset: U:\VG11.PRO\Results\190711K2\190711K2-4B.qld

Last Altered: Saturday, July 27, 2019 13:55:46 Pacific Daylight Time
Printed: Saturday, July 27, 2019 13:56:05 Pacific Daylight Time

Name: 190711K2_4, Date: 11-Jul-2019, Time: 23:32:31, ID: 1901384-02 T4-PDI2019-SG21-190531 10, Description: T4-PDI2019-SG21-190531

HC 7.27.19

	#	Name	Resp	RA	n/y	RRF	wt/vol	Pred.RT	RT	Pred.RRT	RRT	Check RRT	Conc.	%Rec	DL	EMPC
105	1...	PCB-151	8.95e4	1.27	NO	0.632	9.820	41.49	41.48	1.104	1.103	NO	363.2		0.258	363.2
106	1...	PCB-135	5.72e4	1.22	NO	0.716	9.820	41.71	41.70	1.110	1.109	NO	205.0		0.228	205.0
107	1...	PCB-144	1.16e4	1.29	NO	0.667	9.820	41.83	41.81	1.113	1.112	NO	44.79		0.245	44.79
108	1...	PCB-147	7.60e3	1.11	NO	0.661	9.820	41.95	41.94	1.116	1.116	NO	29.50		0.247	29.50
109	1...	PCB-139/149	2.96e5	1.26	NO	0.738	9.820	42.21	42.21	1.123	1.123	NO	1027		0.221	1027
110	1...	PCB-140	4.95e3	1.31	NO	0.627	9.820	42.42	42.41	1.128	1.128	NO	20.25		0.260	20.25
111	1...	PCB-134/143	9.81e3	1.21	NO	0.733	9.820	42.87	42.88	0.975	0.975	NO	51.69		0.911	51.69
112	1...	PCB-131/133	9.73e3	1.24	NO	0.790	9.820	43.16	43.18	0.982	0.982	NO	47.60		0.845	47.60
113	1...	PCB-142			NO	0.708	9.820	43.35		0.986		YES			0.944	
114	1...	PCB-146/165	6.94e4	1.21	NO	0.959	9.820	43.56	43.58	0.990	0.991	NO	279.6		0.696	279.6
115	1...	PCB-132/161	6.24e4	1.24	NO	0.974	9.820	43.81	43.87	0.996	0.997	NO	247.4		0.686	247.4
116	1...	PCB-153	2.81e5	1.23	NO	1.01	9.820	44.00	44.00	1.000	1.000	NO	1073		0.660	1073
117	1...	PCB-168	1.20e3	1.39	NO	1.02	9.820	44.20	44.22	1.005	1.006	NO	4.531		0.655	4.531
118	1...	PCB-141	3.72e4	1.17	NO	0.967	9.820	44.78	44.77	1.001	1.001	NO	187.4		0.921	187.4
119	1...	PCB-137	3.87e3	1.14	NO	0.987	9.820	45.15	45.17	1.009	1.010	NO	19.13		0.902	19.13
120	1...	PCB-130	1.25e4	1.26	NO	0.840	9.820	45.25	45.27	1.012	1.012	NO	72.36		1.06	72.36
121	1...	PCB-138/163/164	2.35e5	1.23	NO	1.23	9.820	45.64	45.65	1.001	1.001	NO	889.8		0.670	889.8
122	1...	PCB-158/160	2.01e4	1.14	NO	1.18	9.820	45.90	45.87	1.006	1.006	NO	79.34		0.698	79.34
123	1...	PCB-129	4.56e3	1.32	NO	0.819	9.820	46.15	46.16	1.012	1.012	NO	25.90		1.00	25.90
124	1...	PCB-166			NO	1.07	9.820	46.61		0.993		YES			0.649	
125	1...	PCB-159			NO	1.12	9.820	46.95		1.000		YES			0.620	
126	1...	PCB-128/162	2.11e4	1.18	NO	0.851	9.820	47.24	47.24	1.007	1.006	NO	91.63		0.815	91.63
127	1...	PCB-167	6.64e3	1.34	NO	1.04	9.820	47.67	47.67	1.000	1.000	NO	24.13		0.666	24.13
128	1...	PCB-156	1.72e4	1.15	NO	1.06	9.820	49.00	49.00	1.000	1.000	NO	61.86		0.642	61.86
129	1...	PCB-157	2.91e3	1.14	NO	0.978	9.820	49.30	49.28	1.001	1.000	NO	10.83		0.712	10.83
130	1...	PCB-169			NO	1.11	9.820	51.56		1.000		YES			0.714	
131	1...	PCB-188	5.76e2	1.18	NO	1.19	9.820	43.64	43.64	1.001	1.001	NO	1.815		0.618	1.815
132	1...	PCB-184			NO	1.17	9.820	44.09		1.011		YES			0.632	
133	1...	PCB-179	5.66e4	1.01	NO	1.18	9.820	44.88	44.89	1.029	1.030	NO	180.8		0.627	180.8
134	1...	PCB-176	1.50e4	0.98	NO	1.16	9.820	45.39	45.36	1.041	1.040	NO	48.72		0.636	48.72
135	1...	PCB-186			NO	1.22	9.820	46.01		1.055		YES			0.605	
136	1...	PCB-178	1.98e4	0.96	NO	0.830	9.820	46.50	46.50	1.067	1.066	NO	89.57		0.888	89.57
137	1...	PCB-175	3.07e3	0.79	YES	0.849	9.820	46.88	46.86	1.075	1.075	NO	13.62		0.868	11.74
138	1...	PCB-182/187	1.18e5	1.05	NO	0.960	9.820	47.05	47.03	1.079	1.079	NO	462.7		0.768	462.7
139	1...	PCB-183	4.30e4	1.08	NO	0.957	9.820	47.37	47.37	1.087	1.086	NO	168.9		0.771	168.9
140	1...	PCB-185	8.30e3	1.09	NO	1.32	9.820	48.07	48.05	0.956	0.955	NO	34.16		0.816	34.16

Dataset: U:\VG11.PRO\Results\190711K2\190711K2-4B.qld

Last Altered: Saturday, July 27, 2019 13:55:46 Pacific Daylight Time
Printed: Saturday, July 27, 2019 13:56:05 Pacific Daylight Time

Name: 190711K2_4, Date: 11-Jul-2019, Time: 23:32:31, ID: 1901384-02 T4-PDI2019-SG21-190531 10, Description: T4-PDI2019-SG21-190531

	# Name	Resp	RA	n/y	RRF	wt/vol	Pred.RT	RT	Pred.RRT	RRT	Check RRT	Conc.	%Rec	DL	EMPC
141	1... PCB-174	7.58e4	1.00	NO	1.22	9.820	48.44	48.41	0.963	0.962	NO	337.7		0.883	337.7
142	1... PCB-181			NO	1.41	9.820	48.56		0.965		YES			0.761	
143	1... PCB-177	4.54e4	1.00	NO	1.24	9.820	48.72	48.70	0.969	0.968	NO	198.8		0.868	198.8
144	1... PCB-171	1.81e4	1.03	NO	1.24	9.820	49.03	49.00	0.975	0.974	NO	79.26		0.867	79.26
145	1... PCB-173	1.19e3	0.75	YES	1.14	9.820	49.46	49.45	0.983	0.983	NO	5.652		0.943	4.736
146	1... PCB-172	1.05e4	1.11	NO	1.31	9.820	49.92	49.91	0.992	0.992	NO	43.59		0.824	43.59
147	1... PCB-192			NO	1.70	9.820	50.12		0.996		YES			0.633	
148	1... PCB-180	1.58e5	1.01	NO	1.32	9.820	50.33	50.33	1.000	1.000	NO	651.4		0.816	651.4
149	1... PCB-193	1.20e4	1.01	NO	1.54	9.820	50.54	50.53	1.005	1.005	NO	42.38		0.699	42.38
150	1... PCB-191	3.08e3	1.10	NO	1.57	9.820	50.80	50.80	1.010	1.010	NO	10.62		0.684	10.62
151	1... PCB-170	5.41e4	1.02	NO	1.36	9.820	51.97	51.97	1.000	1.000	NO	251.5		0.880	251.5
152	1... PCB-190	1.48e4	1.09	NO	1.84	9.820	52.16	52.18	1.004	1.004	NO	50.81		0.650	50.81
153	1... PCB-189	2.45e3	0.92	NO	1.33	9.820	53.68	53.68	1.000	1.000	NO	8.855		0.609	8.855
154	1... PCB-202	1.08e4	0.89	NO	1.02	9.820	49.23	49.21	1.001	1.000	NO	34.75		0.258	34.75
155	1... PCB-201	5.86e3	0.93	NO	0.915	9.820	49.69	49.70	1.010	1.010	NO	21.02		0.288	21.02
156	1... PCB-204			NO	0.979	9.820	49.87		1.014		YES			0.270	
157	1... PCB-197	1.93e3	0.88	NO	0.979	9.820	50.16	50.19	1.020	1.020	NO	6.478		0.270	6.478
158	1... PCB-200	5.30e3	0.87	NO	0.954	9.820	51.11	51.12	1.039	1.039	NO	18.22		0.277	18.22
159	1... PCB-198	1.57e3	0.94	NO	0.748	9.820	52.64	52.67	1.070	1.071	NO	6.899		0.353	6.899
160	1... PCB-199	3.57e4	0.93	NO	0.706	9.820	52.76	52.79	1.073	1.073	NO	166.2		0.374	166.2
161	1... PCB-196/203	3.82e4	0.87	NO	0.785	9.820	53.06	53.09	1.079	1.079	NO	159.6		0.336	159.6
162	1... PCB-195	7.67e3	0.85	NO	1.03	9.820	54.38	54.37	0.984	0.984	NO	50.23		1.02	50.23
163	1... PCB-194	2.05e4	0.84	NO	1.16	9.820	55.28	55.28	1.000	1.000	NO	120.0		0.908	120.0
164	1... PCB-205	1.32e3	0.83	NO	1.40	9.820	55.54	55.54	1.005	1.005	NO	6.379		0.749	6.379
165	1... PCB-208	7.78e3	1.26	NO	0.934	9.820	54.52	54.52	1.000	1.000	NO	44.00		0.328	44.00
166	1... PCB-207	2.11e3	1.43	NO	0.912	9.820	54.84	54.84	1.006	1.006	NO	12.21		0.336	12.21
167	1... PCB-206	1.63e4	1.22	NO	0.987	9.820	56.80	56.80	1.000	1.000	NO	121.1		0.411	121.1
168	1... PCB-209	2.32e4	1.14	NO	0.943	9.820	58.01	58.03	1.000	1.000	NO	144.7		0.254	144.7
169	1... 13C-PCB-1	4.58e5	3.17	NO	1.08	9.820	15.95	15.94	0.612	0.611	NO	800.2	52.8	1.19	
170	1... 13C-PCB-3	5.13e5	3.26	NO	1.09	9.820	18.64	18.63	0.715	0.715	NO	885.2	58.4	1.17	
171	1... 13C-PCB-4	3.05e5	1.62	NO	0.640	9.820	20.02	20.01	0.768	0.768	NO	897.0	59.1	1.15	
172	1... 13C-PCB-9	5.29e5	1.58	NO	0.995	9.820	21.86	21.85	0.839	0.838	NO	1000	65.9	0.740	
173	1... 13C-PCB-11	5.66e5	1.56	NO	0.971	9.820	25.35	25.35	0.973	0.972	NO	1097	72.3	0.759	
174	1... 13C-PCB-19	3.75e5	1.01	NO	0.637	9.820	24.29	24.29	0.932	0.932	NO	1109	73.1	10.9	
175	1... 13C-PCB-32	6.30e5	1.02	NO	0.910	9.820	27.30	27.31	1.047	1.047	NO	1304	86.0	7.64	
176	1... 13C-PCB-28	5.22e5	1.06	NO	1.07	9.820	29.35	29.33	1.004	1.003	NO	1058	69.8	8.72	

Dataset: U:\VG11.PRO\Results\190711K2\190711K2-4B.qld

Last Altered: Saturday, July 27, 2019 13:55:46 Pacific Daylight Time
Printed: Saturday, July 27, 2019 13:56:05 Pacific Daylight Time

Name: 190711K2_4, Date: 11-Jul-2019, Time: 23:32:31, ID: 1901384-02 T4-PDI2019-SG21-190531 10, Description: T4-PDI2019-SG21-190531

HE 7.27.19

	#	Name	Resp	RA	n/y	RRF	wt/vol	Pred.RT	RT	Pred.RRT	RRT	Check RRT	Conc.	%Rec	DL	EMPC
177	1...	13C-PCB-37	5.43e5	1.09	NO	0.959	9.820	33.36	33.42	1.141	1.143	NO	1226	80.8	9.72	
178	1...	13C-PCB-54	4.92e5	0.75	NO	1.10	9.820	28.18	28.17	0.756	0.755	NO	963.2	63.5	1.55	
179	1...	13C-PCB-52	4.35e5	0.78	NO	0.844	9.820	31.85	31.84	0.854	0.854	NO	1110	73.2	2.01	
180	1...	13C-PCB-47	4.76e5	0.74	NO	0.893	9.820	32.37	32.38	0.868	0.868	NO	1146	75.5	1.90	
181	1...	13C-PCB-70	5.57e5	0.76	NO	1.01	9.820	36.01	36.01	0.966	0.966	NO	1190	78.4	1.69	
182	1...	13C-PCB-80	5.86e5	0.77	NO	1.05	9.820	36.45	36.44	0.977	0.977	NO	1205	79.5	1.62	
183	1...	13C-PCB-81	5.38e5	0.76	NO	0.985	9.820	39.66	39.65	1.063	1.063	NO	1175	77.5	1.72	
184	1...	13C-PCB-77	5.17e5	0.76	NO	0.958	9.820	40.26	40.27	1.080	1.080	NO	1161	76.5	1.77	
185	1...	13C-PCB-104	5.61e5	1.53	NO	1.10	9.820	33.04	33.10	0.829	0.831	NO	1066	70.3	0.469	
186	1...	13C-PCB-95	4.58e5	1.56	NO	0.852	9.820	36.32	36.31	0.911	0.911	NO	1122	74.0	0.603	
187	1...	13C-PCB-101	4.53e5	1.58	NO	0.814	9.820	38.06	38.06	0.955	0.955	NO	1161	76.5	0.632	
188	1...	13C-PCB-97	3.99e5	1.60	NO	0.709	9.820	39.41	39.41	0.989	0.989	NO	1175	77.4	0.725	
189	1...	13C-PCB-123	5.45e5	1.53	NO	0.922	9.820	42.06	42.06	1.055	1.055	NO	1234	81.3	0.558	
190	1...	13C-PCB-118	5.59e5	1.55	NO	0.975	9.820	42.26	42.24	1.060	1.060	NO	1196	78.9	0.527	
191	1...	13C-PCB-114	4.00e5	1.61	NO	1.52	9.820	42.94	42.92	0.910	0.909	NO	1111	73.3	1.45	
192	1...	13C-PCB-105	3.94e5	1.56	NO	1.58	9.820	43.81	43.83	0.928	0.928	NO	1050	69.2	1.39	
193	1...	13C-PCB-127	4.04e5	1.59	NO	1.62	9.820	44.15	44.17	0.935	0.935	NO	1051	69.3	1.35	
194	1...	13C-PCB-126	3.80e5	1.60	NO	1.45	9.820	46.12	46.14	0.977	0.977	NO	1109	73.1	1.52	
195	1...	13C-PCB-155	5.91e5	1.24	NO	1.03	9.820	37.60	37.59	0.943	0.943	NO	1202	79.3	0.310	
196	1...	13C-PCB-153	3.93e5	1.24	NO	1.42	9.820	43.96	43.98	0.931	0.931	NO	1164	76.7	1.12	
197	1...	13C-PCB-141	3.11e5	1.31	NO	1.14	9.820	44.73	44.74	0.947	0.947	NO	1149	75.8	1.40	
198	1...	13C-PCB-138	3.26e5	1.25	NO	1.18	9.820	45.61	45.61	0.966	0.966	NO	1166	76.9	1.35	
199	1...	13C-PCB-159	4.10e5	1.25	NO	1.43	9.820	46.93	46.93	0.994	0.994	NO	1208	79.7	1.11	
200	2...	13C-PCB-167	4.00e5	1.22	NO	1.42	9.820	47.63	47.65	1.009	1.009	NO	1187	78.3	1.12	
201	2...	13C-PCB-156	4.00e5	1.26	NO	1.40	9.820	48.96	48.98	1.037	1.037	NO	1208	79.6	1.14	
202	2...	13C-PCB-157	4.17e5	1.28	NO	1.41	9.820	49.23	49.26	1.043	1.043	NO	1252	82.6	1.13	
203	2...	13C-PCB-169	3.75e5	1.29	NO	1.35	9.820	51.51	51.54	1.091	1.091	NO	1175	77.5	1.19	
204	2...	13C-PCB-188	4.03e5	0.45	NO	1.46	9.820	43.59	43.60	0.927	0.927	NO	1138	75.0	0.778	
205	2...	13C-PCB-180	2.79e5	0.43	NO	0.932	9.820	50.28	50.31	1.069	1.070	NO	1237	81.6	1.22	
206	2...	13C-PCB-170	2.40e5	0.45	NO	0.796	9.820	51.94	51.95	1.104	1.105	NO	1243	82.0	1.43	
207	2...	13C-PCB-189	3.15e5	0.43	NO	1.09	9.820	53.63	53.66	1.140	1.141	NO	1193	78.6	1.04	
208	2...	13C-PCB-202	4.62e5	0.89	NO	1.45	9.820	49.18	49.19	1.042	1.042	NO	1315	86.7	0.383	
209	2...	13C-PCB-194	2.24e5	0.90	NO	0.714	9.820	55.25	55.26	0.995	0.995	NO	1317	86.8	1.15	
210	2...	13C-PCB-208	2.87e5	0.77	NO	0.896	9.820	54.51	54.50	0.982	0.982	NO	1343	88.5	1.23	
211	2...	13C-PCB-206	2.07e5	0.77	NO	0.653	9.820	56.79	56.78	1.023	1.023	NO	1329	87.6	1.69	
212	2...	13C-PCB-209	2.58e5	1.18	NO	0.806	9.820	58.00	58.01	1.045	1.045	NO	1341	88.4	0.571	

Dataset: U:\VG11.PRO\Results\190711K2\190711K2-4B.qld

Last Altered: Saturday, July 27, 2019 13:55:46 Pacific Daylight Time
Printed: Saturday, July 27, 2019 13:56:05 Pacific Daylight Time

Name: 190711K2_4, Date: 11-Jul-2019, Time: 23:32:31, ID: 1901384-02 T4-PDI2019-SG21-190531 10, Description: T4-PDI2019-SG21-190531

	#	Name	Resp	RA	n/y	RRF	wt/vol	Pred.RT	RT	Pred.RRT	RRT	Check RRT	Conc.	%Rec	DL	EMPC
213	2...	13C-PCB-15	8.05e5	1.59	NO	1.00	9.820	26.08	26.07	1.000	0.000	NO	1517	100	0.737	
214	2...	13C-PCB-31	7.00e5	1.08	NO	1.00	9.820	29.24	29.24	1.000	0.000	NO	1517	100	9.33	
215	2...	13C-PCB-60	7.05e5	0.79	NO	1.00	9.820	37.30	37.29	1.000	0.000	NO	1517	100	1.70	
216	2...	13C-PCB-111	7.27e5	1.61	NO	1.00	9.820	39.85	39.86	1.000	0.000	NO	1517	100	0.514	
217	2...	13C-PCB-128	3.59e5	1.26	NO	1.00	9.820	47.22	47.22	1.000	0.000	NO	1517	100	1.60	
218	2...	13C-PCB-182	3.68e5	0.45	NO	1.00	9.820	47.03	47.03	0.000	0.000	NO	1517	100	1.14	
219	2...	13C-PCB-205	3.62e5	0.92	NO	1.00	9.820	55.53	55.53	1.000	0.000	NO	1517	100	0.818	
220	2...	13C-PCB-79	5.65e5	0.78	NO	1.03	9.820	38.37	38.39	1.029	1.029	NO	1179	77.7	1.65	
221	2...	13C-PCB-178	2.54e5	0.43	NO	0.875	9.820	46.48	46.48	0.988	0.988	NO	1227	80.9	1.34	
222	2...	13C-PCB-79	5.57e5	0.79	NO	1.05	9.820	38.39	38.39	0.968	0.968	NO	1503	99.1	2.25	
223	2...	13C-PCB-178	2.54e5	0.43	NO	0.975	9.820	46.50	46.48	0.924	0.924	NO	1416	93.4	1.57	
224	2...	Total Mono-PCBs				1.01	9.820	0.00		0.000		NO	31.09		0.793	31.09
225	2...	Total Di-PCBs				1.06	9.820	0.00		0.000		NO	232.0		5.35	232.0
226	2...	2nd Function Tri-PCBs				0.914	9.820	0.00		0.000		NO	348.8		2.23	348.8
227	2...	3rd Function Tri-PCBs				1.06	9.820	0.00		0.000		NO	842.1		8.08	842.1
228	2...	Total Tetra-PCBs				0.986	9.820	0.00		0.000		NO	3023		16.9	3028
229	2...	3rd Function Penta-PCBs				1.12	9.820	0.00		0.000		NO	4038		9.43	4051
230	2...	4th Function Penta-PCBs				1.11	9.820	0.00		0.000		NO	131.9		3.39	141.3
231	2...	3rd Function Hexa-PCBs				0.774	9.820	0.00		0.000		NO	1946		2.81	1947
232	2...	4th Function Hexa-PCBs				0.972	9.820	0.00		0.000		NO	3166		15.5	3166
233	2...	Total Hepta-PCBs				1.26	9.820	0.00		0.000		NO	2662		17.3	2678
234	2...	4th Function Octa-PCBs				0.886	9.820	0.00		0.000		NO	413.2		2.42	413.2
235	2...	5th Function Octa-PCBs				1.20	9.820	0.00		0.000		NO	176.6		2.67	176.6
236	2...	Total Nona-PCBs				0.945	9.820	0.00		0.000		NO	177.3		1.08	177.3
237	2...	Deca-CB				0.943	9.820	0.00		0.000		NO	144.7		0.254	144.7
238	2...	Total PCBs														

Dataset: U:\VG11.PRO\Results\190711K2\190711K2-4B.qld

Last Altered: Saturday, July 27, 2019 13:55:46 Pacific Daylight Time
Printed: Saturday, July 27, 2019 13:56:42 Pacific Daylight Time

Method: Untitled 10 Jul 2019 10:26:46
Calibration: U:\VG11.PRO\CurveDB\db1_PCBvg11-6-28-19.cdb 29 Jun 2019 12:47:57

ID: 1901384-02 T4-PDI2019-SG21-190531 10, Description: T4-PDI2019-SG21-190531

Total Mono-PCBs

	Name	Pred.R...	RT	m1 Height	m2 Height	m1 Resp	m2 Resp	RA	n/y	Resp	Conc.	EMPC	DL
1	PCB-1	15.95	15.96	3.935e4	1.459e4	2.403e3	7.122e2	3.37	NO	3.115e3	10.112	10.112	0.264
2	PCB-2	18.41	18.42	4.235e4	1.244e4	2.617e3	8.227e2	3.18	NO	3.439e3	10.083	10.083	0.264
3	PCB-3	18.64	18.65	4.350e4	1.245e4	2.858e3	8.515e2	3.36	NO	3.710e3	10.897	10.897	0.265

Total Di-PCBs

	Name	Pred.R...	RT	m1 Height	m2 Height	m1 Resp	m2 Resp	RA	n/y	Resp	Conc.	EMPC	DL
1	PCB-4/10	20.10	20.03	6.890e4	3.871e4	4.339e3	2.716e3	1.60	NO	7.055e3	27.526	27.526	0.866
2	PCB-7/9	21.91	21.89	1.745e4	1.070e4	1.760e3	1.181e3	1.49	NO	2.941e3	8.6469	8.6469	0.684
3	PCB-6	22.56	22.57	6.143e4	4.172e4	4.221e3	2.757e3	1.53	NO	6.977e3	19.685	19.685	0.656
4	PCB-5/8	22.97	22.97	2.515e5	1.553e5	1.651e4	1.049e4	1.58	NO	2.700e4	76.626	76.626	0.660
5	PCB-11	25.37	25.37	9.398e4	6.697e4	6.426e3	4.674e3	1.37	NO	1.110e4	27.153	27.153	0.593
6	PCB-12/13	25.73	25.75	2.089e4	1.645e4	2.359e3	1.620e3	1.46	NO	3.979e3	10.286	10.286	0.627
7	PCB-15	26.10	26.10	2.024e5	1.322e5	1.421e4	9.607e3	1.48	NO	2.381e4	62.089	62.089	0.632

2nd Function Tri-PCBs

	Name	Pred.R...	RT	m1 Height	m2 Height	m1 Resp	m2 Resp	RA	n/y	Resp	Conc.	EMPC	DL
1	PCB-19	24.33	24.32	6.235e4	6.064e4	4.142e3	4.109e3	1.01	NO	8.250e3	35.703	35.703	0.484
2	PCB-18	26.02	26.01	2.763e5	2.876e5	1.831e4	1.907e4	0.96	NO	3.738e4	129.86	129.86	0.394
3	PCB-17	26.19	26.19	1.480e5	1.530e5	9.942e3	1.025e4	0.97	NO	2.019e4	72.885	72.885	0.409
4	PCB-24/27	26.79	26.77	3.905e4	4.096e4	2.826e3	3.028e3	0.93	NO	5.854e3	15.408	15.408	0.298
5	PCB-16/32	27.33	27.33	1.535e5	1.531e5	1.576e4	1.551e4	1.02	NO	3.127e4	94.991	94.991	0.344

Dataset: U:\VG11.PRO\Results\190711K2\190711K2-4B.qld

Last Altered: Saturday, July 27, 2019 13:55:46 Pacific Daylight Time
Printed: Saturday, July 27, 2019 13:56:42 Pacific Daylight Time

ID: 1901384-02 T4-PDI2019-SG21-190531 10, Description: T4-PDI2019-SG21-190531

3rd Function Tri-PCBs

	Name	Pred.R...	RT	m1 Height	m2 Height	m1 Resp	m2 Resp	RA	n/y	Resp	Conc.	EMPC	DL
1	PCB-34	28.15	28.14	6.572e3	5.622e3	4.992e2	4.894e2	1.02	NO	9.886e2	2.9095	2.9095	0.615
2	PCB-29	28.49	28.49	3.440e3	3.095e3	2.787e2	2.368e2	1.18	NO	5.155e2	1.5712	1.5712	0.637
3	PCB-26	28.71	28.71	1.887e5	1.735e5	1.517e4	1.365e4	1.11	NO	2.882e4	83.661	83.661	0.607
4	PCB-25	28.88	28.88	6.696e4	7.117e4	5.425e3	6.011e3	0.90	NO	1.144e4	33.981	33.981	0.621
5	PCB-31	29.26	29.25	4.452e5	4.619e5	3.265e4	3.359e4	0.97	NO	6.624e4	171.37	171.37	0.541
6	PCB-28	29.34	29.35	5.831e5	5.699e5	5.009e4	4.907e4	1.02	NO	9.916e4	260.56	260.56	0.550
7	PCB-20/21/33	29.97	30.02	2.780e5	2.572e5	2.392e4	2.222e4	1.08	NO	4.614e4	133.61	133.61	0.606
8	PCB-22	30.47	30.44	1.380e5	1.404e5	1.173e4	1.130e4	1.04	NO	2.303e4	64.791	64.791	0.588
9	PCB-39	31.64	31.58	5.330e3	4.541e3	3.942e2	3.661e2	1.08	NO	7.603e2	1.9592	1.9592	0.559
10	PCB-38	32.45	32.42	9.347e3	1.000e4	8.018e2	8.251e2	0.97	NO	1.627e3	4.0284	4.0284	0.537
11	PCB-35	32.99	32.99	7.780e3	8.403e3	7.240e2	8.112e2	0.89	NO	1.535e3	3.7887	3.7887	0.535
12	PCB-37	33.46	33.44	2.065e5	1.878e5	1.621e4	1.540e4	1.05	NO	3.161e4	79.850	79.850	0.548

Dataset: U:\VG11.PRO\Results\190711K2\190711K2-4B.qld

Last Altered: Saturday, July 27, 2019 13:55:46 Pacific Daylight Time
Printed: Saturday, July 27, 2019 13:56:42 Pacific Daylight Time

ID: 1901384-02 T4-PDI2019-SG21-190531 10, Description: T4-PDI2019-SG21-190531

Total Tetra-PCBs

	Name	Pred.R...	RT	m1 Height	m2 Height	m1 Resp	m2 Resp	RA	n/y	Resp	Conc.	EMPC	DL
1	PCB-54	28.19	28.19	1.189e4	1.453e4	9.073e2	1.174e3	0.77	NO	2.081e3	6.4505	6.4505	0.465
2	PCB-50	29.41	29.40	2.552e3	4.859e3	1.936e2	4.595e2	0.42	YES	6.531e2	0.00000	1.7580	0.593
3	PCB-53	30.08	30.07	7.960e4	1.067e5	6.413e3	8.629e3	0.74	NO	1.504e4	54.871	54.871	0.595
4	PCB-51	30.44	30.43	5.006e4	6.154e4	3.901e3	5.141e3	0.76	NO	9.042e3	30.778	30.778	0.556
5	PCB-45	30.88	30.87	4.747e4	6.463e4	3.622e3	5.076e3	0.71	NO	8.698e3	37.507	37.507	0.704
6	PCB-46	31.37	31.38	2.159e4	2.849e4	1.884e3	2.355e3	0.80	NO	4.238e3	19.596	19.596	0.755
7	PCB-52/69	31.88	31.86	8.154e5	1.056e6	6.989e4	9.046e4	0.77	NO	1.604e5	511.71	511.71	0.521
8	PCB-73	31.99	31.97	7.983e3	1.382e4	4.837e2	5.777e2	0.84	NO	1.061e3	2.8681	2.8681	0.441
9	PCB-43/49	32.15	32.17	5.462e5	7.061e5	4.850e4	6.295e4	0.77	NO	1.114e5	413.03	413.03	0.605
10	PCB-47	32.39	32.40	2.335e5	3.120e5	2.150e4	2.834e4	0.76	NO	4.984e4	183.01	183.01	0.638
11	PCB-48/75	32.51	32.53	8.258e4	1.160e5	7.431e3	1.001e4	0.74	NO	1.744e4	54.301	54.301	0.541
12	PCB-44	33.21	33.27	3.702e5	4.949e5	2.859e4	3.826e4	0.75	NO	6.685e4	280.23	280.23	0.728
13	PCB-42/59	33.45	33.50	1.700e5	2.309e5	1.292e4	1.748e4	0.74	NO	3.039e4	100.98	100.98	0.577
14	PCB-41/64/71/72	34.04	34.07	4.052e5	5.311e5	3.520e4	4.646e4	0.76	NO	8.166e4	240.75	240.75	0.512
15	PCB-68	34.32	34.31	1.523e4	1.808e4	1.273e3	1.868e3	0.68	NO	3.141e3	9.0370	9.0370	0.500
16	PCB-40	34.55	34.54	4.656e4	6.566e4	3.901e3	5.257e3	0.74	NO	9.158e3	50.656	50.656	0.960
17	PCB-57	34.91	34.91	1.132e4	1.378e4	8.745e2	1.139e3	0.77	NO	2.013e3	5.2321	5.2321	0.423
18	PCB-67	35.23	35.23	2.257e4	3.278e4	1.985e3	2.842e3	0.70	NO	4.827e3	13.242	13.242	0.447
19	PCB-58	35.34	35.36	6.745e3	8.965e3	6.672e2	6.672e2	1.00	YES	1.334e3	0.00000	2.8919	0.399
20	PCB-63	35.51	35.51	2.652e4	3.250e4	2.191e3	2.830e3	0.77	NO	5.021e3	14.219	14.219	0.461
21	PCB-74	35.80	35.80	2.585e5	3.511e5	2.162e4	2.938e4	0.74	NO	5.100e4	130.32	130.32	0.416
22	PCB-61/70	36.03	36.03	6.893e5	9.404e5	5.752e4	7.732e4	0.74	NO	1.348e5	372.60	372.60	0.450
23	PCB-76/66	36.23	36.25	6.068e5	7.955e5	5.186e4	6.877e4	0.75	NO	1.206e5	308.18	308.18	0.416
24	PCB-55	36.78	36.77	9.297e3	1.308e4	9.682e2	1.324e3	0.73	NO	2.293e3	5.5587	5.5587	0.414
25	PCB-56/60	37.30	37.31	2.352e5	3.083e5	2.071e4	2.733e4	0.76	NO	4.805e4	133.18	133.18	0.473
26	PCB-79	38.39	38.41	2.193e4	3.120e4	2.024e3	2.634e3	0.77	NO	4.658e3	11.547	11.547	0.423
27	PCB-78	39.14	39.08	3.090e3	4.516e3	3.020e2	3.582e2	0.84	NO	6.601e2	1.8037	1.8037	0.478
28	PCB-81	39.69	39.73	1.258e4	1.562e4	5.488e2	8.079e2	0.68	NO	1.357e3	4.0996	4.0996	0.529
29	PCB-77	40.29	40.31	4.570e4	5.568e4	4.365e3	5.321e3	0.82	NO	9.686e3	27.518	27.518	0.496

Dataset: U:\VG11.PRO\Results\190711K2\190711K2-4B.qld

Last Altered: Saturday, July 27, 2019 13:55:46 Pacific Daylight Time
Printed: Saturday, July 27, 2019 13:56:42 Pacific Daylight Time

ID: 1901384-02 T4-PDI2019-SG21-190531 10, Description: T4-PDI2019-SG21-190531

3rd Function Penta-PCBs

	Name	Pred.R...	RT	m1 Height	m2 Height	m1 Resp	m2 Resp	RA	n/y	Resp	Conc.	EMPC	DL
1	PCB-104	33.12	33.14	3.260e3	2.462e3	2.842e2	3.541e2	0.80	YES	6.383e2	0.00000	1.2688	0.319
2	PCB-96	34.45	34.37	1.458e4	9.689e3	1.151e3	8.466e2	1.36	NO	1.998e3	5.4286	5.4286	0.319
3	PCB-103	35.01	34.93	9.153e4	6.258e4	7.317e3	4.888e3	1.50	NO	1.221e4	42.648	42.648	0.410
4	PCB-100	35.38	35.28	5.466e4	3.704e4	4.406e3	2.902e3	1.52	NO	7.308e3	25.427	25.427	0.408
5	PCB-94	35.77	35.78	1.456e4	5.970e3	1.250e3	5.371e2	2.33	YES	1.788e3	0.00000	5.8839	0.446
6	PCB-95/98/102	36.28	36.34	1.263e6	8.112e5	1.053e5	6.996e4	1.51	NO	1.753e5	571.61	571.61	0.340
7	PCB-88/91	36.73	36.75	2.890e5	1.878e5	2.438e4	1.576e4	1.55	NO	4.014e4	149.34	149.34	0.388
8	PCB-84/92	37.69	37.68	6.651e5	4.476e5	5.683e4	3.737e4	1.52	NO	9.419e4	359.33	359.33	0.389
9	PCB-89	37.90	37.89	1.124e4	7.350e3	9.307e2	6.703e2	1.39	NO	1.601e3	5.5925	5.5925	0.356
10	PCB-90/101	38.06	38.07	1.679e6	1.068e6	1.442e5	9.198e4	1.57	NO	2.362e5	838.52	838.52	0.362
11	PCB-113	38.33	38.33	6.314e4	4.294e4	2.394e3	1.599e3	1.50	NO	3.992e3	10.873	10.873	0.277
12	PCB-99	38.41	38.43	9.020e5	5.881e5	7.760e4	4.993e4	1.55	NO	1.275e5	382.00	382.00	0.305
13	PCB-119	38.90	38.89	1.472e5	9.214e4	1.205e4	7.621e3	1.58	NO	1.967e4	50.800	50.800	0.266
14	PCB-108/112	39.07	39.08	6.895e4	4.359e4	6.025e3	3.663e3	1.64	NO	9.688e3	29.459	29.459	0.313
15	PCB-97	39.45	39.43	3.057e5	1.983e5	2.495e4	1.611e4	1.55	NO	4.106e4	145.09	145.09	0.364
16	PCB-87/117/125	39.71	39.73	3.734e5	2.355e5	3.184e4	1.982e4	1.61	NO	5.165e4	147.27	147.27	0.294
17	PCB-111/115	39.88	39.92	2.844e4	1.582e4	2.034e3	1.271e3	1.60	NO	3.305e3	7.8433	7.8433	0.244
18	PCB-85/116	40.01	39.99	1.555e5	1.020e5	1.286e4	8.359e3	1.54	NO	2.122e4	66.296	66.296	0.322
19	PCB-120	40.27	40.25	2.987e4	1.587e4	2.520e3	1.425e3	1.77	NO	3.945e3	8.9162	8.9162	0.233
20	PCB-110	40.40	40.40	1.773e6	1.172e6	1.509e5	9.892e4	1.53	NO	2.498e5	638.76	638.76	0.263
21	PCB-82	41.06	41.05	8.321e4	5.693e4	6.918e3	4.792e3	1.44	NO	1.171e4	48.327	48.327	0.437
22	PCB-124	41.77	41.76	4.141e4	2.821e4	4.765e3	3.306e3	1.44	NO	8.070e3	19.314	19.314	0.254
23	PCB-107/109	41.89	41.93	1.385e5	8.474e4	1.206e4	7.649e3	1.58	NO	1.971e4	47.044	47.044	0.253
24	PCB-123	42.08	42.09	1.521e4	1.170e4	1.268e3	1.039e3	1.22	YES	2.307e3	0.00000	5.5629	0.283
25	PCB-106/118	42.28	42.28	1.144e6	7.500e5	1.048e5	6.787e4	1.54	NO	1.727e5	437.99	437.99	0.280

Dataset: U:\VG11.PRO\Results\190711K2\190711K2-4B.qld

Last Altered: Saturday, July 27, 2019 13:55:46 Pacific Daylight Time
Printed: Saturday, July 27, 2019 13:56:42 Pacific Daylight Time

ID: 1901384-02 T4-PDI2019-SG21-190531 10, Description: T4-PDI2019-SG21-190531

4th Function Penta-PCBs

	Name	Pred.R...	RT	m1 Height	m2 Height	m1 Resp	m2 Resp	RA	n/y	Resp	Conc.	EMPC	DL
1	PCB-114	42.94	42.96	1.269e4	6.858e3	1.414e3	6.515e2	2.17	YES	2.065e3	0.00000	5.4455	0.639
2	PCB-122	43.07	43.09	8.846e3	4.672e3	7.991e2	3.952e2	2.02	YES	1.194e3	0.00000	3.9454	0.763
3	PCB-105	43.84	43.85	2.537e5	1.620e5	2.273e4	1.418e4	1.60	NO	3.690e4	129.10	129.10	0.679
4	PCB-126	46.16	46.16	6.366e3	3.542e3	5.034e2	3.514e2	1.43	NO	8.547e2	2.8161	2.8161	0.656

3rd Function Hexa-PCBs

	Name	Pred.R...	RT	m1 Height	m2 Height	m1 Resp	m2 Resp	RA	n/y	Resp	Conc.	EMPC	DL
1	PCB-155	37.61	37.61	1.024e3	1.263e3	6.844e1	1.141e2	0.60	YES	1.825e2	0.00000	0.36300	0.187
2	PCB-150	38.93	38.91	2.532e4	1.881e4	2.021e3	1.589e3	1.27	NO	3.610e3	10.516	10.516	0.185
3	PCB-152	39.41	39.41	4.667e3	2.368e3	3.400e2	1.854e2	1.83	YES	5.254e2	0.00000	1.0608	0.162
4	PCB-136	40.21	40.19	3.617e5	2.944e5	3.063e4	2.508e4	1.22	NO	5.571e4	169.48	169.48	0.194
5	PCB-148	40.32	40.29	2.745e4	2.506e4	1.355e3	1.199e3	1.13	NO	2.554e3	9.4501	9.4501	0.235
6	PCB-154	40.81	40.81	1.275e5	8.896e4	1.090e4	7.839e3	1.39	NO	1.874e4	66.403	66.403	0.225
7	PCB-151	41.49	41.48	6.146e5	4.755e5	5.004e4	3.945e4	1.27	NO	8.949e4	363.24	363.24	0.258
8	PCB-135	41.71	41.70	3.776e5	3.005e5	3.142e4	2.577e4	1.22	NO	5.720e4	204.96	204.96	0.228
9	PCB-144	41.83	41.81	8.912e4	6.832e4	6.555e3	5.083e3	1.29	NO	1.164e4	44.792	44.792	0.245
10	PCB-147	41.95	41.94	4.878e4	4.208e4	4.002e3	3.600e3	1.11	NO	7.602e3	29.505	29.505	0.247
11	PCB-139/149	42.21	42.21	1.912e6	1.547e6	1.649e5	1.307e5	1.26	NO	2.956e5	1027.2	1027.2	0.221
12	PCB-140	42.42	42.41	2.941e4	2.389e4	2.812e3	2.140e3	1.31	NO	4.951e3	20.249	20.249	0.260

Dataset: U:\VG11.PRO\Results\190711K2\190711K2-4B.qld

Last Altered: Saturday, July 27, 2019 13:55:46 Pacific Daylight Time
Printed: Saturday, July 27, 2019 13:56:42 Pacific Daylight Time

ID: 1901384-02 T4-PDI2019-SG21-190531 10, Description: T4-PDI2019-SG21-190531

4th Function Hexa-PCBs

	Name	Pred.R...	RT	m1 Height	m2 Height	m1 Resp	m2 Resp	RA	n/y	Resp	Conc.	EMPC	DL
1	PCB-134/143	42.87	42.88	6.386e4	5.119e4	5.375e3	4.434e3	1.21	NO	9.809e3	51.686	51.686	0.911
2	PCB-131/133	43.16	43.18	6.428e4	5.266e4	5.388e3	4.346e3	1.24	NO	9.734e3	47.600	47.600	0.845
3	PCB-146/165	43.56	43.58	4.457e5	3.813e5	3.797e4	3.144e4	1.21	NO	6.941e4	279.56	279.56	0.696
4	PCB-132/161	43.81	43.87	4.069e5	3.262e5	3.451e4	2.789e4	1.24	NO	6.240e4	247.45	247.45	0.686
5	PCB-153	44.00	44.00	1.864e6	1.524e6	1.551e5	1.258e5	1.23	NO	2.810e5	1072.7	1072.7	0.660
6	PCB-168	44.20	44.22	7.026e3	5.078e3	6.956e2	4.999e2	1.39	NO	1.195e3	4.5314	4.5314	0.655
7	PCB-141	44.78	44.77	2.304e5	1.950e5	2.006e4	1.710e4	1.17	NO	3.716e4	187.42	187.42	0.921
8	PCB-137	45.15	45.17	2.944e4	2.533e4	2.060e3	1.812e3	1.14	NO	3.872e3	19.128	19.128	0.902
9	PCB-130	45.25	45.27	7.982e4	6.200e4	6.947e3	5.519e3	1.26	NO	1.247e4	72.363	72.363	1.06
10	PCB-138/163/164	45.64	45.65	1.301e6	1.064e6	1.295e5	1.050e5	1.23	NO	2.345e5	889.84	889.84	0.670
11	PCB-158/160	45.90	45.87	1.200e5	1.123e5	1.072e4	9.370e3	1.14	NO	2.009e4	79.340	79.340	0.698
12	PCB-129	46.15	46.16	3.104e4	2.401e4	2.592e3	1.968e3	1.32	NO	4.560e3	25.899	25.899	1.00
13	PCB-128/162	47.24	47.24	1.331e5	1.146e5	1.141e4	9.666e3	1.18	NO	2.108e4	91.631	91.631	0.815
14	PCB-167	47.67	47.67	4.389e4	3.345e4	3.807e3	2.833e3	1.34	NO	6.640e3	24.129	24.129	0.666
15	PCB-156	49.00	49.00	1.117e5	9.544e4	9.234e3	8.000e3	1.15	NO	1.723e4	61.857	61.857	0.642
16	PCB-157	49.30	49.28	1.723e4	1.366e4	1.550e3	1.362e3	1.14	NO	2.912e3	10.829	10.829	0.712

Dataset: U:\VG11.PRO\Results\190711K2\190711K2-4B.qld

Last Altered: Saturday, July 27, 2019 13:55:46 Pacific Daylight Time
Printed: Saturday, July 27, 2019 13:56:42 Pacific Daylight Time

ID: 1901384-02 T4-PDI2019-SG21-190531 10, Description: T4-PDI2019-SG21-190531

Total Hepta-PCBs

	Name	Pred.R...	RT	m1 Height	m2 Height	m1 Resp	m2 Resp	RA	n/y	Resp	Conc.	EMPC	DL
1	PCB-188	43.64	43.64	3.775e3	3.436e3	3.120e2	2.638e2	1.18	NO	5.758e2	1.8149	1.8149	0.618
2	PCB-179	44.88	44.89	3.431e5	3.317e5	2.847e4	2.809e4	1.01	NO	5.656e4	180.84	180.84	0.627
3	PCB-176	45.39	45.36	8.788e4	9.118e4	7.452e3	7.568e3	0.98	NO	1.502e4	48.721	48.721	0.636
4	PCB-178	46.50	46.50	1.162e5	1.123e5	9.713e3	1.007e4	0.96	NO	1.978e4	89.572	89.572	0.888
5	PCB-175	46.88	46.86	1.809e4	2.084e4	1.357e3	1.717e3	0.79	YES	3.074e3	0.00000	11.740	0.869
6	PCB-182/187	47.05	47.03	7.003e5	6.854e5	6.048e4	5.765e4	1.05	NO	1.181e5	462.74	462.74	0.768
7	PCB-183	47.37	47.37	2.639e5	2.303e5	2.228e4	2.068e4	1.08	NO	4.296e4	168.90	168.90	0.771
8	PCB-185	48.07	48.05	5.077e4	4.317e4	4.333e3	3.968e3	1.09	NO	8.301e3	34.160	34.160	0.816
9	PCB-174	48.44	48.41	4.420e5	4.324e5	3.799e4	3.781e4	1.00	NO	7.580e4	337.75	337.75	0.883
10	PCB-177	48.72	48.70	2.794e5	2.768e5	2.269e4	2.273e4	1.00	NO	4.542e4	198.83	198.83	0.868
11	PCB-171	49.03	49.00	1.137e5	1.042e5	9.183e3	8.946e3	1.03	NO	1.813e4	79.257	79.257	0.867
12	PCB-173	49.46	49.45	5.382e3	9.118e3	5.099e2	6.781e2	0.75	YES	1.188e3	0.00000	4.7360	0.943
13	PCB-172	49.92	49.91	6.760e4	6.215e4	5.525e3	4.970e3	1.11	NO	1.049e4	43.595	43.595	0.824
14	PCB-180	50.33	50.33	9.165e5	9.215e5	7.949e4	7.886e4	1.01	NO	1.584e5	651.40	651.40	0.816
15	PCB-193	50.54	50.53	6.822e4	6.978e4	6.046e3	5.966e3	1.01	NO	1.201e4	42.376	42.376	0.699
16	PCB-191	50.80	50.80	1.781e4	1.744e4	1.612e3	1.464e3	1.10	NO	3.076e3	10.616	10.616	0.684
17	PCB-170	51.97	51.97	3.297e5	3.241e5	2.735e4	2.674e4	1.02	NO	5.409e4	251.46	251.46	0.880
18	PCB-190	52.16	52.18	9.473e4	8.839e4	7.701e3	7.093e3	1.09	NO	1.479e4	50.814	50.814	0.650
19	PCB-189	53.68	53.68	1.694e4	1.731e4	1.174e3	1.277e3	0.92	NO	2.451e3	8.8552	8.8552	0.609

4th Function Octa-PCBs

	Name	Pred.R...	RT	m1 Height	m2 Height	m1 Resp	m2 Resp	RA	n/y	Resp	Conc.	EMPC	DL
1	PCB-202	49.23	49.21	5.908e4	6.780e4	5.111e3	5.733e3	0.89	NO	1.084e4	34.749	34.749	0.258
2	PCB-201	49.69	49.70	3.408e4	3.437e4	2.823e3	3.037e3	0.93	NO	5.860e3	21.016	21.016	0.288
3	PCB-197	50.16	50.19	1.047e4	1.068e4	9.032e2	1.029e3	0.88	NO	1.932e3	6.4782	6.4782	0.270
4	PCB-200	51.11	51.12	2.765e4	3.326e4	2.463e3	2.833e3	0.87	NO	5.296e3	18.217	18.217	0.277
5	PCB-198	52.64	52.67	1.233e4	1.285e4	7.637e2	8.092e2	0.94	NO	1.573e3	6.8987	6.8987	0.353
6	PCB-199	52.76	52.79	2.331e5	2.440e5	1.727e4	1.847e4	0.93	NO	3.574e4	166.16	166.16	0.374
7	PCB-196/203	53.06	53.09	2.413e5	2.685e5	1.773e4	2.044e4	0.87	NO	3.818e4	159.65	159.65	0.336

Dataset: U:\VG11.PRO\Results\190711K2\190711K2-4B.qld

Last Altered: Saturday, July 27, 2019 13:55:46 Pacific Daylight Time
Printed: Saturday, July 27, 2019 13:56:42 Pacific Daylight Time

ID: 1901384-02 T4-PDI2019-SG21-190531 10, Description: T4-PDI2019-SG21-190531

5th Function Octa-PCBs

	Name	Pred.R...	RT	m1 Height	m2 Height	m1 Resp	m2 Resp	RA	n/y	Resp	Conc.	EMPC	DL
1	PCB-195	54.38	54.37	5.690e4	6.588e4	3.534e3	4.135e3	0.85	NO	7.670e3	50.228	50.228	1.02
2	PCB-194	55.28	55.28	1.580e5	1.855e5	9.363e3	1.114e4	0.84	NO	2.050e4	120.04	120.04	0.908
3	PCB-205	55.54	55.54	9.293e3	1.123e4	5.998e2	7.202e2	0.83	NO	1.320e3	6.3788	6.3788	0.749

Total Nona-PCBs

	Name	Pred.R...	RT	m1 Height	m2 Height	m1 Resp	m2 Resp	RA	n/y	Resp	Conc.	EMPC	DL
1	PCB-208	54.52	54.52	7.320e4	5.619e4	4.340e3	3.435e3	1.26	NO	7.775e3	44.003	44.003	0.328
2	PCB-207	54.84	54.84	2.037e4	1.533e4	1.238e3	8.684e2	1.43	NO	2.106e3	12.208	12.208	0.336
3	PCB-206	56.80	56.80	1.513e5	1.258e5	8.948e3	7.349e3	1.22	NO	1.630e4	121.06	121.06	0.411

Deca-CB

	Name	Pred.R...	RT	m1 Height	m2 Height	m1 Resp	m2 Resp	RA	n/y	Resp	Conc.	EMPC	DL
1	PCB-209	58.01	58.03	2.388e5	2.097e5	1.234e4	1.082e4	1.14	NO	2.316e4	144.73	144.73	0.254

Total PCBs

	Name	Pred.R...	RT	m1 Height	m2 Height	m1 Resp	m2 Resp	RA	n/y	Resp	Conc.	EMPC	DL
1													

Total Mono-Isotopes

	Name	Pred.R...	RT	m1 Height	m2 Height	m1 Resp	m2 Resp	RA	n/y	Resp	Conc.	EMPC	DL
1	13C-PCB-1	15.95	15.94	5.902e6	1.895e6	3.481e5	1.097e5	3.17	NO	4.579e5	800.19		1.19
2	13C-PCB-3	18.64	18.63	6.000e6	1.891e6	3.923e5	1.205e5	3.26	NO	5.128e5	885.17		1.17

Dataset: U:\VG11.PRO\Results\190711K2\190711K2-4B.qld

Last Altered: Saturday, July 27, 2019 13:55:46 Pacific Daylight Time
Printed: Saturday, July 27, 2019 13:56:42 Pacific Daylight Time

ID: 1901384-02 T4-PDI2019-SG21-190531 10, Description: T4-PDI2019-SG21-190531

Total Di-Isotopes

	Name	Pred.R...	RT	m1 Height	m2 Height	m1 Resp	m2 Resp	RA	n/y	Resp	Conc.	EMPC	DL
1	13C-PCB-4	20.02	20.01	3.015e6	1.883e6	1.885e5	1.163e5	1.62	NO	3.048e5	897.04		1.15
2	13C-PCB-9	21.86	21.85	4.942e6	3.124e6	3.236e5	2.050e5	1.58	NO	5.286e5	1000.0		0.740
3	13C-PCB-11	25.35	25.35	5.044e6	3.194e6	3.445e5	2.212e5	1.56	NO	5.657e5	1096.6		0.759
4	13C-PCB-15	26.08	26.07	6.919e6	4.356e6	4.948e5	3.107e5	1.59	NO	8.055e5	1516.8		0.737

2nd Function Tri-Isotopes

	Name	Pred.R...	RT	m1 Height	m2 Height	m1 Resp	m2 Resp	RA	n/y	Resp	Conc.	EMPC	DL
1	13C-PCB-19	24.29	24.29	2.839e6	2.827e6	1.887e5	1.864e5	1.01	NO	3.752e5	1108.6		10.9
2	13C-PCB-32	27.30	27.31	4.728e6	4.593e6	3.187e5	3.114e5	1.02	NO	6.301e5	1304.0		7.64

3rd Function Tri-Isotopes

	Name	Pred.R...	RT	m1 Height	m2 Height	m1 Resp	m2 Resp	RA	n/y	Resp	Conc.	EMPC	DL
1	13C-PCB-31	29.24	29.24	4.319e6	3.908e6	3.640e5	3.359e5	1.08	NO	6.999e5	1516.8		9.33
2	13C-PCB-28	29.35	29.33	3.527e6	3.345e6	2.685e5	2.535e5	1.06	NO	5.220e5	1058.0		8.72
3	13C-PCB-37	33.36	33.42	3.593e6	3.295e6	2.836e5	2.592e5	1.09	NO	5.427e5	1225.8		9.72

Tetra-Isotopes

	Name	Pred.R...	RT	m1 Height	m2 Height	m1 Resp	m2 Resp	RA	n/y	Resp	Conc.	EMPC	DL
1	13C-PCB-54	28.18	28.17	2.760e6	3.619e6	2.099e5	2.816e5	0.75	NO	4.915e5	963.17		1.55
2	13C-PCB-52	31.85	31.84	2.311e6	2.945e6	1.912e5	2.442e5	0.78	NO	4.354e5	1110.0		2.01
3	13C-PCB-47	32.37	32.38	2.302e6	3.067e6	2.026e5	2.729e5	0.74	NO	4.756e5	1145.8		1.90
4	13C-PCB-70	36.01	36.01	2.919e6	3.824e6	2.411e5	3.158e5	0.76	NO	5.569e5	1189.6		1.69
5	13C-PCB-80	36.45	36.44	2.941e6	3.826e6	2.545e5	3.311e5	0.77	NO	5.856e5	1205.2		1.62
6	13C-PCB-60	37.30	37.29	3.699e6	4.688e6	3.106e5	3.942e5	0.79	NO	7.048e5	1516.8		1.70
7	13C-PCB-79	38.37	38.39	2.808e6	3.564e6	2.470e5	3.184e5	0.78	NO	5.654e5	1179.1		1.65
8	13C-PCB-81	39.66	39.65	2.622e6	3.513e6	2.325e5	3.055e5	0.76	NO	5.379e5	1175.5		1.72
9	13C-PCB-77	40.26	40.27	2.520e6	3.232e6	2.231e5	2.939e5	0.76	NO	5.170e5	1161.0		1.77

Dataset: U:\VG11.PRO\Results\190711K2\190711K2-4B.qld

Last Altered: Saturday, July 27, 2019 13:55:46 Pacific Daylight Time
Printed: Saturday, July 27, 2019 13:56:42 Pacific Daylight Time

ID: 1901384-02 T4-PDI2019-SG21-190531 10, Description: T4-PDI2019-SG21-190531

3rd Function Penta-Isotopes

	Name	Pred.R...	RT	m1 Height	m2 Height	m1 Resp	m2 Resp	RA	n/y	Resp	Conc.	EMPC	DL
1	13C-PCB-104	33.04	33.10	3.625e6	2.366e6	3.392e5	2.214e5	1.53	NO	5.606e5	1066.4		0.469
2	13C-PCB-95	36.32	36.31	3.358e6	2.151e6	2.794e5	1.789e5	1.56	NO	4.583e5	1122.3		0.603
3	13C-PCB-101	38.06	38.06	3.412e6	2.148e6	2.774e5	1.752e5	1.58	NO	4.526e5	1160.7		0.632
4	13C-PCB-97	39.41	39.41	2.993e6	1.822e6	2.460e5	1.533e5	1.60	NO	3.993e5	1174.5		0.725
5	13C-PCB-111	39.85	39.86	5.320e6	3.198e6	4.486e5	2.783e5	1.61	NO	7.269e5	1516.8		0.514
6	13C-PCB-123	42.06	42.06	3.898e6	2.541e6	3.298e5	2.151e5	1.53	NO	5.449e5	1233.8		0.558
7	13C-PCB-118	42.26	42.24	3.864e6	2.516e6	3.400e5	2.189e5	1.55	NO	5.590e5	1196.3		0.527

4th Function Penta-Isotopes

	Name	Pred.R...	RT	m1 Height	m2 Height	m1 Resp	m2 Resp	RA	n/y	Resp	Conc.	EMPC	DL
1	13C-PCB-114	42.94	42.92	2.782e6	1.732e6	2.467e5	1.533e5	1.61	NO	3.999e5	1111.3		1.45
2	13C-PCB-105	43.81	43.83	2.729e6	1.739e6	2.400e5	1.539e5	1.56	NO	3.939e5	1050.3		1.39
3	13C-PCB-127	44.15	44.17	2.866e6	1.785e6	2.481e5	1.556e5	1.59	NO	4.037e5	1051.1		1.35
4	13C-PCB-126	46.12	46.14	2.596e6	1.586e6	2.339e5	1.458e5	1.60	NO	3.797e5	1109.1		1.52

4th Function Hexa-Isotopes

	Name	Pred.R...	RT	m1 Height	m2 Height	m1 Resp	m2 Resp	RA	n/y	Resp	Conc.	EMPC	DL
1	13C-PCB-153	43.96	43.98	2.641e6	2.091e6	2.172e5	1.753e5	1.24	NO	3.925e5	1164.0		1.12
2	13C-PCB-141	44.73	44.74	2.031e6	1.560e6	1.765e5	1.345e5	1.31	NO	3.110e5	1149.2		1.40
3	13C-PCB-138	45.61	45.61	2.156e6	1.739e6	1.812e5	1.447e5	1.25	NO	3.259e5	1166.2		1.35
4	13C-PCB-159	46.93	46.93	2.554e6	2.071e6	2.278e5	1.823e5	1.25	NO	4.102e5	1208.2		1.11
5	13C-PCB-128	47.22	47.22	2.367e6	1.907e6	2.006e5	1.587e5	1.26	NO	3.593e5	1516.8		1.60
6	13C-PCB-167	47.63	47.65	2.524e6	2.043e6	2.202e5	1.802e5	1.22	NO	4.004e5	1187.1		1.12
7	13C-PCB-156	48.96	48.98	2.621e6	2.033e6	2.230e5	1.768e5	1.26	NO	3.998e5	1207.9		1.14
8	13C-PCB-157	49.23	49.26	2.572e6	2.025e6	2.343e5	1.829e5	1.28	NO	4.172e5	1252.2		1.13
9	13C-PCB-169	51.51	51.54	2.270e6	1.796e6	2.109e5	1.638e5	1.29	NO	3.748e5	1175.4		1.19

Dataset: U:\VG11.PRO\Results\190711K2\190711K2-4B.qld

Last Altered: Saturday, July 27, 2019 13:55:46 Pacific Daylight Time
Printed: Saturday, July 27, 2019 13:56:42 Pacific Daylight Time

ID: 1901384-02 T4-PDI2019-SG21-190531 10, Description: T4-PDI2019-SG21-190531

5th Function Octa-Isotopes

	Name	Pred.R...	RT	m1 Height	m2 Height	m1 Resp	m2 Resp	RA	n/y	Resp	Conc.	EMPC	DL
1	13C-PCB-194	55.25	55.26	1.835e6	2.044e6	1.060e5	1.181e5	0.90	NO	2.241e5	1317.2		1.15
2	13C-PCB-205	55.53	55.53	2.963e6	3.252e6	1.732e5	1.884e5	0.92	NO	3.617e5	1516.8		0.818

Dataset: Untitled

Last Altered: Saturday, July 13, 2019 11:48:22 Pacific Daylight Time
Printed: Saturday, July 13, 2019 11:49:01 Pacific Daylight Time

Name: 190711K2_4, Date: 11-Jul-2019, Time: 23:32:31, ID: 1901384-02 T4-PDI2019-SG21-190531 10, Description: T4-PDI2019-SG21-190531

PCB-1

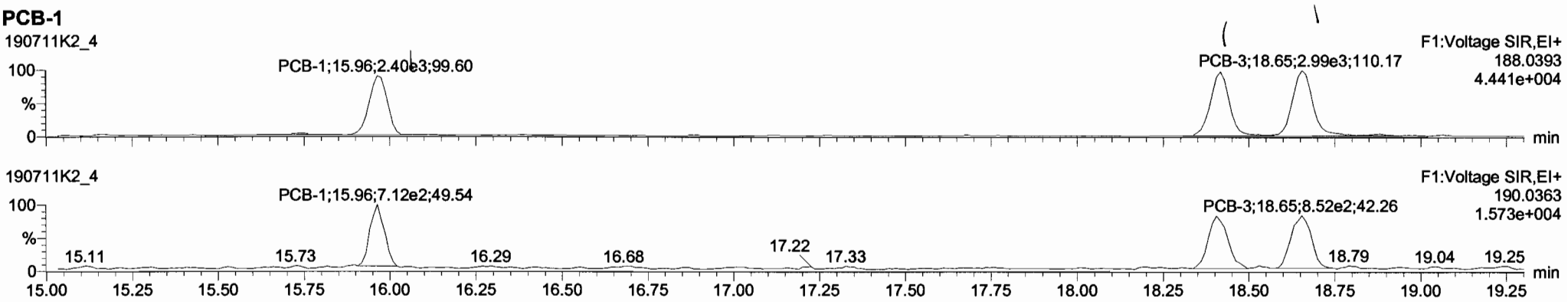

13C-PCB-1

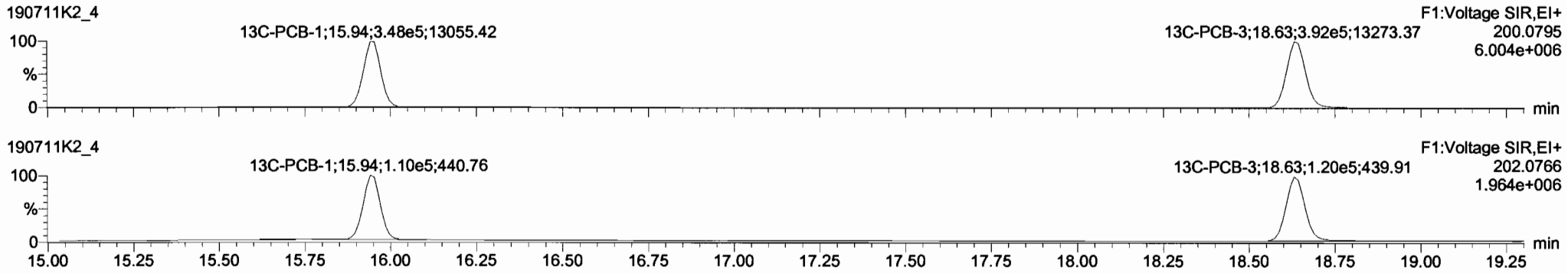

PFK1

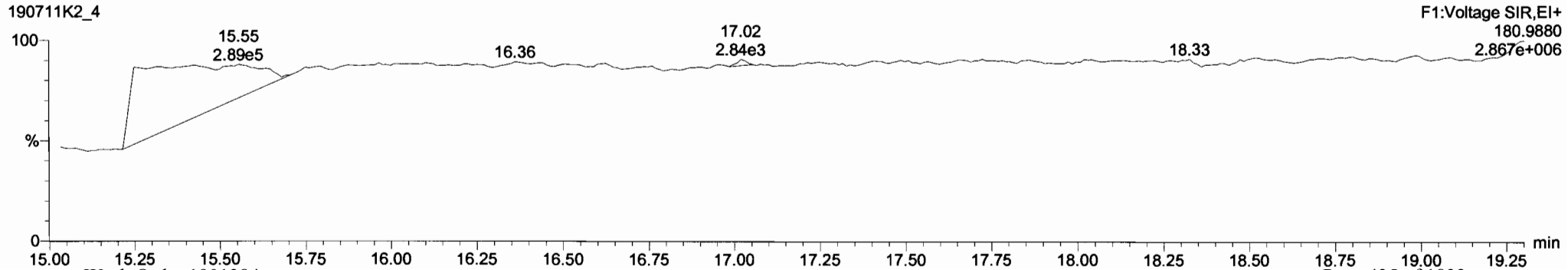

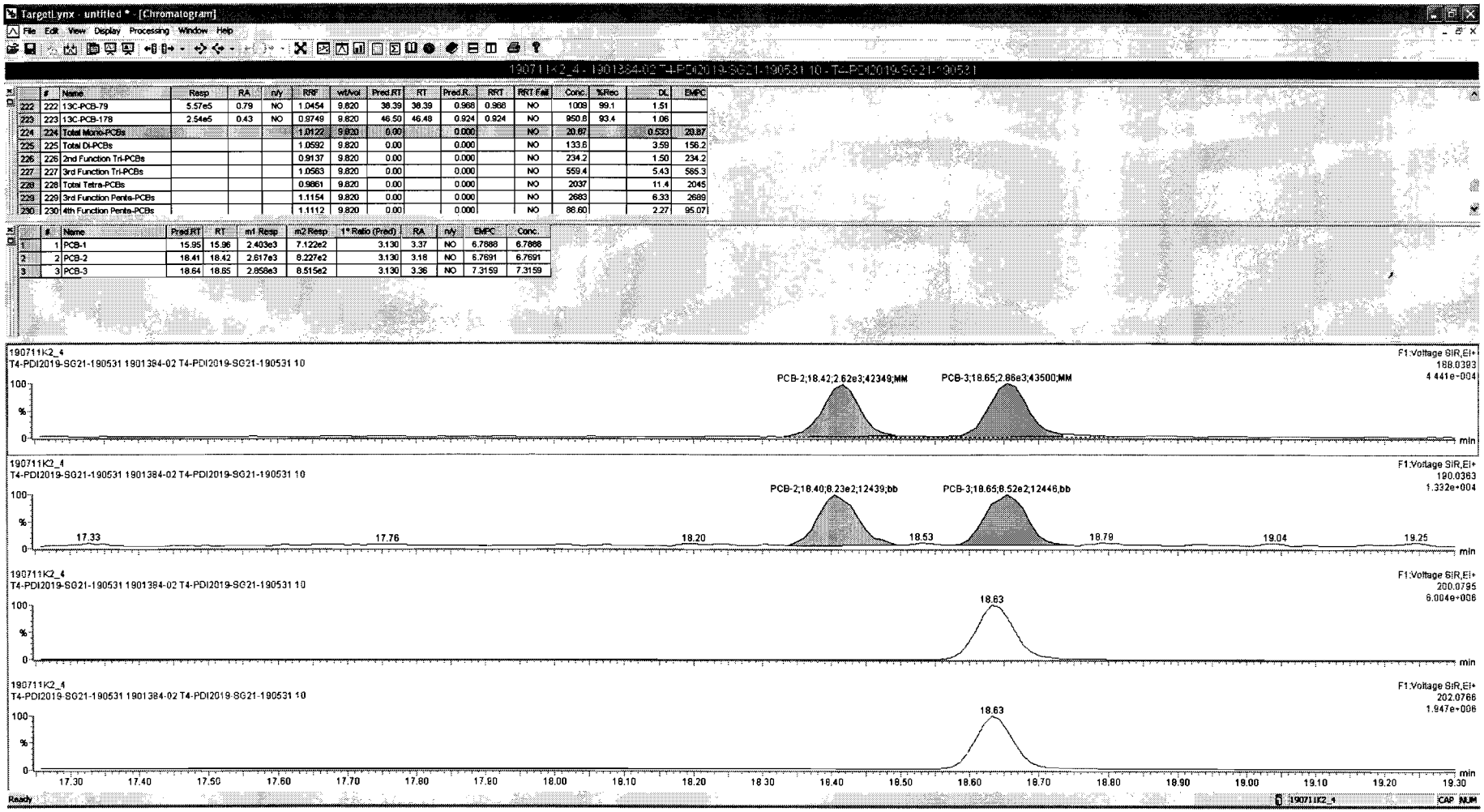

	#	Name	Resp	RA	n/y	RRF	wt/vol	Pred.RT	RT	Pred.R...	RRT	RRT Fail	Conc.	%Rec	DL	EMPC
222	222	13C-PCB-79	5.57e5	0.79	NO	1.0454	9.820	38.39	38.39	0.968	0.968	NO	1008	99.1	1.51	
223	223	13C-PCB-178	2.54e5	0.43	NO	0.9749	9.820	46.50	46.48	0.924	0.924	NO	950.8	93.4	1.06	
224	224	Total Mono-PCBs				1.0122	9.820	0.00		0.000		NO	20.87		0.533	20.87
225	225	Total Di-PCBs				1.0592	9.820	0.00		0.000		NO	133.6		3.59	156.2
226	226	2nd Function Tri-PCBs				0.9137	9.820	0.00		0.000		NO	234.2		1.50	234.2
227	227	3rd Function Tri-PCBs				1.0563	9.820	0.00		0.000		NO	559.4		5.43	585.3
228	228	Total Tetra-PCBs				0.9861	9.820	0.00		0.000		NO	2037		11.4	2045
229	229	3rd Function Penta-PCBs				1.1154	9.820	0.00		0.000		NO	2683		6.33	2689
230	230	4th Function Penta-PCBs				1.1112	9.820	0.00		0.000		NO	86.60		2.27	95.07

	#	Name	Pred.RT	RT	m1 Resp	m2 Resp	1° Ratio (Pred)	RA	n/y	EMPC	Conc.
1	1	PCB-1	15.95	15.96	2.403e3	7.122e2	3.130	3.37	NO	6.7868	6.7868
2	2	PCB-2	18.41	18.42	2.617e3	8.227e2	3.130	3.18	NO	6.7691	6.7691
3	3	PCB-3	18.64	18.65	2.858e3	8.515e2	3.130	3.36	NO	7.3159	7.3159

Dataset: Untitled

Last Altered: Saturday, July 13, 2019 11:48:22 Pacific Daylight Time
Printed: Saturday, July 13, 2019 11:49:01 Pacific Daylight Time

Name: 190711K2_4, Date: 11-Jul-2019, Time: 23:32:31, ID: 1901384-02 T4-PDI2019-SG21-190531 10, Description: T4-PDI2019-SG21-190531

PCB-4/10

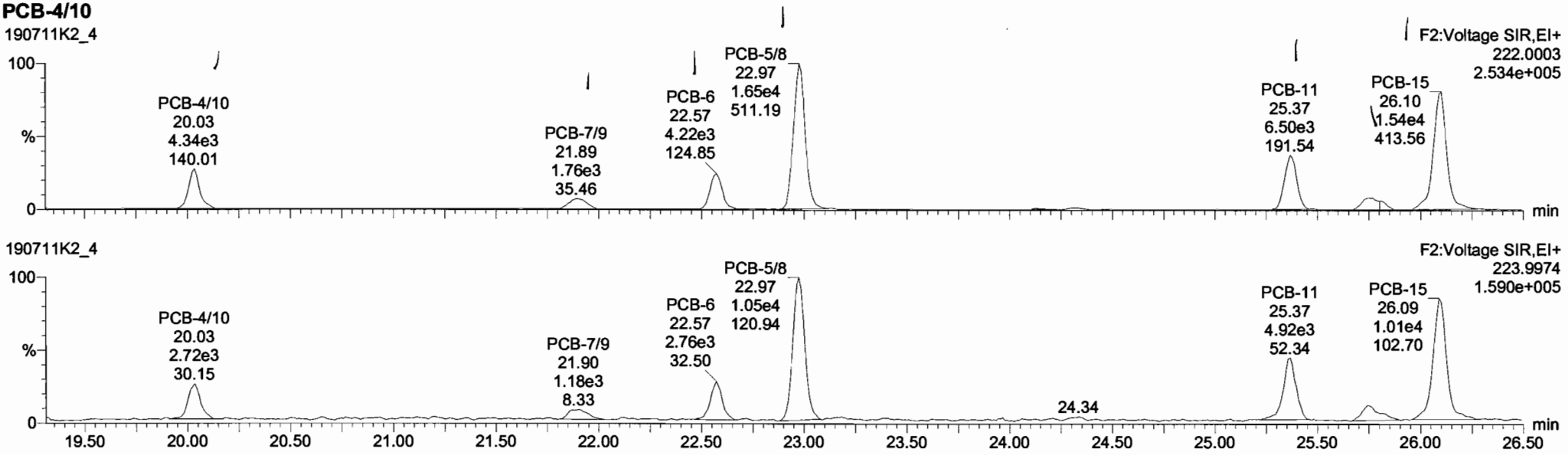

13C-PCB-4

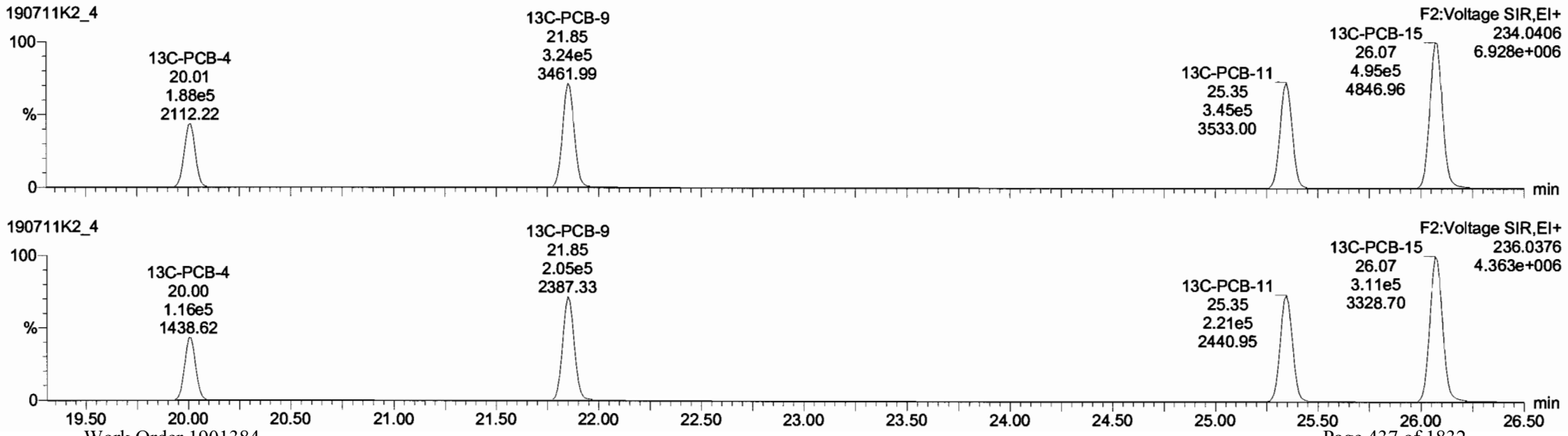

TargetLynx - untitled * - [Chromatogram]

File Edit View Display Processing Window Help

190711K2_4 - 1901384-02 T4-PDI2019-SG21-190531 10 - T4-PDI2019-SG21-190531

	#	Name	Resp	RA	n/y	RRF	wt/vol	Pred.RT	RT	Pred.R.	RRT	RRT Fail	Conc.	%Rec	DL	EMPC
222	222	13C-PCB-79	5.57e5	0.79	NO	1.0454	9.820	38.39	38.39	0.968	0.968	NO	1009	99.1	1.51	
223	223	13C-PCB-178	2.54e5	0.43	NO	0.9749	9.820	46.50	46.48	0.924	0.924	NO	950.8	93.4	1.06	
224	224	Total Mono-PCBs				1.0122	9.820	0.00		0.000		NO	20.67		0.533	20.87
225	225	Total Di-PCBs				1.0592	9.820	0.00		0.000		NO	155.8		3.59	155.8
226	226	2nd Function Tri-PCBs				0.9137	9.820	0.00		0.000		NO	234.2		1.50	234.2
227	227	3rd Function Tri-PCBs				1.0563	9.820	0.00		0.000		NO	559.4		5.43	565.3
228	228	Total Tetra-PCBs				0.9861	9.820	0.00		0.000		NO	2037		11.4	2045
229	229	3rd Function Penta-PCBs				1.1154	9.820	0.00		0.000		NO	2683		6.33	2689
230	230	4th Function Penta-PCBs				1.1112	9.820	0.00		0.000		NO	88.60		2.27	95.07

	#	Name	Pred.RT	RT	m1 Resp	m2 Resp	1° Ratio (Pred)	RA	n/y	EMPC	Conc.
1	4	PCB-4/10	20.10	20.03	4.339e3	2.716e3	1.560	1.60	NO	18.480	18.480
2	5	PCB-7/9	21.91	21.89	1.760e3	1.181e3	1.560	1.49	NO	5.8052	5.8052
3	6	PCB-6	22.58	22.57	4.221e3	2.757e3	1.560	1.53	NO	13.216	13.216
4	7	PCB-5/8	22.97	22.97	1.651e4	1.049e4	1.560	1.58	NO	51.444	51.444
5	9	PCB-11	25.37	25.37	6.426e3	4.674e3	1.560	1.37	NO	18.229	18.229
6	10	PCB-12/13	25.73	25.75	2.359e3	1.620e3	1.560	1.46	NO	6.9058	6.9058
7	11	PCB-15	26.10	26.10	1.421e4	9.607e3	1.560	1.48	NO	41.684	41.684

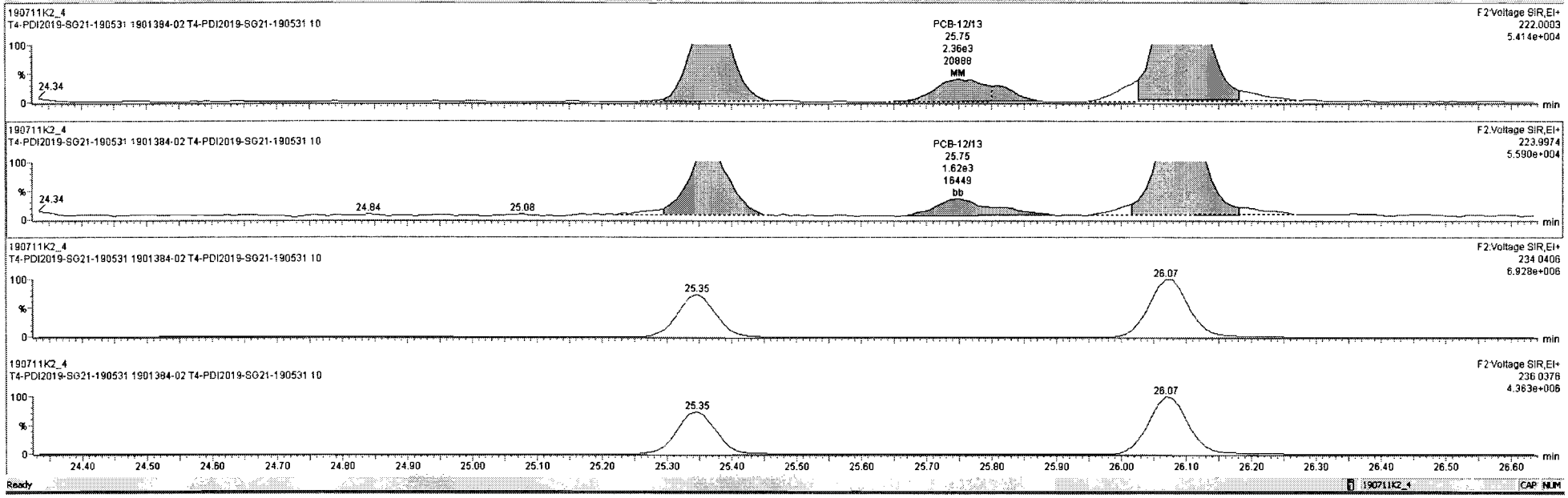

Ready 190711K2_4 CAP NUM

Dataset: Untitled

Last Altered: Saturday, July 13, 2019 11:48:22 Pacific Daylight Time
Printed: Saturday, July 13, 2019 11:49:01 Pacific Daylight Time

Name: 190711K2_4, Date: 11-Jul-2019, Time: 23:32:31, ID: 1901384-02 T4-PDI2019-SG21-190531 10, Description: T4-PDI2019-SG21-190531

PCB-19

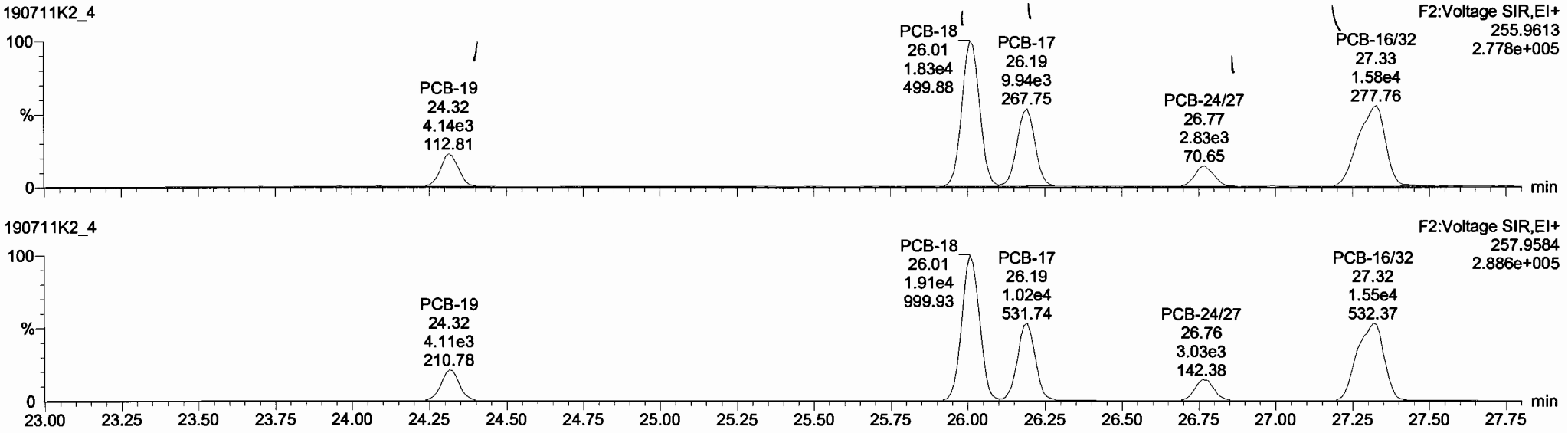

13C-PCB-19

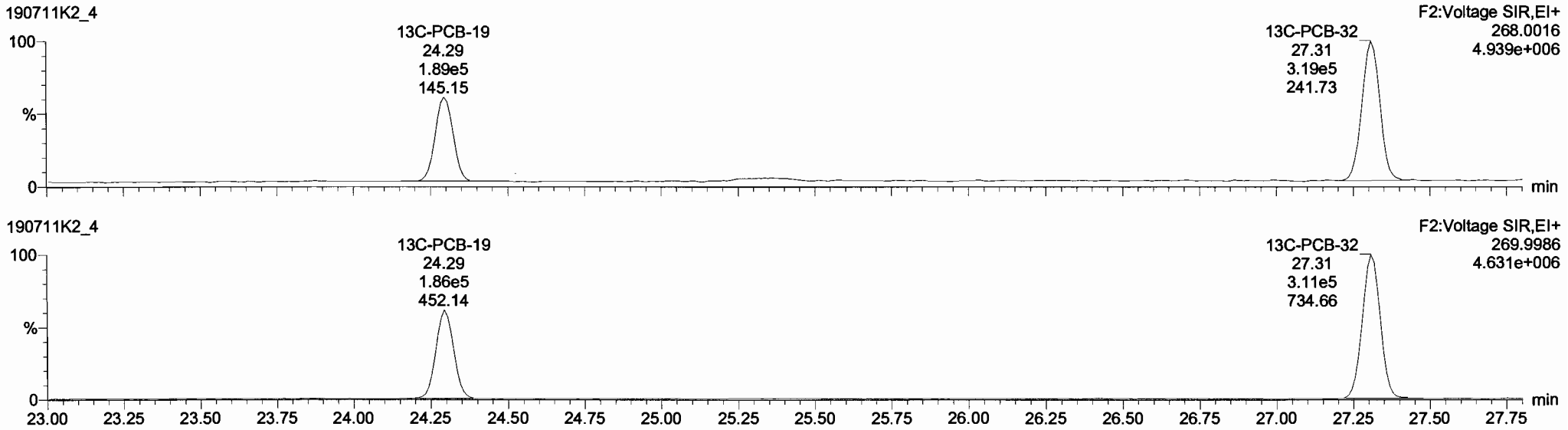

Dataset: Untitled

Last Altered: Saturday, July 13, 2019 11:48:22 Pacific Daylight Time
Printed: Saturday, July 13, 2019 11:49:01 Pacific Daylight Time

Name: 190711K2_4, Date: 11-Jul-2019, Time: 23:32:31, ID: 1901384-02 T4-PDI2019-SG21-190531 10, Description: T4-PDI2019-SG21-190531

PCB-34

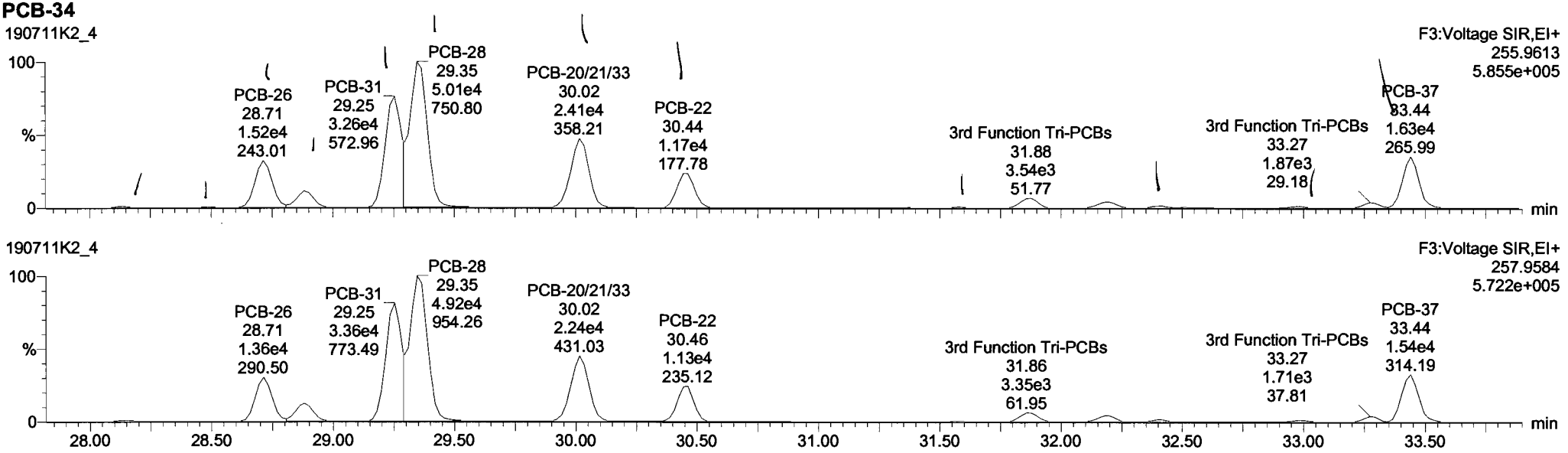

13C-PCB-28

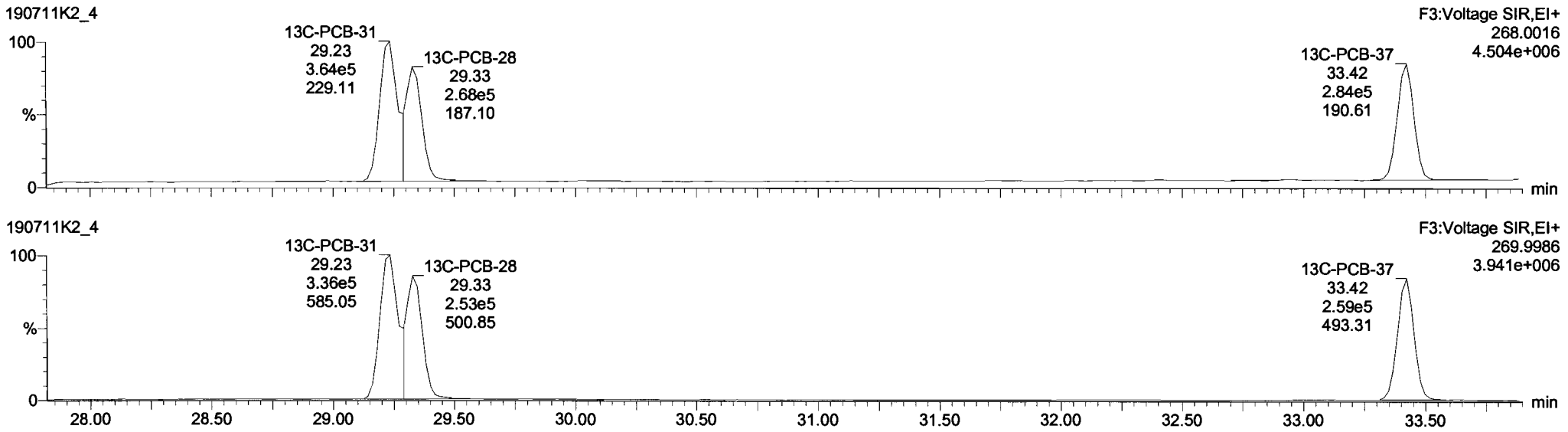

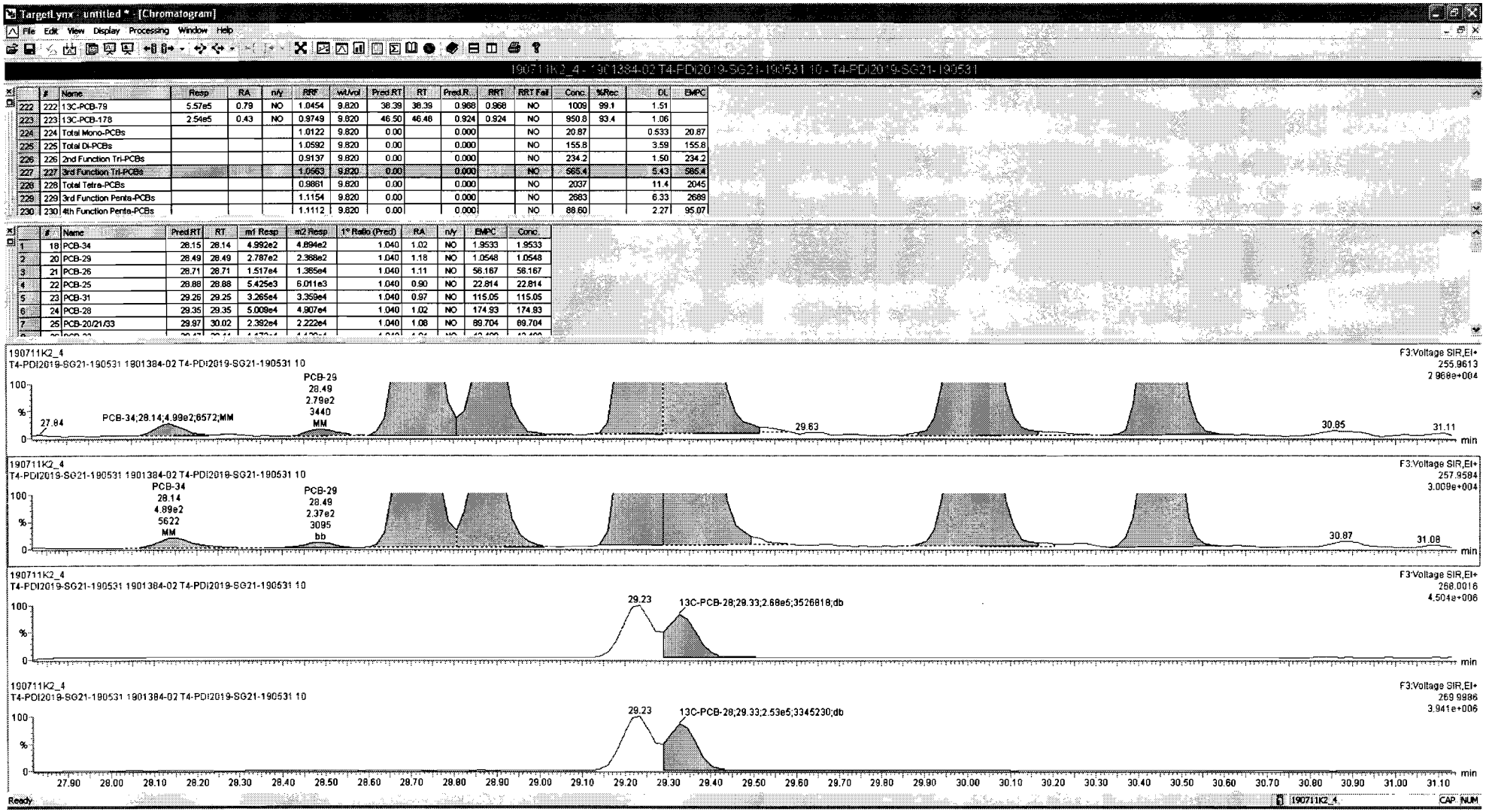

	#	Name	Resp	RA	n/y	RRF	wtVol	Pred RT	RT	Pred R...	RRT	RRT Fail	Conc.	%Rec	DL	EMPC
222	222	13C-PCB-79	5.57e5	0.79	NO	1.0454	9.820	38.39	38.39	0.968	0.968	NO	1009	99.1	1.51	
223	223	13C-PCB-178	2.54e5	0.43	NO	0.9749	9.820	46.50	46.46	0.924	0.924	NO	950.8	93.4	1.06	
224	224	Total Mono-PCBs				1.0122	9.820	0.00		0.000		NO	20.87		0.533	20.87
225	225	Total Di-PCBs				1.0592	9.820	0.00		0.000		NO	155.8		3.59	155.8
226	226	2nd Function Tri-PCBs				0.9137	9.820	0.00		0.000		NO	234.2		1.50	234.2
227	227	3rd Function Tri-PCBs				1.0563	9.820	0.00		0.000		NO	565.4		5.43	565.4
228	228	Total Tetra-PCBs				0.9861	9.820	0.00		0.000		NO	2037		11.4	2045
229	229	3rd Function Penta-PCBs				1.1154	9.820	0.00		0.000		NO	2683		6.33	2689
230	230	4th Function Penta-PCBs				1.1112	9.820	0.00		0.000		NO	88.60		2.27	95.07

	#	Name	Pred RT	RT	m1 Resp	m2 Resp	1° Ratio (Pred)	RA	n/y	EMPC	Conc.
1	18	PCB-34	28.15	28.14	4.992e2	4.894e2	1.040	1.02	NO	1.9533	1.9533
2	20	PCB-29	28.49	28.49	2.787e2	2.388e2	1.040	1.18	NO	1.0548	1.0548
3	21	PCB-26	28.71	28.71	1.517e4	1.385e4	1.040	1.11	NO	56.167	56.167
4	22	PCB-25	28.88	28.88	5.425e3	6.011e3	1.040	0.90	NO	22.814	22.814
5	23	PCB-31	29.26	29.25	3.265e4	3.359e4	1.040	0.97	NO	115.05	115.05
6	24	PCB-28	29.35	29.35	5.009e4	4.807e4	1.040	1.02	NO	174.93	174.93
7	25	PCB-20/21/33	29.97	30.02	2.392e4	2.222e4	1.040	1.08	NO	89.704	89.704

TargetLynx - untitled * - [Chromatogram]

File Edit View Display Processing Window Help

190711K2_4 - 1901384-02 T4-PDI2019-SG21-190531 10 - T4-PDI2019-SG21-190531

	#	Name	Resp	RA	rvy	RRF	wtVol	Pred.RT	RT	Pred.R...	RRT	RRT Fail	Conc.	%Rec	DL	EMPC
222	222	13C-PCB-79	5.57e5	0.79	NO	1.0454	9.820	38.39	38.39	0.968	0.968	NO	1009	99.1	1.51	
223	223	13C-PCB-178	2.54e5	0.43	NO	0.9749	9.820	46.50	46.48	0.924	0.924	NO	950.8	93.4	1.06	
224	224	Total Mono-PCBs				1.0122	9.820	0.00		0.000		NO	20.87		0.533	20.87
225	225	Total Di-PCBs				1.0592	9.820	0.00		0.000		NO	155.8		3.59	155.8
226	226	2nd Function Tri-PCBs				0.9137	9.820	0.00		0.000		NO	234.2		1.50	234.2
227	227	3rd Function Tri-PCBs				1.0563	9.820	0.00		0.000		NO	585.4		5.43	585.4
228	228	Total Tetra-PCBs				0.9861	9.820	0.00		0.000		NO	2037		11.4	2045
229	229	3rd Function Penta-PCBs				1.1154	9.820	0.00		0.000		NO	2683		6.33	2689
230	230	4th Function Penta-PCBs				1.1112	9.820	0.00		0.000		NO	88.60		2.27	95.07

	#	Name	Pred.RT	RT	m1 Resp	m2 Resp	1* Ratio (Pred)	RA	rvy	EMPC	Conc.
6	24	PCB-28	29.35	29.35	5.009e4	4.907e4	1.040	1.02	NO	174.93	174.93
7	25	PCB-20/21/33	29.97	30.02	2.392e4	2.222e4	1.040	1.08	NO	89.704	89.704
8	26	PCB-22	30.47	30.44	1.173e4	1.130e4	1.040	1.04	NO	43.499	43.499
9	28	PCB-39	31.64	31.58	3.942e2	3.661e2	1.040	1.08	NO	1.3153	1.3153
10	29	PCB-38	32.45	32.42	8.018e2	8.251e2	1.040	0.97	NO	2.7045	2.7045
11	30	PCB-35	32.99	32.99	7.240e2	8.112e2	1.040	0.89	NO	2.5436	2.5436
12	31	PCB-37	33.46	33.44	1.621e4	1.540e4	1.040	1.05	NO	53.609	53.609

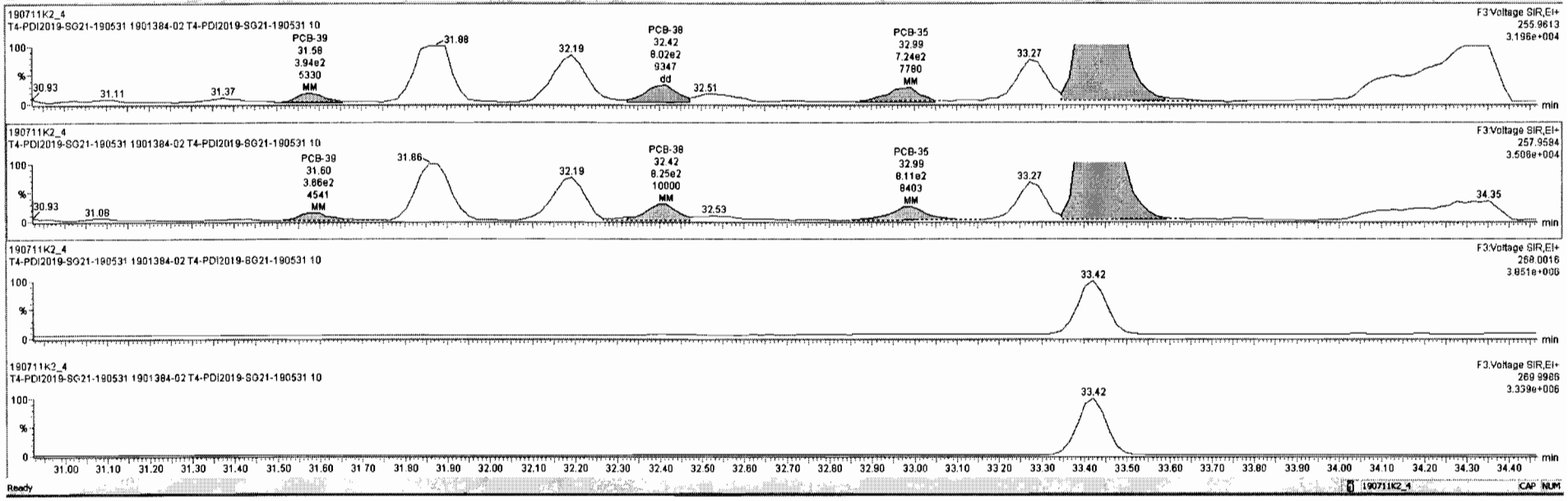

Dataset: Untitled

Last Altered: Saturday, July 13, 2019 11:48:22 Pacific Daylight Time
Printed: Saturday, July 13, 2019 11:49:01 Pacific Daylight Time

Name: 190711K2_4, Date: 11-Jul-2019, Time: 23:32:31, ID: 1901384-02 T4-PDI2019-SG21-190531 10, Description: T4-PDI2019-SG21-190531

PCB-54

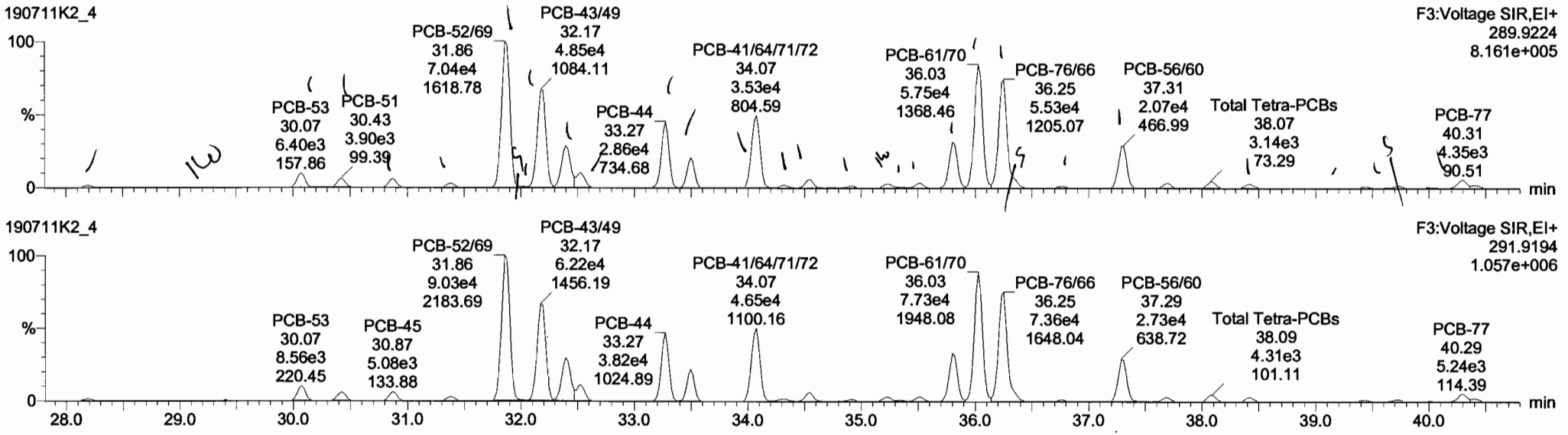

13C-PCB-54

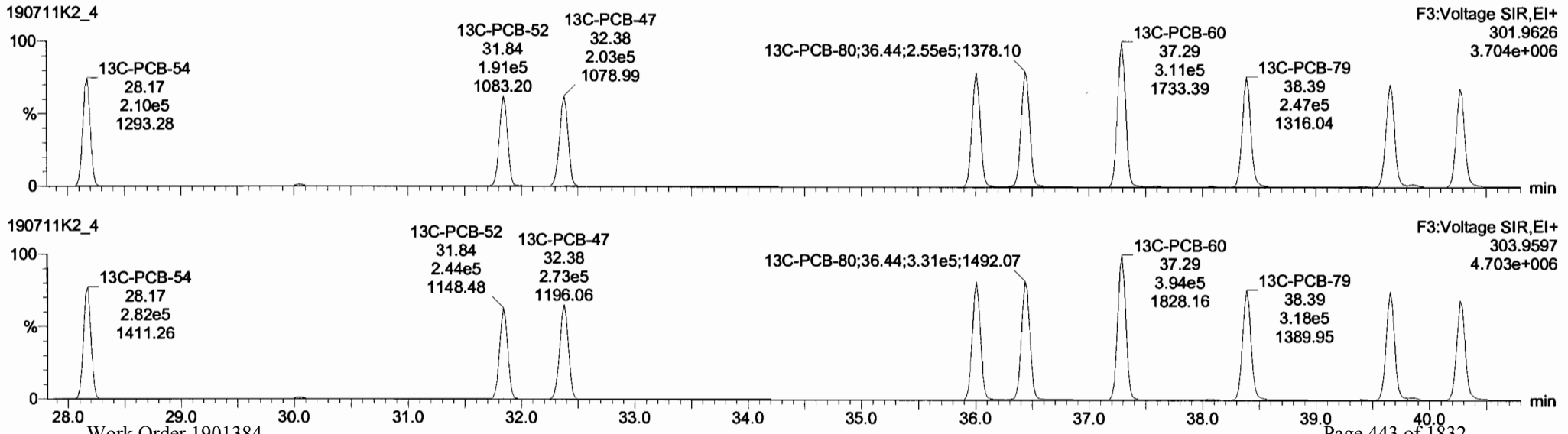

Dataset: Untitled

Last Altered: Saturday, July 13, 2019 11:48:22 Pacific Daylight Time
Printed: Saturday, July 13, 2019 11:49:01 Pacific Daylight Time

Name: 190711K2_4, Date: 11-Jul-2019, Time: 23:32:31, ID: 1901384-02 T4-PDI2019-SG21-190531 10, Description: T4-PDI2019-SG21-190531

PCB-50

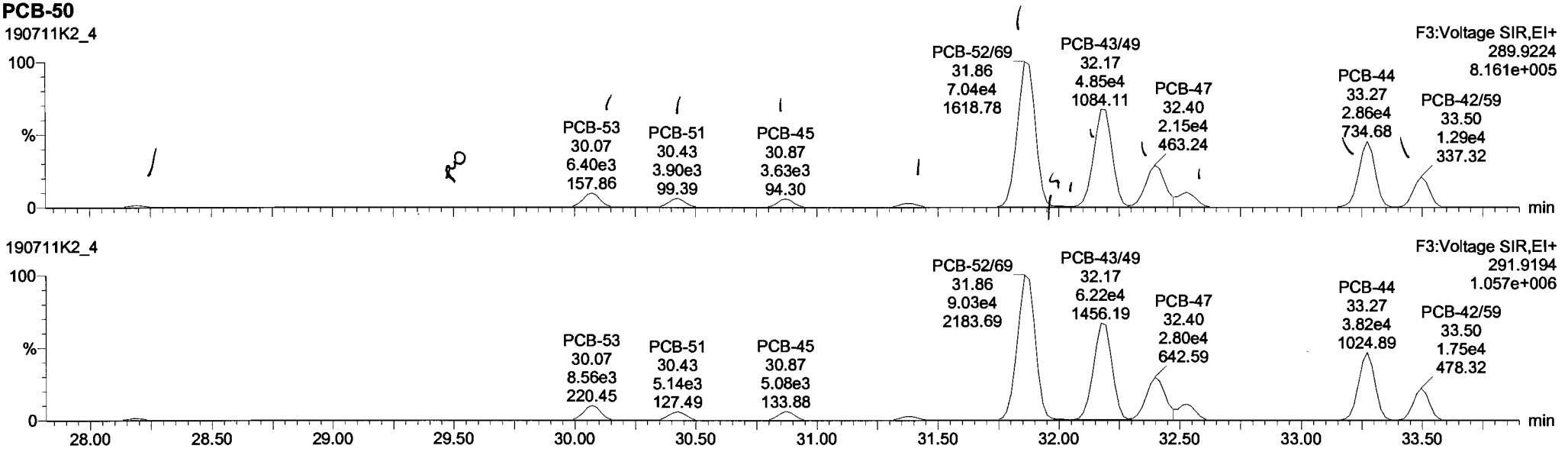

13C-PCB-52

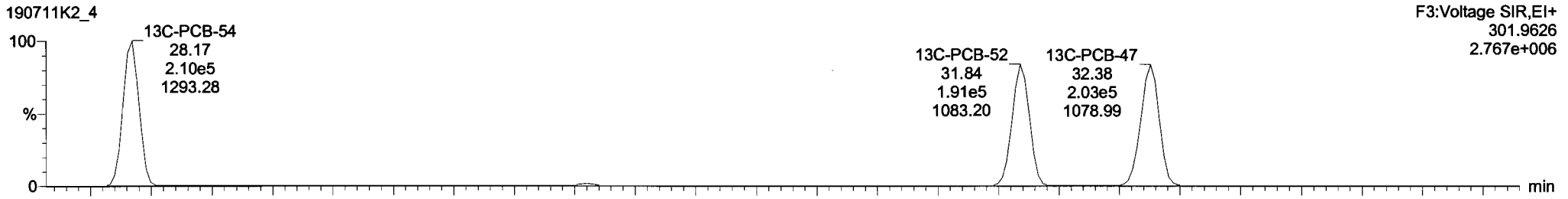

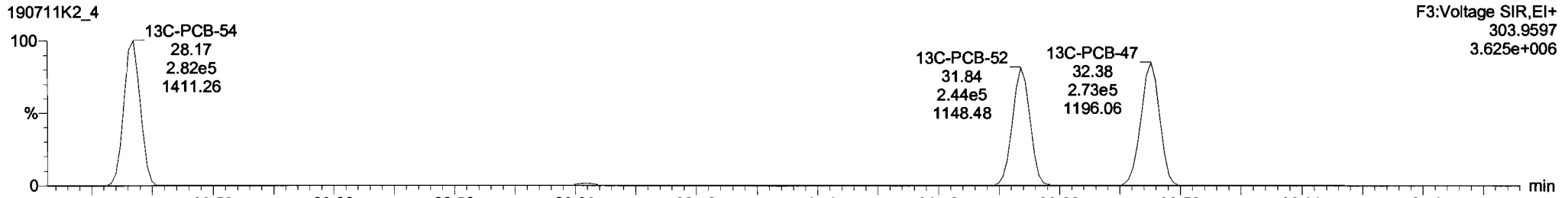

TargetLynx - 190711K2-4.qld * - [Chromatogram]

File Edit View Display Processing Window Help

190711K2_4 - 1901384-02 T4-PDI2019-SG21-190531 10 - T4-PDI2019-SG21-190531

	#	Name	Resp	RA	n/y	RRF	wt/vol	Pred.RT	RT	Pred.R...	RRT	RRT Fail	Conc.	%Rec	DL	EMPC
222	222	13C-PCB-79	5.57e5	0.79	NO	1.0454	9.820	38.39	38.39	0.968	0.968	NO	1009	99.1	1.51	
223	223	13C-PCB-178	2.54e5	0.43	NO	0.9749	9.820	46.50	46.48	0.924	0.924	NO	950.8	93.4	1.06	
224	224	Total Mono-PCBs				1.0122	9.820	0.00		0.000		NO	20.87		0.533	20.87
225	225	Total Di-PCBs				1.0592	9.820	0.00		0.000		NO	155.8		3.59	155.8
226	226	2nd Function Tri-PCBs				0.9137	9.820	0.00		0.000		NO	234.2		1.50	234.2
227	227	3rd Function Tri-PCBs				1.0563	9.820	0.00		0.000		NO	565.4		5.43	565.4
228	228	Total Tetra-PCBs				0.9881	9.820	0.00		0.000		NO	2046		11.4	2046
229	229	3rd Function Penta-PCBs				1.1154	9.820	0.00		0.000		NO	2683		6.33	2689
230	230	4th Function Penta-PCBs				1.1112	9.820	0.00		0.000		NO	88.60		2.27	95.07

	#	Name	Pred.RT	RT	m1 Resp	m2 Resp	1* Ratio (Pred)	RA	n/y	EMPC	Conc.
1	32	PCB-54	28.19	28.19	9.073e2	1.174e3	0.770	0.77	NO	4.3306	4.3306
2	33	PCB-50	29.41	29.40	1.936e2	4.595e2	0.770	0.42	YES	1.1802	0.00000
3	34	PCB-53	30.08	30.07	6.413e3	8.629e3	0.770	0.74	NO	36.839	36.839
4	35	PCB-51	30.44	30.43	3.901e3	5.141e3	0.770	0.76	NO	20.663	20.663
5	36	PCB-45	30.88	30.87	3.622e3	5.076e3	0.770	0.71	NO	25.181	25.181
6	37	PCB-46	31.37	31.37	1.884e3	2.355e3	0.770	0.80	NO	13.156	13.156
7	38	PCB-52/69	31.88	31.86	6.989e4	9.046e4	0.770	0.77	NO	343.55	343.55

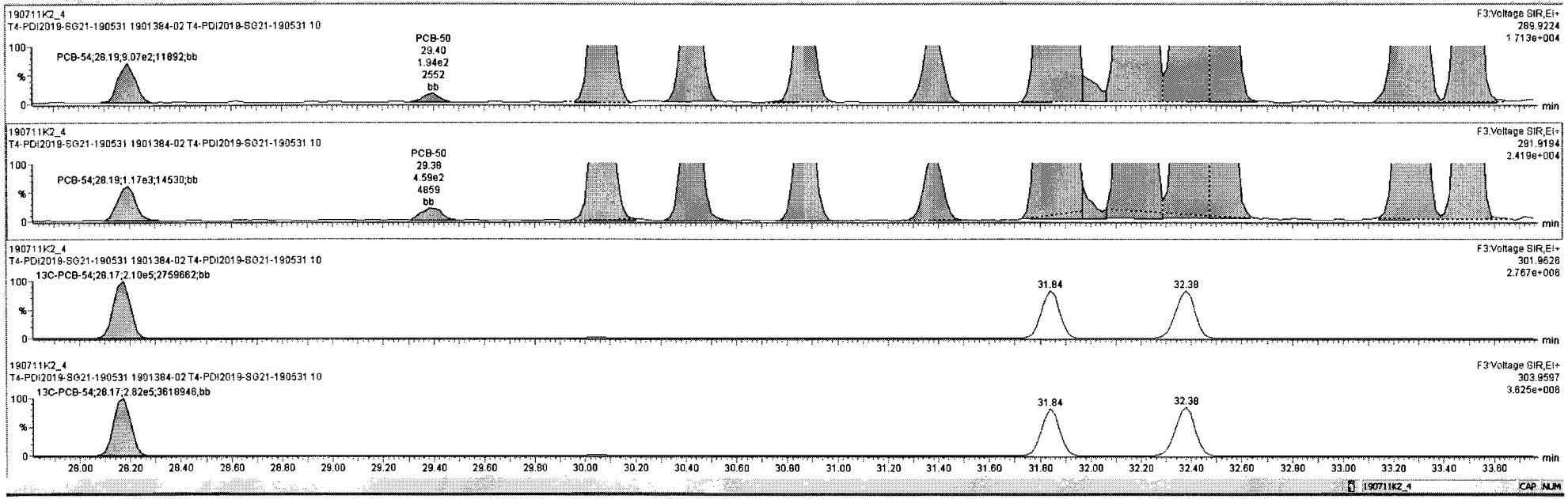

Dataset: Untitled

Last Altered: Saturday, July 13, 2019 11:48:22 Pacific Daylight Time
Printed: Saturday, July 13, 2019 11:49:01 Pacific Daylight Time

Name: 190711K2_4, Date: 11-Jul-2019, Time: 23:32:31, ID: 1901384-02 T4-PDI2019-SG21-190531 10, Description: T4-PDI2019-SG21-190531

PCB-68

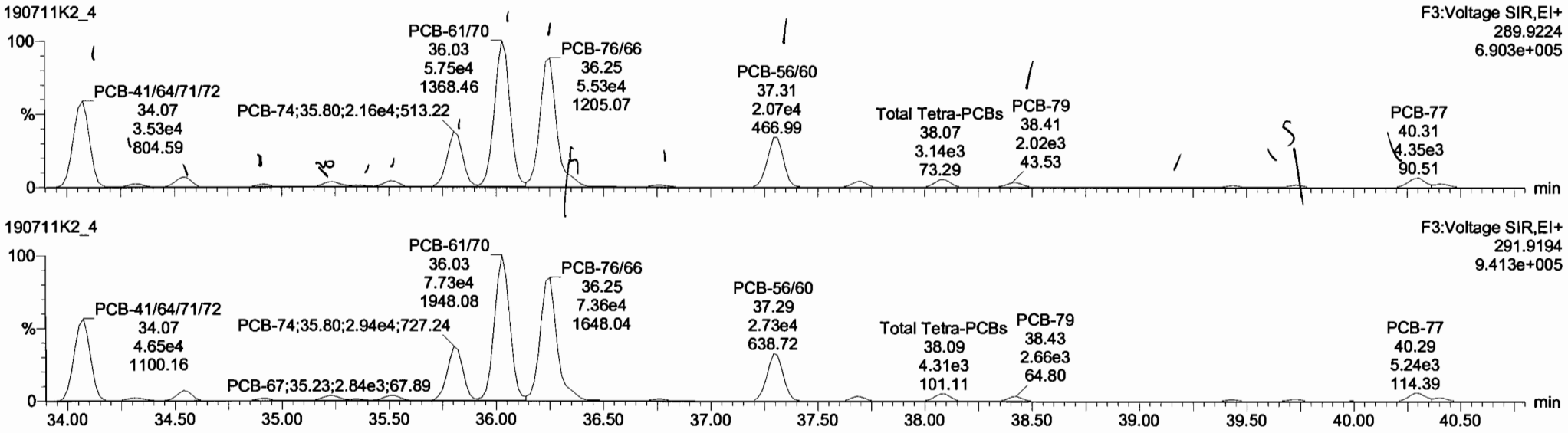

13C-PCB-60

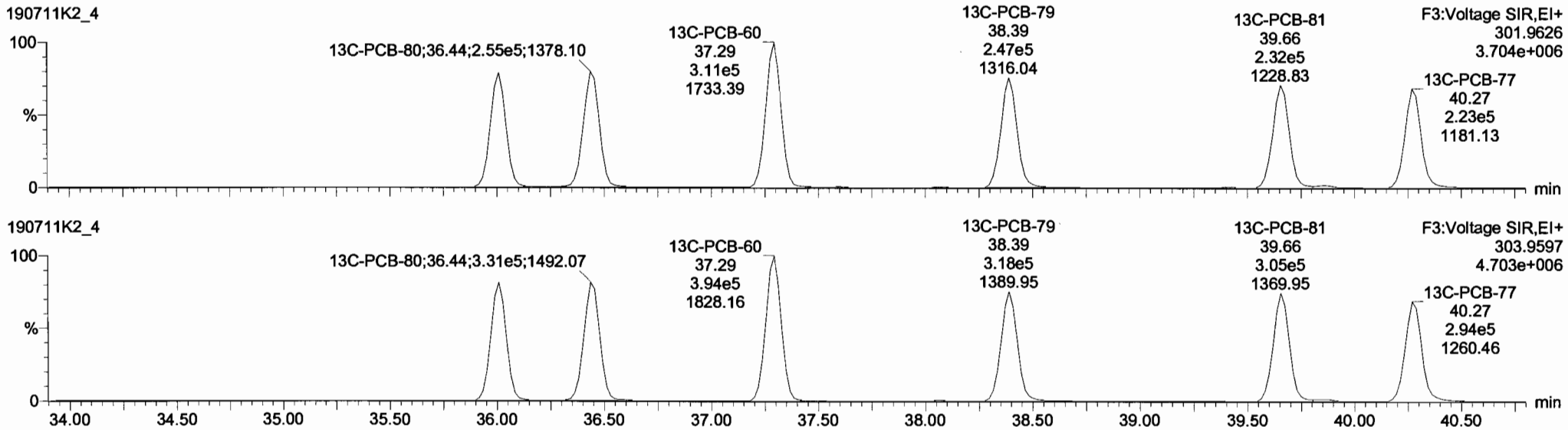

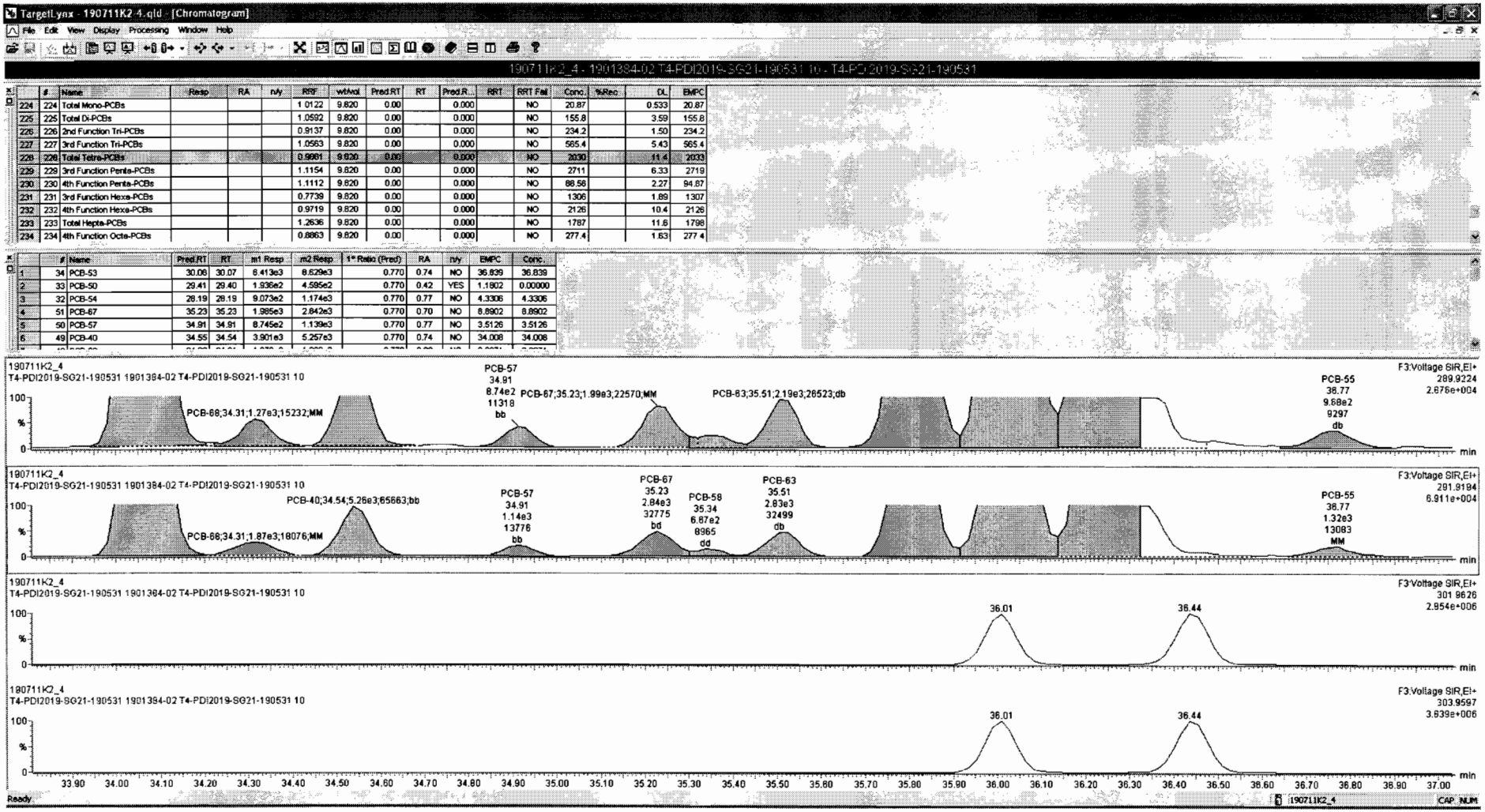

	#	Name	Resp	RA	n/y	RRF	wtAvg	Pred RT	RT	Pred R...	RRT	RRT Fail	Conc.	%Rec	DL	EMPC
224	224	Total Mono-PCBs				1.0122	9.820	0.00		0.000		NO	20.87		0.533	20.87
225	225	Total Di-PCBs				1.0592	9.820	0.00		0.000		NO	155.8		3.59	155.8
226	226	2nd Function Tri-PCBs				0.9137	9.820	0.00		0.000		NO	234.2		1.50	234.2
227	227	3rd Function Tri-PCBs				1.0563	9.820	0.00		0.000		NO	565.4		5.43	565.4
228	228	Total Tetra-PCBs				0.9981	9.820	0.00		0.000		NO	2030		11.4	2033
229	229	3rd Function Penta-PCBs				1.1154	9.820	0.00		0.000		NO	2711		6.33	2719
230	230	4th Function Penta-PCBs				1.1112	9.820	0.00		0.000		NO	88.56		2.27	94.87
231	231	3rd Function Hexa-PCBs				0.7739	9.820	0.00		0.000		NO	1306		1.89	1307
232	232	4th Function Hexa-PCBs				0.9719	9.820	0.00		0.000		NO	2126		10.4	2126
233	233	Total Hepta-PCBs				1.2636	9.820	0.00		0.000		NO	1787		11.6	1798
234	234	4th Function Octa-PCBs				0.8863	9.820	0.00		0.000		NO	277.4		1.63	277.4

	#	Name	Pred RT	RT	m1 Resp	m2 Resp	1° Ratio (Pred)	RA	n/y	EMPC	Conc.
1	34	PCB-53	30.06	30.07	6.413e3	8.629e3	0.770	0.74	NO	36.839	36.839
2	33	PCB-50	29.41	29.40	1.936e2	4.595e2	0.770	0.42	YES	1.1802	0.00000
3	32	PCB-54	28.19	28.19	9.073e2	1.174e3	0.770	0.77	NO	4.3306	4.3306
4	51	PCB-67	35.23	35.23	1.985e3	2.842e3	0.770	0.70	NO	8.8902	8.8902
5	50	PCB-57	34.91	34.91	8.745e2	1.139e3	0.770	0.77	NO	3.5126	3.5126
6	49	PCB-40	34.55	34.54	3.901e3	5.257e3	0.770	0.74	NO	34.008	34.008

TargetLynx - 190711K2-4.qld - [Chromatogram]

File Edit View Display Processing Window Help

190711K2_4 - 1901384-02 T4-PDI2019-SG21-190531 10 - T4-PDI2019-SG21-190531

	#	Name	Resp	RA	n/y	RRF	wtAvg	Pred.RT	RT	Pred.R...	RRT	RRT Fail	Conc	%Rec	DL	EMPC
224	224	Total Mono-PCBs				1.0122	9.820	0.00		0.000		NO	20.87		0.533	20.87
225	225	Total Di-PCBs				1.0592	9.820	0.00		0.000		NO	155.8		3.59	155.8
226	226	2nd Function Tri-PCBs				0.9137	9.820	0.00		0.000		NO	234.2		1.50	234.2
227	227	3rd Function Tri-PCBs				1.0563	9.820	0.00		0.000		NO	565.4		5.43	565.4
228	228	Total Tetra-PCBs				0.9661	9.820	0.00		0.000		NO	2630		11.4	2033
229	229	3rd Function Penta-PCBs				1.1154	9.820	0.00		0.000		NO	2711		6.33	2719
230	230	4th Function Penta-PCBs				1.1112	9.820	0.00		0.000		NO	88.56		2.27	94.87
231	231	3rd Function Hexa-PCBs				0.7739	9.820	0.00		0.000		NO	1306		1.89	1307
232	232	4th Function Hexa-PCBs				0.9719	9.820	0.00		0.000		NO	2126		10.4	2126
233	233	Total Hepta-PCBs				1.2536	9.820	0.00		0.000		NO	1787		11.6	1798
234	234	4th Function Octa-PCBs				0.8863	9.820	0.00		0.000		NO	277.4		1.83	277.4

	#	Name	Pred.RT	RT	m1 Resp	m2 Resp	1* Ratio (Pred)	RA	n/y	EMPC	Conc.
1	34	PCB-53	30.08	30.07	6.413e3	8.629e3	0.770	0.74	NO	36.839	36.839
2	33	PCB-50	29.41	29.40	1.936e2	4.595e2	0.770	0.42	YES	1.1802	0.00000
3	32	PCB-54	28.19	28.19	9.073e2	1.174e3	0.770	0.77	NO	4.3306	4.3306
4	51	PCB-67	35.23	35.23	1.985e3	2.842e3	0.770	0.70	NO	8.8902	8.8902
5	50	PCB-57	34.91	34.91	8.745e2	1.139e3	0.770	0.77	NO	3.5126	3.5126
6	49	PCB-40	34.55	34.54	3.901e3	5.257e3	0.770	0.74	NO	34.008	34.008

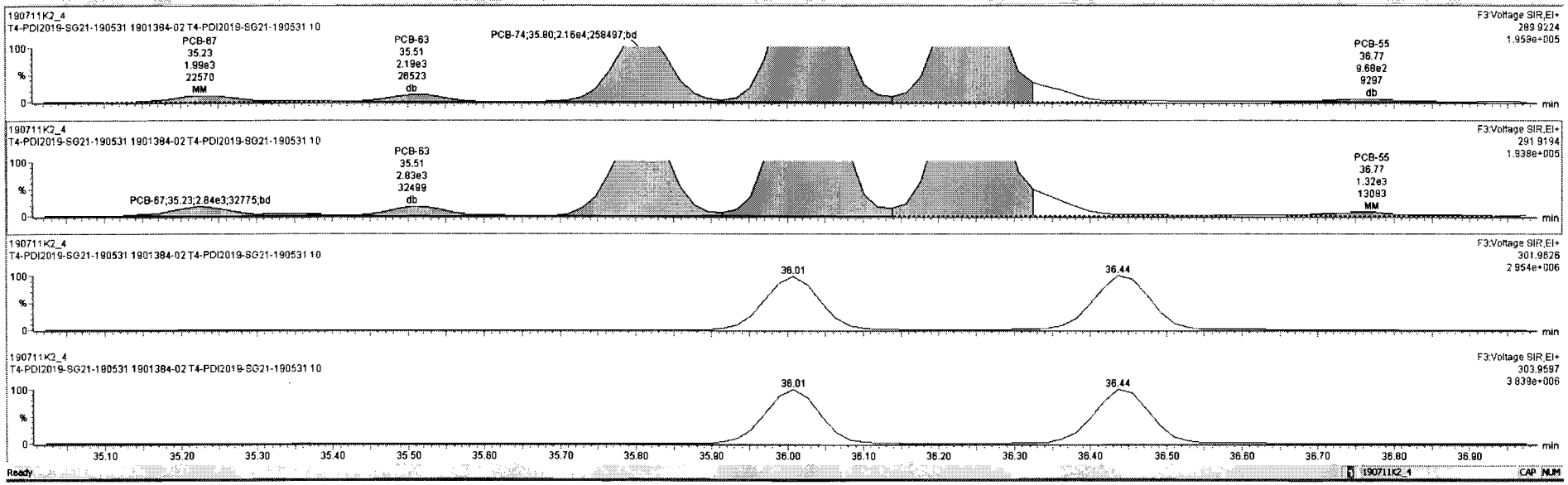

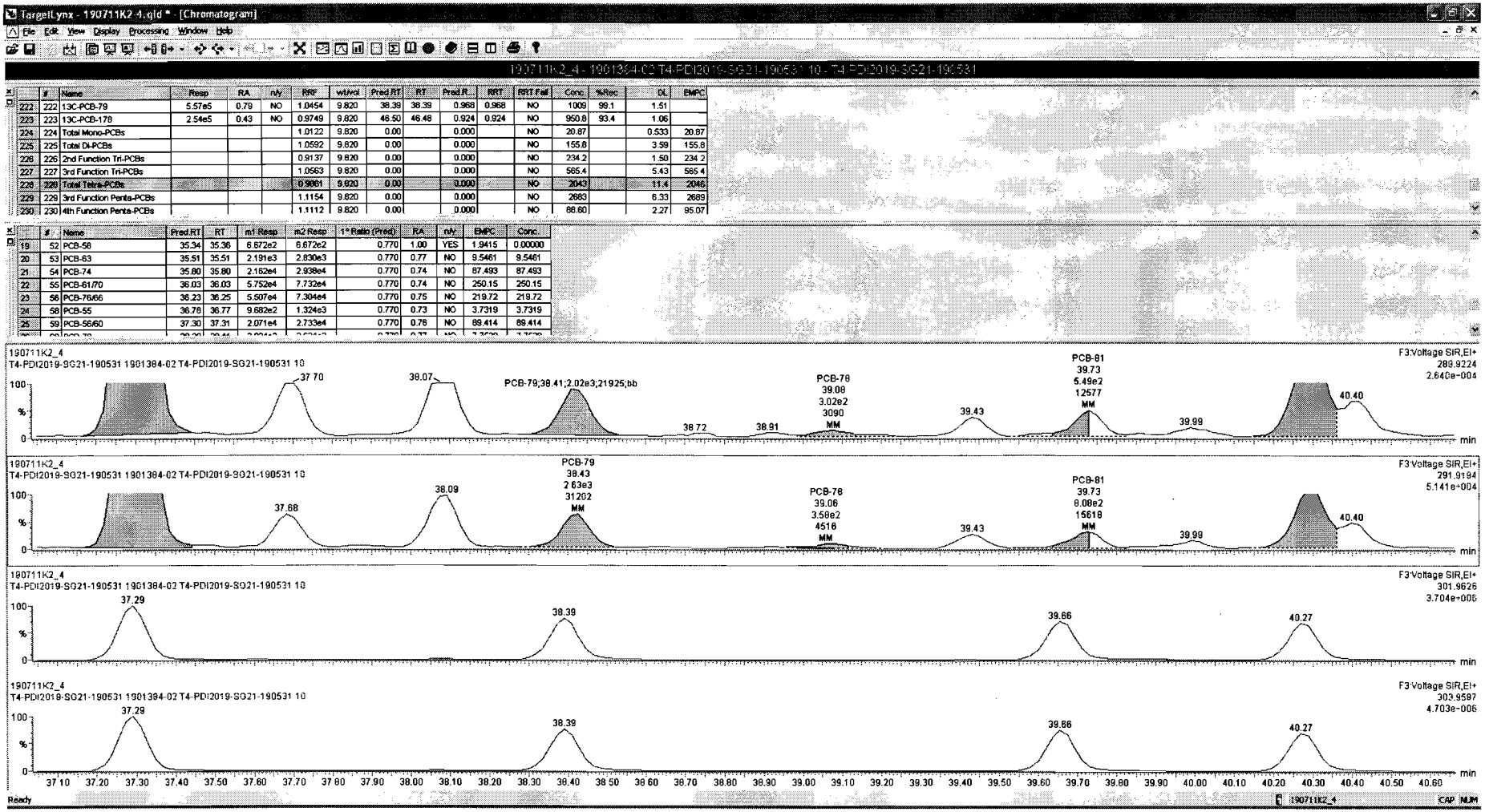

	#	Name	Resp	RA	nV	RRF	wtAvg	Pred.RT	RT	Pred.R...	RRT	RRT Fail	Conc.	%Rec	DL	EMPC
222	222	13C-PCB-79	5.57e5	0.79	NO	1.0454	9.820	38.39	38.39	0.968	0.968	NO	1009	99.1	1.51	
223	223	13C-PCB-178	2.54e5	0.43	NO	0.9749	9.820	46.50	46.48	0.924	0.924	NO	950.8	93.4	1.06	
224	224	Total Mono-PCBs				1.0122	9.820	0.00		0.000		NO	20.87		0.533	20.87
225	225	Total Di-PCBs				1.0592	9.820	0.00		0.000		NO	155.8		3.59	155.8
226	226	2nd Function Tri-PCBs				0.9137	9.820	0.00		0.000		NO	234.2		1.50	234.2
227	227	3rd Function Tri-PCBs				1.0563	9.820	0.00		0.000		NO	585.4		5.43	585.4
228	228	Total Tetra-PCBs				0.9861	9.820	0.00		0.000		NO	2043		11.4	2046
229	229	3rd Function Penta-PCBs				1.1154	9.820	0.00		0.000		NO	2683		6.33	2689
230	230	4th Function Penta-PCBs				1.1112	9.820	0.00		0.000		NO	88.60		2.27	95.07

	#	Name	Pred.RT	RT	m1 Resp	m2 Resp	1° Ratio (Pred)	RA	nV	EMPC	Conc.
19	52	PCB-58	35.34	35.36	6.672e2	6.672e2	0.770	1.00	YES	1.9415	0.00000
20	53	PCB-63	35.51	35.51	2.191e3	2.830e3	0.770	0.77	NO	9.5461	9.5461
21	54	PCB-74	35.80	35.80	2.162e4	2.938e4	0.770	0.74	NO	87.493	87.493
22	55	PCB-61/70	36.03	36.03	5.752e4	7.732e4	0.770	0.74	NO	250.15	250.15
23	56	PCB-76/66	36.23	36.25	5.507e4	7.304e4	0.770	0.75	NO	219.72	219.72
24	58	PCB-55	36.78	36.77	9.682e2	1.324e3	0.770	0.73	NO	3.7319	3.7319
25	59	PCB-56/60	37.30	37.31	2.071e4	2.733e4	0.770	0.76	NO	89.414	89.414

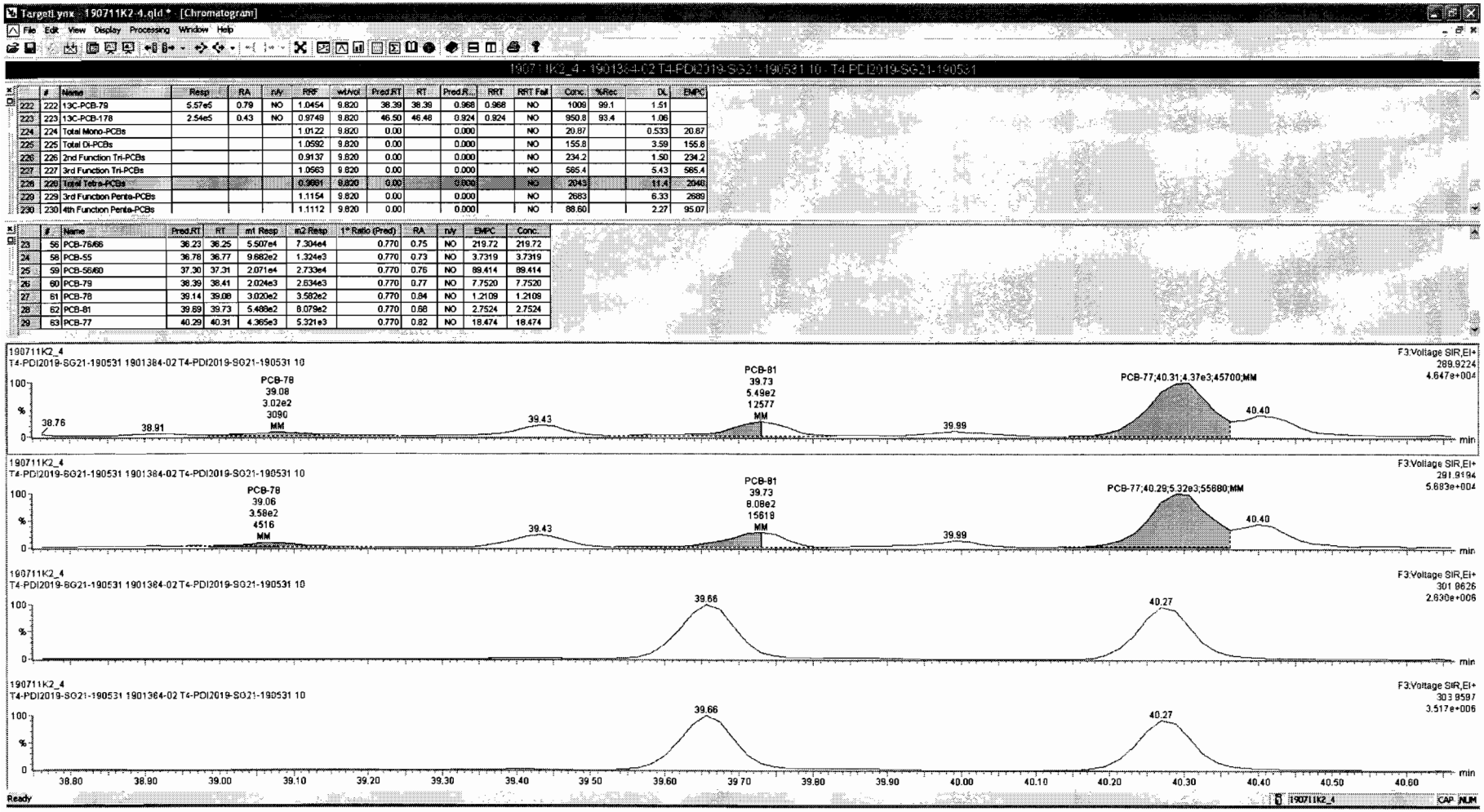
TargetLynx - 190711K2-4.qld * - [Chromatogram]
File Edit View Display Processing Window Help
190711K2_4 - 1901384-02 T4-PDI2019-SG21-190531 10 - T4-PDI2019-SG21-190531
Name Resp RA rdy RRF wtAmt Pred RT RT Pred R... RRT RRT Fail Conc. %Rec DL EMPC
222 222 13C-PCB-79 5.57e5 0.79 NO 1.0454 9.820 38.39 38.39 0.968 0.968 NO 1009 99.1 1.51
223 223 13C-PCB-178 2.54e5 0.43 NO 0.9749 9.820 46.50 46.48 0.924 0.924 NO 950.8 93.4 1.06
224 224 Total Mono-PCBs 1.0122 9.820 0.00 0.000 NO 20.87 0.533 20.87
225 225 Total Di-PCBs 1.0592 9.820 0.00 0.000 NO 155.8 3.59 155.8
226 226 2nd Function Tri-PCBs 0.9137 9.820 0.00 0.000 NO 234.2 1.50 234.2
227 227 3rd Function Tri-PCBs 1.0563 9.820 0.00 0.000 NO 585.4 5.43 585.4
228 228 Total Tetra-PCBs 0.9881 9.820 0.00 0.000 NO 2043 11.4 2048
229 229 3rd Function Penta-PCBs 1.1154 9.820 0.00 0.000 NO 2683 6.33 2689
230 230 4th Function Penta-PCBs 1.1112 9.820 0.00 0.000 NO 88.60 2.27 95.07
Name Pred RT RT m1 Resp m2 Resp 1° Ratio (Pred) RA rdy EMPC Conc.
55 PCB-76/66 36.23 36.25 5.507e4 7.304e4 0.770 0.75 NO 219.72 219.72
56 PCB-55 36.78 36.77 9.682e2 1.324e3 0.770 0.73 NO 3.7319 3.7319
59 PCB-56/60 37.30 37.31 2.071e4 2.733e4 0.770 0.76 NO 89.414 89.414
60 PCB-79 38.39 38.41 2.024e3 2.634e3 0.770 0.77 NO 7.7520 7.7520
61 PCB-78 39.14 39.08 3.020e2 3.582e2 0.770 0.84 NO 1.2109 1.2109
62 PCB-81 39.89 39.73 5.488e2 8.079e2 0.770 0.68 NO 2.7524 2.7524
63 PCB-77 40.29 40.31 4.365e3 5.321e3 0.770 0.82 NO 18.474 18.474
190711K2_4
T4-PDI2019-SG21-190531 1901384-02 T4-PDI2019-SG21-190531 10
F3:Voltage SIR,EI+
289.9224
4.647e+004
PCB-78
39.08
3.02e2
3090
MM
PCB-81
39.73
5.49e2
12577
MM
PCB-77;40.31;4.37e3;45700;MM
38.76
38.91
39.43
39.99
40.40
min
190711K2_4
T4-PDI2019-SG21-190531 1901384-02 T4-PDI2019-SG21-190531 10
F3:Voltage SIR,EI+
291.9194
5.883e+004
PCB-78
39.06
3.58e2
4516
MM
PCB-81
39.73
8.08e2
15618
MM
PCB-77;40.29;5.32e3;55880;MM
39.43
39.99
40.40
min
190711K2_4
T4-PDI2019-SG21-190531 1901384-02 T4-PDI2019-SG21-190531 10
F3:Voltage SIR,EI+
301.9626
2.630e+006
39.66
40.27
min
190711K2_4
T4-PDI2019-SG21-190531 1901384-02 T4-PDI2019-SG21-190531 10
F3:Voltage SIR,EI+
303.9597
3.517e+006
39.66
40.27
38.80 38.90 39.00 39.10 39.20 39.30 39.40 39.50 39.60 39.70 39.80 39.90 40.00 40.10 40.20 40.30 40.40 40.50 40.60
min
Ready
190711K2_4
CAP NUM

Dataset: Untitled

Last Altered: Saturday, July 13, 2019 11:48:22 Pacific Daylight Time
Printed: Saturday, July 13, 2019 11:49:01 Pacific Daylight Time

Name: 190711K2_4, Date: 11-Jul-2019, Time: 23:32:31, ID: 1901384-02 T4-PDI2019-SG21-190531 10, Description: T4-PDI2019-SG21-190531

PCB-104

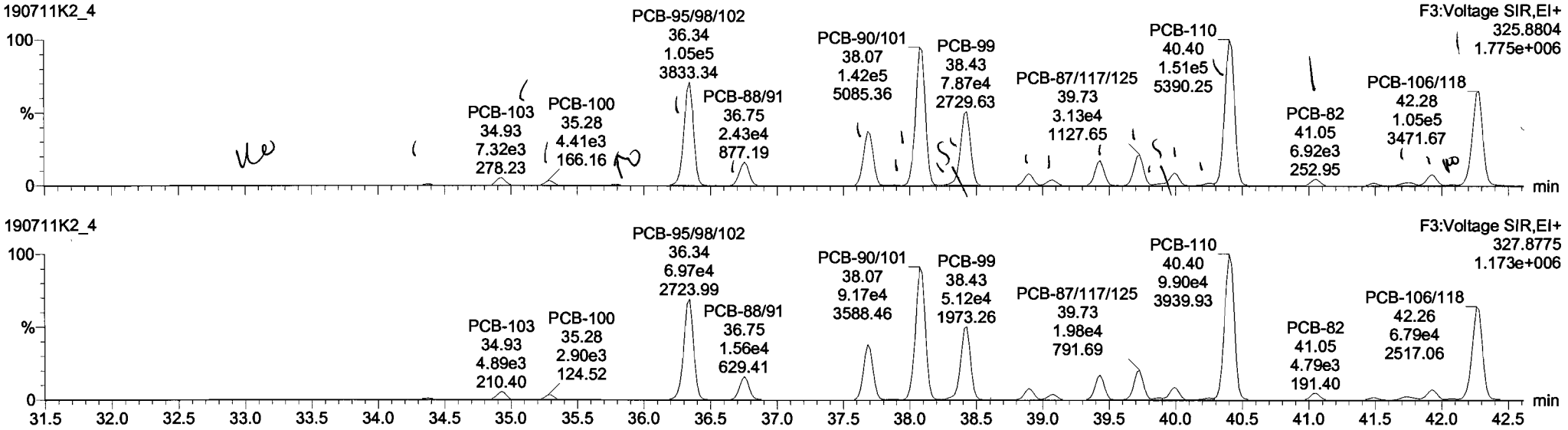

13C-PCB-104

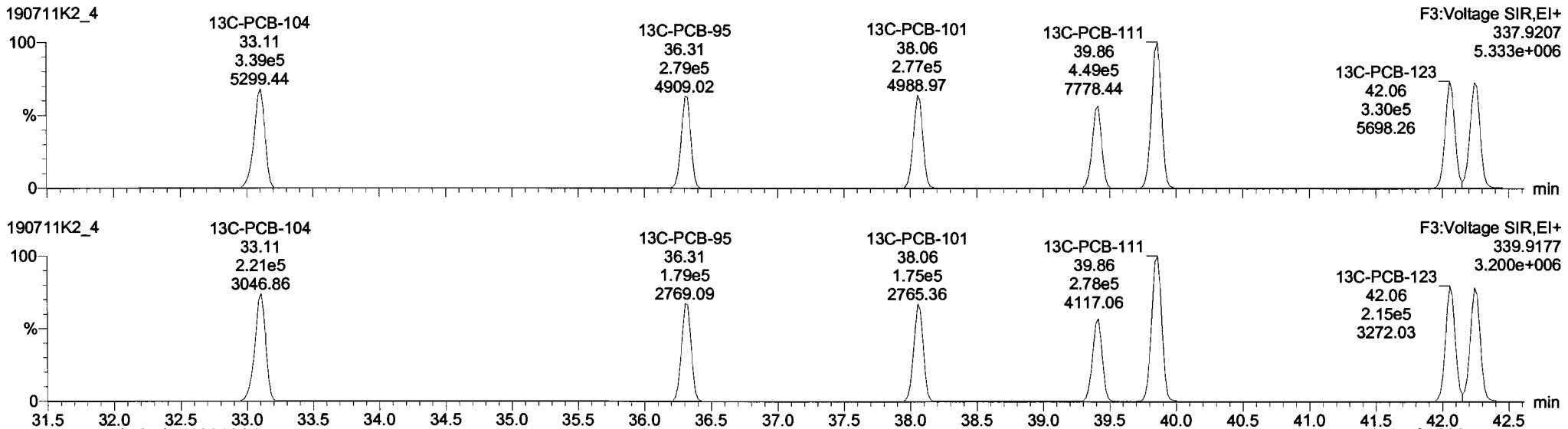

Dataset: Untitled

Last Altered: Saturday, July 13, 2019 11:48:22 Pacific Daylight Time
Printed: Saturday, July 13, 2019 11:49:01 Pacific Daylight Time

Name: 190711K2_4, Date: 11-Jul-2019, Time: 23:32:31, ID: 1901384-02 T4-PDI2019-SG21-190531 10, Description: T4-PDI2019-SG21-190531

PCB-96

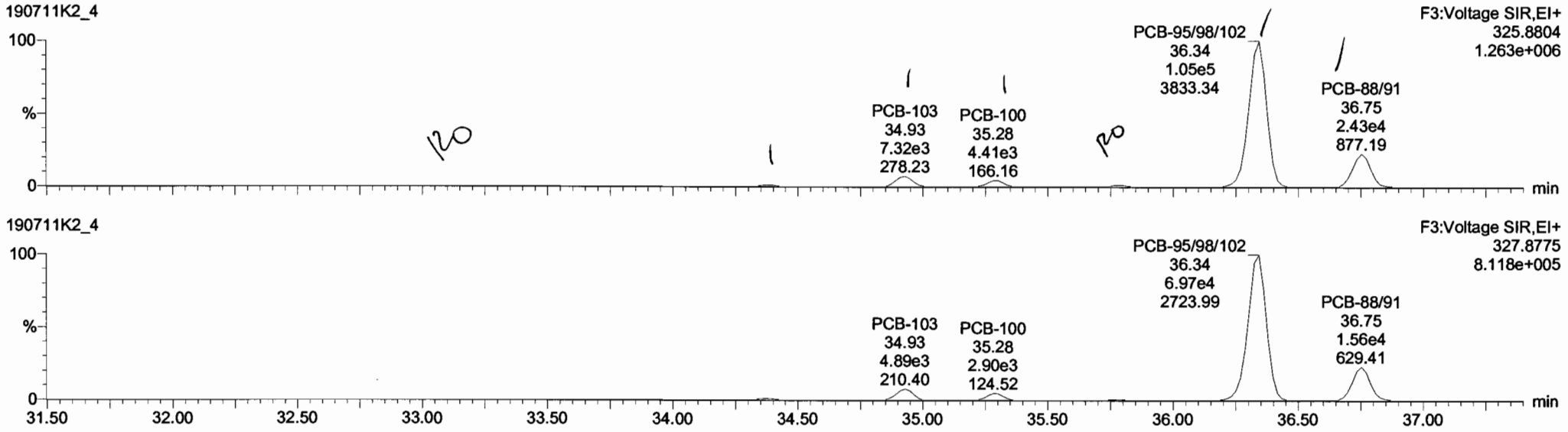

13C-PCB-95

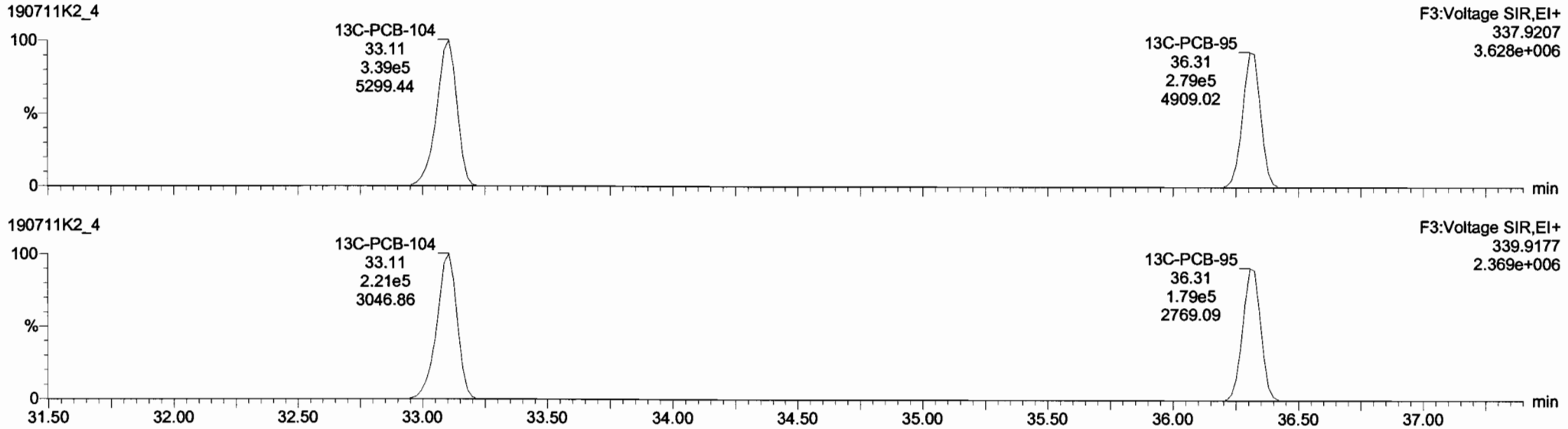

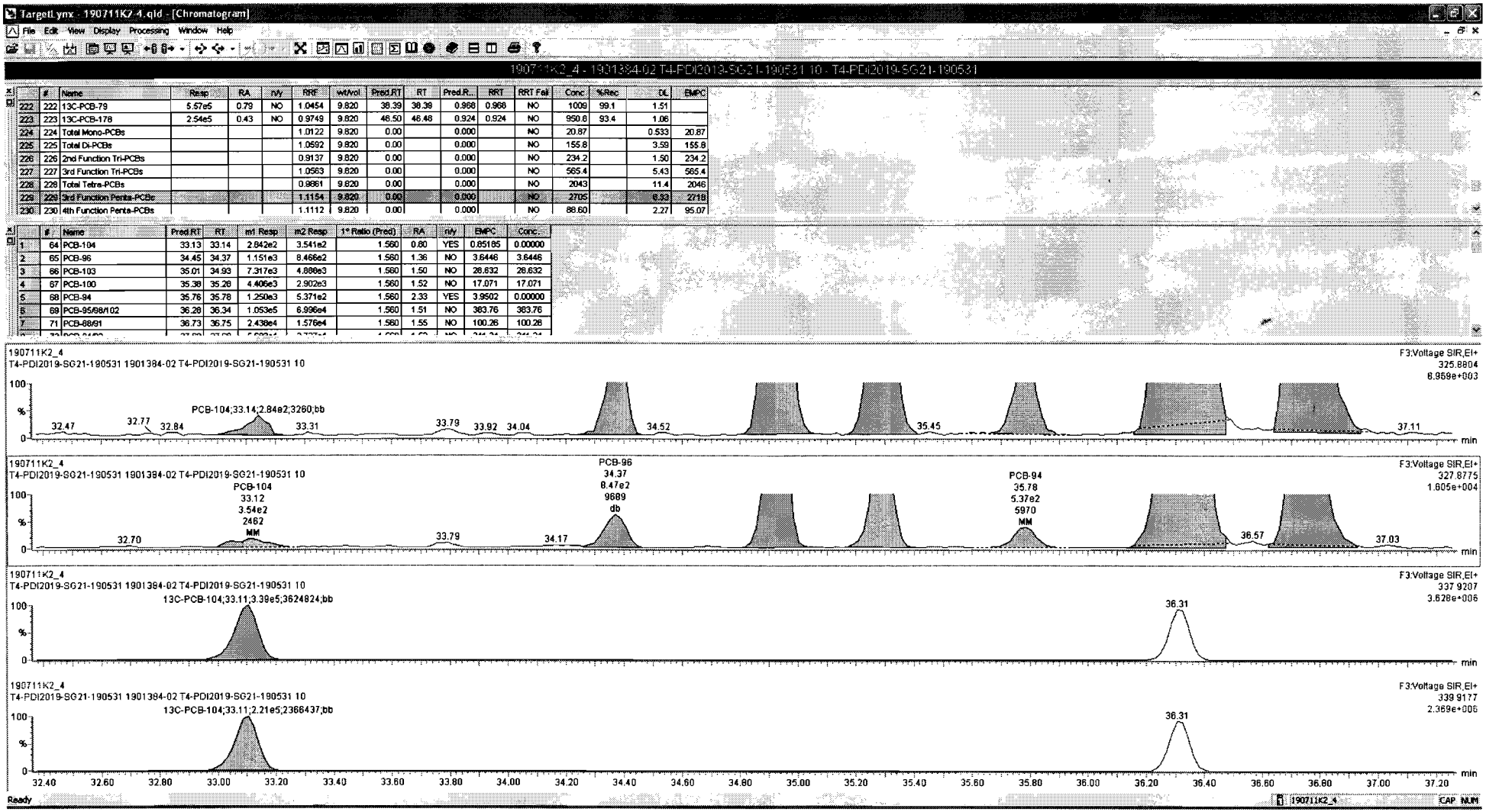
TargetLynx - 190711K2-4.qld - [Chromatogram]
File Edit View Display Processing Window Help
190711K2_4 - 1901384-02 T4-PDI2019-SG21-190531 10 - T4-PDI2019-SG21-190531
Name Resp RA n/y RRF wt/vol Pred.RT RT Pred.R... RRT RRT Fail Conc %Rec DL EMPC
222 222 13C-PCB-79 5.57e5 0.79 NO 1.0454 9.820 38.39 38.39 0.968 0.968 NO 1009 99.1 1.51
223 223 13C-PCB-178 2.54e5 0.43 NO 0.9749 9.820 46.50 46.48 0.924 0.924 NO 950.6 93.4 1.06
224 224 Total Mono-PCBs 1.0122 9.820 0.00 0.000 NO 20.87 0.533 20.87
225 225 Total Di-PCBs 1.0592 9.820 0.00 0.000 NO 155.8 3.59 155.8
226 226 2nd Function Tri-PCBs 0.9137 9.820 0.00 0.000 NO 234.2 1.50 234.2
227 227 3rd Function Tri-PCBs 1.0563 9.820 0.00 0.000 NO 565.4 5.43 565.4
228 228 Total Tetra-PCBs 0.9661 9.820 0.00 0.000 NO 2043 11.4 2046
229 229 3rd Function Penta-PCBs 1.1154 9.820 0.00 0.000 NO 2705 6.33 2718
230 230 4th Function Penta-PCBs 1.1112 9.820 0.00 0.000 NO 88.60 2.27 95.07
Name Pred.RT RT m1 Resp m2 Resp 1* Ratio (Pred) RA n/y EMPC Conc.
1 64 PCB-104 33.13 33.14 2.842e2 3.541e2 1.560 0.80 YES 0.85185 0.00000
2 65 PCB-96 34.45 34.37 1.151e3 8.466e2 1.560 1.36 NO 3.6446 3.6446
3 66 PCB-103 35.01 34.93 7.317e3 4.886e3 1.560 1.50 NO 28.632 28.632
4 67 PCB-100 35.38 35.28 4.406e3 2.902e3 1.560 1.52 NO 17.071 17.071
5 68 PCB-94 35.76 35.78 1.250e3 5.371e2 1.560 2.33 YES 3.9502 0.00000
6 69 PCB-95/98/102 36.28 36.34 1.053e5 6.996e4 1.560 1.51 NO 383.76 383.76
7 71 PCB-88/91 36.73 36.75 2.438e4 1.576e4 1.560 1.55 NO 100.26 100.26
190711K2_4
T4-PDI2019-SG21-190531 1901384-02 T4-PDI2019-SG21-190531 10
F3:Voltage SIR,EI+
325.8804
6.959e+003
PCB-104;33.14;2.84e2;3260;bb
32.47 32.77 32.84 33.31 33.79 33.92 34.04 34.52 35.45 37.11
min
190711K2_4
T4-PDI2019-SG21-190531 1901384-02 T4-PDI2019-SG21-190531 10
F3:Voltage SIR,EI+
327.8775
1.605e+004
PCB-104
33.12
3.54e2
2462
MM
PCB-96
34.37
8.47e2
9689
db
PCB-94
35.78
5.37e2
5970
MM
32.70 33.79 34.17 36.57 37.03
min
190711K2_4
T4-PDI2019-SG21-190531 1901384-02 T4-PDI2019-SG21-190531 10
F3:Voltage SIR,EI+
337.9207
3.628e+006
13C-PCB-104;33.11;3.39e5;3624824;bb
36.31
min
190711K2_4
T4-PDI2019-SG21-190531 1901384-02 T4-PDI2019-SG21-190531 10
F3:Voltage SIR,EI+
339.9177
2.369e+006
13C-PCB-104;33.11;2.21e5;2368437;bb
36.31
min
32.40 32.60 32.80 33.00 33.20 33.40 33.60 33.80 34.00 34.20 34.40 34.60 34.80 35.00 35.20 35.40 35.60 35.80 36.00 36.20 36.40 36.60 36.80 37.00 37.20
Ready
190711K2_4
CAP NUM

Dataset: Untitled

Last Altered: Saturday, July 13, 2019 11:48:22 Pacific Daylight Time
Printed: Saturday, July 13, 2019 11:49:01 Pacific Daylight Time

Name: 190711K2_4, Date: 11-Jul-2019, Time: 23:32:31, ID: 1901384-02 T4-PDI2019-SG21-190531 10, Description: T4-PDI2019-SG21-190531

PCB-119

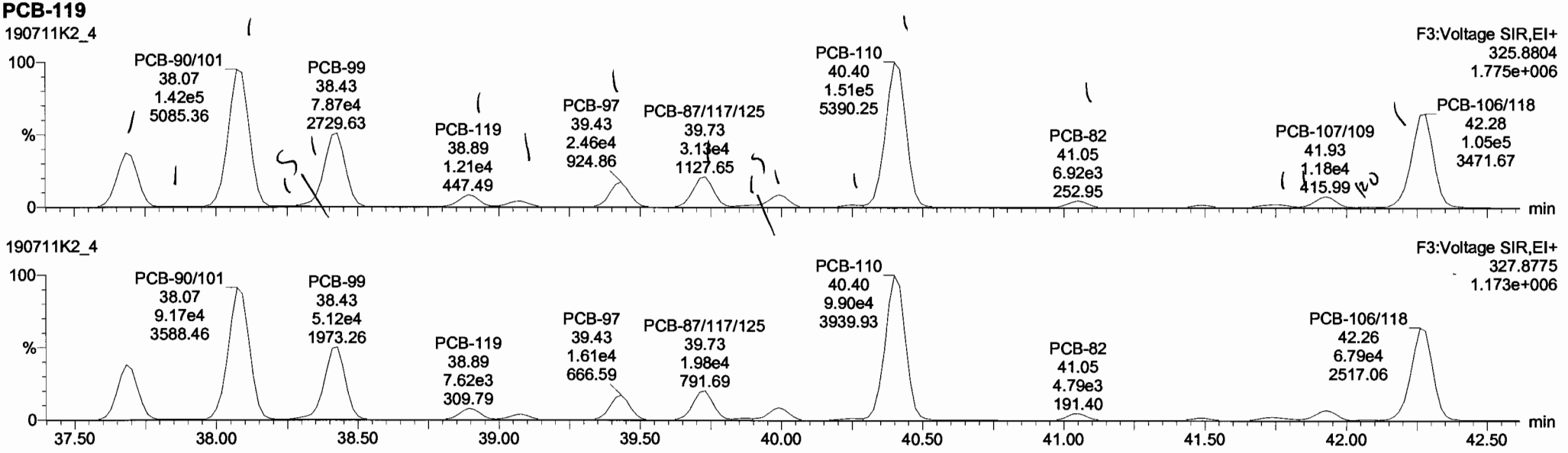

13C-PCB-111

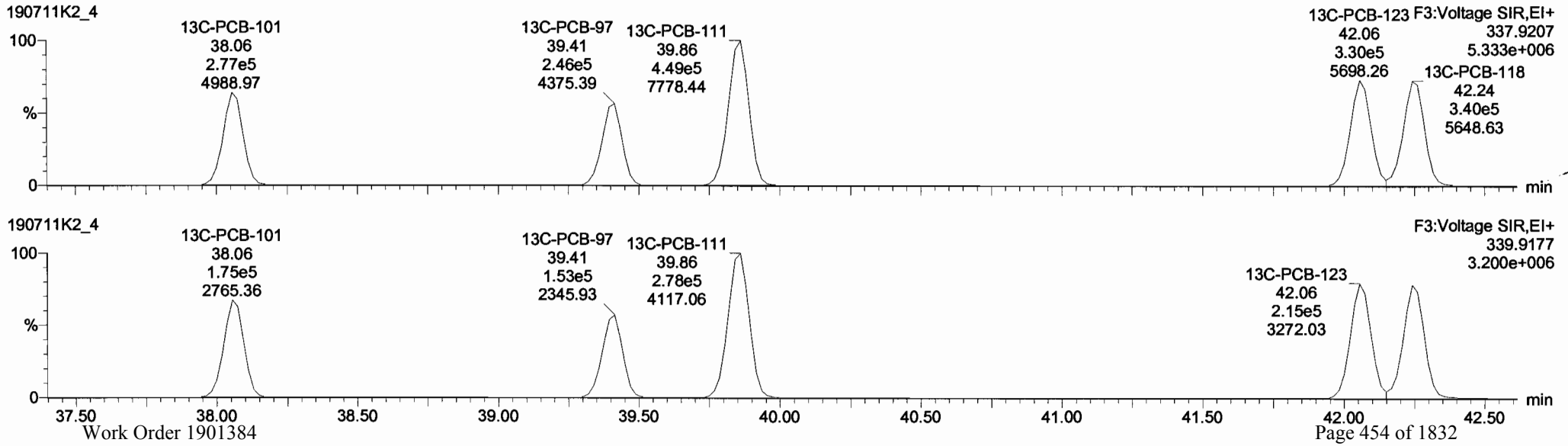

TargetLynx - 190711K2-4.qld - [Chromatogram]

File Edit View Display Processing Window Help

190711K2_4 - 1901384-02 T4-PDI2019-SG21-190531 10 - T4-PDI2019-SG21-190531

	#	Name	Resp	RA	n/y	RRF	wt/vol	Pred.RT	RT	Pred.R...	RRT	RRT Fail	Conc.	%Rec	DL	EMPC
222	222	13C-PCB-79	5.57e5	0.79	NO	1.0454	9.820	38.39	38.39	0.968	0.968	NO	1009	99.1	1.51	
223	223	13C-PCB-178	2.54e5	0.43	NO	0.9749	9.820	46.50	46.48	0.924	0.924	NO	950.8	93.4	1.06	
224	224	Total Mono-PCBs				1.0122	9.820	0.00		0.000		NO	20.87		0.533	20.87
225	225	Total Di-PCBs				1.0592	9.820	0.00		0.000		NO	155.8		3.59	155.8
226	226	2nd Function Tri-PCBs				0.9137	9.820	0.00		0.000		NO	234.2		1.50	234.2
227	227	3rd Function Tri-PCBs				1.0563	9.820	0.00		0.000		NO	565.4		5.43	565.4
228	228	Total Tetra-PCBs				0.9661	9.820	0.00		0.000		NO	2043		11.4	2046
229	229	3rd Function Penta-PCBs				1.1154	9.820	0.00		0.000		NO	2711		6.33	2719
230	230	4th Function Penta-PCBs				1.1112	9.820	0.00		0.000		NO	88.60		2.27	95.07

	#	Name	Pred.RT	RT	m1 Resp	m2 Resp	1° Ratio (Pred)	RA	n/y	EMPC	Conc.
1	64	PCB-104	33.13	33.14	2.842e2	3.541e2	1.560	0.80	YES	0.85185	0.00000
2	65	PCB-96	34.45	34.37	1.151e3	8.466e2	1.560	1.36	NO	3.6446	3.6446
3	66	PCB-103	35.01	34.93	7.317e3	4.888e3	1.560	1.50	NO	28.632	28.632
4	67	PCB-100	35.38	35.28	4.406e3	2.902e3	1.560	1.52	NO	17.071	17.071
5	68	PCB-94	35.76	35.78	1.250e3	5.371e2	1.560	2.33	YES	3.9502	0.00000
6	69	PCB-95/98/102	36.28	36.34	1.053e5	6.996e4	1.560	1.51	NO	383.76	383.76
7	71	PCB-88/91	36.73	36.75	2.438e4	1.576e4	1.560	1.55	NO	100.26	100.26

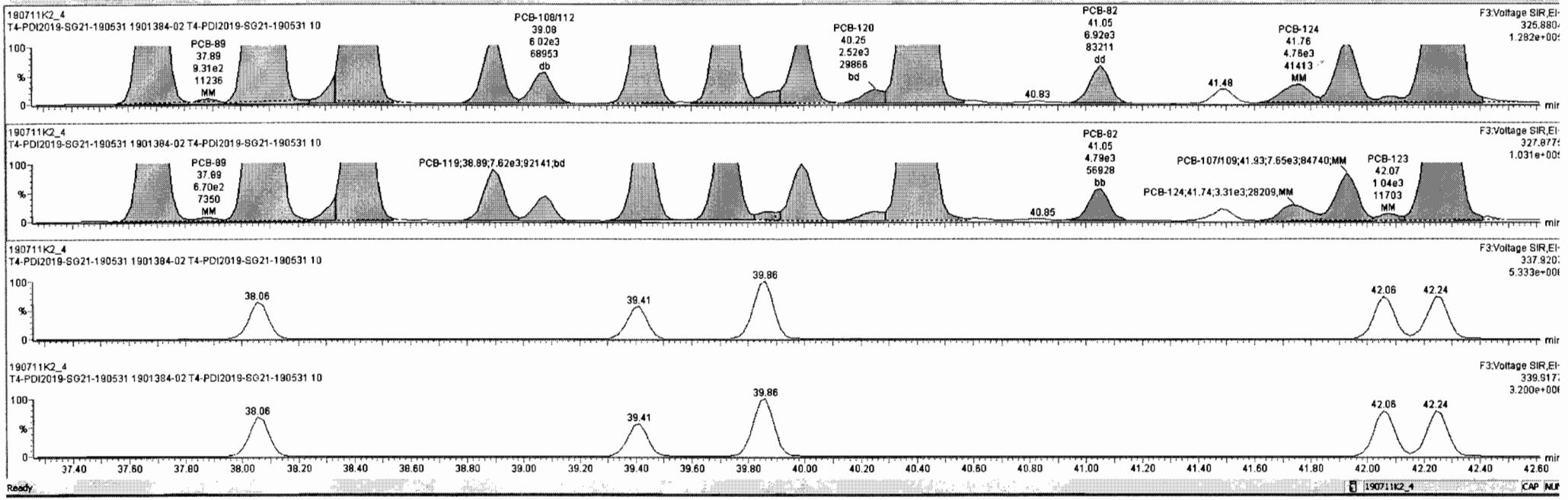

Dataset: Untitled

Last Altered: Saturday, July 13, 2019 11:48:22 Pacific Daylight Time
Printed: Saturday, July 13, 2019 11:49:01 Pacific Daylight Time

Name: 190711K2_4, Date: 11-Jul-2019, Time: 23:32:31, ID: 1901384-02 T4-PDI2019-SG21-190531 10, Description: T4-PDI2019-SG21-190531

PCB-114

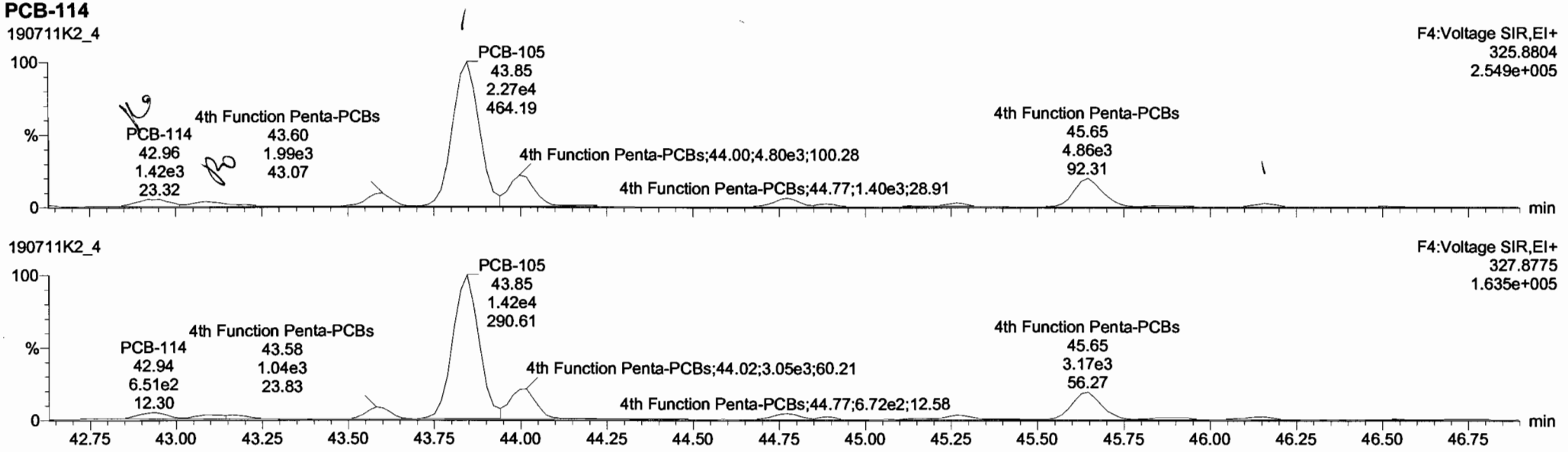

13C-PCB-114

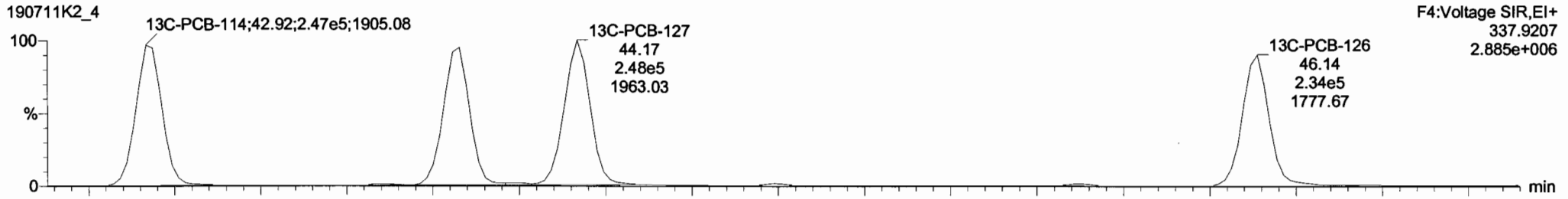

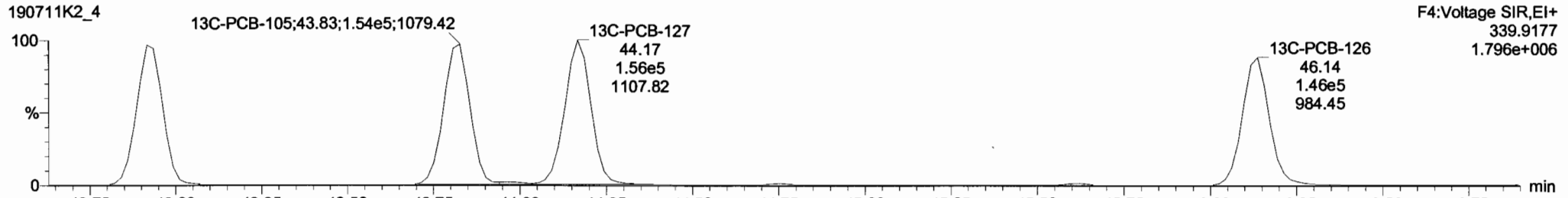

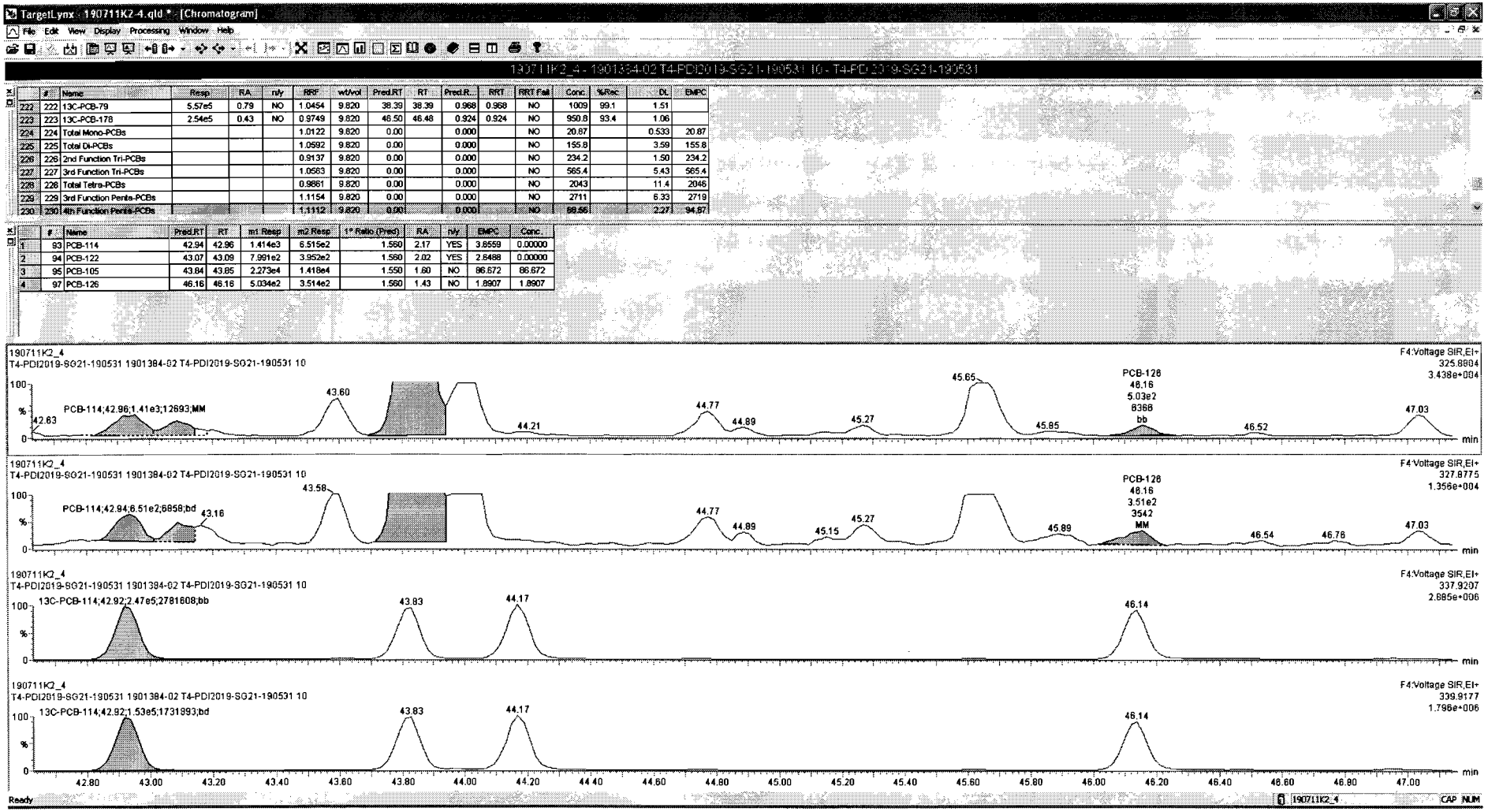

	#	Name	Resp	RA	r/y	RRF	wt/vol	Pred.RT	RT	Pred.R...	RRT	RRT Fail	Conc.	%Rec	DL	EMPC
222	222	13C-PCB-79	5.57e5	0.79	NO	1.0454	9.820	38.39	38.39	0.968	0.968	NO	1009	99.1	1.51	
223	223	13C-PCB-178	2.54e5	0.43	NO	0.9749	9.820	46.50	46.48	0.924	0.924	NO	950.8	93.4	1.06	
224	224	Total Mono-PCBs				1.0122	9.820	0.00		0.000		NO	20.87		0.533	20.87
225	225	Total Di-PCBs				1.0592	9.820	0.00		0.000		NO	155.8		3.59	155.8
226	226	2nd Function Tri-PCBs				0.9137	9.820	0.00		0.000		NO	234.2		1.50	234.2
227	227	3rd Function Tri-PCBs				1.0563	9.820	0.00		0.000		NO	565.4		5.43	565.4
228	228	Total Tetra-PCBs				0.9861	9.820	0.00		0.000		NO	2043		11.4	2046
229	229	3rd Function Penta-PCBs				1.1154	9.820	0.00		0.000		NO	2711		6.33	2719
230	230	4th Function Penta-PCBs				1.1312	9.820	0.00		0.000		NO	88.66		2.27	94.57

	#	Name	Pred.RT	RT	m1 Resp	m2 Resp	1° Ratio (Pred)	RA	r/y	EMPC	Conc.
1	93	PCB-114	42.94	42.96	1.414e3	6.515e2	1.560	2.17	YES	3.8559	0.00000
2	94	PCB-122	43.07	43.09	7.991e2	3.952e2	1.560	2.02	YES	2.8488	0.00000
3	95	PCB-105	43.84	43.85	2.273e4	1.418e4	1.550	1.60	NO	86.672	86.672
4	97	PCB-126	46.16	46.16	5.034e2	3.514e2	1.560	1.43	NO	1.8907	1.8907

Dataset: Untitled

Last Altered: Saturday, July 13, 2019 11:48:22 Pacific Daylight Time
Printed: Saturday, July 13, 2019 11:49:01 Pacific Daylight Time

Name: 190711K2_4, Date: 11-Jul-2019, Time: 23:32:31, ID: 1901384-02 T4-PDI2019-SG21-190531 10, Description: T4-PDI2019-SG21-190531

PCB-155

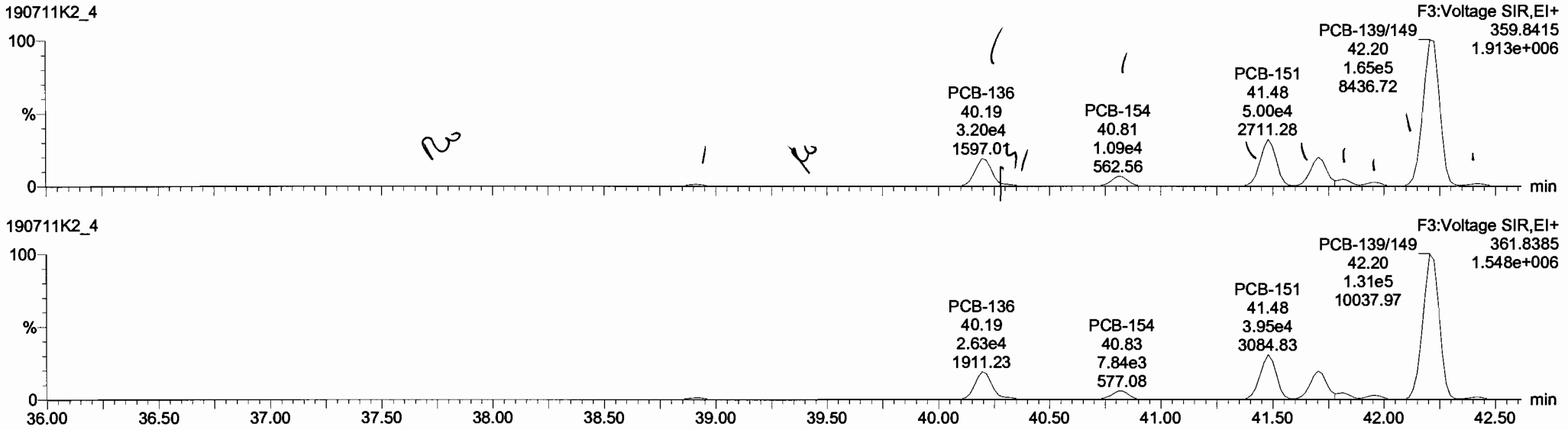

13C-PCB-155

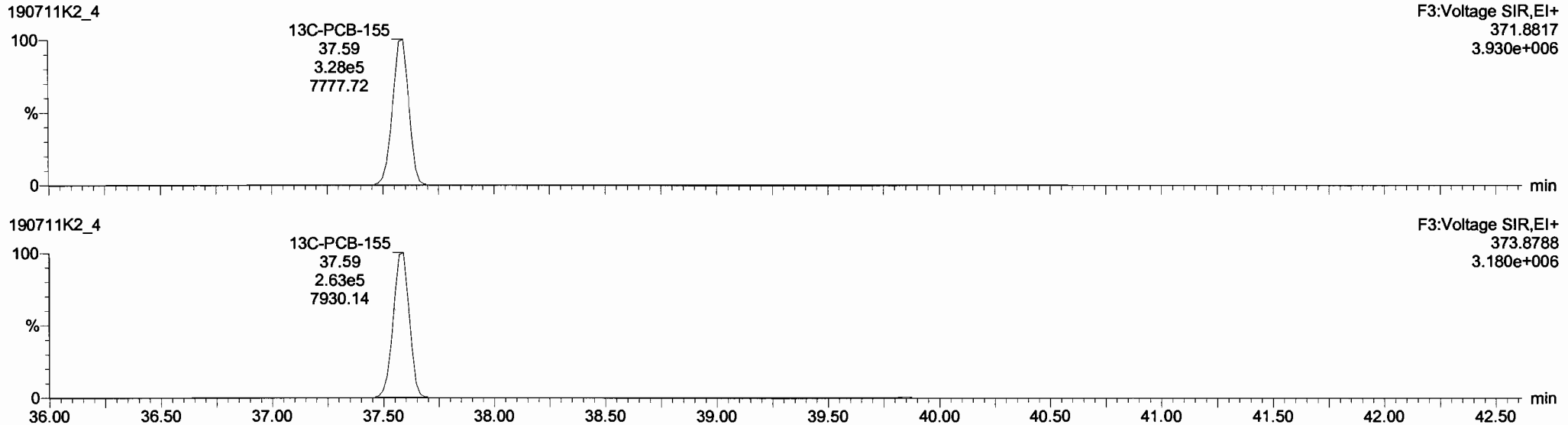

TargetLynx - 190711K2-4.qld * - [Chromatogram]

File Edit View Display Processing Window Help

190711K2_4 - 1901384-02 T4-PDI2019-SG21-190531 10 - T4-PDI2019-SG21-190531

	#	Name	Resp	RA	n/y	RRF	wt/vol	Pred.RT	RT	Pred.R...	RRT	RRT Fail	Conc.	%Rec.	DL	EMPC
231	231	3rd Function Hexa-PCBs				0.7739	9.820	0.00		0.000		NO	1306		1.89	1307
232	232	4th Function Hexa-PCBs				0.9719	9.820	0.00		0.000		NO	2116		10.4	2124
233	233	Total Hepta-PCBs				1.2636	9.820	0.00		0.000		NO	1788		11.6	1800
234	234	4th Function Octa-PCBs				0.8863	9.820	0.00		0.000		NO	274.2		1.63	277.5
235	235	5th Function Octa-PCBs				1.1967	9.820	0.00		0.000		NO	118.6		1.79	118.6
236	236	Total Nona-PCBs				0.9446	9.820	0.00		0.000		NO	119.0		0.722	119.0
237	237	Deca-CB				0.9426	9.820	0.00		0.000		NO	97.16		0.171	97.16
238	238	Total PCBs														
239	239	Total Mono-Isotopes														

	#	Name	Pred.RT	RT	m1 Resp	m2 Resp	1* Ratio (Pred)	RA	n/y	EMPC	Conc.
1	98	PCB-155	37.61	37.61	6.844e1	1.141e2	1.240	0.60	YES	0.24370	0.00000
2	99	PCB-150	38.93	38.91	2.021e3	1.589e3	1.240	1.27	NO	7.0602	7.0602
3	100	PCB-152	39.41	39.41	3.400e2	1.854e2	1.240	1.83	YES	0.71221	0.00000
4	102	PCB-136	40.21	40.19	3.063e4	2.508e4	1.240	1.22	NO	113.78	113.78
5	103	PCB-148	40.32	40.29	1.355e3	1.199e3	1.240	1.13	NO	6.3445	6.3445
6	104	PCB-154	40.81	40.81	1.090e4	7.839e3	1.240	1.39	NO	44.581	44.581
7	105	PCB-151	41.49	41.48	5.004e4	3.945e4	1.240	1.27	NO	243.86	243.86

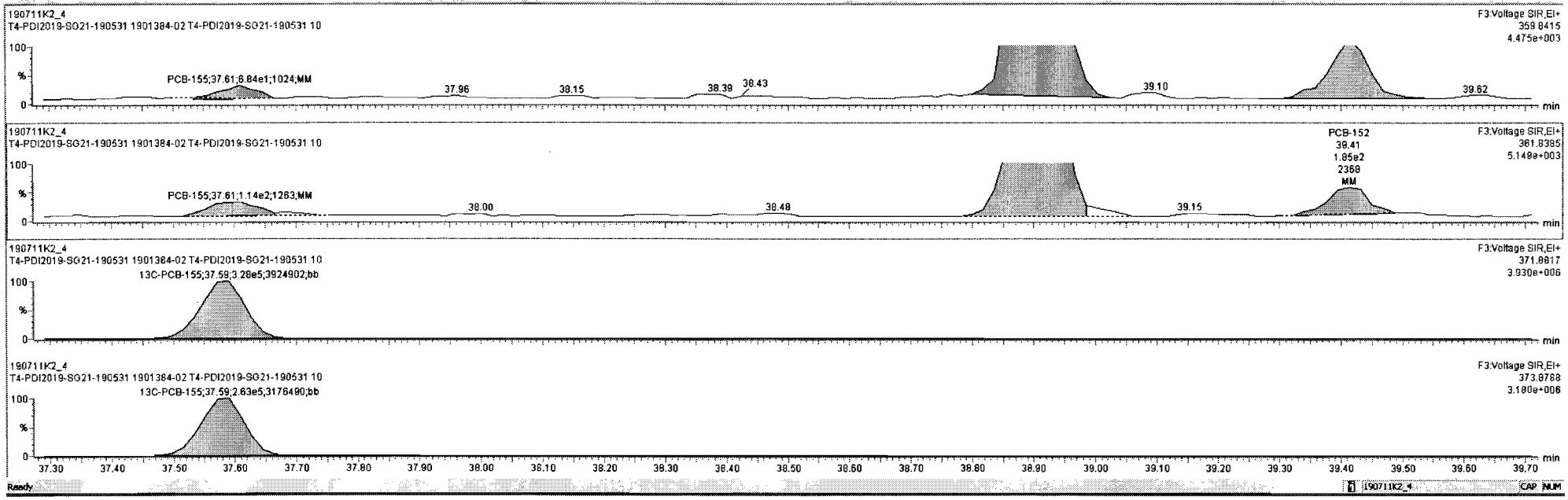

Ready

190711K2_4

CAP NUM

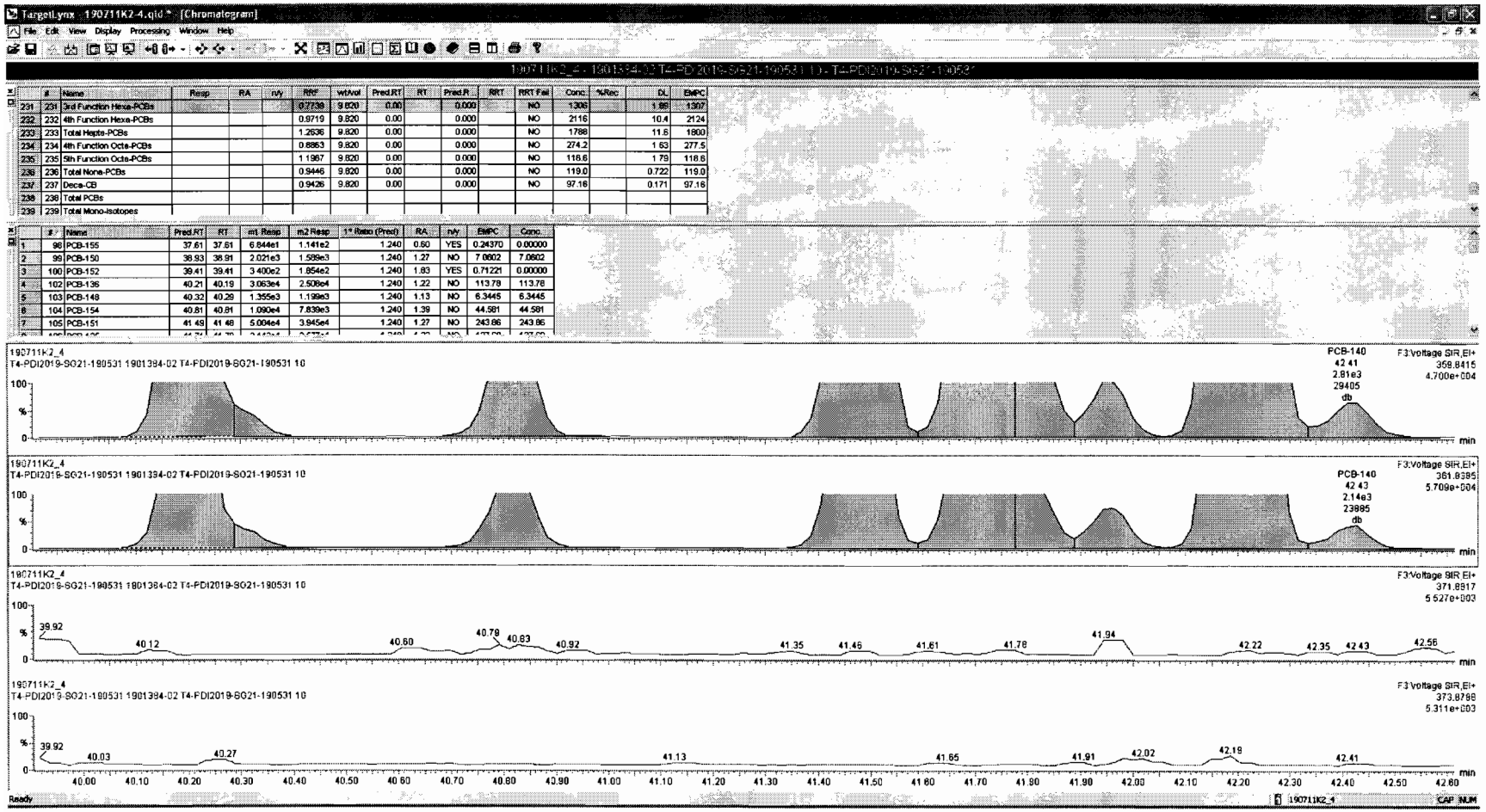
TargetLynx - 190711K2-4.qld * - [Chromatogram]
File Edit View Display Processing Window Help
190711K2_4 - 1901384-02 T4-PDI2019-SG21-190531 10 - T4-PDI2019-SG21-190531
Name Resp RA n/y RRF wtAvol Pred.RT RT Pred.R RRT RRT Fail Conc. %Rec DL EMPC
231 231 3rd Function Hexa-PCBs 0.7739 9.820 0.00 0.000 NO 1306 1.88 1307
232 232 4th Function Hexa-PCBs 0.9719 9.820 0.00 0.000 NO 2116 10.4 2124
233 233 Total Hepta-PCBs 1.2636 9.820 0.00 0.000 NO 1788 11.6 1800
234 234 4th Function Octa-PCBs 0.8853 9.820 0.00 0.000 NO 274.2 1.63 277.5
235 235 5th Function Octa-PCBs 1.1967 9.820 0.00 0.000 NO 116.6 1.79 116.6
236 236 Total Nona-PCBs 0.9446 9.820 0.00 0.000 NO 119.0 0.722 119.0
237 237 Deca-CB 0.9426 9.820 0.00 0.000 NO 97.16 0.171 97.16
238 238 Total PCBs
239 239 Total Mono-Isotopes
Name Pred.RT RT m1 Resp m2 Resp 1* Ratio (Pred) RA n/y EMPC Conc.
1 98 PCB-155 37.61 37.61 6.844e1 1.141e2 1.240 0.60 YES 0.24370 0.00000
2 99 PCB-150 38.93 38.91 2.021e3 1.589e3 1.240 1.27 NO 7.0602 7.0602
3 100 PCB-152 39.41 39.41 3.400e2 1.854e2 1.240 1.83 YES 0.71221 0.00000
4 102 PCB-136 40.21 40.19 3.063e4 2.508e4 1.240 1.22 NO 113.78 113.78
5 103 PCB-148 40.32 40.29 1.355e3 1.199e3 1.240 1.13 NO 6.3445 6.3445
6 104 PCB-154 40.81 40.81 1.090e4 7.839e3 1.240 1.39 NO 44.581 44.581
7 105 PCB-151 41.49 41.48 5.004e4 3.945e4 1.240 1.27 NO 243.86 243.86
190711K2_4
T4-PDI2019-SG21-190531 1901384-02 T4-PDI2019-SG21-190531 10
PCB-140
42.41
2.81e3
29405
db
F3:Voltage SIR,EI+
359.8415
4.700e-004
190711K2_4
T4-PDI2019-SG21-190531 1901384-02 T4-PDI2019-SG21-190531 10
PCB-140
42.43
2.14e3
23885
db
F3:Voltage SIR,EI+
361.8395
5.709e-004
190711K2_4
T4-PDI2019-SG21-190531 1901384-02 T4-PDI2019-SG21-190531 10
F3:Voltage SIR,EI+
371.8917
5.527e-003
39.92
40.12
40.60
40.78
40.83
40.92
41.35
41.46
41.61
41.78
41.94
42.22
42.35
42.43
42.56
190711K2_4
T4-PDI2019-SG21-190531 1901384-02 T4-PDI2019-SG21-190531 10
F3:Voltage SIR,EI+
373.8788
5.311e-003
39.92
40.03
40.27
41.13
41.65
41.91
42.02
42.19
42.41
40.00 40.10 40.20 40.30 40.40 40.50 40.60 40.70 40.80 40.90 41.00 41.10 41.20 41.30 41.40 41.50 41.60 41.70 41.80 41.90 42.00 42.10 42.20 42.30 42.40 42.50 42.60
min
Ready
190711K2_4
CAP NUM

Dataset: Untitled

Last Altered: Saturday, July 13, 2019 11:48:22 Pacific Daylight Time
Printed: Saturday, July 13, 2019 11:49:01 Pacific Daylight Time

Name: 190711K2_4, Date: 11-Jul-2019, Time: 23:32:31, ID: 1901384-02 T4-PDI2019-SG21-190531 10, Description: T4-PDI2019-SG21-190531

PCB-134/143

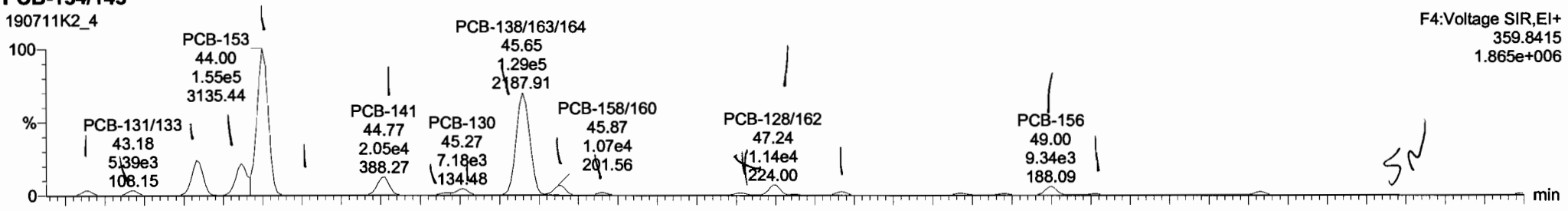

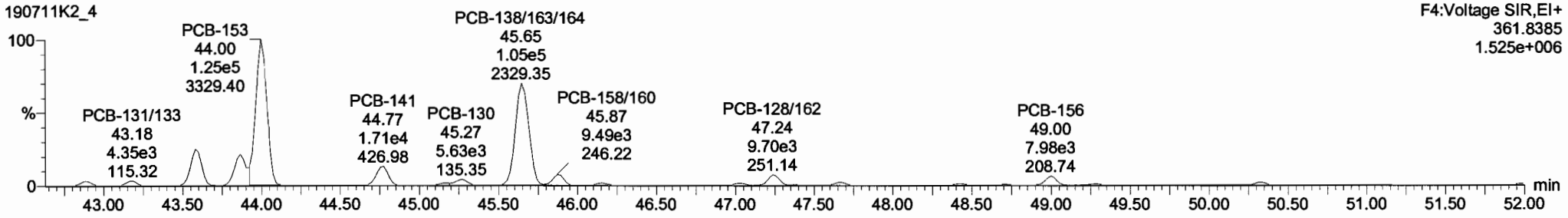

13C-PCB-153

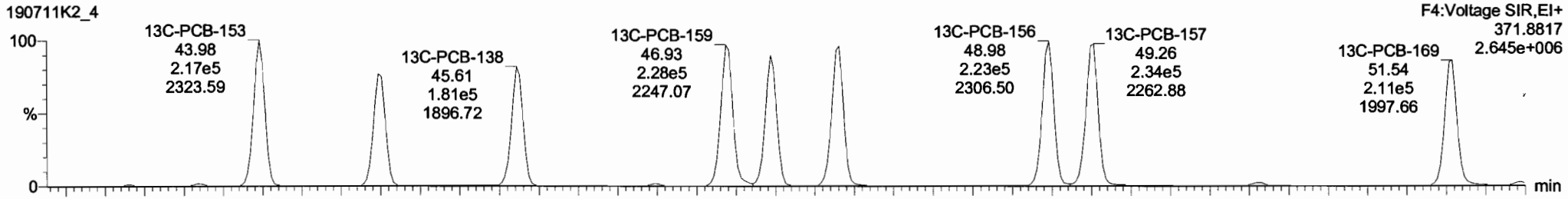

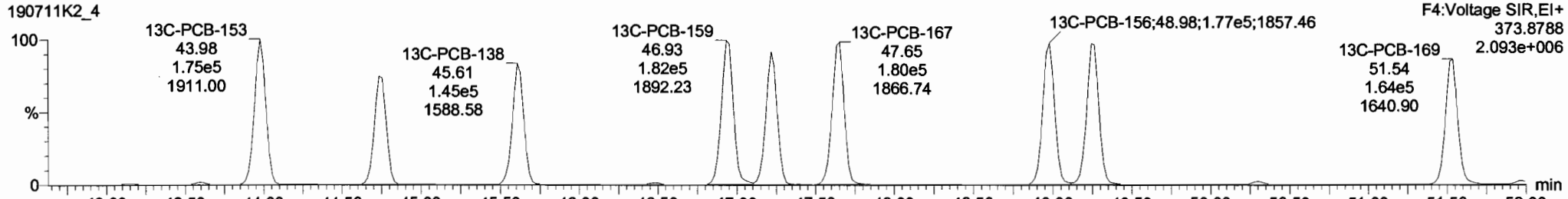

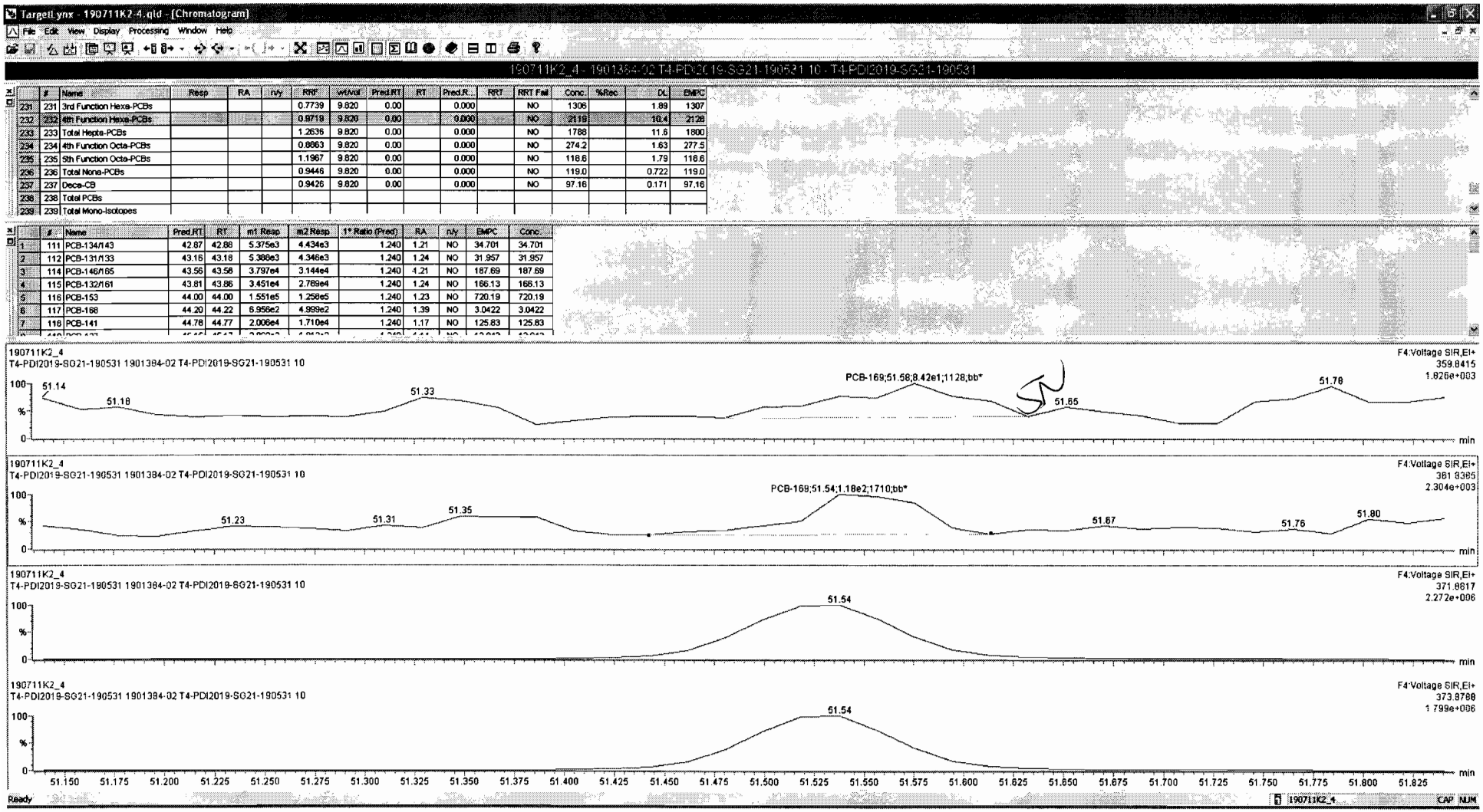

	#	Name	Resp	RA	n/y	RRF	wt/vol	Pred.RT	RT	Pred.R...	RRT	RRT Fail	Conc.	%Rec	DL	EMPC
231	231	3rd Function Hexa-PCBs				0.7739	9.820	0.00		0.000		NO	1306		1.89	1307
232	232	4th Function Hexa-PCBs				0.9719	9.820	0.00		0.000		NO	2119		10.4	2128
233	233	Total Hepta-PCBs				1.2636	9.820	0.00		0.000		NO	1788		11.6	1800
234	234	4th Function Octa-PCBs				0.8663	9.820	0.00		0.000		NO	274.2		1.63	277.5
235	235	5th Function Octa-PCBs				1.1967	9.820	0.00		0.000		NO	116.6		1.79	116.6
236	236	Total Nona-PCBs				0.9446	9.820	0.00		0.000		NO	119.0		0.722	119.0
237	237	Deca-CB				0.9426	9.820	0.00		0.000		NO	97.16		0.171	97.16
238	238	Total PCBs														
239	239	Total Mono-Isotopes														

	#	Name	Pred.RT	RT	m1 Resp	m2 Resp	1° Ratio (Pred)	RA	n/y	EMPC	Conc.
1	111	PCB-134/143	42.87	42.88	5.375e3	4.434e3	1.240	1.21	NO	34.701	34.701
2	112	PCB-131/133	43.16	43.18	5.386e3	4.346e3	1.240	1.24	NO	31.957	31.957
3	114	PCB-146/165	43.56	43.58	3.797e4	3.144e4	1.240	1.21	NO	187.69	187.69
4	115	PCB-132/161	43.81	43.86	3.451e4	2.789e4	1.240	1.24	NO	166.13	166.13
5	116	PCB-153	44.00	44.00	1.551e5	1.258e5	1.240	1.23	NO	720.19	720.19
6	117	PCB-168	44.20	44.22	6.956e2	4.999e2	1.240	1.39	NO	3.0422	3.0422
7	118	PCB-141	44.78	44.77	2.006e4	1.710e4	1.240	1.17	NO	125.83	125.83

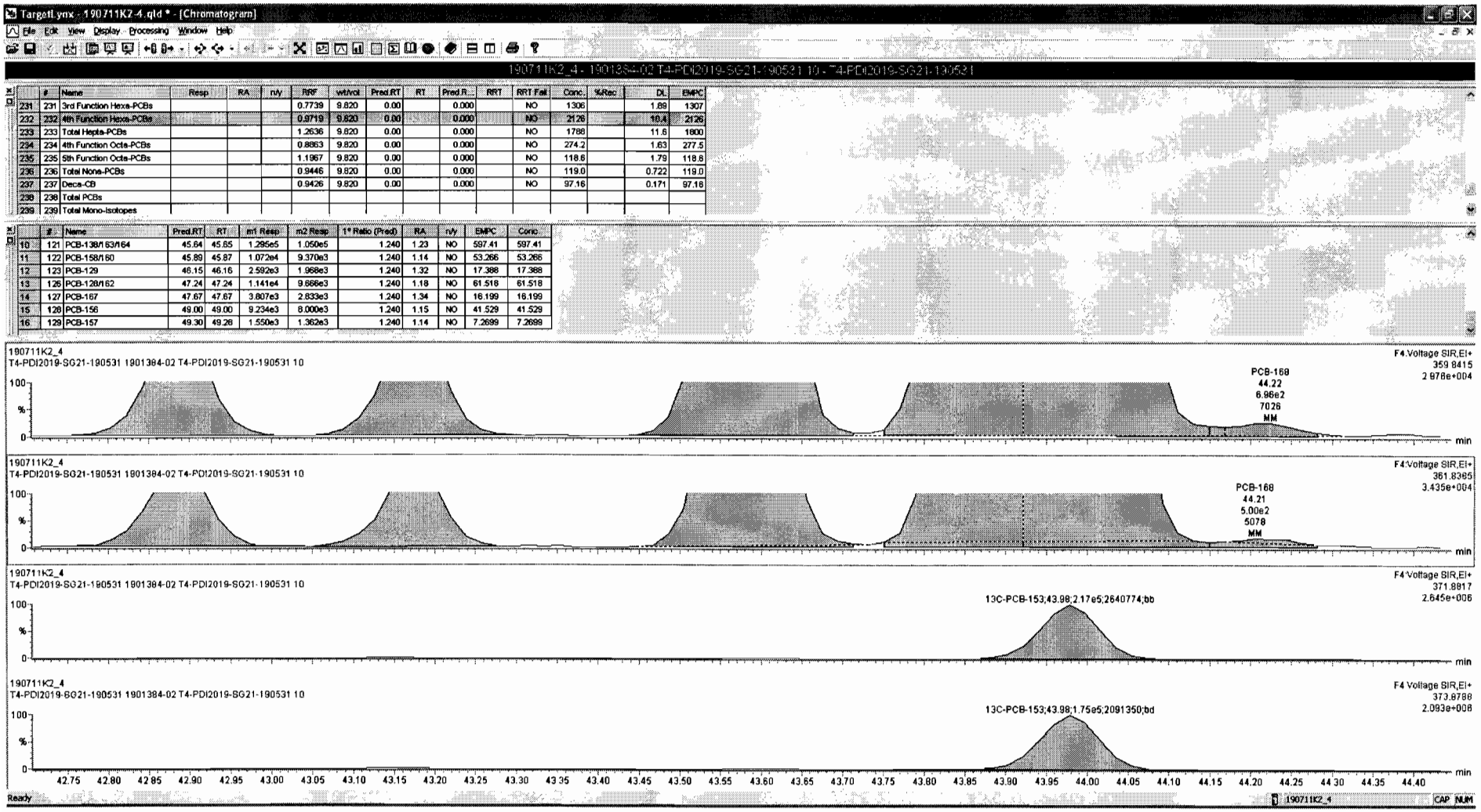
TargetLynx - 190711K2-4.qld * - [Chromatogram]
File Edit View Display Processing Window Help
190711K2_4 - 1901384-02 T4-PDI2019-SG21-190531 10 - T4-PDI2019-SG21-190531
Name Resp RA n/y RRF wt/vol Pred.RT RT Pred.R... RRT RRT Fail Conc. %Rec DL EMPC
231 231 3rd Function Hexa-PCBs 0.7739 9.820 0.00 0.000 NO 1306 1.89 1307
232 232 4th Function Hexa-PCBs 0.9719 9.820 0.00 0.000 NO 2126 10.4 2126
233 233 Total Hepta-PCBs 1.2636 9.820 0.00 0.000 NO 1788 11.6 1800
234 234 4th Function Octa-PCBs 0.8863 9.820 0.00 0.000 NO 274.2 1.63 277.5
235 235 5th Function Octa-PCBs 1.1967 9.820 0.00 0.000 NO 118.6 1.79 118.8
236 236 Total Nona-PCBs 0.9446 9.820 0.00 0.000 NO 119.0 0.722 119.0
237 237 Deca-CB 0.9426 9.820 0.00 0.000 NO 97.16 0.171 97.16
238 238 Total PCBs
239 239 Total Mono-Isotopes
Name Pred.RT RT m1 Resp m2 Resp 1* Ratio (Pred) RA n/y EMPC Conc.
10 121 PCB-138/163/164 45.64 45.65 1.295e5 1.050e5 1.240 1.23 NO 597.41 597.41
11 122 PCB-158/160 45.89 45.87 1.072e4 9.370e3 1.240 1.14 NO 53.266 53.266
12 123 PCB-129 46.15 46.16 2.592e3 1.968e3 1.240 1.32 NO 17.388 17.388
13 126 PCB-128/162 47.24 47.24 1.141e4 9.666e3 1.240 1.18 NO 61.518 61.518
14 127 PCB-167 47.67 47.67 3.807e3 2.833e3 1.240 1.34 NO 16.199 16.199
15 128 PCB-156 49.00 49.00 9.234e3 8.000e3 1.240 1.15 NO 41.529 41.529
16 129 PCB-157 49.30 49.26 1.550e3 1.362e3 1.240 1.14 NO 7.2699 7.2699
190711K2_4
T4-PDI2019-SG21-190531 1901384-02 T4-PDI2019-SG21-190531 10
F4:Voltage SIR,EI+
359.8415
2.978e+004
PCB-168
44.22
6.96e2
7026
MM
min
F4:Voltage SIR,EI+
361.8385
3.435e+004
PCB-168
44.21
5.00e2
5078
MM
F4:Voltage SIR,EI+
371.8817
2.645e+006
13C-PCB-153;43.98;2.17e5;2640774;bb
F4:Voltage SIR,EI+
373.8788
2.093e+006
13C-PCB-153;43.98;1.75e5;2091350;bd
42.75 42.80 42.85 42.90 42.95 43.00 43.05 43.10 43.15 43.20 43.25 43.30 43.35 43.40 43.45 43.50 43.55 43.60 43.65 43.70 43.75 43.80 43.85 43.90 43.95 44.00 44.05 44.10 44.15 44.20 44.25 44.30 44.35 44.40
Ready
190711K2_4
CAP NUM

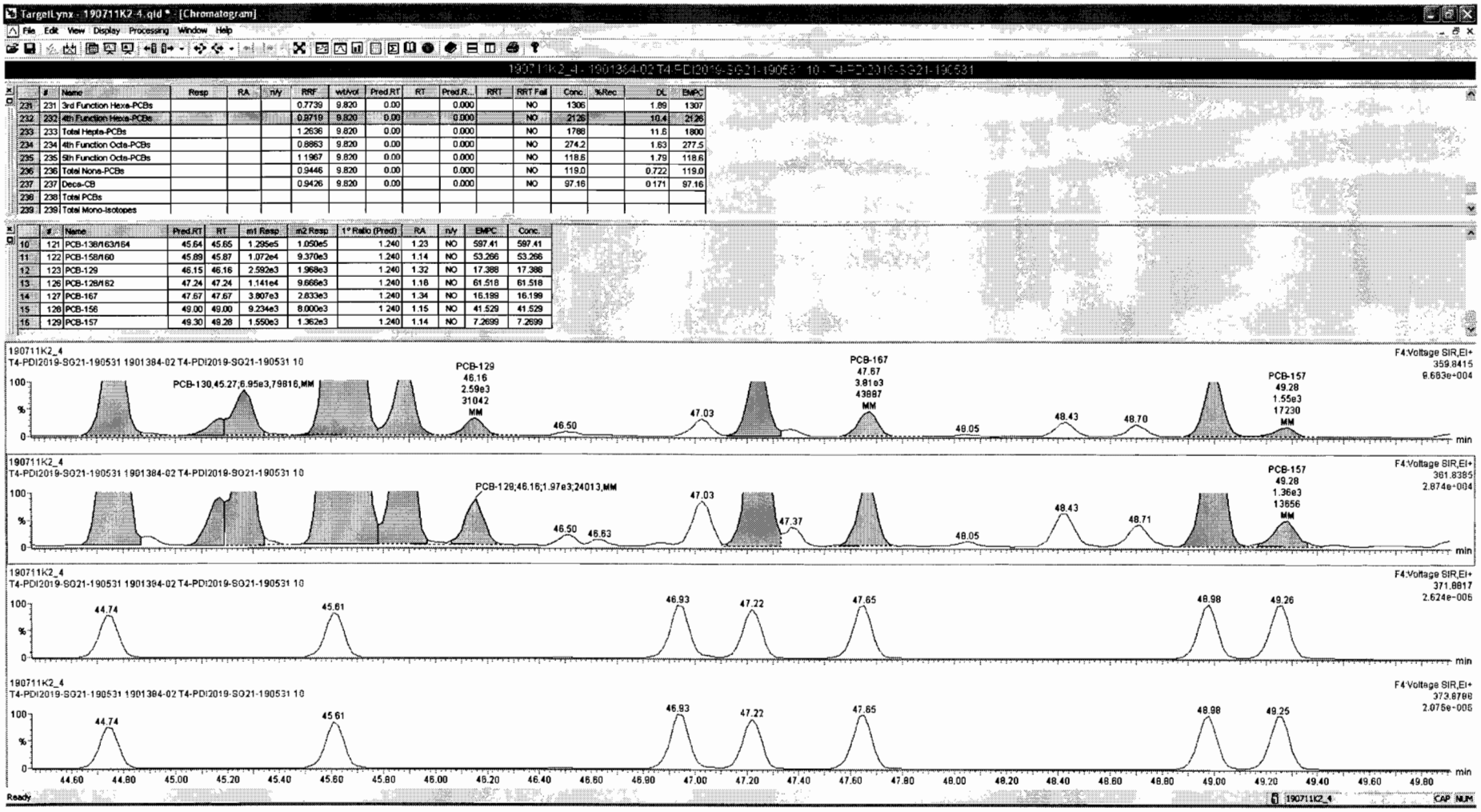

	#	Name	Resp	RA	n/y	RRT	wt/vol	Pred.RT	RT	Pred.R...	RRT	RRT Fail	Conc.	%Rec	DL	EMPC
231	231	3rd Function Hexa-PCBs				0.7739	9.820	0.00		0.000		NO	1306		1.89	1307
232	232	4th Function Hexa-PCBs				0.8719	9.820	0.00		0.000		NO	2126		10.4	2126
233	233	Total Hepta-PCBs				1.2636	9.820	0.00		0.000		NO	1788		11.6	1800
234	234	4th Function Octa-PCBs				0.8863	9.820	0.00		0.000		NO	274.2		1.63	277.5
235	235	5th Function Octa-PCBs				1.1967	9.820	0.00		0.000		NO	118.6		1.79	118.6
236	236	Total Nona-PCBs				0.9446	9.820	0.00		0.000		NO	119.0		0.722	119.0
237	237	Deca-CB				0.9426	9.820	0.00		0.000		NO	97.16		0.171	97.16
238	238	Total PCBs														
239	239	Total Mono-Isotopes														

	#	Name	Pred.RT	RT	m1 Resp	m2 Resp	1° Ratio (Pred)	RA	n/y	EMPC	Conc.
10	121	PCB-138/163/164	45.64	45.65	1.295e5	1.050e5	1.240	1.23	NO	597.41	597.41
11	122	PCB-158/160	45.89	45.87	1.072e4	9.370e3	1.240	1.14	NO	53.266	53.266
12	123	PCB-129	46.15	46.16	2.592e3	1.968e3	1.240	1.32	NO	17.388	17.388
13	126	PCB-128/162	47.24	47.24	1.141e4	9.666e3	1.240	1.18	NO	61.518	61.518
14	127	PCB-167	47.67	47.67	3.807e3	2.833e3	1.240	1.34	NO	16.199	16.199
15	128	PCB-156	49.00	49.00	9.234e3	8.000e3	1.240	1.15	NO	41.529	41.529
16	129	PCB-157	49.30	49.28	1.550e3	1.362e3	1.240	1.14	NO	7.2699	7.2699

Dataset: Untitled

Last Altered: Saturday, July 13, 2019 11:48:22 Pacific Daylight Time
Printed: Saturday, July 13, 2019 11:49:01 Pacific Daylight Time

Name: 190711K2_4, Date: 11-Jul-2019, Time: 23:32:31, ID: 1901384-02 T4-PDI2019-SG21-190531 10, Description: T4-PDI2019-SG21-190531

PCB-188

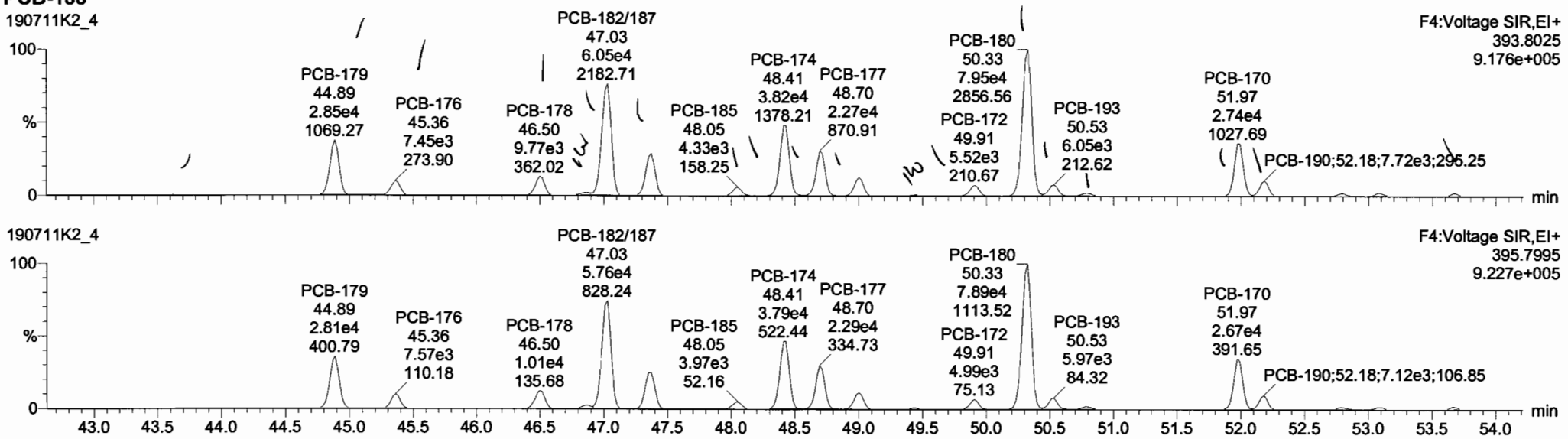

13C-PCB-188

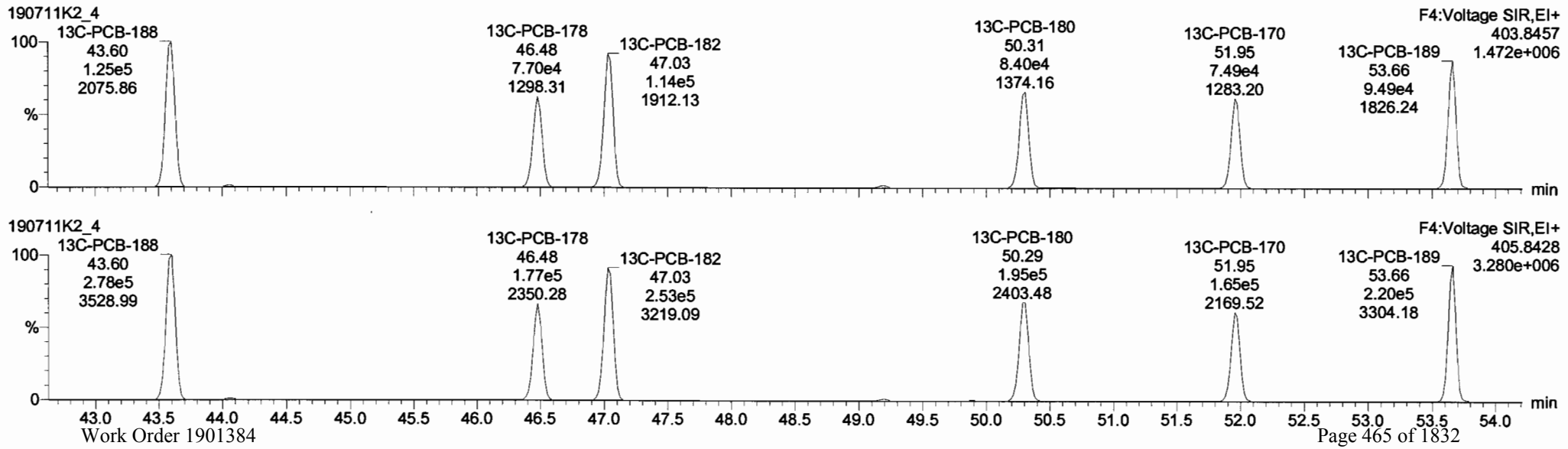

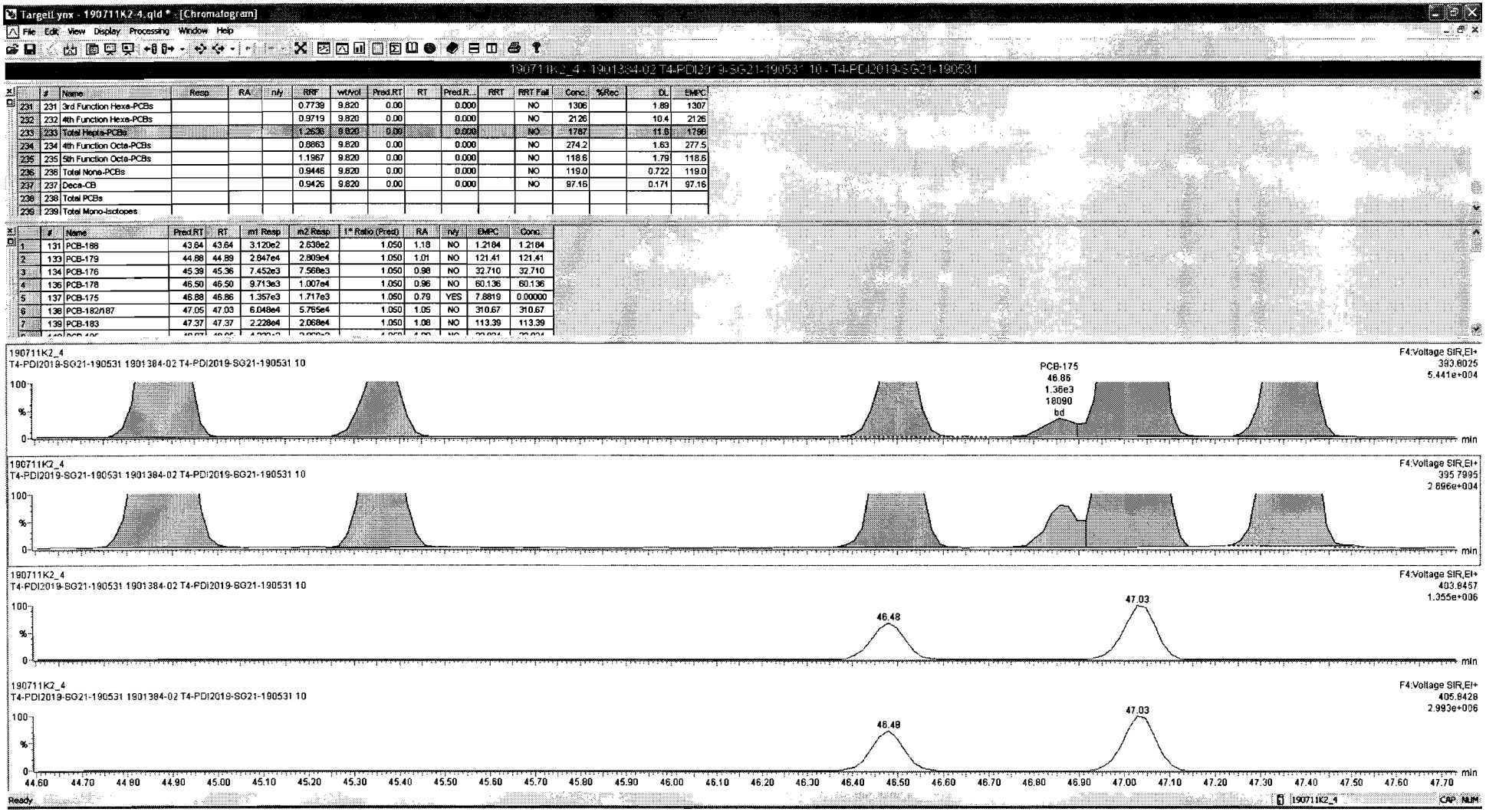

	#	Name	Resp	RA	n/y	RRF	wt/vol	Pred.RT	RT	Pred.R...	RRT	RRT Fail	Conc.	%Rec	DL	EMPC
231	231	3rd Function Hexa-PCBs				0.7739	9.820	0.00		0.000		NO	1306		1.89	1307
232	232	4th Function Hexa-PCBs				0.9719	9.820	0.00		0.000		NO	2126		10.4	2126
233	233	Total Hepta-PCBs				1.2636	9.820	0.00		0.000		NO	1787		11.8	1786
234	234	4th Function Octa-PCBs				0.8863	9.820	0.00		0.000		NO	274.2		1.63	277.5
235	235	5th Function Octa-PCBs				1.1967	9.820	0.00		0.000		NO	118.6		1.79	118.6
236	236	Total Nona-PCBs				0.9446	9.820	0.00		0.000		NO	119.0		0.722	119.0
237	237	Deca-CB				0.9426	9.820	0.00		0.000		NO	97.16		0.171	97.16
238	238	Total PCBs														
239	239	Total Mono-Isotopes														

	#	Name	Pred.RT	RT	m1 Resp	m2 Resp	I* Ratio (Pred)	RA	n/y	EMPC	Conc.
1	131	PCB-188	43.64	43.64	3.120e2	2.638e2	1.050	1.18	NO	1.2184	1.2184
2	133	PCB-179	44.88	44.89	2.847e4	2.809e4	1.050	1.01	NO	121.41	121.41
3	134	PCB-176	45.39	45.36	7.452e3	7.568e3	1.050	0.98	NO	32.710	32.710
4	136	PCB-178	46.50	46.50	9.713e3	1.007e4	1.050	0.96	NO	60.136	60.136
5	137	PCB-175	46.88	46.86	1.357e3	1.717e3	1.050	0.79	YES	7.8819	0.00000
6	138	PCB-182/187	47.05	47.03	6.048e4	5.765e4	1.050	1.05	NO	310.67	310.67
7	139	PCB-183	47.37	47.37	2.228e4	2.068e4	1.050	1.08	NO	113.39	113.39

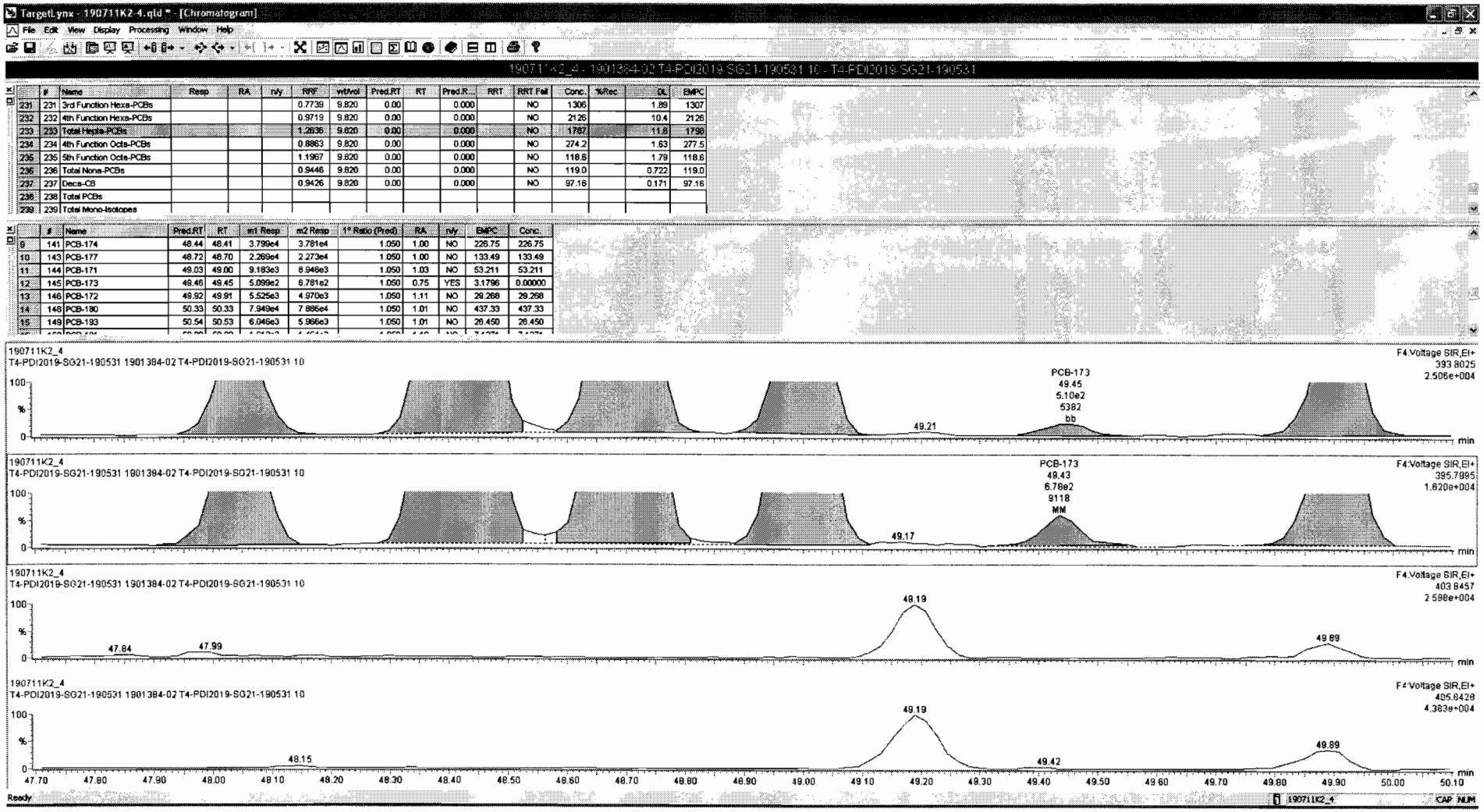
TargetLynx - 190711K2-4.qld * - [Chromatogram]
File Edit View Display Processing Window Help
190711K2_4 - 1901384-02 T4-PDI2019-SG21-190531 10 - T4-PDI2019-SG21-190531
231 231 3rd Function Hexa-PCBs 0.7739 9.820 0.00 0.000 NO 1306 1.89 1307
232 232 4th Function Hexa-PCBs 0.9719 9.820 0.00 0.000 NO 2126 10.4 2126
233 233 Total Hepta-PCBs 1.2636 9.820 0.00 0.000 NO 1787 11.8 1798
234 234 4th Function Octa-PCBs 0.8863 9.820 0.00 0.000 NO 274.2 1.63 277.5
235 235 5th Function Octa-PCBs 1.1967 9.820 0.00 0.000 NO 118.6 1.79 118.6
236 236 Total Nona-PCBs 0.9446 9.820 0.00 0.000 NO 119.0 0.722 119.0
237 237 Deca-CB 0.9426 9.820 0.00 0.000 NO 97.16 0.171 97.16
238 238 Total PCBs
239 239 Total Mono-Isotopes
9 141 PCB-174 48.44 48.41 3.799e4 3.781e4 1.050 1.00 NO 226.75 226.75
10 143 PCB-177 48.72 48.70 2.289e4 2.273e4 1.050 1.00 NO 133.49 133.49
11 144 PCB-171 49.03 49.00 9.183e3 8.946e3 1.050 1.03 NO 53.211 53.211
12 145 PCB-173 49.46 49.45 5.099e2 6.781e2 1.050 0.75 YES 3.1796 0.00000
13 146 PCB-172 49.92 49.91 5.525e3 4.970e3 1.050 1.11 NO 29.268 29.268
14 148 PCB-180 50.33 50.33 7.949e4 7.886e4 1.050 1.01 NO 437.33 437.33
15 149 PCB-193 50.54 50.53 6.046e3 5.966e3 1.050 1.01 NO 26.450 26.450
190711K2_4
T4-PDI2019-SG21-190531 1901384-02 T4-PDI2019-SG21-190531 10
F4:Voltage SIR,EI+
393.8025
2.506e+004
PCB-173
49.45
5.10e2
5382
bb
49.21
min
190711K2_4
T4-PDI2019-SG21-190531 1901384-02 T4-PDI2019-SG21-190531 10
F4:Voltage SIR,EI+
395.7995
1.620e+004
PCB-173
49.43
6.78e2
9118
MM
49.17
min
190711K2_4
T4-PDI2019-SG21-190531 1901384-02 T4-PDI2019-SG21-190531 10
F4:Voltage SIR,EI+
403.8457
2.598e+004
47.84
47.99
49.19
49.89
min
190711K2_4
T4-PDI2019-SG21-190531 1901384-02 T4-PDI2019-SG21-190531 10
F4:Voltage SIR,EI+
405.8428
4.383e+004
48.15
49.19
49.42
49.89
47.70 47.80 47.90 48.00 48.10 48.20 48.30 48.40 48.50 48.60 48.70 48.80 48.90 49.00 49.10 49.20 49.30 49.40 49.50 49.60 49.70 49.80 49.90 50.00 50.10
min
Ready
190711K2_4
CAP NUM

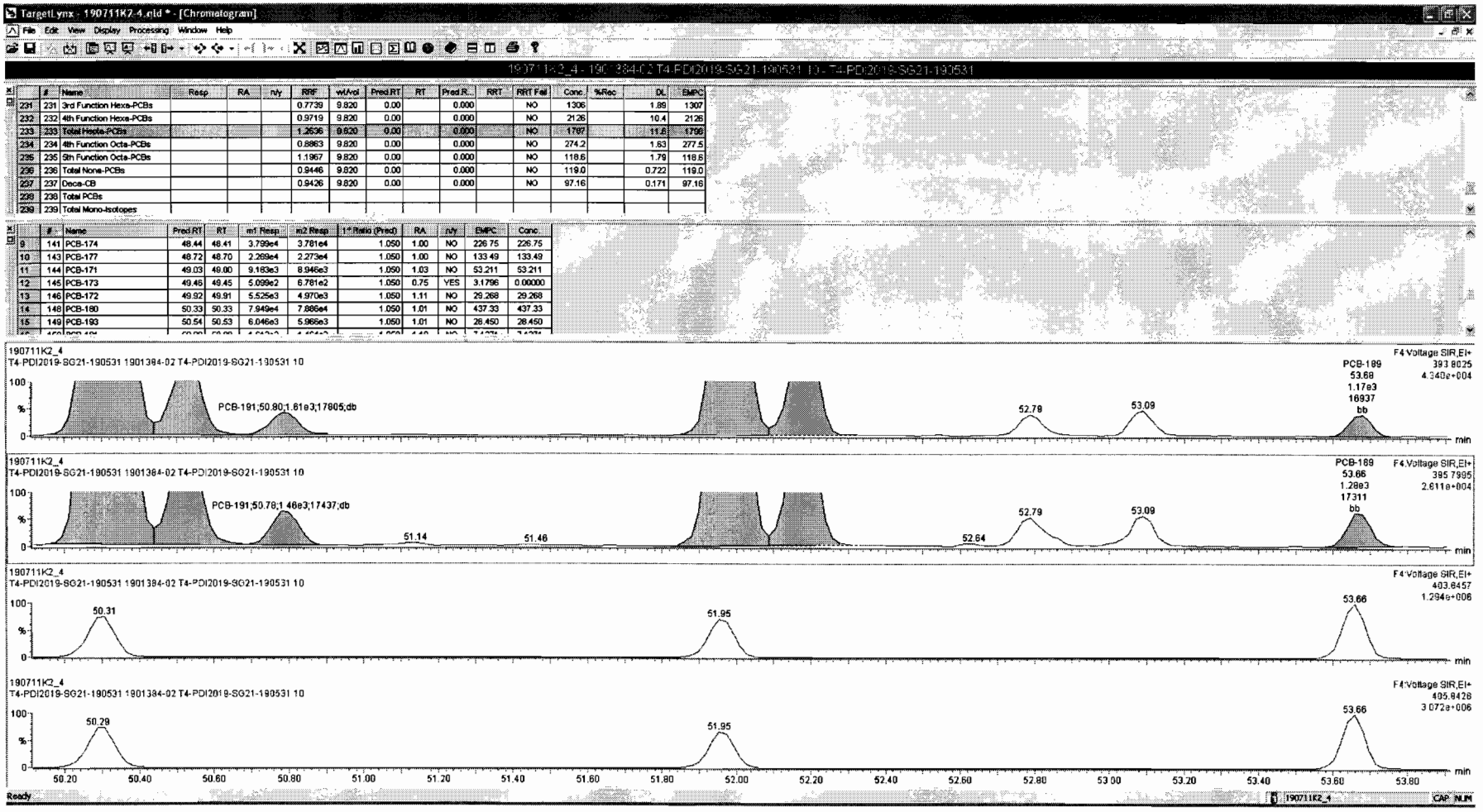

	#	Name	Resp	RA	n/y	RRF	wtAvg	Pred.RT	RT	Pred.R...	RRT	RRT Fail	Conc.	%Rec	DL	EMPC
231	231	3rd Function Hexa-PCBs				0.7739	9.820	0.00		0.000		NO	1306		1.89	1307
232	232	4th Function Hexa-PCBs				0.9719	9.820	0.00		0.000		NO	2126		10.4	2126
233	233	Total Hexa-PCBs				1.2636	9.820	0.00		0.000		NO	1797		11.8	1796
234	234	4th Function Octa-PCBs				0.8863	9.820	0.00		0.000		NO	274.2		1.83	277.5
235	235	5th Function Octa-PCBs				1.1967	9.820	0.00		0.000		NO	118.6		1.79	118.6
236	236	Total None-PCBs				0.9446	9.820	0.00		0.000		NO	119.0		0.722	119.0
237	237	Deca-CB				0.9426	9.820	0.00		0.000		NO	97.16		0.171	97.16
238	238	Total PCBs														
239	239	Total Mono-Isotopes														

	#	Name	Pred.RT	RT	m1 Resp.	m2 Resp.	1st Ratio (Pred)	RA	n/y	EMPC	Conc.
9	141	PCB-174	48.44	48.41	3.799e4	3.781e4	1.050	1.00	NO	226.75	226.75
10	143	PCB-177	48.72	48.70	2.289e4	2.273e4	1.050	1.00	NO	133.49	133.49
11	144	PCB-171	49.03	49.00	9.183e3	8.946e3	1.050	1.03	NO	53.211	53.211
12	145	PCB-173	49.46	49.45	5.099e2	6.781e2	1.050	0.75	YES	9.1796	0.00000
13	146	PCB-172	49.92	49.91	5.525e3	4.970e3	1.050	1.11	NO	29.268	29.268
14	148	PCB-180	50.33	50.33	7.949e4	7.886e4	1.050	1.01	NO	437.33	437.33
15	149	PCB-193	50.54	50.53	6.046e3	5.966e3	1.050	1.01	NO	26.450	26.450

TargetLynx - 190711K2-4.qld * - [Chromatogram]

File Edit View Display Processing Window Help

190711K2_4 - 1901384-02 T4-PDI2019-SG21-190531 10 - T4-PDI2019-SG21-190531

	#	Name	Resp	RA	n/y	RRF	wt/vol	Pred RT	RT	Pred R...	RRT	RRT Fail	Conc.	%Rec	Dt.	EMPC
231	231	3rd Function Hexa-PCBs				0.7739	9.820	0.00		0.000		NO	1306		1.89	1307
232	232	4th Function Hexa-PCBs				0.9719	9.820	0.00		0.000		NO	2126		10.4	2126
233	233	Total Hepta-PCBs				1.2636	9.820	0.00		0.000		NO	1787		11.6	1798
234	234	4th Function Octa-PCBs				0.8863	9.820	0.00		0.000		NO	274.2		1.63	277.5
235	235	5th Function Octa-PCBs				1.1967	9.820	0.00		0.000		NO	118.6		1.79	118.6
236	236	Total Nona-PCBs				0.9446	9.820	0.00		0.000		NO	119.0		0.722	119.0
237	237	Deca-CB				0.9426	9.820	0.00		0.000		NO	97.16		0.171	97.16
238	238	Total PCBs														
239	239	Total Mono-Isotopes														

	#	Name	Pred RT	RT	m1 Resp	m2 Resp	1° Ratio (Pred)	RA	n/y	EMPC	Conc
1	131	PCB-188	43.64	43.64	3.120e2	2.636e2	1.050	1.18	NO	1.2184	1.2184
2	133	PCB-179	44.88	44.89	2.847e4	2.809e4	1.050	1.01	NO	121.41	121.41
3	134	PCB-176	45.39	45.36	7.452e3	7.568e3	1.050	0.98	NO	32.710	32.710
4	136	PCB-178	46.50	46.50	9.713e3	1.007e4	1.050	0.96	NO	60.136	60.136
5	137	PCB-175	46.88	46.86	1.357e3	1.717e3	1.050	0.79	YES	7.8819	0.00000
6	138	PCB-182/187	47.05	47.03	6.048e4	5.765e4	1.050	1.05	NO	310.67	310.67
7	139	PCB-183	47.37	47.37	2.228e4	2.068e4	1.050	1.08	NO	113.39	113.39

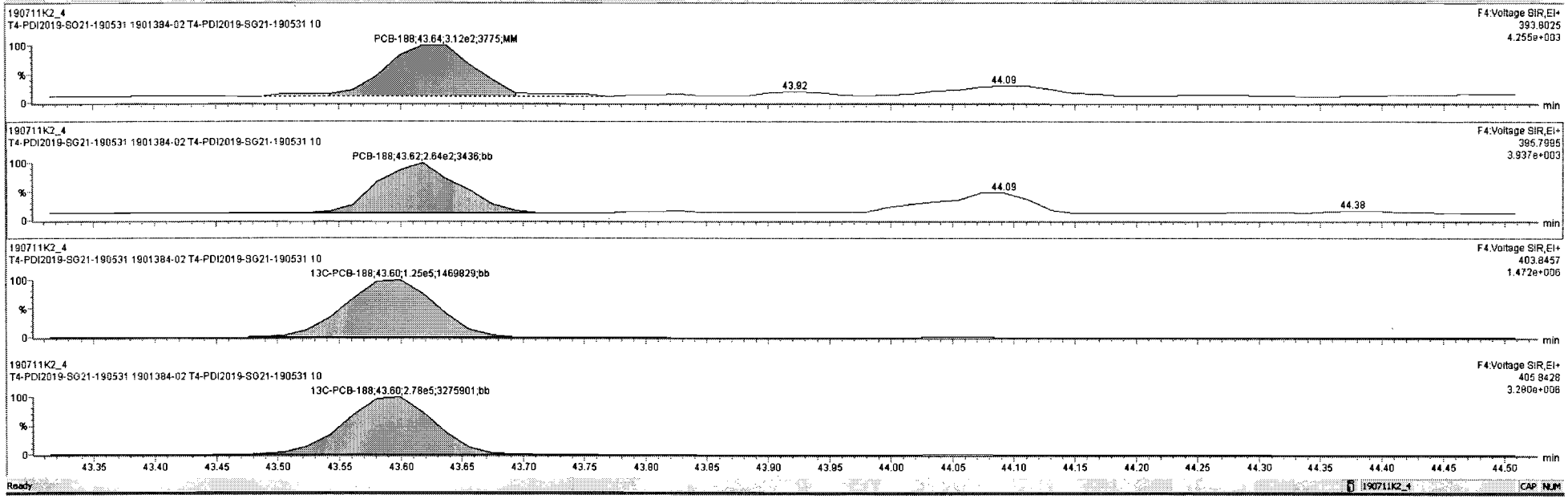

Dataset: Untitled

Last Altered: Saturday, July 13, 2019 11:48:22 Pacific Daylight Time
Printed: Saturday, July 13, 2019 11:49:01 Pacific Daylight Time

Name: 190711K2_4, Date: 11-Jul-2019, Time: 23:32:31, ID: 1901384-02 T4-PDI2019-SG21-190531 10, Description: T4-PDI2019-SG21-190531

PCB-202

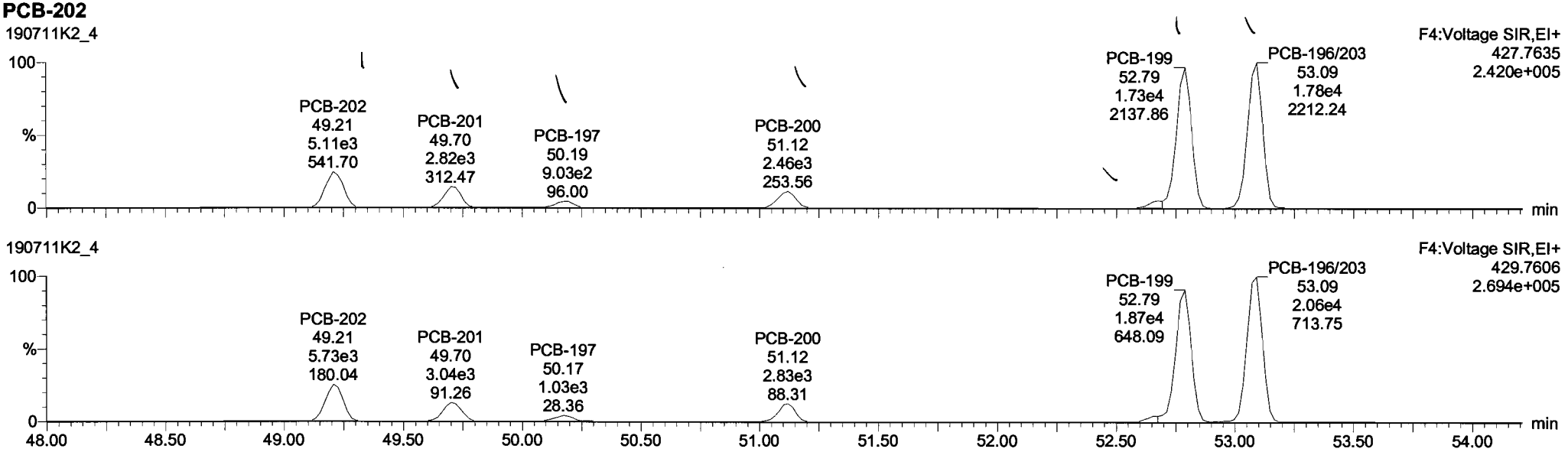

13C-PCB-202

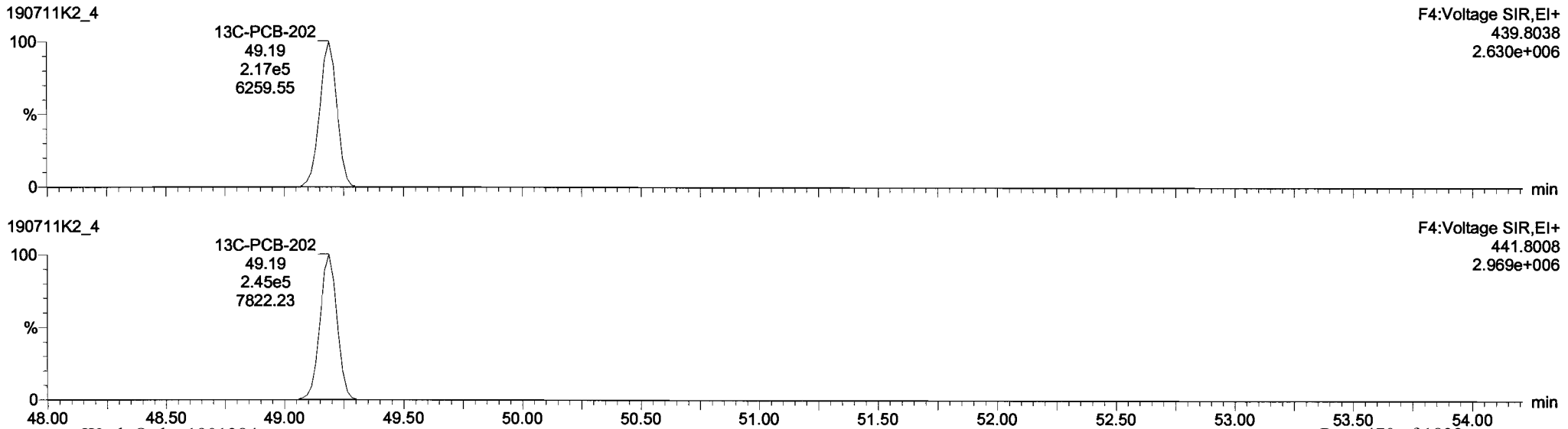

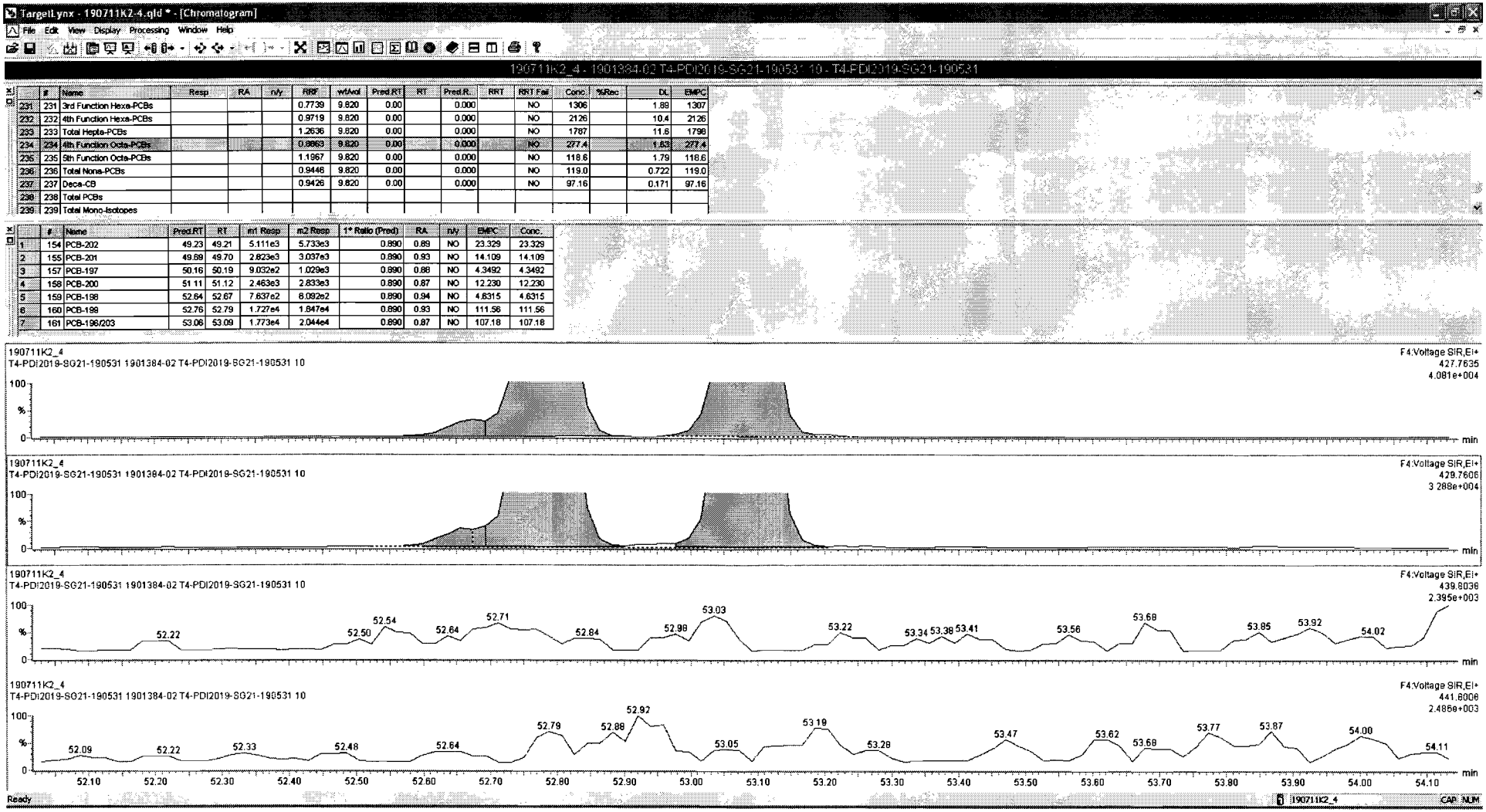

	#	Name	Resp	RA	n/y	RRF	wtAxd	Pred.RT	RT	Pred.R..	RRT	RRT Fail	Conc.	%Rec	DL	EMPC
231	231	3rd Function Hexa-PCBs				0.7739	9.820	0.00		0.000		NO	1306		1.89	1307
232	232	4th Function Hexa-PCBs				0.9719	9.820	0.00		0.000		NO	2126		10.4	2126
233	233	Total Hepta-PCBs				1.2636	9.820	0.00		0.000		NO	1787		11.6	1798
234	234	4th Function Octa-PCBs				0.8663	9.820	0.00		0.000		NO	277.4		1.83	277.4
235	235	5th Function Octa-PCBs				1.1967	9.820	0.00		0.000		NO	118.6		1.79	118.6
236	236	Total Nona-PCBs				0.9446	9.820	0.00		0.000		NO	119.0		0.722	119.0
237	237	Deca-CB				0.9426	9.820	0.00		0.000		NO	97.16		0.171	97.16
238	238	Total PCBs														
239	239	Total Mono-Isotopes														

	#	Name	Pred.RT	RT	m1 Resp	m2 Resp	1* Ratio (Pred)	RA	n/y	EMPC	Conc.
1	154	PCB-202	49.23	49.21	5.111e3	5.733e3	0.890	0.89	NO	23.329	23.329
2	155	PCB-201	49.69	49.70	2.823e3	3.037e3	0.890	0.93	NO	14.109	14.109
3	157	PCB-197	50.16	50.19	9.032e2	1.029e3	0.890	0.88	NO	4.3492	4.3492
4	158	PCB-200	51.11	51.12	2.463e3	2.833e3	0.890	0.87	NO	12.230	12.230
5	159	PCB-198	52.64	52.67	7.637e2	8.092e2	0.890	0.94	NO	4.6315	4.6315
6	160	PCB-199	52.76	52.79	1.727e4	1.847e4	0.890	0.93	NO	111.56	111.56
7	161	PCB-196/203	53.06	53.09	1.773e4	2.044e4	0.890	0.87	NO	107.18	107.18

Dataset: Untitled

Last Altered: Saturday, July 13, 2019 11:48:22 Pacific Daylight Time
Printed: Saturday, July 13, 2019 11:49:01 Pacific Daylight Time

Name: 190711K2_4, Date: 11-Jul-2019, Time: 23:32:31, ID: 1901384-02 T4-PDI2019-SG21-190531 10, Description: T4-PDI2019-SG21-190531

PCB-195

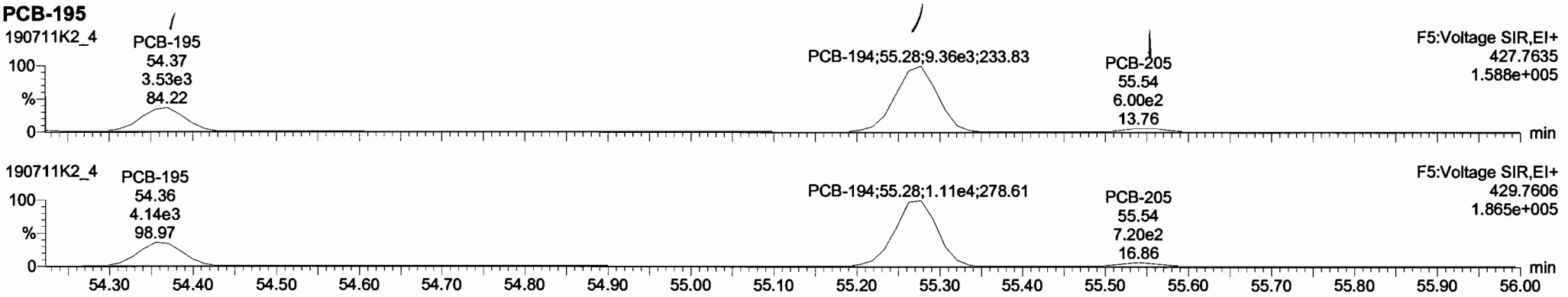

13C-PCB-194

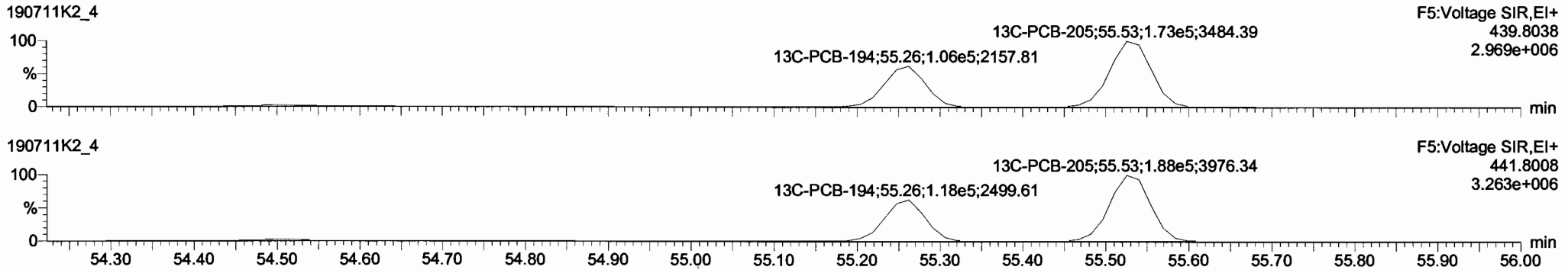

PFK5

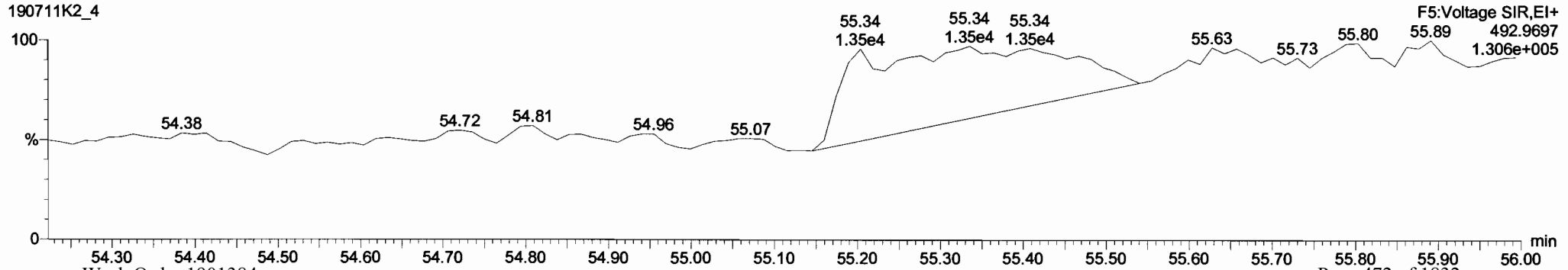

Dataset: Untitled

Last Altered: Saturday, July 13, 2019 11:48:22 Pacific Daylight Time
Printed: Saturday, July 13, 2019 11:49:01 Pacific Daylight Time

Name: 190711K2_4, Date: 11-Jul-2019, Time: 23:32:31, ID: 1901384-02 T4-PDI2019-SG21-190531 10, Description: T4-PDI2019-SG21-190531

PCB-208

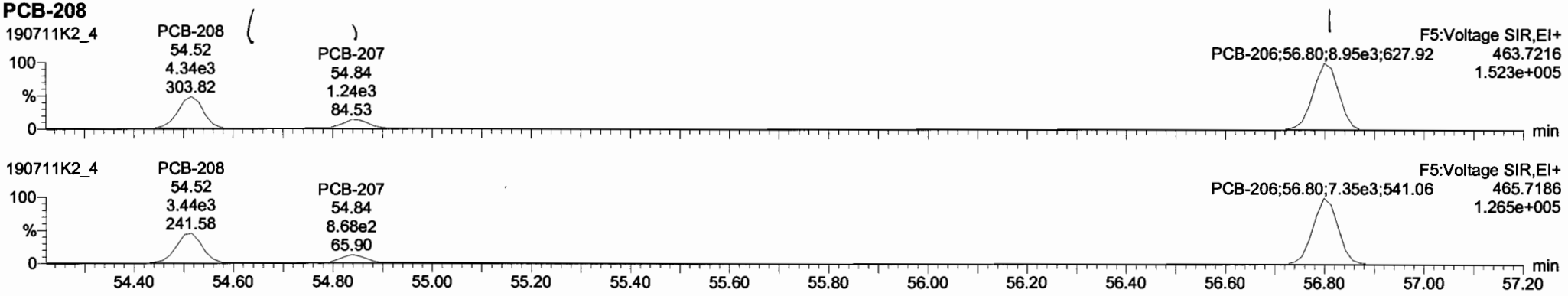

13C-PCB-208

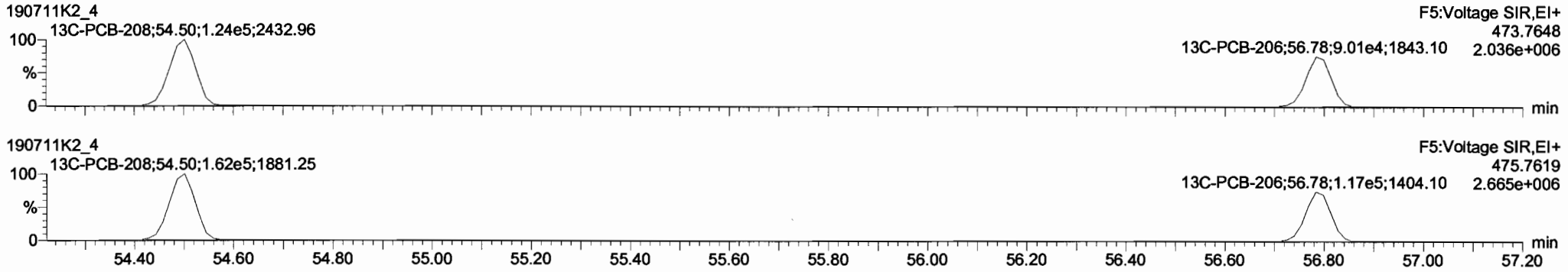

PFK5

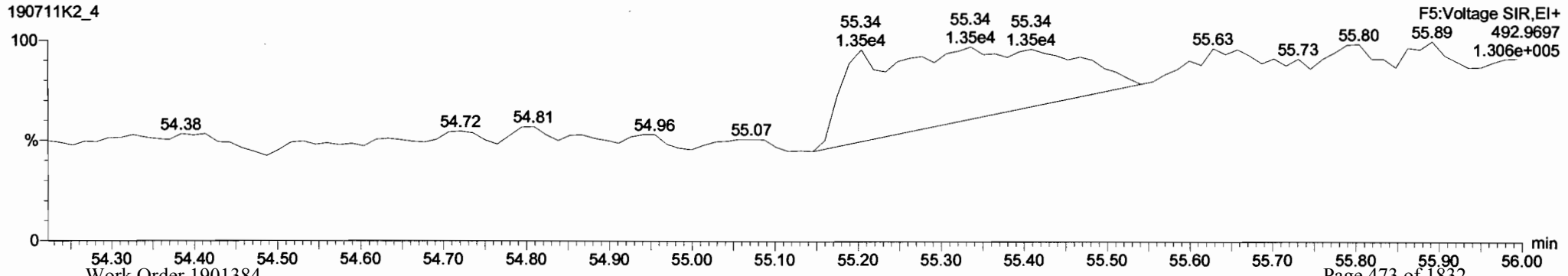

Dataset: Untitled

Last Altered: Saturday, July 13, 2019 11:48:22 Pacific Daylight Time
Printed: Saturday, July 13, 2019 11:49:01 Pacific Daylight Time

Name: 190711K2_4, Date: 11-Jul-2019, Time: 23:32:31, ID: 1901384-02 T4-PDI2019-SG21-190531 10, Description: T4-PDI2019-SG21-190531

PCB-209

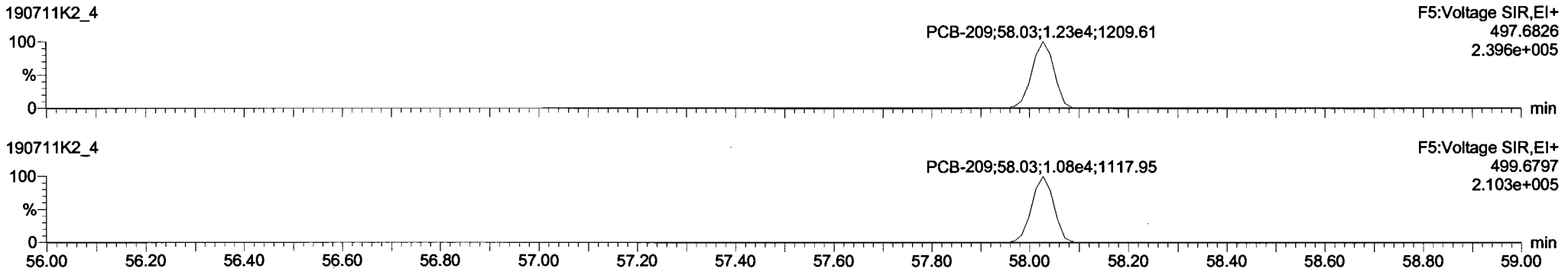

13C-PCB-209

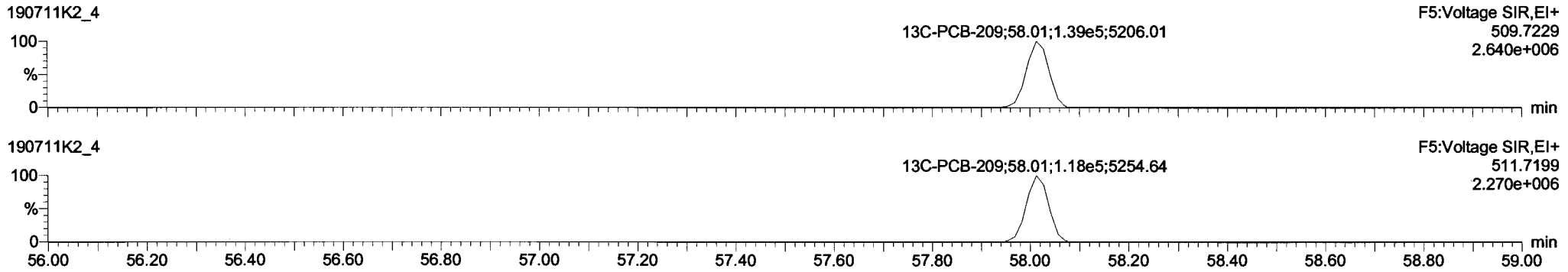

PFK5

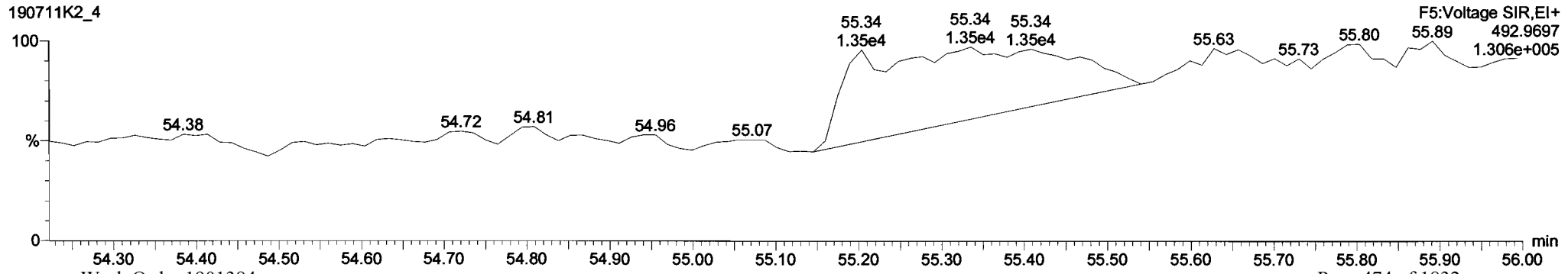

Quantify Sample Summary Report **MassLynx 4.1 SCN815**
Vista Analytical Laboratory

Dataset: U:\VG11.PRO\Results\190711K2\190711K2-5B.qld

Last Altered: Saturday, July 27, 2019 14:09:18 Pacific Daylight Time
Printed: Saturday, July 27, 2019 14:09:54 Pacific Daylight Time

HC 7.27.19 CT 07/30/19

*/Ⓐ see dil

Method: Untitled 10 Jul 2019 10:26:46
Calibration: U:\VG11.PRO\CurveDB\db1_PCBvg11-6-28-19.cdb 29 Jun 2019 12:47:57

Name: 190711K2_5, Date: 12-Jul-2019, Time: 00:34:03, ID: 1901384-03 T4-PDI2019-SG26-190530 10, Description: T4-PDI2019-SG26-190530

HC 7.27.19

	# Name	Resp	RA	n/y	RRF	wt/vol	Pred.RT	RT	Pred.RRT	RRT	Check RRT	Conc.	%Rec	DL	EMPC
1	1 PCB-1			NO		8.930	6.035 0.00		1.001		NO				
2	2 PCB-2			NO		8.930	0.00		0.988		NO				
3	3 PCB-3			NO		8.930	0.00		1.001		NO				
4	4 PCB-4/10			NO		8.930	0.00		1.004		NO				
5	5 PCB-7/9			NO		8.930	0.00		1.003		NO				
6	6 PCB-6			NO		8.930	0.00		1.032		NO				
7	7 PCB-5/8			NO		8.930	0.00		1.051		NO				
8	8 PCB-14			NO		8.930	0.00		0.952		NO				
9	9 PCB-11			NO		8.930	0.00		1.001		NO				
10	10 PCB-12/13			NO		8.930	0.00		1.015		NO				
11	11 PCB-15			NO		8.930	0.00		1.030		NO				
12	12 PCB-19			NO		8.930	0.00		1.001		NO				
13	13 PCB-30			NO		8.930	0.00		1.039		NO				
14	14 PCB-18			NO		8.930	0.00		0.953		NO				
15	15 PCB-17			NO		8.930	0.00		0.959		NO				
16	16 PCB-24/27			NO		8.930	0.00		0.981		NO				
17	17 PCB-16/32			NO		8.930	0.00		1.001		NO				
18	18 PCB-34	8.32e3	1.04	NO	0.987	8.930	28.18	28.19	0.960	0.960	NO	23.30		0.642	23.30
19	19 PCB-23			NO	0.974	8.930	28.27		0.963		YES			0.651	
20	20 PCB-29	5.61e3	1.08	NO	0.953	8.930	28.53	28.53	0.972	0.971	NO	16.25		0.665	16.25
21	21 PCB-26	2.25e5	1.03	NO	1.00	8.930	28.75	28.75	0.979	0.979	NO	621.4		0.633	621.4
22	22 PCB-25	1.03e5	1.04	NO	0.978	8.930	28.92	28.92	0.985	0.985	NO	290.5		0.648	290.5
23	23 PCB-31	4.85e5	1.03	NO	1.12	8.930	29.29	29.29	0.998	0.997	NO	1194		0.564	1194
24	24 PCB-28	4.25e5	1.05	NO	1.11	8.930	29.38	29.38	1.001	1.001	NO	1063		0.573	1063
25	25 PCB-20/21/33	3.11e5	1.03	NO	1.00	8.930	30.01	30.05	1.022	1.023	NO	855.3		0.632	855.3
26	26 PCB-22	1.53e5	1.03	NO	1.03	8.930	30.51	30.48	1.039	1.038	NO	410.5		0.614	410.5
27	27 PCB-36	3.02e3	1.09	NO	1.18	8.930	31.13	31.13	0.932	0.932	NO	7.153		0.592	7.153
28	28 PCB-39	4.28e3	1.10	NO	1.08	8.930	31.62	31.62	0.947	0.947	NO	11.00		0.643	11.00
29	29 PCB-38	2.21e4	0.95	NO	1.13	8.930	32.43	32.44	0.971	0.971	NO	54.55		0.618	54.55
30	30 PCB-35	4.61e4	1.03	NO	1.13	8.930	32.98	32.99	0.987	0.988	NO	113.5		0.616	113.5
31	31 PCB-37	1.57e5	1.02	NO	1.11	8.930	33.44	33.42	1.001	1.001	NO	396.0		0.630	396.0
32	32 PCB-54	5.98e4	0.76	NO	0.996	8.930	28.23	28.23	1.001	1.001	NO	186.3		0.795	186.3

Dataset: U:\VG11.PRO\Results\190711K2\190711K2-5B.qld

Last Altered: Saturday, July 27, 2019 14:09:18 Pacific Daylight Time
Printed: Saturday, July 27, 2019 14:09:54 Pacific Daylight Time

Name: 190711K2_5, Date: 12-Jul-2019, Time: 00:34:03, ID: 1901384-03 T4-PDI2019-SG26-190530 10, Description: T4-PDI2019-SG26-190530

	#	Name	Resp	RA	n/y	RRF	wt/vol	Pred.RT	RT	Pred.RRT	RRT	Check RRT	Conc.	%Rec	DL	EMPC
33	33	PCB-50	1.38e3	0.90	YES	0.781	8.930	29.44	29.44	1.044	1.044	NO	5.480		1.01	5.093
34	34	PCB-53	4.24e5	0.77	NO	0.955	8.930	30.12	30.11	0.945	0.945	NO	1544		1.04	1544
35	35	PCB-51	3.48e5	0.76	NO	1.02	8.930	30.47	30.46	0.956	0.956	NO	1182		0.968	1182
36	36	PCB-45	4.03e4	0.73	NO	0.808	8.930	30.91	30.91	0.970	0.970	NO	173.3		1.23	173.3
37	37	PCB-46	3.16e4	0.80	NO	0.754	8.930	31.41	31.41	0.985	0.985	NO	145.5		1.31	145.5
38	38	PCB-52/69	1.52e6	0.76	NO	1.09	8.930	31.92	31.90	1.001	1.001	NO	4851		0.907	4851
39	39	PCB-73	1.98e4	0.72	NO	1.29	8.930	32.03	32.03	1.005	1.005	NO	53.28		0.768	53.28
40	40	PCB-43/49	1.10e6	0.75	NO	0.940	8.930	32.19	32.21	1.010	1.011	NO	4065		1.05	4065
41	41	PCB-47	7.71e5	0.77	NO	0.869	8.930	32.43	32.44	1.000	1.001	NO	2674		1.13	2674
42	42	PCB-48/75	5.46e4	0.77	NO	1.02	8.930	32.55	32.53	1.004	1.003	NO	160.5		0.958	160.5
43	43	PCB-65			NO	1.11	8.930	32.83		1.013		YES			0.886	
44	44	PCB-62			NO	1.07	8.930	32.94		1.016		YES			0.922	
45	45	PCB-44	2.85e5	0.79	NO	0.761	8.930	33.25	33.25	1.026	1.026	NO	1127		1.29	1127
46	46	PCB-42/59	1.27e5	0.76	NO	0.960	8.930	33.49	33.50	1.033	1.033	NO	397.1		1.02	397.1
47	47	PCB-41/64/71/72	4.39e5	0.76	NO	1.08	8.930	34.08	34.07	1.051	1.051	NO	1223	73.8	0.907	1223
48	48	PCB-68	2.73e4	0.76	NO	1.11	8.930	34.36	34.35	1.060	1.060	NO	74.33		0.886	74.33
49	49	PCB-40	4.08e4	0.74	NO	0.577	8.930	34.59	34.56	1.067	1.066	NO	213.0		1.70	213.0
50	50	PCB-57	1.16e4	0.77	NO	1.05	8.930	34.95	34.97	0.970	0.970	NO	55.76		1.33	55.76
51	51	PCB-67	2.28e4	0.77	NO	0.993	8.930	35.27	35.36	0.979	0.981	NO	115.9		1.41	115.9
52	52	PCB-58	4.33e3	0.76	NO	1.11	8.930	35.38	35.43	0.982	0.983	NO	19.66		1.26	19.66
53	53	PCB-63	1.65e4	0.71	NO	0.962	8.930	35.55	35.62	0.986	0.988	NO	86.84		1.45	86.84
54	54	PCB-74	1.18e5	0.76	NO	1.07	8.930	35.84	35.88	0.994	0.995	NO	561.4		1.31	561.4
55	55	PCB-61/70	3.26e5	0.77	NO	0.986	8.930	36.06	36.06	1.000	1.001	NO	1669		1.42	1669
56	56	PCB-76/66	4.02e5	0.77	NO	1.07	8.930	36.26	36.27	1.006	1.006	NO	1905		1.31	1905
57	57	PCB-80	3.11e4	0.78	NO	1.08	8.930	36.49	36.49	1.001	1.001	NO	71.20		0.642	71.20
58	58	PCB-55	2.06e4	0.71	NO	1.07	8.930	36.82	36.77	1.010	1.008	NO	47.92		0.652	47.92
59	59	PCB-56/60	2.05e5	0.77	NO	0.934	8.930	37.34	37.33	1.024	1.023	NO	544.5		0.745	544.5
60	60	PCB-79	4.03e4	0.76	NO	1.04	8.930	38.43	38.45	1.054	1.054	NO	95.68		0.666	95.68
61	61	PCB-78	3.63e3	0.85	NO	1.03	8.930	39.16	39.10	0.987	0.985	NO	9.995		0.778	9.995
62	62	PCB-81	8.65e3	0.66	NO	0.933	8.930	39.71	39.75	1.001	1.002	NO	26.36		0.860	26.36
63	63	PCB-77	4.25e4	0.76	NO	1.03	8.930	40.31	40.31	1.000	1.000	NO	124.3		0.854	124.3
64	64	PCB-104	1.07e4	1.42	NO	0.995	8.930	33.11	33.12	1.001	1.001	NO	27.89		0.381	27.89
65	65	PCB-96	8.21e4	1.50	NO	0.996	8.930	34.43	34.39	1.041	1.039	NO	214.5		0.381	214.5
66	66	PCB-103	1.85e5	1.54	NO	0.774	8.930	34.99	34.97	1.057	1.057	NO	621.6		0.490	621.6
67	67	PCB-100	1.37e5	1.59	NO	0.778	8.930	35.36	35.39	1.069	1.070	NO	458.3		0.488	458.3
68	68	PCB-94	4.70e4	1.56	NO	0.773	8.930	35.80	35.84	0.985	0.986	NO	202.9		0.600	202.9

Dataset: U:\VG11.PRO\Results\190711K2\190711K2-5B.qld

Last Altered: Saturday, July 27, 2019 14:09:18 Pacific Daylight Time
Printed: Saturday, July 27, 2019 14:09:54 Pacific Daylight Time

Name: 190711K2_5, Date: 12-Jul-2019, Time: 00:34:03, ID: 1901384-03 T4-PDI2019-SG26-190530 10, Description: T4-PDI2019-SG26-190530

	#	Name	Resp	RA	n/y	RRF	wt/vol	Pred.RT	RT	Pred.RRT	RRT	Check RRT	Conc.	%Rec	DL	EMPC
69	69	PCB-95/98/102	1.94e6	1.51	NO	1.01	8.930	36.31	36.36	0.999	1.001	NO	6386		0.457	6386
70	70	PCB-93			NO	0.841	8.930	36.44		1.003		YES			0.552	
71	71	PCB-88/91	4.70e5	1.55	NO	0.890	8.930	36.77	36.77	1.012	1.012	NO	1763		0.521	1763
72	72	PCB-121			NO	1.39	8.930	36.89		1.015		YES			0.335	
73	73	PCB-84/92	8.72e5	1.53	NO	0.879	8.930	37.70	37.70	0.990	0.990	NO	3246		0.534	3246
74	74	PCB-89	7.56e3	1.37	NO	0.959	8.930	37.91	37.91	0.996	0.996	NO	25.78		0.489	25.78
75	75	PCB-90/101	2.63e6	1.54	NO	0.944	8.930	38.07	38.09	1.000	1.000	NO	9105		0.497	9105
76	76	PCB-113	4.19e4	1.54	NO	1.23	8.930	38.35	38.35	1.007	1.007	NO	111.5		0.381	111.5
77	77	PCB-99	1.09e6	1.54	NO	1.12	8.930	38.42	38.45	1.009	1.010	NO	3200		0.419	3200
78	78	PCB-119	2.38e5	1.52	NO	1.47	8.930	38.90	38.91	0.987	0.987	NO	594.2		0.371	594.2
79	79	PCB-108/112	4.99e4	1.63	NO	1.25	8.930	39.07	39.10	0.991	0.992	NO	146.3		0.437	146.3
80	80	PCB-83			NO	1.55	8.930	39.24		0.996		YES			0.353	
81	81	PCB-97	2.05e5	1.57	NO	1.07	8.930	39.45	39.45	1.001	1.001	NO	698.2		0.508	698.2
82	82	PCB-86			NO	0.996	8.930	39.58		1.004		YES			0.548	
83	83	PCB-87/117/125	3.10e5	1.51	NO	1.33	8.930	39.71	39.75	1.008	1.008	NO	852.5		0.410	852.5
84	84	PCB-111/115	2.94e4	1.49	NO	1.60	8.930	39.88	39.90	1.012	1.012	NO	67.28		0.341	67.28
85	85	PCB-85/116	9.91e4	1.55	NO	1.22	8.930	40.01	40.01	1.015	1.015	NO	299.0		0.449	299.0
86	86	PCB-120	1.17e5	1.52	NO	1.68	8.930	40.27	40.27	1.022	1.022	NO	255.9		0.325	255.9
87	87	PCB-110	1.65e6	1.53	NO	1.49	8.930	40.40	40.42	1.025	1.025	NO	4072		0.367	4072
88	88	PCB-82	5.30e4	1.49	NO	0.674	8.930	41.08	41.07	0.976	0.976	NO	219.7		0.607	219.7
89	89	PCB-124	9.01e4	1.54	NO	1.16	8.930	41.78	41.74	0.993	0.992	NO	216.5		0.352	216.5
90	90	PCB-107/109	1.61e5	1.54	NO	1.17	8.930	41.91	41.94	0.996	0.997	NO	385.2		0.351	385.2
91	91	PCB-123	7.85e3	1.49	NO	1.04	8.930	42.10	42.11	1.000	1.001	NO	21.08		0.393	21.08
92	92	PCB-106/118	1.02e6	1.52	NO	1.07	8.930	42.30	42.28	1.001	1.000	NO	2578		0.382	2578
93	93	PCB-114	1.66e4	1.36	NO	1.16	8.930	42.96	42.94	1.000	1.000	NO	57.18		1.39	57.18
94	94	PCB-122	4.46e3	1.62	NO	0.973	8.930	43.09	43.11	1.003	1.004	NO	18.34		1.66	18.34
95	95	PCB-105	2.03e5	1.60	NO	1.10	8.930	43.84	43.87	1.000	1.001	NO	729.5		1.44	729.5
96	96	PCB-127			NO	1.11	8.930	44.20		1.000		YES			1.45	
97	97	PCB-126	5.11e3	1.62	NO	1.21	8.930	46.19	46.18	1.000	1.000	NO	20.68		1.64	20.68
98	98	PCB-155	5.45e3	1.39	NO	0.874	8.930	37.63	37.63	1.000	1.000	NO	14.99		0.254	14.99
99	99	PCB-150	6.66e4	1.21	NO	0.881	8.930	38.95	38.93	1.036	1.035	NO	181.9		0.252	181.9
100	1...	PCB-152	8.45e3	1.18	NO	1.00	8.930	39.43	39.41	1.048	1.048	NO	20.22		0.221	20.22
101	1...	PCB-145	4.39e2	1.39	NO	1.00	8.930	39.90	39.90	1.061	1.061	NO	1.057		0.222	1.057
102	1...	PCB-136	1.08e6	1.24	NO	0.843	8.930	40.23	40.21	1.070	1.069	NO	3080		0.264	3080
103	1...	PCB-148	8.23e4	1.25	NO	0.693	8.930	40.34	40.33	1.073	1.072	NO	285.4		0.321	285.4
104	1...	PCB-154	4.22e5	1.24	NO	0.724	8.930	40.83	40.83	1.086	1.086	NO	1403		0.307	1403

Dataset: U:\VG11.PRO\Results\190711K2\190711K2-5B.qld

Last Altered: Saturday, July 27, 2019 14:09:18 Pacific Daylight Time
Printed: Saturday, July 27, 2019 14:09:54 Pacific Daylight Time

Name: 190711K2_5, Date: 12-Jul-2019, Time: 00:34:03, ID: 1901384-03 T4-PDI2019-SG26-190530 10, Description: T4-PDI2019-SG26-190530

HC 7.27.19

	#	Name	Resp	RA	n/y	RRF	wt/vol	Pred.RT	RT	Pred.RRT	RRT	Check RRT	Conc.	%Rec	DL	EMPC
105	1...	PCB-151	1.64e6	1.22	NO	0.632	8.930	6.035 41.51	41.50	1.104	1.103	NO	6227		0.352	6227
106	1...	PCB-135	1.02e6	1.21	NO	0.716	8.930	41.73	41.72	1.110	1.109	NO	3430		0.311	3430
107	1...	PCB-144	2.22e5	1.24	NO	0.667	8.930	41.85	41.83	1.113	1.112	NO	800.1		0.334	800.1
108	1...	PCB-147	1.25e5	1.26	NO	0.661	8.930	41.97	41.96	1.116	1.116	NO	455.7		0.336	455.7
109	1...	PCB-139/149	4.68e6	1.23	NO	0.738	8.930	42.23	42.22	1.123	1.123	NO	15240		0.301	15240
110	1...	PCB-140	1.20e5	1.23	NO	0.627	8.930	42.44	42.43	1.128	1.128	NO	460.0		0.354	460.0
111	1...	PCB-134/143	1.20e5	1.22	NO	0.733	8.930	42.88	42.90	0.975	0.975	NO	654.8		4.65	654.8
112	1...	PCB-131/133	2.02e5	1.23	NO	0.790	8.930	43.18	43.18	0.982	0.981	NO	1021		4.32	1021
113	1...	PCB-142			NO	0.708	8.930	43.37		0.986		YES			4.82	
114	1...	PCB-146/165	1.31e6	1.23	NO	0.959	8.930	43.58	43.60	0.990	0.991	NO	5453		3.55	5453
115	1...	PCB-132/161	8.65e5	1.40	NO	0.974	8.930	43.83	43.88	0.996	0.997	NO	3554		3.50	3554
116	1...	PCB-153	4.27e6	1.19	NO	1.01	8.930	44.01	44.02	1.000	1.000	NO	16900 E *		3.37	16900 *
117	1...	PCB-168	1.54e4	1.13	NO	1.02	8.930	44.22	44.24	1.005	1.006	NO	60.48		3.34	60.48
118	1...	PCB-141	6.93e5	1.22	NO	0.967	8.930	44.82	44.79	1.001	1.000	NO	3536		4.59	3536
119	1...	PCB-137	3.12e4	1.15	NO	0.987	8.930	45.19	45.23	1.009	1.010	NO	156.0		4.50	156.0
120	1...	PCB-130	1.36e5	1.23	NO	0.840	8.930	45.29	45.28	1.012	1.011	NO	797.6		5.29	797.6
121	1...	PCB-138/163/164	3.37e6	1.23	NO	1.23	8.930	45.68	45.68	1.001	1.001	NO	13260		3.34	13260
122	1...	PCB-158/160	2.64e5	1.24	NO	1.18	8.930	45.93	45.91	1.006	1.006	NO	1081		3.47	1081
123	1...	PCB-129	3.48e4	1.18	NO	0.819	8.930	46.18	46.18	1.012	1.012	NO	204.8		5.00	204.8
124	1...	PCB-166	2.22e3	1.19	NO	1.07	8.930	46.65	46.65	0.993	0.993	NO	8.442		3.35	8.442
125	1...	PCB-159	1.00e5	1.27	NO	1.12	8.930	46.99	47.05	1.000	1.002	NO	364.5		3.20	364.5
126	1...	PCB-128/162	1.80e5	1.24	NO	0.851	8.930	47.28	47.28	1.007	1.006	NO	860.3		4.20	860.3
127	1...	PCB-167	7.89e4	1.23	NO	1.04	8.930	47.69	47.69	1.000	1.000	NO	311.0		3.40	311.0
128	1...	PCB-156	1.87e5	1.23	NO	1.06	8.930	49.02	49.02	1.000	1.000	NO	764.5		3.55	764.5
129	1...	PCB-157	2.03e4	1.40	NO	0.978	8.930	49.32	49.28	1.001	1.000	NO	85.82		3.76	85.82
130	1...	PCB-169			NO	1.11	8.930	51.58		1.000		YES			4.09	
131	1...	PCB-188	1.25e4	1.09	NO	1.19	8.930	43.66	43.64	1.001	1.000	NO	39.09		0.825	39.09
132	1...	PCB-184	1.50e3	1.35	YES	1.17	8.930	44.11	44.09	1.011	1.011	NO	4.787		0.843	4.178
133	1...	PCB-179	1.34e6	1.03	NO	1.18	8.930	44.90	44.91	1.029	1.030	NO	4263		0.836	4263
134	1...	PCB-176	3.68e5	1.05	NO	1.16	8.930	45.41	45.38	1.041	1.040	NO	1187		0.849	1187
135	1...	PCB-186			NO	1.22	8.930	46.03		1.055		YES			0.808	
136	1...	PCB-178	4.82e5	1.02	NO	0.830	8.930	46.52	46.52	1.067	1.066	NO	2168		1.18	2168
137	1...	PCB-175	6.39e4	1.00	NO	0.849	8.930	46.90	46.88	1.075	1.075	NO	281.4		1.16	281.4
138	1...	PCB-182/187	2.87e6	1.03	NO	0.960	8.930	47.07	47.05	1.079	1.079	NO	11150		1.02	11150
139	1...	PCB-183	1.10e6	1.03	NO	0.957	8.930	47.39	47.39	1.087	1.086	NO	4289		1.03	4289
140	1...	PCB-185	2.28e5	1.03	NO	1.32	8.930	48.09	48.07	0.956	0.955	NO	1069		1.19	1069

* see dilution

Dataset: U:\VG11.PRO\Results\190711K2\190711K2-5B.qld

Last Altered: Saturday, July 27, 2019 14:09:18 Pacific Daylight Time
Printed: Saturday, July 27, 2019 14:09:54 Pacific Daylight Time

Name: 190711K2_5, Date: 12-Jul-2019, Time: 00:34:03, ID: 1901384-03 T4-PDI2019-SG26-190530 10, Description: T4-PDI2019-SG26-190530

	# Name	Resp	RA	n/y	RRF	wt/vol	Pred.RT	RT	Pred.RRT	RRT	Check RRT	Conc.	%Rec	DL	EMPC
141	1... PCB-174	1.61e6	1.02	NO	1.22	8.930 6.035	48.46	48.45	0.963	0.963	NO	8155		1.29	8155
142	1... PCB-181			NO	1.41	8.930	48.57		0.965		YES			1.11	
143	1... PCB-177	1.07e6	1.03	NO	1.24	8.930	48.74	48.72	0.969	0.968	NO	5331		1.27	5331
144	1... PCB-171	4.07e5	1.03	NO	1.24	8.930	49.05	49.02	0.975	0.974	NO	2025		1.27	2025
145	1... PCB-173	2.67e4	1.09	NO	1.14	8.930	49.48	49.45	0.983	0.983	NO	144.3		1.38	144.3
146	1... PCB-172	2.56e5	1.01	NO	1.31	8.930	49.94	49.93	0.992	0.992	NO	1212		1.20	1212
147	1... PCB-192			NO	1.70	8.930	50.14		0.996		YES			0.926	
148	1... PCB-180	3.85e6	1.03	NO	1.32	8.930	50.35	50.34	1.000	1.000	NO	17990 E *		1.19	17990
149	1... PCB-193	2.62e5	1.02	NO	1.54	8.930	50.56	50.55	1.005	1.005	NO	1051		1.02	1051
150	1... PCB-191	6.89e4	1.00	NO	1.57	8.930	50.82	50.82	1.010	1.010	NO	270.3		1.00	270.3
151	1... PCB-170	1.22e6	1.03	NO	1.36	8.930	52.01	52.01	1.000	1.000	NO	6432		1.34	6432
152	1... PCB-190	3.57e5	1.02	NO	1.84	8.930	52.20	52.20	1.004	1.004	NO	1394		0.992	1394
153	1... PCB-189	4.66e4	1.05	NO	1.33	8.930	53.70	53.70	1.000	1.000	NO	216.0		1.03	216.0
154	1... PCB-202	2.56e5	0.88	NO	1.02	8.930	49.25	49.23	1.001	1.000	NO	847.3		0.836	847.3
155	1... PCB-201	1.75e5	0.86	NO	0.915	8.930	49.71	49.74	1.010	1.011	NO	649.5		0.935	649.5
156	1... PCB-204			NO	0.979	8.930	49.89		1.014		YES			0.874	
157	1... PCB-197	5.10e4	0.85	NO	0.979	8.930	50.18	50.21	1.020	1.020	NO	176.6		0.874	176.6
158	1... PCB-200	1.63e5	0.88	NO	0.954	8.930	51.13	51.14	1.039	1.039	NO	578.6		0.897	578.6
159	1... PCB-198	3.34e4	0.98	NO	0.748	8.930	52.66	52.69	1.070	1.071	NO	151.6		1.14	151.6
160	1... PCB-199	8.36e5	0.90	NO	0.706	8.930	52.78	52.81	1.073	1.073	NO	4018		1.21	4018
161	1... PCB-196/203	9.75e5	0.89	NO	0.785	8.930	53.08	53.11	1.079	1.079	NO	4216		1.09	4216
162	1... PCB-195	2.02e5	0.85	NO	1.03	8.930	54.40	54.38	0.984	0.984	NO	1864		1.90	1864
163	1... PCB-194	4.64e5	0.90	NO	1.16	8.930	55.29	55.29	1.000	1.000	NO	3824		1.70	3824
164	1... PCB-205	2.86e4	0.88	NO	1.40	8.930	55.56	55.57	1.005	1.005	NO	194.6		1.40	194.6
165	1... PCB-208	6.70e4	1.30	NO	0.934	8.930	54.53	54.53	1.000	1.000	NO	411.8		0.482	411.8
166	1... PCB-207	2.81e4	1.26	NO	0.912	8.930	54.85	54.87	1.006	1.006	NO	176.8		0.494	176.8
167	1... PCB-206	1.54e5	1.31	NO	0.987	8.930	56.83	56.83	1.000	1.000	NO	1410		0.693	1410
168	1... PCB-209	3.65e4	1.12	NO	0.943	8.930	58.03	58.04	1.000	1.000	NO	299.6		0.486	299.6
169	1... 13C-PCB-1			NO		8.930	0.00		0.612		NO				
170	1... 13C-PCB-3			NO		8.930	0.00		0.715		NO				
171	1... 13C-PCB-4			NO		8.930	0.00		0.768		NO				
172	1... 13C-PCB-9			NO		8.930	0.00		0.839		NO				
173	1... 13C-PCB-11			NO		8.930	0.00		0.973		NO				
174	1... 13C-PCB-19			NO		8.930	0.00		0.932		NO				
175	1... 13C-PCB-32			NO		8.930	0.00		1.047		NO				
176	1... 13C-PCB-28	6.00e5	1.05	NO	1.07	8.930	29.38	29.36	1.004	1.003	NO	1026	61.9	7.62	

* see dilution

Dataset: U:\VG11.PRO\Results\190711K2\190711K2-5B.qld

Last Altered: Saturday, July 27, 2019 14:09:18 Pacific Daylight Time
Printed: Saturday, July 27, 2019 14:09:54 Pacific Daylight Time

Name: 190711K2_5, Date: 12-Jul-2019, Time: 00:34:03, ID: 1901384-03 T4-PDI2019-SG26-190530 10, Description: T4-PDI2019-SG26-190530

	#	Name	Resp	RA	n/y	RRF	wt/vol	Pred.RT	RT	Pred.RRT	RRT	Check RRT	Conc.	%Rec	DL	EMPC
177	1...	13C-PCB-37	5.94e5	1.04	NO	0.959	8.930	33.40	33.40	1.141	1.141	NO	1133	68.4	8.49	
178	1...	13C-PCB-54	5.34e5	0.75	NO	1.10	8.930	28.20	28.21	0.756	0.756	NO	857.9	51.8	0.906	
179	1...	13C-PCB-52	4.77e5	0.75	NO	0.844	8.930	31.87	31.88	0.854	0.854	NO	996.8	60.2	1.18	
180	1...	13C-PCB-47	5.50e5	0.77	NO	0.893	8.930	32.39	32.42	0.868	0.869	NO	1086	65.6	1.11	
181	1...	13C-PCB-70	3.28e5	0.78	NO	1.01	8.930	36.03	36.04	0.966	0.966	NO	574.5	34.7	0.987	
182	1...	13C-PCB-80	6.68e5	0.76	NO	1.05	8.930	36.46	36.47	0.977	0.978	NO	1126	68.0	0.951	
183	1...	13C-PCB-81	5.83e5	0.77	NO	0.985	8.930	39.68	39.67	1.063	1.063	NO	1044	63.0	1.01	
184	1...	13C-PCB-77	5.49e5	0.79	NO	0.958	8.930	40.28	40.29	1.080	1.080	NO	1010	61.0	1.04	
185	1...	13C-PCB-104	6.37e5	1.55	NO	1.10	8.930	33.06	33.09	0.829	0.830	NO	1024	61.8	0.546	
186	1...	13C-PCB-95	4.97e5	1.56	NO	0.852	8.930	36.33	36.34	0.911	0.911	NO	1028	62.0	0.703	
187	1...	13C-PCB-101	5.07e5	1.56	NO	0.814	8.930	38.08	38.07	0.955	0.955	NO	1098	66.3	0.736	
188	1...	13C-PCB-97	4.52e5	1.61	NO	0.709	8.930	39.43	39.41	0.989	0.988	NO	1124	67.8	0.844	
189	1...	13C-PCB-123	5.93e5	1.58	NO	0.922	8.930	42.08	42.08	1.055	1.055	NO	1135	68.5	0.650	
190	1...	13C-PCB-118	6.16e5	1.60	NO	0.975	8.930	42.28	42.26	1.060	1.060	NO	1114	67.2	0.614	
191	1...	13C-PCB-114	4.15e5	1.59	NO	1.52	8.930	42.96	42.94	0.910	0.909	NO	1033	62.4	1.51	
192	1...	13C-PCB-105	4.19e5	1.59	NO	1.58	8.930	43.83	43.83	0.928	0.928	NO	1001	60.4	1.45	
193	1...	13C-PCB-127	4.25e5	1.58	NO	1.62	8.930	44.17	44.19	0.935	0.935	NO	991.7	59.8	1.42	
194	1...	13C-PCB-126	3.37e5	1.59	NO	1.45	8.930	46.14	46.18	0.977	0.978	NO	884.3	53.4	1.59	
195	1...	13C-PCB-155	6.89e5	1.21	NO	1.03	8.930	37.61	37.61	0.943	0.943	NO	1185	71.5	0.311	
196	1...	13C-PCB-153	4.14e5	1.24	NO	1.42	8.930	43.98	44.00	0.931	0.931	NO	1101	66.5	1.17	
197	1...	13C-PCB-141	3.36e5	1.26	NO	1.14	8.930	44.75	44.77	0.947	0.948	NO	1113	67.2	1.46	
198	1...	13C-PCB-138	3.44e5	1.22	NO	1.18	8.930	45.63	45.65	0.966	0.966	NO	1103	66.6	1.42	
199	1...	13C-PCB-159	4.07e5	1.26	NO	1.43	8.930	46.95	46.97	0.994	0.994	NO	1076	64.9	1.17	
200	2...	13C-PCB-167	4.03e5	1.26	NO	1.42	8.930	47.65	47.67	1.009	1.009	NO	1072	64.7	1.17	
201	2...	13C-PCB-156	3.83e5	1.26	NO	1.40	8.930	48.98	49.00	1.037	1.037	NO	1037	62.6	1.20	
202	2...	13C-PCB-157	4.00e5	1.24	NO	1.41	8.930	49.25	49.28	1.043	1.043	NO	1078	65.0	1.19	
203	2...	13C-PCB-169	3.26e5	1.28	NO	1.35	8.930	51.53	51.56	1.091	1.091	NO	918.2	55.4	1.24	
204	2...	13C-PCB-188	4.44e5	0.44	NO	1.46	8.930	43.60	43.62	0.927	0.927	NO	1082	65.3	0.738	
205	2...	13C-PCB-180	2.68e5	0.43	NO	0.932	8.930	50.30	50.33	1.069	1.070	NO	1026	61.9	1.16	
206	2...	13C-PCB-170	2.30e5	0.45	NO	0.796	8.930	51.96	51.99	1.104	1.105	NO	1032	62.3	1.36	
207	2...	13C-PCB-189	2.68e5	0.44	NO	1.09	8.930	53.65	53.68	1.140	1.141	NO	876.6	52.9	0.990	
208	2...	13C-PCB-202	4.89e5	0.93	NO	1.45	8.930	49.20	49.21	1.042	1.042	NO	1201	72.5	0.475	
209	2...	13C-PCB-194	1.74e5	0.89	NO	0.714	8.930	55.28	55.28	0.995	0.995	NO	1011	61.0	1.63	
210	2...	13C-PCB-208	2.89e5	0.78	NO	0.896	8.930	54.54	54.52	0.982	0.981	NO	1337	80.7	1.17	
211	2...	13C-PCB-206	1.83e5	0.79	NO	0.653	8.930	56.82	56.81	1.023	1.023	NO	1163	70.2	1.60	
212	2...	13C-PCB-209	2.14e5	1.17	NO	0.806	8.930	58.03	58.03	1.045	1.044	NO	1105	66.7	0.437	

Dataset: U:\VG11.PRO\Results\190711K2\190711K2-5B.qld

Last Altered: Saturday, July 27, 2019 14:09:18 Pacific Daylight Time
Printed: Saturday, July 27, 2019 14:18:18 Pacific Daylight Time

Name: 190711K2_5, Date: 12-Jul-2019, Time: 00:34:03, ID: 1901384-03 T4-PDI2019-SG26-190530 10, Description: T4-PDI2019-SG26-190530

HC 7.12.19

	# Name	Resp	RA	n/y	RRF	wt/vol	Pred.RT	RT	Pred.RRT	RRT	Check RRT	Conc.	%Rec	DL	EMPC
213	2... 13C-PCB-15			NO		8.930	6.035 26.08		1.000		YES				
214	2... 13C-PCB-31	9.06e5	1.06	NO	1.00	8.930	29.24	29.27	1.000	0.000	NO	1657	100	8.14	
215	2... 13C-PCB-60	9.39e5	0.78	NO	1.00	8.930	37.30	37.31	1.000	0.000	NO	1657	100	0.995	
216	2... 13C-PCB-111	9.39e5	1.56	NO	1.00	8.930	39.85	39.88	1.000	0.000	NO	1657	100	0.599	
217	2... 13C-PCB-128	4.38e5	1.21	NO	1.00	8.930	47.22	47.24	1.000	0.000	NO	1657	100	1.67	
218	2... 13C-PCB-182	4.65e5	0.45	NO	1.00	8.930	47.03	47.05	0.000	0.000	NO	1657	100	1.08	
219	2... 13C-PCB-205	3.99e5	0.93	NO	1.00	8.930	55.53	55.56	1.000	0.000	NO	1657	100	1.16	
220	2... 13C-PCB-79	6.01e5	0.77	NO	1.03	8.930	38.39	38.41	1.029	1.029	NO	1027	62.0	0.964	
221	2... 13C-PCB-178	2.63e5	0.44	NO	0.875	8.930	46.50	46.50	0.988	0.988	NO	1139	68.8	1.31	
222	2... 13C-PCB-79	5.98e5	0.77	NO	1.05	8.930	38.40	38.41	0.968	0.968	NO	1627	98.2	1.58	
223	2... 13C-PCB-178	2.63e5	0.44	NO	0.975	8.930	46.52	46.50	0.924	0.924	NO	1667	101	1.83	
224	2... Total Mono-PCBs					8.930	0.00		0.000		NO				
225	2... Total Di-PCBs					8.930	0.00		0.000		NO				
226	2... 2nd Function Tri-PCBs					8.930	0.00		0.000		NO				
227	2... 3rd Function Tri-PCBs				1.06	8.930	0.00		0.000		NO	~~5056~~ ok		~~8.72~~ 0.665	5056
228	2... Total Tetra-PCBs				0.986	8.930	0.00		0.000		NO	23400		~~39.5~~ 1.70	23410
229	2... 3rd Function Penta-PCBs				1.12	8.930	0.00		0.000		NO	35770		~~12.7~~ 1.66	35770
230	2... 4th Function Penta-PCBs				1.11	8.930	0.00		0.000		NO	825.7		~~7.58~~	825.7
231	2... 3rd Function Hexa-PCBs				0.774	8.930	0.00		0.000		NO	31600		~~3.83~~ 7.529	31600
232	2... 4th Function Hexa-PCBs				0.972	8.930	0.00		0.000		NO	49080		~~79.3~~	49080
233	2... Total Hepta-PCBs				1.26	8.930	0.00		0.000		NO	68670		~~24.8~~ 1.38	68670
234	2... 4th Function Octa-PCBs				0.886	8.930	0.00		0.000		NO	10640		~~7.86~~ 1.90	10640
235	2... 5th Function Octa-PCBs				1.20	8.930	0.00		0.000		NO	5882		5.00	5882
236	2... Total Nona-PCBs				0.945	8.930	0.00		0.000		NO	1999		~~1.67~~ 0.693	1999
237	2... Deca-CB				0.943	8.930	0.00		0.000		NO	299.6		0.486	299.6
238	2... Total PCBs														

* see dilution

> 36595.7 -

> 80680 -

> 16522 -

Dataset: U:\VG11.PRO\Results\190711K2\190711K2-5B.qld

Last Altered: Saturday, July 27, 2019 14:09:18 Pacific Daylight Time
Printed: Saturday, July 27, 2019 14:10:34 Pacific Daylight Time

Method: Untitled 10 Jul 2019 10:26:46
Calibration: U:\VG11.PRO\CurveDB\db1_PCBvg11-6-28-19.cdb 29 Jun 2019 12:47:57

ID: 1901384-03 T4-PDI2019-SG26-190530 10, Description: T4-PDI2019-SG26-190530

Total Mono-PCBs

	Name	Pred.R...	RT	m1 Height	m2 Height	m1 Resp	m2 Resp	RA	n/y	Resp	Conc.	EMPC	DL
1													

Total Di-PCBs

	Name	Pred.R...	RT	m1 Height	m2 Height	m1 Resp	m2 Resp	RA	n/y	Resp	Conc.	EMPC	DL
1													

2nd Function Tri-PCBs

	Name	Pred.R...	RT	m1 Height	m2 Height	m1 Resp	m2 Resp	RA	n/y	Resp	Conc.	EMPC	DL
1													

3rd Function Tri-PCBs

	Name	Pred.R...	RT	m1 Height	m2 Height	m1 Resp	m2 Resp	RA	n/y	Resp	Conc.	EMPC	DL
1	PCB-34	28.18	28.19	4.332e4	4.203e4	4.245e3	4.079e3	1.04	NO	8.324e3	23.297	23.297	0.642
2	PCB-29	28.53	28.53	3.763e4	3.580e4	2.911e3	2.694e3	1.08	NO	5.605e3	16.245	16.245	0.665
3	PCB-26	28.75	28.75	1.482e6	1.436e6	1.142e5	1.109e5	1.03	NO	2.251e5	621.38	621.38	0.633
4	PCB-25	28.92	28.92	6.790e5	6.488e5	5.243e4	5.036e4	1.04	NO	1.028e5	290.47	290.47	0.648
5	PCB-31	29.29	29.29	3.024e6	2.926e6	2.461e5	2.391e5	1.03	NO	4.852e5	1193.8	1193.8	0.564
6	PCB-28	29.38	29.38	2.879e6	2.764e6	2.176e5	2.078e5	1.05	NO	4.254e5	1063.0	1063.0	0.573
7	PCB-20/21/33	30.01	30.05	1.624e6	1.562e6	1.578e5	1.527e5	1.03	NO	3.106e5	855.33	855.33	0.632
8	PCB-22	30.51	30.48	9.054e5	8.877e5	7.790e4	7.551e4	1.03	NO	1.534e5	410.45	410.45	0.614
9	PCB-36	31.13	31.13	2.077e4	1.678e4	1.577e3	1.443e3	1.09	NO	3.020e3	7.1530	7.1530	0.592
10	PCB-39	31.62	31.62	2.817e4	2.241e4	2.239e3	2.040e3	1.10	NO	4.279e3	11.002	11.002	0.643
11	PCB-38	32.43	32.44	1.123e5	1.210e5	1.078e4	1.130e4	0.95	NO	2.208e4	54.549	54.549	0.618
12	PCB-35	32.98	32.99	2.868e5	2.777e5	2.337e4	2.273e4	1.03	NO	4.610e4	113.49	113.49	0.616
13	PCB-37	33.44	33.42	9.789e5	9.734e5	7.945e4	7.768e4	1.02	NO	1.571e5	395.98	395.98	0.630

Dataset: U:\VG11.PRO\Results\190711K2\190711K2-5B.qld

Last Altered: Saturday, July 27, 2019 14:09:18 Pacific Daylight Time
Printed: Saturday, July 27, 2019 14:10:34 Pacific Daylight Time

ID: 1901384-03 T4-PDI2019-SG26-190530 10, Description: T4-PDI2019-SG26-190530

Total Tetra-PCBs

	Name	Pred.R...	RT	m1 Height	m2 Height	m1 Resp	m2 Resp	RA	n/y	Resp	Conc.	EMPC	DL
1	PCB-54	28.23	28.23	3.282e5	4.412e5	2.577e4	3.401e4	0.76	NO	5.978e4	186.30	186.30	0.795
2	PCB-50	29.44	29.44	7.272e3	9.236e3	6.553e2	7.244e2	0.90	YES	1.380e3	0.00000	5.0930	1.01
3	PCB-53	30.12	30.11	2.340e6	3.031e6	1.848e5	2.397e5	0.77	NO	4.244e5	1544.3	1544.3	1.04
4	PCB-51	30.47	30.46	1.929e6	2.541e6	1.507e5	1.973e5	0.76	NO	3.480e5	1181.5	1181.5	0.968
5	PCB-45	30.91	30.91	2.120e5	2.942e5	1.701e4	2.330e4	0.73	NO	4.030e4	173.34	173.34	1.23
6	PCB-46	31.41	31.41	1.784e5	2.209e5	1.404e4	1.751e4	0.80	NO	3.156e4	145.52	145.52	1.31
7	PCB-52/69	31.92	31.90	7.799e6	1.021e7	6.571e5	8.672e5	0.76	NO	1.524e6	4851.1	4851.1	0.907
8	PCB-73	32.03	32.03	1.470e5	2.046e5	8.280e3	1.149e4	0.72	NO	1.977e4	53.281	53.281	0.768
9	PCB-43/49	32.19	32.21	5.439e6	7.196e6	4.709e5	6.287e5	0.75	NO	1.100e6	4064.5	4064.5	1.05
10	PCB-47	32.43	32.44	3.438e6	4.440e6	3.341e5	4.367e5	0.77	NO	7.708e5	2673.6	2673.6	1.13
11	PCB-48/75	32.55	32.53	3.079e5	4.003e5	2.372e4	3.085e4	0.77	NO	5.457e4	160.50	160.50	0.958
12	PCB-44	33.25	33.25	1.642e6	2.072e6	1.255e5	1.592e5	0.79	NO	2.847e5	1127.3	1127.3	1.29
13	PCB-42/59	33.49	33.50	6.743e5	8.876e5	5.445e4	7.206e4	0.76	NO	1.265e5	397.05	397.05	1.02
14	PCB-41/64/71/72	34.08	34.07	2.168e6	2.841e6	1.896e5	2.494e5	0.76	NO	4.390e5	1222.7	1222.7	0.907
15	PCB-68	34.36	34.35	1.376e5	1.730e5	1.184e4	1.551e4	0.76	NO	2.735e4	74.328	74.328	0.886
16	PCB-40	34.59	34.56	2.070e5	2.829e5	1.735e4	2.340e4	0.74	NO	4.076e4	212.95	212.95	1.70
17	PCB-57	34.95	34.97	4.352e4	5.918e4	5.028e3	6.540e3	0.77	NO	1.157e4	55.756	55.756	1.33
18	PCB-67	35.27	35.36	1.002e5	1.295e5	9.939e3	1.285e4	0.77	NO	2.279e4	115.93	115.93	1.41
19	PCB-58	35.38	35.43	2.449e4	2.624e4	1.871e3	2.457e3	0.76	NO	4.329e3	19.657	19.657	1.26
20	PCB-63	35.55	35.62	8.667e4	1.152e5	6.841e3	9.697e3	0.71	NO	1.654e4	86.843	86.843	1.45
21	PCB-74	35.84	35.88	7.406e5	9.608e5	5.118e4	6.729e4	0.76	NO	1.185e5	561.38	561.38	1.31
22	PCB-61/70	36.06	36.06	1.850e6	2.369e6	1.422e5	1.835e5	0.77	NO	3.257e5	1669.2	1669.2	1.42
23	PCB-76/66	36.26	36.27	2.100e6	2.703e6	1.750e5	2.272e5	0.77	NO	4.022e5	1905.3	1905.3	1.31
24	PCB-80	36.49	36.49	1.690e5	2.114e5	1.360e4	1.749e4	0.78	NO	3.109e4	71.198	71.198	0.642
25	PCB-55	36.82	36.77	9.196e4	1.362e5	8.583e3	1.204e4	0.71	NO	2.062e4	47.916	47.916	0.652
26	PCB-56/60	37.34	37.33	1.044e6	1.377e6	8.883e4	1.161e5	0.77	NO	2.049e5	544.48	544.48	0.745
27	PCB-79	38.43	38.45	2.016e5	2.578e5	1.735e4	2.292e4	0.76	NO	4.027e4	95.681	95.681	0.666
28	PCB-78	39.16	39.10	1.875e4	2.536e4	1.664e3	1.964e3	0.85	NO	3.628e3	9.9951	9.9951	0.778
29	PCB-81	39.71	39.75	6.465e4	9.504e4	3.427e3	5.226e3	0.66	NO	8.653e3	26.363	26.363	0.860
30	PCB-77	40.31	40.31	2.087e5	2.918e5	1.830e4	2.422e4	0.76	NO	4.252e4	124.34	124.34	0.854

Dataset: U:\VG11.PRO\Results\190711K2\190711K2-5B.qld

Last Altered: Saturday, July 27, 2019 14:09:18 Pacific Daylight Time
Printed: Saturday, July 27, 2019 14:10:34 Pacific Daylight Time

ID: 1901384-03 T4-PDI2019-SG26-190530 10, Description: T4-PDI2019-SG26-190530

3rd Function Penta-PCBs

	Name	Pred.R...	RT	m1 Height	m2 Height	m1 Resp	m2 Resp	RA	n/y	Resp	Conc.	EMPC	DL
1	PCB-104	33.11	33.12	7.799e4	5.274e4	6.256e3	4.404e3	1.42	NO	1.066e4	27.887	27.887	0.381
2	PCB-96	34.43	34.39	6.229e5	4.138e5	4.929e4	3.281e4	1.50	NO	8.211e4	214.54	214.54	0.381
3	PCB-103	34.99	34.97	1.099e6	7.398e5	1.122e5	7.280e4	1.54	NO	1.850e5	621.57	621.57	0.490
4	PCB-100	35.36	35.39	8.160e5	5.243e5	8.416e4	5.281e4	1.59	NO	1.370e5	458.28	458.28	0.488
5	PCB-94	35.80	35.84	4.060e5	2.639e5	2.867e4	1.836e4	1.56	NO	4.703e4	202.91	202.91	0.600
6	PCB-95/98/102	36.31	36.36	1.390e7	9.235e6	1.168e6	7.737e5	1.51	NO	1.942e6	6386.2	6386.2	0.457
7	PCB-88/91	36.77	36.77	3.419e6	2.226e6	2.856e5	1.843e5	1.55	NO	4.699e5	1762.6	1762.6	0.521
8	PCB-84/92	37.70	37.70	6.238e6	4.134e6	5.264e5	3.451e5	1.53	NO	8.715e5	3245.6	3245.6	0.534
9	PCB-89	37.91	37.91	5.470e4	3.574e4	4.371e3	3.189e3	1.37	NO	7.560e3	25.780	25.780	0.489
10	PCB-90/101	38.07	38.09	1.793e7	1.177e7	1.591e6	1.036e6	1.54	NO	2.627e6	9105.4	9105.4	0.497
11	PCB-113	38.35	38.35	6.312e5	4.269e5	2.546e4	1.648e4	1.54	NO	4.194e4	111.51	111.51	0.381
12	PCB-99	38.42	38.45	7.973e6	5.127e6	6.637e5	4.308e5	1.54	NO	1.094e6	3200.5	3200.5	0.419
13	PCB-119	38.90	38.91	1.774e6	1.155e6	1.439e5	9.453e4	1.52	NO	2.384e5	594.18	594.18	0.371
14	PCB-108/112	39.07	39.10	3.620e5	2.242e5	3.089e4	1.898e4	1.63	NO	4.986e4	146.34	146.34	0.437
15	PCB-97	39.45	39.45	1.500e6	9.524e5	1.249e5	7.979e4	1.57	NO	2.047e5	698.23	698.23	0.508
16	PCB-87/117/125	39.71	39.75	2.190e6	1.449e6	1.863e5	1.235e5	1.51	NO	3.098e5	852.55	852.55	0.410
17	PCB-111/115	39.88	39.90	2.452e5	1.596e5	1.757e4	1.180e4	1.49	NO	2.938e4	67.284	67.284	0.341
18	PCB-85/116	40.01	40.01	7.157e5	4.659e5	6.021e4	3.892e4	1.55	NO	9.913e4	298.96	298.96	0.449
19	PCB-120	40.27	40.27	7.908e5	5.120e5	7.085e4	4.647e4	1.52	NO	1.173e5	255.93	255.93	0.325
20	PCB-110	40.40	40.42	1.194e7	7.849e6	9.976e5	6.521e5	1.53	NO	1.650e6	4071.5	4071.5	0.367
21	PCB-82	41.08	41.07	3.806e5	2.528e5	3.168e4	2.133e4	1.49	NO	5.300e4	219.66	219.66	0.607
22	PCB-124	41.78	41.74	4.652e5	3.084e5	5.464e4	3.544e4	1.54	NO	9.008e4	216.49	216.49	0.352
23	PCB-107/109	41.91	41.94	1.129e6	7.294e5	9.749e4	6.323e4	1.54	NO	1.607e5	385.21	385.21	0.351
24	PCB-123	42.10	42.11	7.241e4	4.943e4	4.704e3	3.148e3	1.49	NO	7.853e3	21.082	21.082	0.393
25	PCB-106/118	42.30	42.28	6.228e6	4.129e6	6.189e5	4.059e5	1.52	NO	1.025e6	2577.9	2577.9	0.382

Dataset: U:\VG11.PRO\Results\190711K2\190711K2-5B.qld

Last Altered: Saturday, July 27, 2019 14:09:18 Pacific Daylight Time
Printed: Saturday, July 27, 2019 14:10:34 Pacific Daylight Time

ID: 1901384-03 T4-PDI2019-SG26-190530 10, Description: T4-PDI2019-SG26-190530

4th Function Penta-PCBs

	Name	Pred.R...	RT	m1 Height	m2 Height	m1 Resp	m2 Resp	RA	n/y	Resp	Conc.	EMPC	DL
1	PCB-114	42.96	42.94	7.932e4	5.665e4	9.579e3	7.041e3	1.36	NO	1.662e4	57.181	57.181	1.39
2	PCB-122	43.09	43.11	3.862e4	2.591e4	2.763e3	1.701e3	1.62	NO	4.463e3	18.341	18.341	1.66
3	PCB-105	43.84	43.87	1.439e6	8.921e5	1.247e5	7.816e4	1.60	NO	2.028e5	729.52	729.52	1.44
4	PCB-126	46.19	46.18	3.816e4	2.389e4	3.159e3	1.948e3	1.62	NO	5.107e3	20.681	20.681	1.64

3rd Function Hexa-PCBs

	Name	Pred.R...	RT	m1 Height	m2 Height	m1 Resp	m2 Resp	RA	n/y	Resp	Conc.	EMPC	DL
1	PCB-155	37.63	37.63	3.825e4	2.892e4	3.170e3	2.276e3	1.39	NO	5.445e3	14.987	14.987	0.254
2	PCB-150	38.95	38.93	4.596e5	3.744e5	3.649e4	3.011e4	1.21	NO	6.660e4	181.85	181.85	0.252
3	PCB-152	39.43	39.41	5.325e4	4.235e4	4.570e3	3.875e3	1.18	NO	8.446e3	20.220	20.220	0.221
4	PCB-145	39.90	39.90	3.461e3	2.301e3	2.553e2	1.840e2	1.39	NO	4.393e2	1.0568	1.0568	0.222
5	PCB-136	40.23	40.21	7.060e6	5.763e6	5.971e5	4.828e5	1.24	NO	1.080e6	3079.6	3079.6	0.264
6	PCB-148	40.34	40.33	7.792e5	6.405e5	4.568e4	3.659e4	1.25	NO	8.227e4	285.36	285.36	0.321
7	PCB-154	40.83	40.83	2.810e6	2.284e6	2.336e5	1.887e5	1.24	NO	4.223e5	1402.8	1402.8	0.307
8	PCB-151	41.51	41.50	1.097e7	9.029e6	8.987e5	7.381e5	1.22	NO	1.637e6	6227.4	6227.4	0.352
9	PCB-135	41.73	41.72	6.635e6	5.469e6	5.596e5	4.616e5	1.21	NO	1.021e6	3430.2	3430.2	0.311
10	PCB-144	41.85	41.83	1.654e6	1.355e6	1.226e5	9.918e4	1.24	NO	2.218e5	800.12	800.12	0.334
11	PCB-147	41.97	41.96	8.312e5	6.824e5	6.977e4	5.548e4	1.26	NO	1.253e5	455.69	455.69	0.336
12	PCB-139/149	42.23	42.22	3.082e7	2.516e7	2.580e6	2.100e6	1.23	NO	4.680e6	15244	15244	0.301
13	PCB-140	42.44	42.43	7.775e5	6.400e5	6.629e4	5.371e4	1.23	NO	1.200e5	460.01	460.01	0.354

Dataset: U:\VG11.PRO\Results\190711K2\190711K2-5B.qld

Last Altered: Saturday, July 27, 2019 14:09:18 Pacific Daylight Time
Printed: Saturday, July 27, 2019 14:10:34 Pacific Daylight Time

ID: 1901384-03 T4-PDI2019-SG26-190530 10, Description: T4-PDI2019-SG26-190530

4th Function Hexa-PCBs

	Name	Pred.R...	RT	m1 Height	m2 Height	m1 Resp	m2 Resp	RA	n/y	Resp	Conc	EMPC	DL
1	PCB-134/143	42.88	42.90	7.799e5	6.422e5	6.596e4	5.401e4	1.22	NO	1.200e5	654.83	654.83	4.65
2	PCB-131/133	43.18	43.18	1.300e6	1.061e6	1.113e5	9.024e4	1.23	NO	2.015e5	1020.8	1020.8	4.32
3	PCB-146/165	43.58	43.60	8.444e6	6.859e6	7.200e5	5.871e5	1.23	NO	1.307e6	5452.9	5452.9	3.55
4	PCB-132/161	43.83	43.88	5.775e6	4.623e6	5.048e5	3.604e5	1.40	NO	8.652e5	3554.1	3554.1	3.50
5	PCB-153	44.01	44.02	2.789e7	2.291e7	2.320e6	1.953e6	1.19	NO	4.273e6	16898	16898	3.37
6	PCB-168	44.22	44.24	8.895e4	7.859e4	8.188e3	7.215e3	1.13	NO	1.540e4	60.483	60.483	3.34
7	PCB-141	44.82	44.79	4.416e6	3.569e6	3.814e5	3.114e5	1.22	NO	6.928e5	3535.6	3535.6	4.59
8	PCB-137	45.19	45.23	2.263e5	2.001e5	1.670e4	1.450e4	1.15	NO	3.120e4	155.96	155.96	4.50
9	PCB-130	45.29	45.28	8.722e5	7.061e5	7.497e4	6.079e4	1.23	NO	1.358e5	797.55	797.55	5.29
10	PCB-138/163/164	45.68	45.68	1.795e7	1.454e7	1.859e6	1.515e6	1.23	NO	3.374e6	13265	13265	3.34
11	PCB-158/160	45.93	45.91	1.701e6	1.391e6	1.461e5	1.179e5	1.24	NO	2.641e5	1080.5	1080.5	3.47
12	PCB-129	46.18	46.18	2.250e5	1.958e5	1.885e4	1.596e4	1.18	NO	3.481e4	204.84	204.84	5.00
13	PCB-166	46.65	46.65	1.582e4	1.296e4	1.204e3	1.014e3	1.19	NO	2.218e3	8.4423	8.4423	3.35
14	PCB-159	46.99	47.05	6.603e5	5.079e5	5.612e4	4.413e4	1.27	NO	1.003e5	364.54	364.54	3.20
15	PCB-128/162	47.28	47.28	1.106e6	9.017e5	9.941e4	8.043e4	1.24	NO	1.798e5	860.35	860.35	4.20
16	PCB-167	47.69	47.69	5.003e5	4.126e5	4.348e4	3.538e4	1.23	NO	7.886e4	310.98	310.98	3.40
17	PCB-156	49.02	49.02	1.248e6	1.020e6	1.029e5	8.362e4	1.23	NO	1.865e5	764.53	764.53	3.55
18	PCB-157	49.32	49.28	1.179e5	9.263e4	1.182e4	8.447e3	1.40	NO	2.027e4	85.819	85.819	3.76

Dataset: U:\VG11.PRO\Results\190711K2\190711K2-5B.qld

Last Altered: Saturday, July 27, 2019 14:09:18 Pacific Daylight Time
Printed: Saturday, July 27, 2019 14:10:34 Pacific Daylight Time

ID: 1901384-03 T4-PDI2019-SG26-190530 10, Description: T4-PDI2019-SG26-190530

Total Hepta-PCBs

	Name	Pred.R...	RT	m1 Height	m2 Height	m1 Resp	m2 Resp	RA	n/y	Resp	Conc.	EMPC	DL
1	PCB-188	43.66	43.64	7.619e4	6.880e4	6.505e3	5.985e3	1.09	NO	1.249e4	39.093	39.093	0.825
2	PCB-184	44.11	44.09	9.733e3	7.869e3	8.586e2	6.368e2	1.35	YES	1.495e3	0.00000	4.1783	0.843
3	PCB-179	44.90	44.91	8.168e6	7.797e6	6.823e5	6.602e5	1.03	NO	1.343e6	4262.7	4262.7	0.836
4	PCB-176	45.41	45.38	2.198e6	2.114e6	1.888e5	1.797e5	1.05	NO	3.685e5	1186.9	1186.9	0.849
5	PCB-178	46.52	46.52	2.923e6	2.869e6	2.438e5	2.383e5	1.02	NO	4.821e5	2167.8	2167.8	1.18
6	PCB-175	46.90	46.88	4.559e5	4.515e5	3.192e4	3.203e4	1.00	NO	6.395e4	281.43	281.43	1.16
7	PCB-182/187	47.07	47.05	1.702e7	1.643e7	1.453e6	1.413e6	1.03	NO	2.866e6	11149	11149	1.02
8	PCB-183	47.39	47.39	6.452e6	6.373e6	5.567e5	5.419e5	1.03	NO	1.099e6	4289.2	4289.2	1.03
9	PCB-185	48.09	48.07	1.407e6	1.377e6	1.160e5	1.124e5	1.03	NO	2.284e5	1068.8	1068.8	1.19
10	PCB-174	48.46	48.45	9.506e6	9.229e6	8.142e5	7.952e5	1.02	NO	1.609e6	8155.3	8155.3	1.29
11	PCB-177	48.74	48.72	6.464e6	6.299e6	5.443e5	5.266e5	1.03	NO	1.071e6	5331.0	5331.0	1.27
12	PCB-171	49.05	49.02	2.503e6	2.428e6	2.064e5	2.008e5	1.03	NO	4.072e5	2024.5	2024.5	1.27
13	PCB-173	49.48	49.45	1.587e5	1.539e5	1.389e4	1.278e4	1.09	NO	2.667e4	144.28	144.28	1.38
14	PCB-172	49.94	49.93	1.554e6	1.556e6	1.289e5	1.276e5	1.01	NO	2.565e5	1211.7	1211.7	1.20
15	PCB-180	50.35	50.34	2.321e7	2.258e7	1.948e6	1.899e6	1.03	NO	3.847e6	17995	17995	1.19
16	PCB-193	50.56	50.55	1.566e6	1.544e6	1.324e5	1.296e5	1.02	NO	2.620e5	1051.0	1051.0	1.02
17	PCB-191	50.82	50.82	4.050e5	4.197e5	3.442e4	3.445e4	1.00	NO	6.888e4	270.32	270.32	1.00
18	PCB-170	52.01	52.01	7.641e6	7.385e6	6.178e5	5.993e5	1.03	NO	1.217e6	6432.3	6432.3	1.34
19	PCB-190	52.20	52.20	2.234e6	2.219e6	1.800e5	1.769e5	1.02	NO	3.569e5	1393.6	1393.6	0.992
20	PCB-189	53.70	53.70	3.299e5	3.111e5	2.389e4	2.268e4	1.05	NO	4.658e4	216.05	216.05	1.03

4th Function Octa-PCBs

	Name	Pred.R...	RT	m1 Height	m2 Height	m1 Resp	m2 Resp	RA	n/y	Resp	Conc.	EMPC	DL
1	PCB-202	49.25	49.23	1.442e6	1.640e6	1.198e5	1.360e5	0.88	NO	2.558e5	847.28	847.28	0.836
2	PCB-201	49.71	49.74	9.681e5	1.104e6	8.080e4	9.444e4	0.86	NO	1.752e5	649.52	649.52	0.935
3	PCB-197	50.18	50.21	2.694e5	3.254e5	2.334e4	2.762e4	0.85	NO	5.096e4	176.56	176.56	0.874
4	PCB-200	51.13	51.14	9.350e5	1.064e6	7.604e4	8.673e4	0.88	NO	1.628e5	578.62	578.62	0.897
5	PCB-198	52.66	52.69	2.500e5	2.517e5	1.656e4	1.688e4	0.98	NO	3.344e4	151.60	151.60	1.14
6	PCB-199	52.78	52.81	5.221e6	5.785e6	3.964e5	4.398e5	0.90	NO	8.362e5	4017.9	4017.9	1.21
7	PCB-196/203	53.08	53.11	6.239e6	6.954e6	4.598e5	5.157e5	0.89	NO	9.754e5	4216.0	4216.0	1.09

Dataset: U:\VG11.PRO\Results\190711K2\190711K2-5B.qld

Last Altered: Saturday, July 27, 2019 14:09:18 Pacific Daylight Time
Printed: Saturday, July 27, 2019 14:10:34 Pacific Daylight Time

ID: 1901384-03 T4-PDI2019-SG26-190530 10, Description: T4-PDI2019-SG26-190530

5th Function Octa-PCBs

	Name	Pred.R...	RT	m1 Height	m2 Height	m1 Resp	m2 Resp	RA	n/y	Resp	Conc.	EMPC	DL
1	PCB-195	54.40	54.38	1.425e6	1.667e6	9.298e4	1.092e5	0.85	NO	2.021e5	1863.7	1863.7	1.90
2	PCB-194	55.29	55.29	3.771e6	4.215e6	2.195e5	2.444e5	0.90	NO	4.640e5	3824.0	3824.0	1.70
3	PCB-205	55.56	55.57	2.251e5	2.515e5	1.342e4	1.518e4	0.88	NO	2.861e4	194.63	194.63	1.40

Total Nona-PCBs

	Name	Pred.R...	RT	m1 Height	m2 Height	m1 Resp	m2 Resp	RA	n/y	Resp	Conc.	EMPC	DL
1	PCB-208	54.53	54.53	6.315e5	4.873e5	3.791e4	2.910e4	1.30	NO	6.701e4	411.85	411.85	0.482
2	PCB-207	54.85	54.87	2.499e5	1.963e5	1.568e4	1.240e4	1.26	NO	2.809e4	176.81	176.81	0.494
3	PCB-206	56.83	56.83	1.485e6	1.128e6	8.712e4	6.659e4	1.31	NO	1.537e5	1410.4	1410.4	0.693

Deca-CB

	Name	Pred.R...	RT	m1 Height	m2 Height	m1 Resp	m2 Resp	RA	n/y	Resp	Conc.	EMPC	DL
1	PCB-209	58.03	58.04	3.777e5	3.425e5	1.927e4	1.727e4	1.12	NO	3.654e4	299.61	299.61	0.486

Total PCBs

	Name	Pred.R...	RT	m1 Height	m2 Height	m1 Resp	m2 Resp	RA	n/y	Resp	Conc.	EMPC	DL
1													

Total Mono-Isotopes

	Name	Pred.R...	RT	m1 Height	m2 Height	m1 Resp	m2 Resp	RA	n/y	Resp	Conc.	EMPC	DL
1													

Total Di-Isotopes

	Name	Pred.R...	RT	m1 Height	m2 Height	m1 Resp	m2 Resp	RA	n/y	Resp	Conc.	EMPC	DL
1													

Dataset: U:\VG11.PRO\Results\190711K2\190711K2-5B.qld

Last Altered: Saturday, July 27, 2019 14:09:18 Pacific Daylight Time
Printed: Saturday, July 27, 2019 14:10:34 Pacific Daylight Time

ID: 1901384-03 T4-PDI2019-SG26-190530 10, Description: T4-PDI2019-SG26-190530

2nd Function Tri-Isotopes

	Name	Pred.R...	RT	m1 Height	m2 Height	m1 Resp	m2 Resp	RA	n/y	Resp	Conc.	EMPC	DL
1													

3rd Function Tri-Isotopes

	Name	Pred.R...	RT	m1 Height	m2 Height	m1 Resp	m2 Resp	RA	n/y	Resp	Conc.	EMPC	DL
1	13C-PCB-31	29.24	29.27	5.623e6	5.261e6	4.671e5	4.389e5	1.06	NO	9.060e5	1657.1		8.14
2	13C-PCB-28	29.38	29.36	4.227e6	4.022e6	3.078e5	2.919e5	1.05	NO	5.996e5	1025.8		7.62
3	13C-PCB-37	33.40	33.40	3.826e6	3.662e6	3.037e5	2.907e5	1.04	NO	5.943e5	1133.0		8.49

Tetra-Isotopes

	Name	Pred.R...	RT	m1 Height	m2 Height	m1 Resp	m2 Resp	RA	n/y	Resp	Conc.	EMPC	DL
1	13C-PCB-54	28.20	28.21	3.006e6	4.019e6	2.290e5	3.050e5	0.75	NO	5.340e5	857.90		0.906
2	13C-PCB-52	31.87	31.88	2.408e6	3.235e6	2.049e5	2.720e5	0.75	NO	4.769e5	996.80		1.18
3	13C-PCB-47	32.39	32.42	2.459e6	3.171e6	2.391e5	3.109e5	0.77	NO	5.500e5	1086.3		1.11
4	13C-PCB-70	36.03	36.04	1.738e6	2.231e6	1.436e5	1.845e5	0.78	NO	3.281e5	574.51		0.987
5	13C-PCB-80	36.46	36.47	3.444e6	4.527e6	2.883e5	3.792e5	0.76	NO	6.676e5	1126.2		0.951
6	13C-PCB-60	37.30	37.31	5.030e6	6.401e6	4.111e5	5.281e5	0.78	NO	9.392e5	1657.1		0.995
7	13C-PCB-79	38.39	38.41	3.126e6	4.013e6	2.609e5	3.400e5	0.77	NO	6.009e5	1027.4		0.964
8	13C-PCB-81	39.68	39.67	3.004e6	3.885e6	2.532e5	3.297e5	0.77	NO	5.829e5	1044.2		1.01
9	13C-PCB-77	40.28	40.29	2.773e6	3.574e6	2.418e5	3.069e5	0.79	NO	5.487e5	1010.1		1.04

3rd Function Penta-Isotopes

	Name	Pred.R...	RT	m1 Height	m2 Height	m1 Resp	m2 Resp	RA	n/y	Resp	Conc.	EMPC	DL
1	13C-PCB-104	33.06	33.09	4.671e6	3.031e6	3.872e5	2.497e5	1.55	NO	6.369e5	1024.1		0.546
2	13C-PCB-95	36.33	36.34	3.826e6	2.417e6	3.025e5	1.941e5	1.56	NO	4.966e5	1028.0		0.703
3	13C-PCB-101	38.08	38.07	3.789e6	2.434e6	3.088e5	1.977e5	1.56	NO	5.065e5	1098.0		0.736
4	13C-PCB-97	39.43	39.41	3.294e6	2.065e6	2.790e5	1.730e5	1.61	NO	4.520e5	1123.8		0.844
5	13C-PCB-111	39.85	39.88	6.802e6	4.359e6	5.728e5	3.667e5	1.56	NO	9.395e5	1657.1		0.599
6	13C-PCB-123	42.08	42.08	4.357e6	2.762e6	3.631e5	2.297e5	1.58	NO	5.929e5	1134.7		0.650
7	13C-PCB-118	42.28	42.26	4.386e6	2.748e6	3.786e5	2.370e5	1.60	NO	6.156e5	1113.8		0.614

Dataset: U:\VG11.PRO\Results\190711K2\190711K2-5B.qld

Last Altered: Saturday, July 27, 2019 14:09:18 Pacific Daylight Time
Printed: Saturday, July 27, 2019 14:10:34 Pacific Daylight Time

ID: 1901384-03 T4-PDI2019-SG26-190530 10, Description: T4-PDI2019-SG26-190530

4th Function Penta-Isotopes

	Name	Pred.R...	RT	m1 Height	m2 Height	m1 Resp	m2 Resp	RA	n/y	Resp	Conc.	EMPC	DL
1	13C-PCB-114	42.96	42.94	2.914e6	1.839e6	2.543e5	1.603e5	1.59	NO	4.146e5	1033.5		1.51
2	13C-PCB-105	43.83	43.83	2.972e6	1.883e6	2.570e5	1.616e5	1.59	NO	4.186e5	1001.1		1.45
3	13C-PCB-127	44.17	44.19	2.917e6	1.820e6	2.598e5	1.649e5	1.58	NO	4.246e5	991.74		1.42
4	13C-PCB-126	46.14	46.18	2.364e6	1.498e6	2.069e5	1.305e5	1.59	NO	3.375e5	884.29		1.59

4th Function Hexa-Isotopes

	Name	Pred.R...	RT	m1 Height	m2 Height	m1 Resp	m2 Resp	RA	n/y	Resp	Conc.	EMPC	DL
1	13C-PCB-153	43.98	44.00	2.759e6	2.207e6	2.293e5	1.846e5	1.24	NO	4.140e5	1101.2		1.17
2	13C-PCB-141	44.75	44.77	2.131e6	1.728e6	1.872e5	1.486e5	1.26	NO	3.358e5	1112.8		1.46
3	13C-PCB-138	45.63	45.65	2.282e6	1.861e6	1.891e5	1.546e5	1.22	NO	3.437e5	1103.1		1.42
4	13C-PCB-159	46.95	46.97	2.649e6	2.067e6	2.273e5	1.799e5	1.26	NO	4.072e5	1075.9		1.17
5	13C-PCB-128	47.22	47.24	2.779e6	2.291e6	2.398e5	1.978e5	1.21	NO	4.376e5	1657.1		1.67
6	13C-PCB-167	47.65	47.67	2.667e6	2.112e6	2.246e5	1.784e5	1.26	NO	4.031e5	1071.9		1.17
7	13C-PCB-156	48.98	49.00	2.527e6	2.026e6	2.134e5	1.691e5	1.26	NO	3.825e5	1036.6		1.20
8	13C-PCB-157	49.25	49.28	2.556e6	2.037e6	2.215e5	1.788e5	1.24	NO	4.003e5	1077.7		1.19
9	13C-PCB-169	51.53	51.56	2.099e6	1.609e6	1.830e5	1.434e5	1.28	NO	3.264e5	918.25		1.24

5th Function Octa-Isotopes

	Name	Pred.R...	RT	m1 Height	m2 Height	m1 Resp	m2 Resp	RA	n/y	Resp	Conc.	EMPC	DL
1	13C-PCB-194	55.28	55.28	1.363e6	1.509e6	8.192e4	9.200e4	0.89	NO	1.739e5	1011.5		1.63
2	13C-PCB-205	55.53	55.56	3.269e6	3.514e6	1.920e5	2.073e5	0.93	NO	3.993e5	1657.1		1.16

Dataset: Untitled

Last Altered: Saturday, July 13, 2019 11:48:22 Pacific Daylight Time
Printed: Saturday, July 13, 2019 11:49:01 Pacific Daylight Time

Name: 190711K2_5, Date: 12-Jul-2019, Time: 00:34:03, ID: 1901384-03 T4-PDI2019-SG26-190530 10, Description: T4-PDI2019-SG26-190530

PCB-1

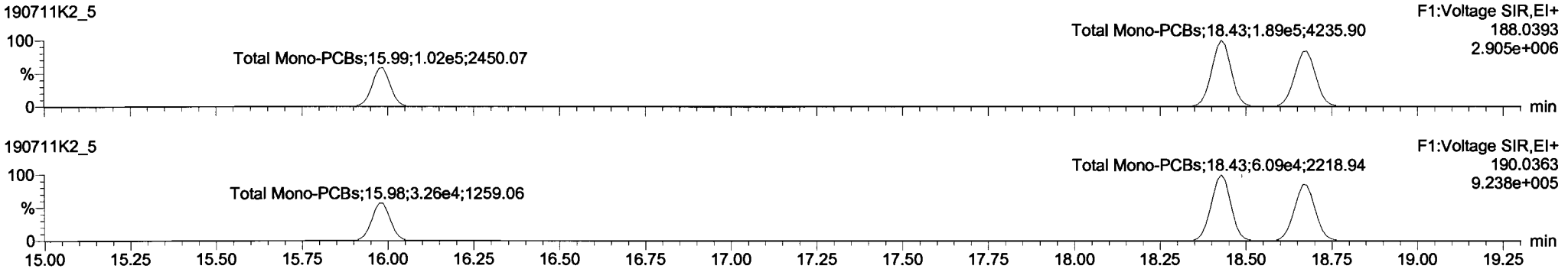

13C-PCB-1

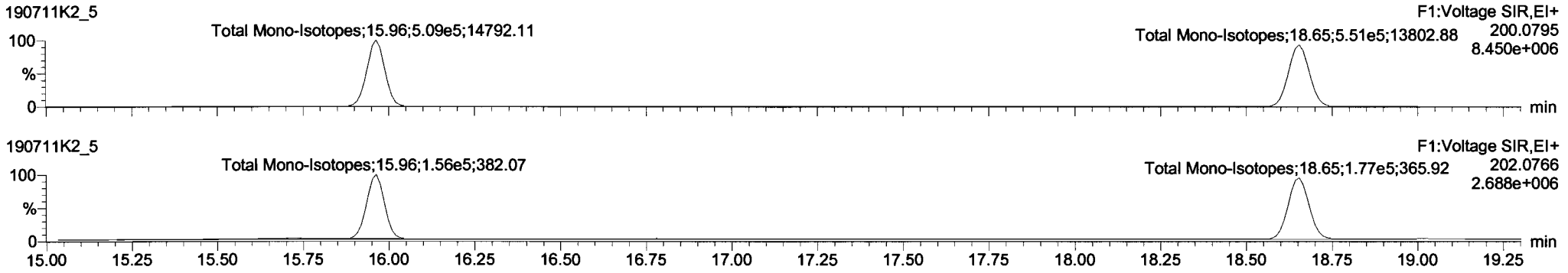

PFK1

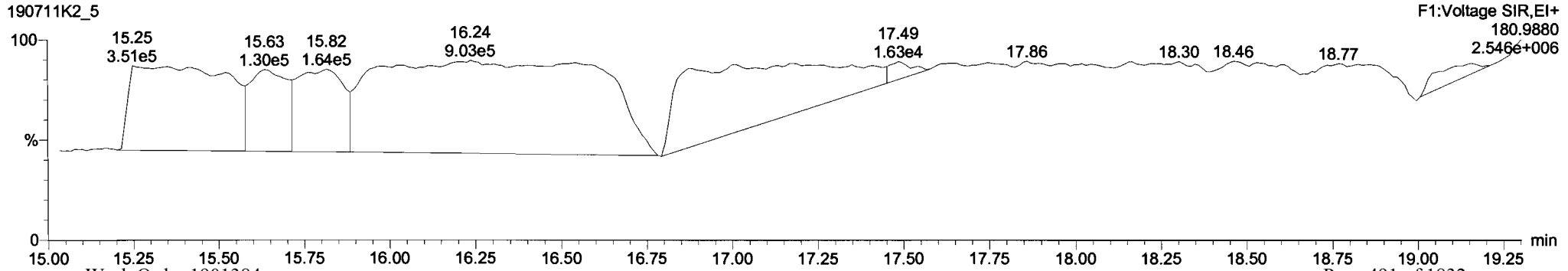

Dataset: Untitled

Last Altered: Saturday, July 13, 2019 11:48:22 Pacific Daylight Time
Printed: Saturday, July 13, 2019 11:49:01 Pacific Daylight Time

Name: 190711K2_5, Date: 12-Jul-2019, Time: 00:34:03, ID: 1901384-03 T4-PDI2019-SG26-190530 10, Description: T4-PDI2019-SG26-190530

PCB-4/10

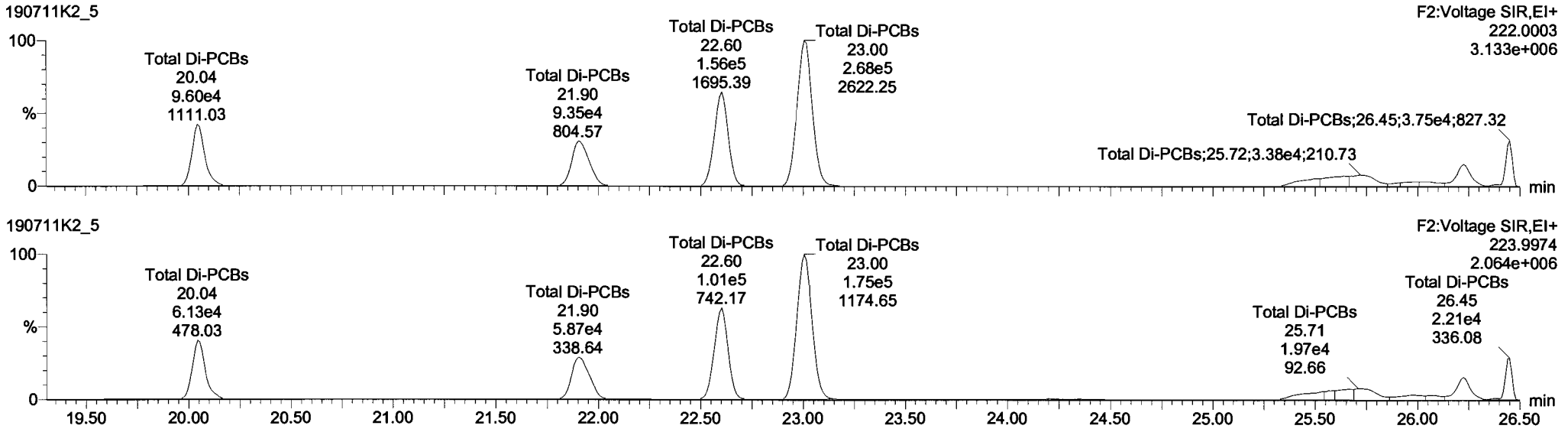

13C-PCB-4

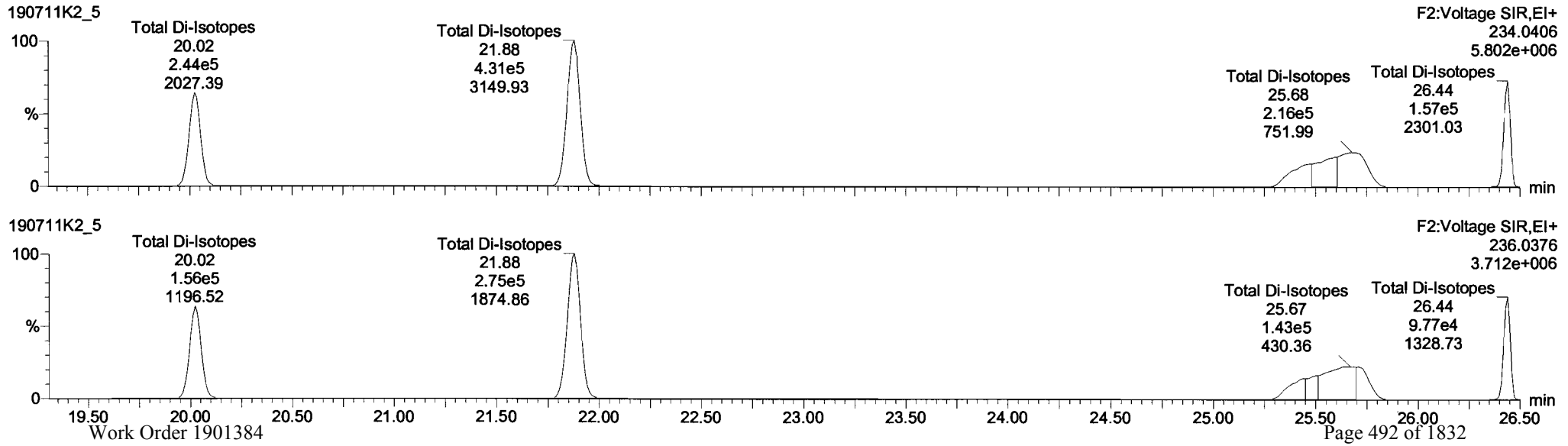

Dataset: Untitled

Last Altered: Saturday, July 13, 2019 11:48:22 Pacific Daylight Time
Printed: Saturday, July 13, 2019 11:49:01 Pacific Daylight Time

Name: 190711K2_5, Date: 12-Jul-2019, Time: 00:34:03, ID: 1901384-03 T4-PDI2019-SG26-190530 10, Description: T4-PDI2019-SG26-190530

PCB-19

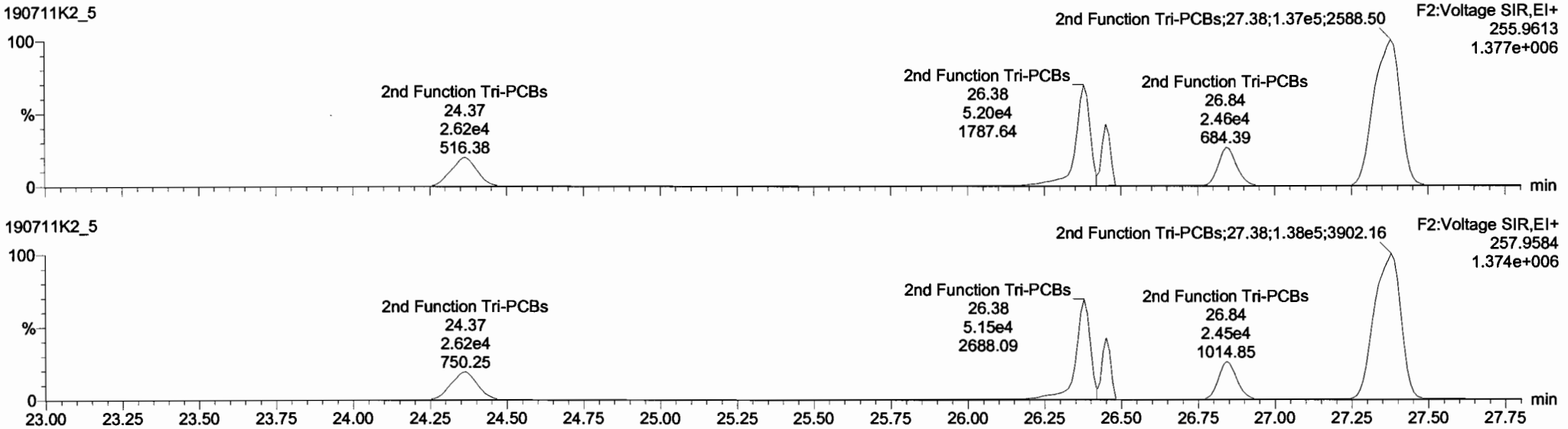

13C-PCB-19

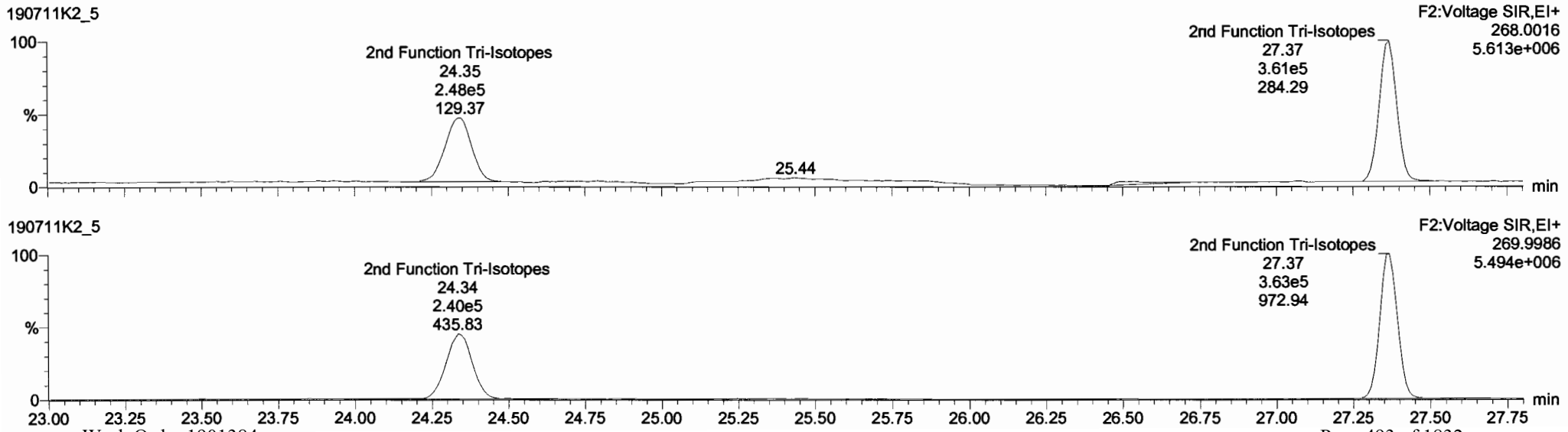

Dataset: Untitled

Last Altered: Saturday, July 13, 2019 11:48:22 Pacific Daylight Time
Printed: Saturday, July 13, 2019 11:49:01 Pacific Daylight Time

Name: 190711K2_5, Date: 12-Jul-2019, Time: 00:34:03, ID: 1901384-03 T4-PDI2019-SG26-190530 10, Description: T4-PDI2019-SG26-190530

PCB-34

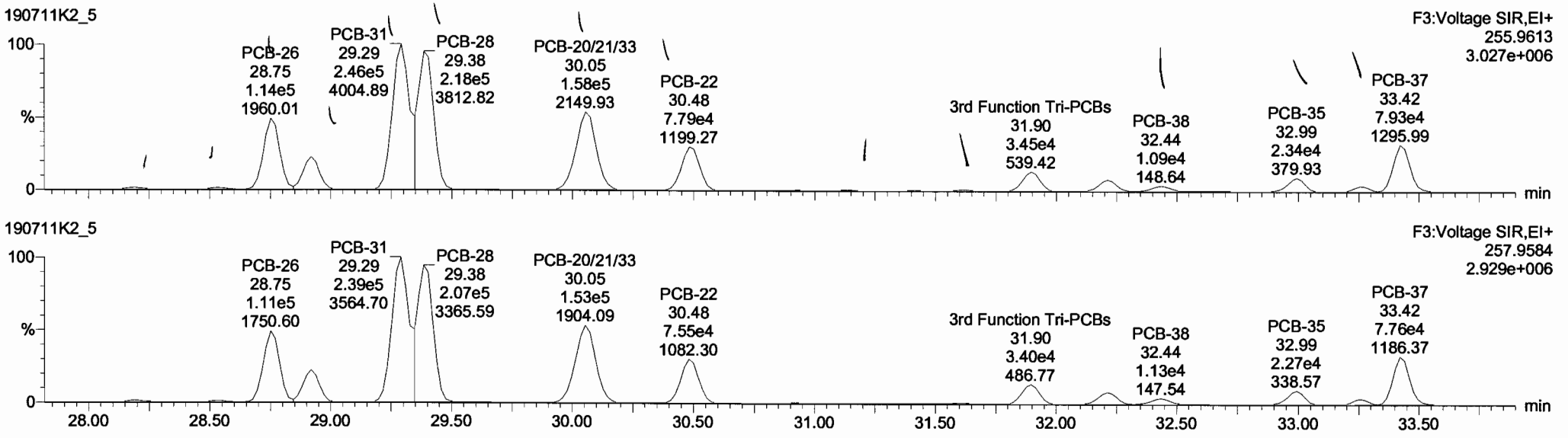

13C-PCB-28

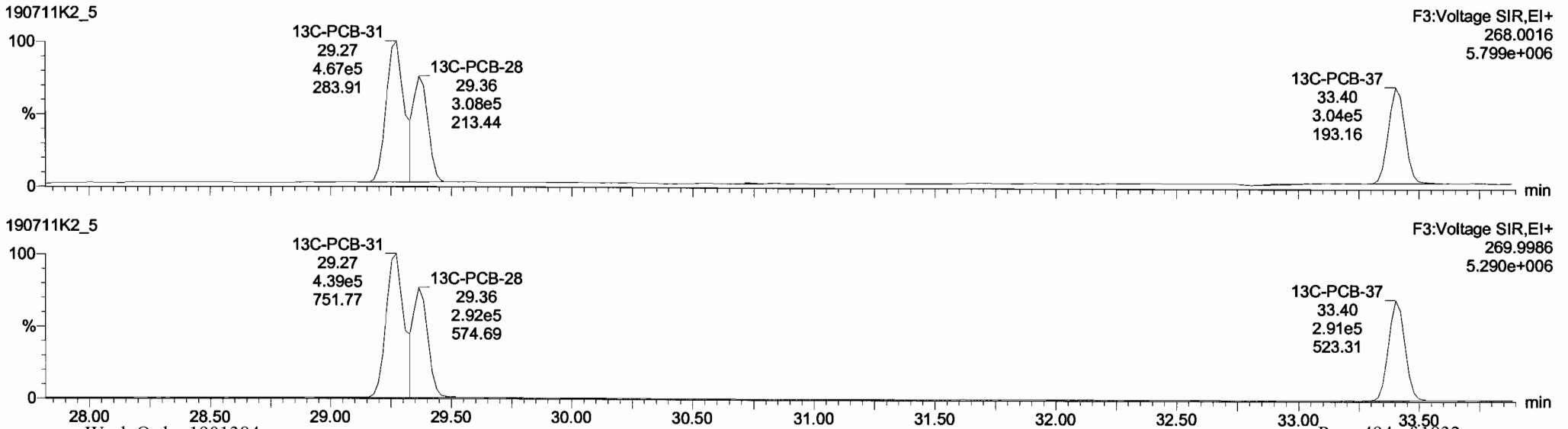

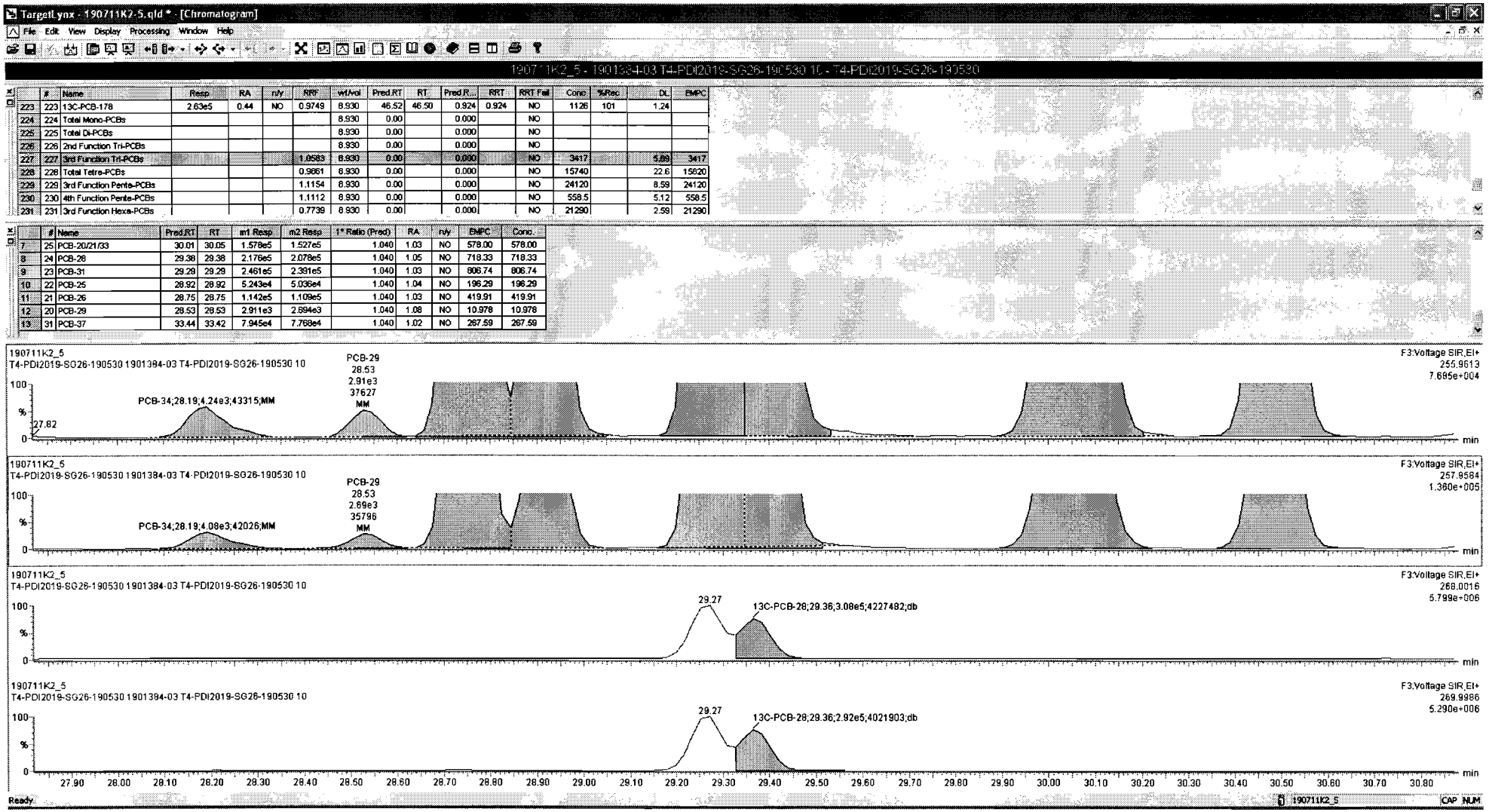
TargetLynx - 190711K2-5.qld * - [Chromatogram]
File Edit View Display Processing Window Help
1907 1K2_5 - 1901384-03 T4-PDI2019-SG26-190530 10 - T4-PDI2019-SG26-190530
223 223 13C-PCB-178 2.63e5 0.44 NO 0.9749 8.930 46.52 46.50 0.924 0.924 NO 1126 101 1.24
224 224 Total Mono-PCBs 8.930 0.00 0.000 NO
225 225 Total Di-PCBs 8.930 0.00 0.000 NO
226 226 2nd Function Tri-PCBs 8.930 0.00 0.000 NO
227 227 3rd Function Tri-PCBs 1.0583 8.930 0.00 0.000 NO 3417 5.89 3417
228 228 Total Tetra-PCBs 0.9861 8.930 0.00 0.000 NO 15740 22.6 15620
229 229 3rd Function Penta-PCBs 1.1154 8.930 0.00 0.000 NO 24120 8.59 24120
230 230 4th Function Penta-PCBs 1.1112 8.930 0.00 0.000 NO 558.5 5.12 558.5
231 231 3rd Function Hexa-PCBs 0.7739 8.930 0.00 0.000 NO 21290 2.59 21290
7 25 PCB-20/21/33 30.01 30.05 1.578e5 1.527e5 1.040 1.03 NO 578.00 578.00
8 24 PCB-28 29.38 29.38 2.176e5 2.078e5 1.040 1.05 NO 718.33 718.33
9 23 PCB-31 29.29 29.29 2.461e5 2.391e5 1.040 1.03 NO 806.74 806.74
10 22 PCB-25 28.92 28.92 5.243e4 5.036e4 1.040 1.04 NO 196.29 196.29
11 21 PCB-26 28.75 28.75 1.142e5 1.109e5 1.040 1.03 NO 419.91 419.91
12 20 PCB-29 28.53 28.53 2.911e3 2.694e3 1.040 1.08 NO 10.978 10.978
13 31 PCB-37 33.44 33.42 7.945e4 7.768e4 1.040 1.02 NO 267.59 267.59
190711K2_5
T4-PDI2019-SG26-190530 1901384-03 T4-PDI2019-SG26-190530 10
PCB-29
28.53
2.91e3
37627
MM
PCB-34;28.19;4.24e3;43315;MM
27.82
F3:Voltage SIR,EI+
255.9613
7.695e+004
190711K2_5
T4-PDI2019-SG26-190530 1901384-03 T4-PDI2019-SG26-190530 10
PCB-29
28.53
2.69e3
35796
MM
PCB-34;28.19;4.08e3;42026;MM
F3:Voltage SIR,EI+
257.9584
1.360e+005
190711K2_5
T4-PDI2019-SG26-190530 1901384-03 T4-PDI2019-SG26-190530 10
29.27
13C-PCB-28;29.36;3.08e5;4227482;db
F3:Voltage SIR,EI+
268.0016
5.799e+006
190711K2_5
T4-PDI2019-SG26-190530 1901384-03 T4-PDI2019-SG26-190530 10
29.27
13C-PCB-28;29.36;2.92e5;4021903;db
F3:Voltage SIR,EI+
269.9986
5.290e+006
100
%
0
min
27.90 28.00 28.10 28.20 28.30 28.40 28.50 28.60 28.70 28.80 28.90 29.00 29.10 29.20 29.30 29.40 29.50 29.60 29.70 29.80 29.90 30.00 30.10 30.20 30.30 30.40 30.50 30.60 30.70 30.80
Ready
190711K2_5
CAP NUM

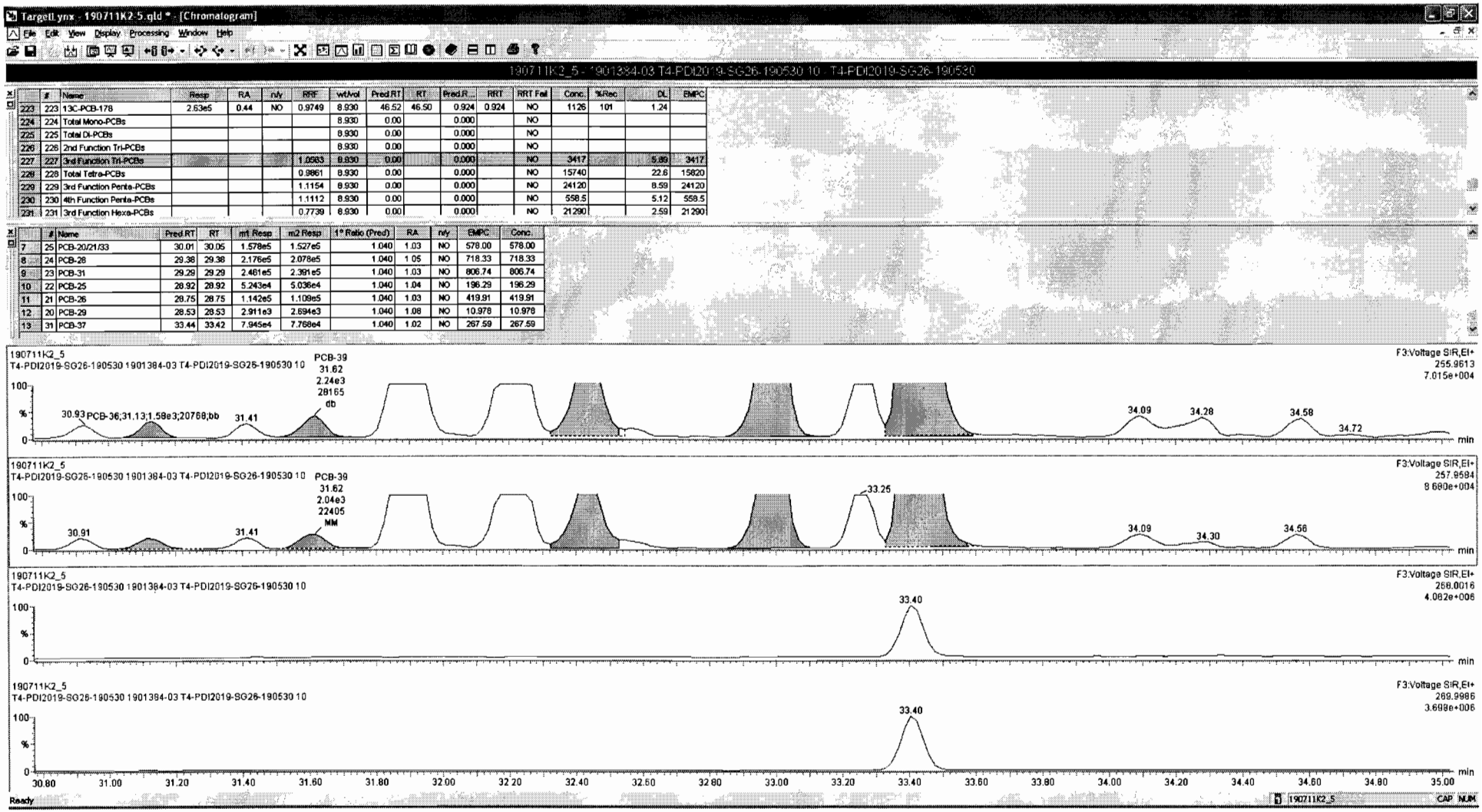
TargetLynx - 190711K2-5.qld * - [Chromatogram]
File Edit View Display Processing Window Help
190711K2_5 - 1901384-03 T4-PDI2019-SG26-190530 10 - T4-PDI2019-SG26-190530
Name Resp RA n/y RRF wt/vol Pred RT RT Pred R... RRT RRT Fail Conc. %Rec DL EMPC
223 223 13C-PCB-178 2.63e5 0.44 NO 0.9749 8.930 46.52 46.50 0.924 0.924 NO 1126 101 1.24
224 224 Total Mono-PCBs 8.930 0.00 0.000 NO
225 225 Total Di-PCBs 8.930 0.00 0.000 NO
226 226 2nd Function Tri-PCBs 8.930 0.00 0.000 NO
227 227 3rd Function Tri-PCBs 1.0583 8.930 0.00 0.000 NO 3417 5.89 3417
228 228 Total Tetra-PCBs 0.9861 8.930 0.00 0.000 NO 15740 22.6 15820
229 229 3rd Function Penta-PCBs 1.1154 8.930 0.00 0.000 NO 24120 8.59 24120
230 230 4th Function Penta-PCBs 1.1112 8.930 0.00 0.000 NO 558.5 5.12 558.5
231 231 3rd Function Hexa-PCBs 0.7739 8.930 0.00 0.000 NO 21290 2.59 21290
Name Pred RT RT m1 Resp m2 Resp 1° Ratio (Pred) RA n/y EMPC Conc.
7 25 PCB-20/21/33 30.01 30.05 1.578e5 1.527e5 1.040 1.03 NO 578.00 578.00
8 24 PCB-28 29.38 29.38 2.176e5 2.078e5 1.040 1.05 NO 718.33 718.33
9 23 PCB-31 29.29 29.29 2.461e5 2.391e5 1.040 1.03 NO 806.74 806.74
10 22 PCB-25 28.92 28.92 5.243e4 5.036e4 1.040 1.04 NO 196.29 196.29
11 21 PCB-26 28.75 28.75 1.142e5 1.109e5 1.040 1.03 NO 419.91 419.91
12 20 PCB-29 28.53 28.53 2.911e3 2.694e3 1.040 1.08 NO 10.978 10.978
13 31 PCB-37 33.44 33.42 7.945e4 7.768e4 1.040 1.02 NO 267.59 267.59
190711K2_5
T4-PDI2019-SG26-190530 1901384-03 T4-PDI2019-SG26-190530 10
F3:Voltage SIR,EI+
255.9613
7.015e+004
PCB-39
31.62
2.24e3
28165
db
30.93 PCB-36;31.13;1.58e3;20768;bb
31.41
34.09
34.28
34.58
34.72
F3:Voltage SIR,EI+
257.9584
8.680e+004
PCB-39
31.62
2.04e3
22405
MM
30.91
31.41
33.25
34.09
34.30
34.56
F3:Voltage SIR,EI+
268.0016
4.062e+006
33.40
F3:Voltage SIR,EI+
269.9986
3.698e+006
33.40
min
30.80 31.00 31.20 31.40 31.60 31.80 32.00 32.20 32.40 32.60 32.80 33.00 33.20 33.40 33.60 33.80 34.00 34.20 34.40 34.60 34.80 35.00
Ready
190711K2_5
CAP NUM

Dataset: Untitled

Last Altered: Saturday, July 13, 2019 11:48:22 Pacific Daylight Time
Printed: Saturday, July 13, 2019 11:49:01 Pacific Daylight Time

Name: 190711K2_5, Date: 12-Jul-2019, Time: 00:34:03, ID: 1901384-03 T4-PDI2019-SG26-190530 10, Description: T4-PDI2019-SG26-190530

PCB-54

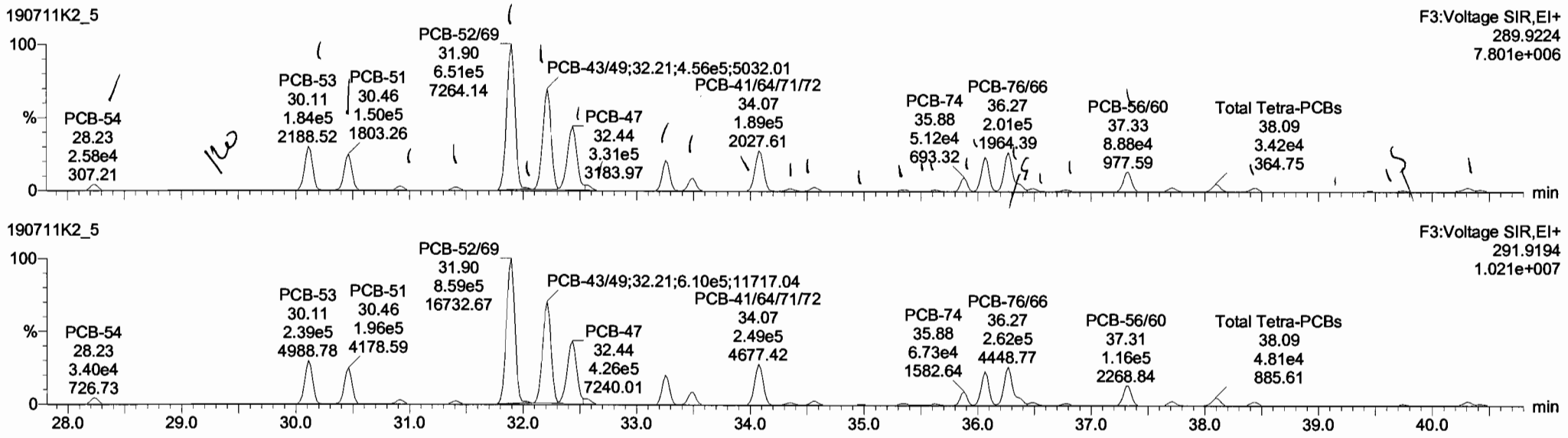

13C-PCB-54

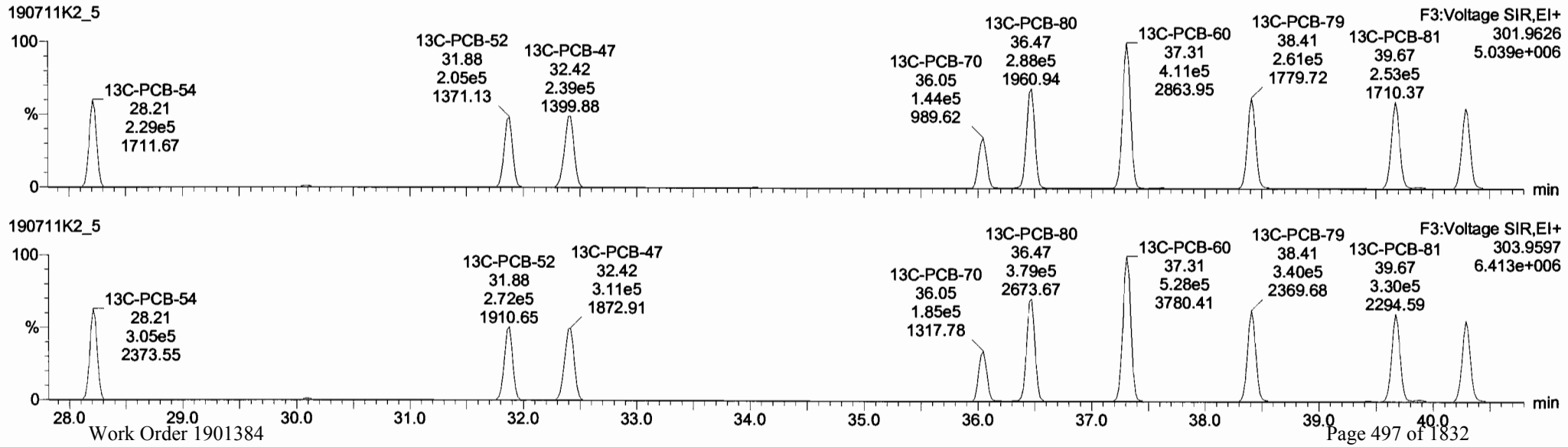

Dataset: Untitled

Last Altered: Saturday, July 13, 2019 11:48:22 Pacific Daylight Time
Printed: Saturday, July 13, 2019 11:49:01 Pacific Daylight Time

Name: 190711K2_5, Date: 12-Jul-2019, Time: 00:34:03, ID: 1901384-03 T4-PDI2019-SG26-190530 10, Description: T4-PDI2019-SG26-190530

PCB-50

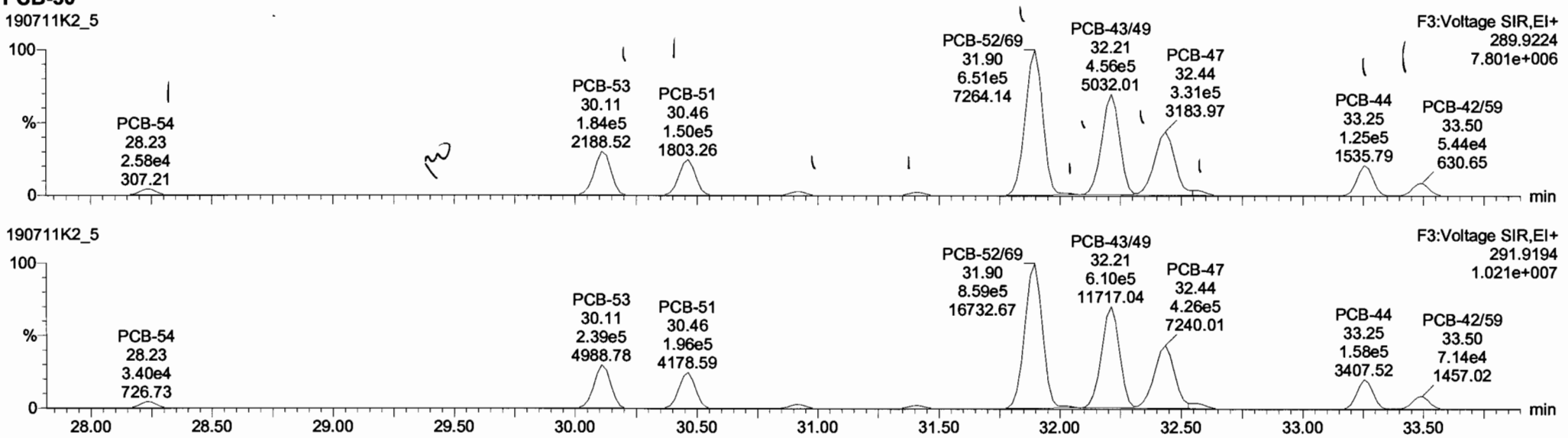

13C-PCB-52

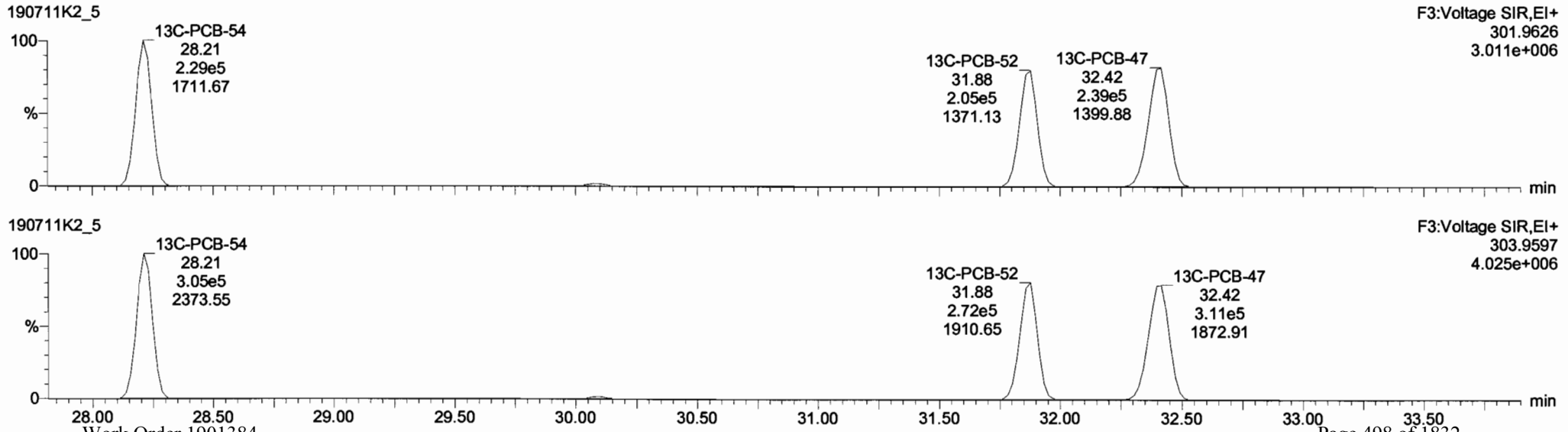

TargetLynx - 190711K2-5.qld - [Chromatogram]

File Edit View Display Processing Window Help

190711k2_5 - 1901384-03 T4-PDI2019-SG26-190530 10 - T4-PDI2019-SG26-190530

	#	Name	Resp	RA	nAy	RRF	wt/vol	Pred.RT	RT	Pred.R...	RRT	RRT Fail	Conc.	%Rec	DL	EMPC
223	223	13C-PCB-178	2.63e5	0.44	NO	0.9749	8.930	46.52	46.50	0.924	0.924	NO	1126	101	1.24	
224	224	Total Mono-PCBs					8.930	0.00		0.000		NO				
225	225	Total Di-PCBs					8.930	0.00		0.000		NO				
226	226	2nd Function Tri-PCBs					8.930	0.00		0.000		NO				
227	227	3rd Function Tri-PCBs				1.0563	8.930	0.00		0.000		NO	3417		5.89	3417
228	228	Total Tetra-PCBs				0.9861	8.930	0.00		0.000		NO	15920		22.6	18000
229	229	3rd Function Penta-PCBs				1.1154	8.930	0.00		0.000		NO	24120		8.59	24120
230	230	4th Function Penta-PCBs				1.1112	8.930	0.00		0.000		NO	558.5		5.12	558.5
231	231	3rd Function Hexa-PCBs				0.7739	8.930	0.00		0.000		NO	21290		2.59	21290

	#	Name	Pred.RT	RT	m1 Resp	m2 Resp	1* Ratio (Pred)	RA	nAy	EMPC	Conc.
1	32	PCB-54	28.23	28.23	2.577e4	3.401e4	0.770	0.76	NO	125.90	125.90
2	33	PCB-50	29.44	29.44	6.553e2	7.244e2	0.770	0.90	YES	3.4417	0.00000
3	34	PCB-53	30.12	30.11	1.848e5	2.397e5	0.770	0.77	NO	1043.6	1043.6
4	35	PCB-51	30.47	30.46	1.507e5	1.973e5	0.770	0.76	NO	798.44	798.44
5	36	PCB-45	30.91	30.91	1.701e4	2.330e4	0.770	0.73	NO	117.14	117.14
6	37	PCB-46	31.41	31.41	1.404e4	1.751e4	0.770	0.80	NO	98.341	98.341

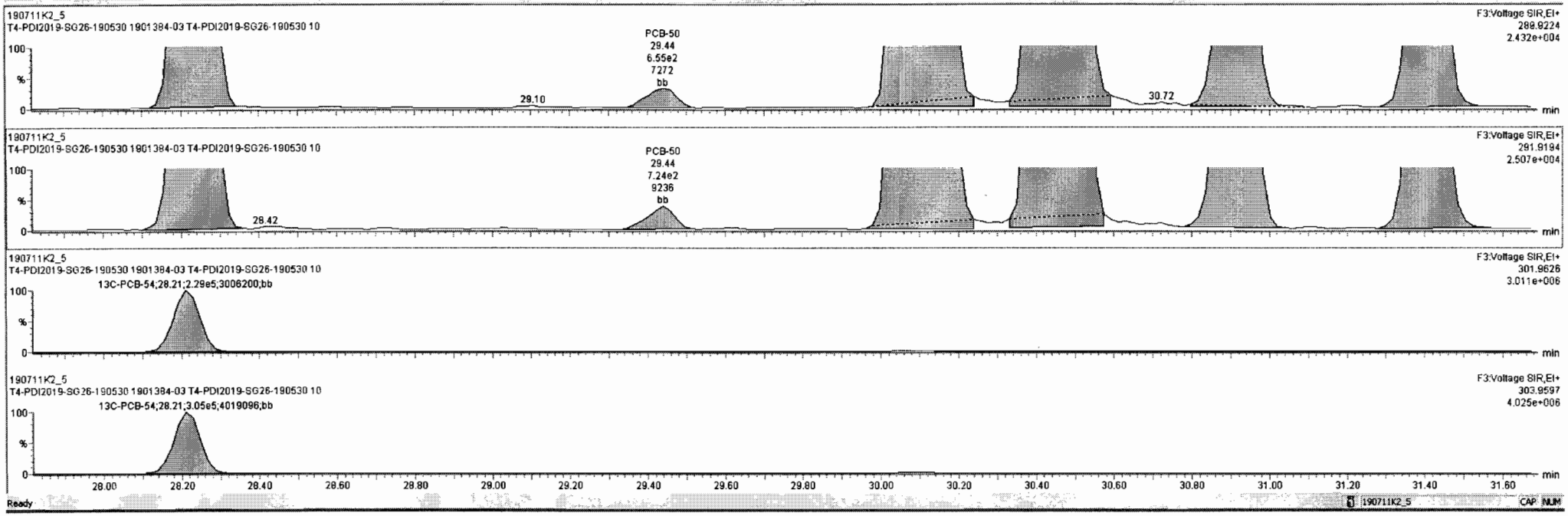

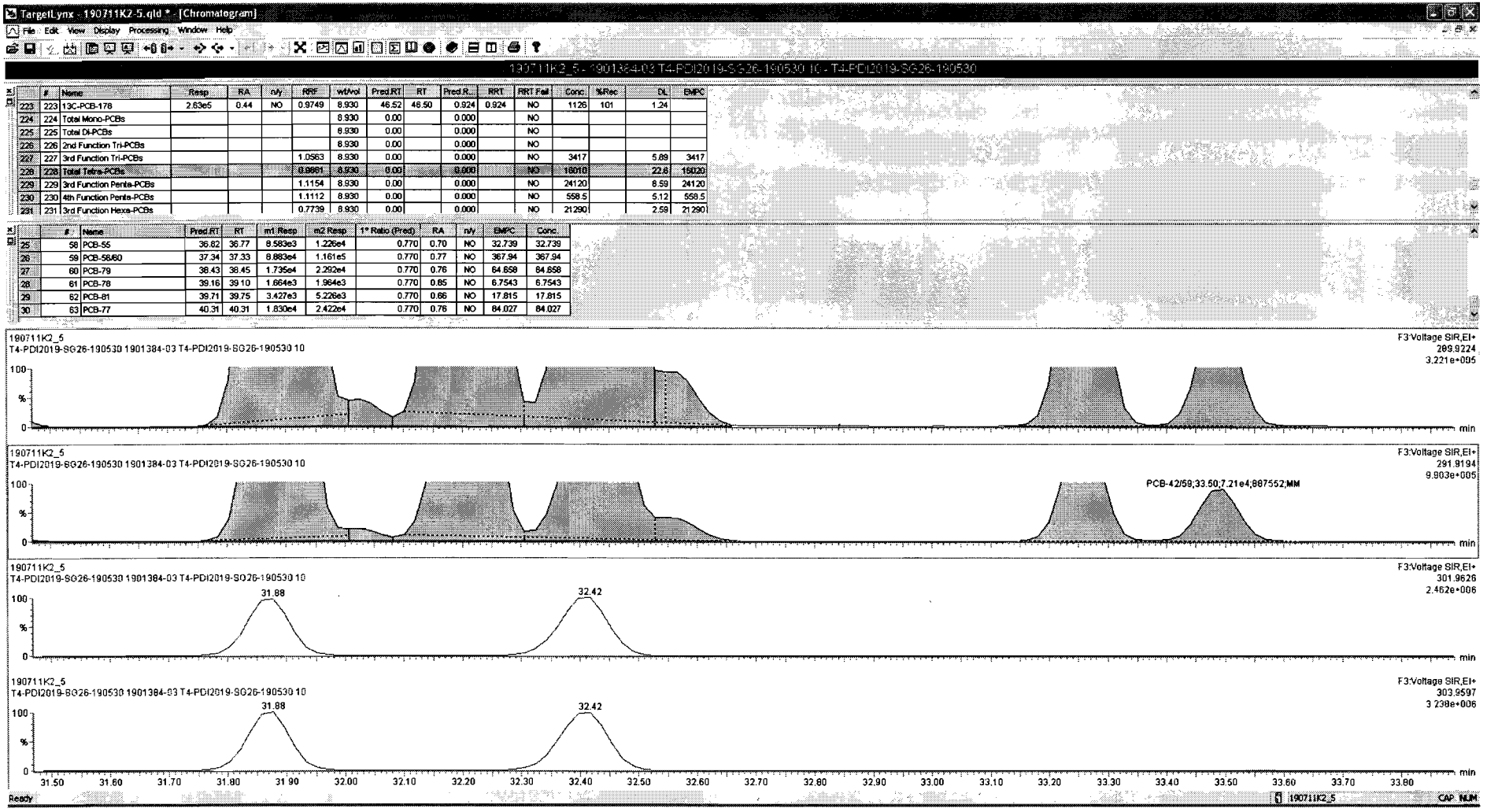
TargetLynx - 190711K2-5.qld * - [Chromatogram]
File Edit View Display Processing Window Help
190711K2_5 - 1901384-03 T4-PDI2019-SG26-190530 10 - T4-PDI2019-SG26-190530
Name Resp RA nAy RRF wtAvol Pred.RT RT Pred.R... RRT RRT Fail Conc. %Rec DL EMPC
223 223 13C-PCB-178 2.63e5 0.44 NO 0.9749 8.930 46.52 46.50 0.924 0.924 NO 1126 101 1.24
224 224 Total Mono-PCBs 8.930 0.00 0.000 NO
225 225 Total Di-PCBs 8.930 0.00 0.000 NO
226 226 2nd Function Tri-PCBs 8.930 0.00 0.000 NO
227 227 3rd Function Tri-PCBs 1.0563 8.930 0.00 0.000 NO 3417 5.89 3417
228 228 Total Tetra-PCBs 0.9661 8.930 0.00 0.000 NO 18010 22.8 18020
229 229 3rd Function Penta-PCBs 1.1154 8.930 0.00 0.000 NO 24120 8.59 24120
230 230 4th Function Penta-PCBs 1.1112 8.930 0.00 0.000 NO 558.5 5.12 558.5
231 231 3rd Function Hexa-PCBs 0.7739 8.930 0.00 0.000 NO 21290 2.59 21290
Name Pred.RT RT m1 Resp m2 Resp 1° Ratio (Pred) RA nAy EMPC Conc
25 58 PCB-55 36.82 36.77 8.583e3 1.226e4 0.770 0.70 NO 32.739 32.739
26 59 PCB-58/60 37.34 37.33 8.883e4 1.161e5 0.770 0.77 NO 367.94 367.94
27 60 PCB-79 38.43 38.45 1.735e4 2.292e4 0.770 0.76 NO 84.658 84.658
28 61 PCB-78 39.16 39.10 1.664e3 1.964e3 0.770 0.85 NO 6.7543 6.7543
29 62 PCB-81 39.71 39.75 3.427e3 5.226e3 0.770 0.66 NO 17.815 17.815
30 63 PCB-77 40.31 40.31 1.830e4 2.422e4 0.770 0.76 NO 84.027 84.027
190711K2_5
T4-PDI2019-SG26-190530 1901384-03 T4-PDI2019-SG26-190530 10
F3:Voltage SIR,EI+
289.9224
3.221e+005
PCB-42/59;33.50;7.21e4;887552;MM
F3:Voltage SIR,EI+
291.9194
9.803e+005
F3:Voltage SIR,EI+
301.9626
2.462e+006
31.88
32.42
F3:Voltage SIR,EI+
303.9597
3.238e+006
31.50 31.60 31.70 31.80 31.90 32.00 32.10 32.20 32.30 32.40 32.50 32.60 32.70 32.80 32.90 33.00 33.10 33.20 33.30 33.40 33.50 33.60 33.70 33.80
min
Ready
190711K2_5
CAP NUM

Dataset: Untitled

Last Altered: Saturday, July 13, 2019 11:48:22 Pacific Daylight Time
Printed: Saturday, July 13, 2019 11:49:01 Pacific Daylight Time

Name: 190711K2_5, Date: 12-Jul-2019, Time: 00:34:03, ID: 1901384-03 T4-PDI2019-SG26-190530 10, Description: T4-PDI2019-SG26-190530

PCB-68

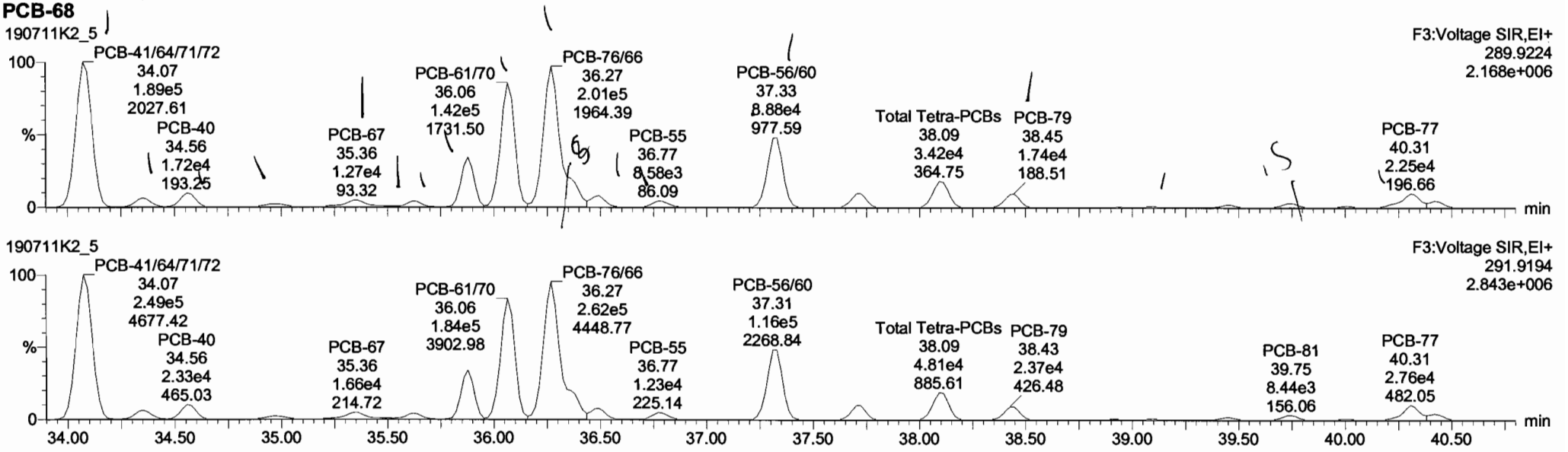

13C-PCB-60

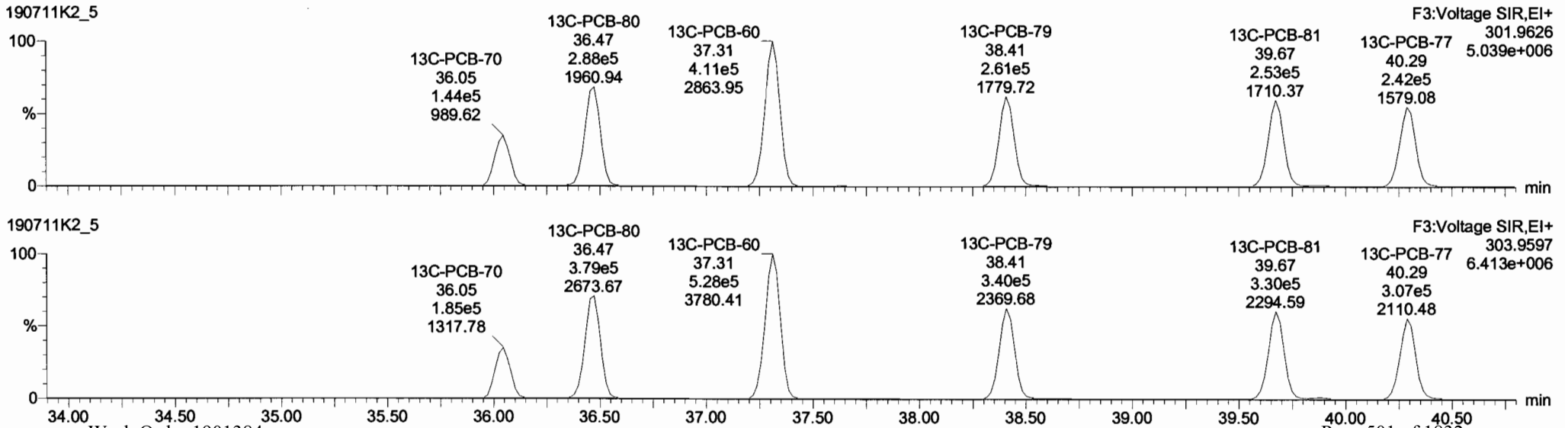

TargetLynx - 190711K2-5.qld - [Chromatogram]

File Edit View Display Processing Window Help

190711K2_5 - 1901384-03 T4-PDI2019-SG26-190530 10 - T4-PDI2019-SG26-190530

	#	Name	Resp	IS Resp	IS#	RA	n/y	RRF	wt/vol	Pred.RT	RT	RRT	Pred.RRT	Check RRT	Conc.	%Rec	OL	EMPC
221	2...	13C-PCB-178	2.63e5	4.38e5	217	0.44	NO		8.930	46.50	46.50	0.988	0.988	NO	770.0	68.8	0.884	
222	2...	13C-PCB-79	5.86e5	5.83e5	183	0.77	NO		8.930	38.40	38.41	0.968	0.968	NO	1100	98.2	1.07	
223	2...	13C-PCB-178	2.63e5	2.68e5	205	0.44	NO		8.930	46.52	46.50	0.924	0.924	NO	1126	101	1.24	
224	2...	Total Mono-PCBs							8.930	0.00			0.000	NO				
225	2...	Total Di-PCBs							8.930	0.00			0.000	NO				
226	2...	2nd Function Tri-PCBs							8.930	0.00			0.000	NO				
227	2...	3rd Function Tri-PCBs							8.930	0.00			0.000	NO	3417		5.89	3417
228	2...	Total Tetra-PCBs							8.930	0.00			0.000	NO	15810		22.6	15820
229	2...	3rd Function Penta-PCBs							8.930	0.00			0.000	NO	24170		8.59	24170
230	2...	4th Function Penta-PCBs							8.930	0.00			0.000	NO	558.0		5.12	558.0
231	2...	3rd Function Hexa-PCBs							8.930	0.00			0.000	NO	21360		2.59	21360

	#	Name	Pred.RT	RT	m1 Resp	m2 Resp	Pred RA	RA	n/y	EMPC	Conc.	Primar...	1st Det.
1	32	PCB-54	28.23	28.23	2.577e4	3.401e4	0.770	0.76	NO	125.90	125.90	bb	bb
2	50	PCB-57	34.95	34.97	5.028e3	6.540e3	0.770	0.77	NO	37.678	37.678	bd	bd
3	49	PCB-40	34.59	34.56	1.735e4	2.340e4	0.770	0.74	NO	143.91	143.91	MM	MM
4	48	PCB-68	34.36	34.35	1.184e4	1.551e4	0.770	0.76	NO	50.228	50.228	MM	MM
5	47	PCB-41/64/71/72	34.08	34.07	1.896e5	2.494e5	0.770	0.76	NO	826.27	826.27	MM	MM
6	46	PCB-42/59	33.49	33.50	5.445e4	7.206e4	0.770	0.76	NO	268.31	268.31	MM	MM

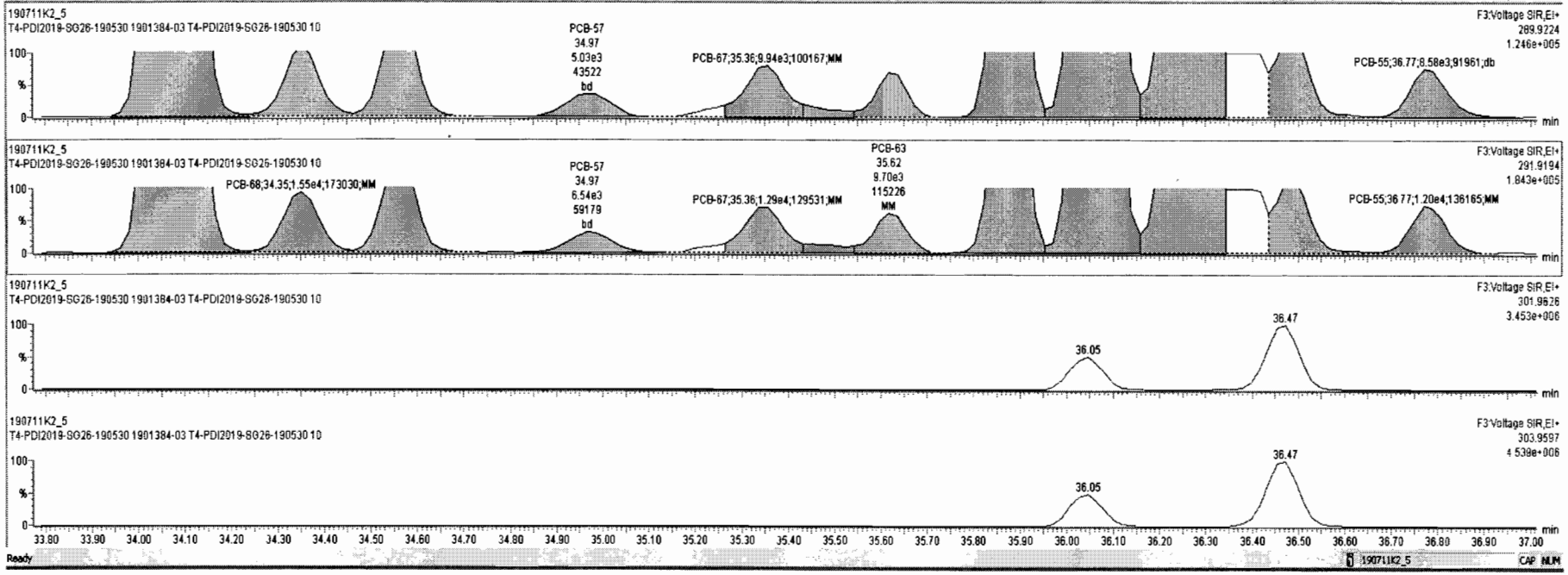

Ready 190711K2_5 CAP NUM

TargetLynx - 190711K2-5.qld - [Chromatogram]

File Edit View Display Processing Window Help

190711K2_5 - 1901384-03 T4-PDI2019-SG26-190530 10 - T4-PDI2019-SG26-190530

	#	Name	Resp	IS Resp	IS#	RA	n/y	RRF	wt/vol	Pred.RT	RT	RRT	Pred.RRT	Check RRT	Conc	%Rec	DL	EMPC
221	2...	13C-PCB-178	2.63e5	4.38e5	217	0.44	NO		8.930	46.50	46.50	0.968	0.968	NO	770.0	68.8	0.884	
222	2...	13C-PCB-79	5.98e5	5.83e5	183	0.77	NO		8.930	38.40	38.41	0.968	0.968	NO	1100	98.2	1.07	
223	2...	13C-PCB-178	2.63e5	2.68e5	205	0.44	NO		8.930	46.52	46.50	0.924	0.924	NO	1126	101	1.24	
224	2...	Total Mono-PCBs							8.930	0.00			0.000	NO				
225	2...	Total Di-PCBs							8.930	0.00			0.000	NO				
226	2...	2nd Function Tri-PCBs							8.930	0.00			0.000	NO				
227	2...	3rd Function Tri-PCBs							8.930	0.00			0.000	NO	3417		5.89	3417
228	2...	Total Tetra-PCBs							8.930	0.00			0.000	NO	15810		22.8	15809
229	2...	3rd Function Penta-PCBs							8.930	0.00			0.000	NO	24170		8.59	24170
230	2...	4th Function Penta-PCBs							8.930	0.00			0.000	NO	558.0		5.12	558.0
231	2...	3rd Function Hexa-PCBs							8.930	0.00			0.000	NO	21360		2.59	21360

	#	Name	Pred.RT	RT	m1 Resp	m2 Resp	Pred RA	RA	n/y	EMPC	Conc.	Primer...	1° Det...
1	32	PCB-54	28.23	28.23	2.577e4	3.401e4	0.770	0.76	NO	125.90	125.90	bb	bb
2	50	PCB-57	34.95	34.97	5.028e3	6.540e3	0.770	0.77	NO	37.678	37.678	bd	bd
3	49	PCB-40	34.59	34.56	1.735e4	2.340e4	0.770	0.74	NO	143.91	143.91	MM	MM
4	48	PCB-68	34.36	34.35	1.184e4	1.551e4	0.770	0.76	NO	50.228	50.228	MM	MM
5	47	PCB-41/64/71/72	34.08	34.07	1.896e5	2.494e5	0.770	0.76	NO	626.27	626.27	MM	MM
6	46	PCB-42/59	33.49	33.50	5.445e4	7.206e4	0.770	0.76	NO	268.31	268.31	MM	MM

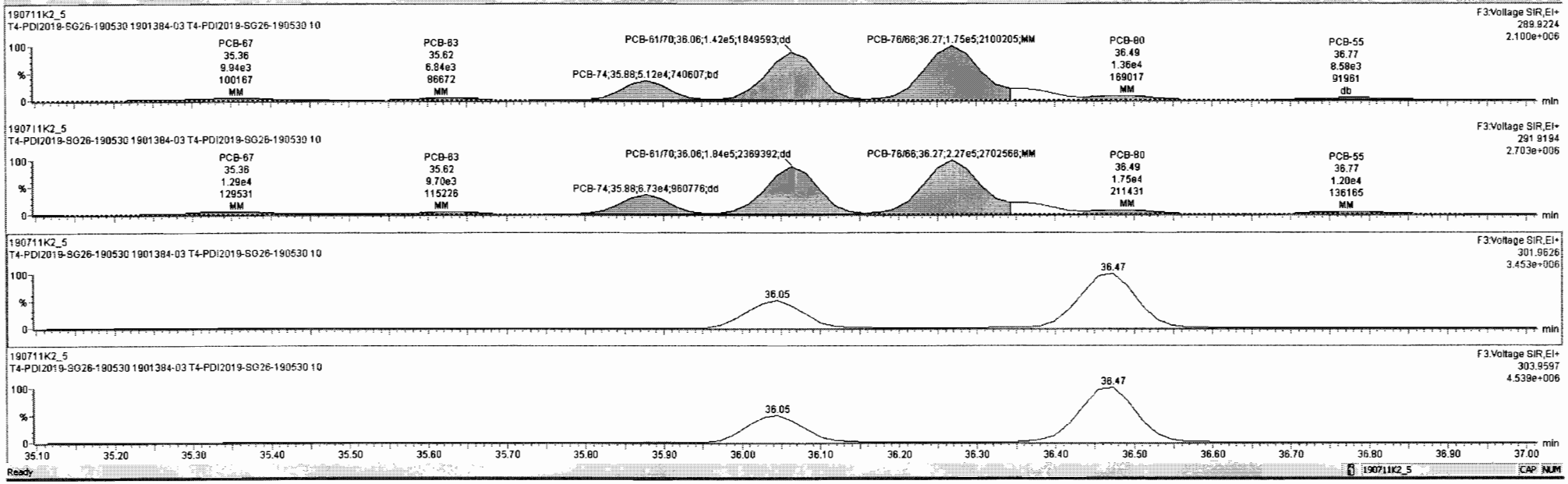

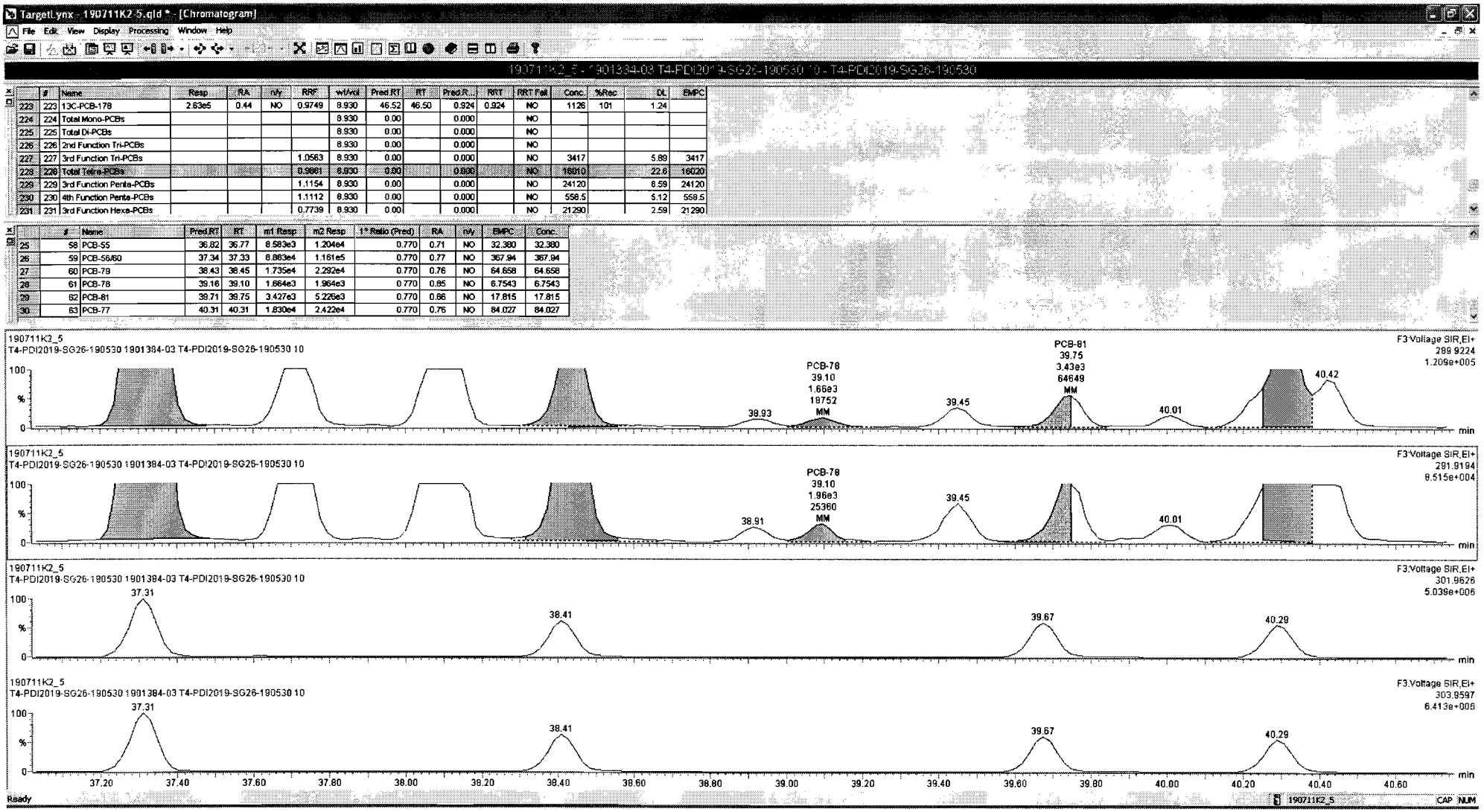

	#	Name	Resp	RA	nIy	RRF	wt/vol	Pred RT	RT	Pred R...	RRT	RRT Fail	Conc.	%Rec	DL	EMPC
223	223	13C-PCB-178	2.63e5	0.44	NO	0.9749	8.930	46.52	46.50	0.924	0.924	NO	1126	101	1.24	
224	224	Total Mono-PCBs					8.930	0.00		0.000		NO				
225	225	Total Di-PCBs					8.930	0.00		0.000		NO				
226	226	2nd Function Tri-PCBs					8.930	0.00		0.000		NO				
227	227	3rd Function Tri-PCBs				1.0563	8.930	0.00		0.000		NO	3417		5.89	3417
228	228	Total Tetra-PCBs				0.9861	8.930	0.00		0.000		NO	16010		22.6	16020
229	229	3rd Function Penta-PCBs				1.1154	8.930	0.00		0.000		NO	24120		6.59	24120
230	230	4th Function Penta-PCBs				1.1112	8.930	0.00		0.000		NO	558.5		5.12	558.5
231	231	3rd Function Hexa-PCBs				0.7739	8.930	0.00		0.000		NO	21290		2.59	21290

	#	Name	Pred RT	RT	m1 Resp	m2 Resp	1° Ratio (Pred)	RA	nIy	EMPC	Conc.
25	58	PCB-55	36.82	36.77	8.583e3	1.204e4	0.770	0.71	NO	32.380	32.380
26	59	PCB-56/60	37.34	37.33	8.883e4	1.161e5	0.770	0.77	NO	367.94	367.94
27	60	PCB-79	38.43	38.45	1.735e4	2.292e4	0.770	0.76	NO	64.658	64.658
28	61	PCB-78	39.16	39.10	1.664e3	1.964e3	0.770	0.85	NO	6.7543	6.7543
29	62	PCB-81	39.71	39.75	3.427e3	5.226e3	0.770	0.66	NO	17.815	17.815
30	63	PCB-77	40.31	40.31	1.830e4	2.422e4	0.770	0.76	NO	84.027	84.027

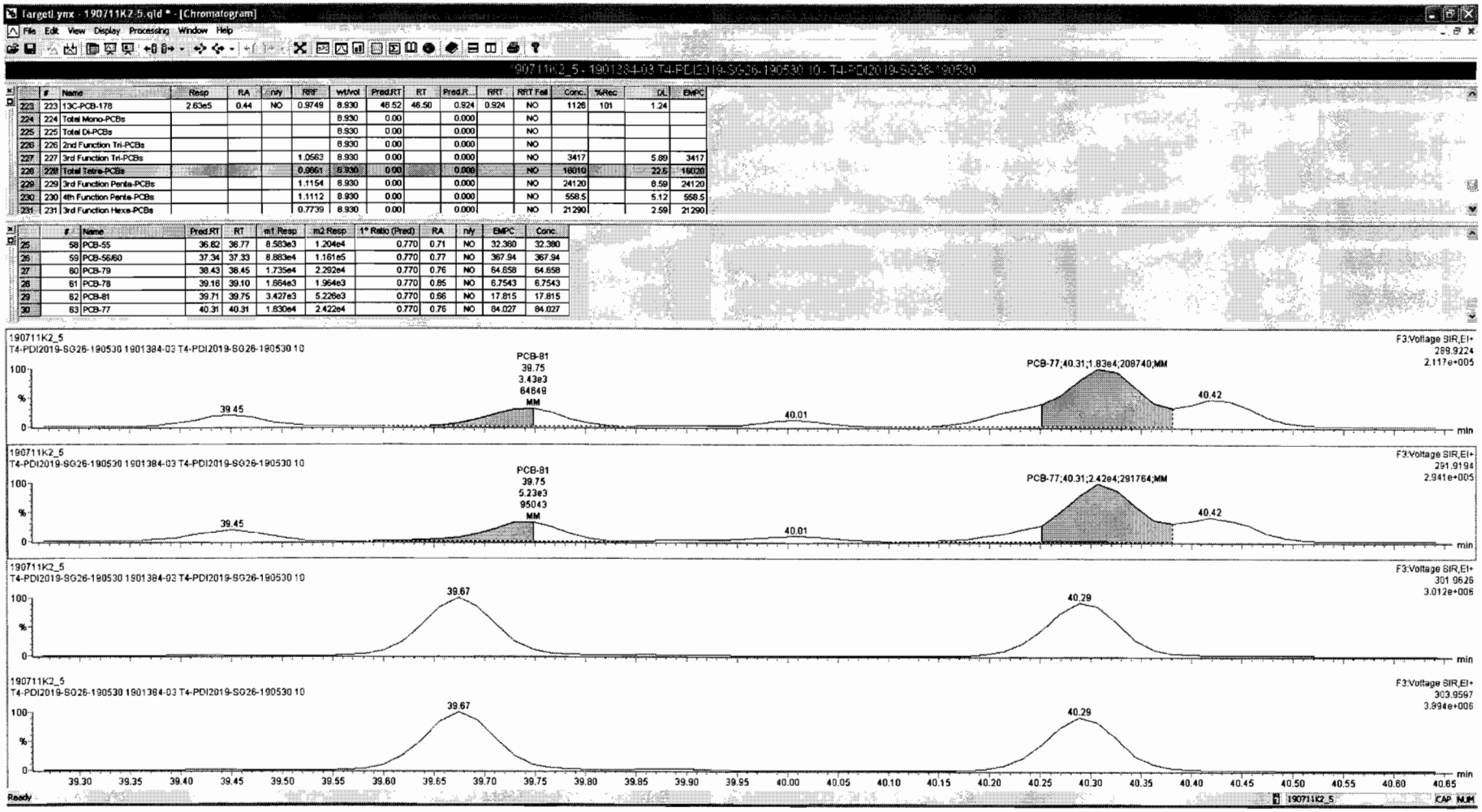

	#	Name	Resp	RA	n/y	RRT	wt/vol	Pred.RT	RT	Pred.R	RRT	RRT Fail	Conc.	%Rec	DL	EMPC
223	223	13C-PCB-178	2.63e5	0.44	NO	0.9749	8.930	46.52	46.50	0.924	0.924	NO	1126	101	1.24	
224	224	Total Mono-PCBs					8.930	0.00		0.000		NO				
225	225	Total Di-PCBs					8.930	0.00		0.000		NO				
226	226	2nd Function Tri-PCBs					8.930	0.00		0.000		NO				
227	227	3rd Function Tri-PCBs				1.0563	8.930	0.00		0.000		NO	3417		5.89	3417
228	228	Total Tetra-PCBs				0.9661	8.930	0.00		0.000		NO	16019		22.6	16020
229	229	3rd Function Penta-PCBs				1.1154	8.930	0.00		0.000		NO	24120		8.59	24120
230	230	4th Function Penta-PCBs				1.1112	8.930	0.00		0.000		NO	558.5		5.12	558.5
231	231	3rd Function Hexa-PCBs				0.7739	8.930	0.00		0.000		NO	21290		2.59	21290

	#	Name	Pred.RT	RT	m1 Resp	m2 Resp	1° Ratio (Pred)	RA	n/y	EMPC	Conc.
25	58	PCB-55	36.82	36.77	8.583e3	1.204e4	0.770	0.71	NO	32.380	32.380
26	59	PCB-56/60	37.34	37.33	8.883e4	1.161e5	0.770	0.77	NO	367.94	367.94
27	60	PCB-79	38.43	38.45	1.735e4	2.292e4	0.770	0.76	NO	64.658	64.658
28	61	PCB-78	39.18	39.10	1.664e3	1.964e3	0.770	0.85	NO	6.7543	6.7543
29	62	PCB-81	39.71	39.75	3.427e3	5.226e3	0.770	0.66	NO	17.815	17.815
30	63	PCB-77	40.31	40.31	1.830e4	2.422e4	0.770	0.76	NO	84.027	84.027

Dataset: Untitled

Last Altered: Saturday, July 13, 2019 11:48:22 Pacific Daylight Time
Printed: Saturday, July 13, 2019 11:49:01 Pacific Daylight Time

Name: 190711K2_5, Date: 12-Jul-2019, Time: 00:34:03, ID: 1901384-03 T4-PDI2019-SG26-190530 10, Description: T4-PDI2019-SG26-190530

PCB-104

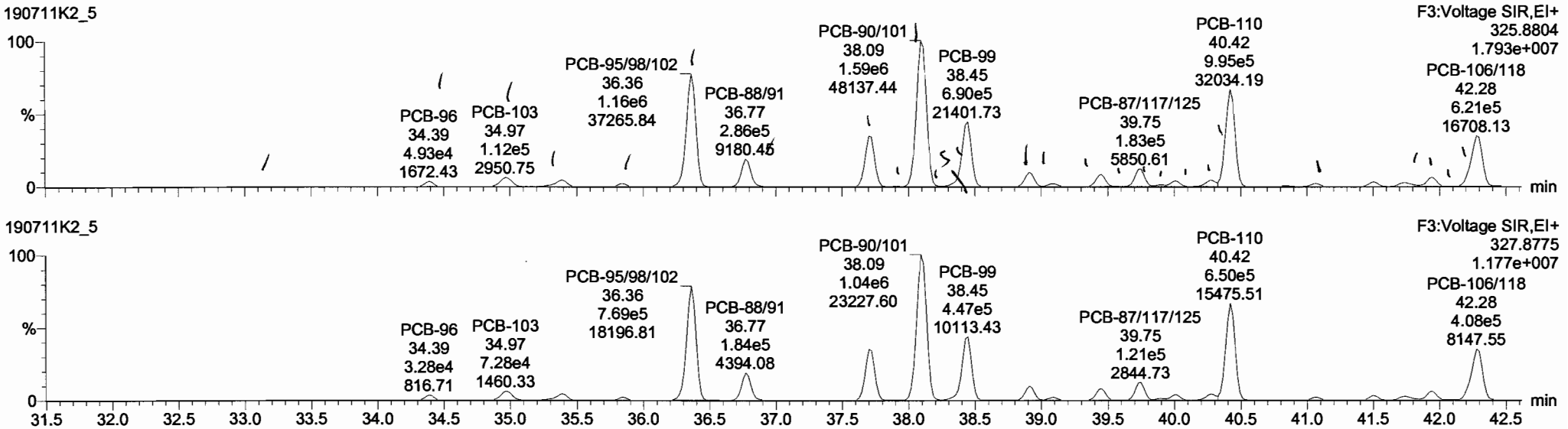

13C-PCB-104

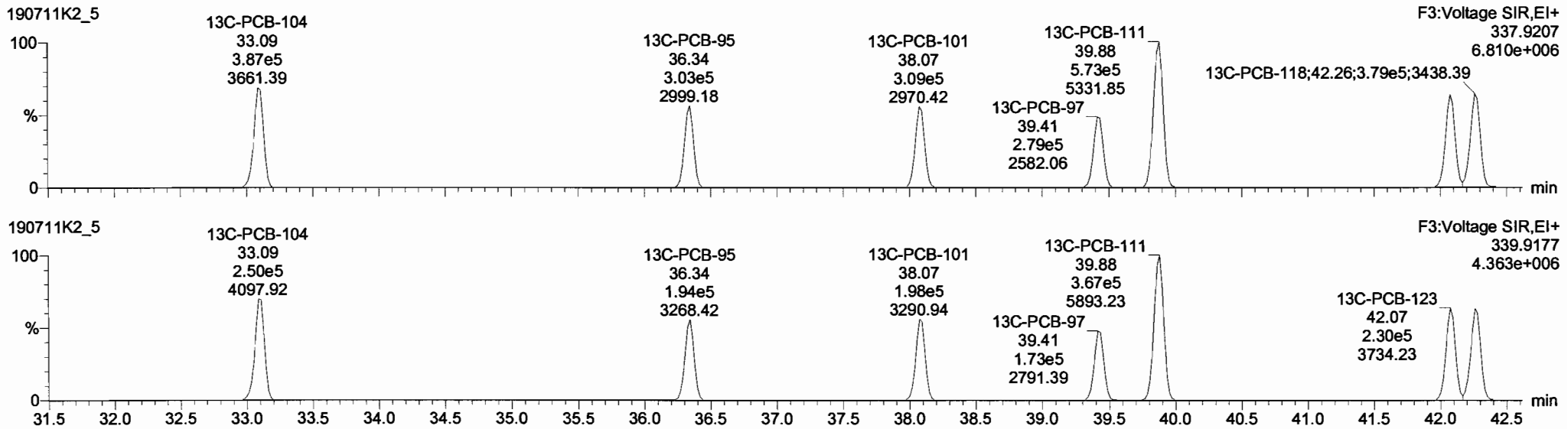

Dataset: Untitled

Last Altered: Saturday, July 13, 2019 11:48:22 Pacific Daylight Time
Printed: Saturday, July 13, 2019 11:49:01 Pacific Daylight Time

Name: 190711K2_5, Date: 12-Jul-2019, Time: 00:34:03, ID: 1901384-03 T4-PDI2019-SG26-190530 10, Description: T4-PDI2019-SG26-190530

PCB-96

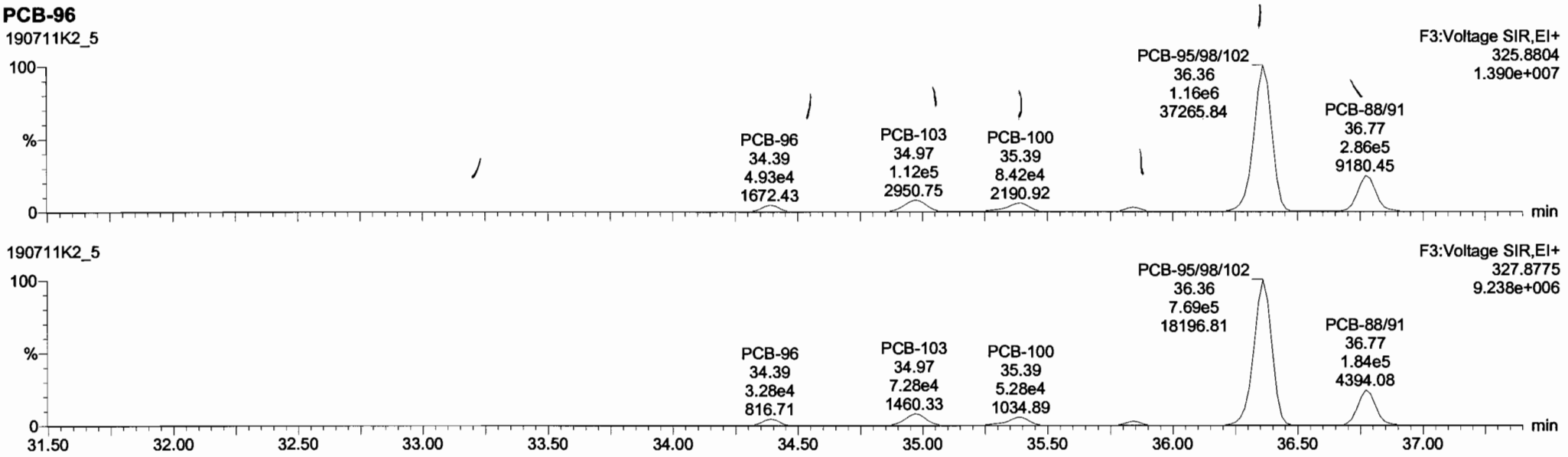

13C-PCB-95

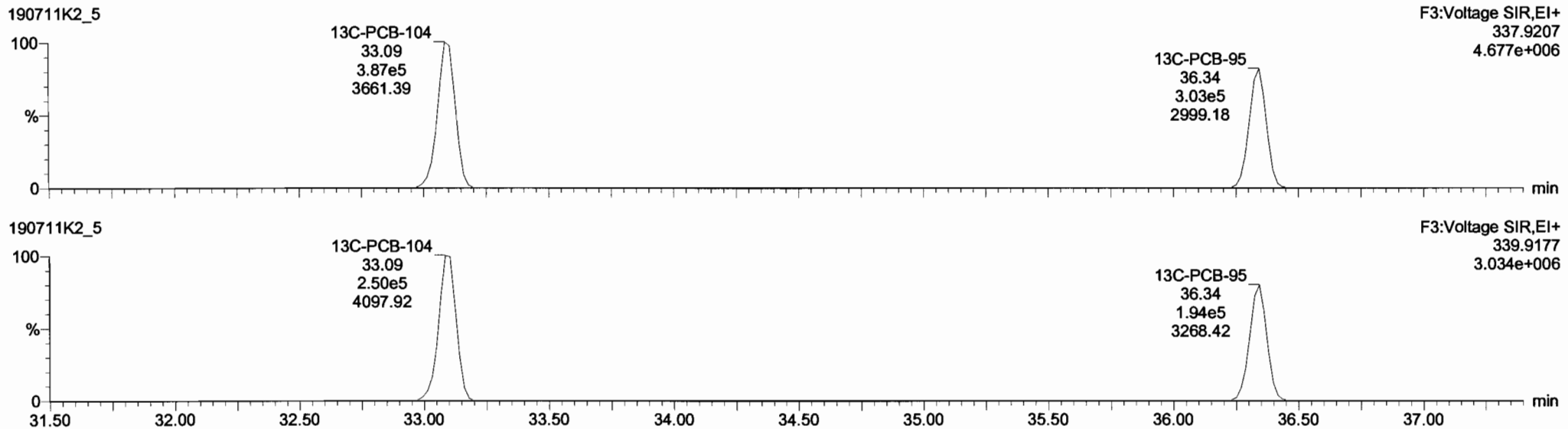

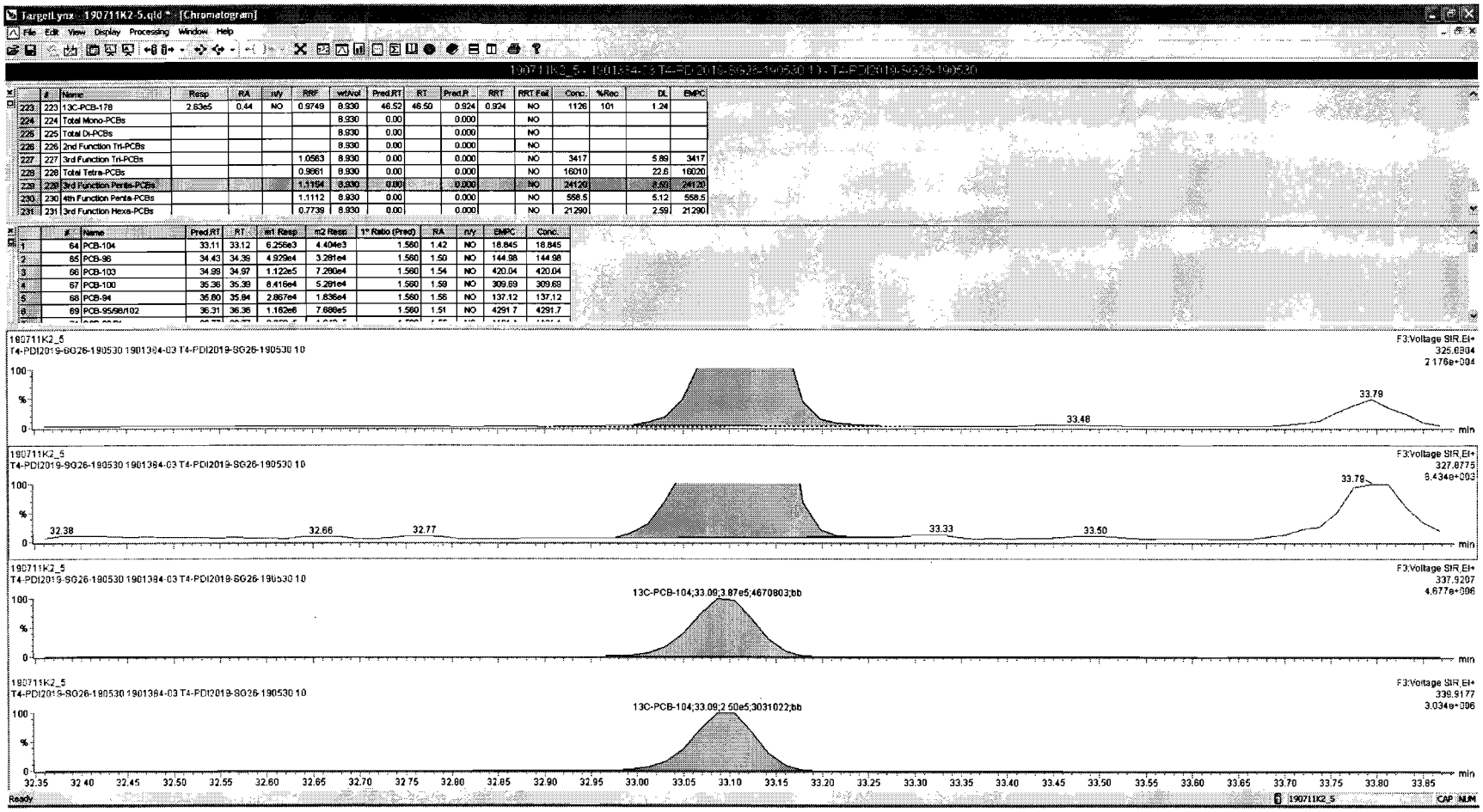
TargetLynx - 190711K2-5.qld * - [Chromatogram]
File Edit View Display Processing Window Help
190711K2_5 - 1901384-03 T4-PDI2019-SG26-190530 10 - T4-PDI2019-SG26-190530
Name Resp RA n/y RRF wtAvol Pred.RT RT Pred.R RRT RRT Fail Conc. %Rec DL EMPC
223 223 13C-PCB-178 2.63e5 0.44 NO 0.9749 8.930 46.52 46.50 0.924 0.924 NO 1126 101 1.24
224 224 Total Mono-PCBs 8.930 0.00 0.000 NO
225 225 Total Di-PCBs 8.930 0.00 0.000 NO
226 226 2nd Function Tri-PCBs 8.930 0.00 0.000 NO
227 227 3rd Function Tri-PCBs 1.0563 8.930 0.00 0.000 NO 3417 5.89 3417
228 228 Total Tetra-PCBs 0.9661 8.930 0.00 0.000 NO 16010 22.6 16020
229 229 3rd Function Penta-PCBs 1.1154 8.930 0.00 0.000 NO 24120 8.93 24120
230 230 4th Function Penta-PCBs 1.1112 8.930 0.00 0.000 NO 558.5 5.12 558.5
231 231 3rd Function Hexa-PCBs 0.7739 8.930 0.00 0.000 NO 21290 2.59 21290
Name Pred.RT RT m1 Resp m2 Resp 1° Ratio (Pred) RA n/y EMPC Conc.
1 64 PCB-104 33.11 33.12 6.258e3 4.404e3 1.560 1.42 NO 18.845 18.845
2 65 PCB-96 34.43 34.36 4.929e4 3.281e4 1.560 1.50 NO 144.98 144.98
3 66 PCB-103 34.89 34.97 1.122e5 7.260e4 1.560 1.54 NO 420.04 420.04
4 67 PCB-100 35.36 35.39 8.416e4 5.281e4 1.560 1.59 NO 309.69 309.69
5 68 PCB-94 35.80 35.84 2.867e4 1.836e4 1.560 1.56 NO 137.12 137.12
6 69 PCB-95/98/102 36.31 36.36 1.162e6 7.688e5 1.560 1.51 NO 4291.7 4291.7
190711K2_5
T4-PDI2019-SG26-190530 1901384-03 T4-PDI2019-SG26-190530 10
F3:Voltage SIR,EI+
325.6804
2.176e+004
33.48
33.79
min
F3:Voltage SIR,EI+
327.8775
8.434e+003
32.38
32.66
32.77
33.33
33.50
F3:Voltage SIR,EI+
337.9207
4.677e+006
13C-PCB-104;33.09;3.87e5;4670803;bb
F3:Voltage SIR,EI+
339.9177
3.034e+006
13C-PCB-104;33.09;2.50e5;3031022;bb
32.35 32.40 32.45 32.50 32.55 32.60 32.65 32.70 32.75 32.80 32.85 32.90 32.95 33.00 33.05 33.10 33.15 33.20 33.25 33.30 33.35 33.40 33.45 33.50 33.55 33.60 33.65 33.70 33.75 33.80 33.85
Ready
190711K2_5
CAP NUM

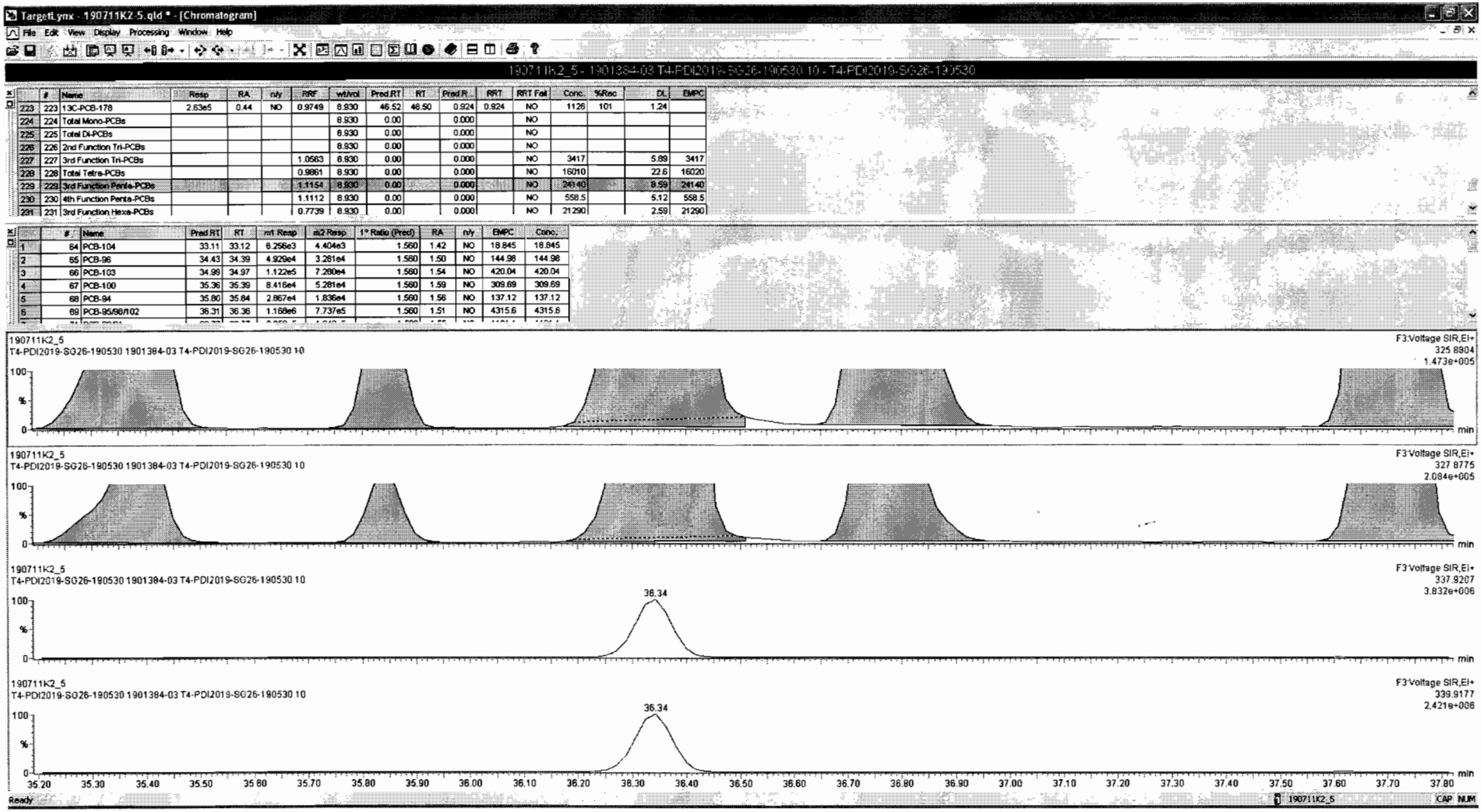
TargetLynx - 190711K2-5.qld * - [Chromatogram]
File Edit View Display Processing Window Help
190711K2_5 - 1901384-03 T4-PDI2019-SG26-190530 10 - T4-PDI2019-SG26-190530
Name Resp RA n/y RRF wt/vol Pred RT RT Pred R... RRT RRT Fail Conc. %Rec DL EMPC
223 223 13C-PCB-178 2.63e5 0.44 NO 0.9749 8.930 46.52 46.50 0.924 0.924 NO 1126 101 1.24
224 224 Total Mono-PCBs 8.930 0.00 0.000 NO
225 225 Total Di-PCBs 8.930 0.00 0.000 NO
226 226 2nd Function Tri-PCBs 8.930 0.00 0.000 NO
227 227 3rd Function Tri-PCBs 1.0563 8.930 0.00 0.000 NO 3417 5.89 3417
228 228 Total Tetra-PCBs 0.9861 8.930 0.00 0.000 NO 16010 22.6 16020
229 229 3rd Function Penta-PCBs 1.1154 8.930 0.00 0.000 NO 24140 8.59 24140
230 230 4th Function Penta-PCBs 1.1112 8.930 0.00 0.000 NO 558.5 5.12 558.5
231 231 3rd Function Hexa-PCBs 0.7739 8.930 0.00 0.000 NO 21290 2.59 21290
Name Pred RT RT m/ Resp m/2 Resp 1° Ratio (Pred) RA n/y EMPC Conc.
1 64 PCB-104 33.11 33.12 6.258e3 4.404e3 1.560 1.42 NO 18.845 18.845
2 65 PCB-96 34.43 34.39 4.929e4 3.281e4 1.560 1.50 NO 144.98 144.98
3 66 PCB-103 34.99 34.97 1.122e5 7.280e4 1.560 1.54 NO 420.04 420.04
4 67 PCB-100 35.36 35.39 8.416e4 5.281e4 1.560 1.59 NO 309.69 309.69
5 68 PCB-94 35.80 35.84 2.867e4 1.836e4 1.560 1.56 NO 137.12 137.12
6 69 PCB-95/98/102 36.31 36.36 1.168e6 7.737e5 1.560 1.51 NO 4315.6 4315.6
190711K2_5
T4-PDI2019-SG26-190530 1901384-03 T4-PDI2019-SG26-190530 10
F3:Voltage SIR,EI+
325.8804
1.473e+005
F3:Voltage SIR,EI+
327.8775
2.084e+005
F3:Voltage SIR,EI+
337.9207
3.832e+006
36.34
F3:Voltage SIR,EI+
339.9177
2.421e+006
36.34
100
%
0
min
35.20 35.30 35.40 35.50 35.60 35.70 35.80 35.90 36.00 36.10 36.20 36.30 36.40 36.50 36.60 36.70 36.80 36.90 37.00 37.10 37.20 37.30 37.40 37.50 37.60 37.70 37.80
Ready
190711K2_5
CAP NUM

Dataset: Untitled

Last Altered: Saturday, July 13, 2019 11:48:22 Pacific Daylight Time
Printed: Saturday, July 13, 2019 11:49:01 Pacific Daylight Time

Name: 190711K2_5, Date: 12-Jul-2019, Time: 00:34:03, ID: 1901384-03 T4-PDI2019-SG26-190530 10, Description: T4-PDI2019-SG26-190530

PCB-119

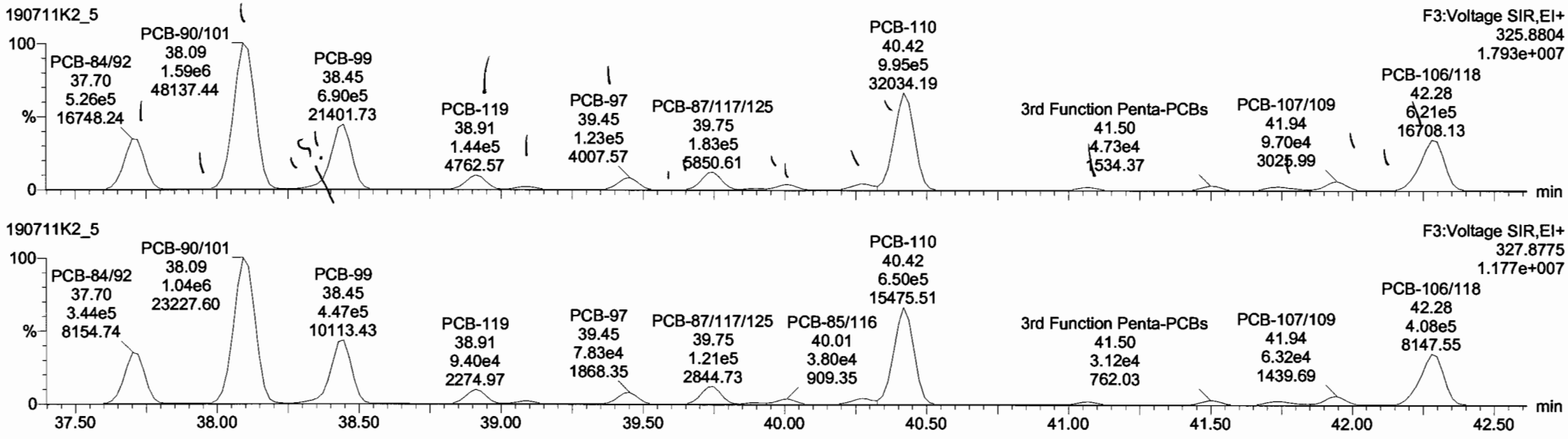

13C-PCB-111

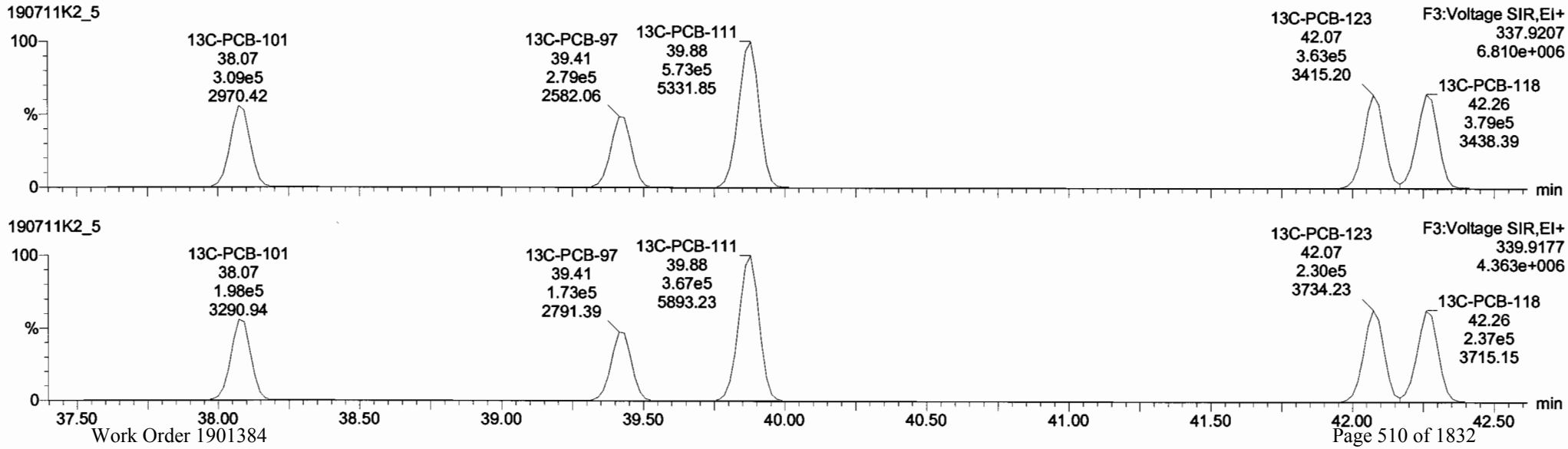

TargetLynx - 190711K2-5.qld * - [Chromatogram]

File Edit View Display Processing Window Help

190711K2_5 - 1901384-03 T4-PDI2019-SG26-190530 10 - T4-PDI2019-SG26-190530

	#	Name	Resp	RA	n/y	RRF	wtAvg	Pred.RT	RT	Pred.R...	RRT	RRT Fail	Conc	%Rec	DL	EMPC
223	223	13C-PCB-178	2.63e5	0.44	NO	0.9749	8.930	46.52	46.50	0.924	0.924	NO	1126	101	1.24	
224	224	Total Mono-PCBs					8.930	0.00		0.000		NO				
225	225	Total Di-PCBs					8.930	0.00		0.000		NO				
226	226	2nd Function Tri-PCBs					8.930	0.00		0.000		NO				
227	227	3rd Function Tri-PCBs				1.0563	8.930	0.00		0.000		NO	3417		5.89	3417
228	228	Total Tetra-PCBs				0.9861	8.930	0.00		0.000		NO	16010		22.6	16020
229	229	3rd Function Penta-PCBs				1.1154	8.930	0.00		0.000		NO	24170		8.59	24170
230	230	4th Function Penta-PCBs				1.1112	8.930	0.00		0.000		NO	558.5		5.12	558.5
231	231	3rd Function Hexa-PCBs				0.7739	8.930	0.00		0.000		NO	21290		2.59	21290

	#	Name	Pred.RT	RT	m1 Resp	m2 Resp	1° Ratio (Pred)	RA	n/y	EMPC	Conc.
1	64	PCB-104	33.11	33.12	6.256e3	4.404e3	1.560	1.42	NO	18.845	18.845
2	65	PCB-96	34.43	34.39	4.929e4	3.281e4	1.560	1.50	NO	144.98	144.98
3	66	PCB-103	34.99	34.97	1.122e5	7.280e4	1.560	1.54	NO	420.04	420.04
4	67	PCB-100	35.36	35.39	8.416e4	5.281e4	1.560	1.59	NO	309.69	309.69
5	68	PCB-94	35.80	35.84	2.667e4	1.836e4	1.560	1.56	NO	137.12	137.12
6	69	PCB-95/98/102	36.31	36.36	1.168e6	7.737e5	1.560	1.51	NO	4315.6	4315.6

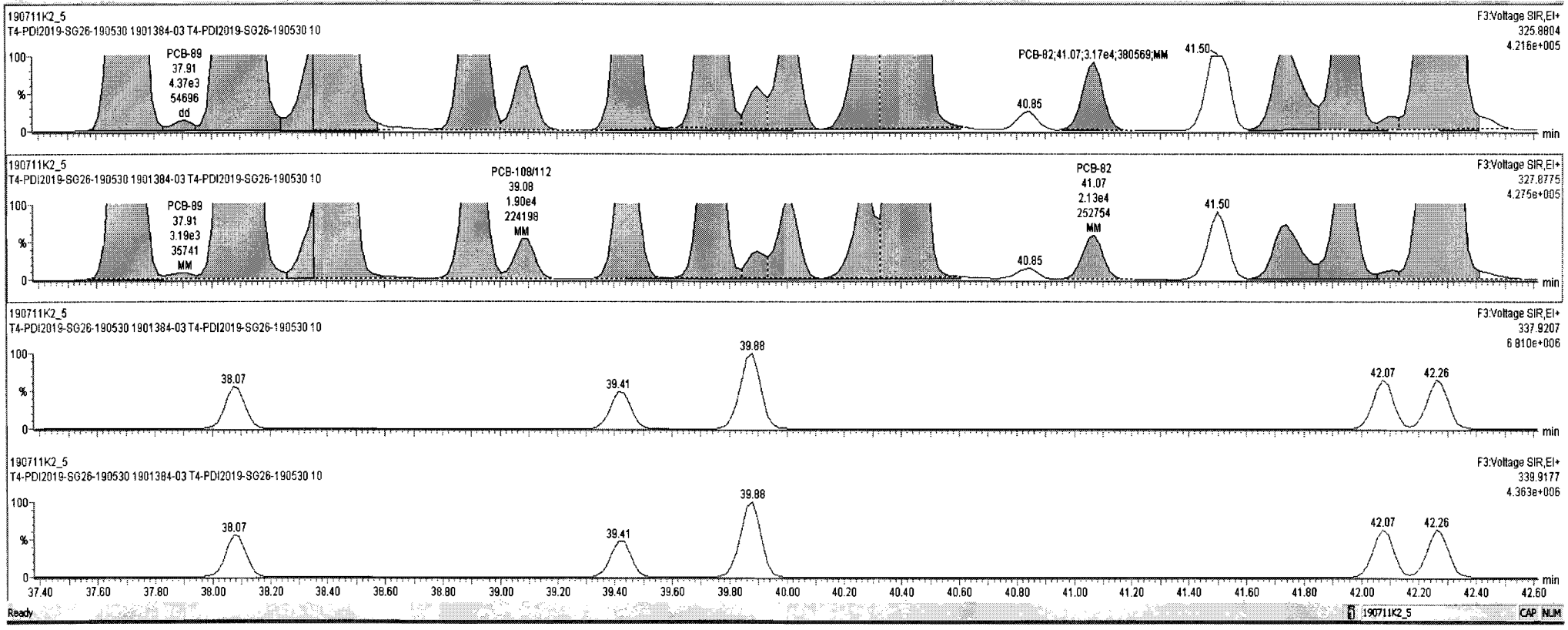

Dataset: Untitled

Last Altered: Saturday, July 13, 2019 11:48:22 Pacific Daylight Time
Printed: Saturday, July 13, 2019 11:49:01 Pacific Daylight Time

Name: 190711K2_5, Date: 12-Jul-2019, Time: 00:34:03, ID: 1901384-03 T4-PDI2019-SG26-190530 10, Description: T4-PDI2019-SG26-190530

PCB-114

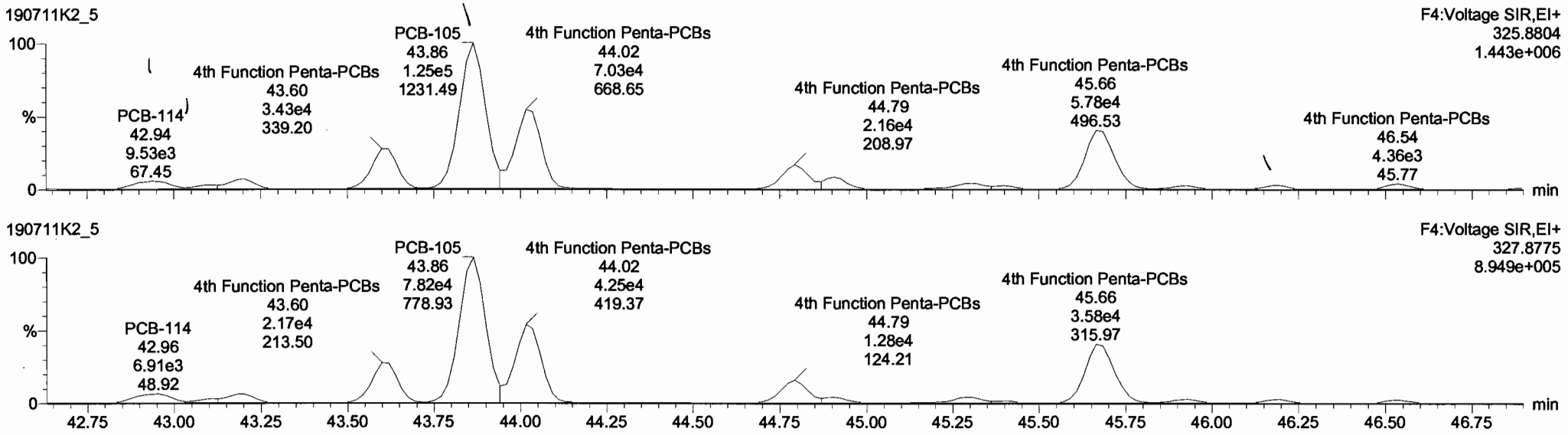

13C-PCB-114

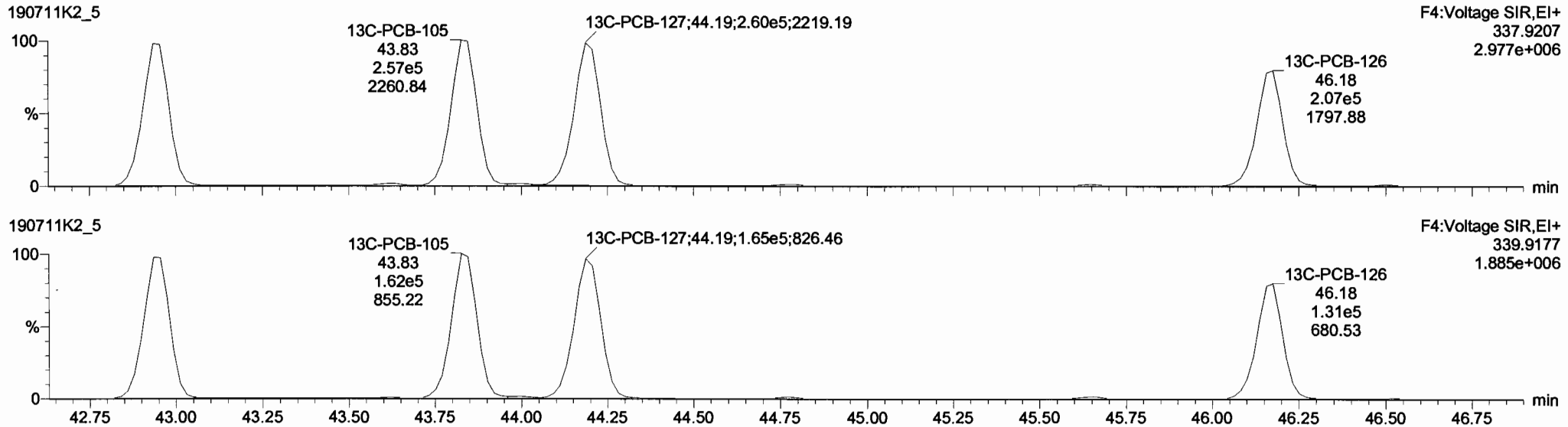

TargetLynx - 190711K2-5.qld * - [Chromatogram]

File Edit View Display Processing Window Help

190711K2_5 - 1901384-03 T4-PDI2019-SG26-190530 10 - T4-PDI2019-SG26-190530

	#	Name	Resp	RA	n/y	RRF	wt/vol	Pred.RT	RT	Pred.R...	RRT	RRT Fail	Conc.	%Rec	DL	EMPC
223	223	13C-PCB-178	2.63e5	0.44	NO	0.9749	8.930	46.52	46.50	0.924	0.924	NO	1126	101	1.24	
224	224	Total Mono-PCBs					8.930	0.00		0.000		NO				
225	225	Total Di-PCBs					8.930	0.00		0.000		NO				
226	226	2nd Function Tri-PCBs					8.930	0.00		0.000		NO				
227	227	3rd Function Tri-PCBs				1.0563	8.930	0.00		0.000		NO	3417		5.89	3417
228	228	Total Tetra-PCBs				0.9861	8.930	0.00		0.000		NO	16010		22.6	16020
229	229	3rd Function Penta-PCBs				1.1154	8.930	0.00		0.000		NO	24170		8.59	24170
230	230	4th Function Penta-PCBs				1.1112	8.930	0.00		0.000		NO	558.0		5.12	558.0
231	231	3rd Function Hexa-PCBs				0.7739	8.930	0.00		0.000		NO	21290		2.59	21290

	#	Name	Pred.RT	RT	m1 Resp.	m2 Resp.	1° Ratio (Pred)	RA	n/y	EMPC	Conc.
1	93	PCB-114	42.96	42.94	9.579e3	7.041e3	1.560	1.36	NO	38.641	38.641
2	94	PCB-122	43.09	43.11	2.763e3	1.701e3	1.560	1.62	NO	12.394	12.394
3	95	PCB-105	43.84	43.86	1.247e5	7.816e4	1.550	1.60	NO	492.98	492.98
4	97	PCB-126	46.19	46.18	3.159e3	1.948e3	1.560	1.62	NO	13.975	13.975

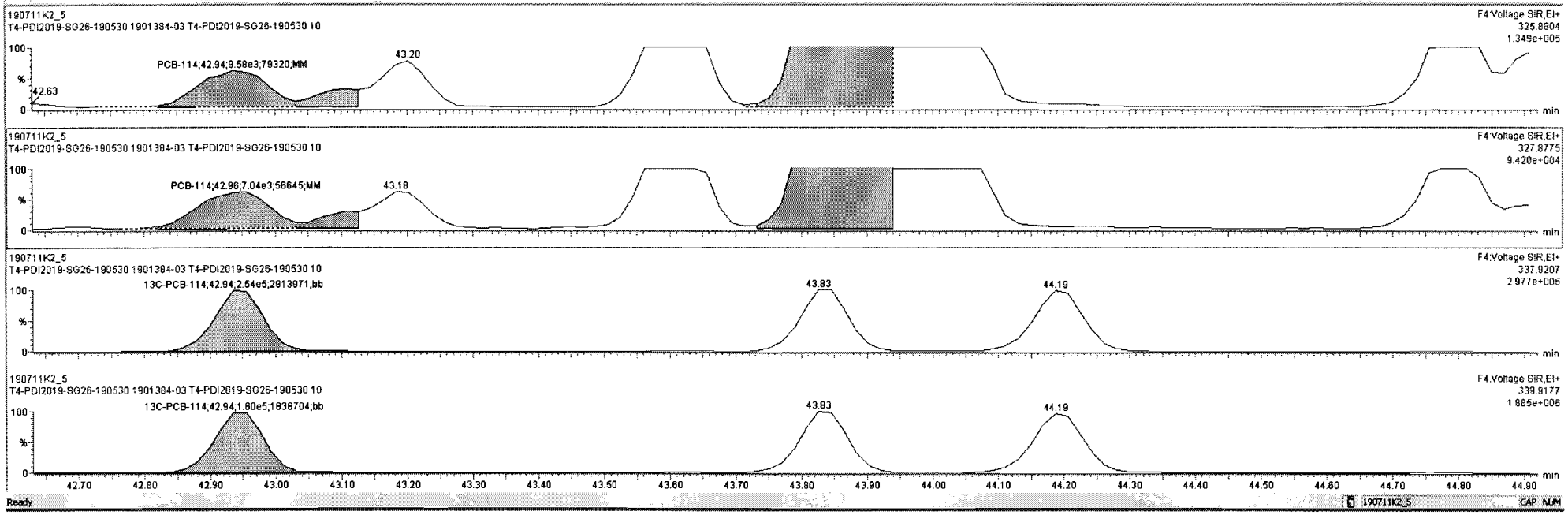

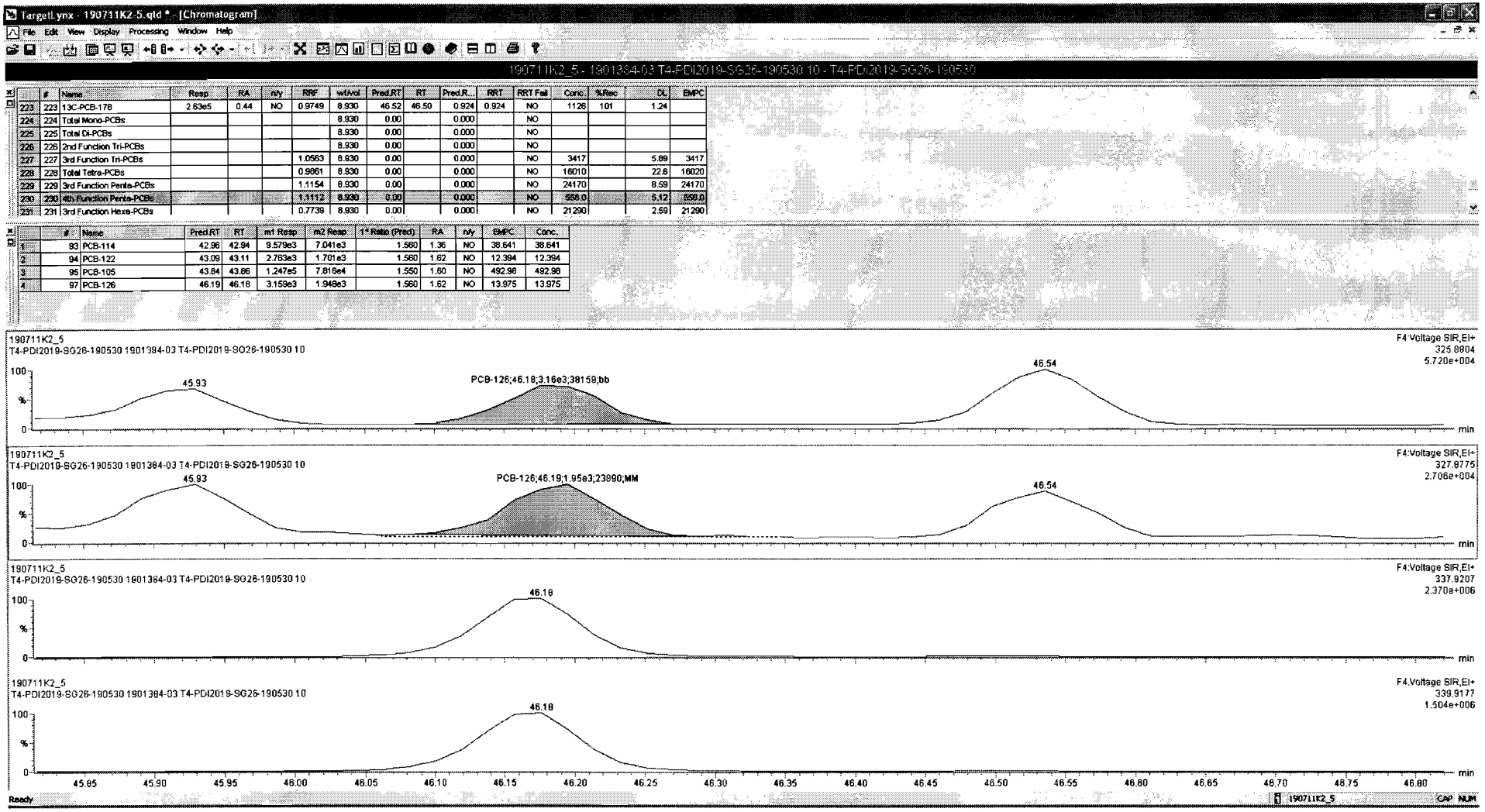

	#	Name	Resp	RA	n/y	RRF	wt/vol	Pred.RT	RT	Pred.R...	RRT	RRT Fail	Conc.	%Rec	DL	EMPC
223	223	13C-PCB-178	2.63e5	0.44	NO	0.9749	8.930	46.52	46.50	0.924	0.924	NO	1126	101	1.24	
224	224	Total Mono-PCBs					8.930	0.00		0.000		NO				
225	225	Total Di-PCBs					8.930	0.00		0.000		NO				
226	226	2nd Function Tri-PCBs					8.930	0.00		0.000		NO				
227	227	3rd Function Tri-PCBs				1.0563	8.930	0.00		0.000		NO	3417		5.89	3417
228	228	Total Tetra-PCBs				0.9861	8.930	0.00		0.000		NO	16010		22.6	16020
229	229	3rd Function Penta-PCBs				1.1154	8.930	0.00		0.000		NO	24170		8.59	24170
230	230	4th Function Penta-PCBs				1.1112	8.930	0.00		0.000		NO	558.0		5.12	558.0
231	231	3rd Function Hexa-PCBs				0.7739	8.930	0.00		0.000		NO	21290		2.59	21290

	#	Name	Pred.RT	RT	m1 Resp	m2 Resp	1* Ratio (Pred)	RA	n/y	EMPC	Conc.
1	93	PCB-114	42.96	42.94	9.579e3	7.041e3	1.560	1.36	NO	38.641	38.641
2	94	PCB-122	43.09	43.11	2.763e3	1.701e3	1.560	1.62	NO	12.394	12.394
3	95	PCB-105	43.84	43.86	1.247e5	7.816e4	1.550	1.60	NO	492.98	492.98
4	97	PCB-126	46.19	46.18	3.159e3	1.948e3	1.560	1.62	NO	13.975	13.975

Dataset: Untitled

Last Altered: Saturday, July 13, 2019 11:48:22 Pacific Daylight Time
Printed: Saturday, July 13, 2019 11:49:01 Pacific Daylight Time

Name: 190711K2_5, Date: 12-Jul-2019, Time: 00:34:03, ID: 1901384-03 T4-PDI2019-SG26-190530 10, Description: T4-PDI2019-SG26-190530

PCB-155

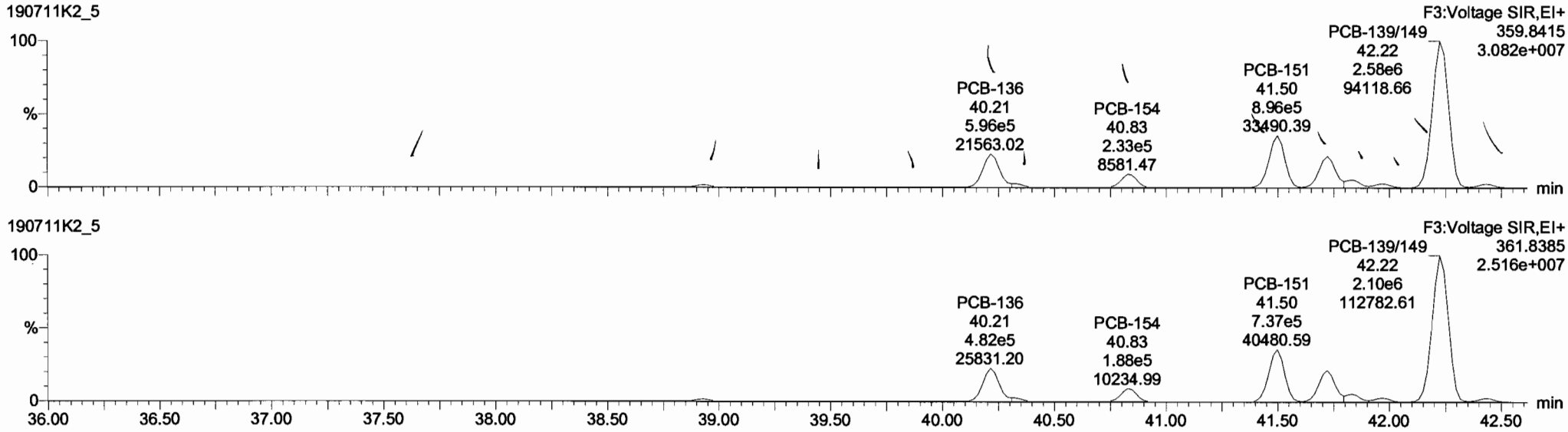

13C-PCB-155

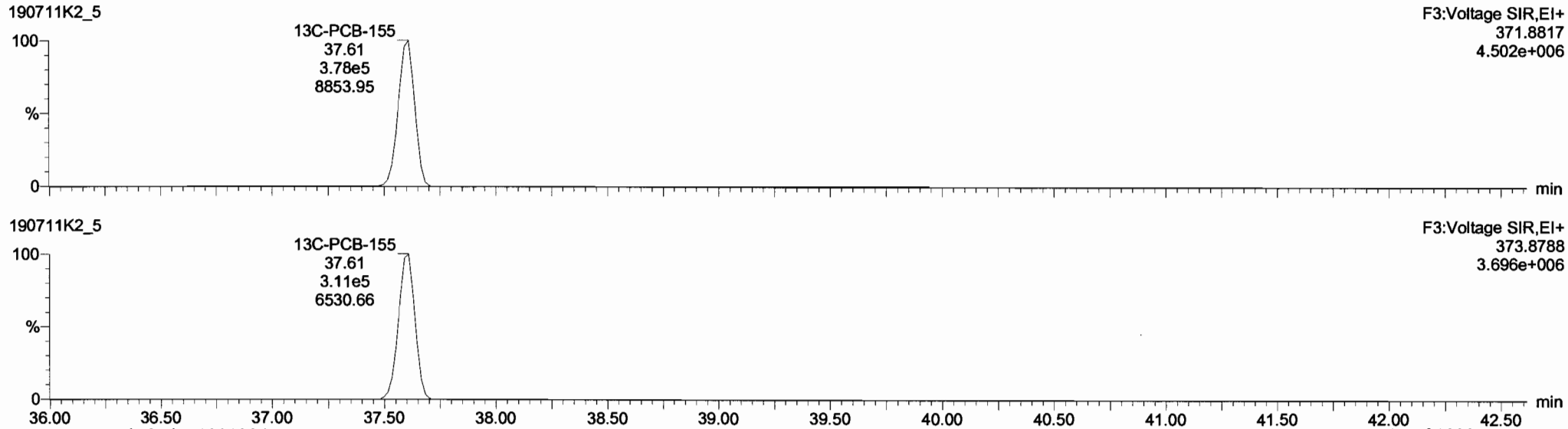

Targetl.ynx - 190711K2-5.qld * - [Chromatogram]

File Edit View Display Processing Window Help

190711K2_5 - 1901384-03 T4-PDI2019-SG26-190530 10 - T4-PDI2019-SG26-190530

	#	Name	Resp	RA	n/y	RRF	wt/vol	Pred.RT	RT	Pred.R...	RRT	RRT Fail	Conc.	%Rec	DL	EMPC
223	223	13C-PCB-178	2.63e5	0.44	NO	0.9749	8.930	46.52	46.50	0.924	0.924	NO	1126	101	1.24	
224	224	Total Mono-PCBs					8.930	0.00		0.000		NO				
225	225	Total Di-PCBs					8.930	0.00		0.000		NO				
226	226	2nd Function Tri-PCBs					8.930	0.00		0.000		NO				
227	227	3rd Function Tri-PCBs				1.0563	8.930	0.00		0.000		NO	3417		5.89	3417
228	228	Total Tetra-PCBs				0.9861	8.930	0.00		0.000		NO	16010		22.6	16020
229	229	3rd Function Penta-PCBs				1.1154	8.930	0.00		0.000		NO	24170		8.59	24170
230	230	4th Function Penta-PCBs				1.1112	8.930	0.00		0.000		NO	558.0		5.12	558.0
231	231	3rd Function Hexa-PCBs				0.7739	8.930	0.00		0.000		NO	21380		2.59	21380

	#	Name	Pred.RT	RT	m1 Resp	m2 Resp	1° Ratio (Pred)	RA	n/y	EMPC	Conc.
1	98	PCB-155	37.63	37.63	3.170e3	2.276e3	1.240	1.39	NO	10.127	10.127
2	99	PCB-150	38.95	38.93	3.649e4	3.011e4	1.240	1.21	NO	122.89	122.89
3	100	PCB-152	39.43	39.41	4.570e3	3.875e3	1.240	1.18	NO	13.664	13.664
4	101	PCB-145	39.90	39.90	2.553e2	1.840e2	1.240	1.39	NO	0.71417	0.71417
5	102	PCB-136	40.23	40.21	5.971e5	4.828e5	1.240	1.24	NO	2081.1	2081.1
6	103	PCB-148	40.34	40.33	4.568e4	3.659e4	1.240	1.25	NO	192.84	192.84

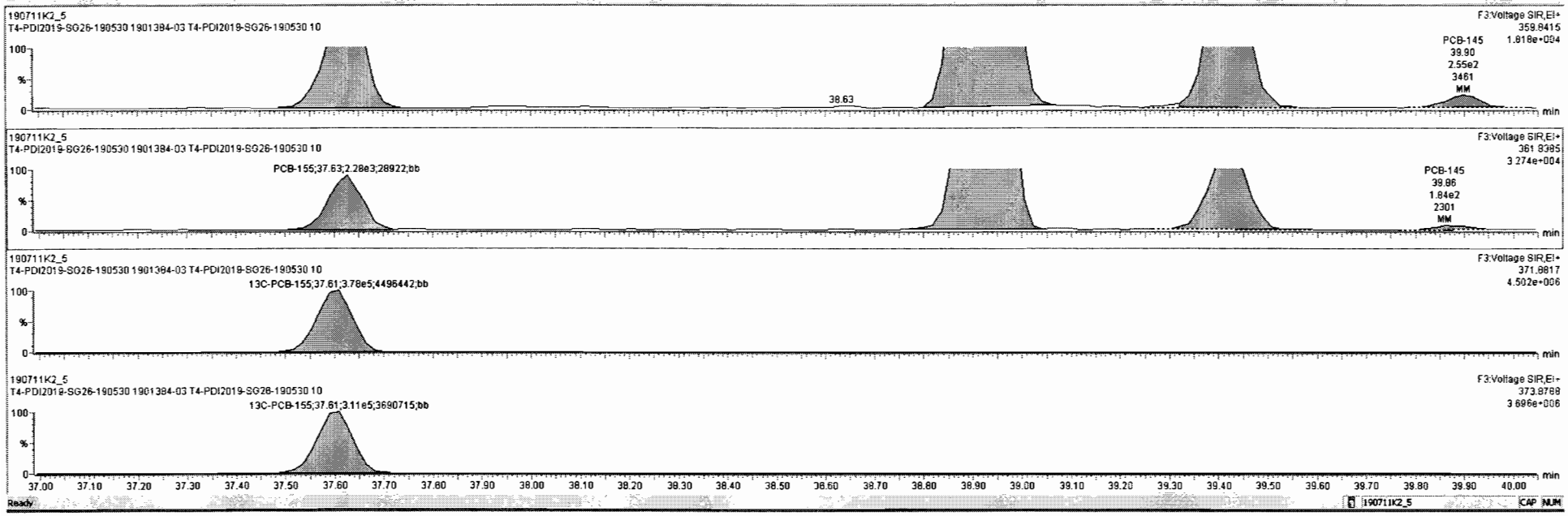

Ready 190711K2_5 CAP NUM

TargetLynx - 190711K2-5.qld * - [Chromatogram]

File Edit View Display Processing Window Help

190711K2_5 - 1901384-03 T4-PDI2019-SG26-190530 10 - T4-PDI2019-SG26-190530

	#	Name	Resp	RA	n/y	RRF	wt/vol	Pred.RT	RT	Pred.R...	RRT	RRT Fail	Conc.	%Rec	DL	EMPC
223	223	13C-PCB-178	2.63e5	0.44	NO	0.9749	8.930	46.52	46.50	0.924	0.924	NO	1126	101	1.24	
224	224	Total Mono-PCBs					8.930	0.00		0.000		NO				
225	225	Total Di-PCBs					8.930	0.00		0.000		NO				
226	226	2nd Function Tri-PCBs					8.930	0.00		0.000		NO				
227	227	3rd Function Tri-PCBs				1.0563	8.930	0.00		0.000		NO	3417		5.89	3417
228	228	Total Tetra-PCBs				0.9861	8.930	0.00		0.000		NO	16010		22.6	16020
229	229	3rd Function Penta-PCBs				1.1154	8.930	0.00		0.000		NO	24170		8.59	24170
230	230	4th Function Penta-PCBs				1.1112	8.930	0.00		0.000		NO	558.0		5.12	558.0
231	231	3rd Function Hexa-PCBs				0.7739	8.930	0.00		0.000		NO	21360		2.59	21360

	#	Name	Pred.RT	RT	m1 Resp	m2 Resp	1st Ratio (Pred)	RA	n/y	EMPC	Conc.
8	105	PCB-151	41.51	41.50	8.987e5	7.361e5	1.240	1.22	NO	4208.3	4208.3
9	106	PCB-135	41.73	41.72	5.596e5	4.616e5	1.240	1.21	NO	2318.0	2318.0
10	107	PCB-144	41.85	41.83	1.226e5	9.918e4	1.240	1.24	NO	540.69	540.69
11	108	PCB-147	41.97	41.96	6.977e4	5.548e4	1.240	1.26	NO	307.94	307.94
12	109	PCB-139/149	42.23	42.22	2.580e6	2.100e6	1.240	1.23	NO	10301	10301
13	110	PCB-140	42.44	42.43	6.629e4	5.371e4	1.240	1.23	NO	310.86	310.86

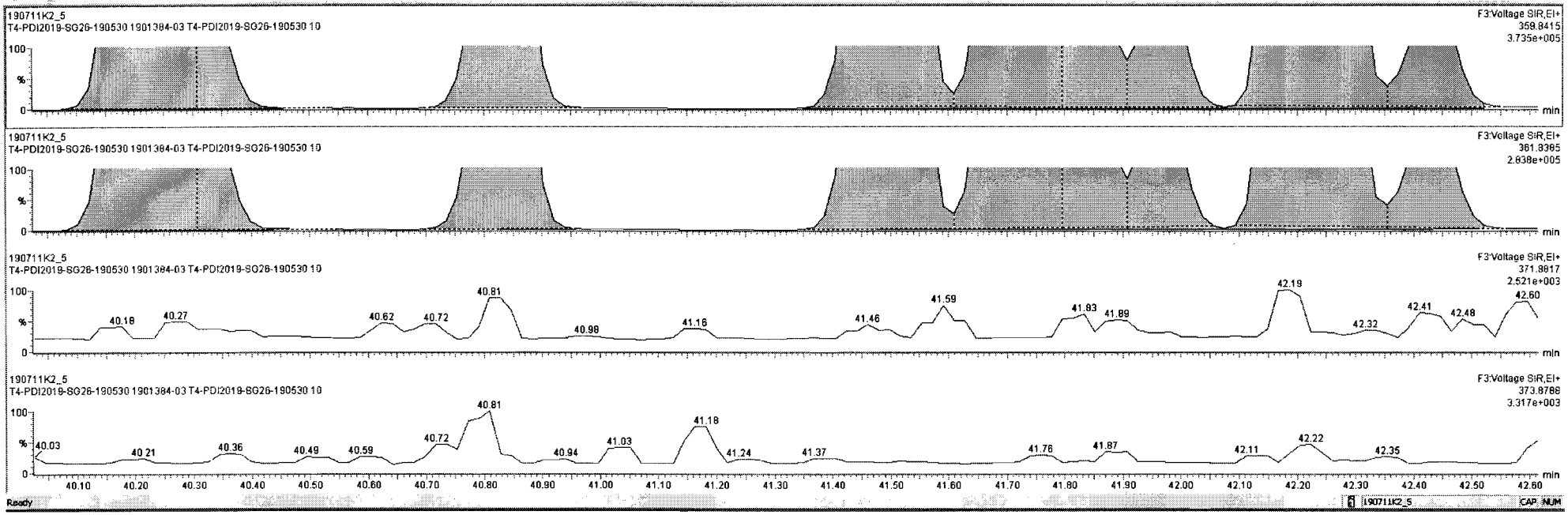

Dataset: Untitled

Last Altered: Saturday, July 13, 2019 11:48:22 Pacific Daylight Time
Printed: Saturday, July 13, 2019 11:49:01 Pacific Daylight Time

Name: 190711K2_5, Date: 12-Jul-2019, Time: 00:34:03, ID: 1901384-03 T4-PDI2019-SG26-190530 10, Description: T4-PDI2019-SG26-190530

PCB-134/143

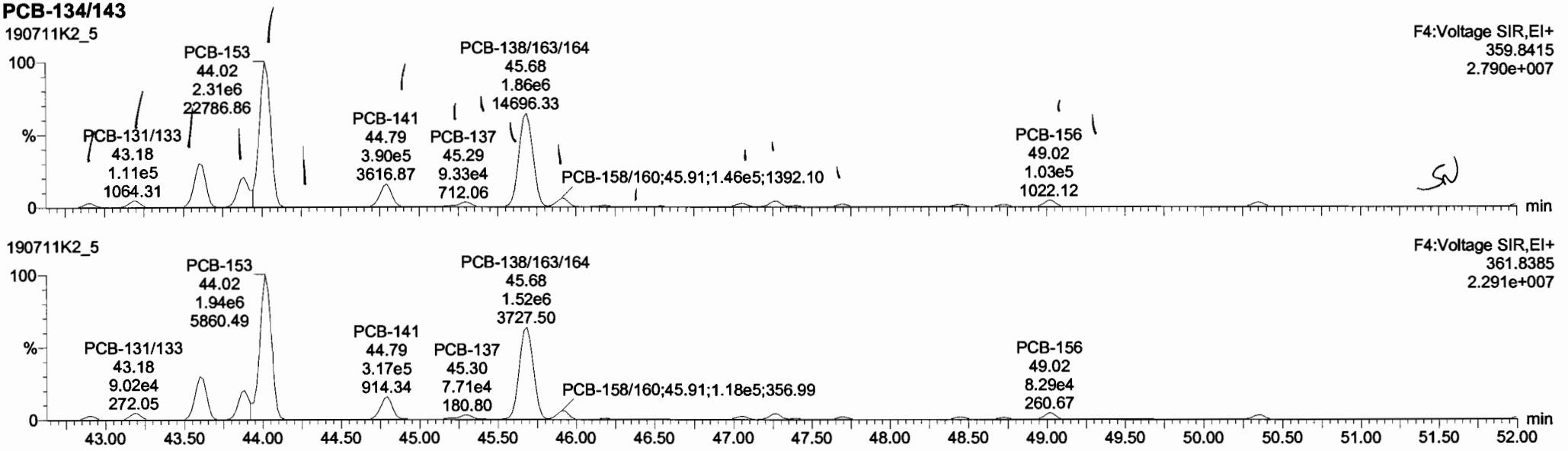

13C-PCB-153

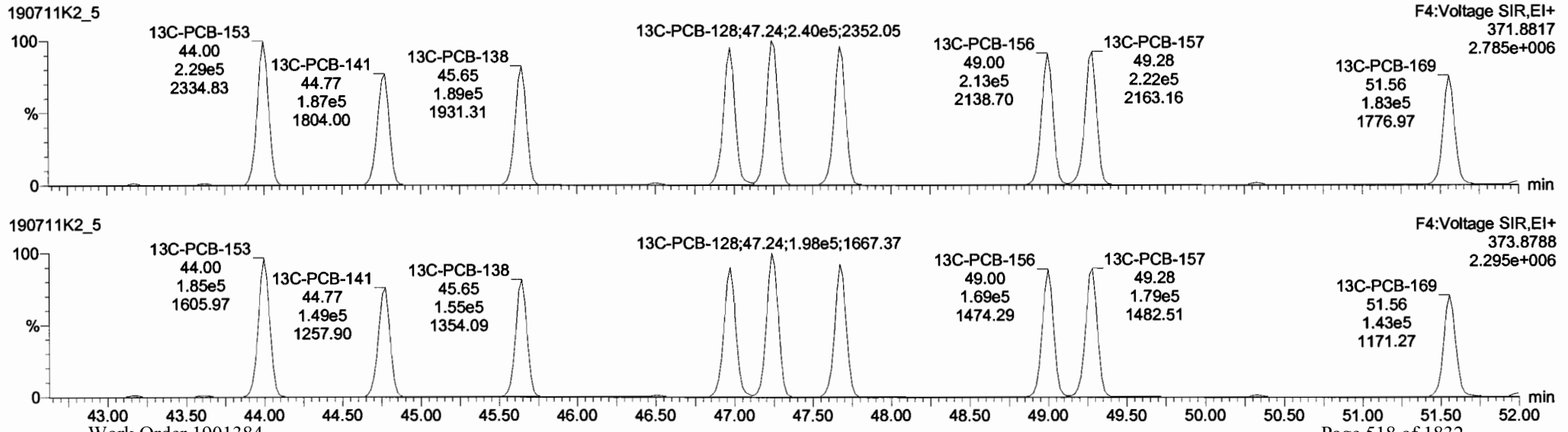

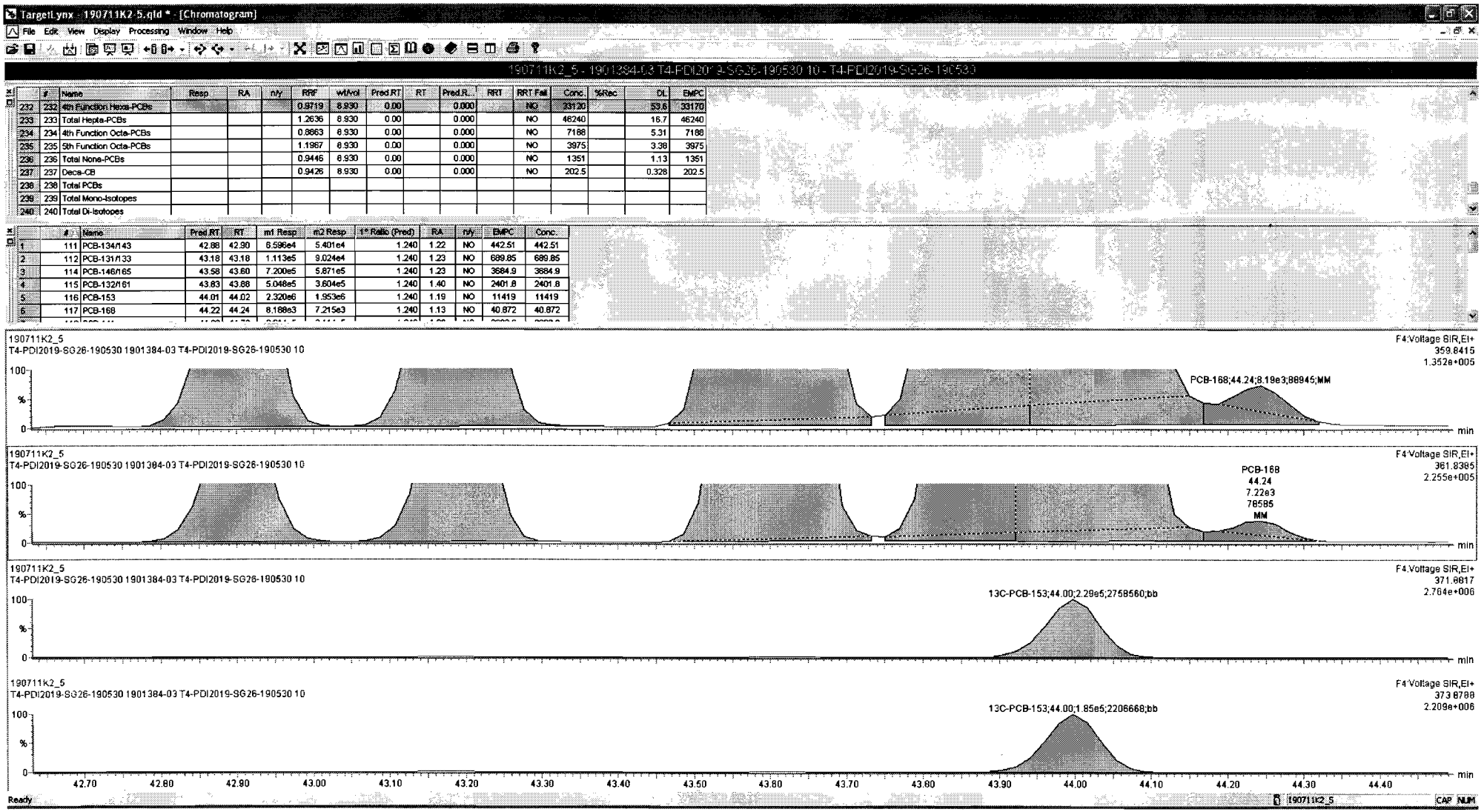
TargetLynx - 190711K2-5.qld * - [Chromatogram]
File Edit View Display Processing Window Help
190711K2_5 - 1901384-03 T4-PDI20 9-SG26-190530 10 - T4-PDI2019-SG26-190530
Name Resp RA n/y RRF wt/vol Pred.RT RT Pred.R... RRT RRT Fail Conc. %Rec DL EMPC
232 232 4th Function Hexa-PCBs 0.9719 8.930 0.00 0.000 NO 33120 53.6 33170
233 233 Total Hepta-PCBs 1.2636 8.930 0.00 0.000 NO 46240 16.7 46240
234 234 4th Function Octa-PCBs 0.8863 8.930 0.00 0.000 NO 7188 5.31 7188
235 235 5th Function Octa-PCBs 1.1987 8.930 0.00 0.000 NO 3975 3.38 3975
236 236 Total Nona-PCBs 0.9446 8.930 0.00 0.000 NO 1351 1.13 1351
237 237 Deca-CB 0.9426 8.930 0.00 0.000 NO 202.5 0.328 202.5
238 238 Total PCBs
239 239 Total Mono-Isotopes
240 240 Total Di-Isotopes
Name Pred.RT RT m1 Resp m2 Resp 1* Ratio (Pred) RA n/y EMPC Conc.
1 111 PCB-134/143 42.88 42.90 6.596e4 5.401e4 1.240 1.22 NO 442.51 442.51
2 112 PCB-131/133 43.18 43.18 1.113e5 9.024e4 1.240 1.23 NO 689.85 689.85
3 114 PCB-146/165 43.58 43.60 7.200e5 5.871e5 1.240 1.23 NO 3684.9 3684.9
4 115 PCB-132/161 43.83 43.88 5.048e5 3.604e5 1.240 1.40 NO 2401.8 2401.8
5 116 PCB-153 44.01 44.02 2.320e6 1.953e6 1.240 1.19 NO 11419 11419
6 117 PCB-168 44.22 44.24 8.188e3 7.215e3 1.240 1.13 NO 40.872 40.872
190711K2_5
T4-PDI2019-SG26-190530 1901384-03 T4-PDI2019-SG26-190530 10
F4:Voltage SIR,EI+
359.8415
1.352e+005
PCB-168;44.24;8.19e3;88945;MM
190711K2_5
T4-PDI2019-SG26-190530 1901384-03 T4-PDI2019-SG26-190530 10
F4:Voltage SIR,EI+
361.8385
2.255e+005
PCB-168
44.24
7.22e3
78585
MM
190711K2_5
T4-PDI2019-SG26-190530 1901384-03 T4-PDI2019-SG26-190530 10
F4:Voltage SIR,EI+
371.8817
2.764e+006
13C-PCB-153;44.00;2.29e5;2758560;bb
190711K2_5
T4-PDI2019-SG26-190530 1901384-03 T4-PDI2019-SG26-190530 10
F4:Voltage SIR,EI+
373.8788
2.209e+006
13C-PCB-153;44.00;1.85e5;2206668;bb
100
%
0
min
42.70 42.80 42.90 43.00 43.10 43.20 43.30 43.40 43.50 43.60 43.70 43.80 43.90 44.00 44.10 44.20 44.30 44.40
Ready
190711K2_5
CAP NUM

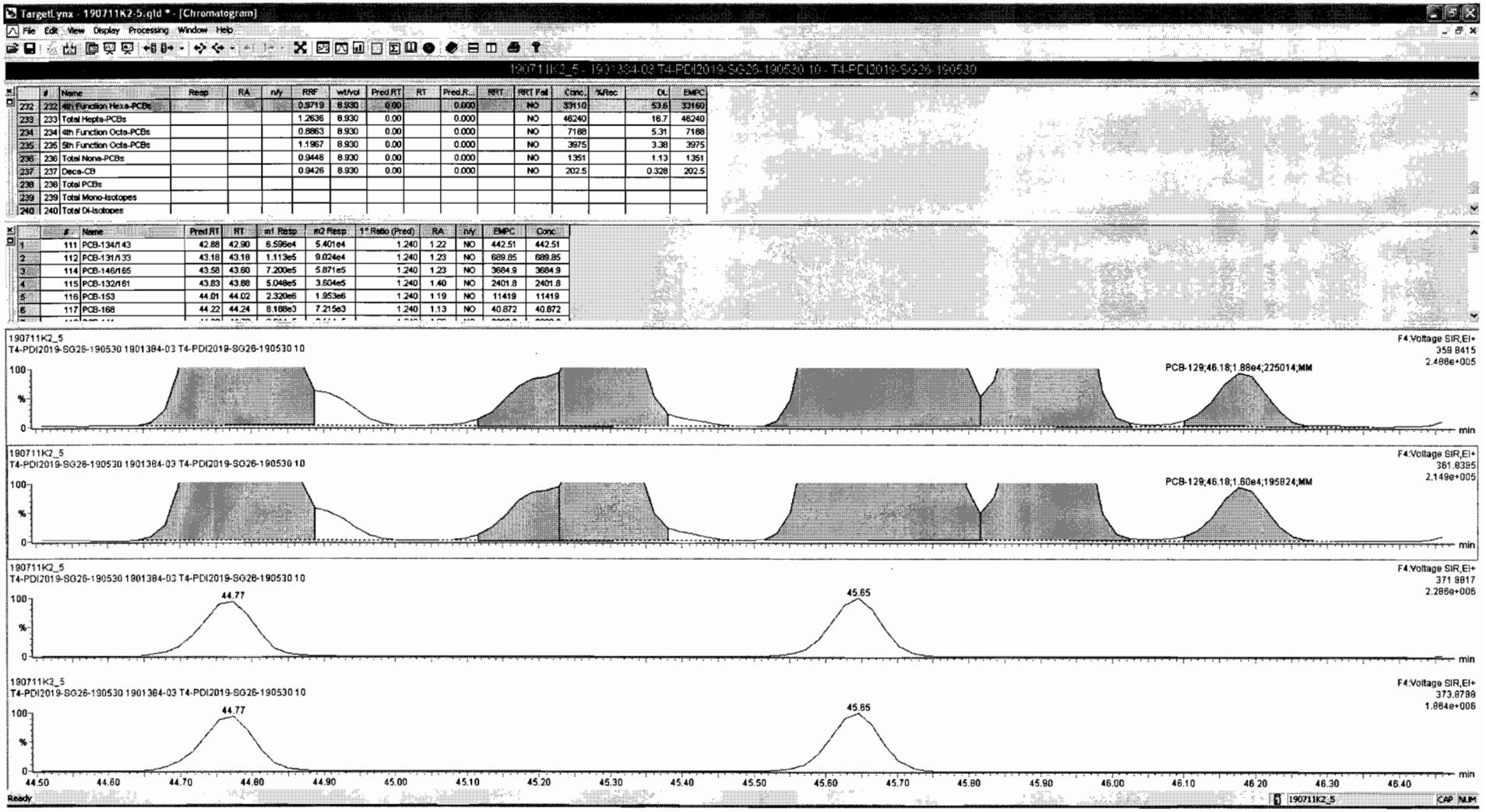
TargetLynx - 190711K2-5.qld * - [Chromatogram]
File Edit View Display Processing Window Help
190711K2_5 - 1901384-03 T4-PDI2019-SG26-190530 10 - T4-PDI2019-SG26-190530
Name Resp RA n/y RRF wt/vol Pred.RT RT Pred.R... RRT RRT Fail Conc. %Rec DL EMPC
232 232 4th Function Hexa-PCBs 0.9719 8.930 0.00 0.000 NO 33110 53.6 33160
233 233 Total Hepta-PCBs 1.2636 8.930 0.00 0.000 NO 46240 16.7 46240
234 234 4th Function Octa-PCBs 0.8863 8.930 0.00 0.000 NO 7188 5.31 7188
235 235 5th Function Octa-PCBs 1.1967 8.930 0.00 0.000 NO 3975 3.38 3975
236 236 Total Nona-PCBs 0.9448 8.930 0.00 0.000 NO 1351 1.13 1351
237 237 Deca-CB 0.9426 8.930 0.00 0.000 NO 202.5 0.328 202.5
238 238 Total PCBs
239 239 Total Mono-Isotopes
240 240 Total Di-Isotopes
Name Pred RT RT m1 Resp m2 Resp 1° Ratio (Pred) RA n/y EMPC Conc.
1 111 PCB-134/143 42.88 42.90 6.596e4 5.401e4 1.240 1.22 NO 442.51 442.51
2 112 PCB-131/133 43.18 43.18 1.113e5 9.024e4 1.240 1.23 NO 689.85 689.85
3 114 PCB-146/165 43.58 43.60 7.200e5 5.871e5 1.240 1.23 NO 3684.9 3684.9
4 115 PCB-132/161 43.83 43.88 5.048e5 3.604e5 1.240 1.40 NO 2401.8 2401.8
5 116 PCB-153 44.01 44.02 2.320e6 1.953e6 1.240 1.19 NO 11419 11419
6 117 PCB-168 44.22 44.24 8.188e3 7.215e3 1.240 1.13 NO 40.872 40.872
190711K2_5
T4-PDI2019-SG26-190530 1901384-03 T4-PDI2019-SG26-190530 10
F4:Voltage SIR,EI+
359.8415
2.486e+005
PCB-129;46.18;1.88e4;225014;MM
F4:Voltage SIR,EI+
361.8385
2.149e+005
PCB-129;46.18;1.60e4;195824;MM
F4:Voltage SIR,EI+
371.8817
2.286e+005
44.77
45.65
F4:Voltage SIR,EI+
373.8788
1.884e+005
44.77
45.65
100
%
0
min
44.50 44.60 44.70 44.80 44.90 45.00 45.10 45.20 45.30 45.40 45.50 45.60 45.70 45.80 45.90 46.00 46.10 46.20 46.30 46.40
Ready
190711K2_5
CAP NUM

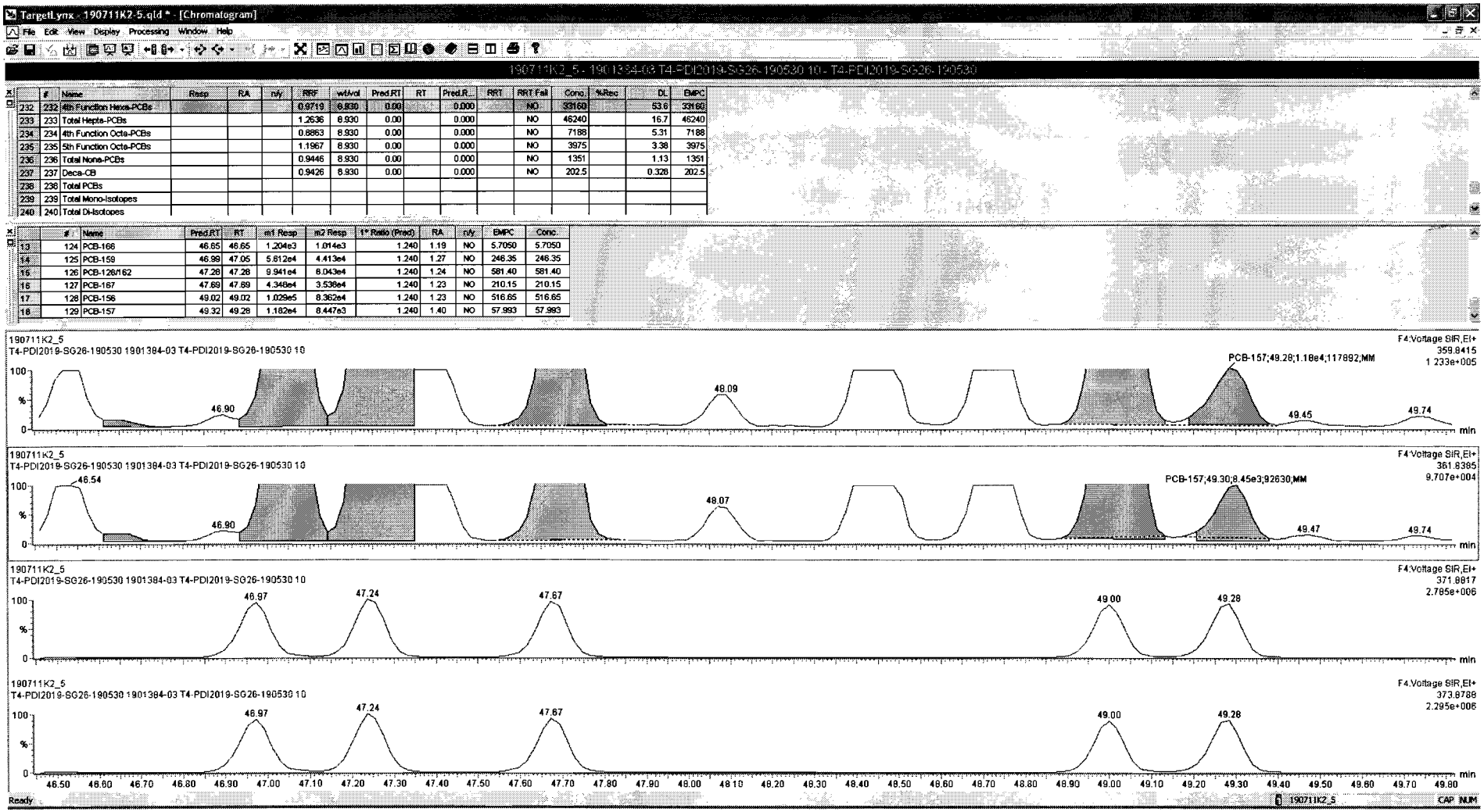

	#	Name	Resp	RA	n/y	RRF	wt/vol	Pred.RT	RT	Pred.R...	RRT	RRT Fail	Conc.	%Rec	DL	EMPC
232	232	4th Function Hexa-PCBs				0.9719	8.930	0.00		0.000		NO	33160		53.6	33160
233	233	Total Hepta-PCBs				1.2636	8.930	0.00		0.000		NO	46240		16.7	46240
234	234	4th Function Octa-PCBs				0.8863	8.930	0.00		0.000		NO	7188		5.31	7188
235	235	5th Function Octa-PCBs				1.1967	8.930	0.00		0.000		NO	3975		3.38	3975
236	236	Total Nona-PCBs				0.9446	8.930	0.00		0.000		NO	1351		1.13	1351
237	237	Deca-CB				0.9426	8.930	0.00		0.000		NO	202.5		0.328	202.5
238	238	Total PCBs														
239	239	Total Mono-Isotopes														
240	240	Total Di-Isotopes														

	#	Name	Pred.RT	RT	m1 Resp	m2 Resp	t* Ratio (Pred)	RA	n/y	EMPC	Conc.
13	124	PCB-166	46.65	46.65	1.204e3	1.014e3	1.240	1.19	NO	5.7050	5.7050
14	125	PCB-159	46.99	47.05	5.612e4	4.413e4	1.240	1.27	NO	246.35	246.35
15	126	PCB-128/162	47.28	47.28	9.941e4	8.043e4	1.240	1.24	NO	581.40	581.40
16	127	PCB-167	47.69	47.89	4.348e4	3.538e4	1.240	1.23	NO	210.15	210.15
17	128	PCB-156	49.02	49.02	1.029e5	8.362e4	1.240	1.23	NO	516.65	516.65
18	129	PCB-157	49.32	49.28	1.182e4	8.447e3	1.240	1.40	NO	57.993	57.993

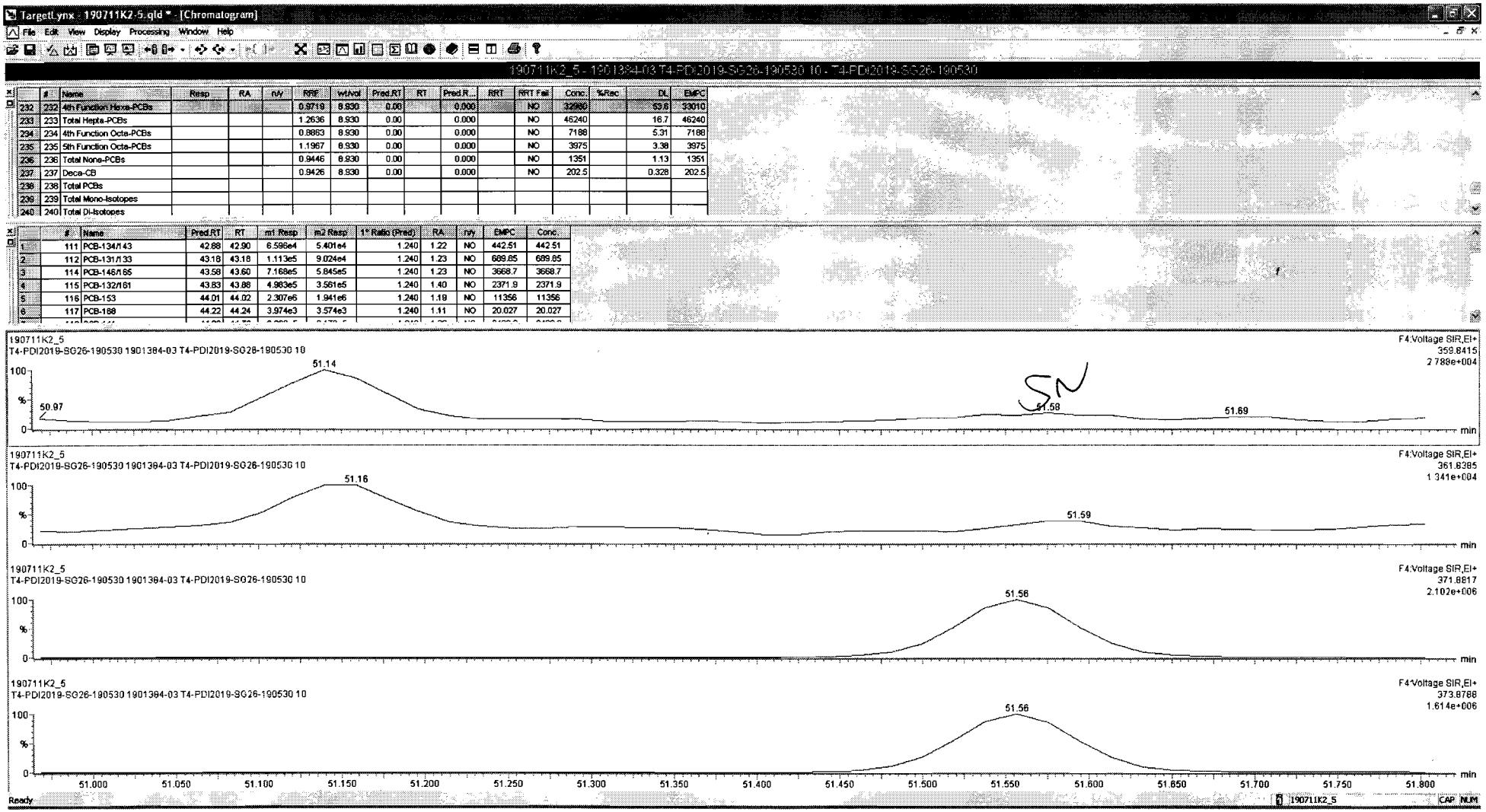

#	Name	Resp	RA	nY	RRF	wtAvg	Pred.RT	RT	Pred.R...	RRT	RRT Fail	Conc	%Rec	DL	EMPC
232	4th Function Hexa-PCBs				0.9719	8.930	0.00		0.000		NO	32980		93.6	33010
233	Total Hepta-PCBs				1.2636	8.930	0.00		0.000		NO	46240		16.7	46240
234	4th Function Octa-PCBs				0.8863	8.930	0.00		0.000		NO	7188		5.31	7188
235	5th Function Octa-PCBs				1.1967	8.930	0.00		0.000		NO	3975		3.38	3975
236	Total Nona-PCBs				0.9446	8.930	0.00		0.000		NO	1351		1.13	1351
237	Deca-CB				0.9426	8.930	0.00		0.000		NO	202.5		0.328	202.5
238	Total PCBs														
239	Total Mono-Isotopes														
240	Total Di-Isotopes														

#	Name	Pred.RT	RT	m1 Resp	m2 Resp	1° Ratio (Pred)	RA	nY	EMPC	Conc.
111	PCB-134/143	42.88	42.90	6.598e4	5.401e4	1.240	1.22	NO	442.51	442.51
112	PCB-131/133	43.18	43.18	1.113e5	9.024e4	1.240	1.23	NO	689.65	689.65
114	PCB-146/165	43.58	43.60	7.168e5	5.845e5	1.240	1.23	NO	3668.7	3668.7
115	PCB-132/161	43.83	43.88	4.983e5	3.561e5	1.240	1.40	NO	2371.9	2371.9
116	PCB-153	44.01	44.02	2.307e6	1.941e6	1.240	1.19	NO	11356	11356
117	PCB-168	44.22	44.24	3.974e3	3.574e3	1.240	1.11	NO	20.027	20.027

Dataset: Untitled

Last Altered: Saturday, July 13, 2019 11:48:22 Pacific Daylight Time
Printed: Saturday, July 13, 2019 11:49:01 Pacific Daylight Time

Name: 190711K2_5, Date: 12-Jul-2019, Time: 00:34:03, ID: 1901384-03 T4-PDI2019-SG26-190530 10, Description: T4-PDI2019-SG26-190530

PCB-188

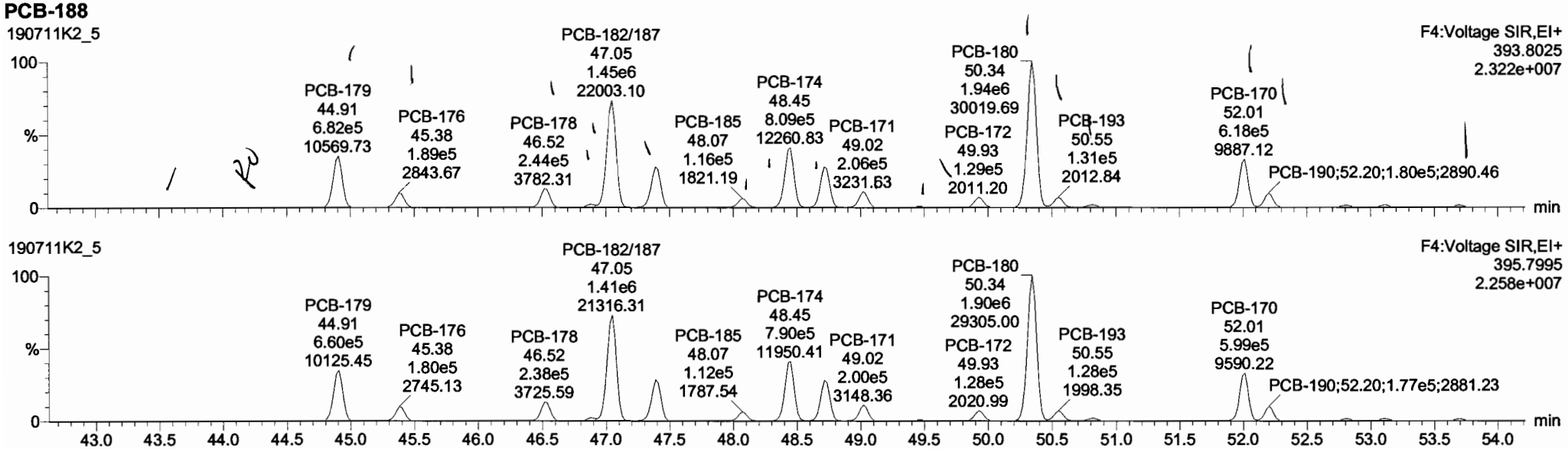

13C-PCB-188

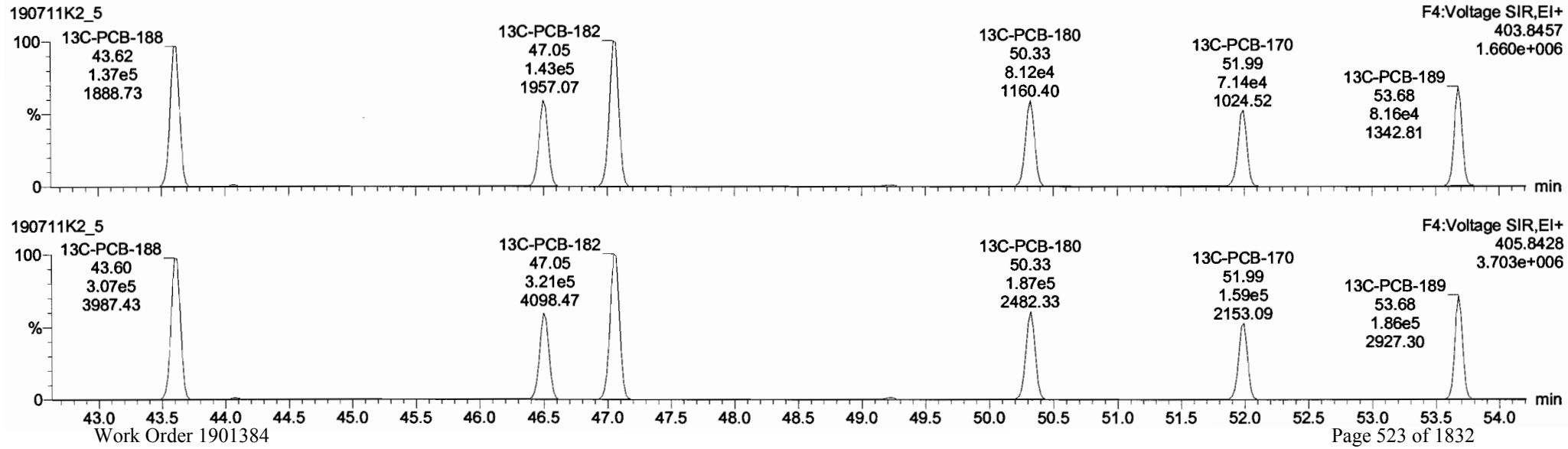

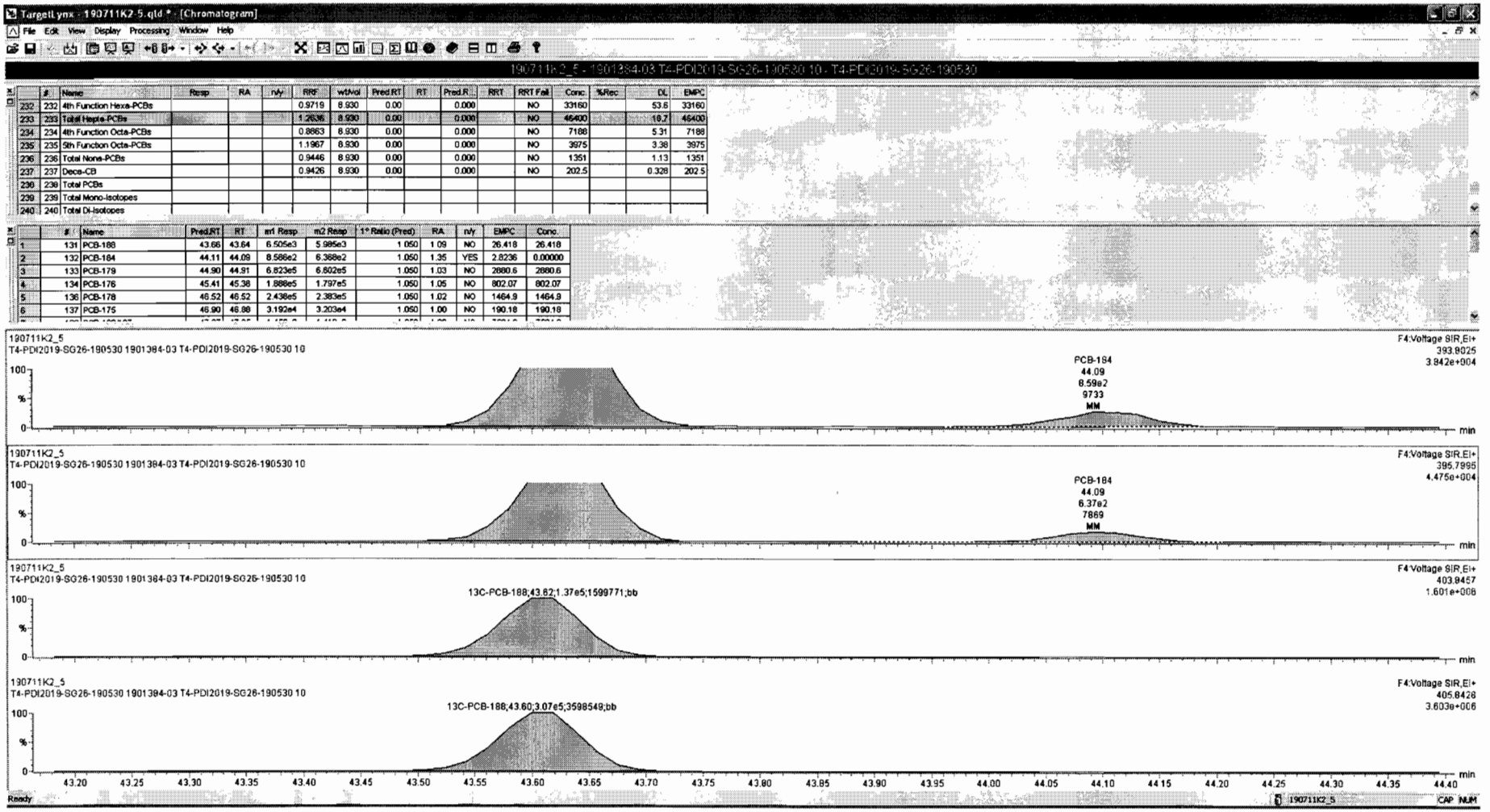

#	Name	Resp	RA	rvy	RRF	wtVol	Pred.RT	RT	Pred.R...	RRT	RRT Fail	Conc.	%Rec	DL	EMPC
232	4th Function Hexa-PCBs				0.9719	8.930	0.00		0.000		NO	33160		53.6	33160
233	Total Hepta-PCBs				1.2636	8.930	0.00		0.000		NO	46400		10.7	46400
234	4th Function Octa-PCBs				0.8863	8.930	0.00		0.000		NO	7188		5.31	7188
235	5th Function Octa-PCBs				1.1967	8.930	0.00		0.000		NO	3975		3.38	3975
236	Total Nona-PCBs				0.9446	8.930	0.00		0.000		NO	1351		1.13	1351
237	Deca-CB				0.9426	8.930	0.00		0.000		NO	202.5		0.328	202.5
238	Total PCBs														
239	Total Mono-Isotopes														
240	Total Di-Isotopes														

#	Name	Pred.RT	RT	m1 Resp	m2 Resp	1° Ratio (Pred)	RA	rvy	EMPC	Conc.
131	PCB-188	43.66	43.64	6.505e3	5.985e3	1.050	1.09	NO	26.418	26.418
132	PCB-184	44.11	44.09	8.586e2	6.388e2	1.050	1.35	YES	2.8236	0.00000
133	PCB-179	44.90	44.91	6.823e5	6.602e5	1.050	1.03	NO	2680.6	2680.6
134	PCB-176	45.41	45.38	1.888e5	1.797e5	1.050	1.05	NO	802.07	802.07
136	PCB-178	46.52	46.52	2.436e5	2.383e5	1.050	1.02	NO	1464.9	1464.9
137	PCB-175	46.90	46.88	3.192e4	3.203e4	1.050	1.00	NO	190.18	190.18

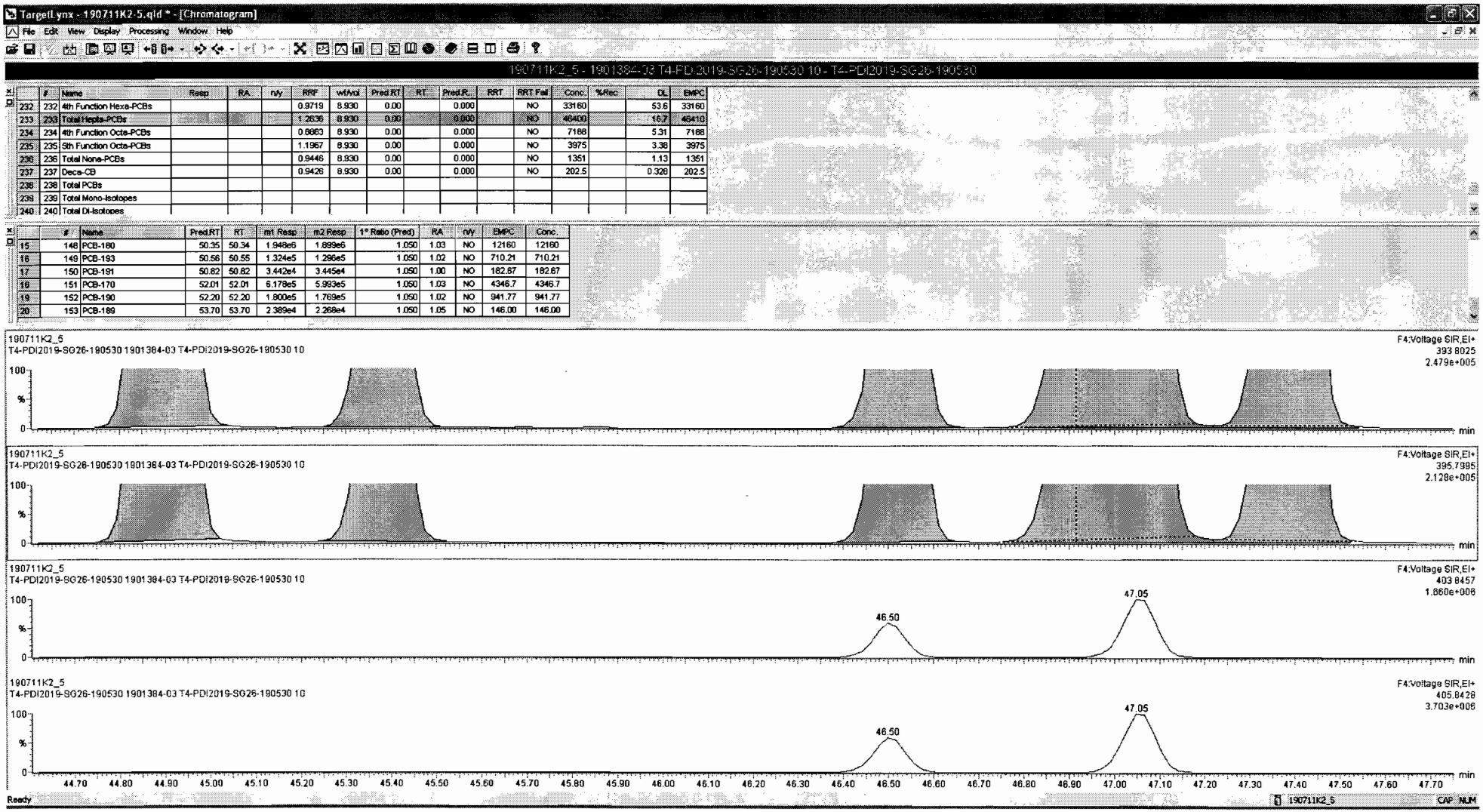

	#	Name	Resp	RA	n/y	RRF	wt/Vol	Pred RT	RT	Pred R...	RRT	RRT Fail	Conc.	%Rec	DL	EMPC
232	232	4th Function Hexa-PCBs				0.9719	8.930	0.00		0.000		NO	33160		53.6	33160
233	233	Total Hepta-PCBs				1.2636	8.930	0.00		0.000		NO	46400		16.7	46410
234	234	4th Function Octa-PCBs				0.8663	8.930	0.00		0.000		NO	7188		5.31	7188
235	235	5th Function Octa-PCBs				1.1967	8.930	0.00		0.000		NO	3975		3.38	3975
236	236	Total Nona-PCBs				0.9446	8.930	0.00		0.000		NO	1351		1.13	1351
237	237	Deca-CB				0.9426	8.930	0.00		0.000		NO	202.5		0.328	202.5
238	238	Total PCBs														
239	239	Total Mono-Isotopes														
240	240	Total DI-Isotopes														

	#	Name	Pred RT	RT	m1 Resp	m2 Resp	1° Ratio (Pred)	RA	n/y	EMPC	Conc.
15	148	PCB-160	50.35	50.34	1.948e6	1.899e6	1.050	1.03	NO	12160	12160
16	149	PCB-193	50.56	50.55	1.324e5	1.286e5	1.050	1.02	NO	710.21	710.21
17	150	PCB-191	50.82	50.82	3.442e4	3.445e4	1.050	1.00	NO	182.87	182.87
18	151	PCB-170	52.01	52.01	6.178e5	5.993e5	1.050	1.03	NO	4346.7	4346.7
19	152	PCB-190	52.20	52.20	1.800e5	1.769e5	1.050	1.02	NO	941.77	941.77
20	153	PCB-189	53.70	53.70	2.389e4	2.268e4	1.050	1.05	NO	146.00	146.00

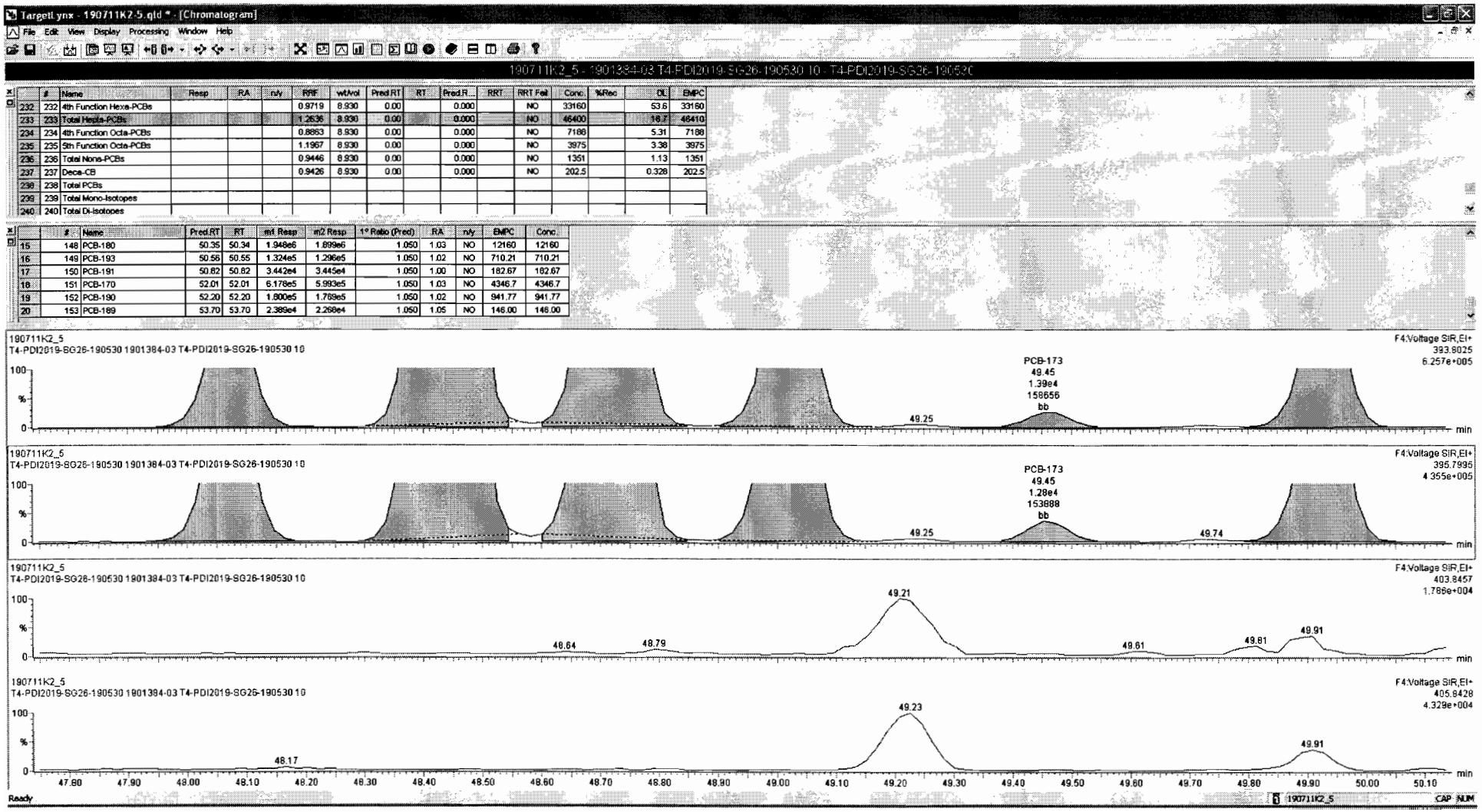
TargetLynx - 190711K2-5.qld * - [Chromatogram]
File Edit View Display Processing Window Help
190711K2_5 - 1901384-03 T4-PDI2019-SG26-190530 10 - T4-PDI2019-SG26-190530
Name Resp RA n/y RRF wt/vol Pred RT RT Pred R... RRT RRT Fail Conc. %Rec DL EMPC
232 232 4th Function Hexa-PCBs 0.9719 8.930 0.00 0.000 NO 33160 53.6 33160
233 233 Total Hepta-PCBs 1.2636 8.930 0.00 0.000 NO 46400 18.7 46410
234 234 4th Function Octa-PCBs 0.8863 8.930 0.00 0.000 NO 7186 5.31 7186
235 235 5th Function Octa-PCBs 1.1967 8.930 0.00 0.000 NO 3975 3.38 3975
236 236 Total Nona-PCBs 0.9446 8.930 0.00 0.000 NO 1351 1.13 1351
237 237 Deca-CB 0.9426 8.930 0.00 0.000 NO 202.5 0.328 202.5
238 238 Total PCBs
239 239 Total Mono-Isotopes
240 240 Total Di-Isotopes
Name Pred.RT RT m1 Resp m2 Resp 1° Ratio (Pred) RA n/y EMPC Conc
15 148 PCB-180 50.35 50.34 1.948e6 1.899e6 1.050 1.03 NO 12160 12160
16 149 PCB-193 50.56 50.55 1.324e5 1.296e5 1.050 1.02 NO 710.21 710.21
17 150 PCB-191 50.82 50.82 3.442e4 3.445e4 1.050 1.00 NO 182.67 182.67
18 151 PCB-170 52.01 52.01 6.178e5 5.993e5 1.050 1.03 NO 4346.7 4346.7
19 152 PCB-190 52.20 52.20 1.800e5 1.769e5 1.050 1.02 NO 941.77 941.77
20 153 PCB-189 53.70 53.70 2.389e4 2.268e4 1.050 1.05 NO 146.00 146.00
190711K2_5
T4-PDI2019-SG26-190530 1901384-03 T4-PDI2019-SG26-190530 10
F4:Voltage SIR,EI+
393.8025
6.257e+005
PCB-173
49.45
1.39e4
158656
bb
49.25
min
F4:Voltage SIR,EI+
395.7995
4.355e+005
PCB-173
49.45
1.28e4
153888
bb
49.25
49.74
F4:Voltage SIR,EI+
403.8457
1.786e+004
49.21
48.64
48.79
49.61
49.81
49.91
F4:Voltage SIR,EI+
405.8428
4.329e+004
49.23
48.17
49.91
47.80 47.90 48.00 48.10 48.20 48.30 48.40 48.50 48.60 48.70 48.80 48.90 49.00 49.10 49.20 49.30 49.40 49.50 49.60 49.70 49.80 49.90 50.00 50.10
Ready
190711K2_5
CAP NUM

TargetLynx - 190711K2_5.qld * - [Chromatogram]

File Edit View Display Processing Window Help

190711K2_5 - 1901384-03 T4-PDI2019-SG26-190530 10 - T4-PDI2019-SG26-190530

	#	Name	Resp	RA	nIy	RRF	wtAvol	Pred.RT	RT	Pred.R...	RRT	RRT Fail	Conc.	%Rec	DL	EMPC
232	232	4th Function Hexa-PCBs				0.9719	8.930	0.00		0.000		NO	33160		53.6	33160
233	233	Total Hepta-PCBs				1.2038	8.930	0.00		0.000		NO	46400		16.7	46410
234	234	4th Function Octa-PCBs				0.8863	8.930	0.00		0.000		NO	7188		5.31	7188
235	235	5th Function Octa-PCBs				1.1967	8.930	0.00		0.000		NO	3975		3.38	3975
236	236	Total Nona-PCBs				0.9446	8.930	0.00		0.000		NO	1351		1.13	1351
237	237	Deca-CB				0.9426	8.930	0.00		0.000		NO	202.5		0.328	202.5
238	238	Total PCBs														
239	239	Total Mono-Isotopes														
240	240	Total Di-Isotopes														

	#	Name	Pred.RT	RT	m1 Resp	m2 Resp	1° Ratio (Pred)	RA	nIy	EMPC	Conc.
15	148	PCB-180	50.35	50.34	1.948e6	1.899e6	1.050	1.03	NO	12160	12160
16	149	PCB-193	50.56	50.55	1.324e5	1.296e5	1.050	1.02	NO	710.21	710.21
17	150	PCB-191	50.82	50.82	3.442e4	3.445e4	1.050	1.00	NO	182.67	182.67
18	151	PCB-170	52.01	52.01	6.178e5	5.993e5	1.050	1.03	NO	4346.7	4346.7
19	152	PCB-190	52.20	52.20	1.800e5	1.769e5	1.050	1.02	NO	941.77	941.77
20	153	PCB-189	53.70	53.70	2.389e4	2.268e4	1.050	1.05	NO	146.00	146.00

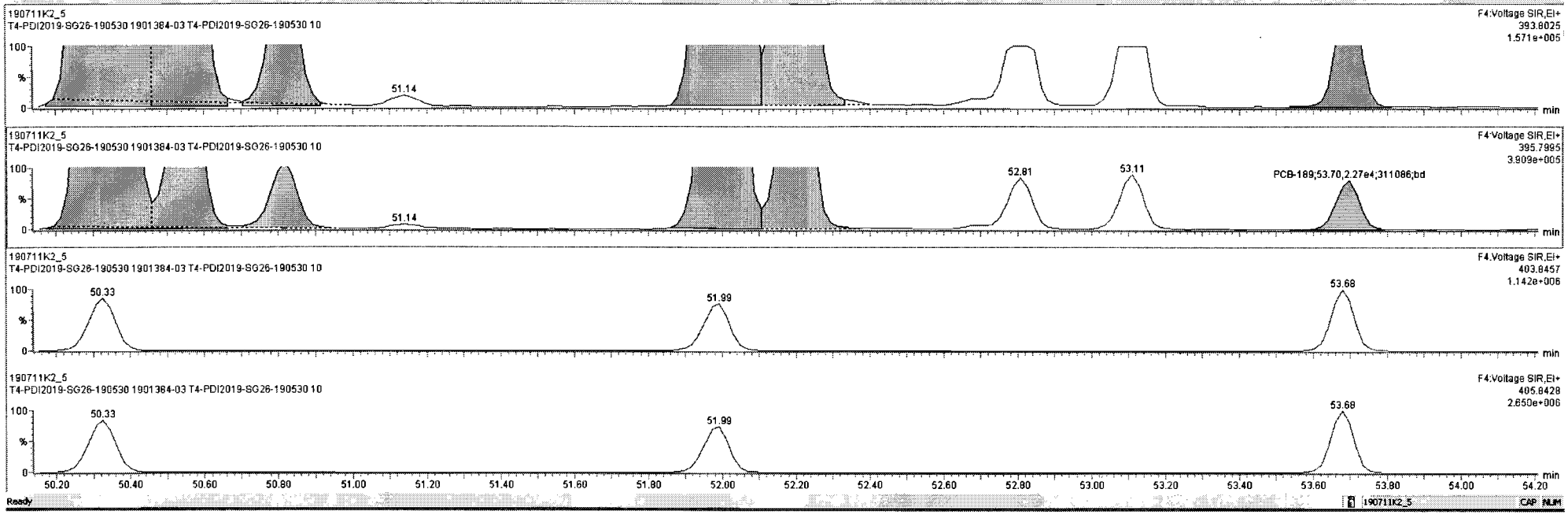

Ready

190711K2_5 CAP NUM

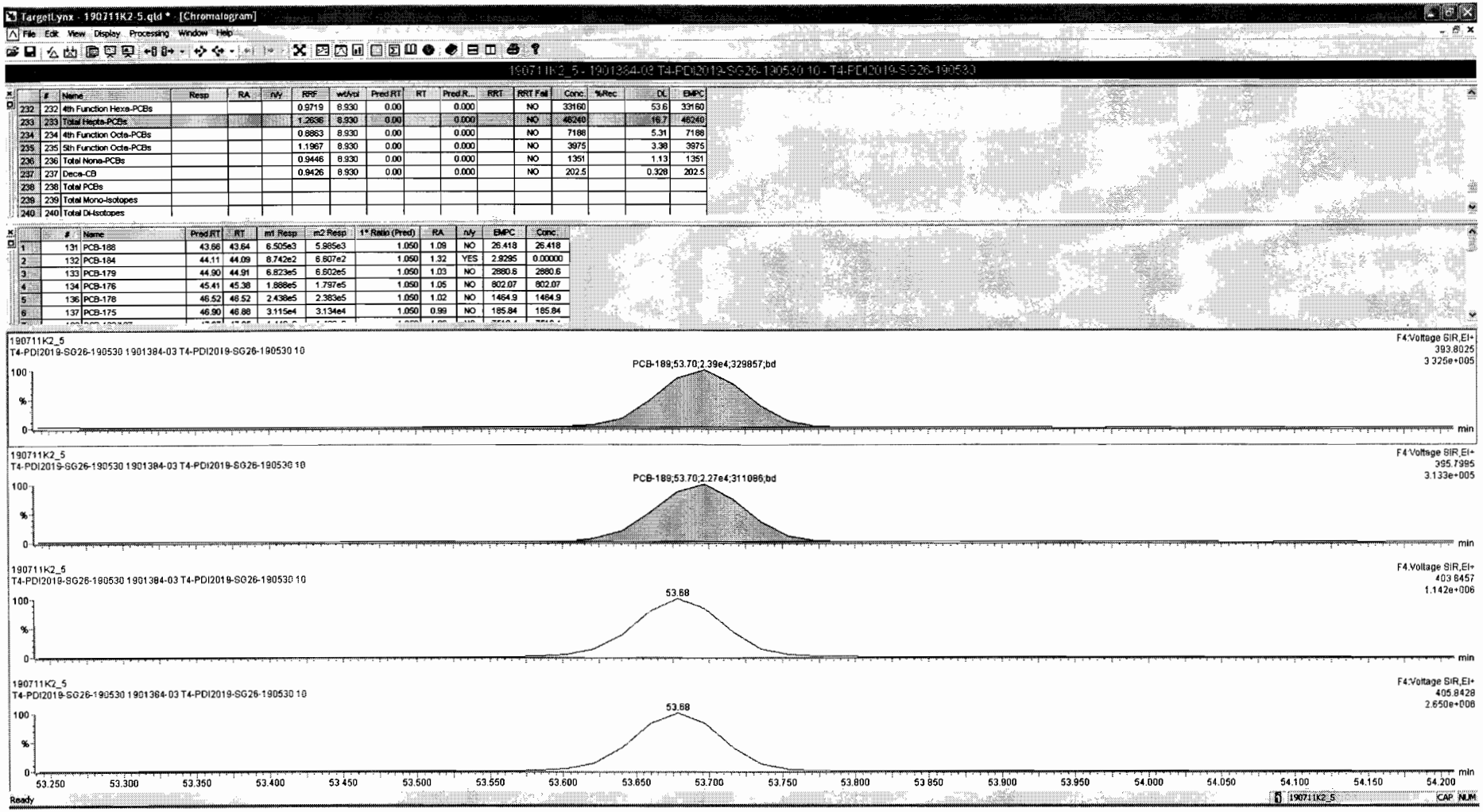
TargetLynx - 190711K2-5.qld * - [Chromatogram]
File Edit View Display Processing Window Help
190711K2_5 - 1901384-03 T4-PDI2019-SG26-190530 10 - T4-PDI2019-SG26-190530
PCB-189;53.70;2.39e4;329857;bd
PCB-189;53.70;2.27e4;311086;bd
53.68
53.68
Ready

Dataset: Untitled

Last Altered: Saturday, July 13, 2019 11:48:22 Pacific Daylight Time
Printed: Saturday, July 13, 2019 11:49:01 Pacific Daylight Time

Name: 190711K2_5, Date: 12-Jul-2019, Time: 00:34:03, ID: 1901384-03 T4-PDI2019-SG26-190530 10, Description: T4-PDI2019-SG26-190530

PCB-202

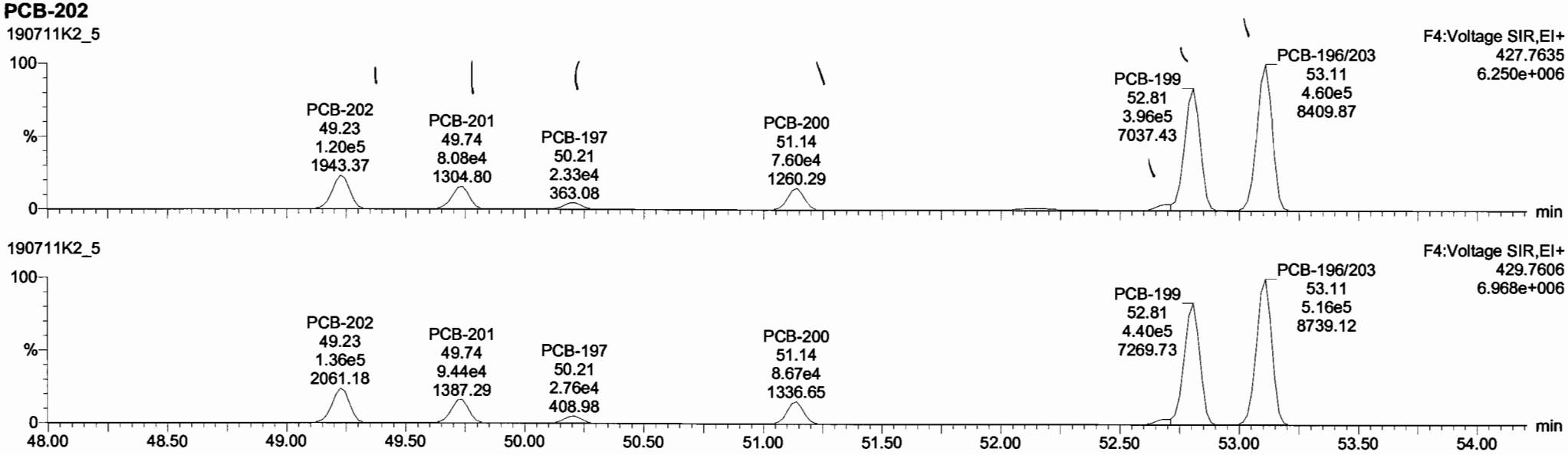

13C-PCB-202

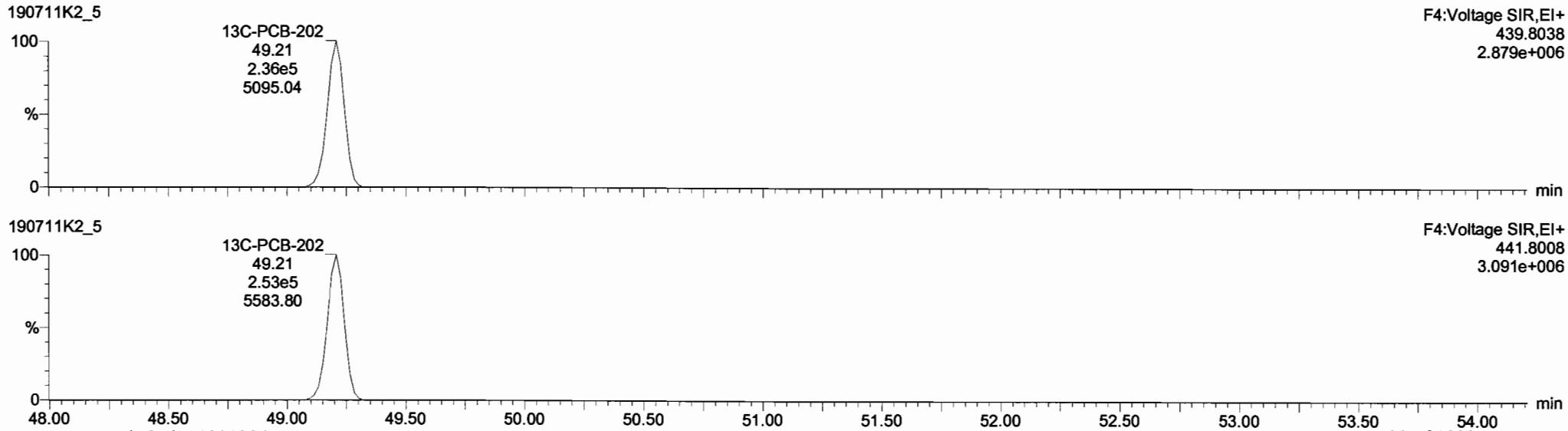

Dataset: Untitled

Last Altered: Saturday, July 13, 2019 11:48:22 Pacific Daylight Time
Printed: Saturday, July 13, 2019 11:49:01 Pacific Daylight Time

Name: 190711K2_5, Date: 12-Jul-2019, Time: 00:34:03, ID: 1901384-03 T4-PDI2019-SG26-190530 10, Description: T4-PDI2019-SG26-190530

PCB-195

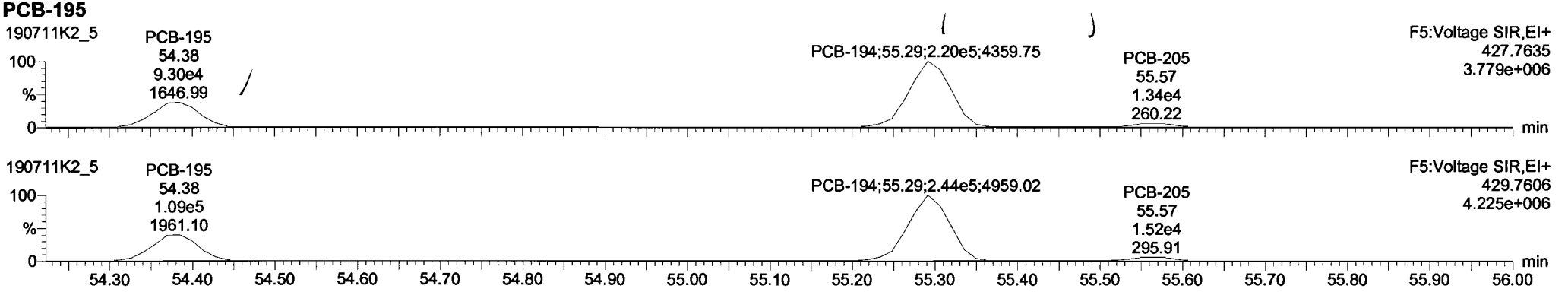

13C-PCB-194

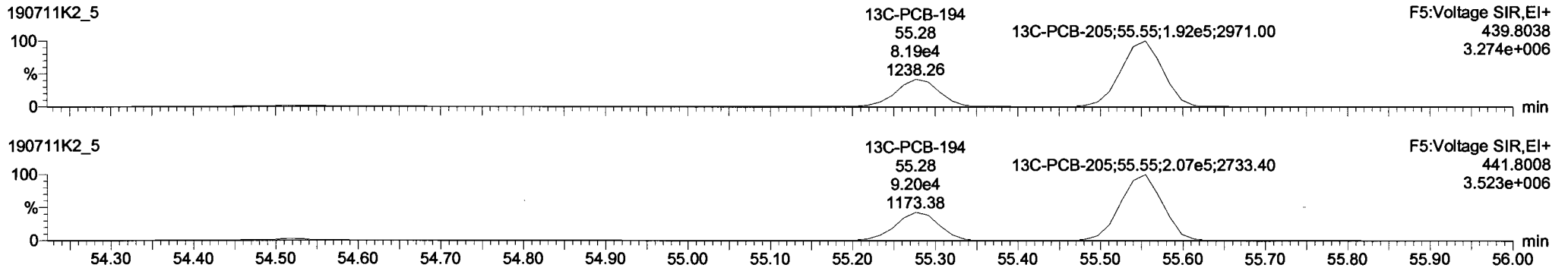

PFK5

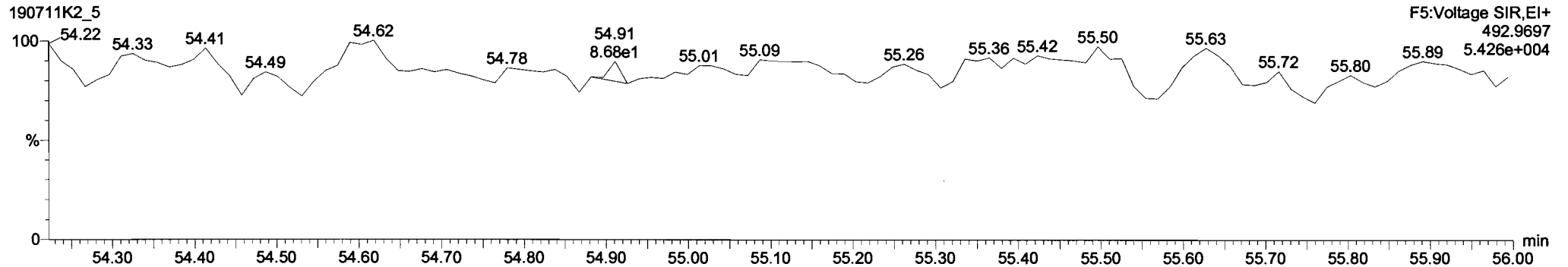

Dataset: Untitled

Last Altered: Saturday, July 13, 2019 11:48:22 Pacific Daylight Time
Printed: Saturday, July 13, 2019 11:49:01 Pacific Daylight Time

Name: 190711K2_5, Date: 12-Jul-2019, Time: 00:34:03, ID: 1901384-03 T4-PDI2019-SG26-190530 10, Description: T4-PDI2019-SG26-190530

PCB-208

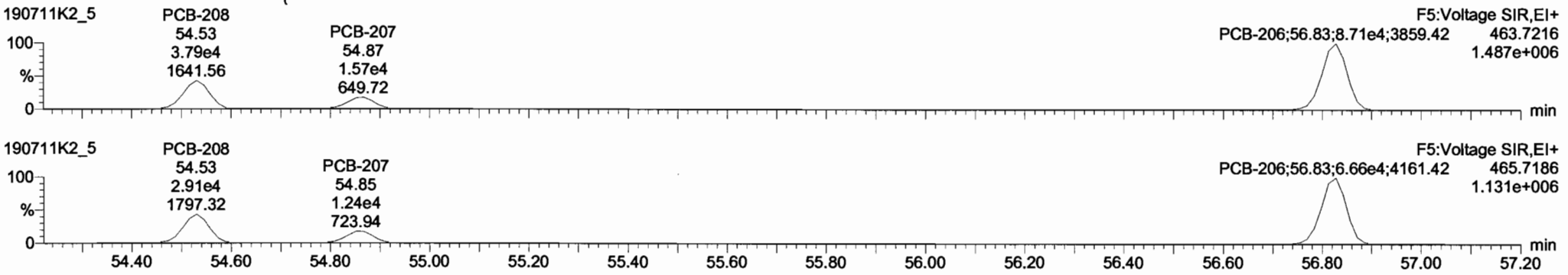

13C-PCB-208

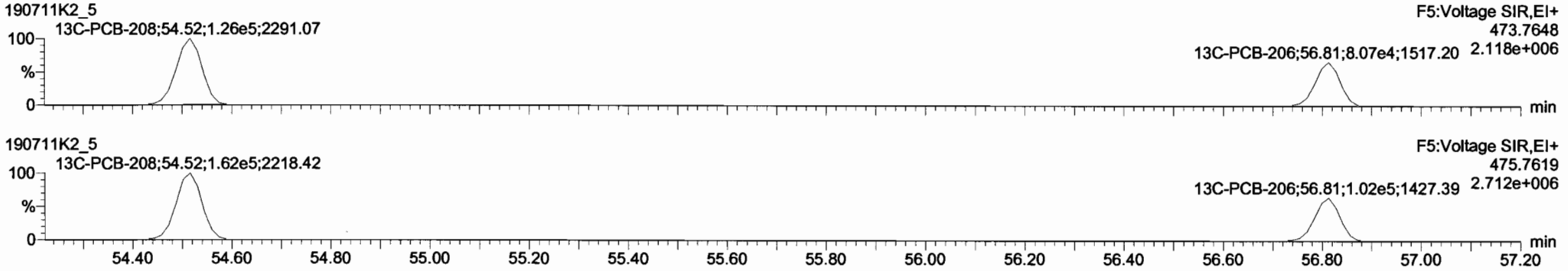

PFK5

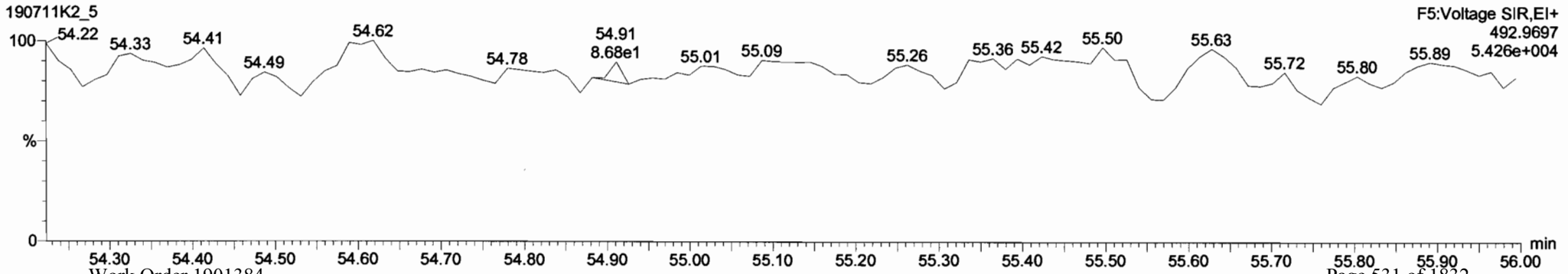

Dataset: Untitled

Last Altered: Saturday, July 13, 2019 11:48:22 Pacific Daylight Time
Printed: Saturday, July 13, 2019 11:49:01 Pacific Daylight Time

Name: 190711K2_5, Date: 12-Jul-2019, Time: 00:34:03, ID: 1901384-03 T4-PDI2019-SG26-190530 10, Description: T4-PDI2019-SG26-190530

PCB-209

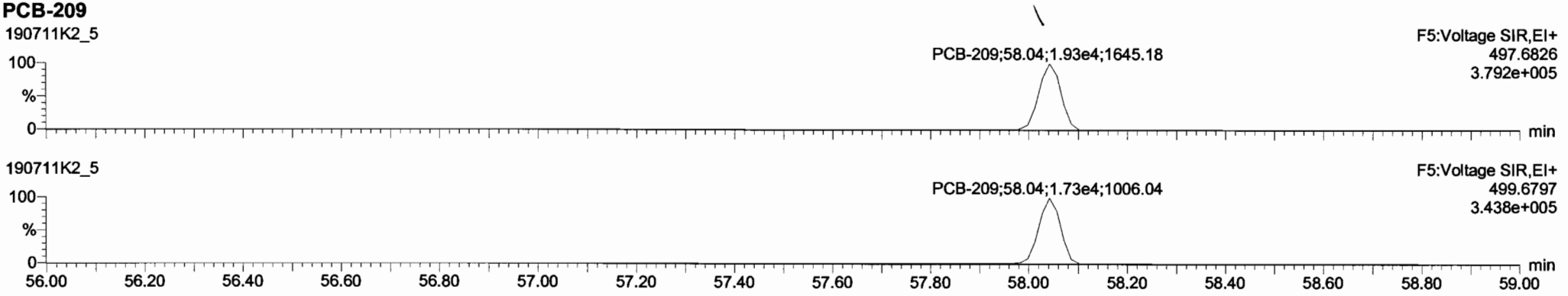

13C-PCB-209

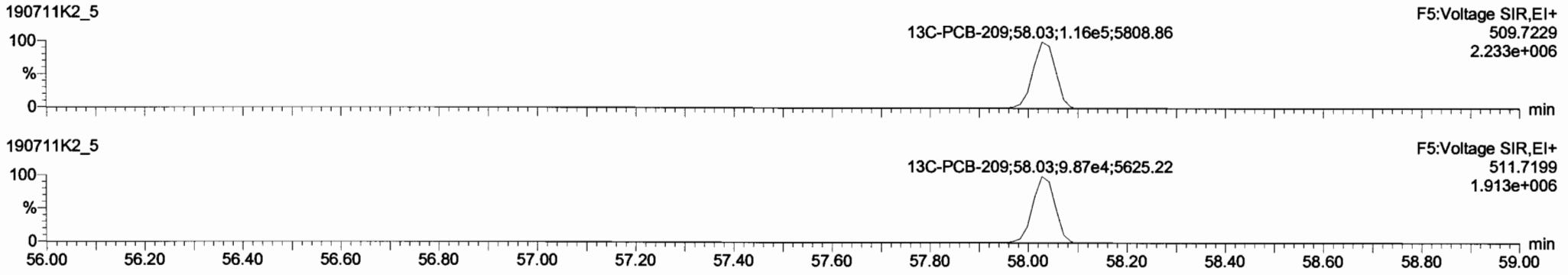

PFK5

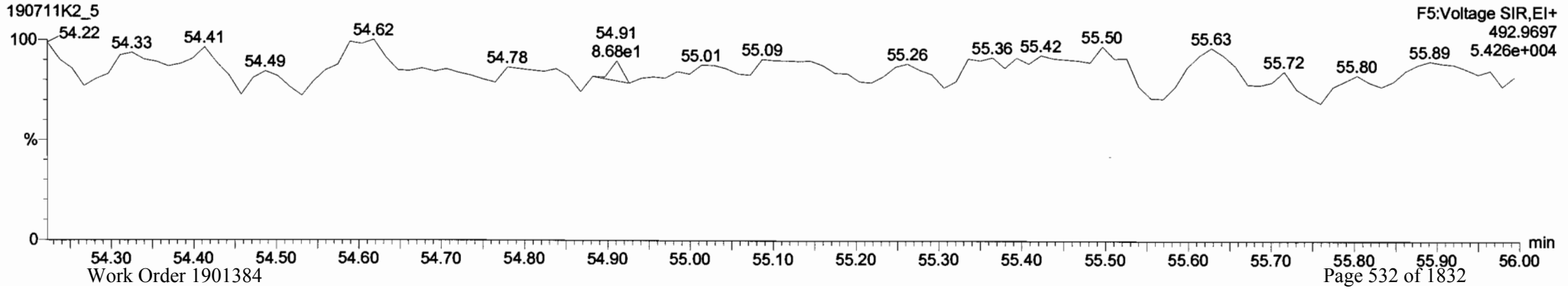

Vista Analytical Laboratory

Dataset: U:\VG11.PRO\Results\190725K1\190725K1-3B.qld

Last Altered: Monday, July 29, 2019 10:35:40 Pacific Daylight Time
Printed: Monday, July 29, 2019 10:37:06 Pacific Daylight Time

HC 7.29.19 CT 07/30/19

Method: Untitled 25 Jul 2019 15:20:16
Calibration: U:\VG11.PRO\CurveDB\db1_PCBvg11-6-28-19.cdb 29 Jun 2019 12:47:57

Name: 190725K1_3, Date: 25-Jul-2019, Time: 15:44:44, ID: 1901384-03@10X T4-PDI2019-SG26-190530 10, Description: T4-PDI2019-SG26-190530

HC 7.29.19

	#	Name	Resp	RA	n/y	RRF	wt/vol	Pred.RT	RT	Pred.RRT	RRT	Check RRT	Conc.	%Rec	DL	EMPC
1	1	PCB-1	2.94e4	2.94	NO	1.02	8.930 .035	16.02	16.03	1.001	1.001	NO	324.5		1.25	324.5
2	2	PCB-2	5.32e4	3.09	NO	1.01	8.930	18.49	18.51	0.988	0.989	NO	543.2		1.15	543.2
3	3	PCB-3	5.38e4	3.28	NO	1.01	8.930	18.72	18.72	1.001	1.001	NO	550.9		1.16	550.9
4	4	PCB-4/10	3.47e4	1.57	NO	1.28	8.930	20.16	20.10	1.004	1.001	NO	525.4		7.41	525.4
5	5	PCB-7/9	3.20e4	1.52	NO	0.976	8.930	21.99	21.95	1.003	1.001	NO	371.4		6.43	371.4
6	6	PCB-6	5.60e4	1.57	NO	1.02	8.930	22.64	22.64	1.032	1.032	NO	623.8		6.17	623.8
7	7	PCB-5/8	9.15e4	1.59	NO	1.01	8.930	23.05	23.05	1.051	1.051	NO	1026		6.20	1026
8	8	PCB-14			NO	1.03	8.930	24.26		0.952		YES			9.65	
9	9	PCB-11	2.84e4	1.53	NO	1.10	8.930	25.50	25.50	1.001	1.001	NO	295.6		9.09	295.6
10	10	PCB-12/13	5.87e4	1.55	NO	1.04	8.930	25.87	25.92	1.015	1.017	NO	645.8		9.61	645.8
11	11	PCB-15	3.75e4	1.57	NO	1.03	8.930	26.22	26.19	1.029	1.028	NO	416.2		9.69	416.2
12	12	PCB-19	1.04e4	0.95	NO	0.934	8.930	24.39	24.38	1.001	1.001	NO	194.1		2.73	194.1
13	13	PCB-30			NO	1.48	8.930	25.30		1.039		YES			1.72	
14	14	PCB-18	4.81e4	1.05	NO	0.693	8.930	26.09	26.11	0.953	0.954	NO	812.8		2.45	812.8
15	15	PCB-17	3.07e4	1.07	NO	0.667	8.930	26.26	26.27	0.959	0.960	NO	539.8		2.54	539.8
16	16	PCB-24/27	1.02e4	1.08	NO	0.915	8.930	26.86	26.84	0.981	0.980	NO	131.0		1.85	131.0
17	17	PCB-16/32	5.45e4	1.02	NO	0.792	8.930	27.40	27.40	1.001	1.001	NO	805.0		2.14	805.0
18	1...	PCB-153	8.24e5	1.24	NO	1.01	8.930	44.07	44.07	1.000	1.000	NO	17920		4.92	17920
19	1...	PCB-180	7.35e5	1.03	NO	1.32	8.930	50.40	50.40	1.000	1.000	NO	18940		4.28	18940
20	1...	13C-PCB-1	1.47e5	3.31	NO	1.08	8.930	16.02	16.01	0.612	0.611	NO	1343	81.1	8.71	
21	1...	13C-PCB-3	1.61e5	3.24	NO	1.09	8.930	18.72	18.71	0.715	0.715	NO	1449	87.4	8.60	
22	1...	13C-PCB-4	8.57e4	1.53	NO	0.640	8.930	20.10	20.08	0.768	0.767	NO	1317	79.5	4.46	
23	1...	13C-PCB-9	1.46e5	1.61	NO	0.995	8.930	21.96	21.93	0.839	0.838	NO	1445	87.2	2.87	
24	1...	13C-PCB-11	1.45e5	1.57	NO	0.971	8.930	25.46	25.48	0.973	0.973	NO	1469	88.6	2.94	
25	1...	13C-PCB-19	9.47e4	0.99	NO	0.637	8.930	24.40	24.36	0.932	0.930	NO	1461	88.2	50.1	
26	1...	13C-PCB-32	1.41e5	1.06	NO	0.910	8.930	27.42	27.38	1.047	1.046	NO	1528	92.2	35.1	
27	1...	13C-PCB-28	1.25e5	1.05	NO	1.07	8.930	29.42	29.40	1.004	1.003	NO	1153	69.6	57.1	
28	1...	13C-PCB-37	1.24e5	1.15	NO	0.959	8.930	33.44	33.44	1.141	1.141	NO	1277	77.1	63.6	
29	1...	13C-PCB-54	1.08e5	0.83	NO	1.10	8.930	28.24	28.23	0.756	0.755	NO	958.4	57.8	8.99	
30	1...	13C-PCB-52	9.34e4	0.79	NO	0.844	8.930	31.92	31.91	0.854	0.854	NO	1077	65.0	11.7	
31	1...	13C-PCB-47	9.91e4	0.73	NO	0.893	8.930	32.44	32.44	0.868	0.868	NO	1080	65.2	11.1	
32	1...	13C-PCB-70	1.10e5	0.78	NO	1.01	8.930	36.09	36.08	0.966	0.966	NO	1061	64.0	9.80	

Dataset: U:\VG11.PRO\Results\190725K1\190725K1-3B.qld

Last Altered: Monday, July 29, 2019 10:35:40 Pacific Daylight Time
Printed: Monday, July 29, 2019 10:37:06 Pacific Daylight Time

Name: 190725K1_3, Date: 25-Jul-2019, Time: 15:44:44, ID: 1901384-03@10X T4-PDI2019-SG26-190530 10, Description: T4-PDI2019-SG26-190530

	#	Name	Resp	RA	n/y	RRF	wt/vol	Pred.RT	RT	Pred.RRT	RRT	Check RRT	Conc.	%Rec	DL	EMPC
33	1...	13C-PCB-80	1.15e5	0.79	NO	1.05	8.930	36.52	36.53	0.977	0.978	NO	1074	64.8	9.44	
34	1...	13C-PCB-81	1.04e5	0.79	NO	0.985	8.930	39.74	39.75	1.063	1.064	NO	1025	61.9	10.0	
35	1...	13C-PCB-77	9.93e4	0.76	NO	0.958	8.930	40.35	40.36	1.080	1.080	NO	1009	60.9	10.3	
36	1...	13C-PCB-104	1.09e5	1.49	NO	1.10	8.930	33.11	33.10	0.829	0.829	NO	1078	65.1	2.56	
37	1...	13C-PCB-95	8.12e4	1.63	NO	0.852	8.930	36.38	36.38	0.911	0.911	NO	1039	62.7	3.29	
38	1...	13C-PCB-101	8.40e4	1.59	NO	0.814	8.930	38.13	38.13	0.955	0.955	NO	1125	67.9	3.45	
39	1...	13C-PCB-97	7.36e4	1.69	NO	0.709	8.930	39.48	39.47	0.989	0.988	NO	1130	68.2	3.96	
40	1...	13C-PCB-123	9.38e4	1.58	NO	0.922	8.930	42.14	42.13	1.055	1.055	NO	1109	66.9	3.05	
41	1...	13C-PCB-118	9.85e4	1.55	NO	0.975	8.930	42.34	42.32	1.060	1.060	NO	1101	66.4	2.88	
42	1...	13C-PCB-114	7.95e4	1.56	NO	1.52	8.930	43.01	43.01	0.910	0.909	NO	977.7	59.0	3.20	
43	1...	13C-PCB-105	7.75e4	1.74	NO	1.58	8.930	43.88	43.88	0.928	0.928	NO	914.9	55.2	3.07	
44	1...	13C-PCB-127	8.15e4	1.58	NO	1.62	8.930	44.22	44.26	0.935	0.936	NO	938.9	56.7	2.99	
45	1...	13C-PCB-126	7.01e4	1.60	NO	1.45	8.930	46.19	46.21	0.977	0.977	NO	906.8	54.7	3.36	
46	1...	13C-PCB-155	1.00e5	1.30	NO	1.03	8.930	37.67	37.65	0.943	0.943	NO	1062	64.1	1.38	
47	1...	13C-PCB-153	7.53e4	1.18	NO	1.42	8.930	44.08	44.05	0.932	0.931	NO	988.8	59.7	2.70	
48	1...	13C-PCB-141	5.93e4	1.22	NO	1.14	8.930	44.83	44.81	0.948	0.948	NO	969.6	58.5	3.37	
49	1...	13C-PCB-138	6.17e4	1.28	NO	1.18	8.930	45.70	45.68	0.966	0.966	NO	976.5	58.9	3.26	
50	1...	13C-PCB-159	7.82e4	1.27	NO	1.43	8.930	47.03	47.03	0.994	0.994	NO	1019	61.5	2.68	
51	2...	13C-PCB-167	7.73e4	1.26	NO	1.42	8.930	47.73	47.73	1.009	1.009	NO	1014	61.2	2.70	
52	2...	13C-PCB-156	7.52e4	1.27	NO	1.40	8.930	49.05	49.05	1.037	1.037	NO	1005	60.6	2.75	
53	2...	13C-PCB-157	7.38e4	1.16	NO	1.41	8.930	49.34	49.32	1.043	1.043	NO	979.9	59.1	2.73	
54	2...	13C-PCB-169	6.01e4	1.22	NO	1.35	8.930	51.61	51.61	1.091	1.091	NO	834.5	50.4	2.86	
55	2...	13C-PCB-188	7.16e4	0.40	NO	1.46	8.930	43.67	43.65	0.927	0.926	NO	1027	62.0	2.59	
56	2...	13C-PCB-180	4.87e4	0.46	NO	0.932	8.930	50.38	50.38	1.069	1.069	NO	1097	66.2	4.06	
57	2...	13C-PCB-170	4.00e4	0.44	NO	0.796	8.930	52.04	52.03	1.104	1.104	NO	1055	63.7	4.75	
58	2...	13C-PCB-189	5.42e4	0.47	NO	1.09	8.930	53.70	53.71	1.140	1.140	NO	1043	63.0	3.47	
59	2...	13C-PCB-202	7.11e4	0.88	NO	1.45	8.930	49.26	49.26	1.042	1.042	NO	1029	62.1	1.22	
60	2...	13C-PCB-194	4.42e4	0.92	NO	0.714	8.930	55.30	55.31	0.995	0.995	NO	1031	62.2	3.20	
61	2...	13C-PCB-208	6.09e4	0.78	NO	0.896	8.930	54.56	54.55	0.982	0.982	NO	1131	68.3	2.16	
62	2...	13C-PCB-206	4.26e4	0.75	NO	0.653	8.930	56.83	56.85	1.023	1.023	NO	1085	65.5	2.97	
63	2...	13C-PCB-209	5.36e4	1.23	NO	0.806	8.930	58.05	58.06	1.045	1.045	NO	1107	66.8	0.803	
64	2...	13C-PCB-15	1.69e5	1.62	NO	1.00	8.930	26.13	26.18	1.000	0.000	NO	1657	100	2.86	
65	2...	13C-PCB-31	1.68e5	1.05	NO	1.00	8.930	29.29	29.31	1.000	0.000	NO	1657	100	61.0	
66	2...	13C-PCB-60	1.70e5	0.77	NO	1.00	8.930	37.35	37.37	1.000	0.000	NO	1657	100	9.88	
67	2...	13C-PCB-111	1.52e5	1.55	NO	1.00	8.930	39.92	39.94	1.000	0.000	NO	1657	100	2.81	
68	2...	13C-PCB-128	8.87e4	1.19	NO	1.00	8.930	47.27	47.29	1.000	0.000	NO	1657	100	3.85	

Vista Analytical Laboratory

Dataset: U:\VG11.PRO\Results\190725K1\190725K1-3B.qld

Last Altered: Monday, July 29, 2019 10:35:40 Pacific Daylight Time
Printed: Monday, July 29, 2019 10:37:06 Pacific Daylight Time

Name: 190725K1_3, Date: 25-Jul-2019, Time: 15:44:44, ID: 1901384-03@10X T4-PDI2019-SG26-190530 10, Description: T4-PDI2019-SG26-190530

	#	Name	Resp	RA	n/y	RRF	wt/vol	Pred.RT	RT	Pred.RRT	RRT	Check RRT	Conc.	%Rec	DL	EMPC
69	2...	13C-PCB-182	7.89e4	0.47	NO	1.00	8.930	47.10	47.12	0.000	0.000	NO	1657	100	3.78	
70	2...	13C-PCB-205	9.97e4	0.91	NO	1.00	8.930	55.57	55.57	1.000	0.000	NO	1657	100	2.28	

Dataset: U:\VG11.PRO\Results\190725K1\190725K1-3B.qld

Last Altered: Monday, July 29, 2019 10:35:40 Pacific Daylight Time
Printed: Monday, July 29, 2019 10:37:36 Pacific Daylight Time

Method: Untitled 25 Jul 2019 15:20:16
Calibration: U:\VG11.PRO\CurveDB\db1_PCBvg11-6-28-19.cdb 29 Jun 2019 12:47:57

ID: 1901384-03@10X T4-PDI2019-SG26-190530 10, Description: T4-PDI2019-SG26-190530

Total Mono-PCBs

	Name	Pred.R...	RT	m1 Height	m2 Height	m1 Resp	m2 Resp	RA	n/y	Resp	Conc.	EMPC	DL
1	PCB-1	16.02	16.03	3.629e5	1.231e5	2.195e4	7.473e3	2.94	NO	2.942e4	324.49	324.49	1.25
2	PCB-2	18.49	18.51	5.448e5	1.742e5	4.017e4	1.300e4	3.09	NO	5.317e4	543.24	543.24	1.15
3	PCB-3	18.72	18.72	6.670e5	2.154e5	4.122e4	1.259e4	3.28	NO	5.381e4	550.87	550.87	1.16

1418.6 CT 07/30/19

Total Di-PCBs

	Name	Pred.R...	RT	m1 Height	m2 Height	m1 Resp	m2 Resp	RA	n/y	Resp	Conc.	EMPC	DL
1	PCB-4/10	20.16	20.10	3.141e5	1.973e5	2.120e4	1.346e4	1.57	NO	3.467e4	525.41	525.41	7.41
2	PCB-7/9	21.99	21.95	2.054e5	1.310e5	1.930e4	1.271e4	1.52	NO	3.200e4	371.41	371.41	6.43
3	PCB-6	22.64	22.64	5.409e5	3.381e5	3.419e4	2.180e4	1.57	NO	5.600e4	623.75	623.75	6.17
4	PCB-5/8	23.05	23.05	8.246e5	5.234e5	5.621e4	3.534e4	1.59	NO	9.154e4	1025.7	1025.7	6.20
5	PCB-11	25.50	25.50	1.567e5	1.020e5	1.718e4	1.120e4	1.53	NO	2.838e4	295.63	295.63	9.09
6	PCB-12/13	25.87	25.92	4.428e5	2.880e5	3.568e4	2.299e4	1.55	NO	5.866e4	645.83	645.83	9.61
7	PCB-15	26.22	26.19	3.551e5	2.245e5	2.290e4	1.459e4	1.57	NO	3.749e4	416.20	416.20	9.69

3903.93 CT 07/30/19

2nd Function Tri-PCBs

	Name	Pred.R...	RT	m1 Height	m2 Height	m1 Resp	m2 Resp	RA	n/y	Resp	Conc.	EMPC	DL
1	PCB-19	24.39	24.38	8.130e4	8.488e4	5.055e3	5.308e3	0.95	NO	1.036e4	194.08	194.08	2.73
2	PCB-18	26.09	26.11	4.771e5	4.683e5	2.461e4	2.348e4	1.05	NO	4.808e4	812.75	812.75	2.45
3	PCB-17	26.26	26.27	2.401e5	2.254e5	1.586e4	1.487e4	1.07	NO	3.073e4	539.78	539.78	2.54
4	PCB-24/27	26.86	26.84	7.100e4	6.867e4	5.304e3	4.920e3	1.08	NO	1.022e4	130.95	130.95	1.85
5	PCB-16/32	27.40	27.40	2.649e5	2.745e5	2.744e4	2.701e4	1.02	NO	5.445e4	804.98	804.98	2.14

2482.5 CT 07/30/19

Vista Analytical Laboratory VG-11

Dataset: U:\VG11.PRO\Results\190725K1\190725K1-3.qld

Last Altered: Friday, July 26, 2019 10:12:00 Pacific Daylight Time
Printed: Friday, July 26, 2019 10:19:12 Pacific Daylight Time

Method: U:\VG11.PRO\MethDB\PCB-209_ZB1_7-25-19.mdb 25 Jul 2019 15:20:16
Calibration: U:\VG11.PRO\CurveDB\db1_PCBvg11-6-28-19.cdb 29 Jun 2019 12:47:57

Name: 190725K1_3, Date: 25-Jul-2019, Time: 15:44:44, ID: 1901384-03@10X T4-PDI2019-SG26-190530 10, Description: T4-PDI2019-SG26-190530

PCB-1

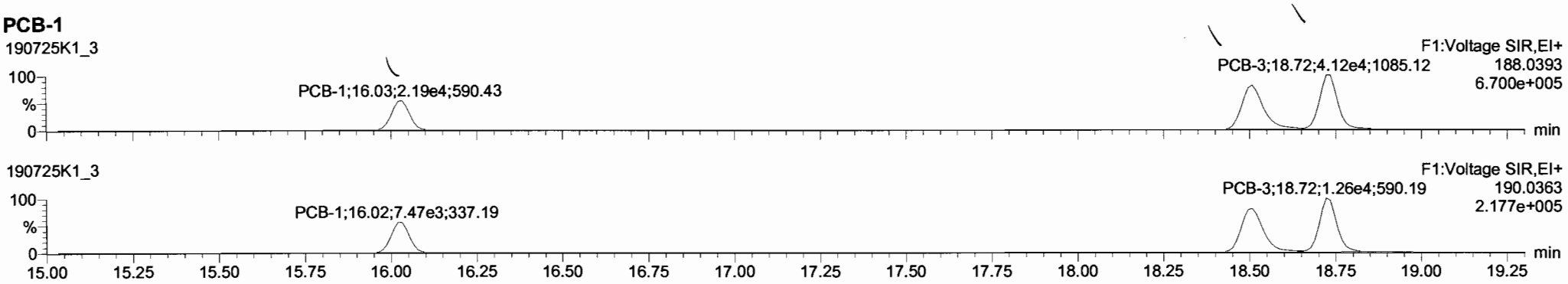

13C-PCB-1

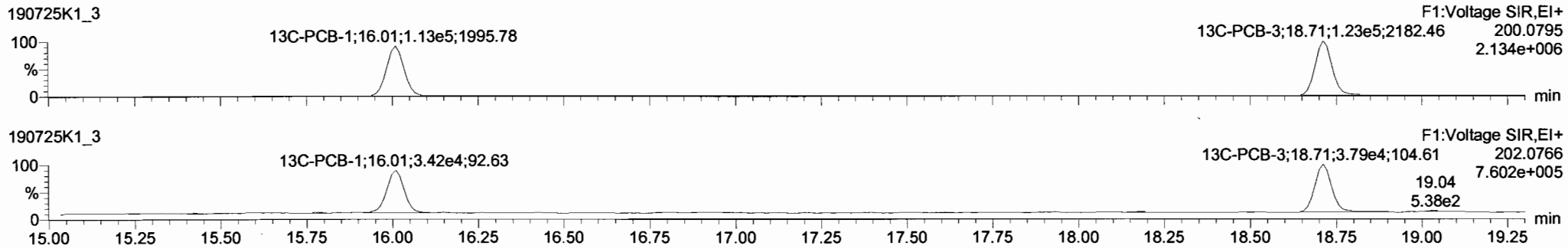

PFK1

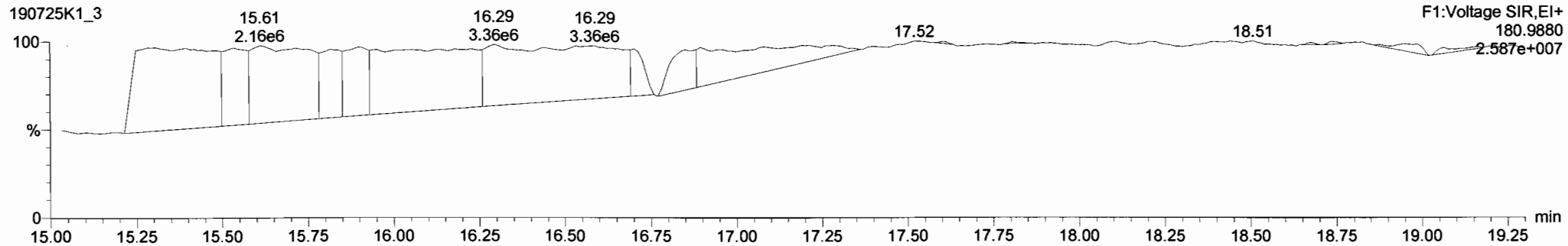

Dataset: U:\VG11.PRO\Results\190725K1\190725K1-3.qld

Last Altered: Friday, July 26, 2019 10:12:00 Pacific Daylight Time
Printed: Friday, July 26, 2019 10:19:12 Pacific Daylight Time

Name: 190725K1_3, Date: 25-Jul-2019, Time: 15:44:44, ID: 1901384-03@10X T4-PDI2019-SG26-190530 10, Description: T4-PDI2019-SG26-190530

PCB-4/10

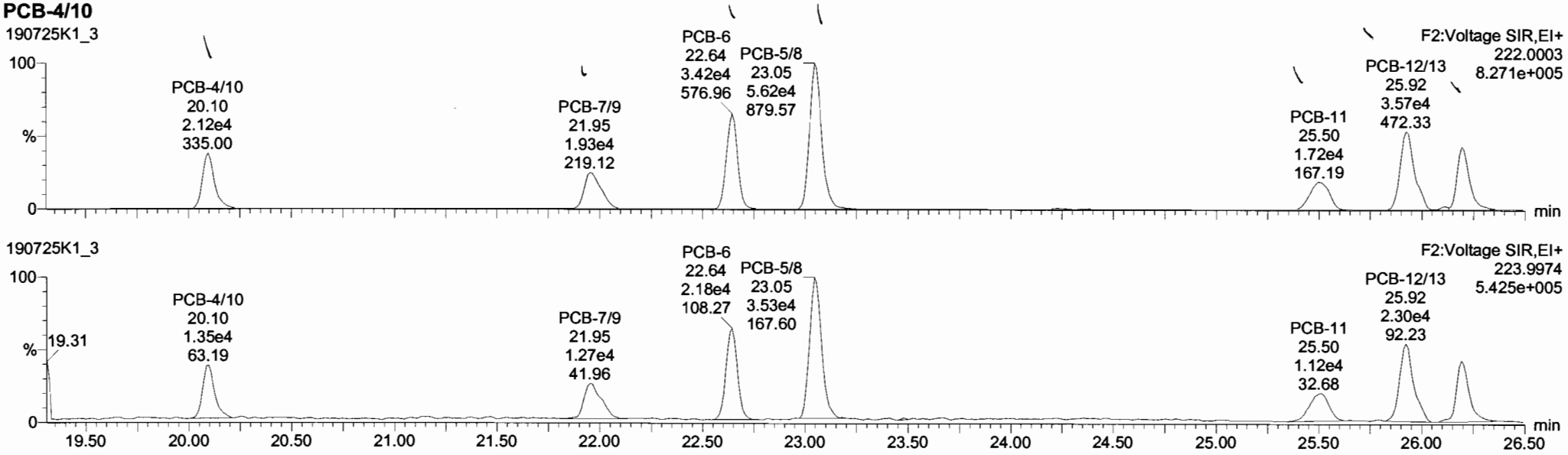

13C-PCB-4

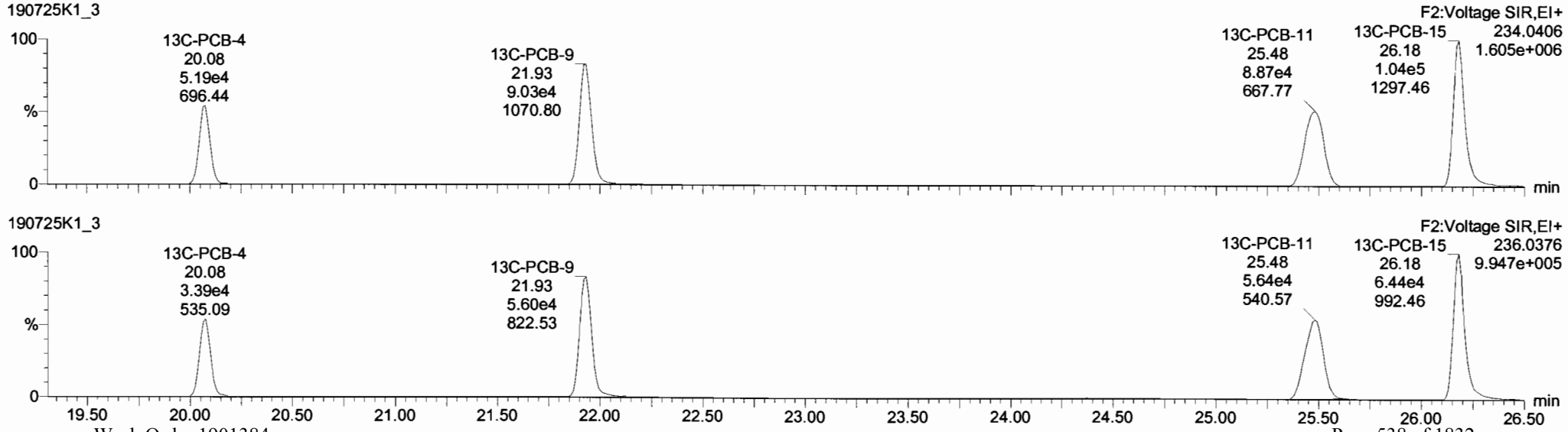

Dataset: U:\VG11.PRO\Results\190725K1\190725K1-3.qld

Last Altered: Friday, July 26, 2019 10:12:00 Pacific Daylight Time
Printed: Friday, July 26, 2019 10:19:12 Pacific Daylight Time

Name: 190725K1_3, Date: 25-Jul-2019, Time: 15:44:44, ID: 1901384-03@10X T4-PDI2019-SG26-190530 10, Description: T4-PDI2019-SG26-190530

PCB-19

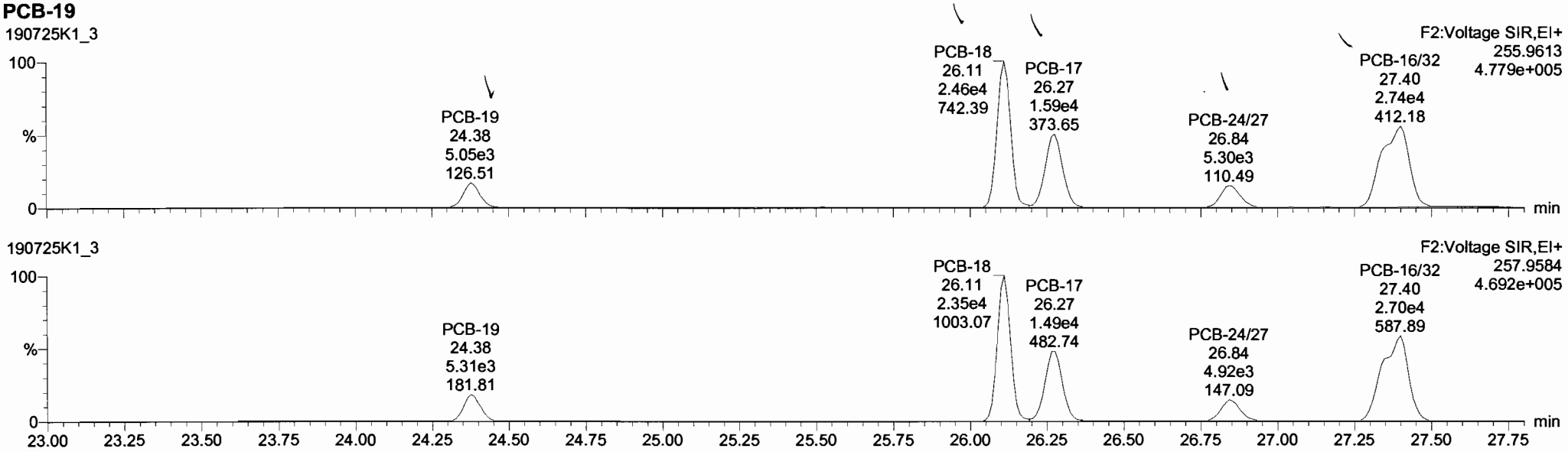

13C-PCB-19

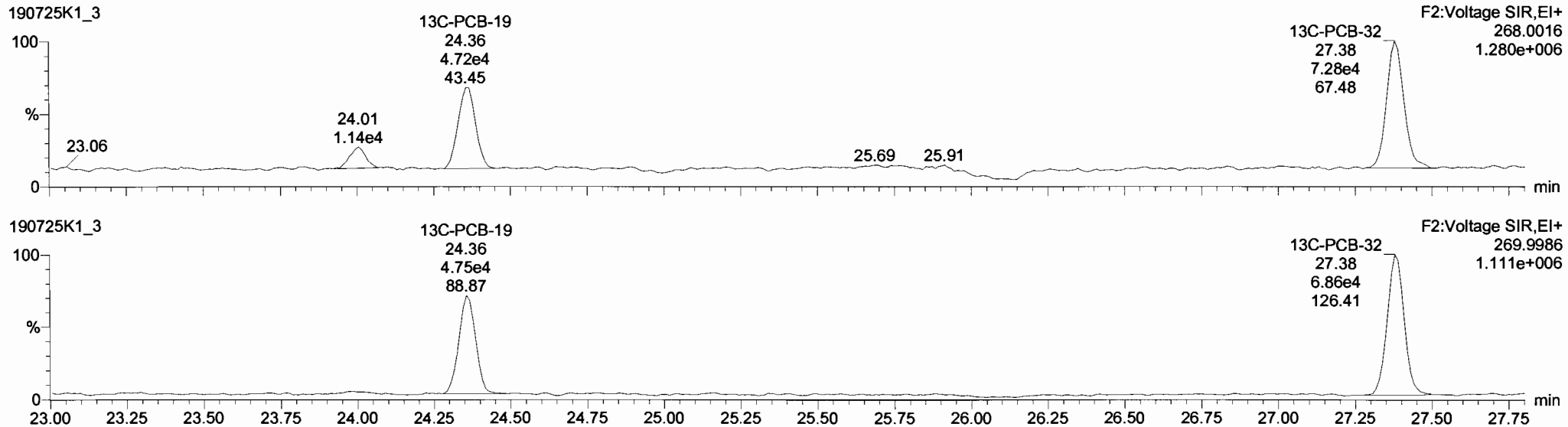

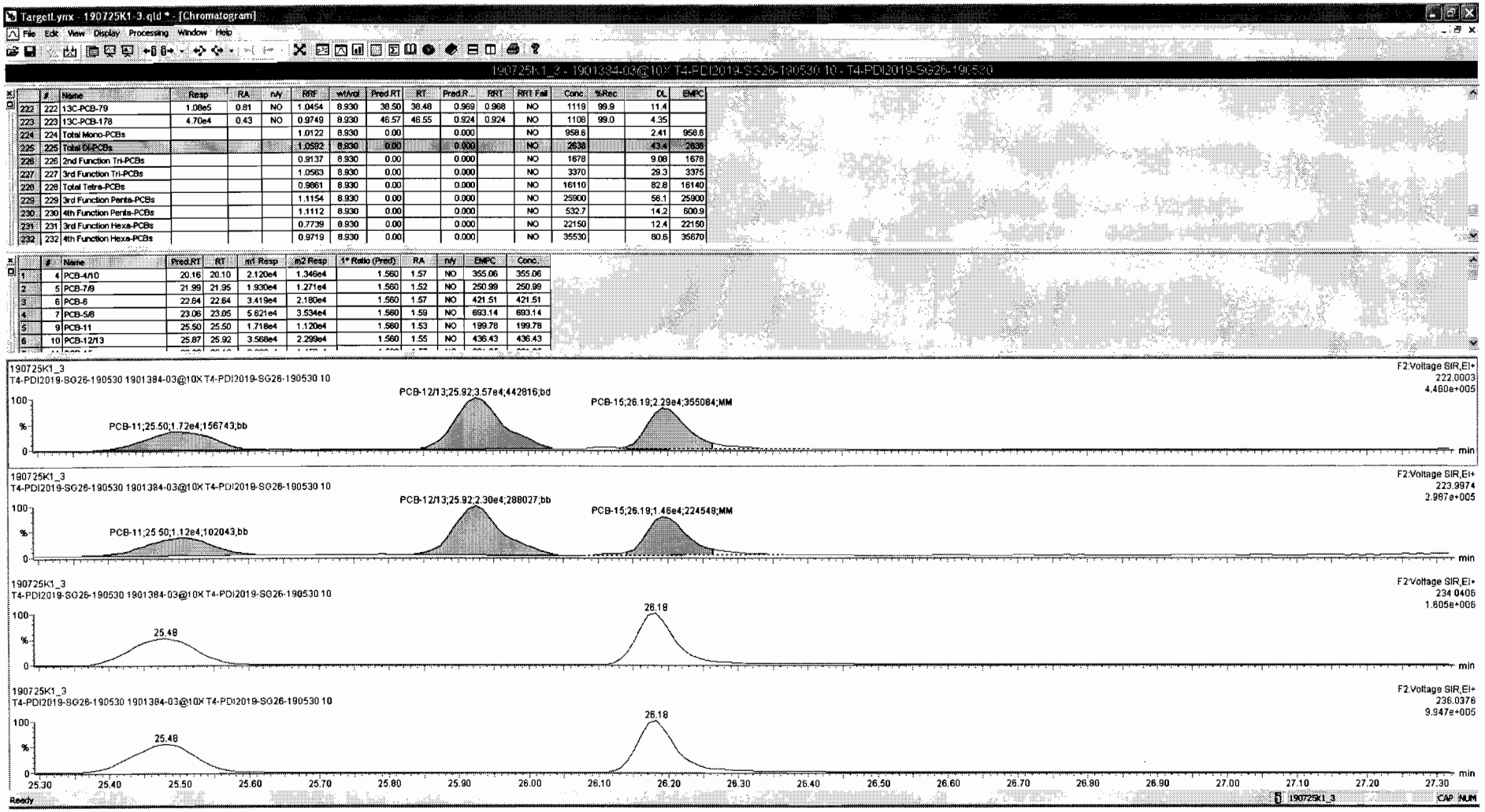

	#	Name	Resp	RA	n/y	RRT	wtVol	Pred RT	RT	Pred.R...	RRT	RRT Fail	Conc	%Rec	DL	EMPC
222	222	13C-PCB-79	1.08e5	0.81	NO	1.0454	8.930	38.50	38.48	0.969	0.968	NO	1119	99.9	11.4	
223	223	13C-PCB-178	4.70e4	0.43	NO	0.9749	8.930	46.57	46.55	0.924	0.924	NO	1108	99.0	4.35	
224	224	Total Mono-PCBs				1.0122	8.930	0.00		0.000		NO	958.6		2.41	958.6
225	225	Total Di-PCBs				1.0582	8.930	0.00		0.000		NO	2638		43.4	2638
226	226	2nd Function Tri-PCBs				0.9137	8.930	0.00		0.000		NO	1678		9.08	1678
227	227	3rd Function Tri-PCBs				1.0563	8.930	0.00		0.000		NO	3370		29.3	3375
228	228	Total Tetra-PCBs				0.9861	8.930	0.00		0.000		NO	16110		82.8	16140
229	229	3rd Function Penta-PCBs				1.1154	8.930	0.00		0.000		NO	25900		56.1	25900
230	230	4th Function Penta-PCBs				1.1112	8.930	0.00		0.000		NO	532.7		14.2	600.9
231	231	3rd Function Hexa-PCBs				0.7739	8.930	0.00		0.000		NO	22150		12.4	22150
232	232	4th Function Hexa-PCBs				0.9719	8.930	0.00		0.000		NO	35530		80.6	35670

	#	Name	Pred.RT	RT	m1 Resp	m2 Resp	1° Ratio (Pred)	RA	n/y	EMPC	Conc.
1	4	PCB-4/10	20.16	20.10	2.120e4	1.346e4	1.560	1.57	NO	355.06	355.06
2	5	PCB-7/9	21.99	21.95	1.930e4	1.271e4	1.560	1.52	NO	250.99	250.99
3	6	PCB-8	22.84	22.84	3.419e4	2.180e4	1.560	1.57	NO	421.51	421.51
4	7	PCB-5/6	23.06	23.05	5.621e4	3.534e4	1.560	1.59	NO	693.14	693.14
5	9	PCB-11	25.50	25.50	1.718e4	1.120e4	1.560	1.53	NO	199.78	199.78
6	10	PCB-12/13	25.87	25.92	3.568e4	2.299e4	1.560	1.55	NO	436.43	436.43

Dataset: U:\VG11.PRO\Results\190725K1\190725K1-3.qld

Last Altered: Friday, July 26, 2019 10:12:00 Pacific Daylight Time
Printed: Friday, July 26, 2019 10:19:12 Pacific Daylight Time

Name: 190725K1_3, Date: 25-Jul-2019, Time: 15:44:44, ID: 1901384-03@10X T4-PDI2019-SG26-190530 10, Description: T4-PDI2019-SG26-190530

PCB-34

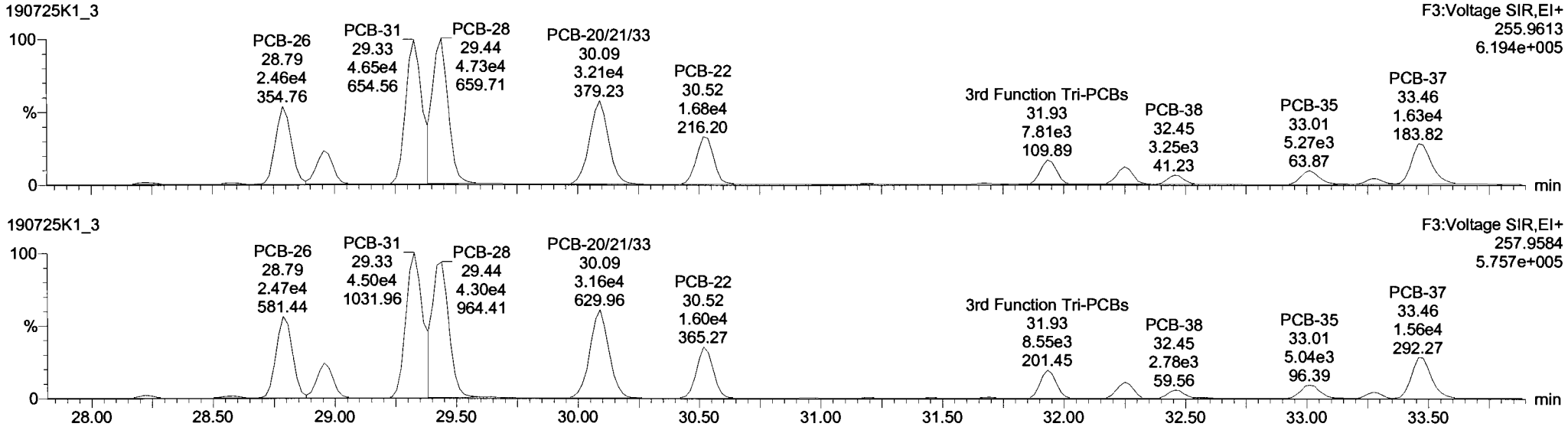

13C-PCB-28

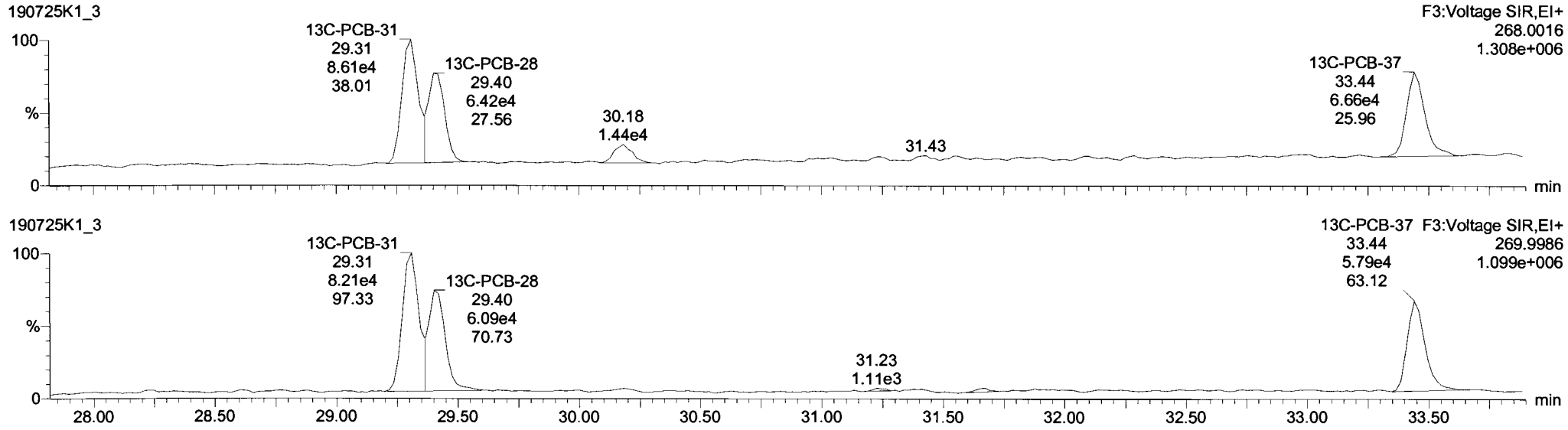

Dataset: U:\VG11.PRO\Results\190725K1\190725K1-3.qld

Last Altered: Friday, July 26, 2019 10:12:00 Pacific Daylight Time
Printed: Friday, July 26, 2019 10:19:12 Pacific Daylight Time

Name: 190725K1_3, Date: 25-Jul-2019, Time: 15:44:44, ID: 1901384-03@10X T4-PDI2019-SG26-190530 10, Description: T4-PDI2019-SG26-190530

PCB-54

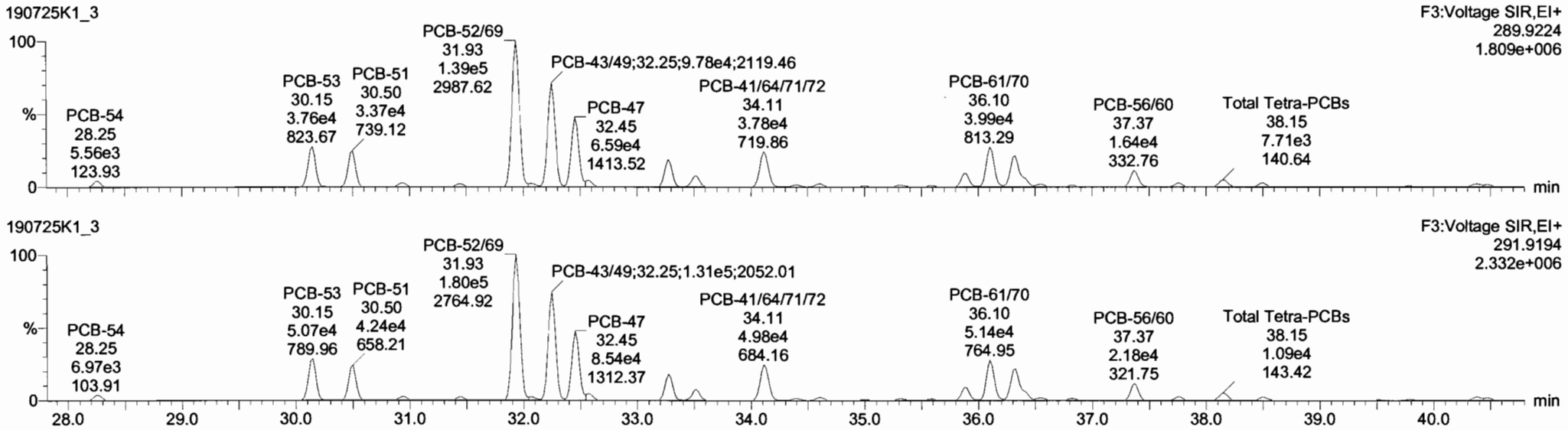

13C-PCB-54

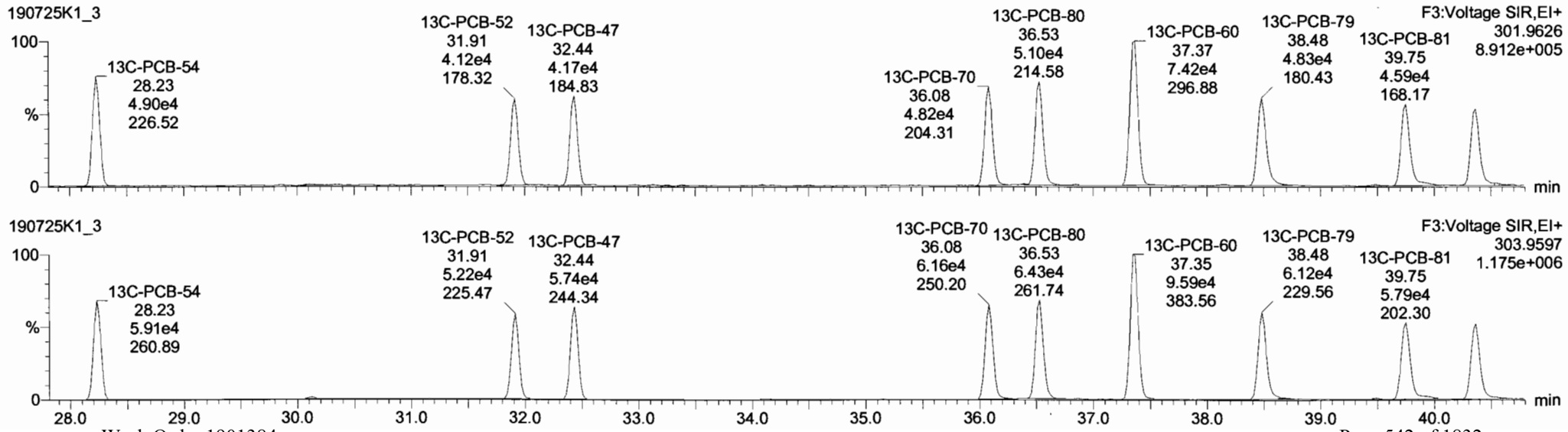

Dataset: U:\VG11.PRO\Results\190725K1\190725K1-3.qld

Last Altered: Friday, July 26, 2019 10:12:00 Pacific Daylight Time
Printed: Friday, July 26, 2019 10:19:12 Pacific Daylight Time

Name: 190725K1_3, Date: 25-Jul-2019, Time: 15:44:44, ID: 1901384-03@10X T4-PDI2019-SG26-190530 10, Description: T4-PDI2019-SG26-190530

PCB-50

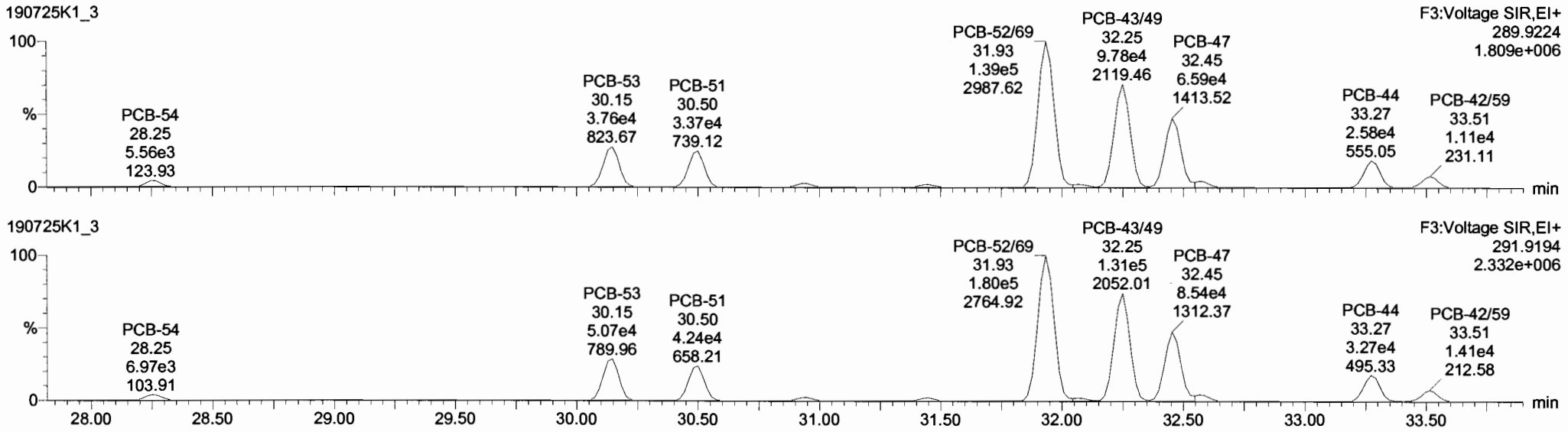

13C-PCB-52

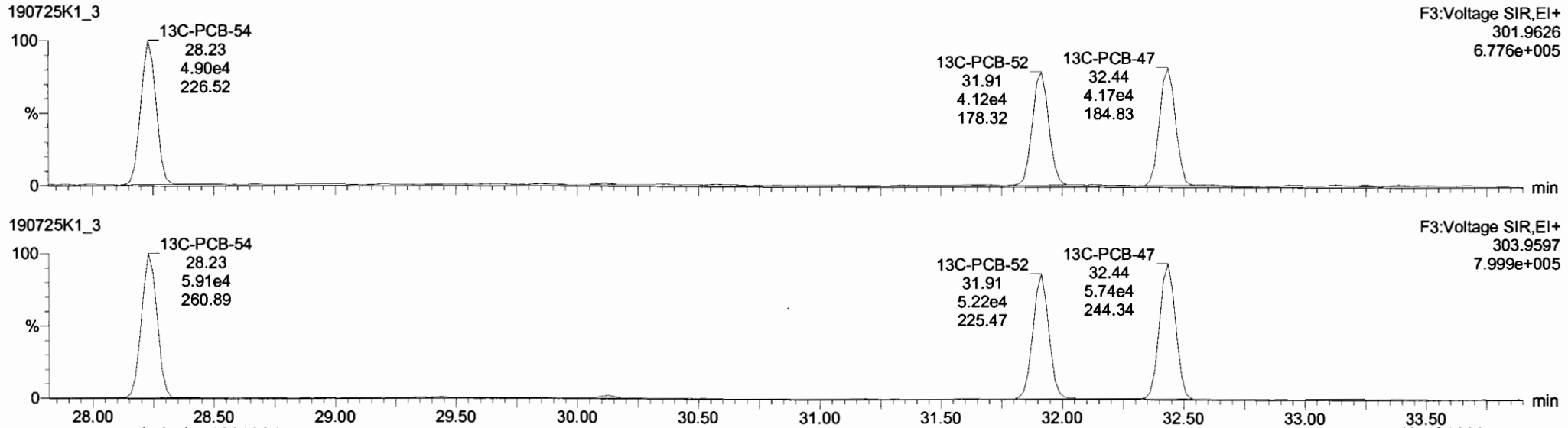

Dataset: U:\VG11.PRO\Results\190725K1\190725K1-3.qld

Last Altered: Friday, July 26, 2019 10:12:00 Pacific Daylight Time
Printed: Friday, July 26, 2019 10:19:12 Pacific Daylight Time

Name: 190725K1_3, Date: 25-Jul-2019, Time: 15:44:44, ID: 1901384-03@10X T4-PDI2019-SG26-190530 10, Description: T4-PDI2019-SG26-190530

PCB-68

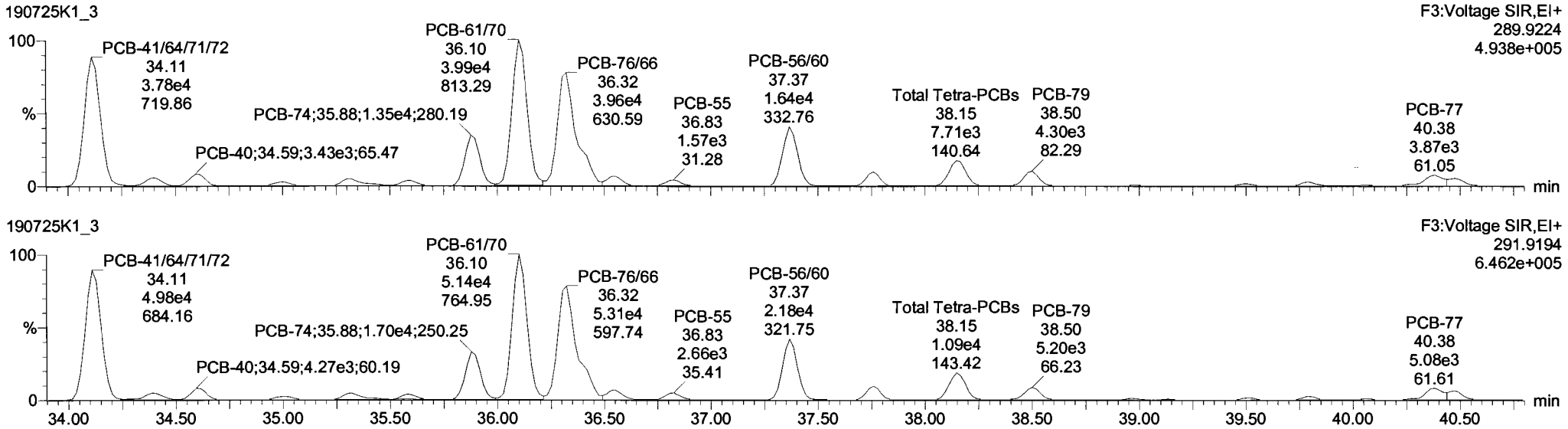

13C-PCB-60

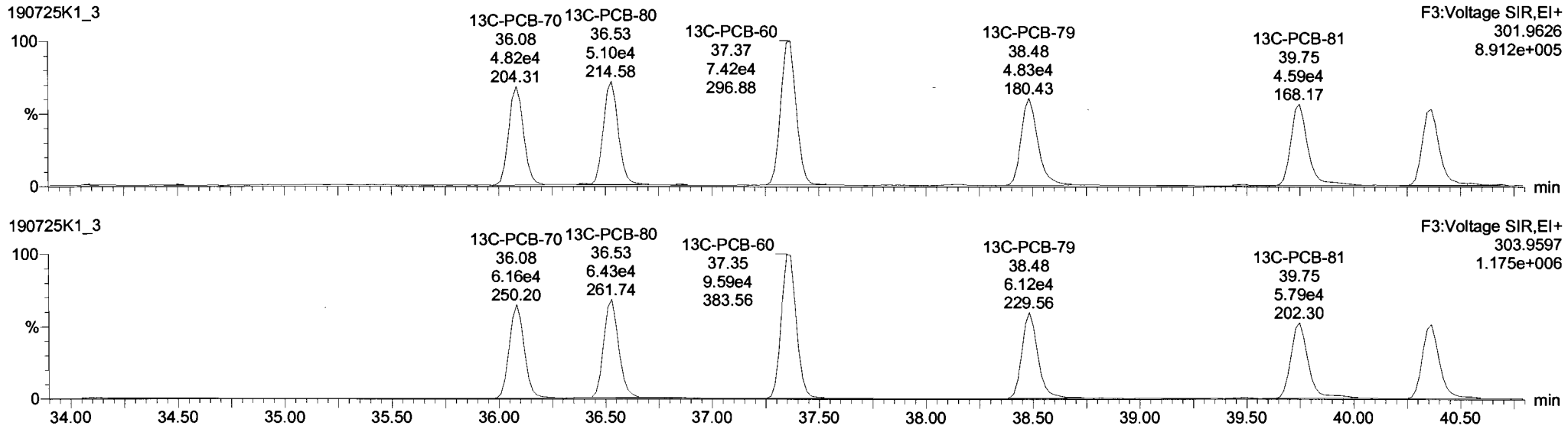

Dataset: U:\VG11.PRO\Results\190725K1\190725K1-3.qld

Last Altered: Friday, July 26, 2019 10:12:00 Pacific Daylight Time
Printed: Friday, July 26, 2019 10:19:12 Pacific Daylight Time

Name: 190725K1_3, Date: 25-Jul-2019, Time: 15:44:44, ID: 1901384-03@10X T4-PDI2019-SG26-190530 10, Description: T4-PDI2019-SG26-190530

PCB-104

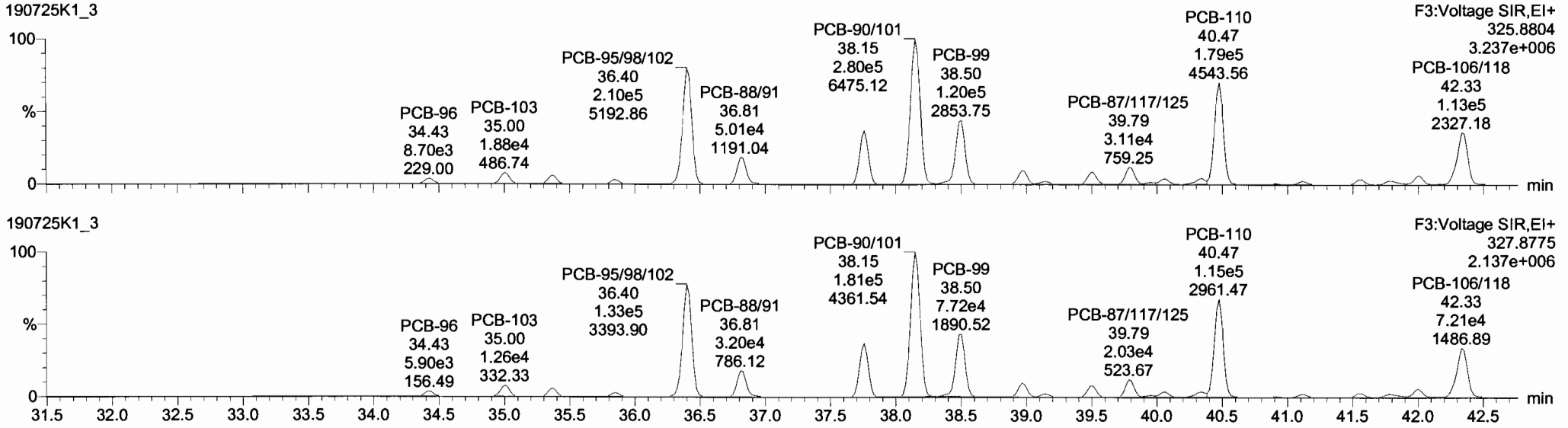

13C-PCB-104

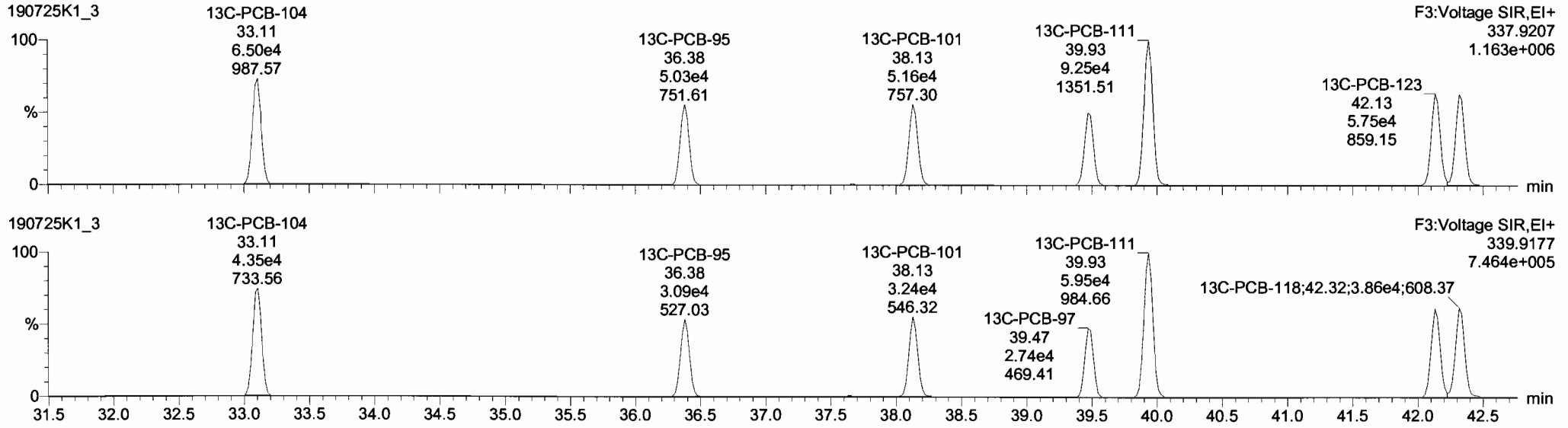

Dataset: U:\VG11.PRO\Results\190725K1\190725K1-3.qld

Last Altered: Friday, July 26, 2019 10:12:00 Pacific Daylight Time
Printed: Friday, July 26, 2019 10:19:12 Pacific Daylight Time

Name: 190725K1_3, Date: 25-Jul-2019, Time: 15:44:44, ID: 1901384-03@10X T4-PDI2019-SG26-190530 10, Description: T4-PDI2019-SG26-190530

PCB-96

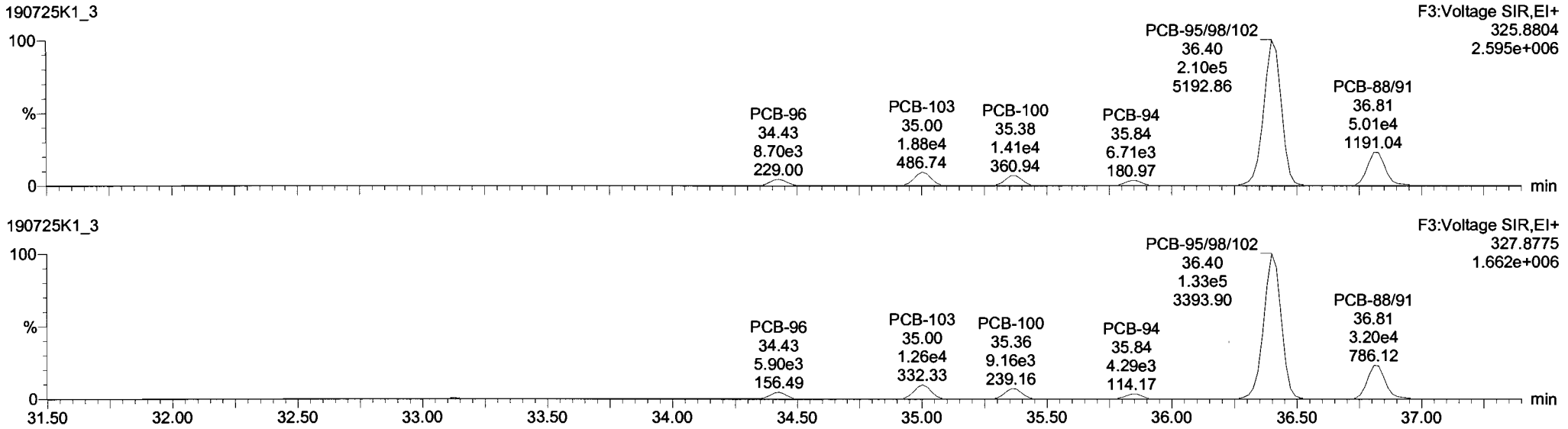

13C-PCB-95

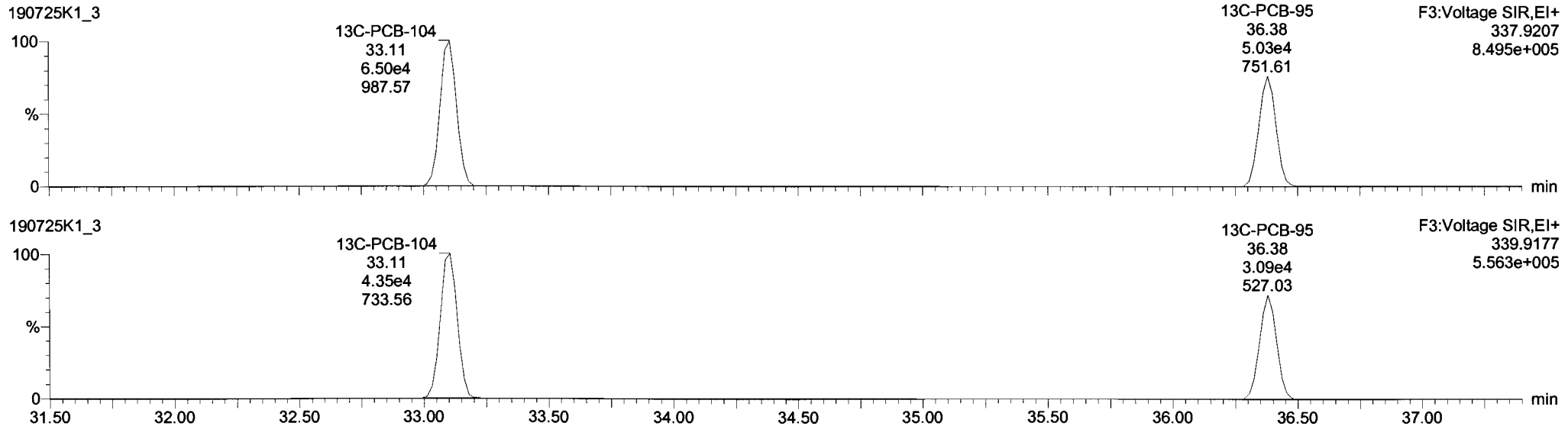

Dataset: U:\VG11.PRO\Results\190725K1\190725K1-3.qld

Last Altered: Friday, July 26, 2019 10:12:00 Pacific Daylight Time
Printed: Friday, July 26, 2019 10:19:12 Pacific Daylight Time

Name: 190725K1_3, Date: 25-Jul-2019, Time: 15:44:44, ID: 1901384-03@10X T4-PDI2019-SG26-190530 10, Description: T4-PDI2019-SG26-190530

PCB-119

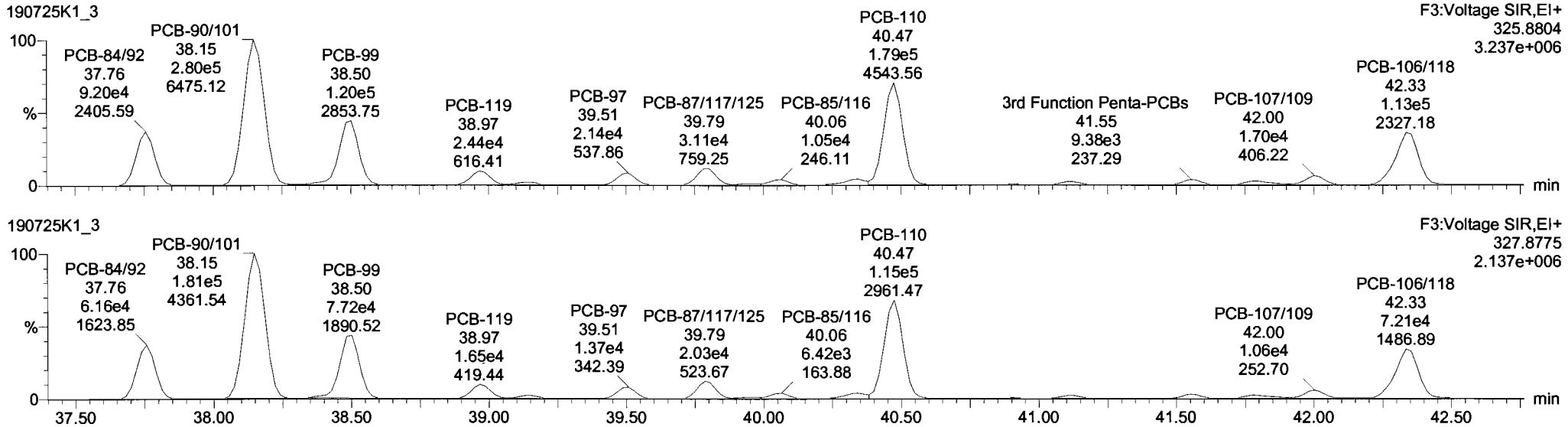

13C-PCB-111

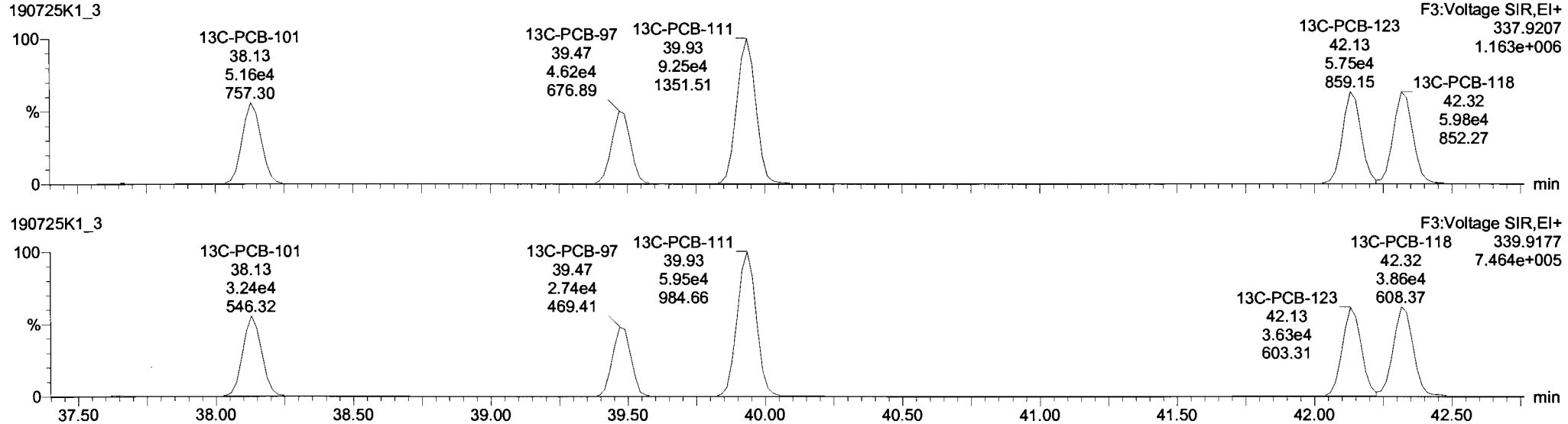

Vista Analytical Laboratory VG-11

Dataset: U:\VG11.PRO\Results\190725K1\190725K1-3.qld

Last Altered: Friday, July 26, 2019 10:12:00 Pacific Daylight Time
Printed: Friday, July 26, 2019 10:19:12 Pacific Daylight Time

Name: 190725K1_3, Date: 25-Jul-2019, Time: 15:44:44, ID: 1901384-03@10X T4-PDI2019-SG26-190530 10, Description: T4-PDI2019-SG26-190530

PCB-114

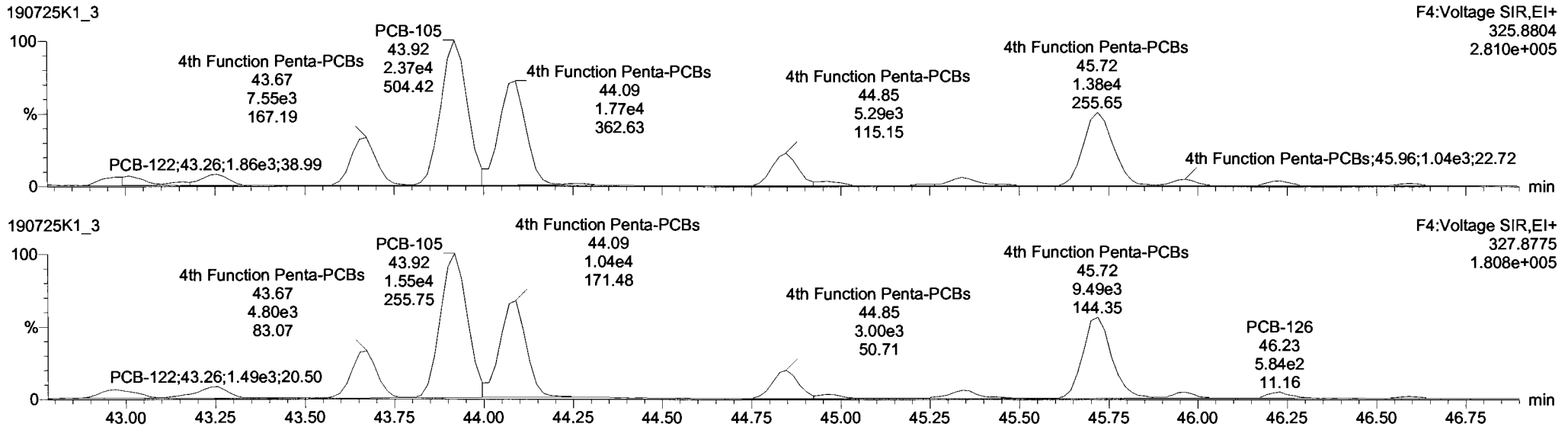

13C-PCB-114

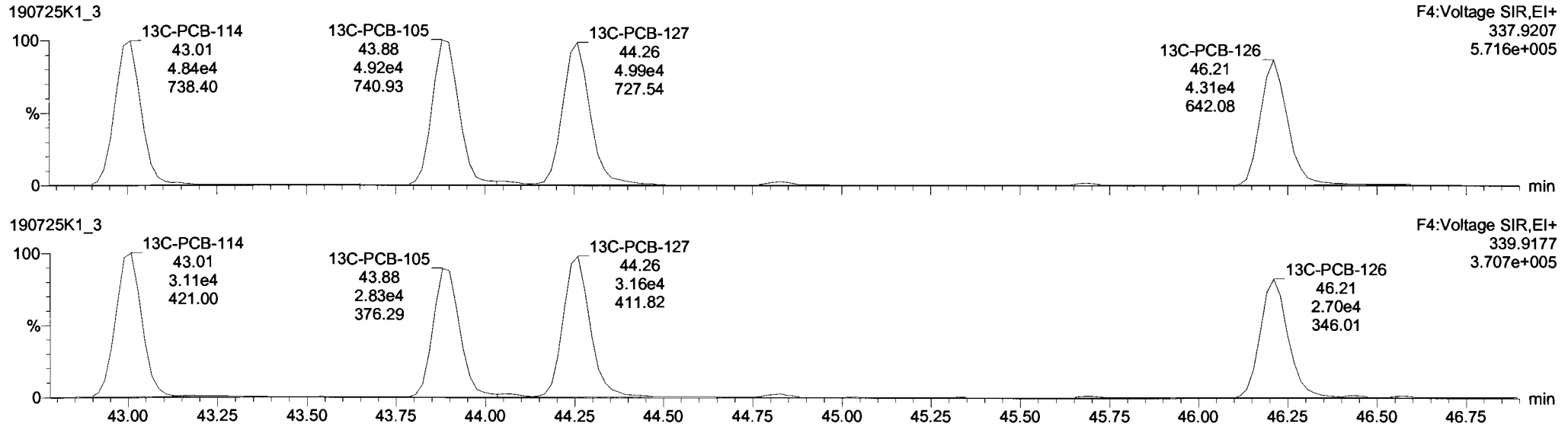

Dataset: U:\VG11.PRO\Results\190725K1\190725K1-3.qld

Last Altered: Friday, July 26, 2019 10:12:00 Pacific Daylight Time
Printed: Friday, July 26, 2019 10:19:12 Pacific Daylight Time

Name: 190725K1_3, Date: 25-Jul-2019, Time: 15:44:44, ID: 1901384-03@10X T4-PDI2019-SG26-190530 10, Description: T4-PDI2019-SG26-190530

PCB-155

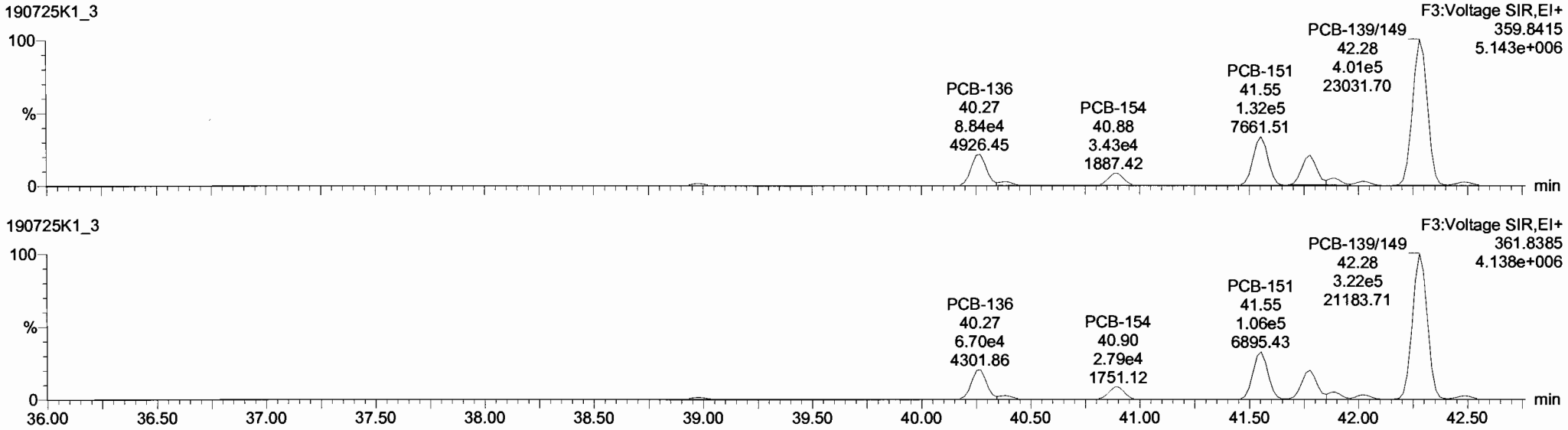

13C-PCB-155

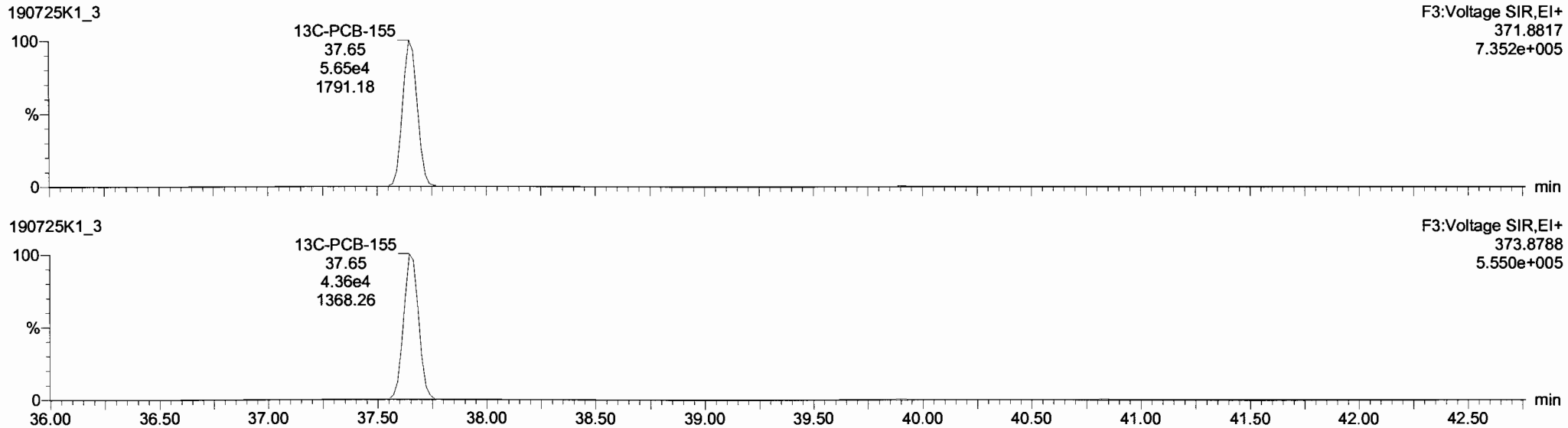

Dataset: U:\VG11.PRO\Results\190725K1\190725K1-3.qld

Last Altered: Friday, July 26, 2019 10:12:00 Pacific Daylight Time
Printed: Friday, July 26, 2019 10:19:12 Pacific Daylight Time

Name: 190725K1_3, Date: 25-Jul-2019, Time: 15:44:44, ID: 1901384-03@10X T4-PDI2019-SG26-190530 10, Description: T4-PDI2019-SG26-190530

PCB-134/143

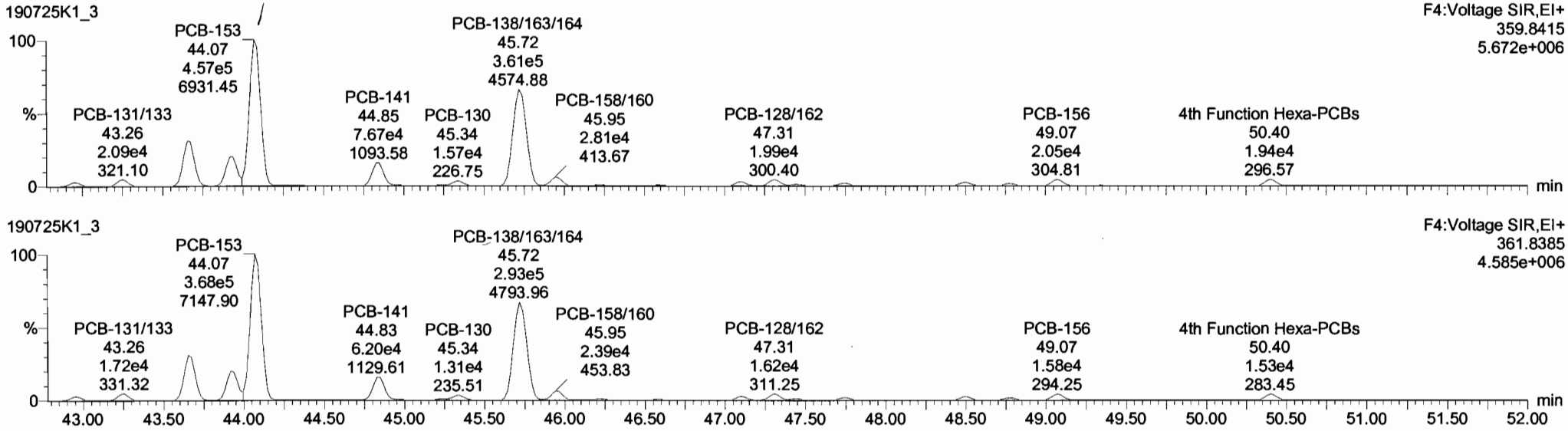

13C-PCB-153

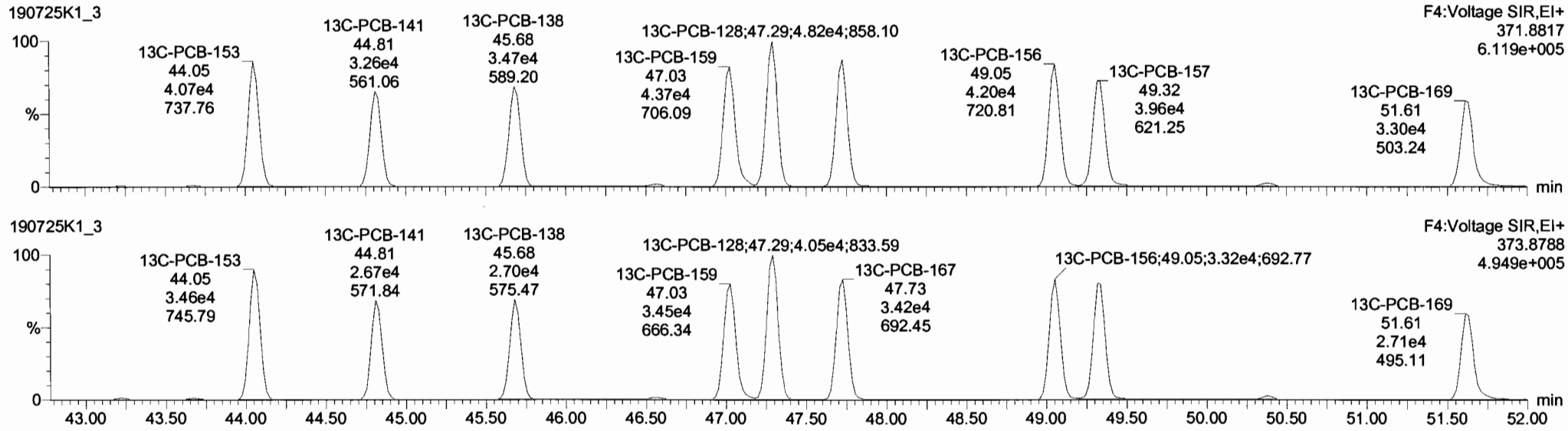

Dataset: U:\VG11.PRO\Results\190725K1\190725K1-3.qld

Last Altered: Friday, July 26, 2019 10:12:00 Pacific Daylight Time
Printed: Friday, July 26, 2019 10:19:12 Pacific Daylight Time

Name: 190725K1_3, Date: 25-Jul-2019, Time: 15:44:44, ID: 1901384-03@10X T4-PDI2019-SG26-190530 10, Description: T4-PDI2019-SG26-190530

PCB-188

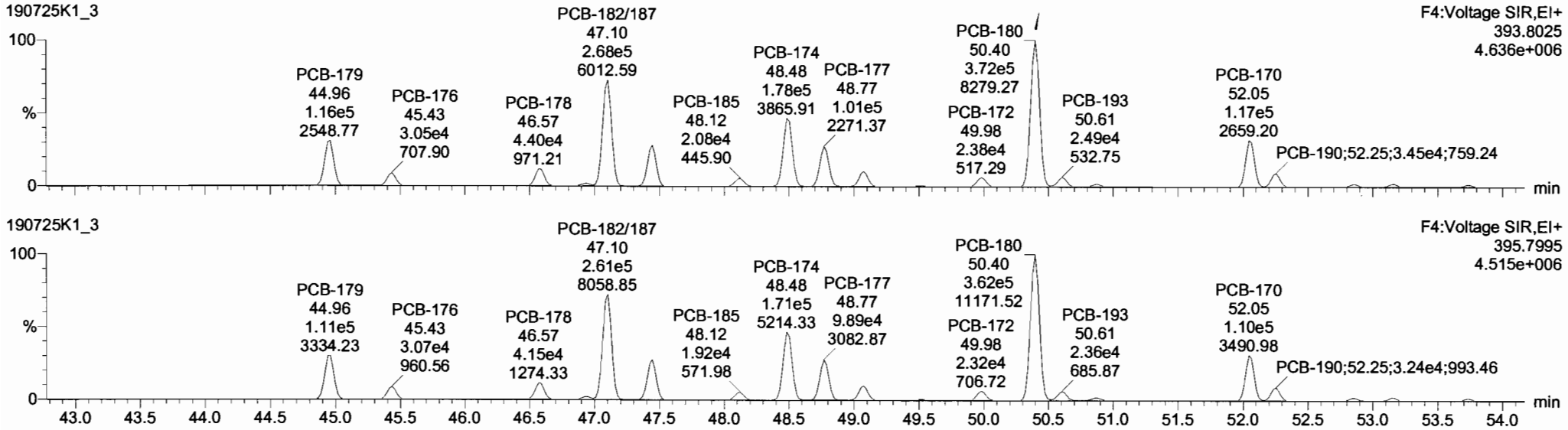

13C-PCB-188

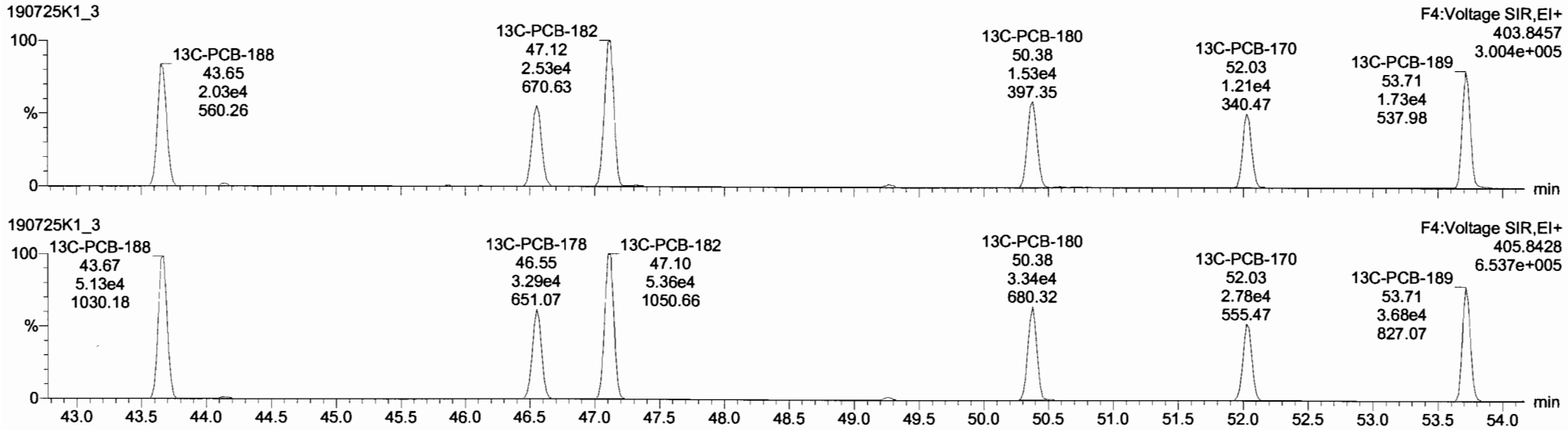

Dataset: U:\VG11.PRO\Results\190725K1\190725K1-3.qld

Last Altered: Friday, July 26, 2019 10:12:00 Pacific Daylight Time
Printed: Friday, July 26, 2019 10:19:12 Pacific Daylight Time

Name: 190725K1_3, Date: 25-Jul-2019, Time: 15:44:44, ID: 1901384-03@10X T4-PDI2019-SG26-190530 10, Description: T4-PDI2019-SG26-190530

PCB-202

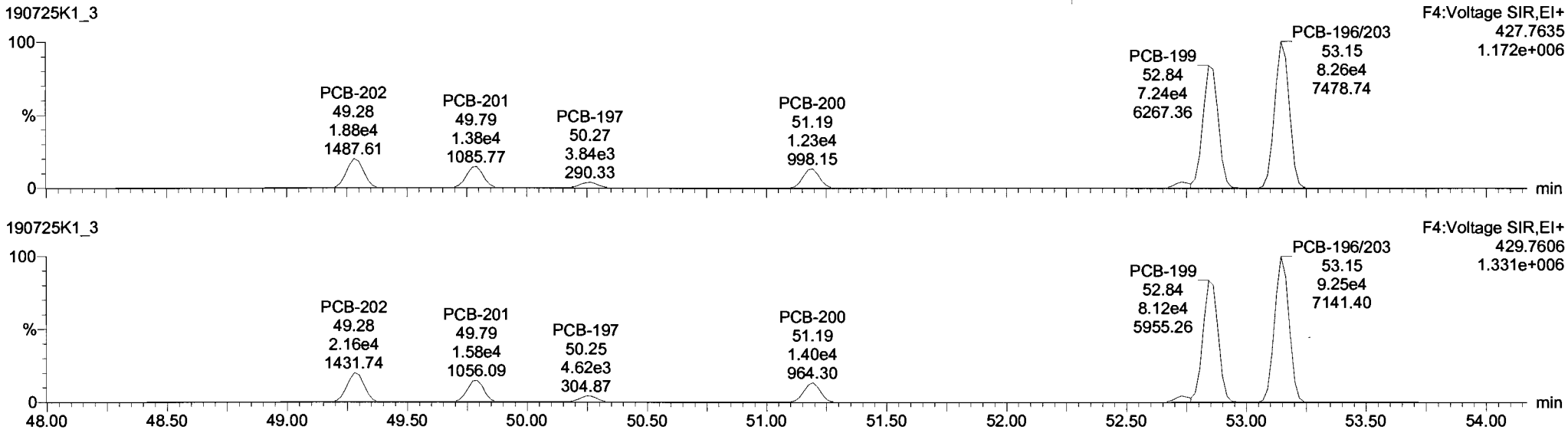

13C-PCB-202

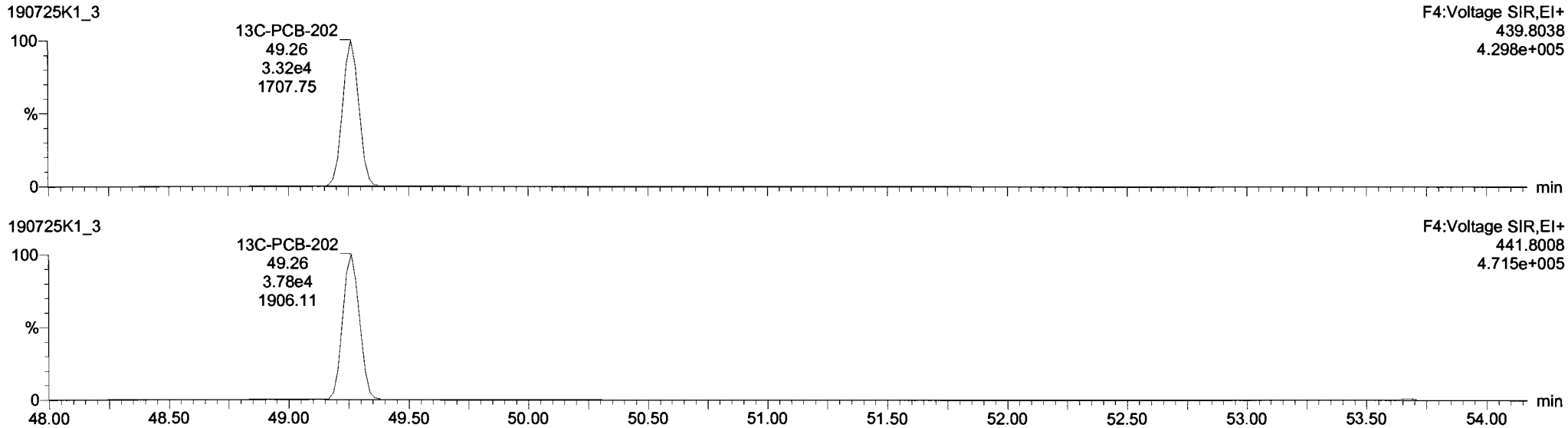

Vista Analytical Laboratory VG-11

Dataset: U:\VG11.PRO\Results\190725K1\190725K1-3.qld

Last Altered: Friday, July 26, 2019 10:12:00 Pacific Daylight Time
Printed: Friday, July 26, 2019 10:19:12 Pacific Daylight Time

Name: 190725K1_3, Date: 25-Jul-2019, Time: 15:44:44, ID: 1901384-03@10X T4-PDI2019-SG26-190530 10, Description: T4-PDI2019-SG26-190530

PCB-195

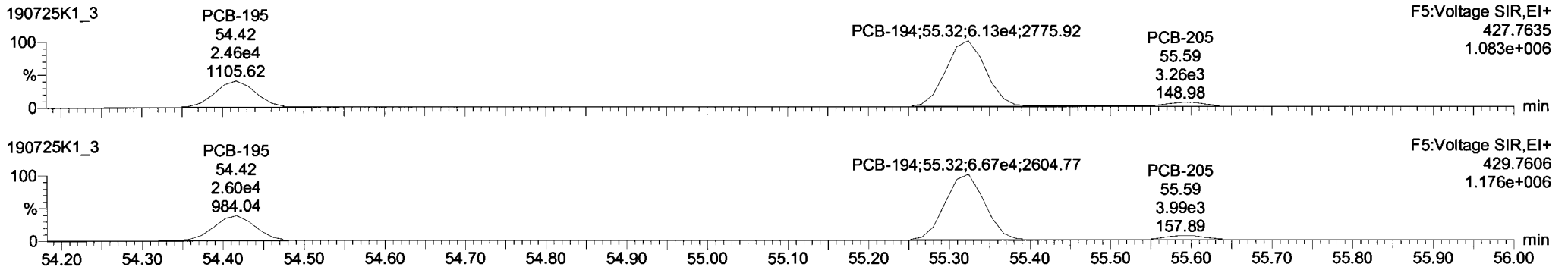

13C-PCB-194

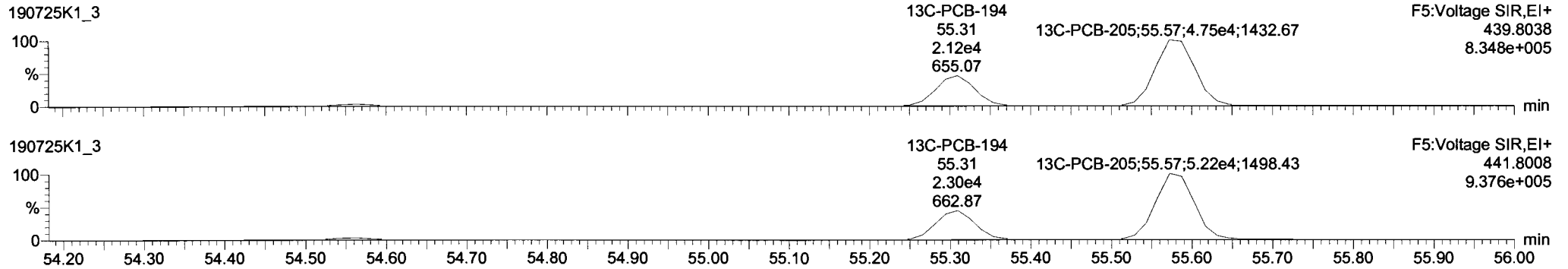

PFK5

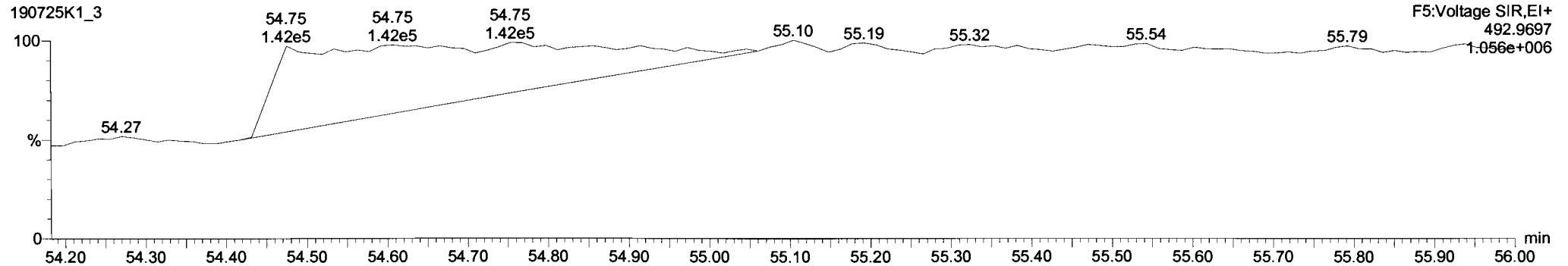

Dataset: U:\VG11.PRO\Results\190725K1\190725K1-3.qld

Last Altered: Friday, July 26, 2019 10:12:00 Pacific Daylight Time
Printed: Friday, July 26, 2019 10:19:12 Pacific Daylight Time

Name: 190725K1_3, Date: 25-Jul-2019, Time: 15:44:44, ID: 1901384-03@10X T4-PDI2019-SG26-190530 10, Description: T4-PDI2019-SG26-190530

PCB-208

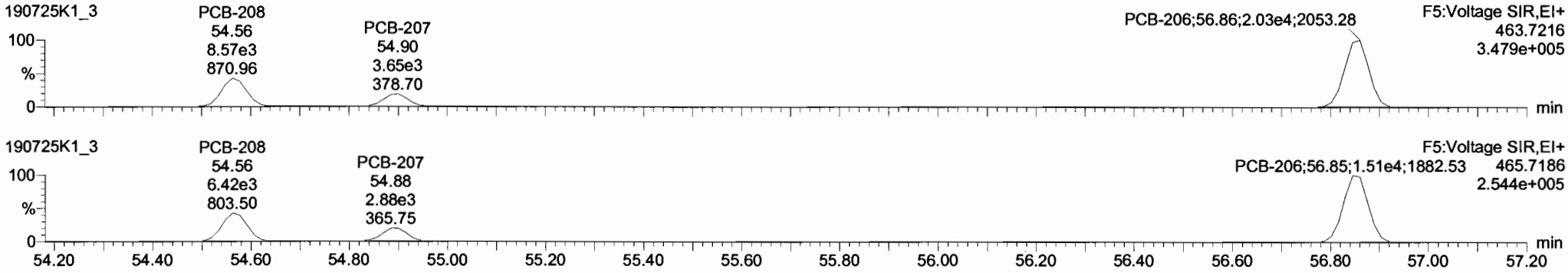

13C-PCB-208

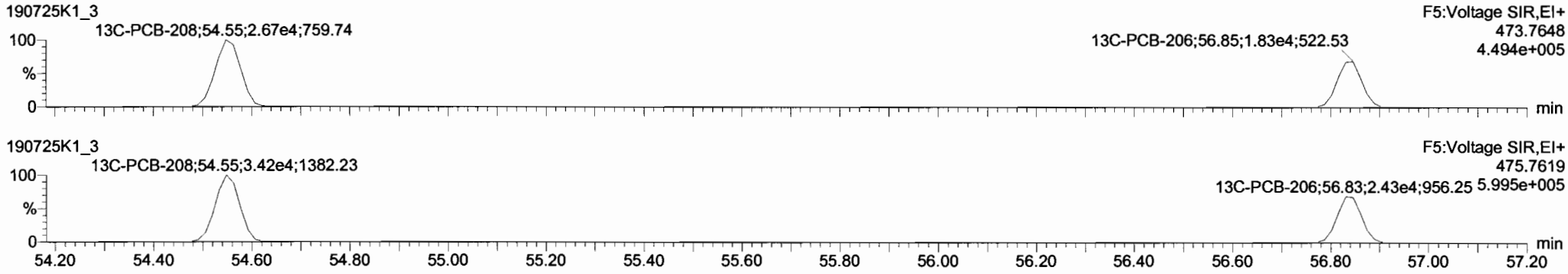

PFK5

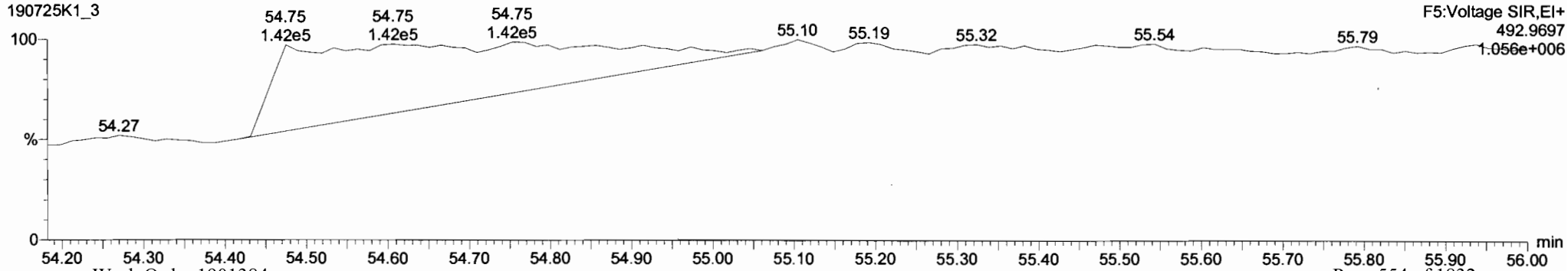

Dataset: U:\VG11.PRO\Results\190725K1\190725K1-3.qld

Last Altered: Friday, July 26, 2019 10:12:00 Pacific Daylight Time
Printed: Friday, July 26, 2019 10:19:12 Pacific Daylight Time

Name: 190725K1_3, Date: 25-Jul-2019, Time: 15:44:44, ID: 1901384-03@10X T4-PDI2019-SG26-190530 10, Description: T4-PDI2019-SG26-190530

PCB-209

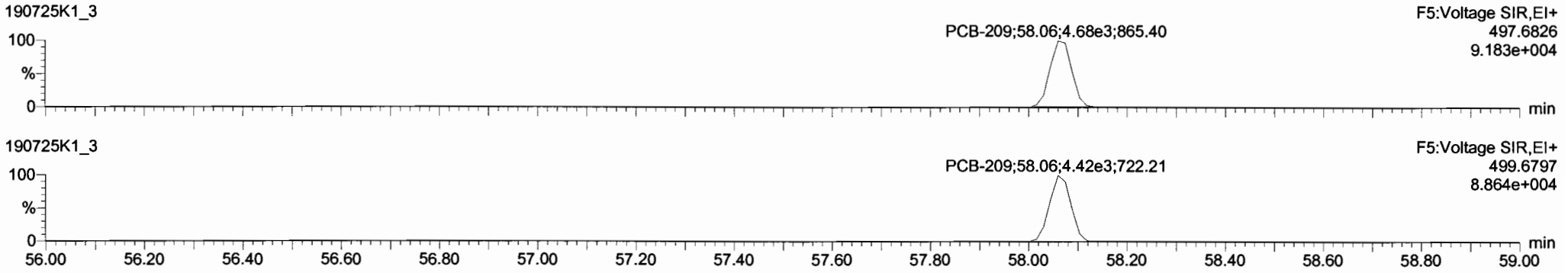

13C-PCB-209

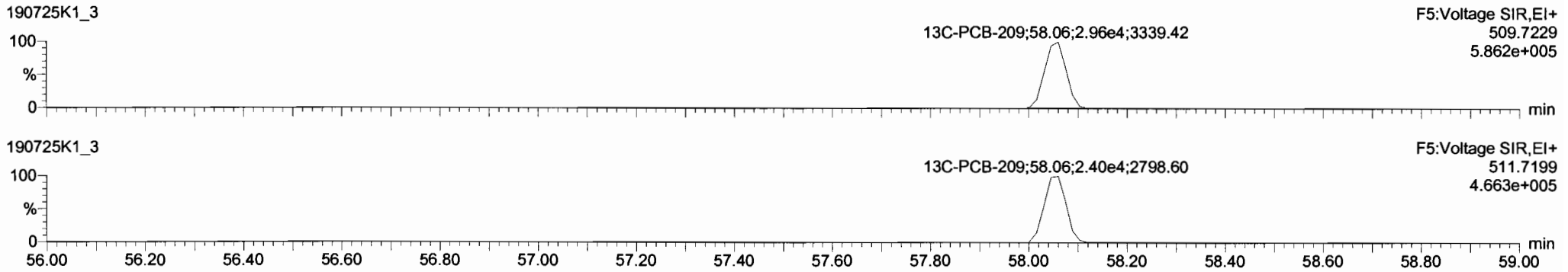

PFK5

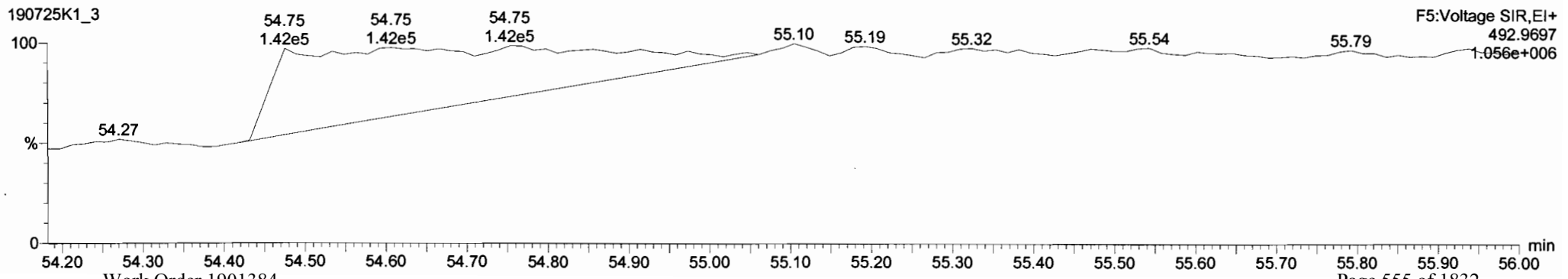

Vista Analytical Laboratory

Dataset: U:\VG11.PRO\Results\190711K2\190711K2-6b.qld

Last Altered: Monday, July 29, 2019 13:13:25 Pacific Daylight Time
Printed: Monday, July 29, 2019 13:13:34 Pacific Daylight Time

HC 7.29.19 CT 07/30/19

Method: Untitled 10 Jul 2019 10:26:46
Calibration: U:\VG11.PRO\CurveDB\db1_PCBvg11-6-28-19.cdb 29 Jun 2019 12:47:57

Name: 190711K2_6, Date: 12-Jul-2019, Time: 01:35:49, ID: 1901384-04 T4-PDI2019-SG38-190531 10, Description: T4-PDI2019-SG38-190531

HC 7.29.19

	#	Name	Resp	RA	n/y	RRF	wt/vol	Pred RT	RT	Pred.RRT	RRT	Check RRT	Conc.	%Rec	DL	EMPC
1	1	PCB-1	1.83e3	2.84	NO	1.02	7.100	15.96	15.98	1.001	1.001	NO	6.983		0.270	6.983
2	2	PCB-2	3.90e2	3.04	NO	1.01	7.100	18.42	18.43	0.988	0.988	NO	1.370		0.298	1.370
3	3	PCB-3	1.15e3	3.11	NO	1.01	7.100	18.65	18.67	1.001	1.001	NO	4.035		0.298	4.035
4	4	PCB-4/10	1.06e3	1.33	NO	1.28	7.100	20.10	20.05	1.004	1.002	NO	4.680		0.882	4.680
5	5	PCB-7/9			NO	0.976	7.100	21.92		1.003		YES			0.686	
6	6	PCB-6			NO	1.02	7.100	22.57		1.032		YES			0.659	
7	7	PCB-5/8	4.53e3	1.27	YES	1.01	7.100	22.98	22.98	1.051	1.051	NO	14.29		0.663	13.14
8	8	PCB-14			NO	1.03	7.100	24.14		0.952		YES			0.642	
9	9	PCB-11	1.53e3	1.37	NO	1.10	7.100	25.38	25.38	1.001	1.001	NO	3.957		0.605	3.957
10	10	PCB-12/13			NO	1.04	7.100	25.74		1.015		YES			0.639	
11	11	PCB-15	3.91e3	1.73	NO	1.03	7.100	26.11	26.10	1.030	1.029	NO	10.76		0.644	10.76
12	12	PCB-19	4.32e2	1.09	NO	0.934	7.100	24.33	24.34	1.001	1.002	NO	1.891		0.496	1.891
13	13	PCB-30			NO	1.48	7.100	25.24		1.039		YES			0.313	
14	14	PCB-18	4.27e3	0.98	NO	0.693	7.100	26.03	26.01	0.953	0.952	NO	14.68		0.418	14.68
15	15	PCB-17	1.71e3	1.02	NO	0.667	7.100	26.20	26.19	0.959	0.959	NO	6.084		0.434	6.084
16	16	PCB-24/27	6.61e2	0.95	NO	0.915	7.100	26.80	26.76	0.981	0.980	NO	1.721		0.317	1.721
17	17	PCB-16/32	2.97e3	0.61	YES	0.792	7.100	27.34	27.31	1.001	1.000	NO	8.923		0.385	6.641
18	18	PCB-34			NO	0.987	7.100	28.15		0.960		YES			0.420	
19	19	PCB-23			NO	0.974	7.100	28.24		0.963		YES			0.426	
20	20	PCB-29			NO	0.953	7.100	28.50		0.972		YES			0.435	
21	21	PCB-26	1.54e3	0.81	YES	1.00	7.100	28.71	28.71	0.979	0.979	NO	4.281		0.415	3.748
22	22	PCB-25	6.17e2	1.49	YES	0.978	7.100	28.88	28.90	0.985	0.985	NO	1.761		0.424	1.442
23	23	PCB-31	8.14e3	1.14	NO	1.12	7.100	29.26	29.25	0.998	0.997	NO	20.23		0.369	20.23
24	24	PCB-28	1.02e4	1.04	NO	1.11	7.100	29.35	29.36	1.001	1.001	NO	25.66		0.375	25.66
25	25	PCB-20/21/33	6.09e3	1.14	NO	1.00	7.100	29.97	30.02	1.022	1.023	NO	16.93		0.413	16.93
26	26	PCB-22	3.66e3	1.18	NO	1.03	7.100	30.47	30.46	1.039	1.039	NO	9.879		0.402	9.879
27	27	PCB-36			NO	1.18	7.100	31.08		0.932		YES			0.380	
28	28	PCB-39			NO	1.08	7.100	31.57		0.947		YES			0.412	
29	29	PCB-38			NO	1.13	7.100	32.38		0.971		YES			0.396	
30	30	PCB-35			NO	1.13	7.100	32.92		0.987		YES			0.395	
31	31	PCB-37	4.83e3	1.06	NO	1.11	7.100	33.38	33.37	1.001	1.001	NO	12.51		0.404	12.51
32	32	PCB-54			NO	0.996	7.100	28.19		1.001		YES			0.542	

Vista Analytical Laboratory

Dataset: U:\VG11.PRO\Results\190711K2\190711K2-6b.qld

Last Altered: Monday, July 29, 2019 13:13:25 Pacific Daylight Time
Printed: Monday, July 29, 2019 13:13:34 Pacific Daylight Time

Name: 190711K2_6, Date: 12-Jul-2019, Time: 01:35:49, ID: 1901384-04 T4-PDI2019-SG38-190531 10, Description: T4-PDI2019-SG38-190531

	# Name	Resp	RA	n/y	RRF	wt/vol	Pred.RT	RT	Pred.RRT	RRT	Check RRT	Conc.	%Rec	DL	EMPC
33	33 PCB-50			NO	0.781	7.100	29.41		1.044		YES			0.691	
34	34 PCB-53	1.31e3	0.81	NO	0.955	7.100	30.08	30.07	0.945	0.944	NO	4.605		0.648	4.605
35	35 PCB-51	4.61e2	0.87	NO	1.02	7.100	30.44	30.43	0.956	0.956	NO	1.511		0.605	1.511
36	36 PCB-45	1.45e3	0.63	YES	0.808	7.100	30.88	30.87	0.970	0.970	NO	6.804		0.766	5.321
37	37 PCB-46	6.24e2	0.57	YES	0.754	7.100	31.37	31.39	0.985	0.986	NO	2.760		0.822	2.316
38	38 PCB-52/69	9.83e3	0.73	NO	1.09	7.100	31.88	31.86	1.001	1.001	NO	30.21		0.567	30.21
39	39 PCB-73			NO	1.29	7.100	31.99		1.005		YES			0.480	
40	40 PCB-43/49	5.93e3	0.73	NO	0.940	7.100	32.15	32.17	1.010	1.011	NO	21.17		0.659	21.17
41	41 PCB-47	3.04e3	0.69	NO	0.869	7.100	32.37	32.38	1.000	1.001	NO	10.82		0.640	10.82
42	42 PCB-48/75	2.04e3	0.77	NO	1.02	7.100	32.49	32.49	1.004	1.004	NO	6.163		0.543	6.163
43	43 PCB-65			NO	1.11	7.100	32.77		1.013		YES			0.501	
44	44 PCB-62			NO	1.07	7.100	32.88		1.016		YES			0.522	
45	45 PCB-44	6.72e3	0.72	NO	0.761	7.100	33.20	33.20	1.026	1.026	NO	27.29		0.730	27.29
46	46 PCB-42/59	3.05e3	0.80	NO	0.960	7.100	33.43	33.44	1.033	1.033	NO	9.808		0.579	9.808
47	47 PCB-41/64/71/72	9.95e3	0.75	NO	1.08	7.100	34.02	34.05	1.051	1.052	NO	28.41	1.57	0.514	28.41
48	48 PCB-68			NO	1.11	7.100	34.30		1.060		YES			0.501	
49	49 PCB-40	1.16e3	0.82	NO	0.577	7.100	34.53	34.54	1.067	1.067	NO	6.211		0.964	6.211
50	50 PCB-57			NO	1.05	7.100	34.91		0.970		YES			0.466	
51	51 PCB-67	5.57e2	1.06	YES	0.993	7.100	35.23	35.23	0.979	0.978	NO	1.401		0.492	1.205
52	52 PCB-58			NO	1.11	7.100	35.34		0.982		YES			0.439	
53	53 PCB-63	2.74e2	1.01	YES	0.962	7.100	35.51	35.49	0.986	0.986	NO	0.7104		0.508	0.6257
54	54 PCB-74	3.81e3	0.95	YES	1.07	7.100	35.80	35.80	0.994	0.994	NO	8.927		0.456	8.096
55	55 PCB-61/70	9.38e3	0.83	NO	0.986	7.100	36.03	36.03	1.000	1.001	NO	23.76		0.496	23.76
56	56 PCB-76/66	7.38e3	0.74	NO	1.07	7.100	36.23	36.23	1.006	1.006	NO	17.30		0.458	17.30
57	57 PCB-80			NO	1.08	7.100	36.46		1.001		YES			0.439	
58	58 PCB-55	2.77e2	1.32	YES	1.07	7.100	36.78	36.81	1.010	1.010	NO	0.6332		0.446	0.4838
59	59 PCB-56/60	4.92e3	0.69	NO	0.934	7.100	37.30	37.29	1.024	1.023	NO	12.89		0.509	12.89
60	60 PCB-79			NO	1.04	7.100	38.39		1.054		YES			0.456	
61	61 PCB-78			NO	1.03	7.100	39.14		0.987		YES			0.513	
62	62 PCB-81			NO	0.933	7.100	39.69		1.001		YES			0.568	
63	63 PCB-77	1.06e3	1.13	YES	1.03	7.100	40.29	40.29	1.000	1.000	NO	2.682		0.527	2.229
64	64 PCB-104			NO	0.995	7.100	33.05		1.001		YES			0.392	
65	65 PCB-96			NO	0.996	7.100	34.37		1.041		YES			0.391	
66	66 PCB-103			NO	0.774	7.100	34.93		1.057		YES			0.503	
67	67 PCB-100			NO	0.778	7.100	35.30		1.069		YES			0.501	
68	68 PCB-94			NO	0.773	7.100	35.77		0.985		YES			0.628	

Dataset: U:\VG11.PRO\Results\190711K2\190711K2-6b.qld

Last Altered: Monday, July 29, 2019 13:13:25 Pacific Daylight Time
Printed: Monday, July 29, 2019 13:13:34 Pacific Daylight Time

Name: 190711K2_6, Date: 12-Jul-2019, Time: 01:35:49, ID: 1901384-04 T4-PDI2019-SG38-190531 10, Description: T4-PDI2019-SG38-190531

	#	Name	Resp	RA	n/y	RRF	wt/vol	Pred.RT	RT	Pred.RRT	RRT	Check RRT	Conc.	%Rec	DL	EMPC
69	69	PCB-95/98/102	1.53e4	1.52	NO	1.01	7.100	36.28	36.33	0.999	1.001	NO	45.76		0.478	45.76
70	70	PCB-93			NO	0.841	7.100	36.41		1.003		YES			0.577	
71	71	PCB-88/91	2.25e3	1.33	NO	0.890	7.100	36.73	36.75	1.012	1.012	NO	7.650		0.546	7.650
72	72	PCB-121			NO	1.39	7.100	36.85		1.015		YES			0.350	
73	73	PCB-84/92	5.85e3	1.86	YES	0.879	7.100	37.69	37.68	0.990	0.990	NO	19.08		0.564	17.86
74	74	PCB-89			NO	0.959	7.100	37.90		0.996		YES			0.516	
75	75	PCB-90/101	1.54e4	1.52	NO	0.944	7.100	38.06	38.07	1.000	1.000	NO	49.08		0.525	49.08
76	76	PCB-113			NO	1.23	7.100	38.33		1.007		YES			0.403	
77	77	PCB-99	5.53e3	1.73	NO	1.12	7.100	38.41	38.41	1.009	1.009	NO	14.83		0.443	14.83
78	78	PCB-119	4.26e2	1.07	YES	1.47	7.100	38.88	38.89	0.987	0.987	NO	0.9684		0.276	0.8232
79	79	PCB-108/112	7.45e2	1.00	YES	1.25	7.100	39.05	39.06	0.991	0.991	NO	1.995		0.442	1.641
80	80	PCB-83			NO	1.55	7.100	39.22		0.996		YES			0.357	
81	81	PCB-97	4.43e3	1.36	NO	1.07	7.100	39.43	39.41	1.001	1.000	NO	13.80		0.514	13.80
82	82	PCB-86			NO	0.996	7.100	39.56		1.004		YES			0.555	
83	83	PCB-87/117/125	6.05e3	1.71	NO	1.33	7.100	39.69	39.71	1.008	1.008	NO	15.19		0.415	15.19
84	84	PCB-111/115	4.41e2	2.26	YES	1.60	7.100	39.86	39.84	1.012	1.011	NO	0.9224		0.345	0.7236
85	85	PCB-85/116	2.76e3	1.18	YES	1.22	7.100	39.99	39.99	1.015	1.015	NO	7.580		0.435	6.748
86	86	PCB-120			NO	1.68	7.100	40.25		1.022		YES			0.329	
87	87	PCB-110	2.77e4	1.52	NO	1.49	7.100	40.38	40.40	1.025	1.026	NO	62.29		0.372	62.29
88	88	PCB-82	1.65e3	1.25	YES	0.674	7.100	41.06	41.05	0.976	0.976	NO	6.183		0.624	5.593
89	89	PCB-124	1.00e3	1.66	NO	1.16	7.100	41.77	41.74	0.993	0.992	NO	2.150		0.362	2.150
90	90	PCB-107/109	1.27e3	1.04	YES	1.17	7.100	41.89	41.93	0.996	0.997	NO	2.734		0.361	2.293
91	91	PCB-123	3.16e2	2.13	YES	1.04	7.100	42.08	42.06	1.000	1.000	NO	0.7598		0.404	0.6205
92	92	PCB-106/118	1.70e4	1.63	NO	1.07	7.100	42.28	42.26	1.001	1.000	NO	38.34		0.384	38.34
93	93	PCB-114			NO	1.16	7.100	42.94		1.000		YES			0.430	
94	94	PCB-122			NO	0.973	7.100	43.07		1.003		YES			0.514	
95	95	PCB-105	5.66e3	1.57	NO	1.10	7.100	43.83	43.83	1.000	1.000	NO	17.52		0.472	17.52
96	96	PCB-127			NO	1.11	7.100	44.17		1.000		YES			0.459	
97	97	PCB-126			NO	1.21	7.100	46.14		1.000		YES			0.479	
98	98	PCB-155			NO	0.874	7.100	37.59		1.000		YES			0.261	
99	99	PCB-150			NO	0.881	7.100	38.91		1.036		YES			0.259	
100	1...	PCB-152			NO	1.00	7.100	39.39		1.048		YES			0.227	
101	1...	PCB-145			NO	1.00	7.100	39.86		1.061		YES			0.228	
102	1...	PCB-136	4.52e3	1.32	NO	0.843	7.100	40.19	40.19	1.070	1.070	NO	12.93		0.271	12.93
103	1...	PCB-148			NO	0.693	7.100	40.30		1.073		YES			0.329	
104	1...	PCB-154			NO	0.724	7.100	40.79		1.086		YES			0.315	

Dataset: U:\VG11.PRO\Results\190711K2\190711K2-6b.qld

Last Altered: Monday, July 29, 2019 13:13:25 Pacific Daylight Time
Printed: Monday, July 29, 2019 13:13:34 Pacific Daylight Time

Name: 190711K2_6, Date: 12-Jul-2019, Time: 01:35:49, ID: 1901384-04 T4-PDI2019-SG38-190531 10, Description: T4-PDI2019-SG38-190531

	# Name	Resp	RA	n/y	RRF	wt/vol	Pred.RT	RT	Pred.RRT	RRT	Check RRT	Conc.	%Rec	DL	EMPC
105	1... PCB-151	7.03e3	1.15	NO	0.632	7.100	41.47	41.48	1.104	1.104	NO	26.85		0.361	26.85
106	1... PCB-135	3.38e3	1.48	YES	0.716	7.100	41.69	41.70	1.110	1.110	NO	11.89		0.319	10.27
107	1... PCB-144	1.50e3	1.25	NO	0.667	7.100	41.81	41.81	1.113	1.113	NO	5.428		0.343	5.428
108	1... PCB-147	5.03e2	1.40	NO	0.661	7.100	41.93	41.94	1.116	1.116	NO	1.838		0.345	1.838
109	1... PCB-139/149	2.64e4	1.30	NO	0.738	7.100	42.19	42.21	1.123	1.123	NO	86.43		0.309	86.43
110	1... PCB-140			NO	0.627	7.100	42.40		1.128		YES			0.364	
111	1... PCB-134/143	9.17e2	1.01	YES	0.733	7.100	42.85	42.88	0.975	0.975	NO	4.238		0.726	3.846
112	1... PCB-131/133	6.62e2	1.14	NO	0.790	7.100	43.15	43.16	0.982	0.982	NO	2.839		0.675	2.839
113	1... PCB-142			NO	0.708	7.100	43.33		0.986		YES			0.754	
114	1... PCB-146/165	4.11e3	1.23	NO	0.959	7.100	43.54	43.58	0.990	0.991	NO	14.53		0.556	14.53
115	1... PCB-132/161	7.10e3	1.26	NO	0.974	7.100	43.79	43.87	0.996	0.998	NO	24.70		0.548	24.70
116	1... PCB-153	2.56e4	1.25	NO	1.01	7.100	43.98	44.00	1.000	1.001	NO	85.93		0.527	85.93
117	1... PCB-168			NO	1.02	7.100	44.18		1.005		YES			0.523	
118	1... PCB-141	5.20e3	1.52	YES	0.967	7.100	44.78	44.76	1.001	1.000	NO	21.89		0.647	19.42
119	1... PCB-137	8.07e2	2.17	YES	0.987	7.100	45.15	45.15	1.009	1.009	NO	3.328		0.834	2.353
120	1... PCB-130	1.32e3	1.12	NO	0.840	7.100	45.25	45.25	1.012	1.011	NO	6.378		0.745	6.378
121	1... PCB-138/163/164	3.26e4	1.26	NO	1.23	7.100	45.64	45.63	1.001	1.000	NO	102.5		0.495	102.5
122	1... PCB-158/160	3.47e3	1.30	NO	1.18	7.100	45.90	45.87	1.006	1.006	NO	11.33		0.515	11.33
123	1... PCB-129	7.26e2	1.29	NO	0.819	7.100	46.15	46.14	1.012	1.012	NO	3.412		0.741	3.412
124	1... PCB-166			NO	1.07	7.100	46.61		0.993		YES			0.515	
125	1... PCB-159	5.78e2	1.11	NO	1.12	7.100	46.95	47.01	1.000	1.002	NO	1.714		0.492	1.714
126	1... PCB-128/162	3.72e3	1.20	NO	0.851	7.100	47.24	47.24	1.007	1.006	NO	14.52		0.647	14.52
127	1... PCB-167	1.25e3	1.27	NO	1.04	7.100	47.65	47.65	1.000	1.000	NO	4.000		0.510	4.000
128	1... PCB-156	2.65e3	1.08	NO	1.06	7.100	48.98	48.98	1.000	1.000	NO	8.312		0.495	8.312
129	1... PCB-157	7.35e2	1.05	NO	0.978	7.100	49.28	49.26	1.001	1.000	NO	2.451		0.548	2.451
130	1... PCB-169			NO	1.11	7.100	51.54		1.000		YES			0.549	
131	1... PCB-188			NO	1.19	7.100	43.62		1.001		YES			0.329	
132	1... PCB-184			NO	1.17	7.100	44.07		1.011		YES			0.336	
133	1... PCB-179	5.25e3	0.91	NO	1.18	7.100	44.86	44.87	1.029	1.030	NO	14.90		0.333	14.90
134	1... PCB-176	1.57e3	1.20	NO	1.16	7.100	45.37	45.36	1.041	1.041	NO	4.519		0.338	4.519
135	1... PCB-186			NO	1.22	7.100	45.99		1.055		YES			0.322	
136	1... PCB-178	1.61e3	0.73	YES	0.830	7.100	46.48	46.50	1.067	1.067	NO	6.456		0.472	5.331
137	1... PCB-175	3.15e2	1.39	YES	0.849	7.100	46.86	46.86	1.075	1.075	NO	1.240		0.462	1.063
138	1... PCB-182/187	1.24e4	1.03	NO	0.960	7.100	47.03	47.01	1.079	1.079	NO	43.17		0.408	43.17
139	1... PCB-183	5.62e3	1.15	NO	0.957	7.100	47.35	47.35	1.087	1.087	NO	19.61		0.410	19.61
140	1... PCB-185	1.14e3	1.33	YES	1.32	7.100	48.05	48.03	0.956	0.955	NO	4.132		0.438	3.634

Dataset: U:\VG11.PRO\Results\190711K2\190711K2-6b.qld

Last Altered: Monday, July 29, 2019 13:13:25 Pacific Daylight Time
Printed: Monday, July 29, 2019 13:13:34 Pacific Daylight Time

Name: 190711K2_6, Date: 12-Jul-2019, Time: 01:35:49, ID: 1901384-04 T4-PDI2019-SG38-190531 10, Description: T4-PDI2019-SG38-190531

HC 7.29.19

	# Name	Resp	RA	n/y	RRF	wt/vol	Pred.RT	RT	Pred.RRT	RRT	Check RRT	Conc.	%Rec	DL	EMPC
141	1... PCB-174	9.33e3	1.00	NO	1.22	7.100 5.529	48.43	48.41	0.963	0.963	NO	36.70		0.474	36.70
142	1... PCB-181			NO	1.41	7.100	48.54		0.965		YES			0.409	
143	1... PCB-177	5.90e3	0.92	NO	1.24	7.100	48.70	48.70	0.969	0.968	NO	22.79		0.466	22.79
144	1... PCB-171	2.71e3	1.21	YES	1.24	7.100	49.01	48.98	0.975	0.974	NO	10.46		0.465	9.690
145	1... PCB-173			NO	1.14	7.100	49.44		0.983		YES			0.506	
146	1... PCB-172	1.63e3	1.06	NO	1.31	7.100	49.90	49.89	0.992	0.992	NO	5.982		0.442	5.982
147	1... PCB-192			NO	1.70	7.100	50.11		0.996		YES			0.340	
148	1... PCB-180	2.34e4	0.99	NO	1.32	7.100	50.31	50.31	1.000	1.000	NO	84.89		0.438	84.89
149	1... PCB-193	1.48e3	0.95	NO	1.54	7.100	50.52	50.51	1.005	1.005	NO	4.597		0.376	4.597
150	1... PCB-191	5.52e2	0.96	NO	1.57	7.100	50.78	50.78	1.010	1.010	NO	1.681		0.367	1.681
151	1... PCB-170	9.91e3	1.03	NO	1.36	7.100	51.97	51.97	1.000	1.000	NO	41.40		0.480	41.40
152	1... PCB-190	2.45e3	1.24	YES	1.84	7.100	52.16	52.18	1.004	1.004	NO	7.554		0.364	6.903
153	1... PCB-189	5.38e2	1.13	NO	1.33	7.100	53.66	53.66	1.000	1.000	NO	1.901		0.376	1.901
154	1... PCB-202	1.07e3	0.65	YES	1.02	7.100	49.21	49.21	1.001	1.001	NO	3.071		0.531	2.575
155	1... PCB-201	7.20e2	1.19	YES	0.915	7.100	49.68	49.70	1.010	1.011	NO	2.824		0.595	2.009
156	1... PCB-204			NO	0.979	7.100	49.85		1.014		YES			0.556	
157	1... PCB-197			NO	0.979	7.100	50.14		1.020		YES			0.556	
158	1... PCB-200	5.45e2	0.70	YES	0.954	7.100	51.09	51.12	1.039	1.040	NO	1.687		0.570	1.471
159	1... PCB-198			NO	0.748	7.100	52.62		1.070		YES			0.727	
160	1... PCB-199	3.94e3	0.99	NO	0.706	7.100	52.74	52.77	1.073	1.073	NO	16.47		0.771	16.47
161	1... PCB-196/203	4.68e3	0.93	NO	0.785	7.100	53.04	53.07	1.079	1.079	NO	17.60		0.693	17.60
162	1... PCB-195	1.22e3	0.97	NO	1.03	7.100	54.37	54.35	0.984	0.984	NO	8.246		1.28	8.246
163	1... PCB-194	2.83e3	0.99	NO	1.16	7.100	55.26	55.26	1.000	1.000	NO	17.01		1.14	17.01
164	1... PCB-205			NO	1.40	7.100	55.53		1.005		YES			0.941	
165	1... PCB-208	1.19e3	1.34	NO	0.934	7.100	54.50	54.50	1.000	1.000	NO	6.344		0.566	6.344
166	1... PCB-207			NO	0.912	7.100	54.82		1.006		YES			0.580	
167	1... PCB-206	1.63e3	1.32	NO	0.987	7.100	56.80	56.80	1.000	1.000	NO	13.08		0.791	13.08
168	1... PCB-209	2.74e3	1.36	YES	0.943	7.100	58.01	58.03	1.000	1.000	NO	19.41		0.752	17.86
169	1... 13C-PCB-1	4.65e5	3.15	NO	1.08	7.100	15.95	15.95	0.612	0.612	NO	774.7	42.8	1.99	
170	1... 13C-PCB-3	5.11e5	3.32	NO	1.09	7.100	18.65	18.64	0.715	0.715	NO	839.8	46.4	1.96	
171	1... 13C-PCB-4	3.21e5	1.60	NO	0.640	7.100	20.02	20.01	0.768	0.767	NO	900.6	49.8	2.31	
172	1... 13C-PCB-9	5.68e5	1.54	NO	0.995	7.100	21.87	21.86	0.839	0.838	NO	1023	56.5	1.49	
173	1... 13C-PCB-11	6.39e5	1.55	NO	0.971	7.100	25.36	25.36	0.973	0.972	NO	1180	65.2	1.52	
174	1... 13C-PCB-19	4.43e5	0.98	NO	0.637	7.100	24.30	24.30	0.932	0.932	NO	1247	68.9	11.9	
175	1... 13C-PCB-32	7.60e5	0.99	NO	0.910	7.100	27.32	27.32	1.047	1.047	NO	1499	82.9	8.37	
176	1... 13C-PCB-28	6.48e5	1.04	NO	1.07	7.100	29.35	29.33	1.004	1.003	NO	1334	73.7	9.86	

Dataset: U:\VG11.PRO\Results\190711K2\190711K2-6b.qld

Last Altered: Monday, July 29, 2019 13:13:25 Pacific Daylight Time
Printed: Monday, July 29, 2019 13:13:34 Pacific Daylight Time

Name: 190711K2_6, Date: 12-Jul-2019, Time: 01:35:49, ID: 1901384-04 T4-PDI2019-SG38-190531 10, Description: T4-PDI2019-SG38-190531

HC 7-29-19

	#	Name	Resp	RA	n/y	RRF	wt/vol	Pred.RT	RT	Pred.RRT	RRT	Check RRT	Conc.	%Rec	DL	EMPC
177	1...	13C-PCB-37	6.31e5	1.09	NO	0.959	7.100	33.36	33.35	1.141	1.141	NO	1447	79.9	11.0	
178	1...	13C-PCB-54	5.95e5	0.76	NO	1.10	7.100	28.17	28.17	0.756	0.756	NO	967.3	53.5	1.42	
179	1...	13C-PCB-52	5.39e5	0.76	NO	0.844	7.100	31.84	31.84	0.854	0.854	NO	1140	63.0	1.85	
180	1...	13C-PCB-47	5.86e5	0.77	NO	0.893	7.100	32.36	32.36	0.868	0.868	NO	1171	64.7	1.75	
181	1...	13C-PCB-70	7.24e5	0.78	NO	1.01	7.100	35.99	36.01	0.966	0.966	NO	1283	70.9	1.55	
182	1...	13C-PCB-80	7.40e5	0.80	NO	1.05	7.100	36.43	36.44	0.977	0.978	NO	1263	69.8	1.49	
183	1...	13C-PCB-81	7.12e5	0.77	NO	0.985	7.100	39.64	39.65	1.063	1.064	NO	1290	71.3	1.59	
184	1...	13C-PCB-77	6.94e5	0.77	NO	0.958	7.100	40.24	40.27	1.080	1.080	NO	1292	71.4	1.63	
185	1...	13C-PCB-104	7.30e5	1.57	NO	1.10	7.100	33.03	33.03	0.829	0.829	NO	1167	64.5	0.537	
186	1...	13C-PCB-95	5.98e5	1.56	NO	0.852	7.100	36.30	36.31	0.911	0.911	NO	1229	67.9	0.691	
187	1...	13C-PCB-101	6.03e5	1.61	NO	0.814	7.100	38.04	38.06	0.955	0.955	NO	1299	71.8	0.724	
188	1...	13C-PCB-97	5.41e5	1.56	NO	0.709	7.100	39.39	39.40	0.989	0.989	NO	1336	73.8	0.830	
189	1...	13C-PCB-123	7.23e5	1.58	NO	0.922	7.100	42.04	42.06	1.055	1.056	NO	1375	76.0	0.639	
190	1...	13C-PCB-118	7.50e5	1.55	NO	0.975	7.100	42.24	42.24	1.060	1.060	NO	1348	74.5	0.604	
191	1...	13C-PCB-114	5.44e5	1.56	NO	1.52	7.100	42.94	42.92	0.910	0.909	NO	1258	69.5	1.15	
192	1...	13C-PCB-105	5.31e5	1.56	NO	1.58	7.100	43.81	43.81	0.928	0.928	NO	1179	65.1	1.10	
193	1...	13C-PCB-127	5.58e5	1.54	NO	1.62	7.100	44.15	44.15	0.935	0.935	NO	1210	66.9	1.08	
194	1...	13C-PCB-126	5.02e5	1.60	NO	1.45	7.100	46.12	46.12	0.977	0.977	NO	1220	67.4	1.21	
195	1...	13C-PCB-155	7.49e5	1.24	NO	1.03	7.100	37.58	37.57	0.943	0.943	NO	1280	70.7	0.389	
196	1...	13C-PCB-153	5.34e5	1.24	NO	1.42	7.100	43.96	43.96	0.931	0.931	NO	1317	72.8	1.43	
197	1...	13C-PCB-141	4.45e5	1.26	NO	1.14	7.100	44.73	44.74	0.947	0.947	NO	1368	75.6	1.78	
198	1...	13C-PCB-138	4.70e5	1.26	NO	1.18	7.100	45.61	45.61	0.966	0.966	NO	1400	77.4	1.73	
199	1...	13C-PCB-159	5.46e5	1.29	NO	1.43	7.100	46.93	46.93	0.994	0.994	NO	1338	73.9	1.42	
200	2...	13C-PCB-167	5.44e5	1.27	NO	1.42	7.100	47.63	47.63	1.009	1.009	NO	1343	74.2	1.43	
201	2...	13C-PCB-156	5.45e5	1.24	NO	1.40	7.100	48.96	48.96	1.037	1.037	NO	1370	75.7	1.46	
202	2...	13C-PCB-157	5.55e5	1.25	NO	1.41	7.100	49.23	49.24	1.043	1.043	NO	1387	76.7	1.45	
203	2...	13C-PCB-169	5.05e5	1.26	NO	1.35	7.100	51.51	51.52	1.091	1.091	NO	1319	72.9	1.51	
204	2...	13C-PCB-188	5.42e5	0.45	NO	1.46	7.100	43.59	43.58	0.927	0.927	NO	1324	73.2	0.958	
205	2...	13C-PCB-180	3.77e5	0.44	NO	0.932	7.100	50.28	50.29	1.069	1.069	NO	1446	79.9	1.50	
206	2...	13C-PCB-170	3.18e5	0.44	NO	0.796	7.100	51.94	51.95	1.104	1.105	NO	1429	78.9	1.76	
207	2...	13C-PCB-189	3.84e5	0.43	NO	1.09	7.100	53.63	53.64	1.140	1.141	NO	1259	69.6	1.29	
208	2...	13C-PCB-202	6.13e5	0.90	NO	1.45	7.100	49.18	49.17	1.042	1.041	NO	1509	83.4	0.729	
209	2...	13C-PCB-194	2.60e5	0.91	NO	0.714	7.100	55.25	55.25	0.995	0.995	NO	1494	82.6	1.82	
210	2...	13C-PCB-208	3.63e5	0.77	NO	0.896	7.100	54.51	54.49	0.982	0.981	NO	1661	91.8	1.14	
211	2...	13C-PCB-206	2.29e5	0.78	NO	0.653	7.100	56.79	56.78	1.023	1.023	NO	1436	79.4	1.57	
212	2...	13C-PCB-209	2.71e5	1.16	NO	0.806	7.100	58.00	58.01	1.045	1.045	NO	1378	76.2	0.732	

Dataset: U:\VG11.PRO\Results\190711K2\190711K2-6b.qld

Last Altered: Monday, July 29, 2019 13:13:25 Pacific Daylight Time
Printed: Monday, July 29, 2019 13:13:34 Pacific Daylight Time

Name: 190711K2_6, Date: 12-Jul-2019, Time: 01:35:49, ID: 1901384-04 T4-PDI2019-SG38-190531 10, Description: T4-PDI2019-SG38-190531

	# Name	Resp	RA	n/y	RRF	wt/vol	Pred.RT	RT	Pred.RRT	RRT	Check RRT	Conc.	%Rec	DL	EMPC
213	2... 13C-PCB-15	1.01e6	1.56	NO	1.00	~~7.100~~ 5.527	26.08	26.08	1.000	0.000	NO	1809	100	1.48	
214	2... 13C-PCB-31	8.22e5	1.08	NO	1.00	7.100	29.24	29.24	1.000	0.000	NO	1809	100	10.5	
215	2... 13C-PCB-60	1.01e6	0.78	NO	1.00	7.100	37.30	37.27	1.000	0.000	NO	1809	100	1.56	
216	2... 13C-PCB-111	1.03e6	1.56	NO	1.00	7.100	39.85	39.84	1.000	0.000	NO	1809	100	0.589	
217	2... 13C-PCB-128	5.15e5	1.21	NO	1.00	7.100	47.22	47.22	1.000	0.000	NO	1809	100	2.04	
218	2... 13C-PCB-182	5.07e5	0.45	NO	1.00	7.100	47.03	47.03	0.000	0.000	NO	1809	100	1.40	
219	2... 13C-PCB-205	4.41e5	0.91	NO	1.00	7.100	55.53	55.53	1.000	0.000	NO	1809	100	1.30	
220	2... 13C-PCB-79	7.82e5	0.77	NO	1.03	7.100	38.35	38.39	1.029	1.030	NO	1353	74.8	1.51	
221	2... 13C-PCB-178	3.57e5	0.44	NO	0.875	7.100	46.48	46.46	0.988	0.988	NO	1433	79.2	1.64	
222	2... 13C-PCB-79	7.80e5	0.76	NO	1.05	7.100	38.39	38.39	0.968	0.968	NO	1898	105	2.22	
223	2... 13C-PCB-178	3.57e5	0.44	NO	0.975	7.100	46.49	46.46	0.924	0.924	NO	1754	96.9	1.97	
224	2... Total Mono-PCBs				1.01	7.100	0.00		0.000		NO	12.39		~~0.866~~ 0.298	12.39
225	2... Total Di-PCBs				1.06	7.100	0.00		0.000		NO	19.40		~~5.42~~ 0.882	32.54
226	2... 2nd Function Tri-PCBs				0.914	7.100	0.00		0.000		NO	24.37	>101.57 -	~~2.34~~ >0.496	31.01 >121.4 -
227	2... 3rd Function Tri-PCBs				1.06	7.100	0.00		0.000		NO	85.20		5.67	90.39
228	2... Total Tetra-PCBs				0.986	7.100	0.00		0.000		NO	200.2		~~18.00~~ 0.964	220.4
229	2... 3rd Function Penta-PCBs				1.12	7.100	0.00		0.000		NO	249.1	>266.62 -	~~13.1~~ >0.624	285.4 >302.92 -
230	2... 4th Function Penta-PCBs				1.11	7.100	0.00		0.000		NO	17.52		2.35	17.52
231	2... 3rd Function Hexa-PCBs				0.774	7.100	0.00		0.000		NO	133.5	> 416.1 -	~~3.83~~ >0.754	143.8 >452.0 -
232	2... 4th Function Hexa-PCBs				0.972	7.100	0.00		0.000		NO	282.6		11.8	308.2
233	2... Total Hepta-PCBs				1.26	7.100	0.00		0.000		NO	282.1		~~9.34~~ 0.506	308.8
234	2... 4th Function Octa-PCBs				0.886	7.100	0.00		0.000		NO	34.07	>54.33 -	~~5.00~~ >1.28	40.12 >65.38 -
235	2... 5th Function Octa-PCBs				1.20	7.100	0.00		0.000		NO	25.26		~~3.36~~	25.26
236	2... Total Nona-PCBs				0.945	7.100	0.00		0.000		NO	19.43		~~1.94~~ 0.791	19.43
237	2... Deca-CB				0.943	7.100	0.00		0.000		NO	0.0000		0.752	17.86
238	2... Total PCBs														

Dataset: U:\VG11.PRO\Results\190711K2\190711K2-6b.qld

Last Altered: Monday, July 29, 2019 13:13:25 Pacific Daylight Time
Printed: Monday, July 29, 2019 13:14:12 Pacific Daylight Time

Method: Untitled 10 Jul 2019 10:26:46
Calibration: U:\VG11.PRO\CurveDB\db1_PCBvg11-6-28-19.cdb 29 Jun 2019 12:47:57

ID: 1901384-04 T4-PDI2019-SG38-190531 10, Description: T4-PDI2019-SG38-190531

Total Mono-PCBs

	Name	Pred.R...	RT	m1 Height	m2 Height	m1 Resp	m2 Resp	RA	n/y	Resp	Conc.	EMPC	DL
1	PCB-1	15.96	15.98	2.253e4	8.850e3	1.355e3	4.770e2	2.84	NO	1.832e3	6.9830	6.9830	0.270
2	PCB-2	18.42	18.43	4.876e3	1.838e3	2.934e2	9.661e1	3.04	NO	3.900e2	1.3698	1.3698	0.298
3	PCB-3	18.65	18.67	1.388e4	4.049e3	8.678e2	2.787e2	3.11	NO	1.146e3	4.0350	4.0350	0.298

Total Di-PCBs

	Name	Pred.R...	RT	m1 Height	m2 Height	m1 Resp	m2 Resp	RA	n/y	Resp	Conc.	EMPC	DL
1	PCB-4/10	20.10	20.05	8.915e3	6.760e3	6.045e2	4.548e2	1.33	NO	1.059e3	4.6798	4.6798	0.882
2	PCB-5/8	22.98	22.98	3.877e4	2.956e4	2.540e3	1.992e3	1.27	YES	4.532e3	0.00000	13.140	0.663
3	PCB-11	25.38	25.38	1.187e4	9.315e3	8.855e2	6.455e2	1.37	NO	1.531e3	3.9570	3.9570	0.605
4	PCB-15	26.11	26.10	3.896e4	2.292e4	2.476e3	1.432e3	1.73	NO	3.907e3	10.763	10.763	0.644

2nd Function Tri-PCBs

	Name	Pred.R...	RT	m1 Height	m2 Height	m1 Resp	m2 Resp	RA	n/y	Resp	Conc.	EMPC	DL
1	PCB-19	24.33	24.34	3.391e3	2.979e3	2.251e2	2.071e2	1.09	NO	4.322e2	1.8907	1.8907	0.496
2	PCB-18	26.03	26.01	3.113e4	3.571e4	2.118e3	2.157e3	0.98	NO	4.274e3	14.677	14.677	0.418
3	PCB-17	26.20	26.19	1.407e4	1.263e4	8.629e2	8.421e2	1.02	NO	1.705e3	6.0841	6.0841	0.434
4	PCB-24/27	26.80	26.76	5.295e3	5.575e3	3.215e2	3.399e2	0.95	NO	6.615e2	1.7211	1.7211	0.317
5	PCB-16/32	27.34	27.31	1.816e4	1.962e4	1.127e3	1.844e3	0.61	YES	2.971e3	0.00000	6.6412	0.365

Dataset: U:\VG11.PRO\Results\190711K2\190711K2-6b.qld

Last Altered: Monday, July 29, 2019 13:13:25 Pacific Daylight Time
Printed: Monday, July 29, 2019 13:14:12 Pacific Daylight Time

ID: 1901384-04 T4-PDI2019-SG38-190531 10, Description: T4-PDI2019-SG38-190531

3rd Function Tri-PCBs

	Name	Pred.R...	RT	m1 Height	m2 Height	m1 Resp	m2 Resp	RA	n/y	Resp	Conc.	EMPC	DL
1	PCB-26	28.71	28.71	8.569e3	1.011e4	6.854e2	8.502e2	0.81	YES	1.536e3	0.00000	3.7483	0.415
2	PCB-25	28.88	28.90	5.257e3	3.622e3	3.693e2	2.477e2	1.49	YES	6.171e2	0.00000	1.4422	0.424
3	PCB-31	29.26	29.25	5.291e4	4.944e4	4.328e3	3.813e3	1.14	NO	8.142e3	20.231	20.231	0.369
4	PCB-28	29.35	29.36	6.464e4	6.414e4	5.172e3	4.994e3	1.04	NO	1.017e4	25.656	25.656	0.375
5	PCB-20/21/33	29.97	30.02	3.901e4	3.350e4	3.239e3	2.846e3	1.14	NO	6.086e3	16.925	16.925	0.413
6	PCB-22	30.47	30.46	2.495e4	2.284e4	1.983e3	1.674e3	1.18	NO	3.656e3	9.8791	9.8791	0.402
7	PCB-37	33.38	33.37	2.788e4	2.913e4	2.481e3	2.345e3	1.06	NO	4.826e3	12.512	12.512	0.404

Total Tetra-PCBs

	Name	Pred.R...	RT	m1 Height	m2 Height	m1 Resp	m2 Resp	RA	n/y	Resp	Conc.	EMPC	DL
1	PCB-53	30.08	30.07	7.786e3	9.897e3	5.854e2	7.249e2	0.81	NO	1.310e3	4.6055	4.6055	0.648
2	PCB-51	30.44	30.43	2.843e3	3.047e3	2.140e2	2.466e2	0.87	NO	4.606e2	1.5106	1.5106	0.605
3	PCB-45	30.88	30.87	7.261e3	1.252e4	5.571e2	8.881e2	0.63	YES	1.445e3	0.00000	5.3207	0.766
4	PCB-46	31.37	31.39	2.795e3	4.972e3	2.262e2	3.980e2	0.57	YES	6.241e2	0.00000	2.3161	0.822
5	PCB-52/69	31.88	31.86	5.357e4	7.236e4	4.148e3	5.678e3	0.73	NO	9.826e3	30.212	30.212	0.567
6	PCB-43/49	32.15	32.17	3.043e4	4.209e4	2.506e3	3.422e3	0.73	NO	5.927e3	21.166	21.166	0.659
7	PCB-47	32.37	32.38	1.460e4	2.261e4	1.246e3	1.798e3	0.69	NO	3.043e3	10.823	10.823	0.640
8	PCB-48/75	32.49	32.49	1.136e4	1.512e4	8.873e2	1.156e3	0.77	NO	2.044e3	6.1632	6.1632	0.543
9	PCB-44	33.20	33.20	3.623e4	4.544e4	2.814e3	3.909e3	0.72	NO	6.723e3	27.294	27.294	0.730
10	PCB-42/59	33.43	33.44	1.791e4	2.116e4	1.357e3	1.691e3	0.80	NO	3.048e3	9.8077	9.8077	0.579
11	PCB-41/64/71/72	34.02	34.05	5.054e4	6.591e4	4.255e3	5.693e3	0.75	NO	9.949e3	28.408	28.408	0.514
12	PCB-40	34.53	34.54	6.948e3	8.317e3	5.229e2	6.366e2	0.82	NO	1.159e3	6.2114	6.2114	0.964
13	PCB-67	35.23	35.23	3.450e3	3.139e3	2.865e2	2.706e2	1.06	YES	5.571e2	0.00000	1.2047	0.492
14	PCB-63	35.51	35.49	1.888e3	2.232e3	1.374e2	1.361e2	1.01	YES	2.736e2	0.00000	0.62567	0.508
15	PCB-74	35.80	35.80	2.299e4	2.454e4	1.858e3	1.952e3	0.95	YES	3.810e3	0.00000	8.0959	0.458
16	PCB-61/70	36.03	36.03	4.780e4	6.545e4	4.255e3	5.123e3	0.83	NO	9.378e3	23.762	23.762	0.496
17	PCB-76/66	36.23	36.23	3.703e4	5.067e4	3.152e3	4.233e3	0.74	NO	7.385e3	17.301	17.301	0.458
18	PCB-55	36.78	36.81	2.099e3	1.888e3	1.572e2	1.194e2	1.32	YES	2.765e2	0.00000	0.48382	0.446
19	PCB-56/60	37.30	37.29	2.567e4	3.700e4	2.005e3	2.919e3	0.69	NO	4.924e3	12.892	12.892	0.509
20	PCB-77	40.29	40.29	6.160e3	5.847e3	5.631e2	4.985e2	1.13	YES	1.062e3	0.00000	2.2290	0.527

Dataset: U:\VG11.PRO\Results\190711K2\190711K2-6b.qld

Last Altered: Monday, July 29, 2019 13:13:25 Pacific Daylight Time
Printed: Monday, July 29, 2019 13:14:12 Pacific Daylight Time

ID: 1901384-04 T4-PDI2019-SG38-190531 10, Description: T4-PDI2019-SG38-190531

3rd Function Penta-PCBs

	Name	Pred.R...	RT	m1 Height	m2 Height	m1 Resp	m2 Resp	RA	n/y	Resp	Conc.	EMPC	DL
1	PCB-95/98/102	36.28	36.33	1.114e5	7.588e4	9.245e3	6.094e3	1.52	NO	1.534e4	45.765	45.765	0.478
2	PCB-88/91	36.73	36.75	1.489e4	1.175e4	1.281e3	9.663e2	1.33	NO	2.248e3	7.6496	7.6496	0.546
3	PCB-84/92	37.69	37.68	4.977e4	2.727e4	3.810e3	2.044e3	1.86	YES	5.854e3	0.00000	17.863	0.564
4	PCB-90/101	38.06	38.07	1.190e5	7.602e4	9.318e3	6.131e3	1.52	NO	1.545e4	49.082	49.082	0.525
5	PCB-99	38.41	38.41	4.297e4	2.666e4	3.508e3	2.025e3	1.73	NO	5.533e3	14.828	14.828	0.443
6	PCB-119	38.88	38.89	2.228e3	2.608e3	2.205e2	2.056e2	1.07	YES	4.262e2	0.00000	0.82319	0.376
7	PCB-108/112	39.05	39.06	4.580e3	4.080e3	3.733e2	3.716e2	1.00	YES	7.449e2	0.00000	1.6408	0.442
8	PCB-97	39.43	39.41	3.167e4	2.285e4	2.557e3	1.875e3	1.36	NO	4.432e3	13.797	13.797	0.514
9	PCB-87/117/125	39.69	39.71	4.651e4	2.859e4	3.814e3	2.236e3	1.71	NO	6.050e3	15.195	15.195	0.415
10	PCB-111/115	39.86	39.84	4.354e3	2.033e3	3.060e2	1.352e2	2.26	YES	4.413e2	0.00000	0.72361	0.345
11	PCB-85/116	39.99	39.99	1.986e4	1.541e4	1.494e3	1.264e3	1.18	YES	2.758e3	0.00000	6.7482	0.455
12	PCB-110	40.38	40.40	2.128e5	1.412e5	1.669e4	1.097e4	1.52	NO	2.766e4	62.290	62.290	0.372
13	PCB-82	41.06	41.05	1.140e4	9.237e3	9.191e2	7.346e2	1.25	YES	1.654e3	0.00000	5.5934	0.624
14	PCB-124	41.77	41.74	5.743e3	3.607e3	6.240e2	3.760e2	1.66	NO	1.000e3	2.1505	2.1505	0.362
15	PCB-107/109	41.89	41.93	8.549e3	7.403e3	6.514e2	6.236e2	1.04	YES	1.275e3	0.00000	2.2925	0.361
16	PCB-123	42.08	42.06	3.198e3	1.507e3	2.154e2	1.009e2	2.13	YES	3.163e2	0.00000	0.62046	0.404
17	PCB-106/118	42.28	42.26	1.217e5	7.717e4	1.055e4	6.456e3	1.63	NO	1.701e4	38.343	38.343	0.384

4th Function Penta-PCBs

	Name	Pred.R...	RT	m1 Height	m2 Height	m1 Resp	m2 Resp	RA	n/y	Resp	Conc.	EMPC	DL
1	PCB-105	43.83	43.83	4.053e4	2.520e4	3.458e3	2.203e3	1.57	NO	5.660e3	17.517	17.517	0.472

3rd Function Hexa-PCBs

	Name	Pred.R...	RT	m1 Height	m2 Height	m1 Resp	m2 Resp	RA	n/y	Resp	Conc.	EMPC	DL
1	PCB-136	40.19	40.19	3.366e4	2.534e4	2.572e3	1.943e3	1.32	NO	4.515e3	12.930	12.930	0.271
2	PCB-151	41.47	41.48	4.466e4	4.018e4	3.764e3	3.264e3	1.15	NO	7.028e3	26.854	26.854	0.361
3	PCB-135	41.69	41.70	2.589e4	1.843e4	2.017e3	1.360e3	1.48	YES	3.377e3	0.00000	10.275	0.319
4	PCB-144	41.81	41.81	9.977e3	8.279e3	8.334e2	6.649e2	1.25	NO	1.498e3	5.4280	5.4280	0.343
5	PCB-147	41.93	41.94	4.134e3	2.475e3	2.935e2	2.097e2	1.40	NO	5.032e2	1.8383	1.8383	0.345
6	PCB-139/149	42.19	42.21	1.945e5	1.506e5	1.492e4	1.150e4	1.30	NO	2.642e4	86.428	86.428	0.309

Dataset: U:\VG11.PRO\Results\190711K2\190711K2-6b.qld

Last Altered: Monday, July 29, 2019 13:13:25 Pacific Daylight Time
Printed: Monday, July 29, 2019 13:14:12 Pacific Daylight Time

ID: 1901384-04 T4-PDI2019-SG38-190531 10, Description: T4-PDI2019-SG38-190531

4th Function Hexa-PCBs

	Name	Pred.R...	RT	m1 Height	m2 Height	m1 Resp	m2 Resp	RA	n/y	Resp	Conc.	EMPC	DL
1	PCB-134/143	42.85	42.88	7.010e3	5.317e3	4.604e2	4.562e2	1.01	YES	9.166e2	0.00000	3.8464	0.728
2	PCB-131/133	43.15	43.16	5.187e3	2.808e3	3.520e2	3.096e2	1.14	NO	6.616e2	2.8392	2.8392	0.675
3	PCB-146/165	43.54	43.58	2.751e4	2.196e4	2.269e3	1.842e3	1.23	NO	4.111e3	14.530	14.530	0.556
4	PCB-132/161	43.79	43.87	5.265e4	4.041e4	3.961e3	3.135e3	1.26	NO	7.096e3	24.696	24.696	0.548
5	PCB-153	43.98	44.00	1.704e5	1.372e5	1.423e4	1.141e4	1.25	NO	2.565e4	85.932	85.932	0.527
6	PCB-141	44.78	44.76	3.899e4	2.670e4	3.142e3	2.060e3	1.52	YES	5.202e3	0.00000	19.419	0.647
7	PCB-137	45.15	45.15	7.508e3	3.893e3	5.526e2	2.548e2	2.17	YES	8.074e2	0.00000	2.3527	0.634
8	PCB-130	45.25	45.25	8.660e3	7.527e3	6.947e2	6.222e2	1.12	NO	1.317e3	6.3784	6.3784	0.745
9	PCB-138/163/164	45.64	45.63	1.953e5	1.512e5	1.823e4	1.441e4	1.26	NO	3.264e4	102.47	102.47	0.495
10	PCB-158/160	45.90	45.87	2.312e4	2.025e4	1.957e3	1.509e3	1.30	NO	3.467e3	11.326	11.326	0.515
11	PCB-129	46.15	46.14	5.111e3	3.500e3	4.085e2	3.177e2	1.29	NO	7.262e2	3.4124	3.4124	0.741
12	PCB-159	46.95	47.01	3.457e3	3.749e3	3.040e2	2.745e2	1.11	NO	5.785e2	1.7138	1.7138	0.492
13	PCB-128/162	47.24	47.24	2.478e4	2.029e4	2.031e3	1.693e3	1.20	NO	3.724e3	14.516	14.516	0.647
14	PCB-167	47.65	47.65	9.011e3	7.588e3	7.025e2	5.516e2	1.27	NO	1.254e3	3.9997	3.9997	0.510
15	PCB-156	48.98	48.98	1.738e4	1.603e4	1.375e3	1.271e3	1.08	NO	2.645e3	8.3118	8.3118	0.495
16	PCB-157	49.28	49.26	4.270e3	4.779e3	3.774e2	3.579e2	1.05	NO	7.354e2	2.4508	2.4508	0.548

Dataset: U:\VG11.PRO\Results\190711K2\190711K2-6b.qld

Last Altered: Monday, July 29, 2019 13:13:25 Pacific Daylight Time
Printed: Monday, July 29, 2019 13:14:12 Pacific Daylight Time

ID: 1901384-04 T4-PDI2019-SG38-190531 10, Description: T4-PDI2019-SG38-190531

Total Hepta-PCBs

	Name	Pred.R...	RT	m1 Height	m2 Height	m1 Resp	m2 Resp	RA	n/y	Resp	Conc.	EMPC	DL
1	PCB-179	44.86	44.87	3.130e4	3.381e4	2.498e3	2.751e3	0.91	NO	5.249e3	14.895	14.895	0.333
2	PCB-176	45.37	45.36	9.609e3	8.144e3	8.550e2	7.145e2	1.20	NO	1.570e3	4.5187	4.5187	0.338
3	PCB-178	46.48	46.50	9.305e3	1.365e4	6.794e2	9.269e2	0.73	YES	1.606e3	0.00000	5.3315	0.472
4	PCB-175	46.86	46.86	2.454e3	1.729e3	1.833e2	1.319e2	1.39	YES	3.152e2	0.00000	1.0632	0.462
5	PCB-182/187	47.03	47.01	7.727e4	7.811e4	6.293e3	6.123e3	1.03	NO	1.242e4	43.167	43.167	0.408
6	PCB-183	47.35	47.35	3.732e4	3.322e4	3.002e3	2.620e3	1.15	NO	5.621e3	19.615	19.615	0.410
7	PCB-185	48.05	48.03	7.659e3	7.306e3	6.492e2	4.878e2	1.33	YES	1.137e3	0.00000	3.6338	0.438
8	PCB-174	48.43	48.41	5.841e4	5.953e4	4.674e3	4.655e3	1.00	NO	9.329e3	36.703	36.703	0.474
9	PCB-177	48.70	48.70	3.312e4	3.802e4	2.817e3	3.079e3	0.92	NO	5.896e3	22.789	22.789	0.466
10	PCB-171	49.01	48.98	1.865e4	1.594e4	1.484e3	1.225e3	1.21	YES	2.709e3	0.00000	9.6904	0.465
11	PCB-172	49.90	49.89	9.578e3	1.216e4	8.375e2	7.935e2	1.06	NO	1.631e3	5.9823	5.9823	0.442
12	PCB-180	50.31	50.31	1.499e5	1.482e5	1.161e4	1.177e4	0.99	NO	2.337e4	84.894	84.894	0.438
13	PCB-193	50.52	50.51	9.169e3	8.453e3	7.201e2	7.557e2	0.95	NO	1.476e3	4.5970	4.5970	0.376
14	PCB-191	50.78	50.78	3.948e3	2.958e3	2.698e2	2.819e2	0.96	NO	5.517e2	1.6810	1.6810	0.367
15	PCB-170	51.97	51.97	6.515e4	5.897e4	5.033e3	4.879e3	1.03	NO	9.912e3	41.400	41.400	0.480
16	PCB-190	52.16	52.18	1.324e4	1.412e4	1.357e3	1.091e3	1.24	YES	2.448e3	0.00000	6.9032	0.354
17	PCB-189	53.66	53.66	2.663e3	3.050e3	2.855e2	2.526e2	1.13	NO	5.381e2	1.9011	1.9011	0.376

4th Function Octa-PCBs

	Name	Pred.R...	RT	m1 Height	m2 Height	m1 Resp	m2 Resp	RA	n/y	Resp	Conc.	EMPC	DL
1	PCB-202	49.21	49.21	5.365e3	7.173e3	4.206e2	6.445e2	0.65	YES	1.065e3	0.00000	2.5752	0.531
2	PCB-201	49.68	49.70	4.848e3	4.238e3	3.910e2	3.294e2	1.19	YES	7.204e2	0.00000	2.0088	0.595
3	PCB-200	51.09	51.12	2.698e3	4.366e3	2.238e2	3.212e2	0.70	YES	5.450e2	0.00000	1.4706	0.570
4	PCB-199	52.74	52.77	2.687e4	2.507e4	1.959e3	1.977e3	0.99	NO	3.937e3	16.465	16.465	0.771
5	PCB-196/203	53.04	53.07	3.100e4	3.502e4	2.252e3	2.426e3	0.93	NO	4.678e3	17.600	17.600	0.693

5th Function Octa-PCBs

	Name	Pred.R...	RT	m1 Height	m2 Height	m1 Resp	m2 Resp	RA	n/y	Resp	Conc.	EMPC	DL
1	PCB-195	54.37	54.35	1.073e4	1.019e4	6.038e2	6.204e2	0.97	NO	1.224e3	8.2456	8.2456	1.28
2	PCB-194	55.26	55.26	2.354e4	2.785e4	1.408e3	1.417e3	0.99	NO	2.825e3	17.014	17.014	1.14

Dataset: U:\VG11.PRO\Results\190711K2\190711K2-6b.qld

Last Altered: Monday, July 29, 2019 13:13:25 Pacific Daylight Time
Printed: Monday, July 29, 2019 13:14:12 Pacific Daylight Time

ID: 1901384-04 T4-PDI2019-SG38-190531 10, Description: T4-PDI2019-SG38-190531

Total Nona-PCBs

	Name	Pred.R...	RT	m1 Height	m2 Height	m1 Resp	m2 Resp	RA	n/y	Resp	Conc.	EMPC	DL
1	PCB-208	54.50	54.50	1.029e4	7.701e3	6.799e2	5.083e2	1.34	NO	1.188e3	6.3442	6.3442	0.566
2	PCB-206	56.80	56.80	1.700e4	1.191e4	9.299e2	7.020e2	1.32	NO	1.632e3	13.084	13.084	0.791

Deca-CB

	Name	Pred.R...	RT	m1 Height	m2 Height	m1 Resp	m2 Resp	RA	n/y	Resp	Conc.	EMPC	DL
1	PCB-209	58.01	58.03	2.851e4	2.177e4	1.576e3	1.160e3	1.36	YES	2.737e3	0.00000	17.861	0.752

Total PCBs

	Name	Pred.R...	RT	m1 Height	m2 Height	m1 Resp	m2 Resp	RA	n/y	Resp	Conc.	EMPC	DL
1													

Total Mono-Isotopes

	Name	Pred.R...	RT	m1 Height	m2 Height	m1 Resp	m2 Resp	RA	n/y	Resp	Conc.	EMPC	DL
1	13C-PCB-1	15.95	15.95	6.016e6	1.941e6	3.531e5	1.121e5	3.15	NO	4.652e5	774.73		1.99
2	13C-PCB-3	18.65	18.64	5.592e6	1.734e6	3.923e5	1.183e5	3.32	NO	5.106e5	839.79		1.96

Total Di-Isotopes

	Name	Pred.R...	RT	m1 Height	m2 Height	m1 Resp	m2 Resp	RA	n/y	Resp	Conc.	EMPC	DL
1	13C-PCB-4	20.02	20.01	3.235e6	2.018e6	1.978e5	1.234e5	1.60	NO	3.212e5	900.56		2.31
2	13C-PCB-9	21.87	21.86	5.350e6	3.499e6	3.444e5	2.232e5	1.54	NO	5.676e5	1023.1		1.49
3	13C-PCB-11	25.36	25.36	5.419e6	3.480e6	3.884e5	2.504e5	1.55	NO	6.388e5	1179.9		1.52
4	13C-PCB-15	26.08	26.08	8.158e6	5.293e6	6.147e5	3.937e5	1.56	NO	1.008e6	1809.5		1.48

2nd Function Tri-Isotopes

	Name	Pred.R...	RT	m1 Height	m2 Height	m1 Resp	m2 Resp	RA	n/y	Resp	Conc.	EMPC	DL
1	13C-PCB-19	24.30	24.30	3.468e6	3.565e6	2.195e5	2.233e5	0.98	NO	4.428e5	1246.7		11.9
2	13C-PCB-32	27.32	27.32	5.578e6	5.740e6	3.786e5	3.818e5	0.99	NO	7.604e5	1499.4		8.37

Dataset: U:\VG11.PRO\Results\190711K2\190711K2-6b.qld

Last Altered: Monday, July 29, 2019 13:13:25 Pacific Daylight Time
Printed: Monday, July 29, 2019 13:14:12 Pacific Daylight Time

ID: 1901384-04 T4-PDI2019-SG38-190531 10, Description: T4-PDI2019-SG38-190531

3rd Function Tri-Isotopes

	Name	Pred.R...	RT	m1 Height	m2 Height	m1 Resp	m2 Resp	RA	n/y	Resp	Conc.	EMPC	DL
1	13C-PCB-31	29.24	29.24	5.493e6	4.984e6	4.264e5	3.960e5	1.08	NO	8.224e5	1809.5		10.5
2	13C-PCB-28	29.35	29.33	4.077e6	3.963e6	3.308e5	3.176e5	1.04	NO	6.484e5	1334.3		9.86
3	13C-PCB-37	33.36	33.35	3.873e6	3.547e6	3.293e5	3.015e5	1.09	NO	6.308e5	1446.5		11.0

Tetra-Isotopes

	Name	Pred.R...	RT	m1 Height	m2 Height	m1 Resp	m2 Resp	RA	n/y	Resp	Conc.	EMPC	DL
1	13C-PCB-54	28.17	28.17	3.444e6	4.535e6	2.570e5	3.381e5	0.76	NO	5.951e5	967.26		1.42
2	13C-PCB-52	31.84	31.84	3.010e6	4.054e6	2.332e5	3.058e5	0.76	NO	5.391e5	1139.9		1.85
3	13C-PCB-47	32.36	32.36	3.372e6	4.340e6	2.548e5	3.309e5	0.77	NO	5.858e5	1170.5		1.75
4	13C-PCB-70	35.99	36.01	3.869e6	4.883e6	3.179e5	4.066e5	0.78	NO	7.245e5	1283.5		1.55
5	13C-PCB-80	36.43	36.44	4.016e6	5.111e6	3.283e5	4.115e5	0.80	NO	7.397e5	1262.6		1.49
6	13C-PCB-60	37.30	37.27	5.289e6	6.815e6	4.441e5	5.696e5	0.78	NO	1.014e6	1809.5		1.56
7	13C-PCB-79	38.35	38.39	3.922e6	5.113e6	3.400e5	4.423e5	0.77	NO	7.823e5	1353.2		1.51
8	13C-PCB-81	39.64	39.65	3.542e6	4.633e6	3.100e5	4.017e5	0.77	NO	7.117e5	1289.9		1.59
9	13C-PCB-77	40.24	40.27	3.437e6	4.484e6	3.012e5	3.923e5	0.77	NO	6.935e5	1291.8		1.63

3rd Function Penta-Isotopes

	Name	Pred.R...	RT	m1 Height	m2 Height	m1 Resp	m2 Resp	RA	n/y	Resp	Conc.	EMPC	DL
1	13C-PCB-104	33.03	33.03	5.955e6	3.772e6	4.463e5	2.842e5	1.57	NO	7.305e5	1166.8		0.537
2	13C-PCB-95	36.30	36.31	4.768e6	3.090e6	3.643e5	2.334e5	1.56	NO	5.977e5	1229.0		0.691
3	13C-PCB-101	38.04	38.06	4.725e6	2.975e6	3.720e5	2.314e5	1.61	NO	6.034e5	1299.5		0.724
4	13C-PCB-97	39.39	39.40	4.188e6	2.725e6	3.297e5	2.111e5	1.56	NO	5.407e5	1335.7		0.830
5	13C-PCB-111	39.85	39.84	7.915e6	5.150e6	6.288e5	4.039e5	1.56	NO	1.033e6	1809.5		0.589
6	13C-PCB-123	42.04	42.06	5.520e6	3.475e6	4.428e5	2.806e5	1.58	NO	7.234e5	1375.4		0.639
7	13C-PCB-118	42.24	42.24	5.620e6	3.608e6	4.565e5	2.937e5	1.55	NO	7.502e5	1348.2		0.604

Dataset: U:\VG11.PRO\Results\190711K2\190711K2-6b.qld

Last Altered: Monday, July 29, 2019 13:13:25 Pacific Daylight Time
Printed: Monday, July 29, 2019 13:14:12 Pacific Daylight Time

ID: 1901384-04 T4-PDI2019-SG38-190531 10, Description: T4-PDI2019-SG38-190531

4th Function Penta-Isotopes

	Name	Pred.R...	RT	m1 Height	m2 Height	m1 Resp	m2 Resp	RA	n/y	Resp	Conc.	EMPC	DL
1	13C-PCB-114	42.94	42.92	4.131e6	2.653e6	3.318e5	2.122e5	1.56	NO	5.440e5	1258.1		1.15
2	13C-PCB-105	43.81	43.81	3.974e6	2.522e6	3.240e5	2.072e5	1.56	NO	5.311e5	1178.9		1.10
3	13C-PCB-127	44.15	44.15	4.044e6	2.593e6	3.388e5	2.194e5	1.54	NO	5.582e5	1209.7		1.08
4	13C-PCB-126	46.12	46.12	3.590e6	2.286e6	3.086e5	1.931e5	1.60	NO	5.018e5	1220.1		1.21

4th Function Hexa-Isotopes

	Name	Pred.R...	RT	m1 Height	m2 Height	m1 Resp	m2 Resp	RA	n/y	Resp	Conc.	EMPC	DL
1	13C-PCB-153	43.96	43.96	3.649e6	2.996e6	2.952e5	2.384e5	1.24	NO	5.336e5	1317.0		1.43
2	13C-PCB-141	44.73	44.74	3.136e6	2.484e6	2.479e5	1.968e5	1.26	NO	4.447e5	1367.6		1.78
3	13C-PCB-138	45.61	45.61	3.226e6	2.588e6	2.616e5	2.084e5	1.26	NO	4.700e5	1399.8		1.73
4	13C-PCB-159	46.93	46.93	3.598e6	2.798e6	3.070e5	2.388e5	1.29	NO	5.458e5	1338.1		1.42
5	13C-PCB-128	47.22	47.22	3.417e6	2.807e6	2.823e5	2.326e5	1.21	NO	5.149e5	1809.5		2.04
6	13C-PCB-167	47.63	47.63	3.704e6	2.909e6	3.047e5	2.396e5	1.27	NO	5.442e5	1343.0		1.43
7	13C-PCB-156	48.96	48.96	3.729e6	3.028e6	3.020e5	2.429e5	1.24	NO	5.449e5	1370.2		1.46
8	13C-PCB-157	49.23	49.24	3.657e6	2.944e6	3.089e5	2.464e5	1.25	NO	5.553e5	1387.2		1.45
9	13C-PCB-169	51.51	51.52	3.227e6	2.569e6	2.817e5	2.235e5	1.26	NO	5.052e5	1318.8		1.51

5th Function Octa-Isotopes

	Name	Pred.R...	RT	m1 Height	m2 Height	m1 Resp	m2 Resp	RA	n/y	Resp	Conc.	EMPC	DL
1	13C-PCB-194	55.25	55.25	2.246e6	2.461e6	1.240e5	1.359e5	0.91	NO	2.599e5	1494.3		1.82
2	13C-PCB-205	55.53	55.53	3.843e6	4.219e6	2.098e5	2.313e5	0.91	NO	4.411e5	1809.5		1.30

Dataset: Untitled

Last Altered: Saturday, July 13, 2019 11:48:22 Pacific Daylight Time
Printed: Saturday, July 13, 2019 11:49:01 Pacific Daylight Time

Name: 190711K2_6, Date: 12-Jul-2019, Time: 01:35:49, ID: 1901384-04 T4-PDI2019-SG38-190531 10, Description: T4-PDI2019-SG38-190531

PCB-1

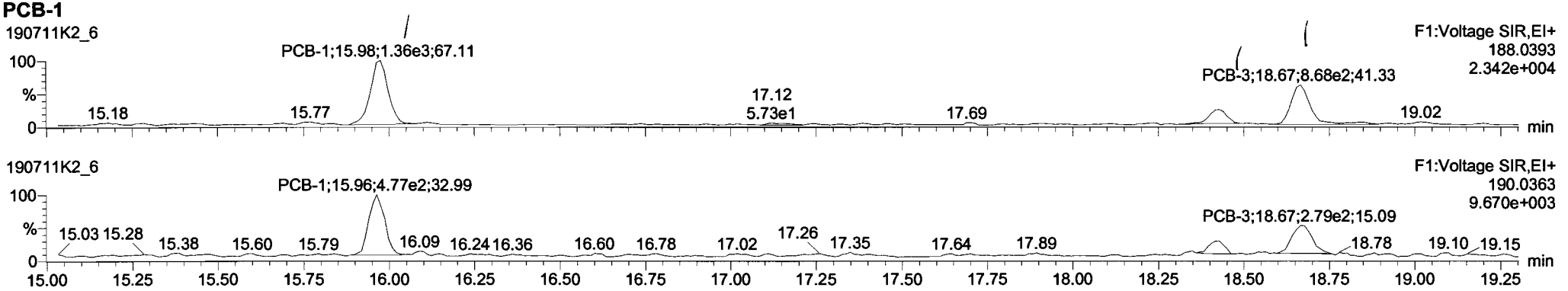

13C-PCB-1

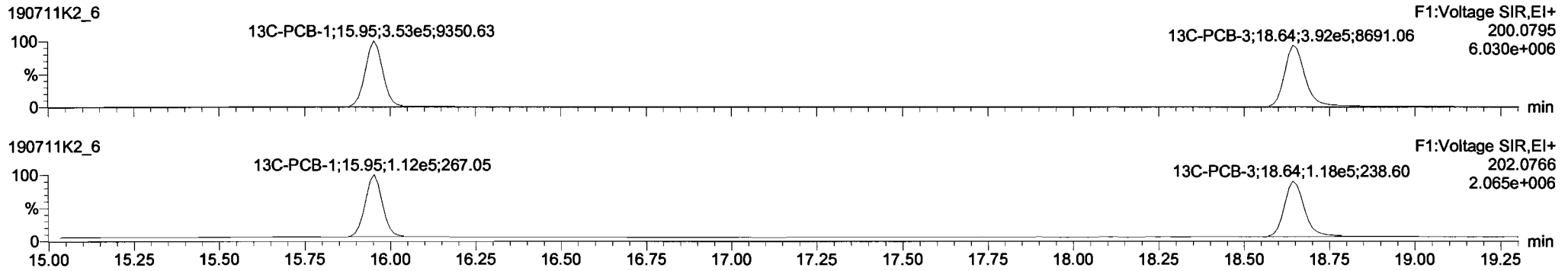

PFK1

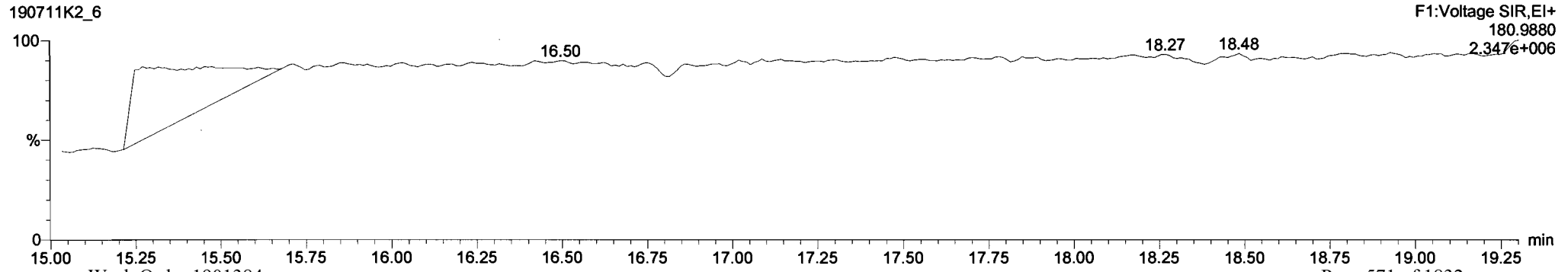

Dataset: Untitled

Last Altered: Saturday, July 13, 2019 11:48:22 Pacific Daylight Time
Printed: Saturday, July 13, 2019 11:49:01 Pacific Daylight Time

Name: 190711K2_6, Date: 12-Jul-2019, Time: 01:35:49, ID: 1901384-04 T4-PDI2019-SG38-190531 10, Description: T4-PDI2019-SG38-190531

PCB-4/10

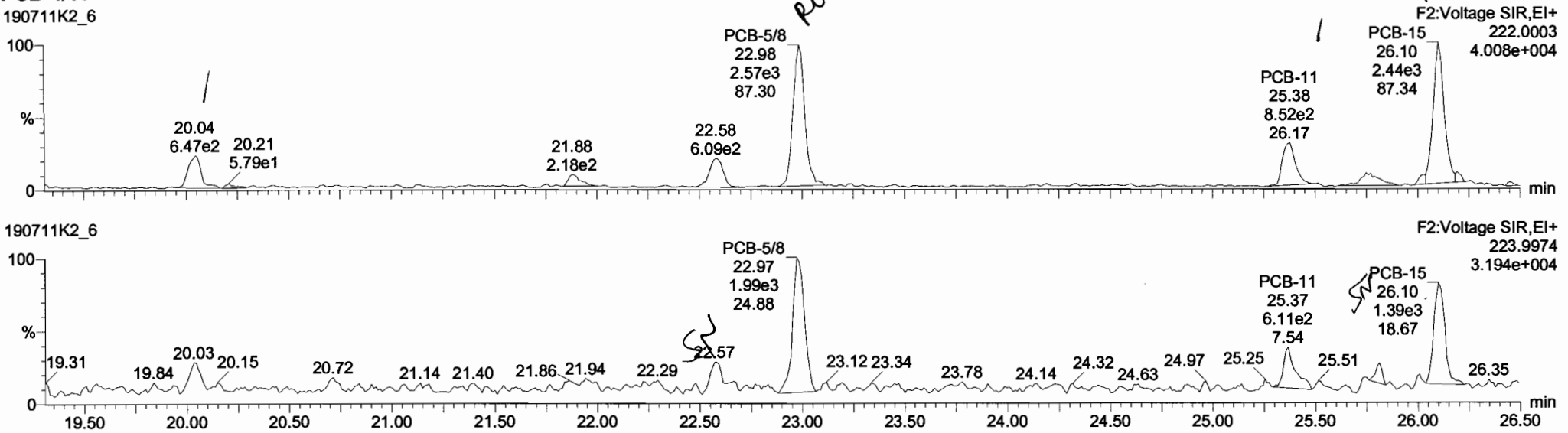

13C-PCB-4

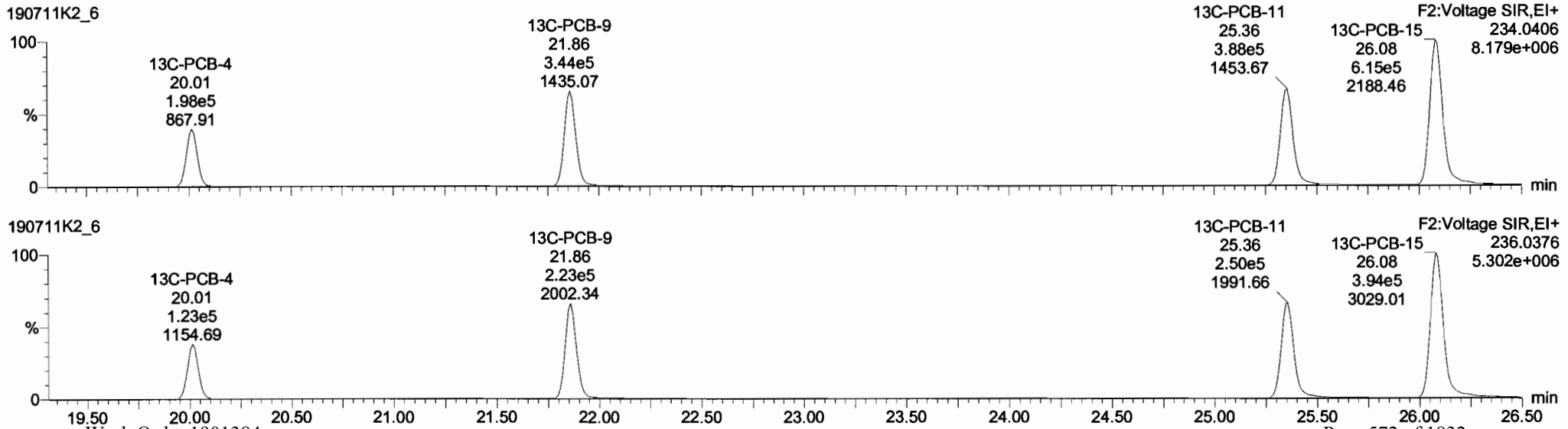

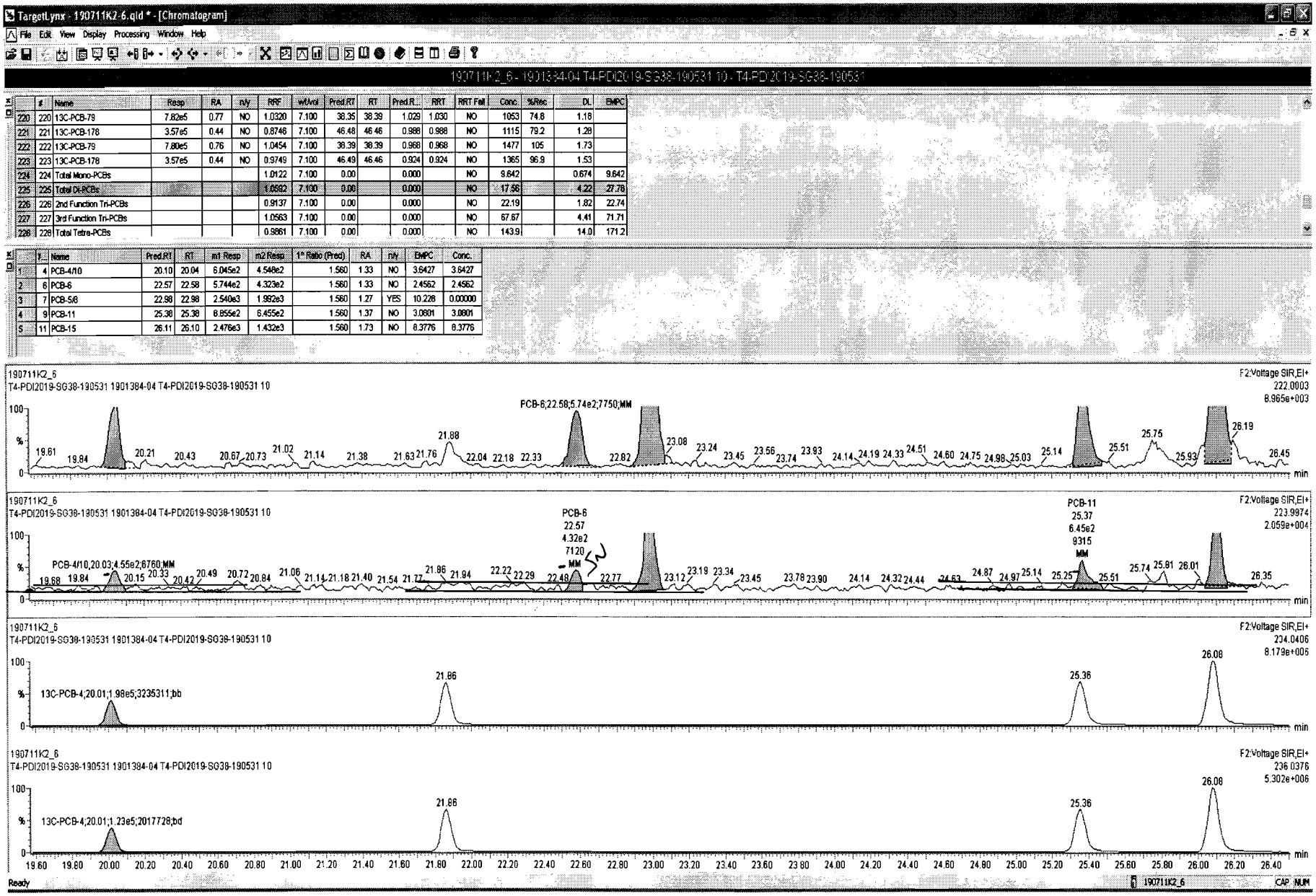

	#	Name	Resp	RA	n/y	RRF	wt/vol	Pred.RT	RT	Pred.R...	RRT	RRT Fail	Conc.	%Rec	DL	EMPC
220	220	13C-PCB-79	7.82e5	0.77	NO	1.0320	7.100	38.35	38.39	1.029	1.030	NO	1053	74.6	1.18	
221	221	13C-PCB-178	3.57e5	0.44	NO	0.8746	7.100	46.48	46.46	0.988	0.988	NO	1115	79.2	1.28	
222	222	13C-PCB-79	7.80e5	0.76	NO	1.0454	7.100	38.39	38.39	0.968	0.968	NO	1477	105	1.73	
223	223	13C-PCB-178	3.57e5	0.44	NO	0.9749	7.100	46.49	46.46	0.924	0.924	NO	1365	96.9	1.53	
224	224	Total Mono-PCBs				1.0122	7.100	0.00		0.000		NO	9.642		0.674	9.642
225	225	Total Di-PCBs				1.0592	7.100	0.00		0.000		NO	17.56		4.22	27.78
226	226	2nd Function Tri-PCBs				0.9137	7.100	0.00		0.000		NO	22.19		1.82	22.74
227	227	3rd Function Tri-PCBs				1.0563	7.100	0.00		0.000		NO	67.67		4.41	71.71
228	228	Total Tetra-PCBs				0.9861	7.100	0.00		0.000		NO	143.9		14.0	171.2

	T...	Name	Pred.RT	RT	m1 Resp	m2 Resp	1° Ratio (Pred)	RA	n/y	EMPC	Conc.
1	4	PCB-4/10	20.10	20.04	6.045e2	4.548e2	1.560	1.33	NO	3.6427	3.6427
2	6	PCB-6	22.57	22.58	5.744e2	4.323e2	1.560	1.33	NO	2.4562	2.4562
3	7	PCB-5/8	22.98	22.98	2.540e3	1.992e3	1.560	1.27	YES	10.228	0.00000
4	9	PCB-11	25.38	25.38	8.855e2	6.455e2	1.560	1.37	NO	3.0801	3.0801
5	11	PCB-15	26.11	26.10	2.476e3	1.432e3	1.560	1.73	NO	8.3776	8.3776

Dataset: Untitled

Last Altered: Saturday, July 13, 2019 11:48:22 Pacific Daylight Time
Printed: Saturday, July 13, 2019 11:49:01 Pacific Daylight Time

Name: 190711K2_6, Date: 12-Jul-2019, Time: 01:35:49, ID: 1901384-04 T4-PDI2019-SG38-190531 10, Description: T4-PDI2019-SG38-190531

PCB-19

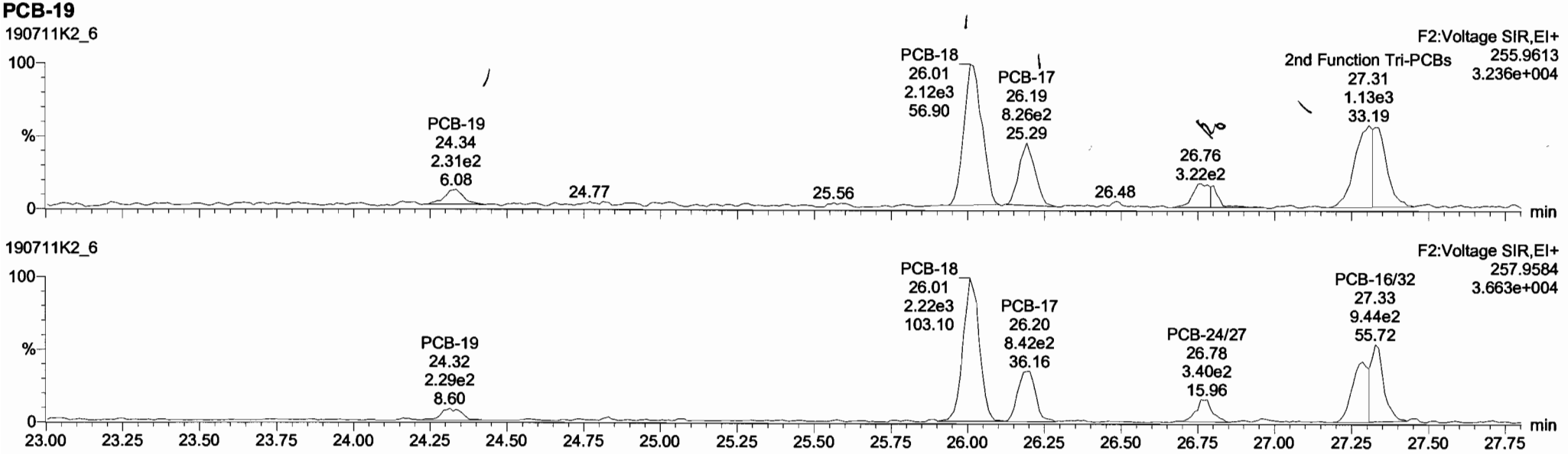

13C-PCB-19

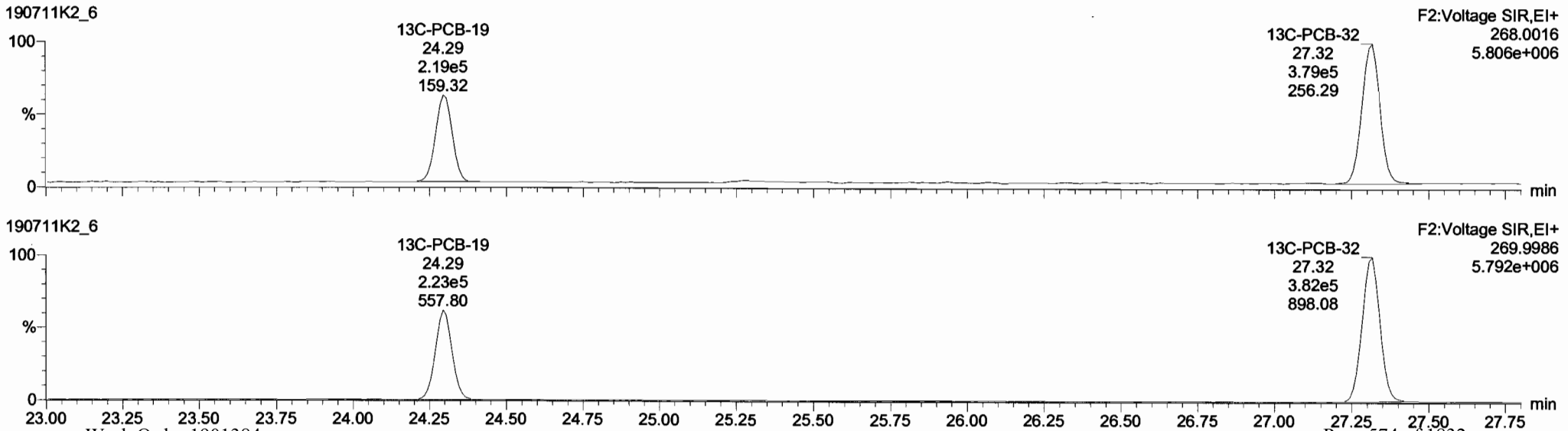

TargetLynx - 190711K2-6.qld * - [Chromatogram]

File Edit View Display Processing Window Help

190711K2_6 - 1901384-04 T4-PDI2019-SG38-190531 10 - T4-PDI2019-SG38-190531

	#	Name	Resp	RA	n/y	RRF	wt/vol	Pred.RT	RT	Pred.R...	RRT	RRT Fail	Conc.	%Rec	DL	EMPC
220	220	13C-PCB-79	7.82e5	0.77	NO	1.0320	7.100	38.35	38.39	1.029	1.030	NO	1053	74.8	1.18	
221	221	13C-PCB-178	3.57e5	0.44	NO	0.8746	7.100	46.48	46.46	0.988	0.988	NO	1115	79.2	1.28	
222	222	13C-PCB-79	7.80e5	0.76	NO	1.0454	7.100	38.39	38.39	0.968	0.968	NO	1477	105	1.73	
223	223	13C-PCB-178	3.57e5	0.44	NO	0.9749	7.100	46.49	46.46	0.924	0.924	NO	1365	96.9	1.53	
224	224	Total Mono-PCBs				1.0122	7.100	0.00		0.000		NO	9.842		0.674	9.842
225	225	Total Di-PCBs				1.0592	7.100	0.00		0.000		NO	15.10		4.22	25.33
226	226	2nd Function Tri-PCBs				0.9137	7.100	0.00		0.000		NO	26.58		1.82	27.99
227	227	3rd Function Tri-PCBs				1.0563	7.100	0.00		0.000		NO	67.67		4.41	71.71
228	228	Total Tetra-PCBs				0.9861	7.100	0.00		0.000		NO	143.9		14.0	171.2

	#...	Name	Pred.RT	RT	m1 Resp	m2 Resp	1* Ratio (Pred)	RA	n/y	EMPC	Conc.
1	12	PCB-19	24.33	24.34	2.251e2	2.071e2	1.040	1.09	NO	1.4717	1.4717
2	14	PCB-18	26.03	26.01	2.118e3	2.157e3	1.040	0.98	NO	11.424	11.424
3	15	PCB-17	26.20	26.19	8.629e2	8.421e2	1.040	1.02	NO	4.7358	4.7358
4	16	PCB-24/27	26.80	26.76	4.093e2	3.399e2	1.040	1.20	YES	1.4045	0.00000
5	17	PCB-16/32	27.34	27.31	2.033e3	1.797e3	1.040	1.13	NO	8.9543	8.9543

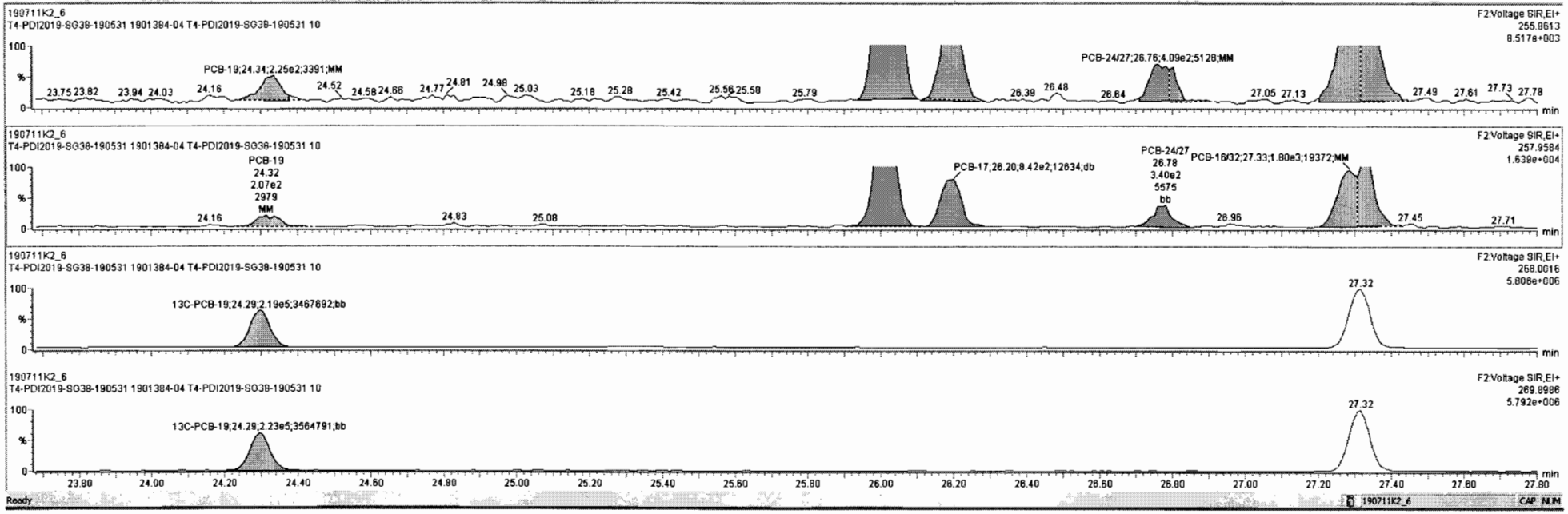

Ready

190711K2_6

CAP NUM

Dataset: Untitled

Last Altered: Saturday, July 13, 2019 11:48:22 Pacific Daylight Time
Printed: Saturday, July 13, 2019 11:49:01 Pacific Daylight Time

Name: 190711K2_6, Date: 12-Jul-2019, Time: 01:35:49, ID: 1901384-04 T4-PDI2019-SG38-190531 10, Description: T4-PDI2019-SG38-190531

PCB-34

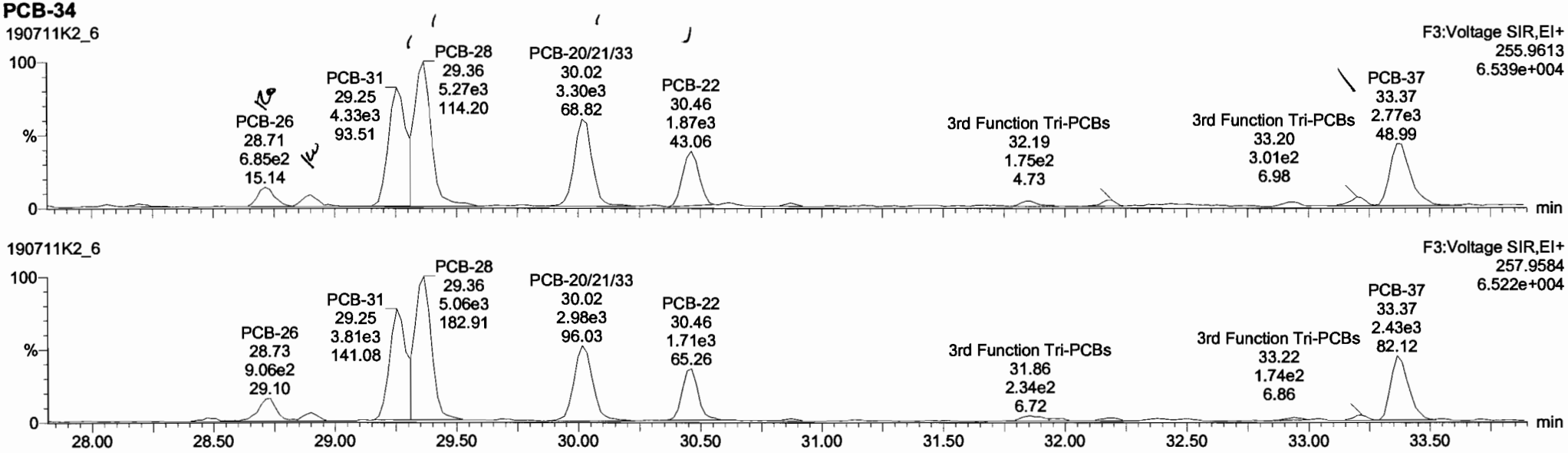

13C-PCB-28

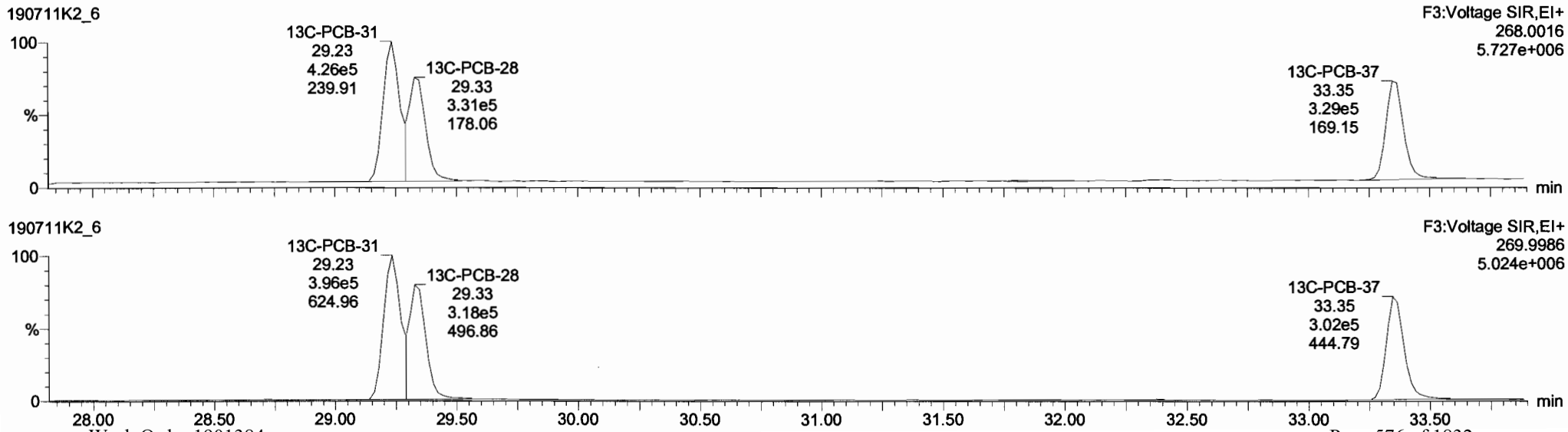

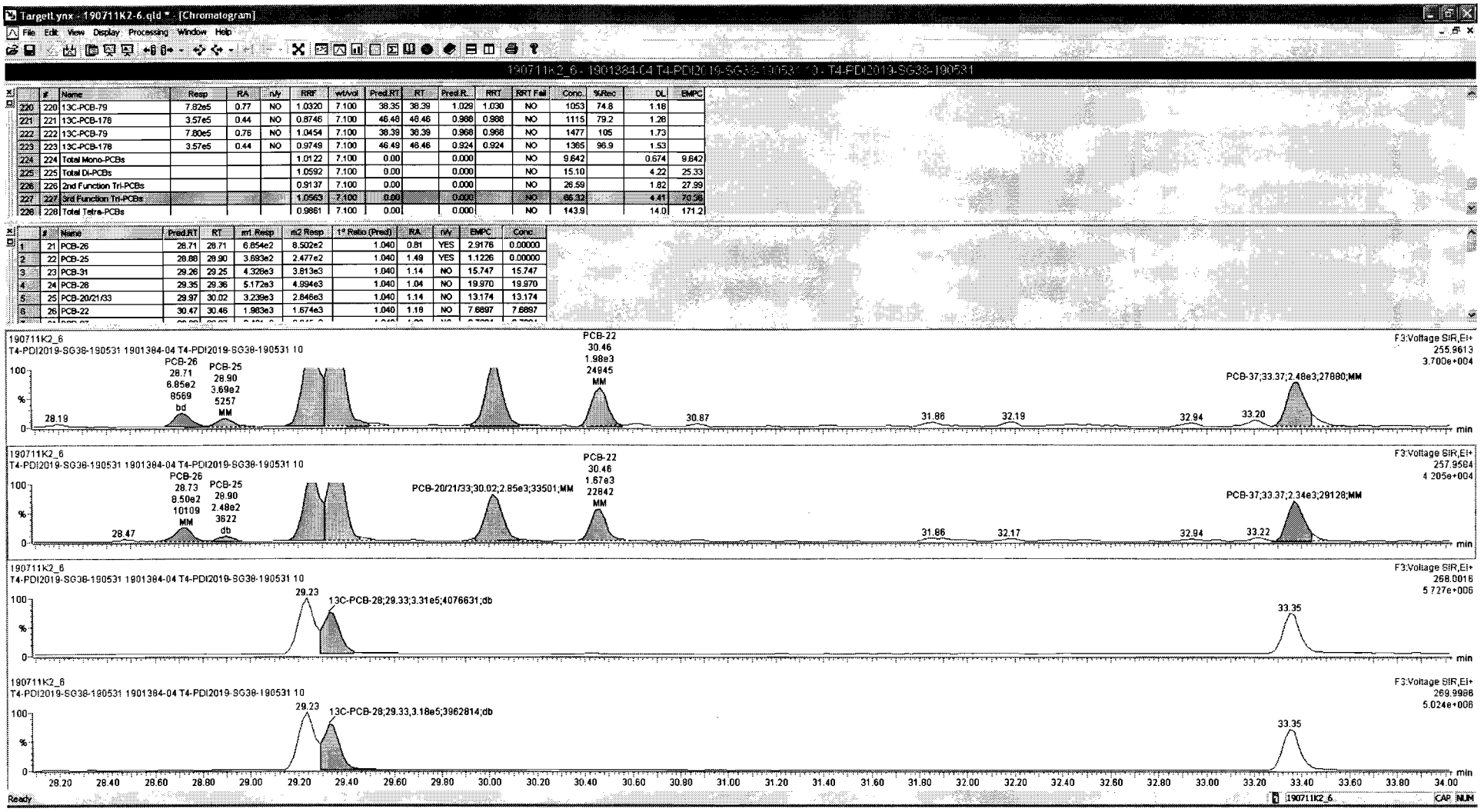
TargetLynx - 190711K2-6.qld * - [Chromatogram]
File Edit View Display Processing Window Help
190711K2_6 - 1901384-04 T4-PDI2019-SG38-190531 10 - T4-PDI2019-SG38-190531
Name Resp RA n/y RRF wt/vol Pred.RT RT Pred.R. RRT RRT Fail Conc %Rec DL EMPC
220 220 13C-PCB-79 7.82e5 0.77 NO 1.0320 7.100 38.35 38.39 1.029 1.030 NO 1053 74.8 1.18
221 221 13C-PCB-178 3.57e5 0.44 NO 0.8746 7.100 46.46 46.46 0.988 0.988 NO 1115 79.2 1.28
222 222 13C-PCB-79 7.80e5 0.76 NO 1.0454 7.100 38.39 38.39 0.968 0.968 NO 1477 105 1.73
223 223 13C-PCB-178 3.57e5 0.44 NO 0.9749 7.100 46.49 46.46 0.924 0.924 NO 1365 96.9 1.53
224 224 Total Mono-PCBs 1.0122 7.100 0.00 0.000 NO 9.642 0.674 9.642
225 225 Total Di-PCBs 1.0592 7.100 0.00 0.000 NO 15.10 4.22 25.33
226 226 2nd Function Tri-PCBs 0.9137 7.100 0.00 0.000 NO 26.59 1.82 27.99
227 227 3rd Function Tri-PCBs 1.0563 7.100 0.00 0.000 NO 66.32 4.41 70.36
228 228 Total Tetra-PCBs 0.9861 7.100 0.00 0.000 NO 143.9 14.0 171.2
Name Pred.RT RT m1 Resp m2 Resp 1° Ratio (Pred) RA n/y EMPC Conc.
1 21 PCB-26 28.71 28.71 6.854e2 8.502e2 1.040 0.81 YES 2.9176 0.00000
2 22 PCB-25 28.88 28.90 3.693e2 2.477e2 1.040 1.49 YES 1.1226 0.00000
3 23 PCB-31 29.26 29.25 4.326e3 3.813e3 1.040 1.14 NO 15.747 15.747
4 24 PCB-28 29.35 29.36 5.172e3 4.994e3 1.040 1.04 NO 19.970 19.970
5 25 PCB-20/21/33 29.97 30.02 3.239e3 2.846e3 1.040 1.14 NO 13.174 13.174
6 26 PCB-22 30.47 30.46 1.983e3 1.674e3 1.040 1.18 NO 7.6897 7.6897
190711K2_6
T4-PDI2019-SG38-190531 1901384-04 T4-PDI2019-SG38-190531 10
PCB-26 28.71 6.85e2 8569 bd
PCB-25 28.90 3.69e2 5257 MM
PCB-22 30.46 1.98e3 24845 MM
PCB-37;33.37;2.48e3;27880;MM
F3:Voltage SIR,EI+ 255.9613 3.700e+004
28.19 30.87 31.86 32.19 32.94 33.20 min
190711K2_6
T4-PDI2019-SG38-190531 1901384-04 T4-PDI2019-SG38-190531 10
PCB-26 28.73 8.50e2 10109 MM
PCB-25 28.90 2.48e2 3622 db
PCB-20/21/33;30.02;2.85e3;33501;MM
PCB-22 30.46 1.67e3 22842 MM
PCB-37;33.37;2.34e3;29128;MM
F3:Voltage SIR,EI+ 257.9584 4.205e+004
28.47 31.86 32.17 32.94 33.22 min
190711K2_6
T4-PDI2019-SG38-190531 1901384-04 T4-PDI2019-SG38-190531 10
29.23 13C-PCB-28;29.33;3.31e5;4076631;db
33.35
F3:Voltage SIR,EI+ 268.9016 5.727e+006
min
190711K2_6
T4-PDI2019-SG38-190531 1901384-04 T4-PDI2019-SG38-190531 10
29.23 13C-PCB-28;29.33;3.18e5;3962814;db
33.35
F3:Voltage SIR,EI+ 269.9986 5.024e+006
min
28.20 28.40 28.60 28.80 29.00 29.20 29.40 29.60 29.80 30.00 30.20 30.40 30.60 30.80 31.00 31.20 31.40 31.60 31.80 32.00 32.20 32.40 32.60 32.80 33.00 33.20 33.40 33.60 33.80 34.00
Ready
190711K2_6
CAP NUM

Dataset: Untitled

Last Altered: Saturday, July 13, 2019 11:48:22 Pacific Daylight Time
Printed: Saturday, July 13, 2019 11:49:01 Pacific Daylight Time

Name: 190711K2_6, Date: 12-Jul-2019, Time: 01:35:49, ID: 1901384-04 T4-PDI2019-SG38-190531 10, Description: T4-PDI2019-SG38-190531

PCB-54

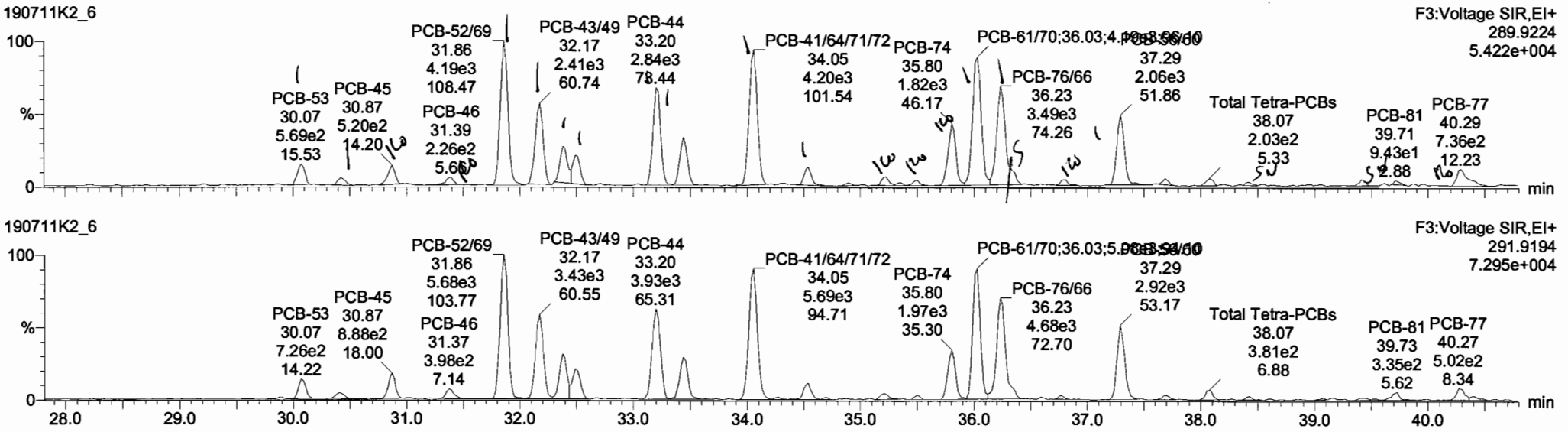

13C-PCB-54

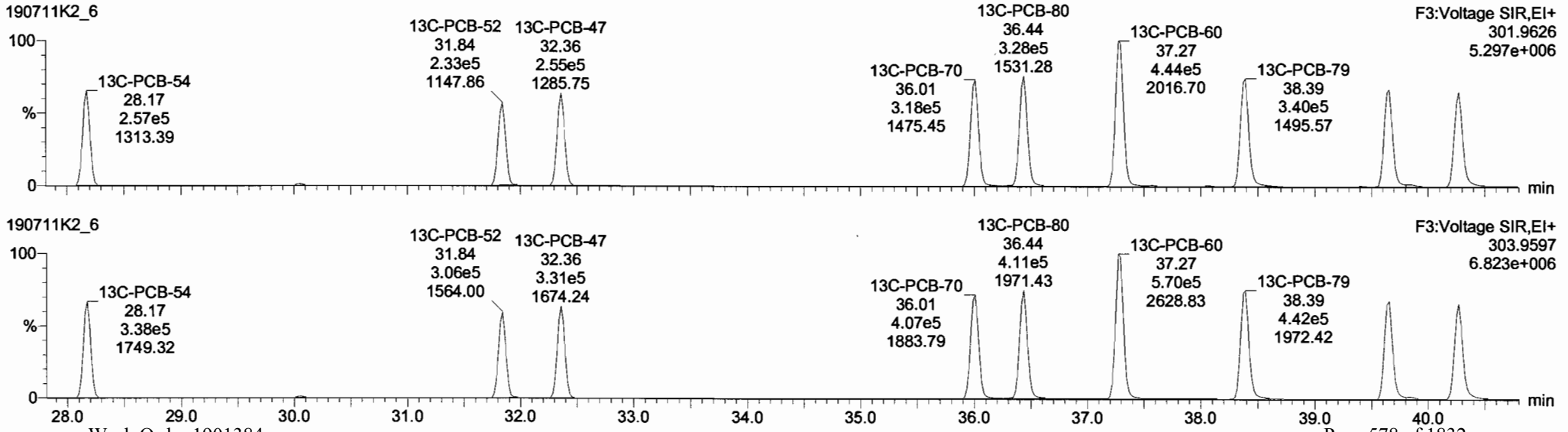

Dataset: Untitled

Last Altered: Saturday, July 13, 2019 11:48:22 Pacific Daylight Time
Printed: Saturday, July 13, 2019 11:49:01 Pacific Daylight Time

Name: 190711K2_6, Date: 12-Jul-2019, Time: 01:35:49, ID: 1901384-04 T4-PDI2019-SG38-190531 10, Description: T4-PDI2019-SG38-190531

PCB-50

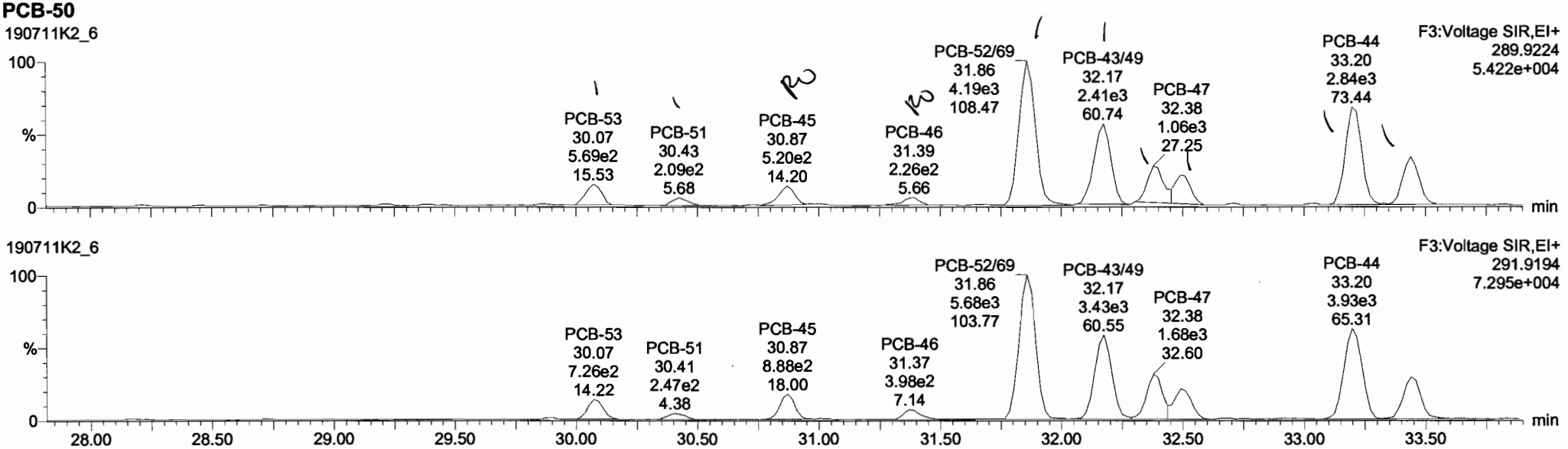

13C-PCB-52

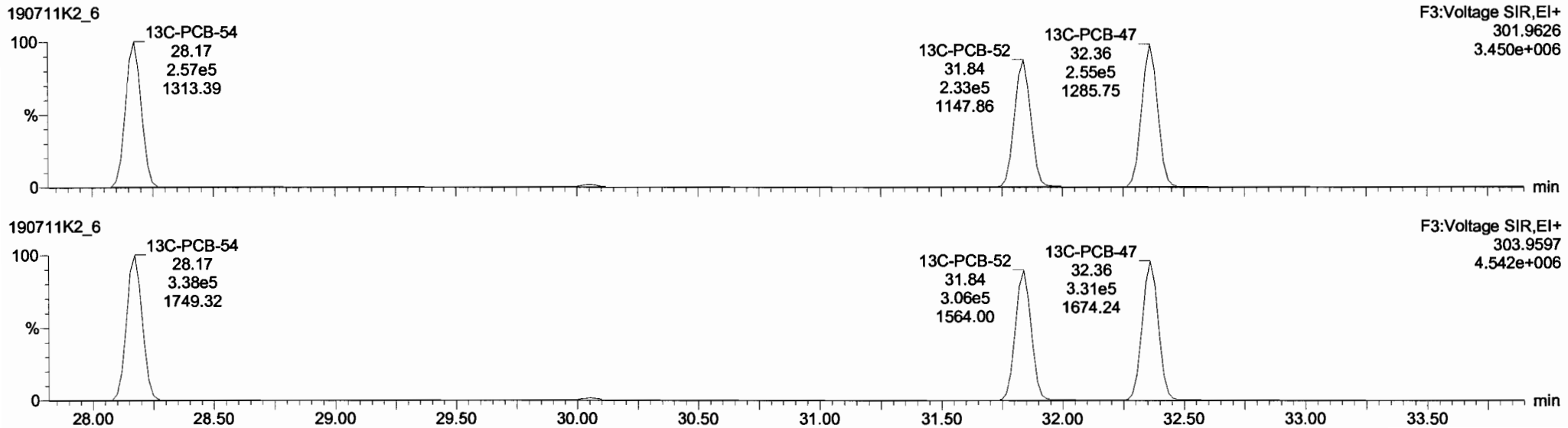

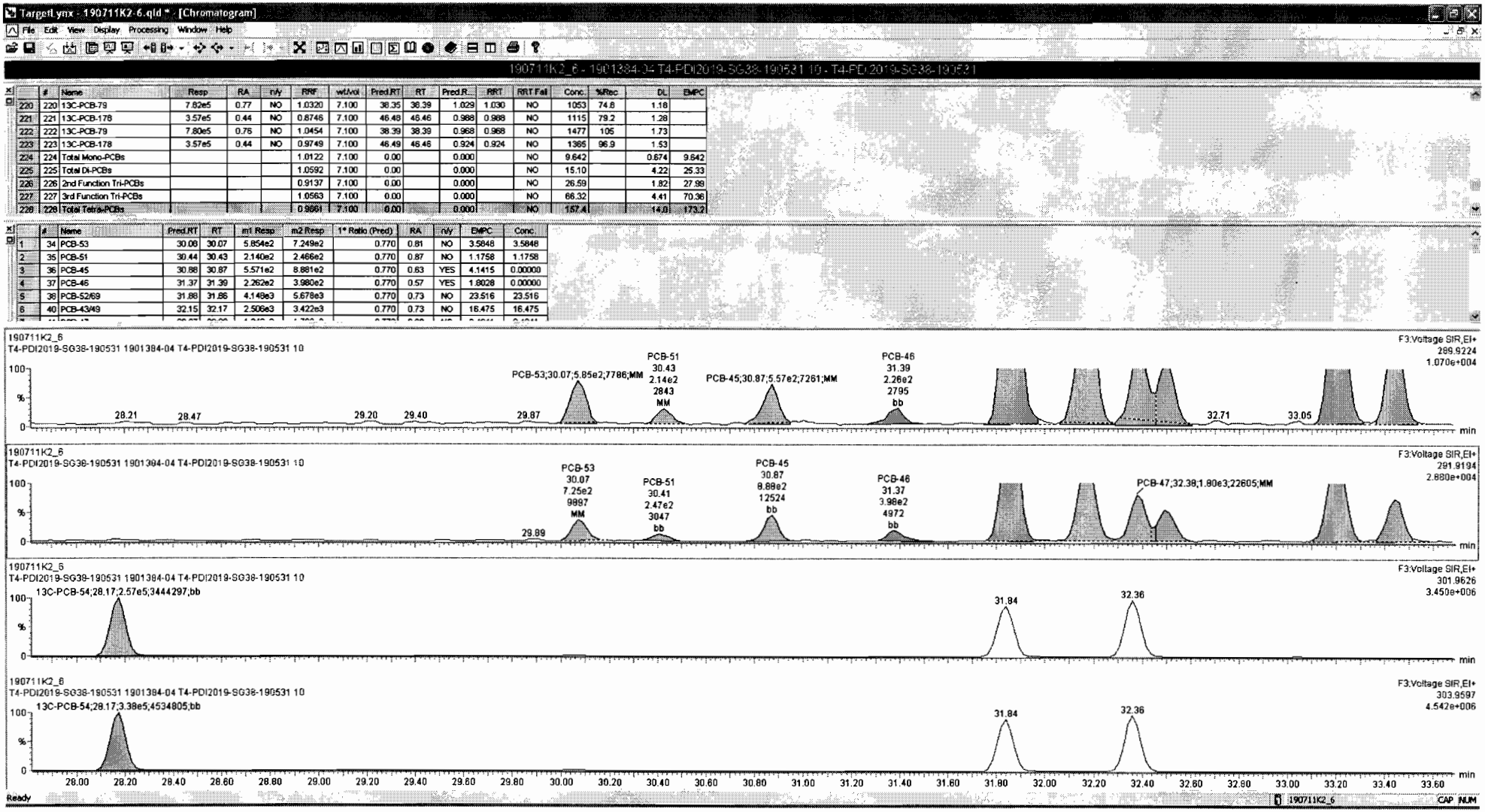
TargetLynx - 190711K2-6.qld * - [Chromatogram]
File Edit View Display Processing Window Help
190711K2_6 - 1901384-04 T4-PDI2019-SG38-190531 10 - T4-PDI2019-SG38-190531
Name Resp RA n/y RRF wt/vol Pred.RT RT Pred.R... RRT RRT Fail Conc. %Rec DL EMPC
220 220 13C-PCB-79 7.82e5 0.77 NO 1.0320 7.100 38.35 38.39 1.029 1.030 NO 1053 74.8 1.18
221 221 13C-PCB-178 3.57e5 0.44 NO 0.8746 7.100 46.46 46.46 0.988 0.988 NO 1115 79.2 1.28
222 222 13C-PCB-79 7.80e5 0.76 NO 1.0454 7.100 38.39 38.39 0.968 0.968 NO 1477 105 1.73
223 223 13C-PCB-178 3.57e5 0.44 NO 0.9749 7.100 46.49 46.46 0.924 0.924 NO 1365 96.9 1.53
224 224 Total Mono-PCBs 1.0122 7.100 0.00 0.000 NO 9.642 0.674 9.642
225 225 Total Di-PCBs 1.0592 7.100 0.00 0.000 NO 15.10 4.22 25.33
226 226 2nd Function Tri-PCBs 0.9137 7.100 0.00 0.000 NO 26.59 1.82 27.99
227 227 3rd Function Tri-PCBs 1.0563 7.100 0.00 0.000 NO 66.32 4.41 70.36
228 228 Total Tetra-PCBs 0.9861 7.100 0.00 0.000 NO 157.4 14.0 173.2
Name Pred.RT RT m1 Resp m2 Resp 1* Ratio (Pred) RA n/y EMPC Conc.
1 34 PCB-53 30.08 30.07 5.854e2 7.249e2 0.770 0.81 NO 3.5848 3.5848
2 35 PCB-51 30.44 30.43 2.140e2 2.466e2 0.770 0.87 NO 1.1758 1.1758
3 36 PCB-45 30.88 30.87 5.571e2 8.881e2 0.770 0.63 YES 4.1415 0.00000
4 37 PCB-46 31.37 31.39 2.262e2 3.980e2 0.770 0.57 YES 1.8028 0.00000
5 38 PCB-52/69 31.88 31.86 4.149e3 5.678e3 0.770 0.73 NO 23.516 23.516
6 40 PCB-43/49 32.15 32.17 2.506e3 3.422e3 0.770 0.73 NO 16.475 16.475
190711K2_6
T4-PDI2019-SG38-190531 1901384-04 T4-PDI2019-SG38-190531 10
F3:Voltage SIR,EI+
289.9224
1.070e+004
PCB-53;30.07;5.85e2;7786;MM
PCB-51
30.43
2.14e2
2843
MM
PCB-45;30.87;5.57e2;7261;MM
PCB-46
31.39
2.26e2
2795
bb
28.21
28.47
29.20
29.40
29.87
32.71
33.05
min
190711K2_6
T4-PDI2019-SG38-190531 1901384-04 T4-PDI2019-SG38-190531 10
F3:Voltage SIR,EI+
291.9194
2.880e+004
PCB-53
30.07
7.25e2
9887
MM
PCB-51
30.41
2.47e2
3047
bb
PCB-45
30.87
8.88e2
12524
bb
PCB-46
31.37
3.98e2
4972
bb
PCB-47;32.38;1.80e3;22605;MM
29.89
min
190711K2_6
T4-PDI2019-SG38-190531 1901384-04 T4-PDI2019-SG38-190531 10
F3:Voltage SIR,EI+
301.9626
3.450e+006
13C-PCB-54;28.17;2.57e5;3444297;bb
31.84
32.36
min
190711K2_6
T4-PDI2019-SG38-190531 1901384-04 T4-PDI2019-SG38-190531 10
F3:Voltage SIR,EI+
303.9597
4.542e+006
13C-PCB-54;28.17;3.38e5;4534805;bb
31.84
32.36
28.00 28.20 28.40 28.60 28.80 29.00 29.20 29.40 29.60 29.80 30.00 30.20 30.40 30.60 30.80 31.00 31.20 31.40 31.60 31.80 32.00 32.20 32.40 32.60 32.80 33.00 33.20 33.40 33.60
min
Ready
190711K2_6
CAP NUM

Dataset: Untitled

Last Altered: Saturday, July 13, 2019 11:48:22 Pacific Daylight Time
Printed: Saturday, July 13, 2019 11:49:01 Pacific Daylight Time

Name: 190711K2_6, Date: 12-Jul-2019, Time: 01:35:49, ID: 1901384-04 T4-PDI2019-SG38-190531 10, Description: T4-PDI2019-SG38-190531

PCB-68

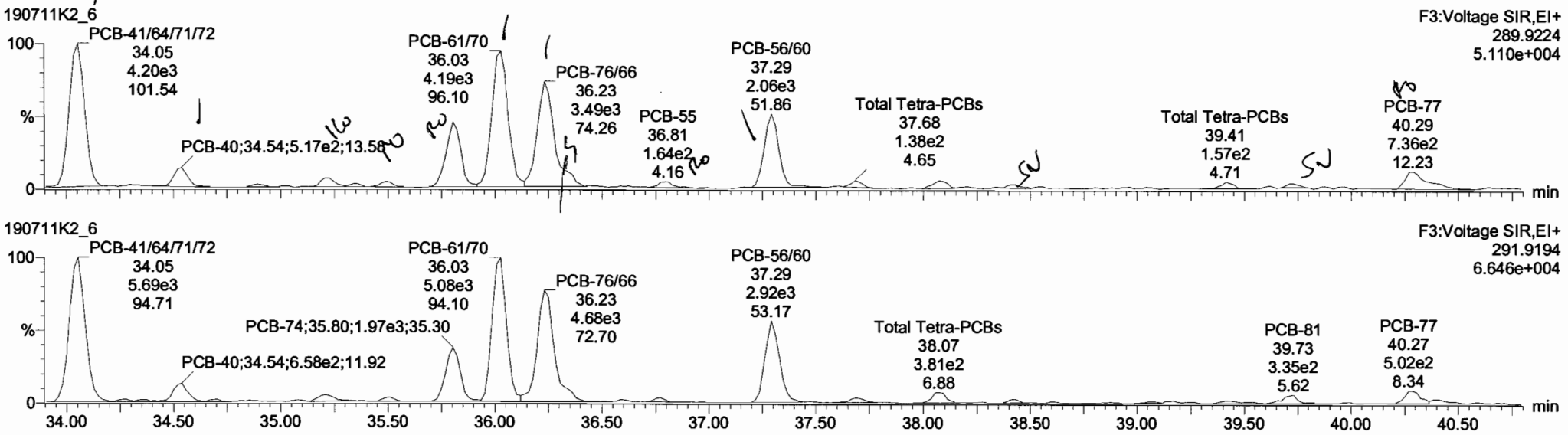

13C-PCB-60

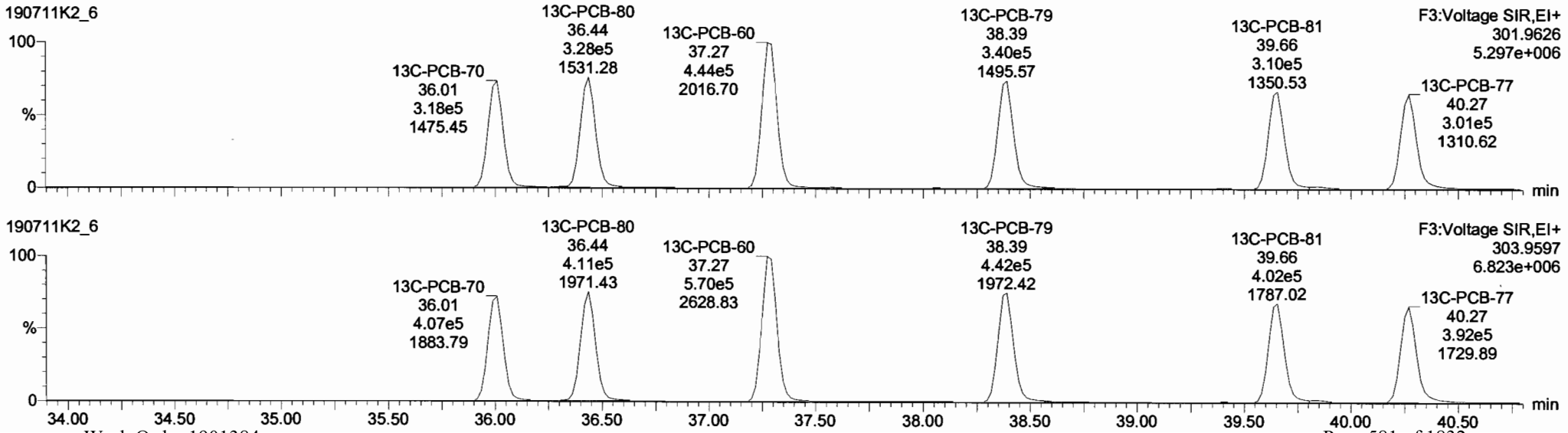

TargetLynx - 190711K2-6.qld * - [Chromatogram]

File Edit View Display Processing Window Help

190711K2_6 - 1901384-04 T4-PDI2019-SG38-190531 10 - T4-PDI2019-SG38-190531

	#	Name	Resp	RA	nAy	RRF	wt/vol	Pred.RT	RT	Pred.R...	RRT	RRT Fail	Conc.	%Rec.	DL	EMPC
220	220	13C-PCB-79	7.82e5	0.77	NO	1.0320	7.100	38.35	38.39	1.029	1.030	NO	1053	74.8	1.18	
221	221	13C-PCB-178	3.57e5	0.44	NO	0.8746	7.100	46.48	46.46	0.988	0.988	NO	1115	79.2	1.28	
222	222	13C-PCB-79	7.80e5	0.76	NO	1.0454	7.100	38.39	38.39	0.968	0.968	NO	1477	105	1.73	
223	223	13C-PCB-178	3.57e5	0.44	NO	0.9749	7.100	46.49	46.46	0.924	0.924	NO	1365	96.9	1.53	
224	224	Total Mono-PCBs				1.0122	7.100	0.00		0.000		NO	9.642		0.674	9.642
225	225	Total Di-PCBs				1.0592	7.100	0.00		0.000		NO	15.10		4.22	25.33
226	226	2nd Function Tri-PCBs				0.9137	7.100	0.00		0.000		NO	26.59		1.82	27.99
227	227	3rd Function Tri-PCBs				1.0563	7.100	0.00		0.000		NO	86.32		4.41	70.36
228	228	Total Tetra-PCBs				0.9861	7.100	0.00		0.000		NO	143.9		14.0	171.2

	#	Name	Pred.RT	RT	m1 Resp	m2 Resp	1° Ratio (Pred)	RA	nAy	EMPC	Conc.
1	34	PCB-53	30.08	30.07	5.686e2	7.258e2	0.770	0.78	NO	3.5416	3.5416
2	35	PCB-51	30.44	30.43	2.089e2	2.466e2	0.770	0.85	NO	1.1629	1.1629
3	36	PCB-45	30.86	30.87	5.197e2	8.861e2	0.770	0.59	YES	3.8635	0.00000
4	37	PCB-46	31.37	31.39	2.262e2	3.980e2	0.770	0.57	YES	1.8026	0.00000
5	39	PCB-52/69	31.86	31.86	4.193e3	5.684e3	0.770	0.74	NO	23.638	23.638
6	40	PCB-43/49	32.15	32.17	2.413e3	3.431e3	0.770	0.70	NO	16.244	16.244

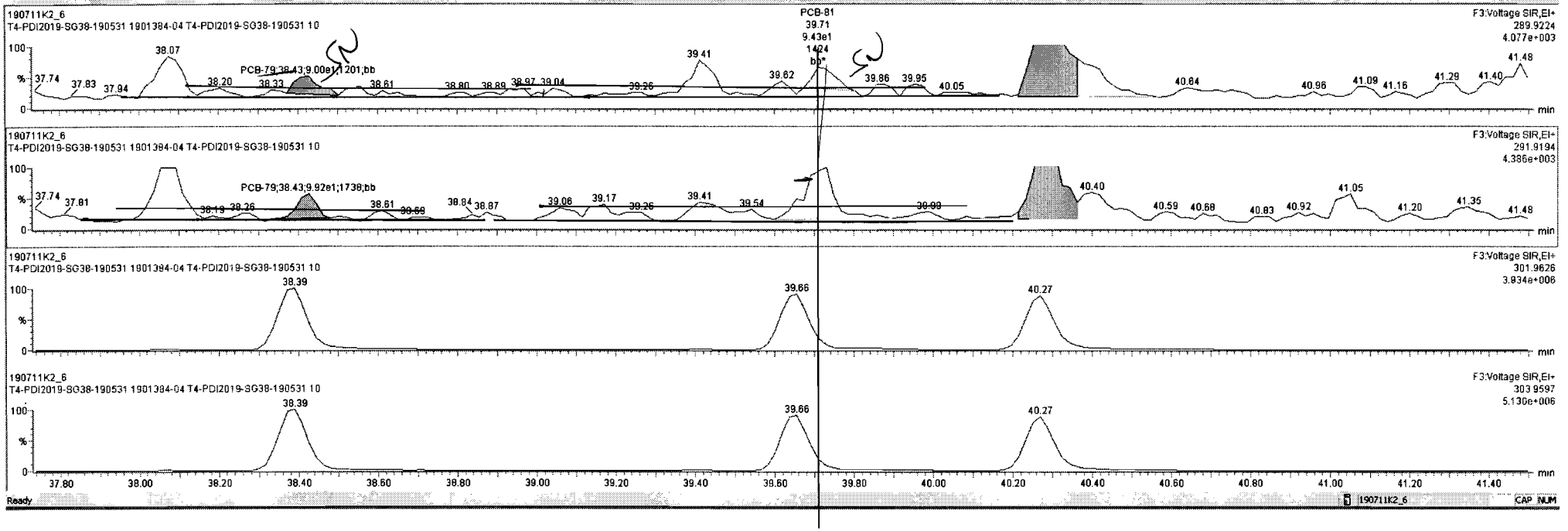

TargetLynx - 190711K2-6.qld - [Chromatogram]

File Edit View Display Processing Window Help

190711K2_6 - 1901384-04 T4-PDI2019-SG38-190531 10 - T4-PDI2019-SG38-190531

	#	Name	Resp	RA	n/y	RRF	wtAvg	Pred.RT	RT	Pred.R...	RRT	RRT Fail	Conc	%Rec	DL	EMPC
1	1	PCB-1	1.83e3	2.84	NO	1.0206	7.100	15.96	15.98	1.001	1.001	NO	5.435		0.210	5.435
2	2	PCB-2	3.90e2	3.84	NO	1.0090	7.100	18.42	18.43	0.999	0.999	NO	1.066		0.232	1.066
3	3	PCB-3	1.15e3	3.11	NO	1.0070	7.100	18.65	18.67	1.001	1.001	NO	3.141		0.233	3.141
4	4	PCB-4/10	1.06e3	1.33	NO	1.2754	7.100	20.10	20.05	1.004	1.002	NO	3.643		0.686	3.643
5	5	PCB-7/9			NO	0.9761	7.100	21.92		1.003		YES			0.534	
6	6	PCB-6			NO	1.0171	7.100	22.57		1.032		YES			0.513	
7	7	PCB-5/8	4.53e3	1.27	YES	1.0113	7.100	22.99	22.98	1.051	1.051	NO	11.12		0.516	10.23
8	8	PCB-14			NO	1.0026	7.100	24.14		0.952		YES			0.499	
9	9	PCB-11	1.53e3	1.37	NO	1.0960	7.100	25.39	25.38	1.001	1.001	NO	3.080		0.471	3.080
10	10	PCB-12/13			NO	1.0371	7.100	25.74		1.015		YES			0.497	
11	11	PCB-15	3.91e3	1.73	NO	1.0284	7.100	26.11	26.10	1.030	1.029	NO	8.378		0.502	8.378

	#	Name	Pred.RT	RT	m1 Resp	m2 Resp	1° Ratio (Pred)	RA	n/y	EMPC	Conc.
1	49	PCB-40	34.53	34.54	5.229e2	6.366e2	0.770	0.82	NO	4.8349	4.8349
2	47	PCB-41/64/71/72	34.02	34.05	4.255e3	5.593e3	0.770	0.75	NO	22.112	22.112
3	46	PCB-42/59	33.43	33.44	1.357e3	1.891e3	0.770	0.80	NO	7.6341	7.6341
4	45	PCB-44	33.20	33.20	2.814e3	3.909e3	0.770	0.72	NO	21.245	21.245
5	42	PCB-48/75	32.49	32.49	8.873e2	1.158e3	0.770	0.77	NO	4.7973	4.7973
6	41	PCB-47	32.37	32.38	1.246e3	1.798e3	0.770	0.69	NO	8.4241	8.4241

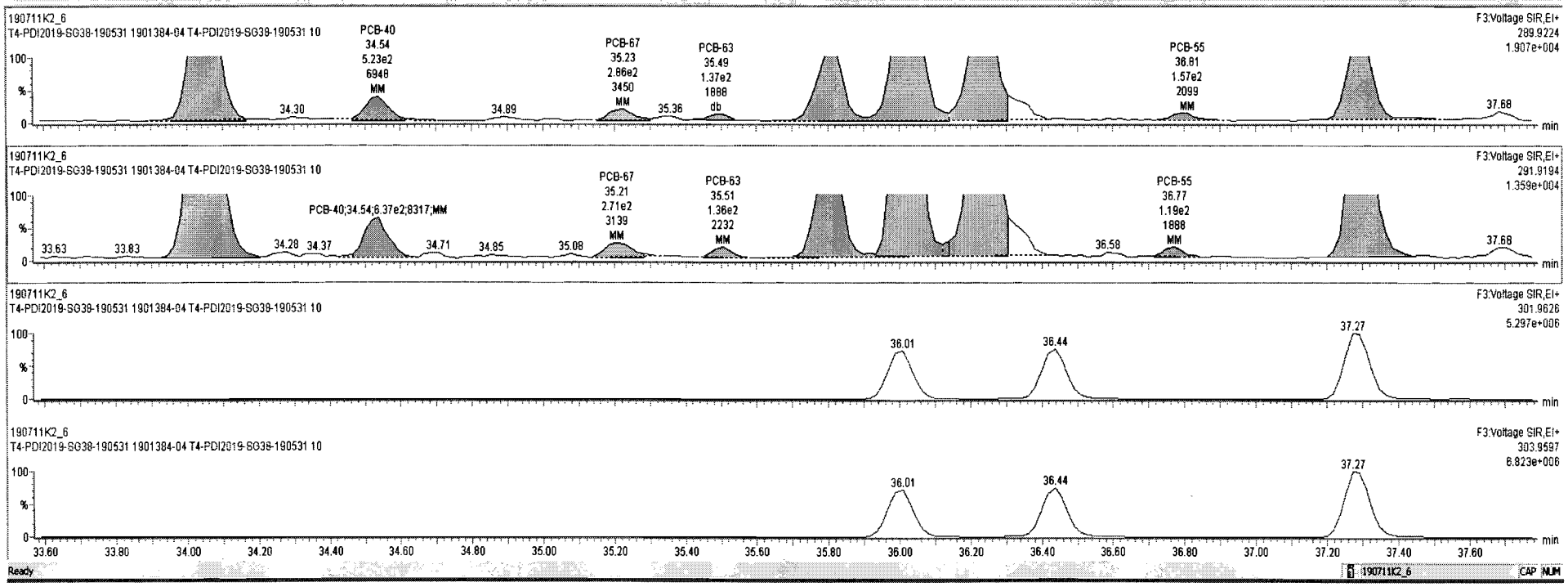

Ready

190711K2_6 CAP NUM

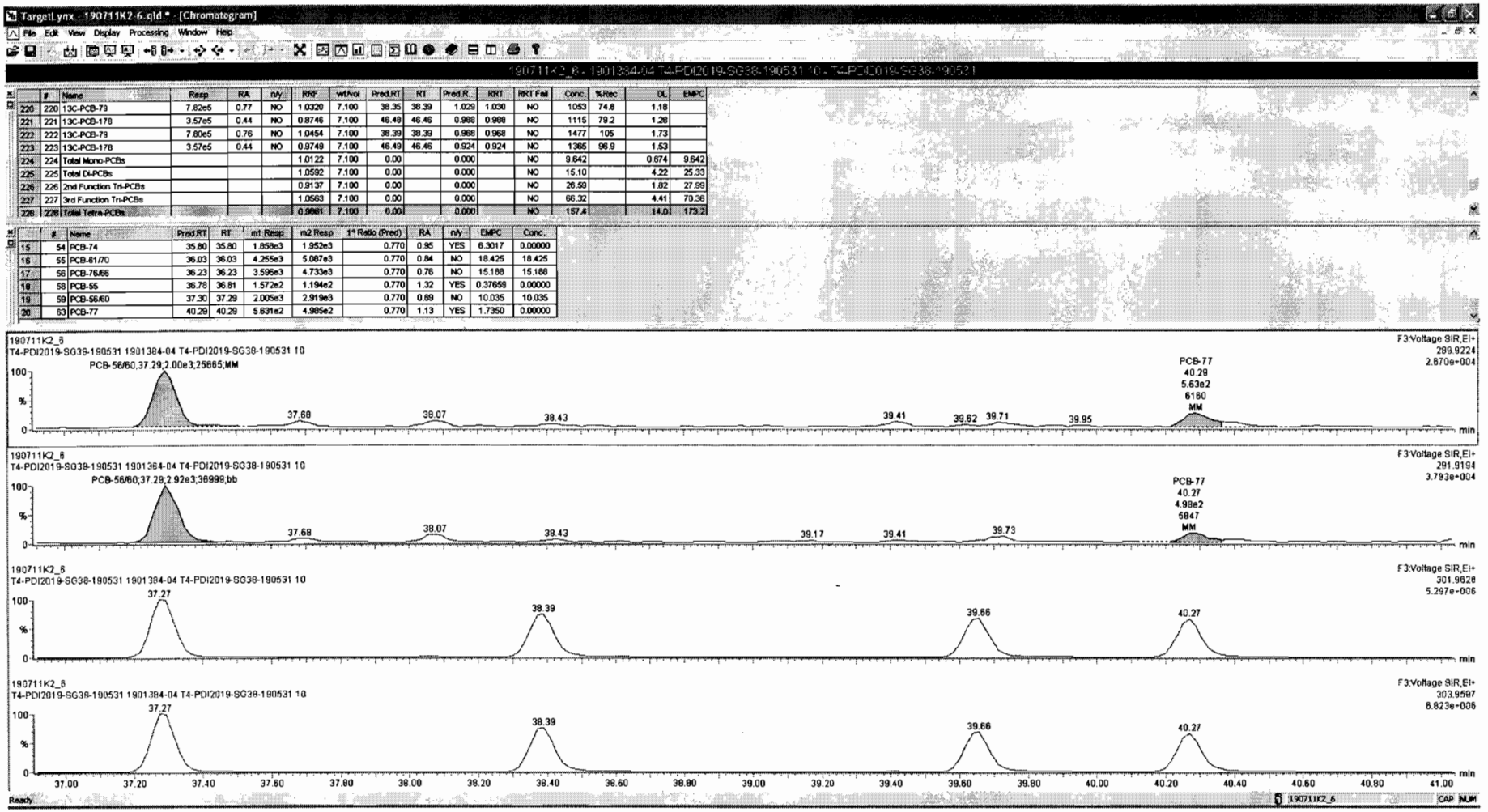

	#	Name	Resp	RA	nY	RRF	wtAvg	Pred.RT	RT	Pred.R...	RRT	RRT Fail	Conc.	%Rec	DL	EMPC
220	220	13C-PCB-79	7.82e5	0.77	NO	1.0320	7.100	38.35	38.39	1.029	1.030	NO	1053	74.8	1.18	
221	221	13C-PCB-178	3.57e5	0.44	NO	0.8746	7.100	46.48	46.46	0.988	0.988	NO	1115	79.2	1.28	
222	222	13C-PCB-79	7.80e5	0.76	NO	1.0454	7.100	38.39	38.39	0.988	0.988	NO	1477	105	1.73	
223	223	13C-PCB-178	3.57e5	0.44	NO	0.9749	7.100	46.49	46.46	0.924	0.924	NO	1365	96.9	1.53	
224	224	Total Mono-PCBs				1.0122	7.100	0.00		0.000		NO	9.642		0.874	9.642
225	225	Total Di-PCBs				1.0592	7.100	0.00		0.000		NO	15.10		4.22	25.33
226	226	2nd Function Tri-PCBs				0.9137	7.100	0.00		0.000		NO	26.59		1.82	27.99
227	227	3rd Function Tri-PCBs				1.0563	7.100	0.00		0.000		NO	66.32		4.41	70.36
228	228	Total Tetra-PCBs				0.9981	7.100	0.00		0.000		NO	157.4		14.0	173.2

	#	Name	Pred.RT	RT	mt Resp	m2 Resp	1st Ratio (Pred)	RA	nY	EMPC	Conc.
15	54	PCB-74	35.80	35.80	1.858e3	1.952e3	0.770	0.95	YES	6.3017	0.00000
16	55	PCB-81/70	36.03	36.03	4.255e3	5.087e3	0.770	0.84	NO	18.425	18.425
17	56	PCB-76/66	36.23	36.23	3.596e3	4.733e3	0.770	0.76	NO	15.188	15.188
18	58	PCB-55	36.78	36.81	1.572e2	1.194e2	0.770	1.32	YES	0.37658	0.00000
19	59	PCB-56/60	37.30	37.29	2.005e3	2.919e3	0.770	0.69	NO	10.035	10.035
20	63	PCB-77	40.29	40.29	5.631e2	4.985e2	0.770	1.13	YES	1.7350	0.00000

Dataset: Untitled

Last Altered: Saturday, July 13, 2019 11:48:22 Pacific Daylight Time
Printed: Saturday, July 13, 2019 11:49:01 Pacific Daylight Time

Name: 190711K2_6, Date: 12-Jul-2019, Time: 01:35:49, ID: 1901384-04 T4-PDI2019-SG38-190531 10, Description: T4-PDI2019-SG38-190531

PCB-104

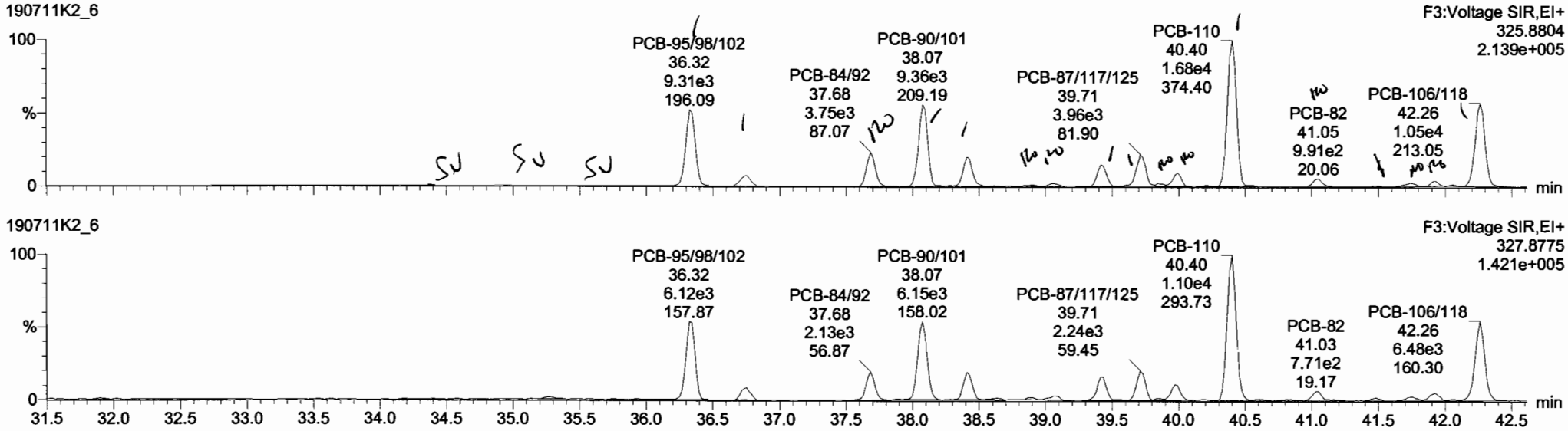

13C-PCB-104

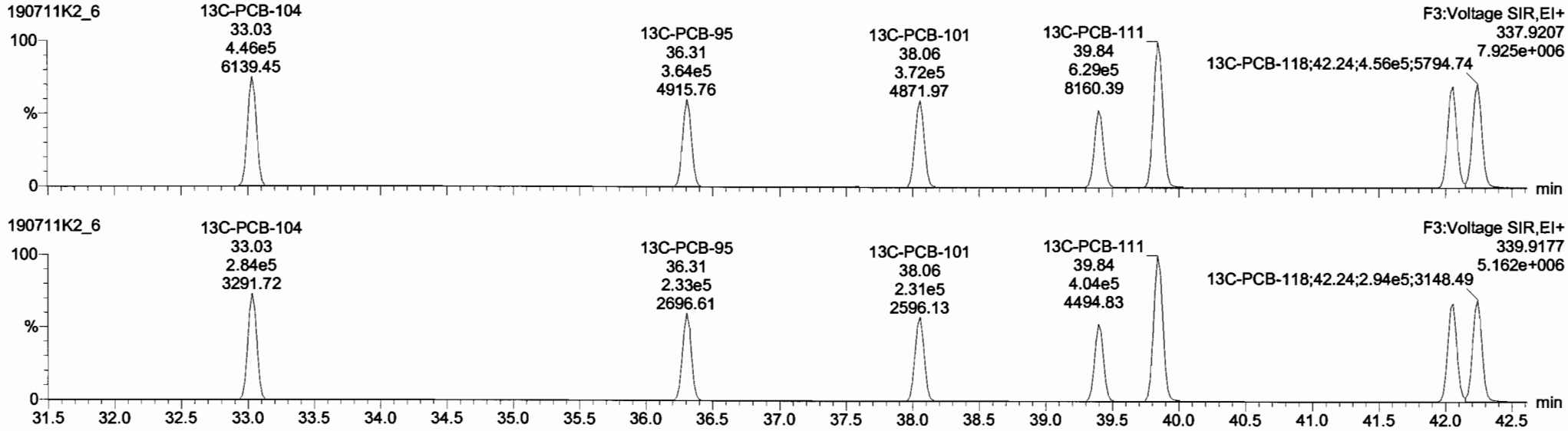

Dataset: Untitled

Last Altered: Saturday, July 13, 2019 11:48:22 Pacific Daylight Time
Printed: Saturday, July 13, 2019 11:49:01 Pacific Daylight Time

Name: 190711K2_6, Date: 12-Jul-2019, Time: 01:35:49, ID: 1901384-04 T4-PDI2019-SG38-190531 10, Description: T4-PDI2019-SG38-190531

PCB-96

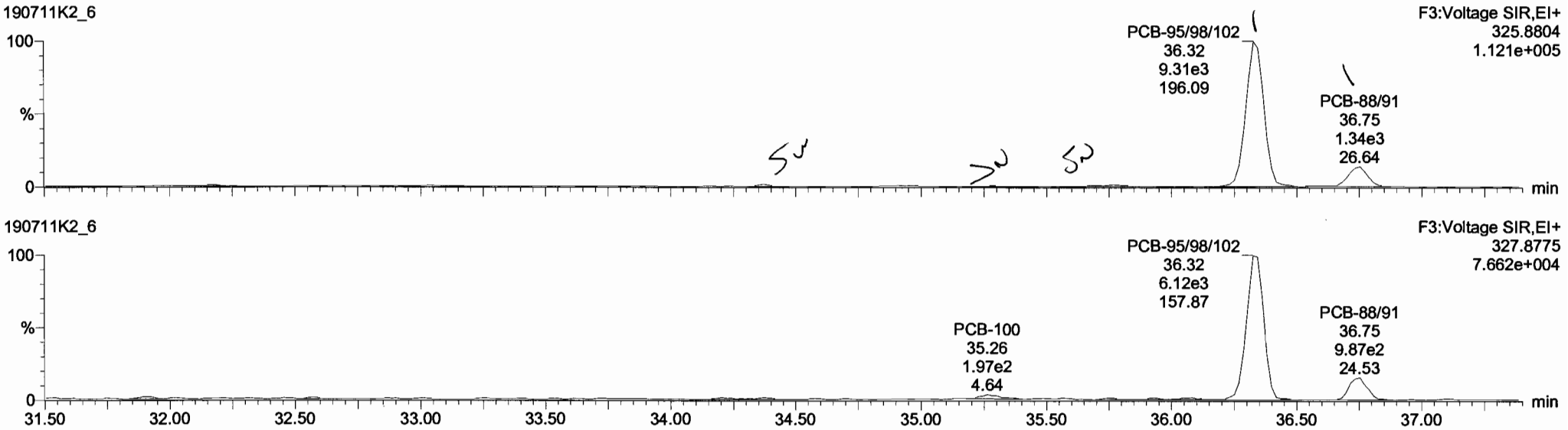

13C-PCB-95

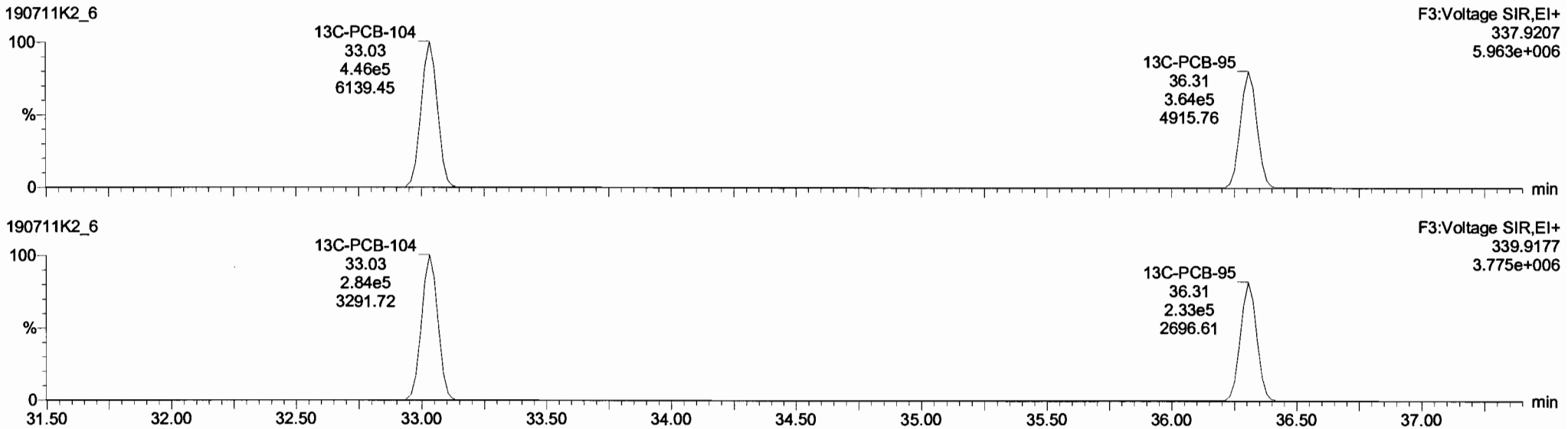

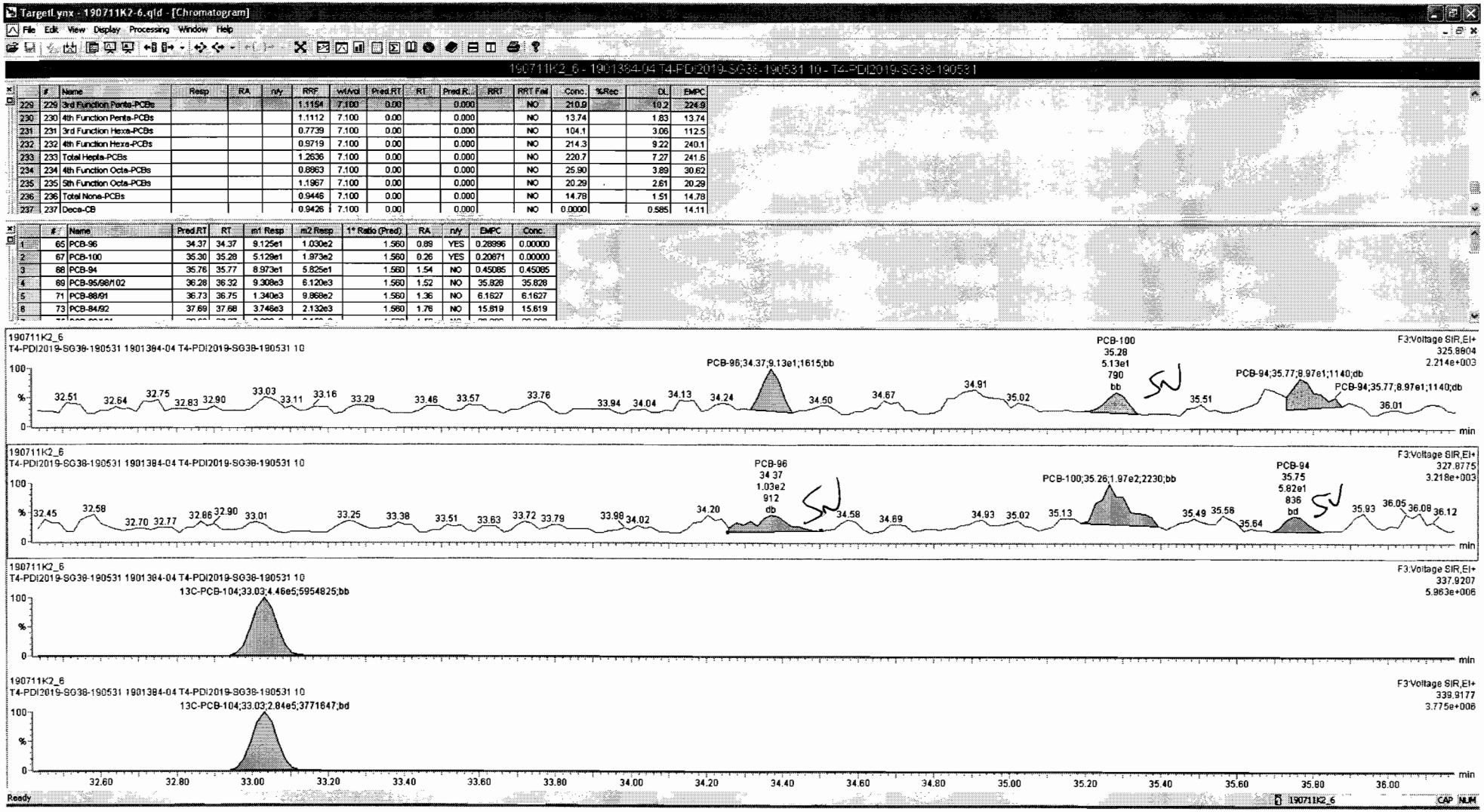

	#	Name	Resp	RA	n/y	RRF	wt/vol	Pred.RT	RT	Pred.R...	RRT	RRT Fail	Conc.	%Rec	DL	EMPC
229	229	3rd Function Penta-PCBs				1.1154	7.100	0.00		0.000		NO	210.9		10.2	224.9
230	230	4th Function Penta-PCBs				1.1112	7.100	0.00		0.000		NO	13.74		1.83	13.74
231	231	3rd Function Hexa-PCBs				0.7739	7.100	0.00		0.000		NO	104.1		3.06	112.5
232	232	4th Function Hexa-PCBs				0.9719	7.100	0.00		0.000		NO	214.3		9.22	240.1
233	233	Total Hepta-PCBs				1.2636	7.100	0.00		0.000		NO	220.7		7.27	241.6
234	234	4th Function Octa-PCBs				0.8863	7.100	0.00		0.000		NO	25.90		3.89	30.62
235	235	5th Function Octa-PCBs				1.1967	7.100	0.00		0.000		NO	20.29		2.61	20.29
236	236	Total Nona-PCBs				0.9446	7.100	0.00		0.000		NO	14.78		1.51	14.78
237	237	Deca-CB				0.9426	7.100	0.00		0.000		NO	0.0000		0.585	14.11

	#	Name	Pred.RT	RT	m1 Resp	m2 Resp	1° Ratio (Pred)	RA	n/y	EMPC	Conc.
1	65	PCB-96	34.37	34.37	9.125e1	1.030e2	1.560	0.89	YES	0.28996	0.00000
2	67	PCB-100	35.30	35.28	5.129e1	1.973e2	1.560	0.26	YES	0.20871	0.00000
3	68	PCB-94	35.76	35.77	8.973e1	5.825e1	1.560	1.54	NO	0.45085	0.45085
4	69	PCB-95/98/102	36.28	36.32	9.308e3	6.120e3	1.560	1.52	NO	35.828	35.828
5	71	PCB-88/91	36.73	36.75	1.340e3	9.868e2	1.560	1.36	NO	6.1627	6.1627
6	73	PCB-84/92	37.69	37.68	3.746e3	2.132e3	1.560	1.76	NO	15.819	15.619

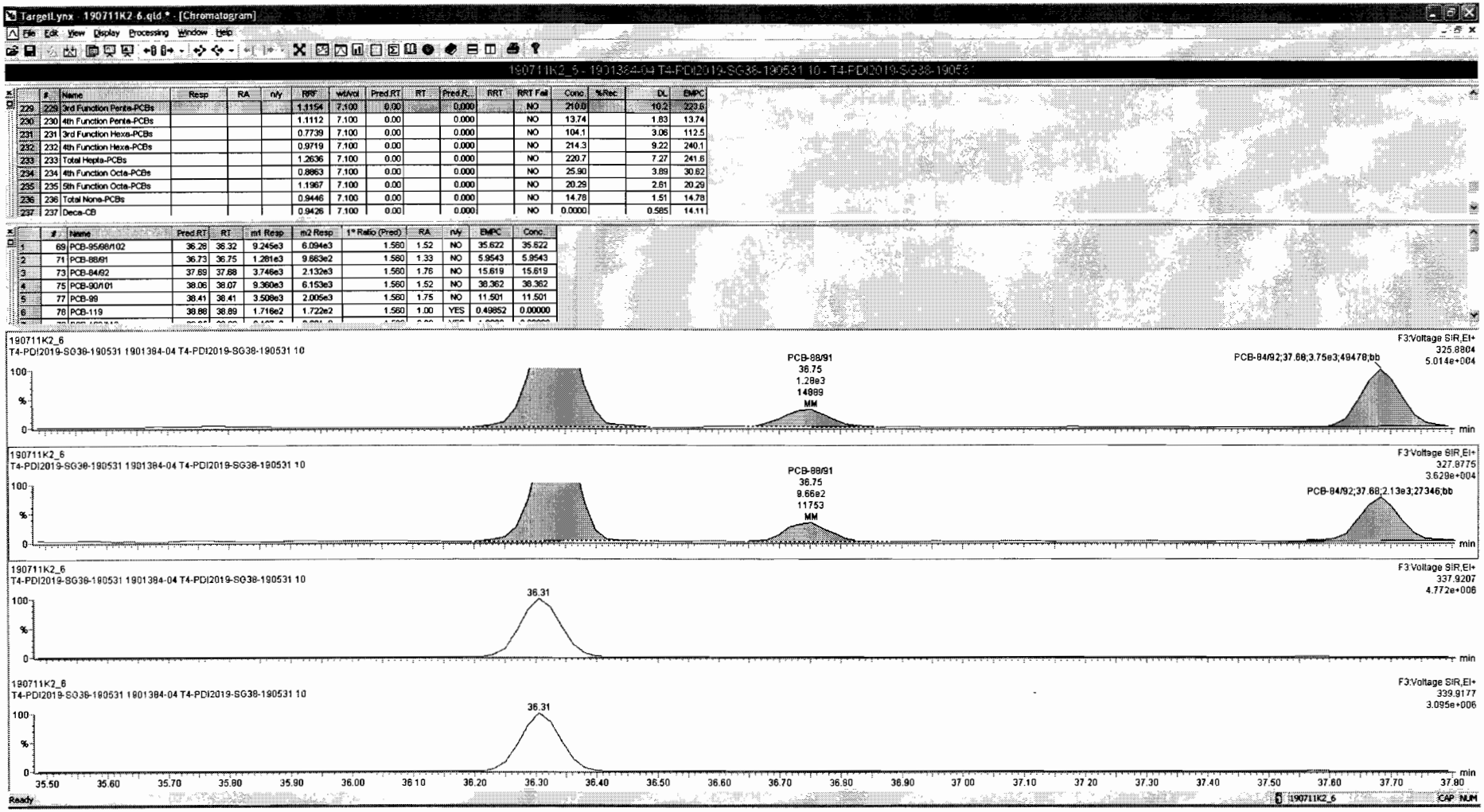

#	Name	Resp	RA	n/y	RRF	wtAvg	Pred.RT	RT	Pred.R...	RRT	RRT Fail	Conc	%Rec	DL	EMPC
229	229 3rd Function Penta-PCBs				1.1154	7.100	0.00		0.000		NO	210.0		10.2	223.6
230	230 4th Function Penta-PCBs				1.1112	7.100	0.00		0.000		NO	13.74		1.83	13.74
231	231 3rd Function Hexa-PCBs				0.7739	7.100	0.00		0.000		NO	104.1		3.06	112.5
232	232 4th Function Hexa-PCBs				0.9719	7.100	0.00		0.000		NO	214.3		9.22	240.1
233	233 Total Hepta-PCBs				1.2636	7.100	0.00		0.000		NO	220.7		7.27	241.6
234	234 4th Function Octa-PCBs				0.8863	7.100	0.00		0.000		NO	25.90		3.89	30.82
235	235 5th Function Octa-PCBs				1.1967	7.100	0.00		0.000		NO	20.29		2.61	20.29
236	236 Total Nona-PCBs				0.9446	7.100	0.00		0.000		NO	14.78		1.51	14.78
237	237 Deca-CB				0.9426	7.100	0.00		0.000		NO	0.0000		0.585	14.11

#	Name	Pred.RT	RT	m1 Resp	m2 Resp	1° Ratio (Pred)	RA	n/y	EMPC	Conc
1	69 PCB-95/66/102	36.28	36.32	9.245e3	6.094e3	1.560	1.52	NO	35.822	35.822
2	71 PCB-88/91	36.73	36.75	1.281e3	9.863e2	1.560	1.33	NO	5.9543	5.9543
3	73 PCB-84/92	37.69	37.68	3.746e3	2.132e3	1.560	1.76	NO	15.619	15.619
4	75 PCB-90/101	38.06	38.07	9.360e3	6.153e3	1.560	1.52	NO	38.362	38.362
5	77 PCB-99	38.41	38.41	3.508e3	2.005e3	1.560	1.75	NO	11.501	11.501
6	78 PCB-119	38.88	38.89	1.716e2	1.722e2	1.560	1.00	YES	0.49852	0.00000

Dataset: Untitled

Last Altered: Saturday, July 13, 2019 11:48:22 Pacific Daylight Time
Printed: Saturday, July 13, 2019 11:49:01 Pacific Daylight Time

Name: 190711K2_6, Date: 12-Jul-2019, Time: 01:35:49, ID: 1901384-04 T4-PDI2019-SG38-190531 10, Description: T4-PDI2019-SG38-190531

PCB-119

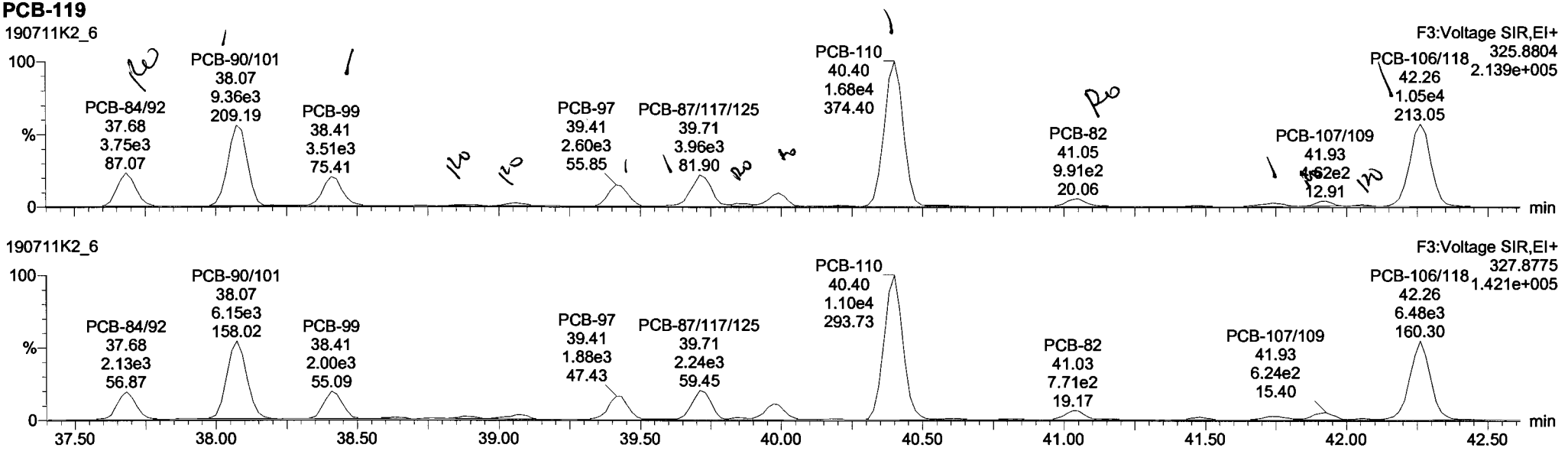

13C-PCB-111

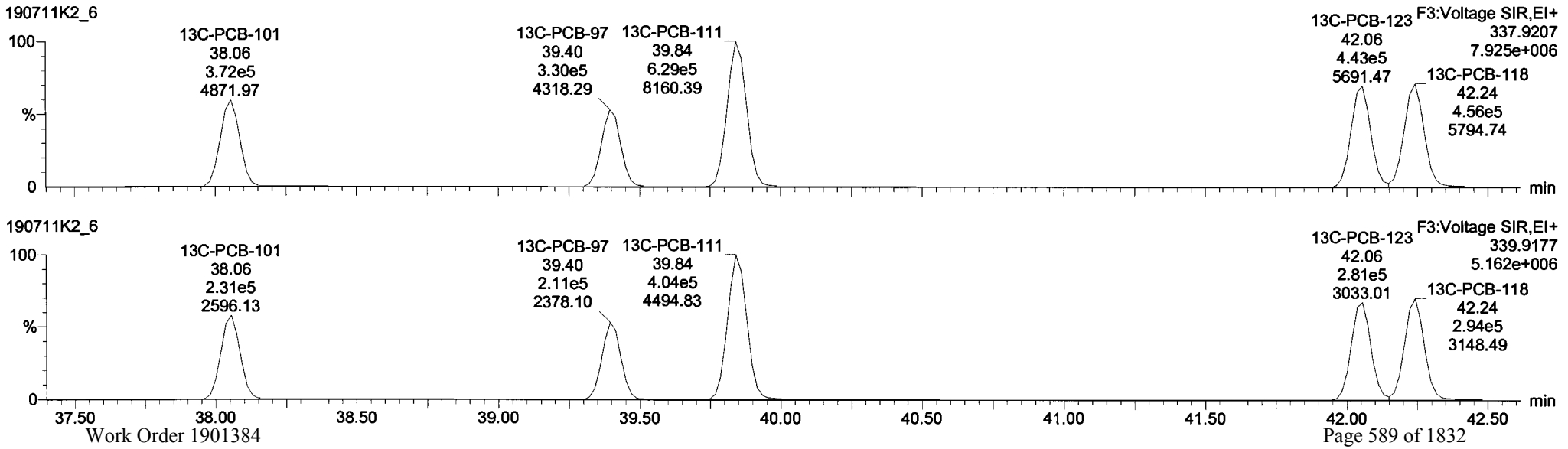

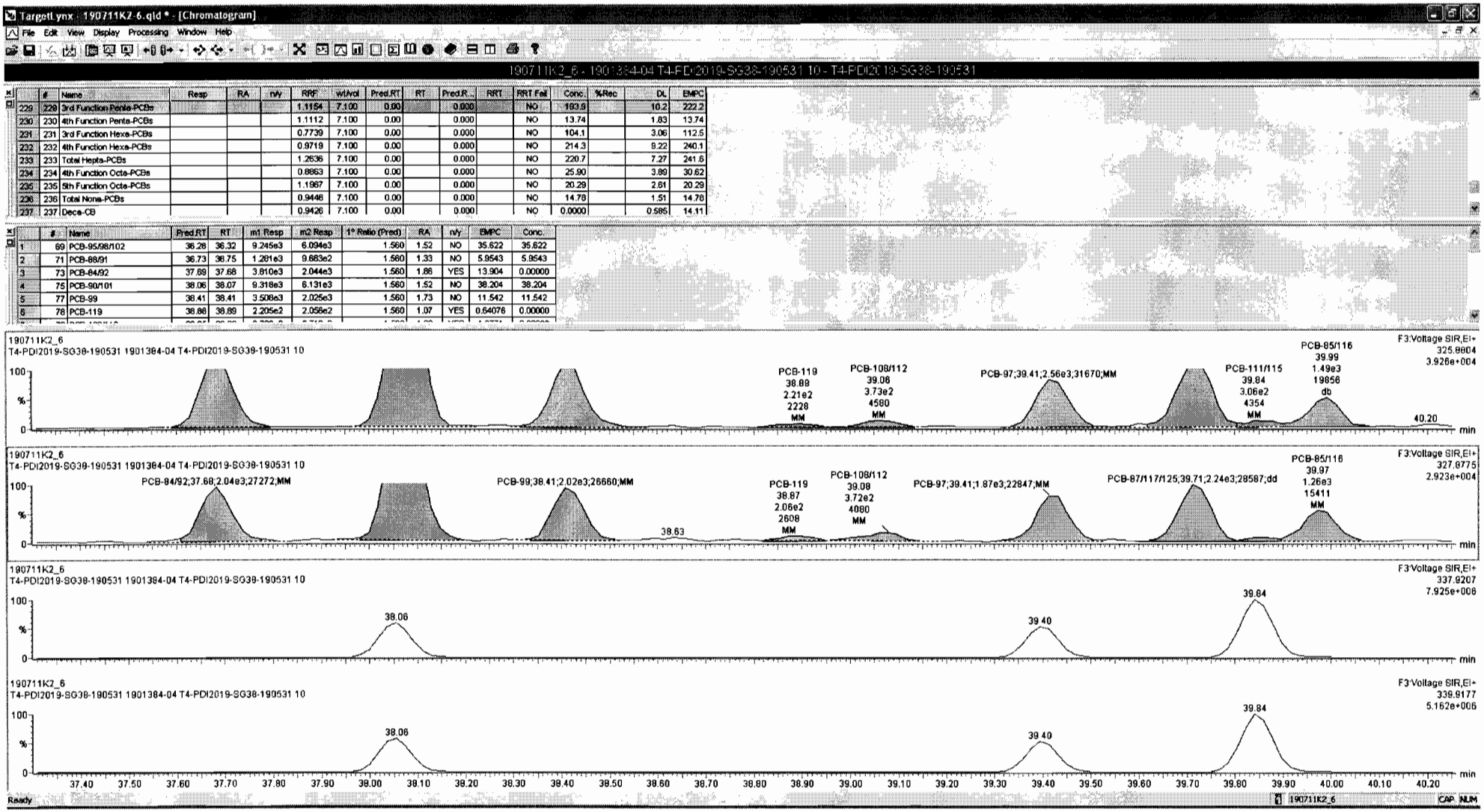

	#	Name	Resp	RA	nIY	RRF	wtAvg	Pred.RT	RT	Pred.R...	RRT	RRT Fail	Conc.	%Rec	DL	EMPC
229	229	3rd Function Penta-PCBs				1.1154	7.100	0.00		0.000		NO	183.9		10.2	222.2
230	230	4th Function Penta-PCBs				1.1112	7.100	0.00		0.000		NO	13.74		1.83	13.74
231	231	3rd Function Hexa-PCBs				0.7739	7.100	0.00		0.000		NO	104.1		3.06	112.5
232	232	4th Function Hexa-PCBs				0.9719	7.100	0.00		0.000		NO	214.3		9.22	240.1
233	233	Total Hepta-PCBs				1.2636	7.100	0.00		0.000		NO	220.7		7.27	241.6
234	234	4th Function Octa-PCBs				0.8863	7.100	0.00		0.000		NO	25.90		3.89	30.62
235	235	5th Function Octa-PCBs				1.1987	7.100	0.00		0.000		NO	20.29		2.61	20.29
236	236	Total Nona-PCBs				0.9446	7.100	0.00		0.000		NO	14.76		1.51	14.76
237	237	Deca-CB				0.9426	7.100	0.00		0.000		NO	0.0000		0.585	14.11

	#	Name	Pred.RT	RT	m1 Resp	m2 Resp	1° Ratio (Pred)	RA	nIY	EMPC	Conc.
1	69	PCB-95/98/102	36.28	36.32	9.245e3	6.094e3	1.560	1.52	NO	35.622	35.622
2	71	PCB-88/91	36.73	36.75	1.261e3	9.883e2	1.560	1.33	NO	5.9543	5.9543
3	73	PCB-84/92	37.69	37.68	3.810e3	2.044e3	1.560	1.86	YES	13.904	0.00000
4	75	PCB-90/101	38.06	38.07	9.318e3	6.131e3	1.560	1.52	NO	38.204	38.204
5	77	PCB-99	38.41	38.41	3.508e3	2.025e3	1.560	1.73	NO	11.542	11.542
6	78	PCB-119	38.86	38.89	2.205e2	2.056e2	1.560	1.07	YES	0.64076	0.00000

TargetLynx - 190711K2-6.qld * - [Chromatogram]

File Edit View Display Processing Window Help

190711K2_6 - 1901384-04 T4-PDI2019-SG38-190531 10 - T4-PDI2019-SG38-190531

	#	Name	Resp	RA	n/y	RRF	wt/vol	Pred.RT	RT	Pred.R...	RRT	RRT Fail	Conc	%Rec	DL	EMPC
229	229	3rd Function Penta-PCBs				1.1154	7.100	0.00		0.000		NO	193.9		10.2	222.2
230	230	4th Function Penta-PCBs				1.1112	7.100	0.00		0.000		NO	13.74		1.83	13.74
231	231	3rd Function Hexa-PCBs				0.7739	7.100	0.00		0.000		NO	104.1		3.06	112.5
232	232	4th Function Hexa-PCBs				0.9719	7.100	0.00		0.000		NO	214.3		9.22	240.1
233	233	Total Hepta-PCBs				1.2636	7.100	0.00		0.000		NO	220.7		7.27	241.6
234	234	4th Function Octa-PCBs				0.8863	7.100	0.00		0.000		NO	25.90		3.89	30.62
235	235	5th Function Octa-PCBs				1.1967	7.100	0.00		0.000		NO	20.29		2.61	20.29
236	236	Total Nona-PCBs				0.9446	7.100	0.00		0.000		NO	14.78		1.51	14.78
237	237	Deca-CB				0.9426	7.100	0.00		0.000		NO	0.0000		0.585	14.11

	#	Name	Pred.RT	RT	m1 Resp	m2 Resp	1° Ratio (Pred)	RA	n/y	EMPC	Conc
12	87	PCB-110	40.38	40.40	1.569e4	1.097e4	1.560	1.52	NO	48.485	48.485
13	88	PCB-82	41.06	41.05	9.191e2	7.346e2	1.560	1.25	YES	4.3538	0.00000
14	89	PCB-124	41.77	41.74	6.240e2	3.760e2	1.560	1.66	NO	1.6739	1.6739
15	90	PCB-107/109	41.89	41.93	6.514e2	6.236e2	1.560	1.04	YES	1.7844	0.00000
16	91	PCB-123	42.08	42.06	2.154e2	1.009e2	1.560	2.13	YES	0.48298	0.00000
17	92	PCB-106/118	42.28	42.26	1.055e4	6.456e3	1.560	1.63	NO	29.845	29.845

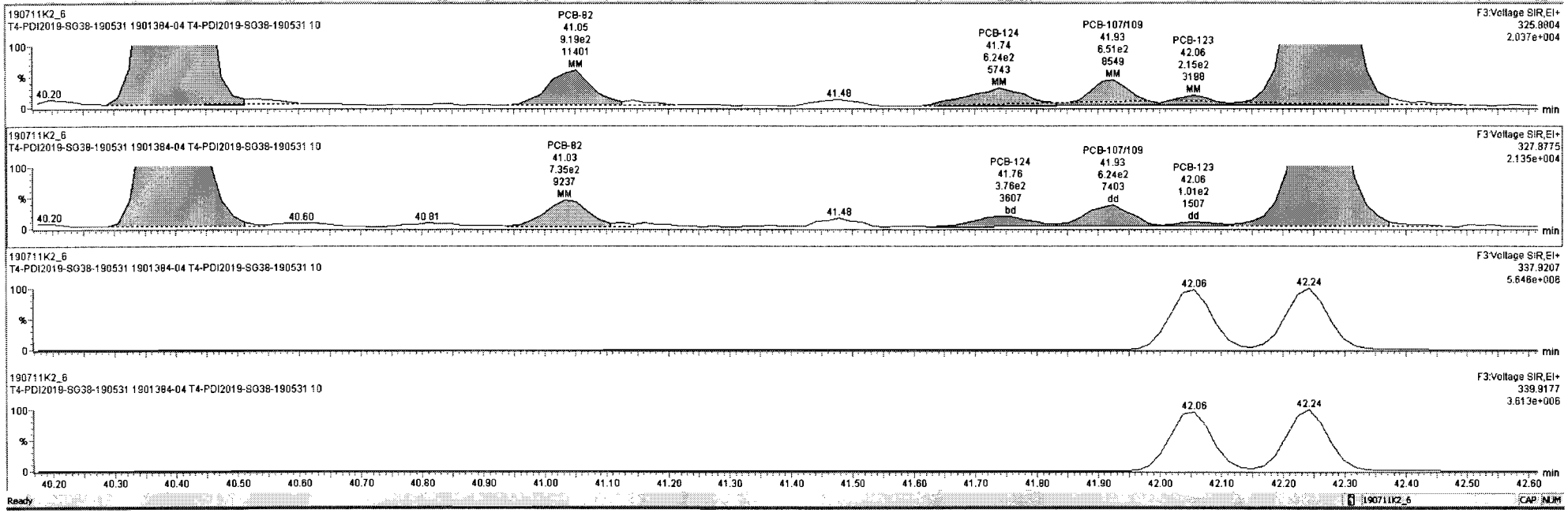

Dataset: Untitled

Last Altered: Saturday, July 13, 2019 11:48:22 Pacific Daylight Time
Printed: Saturday, July 13, 2019 11:49:01 Pacific Daylight Time

Name: 190711K2_6, Date: 12-Jul-2019, Time: 01:35:49, ID: 1901384-04 T4-PDI2019-SG38-190531 10, Description: T4-PDI2019-SG38-190531

PCB-114

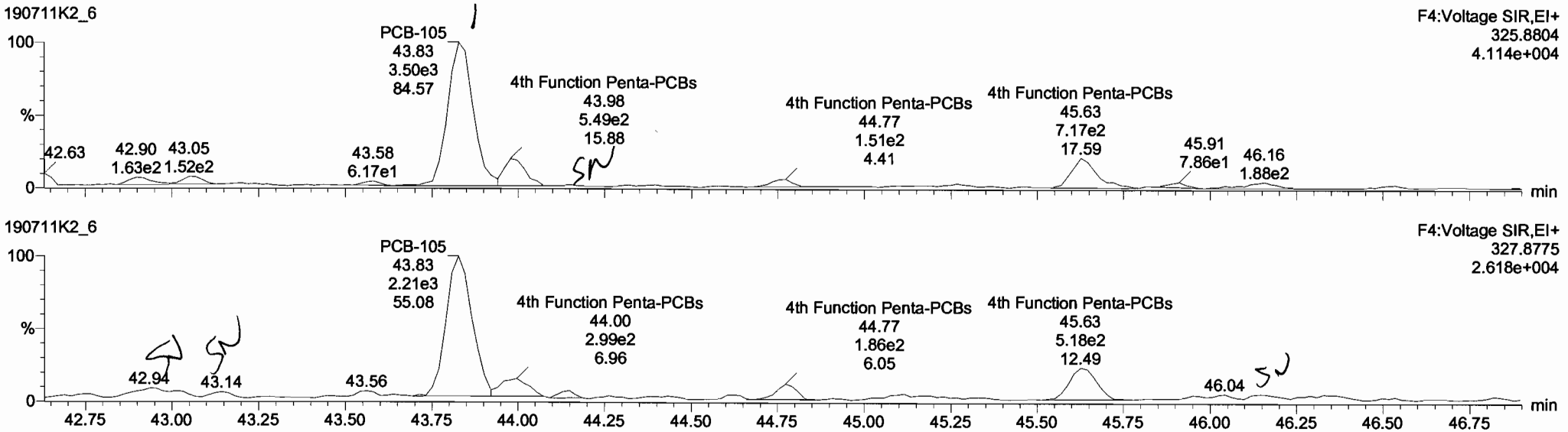

13C-PCB-114

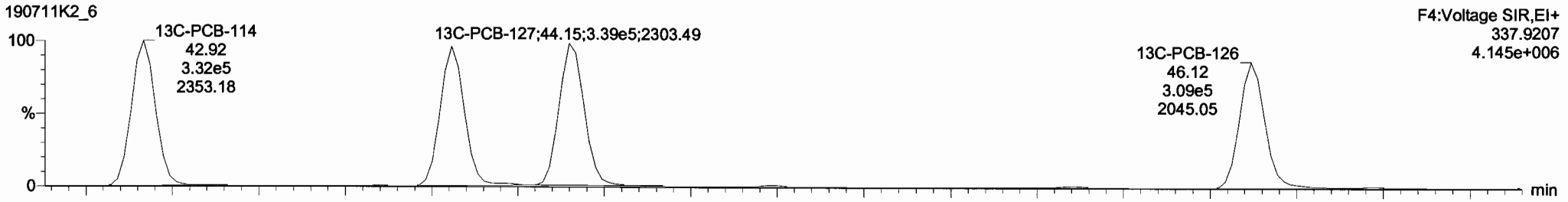

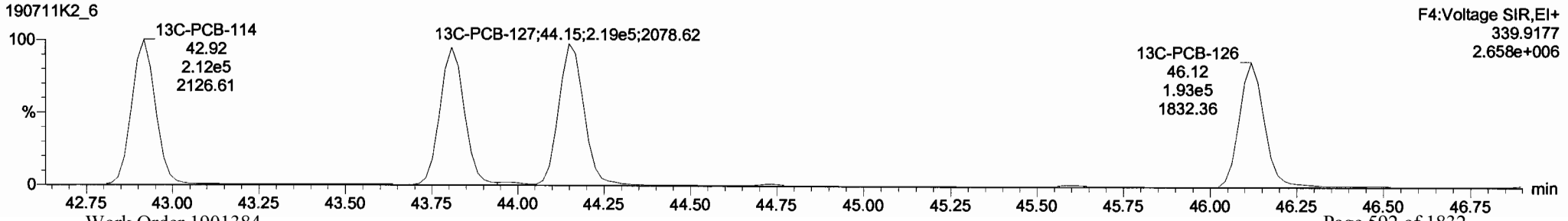

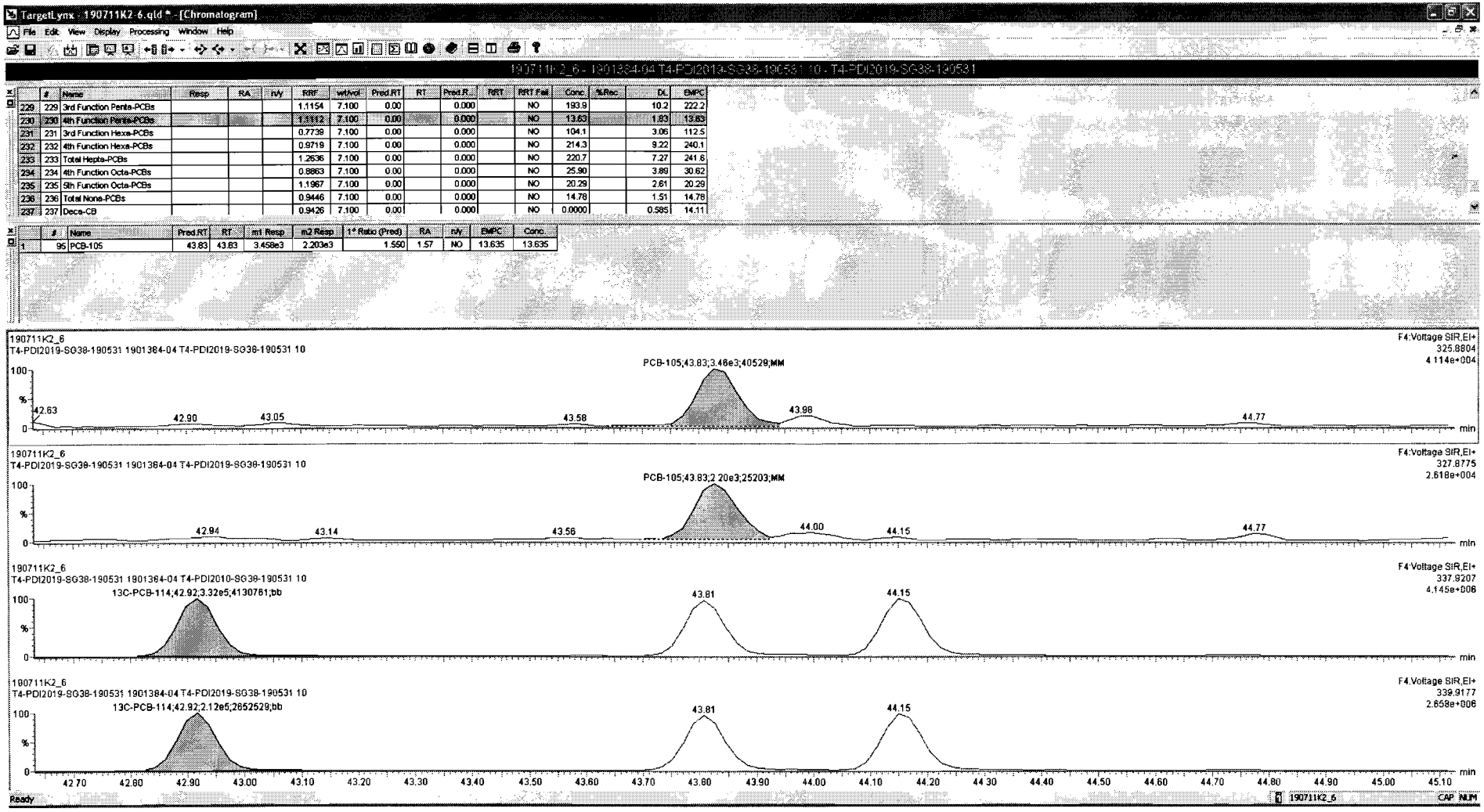

	#	Name	Resp	RA	rvy	RRF	wt/vol	Pred.RT	RT	Pred.R...	RRT	RRT Fail	Conc	%Rec	DL	EMPC
229	229	3rd Function Penta-PCBs				1.1154	7.100	0.00		0.000		NO	193.9		10.2	222.2
230	230	4th Function Penta-PCBs				1.1112	7.100	0.00		0.000		NO	13.63		1.83	19.63
231	231	3rd Function Hexa-PCBs				0.7739	7.100	0.00		0.000		NO	104.1		3.06	112.5
232	232	4th Function Hexa-PCBs				0.9719	7.100	0.00		0.000		NO	214.3		9.22	240.1
233	233	Total Hepta-PCBs				1.2636	7.100	0.00		0.000		NO	220.7		7.27	241.6
234	234	4th Function Octa-PCBs				0.8863	7.100	0.00		0.000		NO	25.90		3.89	30.62
235	235	5th Function Octa-PCBs				1.1967	7.100	0.00		0.000		NO	20.29		2.61	20.29
236	236	Total None-PCBs				0.9446	7.100	0.00		0.000		NO	14.78		1.51	14.78
237	237	Deca-CB				0.9426	7.100	0.00		0.000		NO	0.0000		0.585	14.11

	#	Name	Pred.RT	RT	m1 Resp	m2 Resp	1st Ratio (Pred)	RA	rvy	EMPC	Conc
1	95	PCB-105	43.83	43.83	3.458e3	2.203e3	1.550	1.57	NO	13.635	13.635

Dataset: Untitled

Last Altered: Saturday, July 13, 2019 11:48:22 Pacific Daylight Time
Printed: Saturday, July 13, 2019 11:49:01 Pacific Daylight Time

Name: 190711K2_6, Date: 12-Jul-2019, Time: 01:35:49, ID: 1901384-04 T4-PDI2019-SG38-190531 10, Description: T4-PDI2019-SG38-190531

PCB-155

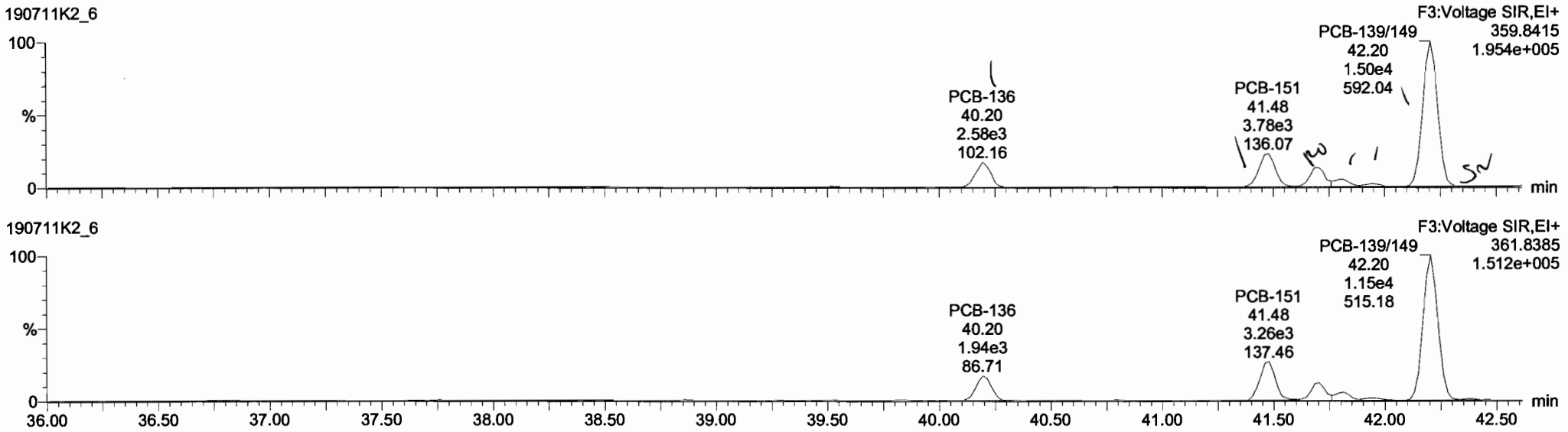

13C-PCB-155

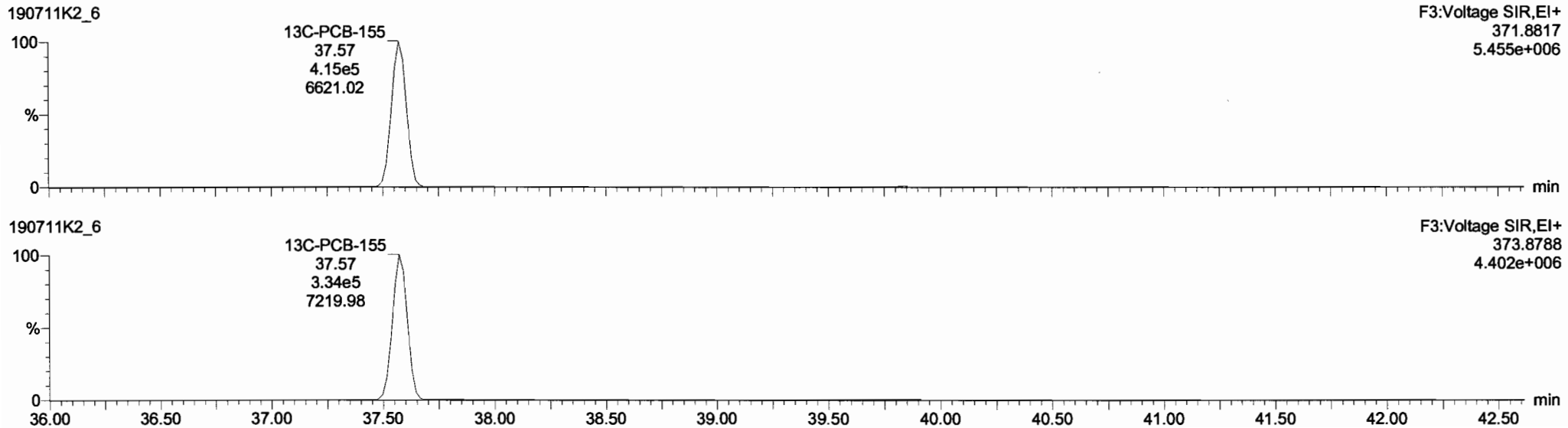

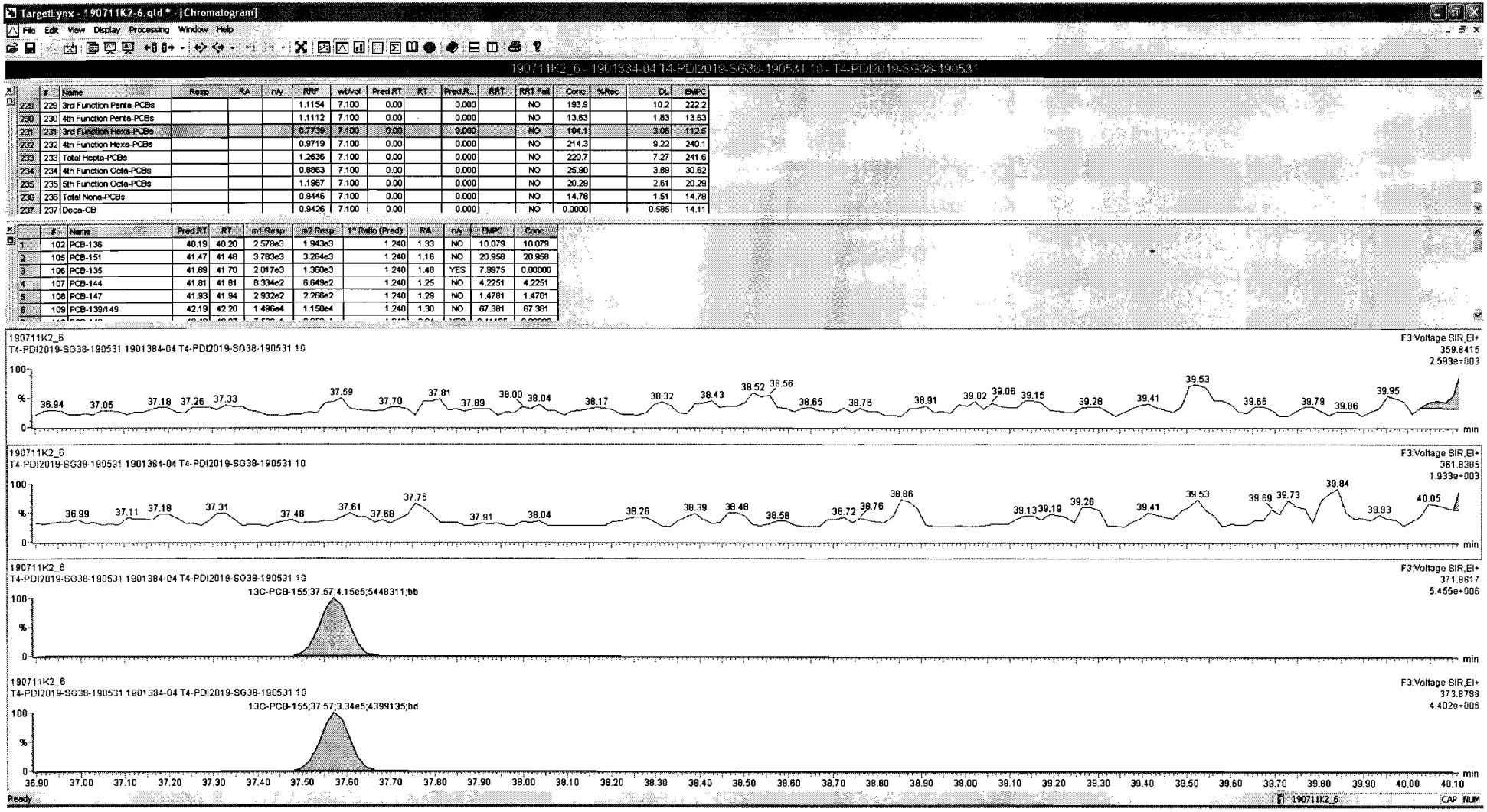
TargetLynx - 190711K2-6.qld * - [Chromatogram]
File Edit View Display Processing Window Help
190711K2_6 - 1901384-04 T4-PDI2019-SG38-190531 10 - T4-PDI2019-SG38-190531
Name Resp RA rIy RRF wtVol Pred.RT RT Pred.R... RRT RRT Fail Conc. %Rec DL EMPC
229 229 3rd Function Penta-PCBs 1.1154 7.100 0.00 0.000 NO 193.9 10.2 222.2
230 230 4th Function Penta-PCBs 1.1112 7.100 0.00 0.000 NO 13.63 1.83 13.63
231 231 3rd Function Hexa-PCBs 0.7739 7.100 0.00 0.000 NO 104.1 3.06 112.5
232 232 4th Function Hexa-PCBs 0.9719 7.100 0.00 0.000 NO 214.3 9.22 240.1
233 233 Total Hepta-PCBs 1.2636 7.100 0.00 0.000 NO 220.7 7.27 241.6
234 234 4th Function Octa-PCBs 0.8863 7.100 0.00 0.000 NO 25.90 3.89 30.62
235 235 5th Function Octa-PCBs 1.1967 7.100 0.00 0.000 NO 20.29 2.61 20.29
236 236 Total Nona-PCBs 0.9446 7.100 0.00 0.000 NO 14.78 1.51 14.78
237 237 Deca-CB 0.9426 7.100 0.00 0.000 NO 0.0000 0.585 14.11
Name Pred.RT RT m1 Resp m2 Resp 1st Ratio (Pred) RA rIy EMPC Conc.
1 102 PCB-136 40.19 40.20 2.578e3 1.943e3 1.240 1.33 NO 10.079 10.079
2 105 PCB-151 41.47 41.48 3.783e3 3.264e3 1.240 1.16 NO 20.958 20.958
3 106 PCB-135 41.69 41.70 2.017e3 1.360e3 1.240 1.48 YES 7.9975 0.00000
4 107 PCB-144 41.81 41.81 8.334e2 6.649e2 1.240 1.25 NO 4.2251 4.2251
5 108 PCB-147 41.93 41.94 2.932e2 2.268e2 1.240 1.29 NO 1.4761 1.4761
6 109 PCB-139/149 42.19 42.20 1.496e4 1.150e4 1.240 1.30 NO 67.361 67.361
190711K2_6
T4-PDI2019-SG38-190531 1901384-04 T4-PDI2019-SG38-190531 10
F3:Voltage SIR,EI+
359.8415
2.593e+003
36.94 37.05 37.18 37.26 37.33 37.59 37.70 37.81 37.89 38.00 38.04 38.17 38.32 38.43 38.52 38.56 38.65 38.78 38.91 39.02 39.06 39.15 39.26 39.41 39.53 39.66 39.79 39.86 39.95
min
190711K2_6
T4-PDI2019-SG38-190531 1901384-04 T4-PDI2019-SG38-190531 10
F3:Voltage SIR,EI+
361.8385
1.933e+003
36.99 37.11 37.19 37.31 37.48 37.61 37.68 37.76 37.91 38.04 38.26 38.39 38.48 38.58 38.72 38.76 38.86 39.13 39.19 39.26 39.41 39.53 39.69 39.73 39.84 39.93 40.05
min
190711K2_6
T4-PDI2019-SG38-190531 1901384-04 T4-PDI2019-SG38-190531 10
F3:Voltage SIR,EI+
371.8817
5.455e+006
13C-PCB-155;37.57;4.15e5;5448311;bb
min
190711K2_6
T4-PDI2019-SG38-190531 1901384-04 T4-PDI2019-SG38-190531 10
F3:Voltage SIR,EI+
373.8788
4.402e+006
13C-PCB-155;37.57;3.34e5;4399135;bd
36.90 37.00 37.10 37.20 37.30 37.40 37.50 37.60 37.70 37.80 37.90 38.00 38.10 38.20 38.30 38.40 38.50 38.60 38.70 38.80 38.90 39.00 39.10 39.20 39.30 39.40 39.50 39.60 39.70 39.80 39.90 40.00 40.10
min
Ready
190711K2_6
CAP NUM

TargetLynx - 190711K2-6.qld * - [Chromatogram]

File Edit View Display Processing Window Help

190711K2_6 - 1901384-04 T4-PDI2019-SG38-190531 10 - T4-PDI2019-SG38-190531

	#	Name	Resp	RA	nIy	RRF	wtAxl	Pred.RT	RT	Pred.R.	RRT	RRT Fail	Conc.	%Rec	DL	EMPC
229	229	3rd Function Penta-PCBs				1.1154	7.100	0.00		0.000		NO	193.9		10.2	222.2
230	230	4th Function Penta-PCBs				1.1112	7.100	0.00		0.000		NO	13.63		1.83	13.63
231	231	3rd Function Hexa-PCBs				0.7739	7.100	0.00		0.000		NO	103.9		3.06	111.9
232	232	4th Function Hexa-PCBs				0.9719	7.100	0.00		0.000		NO	214.3		9.22	240.1
233	233	Total Hepta-PCBs				1.2636	7.100	0.00		0.000		NO	220.7		7.27	241.6
234	234	4th Function Octa-PCBs				0.8863	7.100	0.00		0.000		NO	25.90		3.89	30.62
235	235	5th Function Octa-PCBs				1.1967	7.100	0.00		0.000		NO	20.29		2.61	20.29
236	236	Total Nona-PCBs				0.9446	7.100	0.00		0.000		NO	14.78		1.51	14.78
237	237	Deca-CB				0.9426	7.100	0.00		0.000		NO	0.0000		0.585	14.11

	#	Name	Pred.RT	RT	m1 Resp	m2 Resp	1° Ratio (Pred)	RA	nIy	EMPC	Conc.
1	102	PCB-136	40.19	40.20	2.572e3	1.943e3	1.240	1.32	NO	10.065	10.065
2	105	PCB-151	41.47	41.48	3.764e3	3.264e3	1.240	1.15	NO	20.902	20.902
3	106	PCB-135	41.69	41.70	2.017e3	1.360e3	1.240	1.48	YES	7.9975	0.00000
4	107	PCB-144	41.81	41.81	8.334e2	6.649e2	1.240	1.25	NO	4.2251	4.2251
5	108	PCB-147	41.93	41.94	2.935e2	2.097e2	1.240	1.40	NO	1.4309	1.4309
6	109	PCB-139/149	42.19	42.20	1.492e4	1.150e4	1.240	1.30	NO	67.274	67.274

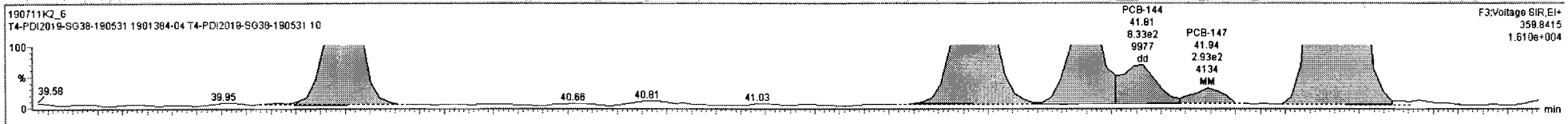

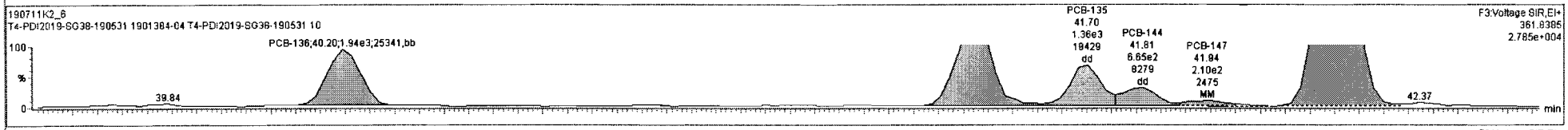



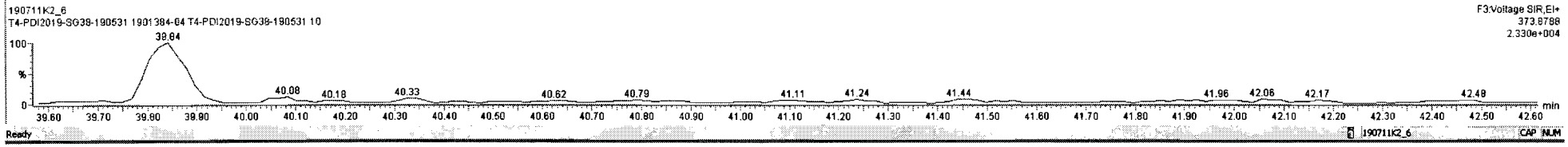

Ready 190711K2_6 CAP NUM

Dataset: Untitled

Last Altered: Saturday, July 13, 2019 11:48:22 Pacific Daylight Time
Printed: Saturday, July 13, 2019 11:49:01 Pacific Daylight Time

Name: 190711K2_6, Date: 12-Jul-2019, Time: 01:35:49, ID: 1901384-04 T4-PDI2019-SG38-190531 10, Description: T4-PDI2019-SG38-190531

PCB-134/143

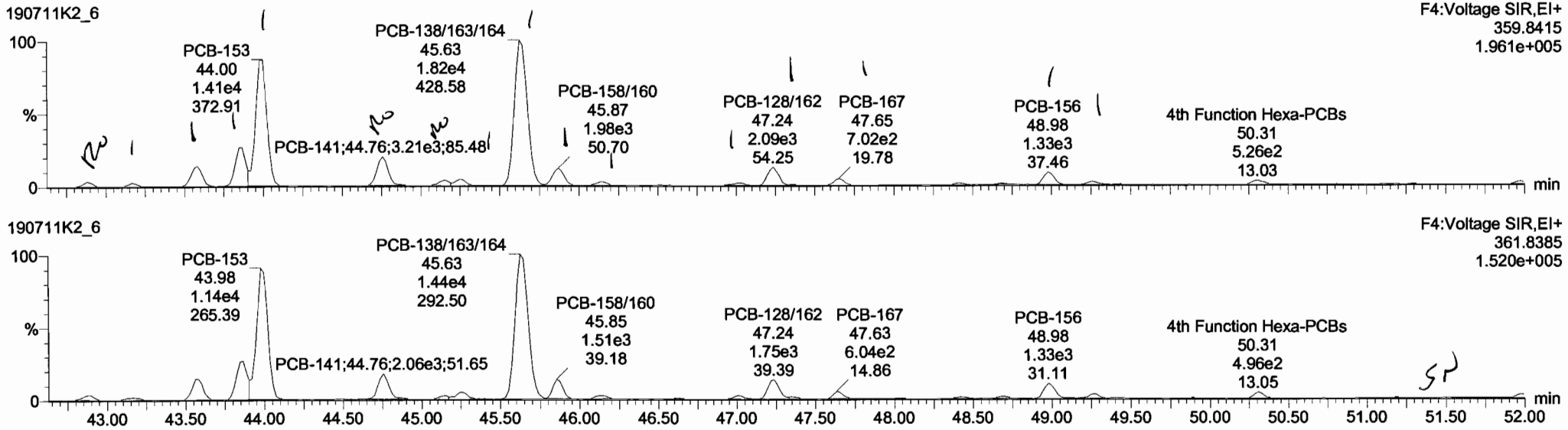

13C-PCB-153

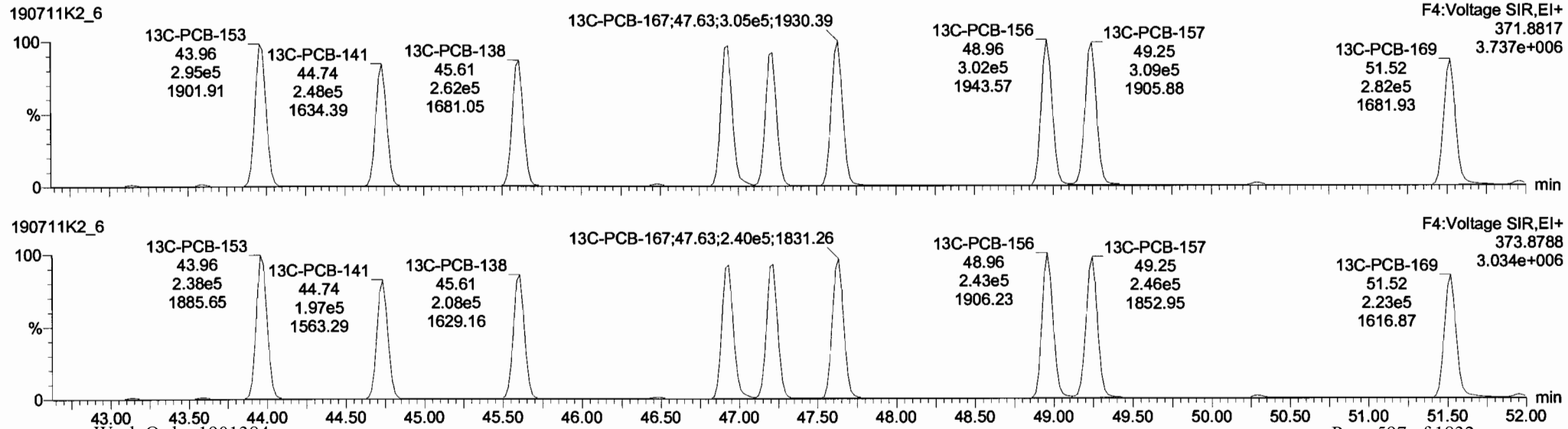

TargetLynx - 190711K2-6.qld * - [Chromatogram]

File Edit View Display Processing Window Help

190711K2_6 - 1901384-04 T4-PDI2019-SG38-190531 10 - T4-PDI2019-SG38-190531

	#	Name	Resp	RA	n/y	RRF	wt/vol	Pred.RT	RT	Pred.R...	RRT	RRT Fail	Conc.	%Rec	DL	EMPC
229	229	3rd Function Penta-PCBs				1.1154	7.100	0.00		0.000		NO	193.9		10.2	222.2
230	230	4th Function Penta-PCBs				1.1112	7.100	0.00		0.000		NO	13.63		1.83	13.63
231	231	3rd Function Hexa-PCBs				0.7739	7.100	0.00		0.000		NO	103.9		3.06	111.9
232	232	4th Function Hexa-PCBs				0.9719	7.100	0.00		0.000		NO	220.0		9.22	239.8
233	233	Total Hepta-PCBs				1.2636	7.100	0.00		0.000		NO	220.7		7.27	241.6
234	234	4th Function Octa-PCBs				0.8863	7.100	0.00		0.000		NO	25.90		3.89	30.62
235	235	5th Function Octa-PCBs				1.1967	7.100	0.00		0.000		NO	20.29		2.61	20.29
236	236	Total None-PCBs				0.9446	7.100	0.00		0.000		NO	14.78		1.51	14.78
237	237	Deca-CB				0.9426	7.100	0.00		0.000		NO	0.0000		0.585	14.11

	#	Name	Pred.RT	RT	m1 Resp	m2 Resp	1° Ratio (Pred)	RA	n/y	EMPC	Conc.
1	111	PCB-134/143	42.85	42.88	4.604e2	4.562e2	1.240	1.01	YES	2.9939	0.00000
2	112	PCB-131/133	43.15	43.16	3.520e2	3.096e2	1.240	1.14	NO	2.2100	2.2100
3	114	PCB-146/165	43.54	43.58	2.269e3	1.842e3	1.240	1.23	NO	11.310	11.310
4	115	PCB-132/161	43.79	43.86	3.961e3	3.135e3	1.240	1.26	NO	19.223	19.223
5	116	PCB-153	43.98	44.00	1.423e4	1.141e4	1.240	1.25	NO	66.887	66.887
6	118	PCB-141	44.78	44.76	3.142e3	2.060e3	1.240	1.52	YES	15.115	0.00000

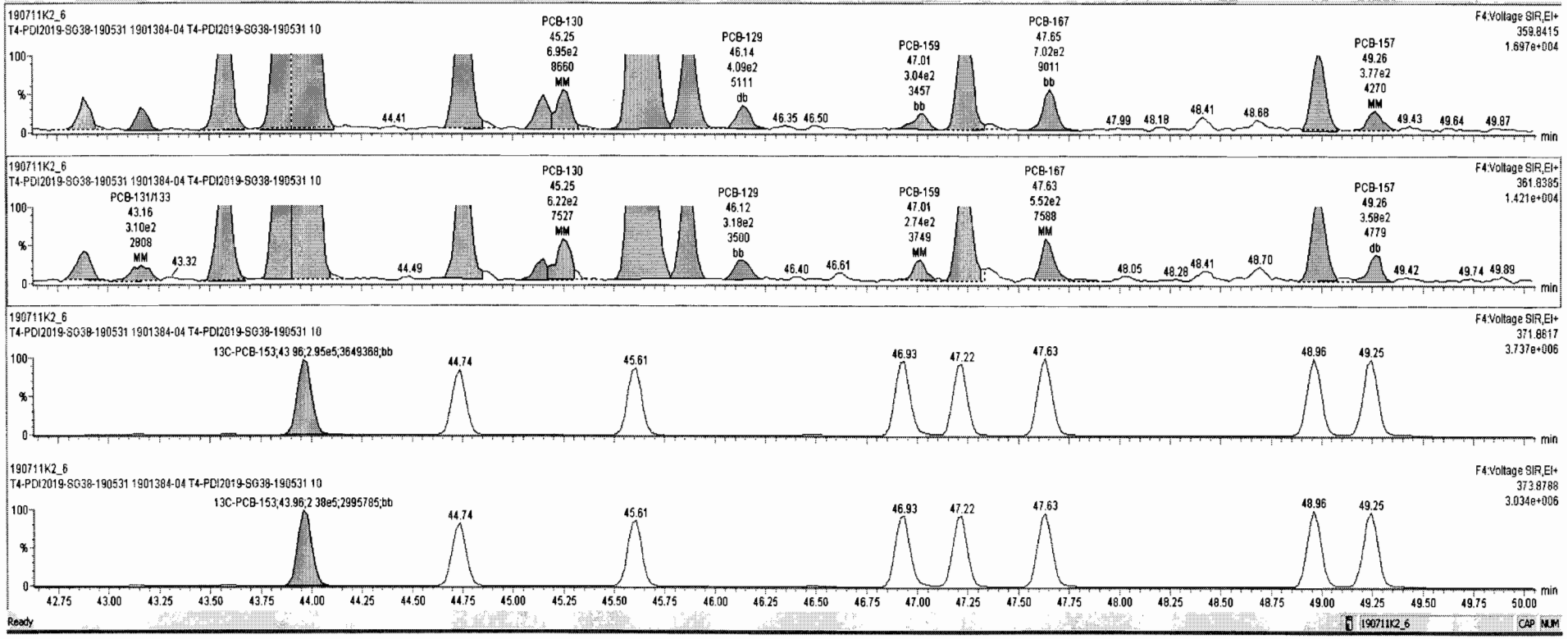

Ready 190711K2_6 CAP NUM

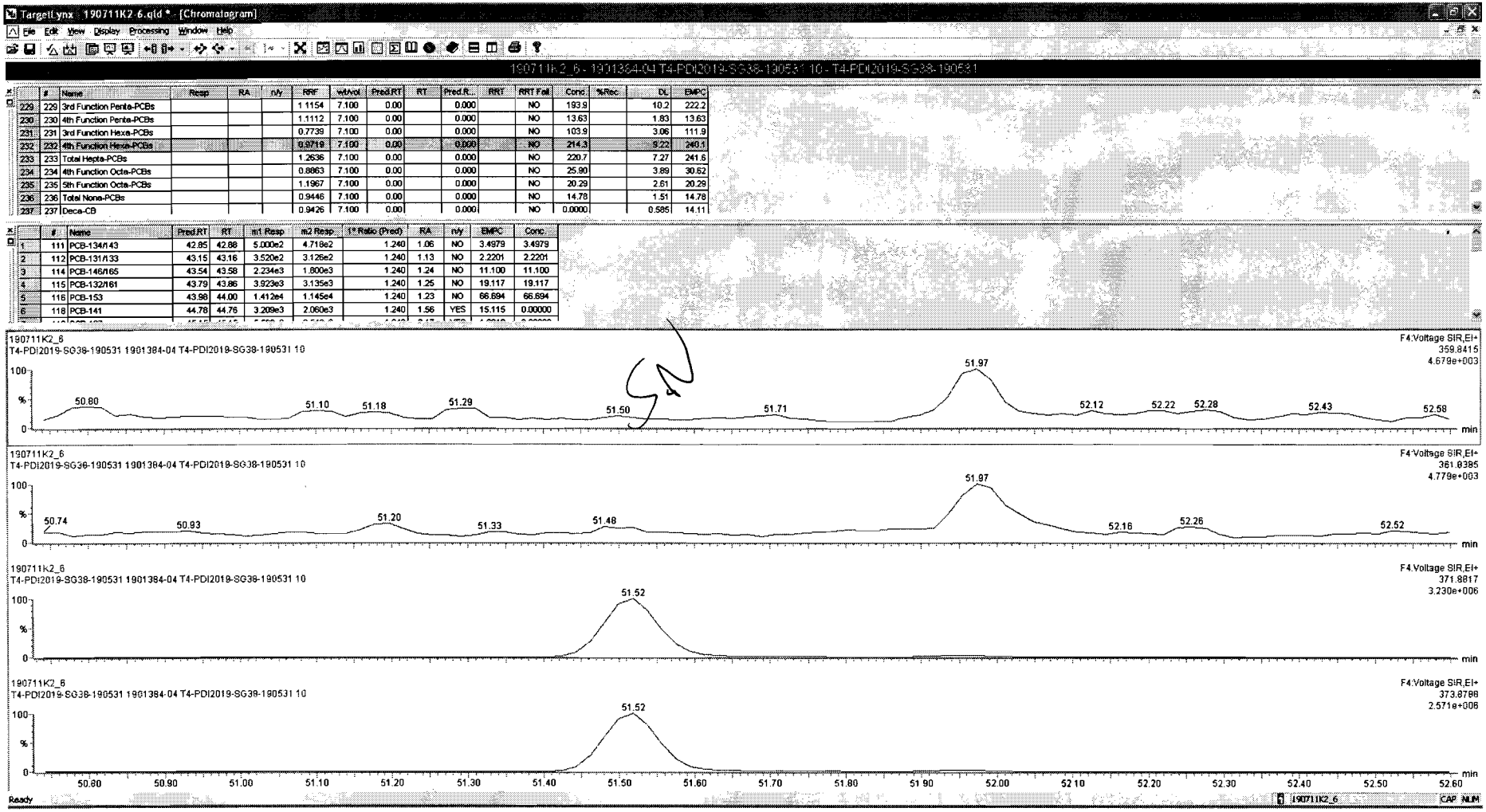
TargetLynx 190711K2-6.qld * - [Chromatogram]
File Edit View Display Processing Window Help
190711K2_6 - 1901384-04 T4-PDI2019-SG38-190531 10 - T4-PDI2019-SG38-190531
Name Resp RA n/y RRF wt/vol Pred.RT RT Pred.R... RRT RRT Fail Conc %Rec DL EMPC
229 229 3rd Function Penta-PCBs 1.1154 7.100 0.00 0.000 NO 193.9 10.2 222.2
230 230 4th Function Penta-PCBs 1.1112 7.100 0.00 0.000 NO 13.63 1.83 13.63
231 231 3rd Function Hexa-PCBs 0.7739 7.100 0.00 0.000 NO 103.9 3.06 111.9
232 232 4th Function Hexa-PCBs 0.9719 7.100 0.00 0.000 NO 214.3 9.22 240.1
233 233 Total Hepta-PCBs 1.2636 7.100 0.00 0.000 NO 220.7 7.27 241.6
234 234 4th Function Octa-PCBs 0.8863 7.100 0.00 0.000 NO 25.90 3.89 30.62
235 235 5th Function Octa-PCBs 1.1967 7.100 0.00 0.000 NO 20.29 2.61 20.29
236 236 Total Nona-PCBs 0.9446 7.100 0.00 0.000 NO 14.78 1.51 14.78
237 237 Deca-CB 0.9426 7.100 0.00 0.000 NO 0.0000 0.585 14.11
Name Pred.RT RT m1 Resp m2 Resp 1* Ratio (Pred) RA n/y EMPC Conc.
1 111 PCB-134/143 42.85 42.88 5.000e2 4.718e2 1.240 1.06 NO 3.4979 3.4979
2 112 PCB-131/133 43.15 43.16 3.520e2 3.126e2 1.240 1.13 NO 2.2201 2.2201
3 114 PCB-146/165 43.54 43.58 2.234e3 1.800e3 1.240 1.24 NO 11.100 11.100
4 115 PCB-132/161 43.79 43.86 3.923e3 3.135e3 1.240 1.25 NO 19.117 19.117
5 116 PCB-153 43.98 44.00 1.412e4 1.145e4 1.240 1.23 NO 66.694 66.694
6 118 PCB-141 44.78 44.76 3.209e3 2.060e3 1.240 1.56 YES 15.115 0.00000
190711K2_6
T4-PDI2019-SG38-190531 1901384-04 T4-PDI2019-SG38-190531 10
F4:Voltage SIR,EI+
359.8415
4.679e+003
50.80 51.10 51.18 51.29 51.50 51.71 51.97 52.12 52.22 52.28 52.43 52.58
F4:Voltage SIR,EI+
361.8385
4.779e+003
50.74 50.93 51.20 51.33 51.48 51.97 52.16 52.26 52.52
F4:Voltage SIR,EI+
371.8817
3.230e+006
51.52
F4:Voltage SIR,EI+
373.8788
2.571e+006
51.52
min
50.80 50.90 51.00 51.10 51.20 51.30 51.40 51.50 51.60 51.70 51.80 51.90 52.00 52.10 52.20 52.30 52.40 52.50 52.60
Ready
190711K2_6
CAP NUM

Dataset: Untitled

Last Altered: Saturday, July 13, 2019 11:48:22 Pacific Daylight Time
Printed: Saturday, July 13, 2019 11:49:01 Pacific Daylight Time

Name: 190711K2_6, Date: 12-Jul-2019, Time: 01:35:49, ID: 1901384-04 T4-PDI2019-SG38-190531 10, Description: T4-PDI2019-SG38-190531

PCB-188

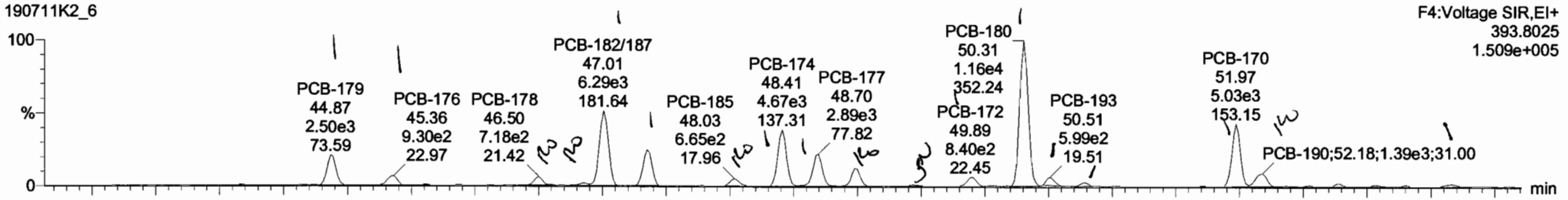

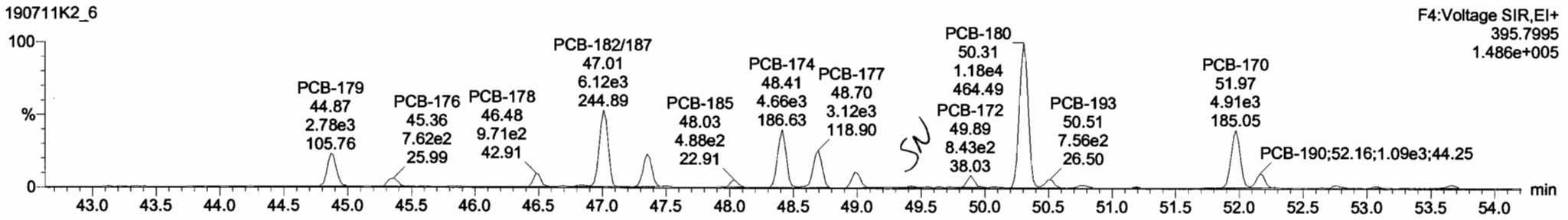

13C-PCB-188



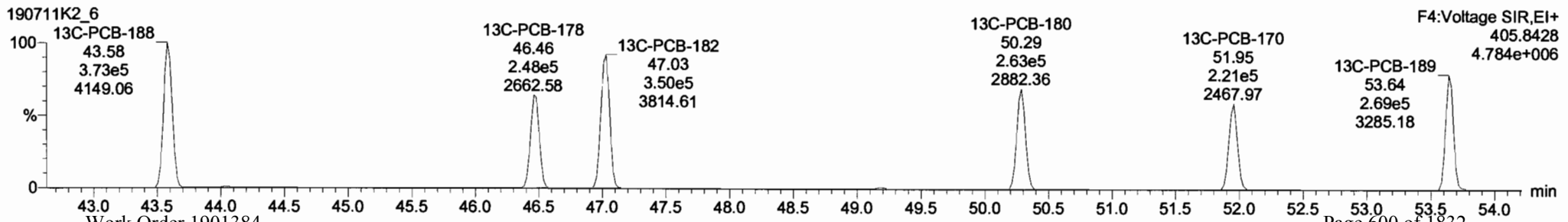

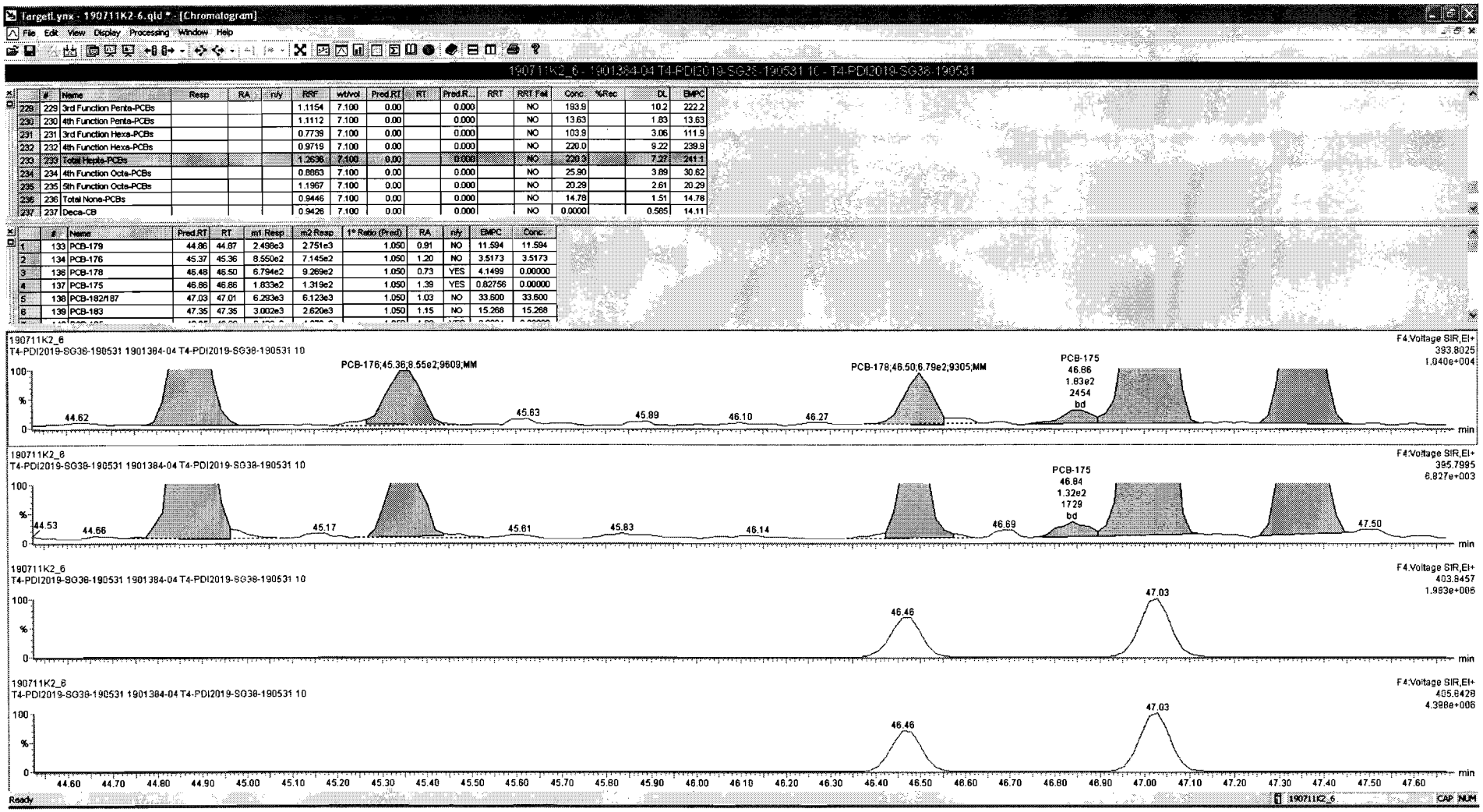

	#	Name	Resp	RA	n/y	RRF	wt/vol	Pred.RT	RT	Pred.R...	RRT	RRT Fail	Conc	%Rec	DL	EMPC
229	229	3rd Function Penta-PCBs				1.1154	7.100	0.00		0.000		NO	193.9		10.2	222.2
230	230	4th Function Penta-PCBs				1.1112	7.100	0.00		0.000		NO	13.63		1.83	13.63
231	231	3rd Function Hexa-PCBs				0.7738	7.100	0.00		0.000		NO	103.9		3.06	111.9
232	232	4th Function Hexa-PCBs				0.9719	7.100	0.00		0.000		NO	220.0		9.22	239.9
233	233	Total Hepta-PCBs				1.3636	7.100	0.00		0.000		NO	220.3		7.27	241.1
234	234	4th Function Octa-PCBs				0.8863	7.100	0.00		0.000		NO	25.90		3.89	30.62
235	235	5th Function Octa-PCBs				1.1967	7.100	0.00		0.000		NO	20.29		2.61	20.29
236	236	Total Nona-PCBs				0.9446	7.100	0.00		0.000		NO	14.78		1.51	14.78
237	237	Deca-CB				0.9426	7.100	0.00		0.000		NO	0.0000		0.585	14.11

	#	Name	Pred.RT	RT	m1 Resp	m2 Resp	1° Ratio (Pred)	RA	n/y	EMPC	Conc.
1	133	PCB-179	44.86	44.87	2.498e3	2.751e3	1.050	0.91	NO	11.594	11.594
2	134	PCB-176	45.37	45.36	8.550e2	7.145e2	1.050	1.20	NO	3.5173	3.5173
3	136	PCB-178	46.48	46.50	6.794e2	9.269e2	1.050	0.73	YES	4.1499	0.00000
4	137	PCB-175	46.86	46.86	1.833e2	1.319e2	1.050	1.39	YES	0.82756	0.00000
5	138	PCB-182/187	47.03	47.01	6.293e3	6.123e3	1.050	1.03	NO	33.600	33.600
6	139	PCB-183	47.35	47.35	3.002e3	2.620e3	1.050	1.15	NO	15.268	15.268

TargetLynx - 190711K2-6.qld * - [Chromatogram]

File Edit View Display Processing Window Help

190711K2_6 - 1901384-04 T4-PDI2019-SG38-190531 10 - T4-PDI2019-SG38-190531

	#	Name	Resp	RA	n/y	RRF	wt/vol	Pred.RT	RT	Pred.R...	RRT	RRT Fail	Conc.	%Rec	DL	EMPC
229	229	3rd Function Penta-PCBs				1.1154	7.100	0.00		0.000		NO	193.9		10.2	222.2
230	230	4th Function Penta-PCBs				1.1112	7.100	0.00		0.000		NO	13.63		1.83	13.63
231	231	3rd Function Hexa-PCBs				0.7739	7.100	0.00		0.000		NO	103.9		3.06	111.9
232	232	4th Function Hexa-PCBs				0.9719	7.100	0.00		0.000		NO	220.0		9.22	239.9
233	233	Total Hepta-PCBs				1.2636	7.100	0.00		0.000		NO	220.3		7.27	241.1
234	234	4th Function Octa-PCBs				0.8863	7.100	0.00		0.000		NO	25.90		3.89	30.62
235	235	5th Function Octa-PCBs				1.1967	7.100	0.00		0.000		NO	20.29		2.61	20.29
236	236	Total Nona-PCBs				0.9446	7.100	0.00		0.000		NO	14.78		1.51	14.78
237	237	Deca-CB				0.9426	7.100	0.00		0.000		NO	0.0000		0.585	14.11

	#	Name	Pred.RT	RT	m1 Resp	m2 Resp	1° Ratio (Pred)	RA	n/y	EMPC	Conc.
7	140	PCB-185	48.05	48.03	6.492e2	4.878e2	1.050	1.33	YES	2.8284	0.00000
8	141	PCB-174	48.43	48.41	4.674e3	4.655e3	1.050	1.00	NO	28.569	28.569
9	143	PCB-177	48.70	48.70	2.817e3	3.079e3	1.050	0.92	NO	17.739	17.739
10	144	PCB-171	49.01	48.98	1.484e3	1.225e3	1.050	1.21	YES	7.5428	0.00000
11	145	PCB-173	49.44	49.43	1.140e2	1.062e2	1.050	1.07	NO	0.72022	0.72022
12	146	PCB-172	49.90	49.89	8.375e2	7.935e2	1.050	1.06	NO	4.6565	4.6565

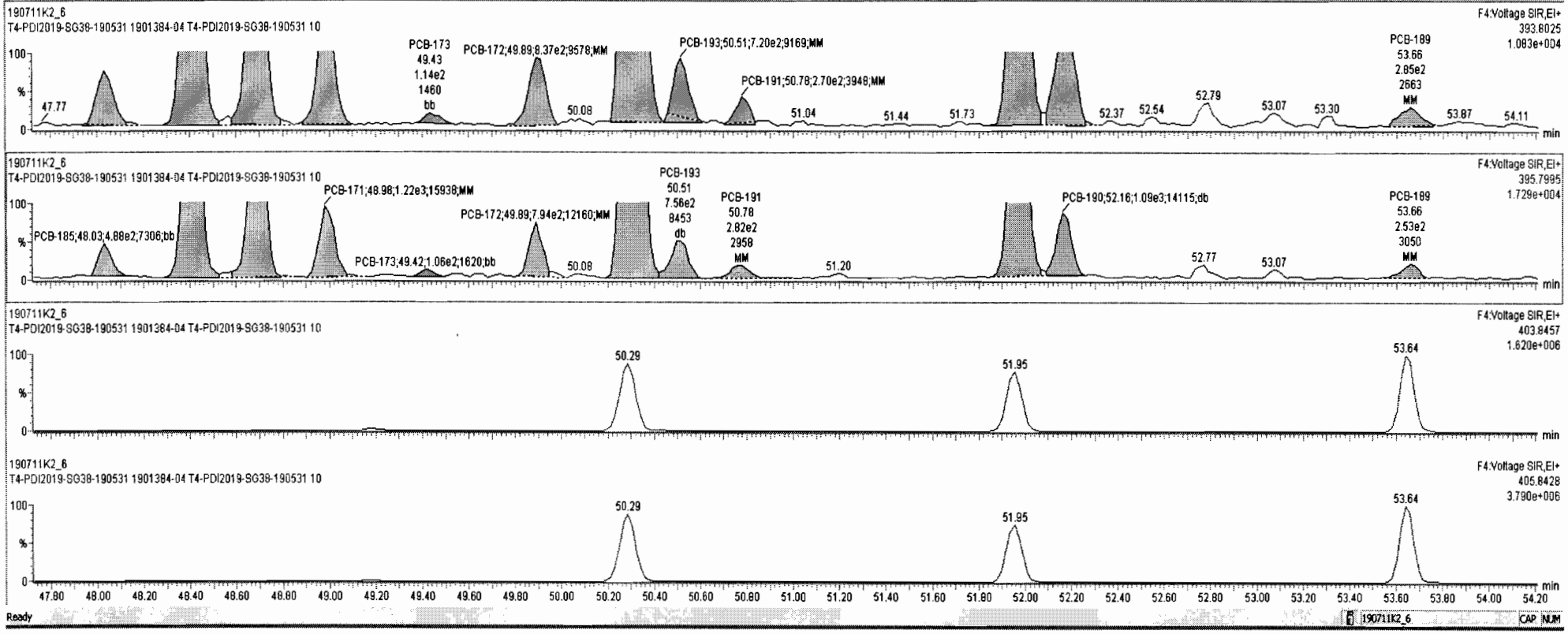

Ready

190711K2_6 CAP NUM

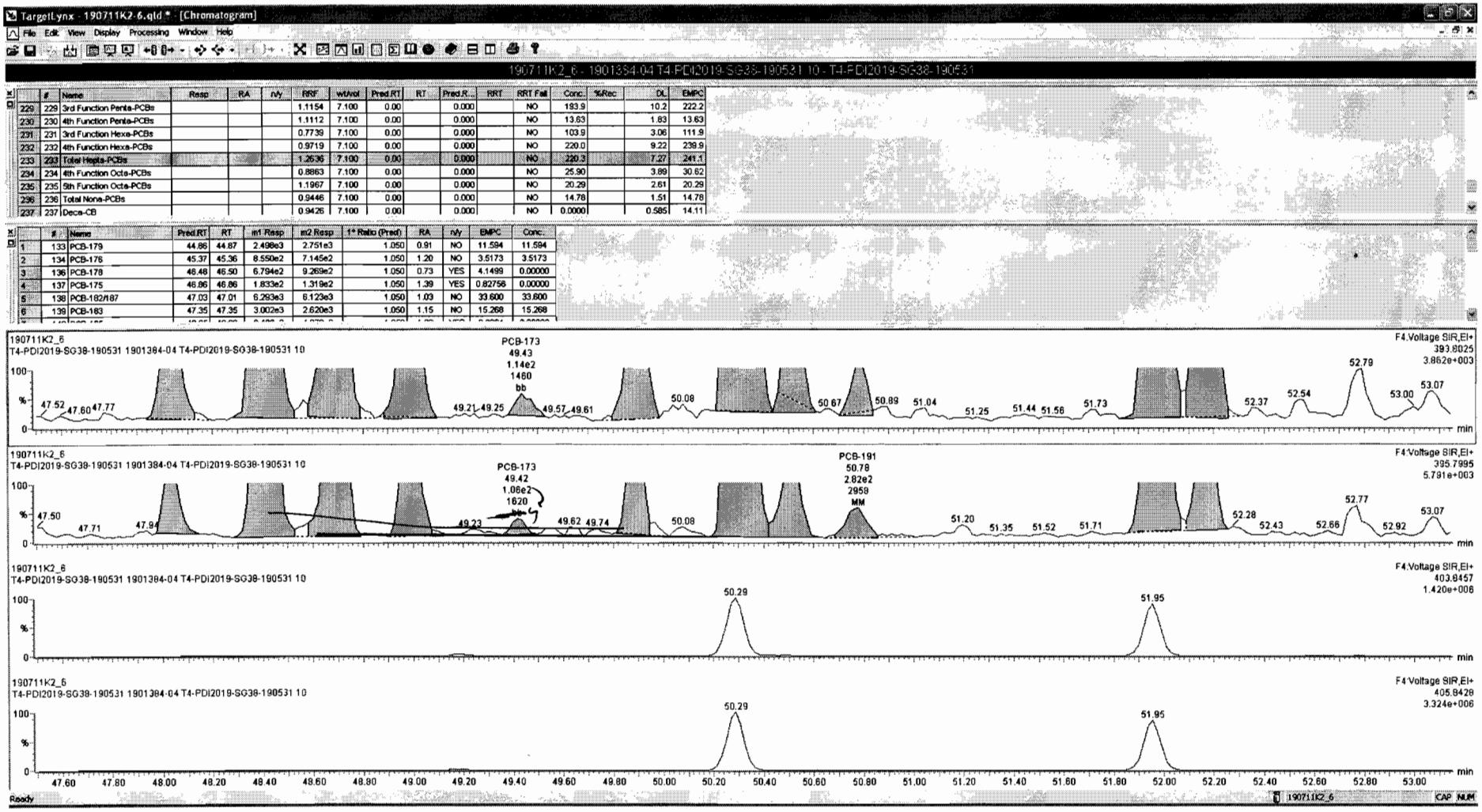

	#	Name	Resp	RA	rVy	RRF	wtAvg	Pred.RT	RT	Pred.R...	RRT	RRT Fail	Conc.	%Rec	DL	EMPC
229	229	3rd Function Penta-PCBs				1.1154	7.100	0.00		0.000		NO	193.9		10.2	222.2
230	230	4th Function Penta-PCBs				1.1112	7.100	0.00		0.000		NO	13.63		1.83	13.63
231	231	3rd Function Hexa-PCBs				0.7739	7.100	0.00		0.000		NO	103.9		3.06	111.9
232	232	4th Function Hexa-PCBs				0.9719	7.100	0.00		0.000		NO	220.0		9.22	239.9
233	233	Total Hepta-PCBs				1.2636	7.100	0.00		0.000		NO	220.3		7.27	241.1
234	234	4th Function Octa-PCBs				0.8863	7.100	0.00		0.000		NO	25.90		3.89	30.62
235	235	5th Function Octa-PCBs				1.1967	7.100	0.00		0.000		NO	20.29		2.61	20.29
236	236	Total Nona-PCBs				0.9446	7.100	0.00		0.000		NO	14.78		1.51	14.78
237	237	Deca-CB				0.9426	7.100	0.00		0.000		NO	0.0000		0.585	14.11

	#	Name	Pred.RT	RT	m1 Resp	m2 Resp	1* Ratio (Pred)	RA	rVy	EMPC	Conc.
1	133	PCB-179	44.86	44.87	2.498e3	2.751e3	1.050	0.91	NO	11.594	11.594
2	134	PCB-176	45.37	45.36	8.550e2	7.145e2	1.050	1.20	NO	3.5173	3.5173
3	136	PCB-178	46.48	46.50	6.794e2	9.269e2	1.050	0.73	YES	4.1499	0.00000
4	137	PCB-175	46.86	46.86	1.833e2	1.319e2	1.050	1.39	YES	0.82756	0.00000
5	138	PCB-182/187	47.03	47.01	6.293e3	6.123e3	1.050	1.03	NO	33.600	33.600
6	139	PCB-183	47.35	47.35	3.002e3	2.620e3	1.050	1.15	NO	15.268	15.268

Dataset: Untitled

Last Altered: Saturday, July 13, 2019 11:48:22 Pacific Daylight Time
Printed: Saturday, July 13, 2019 11:49:01 Pacific Daylight Time

Name: 190711K2_6, Date: 12-Jul-2019, Time: 01:35:49, ID: 1901384-04 T4-PDI2019-SG38-190531 10, Description: T4-PDI2019-SG38-190531

PCB-202

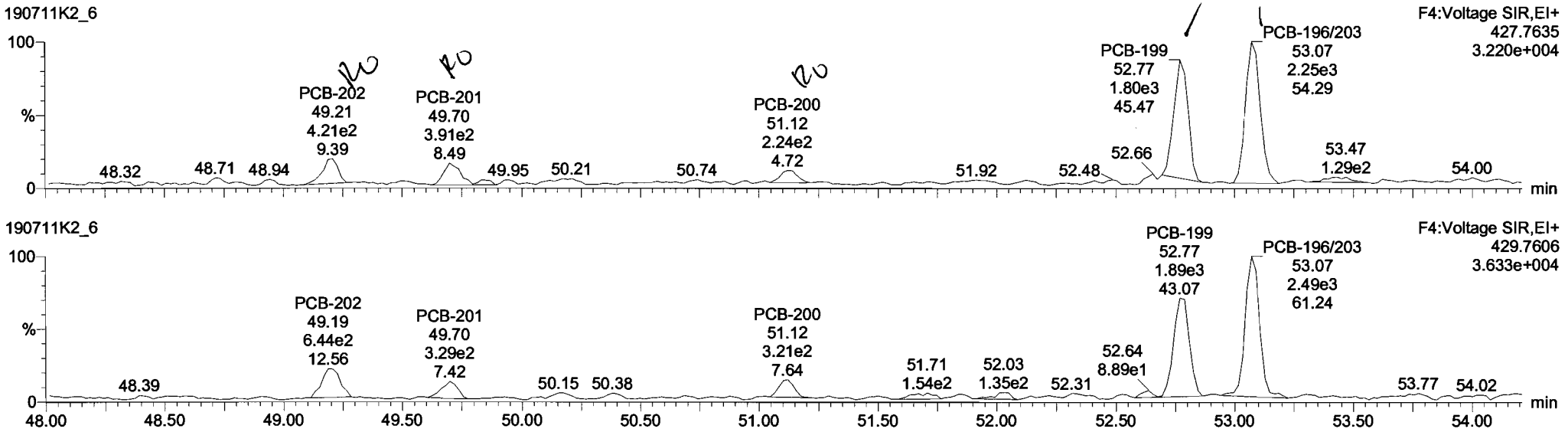

13C-PCB-202

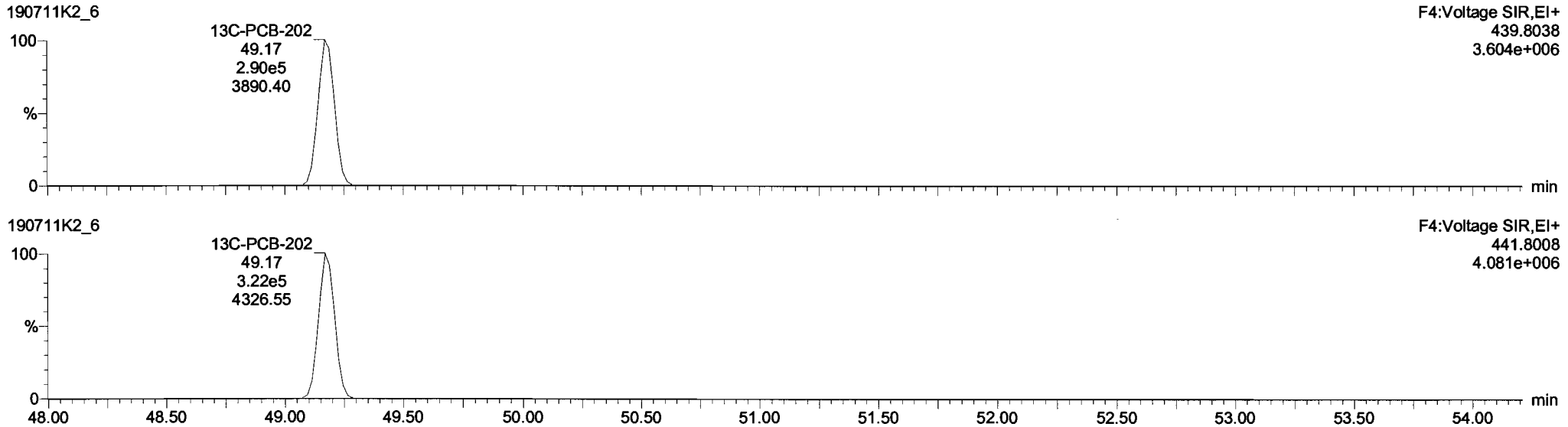

TargetLynx - 190711K2-6.qld * - [Chromatogram]

File Edit View Display Processing Window Help

190711K2_6 - 1901384-04 T4-PDI2019-SG38-190531 10 - T4-PDI2019-SG38-190531

	#	Name	Resp.	RA	n/y	RRF	wt/vol	Pred.RT	RT	Pred.R...	RRT	RRT Fail	Conc.	%Rec	DL	EMPC
229	229	3rd Function Penta-PCBs				1.1154	7.100	0.00		0.000		NO	193.9		10.2	222.2
230	230	4th Function Penta-PCBs				1.1112	7.100	0.00		0.000		NO	13.63		1.83	13.63
231	231	3rd Function Hexa-PCBs				0.7739	7.100	0.00		0.000		NO	103.9		3.06	111.9
232	232	4th Function Hexa-PCBs				0.9719	7.100	0.00		0.000		NO	220.0		9.22	239.9
233	233	Total Hepta-PCBs				1.2636	7.100	0.00		0.000		NO	219.6		7.27	240.3
234	234	4th Function Octa-PCBs				0.8863	7.100	0.00		0.000		NO	26.52		3.89	31.23
235	235	5th Function Octa-PCBs				1.1967	7.100	0.00		0.000		NO	20.29		2.61	20.29
236	236	Total Nona-PCBs				0.9446	7.100	0.00		0.000		NO	14.78		1.51	14.78
237	237	Deca-CB				0.9426	7.100	0.00		0.000		NO	0.0000		0.585	14.11

	#	Name	Pred.RT	RT	m1 Resp.	m2 Resp.	1° Ratio (Pred)	RA	n/y	EMPC	Conc.
1	154	PCB-202	49.21	49.21	4.206e2	6.445e2	0.890	0.65	YES	2.0044	0.00000
2	155	PCB-201	49.68	49.70	3.910e2	3.294e2	0.890	1.19	YES	1.5636	0.00000
3	158	PCB-200	51.09	51.12	2.238e2	3.212e2	0.890	0.70	YES	1.1446	0.00000
4	160	PCB-199	52.74	52.77	1.959e3	1.977e3	0.890	0.99	NO	12.816	12.816
5	161	PCB-196/203	53.04	53.07	2.252e3	2.426e3	0.890	0.93	NO	13.700	13.700

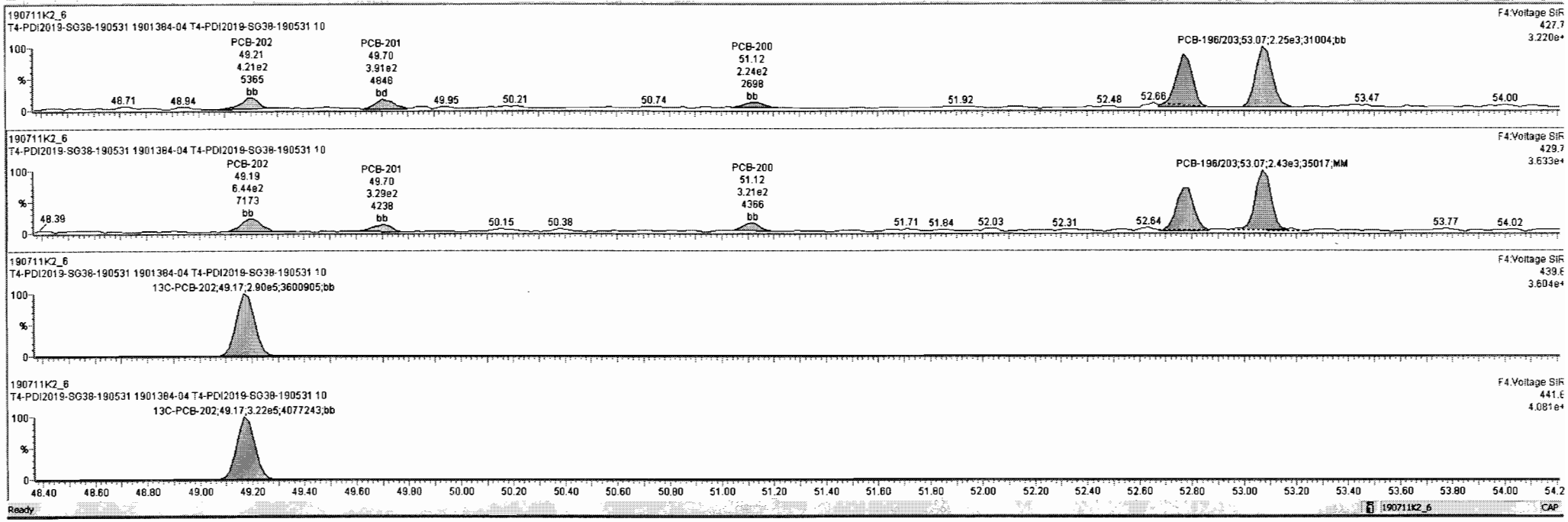

Dataset: Untitled

Last Altered: Saturday, July 13, 2019 11:48:22 Pacific Daylight Time
Printed: Saturday, July 13, 2019 11:49:01 Pacific Daylight Time

Name: 190711K2_6, Date: 12-Jul-2019, Time: 01:35:49, ID: 1901384-04 T4-PDI2019-SG38-190531 10, Description: T4-PDI2019-SG38-190531

PCB-195

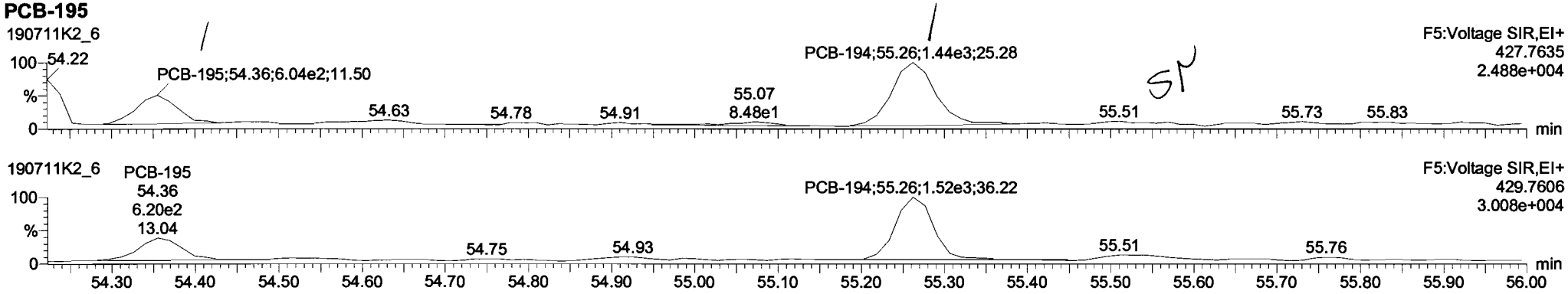

13C-PCB-194

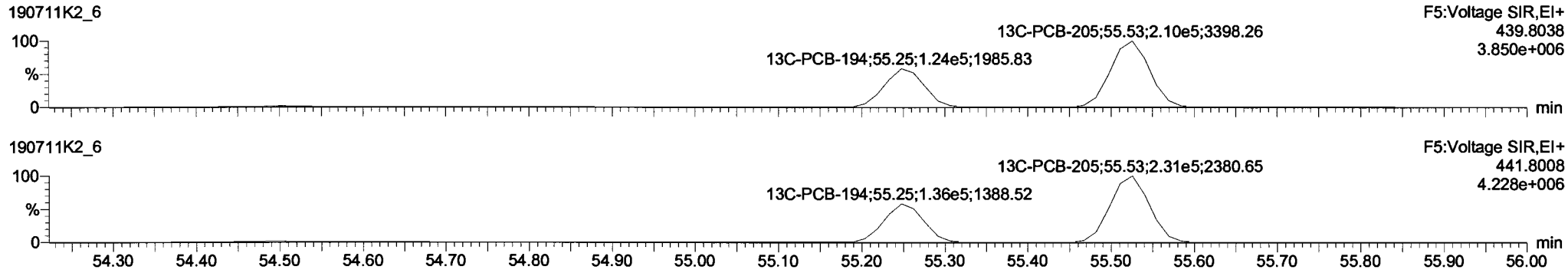

PFK5

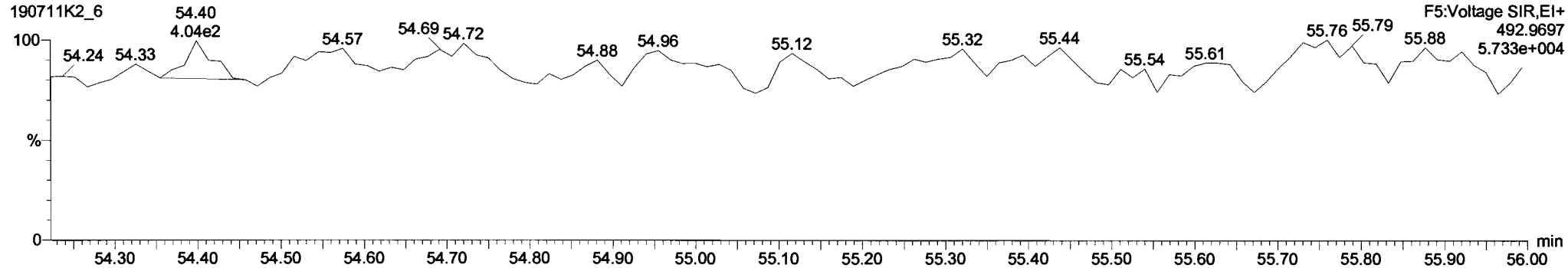

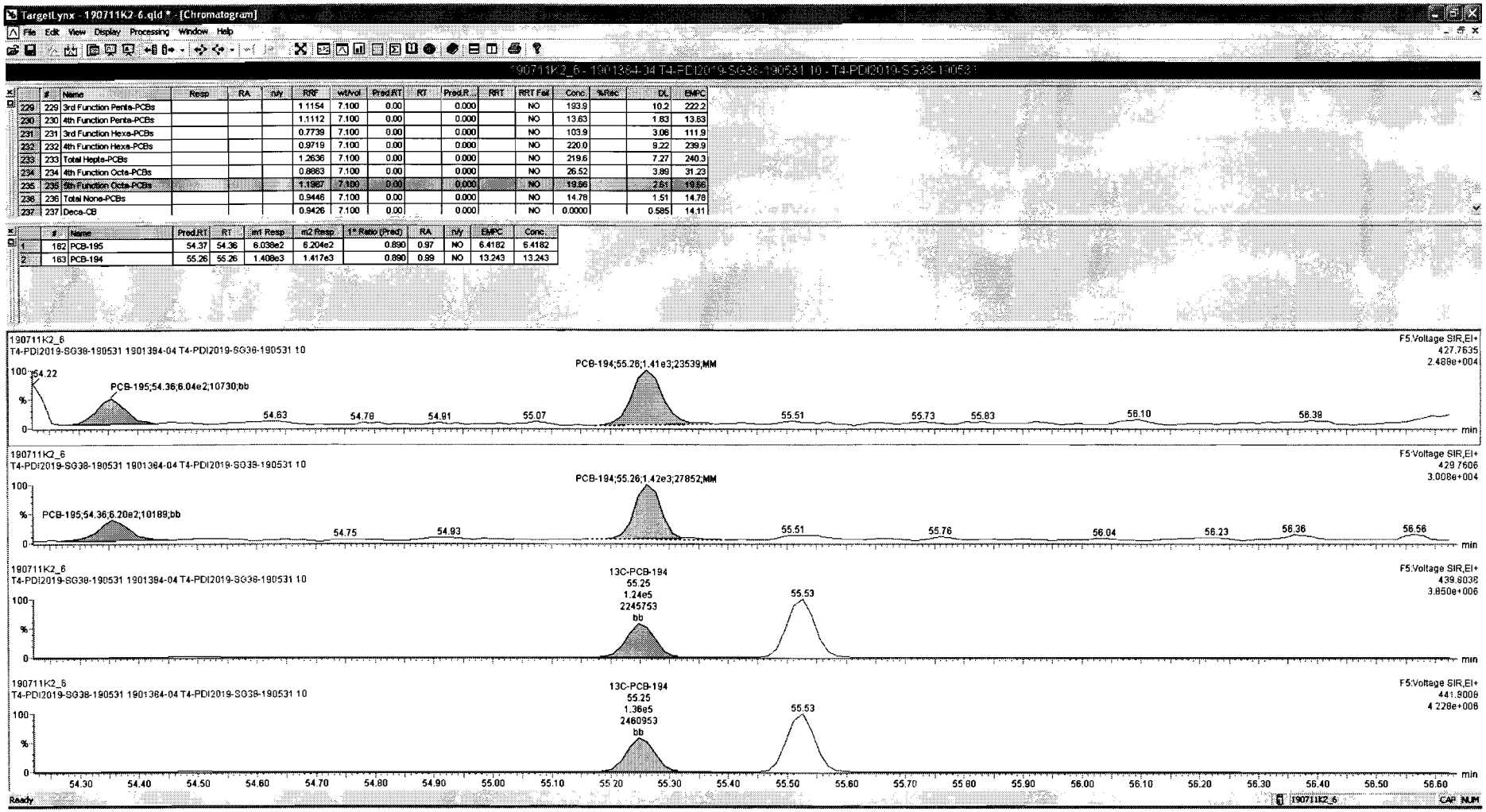

	#	Name	Resp	RA	n/y	RRF	wtAvg	Pred.RT	RT	Pred.R...	RRT	RRT Fail	Conc	%Rec	DL	EMPC
229	229	3rd Function Penta-PCBs				1.1154	7.100	0.00		0.000		NO	193.9		10.2	222.2
230	230	4th Function Penta-PCBs				1.1112	7.100	0.00		0.000		NO	13.63		1.83	13.63
231	231	3rd Function Hexa-PCBs				0.7739	7.100	0.00		0.000		NO	103.9		3.06	111.9
232	232	4th Function Hexa-PCBs				0.9719	7.100	0.00		0.000		NO	220.0		9.22	239.9
233	233	Total Hepta-PCBs				1.2636	7.100	0.00		0.000		NO	219.6		7.27	240.3
234	234	4th Function Octa-PCBs				0.8863	7.100	0.00		0.000		NO	26.52		3.89	31.23
235	235	5th Function Octa-PCBs				1.1967	7.100	0.00		0.000		NO	19.96		2.61	19.56
236	236	Total Nona-PCBs				0.9446	7.100	0.00		0.000		NO	14.78		1.51	14.78
237	237	Deca-CB				0.9426	7.100	0.00		0.000		NO	0.0000		0.585	14.11

	#	Name	Pred.RT	RT	m1 Resp	m2 Resp	1° Ratio (Pred)	RA	n/y	EMPC	Conc.
1	182	PCB-195	54.37	54.36	6.038e2	6.204e2	0.890	0.97	NO	6.4182	6.4182
2	183	PCB-194	55.26	55.26	1.408e3	1.417e3	0.890	0.99	NO	13.243	13.243

Dataset: Untitled

Last Altered: Saturday, July 13, 2019 11:48:22 Pacific Daylight Time
Printed: Saturday, July 13, 2019 11:49:01 Pacific Daylight Time

Name: 190711K2_6, Date: 12-Jul-2019, Time: 01:35:49, ID: 1901384-04 T4-PDI2019-SG38-190531 10, Description: T4-PDI2019-SG38-190531

PCB-208

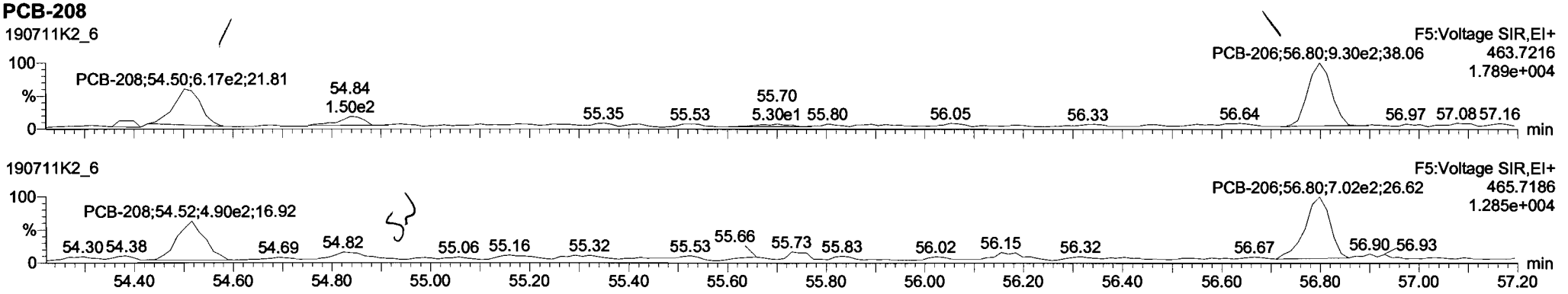

13C-PCB-208

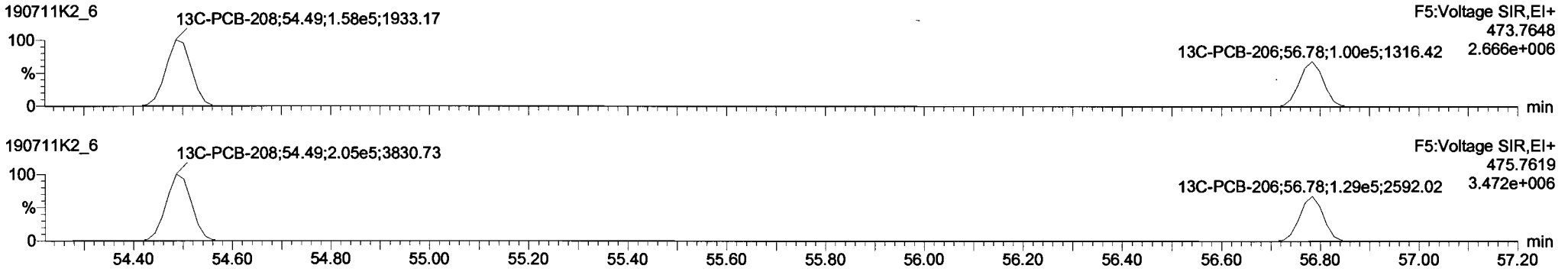

PFK5

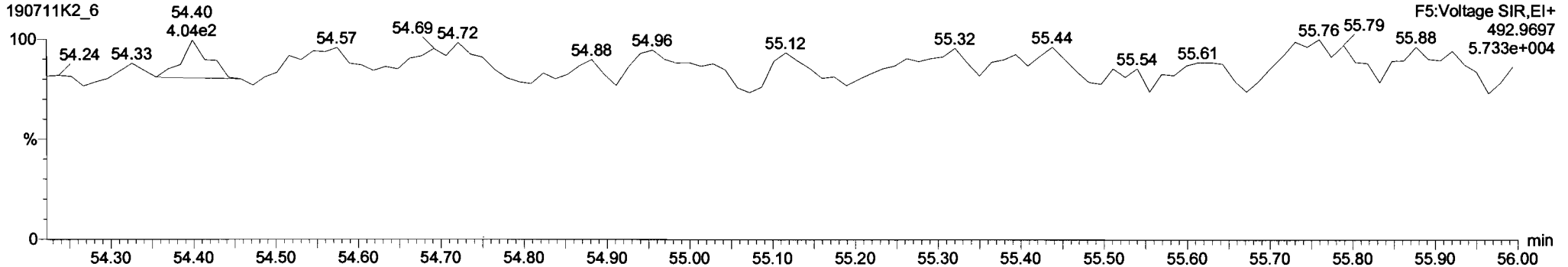

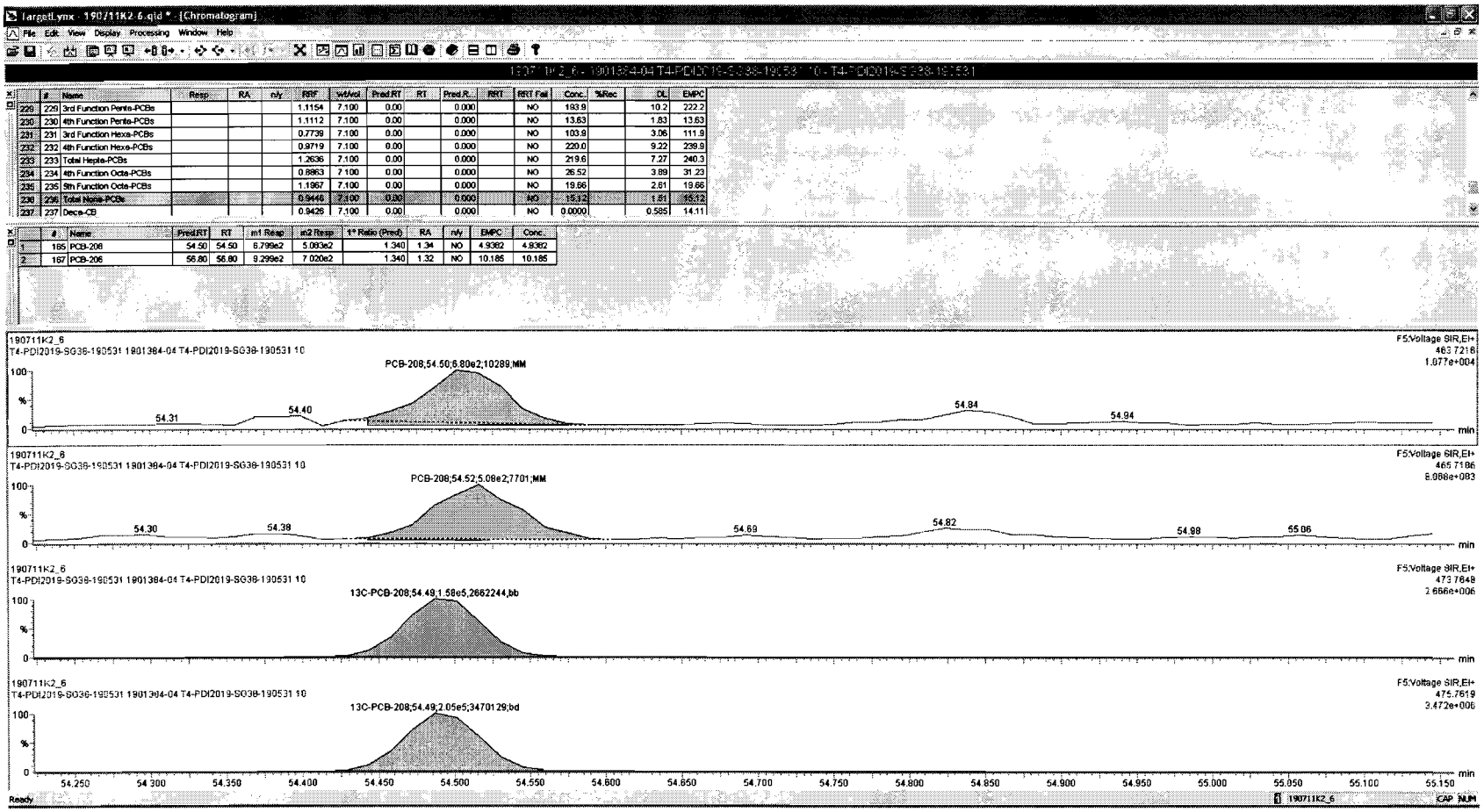
TargetLynx - 190711K2_6.qld * - [Chromatogram]
File Edit View Display Processing Window Help
190711K2_6 - 1901384-04 T4-PDI2019-SG38-190531 10 - T4-PDI2019-SG38-190531
Name Resp RA n/y RRF wt/vol Pred RT RT Pred R... RRT RRT Fail Conc. %Rec DL EMPC
226 229 3rd Function Penta-PCBs 1.1154 7.100 0.00 0.000 NO 193.9 10.2 222.2
230 230 4th Function Penta-PCBs 1.1112 7.100 0.00 0.000 NO 13.63 1.83 13.63
231 231 3rd Function Hexa-PCBs 0.7739 7.100 0.00 0.000 NO 103.9 3.06 111.9
232 232 4th Function Hexa-PCBs 0.9719 7.100 0.00 0.000 NO 220.0 9.22 239.9
233 233 Total Hepta-PCBs 1.2636 7.100 0.00 0.000 NO 219.6 7.27 240.3
234 234 4th Function Octa-PCBs 0.8863 7.100 0.00 0.000 NO 26.52 3.89 31.23
235 235 5th Function Octa-PCBs 1.1967 7.100 0.00 0.000 NO 19.66 2.61 19.66
236 236 Total Nona-PCBs 0.9446 7.100 0.00 0.000 NO 15.12 1.61 15.12
237 237 Deca-CB 0.9429 7.100 0.00 0.000 NO 0.0000 0.585 14.11
Name Pred RT RT m1 Resp m2 Resp 1* Ratio (Pred) RA n/y EMPC Conc.
1 165 PCB-208 54.50 54.50 6.799e2 5.083e2 1.340 1.34 NO 4.9382 4.9382
2 167 PCB-208 56.80 56.80 9.299e2 7.020e2 1.340 1.32 NO 10.185 10.185
190711K2_6
T4-PDI2019-SG38-190531 1901384-04 T4-PDI2019-SG38-190531 10
PCB-208;54.50;6.80e2;10289;MM
54.31
54.40
54.84
54.94
F5:Voltage SIR,EI+
463.7216
1.077e+004
190711K2_6
T4-PDI2019-SG38-190531 1901384-04 T4-PDI2019-SG38-190531 10
PCB-208;54.52;5.08e2;7701;MM
54.30
54.38
54.69
54.82
54.98
55.06
F5:Voltage SIR,EI+
465.7186
8.088e+003
190711K2_6
T4-PDI2019-SG38-190531 1901384-04 T4-PDI2019-SG38-190531 10
13C-PCB-208;54.49;1.58e5;2662244;bb
F5:Voltage SIR,EI+
473.7648
2.666e+006
190711K2_6
T4-PDI2019-SG38-190531 1901384-04 T4-PDI2019-SG38-190531 10
13C-PCB-208;54.49;2.05e5;3470129;bd
F5:Voltage SIR,EI+
475.7619
3.472e+006
min
54.250 54.300 54.350 54.400 54.450 54.500 54.550 54.600 54.650 54.700 54.750 54.800 54.850 54.900 54.950 55.000 55.050 55.100 55.150
Ready
190711K2_6
CAP NUM

Dataset: Untitled

Last Altered: Saturday, July 13, 2019 11:48:22 Pacific Daylight Time
Printed: Saturday, July 13, 2019 11:49:01 Pacific Daylight Time

Name: 190711K2_6, Date: 12-Jul-2019, Time: 01:35:49, ID: 1901384-04 T4-PDI2019-SG38-190531 10, Description: T4-PDI2019-SG38-190531

PCB-209

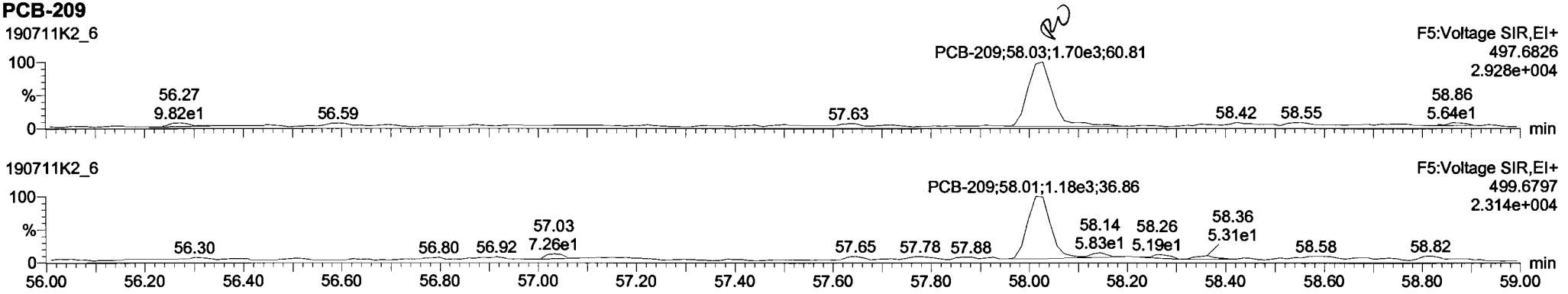

13C-PCB-209

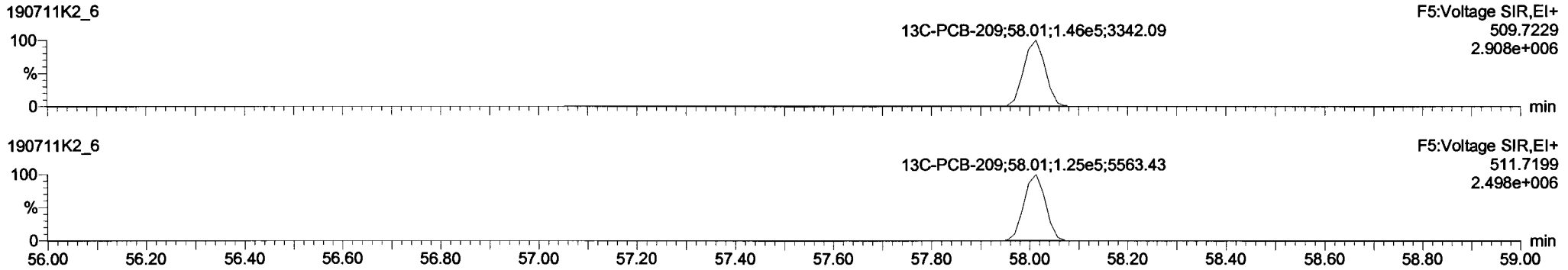

PFK5

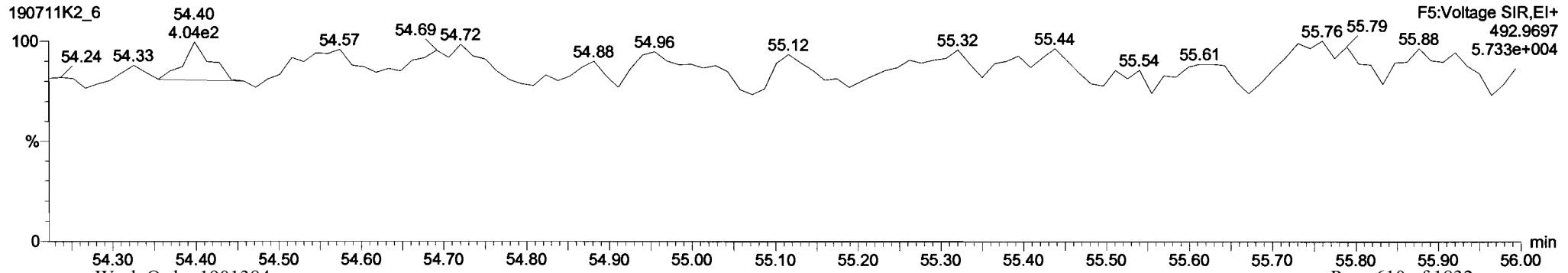

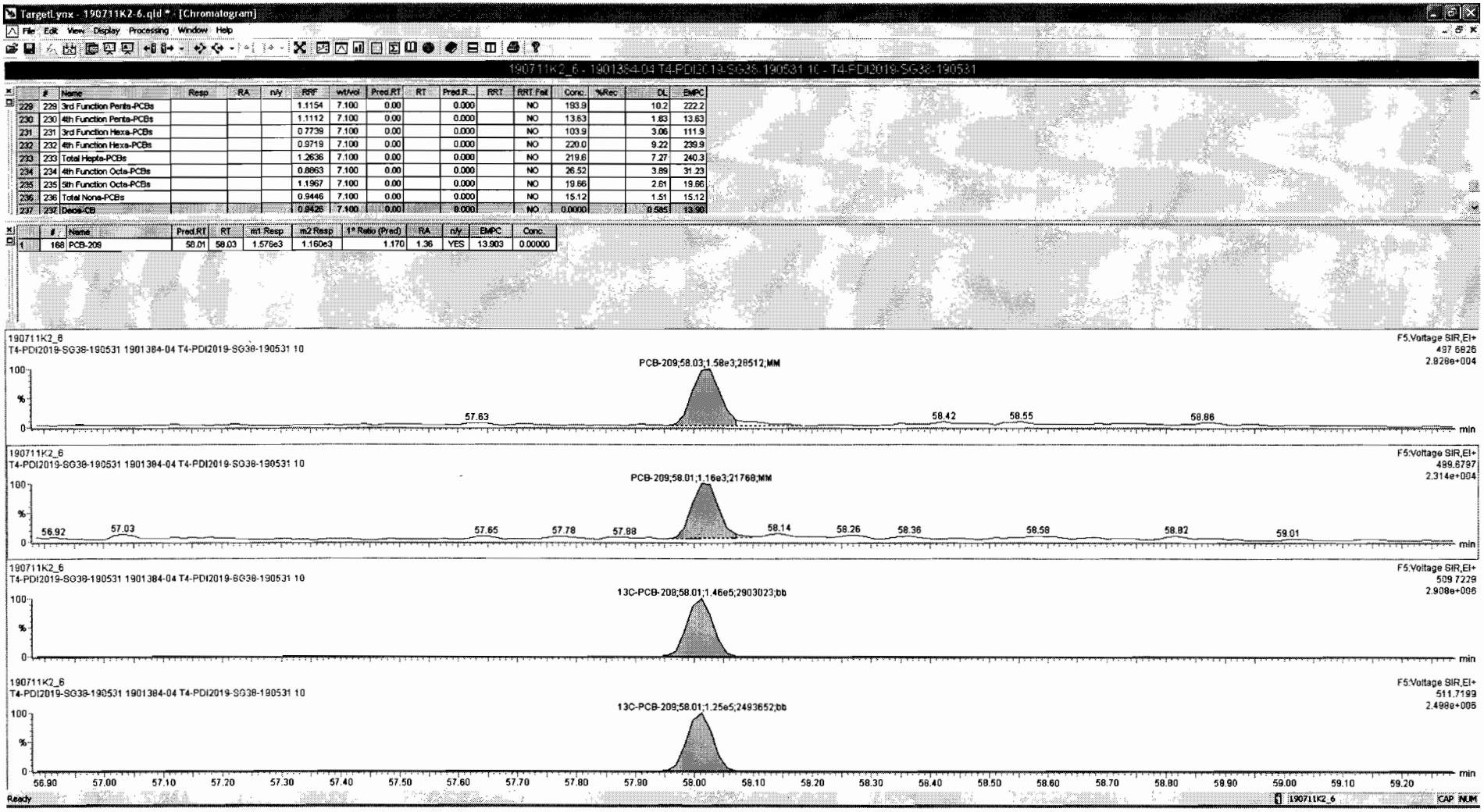
TargetLynx - 190711K2-6.qld * - [Chromatogram]
File Edit View Display Processing Window Help
190711K2_6 - 1901384-04 T4-PDI2019-SG38-190531 10 - T4-PDI2019-SG38-190531
Name Resp RA n/y RRF wt/vol Pred.RT RT Pred.R... RRT RRT Fail Conc. %Rec DL EMPC
229 229 3rd Function Penta-PCBs 1.1154 7.100 0.00 0.000 NO 193.9 10.2 222.2
230 230 4th Function Penta-PCBs 1.1112 7.100 0.00 0.000 NO 13.63 1.83 13.63
231 231 3rd Function Hexa-PCBs 0.7739 7.100 0.00 0.000 NO 103.9 3.06 111.9
232 232 4th Function Hexa-PCBs 0.9719 7.100 0.00 0.000 NO 220.0 9.22 239.9
233 233 Total Hepta-PCBs 1.2636 7.100 0.00 0.000 NO 219.6 7.27 240.3
234 234 4th Function Octa-PCBs 0.8863 7.100 0.00 0.000 NO 26.52 3.89 31.23
235 235 5th Function Octa-PCBs 1.1967 7.100 0.00 0.000 NO 19.66 2.61 19.66
236 236 Total Nona-PCBs 0.9446 7.100 0.00 0.000 NO 15.12 1.51 15.12
237 237 Deca-CB 0.8426 7.100 0.00 0.000 NO 0.0000 0.585 13.90
Name Pred.RT RT m1 Resp m2 Resp 1° Ratio (Pred) RA n/y EMPC Conc.
1 168 PCB-209 58.01 58.03 1.576e3 1.160e3 1.170 1.36 YES 13.903 0.00000
190711K2_6
T4-PDI2019-SG38-190531 1901384-04 T4-PDI2019-SG38-190531 10
F5:Voltage SIR,EI+
437.6826
2.828e+004
PCB-209;58.03;1.58e3;28512;MM
57.63
58.42
58.55
58.86
min
190711K2_6
T4-PDI2019-SG38-190531 1901384-04 T4-PDI2019-SG38-190531 10
F5:Voltage SIR,EI+
499.6797
2.314e+004
PCB-209;58.01;1.16e3;21768;MM
56.92
57.03
57.65
57.78
57.88
58.14
58.26
58.36
58.58
58.82
59.01
min
190711K2_6
T4-PDI2019-SG38-190531 1901384-04 T4-PDI2019-SG38-190531 10
F5:Voltage SIR,EI+
509.7229
2.908e+006
13C-PCB-208;58.01;1.46e5;2903023;bb
min
190711K2_6
T4-PDI2019-SG38-190531 1901384-04 T4-PDI2019-SG38-190531 10
F5:Voltage SIR,EI+
511.7199
2.498e+005
13C-PCB-209;58.01;1.25e5;2493652;bb
min
56.90 57.00 57.10 57.20 57.30 57.40 57.50 57.60 57.70 57.80 57.90 58.00 58.10 58.20 58.30 58.40 58.50 58.60 58.70 58.80 58.90 59.00 59.10 59.20
Ready
190711K2_6
CAP NUM

Vista Analytical Laboratory

Dataset: U:\VG11.PRO\Results\190711K1\190711K1-3b.qld

Last Altered: Monday, July 29, 2019 13:30:36 Pacific Daylight Time
Printed: Monday, July 29, 2019 13:30:48 Pacific Daylight Time

HC 7.29.19 CT 07/30/19

Method: Untitled 10 Jul 2019 10:26:46
Calibration: U:\VG11.PRO\CurveDB\db1_PCBvg11-6-28-19.cdb 29 Jun 2019 12:47:57

Name: 190711K1_3, Date: 11-Jul-2019, Time: 11:02:14, ID: B9F0214-DUP1 Duplicate 10, Description: Duplicate

HC 7.29.19

	#	Name	Resp	RA	n/y	RRF	wt/vol	Pred.RT	RT	Pred.RRT	RRT	Check RRT	Conc.	%Rec	DL	EMPC
1	1	PCB-1	1.10e3	2.84	NO	1.02	8.120	15.96	15.98	1.001	1.001	NO	4.649		0.406	4.649
2	2	PCB-2	4.71e2	3.38	NO	1.01	8.120	18.42	18.42	0.988	0.988	NO	1.778		0.423	1.778
3	3	PCB-3	1.08e3	2.79	NO	1.01	8.120	18.65	18.67	1.001	1.001	NO	4.098		0.424	4.098
4	4	PCB-4/10			NO	1.28	8.120	20.10		1.004		YES			3.38	
5	5	PCB-7/9			NO	0.976	8.120	21.91		1.003		YES			2.58	
6	6	PCB-6			NO	1.02	8.120	22.56		1.032		YES			2.48	
7	7	PCB-5/8	5.12e3	1.22	YES	1.01	8.120	22.97	22.97	1.051	1.051	NO	18.25		0.358	16.52
8	8	PCB-14			NO	1.03	8.120	24.13		0.952		YES			2.32	
9	9	PCB-11			NO	1.10	8.120	25.37		1.001		YES			2.18	
10	10	PCB-12/13			NO	1.04	8.120	25.73		1.015		YES			2.31	
11	11	PCB-15			NO	1.03	8.120	26.10		1.030		YES			2.33	
12	12	PCB-19			NO	0.934	8.120	24.32		1.001		YES			0.931	
13	13	PCB-30			NO	1.48	8.120	25.22		1.039		YES			0.587	
14	14	PCB-18	4.32e3	0.89	NO	0.693	8.120	26.02	26.00	0.953	0.952	NO	16.04		0.762	16.04
15	15	PCB-17	1.90e3	0.92	NO	0.667	8.120	26.19	26.17	0.959	0.958	NO	7.323		0.792	7.323
16	16	PCB-24/27	8.86e2	1.55	YES	0.915	8.120	26.79	26.78	0.981	0.981	NO	2.495		0.577	1.998
17	17	PCB-16/32	3.78e3	0.98	NO	0.792	8.120	27.33	27.31	1.001	1.000	NO	12.28		0.667	12.28
18	18	PCB-34			NO	0.987	8.120	28.15		0.960		YES			0.752	
19	19	PCB-23			NO	0.974	8.120	28.24		0.963		YES			0.762	
20	20	PCB-29			NO	0.953	8.120	28.49		0.972		YES			0.779	
21	21	PCB-26	1.83e3	1.24	YES	1.00	8.120	28.71	28.71	0.979	0.979	NO	4.743		0.742	4.328
22	22	PCB-25	8.94e2	1.73	YES	0.978	8.120	28.88	28.88	0.985	0.985	NO	2.367		0.759	1.768
23	23	PCB-31	9.23e3	1.08	NO	1.12	8.120	29.26	29.24	0.998	0.997	NO	21.28		0.661	21.28
24	24	PCB-28	1.21e4	1.04	NO	1.11	8.120	29.34	29.35	1.001	1.001	NO	28.23		0.671	28.23
25	25	PCB-20/21/33	7.42e3	0.91	NO	1.00	8.120	29.97	30.02	1.022	1.023	NO	19.15		0.740	19.15
26	26	PCB-22	4.48e3	1.14	NO	1.03	8.120	30.47	30.44	1.039	1.038	NO	11.23		0.719	11.23
27	27	PCB-36			NO	1.18	8.120	31.08		0.932		YES			0.719	
28	28	PCB-39			NO	1.08	8.120	31.57		0.947		YES			0.781	
29	29	PCB-38			NO	1.13	8.120	32.38		0.971		YES			0.750	
30	30	PCB-35			NO	1.13	8.120	32.92		0.987		YES			0.748	
31	31	PCB-37	4.70e3	1.09	NO	1.11	8.120	33.38	33.37	1.001	1.001	NO	11.94		0.765	11.94
32	32	PCB-54			NO	0.996	8.120	28.17		1.001		YES			0.446	

Dataset: U:\VG11.PRO\Results\190711K1\190711K1-3b.qld

Last Altered: Monday, July 29, 2019 13:30:36 Pacific Daylight Time
Printed: Monday, July 29, 2019 13:30:48 Pacific Daylight Time

Name: 190711K1_3, Date: 11-Jul-2019, Time: 11:02:14, ID: B9F0214-DUP1 Duplicate 10, Description: Duplicate

HC 7.29.19

	#	Name	Resp	RA	n/y	RRF	wt/vol	Pred.RT	RT	Pred.RRT	RRT	Check RRT	Conc.	%Rec	DL	EMPC
33	33	PCB-50			NO	0.781	~~8.120~~ 6.321	29.39		1.044		YES			0.568	
34	34	PCB-53	1.02e3	0.58	YES	0.955	8.120	30.06	30.05	0.945	0.944	NO	~~3.807~~		~~0.513~~	3.220
35	35	PCB-51	4.77e2	1.17	YES	1.02	8.120	30.42	30.41	0.956	0.956	NO	~~1.666~~		~~0.478~~	1.359
36	36	PCB-45	1.24e3	0.61	YES	0.808	8.120	30.86	30.85	0.970	0.970	NO	~~5.487~~		~~0.686~~	4.799
37	37	PCB-46	3.54e2	0.91	YES	0.754	8.120	31.35	31.36	0.985	0.985	NO	~~1.679~~		~~0.650~~	1.552
38	38	PCB-52/69	8.67e3	0.77	NO	1.09	8.120	31.86	31.84	1.001	1.001	NO	28.35		0.448	28.35
39	39	PCB-73			NO	1.29	8.120	31.97		1.005		YES			0.380	
40	40	PCB-43/49	5.09e3	0.86	NO	0.940	8.120	32.13	32.16	1.010	1.011	NO	19.34		0.521	19.34
41	41	PCB-47	2.98e3	0.81	NO	0.869	8.120	32.35	32.36	1.000	1.001	NO	11.16		0.509	11.16
42	42	PCB-48/75	1.98e3	0.72	NO	1.02	8.120	32.47	32.49	1.004	1.005	NO	6.277		0.432	6.277
43	43	PCB-65			NO	1.11	8.120	32.75		1.013		YES			0.399	
44	44	PCB-62			NO	1.07	8.120	32.86		1.016		YES			0.415	
45	45	PCB-44	6.27e3	0.72	NO	0.761	8.120	33.18	33.20	1.026	1.026	NO	26.84		0.581	26.84
46	46	PCB-42/59	3.05e3	0.75	NO	0.960	8.120	33.41	33.42	1.033	1.033	NO	10.34		0.461	10.34
47	47	PCB-41/64/71/72	9.20e3	0.80	NO	1.08	8.120	34.00	34.03	1.051	1.052	NO	27.68	1.75	0.409	27.68
48	48	PCB-68			NO	1.11	8.120	34.28		1.060		YES			0.399	
49	49	PCB-40	1.29e3	0.54	YES	0.577	8.120	34.51	34.50	1.067	1.067	NO	~~7.258~~		~~0.787~~	5.832
50	50	PCB-57			NO	1.05	8.120	34.89		0.970		YES			0.365	
51	51	PCB-67	4.74e2	0.85	NO	0.993	8.120	35.22	35.21	0.979	0.978	NO	1.269		0.385	1.269
52	52	PCB-58			NO	1.11	8.120	35.32		0.982		YES			0.344	
53	53	PCB-63			NO	0.962	8.120	35.49		0.986		YES			0.398	
54	54	PCB-74	4.52e3	0.71	NO	1.07	8.120	35.78	35.78	0.994	0.994	NO	11.29		0.359	11.29
55	55	PCB-61/70	1.01e4	0.76	NO	0.986	8.120	36.01	36.01	1.000	1.001	NO	27.22		0.388	27.22
56	56	PCB-76/66	7.95e3	0.75	NO	1.07	8.120	36.21	36.21	1.006	1.006	NO	19.83		0.359	19.83
57	57	PCB-80			NO	1.08	8.120	36.44		1.001		YES			0.326	
58	58	PCB-55			NO	1.07	8.120	36.76		1.010		YES			0.331	
59	59	PCB-56/60	5.18e3	0.74	NO	0.934	8.120	37.28	37.27	1.024	1.024	NO	13.61		0.379	13.61
60	60	PCB-79			NO	1.04	8.120	38.37		1.054		YES			0.339	
61	61	PCB-78			NO	1.03	8.120	39.12		0.987		YES			0.378	
62	62	PCB-81			NO	0.933	8.120	39.68		1.001		YES			0.419	
63	63	PCB-77	1.11e3	0.66	NO	1.03	8.120	40.27	40.27	1.000	1.000	NO	2.804		0.395	2.804
64	64	PCB-104			NO	0.995	8.120	33.03		1.001		YES			0.348	
65	65	PCB-96			NO	0.996	8.120	34.35		1.041		YES			0.347	
66	66	PCB-103			NO	0.774	8.120	34.91		1.057		YES			0.446	
67	67	PCB-100			NO	0.778	8.120	35.28		1.069		YES			0.444	
68	68	PCB-94			NO	0.773	8.120	35.75		0.985		YES			0.592	

Dataset: U:\VG11.PRO\Results\190711K1\190711K1-3b.qld

Last Altered: Monday, July 29, 2019 13:30:36 Pacific Daylight Time
Printed: Monday, July 29, 2019 13:30:48 Pacific Daylight Time

Name: 190711K1_3, Date: 11-Jul-2019, Time: 11:02:14, ID: B9F0214-DUP1 Duplicate 10, Description: Duplicate

	#	Name	Resp	RA	n/y	RRF	wt/vol	Pred.RT	RT	Pred.RRT	RRT	Check RRT	Conc.	%Rec	DL	EMPC
69	69	PCB-95/98/102	1.00e4	1.48	NO	1.01	8.120	36.26	36.32	0.999	1.001	NO	33.08		0.451	33.08
70	70	PCB-93			NO	0.841	8.120	36.39		1.003		YES			0.544	
71	71	PCB-88/91	1.45e3	1.75	NO	0.890	8.120	36.72	36.73	1.012	1.012	NO	5.484		0.514	5.484
72	72	PCB-121			NO	1.39	8.120	36.83		1.015		YES			0.330	
73	73	PCB-84/92	4.74e3	1.33	NO	0.879	8.120	37.67	37.66	0.990	0.990	NO	17.26		0.474	17.26
74	74	PCB-89			NO	0.959	8.120	37.88		0.996		YES			0.434	
75	75	PCB-90/101	1.52e4	1.58	NO	0.944	8.120	38.04	38.06	1.000	1.000	NO	51.41		0.441	51.41
76	76	PCB-113			NO	1.23	8.120	38.31		1.007		YES			0.338	
77	77	PCB-99	5.20e3	1.55	NO	1.12	8.120	38.39	38.41	1.009	1.010	NO	14.88		0.372	14.88
78	78	PCB-119	6.03e2	1.02	YES	1.47	8.120	38.86	38.89	0.987	0.988	NO	1.495		0.343	1.238
79	79	PCB-108/112	5.95e2	1.59	NO	1.25	8.120	39.03	39.04	0.991	0.991	NO	1.738		0.404	1.738
80	80	PCB-83			NO	1.55	8.120	39.20		0.996		YES			0.326	
81	81	PCB-97	4.08e3	1.84	YES	1.07	8.120	39.42	39.41	1.001	1.001	NO	13.65		0.489	12.48
82	82	PCB-86			NO	0.996	8.120	39.55		1.004		YES			0.507	
83	83	PCB-87/117/125	6.40e3	1.49	NO	1.33	8.120	39.68	39.71	1.008	1.009	NO	17.54		0.378	17.54
84	84	PCB-111/115	2.34e3	1.87	YES	1.60	8.120	39.84	39.97	1.012	1.015	NO	5.339		0.315	4.765
85	85	PCB-85/116			NO	1.22	8.120	39.97		1.015		YES			0.415	
86	86	PCB-120			NO	1.68	8.120	40.23		1.022		YES			0.300	
87	87	PCB-110	2.31e4	1.49	NO	1.49	8.120	40.36	40.38	1.025	1.026	NO	56.70		0.339	56.70
88	88	PCB-82	1.12e3	1.50	NO	0.674	8.120	41.04	41.01	0.976	0.976	NO	4.405		0.540	4.405
89	89	PCB-124	1.06e3	2.13	YES	1.16	8.120	41.75	41.72	0.993	0.992	NO	2.416		0.318	1.979
90	90	PCB-107/109	1.33e3	1.51	NO	1.17	8.120	41.87	41.91	0.996	0.997	NO	3.028		0.313	3.028
91	91	PCB-123	3.79e2	1.70	NO	1.04	8.120	42.06	42.06	1.000	1.000	NO	0.9696		0.350	0.9696
92	92	PCB-106/118	1.93e4	1.58	NO	1.07	8.120	42.26	42.24	1.001	1.000	NO	45.72		0.334	45.72
93	93	PCB-114			NO	1.16	8.120	42.92		1.000		YES			0.578	
94	94	PCB-122			NO	0.973	8.120	43.05		1.003		YES			0.691	
95	95	PCB-105	6.80e3	1.67	NO	1.10	8.120	43.81	43.83	1.000	1.001	NO	19.98		0.593	19.98
96	96	PCB-127			NO	1.11	8.120	44.15		1.000		YES			0.599	
97	97	PCB-126			NO	1.21	8.120	46.12		1.000		YES			0.594	
98	98	PCB-155			NO	0.874	8.120	37.57		1.000		YES			0.209	
99	99	PCB-150			NO	0.881	8.120	38.89		1.036		YES			0.207	
100	1...	PCB-152			NO	1.00	8.120	39.37		1.048		YES			0.181	
101	1...	PCB-145			NO	1.00	8.120	39.84		1.061		YES			0.182	
102	1...	PCB-136	3.97e3	1.06	NO	0.843	8.120	40.17	40.18	1.070	1.070	NO	11.43		0.216	11.43
103	1...	PCB-148			NO	0.693	8.120	40.28		1.073		YES			0.263	
104	1...	PCB-154			NO	0.724	8.120	40.77		1.086		YES			0.252	

Dataset: U:\VG11.PRO\Results\190711K1\190711K1-3b.qld

Last Altered: Monday, July 29, 2019 13:30:36 Pacific Daylight Time
Printed: Monday, July 29, 2019 13:30:48 Pacific Daylight Time

Name: 190711K1_3, Date: 11-Jul-2019, Time: 11:02:14, ID: B9F0214-DUP1 Duplicate 10, Description: Duplicate

	#	Name	Resp	RA	n/y	RRF	wt/vol	Pred.RT	RT	Pred.RRT	RRT	Check RRT	Conc.	%Rec	DL	EMPC
105	1...	PCB-151	5.96e3	1.08	NO	0.632	8.120	41.45	41.46	1.104	1.104	NO	22.90		0.288	22.90
106	1...	PCB-135	3.49e3	1.49	YES	0.716	8.120	41.67	41.68	1.110	1.110	NO	11.84		0.254	10.67
107	1...	PCB-144	1.37e3	0.91	YES	0.667	8.120	41.79	41.79	1.113	1.113	NO	4.964		0.273	4.299
108	1...	PCB-147	3.87e2	1.03	YES	0.661	8.120	41.91	41.93	1.116	1.116	NO	1.422		0.276	1.302
109	1...	PCB-139/149	2.41e4	1.35	NO	0.738	8.120	42.17	42.19	1.123	1.123	NO	79.26		0.247	79.26
110	1...	PCB-140			NO	0.627	8.120	42.38		1.128		YES			0.290	
111	1...	PCB-134/143	8.85e2	1.56	YES	0.733	8.120	42.85	42.88	0.975	0.975	NO	4.085		0.521	3.524
112	1...	PCB-131/133	5.01e2	1.27	NO	0.790	8.120	43.15	43.15	0.982	0.981	NO	2.119		0.484	2.119
113	1...	PCB-142			NO	0.708	8.120	43.33		0.986		YES			0.540	
114	1...	PCB-146/165	3.99e3	1.12	NO	0.959	8.120	43.54	43.56	0.990	0.991	NO	13.92		0.398	13.92
115	1...	PCB-132/161	7.13e3	1.34	NO	0.974	8.120	43.79	43.85	0.996	0.997	NO	24.49		0.392	24.49
116	1...	PCB-153	2.84e4	1.27	NO	1.01	8.120	43.98	43.98	1.000	1.000	NO	93.75		0.378	93.75
117	1...	PCB-168			NO	1.02	8.120	44.18		1.005		YES			0.375	
118	1...	PCB-141	5.42e3	1.32	NO	0.967	8.120	44.76	44.74	1.001	1.000	NO	22.93		0.469	22.93
119	1...	PCB-137	1.15e3	1.30	NO	0.987	8.120	45.13	45.13	1.009	1.009	NO	4.785		0.459	4.785
120	1...	PCB-130	1.30e3	1.09	NO	0.840	8.120	45.24	45.25	1.012	1.012	NO	6.331		0.540	6.331
121	1...	PCB-138/163/164	3.59e4	1.23	NO	1.23	8.120	45.63	45.63	1.001	1.001	NO	113.1		0.356	113.1
122	1...	PCB-158/160	4.41e3	1.18	NO	1.18	8.120	45.88	45.85	1.006	1.006	NO	14.48		0.370	14.48
123	1...	PCB-129	1.12e3	0.97	YES	0.819	8.120	46.13	46.12	1.012	1.012	NO	5.276		0.633	4.685
124	1...	PCB-166			NO	1.07	8.120	46.60		0.993		YES			0.342	
125	1...	PCB-159	5.27e2	1.05	NO	1.12	8.120	46.93	46.99	1.000	1.002	NO	1.464		0.327	1.464
126	1...	PCB-128/162	5.00e3	1.34	NO	0.851	8.120	47.22	47.22	1.007	1.006	NO	18.30		0.430	18.30
127	1...	PCB-167	1.63e3	1.17	NO	1.04	8.120	47.64	47.63	1.000	1.000	NO	4.960		0.345	4.960
128	1...	PCB-156	4.22e3	1.13	NO	1.06	8.120	48.96	48.96	1.000	1.000	NO	12.76		0.351	12.76
129	1...	PCB-157	1.00e3	1.43	NO	0.978	8.120	49.27	49.24	1.001	1.000	NO	3.236		0.377	3.236
130	1...	PCB-169			NO	1.11	8.120	51.52		1.000		YES			0.359	
131	1...	PCB-188			NO	1.19	8.120	43.60		1.001		YES			0.300	
132	1...	PCB-184			NO	1.17	8.120	44.05		1.011		YES			0.307	
133	1...	PCB-179	5.35e3	1.10	NO	1.18	8.120	44.84	44.87	1.029	1.030	NO	14.88		0.304	14.88
134	1...	PCB-176	1.86e3	1.17	NO	1.16	8.120	45.35	45.34	1.041	1.041	NO	5.265		0.309	5.265
135	1...	PCB-186			NO	1.22	8.120	45.97		1.055		YES			0.294	
136	1...	PCB-178	1.90e3	1.09	NO	0.830	8.120	46.46	46.48	1.067	1.067	NO	7.501		0.431	7.501
137	1...	PCB-175	4.96e2	1.25	YES	0.849	8.120	46.84	46.82	1.075	1.075	NO	1.915		0.422	1.743
138	1...	PCB-182/187	1.33e4	1.04	NO	0.960	8.120	47.01	46.99	1.079	1.079	NO	45.26		0.373	45.26
139	1...	PCB-183	6.25e3	0.96	NO	0.957	8.120	47.33	47.33	1.087	1.087	NO	21.40		0.374	21.40
140	1...	PCB-185	1.13e3	1.06	NO	1.32	8.120	48.03	48.01	0.956	0.955	NO	4.004		0.380	4.004

Dataset: U:\VG11.PRO\Results\190711K1\190711K1-3b.qld

Last Altered: Monday, July 29, 2019 13:30:36 Pacific Daylight Time
Printed: Monday, July 29, 2019 13:30:48 Pacific Daylight Time

Name: 190711K1_3, Date: 11-Jul-2019, Time: 11:02:14, ID: B9F0214-DUP1 Duplicate 10, Description: Duplicate

HC 7.29.19

	#	Name	Resp	RA	n/y	RRF	wt/vol	Pred.RT	RT	Pred.RRT	RRT	Check RRT	Conc.	%Rec	DL	EMPC
141	1...	PCB-174	1.01e4	1.00	NO	1.22	8.120 6.321	48.41	48.39	0.963	0.963	NO	38.49		0.412	38.49
142	1...	PCB-181			NO	1.41	8.120	48.52		0.965		YES			0.355	
143	1...	PCB-177	6.01e3	1.10	NO	1.24	8.120	48.68	48.68	0.969	0.968	NO	22.61		0.404	22.61
144	1...	PCB-171	2.91e3	0.80	YES	1.24	8.120	49.00	48.98	0.975	0.974	NO	10.83		0.404	9.505
145	1...	PCB-173			NO	1.14	8.120	49.42		0.983		YES			0.440	
146	1...	PCB-172	1.95e3	1.21	NO	1.31	8.120	49.88	49.87	0.992	0.992	NO	6.956		0.384	6.956
147	1...	PCB-192			NO	1.70	8.120	50.09		0.996		YES			0.295	
148	1...	PCB-180	2.49e4	0.92	NO	1.32	8.120	50.29	50.29	1.000	1.000	NO	88.06		0.380	88.06
149	1...	PCB-193	1.65e3	1.19	NO	1.54	8.120	50.50	50.49	1.005	1.005	NO	4.994		0.326	4.994
150	1...	PCB-191	4.60e2	1.22	YES	1.57	8.120	50.77	50.74	1.010	1.009	NO	1.363		0.318	1.261
151	1...	PCB-170	1.05e4	0.99	NO	1.36	8.120	51.96	51.95	1.000	1.000	NO	41.93		0.423	41.93
152	1...	PCB-190	2.98e3	0.86	YES	1.84	8.120	52.14	52.16	1.004	1.004	NO	8.816		0.312	7.948
153	1...	PCB-189	5.37e2	1.46	YES	1.33	8.120	53.66	53.66	1.000	1.000	NO	1.601		0.287	1.331
154	1...	PCB-202	1.05e3	1.14	YES	1.02	8.120	49.21	49.19	1.001	1.000	NO	3.089		0.356	2.702
155	1...	PCB-201	6.54e2	0.89	NO	0.915	8.120	49.68	49.68	1.010	1.010	NO	2.135		0.376	2.135
156	1...	PCB-204			NO	0.979	8.120	49.85		1.014		YES			0.351	
157	1...	PCB-197			NO	0.979	8.120	50.14		1.020		YES			0.351	
158	1...	PCB-200	7.37e2	1.13	YES	0.954	8.120	51.09	51.08	1.039	1.039	NO	2.307		0.360	2.049
159	1...	PCB-198	1.91e2	0.58	YES	0.748	8.120	52.62	52.64	1.070	1.071	NO	0.7627		0.459	0.5963
160	1...	PCB-199	3.91e3	0.84	NO	0.706	8.120	52.74	52.75	1.073	1.073	NO	16.53		0.487	16.53
161	1...	PCB-196/203	5.22e3	0.83	NO	0.785	8.120	53.04	53.07	1.079	1.079	NO	19.89		0.438	19.89
162	1...	PCB-195	1.56e3	0.85	NO	1.03	8.120	54.37	54.34	0.984	0.984	NO	7.882		0.660	7.882
163	1...	PCB-194	3.48e3	0.93	NO	1.16	8.120	55.26	55.25	1.000	1.000	NO	15.74		0.590	15.74
164	1...	PCB-205	2.19e2	0.70	YES	1.40	8.120	55.53	55.53	1.005	1.005	NO	0.8175		0.487	0.7125
165	1...	PCB-208	4.38e2	1.31	NO	0.934	8.120	54.50	54.50	1.000	1.000	NO	1.835		0.214	1.835
166	1...	PCB-207	1.51e2	2.02	YES	0.912	8.120	54.82	54.82	1.006	1.006	NO	0.6483		0.219	0.5014
167	1...	PCB-206	1.02e3	1.63	YES	0.987	8.120	56.79	56.78	1.000	1.000	NO	6.229		0.309	5.549
168	1...	PCB-209	8.23e2	1.06	NO	0.943	8.120	58.00	58.01	1.000	1.000	NO	4.283		0.138	4.283
169	1...	13C-PCB-1	3.68e5	3.14	NO	1.08	8.120	15.95	15.95	0.612	0.612	NO	578.9	36.6	1.13	
170	1...	13C-PCB-3	4.16e5	3.18	NO	1.09	8.120	18.64	18.64	0.715	0.715	NO	646.0	40.8	1.12	
171	1...	13C-PCB-4	2.46e5	1.59	NO	0.640	8.120	20.02	20.01	0.768	0.768	NO	651.0	41.1	1.37	
172	1...	13C-PCB-9	4.36e5	1.61	NO	0.995	8.120	21.86	21.85	0.839	0.838	NO	743.4	47.0	0.879	
173	1...	13C-PCB-11	5.34e5	1.58	NO	0.971	8.120	25.35	25.35	0.973	0.972	NO	932.4	58.9	0.901	
174	1...	13C-PCB-19	3.72e5	1.03	NO	0.637	8.120	24.29	24.28	0.932	0.932	NO	988.6	62.5	14.2	
175	1...	13C-PCB-32	6.14e5	1.02	NO	0.910	8.120	27.30	27.31	1.047	1.047	NO	1145	72.3	9.95	
176	1...	13C-PCB-28	6.11e5	1.05	NO	1.07	8.120	29.33	29.33	1.004	1.004	NO	1101	69.6	13.9	

Dataset: U:\VG11.PRO\Results\190711K1\190711K1-3b.qld

Last Altered: Monday, July 29, 2019 13:30:36 Pacific Daylight Time
Printed: Monday, July 29, 2019 13:30:48 Pacific Daylight Time

Name: 190711K1_3, Date: 11-Jul-2019, Time: 11:02:14, ID: B9F0214-DUP1 Duplicate 10, Description: Duplicate

HC 7.29.19

	#	Name	Resp	RA	n/y	RRF	wt/vol	Pred.RT	RT	Pred.RRT	RRT	Check RRT	Conc.	%Rec	DL	EMPC
177	1...	13C-PCB-37	5.63e5	1.05	NO	0.959	~~8.120~~ 6.321	33.34	33.35	1.141	1.141	NO	1131	71.5	15.5	
178	1...	13C-PCB-54	4.92e5	0.75	NO	1.10	8.120	28.17	28.16	0.756	0.755	NO	730.2	46.2	2.05	
179	1...	13C-PCB-52	4.43e5	0.76	NO	0.844	8.120	31.84	31.82	0.854	0.854	NO	854.9	54.0	2.67	
180	1...	13C-PCB-47	4.86e5	0.75	NO	0.893	8.120	32.36	32.34	0.868	0.868	NO	886.2	56.0	2.52	
181	1...	13C-PCB-70	5.95e5	0.77	NO	1.01	8.120	35.99	35.99	0.966	0.966	NO	961.3	60.8	2.24	
182	1...	13C-PCB-80	6.45e5	0.74	NO	1.05	8.120	36.43	36.42	0.977	0.977	NO	1004	63.5	2.16	
183	1...	13C-PCB-81	6.13e5	0.77	NO	0.985	8.120	39.64	39.64	1.063	1.063	NO	1013	64.1	2.29	
184	1...	13C-PCB-77	6.07e5	0.78	NO	0.958	8.120	40.24	40.25	1.080	1.080	NO	1031	65.2	2.35	
185	1...	13C-PCB-104	5.94e5	1.55	NO	1.10	8.120	33.01	33.01	0.829	0.829	NO	862.0	54.5	0.686	
186	1...	13C-PCB-95	4.72e5	1.54	NO	0.852	8.120	36.28	36.29	0.911	0.911	NO	881.1	55.7	0.883	
187	1...	13C-PCB-101	4.94e5	1.57	NO	0.814	8.120	38.03	38.04	0.955	0.955	NO	967.2	61.1	0.925	
188	1...	13C-PCB-97	4.34e5	1.52	NO	0.709	8.120	39.37	39.38	0.989	0.989	NO	972.8	61.5	1.06	
189	1...	13C-PCB-123	5.94e5	1.55	NO	0.922	8.120	42.02	42.04	1.055	1.056	NO	1027	64.9	0.817	
190	1...	13C-PCB-118	6.25e5	1.55	NO	0.975	8.120	42.22	42.22	1.060	1.060	NO	1020	64.5	0.772	
191	1...	13C-PCB-114	4.74e5	1.60	NO	1.52	8.120	42.93	42.90	0.910	0.909	NO	883.9	55.9	0.988	
192	1...	13C-PCB-105	4.89e5	1.55	NO	1.58	8.120	43.80	43.79	0.928	0.928	NO	875.4	55.3	0.948	
193	1...	13C-PCB-127	5.08e5	1.56	NO	1.62	8.120	44.14	44.13	0.935	0.935	NO	887.1	56.1	0.925	
194	1...	13C-PCB-126	4.72e5	1.61	NO	1.45	8.120	46.10	46.10	0.977	0.977	NO	924.9	58.5	1.04	
195	1...	13C-PCB-155	6.51e5	1.29	NO	1.03	8.120	37.56	37.55	0.943	0.943	NO	1010	63.8	0.292	
196	1...	13C-PCB-153	4.73e5	1.19	NO	1.42	8.120	43.95	43.96	0.931	0.931	NO	941.6	59.5	0.985	
197	1...	13C-PCB-141	3.87e5	1.25	NO	1.14	8.120	44.72	44.72	0.947	0.947	NO	958.9	60.6	1.23	
198	1...	13C-PCB-138	4.09e5	1.27	NO	1.18	8.120	45.59	45.59	0.966	0.966	NO	981.9	62.1	1.19	
199	1...	13C-PCB-159	5.08e5	1.23	NO	1.43	8.120	46.91	46.92	0.994	0.994	NO	1005	63.5	0.978	
200	2...	13C-PCB-167	4.99e5	1.25	NO	1.42	8.120	47.61	47.62	1.009	1.009	NO	992.6	62.7	0.984	
201	2...	13C-PCB-156	4.95e5	1.25	NO	1.40	8.120	48.94	48.94	1.037	1.037	NO	1003	63.4	1.00	
202	2...	13C-PCB-157	5.01e5	1.24	NO	1.41	8.120	49.21	49.23	1.043	1.043	NO	1010	63.8	0.997	
203	2...	13C-PCB-169	4.81e5	1.26	NO	1.35	8.120	51.49	51.50	1.091	1.091	NO	1012	64.0	1.04	
204	2...	13C-PCB-188	4.83e5	0.44	NO	1.46	8.120	43.57	43.56	0.927	0.927	NO	1001	63.3	0.642	
205	2...	13C-PCB-180	3.39e5	0.44	NO	0.932	8.120	50.26	50.27	1.069	1.069	NO	1103	69.7	1.01	
206	2...	13C-PCB-170	2.91e5	0.45	NO	0.796	8.120	51.92	51.94	1.104	1.105	NO	1107	70.0	1.18	
207	2...	13C-PCB-189	3.98e5	0.46	NO	1.09	8.120	53.61	53.64	1.140	1.141	NO	1107	70.0	0.862	
208	2...	13C-PCB-202	5.30e5	0.91	NO	1.45	8.120	49.16	49.17	1.042	1.042	NO	1107	69.9	0.390	
209	2...	13C-PCB-194	3.02e5	0.89	NO	0.714	8.120	55.23	55.25	0.995	0.995	NO	1039	65.7	0.672	
210	2...	13C-PCB-208	4.05e5	0.78	NO	0.896	8.120	54.50	54.49	0.982	0.982	NO	1107	70.0	1.02	
211	2...	13C-PCB-206	2.63e5	0.80	NO	0.653	8.120	56.77	56.77	1.023	1.023	NO	989.9	62.6	1.40	
212	2...	13C-PCB-209	3.23e5	1.18	NO	0.806	8.120	57.99	58.00	1.045	1.045	NO	982.5	62.1	0.212	

Dataset: U:\VG11.PRO\Results\190711K1\190711K1-3b.qld

Last Altered: Monday, July 29, 2019 13:30:36 Pacific Daylight Time
Printed: Monday, July 29, 2019 13:30:48 Pacific Daylight Time

Name: 190711K1_3, Date: 11-Jul-2019, Time: 11:02:14, ID: B9F0214-DUP1 Duplicate 10, Description: Duplicate

	#	Name	Resp	RA	n/y	RRF	wt/vol	Pred.RT	RT	Pred.RRT	RRT	Check RRT	Conc.	%Rec	DL	EMPC	
213	2...	13C-PCB-15	9.33e5	1.54	NO	1.00	8.120	26.08	26.07	1.000	0.000	NO	1582	100	0.875		
214	2...	13C-PCB-31	8.22e5	1.05	NO	1.00	8.120	29.24	29.22	1.000	0.000	NO	1582	100	14.8		
215	2...	13C-PCB-60	9.71e5	0.78	NO	1.00	8.120	37.30	37.27	1.000	0.000	NO	1582	100	2.26		
216	2...	13C-PCB-111	9.94e5	1.56	NO	1.00	8.120	39.85	39.82	1.000	0.000	NO	1582	100	0.753		
217	2...	13C-PCB-128	5.58e5	1.26	NO	1.00	8.120	47.22	47.20	1.000	0.000	NO	1582	100	1.40		
218	2...	13C-PCB-182	5.22e5	0.46	NO	1.00	8.120	47.03	47.01	0.000	0.000	NO	1582	100	0.939		
219	2...	13C-PCB-205	6.45e5	0.90	NO	1.00	8.120	55.53	55.51	1.000	0.000	NO	1582	100	0.480		
220	2...	13C-PCB-79	6.31e5	0.76	NO	1.03	8.120	38.35	38.37	1.029	1.029	NO	996.2	63.0	2.19		
221	2...	13C-PCB-178	3.10e5	0.44	NO	0.875	8.120	46.46	46.46	0.988	0.988	NO	1003	63.4	1.02		
222	2...	13C-PCB-79	6.26e5	0.77	NO	1.05	8.120	38.37	38.37	0.968	0.968	NO	1546	97.7	3.53		
223	2...	13C-PCB-178	3.09e5	0.44	NO	0.975	8.120	46.47	46.46	0.924	0.924	NO	1479	93.5	1.49		
224	2...	Total Mono-PCBs				1.01	8.120	0.00		0.000		NO	10.53		1.25 0.424	10.53	
225	2...	Total Di-PCBs				1.06	8.120	0.00		0.000		NO	0.0000		17.9 3.38	16.52	
226	2...	2nd Function Tri-PCBs				0.914	8.120	0.00		0.000		NO	35.65		4.32 0.931	37.64	> 135.55 -
227	2...	3rd Function Tri-PCBs				1.06	8.120	0.00		0.000		NO	91.82	> 127.47 -	10.3	97.91	
228	2...	Total Tetra-PCBs				0.986	8.120	0.00		0.000		NO	206.0		14.1 0.767	222.8	
229	2...	3rd Function Penta-PCBs				1.12	8.120	0.00		0.000		NO	252.2	> 272.18 -	11.7	272.7	> 292.68 -
230	2...	4th Function Penta-PCBs				1.11	8.120	0.00		0.000		NO	19.98		3.86 0.691	19.98	
231	2...	3rd Function Hexa-PCBs				0.774	8.120	0.00		0.000		NO	113.6	> 450.3 -	3.14 0.540	129.9	> 474.8 -
232	2...	4th Function Hexa-PCBs				0.972	8.120	0.00		0.000		NO	336.7		8.35	344.9	
233	2...	Total Hepta-PCBs				1.26	8.120	0.00		0.000		NO	301.3		8.24 0.440	323.1	
234	2...	4th Function Octa-PCBs				0.886	8.120	0.00		0.000		NO	38.55	> 62.17 -	3.16 0.660	43.90	> 68.23 -
235	2...	5th Function Octa-PCBs				1.20	8.120	0.00		0.000		NO	23.62		1.74	24.33	
236	2...	Total Nona-PCBs				0.945	8.120	0.00		0.000		NO	1.835		0.741 0.309	7.885	
237	2...	Deca-CB				0.943	8.120	0.00		0.000		NO	4.283		0.138	4.283	
238	2...	Total PCBs															

Vista Analytical Laboratory

Dataset: U:\VG11.PRO\Results\190711K1\190711K1-3b.qld

Last Altered: Monday, July 29, 2019 13:30:36 Pacific Daylight Time
Printed: Monday, July 29, 2019 13:31:26 Pacific Daylight Time

Method: Untitled 10 Jul 2019 10:26:46
Calibration: U:\VG11.PRO\CurveDB\db1_PCBvg11-6-28-19.cdb 29 Jun 2019 12:47:57

ID: B9F0214-DUP1 Duplicate 10, Description: Duplicate

Total Mono-PCBs

	Name	Pred.R...	RT	m1 Height	m2 Height	m1 Resp	m2 Resp	RA	n/y	Resp	Conc.	EMPC	DL
1	PCB-1	15.96	15.98	1.355e4	4.829e3	8.157e2	2.875e2	2.84	NO	1.103e3	4.6494	4.6494	0.406
2	PCB-2	18.42	18.42	5.340e3	1.689e3	3.638e2	1.075e2	3.38	NO	4.713e2	1.7781	1.7781	0.423
3	PCB-3	18.65	18.67	1.208e4	4.420e3	7.982e2	2.856e2	2.79	NO	1.084e3	4.0976	4.0976	0.424

Total Di-PCBs

	Name	Pred.R...	RT	m1 Height	m2 Height	m1 Resp	m2 Resp	RA	n/y	Resp	Conc.	EMPC	DL
1	PCB-5/8	22.97	22.97	3.974e4	2.950e4	2.807e3	2.311e3	1.22	YES	5.118e3	0.00000	16.520	0.358

2nd Function Tri-PCBs

	Name	Pred.R...	RT	m1 Height	m2 Height	m1 Resp	m2 Resp	RA	n/y	Resp	Conc.	EMPC	DL
1	PCB-18	26.02	26.00	3.089e4	3.612e4	2.027e3	2.289e3	0.89	NO	4.316e3	16.042	16.042	0.762
2	PCB-17	26.19	26.17	1.307e4	1.347e4	9.065e2	9.894e2	0.92	NO	1.896e3	7.3226	7.3226	0.792
3	PCB-24/27	26.79	26.78	6.993e3	4.298e3	5.381e2	3.478e2	1.55	YES	8.859e2	0.00000	1.9983	0.577
4	PCB-16/32	27.33	27.31	2.026e4	1.930e4	1.871e3	1.907e3	0.98	NO	3.778e3	12.282	12.282	0.667

3rd Function Tri-PCBs

	Name	Pred.R...	RT	m1 Height	m2 Height	m1 Resp	m2 Resp	RA	n/y	Resp	Conc.	EMPC	DL
1	PCB-26	28.71	28.71	1.326e4	1.028e4	1.014e3	8.205e2	1.24	YES	1.835e3	0.00000	4.3275	0.742
2	PCB-25	28.88	28.88	5.620e3	4.169e3	5.669e2	3.275e2	1.73	YES	8.944e2	0.00000	1.7682	0.759
3	PCB-31	29.26	29.24	6.238e4	5.773e4	4.788e3	4.446e3	1.08	NO	9.233e3	21.277	21.277	0.661
4	PCB-28	29.34	29.35	7.431e4	7.627e4	6.144e3	5.917e3	1.04	NO	1.206e4	28.228	28.228	0.671
5	PCB-20/21/33	29.97	30.02	4.224e4	4.232e4	3.529e3	3.894e3	0.91	NO	7.423e3	19.145	19.145	0.740
6	PCB-22	30.47	30.44	2.746e4	2.514e4	2.383e3	2.099e3	1.14	NO	4.482e3	11.231	11.231	0.719
7	PCB-37	33.38	33.37	2.816e4	2.416e4	2.455e3	2.248e3	1.09	NO	4.703e3	11.935	11.935	0.765

Dataset: U:\VG11.PRO\Results\190711K1\190711K1-3b.qld

Last Altered: Monday, July 29, 2019 13:30:36 Pacific Daylight Time
Printed: Monday, July 29, 2019 13:31:26 Pacific Daylight Time

ID: B9F0214-DUP1 Duplicate 10, Description: Duplicate

Total Tetra-PCBs

	Name	Pred.R...	RT	m1 Height	m2 Height	m1 Resp	m2 Resp	RA	n/y	Resp	Conc.	EMPC	DL
1	PCB-53	30.06	30.05	5.441e3	9.233e3	3.746e2	6.434e2	0.58	YES	1.018e3	0.00000	3.2202	0.513
2	PCB-51	30.42	30.41	3.024e3	3.522e3	2.575e2	2.200e2	1.17	YES	4.775e2	0.00000	1.3586	0.478
3	PCB-45	30.86	30.85	6.151e3	1.029e4	4.723e2	7.690e2	0.61	YES	1.241e3	0.00000	4.7990	0.606
4	PCB-46	31.35	31.36	2.193e3	2.879e3	1.692e2	1.850e2	0.91	YES	3.543e2	0.00000	1.5521	0.650
5	PCB-52/69	31.86	31.84	5.091e4	6.342e4	3.774e3	4.891e3	0.77	NO	8.666e3	28.348	28.348	0.448
6	PCB-43/49	32.13	32.16	3.021e4	3.404e4	2.351e3	2.740e3	0.86	NO	5.090e3	19.339	19.339	0.521
7	PCB-47	32.35	32.36	1.671e4	2.090e4	1.336e3	1.641e3	0.81	NO	2.977e3	11.157	11.157	0.509
8	PCB-48/75	32.47	32.49	1.049e4	1.438e4	8.253e2	1.150e3	0.72	NO	1.975e3	6.2771	6.2771	0.432
9	PCB-44	33.18	33.20	3.257e4	4.396e4	2.632e3	3.641e3	0.72	NO	6.272e3	26.836	26.836	0.581
10	PCB-42/59	33.41	33.42	1.588e4	2.282e4	1.306e3	1.744e3	0.75	NO	3.050e3	10.343	10.343	0.461
11	PCB-41/64/71/72	34.00	34.03	4.547e4	5.916e4	4.079e3	5.117e3	0.80	NO	9.196e3	27.677	27.677	0.409
12	PCB-40	34.51	34.50	4.413e3	9.630e3	4.493e2	8.362e2	0.54	YES	1.286e3	0.00000	5.8319	0.767
13	PCB-67	35.22	35.21	2.494e3	3.751e3	2.181e2	2.556e2	0.85	NO	4.736e2	1.2693	1.2693	0.385
14	PCB-74	35.78	35.78	2.313e4	3.154e4	1.881e3	2.641e3	0.71	NO	4.522e3	11.289	11.289	0.359
15	PCB-61/70	36.01	36.01	5.630e4	6.944e4	4.361e3	5.722e3	0.76	NO	1.008e4	27.221	27.221	0.388
16	PCB-76/66	36.21	36.21	4.120e4	5.314e4	3.400e3	4.546e3	0.75	NO	7.945e3	19.830	19.830	0.359
17	PCB-56/60	37.28	37.27	2.506e4	3.522e4	2.197e3	2.987e3	0.74	NO	5.184e3	13.614	13.614	0.379
18	PCB-77	40.27	40.27	4.764e3	8.332e3	4.410e2	6.694e2	0.66	NO	1.110e3	2.8043	2.8043	0.395

Dataset: U:\VG11.PRO\Results\190711K1\190711K1-3b.qld

Last Altered: Monday, July 29, 2019 13:30:36 Pacific Daylight Time
Printed: Monday, July 29, 2019 13:31:26 Pacific Daylight Time

ID: B9F0214-DUP1 Duplicate 10, Description: Duplicate

3rd Function Penta-PCBs

	Name	Pred.R...	RT	m1 Height	m2 Height	m1 Resp	m2 Resp	RA	n/y	Resp	Conc.	EMPC	DL
1	PCB-95/98/102	36.26	36.32	7.471e4	5.063e4	5.965e3	4.042e3	1.48	NO	1.001e4	33.082	33.082	0.451
2	PCB-88/91	36.72	36.73	1.148e4	5.803e3	9.257e2	5.285e2	1.75	NO	1.454e3	5.4835	5.4835	0.514
3	PCB-84/92	37.67	37.66	3.209e4	2.446e4	2.707e3	2.031e3	1.33	NO	4.738e3	17.259	17.259	0.474
4	PCB-90/101	38.04	38.06	1.147e5	7.352e4	9.295e3	5.870e3	1.58	NO	1.516e4	51.414	51.414	0.441
5	PCB-99	38.39	38.41	3.766e4	2.594e4	3.165e3	2.037e3	1.55	NO	5.201e3	14.878	14.878	0.372
6	PCB-119	38.86	38.89	4.464e3	4.099e3	3.040e2	2.986e2	1.02	YES	6.027e2	0.00000	1.2376	0.343
7	PCB-108/112	39.03	39.04	5.656e3	3.066e3	3.653e2	2.297e2	1.59	NO	5.950e2	1.7382	1.7382	0.404
8	PCB-97	39.42	39.41	3.428e4	1.872e4	2.642e3	1.436e3	1.84	YES	4.078e3	0.00000	12.484	0.469
9	PCB-87/117/125	39.68	39.71	4.702e4	2.962e4	3.834e3	2.571e3	1.49	NO	6.405e3	17.542	17.542	0.378
10	PCB-111/115	39.84	39.97	1.820e4	1.118e4	1.526e3	8.165e2	1.87	YES	2.342e3	0.00000	4.7649	0.315
11	PCB-110	40.36	40.38	1.825e5	1.143e5	1.382e4	9.267e3	1.49	NO	2.308e4	56.701	56.701	0.339
12	PCB-82	41.04	41.01	7.488e3	5.593e3	6.694e2	4.468e2	1.50	NO	1.116e3	4.4046	4.4046	0.540
13	PCB-124	41.75	41.72	8.857e3	3.932e3	7.178e2	3.377e2	2.13	YES	1.056e3	0.00000	1.9785	0.313
14	PCB-107/109	41.87	41.91	8.833e3	6.091e3	7.981e2	5.290e2	1.51	NO	1.327e3	3.0284	3.0284	0.313
15	PCB-123	42.06	42.06	2.673e3	1.889e3	2.388e2	1.404e2	1.70	NO	3.793e2	0.96955	0.96955	0.350
16	PCB-106/118	42.26	42.24	1.392e5	8.809e4	1.183e4	7.484e3	1.58	NO	1.932e4	45.721	45.721	0.334

4th Function Penta-PCBs

	Name	Pred.R...	RT	m1 Height	m2 Height	m1 Resp	m2 Resp	RA	n/y	Resp	Conc.	EMPC	DL
1	PCB-105	43.81	43.83	5.046e4	3.316e4	4.254e3	2.544e3	1.67	NO	6.798e3	19.977	19.977	0.593

3rd Function Hexa-PCBs

	Name	Pred.R...	RT	m1 Height	m2 Height	m1 Resp	m2 Resp	RA	n/y	Resp	Conc.	EMPC	DL
1	PCB-136	40.17	40.18	2.463e4	2.511e4	2.038e3	1.929e3	1.06	NO	3.967e3	11.431	11.431	0.216
2	PCB-151	41.45	41.46	3.728e4	3.641e4	3.089e3	2.868e3	1.08	NO	5.957e3	22.903	22.903	0.288
3	PCB-135	41.67	41.68	2.514e4	1.904e4	2.086e3	1.403e3	1.49	YES	3.489e3	0.00000	10.665	0.254
4	PCB-144	41.79	41.79	8.788e3	8.702e3	6.527e2	7.143e2	0.91	YES	1.367e3	0.00000	4.2985	0.273
5	PCB-147	41.91	41.93	2.810e3	2.064e3	1.961e2	1.906e2	1.03	YES	3.867e2	0.00000	1.3021	0.276
6	PCB-139/149	42.17	42.19	1.745e5	1.256e5	1.385e4	1.023e4	1.35	NO	2.408e4	79.261	79.261	0.247

Dataset: U:\VG11.PRO\Results\190711K1\190711K1-3b.qld

Last Altered: Monday, July 29, 2019 13:30:36 Pacific Daylight Time
Printed: Monday, July 29, 2019 13:31:26 Pacific Daylight Time

ID: B9F0214-DUP1 Duplicate 10, Description: Duplicate

4th Function Hexa-PCBs

	Name	Pred.R...	RT	m1 Height	m2 Height	m1 Resp	m2 Resp	RA	n/y	Resp	Conc.	EMPC	DL
1	PCB-134/143	42.85	42.88	7.027e3	4.749e3	5.398e2	3.450e2	1.56	YES	8.848e2	0.00000	3.5239	0.521
2	PCB-131/133	43.15	43.15	4.167e3	3.256e3	2.804e2	2.201e2	1.27	NO	5.005e2	2.1185	2.1185	0.484
3	PCB-146/165	43.54	43.56	2.759e4	2.417e4	2.107e3	1.887e3	1.12	NO	3.994e3	13.920	13.920	0.398
4	PCB-132/161	43.79	43.85	5.074e4	3.777e4	4.079e3	3.055e3	1.34	NO	7.134e3	24.485	24.485	0.392
5	PCB-153	43.98	43.98	1.975e5	1.586e5	1.589e4	1.248e4	1.27	NO	2.837e4	93.752	93.752	0.378
6	PCB-141	44.76	44.74	3.842e4	3.011e4	3.088e3	2.332e3	1.32	NO	5.420e3	22.934	22.934	0.469
7	PCB-137	45.13	45.13	8.317e3	6.207e3	6.534e2	5.010e2	1.30	NO	1.154e3	4.7846	4.7846	0.459
8	PCB-130	45.24	45.25	7.922e3	8.133e3	6.771e2	6.227e2	1.09	NO	1.300e3	6.3308	6.3308	0.540
9	PCB-138/163/164	45.63	45.63	2.090e5	1.669e5	1.976e4	1.610e4	1.23	NO	3.586e4	113.14	113.14	0.356
10	PCB-158/160	45.88	45.85	3.085e4	2.600e4	2.389e3	2.019e3	1.18	NO	4.408e3	14.476	14.476	0.370
11	PCB-129	46.13	46.12	6.944e3	7.298e3	5.492e2	5.679e2	0.97	YES	1.117e3	0.00000	4.6853	0.533
12	PCB-159	46.93	46.99	3.854e3	3.448e3	2.703e2	2.563e2	1.05	NO	5.266e2	1.4640	1.4640	0.327
13	PCB-128/162	47.22	47.22	3.492e4	2.567e4	2.866e3	2.136e3	1.34	NO	5.002e3	18.297	18.297	0.430
14	PCB-167	47.64	47.63	1.025e4	9.458e3	8.800e2	7.501e2	1.17	NO	1.630e3	4.9597	4.9597	0.345
15	PCB-156	48.96	48.96	2.693e4	2.331e4	2.234e3	1.982e3	1.13	NO	4.216e3	12.755	12.755	0.351
16	PCB-157	49.27	49.24	8.069e3	6.059e3	5.893e2	4.134e2	1.43	NO	1.003e3	3.2357	3.2357	0.377

Dataset: U:\VG11.PRO\Results\190711K1\190711K1-3b.qld

Last Altered: Monday, July 29, 2019 13:30:36 Pacific Daylight Time
Printed: Monday, July 29, 2019 13:31:26 Pacific Daylight Time

ID: B9F0214-DUP1 Duplicate 10, Description: Duplicate

Total Hepta-PCBs

	Name	Pred.R...	RT	m1 Height	m2 Height	m1 Resp	m2 Resp	RA	n/y	Resp	Conc.	EMPC	DL
1	PCB-179	44.84	44.87	3.458e4	3.091e4	2.802e3	2.545e3	1.10	NO	5.347e3	14.884	14.884	0.304
2	PCB-176	45.35	45.34	1.278e4	1.071e4	1.005e3	8.596e2	1.17	NO	1.865e3	5.2649	5.2649	0.309
3	PCB-178	46.46	46.48	1.162e4	1.171e4	9.926e2	9.102e2	1.09	NO	1.903e3	7.5009	7.5009	0.431
4	PCB-175	46.84	46.82	4.155e3	2.795e3	2.760e2	2.205e2	1.25	YES	4.965e2	0.00000	1.7435	0.422
5	PCB-182/187	47.01	46.99	8.655e4	7.955e4	6.766e3	6.506e3	1.04	NO	1.327e4	45.255	45.255	0.373
6	PCB-183	47.33	47.33	3.886e4	4.126e4	3.062e3	3.190e3	0.96	NO	6.253e3	21.400	21.400	0.374
7	PCB-185	48.03	48.01	6.150e3	5.737e3	5.841e2	5.489e2	1.06	NO	1.133e3	4.0041	4.0041	0.380
8	PCB-174	48.41	48.39	5.880e4	6.146e4	5.020e3	5.038e3	1.00	NO	1.006e4	38.490	38.490	0.412
9	PCB-177	48.68	48.68	3.926e4	3.426e4	3.152e3	2.863e3	1.10	NO	6.014e3	22.610	22.610	0.404
10	PCB-171	49.00	48.98	1.551e4	1.887e4	1.297e3	1.614e3	0.80	YES	2.911e3	0.00000	9.5050	0.404
11	PCB-172	49.88	49.87	1.419e4	1.088e4	1.066e3	8.838e2	1.21	NO	1.950e3	6.9555	6.9555	0.384
12	PCB-180	50.29	50.29	1.451e5	1.637e5	1.192e4	1.300e4	0.92	NO	2.493e4	88.057	88.057	0.380
13	PCB-193	50.50	50.49	1.003e4	8.681e3	8.948e2	7.535e2	1.19	NO	1.648e3	4.9939	4.9939	0.326
14	PCB-191	50.77	50.74	4.023e3	3.423e3	2.523e2	2.076e2	1.22	YES	4.599e2	0.00000	1.2615	0.319
15	PCB-170	51.96	51.95	6.458e4	6.320e4	5.215e3	5.270e3	0.99	NO	1.048e4	41.932	41.932	0.423
16	PCB-190	52.14	52.16	1.703e4	1.953e4	1.378e3	1.606e3	0.86	YES	2.983e3	0.00000	7.9476	0.312
17	PCB-189	53.66	53.66	4.765e3	3.100e3	3.190e2	2.178e2	1.46	YES	5.369e2	0.00000	1.3313	0.287

4th Function Octa-PCBs

	Name	Pred.R...	RT	m1 Height	m2 Height	m1 Resp	m2 Resp	RA	n/y	Resp	Conc.	EMPC	DL
1	PCB-202	49.21	49.19	8.260e3	5.914e3	5.585e2	4.902e2	1.14	YES	1.049e3	0.00000	2.7020	0.336
2	PCB-201	49.68	49.68	4.264e3	4.575e3	3.083e2	3.460e2	0.89	NO	6.542e2	2.1354	2.1354	0.376
3	PCB-200	51.09	51.08	4.656e3	4.929e3	3.907e2	3.463e2	1.13	YES	7.371e2	0.00000	2.0490	0.360
4	PCB-198	52.62	52.64	1.130e3	2.037e3	7.034e1	1.207e2	0.58	YES	1.911e2	0.00000	0.59626	0.459
5	PCB-199	52.74	52.75	2.426e4	2.720e4	1.786e3	2.121e3	0.84	NO	3.907e3	16.531	16.531	0.487
6	PCB-196/203	53.04	53.07	3.312e4	3.746e4	2.376e3	2.849e3	0.83	NO	5.224e3	19.885	19.885	0.438

Dataset: U:\VG11.PRO\Results\190711K1\190711K1-3b.qld

Last Altered: Monday, July 29, 2019 13:30:36 Pacific Daylight Time
Printed: Monday, July 29, 2019 13:31:26 Pacific Daylight Time

ID: B9F0214-DUP1 Duplicate 10, Description: Duplicate

5th Function Octa-PCBs

	Name	Pred.R...	RT	m1 Height	m2 Height	m1 Resp	m2 Resp	RA	n/y	Resp	Conc.	EMPC	DL
1	PCB-195	54.37	54.34	1.224e4	1.280e4	7.133e2	8.434e2	0.85	NO	1.557e3	7.8824	7.8824	0.660
2	PCB-194	55.26	55.25	3.016e4	3.213e4	1.671e3	1.805e3	0.93	NO	3.477e3	15.737	15.737	0.590
3	PCB-205	55.53	55.53	1.790e3	2.494e3	8.980e1	1.290e2	0.70	YES	2.188e2	0.00000	0.71248	0.487

Total Nona-PCBs

	Name	Pred.R...	RT	m1 Height	m2 Height	m1 Resp	m2 Resp	RA	n/y	Resp	Conc.	EMPC	DL
1	PCB-208	54.50	54.50	4.162e3	3.414e3	2.488e2	1.895e2	1.31	NO	4.384e2	1.8349	1.8349	0.214
2	PCB-207	54.82	54.82	2.003e3	1.165e3	1.008e2	4.998e1	2.02	YES	1.508e2	0.00000	0.50135	0.219
3	PCB-206	56.79	56.78	1.126e4	6.234e3	6.342e2	3.898e2	1.63	YES	1.024e3	0.00000	5.5486	0.309

Deca-CB

	Name	Pred.R...	RT	m1 Height	m2 Height	m1 Resp	m2 Resp	RA	n/y	Resp	Conc.	EMPC	DL
1	PCB-209	58.00	58.01	7.764e3	8.202e3	4.233e2	4.002e2	1.06	NO	8.235e2	4.2835	4.2835	0.138

Total PCBs

	Name	Pred.R...	RT	m1 Height	m2 Height	m1 Resp	m2 Resp	RA	n/y	Resp	Conc.	EMPC	DL
1													

Total Mono-Isotopes

	Name	Pred.R...	RT	m1 Height	m2 Height	m1 Resp	m2 Resp	RA	n/y	Resp	Conc.	EMPC	DL
1	13C-PCB-1	15.95	15.95	4.723e6	1.481e6	2.790e5	8.891e4	3.14	NO	3.679e5	578.90		1.13
2	13C-PCB-3	18.64	18.64	4.601e6	1.464e6	3.161e5	9.953e4	3.18	NO	4.156e5	645.99		1.12

Dataset: U:\VG11.PRO\Results\190711K1\190711K1-3b.qld

Last Altered: Monday, July 29, 2019 13:30:36 Pacific Daylight Time
Printed: Monday, July 29, 2019 13:31:26 Pacific Daylight Time

ID: B9F0214-DUP1 Duplicate 10, Description: Duplicate

Total Di-Isotopes

	Name	Pred.R...	RT	m1 Height	m2 Height	m1 Resp	m2 Resp	RA	n/y	Resp	Conc.	EMPC	DL
1	13C-PCB-4	20.02	20.01	2.444e6	1.544e6	1.509e5	9.476e4	1.59	NO	2.457e5	650.96		1.37
2	13C-PCB-9	21.86	21.85	4.199e6	2.645e6	2.694e5	1.670e5	1.61	NO	4.364e5	743.42		0.879
3	13C-PCB-11	25.35	25.35	4.391e6	2.778e6	3.271e5	2.071e5	1.58	NO	5.342e5	932.44		0.901
4	13C-PCB-15	26.08	26.07	7.631e6	4.918e6	5.654e5	3.676e5	1.54	NO	9.331e5	1582.2		0.875

2nd Function Tri-Isotopes

	Name	Pred.R...	RT	m1 Height	m2 Height	m1 Resp	m2 Resp	RA	n/y	Resp	Conc.	EMPC	DL
1	13C-PCB-19	24.29	24.28	2.868e6	2.865e6	1.888e5	1.827e5	1.03	NO	3.716e5	988.63		14.2
2	13C-PCB-32	27.30	27.31	4.685e6	4.543e6	3.097e5	3.045e5	1.02	NO	6.142e5	1144.7		9.95

3rd Function Tri-Isotopes

	Name	Pred.R...	RT	m1 Height	m2 Height	m1 Resp	m2 Resp	RA	n/y	Resp	Conc.	EMPC	DL
1	13C-PCB-31	29.24	29.22	5.627e6	5.293e6	4.214e5	4.002e5	1.05	NO	8.216e5	1582.2		14.8
2	13C-PCB-28	29.33	29.33	3.695e6	3.486e6	3.138e5	2.975e5	1.05	NO	6.113e5	1101.0		13.9
3	13C-PCB-37	33.34	33.35	3.234e6	3.039e6	2.887e5	2.748e5	1.05	NO	5.635e5	1130.9		15.5

Tetra-Isotopes

	Name	Pred.R...	RT	m1 Height	m2 Height	m1 Resp	m2 Resp	RA	n/y	Resp	Conc.	EMPC	DL
1	13C-PCB-54	28.17	28.16	2.762e6	3.672e6	2.118e5	2.805e5	0.75	NO	4.923e5	730.18		2.05
2	13C-PCB-52	31.84	31.82	2.519e6	3.329e6	1.917e5	2.513e5	0.76	NO	4.430e5	854.91		2.67
3	13C-PCB-47	32.36	32.34	2.752e6	3.685e6	2.076e5	2.784e5	0.75	NO	4.860e5	886.23		2.52
4	13C-PCB-70	35.99	35.99	3.230e6	4.183e6	2.578e5	3.368e5	0.77	NO	5.946e5	961.33		2.24
5	13C-PCB-80	36.43	36.42	3.433e6	4.561e6	2.748e5	3.700e5	0.74	NO	6.448e5	1004.4		2.16
6	13C-PCB-60	37.30	37.27	5.234e6	6.803e6	4.262e5	5.450e5	0.78	NO	9.712e5	1582.2		2.26
7	13C-PCB-79	38.35	38.37	3.254e6	4.193e6	2.717e5	3.594e5	0.76	NO	6.310e5	996.16		2.19
8	13C-PCB-81	39.64	39.64	3.172e6	4.153e6	2.663e5	3.463e5	0.77	NO	6.127e5	1013.4		2.29
9	13C-PCB-77	40.24	40.25	3.052e6	3.943e6	2.653e5	3.413e5	0.78	NO	6.066e5	1031.2		2.35

Dataset: U:\VG11.PRO\Results\190711K1\190711K1-3b.qld

Last Altered: Monday, July 29, 2019 13:30:36 Pacific Daylight Time
Printed: Monday, July 29, 2019 13:31:26 Pacific Daylight Time

ID: B9F0214-DUP1 Duplicate 10, Description: Duplicate

3rd Function Penta-Isotopes

	Name	Pred.R...	RT	m1 Height	m2 Height	m1 Resp	m2 Resp	RA	n/y	Resp	Conc.	EMPC	DL
1	13C-PCB-104	33.01	33.01	4.761e6	3.092e6	3.613e5	2.327e5	1.55	NO	5.941e5	861.99		0.686
2	13C-PCB-95	36.28	36.29	3.584e6	2.342e6	2.859e5	1.858e5	1.54	NO	4.717e5	881.08		0.883
3	13C-PCB-101	38.03	38.04	3.974e6	2.511e6	3.021e5	1.923e5	1.57	NO	4.944e5	967.15		0.925
4	13C-PCB-97	39.37	39.38	3.234e6	2.127e6	2.613e5	1.722e5	1.52	NO	4.335e5	972.80		1.06
5	13C-PCB-111	39.85	39.82	7.675e6	4.902e6	6.055e5	3.885e5	1.56	NO	9.940e5	1582.2		0.753
6	13C-PCB-123	42.02	42.04	4.510e6	2.946e6	3.612e5	2.332e5	1.55	NO	5.945e5	1026.7		0.817
7	13C-PCB-118	42.22	42.22	4.601e6	2.999e6	3.801e5	2.446e5	1.55	NO	6.248e5	1020.0		0.772

4th Function Penta-Isotopes

	Name	Pred.R...	RT	m1 Height	m2 Height	m1 Resp	m2 Resp	RA	n/y	Resp	Conc.	EMPC	DL
1	13C-PCB-114	42.93	42.90	3.622e6	2.268e6	2.918e5	1.821e5	1.60	NO	4.739e5	883.86		0.988
2	13C-PCB-105	43.80	43.79	3.681e6	2.355e6	2.976e5	1.915e5	1.55	NO	4.891e5	875.37		0.948
3	13C-PCB-127	44.14	44.13	3.630e6	2.386e6	3.096e5	1.980e5	1.56	NO	5.076e5	887.12		0.925
4	13C-PCB-126	46.10	46.10	3.385e6	2.096e6	2.909e5	1.808e5	1.61	NO	4.717e5	924.91		1.04

4th Function Hexa-Isotopes

	Name	Pred.R...	RT	m1 Height	m2 Height	m1 Resp	m2 Resp	RA	n/y	Resp	Conc.	EMPC	DL
1	13C-PCB-153	43.95	43.96	3.187e6	2.648e6	2.574e5	2.157e5	1.19	NO	4.731e5	941.61		0.985
2	13C-PCB-141	44.72	44.72	2.739e6	2.194e6	2.145e5	1.721e5	1.25	NO	3.867e5	958.89		1.23
3	13C-PCB-138	45.59	45.59	2.867e6	2.271e6	2.285e5	1.804e5	1.27	NO	4.089e5	981.93		1.19
4	13C-PCB-159	46.91	46.92	3.378e6	2.723e6	2.805e5	2.280e5	1.23	NO	5.085e5	1005.3		0.978
5	13C-PCB-128	47.22	47.20	3.894e6	3.087e6	3.114e5	2.470e5	1.26	NO	5.583e5	1582.2		1.40
6	13C-PCB-167	47.61	47.62	3.455e6	2.767e6	2.769e5	2.219e5	1.25	NO	4.988e5	992.58		0.984
7	13C-PCB-156	48.94	48.94	3.348e6	2.686e6	2.748e5	2.201e5	1.25	NO	4.949e5	1003.4		1.00
8	13C-PCB-157	49.21	49.23	3.370e6	2.719e6	2.780e5	2.233e5	1.24	NO	5.014e5	1010.1		0.997
9	13C-PCB-169	51.49	51.50	3.134e6	2.496e6	2.677e5	2.131e5	1.26	NO	4.807e5	1012.0		1.04

Dataset: U:\VG11.PRO\Results\190711K1\190711K1-3b.qld

Last Altered: Monday, July 29, 2019 13:30:36 Pacific Daylight Time
Printed: Monday, July 29, 2019 13:31:26 Pacific Daylight Time

ID: B9F0214-DUP1 Duplicate 10, Description: Duplicate

5th Function Octa-Isotopes

	Name	Pred.R...	RT	m1 Height	m2 Height	m1 Resp	m2 Resp	RA	n/y	Resp	Conc.	EMPC	DL
1	13C-PCB-194	55.23	55.25	2.457e6	2.755e6	1.423e5	1.601e5	0.89	NO	3.024e5	1039.2		0.672
2	13C-PCB-205	55.53	55.51	5.506e6	6.064e6	3.059e5	3.392e5	0.90	NO	6.451e5	1582.2		0.480

Dataset: Untitled

Last Altered: Saturday, July 13, 2019 11:23:57 Pacific Daylight Time
Printed: Saturday, July 13, 2019 11:24:47 Pacific Daylight Time

Name: 190711K1_3, Date: 11-Jul-2019, Time: 11:02:14, ID: B9F0214-DUP1 Duplicate 10, Description: Duplicate

PCB-1

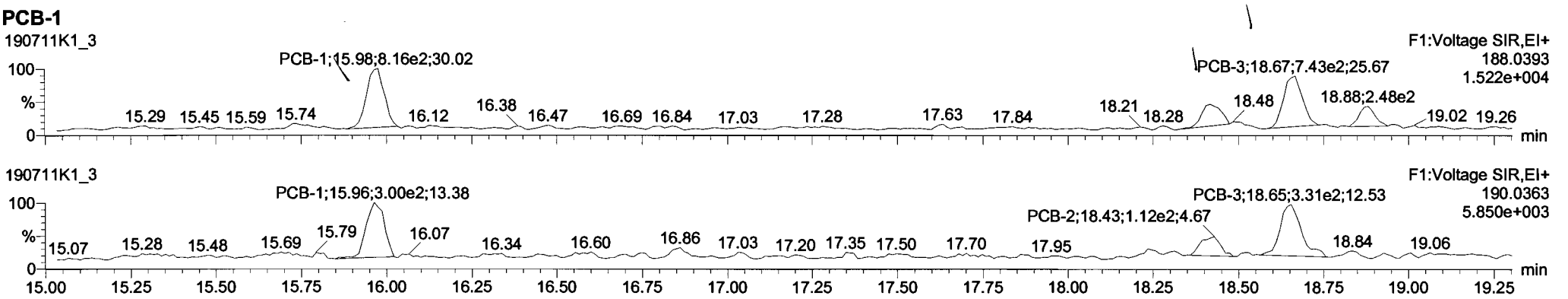

13C-PCB-1

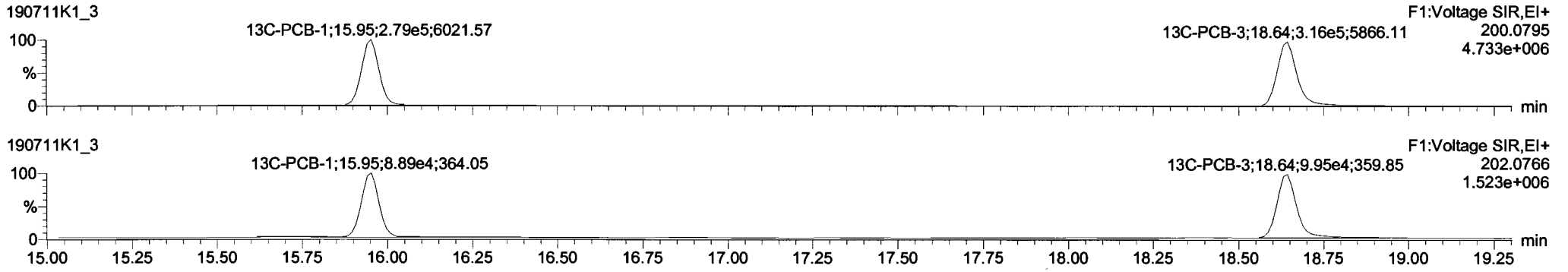

PFK1

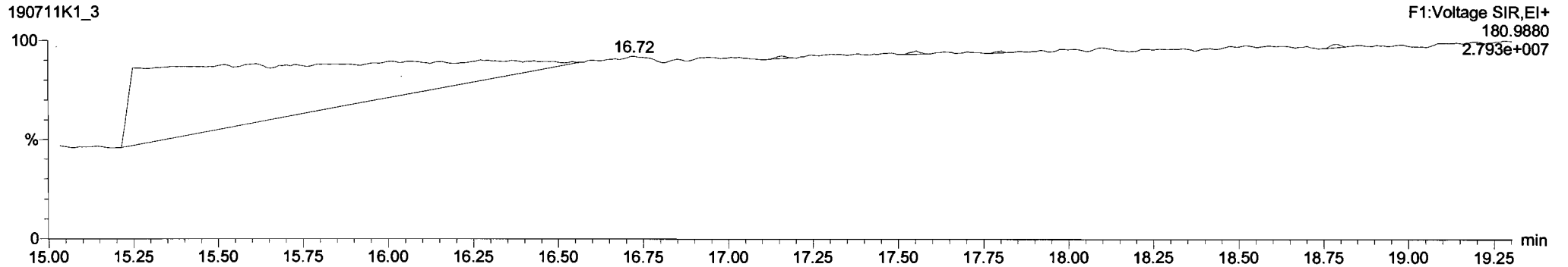

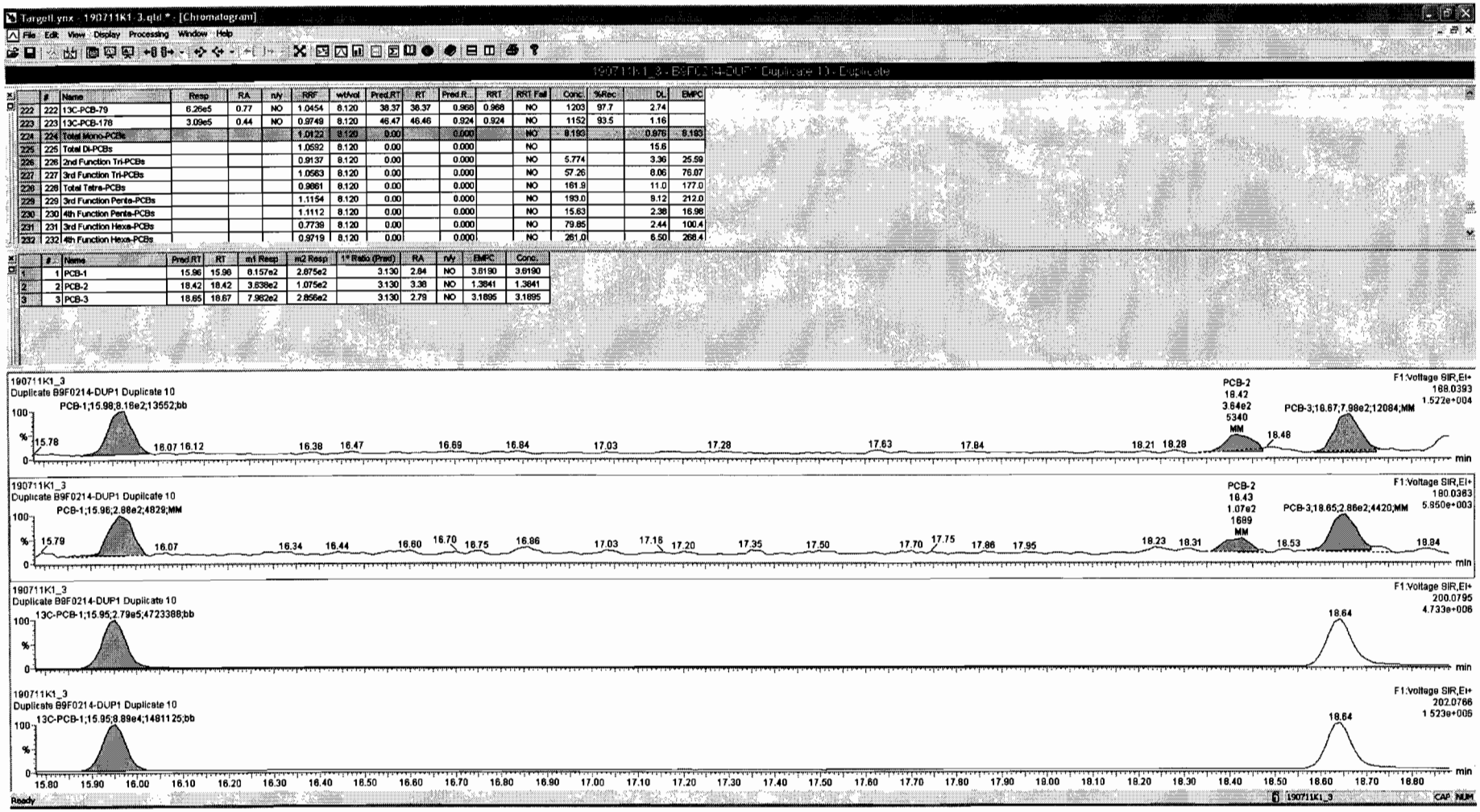

#	Name	Resp	RA	n/y	RRF	wt/vol	Pred.RT	RT	Pred.R...	RRT	RRT Fail	Conc.	%Rec	DL	EMPC
222	13C-PCB-79	6.26e5	0.77	NO	1.0454	8.120	36.37	36.37	0.966	0.968	NO	1203	97.7	2.74	
223	13C-PCB-178	3.09e5	0.44	NO	0.9749	8.120	46.47	46.46	0.924	0.924	NO	1152	93.5	1.16	
224	Total Mono-PCBs				1.0122	8.120	0.00		0.000		NO	9.193		0.976	9.193
225	Total Di-PCBs				1.0592	8.120	0.00		0.000		NO			15.6	
226	2nd Function Tri-PCBs				0.9137	8.120	0.00		0.000		NO	5.774		3.36	25.59
227	3rd Function Tri-PCBs				1.0563	8.120	0.00		0.000		NO	57.26		8.06	76.07
228	Total Tetra-PCBs				0.9861	8.120	0.00		0.000		NO	161.9		11.0	177.0
229	3rd Function Penta-PCBs				1.1154	8.120	0.00		0.000		NO	193.0		9.12	212.0
230	4th Function Penta-PCBs				1.1112	8.120	0.00		0.000		NO	15.63		2.38	16.98
231	3rd Function Hexa-PCBs				0.7738	8.120	0.00		0.000		NO	79.85		2.44	100.4
232	4th Function Hexa-PCBs				0.9719	8.120	0.00		0.000		NO	261.0		6.50	268.4

#	Name	Pred.RT	RT	m1 Resp	m2 Resp	1° Ratio (Pred)	RA	n/y	EMPC	Conc.
1	PCB-1	15.96	15.96	8.157e2	2.875e2	3.130	2.84	NO	3.6190	3.6190
2	PCB-2	18.42	18.42	3.638e2	1.075e2	3.130	3.38	NO	1.3841	1.3841
3	PCB-3	18.65	18.67	7.982e2	2.856e2	3.130	2.79	NO	3.1895	3.1895

Dataset: Untitled

Last Altered: Saturday, July 13, 2019 11:23:57 Pacific Daylight Time
Printed: Saturday, July 13, 2019 11:24:47 Pacific Daylight Time

Name: 190711K1_3, Date: 11-Jul-2019, Time: 11:02:14, ID: B9F0214-DUP1 Duplicate 10, Description: Duplicate

PCB-4/10

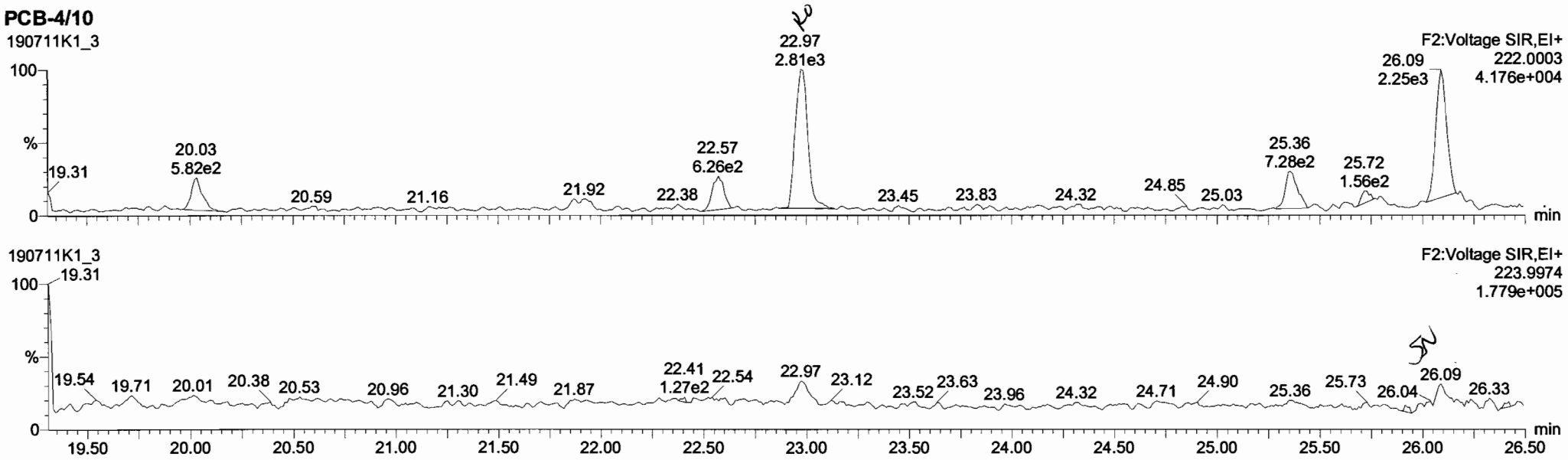

13C-PCB-4

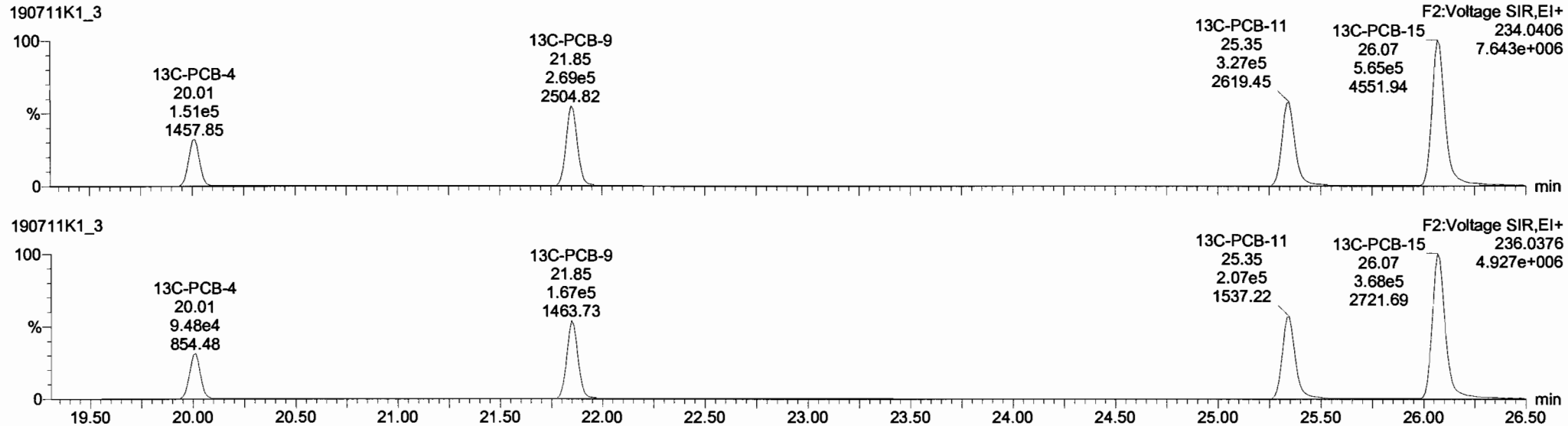

TargetLynx - 190711K1-3.qld * - [Chromatogram]

File Edit View Display Processing Window Help

190711K1_3 - B9F0214-DUP1 Duplicate 10 - Duplicate

	#	Name	Resp	RA	n/y	RRF	wt/vol	Pred.RT	RT	Pred.R..	RRT	RRT Fail	Conc.	%Rec	DL	EMPC
222	222	13C-PCB-79	6.26e5	0.77	NO	1.0454	8.120	38.37	38.37	0.968	0.968	NO	1203	97.7	2.74	
223	223	13C-PCB-178	3.09e5	0.44	NO	0.9749	8.120	46.47	46.46	0.924	0.924	NO	1152	93.5	1.16	
224	224	Total Mono-PCBs				1.0122	8.120	0.00		0.000		NO	8.193		0.976	8.193
225	225	Total Di-PCBs				1.0592	8.120	0.00		0.000		NO	8.317		12.4	21.18
226	226	2nd Function Tri-PCBs				0.9137	8.120	0.00		0.000		NO	5.774		3.36	25.59
227	227	3rd Function Tri-PCBs				1.0563	8.120	0.00		0.000		NO	57.26		8.06	76.07
228	228	Total Tetra-PCBs				0.9861	8.120	0.00		0.000		NO	161.9		11.0	177.0
229	229	3rd Function Penta-PCBs				1.1154	8.120	0.00		0.000		NO	193.0		9.12	212.0
230	230	4th Function Penta-PCBs				1.1112	8.120	0.00		0.000		NO	15.63		2.38	16.98
231	231	3rd Function Hexa-PCBs				0.7739	8.120	0.00		0.000		NO	79.85		2.44	100.4
232	232	4th Function Hexa-PCBs				0.9719	8.120	0.00		0.000		NO	261.0		6.50	268.4

	#	Name	Pred.RT	RT	m1 Resp	m2 Resp	1° Ratio (Pred)	RA	n/y	EMPC	Conc.
1	7	PCB-5/8	22.97	22.97	2.807e3	2.311e3	1.560	1.22	YES	12.859	0.00000
2	11	PCB-15	26.10	26.09	2.255e3	1.455e3	1.560	1.55	NO	8.3167	8.3167

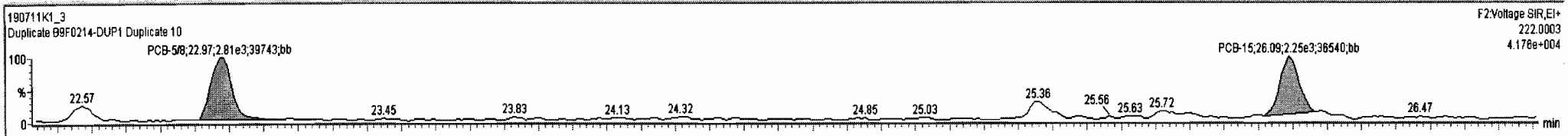

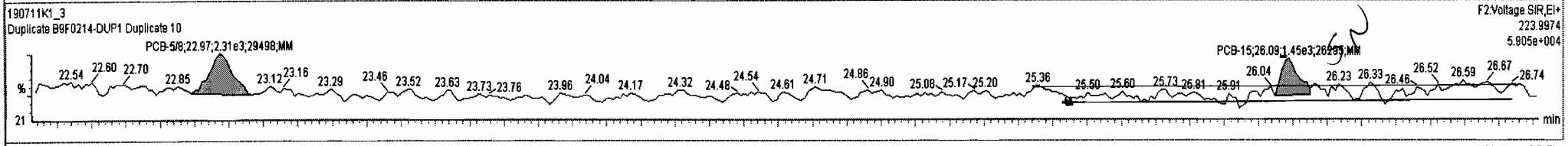



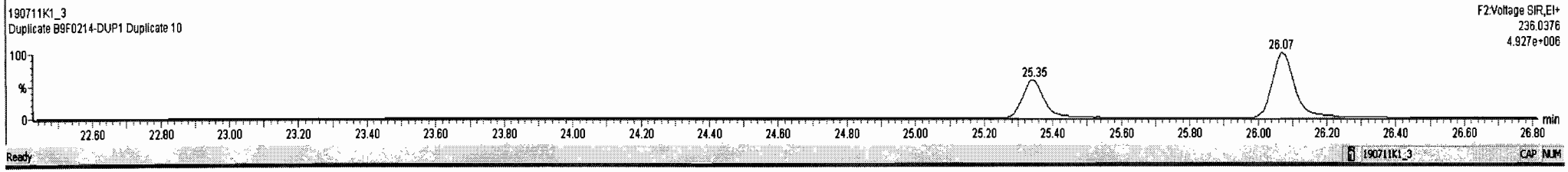

Ready

190711K1_3 CAP NUM

Dataset: Untitled

Last Altered: Saturday, July 13, 2019 11:23:57 Pacific Daylight Time
Printed: Saturday, July 13, 2019 11:24:47 Pacific Daylight Time

Name: 190711K1_3, Date: 11-Jul-2019, Time: 11:02:14, ID: B9F0214-DUP1 Duplicate 10, Description: Duplicate

PCB-19

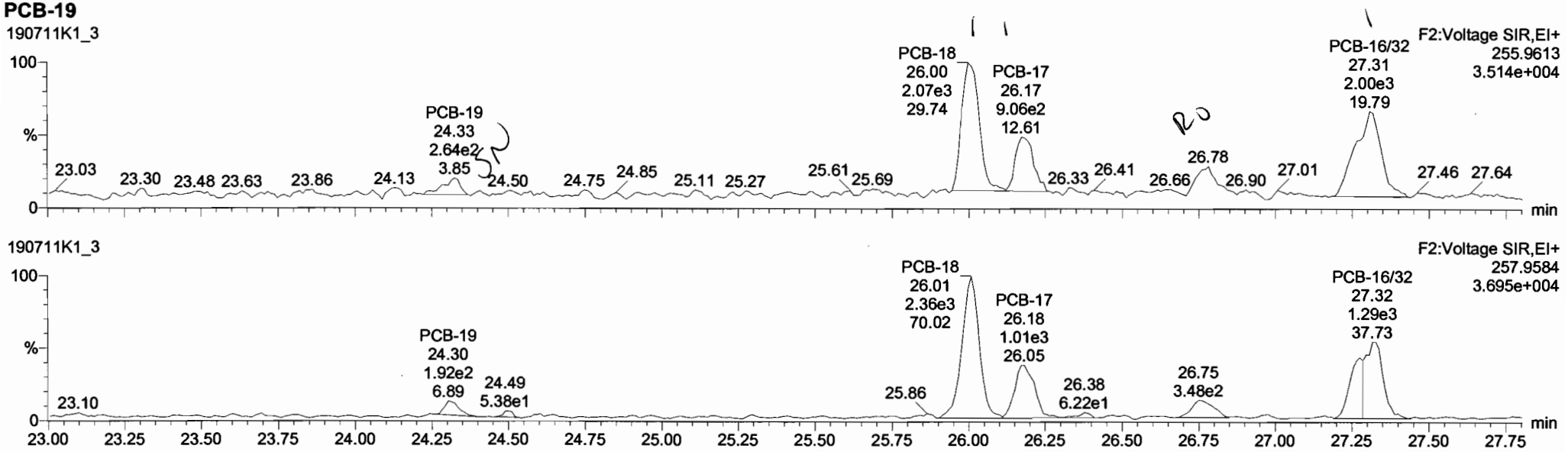

13C-PCB-19

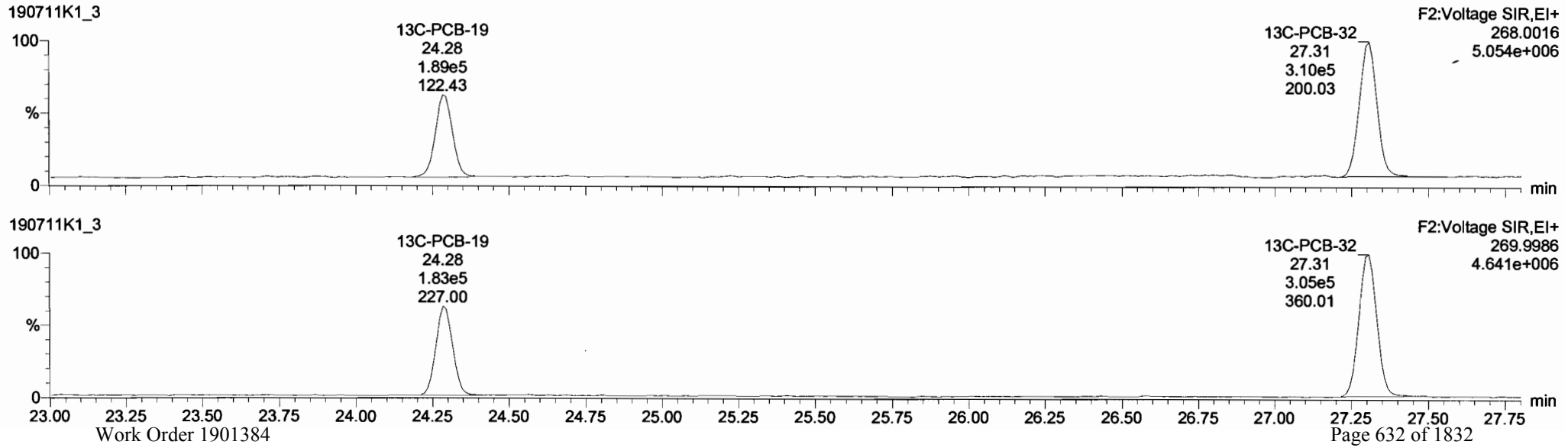

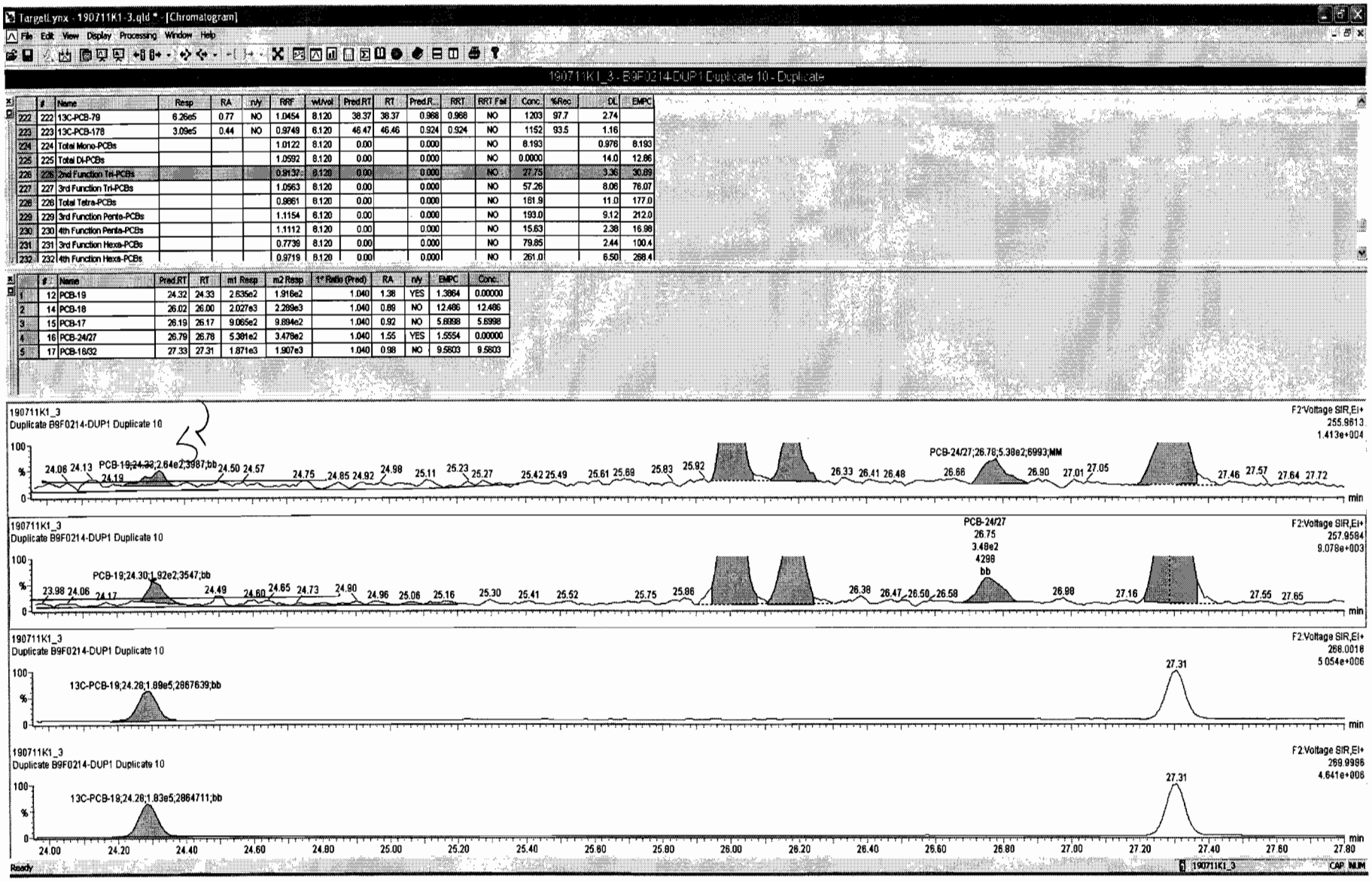

	#	Name	Resp	RA	rvly	RRF	wtVol	Pred.RT	RT	Pred.R...	RRT	RRT Fail	Conc.	%Rec	DL	EMPC
222	222	13C-PCB-79	8.26e5	0.77	NO	1.0454	8.120	38.37	38.37	0.968	0.968	NO	1203	97.7	2.74	
223	223	13C-PCB-178	3.09e5	0.44	NO	0.9749	8.120	46.47	46.46	0.924	0.924	NO	1152	93.5	1.16	
224	224	Total Mono-PCBs				1.0122	8.120	0.00		0.000		NO	8.193		0.976	8.193
225	225	Total Di-PCBs				1.0592	8.120	0.00		0.000		NO	0.0000		14.0	12.86
226	226	2nd Function Tri-PCBs				0.9137	8.120	0.00		0.000		NO	27.75		3.36	30.89
227	227	3rd Function Tri-PCBs				1.0563	8.120	0.00		0.000		NO	57.26		8.06	76.07
228	228	Total Tetra-PCBs				0.9861	8.120	0.00		0.000		NO	181.9		11.0	177.0
229	229	3rd Function Penta-PCBs				1.1154	8.120	0.00		0.000		NO	193.0		9.12	212.0
230	230	4th Function Penta-PCBs				1.1112	8.120	0.00		0.000		NO	15.63		2.38	16.98
231	231	3rd Function Hexa-PCBs				0.7739	8.120	0.00		0.000		NO	79.85		2.44	100.4
232	232	4th Function Hexa-PCBs				0.9719	8.120	0.00		0.000		NO	261.0		6.50	268.4

	#	Name	Pred.RT	RT	m1 Resp	m2 Resp	1* Ratio (Pred)	RA	rvly	EMPC	Conc.
1	12	PCB-19	24.32	24.33	2.835e2	1.916e2	1.040	1.38	YES	1.3864	0.00000
2	14	PCB-18	26.02	26.00	2.027e3	2.289e3	1.040	0.89	NO	12.486	12.486
3	15	PCB-17	26.19	26.17	9.065e2	9.894e2	1.040	0.92	NO	5.6998	5.6998
4	16	PCB-24/27	26.79	26.78	5.381e2	3.479e2	1.040	1.55	YES	1.5554	0.00000
5	17	PCB-18/32	27.33	27.31	1.871e3	1.907e3	1.040	0.98	NO	9.5803	9.5803

Dataset: Untitled

Last Altered: Saturday, July 13, 2019 11:23:57 Pacific Daylight Time
Printed: Saturday, July 13, 2019 11:24:47 Pacific Daylight Time

Name: 190711K1_3, Date: 11-Jul-2019, Time: 11:02:14, ID: B9F0214-DUP1 Duplicate 10, Description: Duplicate

PCB-34

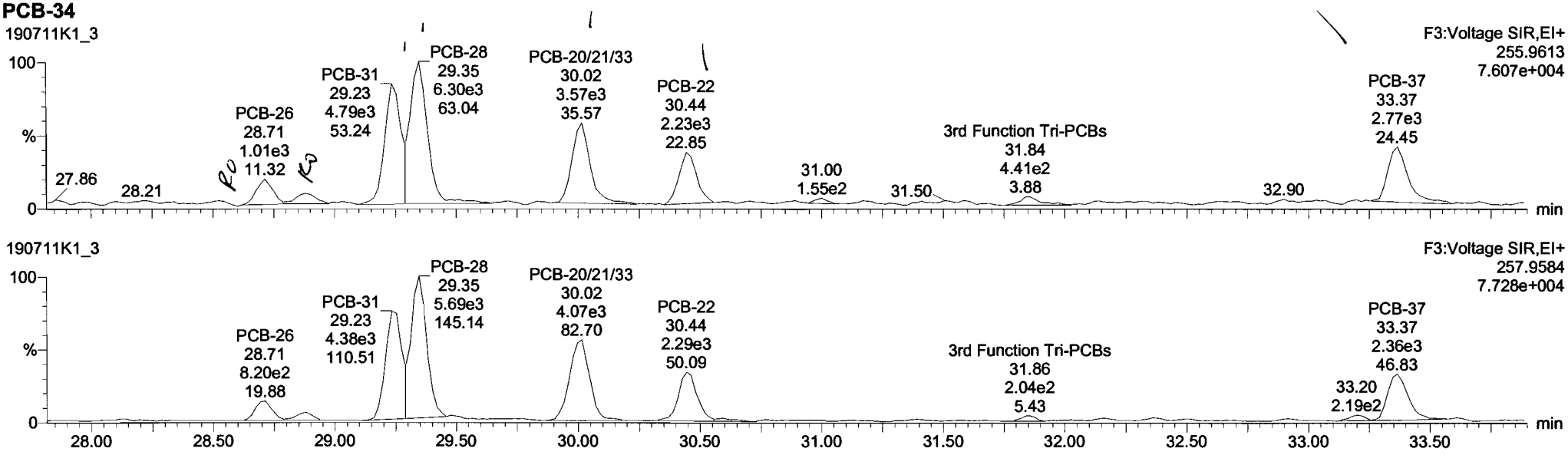

13C-PCB-28

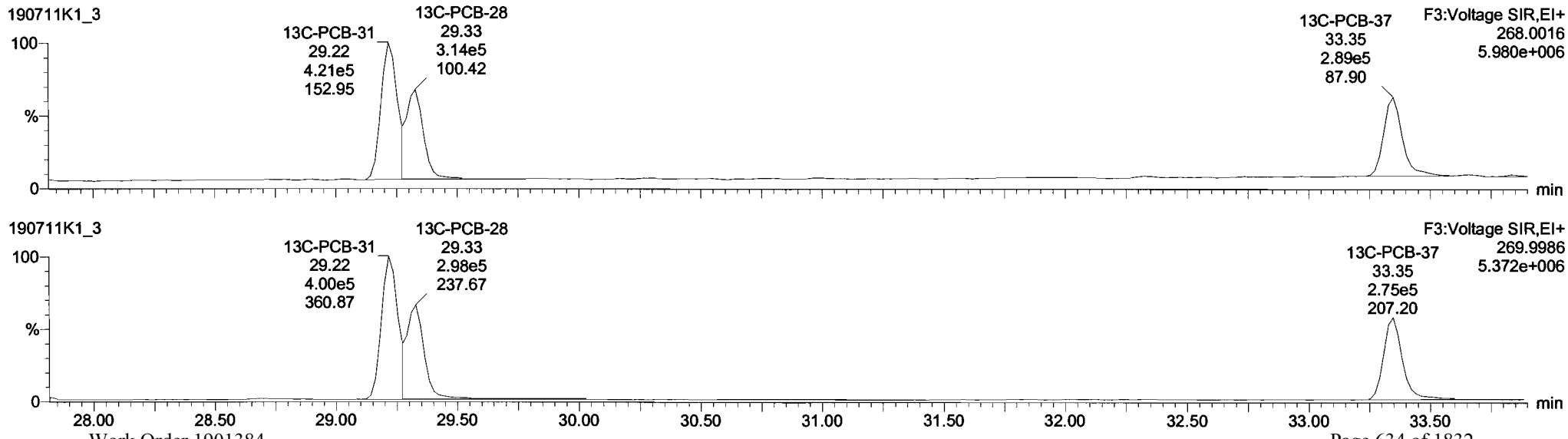

TargetLynx - 190711K1-3.qld * - [Chromatogram]

File Edit View Display Processing Window Help

190711K1_3 - B9F0214-DUP1 Duplicate 10 - Duplicate

	#	Name	Resp	RA	n/y	RRF	wtVol	Pred.RT	RT	Pred.R...	RRT	RRT Fail	Conc.	%Rec	DL	EMPC
222	222	13C-PCB-79	6.26e5	0.77	NO	1.0454	8.120	36.37	36.37	0.968	0.968	NO	1203	97.7	2.74	
223	223	13C-PCB-178	3.09e5	0.44	NO	0.9749	8.120	46.47	46.46	0.924	0.924	NO	1152	93.5	1.18	
224	224	Total Mono-PCBs				1.0122	8.120	0.00		0.000		NO	8.193		0.976	8.193
225	225	Total Di-PCBs				1.0682	8.120	0.00		0.000		NO	0.0000		14.0	12.86
226	226	2nd Function Tri-PCBs				0.9137	8.120	0.00		0.000		NO	27.75		3.36	29.30
227	227	3rd Function Tri-PCBs				1.0583	8.120	0.00		0.000		NO	71.47		8.05	76.21
228	228	Total Tetra-PCBs				0.9661	8.120	0.00		0.000		NO	161.9		11.0	177.0
229	229	3rd Function Penta-PCBs				1.1154	8.120	0.00		0.000		NO	193.0		9.12	212.0
230	230	4th Function Penta-PCBs				1.1112	8.120	0.00		0.000		NO	15.63		2.38	16.98
231	231	3rd Function Hexa-PCBs				0.7739	8.120	0.00		0.000		NO	79.85		2.44	100.4
232	232	4th Function Hexa-PCBs				0.9719	8.120	0.00		0.000		NO	261.0		6.50	268.4

	#	Name	Pred.RT	RT	m1 Resp	m2 Resp	1° Ratio (Pred)	RA	n/y	EMPC	Conc.
1	21	PCB-26	28.71	28.71	1.014e3	8.205e2	1.040	1.24	YES	3.3685	0.00000
2	22	PCB-25	28.88	28.88	5.669e2	3.275e2	1.040	1.73	YES	1.3764	0.00000
3	23	PCB-31	29.26	29.23	4.788e3	4.446e3	1.040	1.08	NO	16.582	18.562
4	24	PCB-28	29.35	29.35	6.144e3	5.917e3	1.040	1.04	NO	21.972	21.972
5	25	PCB-20/21/33	29.97	30.02	3.529e3	3.894e3	1.040	0.91	NO	14.902	14.902
6	26	PCB-22	30.47	30.44	2.383e3	2.099e3	1.040	1.14	NO	8.7419	8.7419
7	31	PCB-37	33.38	33.37	2.455e3	2.248e3	1.040	1.09	NO	9.2804	9.2804

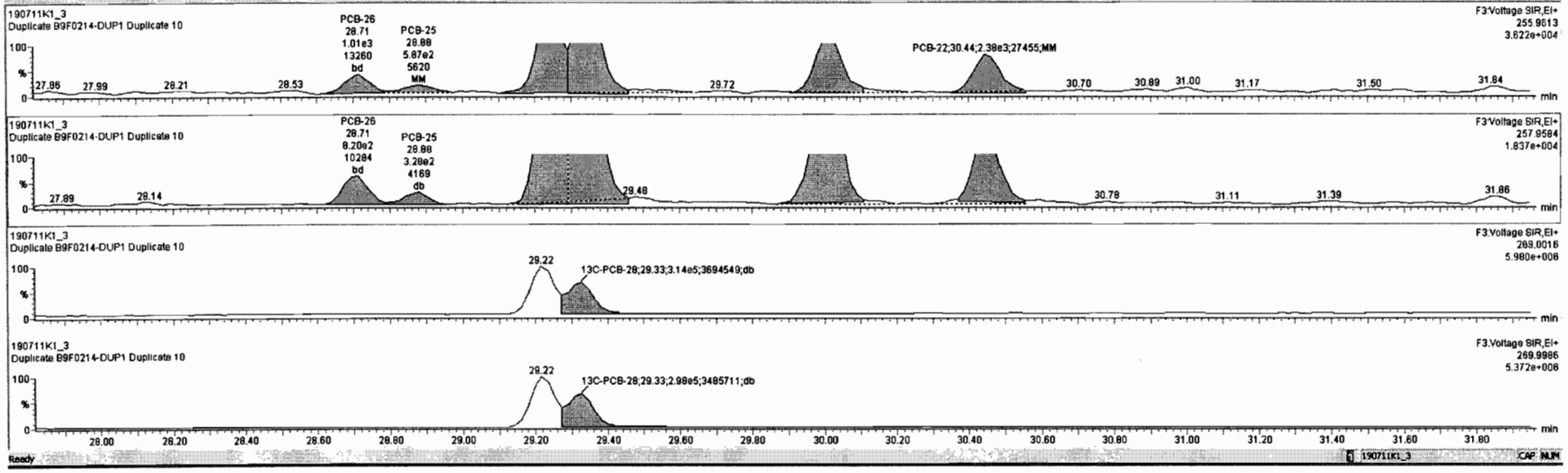

TargetLynx - 190711K1-3.qld * - [Chromatogram]

File Edit View Display Processing Window Help

190711K1_3 - B9F0214-DUP1 Duplicate 10 - Duplicate

	#	Name	Resp	RA	n/y	RRF	wt/vol	Pred.RT	RT	Pred.R...	RRT	RRT Fail	Conc.	%Rec	DL	EMPC
222	222	13C-PCB-79	6.26e5	0.77	NO	1.0454	8.120	38.37	38.37	0.968	0.968	NO	1203	97.7	2.74	
223	223	13C-PCB-178	3.09e5	0.44	NO	0.9749	8.120	46.47	46.46	0.924	0.924	NO	1152	93.5	1.16	
224	224	Total Mono-PCBs				1.0122	8.120	0.00		0.000		NO	8.193		0.976	8.193
225	225	Total Di-PCBs				1.0592	8.120	0.00		0.000		NO	0.0000		14.0	12.86
226	226	2nd Function Tri-PCBs				0.9137	8.120	0.00		0.000		NO	27.75		3.36	29.30
227	227	3rd Function Tri-PCBs				1.0583	8.120	0.00		0.000		NO	71.47		8.06	76.21
228	228	Total Tetra-PCBs				0.9861	8.120	0.00		0.000		NO	161.9		11.0	177.0
229	229	3rd Function Penta-PCBs				1.1154	8.120	0.00		0.000		NO	193.0		9.12	212.0
230	230	4th Function Penta-PCBs				1.1112	8.120	0.00		0.000		NO	15.63		2.36	16.98
231	231	3rd Function Hexa-PCBs				0.7739	8.120	0.00		0.000		NO	79.85		2.44	100.4
232	232	4th Function Hexa-PCBs				0.9719	8.120	0.00		0.000		NO	261.0		6.50	268.4

	#	Name	Pred.RT	RT	m1 Resp	m2 Resp	1° Ratio (Pred)	RA	n/y	EMPC	Conc.
1	21	PCB-26	28.71	28.71	1.014e3	8.205e2	1.040	1.24	YES	3.3685	0.00000
2	22	PCB-25	28.88	28.88	5.689e2	3.275e2	1.040	1.73	YES	1.3764	0.00000
3	23	PCB-31	29.26	29.23	4.788e3	4.446e3	1.040	1.08	NO	16.562	16.562
4	24	PCB-28	29.35	29.35	6.144e3	5.917e3	1.040	1.04	NO	21.972	21.972
5	25	PCB-20/21/33	29.97	30.02	3.529e3	3.894e3	1.040	0.91	NO	14.902	14.902
6	26	PCB-22	30.47	30.44	2.383e3	2.099e3	1.040	1.14	NO	8.7419	8.7419
7	31	PCB-37	33.38	33.37	2.455e3	2.248e3	1.040	1.09	NO	9.2904	9.2904

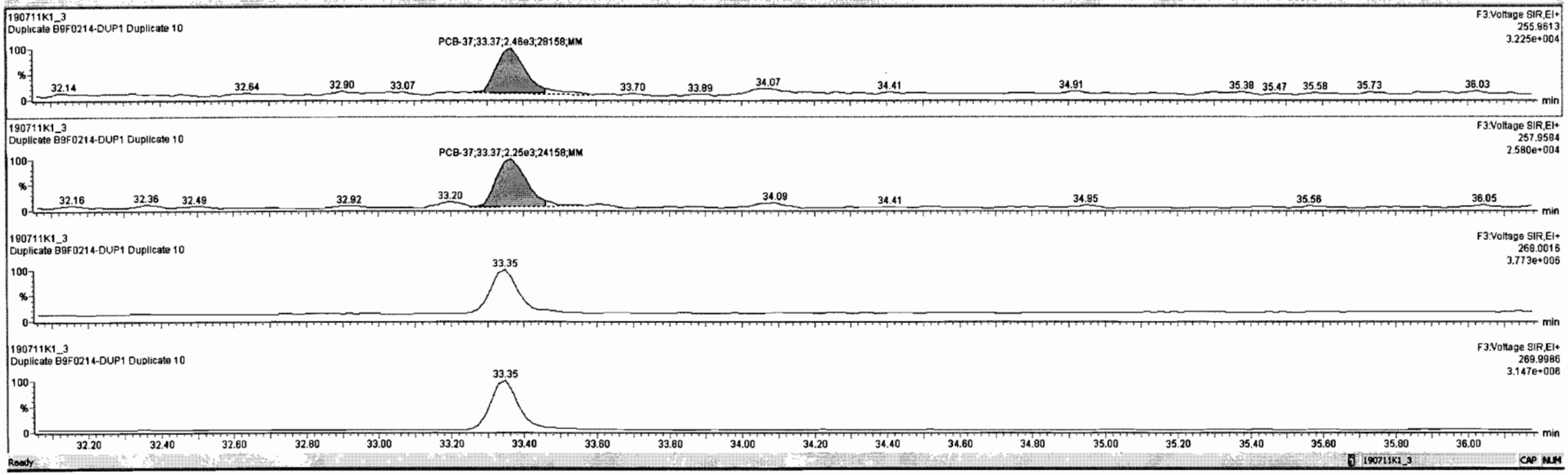

Dataset: Untitled

Last Altered: Saturday, July 13, 2019 11:23:57 Pacific Daylight Time
Printed: Saturday, July 13, 2019 11:24:47 Pacific Daylight Time

Name: 190711K1_3, Date: 11-Jul-2019, Time: 11:02:14, ID: B9F0214-DUP1 Duplicate 10, Description: Duplicate

PCB-54

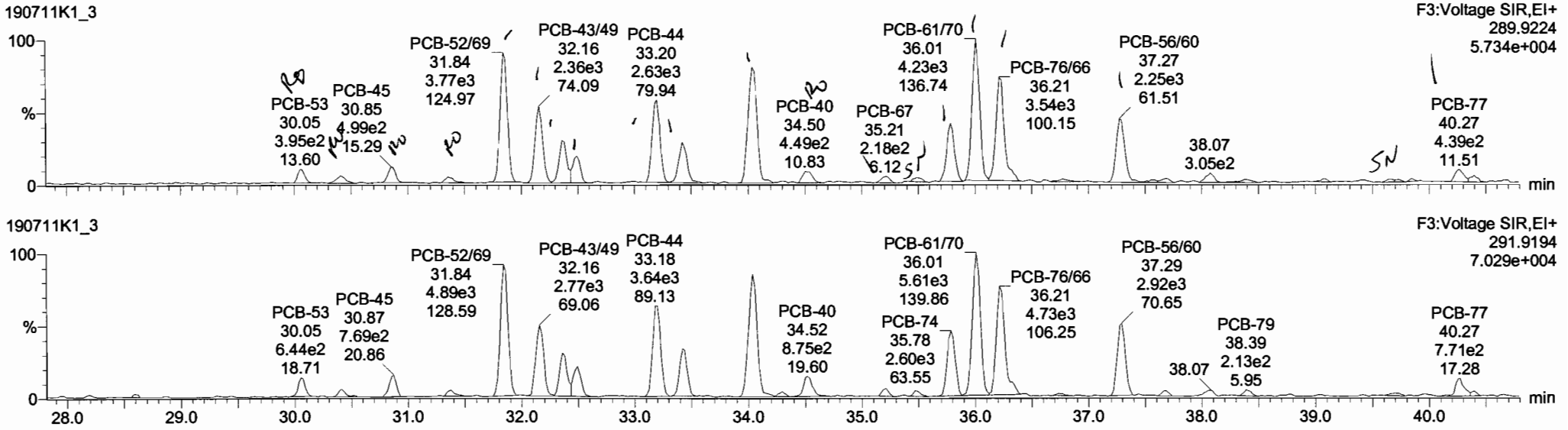

13C-PCB-54

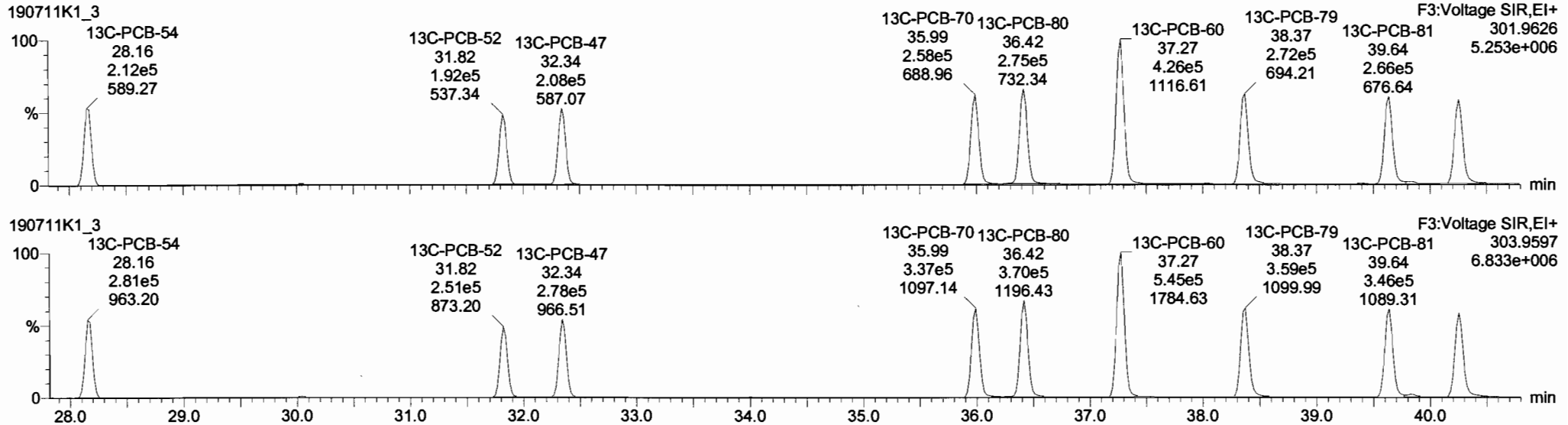

Dataset: Untitled

Last Altered: Saturday, July 13, 2019 11:23:57 Pacific Daylight Time
Printed: Saturday, July 13, 2019 11:24:47 Pacific Daylight Time

Name: 190711K1_3, Date: 11-Jul-2019, Time: 11:02:14, ID: B9F0214-DUP1 Duplicate 10, Description: Duplicate

PCB-50

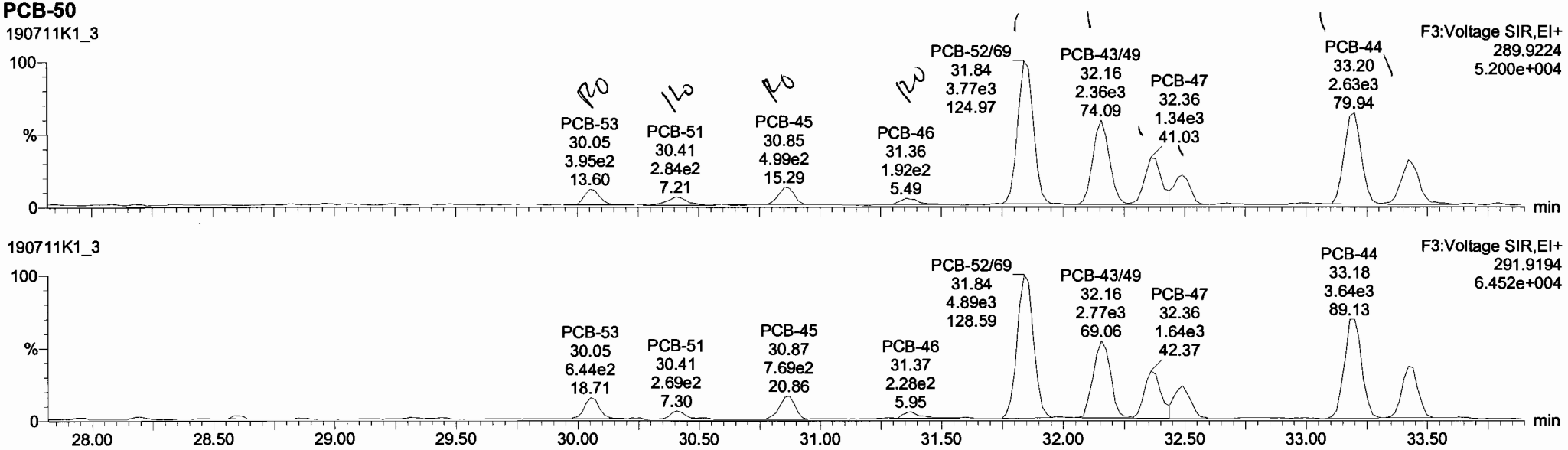

13C-PCB-52

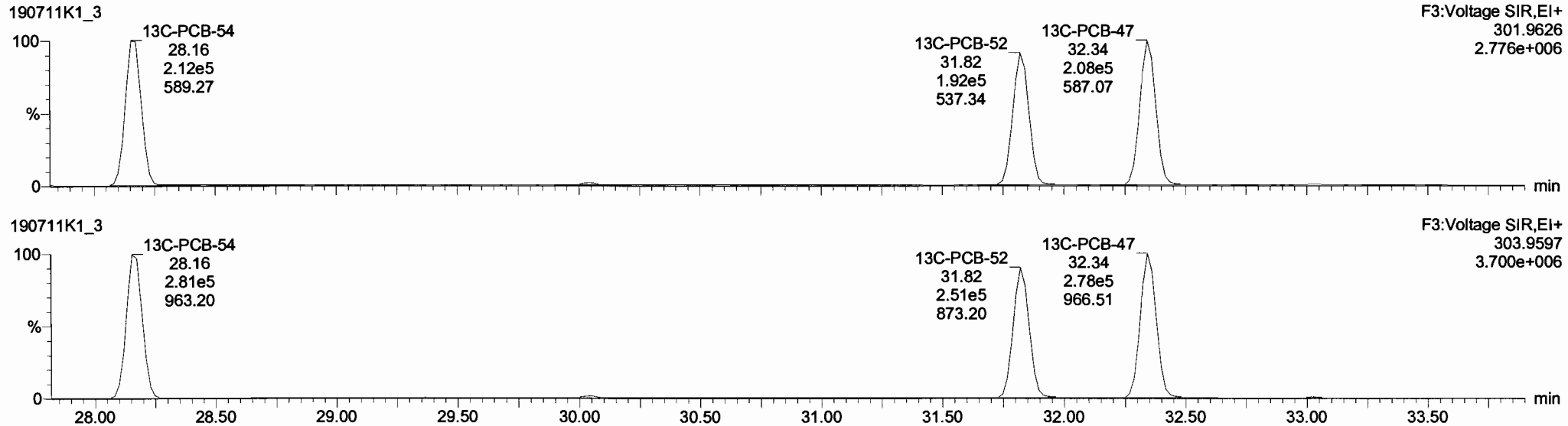

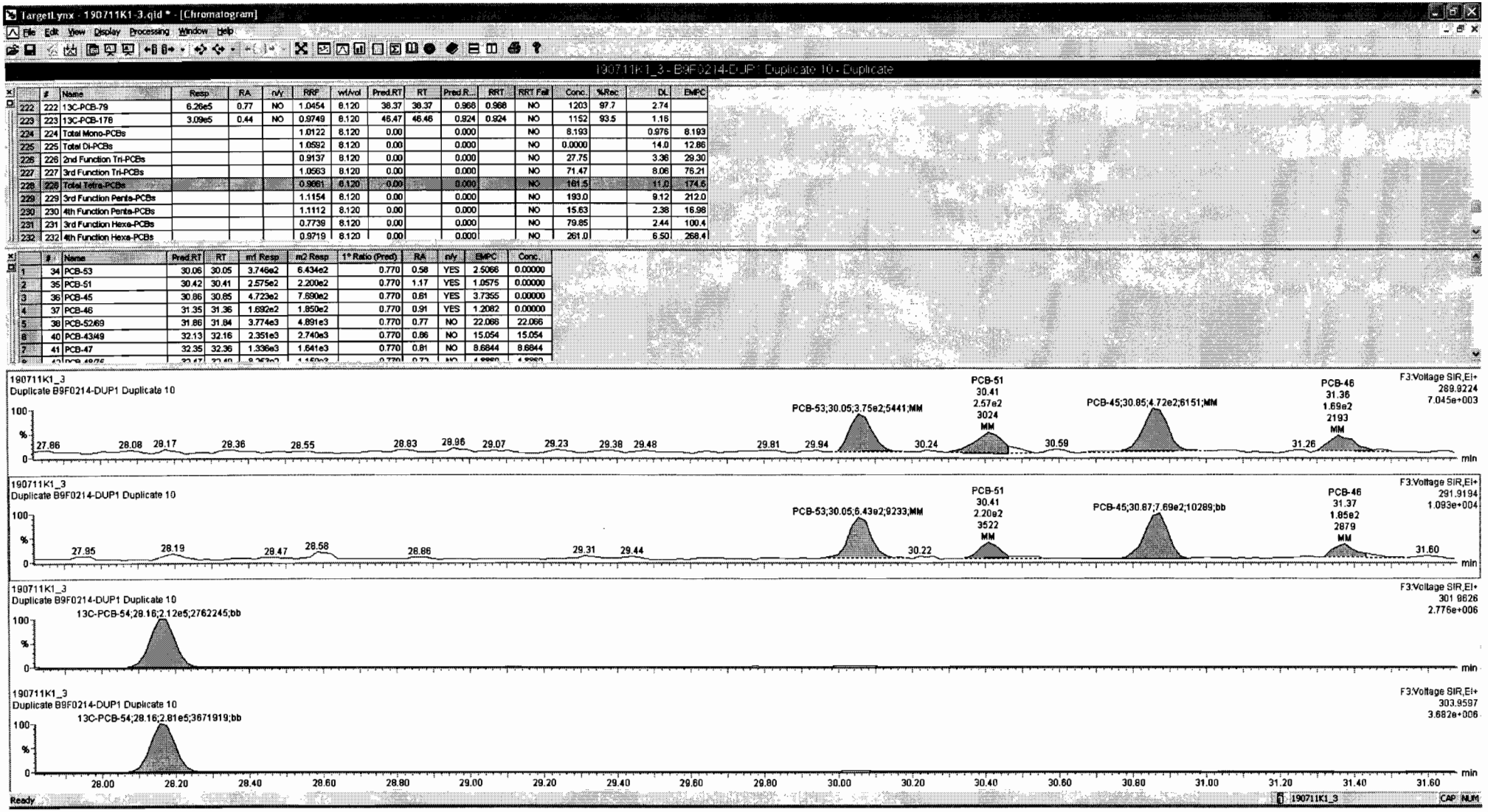

#	Name	Resp	RA	n/y	RRF	wt/vol	Pred.RT	RT	Pred.R...	RRT	RRT Fail	Conc.	%Rec	DL	EMPC
222	13C-PCB-79	6.26e5	0.77	NO	1.0454	8.120	38.37	38.37	0.968	0.968	NO	1203	97.7	2.74	
223	13C-PCB-178	3.09e5	0.44	NO	0.9749	8.120	46.47	46.46	0.924	0.924	NO	1152	93.5	1.16	
224	Total Mono-PCBs				1.0122	8.120	0.00		0.000		NO	8.193		0.976	8.193
225	Total Di-PCBs				1.0592	8.120	0.00		0.000		NO	0.0000		14.0	12.86
226	2nd Function Tri-PCBs				0.9137	8.120	0.00		0.000		NO	27.75		3.36	29.30
227	3rd Function Tri-PCBs				1.0563	8.120	0.00		0.000		NO	71.47		8.06	76.21
228	Total Tetra-PCBs				0.9661	8.120	0.00		0.000		NO	161.5		11.0	174.6
229	3rd Function Penta-PCBs				1.1154	8.120	0.00		0.000		NO	193.0		9.12	212.0
230	4th Function Penta-PCBs				1.1112	8.120	0.00		0.000		NO	15.63		2.38	16.98
231	3rd Function Hexa-PCBs				0.7739	8.120	0.00		0.000		NO	79.85		2.44	100.4
232	4th Function Hexa-PCBs				0.9719	8.120	0.00		0.000		NO	261.0		6.50	268.4

#	Name	Pred.RT	RT	m1 Resp	m2 Resp	1° Ratio (Pred)	RA	n/y	EMPC	Conc.
1	34 PCB-53	30.06	30.05	3.746e2	6.434e2	0.770	0.58	YES	2.5068	0.00000
2	35 PCB-51	30.42	30.41	2.575e2	2.200e2	0.770	1.17	YES	1.0575	0.00000
3	36 PCB-45	30.86	30.85	4.723e2	7.690e2	0.770	0.61	YES	3.7355	0.00000
4	37 PCB-46	31.35	31.36	1.692e2	1.850e2	0.770	0.91	YES	1.2082	0.00000
5	38 PCB-52/69	31.86	31.84	3.774e3	4.891e3	0.770	0.77	NO	22.066	22.066
6	40 PCB-43/49	32.13	32.16	2.351e3	2.740e3	0.770	0.86	NO	15.054	15.054
7	41 PCB-47	32.35	32.36	1.336e3	1.641e3	0.770	0.81	NO	8.6844	8.6844

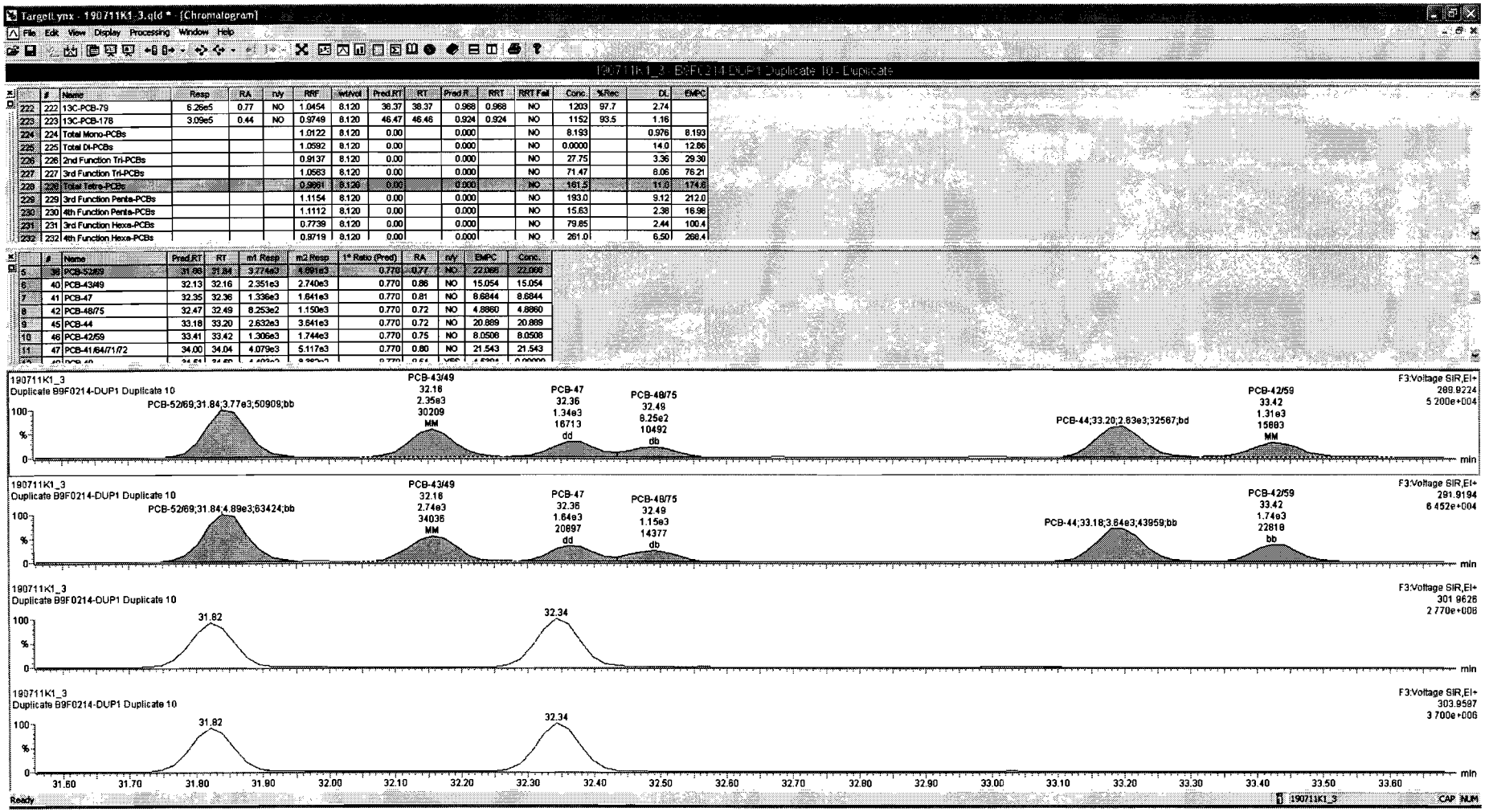

	#	Name	Resp	RA	n/y	RRF	wtVol	Pred.RT	RT	Pred.R	RRT	RRT Fail	Conc	%Rec	DL	EMPC
222	222	13C-PCB-79	6.26e5	0.77	NO	1.0454	8.120	36.37	36.37	0.968	0.968	NO	1203	97.7	2.74	
223	223	13C-PCB-178	3.09e5	0.44	NO	0.9749	8.120	46.47	46.46	0.924	0.924	NO	1152	93.5	1.16	
224	224	Total Mono-PCBs				1.0122	8.120	0.00		0.000		NO	8.193		0.976	8.193
225	225	Total Di-PCBs				1.0592	8.120	0.00		0.000		NO	0.0000		14.0	12.86
226	226	2nd Function Tri-PCBs				0.9137	8.120	0.00		0.000		NO	27.75		3.36	29.30
227	227	3rd Function Tri-PCBs				1.0563	8.120	0.00		0.000		NO	71.47		8.06	76.21
228	228	Total Tetra-PCBs				0.9991	8.120	0.00		0.000		NO	161.5		11.8	174.8
229	229	3rd Function Penta-PCBs				1.1154	8.120	0.00		0.000		NO	193.0		9.12	212.0
230	230	4th Function Penta-PCBs				1.1112	8.120	0.00		0.000		NO	15.63		2.38	16.98
231	231	3rd Function Hexa-PCBs				0.7739	8.120	0.00		0.000		NO	79.85		2.44	100.4
232	232	4th Function Hexa-PCBs				0.9719	8.120	0.00		0.000		NO	261.0		6.50	268.4

	#	Name	Pred.RT	RT	m1 Resp	m2 Resp	1st Ratio (Pred)	RA	n/y	EMPC	Conc.
5	39	PCB-52/69	31.86	31.84	3.774e3	4.891e3	0.770	0.77	NO	22.066	22.066
6	40	PCB-43/49	32.13	32.16	2.351e3	2.740e3	0.770	0.86	NO	15.054	15.054
7	41	PCB-47	32.35	32.36	1.336e3	1.641e3	0.770	0.81	NO	8.6844	8.6844
8	42	PCB-48/75	32.47	32.49	8.253e2	1.150e3	0.770	0.72	NO	4.8860	4.8860
9	45	PCB-44	33.18	33.20	2.632e3	3.641e3	0.770	0.72	NO	20.889	20.889
10	46	PCB-42/59	33.41	33.42	1.306e3	1.744e3	0.770	0.75	NO	8.0508	8.0508
11	47	PCB-41/64/71/72	34.00	34.04	4.079e3	5.117e3	0.770	0.80	NO	21.543	21.543

Dataset: Untitled

Last Altered: Saturday, July 13, 2019 11:23:57 Pacific Daylight Time
Printed: Saturday, July 13, 2019 11:24:47 Pacific Daylight Time

Name: 190711K1_3, Date: 11-Jul-2019, Time: 11:02:14, ID: B9F0214-DUP1 Duplicate 10, Description: Duplicate

PCB-68

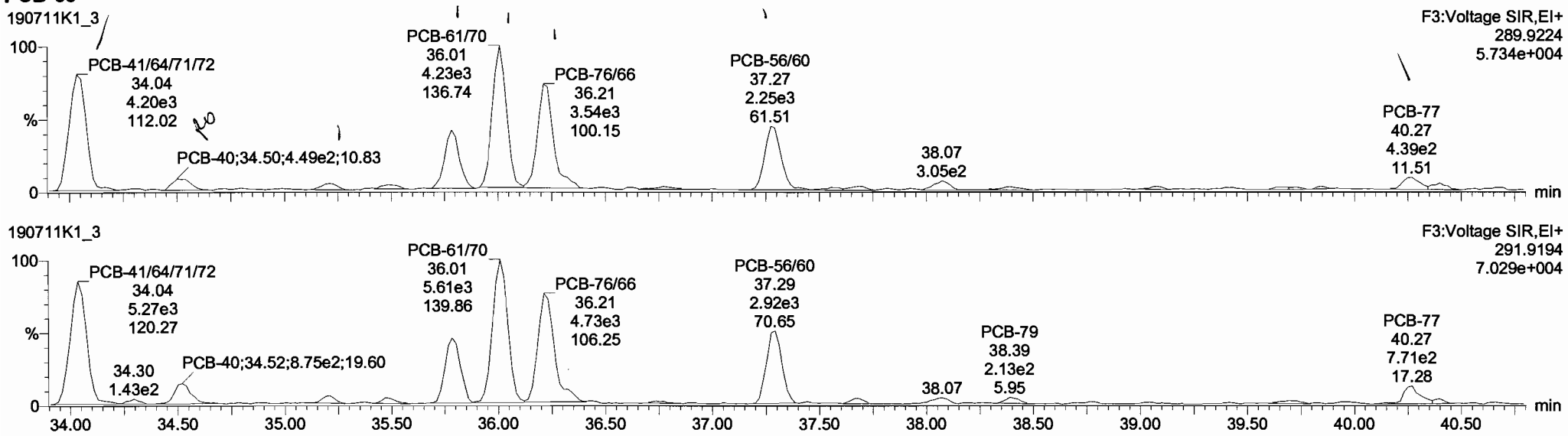

13C-PCB-60

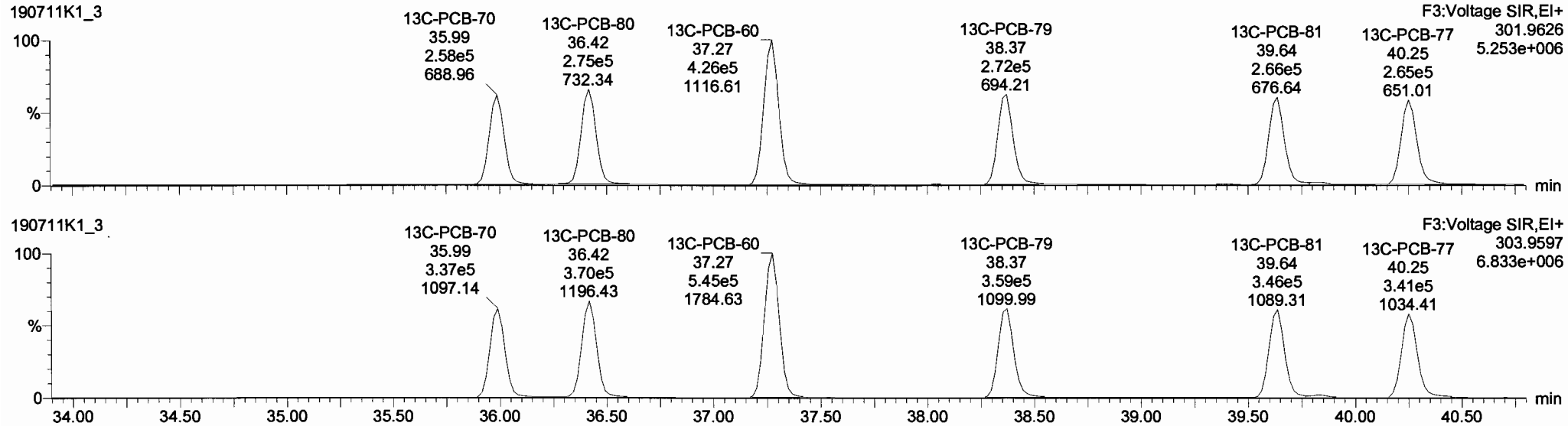

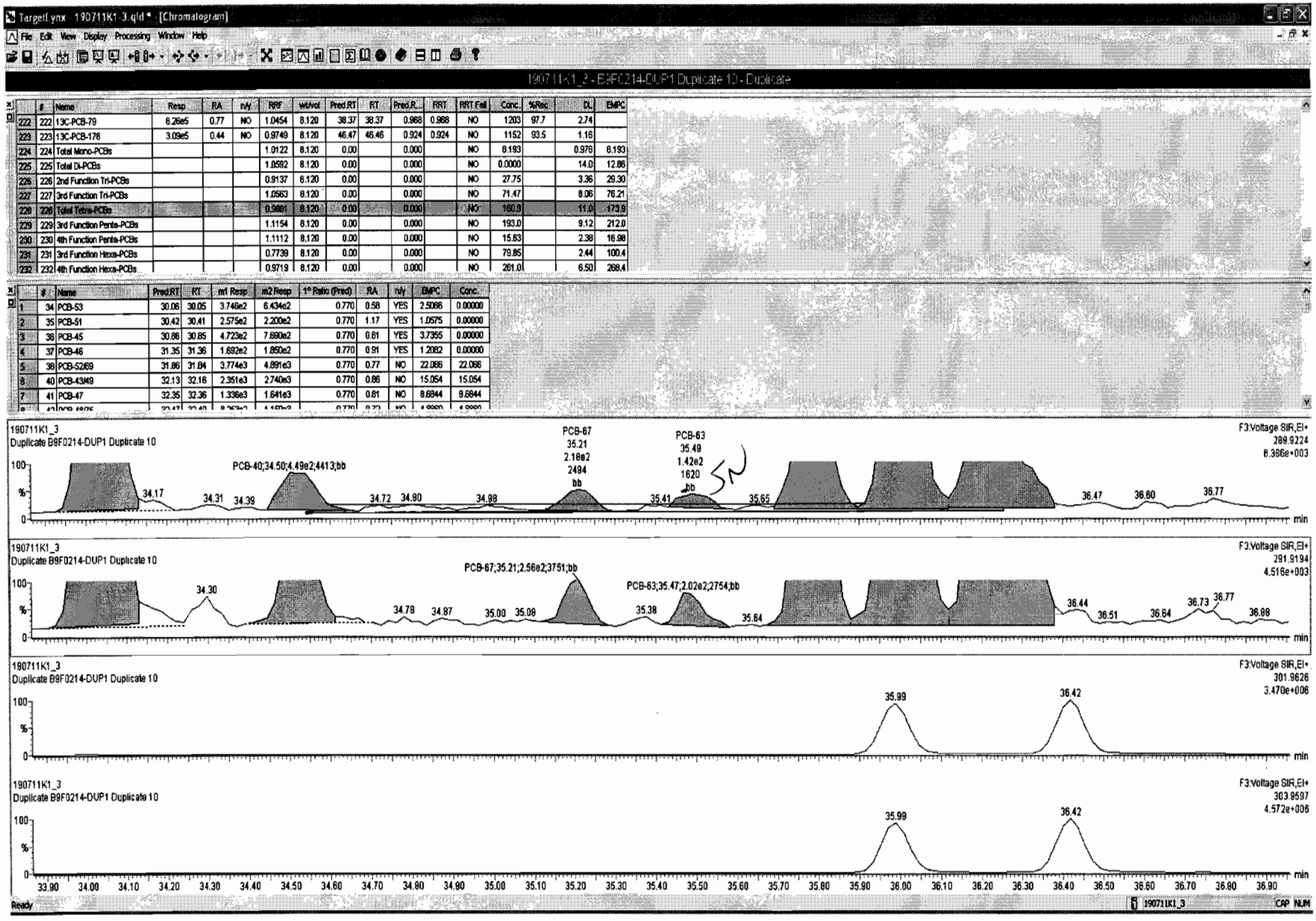

	#	Name	Resp	RA	n/y	RRf	wt/vol	Pred.RT	RT	Pred.R...	RRT	RRT Fail	Conc.	%Rec	DL	EMPC
222	222	13C-PCB-79	6.26e5	0.77	NO	1.0454	8.120	38.37	38.37	0.968	0.968	NO	1203	97.7	2.74	
223	223	13C-PCB-178	3.09e5	0.44	NO	0.9749	8.120	46.47	46.46	0.924	0.924	NO	1152	93.5	1.16	
224	224	Total Mono-PCBs				1.0122	8.120	0.00		0.000		NO	6.193		0.976	6.193
225	225	Total Di-PCBs				1.0592	8.120	0.00		0.000		NO	0.0000		14.0	12.86
226	226	2nd Function Tri-PCBs				0.9137	8.120	0.00		0.000		NO	27.75		3.36	29.30
227	227	3rd Function Tri-PCBs				1.0563	8.120	0.00		0.000		NO	71.47		8.06	76.21
228	228	Total Tetra-PCBs				0.9881	8.120	0.00		0.000		NO	160.9		11.0	173.9
229	229	3rd Function Penta-PCBs				1.1154	8.120	0.00		0.000		NO	193.0		9.12	212.0
230	230	4th Function Penta-PCBs				1.1112	8.120	0.00		0.000		NO	15.83		2.38	16.98
231	231	3rd Function Hexa-PCBs				0.7739	8.120	0.00		0.000		NO	79.85		2.44	100.4
232	232	4th Function Hexa-PCBs				0.9719	8.120	0.00		0.000		NO	261.0		6.50	268.4

	#	Name	Pred.RT	RT	m1 Resp	m2 Resp	1° Ratio (Pred)	RA	n/y	EMPC	Conc.
1	34	PCB-53	30.06	30.05	3.746e2	6.434e2	0.770	0.58	YES	2.5066	0.00000
2	35	PCB-51	30.42	30.41	2.575e2	2.200e2	0.770	1.17	YES	1.0575	0.00000
3	36	PCB-45	30.86	30.85	4.723e2	7.690e2	0.770	0.61	YES	3.7355	0.00000
4	37	PCB-46	31.35	31.36	1.692e2	1.850e2	0.770	0.91	YES	1.2082	0.00000
5	38	PCB-52/69	31.86	31.84	3.774e3	4.891e3	0.770	0.77	NO	22.066	22.066
6	40	PCB-43/49	32.13	32.16	2.351e3	2.740e3	0.770	0.86	NO	15.054	15.054
7	41	PCB-47	32.35	32.36	1.338e3	1.641e3	0.770	0.81	NO	8.6844	8.6844

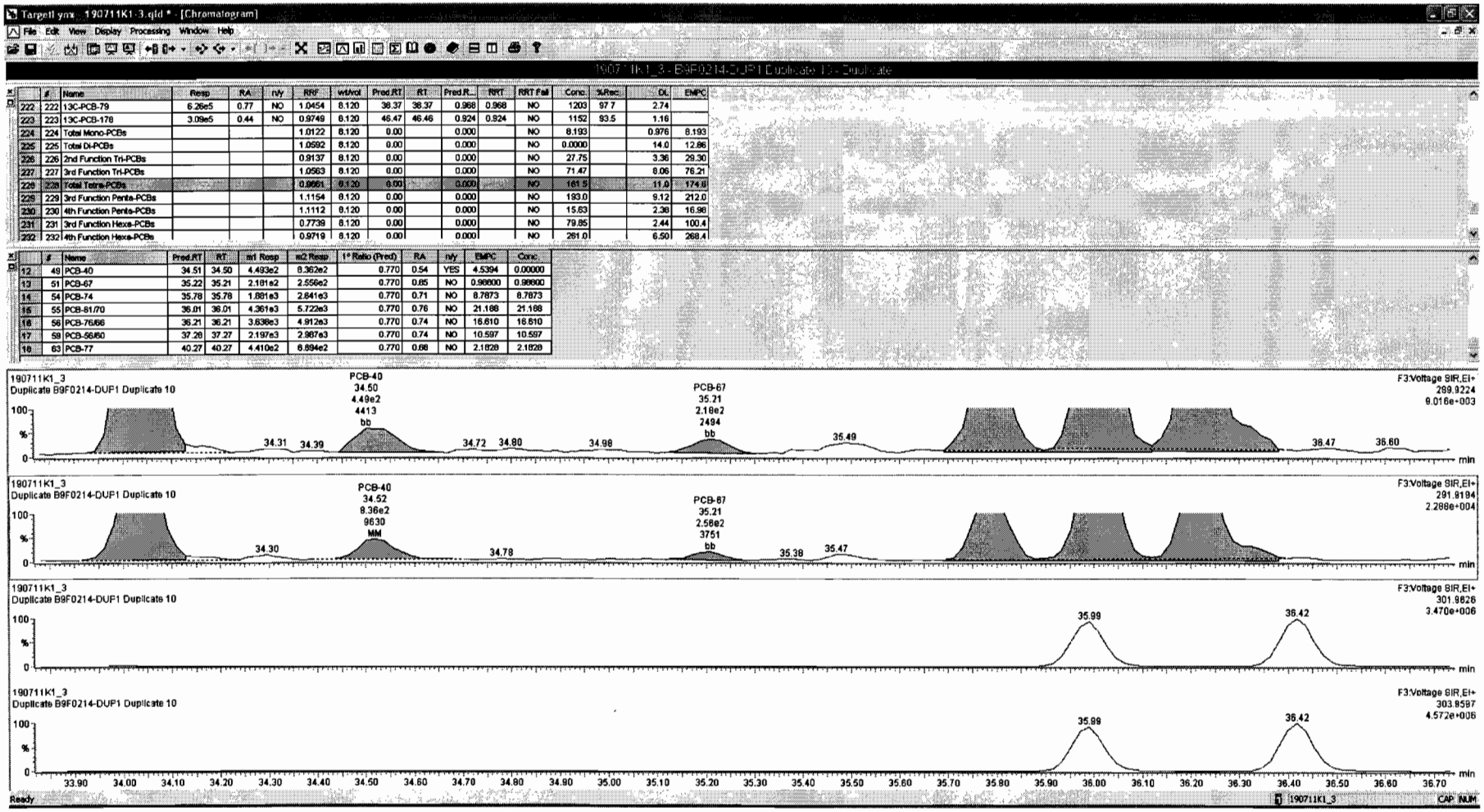

	#	Name	Resp	RA	n/y	RRF	wtAvg	Pred.RT	RT	Pred.R...	RRT	RRT Fail	Conc.	%Rec.	DL	EMPC
222	222	13C-PCB-79	6.26e5	0.77	NO	1.0454	8.120	36.37	36.37	0.968	0.968	NO	1203	97.7	2.74	
223	223	13C-PCB-178	3.09e5	0.44	NO	0.9749	8.120	46.47	46.46	0.924	0.924	NO	1152	93.5	1.16	
224	224	Total Mono-PCBs				1.0122	8.120	0.00		0.000		NO	8.193		0.976	8.193
225	225	Total Di-PCBs				1.0592	8.120	0.00		0.000		NO	0.0000		14.0	12.86
226	226	2nd Function Tri-PCBs				0.9137	8.120	0.00		0.000		NO	27.75		3.36	29.30
227	227	3rd Function Tri-PCBs				1.0563	8.120	0.00		0.000		NO	71.47		8.06	76.21
228	228	Total Tetra-PCBs				0.9661	8.120	0.00		0.000		NO	161.5		11.0	174.6
229	229	3rd Function Penta-PCBs				1.1154	8.120	0.00		0.000		NO	193.0		9.12	212.0
230	230	4th Function Penta-PCBs				1.1112	8.120	0.00		0.000		NO	15.63		2.36	16.98
231	231	3rd Function Hexa-PCBs				0.7738	8.120	0.00		0.000		NO	79.85		2.44	100.4
232	232	4th Function Hexa-PCBs				0.9719	8.120	0.00		0.000		NO	261.0		6.50	268.4

	#	Name	Pred.RT	RT	m1 Resp	m2 Resp	1° Ratio (Pred)	RA	n/y	EMPC	Conc.
12	49	PCB-40	34.51	34.50	4.493e2	8.362e2	0.770	0.54	YES	4.5394	0.00000
13	51	PCB-67	35.22	35.21	2.181e2	2.556e2	0.770	0.85	NO	0.98600	0.98600
14	54	PCB-74	35.78	35.78	1.881e3	2.841e3	0.770	0.71	NO	8.7873	8.7873
15	55	PCB-81/70	36.01	36.01	4.361e3	5.722e3	0.770	0.76	NO	21.188	21.188
16	56	PCB-76/66	36.21	36.21	3.638e3	4.912e3	0.770	0.74	NO	16.810	16.810
17	59	PCB-56/60	37.26	37.27	2.197e3	2.987e3	0.770	0.74	NO	10.597	10.597
18	63	PCB-77	40.27	40.27	4.410e2	6.894e2	0.770	0.68	NO	2.1828	2.1828

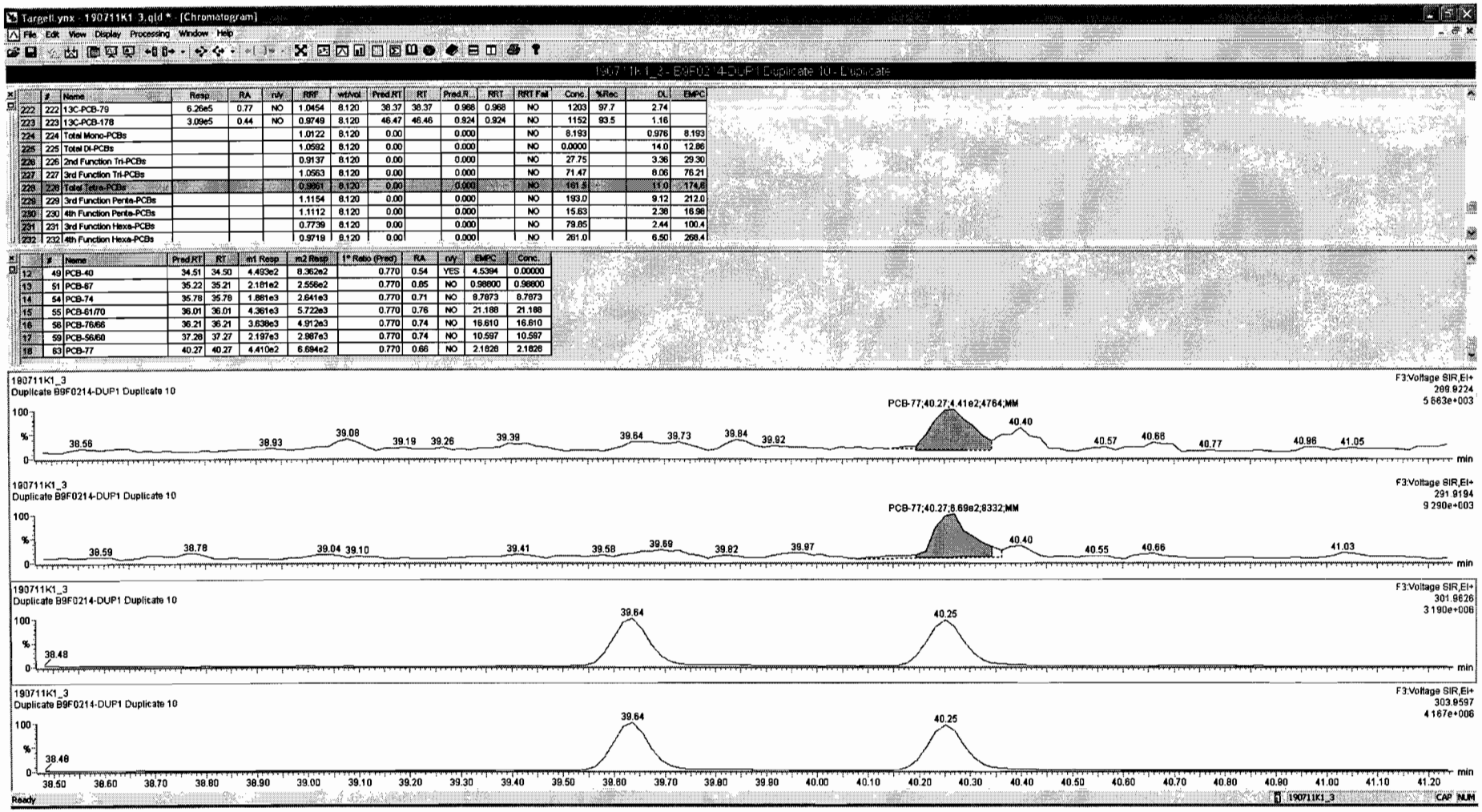

	#	Name	Resp	RA	rdy	RRF	wt/vol	Pred.RT	RT	Pred.R...	RRT	RRT Fail	Conc.	%Rec	DL	EMPC
222	222	13C-PCB-79	6.26e5	0.77	NO	1.0454	8.120	38.37	38.37	0.988	0.988	NO	1203	97.7	2.74	
223	223	13C-PCB-178	3.09e5	0.44	NO	0.9749	8.120	46.47	46.46	0.924	0.924	NO	1152	93.5	1.16	
224	224	Total Mono-PCBs				1.0122	8.120	0.00		0.000		NO	8.193		0.976	8.193
225	225	Total Di-PCBs				1.0592	8.120	0.00		0.000		NO	0.0000		14.0	12.86
226	226	2nd Function Tri-PCBs				0.9137	8.120	0.00		0.000		NO	27.75		3.36	29.30
227	227	3rd Function Tri-PCBs				1.0563	8.120	0.00		0.000		NO	71.47		6.06	76.21
228	228	Total Tetra-PCBs				0.9861	8.120	0.00		0.000		NO	161.5		13.0	174.8
229	229	3rd Function Penta-PCBs				1.1154	8.120	0.00		0.000		NO	193.0		9.12	212.0
230	230	4th Function Penta-PCBs				1.1112	8.120	0.00		0.000		NO	15.63		2.38	16.98
231	231	3rd Function Hexa-PCBs				0.7739	8.120	0.00		0.000		NO	79.85		2.44	100.4
232	232	4th Function Hexa-PCBs				0.9719	8.120	0.00		0.000		NO	261.0		6.50	268.4

	#	Name	Pred.RT	RT	m1 Resp	m2 Resp	I* Ratio (Pred)	RA	rdy	EMPC	Conc.
12	49	PCB-40	34.51	34.50	4.493e2	8.362e2	0.770	0.54	YES	4.5394	0.00000
13	51	PCB-67	35.22	35.21	2.181e2	2.556e2	0.770	0.85	NO	0.98800	0.98800
14	54	PCB-74	35.78	35.78	1.881e3	2.641e3	0.770	0.71	NO	8.7873	8.7873
15	55	PCB-61/70	36.01	36.01	4.361e3	5.722e3	0.770	0.76	NO	21.188	21.188
16	56	PCB-76/66	36.21	36.21	3.638e3	4.912e3	0.770	0.74	NO	16.610	16.610
17	59	PCB-56/60	37.28	37.27	2.197e3	2.987e3	0.770	0.74	NO	10.597	10.597
18	63	PCB-77	40.27	40.27	4.410e2	6.684e2	0.770	0.66	NO	2.1828	2.1828

Dataset: Untitled

Last Altered: Saturday, July 13, 2019 11:23:57 Pacific Daylight Time
Printed: Saturday, July 13, 2019 11:24:47 Pacific Daylight Time

Name: 190711K1_3, Date: 11-Jul-2019, Time: 11:02:14, ID: B9F0214-DUP1 Duplicate 10, Description: Duplicate

PCB-104

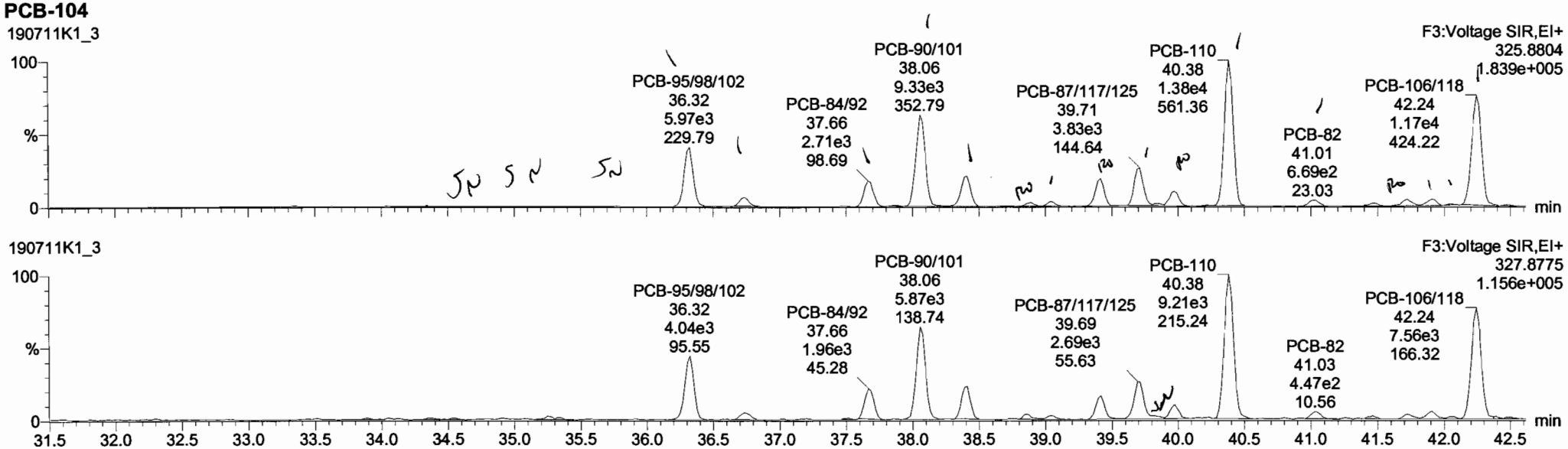

13C-PCB-104

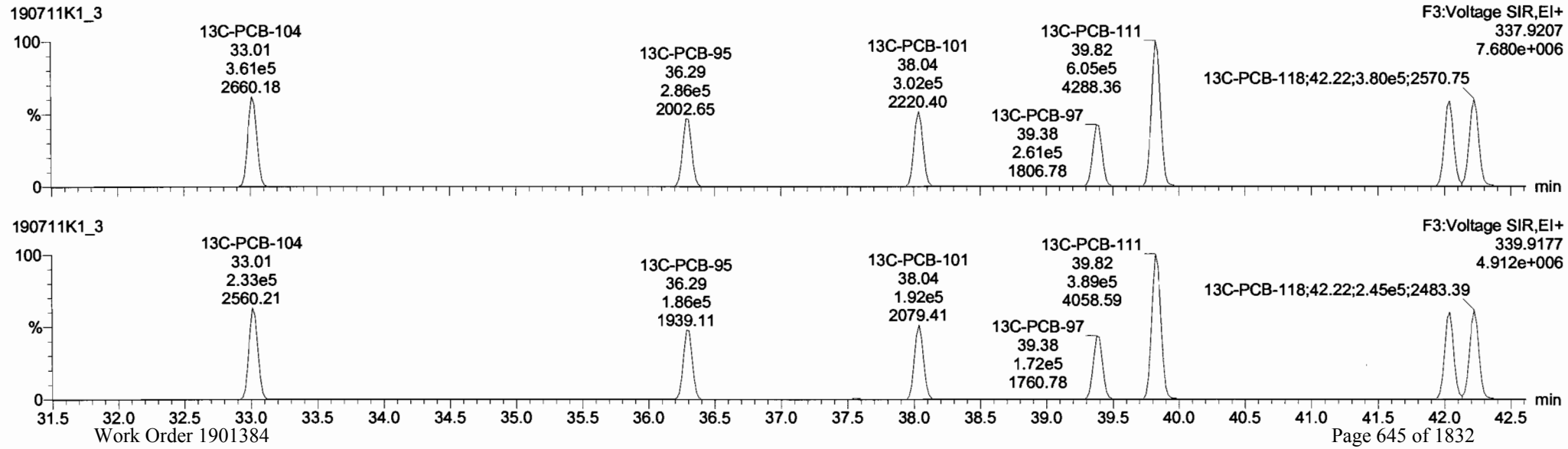

Dataset: Untitled

Last Altered: Saturday, July 13, 2019 11:23:57 Pacific Daylight Time
Printed: Saturday, July 13, 2019 11:24:47 Pacific Daylight Time

Name: 190711K1_3, Date: 11-Jul-2019, Time: 11:02:14, ID: B9F0214-DUP1 Duplicate 10, Description: Duplicate

PCB-96

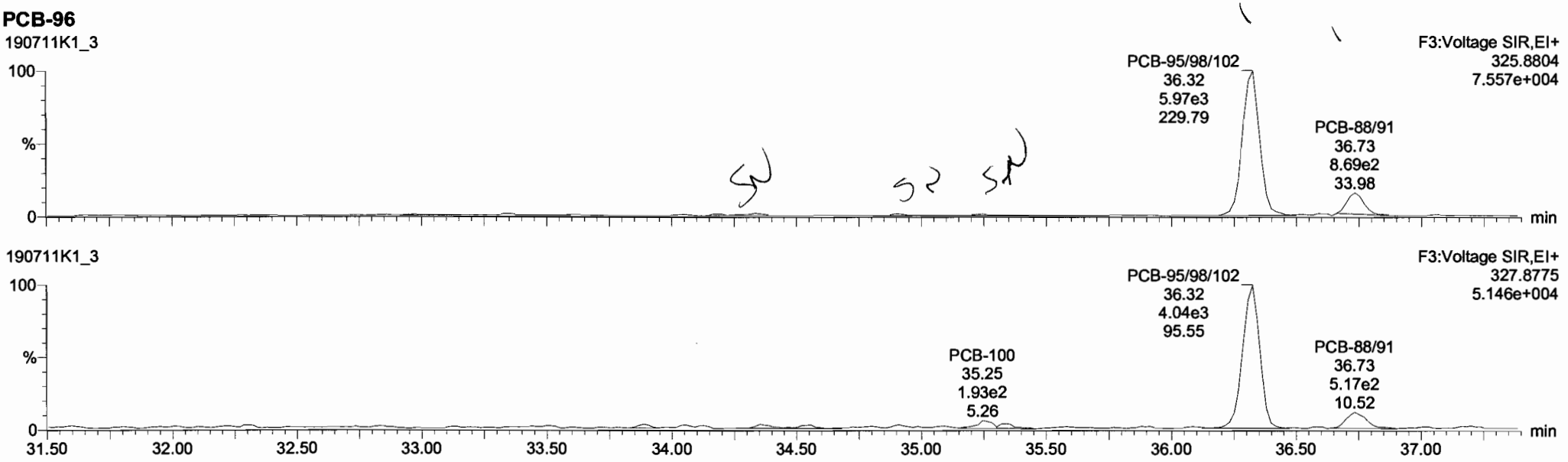

13C-PCB-95

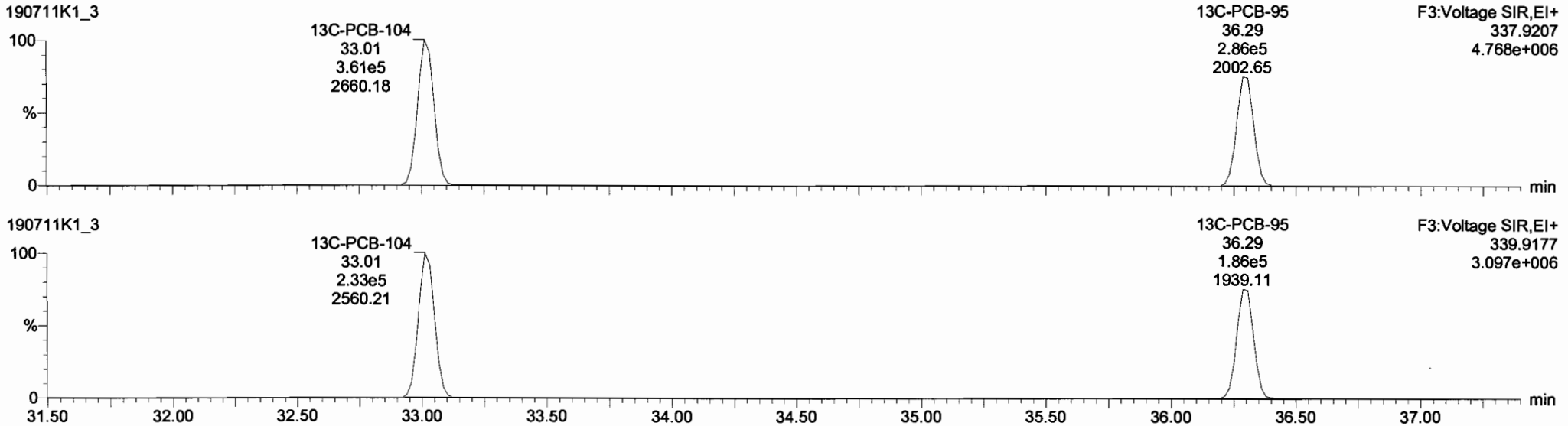

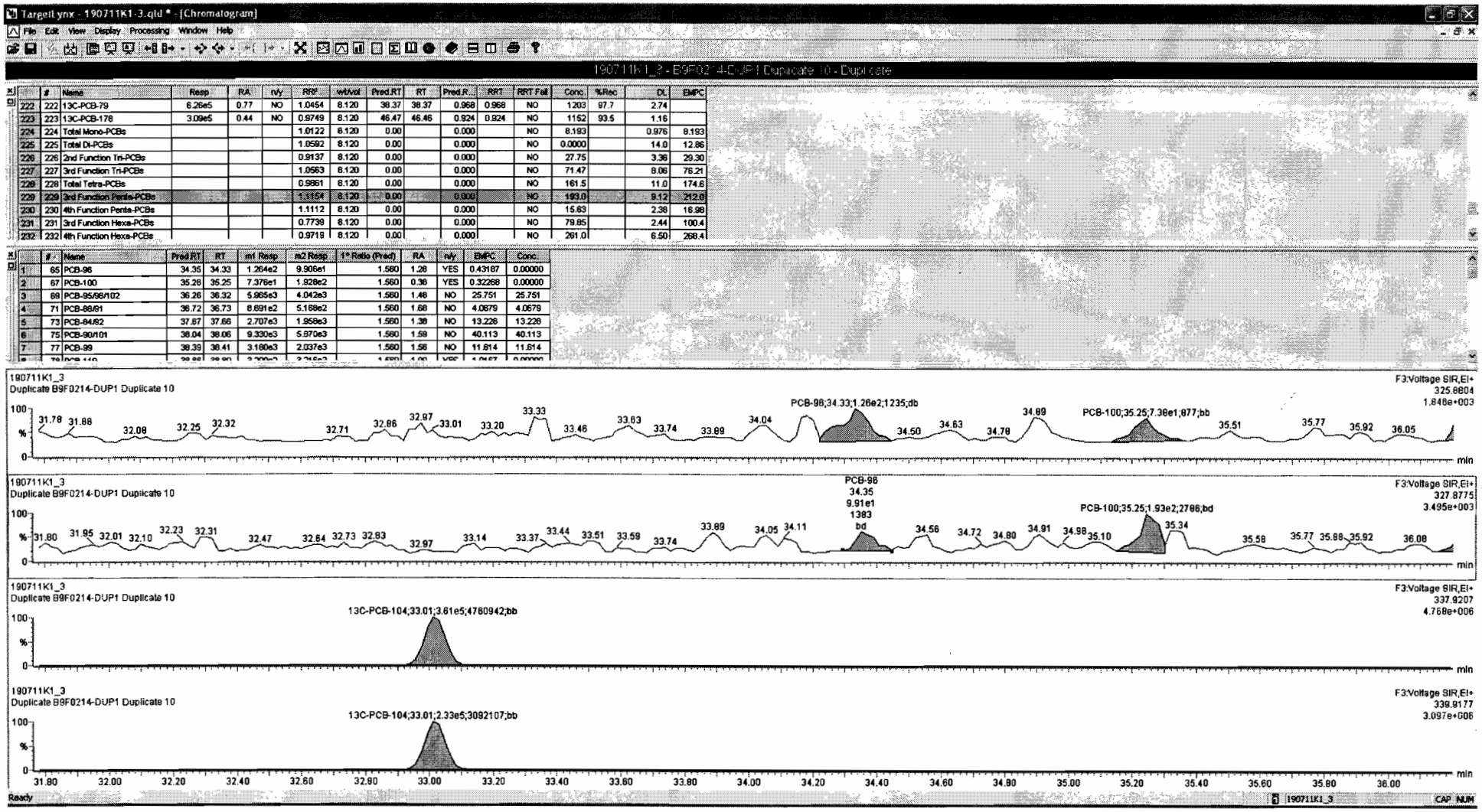

	#	Name	Resp	RA	rdy	RRF	wt/vol	Pred.RT	RT	Pred.R...	RRT	RRT Fail	Conc.	%Rec	DL	EMPC
222	222	13C-PCB-79	6.26e5	0.77	NO	1.0454	8.120	38.37	38.37	0.968	0.968	NO	1203	97.7	2.74	
223	223	13C-PCB-178	3.09e5	0.44	NO	0.9749	8.120	46.47	46.46	0.924	0.924	NO	1152	93.5	1.16	
224	224	Total Mono-PCBs				1.0122	8.120	0.00		0.000		NO	8.193		0.976	8.193
225	225	Total Di-PCBs				1.0592	8.120	0.00		0.000		NO	0.0000		14.0	12.86
226	226	2nd Function Tri-PCBs				0.9137	8.120	0.00		0.000		NO	27.75		3.36	29.30
227	227	3rd Function Tri-PCBs				1.0563	8.120	0.00		0.000		NO	71.47		8.06	76.21
228	228	Total Tetra-PCBs				0.9861	8.120	0.00		0.000		NO	161.5		11.0	174.6
229	229	3rd Function Penta-PCBs				1.1154	8.120	0.00		0.000		NO	193.0		9.12	212.0
230	230	4th Function Penta-PCBs				1.1112	8.120	0.00		0.000		NO	15.63		2.38	16.98
231	231	3rd Function Hexa-PCBs				0.7739	8.120	0.00		0.000		NO	79.85		2.44	100.4
232	232	4th Function Hexa-PCBs				0.9719	8.120	0.00		0.000		NO	261.0		6.50	268.4

	#	Name	Pred.RT	RT	m1 Resp	m2 Resp	1* Ratio (Pred)	RA	rdy	EMPC	Conc.
1	65	PCB-96	34.35	34.33	1.264e2	9.906e1	1.560	1.28	YES	0.43187	0.00000
2	67	PCB-100	35.28	35.25	7.376e1	1.928e2	1.560	0.38	YES	0.32268	0.00000
3	69	PCB-95/98/102	36.26	36.32	5.965e3	4.042e3	1.560	1.48	NO	25.751	25.751
4	71	PCB-88/91	36.72	36.73	8.891e2	5.188e2	1.560	1.68	NO	4.0879	4.0879
5	73	PCB-84/92	37.87	37.66	2.707e3	1.958e3	1.560	1.38	NO	13.226	13.226
6	75	PCB-90/101	38.04	38.06	9.330e3	5.870e3	1.560	1.59	NO	40.113	40.113
7	77	PCB-99	38.39	38.41	3.180e3	2.037e3	1.560	1.56	NO	11.614	11.614

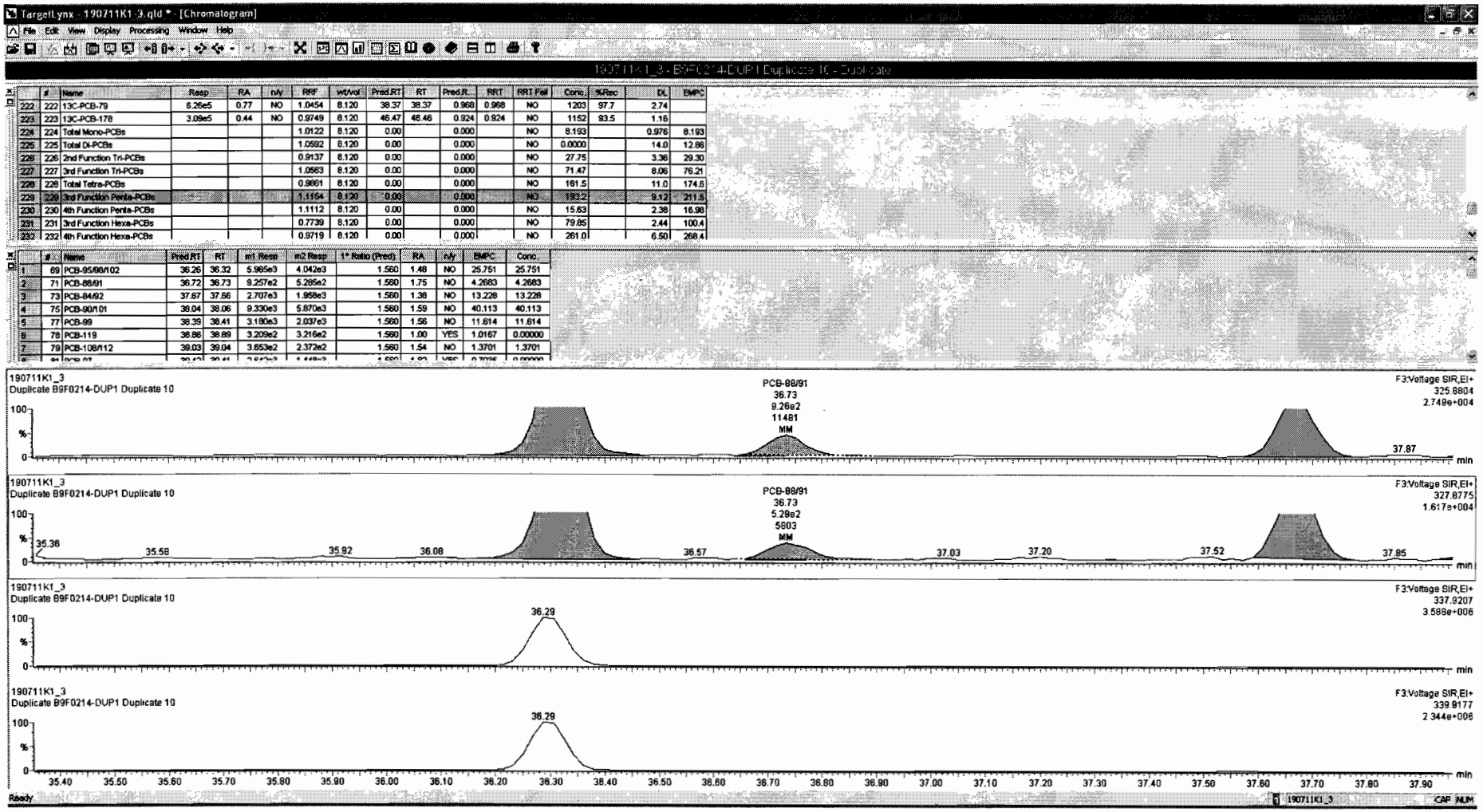

	#	Name	Resp	RA	n/y	RRF	wt/vol	Pred.RT	RT	Pred.R...	RRT	RRT Fail	Conc.	%Rec	DL	EMPC
222	222	13C-PCB-79	6.26e5	0.77	NO	1.0454	8.120	38.37	38.37	0.968	0.968	NO	1203	97.7	2.74	
223	223	13C-PCB-178	3.09e5	0.44	NO	0.9749	8.120	46.47	46.46	0.924	0.924	NO	1152	93.5	1.16	
224	224	Total Mono-PCBs				1.0122	8.120	0.00		0.000		NO	8.193		0.976	8.193
225	225	Total Di-PCBs				1.0592	8.120	0.00		0.000		NO	0.0000		14.0	12.86
226	226	2nd Function Tri-PCBs				0.9137	8.120	0.00		0.000		NO	27.75		3.36	29.30
227	227	3rd Function Tri-PCBs				1.0563	8.120	0.00		0.000		NO	71.47		8.06	76.21
228	228	Total Tetra-PCBs				0.9861	8.120	0.00		0.000		NO	161.5		11.0	174.6
229	229	3rd Function Penta-PCBs				1.1164	8.120	0.00		0.000		NO	193.2		9.12	211.5
230	230	4th Function Penta-PCBs				1.1112	8.120	0.00		0.000		NO	15.63		2.38	16.98
231	231	3rd Function Hexa-PCBs				0.7739	8.120	0.00		0.000		NO	79.85		2.44	100.4
232	232	4th Function Hexa-PCBs				0.9719	8.120	0.00		0.000		NO	261.0		6.50	268.4

	#	Name	Pred.RT	RT	m1 Resp	m2 Resp	1* Ratio (Pred)	RA	n/y	EMPC	Conc.
1	69	PCB-95/66/102	36.26	36.32	5.965e3	4.042e3	1.560	1.48	NO	25.751	25.751
2	71	PCB-88/91	36.72	36.73	9.257e2	5.285e2	1.560	1.75	NO	4.2683	4.2683
3	73	PCB-84/92	37.87	37.86	2.707e3	1.958e3	1.560	1.38	NO	13.228	13.228
4	75	PCB-90/101	38.04	38.06	9.330e3	5.870e3	1.560	1.59	NO	40.113	40.113
5	77	PCB-99	38.39	38.41	3.180e3	2.037e3	1.560	1.56	NO	11.614	11.614
6	78	PCB-119	38.86	38.89	3.209e2	3.216e2	1.560	1.00	YES	1.0167	0.00000
7	79	PCB-108/112	39.03	39.04	3.853e2	2.372e2	1.560	1.54	NO	1.3701	1.3701

Dataset: Untitled

Last Altered: Saturday, July 13, 2019 11:23:57 Pacific Daylight Time
Printed: Saturday, July 13, 2019 11:24:47 Pacific Daylight Time

Name: 190711K1_3, Date: 11-Jul-2019, Time: 11:02:14, ID: B9F0214-DUP1 Duplicate 10, Description: Duplicate

PCB-119

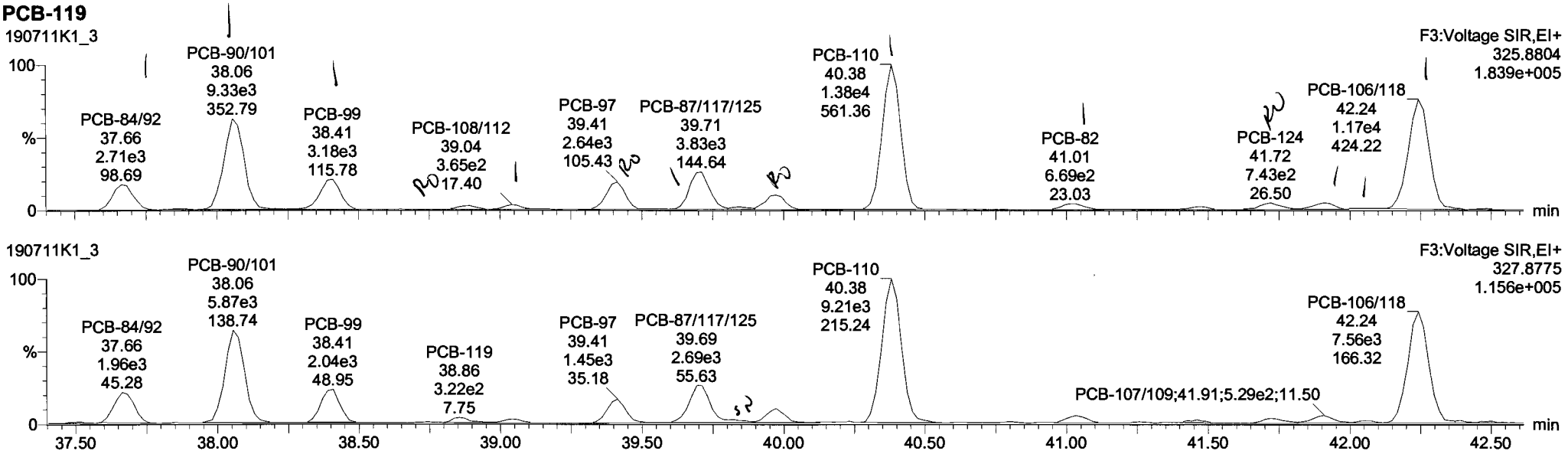

13C-PCB-111

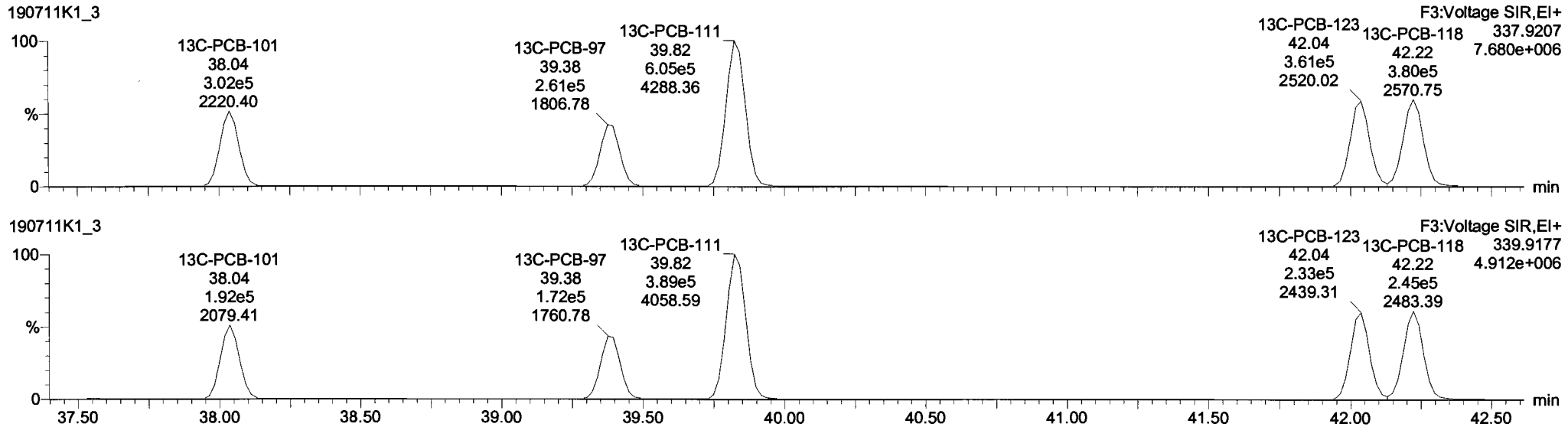

TargetLynx - 190711K1_3.qld - [Chromatogram]

File Edit View Display Processing Window Help

190711K1_3 - B9F0214-DUP1 Duplicate 10 - Duplicate

	#	Name	Resp	RA	n/y	RRF	wt/vol	Pred.RT	RT	Pred.R...	RRT	RRT Fail	Conc	%Rec	DL	EMPC
227	227	3rd Function Tri-PCBs				1.0563	8.120	0.00		0.000		NO	71.47		8.06	76.21
228	228	Total Tetra-PCBs				0.9861	8.120	0.00		0.000		NO	161.5		11.0	174.6
229	229	3rd Function Penta-PCBs				1.1154	8.120	0.00		0.000		NO	198.3		9.12	212.3
230	230	4th Function Penta-PCBs				1.1112	8.120	0.00		0.000		NO	15.63		2.36	16.98
231	231	3rd Function Hexa-PCBs				0.7739	8.120	0.00		0.000		NO	79.85		2.44	100.4
232	232	4th Function Hexa-PCBs				0.9719	8.120	0.00		0.000		NO	261.0		6.50	268.4
233	233	Total Hepta-PCBs				1.2636	8.120	0.00		0.000		NO	235.5		6.41	252.0
234	234	4th Function Octa-PCBs				0.8863	8.120	0.00		0.000		NO	35.54		2.46	36.00
235	235	5th Function Octa-PCBs				1.1967	8.120	0.00		0.000		NO	18.18		1.35	18.85
236	236	Total Nona-PCBs				0.9446	8.120	0.00		0.000		NO	1.502		0.577	5.821
237	237	Deca-CB				0.9426	8.120	0.00		0.000		NO	3.334		0.108	3.334

	#	Name	Pred.RT	RT	m1 Resp	m2 Resp	1° Ratio (Pred)	RA	n/y	EMPC	Conc.
10	84	PCB-111/115	39.85	39.97	1.526e3	8.165e2	1.560	1.87	YES	3.7090	0.00000
11	87	PCB-110	40.36	40.38	1.382e4	9.267e3	1.560	1.49	NO	44.135	44.135
12	88	PCB-82	41.04	41.01	6.694e2	4.468e2	1.560	1.50	NO	3.4280	3.4285
13	89	PCB-124	41.75	41.72	7.178e2	3.377e2	1.560	2.13	YES	1.5400	0.00000
14	90	PCB-107/109	41.87	41.91	7.981e2	5.290e2	1.560	1.51	NO	2.3570	2.3572
15	91	PCB-123	42.06	42.06	2.388e2	1.404e2	1.560	1.70	NO	0.75500	0.75469
16	92	PCB-106/118	42.26	42.24	1.183e4	7.484e3	1.560	1.58	NO	35.588	35.588

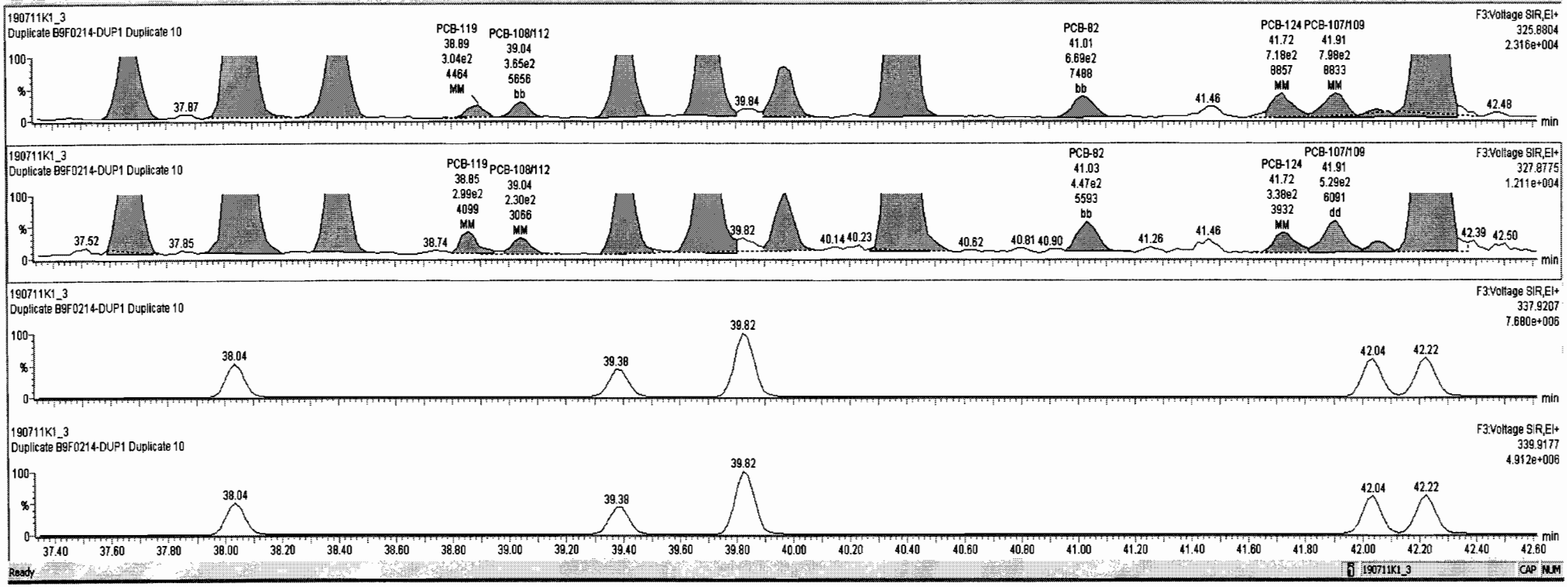

Ready 190711K1_3 CAP NUM

Dataset: Untitled

Last Altered: Saturday, July 13, 2019 11:23:57 Pacific Daylight Time
Printed: Saturday, July 13, 2019 11:24:47 Pacific Daylight Time

Name: 190711K1_3, Date: 11-Jul-2019, Time: 11:02:14, ID: B9F0214-DUP1 Duplicate 10, Description: Duplicate

PCB-114

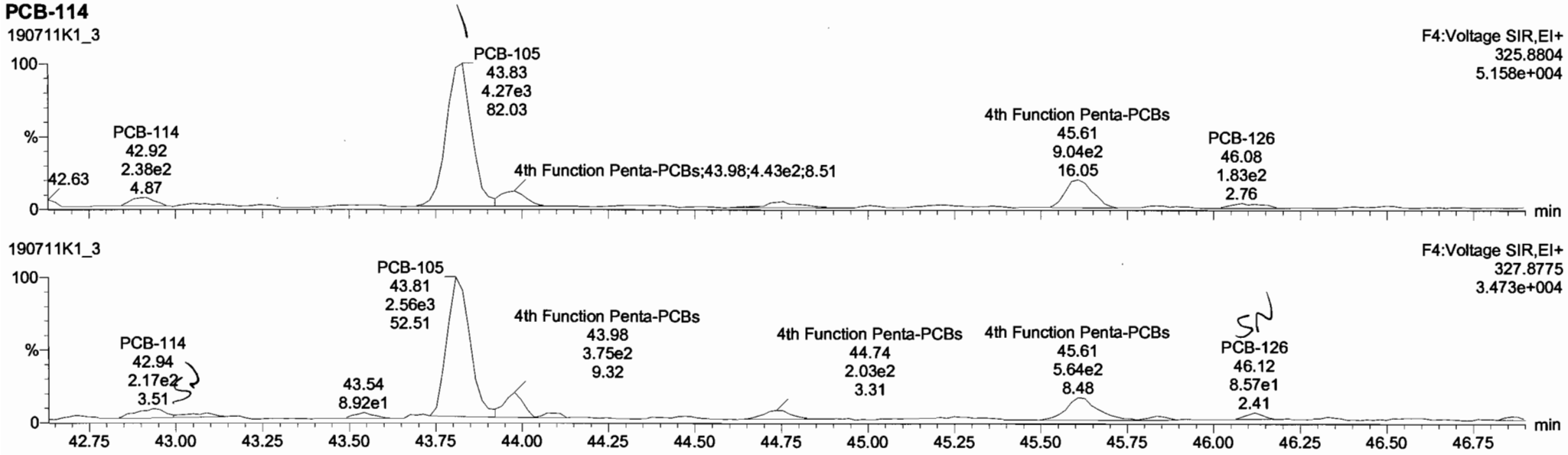

13C-PCB-114

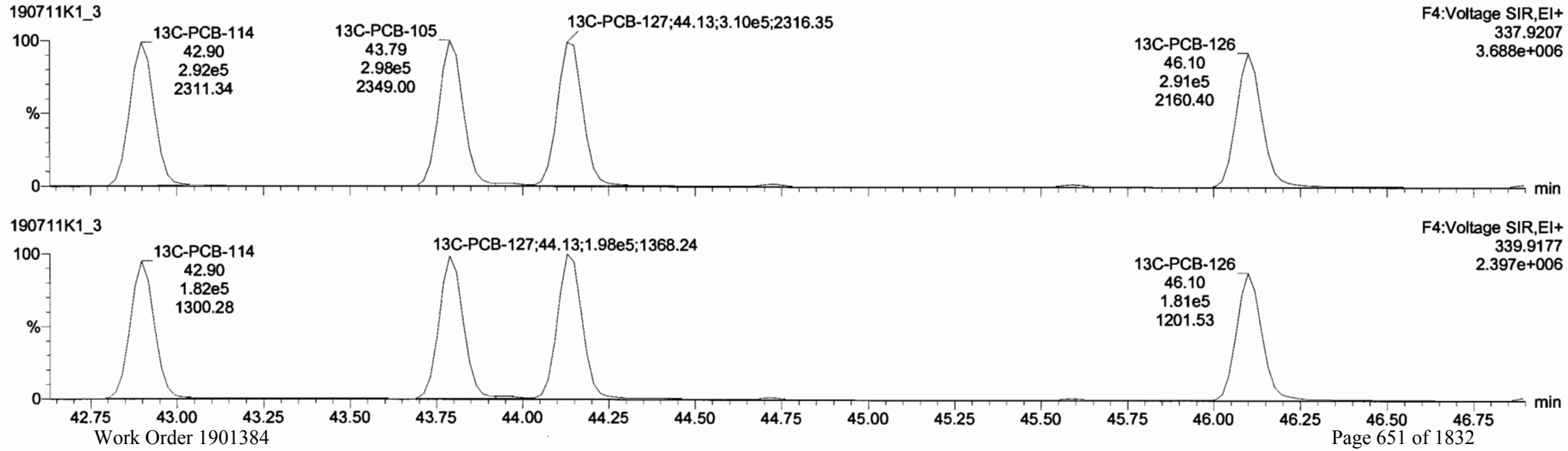

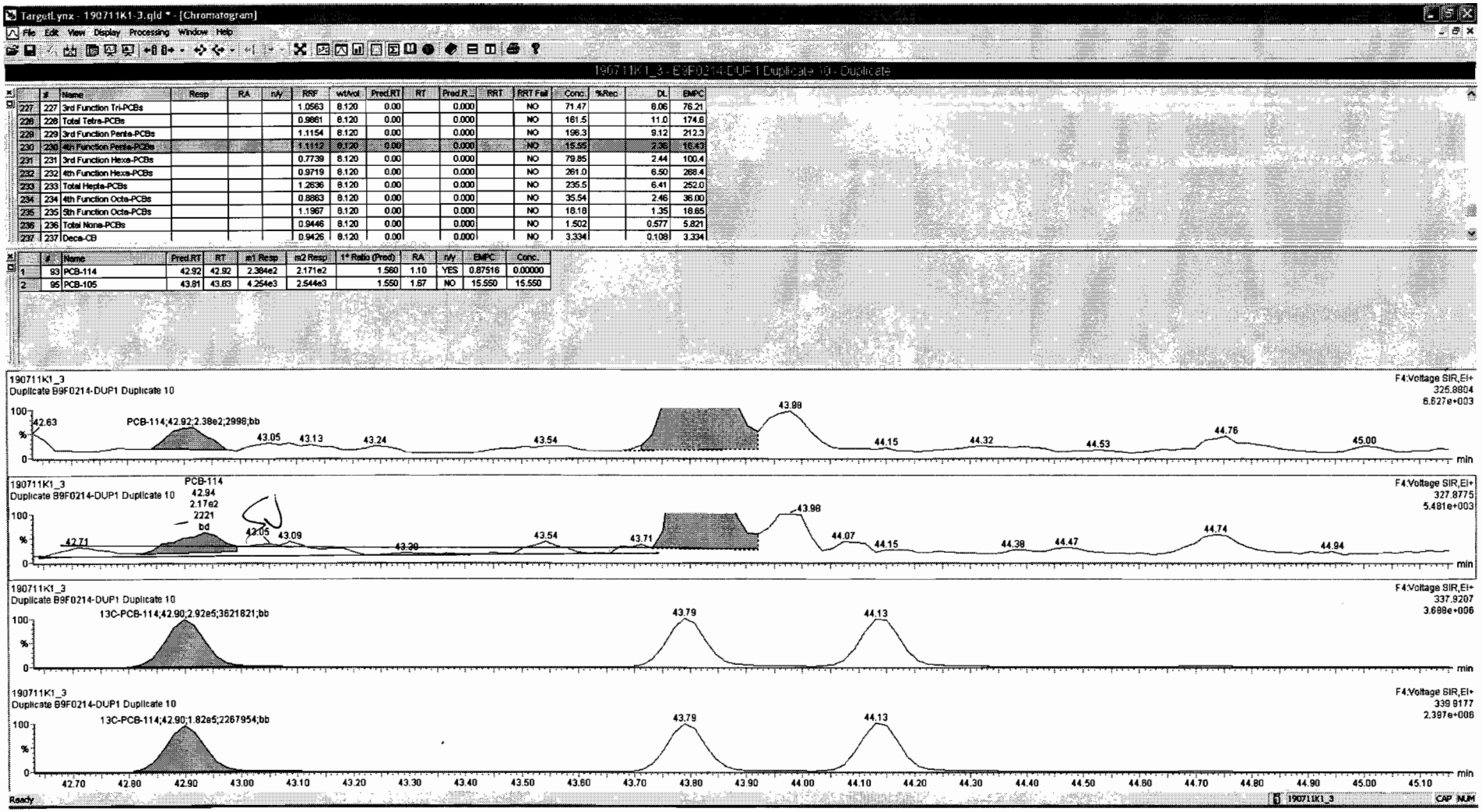

#	Name	Resp	RA	nY	RRF	wtAvt	Pred.RT	RT	Pred.R...	RRT	RRT Fail	Conc.	%Rec	DL	EMPC
227	3rd Function Tri-PCBs				1.0563	8.120	0.00		0.000		NO	71.47		8.06	76.21
228	Total Tetra-PCBs				0.9861	8.120	0.00		0.000		NO	161.5		11.0	174.6
229	3rd Function Penta-PCBs				1.1154	8.120	0.00		0.000		NO	196.3		9.12	212.3
230	4th Function Penta-PCBs				1.1112	8.120	0.00		0.000		NO	15.55		2.36	16.43
231	3rd Function Hexa-PCBs				0.7739	8.120	0.00		0.000		NO	79.85		2.44	100.4
232	4th Function Hexa-PCBs				0.9719	8.120	0.00		0.000		NO	261.0		6.50	268.4
233	Total Hepta-PCBs				1.2636	8.120	0.00		0.000		NO	235.5		6.41	252.0
234	4th Function Octa-PCBs				0.8863	8.120	0.00		0.000		NO	35.54		2.46	36.00
235	5th Function Octa-PCBs				1.1967	8.120	0.00		0.000		NO	18.18		1.35	18.65
236	Total Nona-PCBs				0.9446	8.120	0.00		0.000		NO	1.502		0.577	5.821
237	Deca-CB				0.9426	8.120	0.00		0.000		NO	3.334		0.108	3.334

#	Name	Pred.RT	RT	m1 Resp	m2 Resp	1* Ratio (Pred)	RA	nY	EMPC	Conc.
93	PCB-114	42.92	42.92	2.384e2	2.171e2	1.560	1.10	YES	0.87516	0.00000
95	PCB-105	43.81	43.83	4.254e3	2.544e3	1.550	1.67	NO	15.550	15.550

TargetLynx - 190711K1-3.qld * - [Chromatogram]

File Edit View Display Processing Window Help

190711K1_3 - B9F0214-DUP1 Duplicate 10 - Duplicate

	#	Name	Resp	RA	n/y	RRF	wt/vol	Pred.RT	RT	Pred.R...	RRT	RRT Fail	Conc.	%Rec	DL	EMPC
227	227	3rd Function Tri-PCBs				1.0563	8.120	0.00		0.000		NO	71.47		8.06	76.21
228	228	Total Tetra-PCBs				0.9861	8.120	0.00		0.000		NO	181.5		11.0	174.6
229	229	3rd Function Penta-PCBs				1.1154	8.120	0.00		0.000		NO	196.3		9.12	212.3
230	230	4th Function Penta-PCBs				1.1112	8.120	0.00		0.000		NO	15.95		2.39	18.43
231	231	3rd Function Hexa-PCBs				0.7739	8.120	0.00		0.000		NO	79.85		2.44	100.4
232	232	4th Function Hexa-PCBs				0.9719	8.120	0.00		0.000		NO	261.0		6.50	268.4
233	233	Total Hepta-PCBs				1.2636	8.120	0.00		0.000		NO	235.5		6.41	252.0
234	234	4th Function Octa-PCBs				0.8863	8.120	0.00		0.000		NO	35.54		2.46	36.00
235	235	5th Function Octa-PCBs				1.1967	8.120	0.00		0.000		NO	18.18		1.35	18.65
236	236	Total None-PCBs				0.9448	8.120	0.00		0.000		NO	1.502		0.577	5.821
237	237	Deca-CB				0.9426	8.120	0.00		0.000		NO	3.334		0.109	3.334

	#	Name	Pred.RT	RT	m1 Resp	m2 Resp	1° Ratio (Pred)	RA	n/y	EMPC	Conc.
1	93	PCB-114	42.92	42.92	2.384e2	2.171e2	1.560	1.10	YES	0.87516	0.00000
2	95	PCB-105	43.81	43.83	4.254e3	2.544e3	1.550	1.67	NO	15.550	15.550

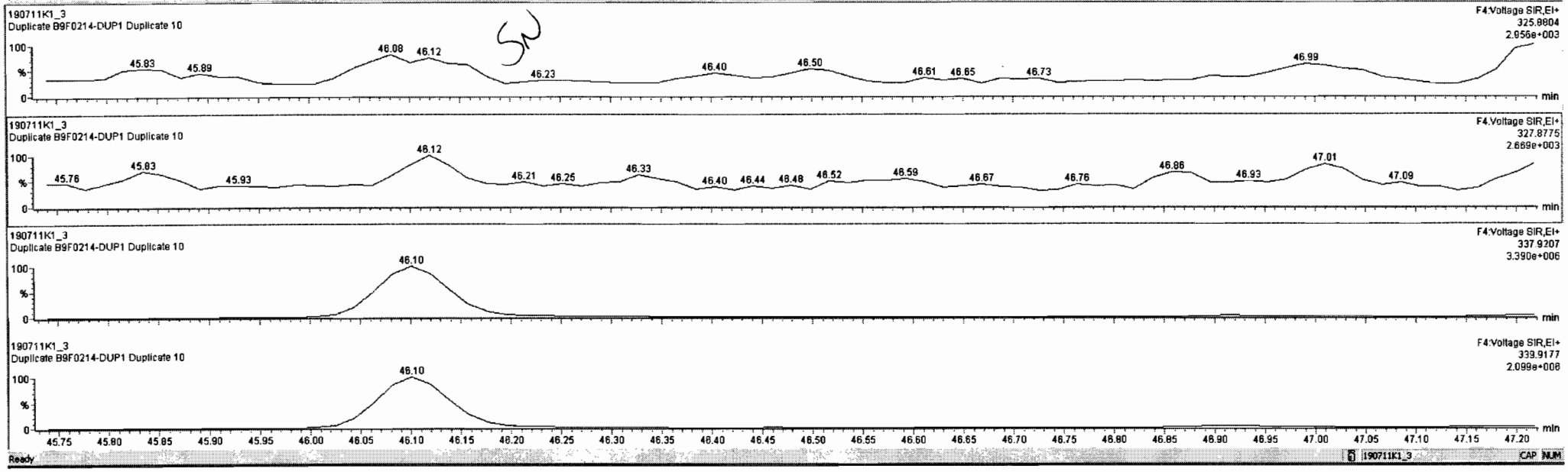

Dataset: Untitled

Last Altered: Saturday, July 13, 2019 11:23:57 Pacific Daylight Time
Printed: Saturday, July 13, 2019 11:24:47 Pacific Daylight Time

Name: 190711K1_3, Date: 11-Jul-2019, Time: 11:02:14, ID: B9F0214-DUP1 Duplicate 10, Description: Duplicate

PCB-155

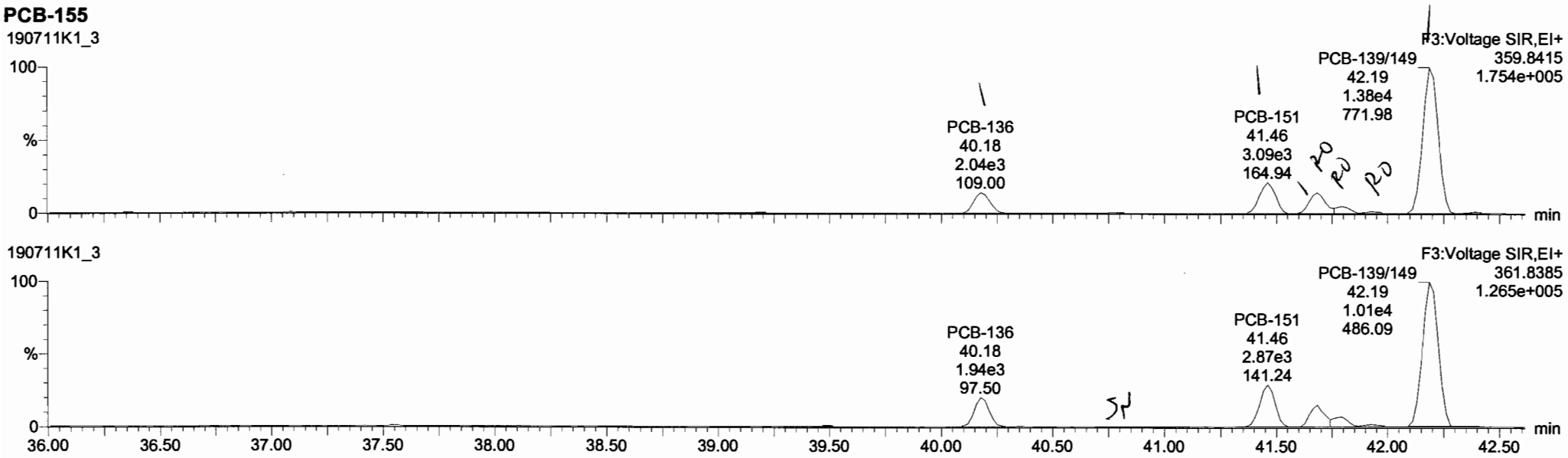

13C-PCB-155

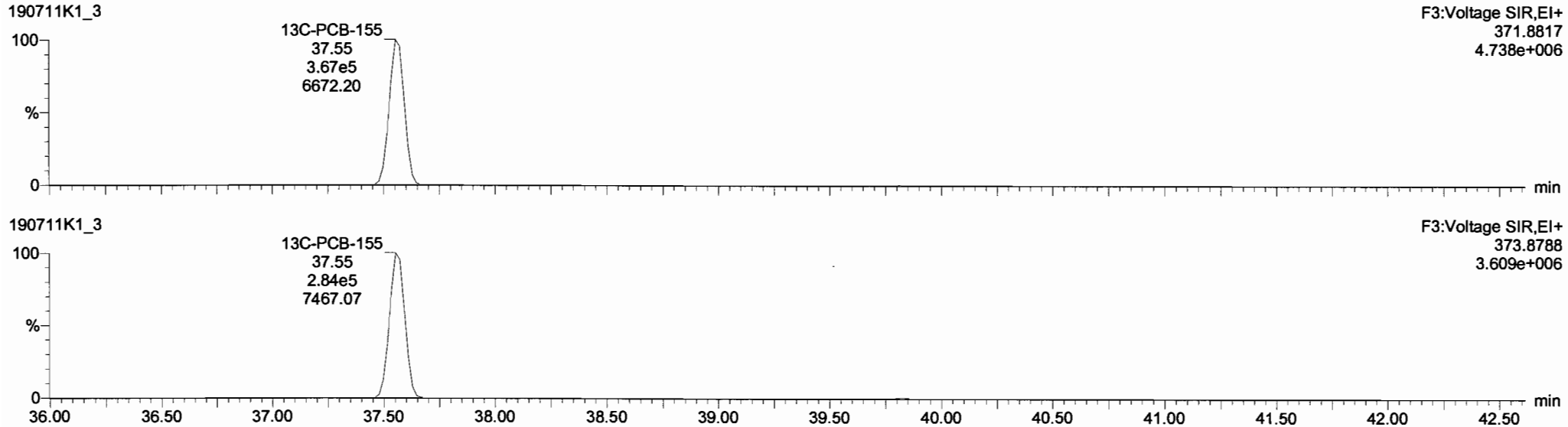

TargetLynx - 190711K1-3.qld * - [Chromatogram]

File Edit View Display Processing Window Help

190711K1_3 - B9F0214-DUP1 Duplicate 10 - Duplicate

	#	Name	Resp	RA	nAy	RRF	wtAvg	Pred RT	RT	Pred R...	RRT	RRT Fail	Conc	%Rec	DL	EMPC
227	227	3rd Function Tri-PCBs				1.0563	8.120	0.00		0.000		NO	71.47		8.06	76.21
228	228	Total Tetra-PCBs				0.9861	8.120	0.00		0.000		NO	161.5		11.0	174.6
229	229	3rd Function Penta-PCBs				1.1154	8.120	0.00		0.000		NO	196.3		9.12	212.3
230	230	4th Function Penta-PCBs				1.1112	8.120	0.00		0.000		NO	15.55		2.38	15.55
231	231	3rd Function Hexa-PCBs				0.7738	8.120	0.00		0.000		NO	79.85		2.44	100.4
232	232	4th Function Hexa-PCBs				0.9719	8.120	0.00		0.000		NO	261.0		6.50	268.4
233	233	Total Hepta-PCBs				1.2636	8.120	0.00		0.000		NO	235.5		6.41	252.0
234	234	4th Function Octa-PCBs				0.8863	8.120	0.00		0.000		NO	35.54		2.48	36.00
235	235	5th Function Octa-PCBs				1.1967	8.120	0.00		0.000		NO	18.18		1.35	18.65
236	236	Total None-PCBs				0.9446	8.120	0.00		0.000		NO	1.502		0.577	5.621
237	237	Deca-CB				0.9426	8.120	0.00		0.000		NO	3.334		0.108	3.334

	#	Name	Pred RT	RT	m1 Resp	m2 Resp	1st Ratio (Pred)	RA	nAy	EMPC	Conc
1	102	PCB-136	40.17	40.18	2.038e3	1.937e3	1.240	1.05	YES	8.2582	0.00000
2	104	PCB-154	40.77	40.77	1.226e2	8.812e1	1.240	1.39	NO	0.55059	0.55059
3	105	PCB-151	41.45	41.46	3.087e3	2.874e3	1.240	1.07	NO	17.839	17.839
4	106	PCB-135	41.67	41.68	2.079e3	1.368e3	1.240	1.52	YES	8.0965	0.00000
5	107	PCB-144	41.79	41.79	6.423e2	6.926e2	1.240	0.93	YES	3.2928	0.00000
6	108	PCB-147	41.91	41.93	1.779e2	1.902e2	1.240	0.94	YES	0.91952	0.00000
7	109	PCB-139/149	42.17	42.19	1.384e4	1.015e4	1.240	1.36	NO	61.457	61.457

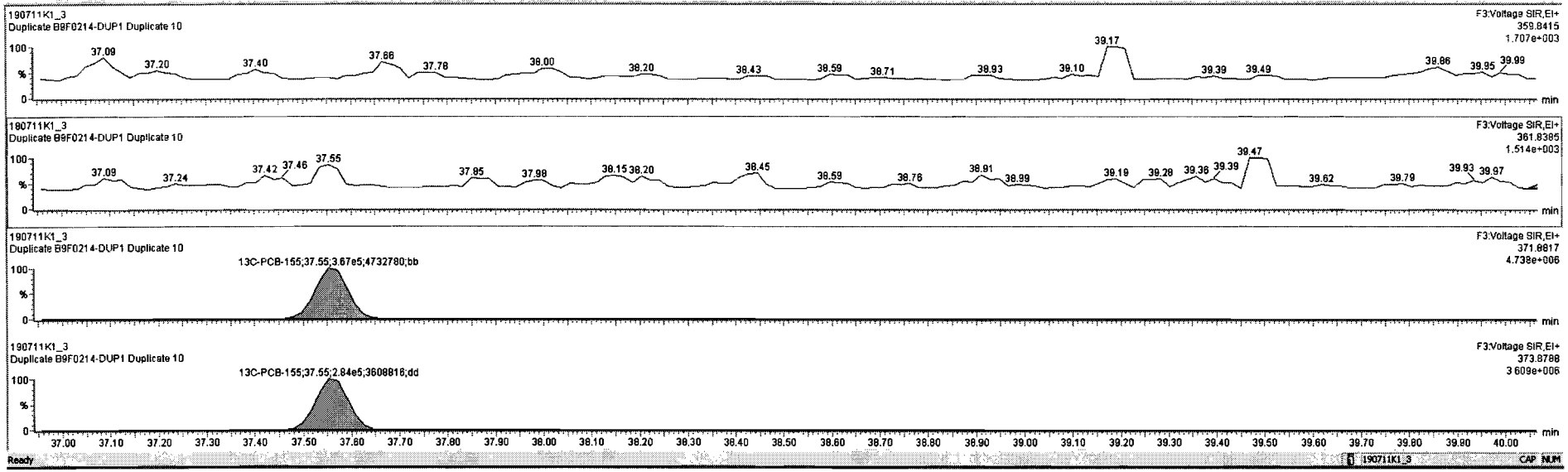

Ready 190711K1_3 CAP NUM

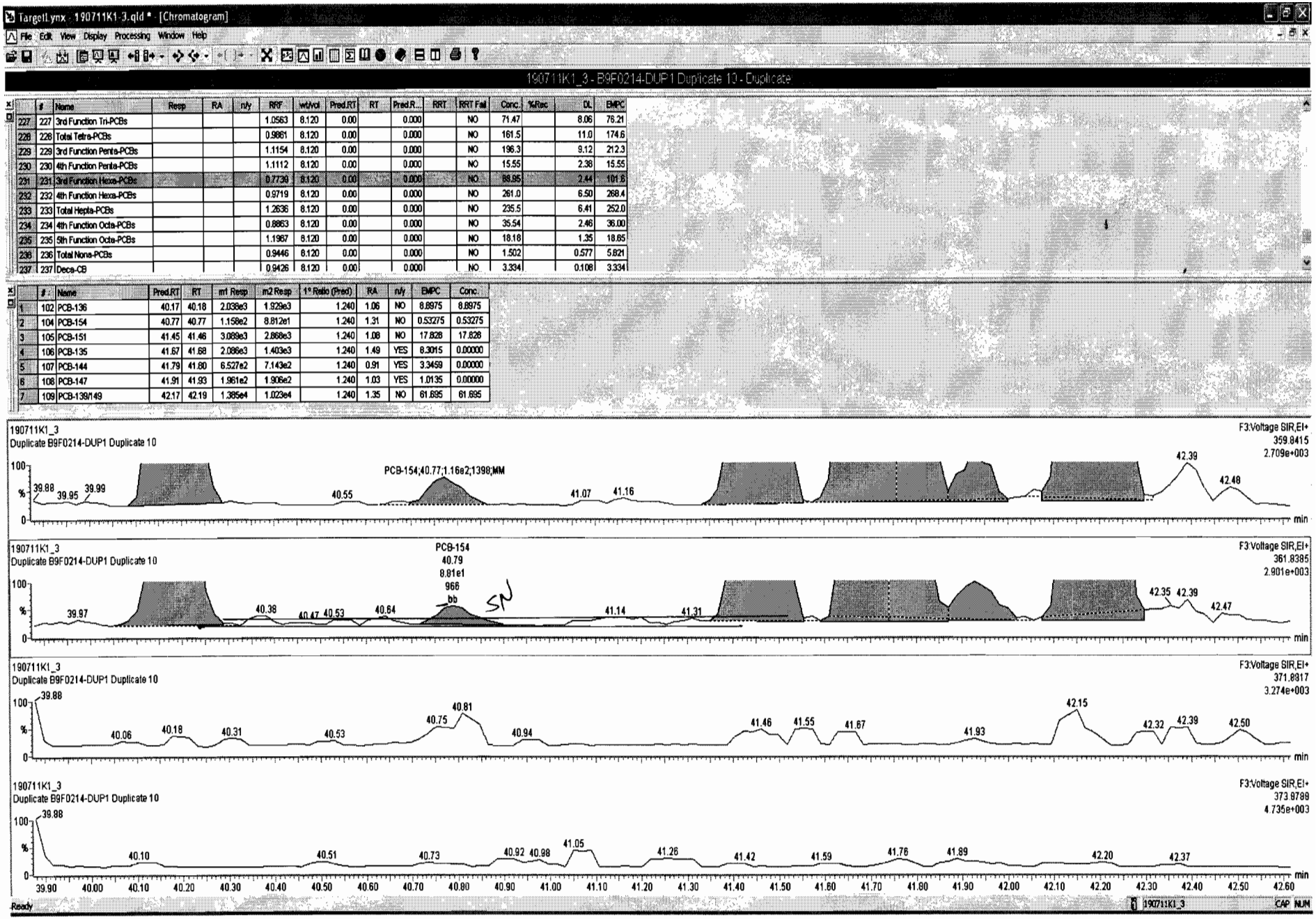

	#	Name	Resp	RA	n/y	RRF	wt/vol	Pred.RT	RT	Pred.R...	RRT	RRT Fail	Conc.	%Rec	DL	EMPC
227	227	3rd Function Tri-PCBs				1.0563	8.120	0.00		0.000		NO	71.47		8.06	76.21
228	228	Total Tetra-PCBs				0.9881	8.120	0.00		0.000		NO	161.5		11.0	174.6
229	229	3rd Function Penta-PCBs				1.1154	8.120	0.00		0.000		NO	196.3		9.12	212.3
230	230	4th Function Penta-PCBs				1.1112	8.120	0.00		0.000		NO	15.55		2.38	15.55
231	231	3rd Function Hexa-PCBs				0.7739	8.120	0.00		0.000		NO	88.95		2.44	101.5
232	232	4th Function Hexa-PCBs				0.9719	8.120	0.00		0.000		NO	261.0		6.50	268.4
233	233	Total Hepta-PCBs				1.2636	8.120	0.00		0.000		NO	235.5		6.41	252.0
234	234	4th Function Octa-PCBs				0.8863	8.120	0.00		0.000		NO	35.54		2.46	36.00
235	235	5th Function Octa-PCBs				1.1987	8.120	0.00		0.000		NO	18.18		1.35	18.65
236	236	Total Nona-PCBs				0.9446	8.120	0.00		0.000		NO	1.502		0.577	5.821
237	237	Deca-CB				0.9426	8.120	0.00		0.000		NO	3.334		0.108	3.334

	#	Name	Pred.RT	RT	m1 Resp	m2 Resp	1° Ratio (Pred)	RA	n/y	EMPC	Conc.
1	102	PCB-136	40.17	40.18	2.038e3	1.929e3	1.240	1.06	NO	8.8975	8.8975
2	104	PCB-154	40.77	40.77	1.158e2	8.812e1	1.240	1.31	NO	0.53275	0.53275
3	105	PCB-151	41.45	41.46	3.089e3	2.868e3	1.240	1.08	NO	17.828	17.828
4	106	PCB-135	41.67	41.68	2.086e3	1.403e3	1.240	1.49	YES	8.3015	0.00000
5	107	PCB-144	41.79	41.80	6.527e2	7.143e2	1.240	0.91	YES	3.3459	0.00000
6	108	PCB-147	41.91	41.93	1.961e2	1.906e2	1.240	1.03	YES	1.0135	0.00000
7	109	PCB-139/149	42.17	42.19	1.385e4	1.023e4	1.240	1.35	NO	61.695	61.695

Dataset: Untitled

Last Altered: Saturday, July 13, 2019 11:23:57 Pacific Daylight Time
Printed: Saturday, July 13, 2019 11:24:47 Pacific Daylight Time

Name: 190711K1_3, Date: 11-Jul-2019, Time: 11:02:14, ID: B9F0214-DUP1 Duplicate 10, Description: Duplicate

PCB-134/143

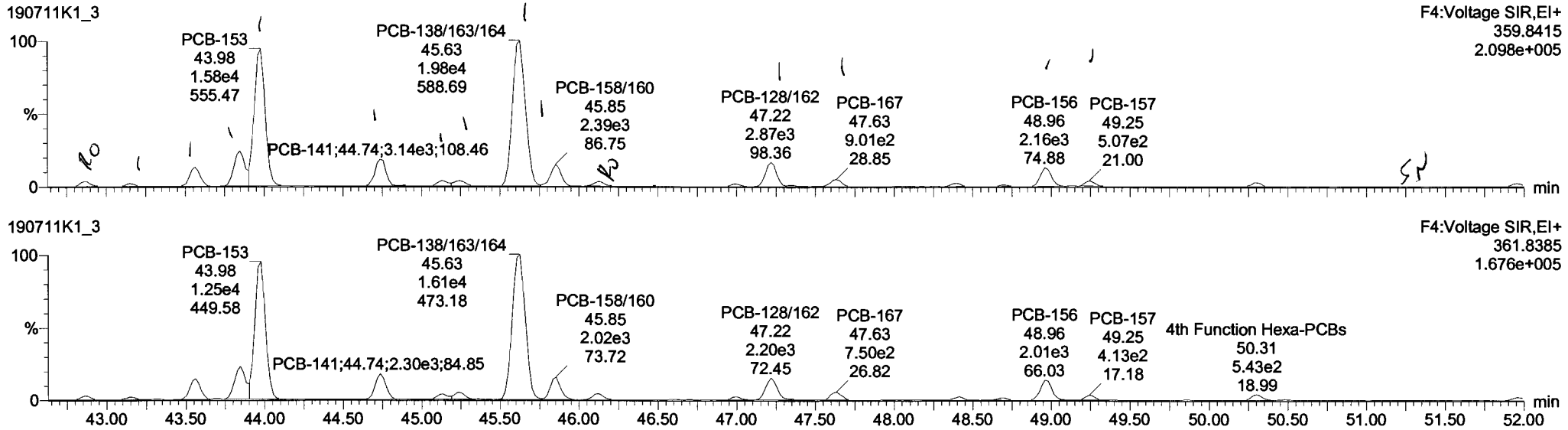

13C-PCB-153

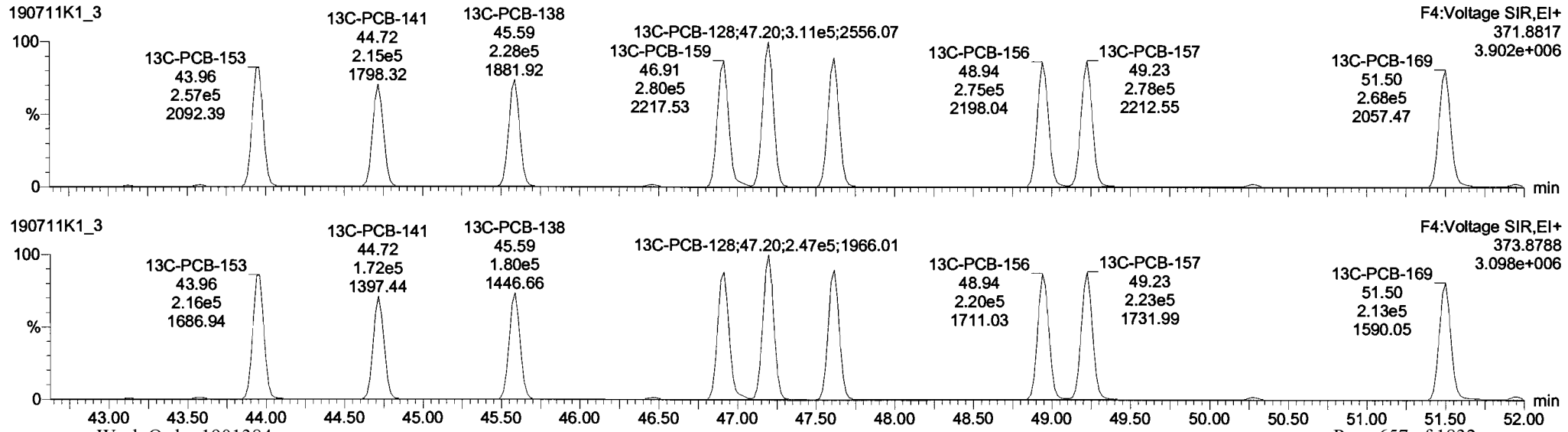

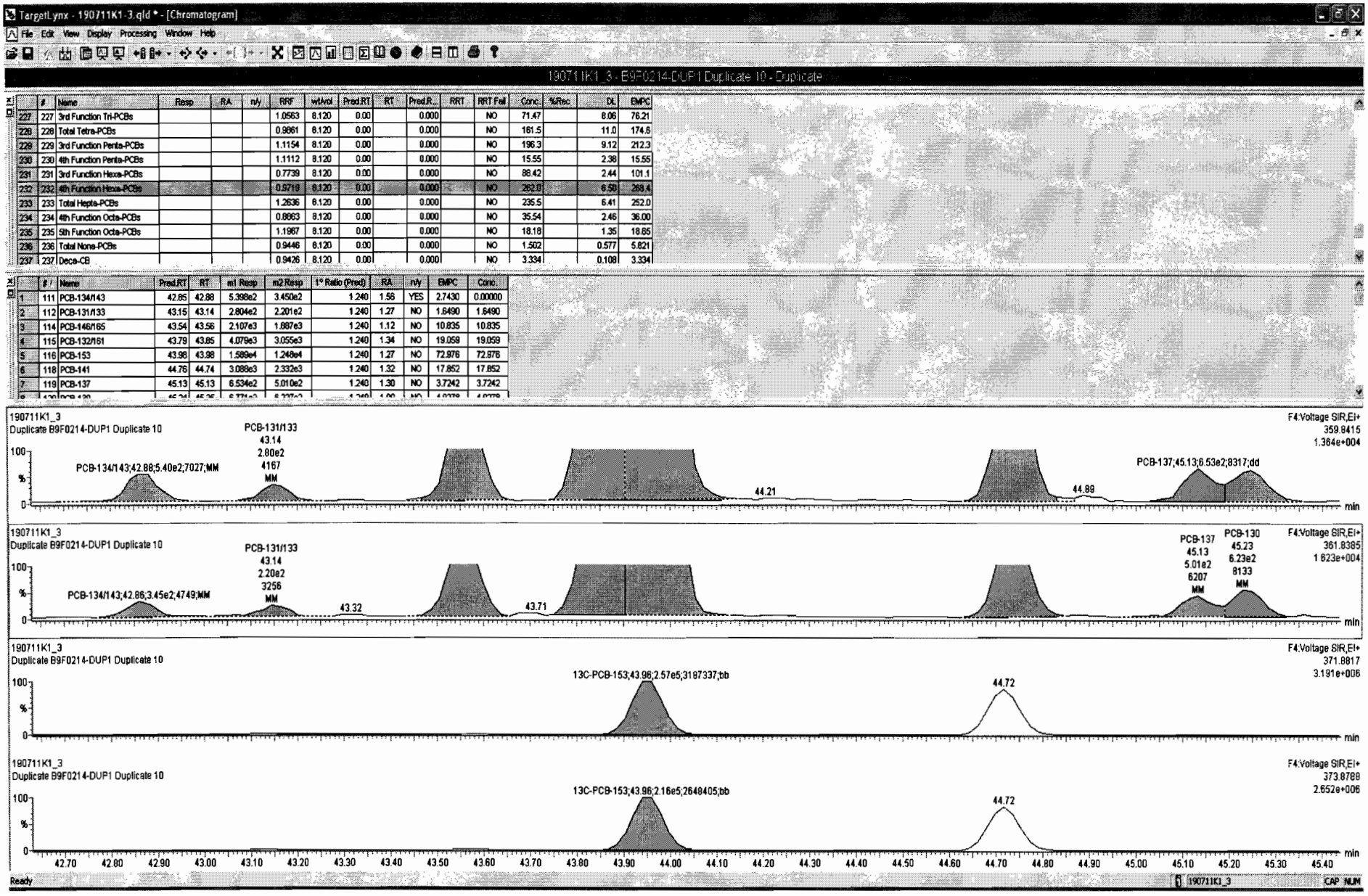

	#	Name	Resp	RA	n/y	RRF	wtVol	Pred.RT	RT	Pred.R...	RRT	RRT Fail	Conc.	%Rec	DL	EMPC
227	227	3rd Function Tri-PCBs				1.0563	8.120	0.00		0.000		NO	71.47		8.06	76.21
228	228	Total Tetra-PCBs				0.9861	8.120	0.00		0.000		NO	161.5		11.0	174.6
229	229	3rd Function Penta-PCBs				1.1154	8.120	0.00		0.000		NO	196.3		9.12	212.3
230	230	4th Function Penta-PCBs				1.1112	8.120	0.00		0.000		NO	15.55		2.38	15.55
231	231	3rd Function Hexa-PCBs				0.7739	8.120	0.00		0.000		NO	88.42		2.44	101.1
232	232	4th Function Hexa-PCBs				0.5719	8.120	0.00		0.000		NO	262.0		6.58	269.4
233	233	Total Hepta-PCBs				1.2636	8.120	0.00		0.000		NO	235.5		6.41	252.0
234	234	4th Function Octa-PCBs				0.8663	8.120	0.00		0.000		NO	35.54		2.46	36.00
235	235	5th Function Octa-PCBs				1.1967	8.120	0.00		0.000		NO	18.18		1.35	18.85
236	236	Total Nona-PCBs				0.9446	8.120	0.00		0.000		NO	1.502		0.577	5.821
237	237	Deca-CB				0.9426	8.120	0.00		0.000		NO	3.334		0.108	3.334

	# /	Name	Pred.RT	RT	m1 Resp	m2 Resp	1° Ratio (Pred)	RA	n/y	EMPC	Conc.
1	111	PCB-134/143	42.85	42.88	5.398e2	3.450e2	1.240	1.56	YES	2.7430	0.00000
2	112	PCB-131/133	43.15	43.14	2.804e2	2.201e2	1.240	1.27	NO	1.6490	1.6490
3	114	PCB-146/165	43.54	43.56	2.107e3	1.887e3	1.240	1.12	NO	10.835	10.835
4	115	PCB-132/161	43.79	43.85	4.079e3	3.055e3	1.240	1.34	NO	19.059	19.059
5	116	PCB-153	43.96	43.98	1.589e4	1.248e4	1.240	1.27	NO	72.976	72.976
6	118	PCB-141	44.76	44.74	3.088e3	2.332e3	1.240	1.32	NO	17.852	17.852
7	119	PCB-137	45.13	45.13	6.534e2	5.010e2	1.240	1.30	NO	3.7242	3.7242

TargetLynx - 190711K1-3.qld * [Chromatogram]

File Edit View Display Processing Window Help

190711K1_3 - B9F0214-DUP1 Duplicate 10 - Duplicate

	#	Name	Resp	RA	n/y	RRF	wt/vol	Pred.RT	RT	Pred.R...	RRT	RRT Fail	Conc.	%Rec.	DL	EMPC
227	227	3rd Function Tri-PCBs				1.0563	8.120	0.00		0.000		NO	71.47		8.06	76.21
228	228	Total Tetra-PCBs				0.9861	8.120	0.00		0.000		NO	161.5		11.0	174.6
229	229	3rd Function Penta-PCBs				1.1154	8.120	0.00		0.000		NO	196.3		9.12	212.3
230	230	4th Function Penta-PCBs				1.1112	8.120	0.00		0.000		NO	15.55		2.38	15.55
231	231	3rd Function Hexa-PCBs				0.7739	8.120	0.00		0.000		NO	86.42		2.44	101.1
232	232	4th Function Hexa-PCBs				0.9719	8.120	0.00		0.000		NO	282.0		6.50	268.4
233	233	Total Hepta-PCBs				1.2636	8.120	0.00		0.000		NO	235.5		6.41	252.0
234	234	4th Function Octa-PCBs				0.8863	8.120	0.00		0.000		NO	35.54		2.46	36.00
235	235	5th Function Octa-PCBs				1.1997	8.120	0.00		0.000		NO	18.18		1.35	18.65
236	236	Total Nona-PCBs				0.9446	8.120	0.00		0.000		NO	1.502		0.577	5.821
237	237	Deca-CB				0.9426	8.120	0.00		0.000		NO	3.334		0.108	3.334

	#	Name	Pred.RT	RT	m1 Resp	m2 Resp	1° Ratio (Pred)	RA	n/y	EMPC	Conc.
9	121	PCB-138/163/164	45.83	45.83	1.976e4	1.610e4	1.240	1.23	NO	88.066	88.066
10	122	PCB-158/160	45.88	45.85	2.389e3	2.019e3	1.240	1.18	NO	11.268	11.268
11	123	PCB-129	46.13	46.12	5.492e2	5.679e2	1.240	0.97	YES	3.6469	0.00000
12	125	PCB-159	46.93	46.99	2.703e2	2.563e2	1.240	1.05	NO	1.1396	1.1396
13	126	PCB-128/162	47.22	47.22	2.868e3	2.136e3	1.240	1.34	NO	14.242	14.242
14	127	PCB-167	47.64	47.63	6.800e2	7.501e2	1.240	1.17	NO	3.8805	3.8805
15	128	PCB-156	48.96	48.96	2.234e3	1.982e3	1.240	1.13	NO	9.9287	9.9287

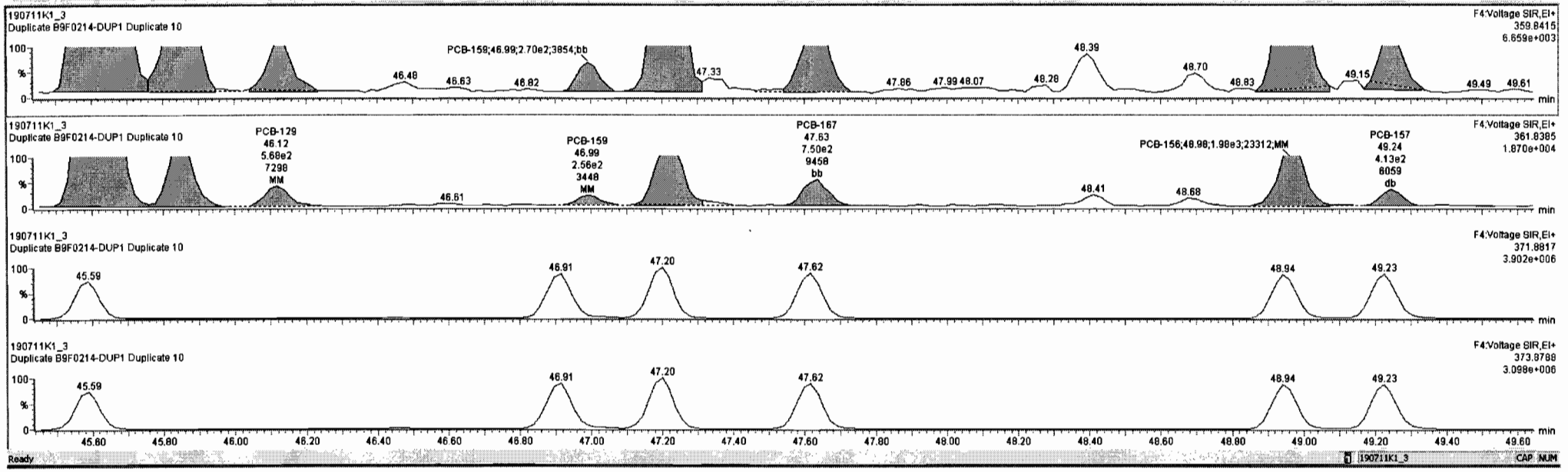

Ready 190711K1_3 CAP NUM

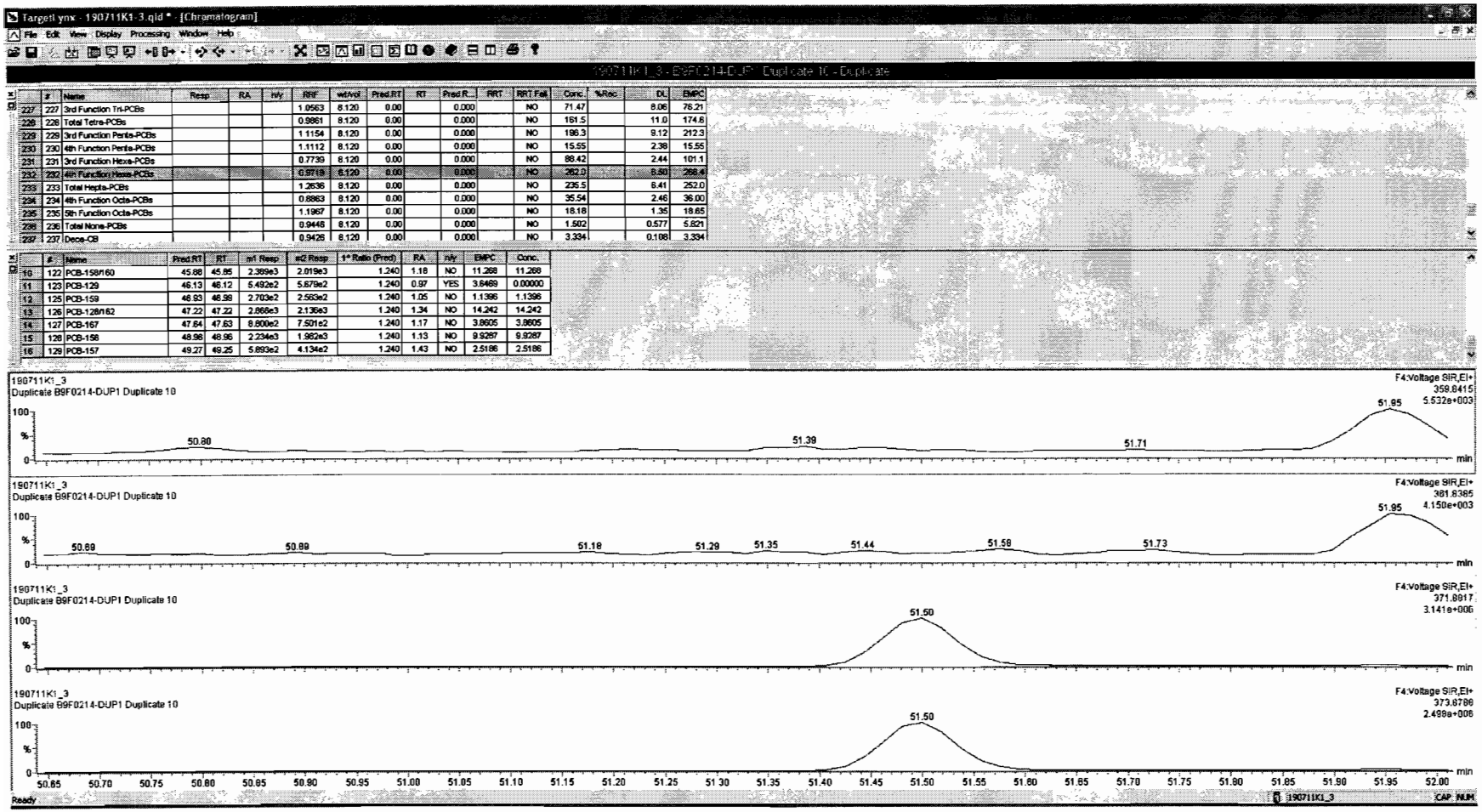

	#	Name	Resp	RA	rdy	RRF	wt/vol	Pred.RT	RT	Pred.R...	RRT	RRT Fail	Conc.	%Rec	DL	EMPC
227	227	3rd Function Tri-PCBs				1.0563	8.120	0.00		0.000		NO	71.47		8.06	76.21
228	228	Total Tetra-PCBs				0.9861	8.120	0.00		0.000		NO	161.5		11.0	174.6
229	229	3rd Function Penta-PCBs				1.1154	8.120	0.00		0.000		NO	196.3		9.12	212.3
230	230	4th Function Penta-PCBs				1.1112	8.120	0.00		0.000		NO	15.55		2.38	15.55
231	231	3rd Function Hexa-PCBs				0.7739	8.120	0.00		0.000		NO	88.42		2.44	101.1
232	232	4th Function Hexa-PCBs				0.9718	8.120	0.00		0.000		NO	252.0		5.80	268.4
233	233	Total Hepta-PCBs				1.2636	8.120	0.00		0.000		NO	235.5		6.41	252.0
234	234	4th Function Octa-PCBs				0.8863	8.120	0.00		0.000		NO	35.54		2.46	36.00
235	235	5th Function Octa-PCBs				1.1967	8.120	0.00		0.000		NO	18.18		1.35	18.65
236	236	Total Nona-PCBs				0.9446	8.120	0.00		0.000		NO	1.502		0.577	5.821
237	237	Deca-CB				0.9428	8.120	0.00		0.000		NO	3.334		0.108	3.334

	#	Name	Pred.RT	RT	m1 Resp	m2 Resp	1* Ratio (Pred)	RA	rdy	EMPC	Conc.
10	122	PCB-158/160	45.88	45.85	2.389e3	2.019e3	1.240	1.18	NO	11.268	11.268
11	123	PCB-129	46.13	46.12	5.492e2	5.879e2	1.240	0.97	YES	3.8469	0.00000
12	125	PCB-159	46.93	46.98	2.703e2	2.583e2	1.240	1.05	NO	1.1396	1.1396
13	126	PCB-128/162	47.22	47.22	2.868e3	2.136e3	1.240	1.34	NO	14.242	14.242
14	127	PCB-167	47.64	47.63	9.800e2	7.501e2	1.240	1.17	NO	3.8605	3.8605
15	128	PCB-156	48.98	48.96	2.234e3	1.982e3	1.240	1.13	NO	9.9287	9.9287
16	129	PCB-157	49.27	49.25	5.893e2	4.134e2	1.240	1.43	NO	2.5186	2.5186

Dataset: Untitled

Last Altered: Saturday, July 13, 2019 11:23:57 Pacific Daylight Time
Printed: Saturday, July 13, 2019 11:24:47 Pacific Daylight Time

Name: 190711K1_3, Date: 11-Jul-2019, Time: 11:02:14, ID: B9F0214-DUP1 Duplicate 10, Description: Duplicate

PCB-188

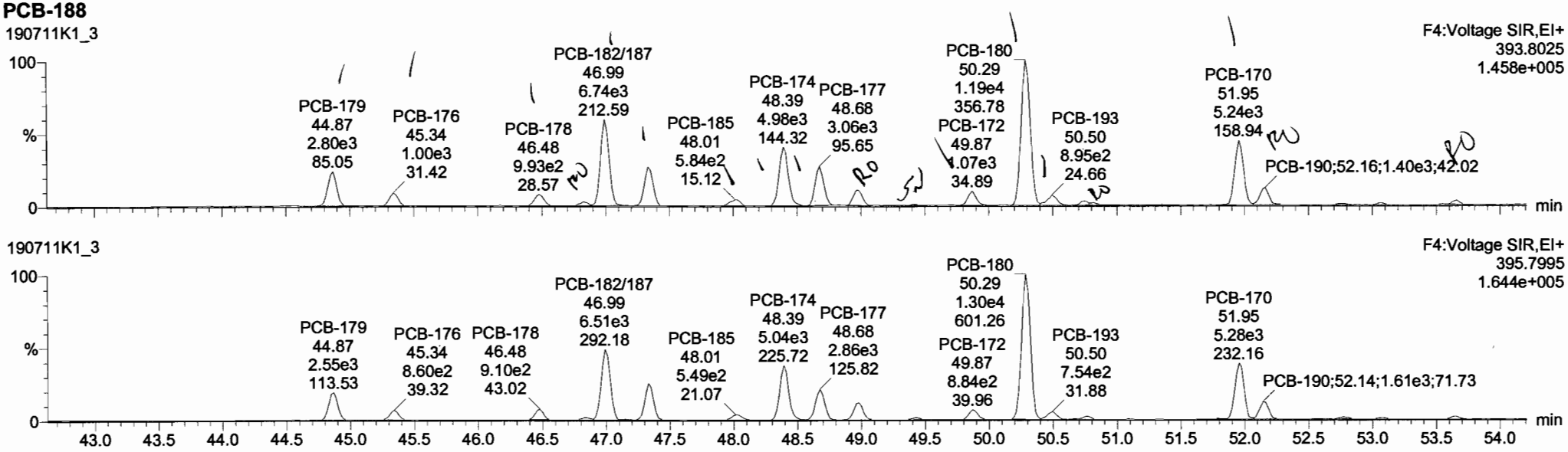

13C-PCB-188

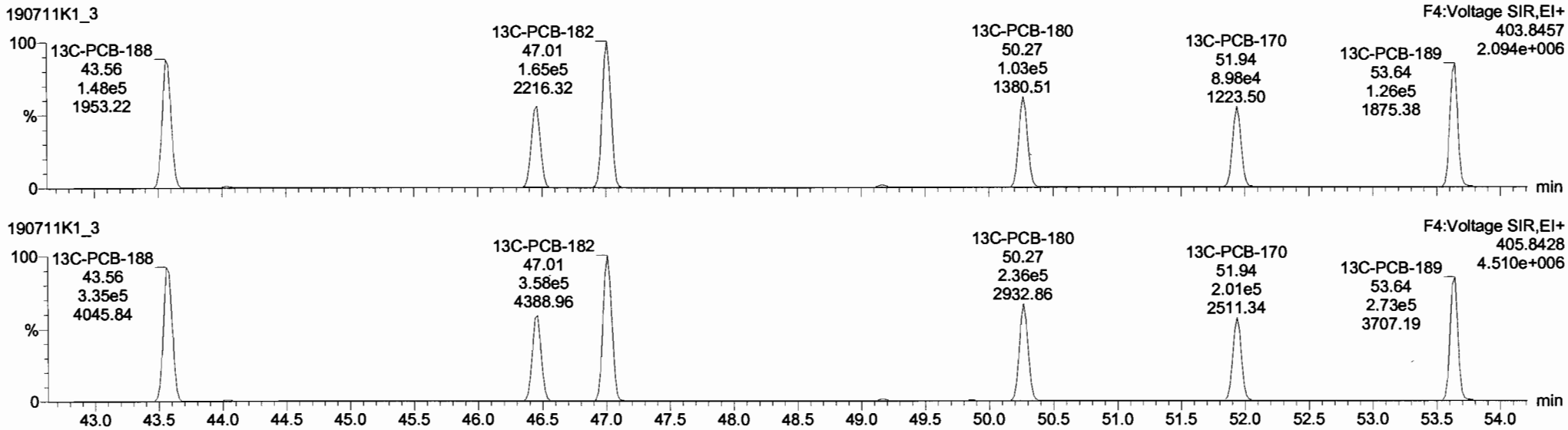

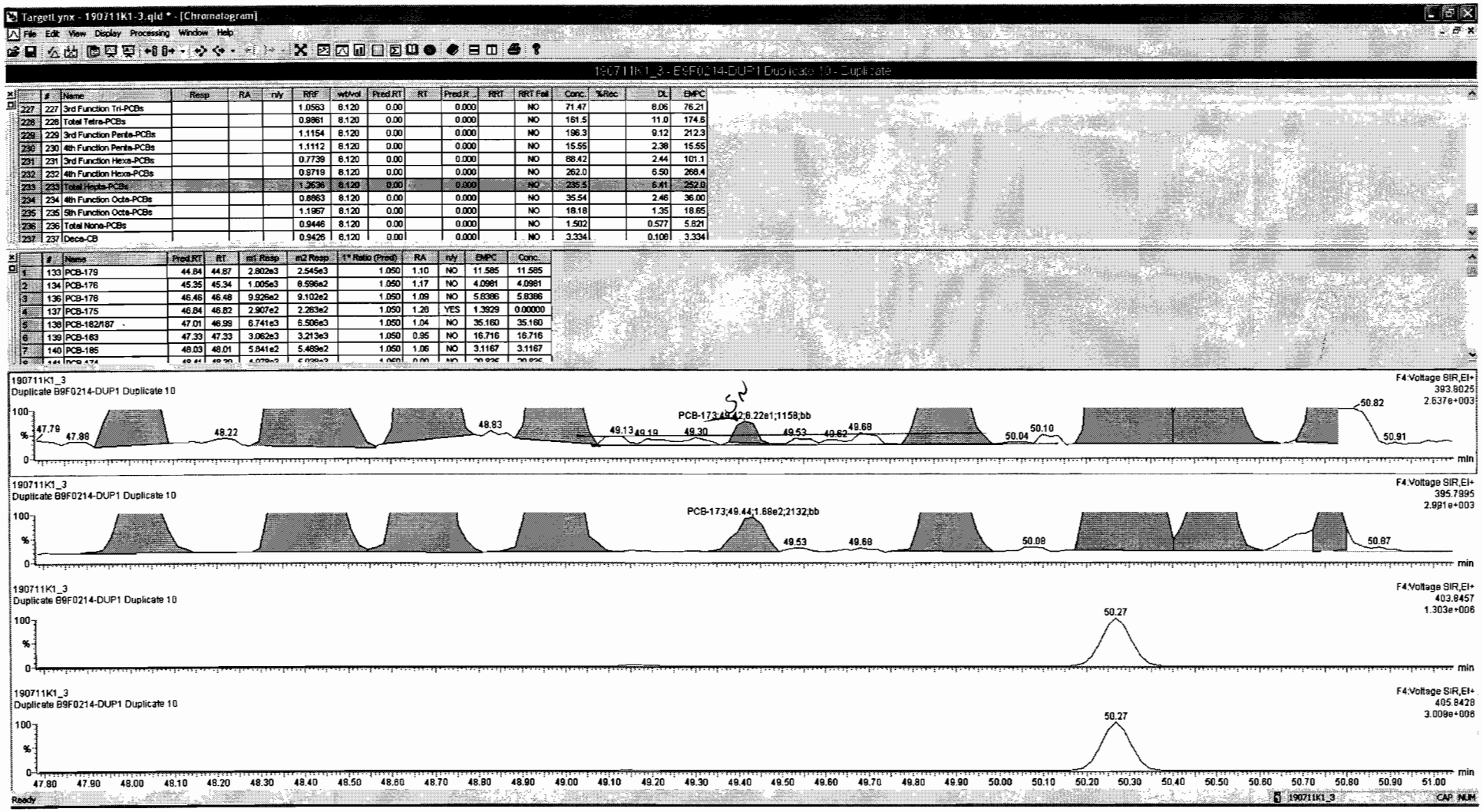
TargetLynx - 190711K1-3.qld * - [Chromatogram]
File Edit View Display Processing Window Help
190711K1_3 - B9F0214-DUP1 Duplicate 10 - Duplicate
Name Resp RA n/y RRF wt/vol Pred.RT RT Pred.R... RRT RRT Fail Conc. %Rec DL EMPC
227 227 3rd Function Tri-PCBs 1.0563 8.120 0.00 0.000 NO 71.47 8.06 76.21
228 228 Total Tetra-PCBs 0.9861 8.120 0.00 0.000 NO 161.5 11.0 174.6
229 229 3rd Function Penta-PCBs 1.1154 8.120 0.00 0.000 NO 196.3 9.12 212.3
230 230 4th Function Penta-PCBs 1.1112 8.120 0.00 0.000 NO 15.55 2.38 15.55
231 231 3rd Function Hexa-PCBs 0.7739 8.120 0.00 0.000 NO 88.42 2.44 101.1
232 232 4th Function Hexa-PCBs 0.9719 8.120 0.00 0.000 NO 262.0 6.50 268.4
233 233 Total Hepta-PCBs 1.2636 8.120 0.00 0.000 NO 235.5 6.41 252.8
234 234 4th Function Octa-PCBs 0.8663 8.120 0.00 0.000 NO 35.54 2.46 36.00
235 235 5th Function Octa-PCBs 1.1957 8.120 0.00 0.000 NO 18.18 1.35 18.65
236 236 Total Nona-PCBs 0.9446 8.120 0.00 0.000 NO 1.502 0.577 5.821
237 237 Deca-CB 0.9426 8.120 0.00 0.000 NO 3.334 0.106 3.334
Name Pred.RT RT m1 Resp m2 Resp 1° Ratio (Pred) RA n/y EMPC Conc.
1 133 PCB-179 44.84 44.87 2.802e3 2.545e3 1.050 1.10 NO 11.585 11.585
2 134 PCB-176 45.35 45.34 1.005e3 8.596e2 1.050 1.17 NO 4.0981 4.0981
3 136 PCB-178 46.46 46.48 9.926e2 9.102e2 1.050 1.09 NO 5.8386 5.8386
4 137 PCB-175 46.84 46.82 2.907e2 2.263e2 1.050 1.28 YES 1.3929 0.00000
5 138 PCB-182/187 47.01 46.99 6.741e3 6.506e3 1.050 1.04 NO 35.160 35.160
6 139 PCB-183 47.33 47.33 3.062e3 3.213e3 1.050 0.95 NO 16.716 16.716
7 140 PCB-185 48.03 48.01 5.841e2 5.489e2 1.050 1.06 NO 3.1167 3.1167
190711K1_3
Duplicate B9F0214-DUP1 Duplicate 10
F4:Voltage SIR,EI+
393.8025
2.637e+003
PCB-173;49.42;6.22e1;1158;bb
47.79
47.88
48.22
48.83
49.13
49.19
49.30
49.53
49.62
49.68
50.04
50.10
50.82
50.91
min
190711K1_3
Duplicate B9F0214-DUP1 Duplicate 10
F4:Voltage SIR,EI+
395.7995
2.991e+003
PCB-173;49.44;1.68e2;2132;bb
49.53
49.68
50.08
50.87
min
190711K1_3
Duplicate B9F0214-DUP1 Duplicate 10
F4:Voltage SIR,EI+
403.8457
1.303e+006
50.27
min
190711K1_3
Duplicate B9F0214-DUP1 Duplicate 10
F4:Voltage SIR,EI+
405.8428
3.009e+006
50.27
47.80 47.90 48.00 48.10 48.20 48.30 48.40 48.50 48.60 48.70 48.80 48.90 49.00 49.10 49.20 49.30 49.40 49.50 49.60 49.70 49.80 49.90 50.00 50.10 50.20 50.30 50.40 50.50 50.60 50.70 50.80 50.90 51.00
min
Ready
190711K1_3
CAP NUM

TargetLynx - 190711K1-3.qld * - [Chromatogram]

File Edit View Display Processing Window Help

190711K1_3 - B9F0214-DUP1 Duplicate 10 - Duplicate

	#	Name	Resp	RA	n/y	RRF	wt/vol	Pred.RT	RT	Pred.R...	RRT	RRT Fail	Conc.	%Rec	DL	EMPC
227	227	3rd Function Tri-PCBs				1.0563	8.120	0.00		0.000		NO	71.47		8.06	76.21
228	228	Total Tetra-PCBs				0.9861	8.120	0.00		0.000		NO	161.5		11.0	174.6
229	229	3rd Function Penta-PCBs				1.1154	8.120	0.00		0.000		NO	198.3		9.12	212.3
230	230	4th Function Penta-PCBs				1.1112	8.120	0.00		0.000		NO	15.55		2.38	15.55
231	231	3rd Function Hexa-PCBs				0.7739	8.120	0.00		0.000		NO	88.42		2.44	101.1
232	232	4th Function Hexa-PCBs				0.9719	8.120	0.00		0.000		NO	262.0		6.50	268.4
233	233	Total Hepta-PCBs				1.2636	8.120	0.00		0.000		NO	234.5		6.41	251.9
234	234	4th Function Octa-PCBs				0.8863	8.120	0.00		0.000		NO	35.54		2.46	36.00
235	235	5th Function Octa-PCBs				1.1967	8.120	0.00		0.000		NO	18.18		1.35	18.65
236	236	Total Nona-PCBs				0.9446	8.120	0.00		0.000		NO	1.502		0.577	5.821
237	237	Deca-CB				0.9426	8.120	0.00		0.000		NO	3.334		0.108	3.334

	#	Name	Pred.RT	RT	m1 Resp	m2 Resp	1° Ratio (Pred)	RA	n/y	EMPC	Conc.
1	133	PCB-179	44.84	44.87	2.802e3	2.545e3	1.050	1.10	NO	11.585	11.585
2	134	PCB-176	45.35	45.34	1.005e3	8.596e2	1.050	1.17	NO	4.0981	4.0981
3	136	PCB-178	46.46	46.48	9.926e2	9.102e2	1.050	1.09	NO	5.8386	5.8386
4	137	PCB-175	46.84	46.82	2.760e2	2.205e2	1.050	1.25	YES	1.3571	0.00000
5	138	PCB-182/187	47.01	46.99	6.766e3	6.506e3	1.050	1.04	NO	35.226	35.226
6	139	PCB-183	47.33	47.33	3.062e3	3.190e3	1.050	0.96	NO	16.657	16.657
7	140	PCB-185	48.03	48.01	5.841e2	5.489e2	1.050	1.06	NO	3.1167	3.1167

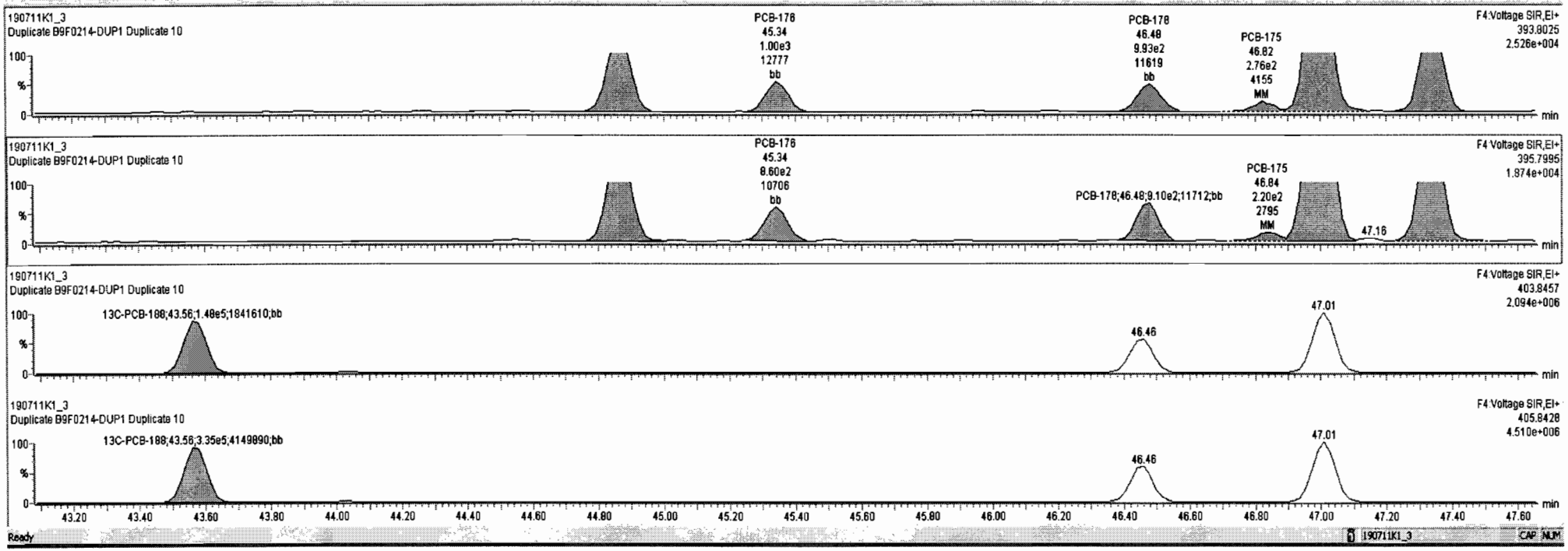

TargetLynx - 190711K1-3.qld * - [Chromatogram]

File Edit View Display Processing Window Help

190711K1_3 - B9F0214-DUP1 Duplicate 10 - Duplicate

	#	Name	Resp	RA	n/y	RRF	wt/vol	Pred.RT	RT	Pred.R...	RRT	RRT Fail	Conc.	%Rec	DL	EMPC
227	227	3rd Function Tri-PCBs				1.0563	8.120	0.00		0.000		NO	71.47		8.06	76.21
228	228	Total Tetra-PCBs				0.9861	8.120	0.00		0.000		NO	161.5		11.0	174.6
229	229	3rd Function Penta-PCBs				1.1154	8.120	0.00		0.000		NO	196.3		9.12	212.3
230	230	4th Function Penta-PCBs				1.1112	8.120	0.00		0.000		NO	15.55		2.38	15.55
231	231	3rd Function Hexa-PCBs				0.7739	8.120	0.00		0.000		NO	88.42		2.44	101.1
232	232	4th Function Hexa-PCBs				0.9719	8.120	0.00		0.000		NO	262.0		6.50	268.4
233	233	Total Hepta-PCBs				1.2536	8.120	0.00		0.000		NO	234.6		6.41	251.5
234	234	4th Function Octa-PCBs				0.8863	8.120	0.00		0.000		NO	35.54		2.46	36.00
235	235	5th Function Octa-PCBs				1.1967	8.120	0.00		0.000		NO	18.18		1.35	18.65
236	236	Total None-PCBs				0.9446	8.120	0.00		0.000		NO	1.502		0.577	5.821
237	237	Deca-CB				0.9426	8.120	0.00		0.000		NO	3.334		0.108	3.334

	#	Name	Pred.RT	RT	m1 Resp	m2 Resp	1° Ratio (Pred)	RA	n/y	EMPC	Conc.
7	140	PCB-185	48.03	48.01	5.841e2	5.489e2	1.050	1.06	NO	3.1167	3.1167
8	141	PCB-174	48.41	48.39	5.020e3	5.038e3	1.050	1.00	NO	29.960	29.960
9	143	PCB-177	48.68	48.68	3.152e3	2.863e3	1.050	1.10	NO	17.599	17.599
10	144	PCB-171	49.00	48.98	1.297e3	1.614e3	1.050	0.80	YES	7.3986	0.00000
11	146	PCB-172	49.88	49.87	1.066e3	8.838e2	1.050	1.21	NO	5.4141	5.4141
12	148	PCB-180	50.29	50.29	1.192e4	1.300e4	1.050	0.92	NO	68.542	68.542
13	149	PCB-193	50.50	50.49	8.948e2	7.535e2	1.050	1.19	NO	3.8871	3.8871

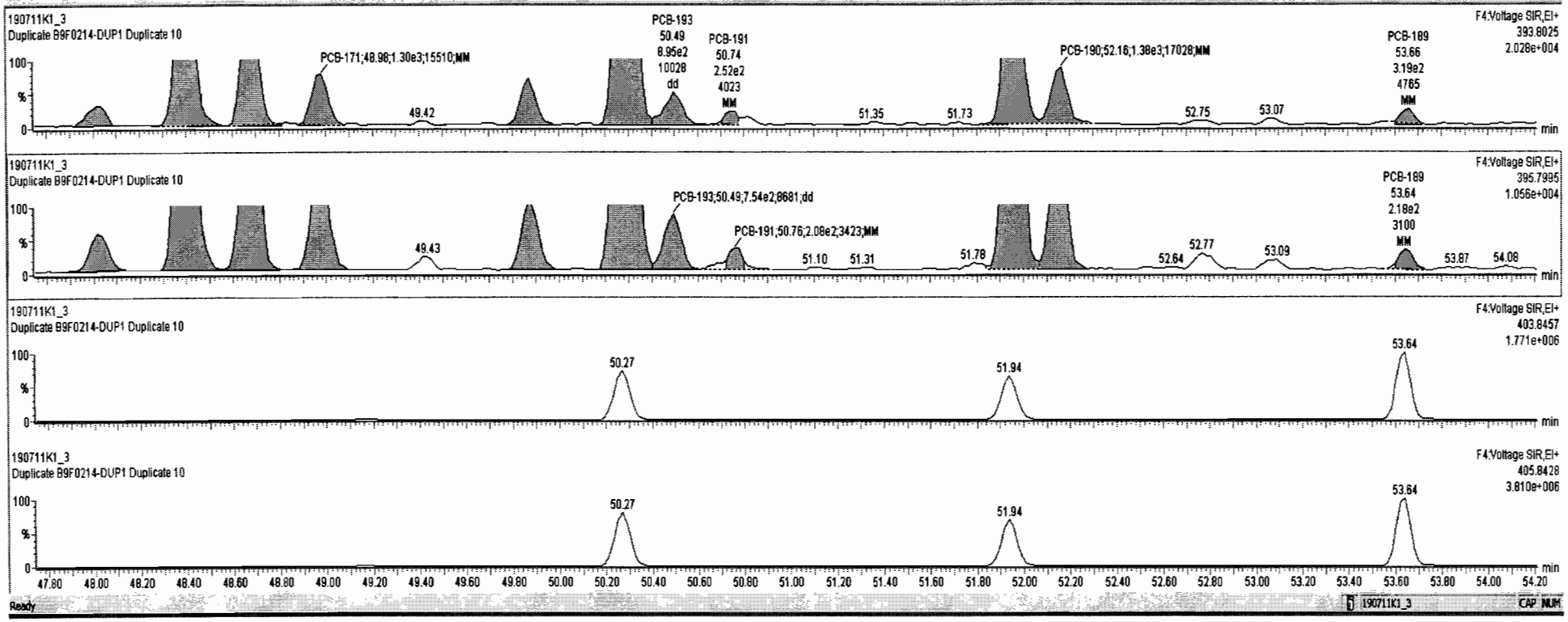

Vista Analytical Laboratory VG-11

Dataset: Untitled

Last Altered: Saturday, July 13, 2019 11:23:57 Pacific Daylight Time
Printed: Saturday, July 13, 2019 11:24:47 Pacific Daylight Time

Name: 190711K1_3, Date: 11-Jul-2019, Time: 11:02:14, ID: B9F0214-DUP1 Duplicate 10, Description: Duplicate

PCB-202

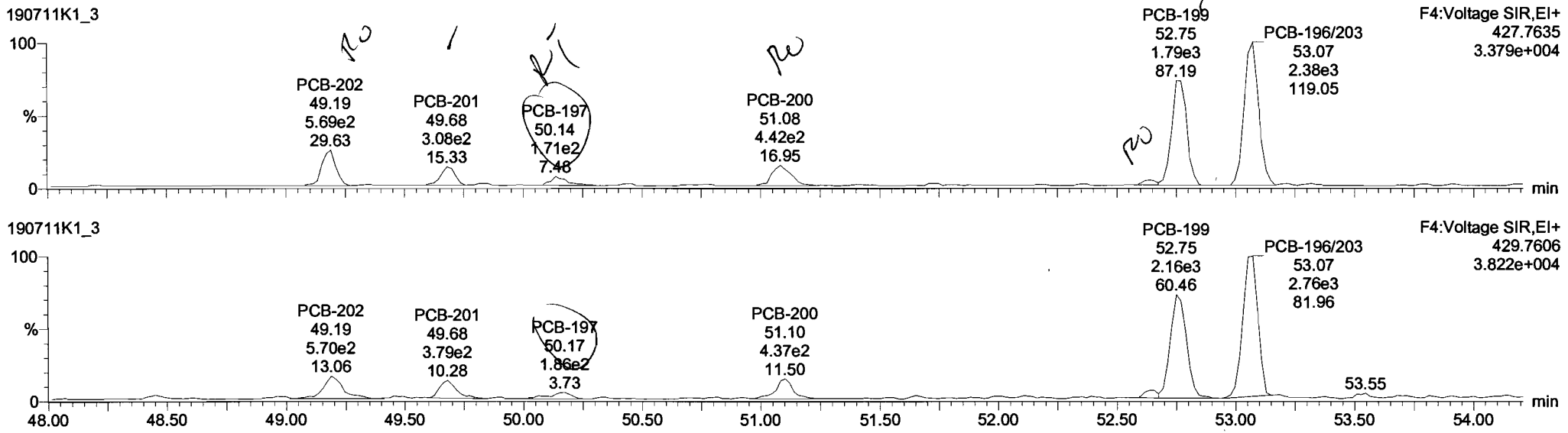

13C-PCB-202

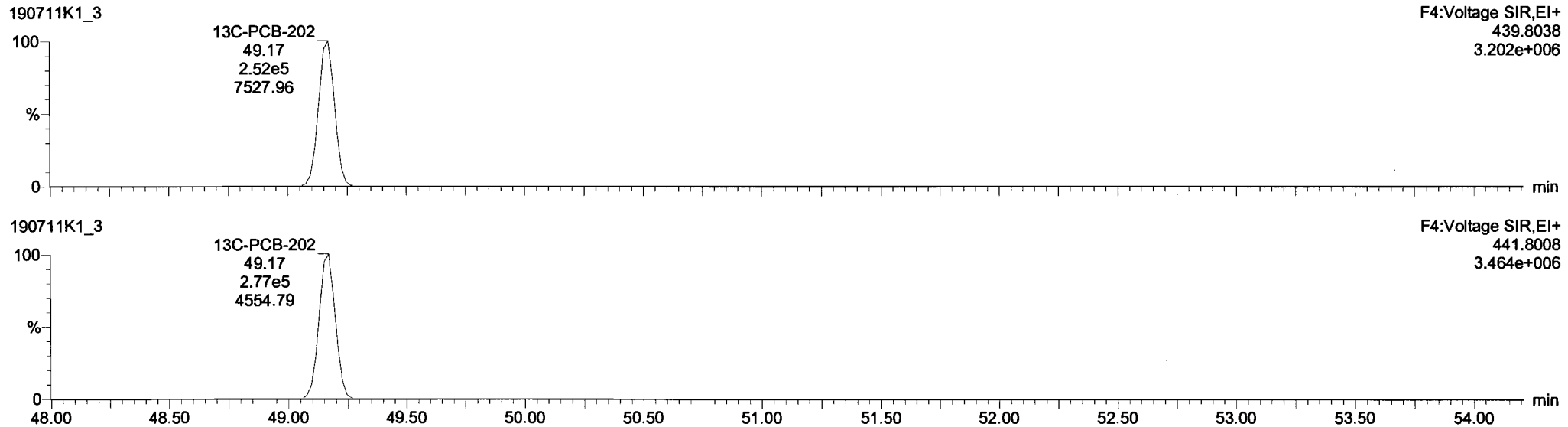

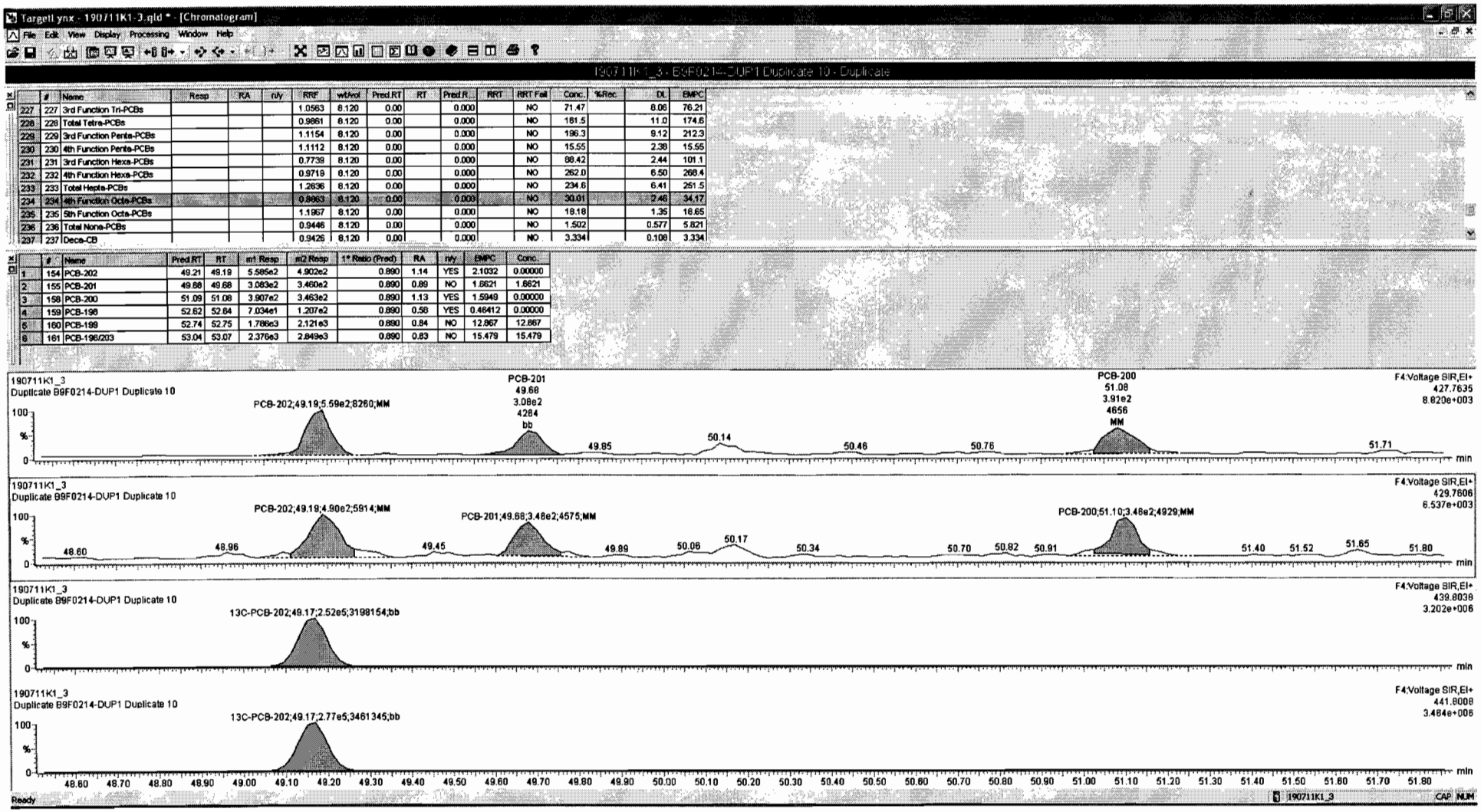

	#	Name	Resp	RA	n/y	RRF	wt/vol	Pred.RT	RT	Pred.R...	RRT	RRT Fail	Conc.	%Rec	DL	EMPC
227	227	3rd Function Tri-PCBs				1.0563	8.120	0.00		0.000		NO	71.47		8.06	76.21
228	228	Total Tetra-PCBs				0.9861	8.120	0.00		0.000		NO	181.5		11.0	174.6
229	229	3rd Function Penta-PCBs				1.1154	8.120	0.00		0.000		NO	196.3		9.12	212.3
230	230	4th Function Penta-PCBs				1.1112	8.120	0.00		0.000		NO	15.55		2.38	15.55
231	231	3rd Function Hexa-PCBs				0.7739	8.120	0.00		0.000		NO	88.42		2.44	101.1
232	232	4th Function Hexa-PCBs				0.9719	8.120	0.00		0.000		NO	262.0		6.50	268.4
233	233	Total Hepta-PCBs				1.2636	8.120	0.00		0.000		NO	234.6		6.41	251.5
234	234	4th Function Octa-PCBs				0.8863	8.120	0.00		0.000		NO	30.01		2.46	34.17
235	235	5th Function Octa-PCBs				1.1957	8.120	0.00		0.000		NO	18.18		1.35	18.65
236	236	Total None-PCBs				0.9446	8.120	0.00		0.000		NO	1.502		0.577	5.821
237	237	Deca-CB				0.9426	8.120	0.00		0.000		NO	3.334		0.108	3.334

	#	Name	Pred.RT	RT	m1 Resp	m2 Resp	1° Ratio (Pred)	RA	n/y	EMPC	Conc.
1	154	PCB-202	49.21	49.19	5.585e2	4.902e2	0.890	1.14	YES	2.1032	0.00000
2	155	PCB-201	49.68	49.68	3.083e2	3.460e2	0.890	0.89	NO	1.6621	1.6621
3	158	PCB-200	51.09	51.08	3.907e2	3.463e2	0.890	1.13	YES	1.5949	0.00000
4	159	PCB-198	52.62	52.64	7.034e1	1.207e2	0.890	0.58	YES	0.46412	0.00000
5	160	PCB-199	52.74	52.75	1.786e3	2.121e3	0.890	0.84	NO	12.867	12.867
6	161	PCB-196/203	53.04	53.07	2.376e3	2.849e3	0.890	0.83	NO	15.479	15.479

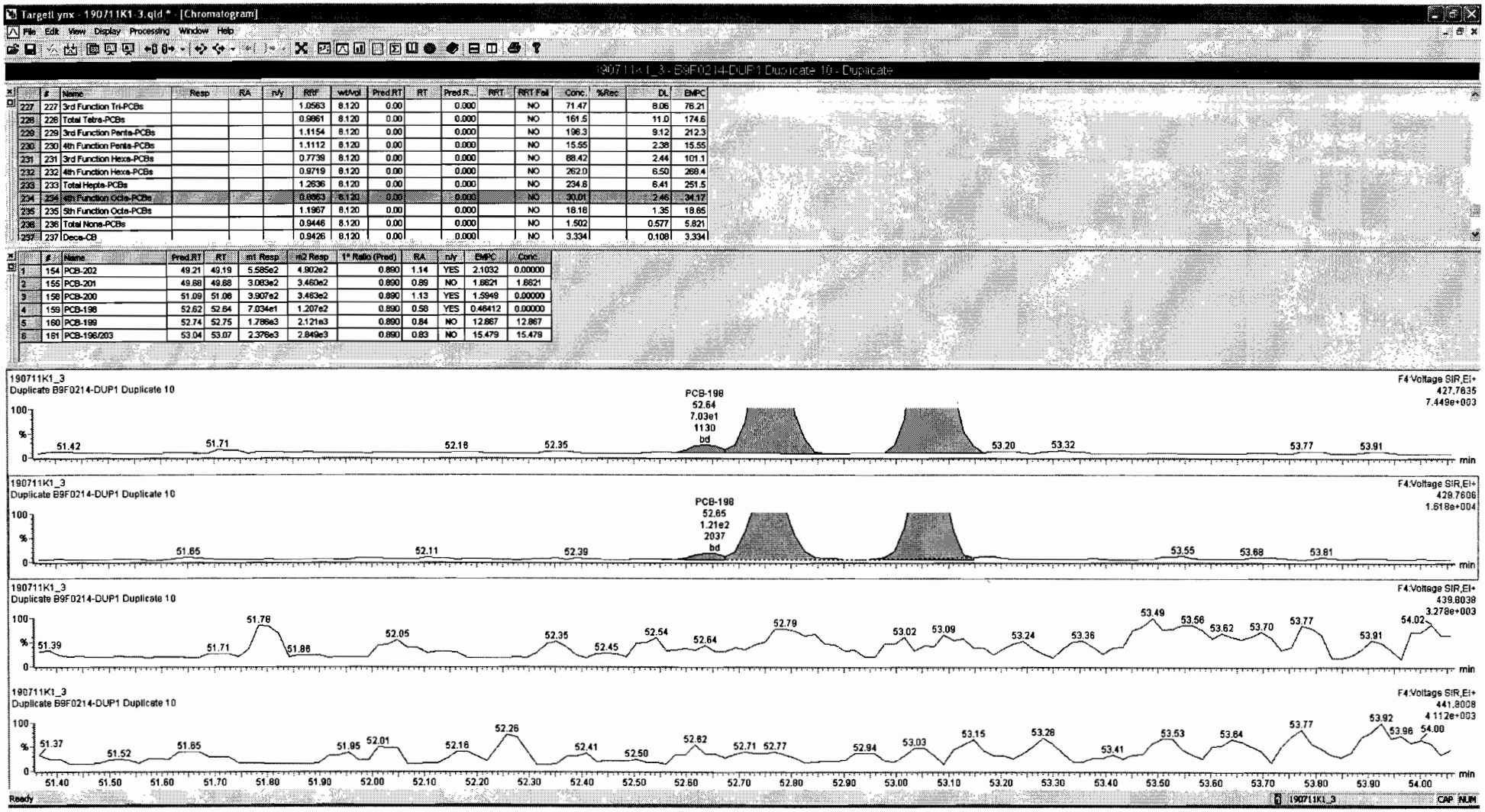
TargetLynx - 190711K1-3.qld * - [Chromatogram]
File Edit View Display Processing Window Help
190711K1_3 - B9F0214-DUP1 Duplicate 10 - Duplicate
Name Resp RA nIy RRF wtVol Pred RT RT Pred R... RRT RRT Fail Conc. %Rec DL EMPC
227 227 3rd Function Tri-PCBs 1.0563 8.120 0.00 0.000 NO 71.47 8.06 76.21
228 228 Total Tetra-PCBs 0.9861 8.120 0.00 0.000 NO 161.5 11.0 174.6
229 229 3rd Function Penta-PCBs 1.1154 8.120 0.00 0.000 NO 196.3 9.12 212.3
230 230 4th Function Penta-PCBs 1.1112 8.120 0.00 0.000 NO 15.55 2.38 15.55
231 231 3rd Function Hexa-PCBs 0.7738 8.120 0.00 0.000 NO 88.42 2.44 101.1
232 232 4th Function Hexa-PCBs 0.9719 8.120 0.00 0.000 NO 262.0 6.50 268.4
233 233 Total Hepta-PCBs 1.2636 8.120 0.00 0.000 NO 234.8 6.41 251.5
234 234 4th Function Octa-PCBs 0.8863 8.120 0.00 0.000 NO 30.01 2.46 34.17
235 235 5th Function Octa-PCBs 1.1967 8.120 0.00 0.000 NO 18.18 1.35 18.65
236 236 Total Nona-PCBs 0.9446 8.120 0.00 0.000 NO 1.502 0.577 5.821
237 237 Deca-CB 0.9426 8.120 0.00 0.000 NO 3.334 0.108 3.334
Name Pred.RT RT m1 Resp m2 Resp 1* Ratio (Pred) RA nIy EMPC Conc.
1 154 PCB-202 49.21 49.19 5.585e2 4.902e2 0.890 1.14 YES 2.1032 0.00000
2 155 PCB-201 49.88 49.88 3.083e2 3.460e2 0.890 0.89 NO 1.8621 1.8621
3 158 PCB-200 51.09 51.08 3.907e2 3.463e2 0.890 1.13 YES 1.5949 0.00000
4 159 PCB-198 52.62 52.64 7.034e1 1.207e2 0.890 0.58 YES 0.46412 0.00000
5 160 PCB-199 52.74 52.75 1.786e3 2.121e3 0.890 0.84 NO 12.867 12.867
6 161 PCB-196/203 53.04 53.07 2.376e3 2.849e3 0.890 0.83 NO 15.479 15.479
190711K1_3
Duplicate B9F0214-DUP1 Duplicate 10
F4:Voltage SIR,EI+
427.7635
7.449e+003
PCB-198
52.64
7.03e1
1130
bd
51.42 51.71 52.18 52.35 53.20 53.32 53.77 53.91
min
190711K1_3
Duplicate B9F0214-DUP1 Duplicate 10
F4:Voltage SIR,EI+
429.7606
1.618e+004
PCB-198
52.65
1.21e2
2037
bd
51.65 52.11 52.39 53.55 53.68 53.81
min
190711K1_3
Duplicate B9F0214-DUP1 Duplicate 10
F4:Voltage SIR,EI+
439.8039
3.278e+003
51.39 51.71 51.78 51.88 52.05 52.35 52.45 52.54 52.64 52.79 53.02 53.09 53.24 53.36 53.49 53.56 53.62 53.70 53.77 53.91 54.02
min
190711K1_3
Duplicate B9F0214-DUP1 Duplicate 10
F4:Voltage SIR,EI+
441.8008
4.112e+003
51.37 51.52 51.85 51.95 52.01 52.16 52.26 52.41 52.50 52.82 52.71 52.77 52.94 53.03 53.15 53.28 53.41 53.53 53.64 53.77 53.92 53.96 54.00
51.40 51.50 51.60 51.70 51.80 51.90 52.00 52.10 52.20 52.30 52.40 52.50 52.60 52.70 52.80 52.90 53.00 53.10 53.20 53.30 53.40 53.50 53.60 53.70 53.80 53.90 54.00
min
Ready
190711K1_3
CAP NUM

Vista Analytical Laboratory VG-11

Dataset: Untitled

Last Altered: Saturday, July 13, 2019 11:23:57 Pacific Daylight Time
Printed: Saturday, July 13, 2019 11:24:47 Pacific Daylight Time

Name: 190711K1_3, Date: 11-Jul-2019, Time: 11:02:14, ID: B9F0214-DUP1 Duplicate 10, Description: Duplicate

PCB-195

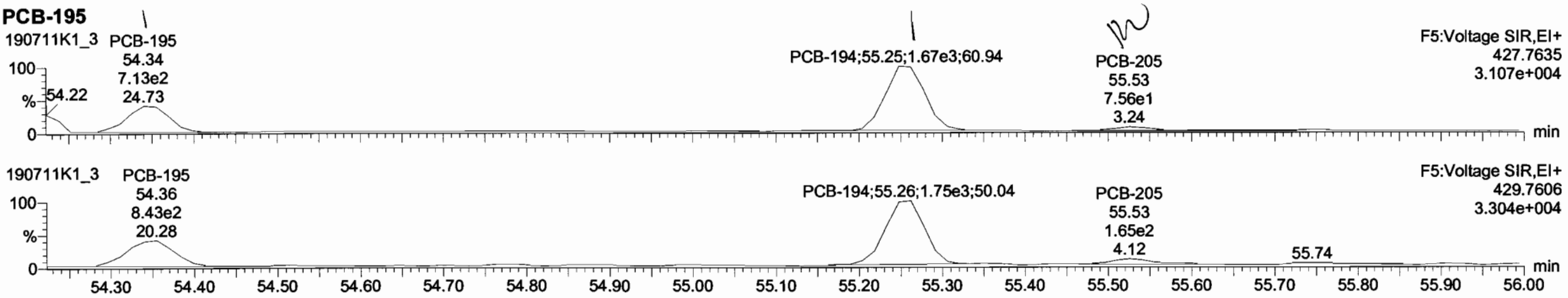

13C-PCB-194

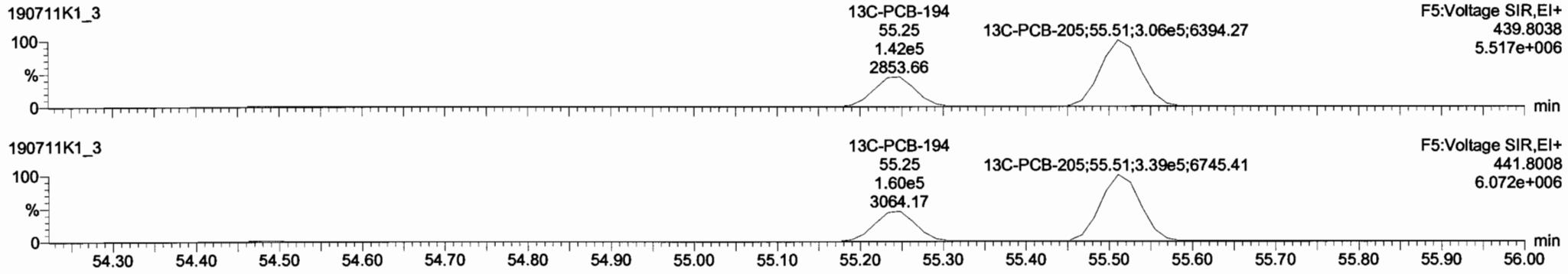

PFK5

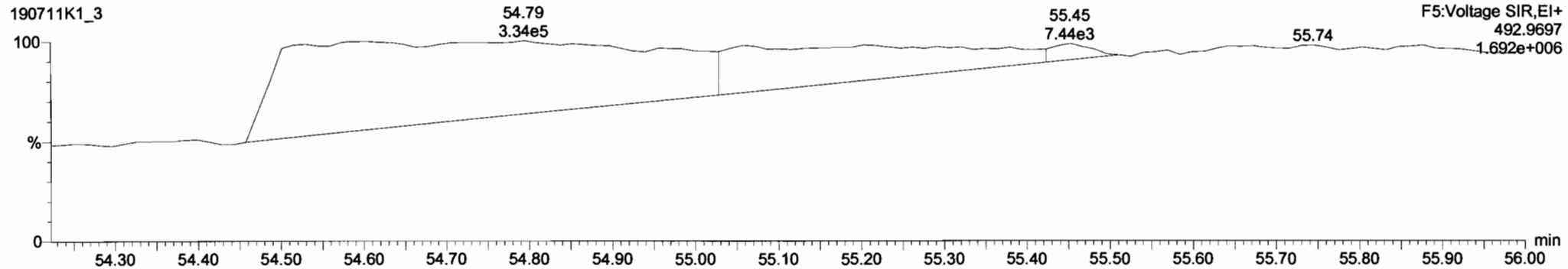

TargetLynx - 190711K1-3.qld * - [Chromatogram]

File Edit View Display Processing Window Help

190711K1_3 - B9F0214-DUP1 Duplicate 10 - Duplicate

	#	Name	Resp	RA	n/y	RRF	wt/vol	Pred.RT	RT	Pred.R...	RRT	RRT Fail	Conc.	%Rec	DL	EMPC
227	227	3rd Function Tri-PCBs				1.0563	8.120	0.00		0.000		NO	71.47		8.06	76.21
228	228	Total Tetra-PCBs				0.9861	8.120	0.00		0.000		NO	161.5		11.0	174.6
229	229	3rd Function Penta-PCBs				1.1154	8.120	0.00		0.000		NO	196.3		9.12	212.3
230	230	4th Function Penta-PCBs				1.1112	8.120	0.00		0.000		NO	15.55		2.38	15.55
231	231	3rd Function Hexa-PCBs				0.7739	8.120	0.00		0.000		NO	88.42		2.44	101.1
232	232	4th Function Hexa-PCBs				0.9719	8.120	0.00		0.000		NO	262.0		6.50	268.4
233	233	Total Hepta-PCBs				1.2636	8.120	0.00		0.000		NO	234.6		6.41	251.5
234	234	4th Function Octa-PCBs				0.8863	8.120	0.00		0.000		NO	30.01		2.46	34.17
235	235	5th Function Octa-PCBs				1.1987	8.120	0.00		0.000		NO	18.38		1.35	18.94
236	236	Total Nona-PCBs				0.9446	8.120	0.00		0.000		NO	1.502		0.577	5.821
237	237	Deca-CB				0.9426	8.120	0.00		0.000		NO	3.334		0.108	3.334

	#	Name	Pred.RT	RT	m1 Resp	m2 Resp	1° Ratio (Pred)	RA	n/y	EMPC	Conc.
1	162	PCB-195	54.37	54.34	7.133e2	8.434e2	0.890	0.85	NO	6.1356	6.1356
2	163	PCB-194	55.26	55.25	1.671e3	1.805e3	0.890	0.93	NO	12.249	12.249
3	164	PCB-205	55.53	55.53	8.980e1	1.290e2	0.890	0.70	YES	0.55459	0.00000

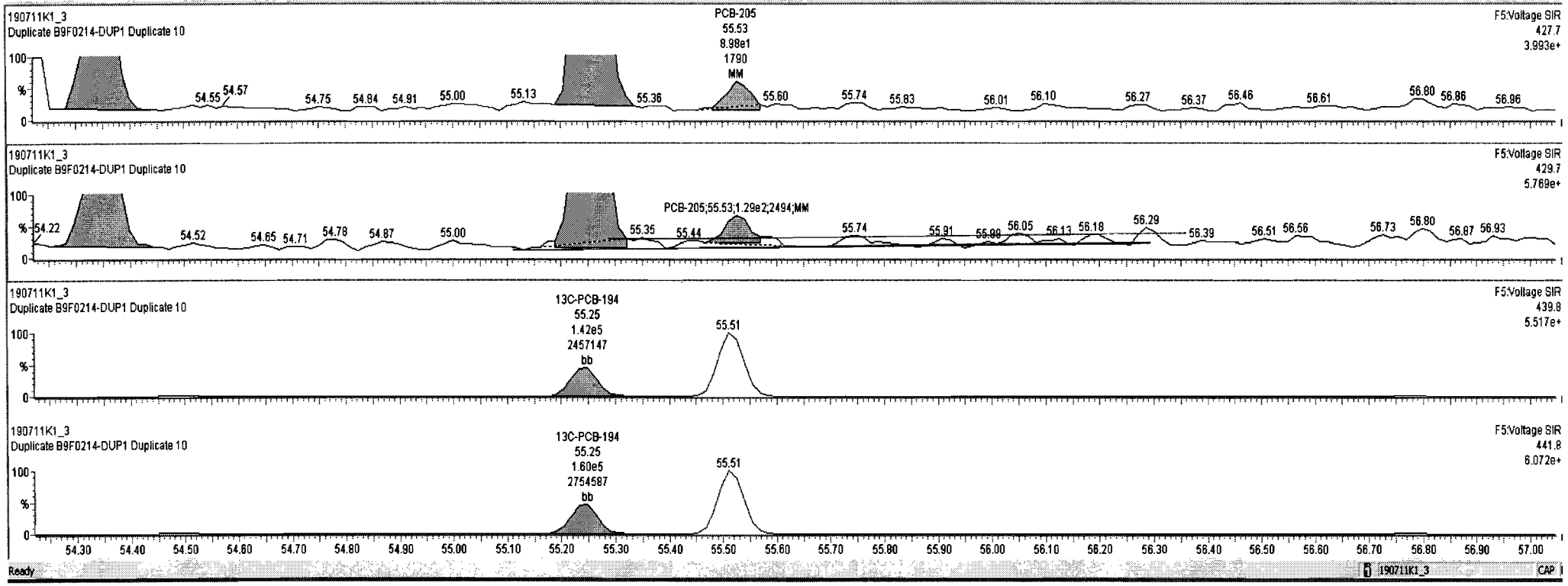

Dataset: Untitled

Last Altered: Saturday, July 13, 2019 11:23:57 Pacific Daylight Time
Printed: Saturday, July 13, 2019 11:24:47 Pacific Daylight Time

Name: 190711K1_3, Date: 11-Jul-2019, Time: 11:02:14, ID: B9F0214-DUP1 Duplicate 10, Description: Duplicate

PCB-208

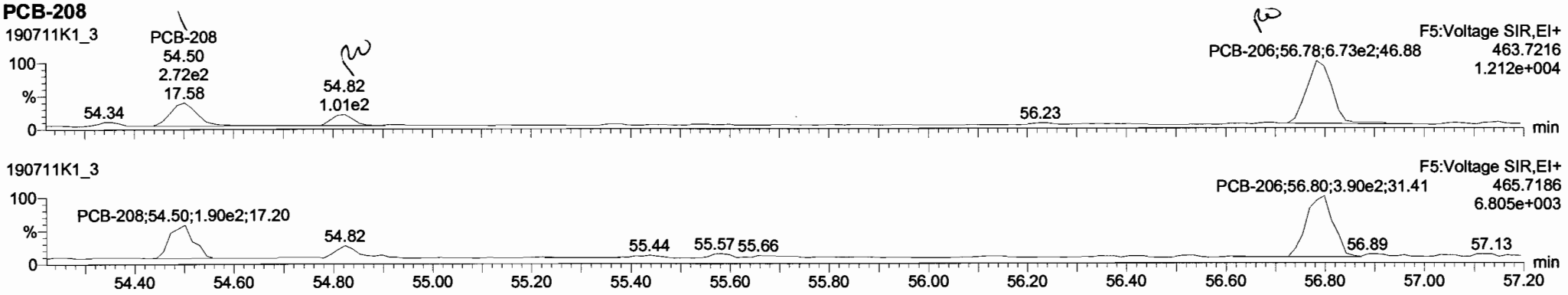

13C-PCB-208

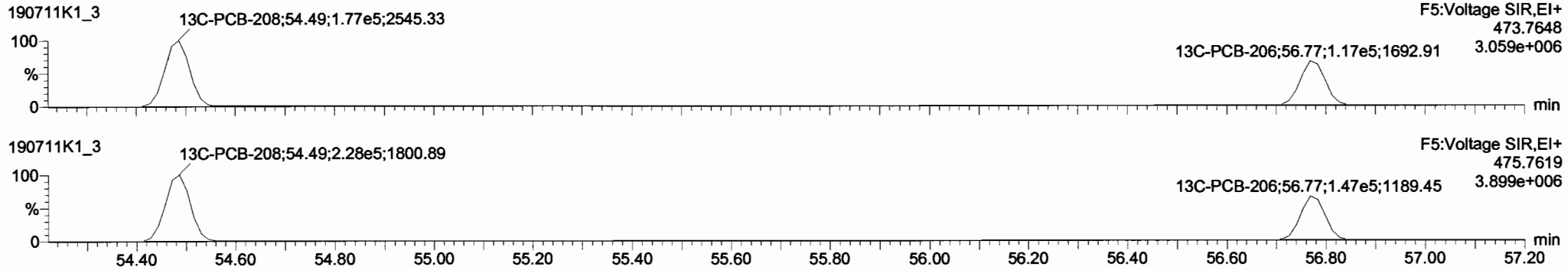

PFK5

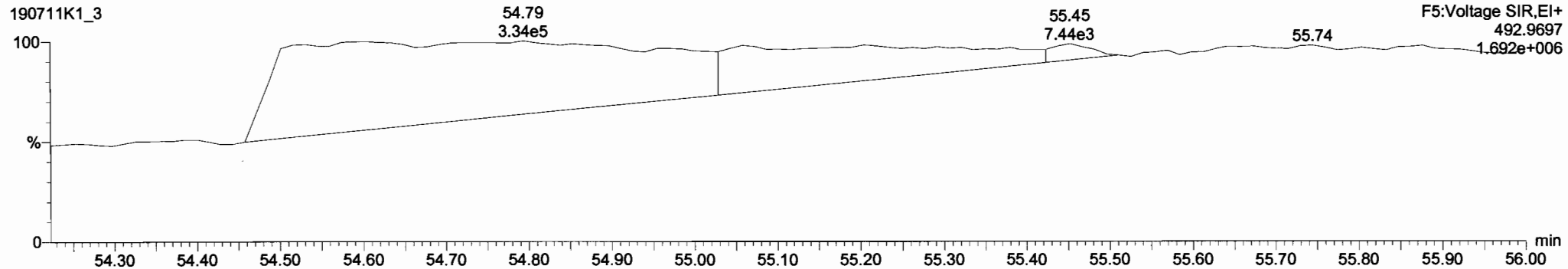

TargetLynx - 190711K1-3.qld * - [Chromatogram]

File Edit View Display Processing Window Help

190711K1_2 - B9F0274-DUP1 Duplicate 10 - Duplicate

	#	Name	Resp	RA	nAy	RRF	wt/vol	Pred.RT	RT	Pred.R...	RRT	RRT Fail	Conc.	%Rec	DL	EMPC
227	227	3rd Function Tri-PCBs				1.0563	8.120	0.00		0.000		NO	71.47		8.06	76.21
228	228	Total Tetra-PCBs				0.9861	8.120	0.00		0.000		NO	161.5		11.0	174.6
229	229	3rd Function Penta-PCBs				1.1154	8.120	0.00		0.000		NO	196.3		9.12	212.3
230	230	4th Function Penta-PCBs				1.1112	8.120	0.00		0.000		NO	15.55		2.38	15.55
231	231	3rd Function Hexa-PCBs				0.7739	8.120	0.00		0.000		NO	88.42		2.44	101.1
232	232	4th Function Hexa-PCBs				0.9719	8.120	0.00		0.000		NO	262.0		6.50	288.4
233	233	Total Hepta-PCBs				1.2636	8.120	0.00		0.000		NO	234.6		6.41	251.5
234	234	4th Function Octa-PCBs				0.8863	8.120	0.00		0.000		NO	30.01		2.46	34.17
235	235	5th Function Octa-PCBs				1.1967	8.120	0.00		0.000		NO	18.38		1.35	18.94
236	236	Total Nona-PCBs				0.9446	8.120	0.00		0.000		NO	1.429		0.577	6.137
237	237	Deca-CB				0.9426	8.120	0.00		0.000		NO	3.334		0.108	3.334

	#	Name	Pred.RT	RT	m1 Resp	m2 Resp	1° Ratio (Pred)	RA	nAy	EMPC	Conc.
1	165	PCB-208	54.50	54.50	2.486e2	1.895e2	1.340	1.31	NO	1.4262	1.4262
2	166	PCB-207	54.82	54.82	1.008e2	4.898e1	1.340	2.02	YES	0.39025	0.00000
3	167	PCB-206	56.79	56.78	6.342e2	3.898e2	1.340	1.63	YES	4.3189	0.00000

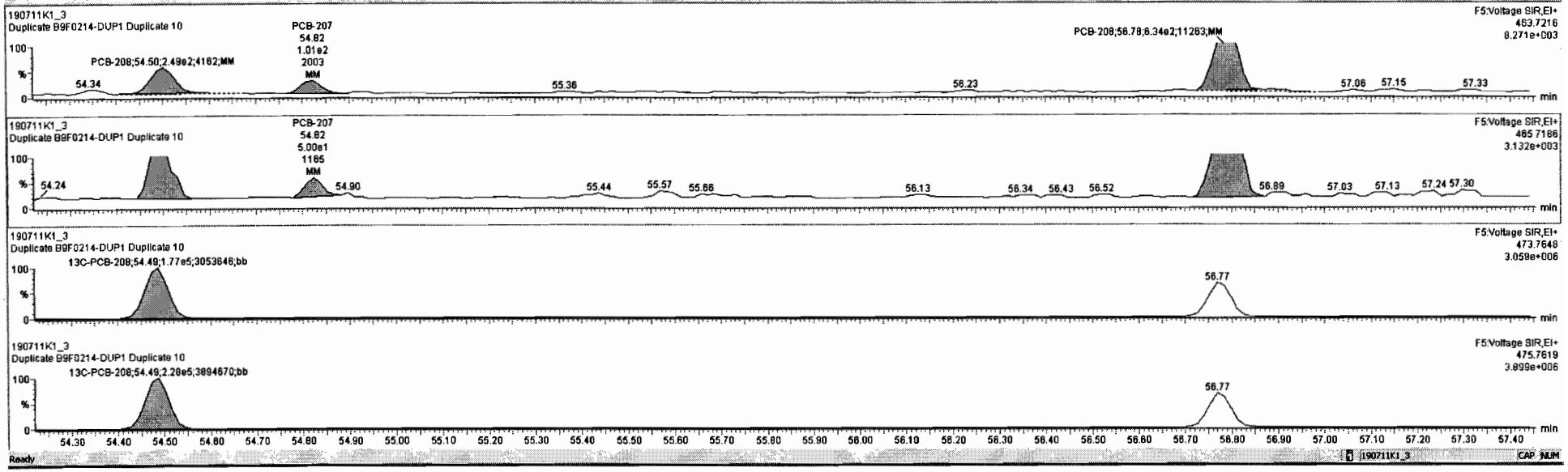

Dataset: Untitled

Last Altered: Saturday, July 13, 2019 11:23:57 Pacific Daylight Time
Printed: Saturday, July 13, 2019 11:24:47 Pacific Daylight Time

Name: 190711K1_3, Date: 11-Jul-2019, Time: 11:02:14, ID: B9F0214-DUP1 Duplicate 10, Description: Duplicate

PCB-209

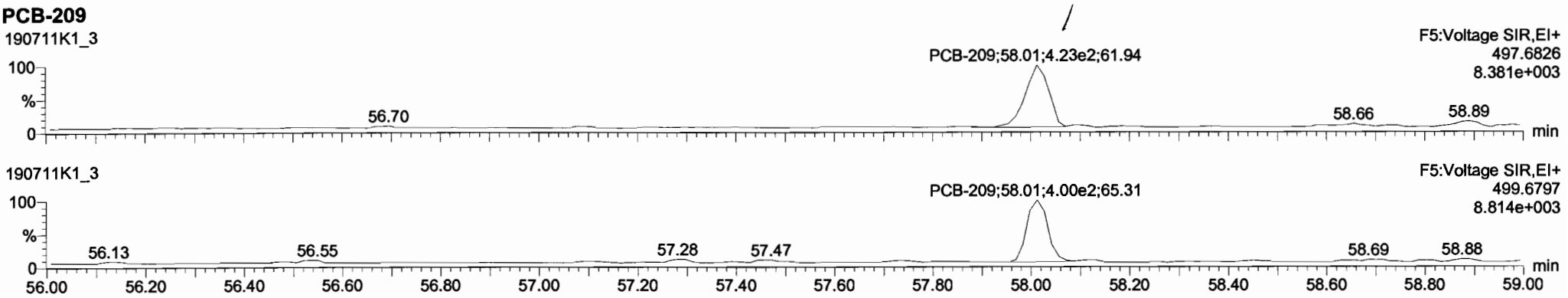

13C-PCB-209

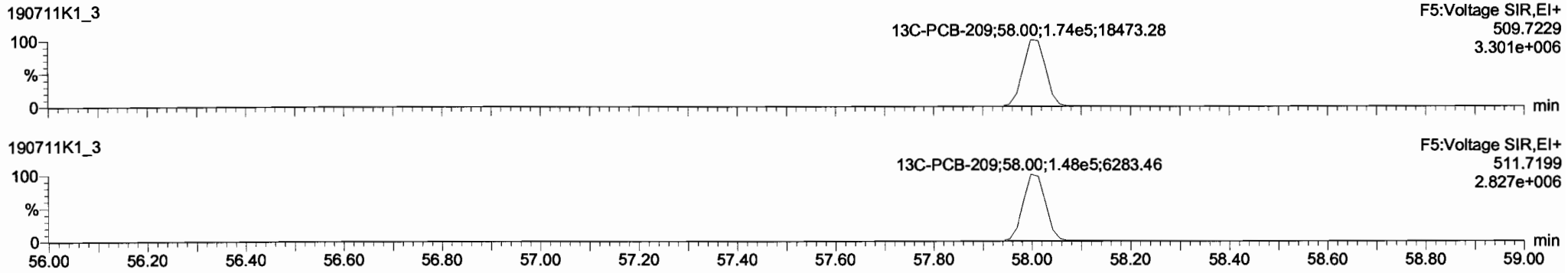

PFK5

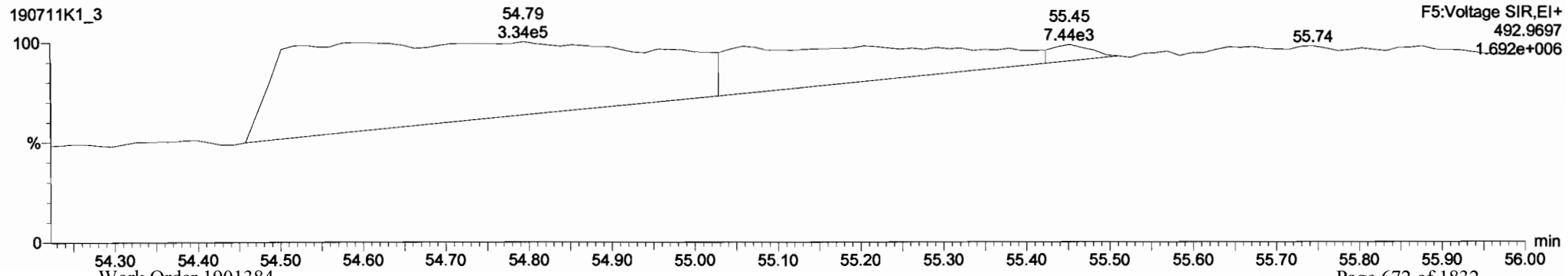

CONTINUING CALIBRATION

HRMS CALIBRATION STANDARDS REVIEW CHECKLIST

Beg. Calbration ID: ST190618D1-1 **Reviewed By:** C 6/20/19

Initials & Date

End Calibration ID: NA

	Beg.	End
Ion abundance within QC limits?	✓	NA
Concentrations within criteria?	✓	
TCDD/TCDF Valleys <25%	✓	
First and last eluters present?	✓	
Retention Times within criteria?	✓	
Verification Std. named correctly?	✓	
(ST-Year-Month-Day-VG ID)		
Forms signed and dated?	✓	
Correct ICAL referenced?	DB	

Run Log:

- Correct instrument listed?	✓	✓
- Samples within 12 hour clock?	(Y)	N
- Bottle position verfied?	DB	

	Beg.	End
Mass resolution ≥	✓	✓

☐ 5k ☐ 6-8K ☐ 8K ☑ 10K

1614 1699 429 1613/1668/8280

Intergrated peaks display correctly?	✓	NA
GC Break <20%	NA	

8280 CS1 End Standard:

- Ratios within limits, S/N <2.5:1, CS1 within 12 hours — NA

Comments:

Vista Analytical Laboratory - Injection Log Run file: 190618D1 Instrument ID: VG-7 GC Column ID: ZB-5MS

Data file	S#	Sample ID	Analyst	Acq date	Acq time	CCal	ECal
190618D1	1	ST190618D1-1	DB	18-JUN-19	11:42:47	ST190618D1-1	NA
190618D1	2	B9F0141-BS1	DB	18-JUN-19	12:30:33	ST190618D1-1	NA
190618D1	3	SOLVENT BLANK	DB	18-JUN-19	13:18:20	ST190618D1-1	NA
190618D1	4	B9F0141-BLK1	DB	18-JUN-19	14:06:05	ST190618D1-1	NA
190618D1	5	1901090-01RE1	DB	18-JUN-19	14:53:56	ST190618D1-1	NA
190618D1	6	1901157-01	DB	18-JUN-19	15:41:43	ST190618D1-1	NA
190618D1	7	1901249-01	DB	18-JUN-19	16:29:24	ST190618D1-1	NA
190618D1	8	1901314-01	DB	18-JUN-19	17:17:11	ST190618D1-1	NA
190618D1	9	1901384-01	DB	18-JUN-19	18:04:53	ST190618D1-1	NA
190618D1	10	1901461-01	DB	18-JUN-19	18:52:38	ST190618D1-1	NA

FORM 4A
PCDD/PCDF CALIBRATION VERIFICATION

Lab Name: Vista Analytical Laboratory Episode No.: CCAL ID: ST190618D1-1

Contract No.: SAS No.:

Initial Calibration Date: 5-10-19

Instrument ID: VG-7 GC Column ID: ZB-5MS

VER Data Filename: 190618D1 S#1 Analysis Date: 18-JUN-19 Time: 11:42:47

	M/Z'S FORMING RATIO (1)	ION ABUND. RATIO	QC LIMITS (2)	Pass	CONC. FOUND	CONC. RANGE (3) (ng/mL)
NATIVE ANALYTES						
2,3,7,8-TCDD	M/M+2	0.77	0.65-0.89	y	11.8	7.8 - 12.9 8.2 - 12.3 (4)
1,2,3,7,8-PeCDD	M/M+2	0.63	0.54-0.72	y	53.3	39.0 - 65.0
1,2,3,4,7,8-HxCDD	M+2/M+4	1.24	1.05-1.43	y	51.8	39.0 - 64.0
1,2,3,6,7,8-HxCDD	M+2/M+4	1.28	1.05-1.43	y	50.3	39.0 - 64.0
1,2,3,7,8,9-HxCDD	M+2/M+4	1.25	1.05-1.43	y	49.5	41.0 - 61.0
1,2,3,4,6,7,8-HpCDD	M+2/M+4	1.01	0.88-1.20	y	47.2	43.0 - 58.0
OCDD	M+2/M+4	0.89	0.76-1.02	y	93.6	79.0 - 126.0
2,3,7,8-TCDF	M/M+2	0.79	0.65-0.89	y	8.84	8.4 - 12.0 8.6 - 11.6 (4)
1,2,3,7,8-PeCDF	M+2/M+4	1.54	1.32-1.78	y	55.9	41.0 - 60.0
2,3,4,7,8-PeCDF	M+2/M+4	1.54	1.32-1.78	y	54.9	41.0 - 61.0
1,2,3,4,7,8-HxCDF	M+2/M+4	1.25	1.05-1.43	y	51.8	45.0 - 56.0
1,2,3,6,7,8-HxCDF	M+2/M+4	1.26	1.05-1.43	y	51.7	44.0 - 57.0
2,3,4,6,7,8-HxCDF	M+2/M+4	1.30	1.05-1.43	y	52.8	44.0 - 57.0
1,2,3,7,8,9-HxCDF	M+2/M+4	1.31	1.05-1.43	y	52.4	45.0 - 56.0
1,2,3,4,6,7,8-HpCDF	M+2/M+4	1.03	0.88-1.20	y	52.6	45.0 - 55.0
1,2,3,4,7,8,9-HpCDF	M+2/M+4	1.05	0.88-1.20	y	52.8	43.0 - 58.0
OCDF	M+2/M+4	0.90	0.76-1.02	y	102	63.0 - 159.0

(1) See Table 8, Method 1613, for m/z specifications.

(2) Ion Abundance Ratio Control Limits as specified in Table 9, Method 1613.

(3) Contract-required concentration range as specified in Table 6, Method 1613.

(4) Contract-required concentration range as specified in Table 6a, Method 1613, for tetras only.

Analyst: DB

Date: 6/18/19

FORM 4B
PCDD/PCDF CALIBRATION VERIFICATION

Lab Name: Vista Analytical Laboratory Episode No.:

Contract No.: SAS No.:

Initial Calibration Date: 5-10-19

Instrument ID: VG-7 GC Column ID: ZB-5MS

VER Data Filename: 190618D1 S#1 Analysis Date: 18-JUN-19 Time: 11:42:47

LABELED COMPOUNDS	M/Z'S FORMING RATIO (1)	ION ABUND. RATIO	QC LIMITS (2)	Pass	CONC. FOUND	CONC. RANGE (ng/mL)
13C-2,3,7,8-TCDD	M/M+2	0.78	0.65-0.89	y	100.0	82.0 - 121.0
13C-1,2,3,7,8-PeCDD	M/M+2	0.64	0.54-0.72	y	94.8	62.0 - 160.0
13C-1,2,3,4,7,8-HxCDD	M+2/M+4	1.29	1.05-1.43	y	106	85.0 - 117.0
13C-1,2,3,6,7,8-HxCDD	M+2/M+4	1.32	1.05-1.43	y	103	85.0 - 118.0
13C-1,2,3,7,8,9-HxCDD	M+2/M+4	1.25	1.05-1.43	y	108	85.0 - 118.0
13C-1,2,3,4,6,7,8-HpCDD	M+2/M+4	1.05	0.88-1.20	y	117	72.0 - 138.0
13C-OCDD	M/M+2	0.90	0.76-1.02	y	238	96.0 - 415.0
13C-2,3,7,8-TCDF	M+2/M+4	0.81	0.65-0.89	y	105	71.0 - 140.0
13C-1,2,3,7,8-PeCDF	M+2/M+4	1.62	1.32-1.78	y	92.4	76.0 - 130.0
13C-2,3,4,7,8-PeCDF	M+2/M+4	1.65	1.32-1.78	y	91.6	77.0 - 130.0
13C-1,2,3,4,7,8-HxCDF	M/M+2	0.52	0.43-0.59	y	103	76.0 - 131.0
13C-1,2,3,6,7,8-HxCDF	M/M+2	0.52	0.43-0.59	y	101	70.0 - 143.0
13C-2,3,4,6,7,8-HxCDF	M/M+2	0.52	0.43-0.59	y	103	73.0 - 137.0
13C-1,2,3,7,8,9-HxCDF	M/M+2	0.51	0.43-0.59	y	106	74.0 - 135.0
13C-1,2,3,4,6,7,8-HpCDF	M+2/M+4	0.46	0.37-0.51	y	107	78.0 - 129.0
13C-1,2,3,4,7,8,9-HpCDF	M+2/M+4	0.45	0.37-0.51	y	110	77.0 - 129.0
13C-OCDF	M+2/M+4	0.88	0.76-1.02	y	214	96.0 - 415.0
CLEANUP STANDARD (3)						
37Cl-2,3,7,8-TCDD					9.54	7.9 - 12.7

(1) See Table 8, Method 1613, for m/z specifications.

(2) Ion Abundance Ratio Control Limits as specified

(3) No ion abundance ratio; report concentration found.

Analyst: DB

Date: 6/18/19

FORM 5

PCDD/PCDF RT WINDOW AND ISOMER SPECIFICITY STANDARDS

Lab Name: Vista Analytical Laboratory Episode No.:

Contract No.: SAS No.:

Instrument ID: VG-7 Initial Calibration Date: 5-10-19

RT Window Data Filename: 190618D1 S#1 Analysis Date: 18-JUN-19 Time: 11:42:47

ZB-5MS IS Data Filename: 190618D1 S#1 Analysis Date: 18-JUN-19 Time: 11:42:47

DB_225 IS Data Filename: Analysis Date: Time:

ZB-5MS RT WINDOW DEFINING STANDARDS RESULTS

ISOMERS	ABSOLUTE RT	ISOMERS	ABSOLUTE RT
1,3,6,8-TCDD (F)	22:44	1,3,6,8-TCDF (F)	20:37
1,2,8,9-TCDD (L)	26:56	1,2,8,9-TCDF (L)	27:06
1,2,4,7,9-PeCDD (F)	28:31	1,3,4,6,8-PeCDF (F)	27:01
1,2,3,8,9-PeCDD (L)	30:54	1,2,3,8,9-PeCDF (L)	31:10
1,2,4,6,7,9-HxCDD (F)	32:18	1,2,3,4,6,8-HxCDF (F)	31:46
1,2,3,7,8,9-HxCDD (L)	34:15	1,2,3,7,8,9-HxCDF (L)	34:40
1,2,3,4,6,7,9-HpCDD (F)	36:51	1,2,3,4,6,7,8-HpCDF (F)	36:28
1,2,3,4,6,7,8-HpCDD (L)	37:41	1,2,3,4,7,8,9-HpCDF (L)	38:15

(F) = First eluting isomer (ZB-5MS); (L) = Last eluting isomer (ZB-5MS).

ISOMER SPECIFICITY (IS) TEST STANDARD RESULTS

COMPARED PEAKS (1)	% VALLEY HEIGHT BETWEEN
	<25%

(1) To meet contract requirements, %Valley Height Between Compared Peaks shall not exceed 25% (section 15.4.2.2, Method 1613).

Analyst: DB

Date: 6/18/19

FORM 6A
PCDD/PCDF RELATIVE RETENTION TIMES

Lab Name: Vista Analytical Laboratory Episode No.:

Contract No.: SAS No.:

Initial Calibration Date: 5-10-19

Instrument ID: VG-7 GC Column ID: ZB-5MS

VER Data Filename: 190618D1 S#1 Analysis Date: 18-JUN-19 Time: 11:42:47

Compounds Using 13C-1234-TCDD as RT Internal Standard

NATIVE ANALYTES	RETENTION TIME REFERENCE	RRT	RRT QC LIMITS (1)
2,3,7,8-TCDD	13C-2,3,7,8-TCDD	1.001	0.999-1.002
1,2,3,7,8-PeCDD	13C-1,2,3,7,8-PeCDD	1.001	0.999-1.002
2,3,7,8-TCDF	13C-2,3,7,8-TCDF	1.000	0.999-1.003
1,2,3,7,8-PeCDF	13C-1,2,3,7,8-PeCDF	1.001	0.999-1.002
2,3,4,7,8-PeCDF	13C-2,3,4,7,8-PeCDF	1.000	0.999-1.002
LABELED COMPOUNDS			
13C-2,3,7,8-TCDD	13C-1,2,3,4-TCDD	1.023	0.976-1.043
13C-1,2,3,7,8-PeCDD	13C-1,2,3,4-TCDD	1.198	1.000-1.567
13C-2,3,7,8-TCDF	13C-1,2,3,4-TCDD	0.994	0.923-1.103
13C-1,2,3,7,8-PeCDF	13C-1,2,3,4-TCDD	1.153	1.000-1.425
13C-2,3,4,7,8-PeCDF	13C-1,2,3,4-TCDD	1.188	1.011-1.526
37Cl-2,3,7,8-TCDD	13C-1,2,3,4-TCDD	1.024	0.989-1.052

Analyst: DB

Date: 6/18/19

FORM 6B
PCDD/PCDF RELATIVE RETENTION TIMES

Lab Name: Vista Analytical Laboratory Episode No.:

Contract No.: SAS No.:

Initial Calibration Date: 5-10-19

Instrument ID: VG-7 GC Column ID: ZB-5MS

VER Data Filename: 190618D1 S#1 Analysis Date: 18-JUN-19 Time: 11:42:47

NATIVE ANALYTES	RETENTION TIME REFERENCE	RRT	RRT QC LIMITS (1)
1,2,3,4,7,8-HxCDF	13C-1,2,3,4,7,8-HxCDF	1.000	0.999-1.001
1,2,3,6,7,8-HxCDF	13C-1,2,3,6,7,8-HxCDF	1.000	0.997-1.005
2,3,4,6,7,8-HxCDF	13C-2,3,4,6,7,8-HxCDF	1.001	0.999-1.001
1,2,3,7,8,9-HxCDF	13C-1,2,3,7,8,9-HxCDF	1.000	0.999-1.001
1,2,3,4,7,8-HxCDD	13C-1,2,3,4,7,8-HxCDD	1.000	0.999-1.001
1,2,3,6,7,8-HxCDD	13C-1,2,3,6,7,8-HxCDD	1.000	0.998-1.004
1,2,3,7,8,9-HxCDD	13C-1,2,3,7,8,9-HxCDD	1.000	0.998-1.004
1,2,3,4,6,7,8-HpCDF	13C-1,2,3,4,6,7,8-HpCDF	1.000	0.999-1.001
1,2,3,4,6,7,8-HpCDD	13C-1,2,3,4,6,7,8-HpCDD	1.000	0.999-1.001
1,2,3,4,7,8,9-HpCDF	13C-1,2,3,4,7,8,9-HpCDF	1.000	0.999-1.001
OCDD	13C-OCDD	1.000	0.999-1.001
OCDF	13C-OCDF	1.000	0.999-1.001
LABELED COMPOUNDS			
13C-1,2,3,4,7,8-HxCDF	13C-1,2,3,4,6,9-HxCDF	0.988	0.975-1.001
13C-1,2,3,6,7,8-HxCDF	13C-1,2,3,4,6,9-HxCDF	0.991	0.979-1.005
13C-2,3,4,6,7,8-HxCDF	13C-1,2,3,4,6,9-HxCDF	1.009	1.001-1.020
13C-1,2,3,7,8,9-HxCDF	13C-1,2,3,4,6,9-HxCDF	1.039	1.002-1.072
13C-1,2,3,4,7,8-HxCDD	13C-1,2,3,4,6,9-HxCDF	1.014	1.002-1.026
13C-1,2,3,6,7,8-HxCDD	13C-1,2,3,4,6,9-HxCDF	1.017	1.007-1.029
13C-1,2,3,7,8,9-HxCDD	13C-1,2,3,4,6,9-HxCDF	1.026	1.014-1.038
13C-1,2,3,4,6,7,8-HpCDF	13C-1,2,3,4,6,9-HxCDF	1.093	1.069-1.111
13C-1,2,3,4,7,8,9-HpCDF	13C-1,2,3,4,6,9-HxCDF	1.146	1.098-1.192
13C-1,2,3,4,6,7,8-HpCDD	13C-1,2,3,4,6,9-HxCDF	1.130	1.117-1.141
13C-OCDD	13C-1,2,3,4,6,9-HxCDF	1.228	1.085-1.365
13C-OCDF	13C-1,2,3,4,6,9-HxCDF	1.235	1.091-1.371

Analyst: DB

Date: 6/18/19

Client ID: 1613 CS3 19C2204 Filename: 190618D1 S:1 Acq:18-JUN-19 11:42:47 ConCal: ST190618D1-1

Lab ID: ST190618D1-1 GC Column ID: ZB-5MS ICal: 1613VG7-5-10-19 wt/vol: 1.000 EndCAL: NA

	Name	Resp	RA	RRF	RT	Conc	Qual	noise	Fac	DL
	2,3,7,8-TCDD	8.01e+05	0.77 y	0.90	26:06	11.826			* 2.5	*
	1,2,3,7,8-PeCDD	2.93e+06	0.63 y	0.87	30:33	53.307			* 2.5	*
	1,2,3,4,7,8-HxCDD	3.04e+06	1.24 y	1.05	33:50	51.774			* 2.5	*
	1,2,3,6,7,8-HxCDD	3.16e+06	1.28 y	0.93	33:57	50.342			* 2.5	*
	1,2,3,7,8,9-HxCDD	3.26e+06	1.25 y	0.96	34:15	49.458			* 2.5	*
	1,2,3,4,6,7,8-HpCDD	2.93e+06	1.01 y	0.99	37:41	47.210			* 2.5	*
	OCDD	5.35e+06	0.89 y	0.99	40:58	93.563			* 2.5	*
	2,3,7,8-TCDF	9.79e+05	0.79 y	0.94	25:20	8.8444			* 2.5	*
	1,2,3,7,8-PeCDF	4.84e+06	1.54 y	0.92	29:24	55.870			* 2.5	*
	2,3,4,7,8-PeCDF	4.80e+06	1.54 y	0.96	30:17	54.903			* 2.5	*
	1,2,3,4,7,8-HxCDF	4.13e+06	1.25 y	1.15	32:57	51.797			* 2.5	*
	1,2,3,6,7,8-HxCDF	4.34e+06	1.26 y	1.04	33:05	51.694			* 2.5	*
	2,3,4,6,7,8-HxCDF	4.46e+06	1.30 y	1.10	33:41	52.834			* 2.5	*
	1,2,3,7,8,9-HxCDF	3.87e+06	1.31 y	1.03	34:40	52.366			* 2.5	*
	1,2,3,4,6,7,8-HpCDF	3.80e+06	1.03 y	1.06	36:28	52.596			* 2.5	*
	1,2,3,4,7,8,9-HpCDF	3.53e+06	1.05 y	1.23	38:15	52.802			* 2.5	*
	OCDF	6.31e+06	0.90 y	0.94	41:12	102.42			* 2.5	*
IS	13C-2,3,7,8-TCDD	7.52e+06	0.78 y	1.11	26:05	99.974				
IS	13C-1,2,3,7,8-PeCDD	6.29e+06	0.64 y	0.98	30:32	94.803				
IS	13C-1,2,3,4,7,8-HxCDD	5.60e+06	1.29 y	0.68	33:50	106.07				
IS	13C-1,2,3,6,7,8-HxCDD	6.76e+06	1.32 y	0.84	33:56	102.71				
IS	13C-1,2,3,7,8,9-HxCDD	6.86e+06	1.25 y	0.81	34:14	108.03				
IS	13C-1,2,3,4,6,7,8-HpCDD	6.28e+06	1.05 y	0.69	37:41	117.21				
IS	13C-OCDD	1.16e+07	0.90 y	0.62	40:57	237.60				
IS	13C-2,3,7,8-TCDF	1.17e+07	0.81 y	1.05	25:20	104.77				
IS	13C-1,2,3,7,8-PeCDF	9.40e+06	1.62 y	0.95	29:23	92.374				
IS	13C-2,3,4,7,8-PeCDF	9.13e+06	1.65 y	0.94	30:17	91.618				
IS	13C-1,2,3,4,7,8-HxCDF	6.92e+06	0.52 y	0.86	32:56	103.29				
IS	13C-1,2,3,6,7,8-HxCDF	8.09e+06	0.52 y	1.02	33:04	101.30				
IS	13C-2,3,4,6,7,8-HxCDF	7.70e+06	0.52 y	0.95	33:40	103.45				
IS	13C-1,2,3,7,8,9-HxCDF	7.17e+06	0.51 y	0.87	34:39	105.69				
IS	13C-1,2,3,4,6,7,8-HpCDF	6.79e+06	0.46 y	0.81	36:27	107.41				
IS	13C-1,2,3,4,7,8,9-HpCDF	5.45e+06	0.45 y	0.63	38:14	110.35				
IS	13C-OCDF	1.31e+07	0.88 y	0.78	41:11	214.24				
C/Up	37Cl-2,3,7,8-TCDD	7.89e+05		1.22	26:05	9.5356				
RS/RT	13C-1,2,3,4-TCDD	6.80e+06	0.78 y	1.00	25:29	100.00				
RS	13C-1,2,3,4-TCDF	1.07e+07	0.81 y	1.00	24:05	100.00				
RS/RT	13C-1,2,3,4,6,9-HxCDF	7.82e+06	0.52 y	1.00	33:21	100.00				

Name	Conc	EMPC	Qual	noise	DL
Total Tetra-Dioxins	82.7	84.6		*	*
Total Penta-Dioxins	201	201		*	*
Total Hexa-Dioxins	220	222		*	*
Total Hepta-Dioxins	108	109		*	*
Total Tetra-Furans	33.6	36.6		*	*
Total Penta-Furans	239.12	240.88		*	*
Total Hexa-Furans	277	277		*	*
Total Hepta-Furans	106	108		*	*

	Name	Rec	Qual
IS	13C-2,3,7,8-TCDD	100.0	
IS	13C-1,2,3,7,8-PeCDD	94.8	
IS	13C-1,2,3,4,7,8-HxCDD	106	
IS	13C-1,2,3,6,7,8-HxCDD	103	
IS	13C-1,2,3,7,8,9-HxCDD	108	
IS	13C-1,2,3,4,6,7,8-HpCDD	117	
IS	13C-OCDD	119	
IS	13C-2,3,7,8-TCDF	105	
IS	13C-1,2,3,7,8-PeCDF	92.4	
IS	13C-2,3,4,7,8-PeCDF	91.6	
IS	13C-1,2,3,4,7,8-HxCDF	103	
IS	13C-1,2,3,6,7,8-HxCDF	101	
IS	13C-2,3,4,6,7,8-HxCDF	103	
IS	13C-1,2,3,7,8,9-HxCDF	106	
IS	13C-1,2,3,4,6,7,8-HpCDF	107	
IS	13C-1,2,3,4,7,8,9-HpCDF	110	
IS	13C-OCDF	107	
C/Up	37Cl-2,3,7,8-TCDD	95.4	

Integrations by Analyst: DB Date: 6/18/19

Reviewed by Analyst: CT Date: 6/20/19

Vista Analytical Laboratory - Injection Log Run file: 190618D1 Instrument ID: VG-7 GC Column ID: ZB-5MS

Data file	S#	Sample ID	Analyst	Acq date	Acq time	CCal	ECal
190618D1	1	ST190618D1-1	DB	18-JUN-19	11:42:47	ST190618D1-1	NA
190618D1	2	B9F0141-BS1	DB	18-JUN-19	12:30:33	ST190618D1-1	NA
190618D1	3	SOLVENT BLANK	DB	18-JUN-19	13:18:20	ST190618D1-1	NA
190618D1	4	B9F0141-BLK1	DB	18-JUN-19	14:06:05	ST190618D1-1	NA
190618D1	5	1901090-01RE1	DB	18-JUN-19	14:53:56	ST190618D1-1	NA
190618D1	6	1901157-01	DB	18-JUN-19	15:41:43	ST190618D1-1	NA
190618D1	7	1901249-01	DB	18-JUN-19	16:29:24	ST190618D1-1	NA
190618D1	8	1901314-01	DB	18-JUN-19	17:17:11	ST190618D1-1	NA
190618D1	9	1901384-01	DB	18-JUN-19	18:04:53	ST190618D1-1	NA
190618D1	10	1901461-01	DB	18-JUN-19	18:52:38	ST190618D1-1	NA

Peak Locate Examination:18-JUN-2019:11:37 File:190618D1

Experiment:OCDD_DB5 Function:1 Reference:PFK

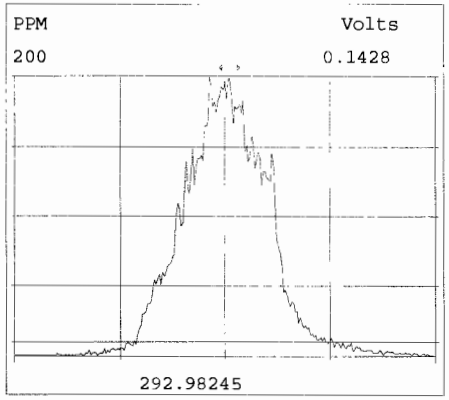

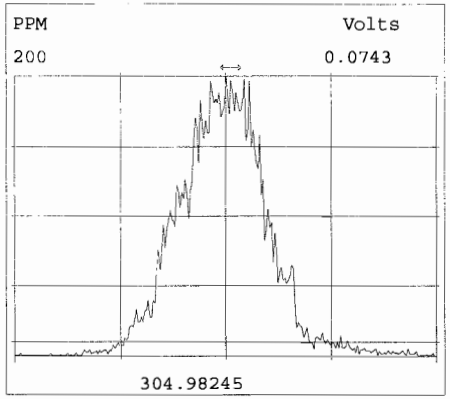

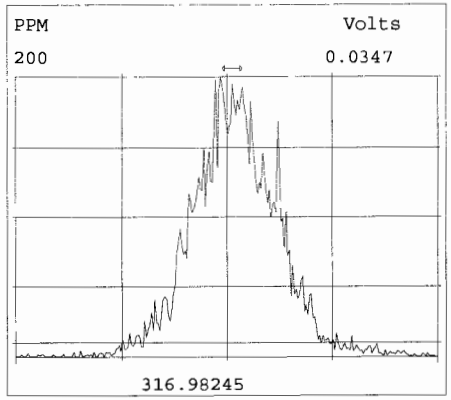

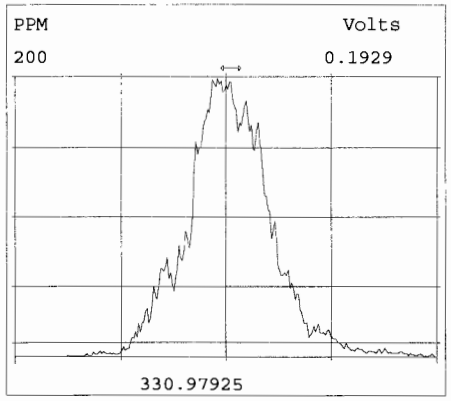

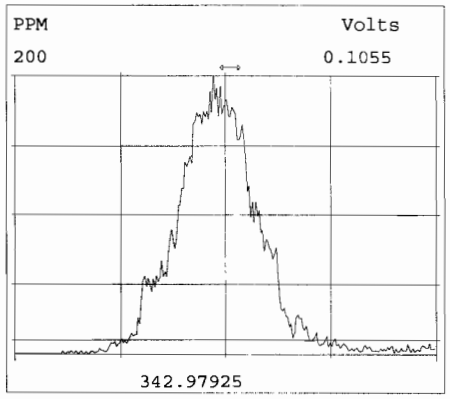

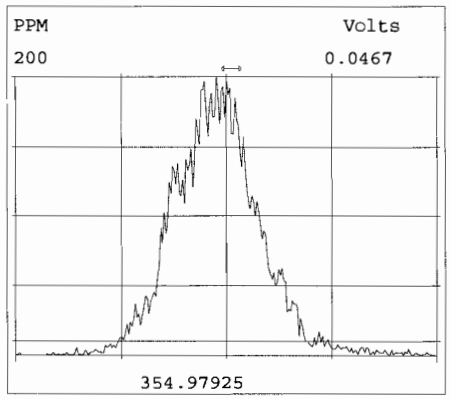

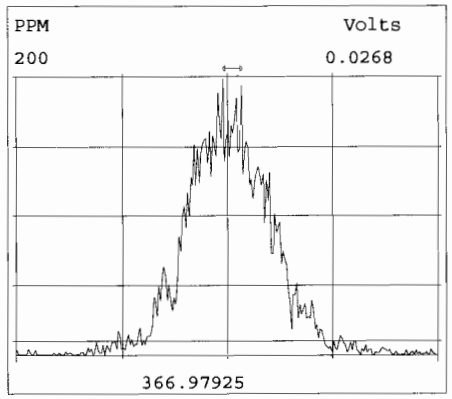

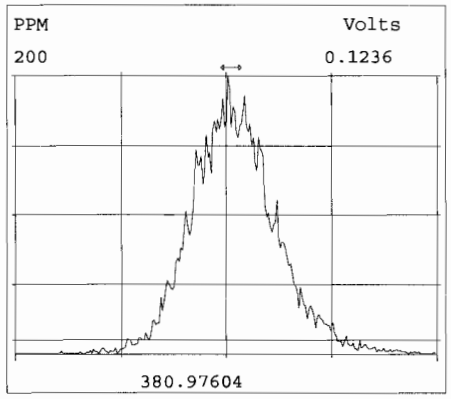

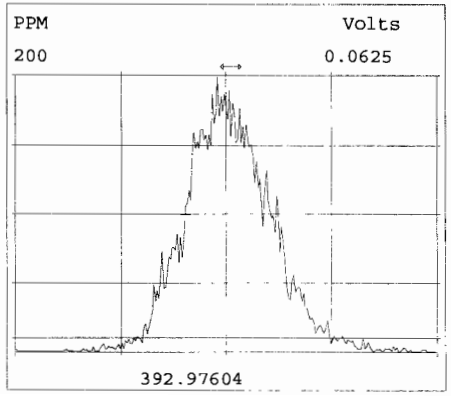

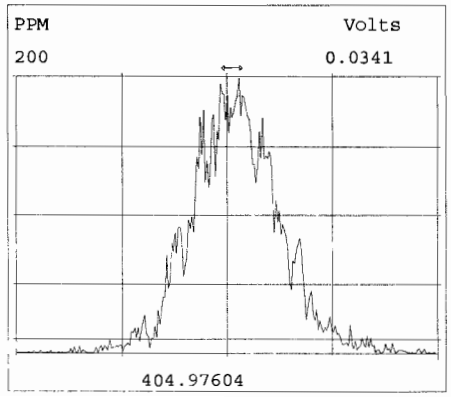

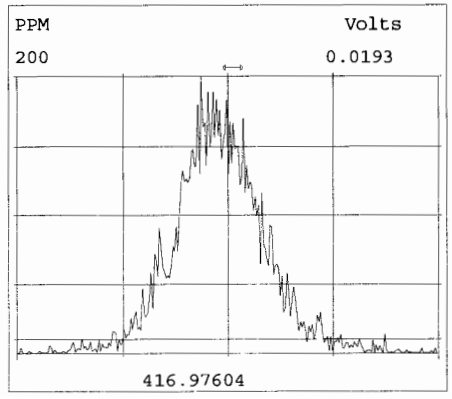

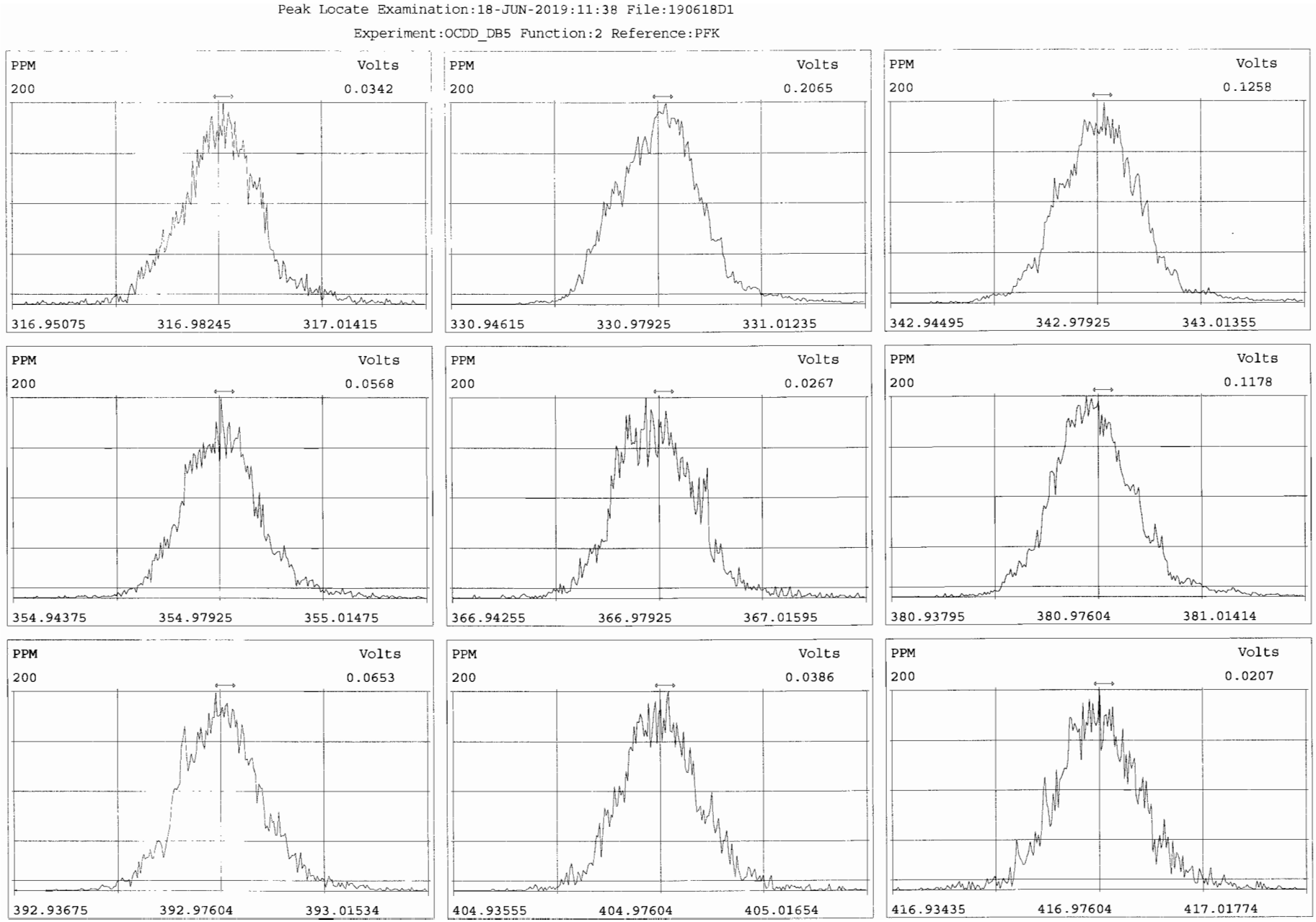
Peak Locate Examination:18-JUN-2019:11:38 File:190618D1
Experiment:OCDD_DB5 Function:2 Reference:PFK
PPM
Volts
200
0.0342
316.95075
316.98245
317.01415
PPM
Volts
200
0.2065
330.94615
330.97925
331.01235
PPM
Volts
200
0.1258
342.94495
342.97925
343.01355
PPM
Volts
200
0.0568
354.94375
354.97925
355.01475
PPM
Volts
200
0.0267
366.94255
366.97925
367.01595
PPM
Volts
200
0.1178
380.93795
380.97604
381.01414
PPM
Volts
200
0.0653
392.93675
392.97604
393.01534
PPM
Volts
200
0.0386
404.93555
404.97604
405.01654
PPM
Volts
200
0.0207
416.93435
416.97604
417.01774

Peak Locate Examination:18-JUN-2019:11:39 File:190618D1

Experiment:OCDD_DB5 Function:3 Reference:PFK

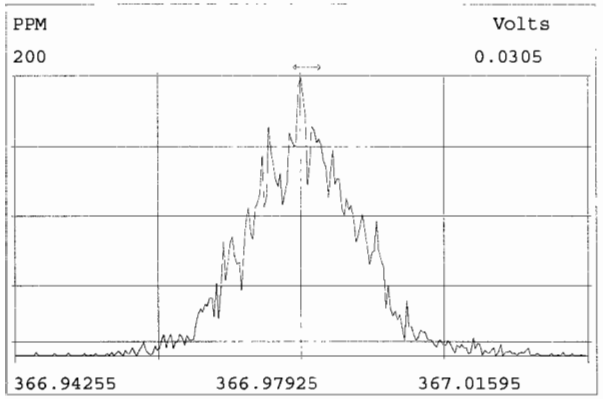

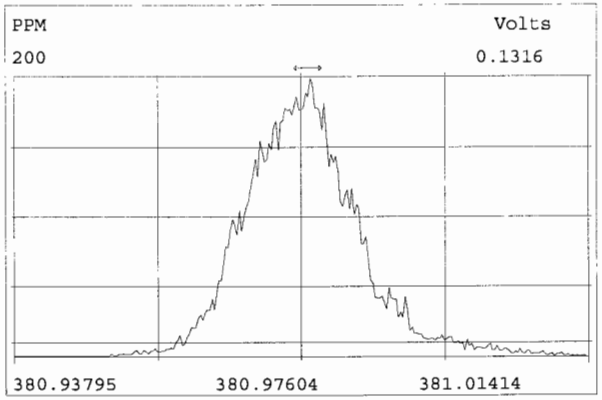

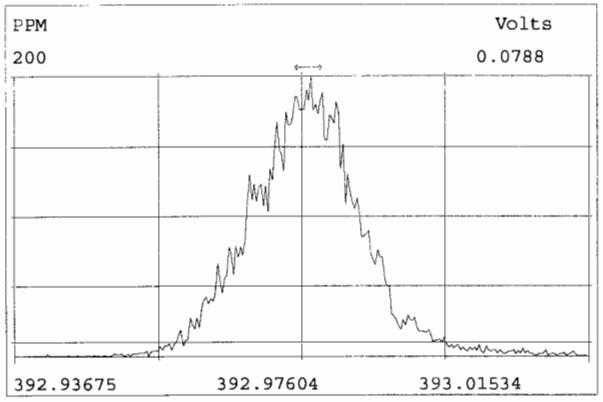

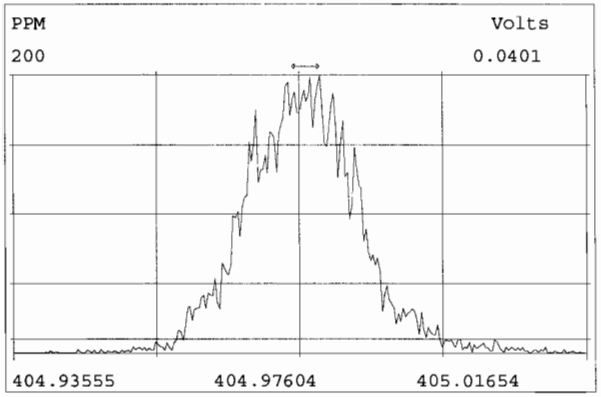

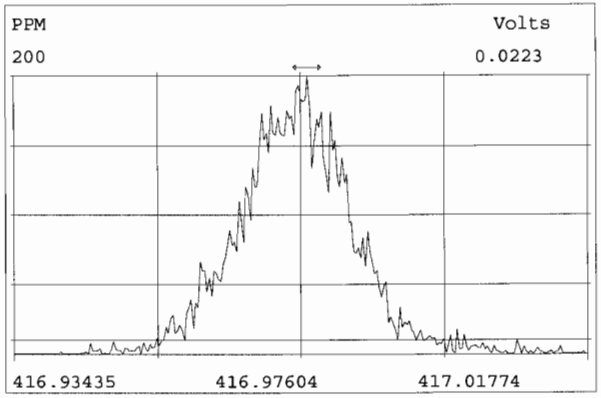

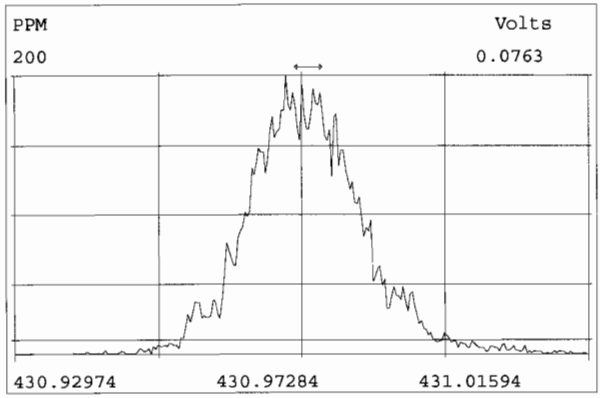

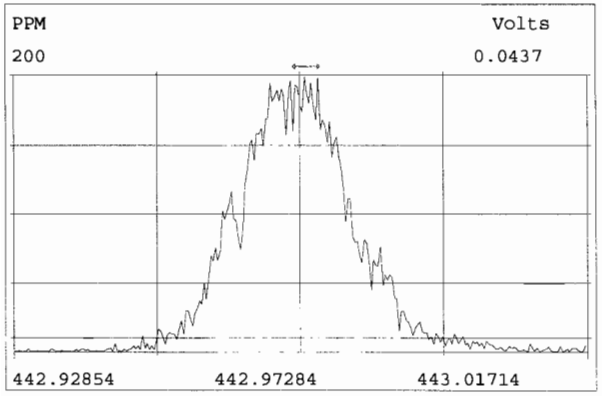

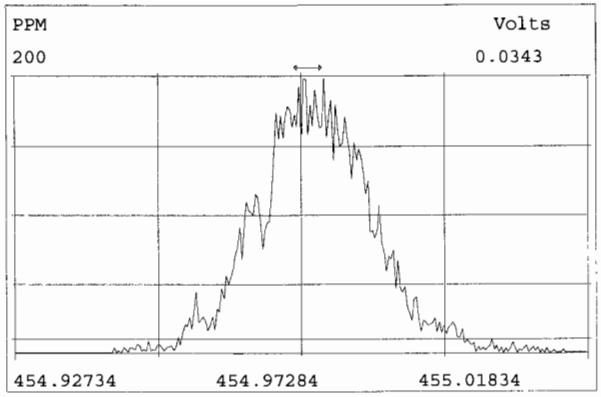

Peak Locate Examination:18-JUN-2019:11:40 File:190618D1

Experiment:OCDD_DB5 Function:4 Reference:PFK

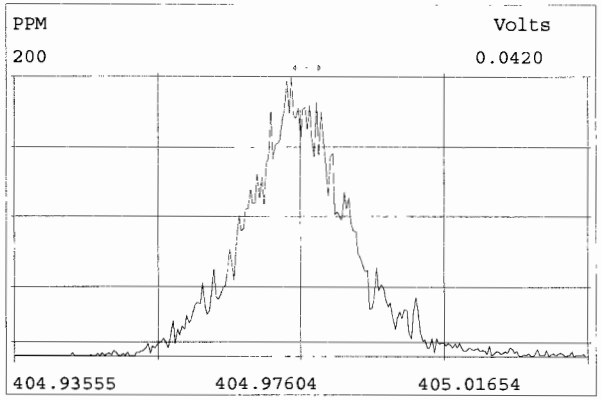

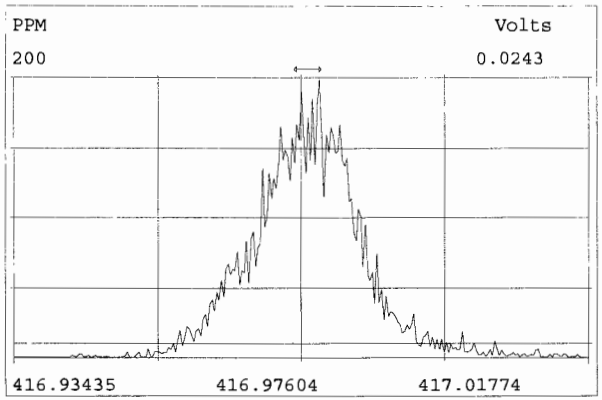

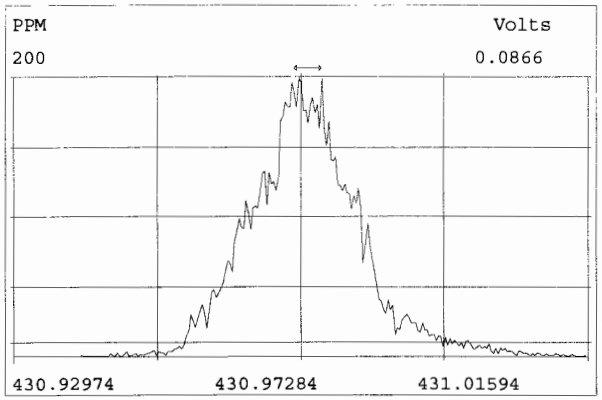

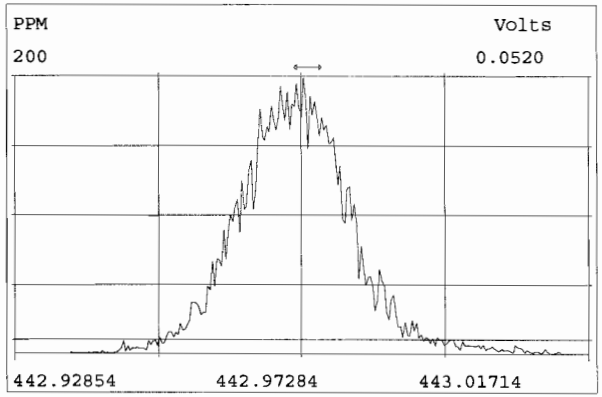

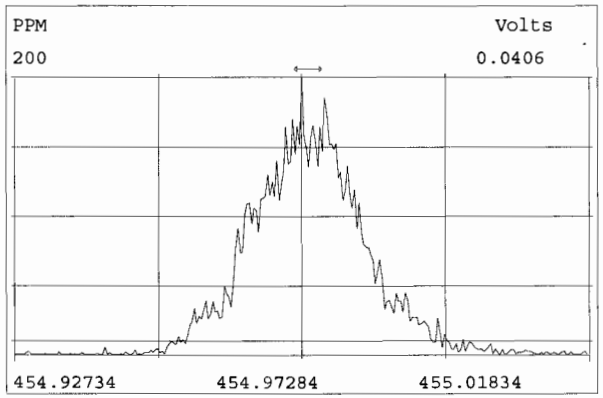

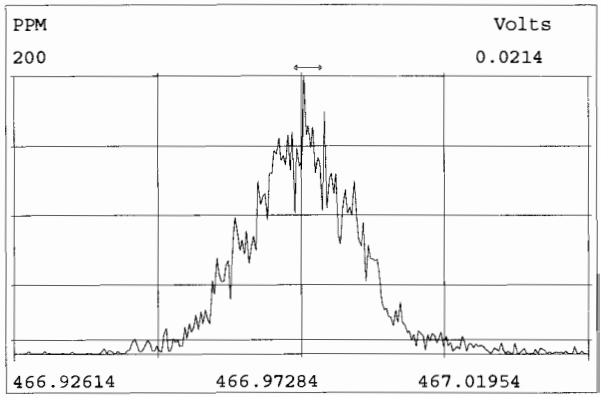

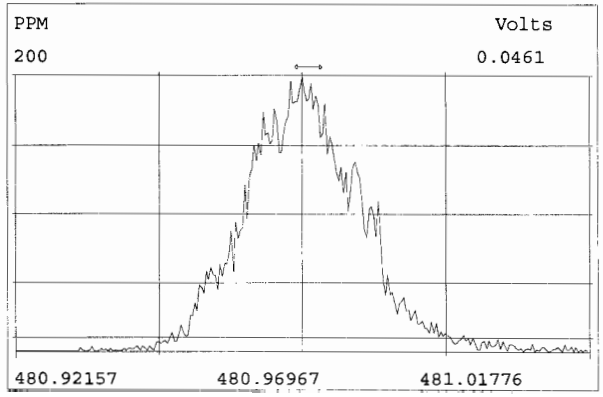

Peak Locate Examination:18-JUN-2019:11:41 File:190618D1

Experiment:OCDD_DB5 Function:5 Reference:PFK

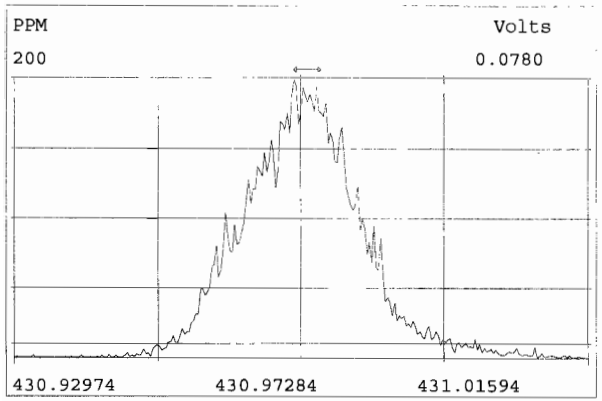

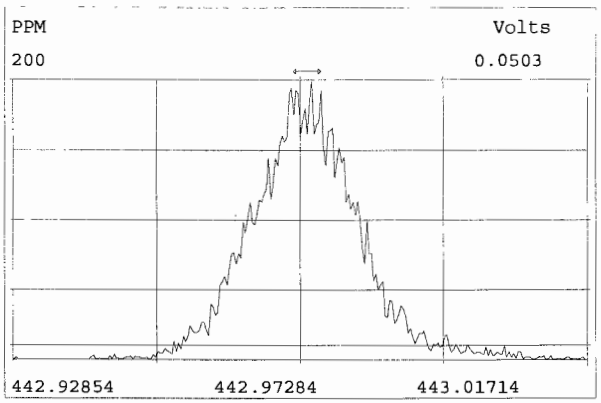

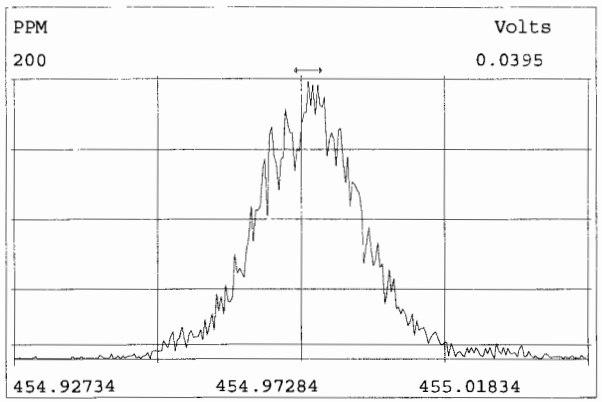

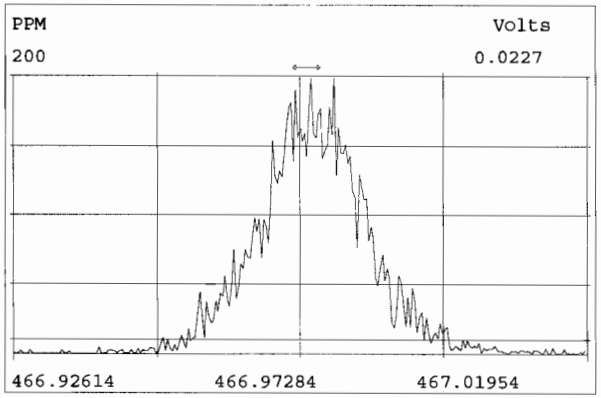

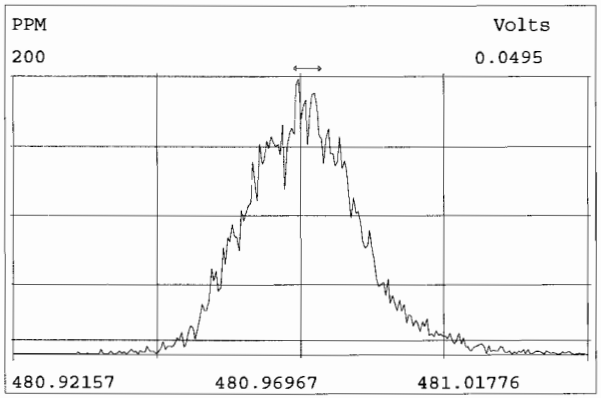

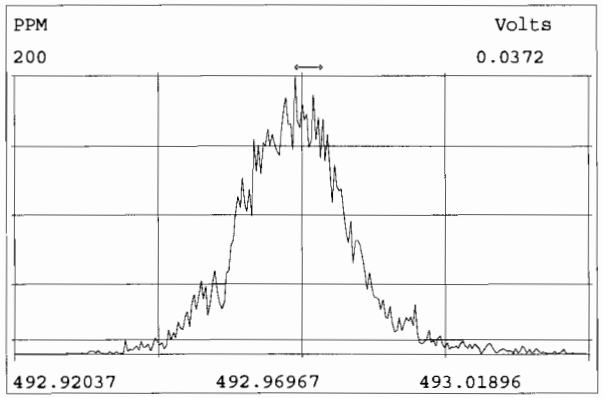

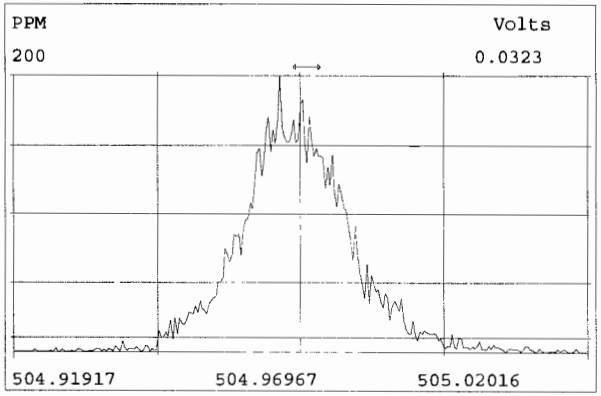

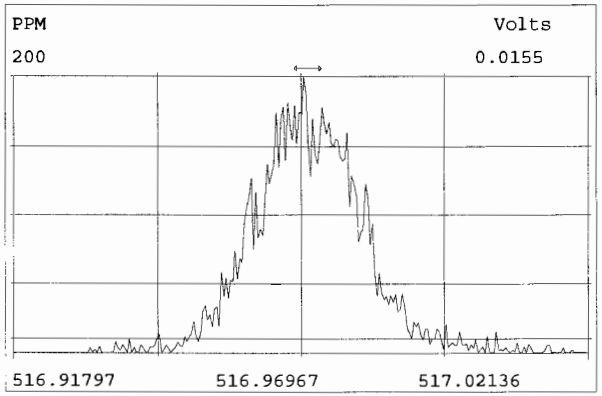

File:190618D1 #1-530 Acq:18-JUN-2019 11:42:47 GC EI+ Voltage SIR Autospec-UltimaE
Sample#1 File Text:Vista_Analytical_Laboratory_VG7 Text:ST190618D1-1 1613 CS3 19C2204 Exp:OCDD_DB5
321.8936

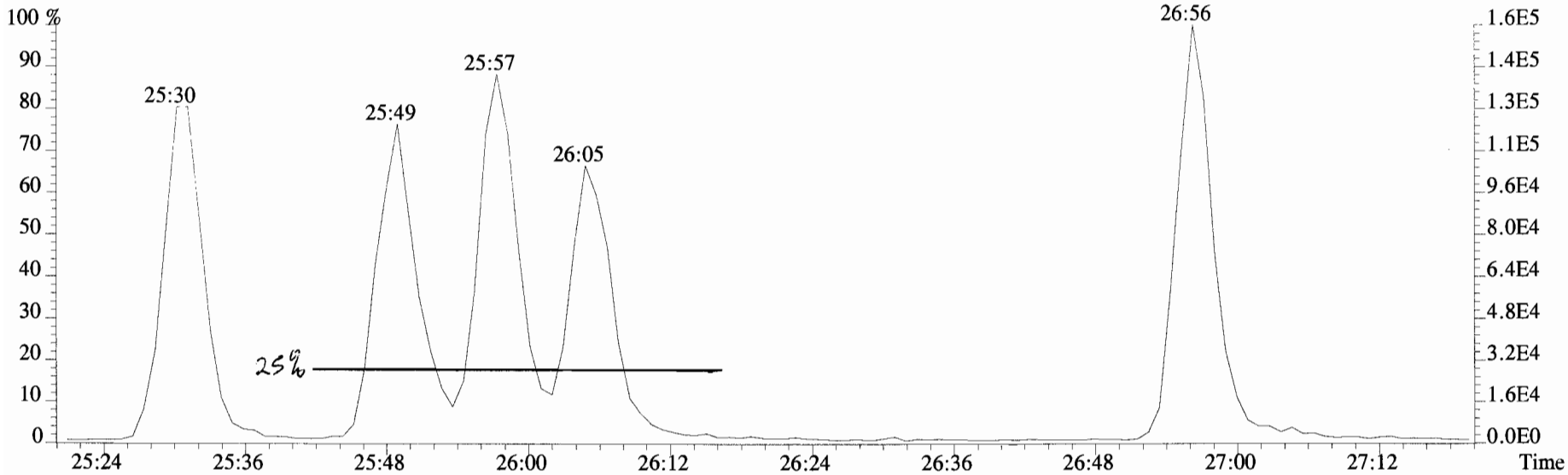

333.9339

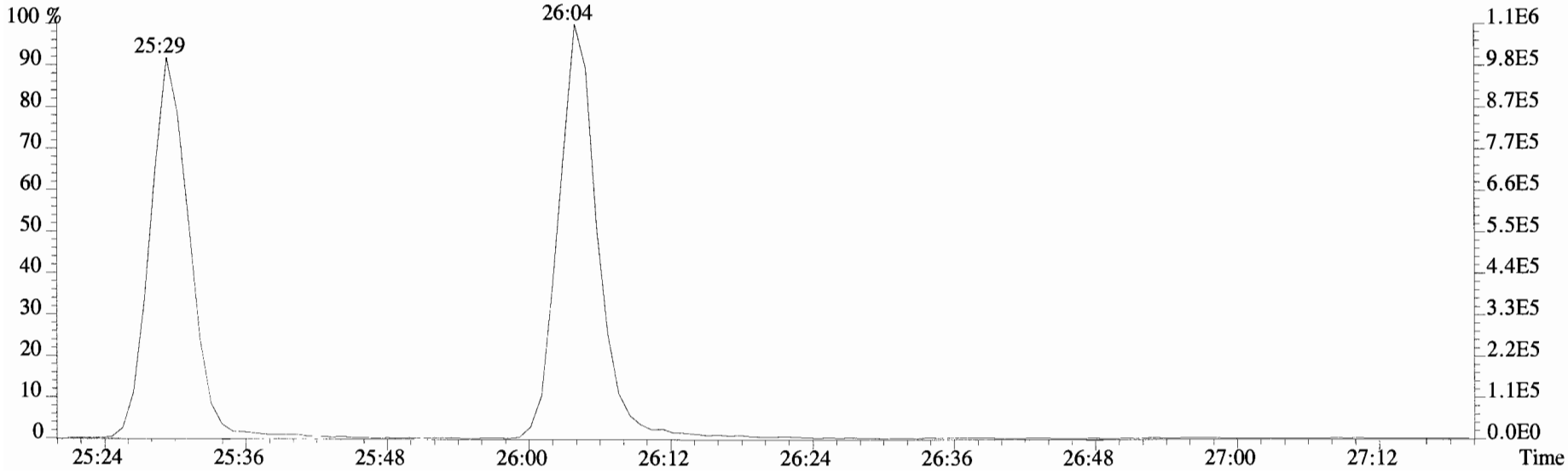

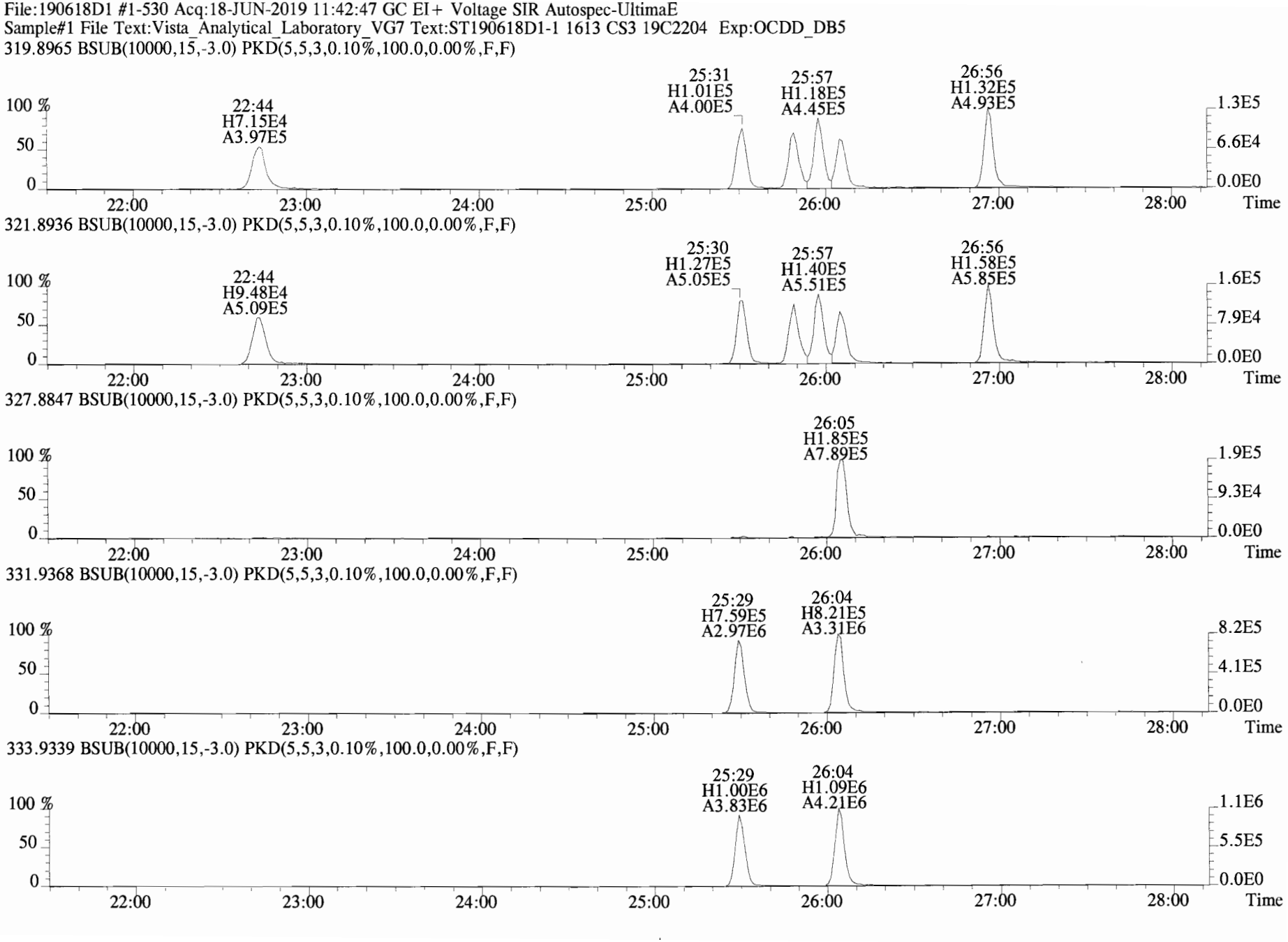
File:190618D1 #1-530 Acq:18-JUN-2019 11:42:47 GC EI+ Voltage SIR Autospec-UltimaE
Sample#1 File Text:Vista_Analytical_Laboratory_VG7 Text:ST190618D1-1 1613 CS3 19C2204 Exp:OCDD_DB5
319.8965 BSUB(10000,15,-3.0) PKD(5,5,3,0.10%,100.0,0.00%,F,F)
22:44 H7.15E4 A3.97E5
25:31 H1.01E5 A4.00E5
25:57 H1.18E5 A4.45E5
26:56 H1.32E5 A4.93E5
321.8936 BSUB(10000,15,-3.0) PKD(5,5,3,0.10%,100.0,0.00%,F,F)
22:44 H9.48E4 A5.09E5
25:30 H1.27E5 A5.05E5
25:57 H1.40E5 A5.51E5
26:56 H1.58E5 A5.85E5
327.8847 BSUB(10000,15,-3.0) PKD(5,5,3,0.10%,100.0,0.00%,F,F)
26:05 H1.85E5 A7.89E5
331.9368 BSUB(10000,15,-3.0) PKD(5,5,3,0.10%,100.0,0.00%,F,F)
25:29 H7.59E5 A2.97E6
26:04 H8.21E5 A3.31E6
333.9339 BSUB(10000,15,-3.0) PKD(5,5,3,0.10%,100.0,0.00%,F,F)
25:29 H1.00E6 A3.83E6
26:04 H1.09E6 A4.21E6
100 %
50
0
22:00
23:00
24:00
25:00
26:00
27:00
28:00
Time
1.3E5
6.6E4
0.0E0
1.6E5
7.9E4
1.9E5
9.3E4
8.2E5
4.1E5
1.1E6
5.5E5

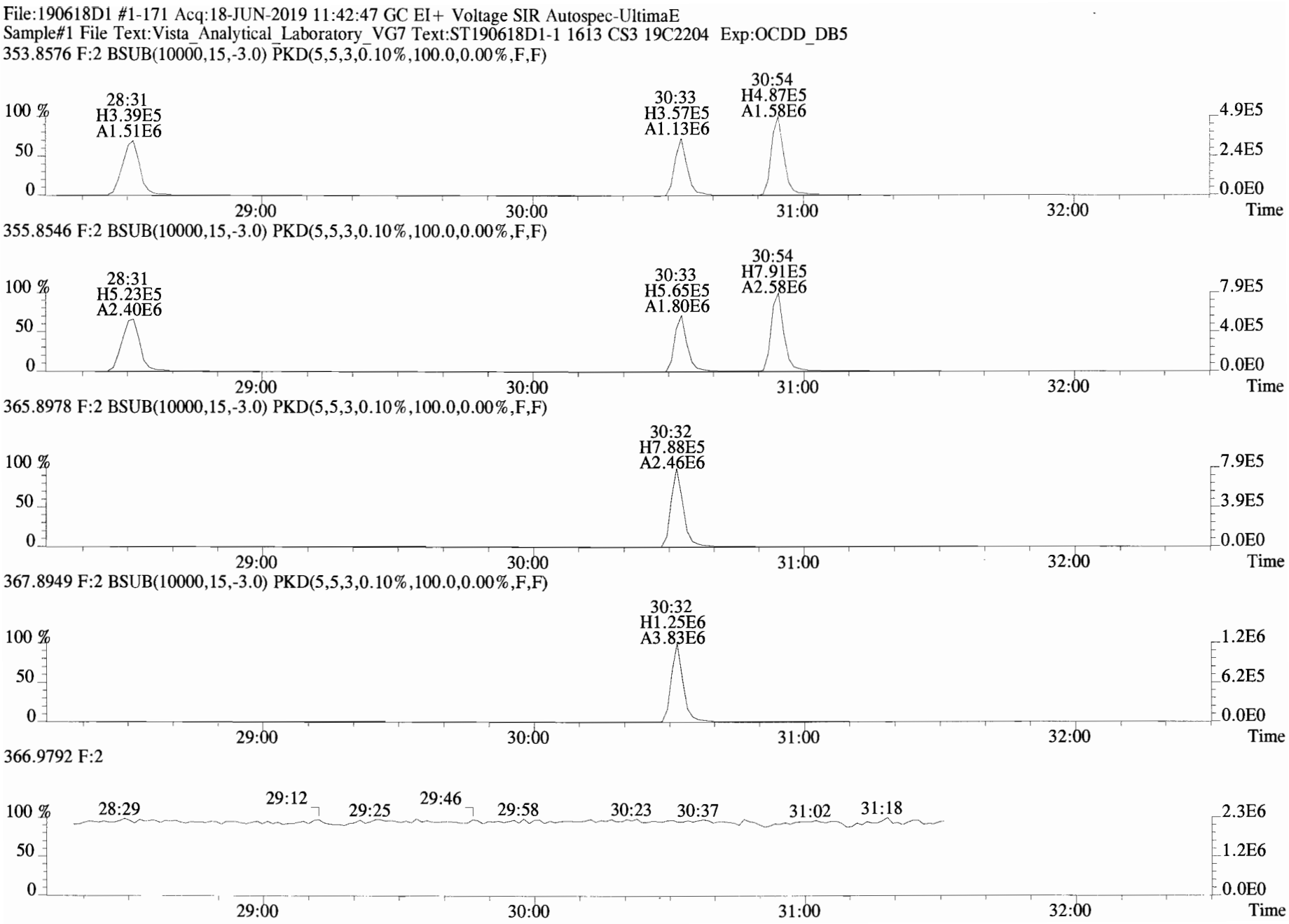
File:190618D1 #1-171 Acq:18-JUN-2019 11:42:47 GC EI+ Voltage SIR Autospec-UltimaE
Sample#1 File Text:Vista_Analytical_Laboratory_VG7 Text:ST190618D1-1 1613 CS3 19C2204 Exp:OCDD_DB5
353.8576 F:2 BSUB(10000,15,-3.0) PKD(5,5,3,0.10%,100.0,0.00%,F,F)
28:31 H3.39E5 A1.51E6
30:33 H3.57E5 A1.13E6
30:54 H4.87E5 A1.58E6
355.8546 F:2 BSUB(10000,15,-3.0) PKD(5,5,3,0.10%,100.0,0.00%,F,F)
28:31 H5.23E5 A2.40E6
30:33 H5.65E5 A1.80E6
30:54 H7.91E5 A2.58E6
365.8978 F:2 BSUB(10000,15,-3.0) PKD(5,5,3,0.10%,100.0,0.00%,F,F)
30:32 H7.88E5 A2.46E6
367.8949 F:2 BSUB(10000,15,-3.0) PKD(5,5,3,0.10%,100.0,0.00%,F,F)
30:32 H1.25E6 A3.83E6
366.9792 F:2
28:29
29:12
29:25
29:46
29:58
30:23
30:37
31:02
31:18
100 %
50
0
29:00
30:00
31:00
32:00
Time
4.9E5
2.4E5
0.0E0
7.9E5
4.0E5
7.9E5
3.9E5
1.2E6
6.2E5
2.3E6
1.2E6

File:190618D1 #1-399 Acq:18-JUN-2019 11:42:47 GC EI+ Voltage SIR Autospec-UltimaE
Sample#1 File Text:Vista_Analytical_Laboratory_VG7 Text:ST190618D1-1 1613 CS3 19C2204 Exp:OCDD_DB5
389.8156 F:3 BSUB(10000,15,-3.0) PKD(5,5,3,0.10%,100.0,0.00%,F,F)

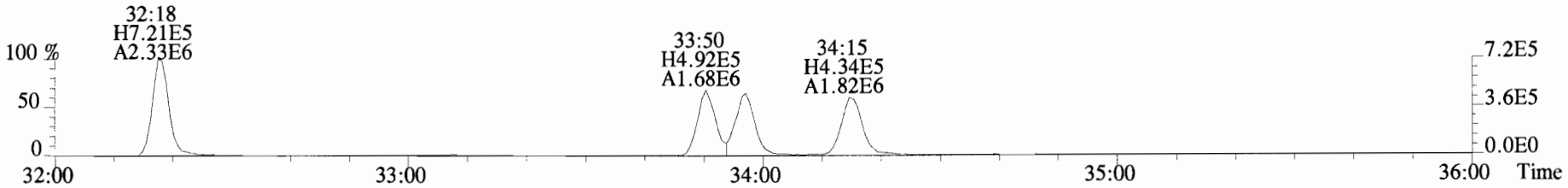

391.8127 F:3 BSUB(10000,15,-3.0) PKD(5,5,3,0.10%,100.0,0.00%,F,F)

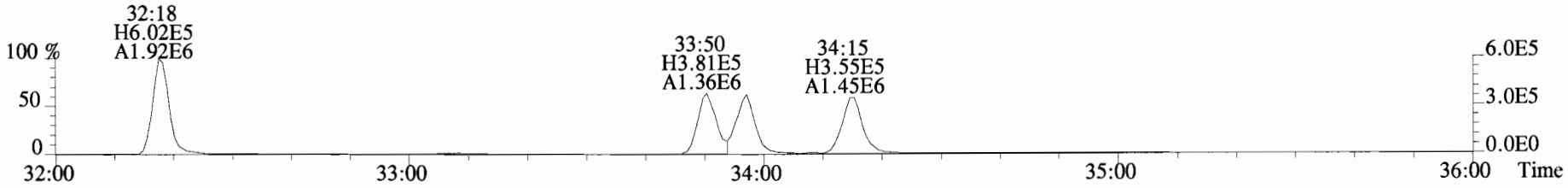

401.8559 F:3 BSUB(10000,15,-3.0) PKD(5,5,3,0.10%,100.0,0.00%,F,F)

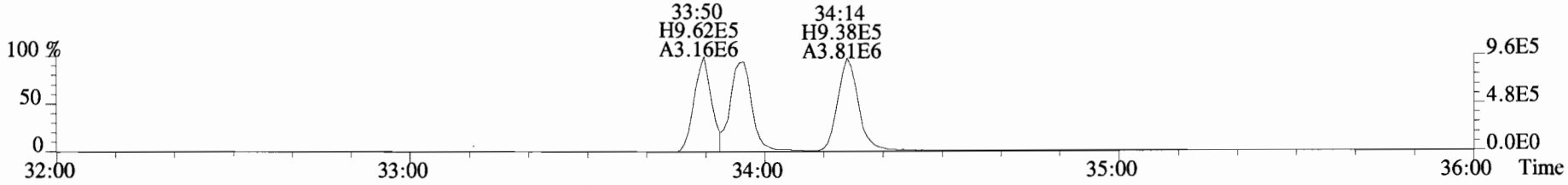

403.8530 F:3 BSUB(10000,15,-3.0) PKD(5,5,3,0.10%,100.0,0.00%,F,F)

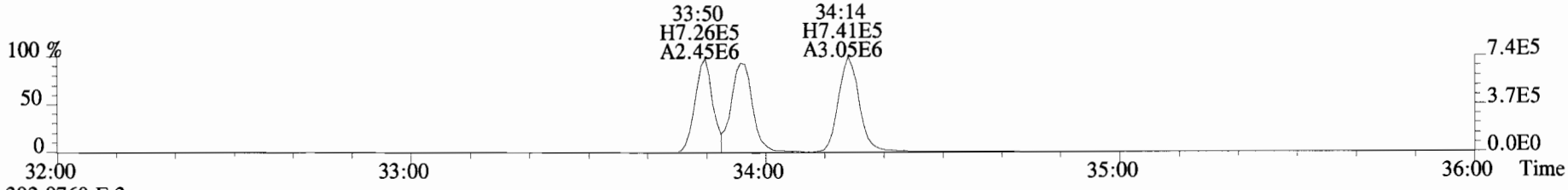

392.9760 F:3

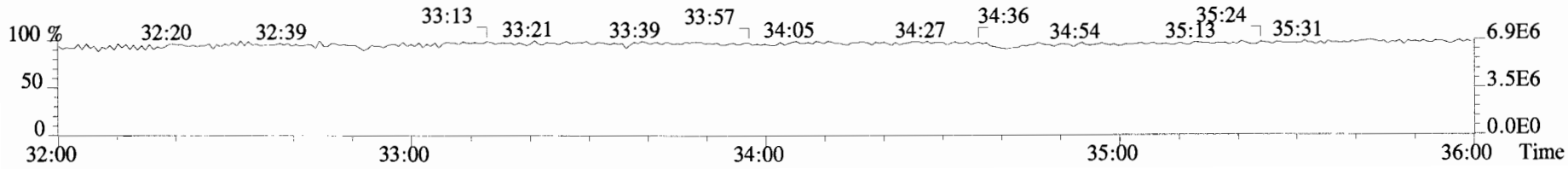

File:190618D1 #1-399 Acq:18-JUN-2019 11:42:47 GC EI+ Voltage SIR Autospec-UltimaE
Sample#1 File Text:Vista_Analytical_Laboratory_VG7 Text:ST190618D1-1 1613 CS3 19C2204 Exp:OCDD_DB5
401.8559 F:3 BSUB(10000,15,-3.0) PKD(5,5,3,0.10%,100.0,0.00%,F,F)

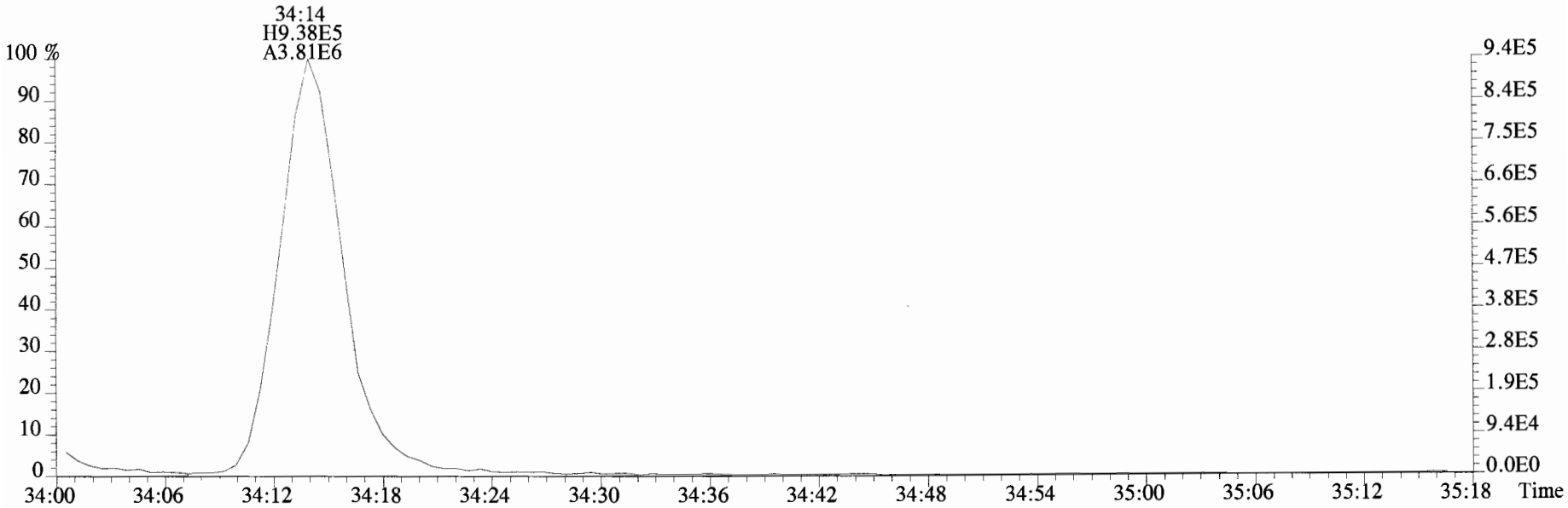

403.8530 F:3 BSUB(10000,15,-3.0) PKD(5,5,3,0.10%,100.0,0.00%,F,F)

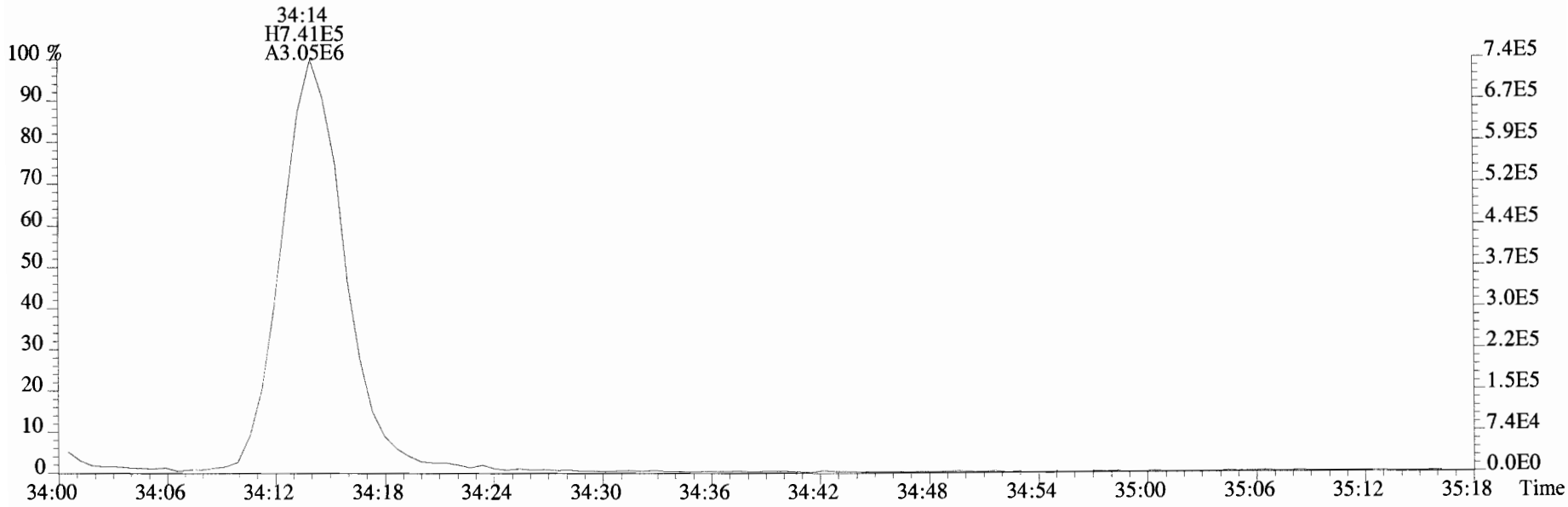

File:190618D1 #1-355 Acq:18-JUN-2019 11:42:47 GC EI+ Voltage SIR Autospec-UltimaE
Sample#1 File Text:Vista_Analytical_Laboratory_VG7 Text:ST190618D1-1 1613 CS3 19C2204 Exp:OCDD_DB5
423.7767 F:4 BSUB(10000,15,-3.0) PKD(5,5,3,0.10%,100.0,0.00%,F,F)

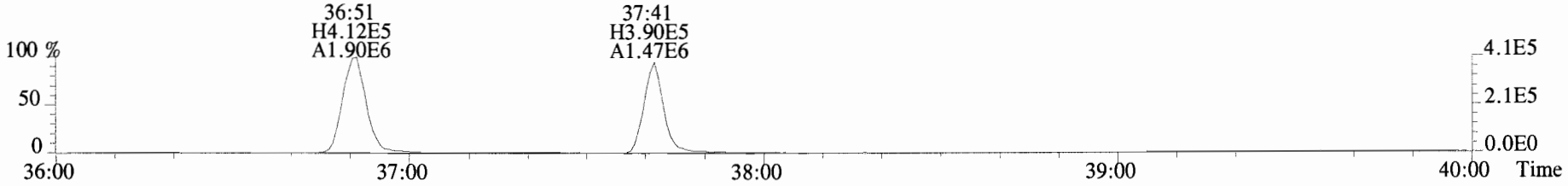

425.7737 F:4 BSUB(10000,15,-3.0) PKD(5,5,3,0.10%,100.0,0.00%,F,F)

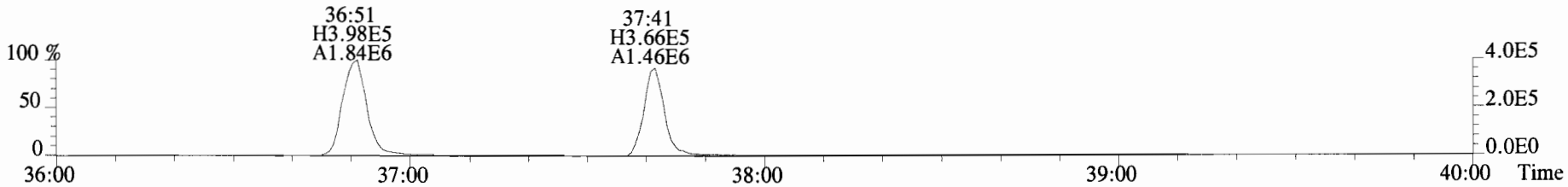

435.8169 F:4 BSUB(10000,15,-3.0) PKD(5,5,3,0.10%,100.0,0.00%,F,F)

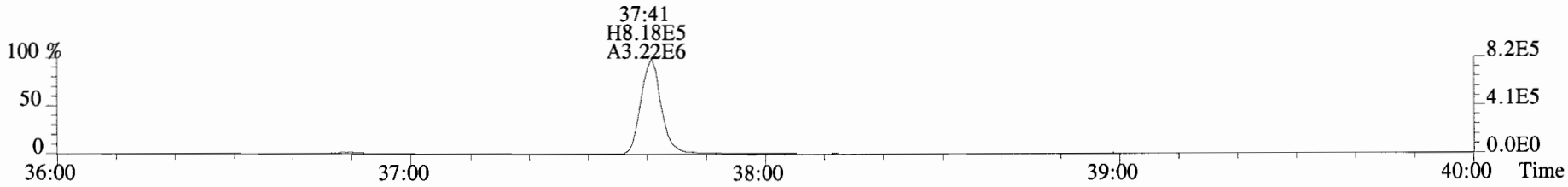

437.8140 F:4 BSUB(10000,15,-3.0) PKD(5,5,3,0.10%,100.0,0.00%,F,F)

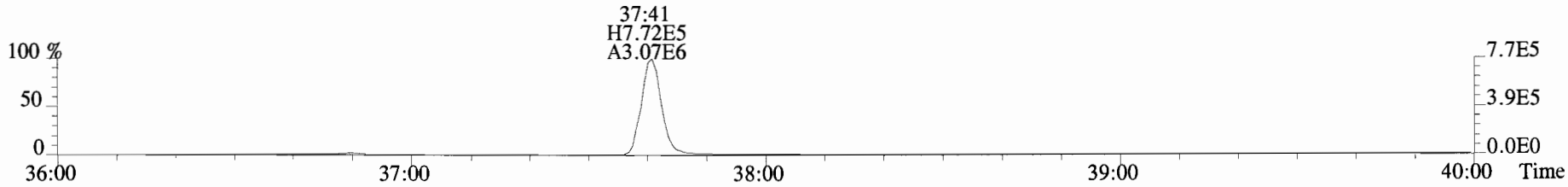

454.9728 F:4

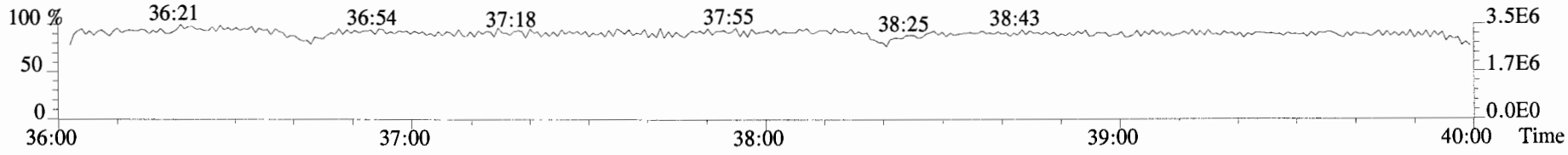

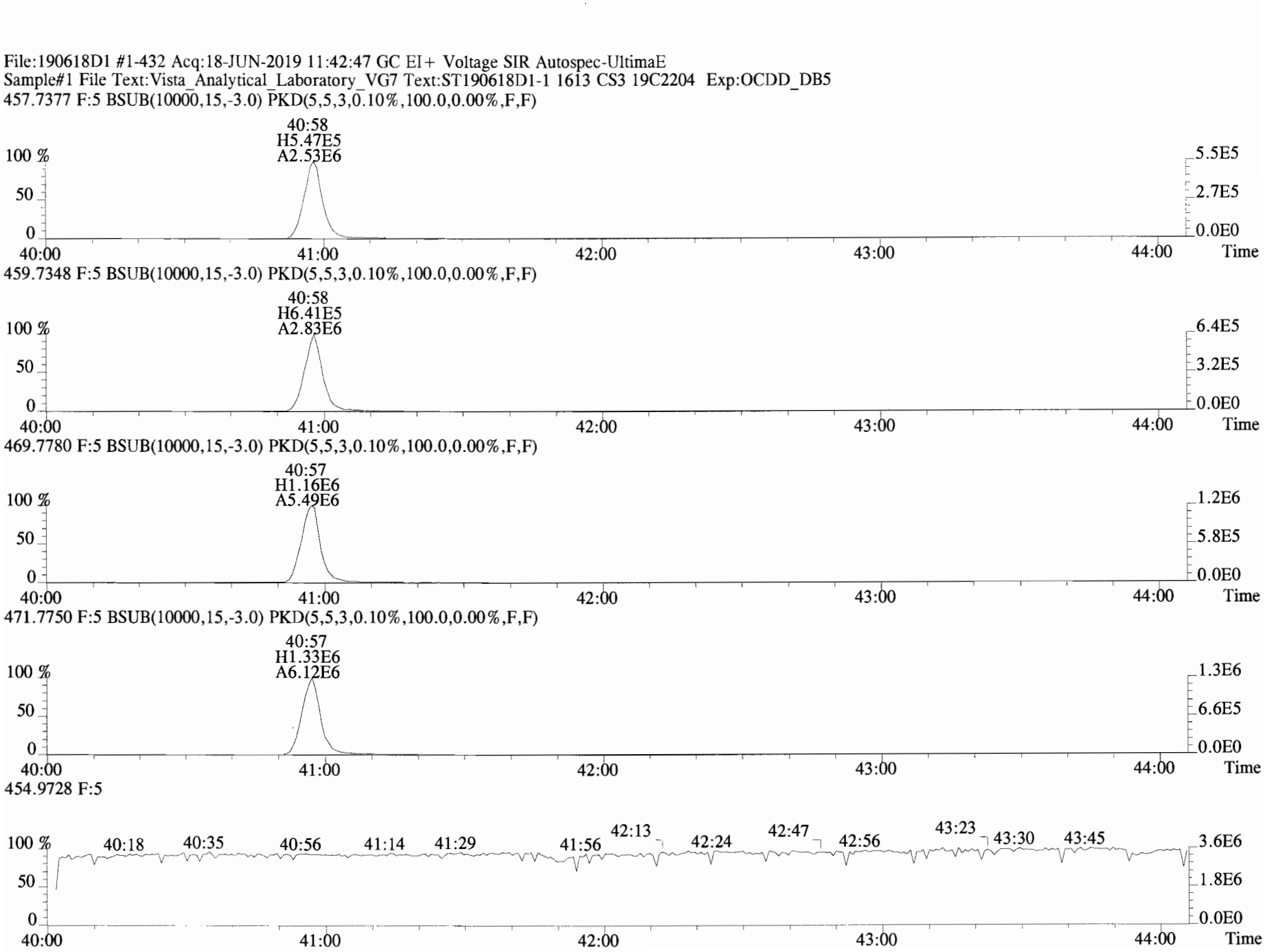
File:190618D1 #1-432 Acq:18-JUN-2019 11:42:47 GC EI+ Voltage SIR Autospec-UltimaE
Sample#1 File Text:Vista_Analytical_Laboratory_VG7 Text:ST190618D1-1 1613 CS3 19C2204 Exp:OCDD_DB5
457.7377 F:5 BSUB(10000,15,-3.0) PKD(5,5,3,0.10%,100.0,0.00%,F,F)
40:58
H5.47E5
A2.53E6
459.7348 F:5 BSUB(10000,15,-3.0) PKD(5,5,3,0.10%,100.0,0.00%,F,F)
40:58
H6.41E5
A2.83E6
469.7780 F:5 BSUB(10000,15,-3.0) PKD(5,5,3,0.10%,100.0,0.00%,F,F)
40:57
H1.16E6
A5.49E6
471.7750 F:5 BSUB(10000,15,-3.0) PKD(5,5,3,0.10%,100.0,0.00%,F,F)
40:57
H1.33E6
A6.12E6
454.9728 F:5
100 %
50
0
40:00
41:00
42:00
43:00
44:00
Time
5.5E5
2.7E5
0.0E0
6.4E5
3.2E5
1.2E6
5.8E5
1.3E6
6.6E5
3.6E6
1.8E6
40:18
40:35
40:56
41:14
41:29
41:56
42:13
42:24
42:47
42:56
43:23
43:30
43:45

File:190618D1 #1-530 Acq:18-JUN-2019 11:42:47 GC EI+ Voltage SIR Autospec-UltimaE
Sample#1 File Text:Vista_Analytical_Laboratory_VG7 Text:ST190618D1-1 1613 CS3 19C2204 Exp:OCDD_DB5

303.9016 BSUB(10000,15,-3.0) PKD(5,5,3,0.10%,100.0,0.00%,F,F)

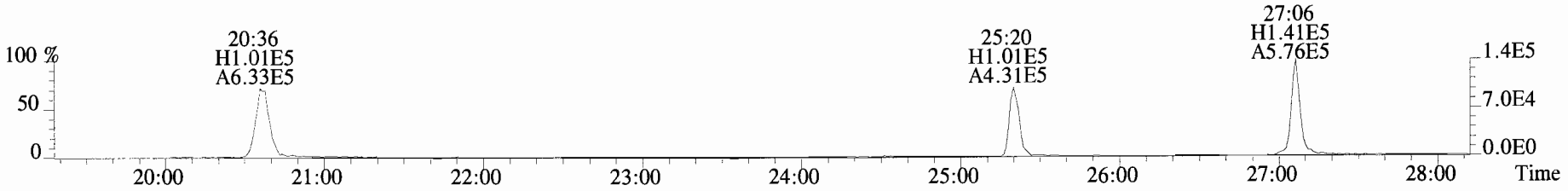

305.8987 BSUB(10000,15,-3.0) PKD(5,5,3,0.10%,100.0,0.00%,F,F)

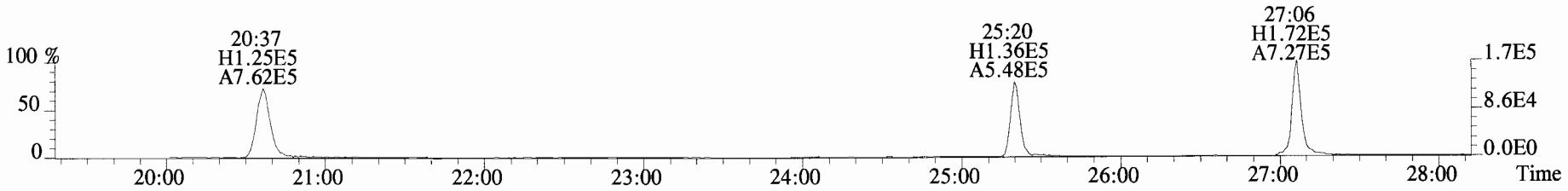

315.9419 BSUB(10000,15,-3.0) PKD(5,5,3,0.10%,100.0,0.00%,F,F)

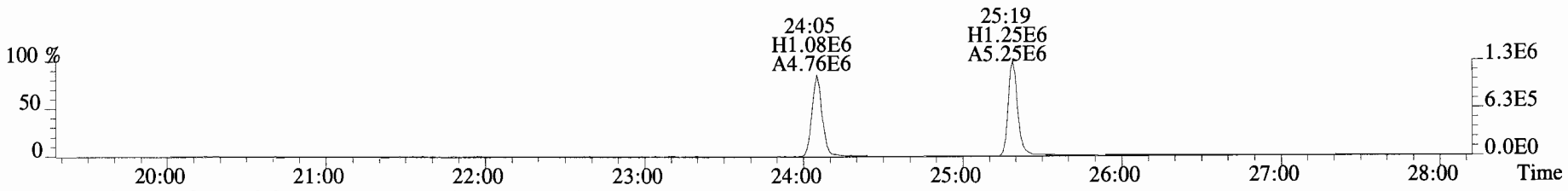

317.9389 BSUB(10000,15,-3.0) PKD(5,5,3,0.10%,100.0,0.00%,F,F)

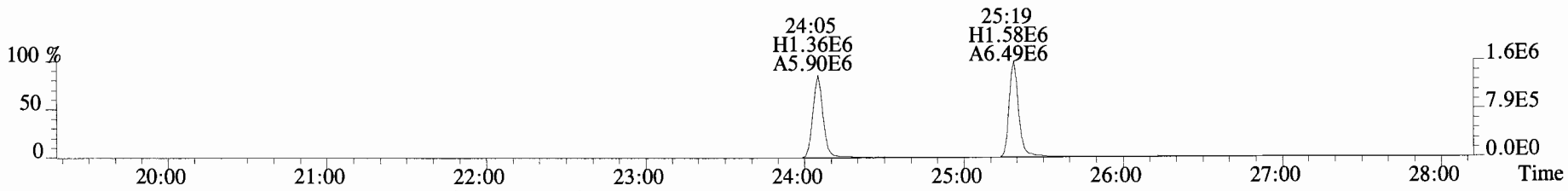

375.8364 BSUB(10000,15,-3.0) PKD(5,5,3,0.10%,100.0,0.00%,F,F)

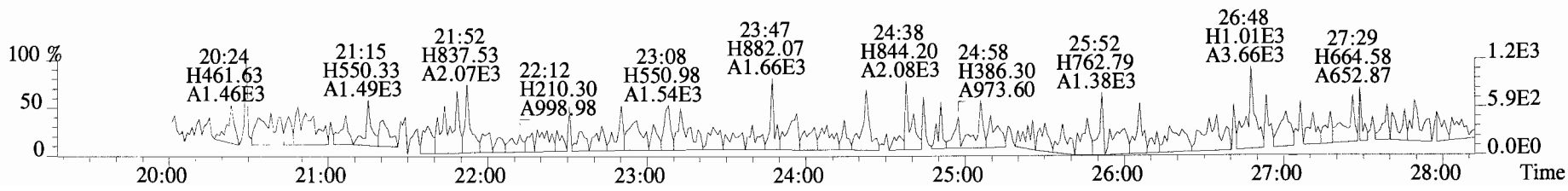

File:190618D1 #1-530 Acq:18-JUN-2019 11:42:47 GC EI+ Voltage SIR Autospec-UltimaE
Sample#1 File Text:Vista_Analytical_Laboratory_VG7 Text:ST190618D1-1 1613 CS3 19C2204 Exp:OCDD_DB5
339.8597 BSUB(10000,15,-3.0) PKD(5,5,3,0.10%,100.0,0.00%,F,F)

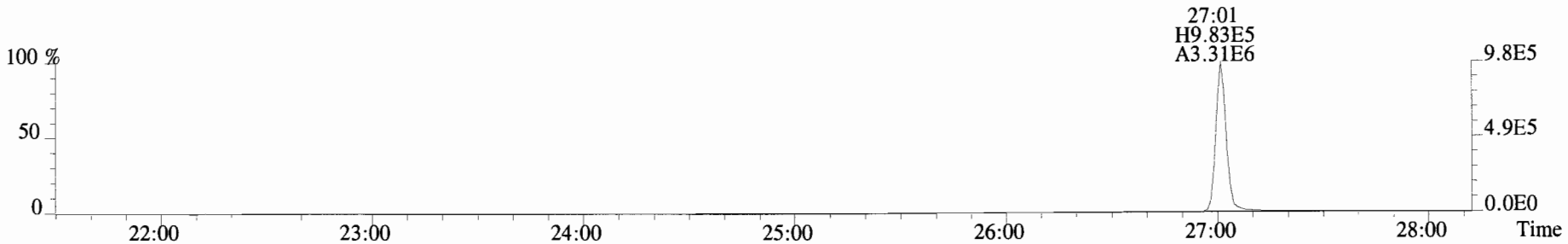

341.8568 BSUB(10000,15,-3.0) PKD(5,5,3,0.10%,100.0,0.00%,F,F)

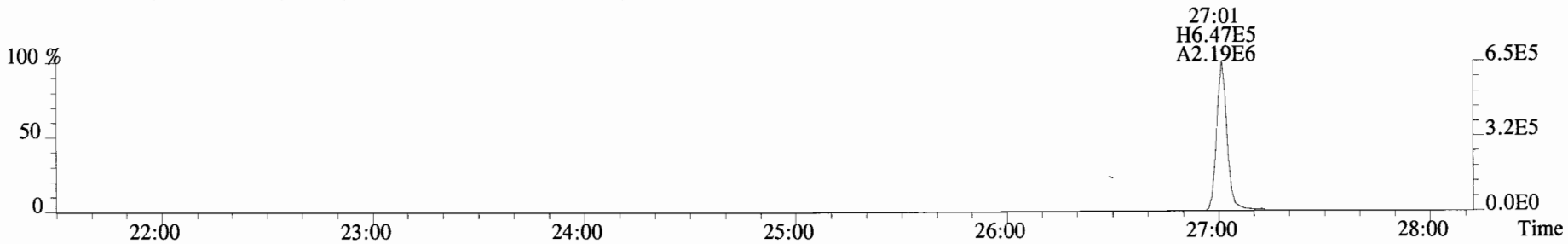

409.7974 BSUB(10000,15,-3.0) PKD(5,5,3,0.10%,100.0,0.00%,F,F)

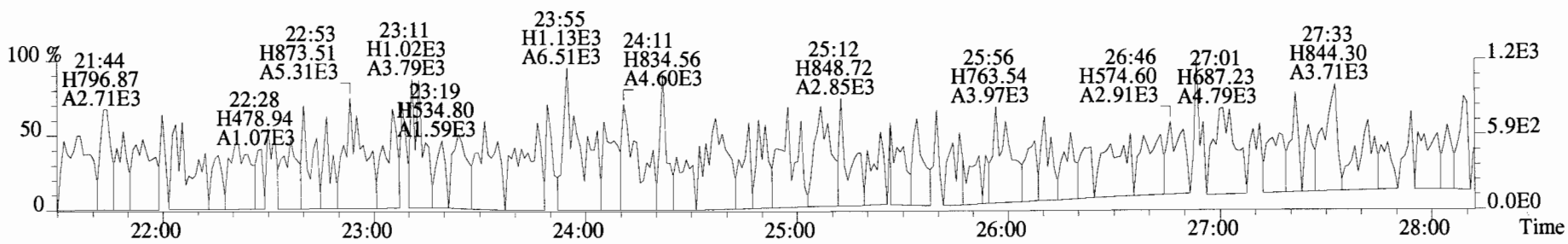

316.9824

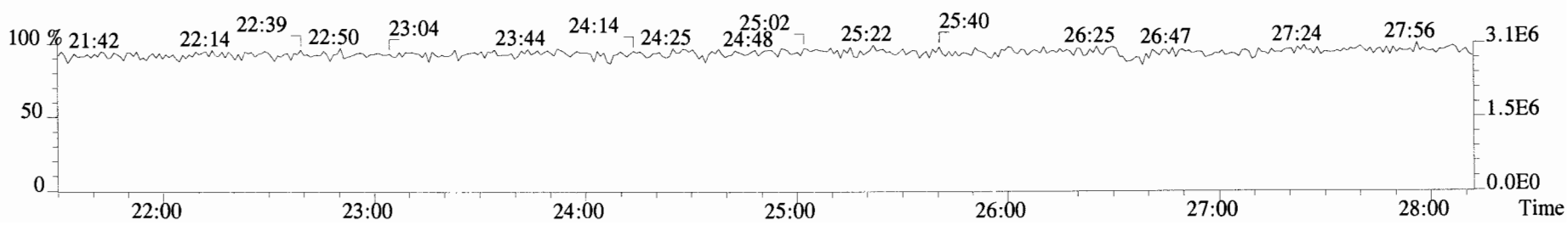


File:190618D1 #1-171 Acq:18-JUN-2019 11:42:47 GC EI+ Voltage SIR Autospec-UltimaE
Sample#1 File Text:Vista_Analytical_Laboratory_VG7 Text:ST190618D1-1 1613 CS3 19C2204 Exp:OCDD_DB5
339.8597 F:2 BSUB(10000,15,-3.0) PKD(5,5,3,0.10%,100.0,0.00%,F,F)
29:24 H8.72E5 A2.93E6
30:17 H9.30E5 A2.91E6
31:09 H9.89E5 A3.40E6
9.9E5
5.0E5
0.0E0
341.8568 F:2 BSUB(10000,15,-3.0) PKD(5,5,3,0.10%,100.0,0.00%,F,F)
29:24 H5.40E5 A1.91E6
30:17 H5.82E5 A1.89E6
31:09 H6.66E5 A2.23E6
6.7E5
3.3E5
0.0E0
351.9000 F:2 BSUB(10000,15,-3.0) PKD(5,5,3,0.10%,100.0,0.00%,F,F)
29:23 H1.75E6 A5.80E6
30:16 H1.93E6 A5.69E6
1.9E6
9.7E5
0.0E0
353.8970 F:2 BSUB(10000,15,-3.0) PKD(5,5,3,0.10%,100.0,0.00%,F,F)
29:23 H1.07E6 A3.59E6
30:16 H1.17E6 A3.44E6
1.2E6
5.9E5
0.0E0
409.7974 F:2 BSUB(10000,15,-3.0) PKD(5,5,3,0.10%,100.0,0.00%,F,F)
28:33 H341.75 A1.44E3
29:00 H411.57 A3.74E3
29:26 H404.19 A2.57E3
29:50 H364.47 A1.74E3
30:09 H662.95 A2.90E3
30:40 H632.17 A1.70E3
30:53 H265.75 A1.06E3
31:17 H505.79 A1.07E3
31:29 H185.88 A1.37E3
7.4E2
3.7E2
0.0E0
100 %
50
0
28:12 28:24 28:36 28:48 29:00 29:12 29:24 29:36 29:48 30:00 30:12 30:24 30:36 30:48 31:00 31:12 31:24 31:36 31:48 Time

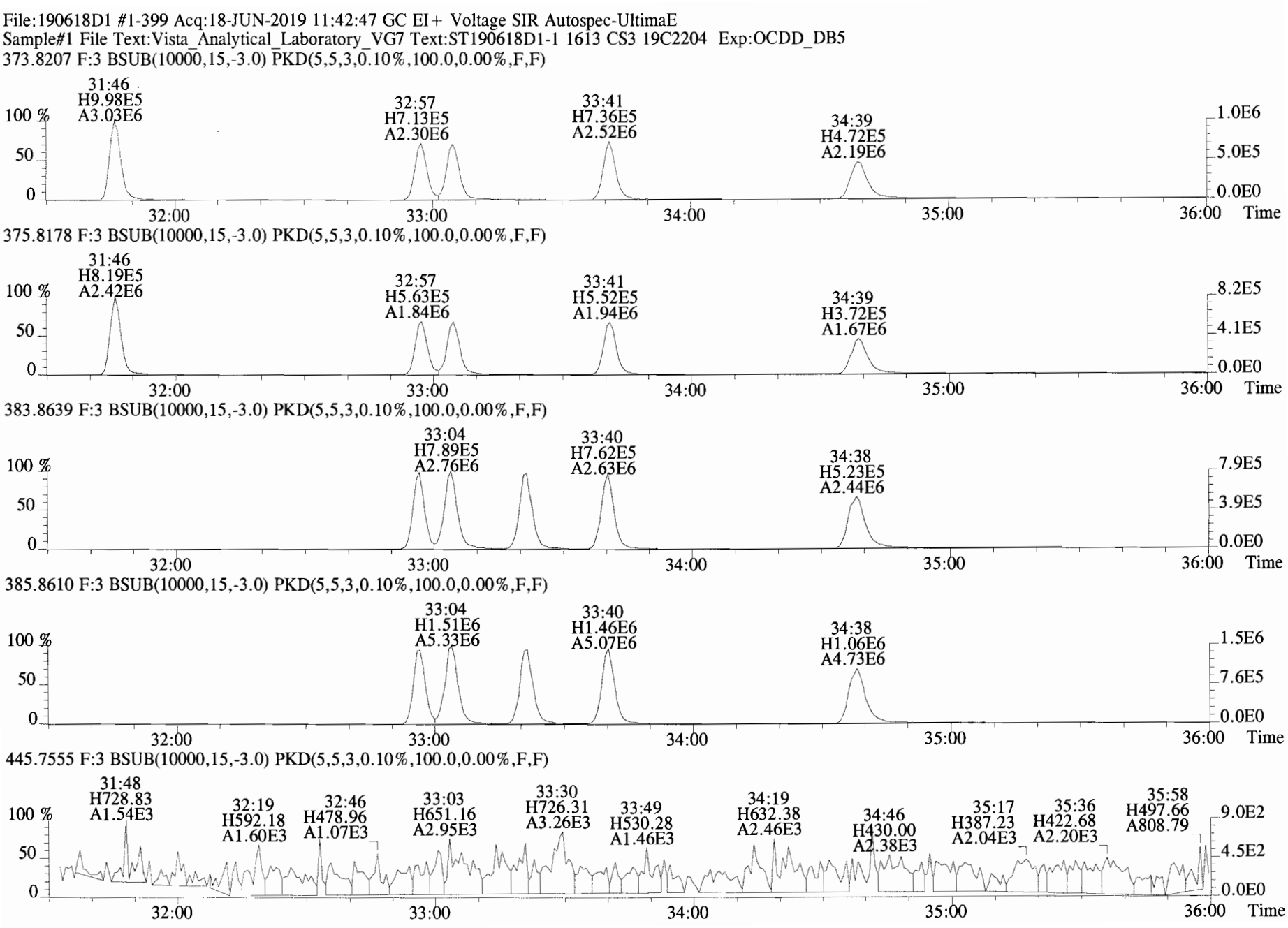
File:190618D1 #1-399 Acq:18-JUN-2019 11:42:47 GC EI+ Voltage SIR Autospec-UltimaE
Sample#1 File Text:Vista_Analytical_Laboratory_VG7 Text:ST190618D1-1 1613 CS3 19C2204 Exp:OCDD_DB5
373.8207 F:3 BSUB(10000,15,-3.0) PKD(5,5,3,0.10%,100.0,0.00%,F,F)
31:46 H9.98E5 A3.03E6
32:57 H7.13E5 A2.30E6
33:41 H7.36E5 A2.52E6
34:39 H4.72E5 A2.19E6
375.8178 F:3 BSUB(10000,15,-3.0) PKD(5,5,3,0.10%,100.0,0.00%,F,F)
31:46 H8.19E5 A2.42E6
32:57 H5.63E5 A1.84E6
33:41 H5.52E5 A1.94E6
34:39 H3.72E5 A1.67E6
383.8639 F:3 BSUB(10000,15,-3.0) PKD(5,5,3,0.10%,100.0,0.00%,F,F)
33:04 H7.89E5 A2.76E6
33:40 H7.62E5 A2.63E6
34:38 H5.23E5 A2.44E6
385.8610 F:3 BSUB(10000,15,-3.0) PKD(5,5,3,0.10%,100.0,0.00%,F,F)
33:04 H1.51E6 A5.33E6
33:40 H1.46E6 A5.07E6
34:38 H1.06E6 A4.73E6
445.7555 F:3 BSUB(10000,15,-3.0) PKD(5,5,3,0.10%,100.0,0.00%,F,F)
31:48 H728.83 A1.54E3
32:19 H592.18 A1.60E3
32:46 H478.96 A1.07E3
33:03 H651.16 A2.95E3
33:30 H726.31 A3.26E3
33:49 H530.28 A1.46E3
34:19 H632.38 A2.46E3
34:46 H430.00 A2.38E3
35:17 H387.23 A2.04E3
35:36 H422.68 A2.20E3
35:58 H497.66 A808.79
100 %
50
0
32:00
33:00
34:00
35:00
36:00
Time
1.0E6
5.0E5
0.0E0
8.2E5
4.1E5
7.9E5
3.9E5
1.5E6
7.6E5
9.0E2
4.5E2

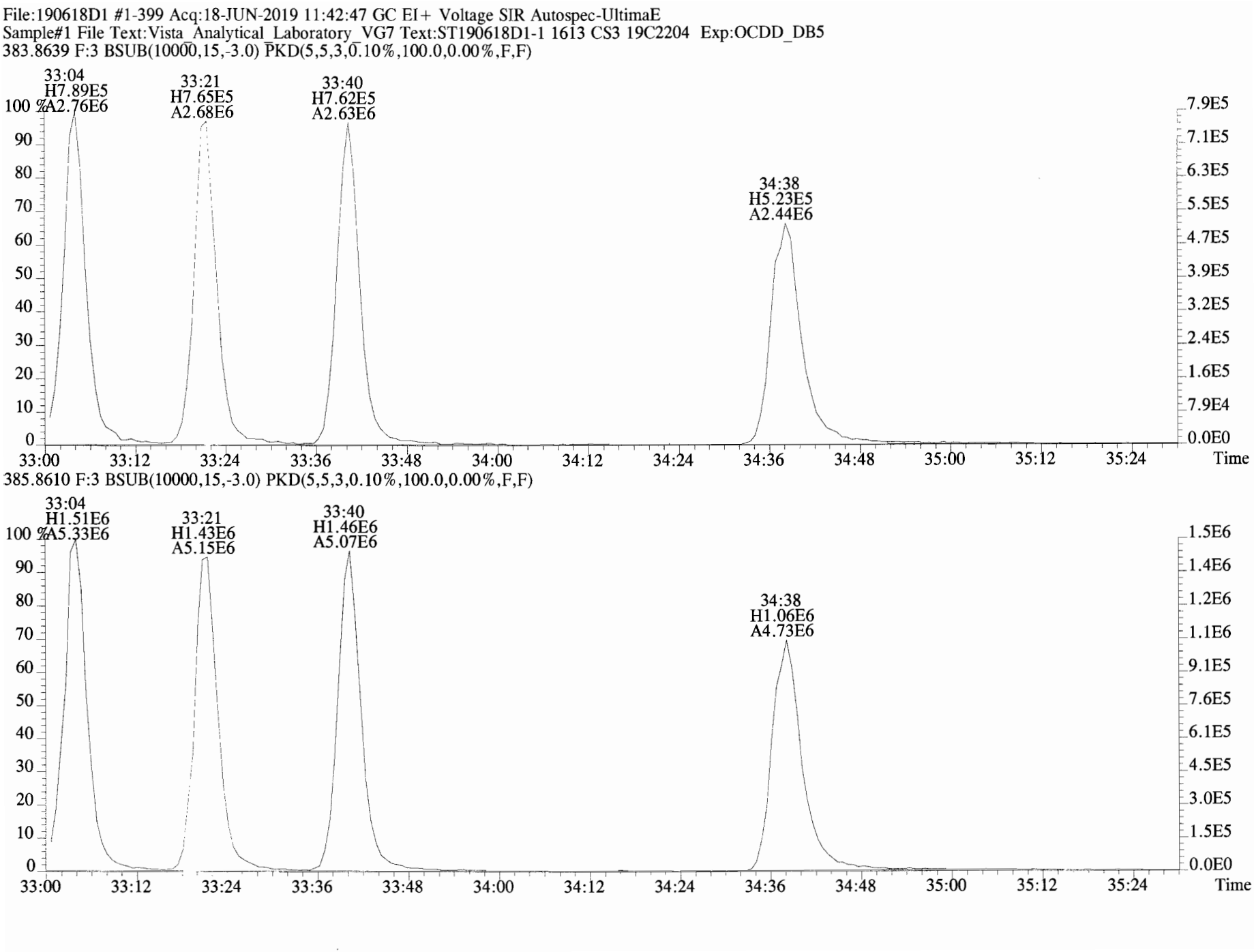
File:190618D1 #1-399 Acq:18-JUN-2019 11:42:47 GC EI+ Voltage SIR Autospec-UltimaE
Sample#1 File Text:Vista_Analytical_Laboratory_VG7 Text:ST190618D1-1 1613 CS3 19C2204 Exp:OCDD_DB5
383.8639 F:3 BSUB(10000,15,-3.0) PKD(5,5,3,0.10%,100.0,0.00%,F,F)
33:04
H7.89E5
A2.76E6
33:21
H7.65E5
A2.68E6
33:40
H7.62E5
A2.63E6
34:38
H5.23E5
A2.44E6
100 %
90
80
70
60
50
40
30
20
10
0
7.9E5
7.1E5
6.3E5
5.5E5
4.7E5
3.9E5
3.2E5
2.4E5
1.6E5
7.9E4
0.0E0
33:00
33:12
33:24
33:36
33:48
34:00
34:12
34:24
34:36
34:48
35:00
35:12
35:24
Time
385.8610 F:3 BSUB(10000,15,-3.0) PKD(5,5,3,0.10%,100.0,0.00%,F,F)
33:04
H1.51E6
A5.33E6
33:21
H1.43E6
A5.15E6
33:40
H1.46E6
A5.07E6
34:38
H1.06E6
A4.73E6
100 %
90
80
70
60
50
40
30
20
10
0
1.5E6
1.4E6
1.2E6
1.1E6
9.1E5
7.6E5
6.1E5
4.5E5
3.0E5
1.5E5
0.0E0
33:00
33:12
33:24
33:36
33:48
34:00
34:12
34:24
34:36
34:48
35:00
35:12
35:24
Time

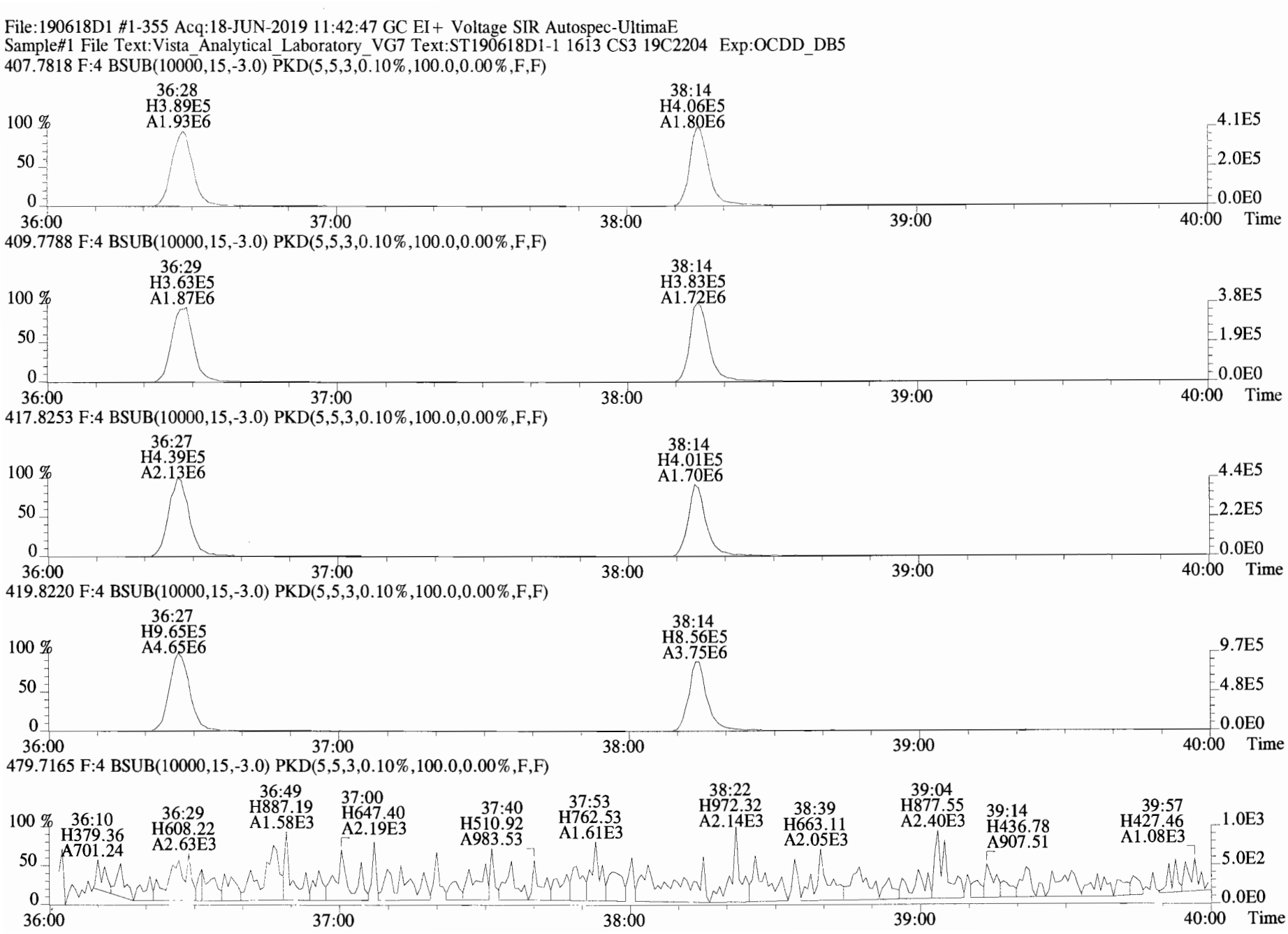
File:190618D1 #1-355 Acq:18-JUN-2019 11:42:47 GC EI+ Voltage SIR Autospec-UltimaE
Sample#1 File Text:Vista_Analytical_Laboratory_VG7 Text:ST190618D1-1 1613 CS3 19C2204 Exp:OCDD_DB5
407.7818 F:4 BSUB(10000,15,-3.0) PKD(5,5,3,0.10%,100.0,0.00%,F,F)
36:28 H3.89E5 A1.93E6
38:14 H4.06E5 A1.80E6
409.7788 F:4 BSUB(10000,15,-3.0) PKD(5,5,3,0.10%,100.0,0.00%,F,F)
36:29 H3.63E5 A1.87E6
38:14 H3.83E5 A1.72E6
417.8253 F:4 BSUB(10000,15,-3.0) PKD(5,5,3,0.10%,100.0,0.00%,F,F)
36:27 H4.39E5 A2.13E6
38:14 H4.01E5 A1.70E6
419.8220 F:4 BSUB(10000,15,-3.0) PKD(5,5,3,0.10%,100.0,0.00%,F,F)
36:27 H9.65E5 A4.65E6
38:14 H8.56E5 A3.75E6
479.7165 F:4 BSUB(10000,15,-3.0) PKD(5,5,3,0.10%,100.0,0.00%,F,F)
36:10 H379.36 A701.24
36:29 H608.22 A2.63E3
36:49 H887.19 A1.58E3
37:00 H647.40 A2.19E3
37:40 H510.92 A983.53
37:53 H762.53 A1.61E3
38:22 H972.32 A2.14E3
38:39 H663.11 A2.05E3
39:04 H877.55 A2.40E3
39:14 H436.78 A907.51
39:57 H427.46 A1.08E3
100 %
50
0
36:00
37:00
38:00
39:00
40:00
Time
4.1E5
2.0E5
0.0E0
3.8E5
1.9E5
4.4E5
2.2E5
9.7E5
4.8E5
1.0E3
5.0E2

File:190618D1 #1-432 Acq:18-JUN-2019 11:42:47 GC EI+ Voltage SIR Autospec-UltimaE
Sample#1 File Text:Vista_Analytical_Laboratory_VG7 Text:ST190618D1-1 1613 CS3 19C2204 Exp:OCDD_DB5
441.7428 F:5 BSUB(10000,15,-3.0) PKD(5,5,3,0.10%,100.0,0.00%,F,F)

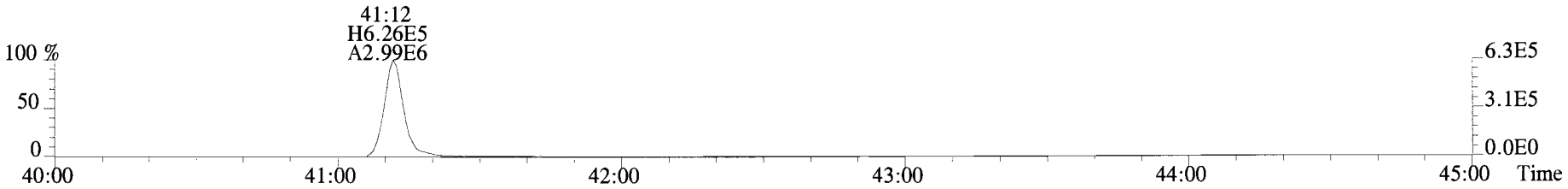

443.7398 F:5 BSUB(10000,15,-3.0) PKD(5,5,3,0.10%,100.0,0.00%,F,F)

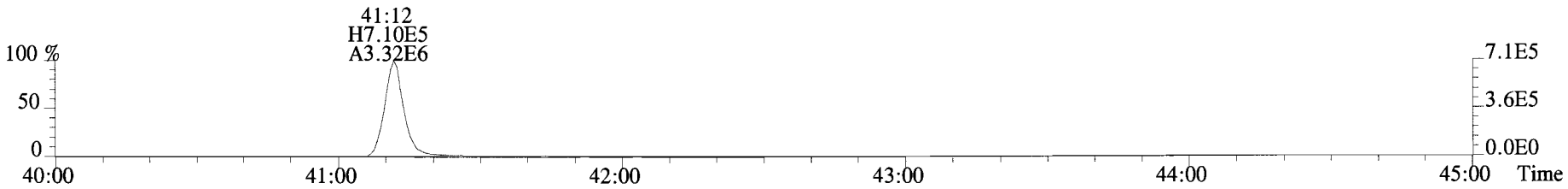

453.7831 F:5 BSUB(10000,15,-3.0) PKD(5,5,3,0.10%,100.0,0.00%,F,F)

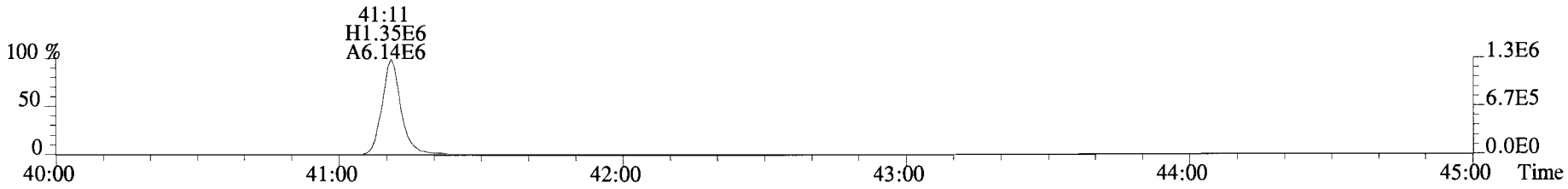

455.7801 F:5 BSUB(10000,15,-3.0) PKD(5,5,3,0.10%,100.0,0.00%,F,F)

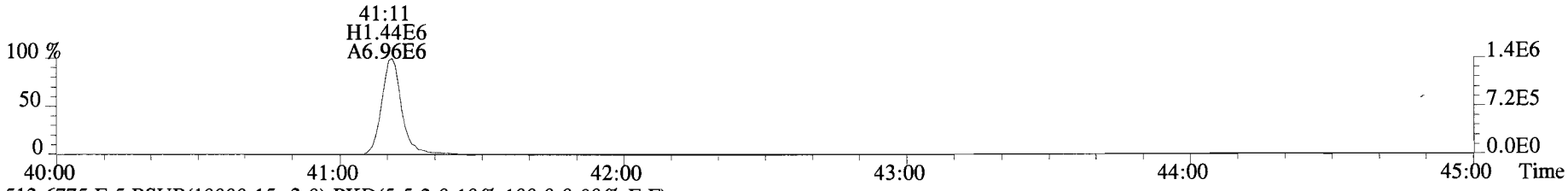

513.6775 F:5 BSUB(10000,15,-3.0) PKD(5,5,3,0.10%,100.0,0.00%,F,F)

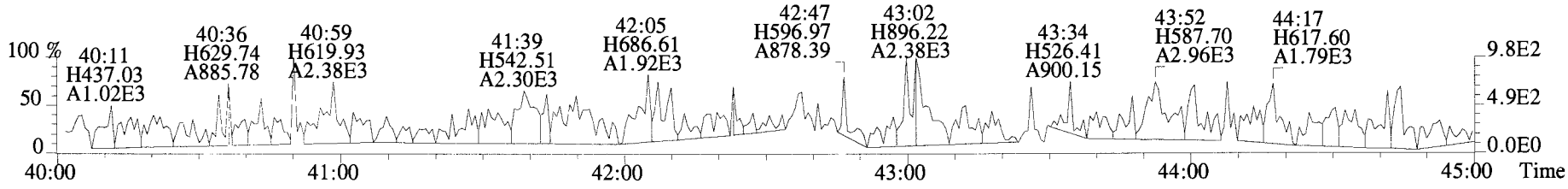

Peak Locate Examination:18-JUN-2019:19:50 File:RES_CHECK

Experiment:OCDD_DB5 Function:1 Reference:PFK

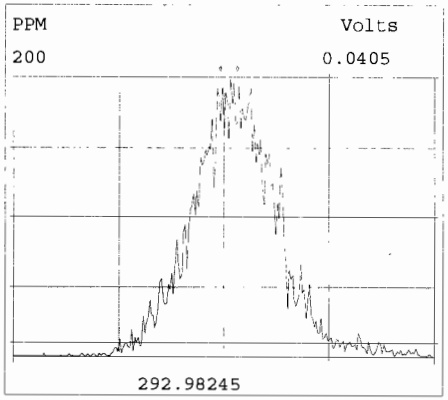

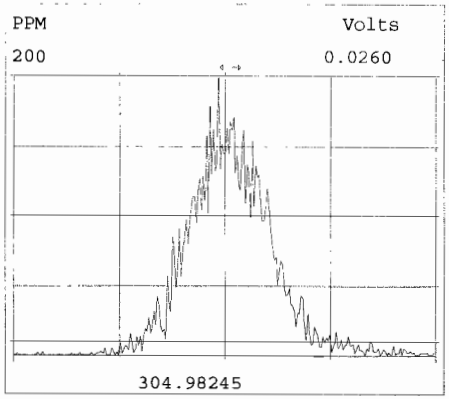

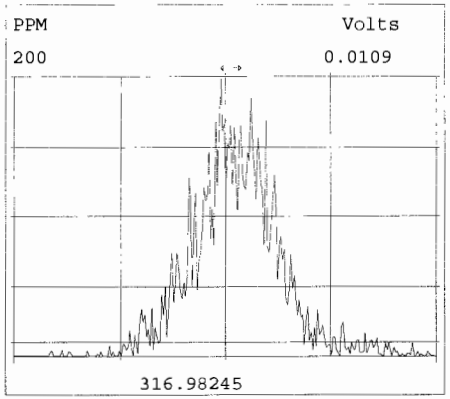

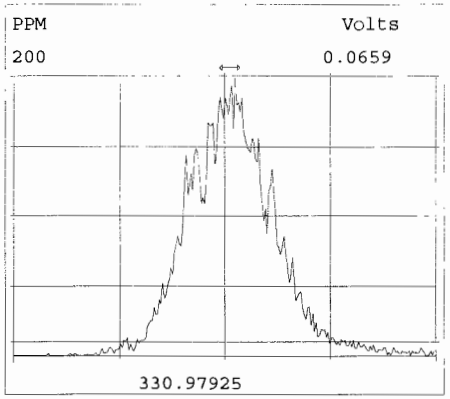

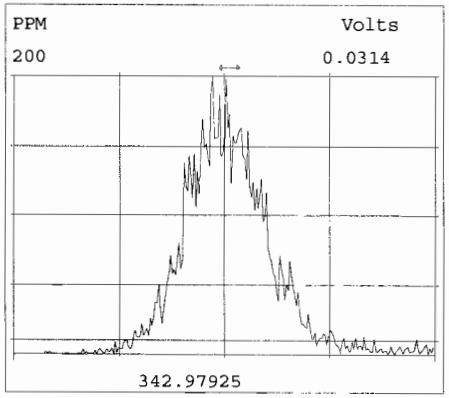

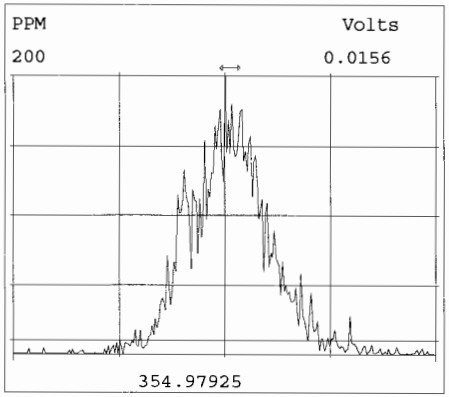

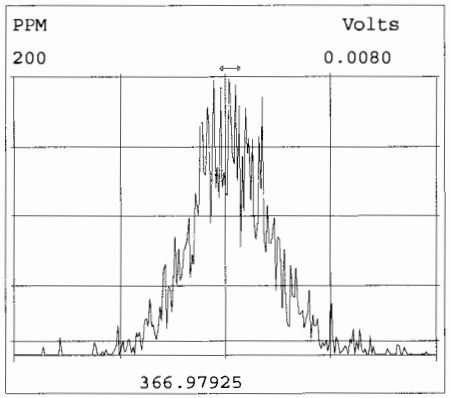

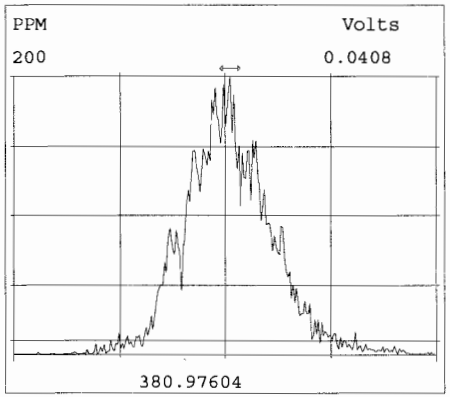

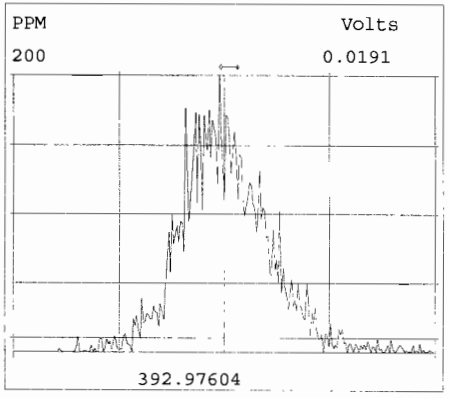

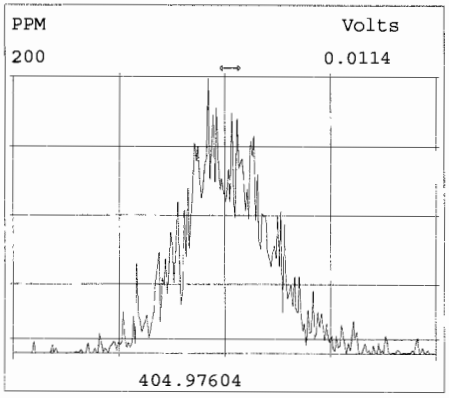

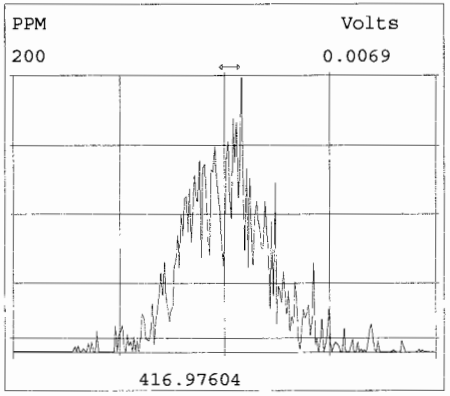

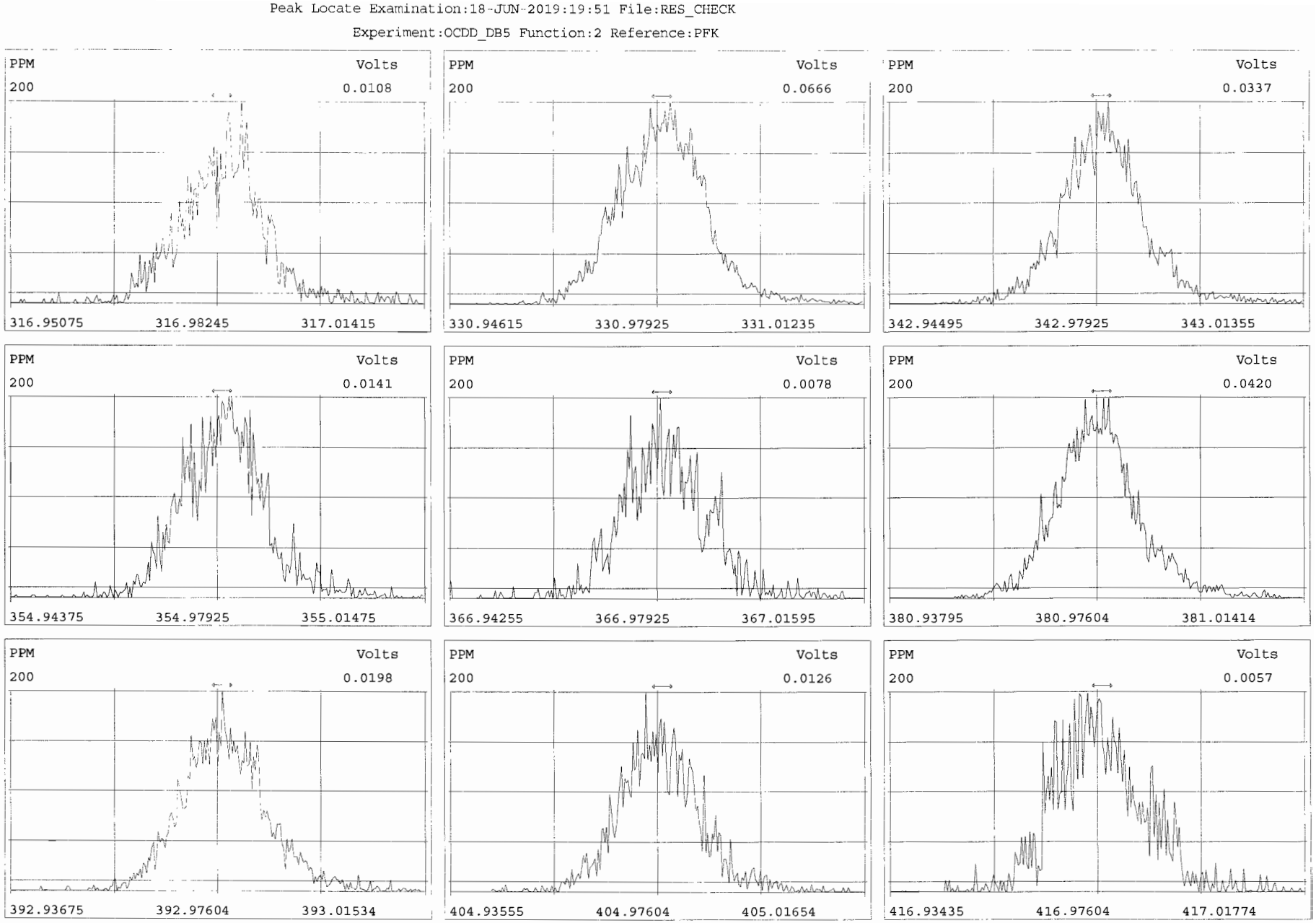
Peak Locate Examination:18-JUN-2019:19:51 File:RES_CHECK
Experiment:OCDD_DB5 Function:2 Reference:PFK
PPM
Volts
200
0.0108
316.95075
316.98245
317.01415
PPM
Volts
200
0.0666
330.94615
330.97925
331.01235
PPM
Volts
200
0.0337
342.94495
342.97925
343.01355
PPM
Volts
200
0.0141
354.94375
354.97925
355.01475
PPM
Volts
200
0.0078
366.94255
366.97925
367.01595
PPM
Volts
200
0.0420
380.93795
380.97604
381.01414
PPM
Volts
200
0.0198
392.93675
392.97604
393.01534
PPM
Volts
200
0.0126
404.93555
404.97604
405.01654
PPM
Volts
200
0.0057
416.93435
416.97604
417.01774

Peak Locate Examination:18-JUN-2019:19:52 File:RES_CHECK

Experiment:OCDD_DB5 Function:3 Reference:PFK

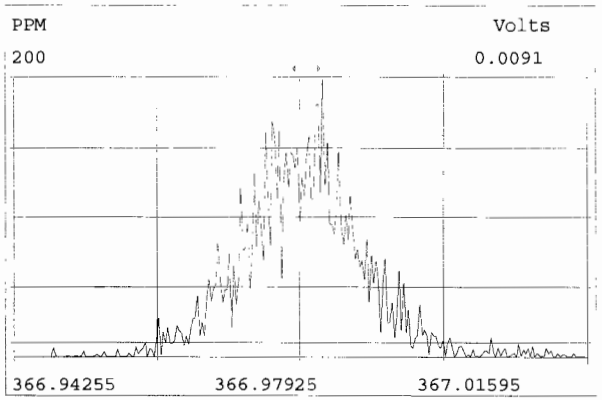

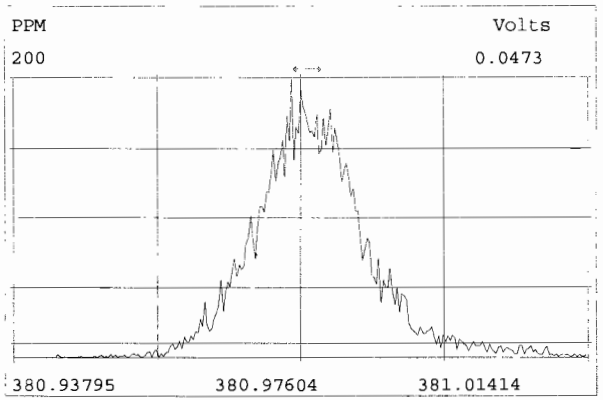

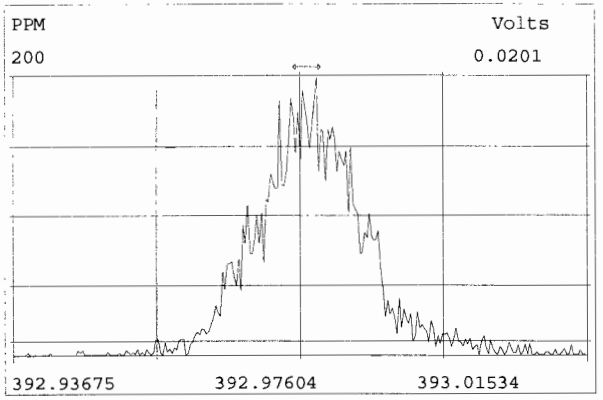

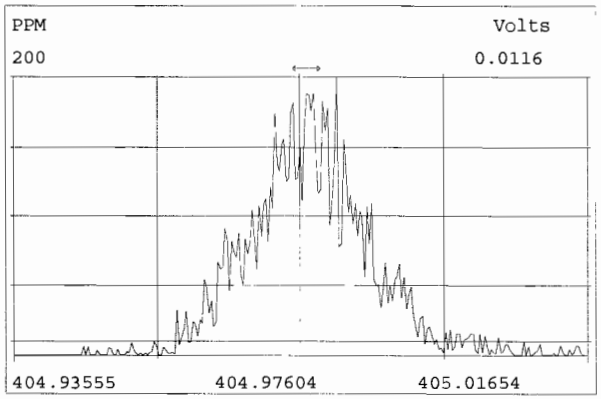

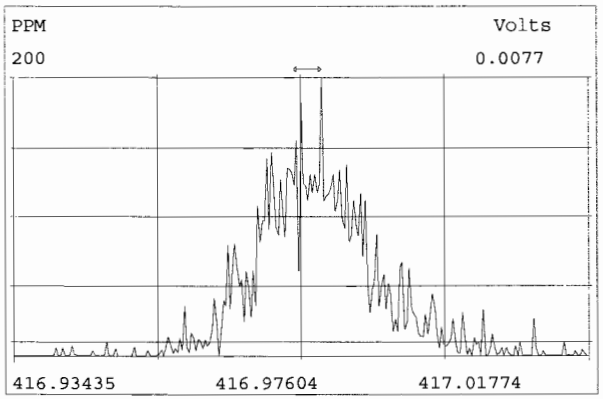

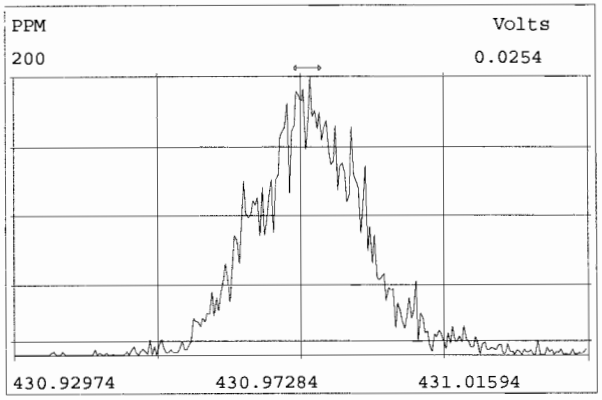

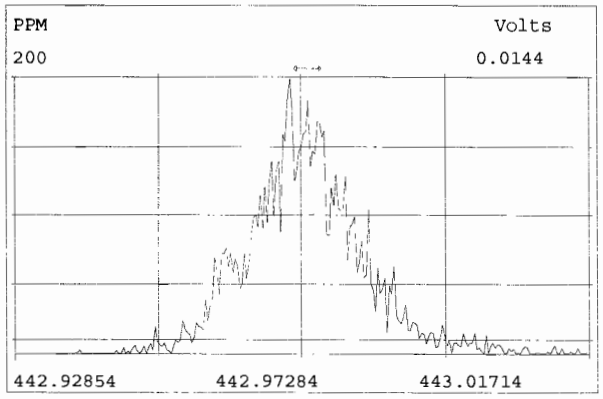

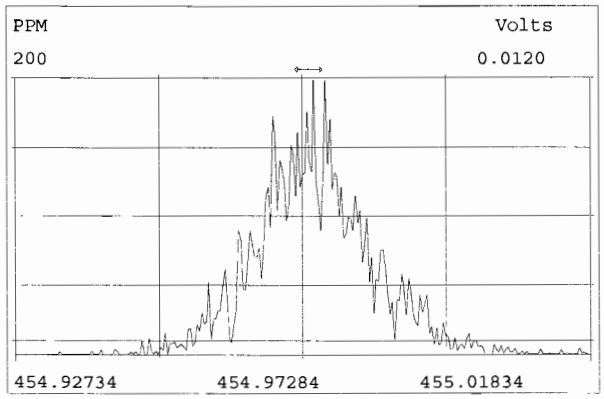

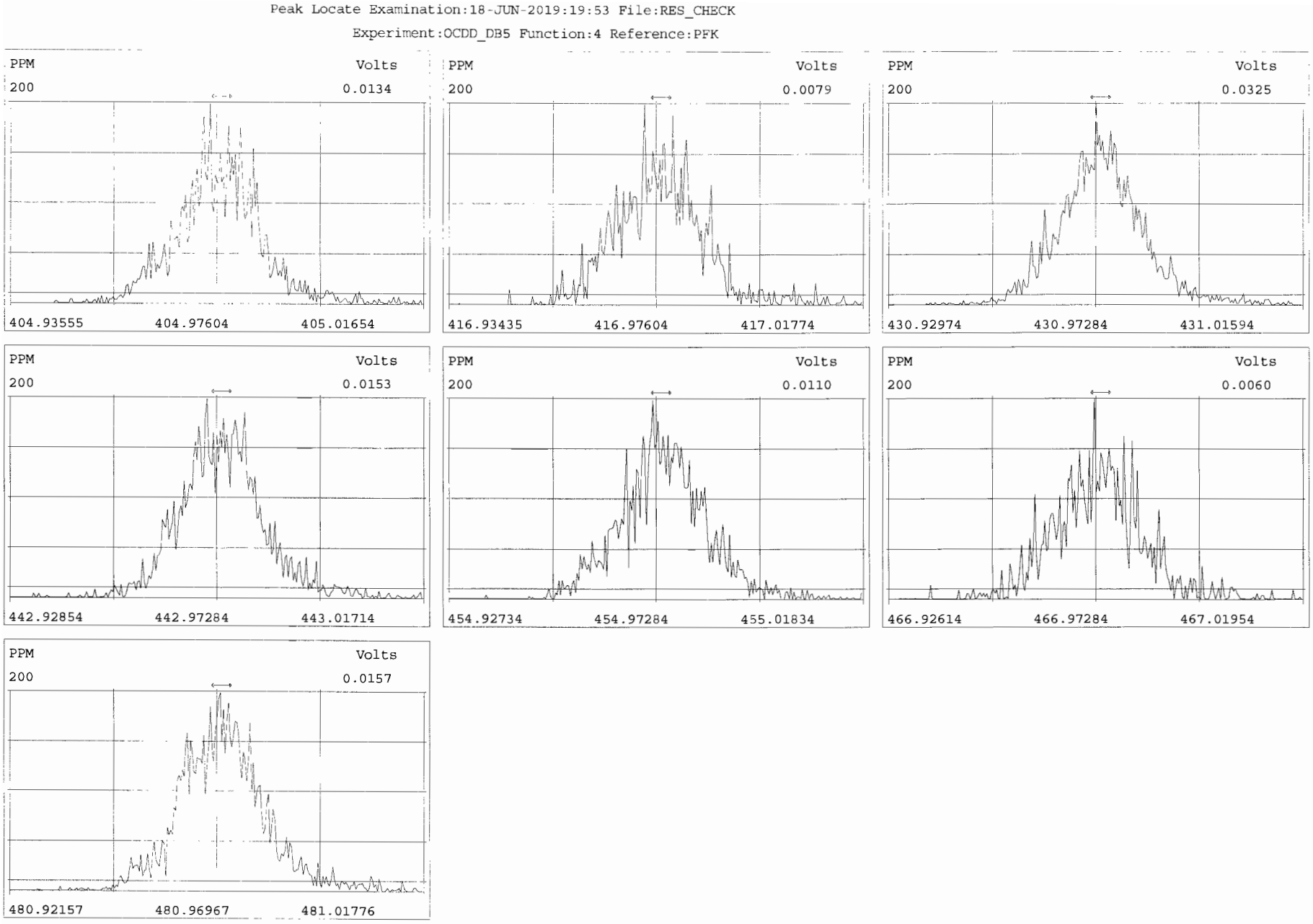
Peak Locate Examination:18-JUN-2019:19:53 File:RES_CHECK
Experiment:OCDD_DB5 Function:4 Reference:PFK
PPM
Volts
200
0.0134
404.93555
404.97604
405.01654
PPM
Volts
200
0.0079
416.93435
416.97604
417.01774
PPM
Volts
200
0.0325
430.92974
430.97284
431.01594
PPM
Volts
200
0.0153
442.92854
442.97284
443.01714
PPM
Volts
200
0.0110
454.92734
454.97284
455.01834
PPM
Volts
200
0.0060
466.92614
466.97284
467.01954
PPM
Volts
200
0.0157
480.92157
480.96967
481.01776

Peak Locate Examination:18-JUN-2019:19:54 File:RES_CHECK

Experiment:OCDD_DB5 Function:5 Reference:PFK

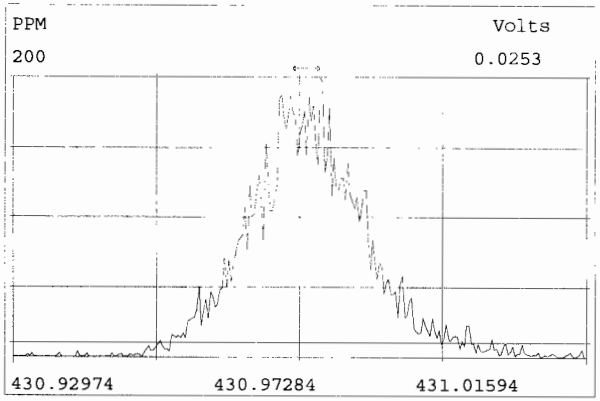

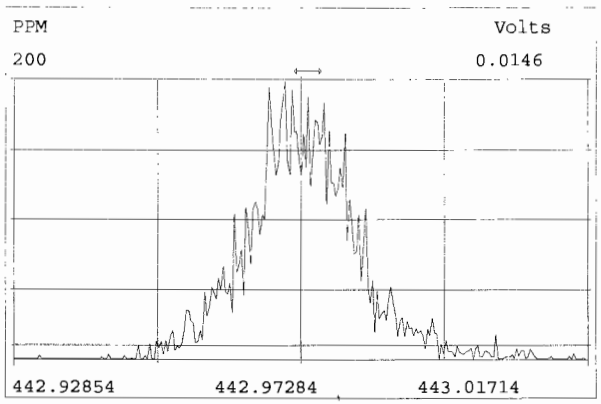

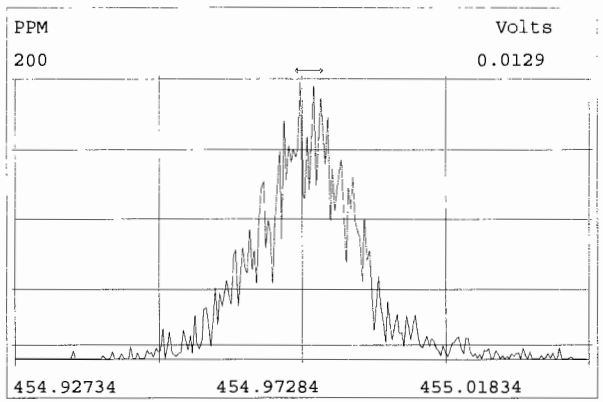

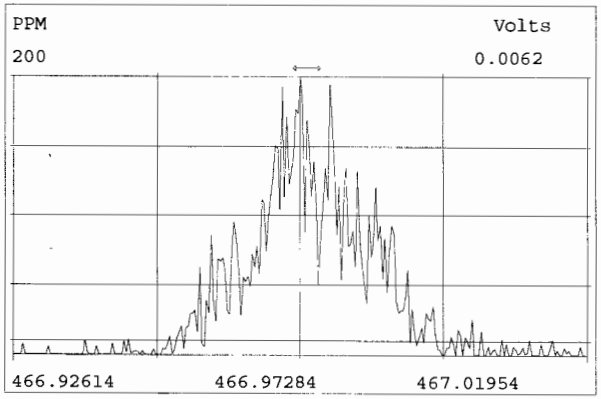

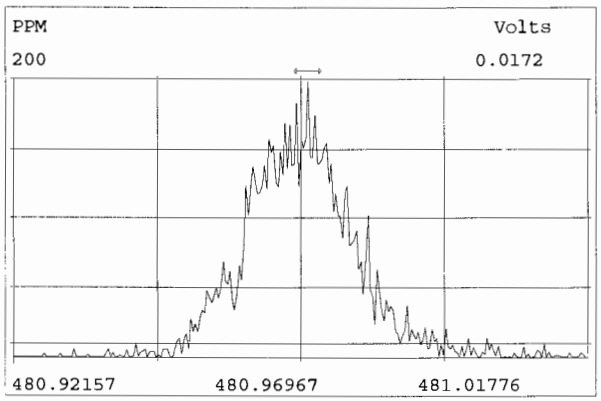

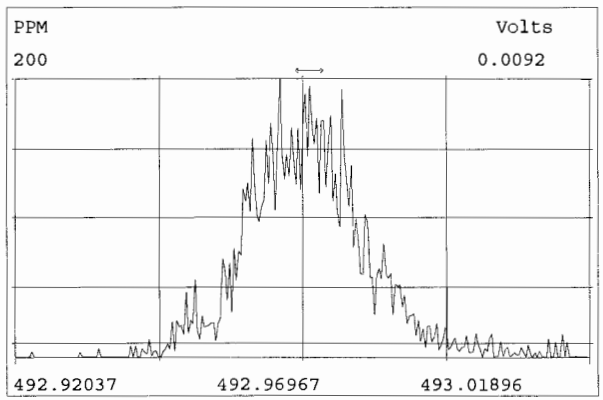

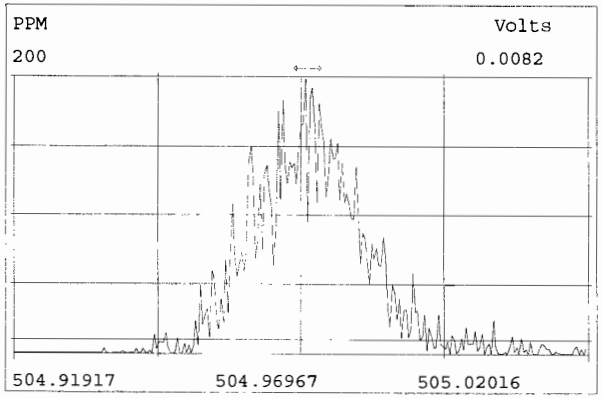

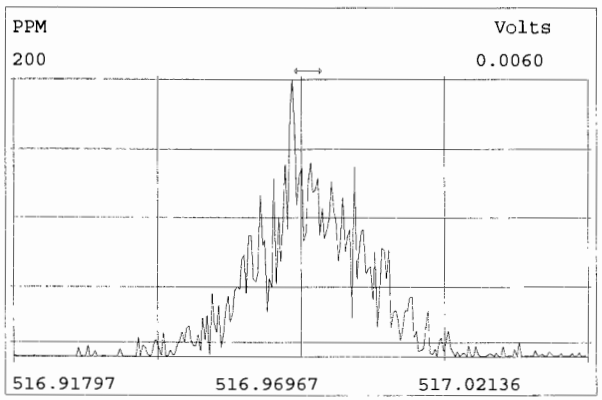

HRMS CALIBRATION STANDARDS REVIEW CHECKLIST

Beg. Calbration ID: ST190708D2-1 **Reviewed By:** CT 07/09/19

Initials & Date

End Calibration ID: NA

	Beg.	End
Ion abundance within QC limits?	☑	NA
Concentrations within criteria?	☑	☐
TCDD/TCDF Valleys <25%	☑	☐
First and last eluters present?	☑	☐
Retention Times within criteria?	☑	☐
Verification Std. named correctly? (ST-Year-Month-Day-VG ID)	☑	☐
Forms signed and dated?	☑	☐
Correct ICAL referenced?	DB	

Run Log:

- Correct instrument listed?	☑	☑
- Samples within 12 hour clock?	(Y)	N
- Bottle position verfied?	DB	

	Beg.	End
Mass resolution ≥	☑	☑

☐ 5k ☐ 6-8K ☐ 8K ☑ 10K

1614 1699 429 1613/1668/8280

Intergrated peaks display correctly?	☑	NA
GC Break <20%	NA	

8280 CS1 End Standard:

- Ratios within limits, S/N <2.5:1, CS1 within 12 hours	NA

Comments:

Vista Analytical Laboratory - Injection Log Run file: 190708D2 Instrument ID: VG-7 GC Column ID: ZB-5MS

Data file	S#	Sample ID	Analyst	Acq date	Acq time	CCal	ECal
190708D2	1	ST190708D2-1	DB	8-JUL-19	15:39:27	ST190708D2-1	NA
190708D2	2	B9G0036-BS1	DB	8-JUL-19	16:27:16	ST190708D2-1	NA
190708D2	3	B9F0255-BS1	DB	8-JUL-19	17:15:01	ST190708D2-1	NA
190708D2	4	SOLVENT BLANK	DB	8-JUL-19	18:02:44	ST190708D2-1	NA
190708D2	5	B9G0027-BLK1	DB	8-JUL-19	18:50:25	ST190708D2-1	NA
190708D2	6	B9G0028-BLK1	DB	8-JUL-19	19:37:57	ST190708D2-1	NA
190708D2	7	B9G0036-BLK1	DB	8-JUL-19	20:25:44	ST190708D2-1	NA
190708D2	8	B9F0255-BLK1	DB	8-JUL-19	21:13:25	ST190708D2-1	NA
190708D2	9	1901780-01	DB	8-JUL-19	22:01:02	ST190708D2-1	NA
190708D2	10	1901611-01	DB	8-JUL-19	22:48:37	ST190708D2-1	NA
190708D2	11	1901750-01	DB	8-JUL-19	23:36:07	ST190708D2-1	NA
190708D2	12	1901750-02	DB	9-JUL-19	00:23:43	ST190708D2-1	NA
190708D2	13	1901750-03	DB	9-JUL-19	01:11:18	ST190708D2-1	NA
190708D2	14	1901750-04	DB	9-JUL-19	01:58:53	ST190708D2-1	NA
190708D2	15	1901247-01RE1	DB	9-JUL-19	02:46:28	ST190708D2-1	NA

FORM 4A
PCDD/PCDF CALIBRATION VERIFICATION

Lab Name: Vista Analytical Laboratory Episode No.: CCAL ID: ST190708D2-1

Contract No.: SAS No.:

Initial Calibration Date: 5-10-19

Instrument ID: VG-7 GC Column ID: ZB-5MS

VER Data Filename: 190708D2 S#1 Analysis Date: 8-JUL-19 Time: 15:39:27

	M/Z'S FORMING RATIO (1)	ION ABUND. RATIO	QC LIMITS (2)	Pass	CONC. FOUND	CONC. RANGE (3) (ng/mL)
NATIVE ANALYTES						
2,3,7,8-TCDD	M/M+2	0.78	0.65-0.89	y	10.5	7.8 - 12.9 8.2 - 12.3 (4)
1,2,3,7,8-PeCDD	M/M+2	0.62	0.54-0.72	y	54.4	39.0 - 65.0
1,2,3,4,7,8-HxCDD	M+2/M+4	1.23	1.05-1.43	y	51.7	39.0 - 64.0
1,2,3,6,7,8-HxCDD	M+2/M+4	1.25	1.05-1.43	y	50.1	39.0 - 64.0
1,2,3,7,8,9-HxCDD	M+2/M+4	1.25	1.05-1.43	y	50.8	41.0 - 61.0
1,2,3,4,6,7,8-HpCDD	M+2/M+4	1.02	0.88-1.20	y	47.3	43.0 - 58.0
OCDD	M+2/M+4	0.88	0.76-1.02	y	96.8	79.0 - 126.0
2,3,7,8-TCDF	M/M+2	0.76	0.65-0.89	y	8.71	8.4 - 12.0 8.6 - 11.6 (4)
1,2,3,7,8-PeCDF	M+2/M+4	1.61	1.32-1.78	y	52.6	41.0 - 60.0
2,3,4,7,8-PeCDF	M+2/M+4	1.56	1.32-1.78	y	52.4	41.0 - 61.0
1,2,3,4,7,8-HxCDF	M+2/M+4	1.26	1.05-1.43	y	47.9	45.0 - 56.0
1,2,3,6,7,8-HxCDF	M+2/M+4	1.28	1.05-1.43	y	49.3	44.0 - 57.0
2,3,4,6,7,8-HxCDF	M+2/M+4	1.24	1.05-1.43	y	49.8	44.0 - 57.0
1,2,3,7,8,9-HxCDF	M+2/M+4	1.25	1.05-1.43	y	50.0	45.0 - 56.0
1,2,3,4,6,7,8-HpCDF	M+2/M+4	1.02	0.88-1.20	y	51.5	45.0 - 55.0
1,2,3,4,7,8,9-HpCDF	M+2/M+4	1.03	0.88-1.20	y	50.4	43.0 - 58.0
OCDF	M+2/M+4	0.88	0.76-1.02	y	94.1	63.0 - 159.0

(1) See Table 8, Method 1613, for m/z specifications.

(2) Ion Abundance Ratio Control Limits as specified in Table 9, Method 1613.

(3) Contract-required concentration range as specified in Table 6, Method 1613.

(4) Contract-required concentration range as specified in Table 6a, Method 1613, for tetras only.

Analyst: DB

Date: 7/8/19

FORM 4B
PCDD/PCDF CALIBRATION VERIFICATION

Lab Name: Vista Analytical Laboratory Episode No.:

Contract No.: SAS No.:

Initial Calibration Date: 5-10-19

Instrument ID: VG-7 GC Column ID: ZB-5MS

VER Data Filename: 190708D2 S#1 Analysis Date: 8-JUL-19 Time: 15:39:27

LABELED COMPOUNDS	M/Z'S FORMING RATIO (1)	ION ABUND. RATIO	QC LIMITS (2)	Pass	CONC. FOUND	CONC. RANGE (ng/mL)
13C-2,3,7,8-TCDD	M/M+2	0.77	0.65-0.89	y	108	82.0 - 121.0
13C-1,2,3,7,8-PeCDD	M/M+2	0.64	0.54-0.72	y	101	62.0 - 160.0
13C-1,2,3,4,7,8-HxCDD	M+2/M+4	1.29	1.05-1.43	y	105	85.0 - 117.0
13C-1,2,3,6,7,8-HxCDD	M+2/M+4	1.28	1.05-1.43	y	98.7	85.0 - 118.0
13C-1,2,3,7,8,9-HxCDD	M+2/M+4	1.26	1.05-1.43	y	101	85.0 - 118.0
13C-1,2,3,4,6,7,8-HpCDD	M+2/M+4	1.07	0.88-1.20	y	119	72.0 - 138.0
13C-OCDD	M/M+2	0.92	0.76-1.02	y	273	96.0 - 415.0
13C-2,3,7,8-TCDF	M+2/M+4	0.79	0.65-0.89	y	95.9	71.0 - 140.0
13C-1,2,3,7,8-PeCDF	M+2/M+4	1.63	1.32-1.78	y	94.3	76.0 - 130.0
13C-2,3,4,7,8-PeCDF	M+2/M+4	1.61	1.32-1.78	y	93.6	77.0 - 130.0
13C-1,2,3,4,7,8-HxCDF	M/M+2	0.51	0.43-0.59	y	106	76.0 - 131.0
13C-1,2,3,6,7,8-HxCDF	M/M+2	0.52	0.43-0.59	y	102	70.0 - 143.0
13C-2,3,4,6,7,8-HxCDF	M/M+2	0.51	0.43-0.59	y	103	73.0 - 137.0
13C-1,2,3,7,8,9-HxCDF	M/M+2	0.51	0.43-0.59	y	101	74.0 - 135.0
13C-1,2,3,4,6,7,8-HpCDF	M+2/M+4	0.44	0.37-0.51	y	102	78.0 - 129.0
13C-1,2,3,4,7,8,9-HpCDF	M+2/M+4	0.45	0.37-0.51	y	116	77.0 - 129.0
13C-OCDF	M+2/M+4	0.88	0.76-1.02	y	254	96.0 - 415.0
CLEANUP STANDARD (3)						
37Cl-2,3,7,8-TCDD					9.67	7.9 - 12.7

(1) See Table 8, Method 1613, for m/z specifications.

(2) Ion Abundance Ratio Control Limits as specified

(3) No ion abundance ratio; report concentration found.

Analyst: DB

Date: 7/8/19

FORM 5

PCDD/PCDF RT WINDOW AND ISOMER SPECIFICITY STANDARDS

Lab Name: Vista Analytical Laboratory Episode No.:

Contract No.: SAS No.:

Instrument ID: VG-7 Initial Calibration Date: 5-10-19

RT Window Data Filename: 190708D2 S#1 Analysis Date: 8-JUL-19 Time: 15:39:27

ZB-5MS IS Data Filename: 190708D2 S#1 Analysis Date: 8-JUL-19 Time: 15:39:27

DB_225 IS Data Filename: Analysis Date: Time:

ZB-5MS RT WINDOW DEFINING STANDARDS RESULTS

ISOMERS	ABSOLUTE RT	ISOMERS	ABSOLUTE RT
1,3,6,8-TCDD (F)	23:36	1,3,6,8-TCDF (F)	21:40
1,2,8,9-TCDD (L)	27:32	1,2,8,9-TCDF (L)	27:41
1,2,4,7,9-PeCDD (F)	29:02	1,3,4,6,8-PeCDF (F)	27:36
1,2,3,8,9-PeCDD (L)	31:22	1,2,3,8,9-PeCDF (L)	31:37
1,2,4,6,7,9-HxCDD (F)	32:46	1,2,3,4,6,8-HxCDF (F)	32:14
1,2,3,7,8,9-HxCDD (L)	34:47	1,2,3,7,8,9-HxCDF (L)	35:12
1,2,3,4,6,7,9-HpCDD (F)	37:21	1,2,3,4,6,7,8-HpCDF (F)	37:01
1,2,3,4,6,7,8-HpCDD (L)	38:09	1,2,3,4,7,8,9-HpCDF (L)	38:44

(F) = First eluting isomer (ZB-5MS); (L) = Last eluting isomer (ZB-5MS).

==========

ISOMER SPECIFICITY (IS) TEST STANDARD RESULTS

COMPARED PEAKS (1)	% VALLEY HEIGHT BETWEEN
	<25%

(1) To meet contract requirements, %Valley Height Between Compared Peaks shall not exceed 25% (section 15.4.2.2, Method 1613).

Analyst: DB

Date: 7/8/19

FORM 6A
PCDD/PCDF RELATIVE RETENTION TIMES

Lab Name: Vista Analytical Laboratory Episode No.:

Contract No.: SAS No.:

Initial Calibration Date: 5-10-19

Instrument ID: VG-7 GC Column ID: ZB-5MS

VER Data Filename: 190708D2 S#1 Analysis Date: 8-JUL-19 Time: 15:39:27

Compounds Using 13C-1234-TCDD as RT Internal Standard

NATIVE ANALYTES	RETENTION TIME REFERENCE	RRT	RRT QC LIMITS (1)
2,3,7,8-TCDD	13C-2,3,7,8-TCDD	1.001	0.999-1.002
1,2,3,7,8-PeCDD	13C-1,2,3,7,8-PeCDD	1.000	0.999-1.002
2,3,7,8-TCDF	13C-2,3,7,8-TCDF	1.001	0.999-1.003
1,2,3,7,8-PeCDF	13C-1,2,3,7,8-PeCDF	1.001	0.999-1.002
2,3,4,7,8-PeCDF	13C-2,3,4,7,8-PeCDF	1.000	0.999-1.002
LABELED COMPOUNDS			
13C-2,3,7,8-TCDD	13C-1,2,3,4-TCDD	1.021	0.976-1.043
13C-1,2,3,7,8-PeCDD	13C-1,2,3,4-TCDD	1.185	1.000-1.567
13C-2,3,7,8-TCDF	13C-1,2,3,4-TCDD	0.993	0.923-1.103
13C-1,2,3,7,8-PeCDF	13C-1,2,3,4-TCDD	1.142	1.000-1.425
13C-2,3,4,7,8-PeCDF	13C-1,2,3,4-TCDD	1.175	1.011-1.526
37Cl-2,3,7,8-TCDD	13C-1,2,3,4-TCDD	1.021	0.989-1.052

Analyst: JB

Date: 7/8/19

FORM 6B
PCDD/PCDF RELATIVE RETENTION TIMES

Lab Name: Vista Analytical Laboratory Episode No.:

Contract No.: SAS No.:

Initial Calibration Date: 5-10-19

Instrument ID: VG-7 GC Column ID: ZB-5MS

VER Data Filename: 190708D2 S#1 Analysis Date: 8-JUL-19 Time: 15:39:27

NATIVE ANALYTES	RETENTION TIME REFERENCE	RRT	RRT QC LIMITS (1)
1,2,3,4,7,8-HxCDF	13C-1,2,3,4,7,8-HxCDF	1.000	0.999-1.001
1,2,3,6,7,8-HxCDF	13C-1,2,3,6,7,8-HxCDF	1.000	0.997-1.005
2,3,4,6,7,8-HxCDF	13C-2,3,4,6,7,8-HxCDF	1.000	0.999-1.001
1,2,3,7,8,9-HxCDF	13C-1,2,3,7,8,9-HxCDF	1.000	0.999-1.001
1,2,3,4,7,8-HxCDD	13C-1,2,3,4,7,8-HxCDD	1.001	0.999-1.001
1,2,3,6,7,8-HxCDD	13C-1,2,3,6,7,8-HxCDD	1.000	0.998-1.004
1,2,3,7,8,9-HxCDD	13C-1,2,3,7,8,9-HxCDD	1.001	0.998-1.004
1,2,3,4,6,7,8-HpCDF	13C-1,2,3,4,6,7,8-HpCDF	1.000	0.999-1.001
1,2,3,4,6,7,8-HpCDD	13C-1,2,3,4,6,7,8-HpCDD	1.000	0.999-1.001
1,2,3,4,7,8,9-HpCDF	13C-1,2,3,4,7,8,9-HpCDF	1.000	0.999-1.001
OCDD	13C-OCDD	1.000	0.999-1.001
OCDF	13C-OCDF	1.000	0.999-1.001
LABELED COMPOUNDS			
13C-1,2,3,4,7,8-HxCDF	13C-1,2,3,4,6,9-HxCDF	0.987	0.975-1.001
13C-1,2,3,6,7,8-HxCDF	13C-1,2,3,4,6,9-HxCDF	0.991	0.979-1.005
13C-2,3,4,6,7,8-HxCDF	13C-1,2,3,4,6,9-HxCDF	1.010	1.001-1.020
13C-1,2,3,7,8,9-HxCDF	13C-1,2,3,4,6,9-HxCDF	1.039	1.002-1.072
13C-1,2,3,4,7,8-HxCDD	13C-1,2,3,4,6,9-HxCDF	1.014	1.002-1.026
13C-1,2,3,6,7,8-HxCDD	13C-1,2,3,4,6,9-HxCDF	1.018	1.007-1.029
13C-1,2,3,7,8,9-HxCDD	13C-1,2,3,4,6,9-HxCDF	1.027	1.014-1.038
13C-1,2,3,4,6,7,8-HpCDF	13C-1,2,3,4,6,9-HxCDF	1.093	1.069-1.111
13C-1,2,3,4,7,8,9-HpCDF	13C-1,2,3,4,6,9-HxCDF	1.143	1.098-1.192
13C-1,2,3,4,6,7,8-HpCDD	13C-1,2,3,4,6,9-HxCDF	1.126	1.117-1.141
13C-OCDD	13C-1,2,3,4,6,9-HxCDF	1.226	1.085-1.365
13C-OCDF	13C-1,2,3,4,6,9-HxCDF	1.233	1.091-1.371

Analyst: DB

Date: 7/8/19

Client ID: 1613 CS3 19C2204 Filename: 190708D2 S:1 Acq: 8-JUL-19 15:39:27 ConCal: ST190708D2-1

Lab ID: ST190708D2-1 GC Column ID: ZB-5MS ICal: 1613VG7-5-10-19 wt/vol: 1.000 EndCAL: NA

	Name	Resp	RA	RRF	RT	Conc	Qual	noise	Fac	DL
	2,3,7,8-TCDD	1.19e+06	0.78 y	0.90	26:43	10.512		*	2.5	*
	1,2,3,7,8-PeCDD	4.96e+06	0.62 y	0.87	31:01	54.413		*	2.5	*
	1,2,3,4,7,8-HxCDD	4.75e+06	1.23 y	1.05	34:22	51.727		*	2.5	*
	1,2,3,6,7,8-HxCDD	4.78e+06	1.25 y	0.93	34:29	50.075		*	2.5	*
	1,2,3,7,8,9-HxCDD	4.97e+06	1.25 y	0.96	34:47	50.823		*	2.5	*
	1,2,3,4,6,7,8-HpCDD	4.71e+06	1.02 y	0.99	38:09	47.322		*	2.5	*
	OCDD	1.01e+07	0.88 y	0.99	41:32	96.782		*	2.5	*
	2,3,7,8-TCDF	1.46e+06	0.76 y	0.94	26:00	8.7076		*	2.5	*
	1,2,3,7,8-PeCDF	7.69e+06	1.61 y	0.92	29:53	52.579		*	2.5	*
	2,3,4,7,8-PeCDF	7.75e+06	1.56 y	0.96	30:45	52.414		*	2.5	*
	1,2,3,4,7,8-HxCDF	6.18e+06	1.26 y	1.15	33:27	47.921		*	2.5	*
	1,2,3,6,7,8-HxCDF	6.58e+06	1.28 y	1.04	33:35	49.343		*	2.5	*
	2,3,4,6,7,8-HxCDF	6.59e+06	1.24 y	1.10	34:12	49.817		*	2.5	*
	1,2,3,7,8,9-HxCDF	5.57e+06	1.25 y	1.03	35:12	49.983		*	2.5	*
	1,2,3,4,6,7,8-HpCDF	5.57e+06	1.02 y	1.06	37:01	51.507		*	2.5	*
	1,2,3,4,7,8,9-HpCDF	5.59e+06	1.03 y	1.23	38:44	50.354		*	2.5	*
	OCDF	1.08e+07	0.88 y	0.94	41:46	94.101		*	2.5	*
IS	13C-2,3,7,8-TCDD	1.26e+07	0.77 y	1.11	26:42	107.79				108
IS	13C-1,2,3,7,8-PeCDD	1.04e+07	0.64 y	0.98	31:00	101.46				101
IS	13C-1,2,3,4,7,8-HxCDD	8.75e+06	1.29 y	0.68	34:21	104.83				105
IS	13C-1,2,3,6,7,8-HxCDD	1.03e+07	1.28 y	0.84	34:28	98.686				98.7
IS	13C-1,2,3,7,8,9-HxCDD	1.02e+07	1.26 y	0.81	34:46	101.37				101
IS	13C-1,2,3,4,6,7,8-HpCDD	1.01e+07	1.07 y	0.69	38:08	118.84				119
IS	13C-OCDD	2.11e+07	0.92 y	0.62	41:31	273.10				137
IS	13C-2,3,7,8-TCDF	1.78e+07	0.79 y	1.05	25:60	95.867				95.9
IS	13C-1,2,3,7,8-PeCDF	1.59e+07	1.63 y	0.95	29:52	94.256				94.3
IS	13C-2,3,4,7,8-PeCDF	1.54e+07	1.61 y	0.94	30:45	93.577				93.6
IS	13C-1,2,3,4,7,8-HxCDF	1.12e+07	0.51 y	0.86	33:26	105.59				106
IS	13C-1,2,3,6,7,8-HxCDF	1.29e+07	0.52 y	1.02	33:34	101.85				102
IS	13C-2,3,4,6,7,8-HxCDF	1.21e+07	0.51 y	0.95	34:11	102.62				103
IS	13C-1,2,3,7,8,9-HxCDF	1.08e+07	0.51 y	0.87	35:11	101.02				101
IS	13C-1,2,3,4,6,7,8-HpCDF	1.02e+07	0.44 y	0.81	37:01	101.69				102
IS	13C-1,2,3,4,7,8,9-HpCDF	9.06e+06	0.45 y	0.63	38:43	116.02				116
IS	13C-OCDF	2.45e+07	0.88 y	0.78	41:46	253.68				127
C/Up	37Cl-2,3,7,8-TCDD	1.24e+06		1.22	26:43	9.6714				96.7
RS/RT	13C-1,2,3,4-TCDD	1.06e+07	0.82 y	1.00	26:10	100.00				
RS	13C-1,2,3,4-TCDF	1.76e+07	0.78 y	1.00	24:51	100.00				
RS/RT	13C-1,2,3,4,6,9-HxCDF	1.24e+07	0.51 y	1.00	33:52	100.00				

Name	Conc	EMPC	Qual	noise	DL
Total Tetra-Dioxins	75.7	76.3		*	*
Total Penta-Dioxins	204	204		*	*
Total Hexa-Dioxins	226	227		*	*
Total Hepta-Dioxins	110	110		*	*
Total Tetra-Furans	33.5	34.5		*	*
Total Penta-Furans	238.59	239.49		*	*
Total Hexa-Furans	262	263		*	*
Total Hepta-Furans	103	103		*	*

Integrations by Analyst: DB Date: 7/8/19

Reviewed by Analyst: CT Date: 07/09/19

Vista Analytical Laboratory - Injection Log Run file: 190708D2 Instrument ID: VG-7 GC Column ID: ZB-5MS

Data file	S#	Sample ID	Analyst	Acq date	Acq time	CCal	ECal
190708D2	1	ST190708D2-1	DB	8-JUL-19	15:39:27	ST190708D2-1	NA
190708D2	2	B9G0036-BS1	DB	8-JUL-19	16:27:16	ST190708D2-1	NA
190708D2	3	B9F0255-BS1	DB	8-JUL-19	17:15:01	ST190708D2-1	NA
190708D2	4	SOLVENT BLANK	DB	8-JUL-19	18:02:44	ST190708D2-1	NA
190708D2	5	B9G0027-BLK1	DB	8-JUL-19	18:50:25	ST190708D2-1	NA
190708D2	6	B9G0028-BLK1	DB	8-JUL-19	19:37:57	ST190708D2-1	NA
190708D2	7	B9G0036-BLK1	DB	8-JUL-19	20:25:44	ST190708D2-1	NA
190708D2	8	B9F0255-BLK1	DB	8-JUL-19	21:13:25	ST190708D2-1	NA
190708D2	9	1901780-01	DB	8-JUL-19	22:01:02	ST190708D2-1	NA
190708D2	10	1901611-01	DB	8-JUL-19	22:48:37	ST190708D2-1	NA
190708D2	11	1901750-01	DB	8-JUL-19	23:36:07	ST190708D2-1	NA
190708D2	12	1901750-02	DB	9-JUL-19	00:23:43	ST190708D2-1	NA
190708D2	13	1901750-03	DB	9-JUL-19	01:11:18	ST190708D2-1	NA
190708D2	14	1901750-04	DB	9-JUL-19	01:58:53	ST190708D2-1	NA
190708D2	15	1901247-01RE1	DB	9-JUL-19	02:46:28	ST190708D2-1	NA

Peak Locate Examination: 8-JUL-2019:15:35 File:190708D2

Experiment:OCDD_DB5 Function:1 Reference:PFK

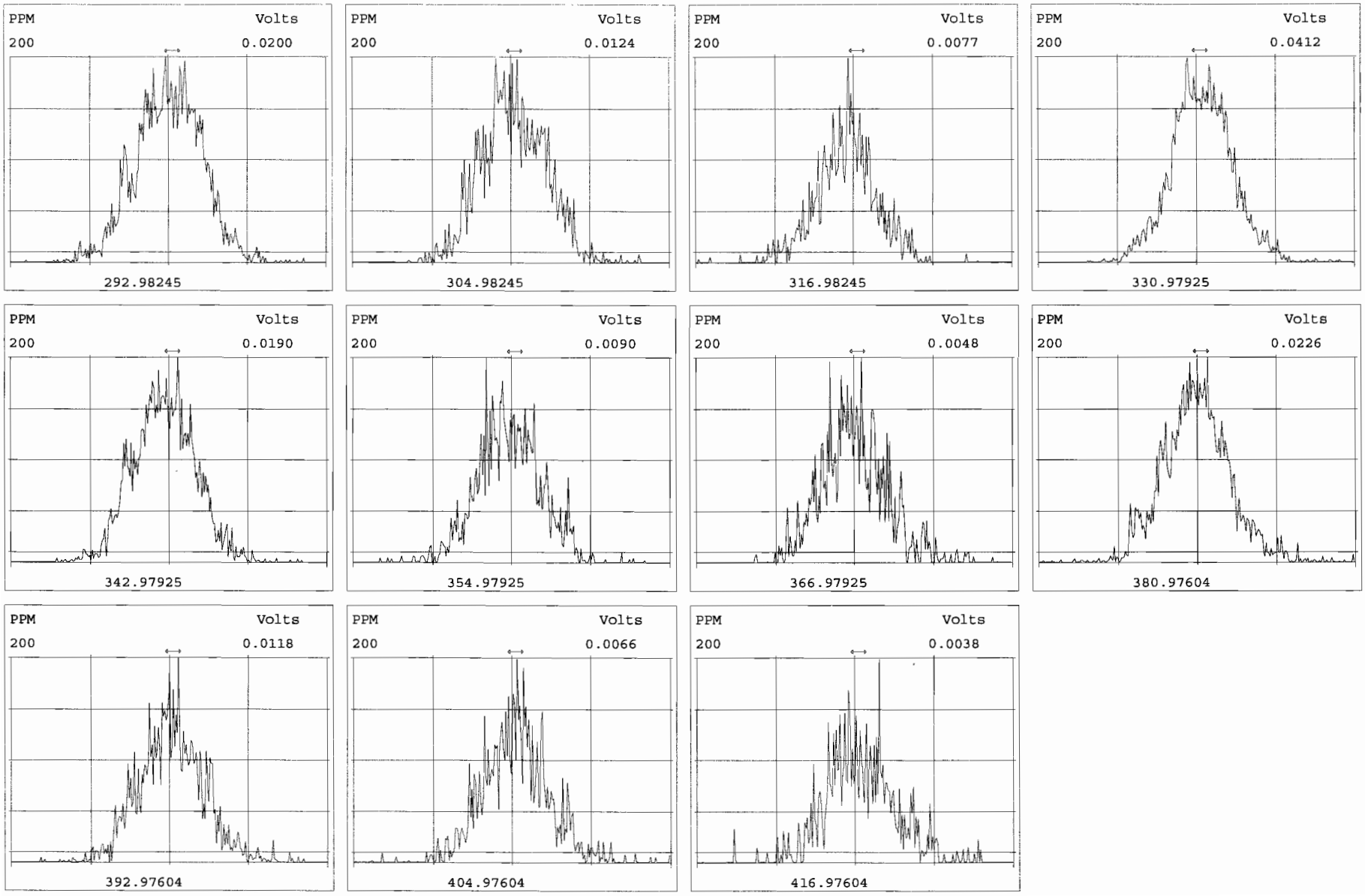

Peak Locate Examination: 8-JUL-2019:15:36 File:190708D2

Experiment:OCDD_DB5 Function:2 Reference:PFK

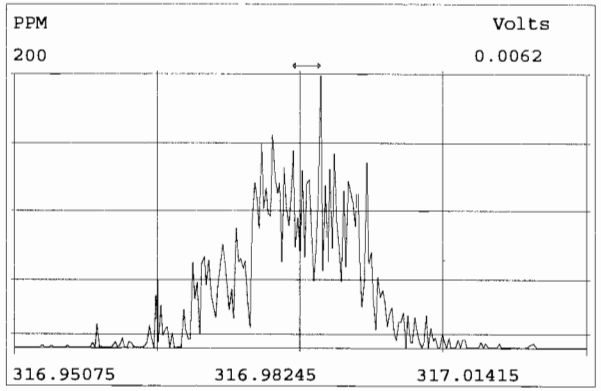

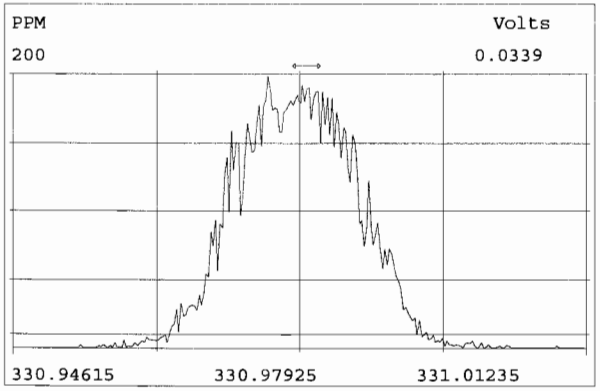

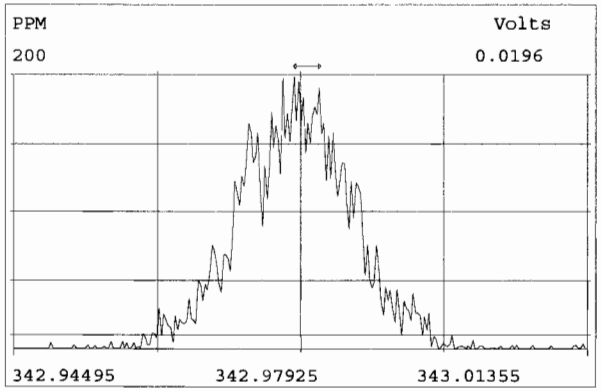

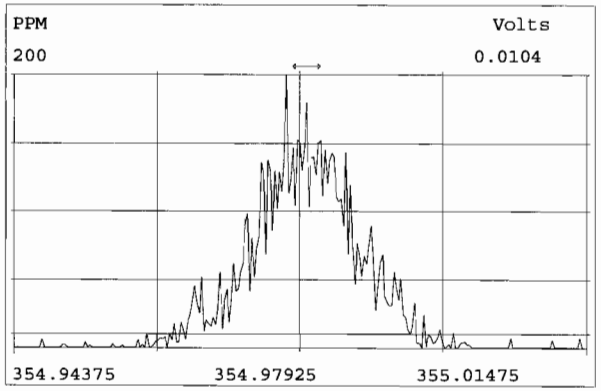

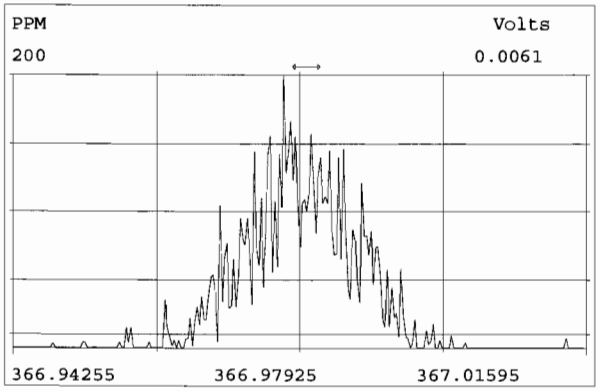

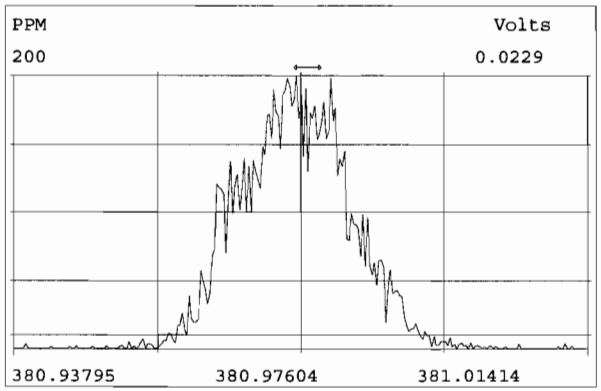

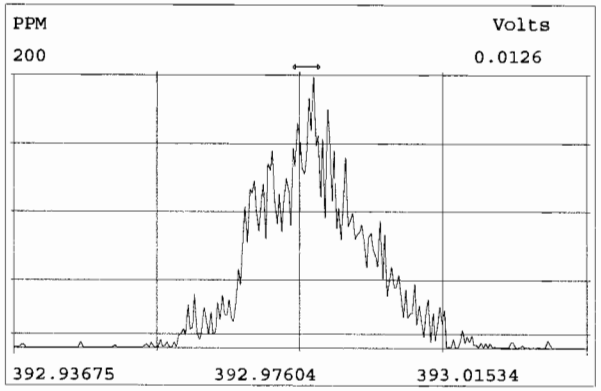

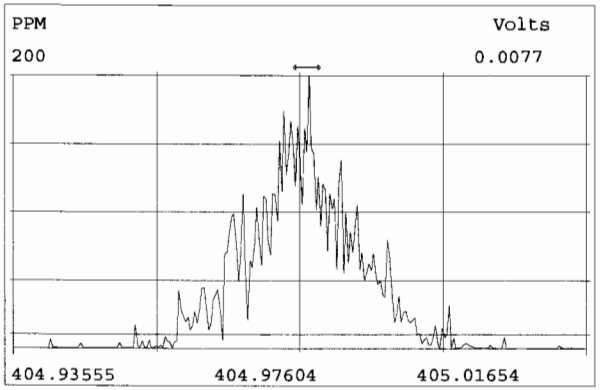

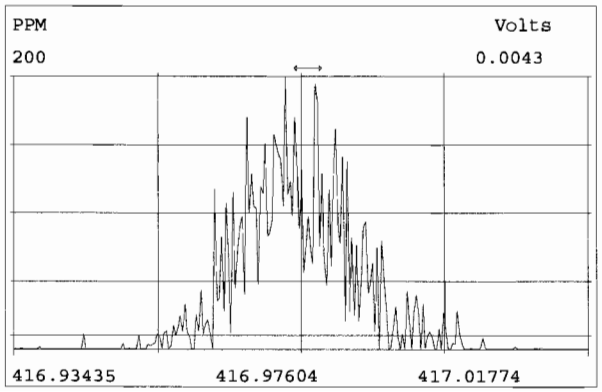

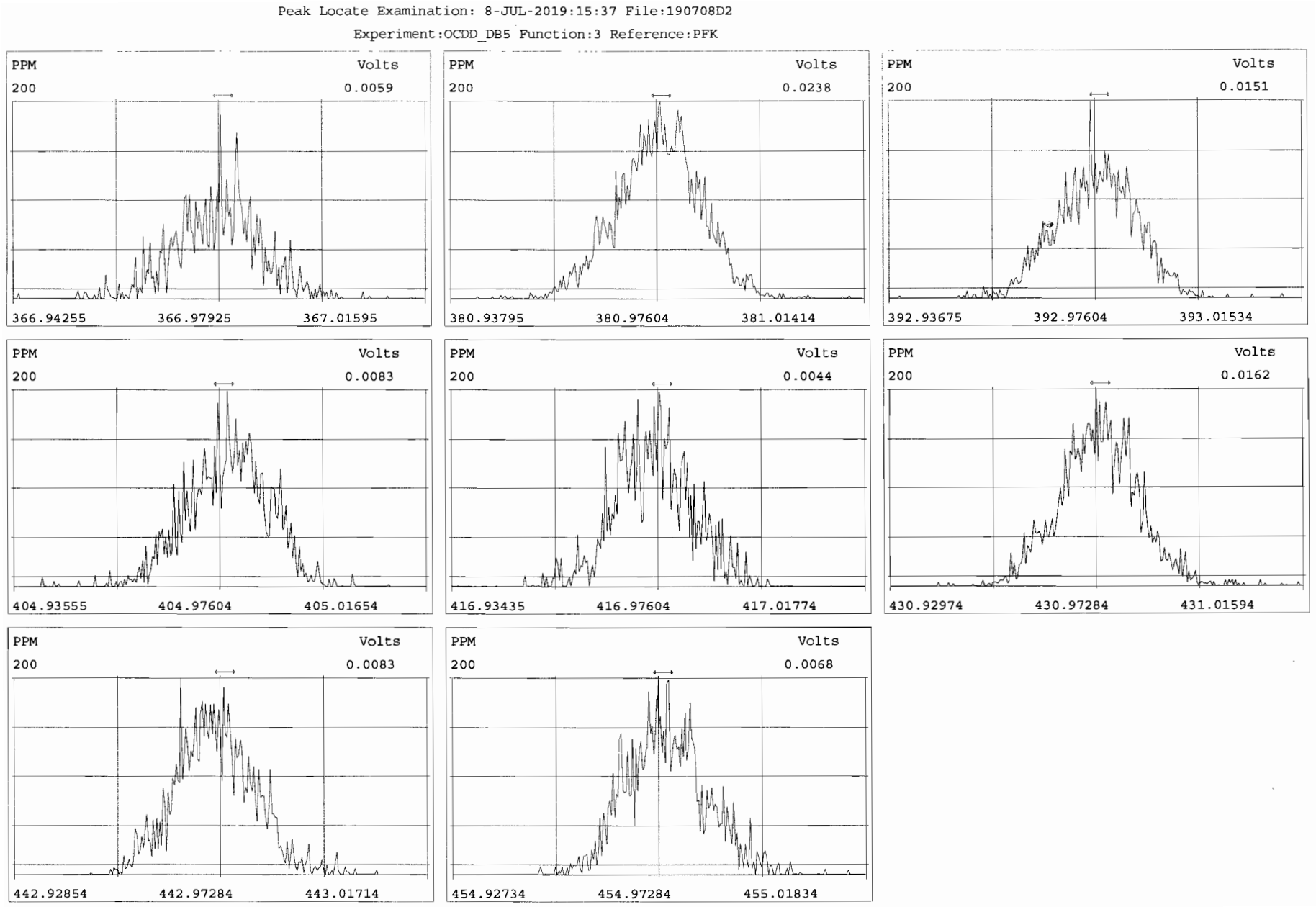
Peak Locate Examination: 8-JUL-2019:15:37 File:190708D2
Experiment:OCDD_DB5 Function:3 Reference:PFK
PPM
Volts
200
0.0059
366.94255
366.97925
367.01595
PPM
Volts
200
0.0238
380.93795
380.97604
381.01414
PPM
Volts
200
0.0151
392.93675
392.97604
393.01534
PPM
Volts
200
0.0083
404.93555
404.97604
405.01654
PPM
Volts
200
0.0044
416.93435
416.97604
417.01774
PPM
Volts
200
0.0162
430.92974
430.97284
431.01594
PPM
Volts
200
0.0083
442.92854
442.97284
443.01714
PPM
Volts
200
0.0068
454.92734
454.97284
455.01834

Peak Locate Examination: 8-JUL-2019:15:37 File:190708D2

Experiment:OCDD_DB5 Function:4 Reference:PFK

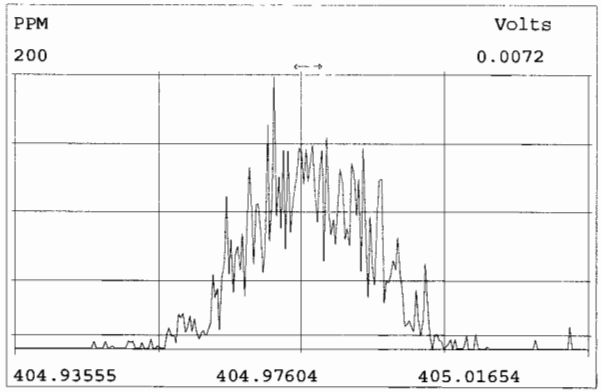

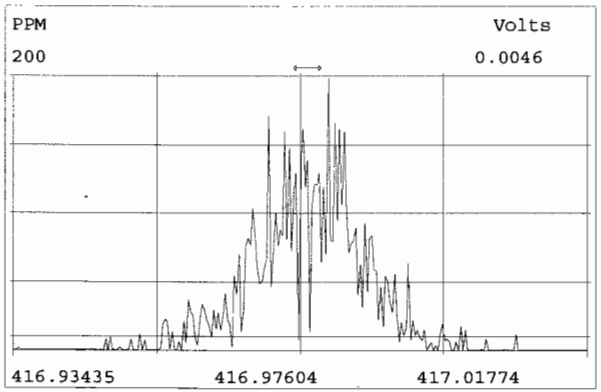

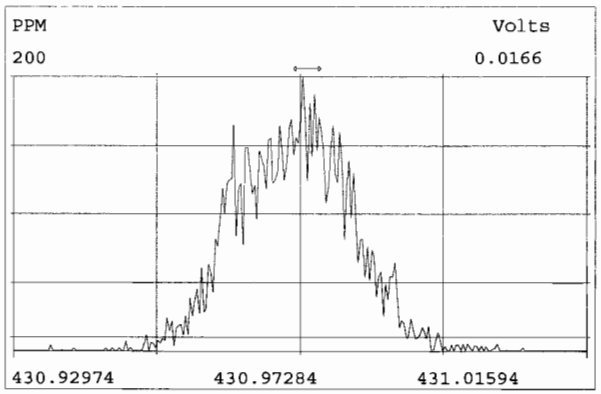

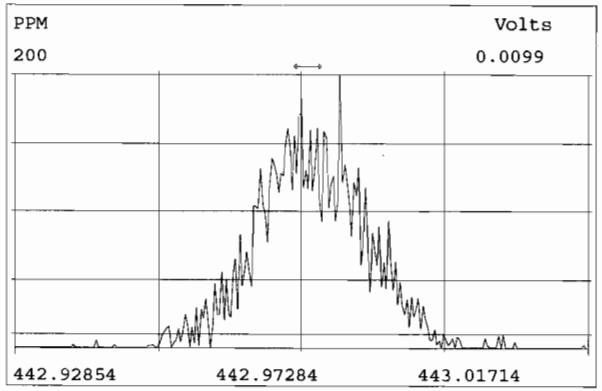

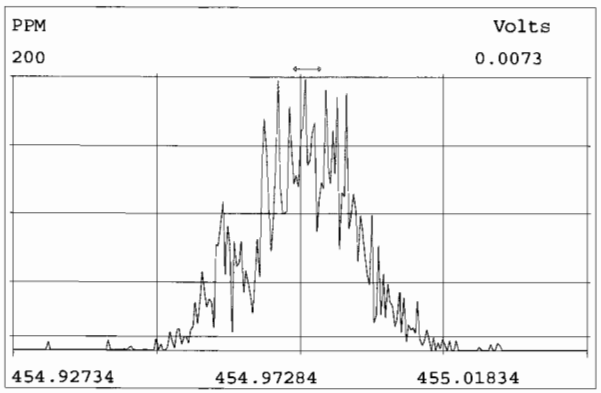

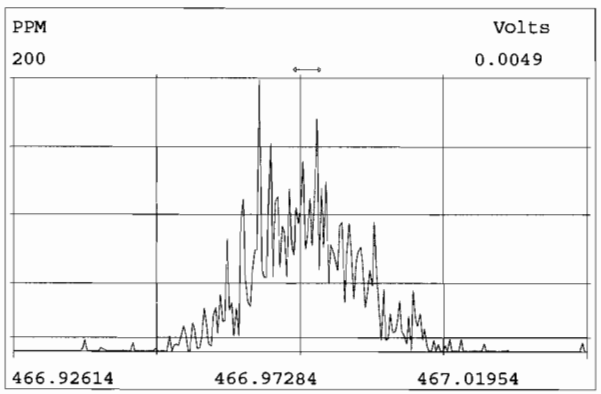

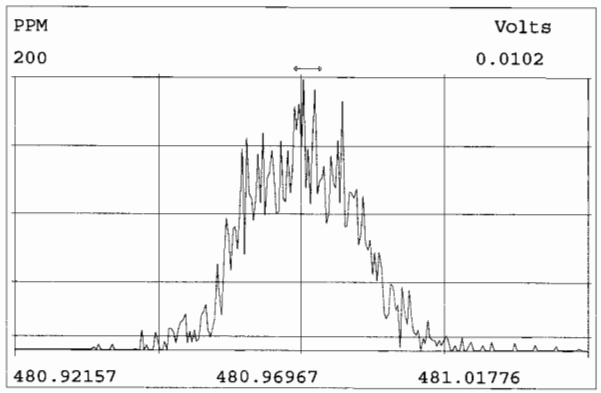

Peak Locate Examination: 8-JUL-2019:15:38 File:190708D2

Experiment:OCDD_DB5 Function:5 Reference:PFK

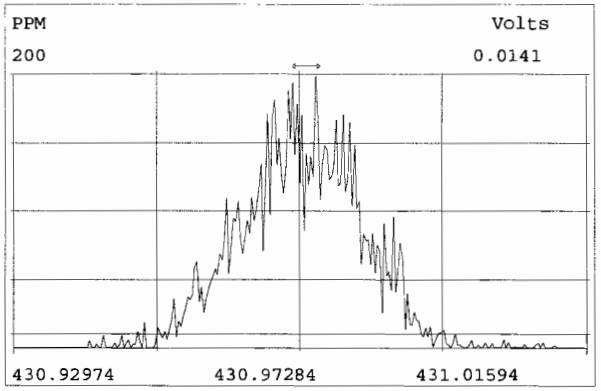

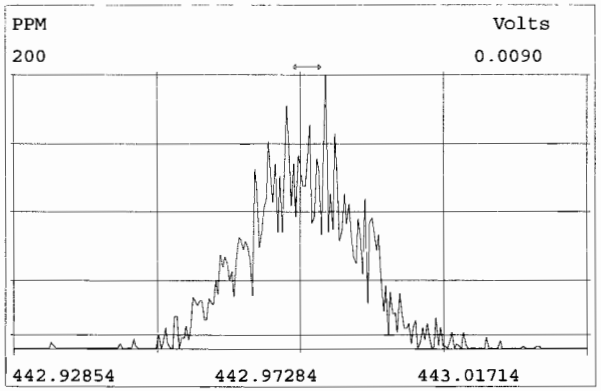

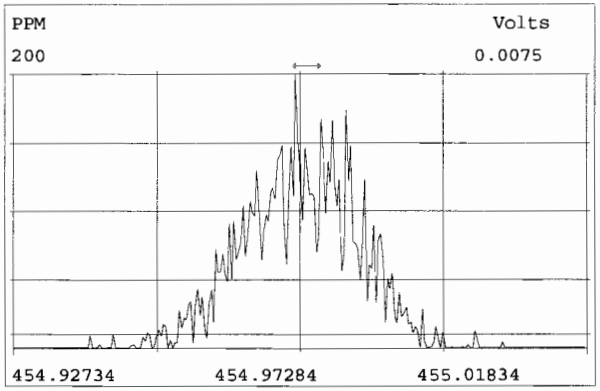

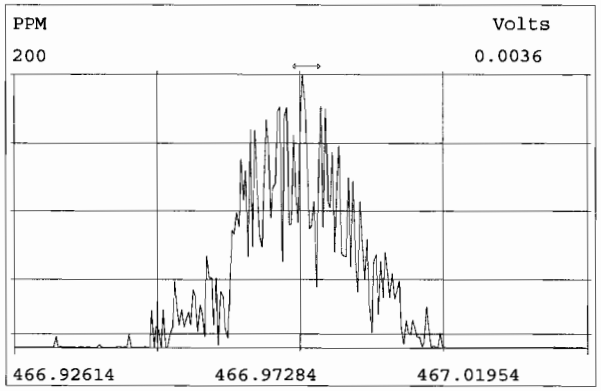

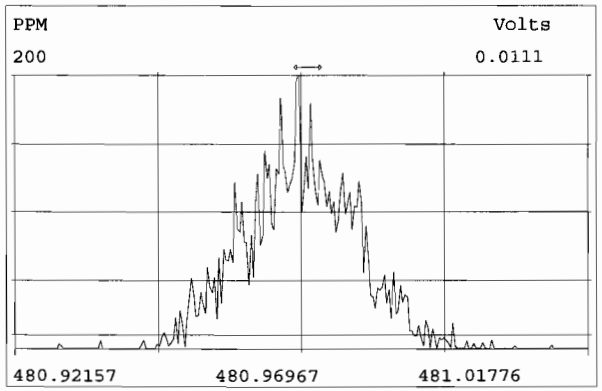

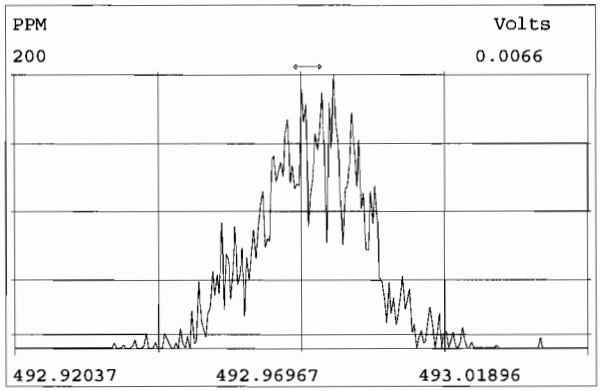

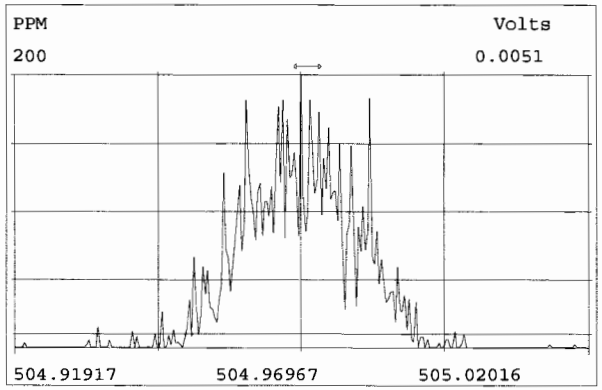

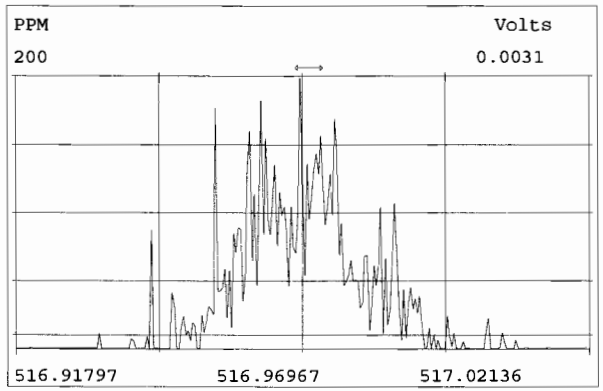

File:190708D2 #1-513 Acq: 8-JUL-2019 15:39:27 GC EI+ Voltage SIR Autospec-UltimaE
Sample#1 File Text:Vista_Analytical_Laboratory_VG7 Text:ST190708D2-1 1613 CS3 19C2204 Exp:OCDD_DB5
321.8936

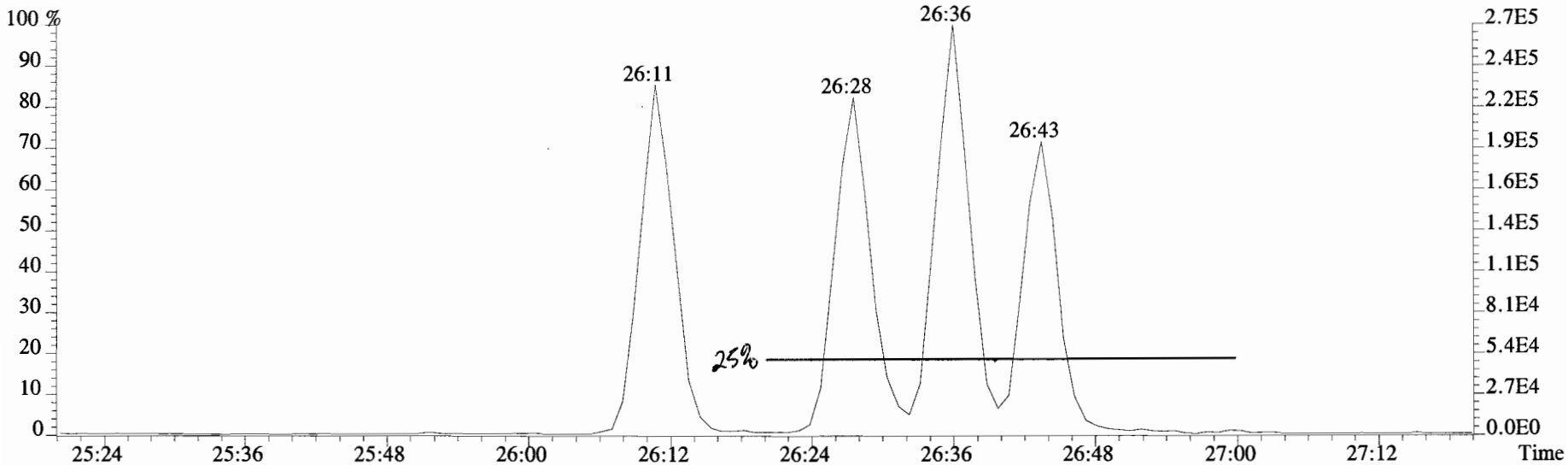

333.9339

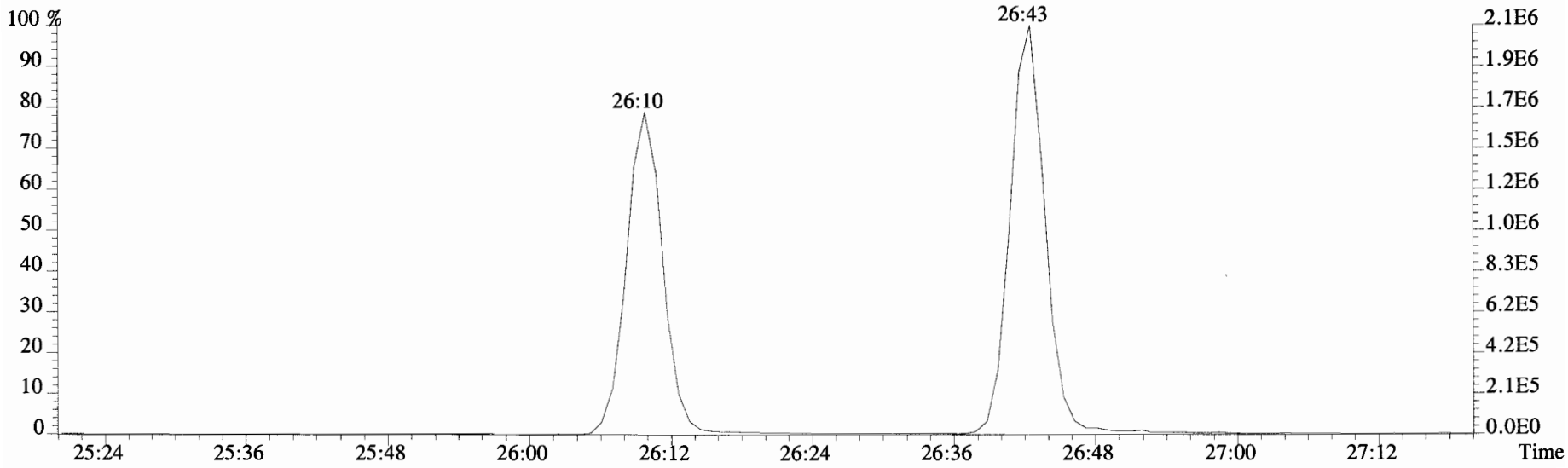

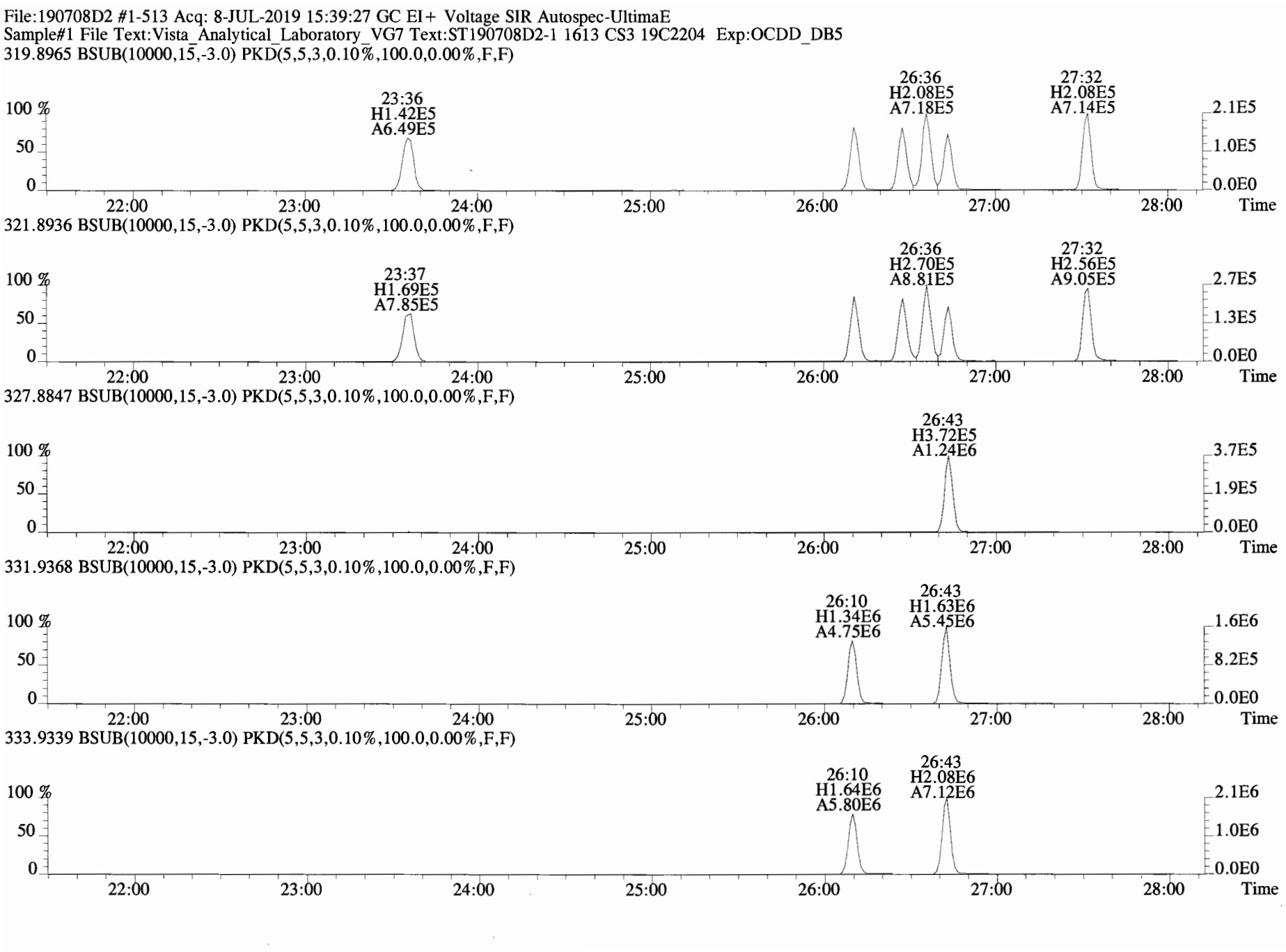
File:190708D2 #1-513 Acq: 8-JUL-2019 15:39:27 GC EI+ Voltage SIR Autospec-UltimaE
Sample#1 File Text:Vista_Analytical_Laboratory_VG7 Text:ST190708D2-1 1613 CS3 19C2204 Exp:OCDD_DB5
319.8965 BSUB(10000,15,-3.0) PKD(5,5,3,0.10%,100.0,0.00%,F,F)
23:36 H1.42E5 A6.49E5
26:36 H2.08E5 A7.18E5
27:32 H2.08E5 A7.14E5
321.8936 BSUB(10000,15,-3.0) PKD(5,5,3,0.10%,100.0,0.00%,F,F)
23:37 H1.69E5 A7.85E5
26:36 H2.70E5 A8.81E5
27:32 H2.56E5 A9.05E5
327.8847 BSUB(10000,15,-3.0) PKD(5,5,3,0.10%,100.0,0.00%,F,F)
26:43 H3.72E5 A1.24E6
331.9368 BSUB(10000,15,-3.0) PKD(5,5,3,0.10%,100.0,0.00%,F,F)
26:10 H1.34E6 A4.75E6
26:43 H1.63E6 A5.45E6
333.9339 BSUB(10000,15,-3.0) PKD(5,5,3,0.10%,100.0,0.00%,F,F)
26:10 H1.64E6 A5.80E6
26:43 H2.08E6 A7.12E6
100 %
50
0
22:00
23:00
24:00
25:00
26:00
27:00
28:00
Time
2.1E5
1.0E5
0.0E0
2.7E5
1.3E5
3.7E5
1.9E5
1.6E6
8.2E5
2.1E6
1.0E6

File:190708D2 #1-211 Acq: 8-JUL-2019 15:39:27 GC EI+ Voltage SIR Autospec-UltimaE
Sample#1 File Text:Vista_Analytical_Laboratory_VG7 Text:ST190708D2-1 1613 CS3 19C2204 Exp:OCDD_DB5
353.8576 F:2 BSUB(10000,15,-3.0) PKD(5,5,3,0.10%,100.0,0.00%,F,F)

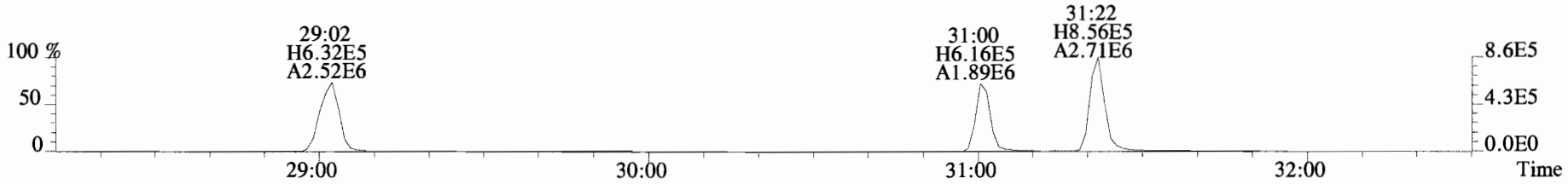

355.8546 F:2 BSUB(10000,15,-3.0) PKD(5,5,3,0.10%,100.0,0.00%,F,F)

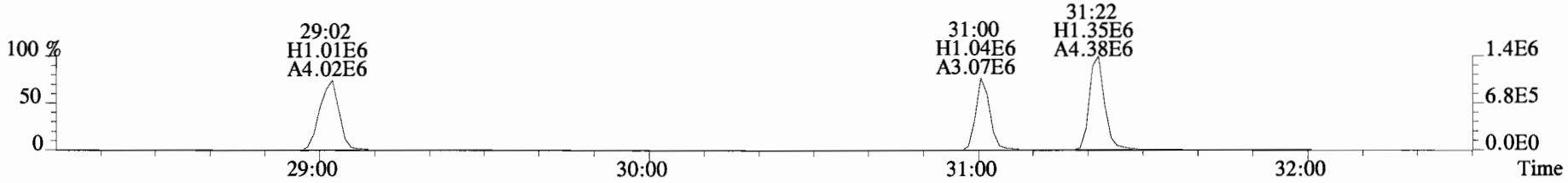

365.8978 F:2 BSUB(10000,15,-3.0) PKD(5,5,3,0.10%,100.0,0.00%,F,F)

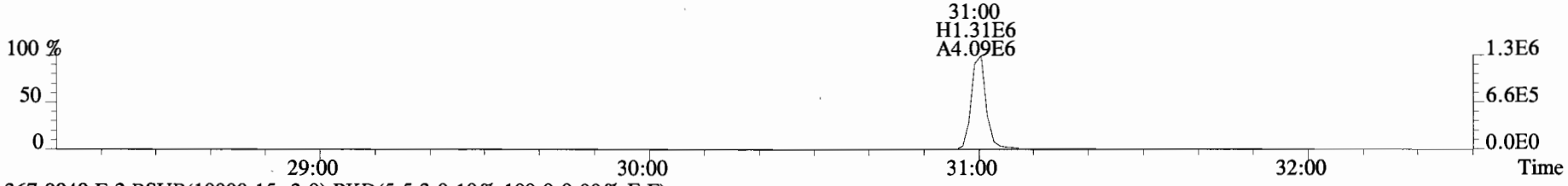

367.8949 F:2 BSUB(10000,15,-3.0) PKD(5,5,3,0.10%,100.0,0.00%,F,F)

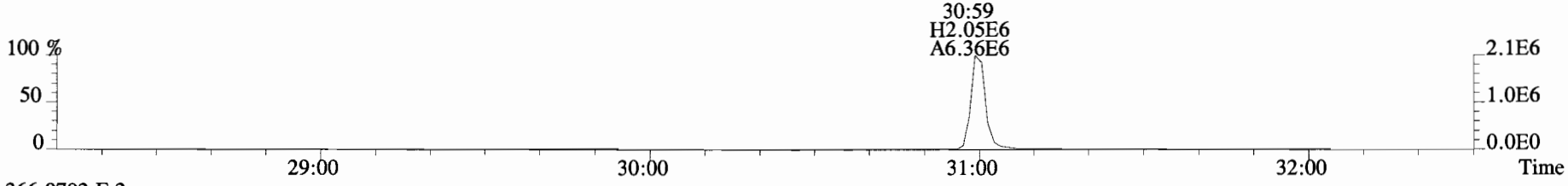

366.9792 F:2

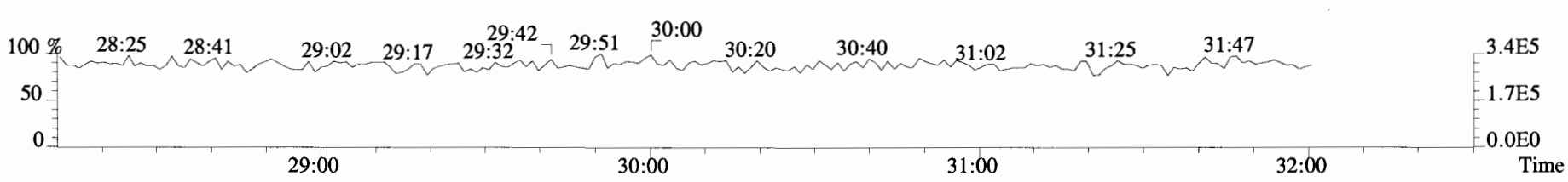


File:190708D2 #1-355 Acq: 8-JUL-2019 15:39:27 GC EI+ Voltage SIR Autospec-UltimaE
Sample#1 File Text:Vista_Analytical_Laboratory_VG7 Text:ST190708D2-1 1613 CS3 19C2204 Exp:OCDD_DB5
389.8156 F:3 BSUB(10000,15,-3.0) PKD(5,5,3,0.10%,100.0,0.00%,F,F)
32:46
H1.18E6
A3.83E6
34:22
H7.07E5
A2.62E6
34:47
H6.34E5
A2.77E6
100 %
50
0
1.2E6
5.9E5
0.0E0
32:00
33:00
34:00
35:00
36:00
Time
391.8127 F:3 BSUB(10000,15,-3.0) PKD(5,5,3,0.10%,100.0,0.00%,F,F)
32:46
H9.38E5
A3.03E6
34:22
H5.78E5
A2.13E6
34:47
H5.15E5
A2.20E6
9.4E5
4.7E5
0.0E0
401.8559 F:3 BSUB(10000,15,-3.0) PKD(5,5,3,0.10%,100.0,0.00%,F,F)
34:28
H1.39E6
A5.76E6
34:46
H1.32E6
A5.67E6
1.4E6
6.9E5
0.0E0
403.8530 F:3 BSUB(10000,15,-3.0) PKD(5,5,3,0.10%,100.0,0.00%,F,F)
34:28
H1.11E6
A4.50E6
34:46
H1.06E6
A4.49E6
1.1E6
5.6E5
0.0E0
392.9760 F:3
32:08
32:18
32:29
32:53
33:01
33:27
33:34
33:49
33:59
34:16
34:38
34:44
35:05
35:28
35:55
9.8E5
4.9E5
0.0E0

File:190708D2 #1-355 Acq: 8-JUL-2019 15:39:27 GC EI+ Voltage SIR Autospec-UltimaE
Sample#1 File Text:Vista_Analytical_Laboratory_VG7 Text:ST190708D2-1 1613 CS3 19C2204 Exp:OCDD_DB5
401.8559 F:3 BSUB(10000,15,-3.0) PKD(5,5,3,0.10%,100.0,0.00%,F,F)

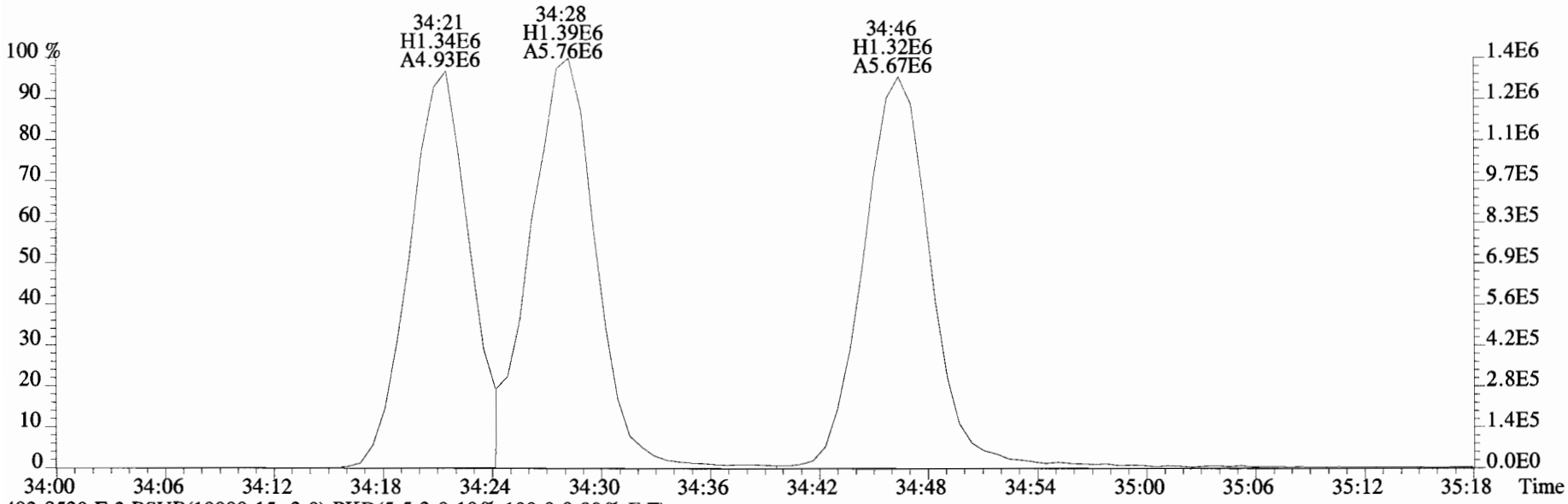

403.8530 F:3 BSUB(10000,15,-3.0) PKD(5,5,3,0.10%,100.0,0.00%,F,F)

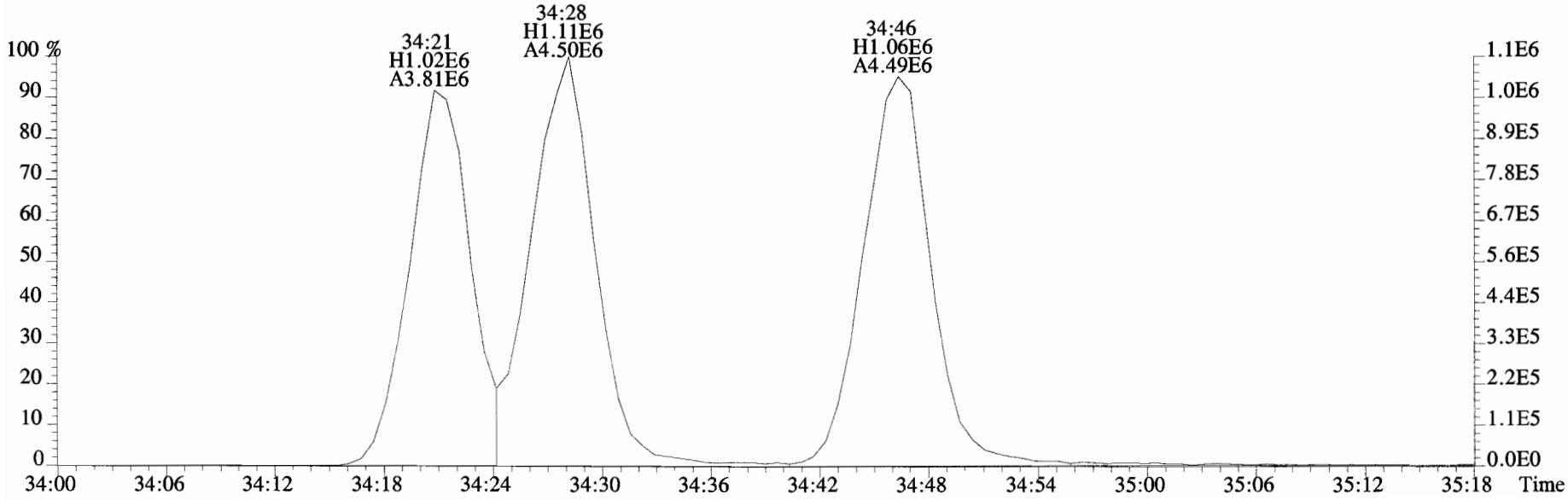

File:190708D2 #1-355 Acq: 8-JUL-2019 15:39:27 GC EI+ Voltage SIR Autospec-UltimaE
Sample#1 File Text:Vista_Analytical_Laboratory_VG7 Text:ST190708D2-1 1613 CS3 19C2204 Exp:OCDD_DB5
423.7767 F:4 BSUB(10000,15,-3.0) PKD(5,5,3,0.10%,100.0,0.00%,F,F)

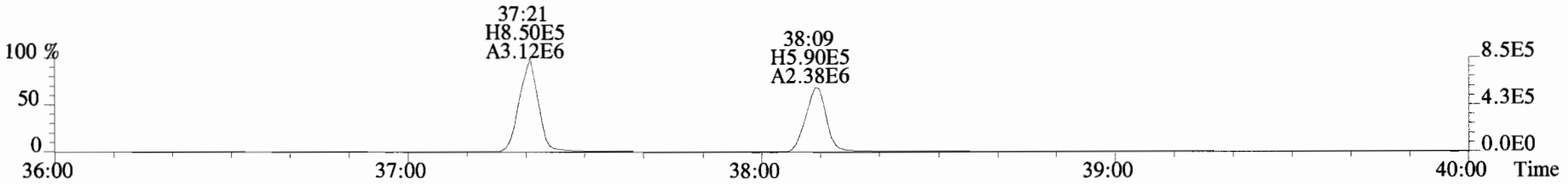

425.7737 F:4 BSUB(10000,15,-3.0) PKD(5,5,3,0.10%,100.0,0.00%,F,F)

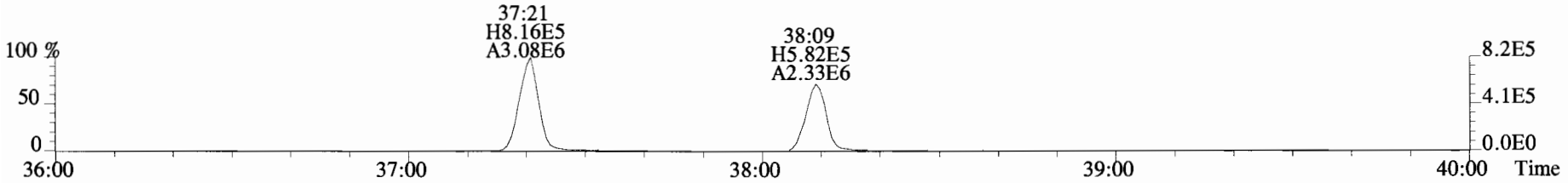

435.8169 F:4 BSUB(10000,15,-3.0) PKD(5,5,3,0.10%,100.0,0.00%,F,F)

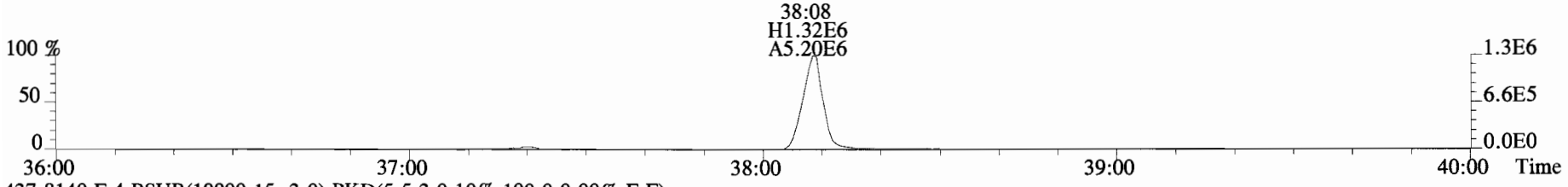

437.8140 F:4 BSUB(10000,15,-3.0) PKD(5,5,3,0.10%,100.0,0.00%,F,F)

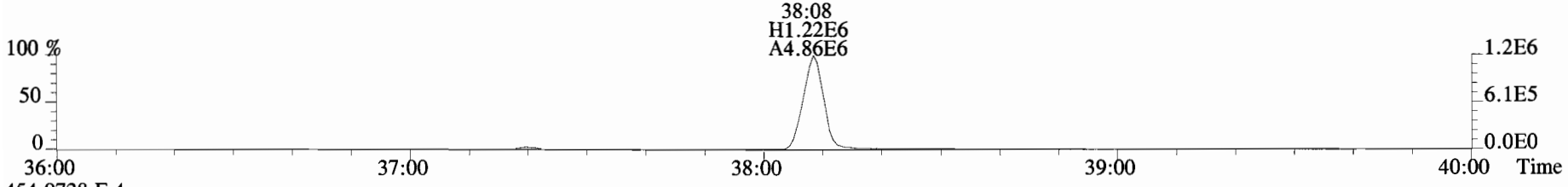

454.9728 F:4

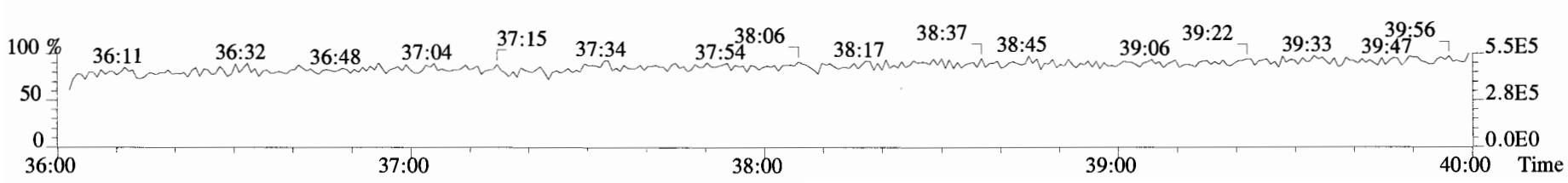

File:190708D2 #1-431 Acq: 8-JUL-2019 15:39:27 GC EI+ Voltage SIR Autospec-UltimaE
Sample#1 File Text:Vista_Analytical_Laboratory_VG7 Text:ST190708D2-1 1613 CS3 19C2204 Exp:OCDD_DB5
457.7377 F:5 BSUB(10000,15,-3.0) PKD(5,5,3,0.10%,100.0,0.00%,F,F)

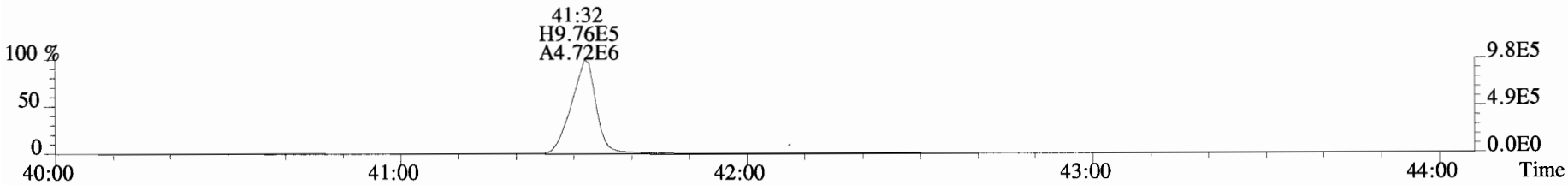

459.7348 F:5 BSUB(10000,15,-3.0) PKD(5,5,3,0.10%,100.0,0.00%,F,F)

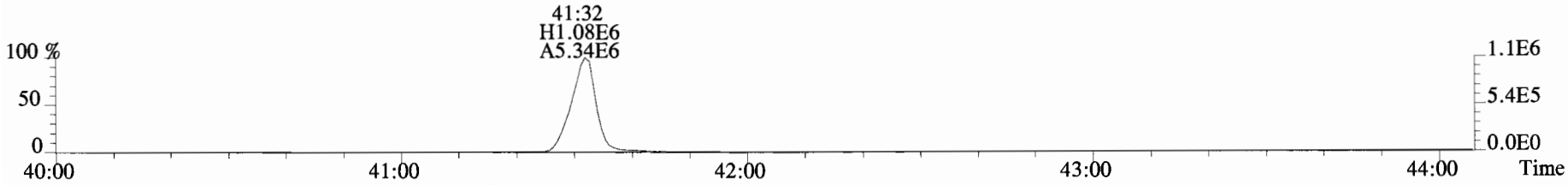

469.7780 F:5 BSUB(10000,15,-3.0) PKD(5,5,3,0.10%,100.0,0.00%,F,F)

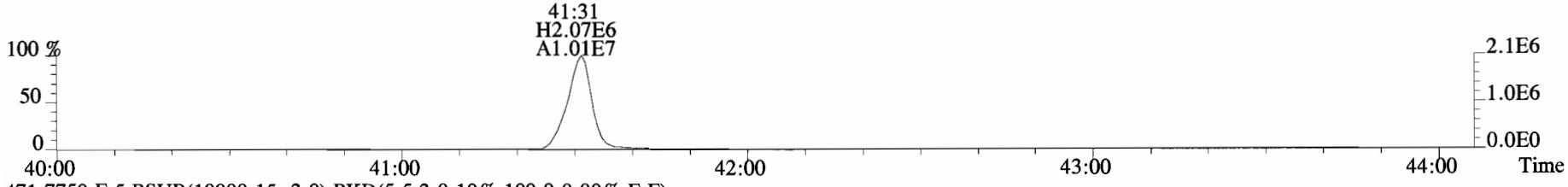

471.7750 F:5 BSUB(10000,15,-3.0) PKD(5,5,3,0.10%,100.0,0.00%,F,F)

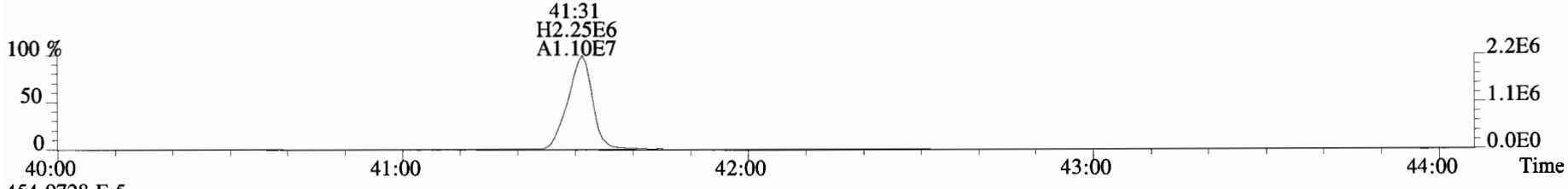

454.9728 F:5

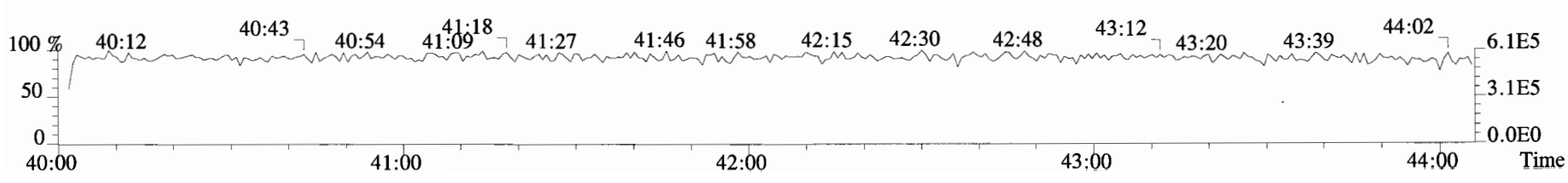

File:190708D2 #1-513 Acq: 8-JUL-2019 15:39:27 GC EI+ Voltage SIR Autospec-UltimaE
Sample#1 File Text:Vista_Analytical_Laboratory_VG7 Text:ST190708D2-1 1613 CS3 19C2204 Exp:OCDD_DB5
303.9016 BSUB(10000,15,-3.0) PKD(5,5,3,0.10%,100.0,0.00%,F,F)

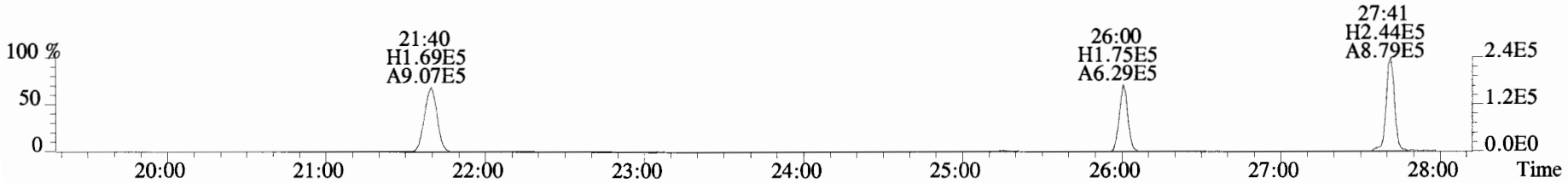

305.8987 BSUB(10000,15,-3.0) PKD(5,5,3,0.10%,100.0,0.00%,F,F)

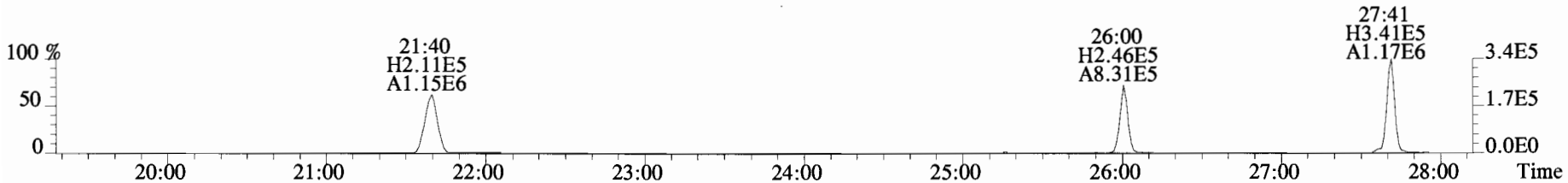

315.9419 BSUB(10000,15,-3.0) PKD(5,5,3,0.10%,100.0,0.00%,F,F)

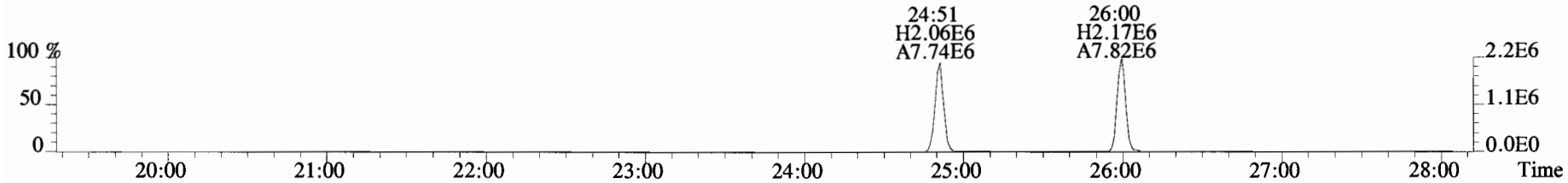

317.9389 BSUB(10000,15,-3.0) PKD(5,5,3,0.10%,100.0,0.00%,F,F)

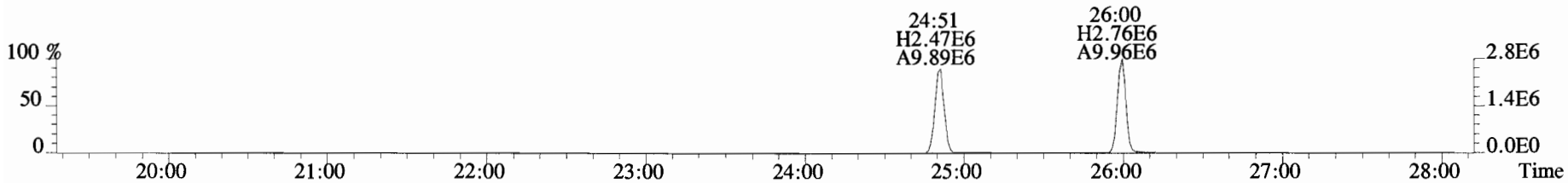

375.8364 BSUB(10000,15,-3.0) PKD(5,5,3,0.10%,100.0,0.00%,F,F)

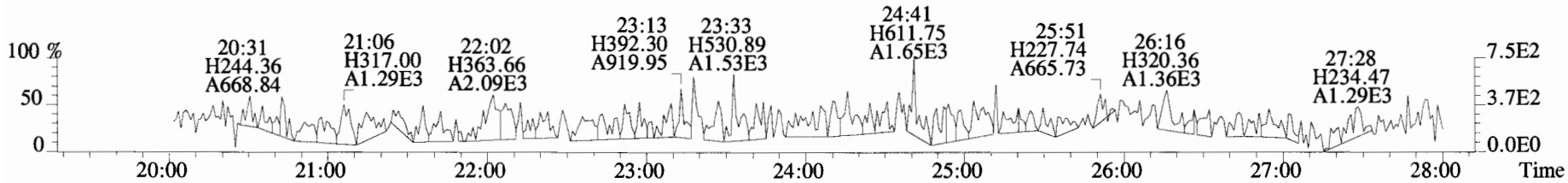

File:190708D2 #1-513 Acq: 8-JUL-2019 15:39:27 GC EI+ Voltage SIR Autospec-UltimaE
Sample#1 File Text:Vista_Analytical_Laboratory_VG7 Text:ST190708D2-1 1613 CS3 19C2204 Exp:OCDD_DB5
339.8597 BSUB(10000,15,-3.0) PKD(5,5,3,0.10%,100.0,0.00%,F,F)

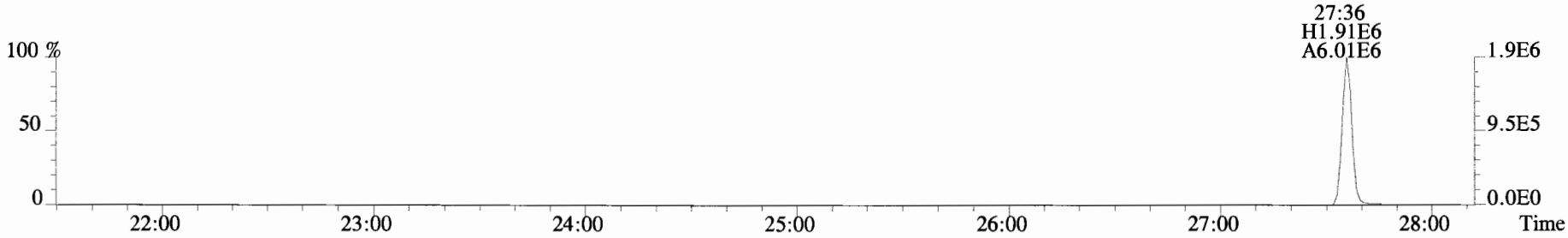

341.8568 BSUB(10000,15,-3.0) PKD(5,5,3,0.10%,100.0,0.00%,F,F)

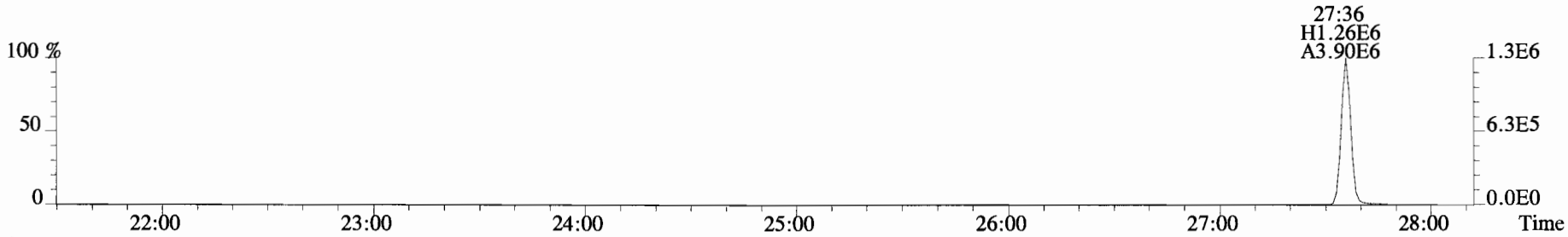

409.7974 BSUB(10000,15,-3.0) PKD(5,5,3,0.10%,100.0,0.00%,F,F)

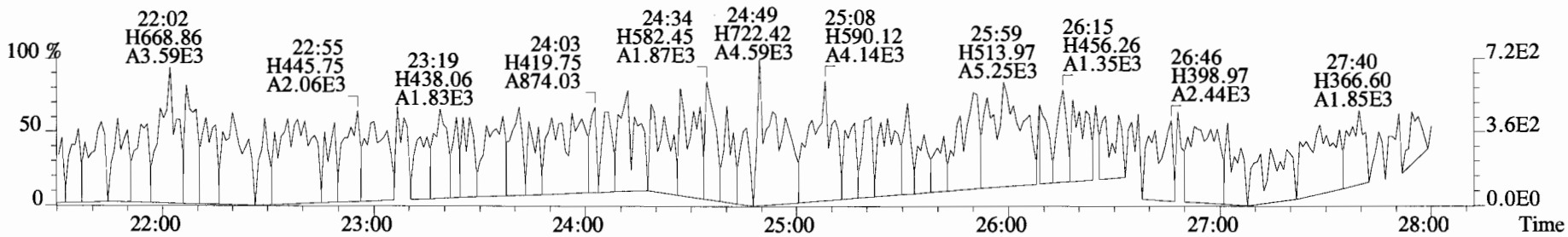

316.9824

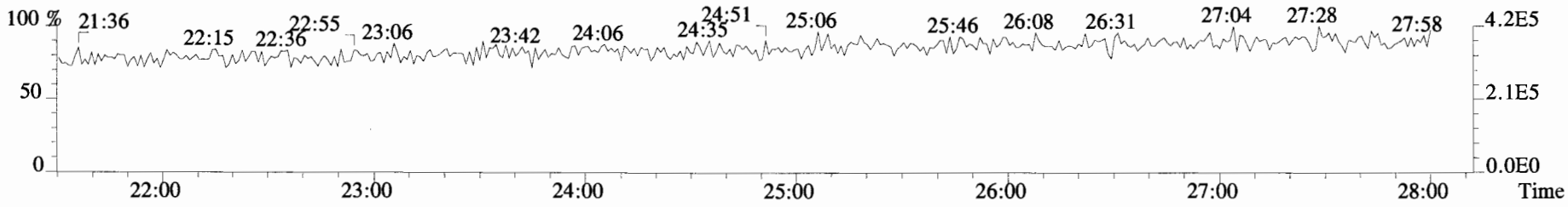

File:190708D2 #1-211 Acq: 8-JUL-2019 15:39:27 GC EI+ Voltage SIR Autospec-UltimaE
Sample#1 File Text:Vista_Analytical_Laboratory_VG7 Text:ST190708D2-1 1613 CS3 19C2204 Exp:OCDD_DB5
339.8597 F:2 BSUB(10000,15,-3.0) PKD(5,5,3,0.10%,100.0,0.00%,F,F)

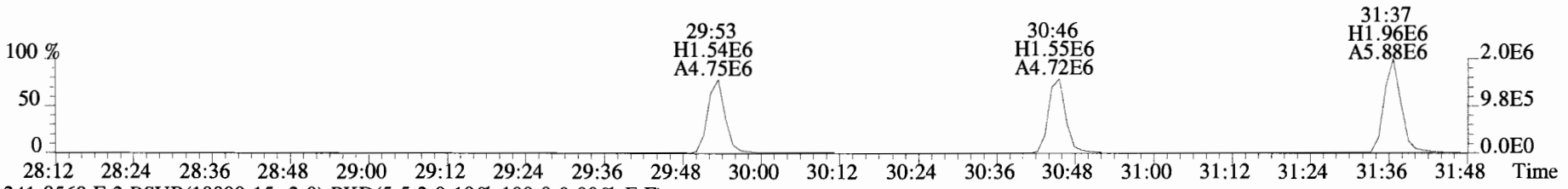

341.8568 F:2 BSUB(10000,15,-3.0) PKD(5,5,3,0.10%,100.0,0.00%,F,F)

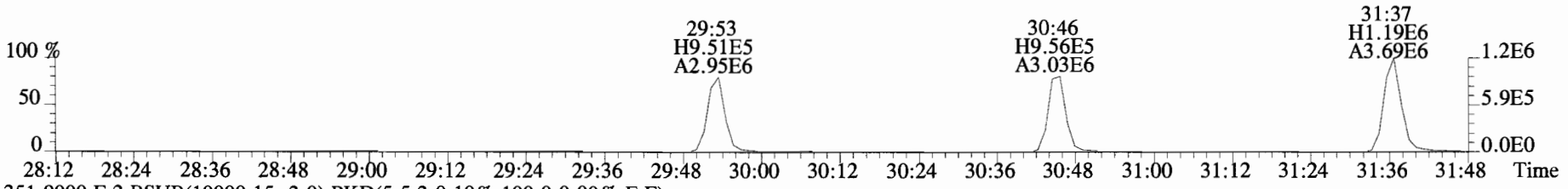

351.9000 F:2 BSUB(10000,15,-3.0) PKD(5,5,3,0.10%,100.0,0.00%,F,F)

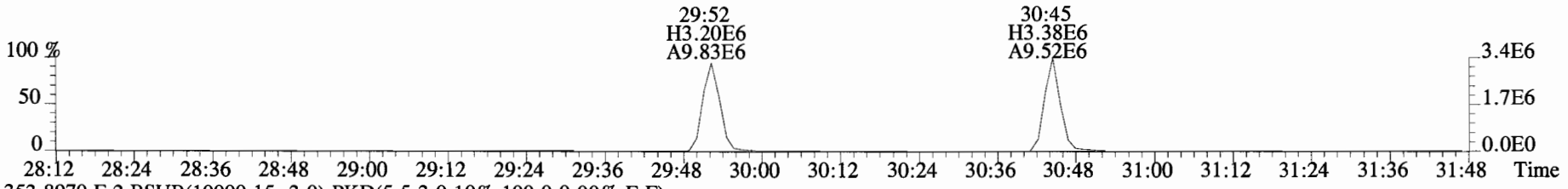

353.8970 F:2 BSUB(10000,15,-3.0) PKD(5,5,3,0.10%,100.0,0.00%,F,F)

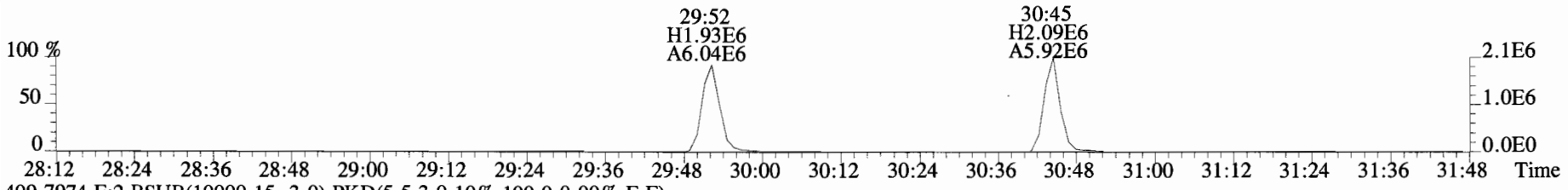

409.7974 F:2 BSUB(10000,15,-3.0) PKD(5,5,3,0.10%,100.0,0.00%,F,F)

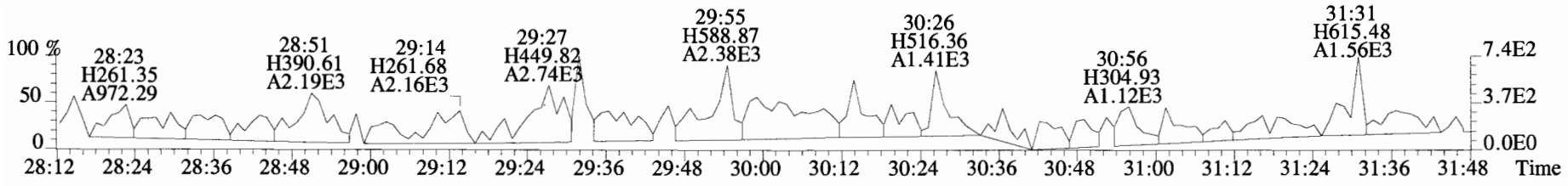

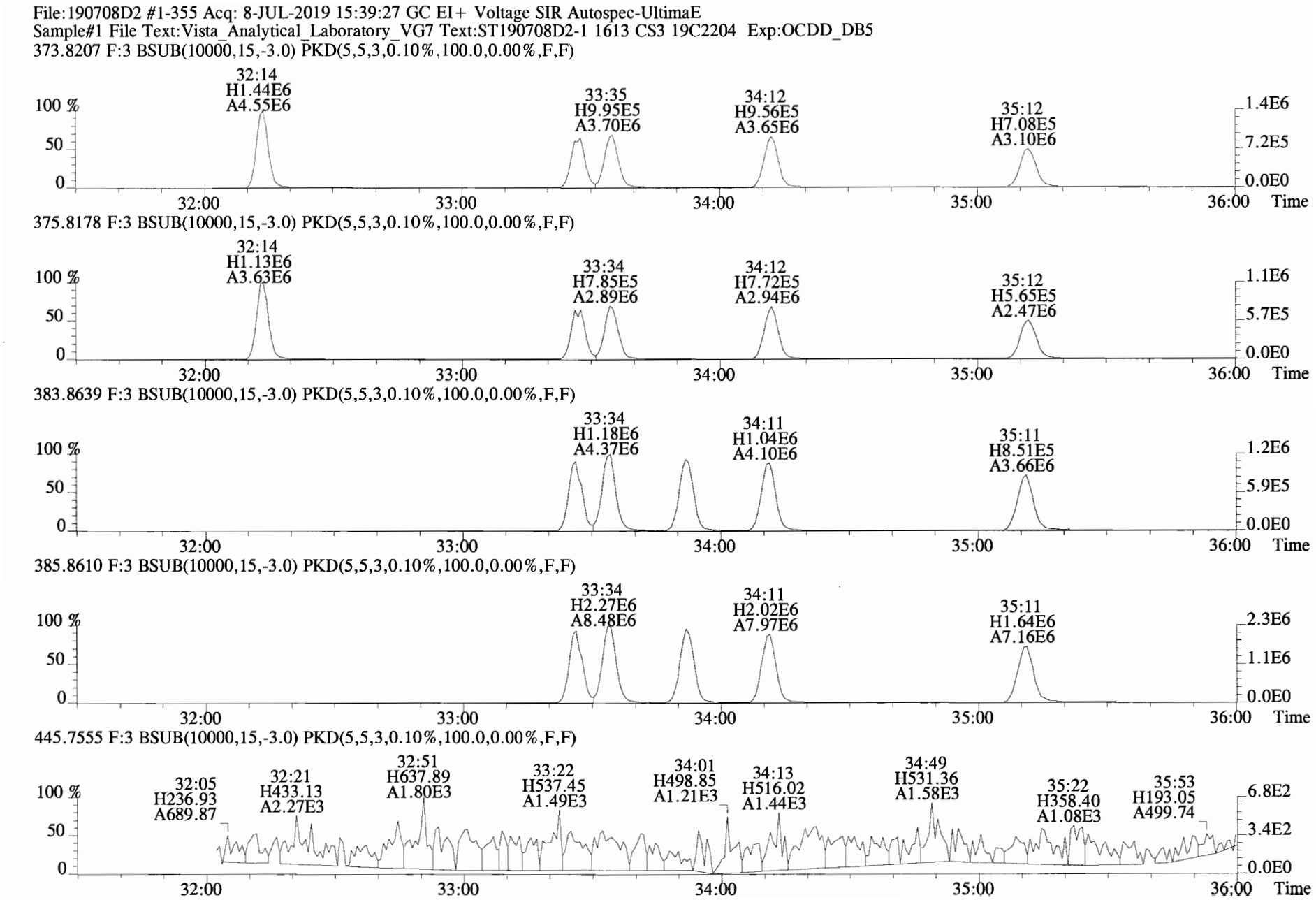
File:190708D2 #1-355 Acq: 8-JUL-2019 15:39:27 GC EI+ Voltage SIR Autospec-UltimaE
Sample#1 File Text:Vista_Analytical_Laboratory_VG7 Text:ST190708D2-1 1613 CS3 19C2204 Exp:OCDD_DB5
373.8207 F:3 BSUB(10000,15,-3.0) PKD(5,5,3,0.10%,100.0,0.00%,F,F)
32:14 H1.44E6 A4.55E6
33:35 H9.95E5 A3.70E6
34:12 H9.56E5 A3.65E6
35:12 H7.08E5 A3.10E6
375.8178 F:3 BSUB(10000,15,-3.0) PKD(5,5,3,0.10%,100.0,0.00%,F,F)
32:14 H1.13E6 A3.63E6
33:34 H7.85E5 A2.89E6
34:12 H7.72E5 A2.94E6
35:12 H5.65E5 A2.47E6
383.8639 F:3 BSUB(10000,15,-3.0) PKD(5,5,3,0.10%,100.0,0.00%,F,F)
33:34 H1.18E6 A4.37E6
34:11 H1.04E6 A4.10E6
35:11 H8.51E5 A3.66E6
385.8610 F:3 BSUB(10000,15,-3.0) PKD(5,5,3,0.10%,100.0,0.00%,F,F)
33:34 H2.27E6 A8.48E6
34:11 H2.02E6 A7.97E6
35:11 H1.64E6 A7.16E6
445.7555 F:3 BSUB(10000,15,-3.0) PKD(5,5,3,0.10%,100.0,0.00%,F,F)
32:05 H236.93 A689.87
32:21 H433.13 A2.27E3
32:51 H637.89 A1.80E3
33:22 H537.45 A1.49E3
34:01 H498.85 A1.21E3
34:13 H516.02 A1.44E3
34:49 H531.36 A1.58E3
35:22 H358.40 A1.08E3
35:53 H193.05 A499.74
100 %
50
0
32:00
33:00
34:00
35:00
36:00
Time
1.4E6
7.2E5
0.0E0
1.1E6
5.7E5
1.2E6
5.9E5
2.3E6
1.1E6
6.8E2
3.4E2

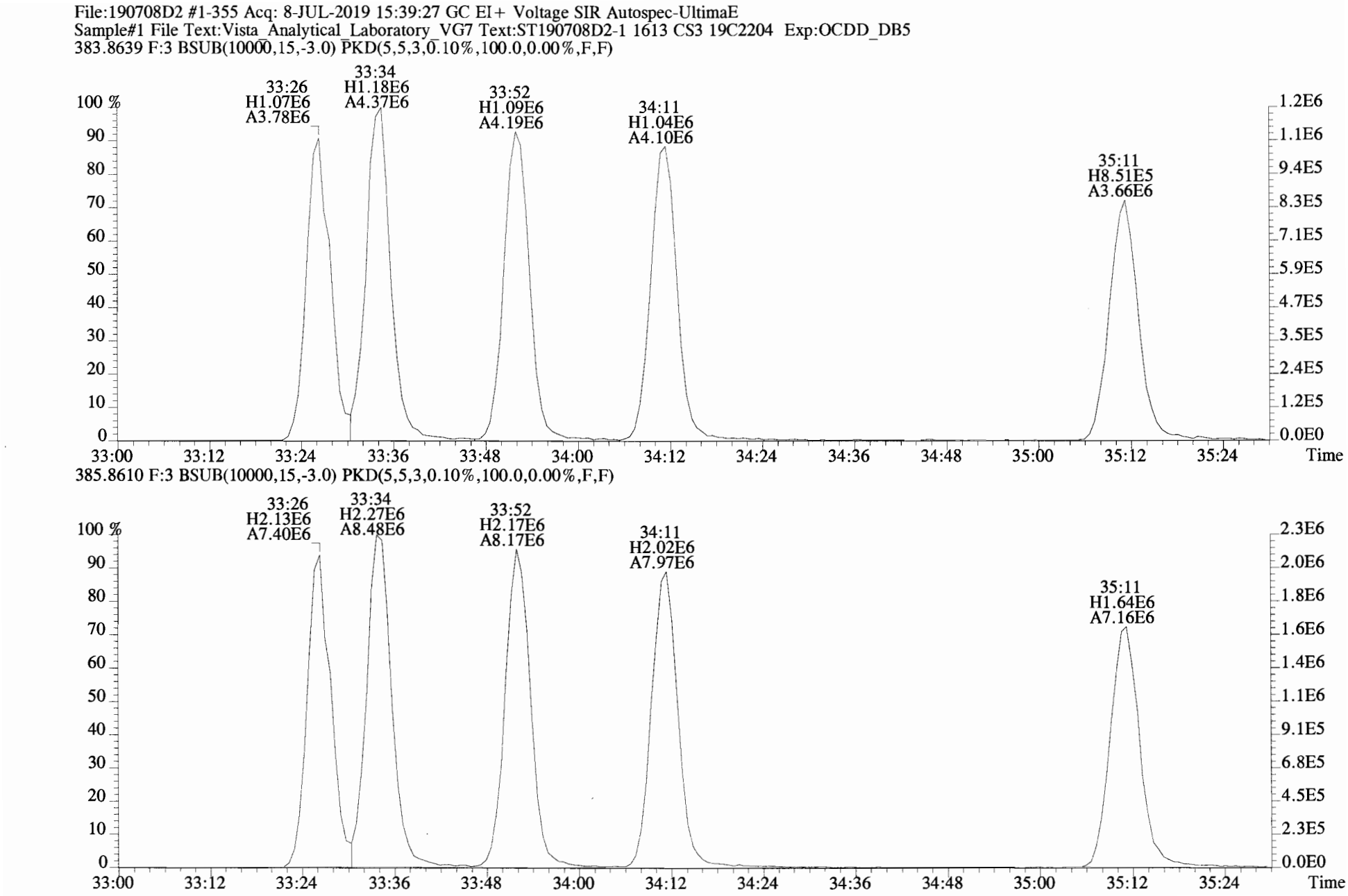
File:190708D2 #1-355 Acq: 8-JUL-2019 15:39:27 GC EI+ Voltage SIR Autospec-UltimaE
Sample#1 File Text:Vista_Analytical_Laboratory_VG7 Text:ST190708D2-1 1613 CS3 19C2204 Exp:OCDD_DB5
383.8639 F:3 BSUB(10000,15,-3.0) PKD(5,5,3,0.10%,100.0,0.00%,F,F)
33:26 H1.07E6 A3.78E6
33:34 H1.18E6 A4.37E6
33:52 H1.09E6 A4.19E6
34:11 H1.04E6 A4.10E6
35:11 H8.51E5 A3.66E6
100 %
90
80
70
60
50
40
30
20
10
0
1.2E6
1.1E6
9.4E5
8.3E5
7.1E5
5.9E5
4.7E5
3.5E5
2.4E5
1.2E5
0.0E0
33:00
33:12
33:24
33:36
33:48
34:00
34:12
34:24
34:36
34:48
35:00
35:12
35:24
Time
385.8610 F:3 BSUB(10000,15,-3.0) PKD(5,5,3,0.10%,100.0,0.00%,F,F)
33:26 H2.13E6 A7.40E6
33:34 H2.27E6 A8.48E6
33:52 H2.17E6 A8.17E6
34:11 H2.02E6 A7.97E6
35:11 H1.64E6 A7.16E6
100 %
90
80
70
60
50
40
30
20
10
0
2.3E6
2.0E6
1.8E6
1.6E6
1.4E6
1.1E6
9.1E5
6.8E5
4.5E5
2.3E5
0.0E0
33:00
33:12
33:24
33:36
33:48
34:00
34:12
34:24
34:36
34:48
35:00
35:12
35:24
Time

File:190708D2 #1-355 Acq: 8-JUL-2019 15:39:27 GC EI+ Voltage SIR Autospec-UltimaE
Sample#1 File Text:Vista_Analytical_Laboratory_VG7 Text:ST190708D2-1 1613 CS3 19C2204 Exp:OCDD_DB5
407.7818 F:4 BSUB(10000,15,-3.0) PKD(5,5,3,0.10%,100.0,0.00%,F,F)

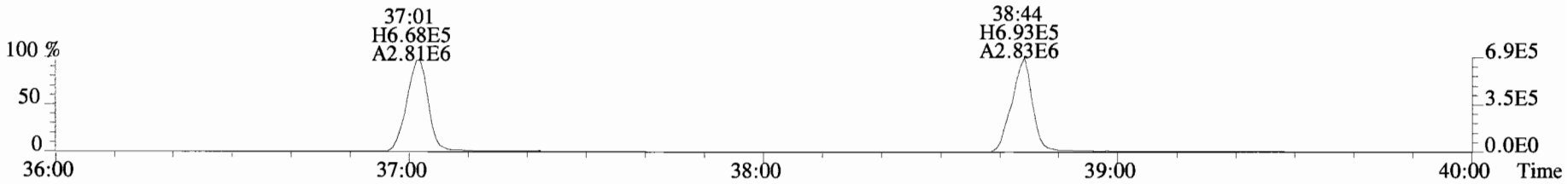

409.7788 F:4 BSUB(10000,15,-3.0) PKD(5,5,3,0.10%,100.0,0.00%,F,F)

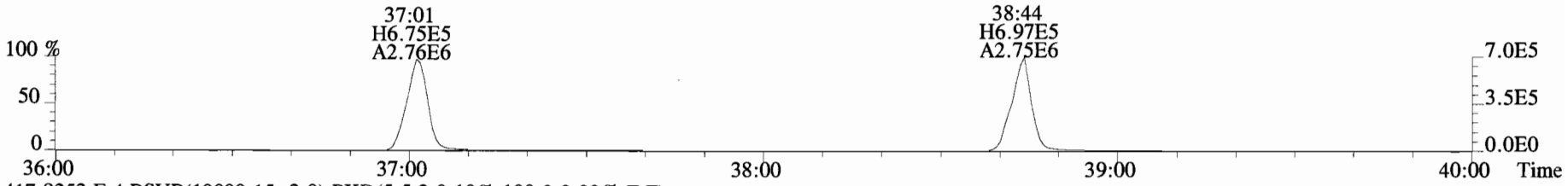

417.8253 F:4 BSUB(10000,15,-3.0) PKD(5,5,3,0.10%,100.0,0.00%,F,F)

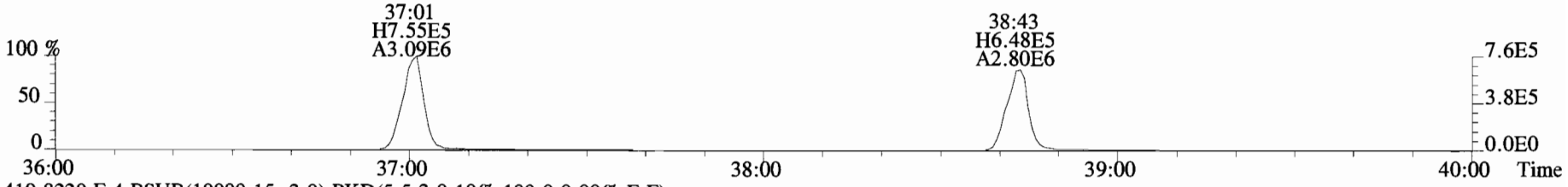

419.8220 F:4 BSUB(10000,15,-3.0) PKD(5,5,3,0.10%,100.0,0.00%,F,F)

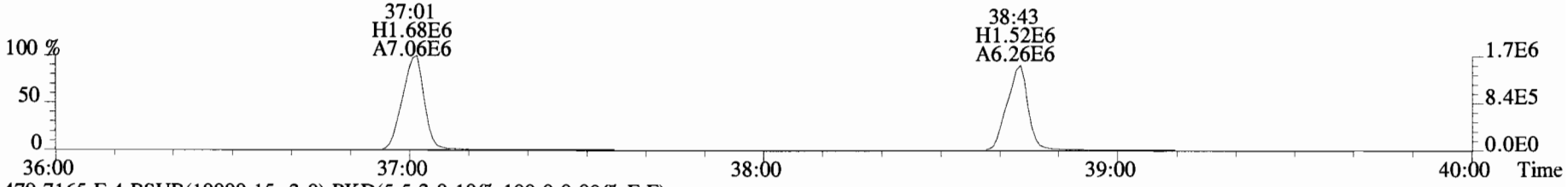

479.7165 F:4 BSUB(10000,15,-3.0) PKD(5,5,3,0.10%,100.0,0.00%,F,F)

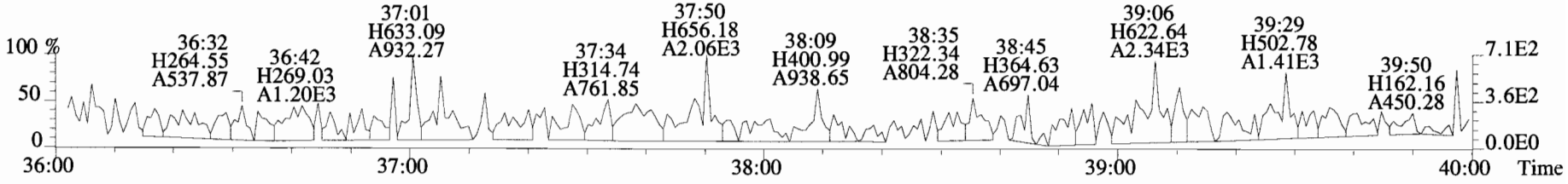

File:190708D2 #1-431 Acq: 8-JUL-2019 15:39:27 GC EI+ Voltage SIR Autospec-UltimaE
Sample#1 File Text:Vista_Analytical_Laboratory_VG7 Text:ST190708D2-1 1613 CS3 19C2204 Exp:OCDD_DB5
441.7428 F:5 BSUB(10000,15,-3.0) PKD(5,5,3,0.10%,100.0,0.00%,F,F)

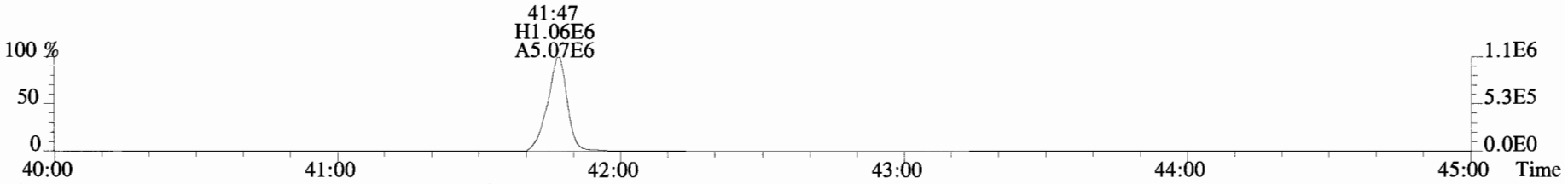

443.7398 F:5 BSUB(10000,15,-3.0) PKD(5,5,3,0.10%,100.0,0.00%,F,F)

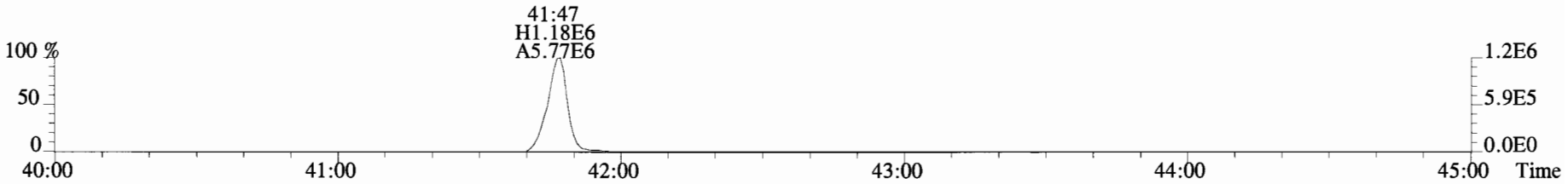

453.7831 F:5 BSUB(10000,15,-3.0) PKD(5,5,3,0.10%,100.0,0.00%,F,F)

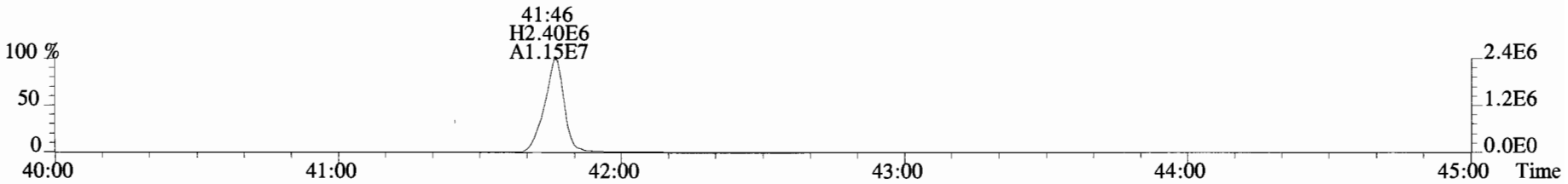

455.7801 F:5 BSUB(10000,15,-3.0) PKD(5,5,3,0.10%,100.0,0.00%,F,F)

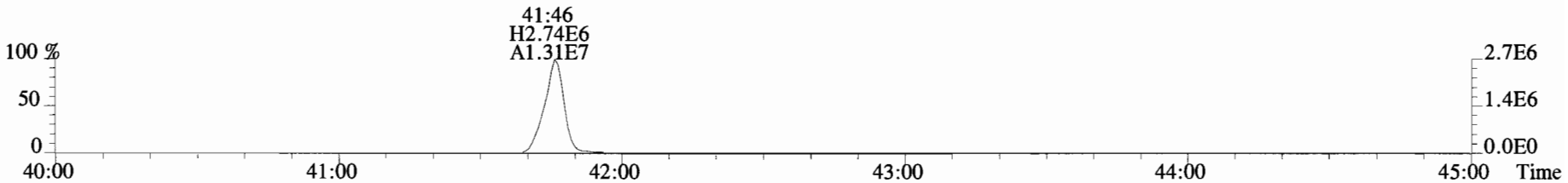

513.6775 F:5 BSUB(10000,15,-3.0) PKD(5,5,3,0.10%,100.0,0.00%,F,F)

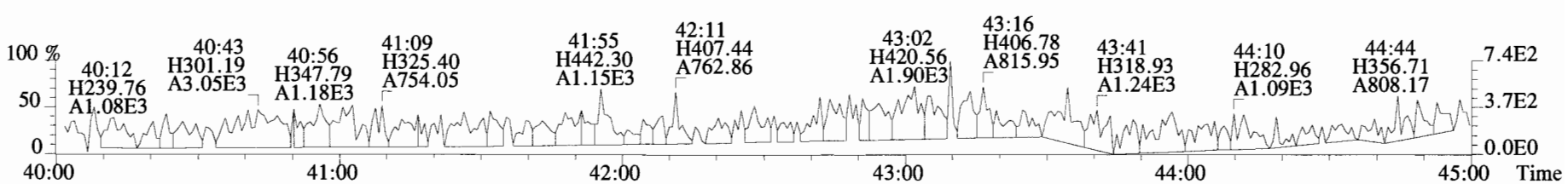

Peak Locate Examination: 9-JUL-2019:03:44 File:RES_CHECK

Experiment:OCDD_DB5 Function:1 Reference:PFK

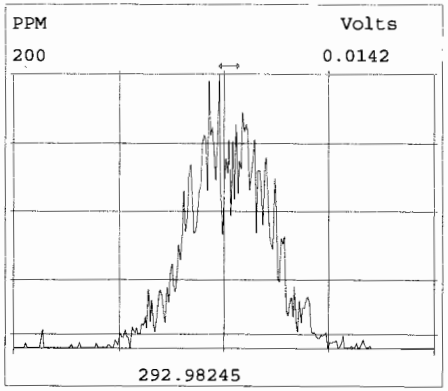

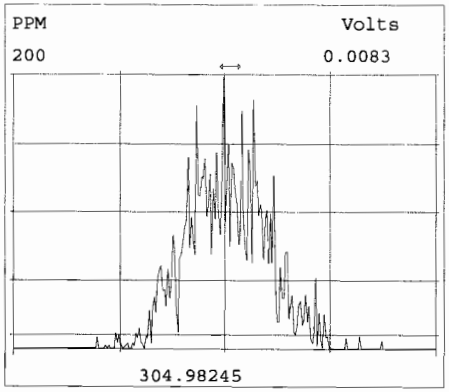

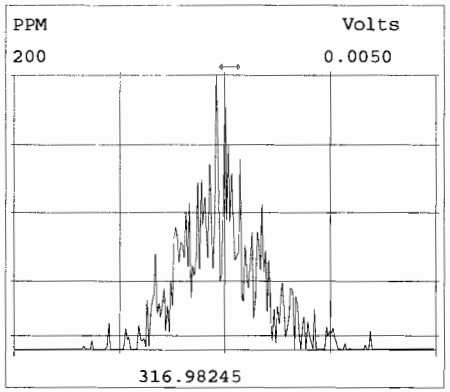

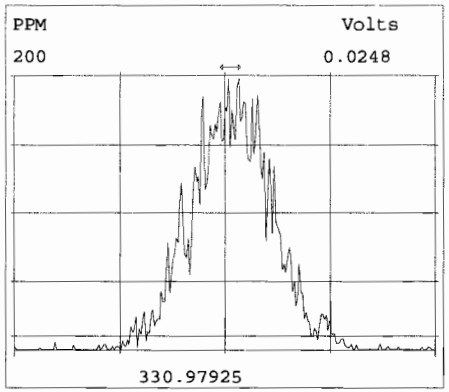

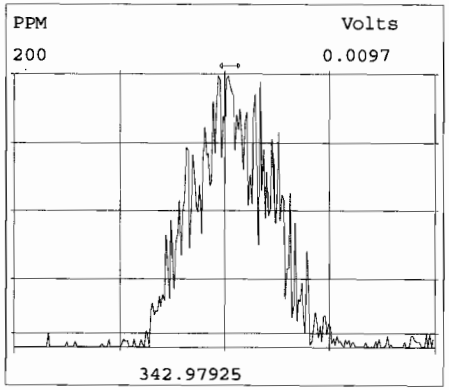

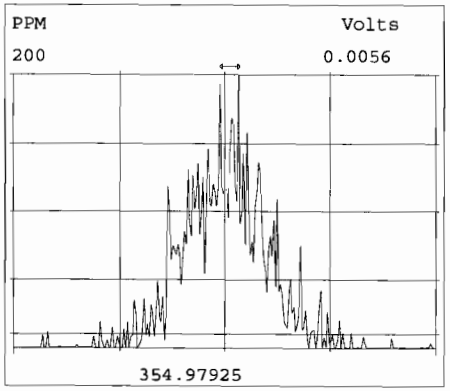

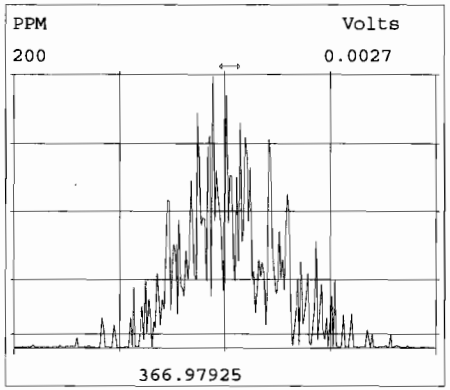

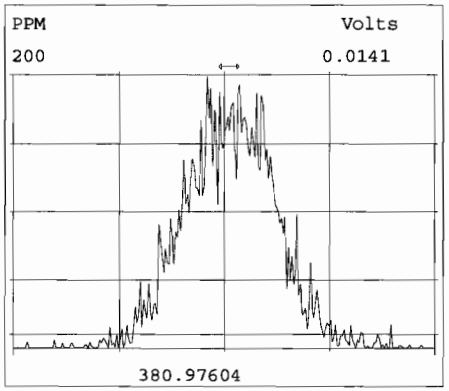

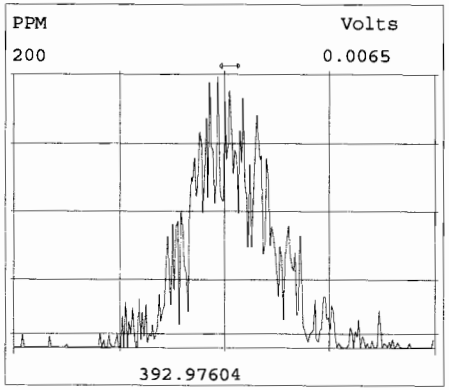

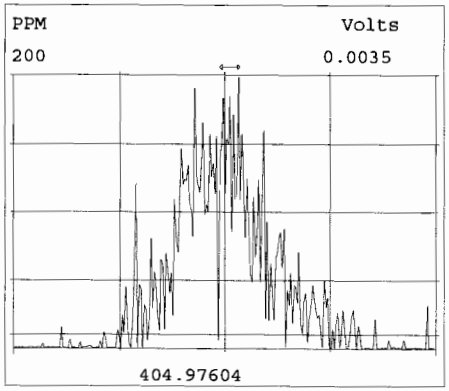

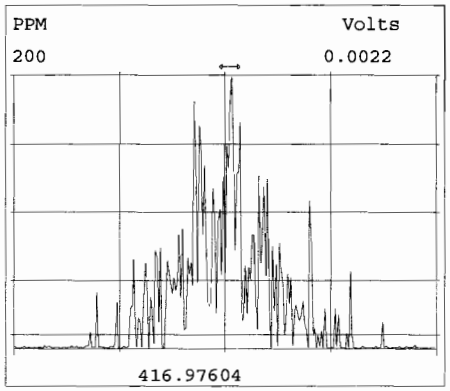

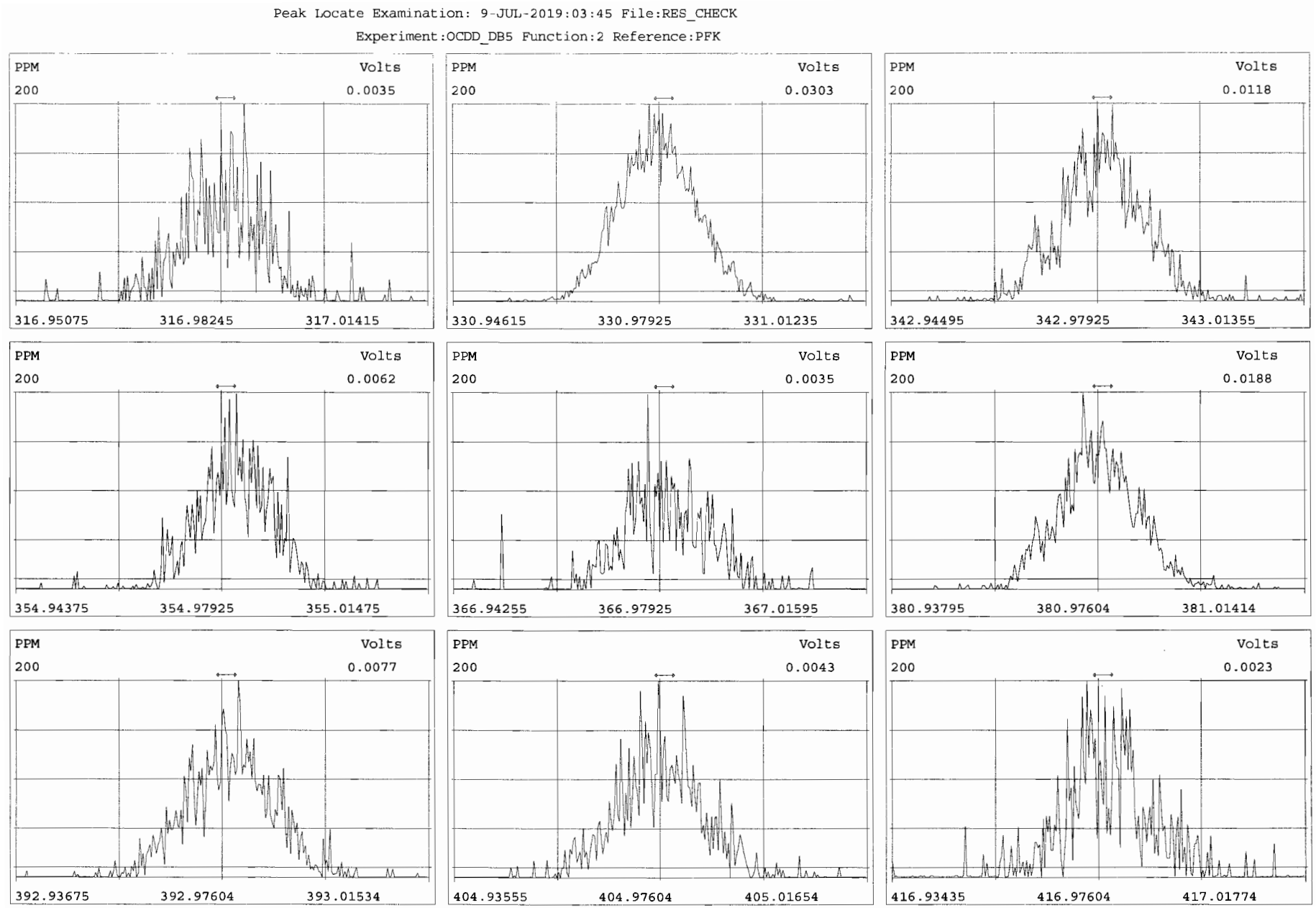
Peak Locate Examination: 9-JUL-2019:03:45 File:RES_CHECK
Experiment:OCDD_DB5 Function:2 Reference:PFK
PPM
Volts
200
0.0035
316.95075
316.98245
317.01415
PPM
Volts
200
0.0303
330.94615
330.97925
331.01235
PPM
Volts
200
0.0118
342.94495
342.97925
343.01355
PPM
Volts
200
0.0062
354.94375
354.97925
355.01475
PPM
Volts
200
0.0035
366.94255
366.97925
367.01595
PPM
Volts
200
0.0188
380.93795
380.97604
381.01414
PPM
Volts
200
0.0077
392.93675
392.97604
393.01534
PPM
Volts
200
0.0043
404.93555
404.97604
405.01654
PPM
Volts
200
0.0023
416.93435
416.97604
417.01774

Peak Locate Examination: 9-JUL-2019:03:45 File:RES_CHECK

Experiment:OCDD_DB5 Function:3 Reference:PFK

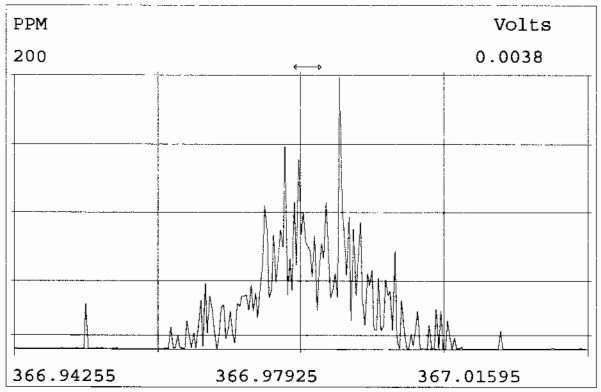

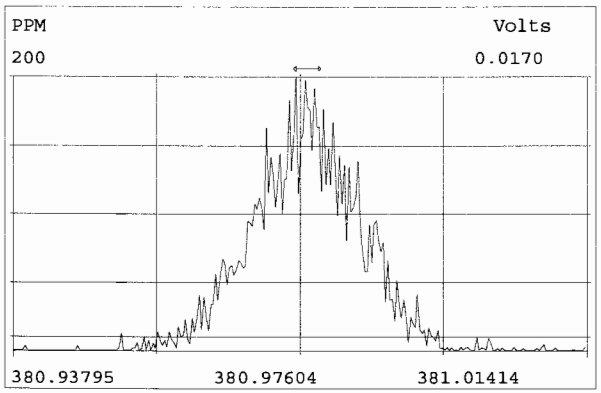

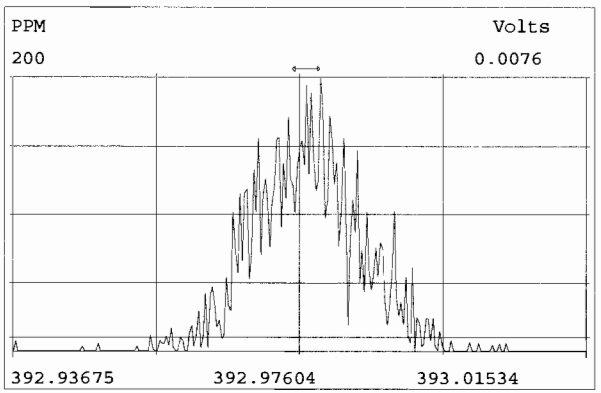

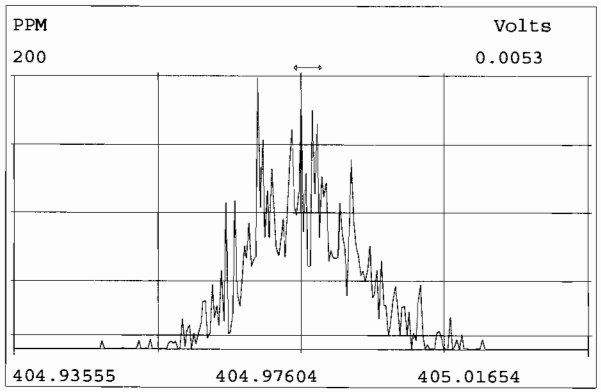

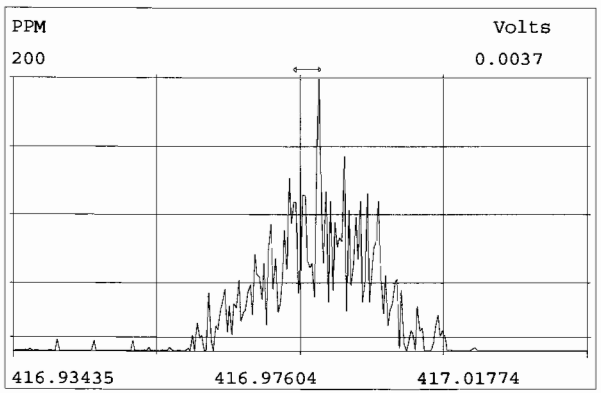

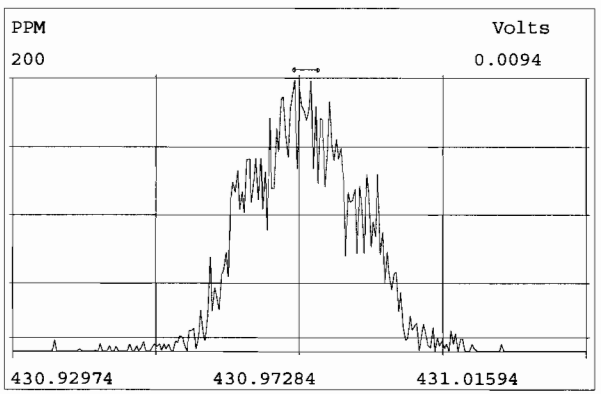

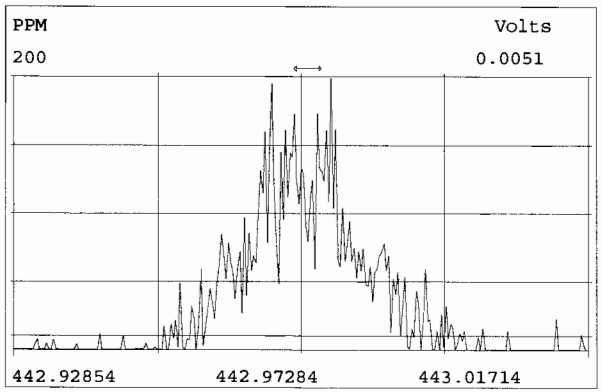

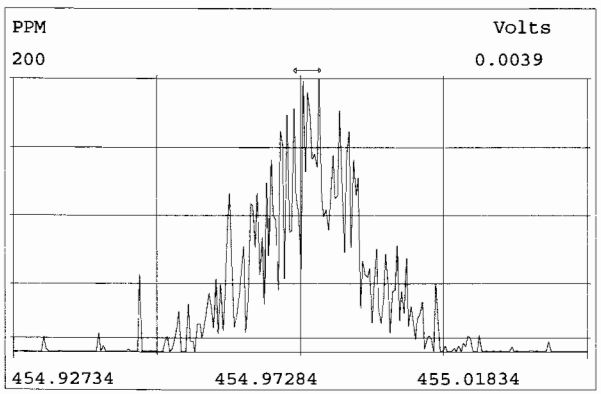

Peak Locate Examination: 9-JUL-2019:03:46 File:RES_CHECK

Experiment:OCDD_DB5 Function:4 Reference:PFK

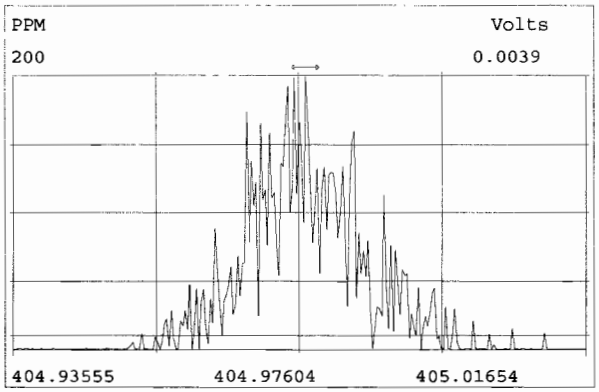

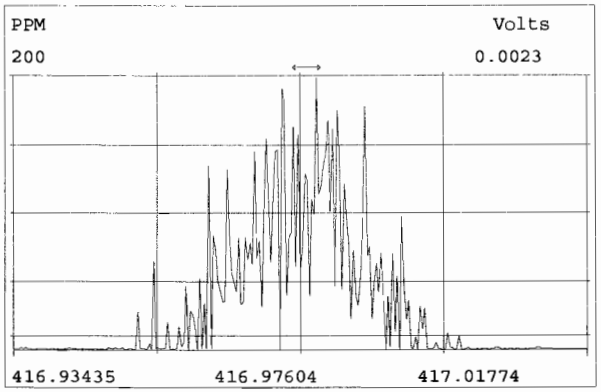

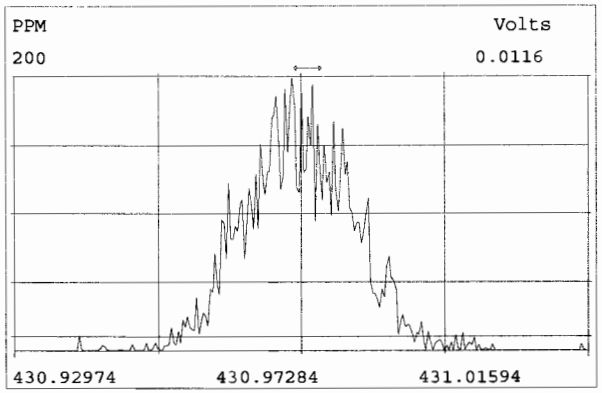

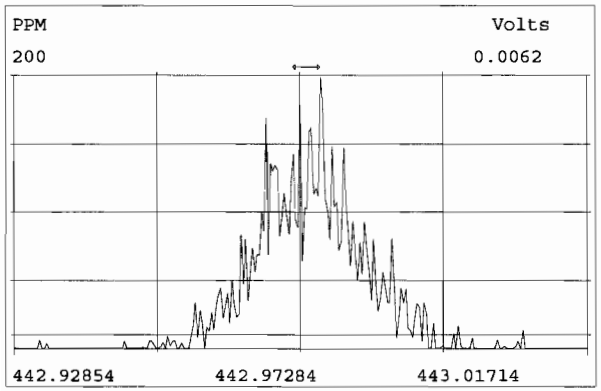

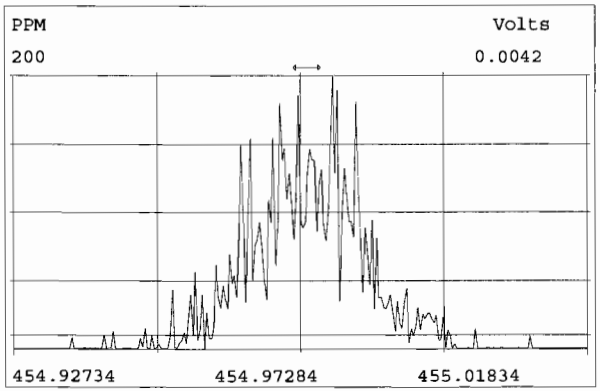

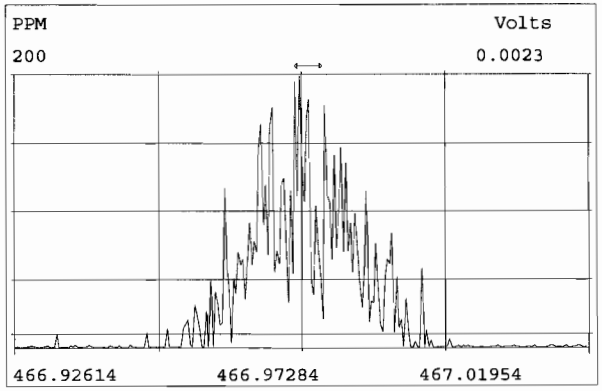

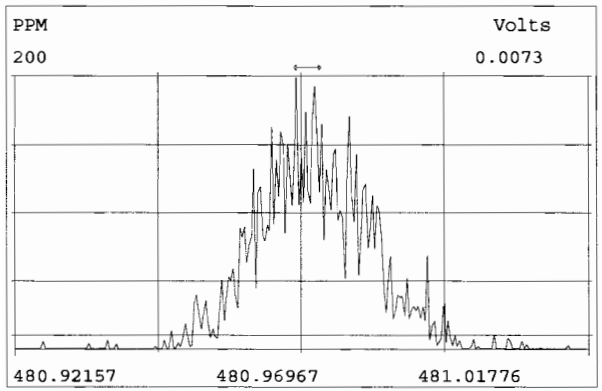

Peak Locate Examination: 9-JUL-2019:03:47 File:RES_CHECK

Experiment:OCDD_DB5 Function:5 Reference:PFK

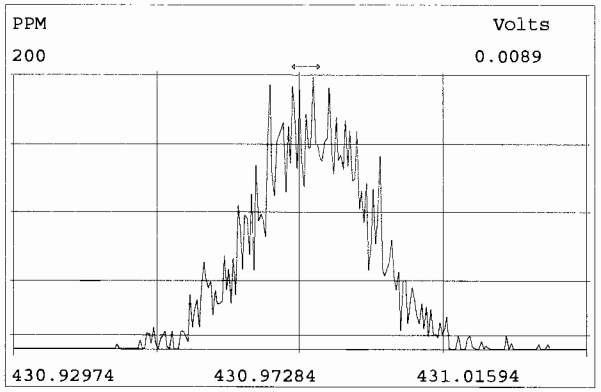

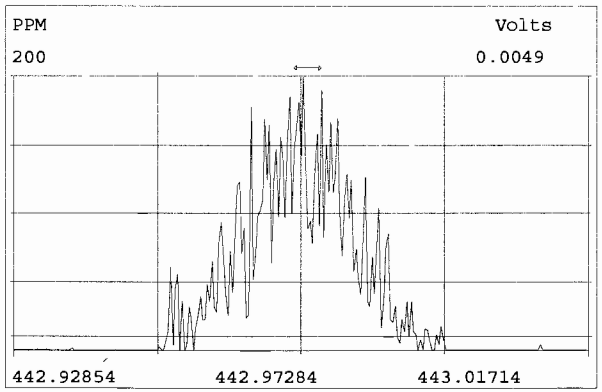

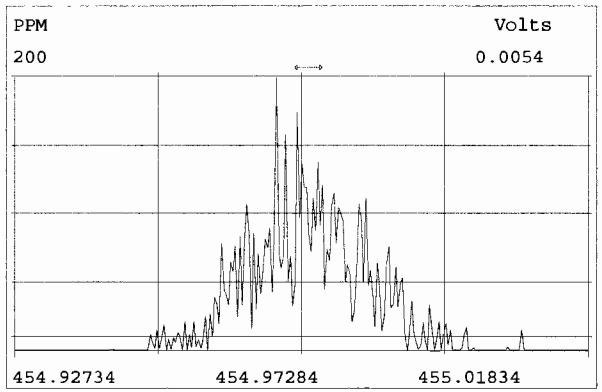

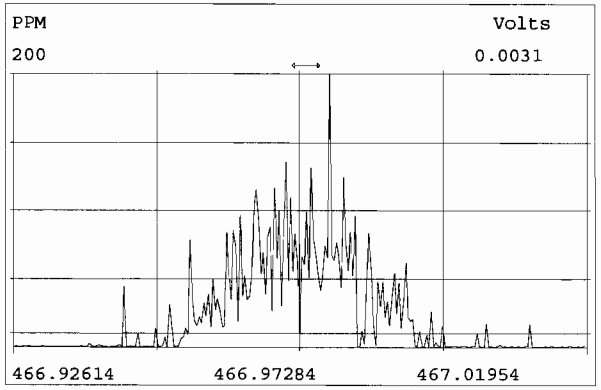

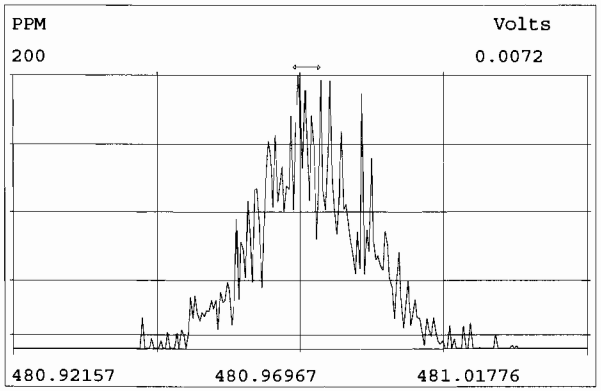

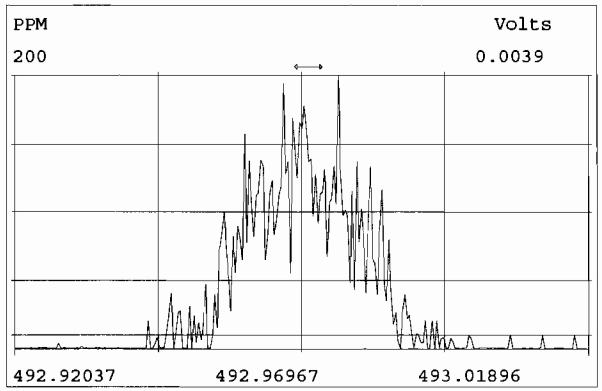

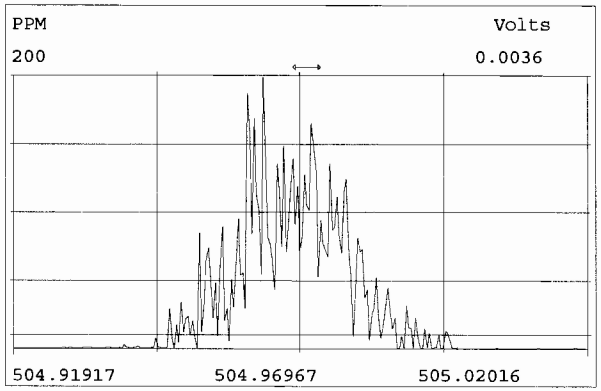

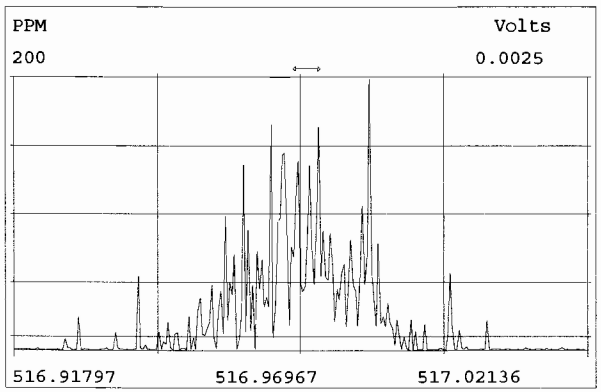

HRMS CALIBRATION STANDARDS REVIEW CHECKLIST

Beg. Calbration ID: ST190711D2-1 **Reviewed By:** CT 07/15/19

Initials & Date

End Calibration ID: NA

	Beg.	End
Ion abundance within QC limits?	✓	NA
Concentrations within criteria?	✓	
TCDD/TCDF Valleys <25%	✓	
First and last eluters present?	✓	
Retention Times within criteria?	✓	
Verification Std. named correctly?	✓	
(ST-Year-Month-Day-VG ID)		
Forms signed and dated?	✓	
Correct ICAL referenced?	DB	

Run Log:

- Correct instrument listed?	✓	✓
- Samples within 12 hour clock?	(Y)	N
- Bottle position verfied?	DB	

	Beg.	End
Mass resolution ≥	✓	✓

☐ 5k ☐ 6-8K ☐ 8K ☑ 10K

1614 1699 429 1613/1668/8280

Intergrated peaks display correctly?	✓	NA
GC Break <20%	NA	

8280 CS1 End Standard:

- Ratios within limits, S/N <2.5:1, CS1 within 12 hours: NA

Comments:

FORM 4A
PCDD/PCDF CALIBRATION VERIFICATION

Lab Name: Vista Analytical Laboratory Episode No.: CCAL ID: ST190711D2-1

Contract No.: SAS No.:

Initial Calibration Date: 5-10-19

Instrument ID: VG-7 GC Column ID: ZB-5MS

VER Data Filename: 190711D2 S#1 Analysis Date: 11-JUL-19 Time: 13:11:42

	M/Z'S FORMING RATIO (1)	ION ABUND. RATIO	QC LIMITS (2)	Pass	CONC. FOUND	CONC. RANGE (3) (ng/mL)
NATIVE ANALYTES						
2,3,7,8-TCDD	M/M+2	0.85	0.65-0.89	y	11.5	7.8 - 12.9 8.2 - 12.3 (4)
1,2,3,7,8-PeCDD	M/M+2	0.63	0.54-0.72	y	55.2	39.0 - 65.0
1,2,3,4,7,8-HxCDD	M+2/M+4	1.22	1.05-1.43	y	49.9	39.0 - 64.0
1,2,3,6,7,8-HxCDD	M+2/M+4	1.22	1.05-1.43	y	52.4	39.0 - 64.0
1,2,3,7,8,9-HxCDD	M+2/M+4	1.21	1.05-1.43	y	49.1	41.0 - 61.0
1,2,3,4,6,7,8-HpCDD	M+2/M+4	1.02	0.88-1.20	y	47.6	43.0 - 58.0
OCDD	M+2/M+4	0.89	0.76-1.02	y	95.9	79.0 - 126.0
2,3,7,8-TCDF	M/M+2	0.77	0.65-0.89	y	8.78	8.4 - 12.0 8.6 - 11.6 (4)
1,2,3,7,8-PeCDF	M+2/M+4	1.62	1.32-1.78	y	54.8	41.0 - 60.0
2,3,4,7,8-PeCDF	M+2/M+4	1.57	1.32-1.78	y	53.2	41.0 - 61.0
1,2,3,4,7,8-HxCDF	M+2/M+4	1.24	1.05-1.43	y	50.2	45.0 - 56.0
1,2,3,6,7,8-HxCDF	M+2/M+4	1.22	1.05-1.43	y	51.9	44.0 - 57.0
2,3,4,6,7,8-HxCDF	M+2/M+4	1.23	1.05-1.43	y	52.8	44.0 - 57.0
1,2,3,7,8,9-HxCDF	M+2/M+4	1.25	1.05-1.43	y	52.0	45.0 - 56.0
1,2,3,4,6,7,8-HpCDF	M+2/M+4	1.03	0.88-1.20	y	54.6	45.0 - 55.0
1,2,3,4,7,8,9-HpCDF	M+2/M+4	1.01	0.88-1.20	y	52.1	43.0 - 58.0
OCDF	M+2/M+4	0.89	0.76-1.02	y	99.4	63.0 - 159.0

(1) See Table 8, Method 1613, for m/z specifications.

(2) Ion Abundance Ratio Control Limits as specified in Table 9, Method 1613.

(3) Contract-required concentration range as specified in Table 6, Method 1613.

(4) Contract-required concentration range as specified in Table 6a, Method 1613, for tetras only.

Analyst: DB

Date: 7/11/19

FORM 4B
PCDD/PCDF CALIBRATION VERIFICATION

Lab Name: Vista Analytical Laboratory Episode No.:

Contract No.: SAS No.:

Initial Calibration Date: 5-10-19

Instrument ID: VG-7 GC Column ID: ZB-5MS

VER Data Filename: 190711D2 S#1 Analysis Date: 11-JUL-19 Time: 13:11:42

LABELED COMPOUNDS	M/Z'S FORMING RATIO (1)	ION ABUND. RATIO	QC LIMITS (2)	Pass	CONC. FOUND	CONC. RANGE (ng/mL)
13C-2,3,7,8-TCDD	M/M+2	0.76	0.65-0.89	y	99.0	82.0 - 121.0
13C-1,2,3,7,8-PeCDD	M/M+2	0.62	0.54-0.72	y	90.3	62.0 - 160.0
13C-1,2,3,4,7,8-HxCDD	M+2/M+4	1.27	1.05-1.43	y	110	85.0 - 117.0
13C-1,2,3,6,7,8-HxCDD	M+2/M+4	1.28	1.05-1.43	y	102	85.0 - 118.0
13C-1,2,3,7,8,9-HxCDD	M+2/M+4	1.23	1.05-1.43	y	107	85.0 - 118.0
13C-1,2,3,4,6,7,8-HpCDD	M+2/M+4	1.02	0.88-1.20	y	112	72.0 - 138.0
13C-OCDD	M/M+2	0.89	0.76-1.02	y	245	96.0 - 415.0
13C-2,3,7,8-TCDF	M+2/M+4	0.79	0.65-0.89	y	103	71.0 - 140.0
13C-1,2,3,7,8-PeCDF	M+2/M+4	1.62	1.32-1.78	y	87.9	76.0 - 130.0
13C-2,3,4,7,8-PeCDF	M+2/M+4	1.59	1.32-1.78	y	86.1	77.0 - 130.0
13C-1,2,3,4,7,8-HxCDF	M/M+2	0.50	0.43-0.59	y	109	76.0 - 131.0
13C-1,2,3,6,7,8-HxCDF	M/M+2	0.51	0.43-0.59	y	98.8	70.0 - 143.0
13C-2,3,4,6,7,8-HxCDF	M/M+2	0.51	0.43-0.59	y	100	73.0 - 137.0
13C-1,2,3,7,8,9-HxCDF	M/M+2	0.50	0.43-0.59	y	105	74.0 - 135.0
13C-1,2,3,4,6,7,8-HpCDF	M+2/M+4	0.46	0.37-0.51	y	102	78.0 - 129.0
13C-1,2,3,4,7,8,9-HpCDF	M+2/M+4	0.45	0.37-0.51	y	110	77.0 - 129.0
13C-OCDF	M+2/M+4	0.89	0.76-1.02	y	225	96.0 - 415.0
CLEANUP STANDARD (3)						
37Cl-2,3,7,8-TCDD					9.51	7.9 - 12.7

(1) See Table 8, Method 1613, for m/z specifications.

(2) Ion Abundance Ratio Control Limits as specified

(3) No ion abundance ratio; report concentration found.

Analyst: DB

Date: 7/11/19

FORM 5

PCDD/PCDF RT WINDOW AND ISOMER SPECIFICITY STANDARDS

Lab Name: Vista Analytical Laboratory Episode No.:

Contract No.: SAS No.:

Instrument ID: VG-7 Initial Calibration Date: 5-10-19

RT Window Data Filename: 190711D2 S#1 Analysis Date: 11-JUL-19 Time: 13:11:42

ZB-5MS IS Data Filename: 190711D2 S#1 Analysis Date: 11-JUL-19 Time: 13:11:42

DB_225 IS Data Filename: Analysis Date: Time:

ZB-5MS RT WINDOW DEFINING STANDARDS RESULTS

ISOMERS	ABSOLUTE RT	ISOMERS	ABSOLUTE RT
1,3,6,8-TCDD (F)	23:32	1,3,6,8-TCDF (F)	21:36
1,2,8,9-TCDD (L)	27:30	1,2,8,9-TCDF (L)	27:39
1,2,4,7,9-PeCDD (F)	28:60	1,3,4,6,8-PeCDF (F)	27:34
1,2,3,8,9-PeCDD (L)	31:19	1,2,3,8,9-PeCDF (L)	31:34
1,2,4,6,7,9-HxCDD (F)	32:44	1,2,3,4,6,8-HxCDF (F)	32:11
1,2,3,7,8,9-HxCDD (L)	34:45	1,2,3,7,8,9-HxCDF (L)	35:09
1,2,3,4,6,7,9-HpCDD (F)	37:18	1,2,3,4,6,7,8-HpCDF (F)	36:59
1,2,3,4,6,7,8-HpCDD (L)	38:07	1,2,3,4,7,8,9-HpCDF (L)	38:42

(F) = First eluting isomer (ZB-5MS); (L) = Last eluting isomer (ZB-5MS).

==========

ISOMER SPECIFICITY (IS) TEST STANDARD RESULTS

COMPARED PEAKS (1)	% VALLEY HEIGHT BETWEEN
	<25%

(1) To meet contract requirements, %Valley Height Between Compared Peaks shall not exceed 25% (section 15.4.2.2, Method 1613).

Analyst: DB

Date: 7/11/19

FORM 6A

PCDD/PCDF RELATIVE RETENTION TIMES

Lab Name: Vista Analytical Laboratory Episode No.:

Contract No.: SAS No.:

Initial Calibration Date: 5-10-19

Instrument ID: VG-7 GC Column ID: ZB-5MS

VER Data Filename: 190711D2 S#1 Analysis Date: 11-JUL-19 Time: 13:11:42

Compounds Using 13C-1234-TCDD as RT Internal Standard

NATIVE ANALYTES	RETENTION TIME REFERENCE	RRT	RRT QC LIMITS (1)
2,3,7,8-TCDD	13C-2,3,7,8-TCDD	1.001	0.999-1.002
1,2,3,7,8-PeCDD	13C-1,2,3,7,8-PeCDD	1.001	0.999-1.002
2,3,7,8-TCDF	13C-2,3,7,8-TCDF	1.001	0.999-1.003
1,2,3,7,8-PeCDF	13C-1,2,3,7,8-PeCDF	1.000	0.999-1.002
2,3,4,7,8-PeCDF	13C-2,3,4,7,8-PeCDF	1.000	0.999-1.002
LABELED COMPOUNDS			
13C-2,3,7,8-TCDD	13C-1,2,3,4-TCDD	1.021	0.976-1.043
13C-1,2,3,7,8-PeCDD	13C-1,2,3,4-TCDD	1.185	1.000-1.567
13C-2,3,7,8-TCDF	13C-1,2,3,4-TCDD	0.993	0.923-1.103
13C-1,2,3,7,8-PeCDF	13C-1,2,3,4-TCDD	1.142	1.000-1.425
13C-2,3,4,7,8-PeCDF	13C-1,2,3,4-TCDD	1.175	1.011-1.526
37Cl-2,3,7,8-TCDD	13C-1,2,3,4-TCDD	1.021	0.989-1.052

Analyst: DB

Date: 7/11/19

FORM 6B
PCDD/PCDF RELATIVE RETENTION TIMES

Lab Name: Vista Analytical Laboratory Episode No.:

Contract No.: SAS No.:

Initial Calibration Date: 5-10-19

Instrument ID: VG-7 GC Column ID: ZB-5MS

VER Data Filename: 190711D2 S#1 Analysis Date: 11-JUL-19 Time: 13:11:42

NATIVE ANALYTES	RETENTION TIME REFERENCE	RRT	RRT QC LIMITS (1)
1,2,3,4,7,8-HxCDF	13C-1,2,3,4,7,8-HxCDF	1.000	0.999-1.001
1,2,3,6,7,8-HxCDF	13C-1,2,3,6,7,8-HxCDF	1.000	0.997-1.005
2,3,4,6,7,8-HxCDF	13C-2,3,4,6,7,8-HxCDF	1.000	0.999-1.001
1,2,3,7,8,9-HxCDF	13C-1,2,3,7,8,9-HxCDF	1.000	0.999-1.001
1,2,3,4,7,8-HxCDD	13C-1,2,3,4,7,8-HxCDD	1.000	0.999-1.001
1,2,3,6,7,8-HxCDD	13C-1,2,3,6,7,8-HxCDD	1.001	0.998-1.004
1,2,3,7,8,9-HxCDD	13C-1,2,3,7,8,9-HxCDD	1.001	0.998-1.004
1,2,3,4,6,7,8-HpCDF	13C-1,2,3,4,6,7,8-HpCDF	1.000	0.999-1.001
1,2,3,4,6,7,8-HpCDD	13C-1,2,3,4,6,7,8-HpCDD	1.000	0.999-1.001
1,2,3,4,7,8,9-HpCDF	13C-1,2,3,4,7,8,9-HpCDF	1.000	0.999-1.001
OCDD	13C-OCDD	1.000	0.999-1.001
OCDF	13C-OCDF	1.000	0.999-1.001
LABELED COMPOUNDS			
13C-1,2,3,4,7,8-HxCDF	13C-1,2,3,4,6,9-HxCDF	0.987	0.975-1.001
13C-1,2,3,6,7,8-HxCDF	13C-1,2,3,4,6,9-HxCDF	0.991	0.979-1.005
13C-2,3,4,6,7,8-HxCDF	13C-1,2,3,4,6,9-HxCDF	1.009	1.001-1.020
13C-1,2,3,7,8,9-HxCDF	13C-1,2,3,4,6,9-HxCDF	1.039	1.002-1.072
13C-1,2,3,4,7,8-HxCDD	13C-1,2,3,4,6,9-HxCDF	1.014	1.002-1.026
13C-1,2,3,6,7,8-HxCDD	13C-1,2,3,4,6,9-HxCDF	1.018	1.007-1.029
13C-1,2,3,7,8,9-HxCDD	13C-1,2,3,4,6,9-HxCDF	1.027	1.014-1.038
13C-1,2,3,4,6,7,8-HpCDF	13C-1,2,3,4,6,9-HxCDF	1.093	1.069-1.111
13C-1,2,3,4,7,8,9-HpCDF	13C-1,2,3,4,6,9-HxCDF	1.144	1.098-1.192
13C-1,2,3,4,6,7,8-HpCDD	13C-1,2,3,4,6,9-HxCDF	1.126	1.117-1.141
13C-OCDD	13C-1,2,3,4,6,9-HxCDF	1.226	1.085-1.365
13C-OCDF	13C-1,2,3,4,6,9-HxCDF	1.233	1.091-1.371

Analyst: DB

Date: 7/11/19

Client ID: 1613 CS3 19C2204 Filename: 190711D2 S:1 Acq:11-JUL-19 13:11:42 ConCal: ST190711D2-1

Lab ID: ST190711D2-1 GC Column ID: ZB-5MS ICal: 1613VG7-5-10-19 wt/vol: 1.000 EndCAL: NA

	Name	Resp	RA	RRF	RT	Conc	Qual	noise	Fac	DL
	2,3,7,8-TCDD	8.69e+05	0.85 y	0.90	26:41	11.486			* 2.5	*
	1,2,3,7,8-PeCDD	3.25e+06	0.63 y	0.87	30:59	55.250			* 2.5	*
	1,2,3,4,7,8-HxCDD	3.24e+06	1.22 y	1.05	34:19	49.948			* 2.5	*
	1,2,3,6,7,8-HxCDD	3.48e+06	1.22 y	0.93	34:26	52.379			* 2.5	*
	1,2,3,7,8,9-HxCDD	3.41e+06	1.21 y	0.96	34:45	49.053			* 2.5	*
	1,2,3,4,6,7,8-HpCDD	3.00e+06	1.02 y	0.99	38:07	47.590			* 2.5	*
	OCDD	6.00e+06	0.89 y	0.99	41:29	95.924			* 2.5	*
	2,3,7,8-TCDF	1.13e+06	0.77 y	0.94	25:58	8.7781			* 2.5	*
	1,2,3,7,8-PeCDF	5.34e+06	1.62 y	0.92	29:51	54.840			* 2.5	*
	2,3,4,7,8-PeCDF	5.17e+06	1.57 y	0.96	30:43	53.248			* 2.5	*
	1,2,3,4,7,8-HxCDF	4.48e+06	1.24 y	1.15	33:25	50.214			* 2.5	*
	1,2,3,6,7,8-HxCDF	4.51e+06	1.22 y	1.04	33:32	51.876			* 2.5	*
	2,3,4,6,7,8-HxCDF	4.59e+06	1.23 y	1.10	34:10	52.773			* 2.5	*
	1,2,3,7,8,9-HxCDF	4.06e+06	1.25 y	1.03	35:09	51.992			* 2.5	*
	1,2,3,4,6,7,8-HpCDF	3.98e+06	1.03 y	1.06	36:59	54.571			* 2.5	*
	1,2,3,4,7,8,9-HpCDF	3.70e+06	1.01 y	1.23	38:42	52.146			* 2.5	*
	OCDF	6.81e+06	0.89 y	0.94	41:44	99.420			* 2.5	*
IS	13C-2,3,7,8-TCDD	8.40e+06	0.76 y	1.11	26:40	99.049				
IS	13C-1,2,3,7,8-PeCDD	6.75e+06	0.62 y	0.98	30:58	90.263				
IS	13C-1,2,3,4,7,8-HxCDD	6.17e+06	1.27 y	0.68	34:18	110.11				
IS	13C-1,2,3,6,7,8-HxCDD	7.13e+06	1.28 y	0.84	34:25	102.17				
IS	13C-1,2,3,7,8,9-HxCDD	7.22e+06	1.23 y	0.81	34:43	107.22				
IS	13C-1,2,3,4,6,7,8-HpCDD	6.37e+06	1.02 y	0.69	38:06	111.90				
IS	13C-OCDD	1.27e+07	0.89 y	0.62	41:28	244.60				
IS	13C-2,3,7,8-TCDF	1.37e+07	0.79 y	1.05	25:57	103.13				
IS	13C-1,2,3,7,8-PeCDF	1.06e+07	1.62 y	0.95	29:50	87.918				
IS	13C-2,3,4,7,8-PeCDF	1.01e+07	1.59 y	0.94	30:42	86.143				
IS	13C-1,2,3,4,7,8-HxCDF	7.73e+06	0.50 y	0.86	33:24	108.68				
IS	13C-1,2,3,6,7,8-HxCDF	8.38e+06	0.51 y	1.02	33:32	98.797				
IS	13C-2,3,4,6,7,8-HxCDF	7.93e+06	0.51 y	0.95	34:09	100.38				
IS	13C-1,2,3,7,8,9-HxCDF	7.58e+06	0.50 y	0.87	35:09	105.34				
IS	13C-1,2,3,4,6,7,8-HpCDF	6.85e+06	0.46 y	0.81	36:58	102.12				
IS	13C-1,2,3,4,7,8,9-HpCDF	5.79e+06	0.45 y	0.63	38:41	110.35				
IS	13C-OCDF	1.46e+07	0.89 y	0.78	41:43	224.60				
C/Up	37Cl-2,3,7,8-TCDD	8.88e+05		1.22	26:41	9.5142				
RS/RT	13C-1,2,3,4-TCDD	7.67e+06	0.77 y	1.00	26:07	100.00				
RS	13C-1,2,3,4-TCDF	1.26e+07	0.81 y	1.00	24:48	100.00				
RS/RT	13C-1,2,3,4,6,9-HxCDF	8.30e+06	0.51 y	1.00	33:49	100.00				

Name	Conc	EMPC	Qual	noise	DL
Total Tetra-Dioxins	84.0	85.0		*	*
Total Penta-Dioxins	208	208		*	*
Total Hexa-Dioxins	221	222		*	*
Total Hepta-Dioxins	110	111		*	*
Total Tetra-Furans	32.3	33.7		*	*
Total Penta-Furans	237.25	238.19		*	*
Total Hexa-Furans	275	275		*	*
Total Hepta-Furans	107	108		*	*

		Rec	Qual
IS	13C-2,3,7,8-TCDD	99.0	
IS	13C-1,2,3,7,8-PeCDD	90.3	
IS	13C-1,2,3,4,7,8-HxCDD	110	
IS	13C-1,2,3,6,7,8-HxCDD	102	
IS	13C-1,2,3,7,8,9-HxCDD	107	
IS	13C-1,2,3,4,6,7,8-HpCDD	112	
IS	13C-OCDD	122	
IS	13C-2,3,7,8-TCDF	103	
IS	13C-1,2,3,7,8-PeCDF	87.9	
IS	13C-2,3,4,7,8-PeCDF	86.1	
IS	13C-1,2,3,4,7,8-HxCDF	109	
IS	13C-1,2,3,6,7,8-HxCDF	98.8	
IS	13C-2,3,4,6,7,8-HxCDF	100	
IS	13C-1,2,3,7,8,9-HxCDF	105	
IS	13C-1,2,3,4,6,7,8-HpCDF	102	
IS	13C-1,2,3,4,7,8,9-HpCDF	110	
IS	13C-OCDF	112	
C/Up	37Cl-2,3,7,8-TCDD	95.1	

Integrations by Analyst: DB Date: 7/11/19

Reviewed by Analyst: CT Date: 07/15/19

Vista Analytical Laboratory - Injection Log Run file: 190711D2 Instrument ID: VG-7 GC Column ID: ZB-5MS

Data file	S#	Sample ID	Analyst	Acq date	Acq time	CCal	ECal
190711D2	1	ST190711D2-1	DB	11-JUL-19	13:11:42	ST190711D2-1	NA
190711D2	2	B9G0074-BS1	DB	11-JUL-19	13:59:23	ST190711D2-1	NA
190711D2	3	B9G0075-BS1	DB	11-JUL-19	14:47:05	ST190711D2-1	NA
190711D2	4	SOLVENT BLANK	DB	11-JUL-19	15:34:51	ST190711D2-1	NA
190711D2	5	B9G0074-BLK1	DB	11-JUL-19	16:22:39	ST190711D2-1	NA
190711D2	6	B9G0075-BLK1	DB	11-JUL-19	17:10:26	ST190711D2-1	NA
190711D2	7	1901677-05	DB	11-JUL-19	17:58:02	ST190711D2-1	NA
190711D2	8	1901305-02RE1	DB	11-JUL-19	18:45:39	ST190711D2-1	NA
190711D2	9	1901305-06RE1	DB	11-JUL-19	19:33:19	ST190711D2-1	NA
190711D2	10	1901384-04RE1	DB	11-JUL-19	20:21:04	ST190711D2-1	NA
190711D2	11	B9F0255-DUP1	DB	11-JUL-19	21:08:43	ST190711D2-1	NA
190711D2	12	1901751-01	DB	11-JUL-19	21:56:23	ST190711D2-1	NA
190711D2	13	1901677-01	DB	11-JUL-19	22:43:58	ST190711D2-1	NA
190711D2	14	1901677-02	DB	11-JUL-19	23:31:33	ST190711D2-1	NA
190711D2	15	1901677-03	DB	12-JUL-19	00:19:09	ST190711D2-1	NA

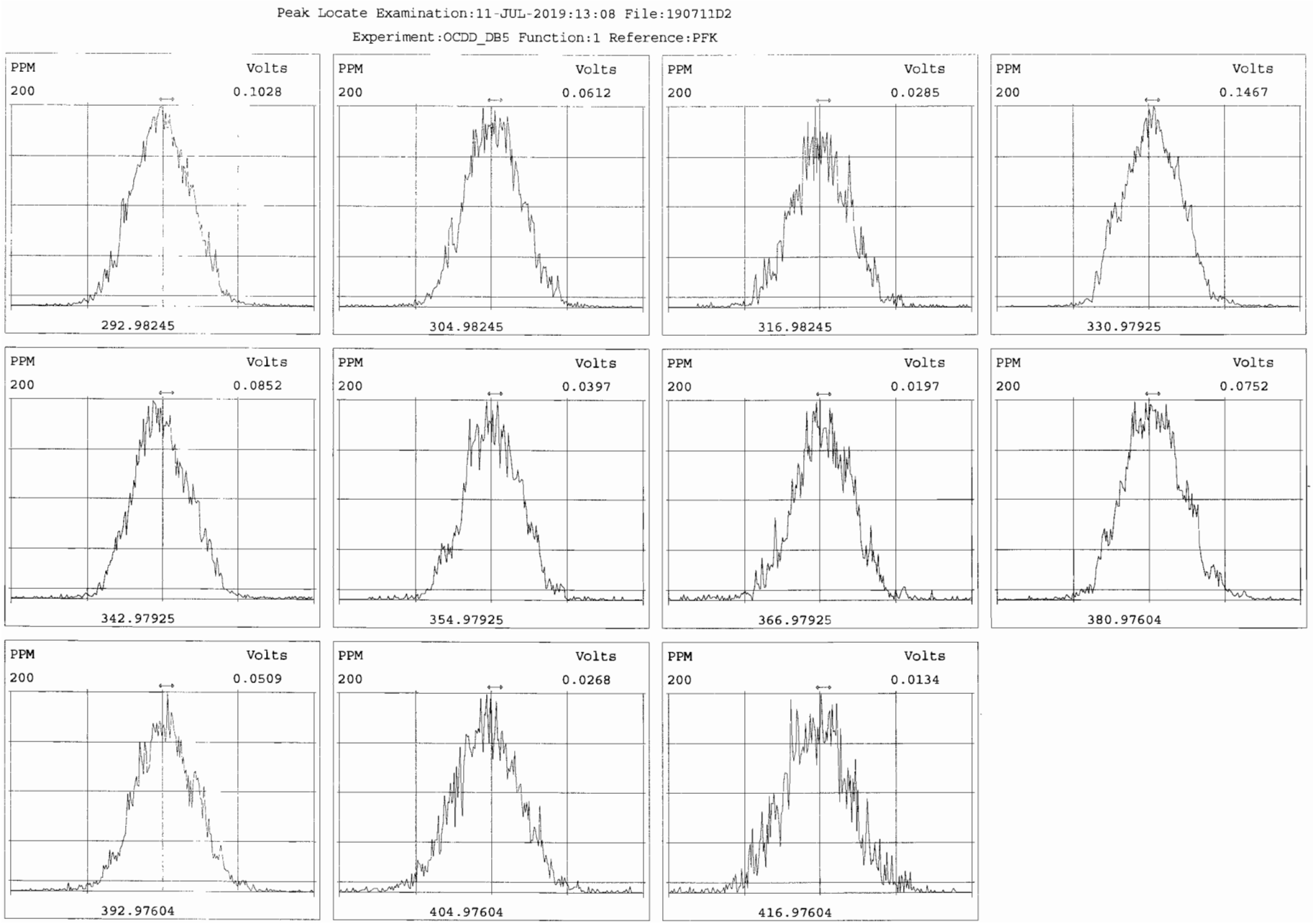
Peak Locate Examination:11-JUL-2019:13:08 File:190711D2
Experiment:OCDD_DB5 Function:1 Reference:PFK
PPM
Volts
200
0.1028
292.98245
PPM
Volts
200
0.0612
304.98245
PPM
Volts
200
0.0285
316.98245
PPM
Volts
200
0.1467
330.97925
PPM
Volts
200
0.0852
342.97925
PPM
Volts
200
0.0397
354.97925
PPM
Volts
200
0.0197
366.97925
PPM
Volts
200
0.0752
380.97604
PPM
Volts
200
0.0509
392.97604
PPM
Volts
200
0.0268
404.97604
PPM
Volts
200
0.0134
416.97604

Peak Locate Examination:11-JUL-2019:13:09 File:190711D2

Experiment:OCDD_DB5 Function:2 Reference:PFK

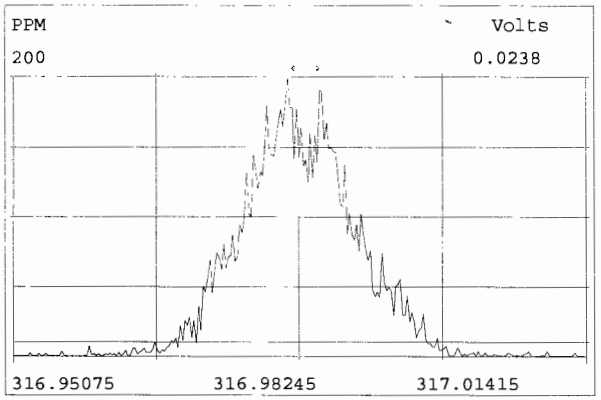

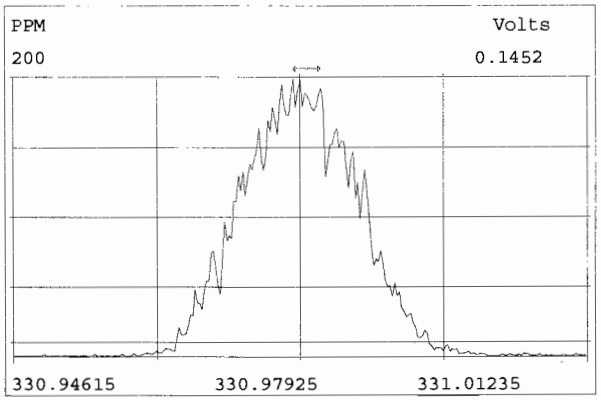

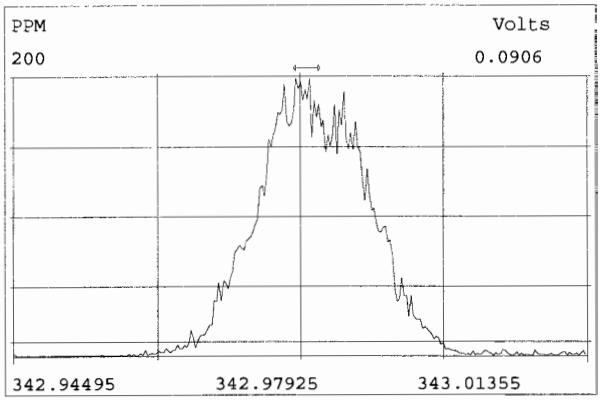

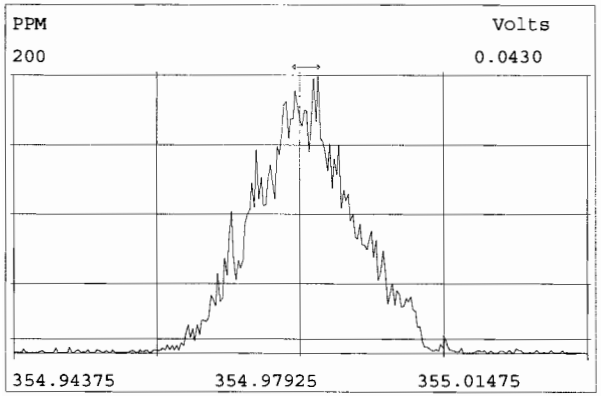

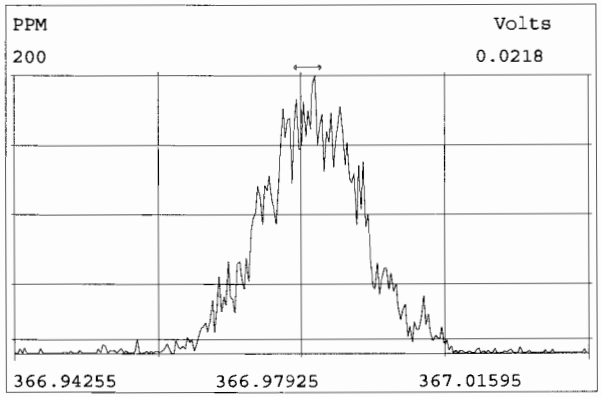

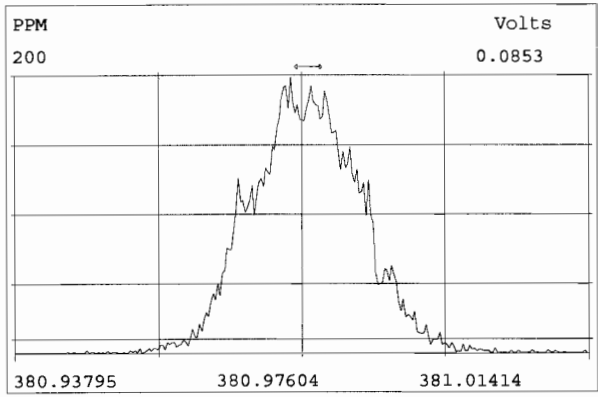

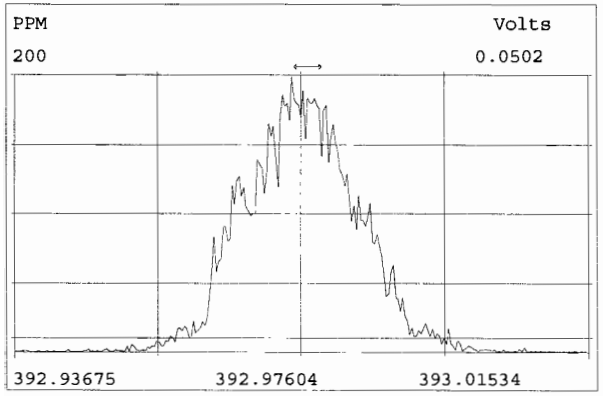

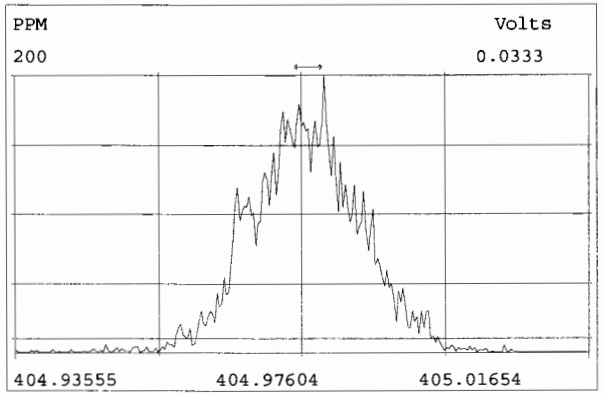

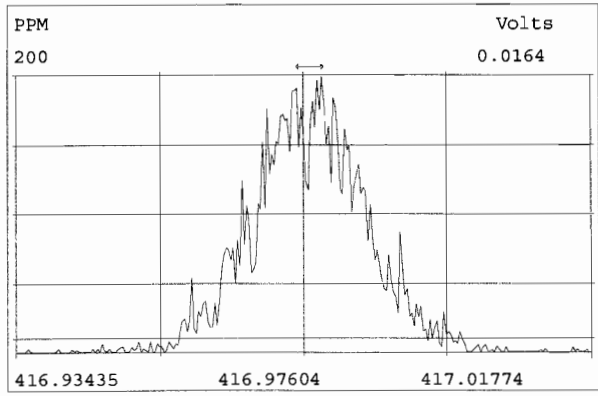

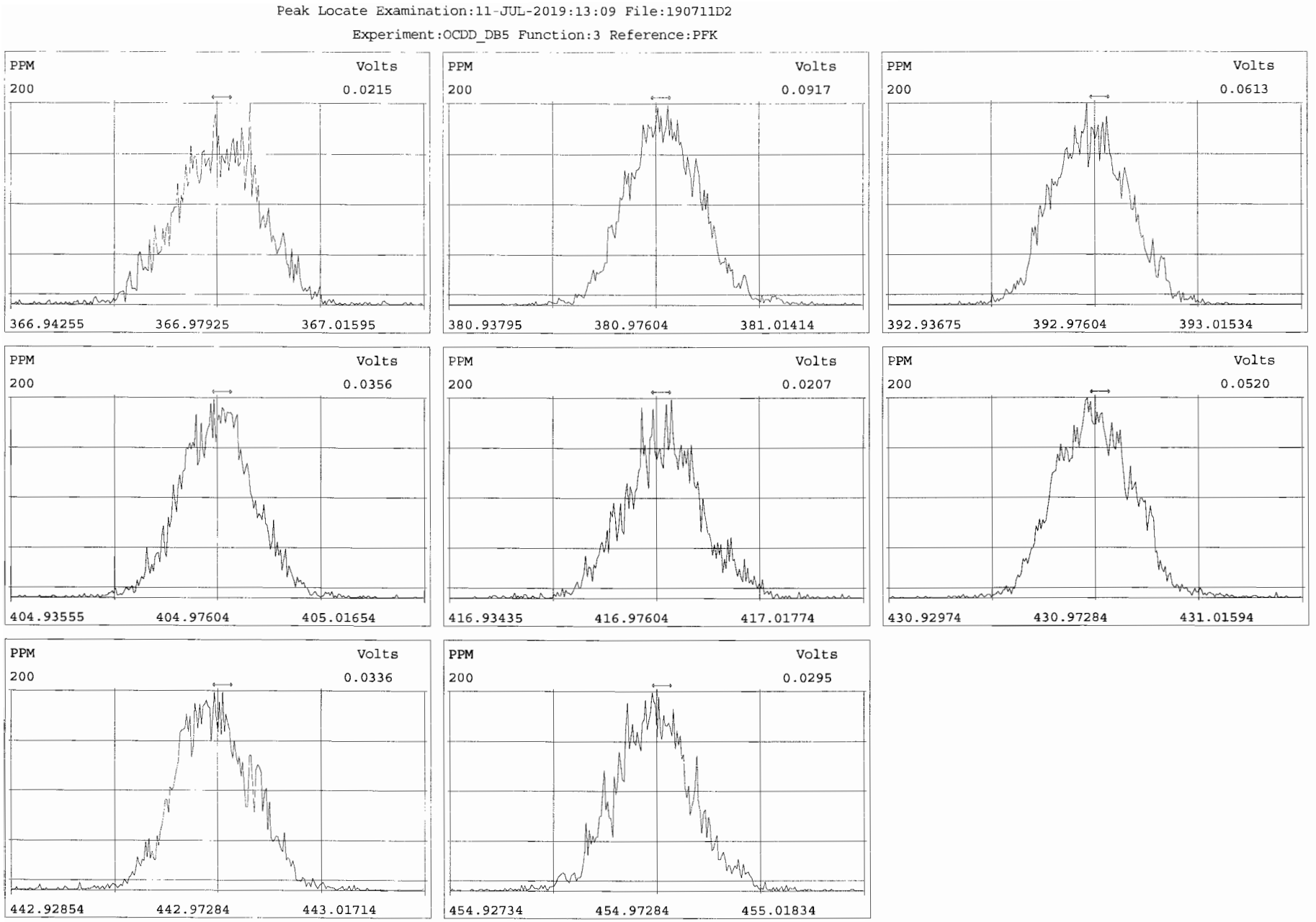
Peak Locate Examination:11-JUL-2019:13:09 File:190711D2
Experiment:OCDD_DB5 Function:3 Reference:PFK
PPM
Volts
200
0.0215
366.94255
366.97925
367.01595
PPM
Volts
200
0.0917
380.93795
380.97604
381.01414
PPM
Volts
200
0.0613
392.93675
392.97604
393.01534
PPM
Volts
200
0.0356
404.93555
404.97604
405.01654
PPM
Volts
200
0.0207
416.93435
416.97604
417.01774
PPM
Volts
200
0.0520
430.92974
430.97284
431.01594
PPM
Volts
200
0.0336
442.92854
442.97284
443.01714
PPM
Volts
200
0.0295
454.92734
454.97284
455.01834

Peak Locate Examination:11-JUL-2019:13:10 File:190711D2

Experiment:OCDD_DB5 Function:4 Reference:PFK

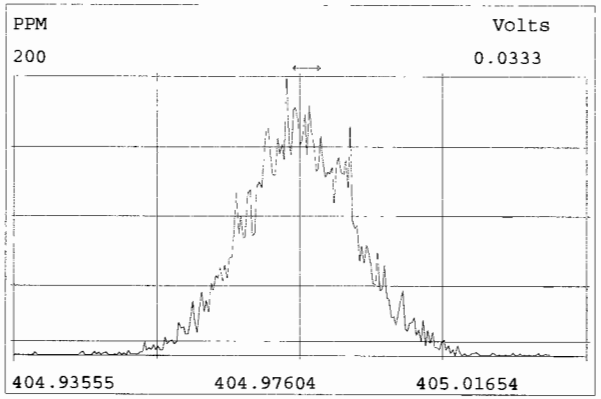

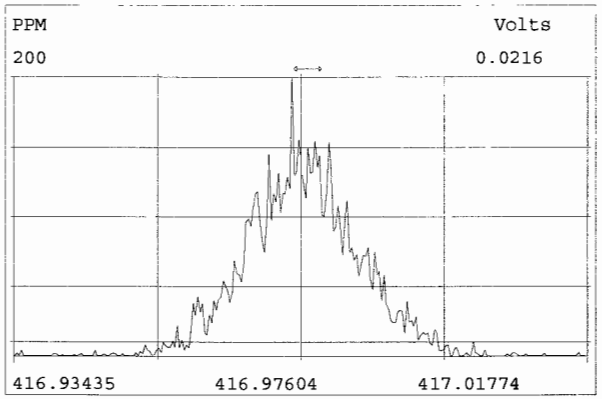

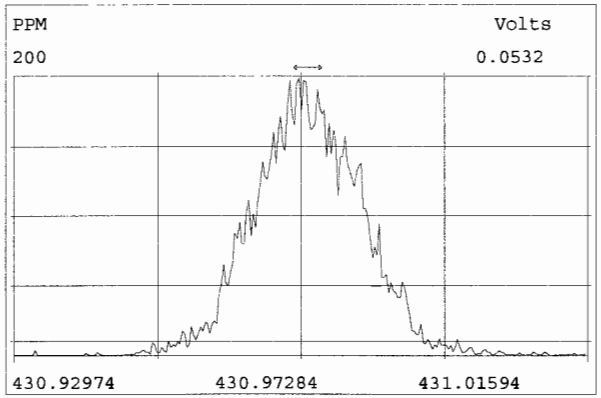

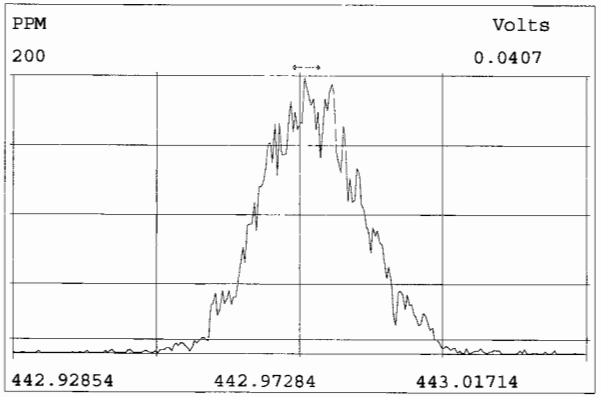

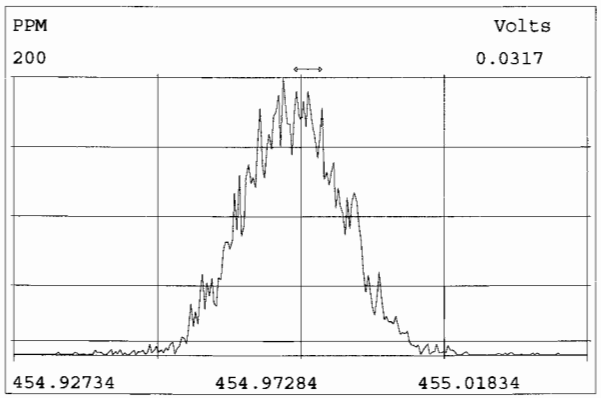

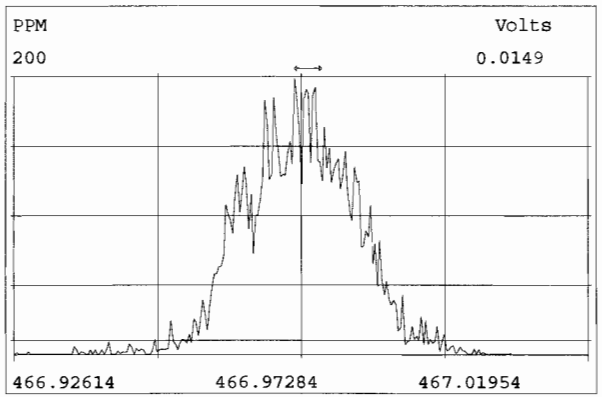

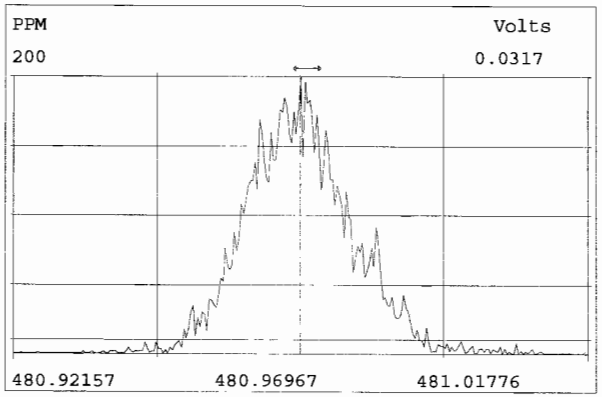

Peak Locate Examination:11-JUL-2019:13:10 File:190711D2

Experiment:OCDD_DB5 Function:5 Reference:PFK

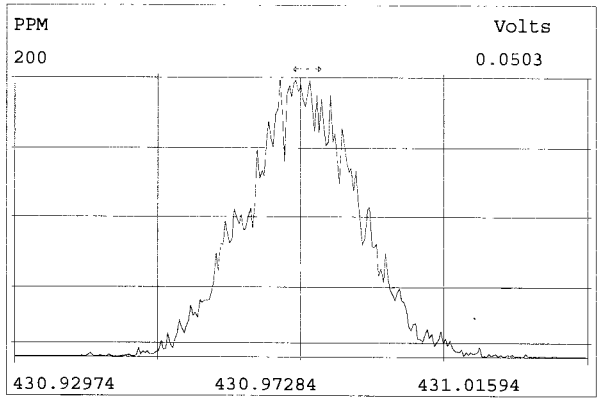

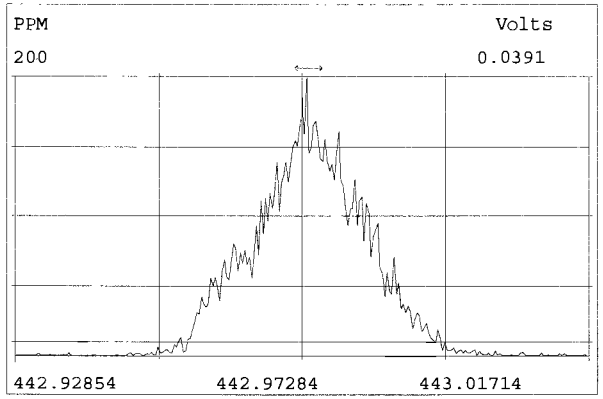

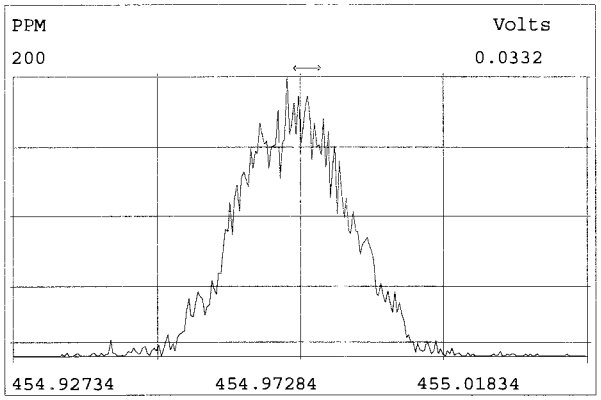

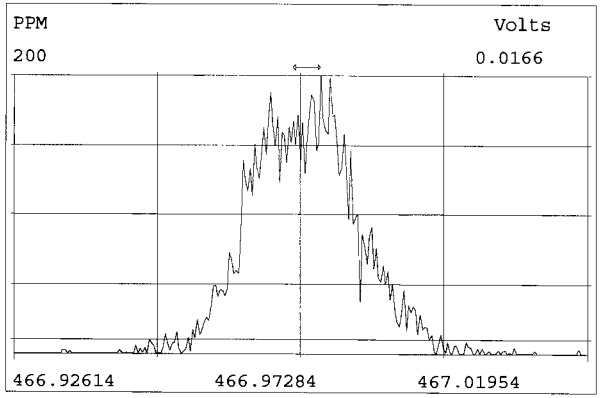

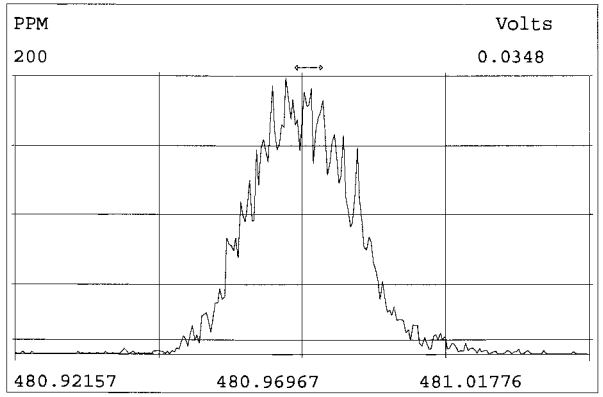

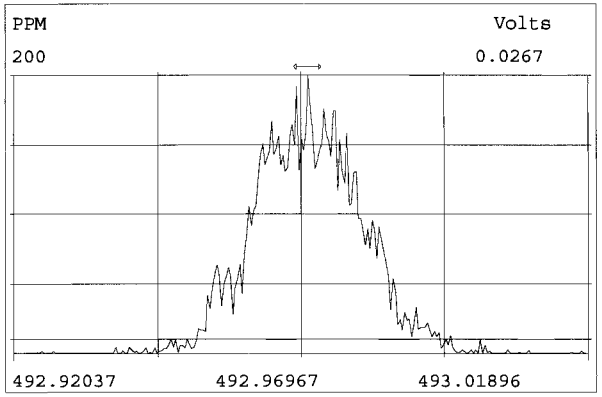

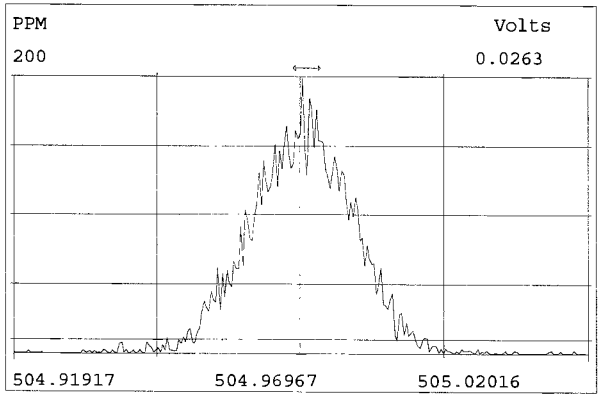

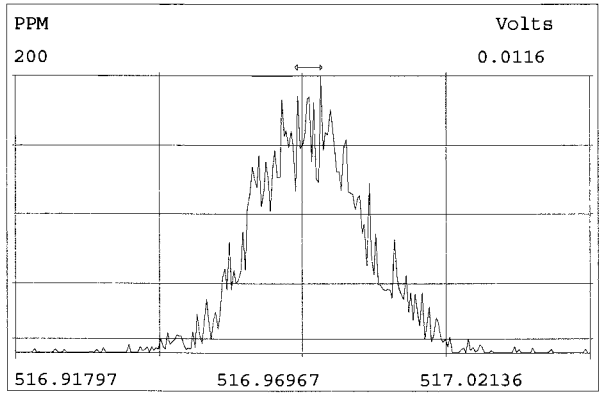

File:190711D2 #1-514 Acq:11-JUL-2019 13:11:42 GC EI+ Voltage SIR Autospec-UltimaE
Sample#1 File Text:Vista_Analytical_Laboratory_VG7 Text:ST190711D2-1 1613 CS3 19C2204 Exp:OCDD_DB5
321.8936

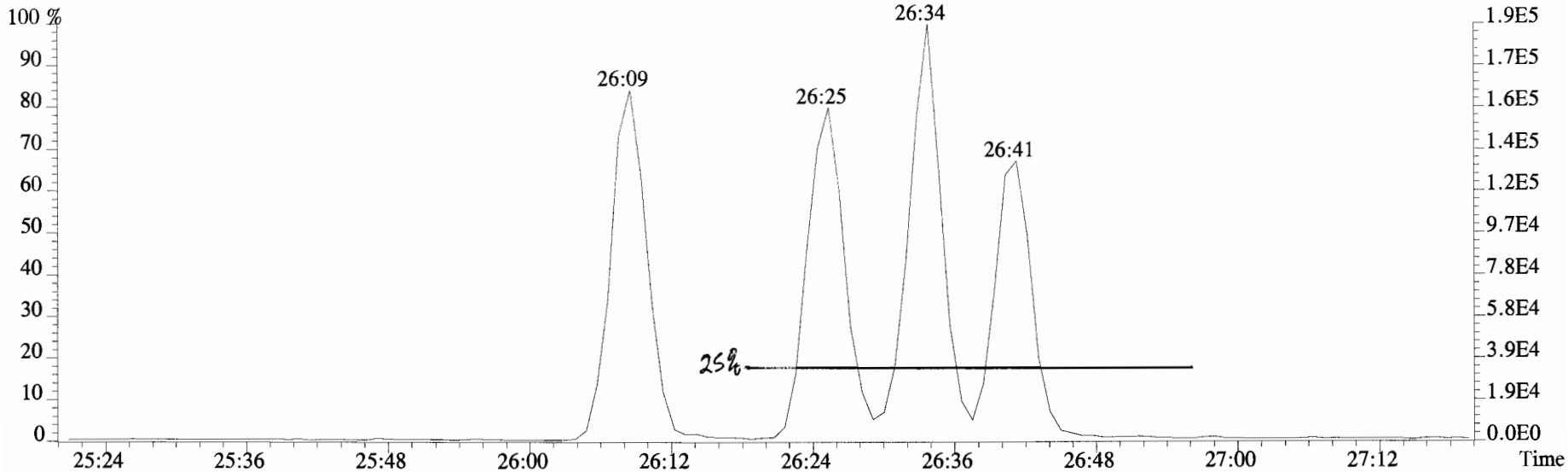

333.9339

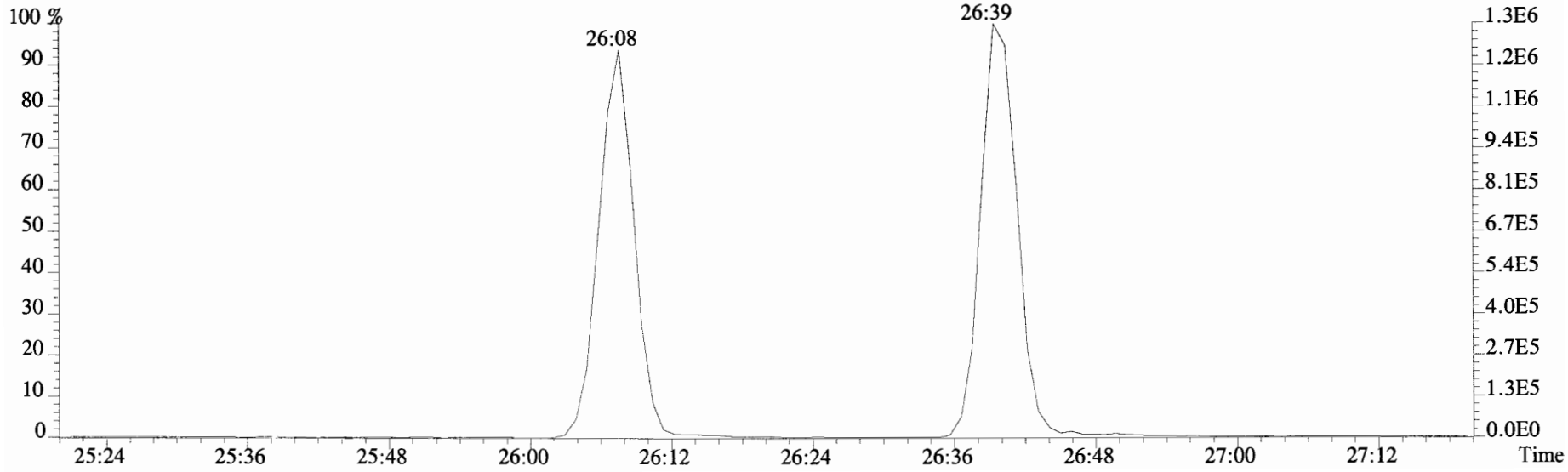


File:190711D2 #1-514 Acq:11-JUL-2019 13:11:42 GC EI+ Voltage SIR Autospec-UltimaE
Sample#1 File Text:Vista_Analytical_Laboratory_VG7 Text:ST190711D2-1 1613 CS3 19C2204 Exp:OCDD_DB5
319.8965 BSUB(10000,15,-3.0) PKD(5,5,3,0.10%,100.0,0.00%,F,F)
23:32 H1.15E5 A4.93E5
26:34 H1.57E5 A5.25E5
27:30 H1.54E5 A5.15E5
321.8936 BSUB(10000,15,-3.0) PKD(5,5,3,0.10%,100.0,0.00%,F,F)
23:32 H1.41E5 A5.95E5
26:34 H1.93E5 A6.27E5
27:29 H1.89E5 A6.63E5
327.8847 BSUB(10000,15,-3.0) PKD(5,5,3,0.10%,100.0,0.00%,F,F)
26:41 H2.73E5 A8.88E5
331.9368 BSUB(10000,15,-3.0) PKD(5,5,3,0.10%,100.0,0.00%,F,F)
26:08 H9.82E5 A3.34E6
26:39 H1.01E6 A3.62E6
333.9339 BSUB(10000,15,-3.0) PKD(5,5,3,0.10%,100.0,0.00%,F,F)
26:08 H1.26E6 A4.32E6
26:39 H1.34E6 A4.77E6
100 %
50
0
22:00
23:00
24:00
25:00
26:00
27:00
28:00
Time
1.6E5
7.8E4
0.0E0
1.9E5
9.7E4
2.7E5
1.4E5
1.0E6
5.1E5
1.3E6
6.7E5

File:190711D2 #1-210 Acq:11-JUL-2019 13:11:42 GC EI+ Voltage SIR Autospec-UltimaE
Sample#1 File Text:Vista_Analytical_Laboratory_VG7 Text:ST190711D2-1 1613 CS3 19C2204 Exp:OCDD_DB5
353.8576 F:2 BSUB(10000,15,-3.0) PKD(5,5,3,0.10%,100.0,0.00%,F,F)

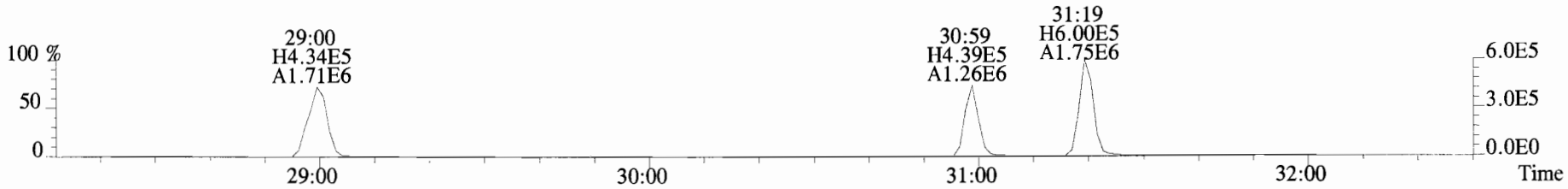

355.8546 F:2 BSUB(10000,15,-3.0) PKD(5,5,3,0.10%,100.0,0.00%,F,F)

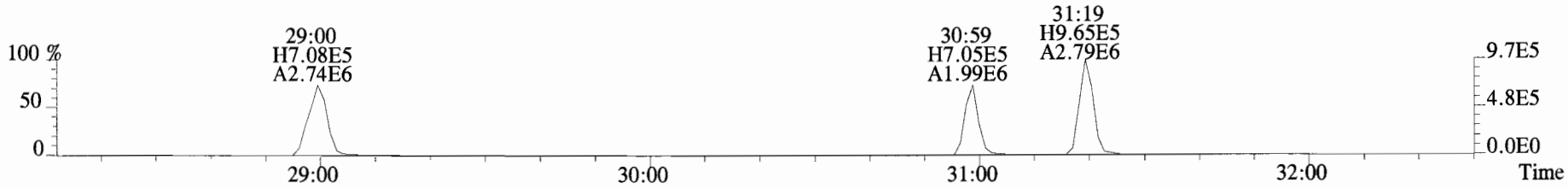

365.8978 F:2 BSUB(10000,15,-3.0) PKD(5,5,3,0.10%,100.0,0.00%,F,F)

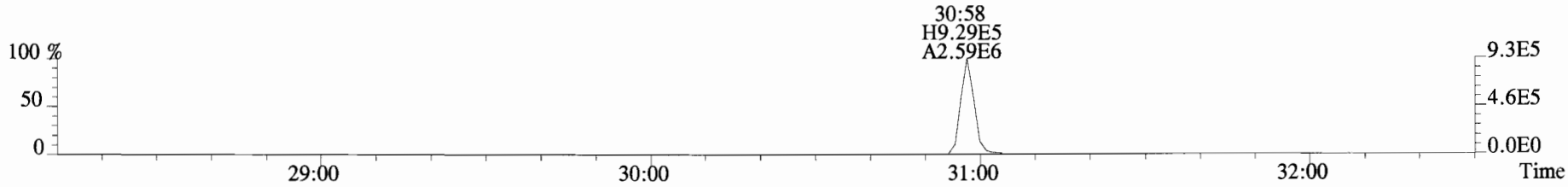

367.8949 F:2 BSUB(10000,15,-3.0) PKD(5,5,3,0.10%,100.0,0.00%,F,F)

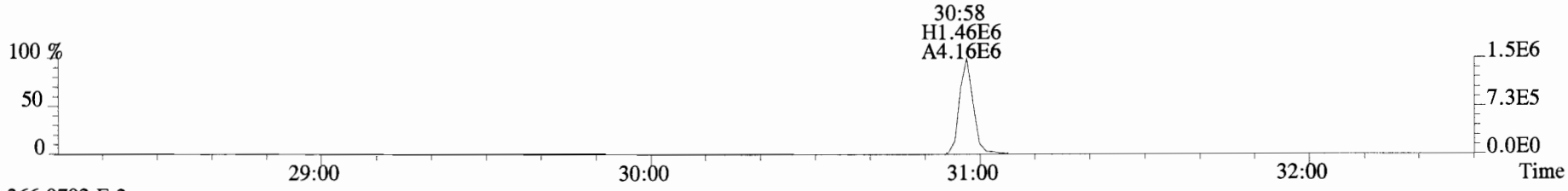

366.9792 F:2

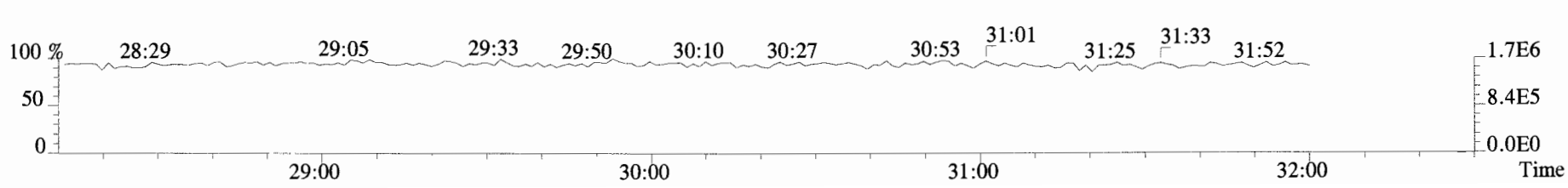

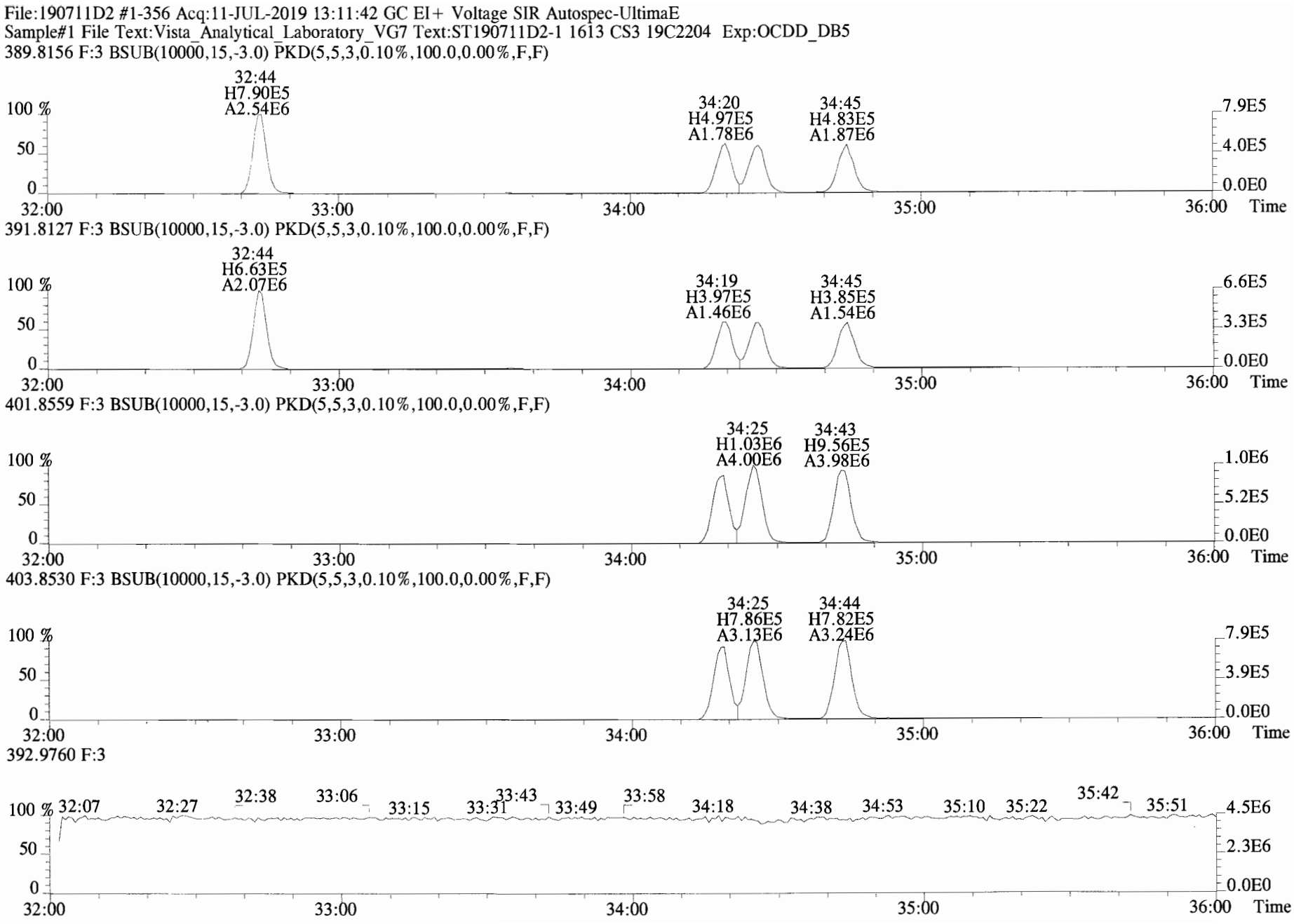
File:190711D2 #1-356 Acq:11-JUL-2019 13:11:42 GC EI+ Voltage SIR Autospec-UltimaE
Sample#1 File Text:Vista_Analytical_Laboratory_VG7 Text:ST190711D2-1 1613 CS3 19C2204 Exp:OCDD_DB5
389.8156 F:3 BSUB(10000,15,-3.0) PKD(5,5,3,0.10%,100.0,0.00%,F,F)
32:44
H7.90E5
A2.54E6
34:20
H4.97E5
A1.78E6
34:45
H4.83E5
A1.87E6
391.8127 F:3 BSUB(10000,15,-3.0) PKD(5,5,3,0.10%,100.0,0.00%,F,F)
32:44
H6.63E5
A2.07E6
34:19
H3.97E5
A1.46E6
34:45
H3.85E5
A1.54E6
401.8559 F:3 BSUB(10000,15,-3.0) PKD(5,5,3,0.10%,100.0,0.00%,F,F)
34:25
H1.03E6
A4.00E6
34:43
H9.56E5
A3.98E6
403.8530 F:3 BSUB(10000,15,-3.0) PKD(5,5,3,0.10%,100.0,0.00%,F,F)
34:25
H7.86E5
A3.13E6
34:44
H7.82E5
A3.24E6
392.9760 F:3
100 %
50
0
32:00
33:00
34:00
35:00
36:00
Time
7.9E5
4.0E5
0.0E0
6.6E5
3.3E5
1.0E6
5.2E5
3.9E5
4.5E6
2.3E6
32:07
32:27
32:38
33:06
33:15
33:31
33:43
33:49
33:58
34:18
34:38
34:53
35:10
35:22
35:42
35:51

File:190711D2 #1-356 Acq:11-JUL-2019 13:11:42 GC EI+ Voltage SIR Autospec-UltimaE
Sample#1 File Text:Vista_Analytical_Laboratory_VG7 Text:ST190711D2-1 1613 CS3 19C2204 Exp:OCDD_DB5
401.8559 F:3 BSUB(10000,15,-3.0) PKD(5,5,3,0.10%,100.0,0.00%,F,F)

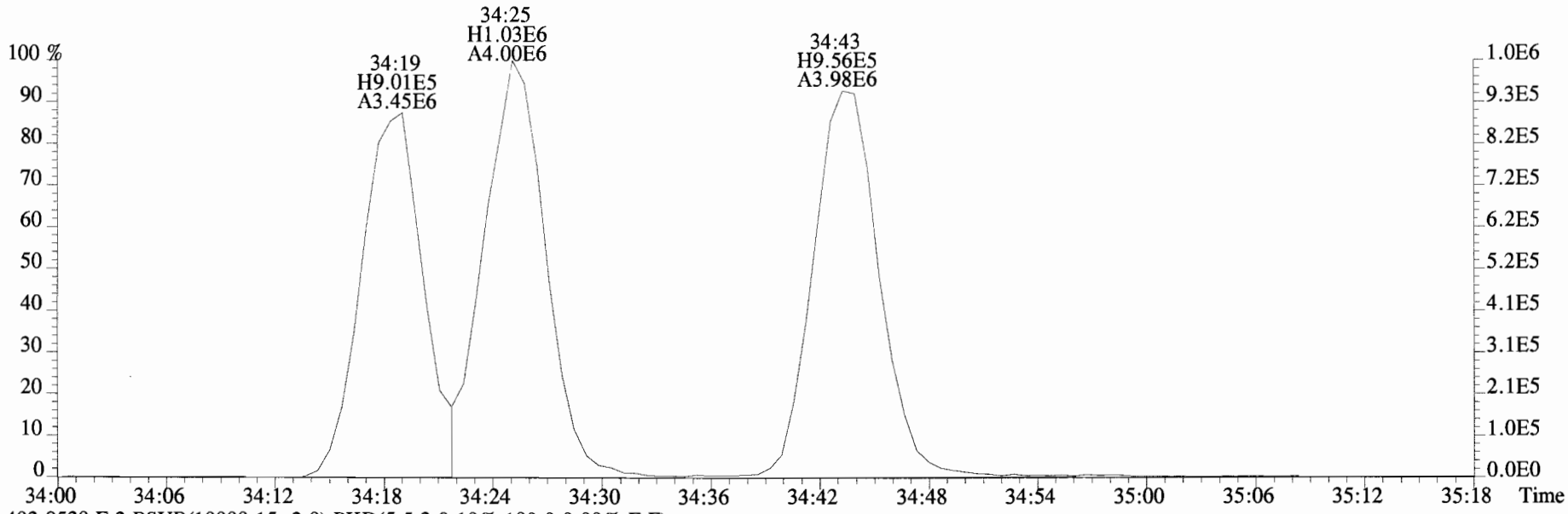

403.8530 F:3 BSUB(10000,15,-3.0) PKD(5,5,3,0.10%,100.0,0.00%,F,F)

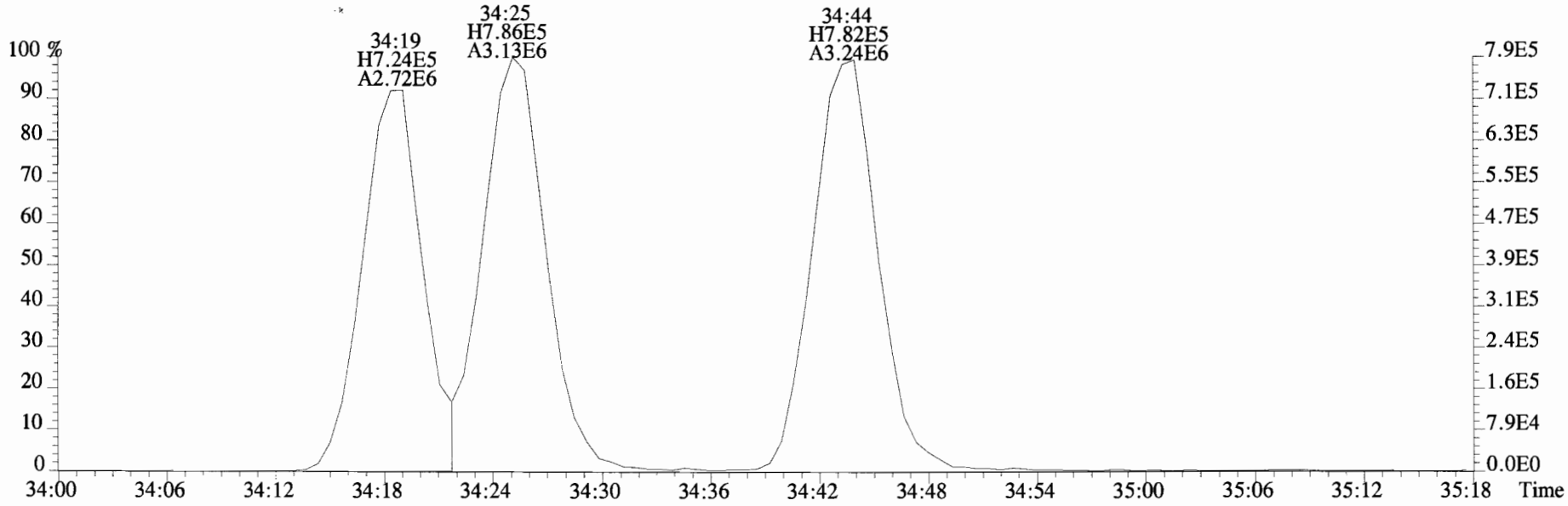

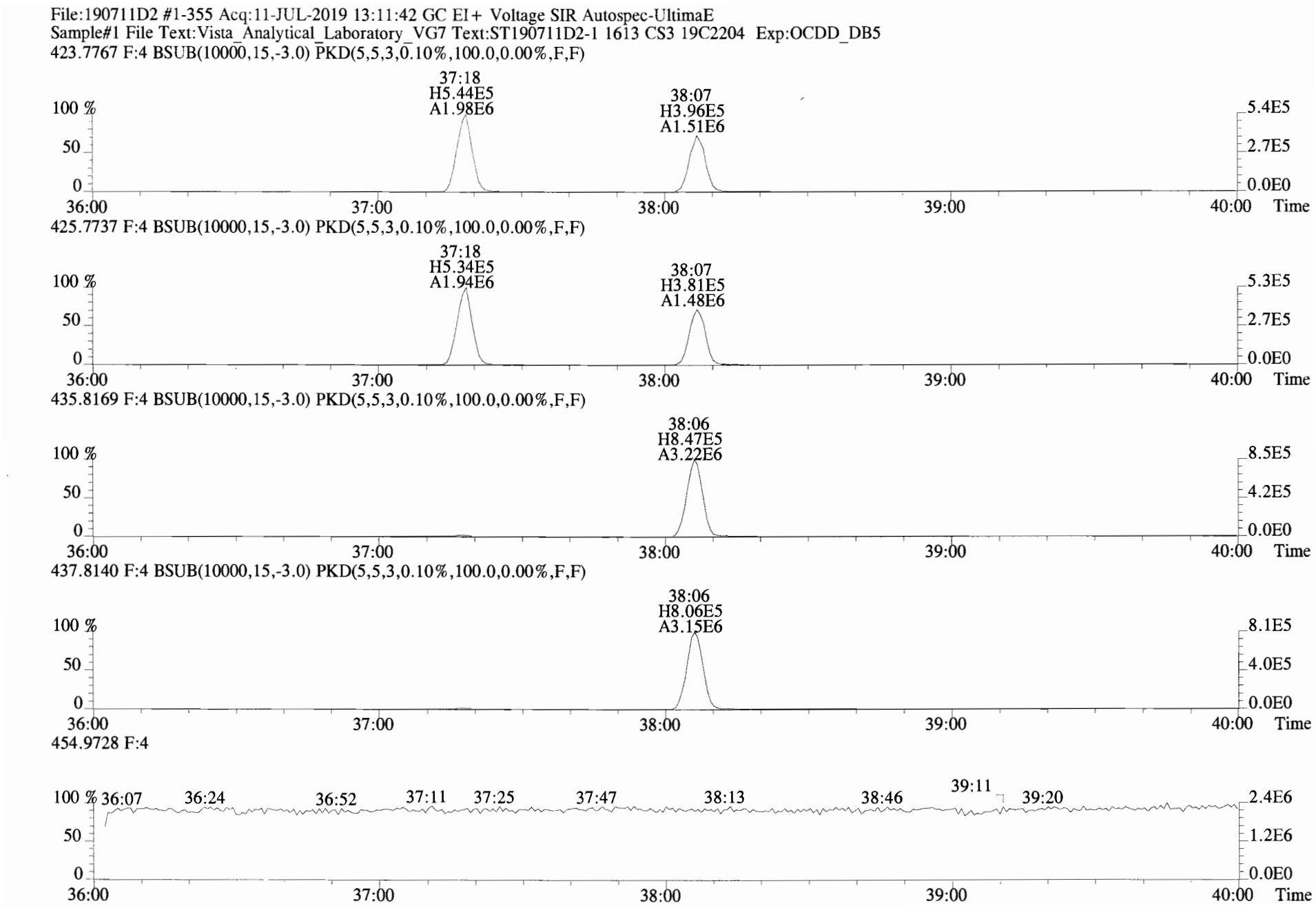
File:190711D2 #1-355 Acq:11-JUL-2019 13:11:42 GC EI+ Voltage SIR Autospec-UltimaE
Sample#1 File Text:Vista_Analytical_Laboratory_VG7 Text:ST190711D2-1 1613 CS3 19C2204 Exp:OCDD_DB5
423.7767 F:4 BSUB(10000,15,-3.0) PKD(5,5,3,0.10%,100.0,0.00%,F,F)
37:18
H5.44E5
A1.98E6
38:07
H3.96E5
A1.51E6
100 %
50
0
5.4E5
2.7E5
0.0E0
36:00
37:00
38:00
39:00
40:00
Time
425.7737 F:4 BSUB(10000,15,-3.0) PKD(5,5,3,0.10%,100.0,0.00%,F,F)
37:18
H5.34E5
A1.94E6
38:07
H3.81E5
A1.48E6
5.3E5
435.8169 F:4 BSUB(10000,15,-3.0) PKD(5,5,3,0.10%,100.0,0.00%,F,F)
38:06
H8.47E5
A3.22E6
8.5E5
4.2E5
437.8140 F:4 BSUB(10000,15,-3.0) PKD(5,5,3,0.10%,100.0,0.00%,F,F)
38:06
H8.06E5
A3.15E6
8.1E5
4.0E5
454.9728 F:4
36:07
36:24
36:52
37:11
37:25
37:47
38:13
38:46
39:11
39:20
2.4E6
1.2E6

File:190711D2 #1-432 Acq:11-JUL-2019 13:11:42 GC EI+ Voltage SIR Autospec-UltimaE
Sample#1 File Text:Vista_Analytical_Laboratory_VG7 Text:ST190711D2-1 1613 CS3 19C2204 Exp:OCDD_DB5
457.7377 F:5 BSUB(10000,15,-3.0) PKD(5,5,3,0.10%,100.0,0.00%,F,F)

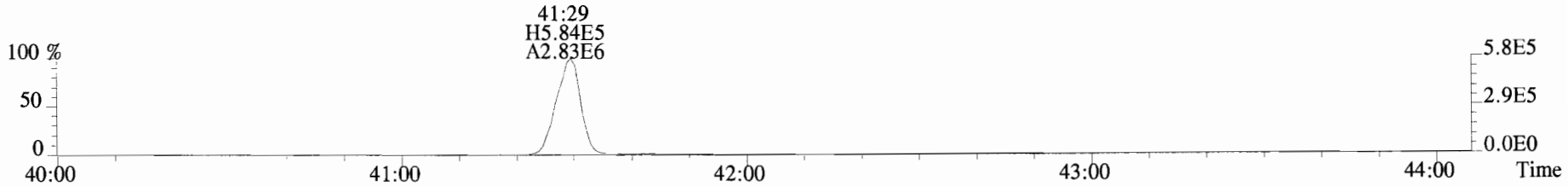

459.7348 F:5 BSUB(10000,15,-3.0) PKD(5,5,3,0.10%,100.0,0.00%,F,F)

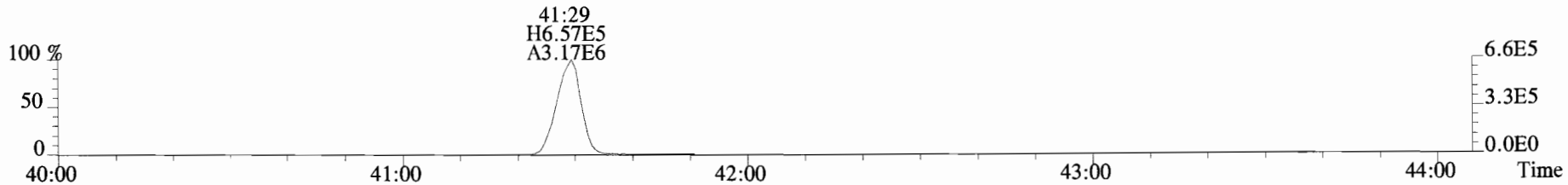

469.7780 F:5 BSUB(10000,15,-3.0) PKD(5,5,3,0.10%,100.0,0.00%,F,F)

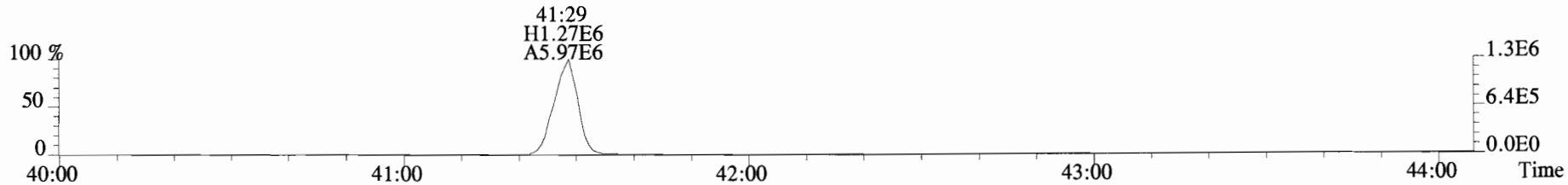

471.7750 F:5 BSUB(10000,15,-3.0) PKD(5,5,3,0.10%,100.0,0.00%,F,F)

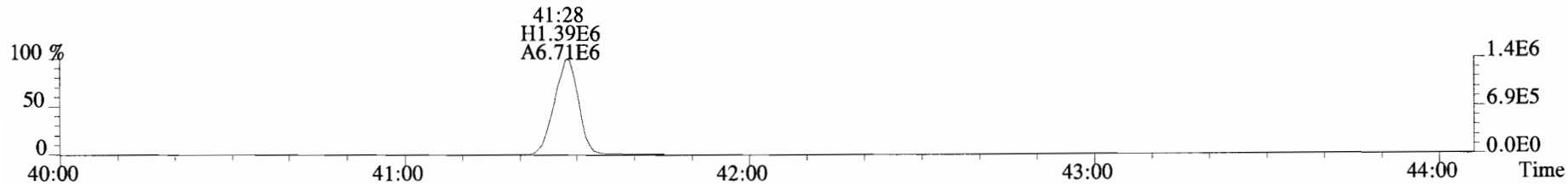

454.9728 F:5

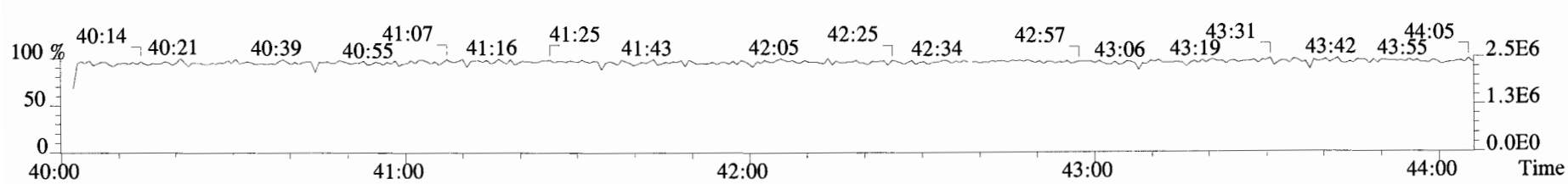

File:190711D2 #1-514 Acq:11-JUL-2019 13:11:42 GC EI+ Voltage SIR Autospec-UltimaE
Sample#1 File Text:Vista_Analytical_Laboratory_VG7 Text:ST190711D2-1 1613 CS3 19C2204 Exp:OCDD_DB5

303.9016 BSUB(10000,15,-3.0) PKD(5,5,3,0.10%,100.0,0.00%,F,F)

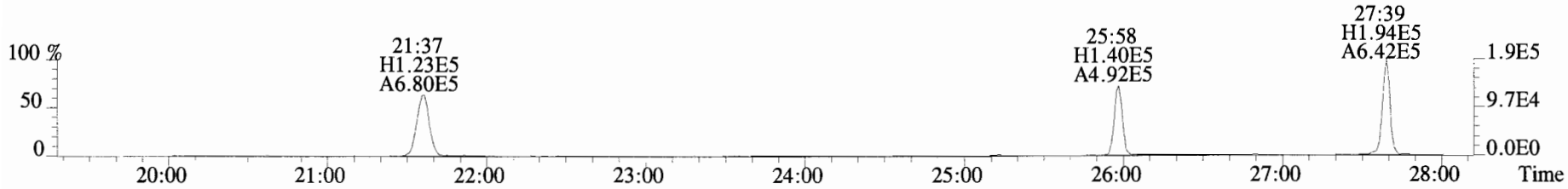

305.8987 BSUB(10000,15,-3.0) PKD(5,5,3,0.10%,100.0,0.00%,F,F)

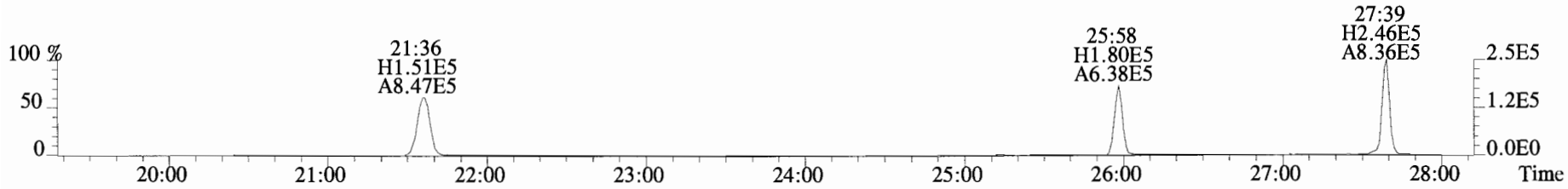

315.9419 BSUB(10000,15,-3.0) PKD(5,5,3,0.10%,100.0,0.00%,F,F)

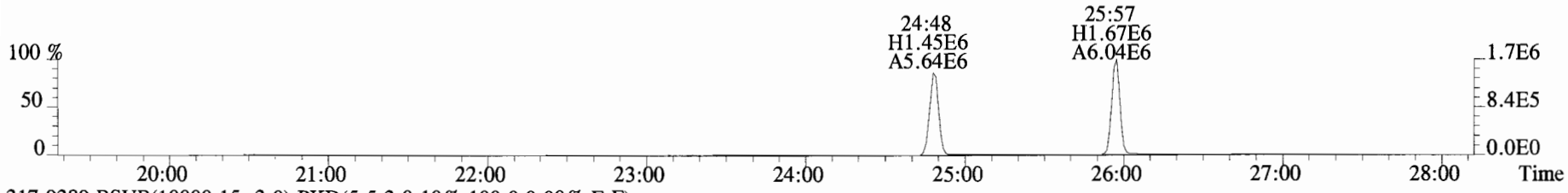

317.9389 BSUB(10000,15,-3.0) PKD(5,5,3,0.10%,100.0,0.00%,F,F)

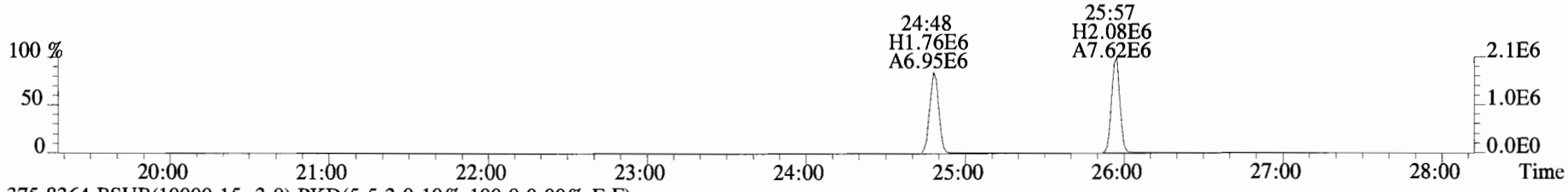

375.8364 BSUB(10000,15,-3.0) PKD(5,5,3,0.10%,100.0,0.00%,F,F)

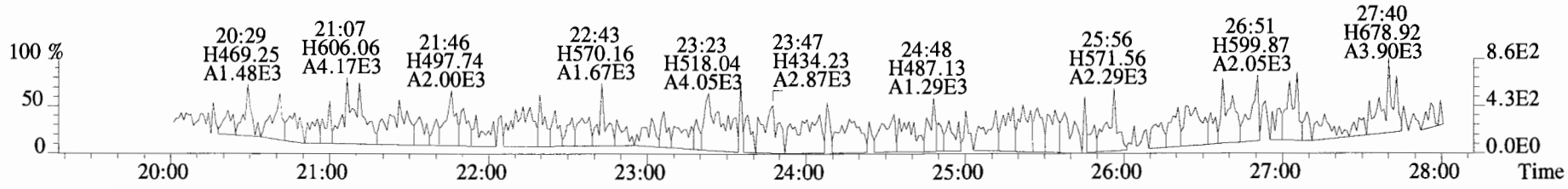

File:190711D2 #1-514 Acq:11-JUL-2019 13:11:42 GC EI+ Voltage SIR Autospec-UltimaE
Sample#1 File Text:Vista_Analytical_Laboratory_VG7 Text:ST190711D2-1 1613 CS3 19C2204 Exp:OCDD_DB5
339.8597 BSUB(10000,15,-3.0) PKD(5,5,3,0.10%,100.0,0.00%,F,F)

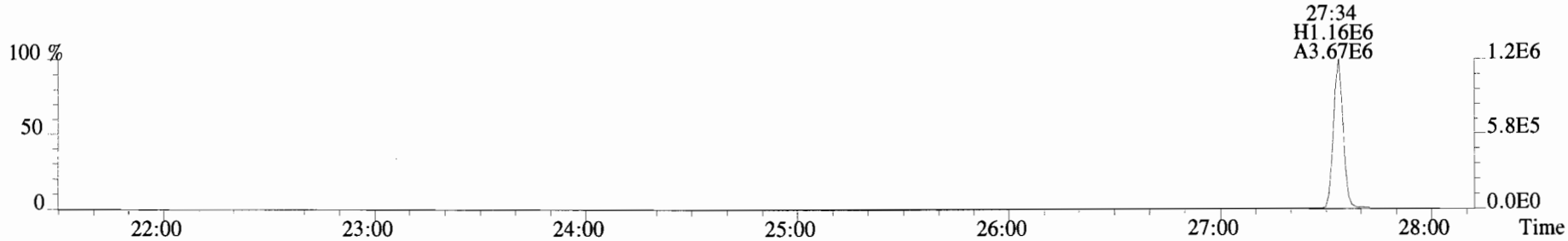

341.8568 BSUB(10000,15,-3.0) PKD(5,5,3,0.10%,100.0,0.00%,F,F)

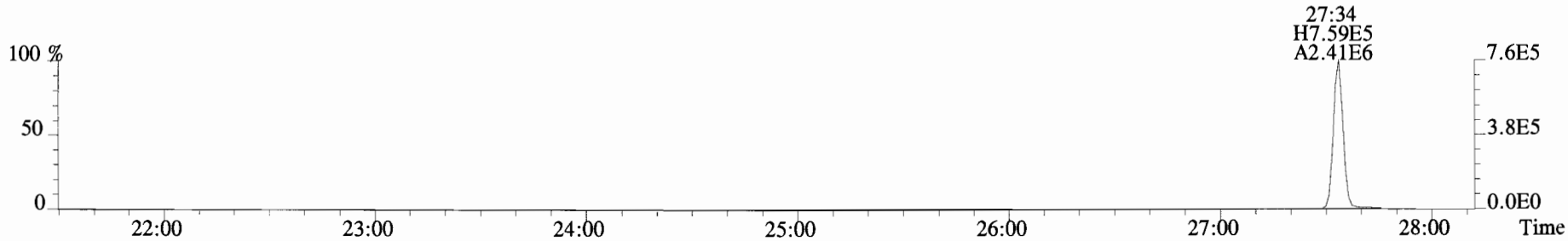

409.7974 BSUB(10000,15,-3.0) PKD(5,5,3,0.10%,100.0,0.00%,F,F)

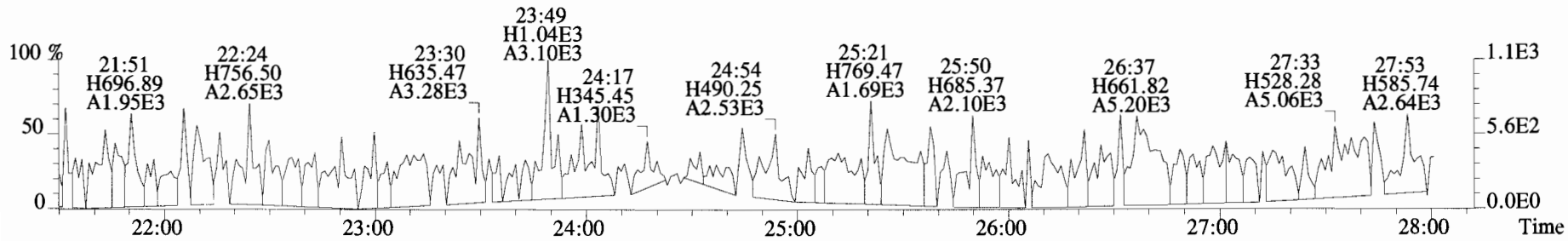

316.9824

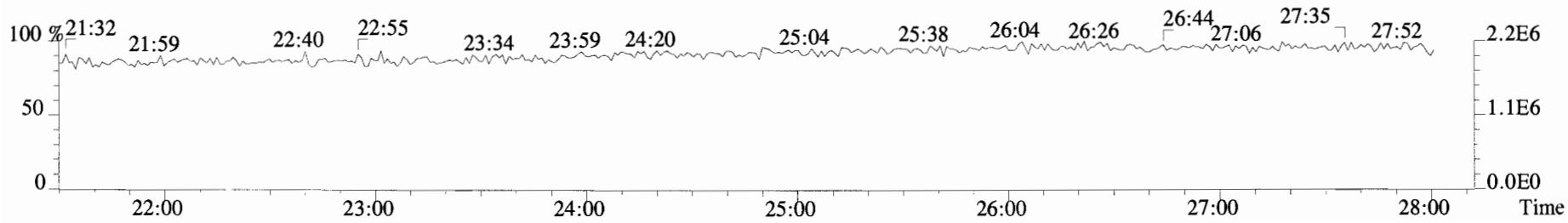

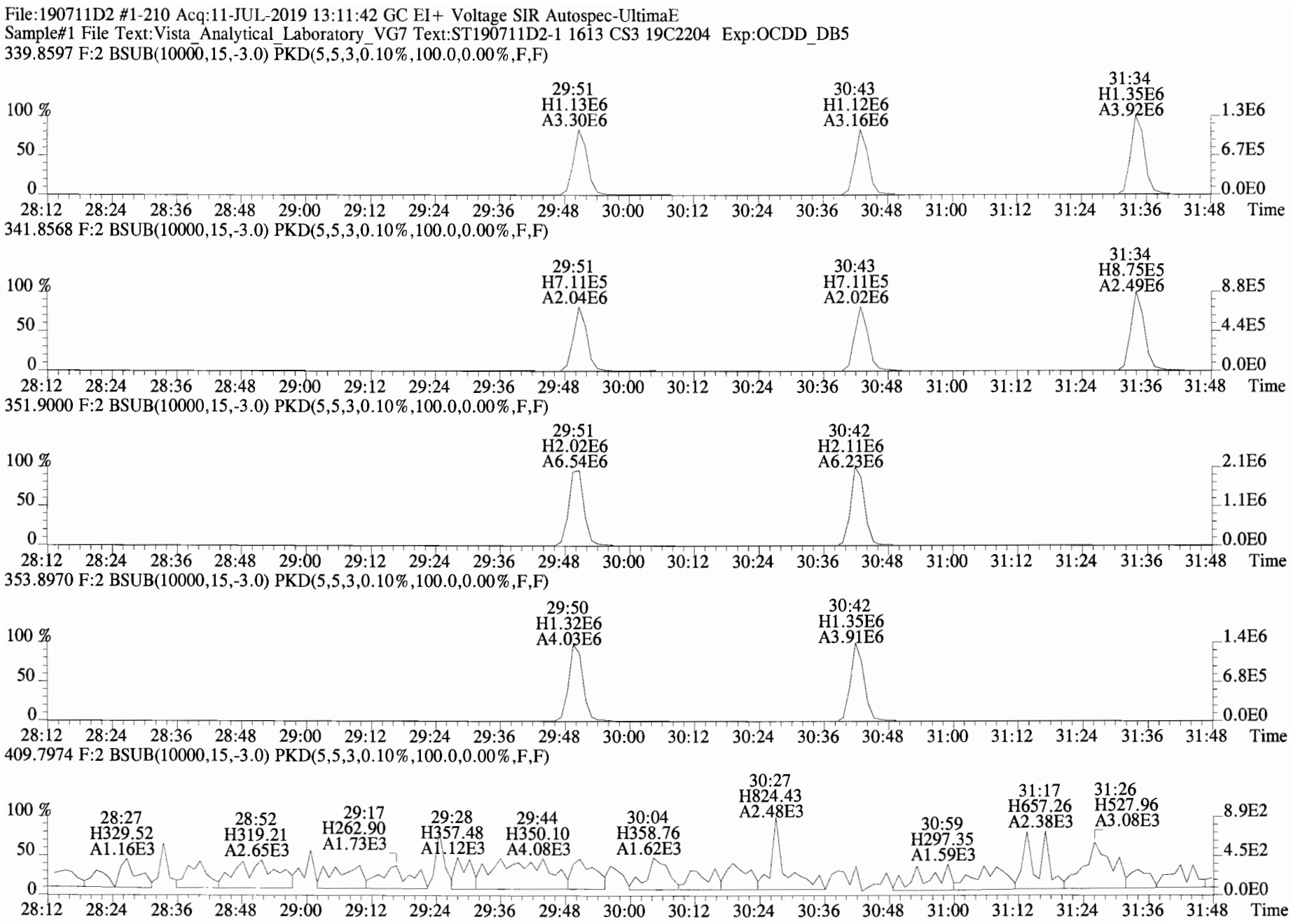
File:190711D2 #1-210 Acq:11-JUL-2019 13:11:42 GC EI+ Voltage SIR Autospec-UltimaE
Sample#1 File Text:Vista_Analytical_Laboratory_VG7 Text:ST190711D2-1 1613 CS3 19C2204 Exp:OCDD_DB5
339.8597 F:2 BSUB(10000,15,-3.0) PKD(5,5,3,0.10%,100.0,0.00%,F,F)
29:51 H1.13E6 A3.30E6
30:43 H1.12E6 A3.16E6
31:34 H1.35E6 A3.92E6
341.8568 F:2 BSUB(10000,15,-3.0) PKD(5,5,3,0.10%,100.0,0.00%,F,F)
29:51 H7.11E5 A2.04E6
30:43 H7.11E5 A2.02E6
31:34 H8.75E5 A2.49E6
351.9000 F:2 BSUB(10000,15,-3.0) PKD(5,5,3,0.10%,100.0,0.00%,F,F)
29:51 H2.02E6 A6.54E6
30:42 H2.11E6 A6.23E6
353.8970 F:2 BSUB(10000,15,-3.0) PKD(5,5,3,0.10%,100.0,0.00%,F,F)
29:50 H1.32E6 A4.03E6
30:42 H1.35E6 A3.91E6
409.7974 F:2 BSUB(10000,15,-3.0) PKD(5,5,3,0.10%,100.0,0.00%,F,F)
28:27 H329.52 A1.16E3
28:52 H319.21 A2.65E3
29:17 H262.90 A1.73E3
29:28 H357.48 A1.12E3
29:44 H350.10 A4.08E3
30:04 H358.76 A1.62E3
30:27 H824.43 A2.48E3
30:59 H297.35 A1.59E3
31:17 H657.26 A2.38E3
31:26 H527.96 A3.08E3
100 %
50
0
28:12 28:24 28:36 28:48 29:00 29:12 29:24 29:36 29:48 30:00 30:12 30:24 30:36 30:48 31:00 31:12 31:24 31:36 31:48 Time
1.3E6
6.7E5
0.0E0
8.8E5
4.4E5
2.1E6
1.1E6
1.4E6
6.8E5
8.9E2
4.5E2

File:190711D2 #1-356 Acq:11-JUL-2019 13:11:42 GC EI+ Voltage SIR Autospec-UltimaE
Sample#1 File Text:Vista_Analytical_Laboratory_VG7 Text:ST190711D2-1 1613 CS3 19C2204 Exp:OCDD_DB5

373.8207 F:3 BSUB(10000,15,-3.0) PKD(5,5,3,0.10%,100.0,0.00%,F,F)

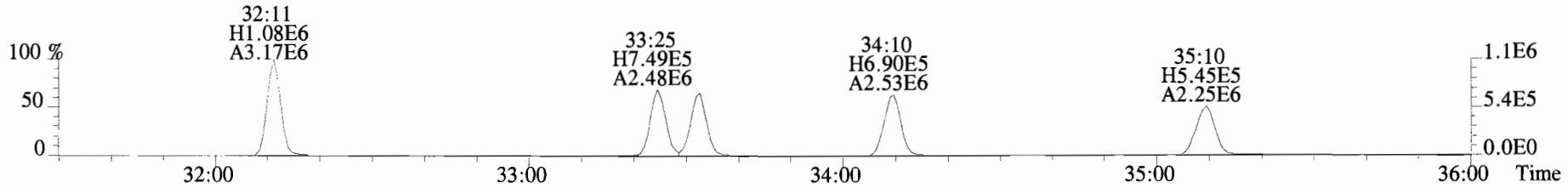

375.8178 F:3 BSUB(10000,15,-3.0) PKD(5,5,3,0.10%,100.0,0.00%,F,F)

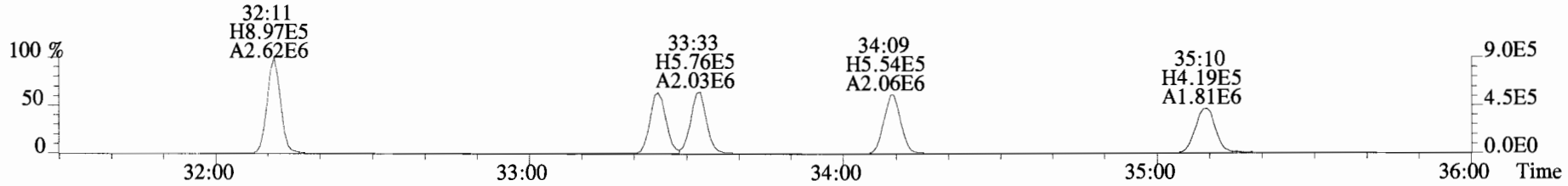

383.8639 F:3 BSUB(10000,15,-3.0) PKD(5,5,3,0.10%,100.0,0.00%,F,F)

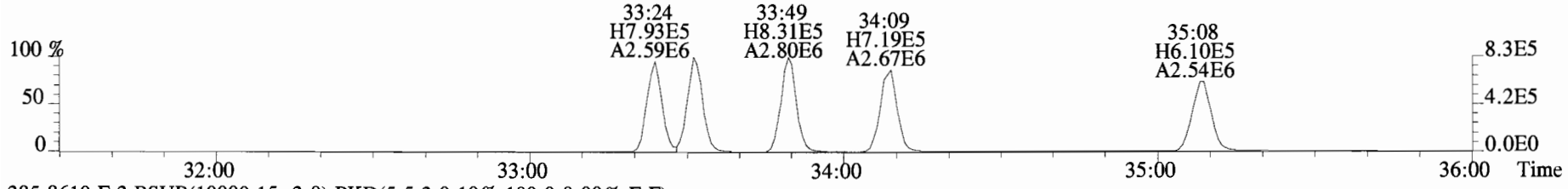

385.8610 F:3 BSUB(10000,15,-3.0) PKD(5,5,3,0.10%,100.0,0.00%,F,F)

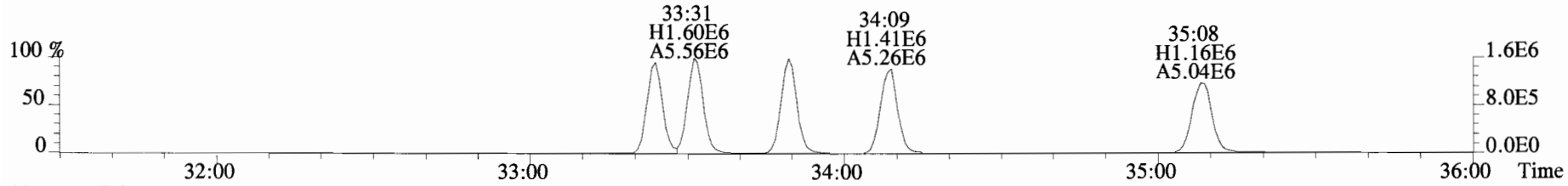

445.7555 F:3 BSUB(10000,15,-3.0) PKD(5,5,3,0.10%,100.0,0.00%,F,F)

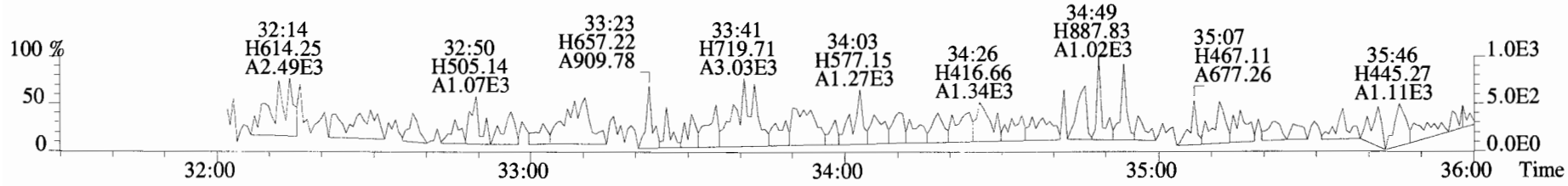

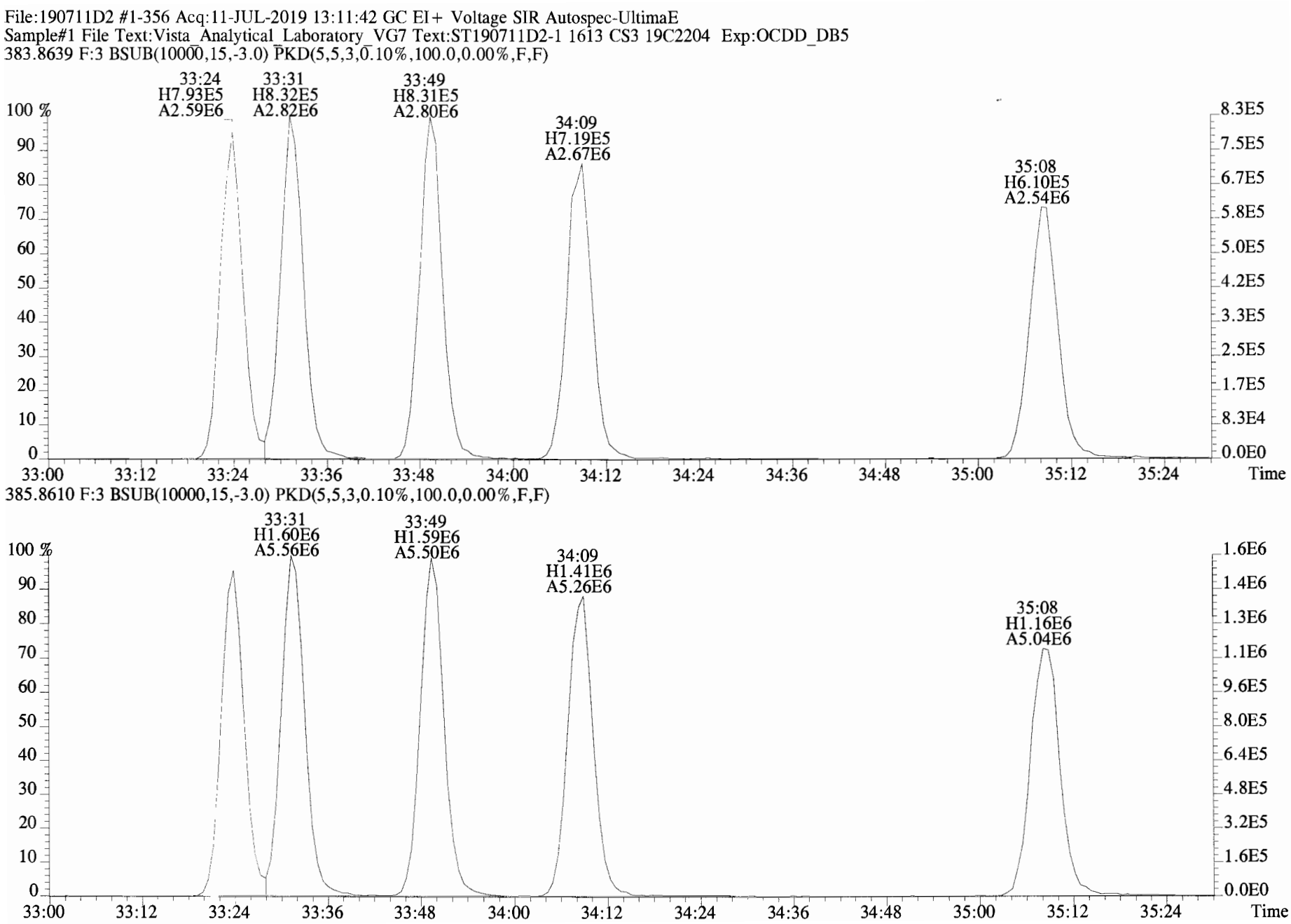
File:190711D2 #1-356 Acq:11-JUL-2019 13:11:42 GC EI+ Voltage SIR Autospec-UltimaE
Sample#1 File Text:Vista_Analytical_Laboratory_VG7 Text:ST190711D2-1 1613 CS3 19C2204 Exp:OCDD_DB5
383.8639 F:3 BSUB(10000,15,-3.0) PKD(5,5,3,0.10%,100.0,0.00%,F,F)
33:24 H7.93E5 A2.59E6
33:31 H8.32E5 A2.82E6
33:49 H8.31E5 A2.80E6
34:09 H7.19E5 A2.67E6
35:08 H6.10E5 A2.54E6
100 %
90
80
70
60
50
40
30
20
10
0
8.3E5
7.5E5
6.7E5
5.8E5
5.0E5
4.2E5
3.3E5
2.5E5
1.7E5
8.3E4
0.0E0
33:00
33:12
33:24
33:36
33:48
34:00
34:12
34:24
34:36
34:48
35:00
35:12
35:24
Time
385.8610 F:3 BSUB(10000,15,-3.0) PKD(5,5,3,0.10%,100.0,0.00%,F,F)
33:31 H1.60E6 A5.56E6
33:49 H1.59E6 A5.50E6
34:09 H1.41E6 A5.26E6
35:08 H1.16E6 A5.04E6
100 %
90
80
70
60
50
40
30
20
10
0
1.6E6
1.4E6
1.3E6
1.1E6
9.6E5
8.0E5
6.4E5
4.8E5
3.2E5
1.6E5
0.0E0
33:00
33:12
33:24
33:36
33:48
34:00
34:12
34:24
34:36
34:48
35:00
35:12
35:24
Time

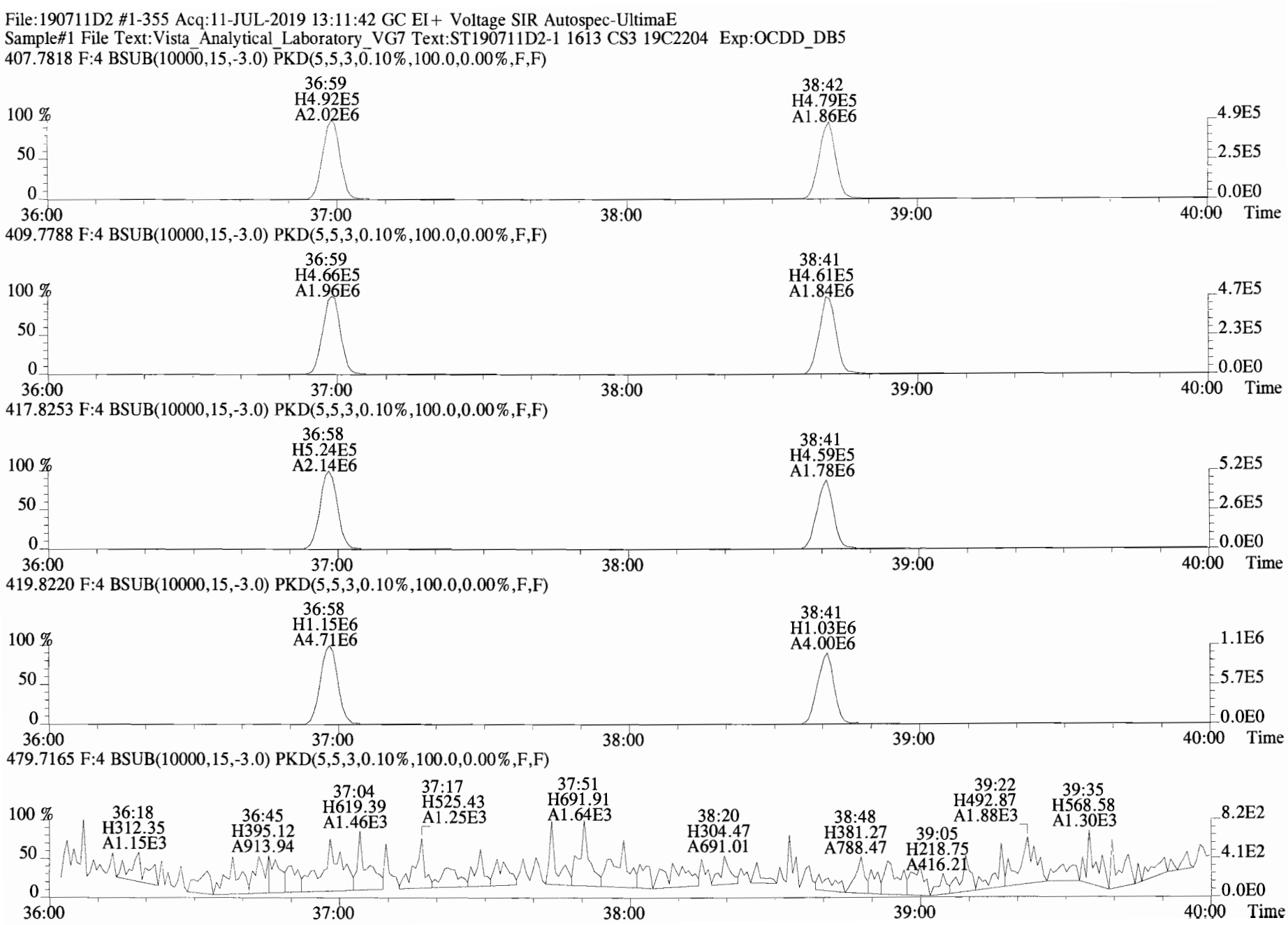
File:190711D2 #1-355 Acq:11-JUL-2019 13:11:42 GC EI+ Voltage SIR Autospec-UltimaE
Sample#1 File Text:Vista_Analytical_Laboratory_VG7 Text:ST190711D2-1 1613 CS3 19C2204 Exp:OCDD_DB5
407.7818 F:4 BSUB(10000,15,-3.0) PKD(5,5,3,0.10%,100.0,0.00%,F,F)
36:59 H4.92E5 A2.02E6
38:42 H4.79E5 A1.86E6
409.7788 F:4 BSUB(10000,15,-3.0) PKD(5,5,3,0.10%,100.0,0.00%,F,F)
36:59 H4.66E5 A1.96E6
38:41 H4.61E5 A1.84E6
417.8253 F:4 BSUB(10000,15,-3.0) PKD(5,5,3,0.10%,100.0,0.00%,F,F)
36:58 H5.24E5 A2.14E6
38:41 H4.59E5 A1.78E6
419.8220 F:4 BSUB(10000,15,-3.0) PKD(5,5,3,0.10%,100.0,0.00%,F,F)
36:58 H1.15E6 A4.71E6
38:41 H1.03E6 A4.00E6
479.7165 F:4 BSUB(10000,15,-3.0) PKD(5,5,3,0.10%,100.0,0.00%,F,F)
36:18 H312.35 A1.15E3
36:45 H395.12 A913.94
37:04 H619.39 A1.46E3
37:17 H525.43 A1.25E3
37:51 H691.91 A1.64E3
38:20 H304.47 A691.01
38:48 H381.27 A788.47
39:05 H218.75 A416.21
39:22 H492.87 A1.88E3
39:35 H568.58 A1.30E3
100 %
50
0
36:00
37:00
38:00
39:00
40:00
Time
4.9E5
2.5E5
0.0E0
4.7E5
2.3E5
5.2E5
2.6E5
1.1E6
5.7E5
8.2E2
4.1E2

File:190711D2 #1-432 Acq:11-JUL-2019 13:11:42 GC EI+ Voltage SIR Autospec-UltimaE
Sample#1 File Text:Vista_Analytical_Laboratory_VG7 Text:ST190711D2-1 1613 CS3 19C2204 Exp:OCDD_DB5
441.7428 F:5 BSUB(10000,15,-3.0) PKD(5,5,3,0.10%,100.0,0.00%,F,F)

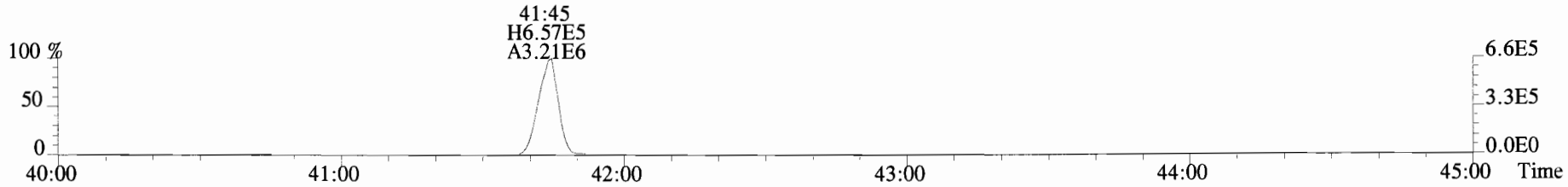

443.7398 F:5 BSUB(10000,15,-3.0) PKD(5,5,3,0.10%,100.0,0.00%,F,F)

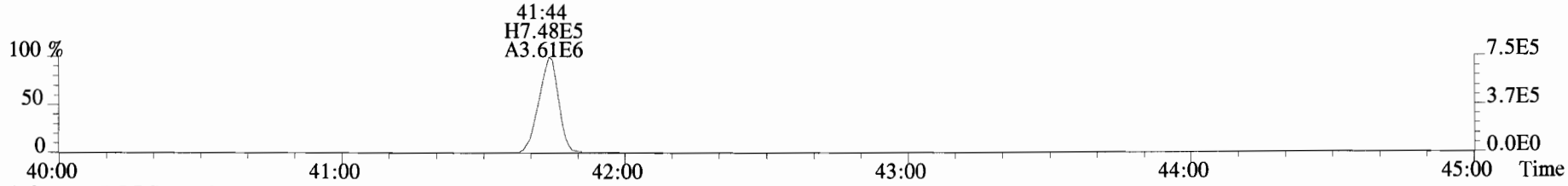

453.7831 F:5 BSUB(10000,15,-3.0) PKD(5,5,3,0.10%,100.0,0.00%,F,F)

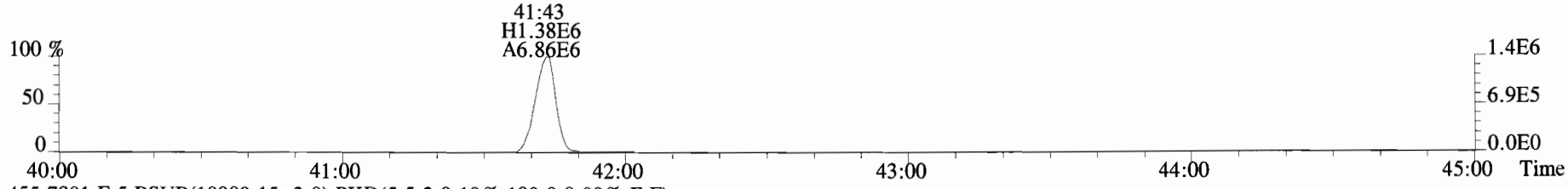

455.7801 F:5 BSUB(10000,15,-3.0) PKD(5,5,3,0.10%,100.0,0.00%,F,F)

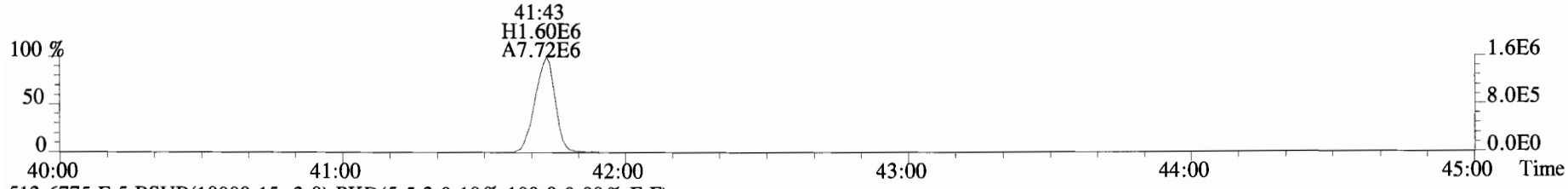

513.6775 F:5 BSUB(10000,15,-3.0) PKD(5,5,3,0.10%,100.0,0.00%,F,F)

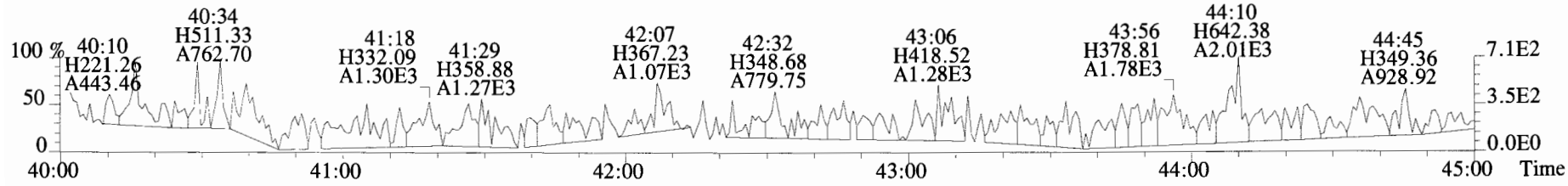

Peak Locate Examination:12-JUL-2019:01:16 File:RES_CHECK

Experiment:OCDD_DB5 Function:1 Reference:PFK

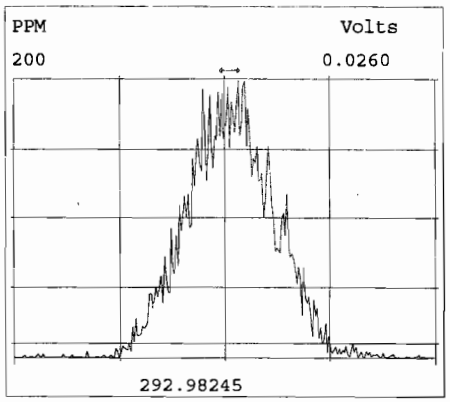

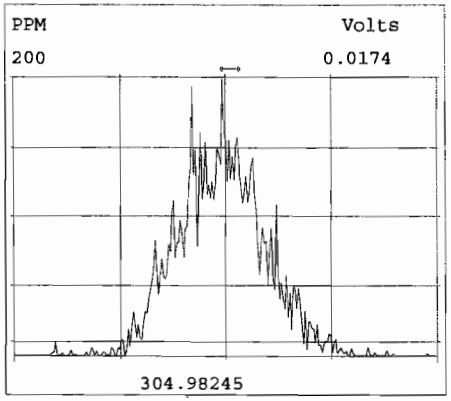

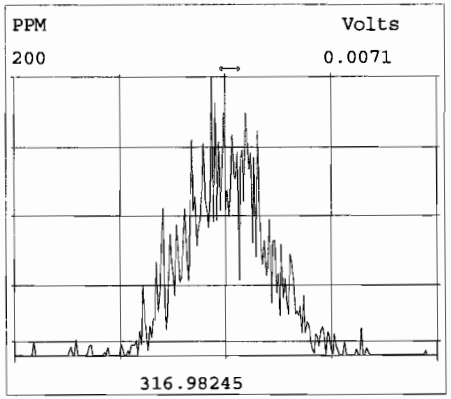

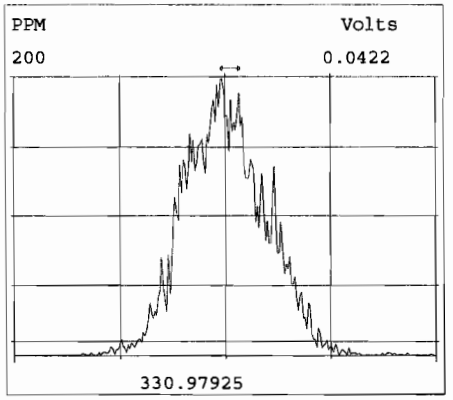

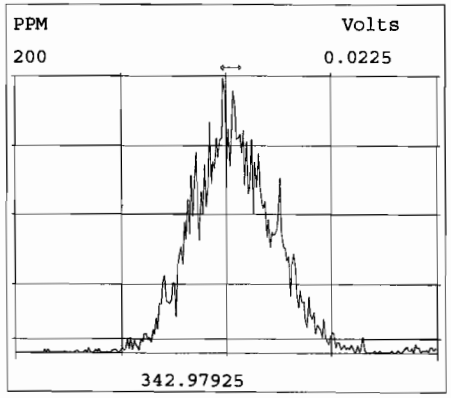

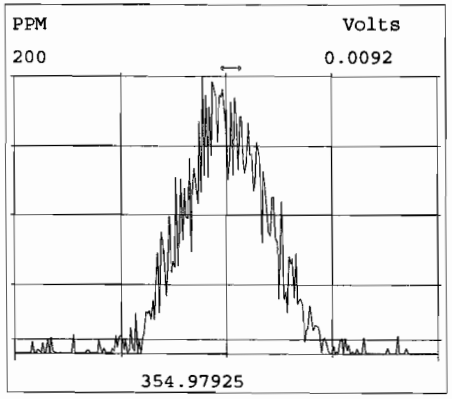

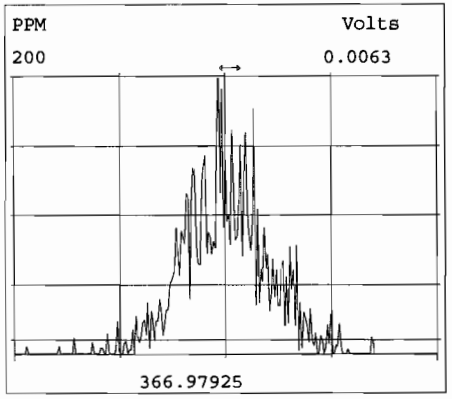

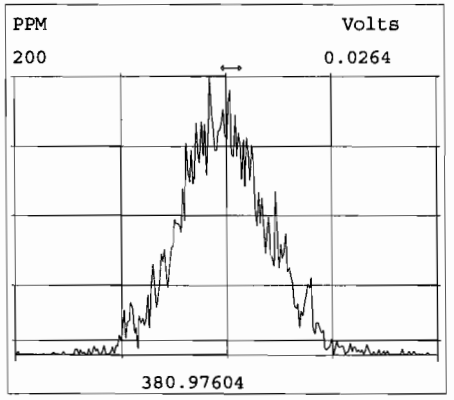

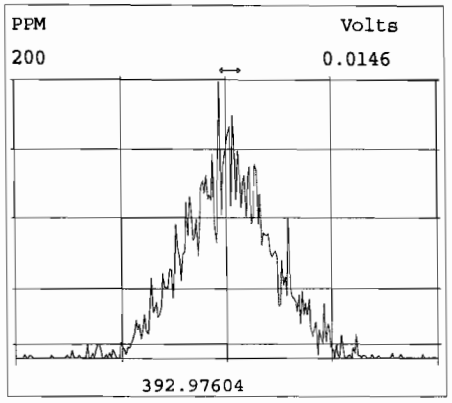

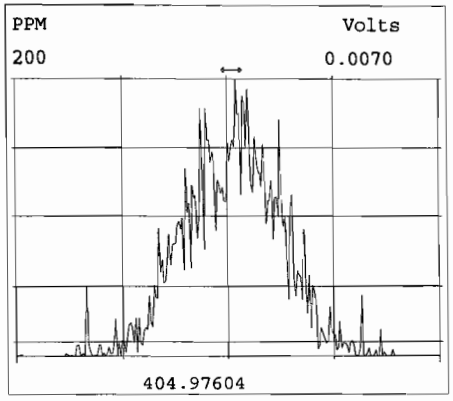

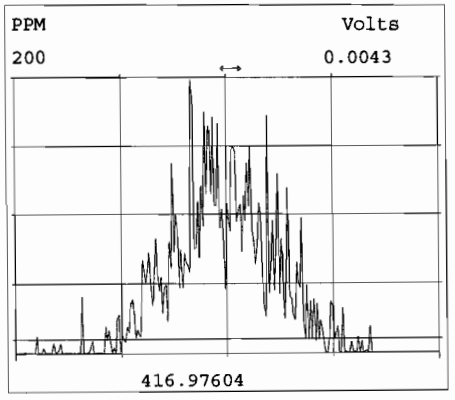

Peak Locate Examination:12-JUL-2019:01:17 File:RES_CHECK

Experiment:OCDD_DB5 Function:2 Reference:PFK

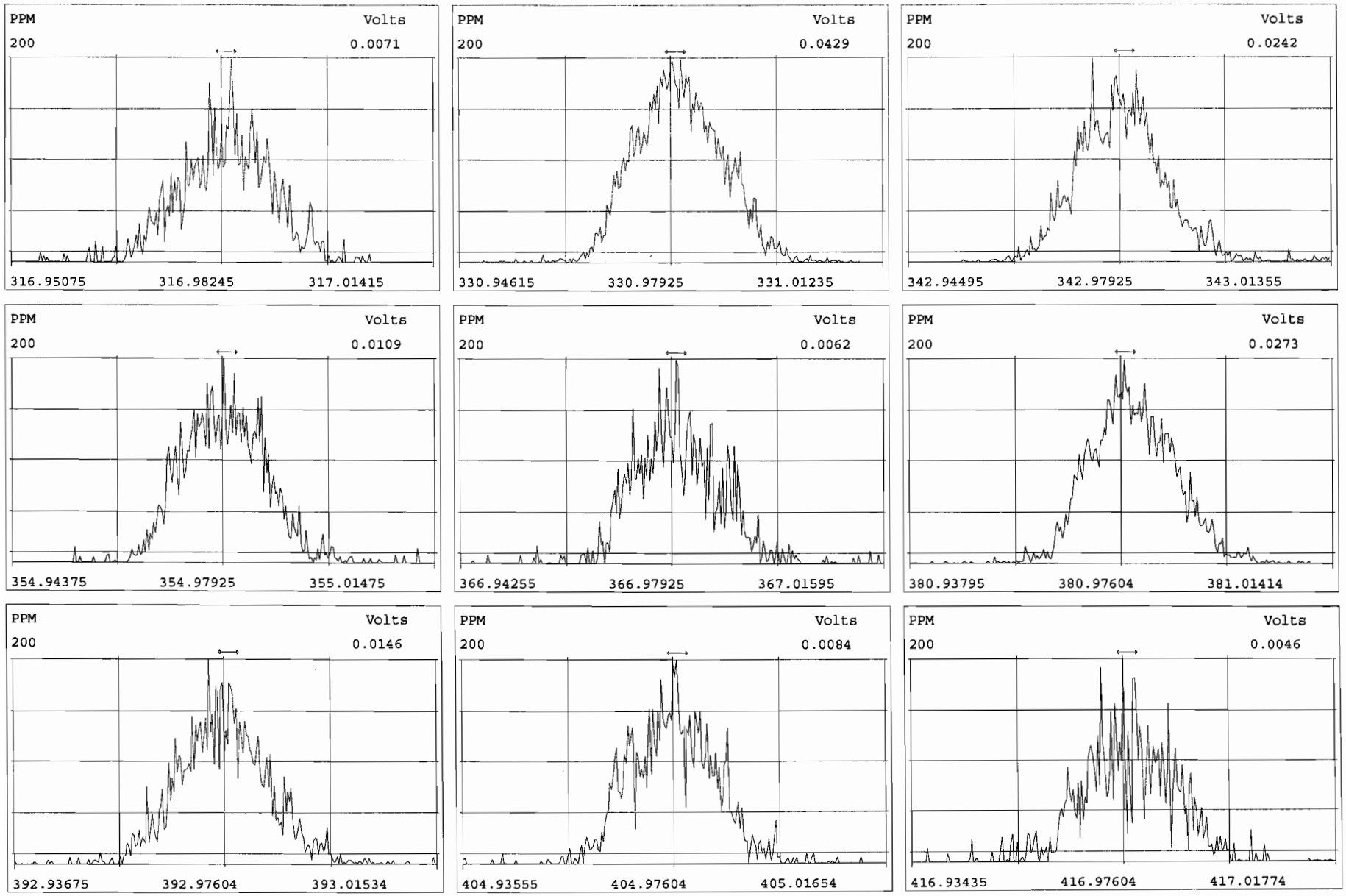

Peak Locate Examination:12-JUL-2019:01:18 File:RES_CHECK

Experiment:OCDD_DB5 Function:3 Reference:PFK

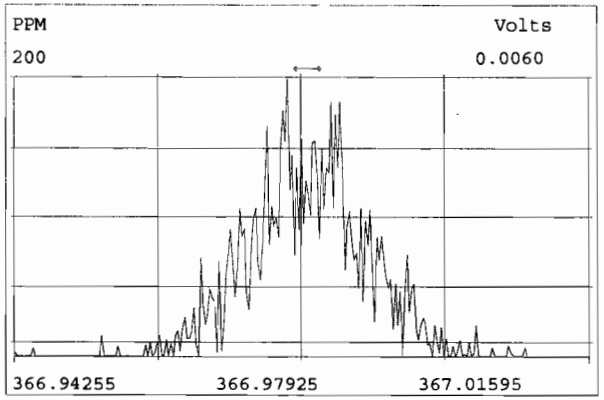

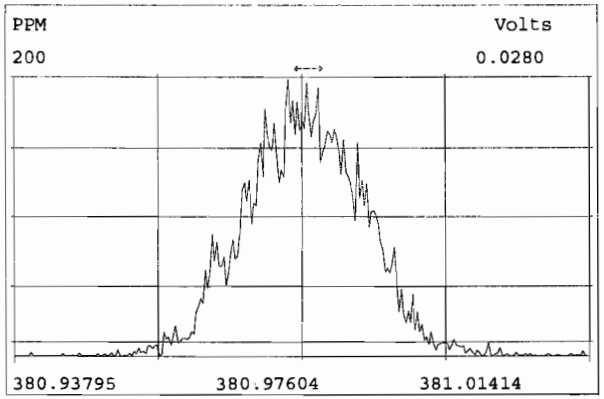

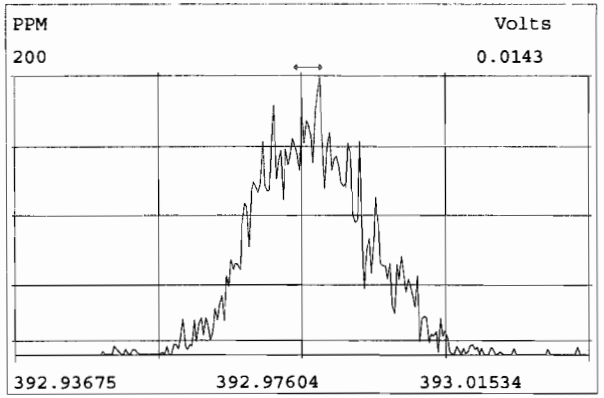

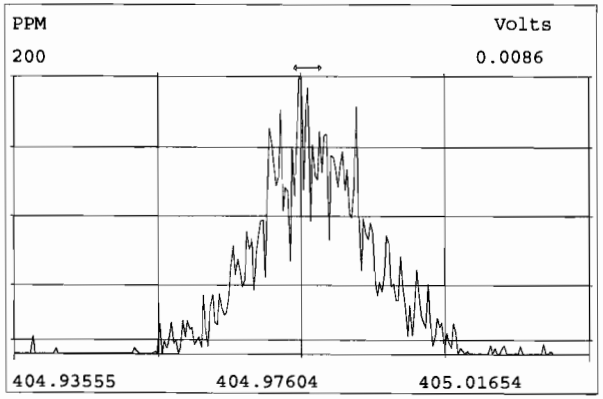

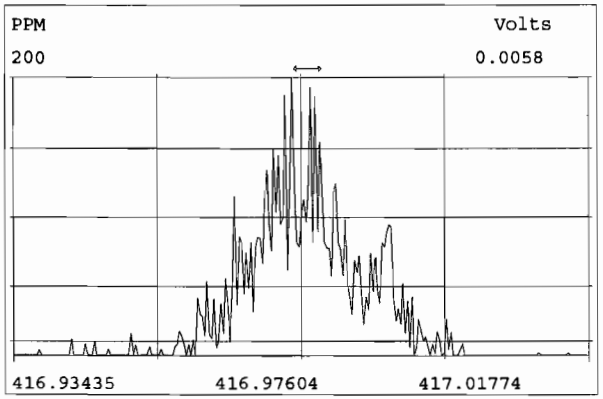

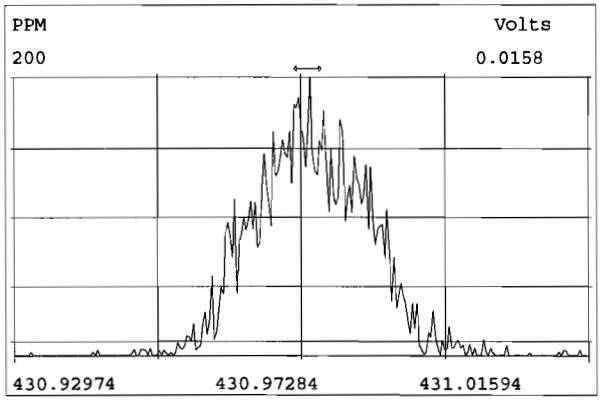

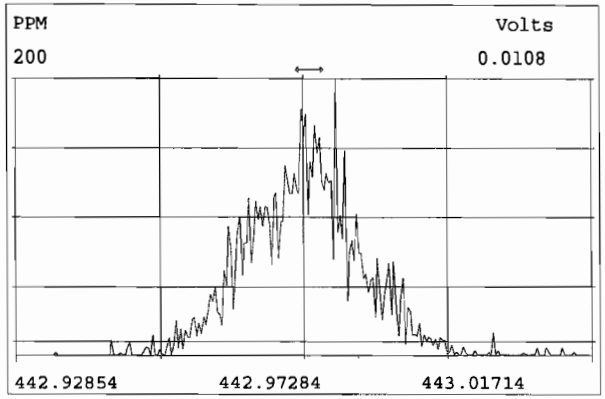

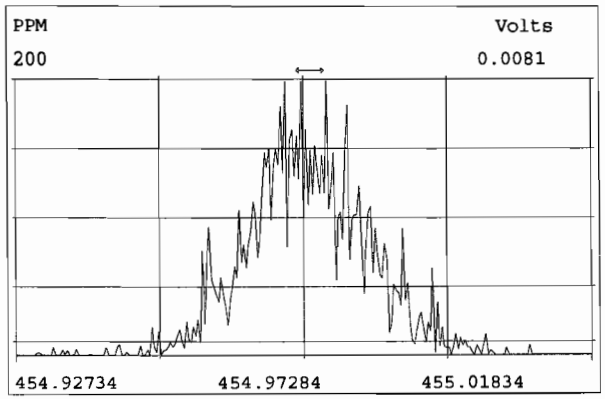

Peak Locate Examination:12-JUL-2019:01:19 File:RES_CHECK

Experiment:OCDD_DB5 Function:4 Reference:PFK

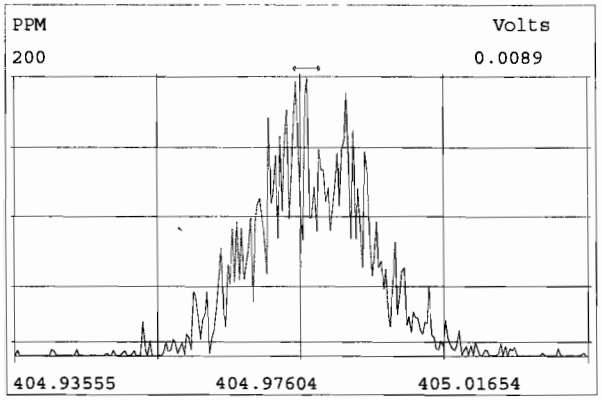

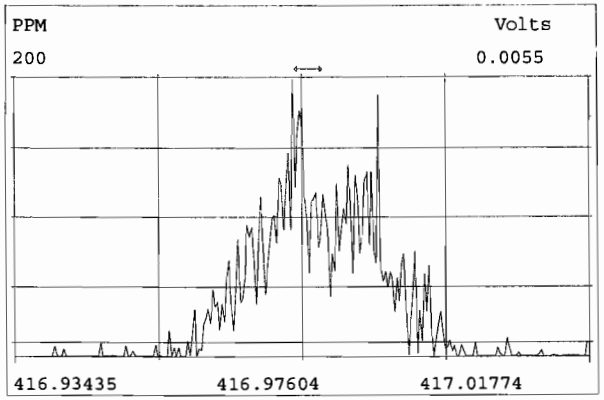

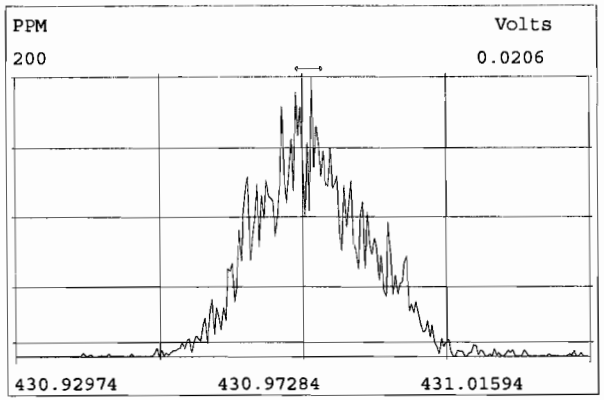

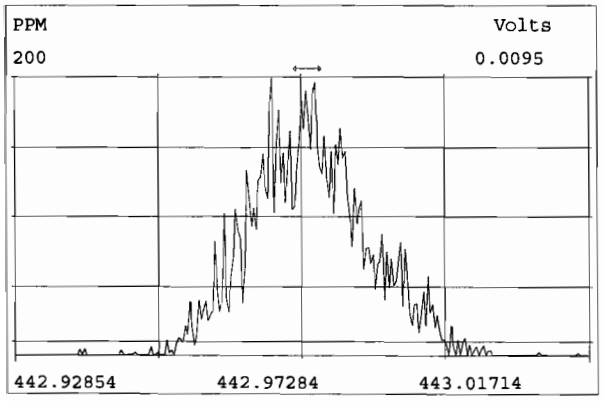

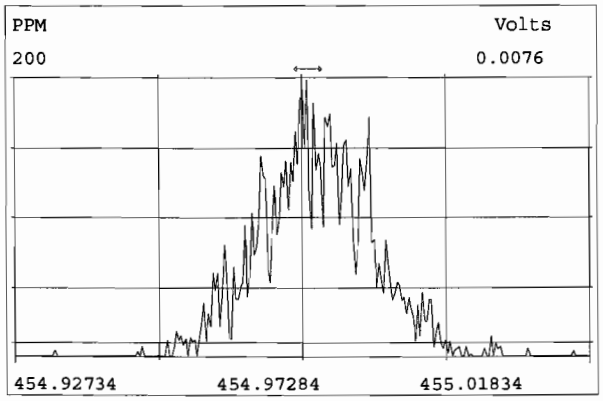

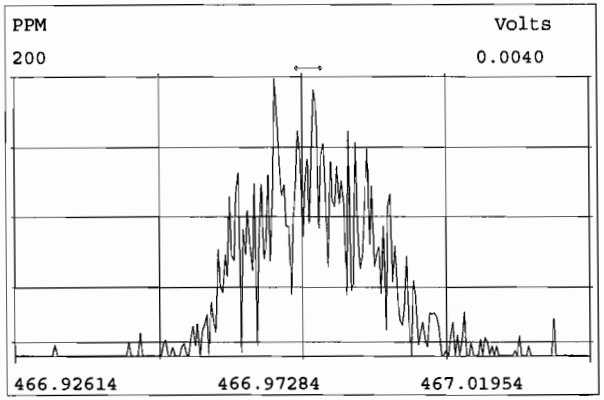

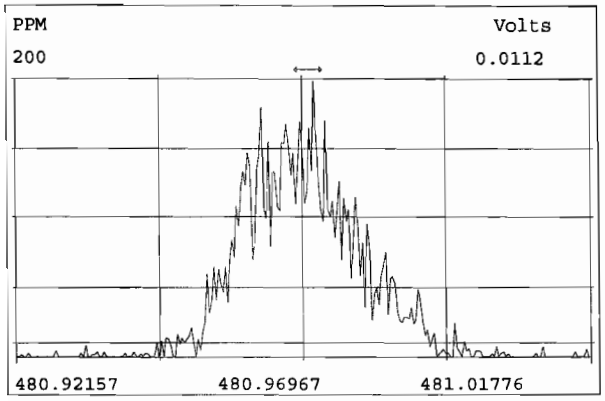

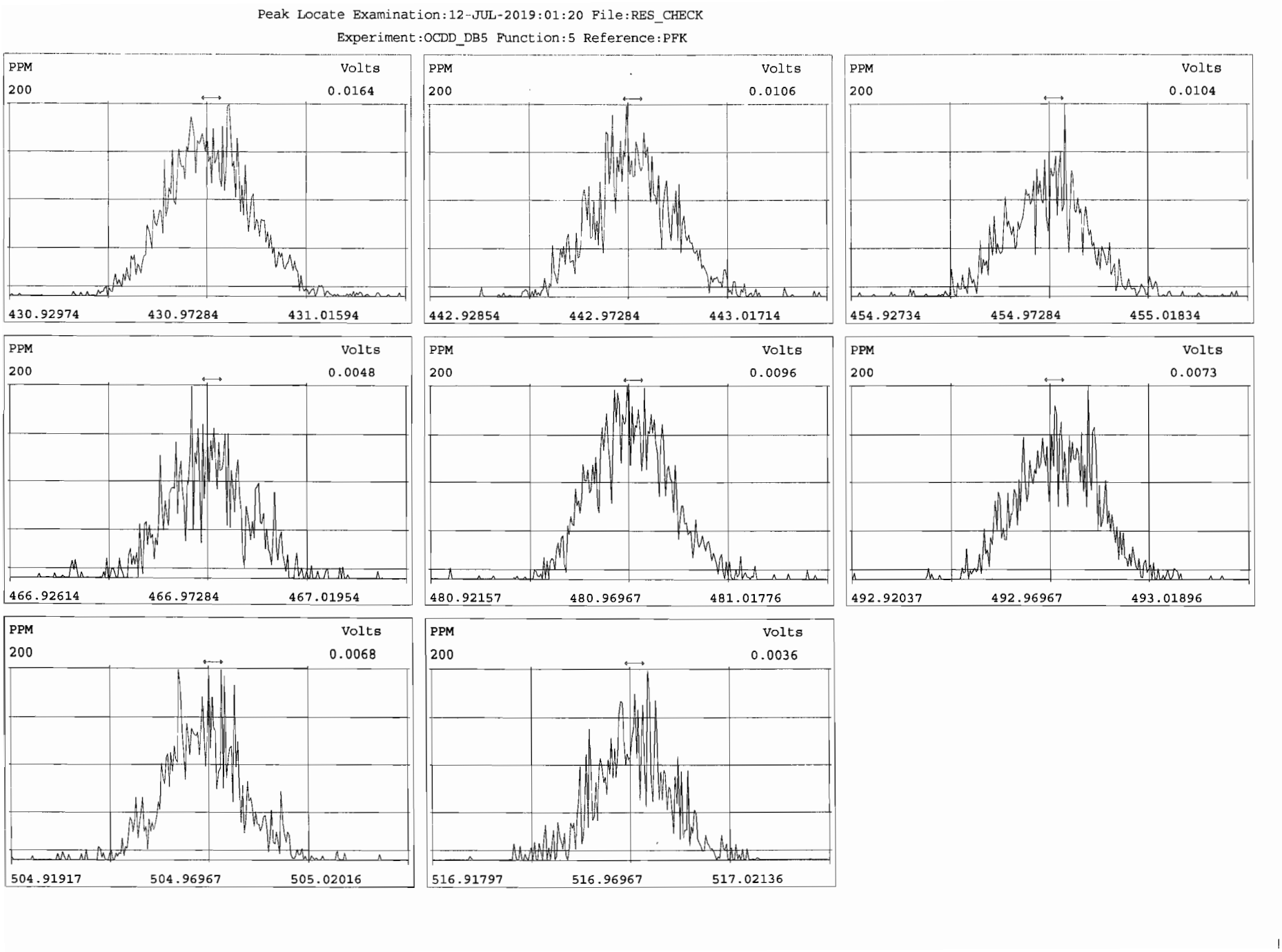
Peak Locate Examination:12-JUL-2019:01:20 File:RES_CHECK
Experiment:OCDD_DB5 Function:5 Reference:PFK
PPM
Volts
200
0.0164
430.92974
430.97284
431.01594
PPM
Volts
200
0.0106
442.92854
442.97284
443.01714
PPM
Volts
200
0.0104
454.92734
454.97284
455.01834
PPM
Volts
200
0.0048
466.92614
466.97284
467.01954
PPM
Volts
200
0.0096
480.92157
480.96967
481.01776
PPM
Volts
200
0.0073
492.92037
492.96967
493.01896
PPM
Volts
200
0.0068
504.91917
504.96967
505.02016
PPM
Volts
200
0.0036
516.91797
516.96967
517.02136

HRMS CALIBRATION STANDARDS REVIEW CHECKLIST

Beg. Calbration ID: ST190712D2-1 **Reviewed By:** CT 07/15/19 *Initials & Date*

End Calibration ID: NA

	Beg.	End
Ion abundance within QC limits?	✓	NA
Concentrations within criteria?	✓	
TCDD/TCDF Valleys <25%	✓	
First and last eluters present?	✓	
Retention Times within criteria?	✓	
Verification Std. named correctly? (ST-Year-Month-Day-VG ID)	✓	
Forms signed and dated?	✓	
Correct ICAL referenced?	DB	

Run Log:

- Correct instrument listed?	✓	✓
- Samples within 12 hour clock?	(Y) DB	N
- Bottle position verfied?		

	Beg.	End
Mass resolution ≥	✓	✓
☐ 5k ☐ 6-8K ☐ 8K ☑ 10K		
1614 1699 429 1613/1668/8280		
Intergrated peaks display correctly?	✓	NA
GC Break <20%	NA	

8280 CS1 End Standard:

- Ratios within limits, S/N <2.5:1, CS1 within 12 hours — NA

Comments:

Vista Analytical Laboratory - Injection Log Run file: 190712D2 Instrument ID: VG-7 GC Column ID: ZB-5MS

Data file	S#	Sample ID	Analyst	Acq date	Acq time	CCal	ECal
190712D2	1	ST190712D2-1	DB	13-JUL-19	00:09:44	ST190712D2-1	NA
190712D2	2	B9G0124-BS1	DB	13-JUL-19	00:57:21	ST190712D2-1	NA
190712D2	3	B9G0124-BS2	DB	13-JUL-19	01:44:59	ST190712D2-1	NA
190712D2	4	B9G0124-BS3	DB	13-JUL-19	02:32:37	ST190712D2-1	NA
190712D2	5	B9G0124-BS4	DB	13-JUL-19	03:20:15	ST190712D2-1	NA
190712D2	6	SOLVENT BLANK	DB	13-JUL-19	04:07:52	ST190712D2-1	NA
190712D2	7	B9G0124-BLK1	DB	13-JUL-19	04:55:29	ST190712D2-1	NA
190712D2	8	1901609-05RE1	DB	13-JUL-19	05:43:00	ST190712D2-1	NA
190712D2	9	1901609-06RE1	DB	13-JUL-19	06:30:37	ST190712D2-1	NA
190712D2	10	1901609-07RE1	DB	13-JUL-19	07:18:15	ST190712D2-1	NA
190712D2	11	1901609-08	DB	13-JUL-19	08:06:01	ST190712D2-1	NA
190712D2	12	SOLVENT BLANK	DB	13-JUL-19	08:53:42	ST190712D2-1	NA

FORM 4A
PCDD/PCDF CALIBRATION VERIFICATION

Lab Name: Vista Analytical Laboratory Episode No.: CCAL ID: ST190712D2-1

Contract No.: SAS No.:

Initial Calibration Date: 5-10-19

Instrument ID: VG-7 GC Column ID: ZB-5MS

VER Data Filename: 190712D2 S#1 Analysis Date: 13-JUL-19 Time: 00:09:44

	M/Z'S FORMING RATIO (1)	ION ABUND. RATIO	QC LIMITS (2)	Pass	CONC. FOUND	CONC. RANGE (3) (ng/mL)
NATIVE ANALYTES						
2,3,7,8-TCDD	M/M+2	0.78	0.65-0.89	y	10.7	7.8 - 12.9 8.2 - 12.3 (4)
1,2,3,7,8-PeCDD	M/M+2	0.64	0.54-0.72	y	53.9	39.0 - 65.0
1,2,3,4,7,8-HxCDD	M+2/M+4	1.23	1.05-1.43	y	52.3	39.0 - 64.0
1,2,3,6,7,8-HxCDD	M+2/M+4	1.25	1.05-1.43	y	54.8	39.0 - 64.0
1,2,3,7,8,9-HxCDD	M+2/M+4	1.23	1.05-1.43	y	52.2	41.0 - 61.0
1,2,3,4,6,7,8-HpCDD	M+2/M+4	1.03	0.88-1.20	y	50.3	43.0 - 58.0
OCDD	M+2/M+4	0.90	0.76-1.02	y	102	79.0 - 126.0
2,3,7,8-TCDF	M/M+2	0.78	0.65-0.89	y	10.5	8.4 - 12.0 8.6 - 11.6 (4)
1,2,3,7,8-PeCDF	M+2/M+4	1.68	1.32-1.78	y	53.9	41.0 - 60.0
2,3,4,7,8-PeCDF	M+2/M+4	1.68	1.32-1.78	y	55.6	41.0 - 61.0
1,2,3,4,7,8-HxCDF	M+2/M+4	1.23	1.05-1.43	y	49.1	45.0 - 56.0
1,2,3,6,7,8-HxCDF	M+2/M+4	1.22	1.05-1.43	y	49.9	44.0 - 57.0
2,3,4,6,7,8-HxCDF	M+2/M+4	1.22	1.05-1.43	y	51.1	44.0 - 57.0
1,2,3,7,8,9-HxCDF	M+2/M+4	1.23	1.05-1.43	y	50.6	45.0 - 56.0
1,2,3,4,6,7,8-HpCDF	M+2/M+4	1.03	0.88-1.20	y	51.5	45.0 - 55.0
1,2,3,4,7,8,9-HpCDF	M+2/M+4	1.01	0.88-1.20	y	50.0	43.0 - 58.0
OCDF	M+2/M+4	0.89	0.76-1.02	y	99.4	63.0 - 159.0

(1) See Table 8, Method 1613, for m/z specifications.

(2) Ion Abundance Ratio Control Limits as specified in Table 9, Method 1613.

(3) Contract-required concentration range as specified in Table 6, Method 1613.

(4) Contract-required concentration range as specified in Table 6a, Method 1613, for tetras only.

Analyst: DB

Date: 7/15/19

FORM 4B
PCDD/PCDF CALIBRATION VERIFICATION

Lab Name: Vista Analytical Laboratory Episode No.:

Contract No.: SAS No.:

Initial Calibration Date: 5-10-19

Instrument ID: VG-7 GC Column ID: ZB-5MS

VER Data Filename: 190712D2 S#1 Analysis Date: 13-JUL-19 Time: 00:09:44

LABELED COMPOUNDS	M/Z'S FORMING RATIO (1)	ION ABUND. RATIO	QC LIMITS (2)	Pass	CONC. FOUND	CONC. RANGE (ng/mL)
13C-2,3,7,8-TCDD	M/M+2	0.80	0.65-0.89	y	104	82.0 - 121.0
13C-1,2,3,7,8-PeCDD	M/M+2	0.63	0.54-0.72	y	91.6	62.0 - 160.0
13C-1,2,3,4,7,8-HxCDD	M+2/M+4	1.26	1.05-1.43	y	99.7	85.0 - 117.0
13C-1,2,3,6,7,8-HxCDD	M+2/M+4	1.27	1.05-1.43	y	88.0	85.0 - 118.0
13C-1,2,3,7,8,9-HxCDD	M+2/M+4	1.26	1.05-1.43	y	94.9	85.0 - 118.0
13C-1,2,3,4,6,7,8-HpCDD	M+2/M+4	1.05	0.88-1.20	y	106	72.0 - 138.0
13C-OCDD	M/M+2	0.89	0.76-1.02	y	202	96.0 - 415.0
13C-2,3,7,8-TCDF	M+2/M+4	0.79	0.65-0.89	y	97.9	71.0 - 140.0
13C-1,2,3,7,8-PeCDF	M+2/M+4	1.58	1.32-1.78	y	87.2	76.0 - 130.0
13C-2,3,4,7,8-PeCDF	M+2/M+4	1.55	1.32-1.78	y	83.6	77.0 - 130.0
13C-1,2,3,4,7,8-HxCDF	M/M+2	0.52	0.43-0.59	y	106	76.0 - 131.0
13C-1,2,3,6,7,8-HxCDF	M/M+2	0.52	0.43-0.59	y	101	70.0 - 143.0
13C-2,3,4,6,7,8-HxCDF	M/M+2	0.51	0.43-0.59	y	101	73.0 - 137.0
13C-1,2,3,7,8,9-HxCDF	M/M+2	0.51	0.43-0.59	y	101	74.0 - 135.0
13C-1,2,3,4,6,7,8-HpCDF	M+2/M+4	0.44	0.37-0.51	y	103	78.0 - 129.0
13C-1,2,3,4,7,8,9-HpCDF	M+2/M+4	0.43	0.37-0.51	y	105	77.0 - 129.0
13C-OCDF	M+2/M+4	0.88	0.76-1.02	y	197	96.0 - 415.0
CLEANUP STANDARD (3)						
37Cl-2,3,7,8-TCDD					9.77	7.9 - 12.7

(1) See Table 8, Method 1613, for m/z specifications.

(2) Ion Abundance Ratio Control Limits as specified

(3) No ion abundance ratio; report concentration found.

Analyst: DB

Date: 7/15/19

FORM 5

PCDD/PCDF RT WINDOW AND ISOMER SPECIFICITY STANDARDS

Lab Name: Vista Analytical Laboratory Episode No.:

Contract No.: SAS No.:

Instrument ID: VG-7 Initial Calibration Date: 5-10-19

RT Window Data Filename: 190712D2 S#1 Analysis Date: 13-JUL-19 Time: 00:09:44

ZB-5MS IS Data Filename: 190712D2 S#1 Analysis Date: 13-JUL-19 Time: 00:09:44

DB_225 IS Data Filename: Analysis Date: Time:

ZB-5MS RT WINDOW DEFINING STANDARDS RESULTS

ISOMERS	ABSOLUTE RT	ISOMERS	ABSOLUTE RT
1,3,6,8-TCDD (F)	23:33	1,3,6,8-TCDF (F)	21:36
1,2,8,9-TCDD (L)	27:30	1,2,8,9-TCDF (L)	27:39
1,2,4,7,9-PeCDD (F)	28:60	1,3,4,6,8-PeCDF (F)	27:34
1,2,3,8,9-PeCDD (L)	31:20	1,2,3,8,9-PeCDF (L)	31:35
1,2,4,6,7,9-HxCDD (F)	32:44	1,2,3,4,6,8-HxCDF (F)	32:12
1,2,3,7,8,9-HxCDD (L)	34:45	1,2,3,7,8,9-HxCDF (L)	35:10
1,2,3,4,6,7,9-HpCDD (F)	37:18	1,2,3,4,6,7,8-HpCDF (F)	36:59
1,2,3,4,6,7,8-HpCDD (L)	38:07	1,2,3,4,7,8,9-HpCDF (L)	38:42

(F) = First eluting isomer (ZB-5MS); (L) = Last eluting isomer (ZB-5MS).

==========

ISOMER SPECIFICITY (IS) TEST STANDARD RESULTS

COMPARED PEAKS (1)	% VALLEY HEIGHT BETWEEN
	<25%

(1) To meet contract requirements, %Valley Height Between Compared Peaks shall not exceed 25% (section 15.4.2.2, Method 1613).

Analyst: DB

Date: 7/15/19

FORM 6A
PCDD/PCDF RELATIVE RETENTION TIMES

Lab Name: Vista Analytical Laboratory Episode No.:

Contract No.: SAS No.:

Initial Calibration Date: 5-10-19

Instrument ID: VG-7 GC Column ID: ZB-5MS

VER Data Filename: 190712D2 S#1 Analysis Date: 13-JUL-19 Time: 00:09:44

Compounds Using 13C-1234-TCDD as RT Internal Standard

NATIVE ANALYTES	RETENTION TIME REFERENCE	RRT	RRT QC LIMITS (1)
2,3,7,8-TCDD	13C-2,3,7,8-TCDD	1.001	0.999-1.002
1,2,3,7,8-PeCDD	13C-1,2,3,7,8-PeCDD	1.001	0.999-1.002
2,3,7,8-TCDF	13C-2,3,7,8-TCDF	1.001	0.999-1.003
1,2,3,7,8-PeCDF	13C-1,2,3,7,8-PeCDF	1.000	0.999-1.002
2,3,4,7,8-PeCDF	13C-2,3,4,7,8-PeCDF	1.000	0.999-1.002
LABELED COMPOUNDS			
13C-2,3,7,8-TCDD	13C-1,2,3,4-TCDD	1.021	0.976-1.043
13C-1,2,3,7,8-PeCDD	13C-1,2,3,4-TCDD	1.185	1.000-1.567
13C-2,3,7,8-TCDF	13C-1,2,3,4-TCDD	0.993	0.923-1.103
13C-1,2,3,7,8-PeCDF	13C-1,2,3,4-TCDD	1.142	1.000-1.425
13C-2,3,4,7,8-PeCDF	13C-1,2,3,4-TCDD	1.175	1.011-1.526
37Cl-2,3,7,8-TCDD	13C-1,2,3,4-TCDD	1.021	0.989-1.052

Analyst: DB

Date: 7/15/19

FORM 6B
PCDD/PCDF RELATIVE RETENTION TIMES

Lab Name: Vista Analytical Laboratory Episode No.:

Contract No.: SAS No.:

Initial Calibration Date: 5-10-19

Instrument ID: VG-7 GC Column ID: ZB-5MS

VER Data Filename: 190712D2 S#1 Analysis Date: 13-JUL-19 Time: 00:09:44

NATIVE ANALYTES	RETENTION TIME REFERENCE	RRT	RRT QC LIMITS (1)
1,2,3,4,7,8-HxCDF	13C-1,2,3,4,7,8-HxCDF	1.001	0.999-1.001
1,2,3,6,7,8-HxCDF	13C-1,2,3,6,7,8-HxCDF	1.000	0.997-1.005
2,3,4,6,7,8-HxCDF	13C-2,3,4,6,7,8-HxCDF	1.000	0.999-1.001
1,2,3,7,8,9-HxCDF	13C-1,2,3,7,8,9-HxCDF	1.001	0.999-1.001
1,2,3,4,7,8-HxCDD	13C-1,2,3,4,7,8-HxCDD	1.000	0.999-1.001
1,2,3,6,7,8-HxCDD	13C-1,2,3,6,7,8-HxCDD	1.000	0.998-1.004
1,2,3,7,8,9-HxCDD	13C-1,2,3,7,8,9-HxCDD	1.000	0.998-1.004
1,2,3,4,6,7,8-HpCDF	13C-1,2,3,4,6,7,8-HpCDF	1.000	0.999-1.001
1,2,3,4,6,7,8-HpCDD	13C-1,2,3,4,6,7,8-HpCDD	1.000	0.999-1.001
1,2,3,4,7,8,9-HpCDF	13C-1,2,3,4,7,8,9-HpCDF	1.000	0.999-1.001
OCDD	13C-OCDD	1.000	0.999-1.001
OCDF	13C-OCDF	1.000	0.999-1.001
LABELED COMPOUNDS			
13C-1,2,3,4,7,8-HxCDF	13C-1,2,3,4,6,9-HxCDF	0.987	0.975-1.001
13C-1,2,3,6,7,8-HxCDF	13C-1,2,3,4,6,9-HxCDF	0.991	0.979-1.005
13C-2,3,4,6,7,8-HxCDF	13C-1,2,3,4,6,9-HxCDF	1.009	1.001-1.020
13C-1,2,3,7,8,9-HxCDF	13C-1,2,3,4,6,9-HxCDF	1.039	1.002-1.072
13C-1,2,3,4,7,8-HxCDD	13C-1,2,3,4,6,9-HxCDF	1.014	1.002-1.026
13C-1,2,3,6,7,8-HxCDD	13C-1,2,3,4,6,9-HxCDF	1.018	1.007-1.029
13C-1,2,3,7,8,9-HxCDD	13C-1,2,3,4,6,9-HxCDF	1.027	1.014-1.038
13C-1,2,3,4,6,7,8-HpCDF	13C-1,2,3,4,6,9-HxCDF	1.093	1.069-1.111
13C-1,2,3,4,7,8,9-HpCDF	13C-1,2,3,4,6,9-HxCDF	1.143	1.098-1.192
13C-1,2,3,4,6,7,8-HpCDD	13C-1,2,3,4,6,9-HxCDF	1.126	1.117-1.141
13C-OCDD	13C-1,2,3,4,6,9-HxCDF	1.226	1.085-1.365
13C-OCDF	13C-1,2,3,4,6,9-HxCDF	1.233	1.091-1.371

Analyst: DB

Date: 7/15/19

Client ID: 1613 CS3 19C2204 Filename: 190712D2 S:1 Acq:13-JUL-19 00:09:44 ConCal: ST190712D2-1

Lab ID: ST190712D2-1 GC Column ID: ZB-5MS ICal: 1613VG7-5-10-19 wt/vol: 1.000 EndCAL: NA

	Name	Resp	RA	RRF	RT	Conc	Qual	noise	Fac	DL
	2,3,7,8-TCDD	1.12e+06	0.78 y	0.90	26:41	10.701		*	2.5	*
	1,2,3,7,8-PeCDD	4.24e+06	0.64 y	0.87	30:59	53.854		*	2.5	*
	1,2,3,4,7,8-HxCDD	4.35e+06	1.23 y	1.05	34:20	52.302		*	2.5	*
	1,2,3,6,7,8-HxCDD	4.44e+06	1.25 y	0.93	34:26	54.819		*	2.5	*
	1,2,3,7,8,9-HxCDD	4.56e+06	1.23 y	0.96	34:45	52.222		*	2.5	*
	1,2,3,4,6,7,8-HpCDD	4.27e+06	1.03 y	0.99	38:07	50.250		*	2.5	*
	OCDD	7.44e+06	0.90 y	0.99	41:30	101.53		*	2.5	*
	2,3,7,8-TCDF	1.67e+06	0.78 y	0.94	25:58	10.514		*	2.5	*
	1,2,3,7,8-PeCDF	6.78e+06	1.68 y	0.92	29:51	53.936		*	2.5	*
	2,3,4,7,8-PeCDF	6.83e+06	1.68 y	0.96	30:44	55.605		*	2.5	*
	1,2,3,4,7,8-HxCDF	6.05e+06	1.23 y	1.15	33:25	49.060		*	2.5	*
	1,2,3,6,7,8-HxCDF	6.29e+06	1.22 y	1.04	33:33	49.949		*	2.5	*
	2,3,4,6,7,8-HxCDF	6.32e+06	1.22 y	1.10	34:10	51.087		*	2.5	*
	1,2,3,7,8,9-HxCDF	5.37e+06	1.23 y	1.03	35:10	50.573		*	2.5	*
	1,2,3,4,6,7,8-HpCDF	5.37e+06	1.03 y	1.06	36:59	51.495		*	2.5	*
	1,2,3,4,7,8,9-HpCDF	4.78e+06	1.01 y	1.23	38:42	50.042		*	2.5	*
	OCDF	8.47e+06	0.89 y	0.94	41:45	99.399		*	2.5	*
IS	13C-2,3,7,8-TCDD	1.16e+07	0.80 y	1.11	26:40	104.07				
IS	13C-1,2,3,7,8-PeCDD	9.04e+06	0.63 y	0.98	30:58	91.642				
IS	13C-1,2,3,4,7,8-HxCDD	7.93e+06	1.26 y	0.68	34:19	99.677				
IS	13C-1,2,3,6,7,8-HxCDD	8.72e+06	1.27 y	0.84	34:26	87.985				
IS	13C-1,2,3,7,8,9-HxCDD	9.07e+06	1.26 y	0.81	34:44	94.896				
IS	13C-1,2,3,4,6,7,8-HpCDD	8.60e+06	1.05 y	0.69	38:07	106.45				
IS	13C-OCDD	1.49e+07	0.89 y	0.62	41:29	202.04				
IS	13C-2,3,7,8-TCDF	1.69e+07	0.79 y	1.05	25:57	97.914				
IS	13C-1,2,3,7,8-PeCDF	1.36e+07	1.58 y	0.95	29:51	87.198				
IS	13C-2,3,4,7,8-PeCDF	1.28e+07	1.55 y	0.94	30:43	83.646				
IS	13C-1,2,3,4,7,8-HxCDF	1.07e+07	0.52 y	0.86	33:24	105.94				
IS	13C-1,2,3,6,7,8-HxCDF	1.21e+07	0.52 y	1.02	33:32	100.79				
IS	13C-2,3,4,6,7,8-HxCDF	1.13e+07	0.51 y	0.95	34:09	100.63				
IS	13C-1,2,3,7,8,9-HxCDF	1.03e+07	0.51 y	0.87	35:09	101.00				
IS	13C-1,2,3,4,6,7,8-HpCDF	9.79e+06	0.44 y	0.81	36:59	102.90				
IS	13C-1,2,3,4,7,8,9-HpCDF	7.80e+06	0.43 y	0.63	38:41	104.77				
IS	13C-OCDF	1.81e+07	0.88 y	0.78	41:44	196.73				
C/Up	37Cl-2,3,7,8-TCDD	1.20e+06		1.22	26:41	9.7742				
RS/RT	13C-1,2,3,4-TCDD	1.01e+07	0.79 y	1.00	26:08	100.00				
RS	13C-1,2,3,4-TCDF	1.64e+07	0.80 y	1.00	24:48	100.00				
RS/RT	13C-1,2,3,4,6,9-HxCDF	1.18e+07	0.51 y	1.00	33:50	100.00				

Name	Conc	EMPC	Qual	noise	DL
Total Tetra-Dioxins	76.5	76.8		*	*
Total Penta-Dioxins	201	201		*	*
Total Hexa-Dioxins	234	234		*	*
Total Hepta-Dioxins	119	119		*	*
Total Tetra-Furans	38.5	39.2		*	*
Total Penta-Furans	245.86	246.50		*	*
Total Hexa-Furans	267	267		*	*
Total Hepta-Furans	102	103		*	*

	Rec	Qual
IS	104	
IS	91.6	
IS	99.7	
IS	88.0	
IS	94.9	
IS	106	
IS	101	
IS	97.9	
IS	87.2	
IS	83.6	
IS	106	
IS	101	
IS	101	
IS	101	
IS	103	
IS	105	
IS	98.4	
C/Up	97.7	

Integrations by Analyst: DB Date: 7/15/19

Reviewed by Analyst: CT Date: 07/15/19

Vista Analytical Laboratory - Injection Log Run file: 190712D2 Instrument ID: VG-7 GC Column ID: ZB-5MS

Data file	S#	Sample ID	Analyst	Acq date	Acq time	CCal	ECal
190712D2	1	ST190712D2-1	DB	13-JUL-19	00:09:44	ST190712D2-1	NA
190712D2	2	B9G0124-BS1	DB	13-JUL-19	00:57:21	ST190712D2-1	NA
190712D2	3	B9G0124-BS2	DB	13-JUL-19	01:44:59	ST190712D2-1	NA
190712D2	4	B9G0124-BS3	DB	13-JUL-19	02:32:37	ST190712D2-1	NA
190712D2	5	B9G0124-BS4	DB	13-JUL-19	03:20:15	ST190712D2-1	NA
190712D2	6	SOLVENT BLANK	DB	13-JUL-19	04:07:52	ST190712D2-1	NA
190712D2	7	B9G0124-BLK1	DB	13-JUL-19	04:55:29	ST190712D2-1	NA
190712D2	8	1901609-05RE1	DB	13-JUL-19	05:43:00	ST190712D2-1	NA
190712D2	9	1901609-06RE1	DB	13-JUL-19	06:30:37	ST190712D2-1	NA
190712D2	10	1901609-07RE1	DB	13-JUL-19	07:18:15	ST190712D2-1	NA
190712D2	11	1901609-08	DB	13-JUL-19	08:06:01	ST190712D2-1	NA
190712D2	12	SOLVENT BLANK	DB	13-JUL-19	08:53:42	ST190712D2-1	NA

Peak Locate Examination:13-JUL-2019:00:05 File:RES_CHECK

Experiment:OCDD_DB5 Function:1 Reference:PFK

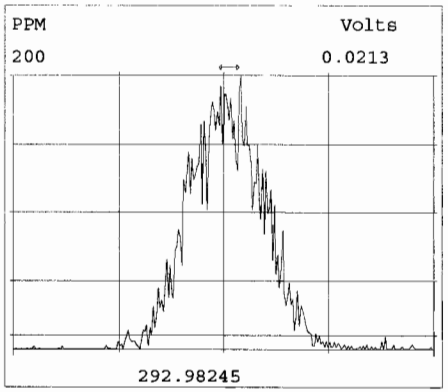

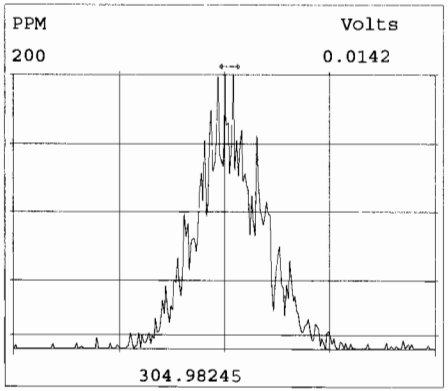

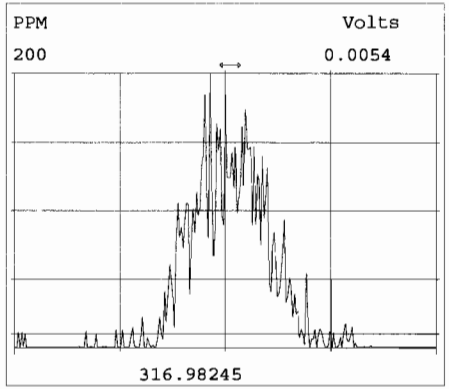

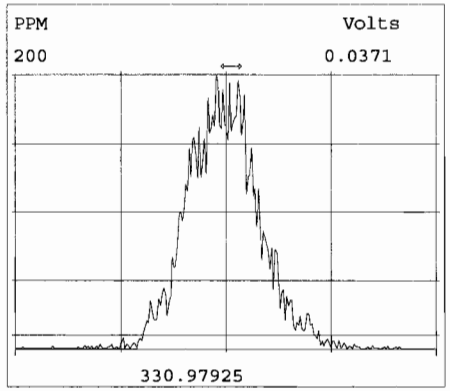

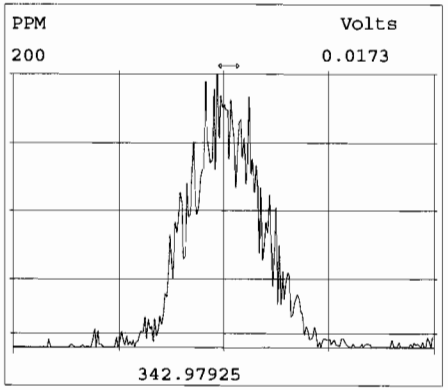

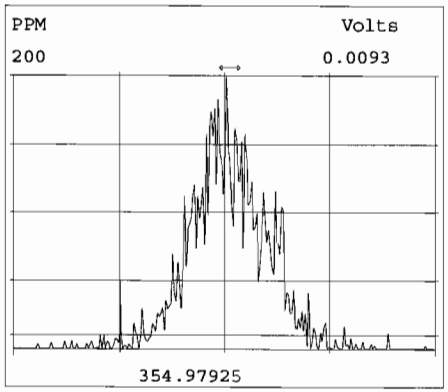

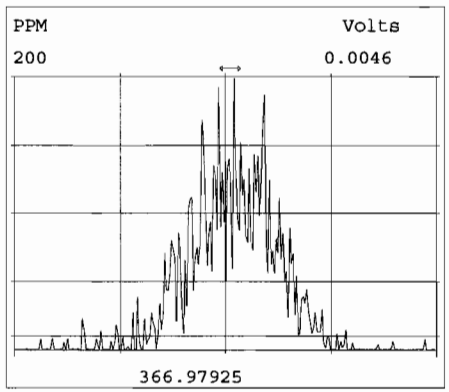

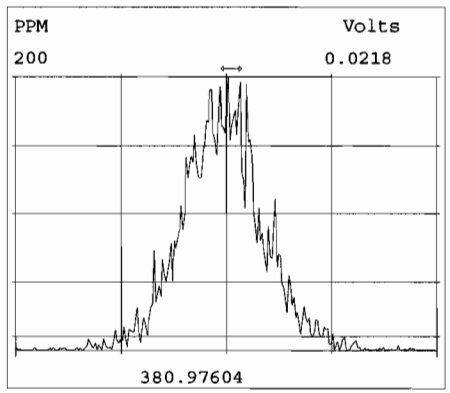

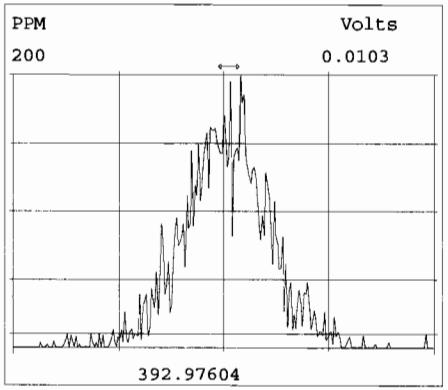

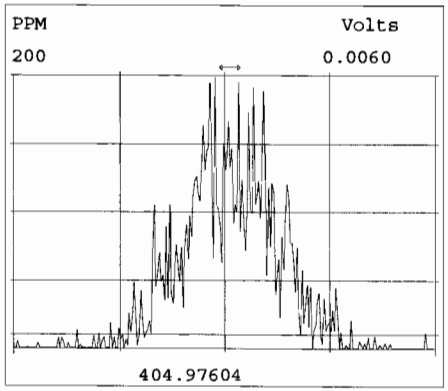

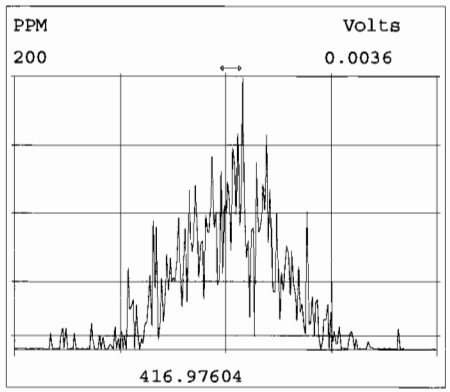

Peak Locate Examination:13-JUL-2019:00:06 File:RES_CHECK

Experiment:OCDD_DB5 Function:2 Reference:PFK

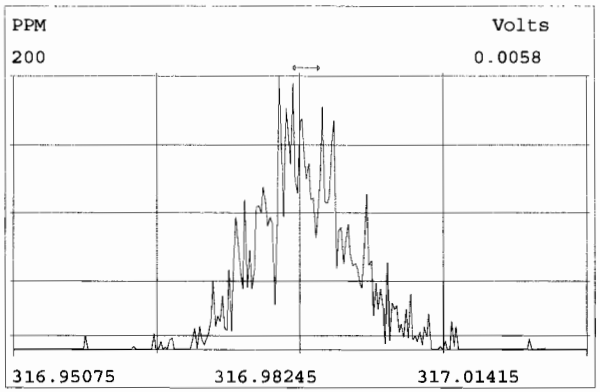

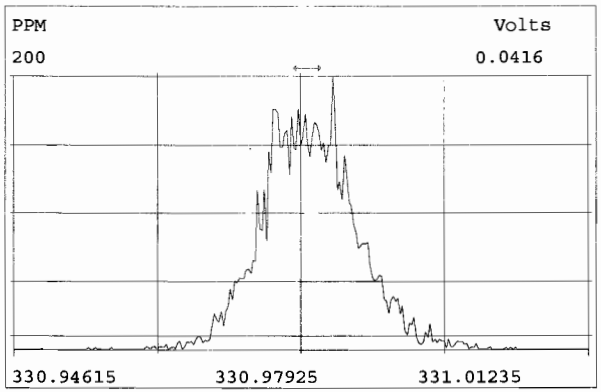

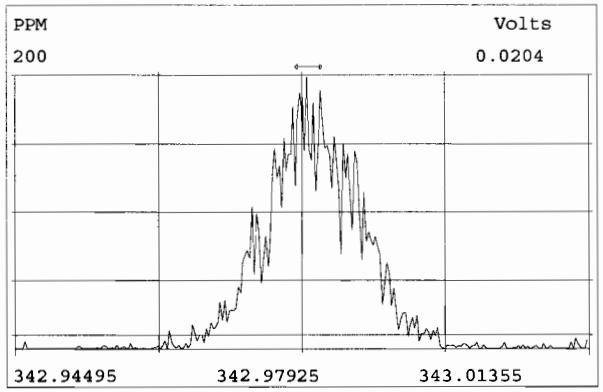

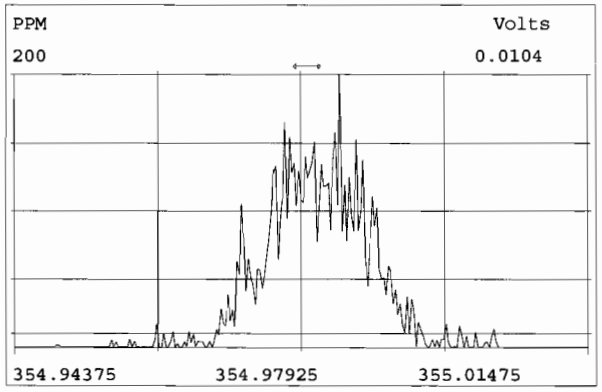

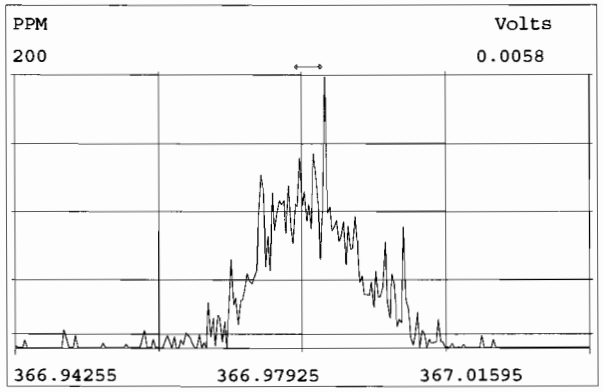

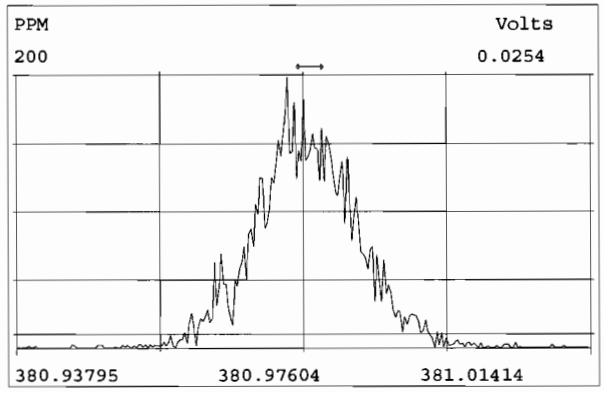

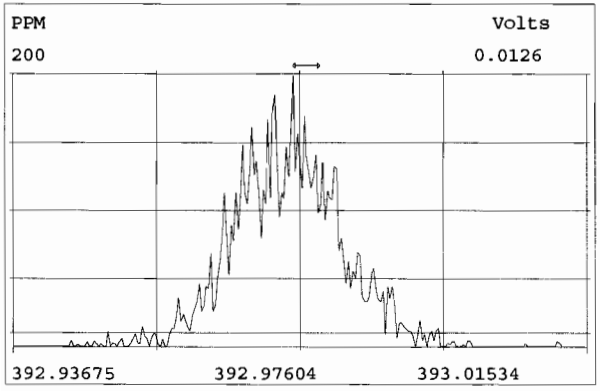

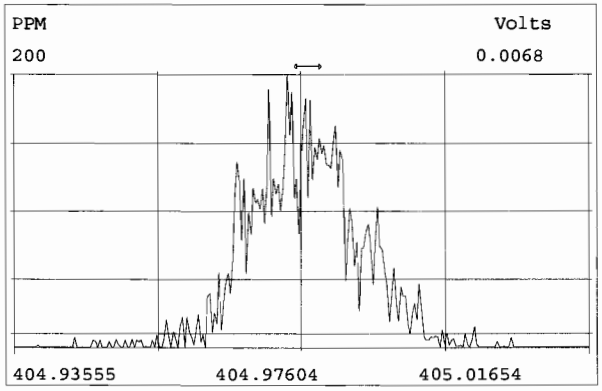

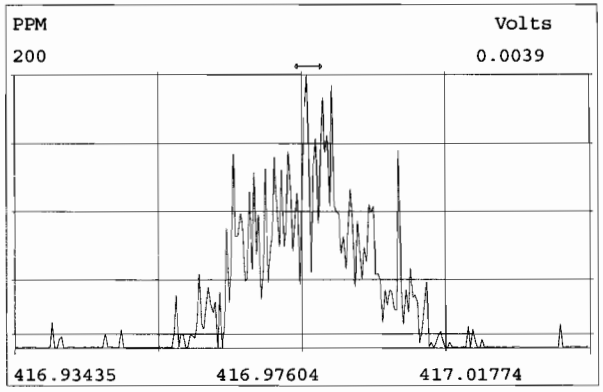

Peak Locate Examination:13-JUL-2019:00:07 File:RES_CHECK

Experiment:OCDD_DB5 Function:3 Reference:PFK

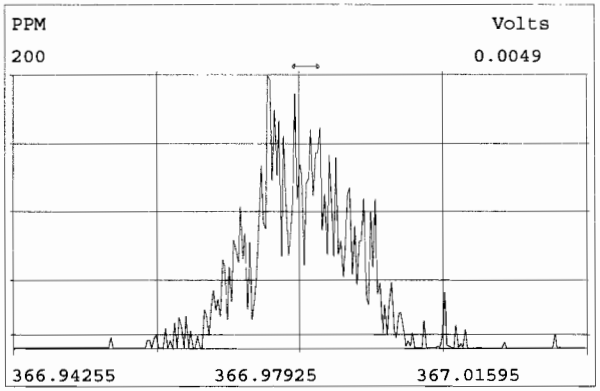

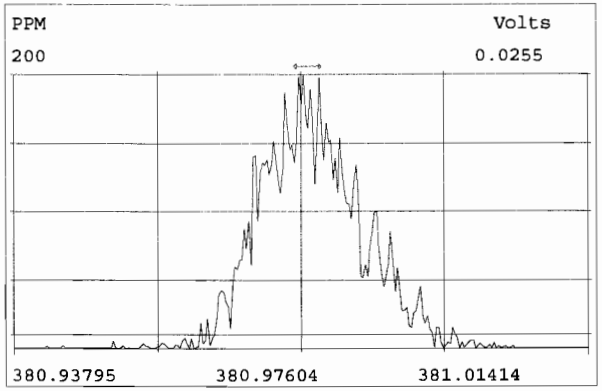

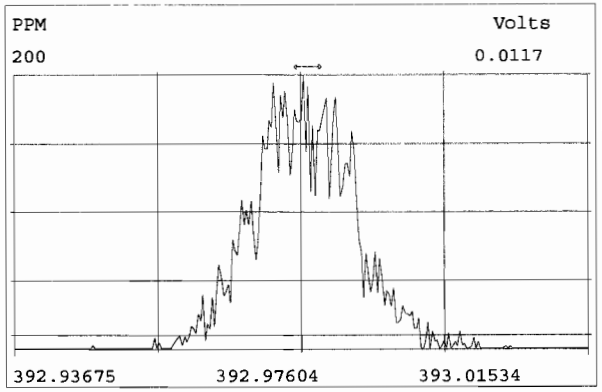

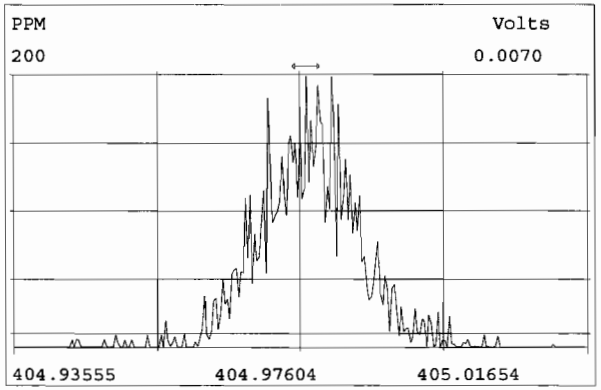

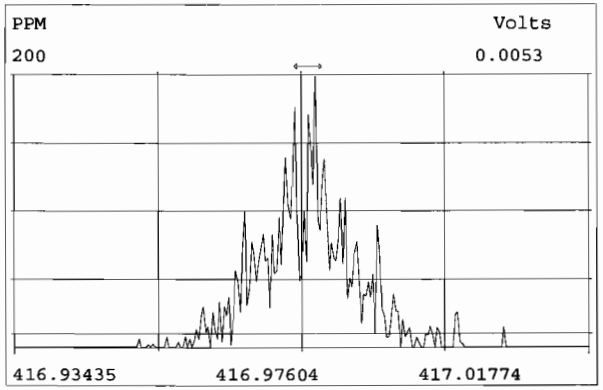

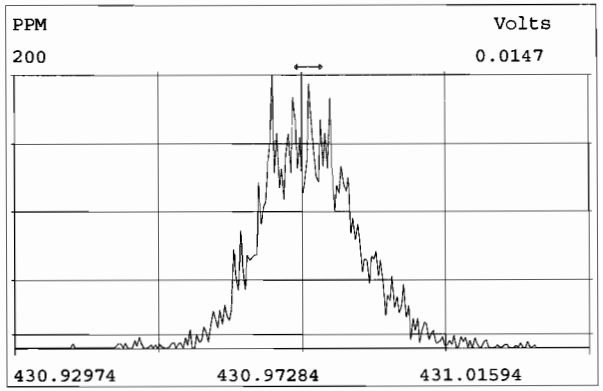

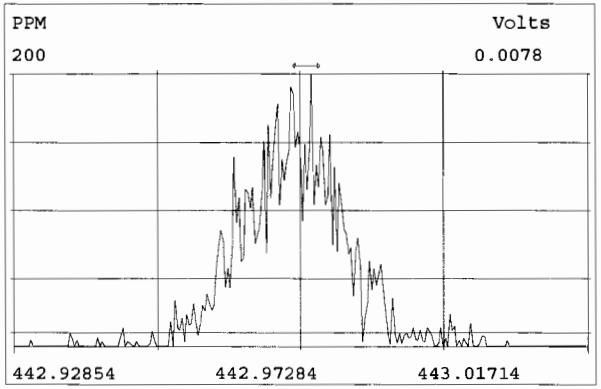

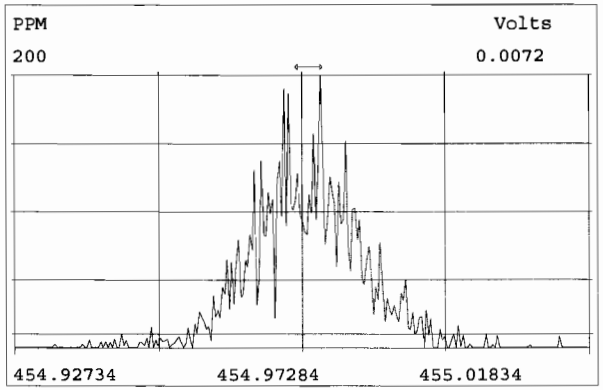

Peak Locate Examination:13-JUL-2019:00:08 File:RES_CHECK

Experiment:OCDD_DB5 Function:4 Reference:PFK

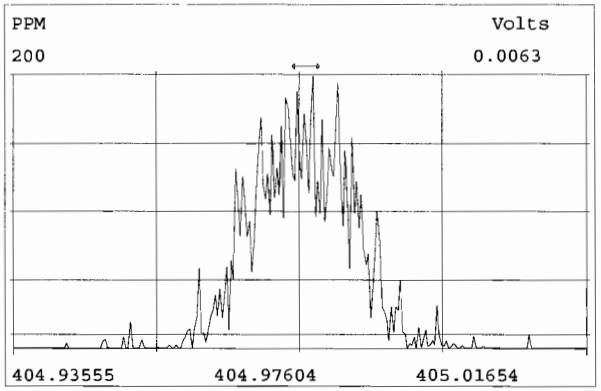

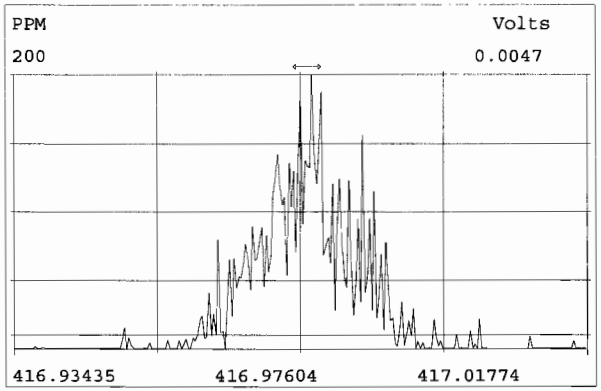

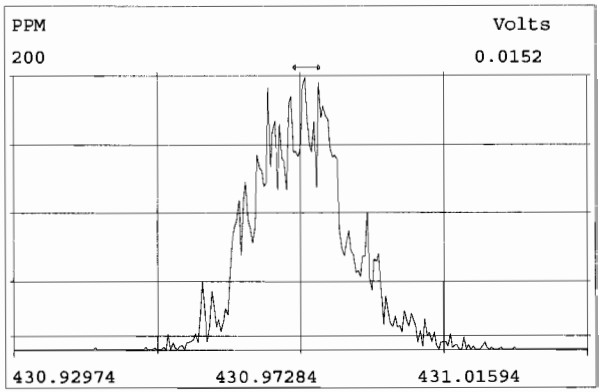

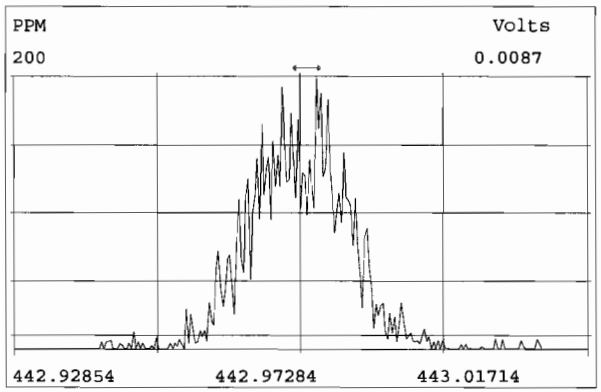

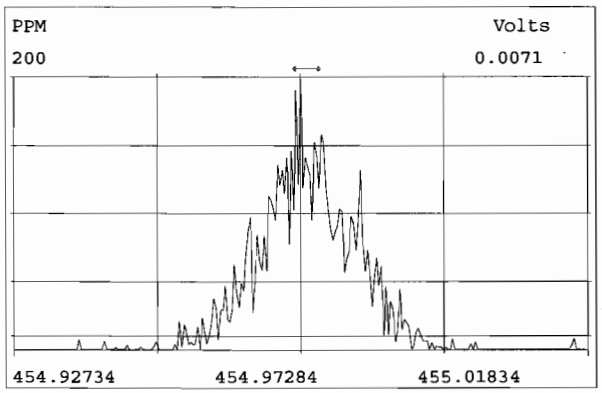

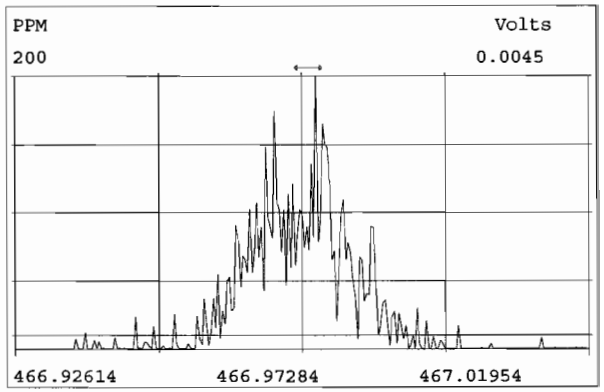

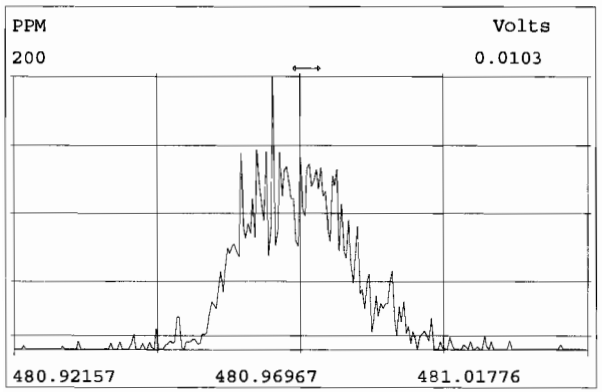

Peak Locate Examination:13-JUL-2019:00:09 File:RES_CHECK

Experiment:OCDD_DB5 Function:5 Reference:PFK

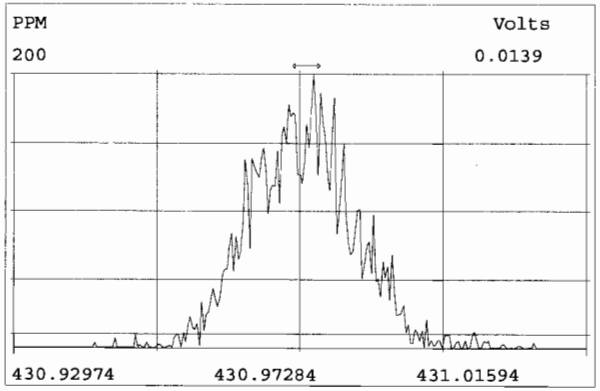

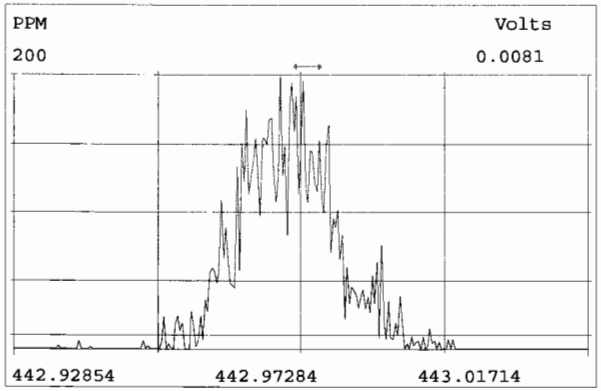

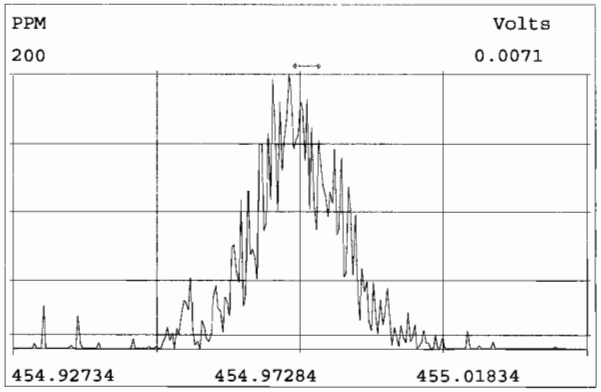

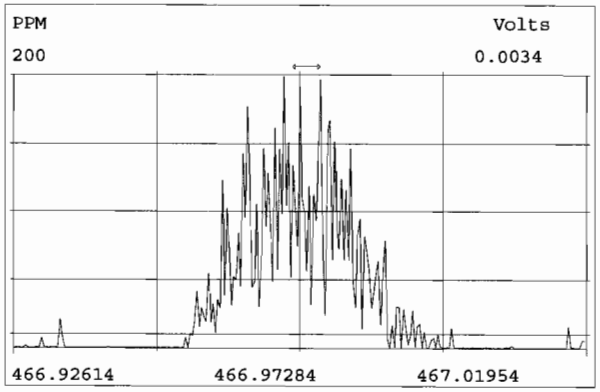

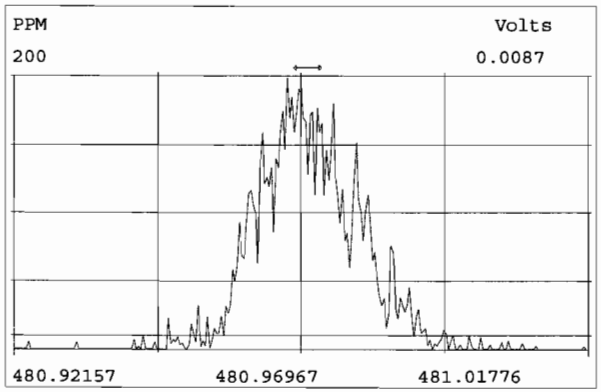

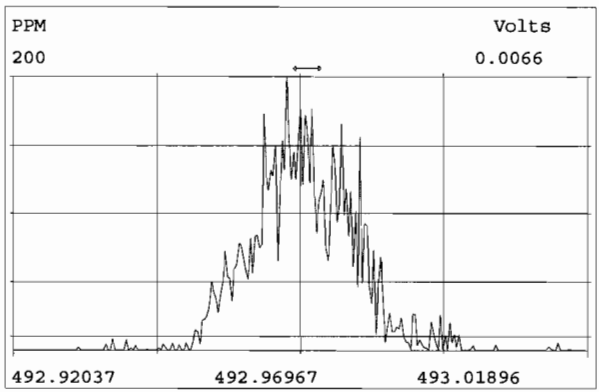

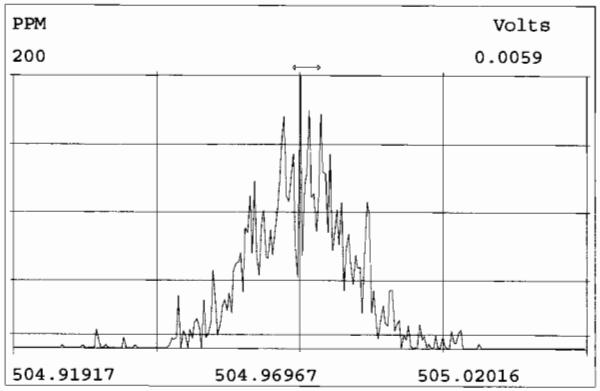

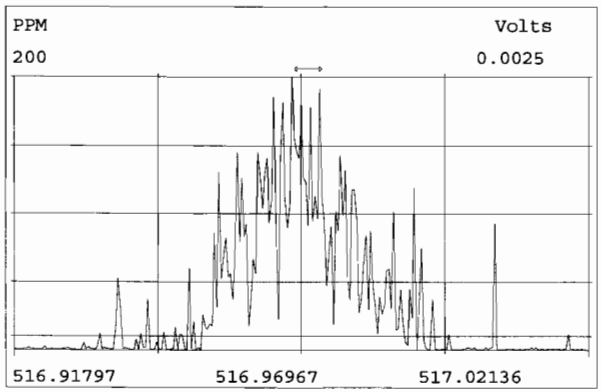

File:190712D2 #1-514 Acq:13-JUL-2019 00:09:44 GC EI+ Voltage SIR Autospec-UltimaE
Sample#1 File Text:Vista_Analytical_Laboratory_VG7 Text:ST190712D2-1 1613 CS3 19C2204 Exp:OCDD_DB5
321.8936

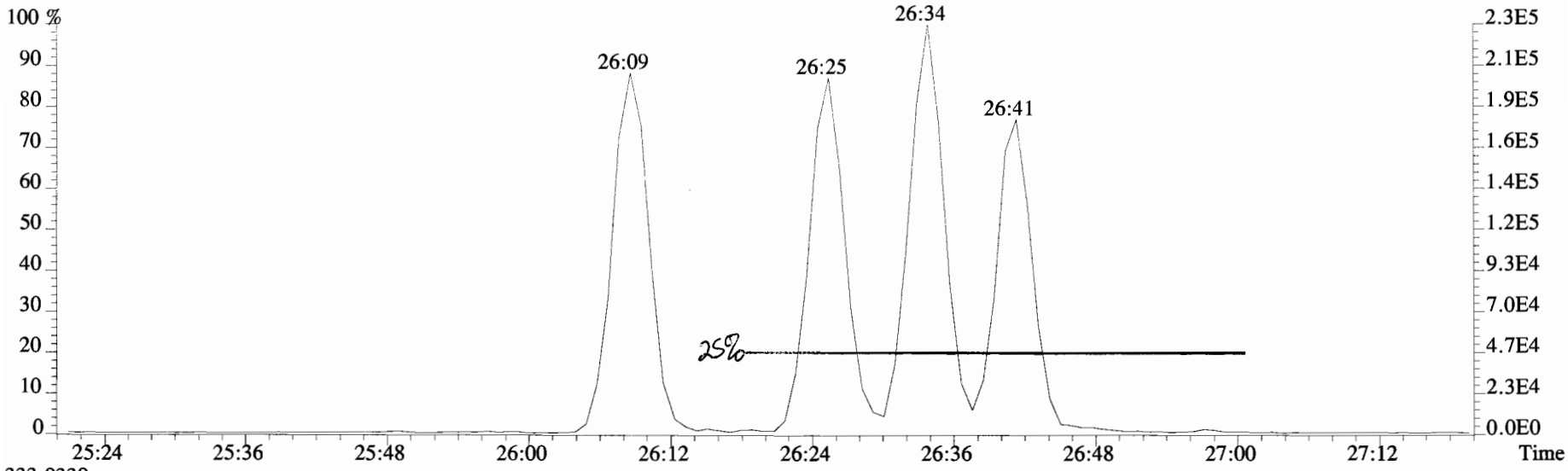

333.9339

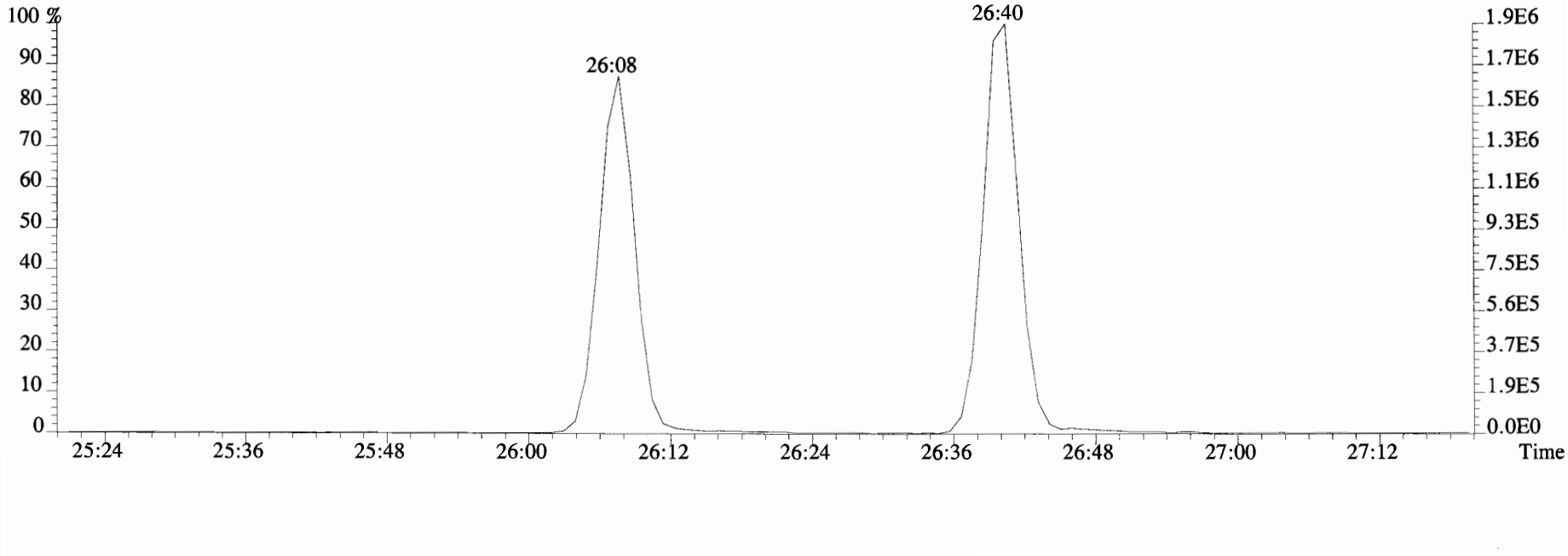

File:190712D2 #1-514 Acq:13-JUL-2019 00:09:44 GC EI+ Voltage SIR Autospec-UltimaE
Sample#1 File Text:Vista_Analytical_Laboratory_VG7 Text:ST190712D2-1 1613 CS3 19C2204 Exp:OCDD_DB5
319.8965 BSUB(10000,15,-3.0) PKD(5,5,3,0.10%,100.0,0.00%,F,F)

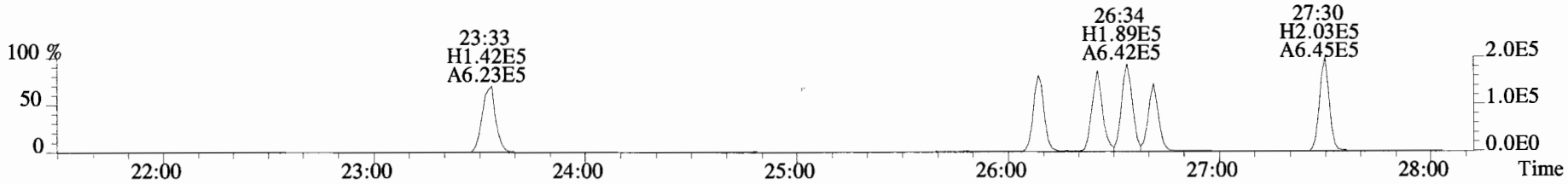

321.8936 BSUB(10000,15,-3.0) PKD(5,5,3,0.10%,100.0,0.00%,F,F)

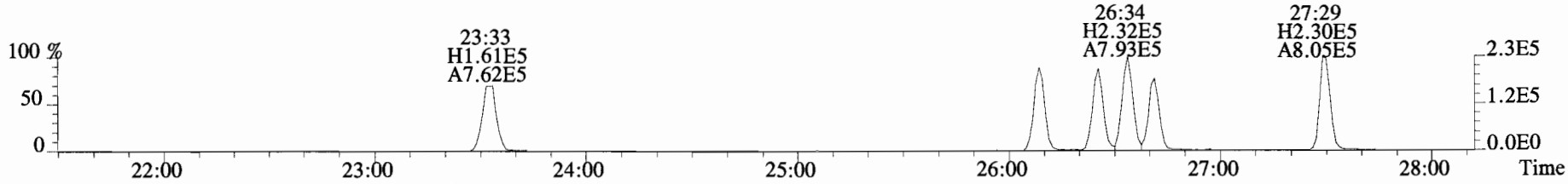

327.8847 BSUB(10000,15,-3.0) PKD(5,5,3,0.10%,100.0,0.00%,F,F)

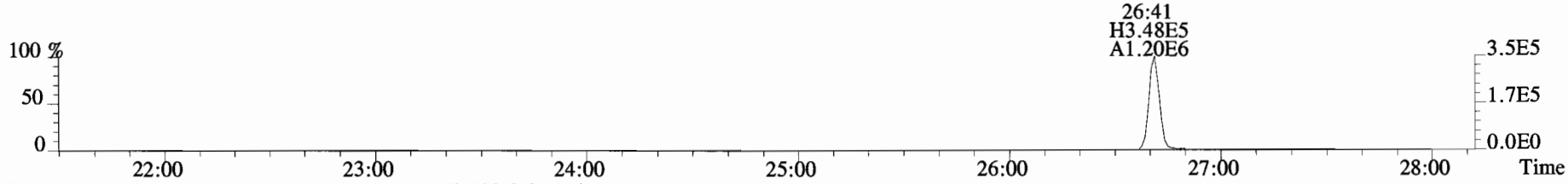

331.9368 BSUB(10000,15,-3.0) PKD(5,5,3,0.10%,100.0,0.00%,F,F)

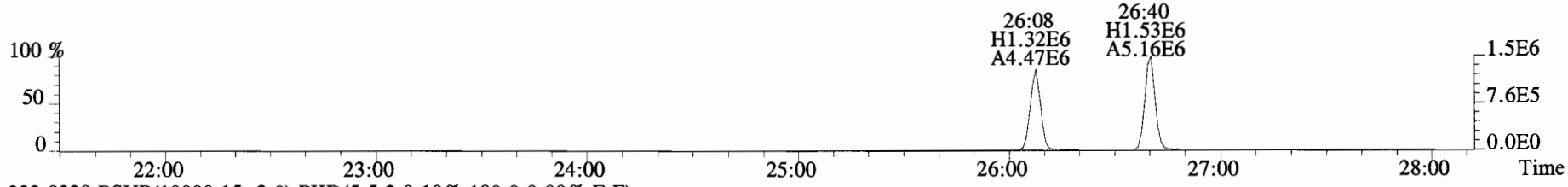

333.9339 BSUB(10000,15,-3.0) PKD(5,5,3,0.10%,100.0,0.00%,F,F)

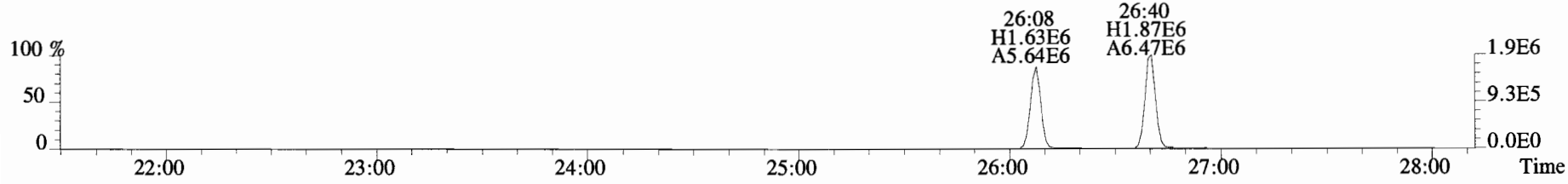

File:190712D2 #1-210 Acq:13-JUL-2019 00:09:44 GC EI+ Voltage SIR Autospec-UltimaE
Sample#1 File Text:Vista_Analytical_Laboratory_VG7 Text:ST190712D2-1 1613 CS3 19C2204 Exp:OCDD_DB5
353.8576 F:2 BSUB(10000,15,-3.0) PKD(5,5,3,0.10%,100.0,0.00%,F,F)

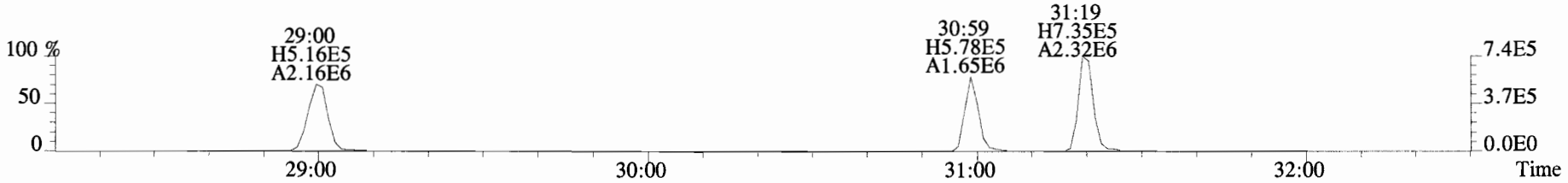

355.8546 F:2 BSUB(10000,15,-3.0) PKD(5,5,3,0.10%,100.0,0.00%,F,F)

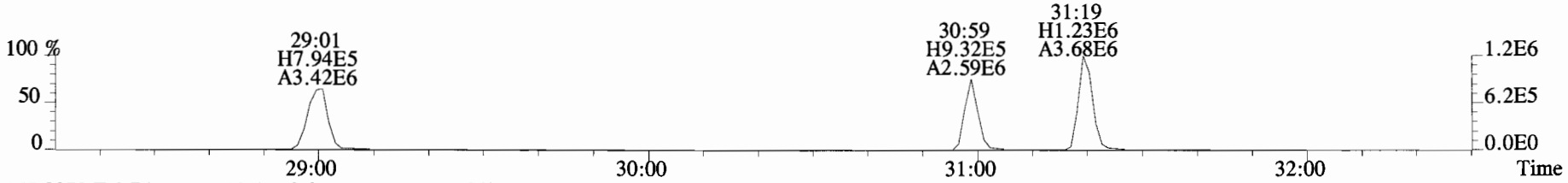

365.8978 F:2 BSUB(10000,15,-3.0) PKD(5,5,3,0.10%,100.0,0.00%,F,F)

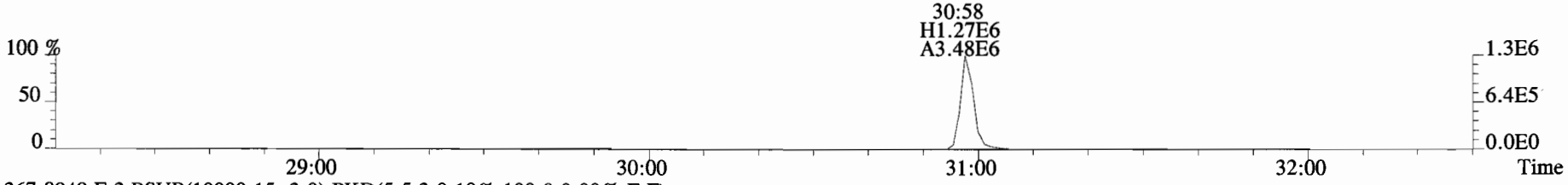

367.8949 F:2 BSUB(10000,15,-3.0) PKD(5,5,3,0.10%,100.0,0.00%,F,F)

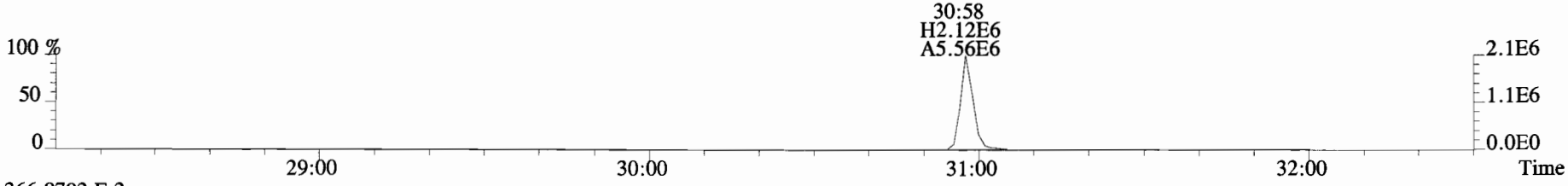

366.9792 F:2

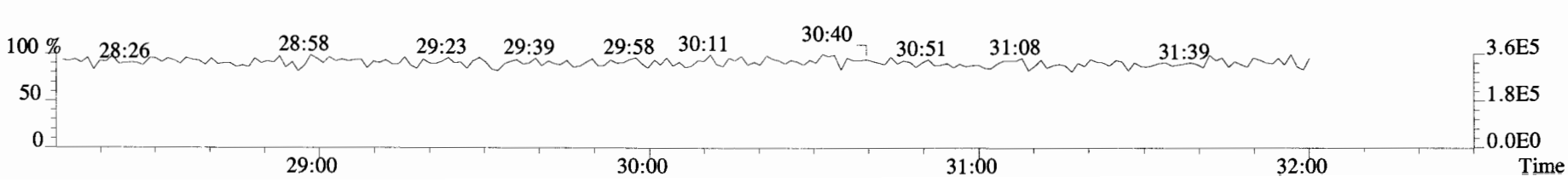

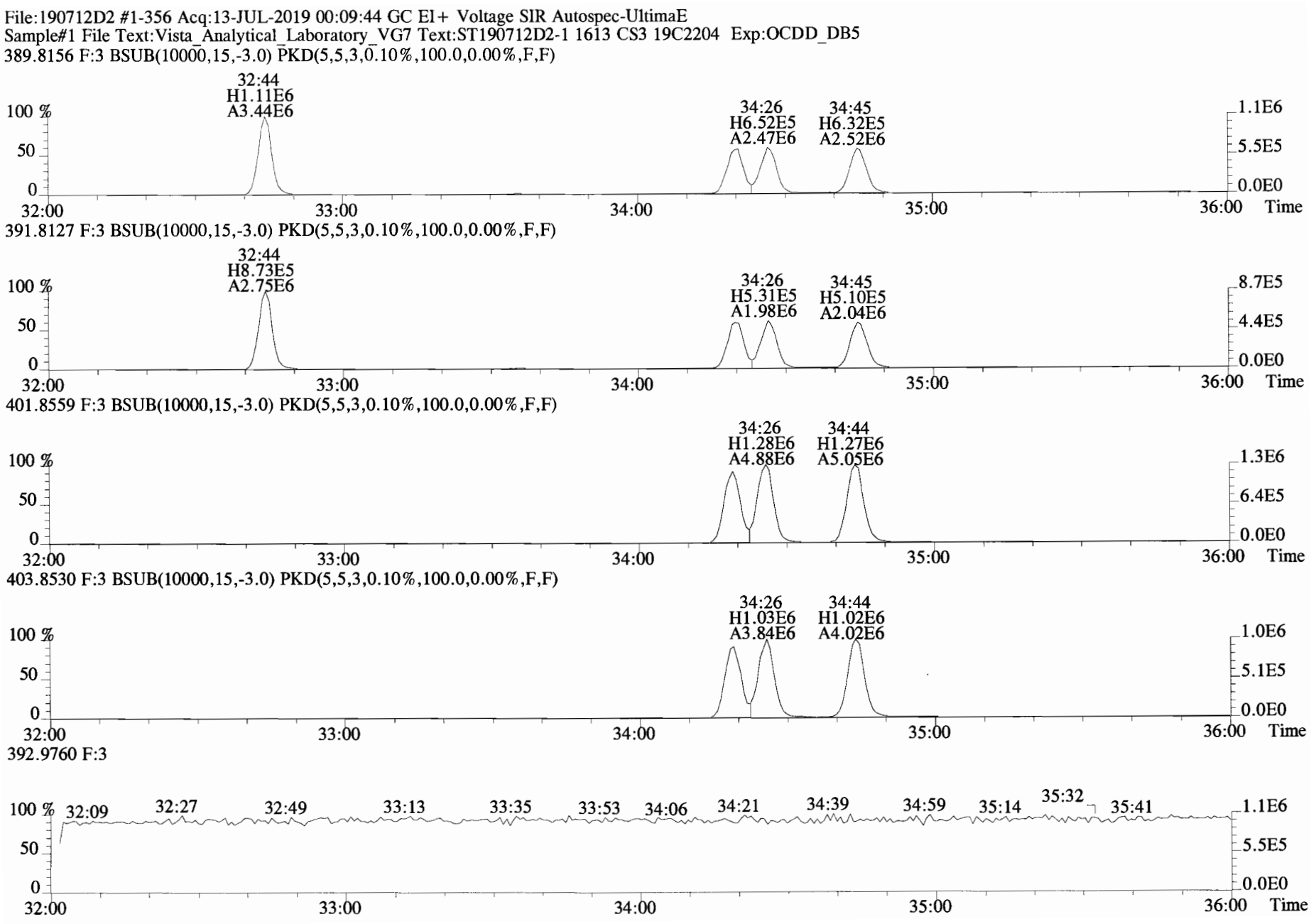
File:190712D2 #1-356 Acq:13-JUL-2019 00:09:44 GC El+ Voltage SIR Autospec-UltimaE
Sample#1 File Text:Vista_Analytical_Laboratory_VG7 Text:ST190712D2-1 1613 CS3 19C2204 Exp:OCDD_DB5
389.8156 F:3 BSUB(10000,15,-3.0) PKD(5,5,3,0.10%,100.0,0.00%,F,F)
32:44
H1.11E6
A3.44E6
34:26
H6.52E5
A2.47E6
34:45
H6.32E5
A2.52E6
391.8127 F:3 BSUB(10000,15,-3.0) PKD(5,5,3,0.10%,100.0,0.00%,F,F)
32:44
H8.73E5
A2.75E6
34:26
H5.31E5
A1.98E6
34:45
H5.10E5
A2.04E6
401.8559 F:3 BSUB(10000,15,-3.0) PKD(5,5,3,0.10%,100.0,0.00%,F,F)
34:26
H1.28E6
A4.88E6
34:44
H1.27E6
A5.05E6
403.8530 F:3 BSUB(10000,15,-3.0) PKD(5,5,3,0.10%,100.0,0.00%,F,F)
34:26
H1.03E6
A3.84E6
34:44
H1.02E6
A4.02E6
392.9760 F:3
32:09
32:27
32:49
33:13
33:35
33:53
34:06
34:21
34:39
34:59
35:14
35:32
35:41
100 %
50
0
32:00
33:00
34:00
35:00
36:00
Time
1.1E6
5.5E5
0.0E0
8.7E5
4.4E5
1.3E6
6.4E5
1.0E6
5.1E5

File:190712D2 #1-356 Acq:13-JUL-2019 00:09:44 GC EI+ Voltage SIR Autospec-UltimaE
Sample#1 File Text:Vista_Analytical_Laboratory_VG7 Text:ST190712D2-1 1613 CS3 19C2204 Exp:OCDD_DB5
401.8559 F:3 BSUB(10000,15,-3.0) PKD(5,5,3,0.10%,100.0,0.00%,F,F)

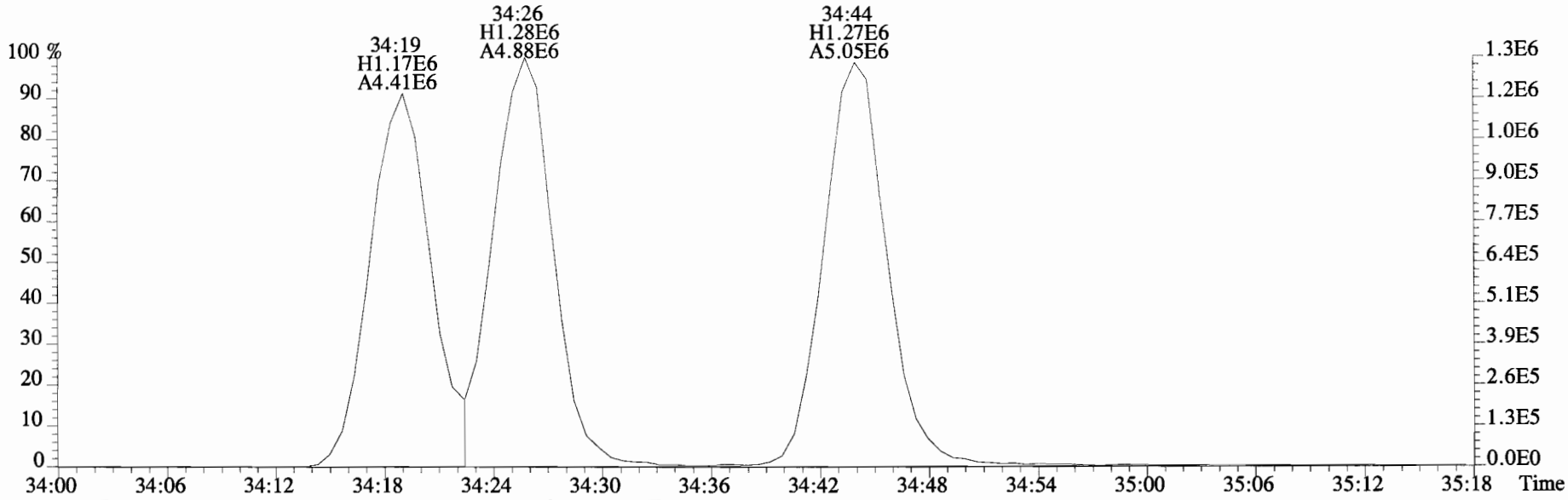

403.8530 F:3 BSUB(10000,15,-3.0) PKD(5,5,3,0.10%,100.0,0.00%,F,F)

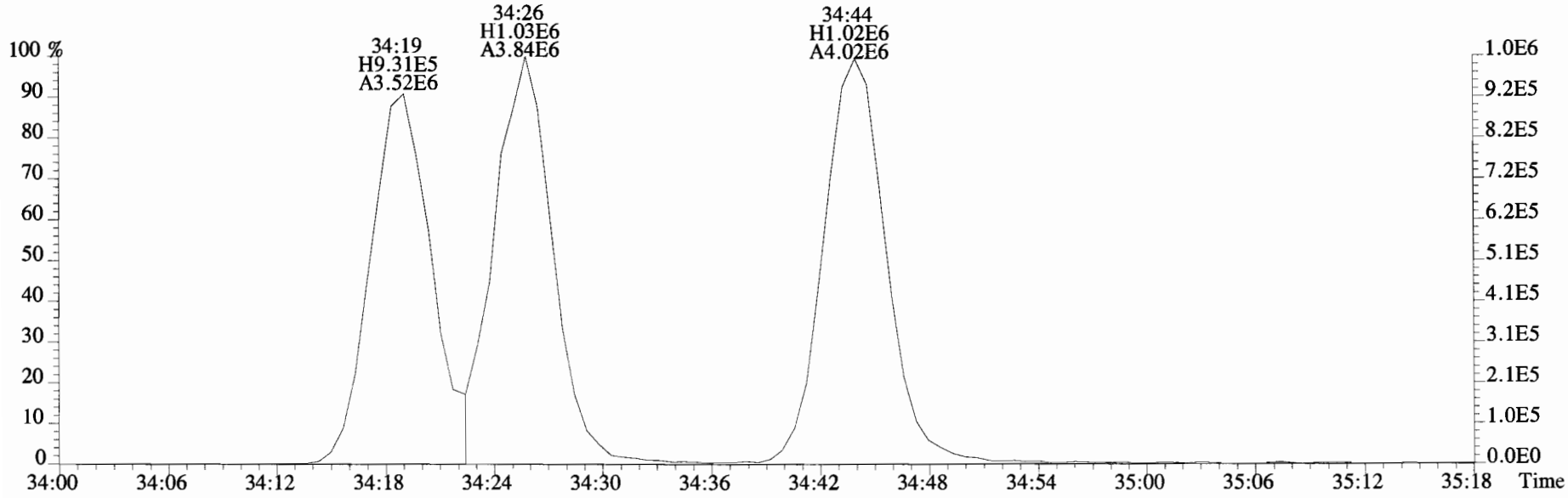

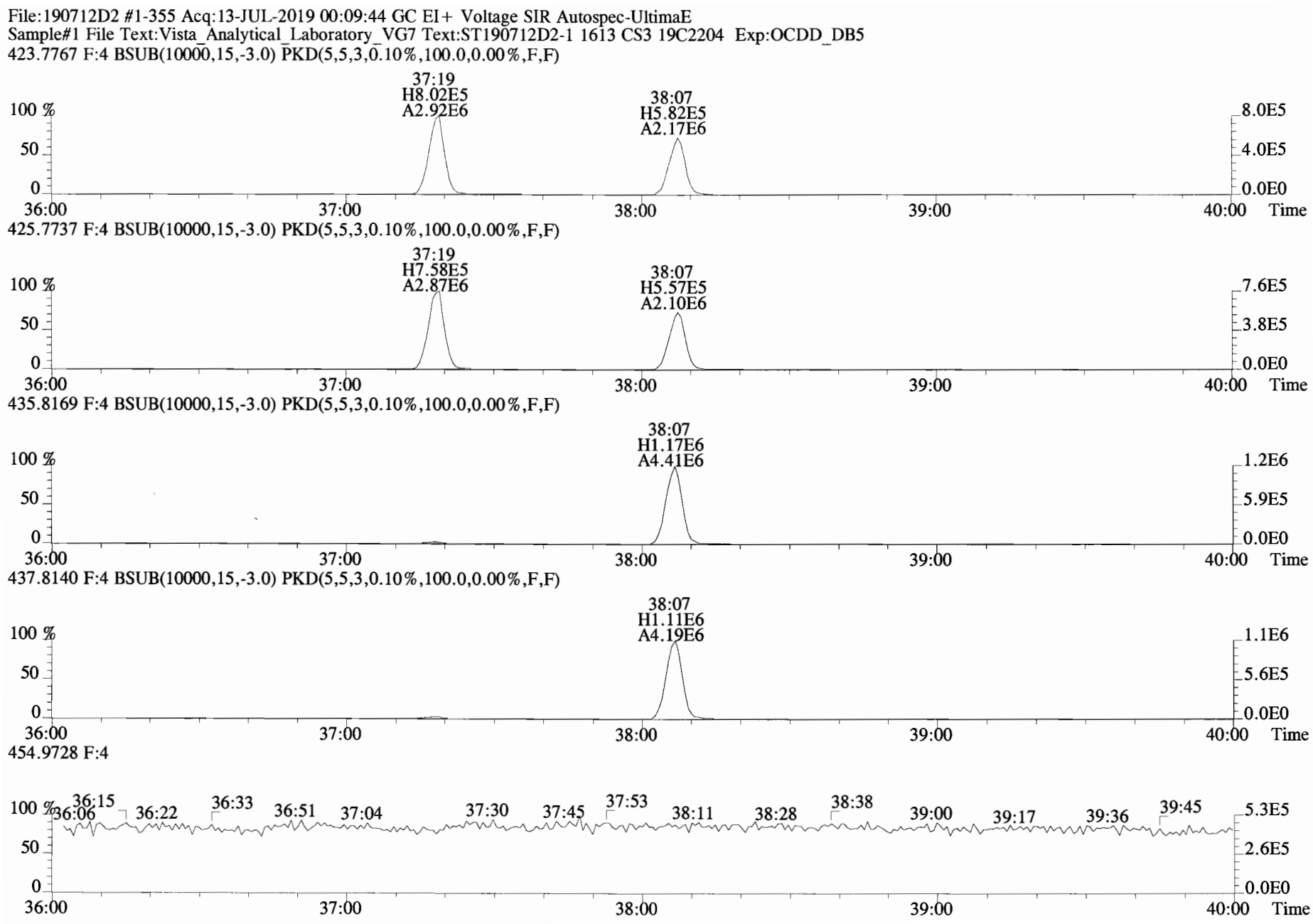
File:190712D2 #1-355 Acq:13-JUL-2019 00:09:44 GC EI+ Voltage SIR Autospec-UltimaE
Sample#1 File Text:Vista_Analytical_Laboratory_VG7 Text:ST190712D2-1 1613 CS3 19C2204 Exp:OCDD_DB5
423.7767 F:4 BSUB(10000,15,-3.0) PKD(5,5,3,0.10%,100.0,0.00%,F,F)
37:19
H8.02E5
A2.92E6
38:07
H5.82E5
A2.17E6
100 %
50
0
8.0E5
4.0E5
0.0E0
36:00
37:00
38:00
39:00
40:00
Time
425.7737 F:4 BSUB(10000,15,-3.0) PKD(5,5,3,0.10%,100.0,0.00%,F,F)
37:19
H7.58E5
A2.87E6
38:07
H5.57E5
A2.10E6
7.6E5
3.8E5
435.8169 F:4 BSUB(10000,15,-3.0) PKD(5,5,3,0.10%,100.0,0.00%,F,F)
38:07
H1.17E6
A4.41E6
1.2E6
5.9E5
437.8140 F:4 BSUB(10000,15,-3.0) PKD(5,5,3,0.10%,100.0,0.00%,F,F)
38:07
H1.11E6
A4.19E6
1.1E6
5.6E5
454.9728 F:4
36:06
36:15
36:22
36:33
36:51
37:04
37:30
37:45
37:53
38:11
38:28
38:38
39:00
39:17
39:36
39:45
5.3E5
2.6E5

File:190712D2 #1-432 Acq:13-JUL-2019 00:09:44 GC EI+ Voltage SIR Autospec-UltimaE
Sample#1 File Text:Vista_Analytical_Laboratory_VG7 Text:ST190712D2-1 1613 CS3 19C2204 Exp:OCDD_DB5
457.7377 F:5 BSUB(10000,15,-3.0) PKD(5,5,3,0.10%,100.0,0.00%,F,F)

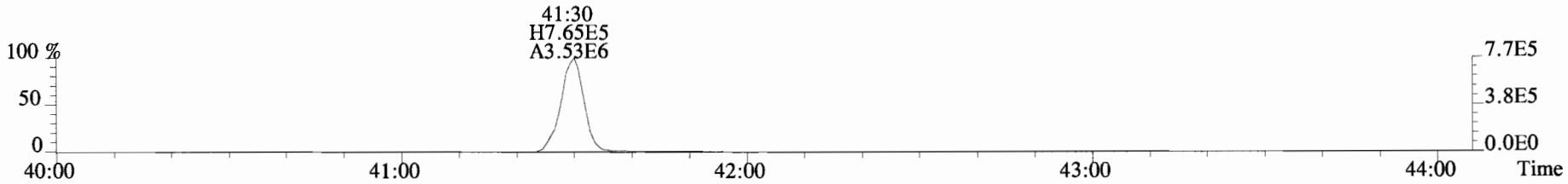

459.7348 F:5 BSUB(10000,15,-3.0) PKD(5,5,3,0.10%,100.0,0.00%,F,F)

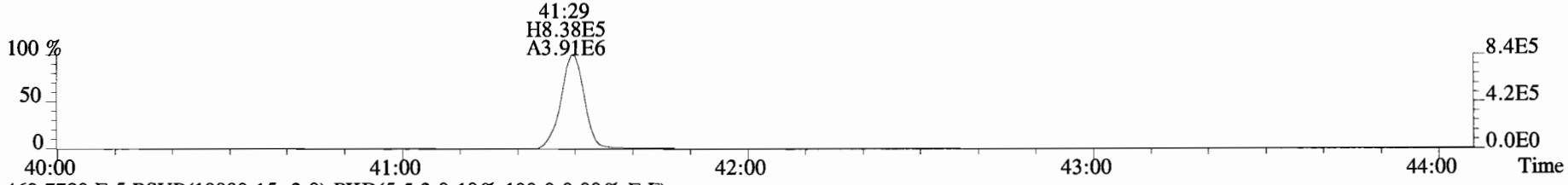

469.7780 F:5 BSUB(10000,15,-3.0) PKD(5,5,3,0.10%,100.0,0.00%,F,F)

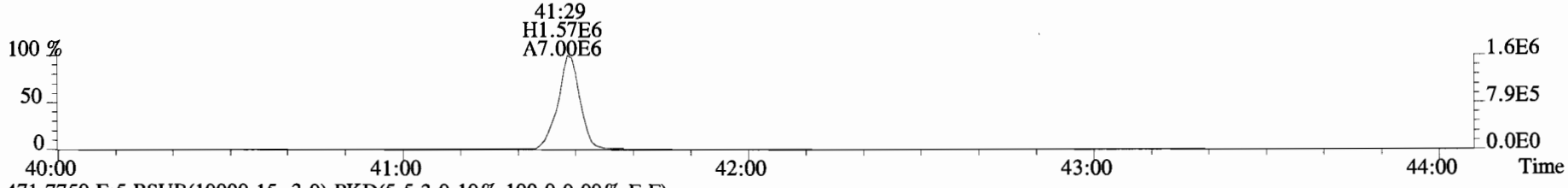

471.7750 F:5 BSUB(10000,15,-3.0) PKD(5,5,3,0.10%,100.0,0.00%,F,F)

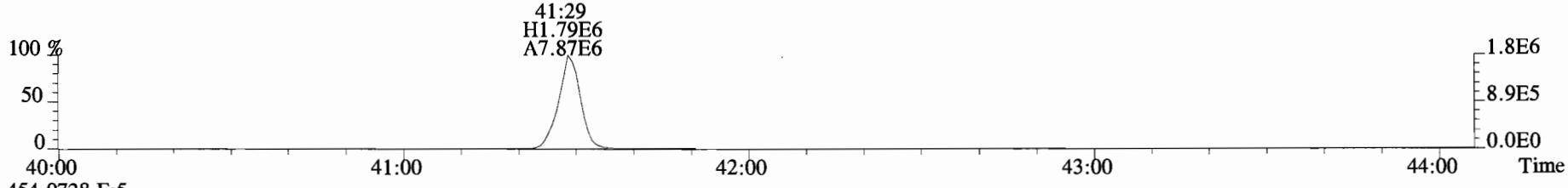

454.9728 F:5

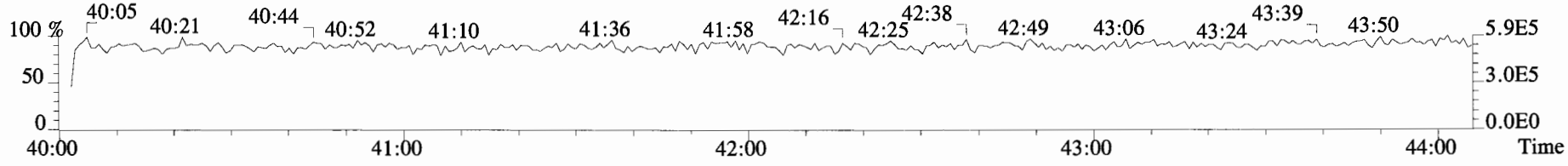

File:190712D2 #1-514 Acq:13-JUL-2019 00:09:44 GC EI+ Voltage SIR Autospec-UltimaE
Sample#1 File Text:Vista_Analytical_Laboratory_VG7 Text:ST190712D2-1 1613 CS3 19C2204 Exp:OCDD_DB5
303.9016 BSUB(10000,15,-3.0) PKD(5,5,3,0.10%,100.0,0.00%,F,F)

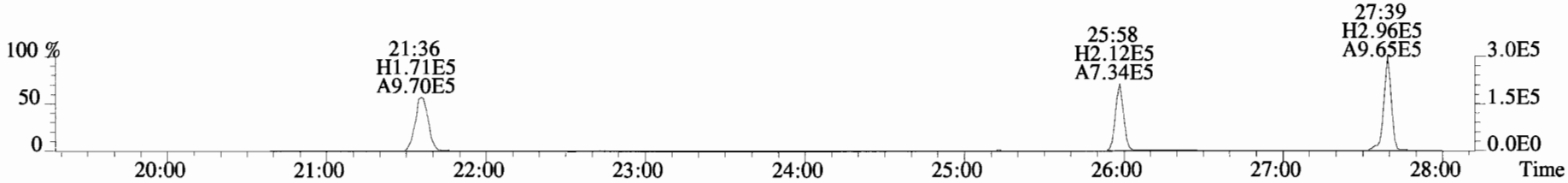

305.8987 BSUB(10000,15,-3.0) PKD(5,5,3,0.10%,100.0,0.00%,F,F)

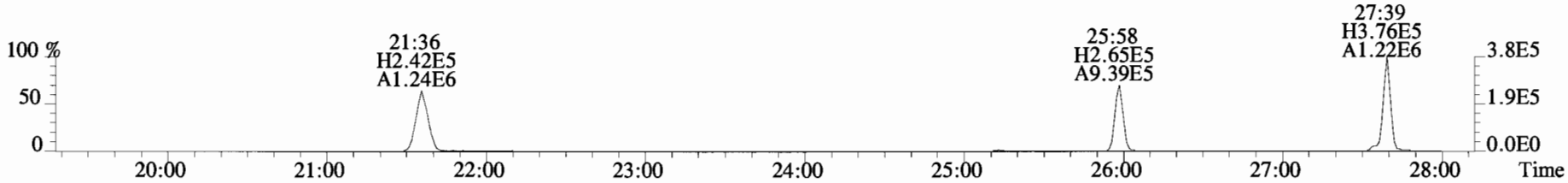

315.9419 BSUB(10000,15,-3.0) PKD(5,5,3,0.10%,100.0,0.00%,F,F)

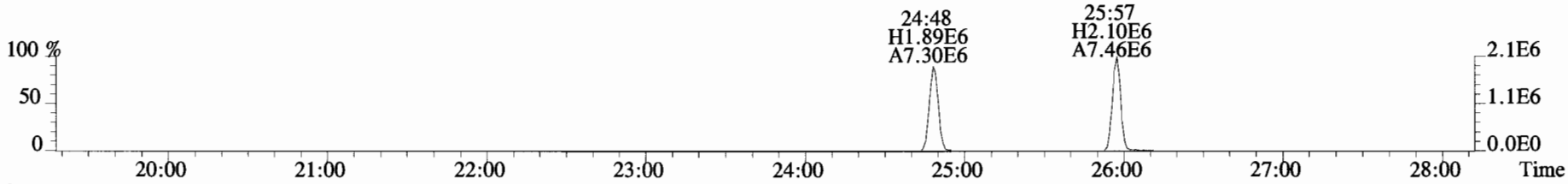

317.9389 BSUB(10000,15,-3.0) PKD(5,5,3,0.10%,100.0,0.00%,F,F)

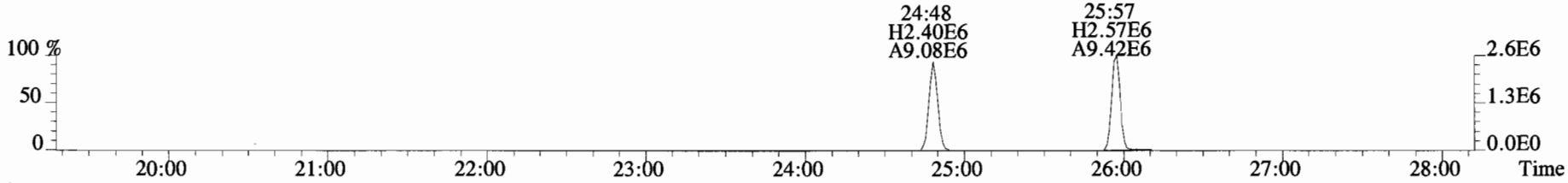

375.8364 BSUB(10000,15,-3.0) PKD(5,5,3,0.10%,100.0,0.00%,F,F)

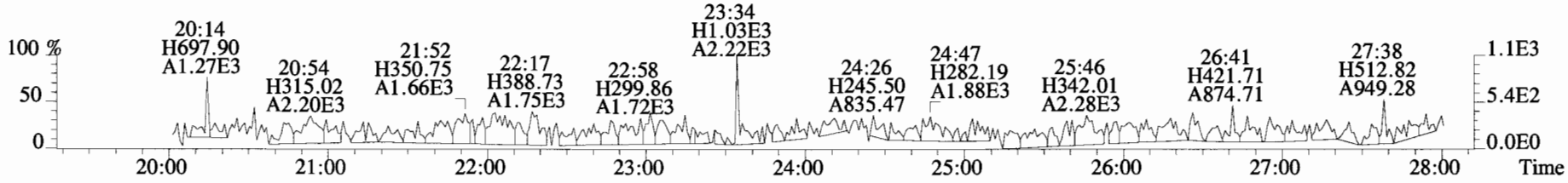

File:190712D2 #1-514 Acq:13-JUL-2019 00:09:44 GC EI+ Voltage SIR Autospec-UltimaE
Sample#1 File Text:Vista_Analytical_Laboratory_VG7 Text:ST190712D2-1 1613 CS3 19C2204 Exp:OCDD_DB5
339.8597 BSUB(10000,15,-3.0) PKD(5,5,3,0.10%,100.0,0.00%,F,F)

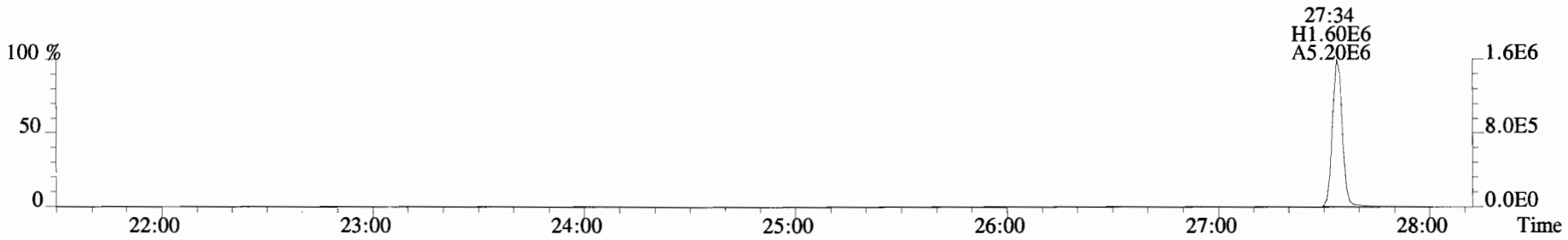

341.8568 BSUB(10000,15,-3.0) PKD(5,5,3,0.10%,100.0,0.00%,F,F)

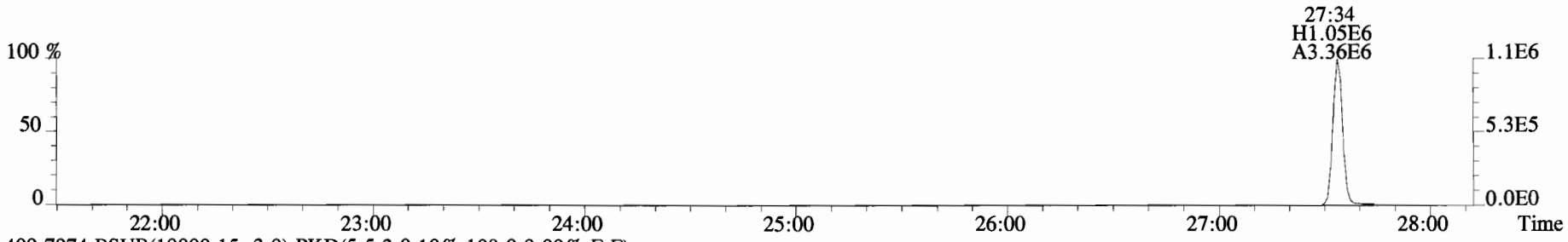

409.7974 BSUB(10000,15,-3.0) PKD(5,5,3,0.10%,100.0,0.00%,F,F)

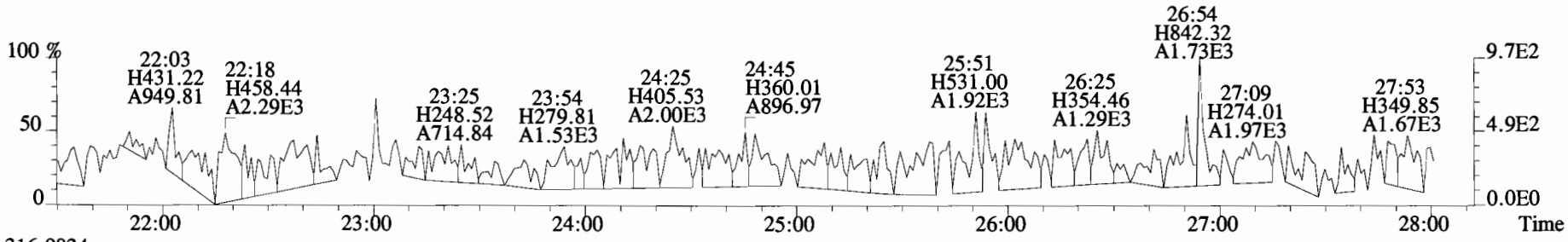

316.9824

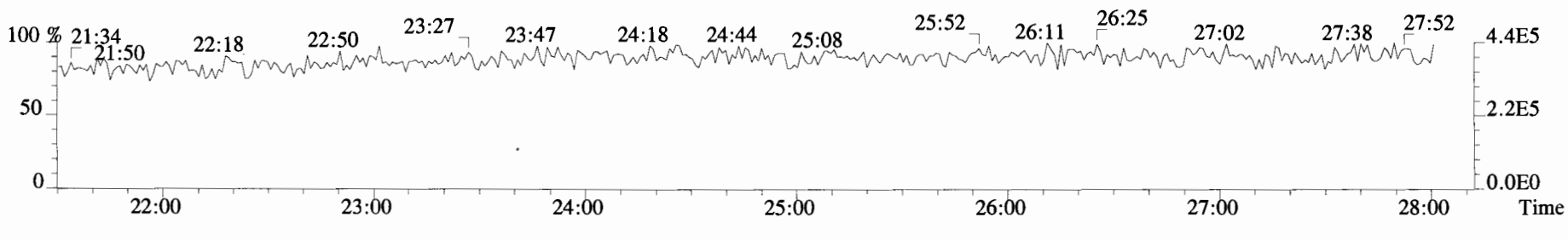

File:190712D2 #1-210 Acq:13-JUL-2019 00:09:44 GC EI+ Voltage SIR Autospec-UltimaE
Sample#1 File Text:Vista_Analytical_Laboratory_VG7 Text:ST190712D2-1 1613 CS3 19C2204 Exp:OCDD_DB5
339.8597 F:2 BSUB(10000,15,-3.0) PKD(5,5,3,0.10%,100.0,0.00%,F,F)

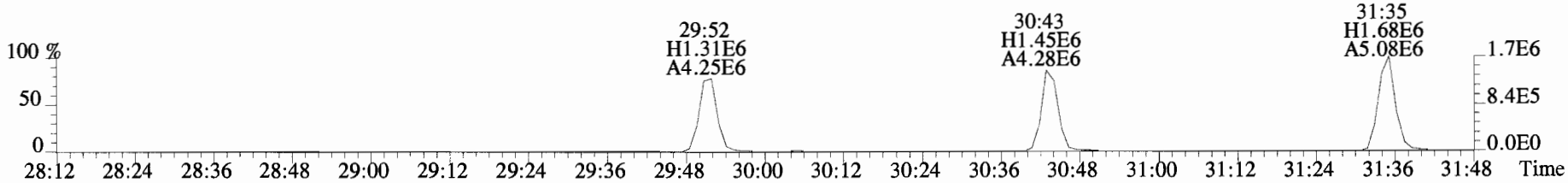

341.8568 F:2 BSUB(10000,15,-3.0) PKD(5,5,3,0.10%,100.0,0.00%,F,F)

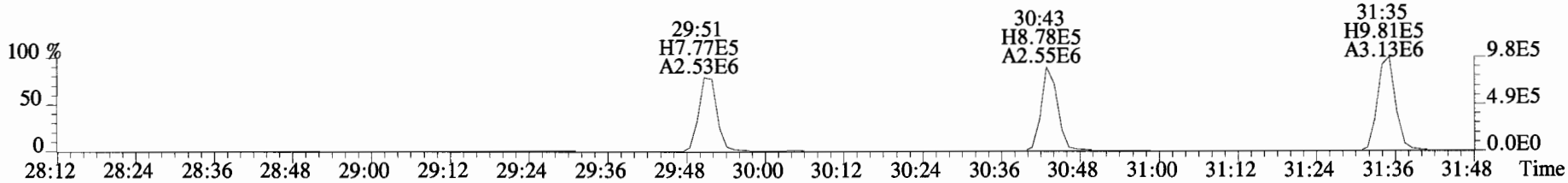

351.9000 F:2 BSUB(10000,15,-3.0) PKD(5,5,3,0.10%,100.0,0.00%,F,F)

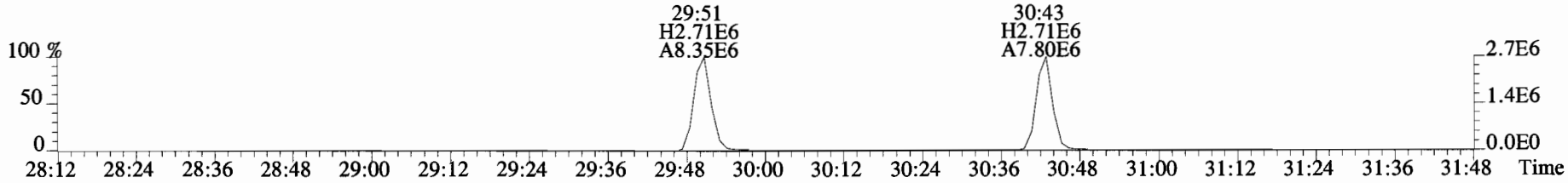

353.8970 F:2 BSUB(10000,15,-3.0) PKD(5,5,3,0.10%,100.0,0.00%,F,F)

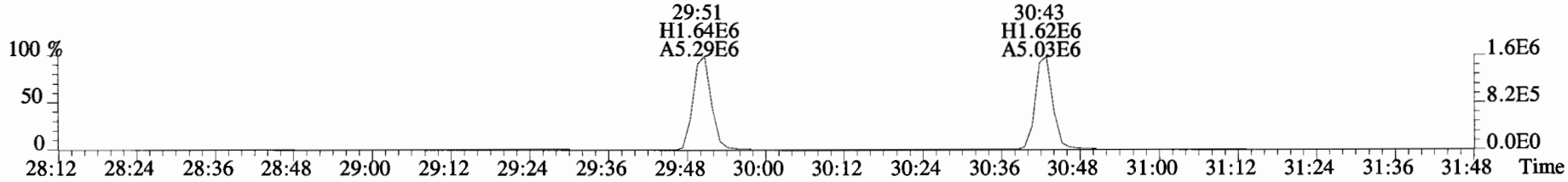

409.7974 F:2 BSUB(10000,15,-3.0) PKD(5,5,3,0.10%,100.0,0.00%,F,F)

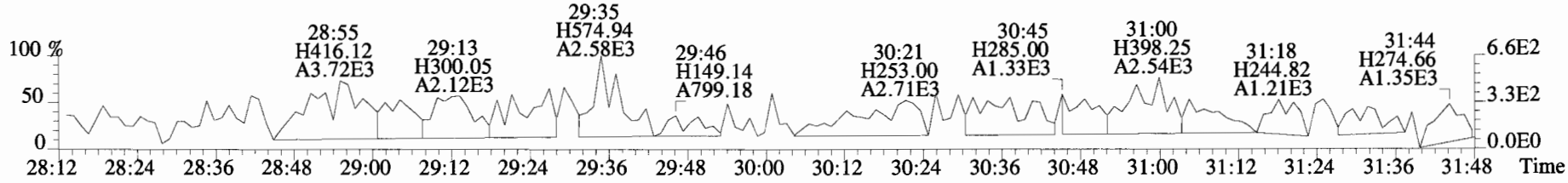

File:190712D2 #1-356 Acq:13-JUL-2019 00:09:44 GC EI+ Voltage SIR Autospec-UltimaE
Sample#1 File Text:Vista_Analytical_Laboratory_VG7 Text:ST190712D2-1 1613 CS3 19C2204 Exp:OCDD_DB5
373.8207 F:3 BSUB(10000,15,-3.0) PKD(5,5,3,0.10%,100.0,0.00%,F,F)

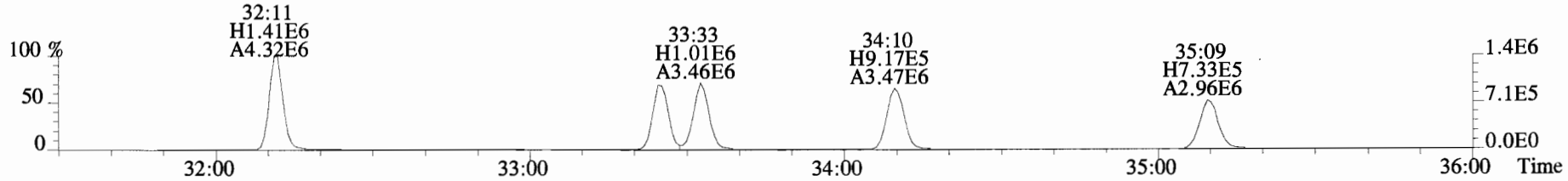

375.8178 F:3 BSUB(10000,15,-3.0) PKD(5,5,3,0.10%,100.0,0.00%,F,F)

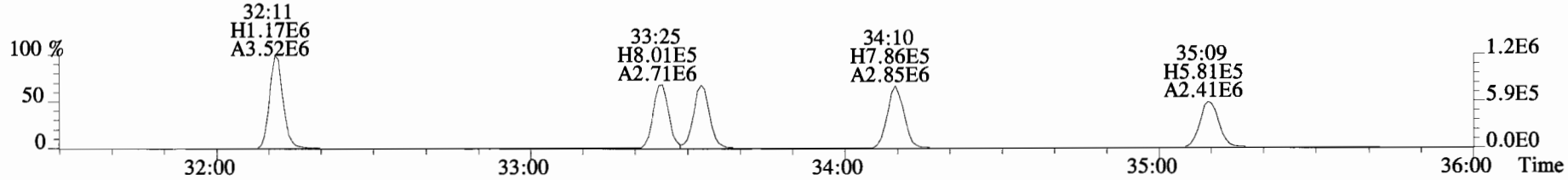

383.8639 F:3 BSUB(10000,15,-3.0) PKD(5,5,3,0.10%,100.0,0.00%,F,F)

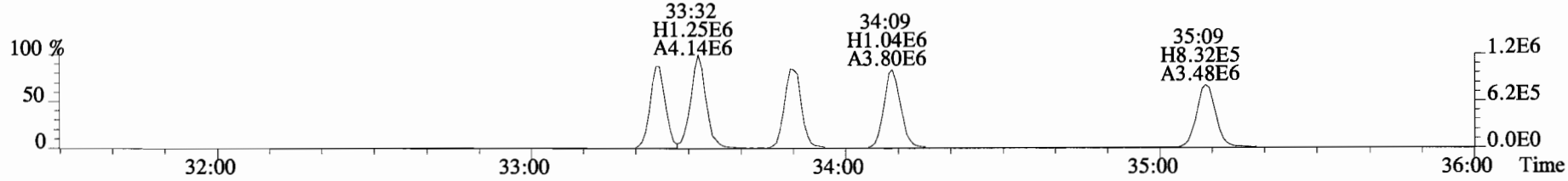

385.8610 F:3 BSUB(10000,15,-3.0) PKD(5,5,3,0.10%,100.0,0.00%,F,F)

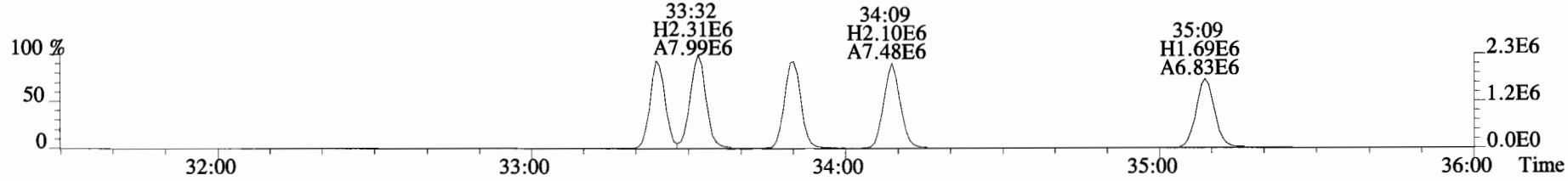

445.7555 F:3 BSUB(10000,15,-3.0) PKD(5,5,3,0.10%,100.0,0.00%,F,F)

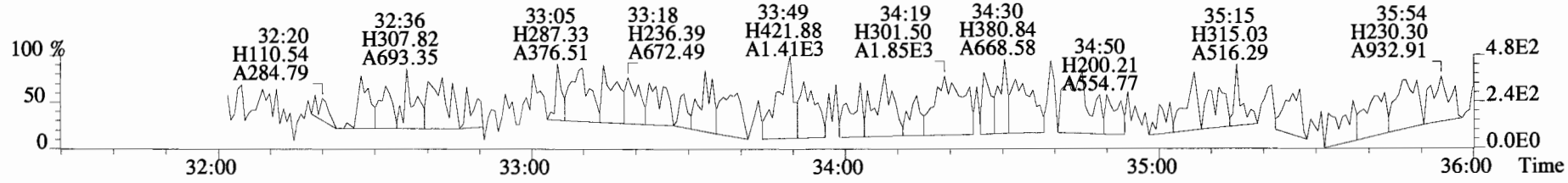

File:190712D2 #1-356 Acq:13-JUL-2019 00:09:44 GC EI+ Voltage SIR Autospec-UltimaE
Sample#1 File Text:Vista_Analytical_Laboratory_VG7 Text:ST190712D2-1 1613 CS3 19C2204 Exp:OCDD_DB5
383.8639 F:3 BSUB(10000,15,-3.0) PKD(5,5,3,0.10%,100.0,0.00%,F,F)

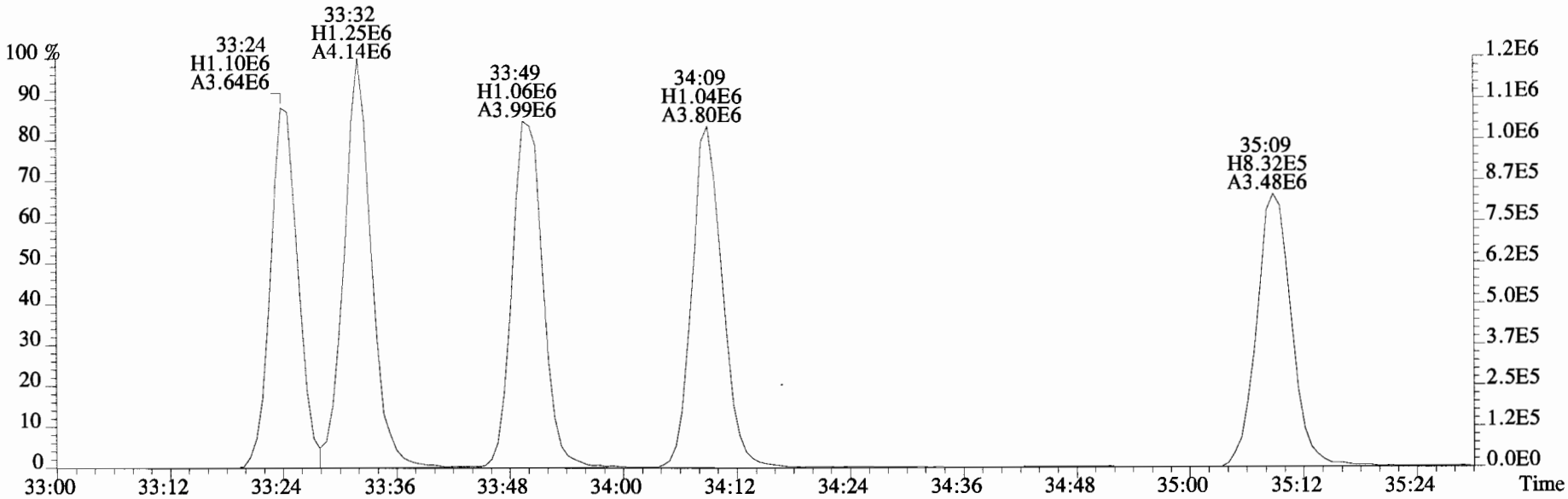

385.8610 F:3 BSUB(10000,15,-3.0) PKD(5,5,3,0.10%,100.0,0.00%,F,F)

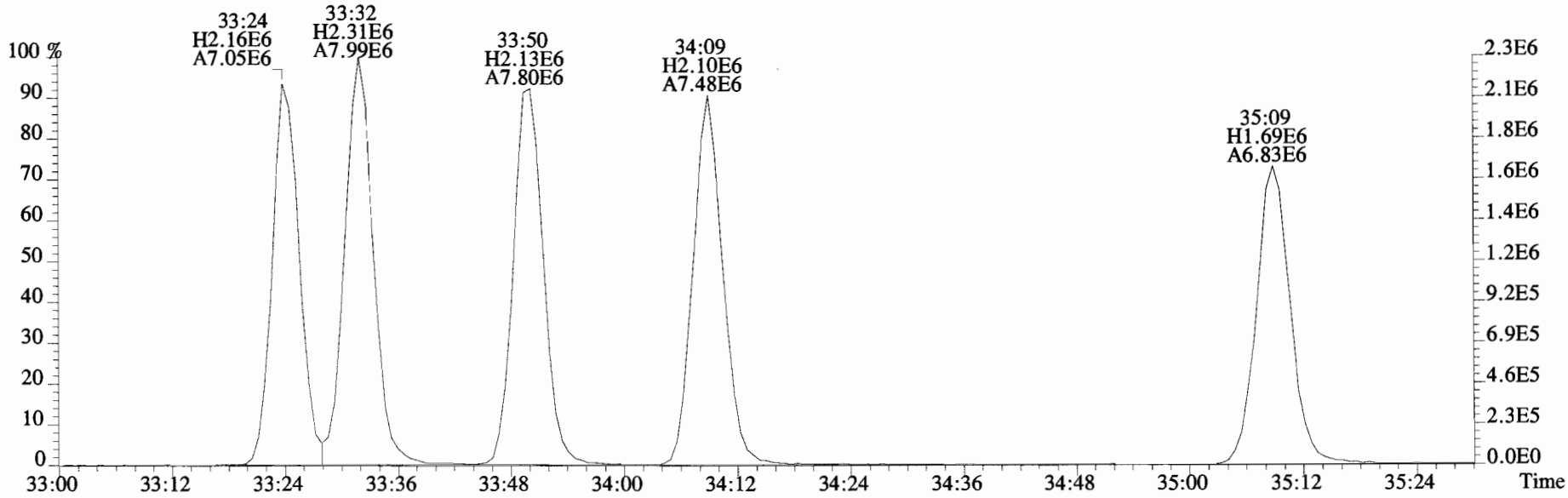

File:190712D2 #1-355 Acq:13-JUL-2019 00:09:44 GC EI+ Voltage SIR Autospec-UltimaE
Sample#1 File Text:Vista_Analytical_Laboratory_VG7 Text:ST190712D2-1 1613 CS3 19C2204 Exp:OCDD_DB5
407.7818 F:4 BSUB(10000,15,-3.0) PKD(5,5,3,0.10%,100.0,0.00%,F,F)

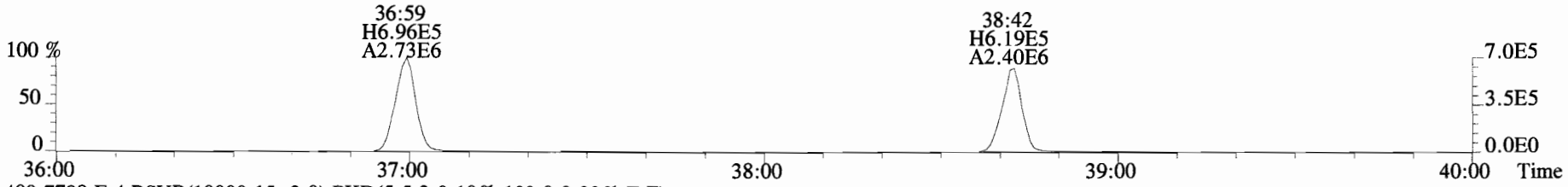

409.7788 F:4 BSUB(10000,15,-3.0) PKD(5,5,3,0.10%,100.0,0.00%,F,F)

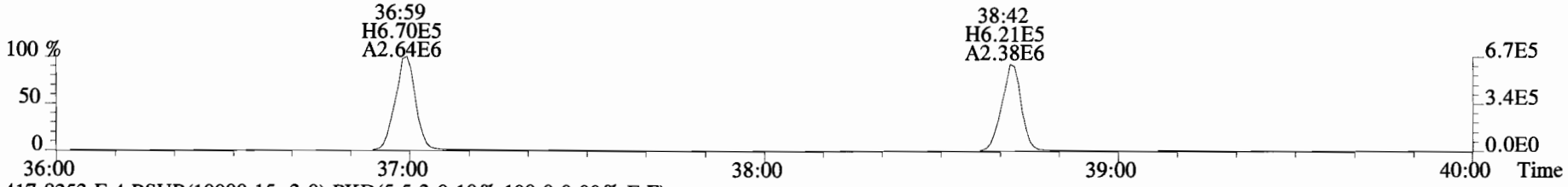

417.8253 F:4 BSUB(10000,15,-3.0) PKD(5,5,3,0.10%,100.0,0.00%,F,F)

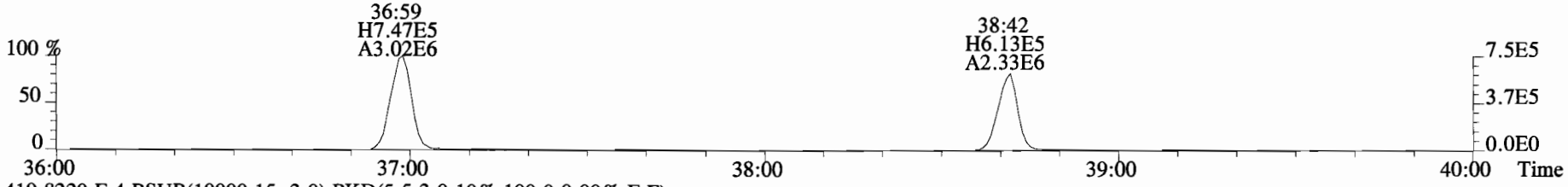

419.8220 F:4 BSUB(10000,15,-3.0) PKD(5,5,3,0.10%,100.0,0.00%,F,F)

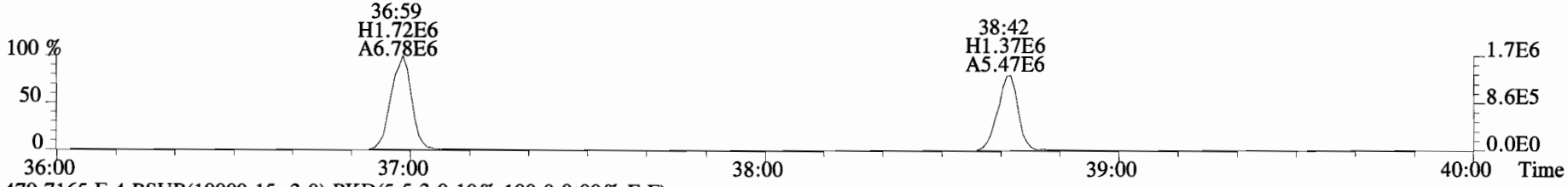

479.7165 F:4 BSUB(10000,15,-3.0) PKD(5,5,3,0.10%,100.0,0.00%,F,F)

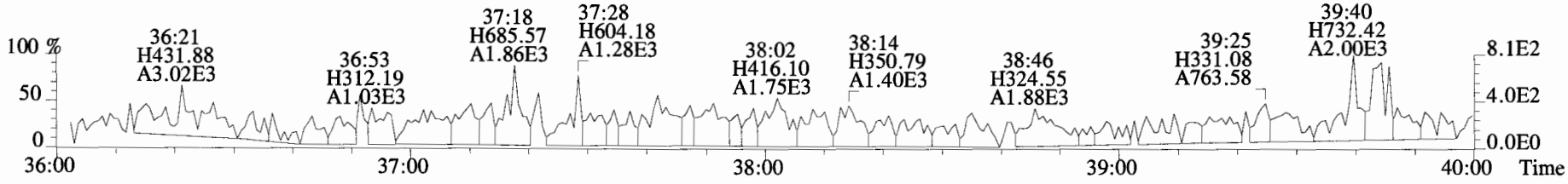

File:190712D2 #1-432 Acq:13-JUL-2019 00:09:44 GC EI+ Voltage SIR Autospec-UltimaE
Sample#1 File Text:Vista_Analytical_Laboratory_VG7 Text:ST190712D2-1 1613 CS3 19C2204 Exp:OCDD_DB5
441.7428 F:5 BSUB(10000,15,-3.0) PKD(5,5,3,0.10%,100.0,0.00%,F,F)

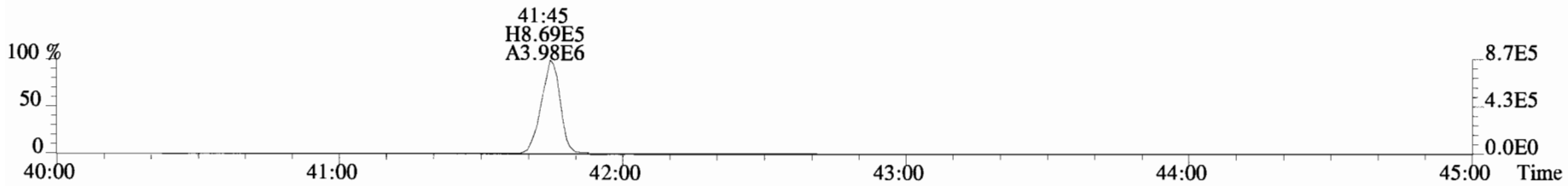

443.7398 F:5 BSUB(10000,15,-3.0) PKD(5,5,3,0.10%,100.0,0.00%,F,F)

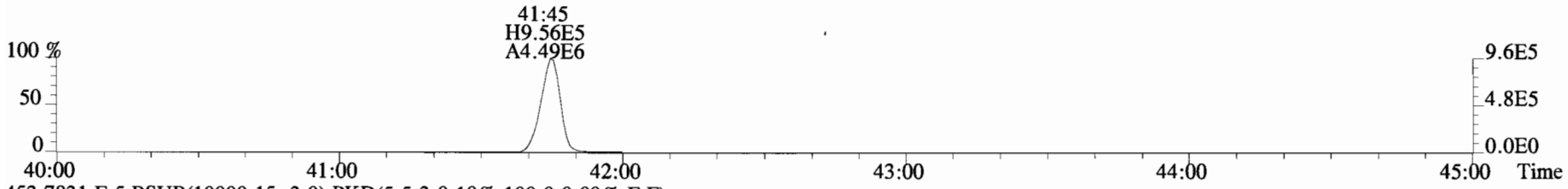

453.7831 F:5 BSUB(10000,15,-3.0) PKD(5,5,3,0.10%,100.0,0.00%,F,F)

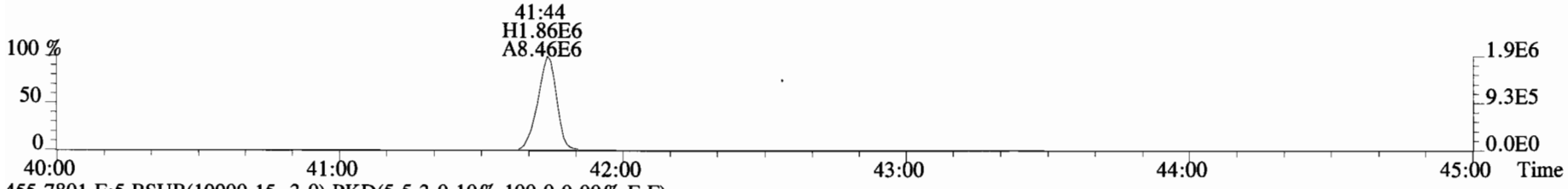

455.7801 F:5 BSUB(10000,15,-3.0) PKD(5,5,3,0.10%,100.0,0.00%,F,F)

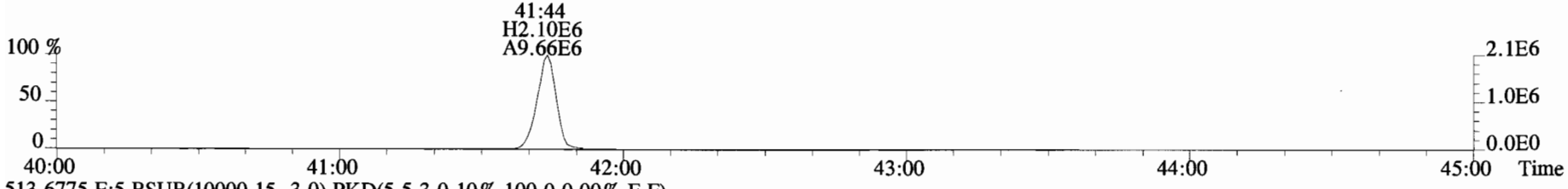

513.6775 F:5 BSUB(10000,15,-3.0) PKD(5,5,3,0.10%,100.0,0.00%,F,F)

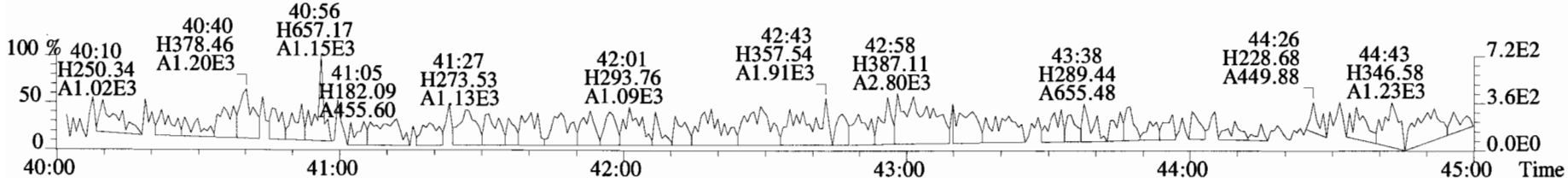

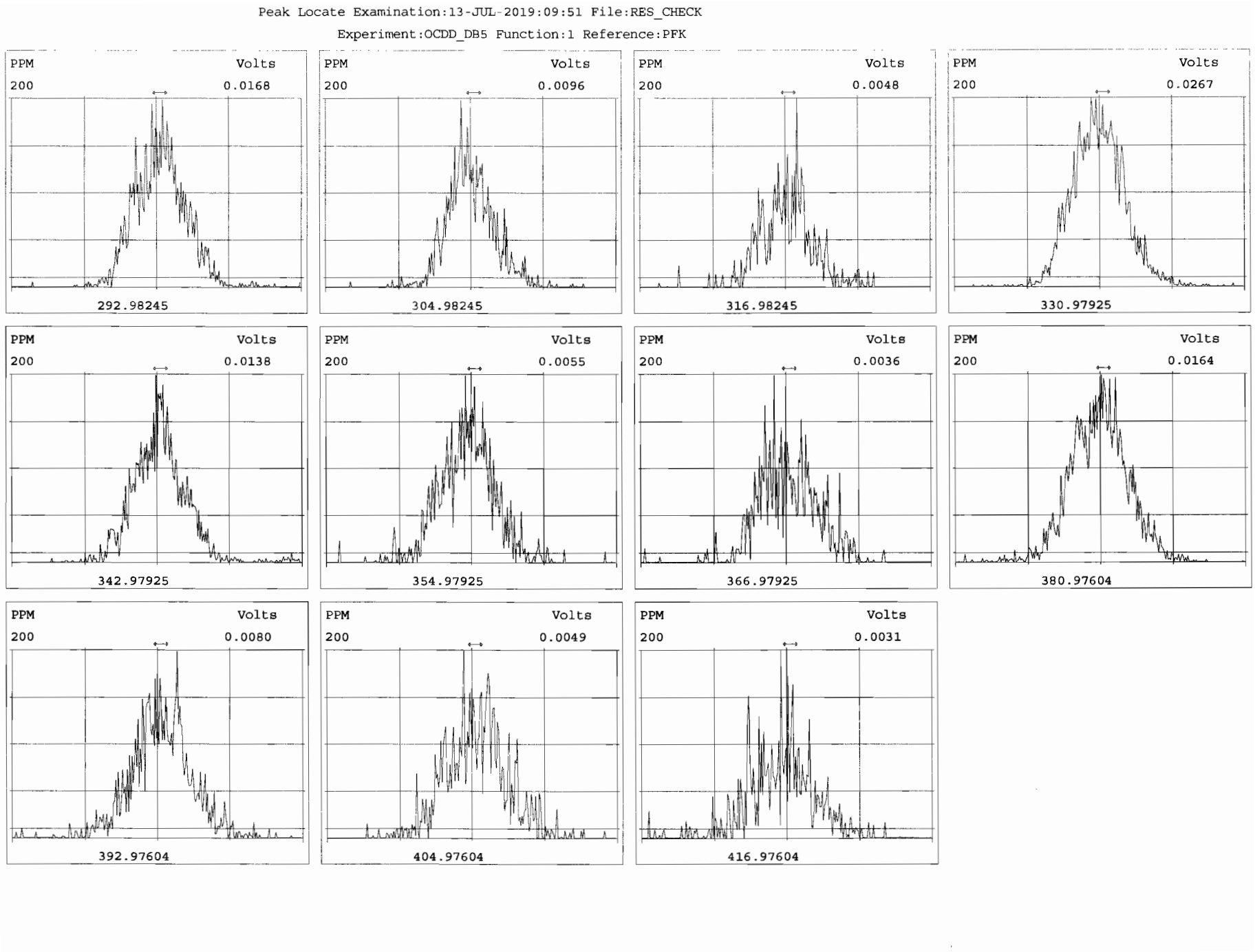
Peak Locate Examination:13-JUL-2019:09:51 File:RES_CHECK
Experiment:OCDD_DB5 Function:1 Reference:PFK
PPM
Volts
200
0.0168
292.98245
PPM
Volts
200
0.0096
304.98245
PPM
Volts
200
0.0048
316.98245
PPM
Volts
200
0.0267
330.97925
PPM
Volts
200
0.0138
342.97925
PPM
Volts
200
0.0055
354.97925
PPM
Volts
200
0.0036
366.97925
PPM
Volts
200
0.0164
380.97604
PPM
Volts
200
0.0080
392.97604
PPM
Volts
200
0.0049
404.97604
PPM
Volts
200
0.0031
416.97604

Peak Locate Examination:13-JUL-2019:09:52 File:RES_CHECK

Experiment:OCDD_DB5 Function:2 Reference:PFK

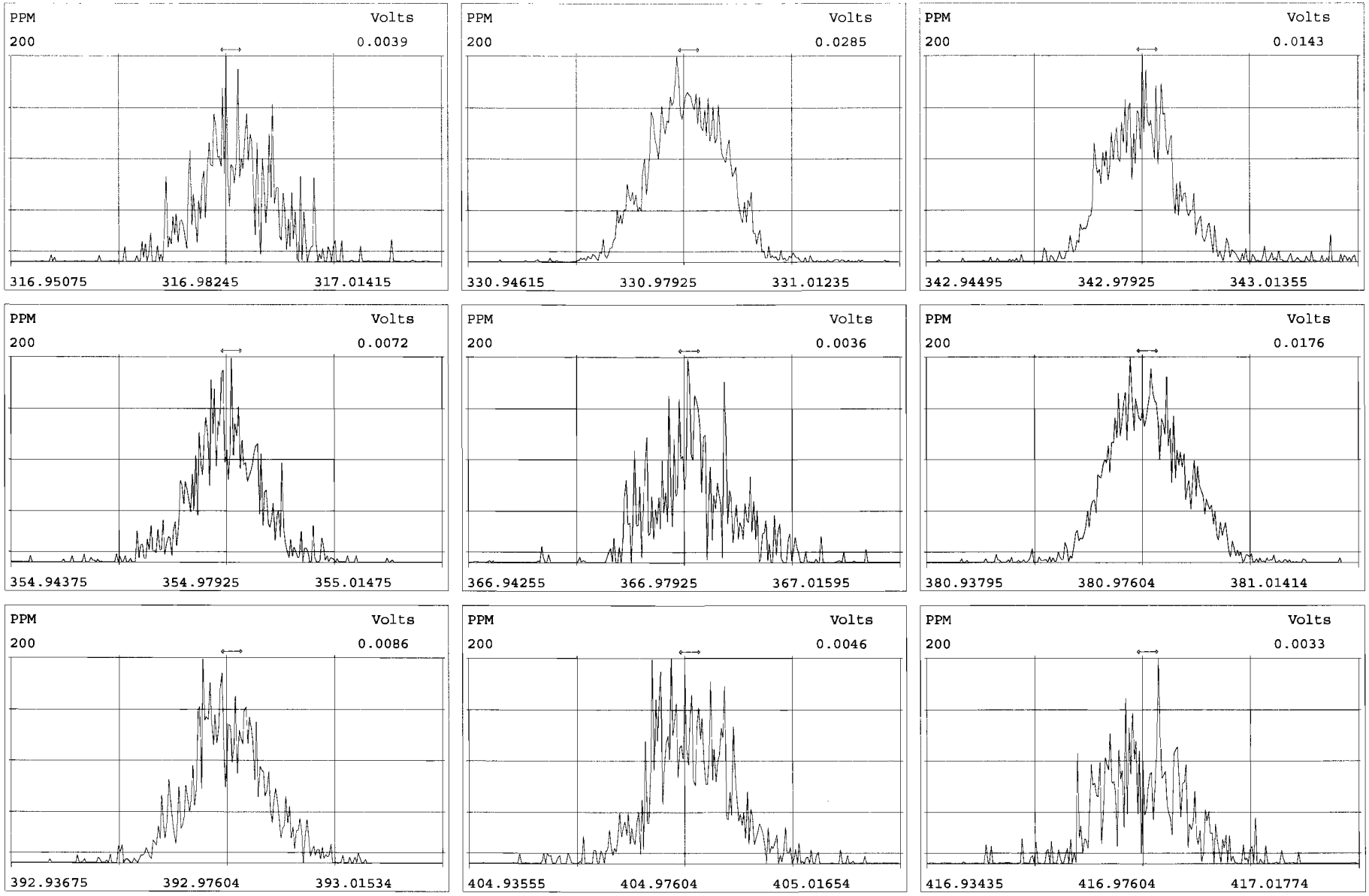

Peak Locate Examination:13-JUL-2019:09:53 File:RES_CHECK

Experiment:OCDD_DB5 Function:3 Reference:PFK

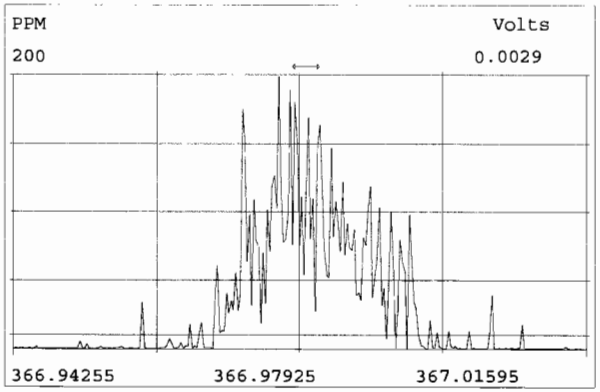

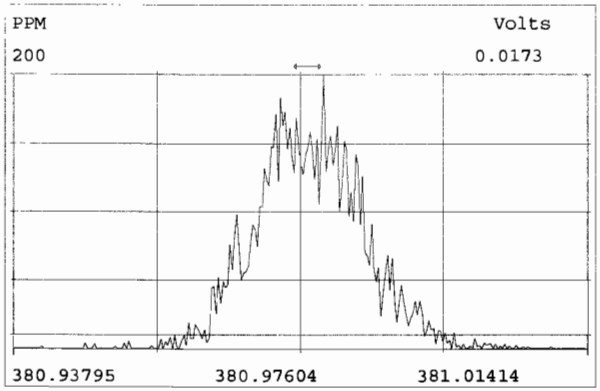

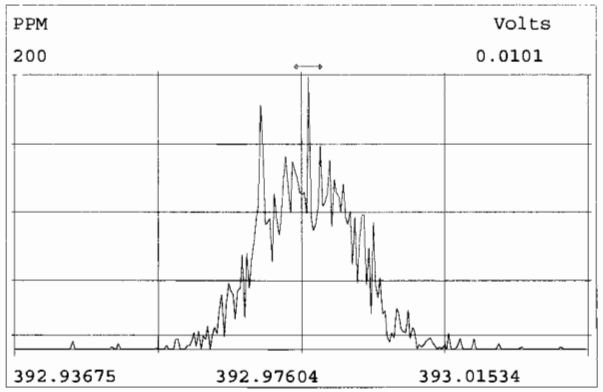

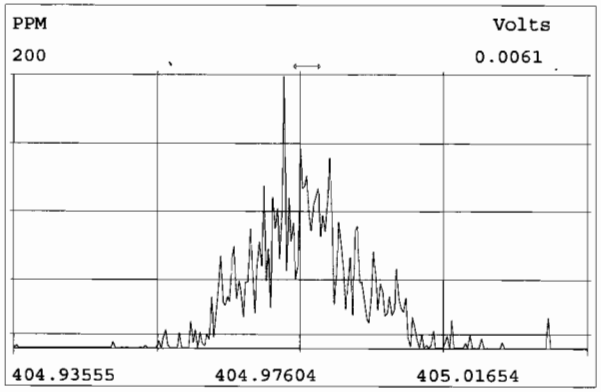

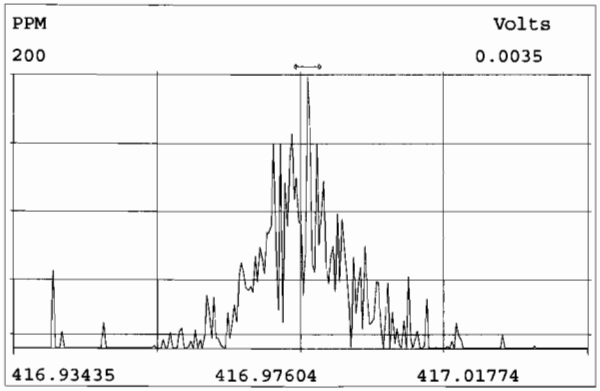

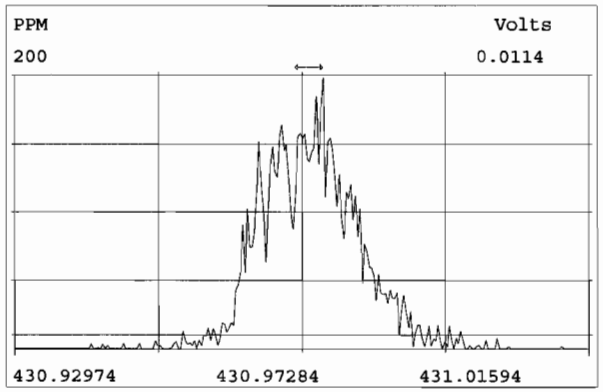

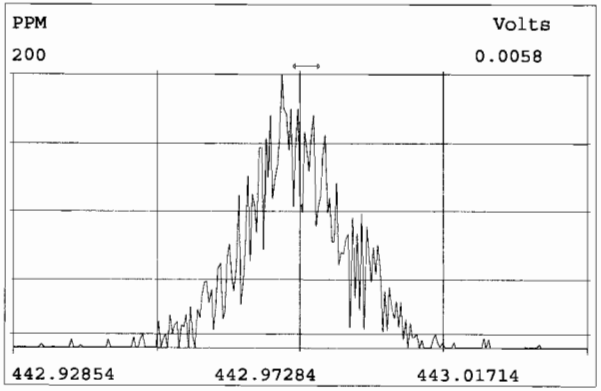

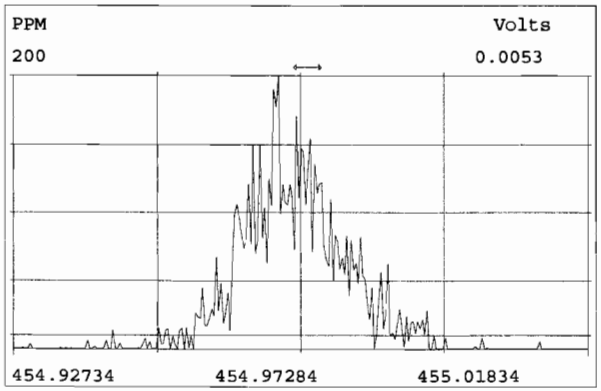

Peak Locate Examination:13-JUL-2019:09:54 File:RES_CHECK

Experiment:OCDD_DB5 Function:4 Reference:PFK

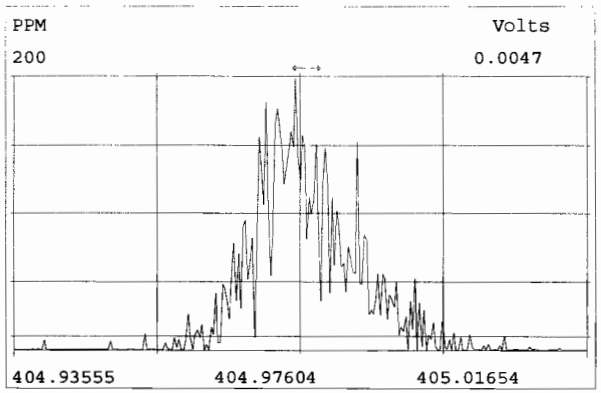

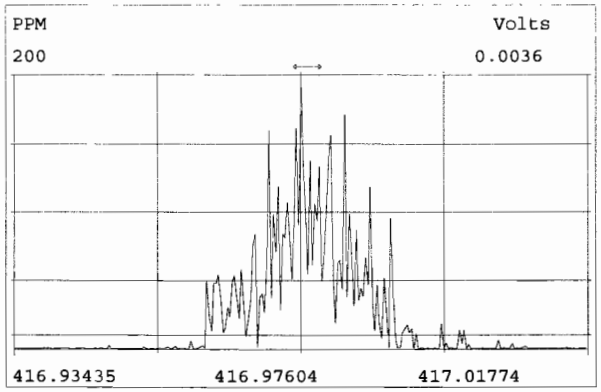

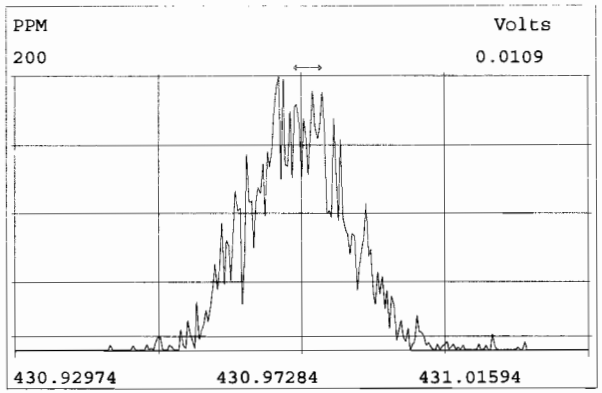

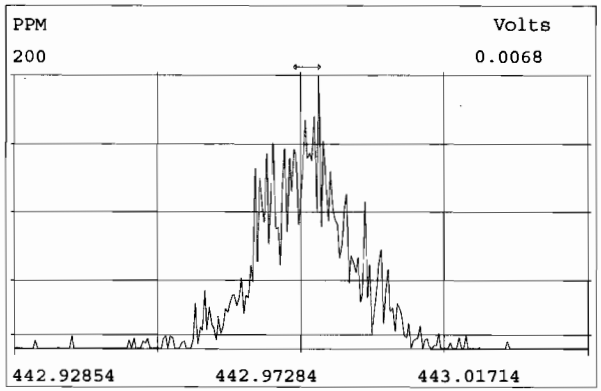

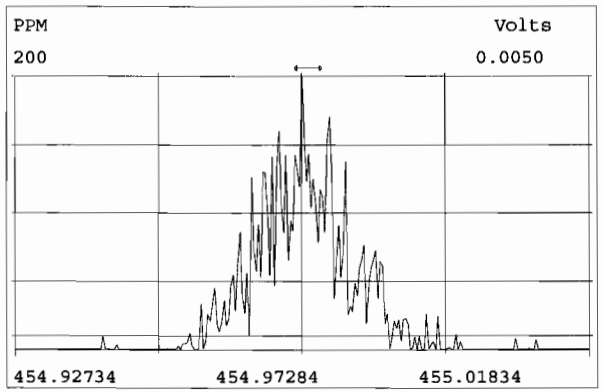

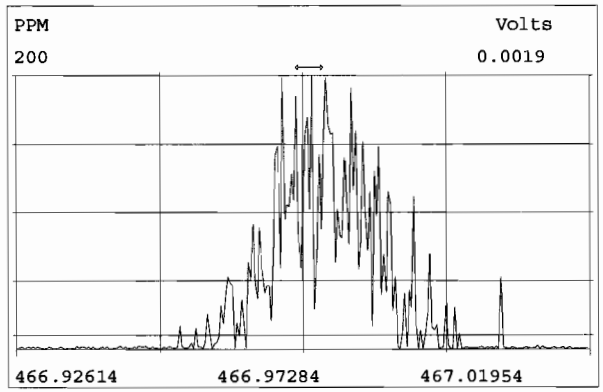

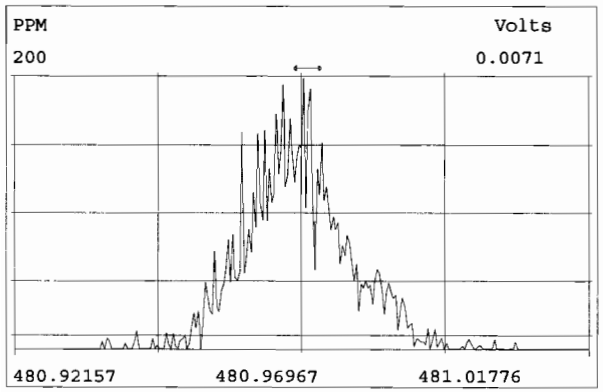

Peak Locate Examination:13-JUL-2019:09:55 File:RES_CHECK

Experiment:OCDD_DB5 Function:5 Reference:PFK

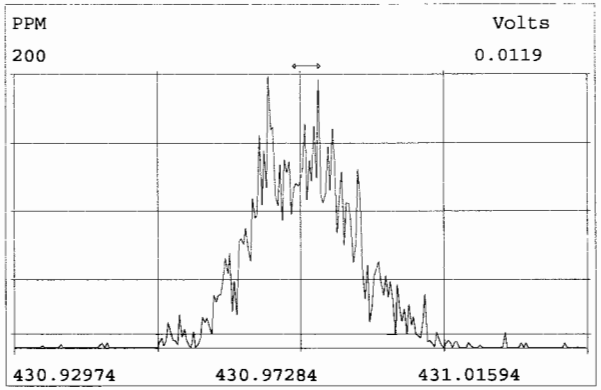

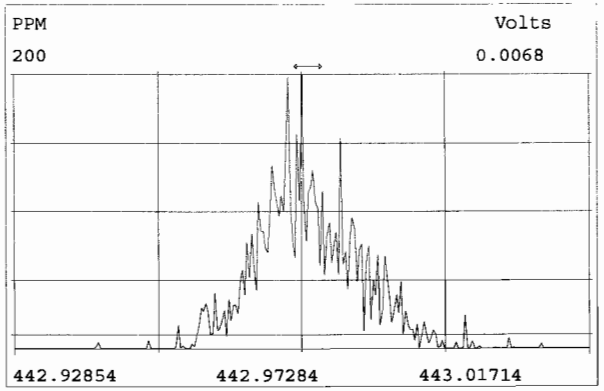

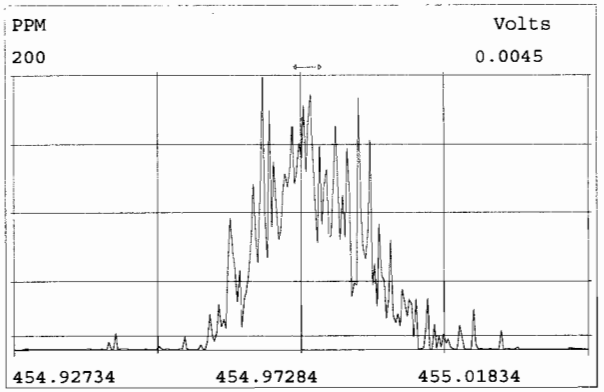

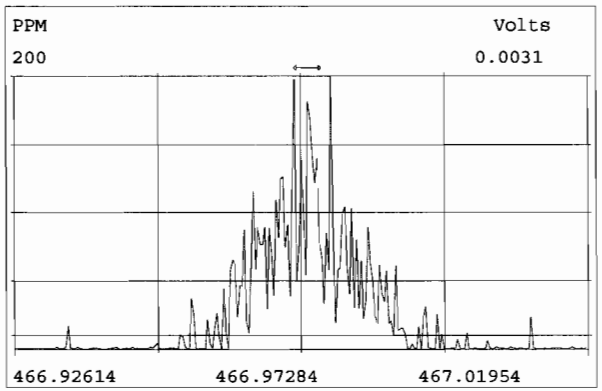

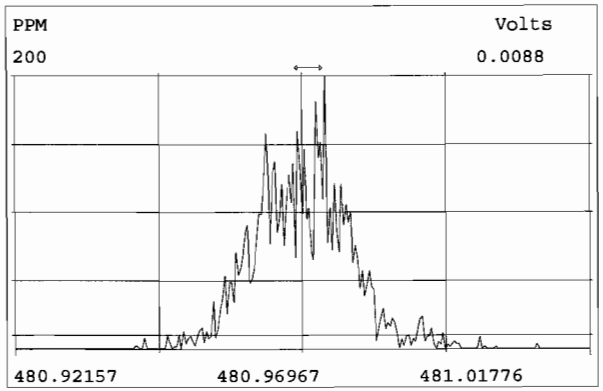

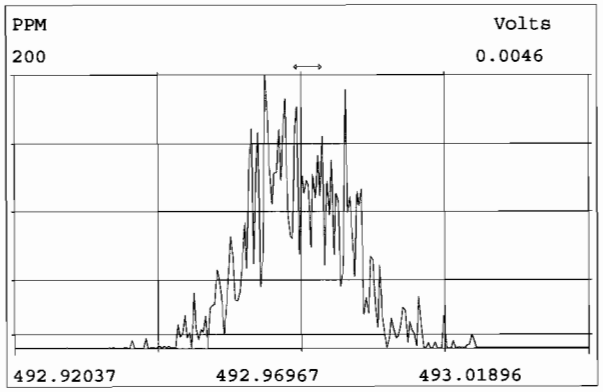

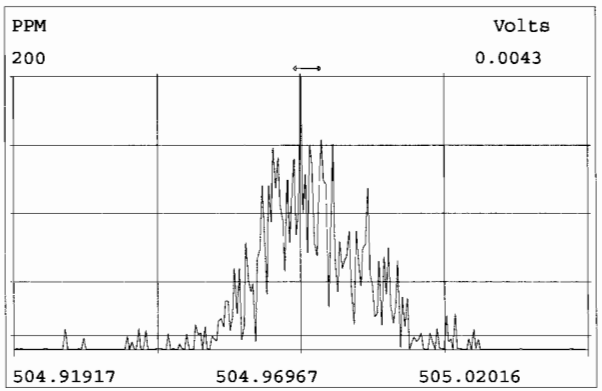

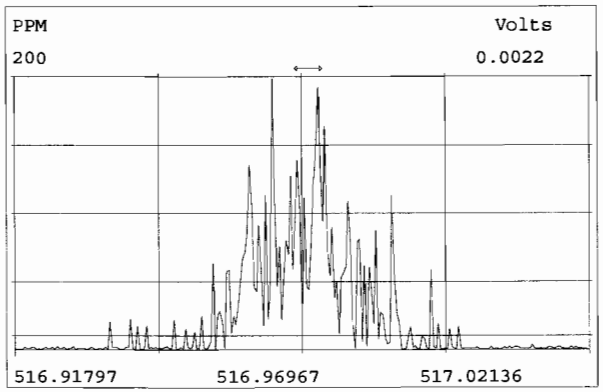

HRMS CALIBRATION STANDARDS REVIEW CHECKLIST

Beg. Calbration ID: ST190618E1-1 **Reviewed By:** CT 07/05/19

Initials & Date

End Calibration ID: NA

	Beg.	End
Ion abundance within QC limits?	✓	NA
Concentrations within criteria?	✓	☐
TCDD/TCDF Valleys <25%	NA	☐
First and last eluters present?	NA	☐
Retention Times within criteria?	✓	☐
Verification Std. named correctly? (ST-Year-Month-Day-VG ID)	✓	☐
Forms signed and dated?	✓	☐
Correct ICAL referenced?	M	

Run Log:

- Correct instrument listed?	✓	✓
- Samples within 12 hour clock?	(Y)	N
- Bottle position verfied?	M	

	Beg.	End
Mass resolution ≥	✓	✓

☐ 5k ☐ 6-8K ☐ 8K ~~☐~~ 10K

1614 1699 429 1613/1668/8280

Intergrated peaks display correctly?	✓	NA
GC Break <20%	NA	

8280 CS1 End Standard:

- Ratios within limits, S/N <2.5:1, CS1 within 12 hours	NA

Comments:

NATIVE 1668C CONTINUING CALIBRATION VERIFICATION

Lab Name: Vista Analytical Laboratory Lab ID: ST190618E1-1 Instrument ID: VG-8

Initial Calibration Date: 2-8-18 ICal ID: PCBVG8-2-8-18 GC Column ID: ZB-1

VER Data Filename: 190618E1 S#1 Analysis Date: 18-JUN-19 Time: 10:12:50

ANALYTES	ION ABUND. RATIO	QC LIMITS	PASS	CONC. FOUND	CONC. RANGE (ng/mL)
PCB-1	3.08	2.66-3.60	y	50.2	37.5-62.5
PCB-2	3.05	2.66-3.60	y	48.0	37.5-62.5
PCB-3	3.05	2.66-3.60	y	49.7	37.5-62.5
PCB-4/10	1.57	1.33-1.79	y	96.6	75-125
PCB-7/9	1.55	1.33-1.79	y	95.8	75-125
PCB-6	1.60	1.33-1.79	y	47.6	37.5-62.5
PCB-5/8	1.57	1.33-1.79	y	97.6	75-125
PCB-14	1.58	1.33-1.79	y	48.5	37.5-62.5
PCB-11	1.59	1.33-1.79	y	48.4	37.5-62.5
PCB-12/13	1.57	1.33-1.79	y	96.2	75-125
PCB-15	1.56	1.33-1.79	y	49.4	37.5-62.5
PCB-19	1.04	0.88-1.20	y	44.2	37.5-62.5
PCB-30	1.05	0.88-1.20	y	42.8	37.5-62.5
PCB-18	1.04	0.88-1.20	y	43.6	37.5-62.5
PCB-17	1.04	0.88-1.20	y	44.5	37.5-62.5
PCB-24/27	1.04	0.88-1.20	y	89.2	75.0-125
PCB-16/32	1.05	0.88-1.20	y	87.3	75.0-125
PCB-34	1.04	0.88-1.20	y	48.2	37.5-62.5
PCB-23	1.06	0.88-1.20	y	48.3	37.5-62.5
PCB-29	1.03	0.88-1.20	y	46.8	37.5-62.5
PCB-26	1.04	0.88-1.20	y	46.6	37.5-62.5
PCB-25	1.05	0.88-1.20	y	46.6	37.5-62.5
PCB-31	1.03	0.88-1.20	y	47.2	37.5-62.5
PCB-28	1.04	0.88-1.20	y	48.5	37.5-62.5
PCB-20/21/33	1.05	0.88-1.20	y	137.2	112.5-225
PCB-22	1.04	0.88-1.20	y	47.0	37.5-62.5
PCB-36	1.04	0.88-1.20	y	48.3	37.5-62.5
PCB-39	1.04	0.88-1.20	y	47.8	37.5-62.5
PCB-38	1.06	0.88-1.20	y	49.0	37.5-62.5
PCB-35	1.06	0.88-1.20	y	47.0	37.5-62.5
PCB-37	1.04	0.88-1.20	y	48.4	37.5-62.5
PCB-54	0.78	0.65-0.89	y	46.9	37.5-62.5
PCB-50	0.78	0.65-0.89	y	46.3	37.5-62.5
PCB-53	0.77	0.65-0.89	y	48.3	37.5-62.5
PCB-51	0.78	0.65-0.89	y	47.9	37.5-62.5
PCB-45	0.76	0.65-0.89	y	47.4	37.5-62.5
PCB-46	0.79	0.65-0.89	y	47.1	37.5-62.5
PCB-52/69	0.78	0.65-0.89	y	94.2	75.0-125
PCB-73	0.78	0.65-0.89	y	46.3	37.5-62.5
PCB-43/49	0.77	0.65-0.89	y	94.4	75.0-125
PCB-47	0.76	0.65-0.89	y	51.4	37.5-62.5
PCB-48/75	0.77	0.65-0.89	y	91.3	75.0-125
PCB-65	0.78	0.65-0.89	y	43.4	37.5-62.5
PCB-62	0.78	0.65-0.89	y	48.4	37.5-62.5
PCB-44	0.78	0.65-0.89	y	46.6	37.5-62.5
PCB-42/59	0.77	0.65-0.89	y	94.5	75.0-125
PCB-41/64/71/72	0.78	0.65-0.89	y	186.5	150-250
PCB-68	0.79	0.65-0.89	y	44.1	37.5-62.5
PCB-40	0.77	0.65-0.89	y	46.9	37.5-62.5
PCB-57	0.77	0.65-0.89	y	44.9	37.5-62.5
PCB-67	0.77	0.65-0.89	y	47.1	37.5-62.5
PCB-58	0.77	0.65-0.89	y	45.7	37.5-62.5
PCB-63	0.78	0.65-0.89	y	45.0	37.5-62.5
PCB-74	0.76	0.65-0.89	y	46.1	37.5-62.5
PCB-61/70	0.77	0.65-0.89	y	91.9	75.0-125
PCB-76/66	0.78	0.65-0.89	y	92.9	75.0-125
PCB-80	0.78	0.65-0.89	y	46.2	37.5-62.5
PCB-55	0.77	0.65-0.89	y	46.3	37.5-62.5
PCB-56/60	0.77	0.65-0.89	y	93.3	75.0-125
PCB-79	0.78	0.65-0.89	y	45.3	37.5-62.5
PCB-78	0.78	0.65-0.89	y	45.9	37.5-62.5
PCB-81	0.76	0.65-0.89	y	48.4	37.5-62.5
PCB-77	0.78	0.65-0.89	y	47.3	37.5-62.5
PCB-104	1.56	1.32-1.78	y	43.5	37.5-62.5
PCB-96	1.55	1.32-1.78	y	44.0	37.5-62.5
PCB-103	1.57	1.32-1.78	y	42.7	37.5-62.5
PCB-100	1.56	1.32-1.78	y	43.2	37.5-62.5
PCB-94	1.54	1.32-1.78	y	43.5	37.5-62.5
PCB-95/98/102	1.59	1.32-1.78	y	133.2	112.5-225
PCB-93	1.45	1.32-1.78	y	40.5	37.5-62.5
PCB-88/91	1.53	1.32-1.78	y	86.2	75.0-125
PCB-121	1.55	1.32-1.78	y	42.1	37.5-62.5

Analyst: MJ

Date: 6/19/19

NATIVE 1668C CONTINUING CALIBRATION VERIFICATION

Lab Name: Vista Analytical Laboratory Lab ID: ST190618E1-1 Instrument ID: VG-8

Initial Calibration Date: 2-8-18 ICal ID: PCBVG8-2-8-18 GC Column ID: ZB-1

VER Data Filename: 190618E1 S#1 Analysis Date: 18-JUN-19 Time: 10:12:50

ANALYTES	ION ABUND. RATIO	QC LIMITS	PASS	CONC. FOUND	CONC. RANGE (ng/mL)	ANALYTES	ION ABUND. RATIO	QC LIMITS	PASS	CONC. FOUND	CONC. RANGE (ng/mL)
PCB-84/92	1.55	1.32-1.78	y	88.7	75.0-125	PCB-140	1.22	1.05-1.43	y	40.6	37.5-62.5
PCB-89	1.55	1.32-1.78	y	46.3	37.5-62.5	PCB-134/143	1.24	1.05-1.43	y	96.9	75.0-125
PCB-90/101	1.57	1.32-1.78	y	88.2	75.0-125	PCB-131/133	1.23	1.05-1.43	y	96.3	75.0-125
PCB-113	1.58	1.32-1.78	y	42.6	37.5-62.5	PCB-142	1.24	1.05-1.43	y	47.2	37.5-62.5
PCB-99	1.55	1.32-1.78	y	44.9	37.5-62.5	PCB-146/165	1.23	1.05-1.43	y	93.2	75.0-125
PCB-119	1.56	1.32-1.78	y	42.6	37.5-62.5	PCB-132/161	1.24	1.05-1.43	y	94.4	75.0-125
PCB-108/112	1.58	1.32-1.78	y	89.4	75.0-125	PCB-153	1.24	1.05-1.43	y	47.8	37.5-62.5
PCB-83	1.57	1.32-1.78	y	43.8	37.5-62.5	PCB-168	1.24	1.05-1.43	y	45.1	37.5-62.5
PCB-97	1.60	1.32-1.78	y	45.4	37.5-62.5	PCB-141	1.24	1.05-1.43	y	47.0	37.5-62.5
PCB-86	1.52	1.32-1.78	y	40.1	37.5-62.5	PCB-137	1.23	1.05-1.43	y	42.6	37.5-62.5
PCB-87/117/125	1.58	1.32-1.78	y	138.8	112.5-225	PCB-130	1.26	1.05-1.43	y	48.3	37.5-62.5
PCB-111/115	1.56	1.32-1.78	y	87.9	75.0-125	PCB-138/163/164	1.25	1.05-1.43	y	143.3	112.5-225
PCB-85/116	1.57	1.32-1.78	y	89.1	75.0-125	PCB-158/160	1.26	1.05-1.43	y	93.0	75.0-125
PCB-120	1.54	1.32-1.78	y	43.1	37.5-62.5	PCB-129	1.20	1.05-1.43	y	47.2	37.5-62.5
PCB-110	1.61	1.32-1.78	y	44.3	37.5-62.5	PCB-166	1.23	1.05-1.43	y	46.3	37.5-62.5
PCB-82	1.56	1.32-1.78	y	44.9	37.5-62.5	PCB-159	1.27	1.05-1.43	y	49.9	37.5-62.5
PCB-124	1.55	1.32-1.78	y	46.8	37.5-62.5	PCB-128/162	1.25	1.05-1.43	y	95.9	75.0-125
PCB-107/109	1.57	1.32-1.78	y	84.7	75.0-125	PCB-167	1.26	1.05-1.43	y	47.3	37.5-62.5
PCB-123	1.56	1.32-1.78	y	45.4	37.5-62.5	PCB-156	1.25	1.05-1.43	y	46.7	37.5-62.5
PCB-106/118	1.57	1.32-1.78	y	91.0	75.0-125	PCB-157	1.26	1.05-1.43	y	47.1	37.5-62.5
PCB-114	1.59	1.32-1.78	y	47.7	37.5-62.5	PCB-169	1.24	1.05-1.43	y	47.6	37.5-62.5
PCB-122	1.56	1.32-1.78	y	49.3	37.5-62.5	PCB-188	1.06	0.89-1.21	y	44.3	37.5-62.5
PCB-105	1.55	1.32-1.78	y	48.3	37.5-62.5	PCB-184	1.05	0.89-1.21	y	45.2	37.5-62.5
PCB-127	1.58	1.32-1.78	y	47.6	37.5-62.5	PCB-179	1.06	0.89-1.21	y	44.4	37.5-62.5
PCB-126	1.57	1.32-1.78	y	50.1	37.5-62.5	PCB-176	1.04	0.89-1.21	y	43.2	37.5-62.5
PCB-155	1.26	1.05-1.43	y	43.1	37.5-62.5	PCB-186	1.03	0.89-1.21	y	43.9	37.5-62.5
PCB-150	1.20	1.05-1.43	y	43.1	37.5-62.5	PCB-178	1.05	0.89-1.21	y	43.5	37.5-62.5
PCB-152	1.23	1.05-1.43	y	43.7	37.5-62.5	PCB-175	1.03	0.89-1.21	y	42.2	37.5-62.5
PCB-145	1.22	1.05-1.43	y	43.4	37.5-62.5	PCB-182/187	1.04	0.89-1.21	y	89.1	75.0-125
PCB-136	1.25	1.05-1.43	y	42.1	37.5-62.5	PCB-183	1.04	0.89-1.21	y	44.6	37.5-62.5
PCB-148	1.22	1.05-1.43	y	43.6	37.5-62.5	PCB-185	1.05	0.89-1.21	y	45.4	37.5-62.5
PCB-154	1.25	1.05-1.43	y	41.5	37.5-62.5	PCB-174	1.01	0.89-1.21	y	42.7	37.5-62.5
PCB-151	1.21	1.05-1.43	y	41.1	37.5-62.5	PCB-181	1.04	0.89-1.21	y	48.4	37.5-62.5
PCB-135	1.24	1.05-1.43	y	42.2	37.5-62.5	PCB-177	1.03	0.89-1.21	y	45.9	37.5-62.5
PCB-144	1.24	1.05-1.43	y	41.6	37.5-62.5	PCB-171	1.04	0.89-1.21	y	45.3	37.5-62.5
PCB-147	1.24	1.05-1.43	y	42.2	37.5-62.5	PCB-173	1.01	0.89-1.21	y	45.1	37.5-62.5
PCB-139/149	1.23	1.05-1.43	y	85.5	75.0-125	PCB-172	1.03	0.89-1.21	y	44.4	37.5-62.5

Analyst: MI

Date: 6/19/19

NATIVE 1668C CONTINUING CALIBRATION VERIFICATION

Lab Name: Vista Analytical Laboratory Lab ID: ST190618E1-1 Instrument ID: VG-8

Initial Calibration Date: 2-8-18 ICal ID: PCBVG8-2-8-18 GC Column ID: ZB-1

VER Data Filename: 190618E1 S#1 Analysis Date: 18-JUN-19 Time: 10:12:50

ANALYTES	ION ABUND. RATIO	QC LIMITS	PASS	CONC. FOUND	CONC. RANGE (ng/mL)
PCB-192	1.02	0.89-1.21	y	45.2	37.5-62.5
PCB-180	1.04	0.89-1.21	y	45.5	37.5-62.5
PCB-193	1.03	0.89-1.21	y	43.6	37.5-62.5
PCB-191	1.05	0.89-1.21	y	44.2	37.5-62.5
PCB-170	1.04	0.89-1.21	y	46.4	37.5-62.5
PCB-190	1.06	0.89-1.21	y	44.3	37.5-62.5
PCB-189	1.04	0.89-1.21	y	44.9	37.5-62.5
PCB-202	0.88	0.76-1.02	y	45.7	37.5-62.5
PCB-201	0.89	0.76-1.02	y	44.1	37.5-62.5
PCB-204	0.84	0.76-1.02	y	43.2	37.5-62.5
PCB-197	0.87	0.76-1.02	y	42.2	37.5-62.5
PCB-200	0.86	0.76-1.02	y	42.7	37.5-62.5
PCB-198	0.85	0.76-1.02	y	40.5	37.5-62.5
PCB-199	0.88	0.76-1.02	y	41.7	37.5-62.5
PCB-196/203	0.87	0.76-1.02	y	84.1	75.0-125
PCB-195	0.87	0.76-1.02	y	46.3	37.5-62.5
PCB-194	0.90	0.76-1.02	y	44.9	37.5-62.5
PCB-205	0.88	0.76-1.02	y	47.6	37.5-62.5
PCB-208	1.28	1.14-1.54	y	47.0	37.5-62.5
PCB-207	1.32	1.14-1.54	y	46.9	37.5-62.5
PCB-206	1.31	1.14-1.54	y	48.1	37.5-62.5
PCB-209	1.20	0.99-1.33	y	45.8	37.5-62.5

Analyst: JN

Date: 6/19/19

LABELED 1668C CONTINUING CALIBRATION VERIFICATION

Lab Name: Vista Analytical Laboratory Lab ID: ST190618E1-1 Instrument ID: VG-8

Initial Calibration Date: 2-8-18 ICal ID: PCBVG8-2-8-18 GC Column ID: ZB-1

VER Data Filename: 190618E1 S#1 Analysis Date: 18-JUN-19 Time: 10:12:50

LABELED IS	ION ABUND. RATIO	QC LIMITS	PASS	CONC. FOUND	CONC. RANGE (ng/mL)
13C-PCB-1	3.13	2.66-3.60	y	83.9	50.0-145
13C-PCB-3	3.10	2.66-3.60	y	84.0	50.0-145
13C-PCB-4	1.59	1.33-1.79	y	102.9	50.0-145
13C-PCB-9	1.60	1.33-1.79	y	101.6	50.0-145
13C-PCB-11	1.58	1.33-1.79	y	99.1	50.0-145
13C-PCB-19	1.05	0.88-1.20	y	90.1	50.0-145
13C-PCB-32	1.04	0.88-1.20	y	88.4	50.0-145
13C-PCB-28	1.00	0.88-1.20	y	99.7	50.0-145
13C-PCB-37	1.02	0.88-1.20	y	91.4	50.0-145
13C-PCB-54	0.79	0.65-0.89	y	109.6	50.0-145
13C-PCB-52	0.76	0.65-0.89	y	103.9	50.0-145
13C-PCB-47	0.78	0.65-0.89	y	103.2	50.0-145
13C-PCB-70	0.80	0.65-0.89	y	100.7	50.0-145
13C-PCB-80	0.78	0.65-0.89	y	100.2	50.0-145
13C-PCB-81	0.79	0.65-0.89	y	95.3	50.0-145
13C-PCB-77	0.80	0.65-0.89	y	94.4	50.0-145
13C-PCB-104	1.60	1.32-1.78	y	104.9	50.0-145
13C-PCB-95	1.65	1.32-1.78	y	103.7	50.0-145
13C-PCB-101	1.59	1.32-1.78	y	101.9	50.0-145
13C-PCB-97	1.59	1.32-1.78	y	99.7	50.0-145
13C-PCB-123	1.56	1.32-1.78	y	97.0	50.0-145
13C-PCB-118	1.66	1.32-1.78	y	96.3	50.0-145
13C-PCB-114	1.56	1.32-1.78	y	104.8	50.0-145
13C-PCB-105	1.55	1.32-1.78	y	106.3	50.0-145
13C-PCB-127	1.57	1.32-1.78	y	103.3	50.0-145
13C-PCB-126	1.55	1.32-1.78	y	96.7	50.0-145
13C-PCB-155	1.28	1.05-1.43	y	121.7	50.0-145
13C-PCB-153	1.25	1.05-1.43	y	98.1	50.0-145
13C-PCB-141	1.30	1.05-1.43	y	99.1	50.0-145
13C-PCB-138	1.30	1.05-1.43	y	96.5	50.0-145
13C-PCB-159	1.26	1.05-1.43	y	96.3	50.0-145
13C-PCB-167	1.26	1.05-1.43	y	96.6	50.0-145
13C-PCB-156	1.27	1.05-1.43	y	93.3	50.0-145
13C-PCB-157	1.24	1.05-1.43	y	94.3	50.0-145

LABELED IS	ION ABUND. RATIO	QC LIMITS	PASS	CONC. FOUND	CONC. RANGE (ng/mL)
13C-PCB-169	1.27	1.05-1.43	y	87.6	50 - 145
13C-PCB-188	0.47	0.38-0.52	y	100.8	50 - 145
13C-PCB-180	0.45	0.38-0.52	y	94.7	50 - 145
13C-PCB-170	0.45	0.38-0.52	y	95.3	50 - 145
13C-PCB-189	0.46	0.38-0.52	y	91.0	50 - 145
13C-PCB-202	0.90	0.76-1.02	y	113.3	50 - 145
13C-PCB-194	0.90	0.76-1.02	y	94.1	50 - 145
13C-PCB-208	0.78	0.65-0.89	y	94.3	50 - 145
13C-PCB-206	0.79	0.65-0.89	y	95.8	50 - 145
13C-PCB-209	1.19	0.99-1.33	y	118.9	50 - 145

CRS vs. RS

13C-PCB-79	0.77	0.65-0.89	y	99.9	75 - 125
13C-PCB-178	0.46	0.38-0.52	y	99.0	75 - 125

Analyst: MV

Date: 6/19/19

Client ID: PCB CS3 19C1815 Filename: 190618E1 S:1 Acq:18-JUN-19 10:12:50 ConCal: ST190618E1-1

Lab ID: ST190618E1-1 GC Column ID: ZB-1 ICal: PCBVG8-2-8-18 wt/vol: 1.0000 EndCAL: NA

	Name	Resp	RA		RRF	RT	RRT	LCL	UCL	Conc
	PCB-1	5.88e+07	3.08	y	1.07	16:03	1.001	0.996	1.006	50.1911
	PCB-2	5.95e+07	3.05	y	1.06	18:27	0.988	0.983	0.993	47.9780
	PCB-3	6.17e+07	3.05	y	1.06	18:41	1.001	0.996	1.006	49.6555
	PCB-4/10	8.42e+07	1.57	y	1.24	20:03	1.002	0.998	1.008	96.6042
	PCB-7/9	1.05e+08	1.55	y	0.99	21:51	0.867	0.863	0.871	95.8268
	PCB-6	5.55e+07	1.60	y	1.06	22:30	0.893	0.888	0.897	47.5524
	PCB-5/8	1.11e+08	1.57	y	1.03	22:55	0.909	0.904	0.913	97.5796
	PCB-14	5.41e+07	1.58	y	1.03	24:01	0.953	0.948	0.958	48.4656
	PCB-11	5.82e+07	1.59	y	1.11	25:13	1.001	0.996	1.006	48.3836
	PCB-12/13	1.06e+08	1.57	y	1.02	25:36	1.016	1.011	1.021	96.1866
	PCB-15	5.64e+07	1.56	y	1.05	25:55	1.029	1.023	1.033	49.4260
	PCB-19	3.43e+07	1.04	y	1.20	24:11	1.001	0.996	1.006	44.2312
	PCB-30	5.34e+07	1.05	y	1.93	25:06	1.038	1.034	1.044	42.7689
	PCB-18	3.69e+07	1.04	y	0.91	25:51	0.954	0.948	0.958	43.5829
	PCB-17	3.47e+07	1.04	y	0.84	26:01	0.960	0.955	0.965	44.5481
	PCB-24/27	9.51e+07	1.04	y	1.15	26:36	0.981	0.977	0.986	89.1791
-	PCB-16/32	8.26e+07	1.05	y	1.02	27:06	1.000	0.995	1.005	87.3358
-	PCB-34	4.68e+07	1.04	y	0.96	27:54	0.960	0.955	0.965	48.2055
	PCB-23	4.63e+07	1.06	y	0.95	28:01	0.964	0.958	0.968	48.2610
	PCB-29	4.56e+07	1.03	y	0.96	28:15	0.972	0.966	0.976	46.8239
	PCB-26	4.72e+07	1.04	y	1.00	28:28	0.979	0.974	0.984	46.5592
	PCB-25	4.97e+07	1.05	y	1.06	28:37	0.985	0.980	0.990	46.5910
	PCB-31	5.24e+07	1.03	y	1.10	28:59	0.997	0.992	1.002	47.1977
	PCB-28	5.58e+07	1.04	y	1.14	29:04	1.000	0.995	1.005	48.5333
	PCB-20/21/33	1.38e+08	1.05	y	1.00	29:42	1.022	1.017	1.027	137.177
	PCB-22	5.17e+07	1.04	y	1.09	30:08	1.037	1.032	1.042	47.0301
	PCB-36	5.00e+07	1.04	y	1.15	30:45	0.933	0.929	0.939	48.2580
	PCB-39	4.61e+07	1.04	y	1.07	31:14	0.948	0.943	0.953	47.8135
	PCB-38	4.87e+07	1.06	y	1.10	32:00	0.971	0.966	0.976	49.0385
	PCB-35	4.75e+07	1.06	y	1.12	32:31	0.987	0.982	0.992	46.9661
	PCB-37	4.85e+07	1.04	y	1.11	32:57	1.000	0.996	1.006	48.4066
	PCB-54	4.42e+07	0.78	y	1.07	27:57	1.001	0.996	1.006	46.9186
	PCB-50	3.55e+07	0.78	y	0.87	29:08	1.043	1.038	1.048	46.3025
	PCB-53	3.34e+07	0.77	y	1.01	29:46	0.945	0.940	0.950	48.2693
	PCB-51	3.61e+07	0.78	y	1.10	30:07	0.956	0.952	0.962	47.8739
	PCB-45	2.83e+07	0.76	y	0.87	30:33	0.970	0.965	0.975	47.3649
	PCB-46	2.70e+07	0.79	y	0.84	31:02	0.986	0.980	0.990	47.0920

Name	Resp	RA		RRF	RT	RRT	LCL	UCL	Conc
PCB-52/69	7.82e+07	0.78	y	1.212	31:31	1.001	0.996	1.006	94.2235
PCB-73	4.61e+07	0.78	y	1.453	31:38	1.005	1.000	1.010	46.3361
PCB-43/49	6.54e+07	0.77	y	1.011	31:48	1.010	1.005	1.015	94.4339
PCB-47	3.46e+07	0.76	y	0.906	32:00	1.001	0.995	1.005	51.4483
PCB-48/75	7.68e+07	0.77	y	1.134	32:07	1.004	0.999	1.009	91.2635
PCB-65	4.09e+07	0.78	y	1.271	32:23	1.012	1.007	1.017	43.3932
PCB-62	3.94e+07	0.78	y	1.096	32:30	1.016	1.011	1.021	48.4409
PCB-44	2.96e+07	0.78	y	0.855	32:48	1.025	1.020	1.030	46.5718
PCB-42/59	7.16e+07	0.77	y	1.021	33:02	1.033	1.027	1.037	94.4813
PCB-41/64/71/72	1.61e+08	0.78	y	1.166	33:37	1.051	1.046	1.056	186.492
PCB-68	4.18e+07	0.79	y	1.278	33:53	1.059	1.054	1.064	44.0559
PCB-40	2.17e+07	0.77	y	0.624	34:05	1.066	1.060	1.070	46.8831
PCB-57	4.40e+07	0.77	y	1.129	34:27	0.970	0.965	0.975	44.8966
PCB-67	4.50e+07	0.77	y	1.103	34:46	0.979	0.973	0.983	47.1006
PCB-58	4.45e+07	0.77	y	1.123	34:53	0.982	0.977	0.987	45.7053
PCB-63	3.91e+07	0.78	y	1.001	35:02	0.987	0.981	0.991	45.0222
PCB-74	4.73e+07	0.76	y	1.184	35:19	0.995	0.989	0.999	46.0749
PCB-61/70	8.19e+07	0.77	y	1.028	35:29	0.999	0.994	1.004	91.8749
PCB-76/66	9.14e+07	0.78	y	1.134	35:43	1.006	1.000	1.010	92.9056
PCB-80	4.75e+07	0.78	y	1.193	35:57	1.001	0.995	1.005	46.1777
PCB-55	4.62e+07	0.77	y	1.159	36:16	1.009	1.004	1.014	46.3010
PCB-56/60	8.38e+07	0.77	y	1.043	36:46	1.023	1.018	1.028	93.3037
PCB-79	4.56e+07	0.78	y	1.169	37:50	1.053	1.047	1.057	45.2617
PCB-78	4.19e+07	0.78	y	1.105	38:31	0.987	0.982	0.992	45.8618
PCB-81	3.89e+07	0.76	y	0.969	39:03	1.000	0.995	1.005	48.4244
PCB-77	4.00e+07	0.78	y	1.082	39:39	1.001	0.995	1.005	47.3415
PCB-104	3.26e+07	1.56	y	1.078	32:39	1.000	0.996	1.006	43.5439
PCB-96	3.45e+07	1.55	y	1.131	33:55	1.039	1.034	1.044	43.9613
PCB-103	2.69e+07	1.57	y	0.908	34:28	1.056	1.051	1.061	42.7084
PCB-100	2.77e+07	1.56	y	0.925	34:49	1.067	1.062	1.072	43.1608
PCB-94	2.17e+07	1.54	y	0.914	35:17	0.985	0.981	0.991	43.4750
PCB-95/98/102	8.53e+07	1.59	y	1.172	35:46	0.999	0.994	1.004	133.204
PCB-93	2.05e+07	1.45	y	0.926	35:54	1.003	0.997	1.007	40.5358
PCB-88/91	4.59e+07	1.53	y	0.974	36:11	1.011	1.005	1.015	86.2219
PCB-121	3.87e+07	1.55	y	1.681	36:18	1.014	1.009	1.019	42.1066
PCB-84/92	4.63e+07	1.55	y	0.973	37:07	0.990	0.985	0.995	88.7395
PCB-89	2.64e+07	1.55	y	1.065	37:19	0.995	0.990	1.000	46.2511

Integrations by Analyst: MJ Date: 6/19/19

Reviewed by Analyst: CT Date: 07/05/19

Client ID: PCB CS3 19C1815 Filename: 190618E1 S:1 Acq:18-JUN-19 10:12:50 ConCal: ST190618E1-1

Lab ID: ST190618E1-1 GC Column ID: ZB-1 ICal: PCBVG8-2-8-18 wt/vol: 1.0000 EndCAL: NA

	Name	Resp	RA		RRF	RT	RRT	LCL	UCL	Conc
	PCB-90/101	5.09e+07	1.57	y	1.08	37:30	1.000	0.995	1.005	88.1585
	PCB-113	3.38e+07	1.58	y	1.48	37:45	1.007	1.002	1.012	42.6222
	PCB-99	3.02e+07	1.55	y	1.25	37:50	1.009	1.004	1.014	44.8603
	PCB-119	3.33e+07	1.56	y	1.70	38:18	0.987	0.982	0.992	42.5966
	PCB-108/112	5.76e+07	1.58	y	1.40	38:27	0.991	0.986	0.996	89.3747
	PCB-83	3.53e+07	1.57	y	1.75	38:37	0.995	0.990	1.000	43.8404
	PCB-97	2.45e+07	1.60	y	1.17	38:48	1.000	0.995	1.005	45.4174
	PCB-86	1.99e+07	1.52	y	1.08	38:57	1.004	0.999	1.009	40.0908
	B-87/117/125	9.89e+07	1.58	y	1.55	39:04	1.007	1.002	1.012	138.752
	PCB-111/115	7.24e+07	1.56	y	1.79	39:14	1.011	1.006	1.016	87.9440
	PCB-85/116	5.28e+07	1.57	y	1.29	39:21	1.014	1.009	1.019	89.1211
	PCB-120	3.92e+07	1.54	y	1.98	39:37	1.021	1.016	1.026	43.0739
	PCB-110	3.42e+07	1.61	y	1.69	39:45	1.025	1.020	1.030	44.2548
	PCB-82	2.18e+07	1.56	y	0.81	40:23	0.976	0.972	0.982	44.9095
	PCB-124	3.65e+07	1.55	y	1.30	41:03	0.993	0.988	0.998	46.8302
	PCB-107/109	6.70e+07	1.57	y	1.31	41:13	0.997	0.991	1.001	84.7266
	PCB-123	3.06e+07	1.56	y	1.12	41:23	1.001	0.996	1.006	45.4436
-	PCB-106/118	6.76e+07	1.57	y	1.18	41:34	1.001	0.996	1.006	90.9858
-	PCB-114	3.24e+07	1.59	y	1.11	42:12	1.000	0.995	1.005	47.6934
	PCB-122	3.10e+07	1.56	y	1.03	42:20	1.003	0.999	1.009	49.3244
	PCB-105	3.25e+07	1.55	y	1.12	43:04	1.000	0.995	1.005	48.3349
	PCB-127	3.36e+07	1.58	y	1.12	43:25	1.001	0.995	1.005	47.5775
	PCB-126	3.25e+07	1.57	y	1.20	45:18	1.000	0.995	1.005	50.0822
	PCB-155	2.81e+07	1.26	y	0.99	37:04	1.001	0.995	1.005	43.0712
	PCB-150	2.92e+07	1.20	y	1.02	38:19	1.034	1.030	1.040	43.1427
	PCB-152	3.34e+07	1.23	y	1.16	38:47	1.047	1.042	1.052	43.7177
	PCB-145	3.23e+07	1.22	y	1.13	39:14	1.059	1.054	1.064	43.3963
	PCB-136	2.84e+07	1.25	y	1.02	39:34	1.068	1.063	1.073	42.0591
	PCB-148	2.23e+07	1.22	y	0.77	39:40	1.071	1.066	1.076	43.6160
	PCB-154	2.40e+07	1.25	y	0.88	40:10	1.084	1.079	1.089	41.4976
	PCB-151	2.04e+07	1.21	y	0.75	40:48	1.101	1.095	1.107	41.0733
	PCB-135	2.39e+07	1.24	y	0.86	41:01	1.107	1.101	1.113	42.1550
	PCB-144	2.10e+07	1.24	y	0.77	41:08	1.110	1.105	1.116	41.6476
	PCB-147	2.24e+07	1.24	y	0.80	41:15	1.114	1.108	1.120	42.1647
	PCB-139/149	4.96e+07	1.23	y	0.88	41:31	1.121	1.115	1.127	85.4606
-	PCB-140	2.06e+07	1.22	y	0.77	41:42	1.126	1.120	1.132	40.5684
-	PCB-134/143	4.77e+07	1.24	y	0.76	42:08	0.975	0.970	0.980	96.8604

	Name	Resp	RA		RRF	RT	RRT	LCL	UCL	Conc
	PCB-131/133	5.08e+07	1.23	y	0.82	42:26	0.982	0.977	0.987	96.3275
	PCB-142	2.23e+07	1.24	y	0.73	42:35	0.985	0.981	0.991	47.1636
	PCB-146/165	6.14e+07	1.23	y	1.02	42:49	0.991	0.986	0.996	93.1531
	PCB-132/161	6.12e+07	1.24	y	1.00	43:04	0.996	0.992	1.002	94.3560
	PCB-153	3.33e+07	1.24	y	1.08	43:14	1.000	0.995	1.005	47.7633
	PCB-168	3.25e+07	1.24	y	1.12	43:27	1.005	1.000	1.010	45.0889
	PCB-141	2.59e+07	1.24	y	1.02	43:58	1.000	0.995	1.005	47.0387
	PCB-137	2.54e+07	1.23	y	1.10	44:21	1.009	1.004	1.014	42.5712
	PCB-130	2.11e+07	1.26	y	0.81	44:27	1.011	1.007	1.017	48.3223
	PCB-138/163/164	9.87e+07	1.25	y	1.23	44:49	1.001	0.996	1.006	143.307
	PCB-158/160	6.13e+07	1.26	y	1.18	45:04	1.006	1.001	1.011	92.9900
	PCB-129	2.06e+07	1.20	y	0.78	45:18	1.011	1.007	1.017	47.1534
	PCB-166	3.44e+07	1.23	y	1.13	45:46	0.993	0.988	0.998	46.3152
	PCB-159	3.81e+07	1.27	y	1.16	46:05	1.000	0.995	1.005	49.9271
	PCB-128/162	5.63e+07	1.25	y	0.89	46:23	1.007	1.002	1.012	95.8581
	PCB-167	3.21e+07	1.26	y	1.02	46:47	1.000	0.995	1.005	47.2992
	PCB-156	3.16e+07	1.25	y	1.06	48:03	1.000	0.995	1.005	46.6936
	PCB-157	3.08e+07	1.26	y	1.02	48:20	1.000	0.996	1.006	47.1021
	PCB-169	3.23e+07	1.24	y	1.13	50:31	1.000	0.995	1.005	47.5841
	PCB-188	3.44e+07	1.06	y	1.37	42:52	1.001	0.995	1.005	44.3315
	PCB-184	3.37e+07	1.05	y	1.32	43:19	1.011	1.006	1.016	45.2451
	PCB-179	3.47e+07	1.06	y	1.38	44:05	1.029	1.024	1.034	44.3518
	PCB-176	3.20e+07	1.04	y	1.31	44:33	1.040	1.035	1.045	43.2096
	PCB-186	3.53e+07	1.03	y	1.42	45:10	1.054	1.049	1.059	43.9370
	PCB-178	2.38e+07	1.05	y	0.97	45:39	1.066	1.060	1.070	43.4724
	PCB-175	2.38e+07	1.03	y	1.00	45:60	1.073	1.069	1.079	42.2388
	PCB-182/187	5.76e+07	1.04	y	1.14	46:11	1.078	1.072	1.082	89.0996
	PCB-183	2.84e+07	1.04	y	1.13	46:30	1.085	1.080	1.090	44.5636
	PCB-185	2.29e+07	1.05	y	1.36	47:09	0.956	0.950	0.960	45.4355
	PCB-174	2.24e+07	1.01	y	1.42	47:30	0.963	0.958	0.968	42.6584
	PCB-181	2.65e+07	1.04	y	1.48	47:37	0.965	0.960	0.970	48.4203
	PCB-177	2.26e+07	1.03	y	1.33	47:47	0.969	0.963	0.973	45.8590
	PCB-171	2.30e+07	1.04	y	1.37	48:04	0.975	0.969	0.979	45.2679
	PCB-173	2.12e+07	1.01	y	1.27	48:30	0.983	0.978	0.988	45.1065
	PCB-172	2.28e+07	1.03	y	1.39	48:57	0.992	0.987	0.997	44.3997
	PCB-192	3.03e+07	1.02	y	1.80	49:09	0.996	0.991	1.001	45.2184
	PCB-180	2.56e+07	1.04	y	1.52	49:21	1.001	0.995	1.005	45.5315

Integrations by Analyst: (M)

Date: 6/19/19

Client ID: PCB CS3 19C1815 Filename: 190618E1 S:1 Acq:18-JUN-19 10:12:50 ConCal: ST190618E1-1

Lab ID: ST190618E1-1 GC Column ID: ZB-1 ICal: PCBVG8-2-8-18 wt/vol: 1.0000 EndCAL: NA

	Name	Resp	RA		RRF	RT	RRT	LCL	UCL	Conc
	PCB-193	2.77e+07	1.03	y	1.71	49:34	1.005	0.999	1.009	43.5896
	PCB-191	2.86e+07	1.05	y	1.74	49:49	1.010	1.005	1.015	44.2326
	PCB-170	2.19e+07	1.04	y	1.44	50:56	1.000	0.995	1.005	46.4280
	PCB-190	2.84e+07	1.06	y	1.95	51:07	1.004	0.999	1.009	44.2616
	PCB-189	2.74e+07	1.04	y	1.46	52:30	1.000	0.995	1.005	44.8753
	PCB-202	2.82e+07	0.88	y	1.06	48:17	1.001	0.995	1.005	45.7322
	PCB-201	2.51e+07	0.89	y	0.98	48:46	1.011	1.006	1.016	44.0504
	PCB-204	2.69e+07	0.84	y	1.07	48:55	1.014	1.009	1.019	43.2410
	PCB-197	2.70e+07	0.87	y	1.10	49:13	1.020	1.015	1.025	42.1777
	PCB-200	2.59e+07	0.86	y	1.04	50:07	1.039	1.034	1.044	42.6995
	PCB-198	1.98e+07	0.85	y	0.84	51:34	1.069	1.065	1.075	40.4882
	PCB-199	1.94e+07	0.88	y	0.80	51:41	1.071	1.067	1.077	41.6573
-	PCB-196/203	4.12e+07	0.87	y	0.84	51:57	1.077	1.072	1.082	84.1408
-	PCB-195	1.97e+07	0.87	y	1.04	53:09	0.984	0.979	0.989	46.2804
	PCB-194	2.14e+07	0.90	y	1.16	54:02	1.000	0.995	1.005	44.8527
	PCB-205	2.60e+07	0.88	y	1.33	54:18	1.005	1.000	1.010	47.5615
	PCB-208	2.46e+07	1.28	y	0.90	53:18	1.000	0.995	1.005	46.9746
	PCB-207	2.44e+07	1.32	y	0.89	53:37	1.006	1.001	1.011	46.8940
	PCB-206	1.86e+07	1.31	y	0.88	55:35	1.000	0.995	1.005	48.0528
	PCB-209	2.37e+07	1.20	y	1.04	56:55	1.000	0.995	1.005	45.7742

Name	Resp	RA		RT	RRF	Conc	
Total Mono-PCB	1.80e+08	3.08	y	16:03	1.06	147.825	
Total Di-PCB	6.33e+08	1.57	y	20:03	1.04	583.329	
Total Tri-PCB	3.37e+08	1.04	y	24:11	1.15	351.646	
Total Tri-PCB	7.91e+08	1.04	y	27:54	1.05	773.035	Sum:1124.68
Total Tetra-PCB	1.66e+09	0.78	y	27:57	1.06	1972.44	
Total Penta-PCB	1.22e+09	1.56	y	32:39	1.18	1810.07	
Total Penta-PCB	1.73e+08	1.59	y	42:12	1.12	260.011	Sum:2070.08
Total Hexa-PCB	3.55e+08	1.26	y	37:04	0.91	593.570	
Total Hexa-PCB	8.31e+08	1.24	y	42:08	1.00	1343.54	Sum:1937.11
Total Hepta-PCB	6.62e+08	1.06	y	42:52	1.35	1082.80	
Total Octa-PCB	2.13e+08	0.88	y	48:17	0.95	384.187	
Total Octa-PCB	6.89e+07	0.87	y	53:09	1.17	142.370	Sum:526.557
Total Nona-PCB	6.82e+07	1.28	y	53:18	0.89	142.981	
Total Deca-PCB	2.37e+07	1.20	y	56:55	1.04	45.7742	

Total PCB Conc:9543.13238000

Integrations by Analyst: MJ

Date: 6/19/19

Client ID: PCB CS3 19C1815 Filename: 190618E1 S:1 Acq:18-JUN-19 10:12:50 ConCal: ST190618E1-1

Lab ID: ST190618E1-1 GC Column ID: ZB-1 ICal: PCBVG8-2-8-18 wt/vol:1.0000 EndCAL: NA

Name	Resp	RA	RRF	RT	RRT	LCL	UCL	Conc	Rec
13C-PCB-1	1.09e+08	3.13 y	1.13	16:02	0.619	0.616	0.622	83.9	83.9
13C-PCB-3	1.17e+08	3.10 y	1.21	18:40	0.721	0.716	0.724	84.0	84.0
13C-PCB-4	7.04e+07	1.59 y	0.59	20:00	0.772	0.769	0.777	103	103
13C-PCB-9	1.10e+08	1.60 y	0.94	21:48	0.842	0.837	0.845	102	102
13C-PCB-11	1.08e+08	1.58 y	0.95	25:12	0.973	0.968	0.978	99.1	99.1
13C-PCB-19	6.48e+07	1.05 y	0.62	24:10	0.933	0.928	0.938	90.1	90.1
13C-PCB-28	1.01e+08	1.00 y	1.05	29:04	1.004	0.999	1.009	99.7	99.7
13C-PCB-32	9.27e+07	1.04 y	0.91	27:06	1.046	1.041	1.051	88.4	88.4
13C-PCB-37	9.01e+07	1.02 y	1.02	32:57	1.138	1.132	1.144	91.4	91.4
13C-PCB-47	7.42e+07	0.78 y	0.83	31:59	0.871	0.867	0.875	103	103
13C-PCB-52	6.85e+07	0.76 y	0.76	31:29	0.857	0.853	0.861	104	104
13C-PCB-54	8.79e+07	0.79 y	0.93	27:56	0.760	0.756	0.764	110	110
13C-PCB-70	8.67e+07	0.80 y	1.00	35:31	0.966	0.961	0.971	101	101
13C-PCB-77	7.81e+07	0.80 y	0.96	39:38	1.079	1.073	1.083	94.4	94.4
13C-PCB-80	8.61e+07	0.78 y	1.00	35:56	0.978	0.973	0.983	100	100
13C-PCB-81	8.28e+07	0.79 y	1.01	39:02	1.062	1.057	1.067	95.3	95.3
13C-PCB-95	5.47e+07	1.65 y	0.80	35:48	0.913	0.908	0.918	104	104
13C-PCB-97	4.59e+07	1.59 y	0.70	38:48	0.989	0.984	0.994	99.7	99.7
13C-PCB-101	5.37e+07	1.59 y	0.80	37:30	0.956	0.951	0.961	102	102
13C-PCB-104	6.94e+07	1.60 y	1.01	32:38	0.832	0.828	0.836	105	105
13C-PCB-105	5.98e+07	1.55 y	1.14	43:03	0.929	0.924	0.934	106	106
13C-PCB-114	6.11e+07	1.56 y	1.18	42:12	0.911	0.905	0.915	105	105
13C-PCB-118	6.30e+07	1.66 y	1.00	41:33	1.059	1.054	1.064	96.3	96.3
13C-PCB-123	6.02e+07	1.56 y	0.95	41:22	1.054	1.049	1.059	97.0	97.0
13C-PCB-126	5.42e+07	1.55 y	1.14	45:18	0.977	0.972	0.982	96.7	96.7
13C-PCB-127	6.33e+07	1.57 y	1.24	43:24	0.936	0.931	0.941	103	103
13C-PCB-138	5.58e+07	1.30 y	1.17	44:48	0.967	0.962	0.972	96.5	96.5
13C-PCB-141	5.41e+07	1.30 y	1.11	43:57	0.948	0.944	0.954	99.1	99.1
13C-PCB-153	6.46e+07	1.25 y	1.34	43:13	0.933	0.928	0.938	98.1	98.1
13C-PCB-155	6.60e+07	1.28 y	0.83	37:02	0.944	0.939	0.949	122	122
13C-PCB-156	6.36e+07	1.27 y	1.38	48:03	1.037	1.032	1.042	93.3	93.3
13C-PCB-157	6.37e+07	1.24 y	1.37	48:19	1.043	1.037	1.047	94.3	94.3
13C-PCB-159	6.59e+07	1.26 y	1.39	46:05	0.994	0.989	0.999	96.3	96.3
13C-PCB-167	6.66e+07	1.26 y	1.40	46:46	1.009	1.004	1.014	96.6	96.6
13C-PCB-169	6.01e+07	1.27 y	1.39	50:31	1.090	1.085	1.095	87.6	87.6
13C-PCB-170	3.28e+07	0.45 y	0.86	50:54	1.103	1.097	1.109	95.3	95.3
13C-PCB-180	3.71e+07	0.45 y	0.98	49:20	1.068	1.064	1.074	94.7	94.7
13C-PCB-188	5.65e+07	0.47 y	1.40	42:51	0.928	0.923	0.933	101	101
13C-PCB-189	4.20e+07	0.46 y	1.15	52:29	1.137	1.132	1.144	91.0	91.0
13C-PCB-194	4.12e+07	0.90 y	0.77	54:01	0.995	0.990	1.000	94.1	94.1
13C-PCB-202	5.82e+07	0.90 y	1.28	48:15	1.045	1.040	1.050	113	113
13C-PCB-206	4.40e+07	0.79 y	0.81	55:34	1.024	1.019	1.029	95.8	95.8
13C-PCB-208	5.86e+07	0.78 y	1.09	53:17	0.982	0.977	0.987	94.3	94.3
13C-PCB-209	4.97e+07	1.19 y	0.74	56:54	1.048	1.043	1.053	119	119

CRS vs. RS

Name	Resp	RA	RRF	RT	RRT	LCL	UCL	Conc	Rec
13C-PCB-79	8.90e+07	0.77 y	1.03	37:49	1.029	1.024	1.034	99.9	99.9
13C-PCB-178	3.68e+07	0.46 y	0.93	45:38	0.985	0.980	0.990	99.0	99.0

PS vs. IS

Name	Resp	RA	RRF	RT	RRT	LCL	UCL	Conc	Rec
13C-PCB-79	8.90e+07	0.77 y	1.03	37:49	0.969	0.963	0.973	105	105
13C-PCB-178	3.68e+07	0.46 y	0.95	45:38	0.925	0.920	0.930	104	104

RS

Name	Resp	RA		RRF	RT	Conc
13C-PCB-15	1.15e+08	1.58	y	1.00	25:54	100
13C-PCB-31	9.67e+07	1.01	y	1.00	28:57	100
13C-PCB-60	8.62e+07	0.78	y	1.00	36:44	100
13C-PCB-111	6.56e+07	1.60	y	1.00	39:14	100
13C-PCB-128	4.93e+07	1.26	y	1.00	46:20	100
13C-PCB-182	4.01e+07	0.45	y	1.00	46:10	100
13C-PCB-205	5.68e+07	0.87	y	1.00	54:17	100

Analyst: MN

Date: 6/19/19

Vista Analytical Laboratory - Injection Log Run file: 190618E1 Instrument ID: VG-8 GC Column ID: ZB-1

Data file	S#	Sample ID	Analyst	Acq date	Acq time	CCal	ECal
190618E1	1	ST190618E1-1	MAS	18-JUN-19	10:12:50	ST190618E1-1	NA
190618E1	2	B9F0159-BS1	MAS	18-JUN-19	11:17:49	ST190618E1-1	NA
190618E1	3	SOLVENT BLANK	MAS	18-JUN-19	12:22:49	ST190618E1-1	NA
190618E1	4	B9F0159-BLK1	MAS	18-JUN-19	13:27:49	ST190618E1-1	NA
190618E1	5	1901384-01	MAS	18-JUN-19	14:32:48	ST190618E1-1	NA
190618E1	6	1901249-01	MAS	18-JUN-19	15:37:47	ST190618E1-1	NA
190618E1	7	1900884-05RE1	MAS	18-JUN-19	16:42:46	ST190618E1-1	NA
190618E1	8	1901459-01	MAS	18-JUN-19	17:47:46	ST190618E1-1	NA
190618E1	9	1901459-02	MAS	18-JUN-19	18:52:44	ST190618E1-1	NA
190618E1	10	1901460-01	MAS	18-JUN-19	19:57:43	ST190618E1-1	NA
190618E1	11	1901460-02	MAS	18-JUN-19	21:02:40	ST190618E1-1	NA
190618E1	12	SOLVENT BLANK	MAS	18-JUN-19	22:07:41	ST190618E1-1	NA

Peak Locate Examination:18-JUN-2019:10:11 File:190618E1

Experiment:PCB_ZB1 Function:1 Reference:PFK

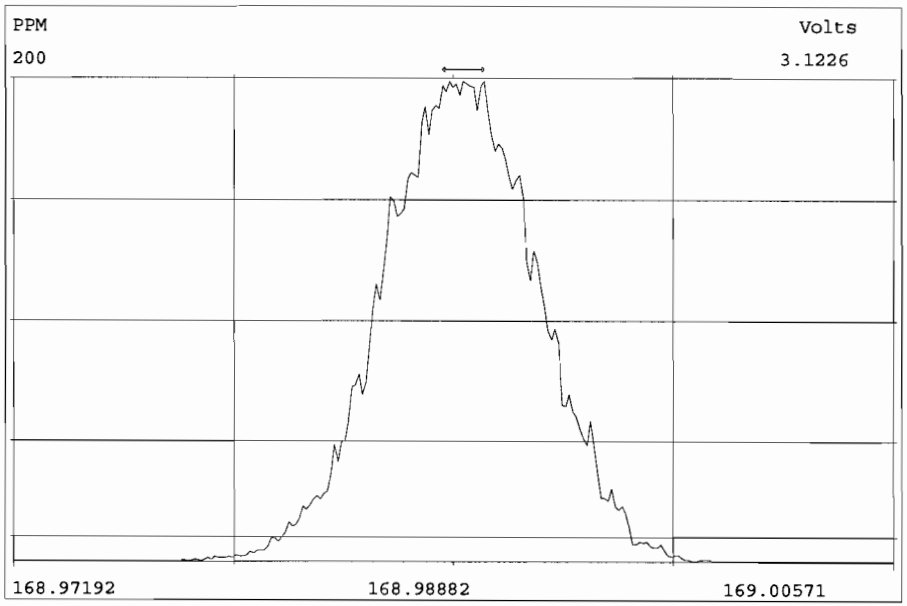

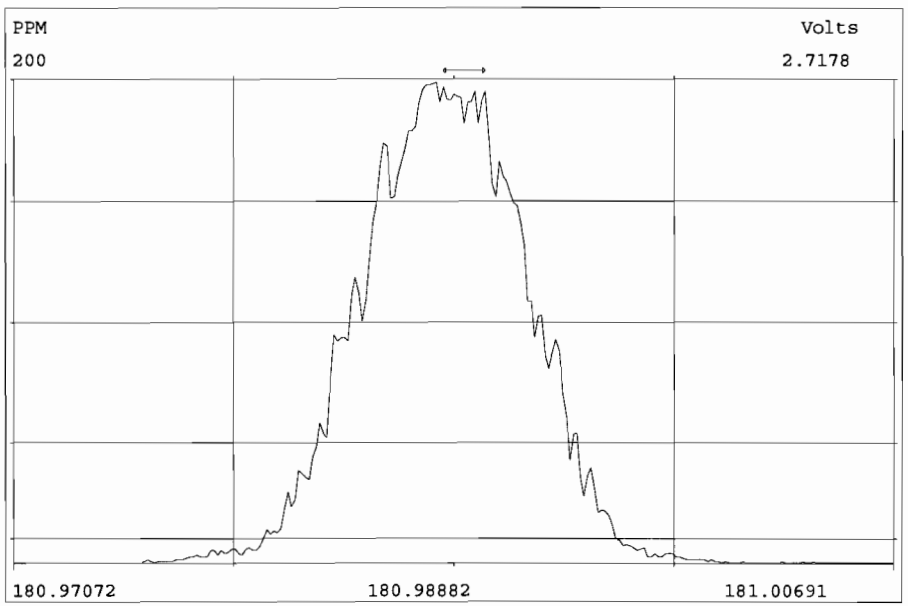

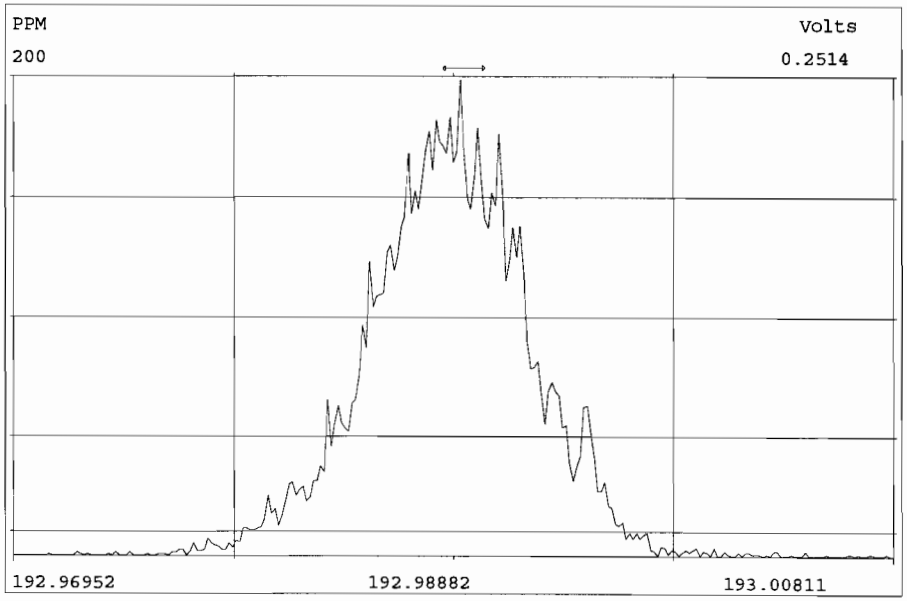



Peak Locate Examination:18-JUN-2019:10:11 File:190618E1

Experiment:PCB_ZB1 Function:2 Reference:PFK

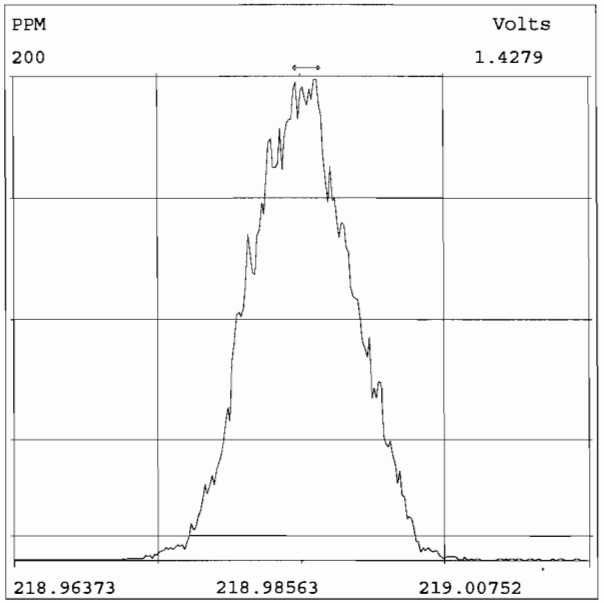

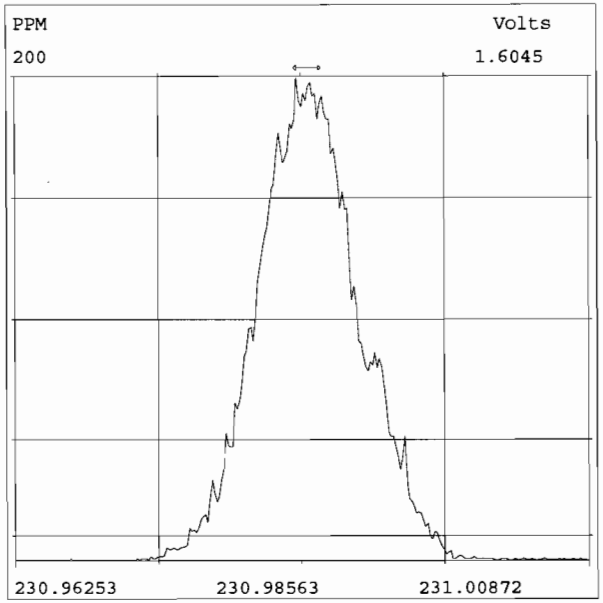

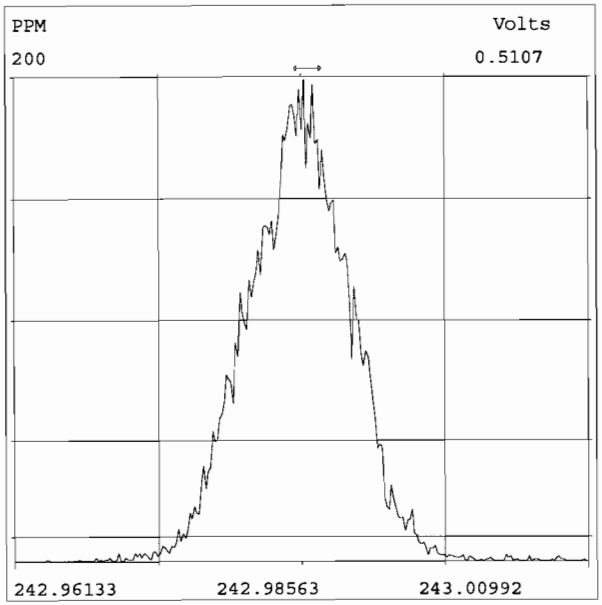

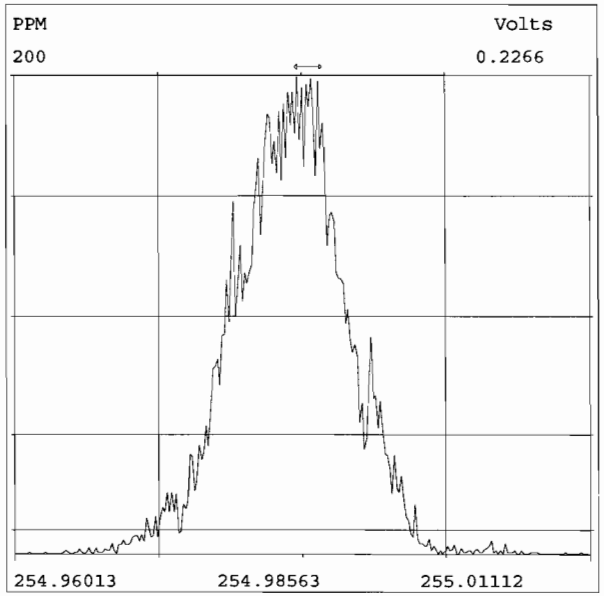

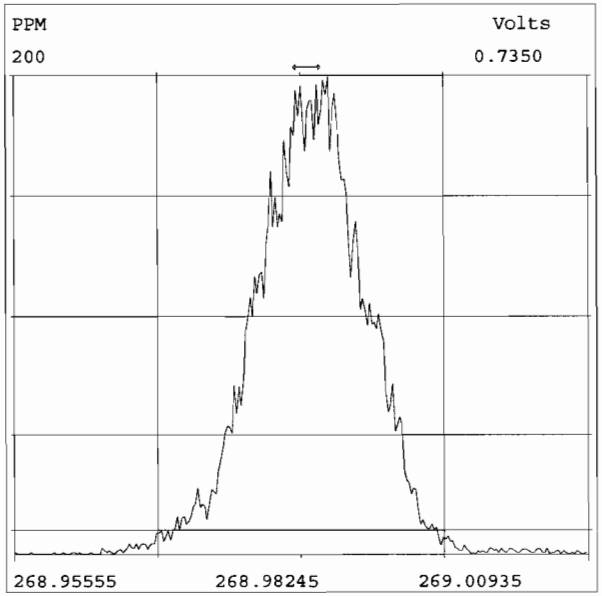

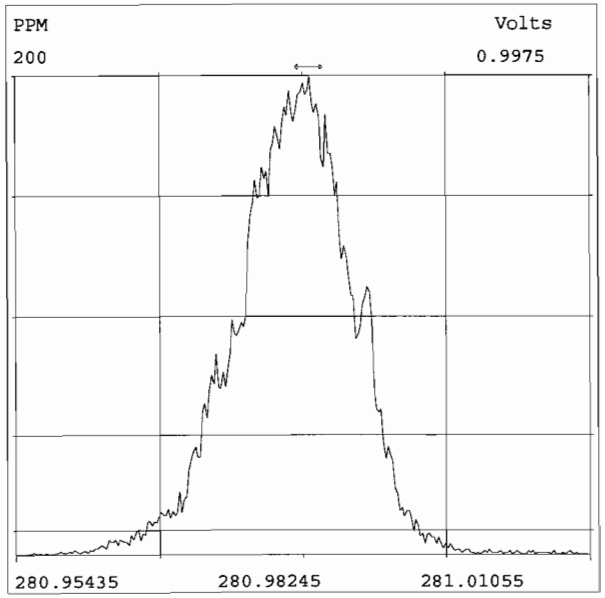

Peak Locate Examination:18-JUN-2019:10:11 File:190618E1

Experiment:PCB_ZB1 Function:3 Reference:PFK

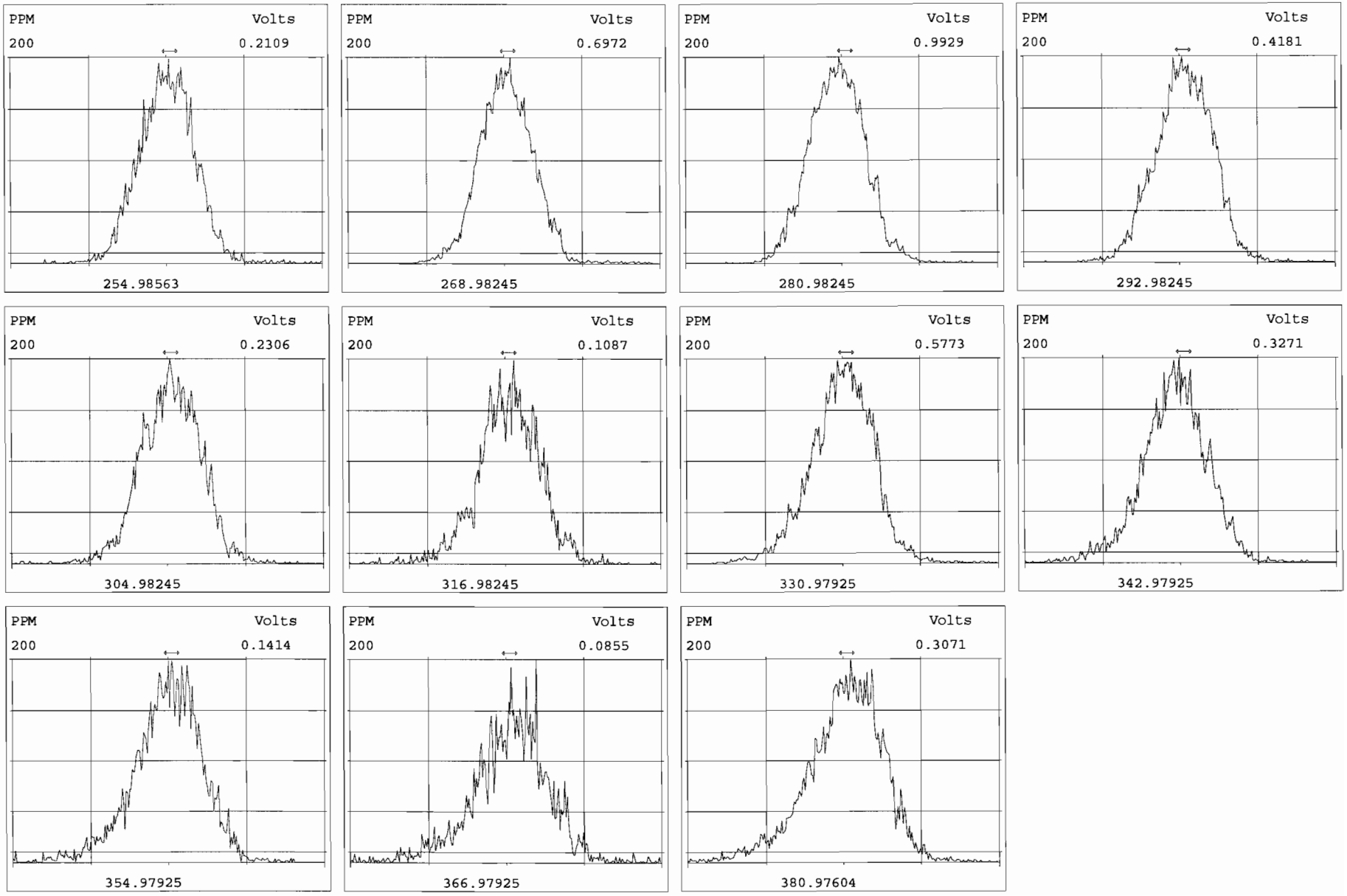

Peak Locate Examination:18-JUN-2019:10:12 File:190618E1

Experiment:PCB_ZB1 Function:4 Reference:PFK

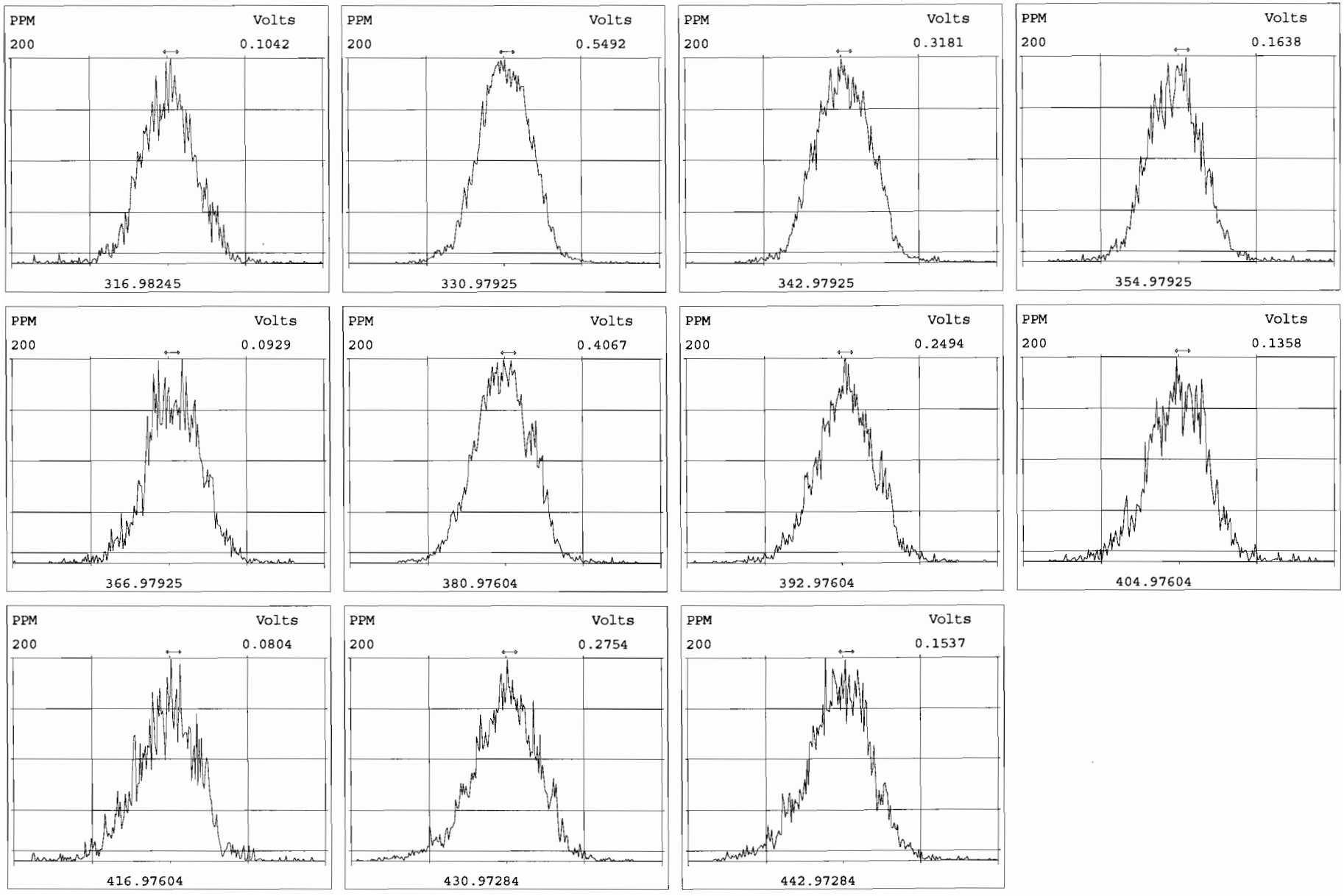

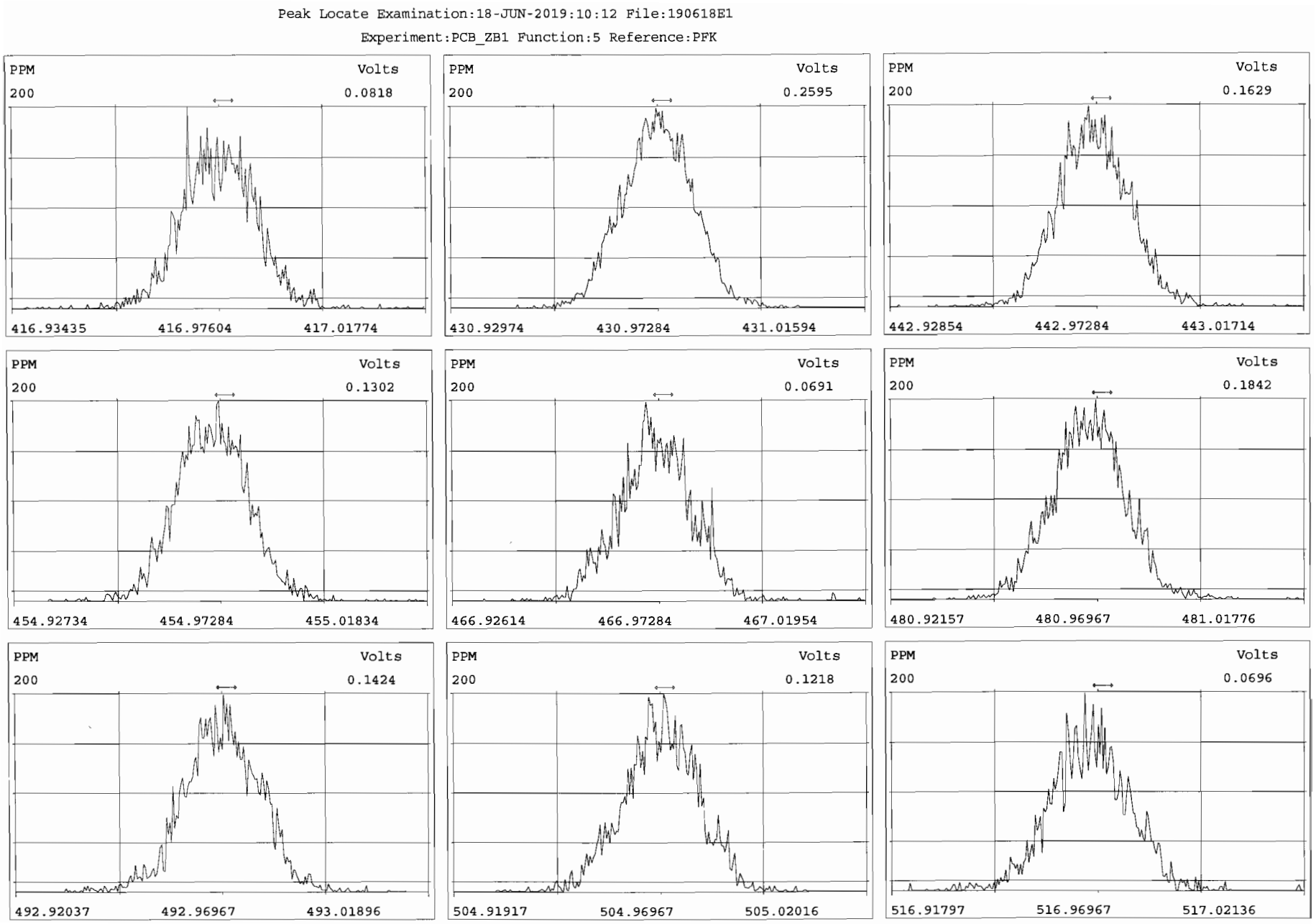
Peak Locate Examination:18-JUN-2019:10:12 File:190618E1
Experiment:PCB_ZB1 Function:5 Reference:PFK
PPM
Volts
200
0.0818
416.93435
416.97604
417.01774
PPM
Volts
200
0.2595
430.92974
430.97284
431.01594
PPM
Volts
200
0.1629
442.92854
442.97284
443.01714
PPM
Volts
200
0.1302
454.92734
454.97284
455.01834
PPM
Volts
200
0.0691
466.92614
466.97284
467.01954
PPM
Volts
200
0.1842
480.92157
480.96967
481.01776
PPM
Volts
200
0.1424
492.92037
492.96967
493.01896
PPM
Volts
200
0.1218
504.91917
504.96967
505.02016
PPM
Volts
200
0.0696
516.91797
516.96967
517.02136

File:190618E1 #1-867 Acq:18-JUN-2019 10:12:50 GC EI+ Voltage SIR Autospec-UltimaE
Sample#1 File Text:Vista Analytical Laboratory VG-8 Text:ST190618E1-1 PCB CS3 19C1815 Exp:PCB_ZB1
188.0393 SMO(1,3) BSUB(10000,15,-3.0) PKD(5,5,2,0.10%,3884.0,0.00%,F,F)

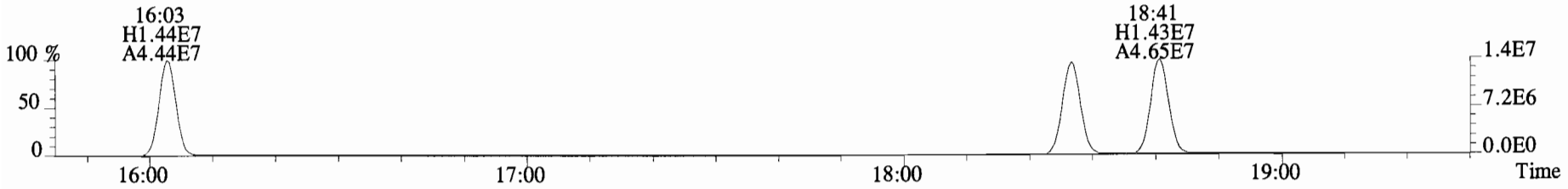

190.0363 SMO(1,3) BSUB(10000,15,-3.0) PKD(5,5,2,0.10%,2192.0,0.00%,F,F)

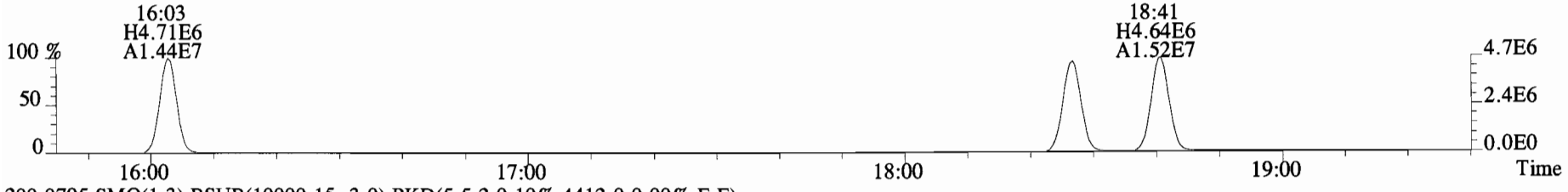

200.0795 SMO(1,3) BSUB(10000,15,-3.0) PKD(5,5,2,0.10%,4412.0,0.00%,F,F)

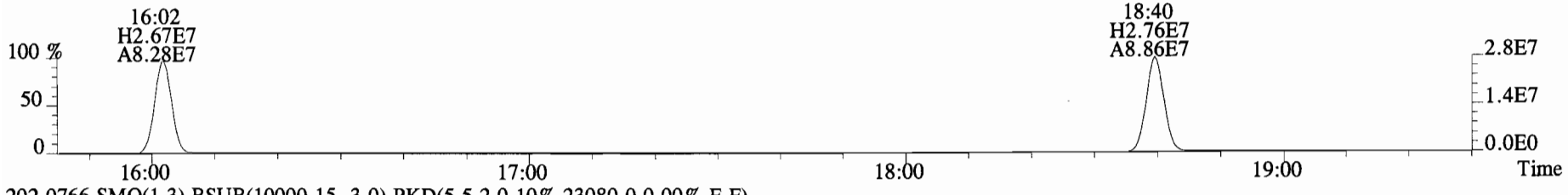

202.0766 SMO(1,3) BSUB(10000,15,-3.0) PKD(5,5,2,0.10%,23080.0,0.00%,F,F)

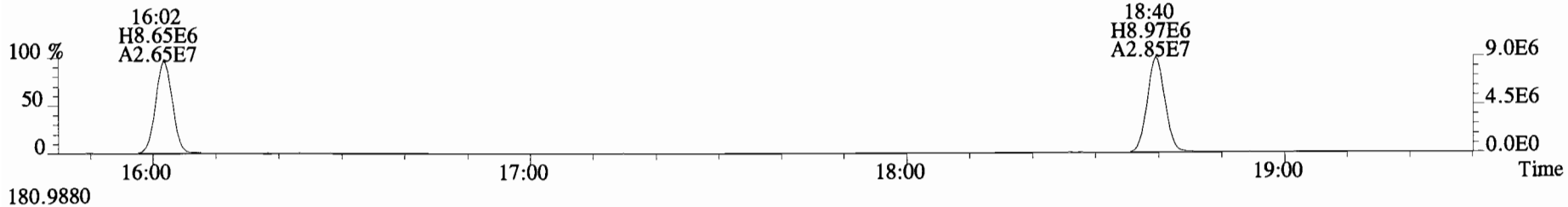

180.9880

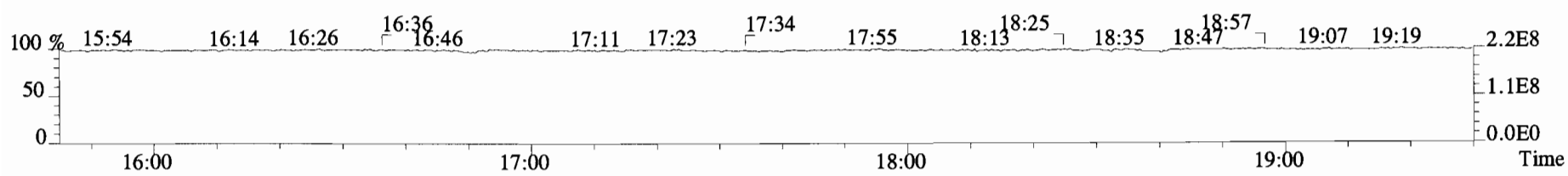

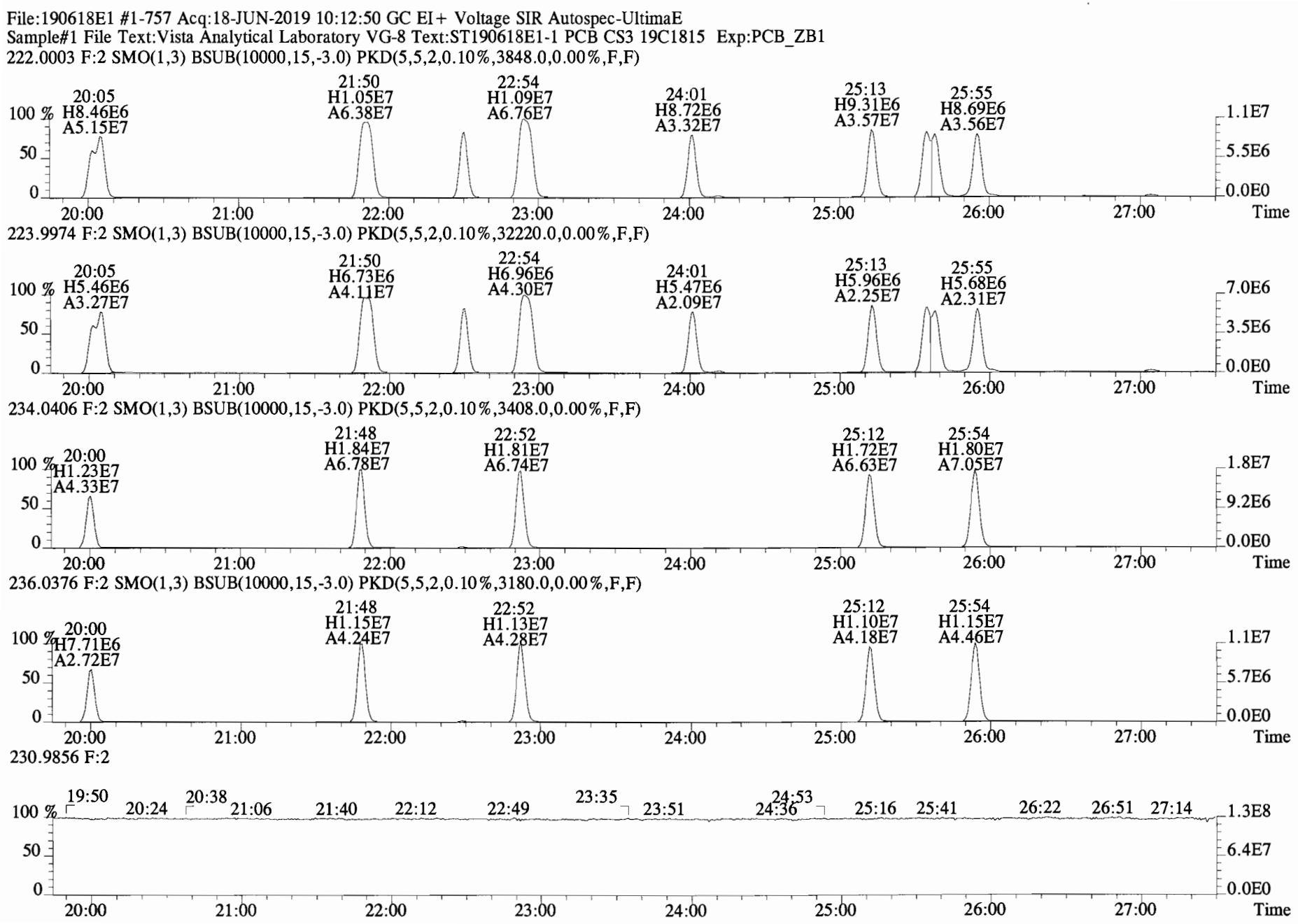
File:190618E1 #1-757 Acq:18-JUN-2019 10:12:50 GC EI+ Voltage SIR Autospec-UltimaE
Sample#1 File Text:Vista Analytical Laboratory VG-8 Text:ST190618E1-1 PCB CS3 19C1815 Exp:PCB_ZB1
222.0003 F:2 SMO(1,3) BSUB(10000,15,-3.0) PKD(5,5,2,0.10%,3848.0,0.00%,F,F)
20:05 H8.46E6 A5.15E7
21:50 H1.05E7 A6.38E7
22:54 H1.09E7 A6.76E7
24:01 H8.72E6 A3.32E7
25:13 H9.31E6 A3.57E7
25:55 H8.69E6 A3.56E7
223.9974 F:2 SMO(1,3) BSUB(10000,15,-3.0) PKD(5,5,2,0.10%,32220.0,0.00%,F,F)
20:05 H5.46E6 A3.27E7
21:50 H6.73E6 A4.11E7
22:54 H6.96E6 A4.30E7
24:01 H5.47E6 A2.09E7
25:13 H5.96E6 A2.25E7
25:55 H5.68E6 A2.31E7
234.0406 F:2 SMO(1,3) BSUB(10000,15,-3.0) PKD(5,5,2,0.10%,3408.0,0.00%,F,F)
20:00 H1.23E7 A4.33E7
21:48 H1.84E7 A6.78E7
22:52 H1.81E7 A6.74E7
25:12 H1.72E7 A6.63E7
25:54 H1.80E7 A7.05E7
236.0376 F:2 SMO(1,3) BSUB(10000,15,-3.0) PKD(5,5,2,0.10%,3180.0,0.00%,F,F)
20:00 H7.71E6 A2.72E7
21:48 H1.15E7 A4.24E7
22:52 H1.13E7 A4.28E7
25:12 H1.10E7 A4.18E7
25:54 H1.15E7 A4.46E7
230.9856 F:2
19:50 20:24 20:38 21:06 21:40 22:12 22:49 23:35 23:51 24:36 24:53 25:16 25:41 26:22 26:51 27:14
100 %
50
0
1.1E7
5.5E6
0.0E0
7.0E6
3.5E6
1.8E7
9.2E6
5.7E6
1.3E8
6.4E7
20:00 21:00 22:00 23:00 24:00 25:00 26:00 27:00 Time

File:190618E1 #1-757 Acq:18-JUN-2019 10:12:50 GC EI+ Voltage SIR Autospec-UltimaE
Sample#1 File Text:Vista Analytical Laboratory VG-8 Text:ST190618E1-1 PCB CS3 19C1815 Exp:PCB_ZB1
222.0003 F:2 SMO(1,3) BSUB(10000,15,-3.0) PKD(5,5,2,0.10%,3848.0,0.00%,F,F)

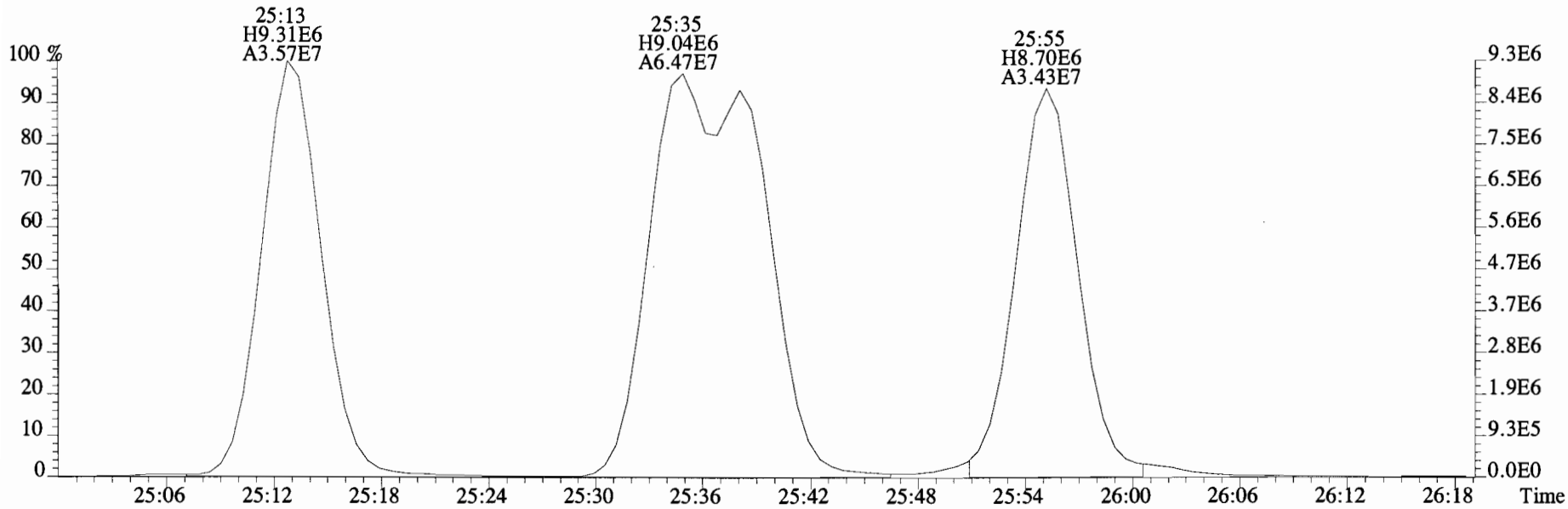

223.9974 F:2 SMO(1,3) BSUB(10000,15,-3.0) PKD(5,5,2,0.10%,32220.0,0.00%,F,F)

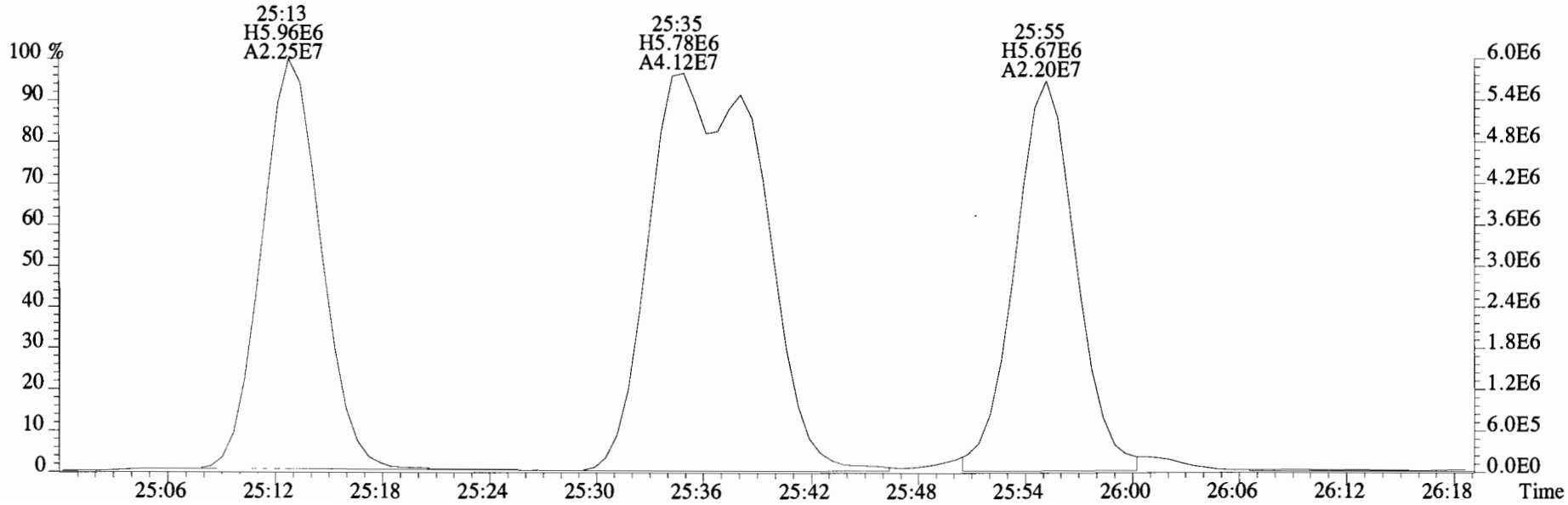

File:190618E1 #1-757 Acq:18-JUN-2019 10:12:50 GC EI+ Voltage SIR Autospec-UltimaE
Sample#1 File Text:Vista Analytical Laboratory VG-8 Text:ST190618E1-1 PCB CS3 19C1815 Exp:PCB_ZB1
255.9613 F:2 SMO(1,3) BSUB(10000,15,-3.0) PKD(5,5,2,0.10%,2700.0,0.00%,F,F)

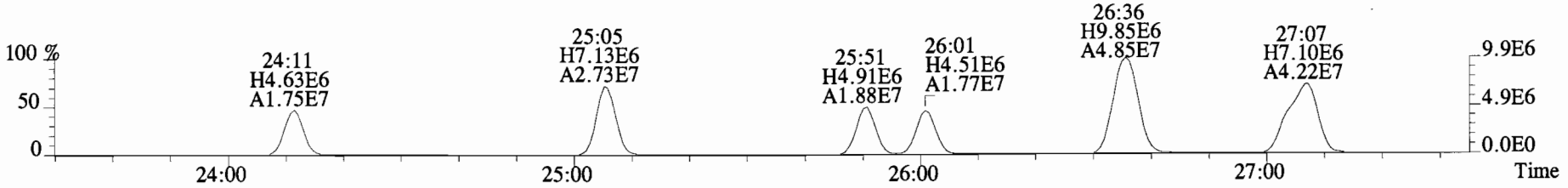

257.9584 F:2 SMO(1,3) BSUB(10000,15,-3.0) PKD(5,5,2,0.10%,1596.0,0.00%,F,F)

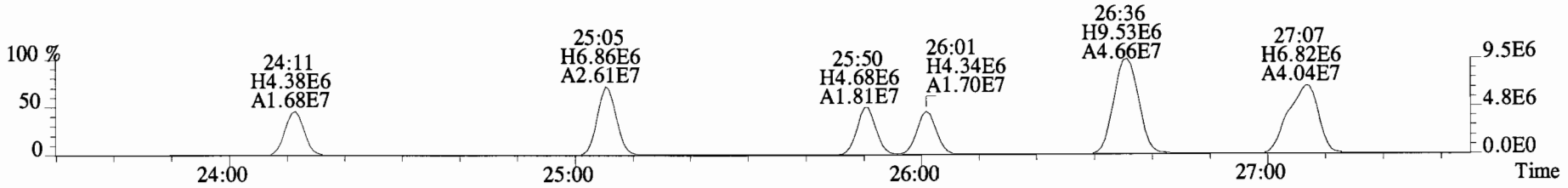

268.0016 F:2 SMO(1,3) BSUB(10000,15,-3.0) PKD(5,5,2,0.10%,76180.0,0.00%,F,F)

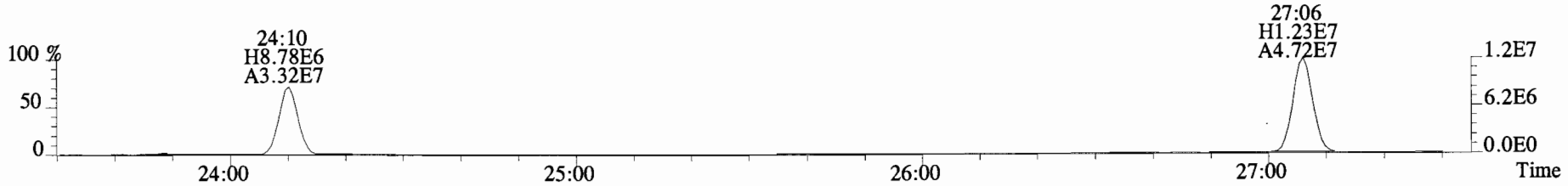

269.9986 F:2 SMO(1,3) BSUB(10000,15,-3.0) PKD(5,5,2,0.10%,37888.0,0.00%,F,F)

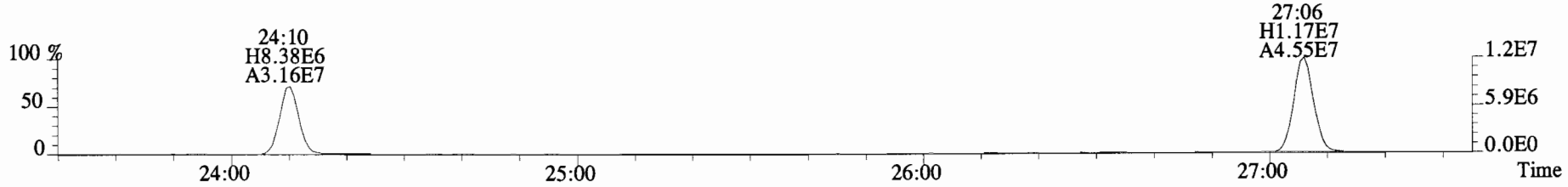

230.9856 F:2

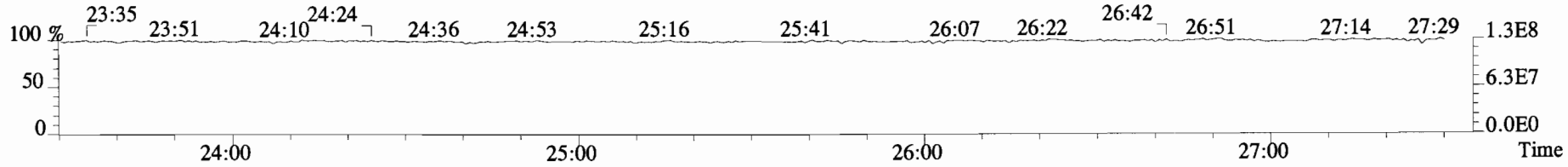

File:190618E1 #1-758 Acq:18-JUN-2019 10:12:50 GC EI+ Voltage SIR Autospec-UltimaE
Sample#1 File Text:Vista Analytical Laboratory VG-8 Text:ST190618E1-1 PCB CS3 19C1815 Exp:PCB_ZB1
255.9613 F:3 SMO(1,3) BSUB(10000,15,-3.0) PKD(5,5,2,0.10%,5632.0,0.00%,F,F)

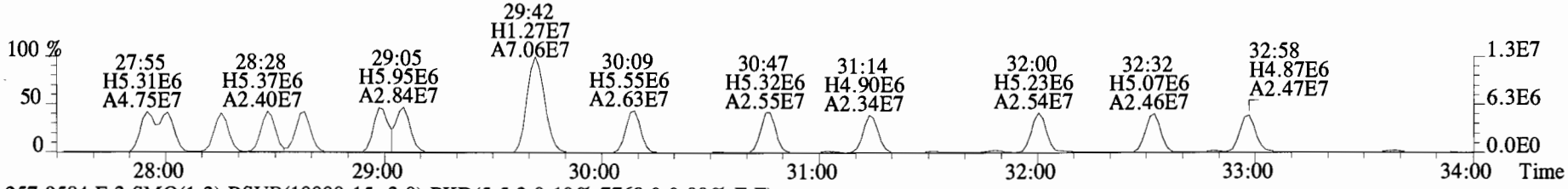

257.9584 F:3 SMO(1,3) BSUB(10000,15,-3.0) PKD(5,5,2,0.10%,7768.0,0.00%,F,F)

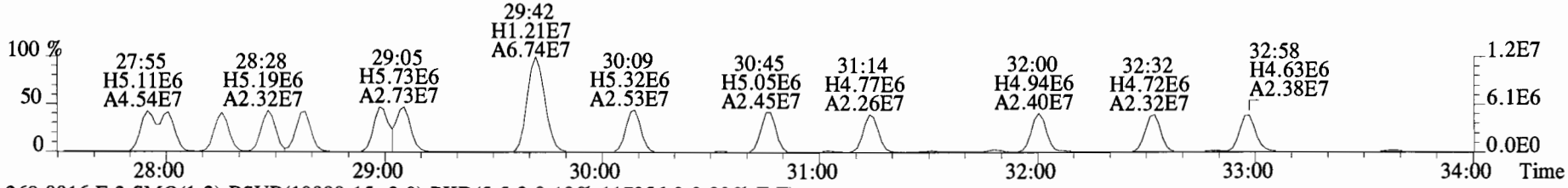

268.0016 F:3 SMO(1,3) BSUB(10000,15,-3.0) PKD(5,5,2,0.10%,117056.0,0.00%,F,F)



269.9986 F:3 SMO(1,3) BSUB(10000,15,-3.0) PKD(5,5,2,0.10%,47448.0,0.00%,F,F)

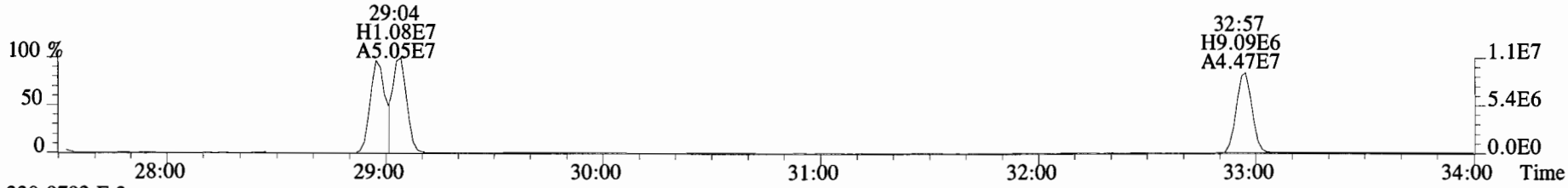

330.9792 F:3

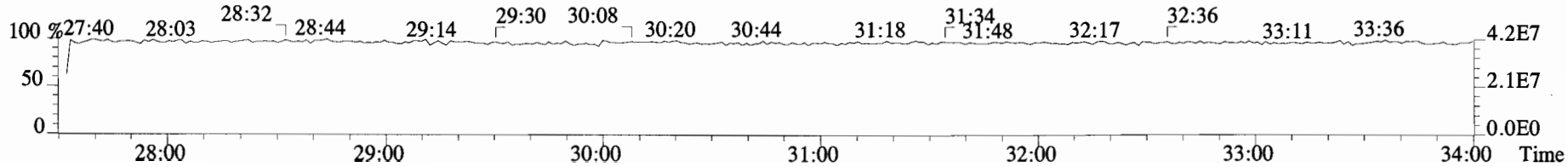

File:190618E1 #1-758 Acq:18-JUN-2019 10:12:50 GC EI+ Voltage SIR Autospec-UltimaE
Sample#1 File Text:Vista Analytical Laboratory VG-8 Text:ST190618E1-1 PCB CS3 19C1815 Exp:PCB_ZB1
268.0016 F:3 SMO(1,3) BSUB(10000,15,-3.0) PKD(5,5,2,0.10%,117056.0,0.00%,F,F)

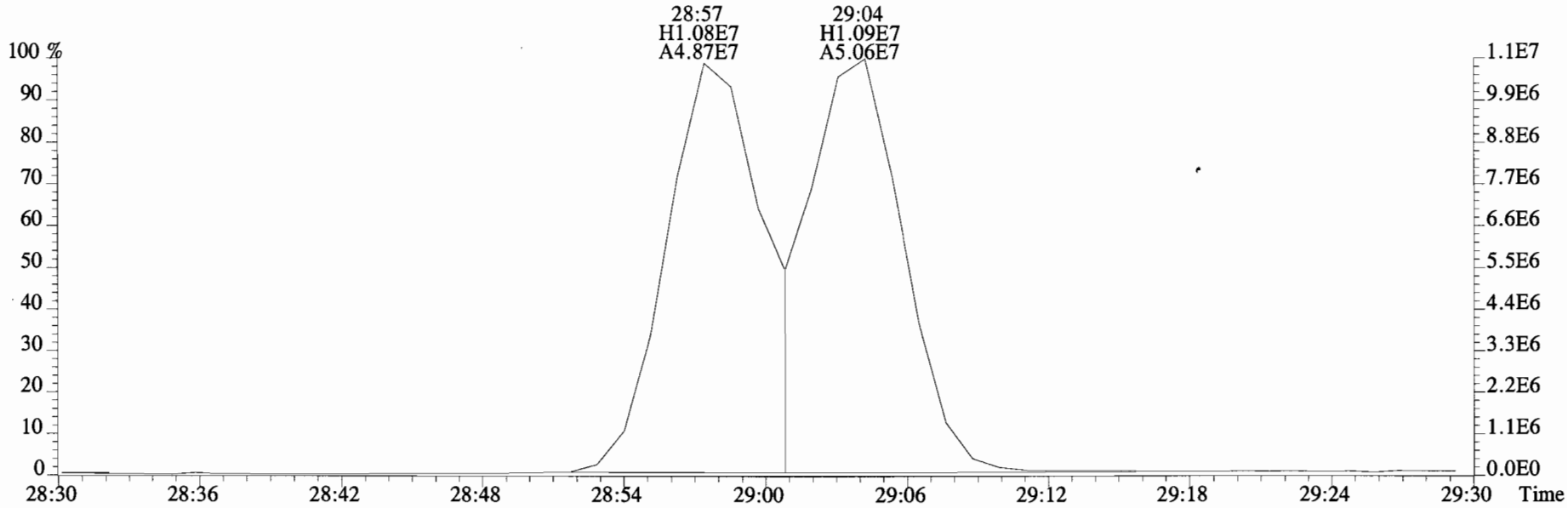

269.9986 F:3 SMO(1,3) BSUB(10000,15,-3.0) PKD(5,5,2,0.10%,47448.0,0.00%,F,F)

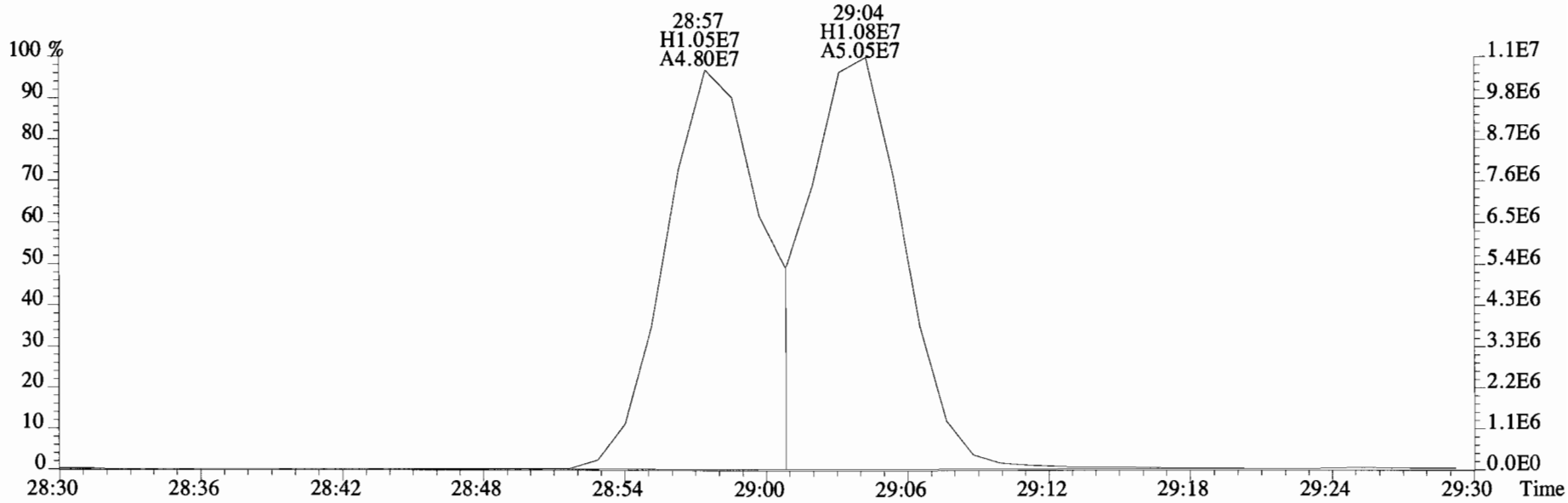

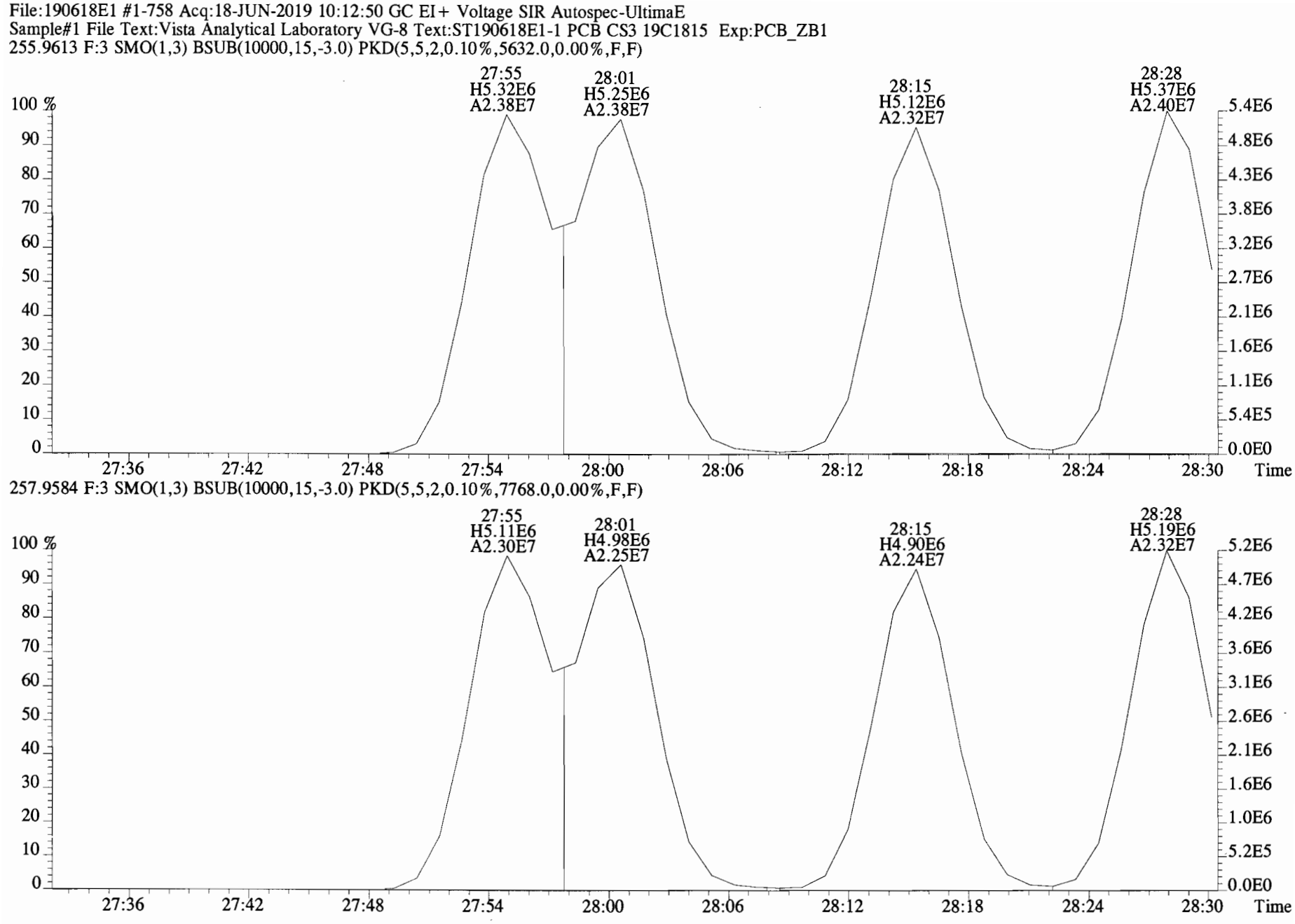
File:190618E1 #1-758 Acq:18-JUN-2019 10:12:50 GC EI+ Voltage SIR Autospec-UltimaE
Sample#1 File Text:Vista Analytical Laboratory VG-8 Text:ST190618E1-1 PCB CS3 19C1815 Exp:PCB_ZB1
255.9613 F:3 SMO(1,3) BSUB(10000,15,-3.0) PKD(5,5,2,0.10%,5632.0,0.00%,F,F)
27:55 H5.32E6 A2.38E7
28:01 H5.25E6 A2.38E7
28:15 H5.12E6 A2.32E7
28:28 H5.37E6 A2.40E7
100 %
90
80
70
60
50
40
30
20
10
0
5.4E6
4.8E6
4.3E6
3.8E6
3.2E6
2.7E6
2.1E6
1.6E6
1.1E6
5.4E5
0.0E0
27:36
27:42
27:48
27:54
28:00
28:06
28:12
28:18
28:24
28:30
Time
257.9584 F:3 SMO(1,3) BSUB(10000,15,-3.0) PKD(5,5,2,0.10%,7768.0,0.00%,F,F)
27:55 H5.11E6 A2.30E7
28:01 H4.98E6 A2.25E7
28:15 H4.90E6 A2.24E7
28:28 H5.19E6 A2.32E7
100 %
90
80
70
60
50
40
30
20
10
0
5.2E6
4.7E6
4.2E6
3.6E6
3.1E6
2.6E6
2.1E6
1.6E6
1.0E6
5.2E5
0.0E0
27:36
27:42
27:48
27:54
28:00
28:06
28:12
28:18
28:24
28:30
Time

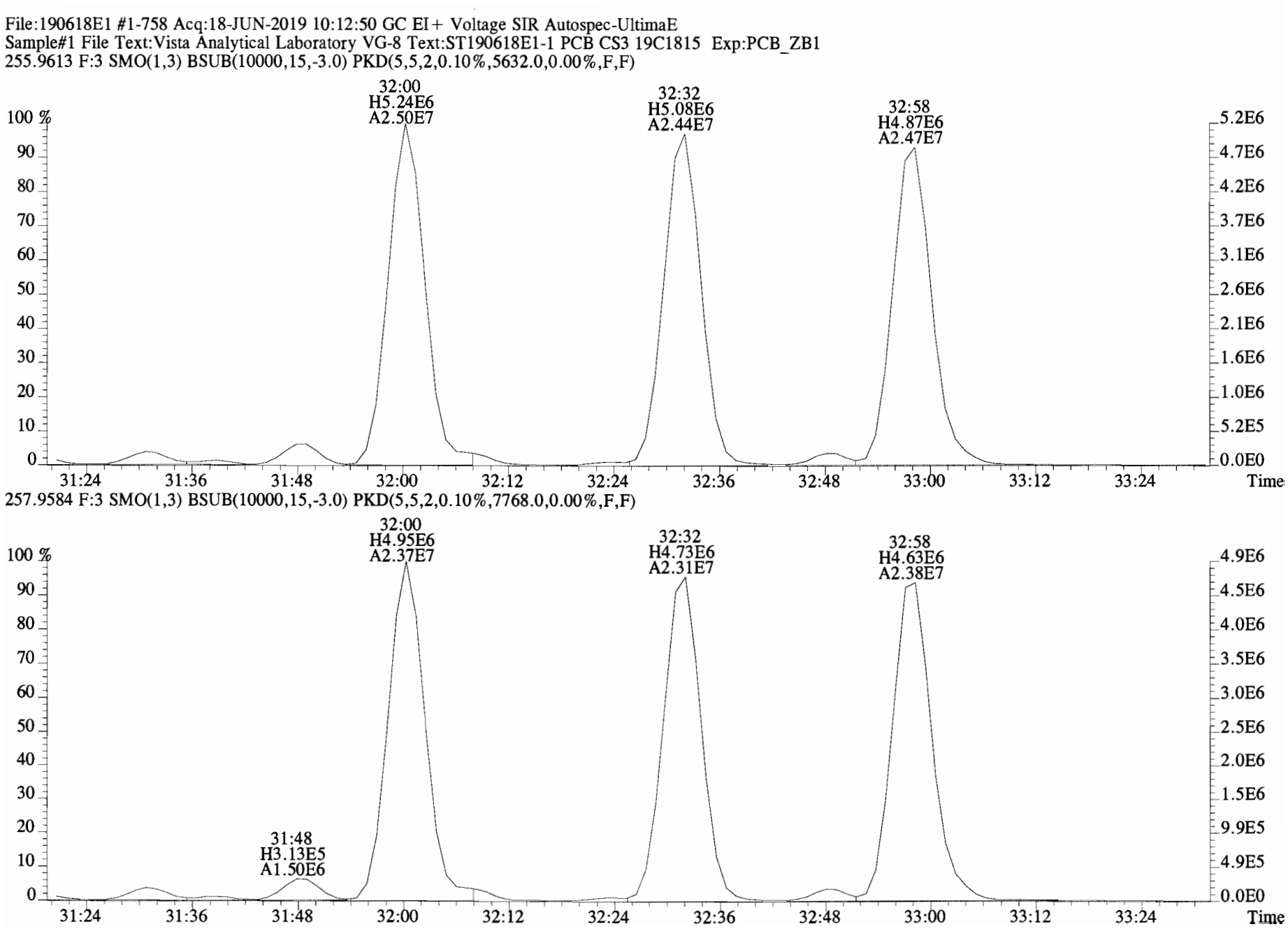
File:190618E1 #1-758 Acq:18-JUN-2019 10:12:50 GC EI+ Voltage SIR Autospec-UltimaE
Sample#1 File Text:Vista Analytical Laboratory VG-8 Text:ST190618E1-1 PCB CS3 19C1815 Exp:PCB_ZB1
255.9613 F:3 SMO(1,3) BSUB(10000,15,-3.0) PKD(5,5,2,0.10%,5632.0,0.00%,F,F)
32:00
H5.24E6
A2.50E7
32:32
H5.08E6
A2.44E7
32:58
H4.87E6
A2.47E7
100 %
90
80
70
60
50
40
30
20
10
0
5.2E6
4.7E6
4.2E6
3.7E6
3.1E6
2.6E6
2.1E6
1.6E6
1.0E6
5.2E5
0.0E0
31:24
31:36
31:48
32:00
32:12
32:24
32:36
32:48
33:00
33:12
33:24
Time
257.9584 F:3 SMO(1,3) BSUB(10000,15,-3.0) PKD(5,5,2,0.10%,7768.0,0.00%,F,F)
32:00
H4.95E6
A2.37E7
32:32
H4.73E6
A2.31E7
32:58
H4.63E6
A2.38E7
31:48
H3.13E5
A1.50E6
100 %
90
80
70
60
50
40
30
20
10
0
4.9E6
4.5E6
4.0E6
3.5E6
3.0E6
2.5E6
2.0E6
1.5E6
9.9E5
4.9E5
0.0E0
31:24
31:36
31:48
32:00
32:12
32:24
32:36
32:48
33:00
33:12
33:24
Time

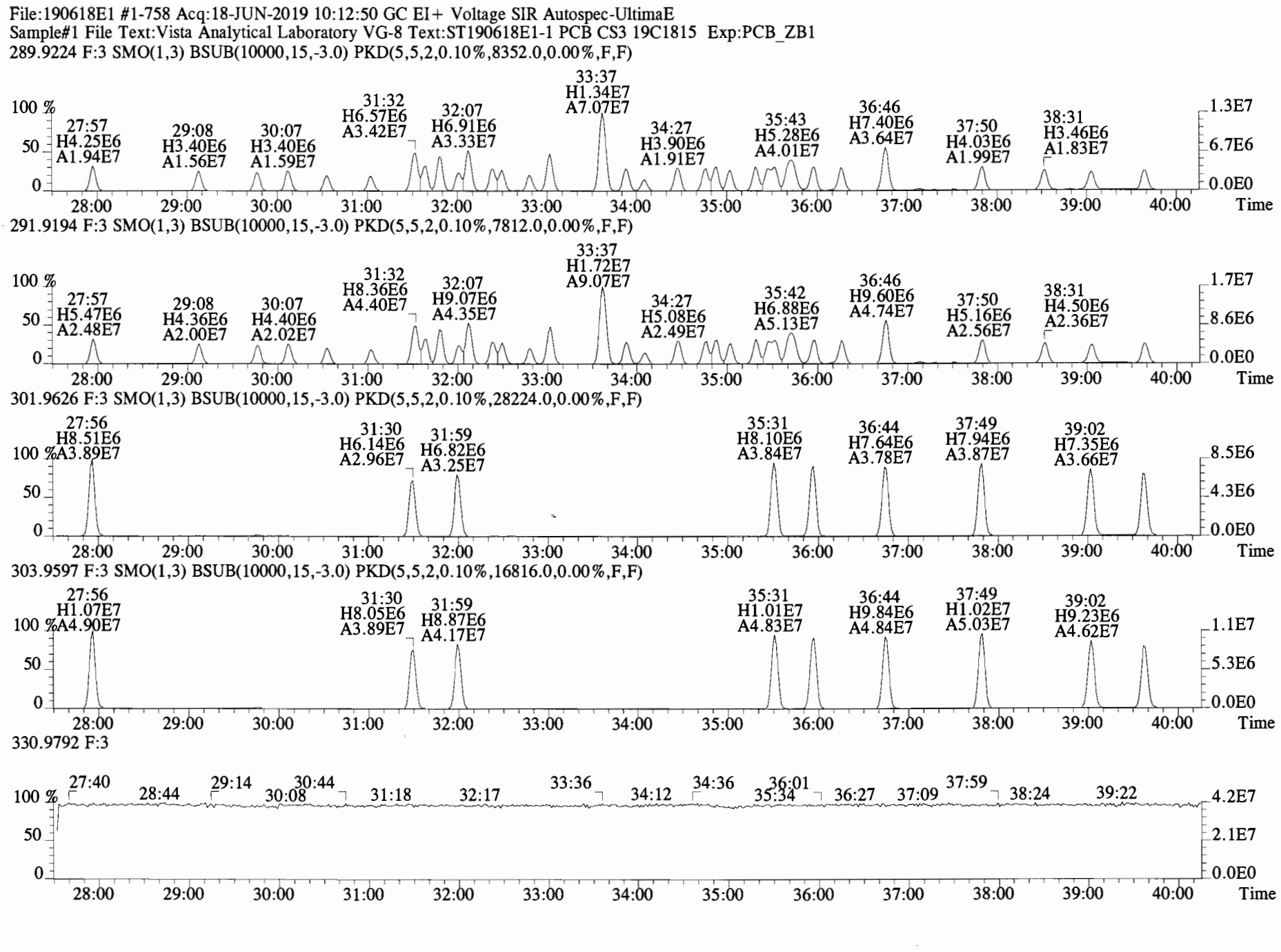
File:190618E1 #1-758 Acq:18-JUN-2019 10:12:50 GC EI+ Voltage SIR Autospec-UltimaE
Sample#1 File Text:Vista Analytical Laboratory VG-8 Text:ST190618E1-1 PCB CS3 19C1815 Exp:PCB_ZB1
289.9224 F:3 SMO(1,3) BSUB(10000,15,-3.0) PKD(5,5,2,0.10%,8352.0,0.00%,F,F)
27:57 H4.25E6 A1.94E7
29:08 H3.40E6 A1.56E7
30:07 H3.40E6 A1.59E7
31:32 H6.57E6 A3.42E7
32:07 H6.91E6 A3.33E7
33:37 H1.34E7 A7.07E7
34:27 H3.90E6 A1.91E7
35:43 H5.28E6 A4.01E7
36:46 H7.40E6 A3.64E7
37:50 H4.03E6 A1.99E7
38:31 H3.46E6 A1.83E7
291.9194 F:3 SMO(1,3) BSUB(10000,15,-3.0) PKD(5,5,2,0.10%,7812.0,0.00%,F,F)
27:57 H5.47E6 A2.48E7
29:08 H4.36E6 A2.00E7
30:07 H4.40E6 A2.02E7
31:32 H8.36E6 A4.40E7
32:07 H9.07E6 A4.35E7
33:37 H1.72E7 A9.07E7
34:27 H5.08E6 A2.49E7
35:42 H6.88E6 A5.13E7
36:46 H9.60E6 A4.74E7
37:50 H5.16E6 A2.56E7
38:31 H4.50E6 A2.36E7
301.9626 F:3 SMO(1,3) BSUB(10000,15,-3.0) PKD(5,5,2,0.10%,28224.0,0.00%,F,F)
27:56 H8.51E6 A3.89E7
31:30 H6.14E6 A2.96E7
31:59 H6.82E6 A3.25E7
35:31 H8.10E6 A3.84E7
36:44 H7.64E6 A3.78E7
37:49 H7.94E6 A3.87E7
39:02 H7.35E6 A3.66E7
303.9597 F:3 SMO(1,3) BSUB(10000,15,-3.0) PKD(5,5,2,0.10%,16816.0,0.00%,F,F)
27:56 H1.07E7 A4.90E7
31:30 H8.05E6 A3.89E7
31:59 H8.87E6 A4.17E7
35:31 H1.01E7 A4.83E7
36:44 H9.84E6 A4.84E7
37:49 H1.02E7 A5.03E7
39:02 H9.23E6 A4.62E7
330.9792 F:3
27:40
28:44
29:14
30:08
30:44
31:18
32:17
33:36
34:12
34:36
35:34
36:01
36:27
37:09
37:59
38:24
39:22
100 %
50
0
1.3E7
6.7E6
0.0E0
1.7E7
8.6E6
8.5E6
4.3E6
1.1E7
5.3E6
4.2E7
2.1E7
28:00
29:00
30:00
31:00
32:00
33:00
34:00
35:00
36:00
37:00
38:00
39:00
40:00
Time

File:190618E1 #1-758 Acq:18-JUN-2019 10:12:50 GC EI+ Voltage SIR Autospec-UltimaE
Sample#1 File Text:Vista Analytical Laboratory VG-8 Text:ST190618E1-1 PCB CS3 19C1815 Exp:PCB_ZB1
289.9224 F:3 SMO(1,3) BSUB(10000,15,-3.0) PKD(5,5,2,0.10%,8352.0,0.00%,F,F)

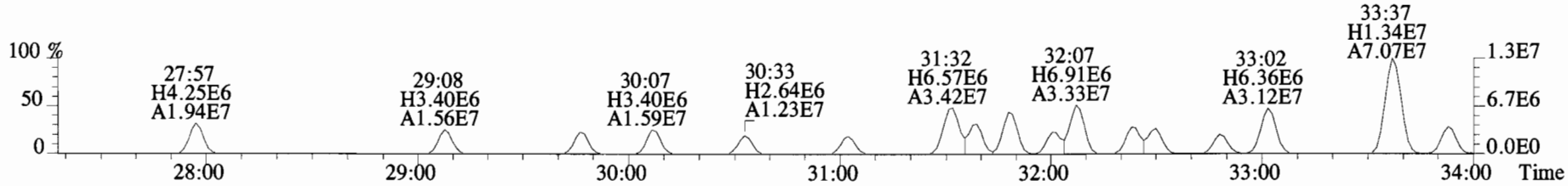

291.9194 F:3 SMO(1,3) BSUB(10000,15,-3.0) PKD(5,5,2,0.10%,7812.0,0.00%,F,F)

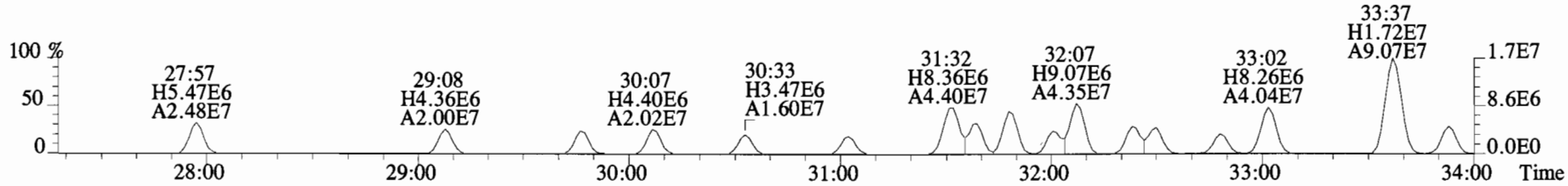

301.9626 F:3 SMO(1,3) BSUB(10000,15,-3.0) PKD(5,5,2,0.10%,28224.0,0.00%,F,F)



303.9597 F:3 SMO(1,3) BSUB(10000,15,-3.0) PKD(5,5,2,0.10%,16816.0,0.00%,F,F)

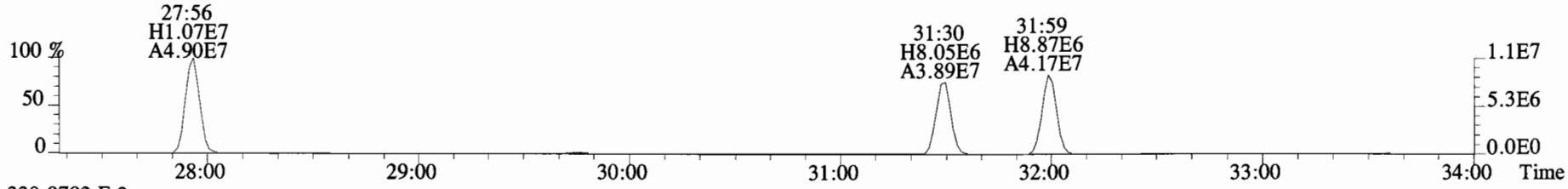

330.9792 F:3

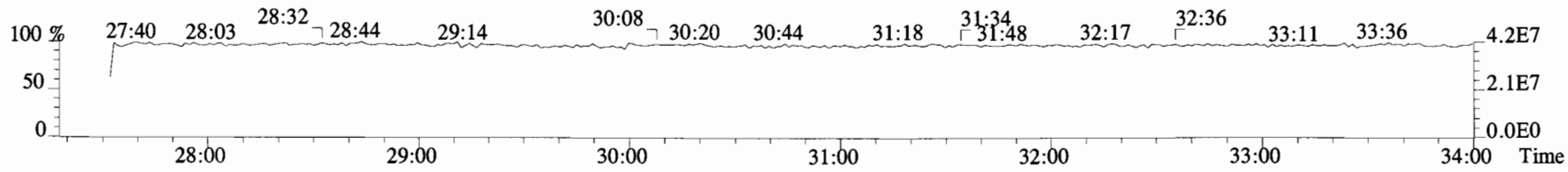

File:190618E1 #1-758 Acq:18-JUN-2019 10:12:50 GC EI+ Voltage SIR Autospec-UltimaE
Sample#1 File Text:Vista Analytical Laboratory VG-8 Text:ST190618E1-1 PCB CS3 19C1815 Exp:PCB_ZB1
289.9224 F:3 SMO(1,3) BSUB(10000,15,-3.0) PKD(5,5,2,0.10%,8352.0,0.00%,F,F)

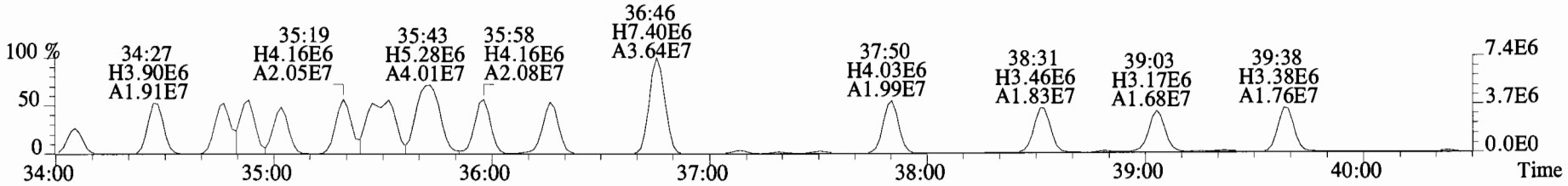

291.9194 F:3 SMO(1,3) BSUB(10000,15,-3.0) PKD(5,5,2,0.10%,7812.0,0.00%,F,F)

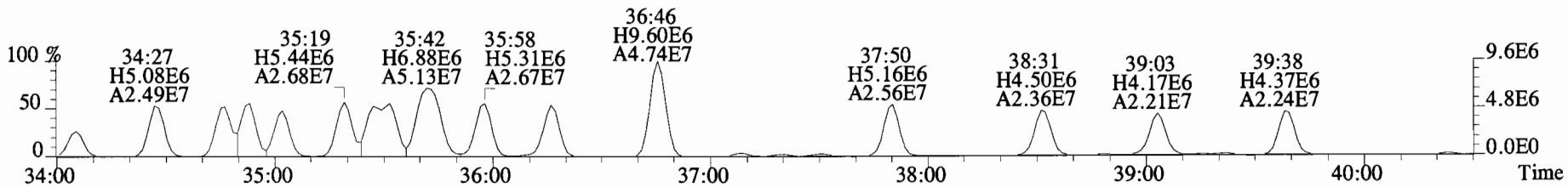

301.9626 F:3 SMO(1,3) BSUB(10000,15,-3.0) PKD(5,5,2,0.10%,28224.0,0.00%,F,F)

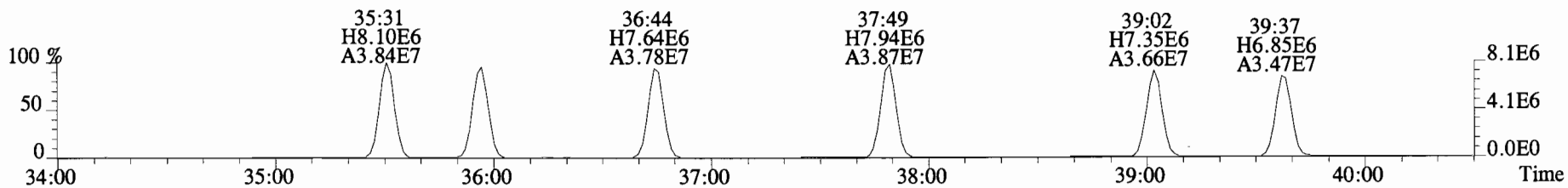

303.9597 F:3 SMO(1,3) BSUB(10000,15,-3.0) PKD(5,5,2,0.10%,16816.0,0.00%,F,F)

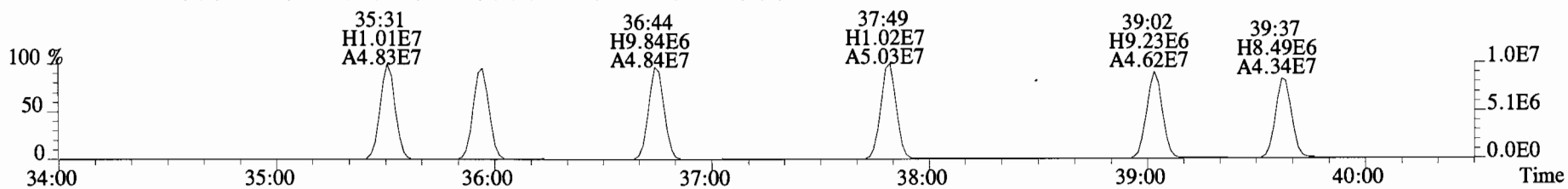

330.9792 F:3

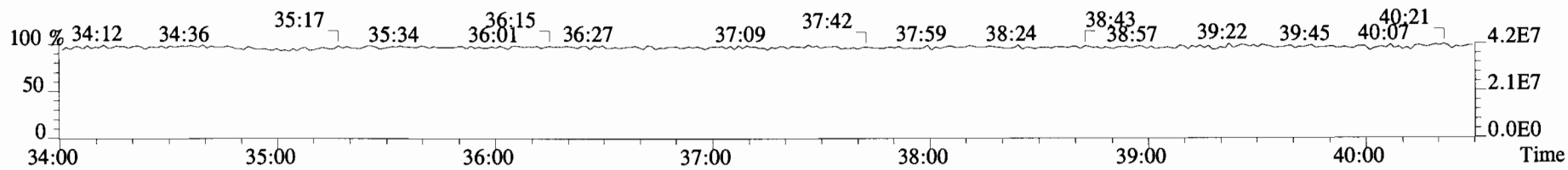

File:190618E1 #1-758 Acq:18-JUN-2019 10:12:50 GC EI+ Voltage SIR Autospec-UltimaE
Sample#1 File Text:Vista Analytical Laboratory VG-8 Text:ST190618E1-1 PCB CS3 19C1815 Exp:PCB_ZB1
289.9224 F:3 SMO(1,3) BSUB(10000,15,-3.0) PKD(5,5,2,0.10%,8352.0,0.00%,F,F)

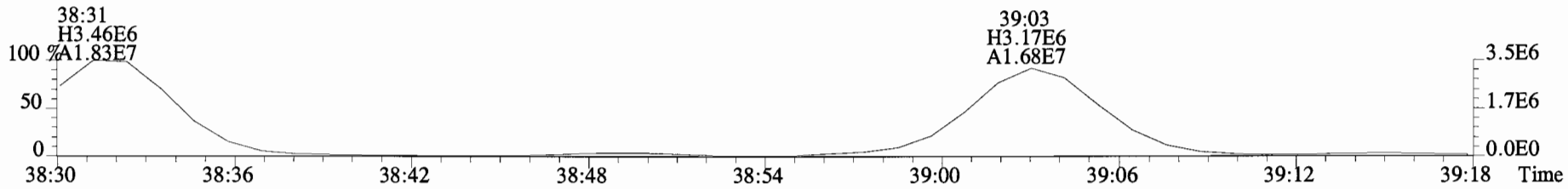

291.9194 F:3 SMO(1,3) BSUB(10000,15,-3.0) PKD(5,5,2,0.10%,7812.0,0.00%,F,F)

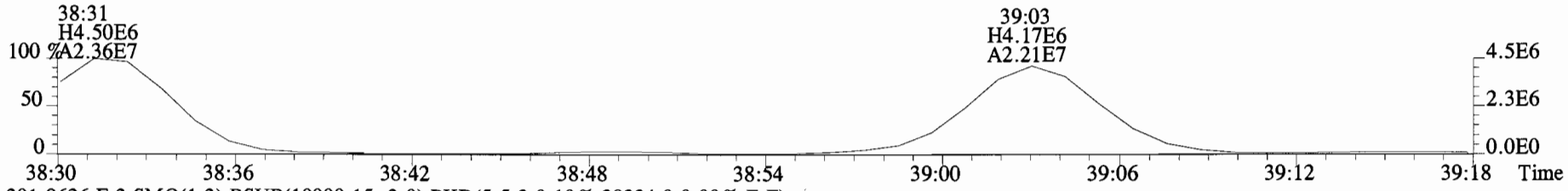

301.9626 F:3 SMO(1,3) BSUB(10000,15,-3.0) PKD(5,5,2,0.10%,28224.0,0.00%,F,F)

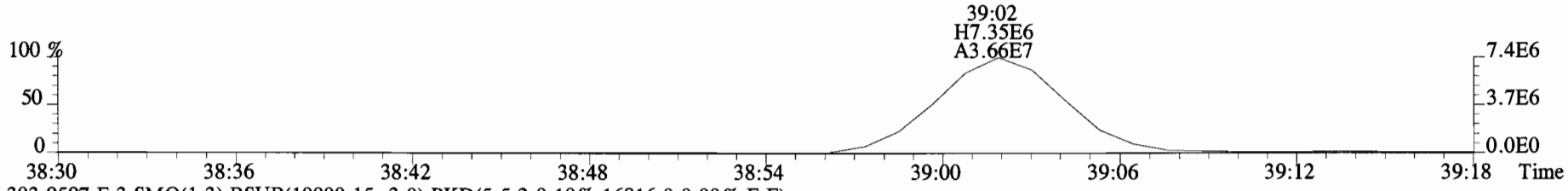

303.9597 F:3 SMO(1,3) BSUB(10000,15,-3.0) PKD(5,5,2,0.10%,16816.0,0.00%,F,F)

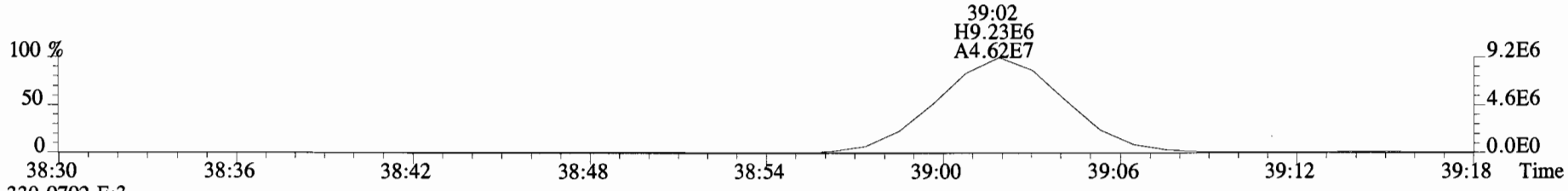

330.9792 F:3

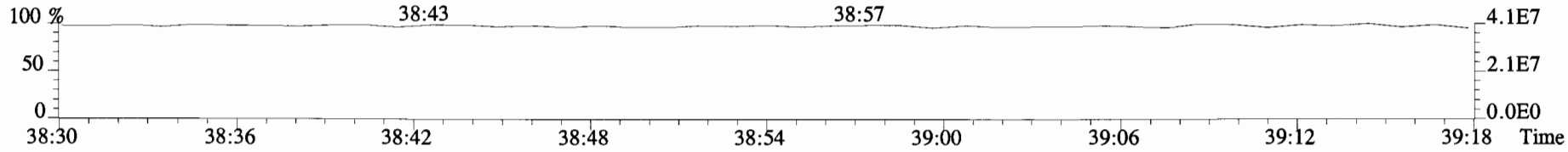

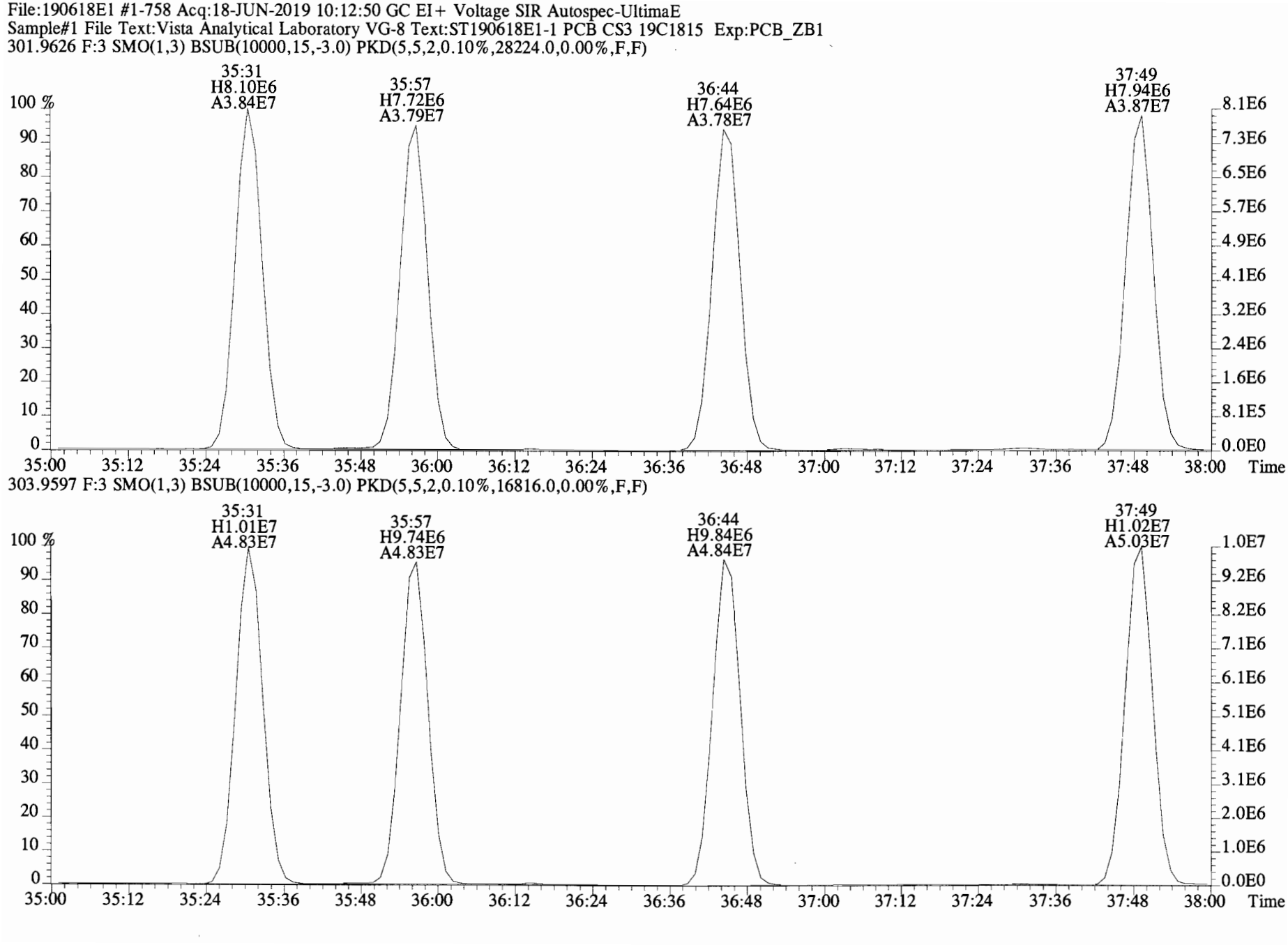
File:190618E1 #1-758 Acq:18-JUN-2019 10:12:50 GC EI+ Voltage SIR Autospec-UltimaE
Sample#1 File Text:Vista Analytical Laboratory VG-8 Text:ST190618E1-1 PCB CS3 19C1815 Exp:PCB_ZB1
301.9626 F:3 SMO(1,3) BSUB(10000,15,-3.0) PKD(5,5,2,0.10%,28224.0,0.00%,F,F)
35:31 H8.10E6 A3.84E7
35:57 H7.72E6 A3.79E7
36:44 H7.64E6 A3.78E7
37:49 H7.94E6 A3.87E7
100 %
90
80
70
60
50
40
30
20
10
0
8.1E6
7.3E6
6.5E6
5.7E6
4.9E6
4.1E6
3.2E6
2.4E6
1.6E6
8.1E5
0.0E0
35:00 35:12 35:24 35:36 35:48 36:00 36:12 36:24 36:36 36:48 37:00 37:12 37:24 37:36 37:48 38:00 Time
303.9597 F:3 SMO(1,3) BSUB(10000,15,-3.0) PKD(5,5,2,0.10%,16816.0,0.00%,F,F)
35:31 H1.01E7 A4.83E7
35:57 H9.74E6 A4.83E7
36:44 H9.84E6 A4.84E7
37:49 H1.02E7 A5.03E7
100 %
90
80
70
60
50
40
30
20
10
0
1.0E7
9.2E6
8.2E6
7.1E6
6.1E6
5.1E6
4.1E6
3.1E6
2.0E6
1.0E6
0.0E0
35:00 35:12 35:24 35:36 35:48 36:00 36:12 36:24 36:36 36:48 37:00 37:12 37:24 37:36 37:48 38:00 Time

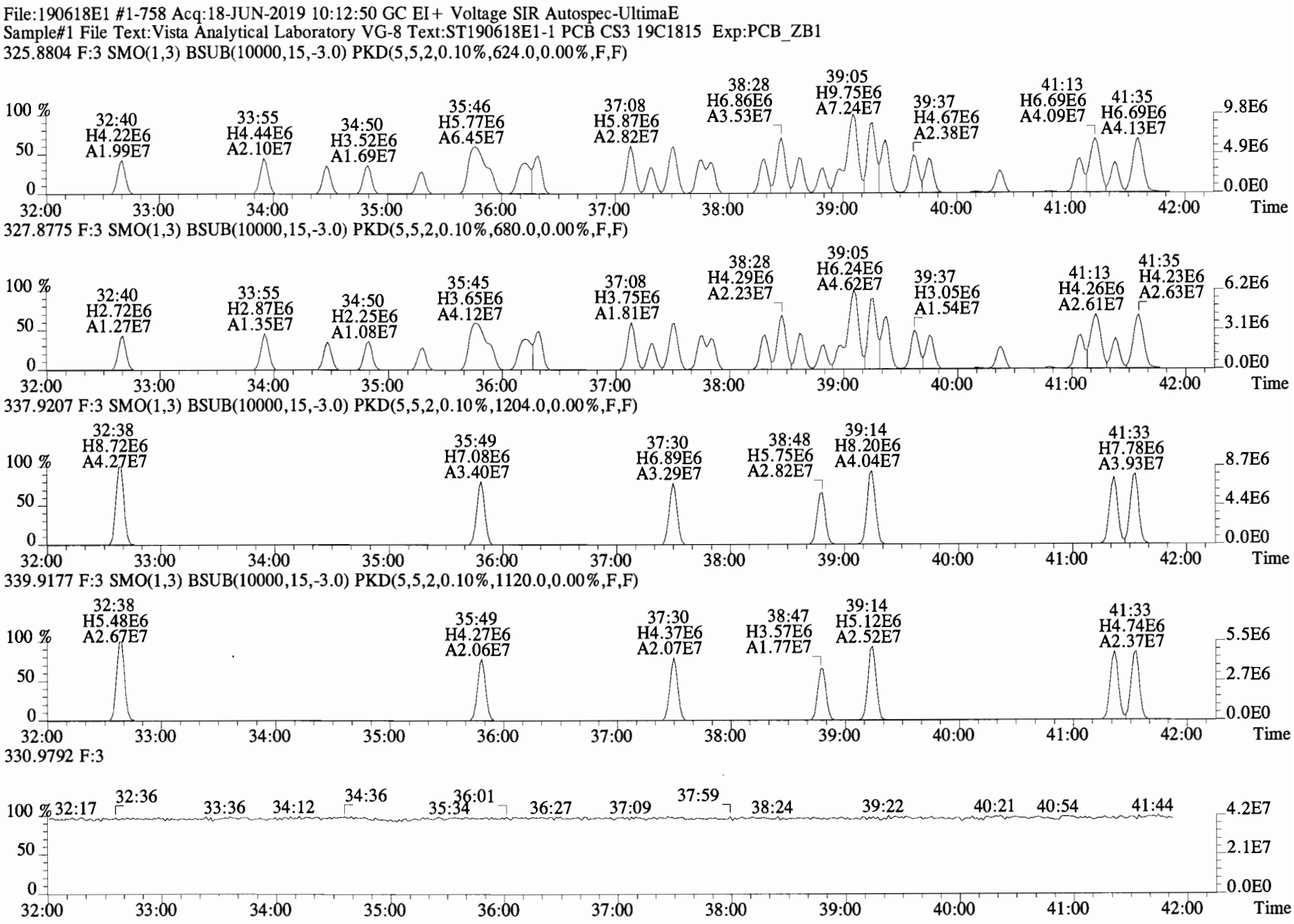
File:190618E1 #1-758 Acq:18-JUN-2019 10:12:50 GC EI+ Voltage SIR Autospec-UltimaE
Sample#1 File Text:Vista Analytical Laboratory VG-8 Text:ST190618E1-1 PCB CS3 19C1815 Exp:PCB_ZB1
325.8804 F:3 SMO(1,3) BSUB(10000,15,-3.0) PKD(5,5,2,0.10%,624.0,0.00%,F,F)
32:40 H4.22E6 A1.99E7
33:55 H4.44E6 A2.10E7
34:50 H3.52E6 A1.69E7
35:46 H5.77E6 A6.45E7
37:08 H5.87E6 A2.82E7
38:28 H6.86E6 A3.53E7
39:05 H9.75E6 A7.24E7
39:37 H4.67E6 A2.38E7
41:13 H6.69E6 A4.09E7
41:35 H6.69E6 A4.13E7
9.8E6
4.9E6
0.0E0
327.8775 F:3 SMO(1,3) BSUB(10000,15,-3.0) PKD(5,5,2,0.10%,680.0,0.00%,F,F)
32:40 H2.72E6 A1.27E7
33:55 H2.87E6 A1.35E7
34:50 H2.25E6 A1.08E7
35:45 H3.65E6 A4.12E7
37:08 H3.75E6 A1.81E7
38:28 H4.29E6 A2.23E7
39:05 H6.24E6 A4.62E7
39:37 H3.05E6 A1.54E7
41:13 H4.26E6 A2.61E7
41:35 H4.23E6 A2.63E7
6.2E6
3.1E6
0.0E0
337.9207 F:3 SMO(1,3) BSUB(10000,15,-3.0) PKD(5,5,2,0.10%,1204.0,0.00%,F,F)
32:38 H8.72E6 A4.27E7
35:49 H7.08E6 A3.40E7
37:30 H6.89E6 A3.29E7
38:48 H5.75E6 A2.82E7
39:14 H8.20E6 A4.04E7
41:33 H7.78E6 A3.93E7
8.7E6
4.4E6
0.0E0
339.9177 F:3 SMO(1,3) BSUB(10000,15,-3.0) PKD(5,5,2,0.10%,1120.0,0.00%,F,F)
32:38 H5.48E6 A2.67E7
35:49 H4.27E6 A2.06E7
37:30 H4.37E6 A2.07E7
38:47 H3.57E6 A1.77E7
39:14 H5.12E6 A2.52E7
41:33 H4.74E6 A2.37E7
5.5E6
2.7E6
0.0E0
330.9792 F:3
32:17 32:36 33:36 34:12 34:36 35:34 36:01 36:27 37:09 37:59 38:24 39:22 40:21 40:54 41:44
4.2E7
2.1E7
0.0E0
100 %
50
0
32:00 33:00 34:00 35:00 36:00 37:00 38:00 39:00 40:00 41:00 42:00 Time

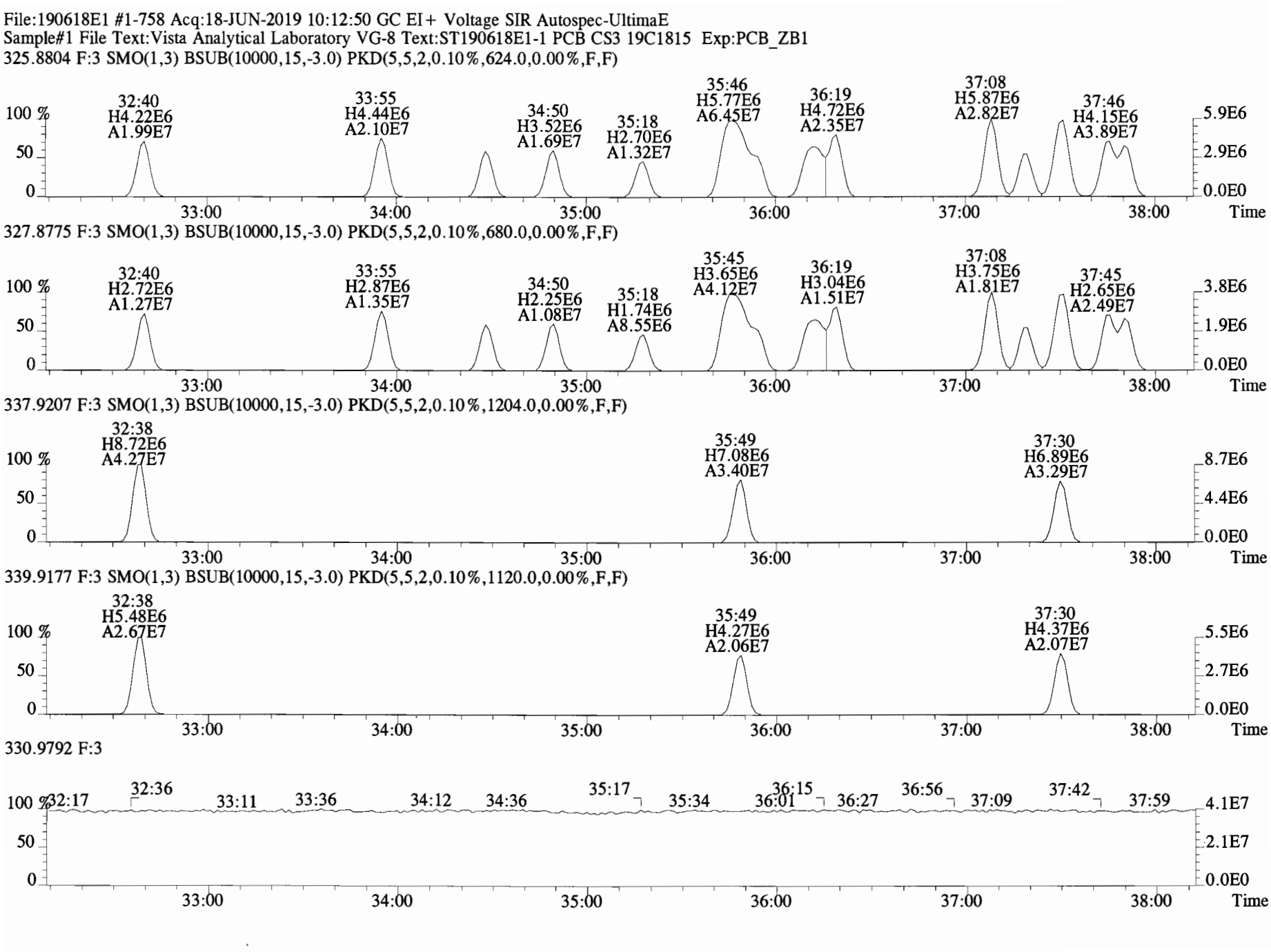
File:190618E1 #1-758 Acq:18-JUN-2019 10:12:50 GC EI+ Voltage SIR Autospec-UltimaE
Sample#1 File Text:Vista Analytical Laboratory VG-8 Text:ST190618E1-1 PCB CS3 19C1815 Exp:PCB_ZB1
325.8804 F:3 SMO(1,3) BSUB(10000,15,-3.0) PKD(5,5,2,0.10%,624.0,0.00%,F,F)
32:40 H4.22E6 A1.99E7
33:55 H4.44E6 A2.10E7
34:50 H3.52E6 A1.69E7
35:18 H2.70E6 A1.32E7
35:46 H5.77E6 A6.45E7
36:19 H4.72E6 A2.35E7
37:08 H5.87E6 A2.82E7
37:46 H4.15E6 A3.89E7
327.8775 F:3 SMO(1,3) BSUB(10000,15,-3.0) PKD(5,5,2,0.10%,680.0,0.00%,F,F)
32:40 H2.72E6 A1.27E7
33:55 H2.87E6 A1.35E7
34:50 H2.25E6 A1.08E7
35:18 H1.74E6 A8.55E6
35:45 H3.65E6 A4.12E7
36:19 H3.04E6 A1.51E7
37:08 H3.75E6 A1.81E7
37:45 H2.65E6 A2.49E7
337.9207 F:3 SMO(1,3) BSUB(10000,15,-3.0) PKD(5,5,2,0.10%,1204.0,0.00%,F,F)
32:38 H8.72E6 A4.27E7
35:49 H7.08E6 A3.40E7
37:30 H6.89E6 A3.29E7
339.9177 F:3 SMO(1,3) BSUB(10000,15,-3.0) PKD(5,5,2,0.10%,1120.0,0.00%,F,F)
32:38 H5.48E6 A2.67E7
35:49 H4.27E6 A2.06E7
37:30 H4.37E6 A2.07E7
330.9792 F:3
32:17 32:36 33:11 33:36 34:12 34:36 35:17 35:34 36:01 36:15 36:27 36:56 37:09 37:42 37:59
100 %
50
0
33:00 34:00 35:00 36:00 37:00 38:00 Time
5.9E6 2.9E6 0.0E0
3.8E6 1.9E6 0.0E0
8.7E6 4.4E6 0.0E0
5.5E6 2.7E6 0.0E0
4.1E7 2.1E7 0.0E0

File:190618E1 #1-758 Acq:18-JUN-2019 10:12:50 GC EI+ Voltage SIR Autospec-UltimaE
Sample#1 File Text:Vista Analytical Laboratory VG-8 Text:ST190618E1-1 PCB CS3 19C1815 Exp:PCB_ZB1
325.8804 F:3 SMO(1,3) BSUB(10000,15,-3.0) PKD(5,5,2,0.10%,624.0,0.00%,F,F)

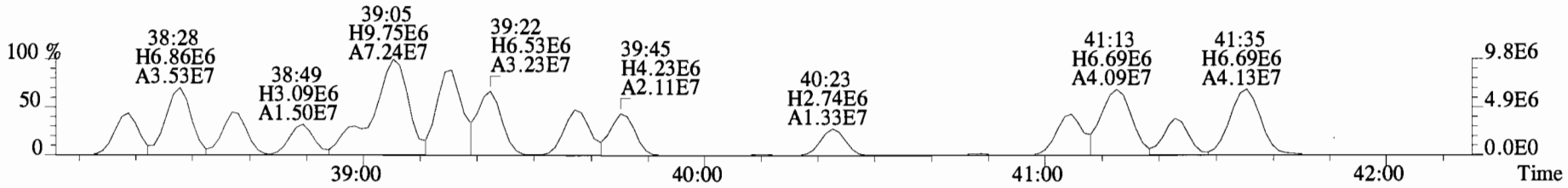

327.8775 F:3 SMO(1,3) BSUB(10000,15,-3.0) PKD(5,5,2,0.10%,680.0,0.00%,F,F)

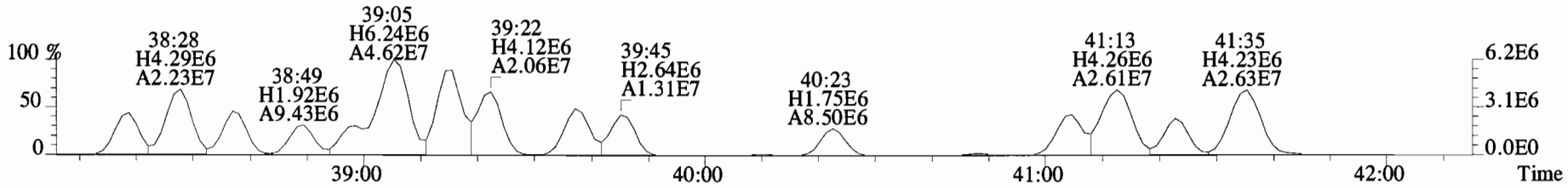

337.9207 F:3 SMO(1,3) BSUB(10000,15,-3.0) PKD(5,5,2,0.10%,1204.0,0.00%,F,F)

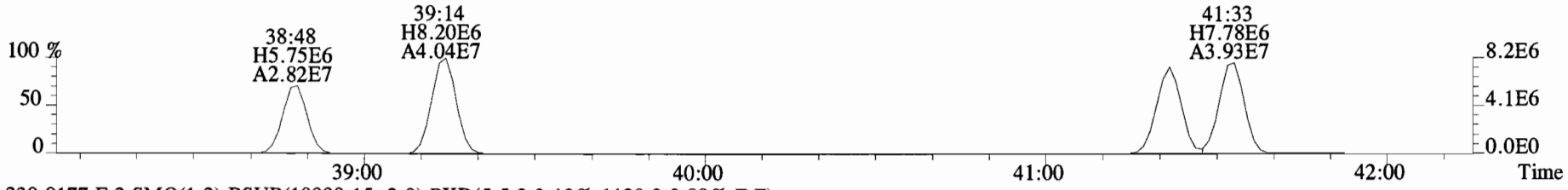

339.9177 F:3 SMO(1,3) BSUB(10000,15,-3.0) PKD(5,5,2,0.10%,1120.0,0.00%,F,F)

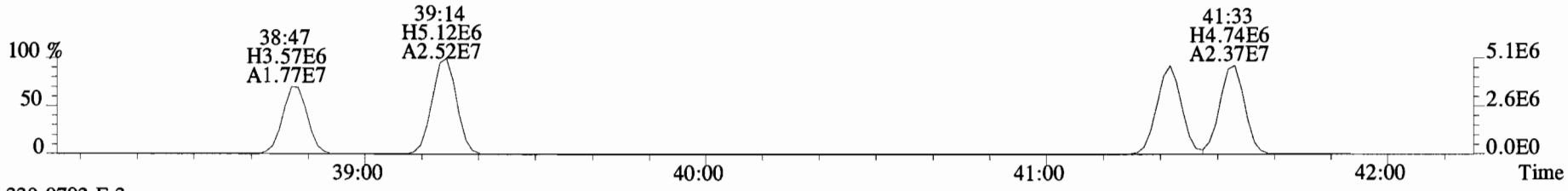

330.9792 F:3

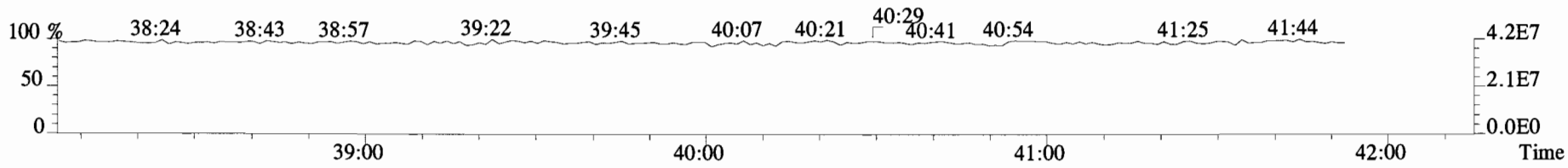

File:190618E1 #1-758 Acq:18-JUN-2019 10:12:50 GC EI+ Voltage SIR Autospec-UltimaE
Sample#1 File Text:Vista Analytical Laboratory VG-8 Text:ST190618E1-1 PCB CS3 19C1815 Exp:PCB_ZB1
337.9207 F:3 SMO(1,3) BSUB(10000,15,-3.0) PKD(5,5,2,0.10%,1204.0,0.00%,F,F)

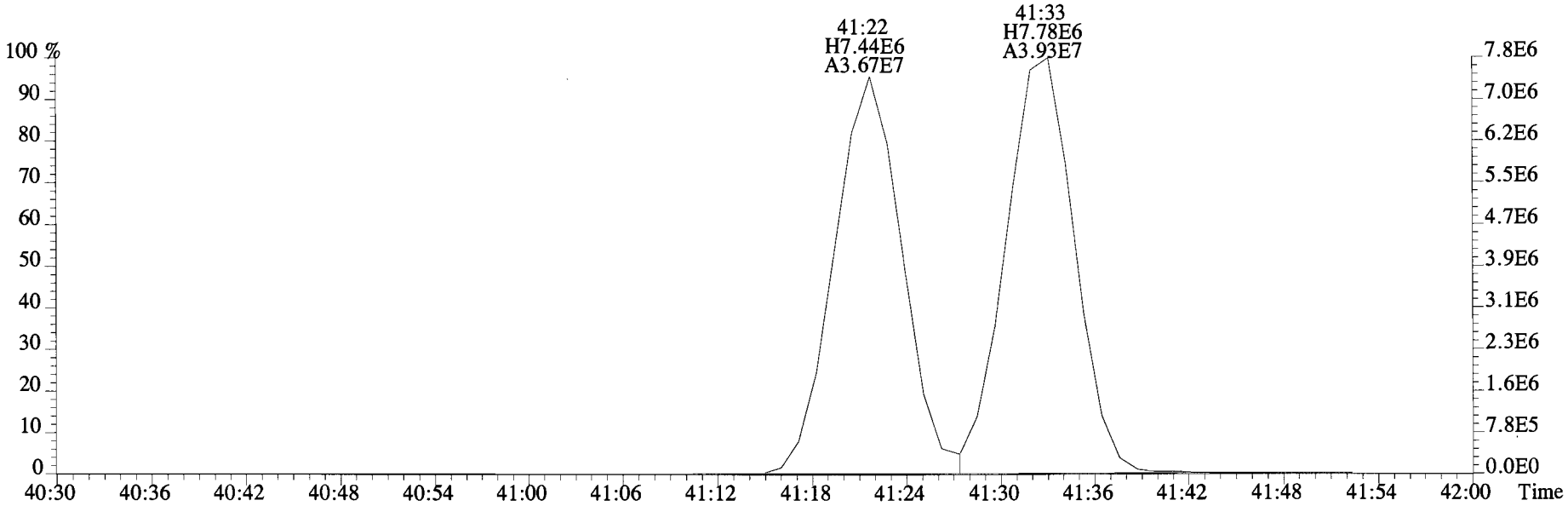

339.9177 F:3 SMO(1,3) BSUB(10000,15,-3.0) PKD(5,5,2,0.10%,1120.0,0.00%,F,F)

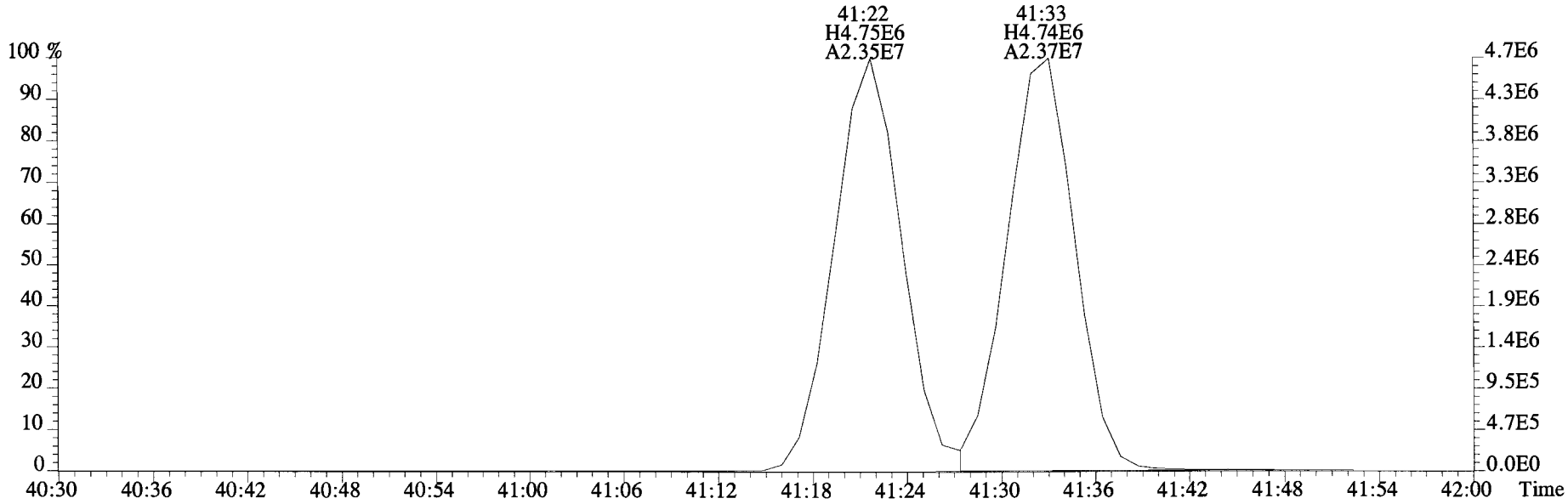

File:190618E1 #1-758 Acq:18-JUN-2019 10:12:50 GC EI+ Voltage SIR Autospec-UltimaE
Sample#1 File Text:Vista Analytical Laboratory VG-8 Text:ST190618E1-1 PCB CS3 19C1815 Exp:PCB_ZB1
325.8804 F:3 SMO(1,3) BSUB(10000,15,-3.0) PKD(5,5,2,0.10%,624.0,0.00%,F,F)

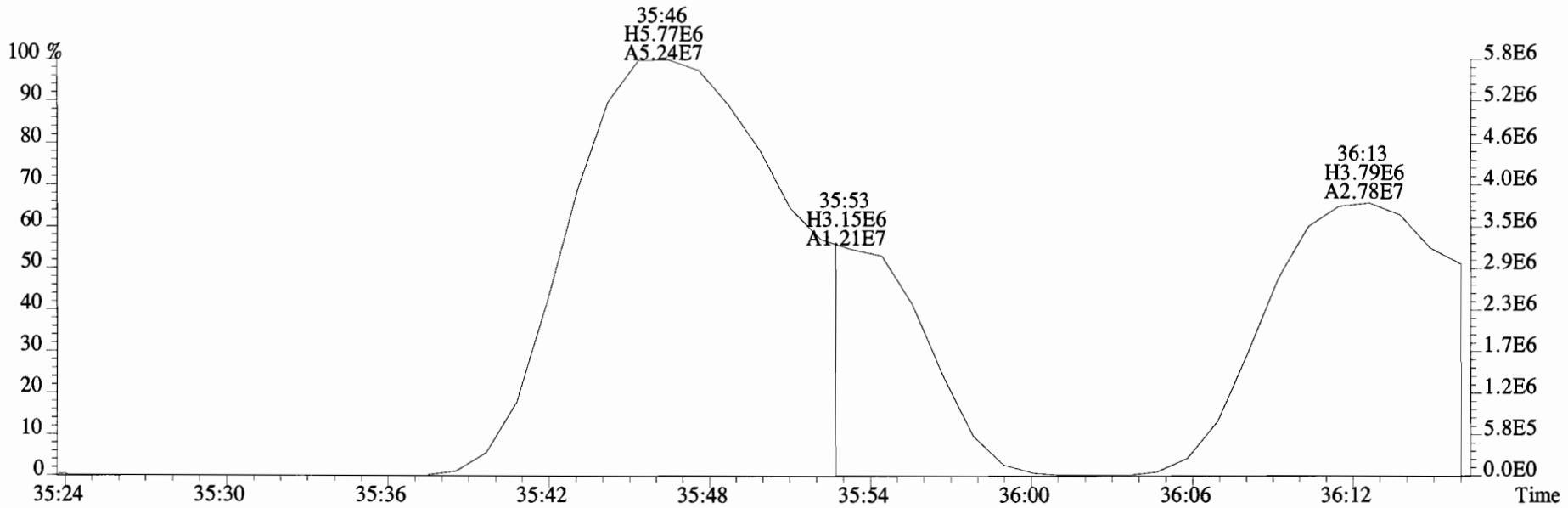

327.8775 F:3 SMO(1,3) BSUB(10000,15,-3.0) PKD(5,5,2,0.10%,680.0,0.00%,F,F)

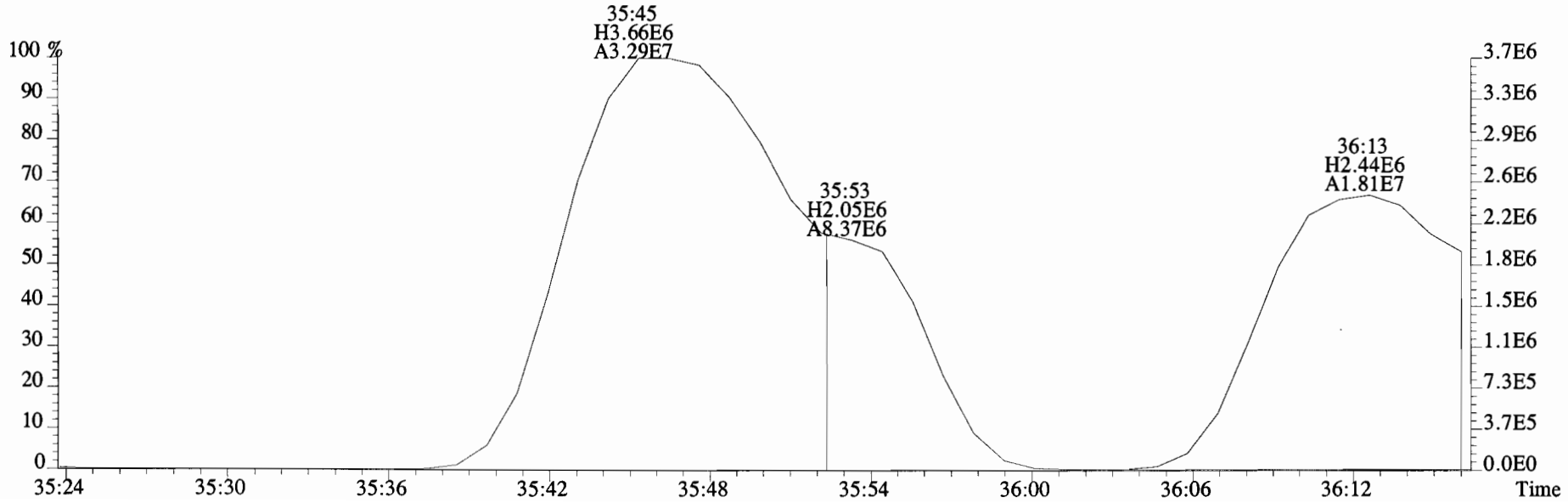

File:190618E1 #1-758 Acq:18-JUN-2019 10:12:50 GC EI+ Voltage SIR Autospec-UltimaE
Sample#1 File Text:Vista Analytical Laboratory VG-8 Text:ST190618E1-1 PCB CS3 19C1815 Exp:PCB_ZB1
325.8804 F:3 SMO(1,3) BSUB(10000,15,-3.0) PKD(5,5,2,0.10%,624.0,0.00%,F,F)

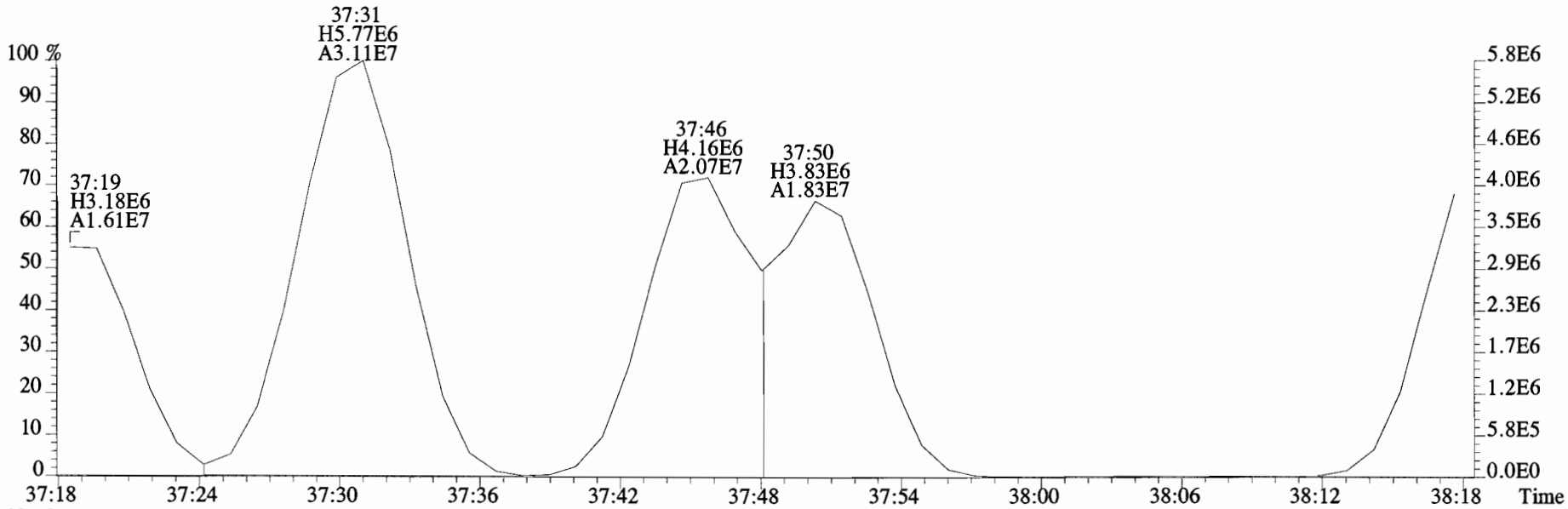

327.8775 F:3 SMO(1,3) BSUB(10000,15,-3.0) PKD(5,5,2,0.10%,680.0,0.00%,F,F)

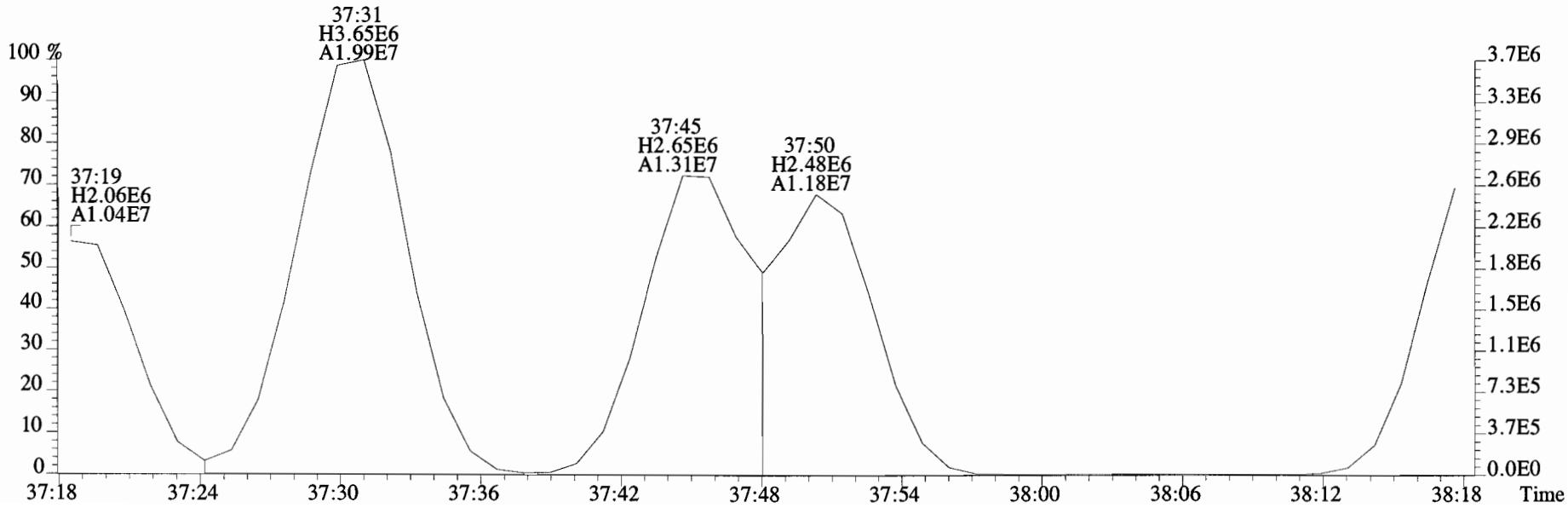

File:190618E1 #1-758 Acq:18-JUN-2019 10:12:50 GC EI+ Voltage SIR Autospec-UltimaE
Sample#1 File Text:Vista Analytical Laboratory VG-8 Text:ST190618E1-1 PCB CS3 19C1815 Exp:PCB_ZB1
325.8804 F:3 SMO(1,3) BSUB(10000,15,-3.0) PKD(5,5,2,0.10%,624.0,0.00%,F,F)

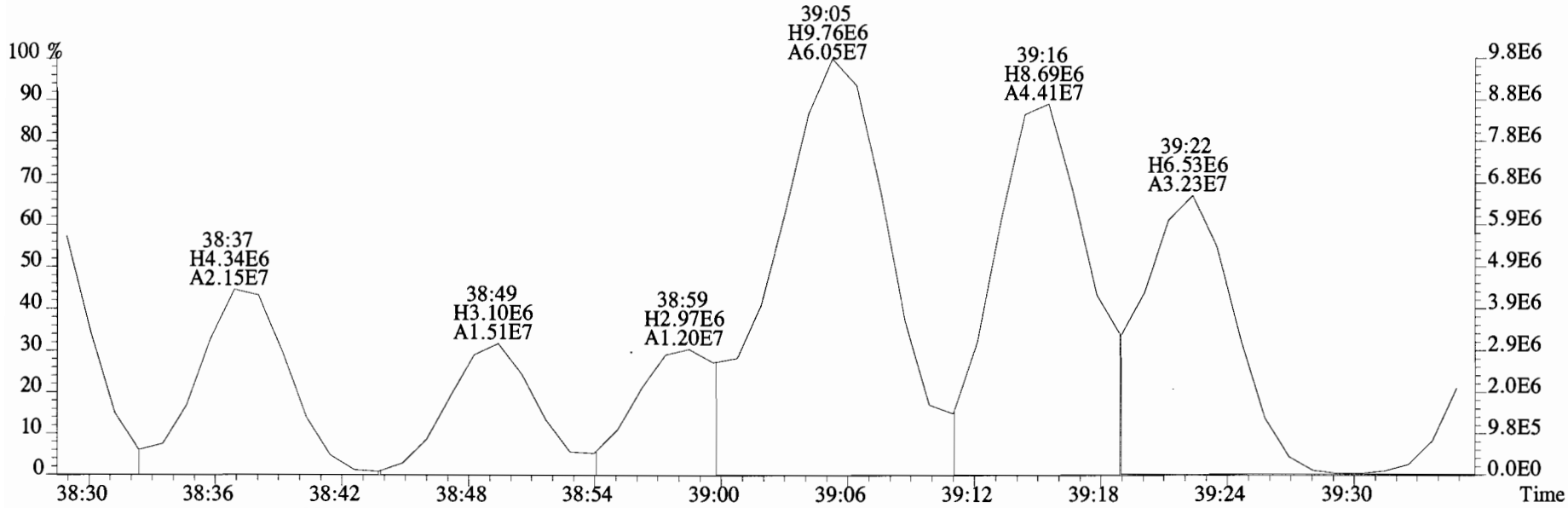

327.8775 F:3 SMO(1,3) BSUB(10000,15,-3.0) PKD(5,5,2,0.10%,680.0,0.00%,F,F)

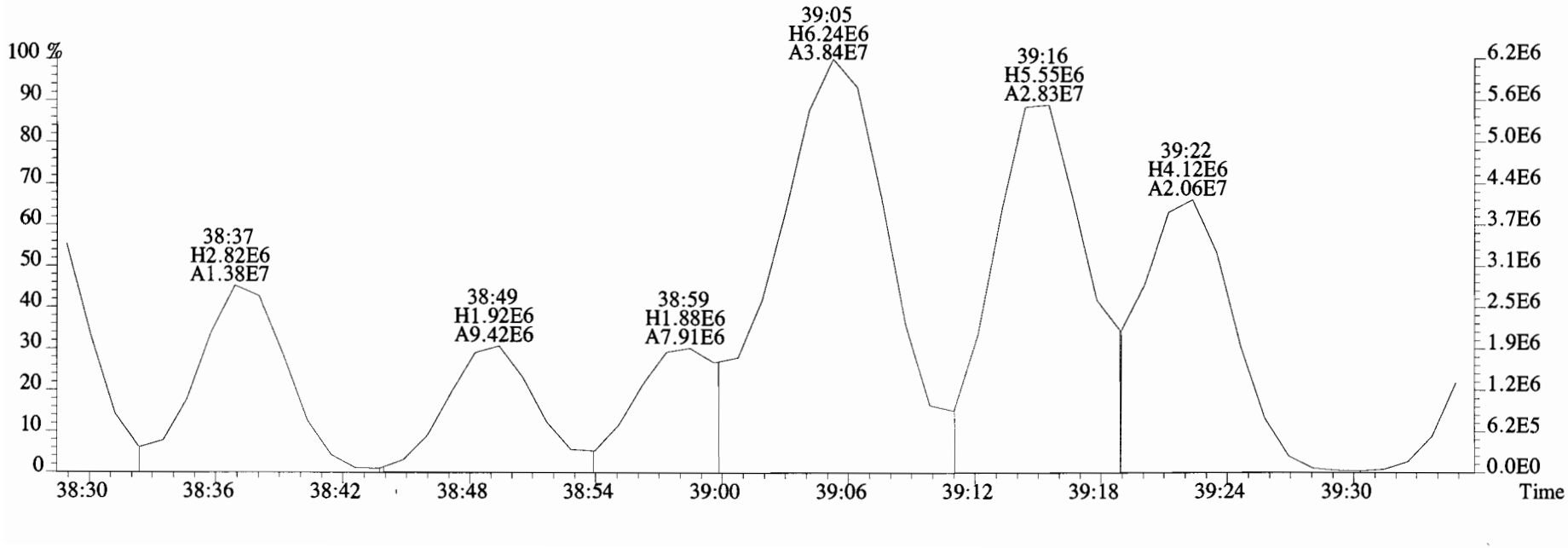

File:190618E1 #1-573 Acq:18-JUN-2019 10:12:50 GC EI+ Voltage SIR Autospec-UltimaE
Sample#1 File Text:Vista Analytical Laboratory VG-8 Text:ST190618E1-1 PCB CS3 19C1815 Exp:PCB_ZB1

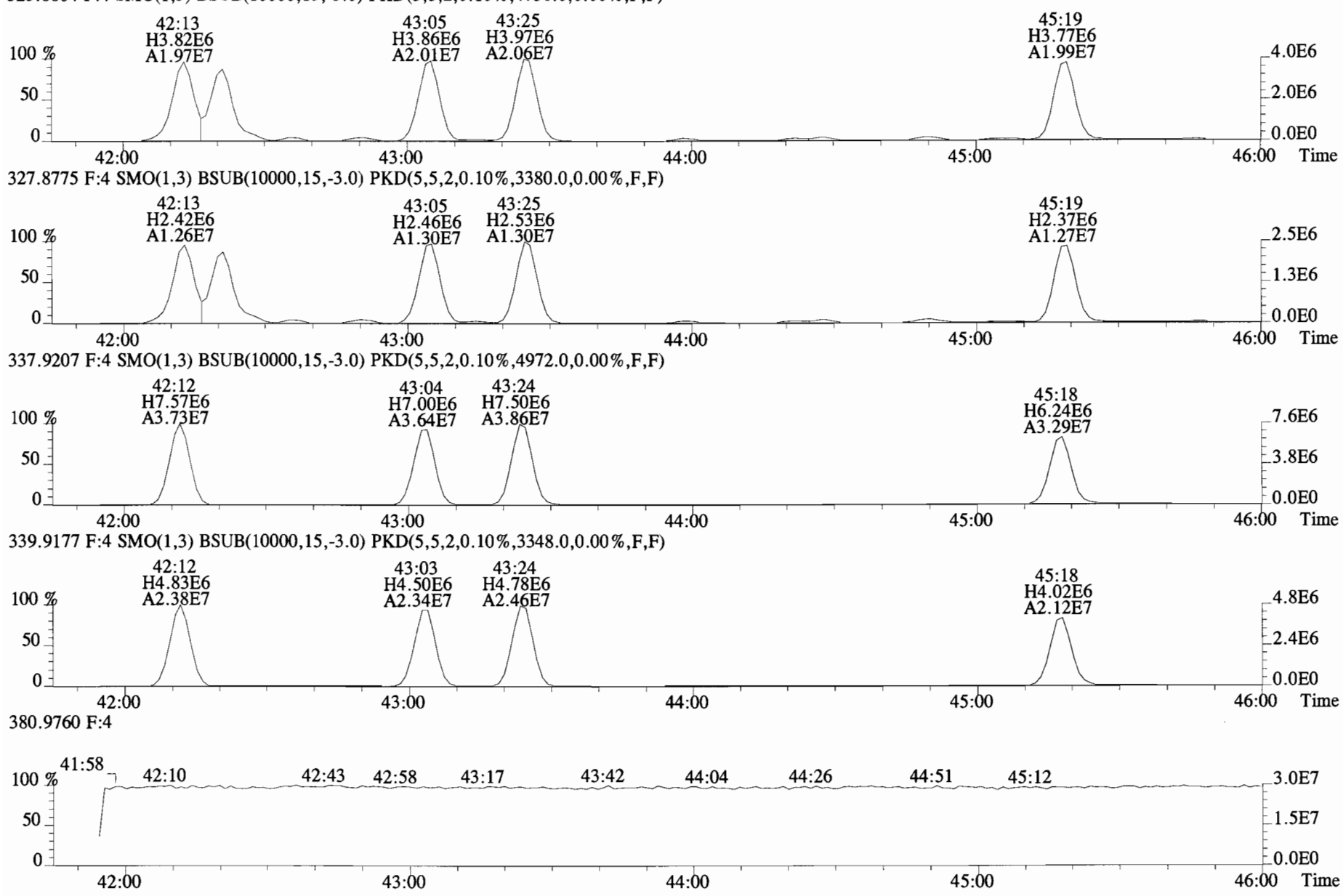

File:190618E1 #1-573 Acq:18-JUN-2019 10:12:50 GC EI+ Voltage SIR Autospec-UltimaE
Sample#1 File Text:Vista Analytical Laboratory VG-8 Text:ST190618E1-1 PCB CS3 19C1815 Exp:PCB_ZB1
325.8804 F:4 SMO(1,3) BSUB(10000,15,-3.0) PKD(5,5,2,0.10%,4756.0,0.00%,F,F)

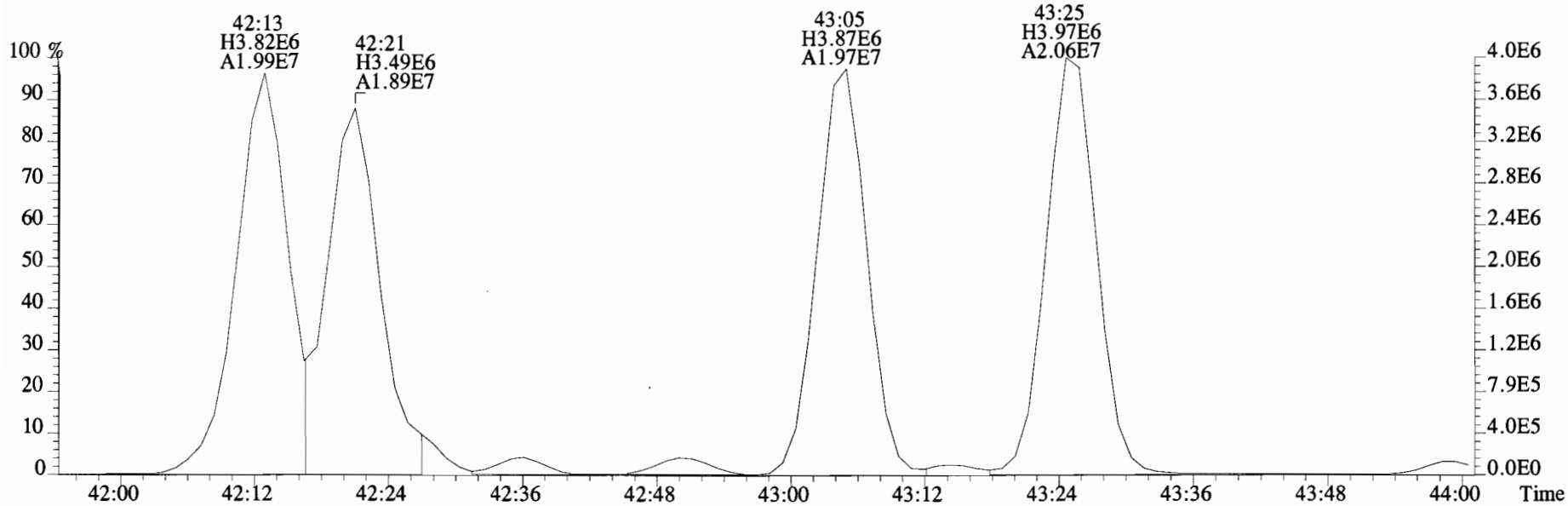

327.8775 F:4 SMO(1,3) BSUB(10000,15,-3.0) PKD(5,5,2,0.10%,3380.0,0.00%,F,F)

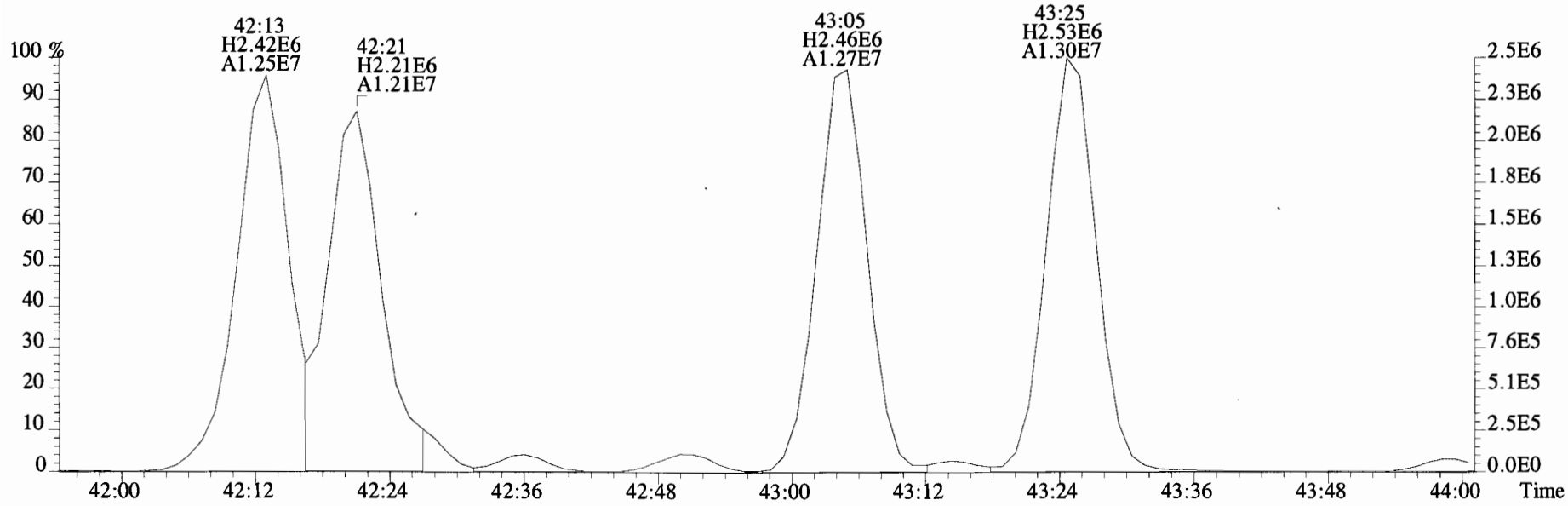

File:190618E1 #1-758 Acq:18-JUN-2019 10:12:50 GC EI+ Voltage SIR Autospec-UltimaE
Sample#1 File Text:Vista Analytical Laboratory VG-8 Text:ST190618E1-1 PCB CS3 19C1815 Exp:PCB_ZB1
359.8415 F:3 SMO(1,3) BSUB(10000,15,-3.0) PKD(5,5,2,0.10%,428.0,0.00%,F,F)

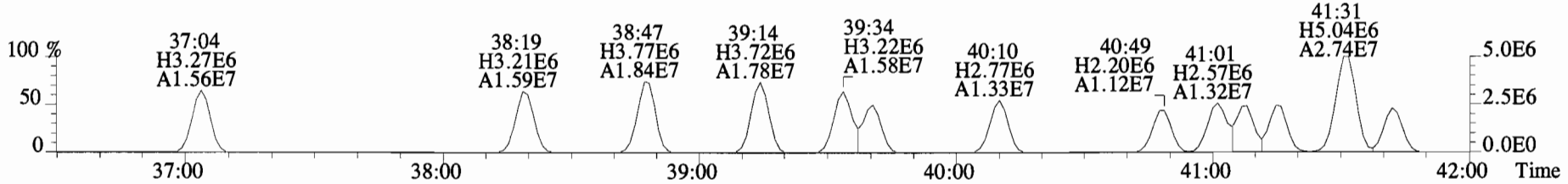

361.8385 F:3 SMO(1,3) BSUB(10000,15,-3.0) PKD(5,5,2,0.10%,528.0,0.00%,F,F)

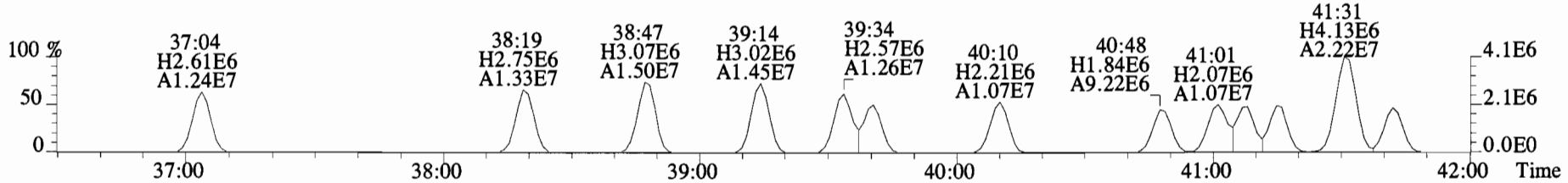

371.8817 F:3 SMO(1,3) BSUB(10000,15,-3.0) PKD(5,5,2,0.10%,424.0,0.00%,F,F)

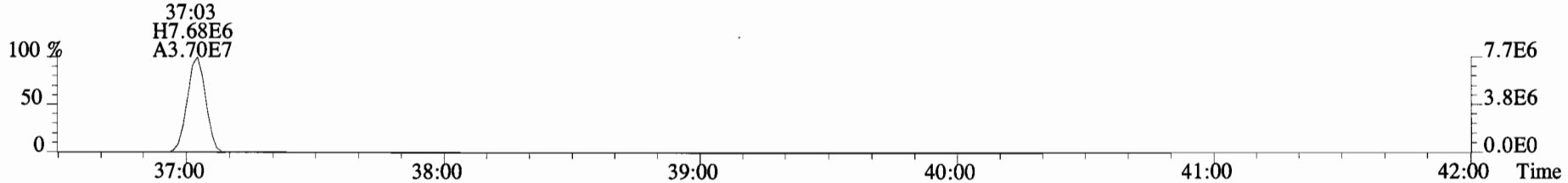

373.8788 F:3 SMO(1,3) BSUB(10000,15,-3.0) PKD(5,5,2,0.10%,632.0,0.00%,F,F)

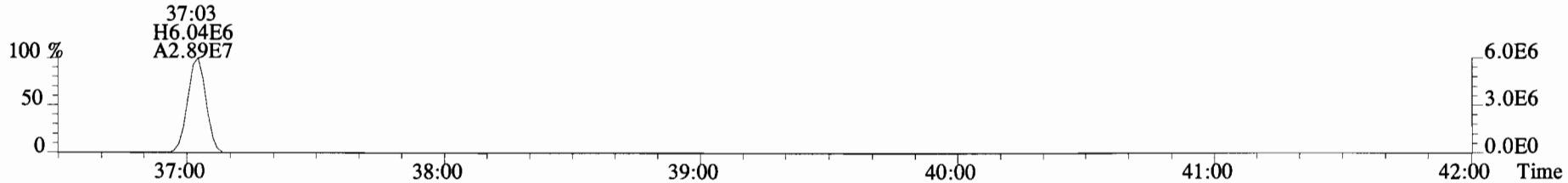

330.9792 F:3

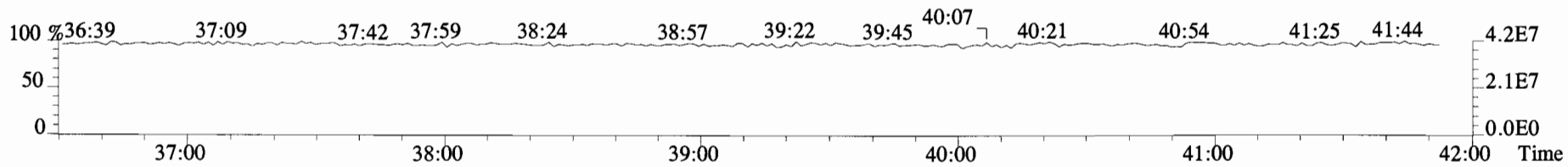

File:190618E1 #1-573 Acq:18-JUN-2019 10:12:50 GC EI+ Voltage SIR Autospec-UltimaE
Sample#1 File Text:Vista Analytical Laboratory VG-8 Text:ST190618E1-1 PCB CS3 19C1815 Exp:PCB_ZB1
359.8415 F:4 SMO(1,3) BSUB(10000,15,-3.0) PKD(5,5,2,0.10%,9508.0,0.00%,F,F)

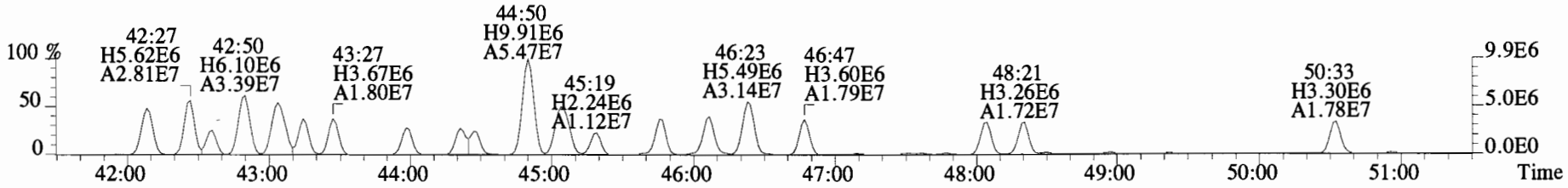

361.8385 F:4 SMO(1,3) BSUB(10000,15,-3.0) PKD(5,5,2,0.10%,5536.0,0.00%,F,F)

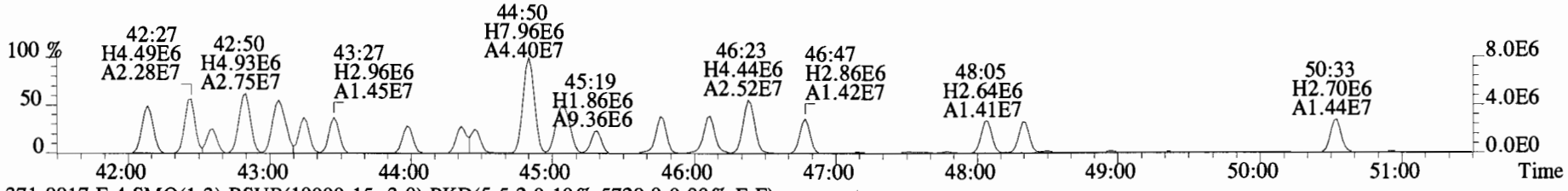

371.8817 F:4 SMO(1,3) BSUB(10000,15,-3.0) PKD(5,5,2,0.10%,5728.0,0.00%,F,F)

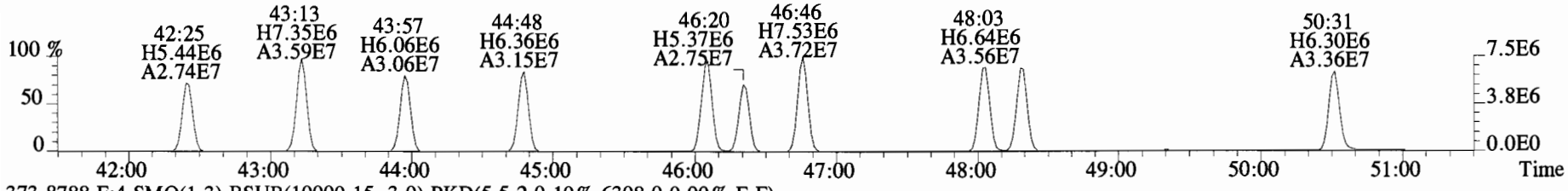

373.8788 F:4 SMO(1,3) BSUB(10000,15,-3.0) PKD(5,5,2,0.10%,6308.0,0.00%,F,F)

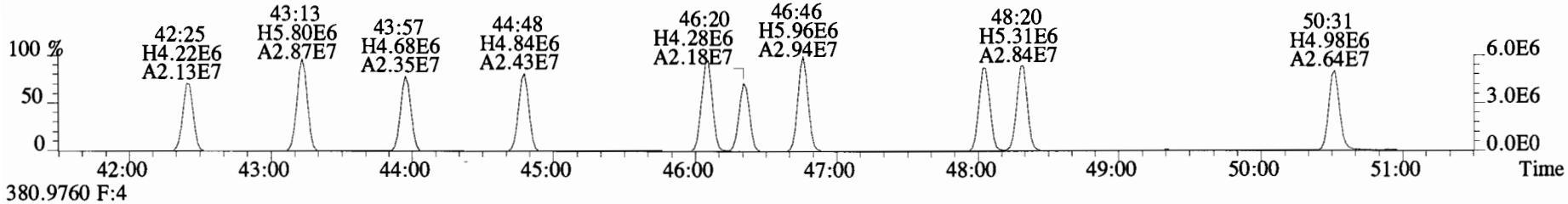

380.9760 F:4

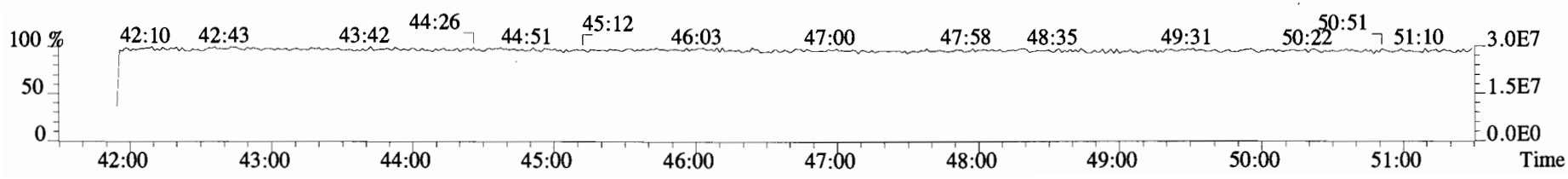

File:190618E1 #1-573 Acq:18-JUN-2019 10:12:50 GC EI+ Voltage SIR Autospec-UltimaE
Sample#1 File Text:Vista Analytical Laboratory VG-8 Text:ST190618E1-1 PCB CS3 19C1815 Exp:PCB_ZB1
371.8817 F:4 SMO(1,3) BSUB(10000,15,-3.0) PKD(5,5,2,0.10%,5728.0,0.00%,F,F)

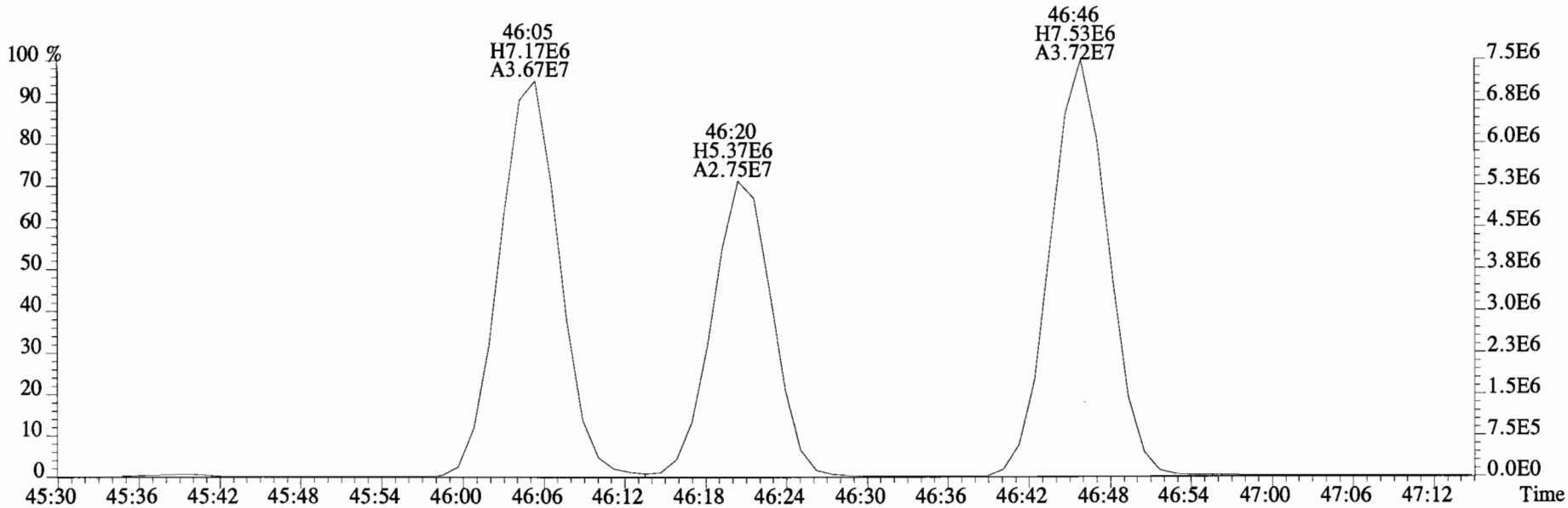

373.8788 F:4 SMO(1,3) BSUB(10000,15,-3.0) PKD(5,5,2,0.10%,6308.0,0.00%,F,F)

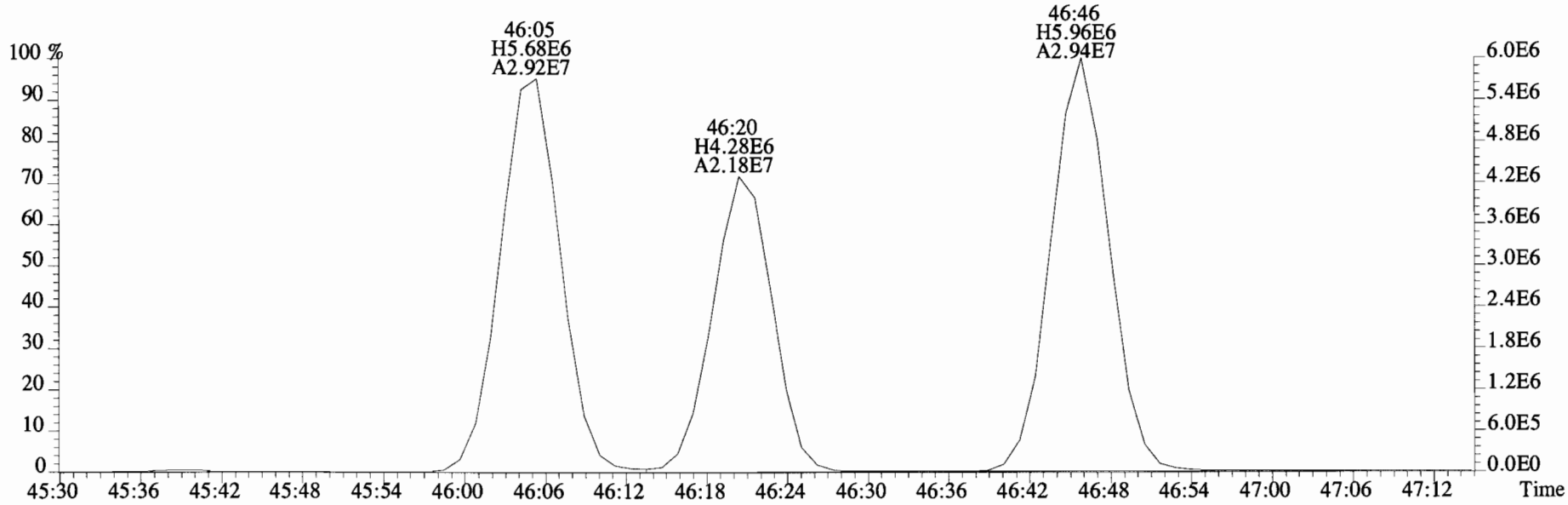

File:190618E1 #1-573 Acq:18-JUN-2019 10:12:50 GC EI+ Voltage SIR Autospec-UltimaE
Sample#1 File Text:Vista Analytical Laboratory VG-8 Text:ST190618E1-1 PCB CS3 19C1815 Exp:PCB_ZB1
371.8817 F:4 SMO(1,3) BSUB(10000,15,-3.0) PKD(5,5,2,0.10%,5728.0,0.00%,F,F)

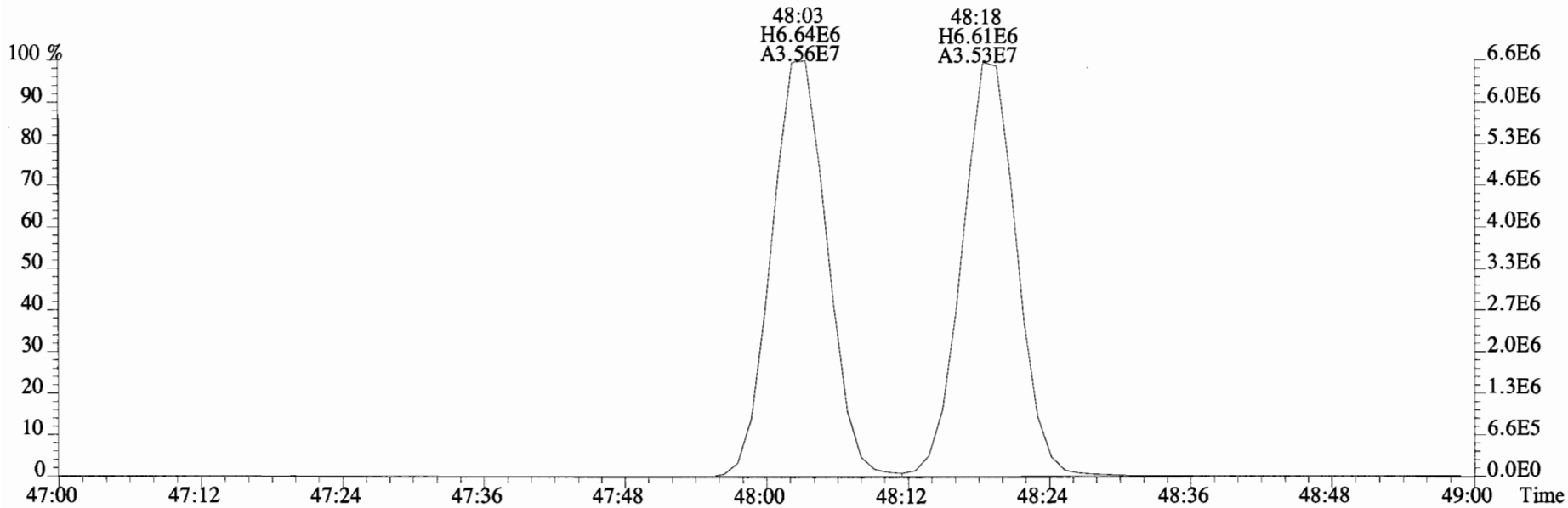

373.8788 F:4 SMO(1,3) BSUB(10000,15,-3.0) PKD(5,5,2,0.10%,6308.0,0.00%,F,F)

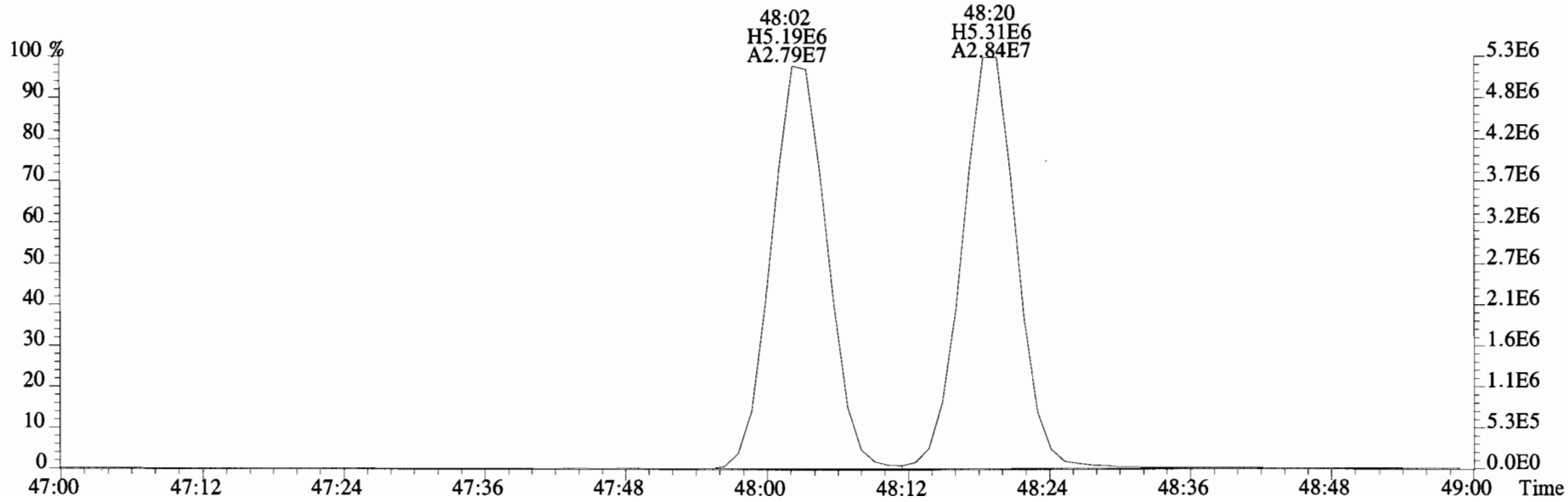

File:190618E1 #1-573 Acq:18-JUN-2019 10:12:50 GC EI+ Voltage SIR Autospec-UltimaE
Sample#1 File Text:Vista Analytical Laboratory VG-8 Text:ST190618E1-1 PCB CS3 19C1815 Exp:PCB_ZB1
359.8415 F:4 SMO(1,3) BSUB(10000,15,-3.0) PKD(5,5,2,0.10%,9508.0,0.00%,F,F)

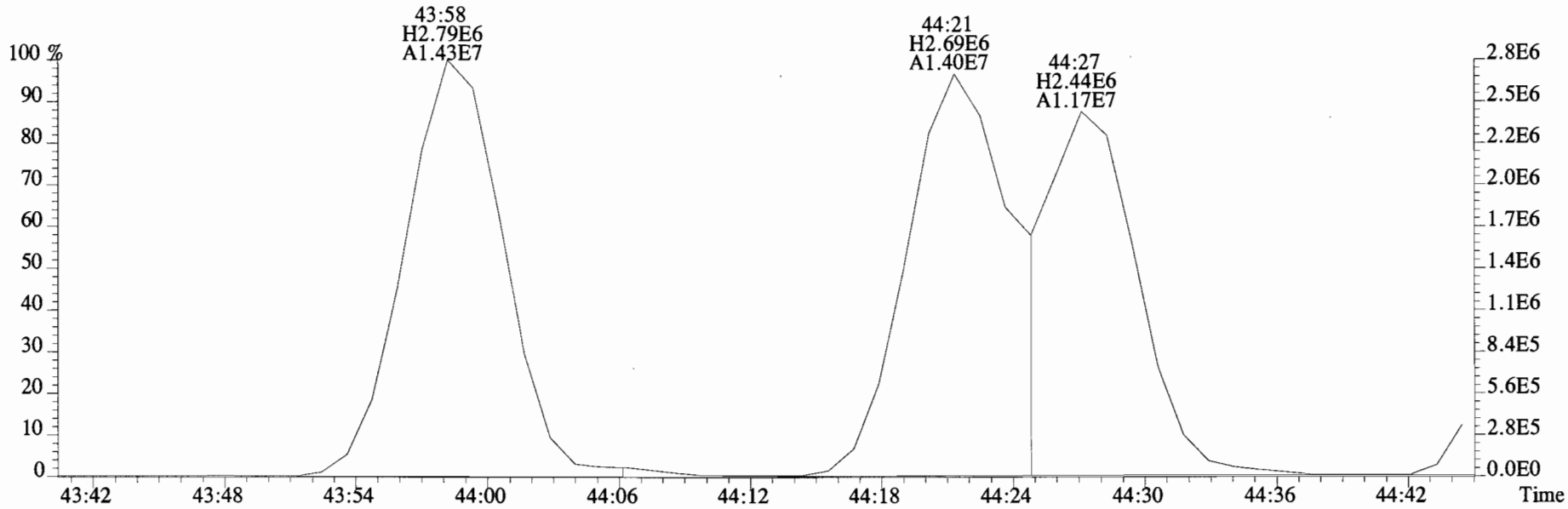

361.8385 F:4 SMO(1,3) BSUB(10000,15,-3.0) PKD(5,5,2,0.10%,5536.0,0.00%,F,F)

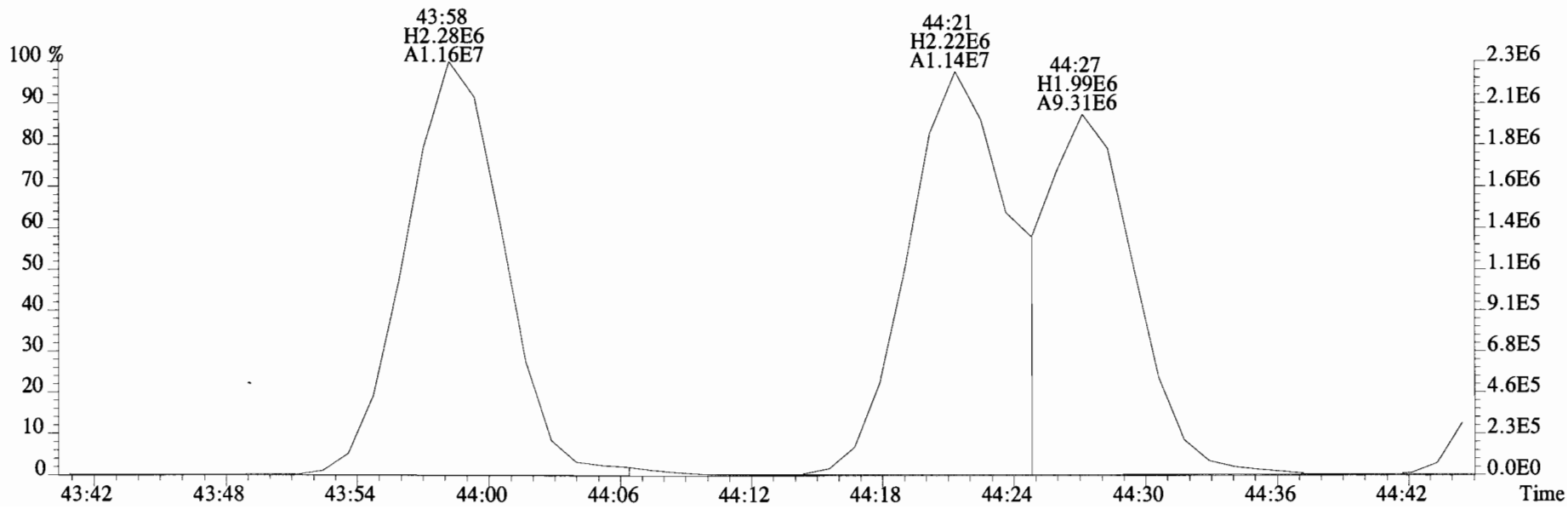

File:190618E1 #1-573 Acq:18-JUN-2019 10:12:50 GC EI+ Voltage SIR Autospec-UltimaE
Sample#1 File Text:Vista Analytical Laboratory VG-8 Text:ST190618E1-1 PCB CS3 19C1815 Exp:PCB_ZB1
359.8415 F:4 SMO(1,3) BSUB(10000,15,-3.0) PKD(5,5,2,0.10%,9508.0,0.00%,F,F)

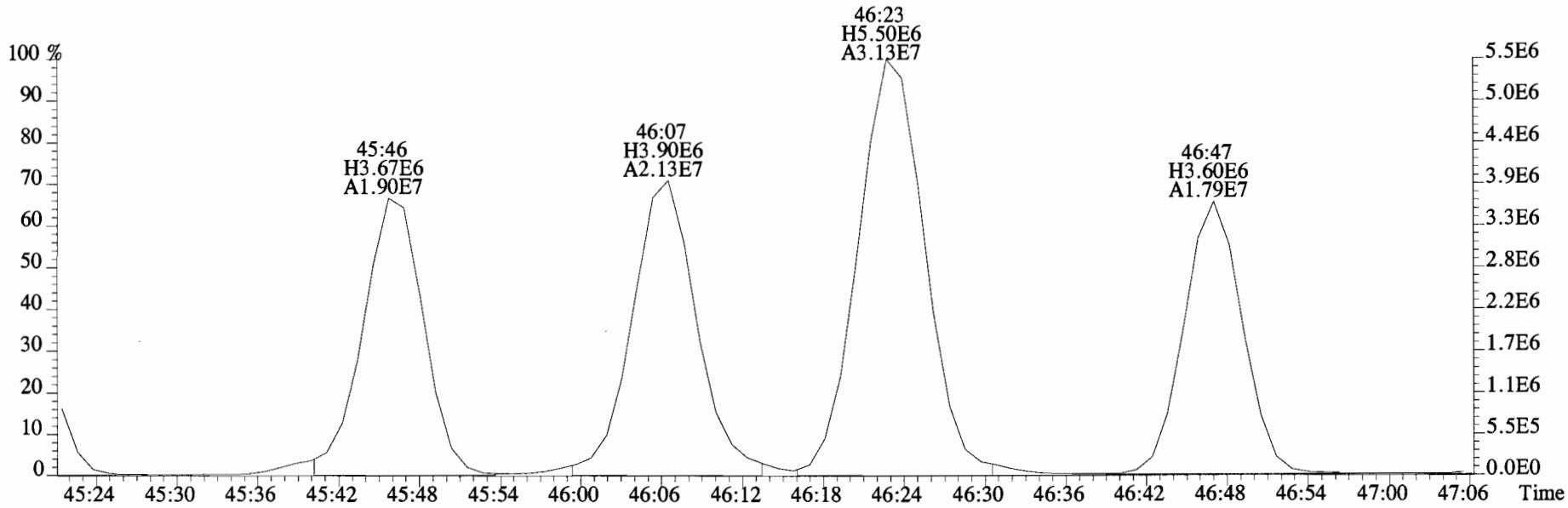

361.8385 F:4 SMO(1,3) BSUB(10000,15,-3.0) PKD(5,5,2,0.10%,5536.0,0.00%,F,F)

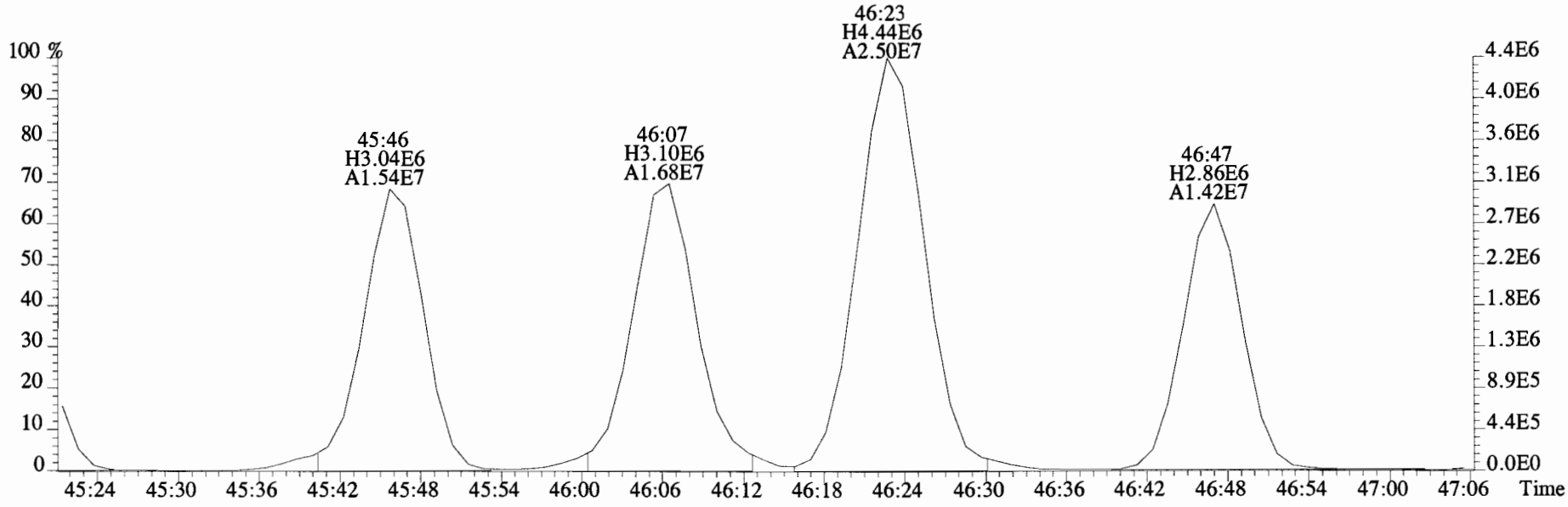

File:190618E1 #1-573 Acq:18-JUN-2019 10:12:50 GC EI+ Voltage SIR Autospec-UltimaE
Sample#1 File Text:Vista Analytical Laboratory VG-8 Text:ST190618E1-1 PCB CS3 19C1815 Exp:PCB_ZB1

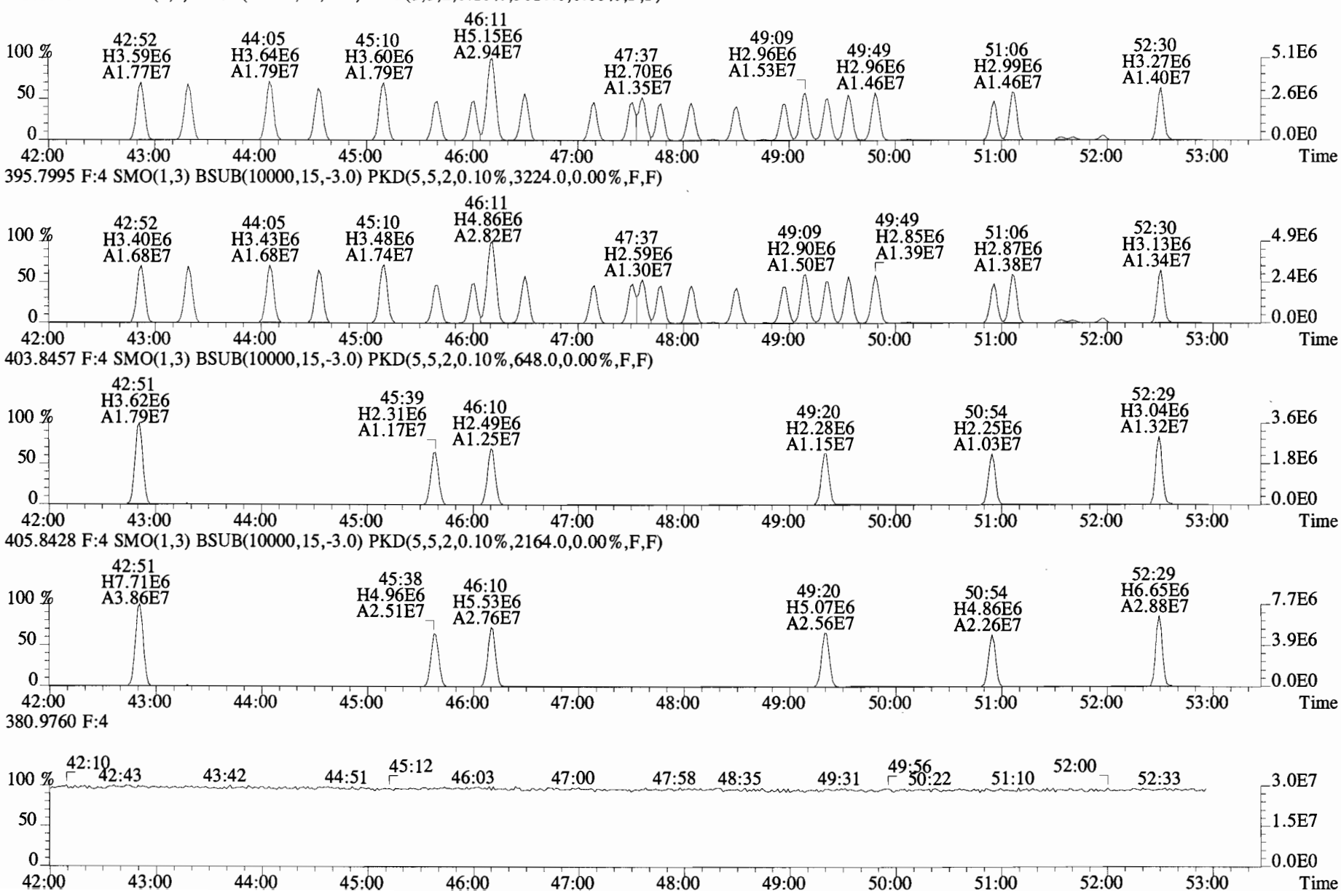

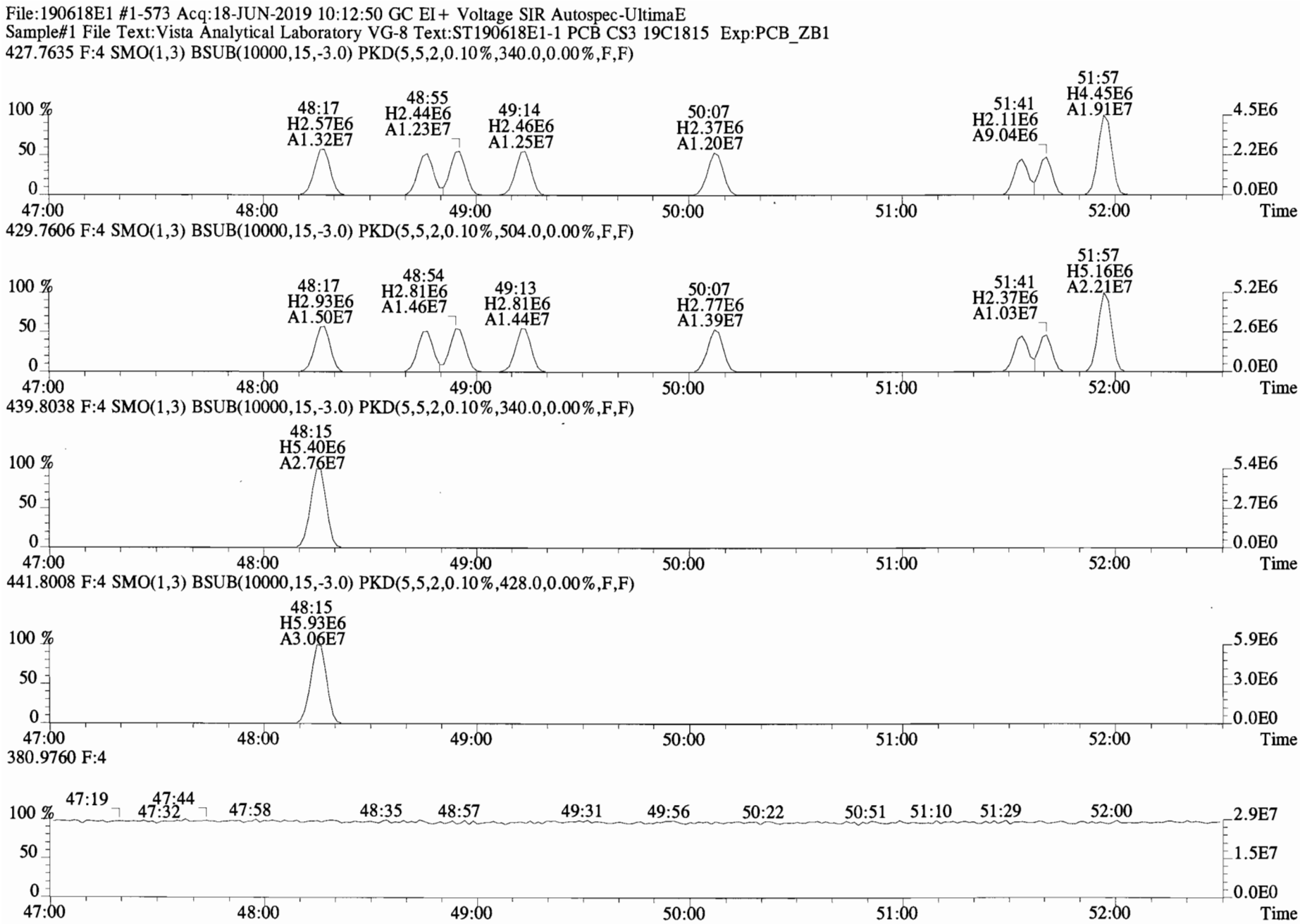
File:190618E1 #1-573 Acq:18-JUN-2019 10:12:50 GC EI+ Voltage SIR Autospec-UltimaE
Sample#1 File Text:Vista Analytical Laboratory VG-8 Text:ST190618E1-1 PCB CS3 19C1815 Exp:PCB_ZB1
427.7635 F:4 SMO(1,3) BSUB(10000,15,-3.0) PKD(5,5,2,0.10%,340.0,0.00%,F,F)
48:17 H2.57E6 A1.32E7
48:55 H2.44E6 A1.23E7
49:14 H2.46E6 A1.25E7
50:07 H2.37E6 A1.20E7
51:41 H2.11E6 A9.04E6
51:57 H4.45E6 A1.91E7
429.7606 F:4 SMO(1,3) BSUB(10000,15,-3.0) PKD(5,5,2,0.10%,504.0,0.00%,F,F)
48:17 H2.93E6 A1.50E7
48:54 H2.81E6 A1.46E7
49:13 H2.81E6 A1.44E7
50:07 H2.77E6 A1.39E7
51:41 H2.37E6 A1.03E7
51:57 H5.16E6 A2.21E7
439.8038 F:4 SMO(1,3) BSUB(10000,15,-3.0) PKD(5,5,2,0.10%,340.0,0.00%,F,F)
48:15 H5.40E6 A2.76E7
441.8008 F:4 SMO(1,3) BSUB(10000,15,-3.0) PKD(5,5,2,0.10%,428.0,0.00%,F,F)
48:15 H5.93E6 A3.06E7
380.9760 F:4
47:19 47:32 47:44 47:58 48:35 48:57 49:31 49:56 50:22 50:51 51:10 51:29
100 %
50
0
47:00 48:00 49:00 50:00 51:00 52:00 Time
4.5E6 2.2E6 0.0E0
5.2E6 2.6E6 0.0E0
5.4E6 2.7E6 0.0E0
5.9E6 3.0E6 0.0E0
2.9E7 1.5E7 0.0E0

File:190618E1 #1-407 Acq:18-JUN-2019 10:12:50 GC EI+ Voltage SIR Autospec-UltimaE
Sample#1 File Text:Vista Analytical Laboratory VG-8 Text:ST190618E1-1 PCB CS3 19C1815 Exp:PCB_ZB1
427.7635 F:5 SMO(1,3) BSUB(10000,15,-3.0) PKD(5,5,2,0.10%,1192.0,0.00%,F,F)

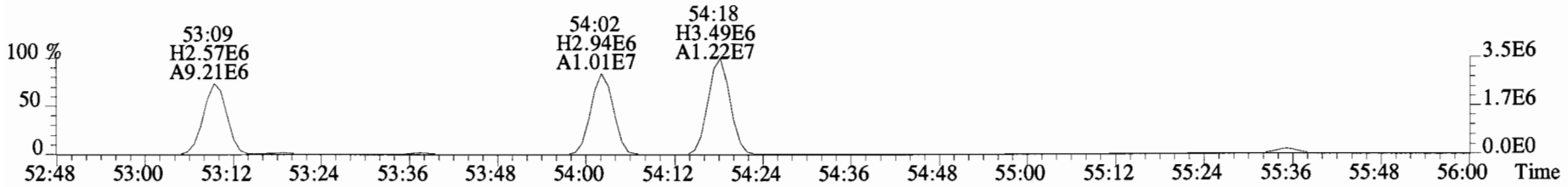

429.7606 F:5 SMO(1,3) BSUB(10000,15,-3.0) PKD(5,5,2,0.10%,912.0,0.00%,F,F)

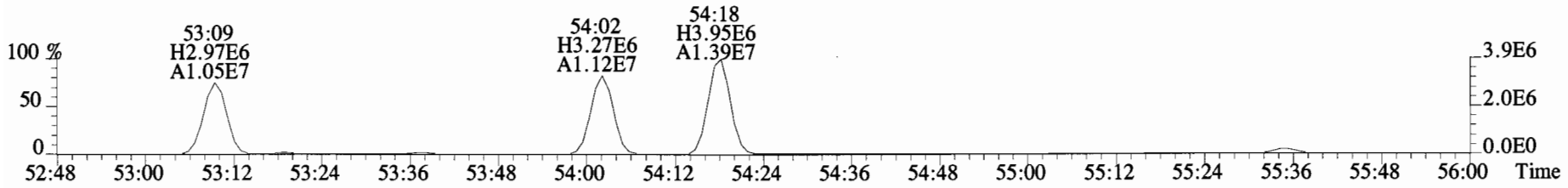

439.8038 F:5 SMO(1,3) BSUB(10000,15,-3.0) PKD(5,5,2,0.10%,1256.0,0.00%,F,F)

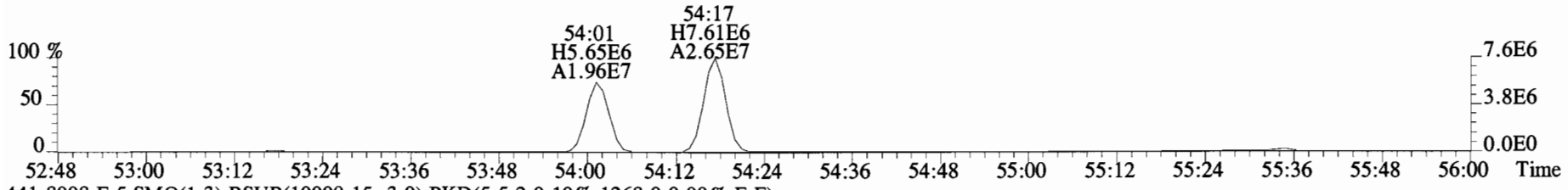

441.8008 F:5 SMO(1,3) BSUB(10000,15,-3.0) PKD(5,5,2,0.10%,1268.0,0.00%,F,F)

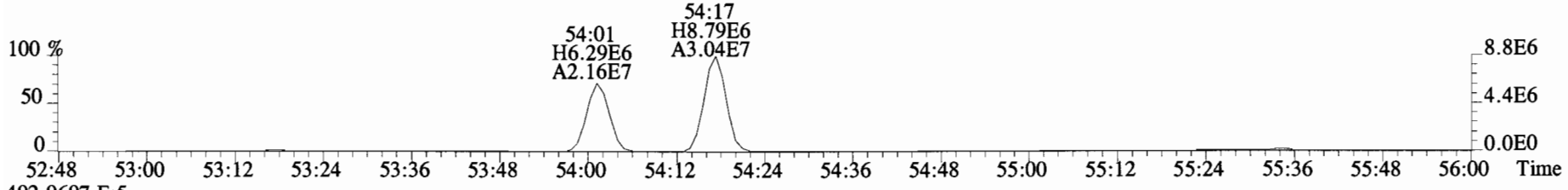

492.9697 F:5

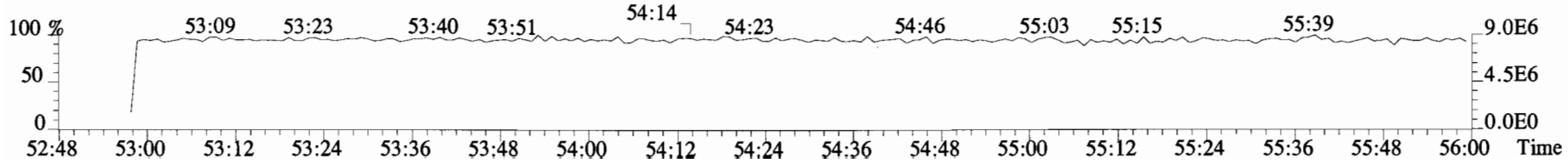

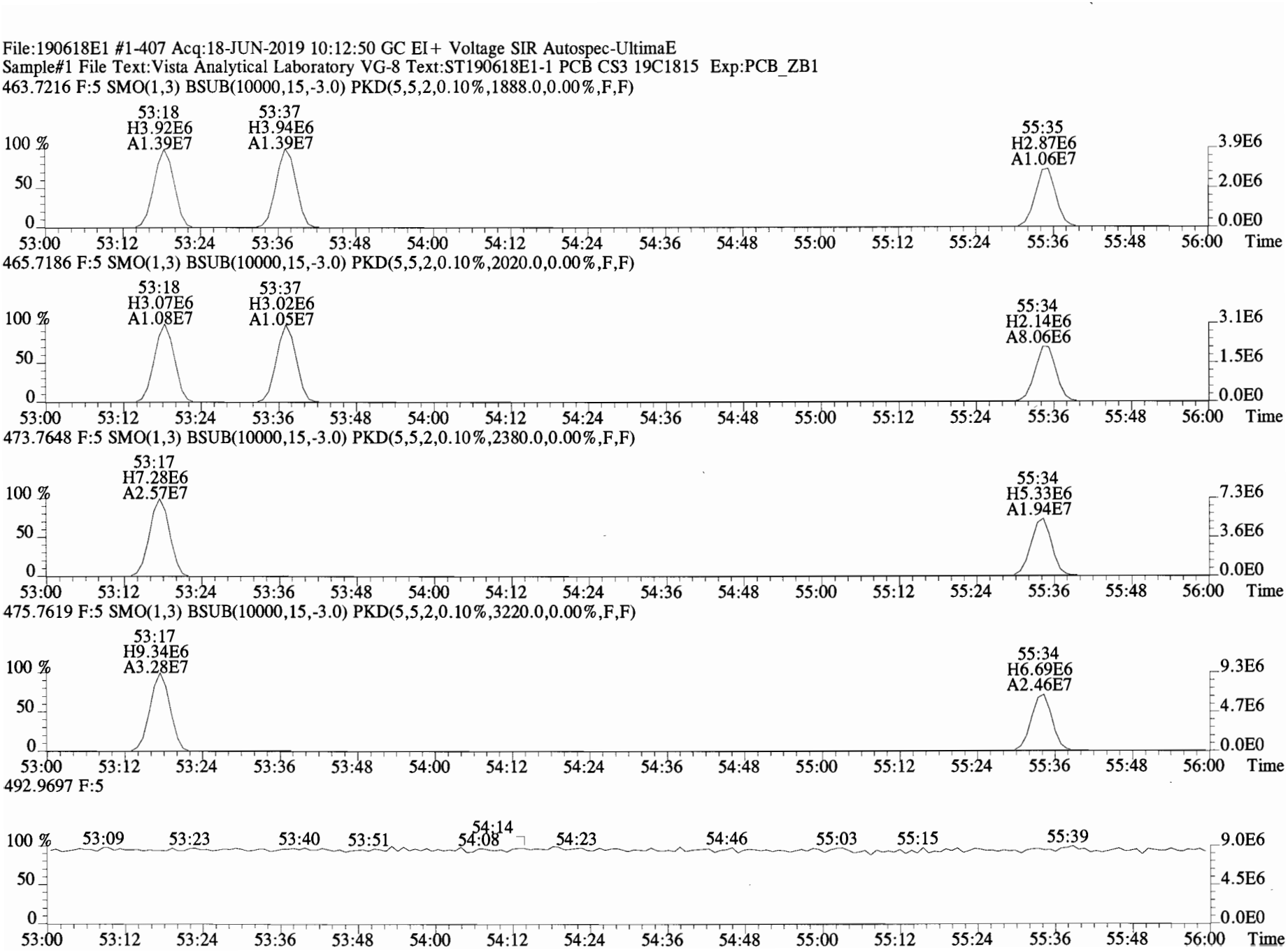
File:190618E1 #1-407 Acq:18-JUN-2019 10:12:50 GC EI+ Voltage SIR Autospec-UltimaE
Sample#1 File Text:Vista Analytical Laboratory VG-8 Text:ST190618E1-1 PCB CS3 19C1815 Exp:PCB_ZB1
463.7216 F:5 SMO(1,3) BSUB(10000,15,-3.0) PKD(5,5,2,0.10%,1888.0,0.00%,F,F)
53:18 H3.92E6 A1.39E7
53:37 H3.94E6 A1.39E7
55:35 H2.87E6 A1.06E7
465.7186 F:5 SMO(1,3) BSUB(10000,15,-3.0) PKD(5,5,2,0.10%,2020.0,0.00%,F,F)
53:18 H3.07E6 A1.08E7
53:37 H3.02E6 A1.05E7
55:34 H2.14E6 A8.06E6
473.7648 F:5 SMO(1,3) BSUB(10000,15,-3.0) PKD(5,5,2,0.10%,2380.0,0.00%,F,F)
53:17 H7.28E6 A2.57E7
55:34 H5.33E6 A1.94E7
475.7619 F:5 SMO(1,3) BSUB(10000,15,-3.0) PKD(5,5,2,0.10%,3220.0,0.00%,F,F)
53:17 H9.34E6 A3.28E7
55:34 H6.69E6 A2.46E7
492.9697 F:5
53:09
53:23
53:40
53:51
54:14
54:08
54:23
54:46
55:03
55:15
55:39
100 %
50
0
3.9E6
2.0E6
0.0E0
3.1E6
1.5E6
7.3E6
3.6E6
9.3E6
4.7E6
9.0E6
4.5E6
53:00 53:12 53:24 53:36 53:48 54:00 54:12 54:24 54:36 54:48 55:00 55:12 55:24 55:36 55:48 56:00 Time

File:190618E1 #1-407 Acq:18-JUN-2019 10:12:50 GC EI+ Voltage SIR Autospec-UltimaE
Sample#1 File Text:Vista Analytical Laboratory VG-8 Text:ST190618E1-1 PCB CS3 19C1815 Exp:PCB_ZB1
497.6826 F:5 SMO(1,3) BSUB(10000,15,-3.0) PKD(5,5,2,0.10%,408.0,0.00%,F,F)

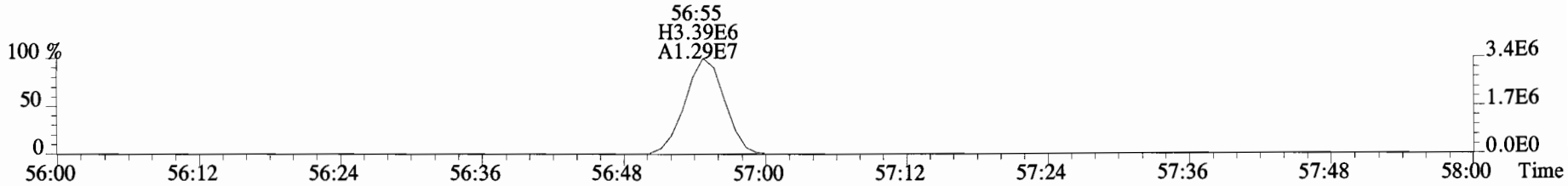

499.6797 F:5 SMO(1,3) BSUB(10000,15,-3.0) PKD(5,5,2,0.10%,376.0,0.00%,F,F)

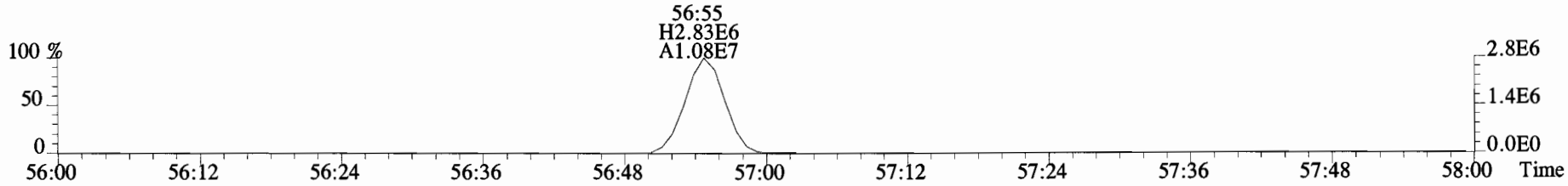

509.7229 F:5 SMO(1,3) BSUB(10000,15,-3.0) PKD(5,5,2,0.10%,372.0,0.00%,F,F)

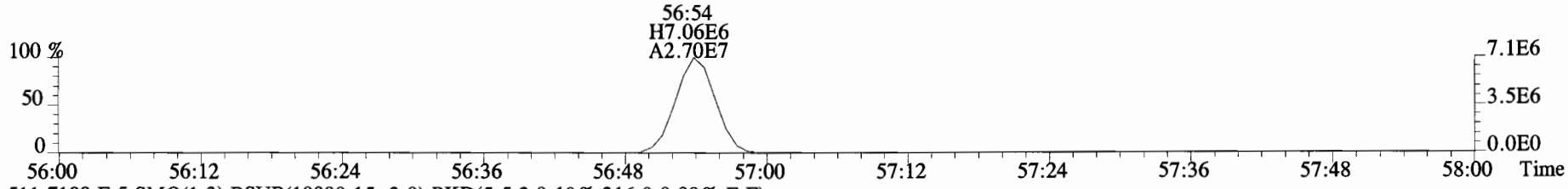

511.7199 F:5 SMO(1,3) BSUB(10000,15,-3.0) PKD(5,5,2,0.10%,316.0,0.00%,F,F)

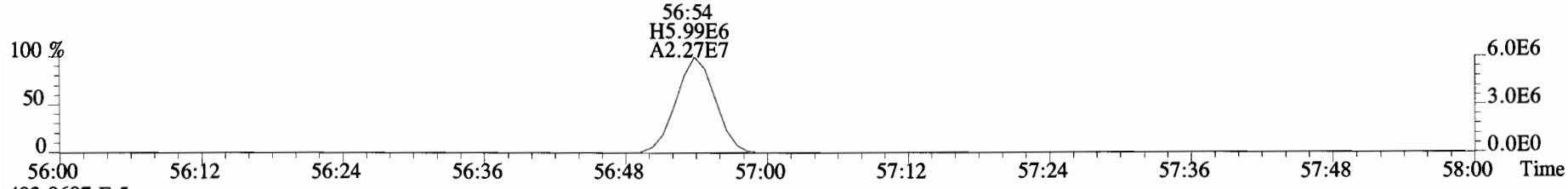

492.9697 F:5

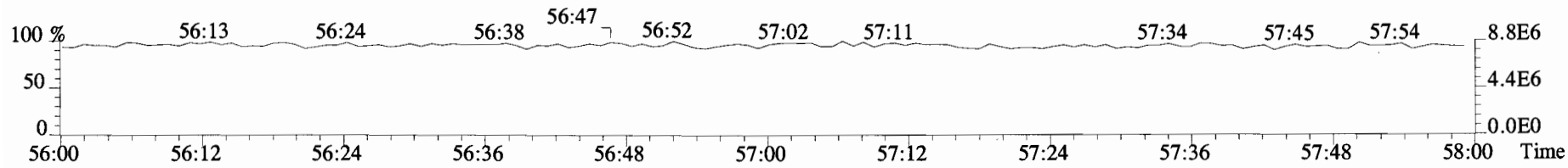

Peak Locate Examination:18-JUN-2019:23:20 File:RES_CHECK

Experiment:PCB_ZB1 Function:1 Reference:PFK

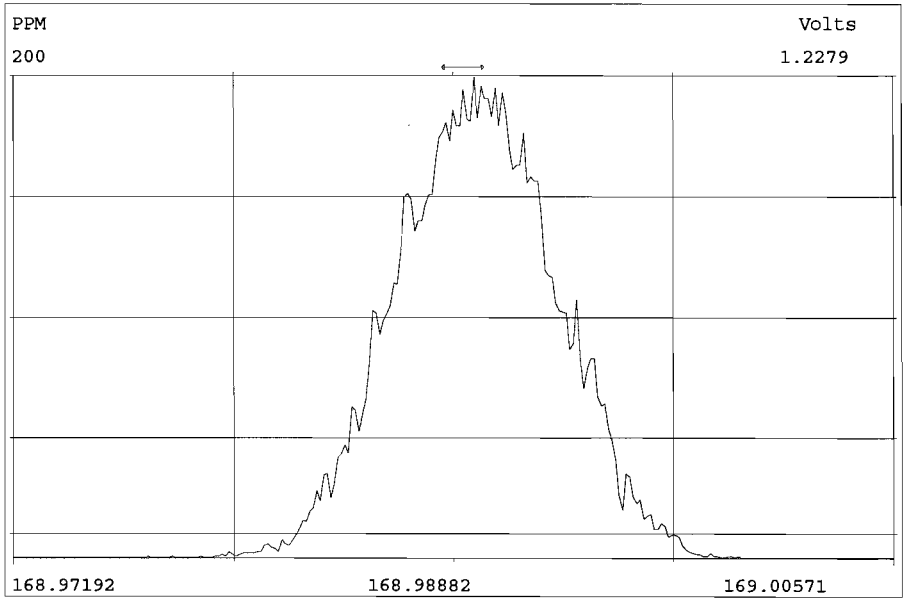

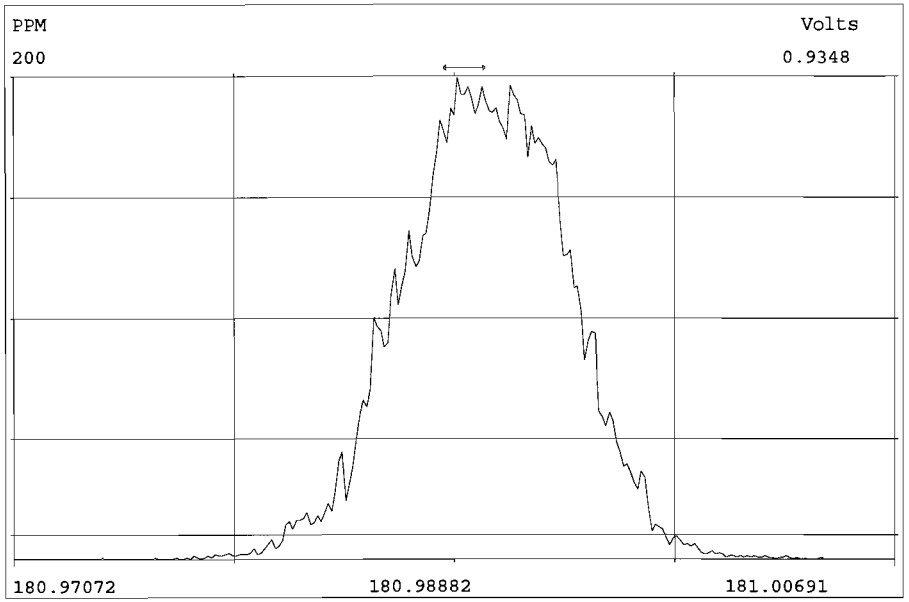

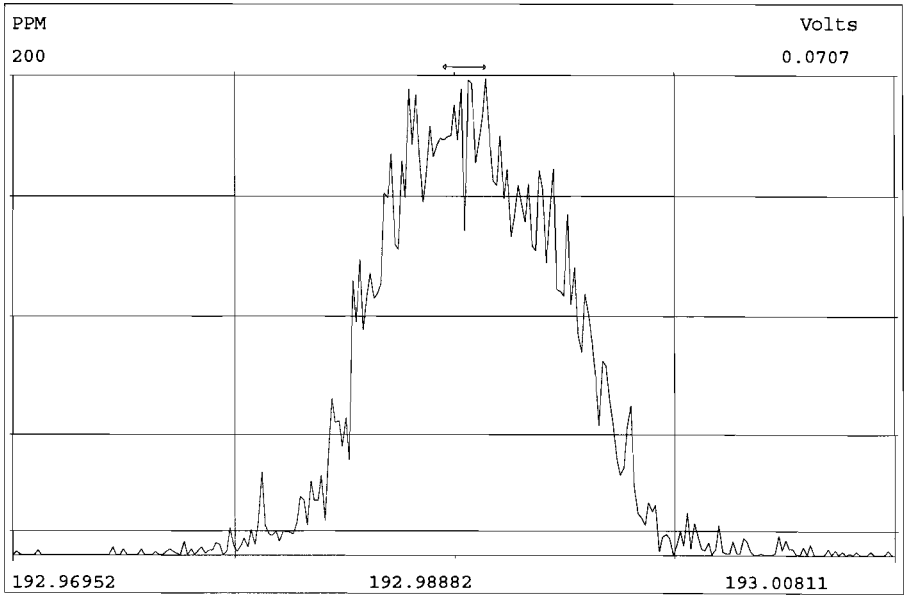

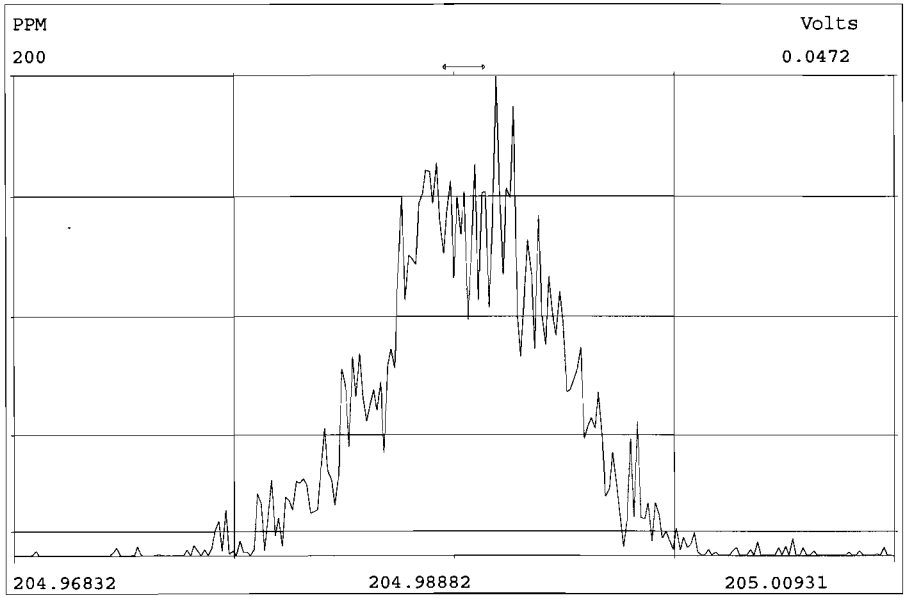

Peak Locate Examination:18-JUN-2019:23:21 File:RES_CHECK

Experiment:PCB_ZB1 Function:2 Reference:PFK

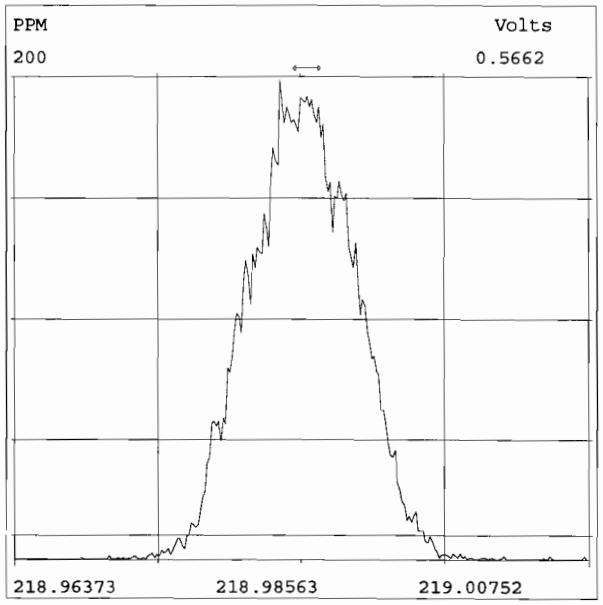

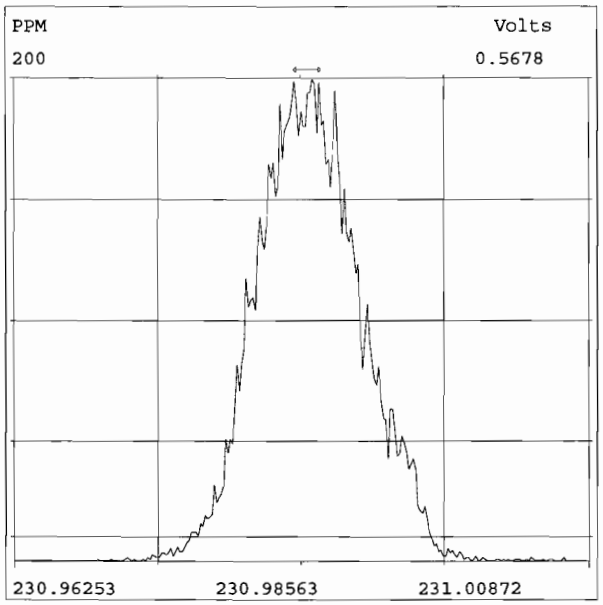

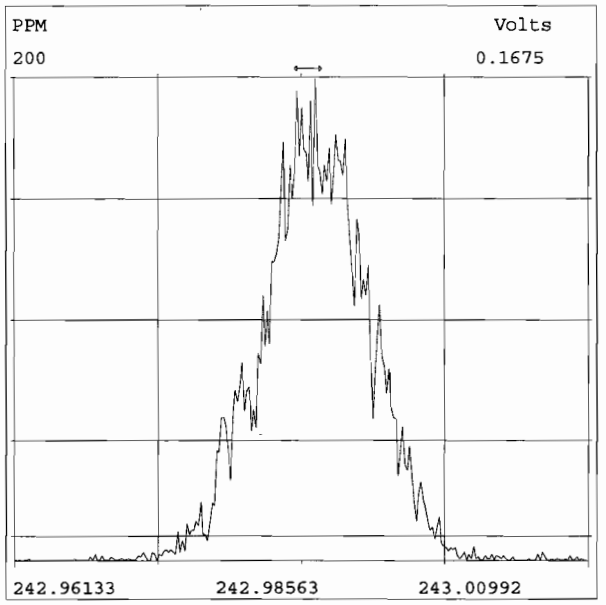

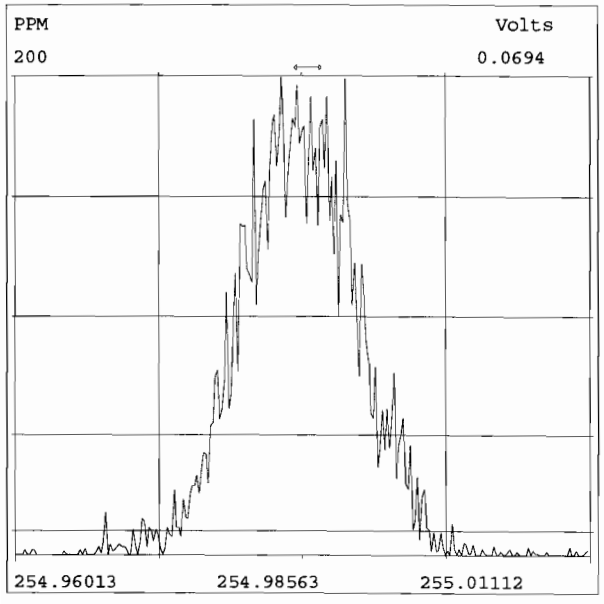

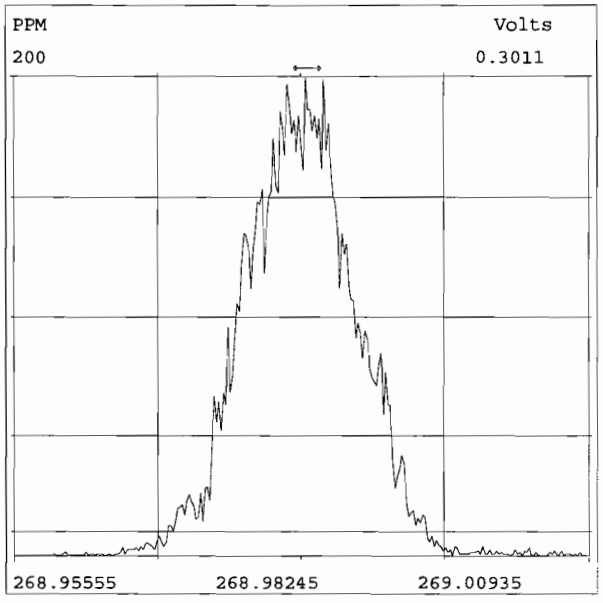

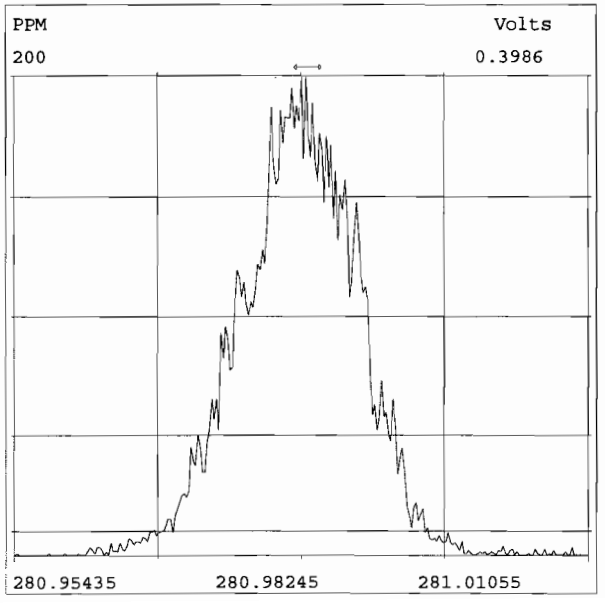

Peak Locate Examination:18-JUN-2019:23:22 File:RES_CHECK

Experiment:PCB_ZB1 Function:3 Reference:PFK

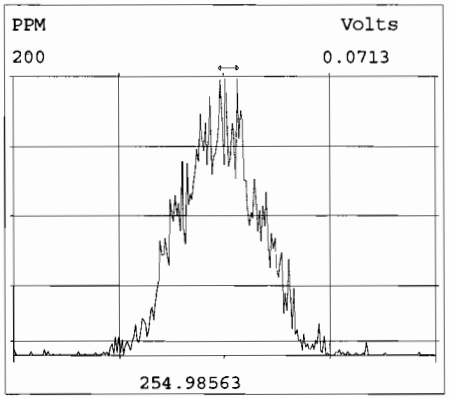

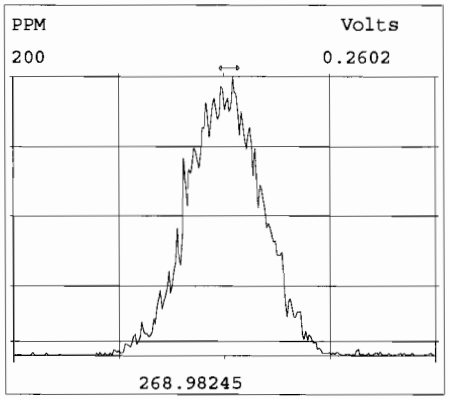

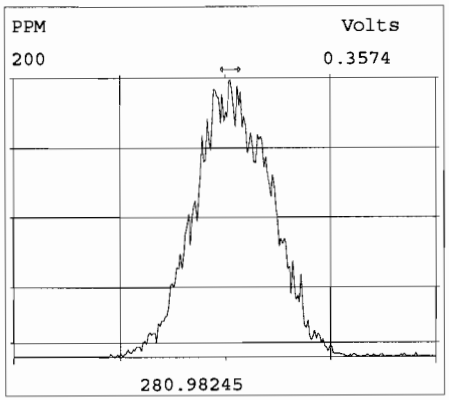

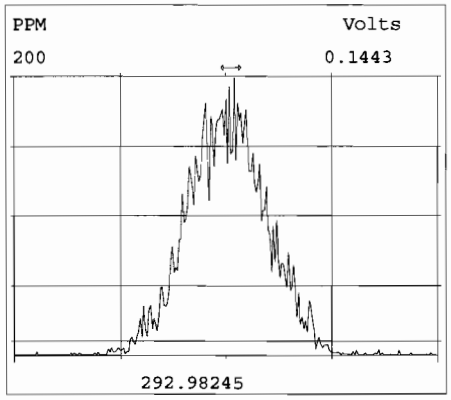

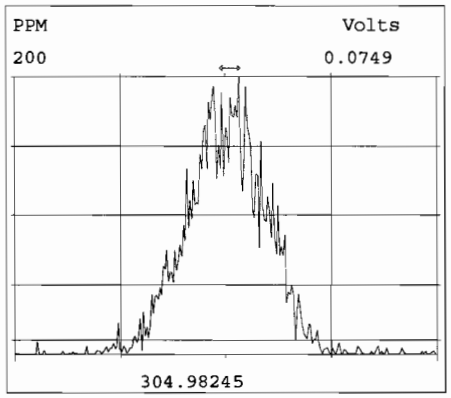

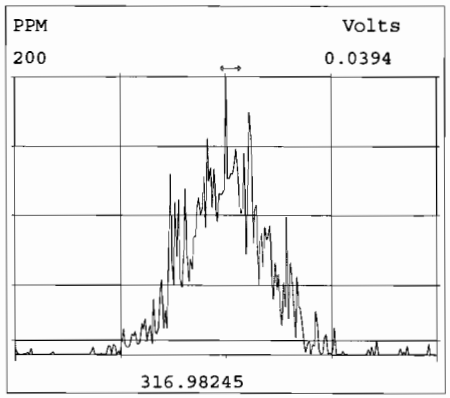

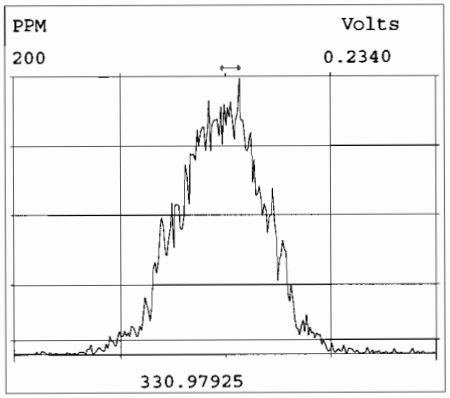

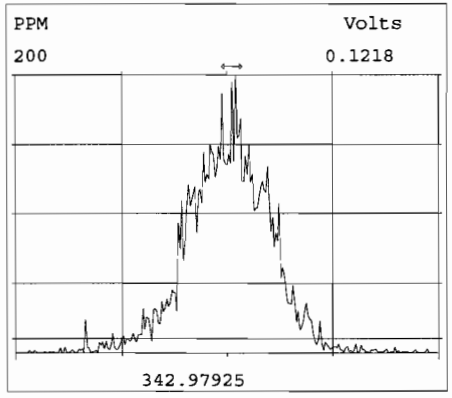

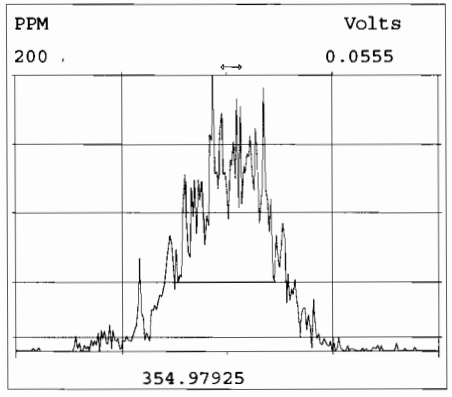

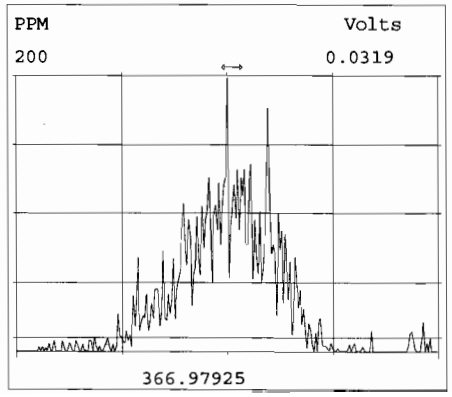

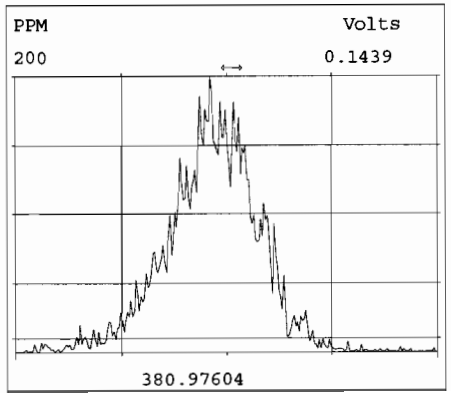

Peak Locate Examination:18-JUN-2019:23:23 File:RES_CHECK

Experiment:PCB_ZB1 Function:4 Reference:PFK

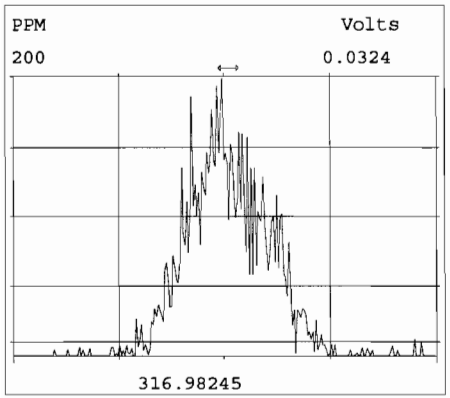

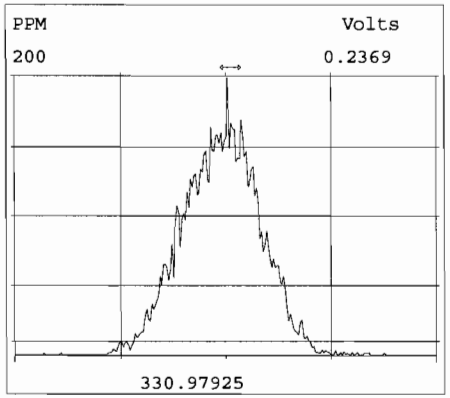

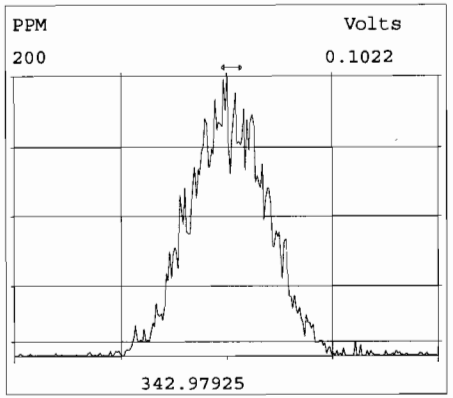

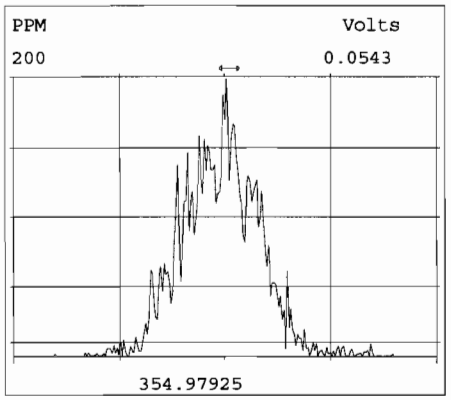

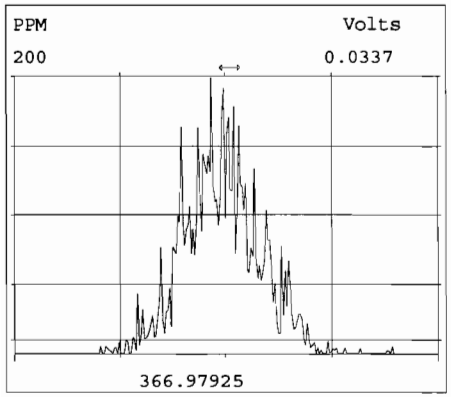

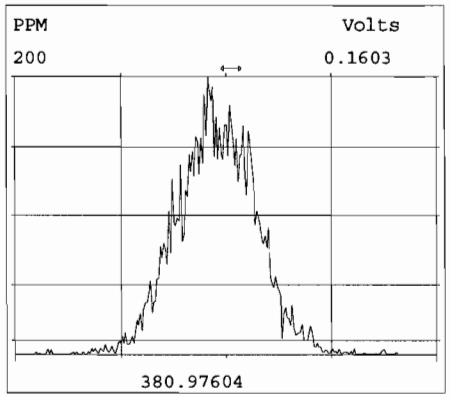

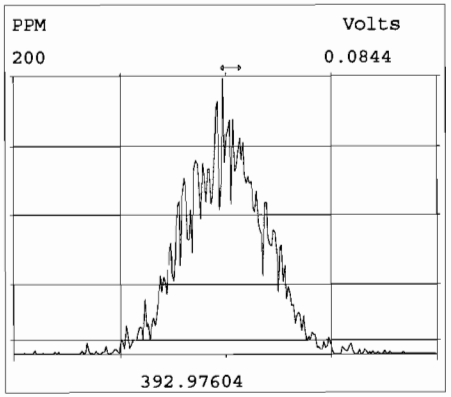

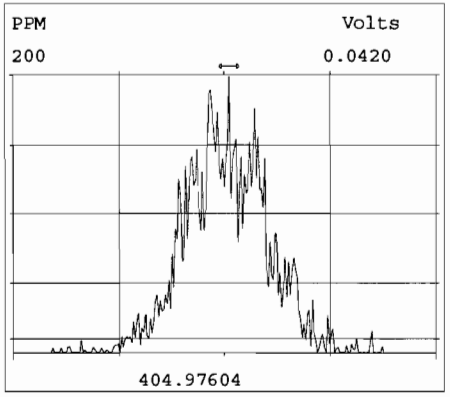

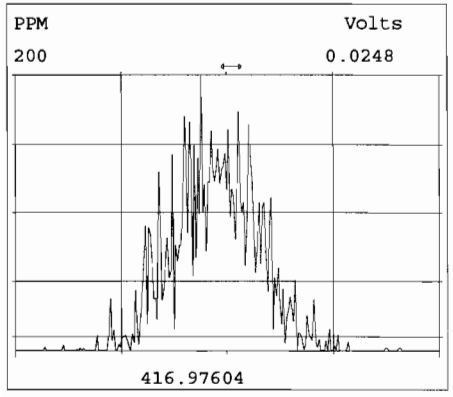

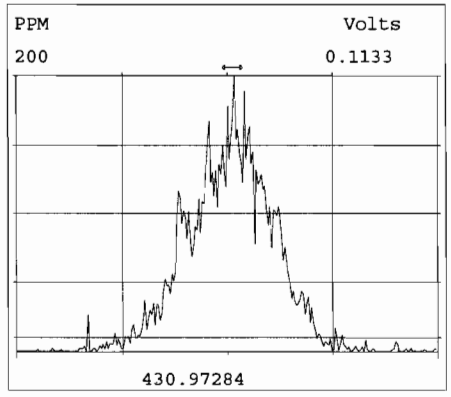

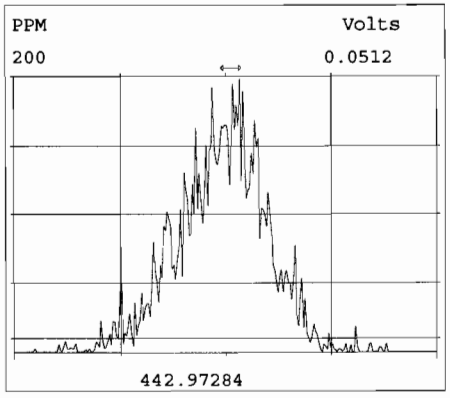

Peak Locate Examination:18-JUN-2019:23:24 File:RES_CHECK

Experiment:PCB_ZB1 Function:5 Reference:PFK

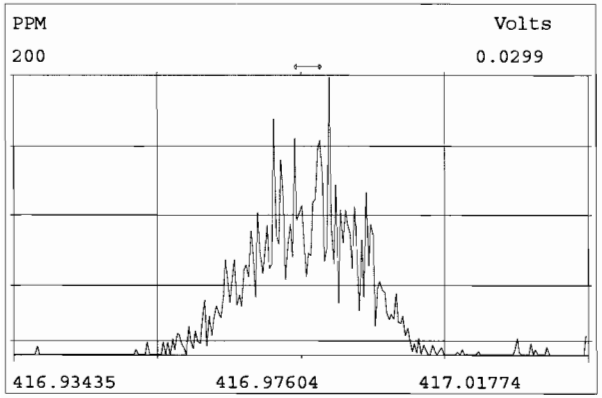

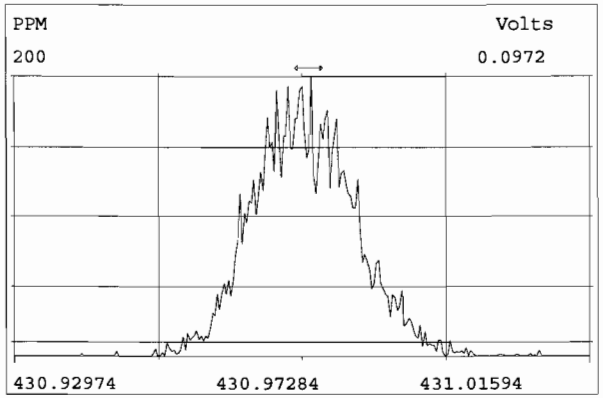

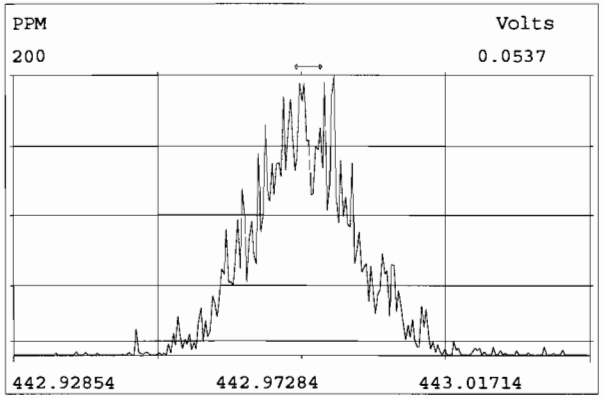

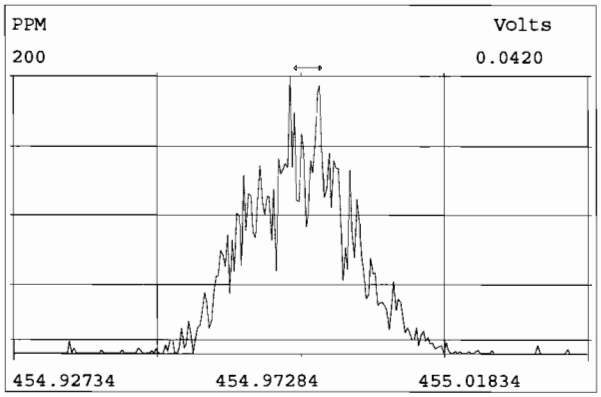

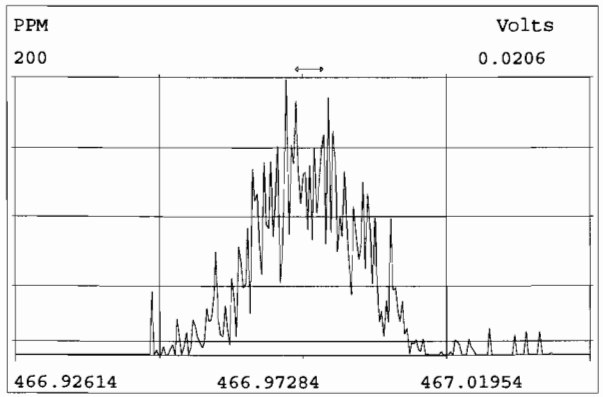

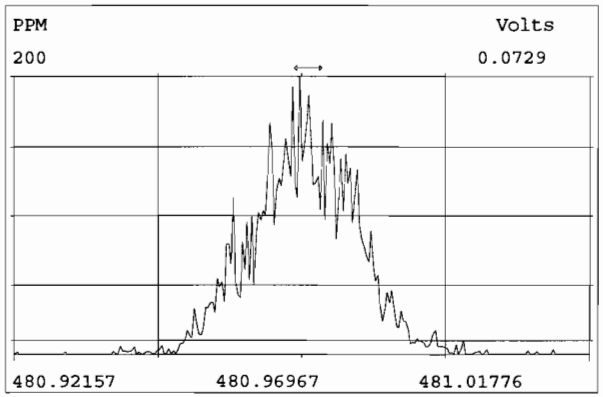

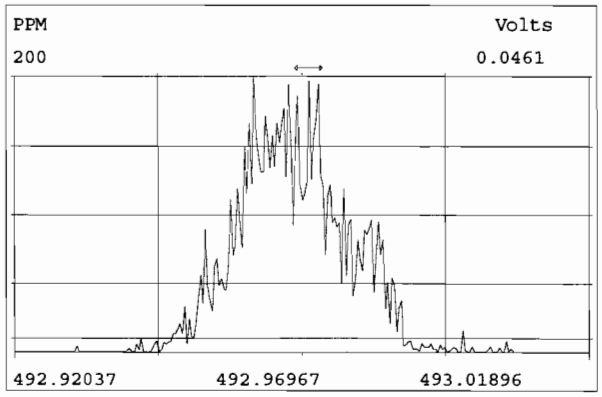

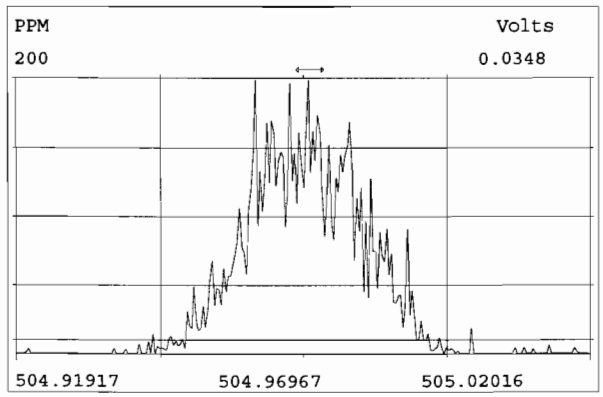

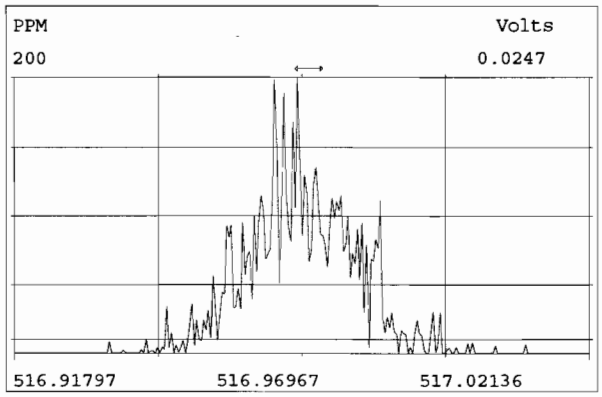

HRMS CALIBRATION STANDARDS REVIEW CHECKLIST

Beg. Calbration ID: ST190628R1-1 **Reviewed By:** GRB 07/10/19

Initials & Date

End Calibration ID: NA

	Beg.	End
Ion abundance within QC limits?	✓	NA
Concentrations within criteria?	✓	
TCDD/TCDF Valleys <25%	NA	
First and last eluters present?	✓	
Retention Times within criteria?	✓	
Verification Std. named correctly?	✓	
(ST-Year-Month-Day-VG ID)		
Forms signed and dated?	✓	
Correct ICAL referenced?	HL	

Run Log:

- Correct instrument listed?	✓	NA
- Samples within 12 hour clock?	(Y)	N
- Bottle position verfied?	HL	

	Beg.	End (A)
Mass resolution ≥	✓	✓

☐ 5k ☐ 6-8K ☐ 8K ☑ 10K

1614 1699 429 1613/1668/8280

Intergrated peaks display correctly?	✓	NA
GC Break <20%	NA	

8280 CS1 End Standard:

- Ratios within limits, S/N <2.5:1, CS1 within 12 hours	NA

Comments:

(A) SOME peaks had FN peak, blood and one did not control

Vista Analytical Laboratory

Dataset: U:\VG11.PRO\Results\190628K1\190628K1-1.qld

Last Altered: Wednesday, July 10, 2019 13:33:28 Pacific Daylight Time
Printed: Wednesday, July 10, 2019 13:43:45 Pacific Daylight Time

HL 7.10.19

GRB 07/10/19

Method: U:\VG11.PRO\MethDB\PCB-209_ZB1_6-28-19.mdb 28 Jun 2019 14:45:02
Calibration: U:\VG11.PRO\CurveDB\db1_PCBvg11-4-24-18.cdb 27 Apr 2018 15:37:51

Name: 190628K1_1, Date: 28-Jun-2019, Time: 12:39:28, ID: ST190628K1-1 PCB 209 CS3 19C1815, Description: PCB 209 CS3 19C1815

	#	Name	Resp	RA	n/y	RRF	wt/vol	Pred.RT	RT	Pred.RRT	RRT	Check RRT	Conc.	%Rec	DL	EMPC
1	1	PCB-1	6.11e5	3.08	NO	0.965	1.000	16.00	16.01	1.001	1.001	NO	50.73	101	0.0193	50.73
2	2	PCB-2	6.25e5	3.16	NO	0.968	1.000	18.46	18.46	0.988	0.988	NO	48.98	98.0	0.0184	48.98
3	3	PCB-3	6.26e5	3.10	NO	0.969	1.000	18.70	18.71	1.001	1.001	NO	49.02	98.0	0.0183	49.02
4	4	PCB-4/10	8.37e5	1.54	NO	1.20	1.000	20.15	20.15	1.004	1.004	NO	98.72	98.7	0.0827	98.72
5	5	PCB-7/9	1.01e6	1.56	NO	0.952	1.000	21.98	21.95	1.003	1.001	NO	96.71	96.7	0.0676	96.71
6	6	PCB-6	5.43e5	1.57	NO	0.989	1.000	22.63	22.63	1.032	1.032	NO	50.03	100	0.0650	50.03
7	7	PCB-5/8	1.05e6	1.53	NO	0.984	1.000	23.04	23.05	1.051	1.051	NO	97.61	97.6	0.0653	97.61
8	8	PCB-14	5.28e5	1.53	NO	0.986	1.000	24.21	24.20	0.953	0.952	NO	49.79	99.6	0.0701	49.79
9	9	PCB-11	5.58e5	1.52	NO	1.09	1.000	25.44	25.44	1.001	1.001	NO	47.81	95.6	0.0637	47.81
10	10	PCB-12/13	1.05e6	1.52	NO	0.918	1.000	25.81	25.81	1.015	1.015	NO	106.2	106	0.0753	106.2
11	11	PCB-15	5.46e5	1.61	NO	1.05	1.000	26.17	26.16	1.030	1.029	NO	48.37	96.7	0.0658	48.37
12	12	PCB-19	3.47e5	0.93	NO	0.913	1.000	24.39	24.38	1.001	1.001	NO	47.78	95.6	0.0334	47.78
13	13	PCB-30	5.45e5	0.96	NO	1.43	1.000	25.31	25.31	1.039	1.039	NO	47.94	95.9	0.0213	47.94
14	14	PCB-18	3.87e5	0.95	NO	0.691	1.000	26.09	26.09	0.953	0.953	NO	48.38	96.8	0.0315	48.38
15	15	PCB-17	3.53e5	0.96	NO	0.639	1.000	26.26	26.26	0.959	0.959	NO	47.77	95.5	0.0341	47.77
16	16	PCB-24/27	9.75e5	0.95	NO	0.884	1.000	26.86	26.86	0.981	0.981	NO	95.16	95.2	0.0246	95.16
17	17	PCB-16/32	8.48e5	0.94	NO	0.773	1.000	27.40	27.40	1.001	1.001	NO	94.66	94.7	0.0282	94.66
18	18	PCB-34	4.85e5	1.02	NO	0.836	1.000	28.22	28.22	0.960	0.960	NO	57.49	115	0.0597	57.49
19	19	PCB-23	4.34e5	1.07	NO	0.921	1.000	28.31	28.31	0.963	0.963	NO	46.76	93.5	0.0543	46.76
20	20	PCB-29	4.49e5	1.07	NO	0.849	1.000	28.57	28.57	0.972	0.972	NO	52.43	105	0.0589	52.43
21	21	PCB-26	4.67e5	1.07	NO	0.906	1.000	28.79	28.79	0.979	0.979	NO	51.11	102	0.0552	51.11
22	22	PCB-25	4.90e5	1.07	NO	0.935	1.000	28.96	28.96	0.985	0.985	NO	51.89	104	0.0534	51.89
23	23	PCB-31	5.02e5	1.06	NO	1.03	1.000	29.31	29.33	0.997	0.997	NO	48.50	97.0	0.0487	48.50
24	24	PCB-28	5.59e5	1.05	NO	1.02	1.000	29.43	29.43	1.001	1.001	NO	54.06	108	0.0488	54.06
25	25	PCB-20/21/33	1.41e6	1.04	NO	0.908	1.000	30.05	30.06	1.022	1.022	NO	154.1	103	0.0551	154.1
26	26	PCB-22	5.04e5	1.05	NO	0.965	1.000	30.51	30.52	1.038	1.038	NO	51.77	104	0.0518	51.77
27	27	PCB-36	5.09e5	1.06	NO	1.05	1.000	31.17	31.18	0.932	0.933	NO	51.95	104	0.0512	51.95
28	28	PCB-39	4.63e5	1.06	NO	0.953	1.000	31.65	31.66	0.947	0.947	NO	52.10	104	0.0565	52.10
29	29	PCB-38	4.91e5	1.05	NO	1.00	1.000	32.46	32.46	0.971	0.971	NO	52.51	105	0.0537	52.51
30	30	PCB-35	5.05e5	1.05	NO	1.02	1.000	33.00	33.00	0.987	0.987	NO	53.18	106	0.0529	53.18

Dataset: U:\VG11.PRO\Results\190628K1\190628K1-1.qld

Last Altered: Wednesday, July 10, 2019 13:33:28 Pacific Daylight Time
Printed: Wednesday, July 10, 2019 13:43:45 Pacific Daylight Time

Name: 190628K1_1, Date: 28-Jun-2019, Time: 12:39:28, ID: ST190628K1-1 PCB 209 CS3 19C1815, Description: PCB 209 CS3 19C1815

	#	Name	Resp	RA	n/y	RRF	wt/vol	Pred.RT	RT	Pred.RRT	RRT	Check RRT	Conc.	%Rec	DL	EMPC
31	31	PCB-37	4.71e5	1.06	NO	0.997	1.000	33.46	33.45	1.001	1.001	NO	50.67	101	0.0541	50.67
32	32	PCB-54	4.32e5	0.71	NO	0.946	1.000	28.26	28.27	1.001	1.001	NO	49.70	99.4	0.0422	49.70
33	33	PCB-50	3.54e5	0.71	NO	0.776	1.000	29.47	29.48	1.044	1.044	NO	49.74	99.5	0.0515	49.74
34	34	PCB-53	3.27e5	0.72	NO	0.907	1.000	30.16	30.15	0.945	0.945	NO	49.23	98.5	0.0537	49.23
35	35	PCB-51	3.52e5	0.71	NO	0.965	1.000	30.52	30.51	0.956	0.956	NO	49.78	99.6	0.0504	49.78
36	36	PCB-45	2.81e5	0.72	NO	0.790	1.000	30.96	30.95	0.970	0.970	NO	48.62	97.2	0.0616	48.62
37	37	PCB-46	2.70e5	0.71	NO	0.742	1.000	31.45	31.45	0.985	0.985	NO	49.61	99.2	0.0656	49.61
38	38	PCB-52/69	7.56e5	0.72	NO	1.11	1.000	31.96	31.96	1.001	1.001	NO	93.11	93.1	0.0439	93.11
39	39	PCB-73	4.79e5	0.72	NO	1.25	1.000	32.07	32.07	1.005	1.005	NO	52.55	105	0.0391	52.55
40	40	PCB-43/49	6.44e5	0.71	NO	0.919	1.000	32.26	32.26	1.011	1.010	NO	95.62	95.6	0.0529	95.62
41	41	PCB-47	3.36e5	0.71	NO	0.860	1.000	32.45	32.46	1.000	1.001	NO	49.89	99.8	0.0530	49.89
42	42	PCB-48/75	7.48e5	0.72	NO	0.989	1.000	32.57	32.57	1.004	1.004	NO	96.71	96.7	0.0461	96.71
43	43	PCB-65	4.23e5	0.73	NO	1.05	1.000	32.85	32.85	1.013	1.013	NO	51.69	103	0.0435	51.69
44	44	PCB-62	3.99e5	0.72	NO	1.00	1.000	32.96	32.96	1.016	1.016	NO	50.94	102	0.0455	50.94
45	45	PCB-44	2.89e5	0.72	NO	0.745	1.000	33.28	33.28	1.026	1.026	NO	49.62	99.2	0.0612	49.62
46	46	PCB-42/59	7.05e5	0.73	NO	0.905	1.000	33.51	33.52	1.033	1.033	NO	99.71	99.7	0.0504	99.71
47	47	PCB-41/64/71/72	1.62e6	0.73	NO	1.06	1.000	34.10	34.12	1.051	1.052	NO	195.3	97.6	0.0428	195.3
48	48	PCB-68	4.31e5	0.72	NO	1.10	1.000	34.38	34.40	1.060	1.060	NO	50.18	100	0.0415	50.18
49	49	PCB-40	2.15e5	0.73	NO	0.565	1.000	34.61	34.62	1.067	1.067	NO	48.72	97.4	0.0807	48.72
50	50	PCB-57	4.55e5	0.73	NO	0.976	1.000	34.99	34.99	0.970	0.970	NO	48.10	96.2	0.0376	48.10
51	51	PCB-67	4.46e5	0.73	NO	0.983	1.000	35.31	35.31	0.979	0.978	NO	46.72	93.4	0.0374	46.72
52	52	PCB-58	4.91e5	0.72	NO	1.02	1.000	35.42	35.44	0.982	0.982	NO	49.51	99.0	0.0360	49.51
53	53	PCB-63	4.14e5	0.72	NO	0.909	1.000	35.59	35.59	0.986	0.986	NO	46.90	93.8	0.0404	46.90
54	54	PCB-74	4.97e5	0.73	NO	1.05	1.000	35.88	35.88	0.994	0.994	NO	48.98	98.0	0.0351	48.98
55	55	PCB-61/70	8.73e5	0.72	NO	0.949	1.000	36.11	36.03	1.000	0.998	NO	94.72	94.7	0.0387	94.72
56	56	PCB-76/66	9.58e5	0.72	NO	1.03	1.000	36.31	36.29	1.006	1.006	NO	95.72	95.7	0.0356	95.72
57	57	PCB-80	4.93e5	0.71	NO	1.05	1.000	36.54	36.53	1.001	1.001	NO	48.16	96.3	0.0355	48.16
58	58	PCB-55	4.98e5	0.72	NO	1.06	1.000	36.86	36.87	1.010	1.010	NO	48.11	96.2	0.0351	48.11
59	59	PCB-56/60	8.87e5	0.73	NO	0.929	1.000	37.39	37.39	1.024	1.024	NO	98.13	98.1	0.0402	98.13
60	60	PCB-79	4.84e5	0.74	NO	1.03	1.000	38.48	38.49	1.054	1.054	NO	48.01	96.0	0.0361	48.01
61	61	PCB-78	4.69e5	0.72	NO	0.998	1.000	39.22	39.22	0.987	0.987	NO	47.88	95.8	0.0375	47.88
62	62	PCB-81	4.13e5	0.72	NO	0.861	1.000	39.75	39.75	1.000	1.000	NO	48.96	97.9	0.0434	48.96
63	63	PCB-77	4.37e5	0.73	NO	0.989	1.000	40.37	40.37	1.000	1.000	NO	46.96	93.9	0.0393	46.96
64	64	PCB-104	4.22e5	1.49	NO	0.921	1.000	33.13	33.13	1.001	1.001	NO	47.11	94.2	0.0238	47.11

Dataset: U:\VG11.PRO\Results\190628K1\190628K1-1.qld

Last Altered: Wednesday, July 10, 2019 13:33:28 Pacific Daylight Time
Printed: Wednesday, July 10, 2019 13:43:45 Pacific Daylight Time

Name: 190628K1_1, Date: 28-Jun-2019, Time: 12:39:28, ID: ST190628K1-1 PCB 209 CS3 19C1815, Description: PCB 209 CS3 19C1815

#	Name	Resp	RA	n/y	RRF	wt/vol	Pred.RT	RT	Pred.RRT	RRT	Check RRT	Conc.	%Rec	DL	EMPC
65	65 PCB-96	4.52e5	1.52	NO	0.993	1.000	34.45	34.45	1.041	1.040	NO	46.77	93.5	0.0221	46.77
66	66 PCB-103	3.53e5	1.55	NO	0.769	1.000	35.01	35.01	1.057	1.057	NO	47.13	94.3	0.0285	47.13
67	67 PCB-100	3.72e5	1.50	NO	0.779	1.000	35.38	35.38	1.069	1.069	NO	49.10	98.2	0.0281	49.10
68	68 PCB-94	2.96e5	1.52	NO	0.838	1.000	35.87	35.87	0.986	0.986	NO	45.01	90.0	0.0334	45.01
69	69 PCB-95/98/102	1.13e6	1.48	NO	1.02	1.000	36.36	36.35	0.999	0.999	NO	141.4	94.3	0.0275	141.4
70	70 PCB-93	3.01e5	1.53	NO	0.807	1.000	36.49	36.50	1.003	1.003	NO	47.50	95.0	0.0347	47.50
71	71 PCB-88/91	6.56e5	1.51	NO	0.860	1.000	36.82	36.81	1.012	1.012	NO	97.10	97.1	0.0326	97.10
72	72 PCB-121	5.21e5	1.50	NO	1.40	1.000	36.94	36.93	1.015	1.015	NO	47.42	94.8	0.0200	47.42
73	73 PCB-84/92	6.39e5	1.50	NO	0.865	1.000	37.77	37.76	0.990	0.990	NO	92.61	92.6	0.0315	92.61
74	74 PCB-89	3.51e5	1.55	NO	0.943	1.000	37.97	37.97	0.996	0.996	NO	46.65	93.3	0.0289	46.65
75	75 PCB-90/101	7.00e5	1.53	NO	0.928	1.000	38.13	38.15	1.000	1.000	NO	94.55	94.6	0.0294	94.55
76	76 PCB-113	4.54e5	1.55	NO	1.19	1.000	38.41	38.42	1.007	1.007	NO	47.87	95.7	0.0229	47.87
77	77 PCB-99	4.31e5	1.54	NO	1.14	1.000	38.51	38.51	1.010	1.010	NO	47.21	94.4	0.0239	47.21
78	78 PCB-119	4.81e5	1.51	NO	1.44	1.000	38.98	38.97	0.987	0.987	NO	48.56	97.1	0.0213	48.56
79	79 PCB-108/112	8.19e5	1.50	NO	1.23	1.000	39.15	39.14	0.991	0.991	NO	96.44	96.4	0.0248	96.44
80	80 PCB-83	5.03e5	1.50	NO	1.48	1.000	39.32	39.31	0.996	0.995	NO	49.32	98.6	0.0207	49.32
81	81 PCB-97	3.32e5	1.49	NO	1.01	1.000	39.53	39.51	1.001	1.000	NO	47.72	95.4	0.0303	47.72
82	82 PCB-86	3.55e5	1.49	NO	0.995	1.000	39.66	39.66	1.004	1.004	NO	51.80	104	0.0308	51.80
83	83 PCB-87/117/125	1.29e6	1.51	NO	1.37	1.000	39.79	39.79	1.008	1.008	NO	136.7	91.1	0.0223	136.7
84	84 PCB-111/115	9.95e5	1.49	NO	1.55	1.000	39.96	39.96	1.012	1.012	NO	93.34	93.3	0.0198	93.34
85	85 PCB-85/116	8.07e5	1.48	NO	1.18	1.000	40.09	40.09	1.015	1.015	NO	99.10	99.1	0.0259	99.10
86	86 PCB-120	5.59e5	1.48	NO	1.67	1.000	40.35	40.35	1.022	1.022	NO	48.68	97.4	0.0184	48.68
87	87 PCB-110	4.87e5	1.47	NO	1.49	1.000	40.48	40.48	1.025	1.025	NO	47.44	94.9	0.0205	47.44
88	88 PCB-82	3.04e5	1.48	NO	0.714	1.000	41.14	41.13	0.976	0.976	NO	45.20	90.4	0.0326	45.20
89	89 PCB-124	4.80e5	1.50	NO	1.15	1.000	41.85	41.84	0.993	0.993	NO	44.31	88.6	0.0202	44.31
90	90 PCB-107/109	1.05e6	1.51	NO	1.17	1.000	42.00	41.99	0.997	0.996	NO	95.32	95.3	0.0199	95.32
91	91 PCB-123	4.35e5	1.49	NO	1.06	1.000	42.16	42.17	1.000	1.001	NO	43.36	86.7	0.0218	43.36
92	92 PCB-106/118	9.76e5	1.47	NO	1.05	1.000	42.38	42.38	1.001	1.001	NO	95.07	95.1	0.0219	95.07
93	93 PCB-114	3.61e5	1.55	NO	1.06	1.000	43.04	43.03	1.000	1.000	NO	49.09	98.2	0.0577	49.09
94	94 PCB-122	3.42e5	1.59	NO	1.01	1.000	43.17	43.17	1.003	1.004	NO	48.81	97.6	0.0606	48.81
95	95 PCB-105	3.68e5	1.63	NO	1.05	1.000	43.92	43.93	1.000	1.000	NO	50.48	101	0.0582	50.48
96	96 PCB-127	3.88e5	1.65	NO	1.04	1.000	44.27	44.27	1.000	1.000	NO	50.97	102	0.0552	50.97
97	97 PCB-126	3.97e5	1.59	NO	1.19	1.000	46.24	46.24	1.000	1.000	NO	47.98	96.0	0.0525	47.98
98	98 PCB-155	4.12e5	1.24	NO	0.827	1.000	37.69	37.69	1.000	1.001	NO	49.84	99.7	0.0129	49.84

Dataset: U:\VG11.PRO\Results\190628K1\190628K1-1.qld

Last Altered: Wednesday, July 10, 2019 13:33:28 Pacific Daylight Time
Printed: Wednesday, July 10, 2019 13:43:45 Pacific Daylight Time

Name: 190628K1_1, Date: 28-Jun-2019, Time: 12:39:28, ID: ST190628K1-1 PCB 209 CS3 19C1815, Description: PCB 209 CS3 19C1815

	#	Name	Resp	RA	n/y	RRF	wt/vol	Pred.RT	RT	Pred.RRT	RRT	Check RRT	Conc.	%Rec	DL	EMPC
99	99	PCB-150	4.35e5	1.23	NO	0.879	1.000	38.98	38.99	1.035	1.035	NO	49.51	99.0	0.0122	49.51
100	1...	PCB-152	4.95e5	1.27	NO	0.993	1.000	39.48	39.49	1.048	1.048	NO	49.89	99.8	0.0108	49.89
101	1...	PCB-145	4.82e5	1.25	NO	0.985	1.000	39.95	39.96	1.061	1.061	NO	48.99	98.0	0.0109	48.99
102	1...	PCB-136	4.48e5	1.22	NO	0.886	1.000	40.28	40.29	1.069	1.070	NO	50.60	101	0.0121	50.60
103	1...	PCB-148	3.18e5	1.26	NO	0.682	1.000	40.39	40.39	1.072	1.072	NO	46.65	93.3	0.0157	46.65
104	1...	PCB-154	3.77e5	1.26	NO	0.741	1.000	40.90	40.91	1.086	1.086	NO	50.98	102	0.0144	50.98
105	1...	PCB-151	3.24e5	1.24	NO	0.616	1.000	41.58	41.58	1.104	1.104	NO	52.67	105	0.0173	52.67
106	1...	PCB-135	3.69e5	1.27	NO	0.710	1.000	41.80	41.80	1.110	1.110	NO	52.04	104	0.0151	52.04
107	1...	PCB-144	3.19e5	1.26	NO	0.686	1.000	41.89	41.89	1.112	1.112	NO	46.54	93.1	0.0156	46.54
108	1...	PCB-147	3.47e5	1.23	NO	0.698	1.000	42.04	42.04	1.116	1.116	NO	49.84	99.7	0.0153	49.84
109	1...	PCB-139/149	7.57e5	1.25	NO	0.761	1.000	42.30	42.30	1.123	1.123	NO	99.69	99.7	0.0141	99.69
110	1...	PCB-140	3.29e5	1.23	NO	0.653	1.000	42.51	42.51	1.128	1.128	NO	50.49	101	0.0164	50.49
111	1...	PCB-134/143	4.96e5	1.19	NO	0.739	1.000	42.94	42.96	0.975	0.975	NO	97.61	97.6	0.0727	97.61
112	1...	PCB-131/133	5.33e5	1.19	NO	0.798	1.000	43.24	43.26	0.982	0.982	NO	97.09	97.1	0.0673	97.09
113	1...	PCB-142	2.37e5	1.17	NO	0.753	1.000	43.43	43.43	0.986	0.986	NO	45.73	91.5	0.0713	45.73
114	1...	PCB-146/165	6.50e5	1.18	NO	0.980	1.000	43.64	43.66	0.990	0.991	NO	96.43	96.4	0.0548	96.43
115	1...	PCB-132/161	6.41e5	1.19	NO	0.975	1.000	43.89	43.91	0.996	0.997	NO	95.67	95.7	0.0551	95.67
116	1...	PCB-153	3.39e5	1.19	NO	1.05	1.000	44.08	44.10	1.000	1.001	NO	46.86	93.7	0.0511	46.86
117	1...	PCB-168	3.38e5	1.20	NO	1.03	1.000	44.28	44.31	1.005	1.006	NO	47.94	95.9	0.0524	47.94
118	1...	PCB-141	2.59e5	1.20	NO	0.969	1.000	44.88	44.85	1.001	1.000	NO	46.66	93.3	0.0644	46.66
119	1...	PCB-137	2.72e5	1.16	NO	0.936	1.000	45.25	45.25	1.009	1.009	NO	50.71	101	0.0667	50.71
120	1...	PCB-130	2.21e5	1.20	NO	0.868	1.000	45.36	45.35	1.012	1.011	NO	44.47	88.9	0.0719	44.47
121	1...	PCB-138/163/164	1.05e6	1.19	NO	1.26	1.000	45.74	45.74	1.001	1.001	NO	134.5	89.7	0.0463	134.5
122	1...	PCB-158/160	6.73e5	1.18	NO	1.15	1.000	45.99	45.99	1.006	1.006	NO	93.86	93.9	0.0505	93.86
123	1...	PCB-129	2.16e5	1.16	NO	0.774	1.000	46.25	46.24	1.012	1.012	NO	44.79	89.6	0.0752	44.79
124	1...	PCB-166	3.80e5	1.20	NO	1.07	1.000	46.71	46.71	0.993	0.993	NO	47.46	94.9	0.0455	47.46
125	1...	PCB-159	3.97e5	1.18	NO	1.20	1.000	47.05	47.05	1.000	1.000	NO	44.29	88.6	0.0407	44.29
126	1...	PCB-128/162	6.06e5	1.17	NO	0.921	1.000	47.34	47.35	1.007	1.007	NO	88.06	88.1	0.0530	88.06
127	1...	PCB-167	3.54e5	1.19	NO	1.04	1.000	47.75	47.75	1.000	1.000	NO	45.37	90.7	0.0464	45.37
128	1...	PCB-156	3.51e5	1.16	NO	1.05	1.000	49.08	49.08	1.000	1.000	NO	45.45	90.9	0.0477	45.45
129	1...	PCB-157	3.40e5	1.19	NO	1.01	1.000	49.38	49.36	1.001	1.000	NO	46.28	92.6	0.0499	46.28
130	1...	PCB-169	3.67e5	1.17	NO	1.13	1.000	51.64	51.64	1.000	1.000	NO	45.86	91.7	0.0453	45.86
131	1...	PCB-188	4.20e5	1.01	NO	1.19	1.000	43.72	43.70	1.001	1.000	NO	48.25	96.5	0.0303	48.25
132	1...	PCB-184	4.17e5	1.04	NO	1.17	1.000	44.17	44.17	1.011	1.011	NO	48.94	97.9	0.0310	48.94

75-125%

Dataset: U:\VG11.PRO\Results\190628K1\190628K1-1.qld

Last Altered: Wednesday, July 10, 2019 13:33:28 Pacific Daylight Time
Printed: Wednesday, July 10, 2019 13:43:45 Pacific Daylight Time

Name: 190628K1_1, Date: 28-Jun-2019, Time: 12:39:28, ID: ST190628K1-1 PCB 209 CS3 19C1815, Description: PCB 209 CS3 19C1815

	#	Name	Resp	RA	n/y	RRF	wt/vol	Pred.RT	RT	Pred.RRT	RRT	Check RRT	Conc.	%Rec	DL	EMPC
133	1...	PCB-179	4.27e5	1.02	NO	1.22	1.000	44.96	44.97	1.029	1.030	NO	48.20	96.4	0.0298	48.20
134	1...	PCB-176	4.08e5	1.04	NO	1.16	1.000	45.45	45.46	1.041	1.041	NO	48.13	96.3	0.0311	48.13
135	1...	PCB-186	4.50e5	1.03	NO	1.28	1.000	46.07	46.08	1.055	1.055	NO	48.15	96.3	0.0282	48.15
136	1...	PCB-178	3.03e5	1.03	NO	0.898	1.000	46.59	46.60	1.067	1.067	NO	46.33	92.7	0.0403	46.33
137	1...	PCB-175	3.19e5	1.04	NO	0.940	1.000	46.95	46.96	1.075	1.075	NO	46.57	93.1	0.0385	46.57
138	1...	PCB-182/187	7.16e5	1.03	NO	1.06	1.000	47.12	47.13	1.079	1.079	NO	92.71	92.7	0.0342	92.71
139	1...	PCB-183	3.67e5	1.01	NO	1.05	1.000	47.44	47.45	1.086	1.086	NO	47.95	95.9	0.0345	47.95
140	1...	PCB-185	3.02e5	1.04	NO	1.28	1.000	48.14	48.13	0.956	0.955	NO	45.39	90.8	0.0395	45.39
141	1...	PCB-174	3.08e5	1.02	NO	1.28	1.000	48.52	48.51	0.963	0.963	NO	46.32	92.6	0.0396	46.32
142	1...	PCB-181	3.38e5	1.01	NO	1.45	1.000	48.63	48.62	0.965	0.965	NO	44.69	89.4	0.0348	44.69
143	1...	PCB-177	2.99e5	1.00	NO	1.27	1.000	48.80	48.79	0.969	0.968	NO	45.30	90.6	0.0399	45.30
144	1...	PCB-171	2.88e5	1.02	NO	1.28	1.000	49.11	49.10	0.975	0.974	NO	43.20	86.4	0.0394	43.20
145	1...	PCB-173	2.80e5	1.01	NO	1.19	1.000	49.54	49.53	0.983	0.983	NO	45.24	90.5	0.0426	45.24
146	1...	PCB-172	3.05e5	1.05	NO	1.35	1.000	50.00	49.99	0.992	0.992	NO	43.29	86.6	0.0374	43.29
147	1...	PCB-192	4.03e5	1.09	NO	1.73	1.000	50.20	50.20	0.996	0.996	NO	44.78	89.6	0.0292	44.78
148	1...	PCB-180	3.21e5	1.09	NO	1.45	1.000	50.41	50.40	1.000	1.000	NO	42.40	84.8	0.0347	42.40
149	1...	PCB-193	3.70e5	1.03	NO	1.53	1.000	50.62	50.61	1.005	1.005	NO	46.41	92.8	0.0330	46.41
150	1...	PCB-191	3.88e5	1.02	NO	1.64	1.000	50.88	50.88	1.010	1.010	NO	45.34	90.7	0.0307	45.34
151	1...	PCB-170	2.74e5	1.04	NO	1.39	1.000	52.07	52.07	1.000	1.000	NO	45.03	90.1	0.0421	45.03
152	1...	PCB-190	3.76e5	1.04	NO	1.84	1.000	52.26	52.26	1.004	1.004	NO	46.52	93.0	0.0317	46.52
153	1...	PCB-189	3.67e5	1.03	NO	1.32	1.000	53.76	53.74	1.000	1.000	NO	45.58	91.2	0.0298	45.58
154	1...	PCB-202	3.94e5	0.87	NO	0.994	1.000	49.33	49.31	1.001	1.000	NO	48.31	96.6	0.0324	48.31
155	1...	PCB-201	3.58e5	0.89	NO	0.956	1.000	49.79	49.80	1.010	1.010	NO	45.71	91.4	0.0337	45.71
156	1...	PCB-204	4.04e5	0.90	NO	1.01	1.000	49.97	49.97	1.014	1.014	NO	48.61	97.2	0.0318	48.61
157	1...	PCB-197	3.93e5	0.88	NO	0.981	1.000	50.26	50.27	1.020	1.020	NO	48.93	97.9	0.0329	48.93
158	1...	PCB-200	3.84e5	0.90	NO	0.957	1.000	51.21	51.22	1.039	1.039	NO	48.99	98.0	0.0337	48.99
159	1...	PCB-198	2.99e5	0.87	NO	0.760	1.000	52.75	52.75	1.070	1.070	NO	48.05	96.1	0.0424	48.05
160	1...	PCB-199	2.94e5	0.88	NO	0.770	1.000	52.87	52.87	1.073	1.073	NO	46.64	93.3	0.0418	46.64
161	1...	PCB-196/203	6.28e5	0.89	NO	0.811	1.000	53.17	53.17	1.079	1.079	NO	94.44	94.4	0.0398	94.44
162	1...	PCB-195	2.38e5	0.90	NO	1.01	1.000	54.45	54.43	0.984	0.984	NO	48.09	96.2	0.0383	48.09
163	1...	PCB-194	2.56e5	0.88	NO	1.09	1.000	55.34	55.34	1.000	1.000	NO	48.35	96.7	0.0358	48.35
164	1...	PCB-205	3.17e5	0.90	NO	1.24	1.000	55.61	55.62	1.005	1.005	NO	52.48	105	0.0314	52.48
165	1...	PCB-208	2.75e5	1.29	NO	0.942	1.000	54.60	54.59	1.000	1.000	NO	46.38	92.8	0.0349	46.38
166	1...	PCB-207	2.75e5	1.30	NO	0.934	1.000	54.92	54.92	1.006	1.006	NO	46.79	93.6	0.0352	46.79

Dataset: U:\VG11.PRO\Results\190628K1\190628K1-1.qld

Last Altered: Wednesday, July 10, 2019 13:33:28 Pacific Daylight Time
Printed: Wednesday, July 10, 2019 13:43:45 Pacific Daylight Time

Name: 190628K1_1, Date: 28-Jun-2019, Time: 12:39:28, ID: ST190628K1-1 PCB 209 CS3 19C1815, Description: PCB 209 CS3 19C1815

	#	Name	Resp	RA	n/y	RRF	wt/vol	Pred RT	RT	Pred RRT	RRT	Check RRT	Conc.	%Rec	DL	EMPC
167	1...	PCB-206	2.14e5	1.32	NO	0.964	1.000	56.88	56.88	1.000	1.000	NO	46.62	93.2	0.0424	46.62
168	1...	PCB-209	2.51e5	1.20	NO	0.915	1.000	58.08	58.09	1.000	1.000	NO	49.88	99.8	0.0125	49.88
169	1...	13C-PCB-1	1.25e6	3.04	NO	0.847	1.000	15.99	15.99	0.612	0.612	NO	128.3	128	0.177	
170	1...	13C-PCB-3	1.32e6	3.01	NO	0.882	1.000	18.69	18.69	0.715	0.715	NO	129.9	130	0.170	
171	1...	13C-PCB-4	7.06e5	1.63	NO	0.605	1.000	20.07	20.07	0.768	0.768	NO	101.6	102	0.0771	
172	1...	13C-PCB-9	1.10e6	1.65	NO	0.956	1.000	21.92	21.92	0.839	0.839	NO	99.78	99.8	0.0488	
173	1...	13C-PCB-11	1.07e6	1.54	NO	0.950	1.000	25.42	25.42	0.973	0.972	NO	98.45	98.5	0.0491	
174	1...	13C-PCB-19	7.96e5	0.99	NO	0.595	1.000	24.36	24.36	0.932	0.932	NO	116.3	116	0.891	
175	1...	13C-PCB-32	1.16e6	1.02	NO	0.869	1.000	27.38	27.38	1.047	1.047	NO	116.0	116	0.611	
176	1...	13C-PCB-28	1.01e6	0.96	NO	1.00	1.000	29.41	29.41	1.004	1.004	NO	108.9	109	0.862	
177	1...	13C-PCB-37	9.32e5	0.96	NO	0.933	1.000	33.43	33.43	1.141	1.141	NO	107.9	108	0.925	
178	1...	13C-PCB-54	9.18e5	0.75	NO	0.989	1.000	28.24	28.24	0.756	0.756	NO	94.28	94.3	0.139	
179	1...	13C-PCB-52	7.32e5	0.76	NO	0.781	1.000	31.92	31.92	0.854	0.854	NO	95.22	95.2	0.177	
180	1...	13C-PCB-47	7.82e5	0.75	NO	0.859	1.000	32.44	32.44	0.868	0.868	NO	92.38	92.4	0.160	
181	1...	13C-PCB-70	9.70e5	0.76	NO	1.01	1.000	36.09	36.09	0.966	0.966	NO	97.14	97.1	0.136	
182	1...	13C-PCB-80	9.74e5	0.75	NO	1.01	1.000	36.52	36.52	0.977	0.977	NO	97.69	97.7	0.136	
183	1...	13C-PCB-81	9.81e5	0.76	NO	0.987	1.000	39.74	39.74	1.063	1.063	NO	100.9	101	0.140	
184	1...	13C-PCB-77	9.40e5	0.76	NO	0.923	1.000	40.35	40.35	1.080	1.080	NO	103.4	103	0.149	
185	1...	13C-PCB-104	9.73e5	1.61	NO	1.01	1.000	33.11	33.11	0.829	0.829	NO	95.09	95.1	0.0443	
186	1...	13C-PCB-95	7.86e5	1.61	NO	0.812	1.000	36.39	36.39	0.911	0.911	NO	95.95	96.0	0.0554	
187	1...	13C-PCB-101	7.98e5	1.59	NO	0.811	1.000	38.14	38.13	0.955	0.955	NO	97.53	97.5	0.0554	
188	1...	13C-PCB-97	6.89e5	1.57	NO	0.704	1.000	39.49	39.49	0.989	0.989	NO	97.00	97.0	0.0638	
189	1...	13C-PCB-123	9.42e5	1.56	NO	0.922	1.000	42.14	42.14	1.055	1.055	NO	101.3	101	0.0487	
190	1...	13C-PCB-118	9.81e5	1.59	NO	0.981	1.000	42.34	42.34	1.060	1.060	NO	99.12	99.1	0.0458	
191	1...	13C-PCB-114	6.93e5	1.54	NO	1.39	1.000	43.03	43.02	0.910	0.909	NO	92.53	92.5	0.0886	
192	1...	13C-PCB-105	6.96e5	1.54	NO	1.38	1.000	43.91	43.91	0.928	0.928	NO	93.67	93.7	0.0894	
193	1...	13C-PCB-127	7.32e5	1.51	NO	1.47	1.000	44.25	44.25	0.935	0.935	NO	92.56	92.6	0.0840	
194	1...	13C-PCB-126	6.93e5	1.48	NO	1.33	1.000	46.22	46.22	0.977	0.977	NO	97.11	97.1	0.0930	
195	1...	13C-PCB-155	9.98e5	1.21	NO	0.989	1.000	37.67	37.67	0.943	0.943	NO	100.1	100	0.0191	
196	1...	13C-PCB-153	6.88e5	1.27	NO	1.31	1.000	44.06	44.06	0.931	0.931	NO	97.88	97.9	0.0755	
197	1...	13C-PCB-141	5.74e5	1.29	NO	1.11	1.000	44.83	44.83	0.947	0.948	NO	96.18	96.2	0.0889	
198	1...	13C-PCB-138	6.22e5	1.25	NO	1.15	1.000	45.71	45.71	0.966	0.966	NO	100.1	100	0.0853	
199	1...	13C-PCB-159	7.47e5	1.25	NO	1.37	1.000	47.03	47.03	0.994	0.994	NO	101.6	102	0.0721	
200	2...	13C-PCB-167	7.51e5	1.26	NO	1.36	1.000	47.73	47.73	1.009	1.009	NO	102.5	102	0.0723	

Dataset: U:\VG11.PRO\Results\190628K1\190628K1-1.qld

Last Altered: Wednesday, July 10, 2019 13:33:28 Pacific Daylight Time
Printed: Wednesday, July 10, 2019 13:43:45 Pacific Daylight Time

Name: 190628K1_1, Date: 28-Jun-2019, Time: 12:39:28, ID: ST190628K1-1 PCB 209 CS3 19C1815, Description: PCB 209 CS3 19C1815

	#	Name	Resp	RA	n/y	RRF	wt/vol	Pred.RT	RT	Pred.RRT	RRT	Check RRT	Conc.	%Rec	DL	EMPC
201	2...	13C-PCB-156	7.37e5	1.25	NO	1.33	1.000	49.06	49.06	1.037	1.037	NO	102.9	103	0.0741	
202	2...	13C-PCB-157	7.29e5	1.25	NO	1.38	1.000	49.34	49.34	1.043	1.043	NO	98.07	98.1	0.0714	
203	2...	13C-PCB-169	7.11e5	1.26	NO	1.26	1.000	51.62	51.62	1.091	1.091	NO	105.0	105	0.0783	
204	2...	13C-PCB-188	7.29e5	0.44	NO	1.39	1.000	43.68	43.68	0.927	0.927	NO	97.08	97.1	0.0469	
205	2...	13C-PCB-180	5.21e5	0.44	NO	0.951	1.000	50.39	50.39	1.069	1.069	NO	101.4	101	0.0686	
206	2...	13C-PCB-170	4.39e5	0.45	NO	0.829	1.000	52.05	52.05	1.104	1.105	NO	98.09	98.1	0.0788	
207	2...	13C-PCB-189	6.09e5	0.45	NO	1.11	1.000	53.74	53.74	1.140	1.140	NO	102.0	102	0.0590	
208	2...	13C-PCB-202	8.20e5	0.90	NO	1.44	1.000	49.29	49.29	1.042	1.042	NO	105.2	105	0.0334	
209	2...	13C-PCB-194	4.88e5	0.91	NO	0.788	1.000	55.32	55.33	0.995	0.995	NO	92.84	92.8	0.0668	
210	2...	13C-PCB-208	6.28e5	0.76	NO	1.01	1.000	54.59	54.58	0.982	0.982	NO	93.34	93.3	0.0464	
211	2...	13C-PCB-206	4.76e5	0.78	NO	0.659	1.000	56.87	56.86	1.023	1.023	NO	108.4	108	0.0711	
212	2...	13C-PCB-209	5.51e5	1.18	NO	0.576	1.000	58.08	58.08	1.045	1.044	NO	143.4	143	0.0233	
213	2...	13C-PCB-15	1.15e6	1.63	NO	1.00	1.000	26.14	26.14	1.000	0.000	NO	100.0	100	0.0467	
214	2...	13C-PCB-31	9.26e5	0.98	NO	1.00	1.000	29.30	29.30	1.000	0.000	NO	100.0	100	0.863	
215	2...	13C-PCB-60	9.85e5	0.77	NO	1.00	1.000	37.37	37.37	1.000	0.000	NO	100.0	100	0.138	
216	2...	13C-PCB-111	1.01e6	1.57	NO	1.00	1.000	39.94	39.94	1.000	0.000	NO	100.0	100	0.0449	
217	2...	13C-PCB-128	5.38e5	1.25	NO	1.00	1.000	47.32	47.32	1.000	0.000	NO	100.0	100	0.0985	
218	2...	13C-PCB-182	5.40e5	0.45	NO	1.00	1.000	47.13	47.13	0.000	0.000	NO	100.0	100	0.0652	
219	2...	13C-PCB-205	6.67e5	0.89	NO	1.00	1.000	55.60	55.60	1.000	0.000	NO	100.0	100	0.0527	
220	2...	13C-PCB-79	1.02e6	0.74	NO	1.02	1.000	38.47	38.47	1.029	1.029	NO	101.0	101	0.135	
221	2...	13C-PCB-178	5.08e5	0.43	NO	0.831	1.000	46.58	46.58	0.988	0.988	NO	113.5	114	0.0822	
222	2...	13C-PCB-79	1.02e6	0.74	NO	1.04	1.000	38.46	38.47	0.968	0.968	NO	100.1	100	0.134	
223	2...	13C-PCB-178	5.08e5	0.43	NO	0.965	1.000	46.58	46.58	0.924	0.924	NO	101.0	101	0.0708	

Vista Analytical Laboratory VG-11

Dataset: Untitled

Last Altered: Tuesday, July 09, 2019 5:32:02 PM Pacific Daylight Time
Printed: Tuesday, July 09, 2019 5:32:39 PM Pacific Daylight Time

Method: U:\VG11.PRO\MethDB\PCB-209_ZB1_6-28-19.mdb 28 Jun 2019 14:45:02
Calibration: U:\VG11.PRO\CurveDB\db1_PCBvg11-4-24-18.cdb 27 Apr 2018 15:37:51

Compound name: PCB-1

	Name	ID	Acq.Date	Acq.Time
1	190628K1_1	ST190628K1-1 PCB 209 CS3 19C1815	28-Jun-19	12:39:28
2	190628K1_2	B9F0105-BS2 OPR 10	28-Jun-19	13:41:01
3	190628K1_3	B9F0105-BS3 OPR 10	28-Jun-19	14:42:31

File: Experiment: PCB_ZB1.exp Reference: pfk.ref Function: 1 @ 200 (ppm)

Printed: Friday, June 28, 2019 12:32:52 Pacific Daylight Time

M 168.9888 R 10289

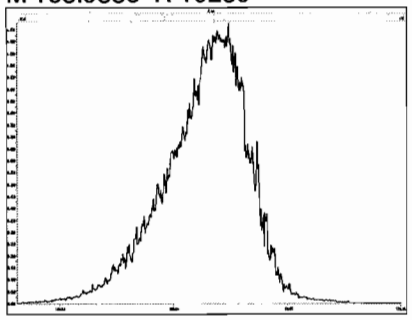

M 180.9888 R 10371

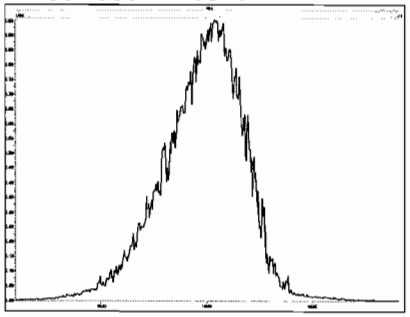

M 192.9888 R 10547

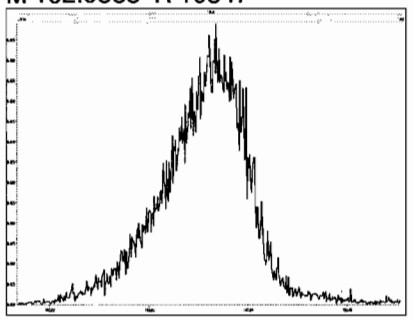

M 204.9888 R 11312

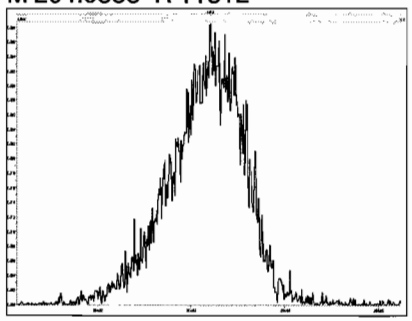

File: Experiment: PCB_ZB1.exp Reference: pfk.ref Function: 2 @ 200 (ppm)

Printed: Friday, June 28, 2019 12:33:47 Pacific Daylight Time

M 218.9856 R 10289

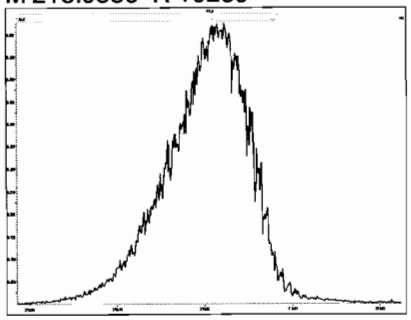

M 230.9856 R 10595

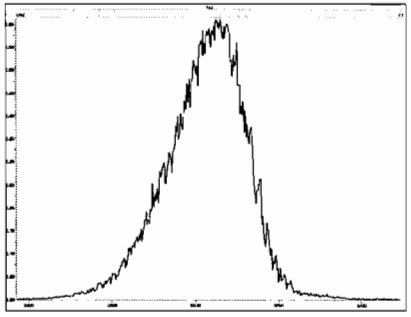

M 242.9856 R 10416

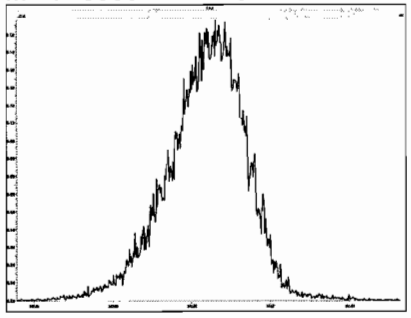

M 254.9856 R 11518

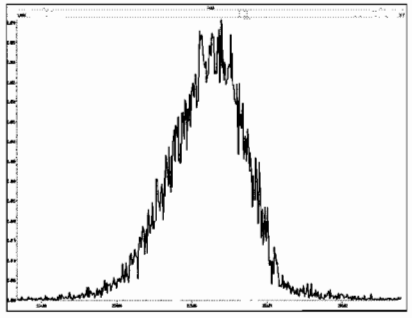

M 268.9824 R 11681

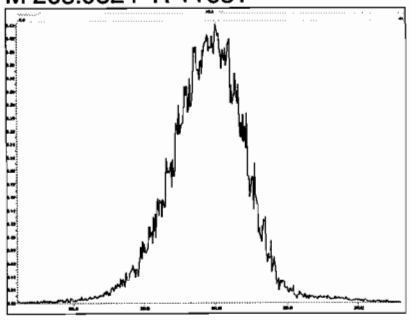

M 280.9824 R 11571

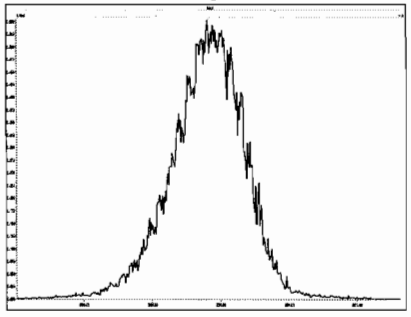

File: Experiment: PCB_ZB1.exp Reference: pfk.ref Function: 3 @ 200 (ppm)

Printed: Friday, June 28, 2019 12:34:25 Pacific Daylight Time

M 254.9856 R 10038

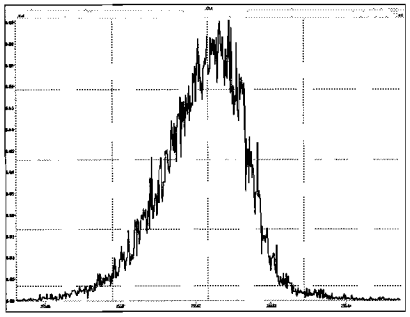

M 268.9824 R 10593

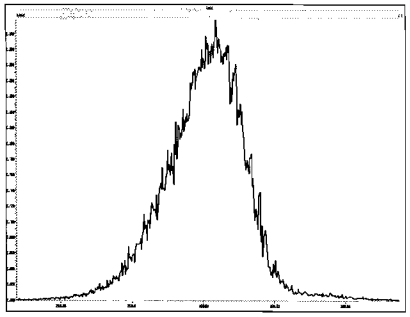

M 280.9824 R 11115

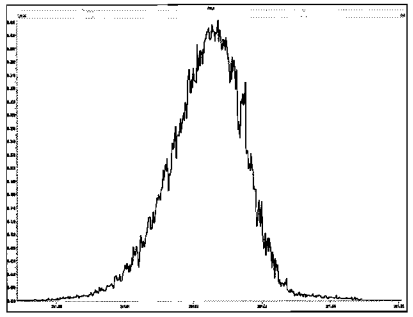

M 292.9824 R 11411

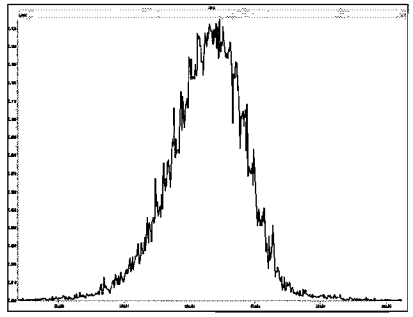

M 304.9824 R 11682

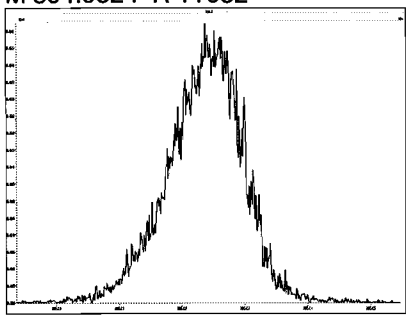

M 318.9792 R 11960

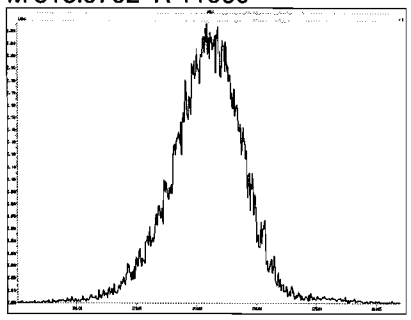

M 330.9792 R 11576

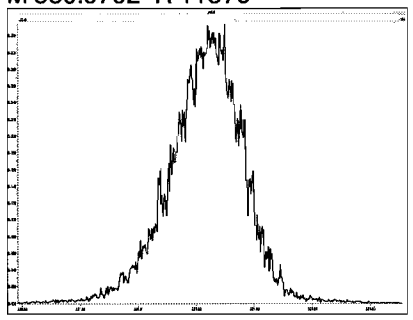

M 342.9792 R 11520

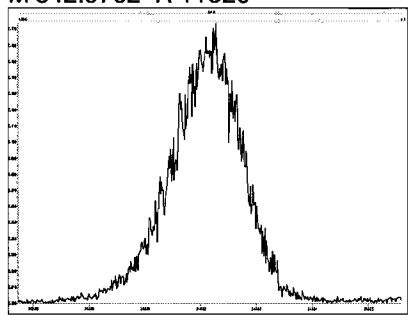

M 354.9792 R 10732

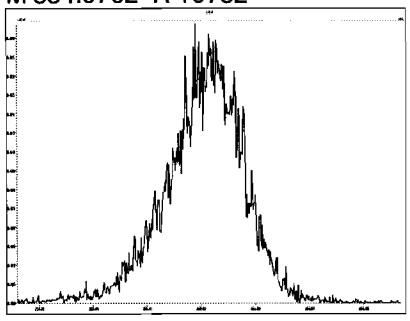

M 366.9792 R 12137

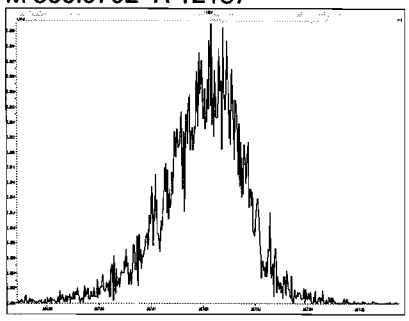

M 380.9760 R 10241

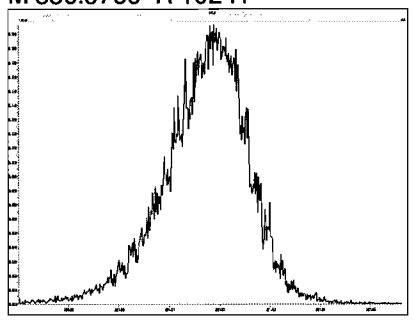

File: Experiment: PCB_ZB1.exp Reference: pfk.ref Function: 4 @ 200 (ppm)

Printed: Friday, June 28, 2019 12:35:29 Pacific Daylight Time

M 318.9792 R 10639

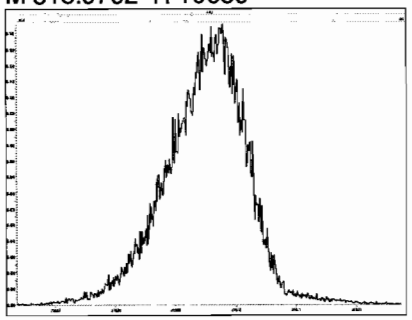

M 330.9792 R 10775

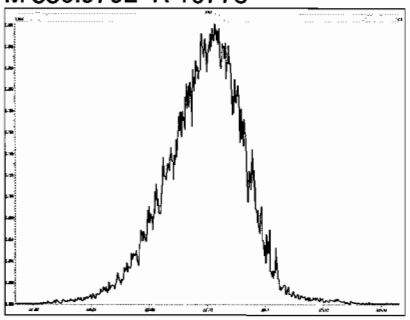

M 342.9792 R 11625

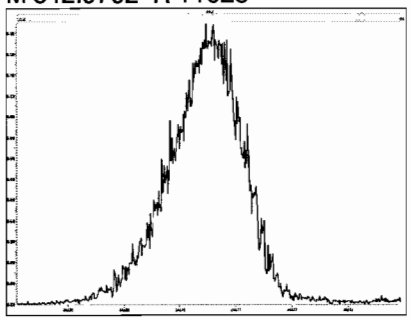

M 354.9792 R 11905

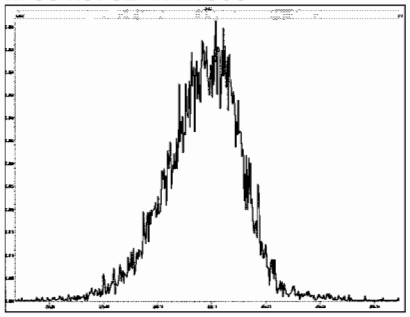

M 366.9792 R 12135

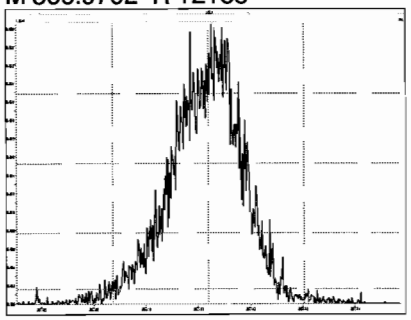

M 380.9760 R 11413

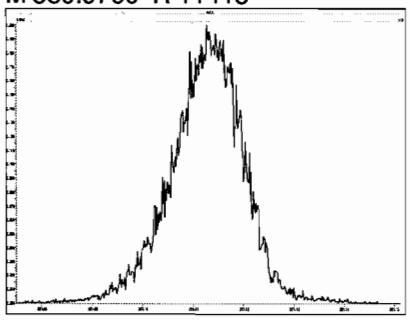

M 392.9760 R 11157

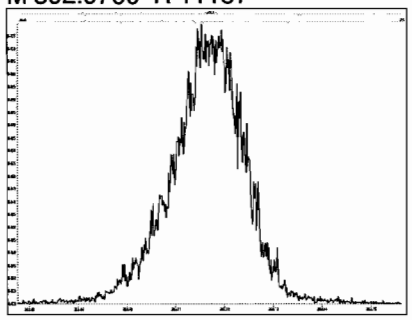

M 404.9760 R 12626

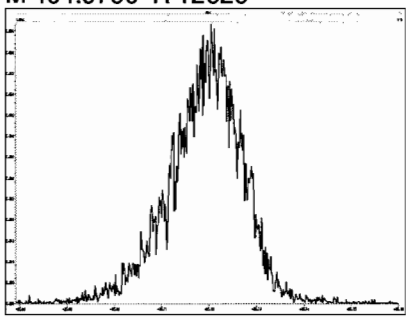

M 416.9760 R 10963

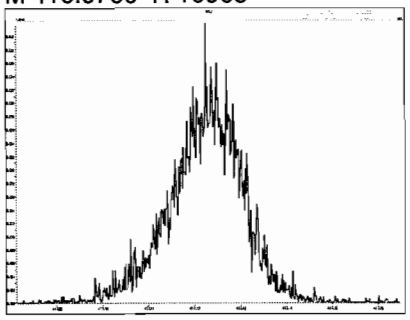

M 430.9728 R 11158

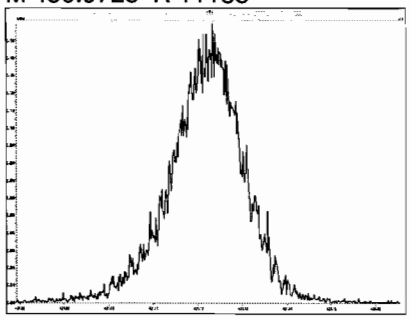

M 442.9728 R 11574

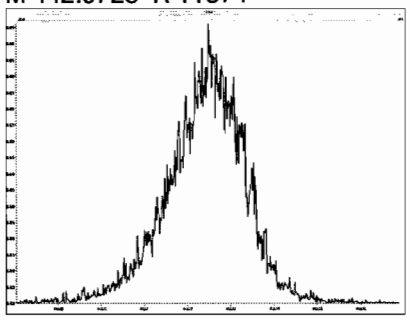

File: Experiment: PCB_ZB1.exp Reference: pfk.ref Function: 5 @ 200 (ppm)

Printed: Friday, June 28, 2019 12:36:12 Pacific Daylight Time

M 416.9760 R 11574

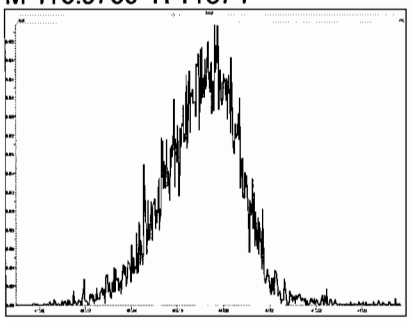

M 430.9728 R 11573

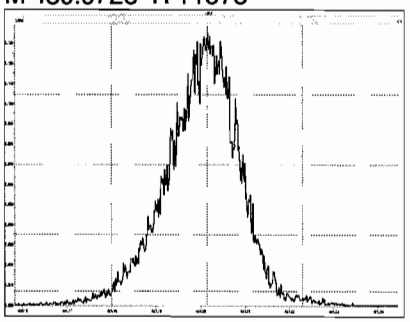

M 442.9728 R 12075

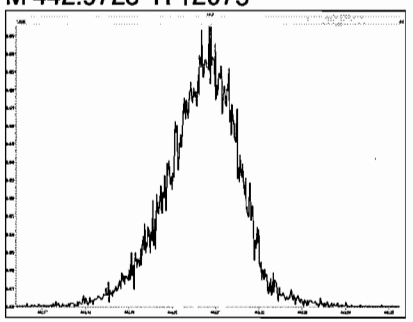

M 454.9728 R 11901

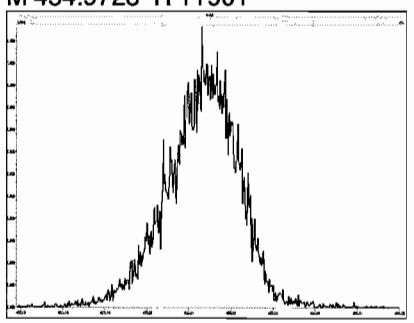

M 466.9728 R 12135

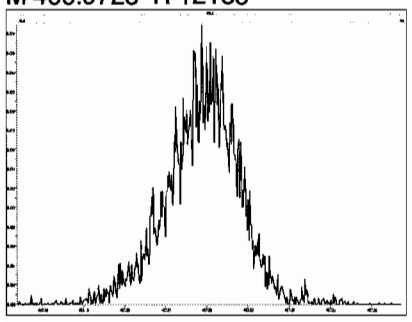

M 480.9696 R 11791

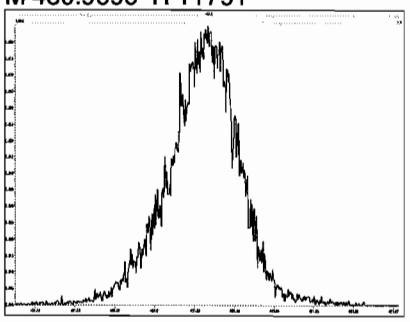

M 492.9696 R 12439

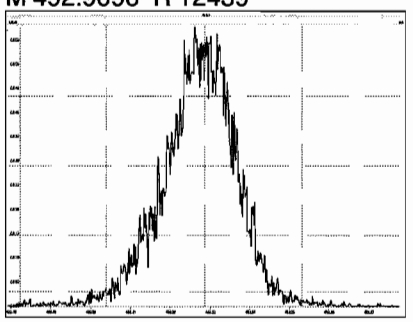

M 504.9696 R 12191

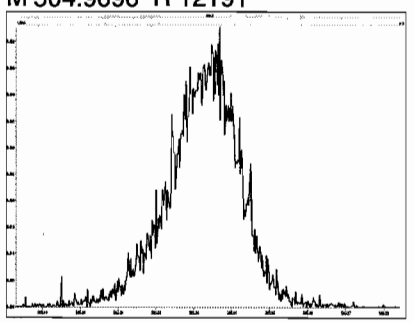

M 516.9697 R 11067

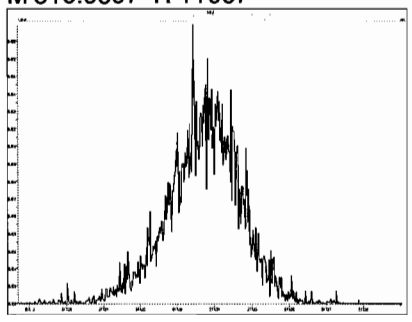

Vista Analytical Laboratory VG-11

Dataset: Untitled

Last Altered: Friday, June 28, 2019 15:08:56 Pacific Daylight Time
Printed: Friday, June 28, 2019 15:09:06 Pacific Daylight Time

Method: U:\VG11.PRO\MethDB\PCB-209_ZB1_6-28-19.mdb 28 Jun 2019 14:45:02
Calibration: U:\VG11.PRO\CurveDB\db1_PCBvg11-4-24-18.cdb 27 Apr 2018 15:37:51

Name: 190628K1_1, Date: 28-Jun-2019, Time: 12:39:28, ID: ST190628K1-1 PCB 209 CS3 19C1815, Description: PCB 209 CS3 19C1815

PCB-1

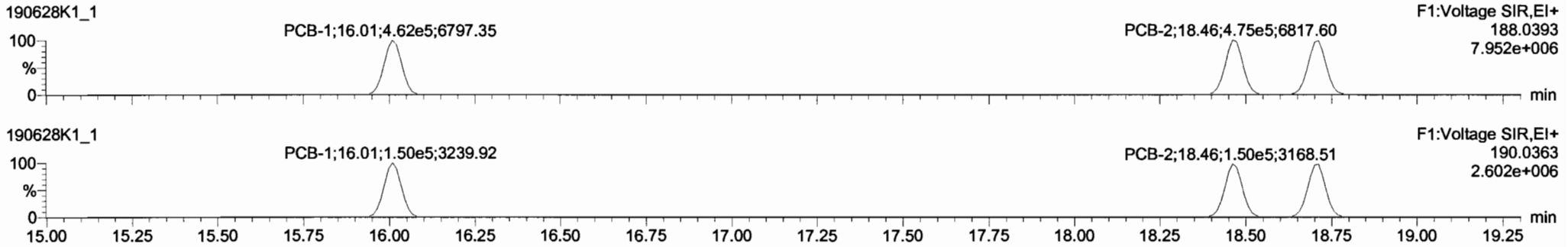

13C-PCB-1

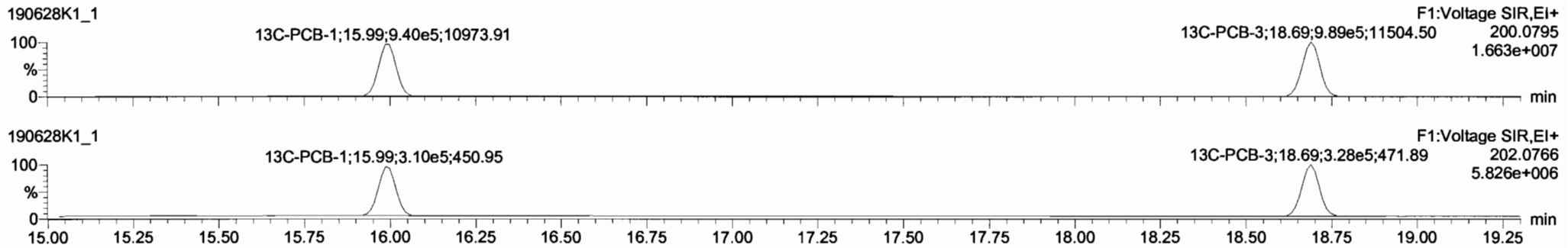

PFK1

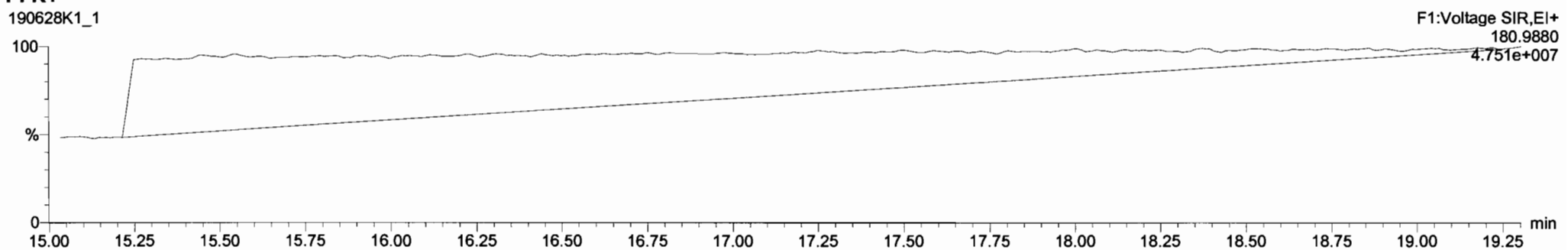

Dataset: Untitled

Last Altered: Friday, June 28, 2019 15:08:56 Pacific Daylight Time
Printed: Friday, June 28, 2019 15:09:06 Pacific Daylight Time

Name: 190628K1_1, Date: 28-Jun-2019, Time: 12:39:28, ID: ST190628K1-1 PCB 209 CS3 19C1815, Description: PCB 209 CS3 19C1815

PCB-4/10

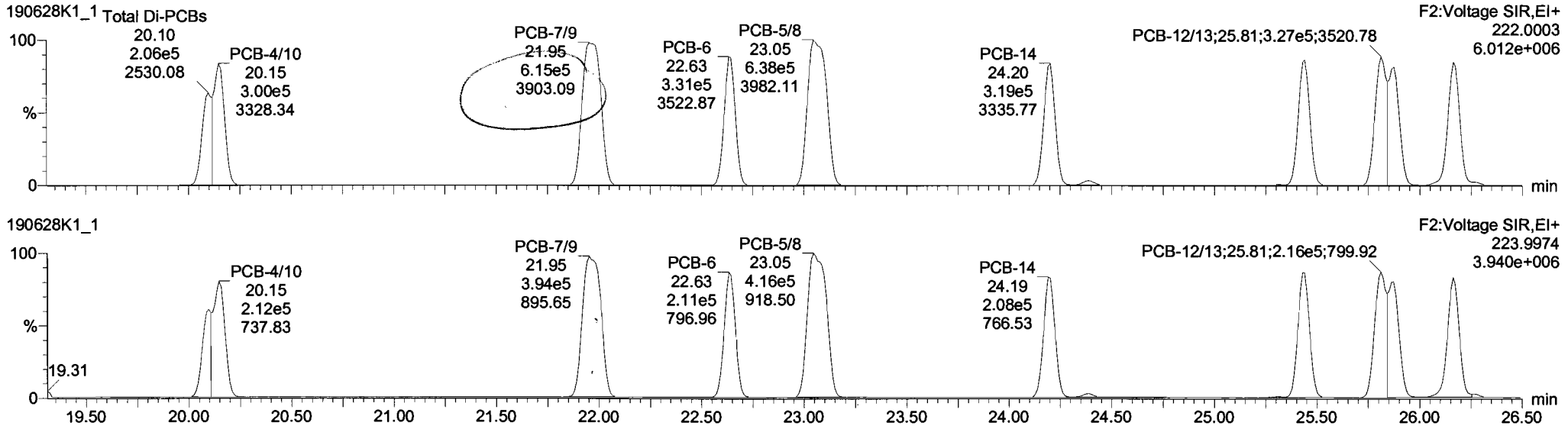

13C-PCB-4

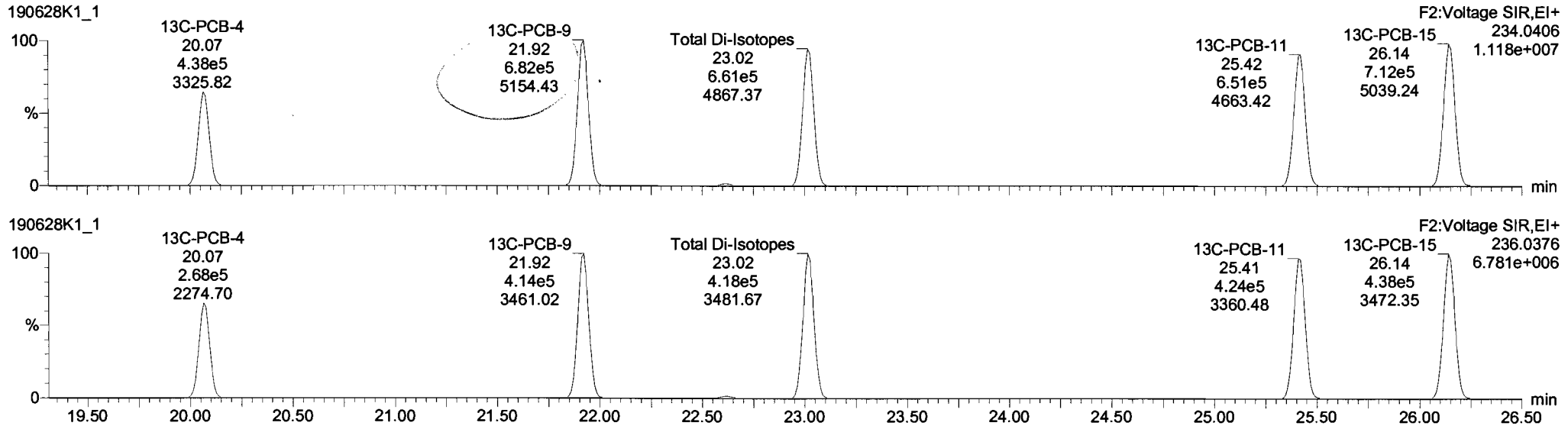

TargetLynx - 190628K1-1.qld - [Chromatogram]

File Edit View Display Processing Window Help

190628K1_1 - ST190628K1-1 PCB 209 CS3 19C1815 - PCB 209 CS3 19C1815

	#	Name	Resp	RA	n/y	RRF	wt/vol	Pred.RT	RT	Pred.R...	RRT	RRT Fail	Conc.	%Rec	DL	EMPC
223	223	13C-PCB-178	5.08e5	0.43	NO	0.9652	1.000	46.58	46.58	0.924	0.924	NO	101.0	101	0.0708	
224	224	Total Mono-PCBs				0.9673	1.000	0.00		0.000		NO	148.7		0.0561	148.7
225	225	Total Di-PCBs				1.0207	1.000	0.00		0.000		NO	595.2		0.556	595.2
226	226	2nd Function Tri-PCBs				0.8879	1.000	0.00		0.000		NO	381.7		0.173	381.7
227	227	3rd Function Tri-PCBs				0.9566	1.000	0.00		0.000		NO	828.5		0.754	828.5
228	228	Total Tetra-PCBs				0.9537	1.000	0.00		0.000		NO	2048		1.45	2048
229	229	3rd Function Penta-PCBs				1.1039	1.000	0.00		0.000		NO	1890		0.739	1934
230	230	4th Function Penta-PCBs				1.0709	1.000	0.00		0.000		NO	247.3		0.284	247.3
231	231	3rd Function Hexa-PCBs				0.7784	1.000	0.00		0.000		NO	697.7		0.183	697.7
232	232	4th Function Hexa-PCBs				0.9847	1.000	0.00		0.000		NO	1305		1.13	1305

	T...	Name	Pred.RT	RT	m1 Resp	m2 Resp	1* Ratio (Pred)	RA	n/y	EMPC	Conc.
1	4	PCB-4/10	20.15	20.15	5.081e5	3.269e5	1.560	1.54	NO	98.716	98.716
2	5	PCB-7/9	21.98	21.95	6.145e5	3.942e5	1.560	1.56	NO	96.709	96.709
3	6	PCB-6	22.63	22.63	3.313e5	2.112e5	1.560	1.57	NO	50.034	50.034
4	7	PCB-5/8	23.04	23.05	6.377e5	4.156e5	1.560	1.53	NO	97.611	97.611
5	8	PCB-14	24.21	24.20	3.194e5	2.082e5	1.560	1.53	NO	49.792	49.792
6	9	PCB-11	25.44	25.44	3.368e5	2.214e5	1.560	1.52	NO	47.806	47.806
7	10	PCB-12/13	25.81	25.81	6.312e5	4.160e5	1.560	1.52	NO	106.17	106.17
8	11	PCB-15	26.17	26.16	3.370e5	2.091e5	1.560	1.61	NO	48.367	48.367

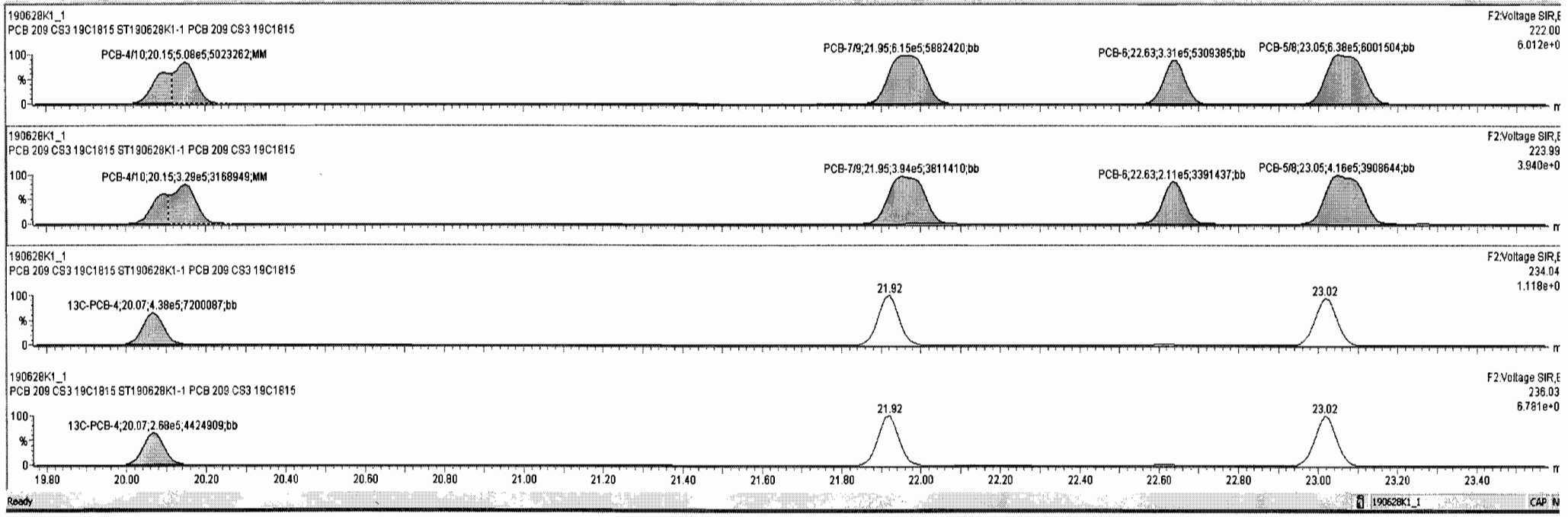

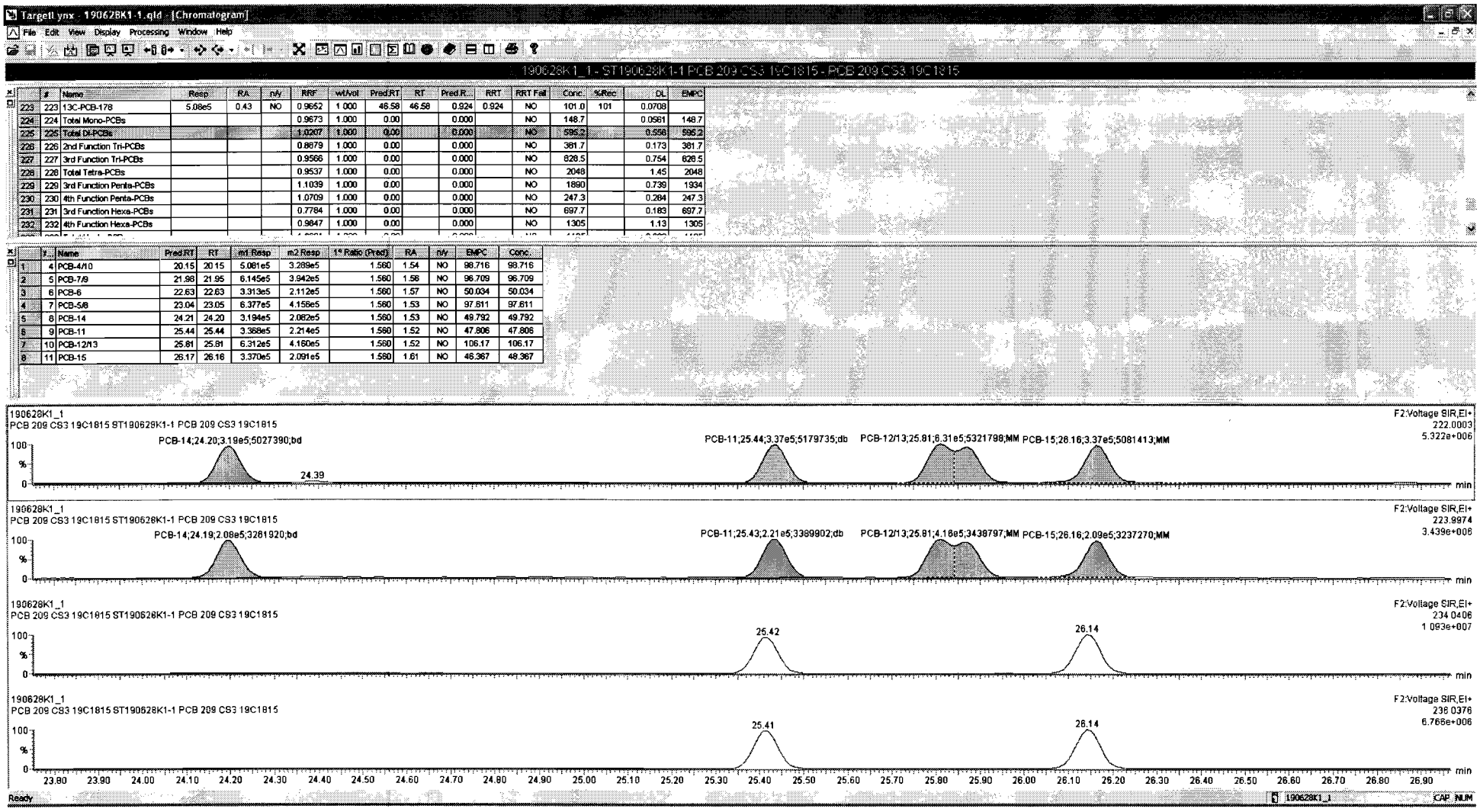

	#	Name	Resp	RA	nIV	RRF	wtVol	Pred RT	RT	Pred R...	RRT	RRT Fail	Conc.	%Rec	DL	EMPC
223	223	13C-PCB-178	5.08e5	0.43	NO	0.9652	1.000	46.58	46.58	0.924	0.924	NO	101.0	101	0.0708	
224	224	Total Mono-PCBs				0.9673	1.000	0.00		0.000		NO	148.7		0.0561	148.7
225	225	Total Di-PCBs				1.0207	1.000	0.00		0.000		NO	595.2		0.556	595.2
226	226	2nd Function Tri-PCBs				0.8879	1.000	0.00		0.000		NO	381.7		0.173	381.7
227	227	3rd Function Tri-PCBs				0.9566	1.000	0.00		0.000		NO	828.5		0.754	828.5
228	228	Total Tetra-PCBs				0.9537	1.000	0.00		0.000		NO	2048		1.45	2048
229	229	3rd Function Penta-PCBs				1.1039	1.000	0.00		0.000		NO	1890		0.739	1934
230	230	4th Function Penta-PCBs				1.0709	1.000	0.00		0.000		NO	247.3		0.284	247.3
231	231	3rd Function Hexa-PCBs				0.7784	1.000	0.00		0.000		NO	697.7		0.183	697.7
232	232	4th Function Hexa-PCBs				0.9847	1.000	0.00		0.000		NO	1305		1.13	1305

	#	Name	Pred RT	RT	m1 Resp	m2 Resp	1° Ratio (Pred)	RA	nIV	EMPC	Conc.
1	4	PCB-4/10	20.15	20.15	5.081e5	3.289e5	1.560	1.54	NO	98.716	98.716
2	5	PCB-7/9	21.98	21.95	6.145e5	3.942e5	1.560	1.56	NO	96.709	96.709
3	6	PCB-6	22.63	22.63	3.313e5	2.112e5	1.560	1.57	NO	50.034	50.034
4	7	PCB-5/8	23.04	23.05	6.377e5	4.156e5	1.560	1.53	NO	97.611	97.611
5	8	PCB-14	24.21	24.20	3.194e5	2.062e5	1.560	1.53	NO	49.792	49.792
6	9	PCB-11	25.44	25.44	3.368e5	2.214e5	1.560	1.52	NO	47.806	47.806
7	10	PCB-12/13	25.81	25.81	6.312e5	4.160e5	1.560	1.52	NO	106.17	106.17
8	11	PCB-15	26.17	26.16	3.370e5	2.091e5	1.560	1.61	NO	46.367	48.367

Dataset: Untitled

Last Altered: Friday, June 28, 2019 15:08:56 Pacific Daylight Time
Printed: Friday, June 28, 2019 15:09:06 Pacific Daylight Time

Name: 190628K1_1, Date: 28-Jun-2019, Time: 12:39:28, ID: ST190628K1-1 PCB 209 CS3 19C1815, Description: PCB 209 CS3 19C1815

PCB-19

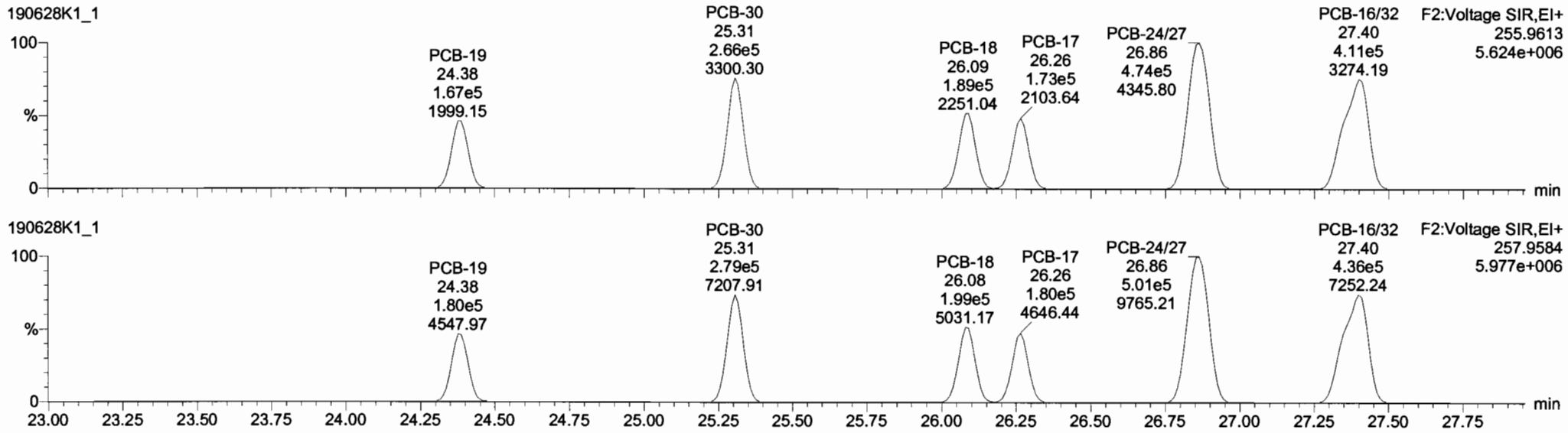

13C-PCB-19

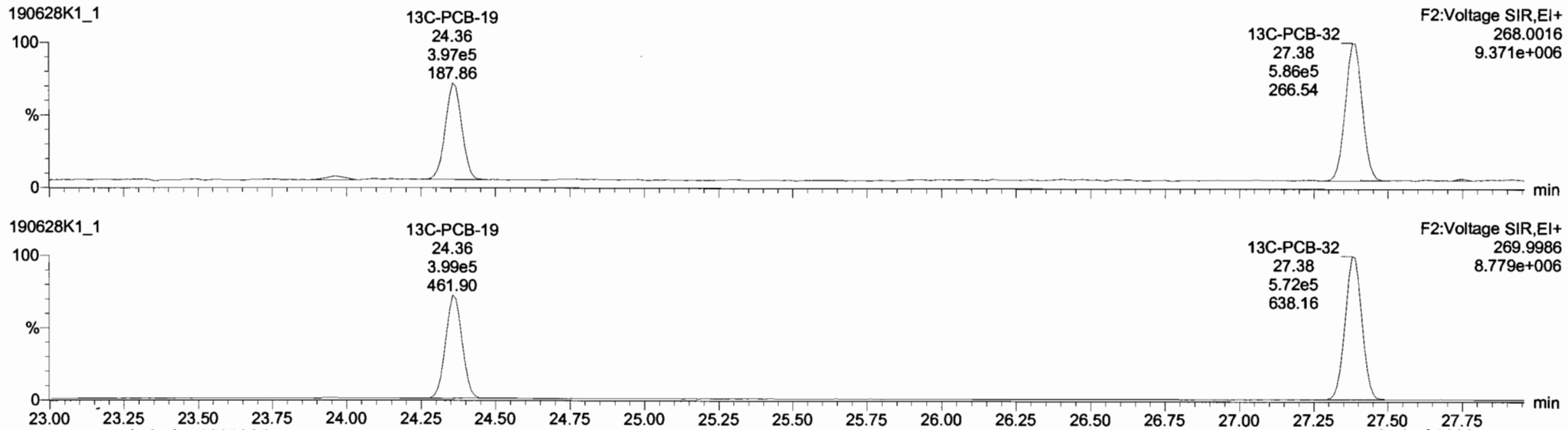

Dataset: Untitled

Last Altered: Friday, June 28, 2019 15:08:56 Pacific Daylight Time
Printed: Friday, June 28, 2019 15:09:06 Pacific Daylight Time

Name: 190628K1_1, Date: 28-Jun-2019, Time: 12:39:28, ID: ST190628K1-1 PCB 209 CS3 19C1815, Description: PCB 209 CS3 19C1815

PCB-34

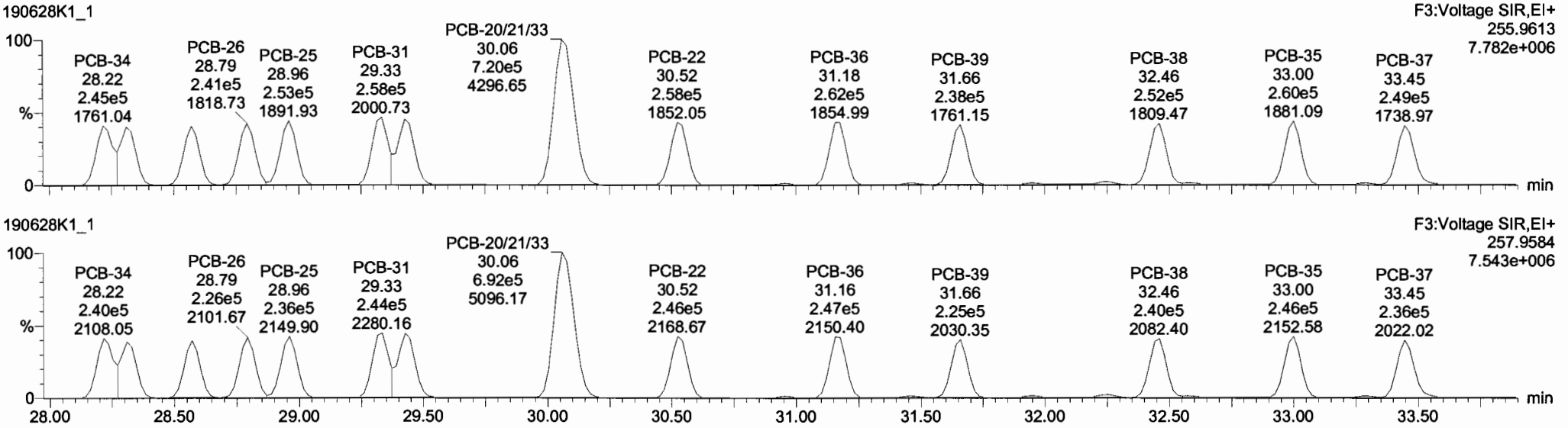

13C-PCB-28

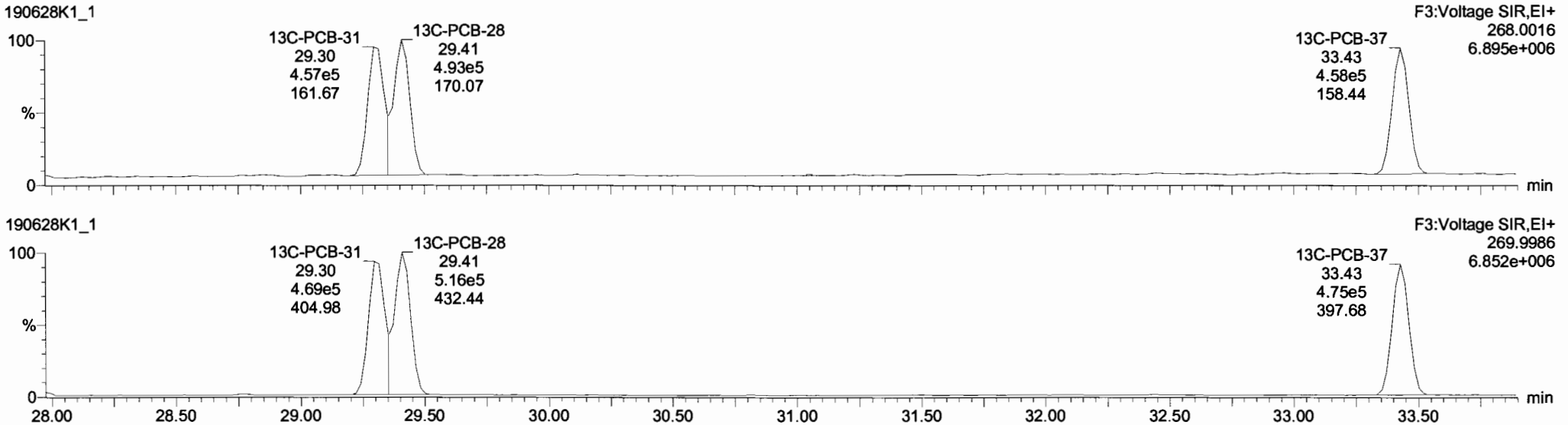

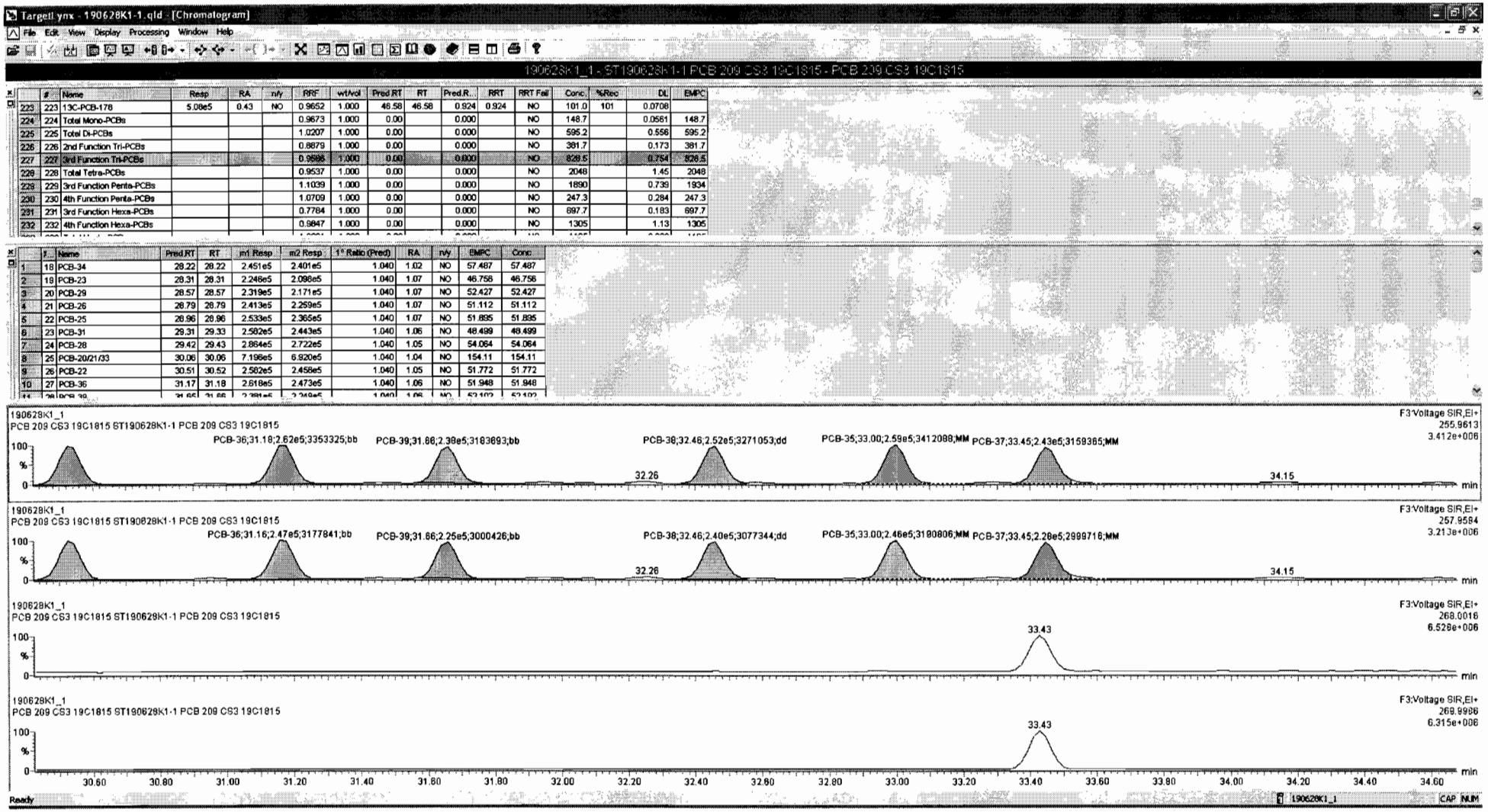

	#	Name	Resp	RA	rvy	RRF	wt/vol	Pred RT	RT	Pred.R..	RRT	RRT Fail	Conc.	%Rec	DL	EMPC
223	223	13C-PCB-178	5.08e5	0.43	NO	0.9652	1.000	46.58	46.58	0.924	0.924	NO	101.0	101	0.0708	
224	224	Total Mono-PCBs				0.9673	1.000	0.00		0.000		NO	148.7		0.0561	148.7
225	225	Total Di-PCBs				1.0207	1.000	0.00		0.000		NO	595.2		0.556	595.2
226	226	2nd Function Tri-PCBs				0.8879	1.000	0.00		0.000		NO	381.7		0.173	381.7
227	227	3rd Function Tri-PCBs				0.9598	1.000	0.00		0.000		NO	828.5		0.754	828.5
229	228	Total Tetra-PCBs				0.9537	1.000	0.00		0.000		NO	2048		1.45	2048
229	229	3rd Function Penta-PCBs				1.1039	1.000	0.00		0.000		NO	1890		0.739	1934
230	230	4th Function Penta-PCBs				1.0709	1.000	0.00		0.000		NO	247.3		0.284	247.3
231	231	3rd Function Hexa-PCBs				0.7784	1.000	0.00		0.000		NO	697.7		0.183	697.7
232	232	4th Function Hexa-PCBs				0.9847	1.000	0.00		0.000		NO	1305		1.13	1305

	T...	Name	Pred RT	RT	m1 Resp	m2 Resp	1° Ratio (Pred)	RA	rvy	EMPC	Conc
1	18	PCB-34	28.22	28.22	2.451e5	2.401e5	1.040	1.02	NO	57.487	57.487
2	19	PCB-23	28.31	28.31	2.248e5	2.098e5	1.040	1.07	NO	46.756	46.756
3	20	PCB-29	28.57	28.57	2.319e5	2.171e5	1.040	1.07	NO	52.427	52.427
4	21	PCB-26	28.79	28.79	2.413e5	2.259e5	1.040	1.07	NO	51.112	51.112
5	22	PCB-25	28.96	28.96	2.533e5	2.365e5	1.040	1.07	NO	51.895	51.895
6	23	PCB-31	29.31	29.33	2.582e5	2.443e5	1.040	1.06	NO	48.499	48.499
7	24	PCB-28	29.42	29.43	2.864e5	2.722e5	1.040	1.05	NO	54.064	54.064
8	25	PCB-20/21/33	30.06	30.06	7.196e5	6.920e5	1.040	1.04	NO	154.11	154.11
9	26	PCB-22	30.51	30.52	2.582e5	2.458e5	1.040	1.05	NO	51.772	51.772
10	27	PCB-36	31.17	31.18	2.618e5	2.473e5	1.040	1.06	NO	51.948	51.948

Dataset: Untitled

Last Altered: Friday, June 28, 2019 15:08:56 Pacific Daylight Time
Printed: Friday, June 28, 2019 15:09:06 Pacific Daylight Time

Name: 190628K1_1, Date: 28-Jun-2019, Time: 12:39:28, ID: ST190628K1-1 PCB 209 CS3 19C1815, Description: PCB 209 CS3 19C1815

PCB-54

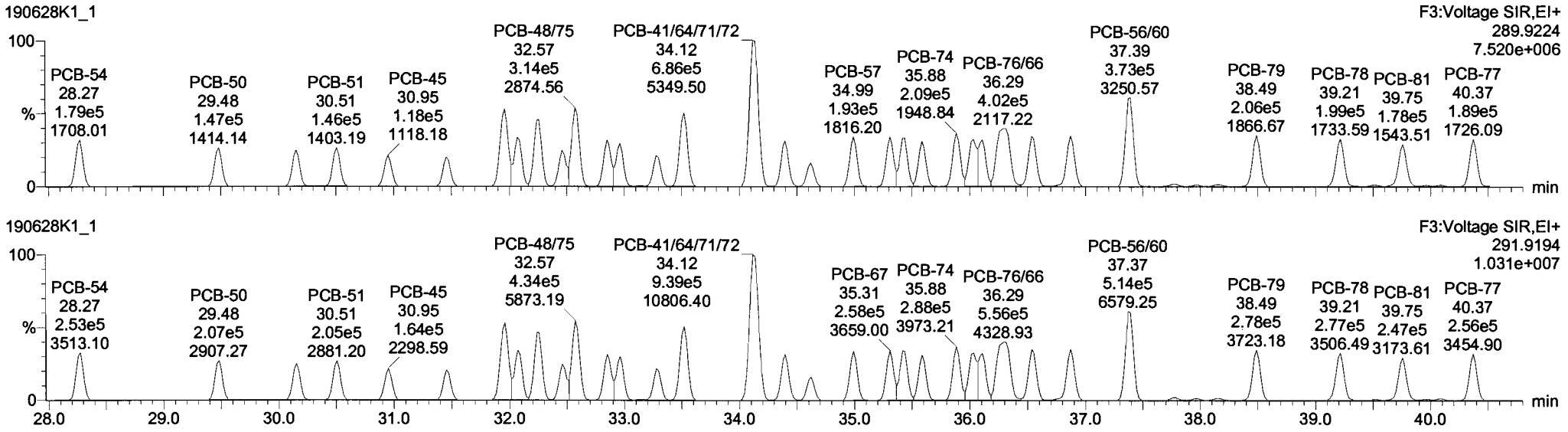

13C-PCB-54

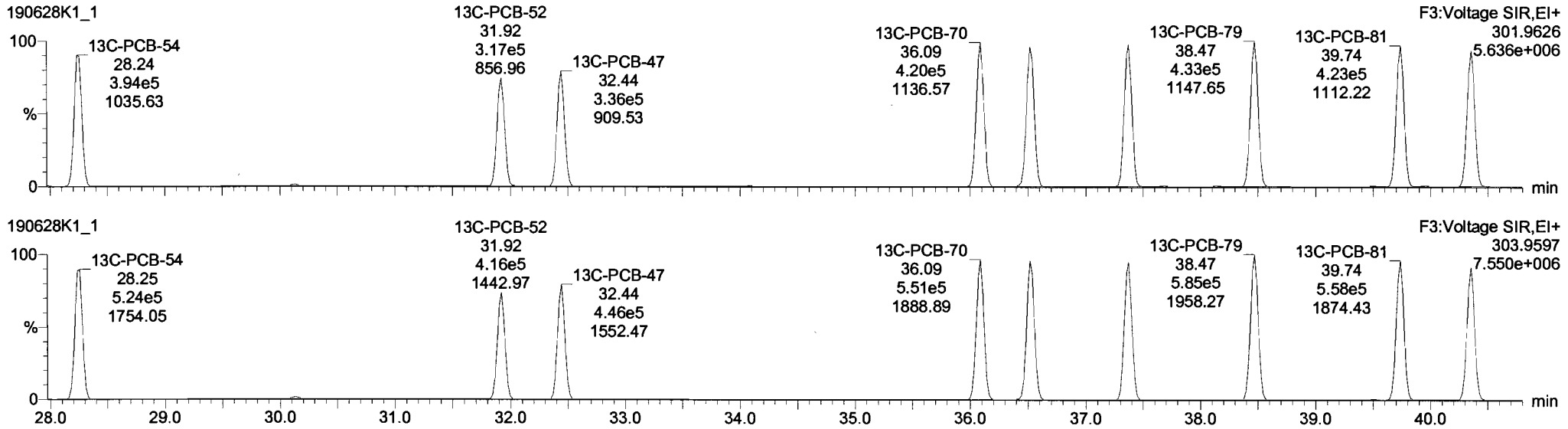

Dataset: Untitled

Last Altered: Friday, June 28, 2019 15:08:56 Pacific Daylight Time
Printed: Friday, June 28, 2019 15:09:06 Pacific Daylight Time

Name: 190628K1_1, Date: 28-Jun-2019, Time: 12:39:28, ID: ST190628K1-1 PCB 209 CS3 19C1815, Description: PCB 209 CS3 19C1815

PCB-50

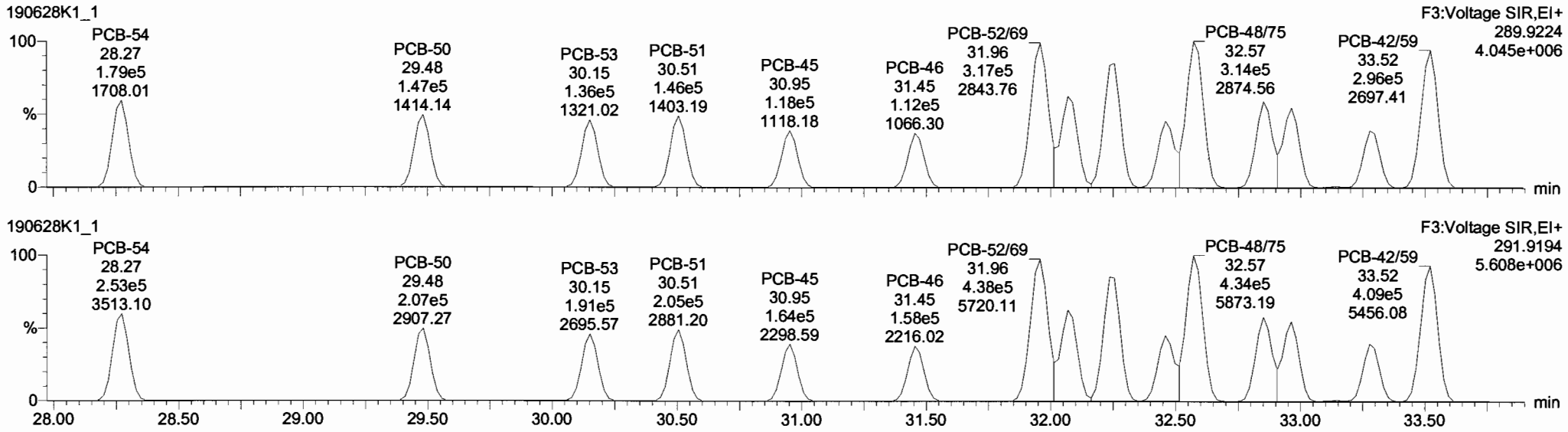

13C-PCB-52

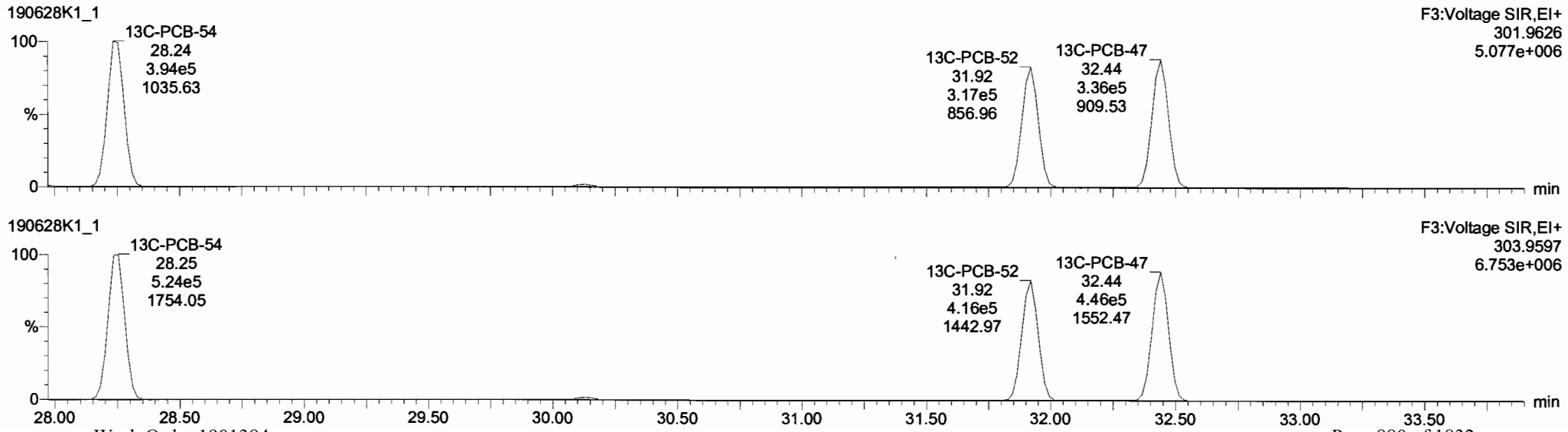

Dataset: Untitled

Last Altered: Friday, June 28, 2019 15:08:56 Pacific Daylight Time
Printed: Friday, June 28, 2019 15:09:06 Pacific Daylight Time

Name: 190628K1_1, Date: 28-Jun-2019, Time: 12:39:28, ID: ST190628K1-1 PCB 209 CS3 19C1815, Description: PCB 209 CS3 19C1815

PCB-68

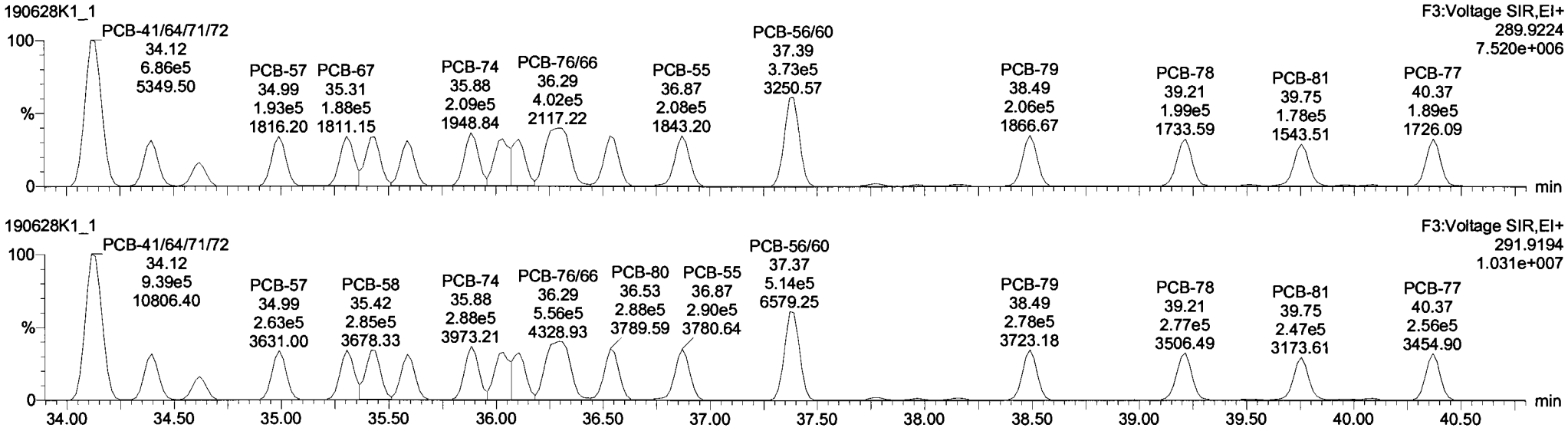

13C-PCB-60

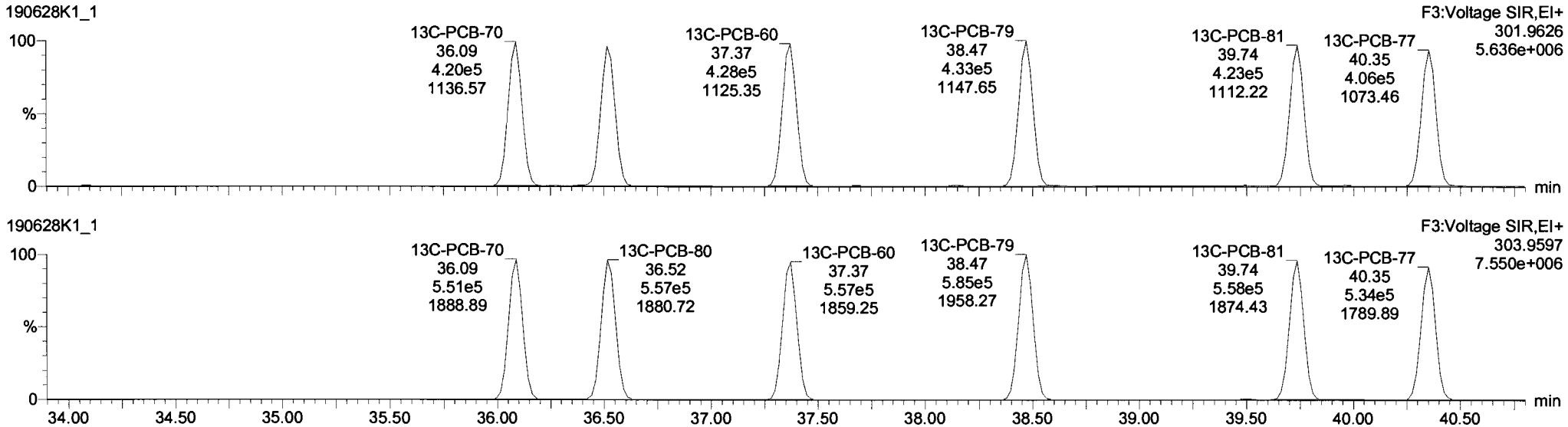

TargetLynx - 190628K1-1.qld - [Chromatogram]

File Edit View Display Processing Window Help

190628K1_1 - ST190628K1-1 PCB 209 CS3 19C1815 - PCB 209 CS3 19C1815

	#	Name	Resp	RA	n/y	RRF	wt/vol	Pred.RT	RT	Pred.R...	RRT	RRT Fail	Conc.	%Rec.	DL	EMPC
223	223	13C-PCB-178	5.08e5	0.43	NO	0.9652	1.000	46.58	46.58	0.924	0.924	NO	101.0	101	0.0708	
224	224	Total Mono-PCBs				0.9673	1.000	0.00		0.000		NO	148.7		0.0561	148.7
225	225	Total Di-PCBs				1.0207	1.000	0.00		0.000		NO	595.2		0.556	595.2
226	226	2nd Function Tri-PCBs				0.8879	1.000	0.00		0.000		NO	381.7		0.173	381.7
227	227	3rd Function Tri-PCBs				0.9566	1.000	0.00		0.000		NO	828.5		0.754	828.5
228	228	Total Tetra-PCBs				0.9537	1.000	0.00		0.000		NO	2048		1.45	2048
229	229	3rd Function Penta-PCBs				1.1039	1.000	0.00		0.000		NO	1890		0.739	1934
230	230	4th Function Penta-PCBs				1.0709	1.000	0.00		0.000		NO	247.3		0.284	247.3
231	231	3rd Function Hexa-PCBs				0.7784	1.000	0.00		0.000		NO	697.7		0.183	697.7
232	232	4th Function Hexa-PCBs				0.9847	1.000	0.00		0.000		NO	1305		1.13	1305

	?...	Name	Pred.RT	RT	m1 Resp	m2 Resp	1° Ratio (Pred)	RA	n/y	EMPC	Conc.
1	32	PCB-54	28.25	28.27	1.790e5	2.527e5	0.770	0.71	NO	49.696	49.696
2	33	PCB-50	29.47	29.48	1.471e5	2.074e5	0.770	0.71	NO	49.738	49.738
3	34	PCB-53	30.16	30.15	1.363e5	1.906e5	0.770	0.71	NO	49.229	49.229
4	35	PCB-51	30.52	30.51	1.464e5	2.053e5	0.770	0.71	NO	49.778	49.778
5	36	PCB-45	30.96	30.95	1.177e5	1.635e5	0.770	0.72	NO	48.621	48.621
6	37	PCB-46	31.45	31.45	1.117e5	1.579e5	0.770	0.71	NO	49.610	49.610
7	38	PCB-52/69	31.96	31.96	3.174e5	4.383e5	0.770	0.72	NO	93.112	93.112
8	39	PCB-73	32.07	32.07	2.012e5	2.782e5	0.770	0.72	NO	52.550	52.550
9	40	PCB-43/49	32.26	32.26	2.682e5	3.755e5	0.770	0.71	NO	95.619	95.619
10	41	PCB-47	32.45	32.46	1.398e5	1.958e5	0.770	0.71	NO	49.890	49.890

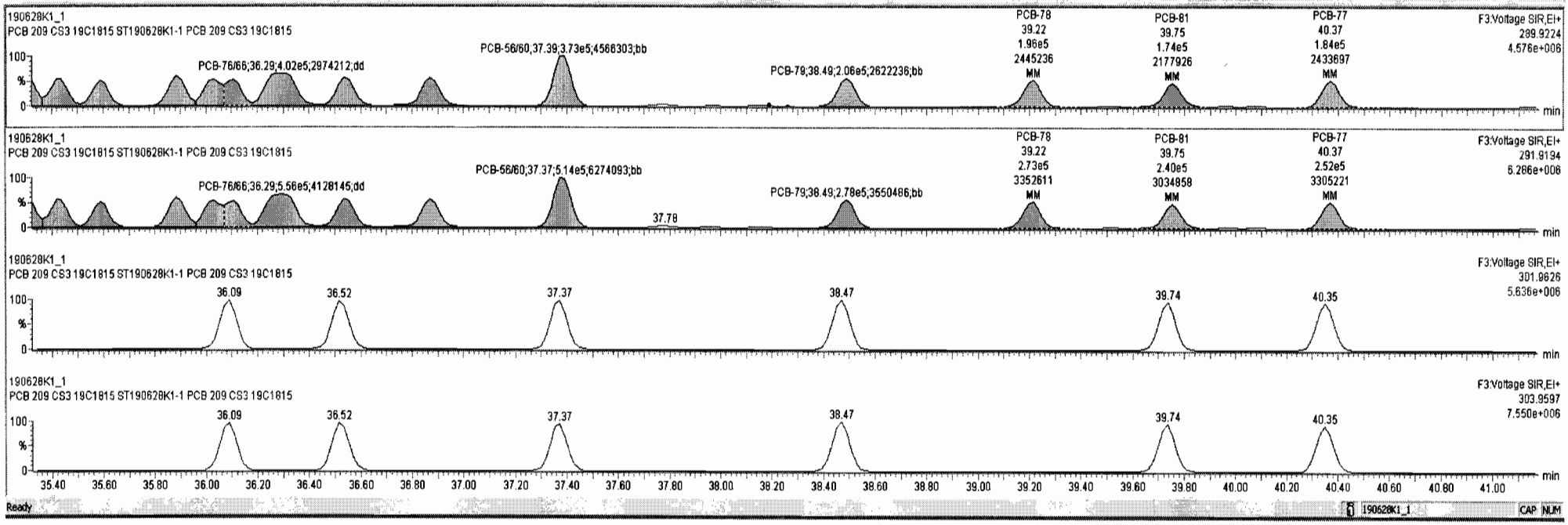

Dataset: Untitled

Last Altered: Friday, June 28, 2019 15:08:56 Pacific Daylight Time
Printed: Friday, June 28, 2019 15:09:06 Pacific Daylight Time

Name: 190628K1_1, Date: 28-Jun-2019, Time: 12:39:28, ID: ST190628K1-1 PCB 209 CS3 19C1815, Description: PCB 209 CS3 19C1815

PCB-104

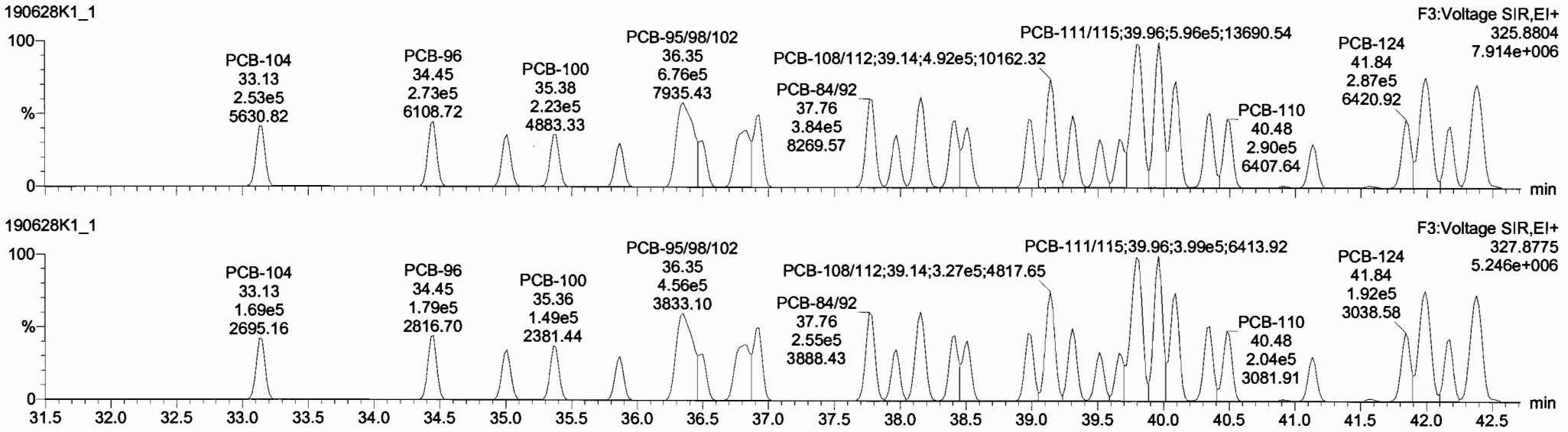

13C-PCB-104

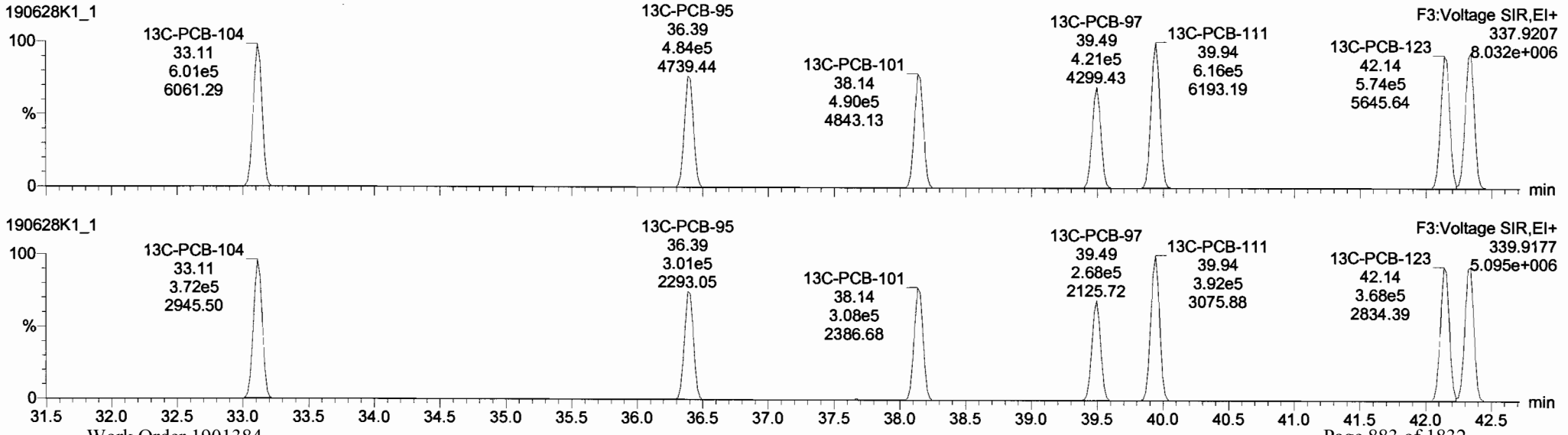

Dataset: Untitled

Last Altered: Friday, June 28, 2019 15:08:56 Pacific Daylight Time
Printed: Friday, June 28, 2019 15:09:06 Pacific Daylight Time

Name: 190628K1_1, Date: 28-Jun-2019, Time: 12:39:28, ID: ST190628K1-1 PCB 209 CS3 19C1815, Description: PCB 209 CS3 19C1815

PCB-96

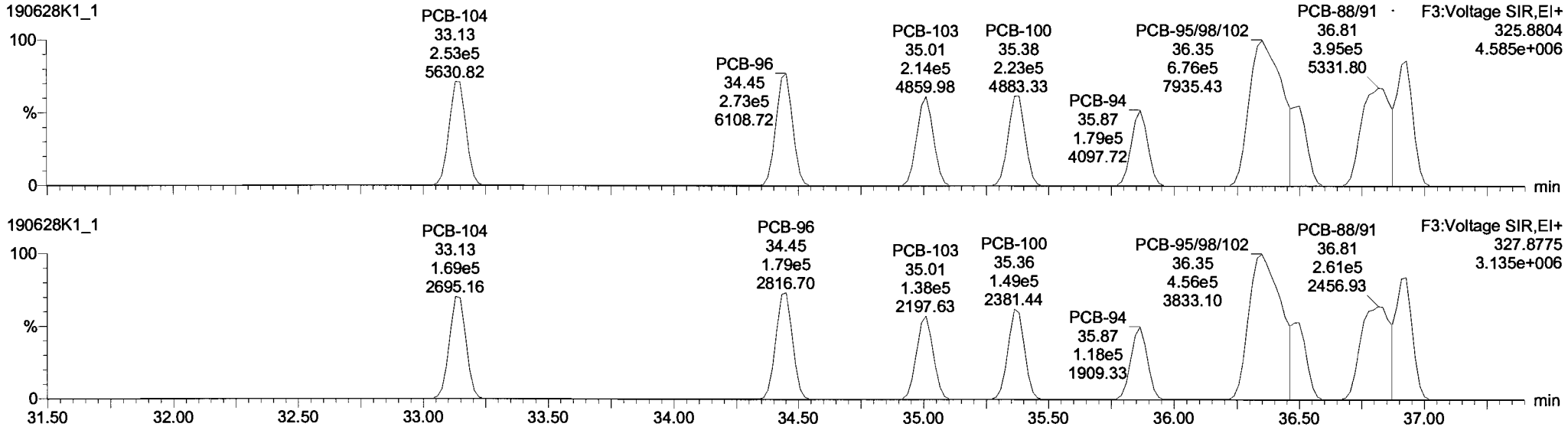

13C-PCB-95

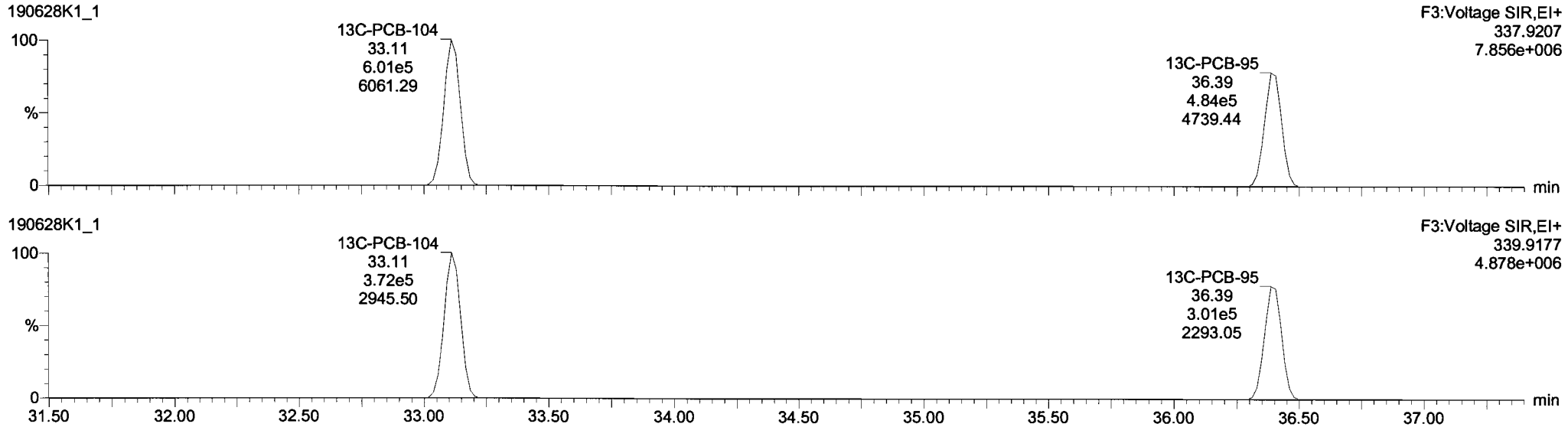

Dataset: Untitled

Last Altered: Friday, June 28, 2019 15:08:56 Pacific Daylight Time
Printed: Friday, June 28, 2019 15:09:06 Pacific Daylight Time

Name: 190628K1_1, Date: 28-Jun-2019, Time: 12:39:28, ID: ST190628K1-1 PCB 209 CS3 19C1815, Description: PCB 209 CS3 19C1815

PCB-119

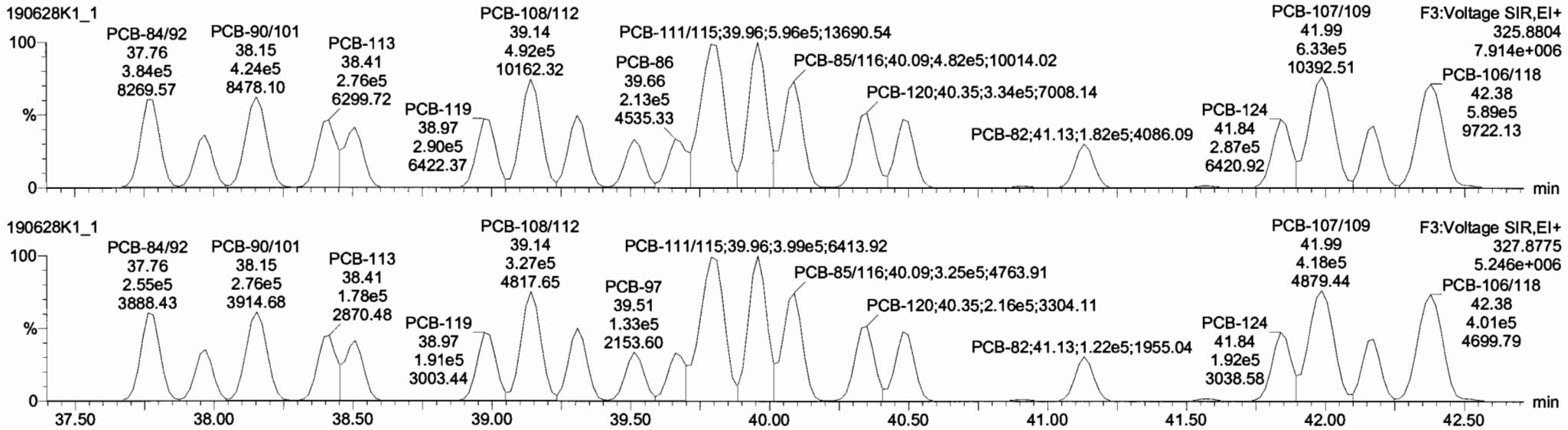

13C-PCB-111

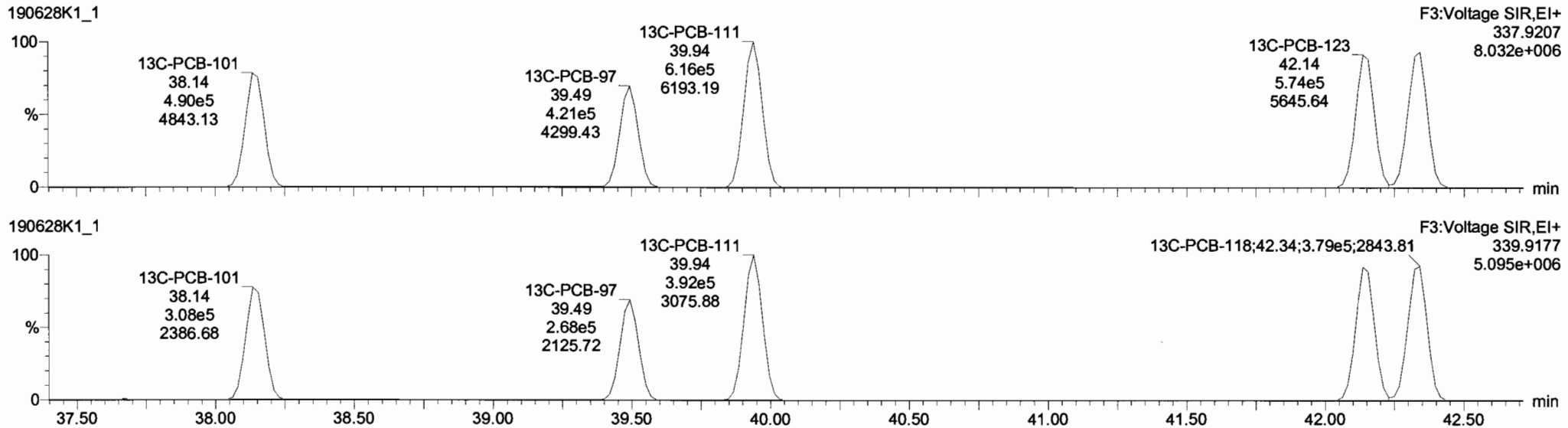

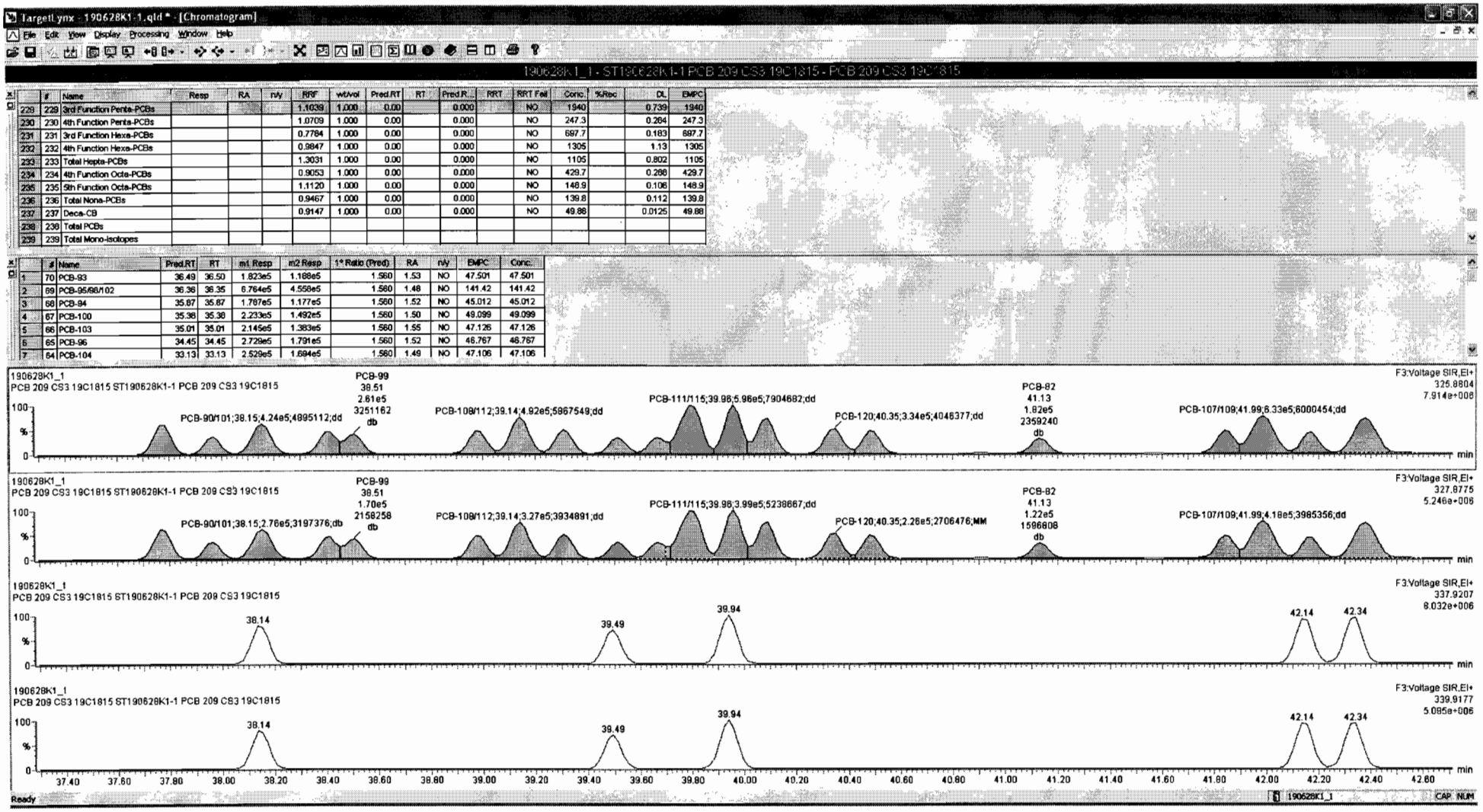

	#	Name	Resp	RA	n/y	RRF	wt/vol	Pred.RT	RT	Pred.R...	RRT	RRT Fail	Conc.	%Rec	DL	EMPC
229	229	3rd Function Penta-PCBs				1.1039	1.000	0.00		0.000		NO	1940		0.739	1940
230	230	4th Function Penta-PCBs				1.0709	1.000	0.00		0.000		NO	247.3		0.264	247.3
231	231	3rd Function Hexa-PCBs				0.7784	1.000	0.00		0.000		NO	697.7		0.183	697.7
232	232	4th Function Hexa-PCBs				0.9847	1.000	0.00		0.000		NO	1305		1.13	1305
233	233	Total Hepta-PCBs				1.3031	1.000	0.00		0.000		NO	1105		0.802	1105
234	234	4th Function Octa-PCBs				0.9053	1.000	0.00		0.000		NO	429.7		0.268	429.7
235	235	5th Function Octa-PCBs				1.1120	1.000	0.00		0.000		NO	148.9		0.106	148.9
236	236	Total Nona-PCBs				0.9467	1.000	0.00		0.000		NO	139.8		0.112	139.8
237	237	Deca-CB				0.9147	1.000	0.00		0.000		NO	49.88		0.0125	49.88
238	238	Total PCBs														
239	239	Total Mono-Isotopes														

	#	Name	Pred.RT	RT	m1 Resp	m2 Resp	1° Ratio (Pred)	RA	n/y	EMPC	Conc.
1	70	PCB-93	36.49	36.50	1.823e5	1.188e5	1.560	1.53	NO	47.501	47.501
2	69	PCB-95/98/102	36.36	36.35	6.764e5	4.558e5	1.560	1.48	NO	141.42	141.42
3	68	PCB-94	35.87	35.87	1.767e5	1.177e5	1.560	1.52	NO	45.012	45.012
4	67	PCB-100	35.36	35.38	2.233e5	1.492e5	1.560	1.50	NO	49.099	49.099
5	66	PCB-103	35.01	35.01	2.145e5	1.383e5	1.560	1.55	NO	47.126	47.126
6	65	PCB-96	34.45	34.45	2.729e5	1.791e5	1.560	1.52	NO	46.767	46.767
7	64	PCB-104	33.13	33.13	2.529e5	1.694e5	1.560	1.49	NO	47.106	47.106

Dataset: Untitled

Last Altered: Friday, June 28, 2019 15:08:56 Pacific Daylight Time
Printed: Friday, June 28, 2019 15:09:06 Pacific Daylight Time

Name: 190628K1_1, Date: 28-Jun-2019, Time: 12:39:28, ID: ST190628K1-1 PCB 209 CS3 19C1815, Description: PCB 209 CS3 19C1815

PCB-114

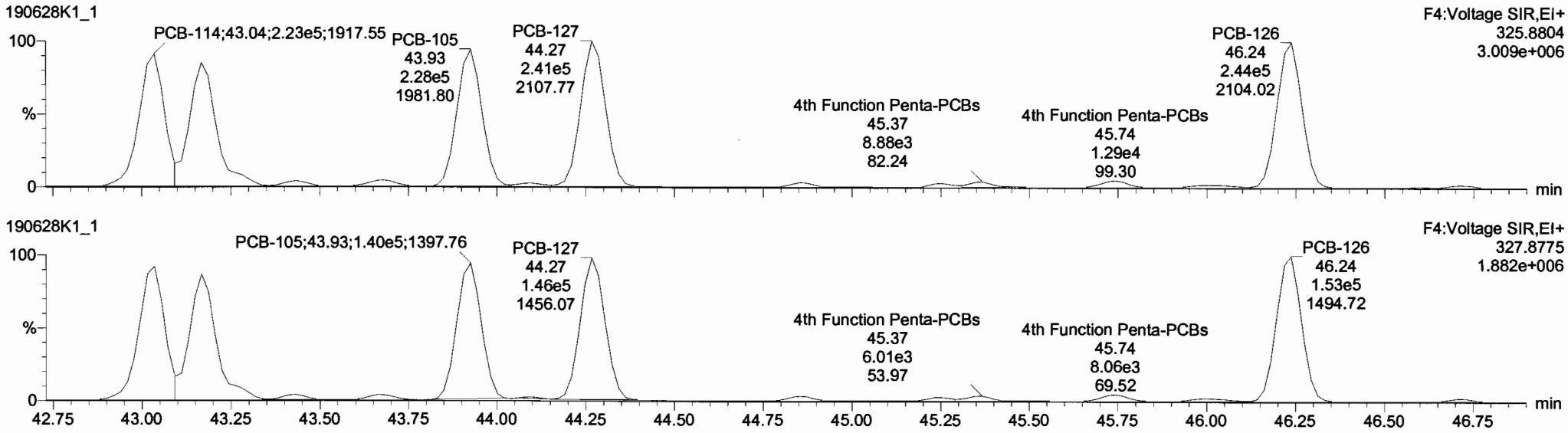

13C-PCB-114

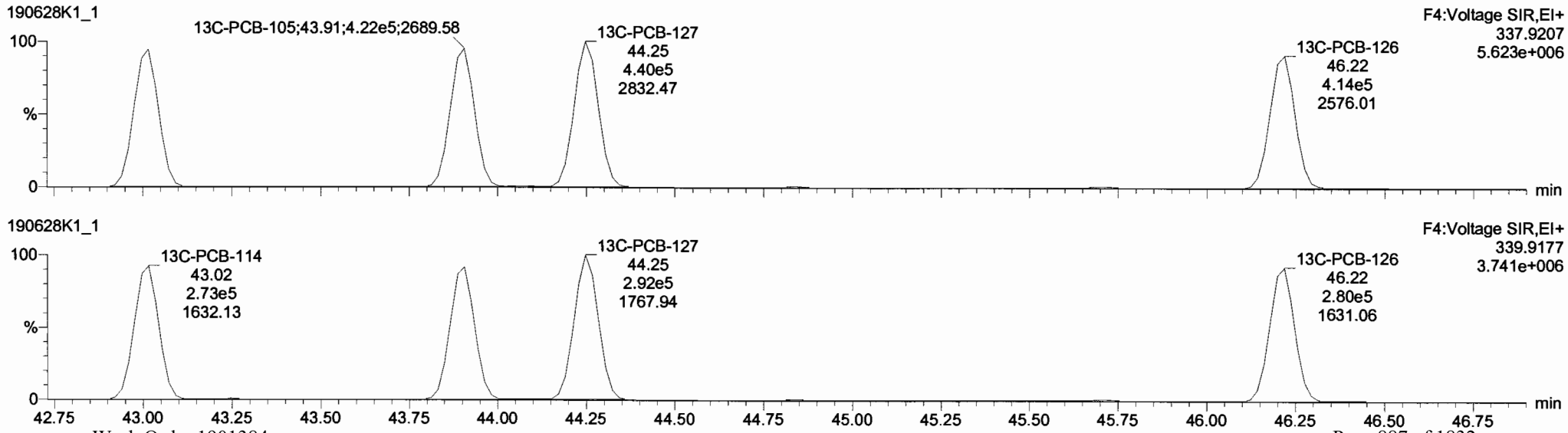

TargetLynx - 190628K1-1.qld - [Chromatogram]

File Edit View Display Processing Window Help

190628K1_1 - ST190628K1-1 PCB 209 CS3 19C1815 - PCB 209 CS3 19C1815

	#	Name	Resp	RA	n/y	RRF	wt/vol	Pred.RT	RT	Pred.R..	RRT	RRT Fail	Conc.	%Rec.	DL	EMPC
223	223	13C-PCB-178	5.08e5	0.43	NO	0.9652	1.000	46.58	46.58	0.924	0.924	NO	101.0	101	0.0708	
224	224	Total Mono-PCBs				0.9673	1.000	0.00		0.000		NO	148.7		0.0561	148.7
225	225	Total Di-PCBs				1.0207	1.000	0.00		0.000		NO	595.2		0.556	595.2
226	226	2nd Function Tri-PCBs				0.8679	1.000	0.00		0.000		NO	381.7		0.173	381.7
227	227	3rd Function Tri-PCBs				0.9586	1.000	0.00		0.000		NO	828.5		0.754	828.5
228	228	Total Tetra-PCBs				0.9537	1.000	0.00		0.000		NO	2048		1.45	2048
229	229	3rd Function Penta-PCBs				1.1039	1.000	0.00		0.000		NO	1890		0.739	1934
230	230	4th Function Penta-PCBs				1.0709	1.000	0.00		0.000		NO	247.3		0.284	247.3
231	231	3rd Function Hexa-PCBs				0.7784	1.000	0.00		0.000		NO	697.7		0.183	697.7
232	232	4th Function Hexa-PCBs				0.9847	1.000	0.00		0.000		NO	1305		1.13	1305

	?..	Name	Pred.RT	RT	m1 Resp	m2 Resp	1* Ratio (Pred)	RA	n/y	EMPC	Conc.
1	93	PCB-114	43.04	43.03	2.199e5	1.415e5	1.560	1.55	NO	49.090	49.090
2	94	PCB-122	43.17	43.17	2.101e5	1.324e5	1.560	1.59	NO	48.814	48.814
3	95	PCB-105	43.92	43.93	2.279e5	1.402e5	1.550	1.63	NO	50.485	50.485
4	96	PCB-127	44.26	44.27	2.413e5	1.463e5	1.560	1.65	NO	50.974	50.974
5	97	PCB-126	46.24	46.24	2.437e5	1.529e5	1.560	1.59	NO	47.979	47.979

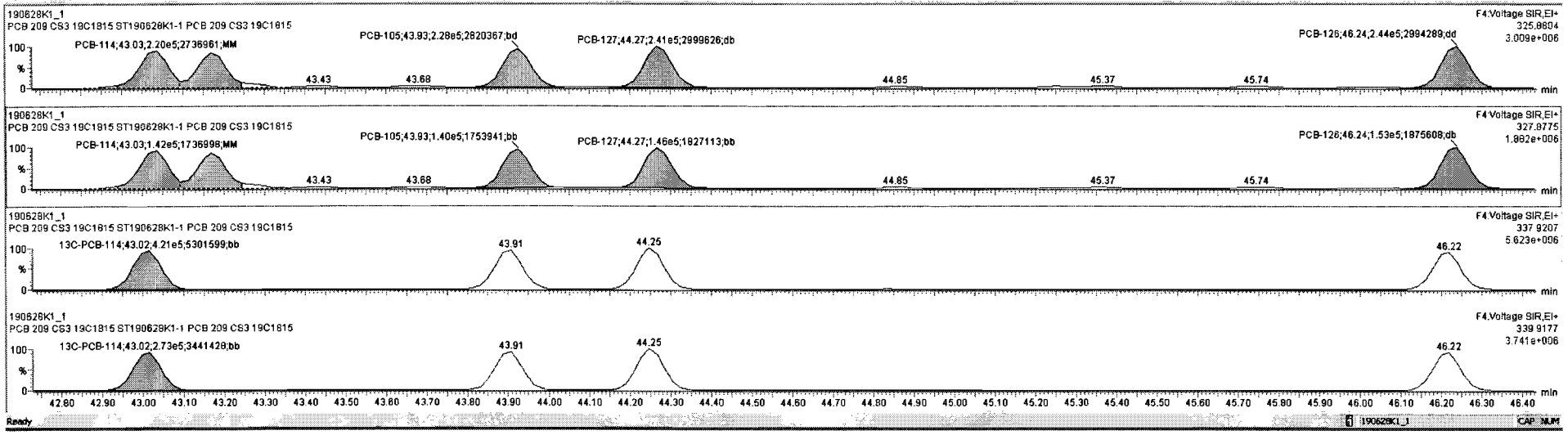

Ready

190628K1_1

CAP NUM

Dataset: Untitled

Last Altered: Friday, June 28, 2019 15:08:56 Pacific Daylight Time
Printed: Friday, June 28, 2019 15:09:06 Pacific Daylight Time

Name: 190628K1_1, Date: 28-Jun-2019, Time: 12:39:28, ID: ST190628K1-1 PCB 209 CS3 19C1815, Description: PCB 209 CS3 19C1815

PCB-155

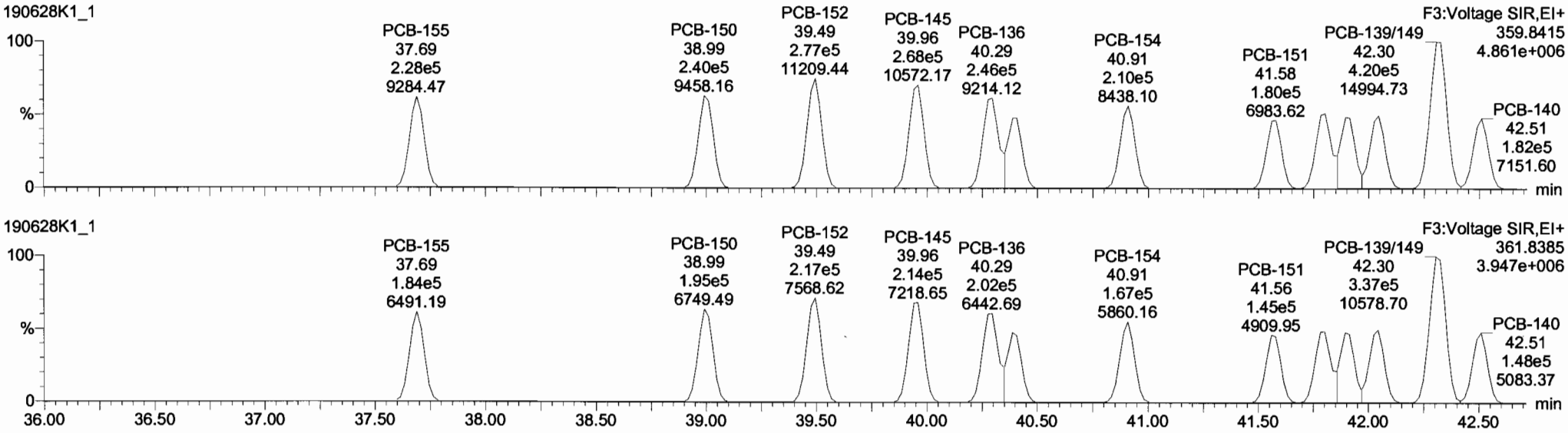

13C-PCB-155

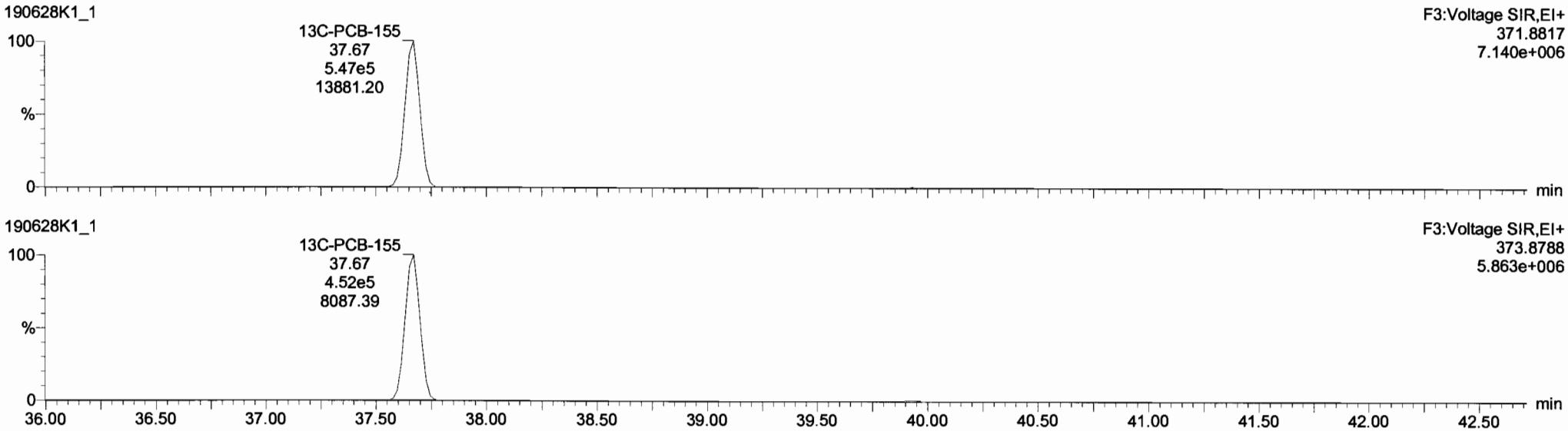

Dataset: Untitled

Last Altered: Friday, June 28, 2019 15:08:56 Pacific Daylight Time
Printed: Friday, June 28, 2019 15:09:06 Pacific Daylight Time

Name: 190628K1_1, Date: 28-Jun-2019, Time: 12:39:28, ID: ST190628K1-1 PCB 209 CS3 19C1815, Description: PCB 209 CS3 19C1815

PCB-134/143

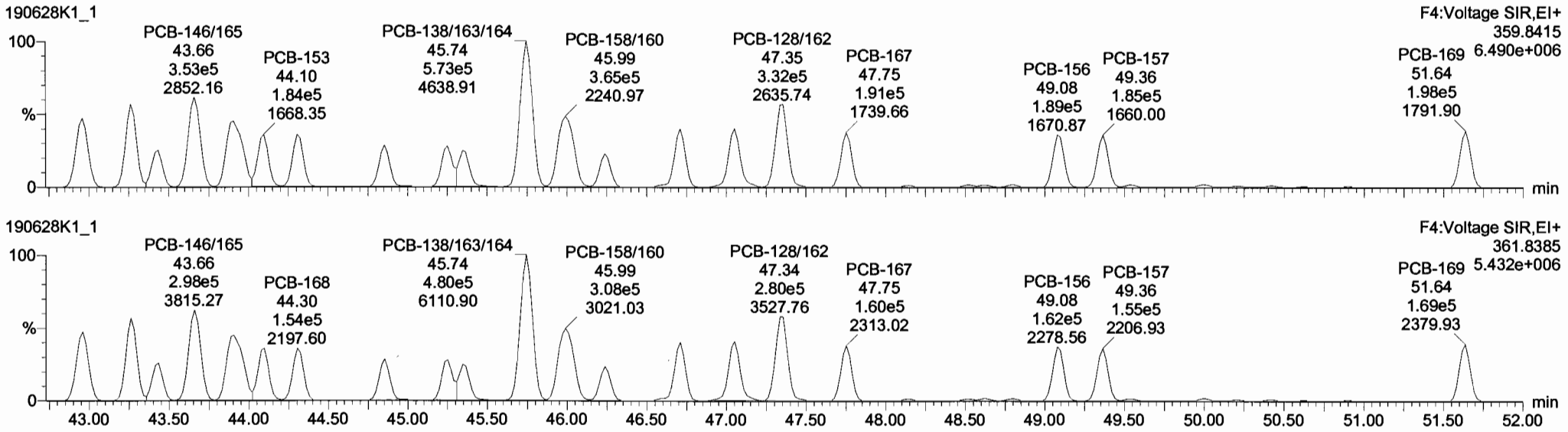

13C-PCB-153

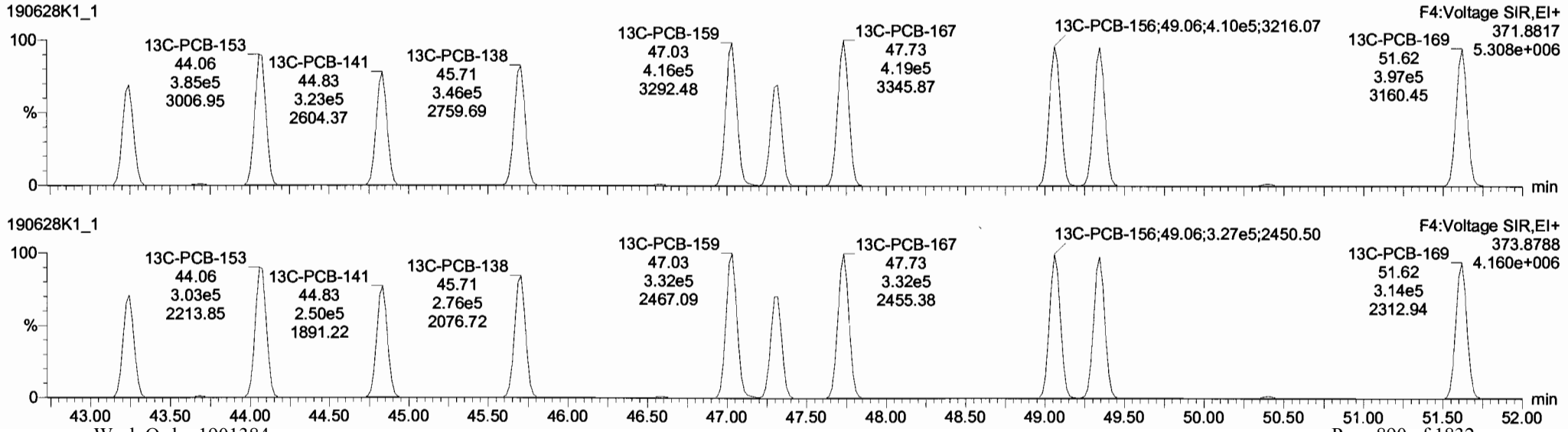

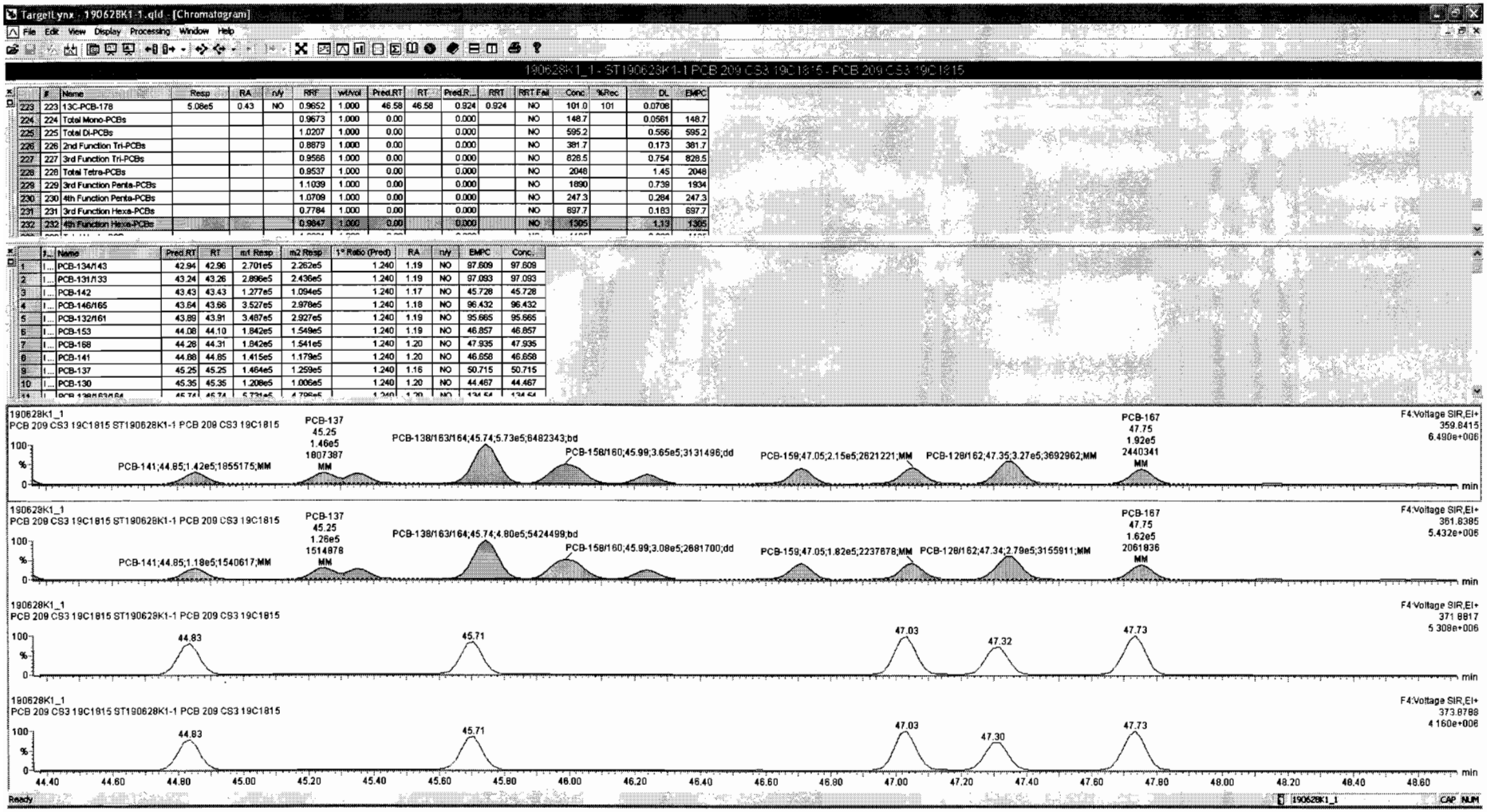

	#	Name	Resp	RA	n/y	RRF	wt/vol	Pred.RT	RT	Pred.R...	RRT	RRT Fail	Conc	%Rec	DL	EMPC
223	223	13C-PCB-178	5.08e5	0.43	NO	0.9652	1.000	46.58	46.58	0.924	0.924	NO	101.0	101	0.0708	
224	224	Total Mono-PCBs				0.9673	1.000	0.00		0.000		NO	148.7		0.0561	148.7
225	225	Total Di-PCBs				1.0207	1.000	0.00		0.000		NO	595.2		0.556	595.2
226	226	2nd Function Tri-PCBs				0.8879	1.000	0.00		0.000		NO	381.7		0.173	381.7
227	227	3rd Function Tri-PCBs				0.9566	1.000	0.00		0.000		NO	828.5		0.754	828.5
228	228	Total Tetra-PCBs				0.9537	1.000	0.00		0.000		NO	2048		1.45	2048
229	229	3rd Function Penta-PCBs				1.1039	1.000	0.00		0.000		NO	1890		0.739	1934
230	230	4th Function Penta-PCBs				1.0709	1.000	0.00		0.000		NO	247.3		0.284	247.3
231	231	3rd Function Hexa-PCBs				0.7784	1.000	0.00		0.000		NO	697.7		0.183	697.7
232	232	4th Function Hexa-PCBs				0.9847	1.000	0.00		0.000		NO	1305		1.13	1305

	...	Name	Pred.RT	RT	m1 Resp	m2 Resp	1° Ratio (Pred)	RA	n/y	EMPC	Conc.
1	I...	PCB-134/143	42.94	42.96	2.701e5	2.262e5	1.240	1.19	NO	97.609	97.609
2	I...	PCB-131/133	43.24	43.26	2.896e5	2.436e5	1.240	1.19	NO	97.093	97.093
3	I...	PCB-142	43.43	43.43	1.277e5	1.094e5	1.240	1.17	NO	45.728	45.728
4	I...	PCB-146/165	43.64	43.66	3.527e5	2.978e5	1.240	1.18	NO	96.432	96.432
5	I...	PCB-132/161	43.89	43.91	3.467e5	2.927e5	1.240	1.19	NO	95.665	95.665
6	I...	PCB-153	44.08	44.10	1.842e5	1.549e5	1.240	1.19	NO	46.857	46.857
7	I...	PCB-168	44.28	44.31	1.842e5	1.541e5	1.240	1.20	NO	47.935	47.935
8	I...	PCB-141	44.88	44.85	1.415e5	1.179e5	1.240	1.20	NO	46.658	46.658
9	I...	PCB-137	45.25	45.25	1.464e5	1.259e5	1.240	1.16	NO	50.715	50.715
10	I...	PCB-130	45.35	45.35	1.208e5	1.006e5	1.240	1.20	NO	44.467	44.467

Dataset: Untitled

Last Altered: Friday, June 28, 2019 15:08:56 Pacific Daylight Time
Printed: Friday, June 28, 2019 15:09:06 Pacific Daylight Time

Name: 190628K1_1, Date: 28-Jun-2019, Time: 12:39:28, ID: ST190628K1-1 PCB 209 CS3 19C1815, Description: PCB 209 CS3 19C1815

PCB-188

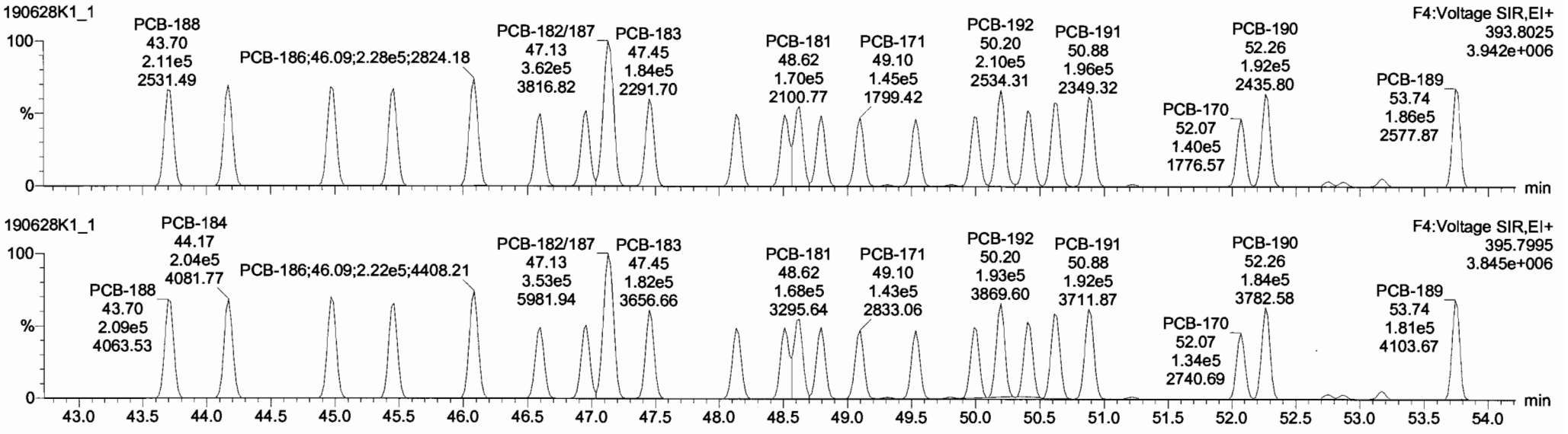

13C-PCB-188

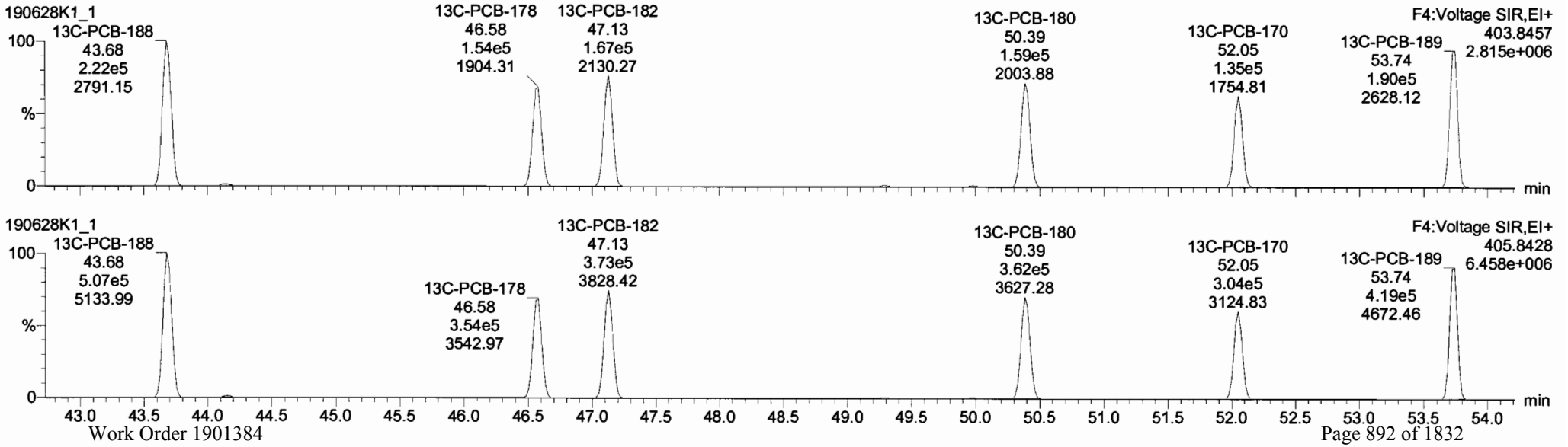

Dataset: Untitled

Last Altered: Friday, June 28, 2019 15:08:56 Pacific Daylight Time
Printed: Friday, June 28, 2019 15:09:06 Pacific Daylight Time

Name: 190628K1_1, Date: 28-Jun-2019, Time: 12:39:28, ID: ST190628K1-1 PCB 209 CS3 19C1815, Description: PCB 209 CS3 19C1815

PCB-202

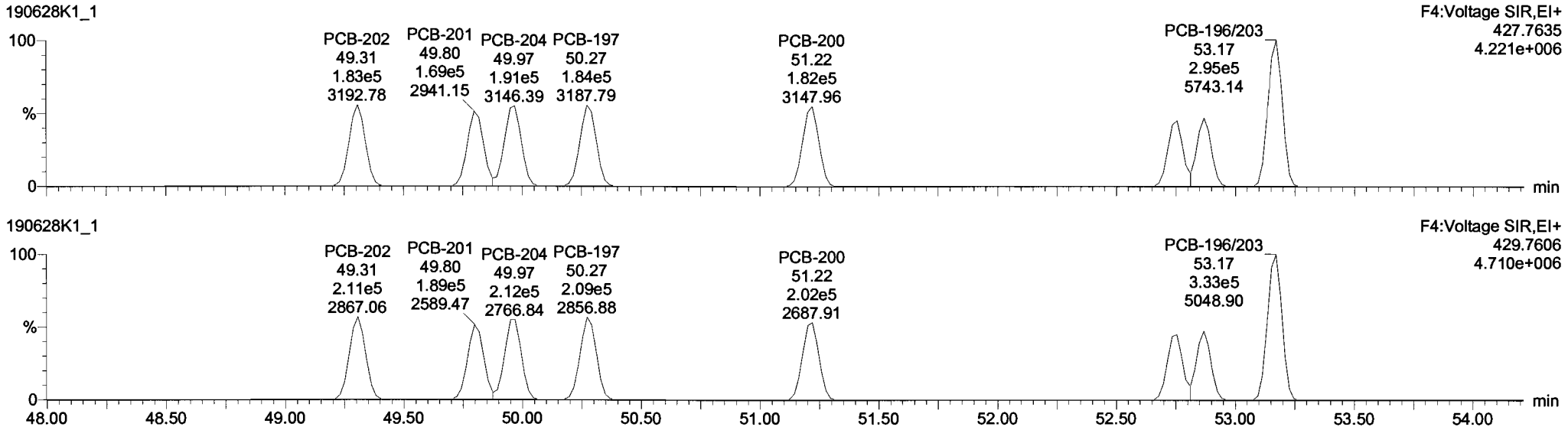

13C-PCB-202

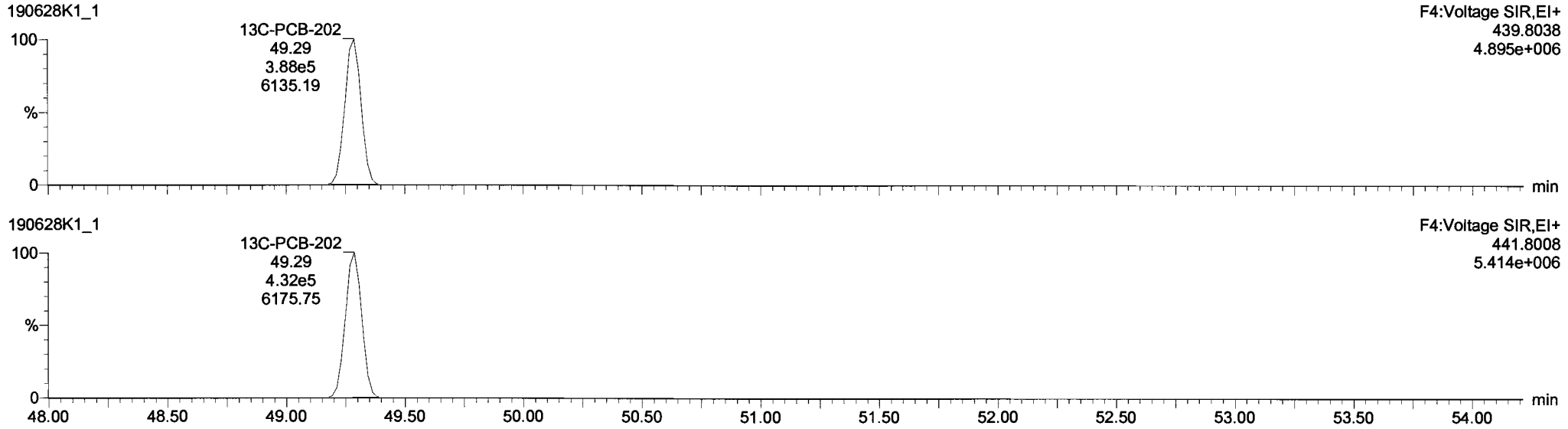

Dataset: Untitled

Last Altered: Friday, June 28, 2019 15:08:56 Pacific Daylight Time
Printed: Friday, June 28, 2019 15:09:06 Pacific Daylight Time

Name: 190628K1_1, Date: 28-Jun-2019, Time: 12:39:28, ID: ST190628K1-1 PCB 209 CS3 19C1815, Description: PCB 209 CS3 19C1815

PCB-195

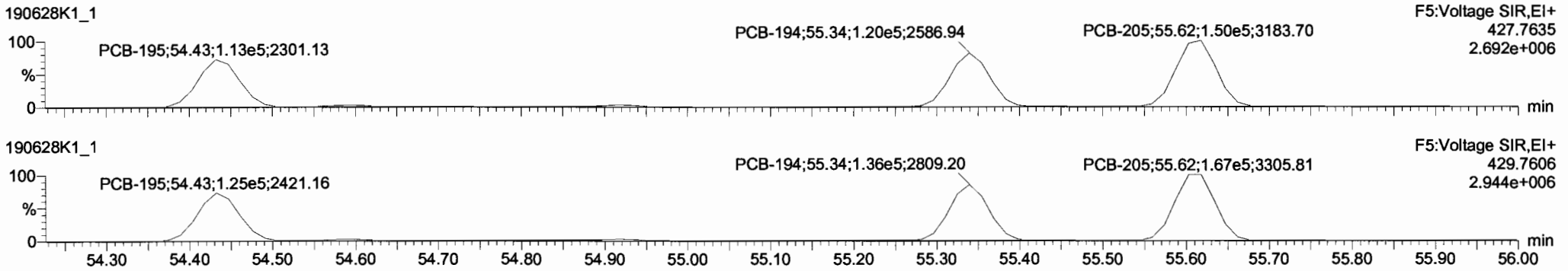

13C-PCB-194

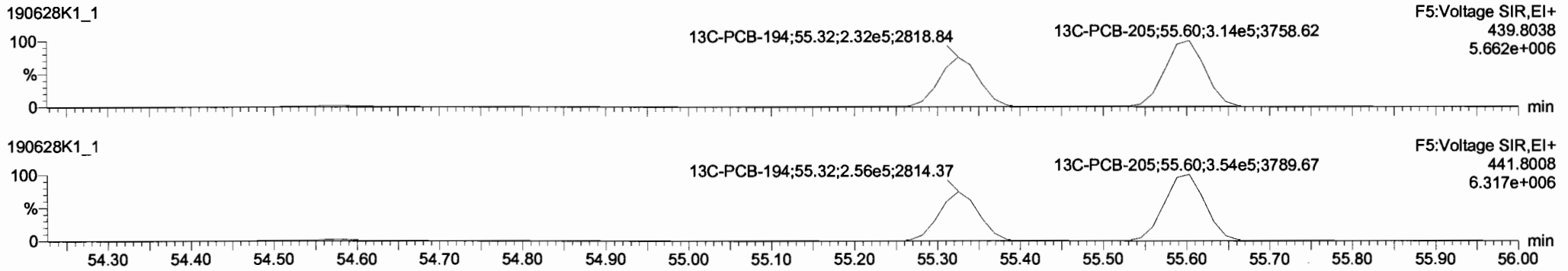

PFK5

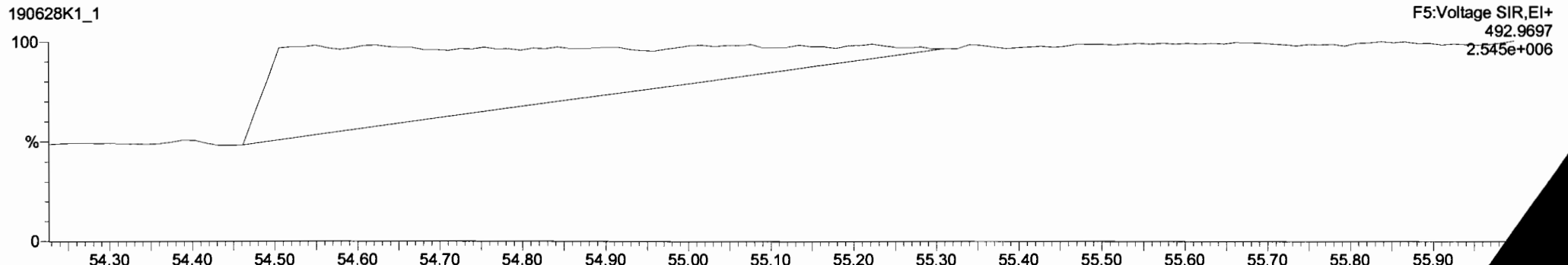

Dataset: Untitled

Last Altered: Friday, June 28, 2019 15:08:56 Pacific Daylight Time
Printed: Friday, June 28, 2019 15:09:06 Pacific Daylight Time

Name: 190628K1_1, Date: 28-Jun-2019, Time: 12:39:28, ID: ST190628K1-1 PCB 209 CS3 19C1815, Description: PCB 209 CS3 19C1815

PCB-208

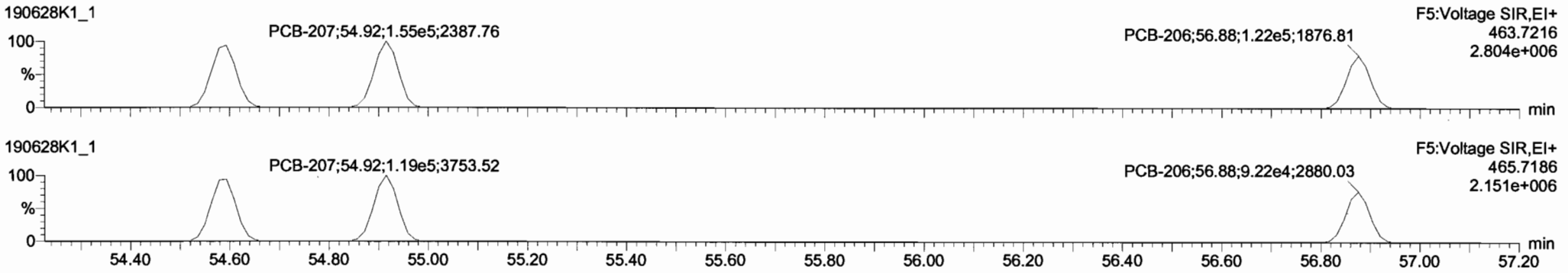

13C-PCB-208

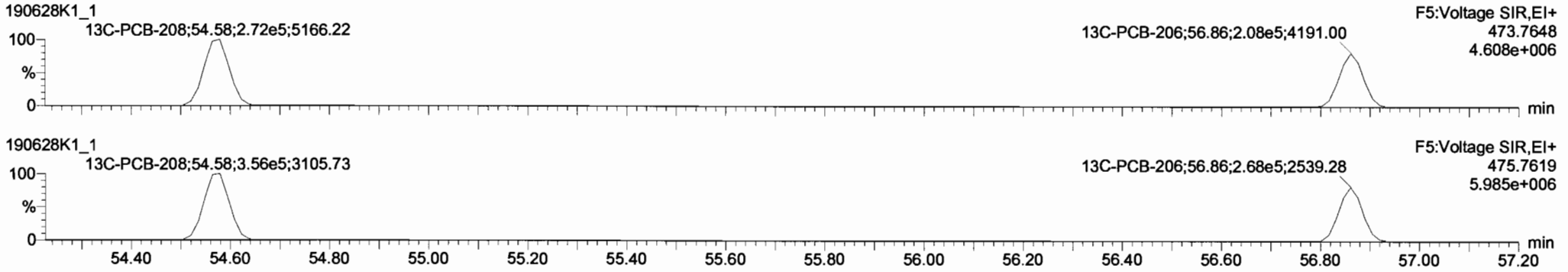

PFK5

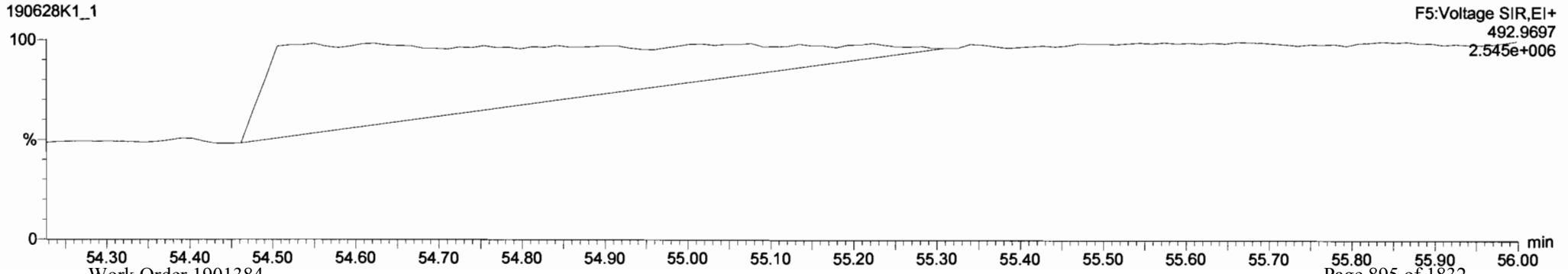

Dataset: Untitled

Last Altered: Friday, June 28, 2019 15:08:56 Pacific Daylight Time
Printed: Friday, June 28, 2019 15:09:06 Pacific Daylight Time

Name: 190628K1_1, Date: 28-Jun-2019, Time: 12:39:28, ID: ST190628K1-1 PCB 209 CS3 19C1815, Description: PCB 209 CS3 19C1815

PCB-209

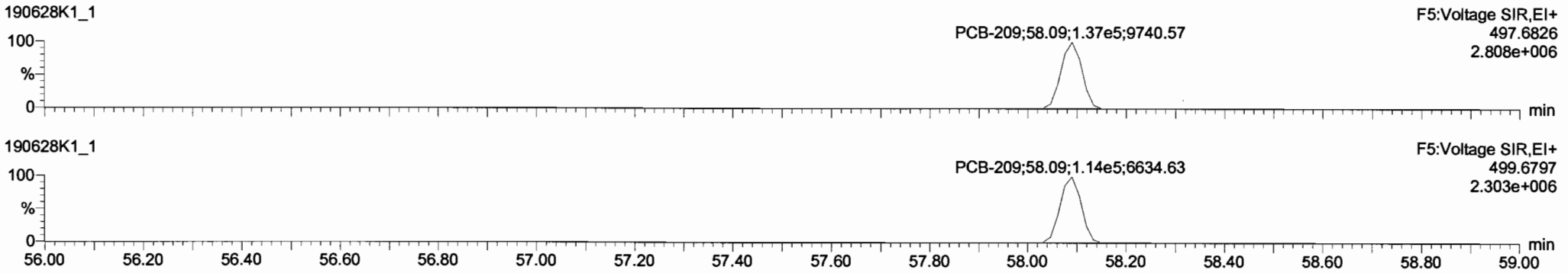

13C-PCB-209

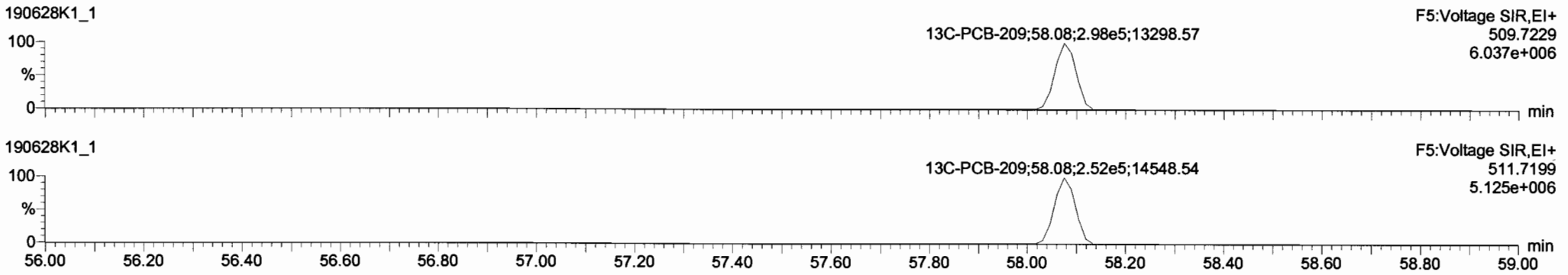

PFK5

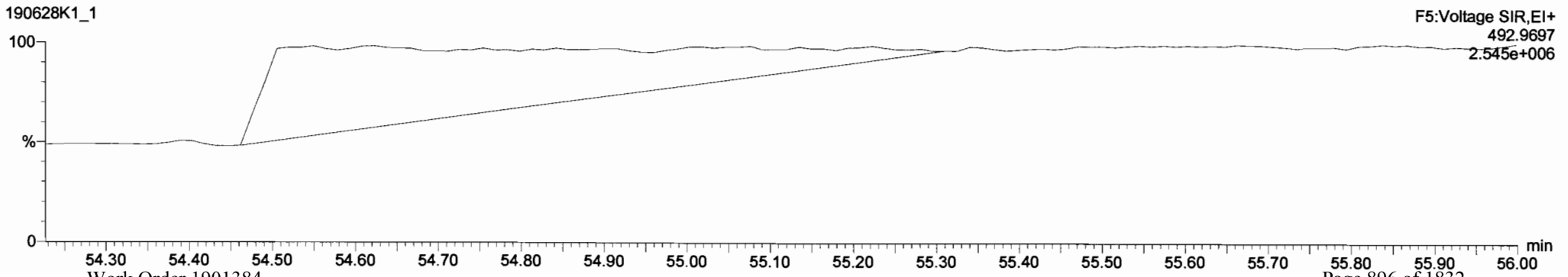

Printed: Friday, June 28, 2019 15:55:25 Pacific Daylight Time

M 168.9888 R 9140

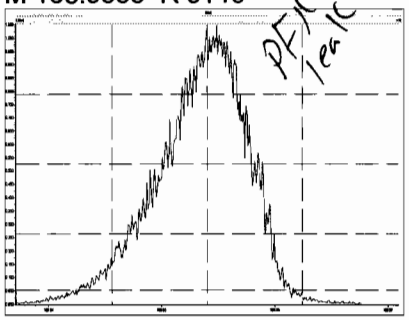

M 180.9888 R 9708

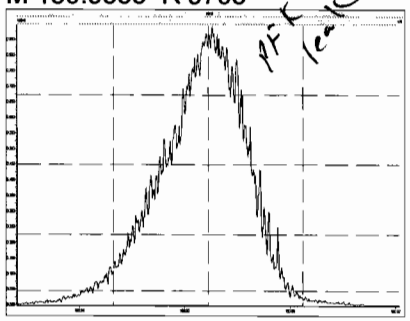

M 192.9888 R 6396

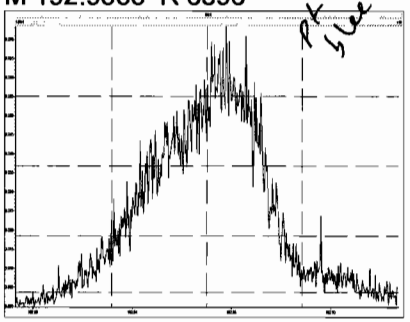

M 204.9888 R 11455

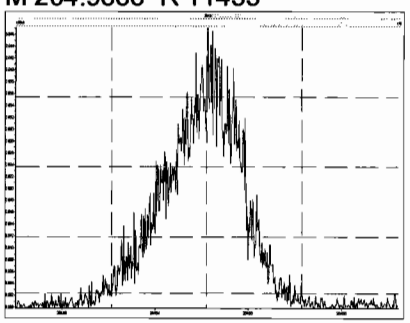

M 218.9856 R 9403

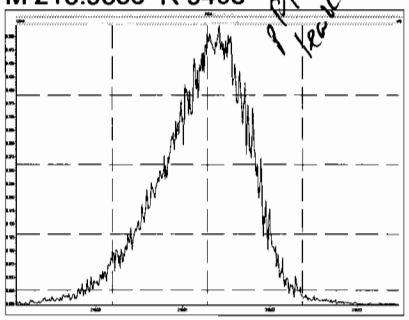

M 230.9856 R 9330

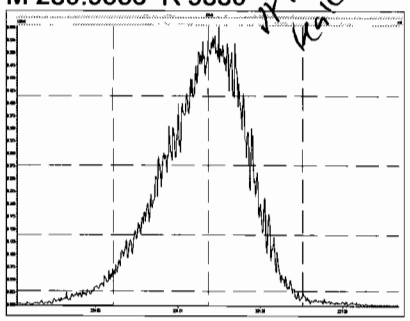

M 242.9856 R 9921

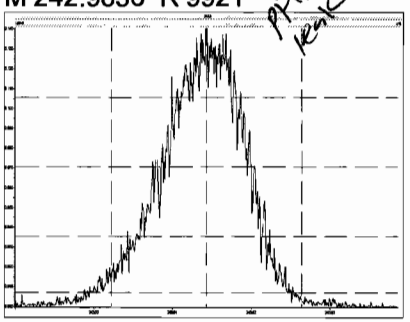

M 254.9856 R 10871

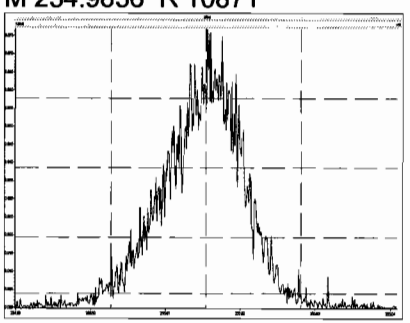

M 268.9824 R 10270

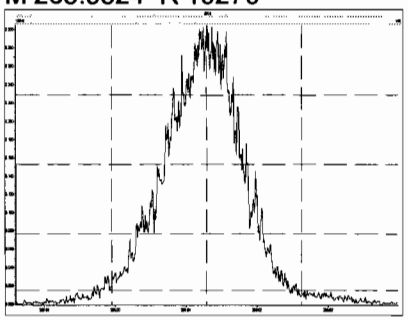

M 280.9824 R 11147

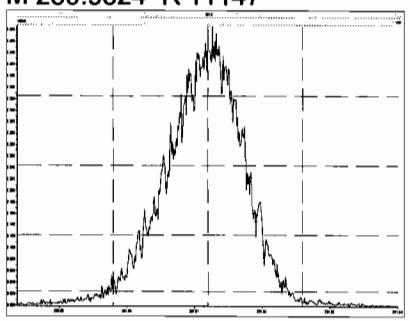

M 254.9856 R 10443

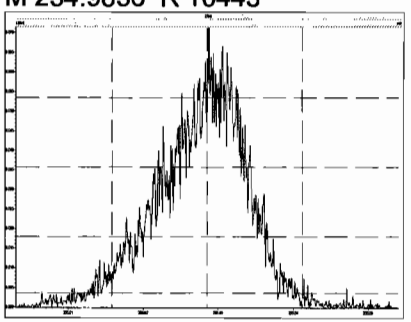

M 268.9824 R 629787

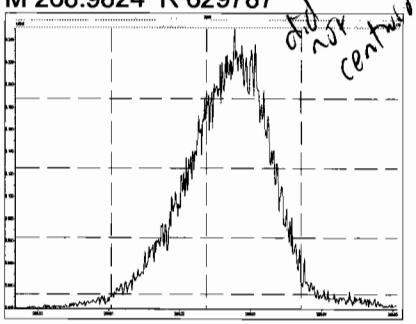

Printed: Friday, June 28, 2019 15:55:25 Pacific Daylight Time

M 280.9824 R 10141

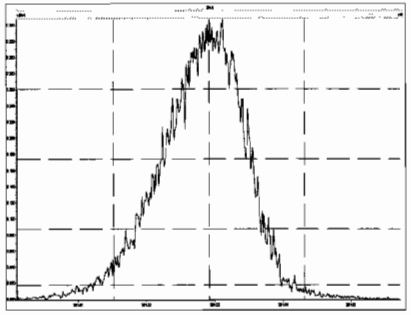

M 292.9824 R 10148

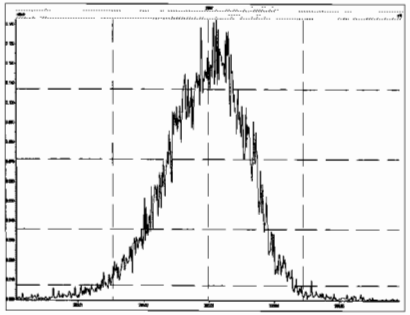

M 304.9824 R 10387

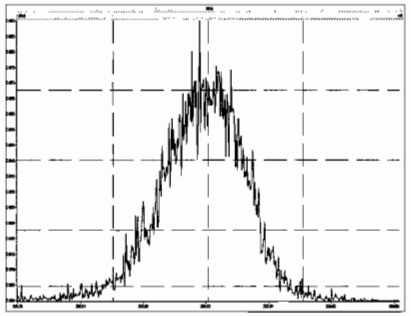

M 318.9792 R 11426

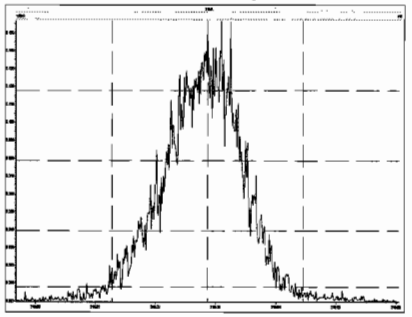

M 330.9792 R 10419

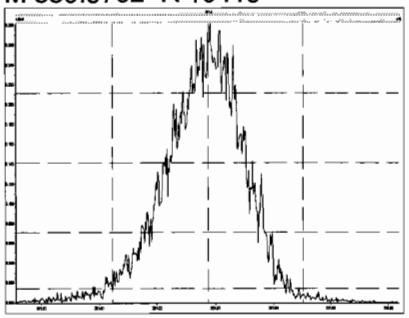

M 342.9792 R 10760

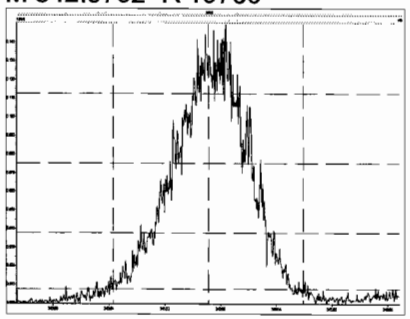

M 354.9792 R 11501

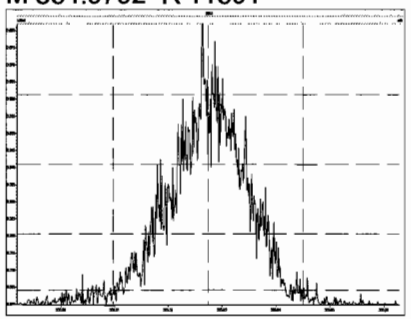

M 366.9792 R 12981

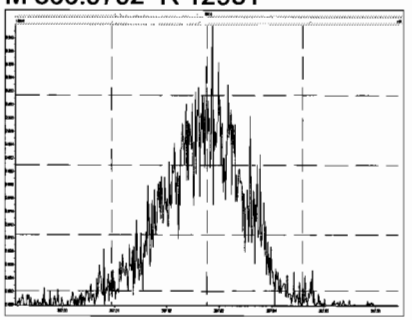

M 380.9760 R 10333

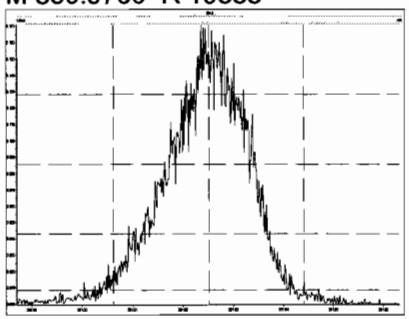

M 318.9792 R 10276

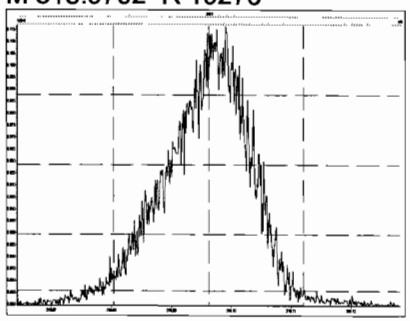

M 330.9792 R 10164

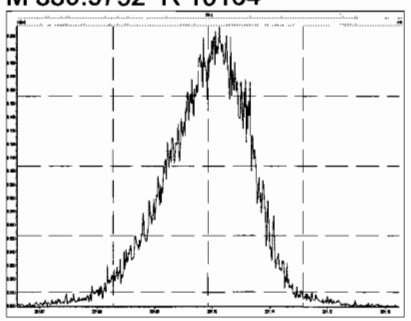

M 342.9792 R 10321

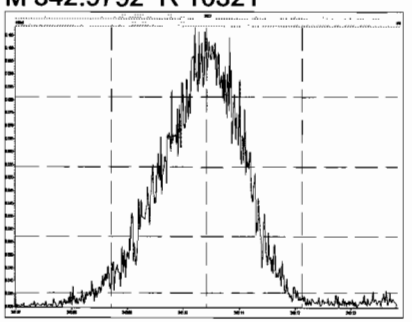

M 354.9792 R 10780

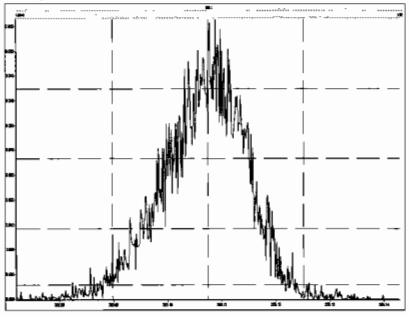

M 366.9792 R 11682

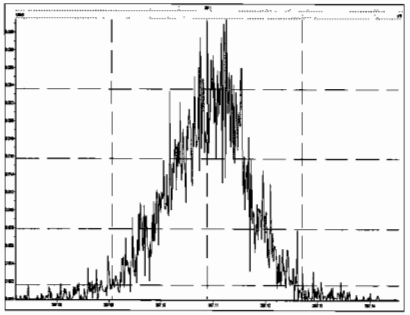

M 380.9760 R 11037

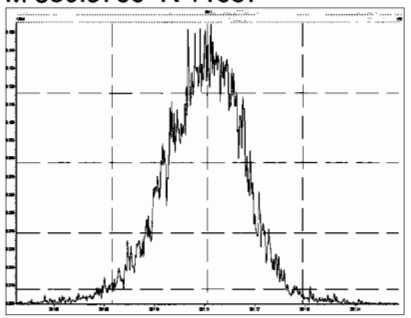

M 392.9760 R 11884

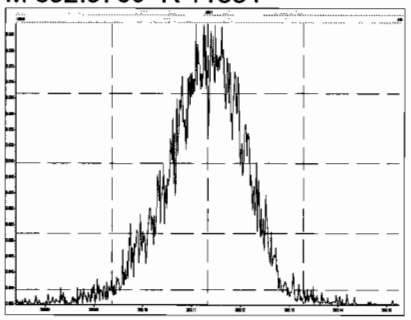

M 404.9760 R 12085

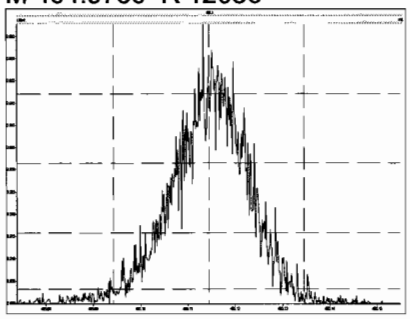

M 416.9760 R 12726

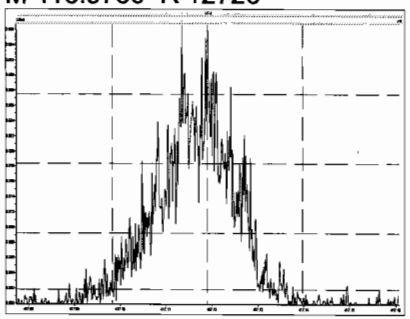

M 430.9728 R 11511

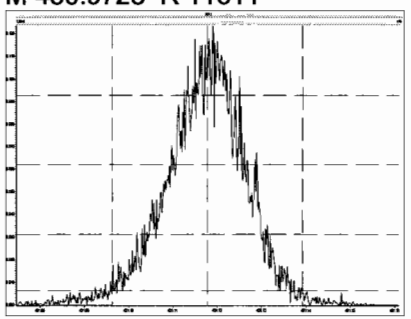

M 442.9728 R 11655

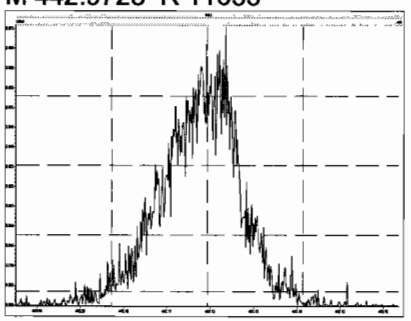

M 416.9760 R 12504

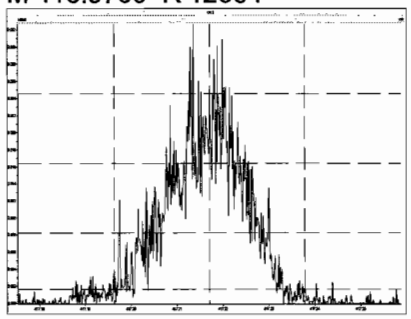

M 430.9728 R 10758

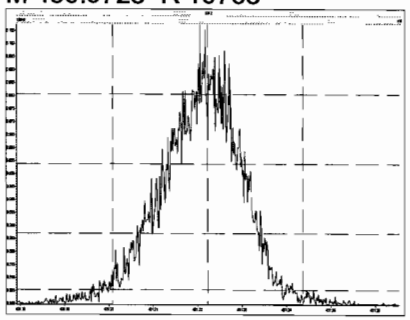

M 442.9728 R 11340

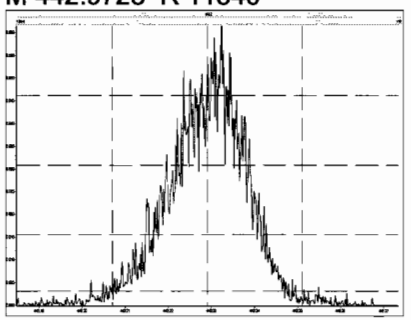

M 454.9728 R 12723

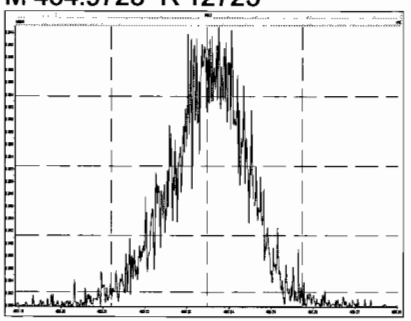

M 466.9728 R 13213

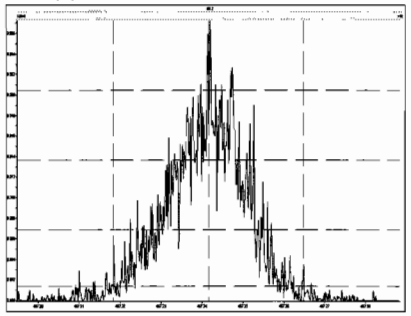

M 480.9696 R 11521

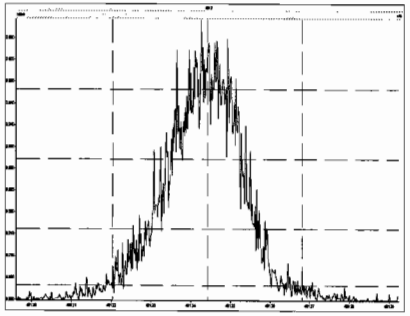

M 492.9696 R 11529

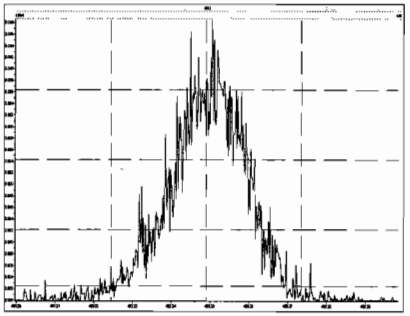

M 504.9696 R 13029

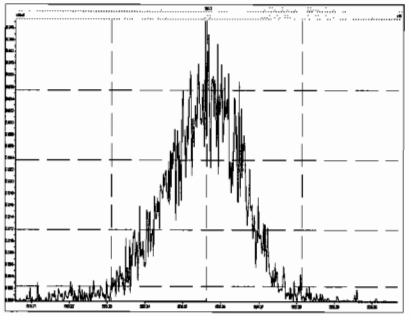

M 516.9697 R 13440

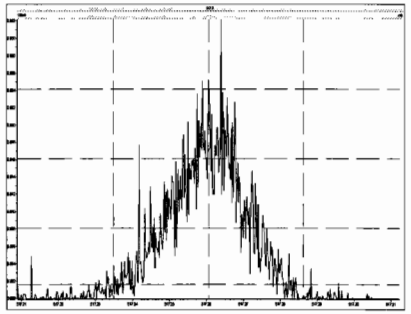

HRMS CALIBRATION STANDARDS REVIEW CHECKLIST

Beg. Calbration ID: ST190629E1-1 **Reviewed By:** CT 07/02/19 *Initials & Date*

End Calibration ID: ST190629E2-1

	Beg.	End
Ion abundance within QC limits?	✓	✓
Concentrations within criteria?	✓	✓
TCDD/TCDF Valleys <25%	NA	NA
First and last eluters present?	NA	NA
Retention Times within criteria?	✓	✓
Verification Std. named correctly? (ST-Year-Month-Day-VG ID)	✓	✓
Forms signed and dated?	✓	✓
Correct ICAL referenced?	MJ	MJ

Run Log:

- Correct instrument listed?	✓	✓
- Samples within 12 hour clock?	(Y)	N
- Bottle position verfied?	MJ	

	Beg.	End
Mass resolution ≥	✓	✓

☐ 5k ☐ 6-8K ☐ 8K ☒ 10K

1614 1699 429 1613/1668/8280

Intergrated peaks display correctly?	✓	✓

GC Break <20% NA

8280 CS1 End Standard:

- Ratios within limits, S/N <2.5:1, CS1 within 12 hours: NA

Comments:

Vista Analytical Laboratory

Dataset: Untitled

Last Altered: Monday, July 01, 2019 08:58:51 Pacific Daylight Time
Printed: Monday, July 01, 2019 09:02:11 Pacific Daylight Time

GRB 07/01/19
CT 07/02/19

Method: U:\VG11.PRO\MethDB\PCB-209_ZB1_6-28-19.mdb 28 Jun 2019 14:45:02
Calibration: U:\VG11.PRO\CurveDB\db1_PCBvg11-6-28-19.cdb 29 Jun 2019 12:47:57

Name: 190629K1_1, Date: 29-Jun-2019, Time: 11:24:43, ID: ST190629K1-1 PCB 209 CS3 19C1106, Description: PCB 209 CS3 19C1106

	#	Name	Resp	RA	n/y	RRF	wt/vol	Pred.RT	RT	Pred.RRT	RRT	Check RRT	Conc.	%Rec	DL	EMPC
1	1	PCB-1	1.09e6	3.10	NO	1.02	1.000	16.01	16.01	1.001	1.001	NO	51.56	103	0.0119	51.56
2	2	PCB-2	1.08e6	3.10	NO	1.01	1.000	18.46	18.46	0.988	0.988	NO	51.66	103	0.0123	51.66
3	3	PCB-3	1.09e6	3.09	NO	1.01	1.000	18.70	18.70	1.001	1.001	NO	52.12	104	0.0123	52.12
4	4	PCB-4/10	1.57e6	1.60	NO	1.28	1.000	20.15	20.15	1.004	1.004	NO	98.92	98.9	0.0702	98.92
5	5	PCB-7/9	1.90e6	1.55	NO	0.976	1.000	21.97	21.97	1.003	1.003	NO	100.5	101	0.0611	100.5
6	6	PCB-6	1.00e6	1.57	NO	1.02	1.000	22.62	22.63	1.032	1.033	NO	50.72	101	0.0587	50.72
7	7	PCB-5/8	1.98e6	1.55	NO	1.01	1.000	23.03	23.05	1.051	1.052	NO	100.8	101	0.0590	100.8
8	8	PCB-14	9.90e5	1.58	NO	1.03	1.000	24.20	24.19	0.953	0.952	NO	50.44	101	0.0613	50.44
9	9	PCB-11	1.07e6	1.58	NO	1.10	1.000	25.43	25.43	1.001	1.001	NO	51.20	102	0.0578	51.20
10	10	PCB-12/13	1.98e6	1.60	NO	1.04	1.000	25.80	25.81	1.015	1.016	NO	100.5	101	0.0610	100.5
11	11	PCB-15	1.07e6	1.63	NO	1.03	1.000	26.16	26.16	1.030	1.030	NO	54.70	109	0.0615	54.70
12	12	PCB-19	5.88e5	0.97	NO	0.934	1.000	24.39	24.38	1.001	1.001	NO	51.45	103	0.0258	51.45
13	13	PCB-30	9.26e5	0.98	NO	1.48	1.000	25.31	25.31	1.039	1.039	NO	51.10	102	0.0163	51.10
14	14	PCB-18	6.24e5	0.97	NO	0.693	1.000	26.09	26.08	0.953	0.953	NO	50.37	101	0.0245	50.37
15	15	PCB-17	5.91e5	0.98	NO	0.667	1.000	26.26	26.25	0.959	0.959	NO	49.61	99.2	0.0255	49.61
16	16	PCB-24/27	1.66e6	0.97	NO	0.915	1.000	26.86	26.85	0.981	0.981	NO	101.7	102	0.0186	101.7
17	17	PCB-16/32	1.42e6	0.97	NO	0.792	1.000	27.40	27.40	1.001	1.001	NO	100.5	100	0.0215	100.5
18	18	PCB-34	7.88e5	1.02	NO	0.987	1.000	28.22	28.22	0.960	0.960	NO	46.91	93.8	0.0372	46.91
19	19	PCB-23	8.77e5	1.05	NO	0.974	1.000	28.31	28.31	0.963	0.963	NO	52.93	106	0.0377	52.93
20	20	PCB-29	8.13e5	1.05	NO	0.953	1.000	28.57	28.57	0.972	0.972	NO	50.16	100	0.0385	50.16
21	21	PCB-26	8.62e5	1.03	NO	1.00	1.000	28.79	28.79	0.979	0.979	NO	50.62	101	0.0367	50.62
22	22	PCB-25	8.57e5	1.04	NO	0.978	1.000	28.96	28.96	0.985	0.985	NO	51.54	103	0.0375	51.54
23	23	PCB-31	9.64e5	1.04	NO	1.12	1.000	29.31	29.31	0.997	0.997	NO	50.45	101	0.0327	50.45
24	24	PCB-28	9.58e5	1.05	NO	1.11	1.000	29.43	29.43	1.001	1.001	NO	50.95	102	0.0332	50.95
25	25	PCB-20/21/33	2.58e6	1.04	NO	1.00	1.000	30.05	30.06	1.022	1.022	NO	151.0	101	0.0366	151.0
26	26	PCB-22	9.22e5	1.04	NO	1.03	1.000	30.51	30.52	1.038	1.038	NO	52.48	105	0.0355	52.48
27	27	PCB-36	9.22e5	1.04	NO	1.18	1.000	31.17	31.16	0.932	0.932	NO	49.64	99.3	0.0351	49.64
28	28	PCB-39	8.45e5	1.04	NO	1.08	1.000	31.65	31.64	0.947	0.947	NO	49.34	98.7	0.0381	49.34
29	29	PCB-38	8.81e5	1.05	NO	1.13	1.000	32.46	32.44	0.971	0.970	NO	49.46	98.9	0.0366	49.46
30	30	PCB-35	8.91e5	1.04	NO	1.13	1.000	33.00	32.98	0.987	0.987	NO	49.86	99.7	0.0365	49.86

Dataset: Untitled

Last Altered: Monday, July 01, 2019 08:58:51 Pacific Daylight Time
Printed: Monday, July 01, 2019 09:02:11 Pacific Daylight Time

Name: 190629K1_1, Date: 29-Jun-2019, Time: 11:24:43, ID: ST190629K1-1 PCB 209 CS3 19C1106, Description: PCB 209 CS3 19C1106

	#	Name	Resp	RA	n/y	RRF	wt/vol	Pred.RT	RT	Pred.RRT	RRT	Check RRT	Conc.	%Rec	DL	EMPC
31	31	PCB-37	8.77e5	1.04	NO	1.11	1.000	33.46	33.45	1.001	1.001	NO	50.23	100	0.0374	50.23
32	32	PCB-54	7.39e5	0.74	NO	0.996	1.000	28.26	28.25	1.001	1.001	NO	50.50	101	0.0225	50.50
33	33	PCB-50	5.98e5	0.73	NO	0.781	1.000	29.47	29.46	1.044	1.043	NO	52.09	104	0.0287	52.09
34	34	PCB-53	5.49e5	0.74	NO	0.955	1.000	30.14	30.15	0.945	0.945	NO	50.39	101	0.0312	50.39
35	35	PCB-51	6.06e5	0.73	NO	1.02	1.000	30.50	30.51	0.956	0.956	NO	51.93	104	0.0291	51.93
36	36	PCB-45	4.65e5	0.72	NO	0.808	1.000	30.94	30.95	0.970	0.970	NO	50.51	101	0.0368	50.51
37	37	PCB-46	4.52e5	0.72	NO	0.754	1.000	31.43	31.45	0.985	0.986	NO	52.59	105	0.0395	52.59
38	38	PCB-52/69	1.28e6	0.73	NO	1.09	1.000	31.94	31.94	1.001	1.001	NO	103.1	103	0.0273	103.1
39	39	PCB-73	7.58e5	0.73	NO	1.29	1.000	32.05	32.07	1.005	1.005	NO	51.58	103	0.0231	51.58
40	40	PCB-43/49	1.07e6	0.74	NO	0.940	1.000	32.24	32.24	1.011	1.010	NO	99.85	99.8	0.0317	99.85
41	41	PCB-47	5.15e5	0.73	NO	0.869	1.000	32.43	32.46	1.000	1.001	NO	49.48	99.0	0.0329	49.48
42	42	PCB-48/75	1.28e6	0.74	NO	1.02	1.000	32.55	32.57	1.004	1.005	NO	103.9	104	0.0279	103.9
43	43	PCB-65	7.29e5	0.72	NO	1.11	1.000	32.83	32.85	1.013	1.013	NO	54.94	110	0.0258	54.94
44	44	PCB-62	6.15e5	0.74	NO	1.07	1.000	32.94	32.96	1.016	1.017	NO	48.24	96.5	0.0269	48.24
45	45	PCB-44	4.61e5	0.73	NO	0.761	1.000	33.26	33.28	1.026	1.026	NO	50.54	101	0.0376	50.54
46	46	PCB-42/59	1.18e6	0.73	NO	0.960	1.000	33.50	33.50	1.033	1.033	NO	102.7	103	0.0298	102.7
47	47	PCB-41/64/71/72	2.66e6	0.74	NO	1.08	1.000	34.08	34.12	1.051	1.052	NO	205.4	103	0.0264	205.4
48	48	PCB-68	6.95e5	0.74	NO	1.11	1.000	34.36	34.40	1.060	1.061	NO	52.33	105	0.0258	52.33
49	49	PCB-40	3.50e5	0.73	NO	0.577	1.000	34.59	34.62	1.067	1.068	NO	50.60	101	0.0496	50.60
50	50	PCB-57	7.43e5	0.73	NO	1.05	1.000	34.97	34.99	0.970	0.970	NO	51.66	103	0.0241	51.66
51	51	PCB-67	7.10e5	0.74	NO	0.993	1.000	35.29	35.31	0.979	0.979	NO	52.04	104	0.0254	52.04
52	52	PCB-58	7.38e5	0.74	NO	1.11	1.000	35.40	35.42	0.982	0.982	NO	48.33	96.7	0.0227	48.33
53	53	PCB-63	6.86e5	0.74	NO	0.962	1.000	35.57	35.59	0.986	0.987	NO	51.93	104	0.0262	51.93
54	54	PCB-74	7.36e5	0.73	NO	1.07	1.000	35.86	35.88	0.994	0.995	NO	50.30	101	0.0237	50.30
55	55	PCB-61/70	1.39e6	0.75	NO	0.986	1.000	36.09	36.01	1.000	0.998	NO	102.8	103	0.0256	102.8
56	56	PCB-76/66	1.49e6	0.72	NO	1.07	1.000	36.29	36.29	1.006	1.006	NO	101.5	102	0.0236	101.5
57	57	PCB-80	7.80e5	0.73	NO	1.08	1.000	36.54	36.53	1.001	1.001	NO	50.76	102	0.0221	50.76
58	58	PCB-55	7.89e5	0.73	NO	1.07	1.000	36.86	36.87	1.010	1.010	NO	52.08	104	0.0225	52.08
59	59	PCB-56/60	1.35e6	0.74	NO	0.934	1.000	37.39	37.37	1.024	1.023	NO	101.7	102	0.0257	101.7
60	60	PCB-79	7.55e5	0.74	NO	1.04	1.000	38.48	38.49	1.054	1.054	NO	50.95	102	0.0230	50.95
61	61	PCB-78	7.20e5	0.73	NO	1.03	1.000	39.20	39.20	0.987	0.987	NO	52.06	104	0.0261	52.06
62	62	PCB-81	6.51e5	0.72	NO	0.933	1.000	39.73	39.75	1.000	1.001	NO	52.07	104	0.0288	52.07
63	63	PCB-77	6.99e5	0.73	NO	1.03	1.000	40.37	40.37	1.000	1.000	NO	51.78	104	0.0269	51.78
64	64	PCB-104	6.87e5	1.52	NO	0.995	1.000	33.13	33.13	1.001	1.001	NO	49.10	98.2	0.0136	49.10

Dataset: Untitled

Last Altered: Monday, July 01, 2019 08:58:51 Pacific Daylight Time
Printed: Monday, July 01, 2019 09:02:11 Pacific Daylight Time

Name: 190629K1_1, Date: 29-Jun-2019, Time: 11:24:43, ID: ST190629K1-1 PCB 209 CS3 19C1106, Description: PCB 209 CS3 19C1106

	#	Name	Resp	RA	n/y	RRF	wt/vol	Pred.RT	RT	Pred.RRT	RRT	Check RRT	Conc.	%Rec	DL	EMPC
65	65	PCB-96	6.87e5	1.53	NO	0.996	1.000	34.45	34.43	1.041	1.040	NO	49.03	98.1	0.0136	49.03
66	66	PCB-103	5.37e5	1.55	NO	0.774	1.000	35.01	34.99	1.057	1.057	NO	49.27	98.5	0.0175	49.27
67	67	PCB-100	5.42e5	1.49	NO	0.778	1.000	35.38	35.36	1.069	1.068	NO	49.52	99.0	0.0174	49.52
68	68	PCB-94	4.24e5	1.52	NO	0.773	1.000	35.87	35.85	0.986	0.985	NO	50.87	102	0.0225	50.87
69	69	PCB-95/98/102	1.70e6	1.51	NO	1.01	1.000	36.36	36.35	0.999	0.999	NO	155.2	103	0.0171	155.2
70	70	PCB-93	3.84e5	1.56	NO	0.841	1.000	36.49	36.48	1.003	1.003	NO	42.33	84.7	0.0207	42.33
71	71	PCB-88/91	8.91e5	1.49	NO	0.890	1.000	36.82	36.81	1.012	1.012	NO	92.92	92.9	0.0196	92.92
72	72	PCB-121	8.13e5	1.51	NO	1.39	1.000	36.94	36.91	1.015	1.014	NO	54.46	109	0.0126	54.46
73	73	PCB-84/92	9.04e5	1.50	NO	0.879	1.000	37.77	37.76	0.990	0.990	NO	97.54	97.5	0.0201	97.54
74	74	PCB-89	5.06e5	1.50	NO	0.959	1.000	37.98	37.95	0.996	0.995	NO	49.97	99.9	0.0184	49.97
75	75	PCB-90/101	9.85e5	1.50	NO	0.944	1.000	38.14	38.15	1.000	1.000	NO	98.89	98.9	0.0187	98.89
76	76	PCB-113	6.82e5	1.49	NO	1.23	1.000	38.41	38.40	1.007	1.007	NO	52.52	105	0.0143	52.52
77	77	PCB-99	5.51e5	1.52	NO	1.12	1.000	38.51	38.49	1.010	1.009	NO	46.66	93.3	0.0158	46.66
78	78	PCB-119	6.81e5	1.53	NO	1.47	1.000	38.96	38.97	0.987	0.987	NO	50.76	102	0.0143	50.76
79	79	PCB-108/112	1.12e6	1.53	NO	1.25	1.000	39.13	39.14	0.991	0.992	NO	98.42	98.4	0.0169	98.42
80	80	PCB-83	7.02e5	1.52	NO	1.55	1.000	39.30	39.31	0.996	0.996	NO	49.79	99.6	0.0136	49.79
81	81	PCB-97	4.89e5	1.53	NO	1.07	1.000	39.51	39.51	1.001	1.001	NO	49.93	99.9	0.0196	49.93
82	82	PCB-86	4.41e5	1.48	NO	0.996	1.000	39.64	39.66	1.004	1.005	NO	48.66	97.3	0.0212	48.66
83	83	PCB-87/117/125	1.82e6	1.51	NO	1.33	1.000	39.78	39.79	1.008	1.008	NO	149.7	99.8	0.0158	149.7
84	84	PCB-111/115	1.46e6	1.52	NO	1.60	1.000	39.94	39.94	1.012	1.012	NO	100.3	100	0.0132	100.3
85	85	PCB-85/116	1.09e6	1.55	NO	1.22	1.000	40.07	40.07	1.015	1.015	NO	98.19	98.2	0.0173	98.19
86	86	PCB-120	7.51e5	1.51	NO	1.68	1.000	40.33	40.33	1.022	1.022	NO	49.01	98.0	0.0125	49.01
87	87	PCB-110	6.71e5	1.53	NO	1.49	1.000	40.46	40.48	1.025	1.025	NO	49.59	99.2	0.0142	49.59
88	88	PCB-82	4.00e5	1.50	NO	0.674	1.000	41.14	41.13	0.976	0.976	NO	49.46	98.9	0.0239	49.46
89	89	PCB-124	6.93e5	1.49	NO	1.16	1.000	41.85	41.84	0.993	0.993	NO	49.72	99.4	0.0139	49.72
90	90	PCB-107/109	1.37e6	1.51	NO	1.17	1.000	42.00	41.97	0.997	0.996	NO	97.95	98.0	0.0138	97.95
91	91	PCB-123	6.13e5	1.50	NO	1.04	1.000	42.16	42.15	1.000	1.000	NO	49.12	98.2	0.0155	49.12
92	92	PCB-106/118	1.33e6	1.51	NO	1.07	1.000	42.36	42.36	1.001	1.001	NO	99.88	99.9	0.0144	99.88
93	93	PCB-114	6.26e5	1.54	NO	1.16	1.000	43.02	43.02	1.000	1.000	NO	51.60	103	0.0374	51.60
94	94	PCB-122	5.32e5	1.56	NO	0.973	1.000	43.15	43.17	1.003	1.004	NO	52.35	105	0.0446	52.35
95	95	PCB-105	5.87e5	1.57	NO	1.10	1.000	43.91	43.91	1.000	1.000	NO	50.53	101	0.0388	50.53
96	96	PCB-127	6.18e5	1.60	NO	1.11	1.000	44.27	44.27	1.000	1.000	NO	51.30	103	0.0387	51.30
97	97	PCB-126	6.17e5	1.59	NO	1.21	1.000	46.22	46.22	1.000	1.000	NO	51.78	104	0.0394	51.78
98	98	PCB-155	5.64e5	1.25	NO	0.874	1.000	37.67	37.69	1.000	1.001	NO	48.71	97.4	0.00790	48.71

Dataset: Untitled

Last Altered: Monday, July 01, 2019 08:58:51 Pacific Daylight Time
Printed: Monday, July 01, 2019 09:02:11 Pacific Daylight Time

Name: 190629K1_1, Date: 29-Jun-2019, Time: 11:24:43, ID: ST190629K1-1 PCB 209 CS3 19C1106, Description: PCB 209 CS3 19C1106

	#	Name	Resp	RA	n/y	RRF	wt/vol	Pred.RT	RT	Pred.RRT	RRT	Check RRT	Conc.	%Rec	DL	EMPC
99	99	PCB-150	5.88e5	1.27	NO	0.881	1.000	38.97	38.99	1.035	1.036	NO	50.34	101	0.00784	50.34
100	1...	PCB-152	6.67e5	1.27	NO	1.00	1.000	39.46	39.48	1.048	1.048	NO	50.10	100	0.00688	50.10
101	1...	PCB-145	6.49e5	1.27	NO	1.00	1.000	39.93	39.94	1.061	1.061	NO	48.95	97.9	0.00691	48.95
102	1...	PCB-136	5.66e5	1.27	NO	0.843	1.000	40.26	40.28	1.069	1.070	NO	50.61	101	0.00819	50.61
103	1...	PCB-148	4.46e5	1.30	NO	0.693	1.000	40.37	40.39	1.072	1.073	NO	48.53	97.1	0.00996	48.53
104	1...	PCB-154	4.91e5	1.24	NO	0.724	1.000	40.88	40.89	1.086	1.086	NO	51.18	102	0.00954	51.18
105	1...	PCB-151	4.16e5	1.23	NO	0.632	1.000	41.56	41.56	1.104	1.104	NO	49.62	99.2	0.0109	49.62
106	1...	PCB-135	4.70e5	1.25	NO	0.716	1.000	41.78	41.78	1.110	1.110	NO	49.52	99.0	0.00965	49.52
107	1...	PCB-144	4.45e5	1.25	NO	0.667	1.000	41.87	41.89	1.112	1.113	NO	50.30	101	0.0104	50.30
108	1...	PCB-147	4.35e5	1.24	NO	0.661	1.000	42.02	42.02	1.116	1.116	NO	49.62	99.2	0.0104	49.62
109	1...	PCB-139/149	9.98e5	1.23	NO	0.738	1.000	42.28	42.30	1.123	1.124	NO	102.0	102	0.00935	102.0
110	1...	PCB-140	4.28e5	1.24	NO	0.627	1.000	42.49	42.49	1.128	1.129	NO	51.49	103	0.0110	51.49
111	1...	PCB-134/143	7.28e5	1.21	NO	0.733	1.000	42.94	42.94	0.975	0.975	NO	104.1	104	0.0450	104.1
112	1...	PCB-131/133	7.77e5	1.20	NO	0.790	1.000	43.24	43.26	0.982	0.982	NO	103.0	103	0.0417	103.0
113	1...	PCB-142	3.53e5	1.19	NO	0.708	1.000	43.43	43.41	0.986	0.985	NO	52.31	105	0.0466	52.31
114	1...	PCB-146/165	9.48e5	1.20	NO	0.959	1.000	43.64	43.64	0.990	0.991	NO	103.5	104	0.0344	103.5
115	1...	PCB-132/161	9.44e5	1.20	NO	0.974	1.000	43.89	43.89	0.996	0.996	NO	101.5	102	0.0338	101.5
116	1...	PCB-153	5.00e5	1.20	NO	1.01	1.000	44.08	44.08	1.000	1.000	NO	51.81	104	0.0326	51.81
117	1...	PCB-168	5.03e5	1.20	NO	1.02	1.000	44.28	44.30	1.005	1.006	NO	51.72	103	0.0323	51.72
118	1...	PCB-141	3.89e5	1.21	NO	0.967	1.000	44.86	44.83	1.001	1.000	NO	50.50	101	0.0410	50.50
119	1...	PCB-137	3.98e5	1.17	NO	0.987	1.000	45.23	45.23	1.009	1.009	NO	50.61	101	0.0402	50.61
120	1...	PCB-130	3.46e5	1.21	NO	0.840	1.000	45.34	45.35	1.012	1.012	NO	51.83	104	0.0472	51.83
121	1...	PCB-138/163/164	1.52e6	1.19	NO	1.23	1.000	45.72	45.73	1.001	1.001	NO	151.0	101	0.0311	151.0
122	1...	PCB-158/160	9.79e5	1.20	NO	1.18	1.000	45.98	45.97	1.006	1.006	NO	101.5	102	0.0323	101.5
123	1...	PCB-129	3.31e5	1.20	NO	0.819	1.000	46.23	46.24	1.012	1.012	NO	49.43	98.9	0.0465	49.43
124	1...	PCB-166	5.46e5	1.19	NO	1.07	1.000	46.69	46.69	0.993	0.993	NO	51.44	103	0.0304	51.44
125	1...	PCB-159	5.74e5	1.21	NO	1.12	1.000	47.03	47.03	1.000	1.000	NO	51.61	103	0.0290	51.61
126	1...	PCB-128/162	8.55e5	1.18	NO	0.851	1.000	47.32	47.34	1.007	1.007	NO	101.1	101	0.0382	101.1
127	1...	PCB-167	5.16e5	1.20	NO	1.04	1.000	47.73	47.73	1.000	1.000	NO	50.68	101	0.0319	50.68
128	1...	PCB-156	5.24e5	1.20	NO	1.06	1.000	49.08	49.08	1.000	1.000	NO	51.31	103	0.0329	51.31
129	1...	PCB-157	4.83e5	1.21	NO	0.978	1.000	49.36	49.34	1.001	1.000	NO	51.01	102	0.0351	51.01
130	1...	PCB-169	5.13e5	1.21	NO	1.11	1.000	51.62	51.62	1.000	1.000	NO	49.88	99.8	0.0332	49.88
131	1...	PCB-188	5.77e5	1.04	NO	1.19	1.000	43.72	43.70	1.001	1.000	NO	50.57	101	0.0235	50.57
132	1...	PCB-184	5.64e5	1.03	NO	1.17	1.000	44.17	44.15	1.011	1.011	NO	50.50	101	0.0240	50.50

Dataset: Untitled

Last Altered: Monday, July 01, 2019 08:58:51 Pacific Daylight Time
Printed: Monday, July 01, 2019 09:02:11 Pacific Daylight Time

Name: 190629K1_1, Date: 29-Jun-2019, Time: 11:24:43, ID: ST190629K1-1 PCB 209 CS3 19C1106, Description: PCB 209 CS3 19C1106

	#	Name	Resp	RA	n/y	RRF	wt/vol	Pred.RT	RT	Pred.RRT	RRT	Check RRT	Conc.	%Rec	DL	EMPC
133	1...	PCB-179	5.73e5	1.02	NO	1.18	1.000	44.96	44.97	1.029	1.029	NO	50.92	102	0.0238	50.92
134	1...	PCB-176	5.75e5	1.03	NO	1.16	1.000	45.45	45.44	1.041	1.040	NO	51.81	104	0.0242	51.81
135	1...	PCB-186	6.11e5	1.03	NO	1.22	1.000	46.07	46.07	1.055	1.055	NO	52.43	105	0.0230	52.43
136	1...	PCB-178	4.13e5	1.01	NO	0.830	1.000	46.59	46.58	1.067	1.066	NO	52.02	104	0.0337	52.02
137	1...	PCB-175	4.20e5	1.04	NO	0.849	1.000	46.95	46.94	1.075	1.075	NO	51.68	103	0.0330	51.68
138	1...	PCB-182/187	9.40e5	1.03	NO	0.960	1.000	47.12	47.13	1.079	1.079	NO	102.4	102	0.0292	102.4
139	1...	PCB-183	4.68e5	1.04	NO	0.957	1.000	47.44	47.45	1.086	1.086	NO	51.16	102	0.0293	51.16
140	1...	PCB-185	4.12e5	1.03	NO	1.32	1.000	48.14	48.13	0.956	0.955	NO	49.88	99.8	0.0327	49.88
141	1...	PCB-174	3.78e5	1.03	NO	1.22	1.000	48.52	48.51	0.963	0.963	NO	49.57	99.1	0.0354	49.57
142	1...	PCB-181	4.50e5	1.03	NO	1.41	1.000	48.63	48.61	0.965	0.965	NO	50.81	102	0.0305	50.81
143	1...	PCB-177	3.75e5	1.03	NO	1.24	1.000	48.80	48.78	0.969	0.968	NO	48.32	96.6	0.0348	48.32
144	1...	PCB-171	3.89e5	1.03	NO	1.24	1.000	49.11	49.08	0.975	0.974	NO	49.99	100	0.0347	49.99
145	1...	PCB-173	3.51e5	1.05	NO	1.14	1.000	49.54	49.51	0.983	0.983	NO	49.14	98.3	0.0378	49.14
146	1...	PCB-172	4.02e5	1.04	NO	1.31	1.000	50.00	49.99	0.992	0.992	NO	49.13	98.3	0.0330	49.13
147	1...	PCB-192	5.36e5	1.04	NO	1.70	1.000	50.20	50.18	0.996	0.996	NO	50.29	101	0.0254	50.29
148	1...	PCB-180	4.18e5	1.04	NO	1.32	1.000	50.41	50.40	1.000	1.000	NO	50.60	101	0.0327	50.60
149	1...	PCB-193	4.81e5	1.03	NO	1.54	1.000	50.62	50.61	1.005	1.005	NO	49.87	99.7	0.0280	49.87
150	1...	PCB-191	4.97e5	1.04	NO	1.57	1.000	50.88	50.88	1.010	1.010	NO	50.44	101	0.0274	50.44
151	1...	PCB-170	3.51e5	1.04	NO	1.36	1.000	52.06	52.05	1.000	1.000	NO	48.62	97.2	0.0367	48.62
152	1...	PCB-190	4.86e5	1.02	NO	1.84	1.000	52.24	52.26	1.004	1.004	NO	49.71	99.4	0.0271	49.71
153	1...	PCB-189	4.91e5	1.04	NO	1.33	1.000	53.74	53.74	1.000	1.000	NO	51.37	103	0.0242	51.37
154	1...	PCB-202	5.07e5	0.89	NO	1.02	1.000	49.31	49.29	1.001	1.000	NO	50.01	100	0.0142	50.01
155	1...	PCB-201	4.63e5	0.90	NO	0.915	1.000	49.78	49.80	1.010	1.011	NO	51.07	102	0.0159	51.07
156	1...	PCB-204	4.92e5	0.90	NO	0.979	1.000	49.95	49.95	1.014	1.014	NO	50.70	101	0.0149	50.70
157	1...	PCB-197	4.98e5	0.89	NO	0.979	1.000	50.24	50.27	1.020	1.020	NO	51.38	103	0.0149	51.38
158	1...	PCB-200	4.73e5	0.88	NO	0.954	1.000	51.19	51.20	1.039	1.039	NO	50.05	100	0.0152	50.05
159	1...	PCB-198	3.50e5	0.88	NO	0.748	1.000	52.73	52.74	1.070	1.070	NO	47.18	94.4	0.0194	47.18
160	1...	PCB-199	3.54e5	0.88	NO	0.706	1.000	52.85	52.85	1.073	1.073	NO	50.60	101	0.0206	50.60
161	1...	PCB-196/203	7.40e5	0.88	NO	0.785	1.000	53.15	53.15	1.079	1.079	NO	95.17	95.2	0.0185	95.17
162	1...	PCB-195	3.28e5	0.89	NO	1.03	1.000	54.43	54.43	0.984	0.984	NO	49.70	99.4	0.0305	49.70
163	1...	PCB-194	3.59e5	0.90	NO	1.16	1.000	55.33	55.33	1.000	1.000	NO	48.64	97.3	0.0273	48.64
164	1...	PCB-205	4.59e5	0.90	NO	1.40	1.000	55.59	55.60	1.005	1.005	NO	51.34	103	0.0225	51.34
165	1...	PCB-208	3.71e5	1.29	NO	0.934	1.000	54.58	54.58	1.000	1.000	NO	49.70	99.4	0.0235	49.70
166	1...	PCB-207	3.64e5	1.31	NO	0.912	1.000	54.90	54.90	1.006	1.006	NO	50.03	100	0.0240	50.03

Dataset: Untitled

Last Altered: Monday, July 01, 2019 08:58:51 Pacific Daylight Time
Printed: Monday, July 01, 2019 09:02:11 Pacific Daylight Time

Name: 190629K1_1, Date: 29-Jun-2019, Time: 11:24:43, ID: ST190629K1-1 PCB 209 CS3 19C1106, Description: PCB 209 CS3 19C1106

	#	Name	Resp	RA	n/y	RRF	wt/vol	Pred.RT	RT	Pred.RRT	RRT	Check RRT	Conc.	%Rec	DL	EMPC
167	1...	PCB-206	2.85e5	1.34	NO	0.987	1.000	56.86	56.86	1.000	1.000	NO	50.61	101	0.0310	50.61
168	1...	PCB-209	3.36e5	1.18	NO	0.943	1.000	58.08	58.08	1.000	1.000	NO	50.18	100	0.00442	50.18
169	1...	13C-PCB-1	2.06e6	3.08	NO	1.08	1.000	15.99	16.00	0.612	0.612	NO	96.10	96.1	0.0543	
170	1...	13C-PCB-3	2.08e6	3.17	NO	1.09	1.000	18.69	18.69	0.715	0.715	NO	95.67	95.7	0.0536	
171	1...	13C-PCB-4	1.25e6	1.63	NO	0.640	1.000	20.07	20.07	0.768	0.768	NO	97.59	97.6	0.0419	
172	1...	13C-PCB-9	1.94e6	1.59	NO	0.995	1.000	21.92	21.91	0.839	0.838	NO	97.76	97.8	0.0269	
173	1...	13C-PCB-11	1.90e6	1.59	NO	0.971	1.000	25.42	25.41	0.973	0.972	NO	98.11	98.1	0.0276	
174	1...	13C-PCB-19	1.22e6	1.04	NO	0.637	1.000	24.36	24.36	0.932	0.932	NO	96.34	96.3	0.473	
175	1...	13C-PCB-32	1.79e6	1.03	NO	0.910	1.000	27.38	27.38	1.047	1.047	NO	98.54	98.5	0.331	
176	1...	13C-PCB-28	1.70e6	1.00	NO	1.07	1.000	29.41	29.41	1.004	1.004	NO	96.99	97.0	0.352	
177	1...	13C-PCB-37	1.58e6	1.01	NO	0.959	1.000	33.43	33.43	1.141	1.141	NO	100.3	100	0.392	
178	1...	13C-PCB-54	1.47e6	0.77	NO	1.10	1.000	28.23	28.24	0.756	0.756	NO	97.48	97.5	0.0979	
179	1...	13C-PCB-52	1.14e6	0.76	NO	0.844	1.000	31.91	31.90	0.854	0.854	NO	98.33	98.3	0.127	
180	1...	13C-PCB-47	1.20e6	0.76	NO	0.893	1.000	32.43	32.42	0.868	0.868	NO	97.65	97.7	0.120	
181	1...	13C-PCB-70	1.37e6	0.79	NO	1.01	1.000	36.07	36.07	0.966	0.966	NO	99.22	99.2	0.107	
182	1...	13C-PCB-80	1.42e6	0.77	NO	1.05	1.000	36.51	36.52	0.977	0.978	NO	98.69	98.7	0.103	
183	1...	13C-PCB-81	1.34e6	0.78	NO	0.985	1.000	39.72	39.72	1.063	1.063	NO	99.06	99.1	0.109	
184	1...	13C-PCB-77	1.31e6	0.78	NO	0.958	1.000	40.33	40.35	1.080	1.080	NO	99.37	99.4	0.112	
185	1...	13C-PCB-104	1.41e6	1.58	NO	1.10	1.000	33.10	33.11	0.829	0.829	NO	100.1	100	0.0341	
186	1...	13C-PCB-95	1.08e6	1.58	NO	0.852	1.000	36.37	36.39	0.911	0.911	NO	98.69	98.7	0.0439	
187	1...	13C-PCB-101	1.06e6	1.60	NO	0.814	1.000	38.12	38.14	0.955	0.955	NO	101.2	101	0.0460	
188	1...	13C-PCB-97	9.11e5	1.62	NO	0.709	1.000	39.47	39.48	0.989	0.989	NO	100.3	100	0.0528	
189	1...	13C-PCB-123	1.20e6	1.56	NO	0.922	1.000	42.12	42.14	1.055	1.055	NO	101.5	102	0.0406	
190	1...	13C-PCB-118	1.25e6	1.62	NO	0.975	1.000	42.32	42.32	1.060	1.060	NO	99.82	99.8	0.0384	
191	1...	13C-PCB-114	1.05e6	1.53	NO	1.52	1.000	43.02	43.00	0.910	0.909	NO	96.77	96.8	0.0549	
192	1...	13C-PCB-105	1.06e6	1.54	NO	1.58	1.000	43.89	43.89	0.928	0.928	NO	93.78	93.8	0.0527	
193	1...	13C-PCB-127	1.09e6	1.55	NO	1.62	1.000	44.23	44.25	0.935	0.936	NO	94.25	94.3	0.0515	
194	1...	13C-PCB-126	9.83e5	1.53	NO	1.45	1.000	46.20	46.20	0.977	0.977	NO	95.70	95.7	0.0578	
195	1...	13C-PCB-155	1.33e6	1.24	NO	1.03	1.000	37.65	37.65	0.943	0.943	NO	100.8	101	0.0131	
196	1...	13C-PCB-153	9.54e5	1.26	NO	1.42	1.000	44.04	44.06	0.931	0.932	NO	94.28	94.3	0.0590	
197	1...	13C-PCB-141	7.96e5	1.29	NO	1.14	1.000	44.81	44.82	0.947	0.948	NO	97.97	98.0	0.0735	
198	1...	13C-PCB-138	8.18e5	1.25	NO	1.18	1.000	45.69	45.69	0.966	0.966	NO	97.57	97.6	0.0712	
199	1...	13C-PCB-159	9.94e5	1.25	NO	1.43	1.000	47.01	47.01	0.994	0.994	NO	97.54	97.5	0.0586	
200	2...	13C-PCB-167	9.76e5	1.26	NO	1.42	1.000	47.71	47.71	1.009	1.009	NO	96.42	96.4	0.0590	

Dataset: Untitled

Last Altered: Monday, July 01, 2019 08:58:51 Pacific Daylight Time
Printed: Monday, July 01, 2019 09:02:11 Pacific Daylight Time

Name: 190629K1_1, Date: 29-Jun-2019, Time: 11:24:43, ID: ST190629K1-1 PCB 209 CS3 19C1106, Description: PCB 209 CS3 19C1106

	#	Name	Resp	RA	n/y	RRF	wt/vol	Pred.RT	RT	Pred.RRT	RRT	Check RRT	Conc.	%Rec	DL	EMPC
201	2...	13C-PCB-156	9.67e5	1.27	NO	1.40	1.000	49.04	49.06	1.037	1.037	NO	97.37	97.4	0.0601	
202	2...	13C-PCB-157	9.68e5	1.28	NO	1.41	1.000	49.32	49.33	1.043	1.043	NO	96.81	96.8	0.0597	
203	2...	13C-PCB-169	9.29e5	1.27	NO	1.35	1.000	51.60	51.60	1.091	1.091	NO	97.11	97.1	0.0624	
204	2...	13C-PCB-188	9.57e5	0.45	NO	1.46	1.000	43.66	43.68	0.927	0.927	NO	98.22	98.2	0.0406	
205	2...	13C-PCB-180	6.26e5	0.45	NO	0.932	1.000	50.37	50.39	1.069	1.070	NO	100.8	101	0.0637	
206	2...	13C-PCB-170	5.31e5	0.46	NO	0.796	1.000	52.03	52.03	1.104	1.105	NO	100.1	100	0.0746	
207	2...	13C-PCB-189	7.17e5	0.45	NO	1.09	1.000	53.72	53.72	1.140	1.140	NO	98.74	98.7	0.0544	
208	2...	13C-PCB-202	9.91e5	0.89	NO	1.45	1.000	49.27	49.27	1.042	1.042	NO	102.6	103	0.0337	
209	2...	13C-PCB-194	6.38e5	0.90	NO	0.714	1.000	55.31	55.31	0.995	0.995	NO	99.90	99.9	0.0474	
210	2...	13C-PCB-208	7.98e5	0.78	NO	0.896	1.000	54.57	54.56	0.982	0.982	NO	99.57	99.6	0.0491	
211	2...	13C-PCB-206	5.70e5	0.79	NO	0.653	1.000	56.85	56.85	1.023	1.023	NO	97.53	97.5	0.0674	
212	2...	13C-PCB-209	7.10e5	1.18	NO	0.806	1.000	58.07	58.08	1.045	1.045	NO	98.51	98.5	0.0159	
213	2...	13C-PCB-15	1.99e6	1.60	NO	1.00	1.000	26.14	26.14	1.000	0.000	NO	100.0	100	0.0268	
214	2...	13C-PCB-31	1.64e6	0.98	NO	1.00	1.000	29.30	29.30	1.000	0.000	NO	100.0	100	0.376	
215	2...	13C-PCB-60	1.37e6	0.77	NO	1.00	1.000	37.37	37.35	1.000	0.000	NO	100.0	100	0.107	
216	2...	13C-PCB-111	1.28e6	1.61	NO	1.00	1.000	39.94	39.92	1.000	0.000	NO	100.0	100	0.0374	
217	2...	13C-PCB-128	7.11e5	1.25	NO	1.00	1.000	47.32	47.30	1.000	0.000	NO	100.0	100	0.0840	
218	2...	13C-PCB-182	6.66e5	0.45	NO	1.00	1.000	47.13	47.11	0.000	0.000	NO	100.0	100	0.0593	
219	2...	13C-PCB-205	8.95e5	0.88	NO	1.00	1.000	55.60	55.59	1.000	0.000	NO	100.0	100	0.0339	
220	2...	13C-PCB-79	1.41e6	0.78	NO	1.03	1.000	38.45	38.45	1.029	1.029	NO	99.22	99.2	0.104	
221	2...	13C-PCB-178	6.17e5	0.45	NO	0.875	1.000	46.56	46.56	0.988	0.988	NO	99.22	99.2	0.0635	
222	2...	13C-PCB-79	1.41e6	0.78	NO	1.05	1.000	38.45	38.45	0.968	0.968	NO	100.4	100	0.109	
223	2...	13C-PCB-178	6.17e5	0.45	NO	0.975	1.000	46.58	46.56	0.924	0.924	NO	101.1	101	0.0657	
224	2...	Total Mono-PCBs				1.01	1.000	0.00		0.000		NO	155.3		0.0366	155.3
225	2...	Total Di-PCBs				1.06	1.000	0.00		0.000		NO	607.8		0.491	607.8
226	2...	2nd Function Tri-PCBs				0.914	1.000	0.00		0.000		NO	404.7		0.132	404.7
227	2...	3rd Function Tri-PCBs				1.06	1.000	0.00		0.000		NO	805.6		0.509	805.6
228	2...	Total Tetra-PCBs				0.986	1.000	0.00		0.000		NO	2151		0.899	2151
229	2...	3rd Function Penta-PCBs				1.12	1.000	0.00		0.000		NO	2029		0.482	2029
230	2...	4th Function Penta-PCBs				1.11	1.000	0.00		0.000		NO	257.6		0.199	257.6
231	2...	3rd Function Hexa-PCBs				0.774	1.000	0.00		0.000		NO	700.9		0.119	700.9
232	2...	4th Function Hexa-PCBs				0.972	1.000	0.00		0.000		NO	1430		0.735	1430
233	2...	Total Hepta-PCBs				1.26	1.000	0.00		0.000		NO	1211		0.684	1211
234	2...	4th Function Octa-PCBs				0.886	1.000	0.00		0.000		NO	446.1		0.134	446.1

Dataset: Untitled

Last Altered: Monday, July 01, 2019 08:58:51 Pacific Daylight Time
Printed: Monday, July 01, 2019 09:02:11 Pacific Daylight Time

Name: 190629K1_1, Date: 29-Jun-2019, Time: 11:24:43, ID: ST190629K1-1 PCB 209 CS3 19C1106, Description: PCB 209 CS3 19C1106

	#	Name	Resp	RA	n/y	RRF	wt/vol	Pred.RT	RT	Pred.RRT	RRT	Check RRT	Conc.	%Rec	DL	EMPC
235	2...	5th Function Octa-PCBs				1.20	1.000	0.00		0.000		NO	149.7		0.0804	149.7
236	2...	Total Nona-PCBs				0.945	1.000	0.00		0.000		NO	150.3		0.0785	150.3
237	2...	Deca-CB				0.943	1.000	0.00		0.000		NO	50.18		0.00442	50.18
238	2...	Total PCBs														

Vista Analytical Laboratory VG-11

Dataset: Untitled

Last Altered: Monday, July 01, 2019 2:59:27 PM Pacific Daylight Time
Printed: Monday, July 01, 2019 3:00:01 PM Pacific Daylight Time

Method: U:\VG11.PRO\MethDB\PCB-209_ZB1_6-28-19.mdb 28 Jun 2019 14:45:02
Calibration: U:\VG11.PRO\CurveDB\db1_PCBvg11-4-24-18.cdb 27 Apr 2018 15:37:51

Compound name: PCB-1

	Name	ID	Acq.Date	Acq.Time
1	190629K1_1	ST190629K1-1 PCB 209 CS3 19C1106	29-Jun-19	11:24:43
2	190629K1_2	B9F0271-BS1 OPR 1	29-Jun-19	12:27:11
3	190629K1_3	SOLVENT BLANK	29-Jun-19	13:28:47
4	190629K1_4	B9F0271-BLK1 Method Blank 1	29-Jun-19	14:30:19
5	190629K1_5	B9F0204-BLK1 Method Blank 5	29-Jun-19	15:31:50
6	190629K1_6	B9F0213-BLK1 Method Blank 10	29-Jun-19	16:33:17
7	190629K1_7	B9F0214-BLK1 Method Blank 10	29-Jun-19	17:34:46
8	190629K1_8	1900713-01@5X JK223 6.77	29-Jun-19	18:36:55
9	190629K1_9	1901779-01 I-010C-F-GW-PH-1 1.01478	29-Jun-19	19:39:05
10	190629K1_10	1901779-01@5X I-010C-F-GW-PH-1 1.01478	29-Jun-19	20:40:33
11	190629K1_11	1901198-02RE2@10X 8958D 5T 1.46	29-Jun-19	21:42:04
12	190629K2_1	SOLVENT BLANK	29-Jun-19	22:53:08
13	190629K2_2	SOLVENT BLANK	29-Jun-19	23:54:40
14	190629K2_3	ST190629K2-1 PCB 209 CS3 19C1106	30-Jun-19	00:57:21

File: Experiment: PCB_ZB1.exp Reference: pfk.ref Function: 1 @ 200 (ppm)

Printed: Saturday, June 29, 2019 11:17:47 Pacific Daylight Time

M 168.9888 R 10243

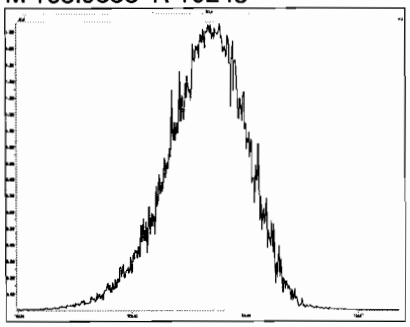

M 180.9888 R 10329

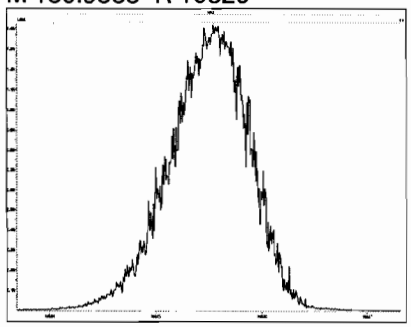

M 192.9888 R 10000

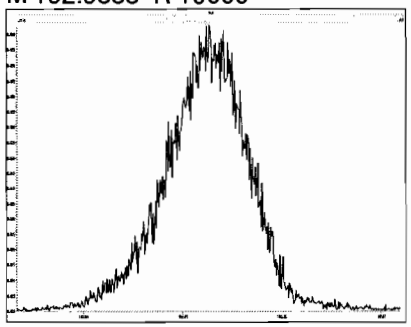

M 204.9888 R 10594

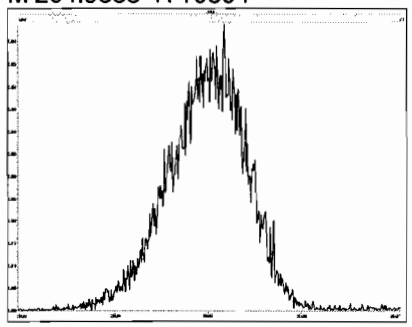

File: Experiment: PCB_ZB1.exp Reference: pfk.ref Function: 2 @ 200 (ppm)

Printed: Saturday, June 29, 2019 11:18:54 Pacific Daylight Time

M 218.9856 R 10506

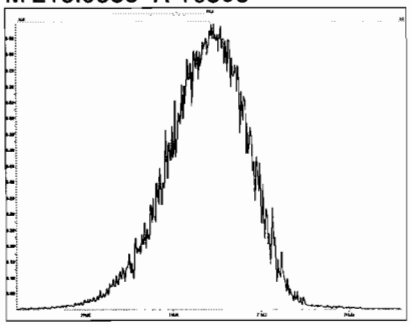

M 230.9856 R 10822

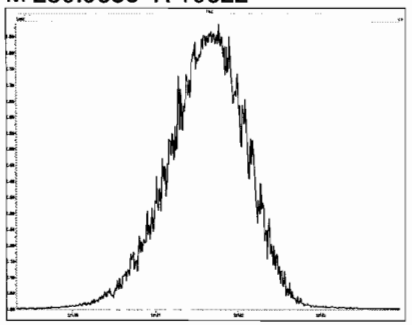

M 242.9856 R 10962

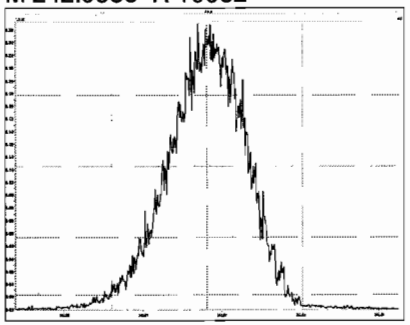

M 254.9856 R 11519

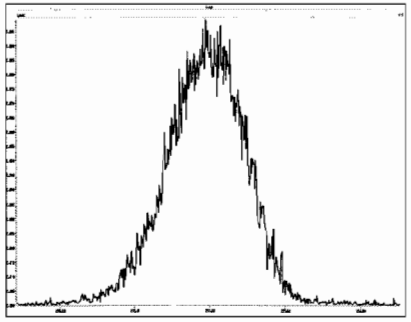

M 268.9824 R 10638

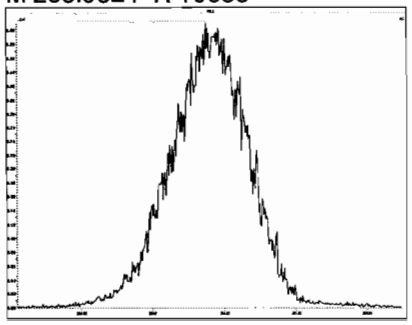

M 280.9824 R 10591

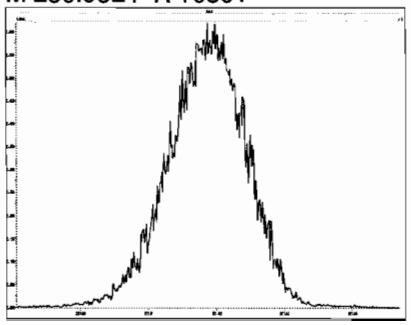

File: Experiment: PCB_ZB1.exp Reference: pfk.ref Function: 3 @ 200 (ppm)

Printed: Saturday, June 29, 2019 11:20:12 Pacific Daylight Time

M 254.9856 R 10375

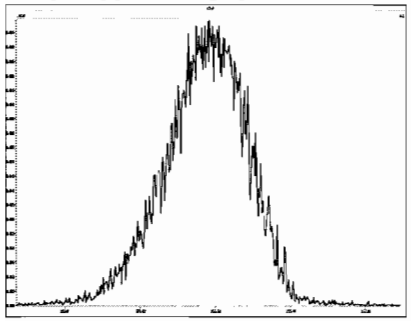

M 268.9824 R 10823

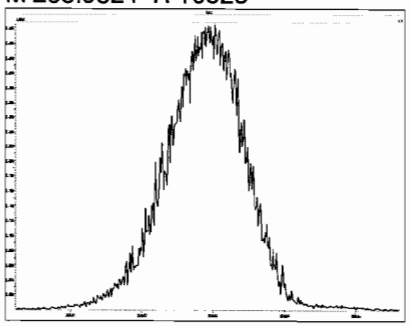

M 280.9824 R 10597

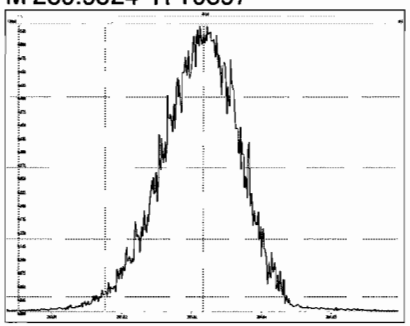

M 292.9824 R 10919

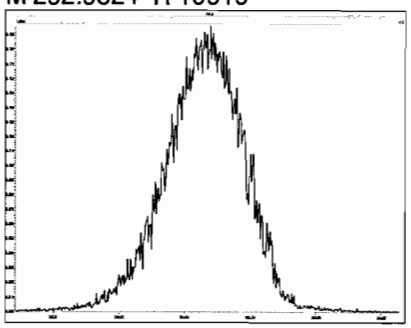

M 304.9824 R 11905

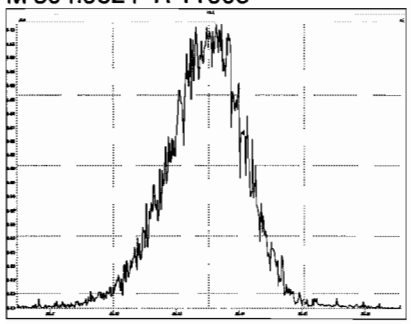

M 318.9792 R 11060

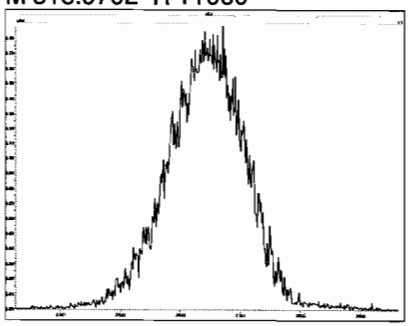

M 330.9792 R 10418

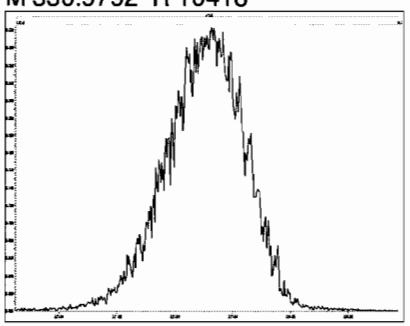

M 342.9792 R 10589

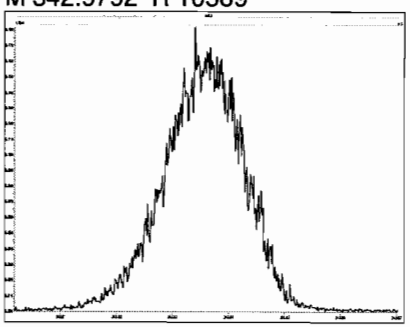

M 354.9792 R 10728

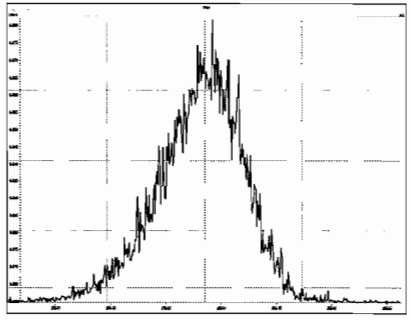

M 366.9792 R 10414

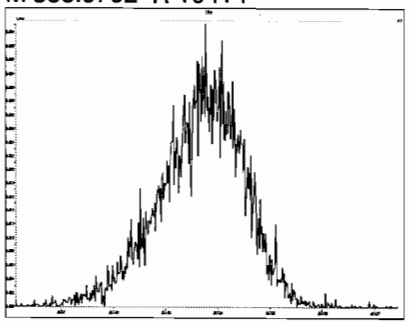

M 380.9760 R 10000

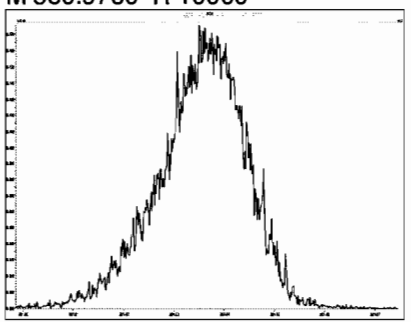

File: Experiment: PCB_ZB1.exp Reference: pfk.ref Function: 4 @ 200 (ppm)

Printed: Saturday, June 29, 2019 11:21:21 Pacific Daylight Time

M 318.9792 R 10544

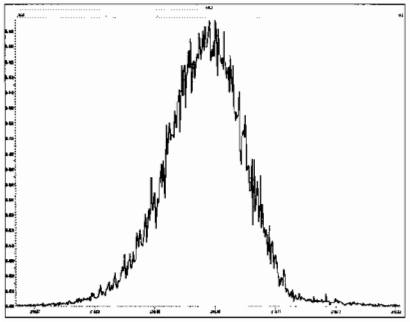

M 330.9792 R 10822

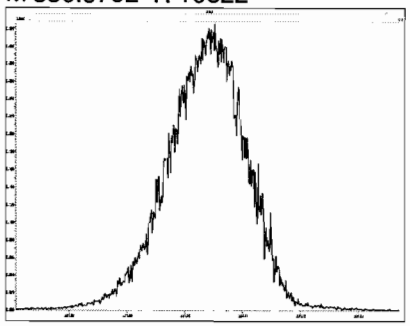

M 342.9792 R 10502

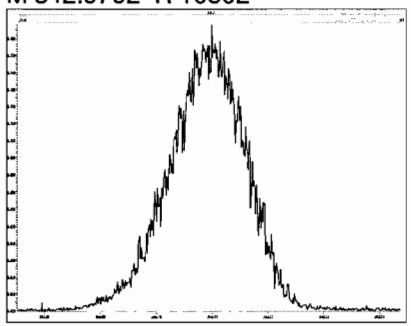

M 354.9792 R 11212

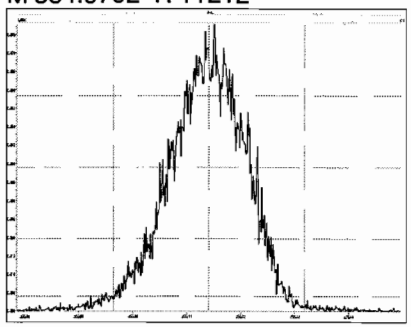

M 366.9792 R 11210

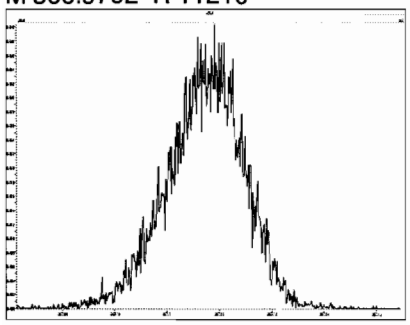

M 380.9760 R 10547

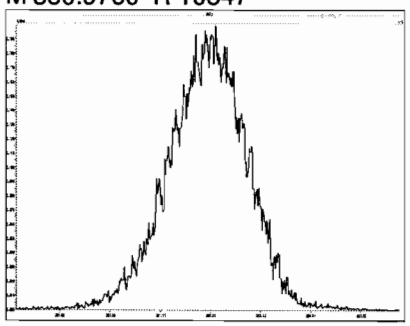

M 392.9760 R 10918

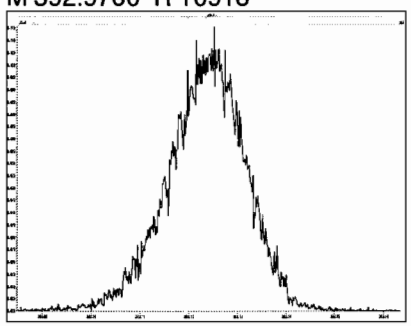

M 404.9760 R 10822

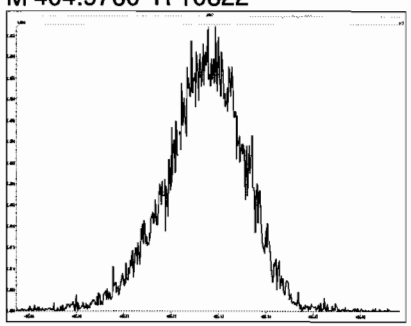

M 416.9760 R 11113

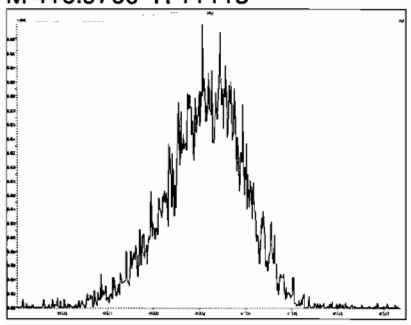

M 430.9728 R 10328

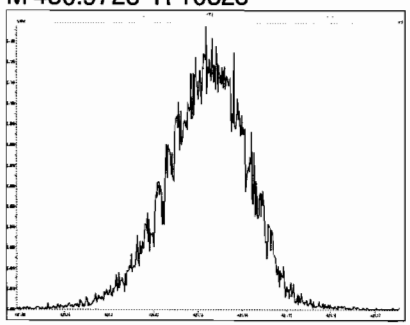

M 442.9728 R 10417

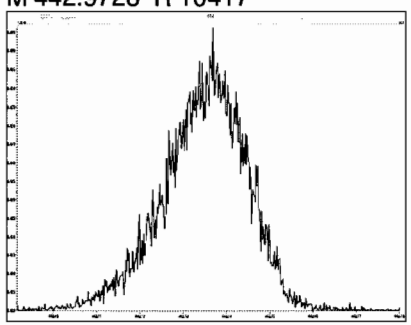

File: Experiment: PCB_ZB1.exp Reference: pfk.ref Function: 5 @ 200 (ppm)

Printed: Saturday, June 29, 2019 11:22:14 Pacific Daylight Time

M 416.9760 R 11059

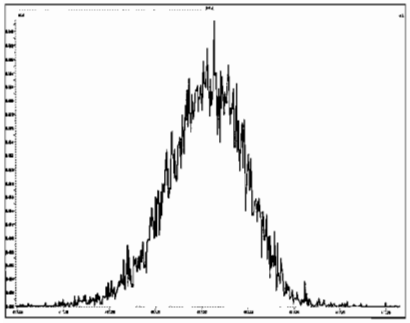

M 430.9728 R 11261

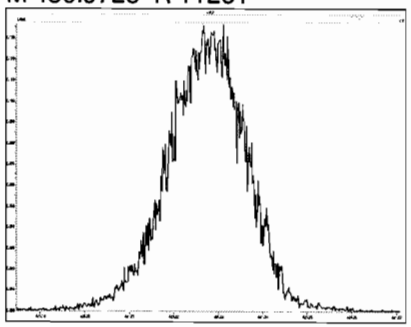

M 442.9728 R 11573

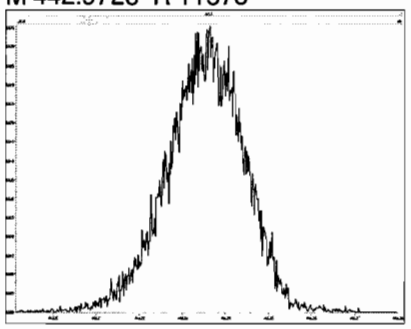

M 454.9728 R 11310

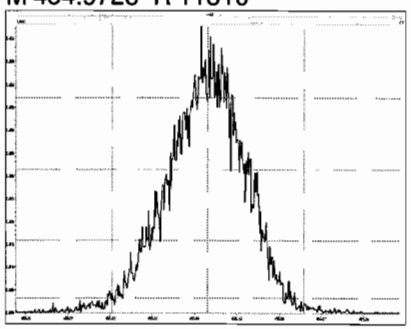

M 466.9728 R 10549

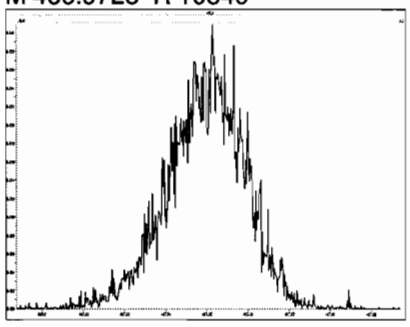

M 480.9696 R 11467

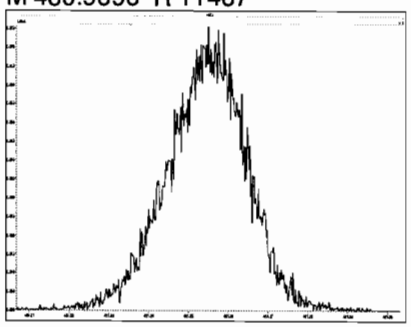

M 492.9696 R 11064

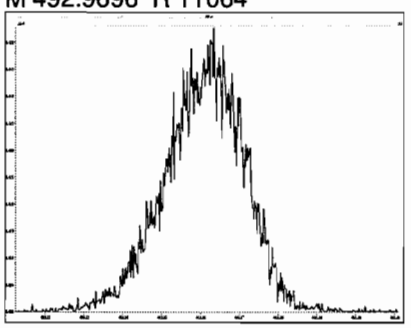

M 504.9696 R 10549

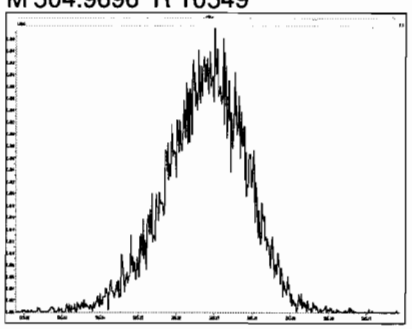

M 516.9697 R 11520

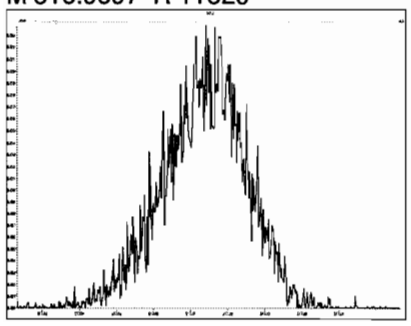

Vista Analytical Laboratory VG-11

Dataset: Untitled

Last Altered: Monday, July 01, 2019 08:32:21 Pacific Daylight Time
Printed: Monday, July 01, 2019 08:33:25 Pacific Daylight Time

Method: U:\VG11.PRO\MethDB\PCB-209_ZB1_6-28-19.mdb 28 Jun 2019 14:45:02
Calibration: U:\VG11.PRO\CurveDB\db1_PCBvg11-6-28-19.cdb 29 Jun 2019 12:47:57

Name: 190629K1_1, Date: 29-Jun-2019, Time: 11:24:43, ID: ST190629K1-1 PCB 209 CS3 19C1106, Description: PCB 209 CS3 19C1106

PCB-1

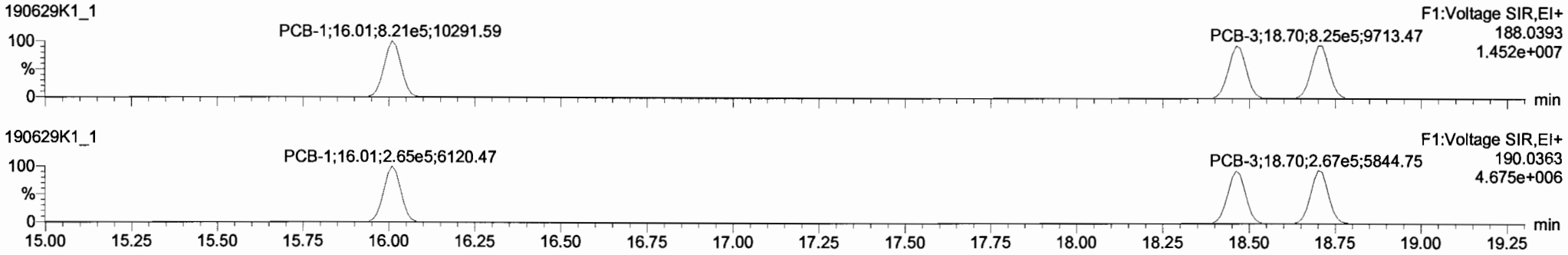

13C-PCB-1

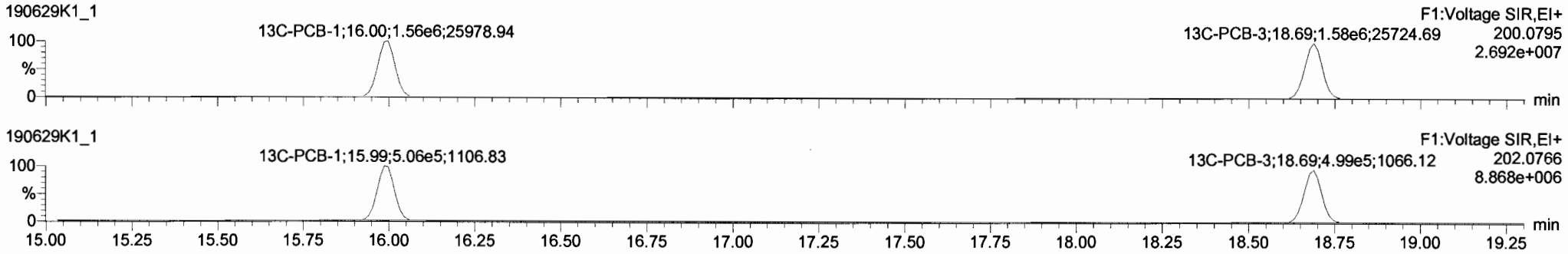

PFK1

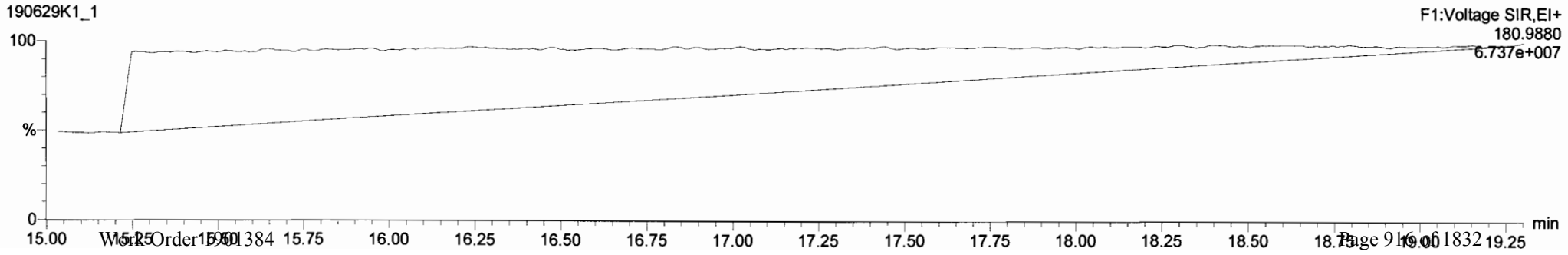

Dataset: Untitled

Last Altered: Monday, July 01, 2019 08:32:21 Pacific Daylight Time
Printed: Monday, July 01, 2019 08:33:25 Pacific Daylight Time

Name: 190629K1_1, Date: 29-Jun-2019, Time: 11:24:43, ID: ST190629K1-1 PCB 209 CS3 19C1106, Description: PCB 209 CS3 19C1106

PCB-4/10

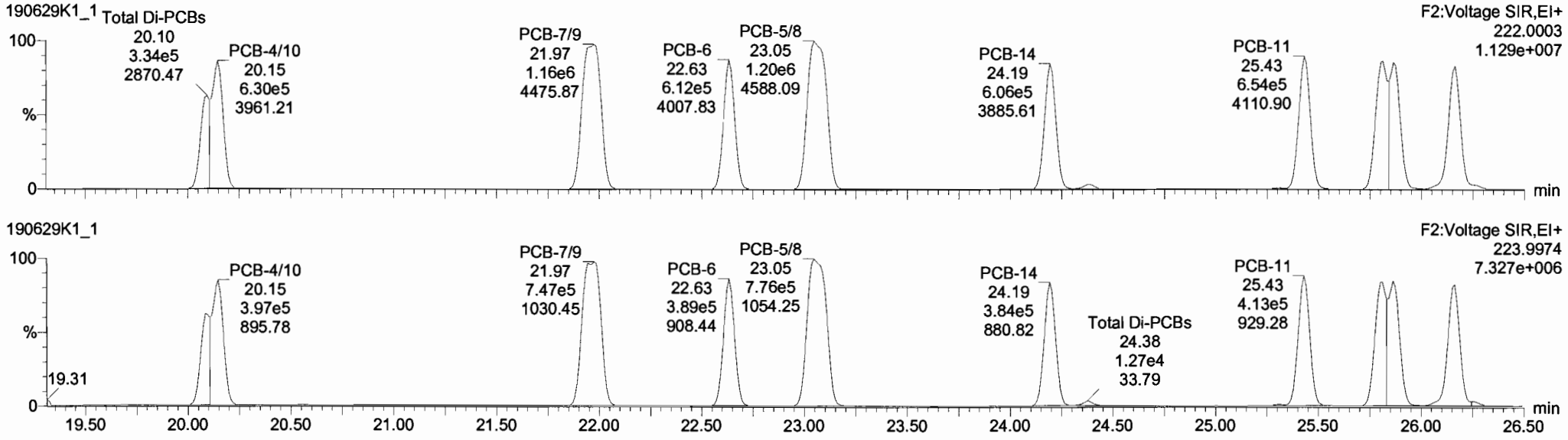

13C-PCB-4

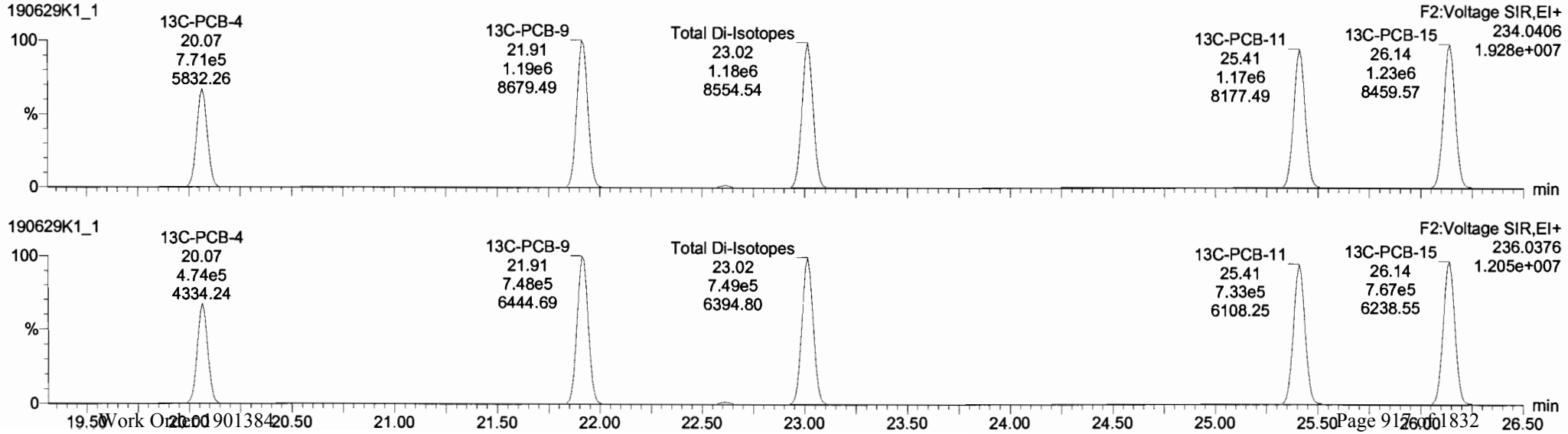

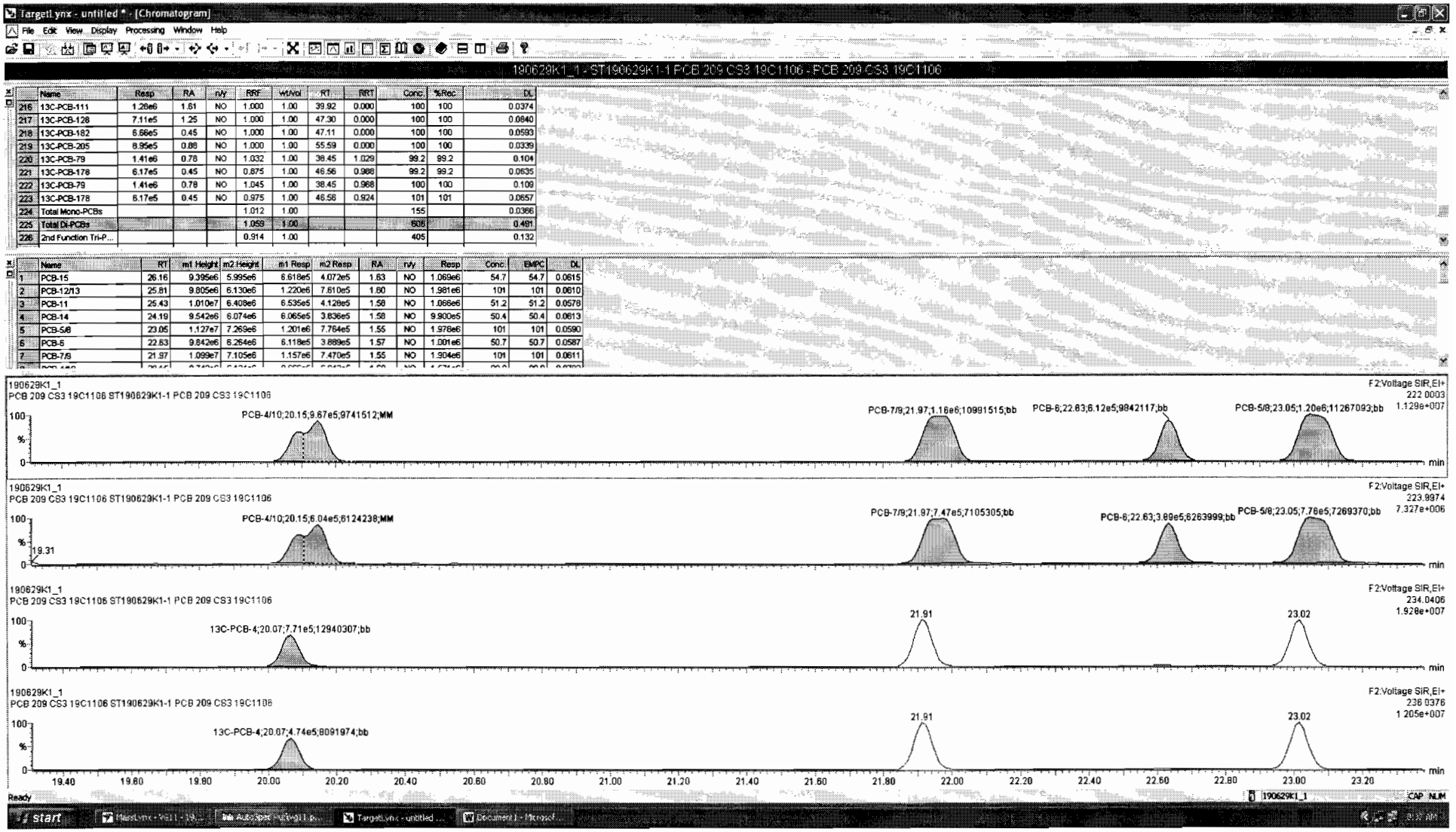

	Name	Resp	RA	n/y	RRT	wt/vol	RT	RRT	Conc.	%Rec	DL
216	13C-PCB-111	1.26e6	1.61	NO	1.000	1.00	39.92	0.000	100	100	0.0374
217	13C-PCB-128	7.11e5	1.25	NO	1.000	1.00	47.30	0.000	100	100	0.0840
218	13C-PCB-182	6.66e5	0.45	NO	1.000	1.00	47.11	0.000	100	100	0.0593
219	13C-PCB-205	8.95e5	0.88	NO	1.000	1.00	55.59	0.000	100	100	0.0339
220	13C-PCB-79	1.41e6	0.78	NO	1.032	1.00	38.45	1.029	99.2	99.2	0.104
221	13C-PCB-178	6.17e5	0.45	NO	0.875	1.00	46.56	0.988	99.2	99.2	0.0635
222	13C-PCB-79	1.41e6	0.78	NO	1.045	1.00	38.45	0.968	100	100	0.109
223	13C-PCB-178	6.17e5	0.45	NO	0.975	1.00	46.56	0.924	101	101	0.0657
224	Total Mono-PCBs				1.012	1.00			155		0.0366
225	Total Di-PCBs				1.059	1.00			605		0.491
226	2nd Function Tri-P...				0.914	1.00			405		0.132

	Name	RT	m1 Height	m2 Height	m1 Resp	m2 Resp	RA	n/y	Resp	Conc.	EMPC	DL
1	PCB-15	26.16	9.395e6	5.995e6	6.618e5	4.072e5	1.63	NO	1.069e6	54.7	54.7	0.0615
2	PCB-12/13	25.81	9.805e6	6.130e6	1.220e6	7.610e5	1.60	NO	1.981e6	101	101	0.0610
3	PCB-11	25.43	1.010e7	6.408e6	6.535e5	4.128e5	1.58	NO	1.066e6	51.2	51.2	0.0578
4	PCB-14	24.19	9.542e6	6.074e6	6.065e5	3.836e5	1.58	NO	9.900e5	50.4	50.4	0.0613
5	PCB-5/8	23.05	1.127e7	7.269e6	1.201e6	7.764e5	1.55	NO	1.978e6	101	101	0.0590
6	PCB-6	22.63	9.842e6	6.264e6	6.118e5	3.889e5	1.57	NO	1.001e6	50.7	50.7	0.0587
7	PCB-7/9	21.97	1.099e7	7.105e6	1.157e6	7.470e5	1.55	NO	1.904e6	101	101	0.0611

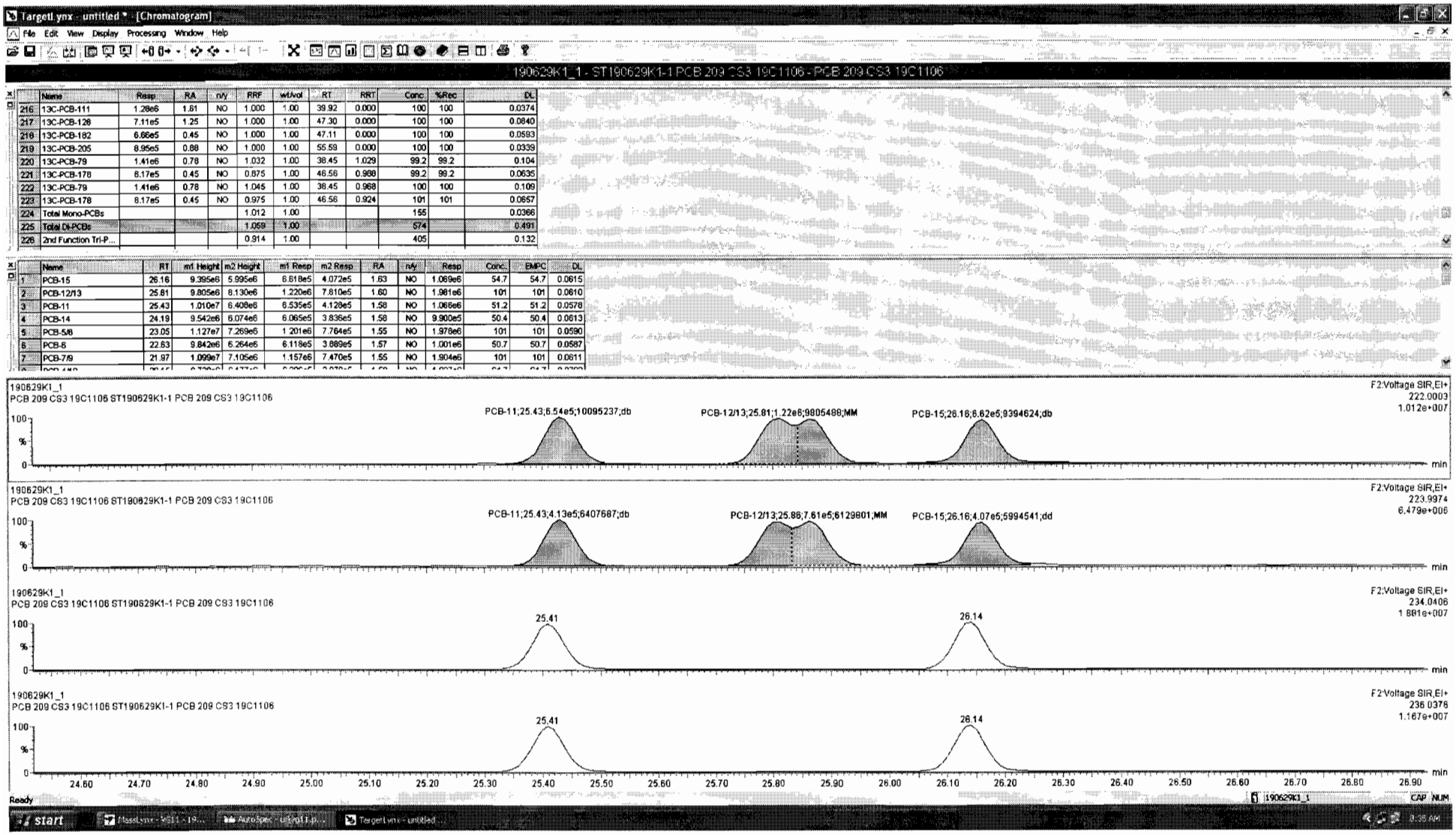

	Name	Resp	RA	n/y	RRF	wt/vol	RT	RRT	Conc	%Rec	DL
216	13C-PCB-111	1.28e6	1.61	NO	1.000	1.00	39.92	0.000	100	100	0.0374
217	13C-PCB-126	7.11e5	1.25	NO	1.000	1.00	47.30	0.000	100	100	0.0840
218	13C-PCB-182	6.66e5	0.45	NO	1.000	1.00	47.11	0.000	100	100	0.0593
219	13C-PCB-205	8.95e5	0.88	NO	1.000	1.00	55.59	0.000	100	100	0.0339
220	13C-PCB-79	1.41e6	0.78	NO	1.032	1.00	38.45	1.029	99.2	99.2	0.104
221	13C-PCB-178	8.17e5	0.45	NO	0.875	1.00	46.56	0.988	99.2	99.2	0.0635
222	13C-PCB-79	1.41e6	0.78	NO	1.045	1.00	38.45	0.968	100	100	0.109
223	13C-PCB-178	8.17e5	0.45	NO	0.975	1.00	46.56	0.924	101	101	0.0657
224	Total Mono-PCBs				1.012	1.00			155		0.0366
225	Total Di-PCBs				1.059	1.00			574		0.491
226	2nd Function Tri-P...				0.914	1.00			405		0.132

	Name	RT	m1 Height	m2 Height	m1 Resp	m2 Resp	RA	n/y	Resp	Conc.	EMPC	DL
1	PCB-15	26.16	9.395e6	5.995e6	6.618e5	4.072e5	1.63	NO	1.069e6	54.7	54.7	0.0615
2	PCB-12/13	25.81	9.805e6	8.130e6	1.220e6	7.810e5	1.60	NO	1.981e6	101	101	0.0610
3	PCB-11	25.43	1.010e7	6.408e6	6.535e5	4.128e5	1.58	NO	1.066e6	51.2	51.2	0.0578
4	PCB-14	24.19	9.542e6	6.074e6	6.065e5	3.836e5	1.58	NO	9.900e5	50.4	50.4	0.0613
5	PCB-5/8	23.05	1.127e7	7.269e6	1.201e6	7.764e5	1.55	NO	1.978e6	101	101	0.0590
6	PCB-8	22.63	9.842e6	6.264e6	6.118e5	3.889e5	1.57	NO	1.001e6	50.7	50.7	0.0587
7	PCB-7/9	21.97	1.099e7	7.105e6	1.157e6	7.470e5	1.55	NO	1.904e6	101	101	0.0611

Dataset: Untitled

Last Altered: Monday, July 01, 2019 08:32:21 Pacific Daylight Time
Printed: Monday, July 01, 2019 08:33:25 Pacific Daylight Time

Name: 190629K1_1, Date: 29-Jun-2019, Time: 11:24:43, ID: ST190629K1-1 PCB 209 CS3 19C1106, Description: PCB 209 CS3 19C1106

PCB-19

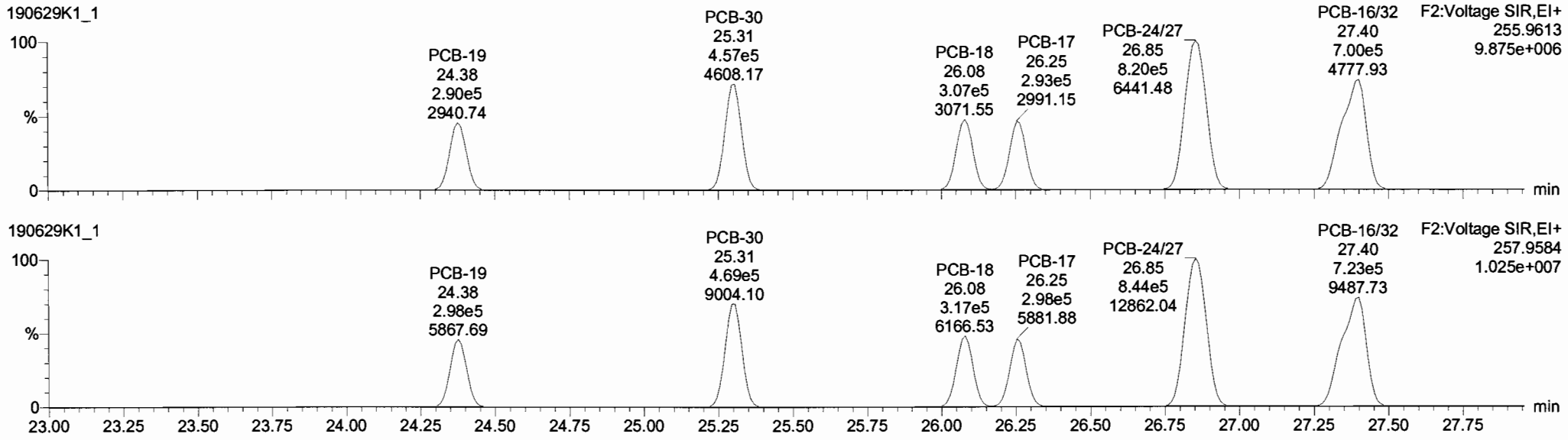

13C-PCB-19

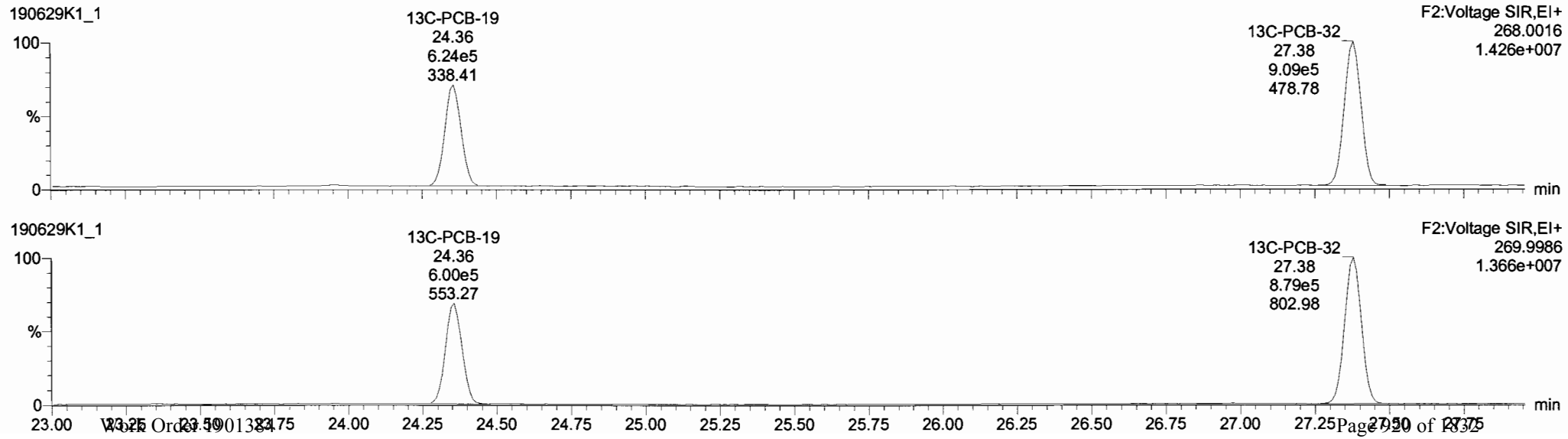

Dataset: Untitled

Last Altered: Monday, July 01, 2019 08:32:21 Pacific Daylight Time
Printed: Monday, July 01, 2019 08:33:25 Pacific Daylight Time

Name: 190629K1_1, Date: 29-Jun-2019, Time: 11:24:43, ID: ST190629K1-1 PCB 209 CS3 19C1106, Description: PCB 209 CS3 19C1106

PCB-34

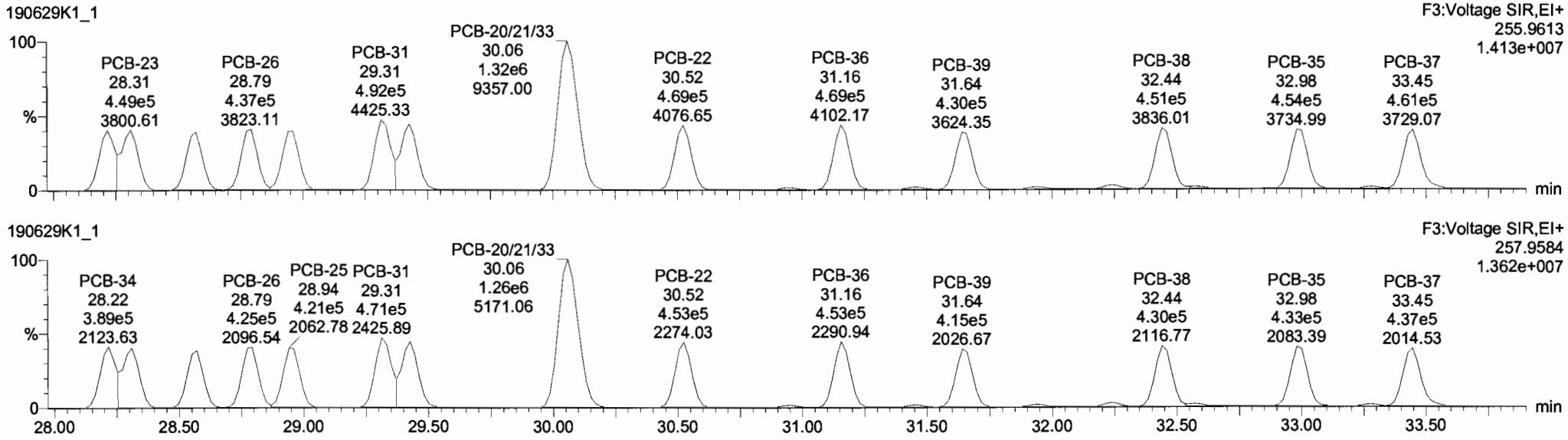

13C-PCB-28

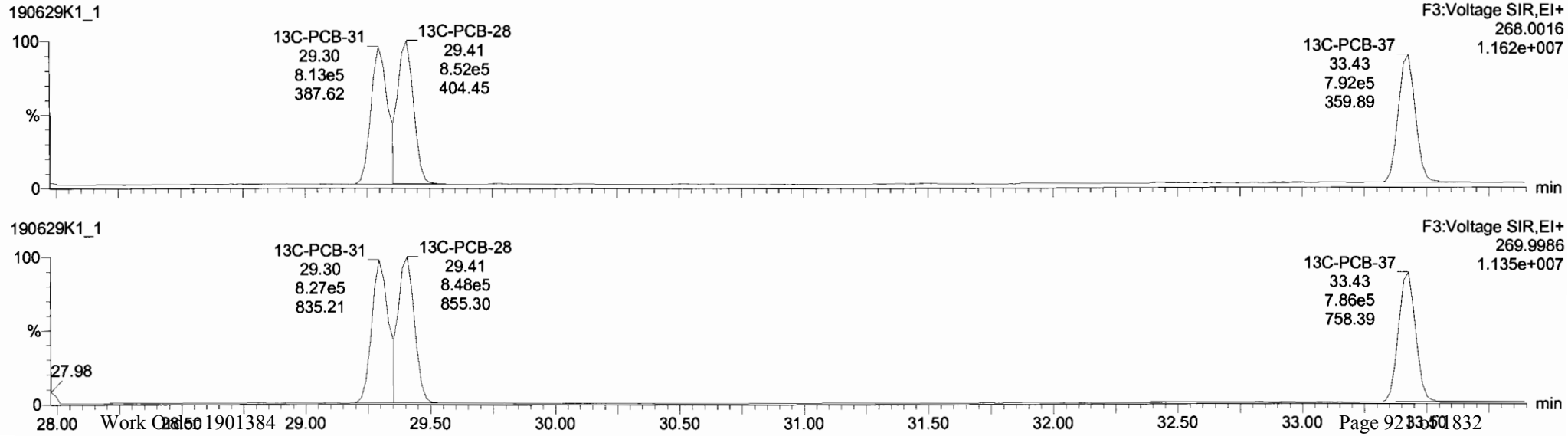

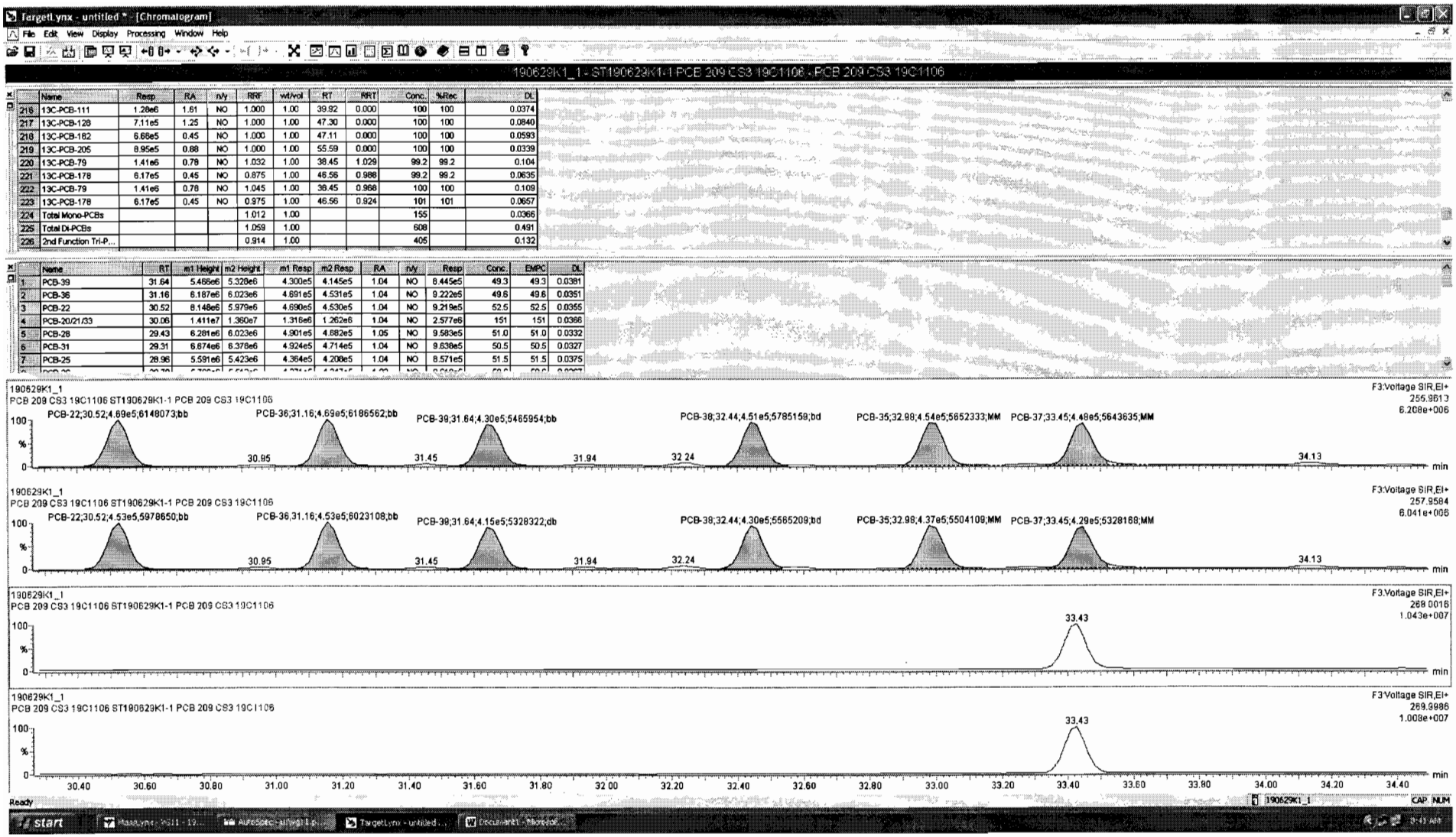

	Name	Resp	RA	n/y	RRF	wt/vol	RT	RRT	Conc.	%Rec	DL
216	13C-PCB-111	1.28e6	1.61	NO	1.000	1.00	39.92	0.000	100	100	0.0374
217	13C-PCB-128	7.11e5	1.25	NO	1.000	1.00	47.30	0.000	100	100	0.0840
218	13C-PCB-182	6.66e5	0.45	NO	1.000	1.00	47.11	0.000	100	100	0.0593
219	13C-PCB-205	8.95e5	0.88	NO	1.000	1.00	55.59	0.000	100	100	0.0339
220	13C-PCB-79	1.41e6	0.78	NO	1.032	1.00	38.45	1.029	99.2	99.2	0.104
221	13C-PCB-178	6.17e5	0.45	NO	0.875	1.00	46.56	0.988	99.2	99.2	0.0635
222	13C-PCB-79	1.41e6	0.78	NO	1.045	1.00	38.45	0.968	100	100	0.109
223	13C-PCB-178	6.17e5	0.45	NO	0.975	1.00	46.56	0.924	101	101	0.0657
224	Total Mono-PCBs				1.012	1.00			155		0.0366
225	Total Di-PCBs				1.059	1.00			608		0.491
226	2nd Function Tri-P...				0.914	1.00			405		0.132

	Name	RT	m1 Height	m2 Height	m1 Resp	m2 Resp	RA	n/y	Resp	Conc.	EMPC	DL
1	PCB-39	31.64	5.466e6	5.328e6	4.300e5	4.145e5	1.04	NO	8.445e5	49.3	49.3	0.0381
2	PCB-36	31.16	8.187e6	8.023e6	4.691e5	4.531e5	1.04	NO	9.222e5	49.6	49.6	0.0351
3	PCB-22	30.52	8.148e6	5.979e6	4.690e5	4.530e5	1.04	NO	9.219e5	52.5	52.5	0.0355
4	PCB-20/21/33	30.06	1.411e7	1.360e7	1.316e6	1.262e6	1.04	NO	2.577e6	151	151	0.0366
5	PCB-28	29.43	6.281e6	6.023e6	4.901e5	4.682e5	1.05	NO	9.583e5	51.0	51.0	0.0332
6	PCB-31	29.31	6.674e6	6.378e6	4.924e5	4.714e5	1.04	NO	9.638e5	50.5	50.5	0.0327
7	PCB-25	28.96	5.591e6	5.423e6	4.364e5	4.208e5	1.04	NO	8.571e5	51.5	51.5	0.0375

Dataset: Untitled

Last Altered: Monday, July 01, 2019 08:32:21 Pacific Daylight Time
Printed: Monday, July 01, 2019 08:33:25 Pacific Daylight Time

Name: 190629K1_1, Date: 29-Jun-2019, Time: 11:24:43, ID: ST190629K1-1 PCB 209 CS3 19C1106, Description: PCB 209 CS3 19C1106

PCB-54

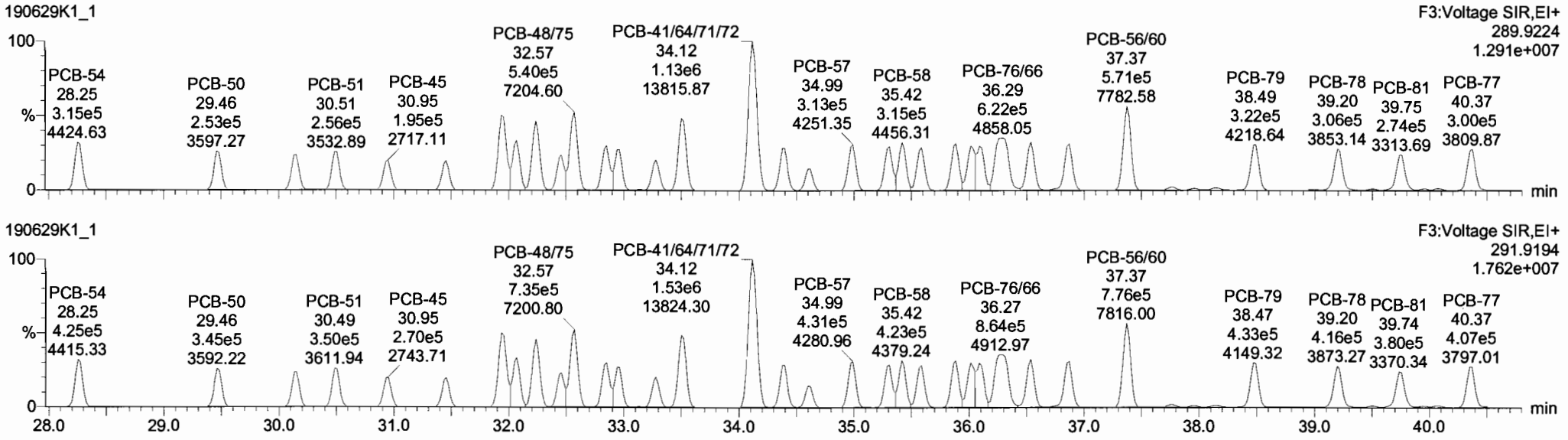

13C-PCB-54

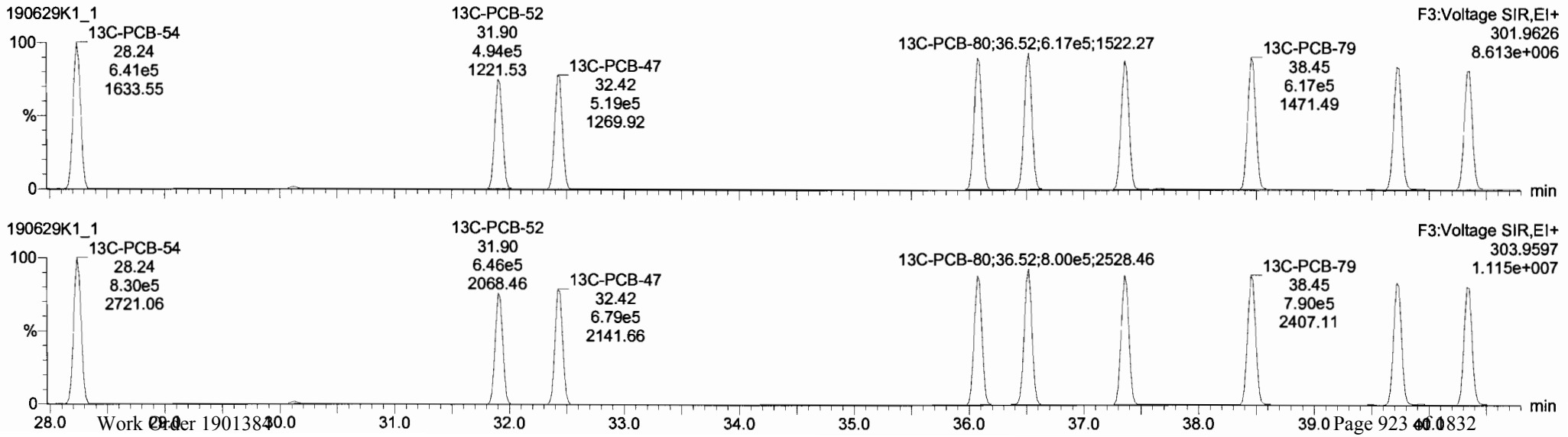

Dataset: Untitled

Last Altered: Monday, July 01, 2019 08:32:21 Pacific Daylight Time
Printed: Monday, July 01, 2019 08:33:25 Pacific Daylight Time

Name: 190629K1_1, Date: 29-Jun-2019, Time: 11:24:43, ID: ST190629K1-1 PCB 209 CS3 19C1106, Description: PCB 209 CS3 19C1106

PCB-50

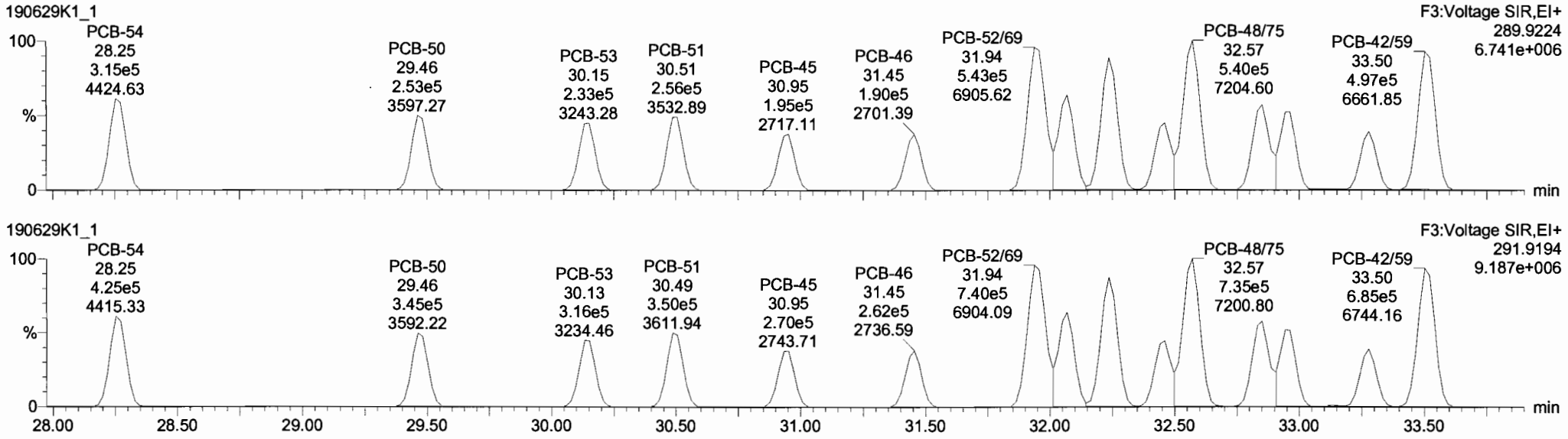

13C-PCB-52

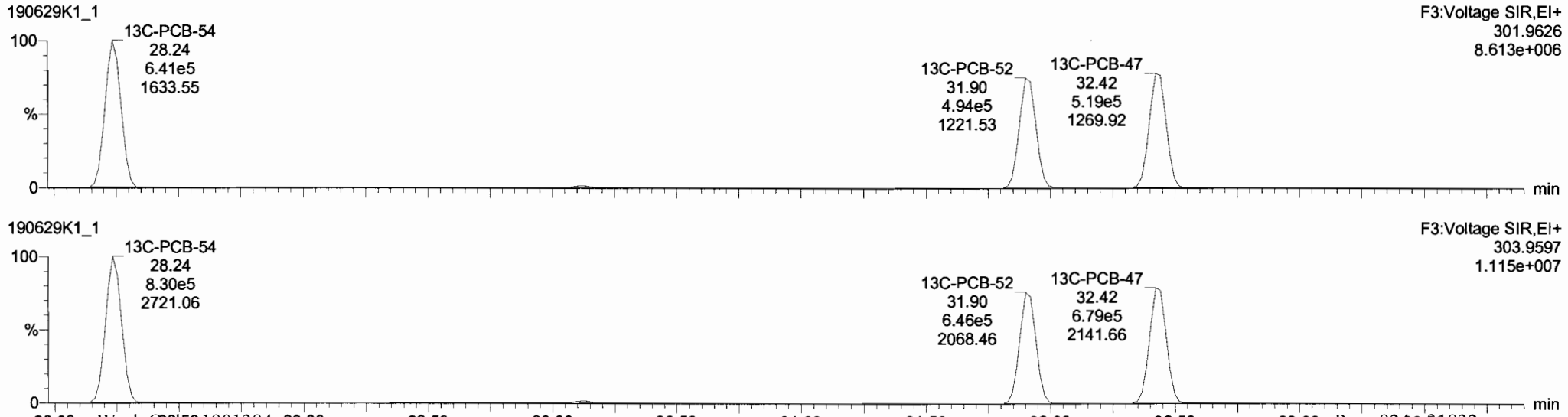

Dataset: Untitled

Last Altered: Monday, July 01, 2019 08:32:21 Pacific Daylight Time
Printed: Monday, July 01, 2019 08:33:25 Pacific Daylight Time

Name: 190629K1_1, Date: 29-Jun-2019, Time: 11:24:43, ID: ST190629K1-1 PCB 209 CS3 19C1106, Description: PCB 209 CS3 19C1106

PCB-68

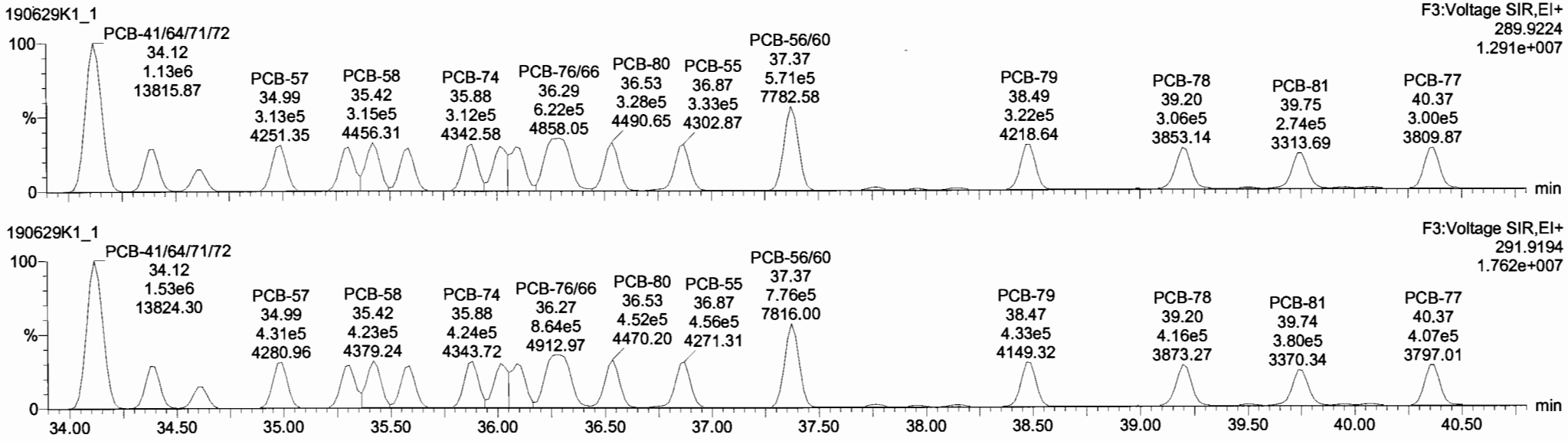

13C-PCB-60

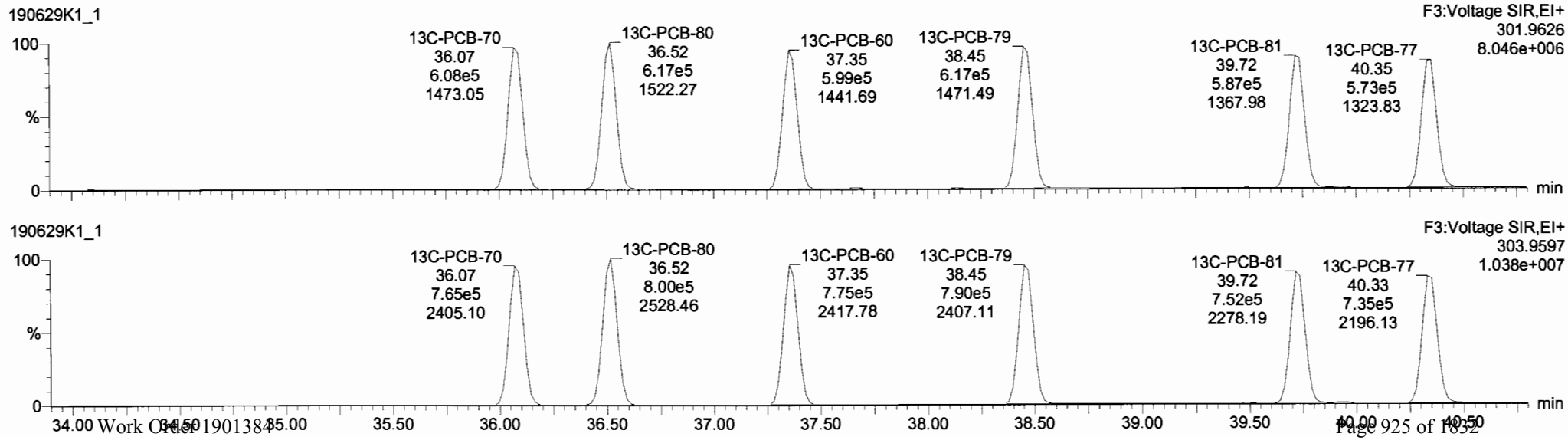

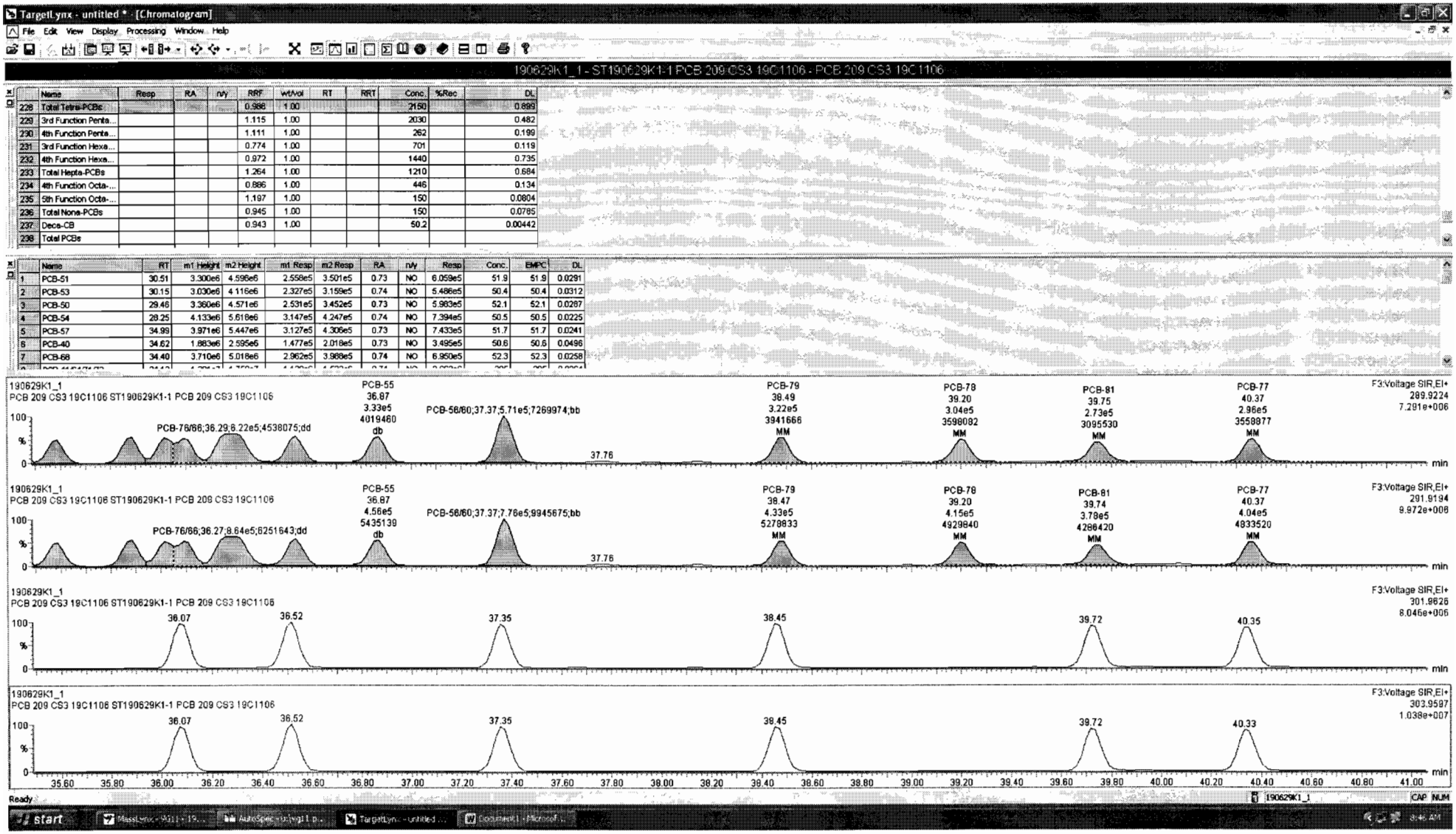

	Name	Resp	RA	n/y	RRF	wt/vol	RT	RRT	Conc.	%Rec	DL
228	Total Tetra-PCBs				0.986	1.00			2150		0.899
229	3rd Function Penta...				1.115	1.00			2030		0.482
230	4th Function Penta...				1.111	1.00			262		0.199
231	3rd Function Hexa...				0.774	1.00			701		0.119
232	4th Function Hexa...				0.972	1.00			1440		0.735
233	Total Hepta-PCBs				1.264	1.00			1210		0.684
234	4th Function Octa-...				0.886	1.00			446		0.134
235	5th Function Octa-...				1.197	1.00			150		0.0804
236	Total Nona-PCBs				0.945	1.00			150		0.0785
237	Deca-CB				0.943	1.00			50.2		0.00442
238	Total PCBs										

	Name	RT	m1 Height	m2 Height	m1 Resp	m2 Resp	RA	n/y	Resp	Conc.	EMPC	DL
1	PCB-51	30.51	3.300e6	4.596e6	2.558e5	3.501e5	0.73	NO	6.059e5	51.9	51.9	0.0291
2	PCB-53	30.15	3.030e6	4.116e6	2.327e5	3.159e5	0.74	NO	5.486e5	50.4	50.4	0.0312
3	PCB-50	29.46	3.360e6	4.571e6	2.531e5	3.452e5	0.73	NO	5.983e5	52.1	52.1	0.0287
4	PCB-54	28.25	4.133e6	5.618e6	3.147e5	4.247e5	0.74	NO	7.394e5	50.5	50.5	0.0225
5	PCB-57	34.99	3.971e6	5.447e6	3.127e5	4.306e5	0.73	NO	7.433e5	51.7	51.7	0.0241
6	PCB-40	34.62	1.883e6	2.595e6	1.477e5	2.018e5	0.73	NO	3.495e5	50.6	50.6	0.0496
7	PCB-68	34.40	3.710e6	5.018e6	2.962e5	3.988e5	0.74	NO	6.950e5	52.3	52.3	0.0258

Dataset: Untitled

Last Altered: Monday, July 01, 2019 08:32:21 Pacific Daylight Time
Printed: Monday, July 01, 2019 08:33:25 Pacific Daylight Time

Name: 190629K1_1, Date: 29-Jun-2019, Time: 11:24:43, ID: ST190629K1-1 PCB 209 CS3 19C1106, Description: PCB 209 CS3 19C1106

PCB-104

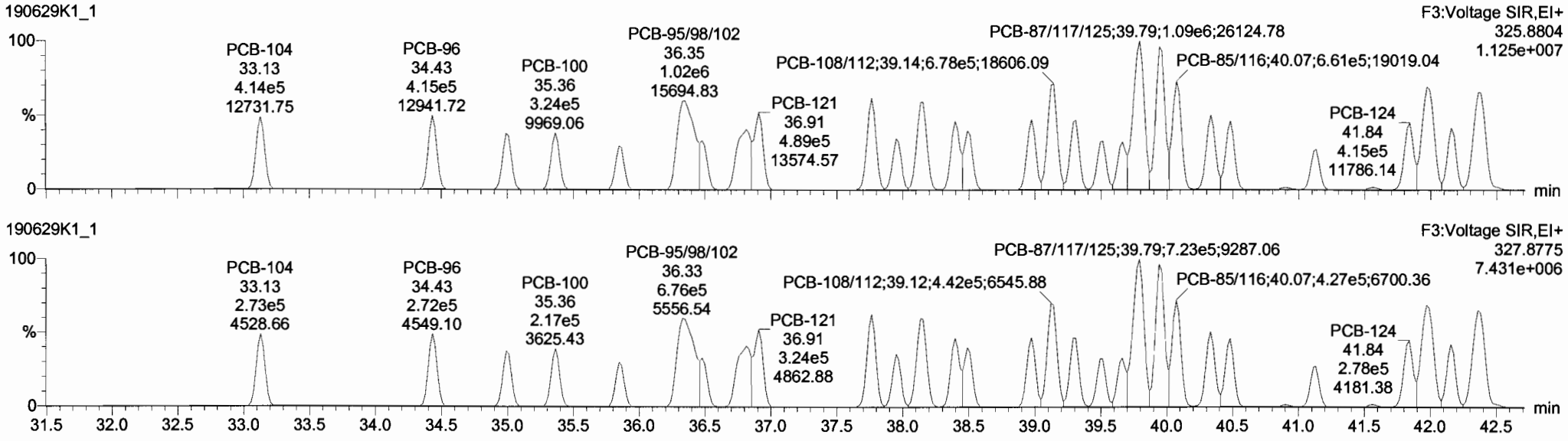

13C-PCB-104

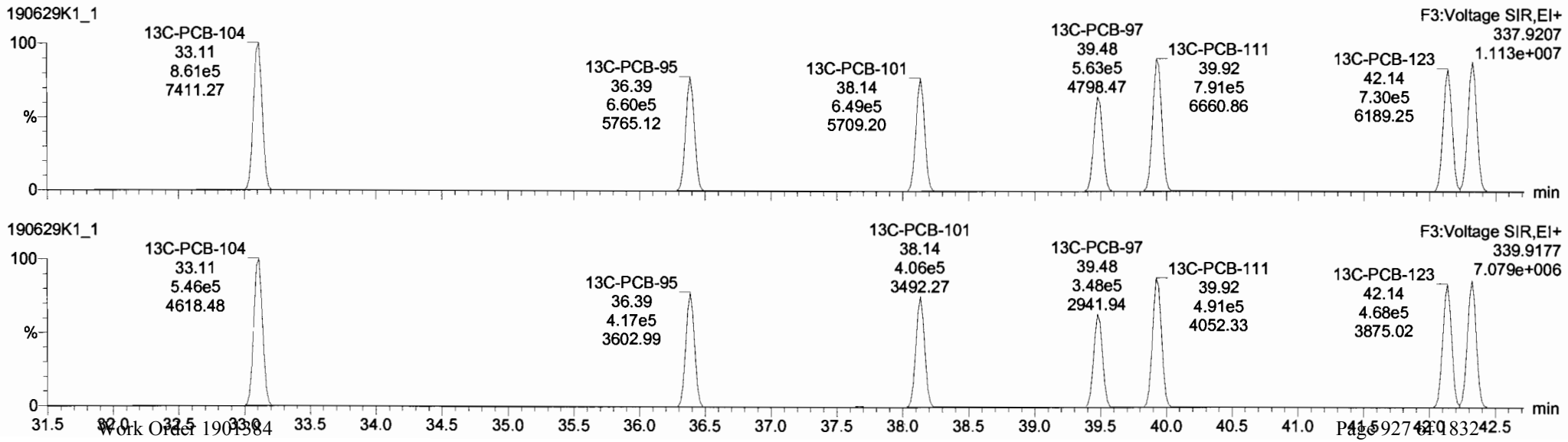

Dataset: Untitled

Last Altered: Monday, July 01, 2019 08:32:21 Pacific Daylight Time
Printed: Monday, July 01, 2019 08:33:25 Pacific Daylight Time

Name: 190629K1_1, Date: 29-Jun-2019, Time: 11:24:43, ID: ST190629K1-1 PCB 209 CS3 19C1106, Description: PCB 209 CS3 19C1106

PCB-96

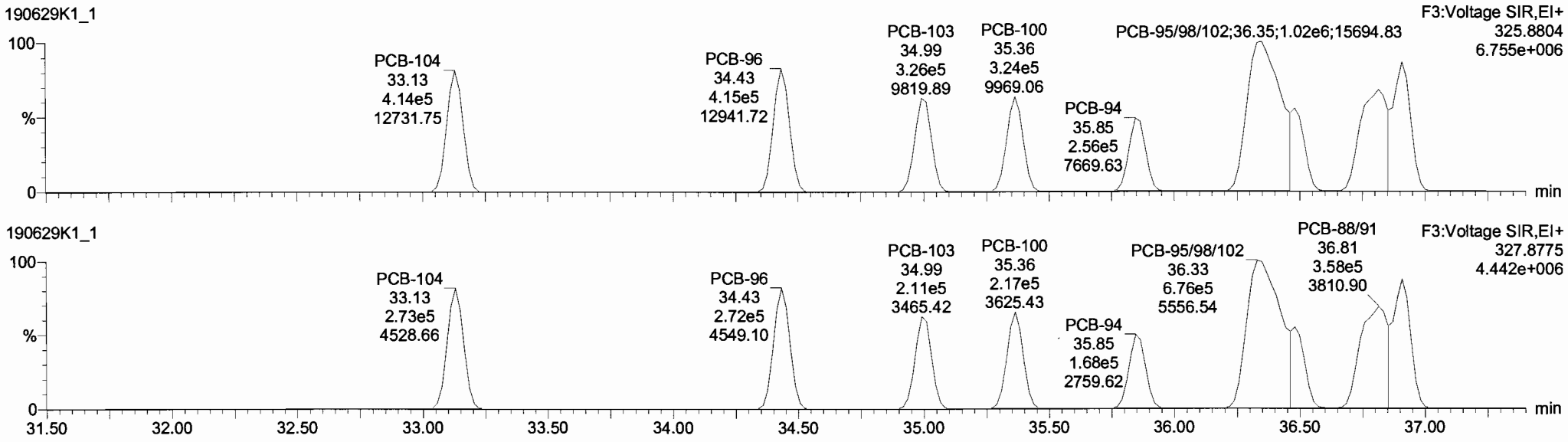

13C-PCB-95

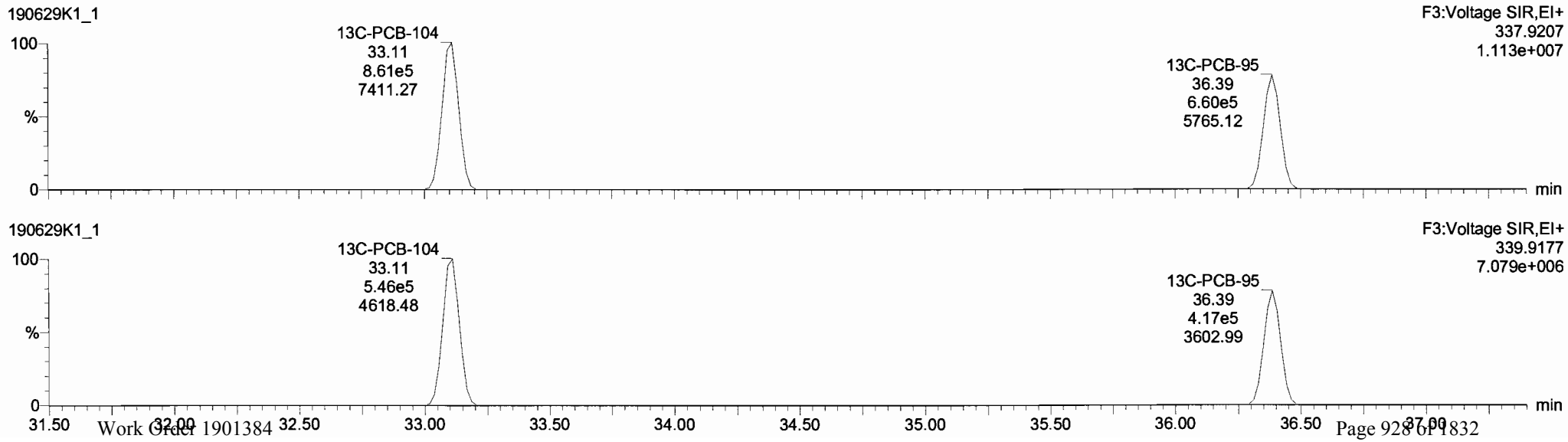

Dataset: Untitled

Last Altered: Monday, July 01, 2019 08:32:21 Pacific Daylight Time
Printed: Monday, July 01, 2019 08:33:25 Pacific Daylight Time

Name: 190629K1_1, Date: 29-Jun-2019, Time: 11:24:43, ID: ST190629K1-1 PCB 209 CS3 19C1106, Description: PCB 209 CS3 19C1106

PCB-119

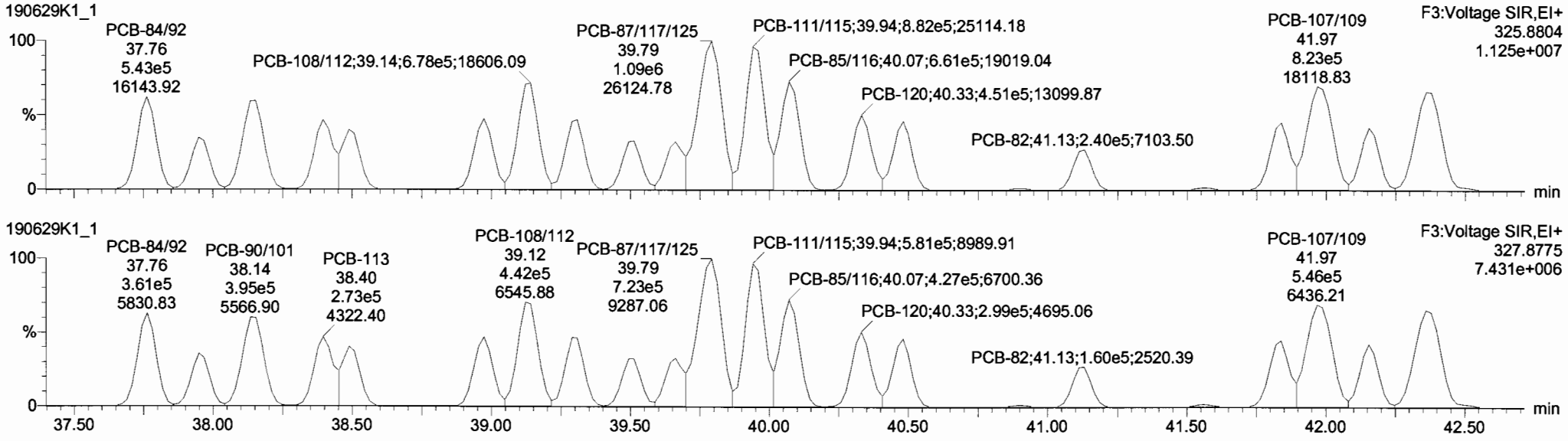

13C-PCB-111

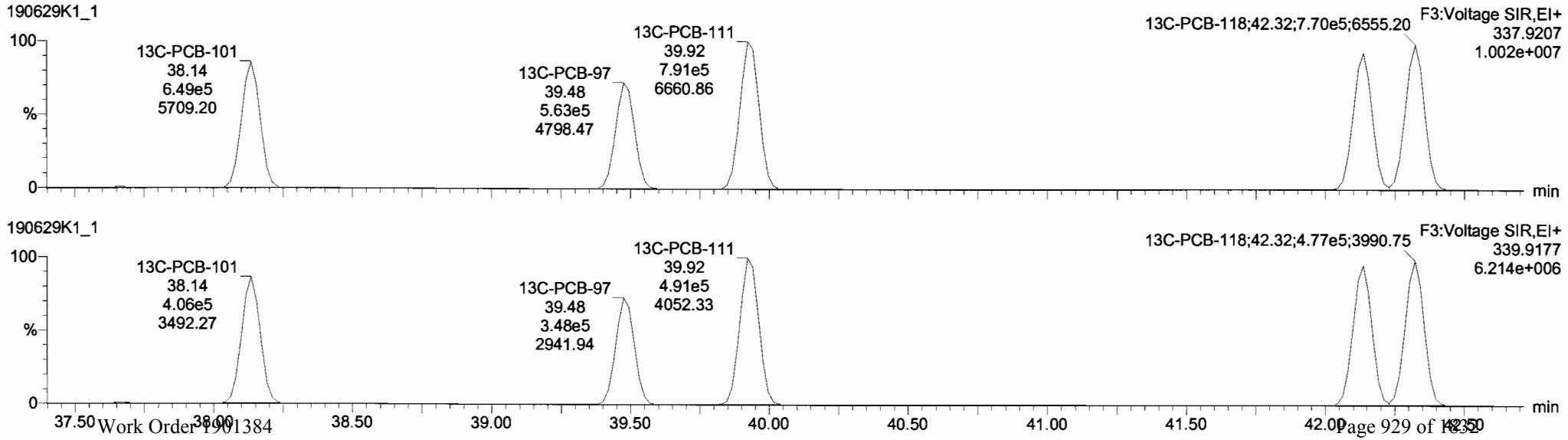

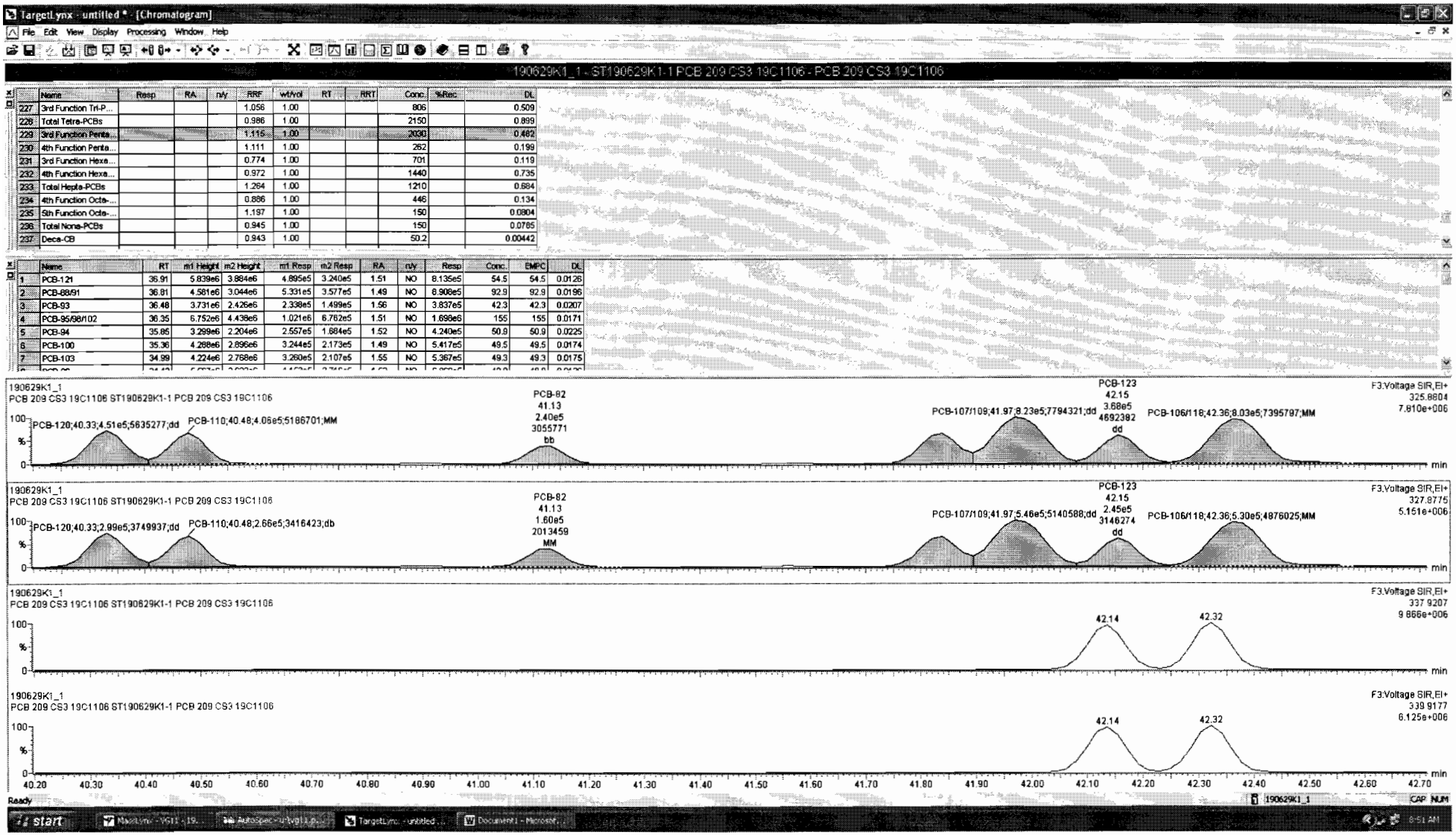

	Name	Resp	RA	n/y	RRF	wt/vol	RT	RRT	Conc.	%Rec	DL
227	3rd Function Tri-P...				1.056	1.00			806		0.509
228	Total Tetra-PCBs				0.986	1.00			2150		0.899
229	3rd Function Penta...				1.116	1.00			2030		0.482
230	4th Function Penta...				1.111	1.00			262		0.199
231	3rd Function Hexa...				0.774	1.00			701		0.119
232	4th Function Hexa...				0.972	1.00			1440		0.735
233	Total Hepta-PCBs				1.264	1.00			1210		0.684
234	4th Function Octa-...				0.886	1.00			446		0.134
235	5th Function Octa-...				1.197	1.00			150		0.0804
236	Total Nona-PCBs				0.945	1.00			150		0.0765
237	Deca-CB				0.943	1.00			50.2		0.00442

	Name	RT	m1 Height	m2 Height	m1 Resp	m2 Resp	RA	n/y	Resp	Conc.	EMPC	DL
1	PCB-121	36.91	5.839e6	3.884e6	4.895e5	3.240e5	1.51	NO	8.135e5	54.5	54.5	0.0126
2	PCB-88/91	36.81	4.581e6	3.044e6	5.331e5	3.577e5	1.49	NO	6.908e5	92.9	92.9	0.0196
3	PCB-93	36.48	3.731e6	2.426e6	2.338e5	1.499e5	1.56	NO	3.837e5	42.3	42.3	0.0207
4	PCB-95/98/102	36.35	6.752e6	4.438e6	1.021e6	6.762e5	1.51	NO	1.698e6	155	155	0.0171
5	PCB-94	35.85	3.299e6	2.204e6	2.557e5	1.684e5	1.52	NO	4.240e5	50.9	50.9	0.0225
6	PCB-100	35.36	4.288e6	2.896e6	3.244e5	2.173e5	1.49	NO	5.417e5	49.5	49.5	0.0174
7	PCB-103	34.99	4.224e6	2.768e6	3.260e5	2.107e5	1.55	NO	5.367e5	49.3	49.3	0.0175

Dataset: Untitled

Last Altered: Monday, July 01, 2019 08:32:21 Pacific Daylight Time
Printed: Monday, July 01, 2019 08:33:25 Pacific Daylight Time

Name: 190629K1_1, Date: 29-Jun-2019, Time: 11:24:43, ID: ST190629K1-1 PCB 209 CS3 19C1106, Description: PCB 209 CS3 19C1106

PCB-114

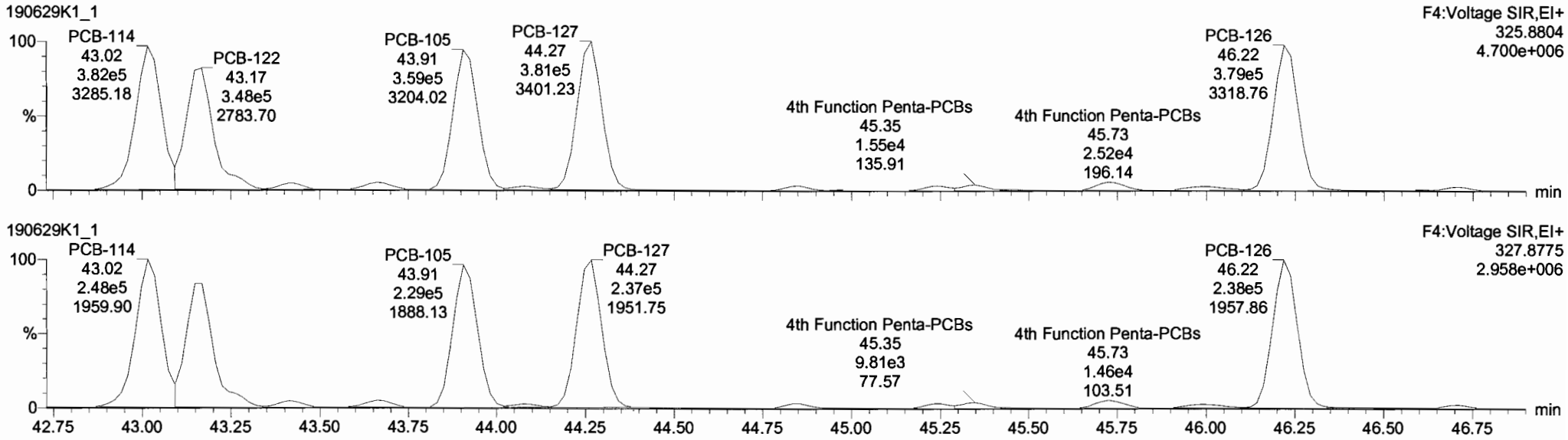

13C-PCB-114

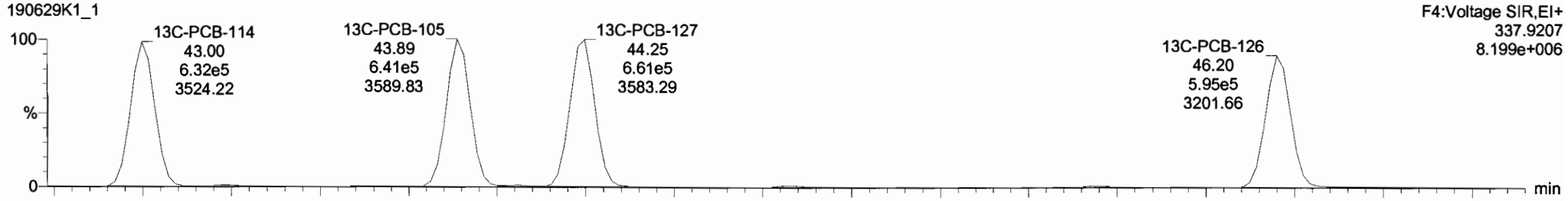

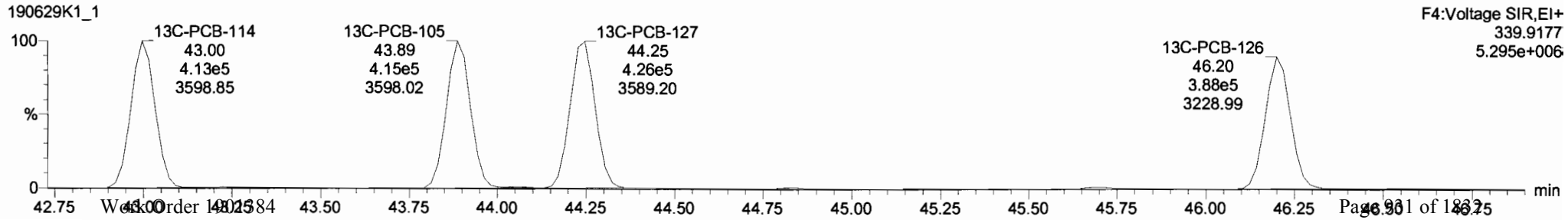

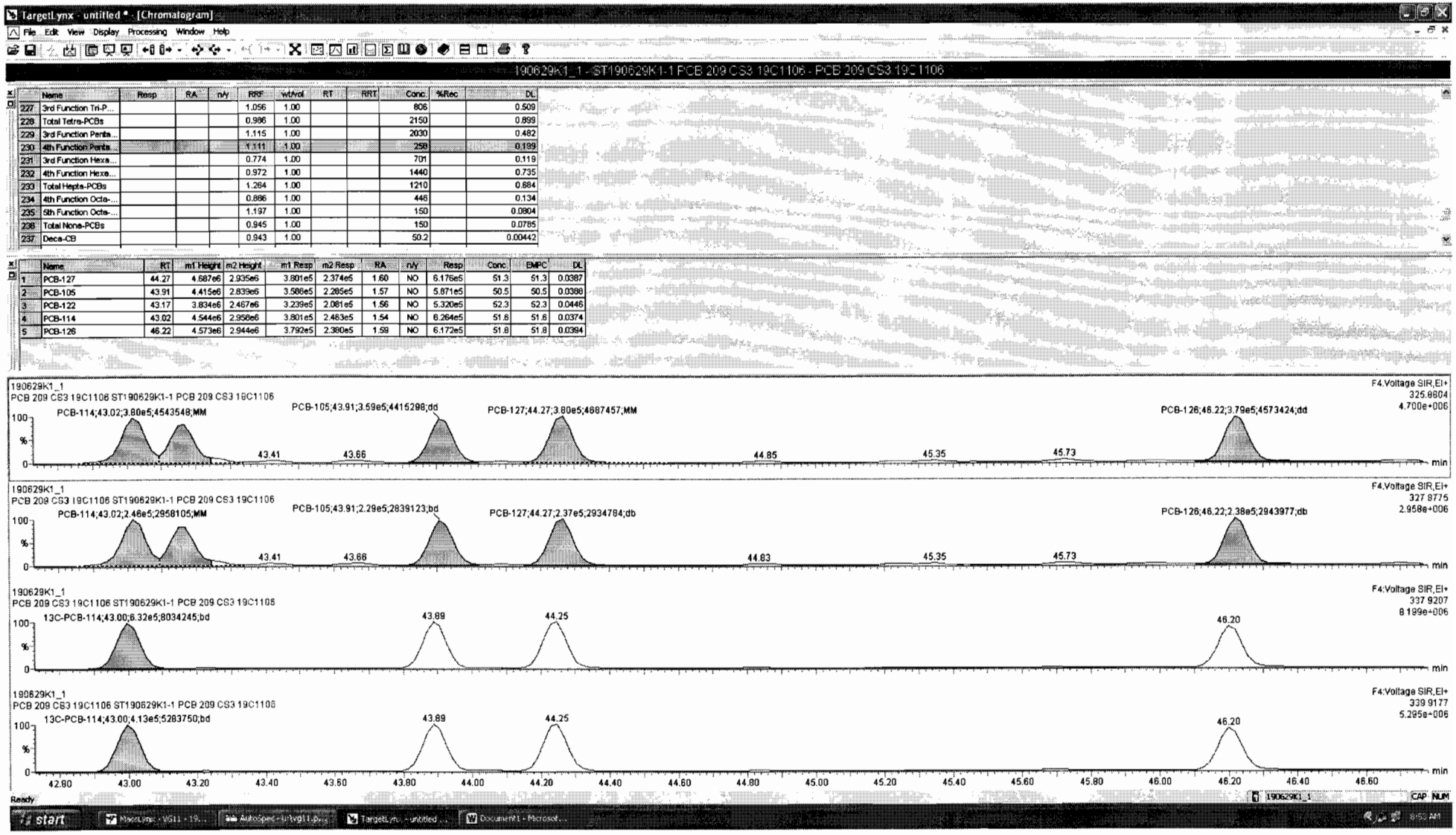

	Name	Resp	RA	n/y	RRF	wt/vol	RT	RRT	Conc	%Rec	DL
227	3rd Function Tri-P...				1.056	1.00			806		0.509
228	Total Tetra-PCBs				0.986	1.00			2150		0.899
229	3rd Function Penta...				1.115	1.00			2030		0.482
230	4th Function Penta...				1.111	1.00			258		0.199
231	3rd Function Hexa...				0.774	1.00			701		0.119
232	4th Function Hexa...				0.972	1.00			1440		0.735
233	Total Hepta-PCBs				1.264	1.00			1210		0.684
234	4th Function Octa-...				0.886	1.00			446		0.134
235	5th Function Octa-...				1.197	1.00			150		0.0804
236	Total Nona-PCBs				0.945	1.00			150		0.0785
237	Deca-CB				0.943	1.00			50.2		0.00442

	Name	RT	m1 Height	m2 Height	m1 Resp	m2 Resp	RA	n/y	Resp	Conc	EMPC	DL
1	PCB-127	44.27	4.687e6	2.935e6	3.801e5	2.374e5	1.60	NO	6.176e5	51.3	51.3	0.0387
2	PCB-105	43.91	4.415e6	2.839e6	3.586e5	2.285e5	1.57	NO	5.871e5	50.5	50.5	0.0388
3	PCB-122	43.17	3.834e6	2.467e6	3.239e5	2.081e5	1.56	NO	5.320e5	52.3	52.3	0.0446
4	PCB-114	43.02	4.544e6	2.958e6	3.801e5	2.483e5	1.54	NO	6.264e5	51.8	51.8	0.0374
5	PCB-126	46.22	4.573e6	2.944e6	3.792e5	2.380e5	1.59	NO	6.172e5	51.8	51.8	0.0394

Dataset: Untitled

Last Altered: Monday, July 01, 2019 08:32:21 Pacific Daylight Time
Printed: Monday, July 01, 2019 08:33:25 Pacific Daylight Time

Name: 190629K1_1, Date: 29-Jun-2019, Time: 11:24:43, ID: ST190629K1-1 PCB 209 CS3 19C1106, Description: PCB 209 CS3 19C1106

PCB-155

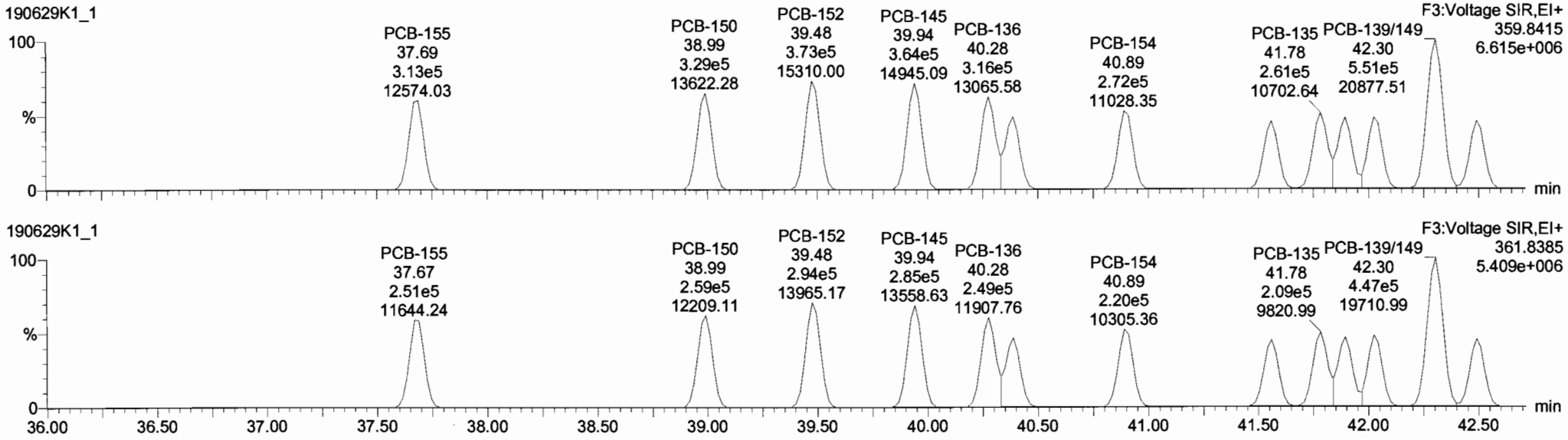

13C-PCB-155

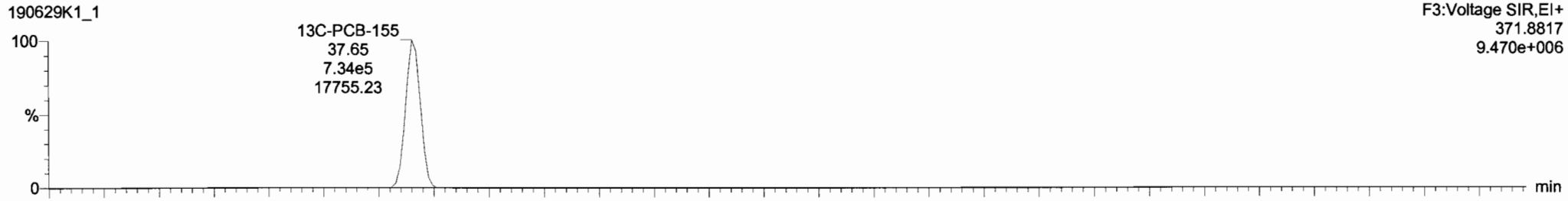

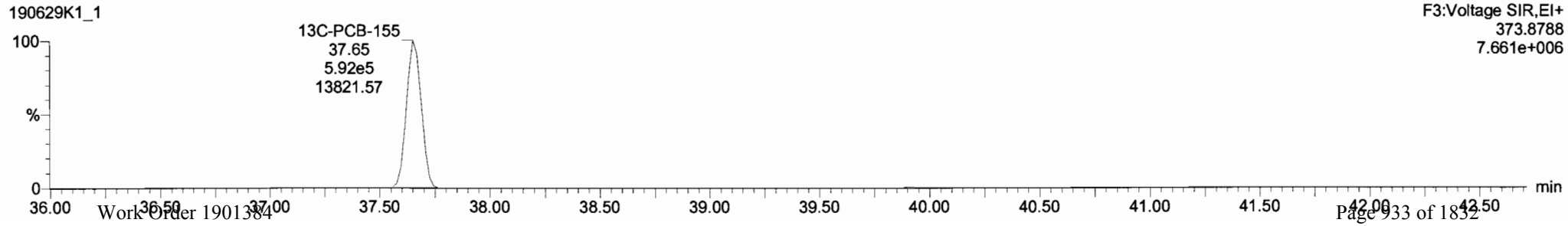

Dataset: Untitled

Last Altered: Monday, July 01, 2019 08:32:21 Pacific Daylight Time
Printed: Monday, July 01, 2019 08:33:25 Pacific Daylight Time

Name: 190629K1_1, Date: 29-Jun-2019, Time: 11:24:43, ID: ST190629K1-1 PCB 209 CS3 19C1106, Description: PCB 209 CS3 19C1106

PCB-134/143

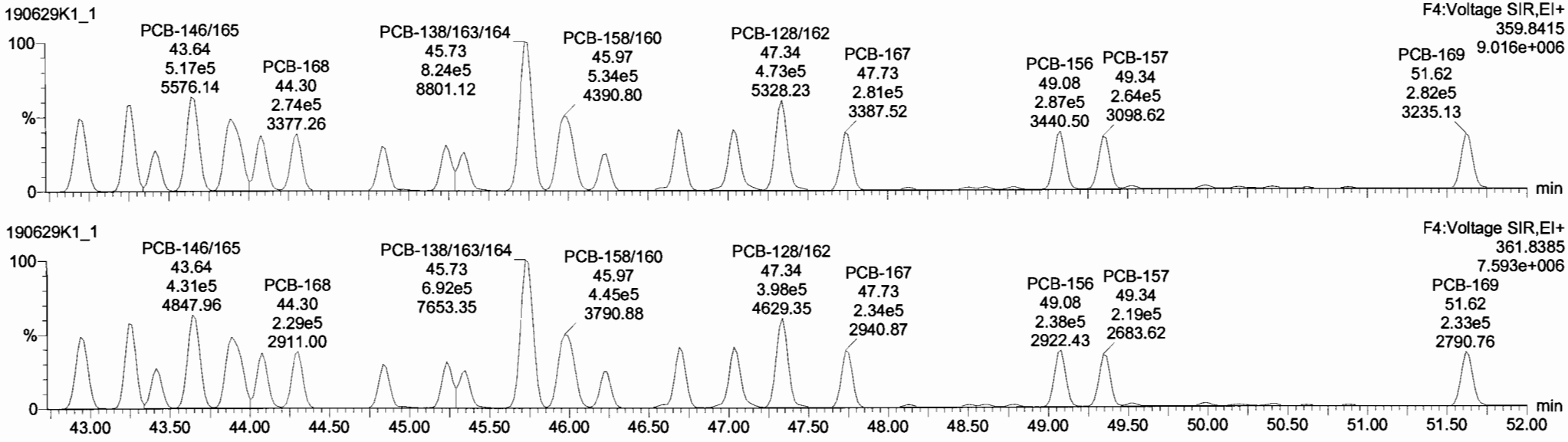

13C-PCB-153

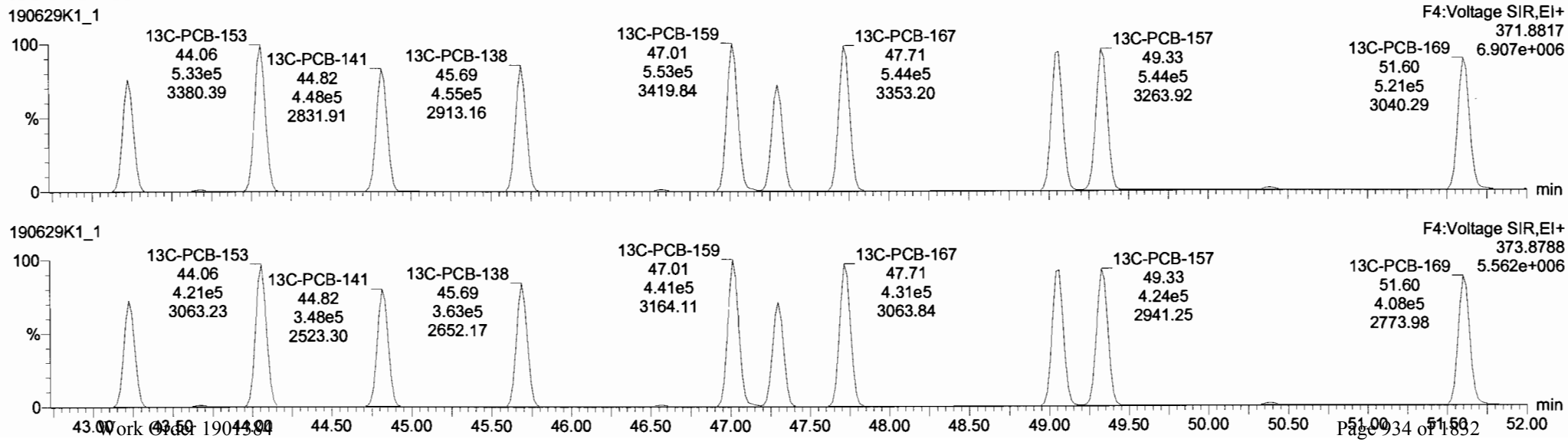

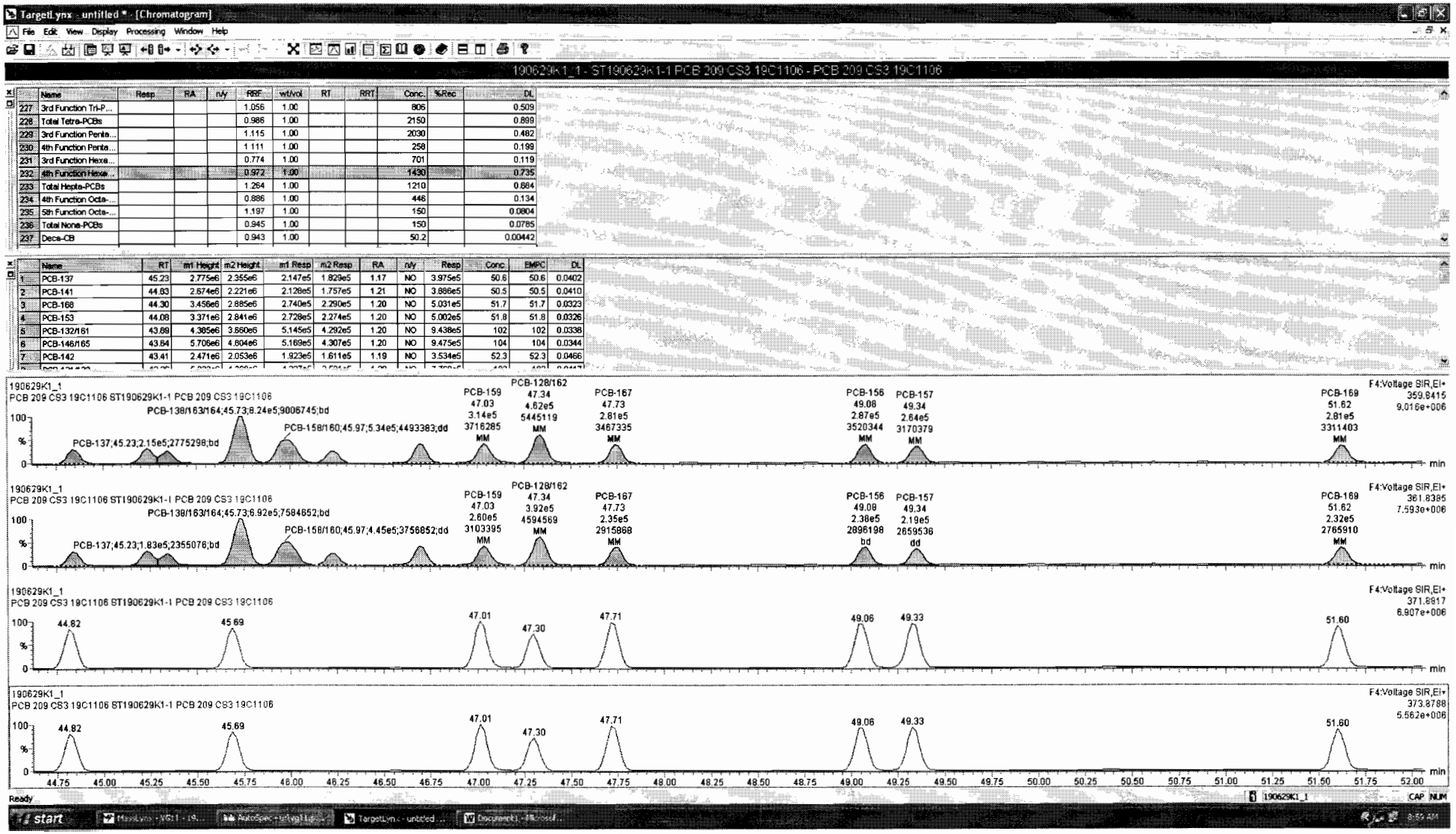

	Name	Resp	RA	n/y	RRF	wt/vol	RT	RRT	Conc.	%Rec	DL
227	3rd Function Tri-P...				1.056	1.00			806		0.509
228	Total Tetra-PCBs				0.986	1.00			2150		0.899
229	3rd Function Penta...				1.115	1.00			2030		0.482
230	4th Function Penta...				1.111	1.00			258		0.199
231	3rd Function Hexa...				0.774	1.00			701		0.119
232	4th Function Hexa...				0.972	1.00			1430		0.735
233	Total Hepta-PCBs				1.264	1.00			1210		0.884
234	4th Function Octa-...				0.886	1.00			446		0.134
235	5th Function Octa-...				1.197	1.00			150		0.0804
236	Total Nona-PCBs				0.945	1.00			150		0.0785
237	Deca-CB				0.943	1.00			50.2		0.00442

	Name	RT	m1 Height	m2 Height	m1 Resp	m2 Resp	RA	n/y	Resp	Conc.	EMPC	DL
1	PCB-137	45.23	2.775e6	2.355e6	2.147e5	1.829e5	1.17	NO	3.975e5	50.6	50.6	0.0402
2	PCB-141	44.83	2.674e6	2.221e6	2.128e5	1.757e5	1.21	NO	3.886e5	50.5	50.5	0.0410
3	PCB-168	44.30	3.456e6	2.885e6	2.740e5	2.290e5	1.20	NO	5.031e5	51.7	51.7	0.0323
4	PCB-153	44.08	3.371e6	2.841e6	2.728e5	2.274e5	1.20	NO	5.002e5	51.8	51.8	0.0326
5	PCB-132/161	43.69	4.385e6	3.660e6	5.145e5	4.292e5	1.20	NO	9.438e5	102	102	0.0338
6	PCB-146/165	43.84	5.706e6	4.804e6	5.169e5	4.307e5	1.20	NO	9.475e5	104	104	0.0344
7	PCB-142	43.41	2.471e6	2.053e6	1.923e5	1.611e5	1.19	NO	3.534e5	52.3	52.3	0.0466

Vista Analytical Laboratory VG-11

Dataset: Untitled

Last Altered: Monday, July 01, 2019 08:32:21 Pacific Daylight Time
Printed: Monday, July 01, 2019 08:33:25 Pacific Daylight Time

Name: 190629K1_1, Date: 29-Jun-2019, Time: 11:24:43, ID: ST190629K1-1 PCB 209 CS3 19C1106, Description: PCB 209 CS3 19C1106

PCB-188

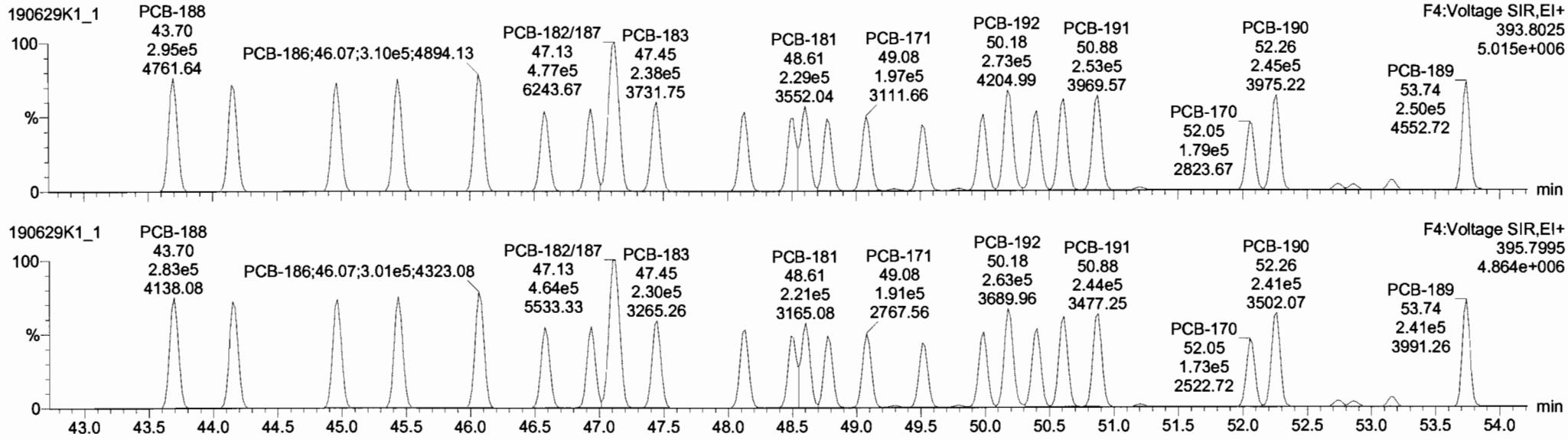

13C-PCB-188

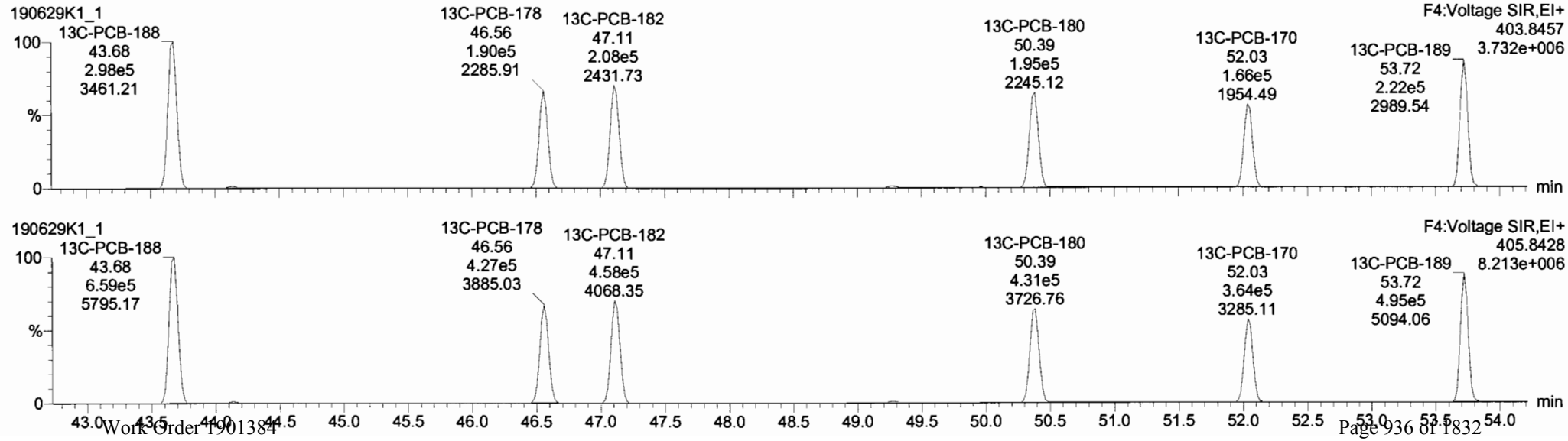

Vista Analytical Laboratory VG-11

Dataset: Untitled

Last Altered: Monday, July 01, 2019 08:32:21 Pacific Daylight Time
Printed: Monday, July 01, 2019 08:33:25 Pacific Daylight Time

Name: 190629K1_1, Date: 29-Jun-2019, Time: 11:24:43, ID: ST190629K1-1 PCB 209 CS3 19C1106, Description: PCB 209 CS3 19C1106

PCB-202

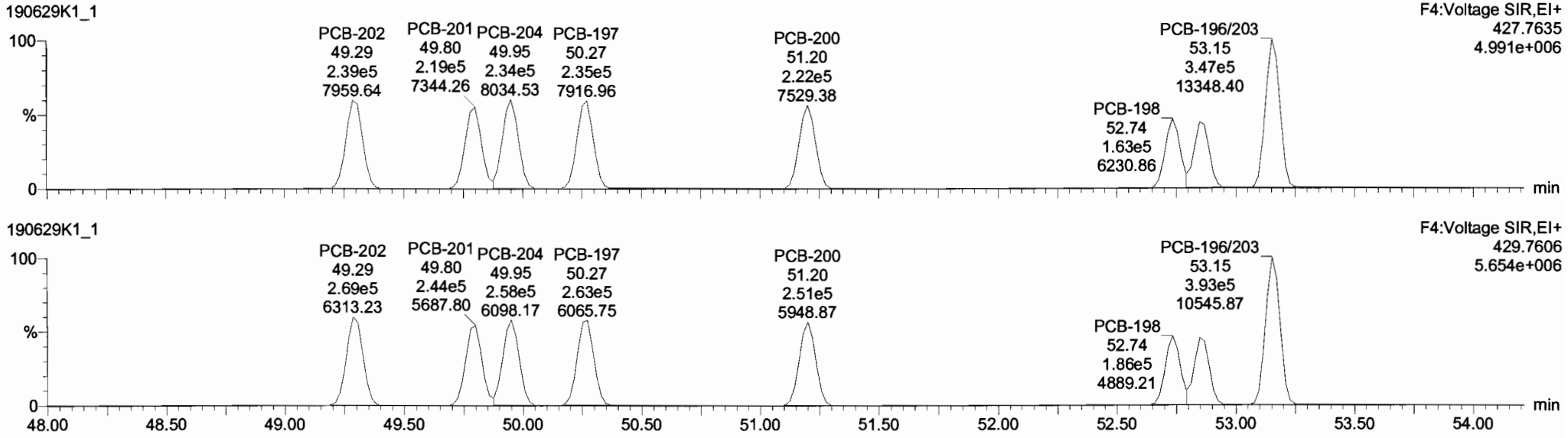

13C-PCB-202

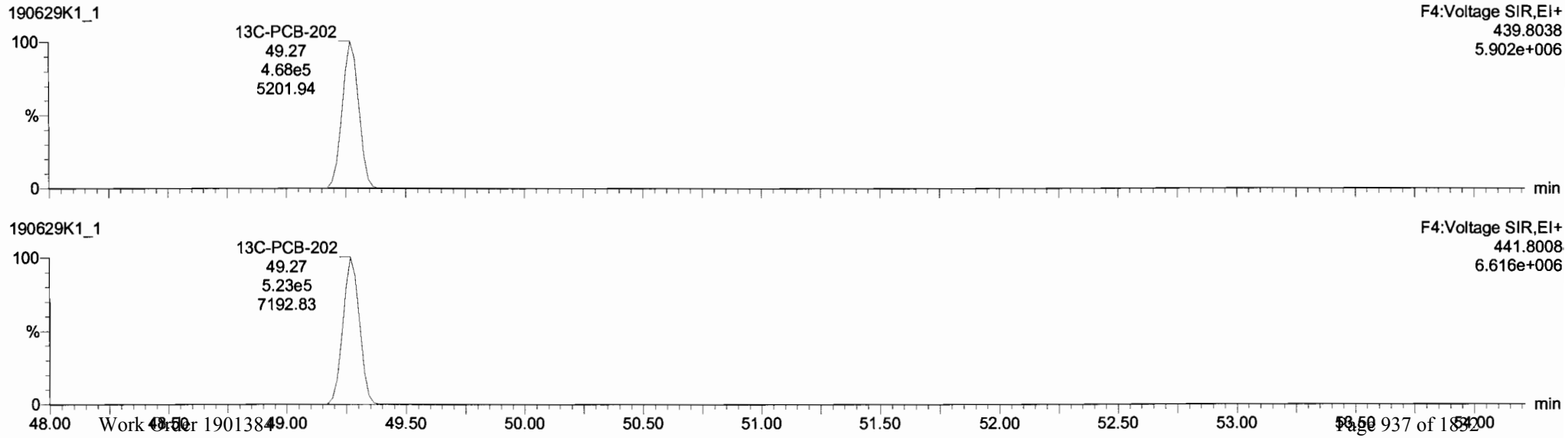

Dataset: Untitled

Last Altered: Monday, July 01, 2019 08:32:21 Pacific Daylight Time
Printed: Monday, July 01, 2019 08:33:25 Pacific Daylight Time

Name: 190629K1_1, Date: 29-Jun-2019, Time: 11:24:43, ID: ST190629K1-1 PCB 209 CS3 19C1106, Description: PCB 209 CS3 19C1106

PCB-195

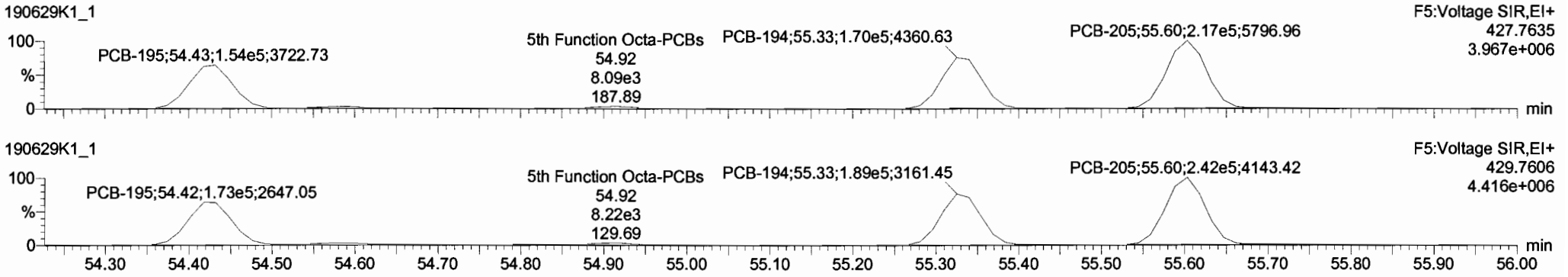

13C-PCB-194

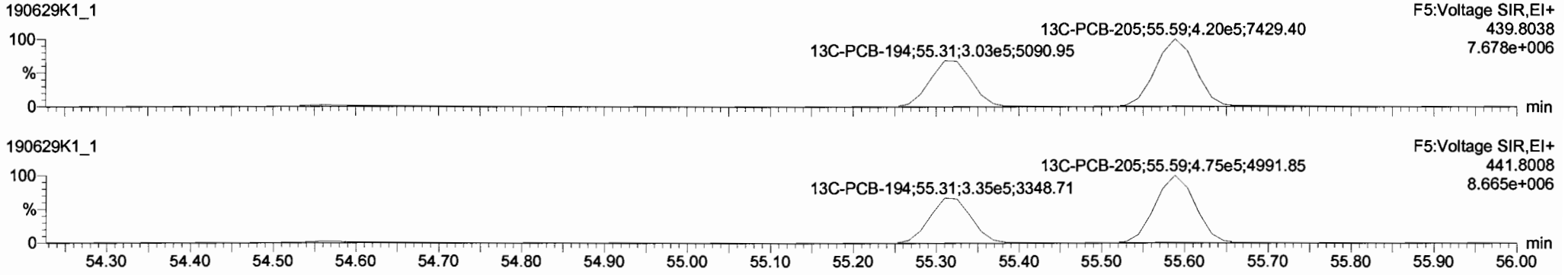

PFK5

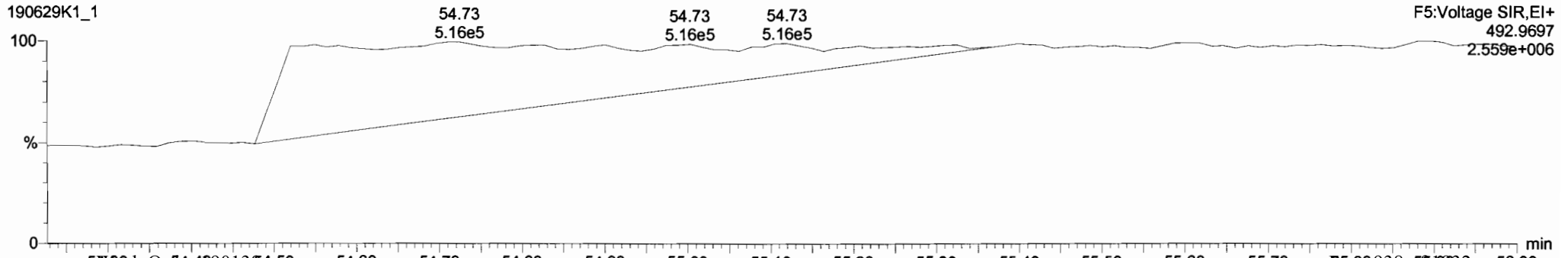

Dataset: Untitled

Last Altered: Monday, July 01, 2019 08:32:21 Pacific Daylight Time
Printed: Monday, July 01, 2019 08:33:25 Pacific Daylight Time

Name: 190629K1_1, Date: 29-Jun-2019, Time: 11:24:43, ID: ST190629K1-1 PCB 209 CS3 19C1106, Description: PCB 209 CS3 19C1106

PCB-208

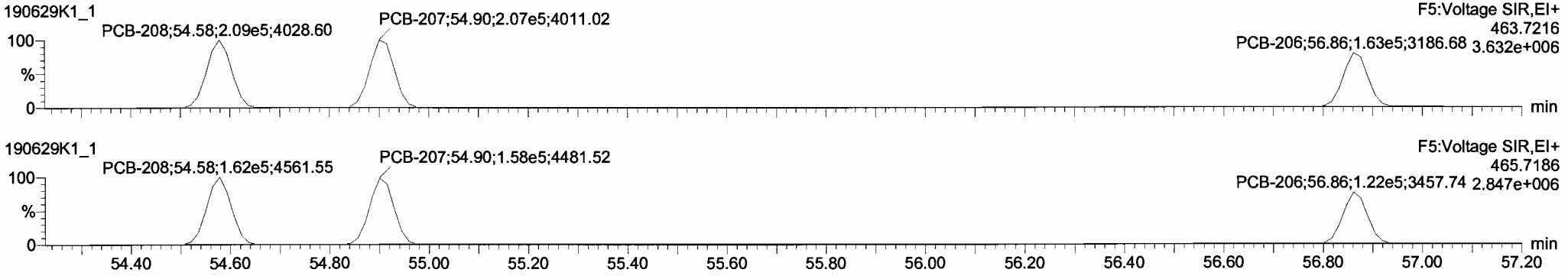

13C-PCB-208

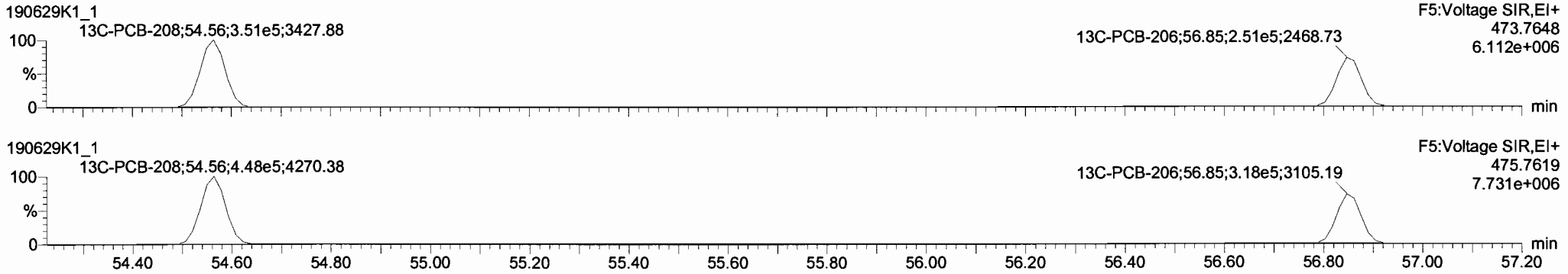

PFK5

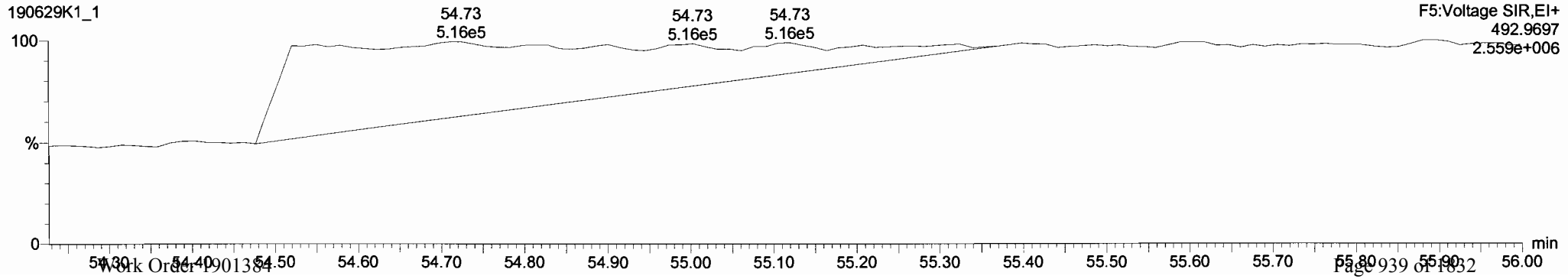

Dataset: Untitled

Last Altered: Monday, July 01, 2019 08:32:21 Pacific Daylight Time
Printed: Monday, July 01, 2019 08:33:25 Pacific Daylight Time

Name: 190629K1_1, Date: 29-Jun-2019, Time: 11:24:43, ID: ST190629K1-1 PCB 209 CS3 19C1106, Description: PCB 209 CS3 19C1106

PCB-209

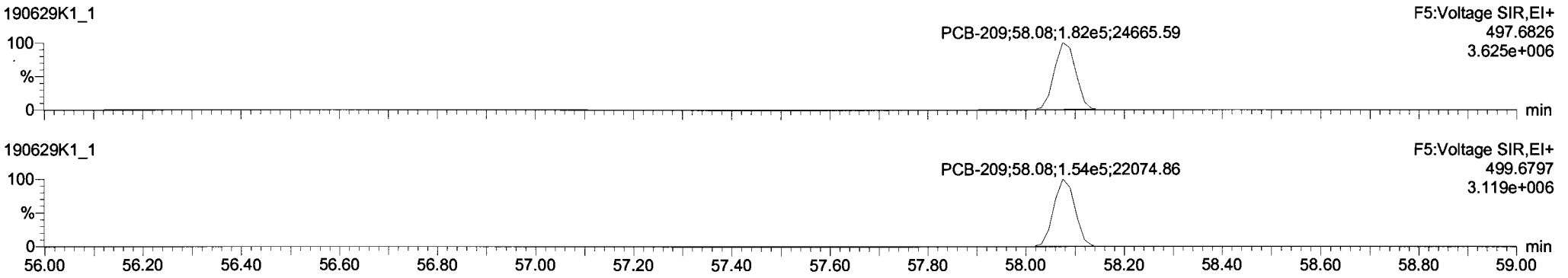

13C-PCB-209

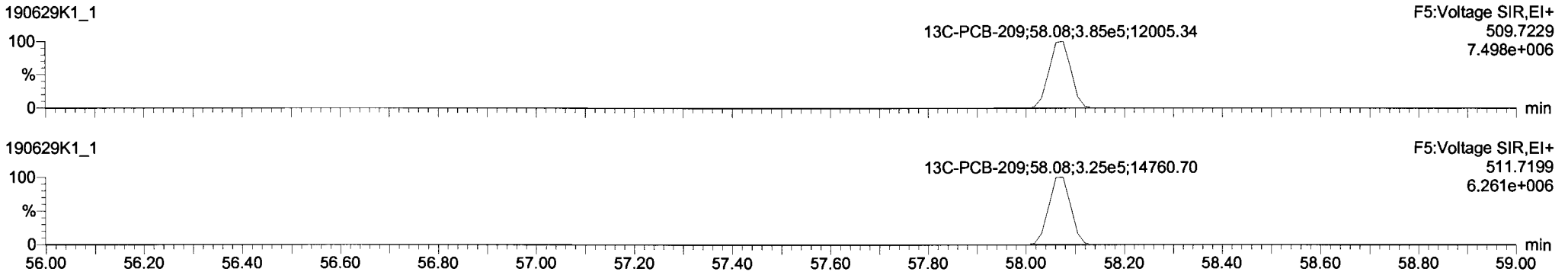

PFK5

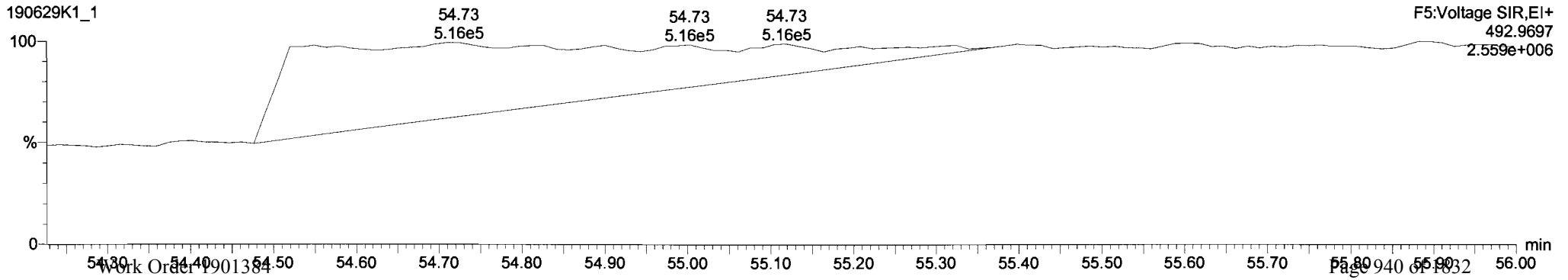

Printed: Saturday, June 29, 2019 22:51:58 Pacific Daylight Time

M 168.9888 R 9901

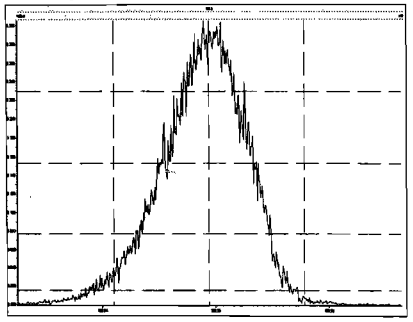

M 180.9888 R 9693

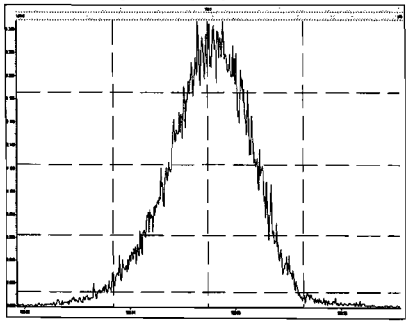

M 192.9888 R 0

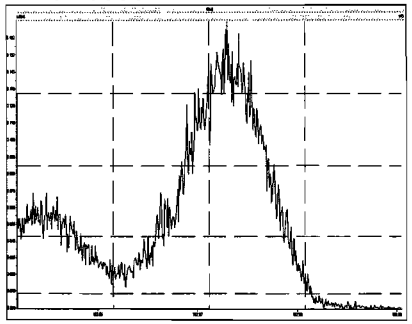

M 204.9888 R 12005

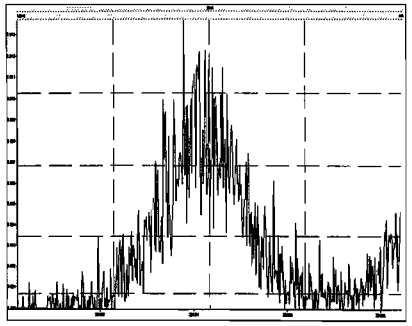

M 218.9856 R 10339

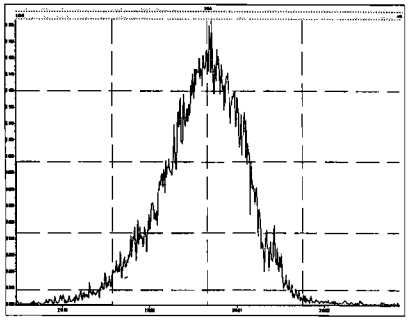

M 230.9856 R 10248

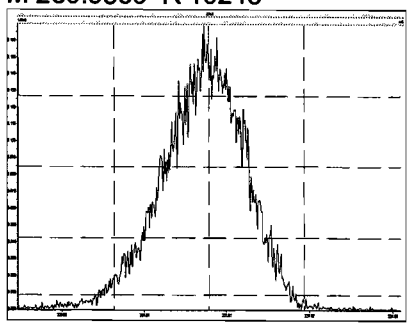

M 242.9856 R 10879

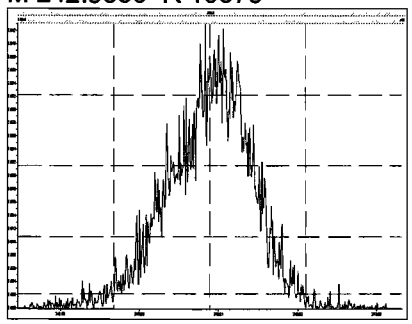

M 254.9856 R 11739

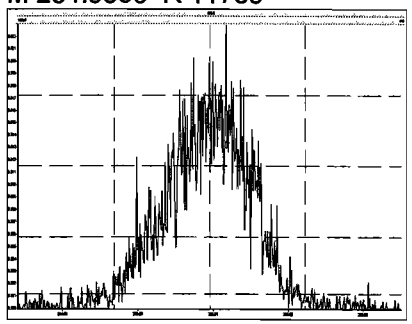

M 268.9824 R 7479

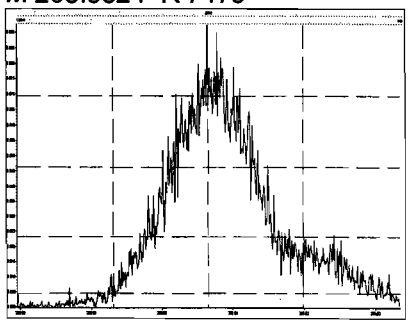

M 280.9824 R 10394

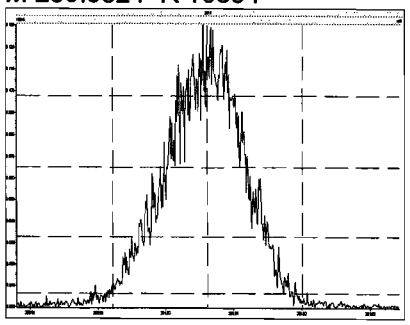

M 254.9856 R 11963

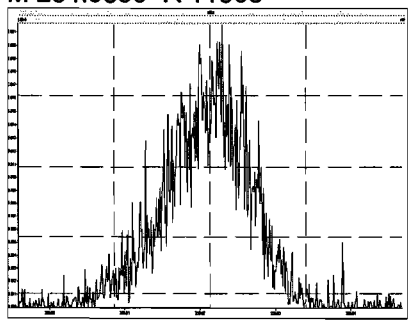

M 268.9824 R 227271

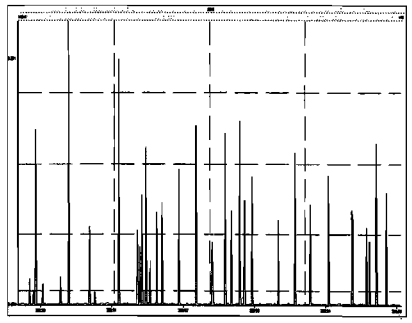

M 280.9824 R 10421

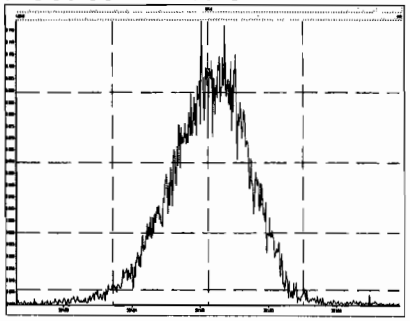

M 292.9824 R 12114

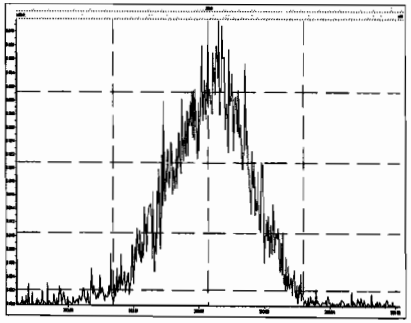

M 304.9824 R 11110

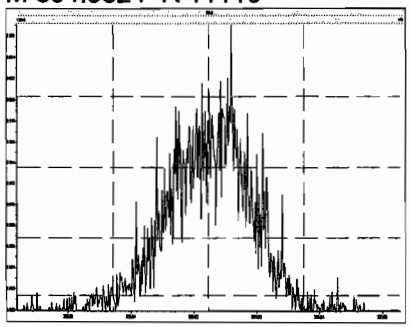

M 318.9792 R 12140

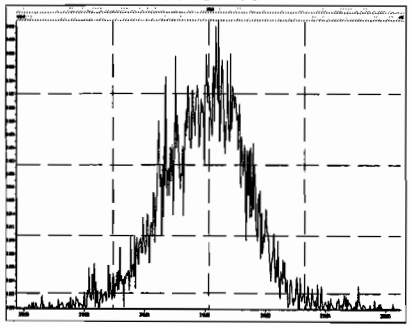

M 330.9792 R 10804

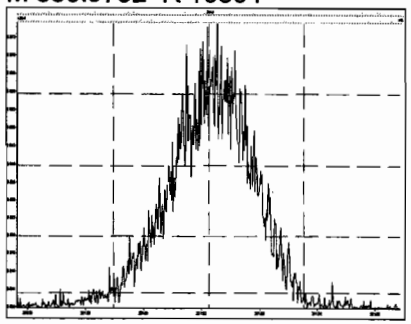

M 342.9792 R 10964

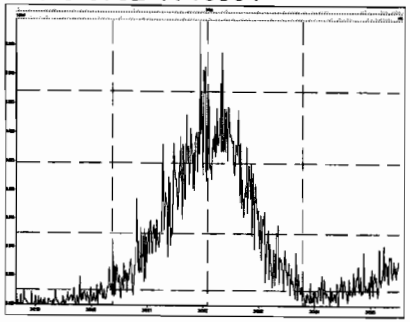

M 354.9792 R 11417

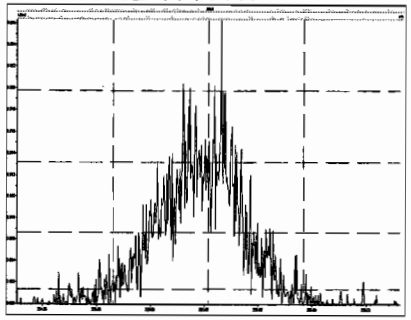

M 366.9792 R 18373

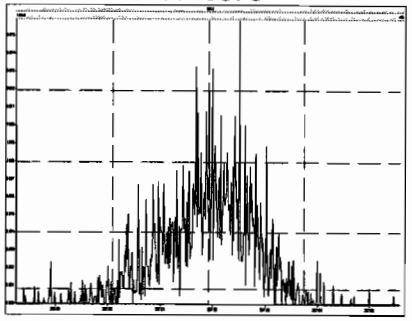

M 380.9760 R 9708

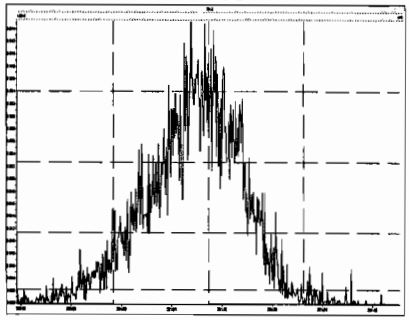

M 318.9792 R 11171

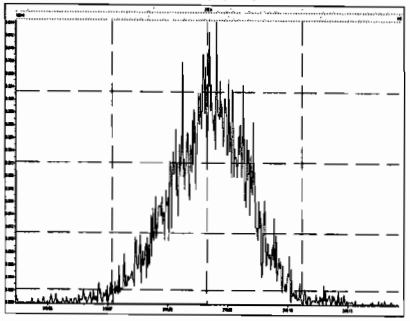

M 330.9792 R 11037

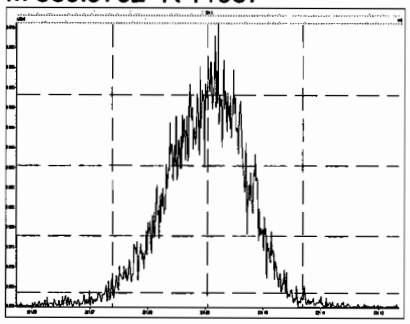

M 342.9792 R 11937

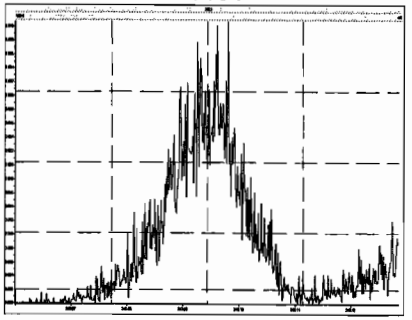

M 354.9792 R 12860

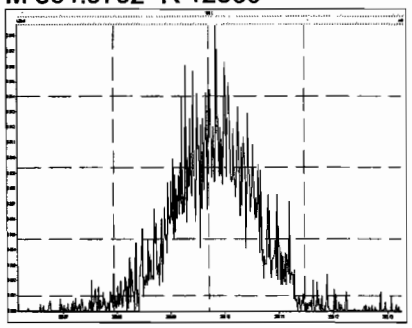

M 366.9792 R 16644

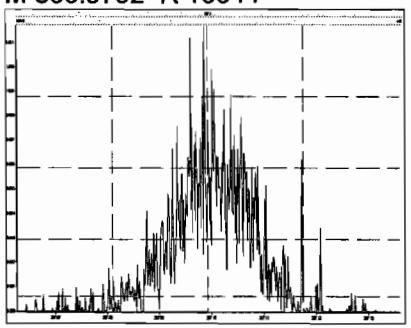

M 380.9760 R 12288

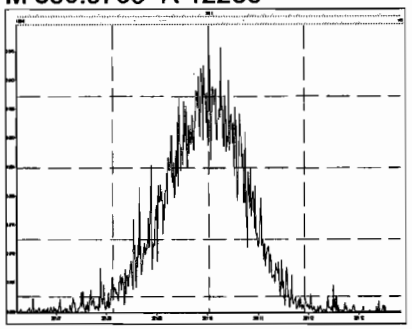

M 392.9760 R 11441

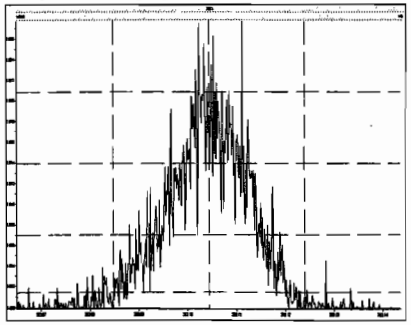

M 404.9760 R 13687

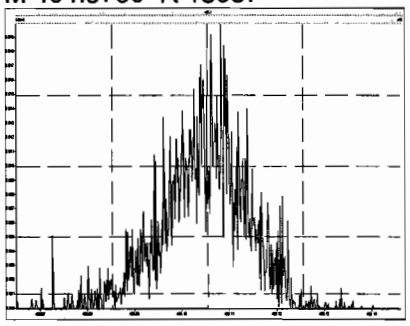

M 416.9760 R 15908

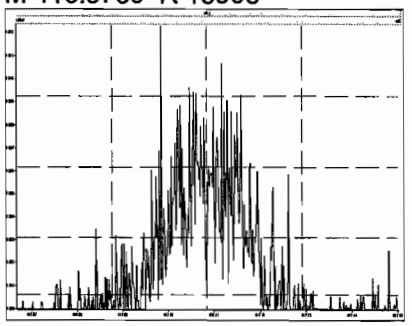

M 430.9728 R 10464

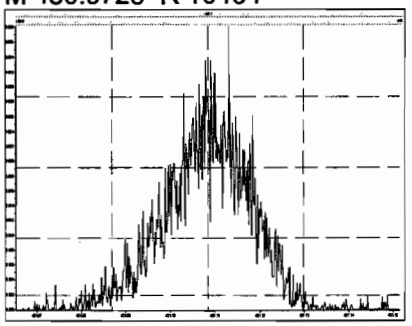

M 442.9728 R 12568

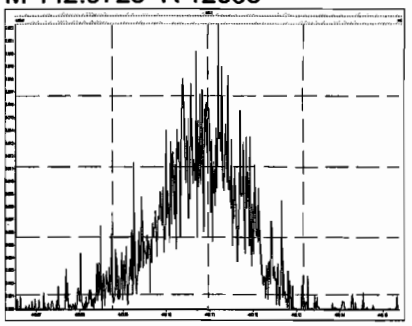

M 416.9760 R 16447

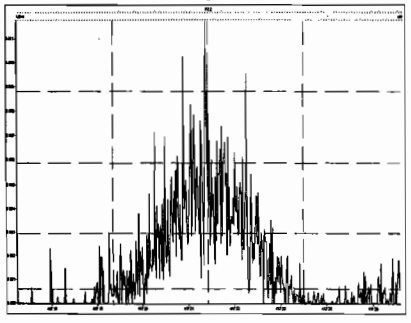

M 430.9728 R 12454

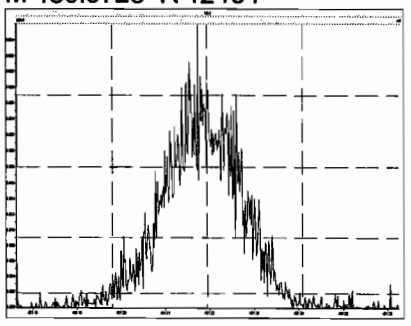

M 442.9728 R 12442

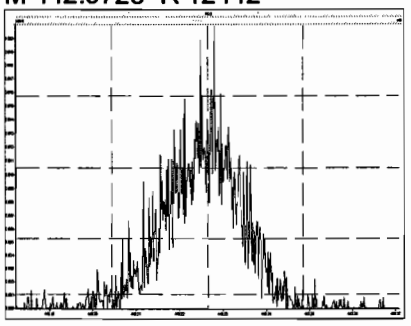

M 454.9728 R 14778

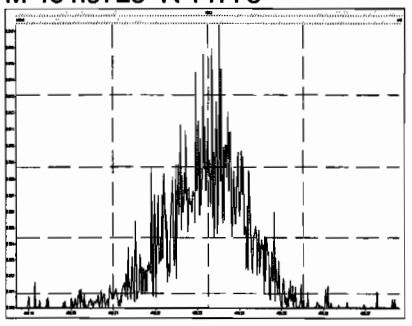

M 466.9728 R 17939

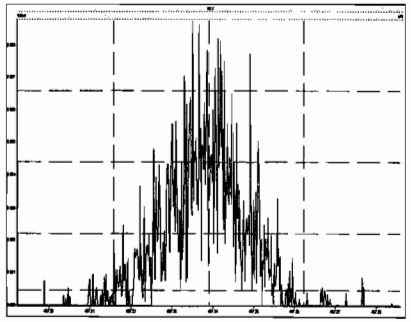

M 480.9696 R 12410

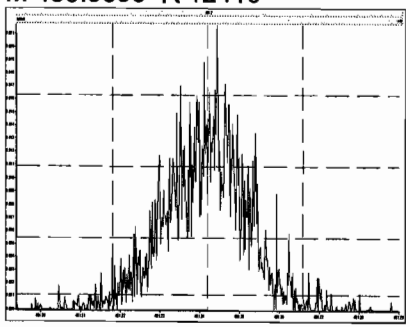

M 492.9696 R 15481

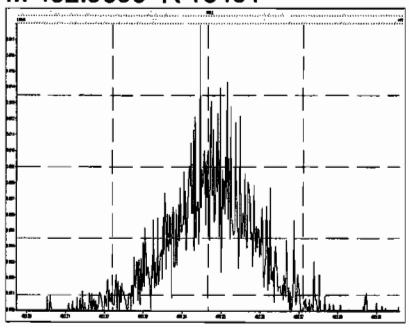

M 504.9696 R 16567

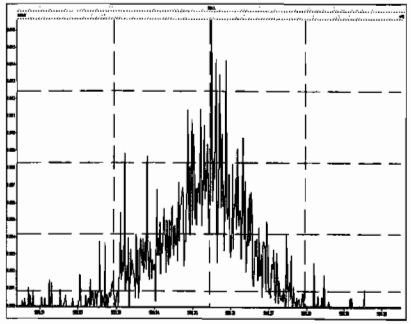

M 516.9697 R 17922

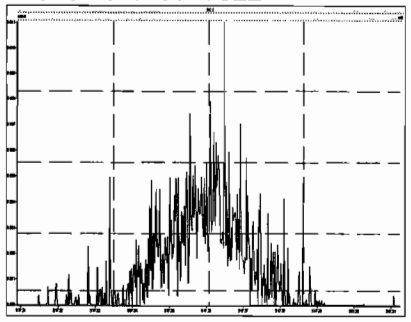

HRMS CALIBRATION STANDARDS REVIEW CHECKLIST

Beg. Calbration ID: ST190711K2-1 **Reviewed By:** CT 07/17/19

Initials & Date

End Calibration ID: NA

	Beg.	End
Ion abundance within QC limits?	✓	NA
Concentrations within criteria?	✓	
TCDD/TCDF Valleys <25%	NA	
First and last eluters present?	NA	
Retention Times within criteria?	✓	
Verification Std. named correctly?	✓	
(ST-Year-Month-Day-VG ID)		
Forms signed and dated?	✓	
Correct ICAL referenced?	HC	

Run Log:

- Correct instrument listed?	✓	NA
- Samples within 12 hour clock?	(Y)	N
- Bottle position verfied?	HC	

	Beg.	End
Mass resolution ≥	(A) ✓	(A) ✓
□ 5k □ 6-8K □ 8K ☒ 10K		
1614 1699 429 1613/1668/8280		
Intergrated peaks display correctly?	✓	NA

GC Break <20% NA

8280 CS1 End Standard:

- Ratios within limits, S/N <2.5:1, CS1 within 12 hours NA

Comments:

(A) Res checks had some guesses with:
- PFK leak
- PFK bleeds
- did not centroid

Vista Analytical Laboratory

Dataset: U:\VG11.PRO\Results\190711K2\190711K2-2.qld

Last Altered: Saturday, July 13, 2019 12:06:03 Pacific Daylight Time
Printed: Saturday, July 13, 2019 12:06:40 Pacific Daylight Time

HC 7.13.19 C707/17/19

Method: U:\VG11.PRO\MethDB\PCB-209_ZB1_7-10-19.mdb 10 Jul 2019 10:26:46
Calibration: U:\VG11.PRO\CurveDB\db1_PCBvg11-6-28-19.cdb 29 Jun 2019 12:47:57

Name: 190711K2_2, Date: 11-Jul-2019, Time: 21:28:47, ID: ST190711K2-1 PCB 209 CS3 19C1106, Description: PCB 209 CS3 19C1106

	#	Name	Resp	RA	n/y	RRF	wt/vol	Pred.RT	RT	Pred.RRT	RRT	Check RRT	Conc.	%Rec	DL	EMPC
1	1	PCB-1	4.67e5	3.14	NO	1.02	1.000	15.96	15.98	1.001	1.001	NO	50.91	102	0.0189	50.91
2	2	PCB-2	4.66e5	3.09	NO	1.01	1.000	18.42	18.43	0.988	0.988	NO	49.12	98.2	0.0206	49.12
3	3	PCB-3	4.94e5	3.11	NO	1.01	1.000	18.65	18.67	1.001	1.001	NO	52.27	105	0.0206	52.27
4	4	PCB-4/10	7.13e5	1.55	NO	1.28	1.000	20.10	20.10	1.004	1.004	NO	96.29	96.3	0.0628	96.29
5	5	PCB-7/9	8.81e5	1.53	NO	0.976	1.000	21.92	21.91	1.003	1.002	NO	95.57	95.6	0.0529	95.57
6	6	PCB-6	4.61e5	1.55	NO	1.02	1.000	22.57	22.58	1.032	1.033	NO	48.06	96.1	0.0508	48.06
7	7	PCB-5/8	9.37e5	1.54	NO	1.01	1.000	22.98	23.00	1.051	1.052	NO	98.22	98.2	0.0511	98.22
8	8	PCB-14	4.67e5	1.53	NO	1.03	1.000	24.13	24.13	0.952	0.952	NO	47.19	94.4	0.0545	47.19
9	9	PCB-11	5.07e5	1.56	NO	1.10	1.000	25.37	25.37	1.001	1.001	NO	48.26	96.5	0.0513	48.26
10	10	PCB-12/13	9.20e5	1.55	NO	1.04	1.000	25.73	25.80	1.015	1.018	NO	92.58	92.6	0.0542	92.58
11	11	PCB-15	4.58e5	1.55	NO	1.03	1.000	26.10	26.10	1.030	1.030	NO	46.44	92.9	0.0547	46.44
12	12	PCB-19	3.28e5	1.00	NO	0.934	1.000	24.33	24.32	1.001	1.001	NO	49.66	99.3	0.0229	49.66
13	13	PCB-30	5.35e5	0.99	NO	1.48	1.000	25.23	25.23	1.039	1.039	NO	51.12	102	0.0144	51.12
14	14	PCB-18	3.58e5	0.99	NO	0.693	1.000	26.03	26.02	0.953	0.952	NO	45.24	90.5	0.0198	45.24
15	15	PCB-17	3.55e5	0.98	NO	0.667	1.000	26.20	26.19	0.959	0.959	NO	46.61	93.2	0.0205	46.61
16	16	PCB-24/27	1.01e6	0.99	NO	0.915	1.000	26.80	26.79	0.981	0.981	NO	96.51	96.5	0.0150	96.51
17	17	PCB-16/32	8.80e5	1.00	NO	0.792	1.000	27.34	27.33	1.001	1.000	NO	97.28	97.3	0.0173	97.28
18	18	PCB-34	4.26e5	1.00	NO	0.987	1.000	28.15	28.14	0.960	0.959	NO	45.26	90.5	0.0688	45.26
19	19	PCB-23	4.40e5	1.03	NO	0.974	1.000	28.24	28.25	0.963	0.963	NO	47.39	94.8	0.0698	47.39
20	20	PCB-29	4.25e5	1.03	NO	0.953	1.000	28.49	28.49	0.972	0.971	NO	46.80	93.6	0.0713	46.80
21	21	PCB-26	4.42e5	1.07	NO	1.00	1.000	28.71	28.71	0.979	0.979	NO	46.31	92.6	0.0679	46.31
22	22	PCB-25	4.50e5	1.04	NO	0.978	1.000	28.88	28.88	0.985	0.985	NO	48.24	96.5	0.0695	48.24
23	23	PCB-31	4.89e5	1.05	NO	1.12	1.000	29.26	29.25	0.998	0.997	NO	45.68	91.4	0.0605	45.68
24	24	PCB-28	5.11e5	1.01	NO	1.11	1.000	29.34	29.36	1.001	1.001	NO	48.45	96.9	0.0615	48.45
25	25	PCB-20/21/33	1.33e6	1.08	NO	1.00	1.000	29.97	30.00	1.022	1.023	NO	139.3	92.8	0.0677	139.3
26	26	PCB-22	4.89e5	1.03	NO	1.03	1.000	30.47	30.46	1.039	1.039	NO	49.65	99.3	0.0658	49.65
27	27	PCB-36	4.57e5	1.06	NO	1.18	1.000	31.08	31.09	0.932	0.932	NO	40.05	80.1	0.0669	40.05
28	28	PCB-39	4.30e5	1.03	NO	1.08	1.000	31.57	31.58	0.947	0.947	NO	40.84	81.7	0.0726	40.84
29	29	PCB-38	4.70e5	1.05	NO	1.13	1.000	32.38	32.38	0.971	0.971	NO	42.96	85.9	0.0697	42.96
30	30	PCB-35	4.61e5	1.07	NO	1.13	1.000	32.92	32.92	0.987	0.987	NO	42.00	84.0	0.0695	42.00
31	31	PCB-37	4.69e5	1.00	NO	1.11	1.000	33.38	33.38	1.001	1.001	NO	43.66	87.3	0.0712	43.66
32	32	PCB-54	4.59e5	0.75	NO	0.996	1.000	28.19	28.19	1.001	1.001	NO	47.76	95.5	0.0741	47.76

75-125%

Dataset: U:\VG11.PRO\Results\190711K2\190711K2-2.qld

Last Altered: Saturday, July 13, 2019 12:06:03 Pacific Daylight Time
Printed: Saturday, July 13, 2019 12:06:40 Pacific Daylight Time

Name: 190711K2_2, Date: 11-Jul-2019, Time: 21:28:47, ID: ST190711K2-1 PCB 209 CS3 19C1106, Description: PCB 209 CS3 19C1106

	#	Name	Resp	RA	n/y	RRF	wt/vol	Pred.RT	RT	Pred.RRT	RRT	Check RRT	Conc.	%Rec	DL	EMPC
33	33	PCB-50	3.79e5	0.77	NO	0.781	1.000	29.41	29.40	1.044	1.044	NO	50.26	101	0.0945	50.26
34	34	PCB-53	3.62e5	0.74	NO	0.955	1.000	30.08	30.07	0.945	0.944	NO	46.52	93.0	0.0960	46.52
35	35	PCB-51	3.97e5	0.75	NO	1.02	1.000	30.44	30.43	0.956	0.956	NO	47.62	95.2	0.0895	47.62
36	36	PCB-45	3.15e5	0.72	NO	0.808	1.000	30.88	30.87	0.970	0.970	NO	47.83	95.7	0.113	47.83
37	37	PCB-46	3.04e5	0.75	NO	0.754	1.000	31.37	31.38	0.985	0.985	NO	49.51	99.0	0.122	49.51
38	38	PCB-52/69	8.45e5	0.78	NO	1.09	1.000	31.88	31.88	1.001	1.001	NO	95.04	95.0	0.0840	95.04
39	39	PCB-73	5.58e5	0.77	NO	1.29	1.000	31.99	31.99	1.005	1.005	NO	53.18	106	0.0711	53.18
40	40	PCB-43/49	7.62e5	0.75	NO	0.940	1.000	32.15	32.16	1.010	1.010	NO	99.55	99.6	0.0975	99.55
41	41	PCB-47	3.53e5	0.76	NO	0.869	1.000	32.37	32.38	1.000	1.001	NO	45.01	90.0	0.0962	45.01
42	42	PCB-48/75	9.32e5	0.77	NO	1.02	1.000	32.49	32.49	1.004	1.004	NO	100.8	101	0.0816	100.8
43	43	PCB-65	4.89e5	0.75	NO	1.11	1.000	32.77	32.77	1.013	1.013	NO	48.83	97.7	0.0754	48.83
44	44	PCB-62	4.57e5	0.77	NO	1.07	1.000	32.88	32.88	1.016	1.016	NO	47.51	95.0	0.0785	47.51
45	45	PCB-44	3.24e5	0.75	NO	0.761	1.000	33.20	33.20	1.026	1.026	NO	47.16	94.3	0.110	47.16
46	46	PCB-42/59	8.36e5	0.76	NO	0.960	1.000	33.43	33.44	1.033	1.033	NO	96.47	96.5	0.0871	96.47
47	47	PCB-41/64/71/72	1.94e6	0.76	NO	1.08	1.000	34.02	34.03	1.051	1.052	NO	198.3	99.1	0.0773	198.3
48	48	PCB-68	5.32e5	0.75	NO	1.11	1.000	34.30	34.31	1.060	1.060	NO	53.16	106	0.0754	53.16
49	49	PCB-40	2.68e5	0.76	NO	0.577	1.000	34.53	34.54	1.067	1.067	NO	51.53	103	0.145	51.53
50	50	PCB-57	5.57e5	0.75	NO	1.05	1.000	34.89	34.91	0.970	0.970	NO	48.96	97.9	0.0700	48.96
51	51	PCB-67	5.17e5	0.76	NO	0.993	1.000	35.22	35.23	0.979	0.979	NO	47.92	95.8	0.0738	47.92
52	52	PCB-58	5.86e5	0.76	NO	1.11	1.000	35.32	35.34	0.982	0.982	NO	48.52	97.0	0.0659	48.52
53	53	PCB-63	5.34e5	0.76	NO	0.962	1.000	35.49	35.51	0.986	0.987	NO	51.14	102	0.0762	51.14
54	54	PCB-74	5.43e5	0.76	NO	1.07	1.000	35.78	35.80	0.994	0.995	NO	46.92	93.8	0.0688	46.92
55	55	PCB-61/70	1.07e6	0.77	NO	0.986	1.000	36.01	35.93	1.000	0.998	NO	99.60	99.6	0.0744	99.60
56	56	PCB-76/66	1.18e6	0.74	NO	1.07	1.000	36.21	36.21	1.006	1.006	NO	101.9	102	0.0688	101.9
57	57	PCB-80	6.33e5	0.76	NO	1.08	1.000	36.46	36.46	1.001	1.001	NO	49.73	99.5	0.0660	49.73
58	58	PCB-55	6.33e5	0.76	NO	1.07	1.000	36.78	36.79	1.010	1.010	NO	50.47	101	0.0670	50.47
59	59	PCB-56/60	1.05e6	0.77	NO	0.934	1.000	37.30	37.29	1.024	1.023	NO	95.94	95.9	0.0766	95.94
60	60	PCB-79	5.77e5	0.76	NO	1.04	1.000	38.39	38.39	1.054	1.054	NO	47.02	94.0	0.0685	47.02
61	61	PCB-78	5.37e5	0.77	NO	1.03	1.000	39.12	39.12	0.987	0.987	NO	45.60	91.2	0.0729	45.60
62	62	PCB-81	5.14e5	0.77	NO	0.933	1.000	39.68	39.67	1.001	1.001	NO	48.32	96.6	0.0806	48.32
63	63	PCB-77	5.31e5	0.79	NO	1.03	1.000	40.29	40.29	1.000	1.000	NO	46.45	92.9	0.0782	46.45
64	64	PCB-104	5.59e5	1.52	NO	0.995	1.000	33.05	33.05	1.001	1.001	NO	49.04	98.1	0.0165	49.04
65	65	PCB-96	5.67e5	1.54	NO	0.996	1.000	34.37	34.35	1.041	1.040	NO	49.67	99.3	0.0164	49.67
66	66	PCB-103	4.39e5	1.53	NO	0.774	1.000	34.93	34.91	1.057	1.057	NO	49.46	98.9	0.0211	49.46
67	67	PCB-100	4.57e5	1.51	NO	0.778	1.000	35.30	35.28	1.069	1.068	NO	51.35	103	0.0210	51.35
68	68	PCB-94	3.61e5	1.51	NO	0.773	1.000	35.77	35.77	0.985	0.985	NO	50.86	102	0.0271	50.86

Dataset: U:\VG11.PRO\Results\190711K2\190711K2-2.qld

Last Altered: Saturday, July 13, 2019 12:06:03 Pacific Daylight Time
Printed: Saturday, July 13, 2019 12:06:40 Pacific Daylight Time

Name: 190711K2_2, Date: 11-Jul-2019, Time: 21:28:47, ID: ST190711K2-1 PCB 209 CS3 19C1106, Description: PCB 209 CS3 19C1106

	#	Name	Resp	RA	n/y	RRF	wt/vol	Pred.RT	RT	Pred.RRT	RRT	Check RRT	Conc.	%Rec	DL	EMPC
69	69	PCB-95/98/102	1.43e6	1.51	NO	1.01	1.000	36.28	36.25	0.999	0.998	NO	154.1	103	0.0207	154.1
70	70	PCB-93	3.33e5	1.55	NO	0.841	1.000	36.41	36.40	1.003	1.003	NO	43.11	86.2	0.0250	43.11
71	71	PCB-88/91	7.73e5	1.50	NO	0.890	1.000	36.73	36.73	1.012	1.012	NO	94.72	94.7	0.0236	94.72
72	72	PCB-121	7.03e5	1.53	NO	1.39	1.000	36.85	36.83	1.015	1.014	NO	55.29	111	0.0151	55.29
73	73	PCB-84/92	7.85e5	1.56	NO	0.879	1.000	37.69	37.68	0.990	0.990	NO	99.85	99.8	0.0249	99.85
74	74	PCB-89	4.42e5	1.57	NO	0.959	1.000	37.90	37.87	0.996	0.995	NO	51.53	103	0.0228	51.53
75	75	PCB-90/101	8.55e5	1.56	NO	0.944	1.000	38.06	38.06	1.000	1.000	NO	101.3	101	0.0232	101.3
76	76	PCB-113	5.50e5	1.54	NO	1.23	1.000	38.33	38.31	1.007	1.007	NO	49.95	99.9	0.0178	49.95
77	77	PCB-99	5.54e5	1.56	NO	1.12	1.000	38.41	38.41	1.009	1.009	NO	55.32	111	0.0196	55.32
78	78	PCB-119	5.96e5	1.57	NO	1.47	1.000	38.88	38.89	0.987	0.987	NO	50.80	102	0.0165	50.80
79	79	PCB-108/112	9.83e5	1.56	NO	1.25	1.000	39.05	39.04	0.991	0.991	NO	98.70	98.7	0.0194	98.70
80	80	PCB-83	6.32e5	1.56	NO	1.55	1.000	39.22	39.21	0.996	0.995	NO	51.26	103	0.0157	51.26
81	81	PCB-97	4.34e5	1.55	NO	1.07	1.000	39.43	39.41	1.001	1.000	NO	50.66	101	0.0226	50.66
82	82	PCB-86	4.25e5	1.52	NO	0.996	1.000	39.56	39.58	1.004	1.005	NO	53.61	107	0.0244	53.61
83	83	PCB-87/117/125	1.60e6	1.53	NO	1.33	1.000	39.69	39.71	1.008	1.008	NO	150.8	101	0.0182	150.8
84	84	PCB-111/115	1.32e6	1.53	NO	1.60	1.000	39.86	39.86	1.012	1.012	NO	103.8	104	0.0152	103.8
85	85	PCB-85/116	9.86e5	1.53	NO	1.22	1.000	39.99	39.99	1.015	1.015	NO	101.7	102	0.0200	101.7
86	86	PCB-120	6.93e5	1.53	NO	1.68	1.000	40.25	40.25	1.022	1.022	NO	51.72	103	0.0144	51.72
87	87	PCB-110	6.14e5	1.53	NO	1.49	1.000	40.38	40.40	1.025	1.026	NO	51.86	104	0.0163	51.86
88	88	PCB-82	3.61e5	1.56	NO	0.674	1.000	41.04	41.03	0.976	0.976	NO	50.21	100	0.0282	50.21
89	89	PCB-124	5.78e5	1.50	NO	1.16	1.000	41.75	41.74	0.993	0.993	NO	46.65	93.3	0.0164	46.65
90	90	PCB-107/109	1.31e6	1.53	NO	1.17	1.000	41.87	41.89	0.996	0.996	NO	105.0	105	0.0163	105.0
91	91	PCB-123	5.80e5	1.54	NO	1.04	1.000	42.06	42.08	1.000	1.001	NO	52.28	105	0.0183	52.28
92	92	PCB-106/118	1.22e6	1.55	NO	1.07	1.000	42.28	42.28	1.001	1.001	NO	100.5	100	0.0173	100.5
93	93	PCB-114	5.06e5	1.56	NO	1.16	1.000	42.94	42.94	1.000	1.000	NO	47.48	95.0	0.0391	47.48
94	94	PCB-122	4.33e5	1.56	NO	0.973	1.000	43.07	43.07	1.003	1.004	NO	48.53	97.1	0.0467	48.53
95	95	PCB-105	4.78e5	1.56	NO	1.10	1.000	43.83	43.83	1.000	1.000	NO	46.77	93.5	0.0426	46.77
96	96	PCB-127	5.12e5	1.54	NO	1.11	1.000	44.17	44.17	1.000	1.000	NO	48.01	96.0	0.0422	48.01
97	97	PCB-126	5.00e5	1.53	NO	1.21	1.000	46.14	46.14	1.000	1.000	NO	46.82	93.6	0.0436	46.82
98	98	PCB-155	5.16e5	1.26	NO	0.874	1.000	37.59	37.59	1.000	1.001	NO	48.72	97.4	0.0111	48.72
99	99	PCB-150	5.41e5	1.26	NO	0.881	1.000	38.91	38.91	1.036	1.036	NO	50.66	101	0.0110	50.66
100	1...	PCB-152	6.12e5	1.25	NO	1.00	1.000	39.39	39.40	1.048	1.049	NO	50.25	100	0.00963	50.25
101	1...	PCB-145	6.02e5	1.22	NO	1.00	1.000	39.86	39.86	1.061	1.061	NO	49.64	99.3	0.00967	49.64
102	1...	PCB-136	5.31e5	1.26	NO	0.843	1.000	40.19	40.19	1.070	1.070	NO	51.89	104	0.0115	51.89
103	1...	PCB-148	3.94e5	1.28	NO	0.693	1.000	40.30	40.29	1.073	1.072	NO	46.89	93.8	0.0139	46.89
104	1...	PCB-154	4.48e5	1.22	NO	0.724	1.000	40.79	40.81	1.086	1.086	NO	51.00	102	0.0134	51.00

Dataset: U:\VG11.PRO\Results\190711K2\190711K2-2.qld

Last Altered: Saturday, July 13, 2019 12:06:03 Pacific Daylight Time
Printed: Saturday, July 13, 2019 12:06:40 Pacific Daylight Time

Name: 190711K2_2, Date: 11-Jul-2019, Time: 21:28:47, ID: ST190711K2-1 PCB 209 CS3 19C1106, Description: PCB 209 CS3 19C1106

	#	Name	Resp	RA	n/y	RRF	wt/vol	Pred.RT	RT	Pred.RRT	RRT	Check RRT	Conc.	%Rec	DL	EMPC
105	1...	PCB-151	3.78e5	1.25	NO	0.632	1.000	41.47	41.48	1.104	1.104	NO	49.39	98.8	0.0153	49.39
106	1...	PCB-135	4.47e5	1.22	NO	0.716	1.000	41.69	41.68	1.110	1.109	NO	51.52	103	0.0135	51.52
107	1...	PCB-144	3.82e5	1.23	NO	0.667	1.000	41.81	41.79	1.113	1.112	NO	47.23	94.5	0.0145	47.23
108	1...	PCB-147	4.13e5	1.24	NO	0.661	1.000	41.93	41.94	1.116	1.116	NO	51.47	103	0.0146	51.47
109	1...	PCB-139/149	9.14e5	1.25	NO	0.738	1.000	42.19	42.21	1.123	1.123	NO	102.1	102	0.0131	102.1
110	1...	PCB-140	4.01e5	1.24	NO	0.627	1.000	42.40	42.41	1.128	1.129	NO	52.68	105	0.0154	52.68
111	1...	PCB-134/143	6.59e5	1.22	NO	0.733	1.000	42.85	42.86	0.975	0.975	NO	101.4	101	0.0544	101.4
112	1...	PCB-131/133	7.12e5	1.21	NO	0.790	1.000	43.15	43.16	0.982	0.982	NO	101.7	102	0.0505	101.7
113	1...	PCB-142	3.16e5	1.24	NO	0.708	1.000	43.33	43.33	0.986	0.986	NO	50.44	101	0.0564	50.44
114	1...	PCB-146/165	8.60e5	1.23	NO	0.959	1.000	43.54	43.56	0.990	0.991	NO	101.2	101	0.0416	101.2
115	1...	PCB-132/161	8.61e5	1.22	NO	0.974	1.000	43.79	43.79	0.996	0.996	NO	99.80	99.8	0.0410	99.80
116	1...	PCB-153	4.48e5	1.25	NO	1.01	1.000	43.98	43.98	1.000	1.000	NO	50.03	100	0.0394	50.03
117	1...	PCB-168	4.64e5	1.24	NO	1.02	1.000	44.18	44.21	1.005	1.006	NO	51.34	103	0.0392	51.34
118	1...	PCB-141	3.48e5	1.21	NO	0.967	1.000	44.78	44.76	1.001	1.000	NO	49.95	99.9	0.0514	49.95
119	1...	PCB-137	3.44e5	1.19	NO	0.987	1.000	45.15	45.13	1.009	1.009	NO	48.44	96.9	0.0503	48.44
120	1...	PCB-130	3.27e5	1.23	NO	0.840	1.000	45.25	45.25	1.012	1.011	NO	54.13	108	0.0591	54.13
121	1...	PCB-138/163/164	1.38e6	1.22	NO	1.23	1.000	45.63	45.65	1.001	1.001	NO	147.5	98.3	0.0386	147.5
122	1...	PCB-158/160	9.14e5	1.23	NO	1.18	1.000	45.88	45.89	1.006	1.007	NO	101.8	102	0.0401	101.8
123	1...	PCB-129	3.08e5	1.24	NO	0.819	1.000	46.13	46.14	1.012	1.012	NO	49.30	98.6	0.0577	49.30
124	1...	PCB-166	4.98e5	1.23	NO	1.07	1.000	46.60	46.61	0.993	0.994	NO	48.93	97.9	0.0364	48.93
125	1...	PCB-159	5.42e5	1.24	NO	1.12	1.000	46.93	46.93	1.000	1.000	NO	50.91	102	0.0348	50.91
126	1...	PCB-128/162	8.03e5	1.21	NO	0.851	1.000	47.22	47.24	1.007	1.007	NO	99.19	99.2	0.0458	99.19
127	1...	PCB-167	4.85e5	1.22	NO	1.04	1.000	47.64	47.65	1.000	1.001	NO	49.26	98.5	0.0382	49.26
128	1...	PCB-156	5.05e5	1.23	NO	1.06	1.000	48.98	48.98	1.000	1.000	NO	51.95	104	0.0373	51.95
129	1...	PCB-157	4.73e5	1.25	NO	0.978	1.000	49.28	49.26	1.001	1.000	NO	50.50	101	0.0411	50.50
130	1...	PCB-169	4.99e5	1.25	NO	1.11	1.000	51.54	51.54	1.000	1.000	NO	48.79	97.6	0.0396	48.79
131	1...	PCB-188	5.50e5	1.03	NO	1.19	1.000	43.62	43.60	1.001	1.000	NO	50.25	101	0.0306	50.25
132	1...	PCB-184	5.33e5	1.02	NO	1.17	1.000	44.07	44.07	1.011	1.011	NO	49.80	99.6	0.0313	49.80
133	1...	PCB-179	5.53e5	1.04	NO	1.18	1.000	44.86	44.87	1.029	1.030	NO	51.26	103	0.0310	51.26
134	1...	PCB-176	5.56e5	1.02	NO	1.16	1.000	45.37	45.34	1.041	1.040	NO	52.22	104	0.0315	52.22
135	1...	PCB-186	5.93e5	1.02	NO	1.22	1.000	45.99	45.99	1.055	1.055	NO	53.08	106	0.0300	53.08
136	1...	PCB-178	3.95e5	1.02	NO	0.830	1.000	46.48	46.48	1.067	1.066	NO	51.84	104	0.0440	51.84
137	1...	PCB-175	3.98e5	1.03	NO	0.849	1.000	46.86	46.84	1.075	1.075	NO	51.07	102	0.0430	51.07
138	1...	PCB-182/187	9.14e5	1.01	NO	0.960	1.000	47.03	47.03	1.079	1.079	NO	103.8	104	0.0380	103.8
139	1...	PCB-183	4.52e5	1.05	NO	0.957	1.000	47.35	47.35	1.087	1.087	NO	51.47	103	0.0382	51.47
140	1...	PCB-185	3.98e5	1.02	NO	1.32	1.000	48.05	48.03	0.956	0.955	NO	47.44	94.9	0.0428	47.44

Dataset: U:\VG11.PRO\Results\190711K2\190711K2-2.qld

Last Altered: Saturday, July 13, 2019 12:06:03 Pacific Daylight Time
Printed: Saturday, July 13, 2019 12:06:40 Pacific Daylight Time

Name: 190711K2_2, Date: 11-Jul-2019, Time: 21:28:47, ID: ST190711K2-1 PCB 209 CS3 19C1106, Description: PCB 209 CS3 19C1106

	#	Name	Resp	RA	n/y	RRF	wt/vol	Pred.RT	RT	Pred.RRT	RRT	Check RRT	Conc.	%Rec	DL	EMPC
141	1...	PCB-174	3.61e5	1.02	NO	1.22	1.000	48.43	48.41	0.963	0.963	NO	46.58	93.2	0.0464	46.58
142	1...	PCB-181	4.65e5	1.03	NO	1.41	1.000	48.54	48.51	0.965	0.965	NO	51.76	104	0.0400	51.76
143	1...	PCB-177	3.74e5	1.02	NO	1.24	1.000	48.70	48.70	0.969	0.968	NO	47.45	94.9	0.0456	47.45
144	1...	PCB-171	3.82e5	1.01	NO	1.24	1.000	49.01	48.98	0.975	0.974	NO	48.42	96.8	0.0455	48.42
145	1...	PCB-173	3.48e5	1.01	NO	1.14	1.000	49.44	49.44	0.983	0.983	NO	47.90	95.8	0.0495	47.90
146	1...	PCB-172	4.06e5	1.03	NO	1.31	1.000	49.90	49.89	0.992	0.992	NO	48.90	97.8	0.0432	48.90
147	1...	PCB-192	5.49e5	1.02	NO	1.70	1.000	50.11	50.08	0.996	0.996	NO	50.74	101	0.0332	50.74
148	1...	PCB-180	4.24e5	1.04	NO	1.32	1.000	50.31	50.31	1.000	1.000	NO	50.55	101	0.0428	50.55
149	1...	PCB-193	4.90e5	1.03	NO	1.54	1.000	50.52	50.51	1.005	1.005	NO	50.10	100	0.0367	50.10
150	1...	PCB-191	5.03e5	1.03	NO	1.57	1.000	50.78	50.78	1.010	1.010	NO	50.32	101	0.0359	50.32
151	1...	PCB-170	3.60e5	0.99	NO	1.36	1.000	51.97	51.97	1.000	1.000	NO	48.23	96.5	0.0457	48.23
152	1...	PCB-190	5.05e5	1.02	NO	1.84	1.000	52.16	52.16	1.004	1.004	NO	49.89	99.8	0.0338	49.89
153	1...	PCB-189	5.39e5	1.01	NO	1.33	1.000	53.66	53.66	1.000	1.000	NO	52.02	104	0.0301	52.02
154	1...	PCB-202	5.05e5	0.89	NO	1.02	1.000	49.21	49.19	1.001	1.000	NO	49.21	98.4	0.0137	49.21
155	1...	PCB-201	4.71e5	0.87	NO	0.915	1.000	49.68	49.70	1.010	1.011	NO	51.34	103	0.0154	51.34
156	1...	PCB-204	4.96e5	0.89	NO	0.979	1.000	49.85	49.85	1.014	1.014	NO	50.58	101	0.0144	50.58
157	1...	PCB-197	4.96e5	0.88	NO	0.979	1.000	50.14	50.17	1.020	1.020	NO	50.56	101	0.0144	50.56
158	1...	PCB-200	4.78e5	0.88	NO	0.954	1.000	51.09	51.10	1.039	1.039	NO	50.03	100	0.0147	50.03
159	1...	PCB-198	3.67e5	0.87	NO	0.748	1.000	52.62	52.65	1.070	1.071	NO	48.95	97.9	0.0188	48.95
160	1...	PCB-199	3.76e5	0.89	NO	0.706	1.000	52.74	52.77	1.073	1.073	NO	53.12	106	0.0199	53.12
161	1...	PCB-196/203	7.88e5	0.90	NO	0.785	1.000	53.04	53.07	1.079	1.079	NO	100.2	100	0.0179	100.2
162	1...	PCB-195	3.45e5	0.88	NO	1.03	1.000	54.37	54.35	0.984	0.984	NO	48.93	97.9	0.0223	48.93
163	1...	PCB-194	3.84e5	0.89	NO	1.16	1.000	55.26	55.26	1.000	1.000	NO	48.74	97.5	0.0200	48.74
164	1...	PCB-205	4.95e5	0.90	NO	1.40	1.000	55.53	55.54	1.005	1.005	NO	51.79	104	0.0165	51.79
165	1...	PCB-208	4.06e5	1.34	NO	0.934	1.000	54.50	54.52	1.000	1.001	NO	50.56	101	0.0184	50.56
166	1...	PCB-207	4.11e5	1.33	NO	0.912	1.000	54.82	54.84	1.006	1.006	NO	52.38	105	0.0188	52.38
167	1...	PCB-206	3.16e5	1.34	NO	0.987	1.000	56.80	56.80	1.000	1.000	NO	51.75	103	0.0228	51.75
168	1...	PCB-209	3.74e5	1.16	NO	0.943	1.000	58.01	58.03	1.000	1.000	NO	49.30	98.6	0.00824	49.30
169	1...	13C-PCB-1	8.99e5	3.18	NO	1.08	1.000	15.95	15.95	0.612	0.612	NO	82.75	82.8	0.0865	
170	1...	13C-PCB-3	9.39e5	3.34	NO	1.09	1.000	18.65	18.64	0.715	0.715	NO	85.36	85.4	0.0854	
171	1...	13C-PCB-4	5.81e5	1.58	NO	0.640	1.000	20.02	20.01	0.768	0.767	NO	89.94	89.9	0.131	
172	1...	13C-PCB-9	9.44e5	1.59	NO	0.995	1.000	21.87	21.86	0.839	0.838	NO	94.00	94.0	0.0842	
173	1...	13C-PCB-11	9.58e5	1.57	NO	0.971	1.000	25.36	25.35	0.973	0.972	NO	97.77	97.8	0.0863	
174	1...	13C-PCB-19	7.07e5	1.01	NO	0.637	1.000	24.30	24.29	0.932	0.932	NO	109.9	110	0.563	
175	1...	13C-PCB-32	1.14e6	1.01	NO	0.910	1.000	27.32	27.32	1.047	1.047	NO	124.4	124	0.394	
176	1...	13C-PCB-28	9.53e5	1.09	NO	1.07	1.000	29.35	29.33	1.004	1.003	NO	99.88	99.9	0.471	

Dataset: U:\VG11.PRO\Results\190711K2\190711K2-2.qld

Last Altered: Saturday, July 13, 2019 12:06:03 Pacific Daylight Time
Printed: Saturday, July 13, 2019 12:06:40 Pacific Daylight Time

Name: 190711K2_2, Date: 11-Jul-2019, Time: 21:28:47, ID: ST190711K2-1 PCB 209 CS3 19C1106, Description: PCB 209 CS3 19C1106

	#	Name	Resp	RA	n/y	RRF	wt/vol	Pred.RT	RT	Pred.RRT	RRT	Check RRT	Conc.	%Rec	DL	EMPC
177	1...	13C-PCB-37	9.70e5	1.04	NO	0.959	1.000	33.36	33.35	1.141	1.141	NO	113.3	113	0.525	
178	1...	13C-PCB-54	9.66e5	0.76	NO	1.10	1.000	28.17	28.17	0.756	0.756	NO	79.28	79.3	0.0889	
179	1...	13C-PCB-52	8.14e5	0.77	NO	0.844	1.000	31.84	31.84	0.854	0.854	NO	86.95	87.0	0.116	
180	1...	13C-PCB-47	9.03e5	0.76	NO	0.893	1.000	32.36	32.36	0.868	0.868	NO	91.10	91.1	0.109	
181	1...	13C-PCB-70	1.09e6	0.78	NO	1.01	1.000	35.99	35.99	0.966	0.966	NO	97.15	97.1	0.0969	
182	1...	13C-PCB-80	1.17e6	0.77	NO	1.05	1.000	36.43	36.44	0.977	0.978	NO	101.3	101	0.0934	
183	1...	13C-PCB-81	1.14e6	0.75	NO	0.985	1.000	39.64	39.64	1.063	1.063	NO	104.4	104	0.0992	
184	1...	13C-PCB-77	1.11e6	0.78	NO	0.958	1.000	40.24	40.27	1.080	1.080	NO	104.2	104	0.102	
185	1...	13C-PCB-104	1.15e6	1.57	NO	1.10	1.000	33.03	33.03	0.829	0.829	NO	91.14	91.1	0.0376	
186	1...	13C-PCB-95	9.17e5	1.59	NO	0.852	1.000	36.30	36.31	0.911	0.911	NO	93.98	94.0	0.0483	
187	1...	13C-PCB-101	8.94e5	1.52	NO	0.814	1.000	38.04	38.06	0.955	0.955	NO	95.96	96.0	0.0506	
188	1...	13C-PCB-97	7.97e5	1.54	NO	0.709	1.000	39.39	39.40	0.989	0.989	NO	98.07	98.1	0.0581	
189	1...	13C-PCB-123	1.07e6	1.53	NO	0.922	1.000	42.04	42.04	1.055	1.055	NO	101.0	101	0.0447	
190	1...	13C-PCB-118	1.14e6	1.54	NO	0.975	1.000	42.24	42.24	1.060	1.060	NO	101.7	102	0.0423	
191	1...	13C-PCB-114	9.18e5	1.57	NO	1.52	1.000	42.93	42.92	0.910	0.909	NO	91.30	91.3	0.0664	
192	1...	13C-PCB-105	9.28e5	1.55	NO	1.58	1.000	43.80	43.81	0.928	0.928	NO	88.58	88.6	0.0637	
193	1...	13C-PCB-127	9.62e5	1.60	NO	1.62	1.000	44.14	44.15	0.935	0.935	NO	89.66	89.7	0.0622	
194	1...	13C-PCB-126	8.80e5	1.57	NO	1.45	1.000	46.10	46.12	0.977	0.977	NO	92.03	92.0	0.0698	
195	1...	13C-PCB-155	1.21e6	1.22	NO	1.03	1.000	37.58	37.57	0.943	0.943	NO	103.2	103	0.0145	
196	1...	13C-PCB-153	8.86e5	1.28	NO	1.42	1.000	43.95	43.96	0.931	0.931	NO	93.98	94.0	0.0816	
197	1...	13C-PCB-141	7.19e5	1.23	NO	1.14	1.000	44.72	44.74	0.947	0.948	NO	95.12	95.1	0.102	
198	1...	13C-PCB-138	7.62e5	1.27	NO	1.18	1.000	45.59	45.59	0.966	0.966	NO	97.57	97.6	0.0984	
199	1...	13C-PCB-159	9.52e5	1.26	NO	1.43	1.000	46.91	46.92	0.994	0.994	NO	100.4	100	0.0810	
200	2...	13C-PCB-167	9.45e5	1.25	NO	1.42	1.000	47.61	47.62	1.009	1.009	NO	100.3	100	0.0816	
201	2...	13C-PCB-156	9.20e5	1.26	NO	1.40	1.000	48.94	48.96	1.037	1.037	NO	99.49	99.5	0.0831	
202	2...	13C-PCB-157	9.58e5	1.25	NO	1.41	1.000	49.21	49.24	1.043	1.043	NO	102.8	103	0.0826	
203	2...	13C-PCB-169	9.24e5	1.25	NO	1.35	1.000	51.49	51.52	1.091	1.092	NO	103.7	104	0.0863	
204	2...	13C-PCB-188	9.18e5	0.45	NO	1.46	1.000	43.57	43.58	0.927	0.927	NO	97.19	97.2	0.0386	
205	2...	13C-PCB-180	6.36e5	0.44	NO	0.932	1.000	50.26	50.29	1.069	1.070	NO	105.6	106	0.0606	
206	2...	13C-PCB-170	5.49e5	0.45	NO	0.796	1.000	51.92	51.95	1.104	1.105	NO	106.9	107	0.0710	
207	2...	13C-PCB-189	7.78e5	0.45	NO	1.09	1.000	53.61	53.64	1.140	1.141	NO	110.5	110	0.0518	
208	2...	13C-PCB-202	1.00e6	0.86	NO	1.45	1.000	49.16	49.17	1.042	1.042	NO	107.0	107	0.0209	
209	2...	13C-PCB-194	6.82e5	0.89	NO	0.714	1.000	55.25	55.25	0.995	0.995	NO	99.31	99.3	0.0447	
210	2...	13C-PCB-208	8.60e5	0.79	NO	0.896	1.000	54.51	54.49	0.982	0.981	NO	99.72	99.7	0.0321	
211	2...	13C-PCB-206	6.19e5	0.78	NO	0.653	1.000	56.79	56.78	1.023	1.023	NO	98.55	98.5	0.0441	
212	2...	13C-PCB-209	8.05e5	1.17	NO	0.806	1.000	58.00	58.01	1.045	1.045	NO	103.8	104	0.0349	

50-145 %

Dataset: U:\VG11.PRO\Results\190711K2\190711K2-2.qld

Last Altered: Saturday, July 13, 2019 12:06:03 Pacific Daylight Time
Printed: Saturday, July 13, 2019 12:06:40 Pacific Daylight Time

Name: 190711K2_2, Date: 11-Jul-2019, Time: 21:28:47, ID: ST190711K2-1 PCB 209 CS3 19C1106, Description: PCB 209 CS3 19C1106

	# Name	Resp	RA	n/y	RRF	wt/vol	Pred.RT	RT	Pred.RRT	RRT	Check RRT	Conc.	%Rec	DL	EMPC
213	2... 13C-PCB-15	1.01e6	1.60	NO	1.00	1.000	26.08	26.08	1.000	0.000	NO	100.0	100	0.0839	
214	2... 13C-PCB-31	8.92e5	1.06	NO	1.00	1.000	29.24	29.24	1.000	0.000	NO	100.0	100	0.504	
215	2... 13C-PCB-60	1.11e6	0.76	NO	1.00	1.000	37.30	37.27	1.000	0.000	NO	100.0	100	0.0977	
216	2... 13C-PCB-111	1.15e6	1.53	NO	1.00	1.000	39.85	39.84	1.000	0.000	NO	100.0	100	0.0412	
217	2... 13C-PCB-128	6.62e5	1.24	NO	1.00	1.000	47.22	47.20	1.000	0.000	NO	100.0	100	0.116	
218	2... 13C-PCB-182	6.46e5	0.44	NO	1.00	1.000	47.03	47.01	0.000	0.000	NO	100.0	100	0.0565	
219	2... 13C-PCB-205	9.62e5	0.93	NO	1.00	1.000	55.53	55.53	1.000	0.000	NO	100.0	100	0.0319	
220	2... 13C-PCB-79	1.16e6	0.77	NO	1.03	1.000	38.35	38.37	1.029	1.029	NO	101.3	101	0.0946	
221	2... 13C-PCB-178	5.93e5	0.45	NO	0.875	1.000	46.46	46.46	0.988	0.988	NO	102.5	102	0.0661	
222	2... 13C-PCB-79	1.14e6	0.76	NO	1.05	1.000	38.37	38.37	0.968	0.968	NO	95.64	95.6	0.0969	
223	2... 13C-PCB-178	5.95e5	0.45	NO	0.975	1.000	46.49	46.46	0.924	0.924	NO	95.98	96.0	0.0614	

Vista Analytical Laboratory VG-11

Dataset: Untitled

Last Altered: Saturday, July 13, 2019 11:48:22 Pacific Daylight Time
Printed: Saturday, July 13, 2019 11:48:35 Pacific Daylight Time

Method: U:\VG11.PRO\MethDB\PCB-209_ZB1_7-10-19.mdb 10 Jul 2019 10:26:46
Calibration: U:\VG11.PRO\CurveDB\db1_PCBvg11-6-28-19.cdb 29 Jun 2019 12:47:57

Compound name: PCB-1

	Name	ID	Acq.Date	Acq.Time
1	190711K2_1	SOLVENT BLANK	11-Jul-19	20:27:17
2	190711K2_2	ST190711K2-1 PCB 209 CS3 19C1106	11-Jul-19	21:28:47
3	190711K2_3	SOLVENT BLANK	11-Jul-19	22:30:22
4	190711K2_4	1901384-02 T4-PDI2019-SG21-190531 10	11-Jul-19	23:32:31
5	190711K2_5	1901384-03 T4-PDI2019-SG26-190530 10	12-Jul-19	00:34:03
6	190711K2_6	1901384-04 T4-PDI2019-SG38-190531 10	12-Jul-19	01:35:49
7	190711K2_7	1901613-02 OWS-LHAL-T190613142836 1	12-Jul-19	02:37:54
8	190711K2_8	1901613-03 OWS-LHPO-T190613143132 1	12-Jul-19	03:39:26
9	190711K2_9	1901613-04 OWS-ROIS-T190612141628 1	12-Jul-19	04:41:02
10	190711K2_10	1901613-05 OWS-SCHU-T190612142126 1	12-Jul-19	05:42:34
11	190711K2_11	B9E0218-MS1 Matrix Spike 6.69	12-Jul-19	06:45:08
12	190711K2_12	B9E0218-MSD1 Matrix Spike Dup 5.43	12-Jul-19	07:46:47

Printed: Friday, July 12, 2019 08:56:42 Pacific Daylight Time

M 168.9888 R 12365

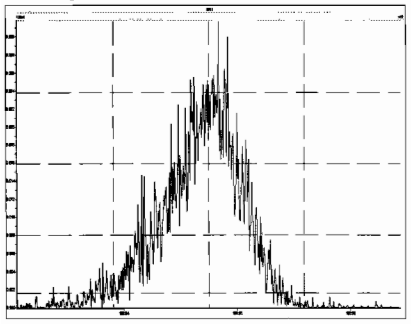

M 180.9888 R 7649

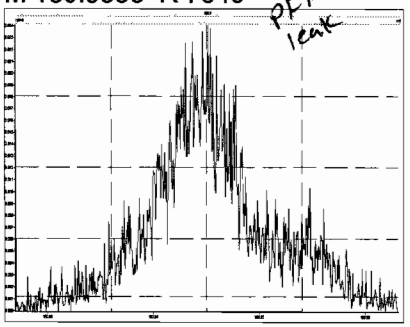

M 192.9888 R 0

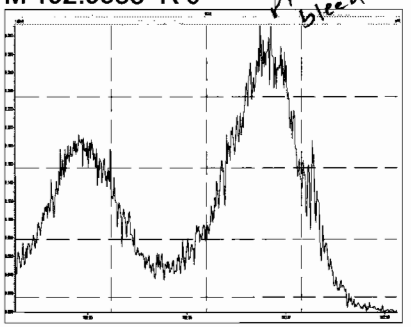

M 204.9888 R 11554

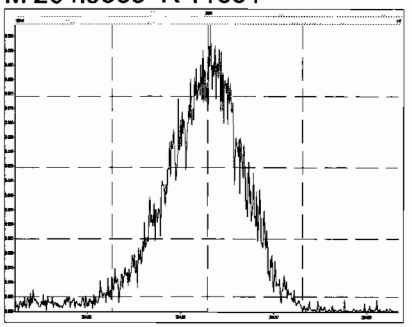

M 218.9856 R 120136

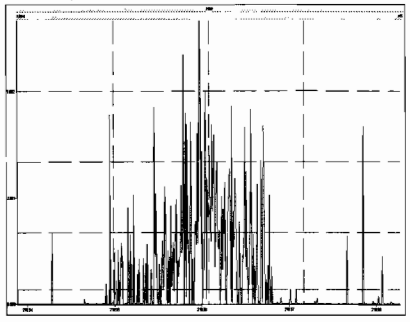

M 230.9856 R 13513

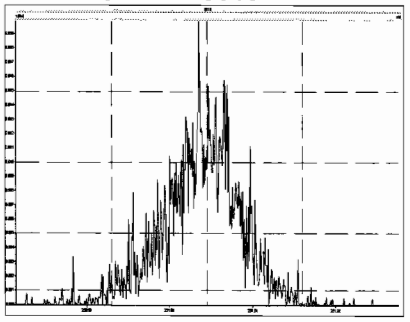

M 242.9856 R 24547

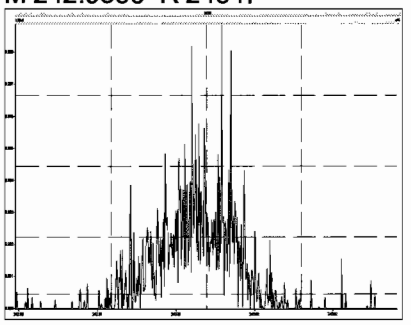

M 254.9856 R 31405

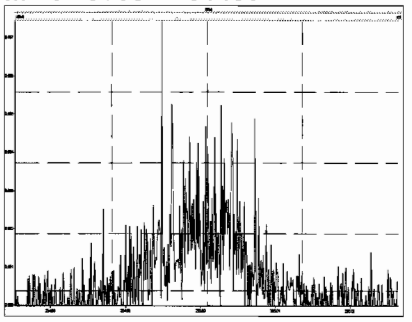

M 268.9824 R 9483

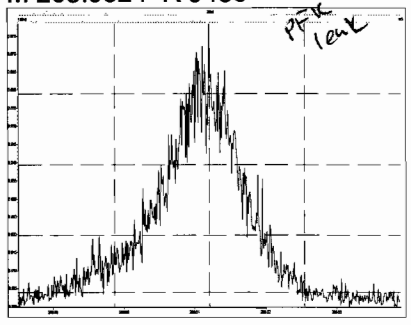

M 280.9824 R 13746

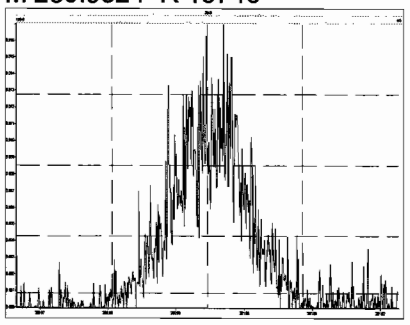

M 254.9856 R 39845

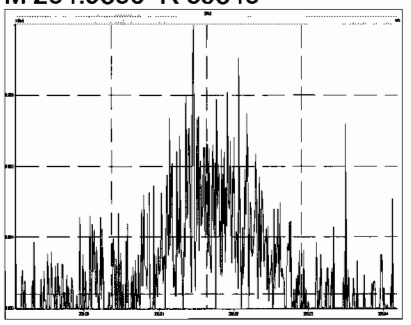

M 268.9824 R 8223

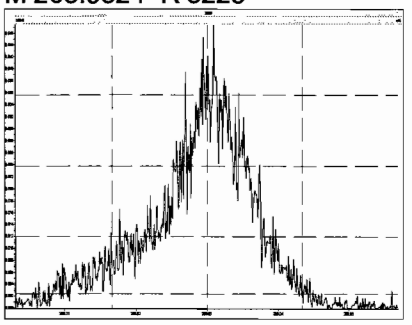

M 280.9824 R 1041662

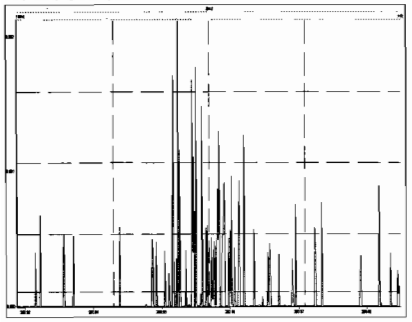

M 292.9824 R 35908

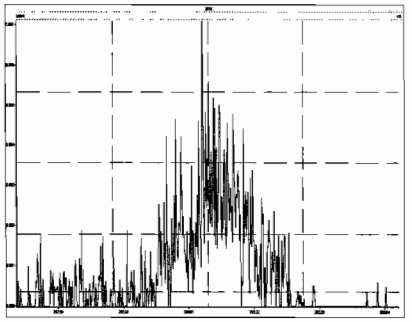

M 304.9824 R 116227

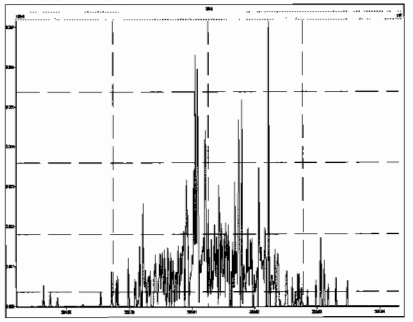

M 318.9792 R 35226

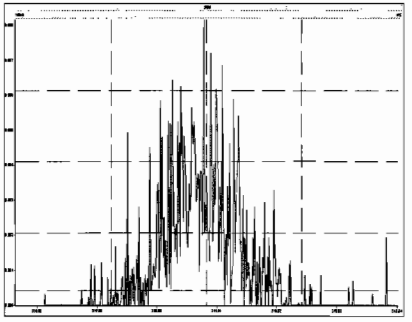

M 330.9792 R 17088

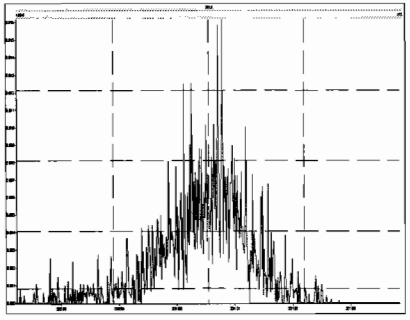

M 342.9792 R 12737

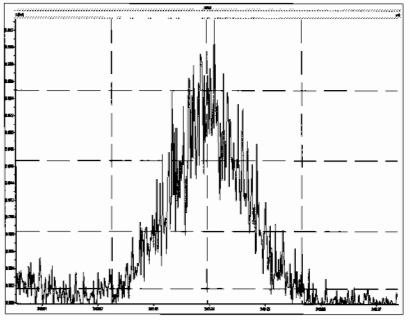

M 354.9792 R 150513

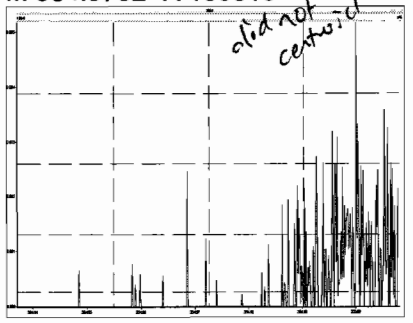

M 366.9792 R 363636

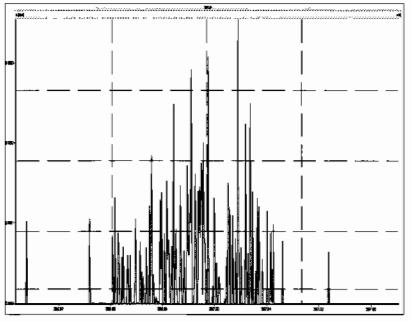

M 380.9760 R 26062

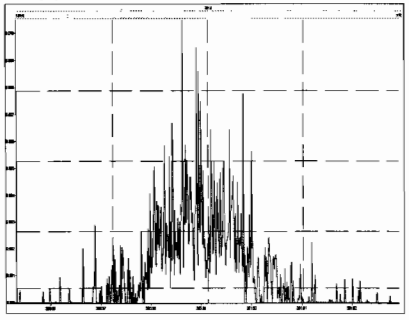

M 318.9792 R 31858

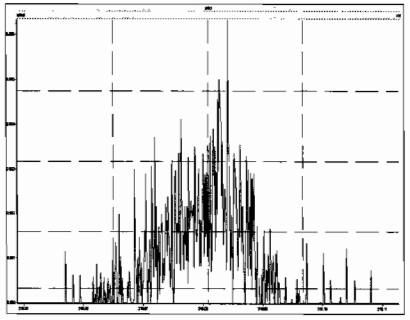

M 330.9792 R 15725

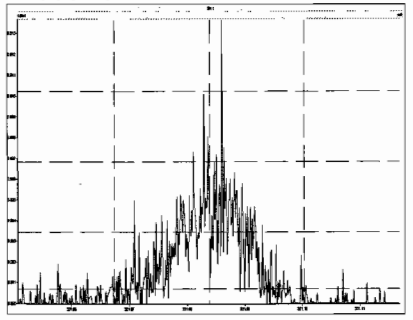

M 342.9792 R 14189

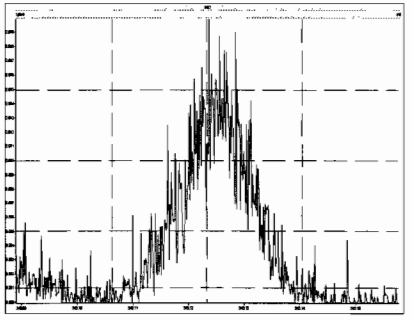

M 354.9792 R 49300

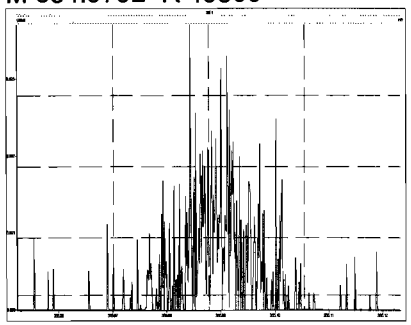

M 366.9792 R 277775

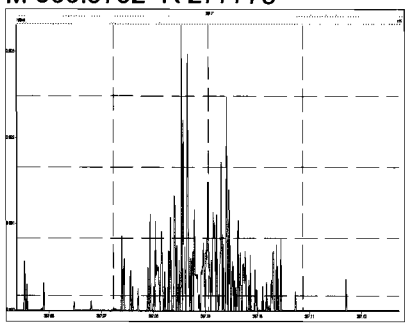

M 380.9760 R 33687

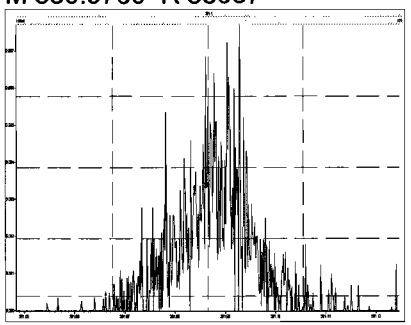

M 392.9760 R 112846

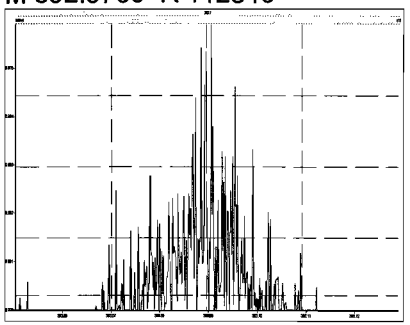

M 404.9760 R 100160

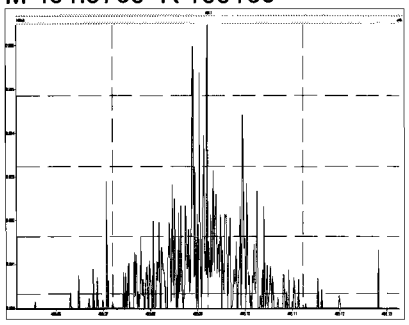

M 416.9760 R 46014

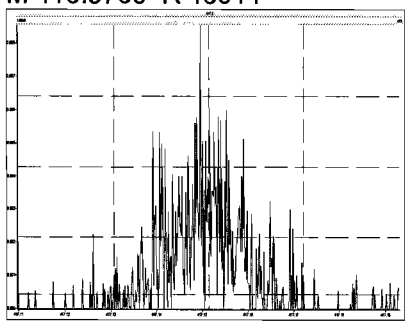

M 430.9728 R 69779

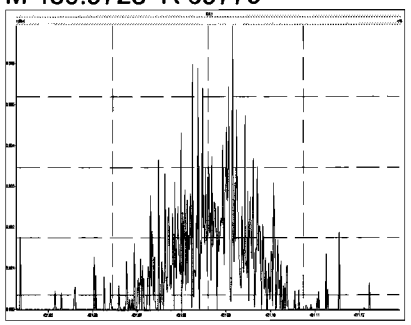

M 442.9728 R 274722

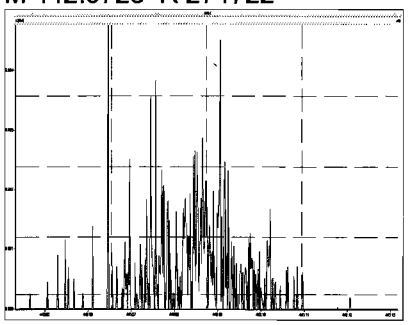

M 416.9760 R 24890

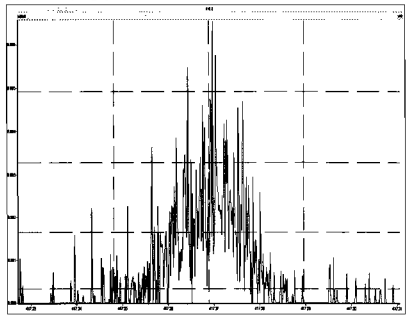

M 430.9728 R 32983

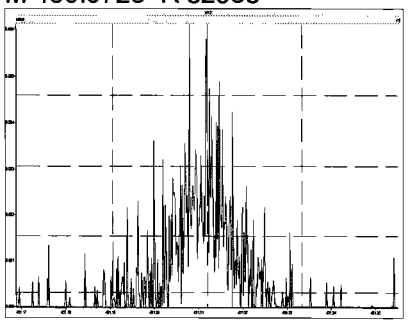

M 442.9728 R 666662

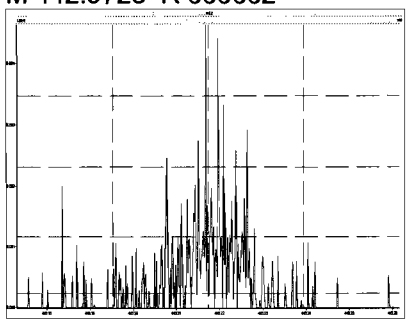

M 454.9728 R 388888

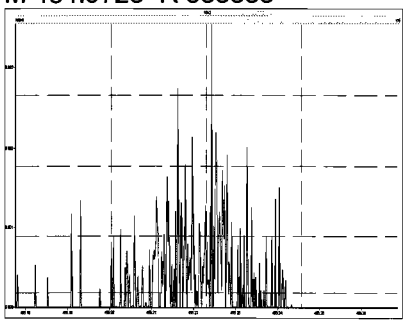

M 466.9728 R 476189

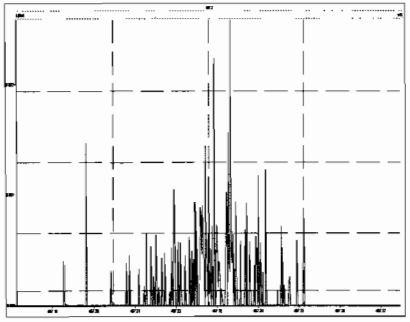

M 480.9696 R 122395

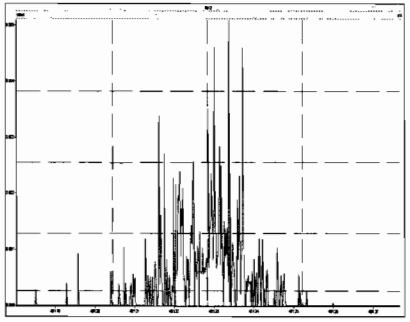

M 492.9696 R 471013

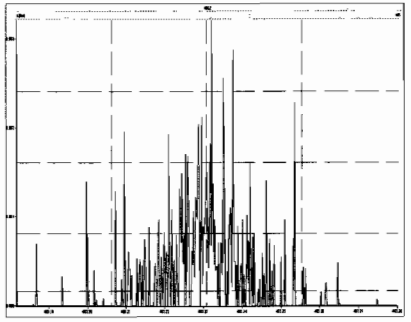

M 504.9696 R 416667

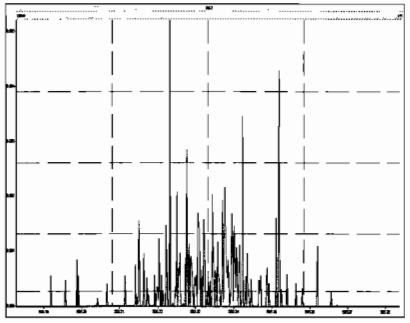

M 516.9697 R 137819

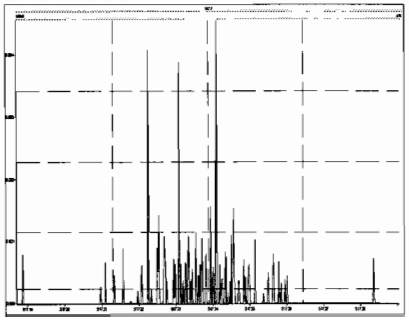

Printed: Thursday, July 11, 2019 20:27:11 Pacific Daylight Time

M 168.9888 R 11441

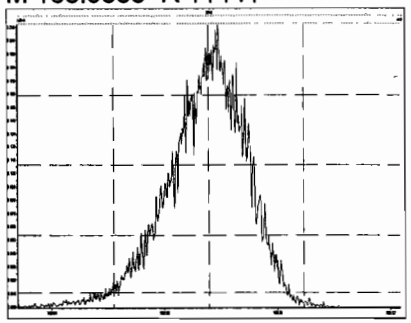

M 180.9888 R 9909

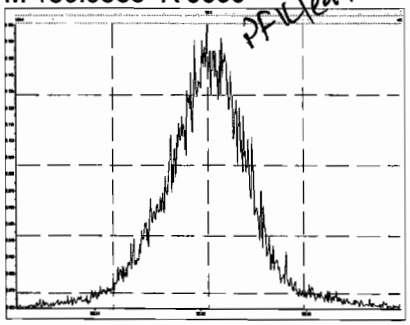

M 192.9888 R 0

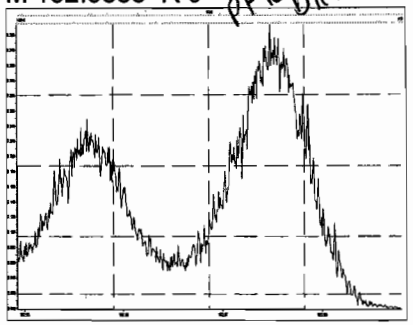

M 204.9888 R 11392

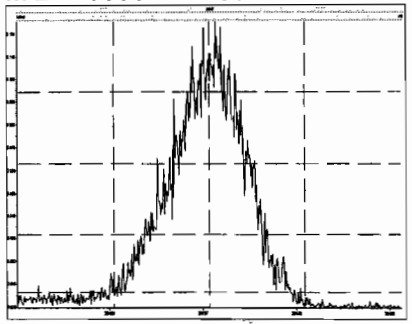

M 218.9856 R 201388

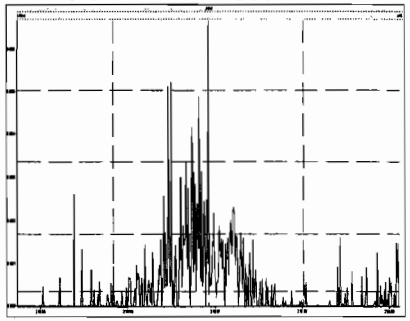

M 230.9856 R 11065

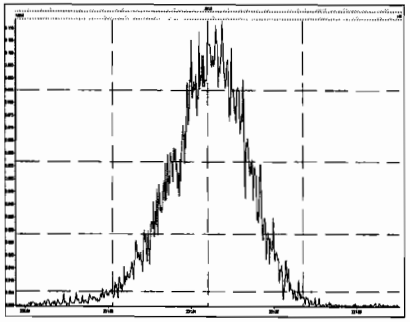

M 242.9856 R 11938

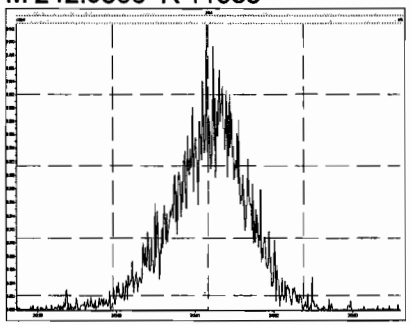

M 254.9856 R 12407

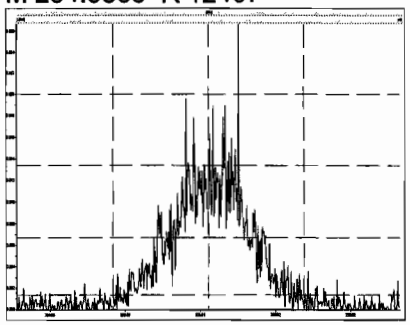

M 268.9824 R 6420

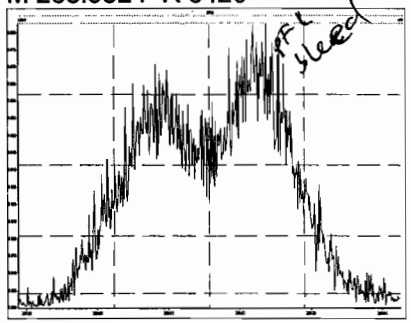

M 280.9824 R 595273

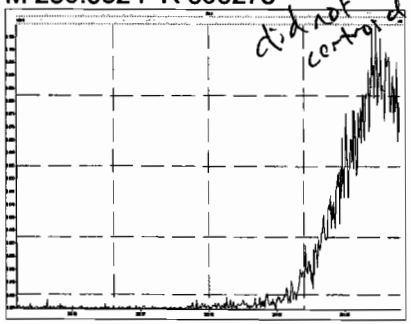

M 254.9856 R 13825

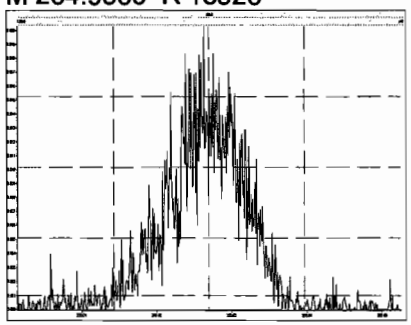

M 268.9824 R 6738

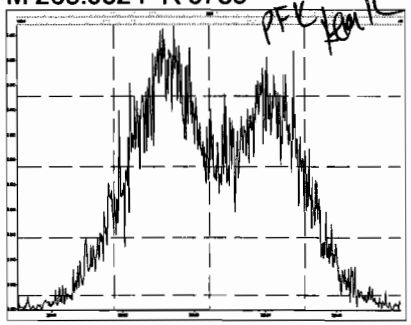

M 280.9824 R 451389

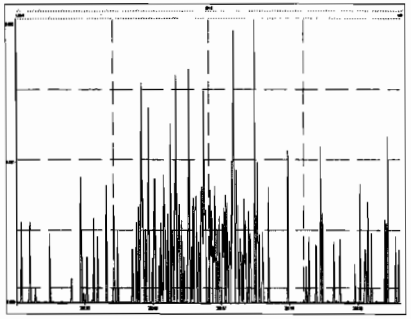

M 292.9824 R 12672

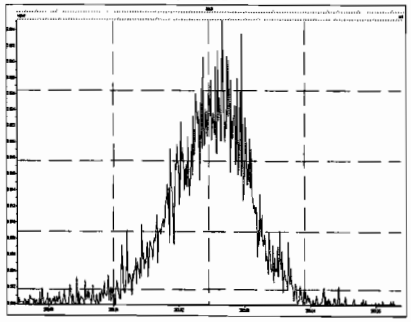

M 304.9824 R 13670

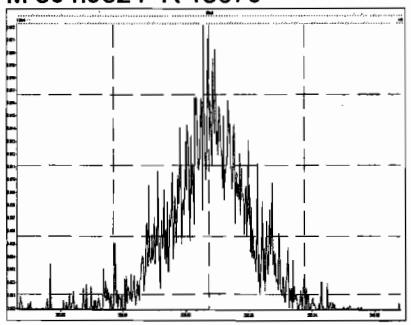

M 318.9792 R 12138

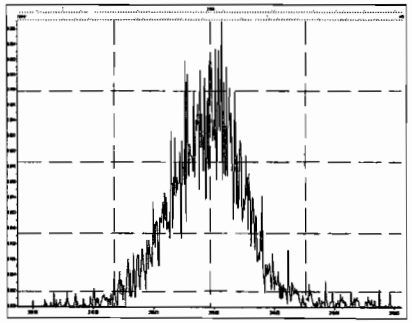

M 330.9792 R 12137

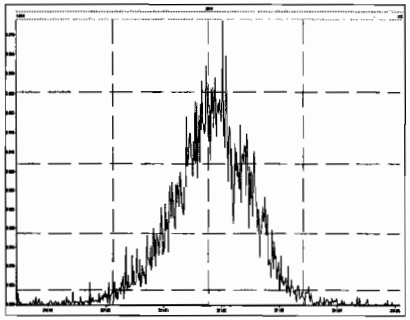

M 342.9792 R 106111

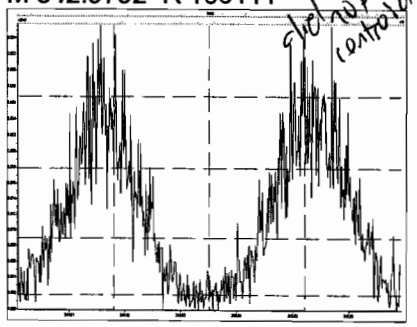

M 354.9792 R 15263

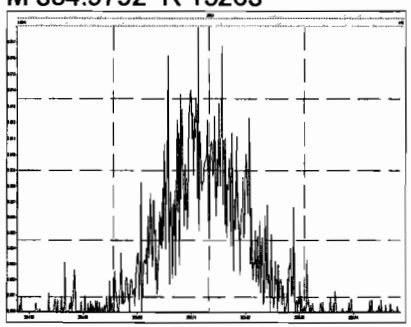

M 366.9792 R 17064

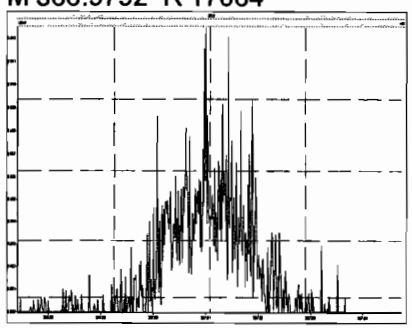

M 380.9760 R 11753

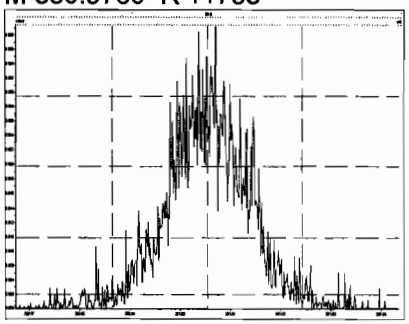

M 318.9792 R 12315

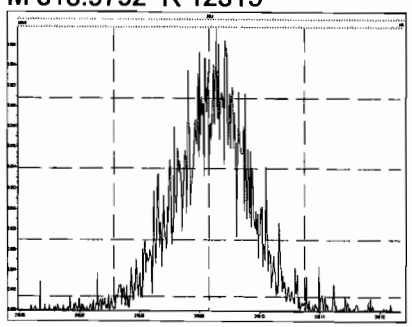

M 330.9792 R 11931

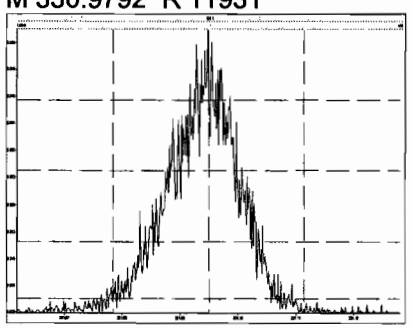

M 342.9792 R 88791

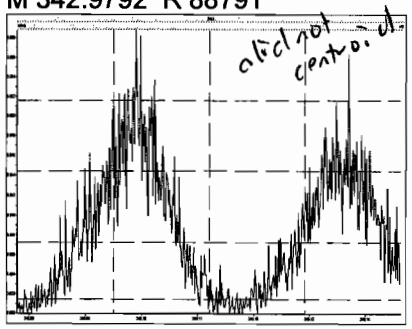

M 354.9792 R 15876

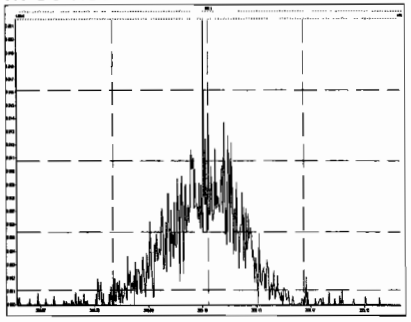

M 366.9792 R 18801

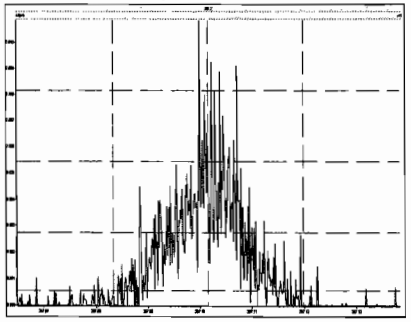

M 380.9760 R 12048

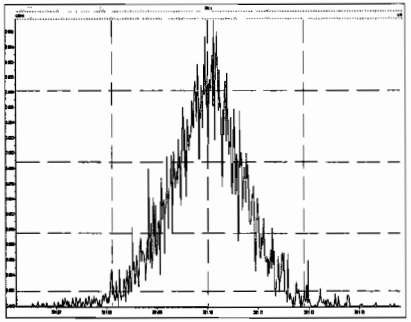

M 392.9760 R 13889

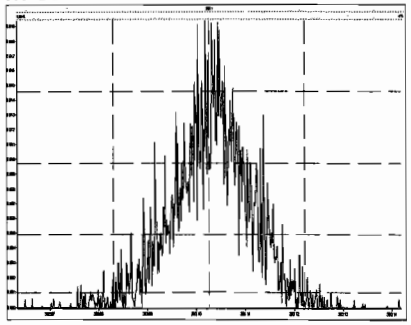

M 404.9760 R 13777

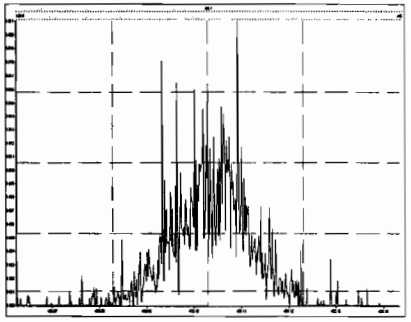

M 416.9760 R 95553

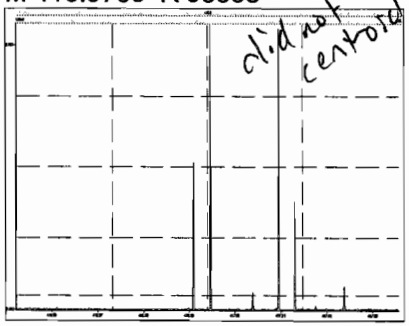

M 430.9728 R 12416

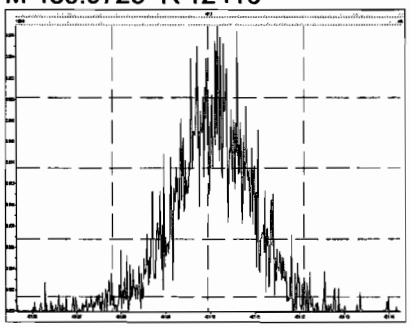

M 442.9728 R 14665

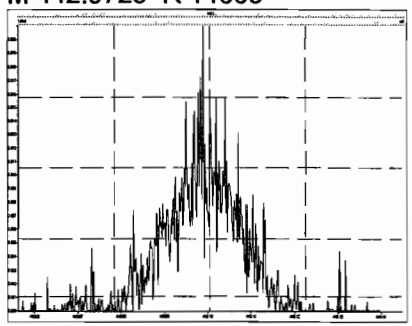

M 416.9760 R 16492

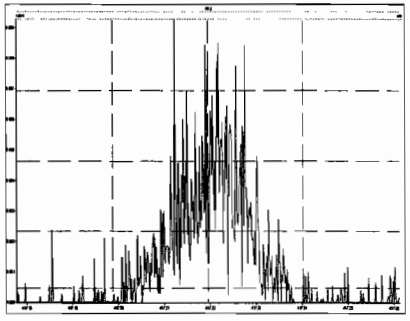

M 430.9728 R 16272

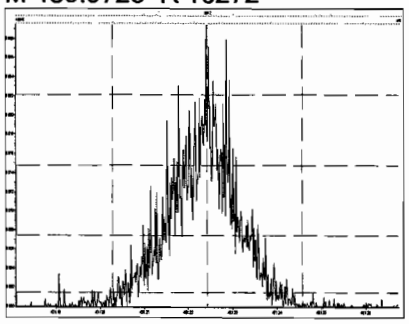

M 442.9728 R 14542

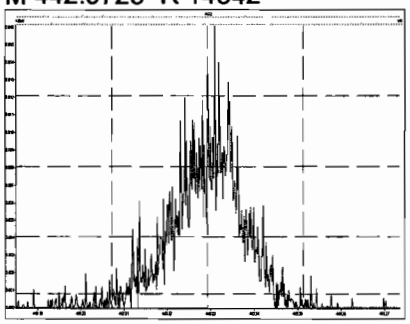

M 454.9728 R 15532

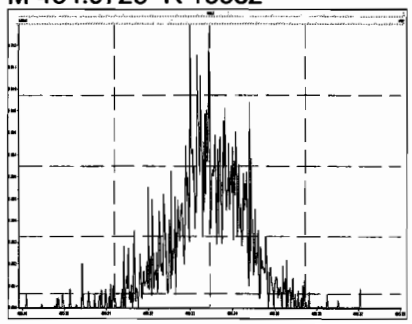

M 466.9728 R 22728

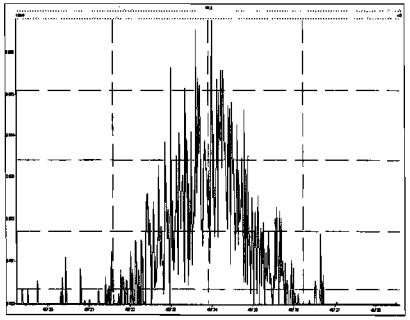

M 480.9696 R 14527

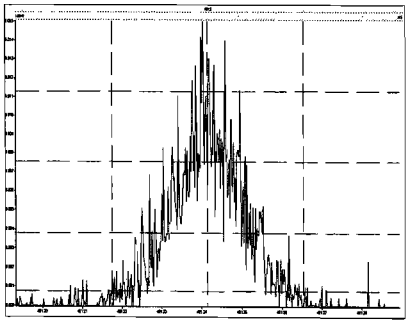

M 492.9696 R 16726

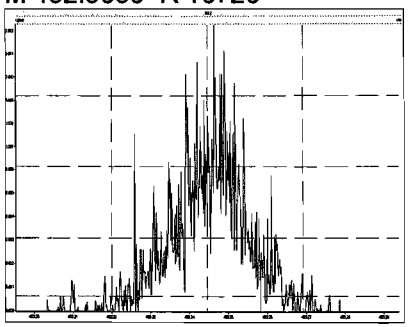

M 504.9696 R 19922

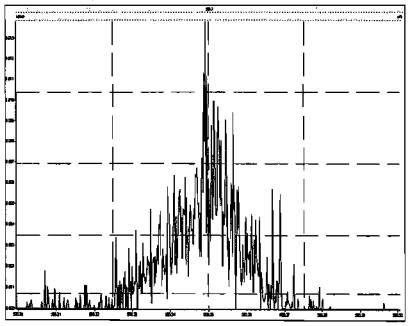

M 516.9697 R 40782

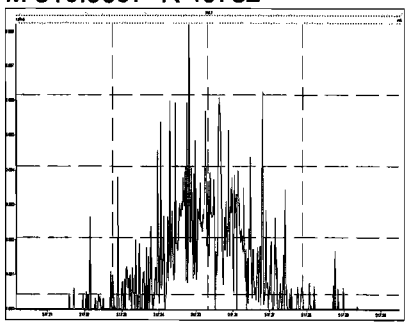

Dataset: Untitled

Last Altered: Saturday, July 13, 2019 11:48:22 Pacific Daylight Time
Printed: Saturday, July 13, 2019 11:49:01 Pacific Daylight Time

Name: 190711K2_2, Date: 11-Jul-2019, Time: 21:28:47, ID: ST190711K2-1 PCB 209 CS3 19C1106, Description: PCB 209 CS3 19C1106

PCB-1

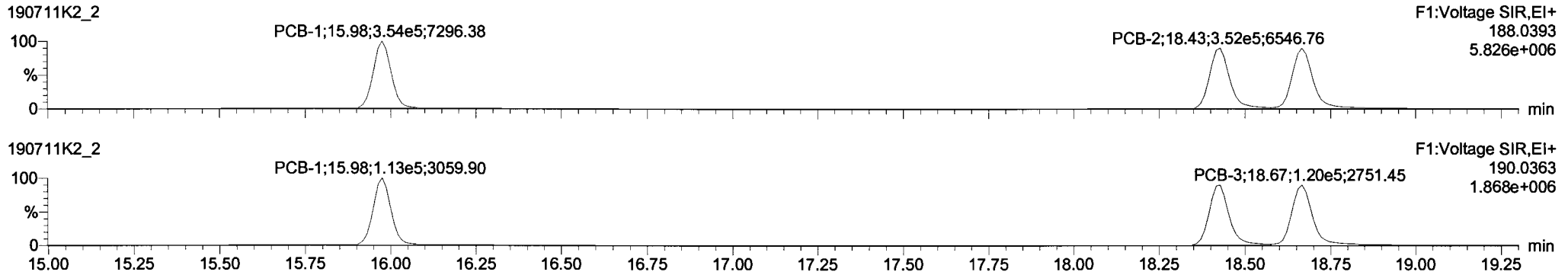

13C-PCB-1

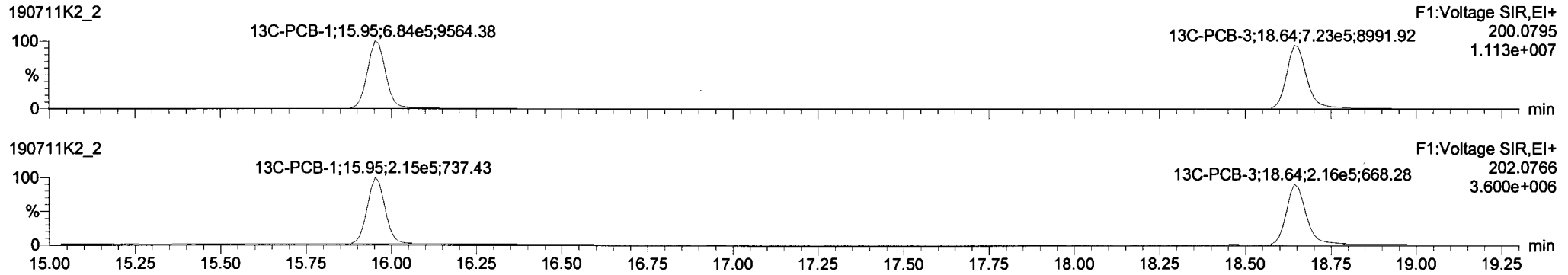

PFK1

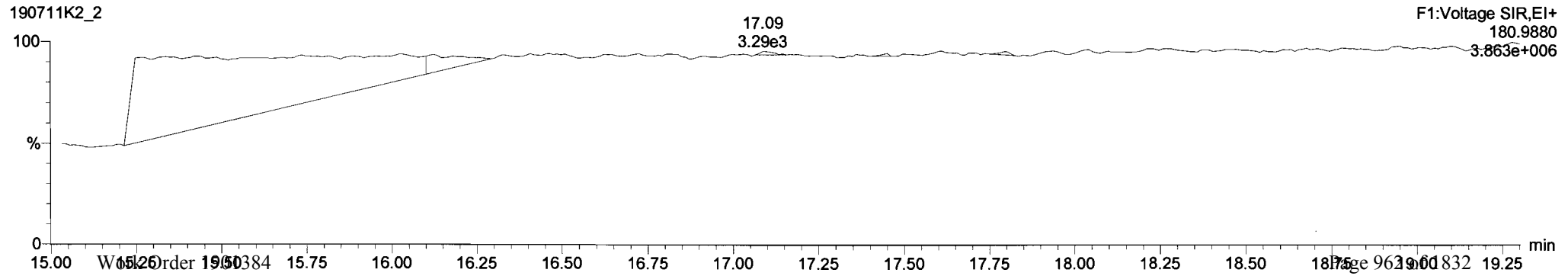

Dataset: Untitled

Last Altered: Saturday, July 13, 2019 11:48:22 Pacific Daylight Time
Printed: Saturday, July 13, 2019 11:49:01 Pacific Daylight Time

Name: 190711K2_2, Date: 11-Jul-2019, Time: 21:28:47, ID: ST190711K2-1 PCB 209 CS3 19C1106, Description: PCB 209 CS3 19C1106

PCB-4/10

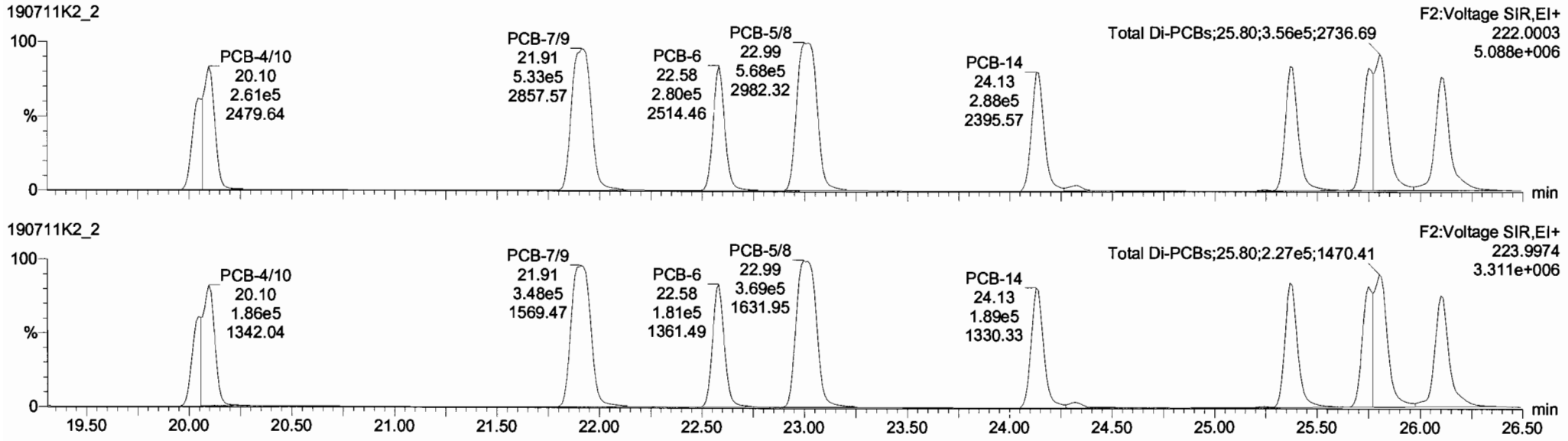

13C-PCB-4

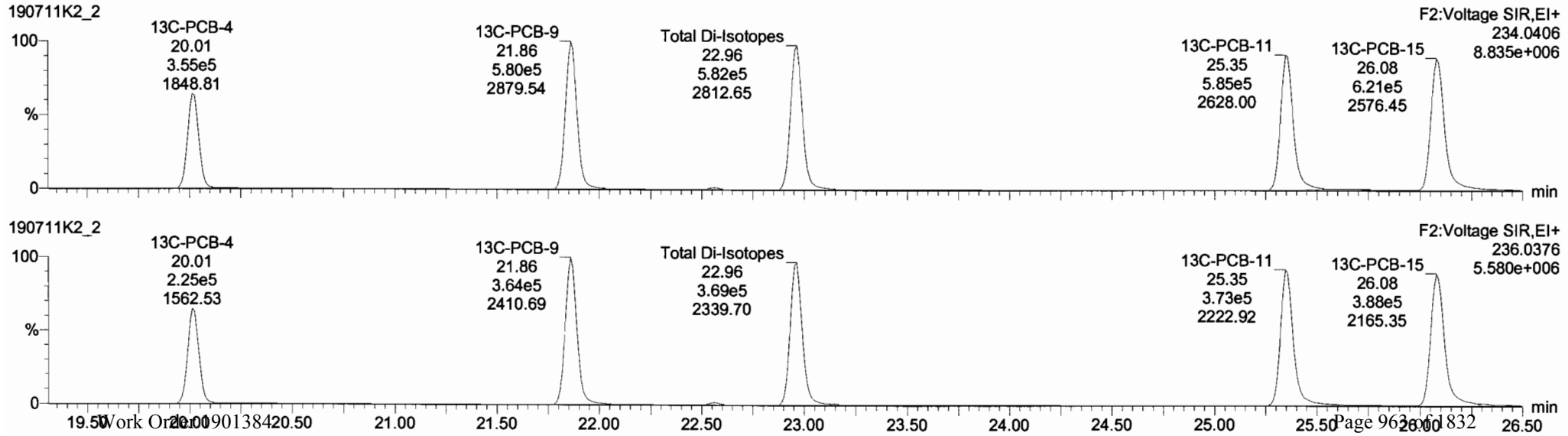

TargetLynx - 190711K2-2.qld - [Chromatogram]

File Edit View Display Processing Window Help

190711K2_2 - ST190711K2-1 PCB 209 CS3 19C1106 - PCB 209 CS3 19C1106

	#	Name	Resp	RA	n/y	RRF	wt/vol	Pred.RT	RT	Pred.R...	RRT	RRT Fail	Conc.	%Rec	DL	EMPC
224	224	Total Mono-PCBs				1.0122	1.000	0.00		0.000		NO	152.3		0.0600	152.3
225	225	Total Di-PCBs				1.0592	1.000	0.00		0.000		NO	572.6		0.432	572.6
226	226	2nd Function Tri-PCBs				0.9137	1.000	0.00		0.000		NO	386.4		0.110	386.4
227	227	3rd Function Tri-PCBs				1.0563	1.000	0.00		0.000		NO	726.5		0.953	726.5
228	228	Total Tetra-PCBs				0.9861	1.000	0.00		0.000		NO	2055		2.68	2055
229	229	3rd Function Penta-PCBs				1.1154	1.000	0.00		0.000		NO	2075		0.574	2075
230	230	4th Function Penta-PCBs				1.1112	1.000	0.00		0.000		NO	237.8		0.214	237.8
231	231	3rd Function Hexa-PCBs				0.7739	1.000	0.00		0.000		NO	703.4		0.167	703.4
232	232	4th Function Hexa-PCBs				0.9719	1.000	0.00		0.000		NO	1407		0.893	1407
233	233	Total Hepta-PCBs				1.2636	1.000	0.00		0.000		NO	1205		0.889	1205
234	234	4th Function Octa-PCBs				0.8863	1.000	0.00		0.000		NO	454.0		0.129	454.0

	#	Name	Pred.RT	RT	m1 Resp.	m2 Resp.	1° Ratio (Pred)	RA	n/y	EMPC	Conc.
1	4	PCB-4/10	20.10	20.10	4.330e5	2.799e5	1.560	1.55	NO	96.293	96.293
2	5	PCB-7/9	21.92	21.91	5.326e5	3.480e5	1.560	1.53	NO	95.571	95.571
3	6	PCB-6	22.57	22.58	2.804e5	1.810e5	1.560	1.55	NO	48.063	48.063
4	7	PCB-5/8	22.98	23.00	5.679e5	3.694e5	1.560	1.54	NO	98.215	98.215
5	8	PCB-14	24.13	24.13	2.822e5	1.847e5	1.560	1.53	NO	47.189	47.189
6	9	PCB-11	25.37	25.37	3.085e5	1.983e5	1.560	1.56	NO	48.258	48.258
7	10	PCB-12/13	25.73	25.80	5.585e5	3.613e5	1.560	1.55	NO	92.578	92.578

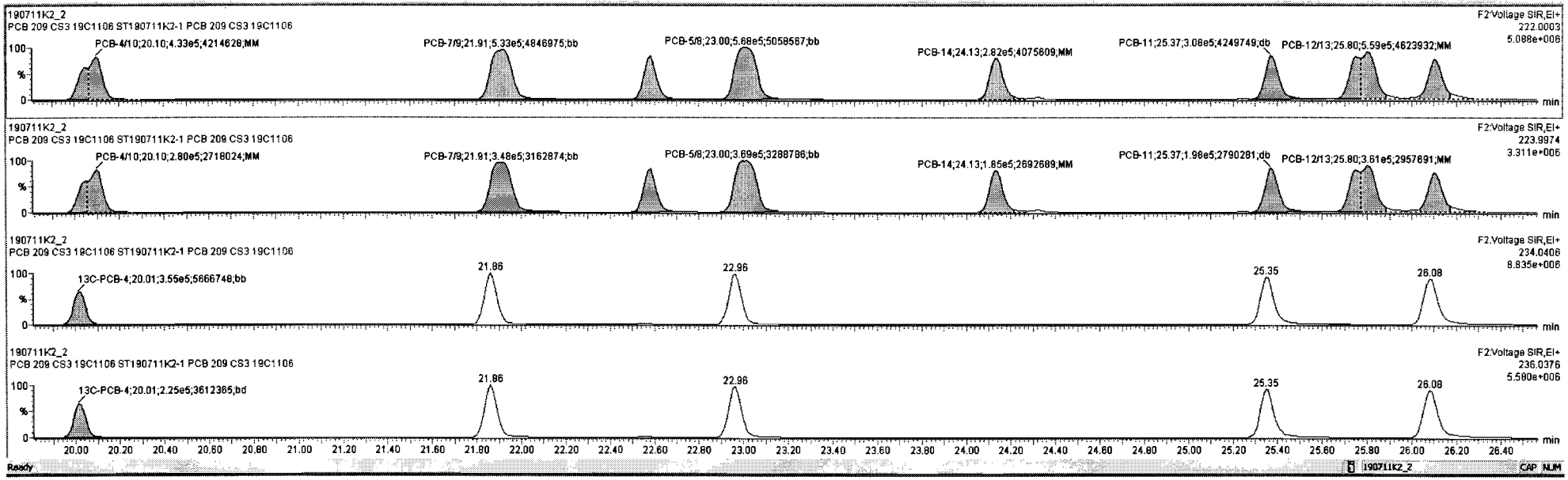

Ready 190711K2_2 CAP NUM

Dataset: Untitled

Last Altered: Saturday, July 13, 2019 11:48:22 Pacific Daylight Time
Printed: Saturday, July 13, 2019 11:49:01 Pacific Daylight Time

Name: 190711K2_2, Date: 11-Jul-2019, Time: 21:28:47, ID: ST190711K2-1 PCB 209 CS3 19C1106, Description: PCB 209 CS3 19C1106

PCB-19

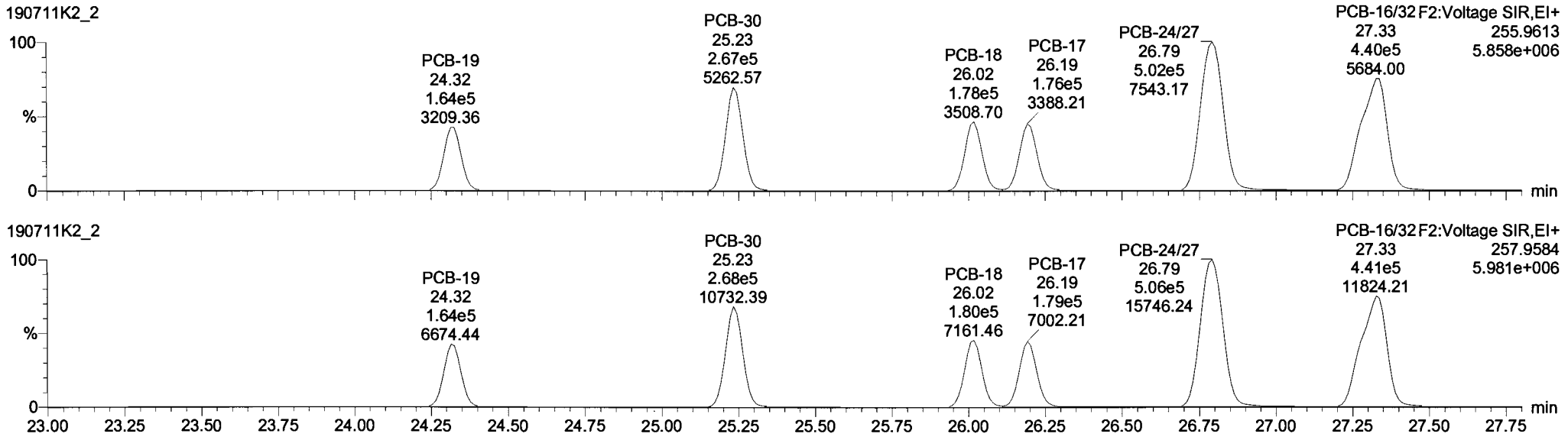

13C-PCB-19

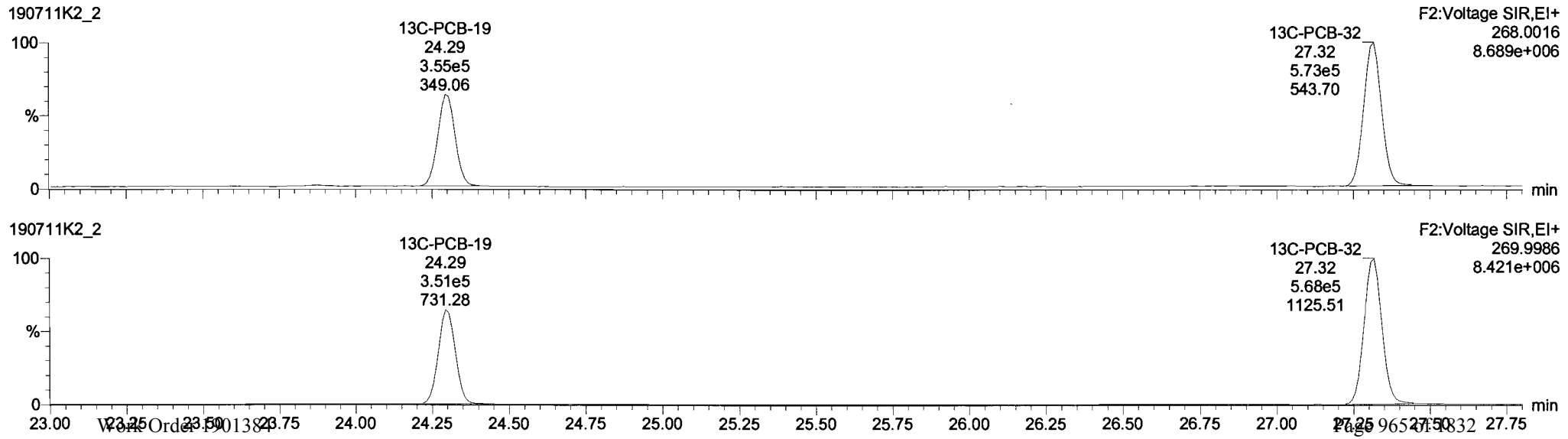

Dataset: Untitled

Last Altered: Saturday, July 13, 2019 11:48:22 Pacific Daylight Time
Printed: Saturday, July 13, 2019 11:49:01 Pacific Daylight Time

Name: 190711K2_2, Date: 11-Jul-2019, Time: 21:28:47, ID: ST190711K2-1 PCB 209 CS3 19C1106, Description: PCB 209 CS3 19C1106

PCB-34

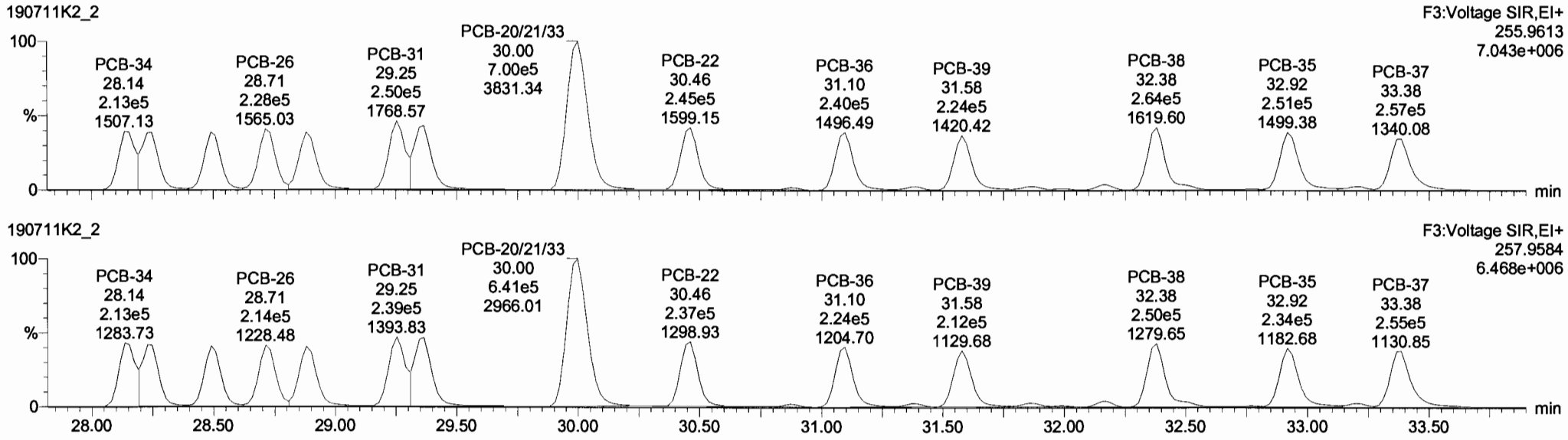

13C-PCB-28

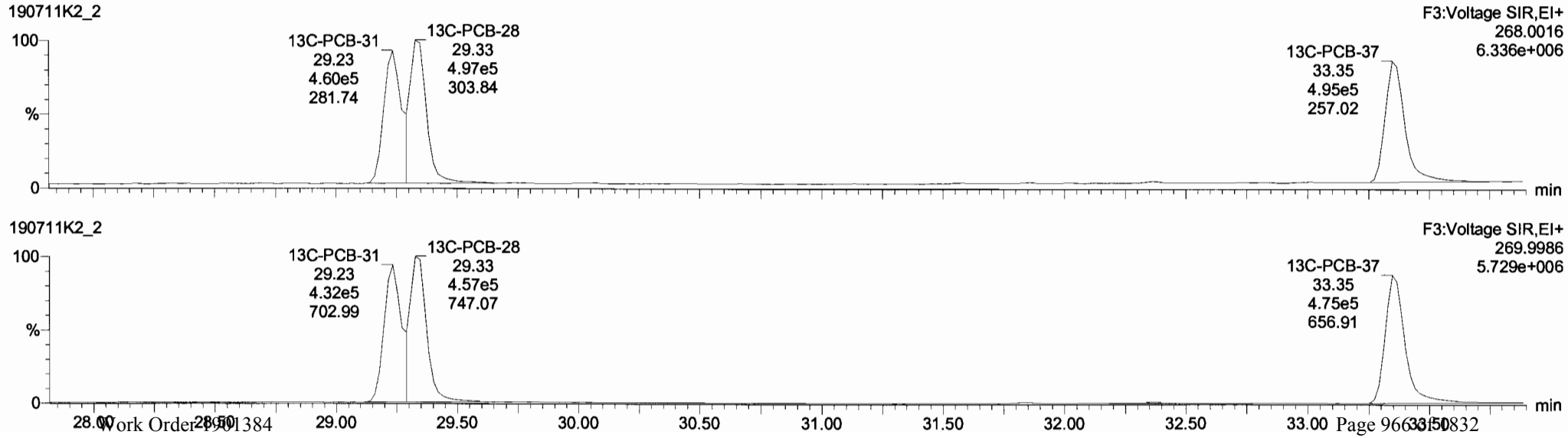

TargetLynx - 190711K2-2.qld - [Chromatogram]

File Edit View Display Processing Window Help

190711K2_2 - ST190711K2-1 PCB 209 CS3 19C1106 - PCB 209 CS3 19C1106

	#	Name	Resp	RA	rdy	RRF	wt/Vol	Pred.RT	RT	Pred.R...	RRT	RRT Fail	Conc.	%Rec	DL	EMPC
224	224	Total Mono-PCBs				1.0122	1.000	0.00		0.000		NO	152.3		0.0600	152.3
225	225	Total Di-PCBs				1.0592	1.000	0.00		0.000		NO	572.6		0.432	572.6
226	226	2nd Function Tri-PCBs				0.9137	1.000	0.00		0.000		NO	386.4		0.110	386.4
227	227	3rd Function Tri-PCBs				1.0983	1.000	0.00		0.000		NO	726.5		0.953	726.5
228	228	Total Tetra-PCBs				0.9861	1.000	0.00		0.000		NO	2055		2.68	2055
229	229	3rd Function Penta-PCBs				1.1154	1.000	0.00		0.000		NO	2075		0.574	2075
230	230	4th Function Penta-PCBs				1.1112	1.000	0.00		0.000		NO	237.8		0.214	237.8
231	231	3rd Function Hexa-PCBs				0.7739	1.000	0.00		0.000		NO	703.4		0.167	703.4
232	232	4th Function Hexa-PCBs				0.9719	1.000	0.00		0.000		NO	1407		0.893	1407
233	233	Total Hepta-PCBs				1.2636	1.000	0.00		0.000		NO	1205		0.888	1205
234	234	4th Function Octa-PCBs				0.8863	1.000	0.00		0.000		NO	454.0		0.129	454.0

	#	Name	Pred.RT	RT	m1 Resp	m2 Resp	1° Ratio (Pred)	RA	rdy	EMPC	Conc.
1	18	PCB-34	28.15	28.14	2.133e5	2.127e5	1.040	1.00	NO	45.263	45.263
2	19	PCB-23	28.24	28.25	2.234e5	2.165e5	1.040	1.03	NO	47.391	47.391
3	20	PCB-29	28.50	28.49	2.158e5	2.095e5	1.040	1.03	NO	46.803	46.803
4	21	PCB-26	28.71	28.71	2.281e5	2.136e5	1.040	1.07	NO	46.307	46.307
5	22	PCB-25	28.88	28.88	2.289e5	2.208e5	1.040	1.04	NO	48.242	48.242
6	23	PCB-31	29.26	29.25	2.505e5	2.385e5	1.040	1.05	NO	45.681	45.681
7	24	PCB-28	29.34	29.36	2.565e5	2.542e5	1.040	1.01	NO	48.449	48.449

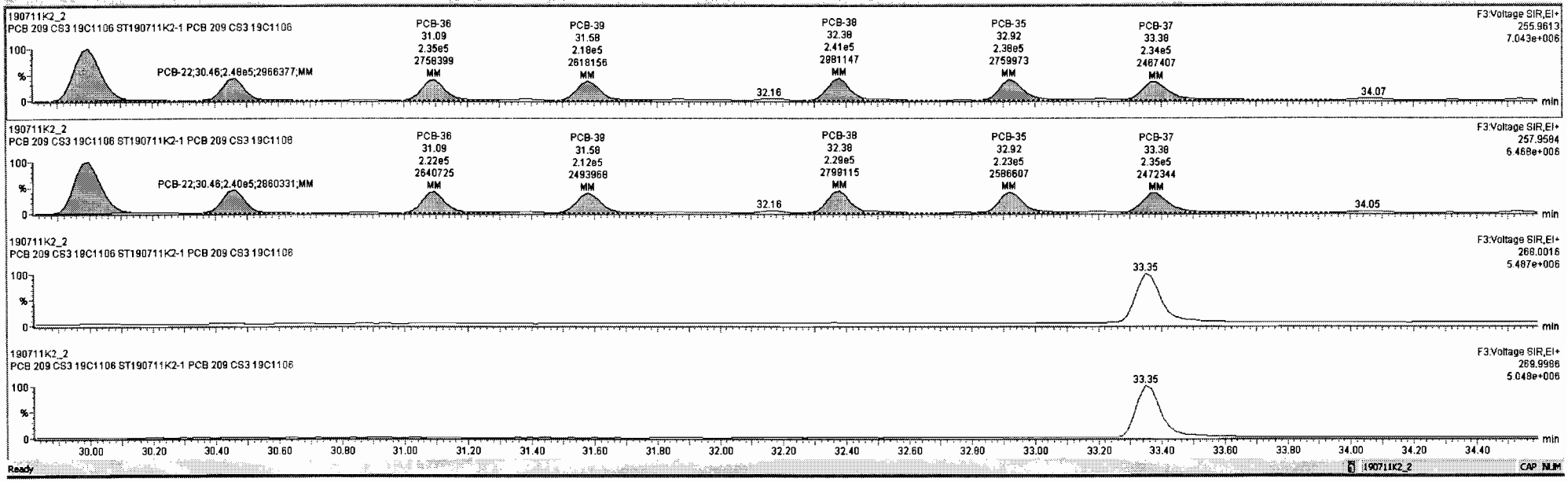

Ready 190711K2_2 CAP NUM

Dataset: Untitled

Last Altered: Saturday, July 13, 2019 11:48:22 Pacific Daylight Time
Printed: Saturday, July 13, 2019 11:49:01 Pacific Daylight Time

Name: 190711K2_2, Date: 11-Jul-2019, Time: 21:28:47, ID: ST190711K2-1 PCB 209 CS3 19C1106, Description: PCB 209 CS3 19C1106

PCB-54

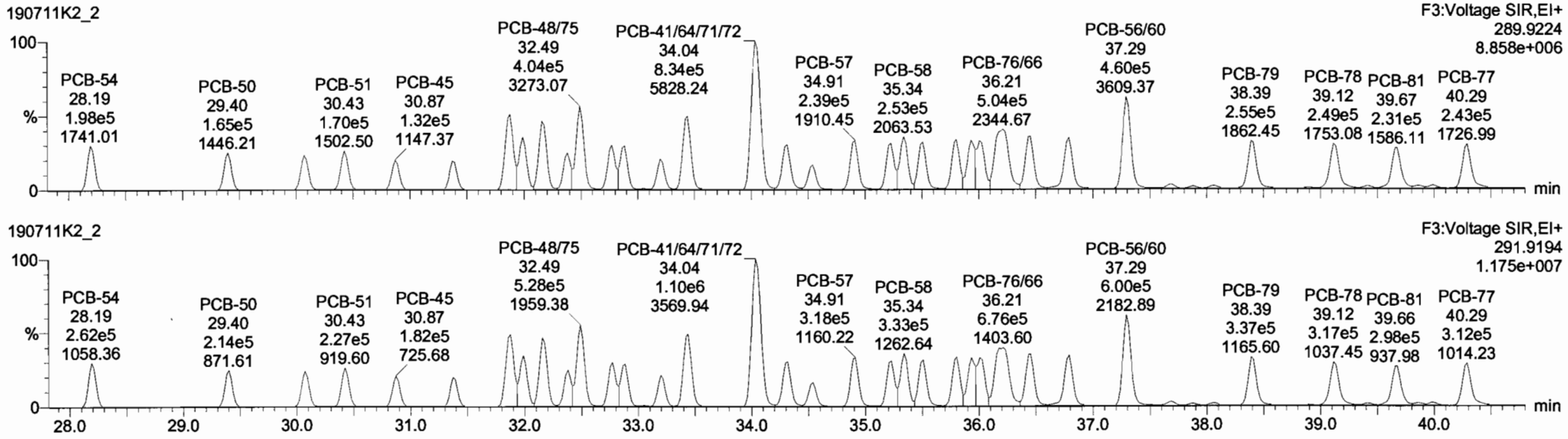

13C-PCB-54

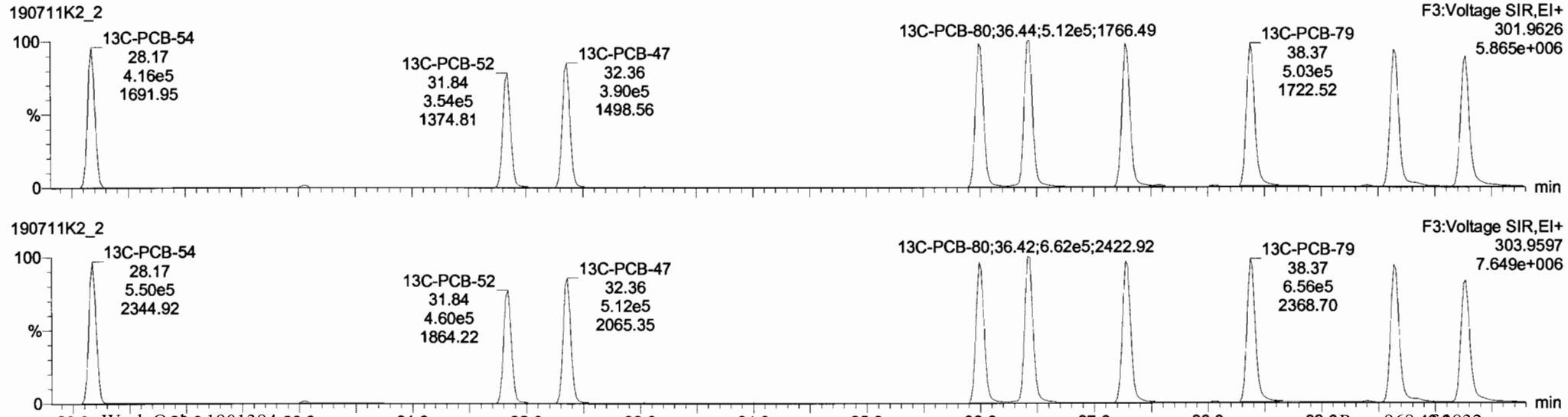

Dataset: Untitled

Last Altered: Saturday, July 13, 2019 11:48:22 Pacific Daylight Time
Printed: Saturday, July 13, 2019 11:49:01 Pacific Daylight Time

Name: 190711K2_2, Date: 11-Jul-2019, Time: 21:28:47, ID: ST190711K2-1 PCB 209 CS3 19C1106, Description: PCB 209 CS3 19C1106

PCB-50

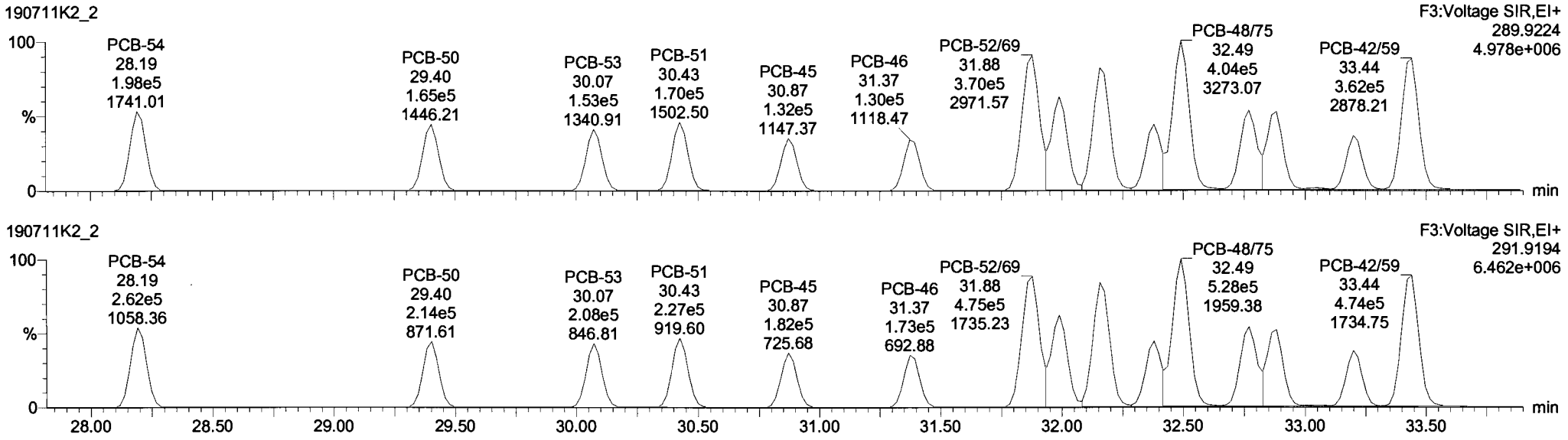

13C-PCB-52

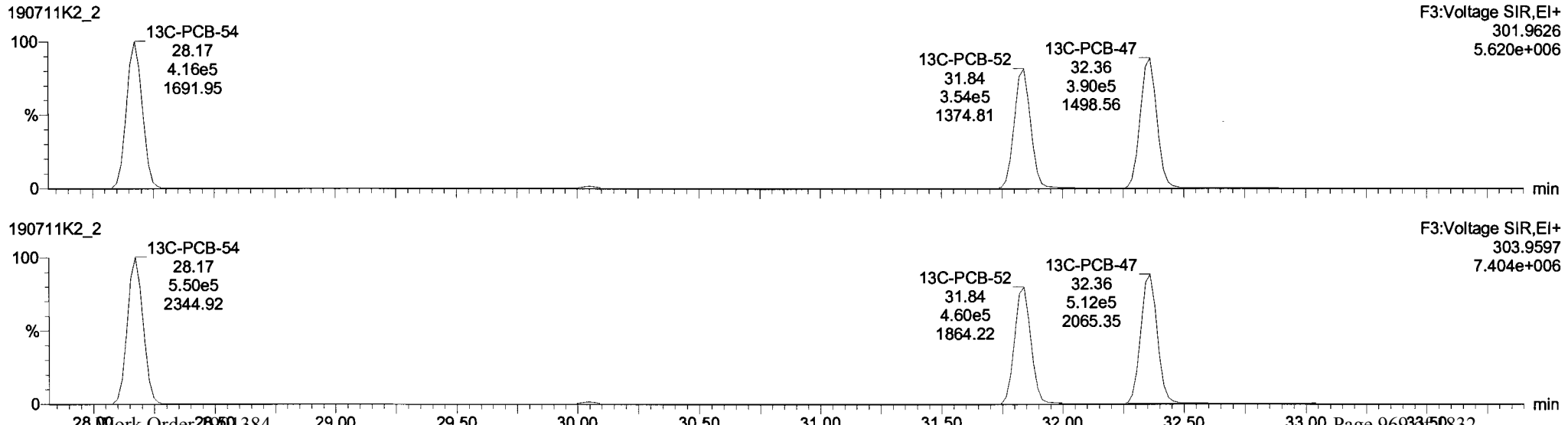

Dataset: Untitled

Last Altered: Saturday, July 13, 2019 11:48:22 Pacific Daylight Time
Printed: Saturday, July 13, 2019 11:49:01 Pacific Daylight Time

Name: 190711K2_2, Date: 11-Jul-2019, Time: 21:28:47, ID: ST190711K2-1 PCB 209 CS3 19C1106, Description: PCB 209 CS3 19C1106

PCB-68

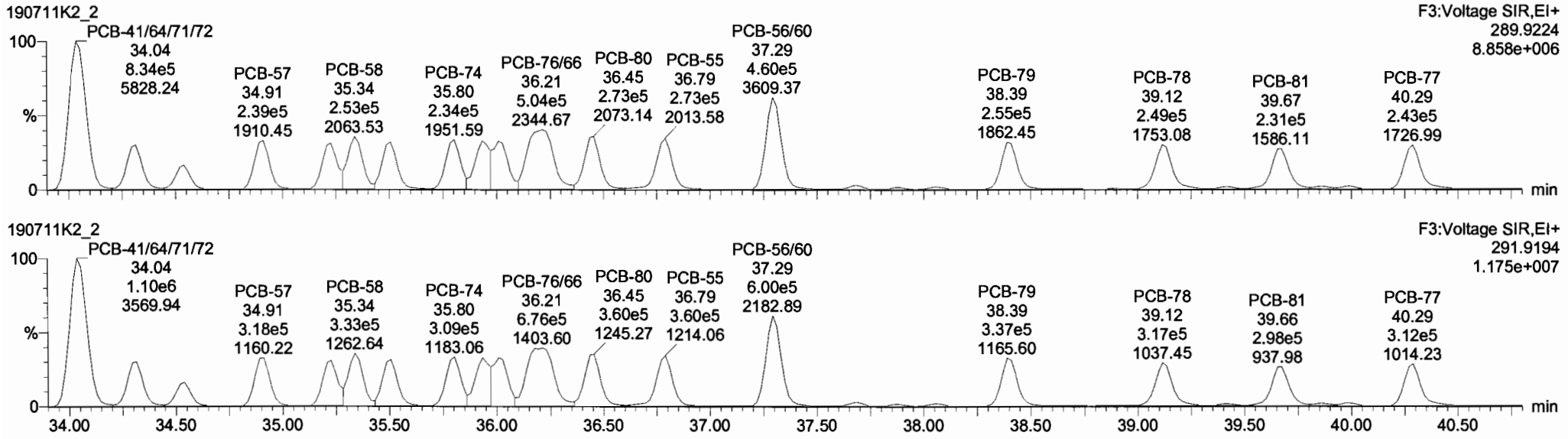

13C-PCB-60

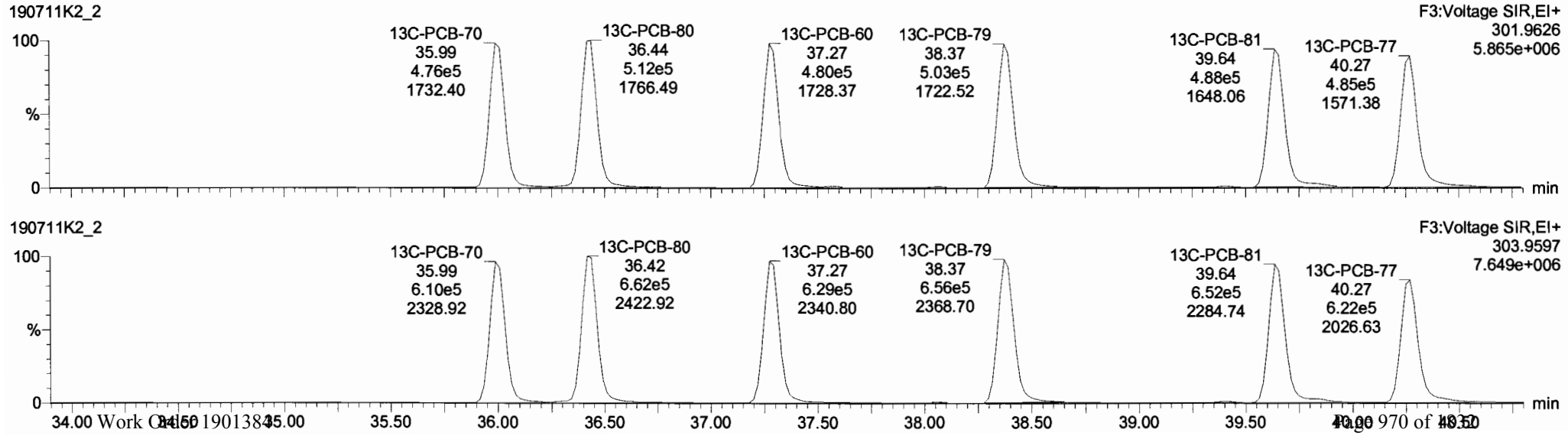

TargetLynx - 190711K2-2.qld - [Chromatogram]

File Edit View Display Processing Window Help

190711K2_2 - ST190711K2-1 PCB 209 CS3 19C1106 - PCB 209 CS3 19C1106

	#	Name	Resp	RA	n/y	RRF	wt/vol	Pred.RT	RT	Pred.R...	RRT	RRT.Fail	Conc	%Rec	DL	EMPC
224	224	Total Mono-PCBs				1.0122	1.000	0.00		0.000		NO	152.3		0.0600	152.3
225	225	Total Di-PCBs				1.0592	1.000	0.00		0.000		NO	572.6		0.432	572.6
226	226	2nd Function Tri-PCBs				0.9137	1.000	0.00		0.000		NO	366.4		0.110	366.4
227	227	3rd Function Tri-PCBs				1.0583	1.000	0.00		0.000		NO	726.5		0.953	726.5
228	228	Total Tetra-PCBs				0.9661	1.000	0.00		0.000		NO	2055		2.68	2055
229	229	3rd Function Penta-PCBs				1.1154	1.000	0.00		0.000		NO	2075		0.574	2075
230	230	4th Function Penta-PCBs				1.1112	1.000	0.00		0.000		NO	237.8		0.214	237.8
231	231	3rd Function Hexa-PCBs				0.7739	1.000	0.00		0.000		NO	703.4		0.167	703.4
232	232	4th Function Hexa-PCBs				0.9719	1.000	0.00		0.000		NO	1407		0.893	1407
233	233	Total Hepta-PCBs				1.2636	1.000	0.00		0.000		NO	1205		0.889	1205
234	234	4th Function Octa-PCBs				0.8863	1.000	0.00		0.000		NO	454.0		0.129	454.0

	#	Name	Pred.RT	RT	m1 Resp	m2 Resp	1° Ratio (Pred)	RA	n/y	EMPC	Conc.
1	32	PCB-54	28.19	28.19	1.975e5	2.617e5	0.770	0.75	NO	47.759	47.759
2	33	PCB-50	29.41	29.40	1.648e5	2.144e5	0.770	0.77	NO	50.261	50.261
3	34	PCB-53	30.08	30.07	1.534e5	2.082e5	0.770	0.74	NO	46.516	46.516
4	35	PCB-51	30.44	30.43	1.701e5	2.267e5	0.770	0.75	NO	47.621	47.621
5	36	PCB-45	30.88	30.87	1.322e5	1.824e5	0.770	0.73	NO	47.830	47.830
6	37	PCB-46	31.37	31.38	1.304e5	1.733e5	0.770	0.75	NO	49.506	49.506
7	38	PCB-52/69	31.88	31.86	3.695e5	4.752e5	0.770	0.78	NO	95.045	95.045

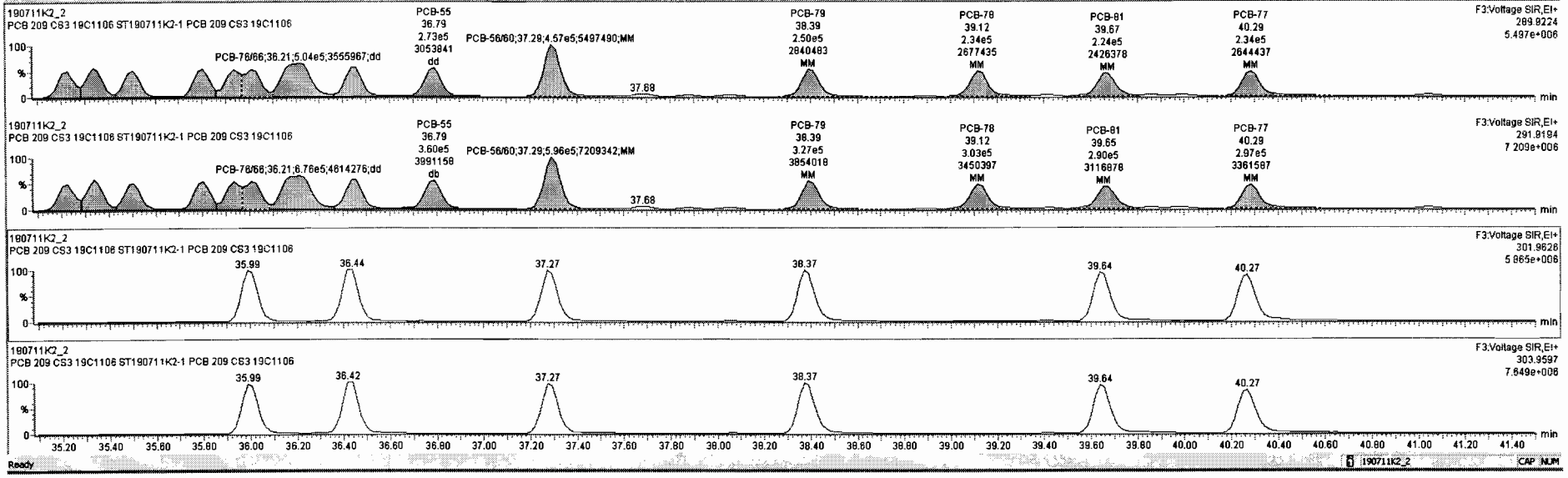

Ready 190711K2_2 CAP NUM

Dataset: Untitled

Last Altered: Saturday, July 13, 2019 11:48:22 Pacific Daylight Time
Printed: Saturday, July 13, 2019 11:49:01 Pacific Daylight Time

Name: 190711K2_2, Date: 11-Jul-2019, Time: 21:28:47, ID: ST190711K2-1 PCB 209 CS3 19C1106, Description: PCB 209 CS3 19C1106

PCB-104

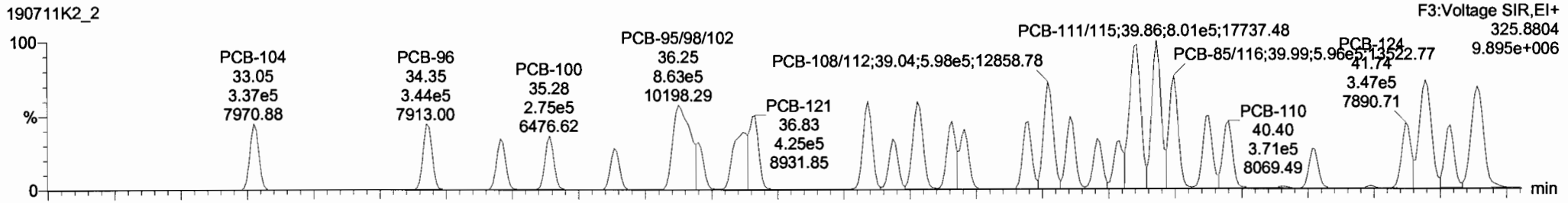

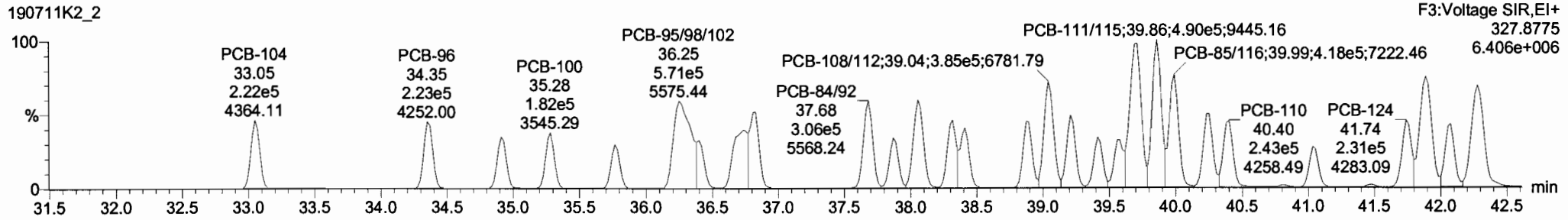

13C-PCB-104

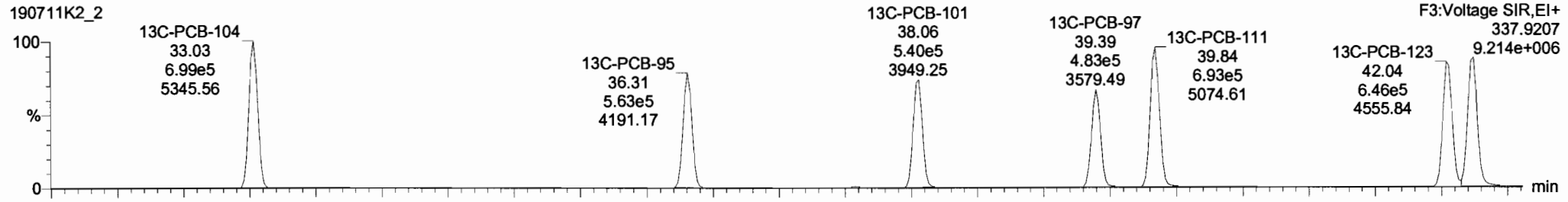

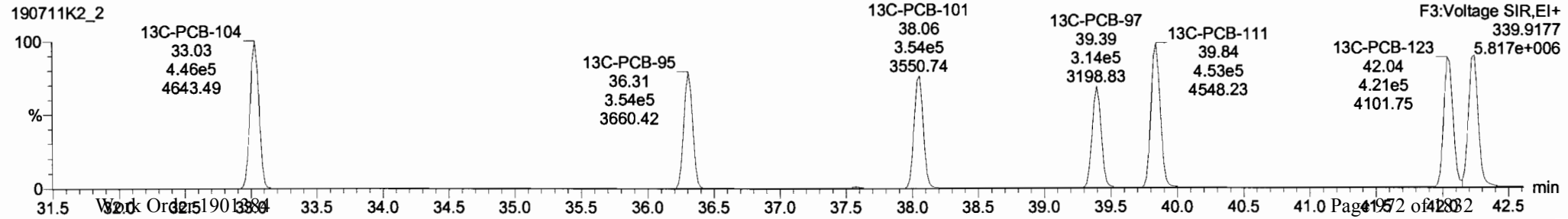

Dataset: Untitled

Last Altered: Saturday, July 13, 2019 11:48:22 Pacific Daylight Time
Printed: Saturday, July 13, 2019 11:49:01 Pacific Daylight Time

Name: 190711K2_2, Date: 11-Jul-2019, Time: 21:28:47, ID: ST190711K2-1 PCB 209 CS3 19C1106, Description: PCB 209 CS3 19C1106

PCB-96

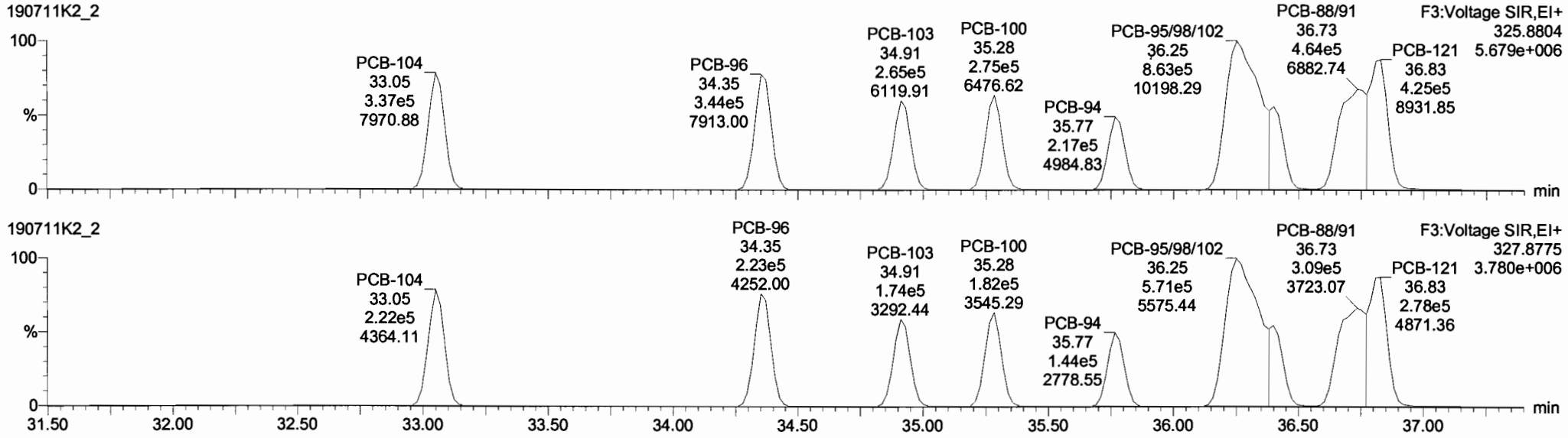

13C-PCB-95

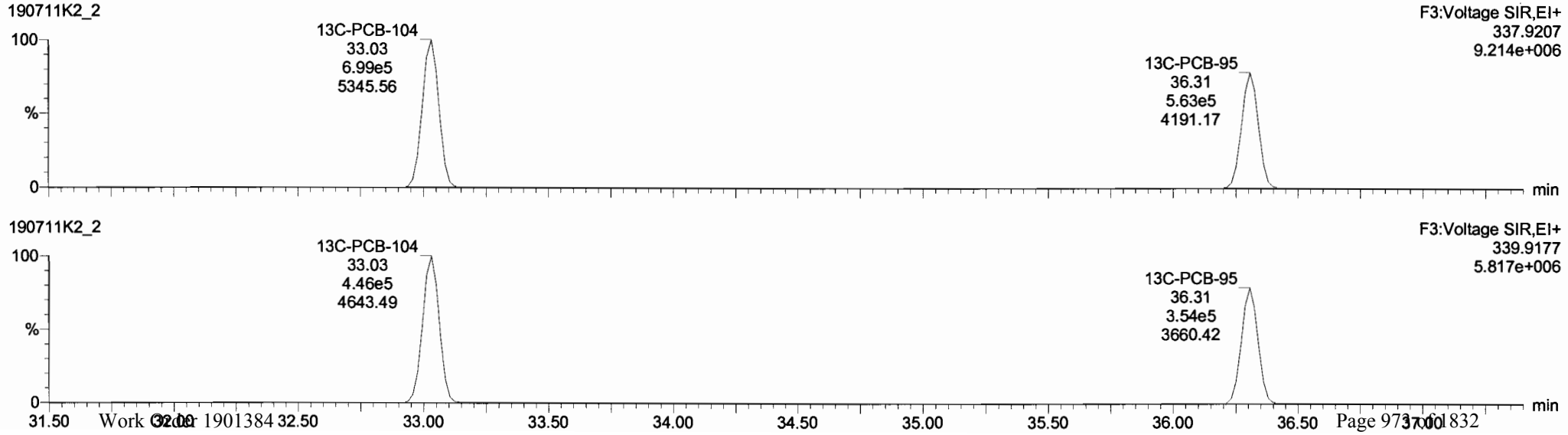

Dataset: Untitled

Last Altered: Saturday, July 13, 2019 11:48:22 Pacific Daylight Time
Printed: Saturday, July 13, 2019 11:49:01 Pacific Daylight Time

Name: 190711K2_2, Date: 11-Jul-2019, Time: 21:28:47, ID: ST190711K2-1 PCB 209 CS3 19C1106, Description: PCB 209 CS3 19C1106

PCB-119

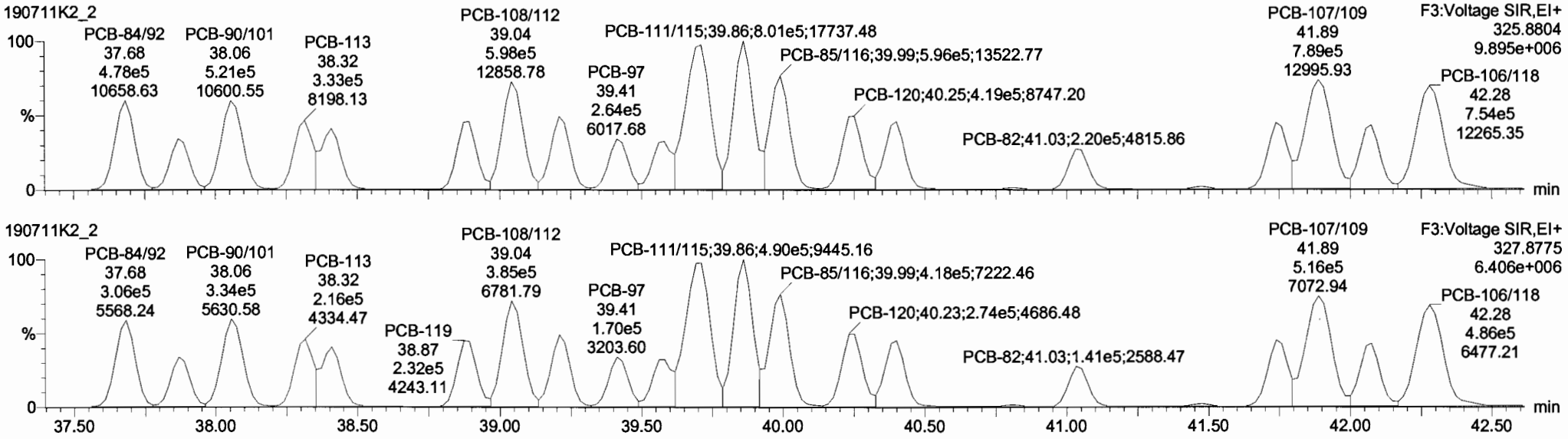

13C-PCB-111

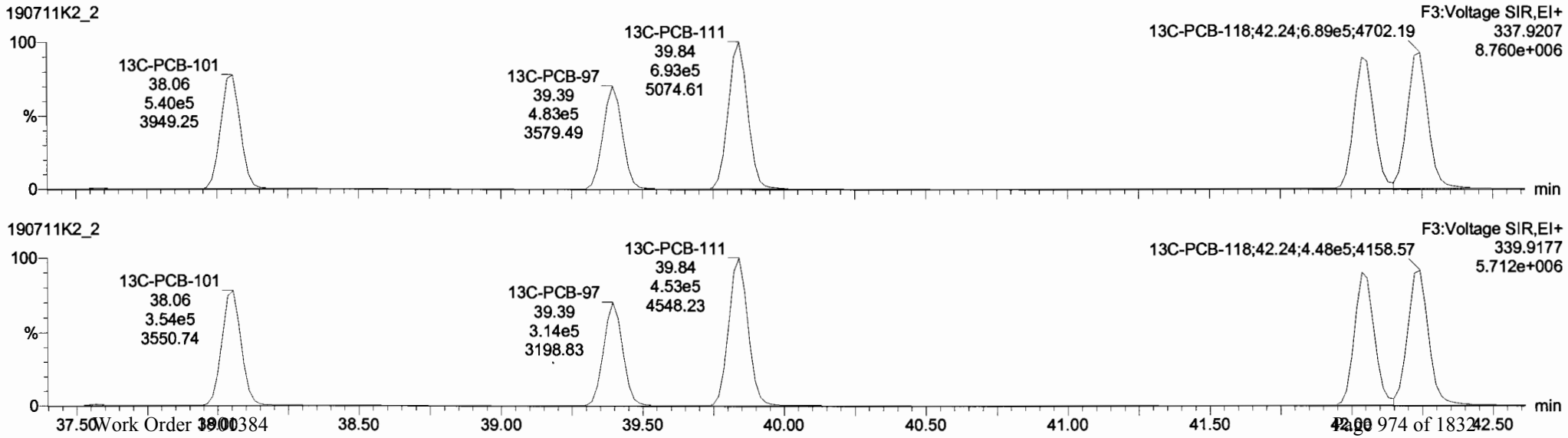

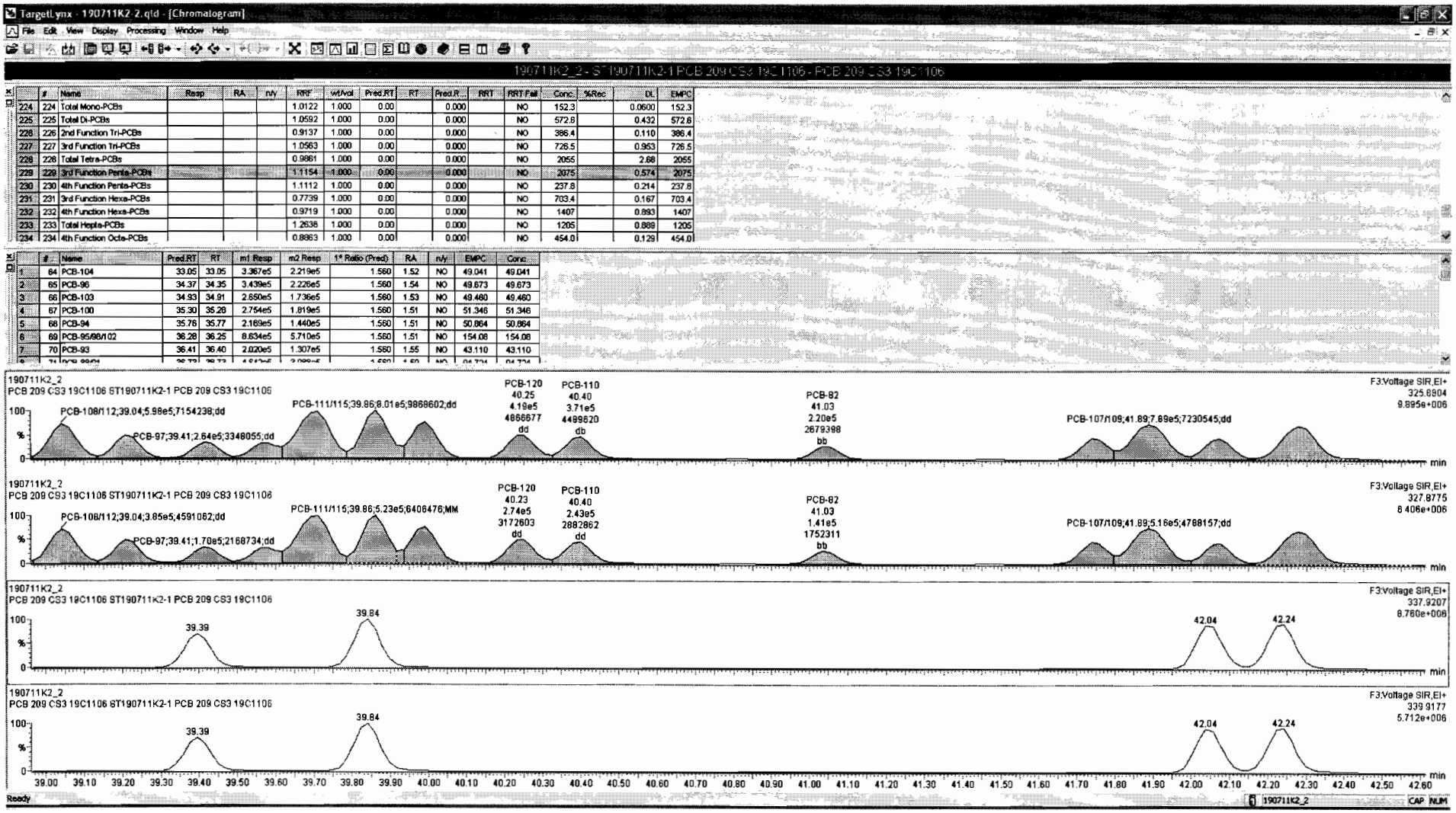

	#	Name	Resp	RA	n/y	RRF	wt/vol	Pred.RT	RT	Pred.R...	RRT	RRT Fail	Conc.	%Rec	DL	EMPC
224	224	Total Mono-PCBs				1.0122	1.000	0.00		0.000		NO	152.3		0.0600	152.3
225	225	Total Di-PCBs				1.0592	1.000	0.00		0.000		NO	572.6		0.432	572.6
226	226	2nd Function Tri-PCBs				0.9137	1.000	0.00		0.000		NO	386.4		0.110	386.4
227	227	3rd Function Tri-PCBs				1.0563	1.000	0.00		0.000		NO	726.5		0.953	726.5
228	228	Total Tetra-PCBs				0.9861	1.000	0.00		0.000		NO	2055		2.68	2055
229	229	3rd Function Penta-PCBs				1.1154	1.000	0.00		0.000		NO	2075		0.574	2075
230	230	4th Function Penta-PCBs				1.1112	1.000	0.00		0.000		NO	237.8		0.214	237.8
231	231	3rd Function Hexa-PCBs				0.7739	1.000	0.00		0.000		NO	703.4		0.167	703.4
232	232	4th Function Hexa-PCBs				0.9719	1.000	0.00		0.000		NO	1407		0.893	1407
233	233	Total Hepta-PCBs				1.2638	1.000	0.00		0.000		NO	1205		0.889	1205
234	234	4th Function Octa-PCBs				0.8863	1.000	0.00		0.000		NO	454.0		0.129	454.0

	#	Name	Pred.RT	RT	m1 Resp	m2 Resp	1* Ratio (Pred)	RA	n/y	EMPC	Conc
1	64	PCB-104	33.05	33.05	3.367e5	2.219e5	1.560	1.52	NO	49.041	49.041
2	65	PCB-96	34.37	34.35	3.439e5	2.226e5	1.560	1.54	NO	49.673	49.673
3	66	PCB-103	34.93	34.91	2.650e5	1.736e5	1.560	1.53	NO	49.460	49.460
4	67	PCB-100	35.30	35.28	2.754e5	1.819e5	1.560	1.51	NO	51.346	51.346
5	68	PCB-94	35.76	35.77	2.169e5	1.440e5	1.560	1.51	NO	50.864	50.864
6	69	PCB-95/88/102	36.28	36.25	8.634e5	5.710e5	1.560	1.51	NO	154.08	154.08
7	70	PCB-93	36.41	36.40	2.020e5	1.307e5	1.560	1.55	NO	43.110	43.110

Dataset: Untitled

Last Altered: Saturday, July 13, 2019 11:48:22 Pacific Daylight Time
Printed: Saturday, July 13, 2019 11:49:01 Pacific Daylight Time

Name: 190711K2_2, Date: 11-Jul-2019, Time: 21:28:47, ID: ST190711K2-1 PCB 209 CS3 19C1106, Description: PCB 209 CS3 19C1106

PCB-114

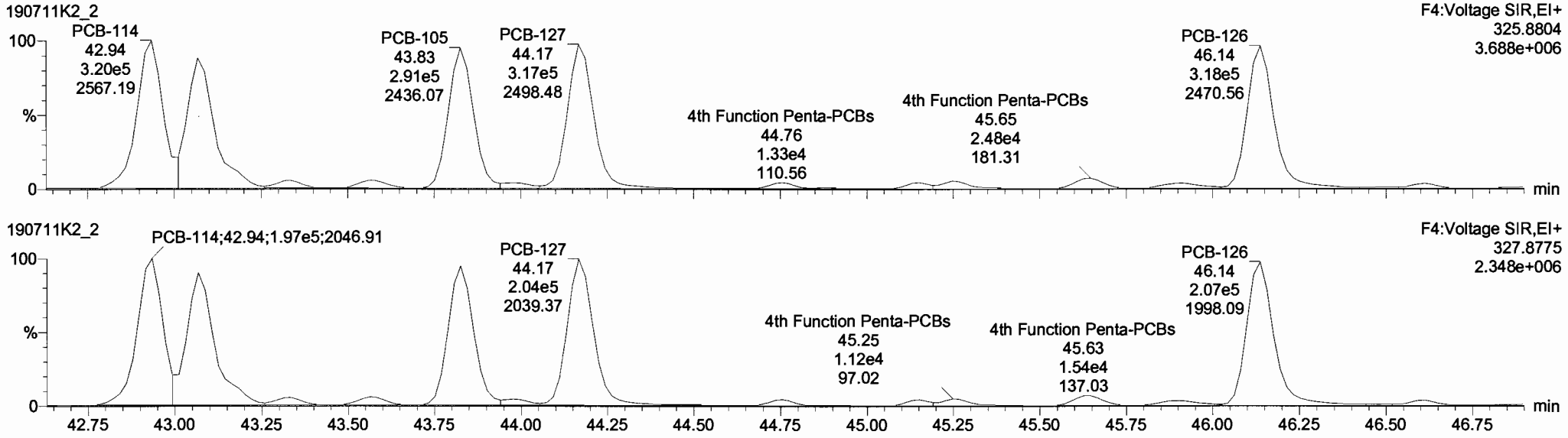

13C-PCB-114

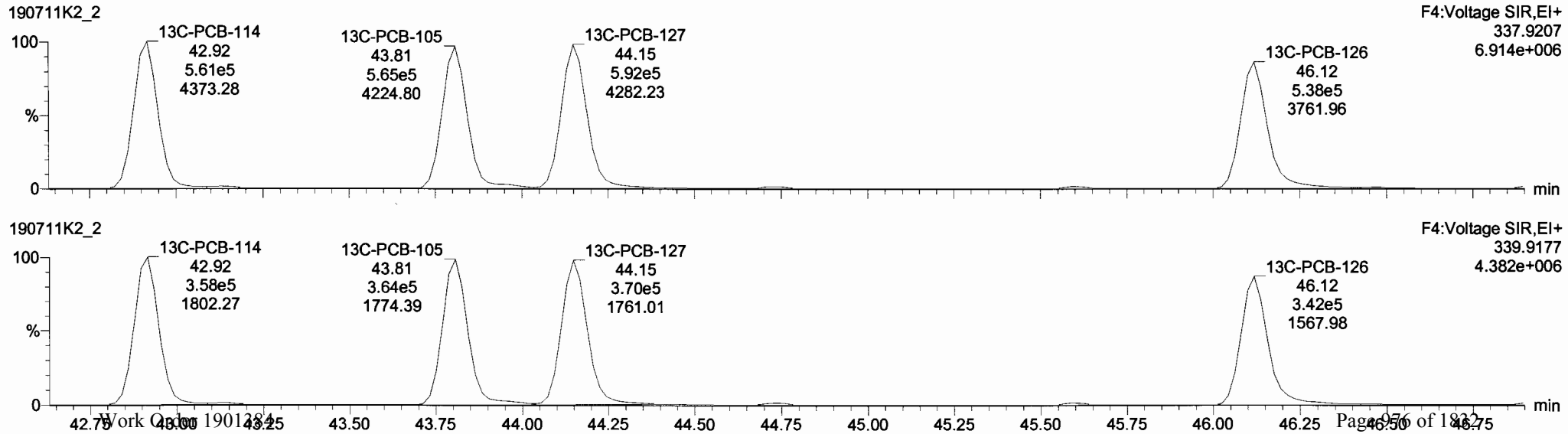

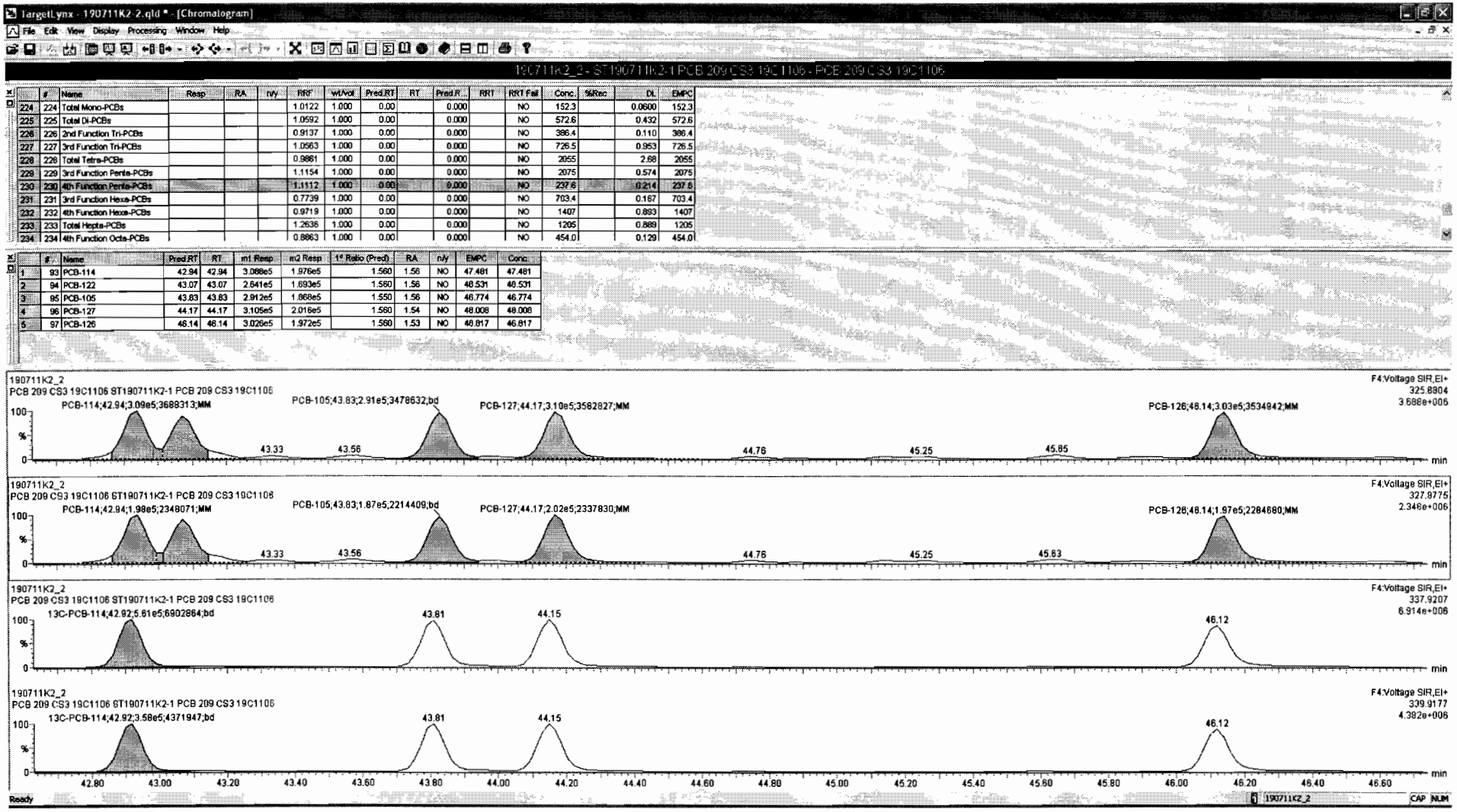

	#	Name	Resp	RA	n/y	RRF	wt/vol	Pred.RT	RT	Pred.R...	RRT	RRT Fail	Conc.	%Rec	DL	EMPC
224	224	Total Mono-PCBs				1.0122	1.000	0.00		0.000		NO	152.3		0.0600	152.3
225	225	Total Di-PCBs				1.0592	1.000	0.00		0.000		NO	572.6		0.432	572.6
226	226	2nd Function Tri-PCBs				0.9137	1.000	0.00		0.000		NO	386.4		0.110	386.4
227	227	3rd Function Tri-PCBs				1.0563	1.000	0.00		0.000		NO	726.5		0.953	726.5
228	228	Total Tetra-PCBs				0.9861	1.000	0.00		0.000		NO	2055		2.68	2055
229	229	3rd Function Penta-PCBs				1.1154	1.000	0.00		0.000		NO	2075		0.574	2075
230	230	4th Function Penta-PCBs				1.1112	1.000	0.00		0.000		NO	237.6		0.214	237.6
231	231	3rd Function Hexa-PCBs				0.7739	1.000	0.00		0.000		NO	703.4		0.167	703.4
232	232	4th Function Hexa-PCBs				0.9719	1.000	0.00		0.000		NO	1407		0.893	1407
233	233	Total Hepta-PCBs				1.2638	1.000	0.00		0.000		NO	1205		0.889	1205
234	234	4th Function Octa-PCBs				0.8863	1.000	0.00		0.000		NO	454.0		0.129	454.0

	#	Name	Pred.RT	RT	m1 Resp	m2 Resp	1st Ratio (Pred)	RA	n/y	EMPC	Conc.
1	93	PCB-114	42.94	42.94	3.088e5	1.976e5	1.560	1.56	NO	47.481	47.481
2	94	PCB-122	43.07	43.07	2.641e5	1.693e5	1.560	1.56	NO	46.531	46.531
3	95	PCB-105	43.83	43.83	2.912e5	1.868e5	1.550	1.56	NO	46.774	46.774
4	96	PCB-127	44.17	44.17	3.105e5	2.016e5	1.560	1.54	NO	48.008	48.008
5	97	PCB-126	48.14	48.14	3.026e5	1.972e5	1.560	1.53	NO	46.817	46.817

Dataset: Untitled

Last Altered: Saturday, July 13, 2019 11:48:22 Pacific Daylight Time
Printed: Saturday, July 13, 2019 11:49:01 Pacific Daylight Time

Name: 190711K2_2, Date: 11-Jul-2019, Time: 21:28:47, ID: ST190711K2-1 PCB 209 CS3 19C1106, Description: PCB 209 CS3 19C1106

PCB-155

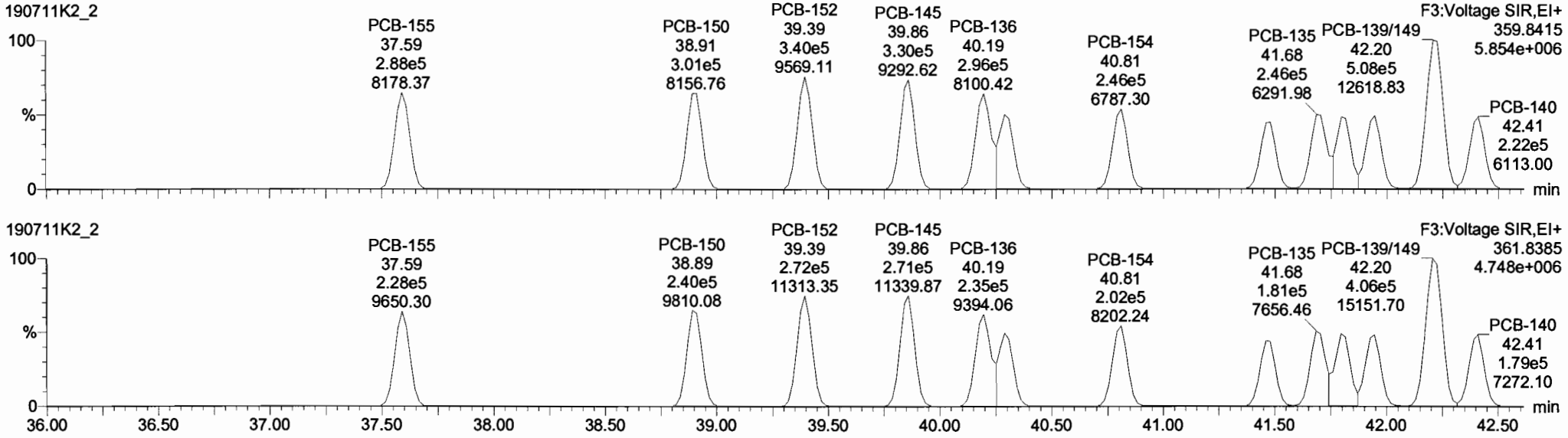

13C-PCB-155

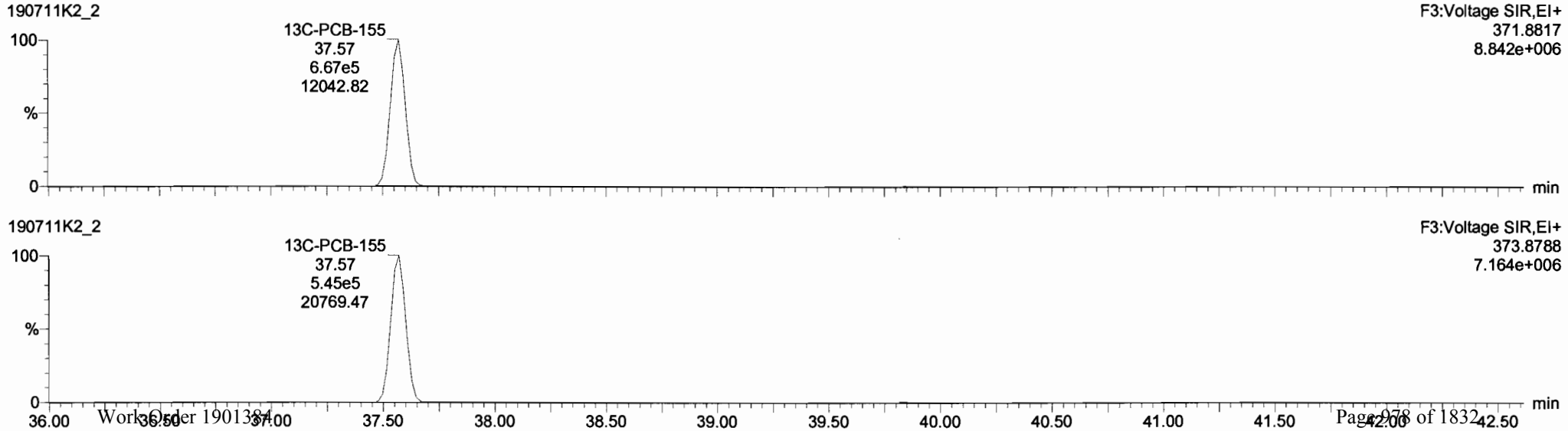

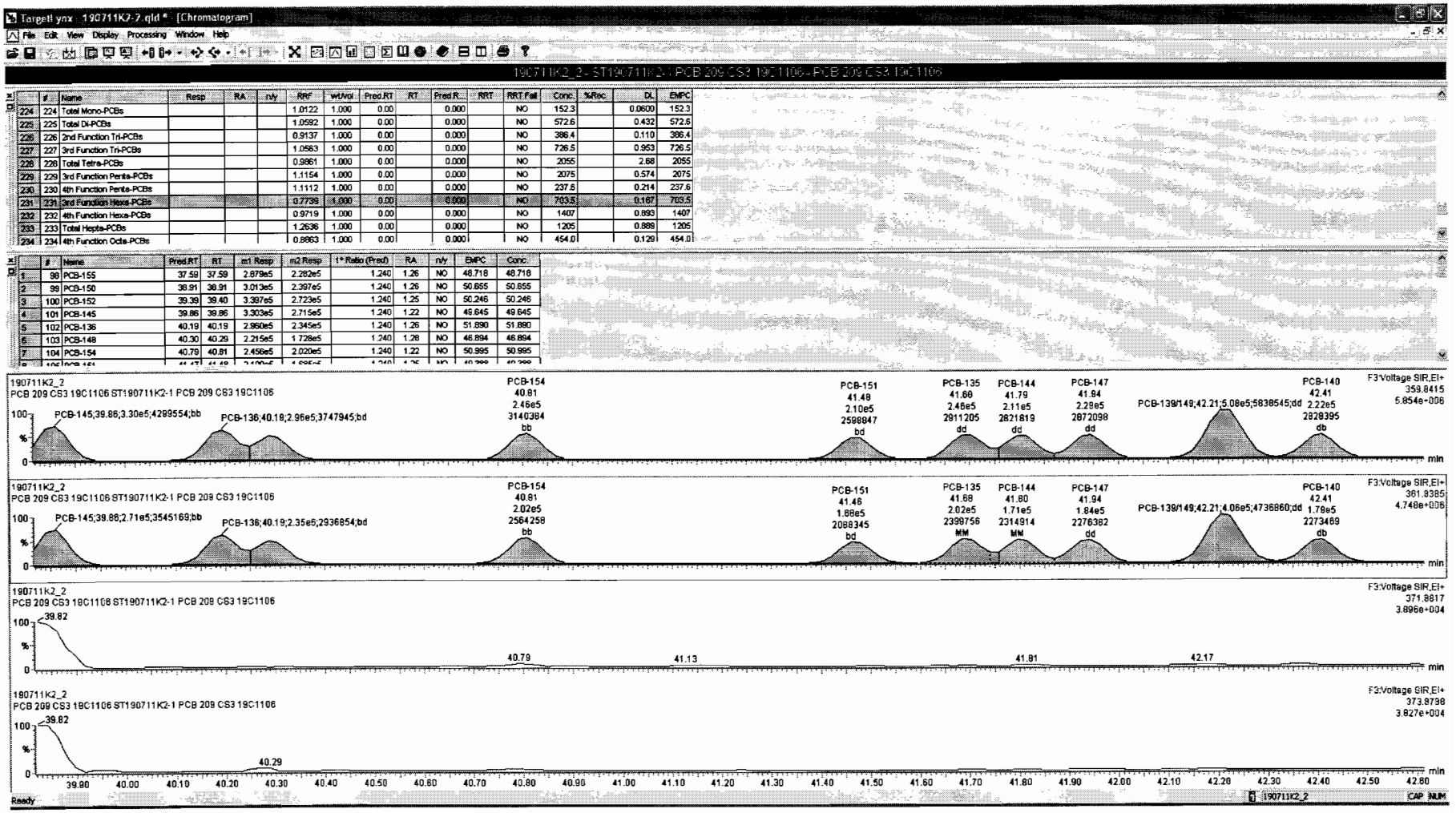

	#	Name	Resp	RA	n/y	RRF	wt/Vol	Pred.RT	RT	Pred.R...	RRT	RRT Fail	Conc.	%Rec	DL	EMPC
224	224	Total Mono-PCBs				1.0122	1.000	0.00		0.000		NO	152.3		0.0600	152.3
225	225	Total Di-PCBs				1.0592	1.000	0.00		0.000		NO	572.6		0.432	572.6
226	226	2nd Function Tri-PCBs				0.9137	1.000	0.00		0.000		NO	386.4		0.110	386.4
227	227	3rd Function Tri-PCBs				1.0583	1.000	0.00		0.000		NO	726.5		0.953	726.5
228	228	Total Tetra-PCBs				0.9861	1.000	0.00		0.000		NO	2055		2.68	2055
229	229	3rd Function Penta-PCBs				1.1154	1.000	0.00		0.000		NO	2075		0.574	2075
230	230	4th Function Penta-PCBs				1.1112	1.000	0.00		0.000		NO	237.6		0.214	237.6
231	231	3rd Function Hexa-PCBs				0.7739	1.000	0.00		0.000		NO	703.5		0.167	703.5
232	232	4th Function Hexa-PCBs				0.9719	1.000	0.00		0.000		NO	1407		0.893	1407
233	233	Total Hepta-PCBs				1.2636	1.000	0.00		0.000		NO	1205		0.889	1205
234	234	4th Function Octa-PCBs				0.8863	1.000	0.00		0.000		NO	454.0		0.129	454.0

	#	Name	Pred.RT	RT	m1 Resp	m2 Resp	1° Ratio (Pred)	RA	n/y	EMPC	Conc.
1	98	PCB-155	37.59	37.59	2.879e5	2.282e5	1.240	1.26	NO	48.718	48.718
2	99	PCB-150	36.91	36.91	3.013e5	2.397e5	1.240	1.26	NO	50.855	50.855
3	100	PCB-152	39.39	39.40	3.397e5	2.723e5	1.240	1.25	NO	50.246	50.246
4	101	PCB-145	39.86	39.86	3.303e5	2.715e5	1.240	1.22	NO	49.645	49.645
5	102	PCB-136	40.19	40.19	2.950e5	2.345e5	1.240	1.26	NO	51.890	51.890
6	103	PCB-148	40.30	40.29	2.215e5	1.728e5	1.240	1.28	NO	46.894	46.894
7	104	PCB-154	40.79	40.81	2.456e5	2.020e5	1.240	1.22	NO	50.995	50.995

Dataset: Untitled

Last Altered: Saturday, July 13, 2019 11:48:22 Pacific Daylight Time
Printed: Saturday, July 13, 2019 11:49:01 Pacific Daylight Time

Name: 190711K2_2, Date: 11-Jul-2019, Time: 21:28:47, ID: ST190711K2-1 PCB 209 CS3 19C1106, Description: PCB 209 CS3 19C1106

PCB-134/143

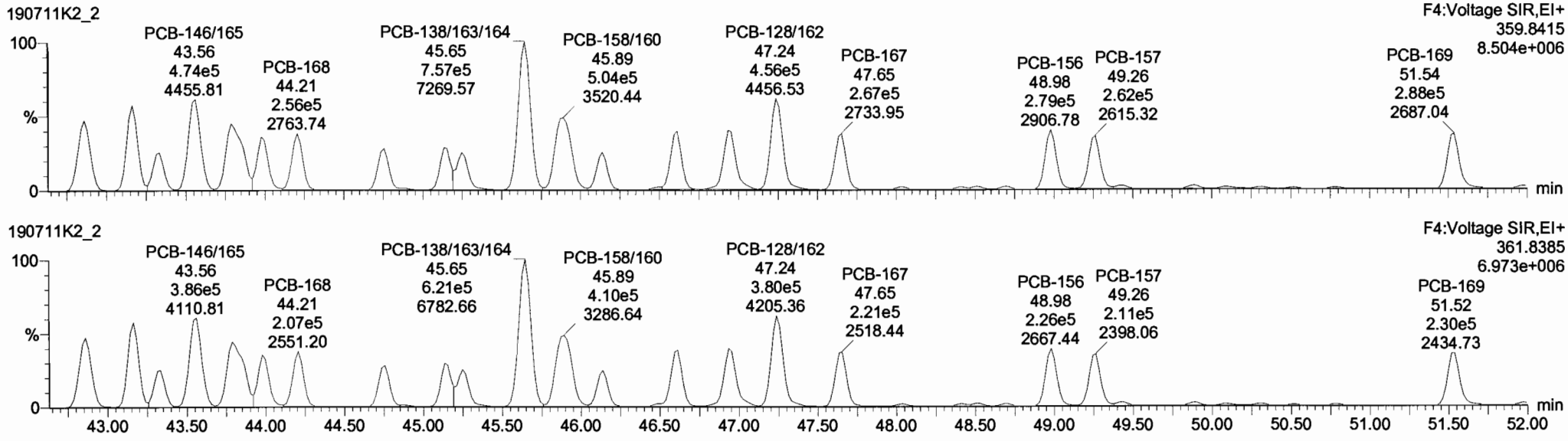

13C-PCB-153

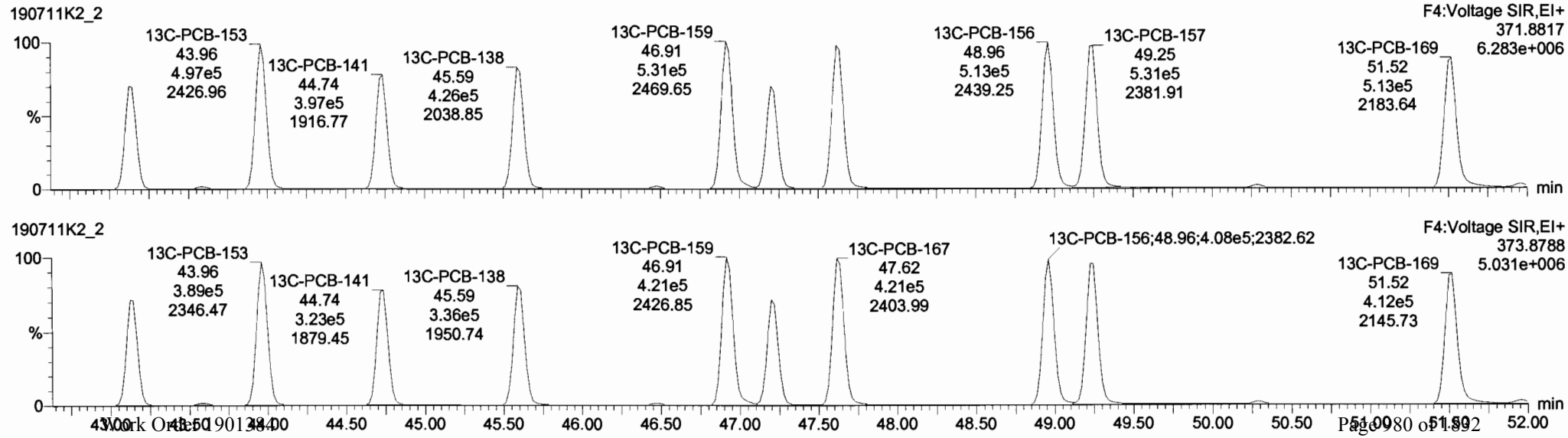

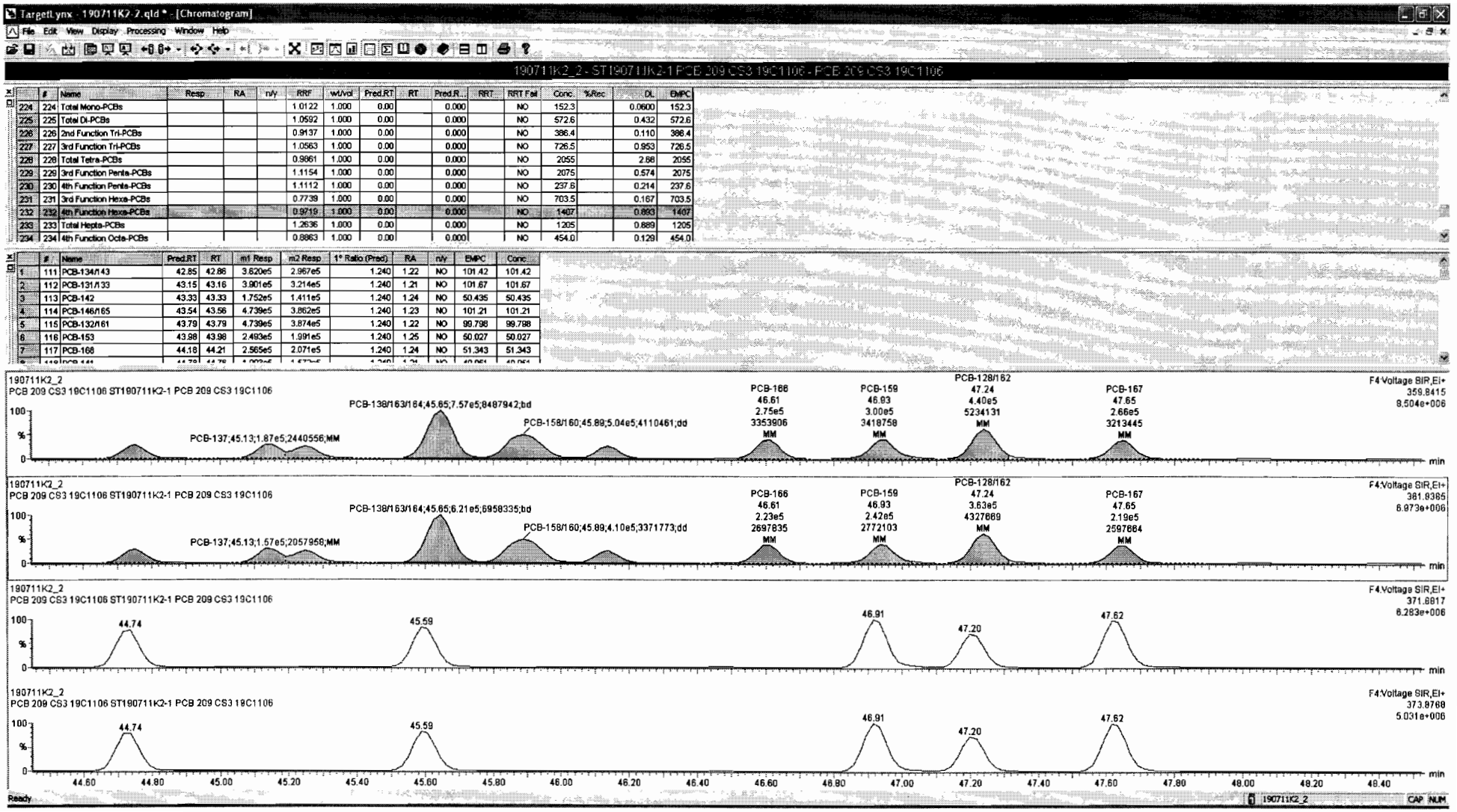

#	Name	Resp	RA	n/y	RRF	wt/vol	Pred.RT	RT	Pred.R...	RRT	RRT Fail	Conc.	%Rec	DL	EMPC
224	Total Mono-PCBs				1.0122	1.000	0.00		0.000		NO	152.3		0.0600	152.3
225	Total Di-PCBs				1.0592	1.000	0.00		0.000		NO	572.6		0.432	572.6
226	2nd Function Tri-PCBs				0.9137	1.000	0.00		0.000		NO	386.4		0.110	386.4
227	3rd Function Tri-PCBs				1.0563	1.000	0.00		0.000		NO	726.5		0.953	726.5
228	Total Tetra-PCBs				0.9861	1.000	0.00		0.000		NO	2055		2.66	2055
229	3rd Function Penta-PCBs				1.1154	1.000	0.00		0.000		NO	2075		0.574	2075
230	4th Function Penta-PCBs				1.1112	1.000	0.00		0.000		NO	237.6		0.214	237.6
231	3rd Function Hexa-PCBs				0.7739	1.000	0.00		0.000		NO	703.5		0.167	703.5
232	4th Function Hexa-PCBs				0.9719	1.000	0.00		0.000		NO	1407		0.893	1407
233	Total Hepta-PCBs				1.2636	1.000	0.00		0.000		NO	1205		0.889	1205
234	4th Function Octa-PCBs				0.8863	1.000	0.00		0.000		NO	454.0		0.129	454.0

#	Name	Pred.RT	RT	m1 Resp	m2 Resp	1° Ratio (Pred)	RA	n/y	EMPC	Conc
1	111 PCB-134/143	42.85	42.86	3.620e5	2.967e5	1.240	1.22	NO	101.42	101.42
2	112 PCB-131/133	43.15	43.16	3.901e5	3.214e5	1.240	1.21	NO	101.67	101.67
3	113 PCB-142	43.33	43.33	1.752e5	1.411e5	1.240	1.24	NO	50.435	50.435
4	114 PCB-146/165	43.54	43.56	4.739e5	3.862e5	1.240	1.23	NO	101.21	101.21
5	115 PCB-132/161	43.79	43.79	4.739e5	3.874e5	1.240	1.22	NO	99.798	99.798
6	116 PCB-153	43.98	43.98	2.493e5	1.991e5	1.240	1.25	NO	50.027	50.027
7	117 PCB-168	44.18	44.21	2.565e5	2.071e5	1.240	1.24	NO	51.343	51.343

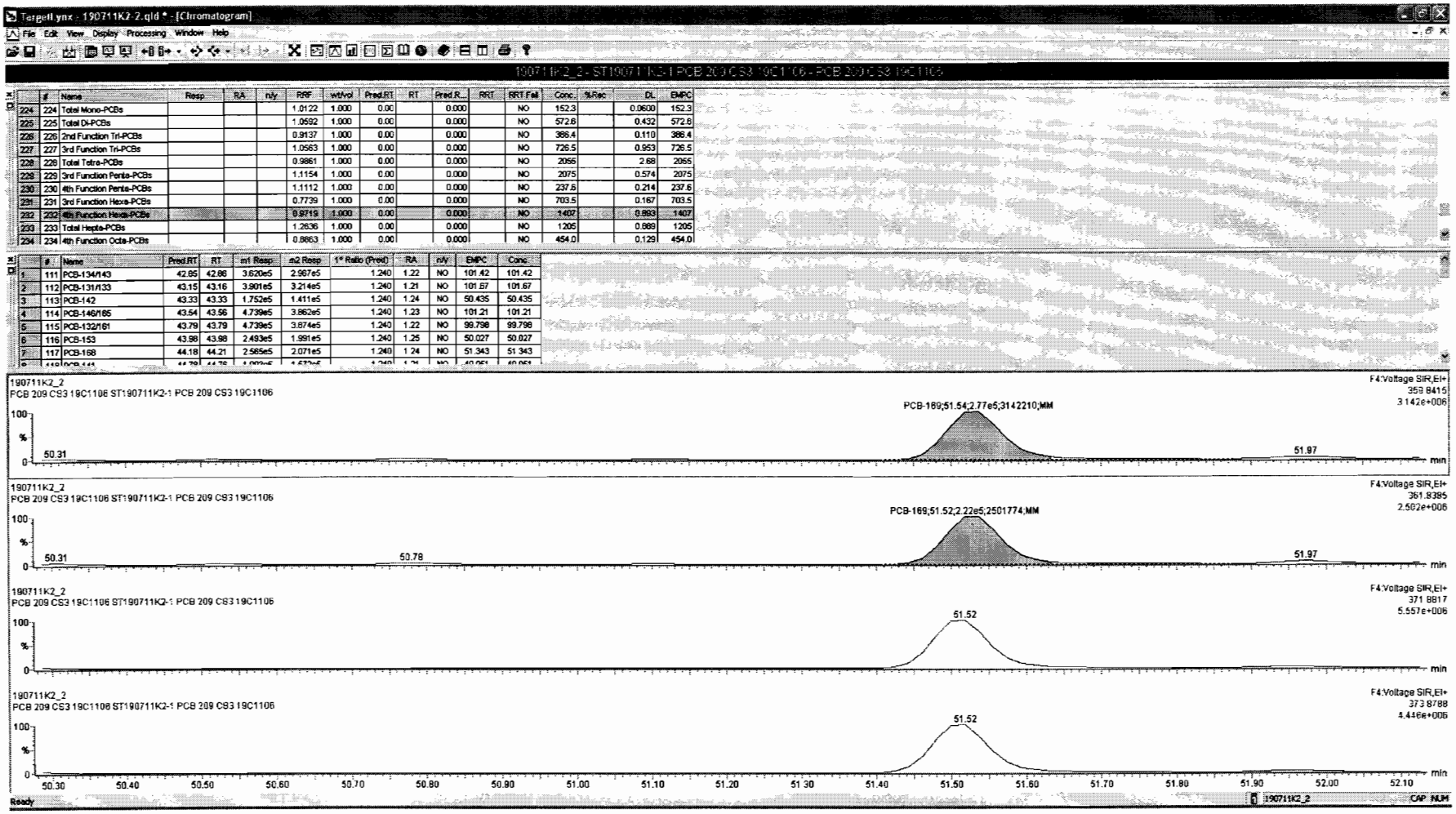
TargetLynx - 190711K2-2.qld * - [Chromatogram]
File Edit View Display Processing Window Help
190711K2_2 - ST190711K2-1 PCB 209 CS3 19C1106 - PCB 209 CS3 19C1106
Name Resp RA n/y RRF wt/vol Pred.RT RT Pred.R... RRT RRT Fail Conc. %Rec DL EMPC
224 224 Total Mono-PCBs 1.0122 1.000 0.00 0.000 NO 152.3 0.0600 152.3
225 225 Total Di-PCBs 1.0592 1.000 0.00 0.000 NO 572.6 0.432 572.6
226 226 2nd Function Tri-PCBs 0.9137 1.000 0.00 0.000 NO 386.4 0.110 386.4
227 227 3rd Function Tri-PCBs 1.0563 1.000 0.00 0.000 NO 726.5 0.953 726.5
228 228 Total Tetra-PCBs 0.9861 1.000 0.00 0.000 NO 2055 2.68 2055
229 229 3rd Function Penta-PCBs 1.1154 1.000 0.00 0.000 NO 2075 0.574 2075
230 230 4th Function Penta-PCBs 1.1112 1.000 0.00 0.000 NO 237.6 0.214 237.6
231 231 3rd Function Hexa-PCBs 0.7739 1.000 0.00 0.000 NO 703.5 0.167 703.5
232 232 4th Function Hexa-PCBs 0.9719 1.000 0.00 0.000 NO 1407 0.893 1407
233 233 Total Hepta-PCBs 1.2636 1.000 0.00 0.000 NO 1205 0.889 1205
234 234 4th Function Octa-PCBs 0.8863 1.000 0.00 0.000 NO 454.0 0.129 454.0
Name Pred.RT RT m1 Resp m2 Resp 1* Ratio (Pred) RA n/y EMPC Conc
1 111 PCB-134/143 42.85 42.86 3.620e5 2.967e5 1.240 1.22 NO 101.42 101.42
2 112 PCB-131/133 43.15 43.16 3.801e5 3.214e5 1.240 1.21 NO 101.67 101.67
3 113 PCB-142 43.33 43.33 1.752e5 1.411e5 1.240 1.24 NO 50.435 50.435
4 114 PCB-146/165 43.54 43.56 4.739e5 3.862e5 1.240 1.23 NO 101.21 101.21
5 115 PCB-132/161 43.79 43.79 4.739e5 3.874e5 1.240 1.22 NO 99.798 99.798
6 116 PCB-153 43.98 43.98 2.493e5 1.991e5 1.240 1.25 NO 50.027 50.027
7 117 PCB-168 44.18 44.21 2.585e5 2.071e5 1.240 1.24 NO 51.343 51.343
190711K2_2
PCB 209 CS3 19C1106 ST190711K2-1 PCB 209 CS3 19C1106
F4:Voltage SIR,EI+
359.8415
3.142e+006
PCB-169;51.54;2.77e5;3142210;MM
50.31
51.97
min
F4:Voltage SIR,EI+
361.8385
2.502e+006
PCB-169;51.52;2.22e5;2501774;MM
50.31
50.78
51.97
F4:Voltage SIR,EI+
371.8817
5.557e+006
51.52
F4:Voltage SIR,EI+
373.8788
4.446e+006
51.52
50.30 50.40 50.50 50.60 50.70 50.80 50.90 51.00 51.10 51.20 51.30 51.40 51.50 51.60 51.70 51.80 51.90 52.00 52.10
Ready
190711K2_2
CAP NUM

Dataset: Untitled

Last Altered: Saturday, July 13, 2019 11:48:22 Pacific Daylight Time
Printed: Saturday, July 13, 2019 11:49:01 Pacific Daylight Time

Name: 190711K2_2, Date: 11-Jul-2019, Time: 21:28:47, ID: ST190711K2-1 PCB 209 CS3 19C1106, Description: PCB 209 CS3 19C1106

PCB-188

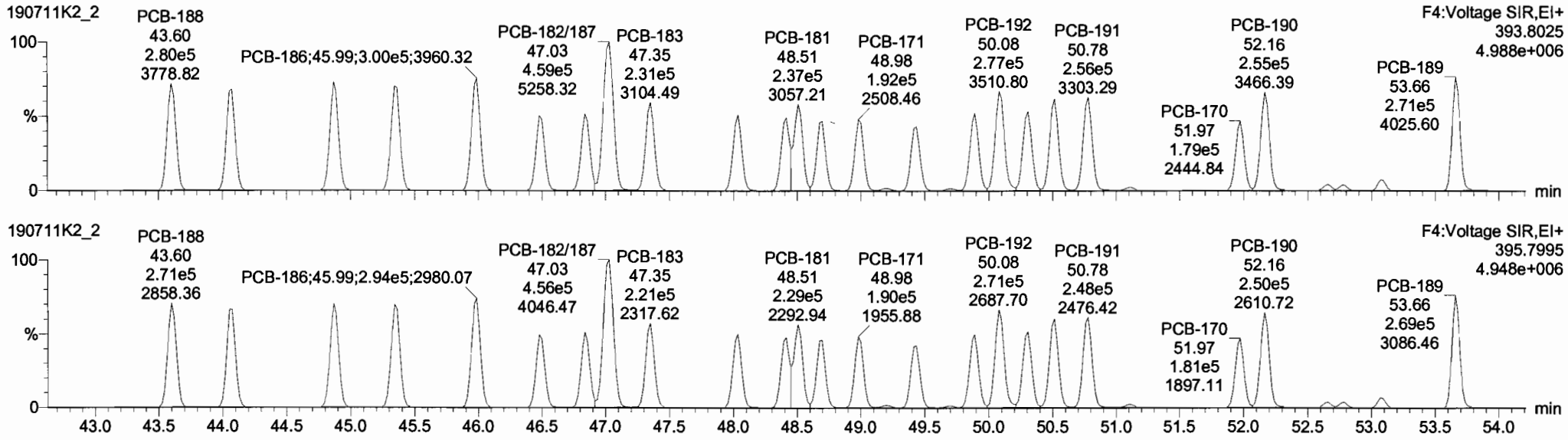

13C-PCB-188

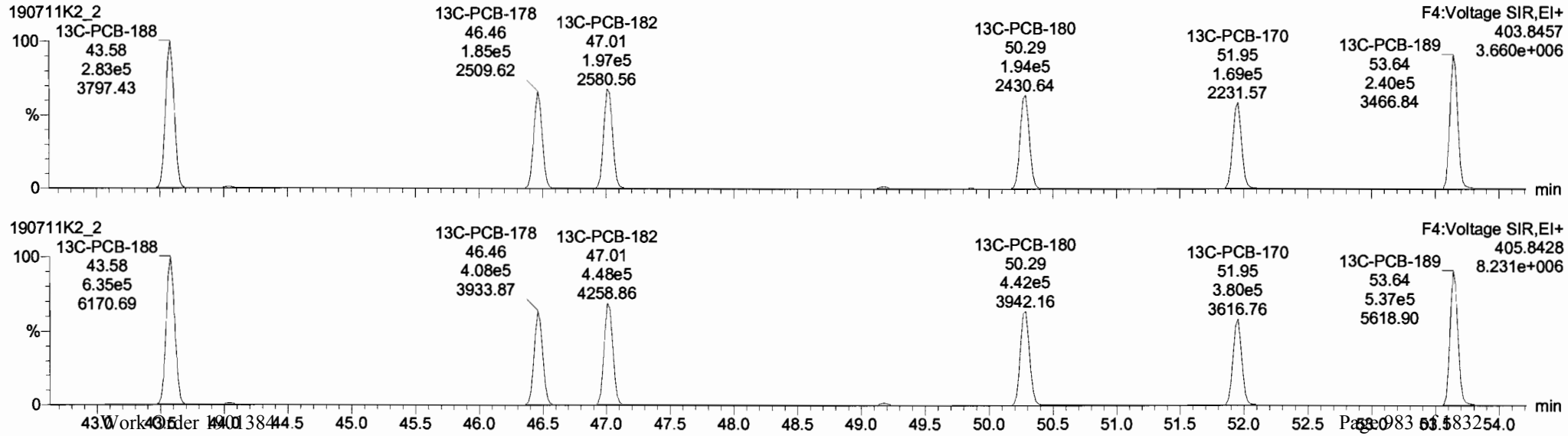

Dataset: Untitled

Last Altered: Saturday, July 13, 2019 11:48:22 Pacific Daylight Time
Printed: Saturday, July 13, 2019 11:49:01 Pacific Daylight Time

Name: 190711K2_2, Date: 11-Jul-2019, Time: 21:28:47, ID: ST190711K2-1 PCB 209 CS3 19C1106, Description: PCB 209 CS3 19C1106

PCB-202

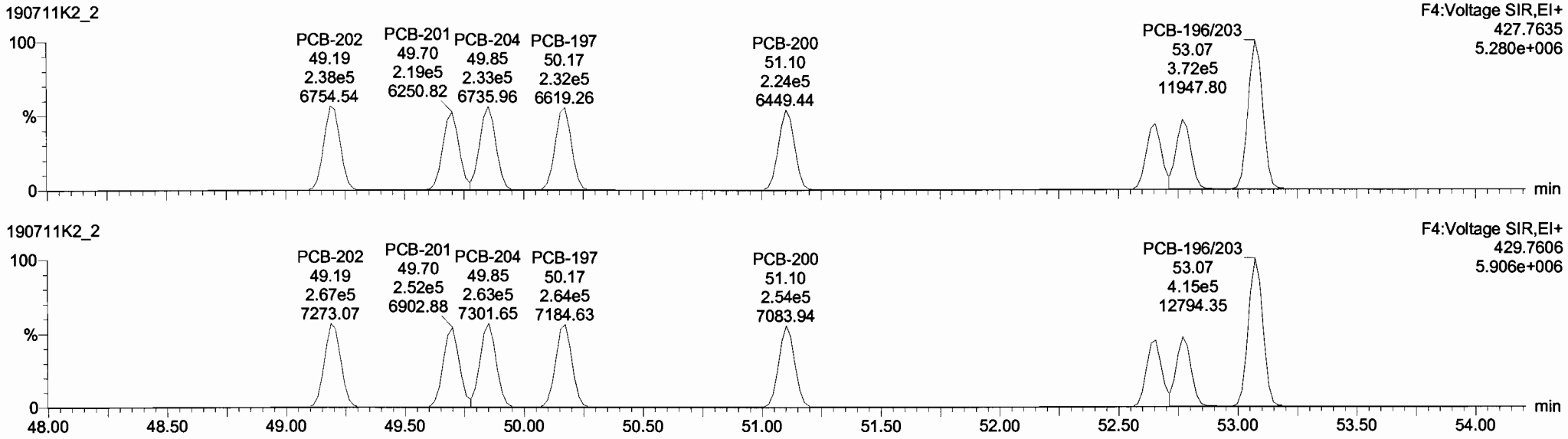

13C-PCB-202

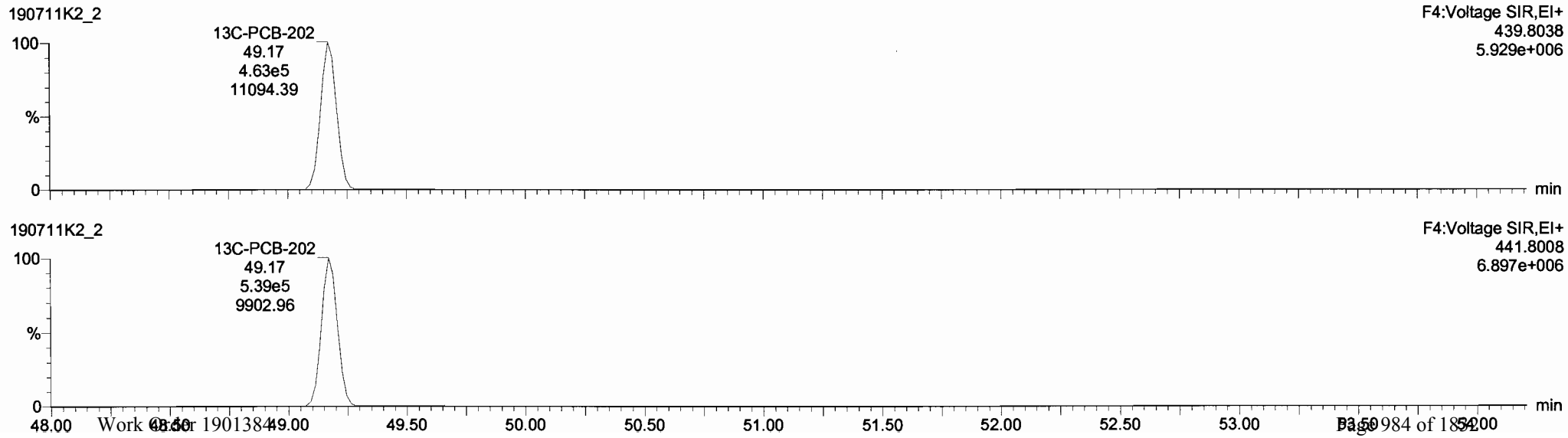

Dataset: Untitled

Last Altered: Saturday, July 13, 2019 11:48:22 Pacific Daylight Time
Printed: Saturday, July 13, 2019 11:49:01 Pacific Daylight Time

Name: 190711K2_2, Date: 11-Jul-2019, Time: 21:28:47, ID: ST190711K2-1 PCB 209 CS3 19C1106, Description: PCB 209 CS3 19C1106

PCB-195

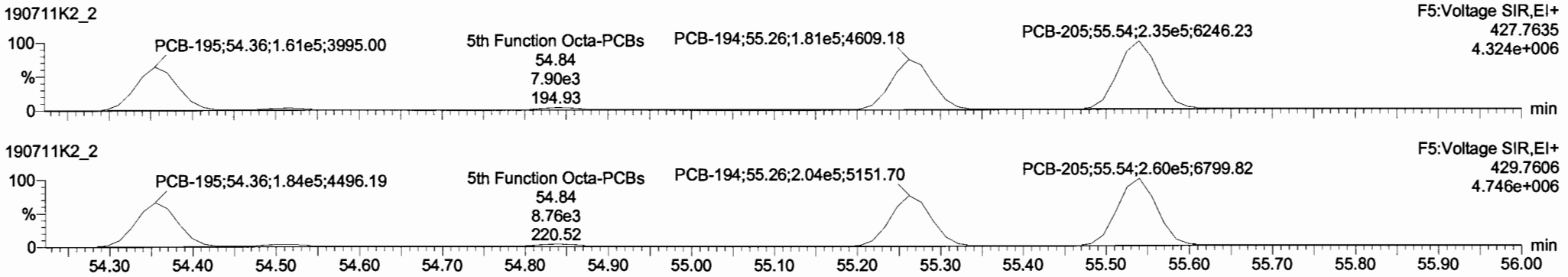

13C-PCB-194

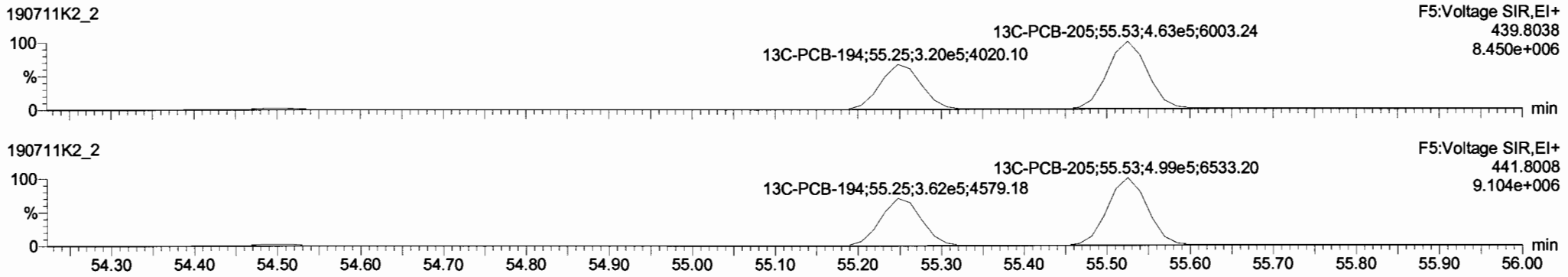

PFK5

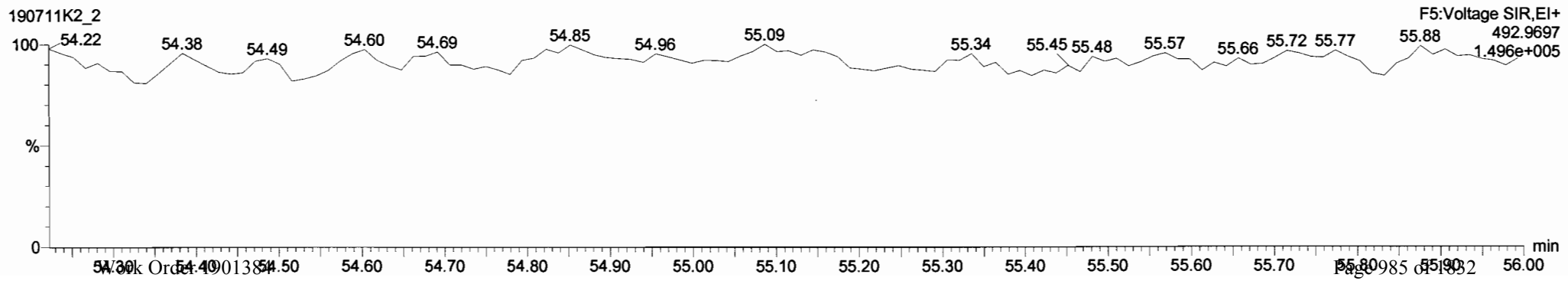

Dataset: Untitled

Last Altered: Saturday, July 13, 2019 11:48:22 Pacific Daylight Time
Printed: Saturday, July 13, 2019 11:49:01 Pacific Daylight Time

Name: 190711K2_2, Date: 11-Jul-2019, Time: 21:28:47, ID: ST190711K2-1 PCB 209 CS3 19C1106, Description: PCB 209 CS3 19C1106

PCB-208

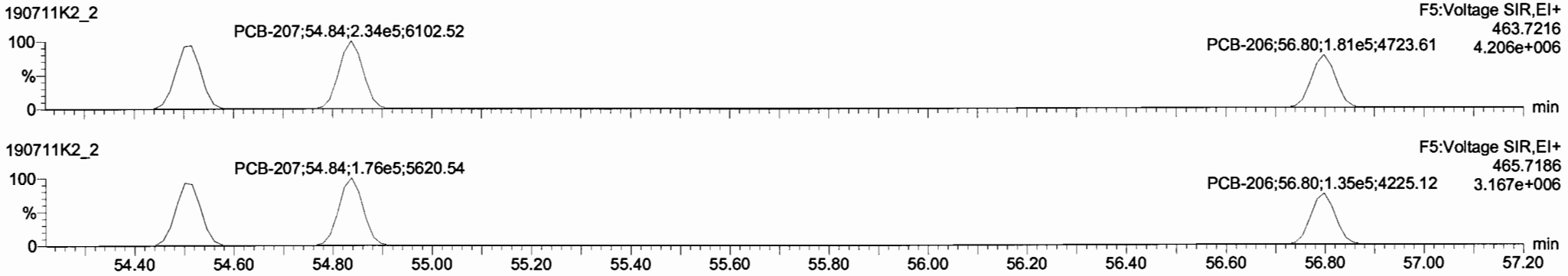

13C-PCB-208

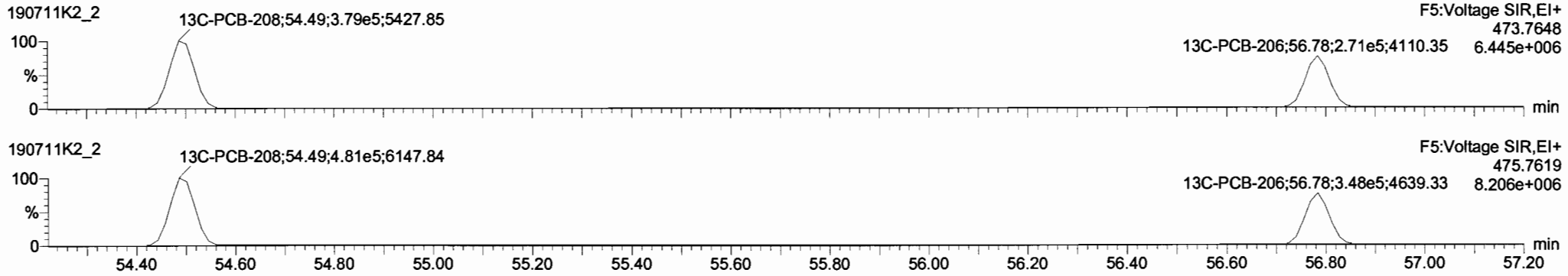

PFK5

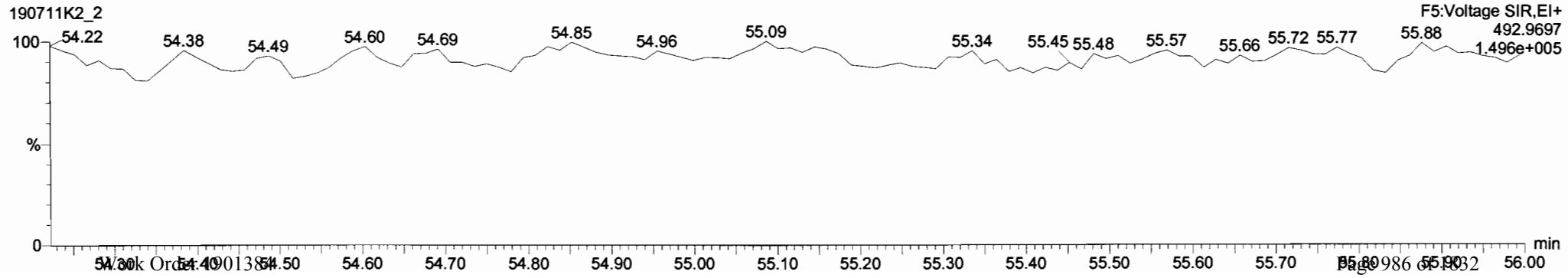

Dataset: Untitled

Last Altered: Saturday, July 13, 2019 11:48:22 Pacific Daylight Time
Printed: Saturday, July 13, 2019 11:49:01 Pacific Daylight Time

Name: 190711K2_2, Date: 11-Jul-2019, Time: 21:28:47, ID: ST190711K2-1 PCB 209 CS3 19C1106, Description: PCB 209 CS3 19C1106

PCB-209

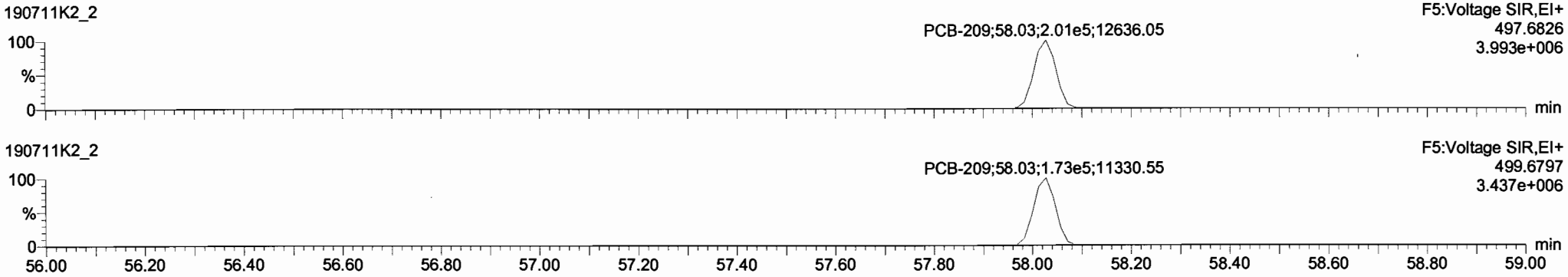

13C-PCB-209

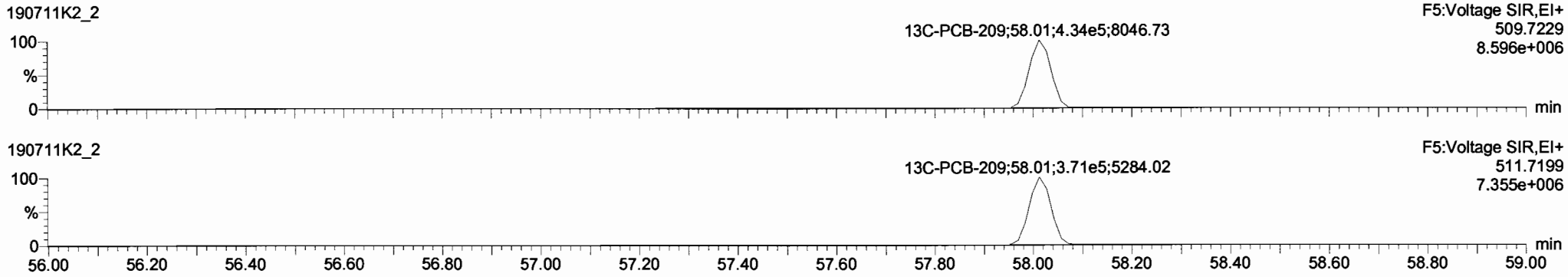

PFK5

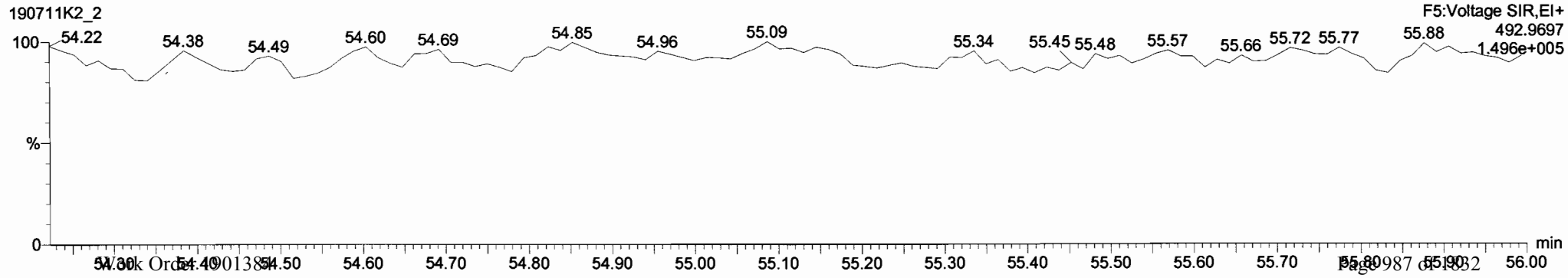

HRMS CALIBRATION STANDARDS REVIEW CHECKLIST

Beg. Calbration ID: ST190725H-1 **Reviewed By:** CT 07/27/19

Initials & Date

End Calibration ID: NA

	Beg.	End
Ion abundance within QC limits?	✓	NA
Concentrations within criteria?	✓	
TCDD/TCDF Valleys <25%	NA	
First and last eluters present?	NA	
Retention Times within criteria?	✓	
Verification Std. named correctly? (ST-Year-Month-Day-VG ID)	✓	
Forms signed and dated?	✓	
Correct ICAL referenced?	✓	✓

Run Log:

- Correct instrument listed?	✓	NA
- Samples within 12 hour clock?	(Y)	N
- Bottle position verfied?	✓	

	Beg.	End (A)
Mass resolution ≥	✓	✓

□ 5k □ 6-8K □ 8K ☑ 10K

1614 1699 429 1613/1668/8280

Intergrated peaks display correctly?	✓	NA
GC Break <20%	NA	

8280 CS1 End Standard:

- Ratios within limits, S/N <2.5:1, CS1 within 12 hours	NA

Comments:

(A) instrument shorted, End res check manually processed

Vista Analytical Laboratory

Dataset: U:\VG11.PRO\Results\190725K1\190725K1-1.qld

Last Altered: Thursday, July 25, 2019 15:04:14 Pacific Daylight Time
Printed: Friday, July 26, 2019 10:11:23 Pacific Daylight Time

HC 7.26.19 CT 07/27/19

Method: U:\VG11.PRO\MethDB\PCB-209_ZB1_7-25-19.mdb 25 Jul 2019 15:19:55
Calibration: U:\VG11.PRO\CurveDB\db1_PCBvg11-6-28-19.cdb 29 Jun 2019 12:47:57

Name: 190725K1_1, Date: 25-Jul-2019, Time: 13:41:13, ID: ST190725K1-1 PCB 209 CS3 19C1106, Description: PCB 209 CS3 19C1106

	#	Name	Resp	RA	n/y	RRF	wt/vol	Pred.RT	RT	Pred.RRT	RRT	Check RRT	Conc.	%Rec	DL	EMPC
1	1	PCB-1	7.43e5	3.11	NO	1.02	1.000	15.99	16.00	1.001	1.001	NO	50.35	101	0.0109	50.35
2	2	PCB-2	7.16e5	3.09	NO	1.01	1.000	18.45	18.46	0.988	0.988	NO	50.26	101	0.0118	50.26
3	3	PCB-3	7.22e5	3.02	NO	1.01	1.000	18.69	18.70	1.001	1.001	NO	50.77	102	0.0119	50.77
4	4	PCB-4/10	1.05e6	1.55	NO	1.28	1.000	20.13	20.13	1.004	1.004	NO	96.97	97.0	0.0755	96.97
5	5	PCB-7/9	1.22e6	1.59	NO	0.976	1.000	21.96	21.96	1.003	1.003	NO	99.00	99.0	0.0686	99.00
6	6	PCB-6	6.51e5	1.57	NO	1.02	1.000	22.61	22.62	1.032	1.033	NO	50.80	102	0.0659	50.80
7	7	PCB-5/8	1.31e6	1.58	NO	1.01	1.000	23.02	23.04	1.051	1.052	NO	102.6	103	0.0662	102.6
8	8	PCB-14	6.58e5	1.58	NO	1.03	1.000	24.18	24.19	0.952	0.952	NO	49.72	99.4	0.0689	49.72
9	9	PCB-11	7.01e5	1.59	NO	1.10	1.000	25.42	25.42	1.001	1.001	NO	49.92	99.8	0.0650	49.92
10	10	PCB-12/13	1.29e6	1.61	NO	1.04	1.000	25.79	25.85	1.015	1.018	NO	97.32	97.3	0.0687	97.32
11	11	PCB-15	6.42e5	1.62	NO	1.03	1.000	26.14	26.15	1.029	1.030	NO	48.72	97.4	0.0692	48.72
12	12	PCB-19	4.39e5	1.02	NO	0.934	1.000	24.37	24.36	1.001	1.001	NO	49.51	99.0	0.0181	49.51
13	13	PCB-30	6.69e5	1.02	NO	1.48	1.000	25.28	25.28	1.039	1.039	NO	47.59	95.2	0.0114	47.59
14	14	PCB-18	4.67e5	1.00	NO	0.693	1.000	26.07	26.06	0.953	0.952	NO	51.73	103	0.0189	51.73
15	15	PCB-17	4.42e5	1.00	NO	0.667	1.000	26.24	26.24	0.959	0.959	NO	50.84	102	0.0196	50.84
16	16	PCB-24/27	1.22e6	1.02	NO	0.915	1.000	26.84	26.84	0.981	0.981	NO	102.4	102	0.0143	102.4
17	17	PCB-16/32	1.06e6	1.03	NO	0.792	1.000	27.38	27.38	1.001	1.001	NO	103.1	103	0.0165	103.1
18	18	PCB-34	5.13e5	1.06	NO	0.987	1.000	28.20	28.21	0.960	0.960	NO	45.97	91.9	0.0448	45.97
19	19	PCB-23	5.48e5	1.07	NO	0.974	1.000	28.29	28.30	0.963	0.963	NO	49.85	99.7	0.0455	49.85
20	20	PCB-29	5.28e5	1.07	NO	0.953	1.000	28.55	28.57	0.972	0.972	NO	49.08	98.2	0.0464	49.08
21	21	PCB-26	5.30e5	1.08	NO	1.00	1.000	28.77	28.77	0.979	0.979	NO	46.91	93.8	0.0442	46.91
22	22	PCB-25	5.50e5	1.05	NO	0.978	1.000	28.93	28.94	0.985	0.985	NO	49.81	99.6	0.0453	49.81
23	23	PCB-31	6.04e5	1.04	NO	1.12	1.000	29.31	29.31	0.998	0.998	NO	47.65	95.3	0.0394	47.65
24	24	PCB-28	5.88e5	1.08	NO	1.11	1.000	29.40	29.42	1.001	1.001	NO	47.10	94.2	0.0400	47.10
25	25	PCB-20/21/33	1.60e6	1.03	NO	1.00	1.000	30.03	30.05	1.022	1.023	NO	141.6	94.4	0.0441	141.6
26	26	PCB-22	5.71e5	1.07	NO	1.03	1.000	30.50	30.52	1.038	1.039	NO	48.93	97.9	0.0429	48.93
27	27	PCB-36	5.41e5	1.03	NO	1.18	1.000	31.15	31.15	0.932	0.932	NO	44.63	89.3	0.0454	44.63
28	28	PCB-39	5.07e5	1.04	NO	1.08	1.000	31.64	31.65	0.947	0.947	NO	45.39	90.8	0.0493	45.39
29	29	PCB-38	5.35e5	1.00	NO	1.13	1.000	32.45	32.44	0.971	0.970	NO	46.02	92.0	0.0474	46.02
30	30	PCB-35	5.42e5	1.00	NO	1.13	1.000	32.99	32.99	0.987	0.987	NO	46.48	93.0	0.0472	46.48
31	31	PCB-37	5.37e5	1.00	NO	1.11	1.000	33.46	33.44	1.001	1.001	NO	47.17	94.3	0.0483	47.17
32	32	PCB-54	5.37e5	0.75	NO	0.996	1.000	28.23	28.23	1.001	1.001	NO	49.55	99.1	0.0408	49.55

75-125%

Dataset: U:\VG11.PRO\Results\190725K1\190725K1-1.qld

Last Altered: Thursday, July 25, 2019 15:04:14 Pacific Daylight Time
Printed: Friday, July 26, 2019 10:11:23 Pacific Daylight Time

Name: 190725K1_1, Date: 25-Jul-2019, Time: 13:41:13, ID: ST190725K1-1 PCB 209 CS3 19C1106, Description: PCB 209 CS3 19C1106

	# Name	Resp	RA	n/y	RRF	wt/vol	Pred.RT	RT	Pred.RRT	RRT	Check RRT	Conc.	%Rec	DL	EMPC
33	33 PCB-50	4.20e5	0.79	NO	0.781	1.000	29.44	29.46	1.044	1.044	NO	49.33	98.7	0.0520	49.33
34	34 PCB-53	3.83e5	0.77	NO	0.955	1.000	30.14	30.13	0.945	0.945	NO	48.05	96.1	0.0547	48.05
35	35 PCB-51	4.16e5	0.77	NO	1.02	1.000	30.49	30.48	0.956	0.956	NO	48.73	97.5	0.0510	48.73
36	36 PCB-45	3.35e5	0.76	NO	0.808	1.000	30.93	30.93	0.970	0.970	NO	49.68	99.4	0.0646	49.68
37	37 PCB-46	3.19e5	0.77	NO	0.754	1.000	31.43	31.43	0.985	0.985	NO	50.85	102	0.0693	50.85
38	38 PCB-52/69	9.06e5	0.75	NO	1.09	1.000	31.93	31.93	1.001	1.001	NO	99.59	99.6	0.0478	99.59
39	39 PCB-73	5.24e5	0.76	NO	1.29	1.000	32.04	32.04	1.005	1.005	NO	48.73	97.5	0.0405	48.73
40	40 PCB-43/49	7.75e5	0.76	NO	0.940	1.000	32.33	32.23	1.013	1.010	NO	98.85	98.9	0.0555	98.85
41	41 PCB-47	3.79e5	0.76	NO	0.869	1.000	32.43	32.44	1.000	1.001	NO	50.14	100	0.0592	50.14
42	42 PCB-48/75	8.88e5	0.76	NO	1.02	1.000	32.55	32.55	1.004	1.004	NO	99.75	99.7	0.0502	99.75
43	43 PCB-65	4.80e5	0.76	NO	1.11	1.000	32.83	32.83	1.013	1.013	NO	49.82	99.6	0.0464	49.82
44	44 PCB-62	4.63e5	0.76	NO	1.07	1.000	32.94	32.94	1.016	1.016	NO	50.03	100	0.0483	50.03
45	45 PCB-44	3.28e5	0.77	NO	0.761	1.000	33.25	33.25	1.026	1.026	NO	49.64	99.3	0.0676	49.65
46	46 PCB-42/59	8.41e5	0.77	NO	0.960	1.000	33.49	33.50	1.033	1.033	NO	100.8	101	0.0536	100.8
47	47 PCB-41/64/71/72	1.89e6	0.76	NO	1.08	1.000	34.11	34.11	1.052	1.052	NO	201.0	100	0.0475	201.0
48	48 PCB-68	4.76e5	0.77	NO	1.11	1.000	34.38	34.39	1.060	1.061	NO	49.43	98.9	0.0464	49.43
49	49 PCB-40	2.57e5	0.75	NO	0.577	1.000	34.58	34.59	1.067	1.067	NO	51.20	102	0.0892	51.20
50	50 PCB-57	5.15e5	0.77	NO	1.05	1.000	34.97	34.97	0.970	0.970	NO	50.41	101	0.0438	50.41
51	51 PCB-67	4.89e5	0.76	NO	0.993	1.000	35.29	35.30	0.979	0.979	NO	50.57	101	0.0462	50.57
52	52 PCB-58	5.10e5	0.78	NO	1.11	1.000	35.42	35.41	0.982	0.982	NO	47.07	94.1	0.0413	47.07
53	53 PCB-63	4.80e5	0.79	NO	0.962	1.000	35.57	35.58	0.986	0.987	NO	51.24	102	0.0477	51.24
54	54 PCB-74	5.06e5	0.76	NO	1.07	1.000	35.88	35.88	0.995	0.995	NO	48.71	97.4	0.0431	48.71
55	55 PCB-61/70	9.79e5	0.76	NO	0.986	1.000	36.08	36.08	1.000	1.000	NO	101.9	102	0.0466	101.9
56	56 PCB-76/66	1.06e6	0.76	NO	1.07	1.000	36.28	36.29	1.006	1.006	NO	101.9	102	0.0431	101.9
57	57 PCB-80	5.37e5	0.79	NO	1.08	1.000	36.53	36.53	1.001	1.000	NO	49.91	99.8	0.0425	49.91
58	58 PCB-55	5.52e5	0.76	NO	1.07	1.000	36.86	36.85	1.010	1.009	NO	52.04	104	0.0431	52.04
59	59 PCB-56/60	9.34e5	0.76	NO	0.934	1.000	37.37	37.37	1.024	1.023	NO	100.7	101	0.0493	100.7
60	60 PCB-79	4.95e5	0.77	NO	1.04	1.000	38.47	38.48	1.054	1.054	NO	47.79	95.6	0.0441	47.78
61	61 PCB-78	4.86e5	0.75	NO	1.03	1.000	39.21	39.21	0.987	0.987	NO	49.43	98.9	0.0502	49.43
62	62 PCB-81	4.38e5	0.75	NO	0.933	1.000	39.73	39.75	1.000	1.001	NO	49.31	98.6	0.0555	49.31
63	63 PCB-77	4.80e5	0.76	NO	1.03	1.000	40.36	40.36	1.000	1.000	NO	50.79	102	0.0534	50.78
64	64 PCB-104	5.05e5	1.56	NO	0.995	1.000	33.11	33.10	1.001	1.001	NO	51.19	102	0.0240	51.19
65	65 PCB-96	4.91e5	1.55	NO	0.996	1.000	34.43	34.41	1.041	1.040	NO	49.72	99.4	0.0240	49.72
66	66 PCB-103	3.87e5	1.58	NO	0.774	1.000	34.99	34.99	1.057	1.057	NO	50.35	101	0.0309	50.34
67	67 PCB-100	3.92e5	1.57	NO	0.778	1.000	35.36	35.36	1.069	1.069	NO	50.81	102	0.0308	50.81
68	68 PCB-94	3.10e5	1.60	NO	0.773	1.000	35.84	35.84	0.986	0.986	NO	52.95	106	0.0418	52.95

Dataset: U:\VG11.PRO\Results\190725K1\190725K1-1.qld

Last Altered: Thursday, July 25, 2019 15:04:14 Pacific Daylight Time
Printed: Friday, July 26, 2019 10:11:23 Pacific Daylight Time

Name: 190725K1_1, Date: 25-Jul-2019, Time: 13:41:13, ID: ST190725K1-1 PCB 209 CS3 19C1106, Description: PCB 209 CS3 19C1106

	# Name	Resp	RA	n/y	RRF	wt/vol	Pred.RT	RT	Pred.RRT	RRT	Check RRT	Conc.	%Rec	DL	EMPC
69	69 PCB-95/98/102	1.21e6	1.57	NO	1.01	1.000	36.33	36.33	0.999	0.999	NO	157.6	105	0.0319	157.6
70	70 PCB-93	3.12e5	1.60	NO	0.841	1.000	36.46	36.46	1.003	1.003	NO	49.06	98.1	0.0385	49.06
71	71 PCB-88/91	6.81e5	1.56	NO	0.890	1.000	36.79	36.81	1.012	1.012	NO	101.2	101	0.0364	101.2
72	72 PCB-121	5.53e5	1.59	NO	1.39	1.000	36.91	36.90	1.015	1.015	NO	52.78	106	0.0233	52.78
73	73 PCB-84/92	6.47e5	1.57	NO	0.879	1.000	37.73	37.74	0.989	0.990	NO	105.5	105	0.0410	105.5
74	74 PCB-89	3.56e5	1.57	NO	0.959	1.000	37.94	37.94	0.995	0.995	NO	53.11	106	0.0375	53.11
75	75 PCB-90/101	6.90e5	1.59	NO	0.944	1.000	38.13	38.13	1.000	1.000	NO	104.7	105	0.0381	104.7
76	76 PCB-113	4.29e5	1.55	NO	1.23	1.000	38.41	38.39	1.007	1.007	NO	50.02	100	0.0293	50.02
77	77 PCB-99	4.39e5	1.61	NO	1.12	1.000	38.48	38.48	1.009	1.009	NO	56.20	112	0.0322	56.20
78	78 PCB-119	4.79e5	1.55	NO	1.47	1.000	38.95	38.97	0.987	0.987	NO	52.19	104	0.0264	52.19
79	79 PCB-108/112	8.04e5	1.56	NO	1.25	1.000	39.12	39.12	0.991	0.991	NO	103.1	103	0.0311	103.1
80	80 PCB-83	5.08e5	1.58	NO	1.55	1.000	39.29	39.28	0.996	0.995	NO	52.56	105	0.0251	52.56
81	81 PCB-97	3.54e5	1.61	NO	1.07	1.000	39.51	39.49	1.001	1.000	NO	52.81	106	0.0361	52.81
82	82 PCB-86	2.90e5	1.54	NO	0.996	1.000	39.64	39.64	1.004	1.004	NO	46.69	93.4	0.0390	46.69
83	83 PCB-87/117/125	1.32e6	1.53	NO	1.33	1.000	39.77	39.77	1.008	1.008	NO	159.2	106	0.0291	159.2
84	84 PCB-111/115	1.07e6	1.56	NO	1.60	1.000	39.94	39.94	1.012	1.012	NO	107.4	107	0.0243	107.4
85	85 PCB-85/116	7.57e5	1.54	NO	1.22	1.000	40.06	40.06	1.015	1.015	NO	99.75	99.8	0.0319	99.75
86	86 PCB-120	5.29e5	1.51	NO	1.68	1.000	40.33	40.33	1.022	1.022	NO	50.38	101	0.0231	50.38
87	87 PCB-110	4.83e5	1.55	NO	1.49	1.000	40.46	40.46	1.025	1.025	NO	52.10	104	0.0261	52.10
88	88 PCB-82	2.92e5	1.54	NO	0.674	1.000	41.13	41.11	0.976	0.976	NO	53.97	108	0.0457	53.97
89	89 PCB-124	4.91e5	1.55	NO	1.16	1.000	41.84	41.83	0.993	0.993	NO	52.74	105	0.0265	52.74
90	90 PCB-107/109	9.45e5	1.53	NO	1.17	1.000	41.96	41.96	0.996	0.996	NO	101.1	101	0.0264	101.1
91	91 PCB-123	4.30e5	1.58	NO	1.04	1.000	42.15	42.15	1.000	1.000	NO	51.52	103	0.0296	51.52
92	92 PCB-106/118	9.21e5	1.57	NO	1.07	1.000	42.35	42.35	1.001	1.001	NO	102.4	102	0.0276	102.4
93	93 PCB-114	4.11e5	1.54	NO	1.16	1.000	43.01	43.01	1.000	1.000	NO	48.77	97.5	0.0352	48.77
94	94 PCB-122	3.54e5	1.57	NO	0.973	1.000	43.14	43.14	1.003	1.003	NO	50.18	100	0.0420	50.18
95	95 PCB-105	4.25e5	1.58	NO	1.10	1.000	43.90	43.90	1.000	1.000	NO	48.53	97.1	0.0348	48.53
96	96 PCB-127	4.40e5	1.63	NO	1.11	1.000	44.26	44.26	1.000	1.000	NO	49.83	99.7	0.0350	49.83
97	97 PCB-126	4.17e5	1.54	NO	1.21	1.000	46.21	46.21	1.000	1.000	NO	49.63	99.3	0.0393	49.63
98	98 PCB-155	3.73e5	1.26	NO	0.874	1.000	37.66	37.66	1.000	1.000	NO	51.05	102	0.0148	51.05
99	99 PCB-150	3.88e5	1.29	NO	0.881	1.000	38.96	38.97	1.035	1.035	NO	52.59	105	0.0146	52.59
100	1... PCB-152	4.34e5	1.27	NO	1.00	1.000	39.47	39.47	1.048	1.048	NO	51.60	103	0.0128	51.60
101	1... PCB-145	4.29e5	1.25	NO	1.00	1.000	39.91	39.92	1.060	1.060	NO	51.30	103	0.0129	51.31
102	1... PCB-136	3.73e5	1.24	NO	0.843	1.000	40.25	40.25	1.069	1.069	NO	52.88	106	0.0153	52.88
103	1... PCB-148	2.75e5	1.25	NO	0.693	1.000	40.38	40.38	1.073	1.073	NO	47.40	94.8	0.0186	47.40
104	1... PCB-154	3.08e5	1.25	NO	0.724	1.000	40.87	40.88	1.086	1.086	NO	50.80	102	0.0178	50.80

Dataset: U:\VG11.PRO\Results\190725K1\190725K1-1.qld

Last Altered: Thursday, July 25, 2019 15:04:14 Pacific Daylight Time
Printed: Friday, July 26, 2019 10:11:23 Pacific Daylight Time

Name: 190725K1_1, Date: 25-Jul-2019, Time: 13:41:13, ID: ST190725K1-1 PCB 209 CS3 19C1106, Description: PCB 209 CS3 19C1106

	#	Name	Resp	RA	n/y	RRF	wt/vol	Pred.RT	RT	Pred.RRT	RRT	Check RRT	Conc.	%Rec	DL	EMPC
105	1...	PCB-151	2.65e5	1.24	NO	0.632	1.000	41.55	41.53	1.104	1.103	NO	50.14	100	0.0204	50.14
106	1...	PCB-135	2.89e5	1.26	NO	0.716	1.000	41.75	41.76	1.109	1.109	NO	48.32	96.6	0.0180	48.32
107	1...	PCB-144	2.84e5	1.27	NO	0.667	1.000	41.89	41.87	1.113	1.112	NO	50.92	102	0.0193	50.92
108	1...	PCB-147	2.82e5	1.23	NO	0.661	1.000	42.01	42.02	1.116	1.116	NO	51.01	102	0.0195	51.01
109	1...	PCB-139/149	6.26e5	1.28	NO	0.738	1.000	42.28	42.28	1.123	1.123	NO	101.3	101	0.0175	101.3
110	1...	PCB-140	2.66e5	1.26	NO	0.627	1.000	42.48	42.48	1.128	1.128	NO	50.70	101	0.0205	50.70
111	1...	PCB-134/143	5.19e5	1.27	NO	0.733	1.000	42.94	42.93	0.975	0.975	NO	99.91	99.9	0.0625	99.91
112	1...	PCB-131/133	5.75e5	1.25	NO	0.790	1.000	43.24	43.24	0.982	0.982	NO	102.8	103	0.0580	102.8
113	1...	PCB-142	2.67e5	1.26	NO	0.708	1.000	43.39	43.41	0.985	0.985	NO	53.27	107	0.0647	53.27
114	1...	PCB-146/165	7.50e5	1.24	NO	0.959	1.000	43.63	43.63	0.990	0.990	NO	110.4	110	0.0477	110.4
115	1...	PCB-132/161	7.21e5	1.26	NO	0.974	1.000	43.88	43.88	0.996	0.996	NO	104.6	105	0.0470	104.6
116	1...	PCB-153	3.62e5	1.25	NO	1.01	1.000	44.07	44.07	1.000	1.000	NO	50.58	101	0.0453	50.58
117	1...	PCB-168	3.65e5	1.24	NO	1.02	1.000	44.30	44.30	1.006	1.006	NO	50.56	101	0.0449	50.56
118	1...	PCB-141	2.77e5	1.25	NO	0.967	1.000	44.85	44.83	1.001	1.000	NO	51.87	104	0.0612	51.87
119	1...	PCB-137	2.87e5	1.23	NO	0.987	1.000	45.23	45.23	1.009	1.009	NO	52.77	106	0.0599	52.77
120	1...	PCB-130	2.33e5	1.24	NO	0.840	1.000	45.33	45.32	1.012	1.011	NO	50.20	100	0.0704	50.20
121	1...	PCB-138/163/164	1.06e6	1.25	NO	1.23	1.000	45.72	45.72	1.001	1.001	NO	157.0	105	0.0492	157.0
122	1...	PCB-158/160	6.77e5	1.24	NO	1.18	1.000	45.97	45.97	1.006	1.006	NO	104.3	104	0.0513	104.3
123	1...	PCB-129	2.32e5	1.24	NO	0.819	1.000	46.22	46.21	1.012	1.012	NO	51.32	103	0.0737	51.32
124	1...	PCB-166	3.58e5	1.25	NO	1.07	1.000	46.69	46.69	0.993	0.993	NO	51.50	103	0.0487	51.50
125	1...	PCB-159	3.81e5	1.25	NO	1.12	1.000	47.03	47.03	1.000	1.000	NO	52.49	105	0.0465	52.49
126	1...	PCB-128/162	5.81e5	1.25	NO	0.851	1.000	47.32	47.33	1.007	1.007	NO	105.2	105	0.0612	105.2
127	1...	PCB-167	3.50e5	1.23	NO	1.04	1.000	47.73	47.73	1.000	1.000	NO	51.24	102	0.0494	51.24
128	1...	PCB-156	3.42e5	1.23	NO	1.06	1.000	49.05	49.07	1.000	1.001	NO	51.74	103	0.0528	51.74
129	1...	PCB-157	3.09e5	1.26	NO	0.978	1.000	49.36	49.34	1.001	1.000	NO	50.41	101	0.0554	50.41
130	1...	PCB-169	3.13e5	1.26	NO	1.11	1.000	51.61	51.61	1.000	1.000	NO	50.76	102	0.0599	50.76
131	1...	PCB-188	4.24e5	1.03	NO	1.19	1.000	43.69	43.69	1.001	1.001	NO	50.04	100	0.0308	50.04
132	1...	PCB-184	3.90e5	1.03	NO	1.17	1.000	44.14	44.15	1.011	1.011	NO	47.06	94.1	0.0315	47.06
133	1...	PCB-179	3.87e5	1.02	NO	1.18	1.000	44.94	44.94	1.029	1.030	NO	46.30	92.6	0.0313	46.30
134	1...	PCB-176	3.73e5	1.04	NO	1.16	1.000	45.41	45.42	1.040	1.040	NO	45.33	90.7	0.0317	45.33
135	1...	PCB-186	3.87e5	1.03	NO	1.22	1.000	46.07	46.06	1.055	1.055	NO	44.75	89.5	0.0302	44.75
136	1...	PCB-178	2.65e5	1.04	NO	0.830	1.000	46.56	46.57	1.067	1.067	NO	44.97	89.9	0.0443	44.97
137	1...	PCB-175	2.68e5	1.05	NO	0.849	1.000	46.94	46.93	1.075	1.075	NO	44.44	88.9	0.0434	44.44
138	1...	PCB-182/187	6.07e5	1.04	NO	0.960	1.000	47.11	47.10	1.079	1.079	NO	89.01	89.0	0.0383	89.01
139	1...	PCB-183	2.95e5	1.05	NO	0.957	1.000	47.43	47.42	1.087	1.086	NO	43.41	86.8	0.0385	43.41
140	1...	PCB-185	2.59e5	1.02	NO	1.32	1.000	48.12	48.11	0.956	0.955	NO	53.88	108	0.0572	53.88

Dataset: U:\VG11.PRO\Results\190725K1\190725K1-1.qld

Last Altered: Thursday, July 25, 2019 15:04:14 Pacific Daylight Time
Printed: Friday, July 26, 2019 10:11:23 Pacific Daylight Time

Name: 190725K1_1, Date: 25-Jul-2019, Time: 13:41:13, ID: ST190725K1-1 PCB 209 CS3 19C1106, Description: PCB 209 CS3 19C1106

	#	Name	Resp	RA	n/y	RRF	wt/vol	Pred.RT	RT	Pred.RRT	RRT	Check RRT	Conc.	%Rec	DL	EMPC
141	1...	PCB-174	2.44e5	1.04	NO	1.22	1.000	48.50	48.49	0.963	0.963	NO	54.91	110	0.0619	54.91
142	1...	PCB-181	2.67e5	1.05	NO	1.41	1.000	48.61	48.60	0.965	0.965	NO	51.95	104	0.0533	51.95
143	1...	PCB-177	2.34e5	1.04	NO	1.24	1.000	48.77	48.77	0.969	0.968	NO	51.91	104	0.0608	51.91
144	1...	PCB-171	2.36e5	1.03	NO	1.24	1.000	49.09	49.07	0.975	0.974	NO	52.16	104	0.0607	52.16
145	1...	PCB-173	2.14e5	1.03	NO	1.14	1.000	49.51	49.51	0.983	0.983	NO	51.55	103	0.0661	51.55
146	1...	PCB-172	2.44e5	1.04	NO	1.31	1.000	49.97	49.98	0.992	0.993	NO	51.31	103	0.0577	51.31
147	1...	PCB-192	3.15e5	1.01	NO	1.70	1.000	50.18	50.17	0.996	0.996	NO	50.94	102	0.0444	50.94
148	1...	PCB-180	2.47e5	1.04	NO	1.32	1.000	50.38	50.40	1.000	1.001	NO	51.30	103	0.0572	51.30
149	1...	PCB-193	2.81e5	1.03	NO	1.54	1.000	50.59	50.61	1.005	1.005	NO	50.08	100	0.0490	50.08
150	1...	PCB-191	2.86e5	1.03	NO	1.57	1.000	50.86	50.87	1.010	1.010	NO	50.02	100	0.0480	50.02
151	1...	PCB-170	2.04e5	1.01	NO	1.36	1.000	52.05	52.05	1.000	1.000	NO	49.65	99.3	0.0639	49.65
152	1...	PCB-190	2.71e5	1.02	NO	1.84	1.000	52.24	52.24	1.004	1.004	NO	48.79	97.6	0.0472	48.79
153	1...	PCB-189	2.85e5	1.02	NO	1.33	1.000	53.74	53.73	1.000	1.000	NO	51.60	103	0.0421	51.60
154	1...	PCB-202	2.79e5	0.90	NO	1.02	1.000	49.30	49.28	1.001	1.000	NO	51.83	104	0.0240	51.83
155	1...	PCB-201	2.45e5	0.91	NO	0.915	1.000	49.77	49.77	1.010	1.010	NO	50.85	102	0.0269	50.85
156	1...	PCB-204	2.64e5	0.90	NO	0.979	1.000	49.94	49.94	1.014	1.014	NO	51.34	103	0.0251	51.34
157	1...	PCB-197	2.57e5	0.89	NO	0.979	1.000	50.24	50.25	1.020	1.020	NO	49.89	99.8	0.0251	49.89
158	1...	PCB-200	2.44e5	0.93	NO	0.954	1.000	51.18	51.19	1.039	1.039	NO	48.53	97.1	0.0258	48.53
159	1...	PCB-198	1.87e5	0.90	NO	0.748	1.000	52.72	52.73	1.070	1.070	NO	47.56	95.1	0.0329	47.56
160	1...	PCB-199	2.21e5	0.90	NO	0.706	1.000	52.84	52.84	1.073	1.073	NO	59.42	119	0.0348	59.42
161	1...	PCB-196/203	4.05e5	0.89	NO	0.785	1.000	53.14	53.15	1.079	1.079	NO	98.01	98.0	0.0313	98.01
162	1...	PCB-195	2.07e5	0.90	NO	1.03	1.000	54.43	54.42	0.984	0.984	NO	49.57	99.1	0.0414	49.57
163	1...	PCB-194	2.33e5	0.88	NO	1.16	1.000	55.33	55.32	1.000	1.000	NO	49.98	100	0.0370	49.98
164	1...	PCB-205	3.06e5	0.89	NO	1.40	1.000	55.59	55.59	1.005	1.005	NO	54.15	108	0.0306	54.15
165	1...	PCB-208	2.19e5	1.38	NO	0.934	1.000	54.56	54.56	1.000	1.000	NO	49.54	99.1	0.0318	49.54
166	1...	PCB-207	2.18e5	1.34	NO	0.912	1.000	54.89	54.88	1.006	1.006	NO	50.72	101	0.0326	50.72
167	1...	PCB-206	1.98e5	1.35	NO	0.987	1.000	56.85	56.85	1.000	1.000	NO	50.24	100	0.0360	50.24
168	1...	PCB-209	2.23e5	1.17	NO	0.943	1.000	58.04	58.06	1.000	1.000	NO	49.10	98.2	0.00620	49.10
169	1...	13C-PCB-1	1.45e6	3.21	NO	1.08	1.000	15.98	15.98	0.612	0.611	NO	100.6	101	0.0676	
170	1...	13C-PCB-3	1.41e6	3.21	NO	1.09	1.000	18.68	18.68	0.715	0.715	NO	97.06	97.1	0.0668	
171	1...	13C-PCB-4	8.52e5	1.57	NO	0.640	1.000	20.06	20.05	0.768	0.767	NO	99.84	99.8	0.0602	
172	1...	13C-PCB-9	1.26e6	1.57	NO	0.995	1.000	21.91	21.90	0.839	0.838	NO	94.96	95.0	0.0387	
173	1...	13C-PCB-11	1.28e6	1.57	NO	0.971	1.000	25.41	25.40	0.973	0.972	NO	98.84	98.8	0.0396	
174	1...	13C-PCB-19	9.50e5	1.00	NO	0.637	1.000	24.35	24.34	0.932	0.931	NO	111.7	112	0.480	
175	1...	13C-PCB-32	1.30e6	1.02	NO	0.910	1.000	27.37	27.36	1.047	1.047	NO	107.3	107	0.336	
176	1...	13C-PCB-28	1.13e6	1.04	NO	1.07	1.000	29.40	29.38	1.004	1.003	NO	93.44	93.4	0.505	

Dataset: U:\VG11.PRO\Results\190725K1\190725K1-1.qld

Last Altered: Thursday, July 25, 2019 15:04:14 Pacific Daylight Time
Printed: Friday, July 26, 2019 10:11:23 Pacific Daylight Time

Name: 190725K1_1, Date: 25-Jul-2019, Time: 13:41:13, ID: ST190725K1-1 PCB 209 CS3 19C1106, Description: PCB 209 CS3 19C1106

	#	Name	Resp	RA	n/y	RRF	wt/vol	Pred.RT	RT	Pred.RRT	RRT	Check RRT	Conc.	%Rec	DL	EMPC
177	1...	13C-PCB-37	1.03e6	1.06	NO	0.959	1.000	33.42	33.42	1.141	1.141	NO	94.88	94.9	0.563	
178	1...	13C-PCB-54	1.09e6	0.78	NO	1.10	1.000	28.22	28.21	0.756	0.755	NO	102.4	102	0.0973	
179	1...	13C-PCB-52	8.34e5	0.77	NO	0.844	1.000	31.90	31.90	0.854	0.854	NO	102.0	102	0.127	
180	1...	13C-PCB-47	8.69e5	0.79	NO	0.893	1.000	32.42	32.42	0.868	0.868	NO	100.5	100	0.120	
181	1...	13C-PCB-70	9.74e5	0.79	NO	1.01	1.000	36.07	36.06	0.966	0.966	NO	99.82	99.8	0.106	
182	1...	13C-PCB-80	9.92e5	0.79	NO	1.05	1.000	36.50	36.51	0.977	0.978	NO	97.95	97.9	0.102	
183	1...	13C-PCB-81	9.53e5	0.77	NO	0.985	1.000	39.72	39.71	1.063	1.063	NO	99.88	99.9	0.108	
184	1...	13C-PCB-77	9.16e5	0.76	NO	0.958	1.000	40.33	40.34	1.080	1.080	NO	98.65	98.6	0.111	
185	1...	13C-PCB-104	9.92e5	1.56	NO	1.10	1.000	33.09	33.09	0.829	0.829	NO	100.2	100	0.0486	
186	1...	13C-PCB-95	7.56e5	1.56	NO	0.852	1.000	36.37	36.36	0.911	0.911	NO	98.29	98.3	0.0625	
187	1...	13C-PCB-101	6.98e5	1.59	NO	0.814	1.000	38.12	38.13	0.955	0.955	NO	94.98	95.0	0.0655	
188	1...	13C-PCB-97	6.24e5	1.60	NO	0.709	1.000	39.47	39.47	0.989	0.989	NO	97.51	97.5	0.0751	
189	1...	13C-PCB-123	8.01e5	1.56	NO	0.922	1.000	42.12	42.13	1.055	1.056	NO	96.28	96.3	0.0578	
190	1...	13C-PCB-118	8.40e5	1.60	NO	0.975	1.000	42.31	42.32	1.060	1.060	NO	95.45	95.5	0.0546	
191	1...	13C-PCB-114	7.25e5	1.61	NO	1.52	1.000	42.99	42.99	0.910	0.909	NO	102.4	102	0.0734	
192	1...	13C-PCB-105	7.95e5	1.59	NO	1.58	1.000	43.86	43.88	0.928	0.928	NO	107.8	108	0.0705	
193	1...	13C-PCB-127	7.96e5	1.59	NO	1.62	1.000	44.20	44.24	0.935	0.936	NO	105.4	105	0.0688	
194	1...	13C-PCB-126	6.93e5	1.58	NO	1.45	1.000	46.17	46.19	0.977	0.977	NO	102.9	103	0.0772	
195	1...	13C-PCB-155	8.37e5	1.27	NO	1.03	1.000	37.65	37.65	0.943	0.943	NO	90.34	90.3	0.0167	
196	1...	13C-PCB-153	7.08e5	1.27	NO	1.42	1.000	44.06	44.05	0.932	0.932	NO	106.7	107	0.0849	
197	1...	13C-PCB-141	5.52e5	1.28	NO	1.14	1.000	44.81	44.81	0.948	0.948	NO	103.7	104	0.106	
198	1...	13C-PCB-138	5.51e5	1.28	NO	1.18	1.000	45.68	45.68	0.966	0.966	NO	100.2	100	0.102	
199	1...	13C-PCB-159	6.49e5	1.25	NO	1.43	1.000	47.01	47.01	0.994	0.994	NO	97.25	97.3	0.0843	
200	2...	13C-PCB-167	6.54e5	1.29	NO	1.42	1.000	47.71	47.71	1.009	1.009	NO	98.66	98.7	0.0849	
201	2...	13C-PCB-156	6.25e5	1.28	NO	1.40	1.000	49.03	49.03	1.037	1.037	NO	96.02	96.0	0.0865	
202	2...	13C-PCB-157	6.28e5	1.27	NO	1.41	1.000	49.32	49.32	1.043	1.043	NO	95.80	95.8	0.0859	
203	2...	13C-PCB-169	5.57e5	1.25	NO	1.35	1.000	51.59	51.59	1.091	1.091	NO	88.86	88.9	0.0898	
204	2...	13C-PCB-188	7.10e5	0.44	NO	1.46	1.000	43.65	43.65	0.927	0.927	NO	116.8	117	0.0500	
205	2...	13C-PCB-180	3.64e5	0.46	NO	0.932	1.000	50.36	50.36	1.069	1.069	NO	93.90	93.9	0.0784	
206	2...	13C-PCB-170	3.02e5	0.46	NO	0.796	1.000	52.02	52.03	1.104	1.105	NO	91.20	91.2	0.0919	
207	2...	13C-PCB-189	4.14e5	0.45	NO	1.09	1.000	53.68	53.71	1.140	1.140	NO	91.29	91.3	0.0670	
208	2...	13C-PCB-202	5.26e5	0.89	NO	1.45	1.000	49.24	49.26	1.042	1.042	NO	87.19	87.2	0.0250	
209	2...	13C-PCB-194	4.03e5	0.90	NO	0.714	1.000	55.29	55.31	0.995	0.995	NO	92.99	93.0	0.0691	
210	2...	13C-PCB-208	4.72e5	0.77	NO	0.896	1.000	54.56	54.55	0.982	0.982	NO	86.69	86.7	0.0519	
211	2...	13C-PCB-206	3.99e5	0.77	NO	0.653	1.000	56.83	56.83	1.023	1.023	NO	100.6	101	0.0713	
212	2...	13C-PCB-209	4.81e5	1.17	NO	0.806	1.000	58.05	58.04	1.045	1.044	NO	98.23	98.2	0.00976	

50-145%

Dataset: U:\VG11.PRO\Results\190725K1\190725K1-1.qld

Last Altered: Thursday, July 25, 2019 15:04:14 Pacific Daylight Time
Printed: Friday, July 26, 2019 10:11:23 Pacific Daylight Time

Name: 190725K1_1, Date: 25-Jul-2019, Time: 13:41:13, ID: ST190725K1-1 PCB 209 CS3 19C1106, Description: PCB 209 CS3 19C1106

	#	Name	Resp	RA	n/y	RRF	wt/vol	Pred.RT	RT	Pred.RRT	RRT	Check RRT	Conc.	%Rec	DL	EMPC
213	2...	13C-PCB-15	1.33e6	1.58	NO	1.00	1.000	26.13	26.13	1.000	0.000	NO	100.0	100	0.0385	
214	2...	13C-PCB-31	1.13e6	1.05	NO	1.00	1.000	29.29	29.29	1.000	0.000	NO	100.0	100	0.540	
215	2...	13C-PCB-60	9.69e5	0.76	NO	1.00	1.000	37.35	37.35	1.000	0.000	NO	100.0	100	0.107	
216	2...	13C-PCB-111	9.03e5	1.61	NO	1.00	1.000	39.92	39.92	1.000	0.000	NO	100.0	100	0.0533	
217	2...	13C-PCB-128	4.66e5	1.27	NO	1.00	1.000	47.27	47.27	1.000	0.000	NO	100.0	100	0.121	
218	2...	13C-PCB-182	4.16e5	0.44	NO	1.00	1.000	47.10	47.10	0.000	0.000	NO	100.0	100	0.0731	
219	2...	13C-PCB-205	6.08e5	0.92	NO	1.00	1.000	55.57	55.57	1.000	0.000	NO	100.0	100	0.0493	
220	2...	13C-PCB-79	9.77e5	0.78	NO	1.03	1.000	38.46	38.47	1.030	1.030	NO	97.70	97.7	0.104	
221	2...	13C-PCB-178	3.97e5	0.44	NO	0.875	1.000	46.55	46.55	0.988	0.988	NO	97.47	97.5	0.0793	
222	2...	13C-PCB-79	9.70e5	0.78	NO	1.05	1.000	38.46	38.47	0.969	0.969	NO	97.33	97.3	0.111	
223	2...	13C-PCB-178	3.97e5	0.44	NO	0.975	1.000	46.55	46.55	0.924	0.924	NO	111.9	112	0.0908	

75-125

Vista Analytical Laboratory VG-11

Dataset: Untitled

Last Altered: Friday, July 26, 2019 10:05:26 Pacific Daylight Time
Printed: Friday, July 26, 2019 10:05:38 Pacific Daylight Time

Method: U:\VG11.PRO\MethDB\PCB-209_ZB1_7-25-19.mdb 25 Jul 2019 15:20:16
Calibration: U:\VG11.PRO\CurveDB\db1_PCBvg11-6-28-19.cdb 29 Jun 2019 12:47:57

Compound name: PCB-1

	Name	ID	Acq.Date	Acq.Time
1	190725K1_1	ST190725K1-1 PCB 209 CS3 19C1106	25-Jul-19	13:41:13
2	190725K1_2	SOLVENT BLANK	25-Jul-19	14:43:02
3	190725K1_3	1901384-03@10X T4-PDI2019-SG26-190530 ...	25-Jul-19	15:44:44
4	190725K1_4	1901384-03@15X T4-PDI2019-SG26-190530 ...	25-Jul-19	16:46:24
5	190725K1_5	1901984-01@5X 8958D-exp pol 10	25-Jul-19	17:48:01
6	190725K1_6	1901327-03RE1@5X TD5-180604-01-BB-06 5...	25-Jul-19	18:50:39
7	190725K1_7	1901327-01RE1@10X TD5-180604-01-YP-01...	25-Jul-19	19:53:12
8	190725K1_8	1901327-02RE1@15X TD5-180604-01-LMB-...	25-Jul-19	20:54:52
9	190725K1_9	1901327-04RE1@15X ND5-180606-01-LMB-0...	25-Jul-19	21:57:12
10	190725K1_10	1901327-05RE1@15X ND3-180606-01-YP-03...	25-Jul-19	22:59:26
11	190725K1_11	1901327-06RE1@30X ND3-180606-01-BB-03...	26-Jul-19	00:01:08

(A) instrument shorted, RI
End res checks processed manually

File: Experiment: PCB_ZB1.exp Reference: pfk.ref Function: 1 @ 200 (ppm)

Printed: Thursday, July 25, 2019 13:35:04 Pacific Daylight Time

M 168.9888 R 11572

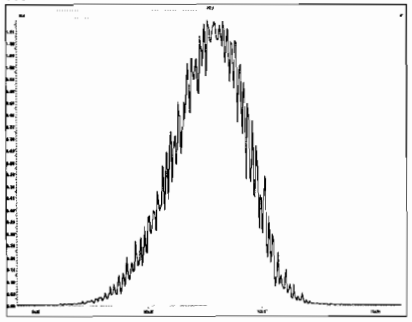

M 180.9888 R 11415

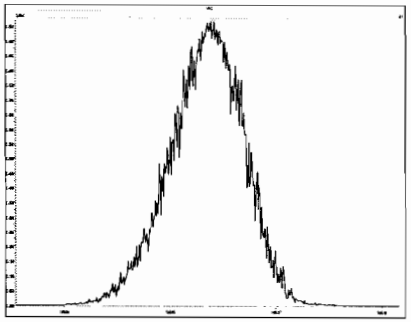

M 192.9888 R 11468

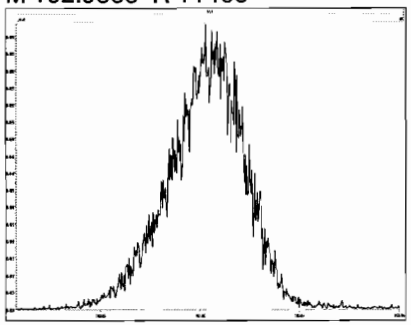

M 204.9888 R 11258

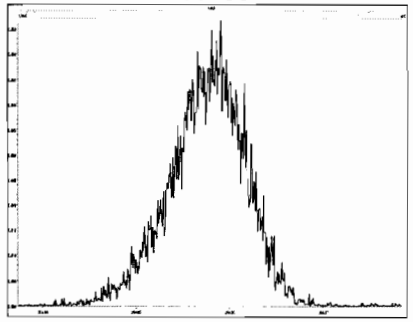

File: Experiment: PCB_ZB1.exp Reference: pfk.ref Function: 2 @ 200 (ppm)

Printed: Thursday, July 25, 2019 13:35:41 Pacific Daylight Time

M 218.9856 R 11362

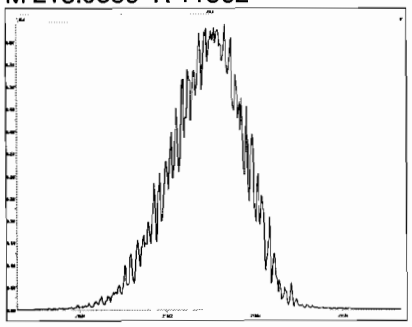

M 230.9856 R 11161

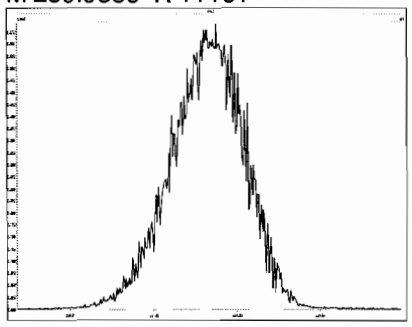

M 242.9856 R 11522

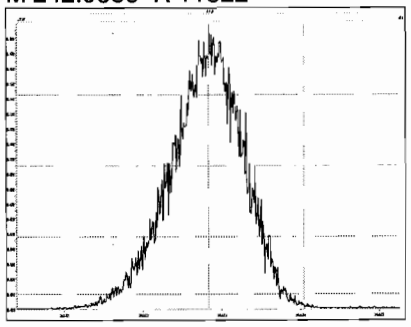

M 254.9856 R 11311

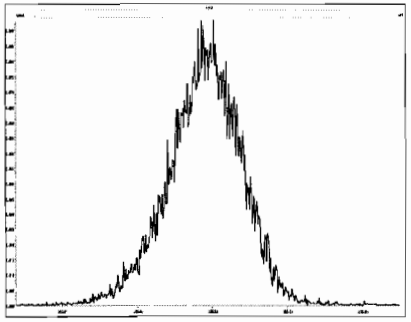

M 268.9824 R 11261

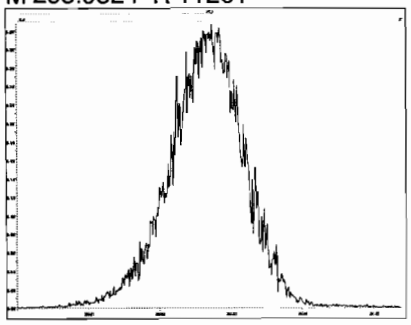

M 280.9824 R 11109

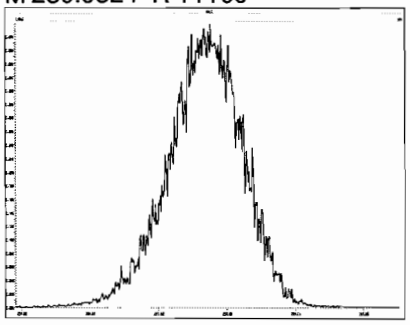

File: Experiment: PCB_ZB1.exp Reference: pfk.ref Function: 3 @ 200 (ppm)

Printed: Thursday, July 25, 2019 13:36:48 Pacific Daylight Time

M 254.9856 R 11520

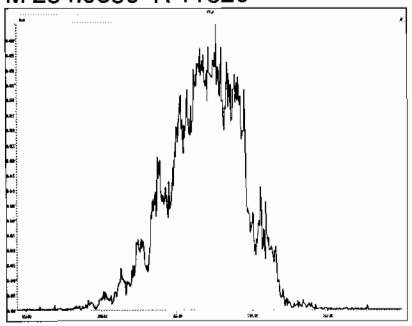

M 268.9824 R 11014

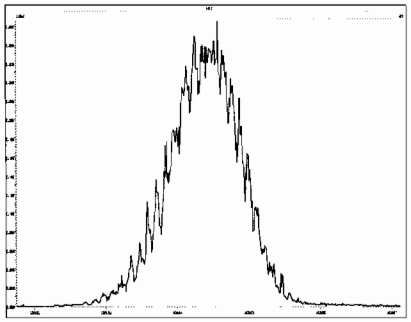

M 280.9824 R 11414

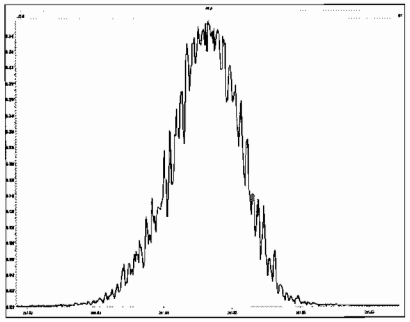

M 292.9824 R 11418

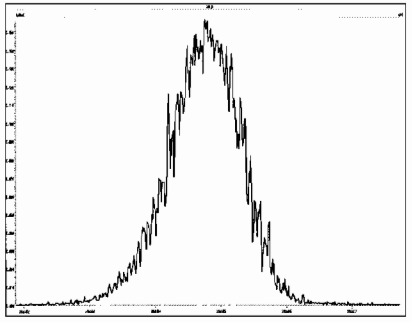

M 304.9824 R 11623

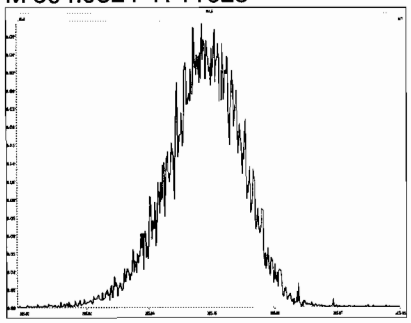

M 318.9792 R 11260

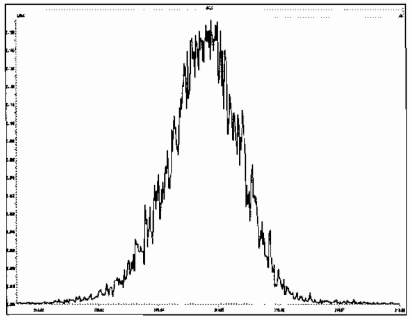

M 330.9792 R 11630

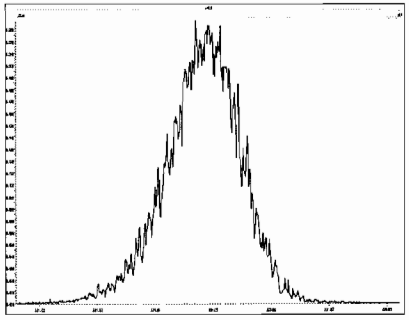

M 342.9792 R 11262

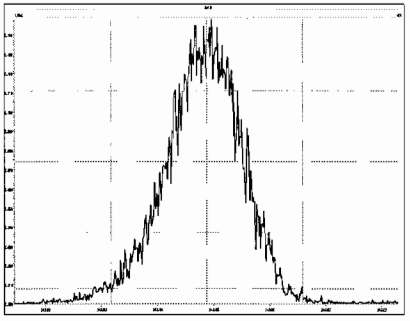

M 354.9792 R 10733

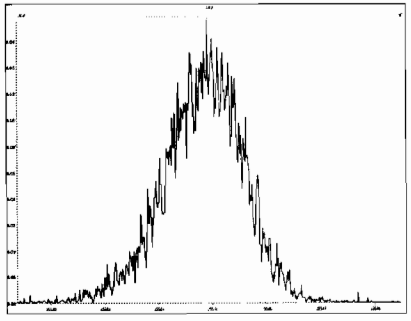

M 366.9792 R 10001

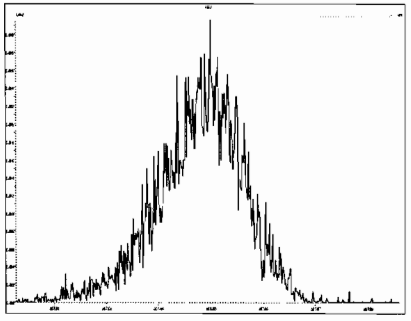

M 380.9760 R 10118

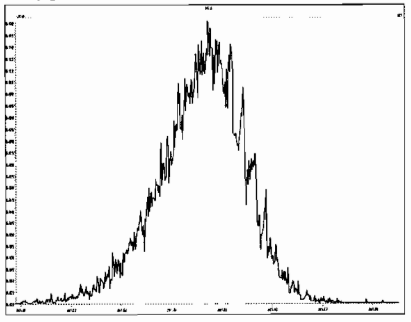

File: Experiment: PCB_ZB1.exp Reference: pfk.ref Function: 4 @ 200 (ppm)

Printed: Thursday, July 25, 2019 13:37:23 Pacific Daylight Time

M 318.9792 R 11958

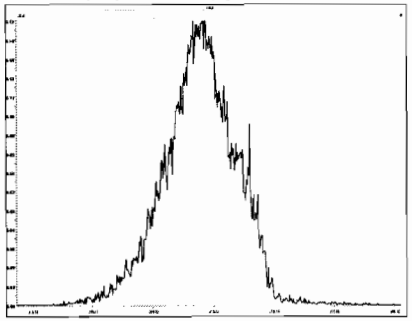

M 330.9792 R 12136

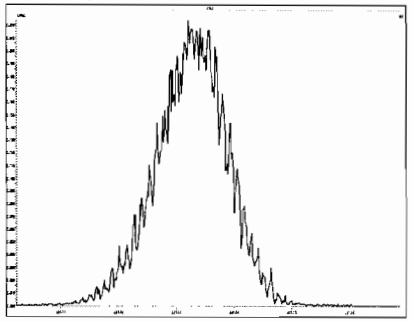

M 342.9792 R 11681

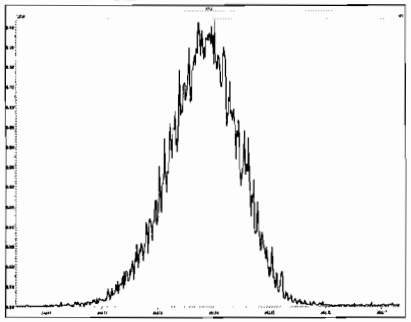

M 354.9792 R 11964

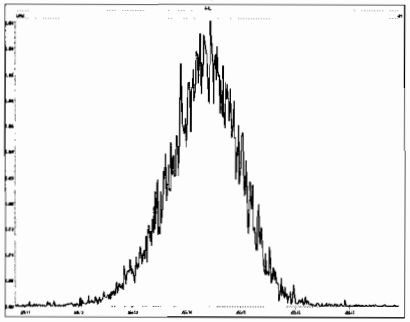

M 366.9792 R 11521

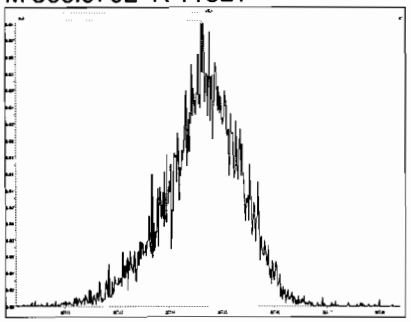

M 380.9760 R 11415

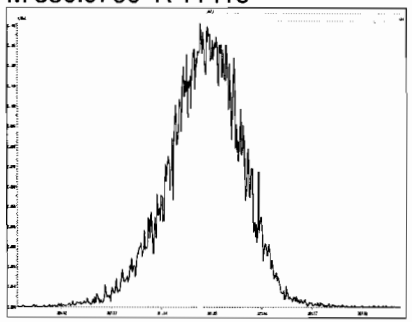

M 392.9760 R 11064

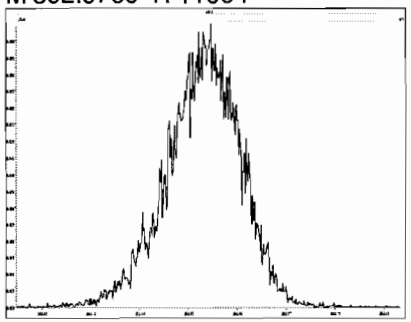

M 404.9760 R 12691

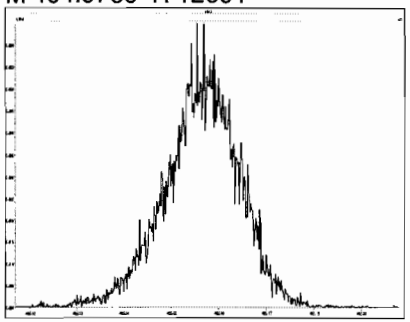

M 416.9760 R 11847

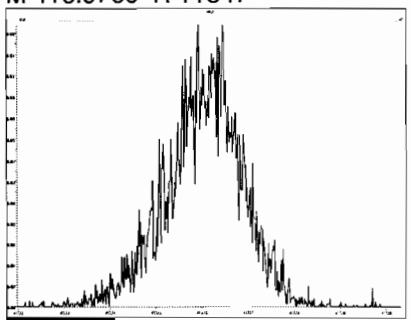

M 430.9728 R 10824

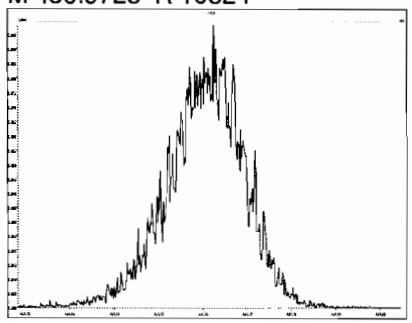

M 442.9728 R 10777

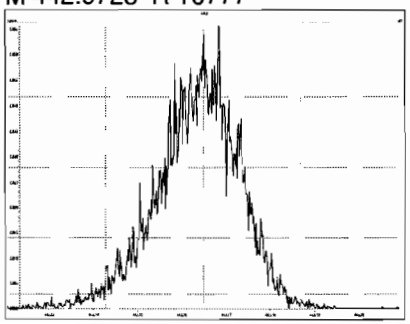

File: Experiment: PCB_ZB1.exp Reference: pfk.ref Function: 5 @ 200 (ppm)

Printed: Thursday, July 25, 2019 13:38:20 Pacific Daylight Time

M 416.9760 R 12137

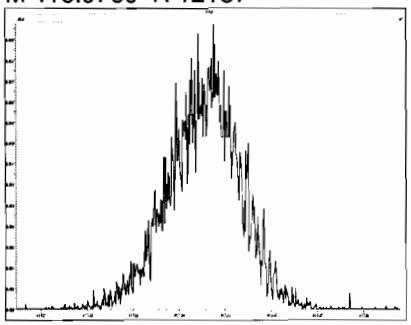

M 430.9728 R 12377

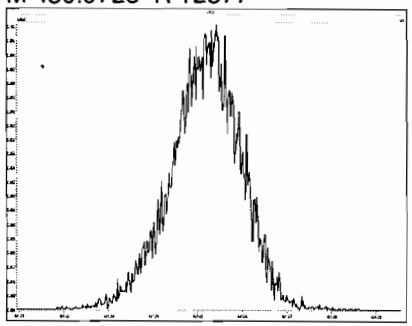

M 442.9728 R 11904

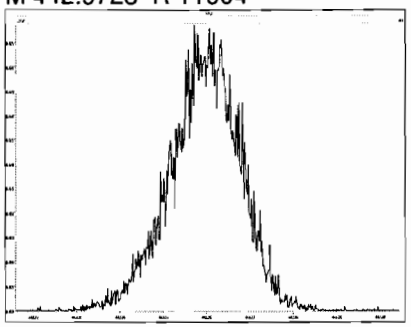

M 454.9728 R 11572

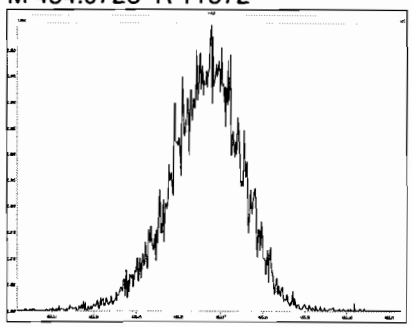

M 466.9728 R 13588

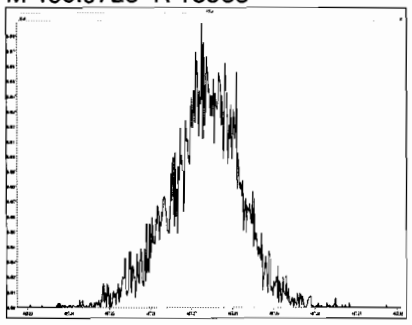

M 480.9696 R 11737

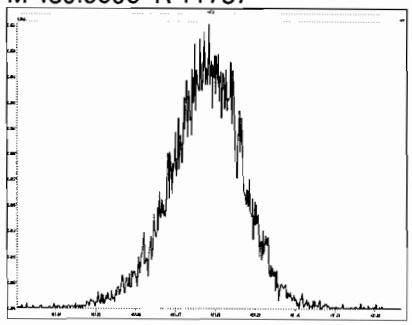

M 492.9696 R 11847

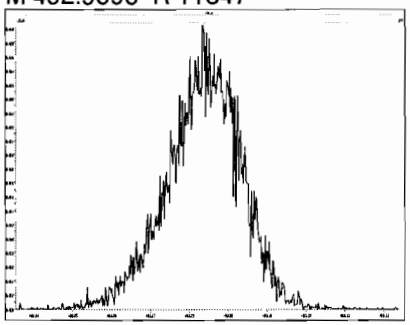

M 504.9696 R 11112

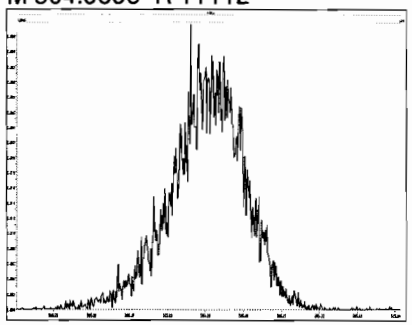

M 516.9697 R 12500

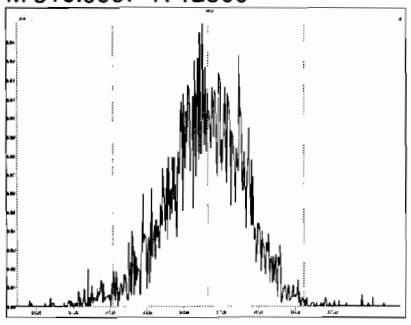

Vista Analytical Laboratory VG-11

Dataset: Untitled

Last Altered: Friday, July 26, 2019 10:05:26 Pacific Daylight Time
Printed: Friday, July 26, 2019 10:06:05 Pacific Daylight Time

Method: U:\VG11.PRO\MethDB\PCB-209_ZB1_7-25-19.mdb 25 Jul 2019 15:20:16
Calibration: U:\VG11.PRO\CurveDB\db1_PCBvg11-6-28-19.cdb 29 Jun 2019 12:47:57

Name: 190725K1_1, Date: 25-Jul-2019, Time: 13:41:13, ID: ST190725K1-1 PCB 209 CS3 19C1106, Description: PCB 209 CS3 19C1106

PCB-1

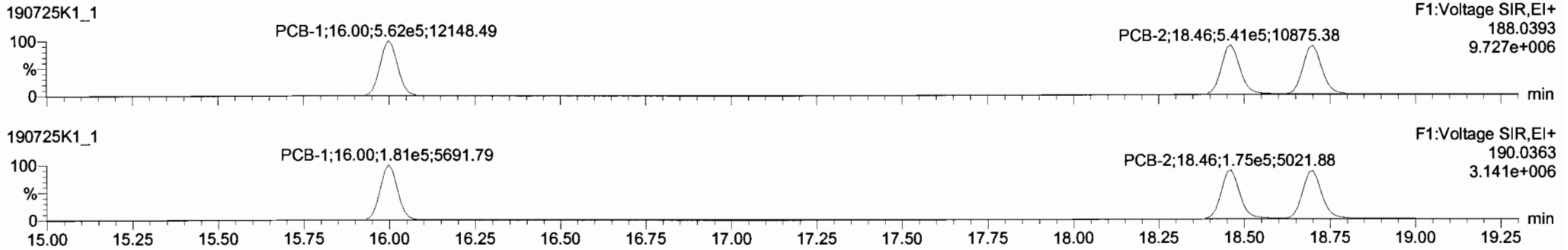

13C-PCB-1

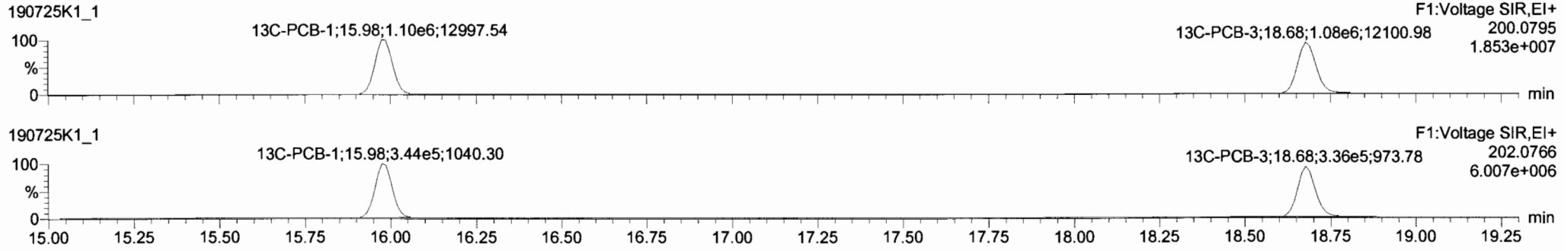

PFK1

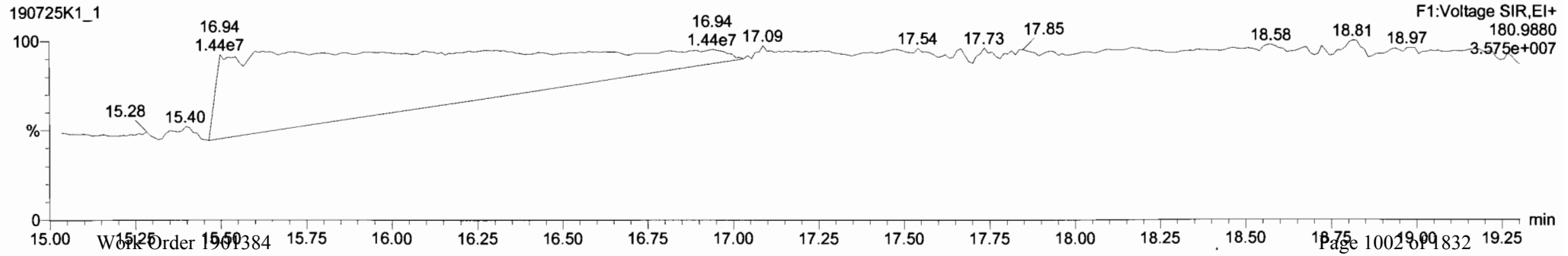

Dataset: Untitled

Last Altered: Friday, July 26, 2019 10:05:26 Pacific Daylight Time
Printed: Friday, July 26, 2019 10:06:05 Pacific Daylight Time

Name: 190725K1_1, Date: 25-Jul-2019, Time: 13:41:13, ID: ST190725K1-1 PCB 209 CS3 19C1106, Description: PCB 209 CS3 19C1106

PCB-4/10

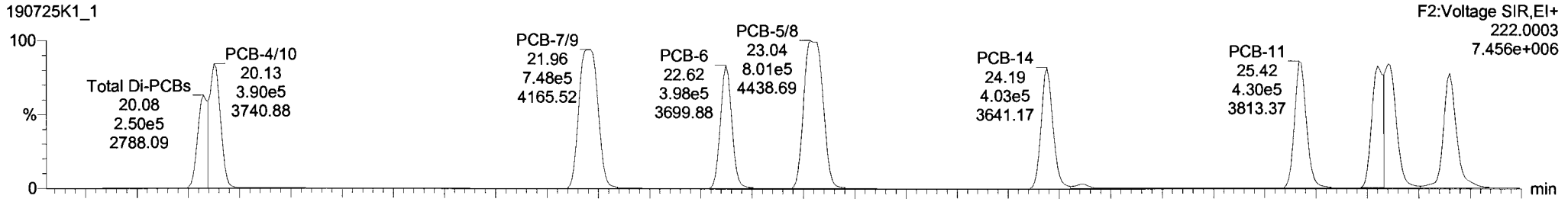

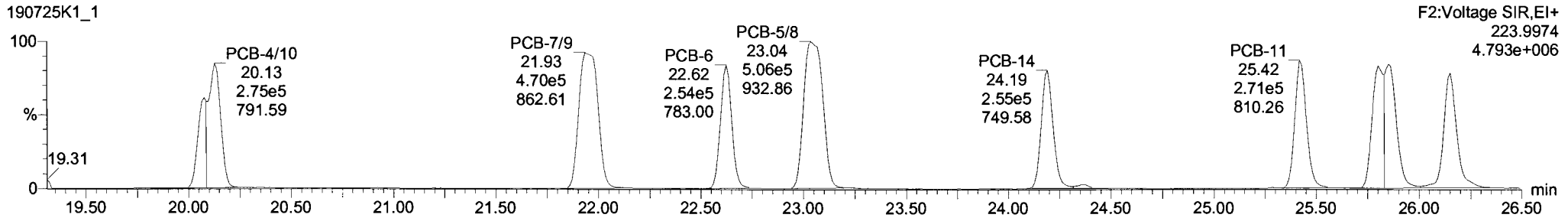

13C-PCB-4

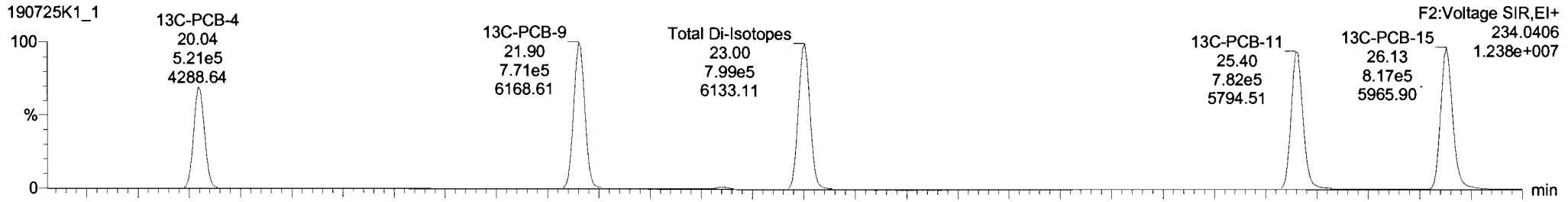

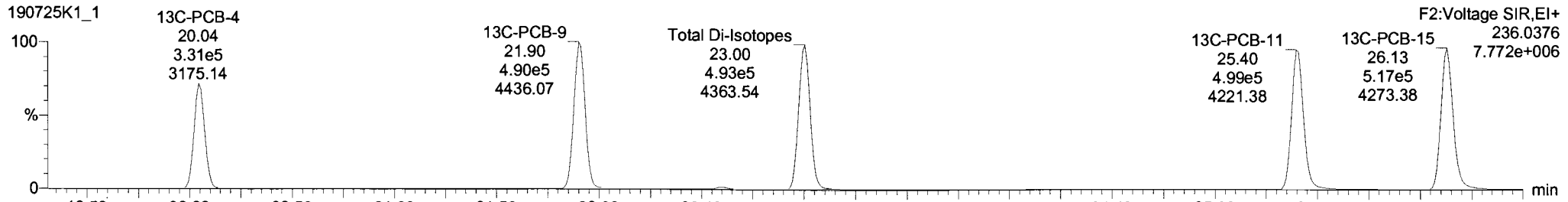

TargetLynx - 190725K1-1.qld - [Chromatogram]

File Edit View Display Processing Window Help

190725K1_1 - ST190725K1-1 PCB 209 CS3 19C1106 - PCB 209 CS3 19C1106

	#	Name	Resp	RA	n/y	RRF	wtVol	Pred RT	RT	Pred R...	RRT	RRT Fail	Conc.	%Rec	DL	EMPC
220	220	13C-PCB-79	9.77e5	0.78	NO	1.0320	1.000	38.46	38.47	1.030	1.030	NO	97.70	97.7	0.104	
221	221	13C-PCB-178	3.97e5	0.44	NO	0.8746	1.000	46.55	46.55	0.988	0.988	NO	97.47	97.5	0.0793	
222	222	13C-PCB-79	9.70e5	0.78	NO	1.0454	1.000	38.46	38.47	0.969	0.969	NO	97.33	97.3	0.111	
223	223	13C-PCB-178	3.97e5	0.44	NO	0.9749	1.000	46.55	46.55	0.924	0.924	NO	111.9	112	0.0908	
224	224	Total Mono-PCBs				1.0122	1.000	0.00		0.000		NO	151.4		0.0346	151.4
225	225	Total Di-PCBs				1.0592	1.000	0.00		0.000		NO	595.0		0.548	595.0
226	226	2nd Function Tri-PCBs				0.9137	1.000	0.00		0.000		NO	405.1		0.0988	405.1
227	227	3rd Function Tri-PCBs				1.0563	1.000	0.00		0.000		NO	756.6		0.630	756.6
228	228	Total Tetra-PCBs				0.9861	1.000	0.00		0.000		NO	2097		1.63	2097
229	229	3rd Function Penta-PCBs				1.1154	1.000	0.00		0.000		NO	2123		0.908	2123
230	230	4th Function Penta-PCBs				1.1112	1.000	0.00		0.000		NO	246.9		0.186	246.9

	T...	Name	Pred RT	RT	m1 Resp	m2 Resp	1° Ratio (Pred)	RA	n/y	EMPC	Conc.
1	4	PCB-4/10	20.13	20.13	6.41e5	4.126e5	1.560	1.55	NO	96.973	96.973
2	5	PCB-7/9	21.96	21.96	7.482e5	4.702e5	1.560	1.59	NO	98.997	98.997
3	6	PCB-6	22.61	22.62	3.979e5	2.535e5	1.560	1.57	NO	50.802	50.802
4	7	PCB-5/8	23.02	23.04	8.013e5	5.063e5	1.560	1.58	NO	102.57	102.57
5	8	PCB-14	24.18	24.19	4.032e5	2.546e5	1.560	1.58	NO	49.722	49.722
6	9	PCB-11	25.42	25.42	4.299e5	2.709e5	1.560	1.59	NO	49.922	49.922

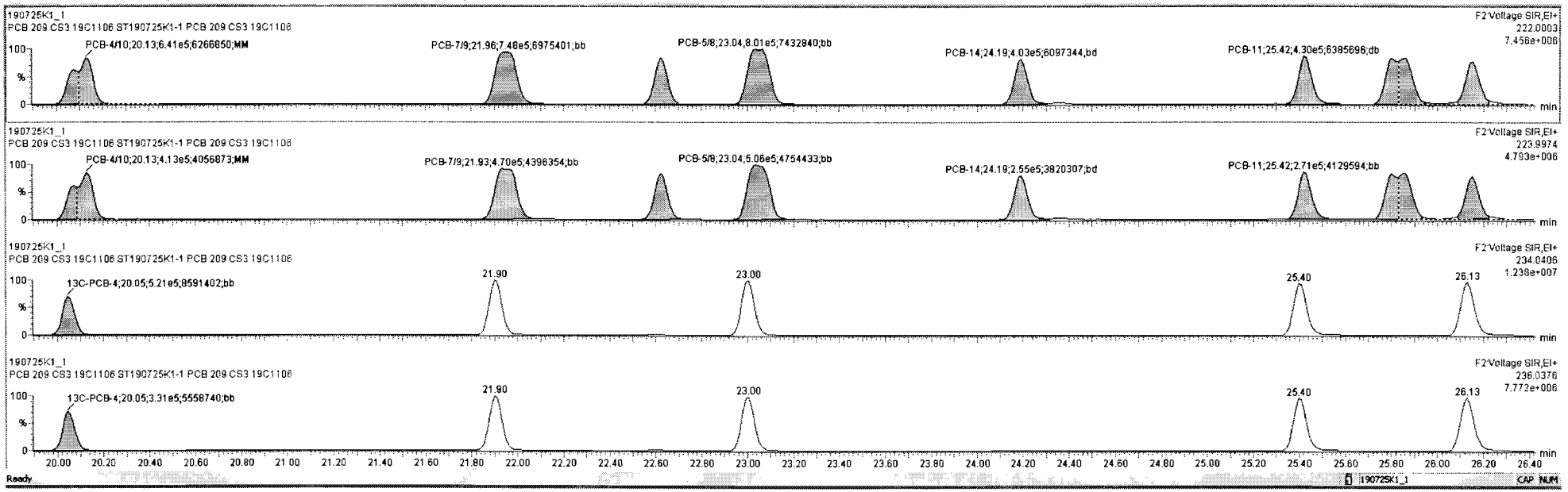

Ready 190725K1_1 CAP NUM

Dataset: Untitled

Last Altered: Friday, July 26, 2019 10:05:26 Pacific Daylight Time
Printed: Friday, July 26, 2019 10:06:05 Pacific Daylight Time

Name: 190725K1_1, Date: 25-Jul-2019, Time: 13:41:13, ID: ST190725K1-1 PCB 209 CS3 19C1106, Description: PCB 209 CS3 19C1106

PCB-19

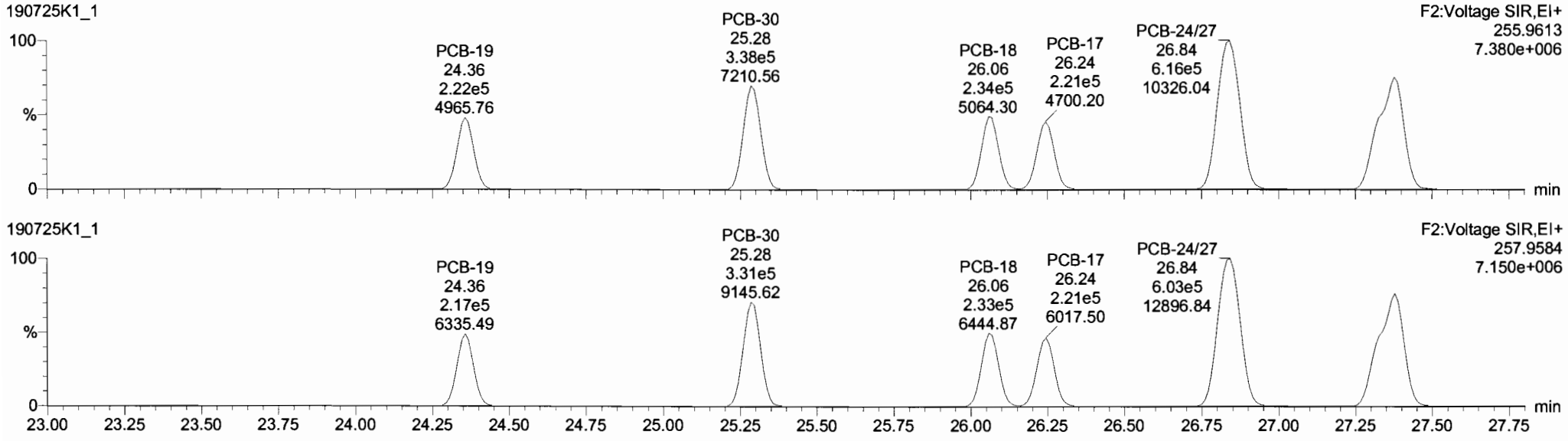

13C-PCB-19

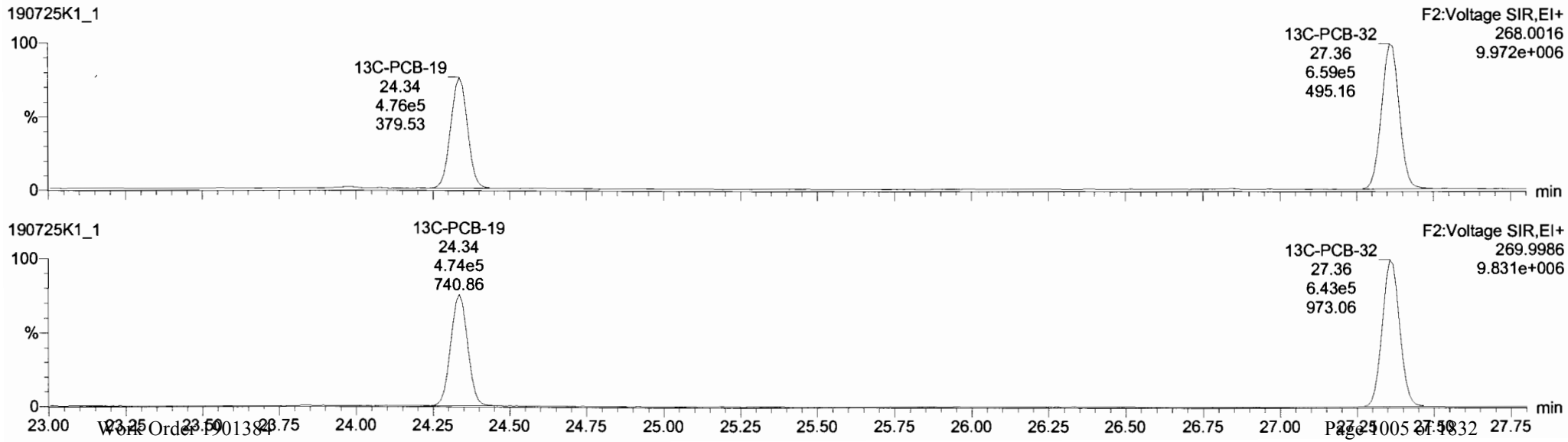

Dataset: Untitled

Last Altered: Friday, July 26, 2019 10:05:26 Pacific Daylight Time
Printed: Friday, July 26, 2019 10:06:05 Pacific Daylight Time

Name: 190725K1_1, Date: 25-Jul-2019, Time: 13:41:13, ID: ST190725K1-1 PCB 209 CS3 19C1106, Description: PCB 209 CS3 19C1106

PCB-34

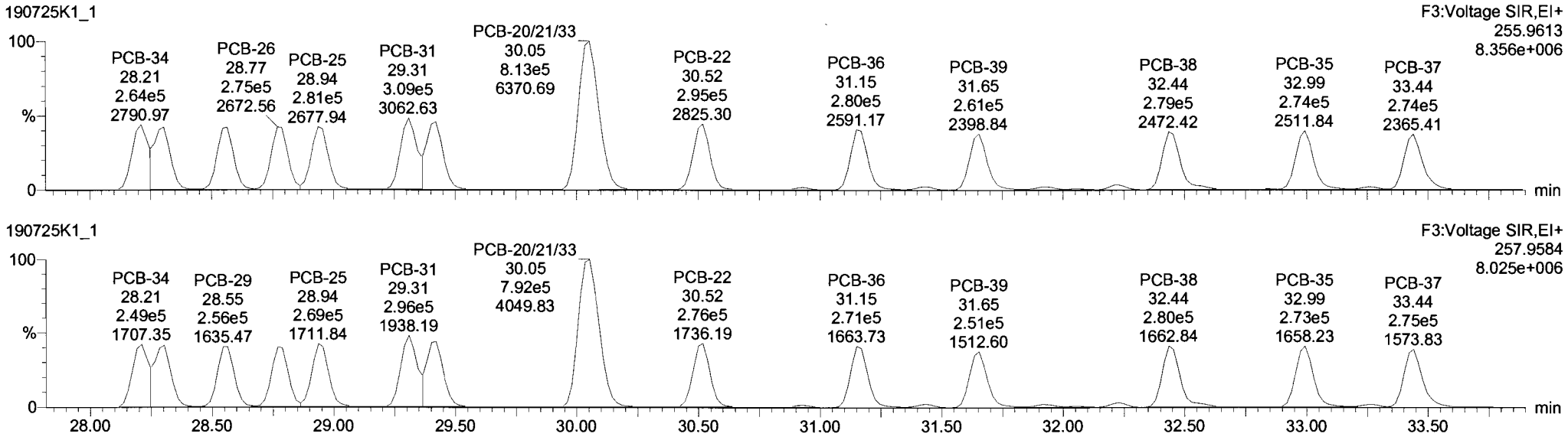

13C-PCB-28

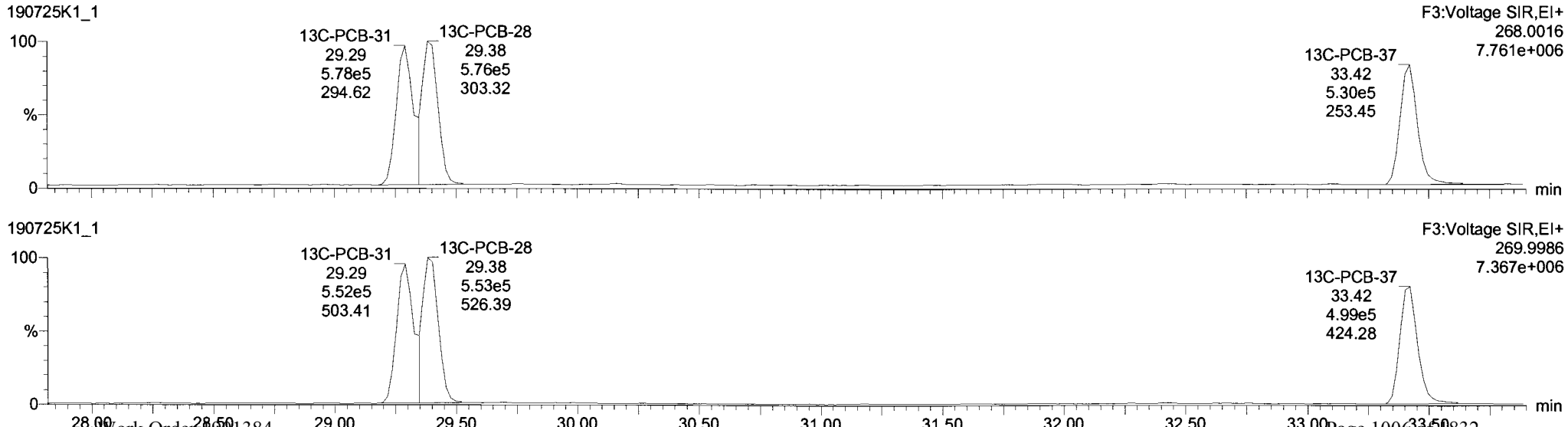

TargetLynx - 190725K1-1.qld - [Chromatogram]

File Edit View Display Processing Window Help

190725k1_1 - ST190725K1-1 PCB 209 CS3 19C1106 - PCB 209 CS3 19C1106

	#	Name	Resp	RA	n/y	RRF	wtAnal	Pred RT	RT	Pred R...	RRT	RRT Fail	Conc	%Rec	DL	EMPC
220	220	13C-PCB-79	9.77e5	0.78	NO	1.0320	1.000	38.46	38.47	1.030	1.030	NO	97.70	97.7	0.104	
221	221	13C-PCB-178	3.97e5	0.44	NO	0.8746	1.000	46.55	46.55	0.988	0.988	NO	97.47	97.5	0.0793	
222	222	13C-PCB-79	9.70e5	0.78	NO	1.0454	1.000	38.46	38.47	0.969	0.969	NO	97.33	97.3	0.111	
223	223	13C-PCB-178	3.97e5	0.44	NO	0.9749	1.000	46.55	46.55	0.924	0.924	NO	111.9	112	0.0908	
224	224	Total Mono-PCBs				1.0122	1.000	0.00		0.000		NO	151.4		0.0346	151.4
225	225	Total Di-PCBs				1.0592	1.000	0.00		0.000		NO	595.0		0.548	595.0
226	226	2nd Function Tri-PCBs				0.9137	1.000	0.00		0.000		NO	405.1		0.0988	405.1
227	227	3rd Function Tri-PCBs				1.0563	1.000	0.00		0.000		NO	756.6		0.630	756.6
228	228	Total Tetra-PCBs				0.9861	1.000	0.00		0.000		NO	2097		1.63	2097
229	229	3rd Function Penta-PCBs				1.1154	1.000	0.00		0.000		NO	2123		0.908	2123
230	230	4th Function Penta-PCBs				1.1112	1.000	0.00		0.000		NO	246.9		0.186	246.9

	#...	Name	Pred.RT	RT	m1 Resp	m2 Resp	t* Ratio (Pred)	RA	n/y	EMPC	Conc.
1	18	PCB-34	28.20	28.21	2.640e5	2.486e5	1.040	1.06	NO	45.971	45.971
2	19	PCB-23	28.29	28.30	2.829e5	2.653e5	1.040	1.07	NO	49.847	49.847
3	20	PCB-29	28.55	28.57	2.725e5	2.560e5	1.040	1.07	NO	49.082	49.082
4	21	PCB-26	28.77	28.77	2.750e5	2.552e5	1.040	1.08	NO	48.906	48.906
5	22	PCB-25	28.93	28.94	2.814e5	2.687e5	1.040	1.05	NO	49.810	49.810
6	23	PCB-31	29.31	29.31	3.066e5	2.957e5	1.040	1.04	NO	47.646	47.646

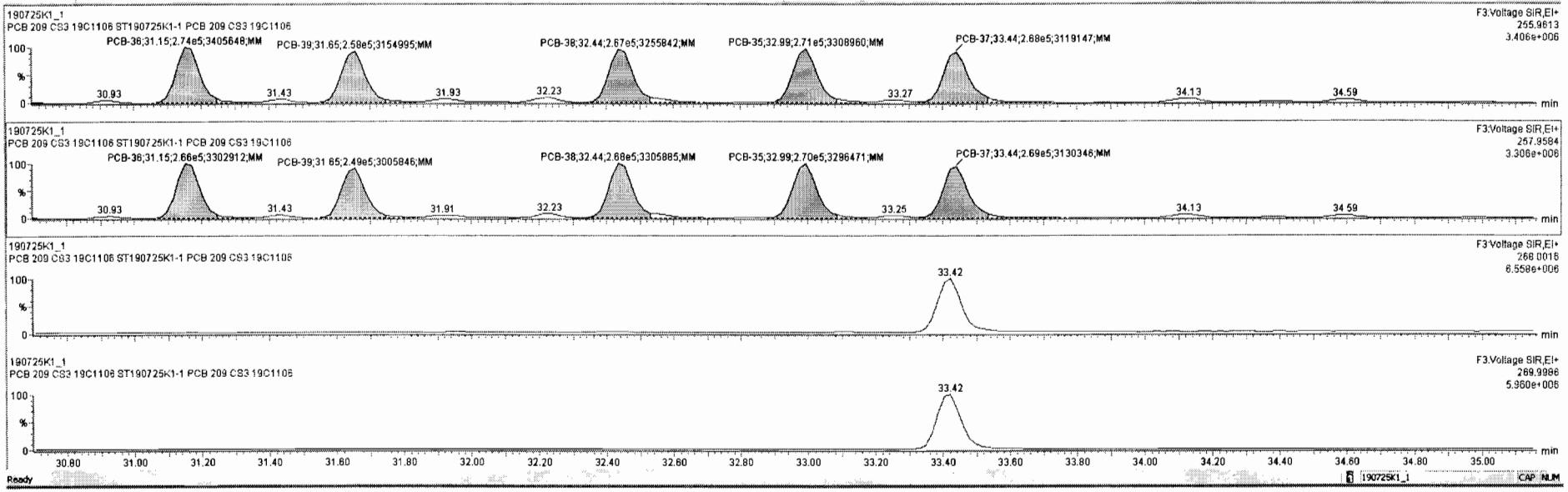

Dataset: Untitled

Last Altered: Friday, July 26, 2019 10:05:26 Pacific Daylight Time
Printed: Friday, July 26, 2019 10:06:05 Pacific Daylight Time

Name: 190725K1_1, Date: 25-Jul-2019, Time: 13:41:13, ID: ST190725K1-1 PCB 209 CS3 19C1106, Description: PCB 209 CS3 19C1106

PCB-54

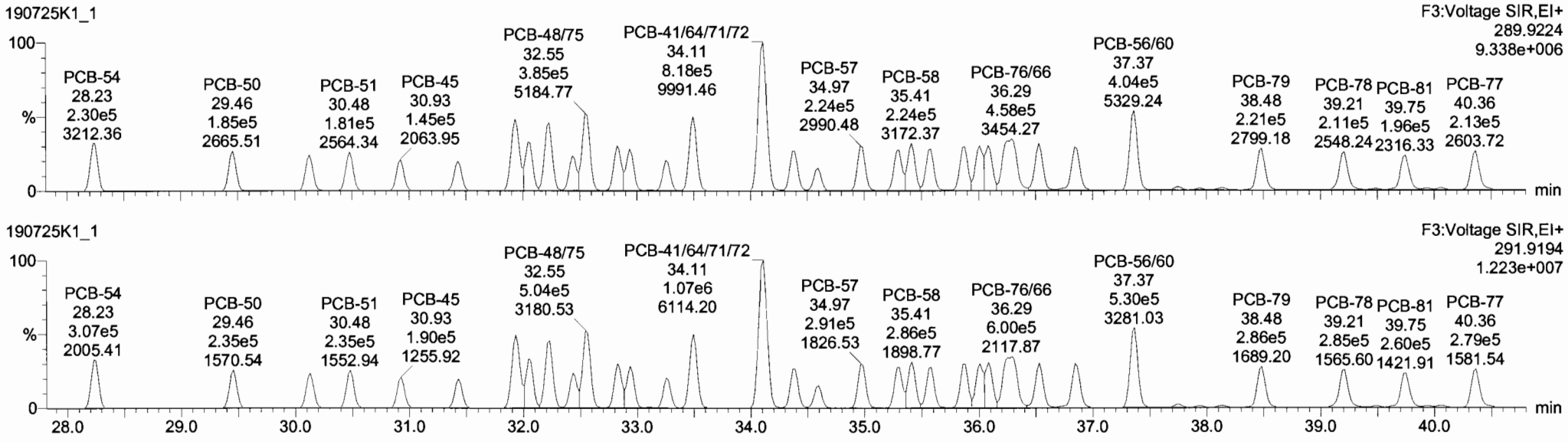

13C-PCB-54

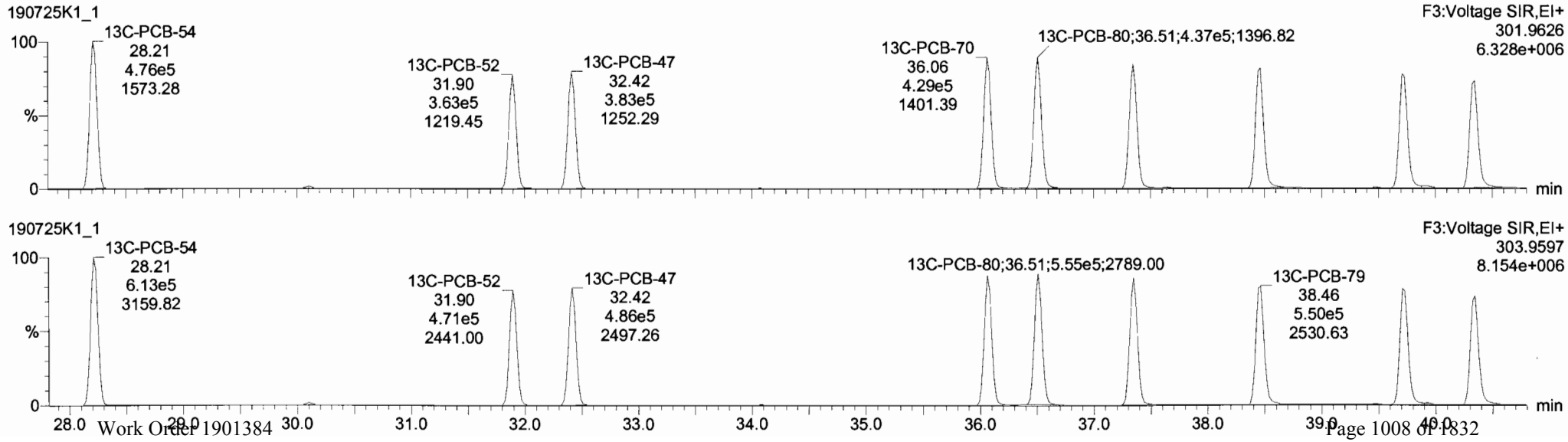

Dataset: Untitled

Last Altered: Friday, July 26, 2019 10:05:26 Pacific Daylight Time
Printed: Friday, July 26, 2019 10:06:05 Pacific Daylight Time

Name: 190725K1_1, Date: 25-Jul-2019, Time: 13:41:13, ID: ST190725K1-1 PCB 209 CS3 19C1106, Description: PCB 209 CS3 19C1106

PCB-50

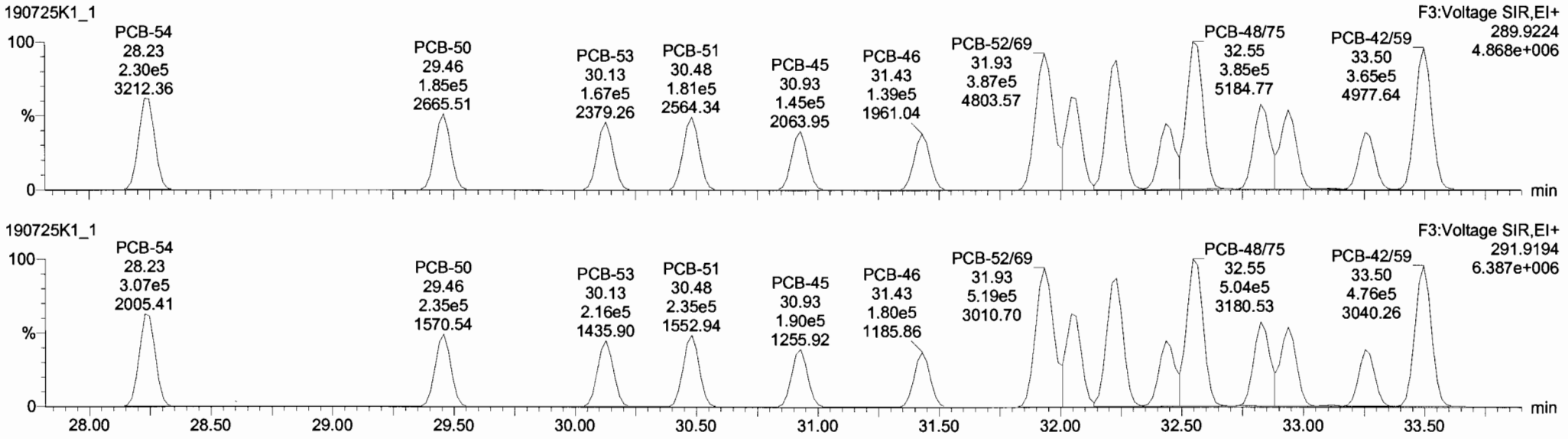

13C-PCB-52

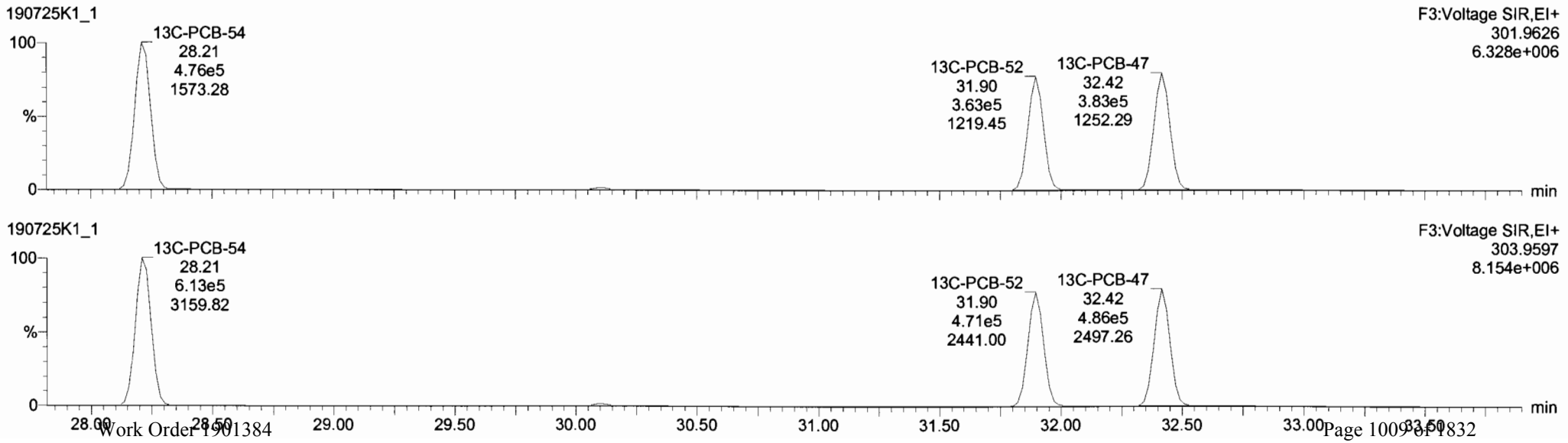

Dataset: Untitled

Last Altered: Friday, July 26, 2019 10:05:26 Pacific Daylight Time
Printed: Friday, July 26, 2019 10:06:05 Pacific Daylight Time

Name: 190725K1_1, Date: 25-Jul-2019, Time: 13:41:13, ID: ST190725K1-1 PCB 209 CS3 19C1106, Description: PCB 209 CS3 19C1106

PCB-68

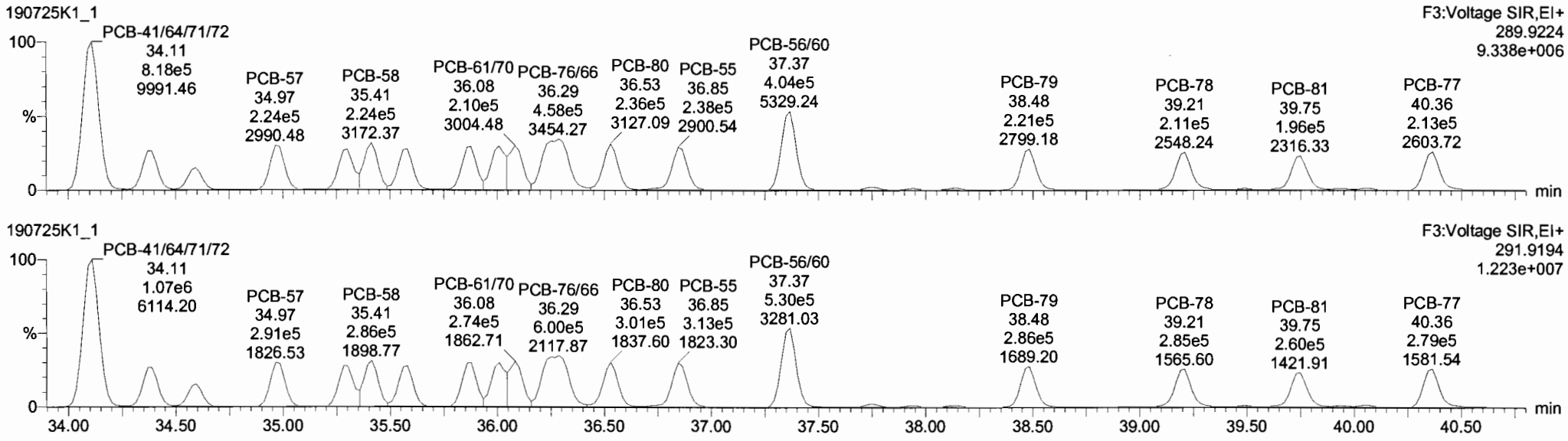

13C-PCB-60

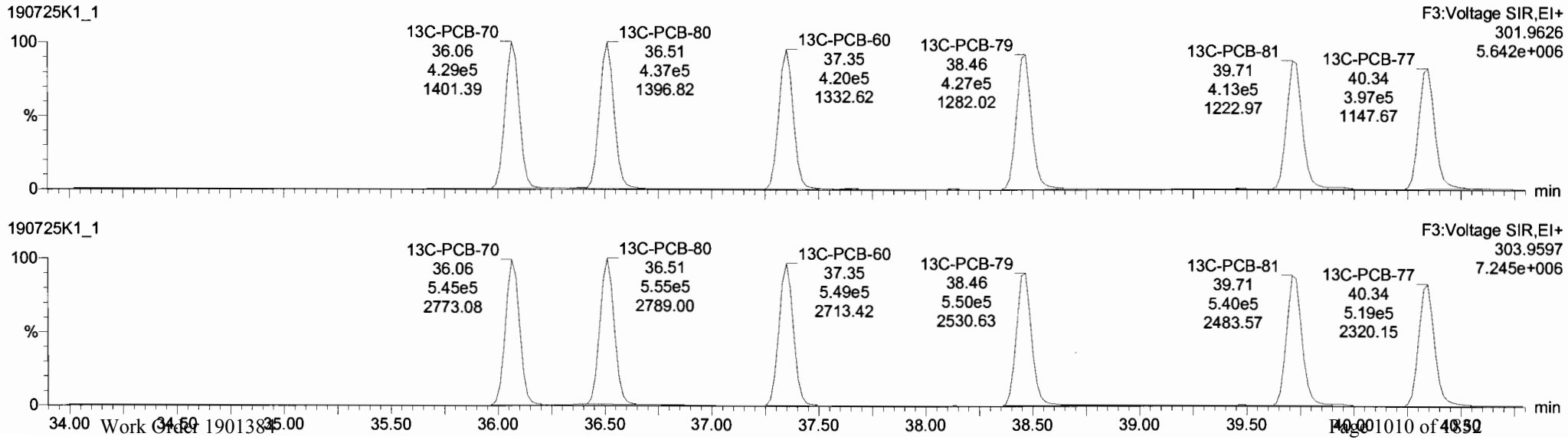

TargetLynx - 190725K1-1.qld - [Chromatogram]

File Edit View Display Processing Window Help

190725K1_1 - ST190725K1-1 PCB 209 CS3 19C1106 - PCB 209 CS3 19C1106

	#	Name	Resp	RA	nAy	RRF	wt/vol	Pred.RT	RT	Pred.R...	RRT	RRT Fail	Conc.	%Rec	DL	EMPC
220	220	13C-PCB-79	9.77e5	0.78	NO	1.0320	1.000	38.46	38.47	1.030	1.030	NO	97.70	97.7	0.104	
221	221	13C-PCB-178	3.97e5	0.44	NO	0.8746	1.000	46.55	46.55	0.988	0.988	NO	97.47	97.5	0.0793	
222	222	13C-PCB-79	9.70e5	0.78	NO	1.0454	1.000	38.46	38.47	0.969	0.969	NO	97.33	97.3	0.111	
223	223	13C-PCB-178	3.97e5	0.44	NO	0.9749	1.000	46.55	46.55	0.924	0.924	NO	111.9	112	0.0908	
224	224	Total Mono-PCBs				1.0122	1.000	0.00		0.000		NO	151.4		0.0346	151.4
225	225	Total Di-PCBs				1.0592	1.000	0.00		0.000		NO	595.0		0.548	595.0
226	226	2nd Function Tri-PCBs				0.9137	1.000	0.00		0.000		NO	405.1		0.0988	405.1
227	227	3rd Function Tri-PCBs				1.0563	1.000	0.00		0.000		NO	756.6		0.630	756.6
228	228	Total Tetra-PCBs				0.9861	1.000	0.00		0.000		NO	2097		1.53	2097
229	229	3rd Function Penta-PCBs				1.1154	1.000	0.00		0.000		NO	2123		0.908	2123
230	230	4th Function Penta-PCBs				1.1112	1.000	0.00		0.000		NO	246.9		0.186	246.9

	#	Name	Pred.RT	RT	m1 Resp	m2 Resp	1° Ratio (Pred)	RA	nAy	EMPC	Conc.
1	32	PCB-54	28.23	28.23	2.302e5	3.072e5	0.770	0.75	NO	49.546	49.546
2	33	PCB-50	29.44	29.46	1.848e5	2.349e5	0.770	0.79	NO	49.330	49.330
3	34	PCB-53	30.14	30.13	1.671e5	2.155e5	0.770	0.77	NO	48.047	48.047
4	35	PCB-51	30.49	30.48	1.805e5	2.353e5	0.770	0.77	NO	48.734	48.734
5	36	PCB-45	30.93	30.93	1.446e5	1.900e5	0.770	0.76	NO	49.679	49.679
6	37	PCB-46	31.43	31.43	1.392e5	1.802e5	0.770	0.77	NO	50.847	50.847

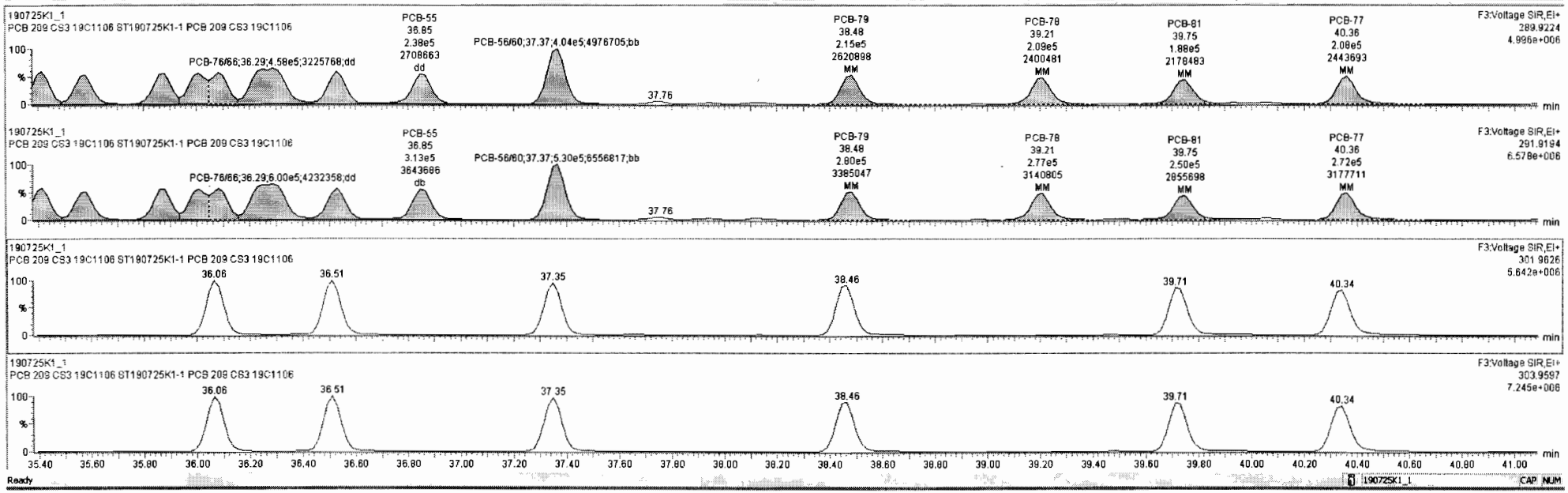

Dataset: Untitled

Last Altered: Friday, July 26, 2019 10:05:26 Pacific Daylight Time
Printed: Friday, July 26, 2019 10:06:05 Pacific Daylight Time

Name: 190725K1_1, Date: 25-Jul-2019, Time: 13:41:13, ID: ST190725K1-1 PCB 209 CS3 19C1106, Description: PCB 209 CS3 19C1106

PCB-104

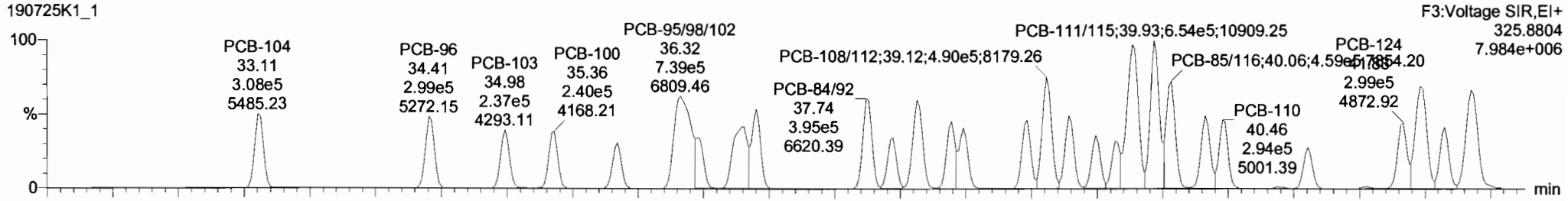

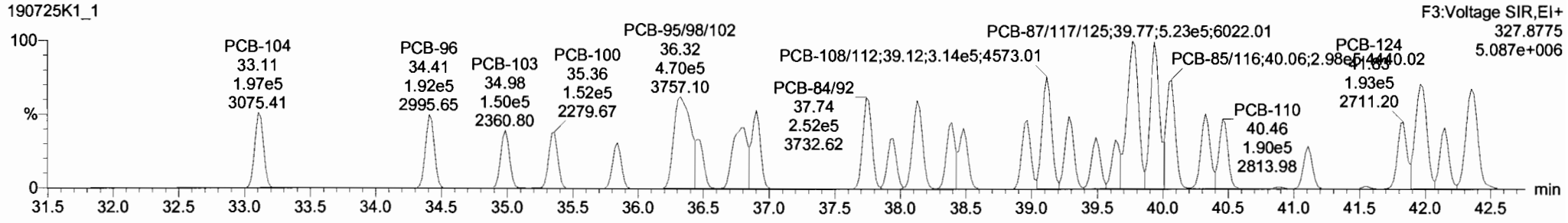

13C-PCB-104

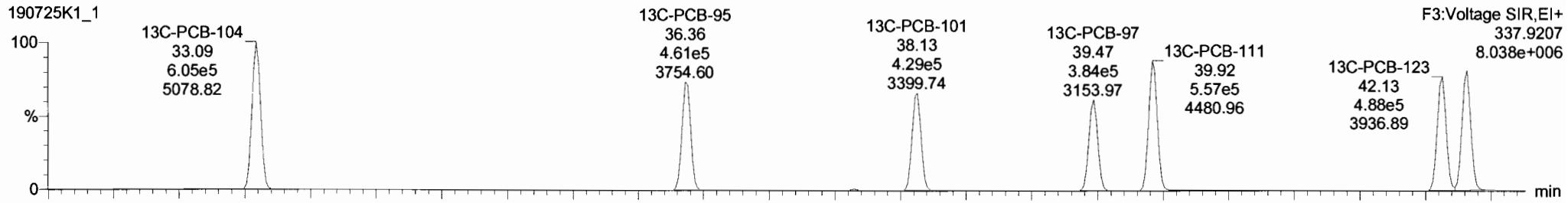

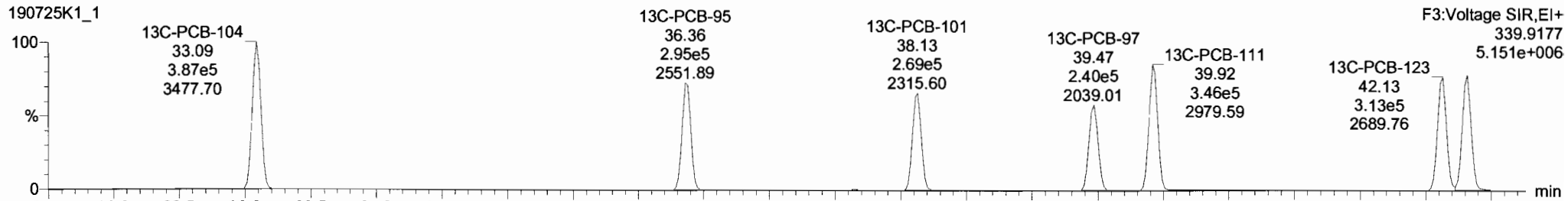

Dataset: Untitled

Last Altered: Friday, July 26, 2019 10:05:26 Pacific Daylight Time
Printed: Friday, July 26, 2019 10:06:05 Pacific Daylight Time

Name: 190725K1_1, Date: 25-Jul-2019, Time: 13:41:13, ID: ST190725K1-1 PCB 209 CS3 19C1106, Description: PCB 209 CS3 19C1106

PCB-96

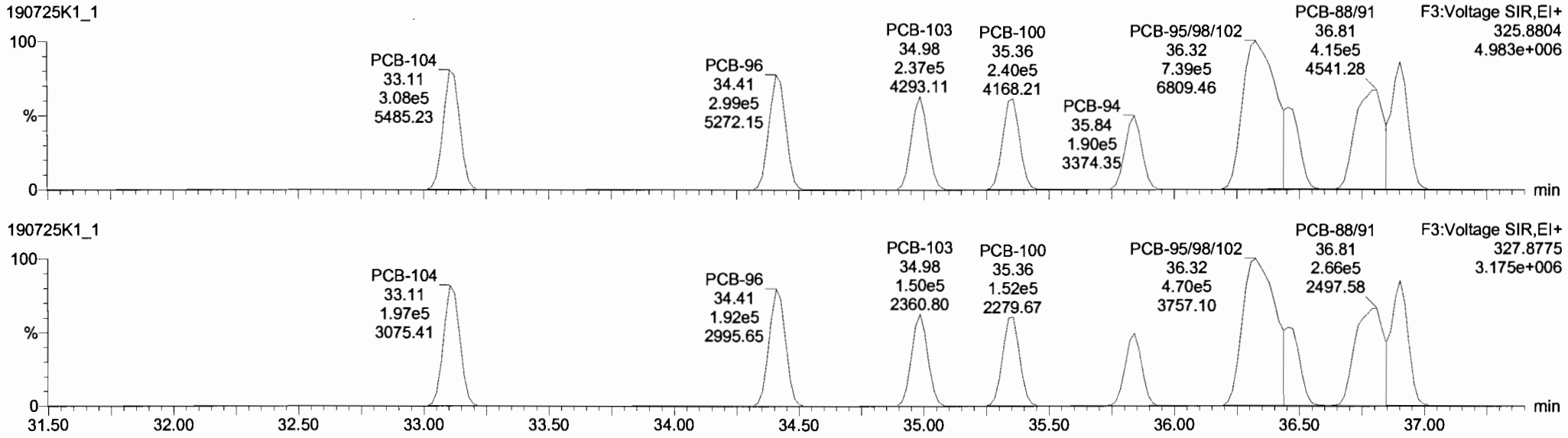

13C-PCB-95

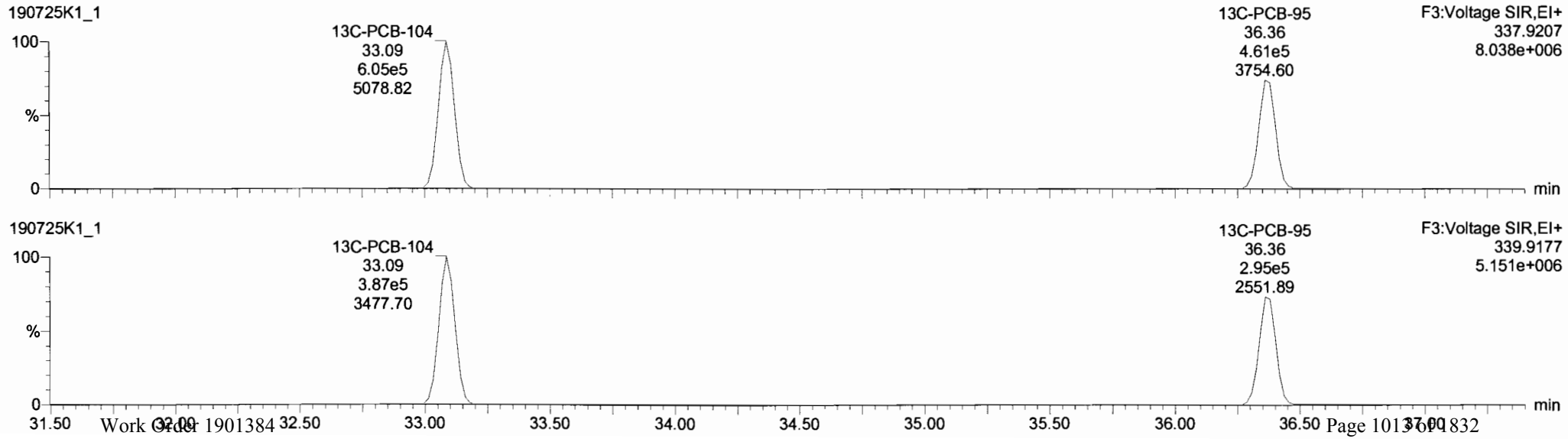

Vista Analytical Laboratory VG-11

Dataset: Untitled

Last Altered: Friday, July 26, 2019 10:05:26 Pacific Daylight Time
Printed: Friday, July 26, 2019 10:06:05 Pacific Daylight Time

Name: 190725K1_1, Date: 25-Jul-2019, Time: 13:41:13, ID: ST190725K1-1 PCB 209 CS3 19C1106, Description: PCB 209 CS3 19C1106

PCB-119

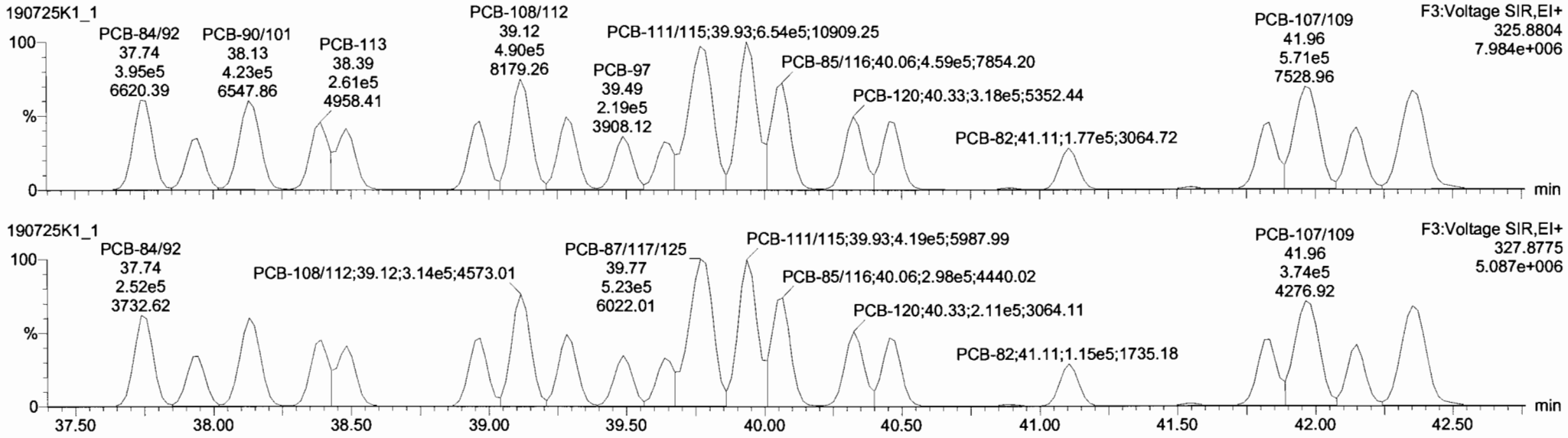

13C-PCB-111

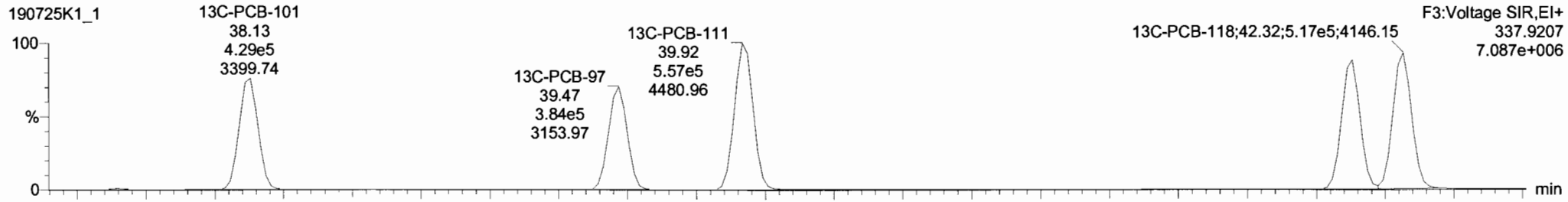

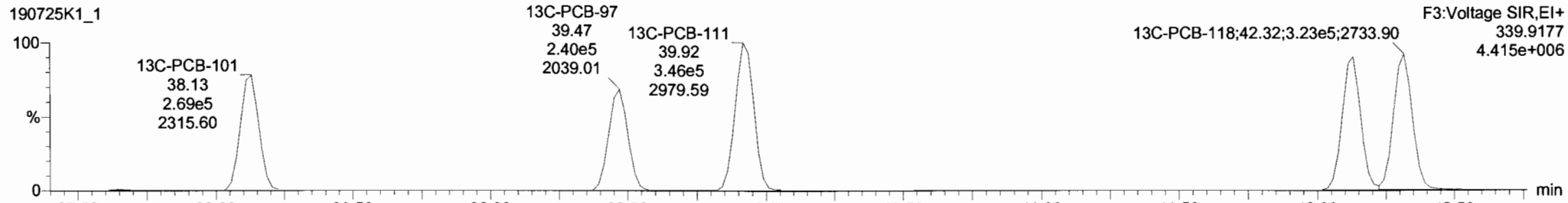

TargetLynx - 190725K1-1.qld - [Chromatogram]

File Edit View Display Processing Window Help

190725K1_1 - ST190725K1-1 PCB 209 CS3 19C1106 - PCB 209 CS3 19C1106

	#	Name	Resp	RA	n/y	RRF	wtAvg	Pred RT	RT	Pred R...	RRT	RRT Fail	Conc	%Rec	DL	EMPC
220	220	13C-PCB-79	9.77e5	0.78	NO	1.0320	1.000	38.46	38.47	1.000	1.000	NO	97.70	97.7	0.104	
221	221	13C-PCB-178	3.97e5	0.44	NO	0.8746	1.000	46.55	46.55	0.988	0.988	NO	97.47	97.5	0.0793	
222	222	13C-PCB-79	9.70e5	0.78	NO	1.0454	1.000	38.46	38.47	0.969	0.969	NO	97.33	97.3	0.111	
223	223	13C-PCB-178	3.97e5	0.44	NO	0.9749	1.000	46.55	46.55	0.924	0.924	NO	111.9	112	0.0908	
224	224	Total Mono-PCBs				1.0122	1.000	0.00		0.000		NO	151.4		0.0346	151.4
225	225	Total Di-PCBs				1.0592	1.000	0.00		0.000		NO	595.0		0.548	595.0
226	226	2nd Function Tri-PCBs				0.9137	1.000	0.00		0.000		NO	405.1		0.0988	405.1
227	227	3rd Function Tri-PCBs				1.0563	1.000	0.00		0.000		NO	756.6		0.630	756.6
228	228	Total Tetra-PCBs				0.9861	1.000	0.00		0.000		NO	2097		1.63	2097
229	229	3rd Function Penta-PCBs				1.1154	1.000	0.00		0.000		NO	2123		0.908	2123
230	230	4th Function Penta-PCBs				1.1112	1.000	0.00		0.000		NO	246.9		0.186	246.9

	#	Name	Pred RT	RT	m1 Resp	m2 Resp	1° Ratio (Pred)	RA	n/y	EMPC	Conc.
1	64	PCB-104	33.11	33.10	3.079e5	1.973e5	1.560	1.56	NO	51.185	51.185
2	65	PCB-96	34.43	34.41	2.969e5	1.924e5	1.560	1.55	NO	49.719	49.719
3	66	PCB-103	34.99	34.99	2.370e5	1.498e5	1.560	1.58	NO	50.345	50.345
4	67	PCB-100	35.36	35.36	2.397e5	1.524e5	1.560	1.57	NO	50.812	50.812
5	68	PCB-94	35.84	35.84	1.904e5	1.192e5	1.560	1.60	NO	52.948	52.948
6	69	PCB-95/98/102	36.33	36.33	7.387e5	4.704e5	1.560	1.57	NO	157.59	157.59





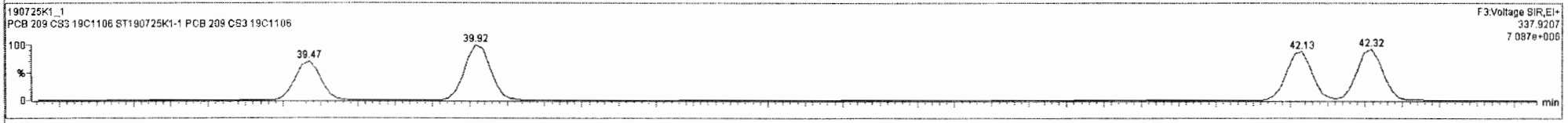



Ready

190725K1_1 CAP NUM

Dataset: Untitled

Last Altered: Friday, July 26, 2019 10:05:26 Pacific Daylight Time
Printed: Friday, July 26, 2019 10:06:05 Pacific Daylight Time

Name: 190725K1_1, Date: 25-Jul-2019, Time: 13:41:13, ID: ST190725K1-1 PCB 209 CS3 19C1106, Description: PCB 209 CS3 19C1106

PCB-114

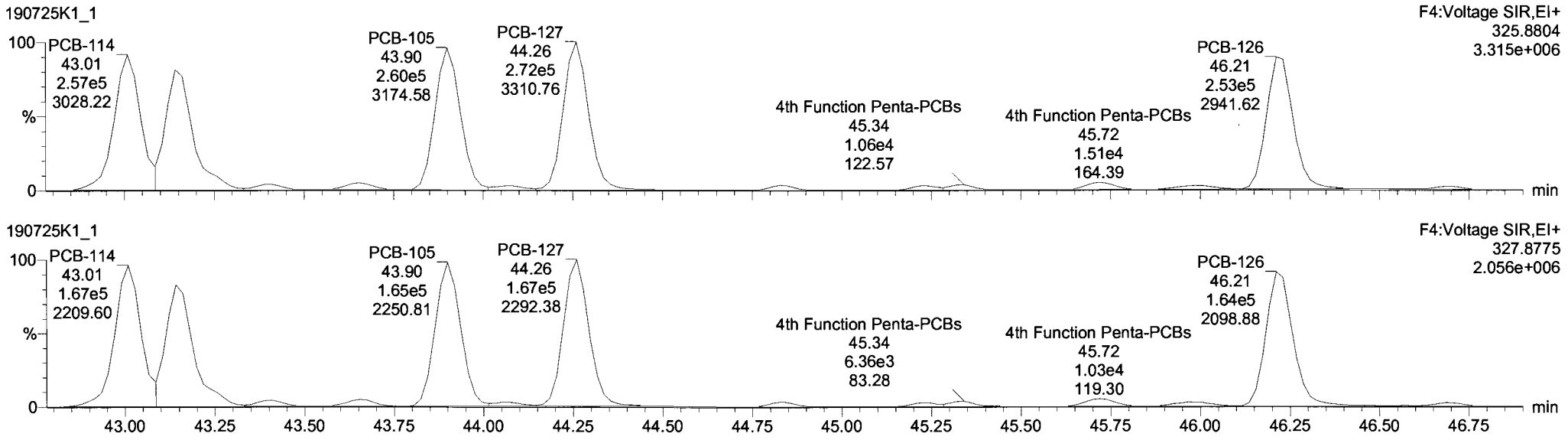

13C-PCB-114

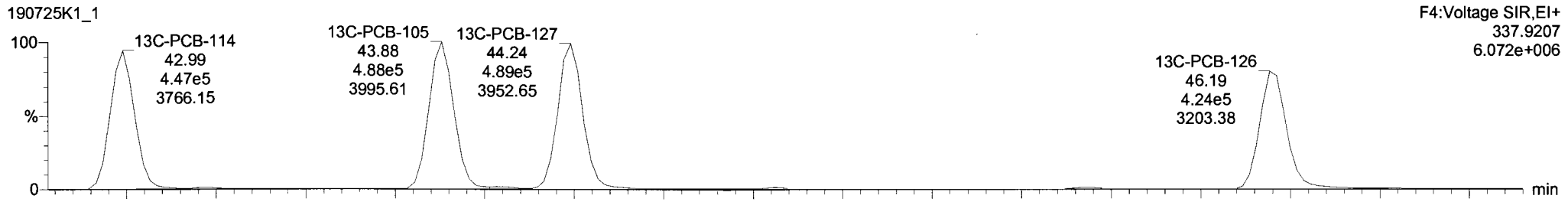

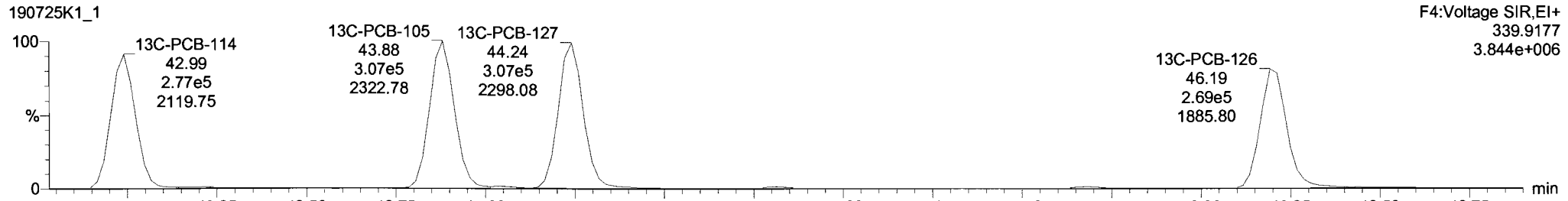

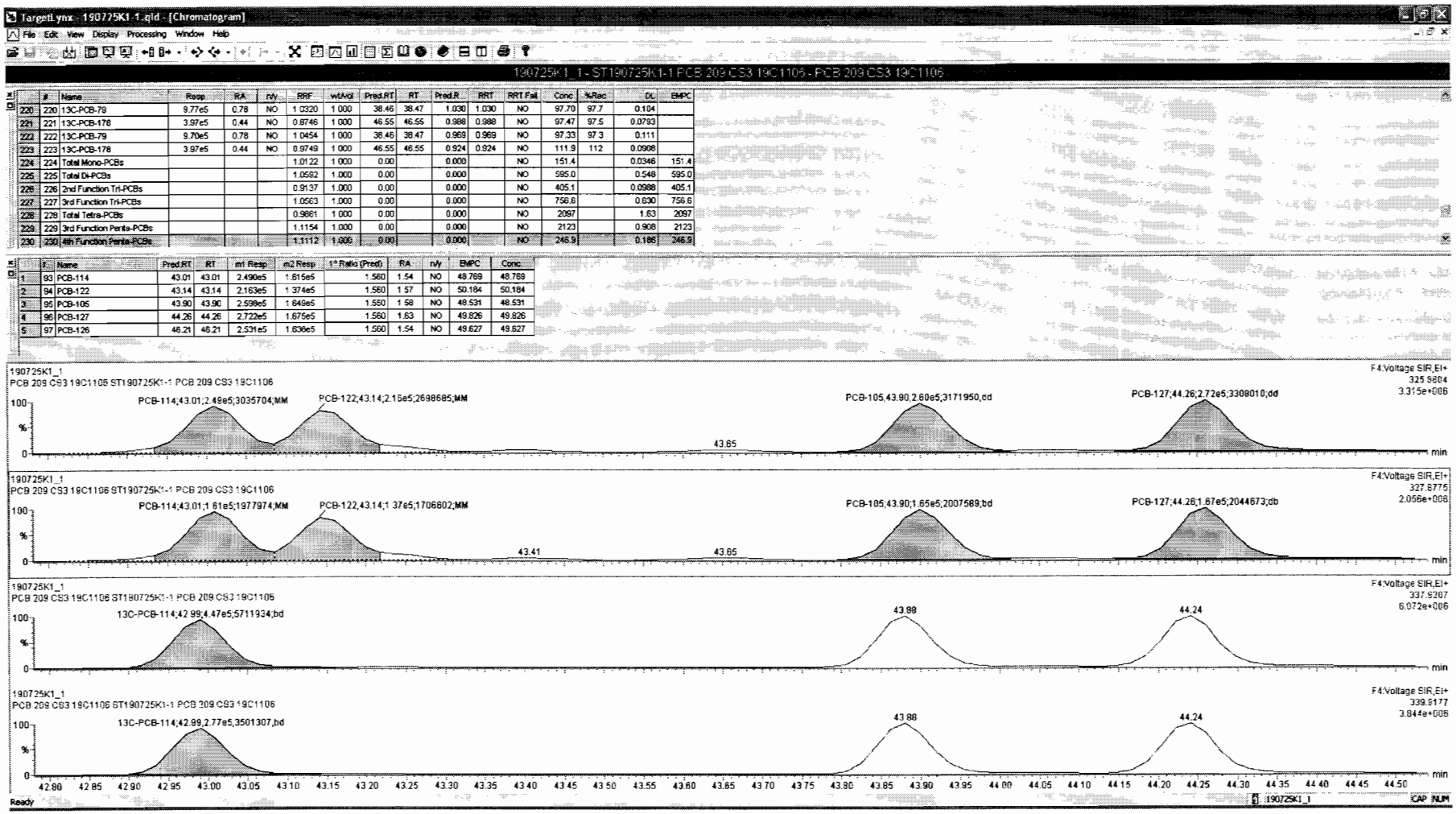

	#	Name	Resp	RA	rAy	RRF	wtAvg	Pred.RT	RT	Pred.R	RRT	RRT Fail	Conc	%Rec	DL	EMPC
220	220	13C-PCB-79	9.77e5	0.78	NO	1.0320	1.000	38.46	38.47	1.030	1.030	NO	97.70	97.7	0.104	
221	221	13C-PCB-178	3.97e5	0.44	NO	0.8746	1.000	46.55	46.55	0.988	0.988	NO	97.47	97.5	0.0793	
222	222	13C-PCB-79	9.70e5	0.78	NO	1.0454	1.000	38.46	38.47	0.969	0.969	NO	97.33	97.3	0.111	
223	223	13C-PCB-178	3.97e5	0.44	NO	0.9749	1.000	46.55	46.55	0.924	0.924	NO	111.9	112	0.0908	
224	224	Total Mono-PCBs				1.0122	1.000	0.00		0.000		NO	151.4		0.0346	151.4
225	225	Total Di-PCBs				1.0582	1.000	0.00		0.000		NO	595.0		0.548	595.0
226	226	2nd Function Tri-PCBs				0.9137	1.000	0.00		0.000		NO	405.1		0.0988	405.1
227	227	3rd Function Tri-PCBs				1.0563	1.000	0.00		0.000		NO	756.6		0.630	756.6
228	228	Total Tetra-PCBs				0.9681	1.000	0.00		0.000		NO	2097		1.63	2097
229	229	3rd Function Penta-PCBs				1.1154	1.000	0.00		0.000		NO	2123		0.908	2123
230	230	4th Function Penta-PCBs				1.1112	1.000	0.00		0.000		NO	246.9		0.186	246.9

	#	Name	Pred.RT	RT	m1 Resp	m2 Resp	1° Ratio (Pred)	RA	rAy	EMPC	Conc
1	93	PCB-114	43.01	43.01	2.490e5	1.615e5	1.560	1.54	NO	48.769	48.769
2	94	PCB-122	43.14	43.14	2.163e5	1.374e5	1.560	1.57	NO	50.184	50.184
3	95	PCB-105	43.90	43.90	2.598e5	1.649e5	1.560	1.58	NO	48.531	48.531
4	96	PCB-127	44.26	44.26	2.722e5	1.675e5	1.560	1.63	NO	49.826	49.826
5	97	PCB-126	46.21	46.21	2.531e5	1.636e5	1.560	1.54	NO	49.627	49.627

Dataset: Untitled

Last Altered: Friday, July 26, 2019 10:05:26 Pacific Daylight Time
Printed: Friday, July 26, 2019 10:06:05 Pacific Daylight Time

Name: 190725K1_1, Date: 25-Jul-2019, Time: 13:41:13, ID: ST190725K1-1 PCB 209 CS3 19C1106, Description: PCB 209 CS3 19C1106

PCB-155

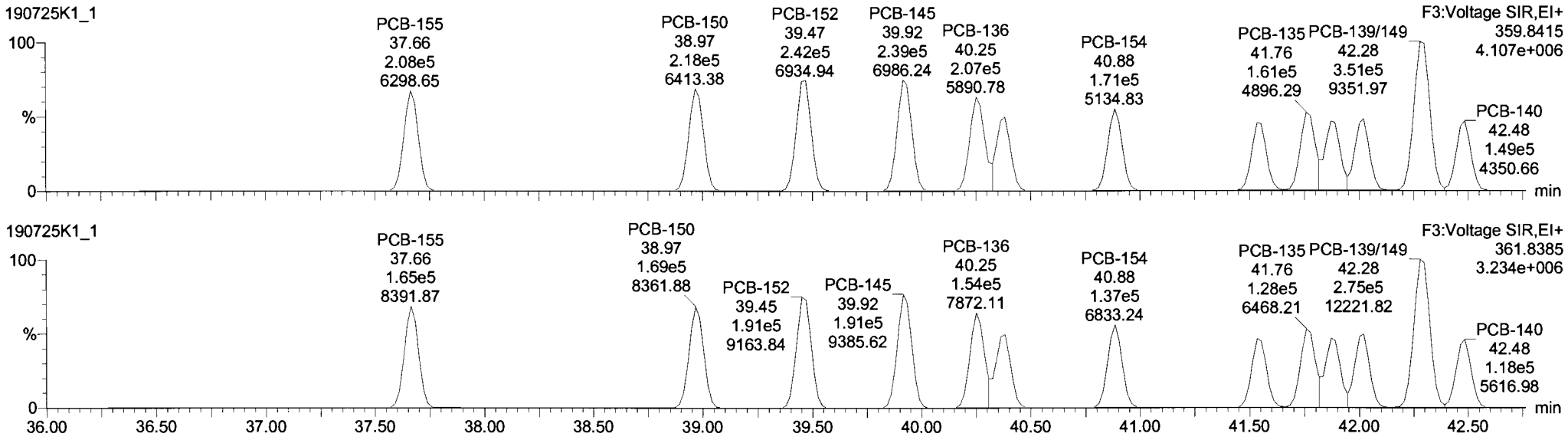

13C-PCB-155

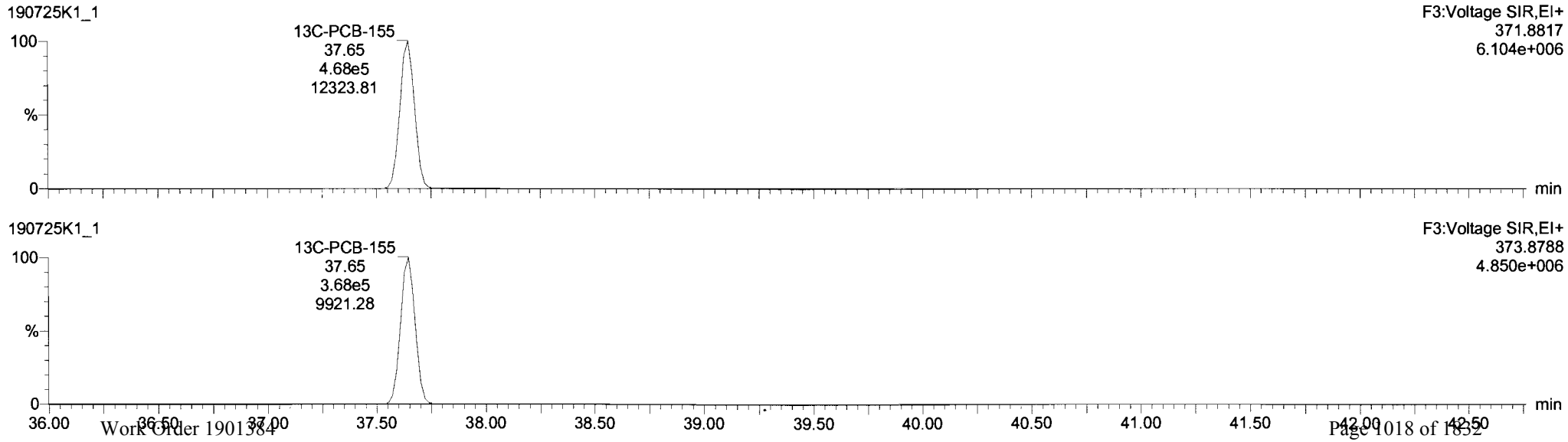

TargetLynx - 190725K1-1.qld - [Chromatogram]

File Edit View Display Processing Window Help

190725K1_1 - ST190725K1-1 PCB 209 CS3 19C1106 - PCB 209 CS3 19C1106

	#	Name	Resp	RA	n/y	RRF	wt/vol	Pred.RT	RT	Pred.R...	RRT	RRT Fail	Conc.	%Rec	DL	EMPC
231	231	3rd Function Hexa-PCBs				0.7739	1.000	0.00		0.000		NO	710.0		0.222	710.0
232	232	4th Function Hexa-PCBs				0.9719	1.000	0.00		0.000		NO	1453		1.11	1453
233	233	Total Hepta-PCBs				1.2636	1.000	0.00		0.000		NO	1175		1.09	1175
234	234	4th Function Octa-PCBs				0.8863	1.000	0.00		0.000		NO	457.4		0.226	457.4
235	235	5th Function Octa-PCBs				1.1967	1.000	0.00		0.000		NO	153.7		0.109	153.7
236	236	Total Nona-PCBs				0.9446	1.000	0.00		0.000		NO	150.5		0.100	150.5
237	237	Deca-CB				0.9426	1.000	0.00		0.000		NO	49.10		0.00620	49.10
238	238	Total PCBs														
239	239	Total Mono-Isotopes														
240	240	Total Di-Isotopes														
241	241	2nd Function Tri-Isotopes														

	#	Name	Pred.RT	RT	m1 Resp	m2 Resp	1° Ratio (Pred)	RA	n/y	EMPC	Conc.
1	98	PCB-155	37.66	37.66	2.082e5	1.651e5	1.240	1.26	NO	51.049	51.049
2	99	PCB-150	38.96	38.97	2.182e5	1.694e5	1.240	1.29	NO	52.587	52.587
3	1...	PCB-152	39.47	39.47	2.424e5	1.913e5	1.240	1.27	NO	51.600	51.600
4	1...	PCB-145	39.91	39.92	2.386e5	1.906e5	1.240	1.25	NO	51.305	51.305
5	1...	PCB-136	40.25	40.25	2.068e5	1.664e5	1.240	1.24	NO	52.883	52.883
6	1...	PCB-148	40.36	40.36	1.526e5	1.223e5	1.240	1.25	NO	47.401	47.401

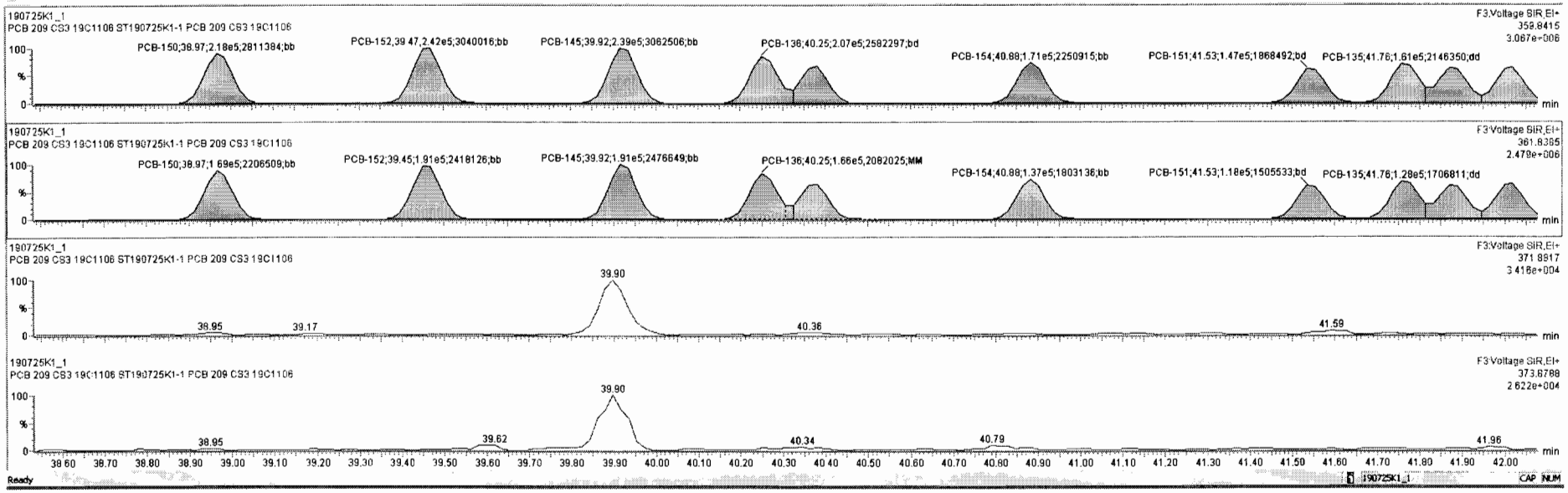

Dataset: Untitled

Last Altered: Friday, July 26, 2019 10:05:26 Pacific Daylight Time
Printed: Friday, July 26, 2019 10:06:05 Pacific Daylight Time

Name: 190725K1_1, Date: 25-Jul-2019, Time: 13:41:13, ID: ST190725K1-1 PCB 209 CS3 19C1106, Description: PCB 209 CS3 19C1106

PCB-134/143

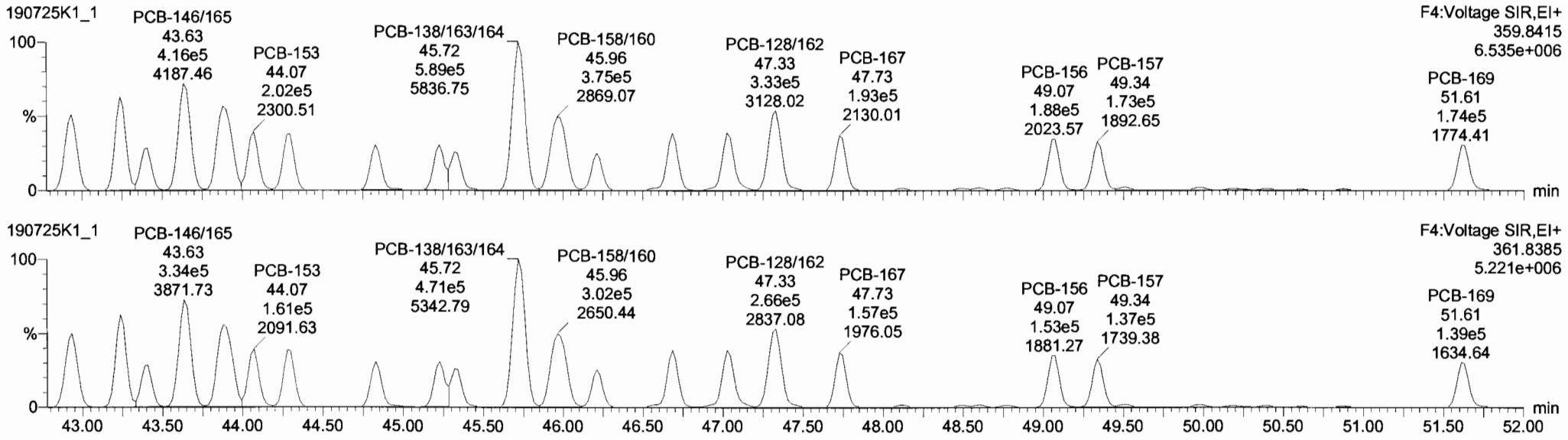

13C-PCB-153

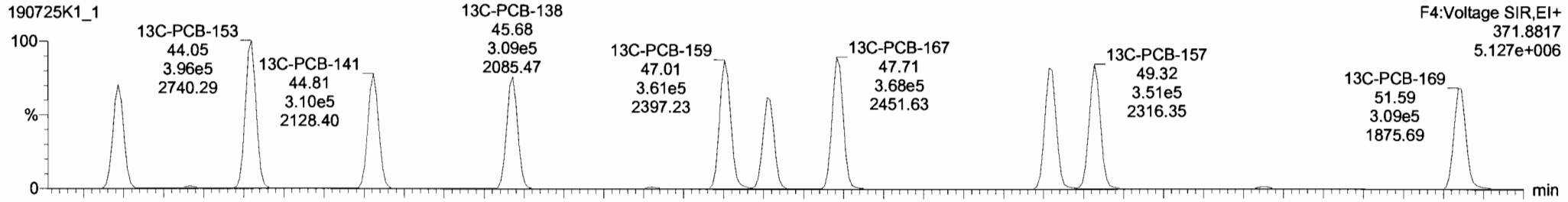

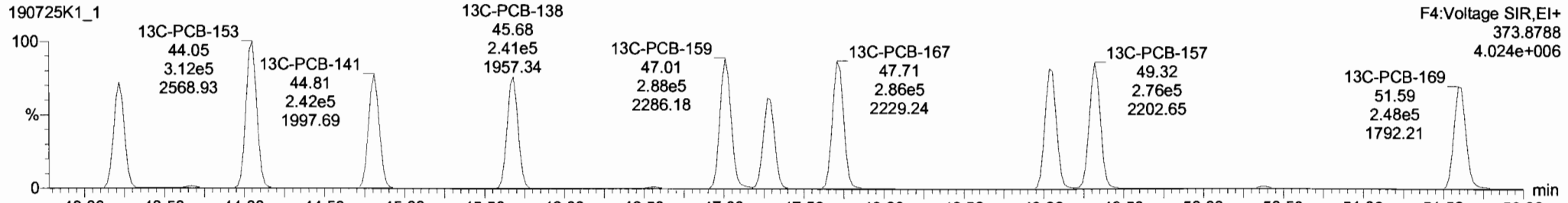

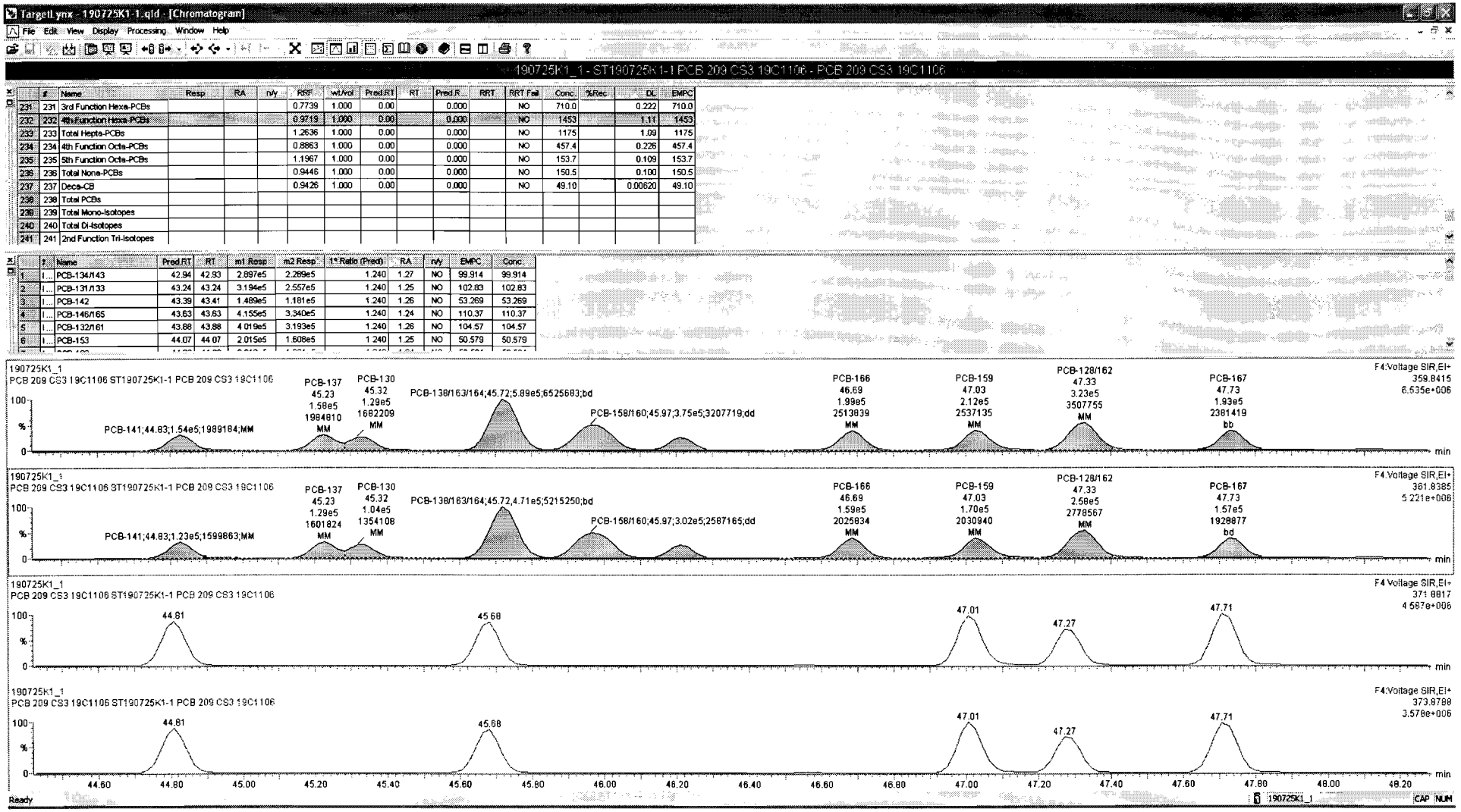

	#	Name	Resp	RA	n/y	RRF	wt/vol	Pred.RT	RT	Pred.R...	RRT	RRT Fail	Conc.	%Rec.	DL	EMPC
231	231	3rd Function Hexa-PCBs				0.7739	1.000	0.00		0.000		NO	710.0		0.222	710.0
232	232	4th Function Hexa-PCBs				0.9719	1.000	0.00		0.000		NO	1453		1.11	1453
233	233	Total Hepta-PCBs				1.2636	1.000	0.00		0.000		NO	1175		1.09	1175
234	234	4th Function Octa-PCBs				0.8863	1.000	0.00		0.000		NO	457.4		0.226	457.4
235	235	5th Function Octa-PCBs				1.1967	1.000	0.00		0.000		NO	153.7		0.109	153.7
236	236	Total Nona-PCBs				0.9446	1.000	0.00		0.000		NO	150.5		0.100	150.5
237	237	Deca-CB				0.9426	1.000	0.00		0.000		NO	49.10		0.00620	49.10
238	238	Total PCBs														
239	239	Total Mono-Isotopes														
240	240	Total Di-Isotopes														
241	241	2nd Function Tri-Isotopes														

	?	Name	Pred.RT	RT	m1 Resp	m2 Resp	1* Ratio (Pred)	RA	n/y	EMPC	Conc.
1	I...	PCB-134/143	42.94	42.93	2.897e5	2.269e5	1.240	1.27	NO	99.914	99.914
2	I...	PCB-131/133	43.24	43.24	3.194e5	2.557e5	1.240	1.25	NO	102.83	102.83
3	I...	PCB-142	43.39	43.41	1.489e5	1.181e5	1.240	1.26	NO	53.269	53.269
4	I...	PCB-146/165	43.63	43.63	4.155e5	3.340e5	1.240	1.24	NO	110.37	110.37
5	I...	PCB-132/161	43.88	43.88	4.019e5	3.193e5	1.240	1.26	NO	104.57	104.57
6	I...	PCB-153	44.07	44.07	2.015e5	1.608e5	1.240	1.25	NO	50.579	50.579

Vista Analytical Laboratory VG-11

Dataset: Untitled

Last Altered: Friday, July 26, 2019 10:05:26 Pacific Daylight Time
Printed: Friday, July 26, 2019 10:06:05 Pacific Daylight Time

Name: 190725K1_1, Date: 25-Jul-2019, Time: 13:41:13, ID: ST190725K1-1 PCB 209 CS3 19C1106, Description: PCB 209 CS3 19C1106

PCB-188

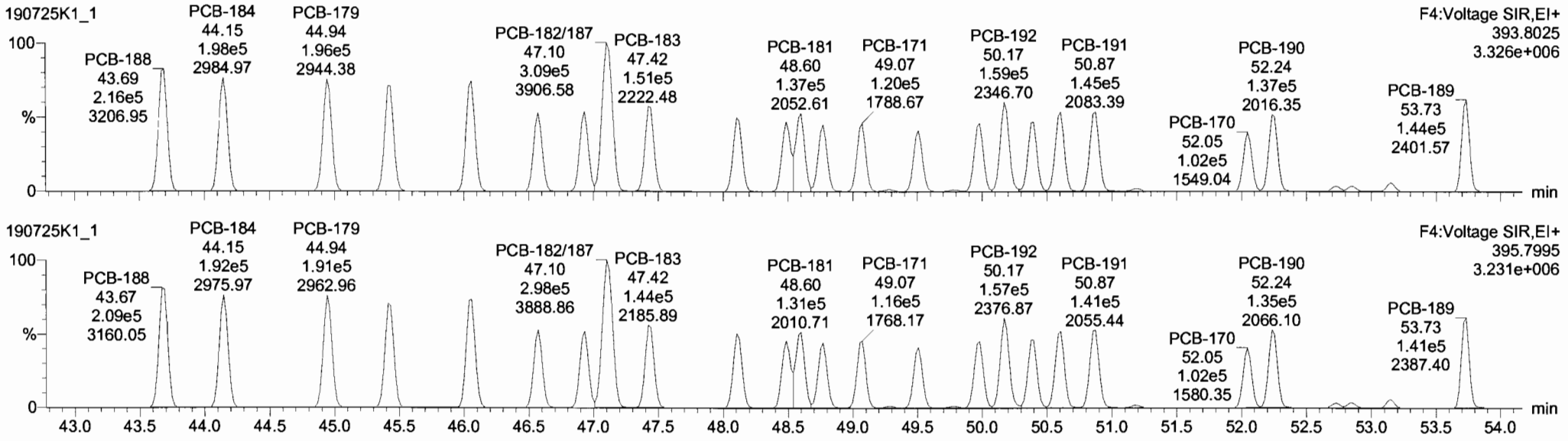

13C-PCB-188

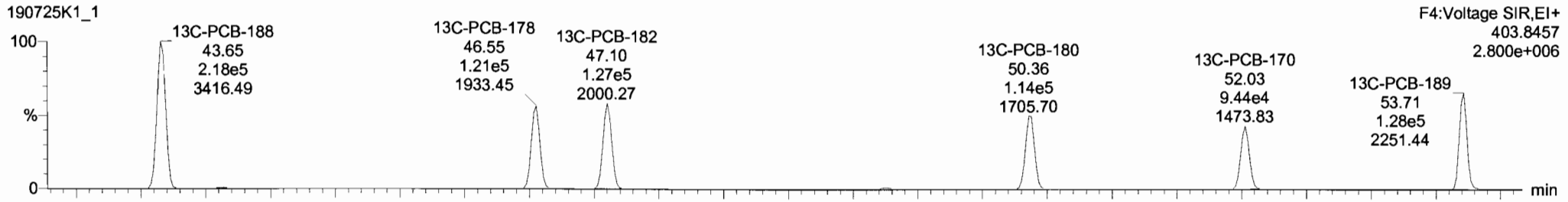

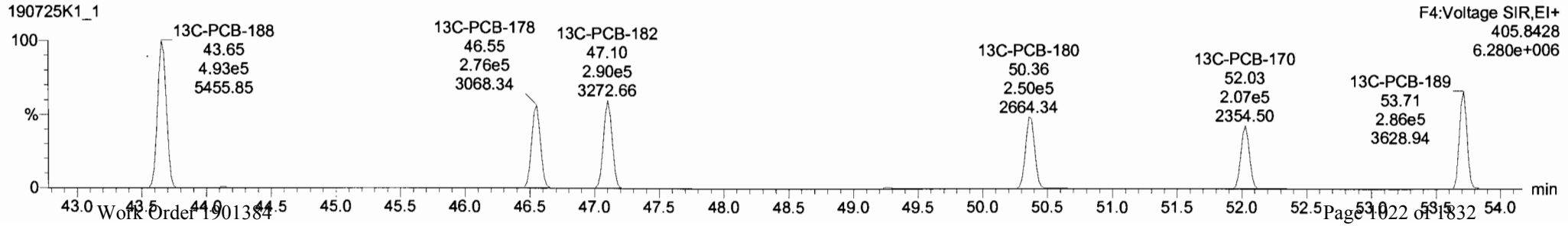

Vista Analytical Laboratory VG-11

Dataset: Untitled

Last Altered: Friday, July 26, 2019 10:05:26 Pacific Daylight Time
Printed: Friday, July 26, 2019 10:06:05 Pacific Daylight Time

Name: 190725K1_1, Date: 25-Jul-2019, Time: 13:41:13, ID: ST190725K1-1 PCB 209 CS3 19C1106, Description: PCB 209 CS3 19C1106

PCB-202

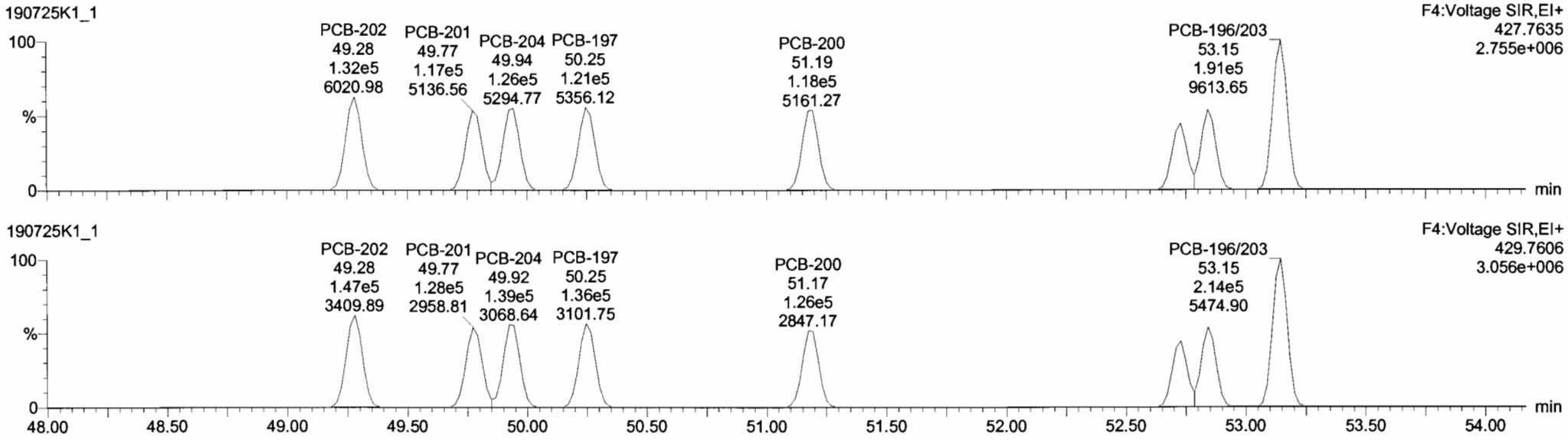

13C-PCB-202

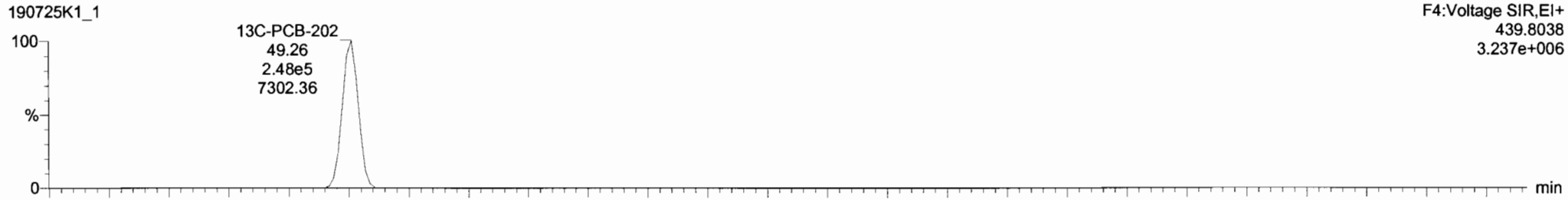

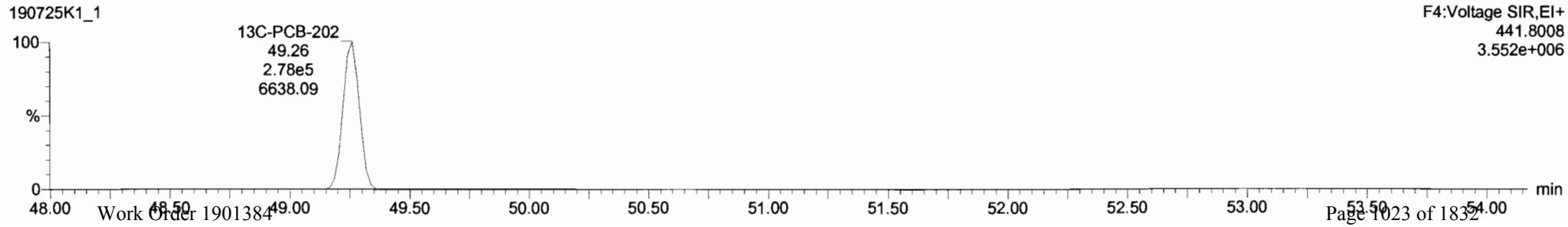

Vista Analytical Laboratory VG-11

Dataset: Untitled

Last Altered: Friday, July 26, 2019 10:05:26 Pacific Daylight Time
Printed: Friday, July 26, 2019 10:06:05 Pacific Daylight Time

Name: 190725K1_1, Date: 25-Jul-2019, Time: 13:41:13, ID: ST190725K1-1 PCB 209 CS3 19C1106, Description: PCB 209 CS3 19C1106

PCB-195

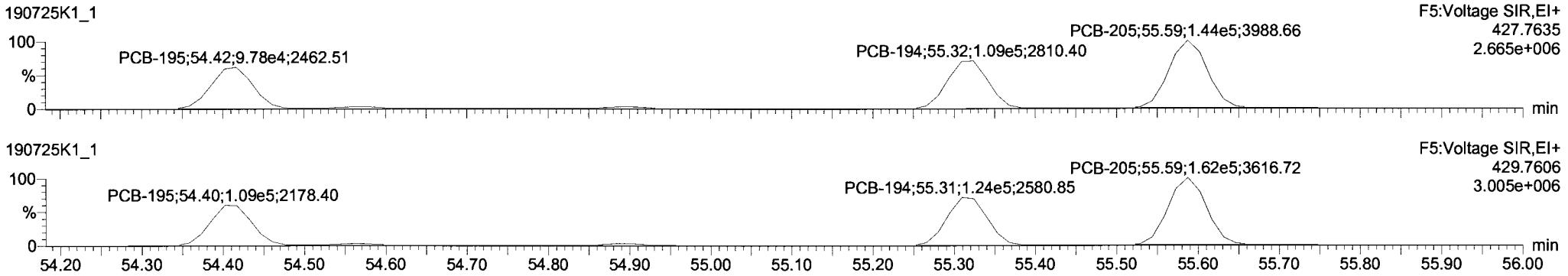

13C-PCB-194

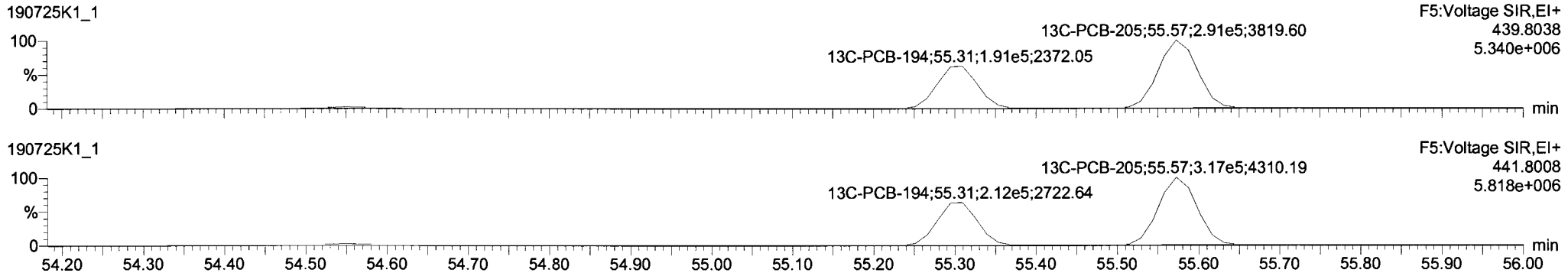

PFK5

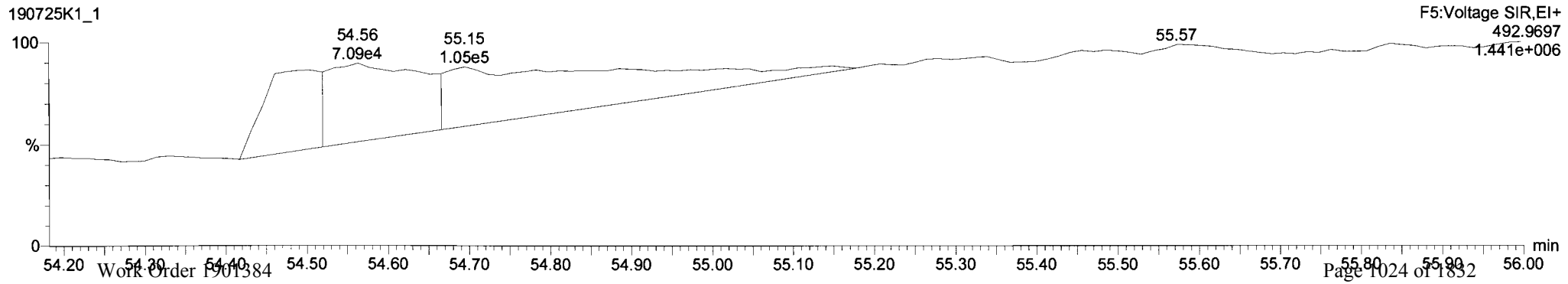

Vista Analytical Laboratory VG-11

Dataset: Untitled

Last Altered: Friday, July 26, 2019 10:05:26 Pacific Daylight Time
Printed: Friday, July 26, 2019 10:06:05 Pacific Daylight Time

Name: 190725K1_1, Date: 25-Jul-2019, Time: 13:41:13, ID: ST190725K1-1 PCB 209 CS3 19C1106, Description: PCB 209 CS3 19C1106

PCB-208

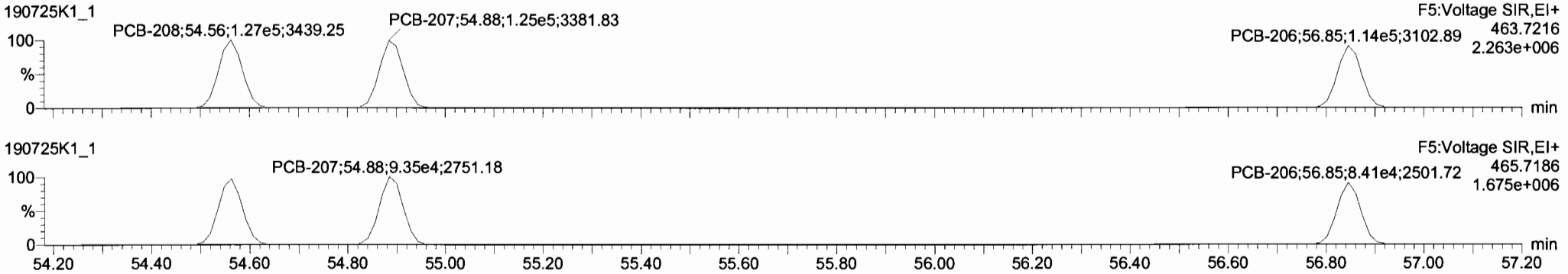

13C-PCB-208

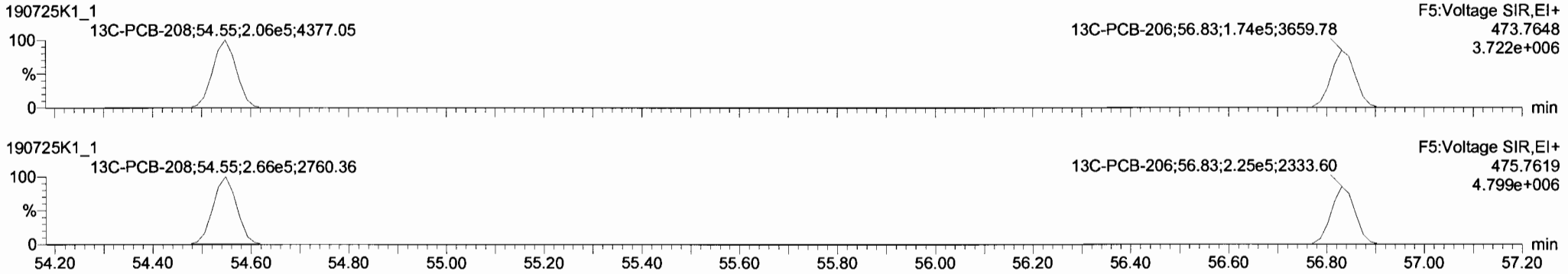

PFK5

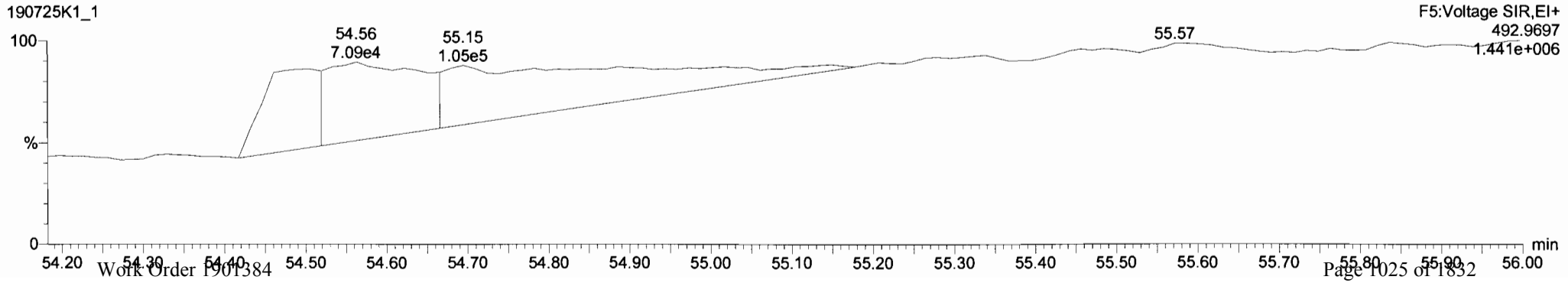

Vista Analytical Laboratory VG-11

Dataset: Untitled

Last Altered: Friday, July 26, 2019 10:05:26 Pacific Daylight Time
Printed: Friday, July 26, 2019 10:06:05 Pacific Daylight Time

Name: 190725K1_1, Date: 25-Jul-2019, Time: 13:41:13, ID: ST190725K1-1 PCB 209 CS3 19C1106, Description: PCB 209 CS3 19C1106

PCB-209

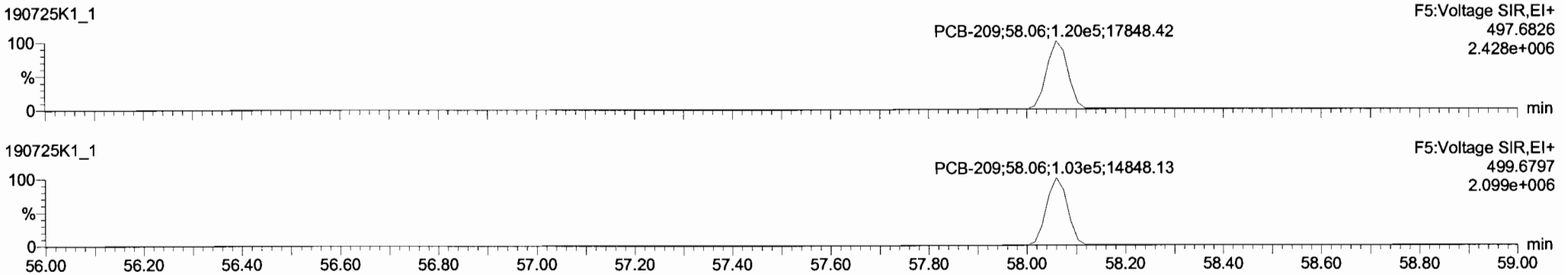

13C-PCB-209

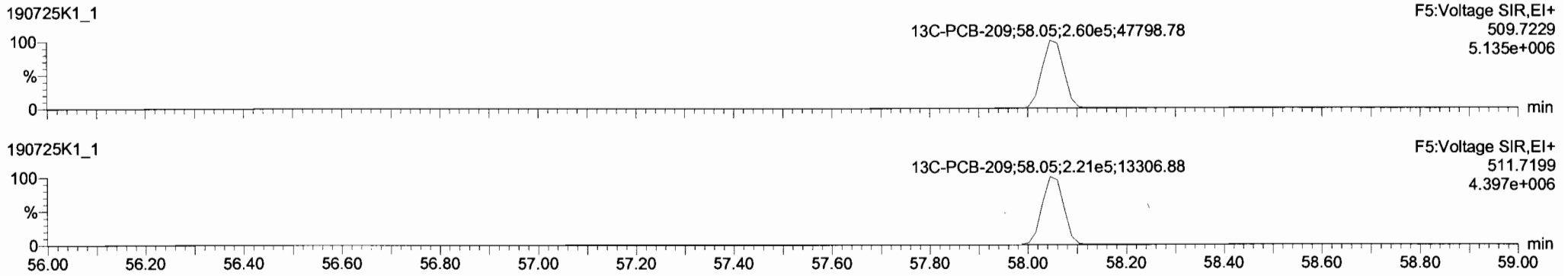

PFK5

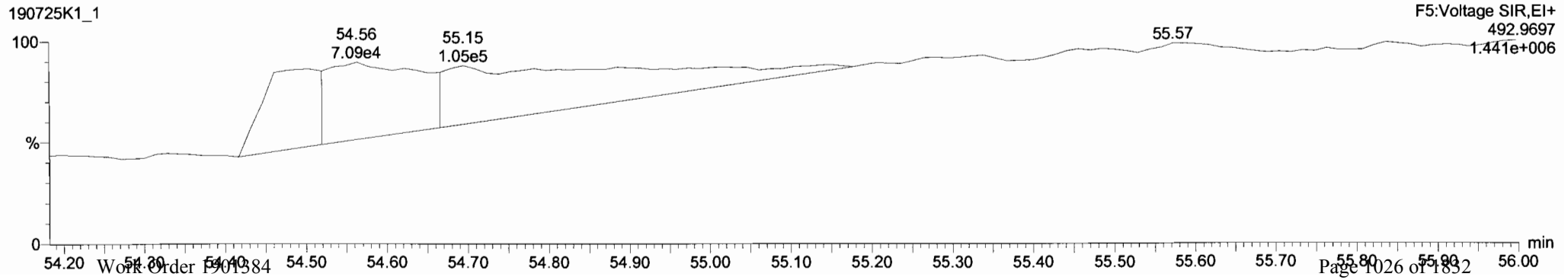

Printed: Friday, July 26, 2019 01:11:09 Pacific Daylight Time

'instrument shorted', and reshot + re-processed

M 168.9888 R 12787

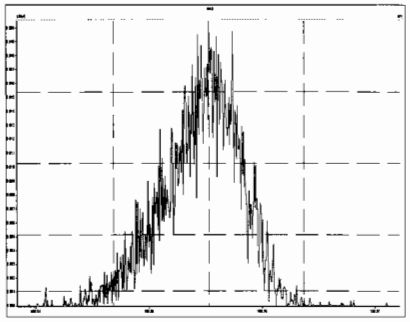

M 180.9888 R 14018

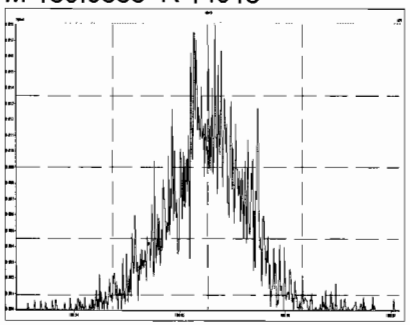

M 192.9888 R 13071

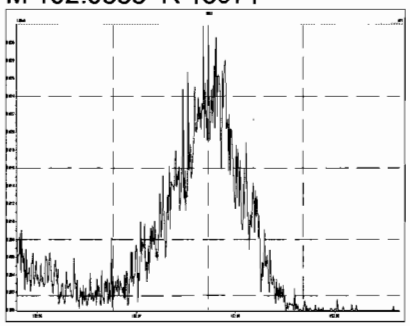

M 204.9888 R 520839

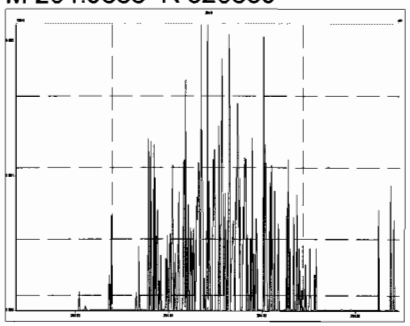

M 218.9856 R 52087

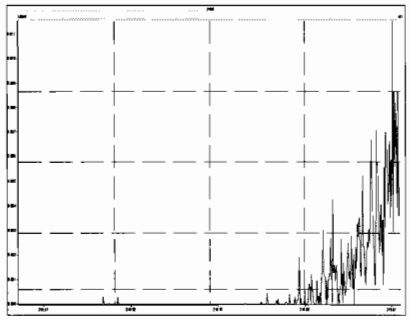

M 230.9856 R 15075

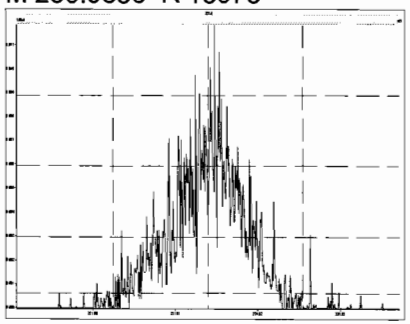

M 242.9856 R 133928

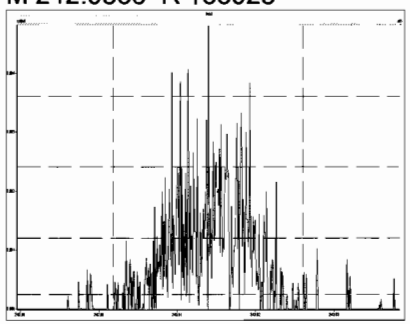

M 254.9856 R 364582

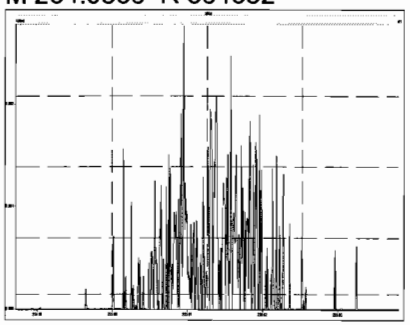

M 268.9824 R 20259

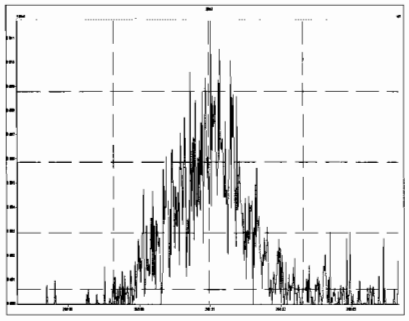

M 280.9824 R 150466

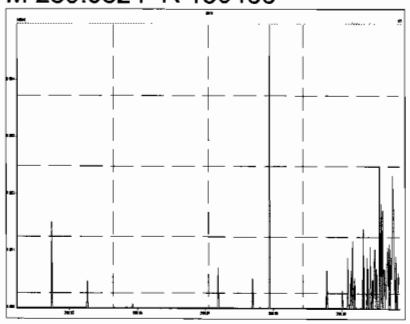

M 254.9856 R 694498

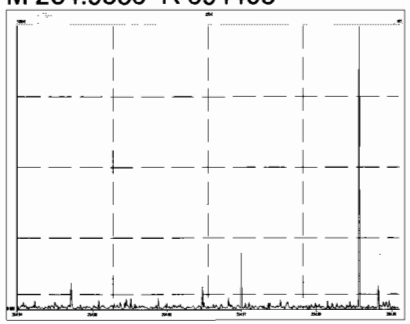

M 268.9824 R 694466

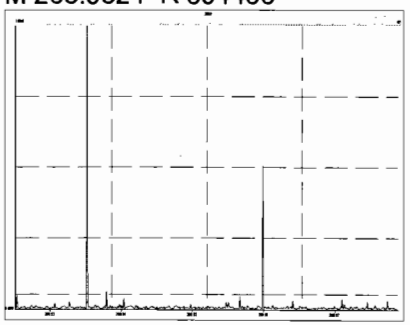

M 280.9824 R 192305

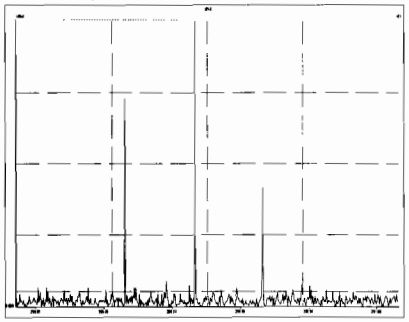

M 292.9824 R 56818

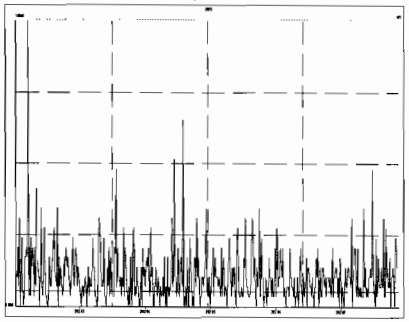

M 304.9824 R 199352

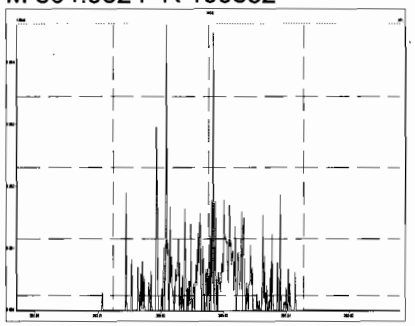

M 318.9792 R 654806

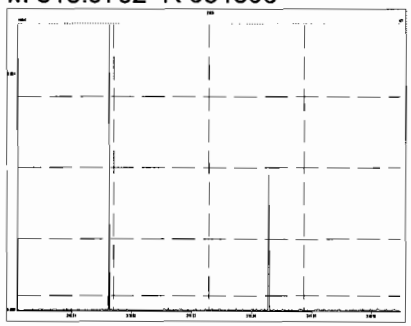

M 330.9792 R 32998

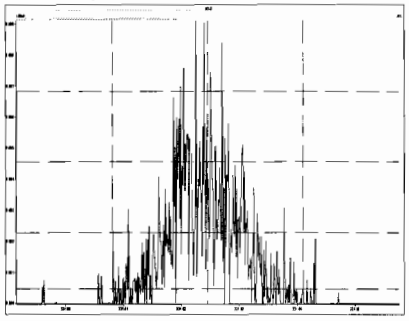

M 342.9792 R 277784

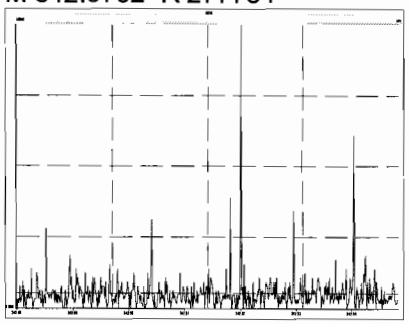

M 354.9792 R 191759

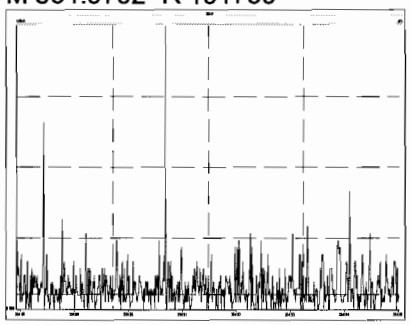

M 366.9792 R 520803

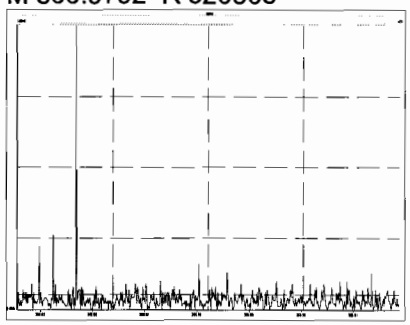

M 380.9760 R 664100

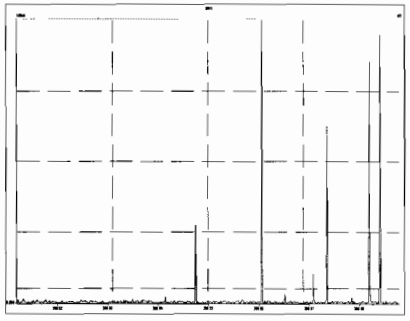

M 318.9792 R 24547

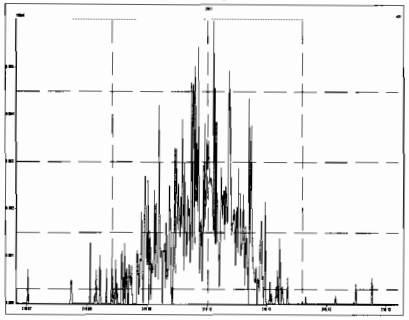

M 330.9792 R 416702

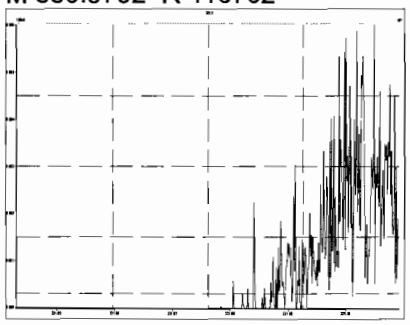

M 342.9792 R 119738

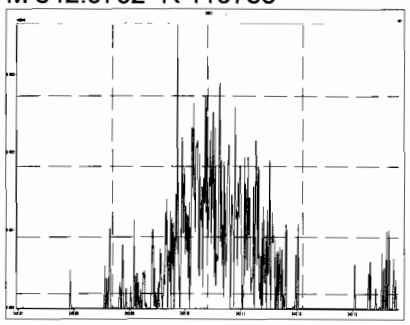

M 354.9792 R 0

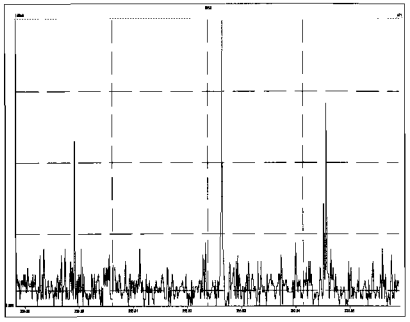

M 366.9792 R 227275

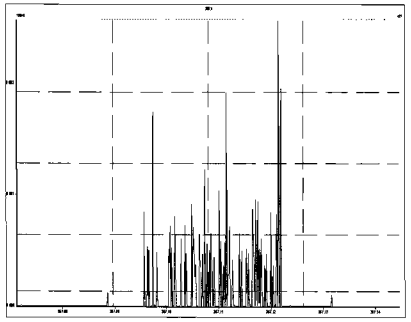

M 380.9760 R 36305

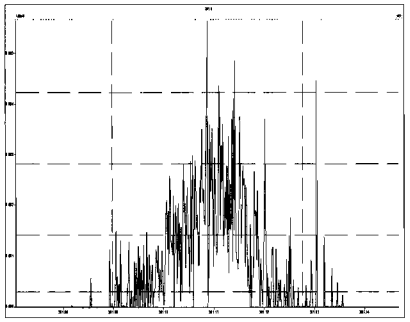

M 392.9760 R 249991

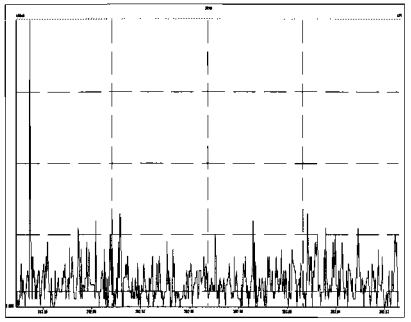

M 404.9760 R 721153

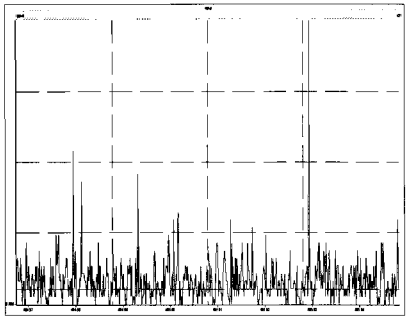

M 416.9760 R 668105

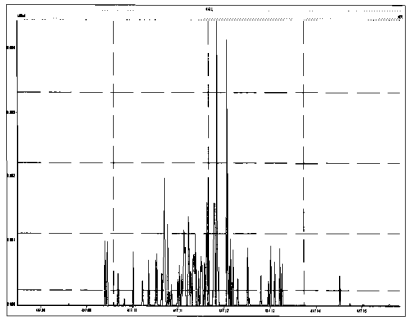

M 430.9728 R 65322

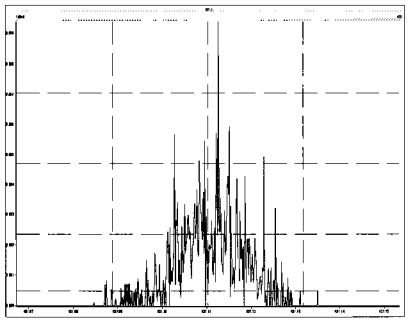

M 442.9728 R 256698

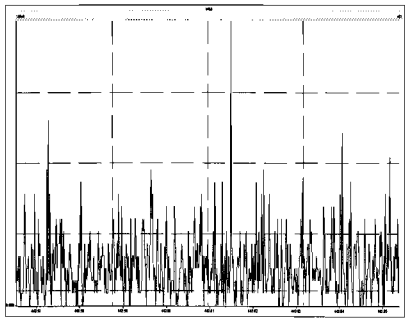

M 416.9760 R 937569

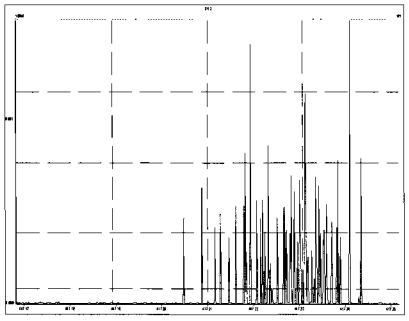

M 430.9728 R 221153

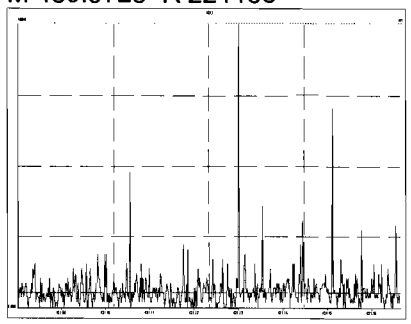

M 442.9728 R 281861

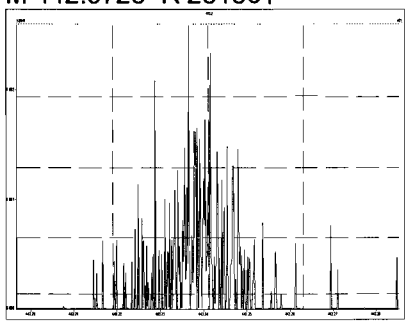

M 454.9728 R 125537

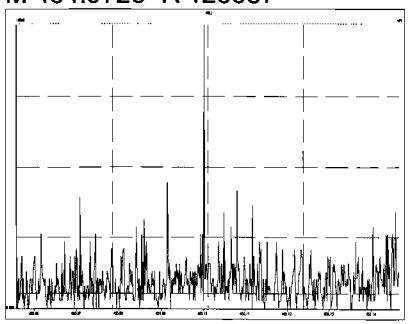

Printed: Friday, July 26, 2019 01:11:09 Pacific Daylight Time

M 466.9728 R 729163

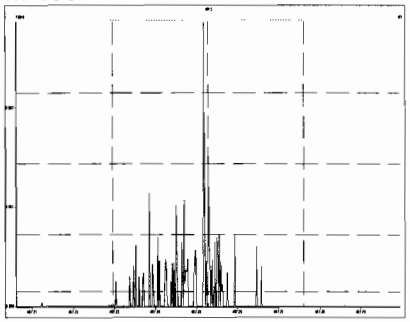

M 480.9696 R 317467

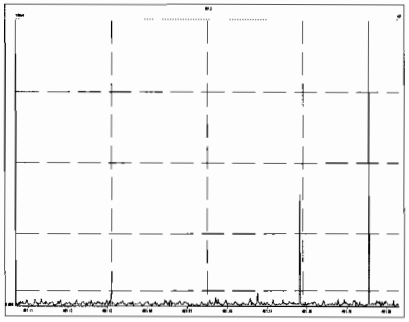

M 492.9696 R 505949

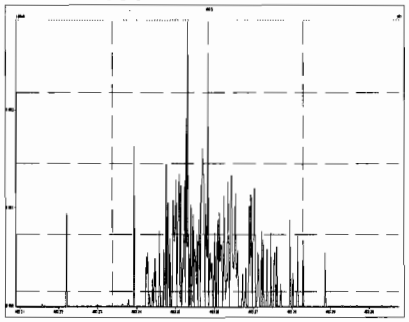

M 504.9696 R 281246

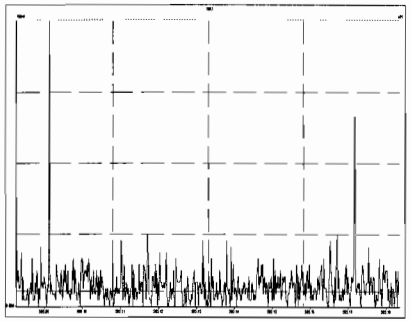

M 516.9697 R 90600

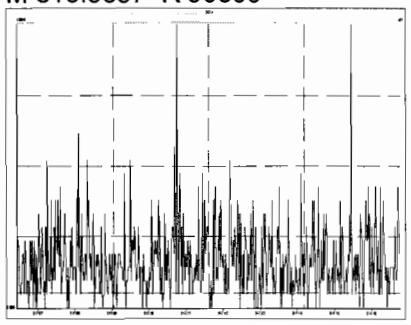

File: Experiment: PCB_ZB1.exp Reference: pfk.ref Function: 1 @ 200 (ppm)

Printed: Friday, July 26, 2019 08:59:12 Pacific Daylight Time

M 168.9888 R 10333

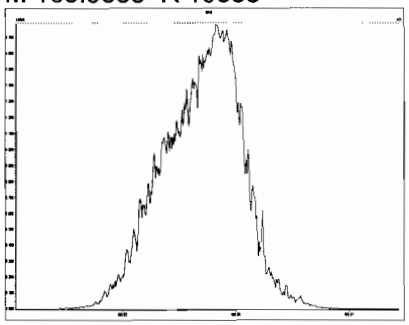

M 180.9888 R 11110

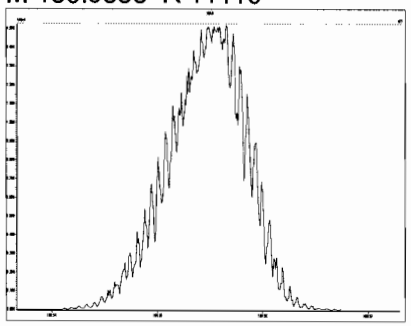

M 192.9888 R 9542

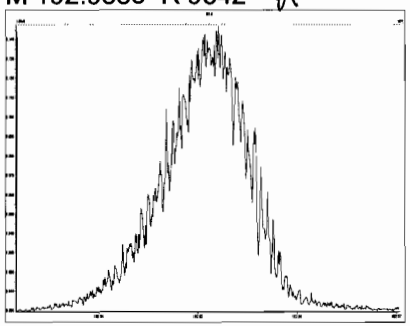

M 204.9888 R 11521

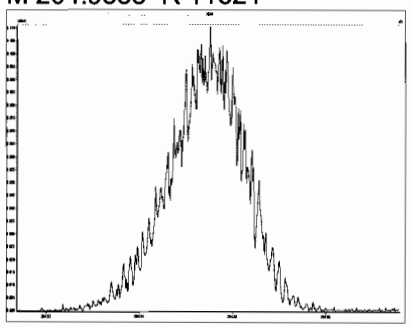

File: Experiment: PCB_ZB1.exp Reference: pfk.ref Function: 2 @ 200 (ppm)

Printed: Friday, July 26, 2019 08:59:33 Pacific Daylight Time

M 218.9856 R 10778

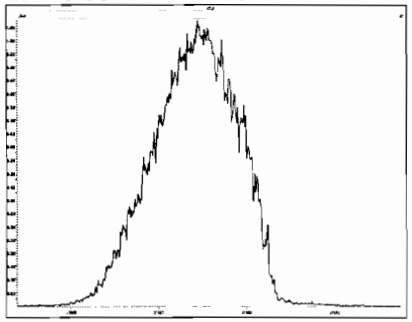

M 230.9856 R 11210

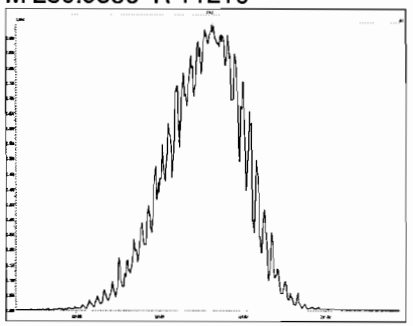

M 242.9856 R 11416

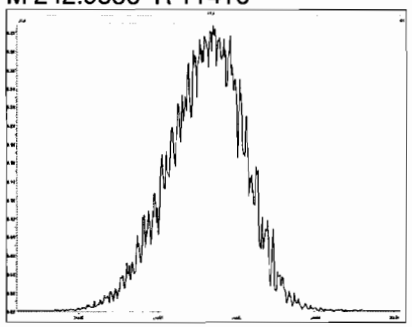

M 254.9856 R 11469

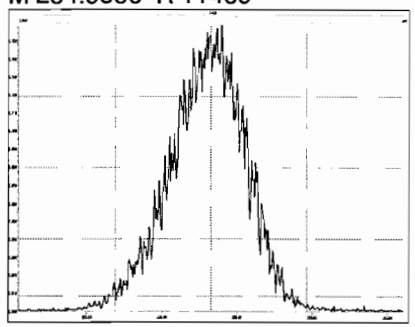

M 268.9824 R 11415

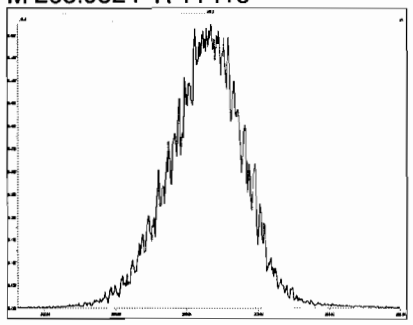

M 280.9824 R 11686

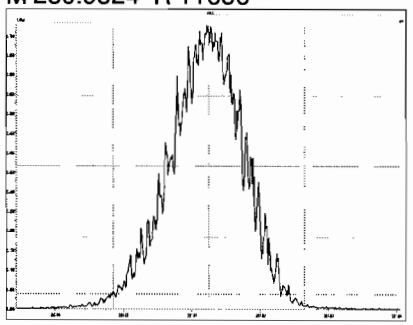

File: Experiment: PCB_ZB1.exp Reference: pfk.ref Function: 3 @ 200 (ppm)

Printed: Friday, July 26, 2019 09:02:41 Pacific Daylight Time

M 254.9856 R 11314

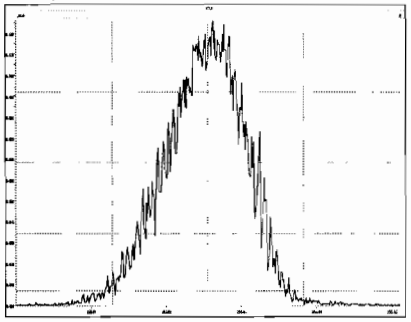

M 268.9824 R 10204

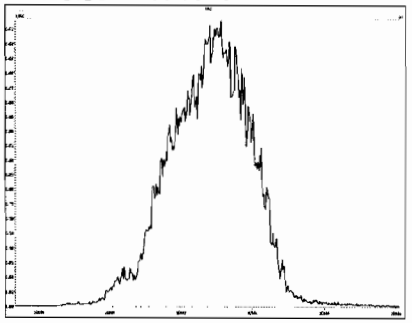

M 280.9824 R 11686

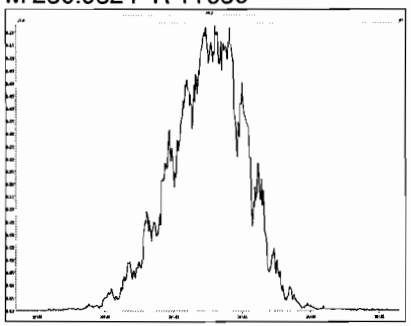

M 292.9824 R 10824

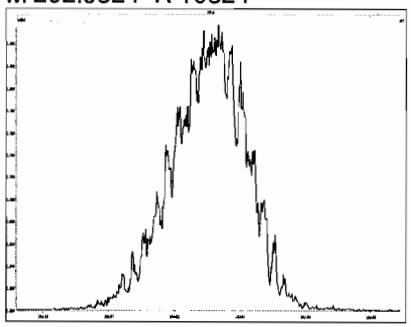

M 304.9824 R 11312

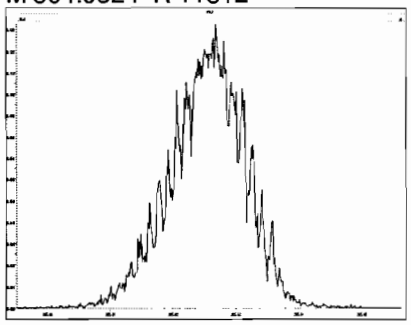

M 318.9792 R 11680

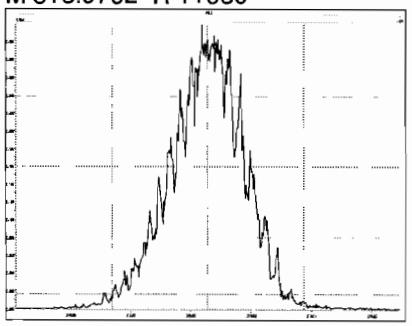

M 330.9792 R 11314

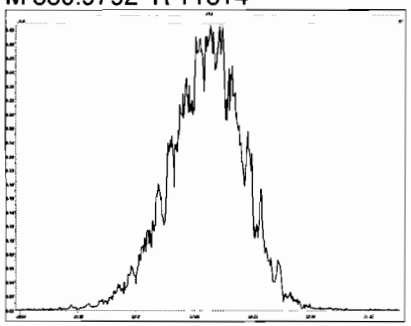

M 342.9792 R 11312

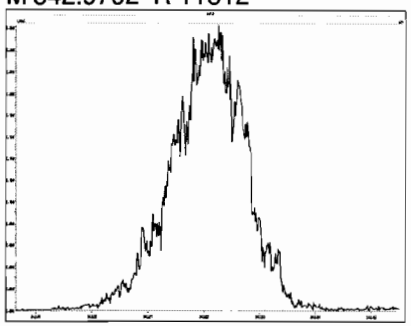

M 354.9792 R 12313

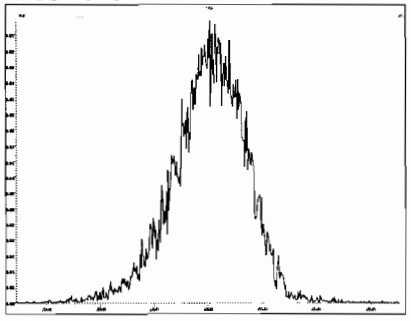

M 366.9792 R 10594

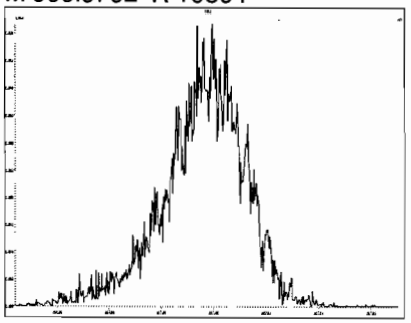

M 380.9760 R 10729

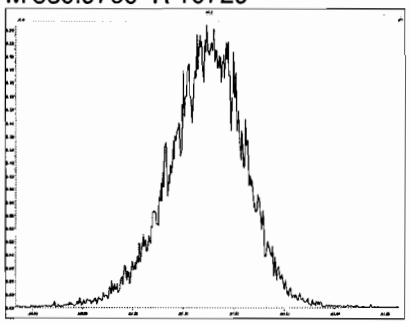

File: Experiment: PCB_ZB1.exp Reference: pfk.ref Function: 4 @ 200 (ppm)

Printed: Friday, July 26, 2019 09:05:06 Pacific Daylight Time

M 318.9792 R 11683

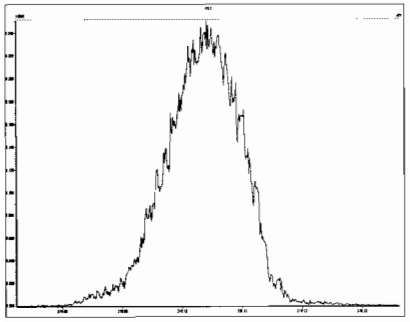

M 330.9792 R 11792

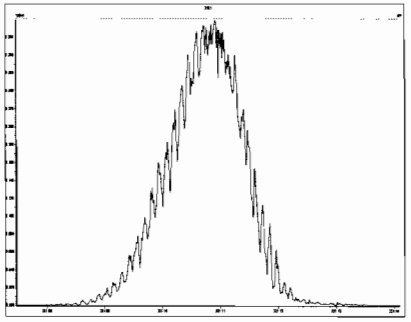

M 342.9792 R 11413

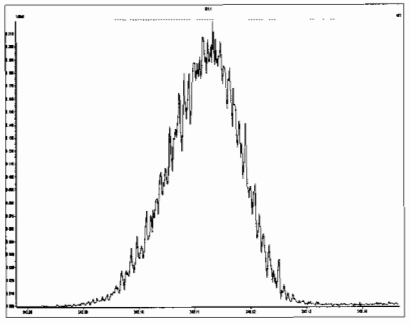

M 354.9792 R 11738

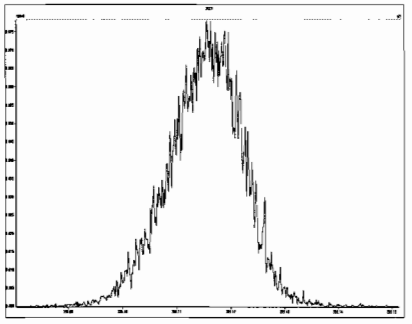

M 366.9792 R 10203

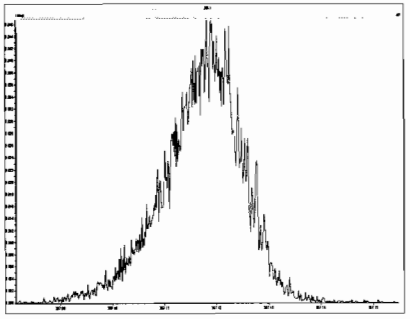

M 380.9760 R 11366

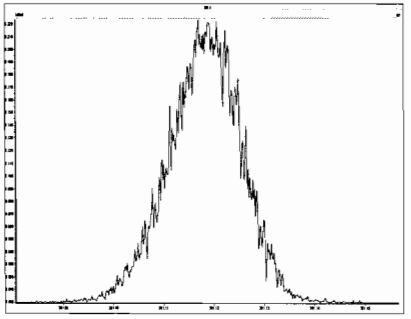

M 392.9760 R 12078

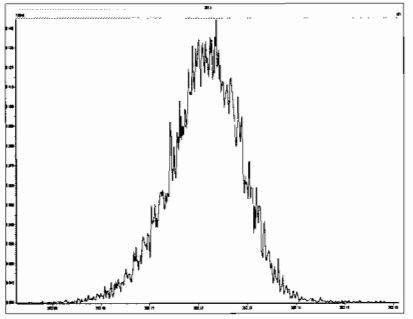

M 404.9760 R 11415

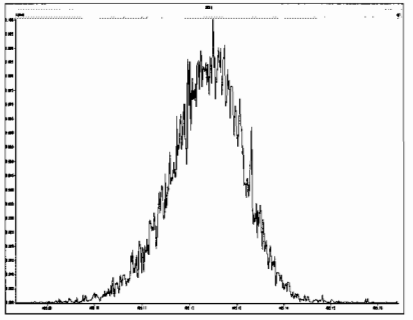

M 416.9760 R 12017

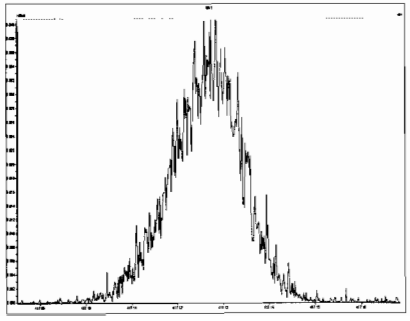

M 430.9728 R 11845

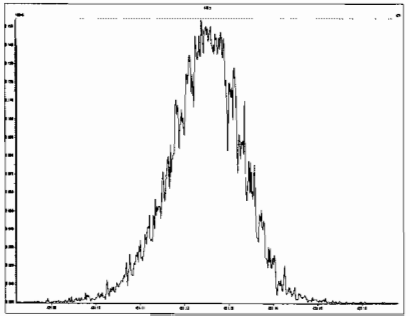

M 442.9728 R 12019

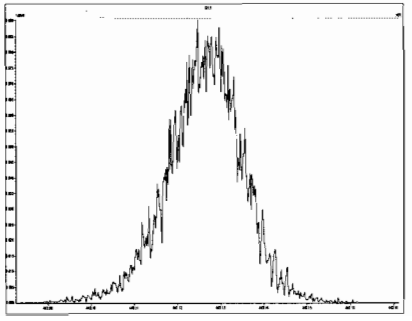

File: Experiment: PCB_ZB1.exp Reference: pfk.ref Function: 5 @ 200 (ppm)

Printed: Friday, July 26, 2019 09:05:35 Pacific Daylight Time

M 416.9760 R 10594

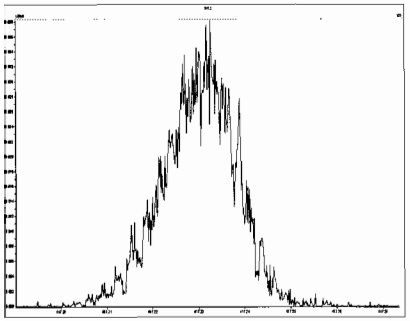

M 430.9728 R 11570

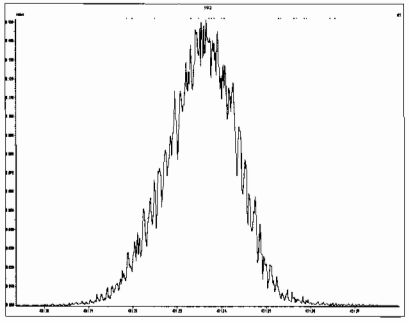

M 442.9728 R 11520

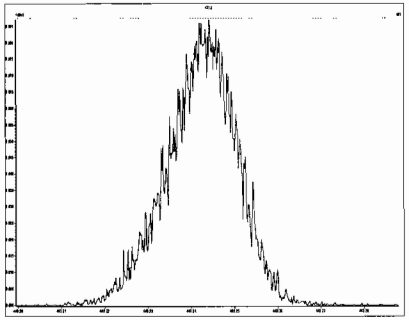

M 454.9728 R 11684

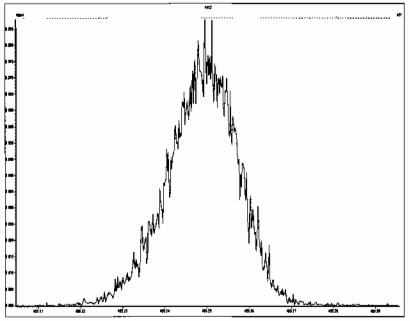

M 466.9728 R 13158

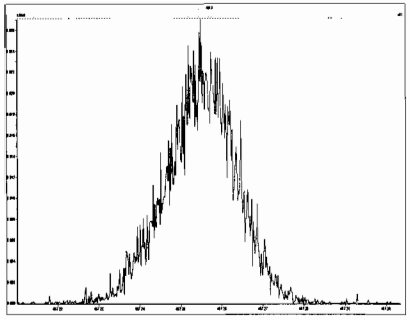

M 480.9696 R 11904

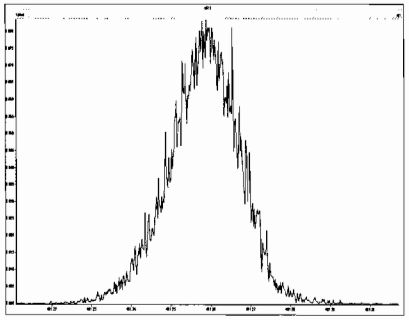

M 492.9696 R 11684

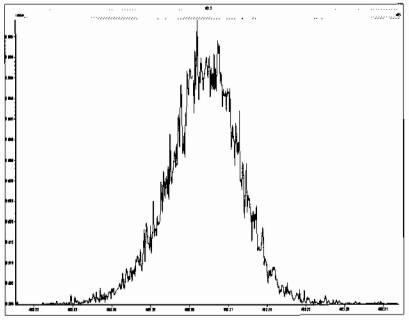

M 504.9696 R 11962

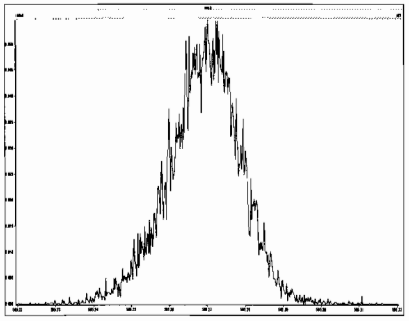

M 516.9697 R 12499

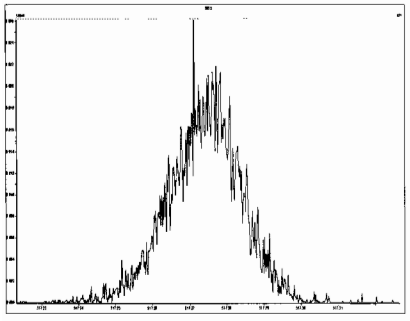

INITIAL CALIBRATION

Initial Calibration RRF Summary (ICAL) Vista Analytical Laboratory

Run: 190510D2 Analyte: Cal: 1613VG7-5-10-19 Inst. ID. VG-7

Data filename: 190510D2

Name	Mean RRF	%RSD	Samp# 1 RRF#1 (0.25)	Samp# 2 RRF#2 (0.50)	Samp# 3 RRF#3 (2.0)	Samp# 4 RRF#4 (10)	Samp# 5 RRF#5 (40)	Samp# 6 RRF#6 (300)
2,3,7,8-TCDD	0.90	6.57 %	0.90	0.80	0.95	0.86	0.94	0.95
1,2,3,7,8-PeCDD	0.87	6.42 %	0.89	0.94	0.90	0.78	0.85	0.87
1,2,3,4,7,8-HxCDD	1.05	9.29 %	0.96	0.97	0.98	1.04	1.17	1.17
1,2,3,6,7,8-HxCDD	0.93	8.35 %	0.88	0.88	0.91	0.86	0.99	1.05
1,2,3,7,8,9-HxCDD	0.96	8.79 %	0.98	0.89	0.89	0.89	1.05	1.07
1,2,3,4,6,7,8-HpCDD	0.99	10.09 %	0.94	0.89	0.90	0.99	1.10	1.12
OCDD	0.99	7.57 %	0.93	0.91	0.94	0.98	1.08	1.08
2,3,7,8-TCDF	0.94	5.57 %	0.97	0.91	0.92	0.87	1.00	0.99
1,2,3,7,8-PeCDF	0.92	4.71 %	0.86	0.94	0.94	0.88	0.96	0.96
2,3,4,7,8-PeCDF	0.96	4.77 %	0.95	0.93	0.97	0.88	0.99	1.01
1,2,3,4,7,8-HxCDF	1.15	9.95 %	1.10	1.08	1.02	1.13	1.28	1.31
1,2,3,6,7,8-HxCDF	1.04	13.16 %	0.94	0.91	0.92	1.06	1.18	1.21
2,3,4,6,7,8-HxCDF	1.10	11.28 %	1.03	0.97	0.97	1.14	1.23	1.24
1,2,3,7,8,9-HxCDF	1.03	10.60 %	0.93	0.95	0.92	1.10	1.13	1.16
1,2,3,4,6,7,8-HpCDF	1.06	8.75 %	0.98	0.94	1.03	1.12	1.15	1.16
1,2,3,4,7,8,9-HpCDF	1.23	10.34 %	1.16	1.12	1.07	1.26	1.38	1.35
OCDF	0.94	12.29 %	0.85	0.83	0.85	0.97	1.05	1.10
13C-2,3,7,8-TCDD	1.11	2.01 %	1.12	1.09	1.10	1.14	1.08	1.11
13C-1,2,3,7,8-PeCDD	0.98	9.80 %	0.91	0.90	0.87	1.11	1.05	1.01
13C-1,2,3,4,7,8-HxCDD	0.68	4.26 %	0.67	0.65	0.72	0.70	0.64	0.67
13C-1,2,3,6,7,8-HxCDD	0.84	5.78 %	0.86	0.82	0.86	0.92	0.80	0.78
13C-1,2,3,7,8,9-HxCDD	0.81	4.72 %	0.82	0.78	0.85	0.85	0.77	0.79
13C-1,2,3,4,6,7,8-HpCDD	0.69	8.78 %	0.68	0.63	0.71	0.79	0.67	0.63
13C-OCDD	0.62	9.24 %	0.62	0.58	0.65	0.73	0.59	0.57
13C-2,3,7,8-TCDF	1.05	2.81 %	1.03	1.04	1.06	1.06	1.02	1.10
13C-1,2,3,7,8-PeCDF	0.95	4.06 %	0.92	0.95	0.95	1.03	0.95	0.93
13C-2,3,4,7,8-PeCDF	0.94	6.37 %	0.93	0.94	0.93	1.05	0.90	0.87
13C-1,2,3,4,7,8-HxCDF	0.86	4.27 %	0.87	0.83	0.90	0.89	0.83	0.82
13C-1,2,3,6,7,8-HxCDF	1.02	5.53 %	1.07	0.99	1.09	1.04	0.98	0.95
13C-2,3,4,6,7,8-HxCDF	0.95	2.98 %	0.94	0.90	0.96	0.96	0.98	0.97
13C-1,2,3,7,8,9-HxCDF	0.87	5.08 %	0.83	0.81	0.85	0.88	0.91	0.92
13C-1,2,3,4,6,7,8-HpCDF	0.81	12.94 %	0.70	0.71	0.74	0.90	0.94	0.86
13C-1,2,3,4,7,8,9-HpCDF	0.63	11.56 %	0.57	0.56	0.59	0.75	0.66	0.65
13C-OCDF	0.78	9.30 %	0.76	0.71	0.75	0.92	0.80	0.76
37Cl-2,3,7,8-TCDD	1.22	8.68 %	1.36	1.32	1.16	1.08	1.17	1.22
13C-1,2,3,4-TCDD	1.00	0.00 %	1.00	1.00	1.00	1.00	1.00	1.00
13C-1,2,3,4-TCDF	1.00	0.00 %	1.00	1.00	1.00	1.00	1.00	1.00
13C-1,2,3,4,6,9-HxCDF	1.00	0.00 %	1.00	1.00	1.00	1.00	1.00	1.00

DB
5/14/19
WJ 5/14/19

Filename: 190510D2 S: 1 Acquired: 10-MAY-19 14:24:45
Run: 190510D2 Analyte: Cal: 1613VG7-5-10-19 Results: 190510D2
Sample text: ST190510D2-1 1613 CS0 19C2201

	Typ	Name	Amount	Resp	RA	RT	RF	RRF
1	Unk	2,3,7,8-TCDD	0.25	1.72e+04	0.74 y	26:10	-	0.90
2	Unk	1,2,3,7,8-PeCDD	1.25	6.93e+04	0.69 y	30:37	-	0.89
3	Unk	1,2,3,4,7,8-HxCDD	1.25	6.06e+04	1.22 y	33:54	-	0.96
4	Unk	1,2,3,6,7,8-HxCDD	1.25	7.11e+04	1.08 y	34:01	-	0.88
5	Unk	1,2,3,7,8,9-HxCDD	1.25	7.57e+04	1.08 y	34:19	-	0.98
6	Unk	1,2,3,4,6,7,8-HpCDD	1.25	5.98e+04	0.98 y	37:46	-	0.94
7	Unk	OCDD	2.50	1.09e+05	0.79 y	41:03	-	0.93
8	Unk	2,3,7,8-TCDF	0.25	2.42e+04	0.84 y	25:25	-	0.97
9	Unk	1,2,3,7,8-PeCDF	1.25	9.56e+04	1.75 y	29:26	-	0.86
10	Unk	2,3,4,7,8-PeCDF	1.25	1.07e+05	1.35 y	30:20	-	0.95
11	Unk	1,2,3,4,7,8-HxCDF	1.25	9.07e+04	1.11 y	33:01	-	1.10
12	Unk	1,2,3,6,7,8-HxCDF	1.25	9.46e+04	1.15 y	33:08	-	0.94
13	Unk	2,3,4,6,7,8-HxCDF	1.25	9.04e+04	1.26 y	33:44	-	1.03
14	Unk	1,2,3,7,8,9-HxCDF	1.25	7.29e+04	1.32 y	34:44	-	0.93
15	Unk	1,2,3,4,6,7,8-HpCDF	1.25	6.46e+04	0.93 y	36:33	-	0.98
16	Unk	1,2,3,4,7,8,9-HpCDF	1.25	6.19e+04	0.96 y	38:19	-	1.16
17	Unk	OCDF	2.50	1.21e+05	0.84 y	41:17	-	0.85
36	IS	13C-2,3,7,8-TCDD	100.00	7.65e+06	0.78 y	26:10	-	1.12
37	IS	13C-1,2,3,7,8-PeCDD	100.00	6.21e+06	0.61 y	30:36	-	0.91
38	IS	13C-1,2,3,4,7,8-HxCDD	100.00	5.03e+06	1.22 y	33:54	-	0.67
39	IS	13C-1,2,3,6,7,8-HxCDD	100.00	6.47e+06	1.23 y	34:01	-	0.86
40	IS	13C-1,2,3,7,8,9-HxCDD	100.00	6.21e+06	1.22 y	34:19	-	0.82
41	IS	13C-1,2,3,4,6,7,8-HpCDD	100.00	5.11e+06	1.07 y	37:45	-	0.68
42	IS	13C-OCDD	200.00	9.40e+06	0.90 y	41:02	-	0.62
43	IS	13C-2,3,7,8-TCDF	100.00	1.00e+07	0.80 y	25:25	-	1.03
44	IS	13C-1,2,3,7,8-PeCDF	100.00	8.93e+06	1.58 y	29:26	-	0.92
45	IS	13C-2,3,4,7,8-PeCDF	100.00	9.01e+06	1.65 y	30:20	-	0.93
46	IS	13C-1,2,3,4,7,8-HxCDF	100.00	6.58e+06	0.51 y	33:00	-	0.87
47	IS	13C-1,2,3,6,7,8-HxCDF	100.00	8.07e+06	0.52 y	33:08	-	1.07
48	IS	13C-2,3,4,6,7,8-HxCDF	100.00	7.05e+06	0.52 y	33:44	-	0.94
49	IS	13C-1,2,3,7,8,9-HxCDF	100.00	6.28e+06	0.52 y	34:44	-	0.83
50	IS	13C-1,2,3,4,6,7,8-HpCDF	100.00	5.25e+06	0.42 y	36:32	-	0.70
51	IS	13C-1,2,3,4,7,8,9-HpCDF	100.00	4.27e+06	0.39 y	38:19	-	0.57
52	IS	13C-OCDF	200.00	1.14e+07	0.89 y	41:17	-	0.76
53	C/Up	37Cl-2,3,7,8-TCDD	0.25	2.32e+04		26:10	-	1.36
54	RS/RT	13C-1,2,3,4-TCDD	100.00	6.82e+06	0.78 y	25:35	-	1.00
55	RS	13C-1,2,3,4-TCDF	100.00	9.73e+06	0.81 y	24:11	-	1.00
56	RS/RT	13C-1,2,3,4,6,9-HxCDF	100.00	7.52e+06	0.52 y	33:26	-	1.00

DB
5/14/19

Filename: 190510D2 S: 2 Acquired: 10-MAY-19 15:12:30
Run: 190510D2 Analyte: Cal: 1613VG7-5-10-19 Results: 190510D2
Sample text: ST190510D2-2 1613 CS1 19C2202

	Typ	Name	Amount	Resp	RA	RT	RF	RRF
1	Unk	2,3,7,8-TCDD	0.50	2.78e+04	0.80 y	26:10	-	0.80
2	Unk	1,2,3,7,8-PeCDD	2.50	1.35e+05	0.63 y	30:36	-	0.94
3	Unk	1,2,3,4,7,8-HxCDD	2.50	1.13e+05	1.21 y	33:54	-	0.97
4	Unk	1,2,3,6,7,8-HxCDD	2.50	1.29e+05	1.12 y	34:00	-	0.88
5	Unk	1,2,3,7,8,9-HxCDD	2.50	1.24e+05	1.23 y	34:19	-	0.89
6	Unk	1,2,3,4,6,7,8-HpCDD	2.50	9.95e+04	1.02 y	37:45	-	0.89
7	Unk	OCDD	5.00	1.90e+05	0.90 y	41:02	-	0.91
8	Unk	2,3,7,8-TCDF	0.50	4.28e+04	0.81 y	25:25	-	0.91
9	Unk	1,2,3,7,8-PeCDF	2.50	2.02e+05	1.60 y	29:27	-	0.94
10	Unk	2,3,4,7,8-PeCDF	2.50	1.98e+05	1.64 y	30:20	-	0.93
11	Unk	1,2,3,4,7,8-HxCDF	2.50	1.59e+05	1.26 y	33:01	-	1.08
12	Unk	1,2,3,6,7,8-HxCDF	2.50	1.61e+05	1.10 y	33:08	-	0.91
13	Unk	2,3,4,6,7,8-HxCDF	2.50	1.56e+05	1.24 y	33:44	-	0.97
14	Unk	1,2,3,7,8,9-HxCDF	2.50	1.36e+05	1.18 y	34:44	-	0.95
15	Unk	1,2,3,4,6,7,8-HpCDF	2.50	1.19e+05	0.99 y	36:32	-	0.94
16	Unk	1,2,3,4,7,8,9-HpCDF	2.50	1.13e+05	1.00 y	38:19	-	1.12
17	Unk	OCDF	5.00	2.10e+05	0.93 y	41:16	-	0.83
36	IS	13C-2,3,7,8-TCDD	100.00	6.94e+06	0.78 y	26:09	-	1.09
37	IS	13C-1,2,3,7,8-PeCDD	100.00	5.74e+06	0.63 y	30:36	-	0.90
38	IS	13C-1,2,3,4,7,8-HxCDD	100.00	4.64e+06	1.23 y	33:53	-	0.65
39	IS	13C-1,2,3,6,7,8-HxCDD	100.00	5.87e+06	1.26 y	34:00	-	0.82
40	IS	13C-1,2,3,7,8,9-HxCDD	100.00	5.55e+06	1.23 y	34:19	-	0.78
41	IS	13C-1,2,3,4,6,7,8-HpCDD	100.00	4.49e+06	1.03 y	37:45	-	0.63
42	IS	13C-OCDD	200.00	8.35e+06	0.91 y	41:02	-	0.58
43	IS	13C-2,3,7,8-TCDF	100.00	9.42e+06	0.82 y	25:25	-	1.04
44	IS	13C-1,2,3,7,8-PeCDF	100.00	8.60e+06	1.60 y	29:27	-	0.95
45	IS	13C-2,3,4,7,8-PeCDF	100.00	8.49e+06	1.58 y	30:20	-	0.94
46	IS	13C-1,2,3,4,7,8-HxCDF	100.00	5.90e+06	0.52 y	32:60	-	0.83
47	IS	13C-1,2,3,6,7,8-HxCDF	100.00	7.06e+06	0.50 y	33:08	-	0.99
48	IS	13C-2,3,4,6,7,8-HxCDF	100.00	6.44e+06	0.51 y	33:44	-	0.90
49	IS	13C-1,2,3,7,8,9-HxCDF	100.00	5.76e+06	0.51 y	34:43	-	0.81
50	IS	13C-1,2,3,4,6,7,8-HpCDF	100.00	5.08e+06	0.43 y	36:32	-	0.71
51	IS	13C-1,2,3,4,7,8,9-HpCDF	100.00	4.01e+06	0.41 y	38:18	-	0.56
52	IS	13C-OCDF	200.00	1.01e+07	0.89 y	41:16	-	0.71
53	C/Up	37Cl-2,3,7,8-TCDD	0.50	4.20e+04		26:10	-	1.32
54	RS/RT	13C-1,2,3,4-TCDD	100.00	6.37e+06	0.81 y	25:35	-	1.00
55	RS	13C-1,2,3,4-TCDF	100.00	9.03e+06	0.81 y	24:12	-	1.00
56	RS/RT	13C-1,2,3,4,6,9-HxCDF	100.00	7.15e+06	0.50 y	33:25	-	1.00

DB
5/14/19

Filename: 190510D2 S: 3 Acquired: 10-MAY-19 16:00:06
Run: 190510D2 Analyte: Cal: 1613VG7-5-10-19 Results: 190510D2
Sample text: ST190510D2-3 1613 CS2 19C2203

	Typ	Name	Amount	Resp	RA	RT	RF	RRF
1	Unk	2,3,7,8-TCDD	2.00	1.38e+05	0.86 y	26:11	-	0.95
2	Unk	1,2,3,7,8-PeCDD	10.00	5.22e+05	0.63 y	30:36	-	0.90
3	Unk	1,2,3,4,7,8-HxCDD	10.00	4.65e+05	1.19 y	33:54	-	0.98
4	Unk	1,2,3,6,7,8-HxCDD	10.00	5.21e+05	1.27 y	34:01	-	0.91
5	Unk	1,2,3,7,8,9-HxCDD	10.00	4.98e+05	1.14 y	34:19	-	0.89
6	Unk	1,2,3,4,6,7,8-HpCDD	10.00	4.24e+05	0.99 y	37:45	-	0.90
7	Unk	OCDD	20.00	8.06e+05	0.93 y	41:02	-	0.94
8	Unk	2,3,7,8-TCDF	2.00	1.80e+05	0.77 y	25:26	-	0.92
9	Unk	1,2,3,7,8-PeCDF	10.00	8.13e+05	1.63 y	29:27	-	0.94
10	Unk	2,3,4,7,8-PeCDF	10.00	8.19e+05	1.61 y	30:21	-	0.97
11	Unk	1,2,3,4,7,8-HxCDF	10.00	6.06e+05	1.12 y	33:01	-	1.02
12	Unk	1,2,3,6,7,8-HxCDF	10.00	6.63e+05	1.20 y	33:08	-	0.92
13	Unk	2,3,4,6,7,8-HxCDF	10.00	6.18e+05	1.17 y	33:45	-	0.97
14	Unk	1,2,3,7,8,9-HxCDF	10.00	5.17e+05	1.14 y	34:44	-	0.92
15	Unk	1,2,3,4,6,7,8-HpCDF	10.00	5.02e+05	0.99 y	36:32	-	1.03
16	Unk	1,2,3,4,7,8,9-HpCDF	10.00	4.21e+05	0.92 y	38:18	-	1.07
17	Unk	OCDF	20.00	8.37e+05	0.91 y	41:16	-	0.85
36	IS	13C-2,3,7,8-TCDD	100.00	7.28e+06	0.80 y	26:10	-	1.10
37	IS	13C-1,2,3,7,8-PeCDD	100.00	5.80e+06	0.63 y	30:36	-	0.87
38	IS	13C-1,2,3,4,7,8-HxCDD	100.00	4.74e+06	1.22 y	33:53	-	0.72
39	IS	13C-1,2,3,6,7,8-HxCDD	100.00	5.70e+06	1.25 y	33:60	-	0.86
40	IS	13C-1,2,3,7,8,9-HxCDD	100.00	5.63e+06	1.20 y	34:18	-	0.85
41	IS	13C-1,2,3,4,6,7,8-HpCDD	100.00	4.70e+06	1.04 y	37:44	-	0.71
42	IS	13C-OCDD	200.00	8.55e+06	0.90 y	41:01	-	0.65
43	IS	13C-2,3,7,8-TCDF	100.00	9.73e+06	0.80 y	25:25	-	1.06
44	IS	13C-1,2,3,7,8-PeCDF	100.00	8.68e+06	1.58 y	29:27	-	0.95
45	IS	13C-2,3,4,7,8-PeCDF	100.00	8.48e+06	1.56 y	30:20	-	0.93
46	IS	13C-1,2,3,4,7,8-HxCDF	100.00	5.93e+06	0.51 y	32:60	-	0.90
47	IS	13C-1,2,3,6,7,8-HxCDF	100.00	7.20e+06	0.50 y	33:07	-	1.09
48	IS	13C-2,3,4,6,7,8-HxCDF	100.00	6.35e+06	0.50 y	33:44	-	0.96
49	IS	13C-1,2,3,7,8,9-HxCDF	100.00	5.60e+06	0.50 y	34:42	-	0.85
50	IS	13C-1,2,3,4,6,7,8-HpCDF	100.00	4.87e+06	0.42 y	36:32	-	0.74
51	IS	13C-1,2,3,4,7,8,9-HpCDF	100.00	3.92e+06	0.42 y	38:18	-	0.59
52	IS	13C-OCDF	200.00	9.89e+06	0.89 y	41:16	-	0.75
53	C/Up	37Cl-2,3,7,8-TCDD	2.00	1.54e+05		26:11	-	1.16
54	RS/RT	13C-1,2,3,4-TCDD	100.00	6.64e+06	0.79 y	25:35	-	1.00
55	RS	13C-1,2,3,4-TCDF	100.00	9.16e+06	0.80 y	24:12	-	1.00
56	RS/RT	13C-1,2,3,4,6,9-HxCDF	100.00	6.60e+06	0.51 y	33:25	-	1.00

DB
5/14/19

Filename: 190510D2 S: 4 Acquired: 10-MAY-19 16:47:52
Run: 190510D2 Analyte: Cal: 1613VG7-5-10-19 Results: 190510D2
Sample text: ST190510D2-4 1613 CS3 19C2204

	Typ	Name	Amount	Resp	RA	RT	RF	RRF
1	Unk	2,3,7,8-TCDD	10.00	3.27e+05	0.78 y	26:10	-	0.86
2	Unk	1,2,3,7,8-PeCDD	50.00	1.43e+06	0.62 y	30:36	-	0.78
3	Unk	1,2,3,4,7,8-HxCDD	50.00	1.14e+06	1.20 y	33:54	-	1.04
4	Unk	1,2,3,6,7,8-HxCDD	50.00	1.23e+06	1.23 y	34:01	-	0.86
5	Unk	1,2,3,7,8,9-HxCDD	50.00	1.20e+06	1.18 y	34:19	-	0.89
6	Unk	1,2,3,4,6,7,8-HpCDD	50.00	1.22e+06	1.03 y	37:45	-	0.99
7	Unk	OCDD	100.00	2.22e+06	0.92 y	41:02	-	0.98
8	Unk	2,3,7,8-TCDF	10.00	3.81e+05	0.78 y	25:26	-	0.87
9	Unk	1,2,3,7,8-PeCDF	50.00	1.89e+06	1.51 y	29:27	-	0.88
10	Unk	2,3,4,7,8-PeCDF	50.00	1.93e+06	1.57 y	30:20	-	0.88
11	Unk	1,2,3,4,7,8-HxCDF	50.00	1.58e+06	1.20 y	33:01	-	1.13
12	Unk	1,2,3,6,7,8-HxCDF	50.00	1.74e+06	1.24 y	33:08	-	1.06
13	Unk	2,3,4,6,7,8-HxCDF	50.00	1.71e+06	1.19 y	33:44	-	1.14
14	Unk	1,2,3,7,8,9-HxCDF	50.00	1.51e+06	1.26 y	34:44	-	1.10
15	Unk	1,2,3,4,6,7,8-HpCDF	50.00	1.58e+06	1.01 y	36:32	-	1.12
16	Unk	1,2,3,4,7,8,9-HpCDF	50.00	1.49e+06	1.05 y	38:19	-	1.26
17	Unk	OCDF	100.00	2.79e+06	0.91 y	41:16	-	0.97
36	IS	13C-2,3,7,8-TCDD	100.00	3.78e+06	0.75 y	26:09	-	1.14
37	IS	13C-1,2,3,7,8-PeCDD	100.00	3.68e+06	0.61 y	30:35	-	1.11
38	IS	13C-1,2,3,4,7,8-HxCDD	100.00	2.19e+06	1.25 y	33:53	-	0.70
39	IS	13C-1,2,3,6,7,8-HxCDD	100.00	2.87e+06	1.18 y	33:60	-	0.92
40	IS	13C-1,2,3,7,8,9-HxCDD	100.00	2.67e+06	1.23 y	34:18	-	0.85
41	IS	13C-1,2,3,4,6,7,8-HpCDD	100.00	2.48e+06	1.05 y	37:44	-	0.79
42	IS	13C-OCDD	200.00	4.55e+06	0.90 y	41:01	-	0.73
43	IS	13C-2,3,7,8-TCDF	100.00	4.40e+06	0.81 y	25:25	-	1.06
44	IS	13C-1,2,3,7,8-PeCDF	100.00	4.28e+06	1.54 y	29:26	-	1.03
45	IS	13C-2,3,4,7,8-PeCDF	100.00	4.36e+06	1.61 y	30:19	-	1.05
46	IS	13C-1,2,3,4,7,8-HxCDF	100.00	2.80e+06	0.51 y	32:60	-	0.89
47	IS	13C-1,2,3,6,7,8-HxCDF	100.00	3.27e+06	0.51 y	33:07	-	1.04
48	IS	13C-2,3,4,6,7,8-HxCDF	100.00	3.01e+06	0.51 y	33:44	-	0.96
49	IS	13C-1,2,3,7,8,9-HxCDF	100.00	2.76e+06	0.53 y	34:42	-	0.88
50	IS	13C-1,2,3,4,6,7,8-HpCDF	100.00	2.81e+06	0.43 y	36:31	-	0.90
51	IS	13C-1,2,3,4,7,8,9-HpCDF	100.00	2.36e+06	0.44 y	38:18	-	0.75
52	IS	13C-OCDF	200.00	5.75e+06	0.93 y	41:15	-	0.92
53	C/Up	37Cl-2,3,7,8-TCDD	10.00	3.57e+05		26:10	-	1.08
54	RS/RT	13C-1,2,3,4-TCDD	100.00	3.32e+06	0.80 y	25:35	-	1.00
55	RS	13C-1,2,3,4-TCDF	100.00	4.16e+06	0.82 y	24:11	-	1.00
56	RS/RT	13C-1,2,3,4,6,9-HxCDF	100.00	3.13e+06	0.53 y	33:25	-	1.00

DB
5/14/19

Filename: 190510D2 S: 5 Acquired: 10-MAY-19 17:35:29
Run: 190510D2 Analyte: Cal: 1613VG7-5-10-19 Results: 190510D2
Sample text: ST190510D2-5 1613 CS4 19C2205

	Typ	Name	Amount	Resp	RA	RT	RF	RRF
1	Unk	2,3,7,8-TCDD	40.00	1.65e+06	0.80 y	26:10	-	0.94
2	Unk	1,2,3,7,8-PeCDD	200.00	7.26e+06	0.62 y	30:36	-	0.85
3	Unk	1,2,3,4,7,8-HxCDD	200.00	6.64e+06	1.22 y	33:54	-	1.17
4	Unk	1,2,3,6,7,8-HxCDD	200.00	7.06e+06	1.22 y	34:01	-	0.99
5	Unk	1,2,3,7,8,9-HxCDD	200.00	7.15e+06	1.23 y	34:19	-	1.05
6	Unk	1,2,3,4,6,7,8-HpCDD	200.00	6.52e+06	1.06 y	37:44	-	1.10
7	Unk	OCDD	400.00	1.12e+07	0.93 y	41:01	-	1.08
8	Unk	2,3,7,8-TCDF	40.00	2.32e+06	0.78 y	25:26	-	1.00
9	Unk	1,2,3,7,8-PeCDF	200.00	1.03e+07	1.57 y	29:27	-	0.96
10	Unk	2,3,4,7,8-PeCDF	200.00	1.02e+07	1.59 y	30:20	-	0.99
11	Unk	1,2,3,4,7,8-HxCDF	200.00	9.33e+06	1.19 y	33:00	-	1.28
12	Unk	1,2,3,6,7,8-HxCDF	200.00	1.02e+07	1.22 y	33:08	-	1.18
13	Unk	2,3,4,6,7,8-HxCDF	200.00	1.07e+07	1.21 y	33:44	-	1.23
14	Unk	1,2,3,7,8,9-HxCDF	200.00	9.08e+06	1.21 y	34:43	-	1.13
15	Unk	1,2,3,4,6,7,8-HpCDF	200.00	9.58e+06	0.99 y	36:32	-	1.15
16	Unk	1,2,3,4,7,8,9-HpCDF	200.00	8.06e+06	1.03 y	38:18	-	1.38
17	Unk	OCDF	400.00	1.48e+07	0.91 y	41:16	-	1.05
36	IS	13C-2,3,7,8-TCDD	100.00	4.37e+06	0.77 y	26:09	-	1.08
37	IS	13C-1,2,3,7,8-PeCDD	100.00	4.27e+06	0.62 y	30:35	-	1.05
38	IS	13C-1,2,3,4,7,8-HxCDD	100.00	2.85e+06	1.22 y	33:53	-	0.64
39	IS	13C-1,2,3,6,7,8-HxCDD	100.00	3.55e+06	1.25 y	33:59	-	0.80
40	IS	13C-1,2,3,7,8,9-HxCDD	100.00	3.39e+06	1.25 y	34:17	-	0.77
41	IS	13C-1,2,3,4,6,7,8-HpCDD	100.00	2.96e+06	1.01 y	37:44	-	0.67
42	IS	13C-OCDD	200.00	5.20e+06	0.92 y	41:01	-	0.59
43	IS	13C-2,3,7,8-TCDF	100.00	5.78e+06	0.80 y	25:25	-	1.02
44	IS	13C-1,2,3,7,8-PeCDF	100.00	5.38e+06	1.59 y	29:26	-	0.95
45	IS	13C-2,3,4,7,8-PeCDF	100.00	5.12e+06	1.55 y	30:19	-	0.90
46	IS	13C-1,2,3,4,7,8-HxCDF	100.00	3.66e+06	0.49 y	32:59	-	0.83
47	IS	13C-1,2,3,6,7,8-HxCDF	100.00	4.32e+06	0.51 y	33:07	-	0.98
48	IS	13C-2,3,4,6,7,8-HxCDF	100.00	4.33e+06	0.51 y	33:44	-	0.98
49	IS	13C-1,2,3,7,8,9-HxCDF	100.00	4.02e+06	0.52 y	34:42	-	0.91
50	IS	13C-1,2,3,4,6,7,8-HpCDF	100.00	4.15e+06	0.43 y	36:31	-	0.94
51	IS	13C-1,2,3,4,7,8,9-HpCDF	100.00	2.91e+06	0.46 y	38:17	-	0.66
52	IS	13C-OCDF	200.00	7.04e+06	0.91 y	41:15	-	0.80
53	C/Up	37Cl-2,3,7,8-TCDD	40.00	1.89e+06		26:10	-	1.17
54	RS/RT	13C-1,2,3,4-TCDD	100.00	4.05e+06	0.77 y	25:35	-	1.00
55	RS	13C-1,2,3,4-TCDF	100.00	5.68e+06	0.82 y	24:12	-	1.00
56	RS/RT	13C-1,2,3,4,6,9-HxCDF	100.00	4.42e+06	0.52 y	33:25	-	1.00

DB
5/14/19

Filename: 190510D2 S: 6 Acquired: 10-MAY-19 18:23:05
Run: 190510D2 Analyte: Cal: 1613VG7-5-10-19 Results: 190510D2
Sample text: ST190510D2-6 1613 CS5 19C2206

	Typ	Name	Amount	Resp	RA	RT	RF	RRF
1	Unk	2,3,7,8-TCDD	300.00	1.49e+07	0.80 y	26:10	-	0.95
2	Unk	1,2,3,7,8-PeCDD	1500.00	6.20e+07	0.63 y	30:36	-	0.87
3	Unk	1,2,3,4,7,8-HxCDD	1500.00	6.57e+07	1.25 y	33:54	-	1.17
4	Unk	1,2,3,6,7,8-HxCDD	1500.00	6.86e+07	1.23 y	33:60	-	1.05
5	Unk	1,2,3,7,8,9-HxCDD	1500.00	7.06e+07	1.23 y	34:18	-	1.07
6	Unk	1,2,3,4,6,7,8-HpCDD	1500.00	5.88e+07	1.05 y	37:44	-	1.12
7	Unk	OCDD	3000.00	1.03e+08	0.92 y	41:01	-	1.08
8	Unk	2,3,7,8-TCDF	300.00	2.15e+07	0.81 y	25:26	-	0.99
9	Unk	1,2,3,7,8-PeCDF	1500.00	8.84e+07	1.57 y	29:27	-	0.96
10	Unk	2,3,4,7,8-PeCDF	1500.00	8.73e+07	1.58 y	30:20	-	1.01
11	Unk	1,2,3,4,7,8-HxCDF	1500.00	8.94e+07	1.21 y	33:00	-	1.31
12	Unk	1,2,3,6,7,8-HxCDF	1500.00	9.62e+07	1.21 y	33:08	-	1.21
13	Unk	2,3,4,6,7,8-HxCDF	1500.00	9.98e+07	1.20 y	33:44	-	1.24
14	Unk	1,2,3,7,8,9-HxCDF	1500.00	8.85e+07	1.20 y	34:42	-	1.16
15	Unk	1,2,3,4,6,7,8-HpCDF	1500.00	8.29e+07	1.00 y	36:32	-	1.16
16	Unk	1,2,3,4,7,8,9-HpCDF	1500.00	7.36e+07	1.03 y	38:18	-	1.35
17	Unk	OCDF	3000.00	1.39e+08	0.91 y	41:15	-	1.10
36	IS	13C-2,3,7,8-TCDD	100.00	5.24e+06	0.77 y	26:09	-	1.11
37	IS	13C-1,2,3,7,8-PeCDD	100.00	4.77e+06	0.60 y	30:35	-	1.01
38	IS	13C-1,2,3,4,7,8-HxCDD	100.00	3.73e+06	1.27 y	33:53	-	0.67
39	IS	13C-1,2,3,6,7,8-HxCDD	100.00	4.34e+06	1.27 y	33:59	-	0.78
40	IS	13C-1,2,3,7,8,9-HxCDD	100.00	4.39e+06	1.28 y	34:17	-	0.79
41	IS	13C-1,2,3,4,6,7,8-HpCDD	100.00	3.51e+06	1.06 y	37:43	-	0.63
42	IS	13C-OCDD	200.00	6.38e+06	0.94 y	41:01	-	0.57
43	IS	13C-2,3,7,8-TCDF	100.00	7.23e+06	0.83 y	25:25	-	1.10
44	IS	13C-1,2,3,7,8-PeCDF	100.00	6.13e+06	1.59 y	29:26	-	0.93
45	IS	13C-2,3,4,7,8-PeCDF	100.00	5.74e+06	1.61 y	30:19	-	0.87
46	IS	13C-1,2,3,4,7,8-HxCDF	100.00	4.54e+06	0.53 y	32:59	-	0.82
47	IS	13C-1,2,3,6,7,8-HxCDF	100.00	5.28e+06	0.53 y	33:07	-	0.95
48	IS	13C-2,3,4,6,7,8-HxCDF	100.00	5.37e+06	0.52 y	33:43	-	0.97
49	IS	13C-1,2,3,7,8,9-HxCDF	100.00	5.09e+06	0.52 y	34:41	-	0.92
50	IS	13C-1,2,3,4,6,7,8-HpCDF	100.00	4.78e+06	0.44 y	36:30	-	0.86
51	IS	13C-1,2,3,4,7,8,9-HpCDF	100.00	3.63e+06	0.43 y	38:17	-	0.65
52	IS	13C-OCDF	200.00	8.43e+06	0.90 y	41:15	-	0.76
53	C/Up	37Cl-2,3,7,8-TCDD	199.80	1.16e+07		26:10	-	1.22
54	RS/RT	13C-1,2,3,4-TCDD	100.00	4.74e+06	0.82 y	25:35	-	1.00
55	RS	13C-1,2,3,4-TCDF	100.00	6.56e+06	0.84 y	24:12	-	1.00
56	RS/RT	13C-1,2,3,4,6,9-HxCDF	100.00	5.55e+06	0.52 y	33:25	-	1.00

DB
5/14/19

Run: 190510D2 Analyte: Cal: 1613VG7-5-10-19 Inst. ID. VG-7

Data filename: 190510D2

Name	RRT Limits Lower	Upper	Samp# 1 0.25 RRT#1	Samp# 2 0.50 RRT#2	Samp# 3 2.0 RRT#3	Samp# 4 10 RRT#4	Samp# 5 40 RRT#5	Samp# 6 300 RRT#6
2,3,7,8-TCDD	0.999	1.002	1.000	1.000	1.001	1.001	1.001	1.001
1,2,3,7,8-PeCDD	0.999	1.002	1.000	1.000	1.000	1.001	1.001	1.001
1,2,3,4,7,8-HxCDD	0.999	1.001	1.000	1.000	1.000	1.000	1.001	1.001
1,2,3,6,7,8-HxCDD	0.998	1.004	1.000	1.000	1.000	1.000	1.001	1.000
1,2,3,7,8,9-HxCDD	0.998	1.004	1.000	1.000	1.001	1.000	1.001	1.000
1,2,3,4,6,7,8-HpCDD	0.999	1.001	1.000	1.000	1.000	1.000	1.000	1.000
OCDD	0.999	1.001	1.000	1.000	1.000	1.000	1.000	1.000
2,3,7,8-TCDF	0.999	1.003	1.000	1.000	1.001	1.001	1.001	1.001
1,2,3,7,8-PeCDF	0.999	1.002	1.000	1.000	1.000	1.001	1.000	1.000
2,3,4,7,8-PeCDF	0.999	1.002	1.000	1.000	1.000	1.001	1.000	1.001
1,2,3,4,7,8-HxCDF	0.999	1.001	1.000	1.001	1.000	1.000	1.000	1.000
1,2,3,6,7,8-HxCDF	0.997	1.005	1.000	1.000	1.000	1.000	1.000	1.001
2,3,4,6,7,8-HxCDF	0.999	1.001	1.000	1.000	1.000	1.000	1.000	1.001
1,2,3,7,8,9-HxCDF	0.999	1.001	1.000	1.001	1.001	1.001	1.000	1.001
1,2,3,4,6,7,8-HpCDF	0.999	1.001	1.000	1.000	1.000	1.000	1.001	1.001
1,2,3,4,7,8,9-HpCDF	0.999	1.001	1.000	1.000	1.000	1.001	1.000	1.000
OCDF	0.999	1.001	1.000	1.000	1.000	1.000	1.000	1.000
13C-2,3,7,8-TCDD	0.976	1.043	1.023	1.023	1.022	1.022	1.022	1.022
13C-1,2,3,7,8-PeCDD	1.000	1.567	1.196	1.196	1.196	1.196	1.196	1.196
13C-1,2,3,4,7,8-HxCDD	1.002	1.026	1.014	1.014	1.014	1.014	1.014	1.014
13C-1,2,3,6,7,8-HxCDD	1.007	1.029	1.017	1.017	1.017	1.017	1.017	1.017
13C-1,2,3,7,8,9-HxCDD	1.014	1.038	1.027	1.027	1.027	1.027	1.026	1.026
13C-1,2,3,4,6,7,8-HpCDD	1.117	1.141	1.130	1.129	1.129	1.129	1.129	1.129
13C-OCDD	1.085	1.365	1.228	1.228	1.228	1.228	1.228	1.227
13C-2,3,7,8-TCDF	0.923	1.103	0.993	0.993	0.993	0.993	0.993	0.993
13C-1,2,3,7,8-PeCDF	1.000	1.425	1.151	1.151	1.151	1.151	1.151	1.150
13C-2,3,4,7,8-PeCDF	1.011	1.526	1.186	1.186	1.186	1.185	1.185	1.185
13C-1,2,3,4,7,8-HxCDF	0.975	1.001	0.987	0.987	0.988	0.987	0.987	0.987
13C-1,2,3,6,7,8-HxCDF	0.979	1.005	0.991	0.991	0.991	0.991	0.991	0.991
13C-2,3,4,6,7,8-HxCDF	1.001	1.020	1.009	1.009	1.010	1.009	1.010	1.009
13C-1,2,3,7,8,9-HxCDF	1.002	1.072	1.039	1.039	1.039	1.039	1.039	1.038
13C-1,2,3,4,6,7,8-HpCDF	1.069	1.111	1.093	1.093	1.093	1.093	1.093	1.093
13C-1,2,3,4,7,8,9-HpCDF	1.098	1.192	1.146	1.146	1.146	1.146	1.146	1.146
13C-OCDF	1.091	1.371	1.235	1.235	1.235	1.235	1.235	1.234
37Cl-2,3,7,8-TCDD	0.989	1.052	1.023	1.023	1.023	1.023	1.023	1.023
13C-1,2,3,4-TCDD	0.000	0.000	*	*	*	*	*	*
13C-1,2,3,4-TCDF	0.000	0.000	*	*	*	*	*	*
13C-1,2,3,4,6,9-HxCDF	0.000	0.000	*	*	*	*	*	*

DB
5/14/19

FORM 5

PCDD/PCDF RT WINDOW AND ISOMER SPECIFICITY STANDARDS

Lab Name: Vista Analytical Laboratory Episode No.:

Contract No.: SAS No.:

Instrument ID: VG-7 Initial Calibration Date: 5-10-19

RT Window Data Filename: 190510D2 S#4 Analysis Date: 10-MAY-19 Time: 16:47:52

ZB-5MS IS Data Filename: 190510D2 S#4 Analysis Date: 10-MAY-19 Time: 16:47:52

DB_225 IS Data Filename: Analysis Date: Time:

ZB-5MS RT WINDOW DEFINING STANDARDS RESULTS

ISOMERS	ABSOLUTE RT	ISOMERS	ABSOLUTE RT
1,3,6,8-TCDD (F)	22:50	1,3,6,8-TCDF (F)	20:45
1,2,8,9-TCDD (L)	27:01	1,2,8,9-TCDF (L)	27:11
1,2,4,7,9-PeCDD (F)	28:35	1,3,4,6,8-PeCDF (F)	27:05
1,2,3,8,9-PeCDD (L)	30:58	1,2,3,8,9-PeCDF (L)	31:13
1,2,4,6,7,9-HxCDD (F)	32:21	1,2,3,4,6,8-HxCDF (F)	31:49
1,2,3,7,8,9-HxCDD (L)	34:19	1,2,3,7,8,9-HxCDF (L)	34:44
1,2,3,4,6,7,9-HpCDD (F)	36:54	1,2,3,4,6,7,8-HpCDF (F)	36:32
1,2,3,4,6,7,8-HpCDD (L)	37:45	1,2,3,4,7,8,9-HpCDF (L)	38:19

(F) = First eluting isomer (ZB-5MS); (L) = Last eluting isomer (ZB-5MS).

==========

ISOMER SPECIFICITY (IS) TEST STANDARD RESULTS

COMPARED PEAKS (1)	% VALLEY HEIGHT BETWEEN
	<25%

(1) To meet contract requirements, %Valley Height Between Compared Peaks shall not exceed 25% (section 15.4.2.2, Method 1613).

Analyst: DB

Date: 5/13/19

Vista Analytical Laboratory - Injection Log Run file: 190510D2 Instrument ID: VG-7 GC Column ID: ZB-5MS

Data file	S#	Sample ID	Analyst	Acq date	Acq time	CCal	ECal
190510D2	1	ST190510D2-1	DB	10-MAY-19	14:24:45	ST190510D2-4	NA
190510D2	2	ST190510D2-2	DB	10-MAY-19	15:12:30	ST190510D2-4	NA
190510D2	3	ST190510D2-3	DB	10-MAY-19	16:00:06	ST190510D2-4	NA
190510D2	4	ST190510D2-4	DB	10-MAY-19	16:47:52	ST190510D2-4	ST190510D2-7
190510D2	5	ST190510D2-5	DB	10-MAY-19	17:35:29	ST190510D2-4	NA
190510D2	6	ST190510D2-6	DB	10-MAY-19	18:23:05	ST190510D2-4	NA
190510D2	7	SOLVENT BLANK	DB	10-MAY-19	19:10:42	NA	NA
190510D2	8	SS190510D2-1	DB	10-MAY-19	19:58:17	ST190510D2-4	NA
190510D2	9	B9E0067-BS1	DB	10-MAY-19	20:45:54	ST190510D2-4	ST190510D2-7
190510D2	10	SOLVENT BLANK	DB	10-MAY-19	21:33:30	NA	NA
190510D2	11	B9E0067-BLK1	DB	10-MAY-19	22:21:10	ST190510D2-4	ST190510D2-7
190510D2	12	1900874-01	DB	10-MAY-19	23:08:45	ST190510D2-4	ST190510D2-7
190510D2	13	1900832-01	DB	10-MAY-19	23:56:25	ST190510D2-4	NA
190510D2	14	1901011-01	DB	11-MAY-19	00:44:00	ST190510D2-4	NA
190510D2	15	1901009-01	DB	11-MAY-19	01:31:38	ST190510D2-4	NA
190510D2	16	1901010-01	DB	11-MAY-19	02:19:20	ST190510D2-4	NA
190510D2	17	SOLVENT BLANK	DB	11-MAY-19	03:06:55	NA	NA
190510D2	18	ST190510D2-7	DB	11-MAY-19	03:54:32	ST190510D2-4	ST190510D2-7

Peak Locate Examination:10-MAY-2019:14:15 File:190510D2

Experiment:OCDD_DB5 Function:1 Reference:PFK

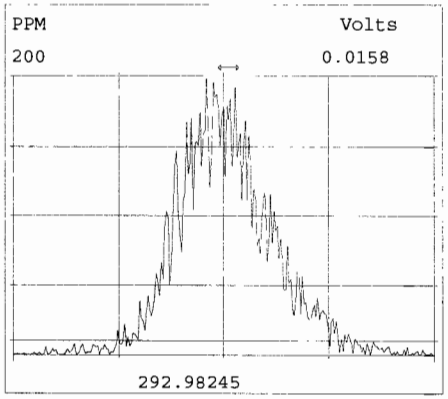

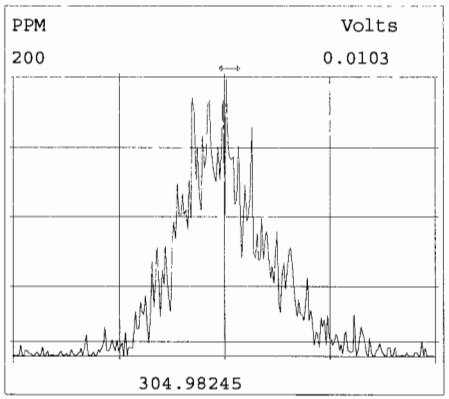

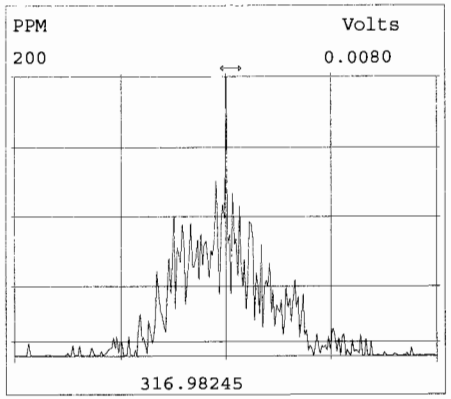

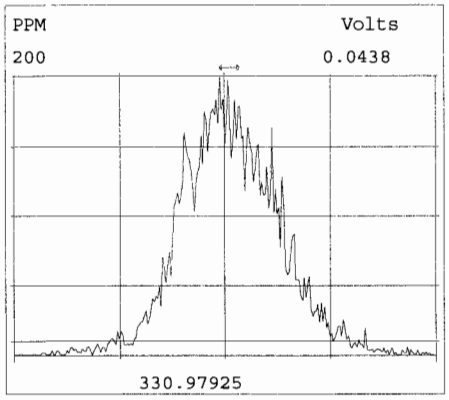

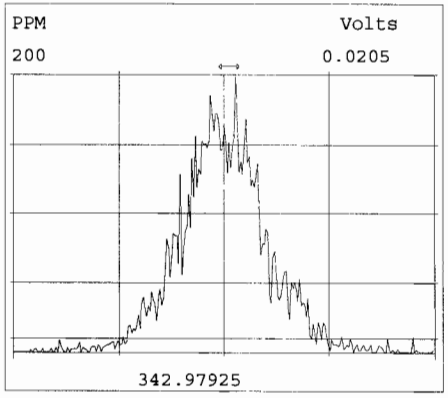

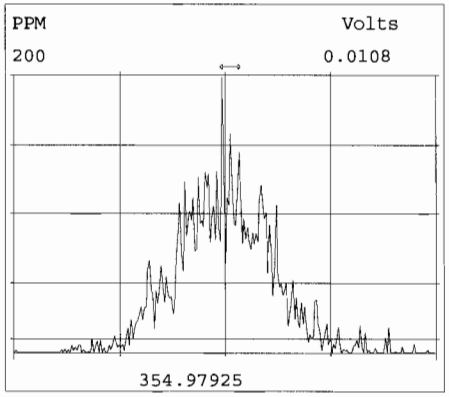

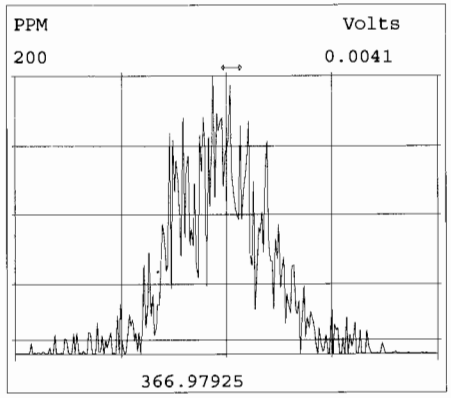

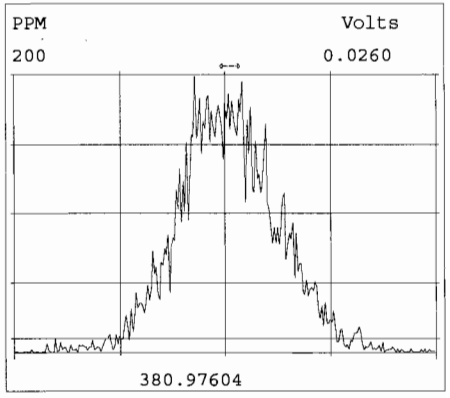

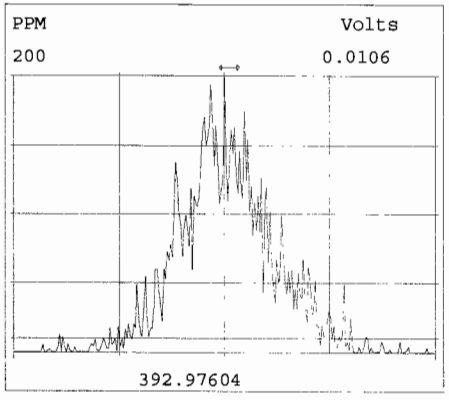

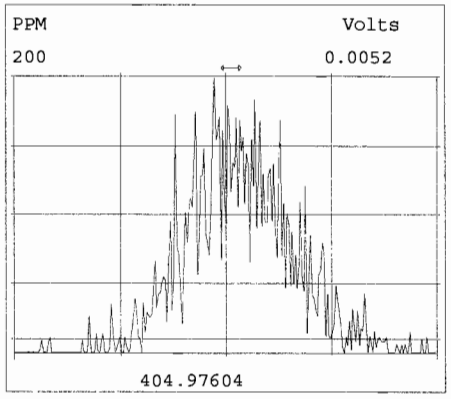

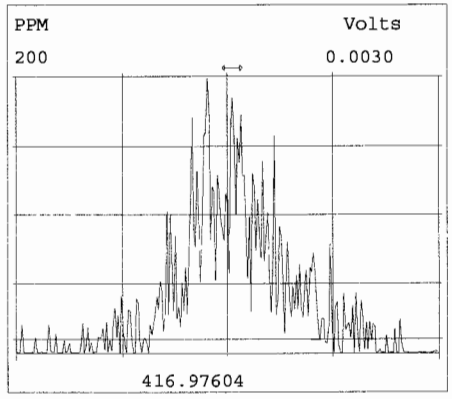

Peak Locate Examination:10-MAY-2019:14:18 File:190510D2

Experiment:OCDD_DB5 Function:2 Reference:PFK

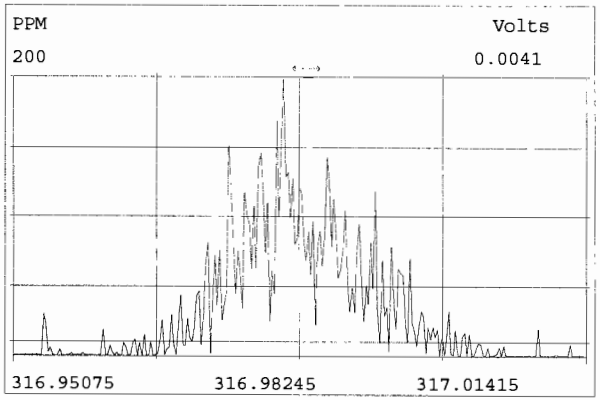

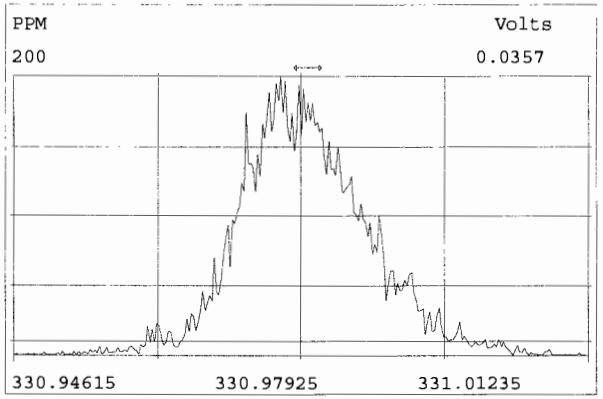

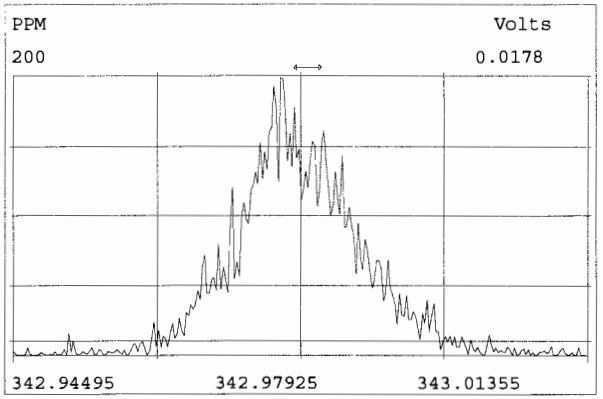

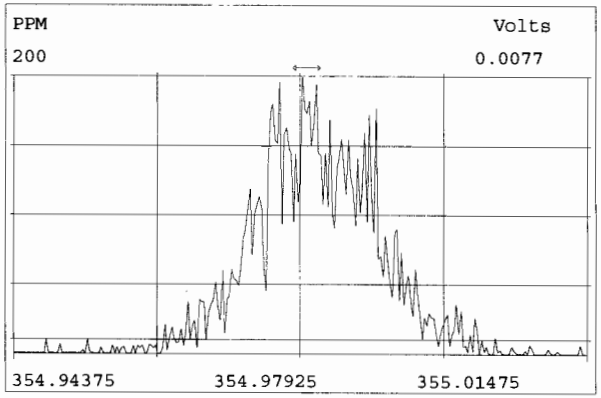

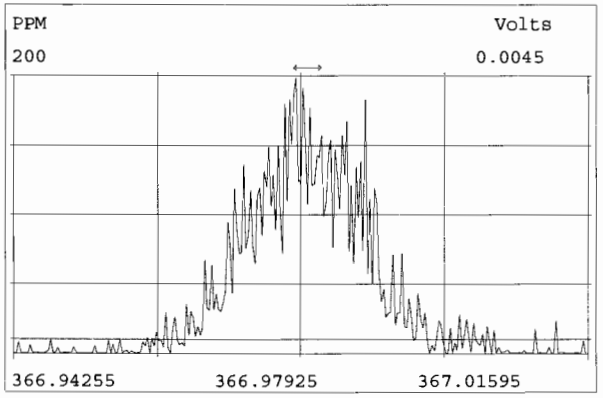

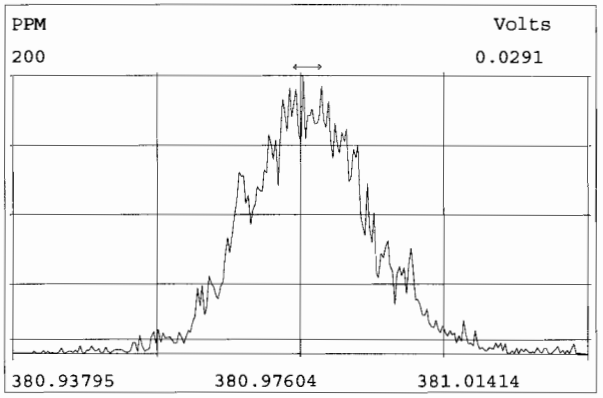

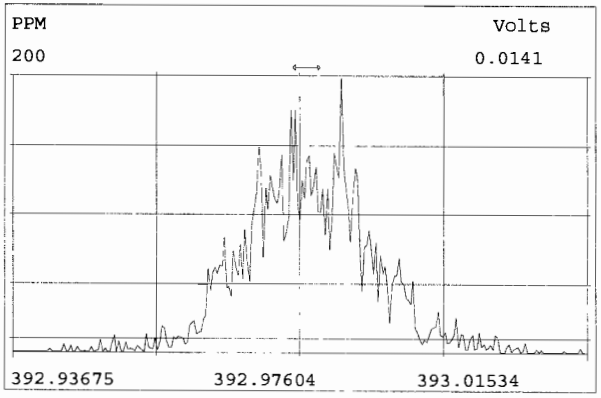

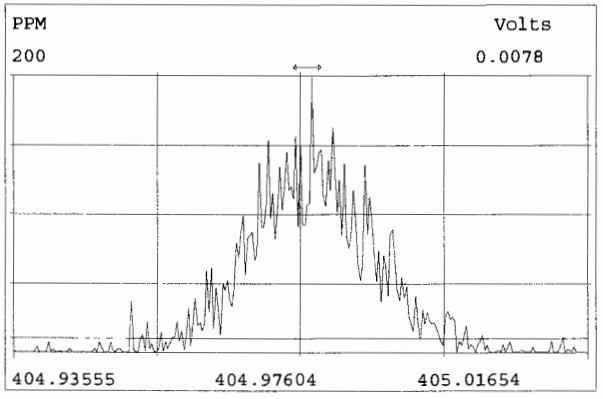

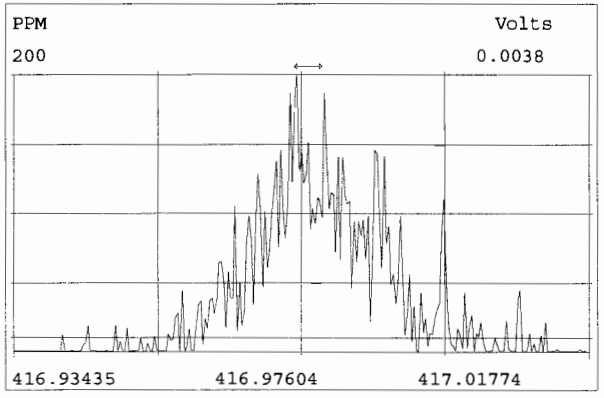

Peak Locate Examination:10-MAY-2019:14:19 File:190510D2

Experiment:OCDD_DB5 Function:3 Reference:PFK

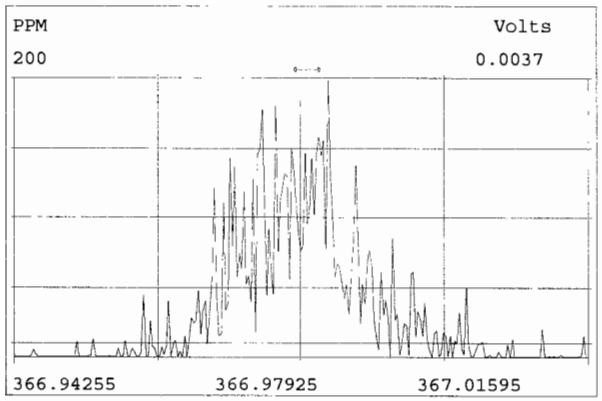

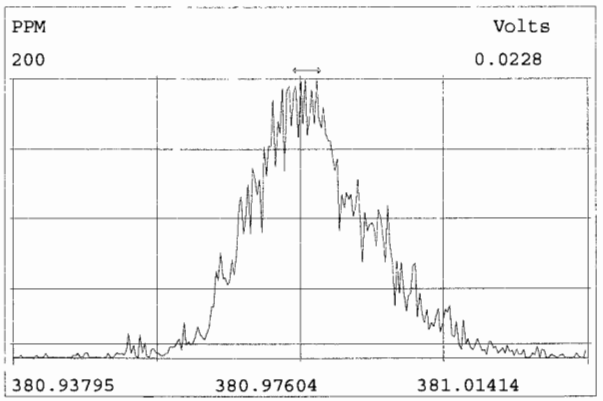

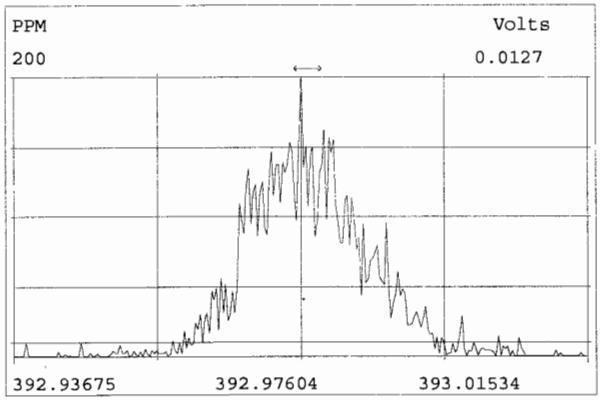

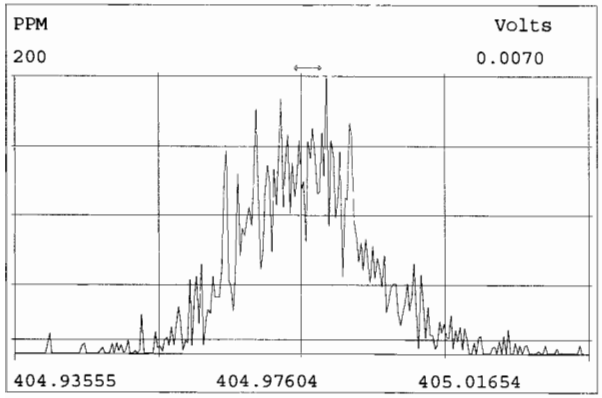

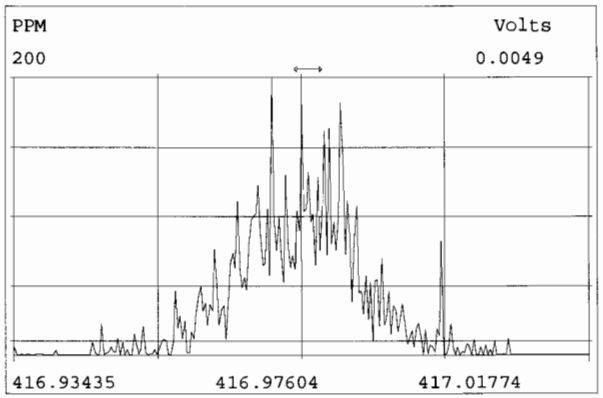

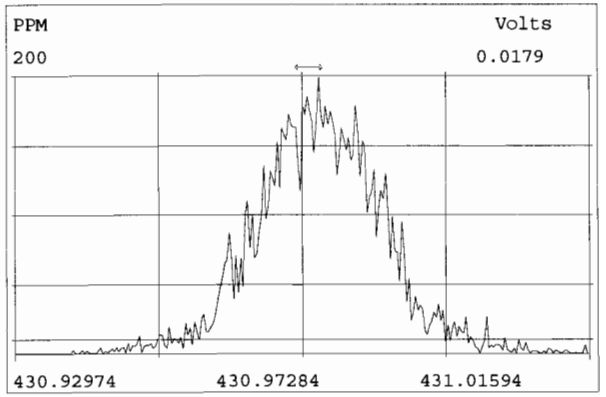

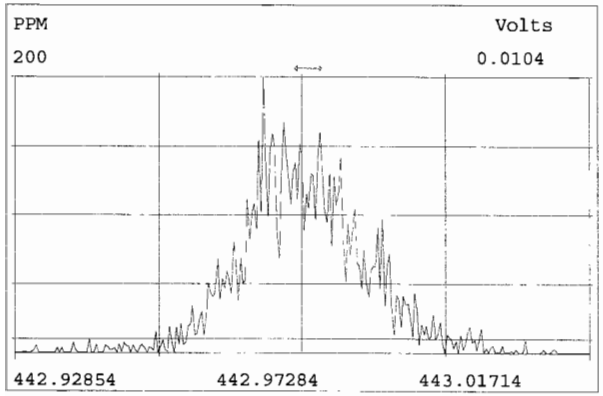

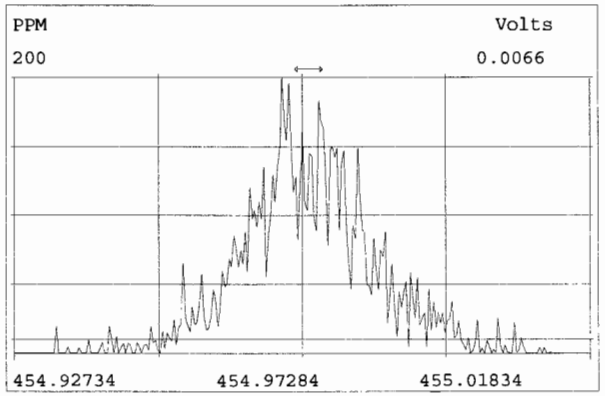

Peak Locate Examination:10-MAY-2019:14:21 File:190510D2

Experiment:OCDD_DB5 Function:4 Reference:PFK

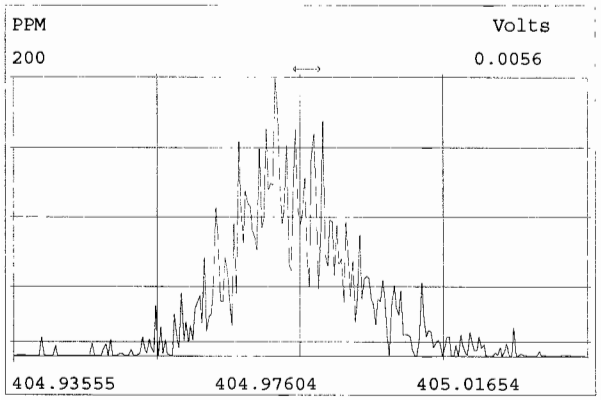

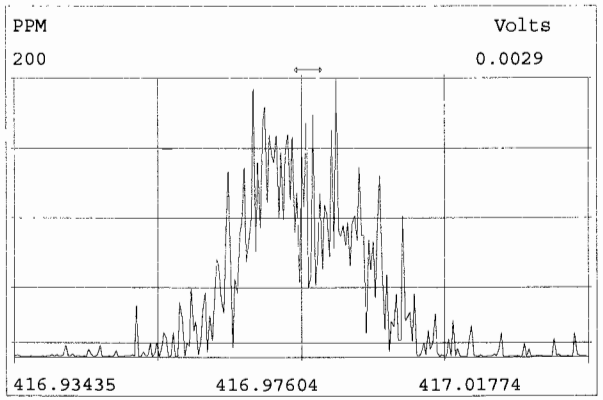

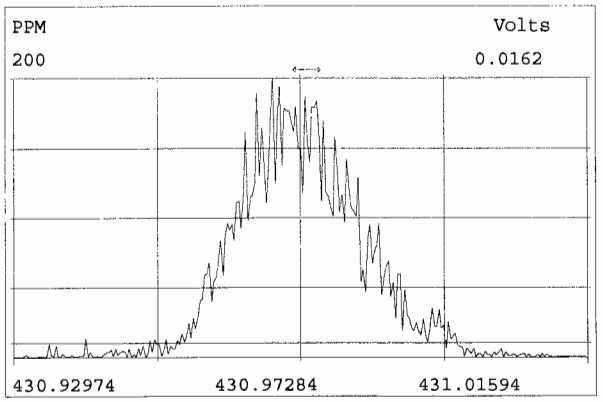

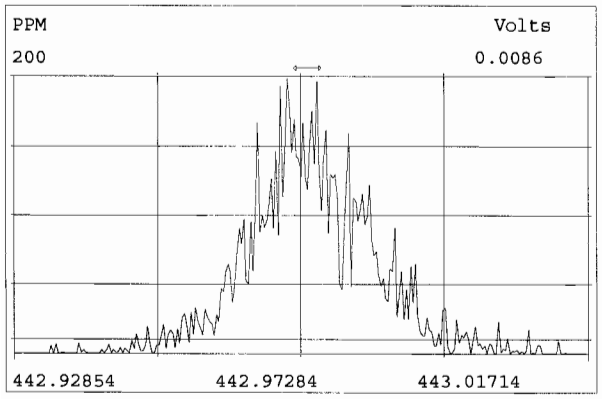

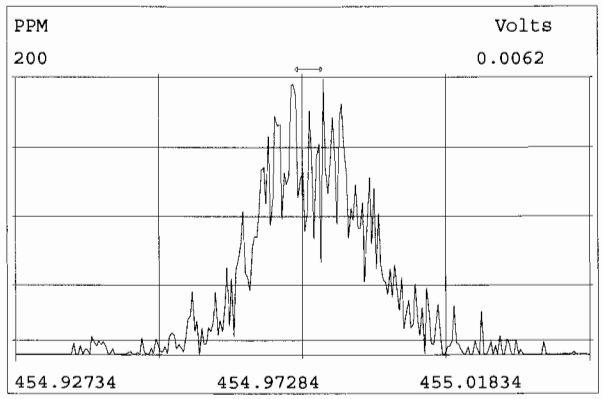

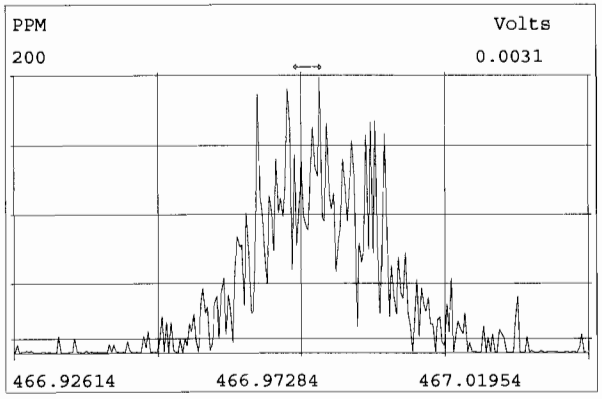

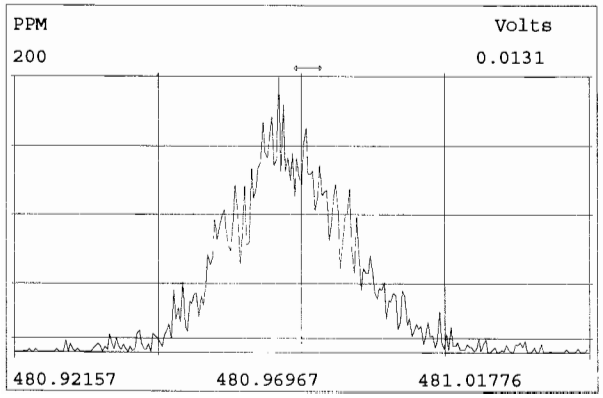

Peak Locate Examination:10-MAY-2019:14:22 File:190510D2

Experiment:OCDD_DB5 Function:5 Reference:PFK

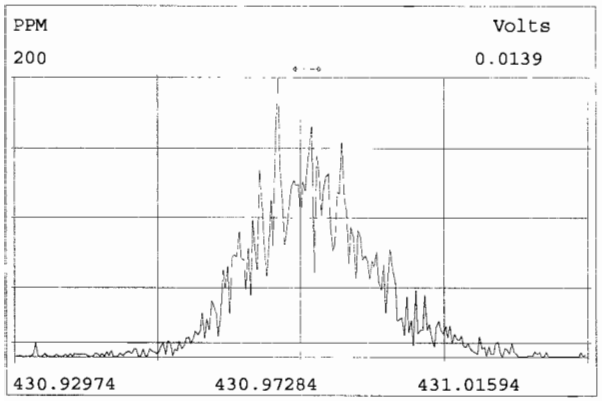

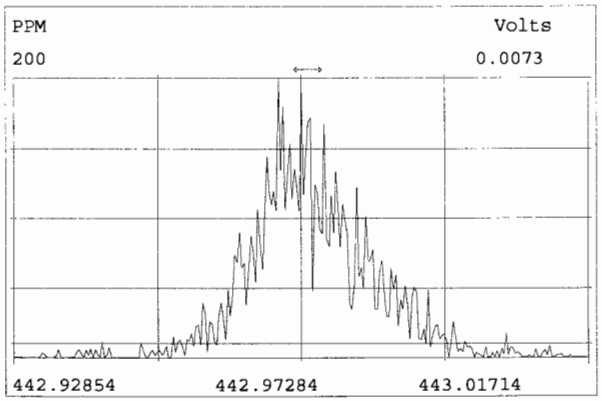

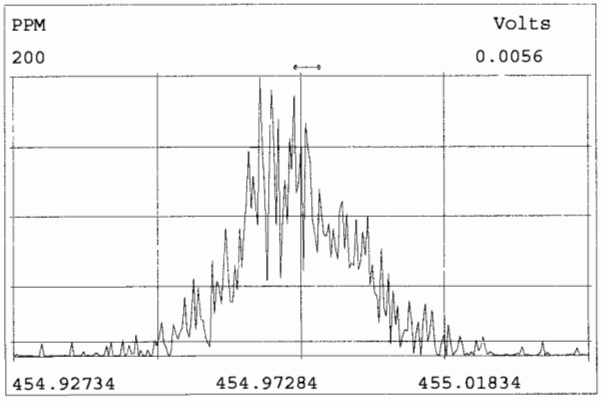

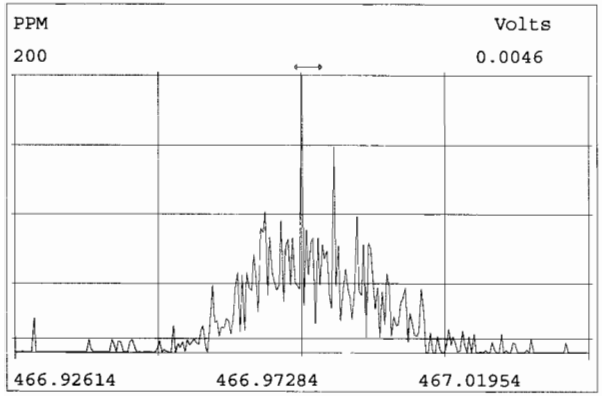

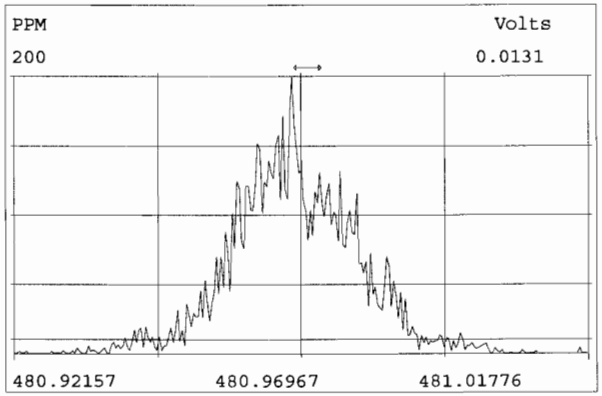

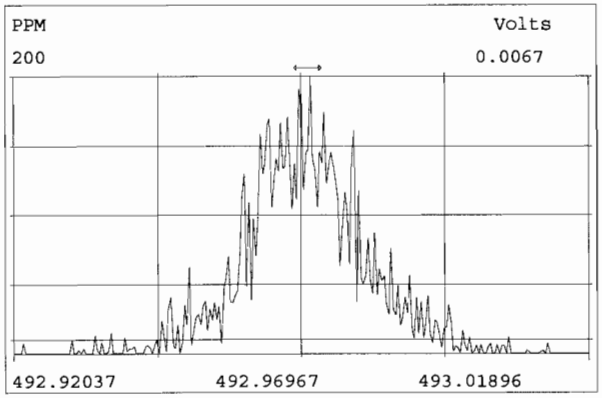

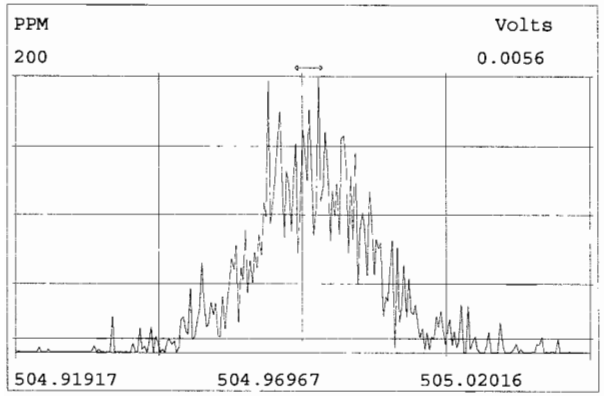

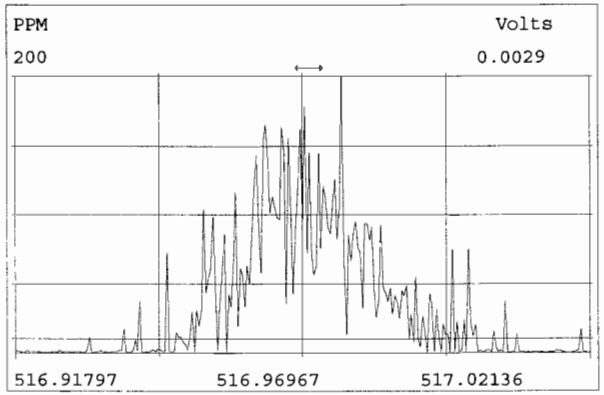

File:190510D2 #1-530 Acq:10-MAY-2019 16:47:52 GC EI+ Voltage SIR Autospec-UltimaE
Sample#4 File Text:Vista_Analytical_Laboratory_VG7 Text:ST190510D2-4 1613 CS3 19C2204 Exp:OCDD_DB5
321.8936 S:4

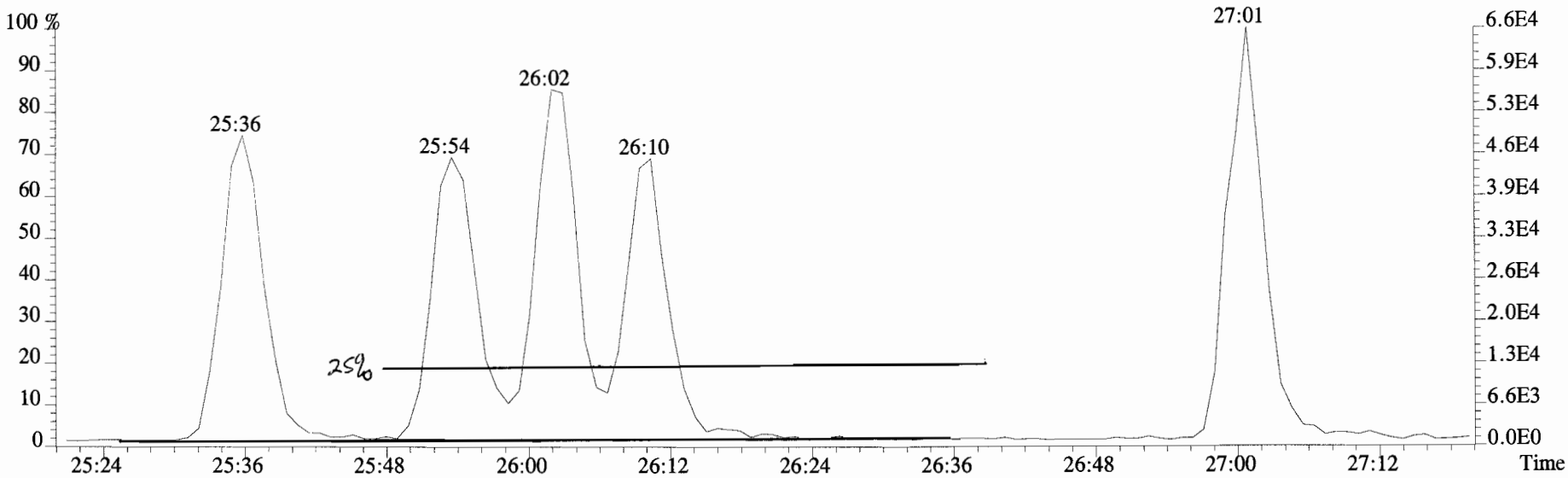

333.9339 S:4

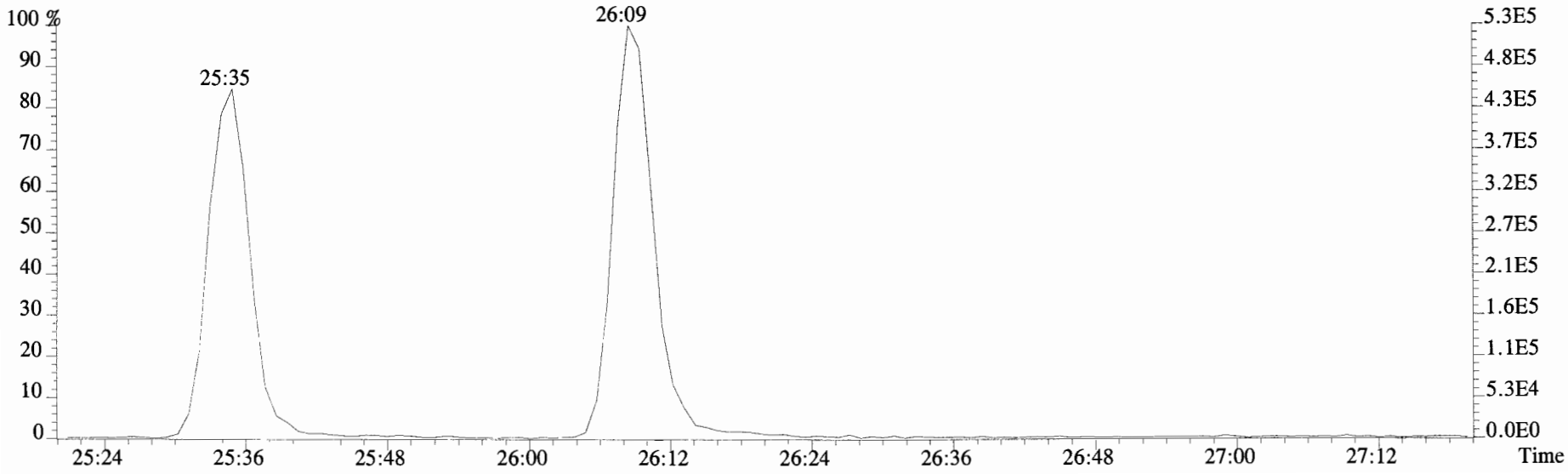

File:190510D2 #1-529 Acq:10-MAY-2019 14:24:45 GC EI+ Voltage SIR Autospec-UltimaE
Sample#1 File Text:Vista_Analytical_Laboratory_VG7 Text:ST190510D2-1 1613 CS0 19C2201 Exp:OCDD_DB5

319.8965 BSUB(10000,15,-3.0) PKD(5,5,3,0.10%,100.0,0.00%,F,F)

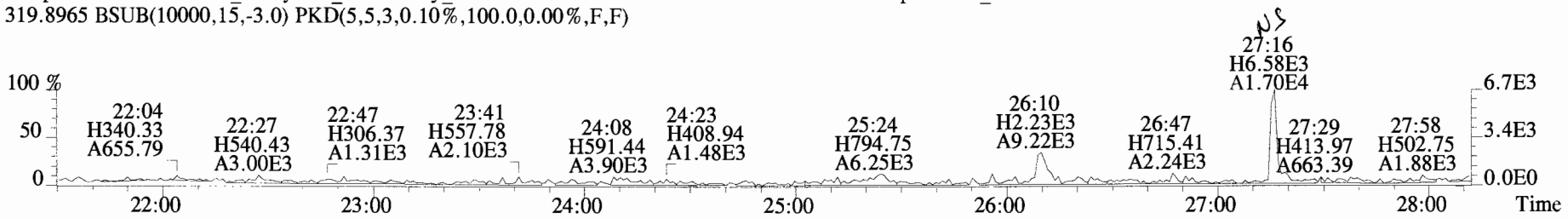

321.8936 BSUB(10000,15,-3.0) PKD(5,5,3,0.10%,100.0,0.00%,F,F)

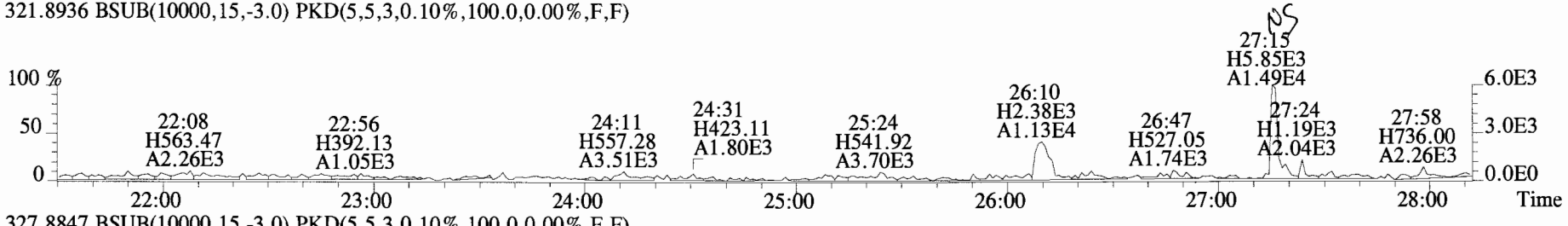

327.8847 BSUB(10000,15,-3.0) PKD(5,5,3,0.10%,100.0,0.00%,F,F)

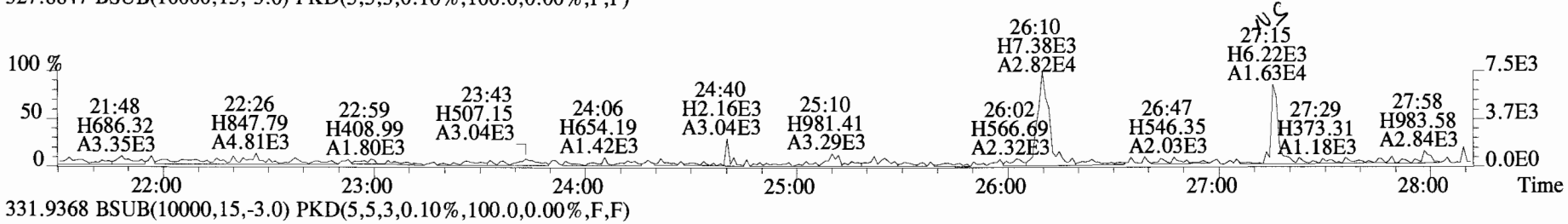

331.9368 BSUB(10000,15,-3.0) PKD(5,5,3,0.10%,100.0,0.00%,F,F)

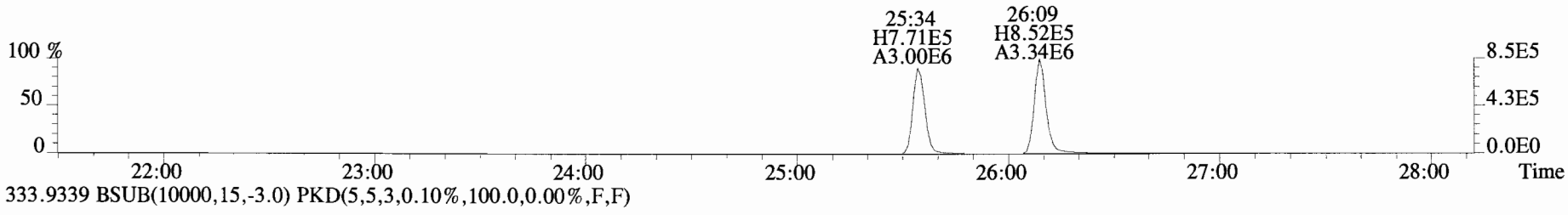

333.9339 BSUB(10000,15,-3.0) PKD(5,5,3,0.10%,100.0,0.00%,F,F)

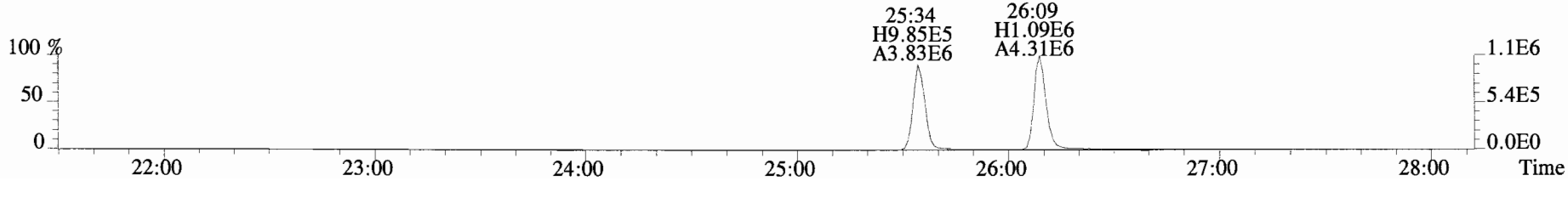

File:190510D2 #1-529 Acq:10-MAY-2019 14:24:45 GC EI+ Voltage SIR Autospec-UltimaE
Sample#1 File Text:Vista_Analytical_Laboratory_VG7 Text:ST190510D2-1 1613 CS0 19C2201 Exp:OCDD_DB5
319.8965 BSUB(10000,15,-3.0) PKD(5,5,3,0.10%,100.0,0.00%,F,F)

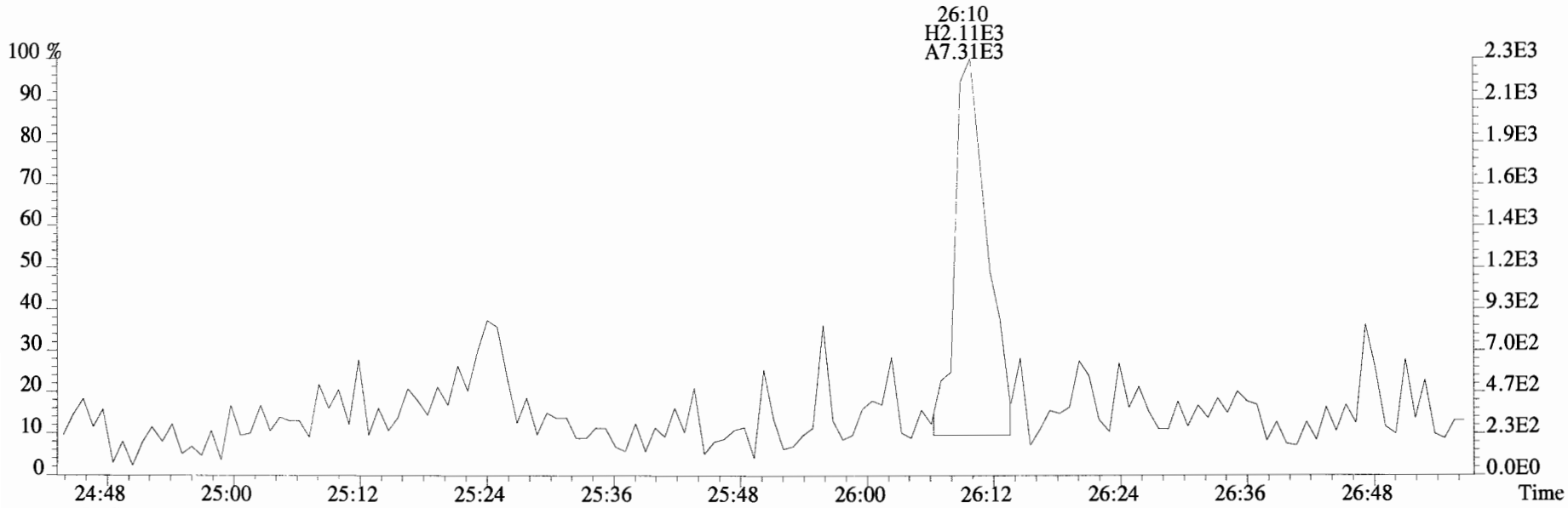

321.8936 BSUB(10000,15,-3.0) PKD(5,5,3,0.10%,100.0,0.00%,F,F)

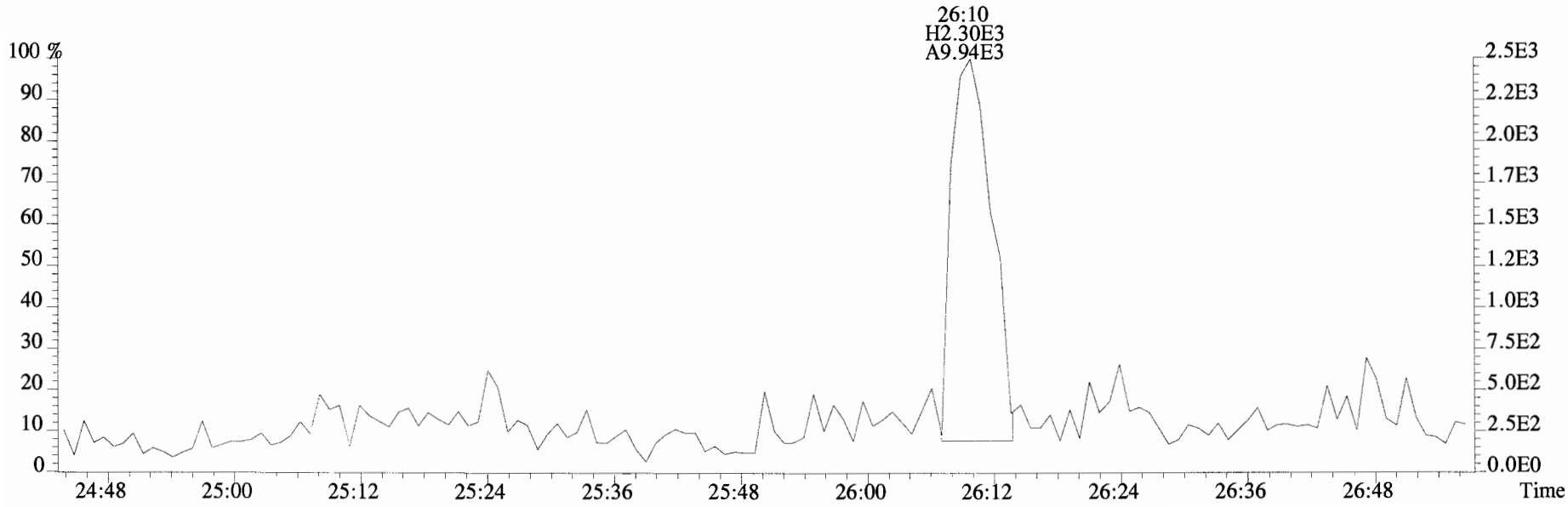

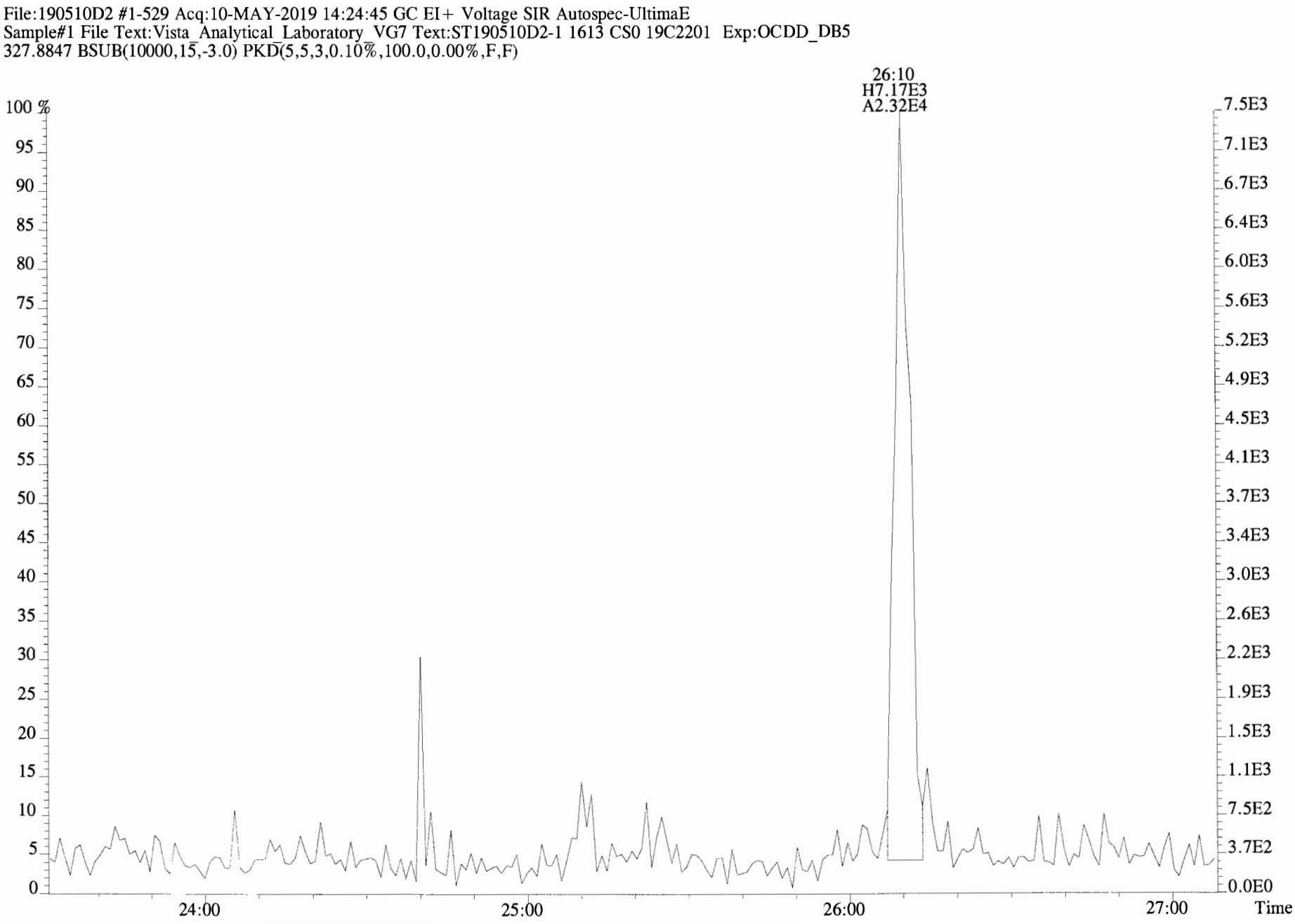
File:190510D2 #1-529 Acq:10-MAY-2019 14:24:45 GC EI+ Voltage SIR Autospec-UltimaE
Sample#1 File Text:Vista_Analytical_Laboratory_VG7 Text:ST190510D2-1 1613 CS0 19C2201 Exp:OCDD_DB5
327.8847 BSUB(10000,15,-3.0) PKD(5,5,3,0.10%,100.0,0.00%,F,F)
26:10
H7.17E3
A2.32E4
100 %
95
90
85
80
75
70
65
60
55
50
45
40
35
30
25
20
15
10
5
0
7.5E3
7.1E3
6.7E3
6.4E3
6.0E3
5.6E3
5.2E3
4.9E3
4.5E3
4.1E3
3.7E3
3.4E3
3.0E3
2.6E3
2.2E3
1.9E3
1.5E3
1.1E3
7.5E2
3.7E2
0.0E0
24:00
25:00
26:00
27:00
Time

File:190510D2 #1-180 Acq:10-MAY-2019 14:24:45 GC EI+ Voltage SIR Autospec-UltimaE
Sample#1 File Text:Vista_Analytical_Laboratory_VG7 Text:ST190510D2-1 1613 CS0 19C2201 Exp:OCDD_DB5

353.8576 F:2 BSUB(10000,15,-3.0) PKD(5,5,3,0.10%,100.0,0.00%,F,F)

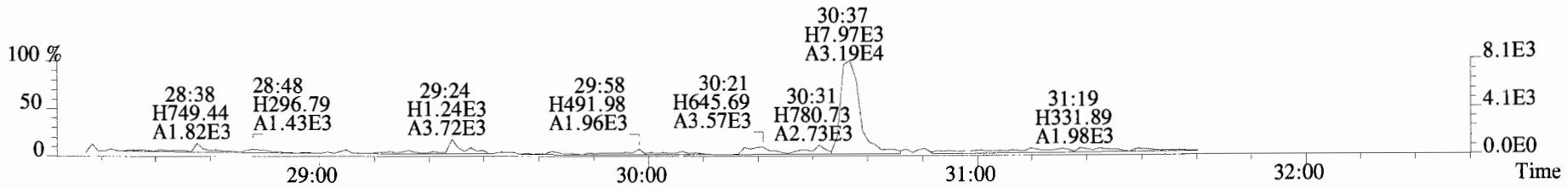

355.8546 F:2 BSUB(10000,15,-3.0) PKD(5,5,3,0.10%,100.0,0.00%,F,F)

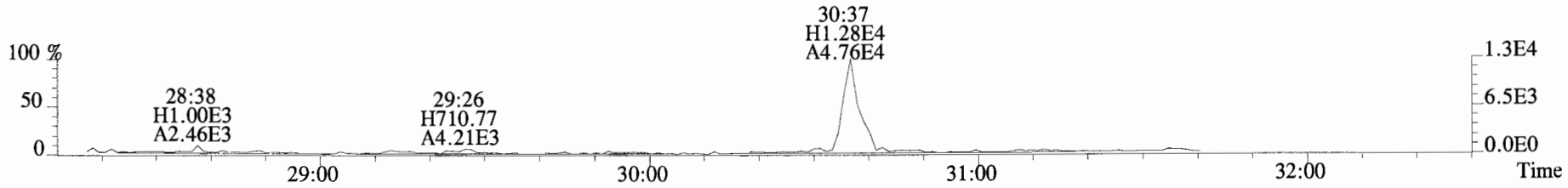

365.8978 F:2 BSUB(10000,15,-3.0) PKD(5,5,3,0.10%,100.0,0.00%,F,F)

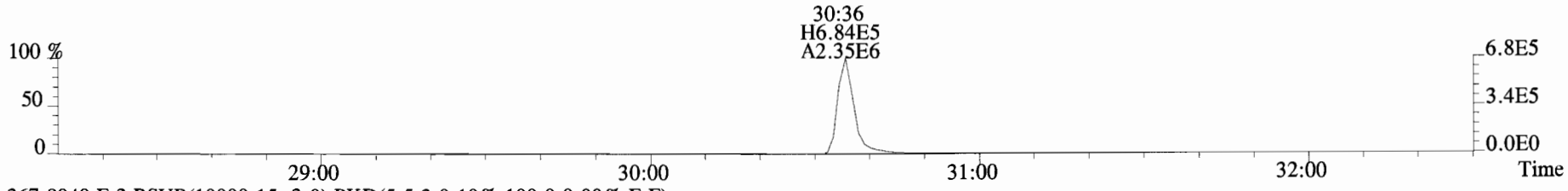

367.8949 F:2 BSUB(10000,15,-3.0) PKD(5,5,3,0.10%,100.0,0.00%,F,F)

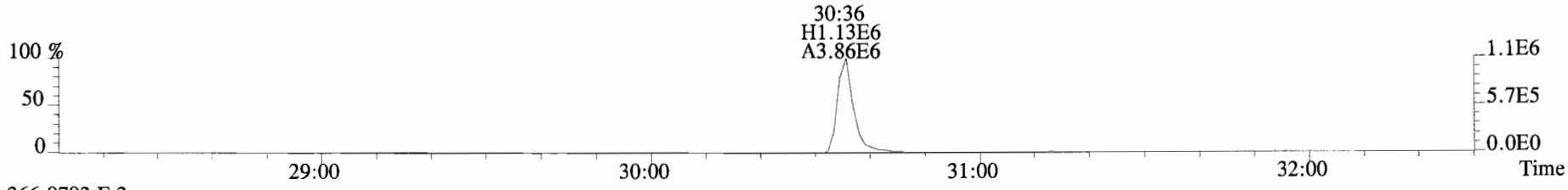

366.9792 F:2

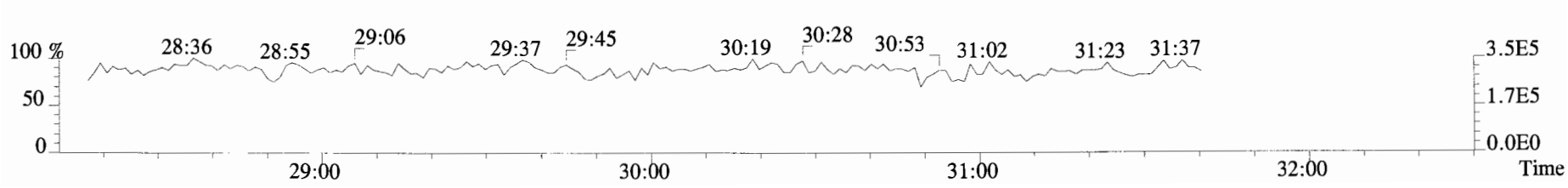

File:190510D2 #1-180 Acq:10-MAY-2019 14:24:45 GC EI+ Voltage SIR Autospec-UltimaE
Sample#1 File Text:Vista_Analytical_Laboratory_VG7 Text:ST190510D2-1 1613 CS0 19C2201 Exp:OCDD_DB5
353.8576 F:2 BSUB(10000,15,-3.0) PKD(5,5,3,0.10%,100.0,0.00%,F,F)

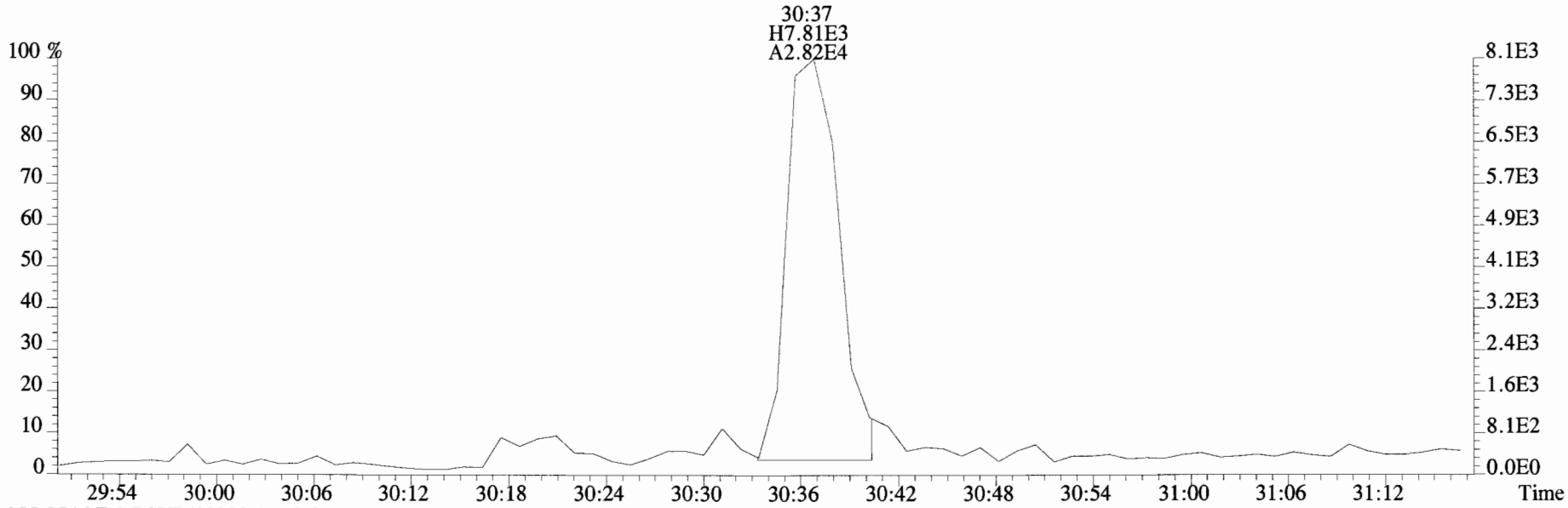

355.8546 F:2 BSUB(10000,15,-3.0) PKD(5,5,3,0.10%,100.0,0.00%,F,F)

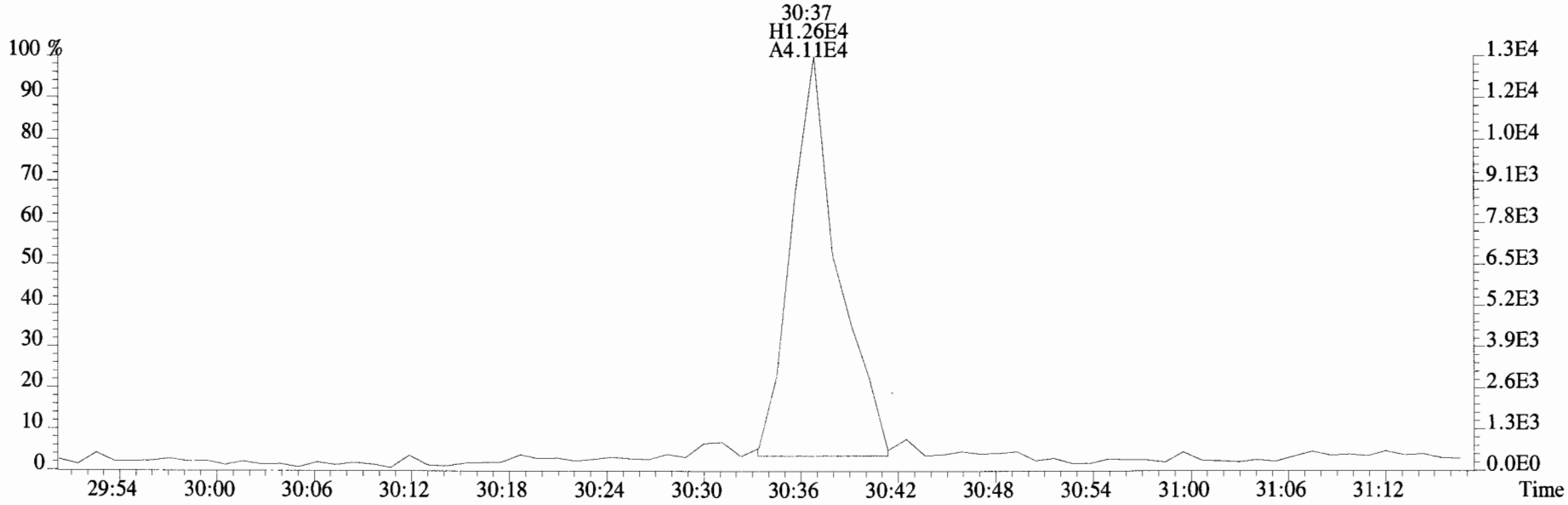

File:190510D2 #1-385 Acq:10-MAY-2019 14:24:45 GC EI+ Voltage SIR Autospec-UltimaE
Sample#1 File Text:Vista_Analytical_Laboratory_VG7 Text:ST190510D2-1 1613 CS0 19C2201 Exp:OCDD_DB5
389.8156 F:3 BSUB(10000,15,-3.0) PKD(5,5,3,0.10%,100.0,0.00%,F,F)

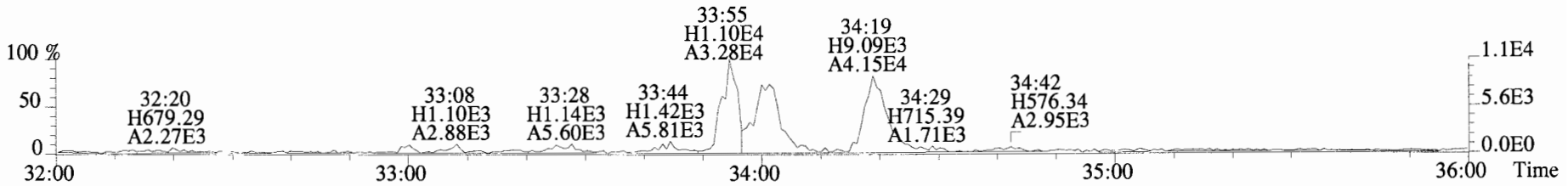

391.8127 F:3 BSUB(10000,15,-3.0) PKD(5,5,3,0.10%,100.0,0.00%,F,F)

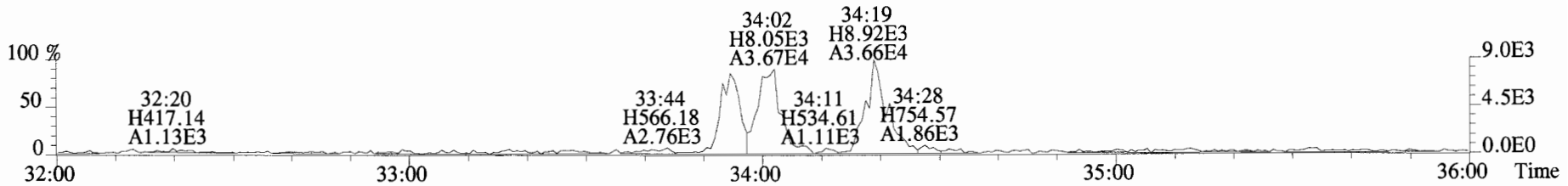

401.8559 F:3 BSUB(10000,15,-3.0) PKD(5,5,3,0.10%,100.0,0.00%,F,F)

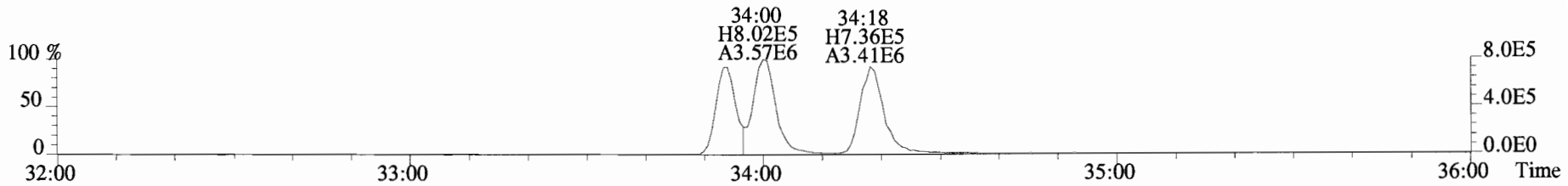

403.8530 F:3 BSUB(10000,15,-3.0) PKD(5,5,3,0.10%,100.0,0.00%,F,F)

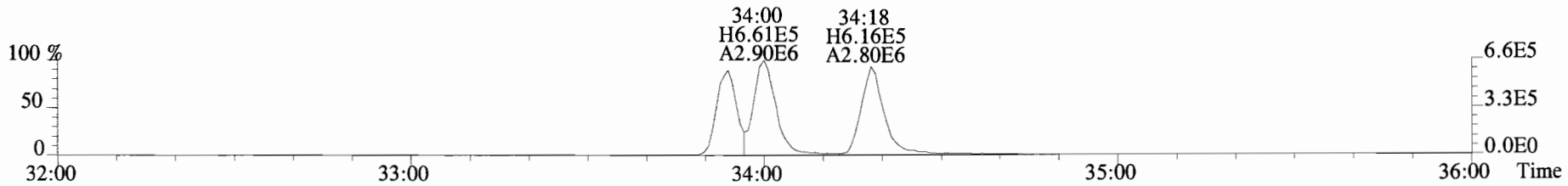

392.9760 F:3

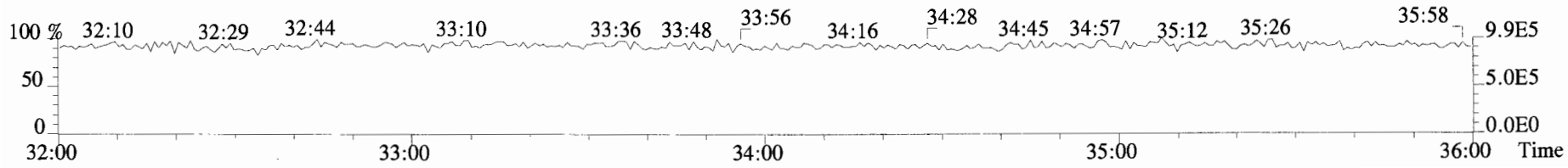

File:190510D2 #1-385 Acq:10-MAY-2019 14:24:45 GC EI+ Voltage SIR Autospec-UltimaE
Sample#1 File Text:Vista_Analytical_Laboratory_VG7 Text:ST190510D2-1 1613 CS0 19C2201 Exp:OCDD_DB5
389.8156 F:3 BSUB(10000,15,-3.0) PKD(5,5,3,0.10%,100.0,0.00%,F,F)

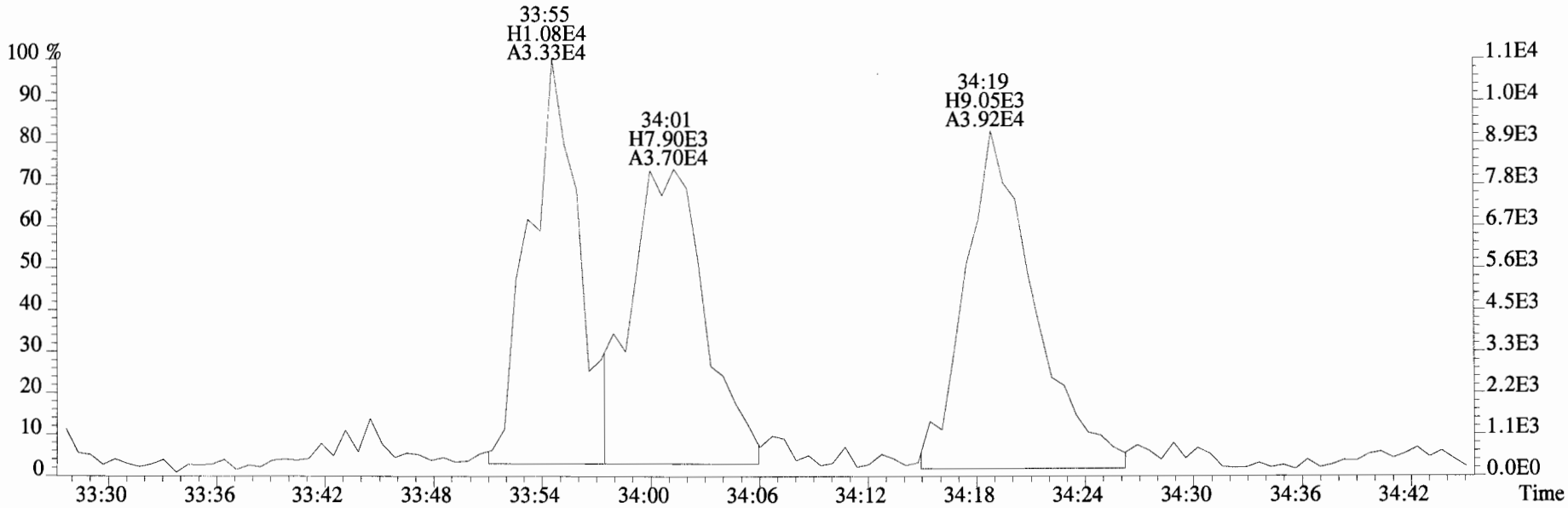

391.8127 F:3 BSUB(10000,15,-3.0) PKD(5,5,3,0.10%,100.0,0.00%,F,F)

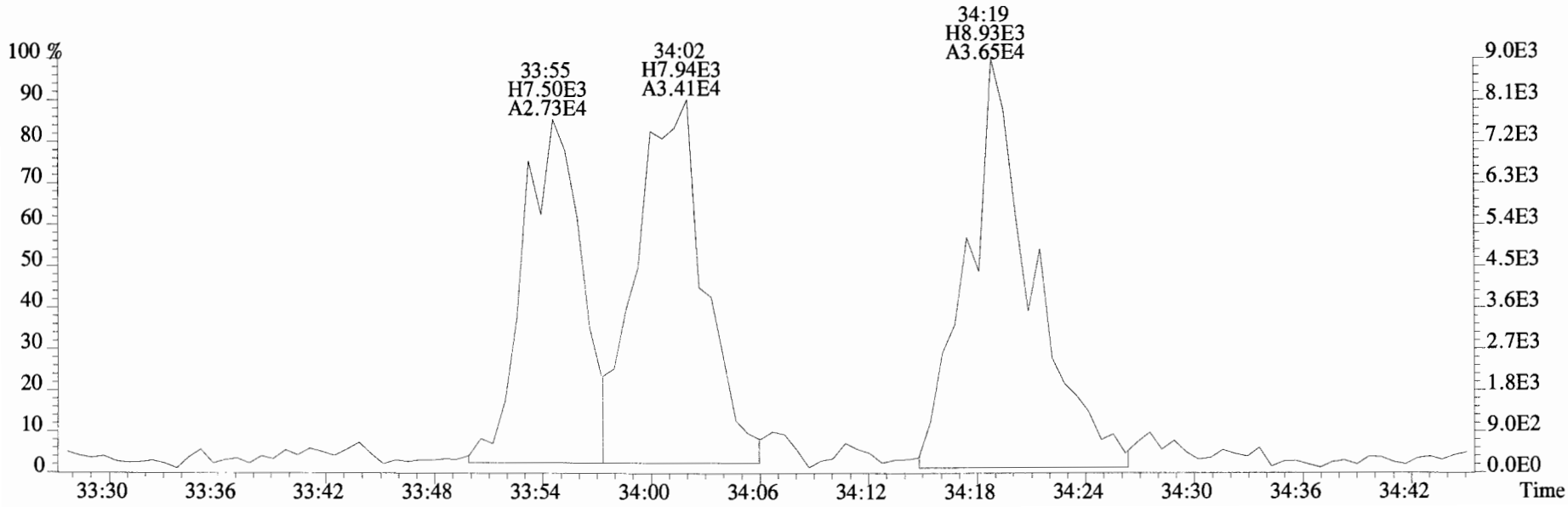

File:190510D2 #1-385 Acq:10-MAY-2019 14:24:45 GC EI+ Voltage SIR Autospec-UltimaE
Sample#1 File Text:Vista_Analytical_Laboratory_VG7 Text:ST190510D2-1 1613 CS0 19C2201 Exp:OCDD_DB5
401.8559 F:3 BSUB(10000,15,-3.0) PKD(5,5,3,0.10%,100.0,0.00%,F,F)

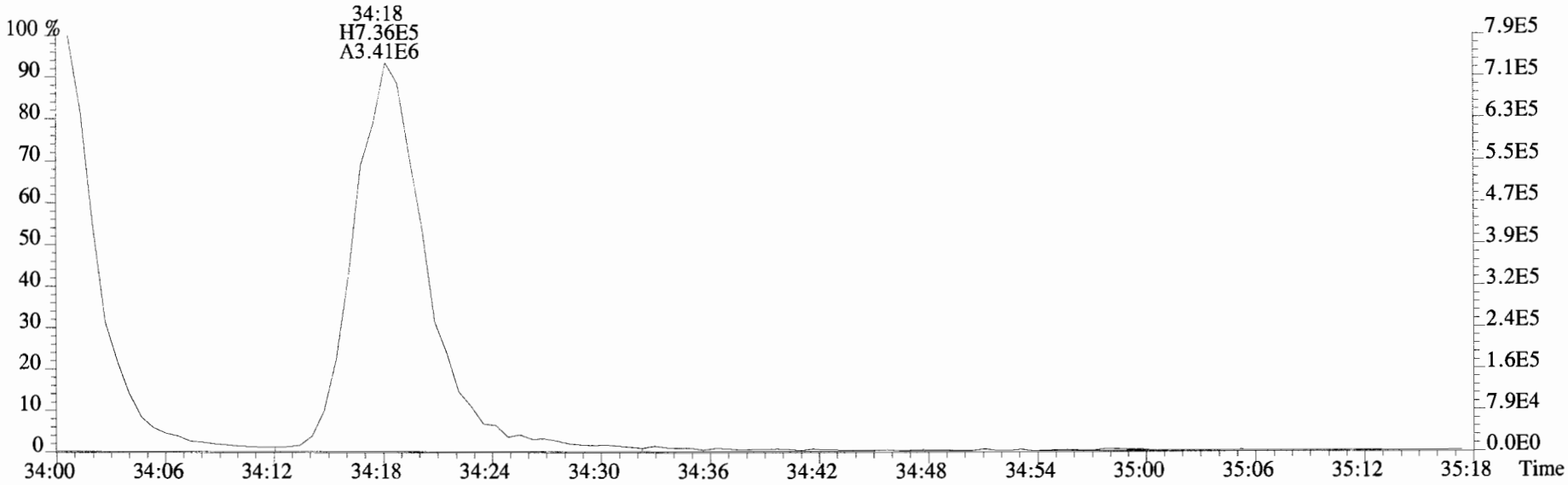

403.8530 F:3 BSUB(10000,15,-3.0) PKD(5,5,3,0.10%,100.0,0.00%,F,F)

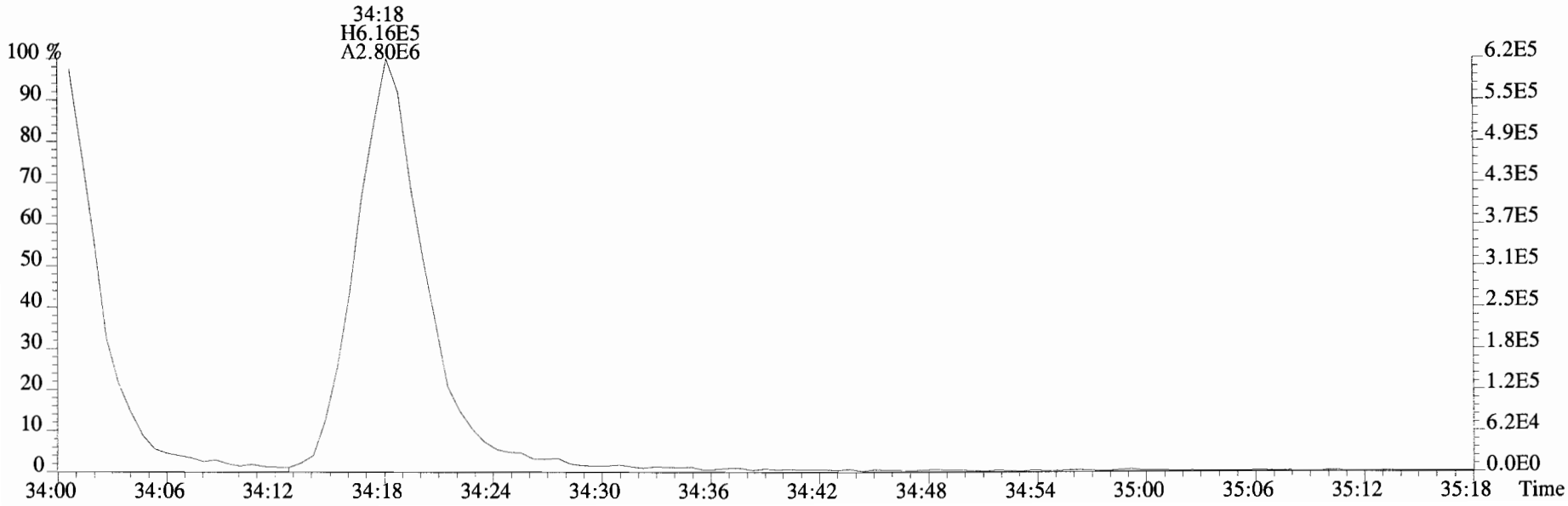

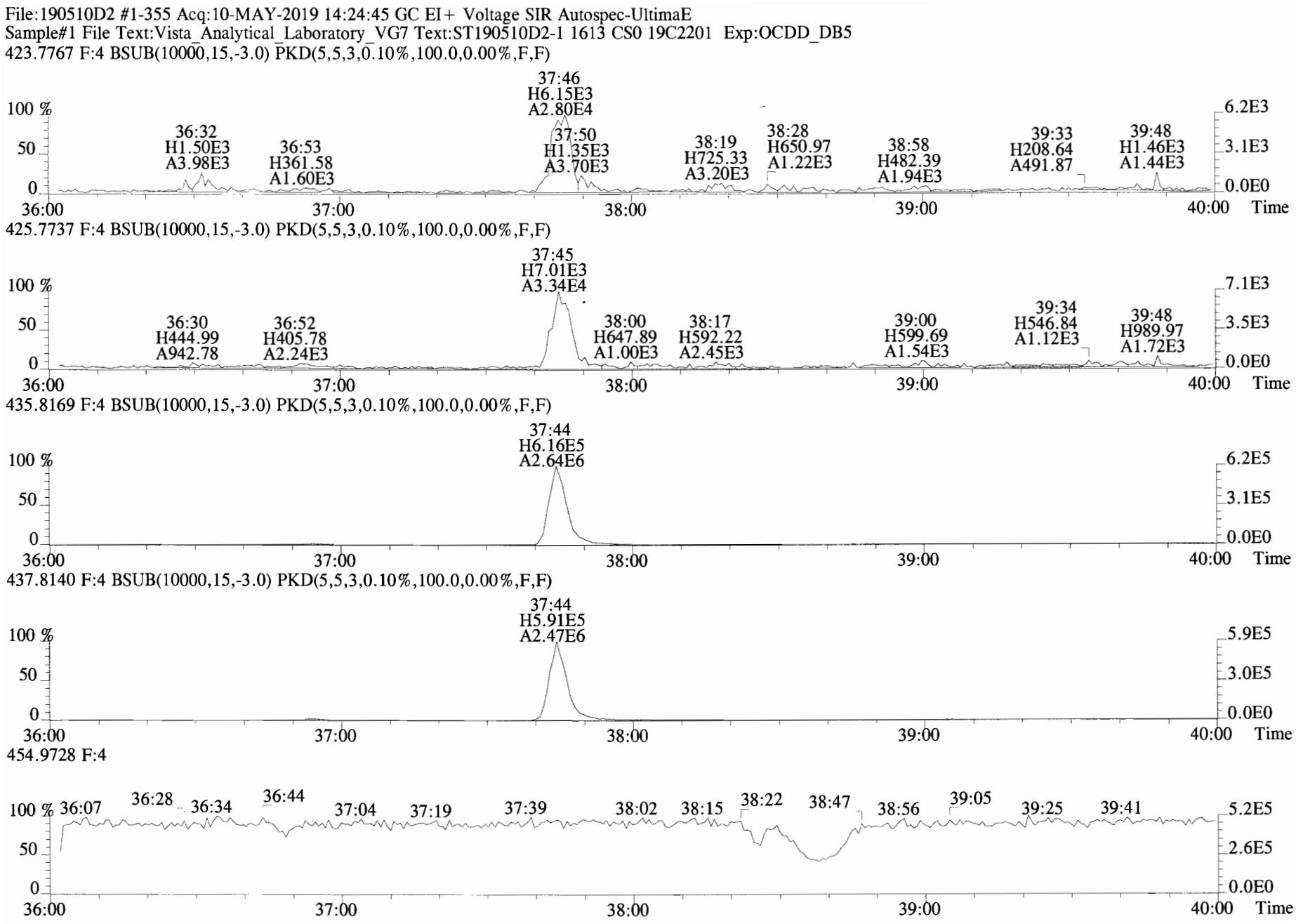
File:190510D2 #1-355 Acq:10-MAY-2019 14:24:45 GC EI+ Voltage SIR Autospec-UltimaE
Sample#1 File Text:Vista_Analytical_Laboratory_VG7 Text:ST190510D2-1 1613 CS0 19C2201 Exp:OCDD_DB5
423.7767 F:4 BSUB(10000,15,-3.0) PKD(5,5,3,0.10%,100.0,0.00%,F,F)
37:46 H6.15E3 A2.80E4
36:32 H1.50E3 A3.98E3
36:53 H361.58 A1.60E3
37:50 H1.35E3 A3.70E3
38:19 H725.33 A3.20E3
38:28 H650.97 A1.22E3
38:58 H482.39 A1.94E3
39:33 H208.64 A491.87
39:48 H1.46E3 A1.44E3
425.7737 F:4 BSUB(10000,15,-3.0) PKD(5,5,3,0.10%,100.0,0.00%,F,F)
37:45 H7.01E3 A3.34E4
36:30 H444.99 A942.78
36:52 H405.78 A2.24E3
38:00 H647.89 A1.00E3
38:17 H592.22 A2.45E3
39:00 H599.69 A1.54E3
39:34 H546.84 A1.12E3
39:48 H989.97 A1.72E3
435.8169 F:4 BSUB(10000,15,-3.0) PKD(5,5,3,0.10%,100.0,0.00%,F,F)
37:44 H6.16E5 A2.64E6
437.8140 F:4 BSUB(10000,15,-3.0) PKD(5,5,3,0.10%,100.0,0.00%,F,F)
37:44 H5.91E5 A2.47E6
454.9728 F:4
36:07
36:28
36:34
36:44
37:04
37:19
37:39
38:02
38:15
38:22
38:47
38:56
39:05
39:25
39:41
100 %
50
0
36:00
37:00
38:00
39:00
40:00
Time
6.2E3
3.1E3
0.0E0
7.1E3
3.5E3
6.2E5
3.1E5
5.9E5
3.0E5
5.2E5
2.6E5

File:190510D2 #1-355 Acq:10-MAY-2019 14:24:45 GC EI+ Voltage SIR Autospec-UltimaE
Sample#1 File Text:Vista_Analytical_Laboratory_VG7 Text:ST190510D2-1 1613 CS0 19C2201 Exp:OCDD_DB5
423.7767 F:4 BSUB(10000,15,-3.0) PKD(5,5,3,0.10%,100.0,0.00%,F,F)

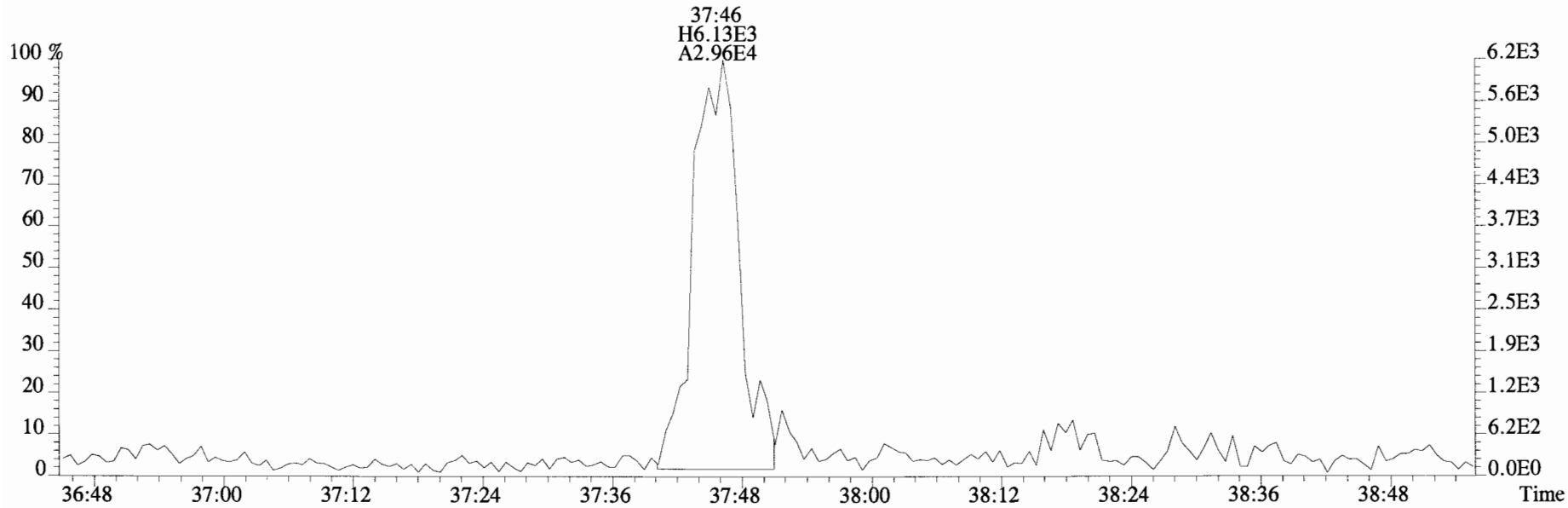

425.7737 F:4 BSUB(10000,15,-3.0) PKD(5,5,3,0.10%,100.0,0.00%,F,F)

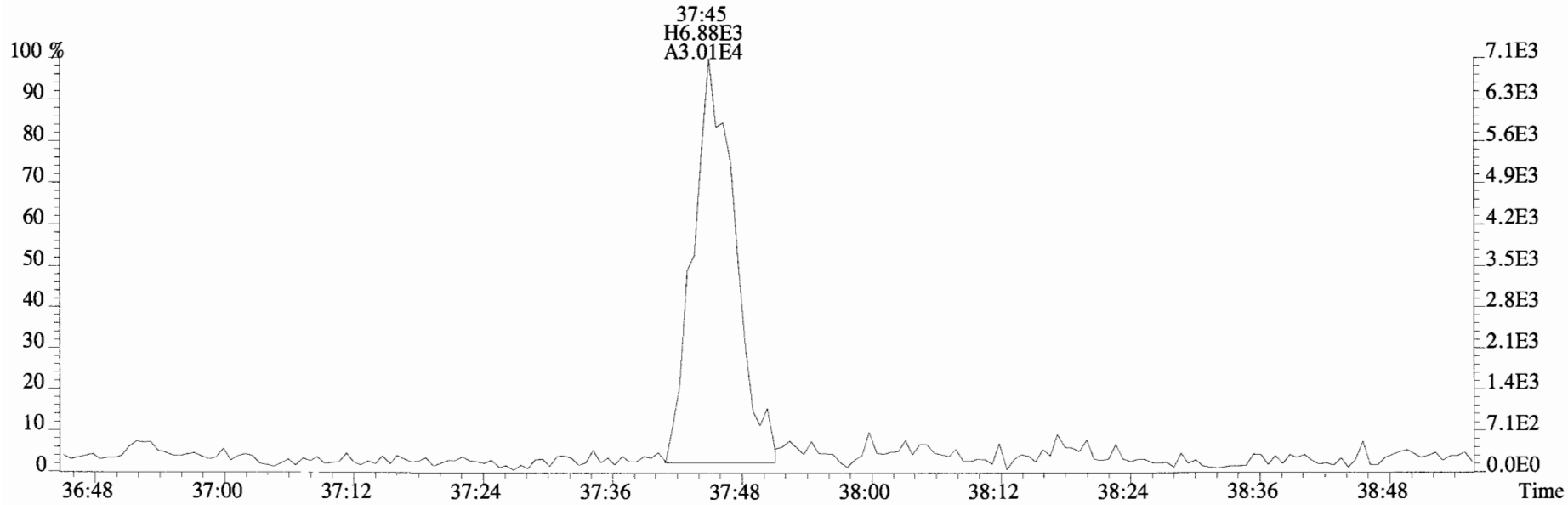

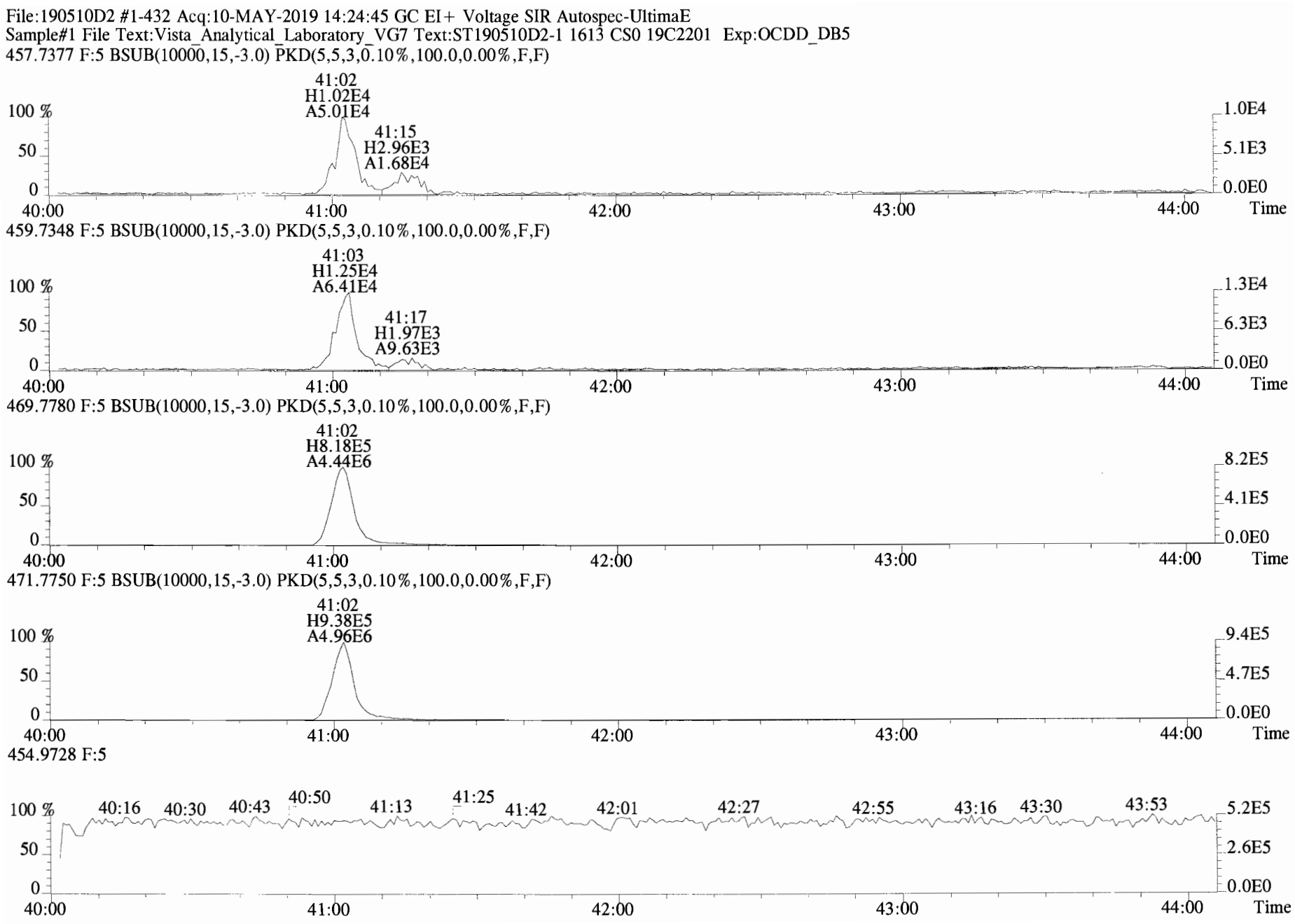
File:190510D2 #1-432 Acq:10-MAY-2019 14:24:45 GC EI+ Voltage SIR Autospec-UltimaE
Sample#1 File Text:Vista_Analytical_Laboratory_VG7 Text:ST190510D2-1 1613 CS0 19C2201 Exp:OCDD_DB5
457.7377 F:5 BSUB(10000,15,-3.0) PKD(5,5,3,0.10%,100.0,0.00%,F,F)
41:02
H1.02E4
A5.01E4
41:15
H2.96E3
A1.68E4
459.7348 F:5 BSUB(10000,15,-3.0) PKD(5,5,3,0.10%,100.0,0.00%,F,F)
41:03
H1.25E4
A6.41E4
41:17
H1.97E3
A9.63E3
469.7780 F:5 BSUB(10000,15,-3.0) PKD(5,5,3,0.10%,100.0,0.00%,F,F)
41:02
H8.18E5
A4.44E6
471.7750 F:5 BSUB(10000,15,-3.0) PKD(5,5,3,0.10%,100.0,0.00%,F,F)
41:02
H9.38E5
A4.96E6
454.9728 F:5
40:16
40:30
40:43
40:50
41:13
41:25
41:42
42:01
42:27
42:55
43:16
43:30
43:53
100 %
50
0
40:00
41:00
42:00
43:00
44:00
Time
1.0E4
5.1E3
0.0E0
1.3E4
6.3E3
8.2E5
4.1E5
9.4E5
4.7E5
5.2E5
2.6E5

File:190510D2 #1-432 Acq:10-MAY-2019 14:24:45 GC EI+ Voltage SIR Autospec-UltimaE
Sample#1 File Text:Vista_Analytical_Laboratory_VG7 Text:ST190510D2-1 1613 CS0 19C2201 Exp:OCDD_DB5
457.7377 F:5 BSUB(10000,15,-3.0) PKD(5,5,3,0.10%,100.0,0.00%,F,F)

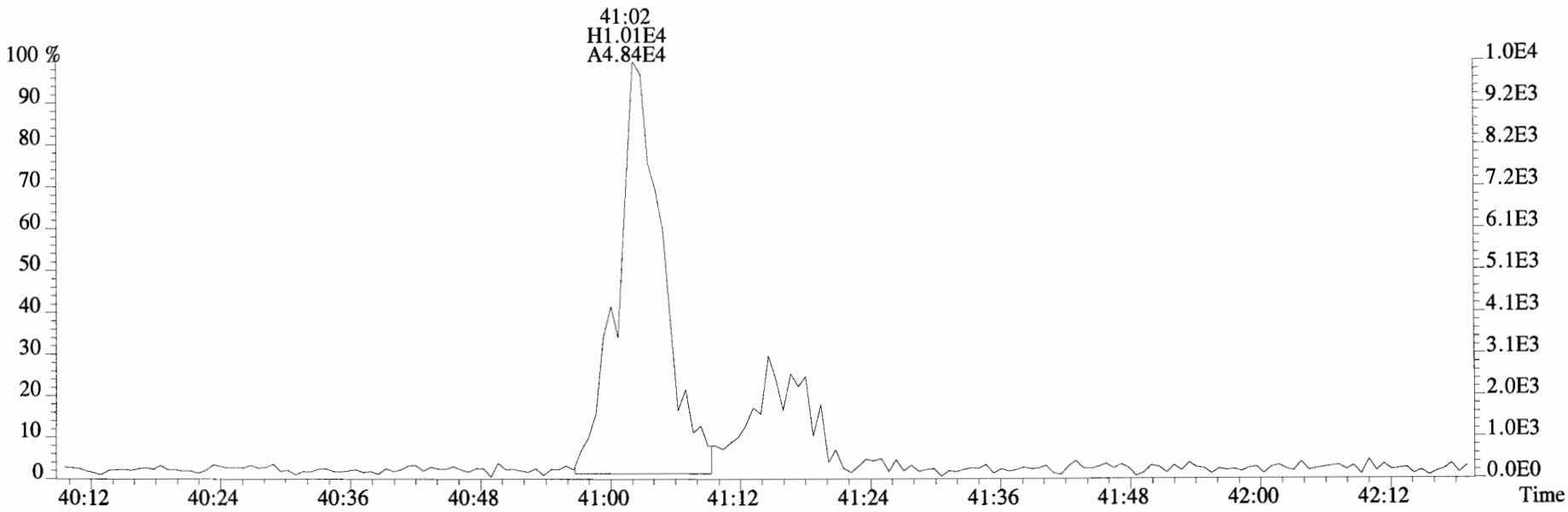

459.7348 F:5 BSUB(10000,15,-3.0) PKD(5,5,3,0.10%,100.0,0.00%,F,F)

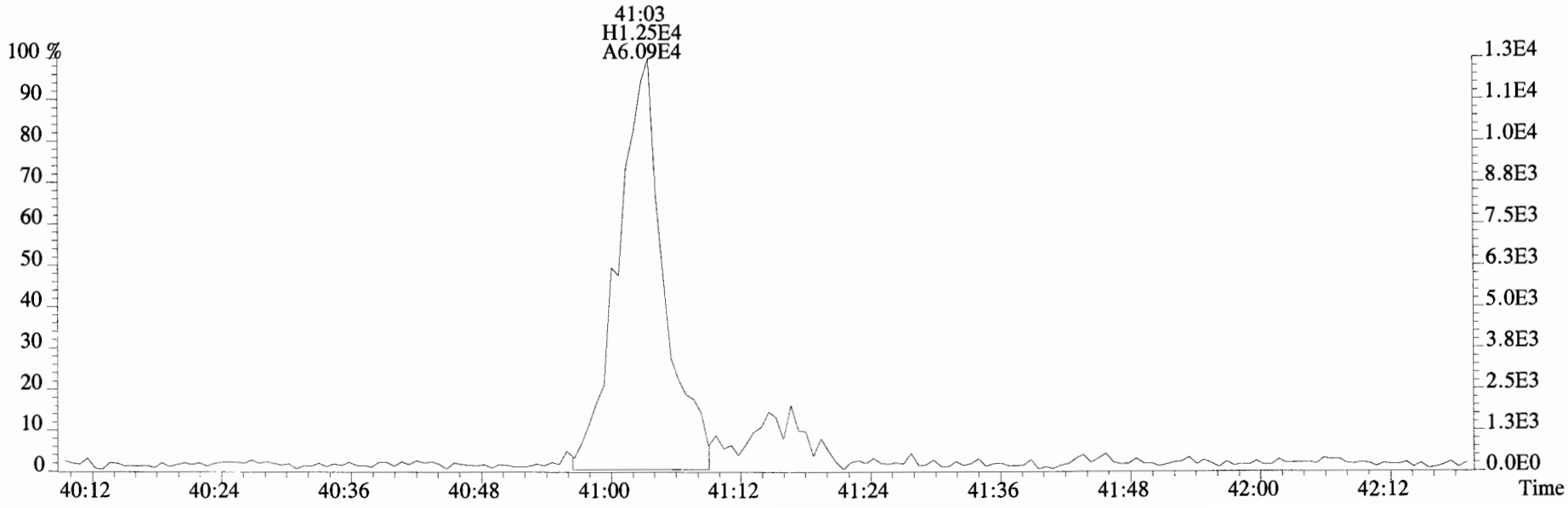


File:190510D2 #1-529 Acq:10-MAY-2019 14:24:45 GC EI+ Voltage SIR Autospec-UltimaE
Sample#1 File Text:Vista_Analytical_Laboratory_VG7 Text:ST190510D2-1 1613 CS0 19C2201 Exp:OCDD_DB5
303.9016 BSUB(10000,15,-3.0) PKD(5,5,3,0.10%,100.0,0.00%,F,F)
20:43 H587.70 A5.26E3
21:14 H832.16 A2.82E3
22:05 H702.93 A5.81E3
23:05 H643.27 A2.06E3
23:45 H987.91 A2.29E3
24:27 H720.81 A2.91E3
25:26 H3.35E3 A1.59E4
26:07 H734.63 A3.07E3
26:45 H913.13 A3.82E3
27:16 H5.32E3 A1.14E4
28:01 H453.48 A4.58E3
305.8987 BSUB(10000,15,-3.0) PKD(5,5,3,0.10%,100.0,0.00%,F,F)
20:14 H513.72 A2.12E3
21:12 H778.37 A7.22E3
22:25 H820.04 A5.21E3
23:37 H751.68 A3.20E3
24:31 H737.03 A1.55E3
25:24 H3.15E3 A1.59E4
25:50 H502.05 A1.52E3
26:45 H1.19E3 A5.80E3
27:16 H4.55E3 A1.19E4
27:58 H638.68 A2.80E3
315.9419 BSUB(10000,15,-3.0) PKD(5,5,3,0.10%,100.0,0.00%,F,F)
24:11 H9.63E5 A4.37E6
25:24 H1.07E6 A4.44E6
317.9389 BSUB(10000,15,-3.0) PKD(5,5,3,0.10%,100.0,0.00%,F,F)
24:11 H1.16E6 A5.36E6
25:24 H1.36E6 A5.57E6
375.8364 BSUB(10000,15,-3.0) PKD(5,5,3,0.10%,100.0,0.00%,F,F)
20:41 H727.20 A3.03E3
21:49 H655.66 A3.22E3
22:28 H574.93 A3.56E3
22:57 H477.61 A3.24E3
24:22 H599.69 A1.33E3
25:25 H476.09 A3.37E3
25:58 H864.12 A1.42E3
26:43 H515.95 A1.36E3
27:15 H6.39E3 A1.40E4
27:53 H411.70 A1.50E3
100 %
50
0
20:00
21:00
22:00
23:00
24:00
25:00
26:00
27:00
28:00
Time
5.4E3
2.7E3
0.0E0
4.6E3
2.3E3
1.1E6
5.3E5
1.4E6
6.8E5
6.6E3
3.3E3

File:190510D2 #1-529 Acq:10-MAY-2019 14:24:45 GC EI+ Voltage SIR Autospec-UltimaE
Sample#1 File Text:Vista_Analytical_Laboratory_VG7 Text:ST190510D2-1 1613 CS0 19C2201 Exp:OCDD_DB5
303.9016 BSUB(10000,15,-3.0)

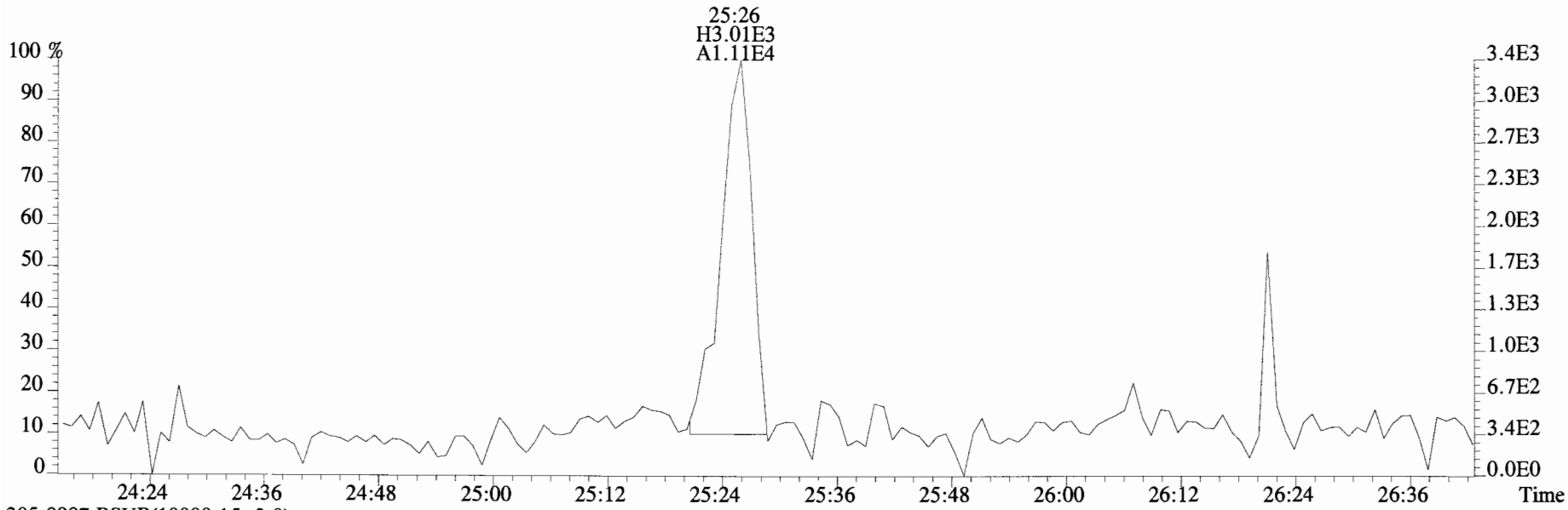

305.8987 BSUB(10000,15,-3.0)

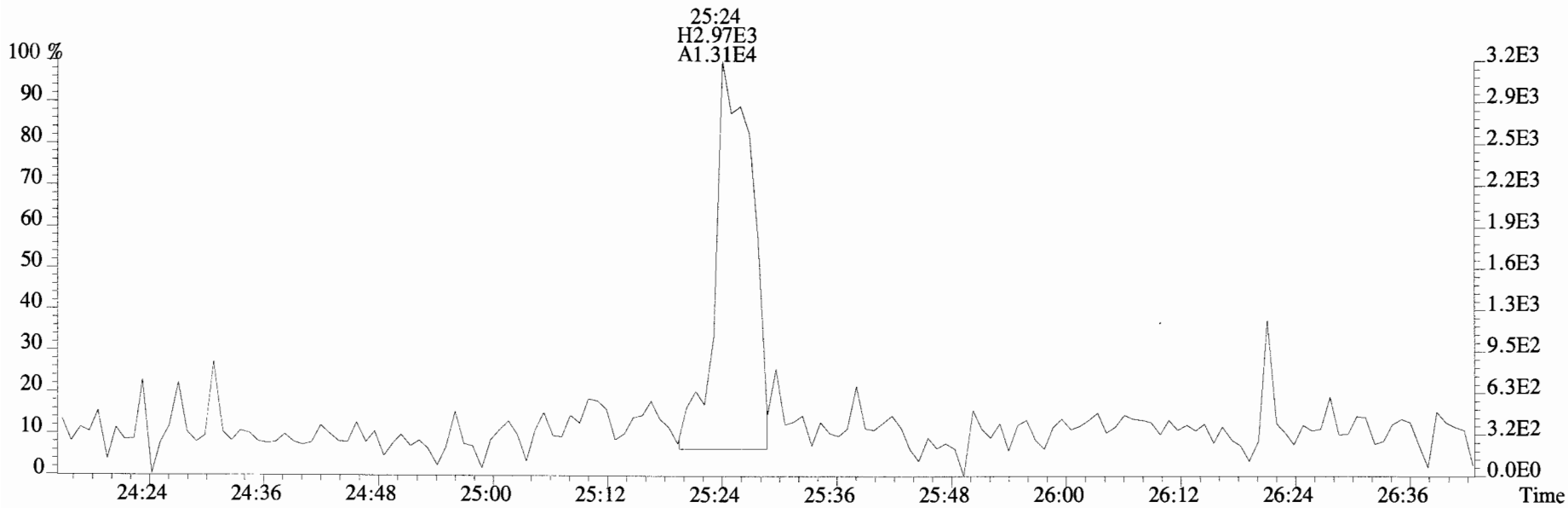

File:190510D2 #1-529 Acq:10-MAY-2019 14:24:45 GC EI+ Voltage SIR Autospec-UltimaE
Sample#1 File Text:Vista_Analytical_Laboratory_VG7 Text:ST190510D2-1 1613 CS0 19C2201 Exp:OCDD_DB5
339.8597 BSUB(10000,15,-3.0) PKD(5,5,3,0.10%,100.0,0.00%,F,F)

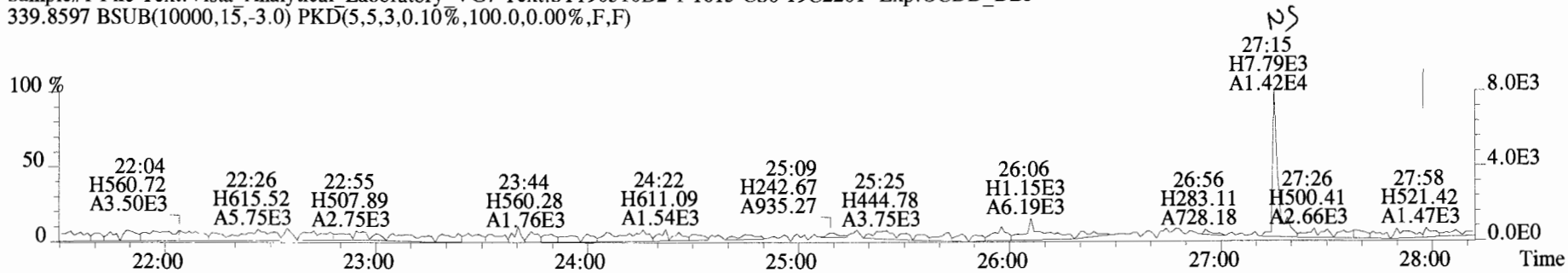

341.8568 BSUB(10000,15,-3.0) PKD(5,5,3,0.10%,100.0,0.00%,F,F)

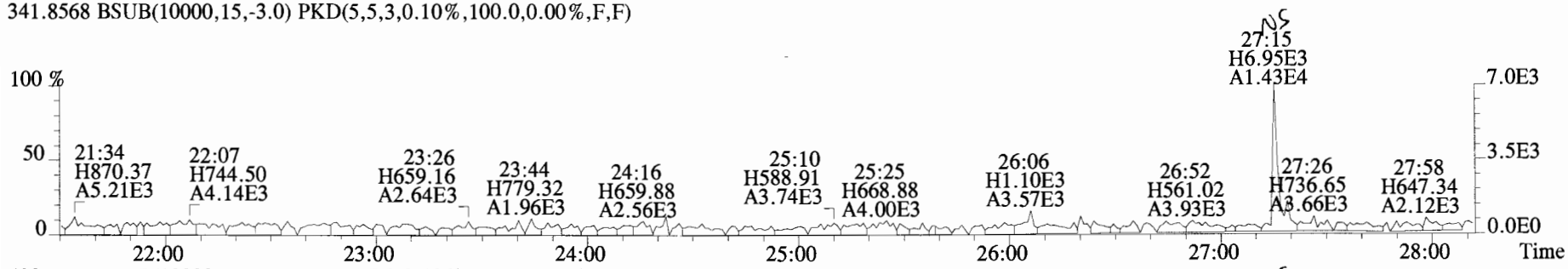

409.7974 BSUB(10000,15,-3.0) PKD(5,5,3,0.10%,100.0,0.00%,F,F)



316.9824

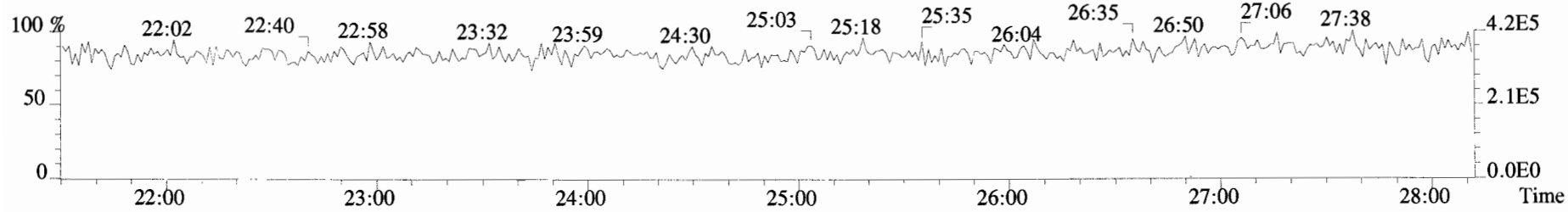

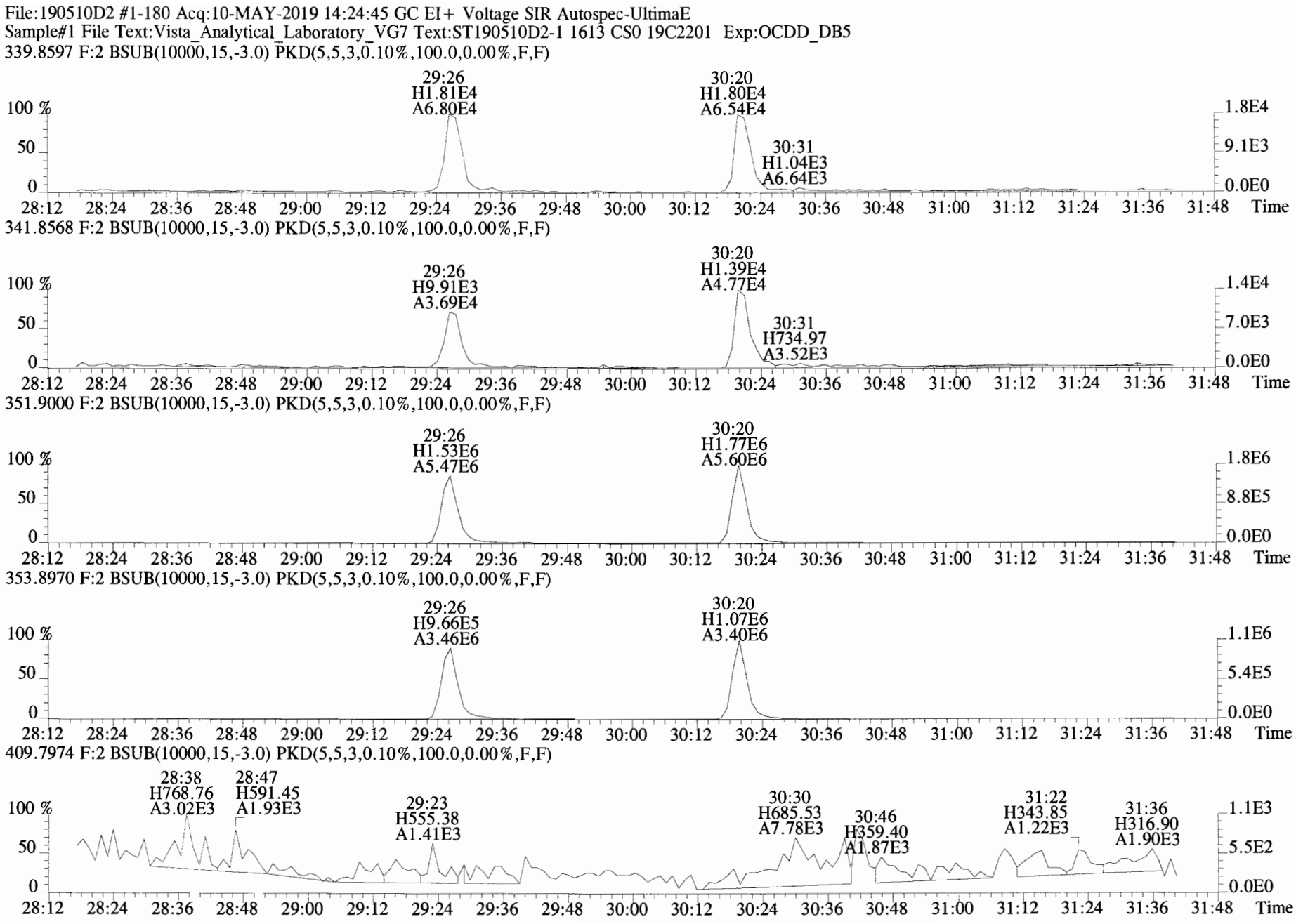
File:190510D2 #1-180 Acq:10-MAY-2019 14:24:45 GC EI+ Voltage SIR Autospec-UltimaE
Sample#1 File Text:Vista_Analytical_Laboratory_VG7 Text:ST190510D2-1 1613 CS0 19C2201 Exp:OCDD_DB5
339.8597 F:2 BSUB(10000,15,-3.0) PKD(5,5,3,0.10%,100.0,0.00%,F,F)
29:26 H1.81E4 A6.80E4
30:20 H1.80E4 A6.54E4
30:31 H1.04E3 A6.64E3
341.8568 F:2 BSUB(10000,15,-3.0) PKD(5,5,3,0.10%,100.0,0.00%,F,F)
29:26 H9.91E3 A3.69E4
30:20 H1.39E4 A4.77E4
30:31 H734.97 A3.52E3
351.9000 F:2 BSUB(10000,15,-3.0) PKD(5,5,3,0.10%,100.0,0.00%,F,F)
29:26 H1.53E6 A5.47E6
30:20 H1.77E6 A5.60E6
353.8970 F:2 BSUB(10000,15,-3.0) PKD(5,5,3,0.10%,100.0,0.00%,F,F)
29:26 H9.66E5 A3.46E6
30:20 H1.07E6 A3.40E6
409.7974 F:2 BSUB(10000,15,-3.0) PKD(5,5,3,0.10%,100.0,0.00%,F,F)
28:38 H768.76 A3.02E3
28:47 H591.45 A1.93E3
29:23 H555.38 A1.41E3
30:30 H685.53 A7.78E3
30:46 H359.40 A1.87E3
31:22 H343.85 A1.22E3
31:36 H316.90 A1.90E3
100 %
50
0
28:12 28:24 28:36 28:48 29:00 29:12 29:24 29:36 29:48 30:00 30:12 30:24 30:36 30:48 31:00 31:12 31:24 31:36 31:48 Time
1.8E4 9.1E3 0.0E0
1.4E4 7.0E3 0.0E0
1.8E6 8.8E5 0.0E0
1.1E6 5.4E5 0.0E0
1.1E3 5.5E2 0.0E0

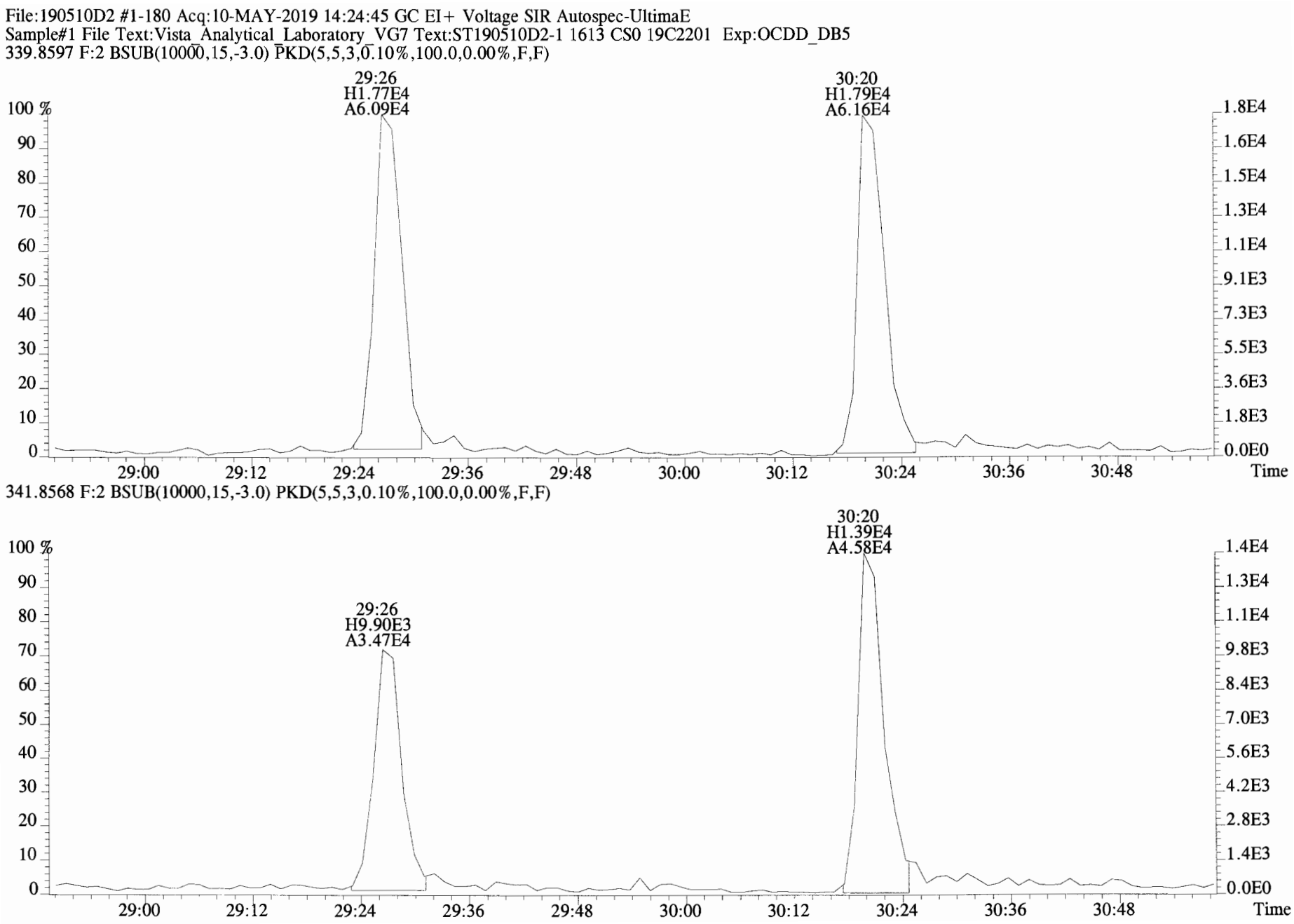
File:190510D2 #1-180 Acq:10-MAY-2019 14:24:45 GC EI+ Voltage SIR Autospec-UltimaE
Sample#1 File Text:Vista_Analytical_Laboratory_VG7 Text:ST190510D2-1 1613 CS0 19C2201 Exp:OCDD_DB5
339.8597 F:2 BSUB(10000,15,-3.0) PKD(5,5,3,0.10%,100.0,0.00%,F,F)
29:26
H1.77E4
A6.09E4
30:20
H1.79E4
A6.16E4
100 %
90
80
70
60
50
40
30
20
10
0
1.8E4
1.6E4
1.5E4
1.3E4
1.1E4
9.1E3
7.3E3
5.5E3
3.6E3
1.8E3
0.0E0
29:00
29:12
29:24
29:36
29:48
30:00
30:12
30:24
30:36
30:48
Time
341.8568 F:2 BSUB(10000,15,-3.0) PKD(5,5,3,0.10%,100.0,0.00%,F,F)
30:20
H1.39E4
A4.58E4
29:26
H9.90E3
A3.47E4
100 %
90
80
70
60
50
40
30
20
10
0
1.4E4
1.3E4
1.1E4
9.8E3
8.4E3
7.0E3
5.6E3
4.2E3
2.8E3
1.4E3
0.0E0
29:00
29:12
29:24
29:36
29:48
30:00
30:12
30:24
30:36
30:48
Time

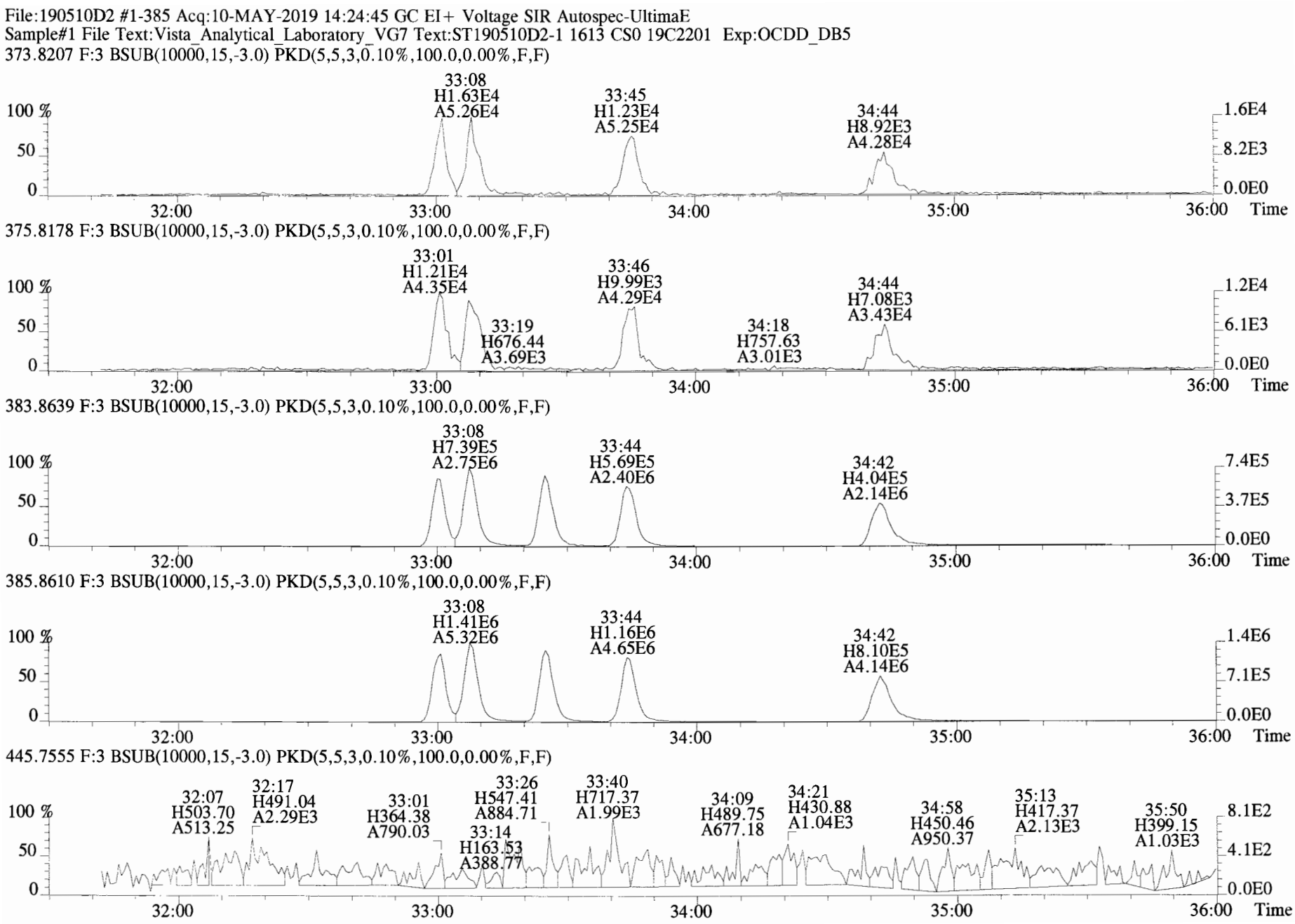
File:190510D2 #1-385 Acq:10-MAY-2019 14:24:45 GC EI+ Voltage SIR Autospec-UltimaE
Sample#1 File Text:Vista_Analytical_Laboratory_VG7 Text:ST190510D2-1 1613 CS0 19C2201 Exp:OCDD_DB5
373.8207 F:3 BSUB(10000,15,-3.0) PKD(5,5,3,0.10%,100.0,0.00%,F,F)
33:08 H1.63E4 A5.26E4
33:45 H1.23E4 A5.25E4
34:44 H8.92E3 A4.28E4
375.8178 F:3 BSUB(10000,15,-3.0) PKD(5,5,3,0.10%,100.0,0.00%,F,F)
33:01 H1.21E4 A4.35E4
33:19 H676.44 A3.69E3
33:46 H9.99E3 A4.29E4
34:18 H757.63 A3.01E3
34:44 H7.08E3 A3.43E4
383.8639 F:3 BSUB(10000,15,-3.0) PKD(5,5,3,0.10%,100.0,0.00%,F,F)
33:08 H7.39E5 A2.75E6
33:44 H5.69E5 A2.40E6
34:42 H4.04E5 A2.14E6
385.8610 F:3 BSUB(10000,15,-3.0) PKD(5,5,3,0.10%,100.0,0.00%,F,F)
33:08 H1.41E6 A5.32E6
33:44 H1.16E6 A4.65E6
34:42 H8.10E5 A4.14E6
445.7555 F:3 BSUB(10000,15,-3.0) PKD(5,5,3,0.10%,100.0,0.00%,F,F)
32:07 H503.70 A513.25
32:17 H491.04 A2.29E3
33:01 H364.38 A790.03
33:14 H163.53 A388.77
33:26 H547.41 A884.71
33:40 H717.37 A1.99E3
34:09 H489.75 A677.18
34:21 H430.88 A1.04E3
34:58 H450.46 A950.37
35:13 H417.37 A2.13E3
35:50 H399.15 A1.03E3
100 %
50
0
32:00
33:00
34:00
35:00
36:00
Time
1.6E4
8.2E3
0.0E0
1.2E4
6.1E3
7.4E5
3.7E5
1.4E6
7.1E5
8.1E2
4.1E2

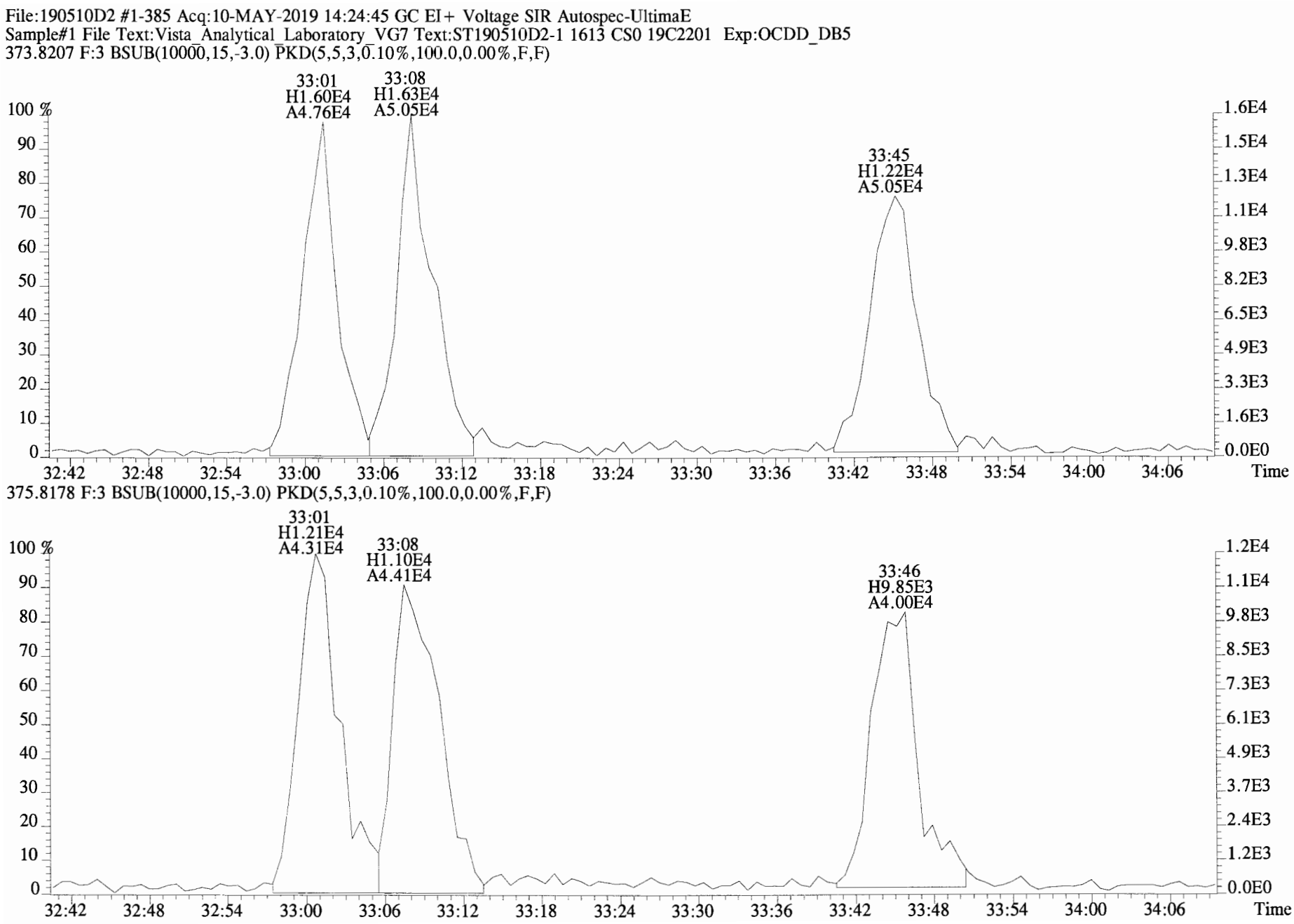
File:190510D2 #1-385 Acq:10-MAY-2019 14:24:45 GC EI+ Voltage SIR Autospec-UltimaE
Sample#1 File Text:Vista_Analytical_Laboratory_VG7 Text:ST190510D2-1 1613 CS0 19C2201 Exp:OCDD_DB5
373.8207 F:3 BSUB(10000,15,-3.0) PKD(5,5,3,0.10%,100.0,0.00%,F,F)
33:01
H1.60E4
A4.76E4
33:08
H1.63E4
A5.05E4
33:45
H1.22E4
A5.05E4
100 %
90
80
70
60
50
40
30
20
10
0
1.6E4
1.5E4
1.3E4
1.1E4
9.8E3
8.2E3
6.5E3
4.9E3
3.3E3
1.6E3
0.0E0
32:42
32:48
32:54
33:00
33:06
33:12
33:18
33:24
33:30
33:36
33:42
33:48
33:54
34:00
34:06
Time
375.8178 F:3 BSUB(10000,15,-3.0) PKD(5,5,3,0.10%,100.0,0.00%,F,F)
33:01
H1.21E4
A4.31E4
33:08
H1.10E4
A4.41E4
33:46
H9.85E3
A4.00E4
100 %
90
80
70
60
50
40
30
20
10
0
1.2E4
1.1E4
9.8E3
8.5E3
7.3E3
6.1E3
4.9E3
3.7E3
2.4E3
1.2E3
0.0E0
32:42
32:48
32:54
33:00
33:06
33:12
33:18
33:24
33:30
33:36
33:42
33:48
33:54
34:00
34:06
Time

File:190510D2 #1-385 Acq:10-MAY-2019 14:24:45 GC EI+ Voltage SIR Autospec-UltimaE
Sample#1 File Text:Vista_Analytical_Laboratory_VG7 Text:ST190510D2-1 1613 CS0 19C2201 Exp:OCDD_DB5
373.8207 F:3 BSUB(10000,15,-3.0) PKD(5,5,3,0.10%,100.0,0.00%,F,F)

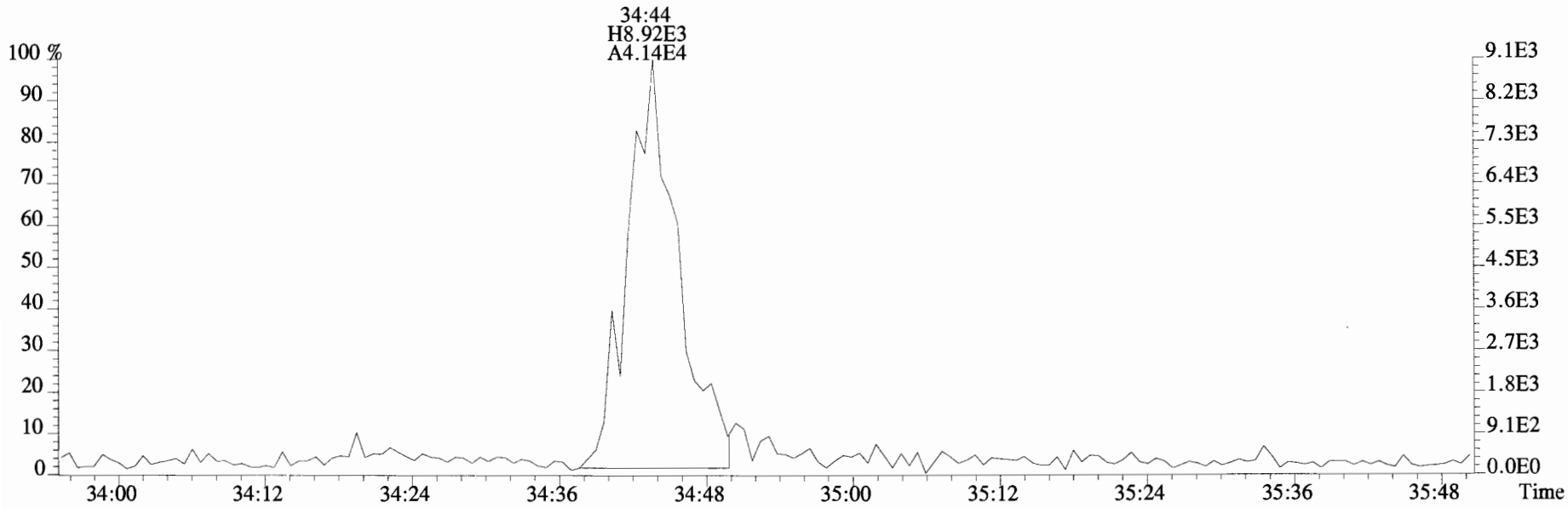

375.8178 F:3 BSUB(10000,15,-3.0) PKD(5,5,3,0.10%,100.0,0.00%,F,F)

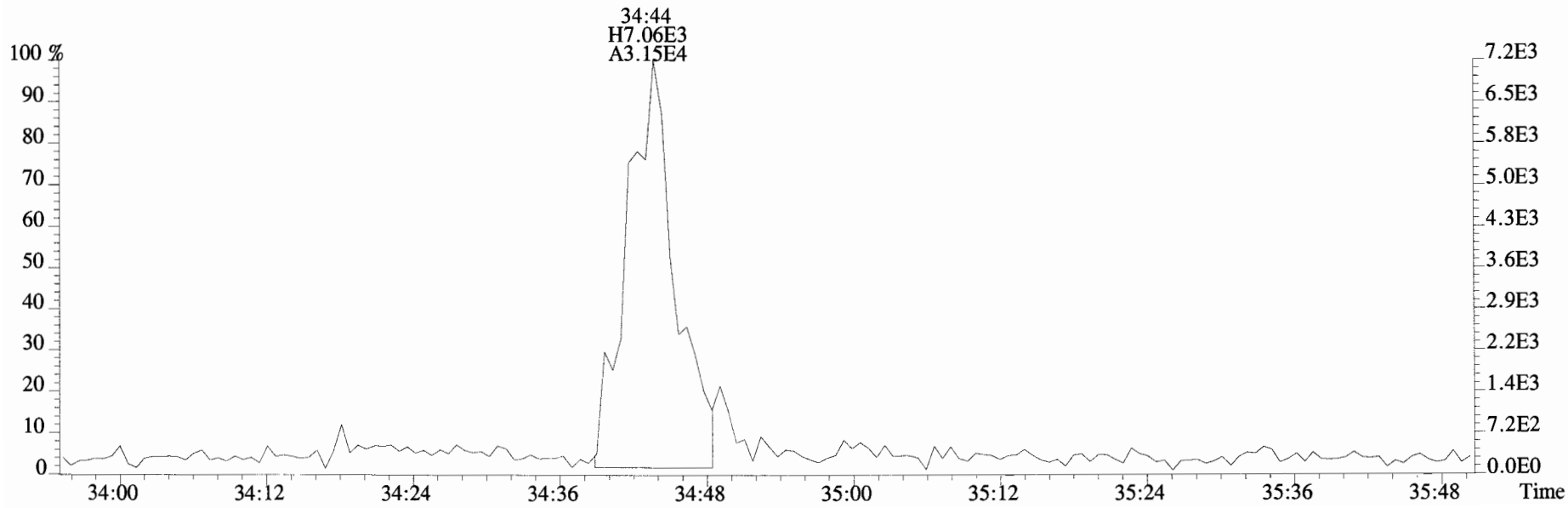

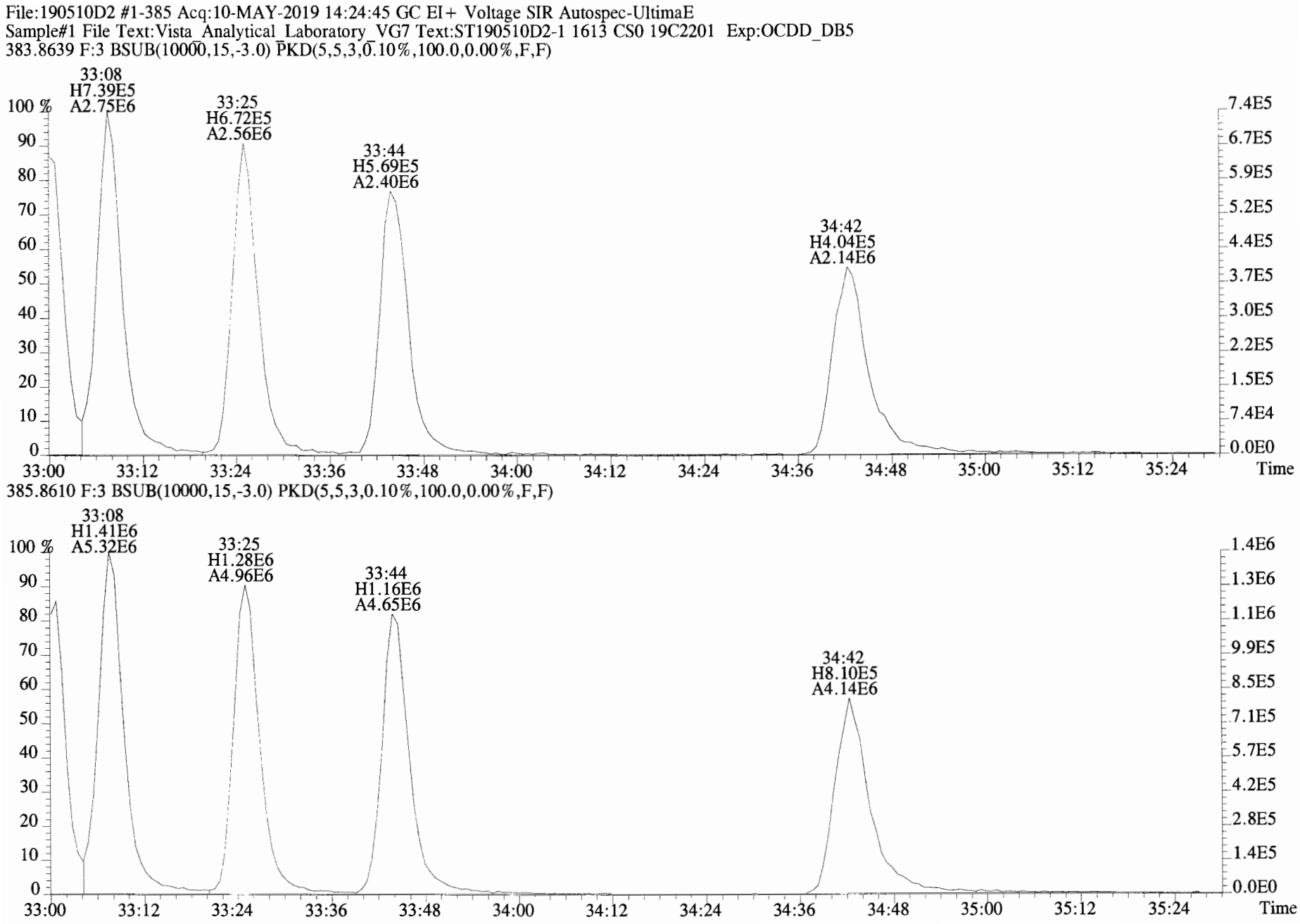
File:190510D2 #1-385 Acq:10-MAY-2019 14:24:45 GC EI+ Voltage SIR Autospec-UltimaE
Sample#1 File Text:Vista_Analytical_Laboratory_VG7 Text:ST190510D2-1 1613 CS0 19C2201 Exp:OCDD_DB5
383.8639 F:3 BSUB(10000,15,-3.0) PKD(5,5,3,0.10%,100.0,0.00%,F,F)
33:08
H7.39E5
A2.75E6
33:25
H6.72E5
A2.56E6
33:44
H5.69E5
A2.40E6
34:42
H4.04E5
A2.14E6
100 %
90
80
70
60
50
40
30
20
10
0
7.4E5
6.7E5
5.9E5
5.2E5
4.4E5
3.7E5
3.0E5
2.2E5
1.5E5
7.4E4
0.0E0
33:00
33:12
33:24
33:36
33:48
34:00
34:12
34:24
34:36
34:48
35:00
35:12
35:24
Time
385.8610 F:3 BSUB(10000,15,-3.0) PKD(5,5,3,0.10%,100.0,0.00%,F,F)
33:08
H1.41E6
A5.32E6
33:25
H1.28E6
A4.96E6
33:44
H1.16E6
A4.65E6
34:42
H8.10E5
A4.14E6
100 %
90
80
70
60
50
40
30
20
10
0
1.4E6
1.3E6
1.1E6
9.9E5
8.5E5
7.1E5
5.7E5
4.2E5
2.8E5
1.4E5
0.0E0
33:00
33:12
33:24
33:36
33:48
34:00
34:12
34:24
34:36
34:48
35:00
35:12
35:24
Time

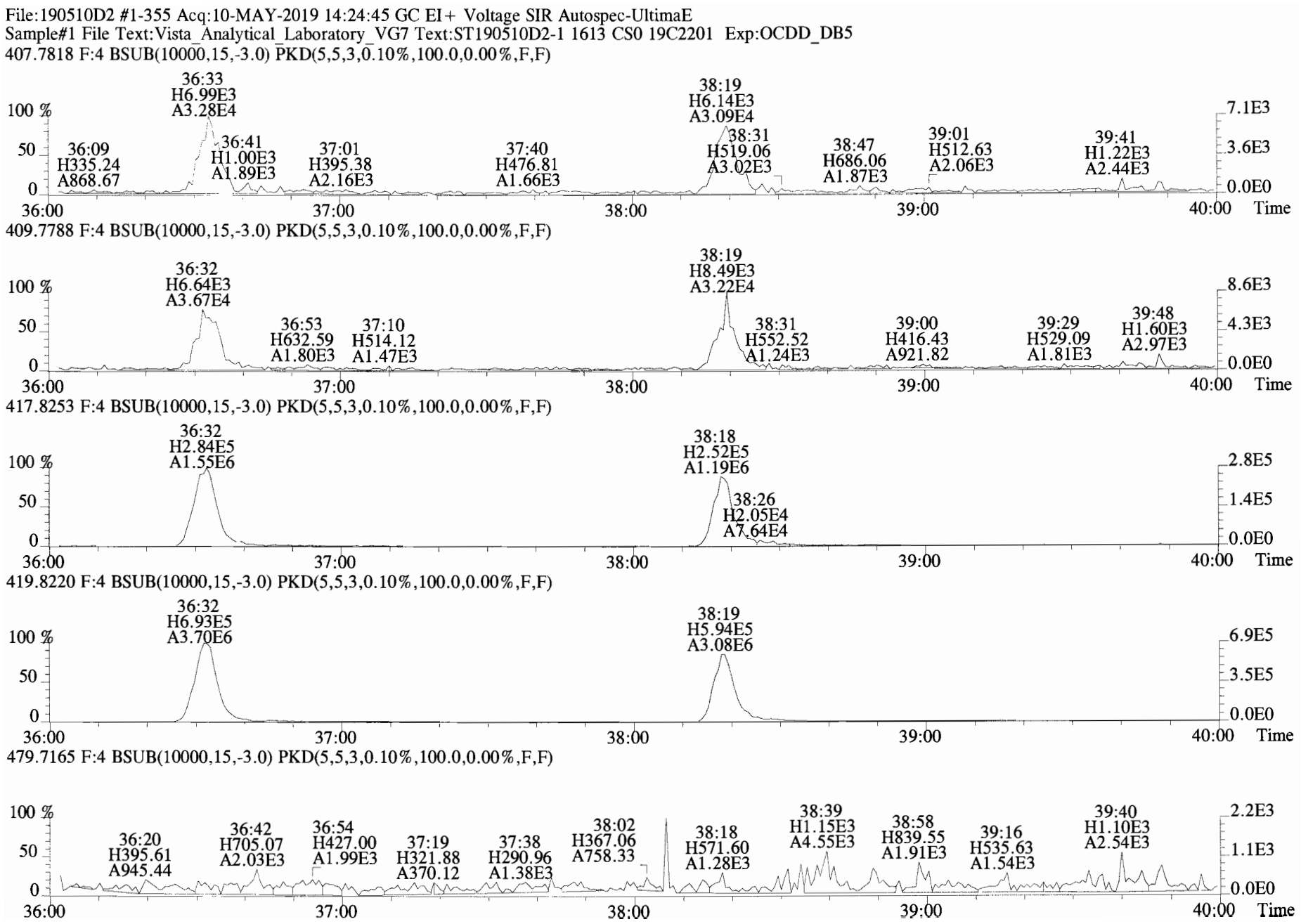
File:190510D2 #1-355 Acq:10-MAY-2019 14:24:45 GC EI+ Voltage SIR Autospec-UltimaE
Sample#1 File Text:Vista_Analytical_Laboratory_VG7 Text:ST190510D2-1 1613 CS0 19C2201 Exp:OCDD_DB5
407.7818 F:4 BSUB(10000,15,-3.0) PKD(5,5,3,0.10%,100.0,0.00%,F,F)
36:33 H6.99E3 A3.28E4
38:19 H6.14E3 A3.09E4
36:09 H335.24 A868.67
36:41 H1.00E3 A1.89E3
37:01 H395.38 A2.16E3
37:40 H476.81 A1.66E3
38:31 H519.06 A3.02E3
38:47 H686.06 A1.87E3
39:01 H512.63 A2.06E3
39:41 H1.22E3 A2.44E3
409.7788 F:4 BSUB(10000,15,-3.0) PKD(5,5,3,0.10%,100.0,0.00%,F,F)
36:32 H6.64E3 A3.67E4
38:19 H8.49E3 A3.22E4
36:53 H632.59 A1.80E3
37:10 H514.12 A1.47E3
38:31 H552.52 A1.24E3
39:00 H416.43 A921.82
39:29 H529.09 A1.81E3
39:48 H1.60E3 A2.97E3
417.8253 F:4 BSUB(10000,15,-3.0) PKD(5,5,3,0.10%,100.0,0.00%,F,F)
36:32 H2.84E5 A1.55E6
38:18 H2.52E5 A1.19E6
38:26 H2.05E4 A7.64E4
419.8220 F:4 BSUB(10000,15,-3.0) PKD(5,5,3,0.10%,100.0,0.00%,F,F)
36:32 H6.93E5 A3.70E6
38:19 H5.94E5 A3.08E6
479.7165 F:4 BSUB(10000,15,-3.0) PKD(5,5,3,0.10%,100.0,0.00%,F,F)
36:20 H395.61 A945.44
36:42 H705.07 A2.03E3
36:54 H427.00 A1.99E3
37:19 H321.88 A370.12
37:38 H290.96 A1.38E3
38:02 H367.06 A758.33
38:18 H571.60 A1.28E3
38:39 H1.15E3 A4.55E3
38:58 H839.55 A1.91E3
39:16 H535.63 A1.54E3
39:40 H1.10E3 A2.54E3
100 %
50
0
36:00
37:00
38:00
39:00
40:00
Time
7.1E3
3.6E3
0.0E0
8.6E3
4.3E3
2.8E5
1.4E5
6.9E5
3.5E5
2.2E3
1.1E3

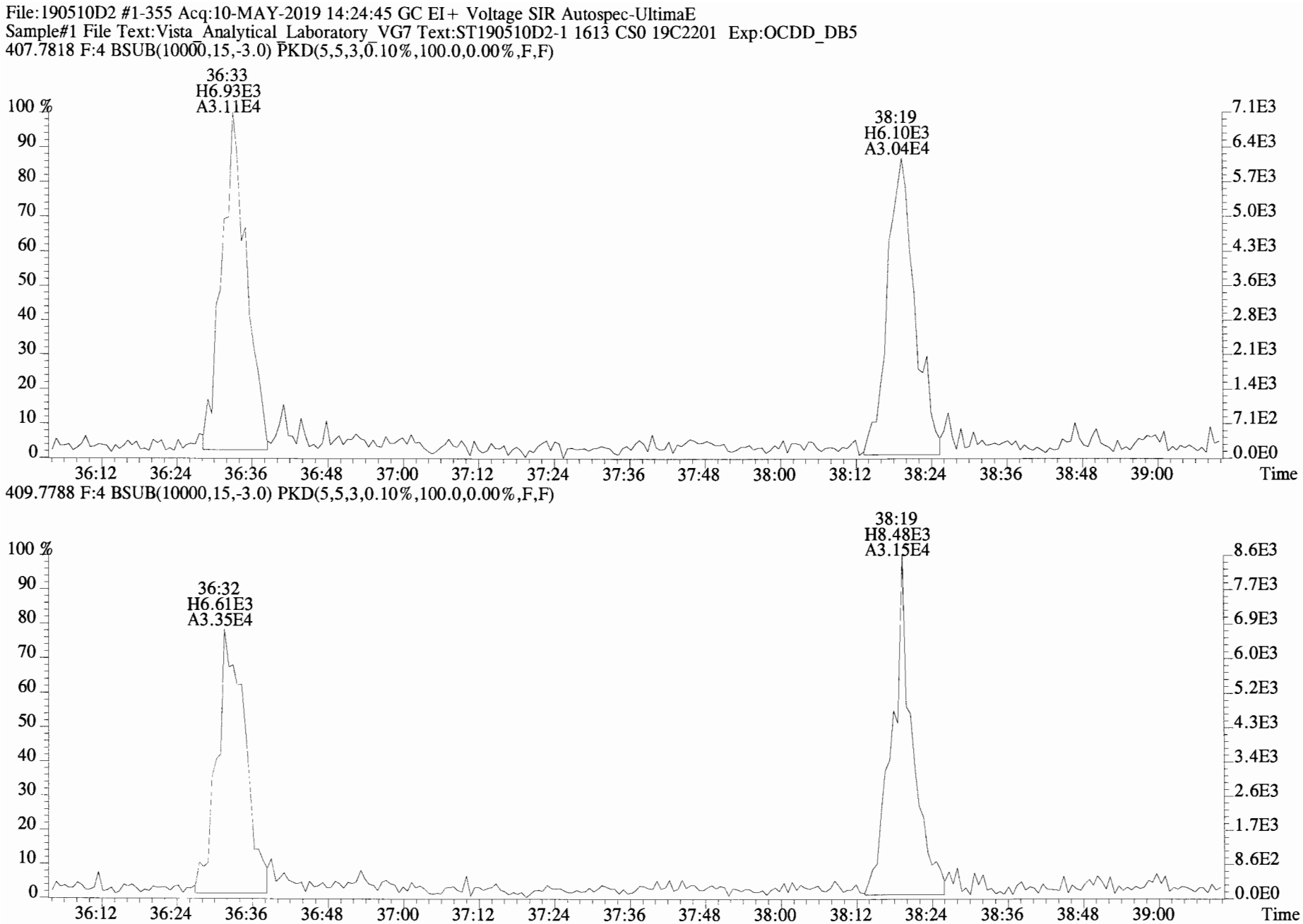
File:190510D2 #1-355 Acq:10-MAY-2019 14:24:45 GC EI+ Voltage SIR Autospec-UltimaE
Sample#1 File Text:Vista_Analytical_Laboratory_VG7 Text:ST190510D2-1 1613 CS0 19C2201 Exp:OCDD_DB5
407.7818 F:4 BSUB(10000,15,-3.0) PKD(5,5,3,0.10%,100.0,0.00%,F,F)
36:33
H6.93E3
A3.11E4
38:19
H6.10E3
A3.04E4
100 %
90
80
70
60
50
40
30
20
10
0
7.1E3
6.4E3
5.7E3
5.0E3
4.3E3
3.6E3
2.8E3
2.1E3
1.4E3
7.1E2
0.0E0
36:12
36:24
36:36
36:48
37:00
37:12
37:24
37:36
37:48
38:00
38:12
38:24
38:36
38:48
39:00
Time
409.7788 F:4 BSUB(10000,15,-3.0) PKD(5,5,3,0.10%,100.0,0.00%,F,F)
38:19
H8.48E3
A3.15E4
36:32
H6.61E3
A3.35E4
100 %
90
80
70
60
50
40
30
20
10
0
8.6E3
7.7E3
6.9E3
6.0E3
5.2E3
4.3E3
3.4E3
2.6E3
1.7E3
8.6E2
0.0E0
36:12
36:24
36:36
36:48
37:00
37:12
37:24
37:36
37:48
38:00
38:12
38:24
38:36
38:48
39:00
Time

File:190510D2 #1-432 Acq:10-MAY-2019 14:24:45 GC EI+ Voltage SIR Autospec-UltimaE
Sample#1 File Text:Vista_Analytical_Laboratory_VG7 Text:ST190510D2-1 1613 CS0 19C2201 Exp:OCDD_DB5

441.7428 F:5 BSUB(10000,15,-3.0) PKD(5,5,3,0.10%,100.0,0.00%,F,F)

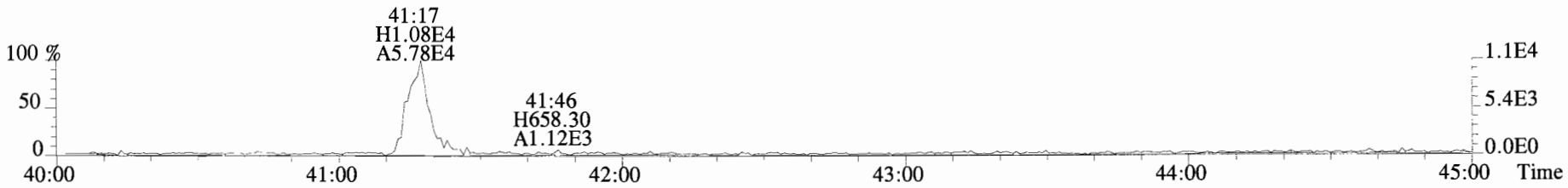

443.7398 F:5 BSUB(10000,15,-3.0) PKD(5,5,3,0.10%,100.0,0.00%,F,F)

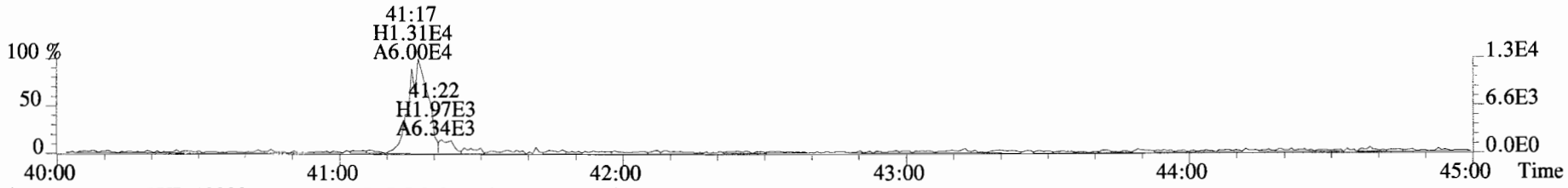

453.7831 F:5 BSUB(10000,15,-3.0) PKD(5,5,3,0.10%,100.0,0.00%,F,F)

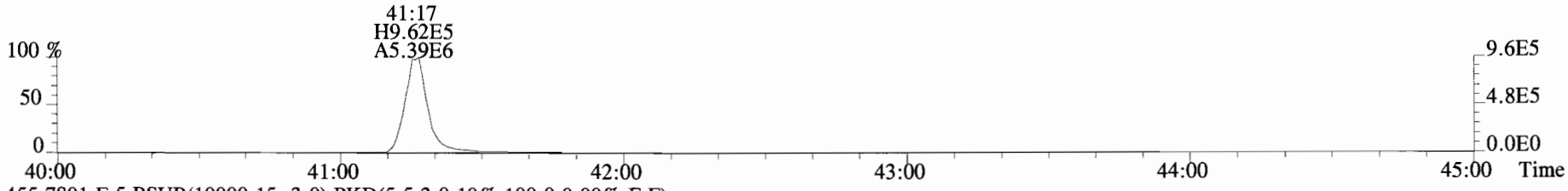

455.7801 F:5 BSUB(10000,15,-3.0) PKD(5,5,3,0.10%,100.0,0.00%,F,F)

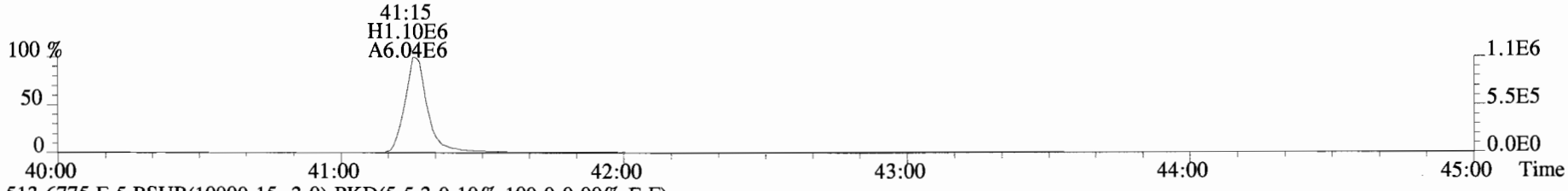

513.6775 F:5 BSUB(10000,15,-3.0) PKD(5,5,3,0.10%,100.0,0.00%,F,F)

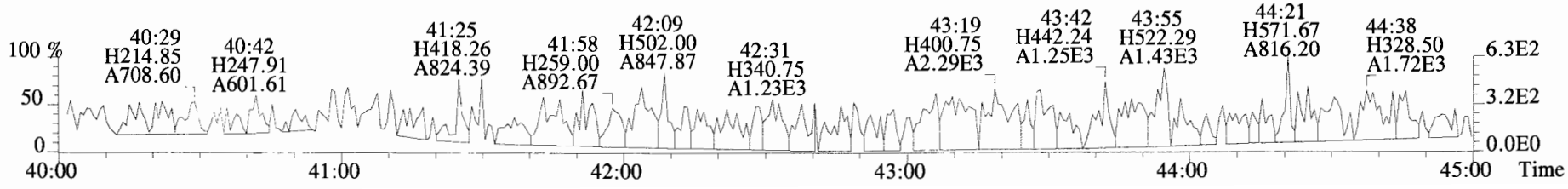

File:190510D2 #1-432 Acq:10-MAY-2019 14:24:45 GC EI+ Voltage SIR Autospec-UltimaE
Sample#1 File Text:Vista_Analytical_Laboratory_VG7 Text:ST190510D2-1 1613 CS0 19C2201 Exp:OCDD_DB5
441.7428 F:5 BSUB(10000,15,-3.0) PKD(5,5,3,0.10%,100.0,0.00%,F,F)

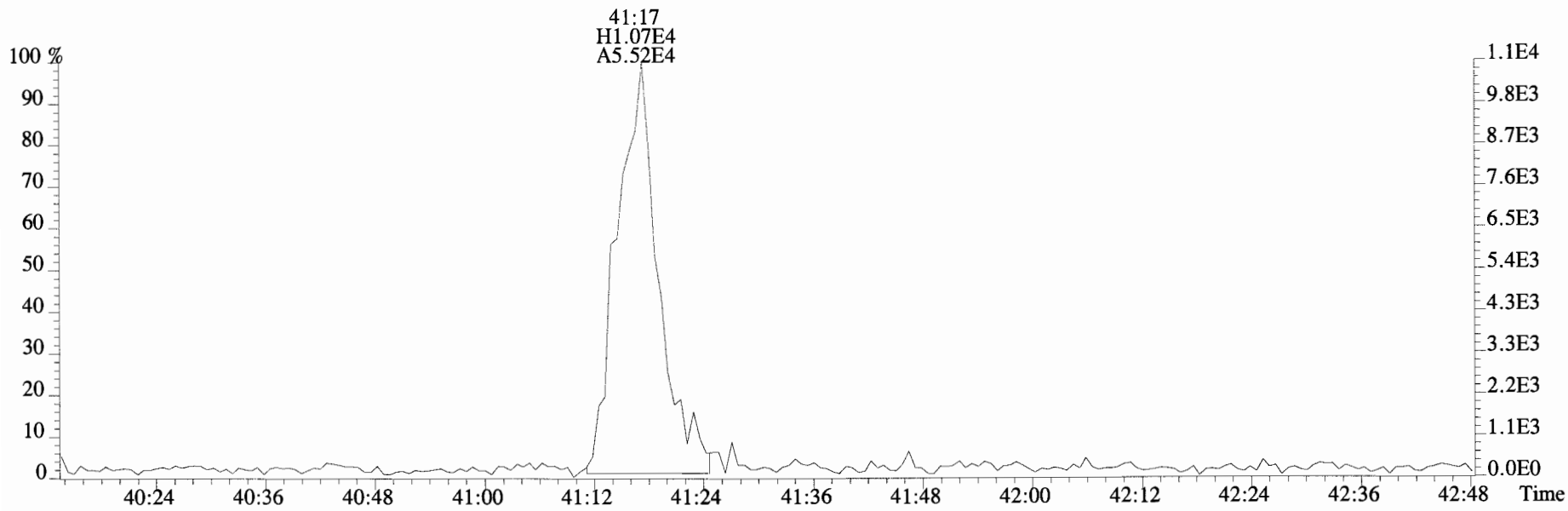

443.7398 F:5 BSUB(10000,15,-3.0) PKD(5,5,3,0.10%,100.0,0.00%,F,F)

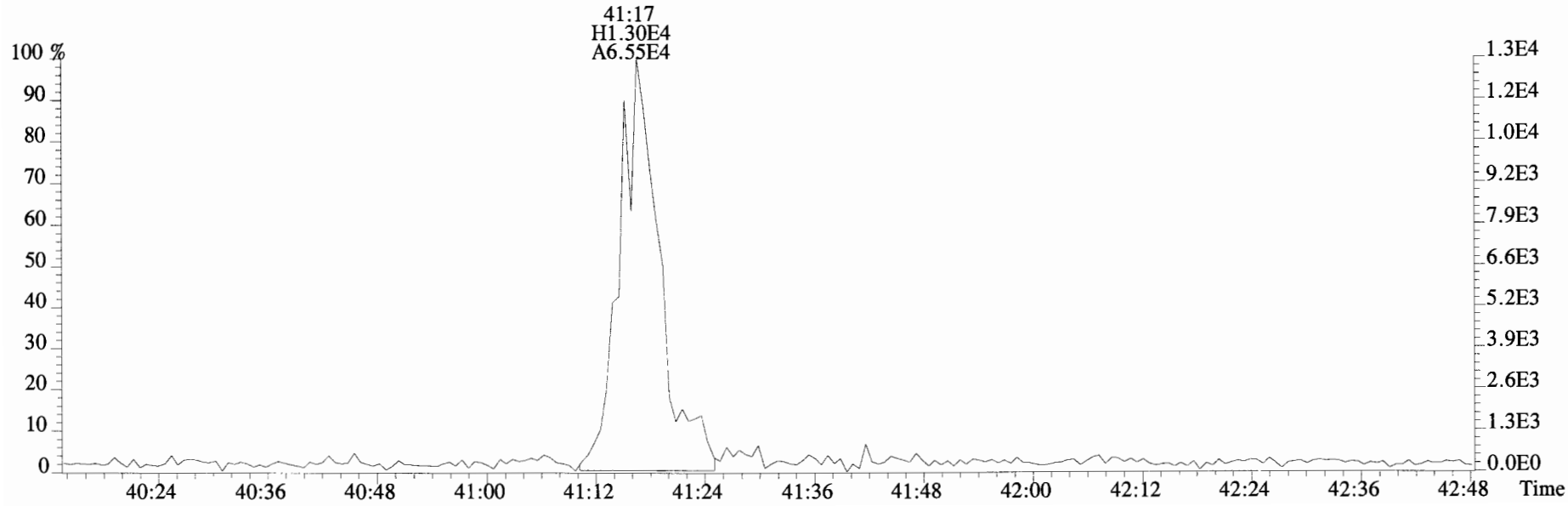

File:190510D2 #1-530 Acq:10-MAY-2019 15:12:30 GC EI+ Voltage SIR Autospec-UltimaE
Sample#2 File Text:Vista_Analytical_Laboratory_VG7 Text:ST190510D2-2 1613 CS1 19C2202 Exp:OCDD_DB5
319.8965 S:2 BSUB(10000,15,-3.0) PKD(5,5,3,0.10%,100.0,0.00%,F,F)

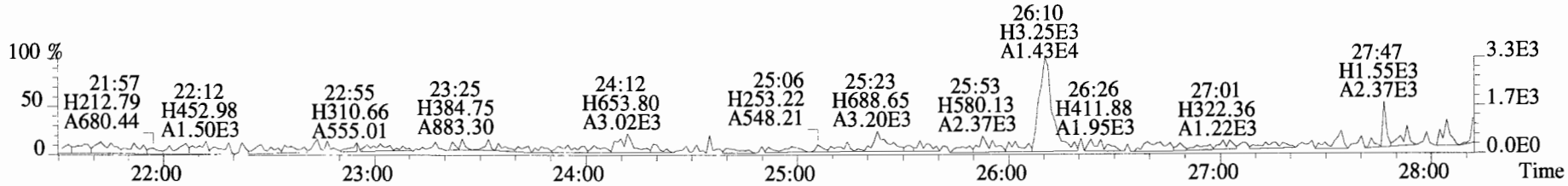

321.8936 S:2 BSUB(10000,15,-3.0) PKD(5,5,3,0.10%,100.0,0.00%,F,F)

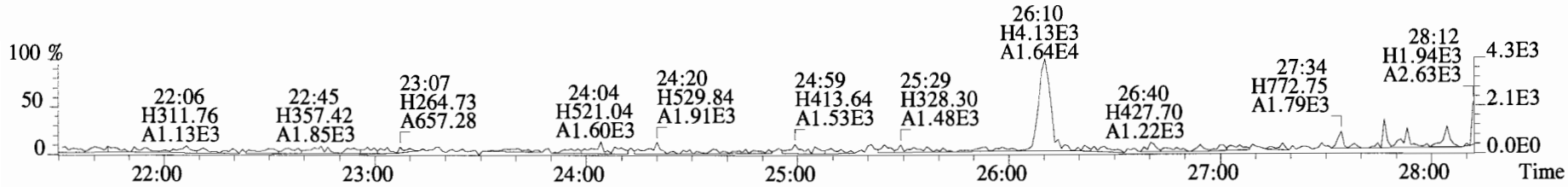

327.8847 S:2 BSUB(10000,15,-3.0) PKD(5,5,3,0.10%,100.0,0.00%,F,F)

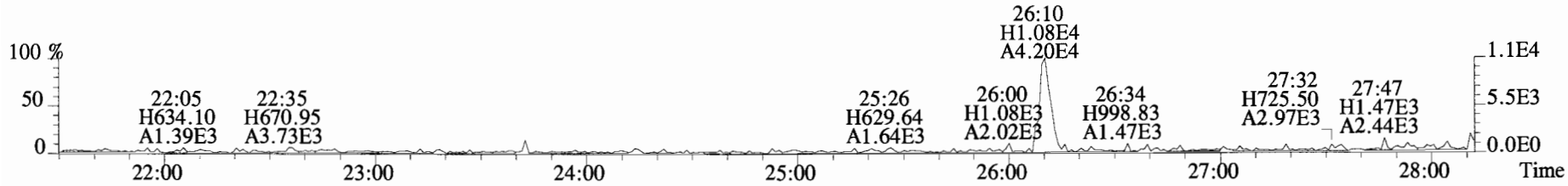

331.9368 S:2 BSUB(10000,15,-3.0) PKD(5,5,3,0.10%,100.0,0.00%,F,F)

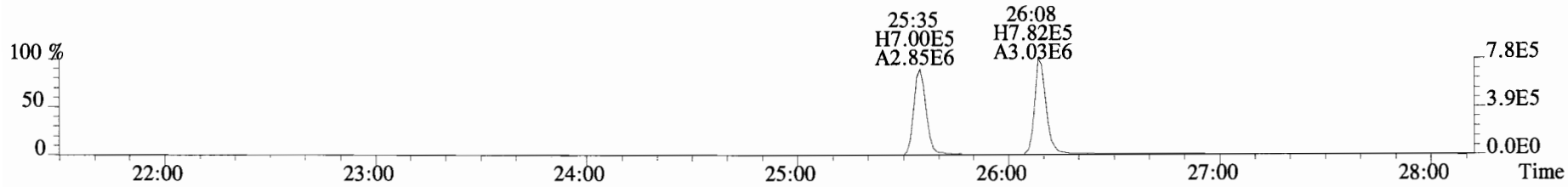

333.9339 S:2 BSUB(10000,15,-3.0) PKD(5,5,3,0.10%,100.0,0.00%,F,F)

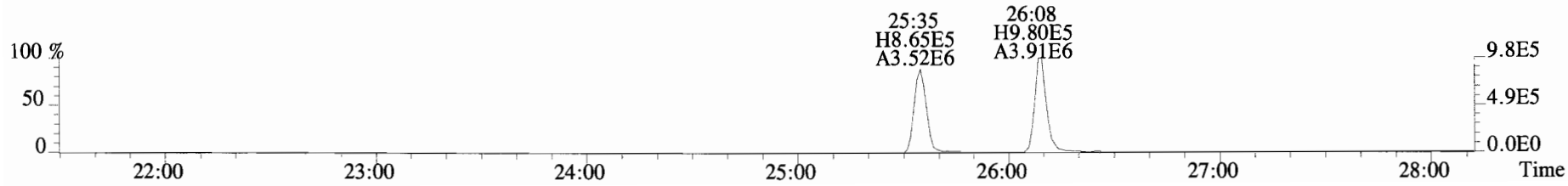

File:190510D2 #1-530 Acq:10-MAY-2019 15:12:30 GC EI+ Voltage SIR Autospec-UltimaE
Sample#2 File Text:Vista_Analytical_Laboratory_VG7 Text:ST190510D2-2 1613 CS1 19C2202 Exp:OCDD_DB5
319.8965 S:2 BSUB(10000,15,-3.0) PKD(5,5,3,0.10%,100.0,0.00%,F,F)

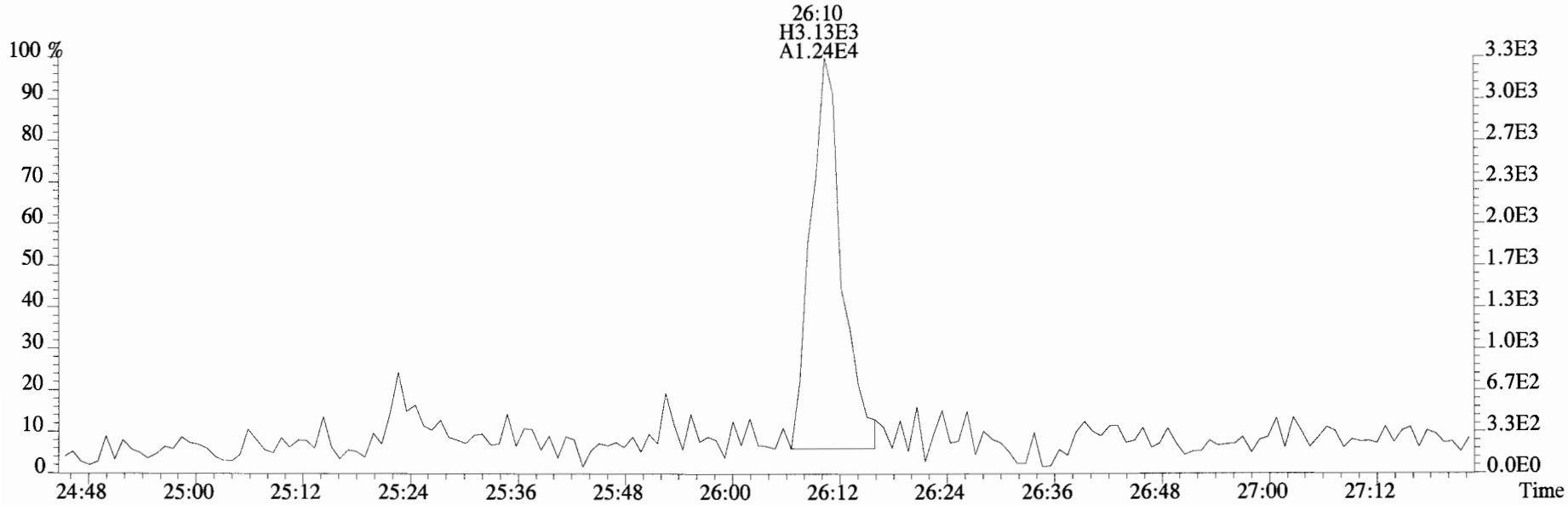

321.8936 S:2 BSUB(10000,15,-3.0) PKD(5,5,3,0.10%,100.0,0.00%,F,F)

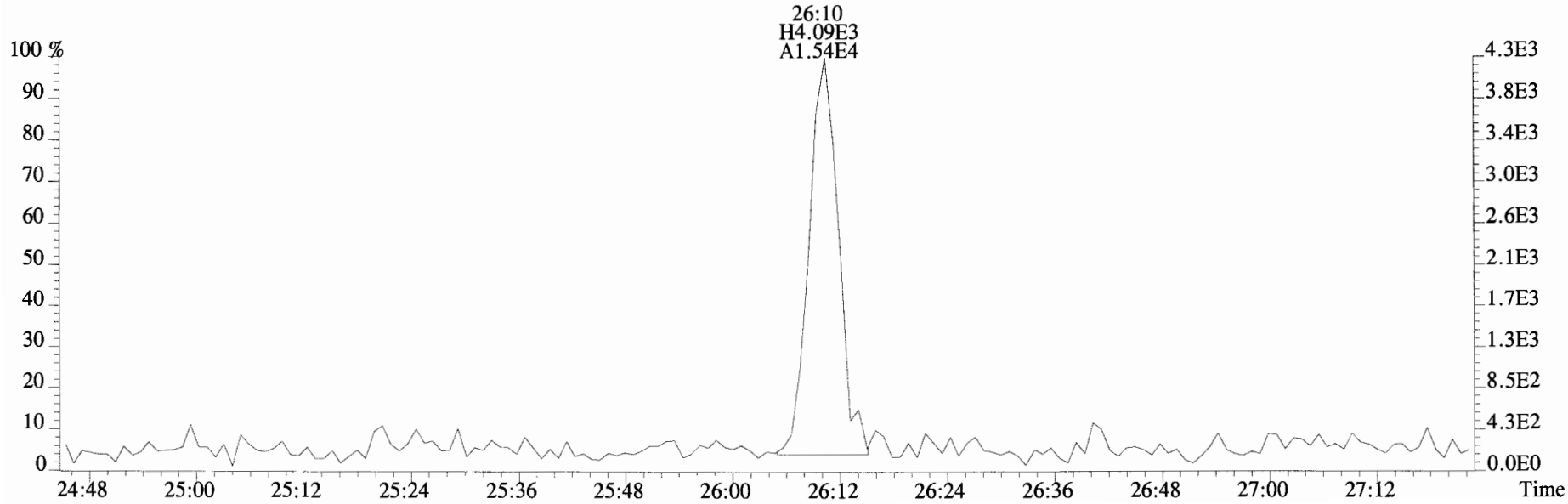

File:190510D2 #1-180 Acq:10-MAY-2019 15:12:30 GC EI+ Voltage SIR Autospec-UltimaE
Sample#2 File Text:Vista_Analytical_Laboratory_VG7 Text:ST190510D2-2 1613 CS1 19C2202 Exp:OCDD_DB5

353.8576 S:2 F:2 BSUB(10000,15,-3.0) PKD(5,5,3,0.10%,100.0,0.00%,F,F)

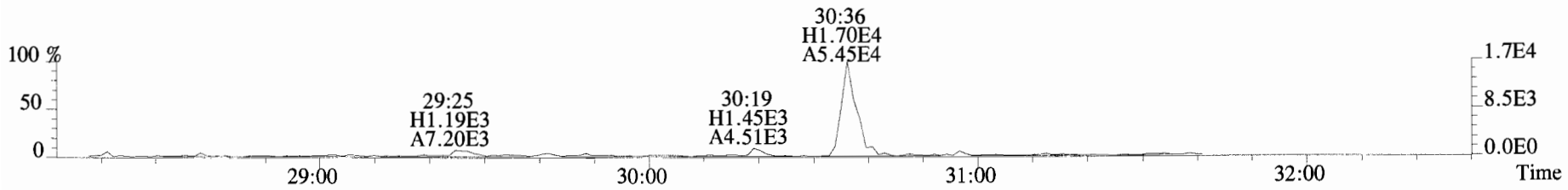

355.8546 S:2 F:2 BSUB(10000,15,-3.0) PKD(5,5,3,0.10%,100.0,0.00%,F,F)

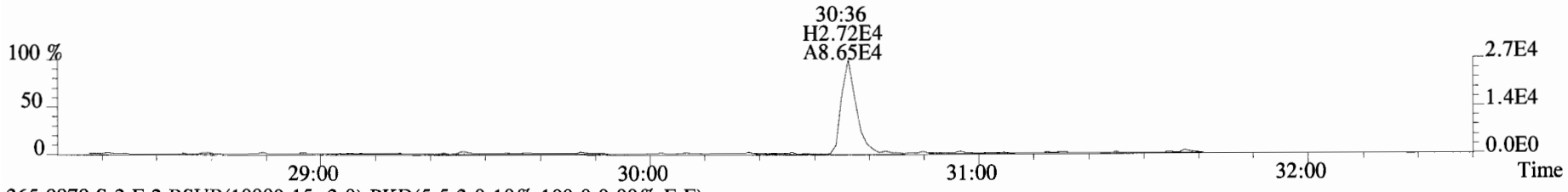

365.8978 S:2 F:2 BSUB(10000,15,-3.0) PKD(5,5,3,0.10%,100.0,0.00%,F,F)

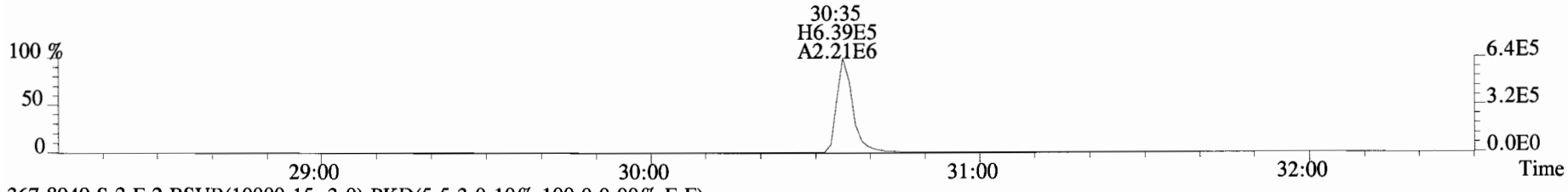

367.8949 S:2 F:2 BSUB(10000,15,-3.0) PKD(5,5,3,0.10%,100.0,0.00%,F,F)

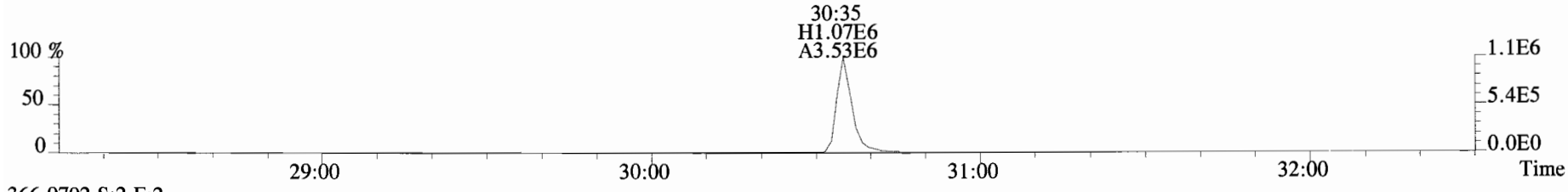

366.9792 S:2 F:2

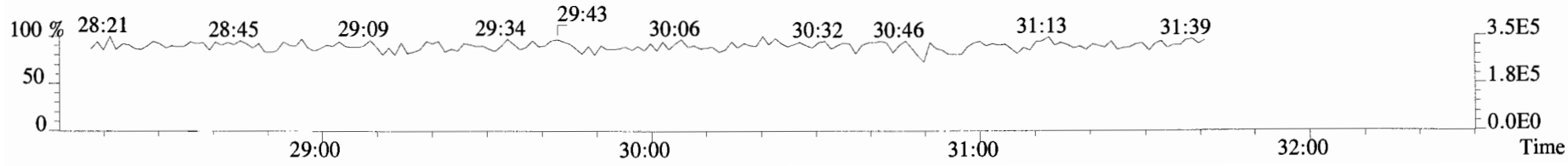

File:190510D2 #1-180 Acq:10-MAY-2019 15:12:30 GC EI+ Voltage SIR Autospec-UltimaE
Sample#2 File Text:Vista_Analytical_Laboratory_VG7 Text:ST190510D2-2 1613 CS1 19C2202 Exp:OCDD_DB5
353.8576 S:2 F:2 BSUB(10000,15,-3.0) PKD(5,5,3,0.10%,100.0,0.00%,F,F)

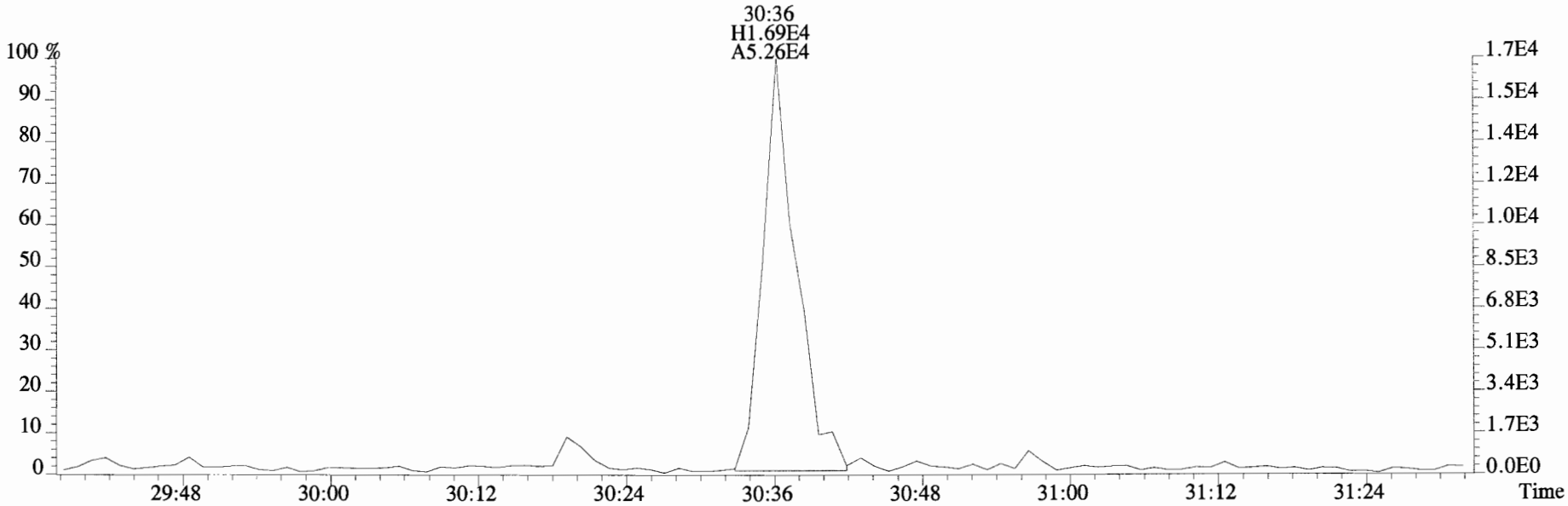

355.8546 S:2 F:2 BSUB(10000,15,-3.0) PKD(5,5,3,0.10%,100.0,0.00%,F,F)

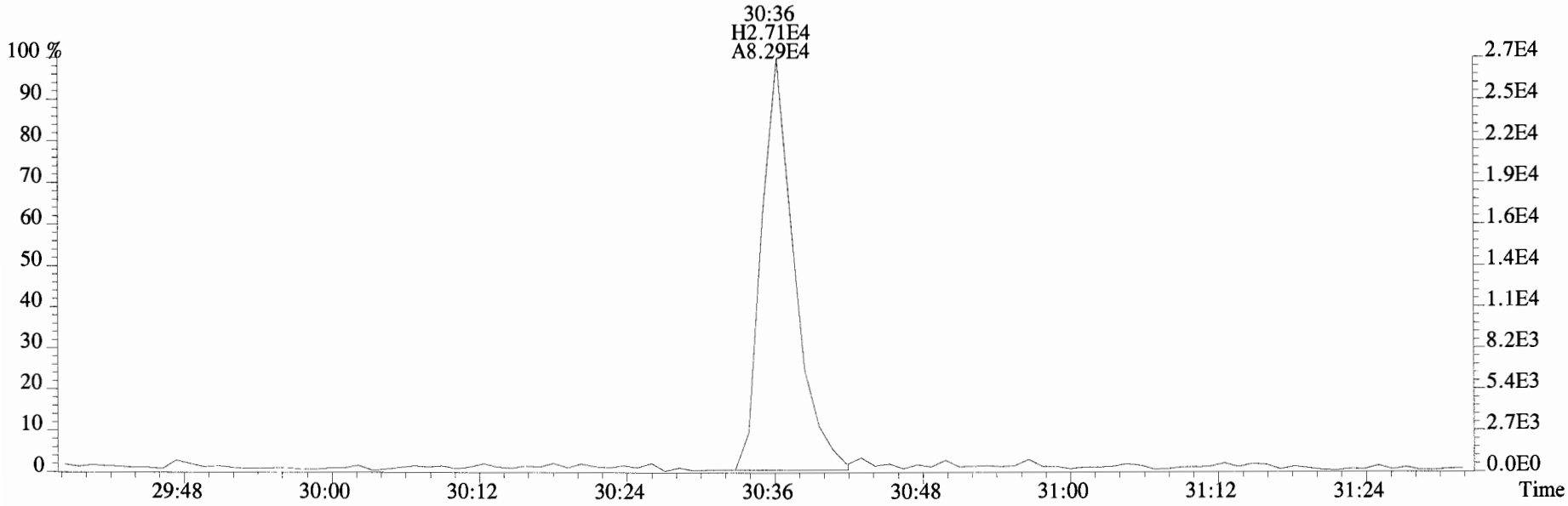

File:190510D2 #1-384 Acq:10-MAY-2019 15:12:30 GC EI+ Voltage SIR Autospec-UltimaE
Sample#2 File Text:Vista_Analytical_Laboratory_VG7 Text:ST190510D2-2 1613 CS1 19C2202 Exp:OCDD_DB5
389.8156 S:2 F:3 BSUB(10000,15,-3.0) PKD(5,5,3,0.10%,100.0,0.00%,F,F)

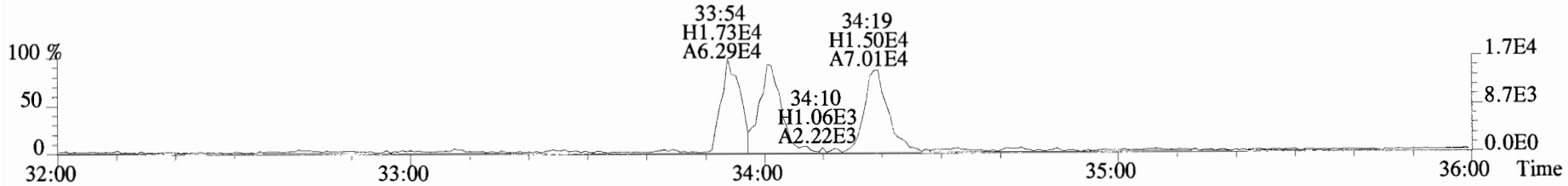

391.8127 S:2 F:3 BSUB(10000,15,-3.0) PKD(5,5,3,0.10%,100.0,0.00%,F,F)

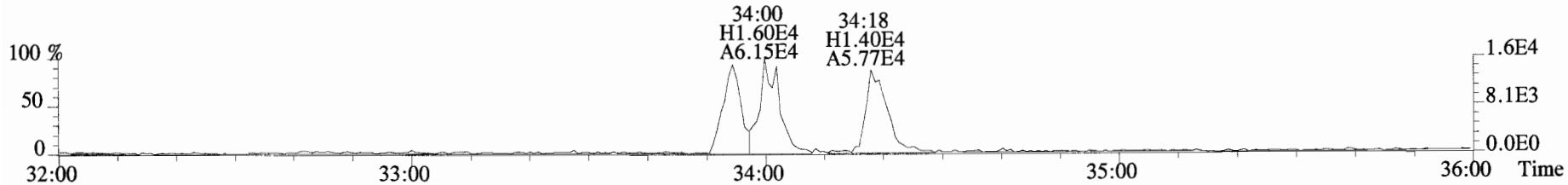

401.8559 S:2 F:3 BSUB(10000,15,-3.0) PKD(5,5,3,0.10%,100.0,0.00%,F,F)

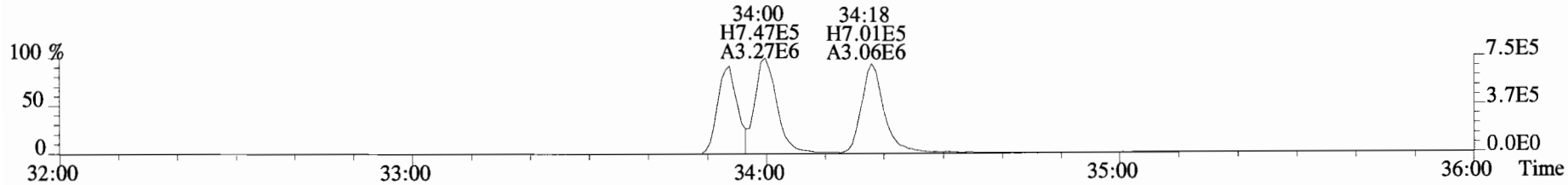

403.8530 S:2 F:3 BSUB(10000,15,-3.0) PKD(5,5,3,0.10%,100.0,0.00%,F,F)

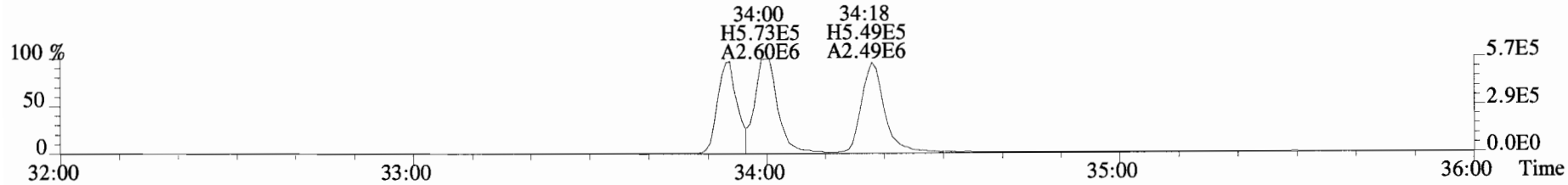

392.9760 S:2 F:3

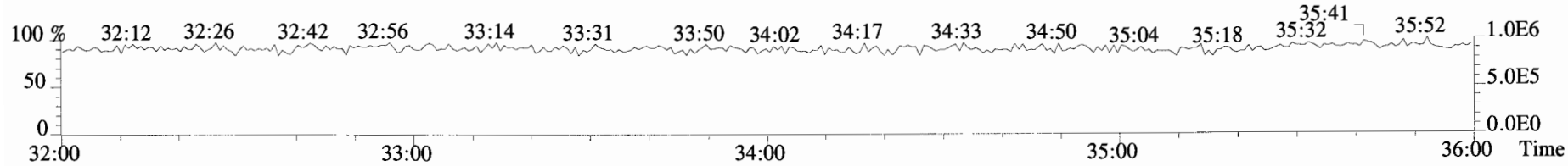

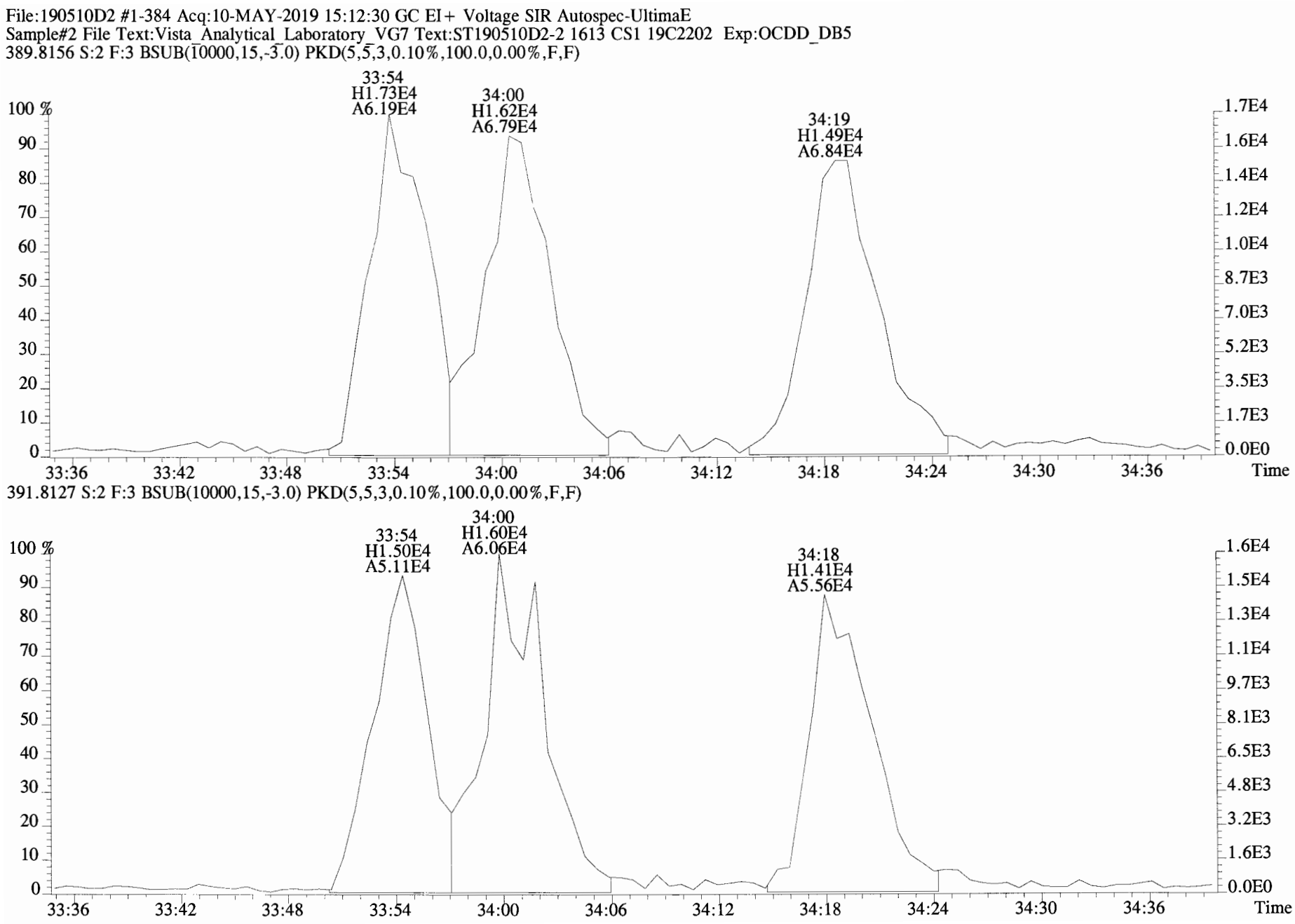
File:190510D2 #1-384 Acq:10-MAY-2019 15:12:30 GC EI+ Voltage SIR Autospec-UltimaE
Sample#2 File Text:Vista_Analytical_Laboratory_VG7 Text:ST190510D2-2 1613 CS1 19C2202 Exp:OCDD_DB5
389.8156 S:2 F:3 BSUB(10000,15,-3.0) PKD(5,5,3,0.10%,100.0,0.00%,F,F)
33:54
H1.73E4
A6.19E4
34:00
H1.62E4
A6.79E4
34:19
H1.49E4
A6.84E4
100 %
90
80
70
60
50
40
30
20
10
0
1.7E4
1.6E4
1.4E4
1.2E4
1.0E4
8.7E3
7.0E3
5.2E3
3.5E3
1.7E3
0.0E0
33:36
33:42
33:48
33:54
34:00
34:06
34:12
34:18
34:24
34:30
34:36
Time
391.8127 S:2 F:3 BSUB(10000,15,-3.0) PKD(5,5,3,0.10%,100.0,0.00%,F,F)
33:54
H1.50E4
A5.11E4
34:00
H1.60E4
A6.06E4
34:18
H1.41E4
A5.56E4
100 %
90
80
70
60
50
40
30
20
10
0
1.6E4
1.5E4
1.3E4
1.1E4
9.7E3
8.1E3
6.5E3
4.8E3
3.2E3
1.6E3
0.0E0
33:36
33:42
33:48
33:54
34:00
34:06
34:12
34:18
34:24
34:30
34:36
Time

File:190510D2 #1-384 Acq:10-MAY-2019 15:12:30 GC EI+ Voltage SIR Autospec-UltimaE
Sample#2 File Text:Vista_Analytical_Laboratory_VG7 Text:ST190510D2-2 1613 CS1 19C2202 Exp:OCDD_DB5
401.8559 S:2 F:3 BSUB(10000,15,-3.0) PKD(5,5,3,0.10%,100.0,0.00%,F,F)

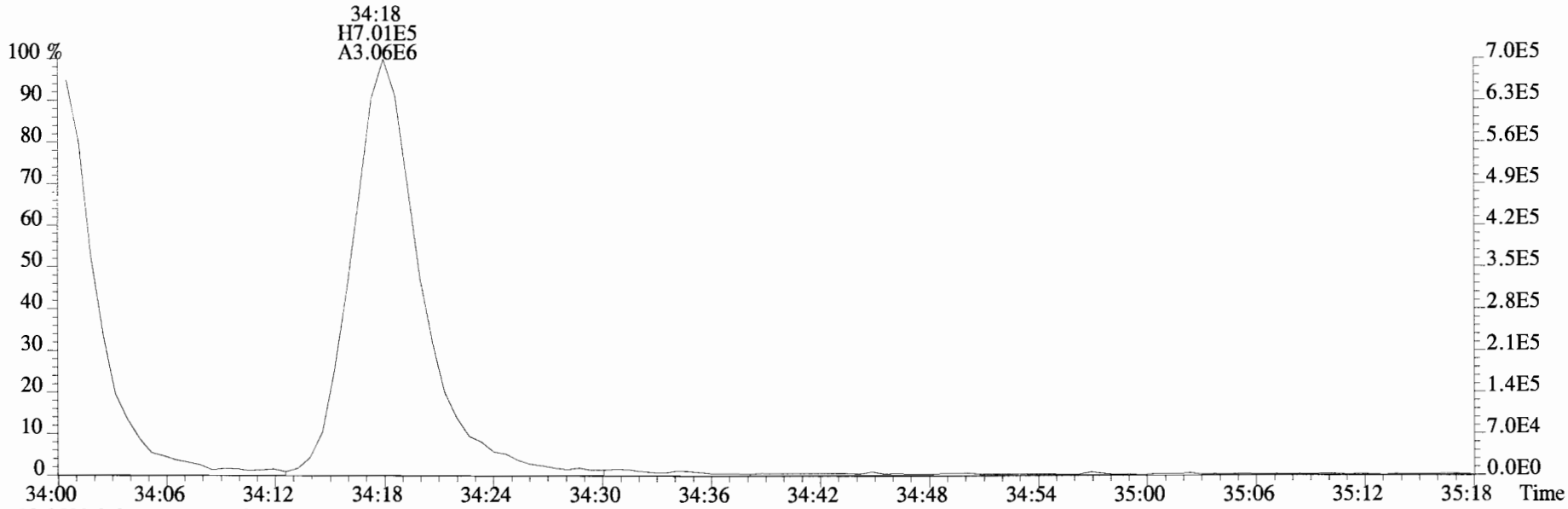

403.8530 S:2 F:3 BSUB(10000,15,-3.0) PKD(5,5,3,0.10%,100.0,0.00%,F,F)

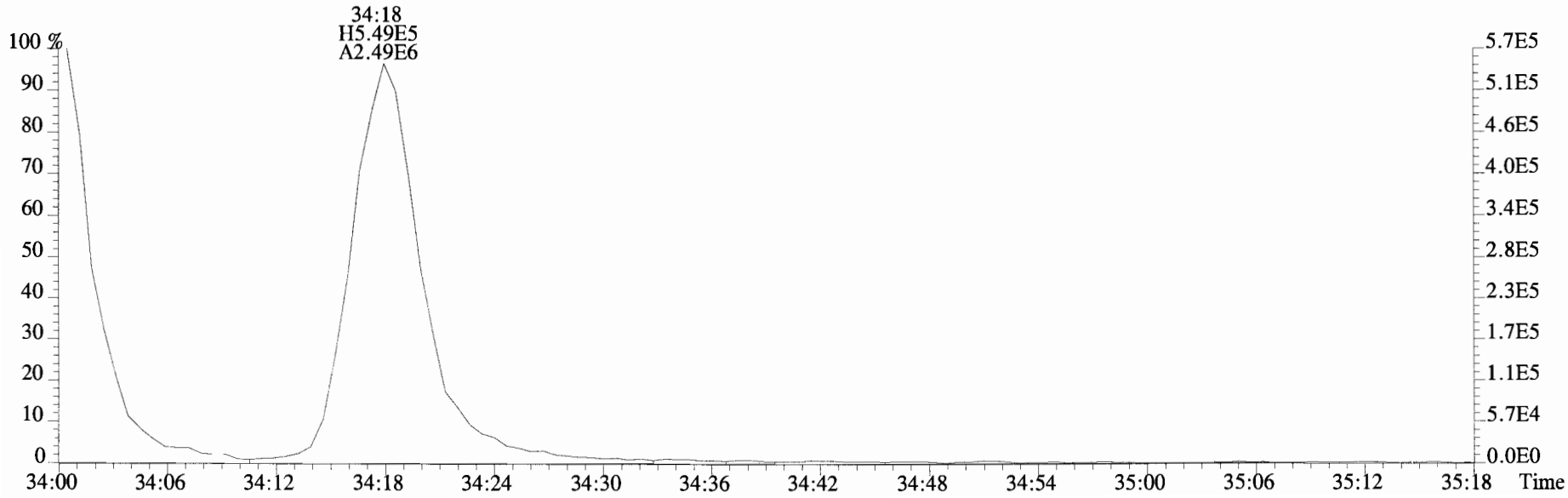

File:190510D2 #1-356 Acq:10-MAY-2019 15:12:30 GC EI+ Voltage SIR Autospec-UltimaE
Sample#2 File Text:Vista_Analytical_Laboratory_VG7 Text:ST190510D2-2 1613 CS1 19C2202 Exp:OCDD_DB5

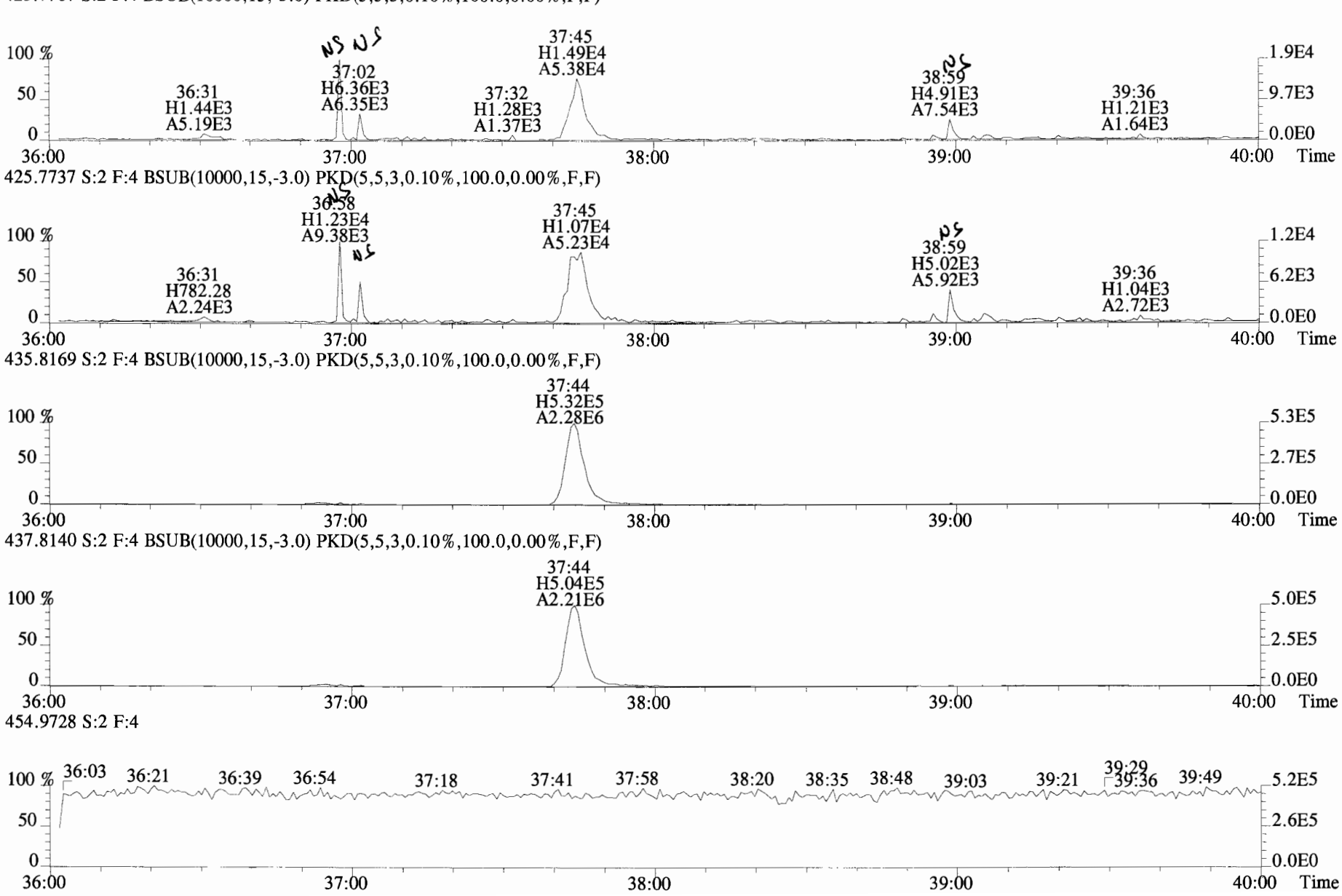

File:190510D2 #1-356 Acq:10-MAY-2019 15:12:30 GC EI+ Voltage SIR Autospec-UltimaE
Sample#2 File Text:Vista_Analytical_Laboratory_VG7 Text:ST190510D2-2 1613 CS1 19C2202 Exp:OCDD_DB5
423.7767 S:2 F:4 BSUB(10000,15,-3.0) PKD(5,5,3,0.10%,100.0,0.00%,F,F)

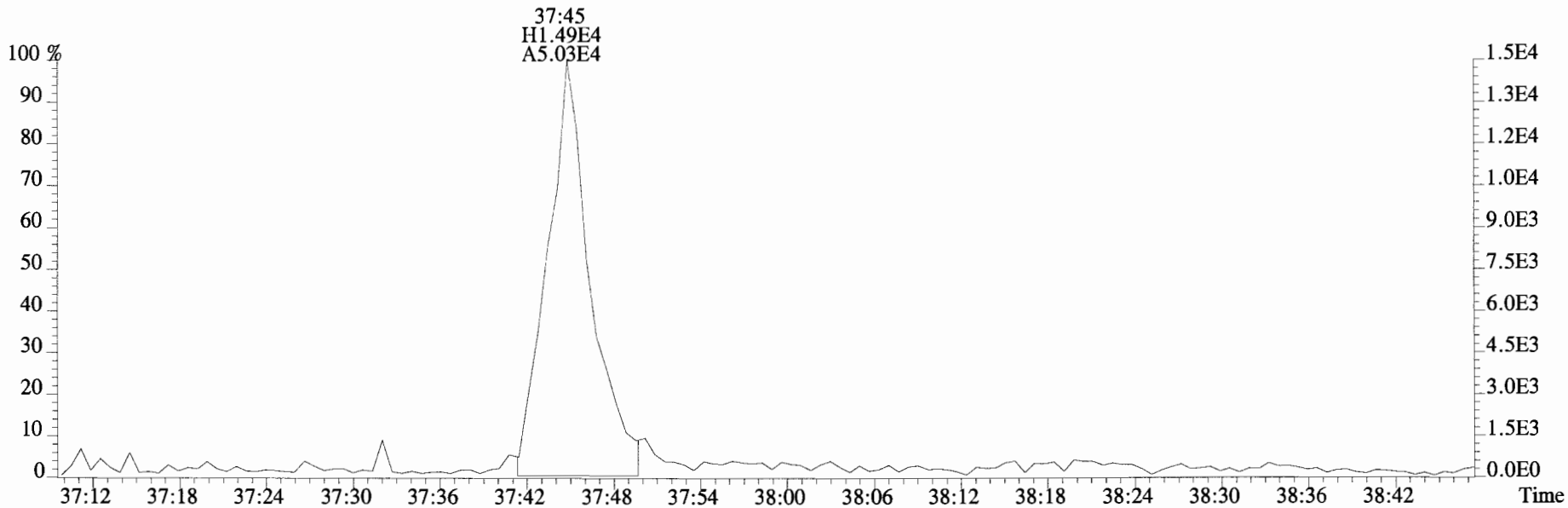

425.7737 S:2 F:4 BSUB(10000,15,-3.0) PKD(5,5,3,0.10%,100.0,0.00%,F,F)

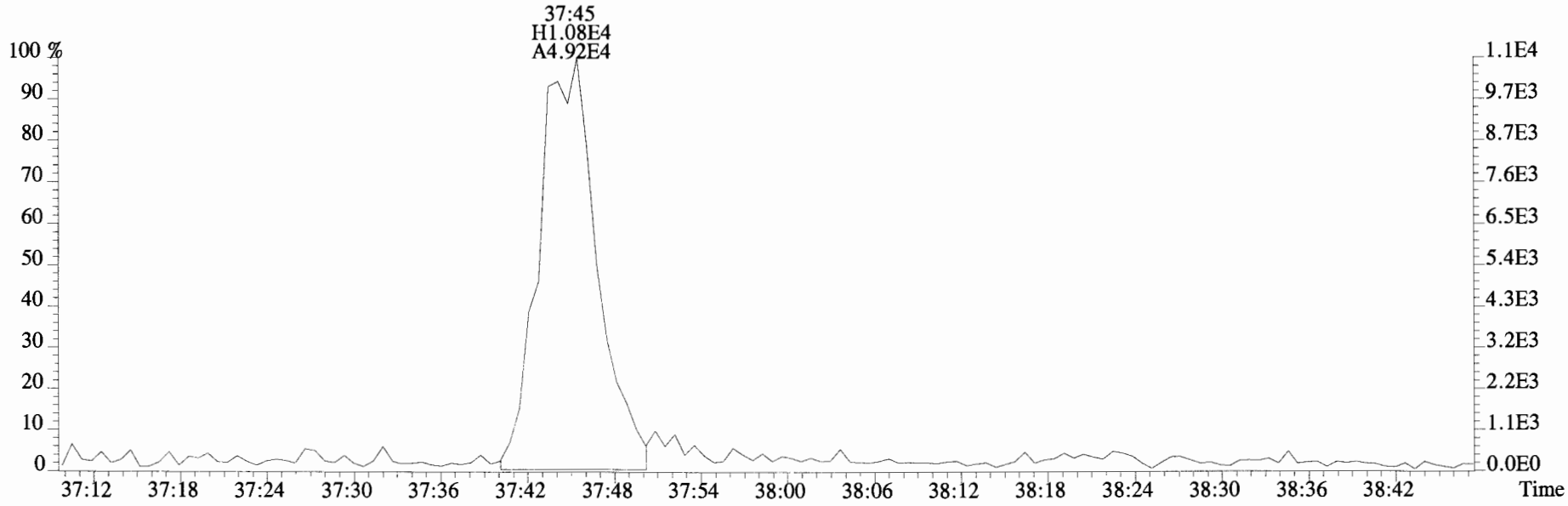

File:190510D2 #1-431 Acq:10-MAY-2019 15:12:30 GC EI+ Voltage SIR Autospec-UltimaE
Sample#2 File Text:Vista_Analytical_Laboratory_VG7 Text:ST190510D2-2 1613 CS1 19C2202 Exp:OCDD_DB5
457.7377 S:2 F:5 BSUB(10000,15,-3.0) PKD(5,5,3,0.10%,100.0,0.00%,F,F)



459.7348 S:2 F:5 BSUB(10000,15,-3.0) PKD(5,5,3,0.10%,100.0,0.00%,F,F)



469.7780 S:2 F:5 BSUB(10000,15,-3.0) PKD(5,5,3,0.10%,100.0,0.00%,F,F)

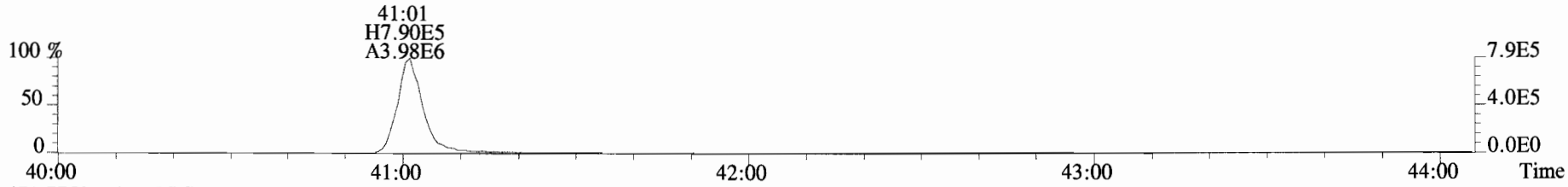

471.7750 S:2 F:5 BSUB(10000,15,-3.0) PKD(5,5,3,0.10%,100.0,0.00%,F,F)

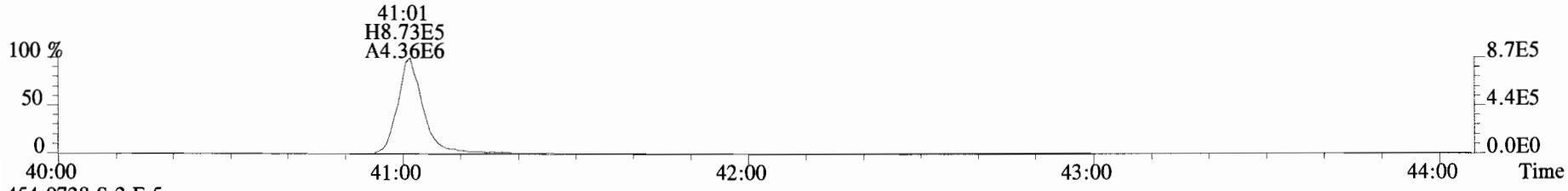

454.9728 S:2 F:5

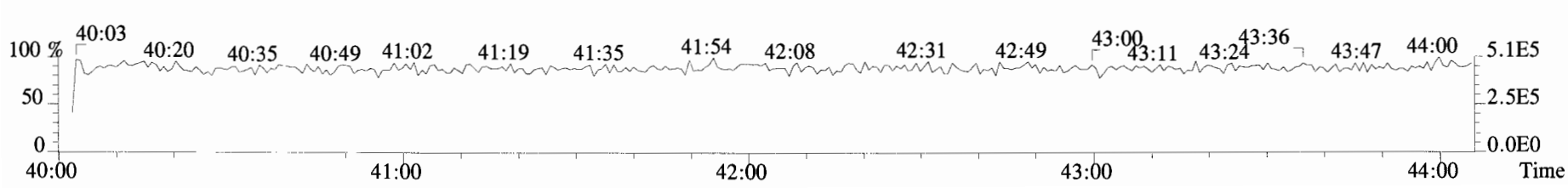

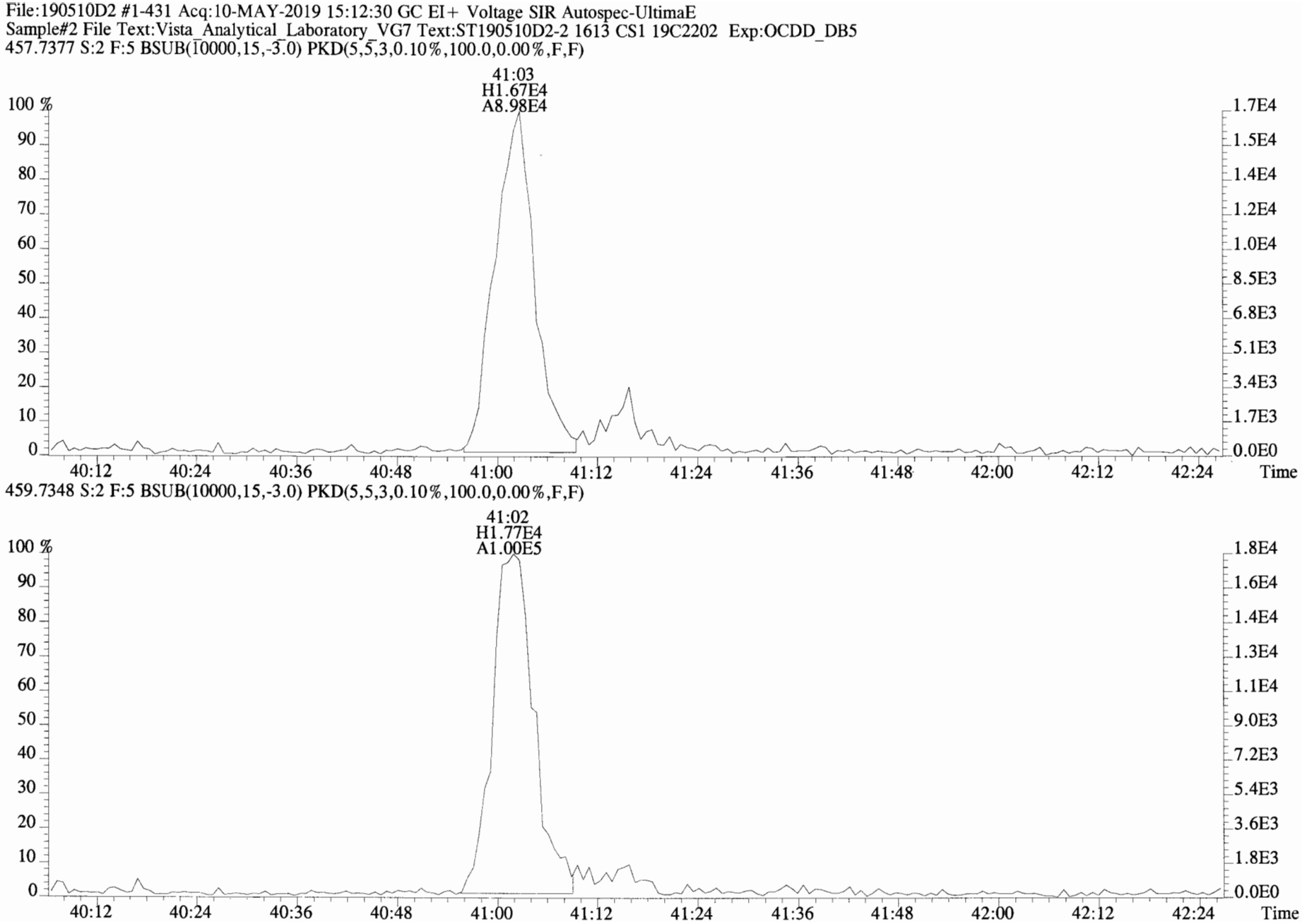
File:190510D2 #1-431 Acq:10-MAY-2019 15:12:30 GC EI+ Voltage SIR Autospec-UltimaE
Sample#2 File Text:Vista_Analytical_Laboratory_VG7 Text:ST190510D2-2 1613 CS1 19C2202 Exp:OCDD_DB5
457.7377 S:2 F:5 BSUB(10000,15,-3.0) PKD(5,5,3,0.10%,100.0,0.00%,F,F)
41:03
H1.67E4
A8.98E4
100 %
90
80
70
60
50
40
30
20
10
0
1.7E4
1.5E4
1.4E4
1.2E4
1.0E4
8.5E3
6.8E3
5.1E3
3.4E3
1.7E3
0.0E0
40:12
40:24
40:36
40:48
41:00
41:12
41:24
41:36
41:48
42:00
42:12
42:24
Time
459.7348 S:2 F:5 BSUB(10000,15,-3.0) PKD(5,5,3,0.10%,100.0,0.00%,F,F)
41:02
H1.77E4
A1.00E5
100 %
90
80
70
60
50
40
30
20
10
0
1.8E4
1.6E4
1.4E4
1.3E4
1.1E4
9.0E3
7.2E3
5.4E3
3.6E3
1.8E3
0.0E0
40:12
40:24
40:36
40:48
41:00
41:12
41:24
41:36
41:48
42:00
42:12
42:24
Time


File:190510D2 #1-530 Acq:10-MAY-2019 15:12:30 GC EI+ Voltage SIR Autospec-UltimaE
Sample#2 File Text:Vista_Analytical_Laboratory_VG7 Text:ST190510D2-2 1613 CS1 19C2202 Exp:OCDD_DB5
303.9016 S:2 BSUB(10000,15,-3.0) PKD(5,5,3,0.10%,100.0,0.00%,F,F)
25:26 H4.54E3 A2.45E4
20:34 H575.07 A2.77E3
21:45 H565.88 A1.72E3
22:11 H509.37 A7.12E3
22:58 H481.65 A3.45E3
24:13 H605.58 A1.50E3
24:37 H524.61 A2.74E3
25:37 H634.38 A1.84E3
26:42 H598.50 A2.35E3
28:05 H1.01E3 A2.40E3
305.8987 S:2 BSUB(10000,15,-3.0) PKD(5,5,3,0.10%,100.0,0.00%,F,F)
25:26 H7.15E3 A2.95E4
20:40 H536.07 A4.24E3
21:35 H476.13 A1.23E3
22:33 H463.73 A1.45E3
23:13 H570.70 A1.40E3
24:09 H706.49 A1.70E3
24:57 H430.36 A1.45E3
25:51 H598.84 A2.84E3
27:15 H461.20 A1.84E3
28:05 H742.75 A2.53E3
315.9419 S:2 BSUB(10000,15,-3.0) PKD(5,5,3,0.10%,100.0,0.00%,F,F)
24:11 H8.49E5 A4.05E6
25:25 H9.76E5 A4.23E6
317.9389 S:2 BSUB(10000,15,-3.0) PKD(5,5,3,0.10%,100.0,0.00%,F,F)
24:11 H1.13E6 A4.98E6
25:24 H1.20E6 A5.18E6
375.8364 S:2 BSUB(10000,15,-3.0) PKD(5,5,3,0.10%,100.0,0.00%,F,F)
20:33 H354.35 A1.04E3
21:10 H399.83 A1.93E3
21:50 H353.63 A1.49E3
22:10 H280.82 A789.32
23:08 H676.31 A2.19E3
24:08 H398.47 A1.62E3
24:31 H607.01 A2.44E3
24:55 H385.16 A1.68E3
25:51 H566.01 A1.46E3
27:24 H302.00 A833.06
28:12 H793.64 A1.30E3
100 %
50
0
20:00
21:00
22:00
23:00
24:00
25:00
26:00
27:00
28:00
Time
4.6E3
2.3E3
0.0E0
7.2E3
3.6E3
9.8E5
4.9E5
1.2E6
6.0E5
1.2E3
6.1E2

File:190510D2 #1-530 Acq:10-MAY-2019 15:12:30 GC EI+ Voltage SIR Autospec-UltimaE
Sample#2 File Text:Vista_Analytical_Laboratory_VG7 Text:ST190510D2-2 1613 CS1 19C2202 Exp:OCDD_DB5
303.9016 S:2 BSUB(10000,15,-3.0) PKD(5,5,3,0.10%,100.0,0.00%,F,F)

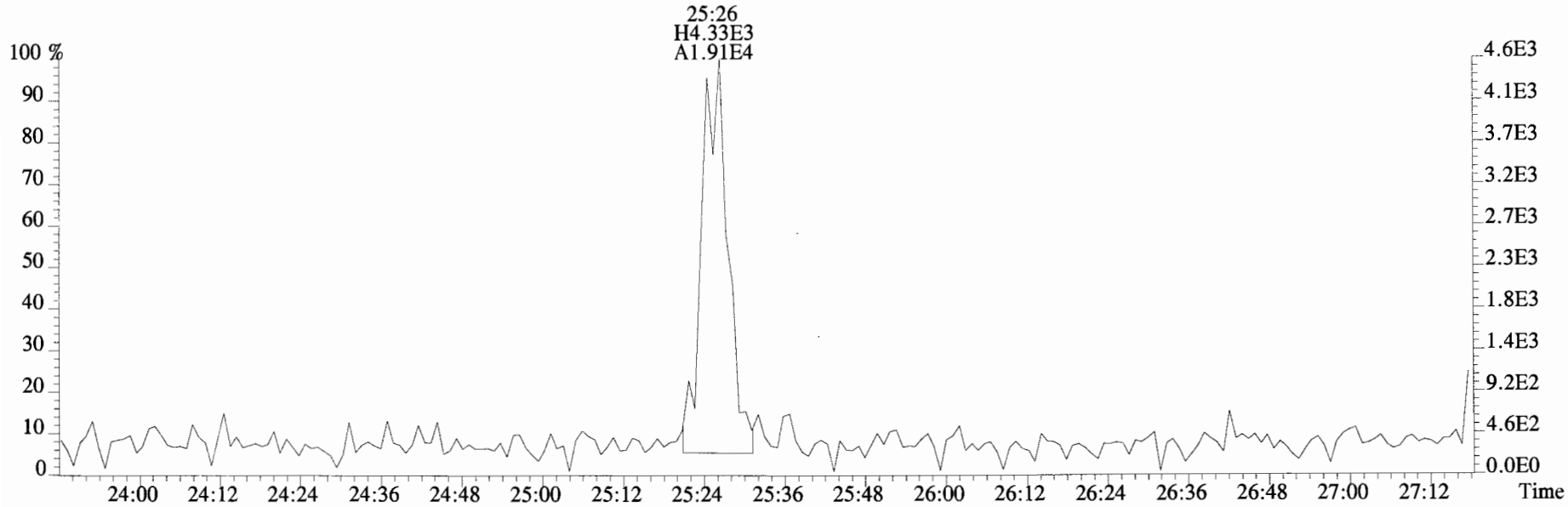

305.8987 S:2 BSUB(10000,15,-3.0) PKD(5,5,3,0.10%,100.0,0.00%,F,F)

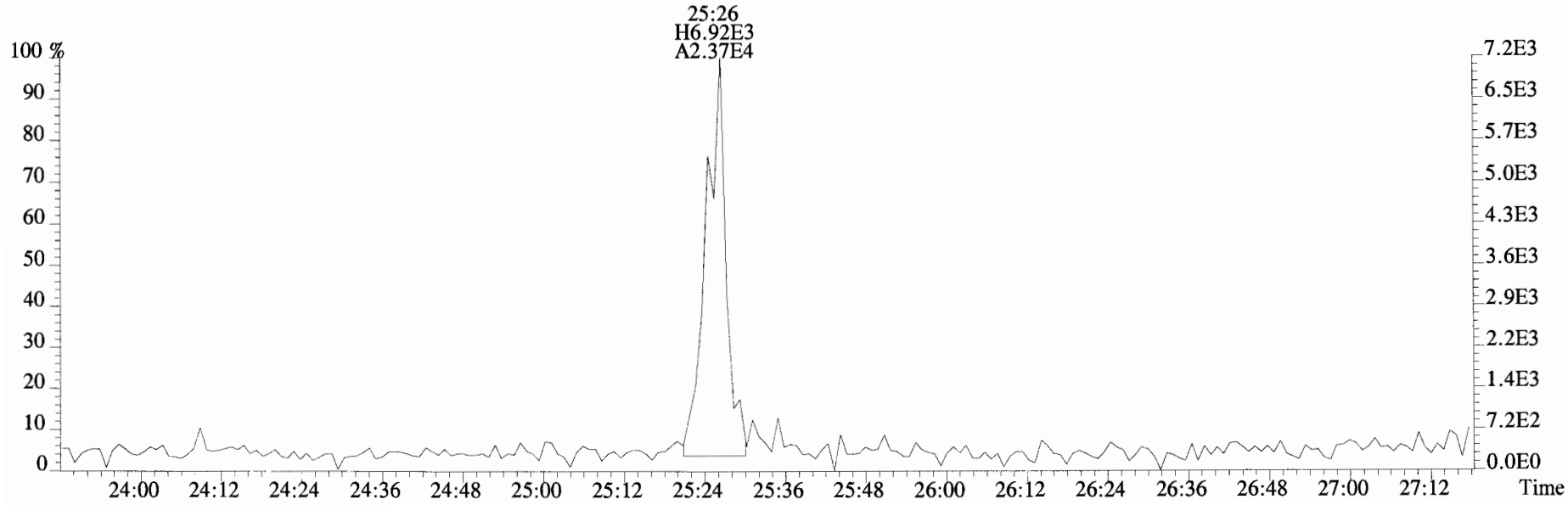

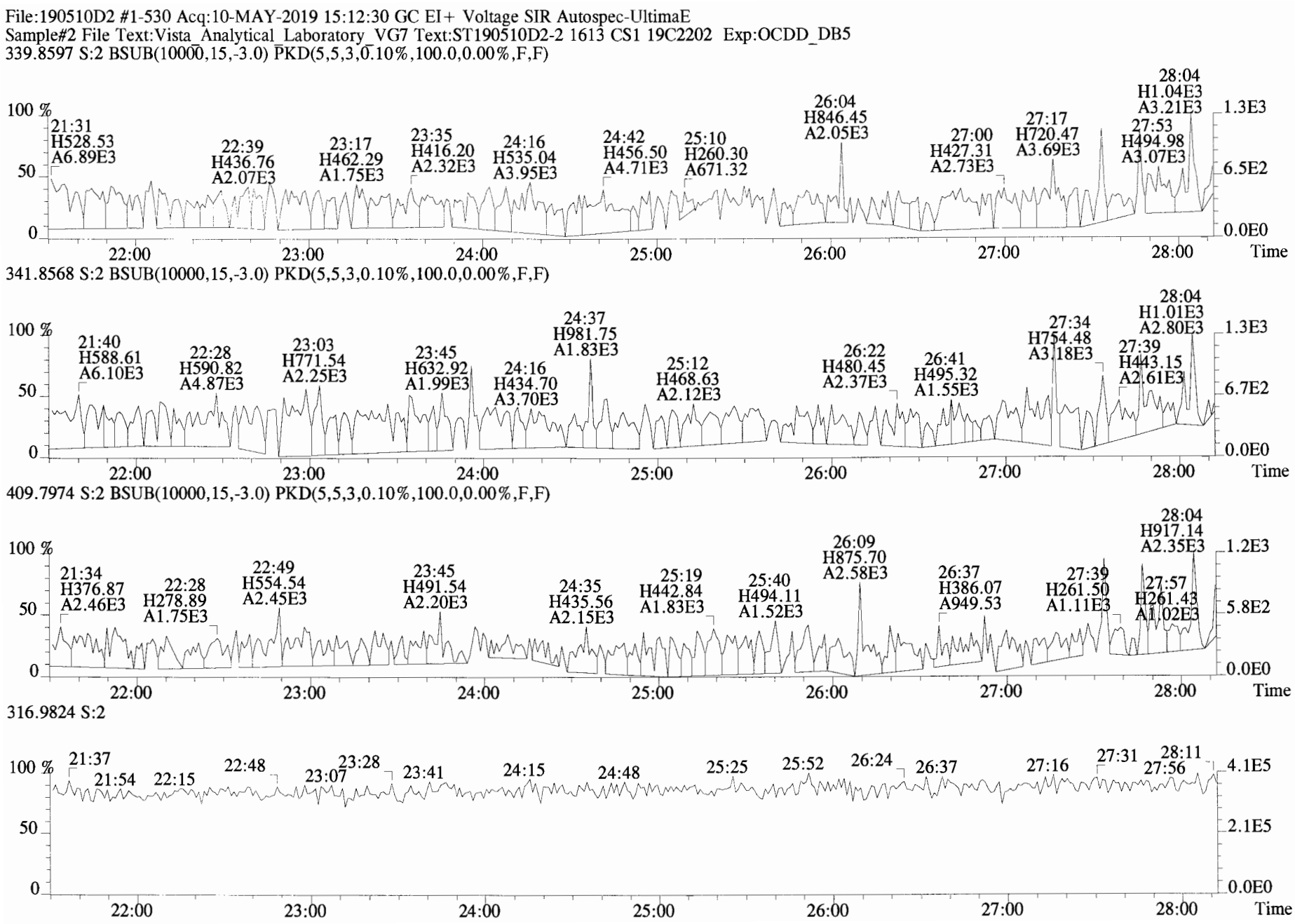
File:190510D2 #1-530 Acq:10-MAY-2019 15:12:30 GC EI+ Voltage SIR Autospec-UltimaE
Sample#2 File Text:Vista_Analytical_Laboratory_VG7 Text:ST190510D2-2 1613 CS1 19C2202 Exp:OCDD_DB5
339.8597 S:2 BSUB(10000,15,-3.0) PKD(5,5,3,0.10%,100.0,0.00%,F,F)
21:31 H528.53 A6.89E3
22:39 H436.76 A2.07E3
23:17 H462.29 A1.75E3
23:35 H416.20 A2.32E3
24:16 H535.04 A3.95E3
24:42 H456.50 A4.71E3
25:10 H260.30 A671.32
26:04 H846.45 A2.05E3
27:00 H427.31 A2.73E3
27:17 H720.47 A3.69E3
27:53 H494.98 A3.07E3
28:04 H1.04E3 A3.21E3
341.8568 S:2 BSUB(10000,15,-3.0) PKD(5,5,3,0.10%,100.0,0.00%,F,F)
21:40 H588.61 A6.10E3
22:28 H590.82 A4.87E3
23:03 H771.54 A2.25E3
23:45 H632.92 A1.99E3
24:16 H434.70 A3.70E3
24:37 H981.75 A1.83E3
25:12 H468.63 A2.12E3
26:22 H480.45 A2.37E3
26:41 H495.32 A1.55E3
27:34 H754.48 A3.18E3
27:39 H443.15 A2.61E3
28:04 H1.01E3 A2.80E3
409.7974 S:2 BSUB(10000,15,-3.0) PKD(5,5,3,0.10%,100.0,0.00%,F,F)
21:34 H376.87 A2.46E3
22:28 H278.89 A1.75E3
22:49 H554.54 A2.45E3
23:45 H491.54 A2.20E3
24:35 H435.56 A2.15E3
25:19 H442.84 A1.83E3
25:40 H494.11 A1.52E3
26:09 H875.70 A2.58E3
26:37 H386.07 A949.53
27:39 H261.50 A1.11E3
27:57 H261.43 A1.02E3
28:04 H917.14 A2.35E3
316.9824 S:2
21:37
21:54
22:15
22:48
23:07
23:28
23:41
24:15
24:48
25:25
25:52
26:24
26:37
27:16
27:31
27:56
28:11
100 %
50
0
1.3E3
6.5E2
0.0E0
1.2E3
5.8E2
6.7E2
4.1E5
2.1E5
22:00
23:00
24:00
25:00
26:00
27:00
28:00
Time


File:190510D2 #1-180 Acq:10-MAY-2019 15:12:30 GC EI+ Voltage SIR Autospec-UltimaE
Sample#2 File Text:Vista_Analytical_Laboratory_VG7 Text:ST190510D2-2 1613 CS1 19C2202 Exp:OCDD_DB5
339.8597 S:2 F:2 BSUB(10000,15,-3.0) PKD(5,5,3,0.10%,100.0,0.00%,F,F)
29:27 H3.73E4 A1.29E5
29:42 H2.38E3 A1.08E4
30:20 H3.90E4 A1.33E5
341.8568 S:2 F:2 BSUB(10000,15,-3.0) PKD(5,5,3,0.10%,100.0,0.00%,F,F)
29:27 H2.27E4 A8.39E4
29:42 H1.31E3 A5.80E3
30:20 H2.30E4 A7.75E4
351.9000 S:2 F:2 BSUB(10000,15,-3.0) PKD(5,5,3,0.10%,100.0,0.00%,F,F)
29:26 H1.49E6 A5.30E6
30:19 H1.63E6 A5.20E6
353.8970 S:2 F:2 BSUB(10000,15,-3.0) PKD(5,5,3,0.10%,100.0,0.00%,F,F)
29:26 H9.38E5 A3.31E6
30:19 H1.08E6 A3.29E6
409.7974 S:2 F:2 BSUB(10000,15,-3.0) PKD(5,5,3,0.10%,100.0,0.00%,F,F)
28:32 H295.83 A1.64E3
29:01 H392.34 A2.38E3
29:29 H502.35 A2.56E3
29:41 H943.16 A3.13E3
29:53 H618.54 A1.99E3
30:13 H407.49 A1.91E3
30:55 H718.23 A3.24E3
31:14 H429.36 A3.06E3
31:35 H378.01 A1.73E3
100 %
50
0
28:12 28:24 28:36 28:48 29:00 29:12 29:24 29:36 29:48 30:00 30:12 30:24 30:36 30:48 31:00 31:12 31:24 31:36 31:48 Time
3.9E4
2.0E4
0.0E0
2.3E4
1.2E4
1.6E6
8.2E5
1.1E6
5.4E5
1.0E3
5.2E2

File:190510D2 #1-180 Acq:10-MAY-2019 15:12:30 GC EI+ Voltage SIR Autospec-UltimaE
Sample#2 File Text:Vista_Analytical_Laboratory_VG7 Text:ST190510D2-2 1613 CS1 19C2202 Exp:OCDD_DB5
339.8597 S:2 F:2 BSUB(10000,15,-3.0) PKD(5,5,3,0.10%,100.0,0.00%,F,F)

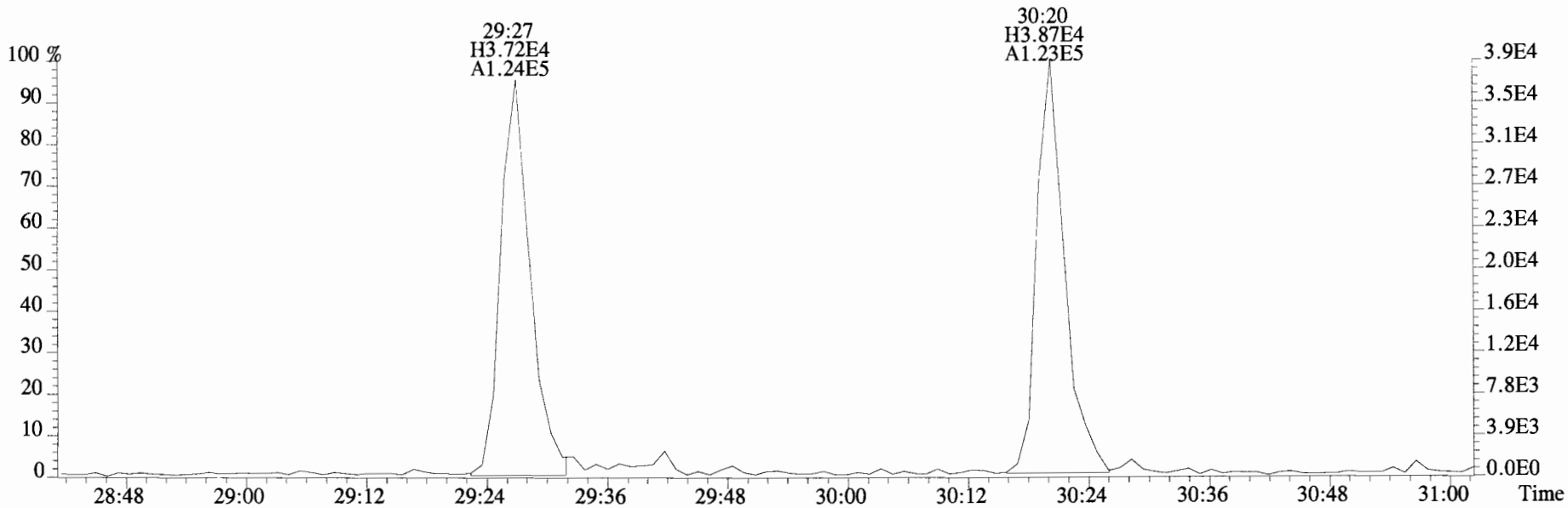

341.8568 S:2 F:2 BSUB(10000,15,-3.0) PKD(5,5,3,0.10%,100.0,0.00%,F,F)

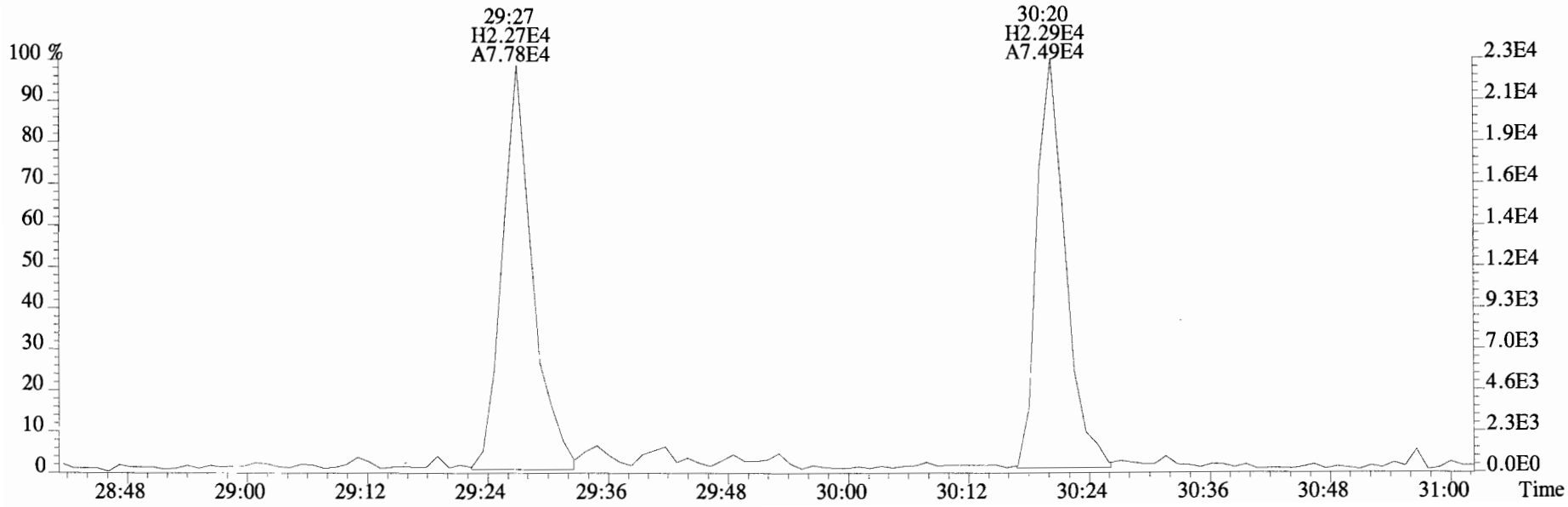

File:190510D2 #1-384 Acq:10-MAY-2019 15:12:30 GC EI+ Voltage SIR Autospec-UltimaE
Sample#2 File Text:Vista_Analytical_Laboratory_VG7 Text:ST190510D2-2 1613 CS1 19C2202 Exp:OCDD_DB5

373.8207 S:2 F:3 BSUB(10000,15,-3.0) PKD(5,5,3,0.10%,100.0,0.00%,F,F)

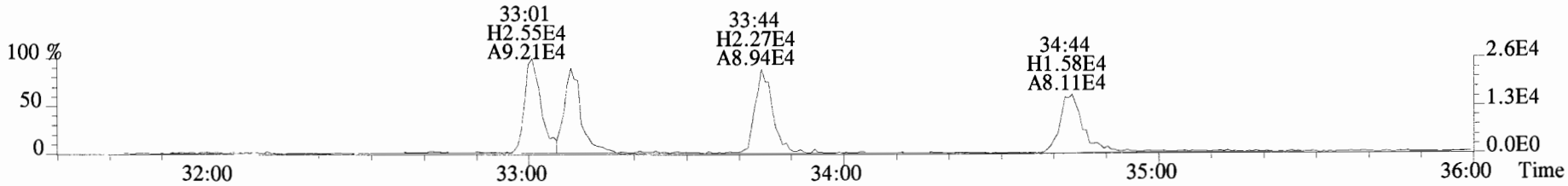

375.8178 S:2 F:3 BSUB(10000,15,-3.0) PKD(5,5,3,0.10%,100.0,0.00%,F,F)

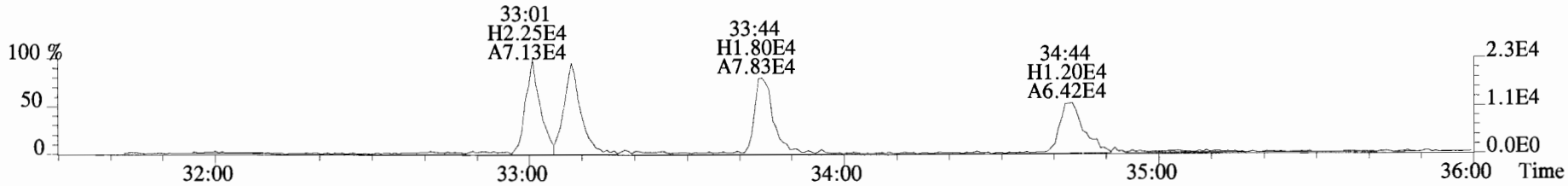

383.8639 S:2 F:3 BSUB(10000,15,-3.0) PKD(5,5,3,0.10%,100.0,0.00%,F,F)

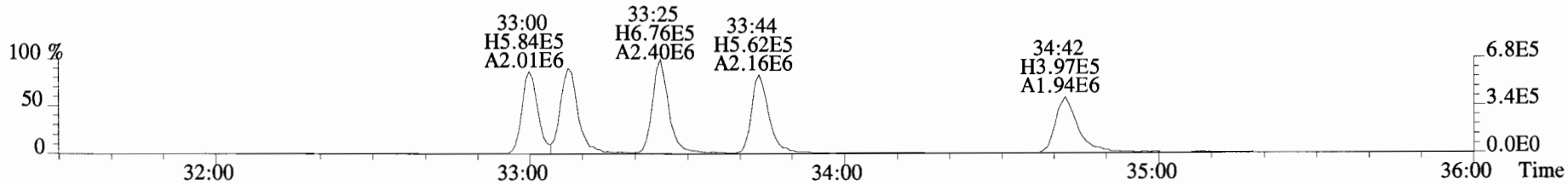

385.8610 S:2 F:3 BSUB(10000,15,-3.0) PKD(5,5,3,0.10%,100.0,0.00%,F,F)

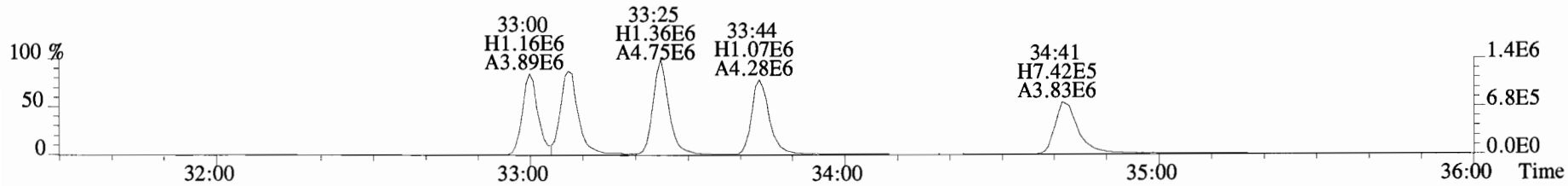

445.7555 S:2 F:3 BSUB(10000,15,-3.0) PKD(5,5,3,0.10%,100.0,0.00%,F,F)

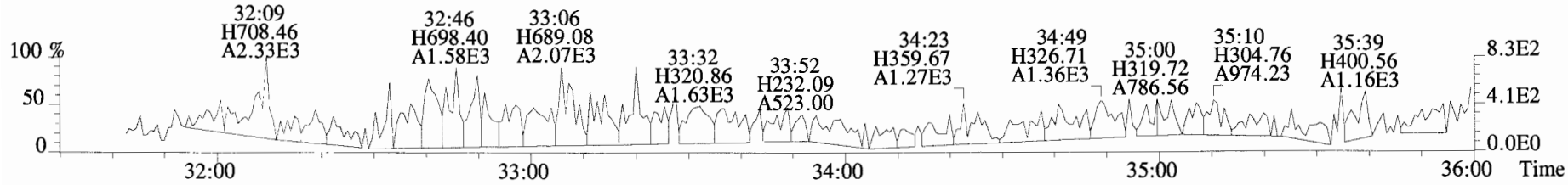

File:190510D2 #1-384 Acq:10-MAY-2019 15:12:30 GC EI+ Voltage SIR Autospec-UltimaE
Sample#2 File Text:Vista_Analytical_Laboratory_VG7 Text:ST190510D2-2 1613 CS1 19C2202 Exp:OCDD_DB5
373.8207 S:2 F:3 BSUB(10000,15,-3.0) PKD(5,5,3,0.10%,100.0,0.00%,F,F)

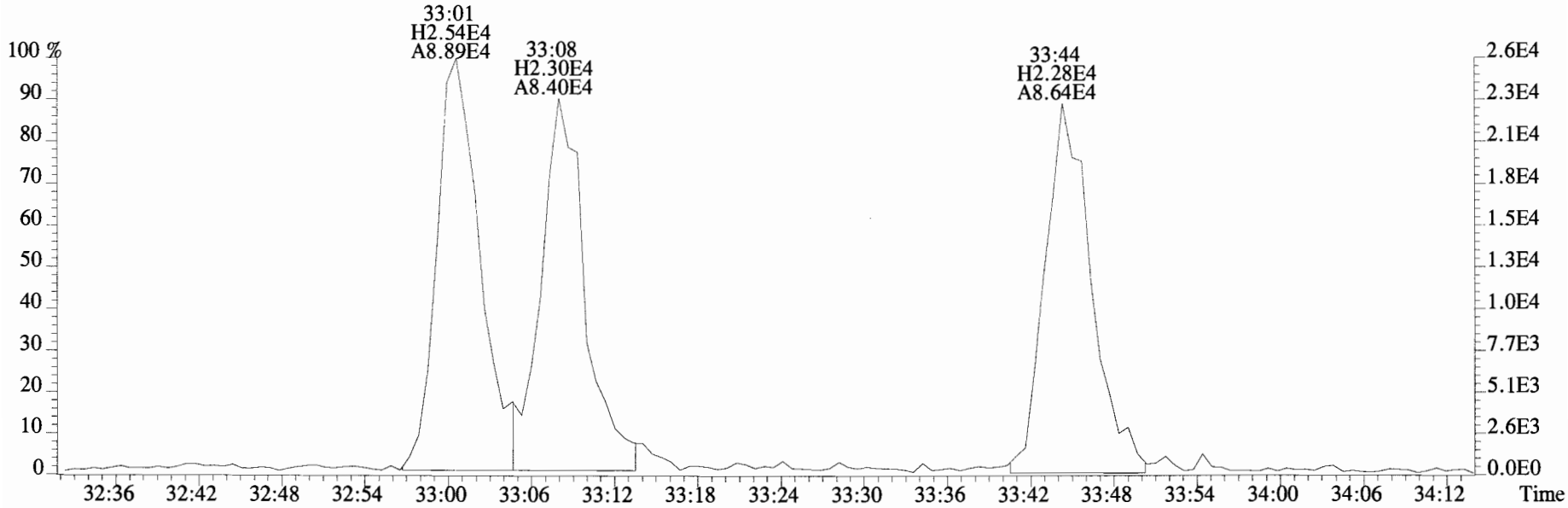

375.8178 S:2 F:3 BSUB(10000,15,-3.0) PKD(5,5,3,0.10%,100.0,0.00%,F,F)

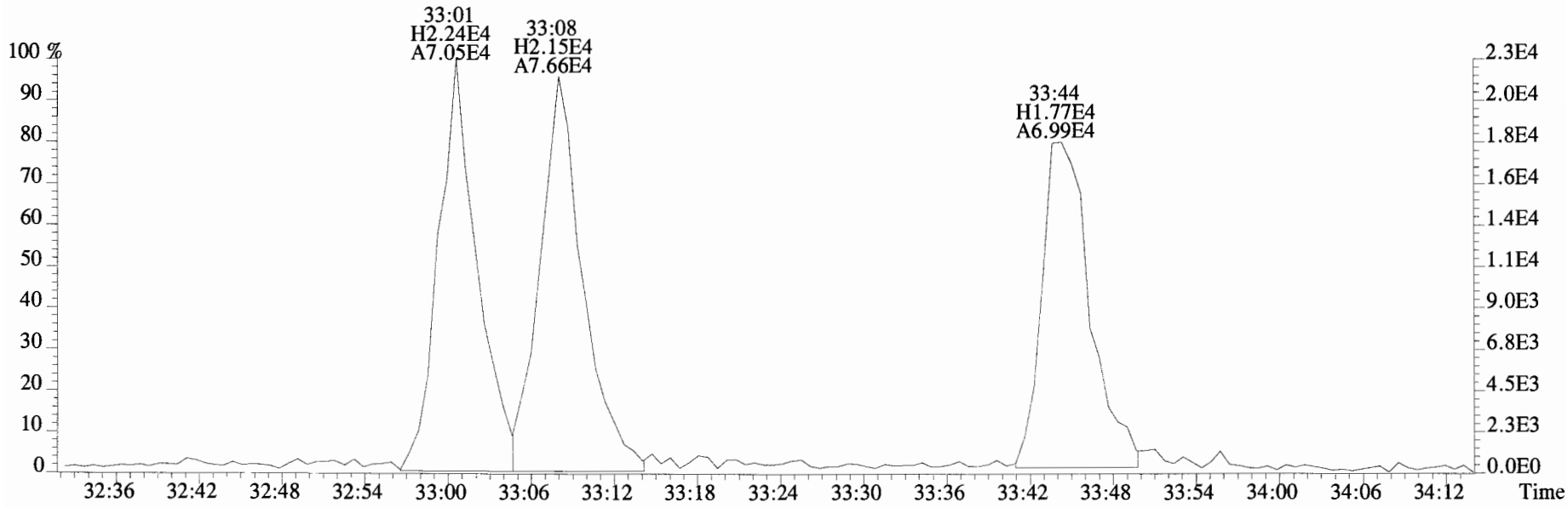

File:190510D2 #1-384 Acq:10-MAY-2019 15:12:30 GC EI+ Voltage SIR Autospec-UltimaE
Sample#2 File Text:Vista_Analytical_Laboratory_VG7 Text:ST190510D2-2 1613 CS1 19C2202 Exp:OCDD_DB5
373.8207 S:2 F:3 BSUB(10000,15,-3.0) PKD(5,5,3,0.10%,100.0,0.00%,F,F)

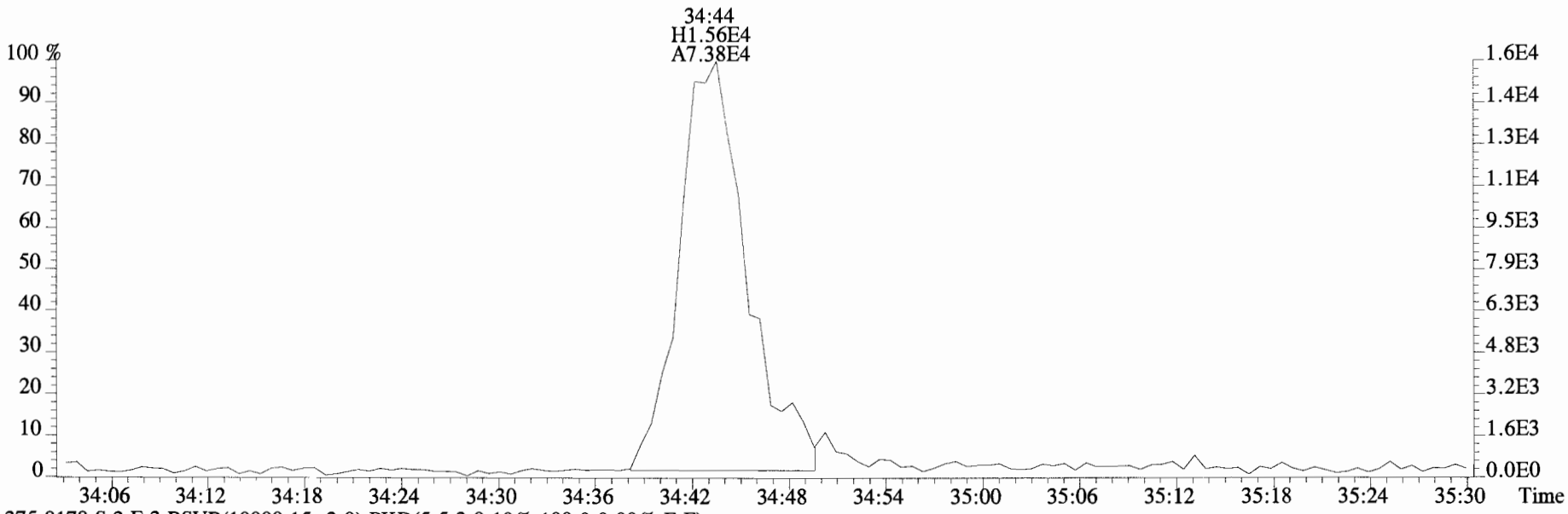

375.8178 S:2 F:3 BSUB(10000,15,-3.0) PKD(5,5,3,0.10%,100.0,0.00%,F,F)

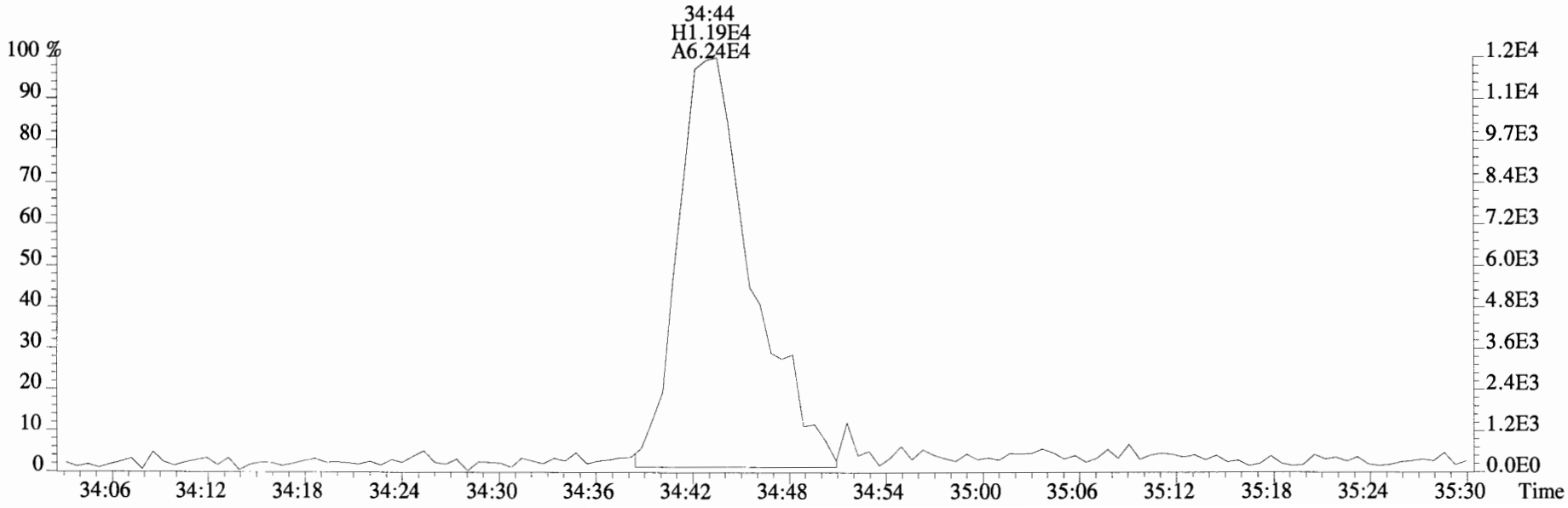

File:190510D2 #1-384 Acq:10-MAY-2019 15:12:30 GC EI+ Voltage SIR Autospec-UltimaE
Sample#2 File Text:Vista_Analytical_Laboratory_VG7 Text:ST190510D2-2 1613 CS1 19C2202 Exp:OCDD_DB5
383.8639 S:2 F:3 BSUB(10000,15,-3.0) PKD(5,5,3,0.10%,100.0,0.00%,F,F)

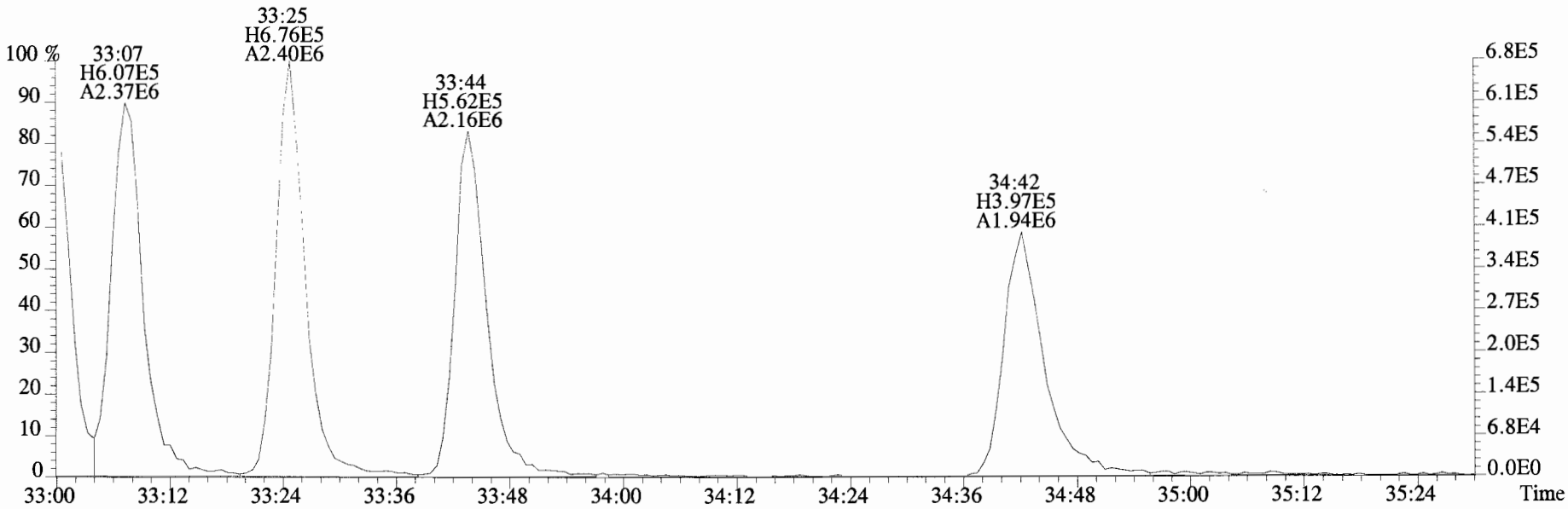

385.8610 S:2 F:3 BSUB(10000,15,-3.0) PKD(5,5,3,0.10%,100.0,0.00%,F,F)

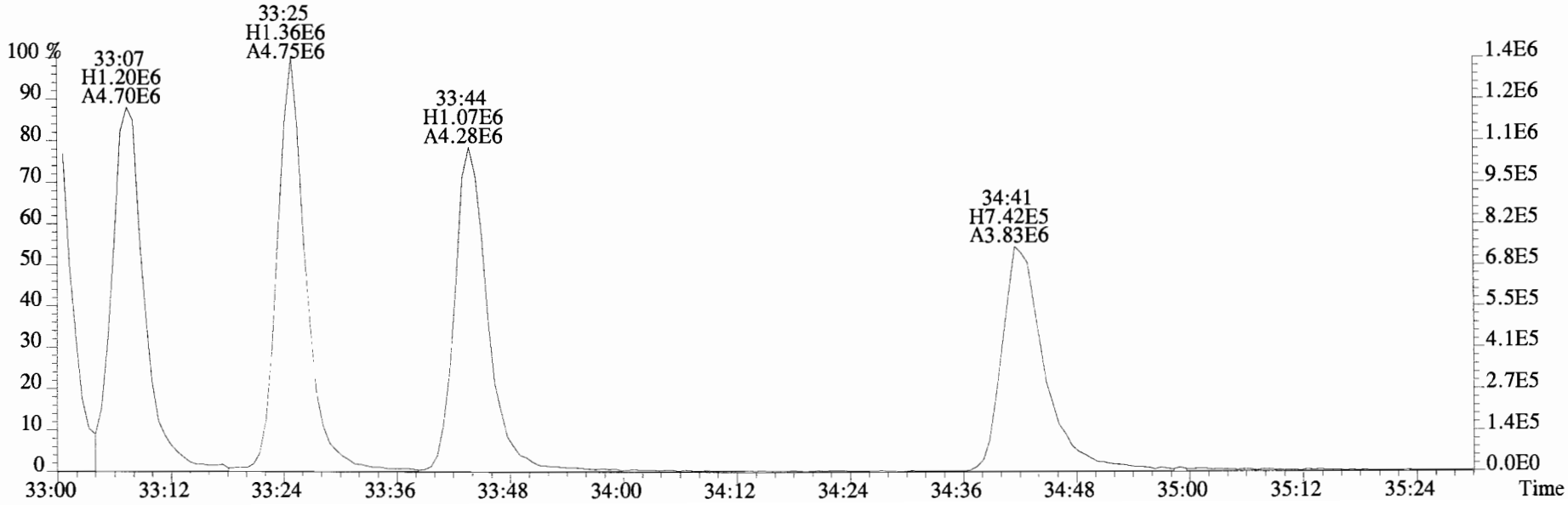

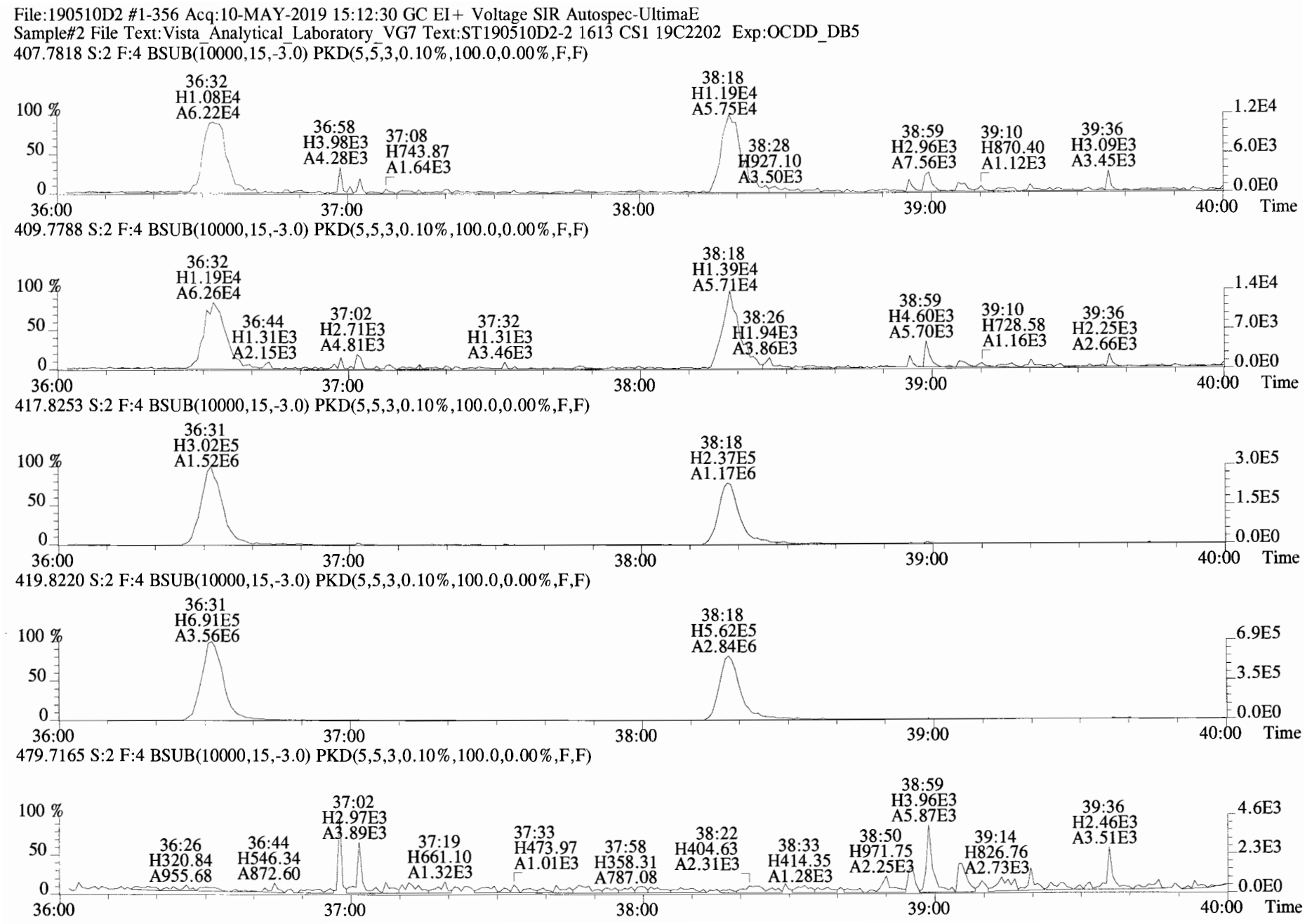
File:190510D2 #1-356 Acq:10-MAY-2019 15:12:30 GC EI+ Voltage SIR Autospec-UltimaE
Sample#2 File Text:Vista_Analytical_Laboratory_VG7 Text:ST190510D2-2 1613 CS1 19C2202 Exp:OCDD_DB5
407.7818 S:2 F:4 BSUB(10000,15,-3.0) PKD(5,5,3,0.10%,100.0,0.00%,F,F)
36:32 H1.08E4 A6.22E4
36:58 H3.98E3 A4.28E3
37:08 H743.87 A1.64E3
38:18 H1.19E4 A5.75E4
38:28 H927.10 A3.50E3
38:59 H2.96E3 A7.56E3
39:10 H870.40 A1.12E3
39:36 H3.09E3 A3.45E3
409.7788 S:2 F:4 BSUB(10000,15,-3.0) PKD(5,5,3,0.10%,100.0,0.00%,F,F)
36:32 H1.19E4 A6.26E4
36:44 H1.31E3 A2.15E3
37:02 H2.71E3 A4.81E3
37:32 H1.31E3 A3.46E3
38:18 H1.39E4 A5.71E4
38:26 H1.94E3 A3.86E3
38:59 H4.60E3 A5.70E3
39:10 H728.58 A1.16E3
39:36 H2.25E3 A2.66E3
417.8253 S:2 F:4 BSUB(10000,15,-3.0) PKD(5,5,3,0.10%,100.0,0.00%,F,F)
36:31 H3.02E5 A1.52E6
38:18 H2.37E5 A1.17E6
419.8220 S:2 F:4 BSUB(10000,15,-3.0) PKD(5,5,3,0.10%,100.0,0.00%,F,F)
36:31 H6.91E5 A3.56E6
38:18 H5.62E5 A2.84E6
479.7165 S:2 F:4 BSUB(10000,15,-3.0) PKD(5,5,3,0.10%,100.0,0.00%,F,F)
36:26 H320.84 A955.68
36:44 H546.34 A872.60
37:02 H2.97E3 A3.89E3
37:19 H661.10 A1.32E3
37:33 H473.97 A1.01E3
37:58 H358.31 A787.08
38:22 H404.63 A2.31E3
38:33 H414.35 A1.28E3
38:50 H971.75 A2.25E3
38:59 H3.96E3 A5.87E3
39:14 H826.76 A2.73E3
39:36 H2.46E3 A3.51E3
100 %
50
0
36:00
37:00
38:00
39:00
40:00
Time
1.2E4
6.0E3
0.0E0
1.4E4
7.0E3
3.0E5
1.5E5
6.9E5
3.5E5
4.6E3
2.3E3

File:190510D2 #1-356 Acq:10-MAY-2019 15:12:30 GC EI+ Voltage SIR Autospec-UltimaE
Sample#2 File Text:Vista_Analytical_Laboratory_VG7 Text:ST190510D2-2 1613 CS1 19C2202 Exp:OCDD_DB5
407.7818 S:2 F:4 BSUB(10000,15,-3.0) PKD(5,5,3,0.10%,100.0,0.00%,F,F)

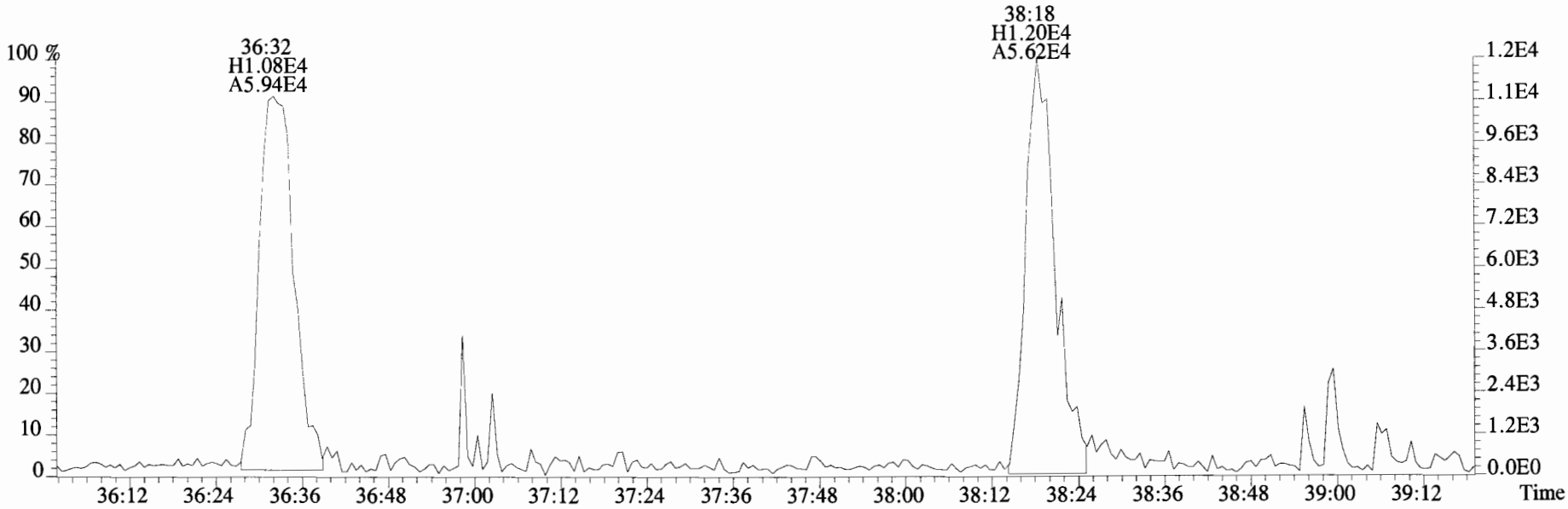

409.7788 S:2 F:4 BSUB(10000,15,-3.0) PKD(5,5,3,0.10%,100.0,0.00%,F,F)

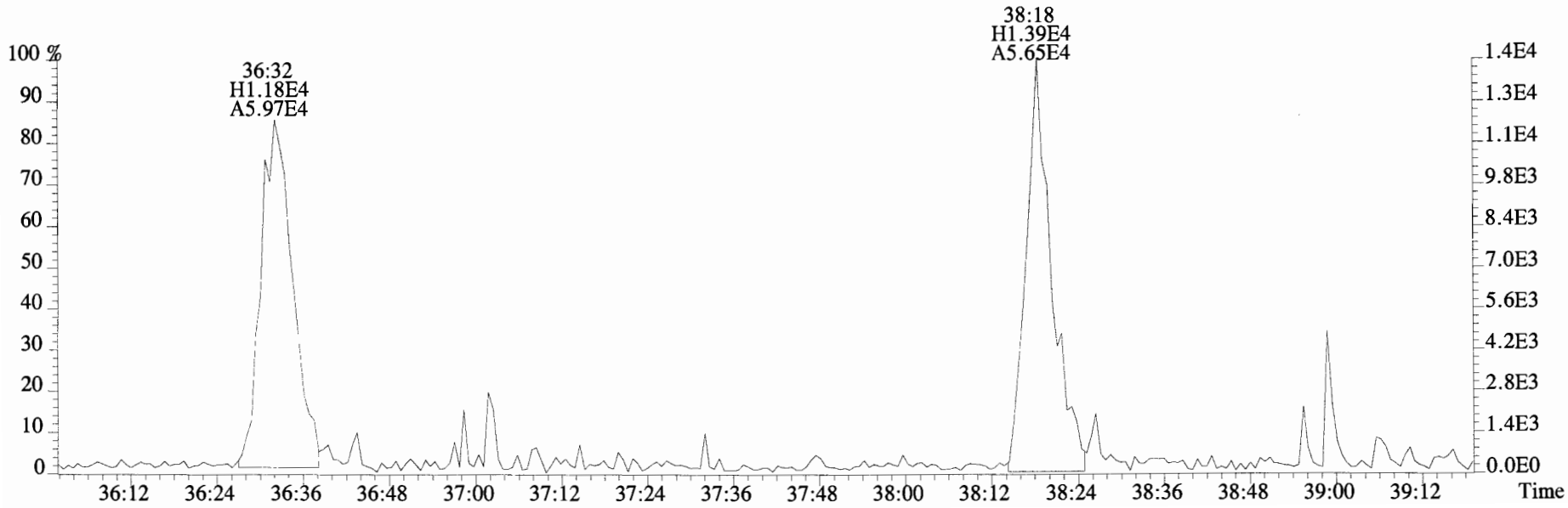

File:190510D2 #1-431 Acq:10-MAY-2019 15:12:30 GC EI+ Voltage SIR Autospec-UltimaE
Sample#2 File Text:Vista_Analytical_Laboratory_VG7 Text:ST190510D2-2 1613 CS1 19C2202 Exp:OCDD_DB5
441.7428 S:2 F:5 BSUB(10000,15,-3.0) PKD(5,5,3,0.10%,100.0,0.00%,F,F)



443.7398 S:2 F:5 BSUB(10000,15,-3.0) PKD(5,5,3,0.10%,100.0,0.00%,F,F)

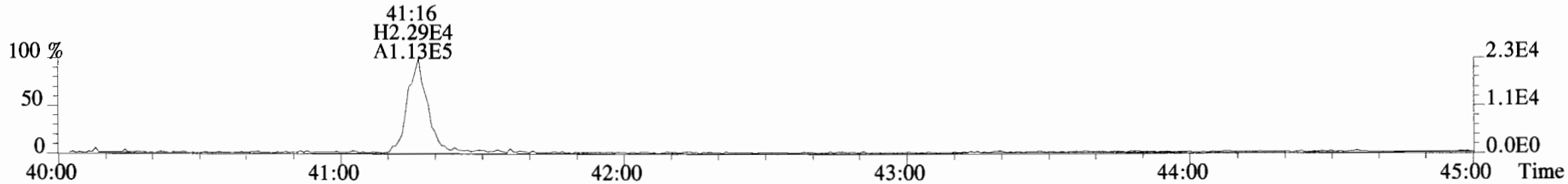

453.7831 S:2 F:5 BSUB(10000,15,-3.0) PKD(5,5,3,0.10%,100.0,0.00%,F,F)

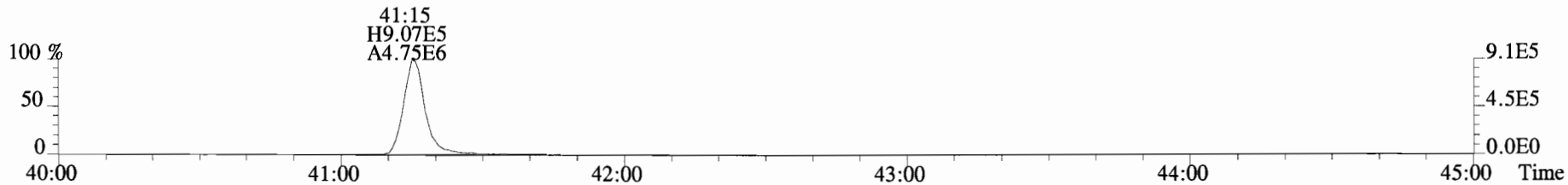

455.7801 S:2 F:5 BSUB(10000,15,-3.0) PKD(5,5,3,0.10%,100.0,0.00%,F,F)

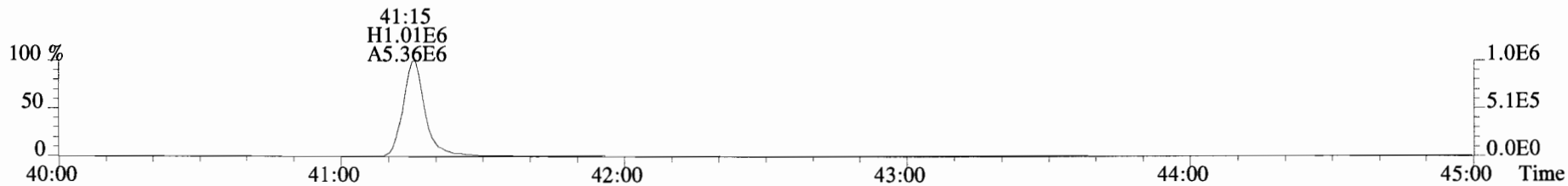

513.6775 S:2 F:5 BSUB(10000,15,-3.0) PKD(5,5,3,0.10%,100.0,0.00%,F,F)

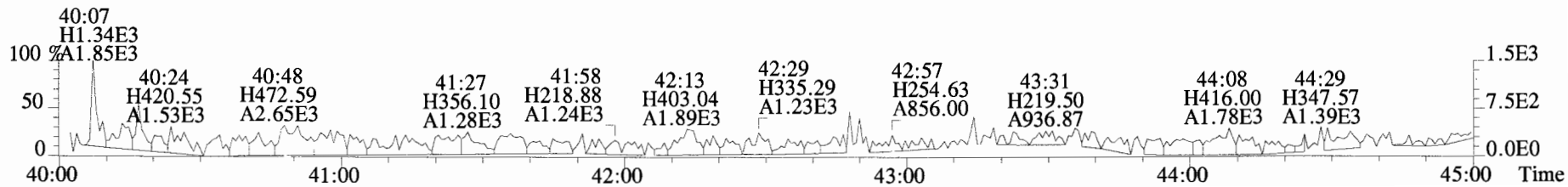

File:190510D2 #1-431 Acq:10-MAY-2019 15:12:30 GC EI+ Voltage SIR Autospec-UltimaE
Sample#2 File Text:Vista_Analytical_Laboratory_VG7 Text:ST190510D2-2 1613 CS1 19C2202 Exp:OCDD_DB5
441.7428 S:2 F:5 BSUB(10000,15,-3.0) PKD(5,5,3,0.10%,100.0,0.00%,F,F)

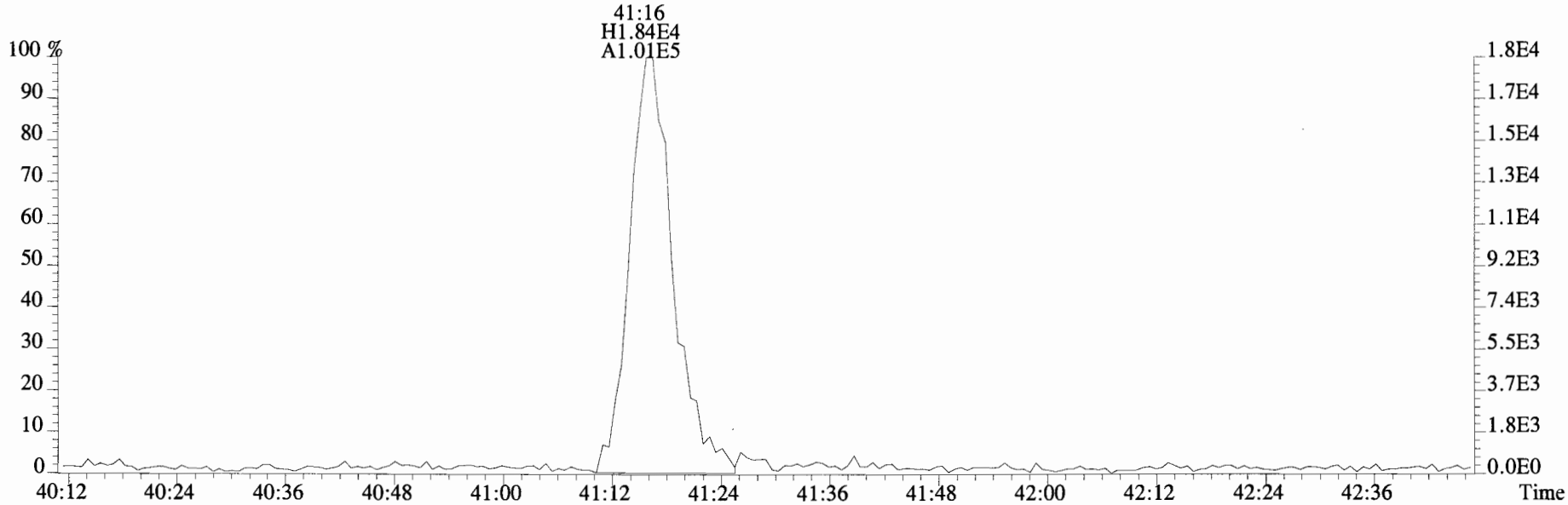

443.7398 S:2 F:5 BSUB(10000,15,-3.0) PKD(5,5,3,0.10%,100.0,0.00%,F,F)

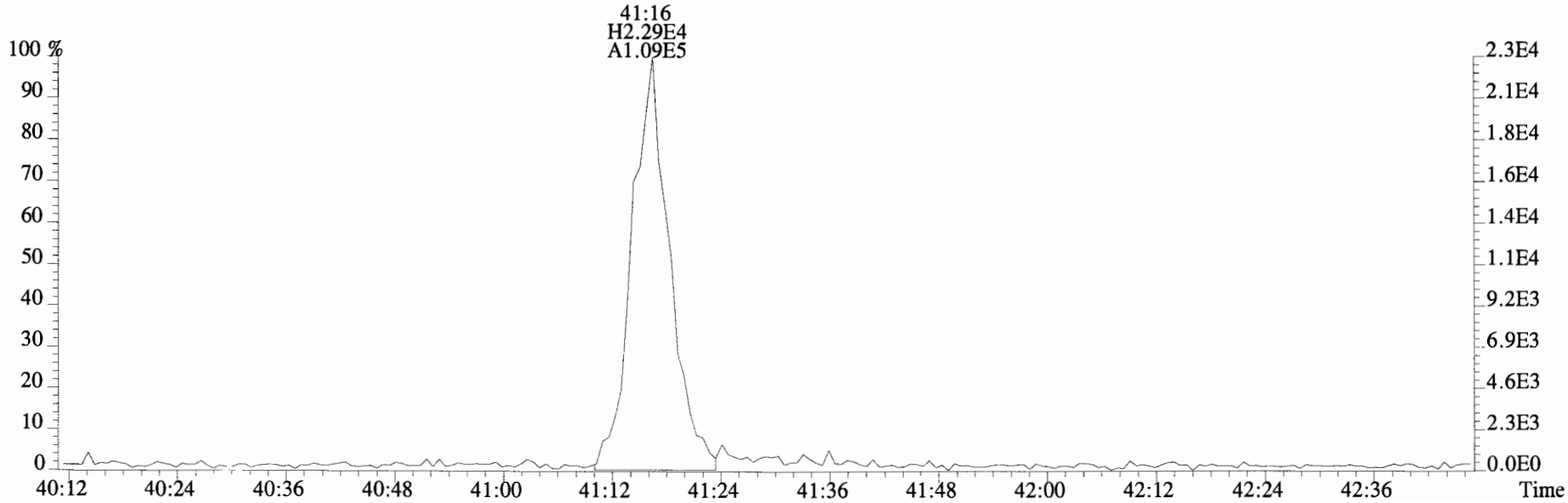

File:190510D2 #1-530 Acq:10-MAY-2019 16:00:06 GC EI+ Voltage SIR Autospec-UltimaE
Sample#3 File Text:Vista_Analytical_Laboratory_VG7 Text:ST190510D2-3 1613 CS2 19C2203 Exp:OCDD_DB5
319.8965 S:3 BSUB(10000,15,-3.0) PKD(5,5,3,0.10%,100.0,0.00%,F,F)

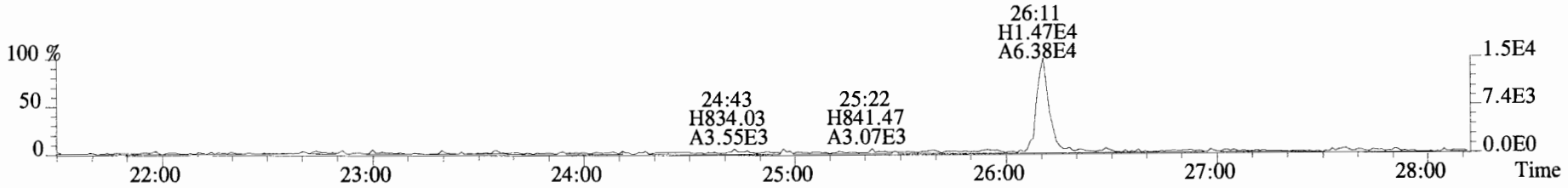

321.8936 S:3 BSUB(10000,15,-3.0) PKD(5,5,3,0.10%,100.0,0.00%,F,F)



327.8847 S:3 BSUB(10000,15,-3.0) PKD(5,5,3,0.10%,100.0,0.00%,F,F)



331.9368 S:3 BSUB(10000,15,-3.0) PKD(5,5,3,0.10%,100.0,0.00%,F,F)

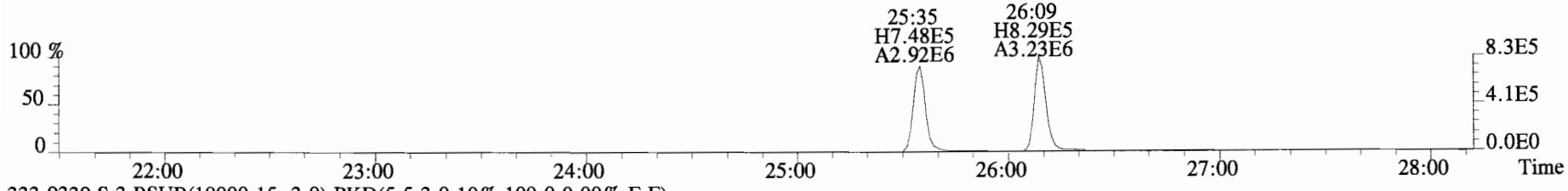

333.9339 S:3 BSUB(10000,15,-3.0) PKD(5,5,3,0.10%,100.0,0.00%,F,F)

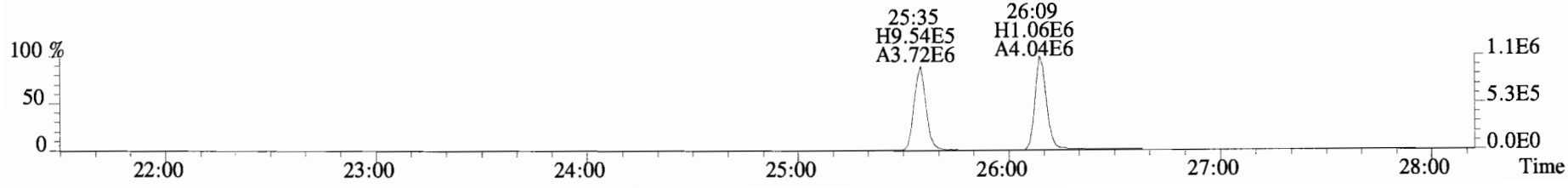

File:190510D2 #1-180 Acq:10-MAY-2019 16:00:06 GC EI+ Voltage SIR Autospec-UltimaE
Sample#3 File Text:Vista_Analytical_Laboratory_VG7 Text:ST190510D2-3 1613 CS2 19C2203 Exp:OCDD_DB5
353.8576 S:3 F:2 BSUB(10000,15,-3.0) PKD(5,5,3,0.10%,100.0,0.00%,F,F)

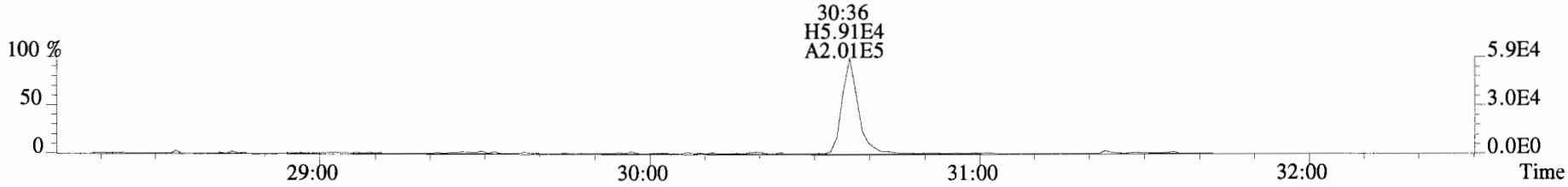

355.8546 S:3 F:2 BSUB(10000,15,-3.0) PKD(5,5,3,0.10%,100.0,0.00%,F,F)

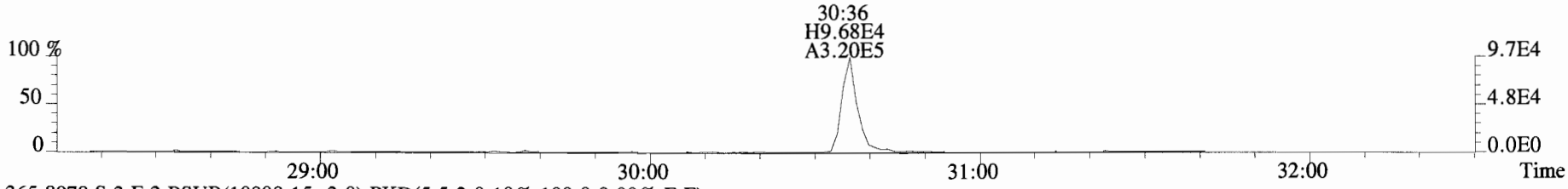

365.8978 S:3 F:2 BSUB(10000,15,-3.0) PKD(5,5,3,0.10%,100.0,0.00%,F,F)

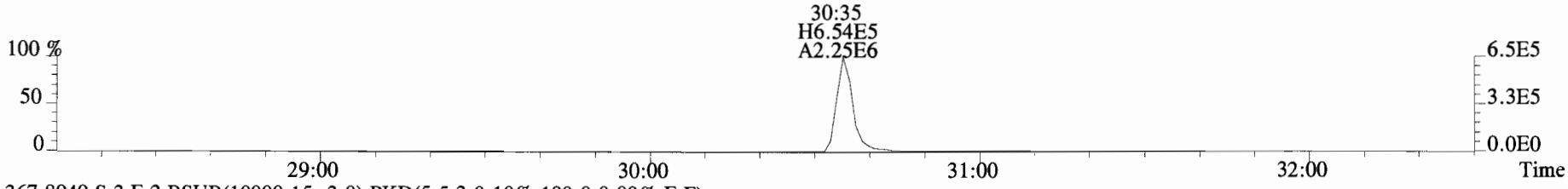

367.8949 S:3 F:2 BSUB(10000,15,-3.0) PKD(5,5,3,0.10%,100.0,0.00%,F,F)

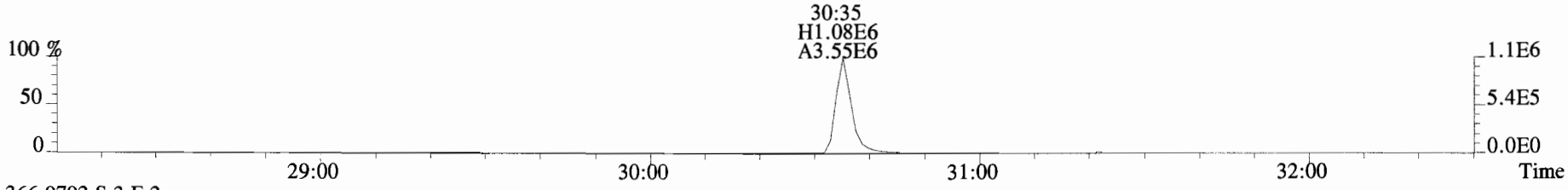

366.9792 S:3 F:2

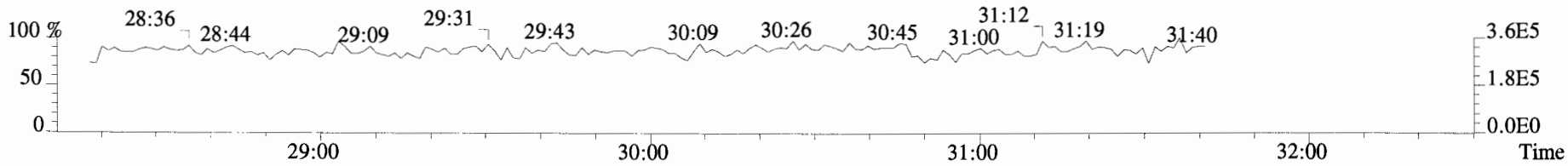

File:190510D2 #1-384 Acq:10-MAY-2019 16:00:06 GC EI+ Voltage SIR Autospec-UltimaE
Sample#3 File Text:Vista_Analytical_Laboratory_VG7 Text:ST190510D2-3 1613 CS2 19C2203 Exp:OCDD_DB5
389.8156 S:3 F:3 BSUB(10000,15,-3.0) PKD(5,5,3,0.10%,100.0,0.00%,F,F)

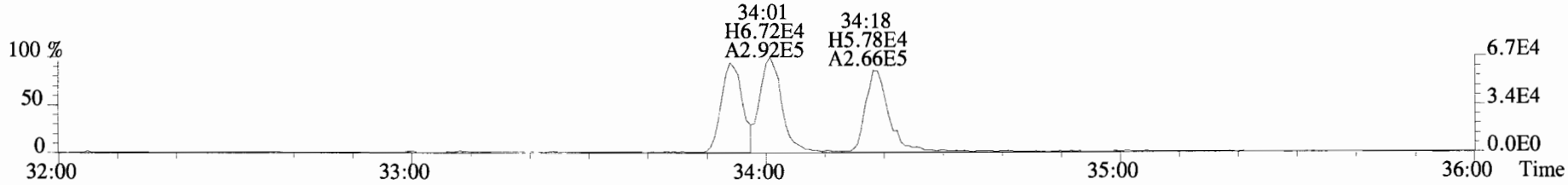

391.8127 S:3 F:3 BSUB(10000,15,-3.0) PKD(5,5,3,0.10%,100.0,0.00%,F,F)

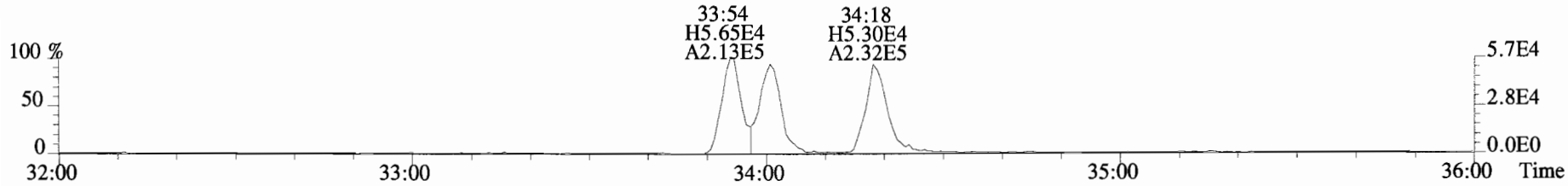

401.8559 S:3 F:3 BSUB(10000,15,-3.0) PKD(5,5,3,0.10%,100.0,0.00%,F,F)

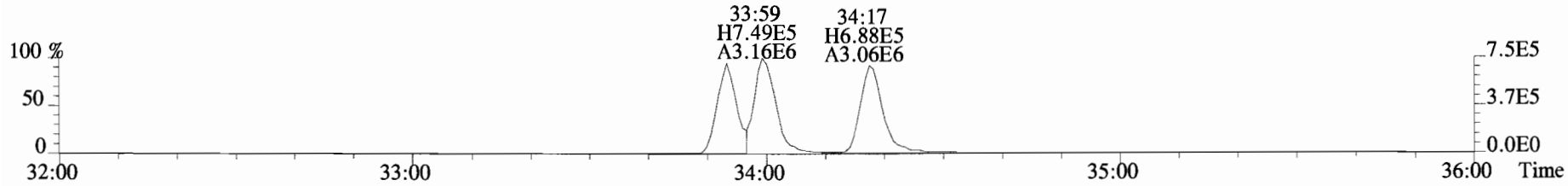

403.8530 S:3 F:3 BSUB(10000,15,-3.0) PKD(5,5,3,0.10%,100.0,0.00%,F,F)

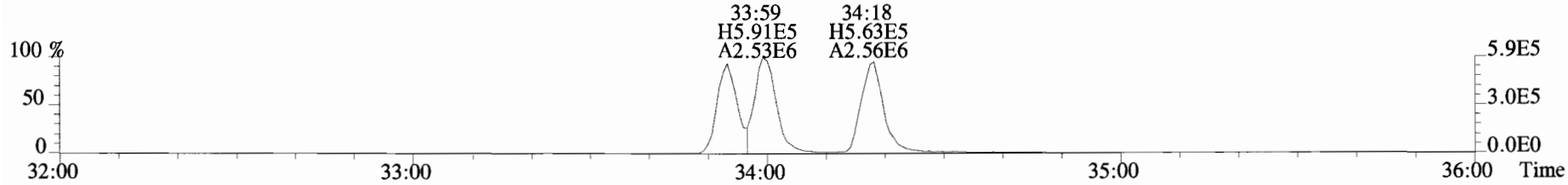

392.9760 S:3 F:3

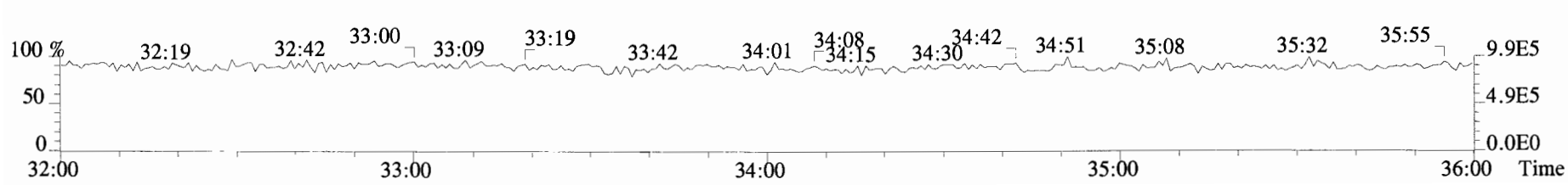

File:190510D2 #1-384 Acq:10-MAY-2019 16:00:06 GC EI+ Voltage SIR Autospec-UltimaE
Sample#3 File Text:Vista_Analytical_Laboratory_VG7 Text:ST190510D2-3 1613 CS2 19C2203 Exp:OCDD_DB5
401.8559 S:3 F:3 BSUB(10000,15,-3.0) PKD(5,5,3,0.10%,100.0,0.00%,F,F)

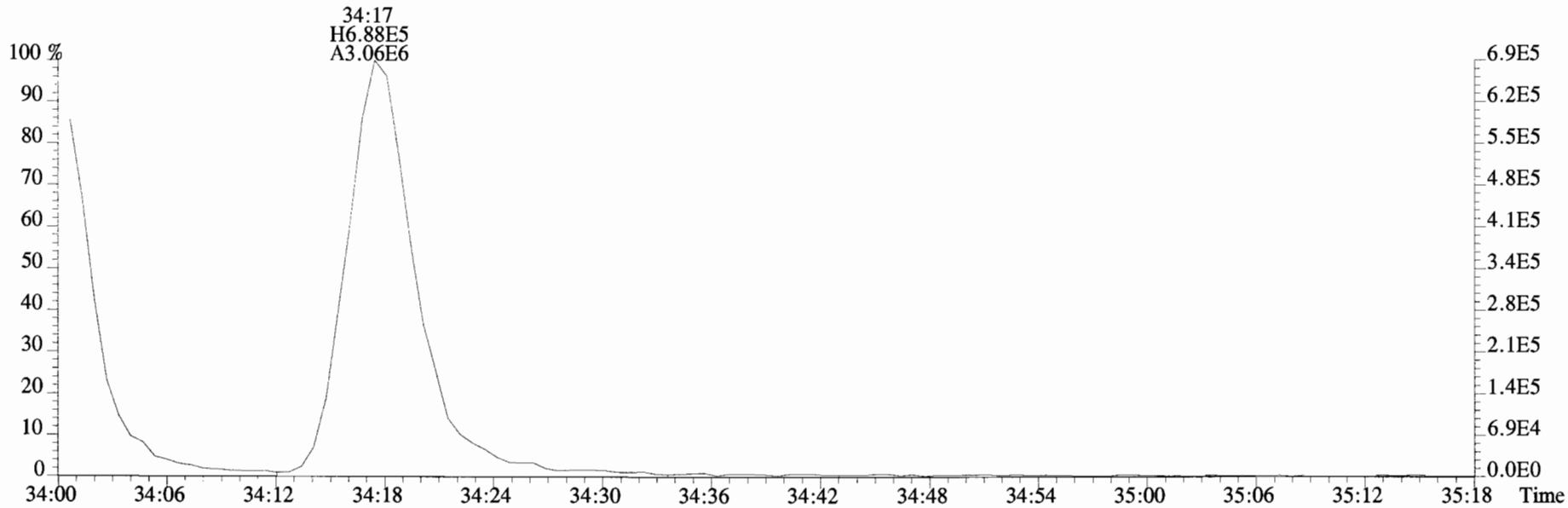

403.8530 S:3 F:3 BSUB(10000,15,-3.0) PKD(5,5,3,0.10%,100.0,0.00%,F,F)

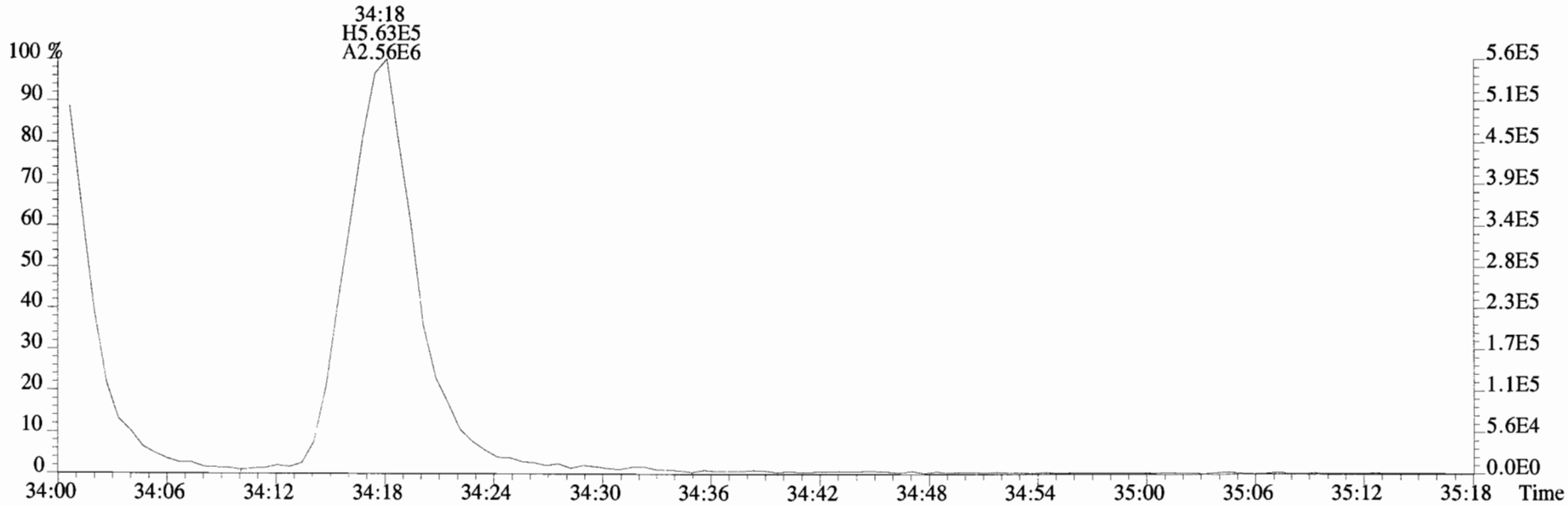

File:190510D2 #1-355 Acq:10-MAY-2019 16:00:06 GC EI+ Voltage SIR Autospec-UltimaE
Sample#3 File Text:Vista_Analytical_Laboratory_VG7 Text:ST190510D2-3 1613 CS2 19C2203 Exp:OCDD_DB5
423.7767 S:3 F:4 BSUB(10000,15,-3.0) PKD(5,5,3,0.10%,100.0,0.00%,F,F)

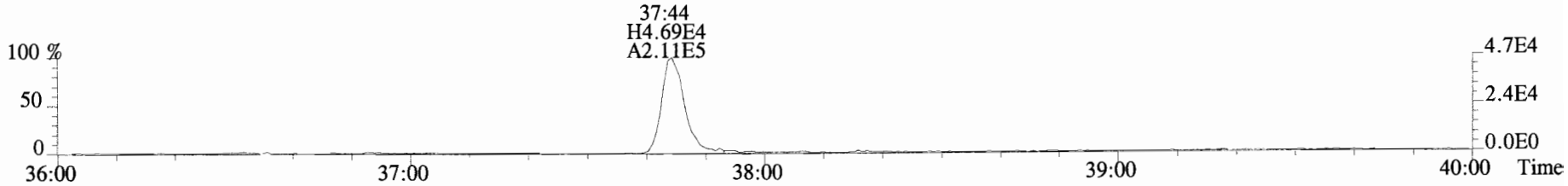

425.7737 S:3 F:4 BSUB(10000,15,-3.0) PKD(5,5,3,0.10%,100.0,0.00%,F,F)

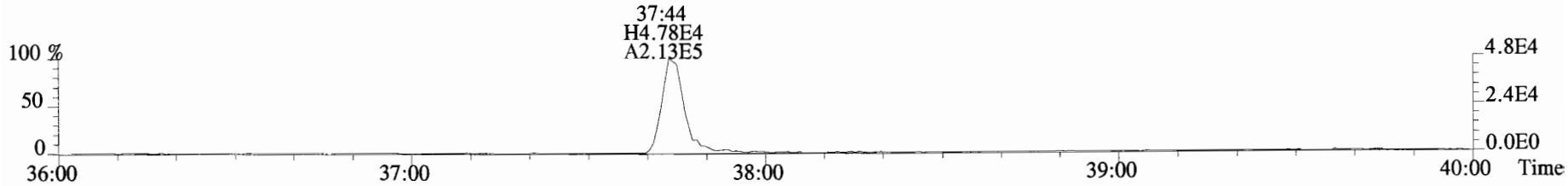

435.8169 S:3 F:4 BSUB(10000,15,-3.0) PKD(5,5,3,0.10%,100.0,0.00%,F,F)

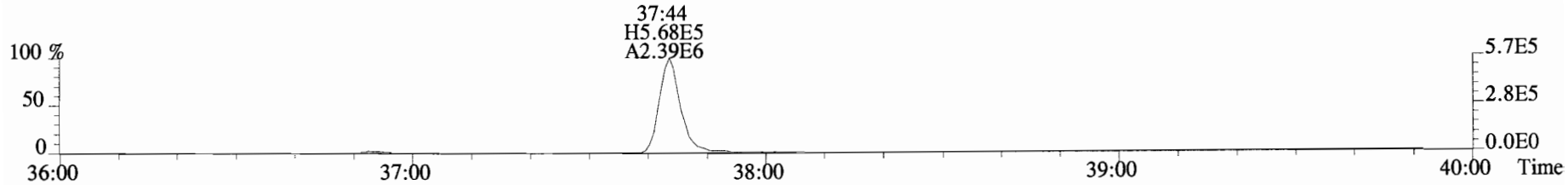

437.8140 S:3 F:4 BSUB(10000,15,-3.0) PKD(5,5,3,0.10%,100.0,0.00%,F,F)

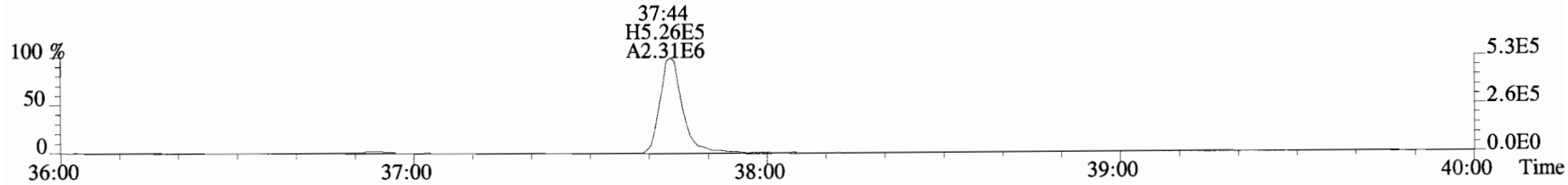

454.9728 S:3 F:4

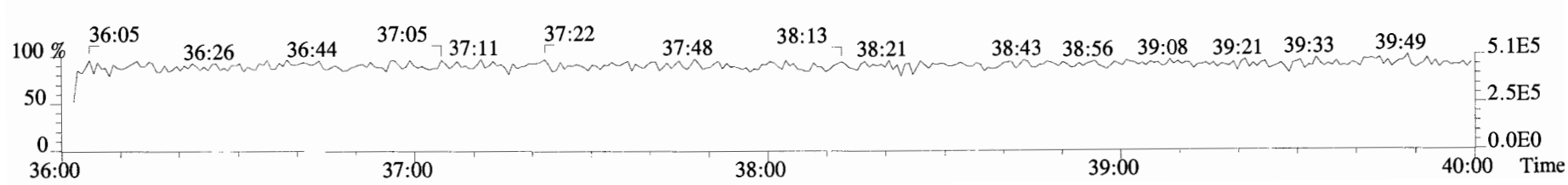

File:190510D2 #1-432 Acq:10-MAY-2019 16:00:06 GC EI+ Voltage SIR Autospec-UltimaE
Sample#3 File Text:Vista_Analytical_Laboratory_VG7 Text:ST190510D2-3 1613 CS2 19C2203 Exp:OCDD_DB5
457.7377 S:3 F:5 BSUB(10000,15,-3.0) PKD(5,5,3,0.10%,100.0,0.00%,F,F)

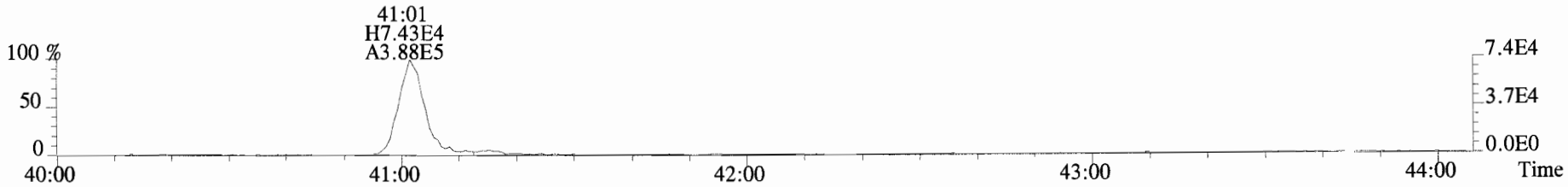

459.7348 S:3 F:5 BSUB(10000,15,-3.0) PKD(5,5,3,0.10%,100.0,0.00%,F,F)



469.7780 S:3 F:5 BSUB(10000,15,-3.0) PKD(5,5,3,0.10%,100.0,0.00%,F,F)

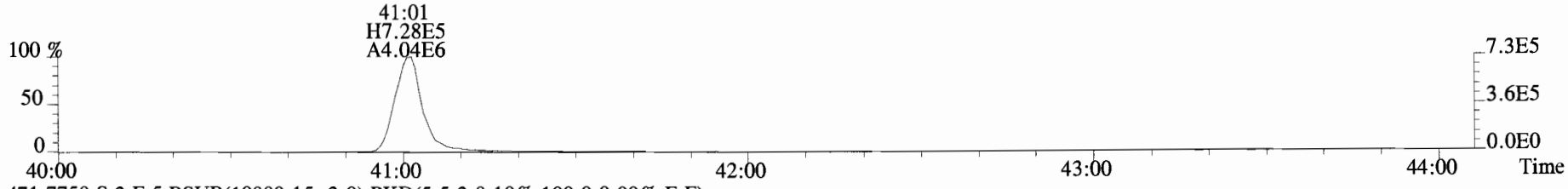

471.7750 S:3 F:5 BSUB(10000,15,-3.0) PKD(5,5,3,0.10%,100.0,0.00%,F,F)

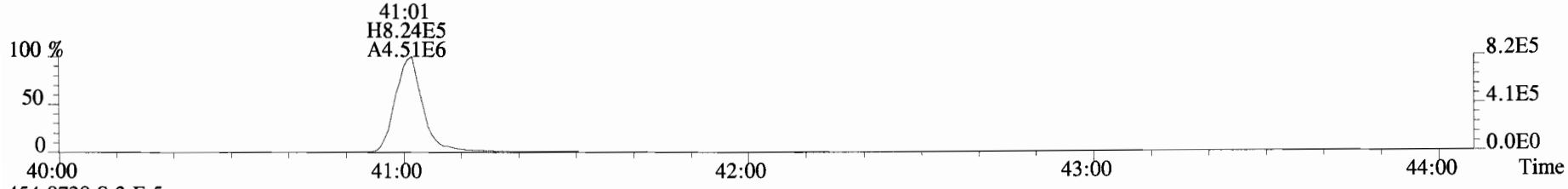

454.9728 S:3 F:5

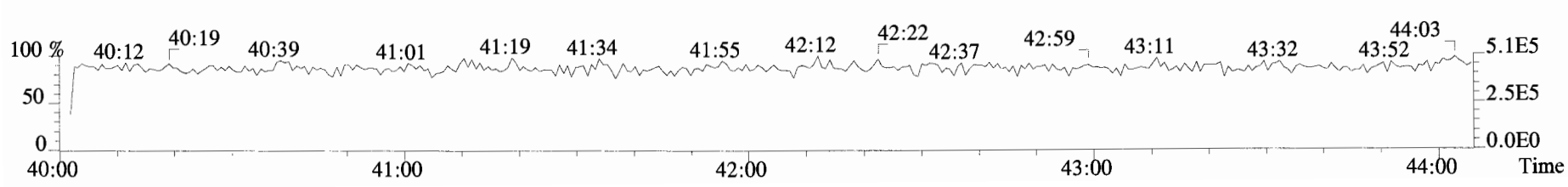

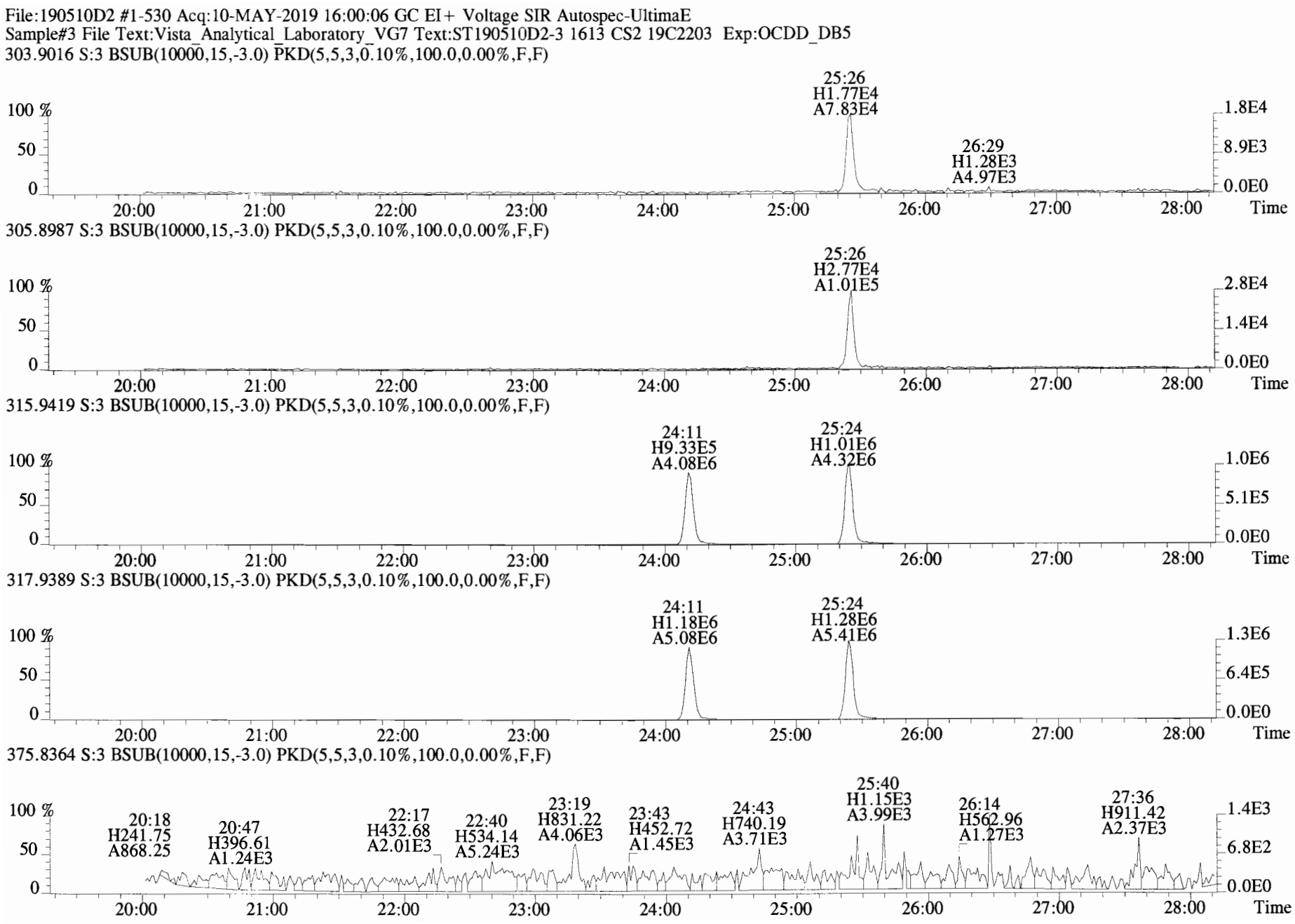
File:190510D2 #1-530 Acq:10-MAY-2019 16:00:06 GC EI+ Voltage SIR Autospec-UltimaE
Sample#3 File Text:Vista_Analytical_Laboratory_VG7 Text:ST190510D2-3 1613 CS2 19C2203 Exp:OCDD_DB5
303.9016 S:3 BSUB(10000,15,-3.0) PKD(5,5,3,0.10%,100.0,0.00%,F,F)
25:26
H1.77E4
A7.83E4
26:29
H1.28E3
A4.97E3
305.8987 S:3 BSUB(10000,15,-3.0) PKD(5,5,3,0.10%,100.0,0.00%,F,F)
25:26
H2.77E4
A1.01E5
315.9419 S:3 BSUB(10000,15,-3.0) PKD(5,5,3,0.10%,100.0,0.00%,F,F)
24:11
H9.33E5
A4.08E6
25:24
H1.01E6
A4.32E6
317.9389 S:3 BSUB(10000,15,-3.0) PKD(5,5,3,0.10%,100.0,0.00%,F,F)
24:11
H1.18E6
A5.08E6
25:24
H1.28E6
A5.41E6
375.8364 S:3 BSUB(10000,15,-3.0) PKD(5,5,3,0.10%,100.0,0.00%,F,F)
20:18
H241.75
A868.25
20:47
H396.61
A1.24E3
22:17
H432.68
A2.01E3
22:40
H534.14
A5.24E3
23:19
H831.22
A4.06E3
23:43
H452.72
A1.45E3
24:43
H740.19
A3.71E3
25:40
H1.15E3
A3.99E3
26:14
H562.96
A1.27E3
27:36
H911.42
A2.37E3
100 %
50
0
20:00
21:00
22:00
23:00
24:00
25:00
26:00
27:00
28:00
Time
1.8E4
8.9E3
0.0E0
2.8E4
1.4E4
1.0E6
5.1E5
1.3E6
6.4E5
1.4E3
6.8E2

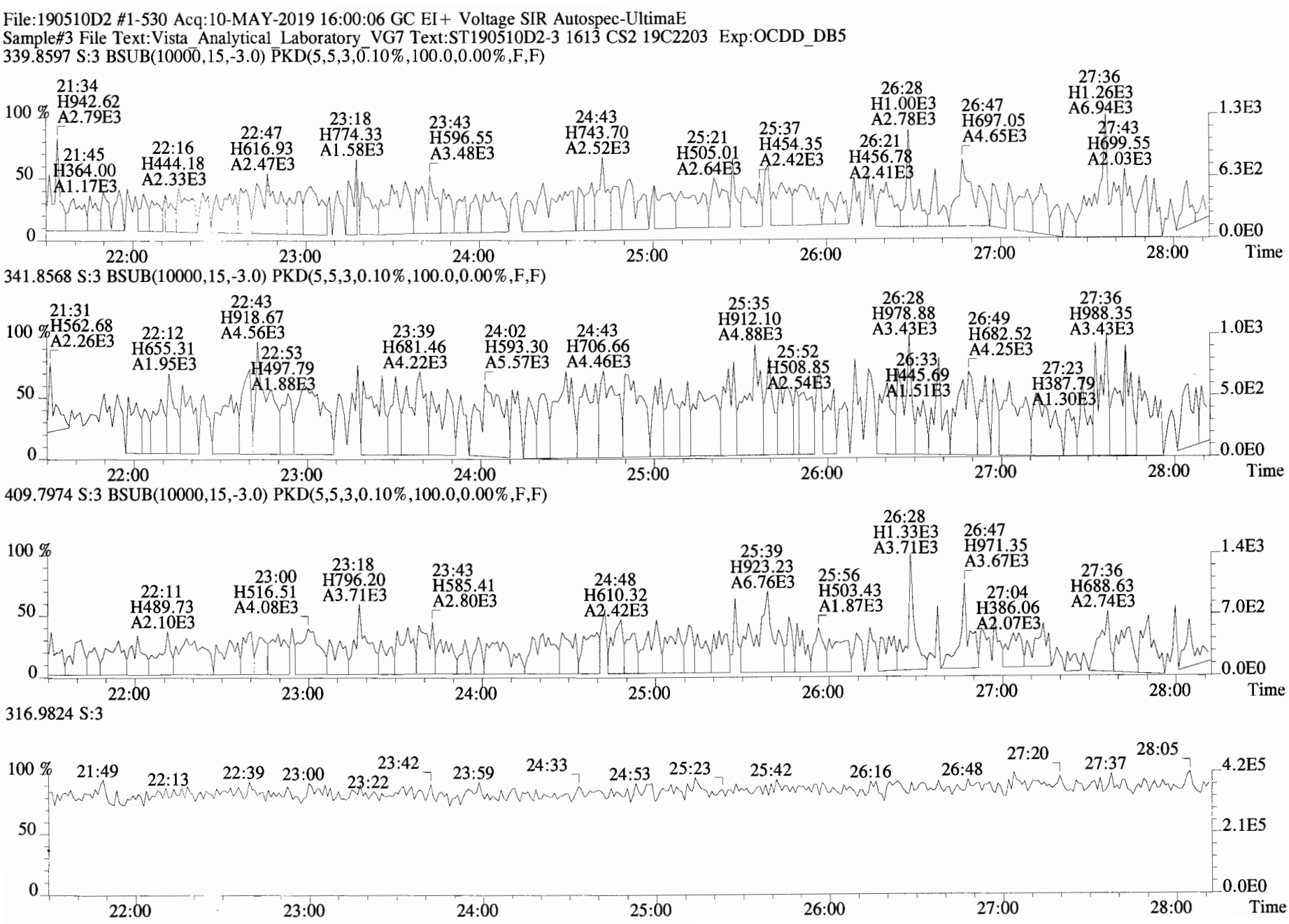
File:190510D2 #1-530 Acq:10-MAY-2019 16:00:06 GC EI+ Voltage SIR Autospec-UltimaE
Sample#3 File Text:Vista_Analytical_Laboratory_VG7 Text:ST190510D2-3 1613 CS2 19C2203 Exp:OCDD_DB5
339.8597 S:3 BSUB(10000,15,-3.0) PKD(5,5,3,0.10%,100.0,0.00%,F,F)
21:34 H942.62 A2.79E3
21:45 H364.00 A1.17E3
22:16 H444.18 A2.33E3
22:47 H616.93 A2.47E3
23:18 H774.33 A1.58E3
23:43 H596.55 A3.48E3
24:43 H743.70 A2.52E3
25:21 H505.01 A2.64E3
25:37 H454.35 A2.42E3
26:21 H456.78 A2.41E3
26:28 H1.00E3 A2.78E3
26:47 H697.05 A4.65E3
27:36 H1.26E3 A6.94E3
27:43 H699.55 A2.03E3
100 %
50
0
1.3E3
6.3E2
0.0E0
22:00
23:00
24:00
25:00
26:00
27:00
28:00
Time
341.8568 S:3 BSUB(10000,15,-3.0) PKD(5,5,3,0.10%,100.0,0.00%,F,F)
21:31 H562.68 A2.26E3
22:12 H655.31 A1.95E3
22:43 H918.67 A4.56E3
22:53 H497.79 A1.88E3
23:39 H681.46 A4.22E3
24:02 H593.30 A5.57E3
24:43 H706.66 A4.46E3
25:35 H912.10 A4.88E3
25:52 H508.85 A2.54E3
26:28 H978.88 A3.43E3
26:33 H445.69 A1.51E3
26:49 H682.52 A4.25E3
27:23 H387.79 A1.30E3
27:36 H988.35 A3.43E3
100 %
50
0
1.0E3
5.0E2
0.0E0
22:00
23:00
24:00
25:00
26:00
27:00
28:00
Time
409.7974 S:3 BSUB(10000,15,-3.0) PKD(5,5,3,0.10%,100.0,0.00%,F,F)
22:11 H489.73 A2.10E3
23:00 H516.51 A4.08E3
23:18 H796.20 A3.71E3
23:43 H585.41 A2.80E3
24:48 H610.32 A2.42E3
25:39 H923.23 A6.76E3
25:56 H503.43 A1.87E3
26:28 H1.33E3 A3.71E3
26:47 H971.35 A3.67E3
27:04 H386.06 A2.07E3
27:36 H688.63 A2.74E3
100 %
50
0
1.4E3
7.0E2
0.0E0
22:00
23:00
24:00
25:00
26:00
27:00
28:00
Time
316.9824 S:3
21:49
22:13
22:39
23:00
23:22
23:42
23:59
24:33
24:53
25:23
25:42
26:16
26:48
27:20
27:37
28:05
100 %
50
0
4.2E5
2.1E5
0.0E0
22:00
23:00
24:00
25:00
26:00
27:00
28:00
Time

File:190510D2 #1-180 Acq:10-MAY-2019 16:00:06 GC EI+ Voltage SIR Autospec-UltimaE
Sample#3 File Text:Vista_Analytical_Laboratory_VG7 Text:ST190510D2-3 1613 CS2 19C2203 Exp:OCDD_DB5
339.8597 S:3 F:2 BSUB(10000,15,-3.0) PKD(5,5,3,0.10%,100.0,0.00%,F,F)



341.8568 S:3 F:2 BSUB(10000,15,-3.0) PKD(5,5,3,0.10%,100.0,0.00%,F,F)

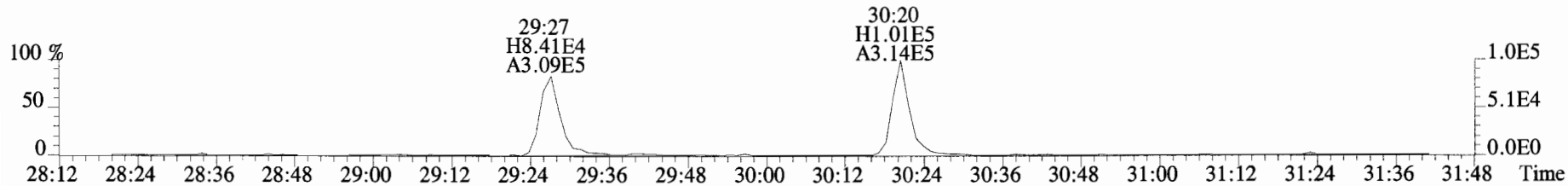

351.9000 S:3 F:2 BSUB(10000,15,-3.0) PKD(5,5,3,0.10%,100.0,0.00%,F,F)

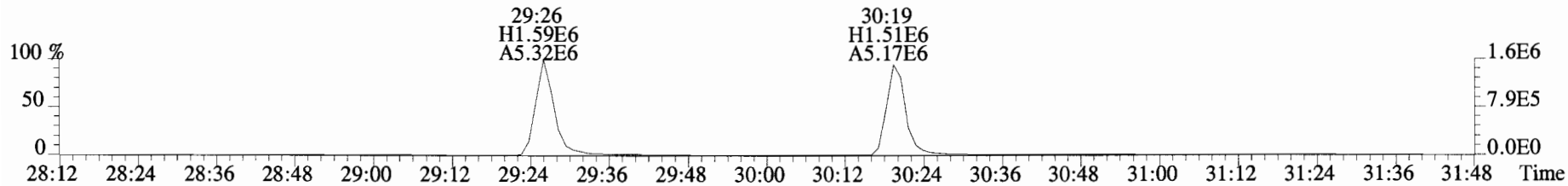

353.8970 S:3 F:2 BSUB(10000,15,-3.0) PKD(5,5,3,0.10%,100.0,0.00%,F,F)

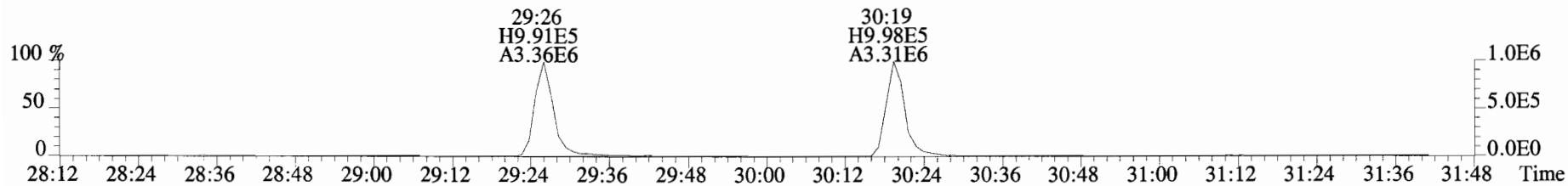

409.7974 S:3 F:2 BSUB(10000,15,-3.0) PKD(5,5,3,0.10%,100.0,0.00%,F,F)

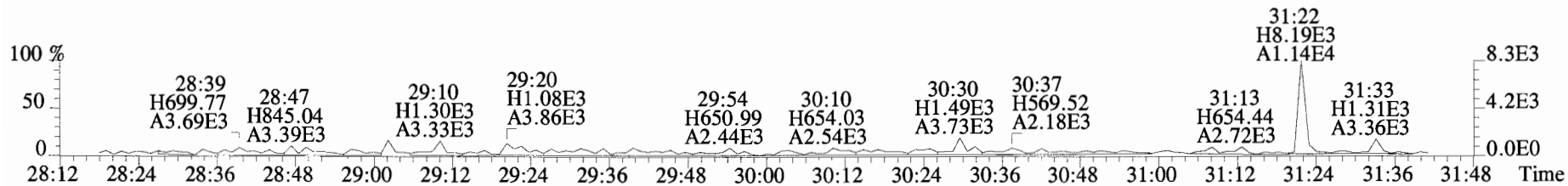

File:190510D2 #1-384 Acq:10-MAY-2019 16:00:06 GC EI+ Voltage SIR Autospec-UltimaE
Sample#3 File Text:Vista_Analytical_Laboratory_VG7 Text:ST190510D2-3 1613 CS2 19C2203 Exp:OCDD_DB5
373.8207 S:3 F:3 BSUB(10000,15,-3.0) PKD(5,5,3,0.10%,100.0,0.00%,F,F)

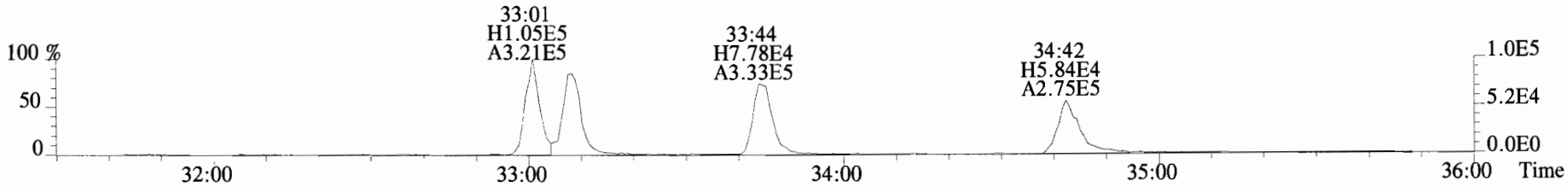

375.8178 S:3 F:3 BSUB(10000,15,-3.0) PKD(5,5,3,0.10%,100.0,0.00%,F,F)

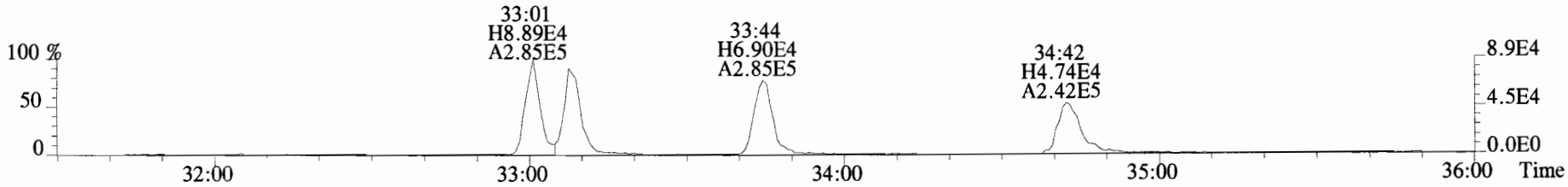

383.8639 S:3 F:3 BSUB(10000,15,-3.0) PKD(5,5,3,0.10%,100.0,0.00%,F,F)

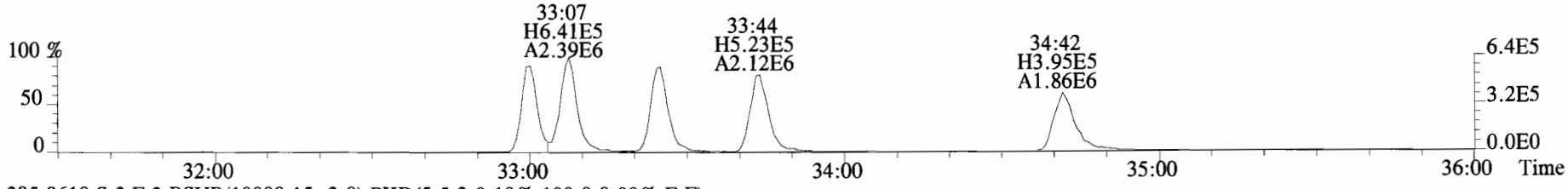

385.8610 S:3 F:3 BSUB(10000,15,-3.0) PKD(5,5,3,0.10%,100.0,0.00%,F,F)

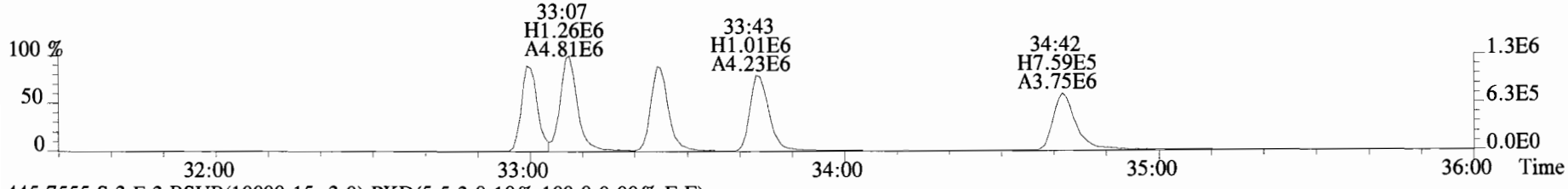

445.7555 S:3 F:3 BSUB(10000,15,-3.0) PKD(5,5,3,0.10%,100.0,0.00%,F,F)

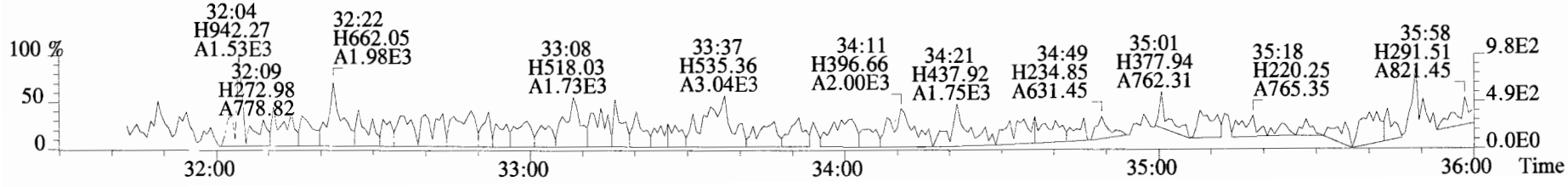

File:190510D2 #1-384 Acq:10-MAY-2019 16:00:06 GC EI+ Voltage SIR Autospec-UltimaE
Sample#3 File Text:Vista_Analytical_Laboratory_VG7 Text:ST190510D2-3 1613 CS2 19C2203 Exp:OCDD_DB5
383.8639 S:3 F:3 BSUB(10000,15,-3.0) PKD(5,5,3,0.10%,100.0,0.00%,F,F)

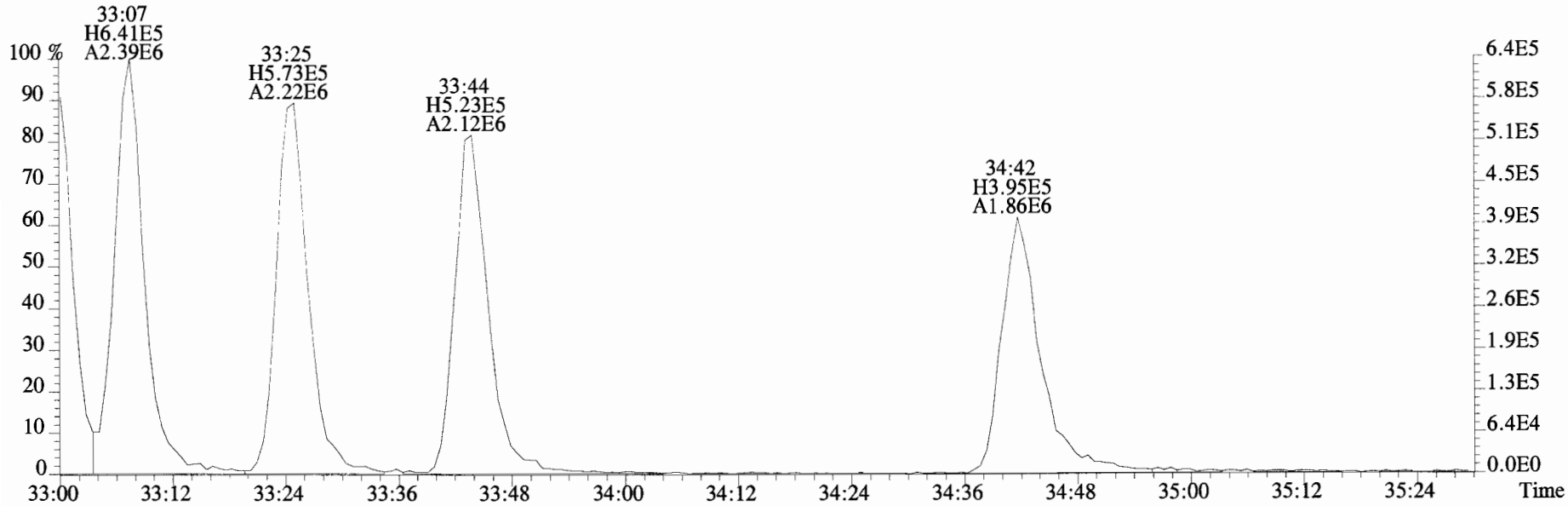

385.8610 S:3 F:3 BSUB(10000,15,-3.0) PKD(5,5,3,0.10%,100.0,0.00%,F,F)

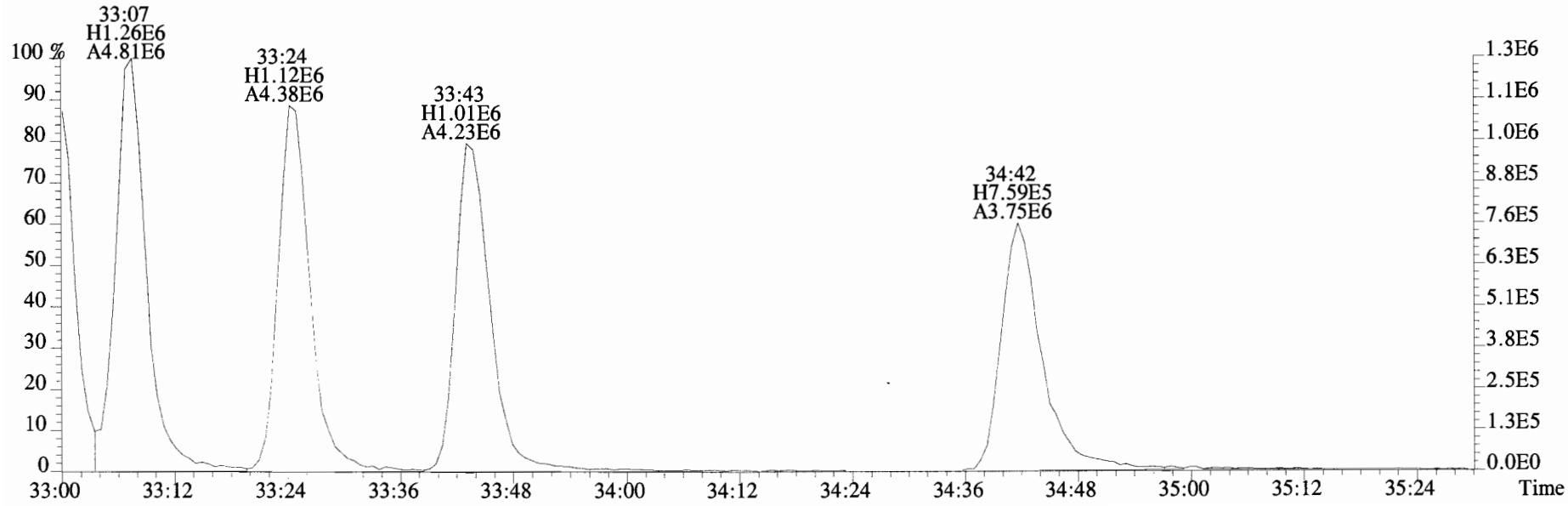

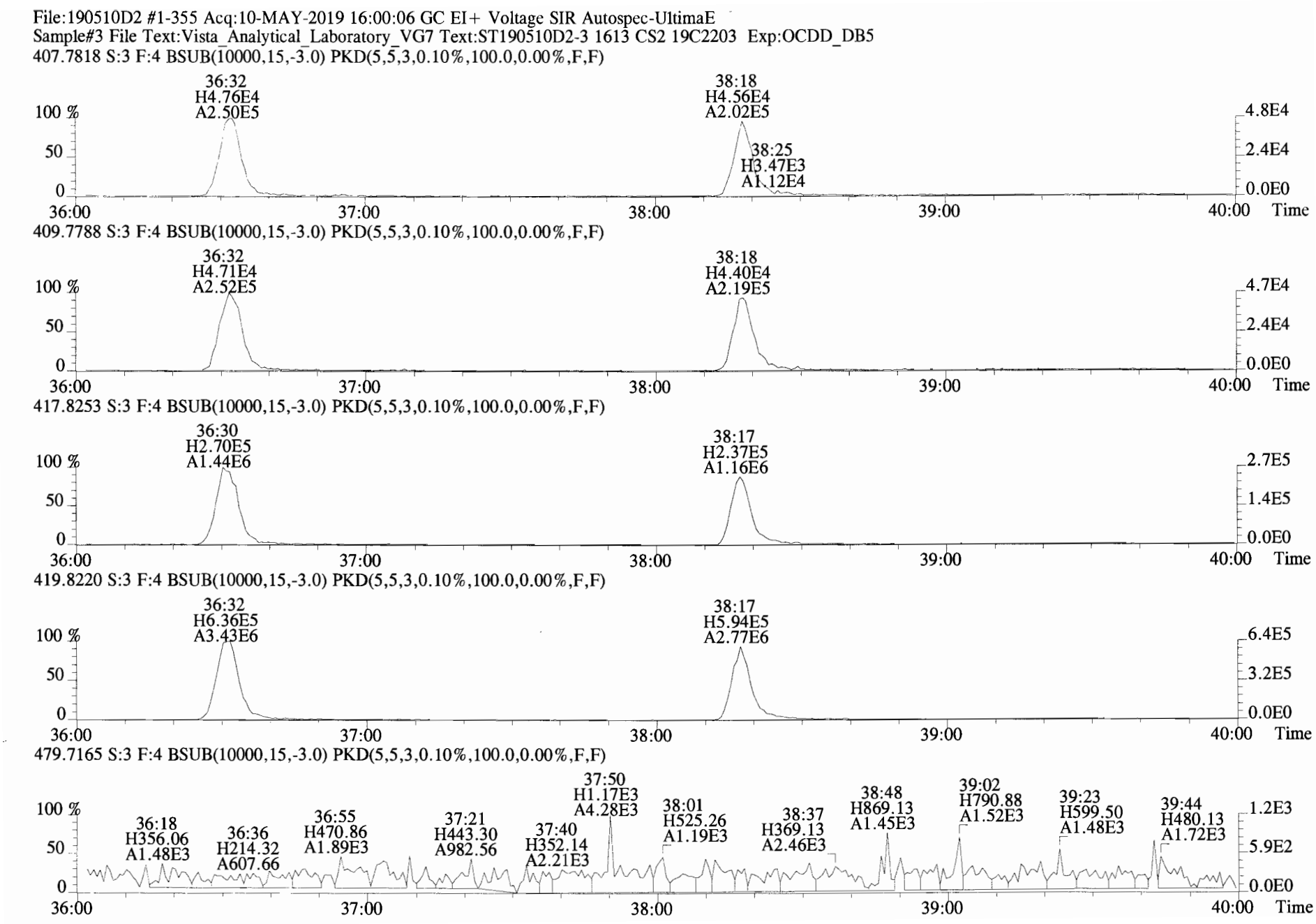
File:190510D2 #1-355 Acq:10-MAY-2019 16:00:06 GC EI+ Voltage SIR Autospec-UltimaE
Sample#3 File Text:Vista_Analytical_Laboratory_VG7 Text:ST190510D2-3 1613 CS2 19C2203 Exp:OCDD_DB5
407.7818 S:3 F:4 BSUB(10000,15,-3.0) PKD(5,5,3,0.10%,100.0,0.00%,F,F)
36:32 H4.76E4 A2.50E5
38:18 H4.56E4 A2.02E5
38:25 H3.47E3 A1.12E4
409.7788 S:3 F:4 BSUB(10000,15,-3.0) PKD(5,5,3,0.10%,100.0,0.00%,F,F)
36:32 H4.71E4 A2.52E5
38:18 H4.40E4 A2.19E5
417.8253 S:3 F:4 BSUB(10000,15,-3.0) PKD(5,5,3,0.10%,100.0,0.00%,F,F)
36:30 H2.70E5 A1.44E6
38:17 H2.37E5 A1.16E6
419.8220 S:3 F:4 BSUB(10000,15,-3.0) PKD(5,5,3,0.10%,100.0,0.00%,F,F)
36:32 H6.36E5 A3.43E6
38:17 H5.94E5 A2.77E6
479.7165 S:3 F:4 BSUB(10000,15,-3.0) PKD(5,5,3,0.10%,100.0,0.00%,F,F)
36:18 H356.06 A1.48E3
36:36 H214.32 A607.66
36:55 H470.86 A1.89E3
37:21 H443.30 A982.56
37:40 H352.14 A2.21E3
37:50 H1.17E3 A4.28E3
38:01 H525.26 A1.19E3
38:37 H369.13 A2.46E3
38:48 H869.13 A1.45E3
39:02 H790.88 A1.52E3
39:23 H599.50 A1.48E3
39:44 H480.13 A1.72E3
100 %
50
0
36:00
37:00
38:00
39:00
40:00
Time
4.8E4
2.4E4
0.0E0
4.7E4
2.7E5
1.4E5
6.4E5
3.2E5
1.2E3
5.9E2

File:190510D2 #1-432 Acq:10-MAY-2019 16:00:06 GC EI+ Voltage SIR Autospec-UltimaE
Sample#3 File Text:Vista_Analytical_Laboratory_VG7 Text:ST190510D2-3 1613 CS2 19C2203 Exp:OCDD_DB5
441.7428 S:3 F:5 BSUB(10000,15,-3.0) PKD(5,5,3,0.10%,100.0,0.00%,F,F)

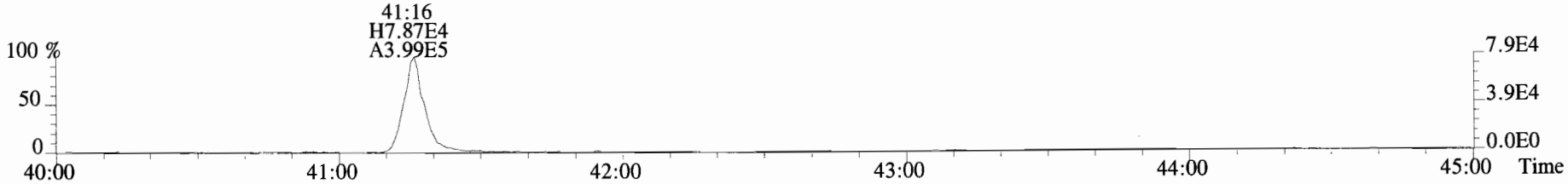

443.7398 S:3 F:5 BSUB(10000,15,-3.0) PKD(5,5,3,0.10%,100.0,0.00%,F,F)



453.7831 S:3 F:5 BSUB(10000,15,-3.0) PKD(5,5,3,0.10%,100.0,0.00%,F,F)

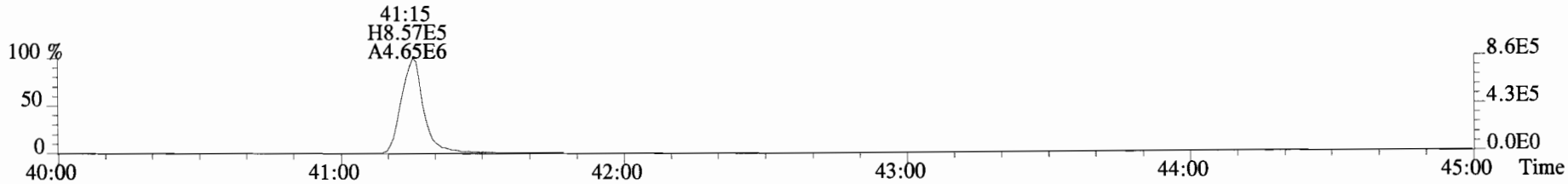

455.7801 S:3 F:5 BSUB(10000,15,-3.0) PKD(5,5,3,0.10%,100.0,0.00%,F,F)

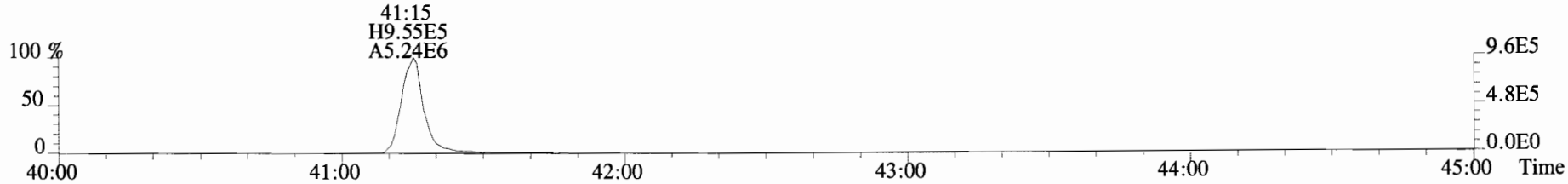

513.6775 S:3 F:5 BSUB(10000,15,-3.0) PKD(5,5,3,0.10%,100.0,0.00%,F,F)

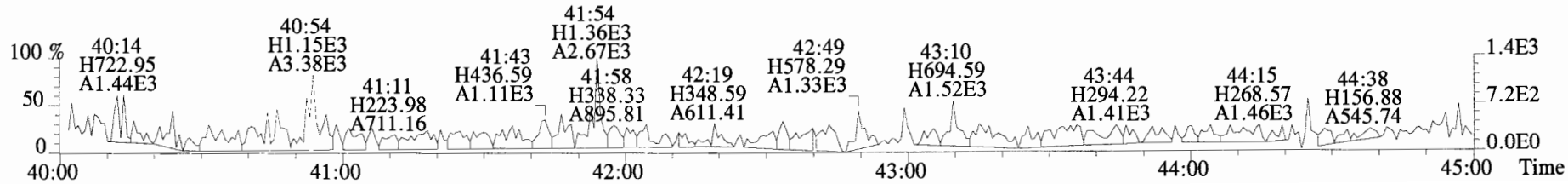

File:190510D2 #1-530 Acq:10-MAY-2019 16:47:52 GC EI+ Voltage SIR Autospec-UltimaE
Sample#4 File Text:Vista_Analytical_Laboratory_VG7 Text:ST190510D2-4 1613 CS3 19C2204 Exp:OCDD_DB5
319.8965 S:4 BSUB(10000,15,-3.0) PKD(5,5,3,0.10%,100.0,0.00%,F,F)



321.8936 S:4 BSUB(10000,15,-3.0) PKD(5,5,3,0.10%,100.0,0.00%,F,F)

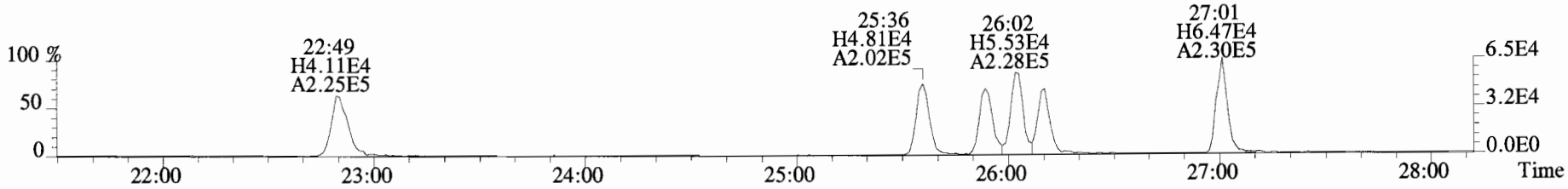

327.8847 S:4 BSUB(10000,15,-3.0) PKD(5,5,3,0.10%,100.0,0.00%,F,F)

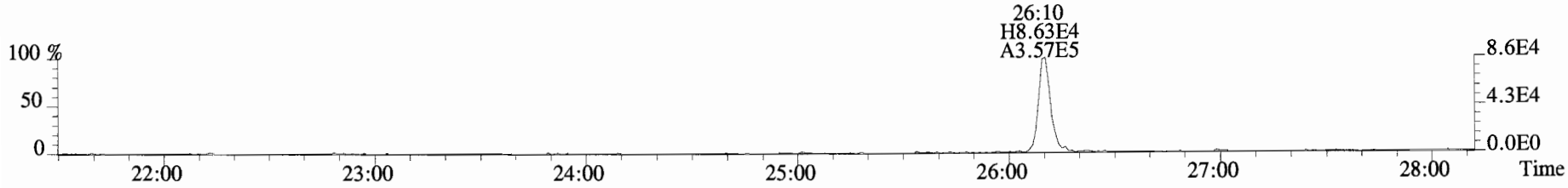

331.9368 S:4 BSUB(10000,15,-3.0) PKD(5,5,3,0.10%,100.0,0.00%,F,F)

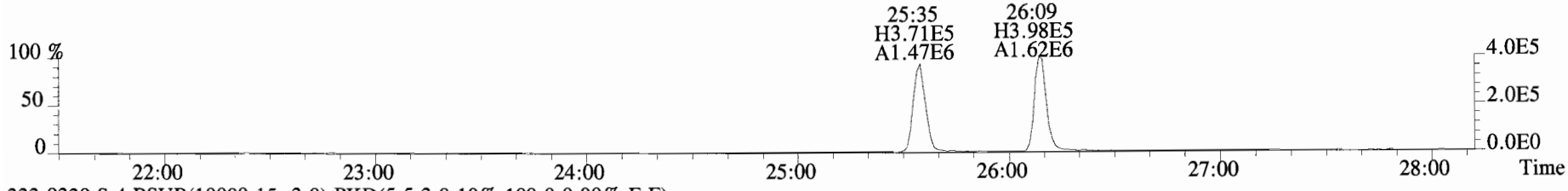

333.9339 S:4 BSUB(10000,15,-3.0) PKD(5,5,3,0.10%,100.0,0.00%,F,F)

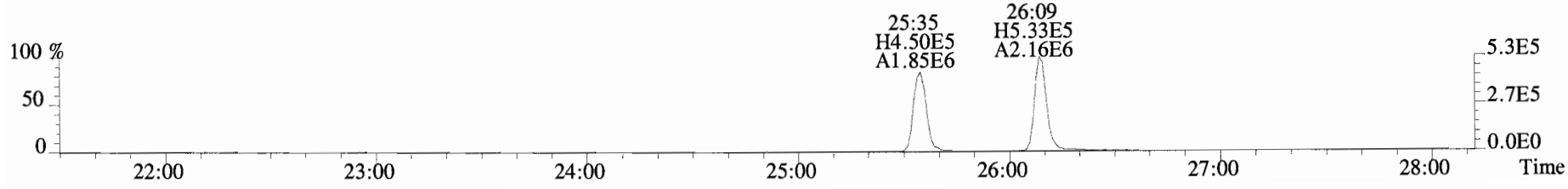

File:190510D2 #1-180 Acq:10-MAY-2019 16:47:52 GC EI+ Voltage SIR Autospec-UltimaE
Sample#4 File Text:Vista_Analytical_Laboratory_VG7 Text:ST190510D2-4 1613 CS3 19C2204 Exp:OCDD_DB5
353.8576 S:4 F:2 BSUB(10000,15,-3.0) PKD(5,5,3,0.10%,100.0,0.00%,F,F)

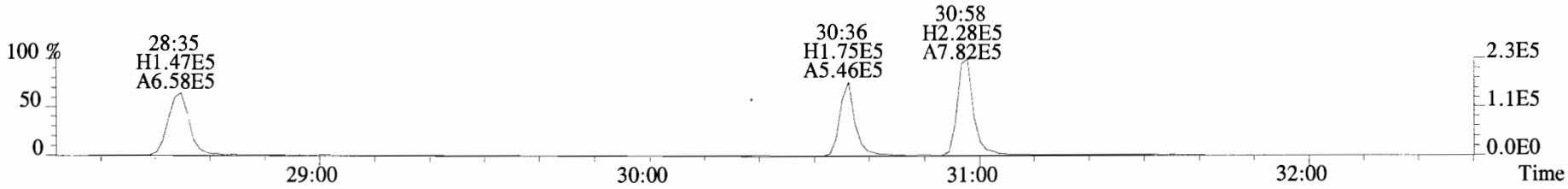

355.8546 S:4 F:2 BSUB(10000,15,-3.0) PKD(5,5,3,0.10%,100.0,0.00%,F,F)

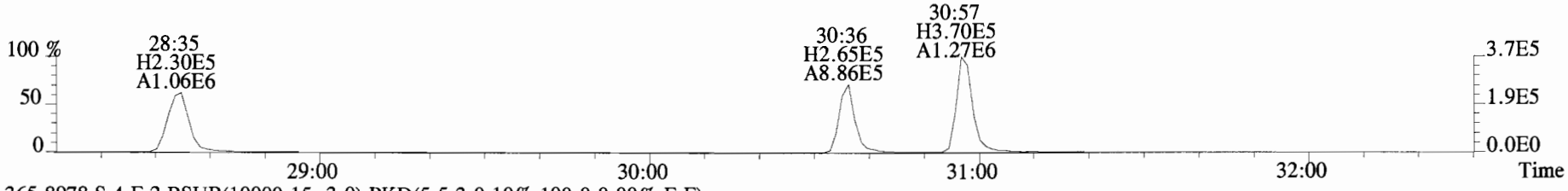

365.8978 S:4 F:2 BSUB(10000,15,-3.0) PKD(5,5,3,0.10%,100.0,0.00%,F,F)

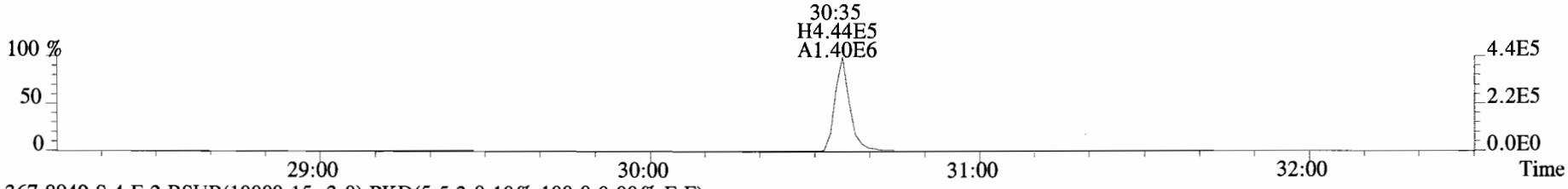

367.8949 S:4 F:2 BSUB(10000,15,-3.0) PKD(5,5,3,0.10%,100.0,0.00%,F,F)

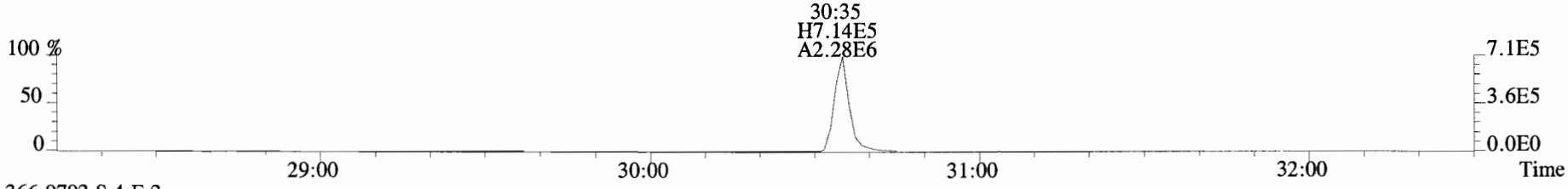

366.9792 S:4 F:2

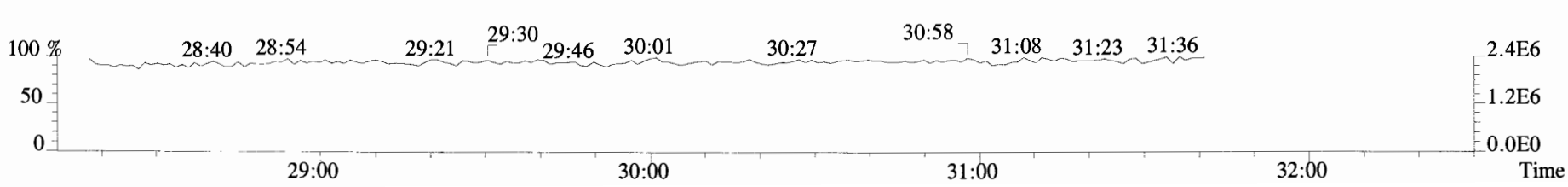

File:190510D2 #1-384 Acq:10-MAY-2019 16:47:52 GC EI+ Voltage SIR Autospec-UltimaE
Sample#4 File Text:Vista_Analytical_Laboratory_VG7 Text:ST190510D2-4 1613 CS3 19C2204 Exp:OCDD_DB5
389.8156 S:4 F:3 BSUB(10000,15,-3.0) PKD(5,5,3,0.10%,100.0,0.00%,F,F)

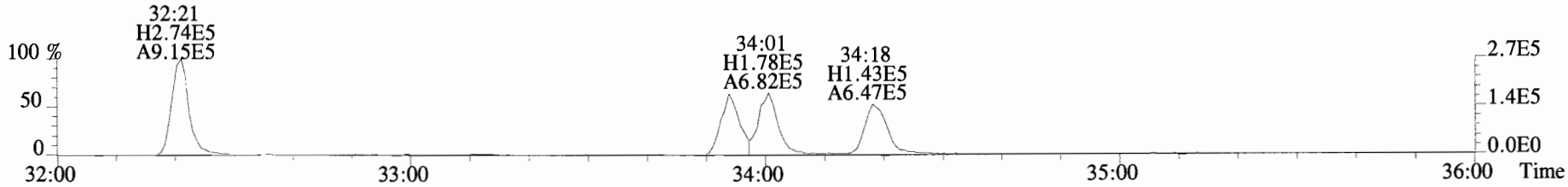

391.8127 S:4 F:3 BSUB(10000,15,-3.0) PKD(5,5,3,0.10%,100.0,0.00%,F,F)

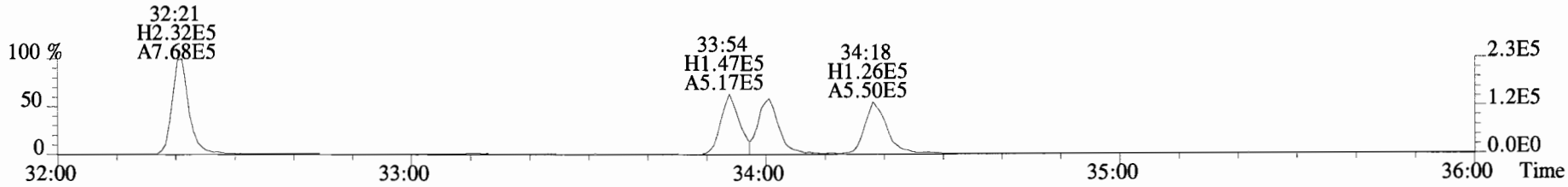

401.8559 S:4 F:3 BSUB(10000,15,-3.0) PKD(5,5,3,0.10%,100.0,0.00%,F,F)

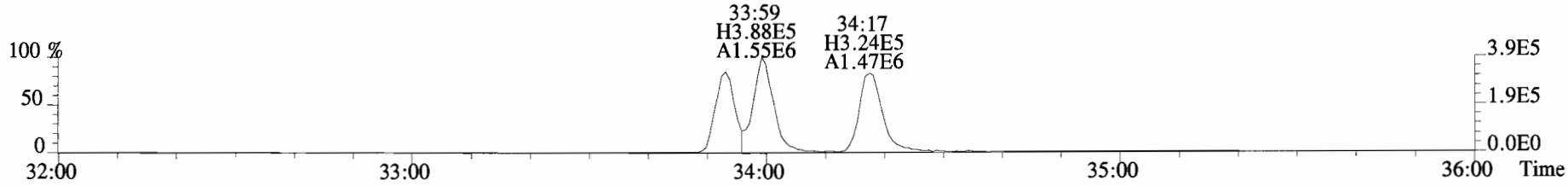

403.8530 S:4 F:3 BSUB(10000,15,-3.0) PKD(5,5,3,0.10%,100.0,0.00%,F,F)

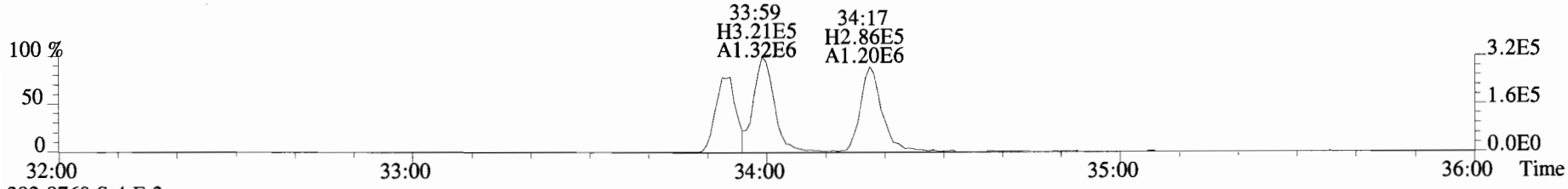

392.9760 S:4 F:3

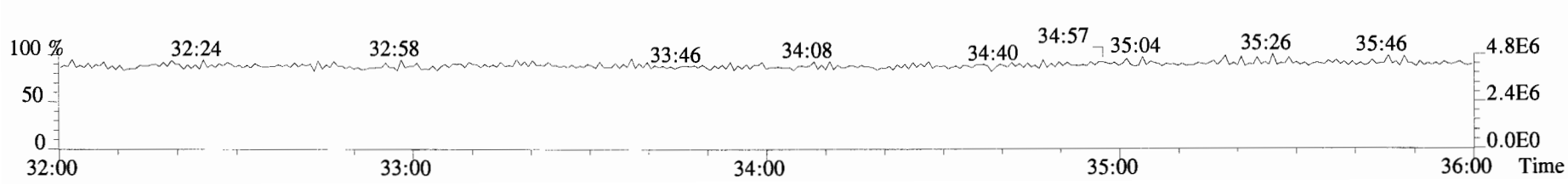

File:190510D2 #1-384 Acq:10-MAY-2019 16:47:52 GC EI+ Voltage SIR Autospec-UltimaE
Sample#4 File Text:Vista_Analytical_Laboratory_VG7 Text:ST190510D2-4 1613 CS3 19C2204 Exp:OCDD_DB5
401.8559 S:4 F:3 BSUB(10000,15,-3.0) PKD(5,5,3,0.10%,100.0,0.00%,F,F)

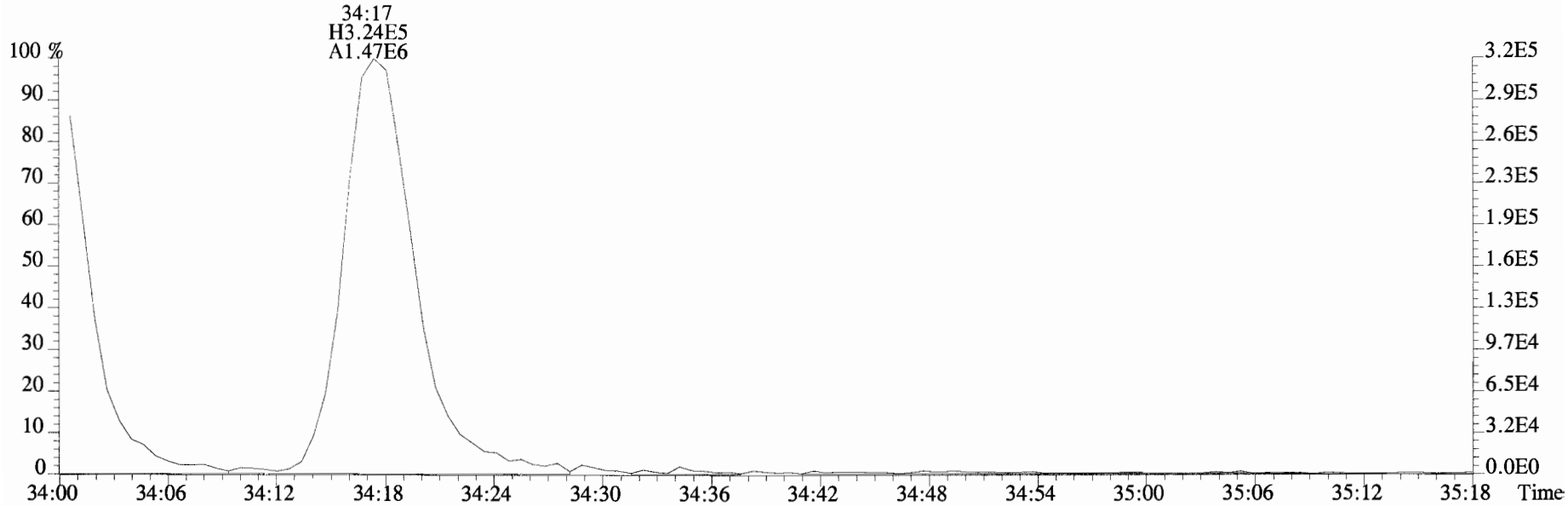

403.8530 S:4 F:3 BSUB(10000,15,-3.0) PKD(5,5,3,0.10%,100.0,0.00%,F,F)

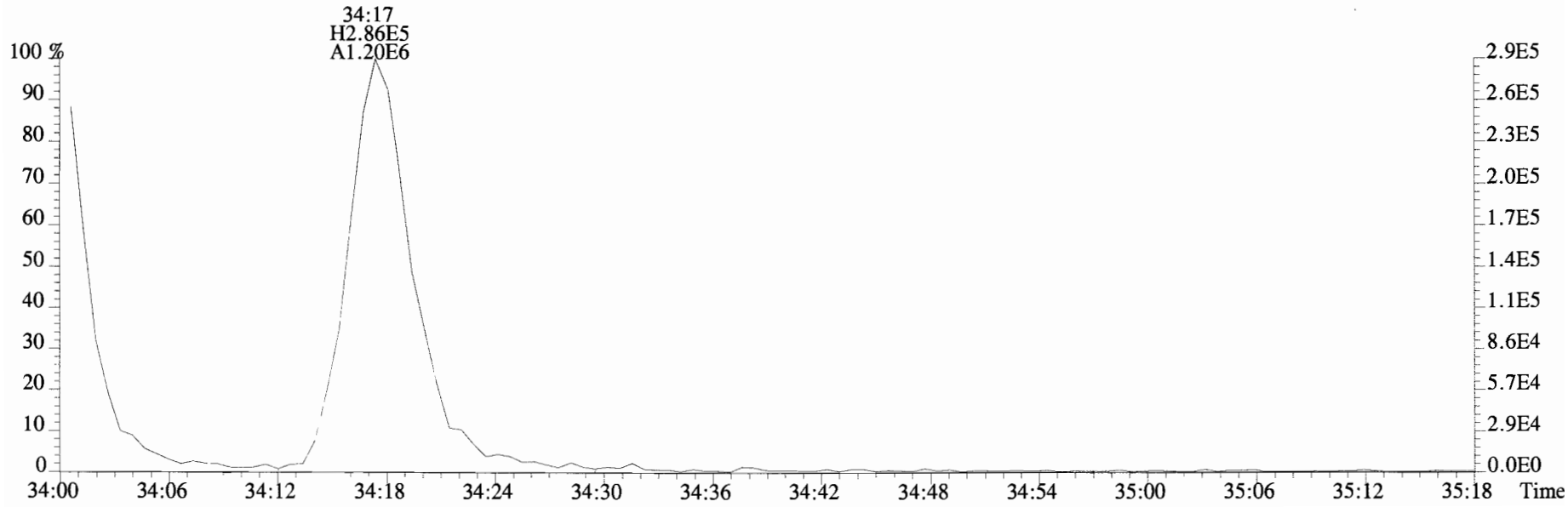

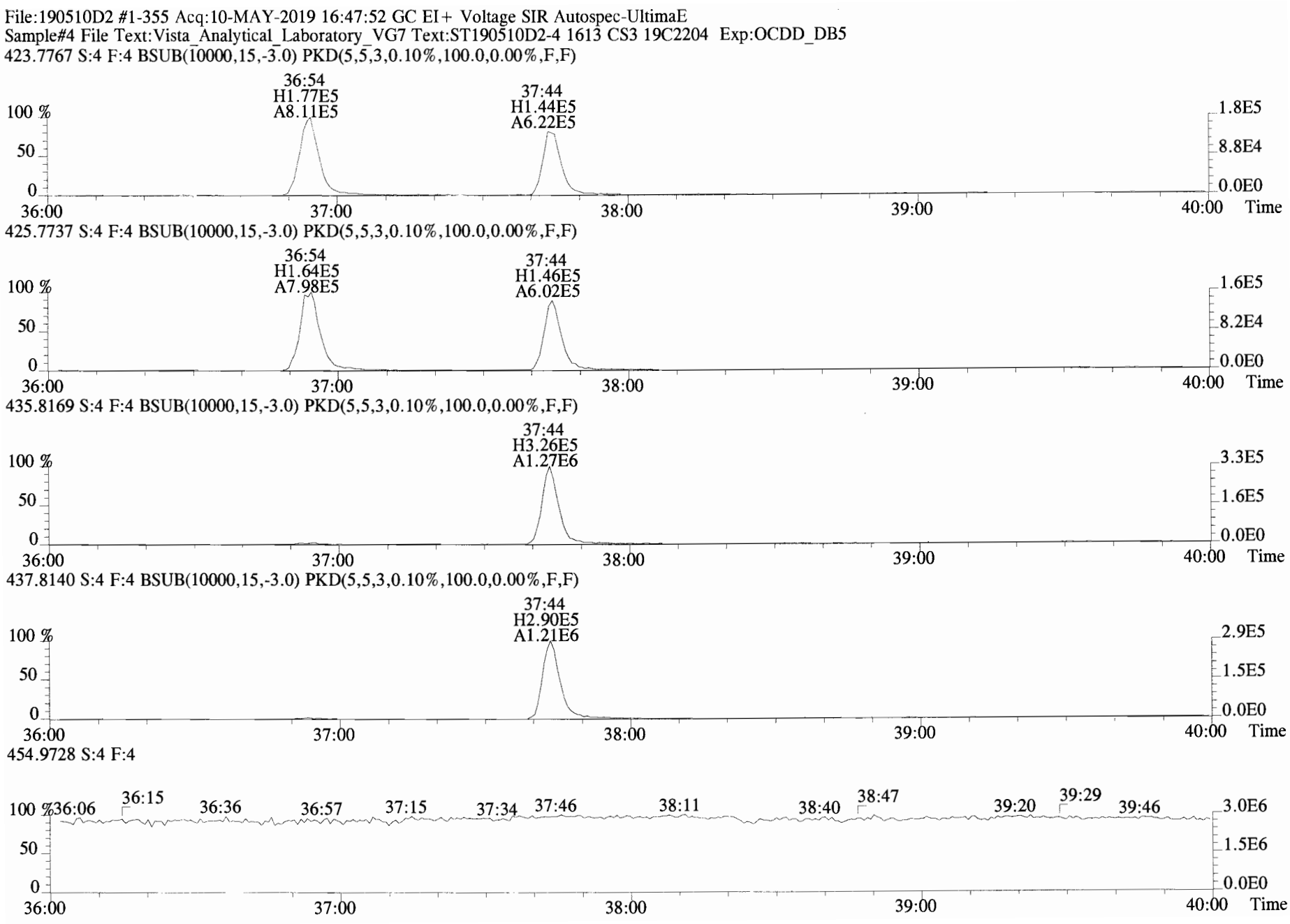
File:190510D2 #1-355 Acq:10-MAY-2019 16:47:52 GC EI+ Voltage SIR Autospec-UltimaE
Sample#4 File Text:Vista_Analytical_Laboratory_VG7 Text:ST190510D2-4 1613 CS3 19C2204 Exp:OCDD_DB5
423.7767 S:4 F:4 BSUB(10000,15,-3.0) PKD(5,5,3,0.10%,100.0,0.00%,F,F)
36:54
H1.77E5
A8.11E5
37:44
H1.44E5
A6.22E5
425.7737 S:4 F:4 BSUB(10000,15,-3.0) PKD(5,5,3,0.10%,100.0,0.00%,F,F)
36:54
H1.64E5
A7.98E5
37:44
H1.46E5
A6.02E5
435.8169 S:4 F:4 BSUB(10000,15,-3.0) PKD(5,5,3,0.10%,100.0,0.00%,F,F)
37:44
H3.26E5
A1.27E6
437.8140 S:4 F:4 BSUB(10000,15,-3.0) PKD(5,5,3,0.10%,100.0,0.00%,F,F)
37:44
H2.90E5
A1.21E6
454.9728 S:4 F:4
36:06
36:15
36:36
36:57
37:15
37:34
37:46
38:11
38:40
38:47
39:20
39:29
39:46
100 %
50
0
36:00
37:00
38:00
39:00
40:00
Time
1.8E5
8.8E4
0.0E0
1.6E5
8.2E4
3.3E5
1.6E5
2.9E5
1.5E5
3.0E6
1.5E6

File:190510D2 #1-432 Acq:10-MAY-2019 16:47:52 GC EI+ Voltage SIR Autospec-UltimaE
Sample#4 File Text:Vista_Analytical_Laboratory_VG7 Text:ST190510D2-4 1613 CS3 19C2204 Exp:OCDD_DB5
457.7377 S:4 F:5 BSUB(10000,15,-3.0) PKD(5,5,3,0.10%,100.0,0.00%,F,F)

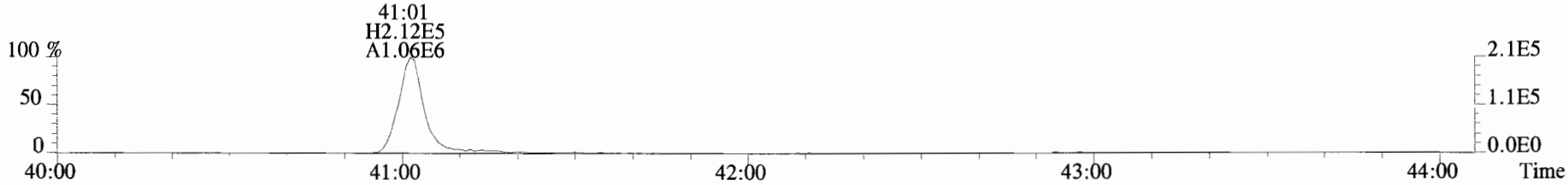

459.7348 S:4 F:5 BSUB(10000,15,-3.0) PKD(5,5,3,0.10%,100.0,0.00%,F,F)

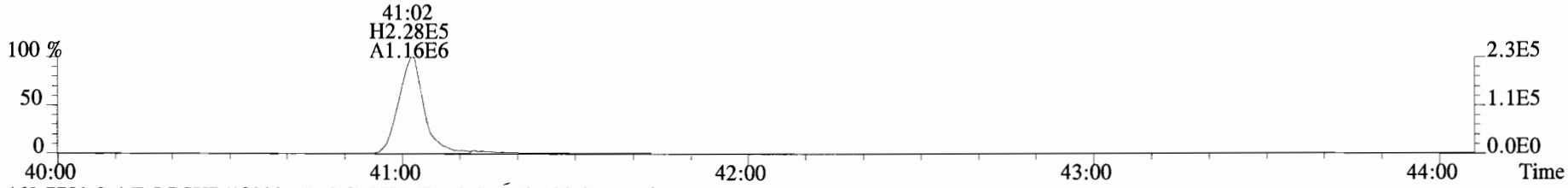

469.7780 S:4 F:5 BSUB(10000,15,-3.0) PKD(5,5,3,0.10%,100.0,0.00%,F,F)

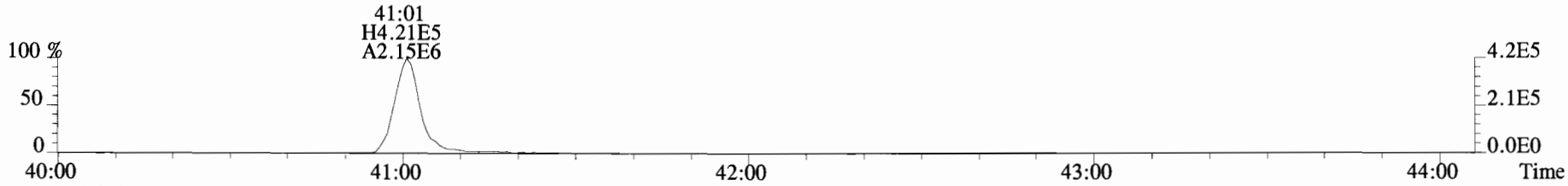

471.7750 S:4 F:5 BSUB(10000,15,-3.0) PKD(5,5,3,0.10%,100.0,0.00%,F,F)

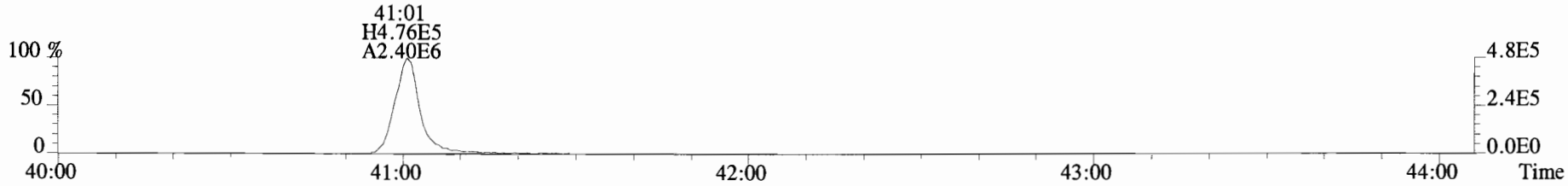

454.9728 S:4 F:5

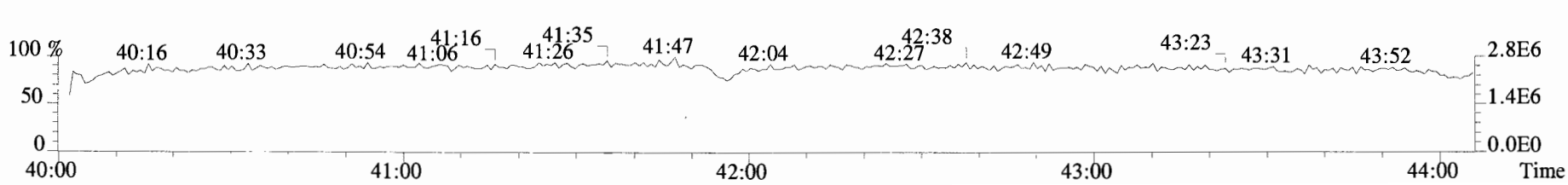

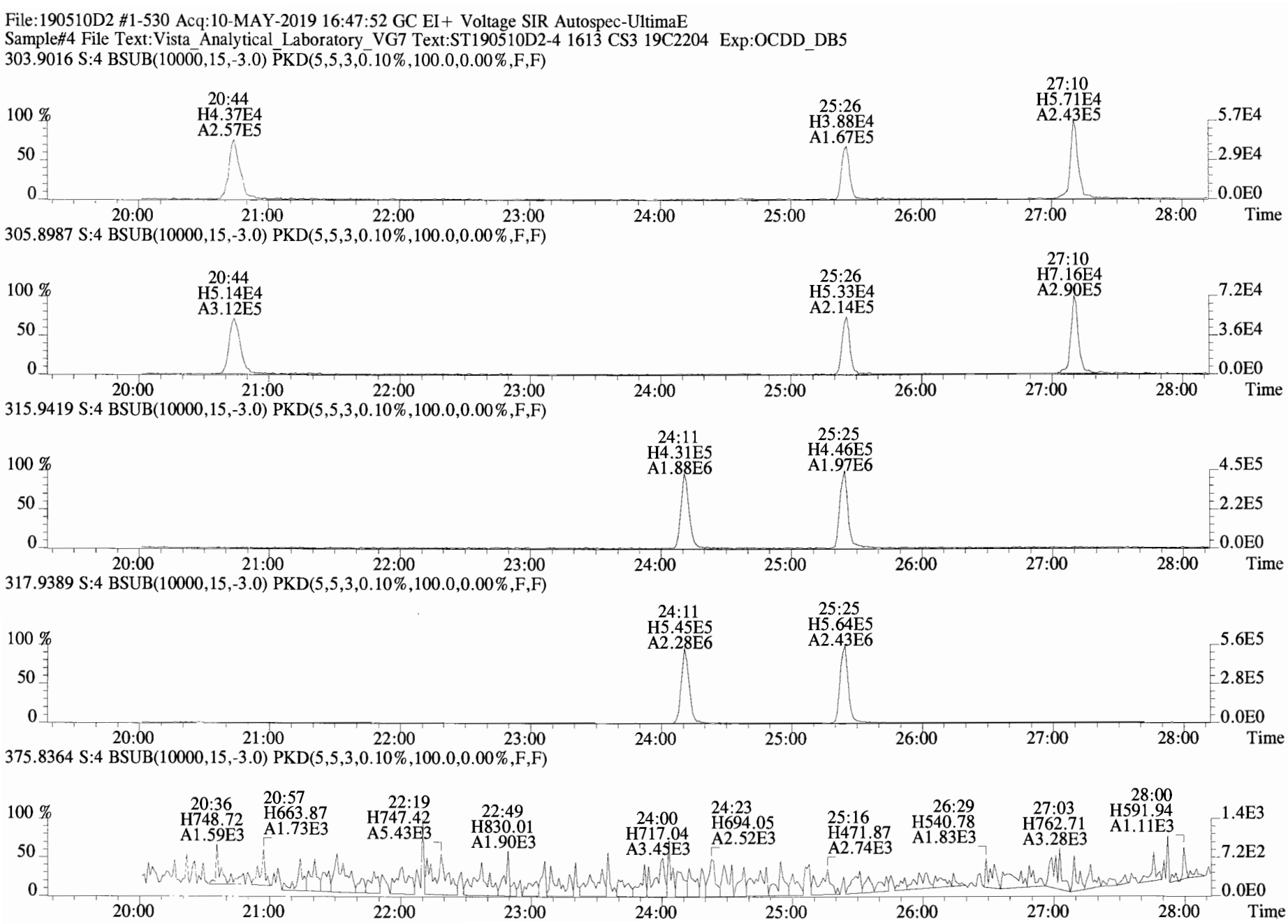
File:190510D2 #1-530 Acq:10-MAY-2019 16:47:52 GC EI+ Voltage SIR Autospec-UltimaE
Sample#4 File Text:Vista_Analytical_Laboratory_VG7 Text:ST190510D2-4 1613 CS3 19C2204 Exp:OCDD_DB5
303.9016 S:4 BSUB(10000,15,-3.0) PKD(5,5,3,0.10%,100.0,0.00%,F,F)
20:44 H4.37E4 A2.57E5
25:26 H3.88E4 A1.67E5
27:10 H5.71E4 A2.43E5
305.8987 S:4 BSUB(10000,15,-3.0) PKD(5,5,3,0.10%,100.0,0.00%,F,F)
20:44 H5.14E4 A3.12E5
25:26 H5.33E4 A2.14E5
27:10 H7.16E4 A2.90E5
315.9419 S:4 BSUB(10000,15,-3.0) PKD(5,5,3,0.10%,100.0,0.00%,F,F)
24:11 H4.31E5 A1.88E6
25:25 H4.46E5 A1.97E6
317.9389 S:4 BSUB(10000,15,-3.0) PKD(5,5,3,0.10%,100.0,0.00%,F,F)
24:11 H5.45E5 A2.28E6
25:25 H5.64E5 A2.43E6
375.8364 S:4 BSUB(10000,15,-3.0) PKD(5,5,3,0.10%,100.0,0.00%,F,F)
20:36 H748.72 A1.59E3
20:57 H663.87 A1.73E3
22:19 H747.42 A5.43E3
22:49 H830.01 A1.90E3
24:00 H717.04 A3.45E3
24:23 H694.05 A2.52E3
25:16 H471.87 A2.74E3
26:29 H540.78 A1.83E3
27:03 H762.71 A3.28E3
28:00 H591.94 A1.11E3
100 %
50
0
20:00
21:00
22:00
23:00
24:00
25:00
26:00
27:00
28:00
Time
5.7E4
2.9E4
0.0E0
7.2E4
3.6E4
4.5E5
2.2E5
5.6E5
2.8E5
1.4E3
7.2E2

File:190510D2 #1-530 Acq:10-MAY-2019 16:47:52 GC EI+ Voltage SIR Autospec-UltimaE
Sample#4 File Text:Vista_Analytical_Laboratory_VG7 Text:ST190510D2-4 1613 CS3 19C2204 Exp:OCDD_DB5
339.8597 S:4 BSUB(10000,15,-3.0) PKD(5,5,3,0.10%,100.0,0.00%,F,F)

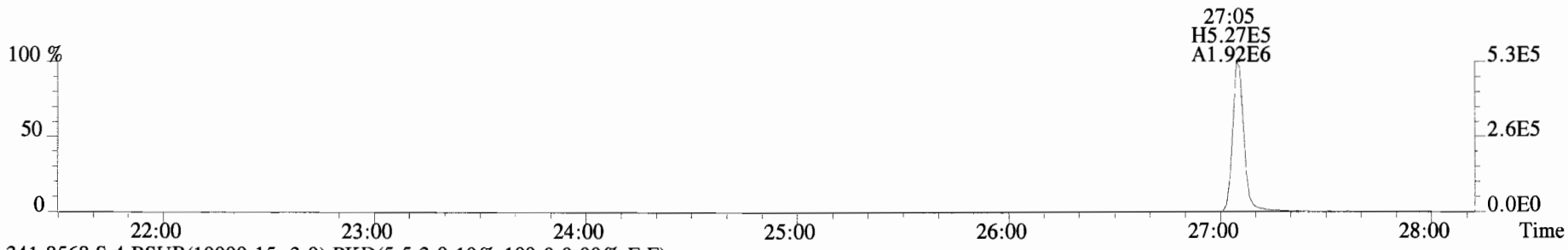

341.8568 S:4 BSUB(10000,15,-3.0) PKD(5,5,3,0.10%,100.0,0.00%,F,F)

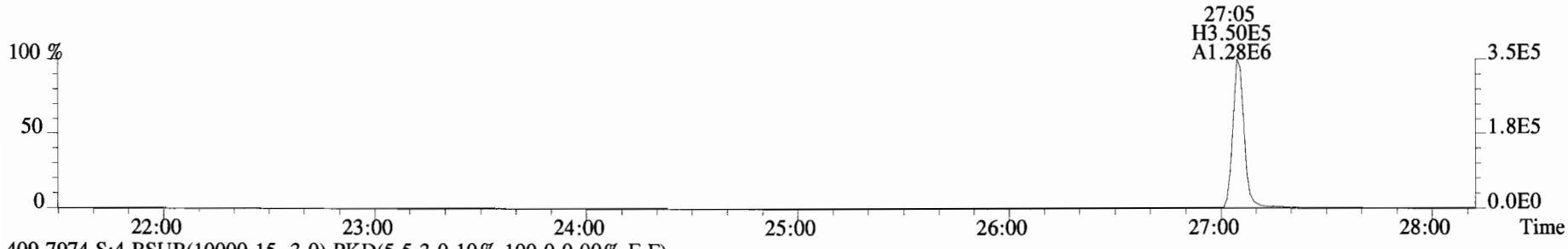

409.7974 S:4 BSUB(10000,15,-3.0) PKD(5,5,3,0.10%,100.0,0.00%,F,F)

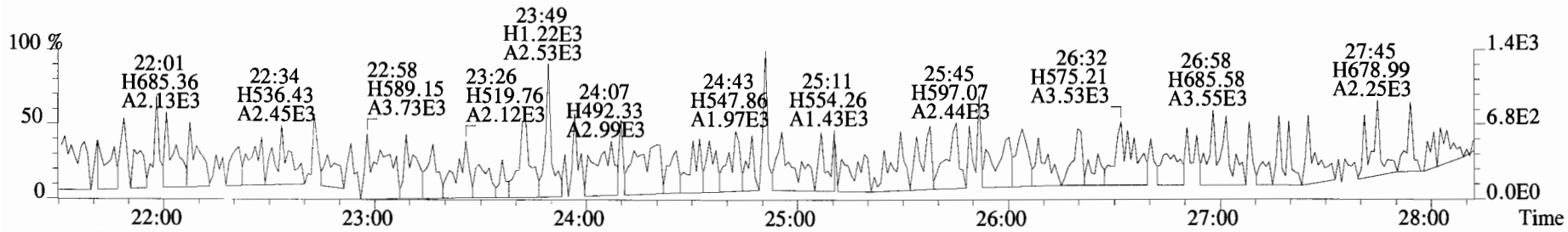

316.9824 S:4

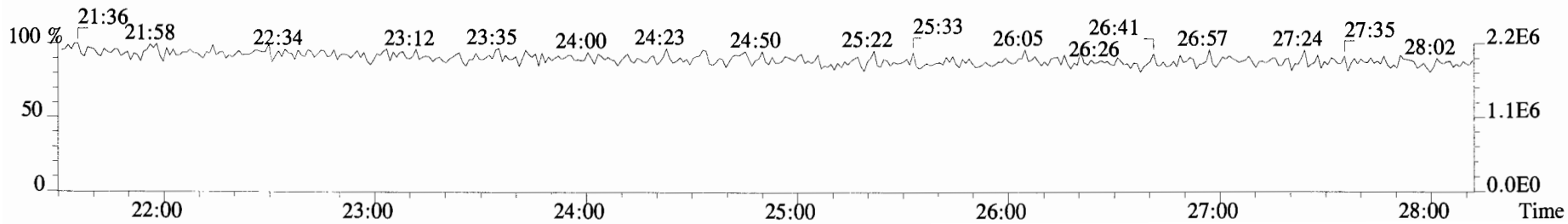

File:190510D2 #1-180 Acq:10-MAY-2019 16:47:52 GC EI+ Voltage SIR Autospec-UltimaE
Sample#4 File Text:Vista_Analytical_Laboratory_VG7 Text:ST190510D2-4 1613 CS3 19C2204 Exp:OCDD_DB5
339.8597 S:4 F:2 BSUB(10000,15,-3.0) PKD(5,5,3,0.10%,100.0,0.00%,F,F)

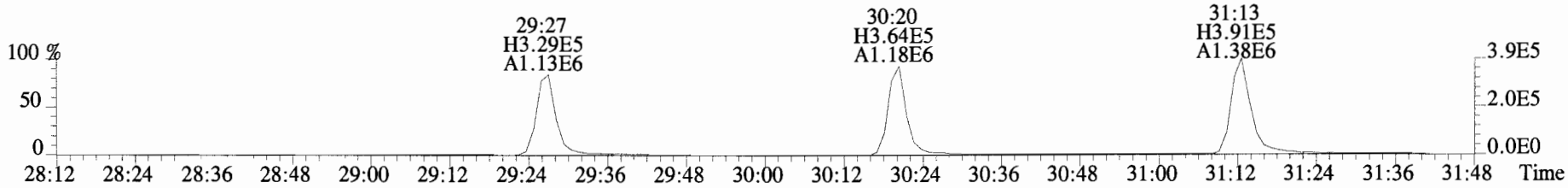

341.8568 S:4 F:2 BSUB(10000,15,-3.0) PKD(5,5,3,0.10%,100.0,0.00%,F,F)

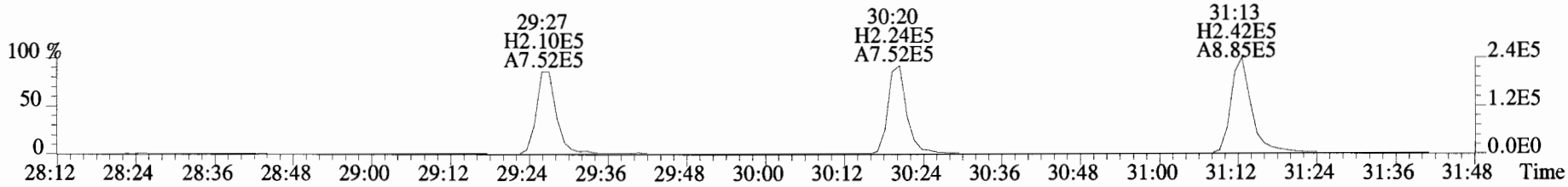

351.9000 S:4 F:2 BSUB(10000,15,-3.0) PKD(5,5,3,0.10%,100.0,0.00%,F,F)

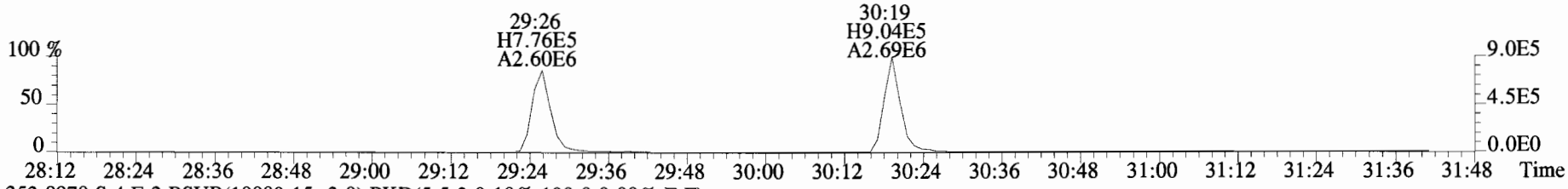

353.8970 S:4 F:2 BSUB(10000,15,-3.0) PKD(5,5,3,0.10%,100.0,0.00%,F,F)

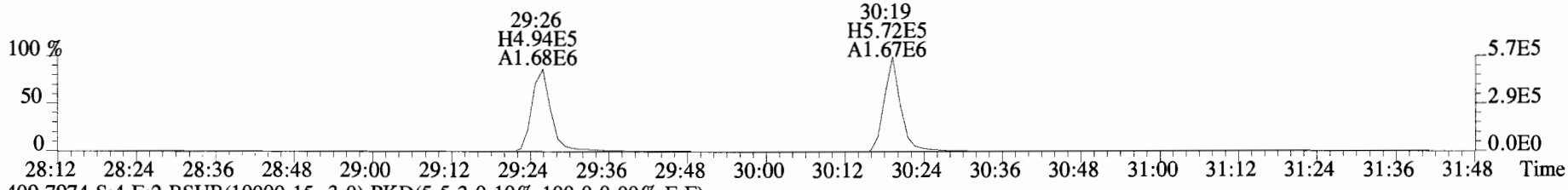

409.7974 S:4 F:2 BSUB(10000,15,-3.0) PKD(5,5,3,0.10%,100.0,0.00%,F,F)

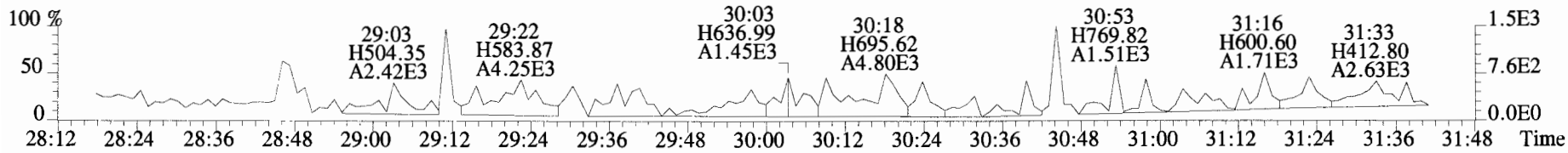

File:190510D2 #1-384 Acq:10-MAY-2019 16:47:52 GC EI+ Voltage SIR Autospec-UltimaE
Sample#4 File Text:Vista_Analytical_Laboratory_VG7 Text:ST190510D2-4 1613 CS3 19C2204 Exp:OCDD_DB5

373.8207 S:4 F:3 BSUB(10000,15,-3.0) PKD(5,5,3,0.10%,100.0,0.00%,F,F)

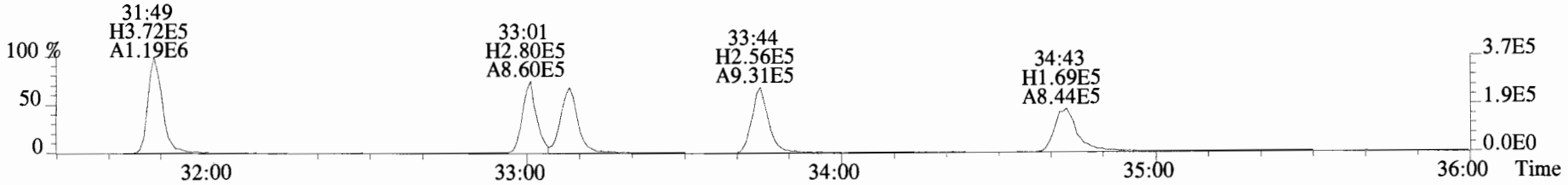

375.8178 S:4 F:3 BSUB(10000,15,-3.0) PKD(5,5,3,0.10%,100.0,0.00%,F,F)

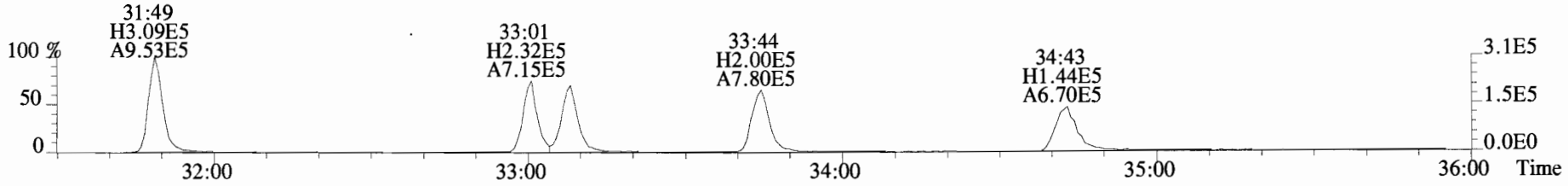

383.8639 S:4 F:3 BSUB(10000,15,-3.0) PKD(5,5,3,0.10%,100.0,0.00%,F,F)

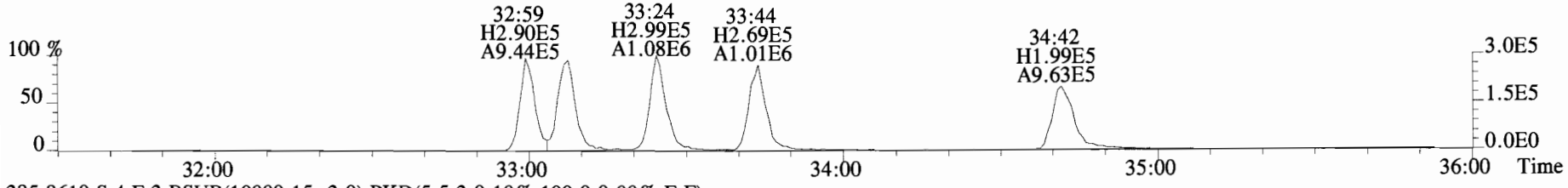

385.8610 S:4 F:3 BSUB(10000,15,-3.0) PKD(5,5,3,0.10%,100.0,0.00%,F,F)

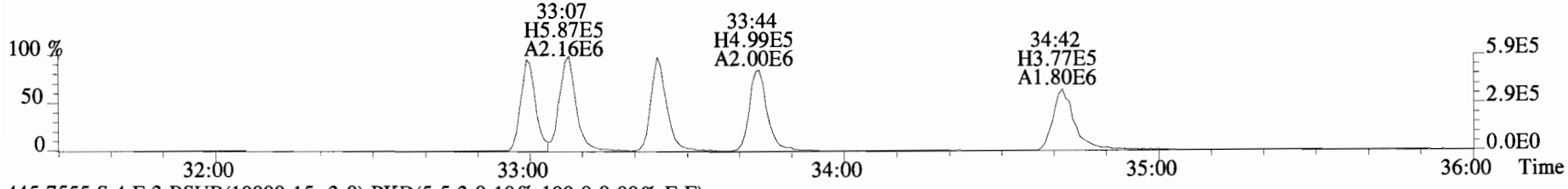

445.7555 S:4 F:3 BSUB(10000,15,-3.0) PKD(5,5,3,0.10%,100.0,0.00%,F,F)

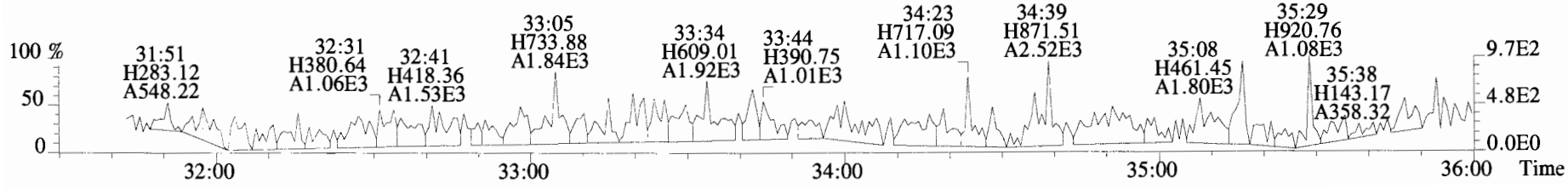

File:190510D2 #1-384 Acq:10-MAY-2019 16:47:52 GC EI+ Voltage SIR Autospec-UltimaE
Sample#4 File Text:Vista_Analytical_Laboratory_VG7 Text:ST190510D2-4 1613 CS3 19C2204 Exp:OCDD_DB5
383.8639 S:4 F:3 BSUB(10000,15,-3.0) PKD(5,5,3,0.10%,100.0,0.00%,F,F)

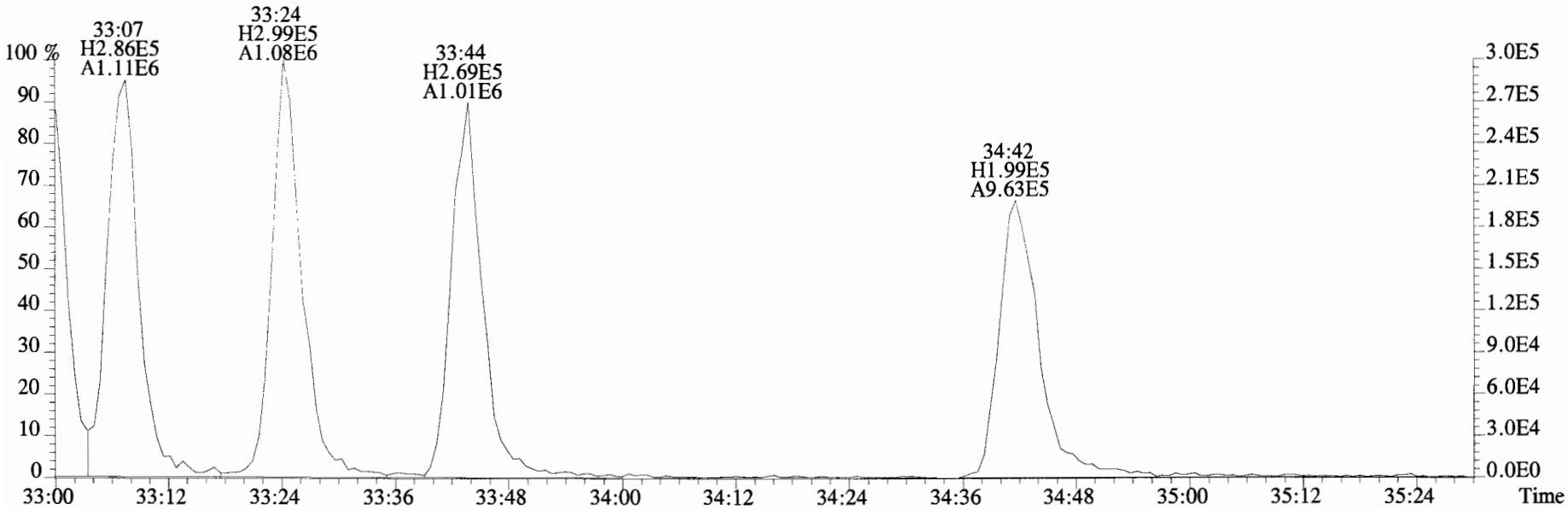

385.8610 S:4 F:3 BSUB(10000,15,-3.0) PKD(5,5,3,0.10%,100.0,0.00%,F,F)

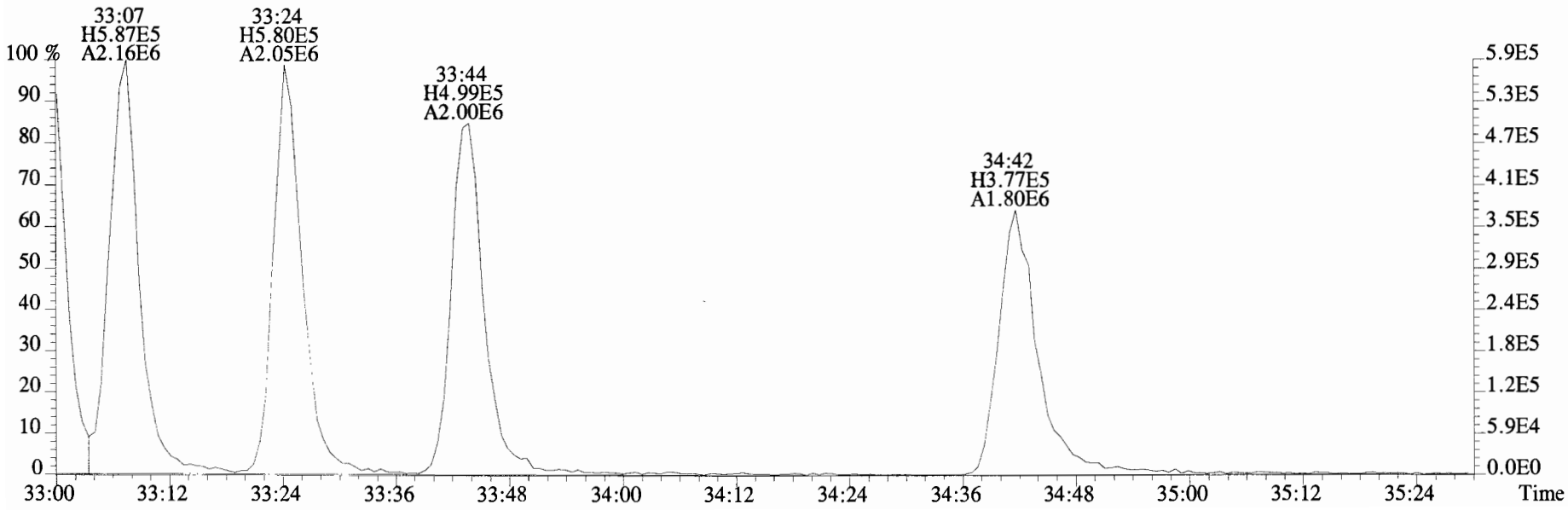

File:190510D2 #1-355 Acq:10-MAY-2019 16:47:52 GC EI+ Voltage SIR Autospec-UltimaE
Sample#4 File Text:Vista_Analytical_Laboratory_VG7 Text:ST190510D2-4 1613 CS3 19C2204 Exp:OCDD_DB5
407.7818 S:4 F:4 BSUB(10000,15,-3.0) PKD(5,5,3,0.10%,100.0,0.00%,F,F)

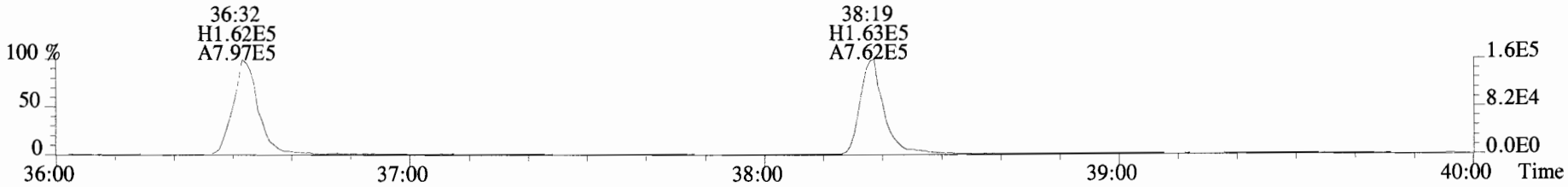

409.7788 S:4 F:4 BSUB(10000,15,-3.0) PKD(5,5,3,0.10%,100.0,0.00%,F,F)

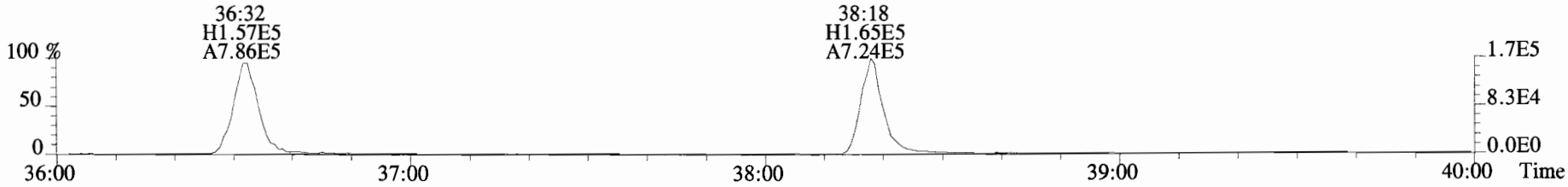

417.8253 S:4 F:4 BSUB(10000,15,-3.0) PKD(5,5,3,0.10%,100.0,0.00%,F,F)

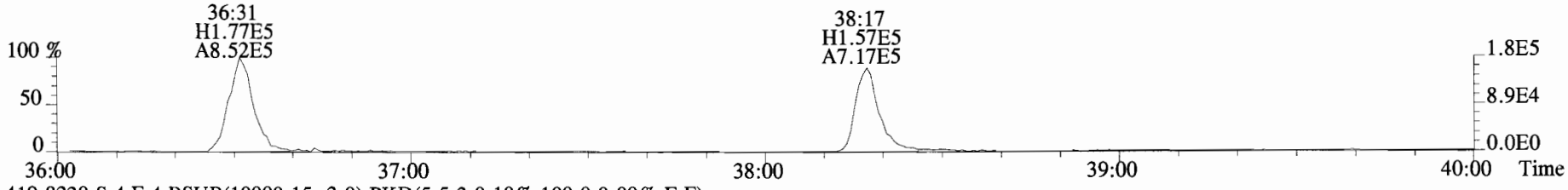

419.8220 S:4 F:4 BSUB(10000,15,-3.0) PKD(5,5,3,0.10%,100.0,0.00%,F,F)

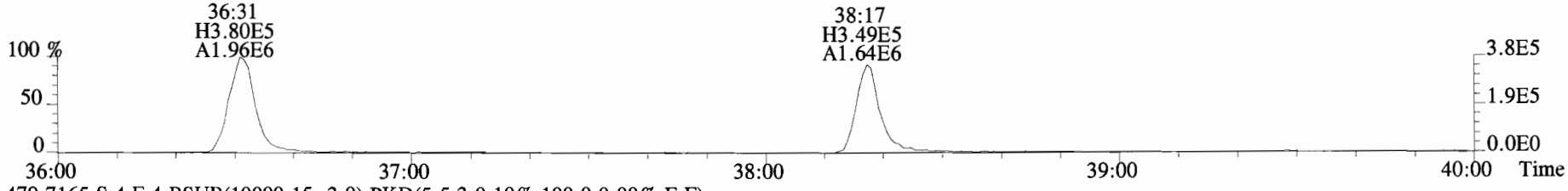

479.7165 S:4 F:4 BSUB(10000,15,-3.0) PKD(5,5,3,0.10%,100.0,0.00%,F,F)

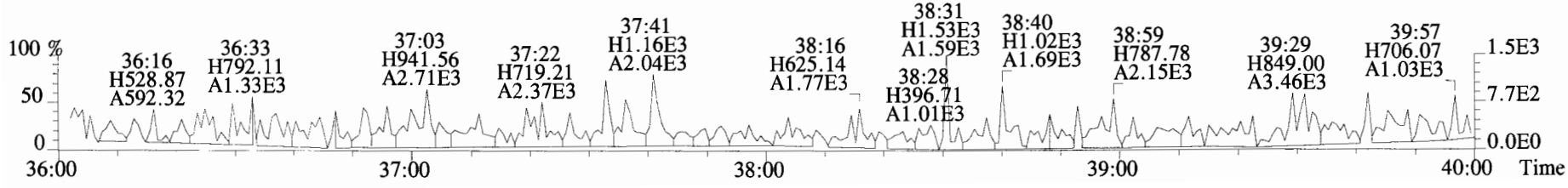

File:190510D2 #1-432 Acq:10-MAY-2019 16:47:52 GC EI+ Voltage SIR Autospec-UltimaE
Sample#4 File Text:Vista_Analytical_Laboratory_VG7 Text:ST190510D2-4 1613 CS3 19C2204 Exp:OCDD_DB5
441.7428 S:4 F:5 BSUB(10000,15,-3.0) PKD(5,5,3,0.10%,100.0,0.00%,F,F)

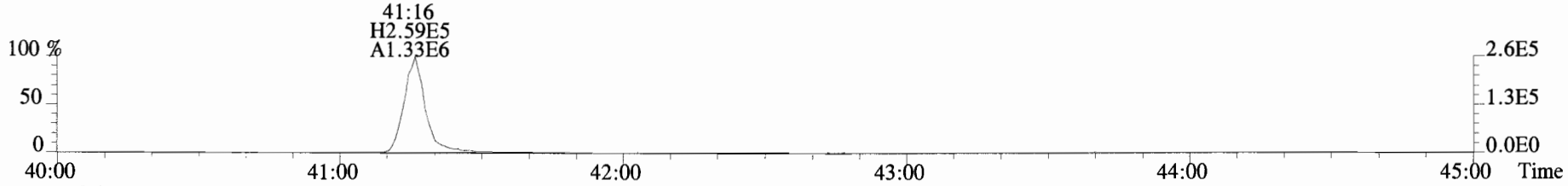

443.7398 S:4 F:5 BSUB(10000,15,-3.0) PKD(5,5,3,0.10%,100.0,0.00%,F,F)

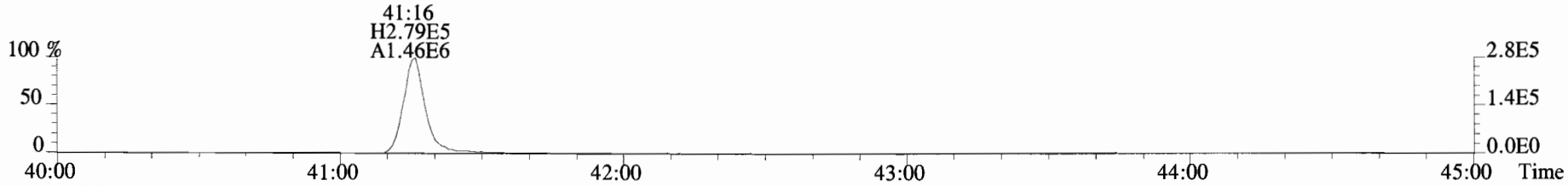

453.7831 S:4 F:5 BSUB(10000,15,-3.0) PKD(5,5,3,0.10%,100.0,0.00%,F,F)

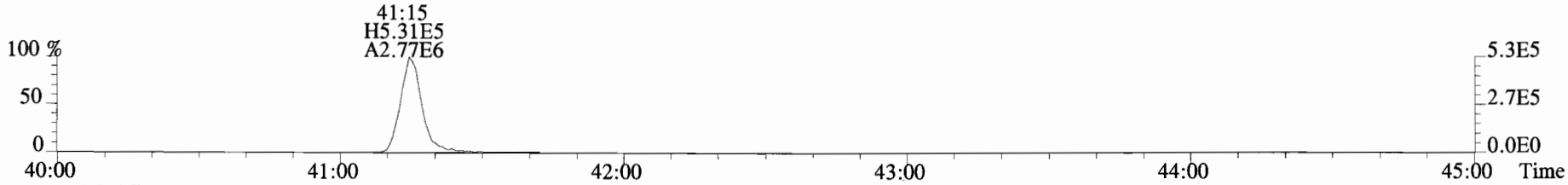

455.7801 S:4 F:5 BSUB(10000,15,-3.0) PKD(5,5,3,0.10%,100.0,0.00%,F,F)

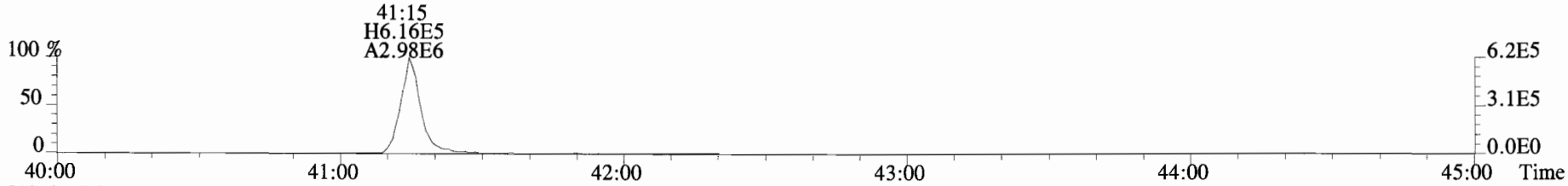

513.6775 S:4 F:5 BSUB(10000,15,-3.0) PKD(5,5,3,0.10%,100.0,0.00%,F,F)

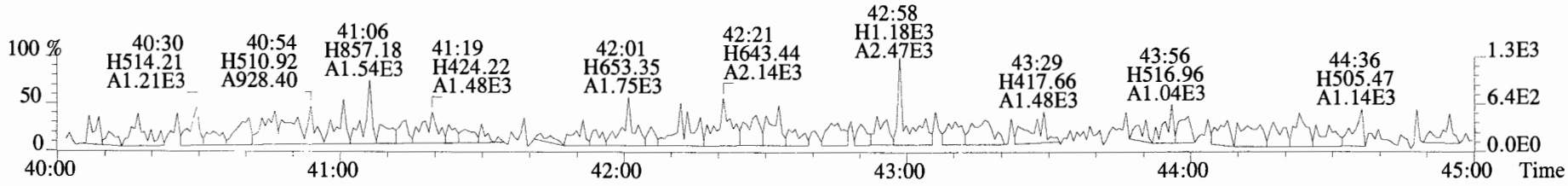

File:190510D2 #1-530 Acq:10-MAY-2019 17:35:29 GC EI+ Voltage SIR Autospec-UltimaE
Sample#5 File Text:Vista_Analytical_Laboratory_VG7 Text:ST190510D2-5 1613 CS4 19C2205 Exp:OCDD_DB5
319.8965 S:5 BSUB(10000,15,-3.0) PKD(5,5,3,0.10%,100.0,0.00%,F,F)

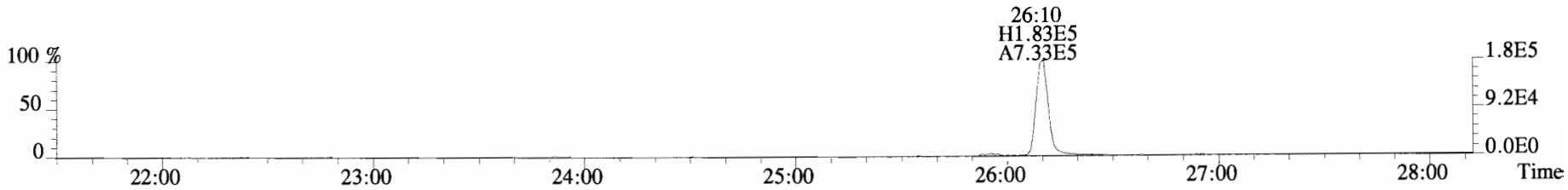

321.8936 S:5 BSUB(10000,15,-3.0) PKD(5,5,3,0.10%,100.0,0.00%,F,F)

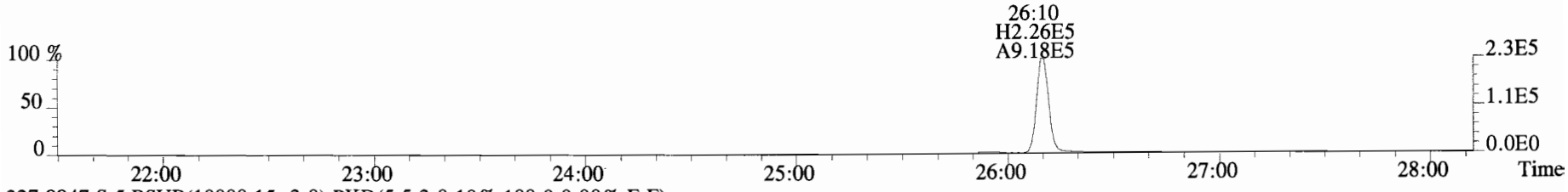

327.8847 S:5 BSUB(10000,15,-3.0) PKD(5,5,3,0.10%,100.0,0.00%,F,F)

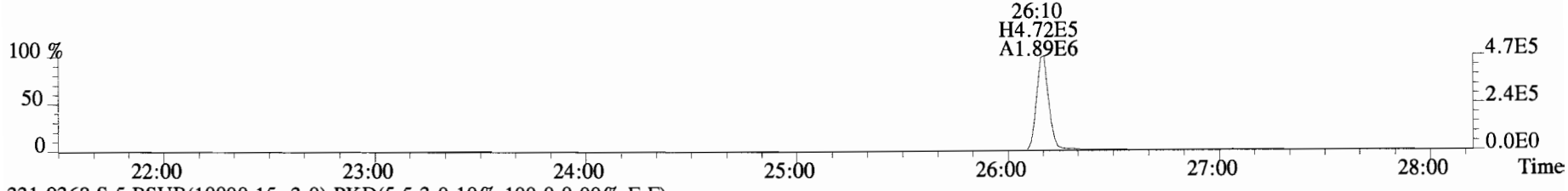

331.9368 S:5 BSUB(10000,15,-3.0) PKD(5,5,3,0.10%,100.0,0.00%,F,F)

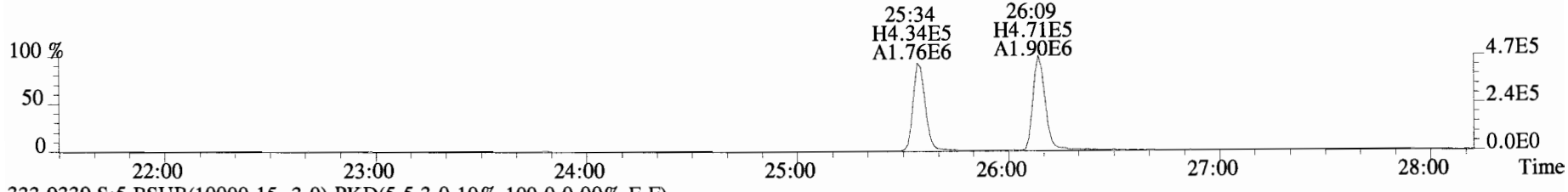

333.9339 S:5 BSUB(10000,15,-3.0) PKD(5,5,3,0.10%,100.0,0.00%,F,F)

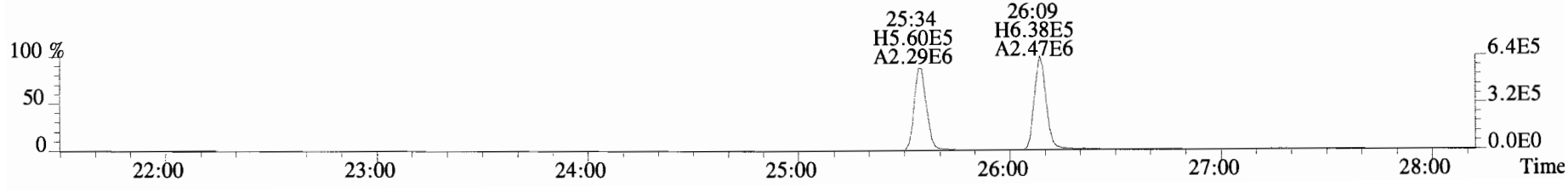

File:190510D2 #1-180 Acq:10-MAY-2019 17:35:29 GC EI+ Voltage SIR Autospec-UltimaE
Sample#5 File Text:Vista_Analytical_Laboratory_VG7 Text:ST190510D2-5 1613 CS4 19C2205 Exp:OCDD_DB5
353.8576 S:5 F:2 BSUB(10000,15,-3.0) PKD(5,5,3,0.10%,100.0,0.00%,F,F)

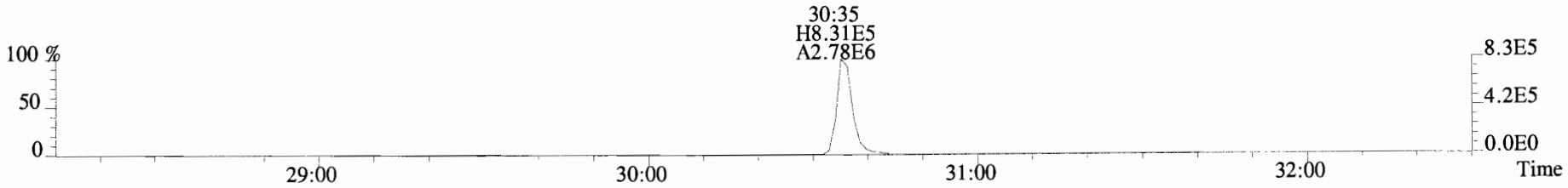

355.8546 S:5 F:2 BSUB(10000,15,-3.0) PKD(5,5,3,0.10%,100.0,0.00%,F,F)

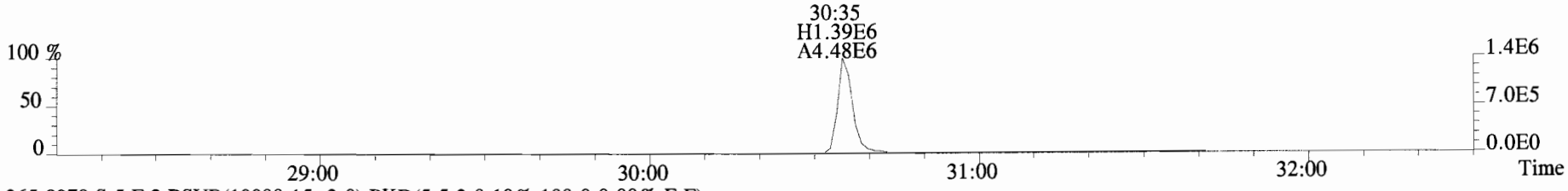

365.8978 S:5 F:2 BSUB(10000,15,-3.0) PKD(5,5,3,0.10%,100.0,0.00%,F,F)

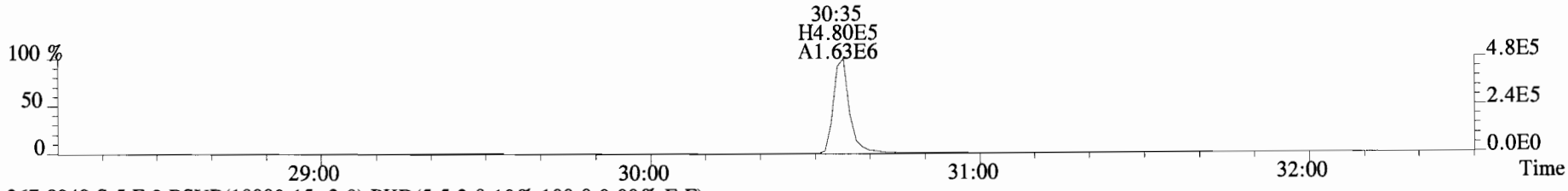

367.8949 S:5 F:2 BSUB(10000,15,-3.0) PKD(5,5,3,0.10%,100.0,0.00%,F,F)

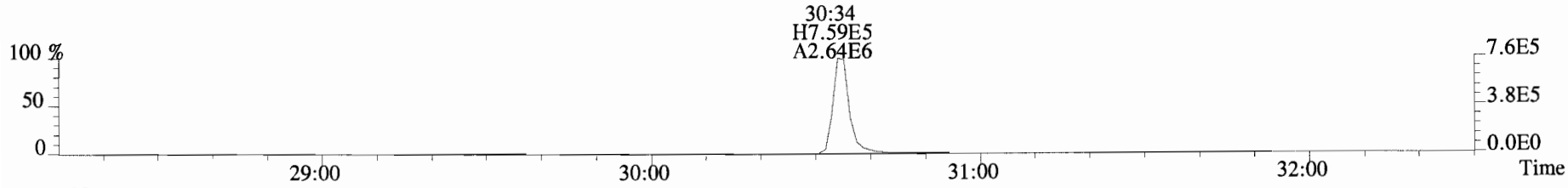

366.9792 S:5 F:2

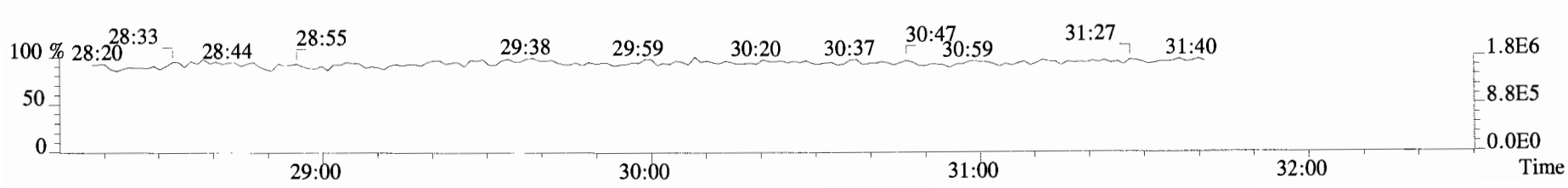

File:190510D2 #1-384 Acq:10-MAY-2019 17:35:29 GC EI+ Voltage SIR Autospec-UltimaE
Sample#5 File Text:Vista_Analytical_Laboratory_VG7 Text:ST190510D2-5 1613 CS4 19C2205 Exp:OCDD_DB5
389.8156 S:5 F:3 BSUB(10000,15,-3.0) PKD(5,5,3,0.10%,100.0,0.00%,F,F)

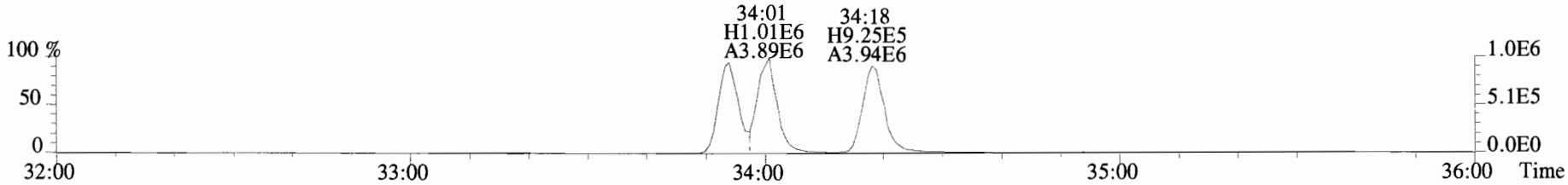

391.8127 S:5 F:3 BSUB(10000,15,-3.0) PKD(5,5,3,0.10%,100.0,0.00%,F,F)

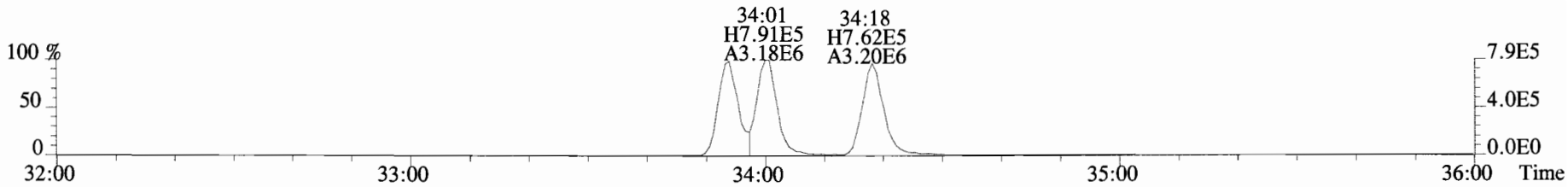

401.8559 S:5 F:3 BSUB(10000,15,-3.0) PKD(5,5,3,0.10%,100.0,0.00%,F,F)

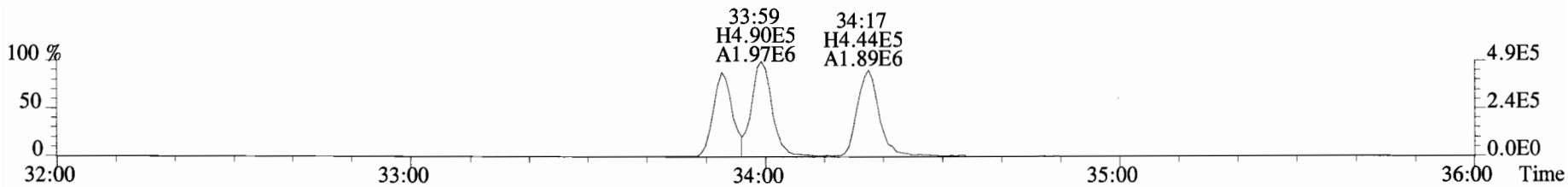

403.8530 S:5 F:3 BSUB(10000,15,-3.0) PKD(5,5,3,0.10%,100.0,0.00%,F,F)

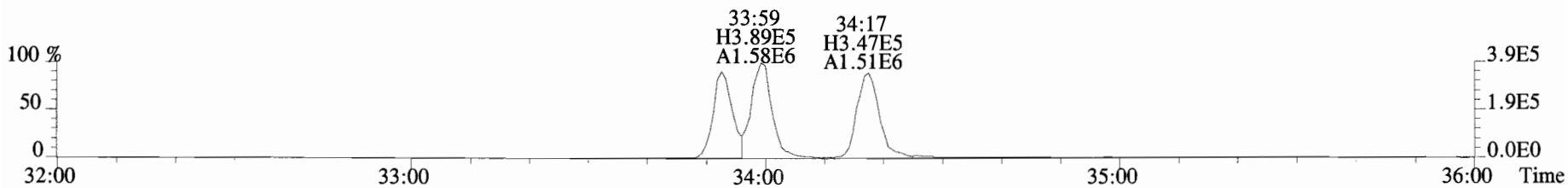

392.9760 S:5 F:3

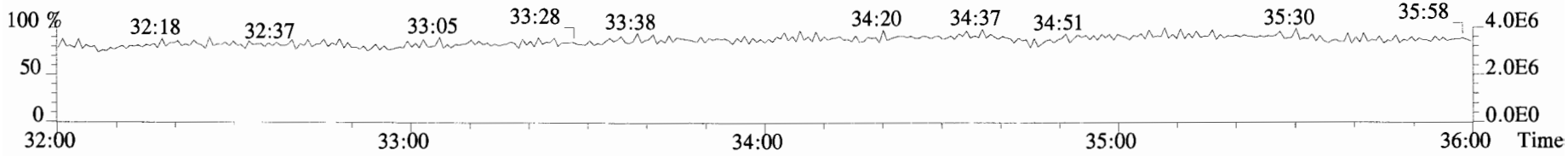

File:190510D2 #1-384 Acq:10-MAY-2019 17:35:29 GC EI+ Voltage SIR Autospec-UltimaE
Sample#5 File Text:Vista_Analytical_Laboratory_VG7 Text:ST190510D2-5 1613 CS4 19C2205 Exp:OCDD_DB5
401.8559 S:5 F:3 BSUB(10000,15,-3.0) PKD(5,5,3,0.10%,100.0,0.00%,F,F)

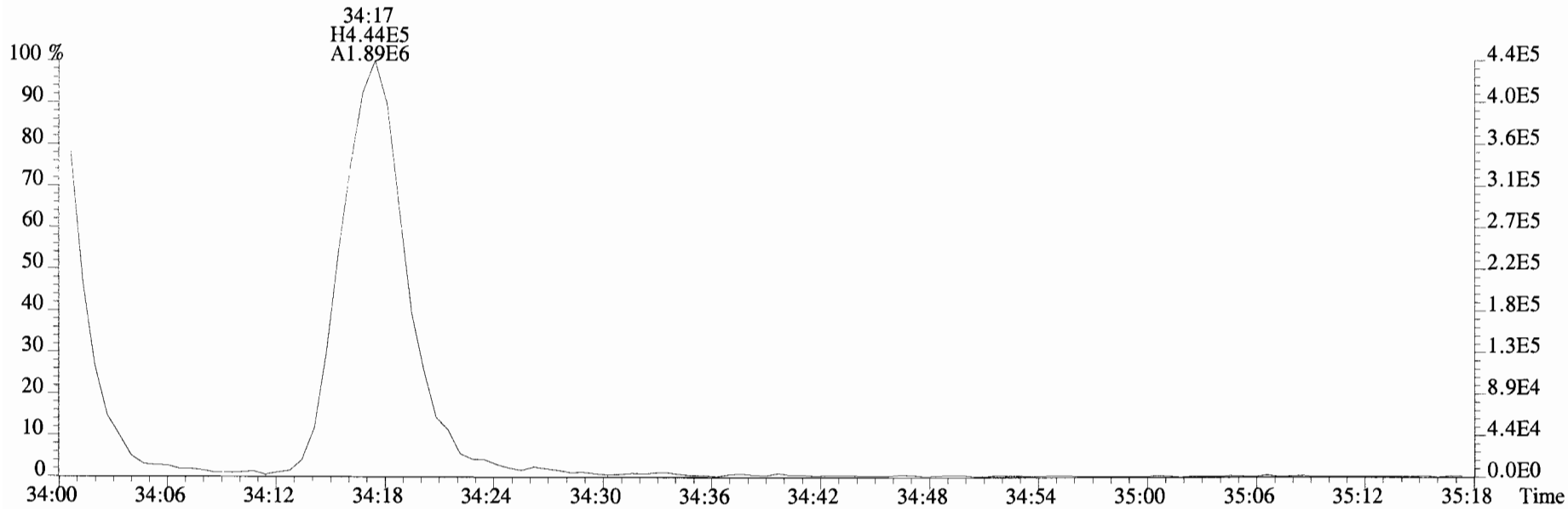

403.8530 S:5 F:3 BSUB(10000,15,-3.0) PKD(5,5,3,0.10%,100.0,0.00%,F,F)

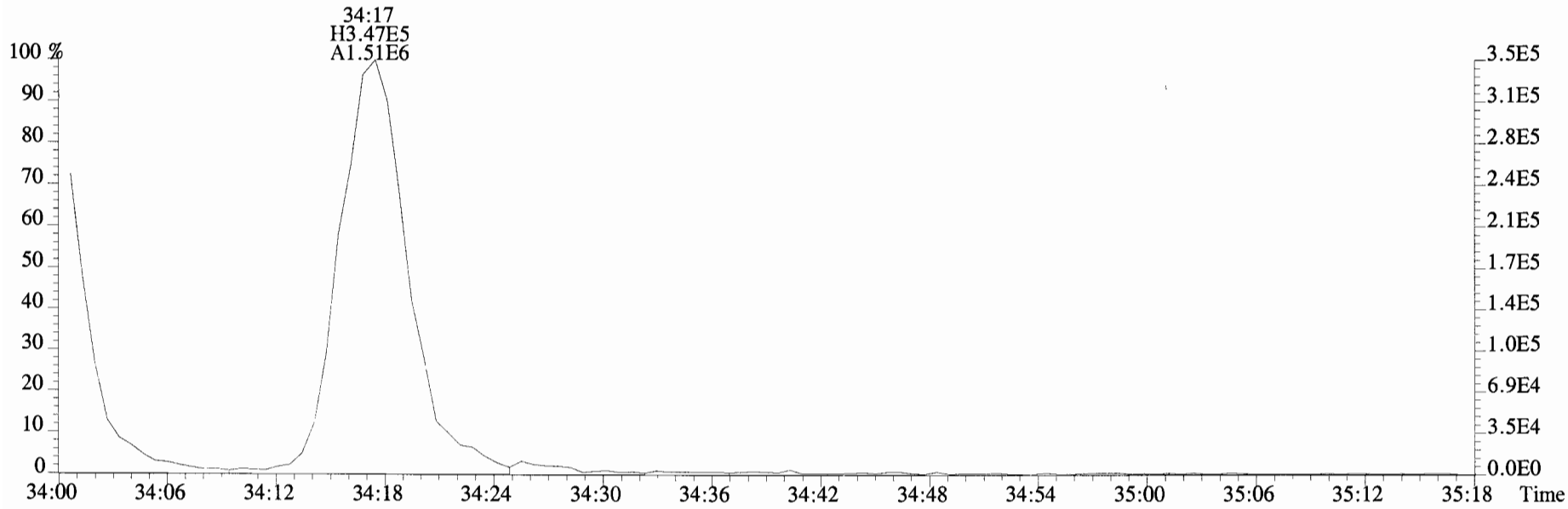

File:190510D2 #1-355 Acq:10-MAY-2019 17:35:29 GC EI+ Voltage SIR Autospec-UltimaE
Sample#5 File Text:Vista_Analytical_Laboratory_VG7 Text:ST190510D2-5 1613 CS4 19C2205 Exp:OCDD_DB5

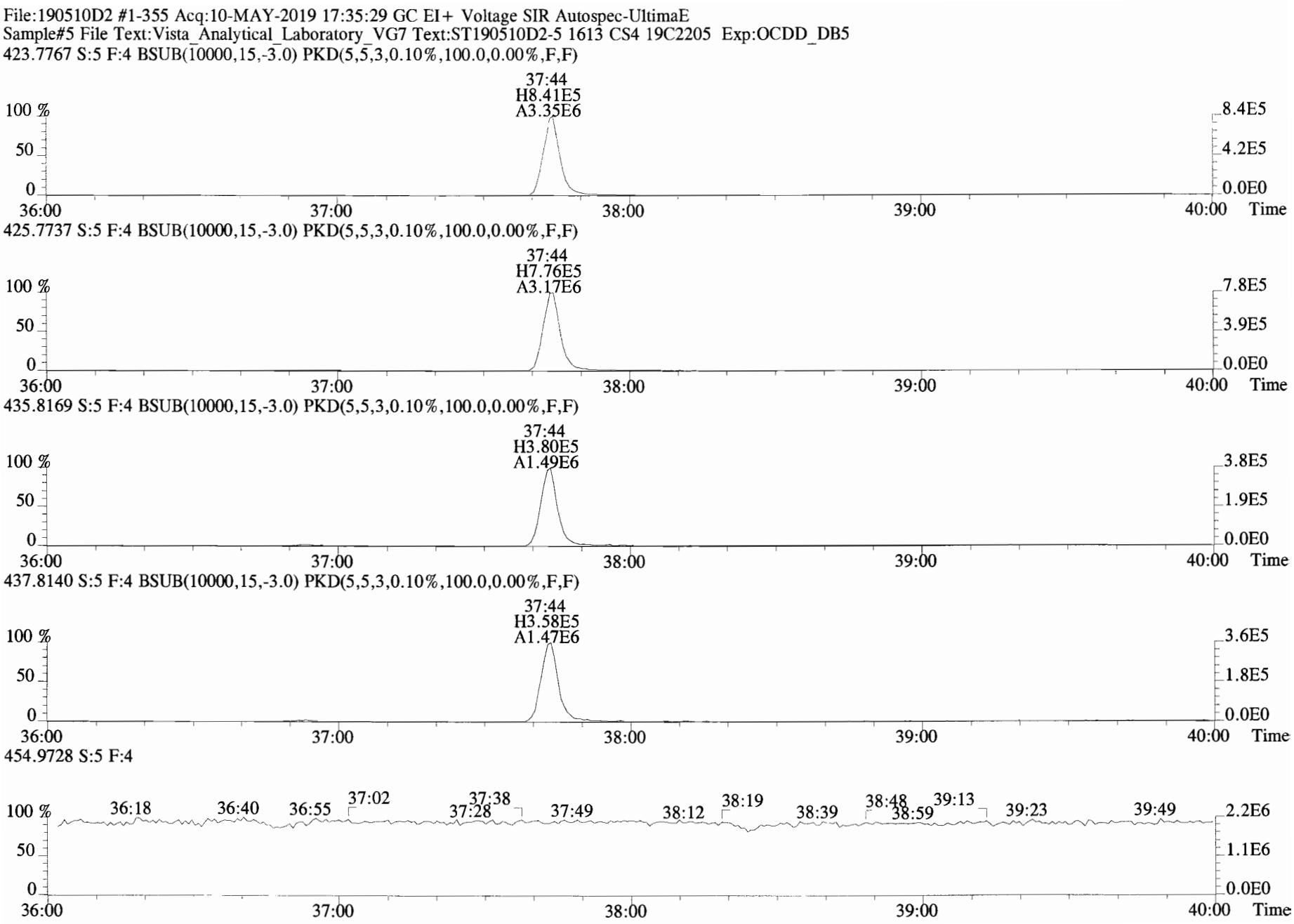

File:190510D2 #1-432 Acq:10-MAY-2019 17:35:29 GC EI+ Voltage SIR Autospec-UltimaE
Sample#5 File Text:Vista_Analytical_Laboratory_VG7 Text:ST190510D2-5 1613 CS4 19C2205 Exp:OCDD_DB5
457.7377 S:5 F:5 BSUB(10000,15,-3.0) PKD(5,5,3,0.10%,100.0,0.00%,F,F)

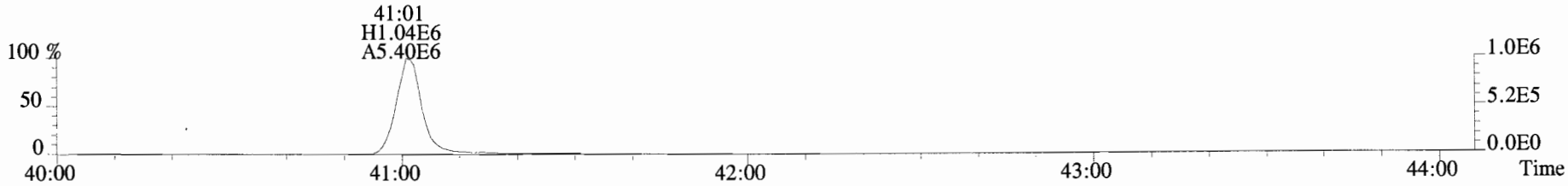

459.7348 S:5 F:5 BSUB(10000,15,-3.0) PKD(5,5,3,0.10%,100.0,0.00%,F,F)

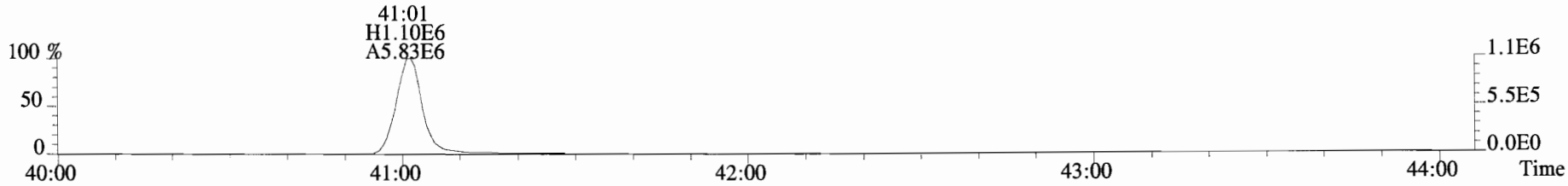

469.7780 S:5 F:5 BSUB(10000,15,-3.0) PKD(5,5,3,0.10%,100.0,0.00%,F,F)

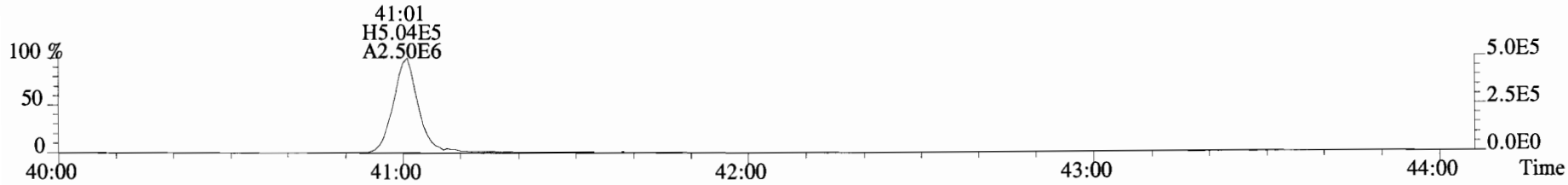

471.7750 S:5 F:5 BSUB(10000,15,-3.0) PKD(5,5,3,0.10%,100.0,0.00%,F,F)

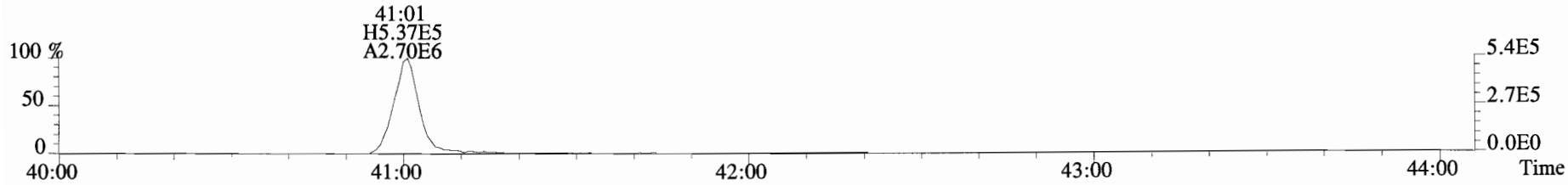

454.9728 S:5 F:5

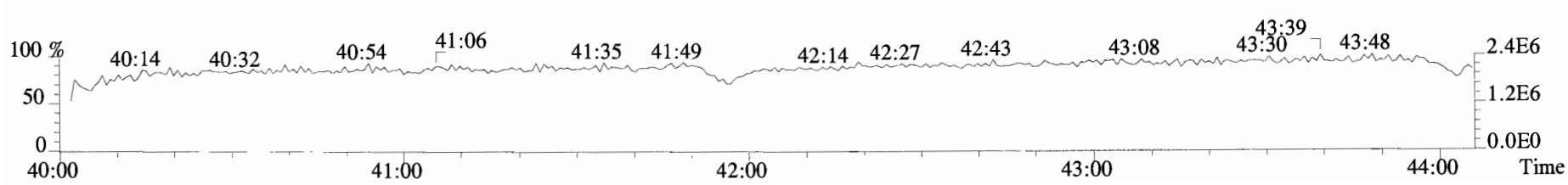

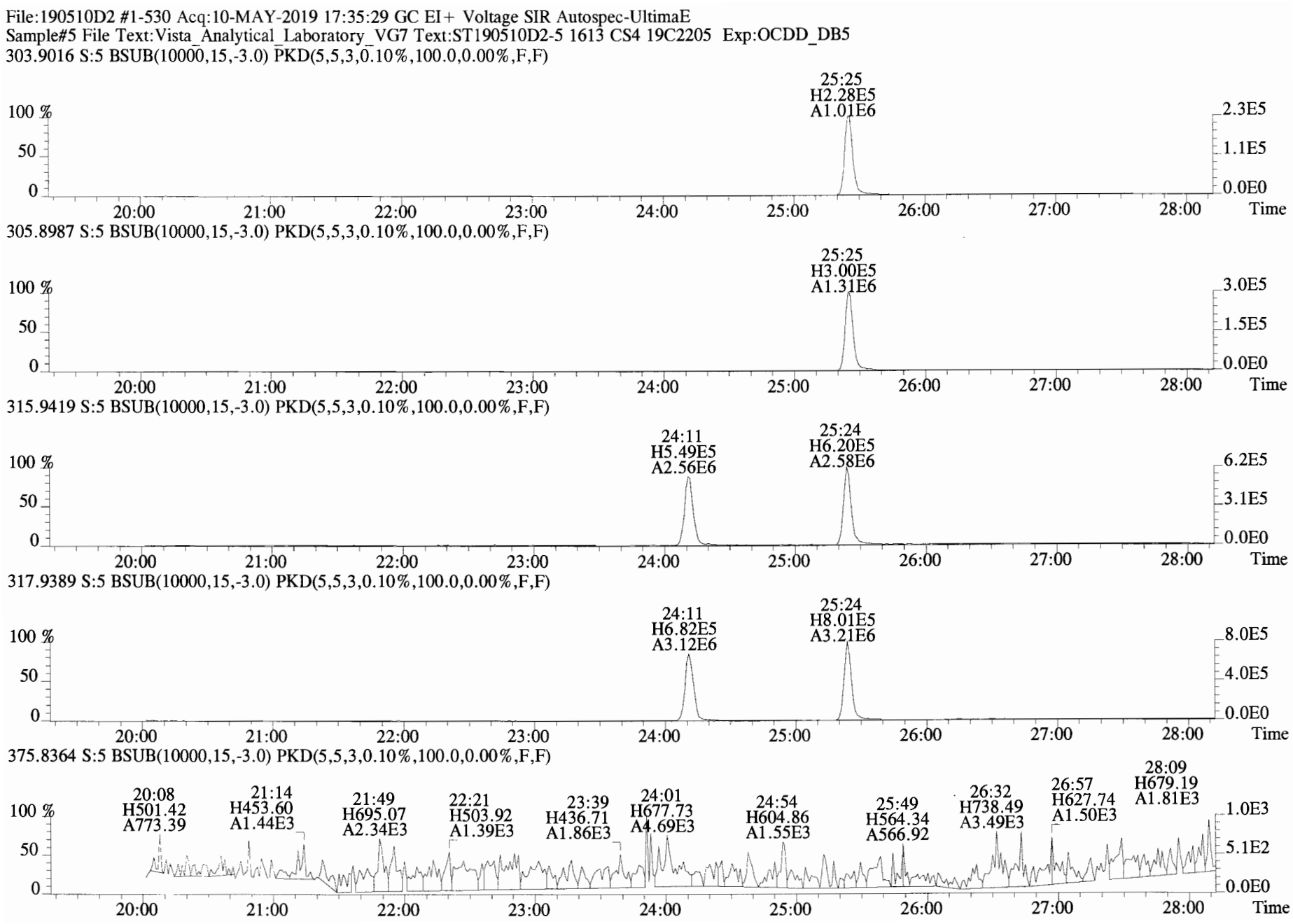
File:190510D2 #1-530 Acq:10-MAY-2019 17:35:29 GC EI+ Voltage SIR Autospec-UltimaE
Sample#5 File Text:Vista_Analytical_Laboratory_VG7 Text:ST190510D2-5 1613 CS4 19C2205 Exp:OCDD_DB5
303.9016 S:5 BSUB(10000,15,-3.0) PKD(5,5,3,0.10%,100.0,0.00%,F,F)
25:25
H2.28E5
A1.01E6
2.3E5
1.1E5
0.0E0
305.8987 S:5 BSUB(10000,15,-3.0) PKD(5,5,3,0.10%,100.0,0.00%,F,F)
25:25
H3.00E5
A1.31E6
3.0E5
1.5E5
0.0E0
315.9419 S:5 BSUB(10000,15,-3.0) PKD(5,5,3,0.10%,100.0,0.00%,F,F)
24:11
H5.49E5
A2.56E6
25:24
H6.20E5
A2.58E6
6.2E5
3.1E5
0.0E0
317.9389 S:5 BSUB(10000,15,-3.0) PKD(5,5,3,0.10%,100.0,0.00%,F,F)
24:11
H6.82E5
A3.12E6
25:24
H8.01E5
A3.21E6
8.0E5
4.0E5
0.0E0
375.8364 S:5 BSUB(10000,15,-3.0) PKD(5,5,3,0.10%,100.0,0.00%,F,F)
20:08
H501.42
A773.39
21:14
H453.60
A1.44E3
21:49
H695.07
A2.34E3
22:21
H503.92
A1.39E3
23:39
H436.71
A1.86E3
24:01
H677.73
A4.69E3
24:54
H604.86
A1.55E3
25:49
H564.34
A566.92
26:32
H738.49
A3.49E3
26:57
H627.74
A1.50E3
28:09
H679.19
A1.81E3
1.0E3
5.1E2
0.0E0
100 %
50
0
20:00
21:00
22:00
23:00
24:00
25:00
26:00
27:00
28:00
Time

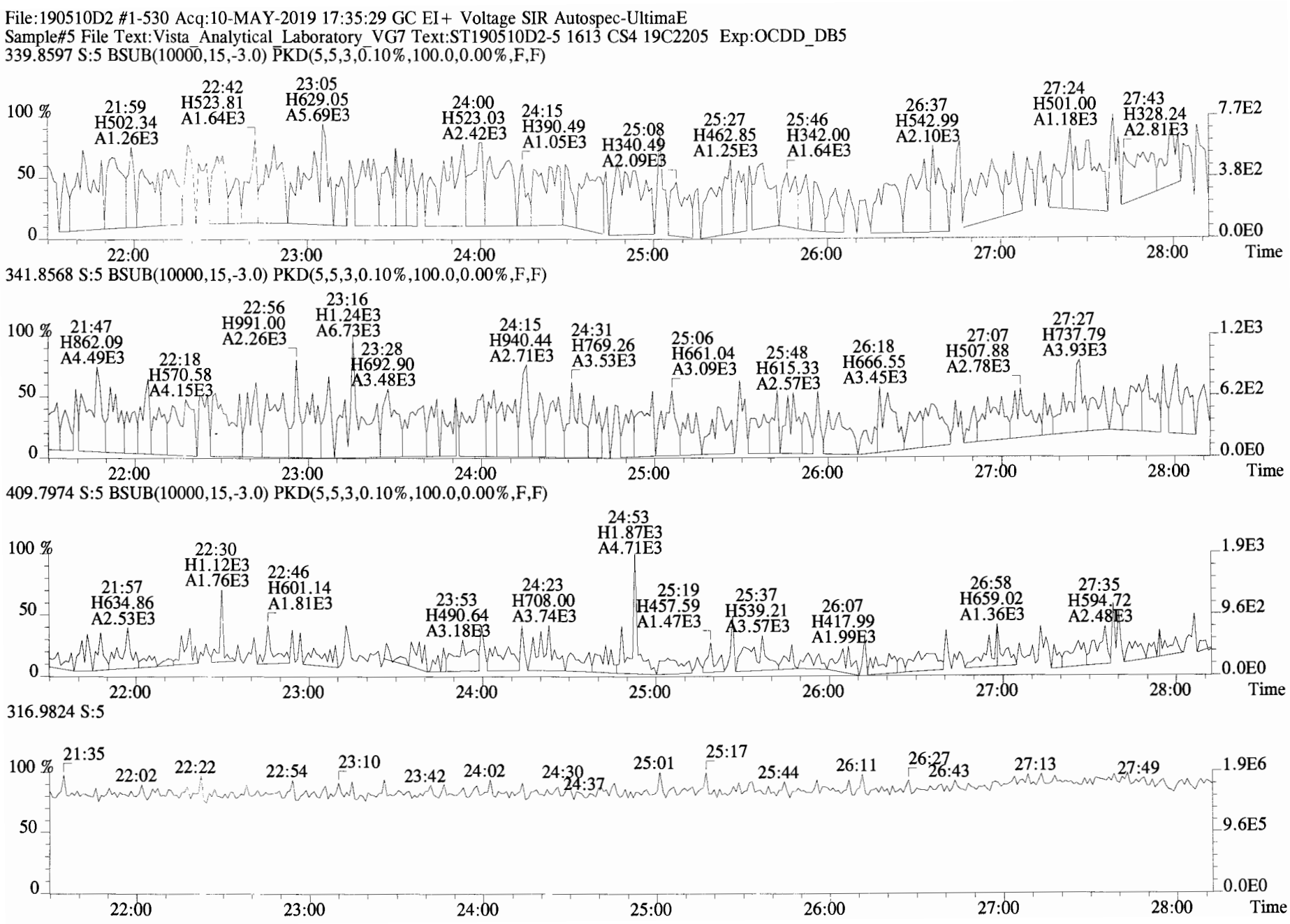
File:190510D2 #1-530 Acq:10-MAY-2019 17:35:29 GC EI+ Voltage SIR Autospec-UltimaE
Sample#5 File Text:Vista_Analytical_Laboratory_VG7 Text:ST190510D2-5 1613 CS4 19C2205 Exp:OCDD_DB5
339.8597 S:5 BSUB(10000,15,-3.0) PKD(5,5,3,0.10%,100.0,0.00%,F,F)
100 %
50
0
21:59 H502.34 A1.26E3
22:42 H523.81 A1.64E3
23:05 H629.05 A5.69E3
24:00 H523.03 A2.42E3
24:15 H390.49 A1.05E3
25:08 H340.49 A2.09E3
25:27 H462.85 A1.25E3
25:46 H342.00 A1.64E3
26:37 H542.99 A2.10E3
27:24 H501.00 A1.18E3
27:43 H328.24 A2.81E3
7.7E2
3.8E2
0.0E0
22:00
23:00
24:00
25:00
26:00
27:00
28:00
Time
341.8568 S:5 BSUB(10000,15,-3.0) PKD(5,5,3,0.10%,100.0,0.00%,F,F)
100 %
50
0
21:47 H862.09 A4.49E3
22:18 H570.58 A4.15E3
22:56 H991.00 A2.26E3
23:16 H1.24E3 A6.73E3
23:28 H692.90 A3.48E3
24:15 H940.44 A2.71E3
24:31 H769.26 A3.53E3
25:06 H661.04 A3.09E3
25:48 H615.33 A2.57E3
26:18 H666.55 A3.45E3
27:07 H507.88 A2.78E3
27:27 H737.79 A3.93E3
1.2E3
6.2E2
0.0E0
22:00
23:00
24:00
25:00
26:00
27:00
28:00
Time
409.7974 S:5 BSUB(10000,15,-3.0) PKD(5,5,3,0.10%,100.0,0.00%,F,F)
100 %
50
0
21:57 H634.86 A2.53E3
22:30 H1.12E3 A1.76E3
22:46 H601.14 A1.81E3
23:53 H490.64 A3.18E3
24:23 H708.00 A3.74E3
24:53 H1.87E3 A4.71E3
25:19 H457.59 A1.47E3
25:37 H539.21 A3.57E3
26:07 H417.99 A1.99E3
26:58 H659.02 A1.36E3
27:35 H594.72 A2.48E3
1.9E3
9.6E2
0.0E0
22:00
23:00
24:00
25:00
26:00
27:00
28:00
Time
316.9824 S:5
100 %
50
0
21:35
22:02
22:22
22:54
23:10
23:42
24:02
24:30
24:37
25:01
25:17
25:44
26:11
26:27
26:43
27:13
27:49
1.9E6
9.6E5
0.0E0
22:00
23:00
24:00
25:00
26:00
27:00
28:00
Time

File:190510D2 #1-180 Acq:10-MAY-2019 17:35:29 GC EI+ Voltage SIR Autospec-UltimaE
Sample#5 File Text:Vista_Analytical_Laboratory_VG7 Text:ST190510D2-5 1613 CS4 19C2205 Exp:OCDD_DB5
339.8597 S:5 F:2 BSUB(10000,15,-3.0) PKD(5,5,3,0.10%,100.0,0.00%,F,F)

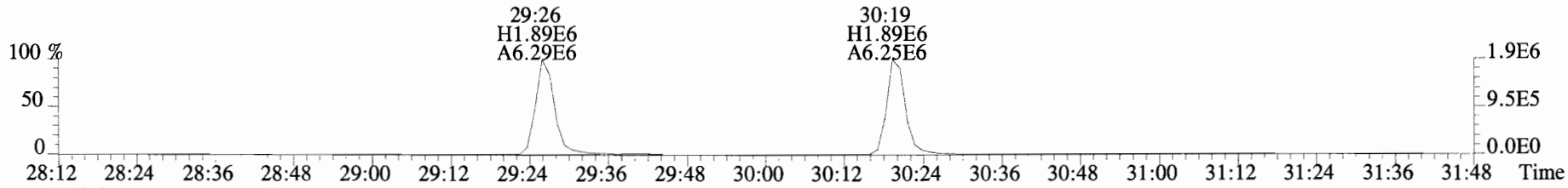

341.8568 S:5 F:2 BSUB(10000,15,-3.0) PKD(5,5,3,0.10%,100.0,0.00%,F,F)

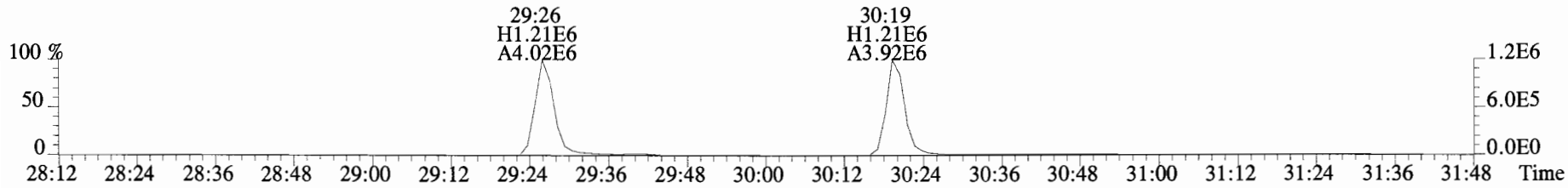

351.9000 S:5 F:2 BSUB(10000,15,-3.0) PKD(5,5,3,0.10%,100.0,0.00%,F,F)

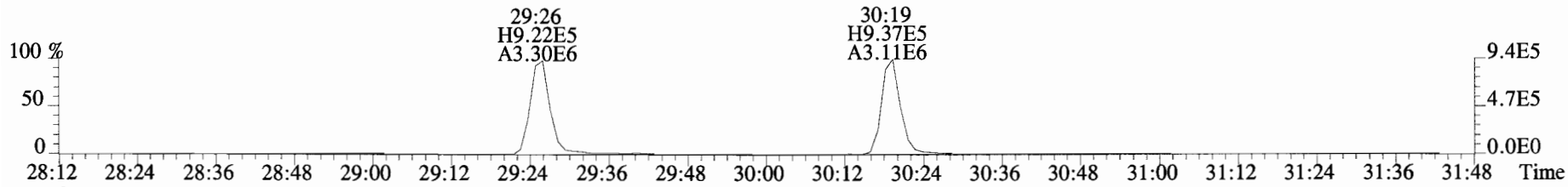

353.8970 S:5 F:2 BSUB(10000,15,-3.0) PKD(5,5,3,0.10%,100.0,0.00%,F,F)

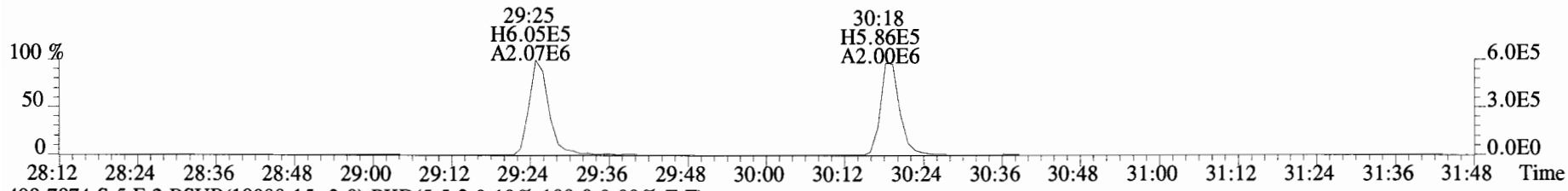

409.7974 S:5 F:2 BSUB(10000,15,-3.0) PKD(5,5,3,0.10%,100.0,0.00%,F,F)

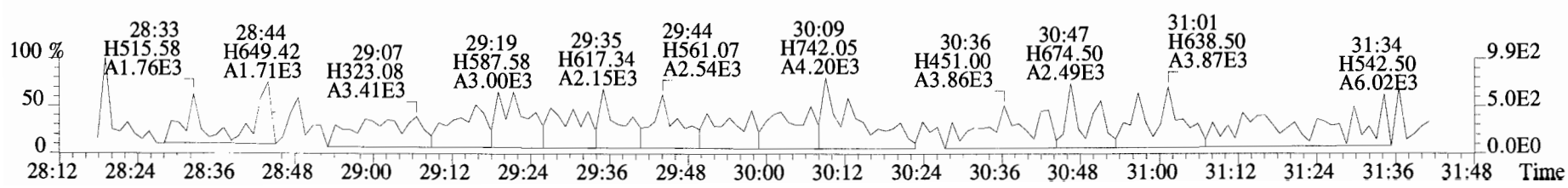

File:190510D2 #1-384 Acq:10-MAY-2019 17:35:29 GC EI+ Voltage SIR Autospec-UltimaE
Sample#5 File Text:Vista_Analytical_Laboratory_VG7 Text:ST190510D2-5 1613 CS4 19C2205 Exp:OCDD_DB5

373.8207 S:5 F:3 BSUB(10000,15,-3.0) PKD(5,5,3,0.10%,100.0,0.00%,F,F)

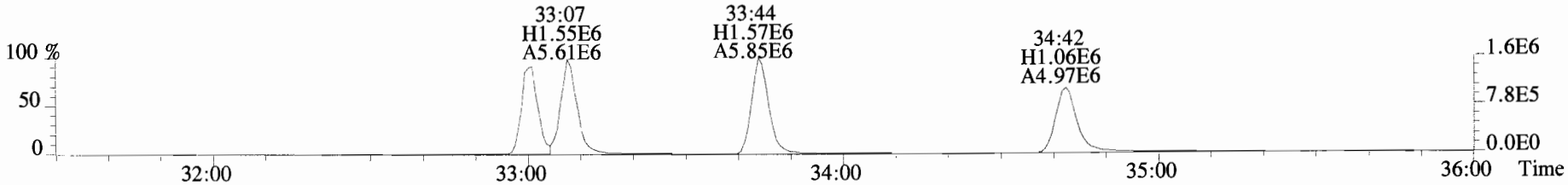

375.8178 S:5 F:3 BSUB(10000,15,-3.0) PKD(5,5,3,0.10%,100.0,0.00%,F,F)

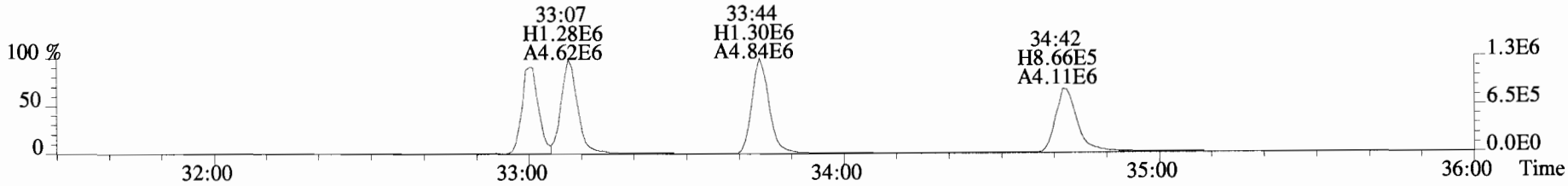

383.8639 S:5 F:3 BSUB(10000,15,-3.0) PKD(5,5,3,0.10%,100.0,0.00%,F,F)

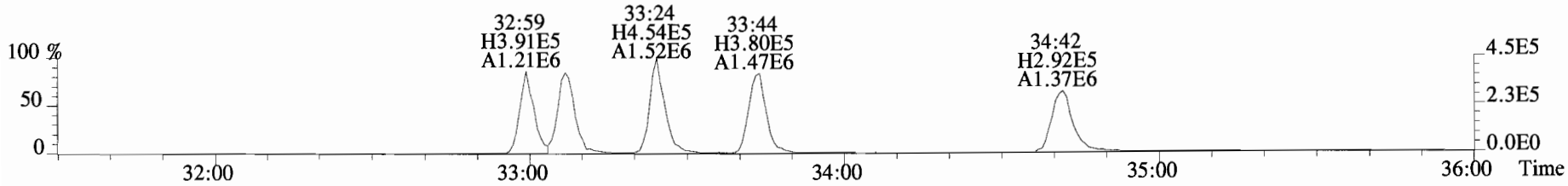

385.8610 S:5 F:3 BSUB(10000,15,-3.0) PKD(5,5,3,0.10%,100.0,0.00%,F,F)

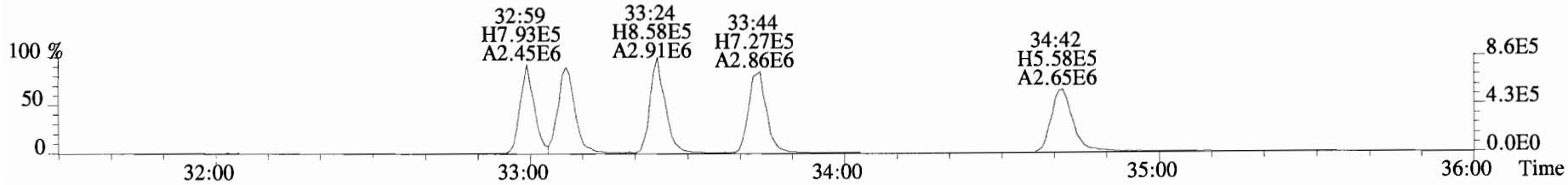

445.7555 S:5 F:3 BSUB(10000,15,-3.0) PKD(5,5,3,0.10%,100.0,0.00%,F,F)

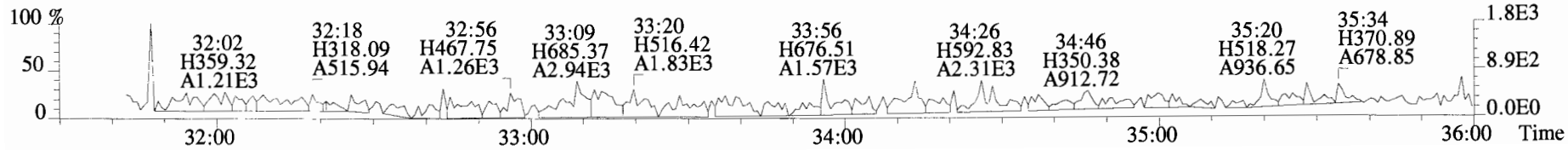

File:190510D2 #1-384 Acq:10-MAY-2019 17:35:29 GC EI+ Voltage SIR Autospec-UltimaE
Sample#5 File Text:Vista_Analytical_Laboratory_VG7 Text:ST190510D2-5 1613 CS4 19C2205 Exp:OCDD_DB5
383.8639 S:5 F:3 BSUB(10000,15,-3.0) PKD(5,5,3,0.10%,100.0,0.00%,F,F)

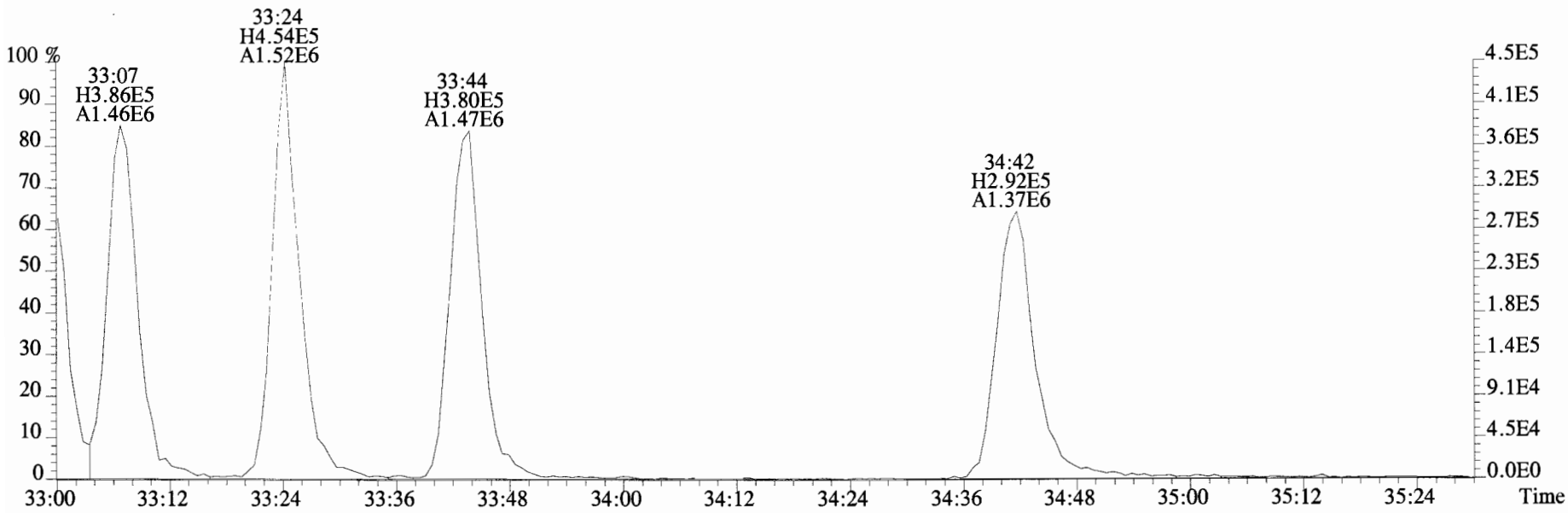

385.8610 S:5 F:3 BSUB(10000,15,-3.0) PKD(5,5,3,0.10%,100.0,0.00%,F,F)

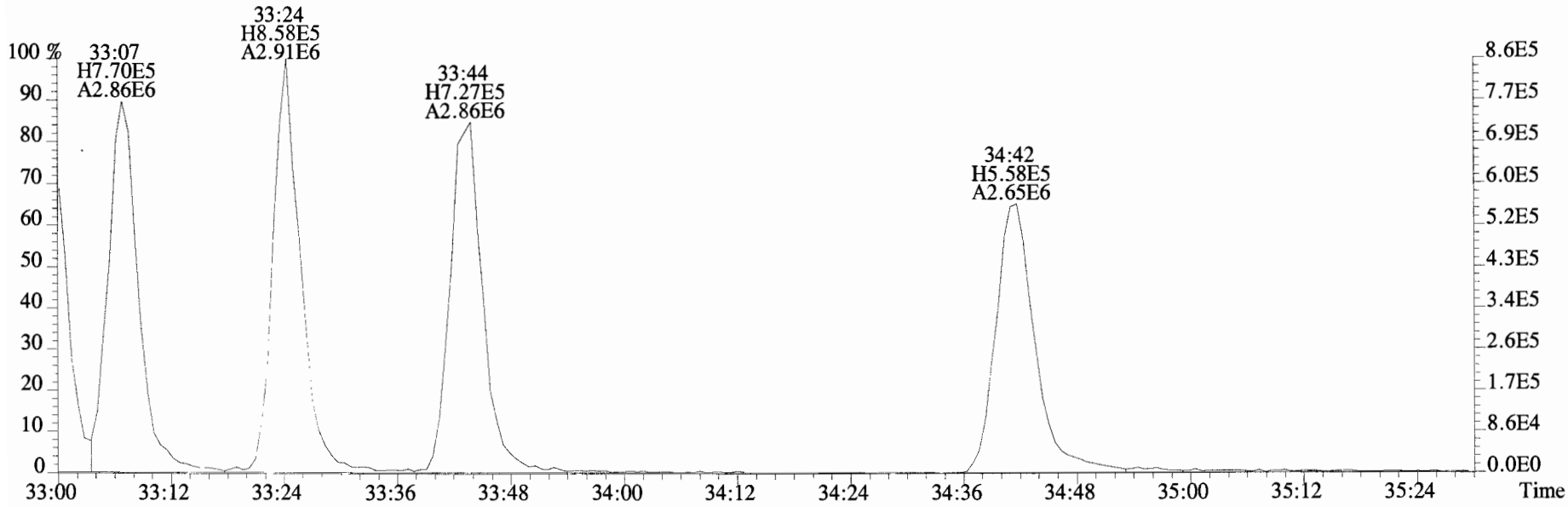

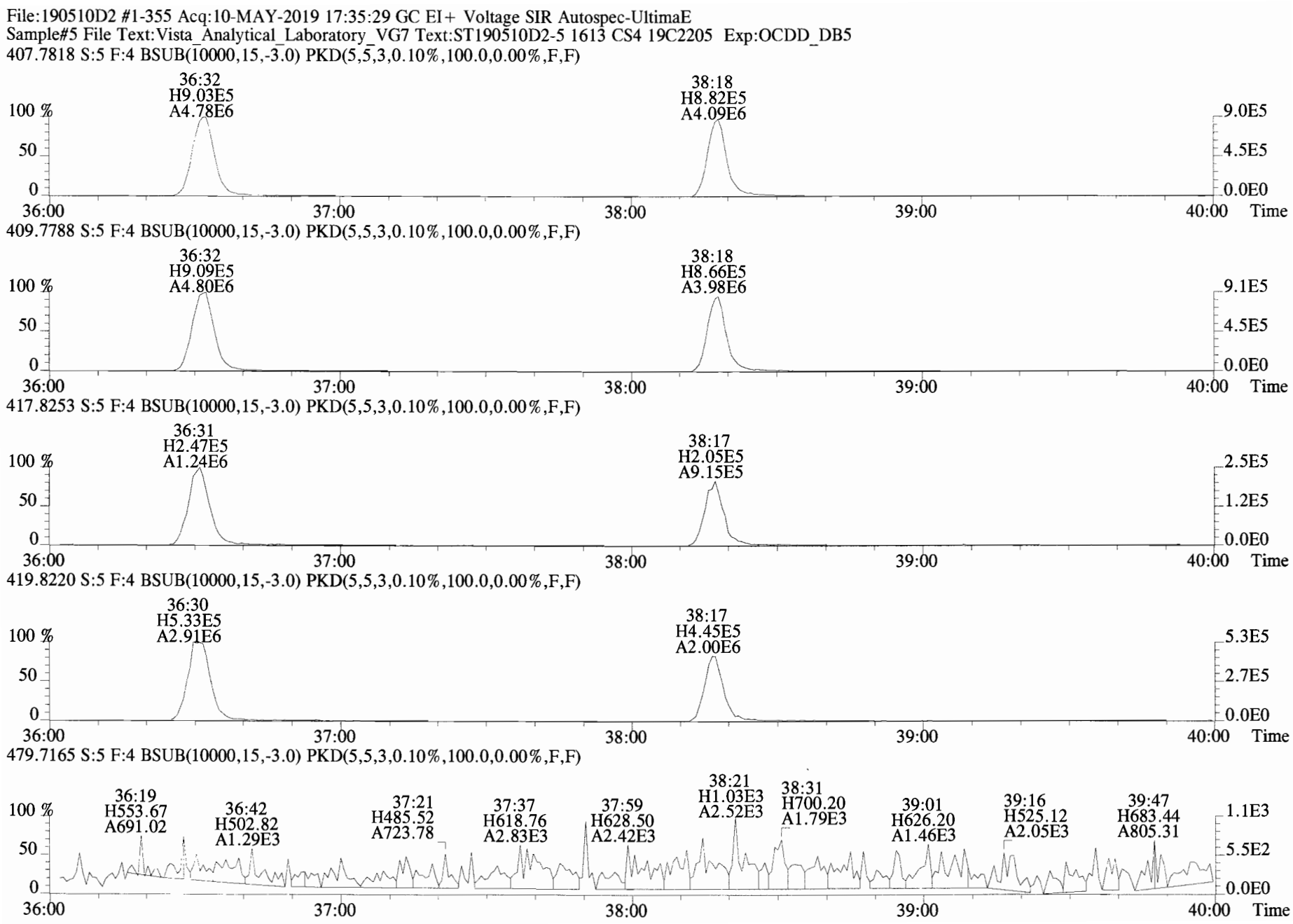
File:190510D2 #1-355 Acq:10-MAY-2019 17:35:29 GC EI+ Voltage SIR Autospec-UltimaE
Sample#5 File Text:Vista_Analytical_Laboratory_VG7 Text:ST190510D2-5 1613 CS4 19C2205 Exp:OCDD_DB5
407.7818 S:5 F:4 BSUB(10000,15,-3.0) PKD(5,5,3,0.10%,100.0,0.00%,F,F)
36:32 H9.03E5 A4.78E6
38:18 H8.82E5 A4.09E6
409.7788 S:5 F:4 BSUB(10000,15,-3.0) PKD(5,5,3,0.10%,100.0,0.00%,F,F)
36:32 H9.09E5 A4.80E6
38:18 H8.66E5 A3.98E6
417.8253 S:5 F:4 BSUB(10000,15,-3.0) PKD(5,5,3,0.10%,100.0,0.00%,F,F)
36:31 H2.47E5 A1.24E6
38:17 H2.05E5 A9.15E5
419.8220 S:5 F:4 BSUB(10000,15,-3.0) PKD(5,5,3,0.10%,100.0,0.00%,F,F)
36:30 H5.33E5 A2.91E6
38:17 H4.45E5 A2.00E6
479.7165 S:5 F:4 BSUB(10000,15,-3.0) PKD(5,5,3,0.10%,100.0,0.00%,F,F)
36:19 H553.67 A691.02
36:42 H502.82 A1.29E3
37:21 H485.52 A723.78
37:37 H618.76 A2.83E3
37:59 H628.50 A2.42E3
38:21 H1.03E3 A2.52E3
38:31 H700.20 A1.79E3
39:01 H626.20 A1.46E3
39:16 H525.12 A2.05E3
39:47 H683.44 A805.31
100 %
50
0
36:00
37:00
38:00
39:00
40:00
Time
9.0E5
4.5E5
0.0E0
9.1E5
2.5E5
1.2E5
5.3E5
2.7E5
1.1E3
5.5E2

File:190510D2 #1-432 Acq:10-MAY-2019 17:35:29 GC EI+ Voltage SIR Autospec-UltimaE
Sample#5 File Text:Vista_Analytical_Laboratory_VG7 Text:ST190510D2-5 1613 CS4 19C2205 Exp:OCDD_DB5

441.7428 S:5 F:5 BSUB(10000,15,-3.0) PKD(5,5,3,0.10%,100.0,0.00%,F,F)

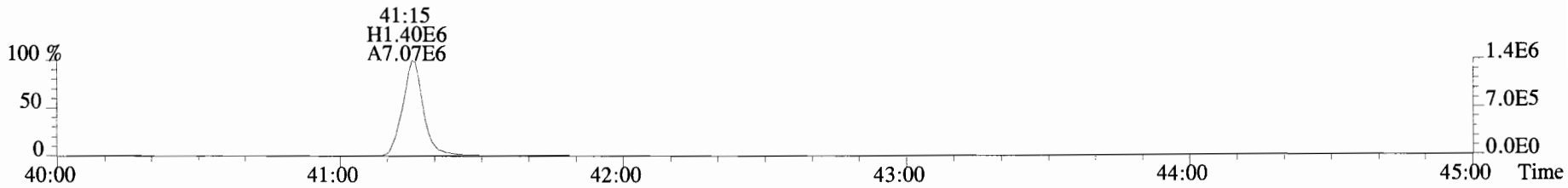

443.7398 S:5 F:5 BSUB(10000,15,-3.0) PKD(5,5,3,0.10%,100.0,0.00%,F,F)

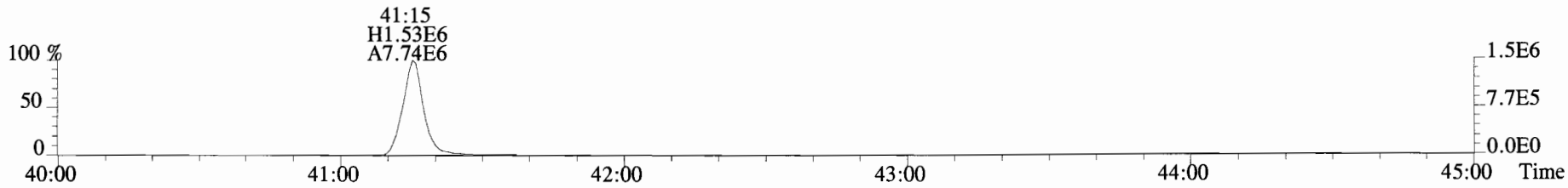

453.7831 S:5 F:5 BSUB(10000,15,-3.0) PKD(5,5,3,0.10%,100.0,0.00%,F,F)

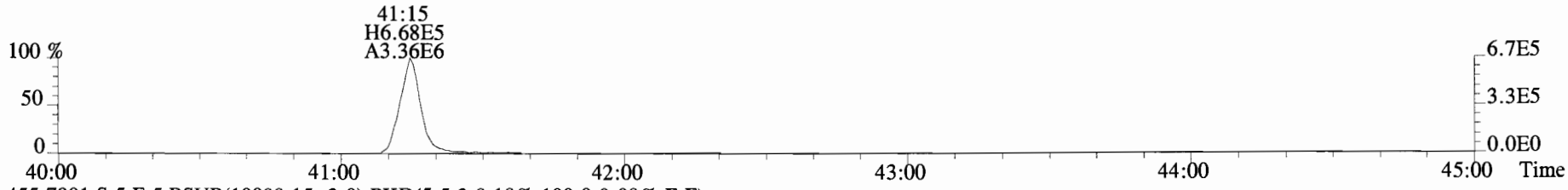

455.7801 S:5 F:5 BSUB(10000,15,-3.0) PKD(5,5,3,0.10%,100.0,0.00%,F,F)

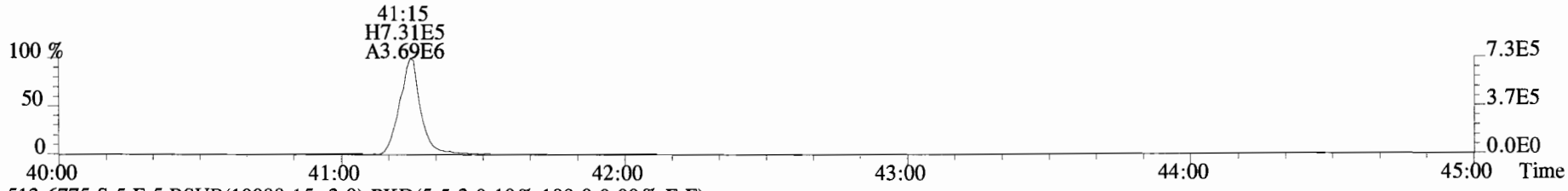

513.6775 S:5 F:5 BSUB(10000,15,-3.0) PKD(5,5,3,0.10%,100.0,0.00%,F,F)

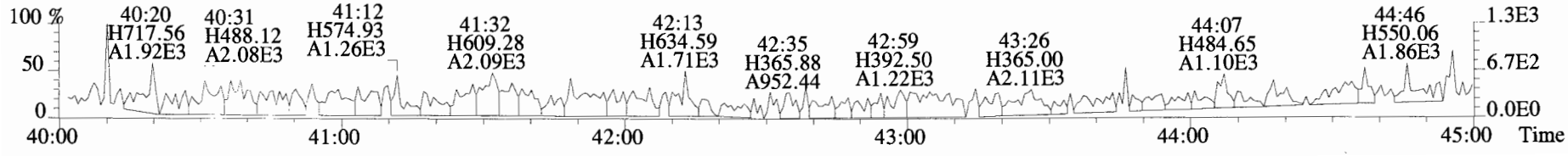

File:190510D2 #1-530 Acq:10-MAY-2019 18:23:05 GC EI+ Voltage SIR Autospec-UltimaE
Sample#6 File Text:Vista_Analytical_Laboratory_VG7 Text:ST190510D2-6 1613 CS5 19C2206 Exp:OCDD_DB5
319.8965 S:6 BSUB(10000,15,-3.0) PKD(5,5,3,0.10%,100.0,0.00%,F,F)

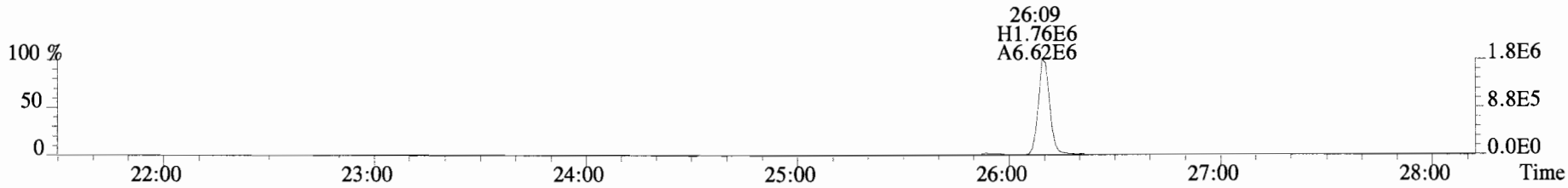

321.8936 S:6 BSUB(10000,15,-3.0) PKD(5,5,3,0.10%,100.0,0.00%,F,F)

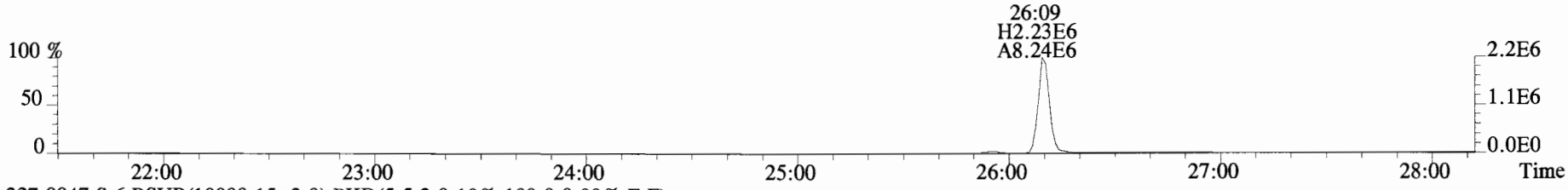

327.8847 S:6 BSUB(10000,15,-3.0) PKD(5,5,3,0.10%,100.0,0.00%,F,F)

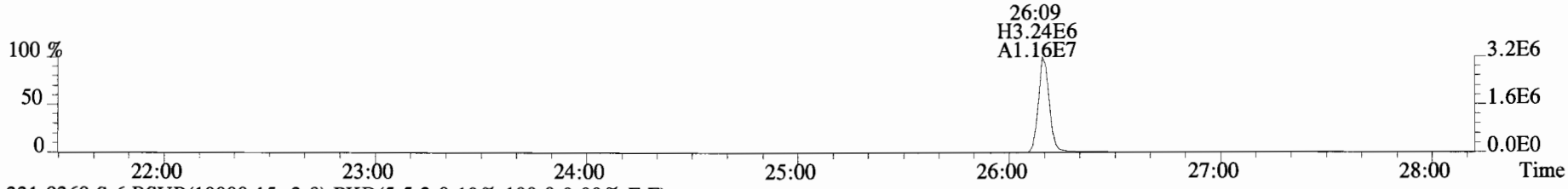

331.9368 S:6 BSUB(10000,15,-3.0) PKD(5,5,3,0.10%,100.0,0.00%,F,F)

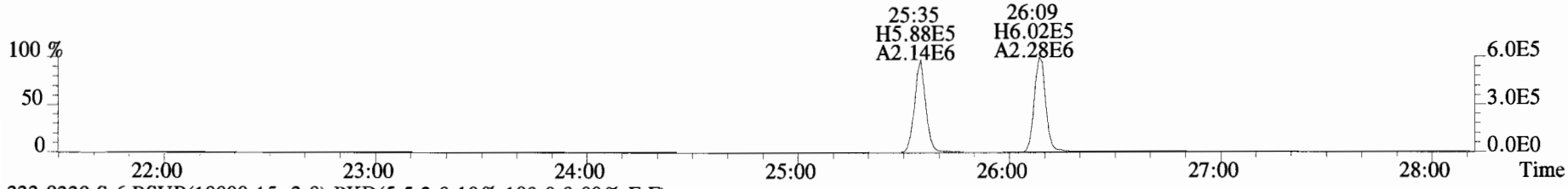

333.9339 S:6 BSUB(10000,15,-3.0) PKD(5,5,3,0.10%,100.0,0.00%,F,F)

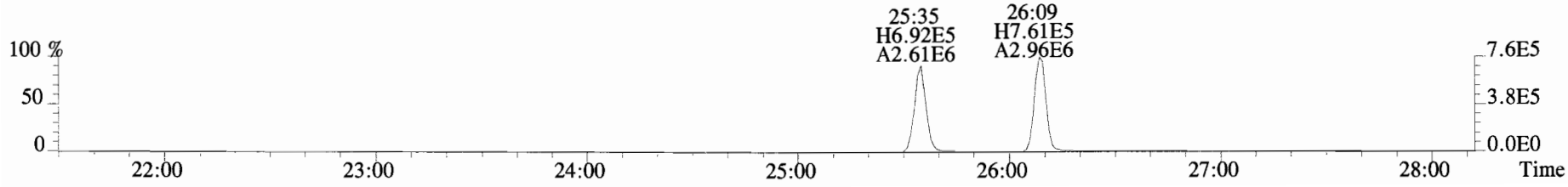

File:190510D2 #1-180 Acq:10-MAY-2019 18:23:05 GC EI+ Voltage SIR Autospec-UltimaE
Sample#6 File Text:Vista_Analytical_Laboratory_VG7 Text:ST190510D2-6 1613 CS5 19C2206 Exp:OCDD_DB5
353.8576 S:6 F:2 BSUB(10000,15,-3.0) PKD(5,5,3,0.10%,100.0,0.00%,F,F)

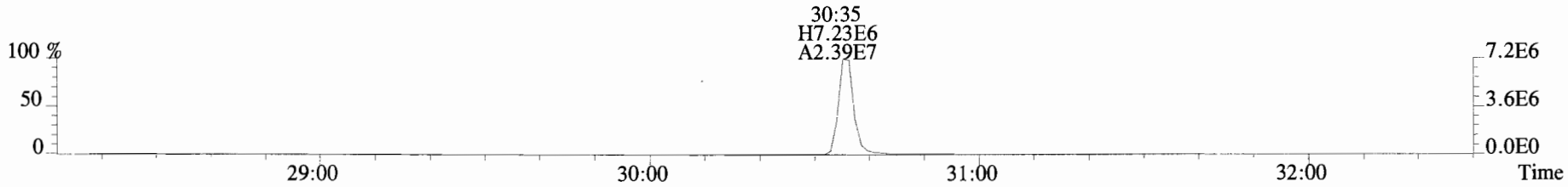

355.8546 S:6 F:2 BSUB(10000,15,-3.0) PKD(5,5,3,0.10%,100.0,0.00%,F,F)

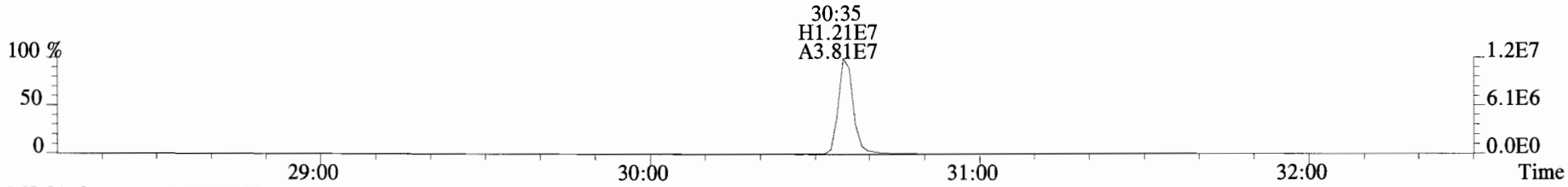

365.8978 S:6 F:2 BSUB(10000,15,-3.0) PKD(5,5,3,0.10%,100.0,0.00%,F,F)

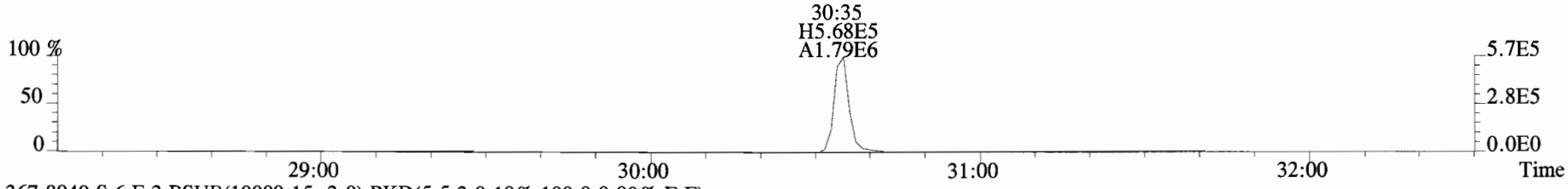

367.8949 S:6 F:2 BSUB(10000,15,-3.0) PKD(5,5,3,0.10%,100.0,0.00%,F,F)

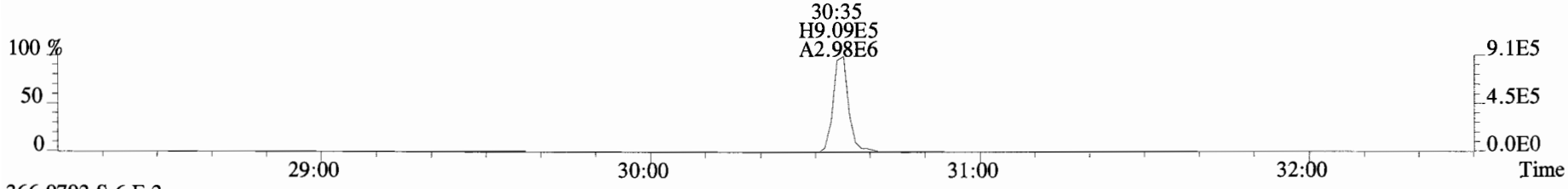

366.9792 S:6 F:2

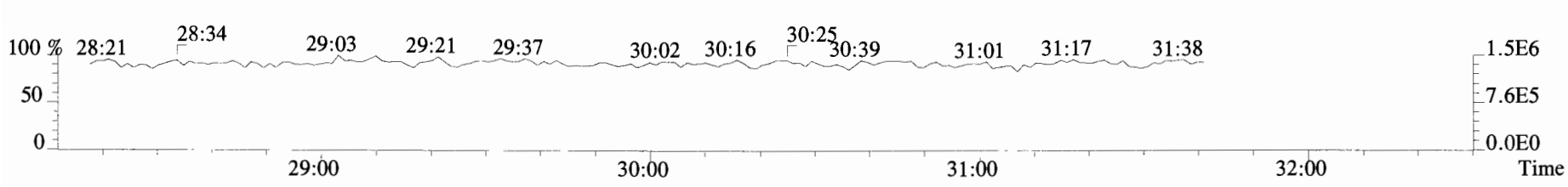

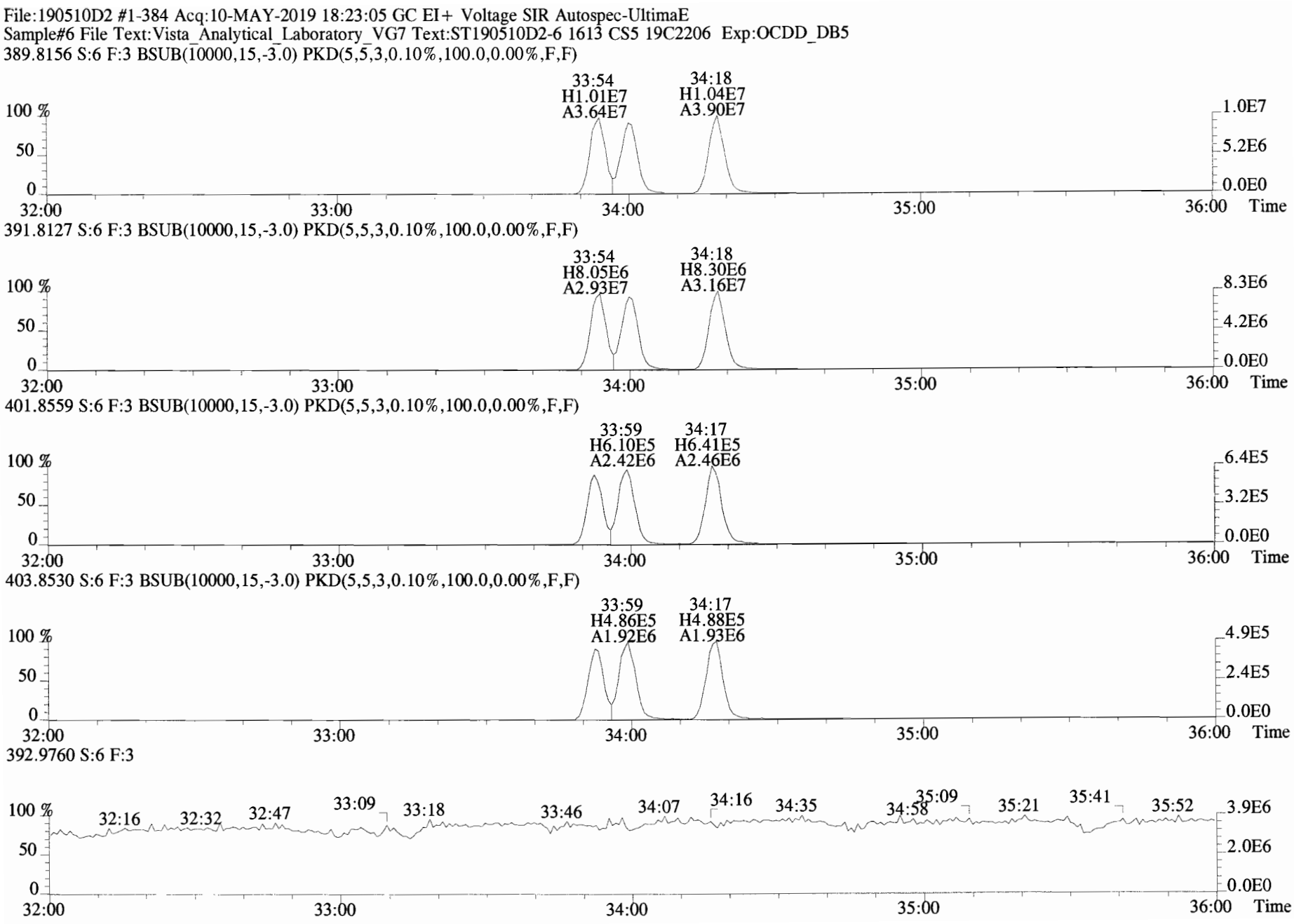
File:190510D2 #1-384 Acq:10-MAY-2019 18:23:05 GC EI+ Voltage SIR Autospec-UltimaE
Sample#6 File Text:Vista_Analytical_Laboratory_VG7 Text:ST190510D2-6 1613 CS5 19C2206 Exp:OCDD_DB5
389.8156 S:6 F:3 BSUB(10000,15,-3.0) PKD(5,5,3,0.10%,100.0,0.00%,F,F)
33:54 H1.01E7 A3.64E7
34:18 H1.04E7 A3.90E7
391.8127 S:6 F:3 BSUB(10000,15,-3.0) PKD(5,5,3,0.10%,100.0,0.00%,F,F)
33:54 H8.05E6 A2.93E7
34:18 H8.30E6 A3.16E7
401.8559 S:6 F:3 BSUB(10000,15,-3.0) PKD(5,5,3,0.10%,100.0,0.00%,F,F)
33:59 H6.10E5 A2.42E6
34:17 H6.41E5 A2.46E6
403.8530 S:6 F:3 BSUB(10000,15,-3.0) PKD(5,5,3,0.10%,100.0,0.00%,F,F)
33:59 H4.86E5 A1.92E6
34:17 H4.88E5 A1.93E6
392.9760 S:6 F:3
32:16 32:32 32:47 33:09 33:18 33:46 34:07 34:16 34:35 34:58 35:09 35:21 35:41 35:52
100 %
50
0
32:00 33:00 34:00 35:00 36:00 Time
1.0E7 5.2E6 0.0E0
8.3E6 4.2E6 0.0E0
6.4E5 3.2E5 0.0E0
4.9E5 2.4E5 0.0E0
3.9E6 2.0E6 0.0E0

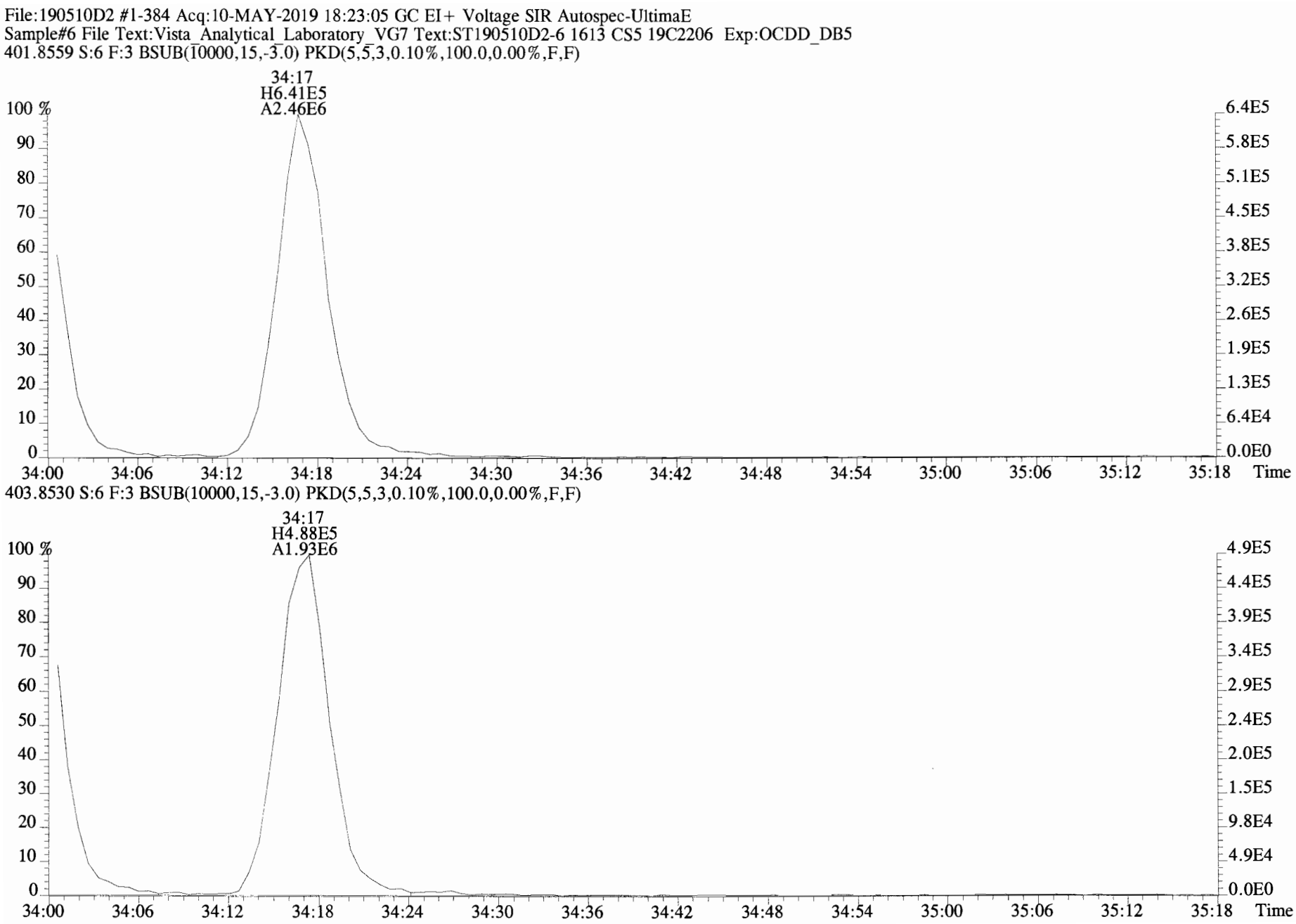
File:190510D2 #1-384 Acq:10-MAY-2019 18:23:05 GC EI+ Voltage SIR Autospec-UltimaE
Sample#6 File Text:Vista_Analytical_Laboratory_VG7 Text:ST190510D2-6 1613 CS5 19C2206 Exp:OCDD_DB5
401.8559 S:6 F:3 BSUB(10000,15,-3.0) PKD(5,5,3,0.10%,100.0,0.00%,F,F)
34:17
H6.41E5
A2.46E6
100 %
90
80
70
60
50
40
30
20
10
0
6.4E5
5.8E5
5.1E5
4.5E5
3.8E5
3.2E5
2.6E5
1.9E5
1.3E5
6.4E4
0.0E0
34:00
34:06
34:12
34:18
34:24
34:30
34:36
34:42
34:48
34:54
35:00
35:06
35:12
35:18
Time
403.8530 S:6 F:3 BSUB(10000,15,-3.0) PKD(5,5,3,0.10%,100.0,0.00%,F,F)
34:17
H4.88E5
A1.93E6
100 %
90
80
70
60
50
40
30
20
10
0
4.9E5
4.4E5
3.9E5
3.4E5
2.9E5
2.4E5
2.0E5
1.5E5
9.8E4
4.9E4
0.0E0
34:00
34:06
34:12
34:18
34:24
34:30
34:36
34:42
34:48
34:54
35:00
35:06
35:12
35:18
Time

File:190510D2 #1-355 Acq:10-MAY-2019 18:23:05 GC EI+ Voltage SIR Autospec-UltimaE
Sample#6 File Text:Vista_Analytical_Laboratory_VG7 Text:ST190510D2-6 1613 CS5 19C2206 Exp:OCDD_DB5
423.7767 S:6 F:4 BSUB(10000,15,-3.0) PKD(5,5,3,0.10%,100.0,0.00%,F,F)

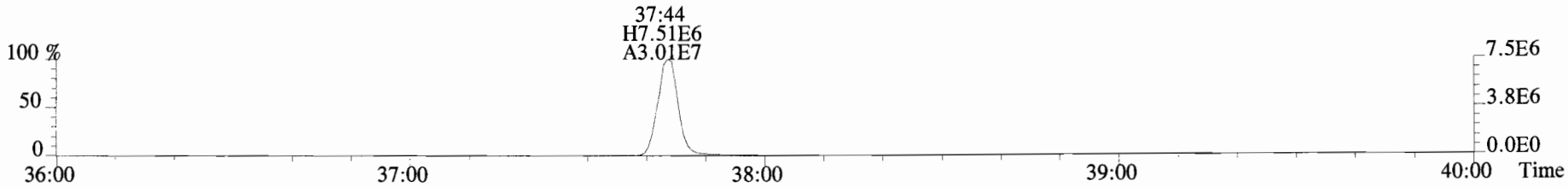

425.7737 S:6 F:4 BSUB(10000,15,-3.0) PKD(5,5,3,0.10%,100.0,0.00%,F,F)

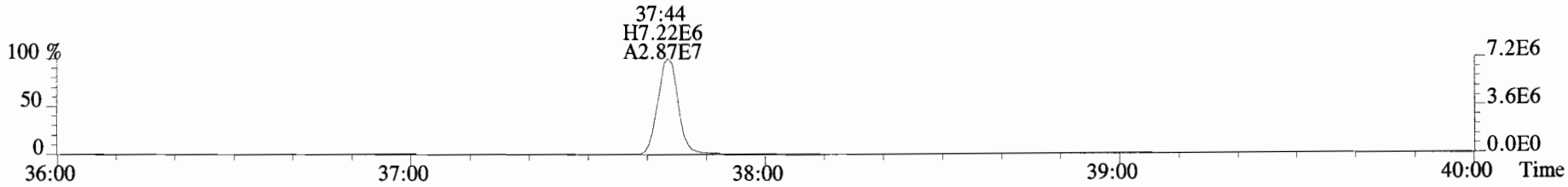

435.8169 S:6 F:4 BSUB(10000,15,-3.0) PKD(5,5,3,0.10%,100.0,0.00%,F,F)

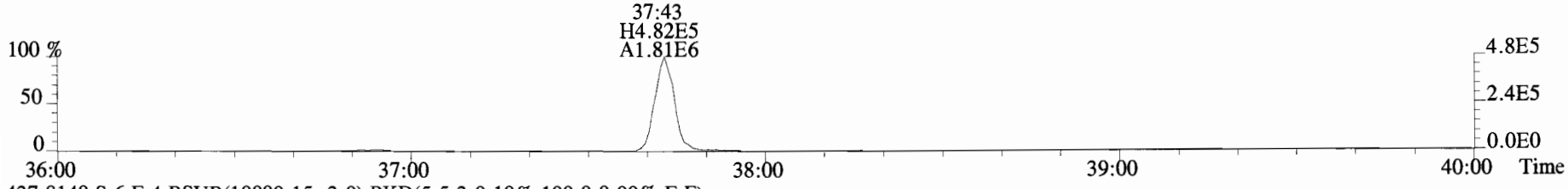

437.8140 S:6 F:4 BSUB(10000,15,-3.0) PKD(5,5,3,0.10%,100.0,0.00%,F,F)

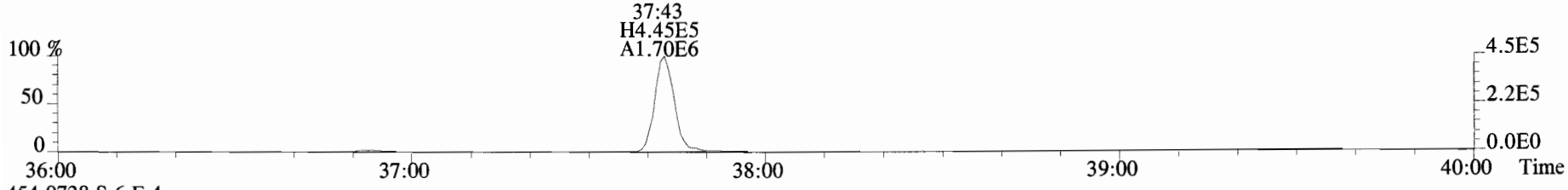

454.9728 S:6 F:4

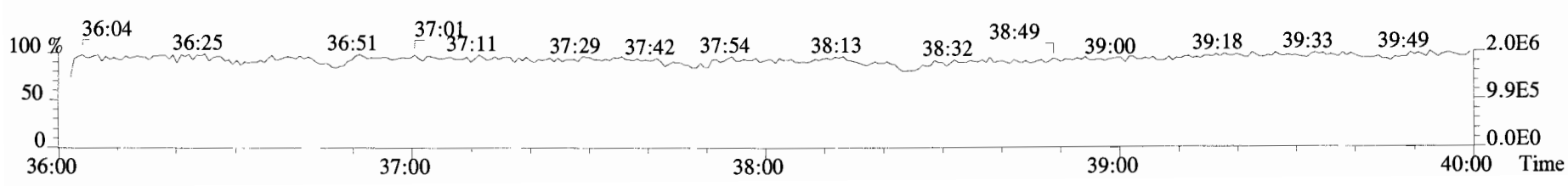

File:190510D2 #1-432 Acq:10-MAY-2019 18:23:05 GC EI+ Voltage SIR Autospec-UltimaE
Sample#6 File Text:Vista_Analytical_Laboratory_VG7 Text:ST190510D2-6 1613 CS5 19C2206 Exp:OCDD_DB5
457.7377 S:6 F:5 BSUB(10000,15,-3.0) PKD(5,5,3,0.10%,100.0,0.00%,F,F)

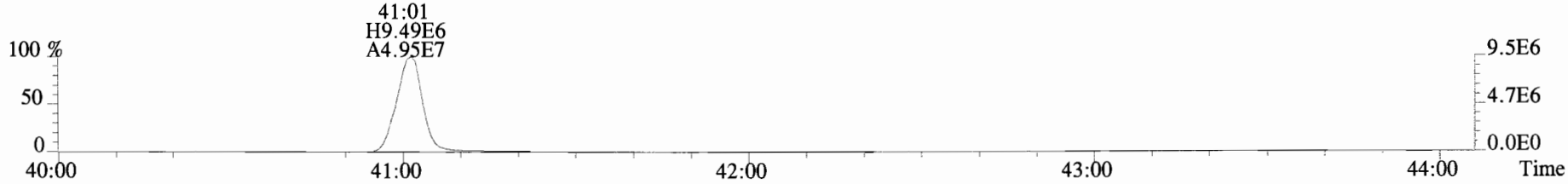

459.7348 S:6 F:5 BSUB(10000,15,-3.0) PKD(5,5,3,0.10%,100.0,0.00%,F,F)

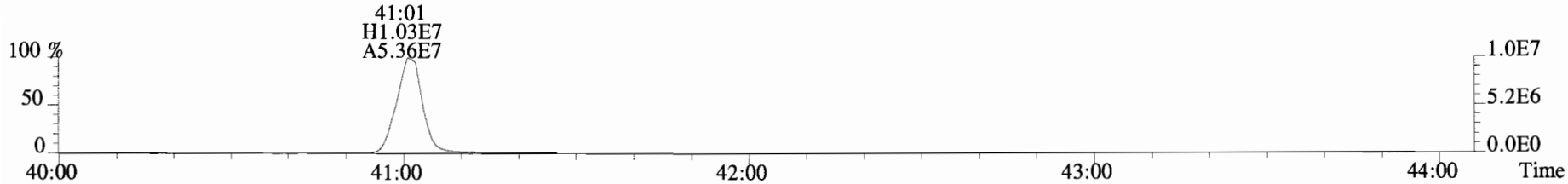

469.7780 S:6 F:5 BSUB(10000,15,-3.0) PKD(5,5,3,0.10%,100.0,0.00%,F,F)

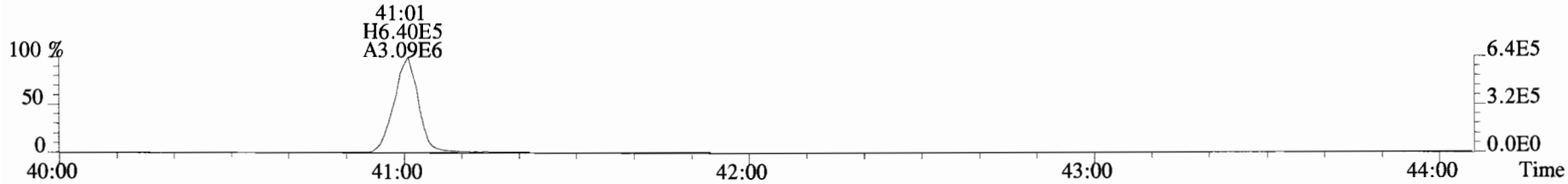

471.7750 S:6 F:5 BSUB(10000,15,-3.0) PKD(5,5,3,0.10%,100.0,0.00%,F,F)

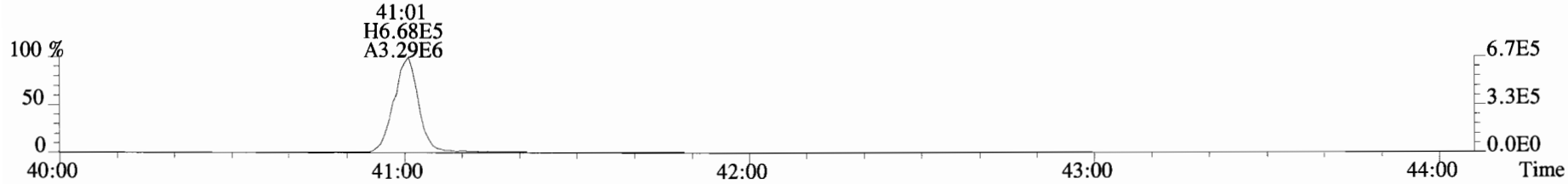

454.9728 S:6 F:5

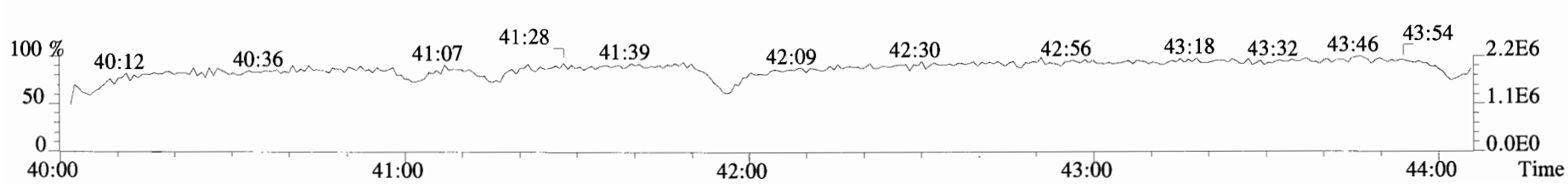

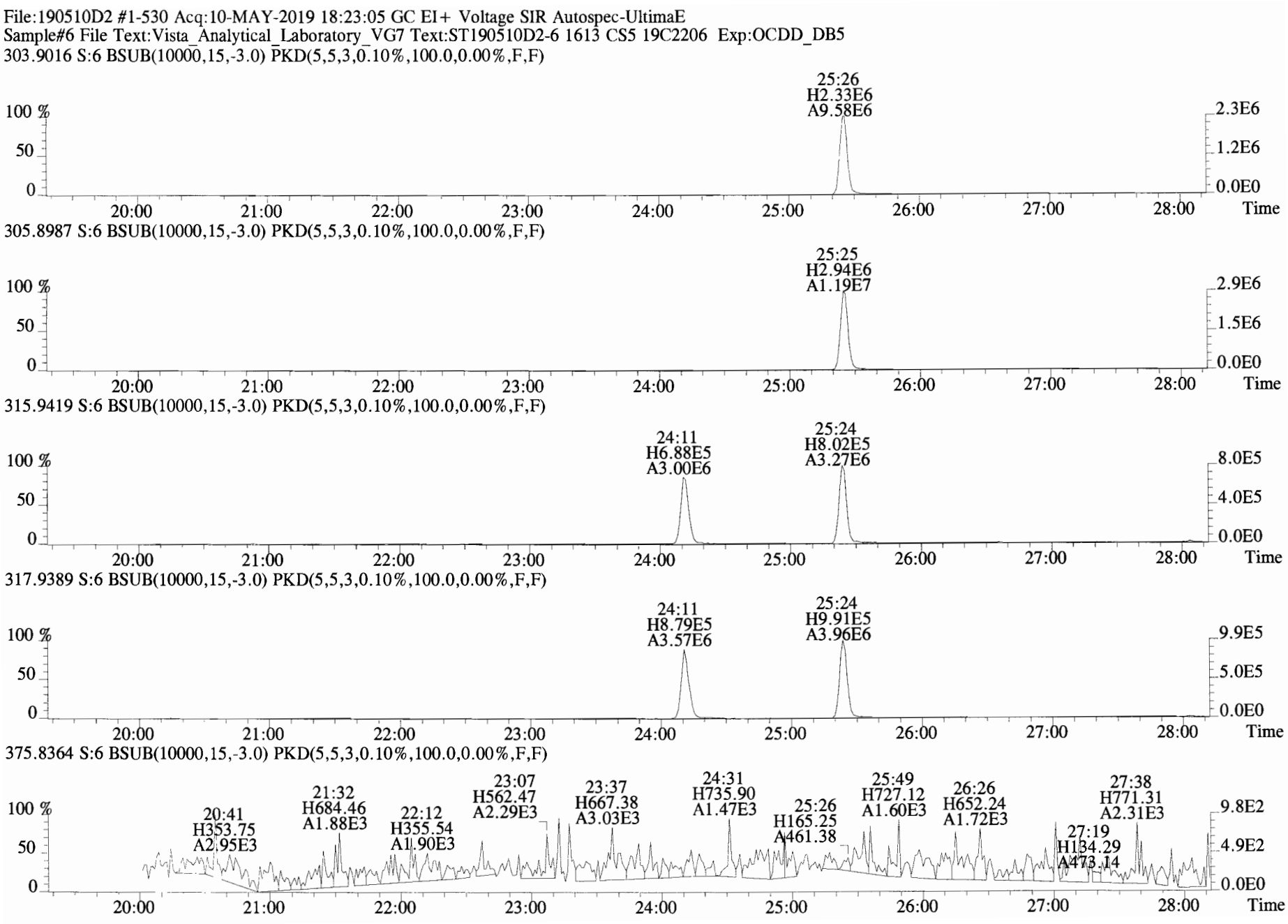
File:190510D2 #1-530 Acq:10-MAY-2019 18:23:05 GC EI+ Voltage SIR Autospec-UltimaE
Sample#6 File Text:Vista_Analytical_Laboratory_VG7 Text:ST190510D2-6 1613 CS5 19C2206 Exp:OCDD_DB5
303.9016 S:6 BSUB(10000,15,-3.0) PKD(5,5,3,0.10%,100.0,0.00%,F,F)
25:26
H2.33E6
A9.58E6
305.8987 S:6 BSUB(10000,15,-3.0) PKD(5,5,3,0.10%,100.0,0.00%,F,F)
25:25
H2.94E6
A1.19E7
315.9419 S:6 BSUB(10000,15,-3.0) PKD(5,5,3,0.10%,100.0,0.00%,F,F)
24:11
H6.88E5
A3.00E6
25:24
H8.02E5
A3.27E6
317.9389 S:6 BSUB(10000,15,-3.0) PKD(5,5,3,0.10%,100.0,0.00%,F,F)
24:11
H8.79E5
A3.57E6
25:24
H9.91E5
A3.96E6
375.8364 S:6 BSUB(10000,15,-3.0) PKD(5,5,3,0.10%,100.0,0.00%,F,F)
20:41
H353.75
A2.95E3
21:32
H684.46
A1.88E3
22:12
H355.54
A1.90E3
23:07
H562.47
A2.29E3
23:37
H667.38
A3.03E3
24:31
H735.90
A1.47E3
25:26
H165.25
A461.38
25:49
H727.12
A1.60E3
26:26
H652.24
A1.72E3
27:19
H134.29
A473.14
27:38
H771.31
A2.31E3
100 %
50
0
20:00
21:00
22:00
23:00
24:00
25:00
26:00
27:00
28:00
Time
2.3E6
1.2E6
0.0E0
2.9E6
1.5E6
8.0E5
4.0E5
9.9E5
5.0E5
9.8E2
4.9E2

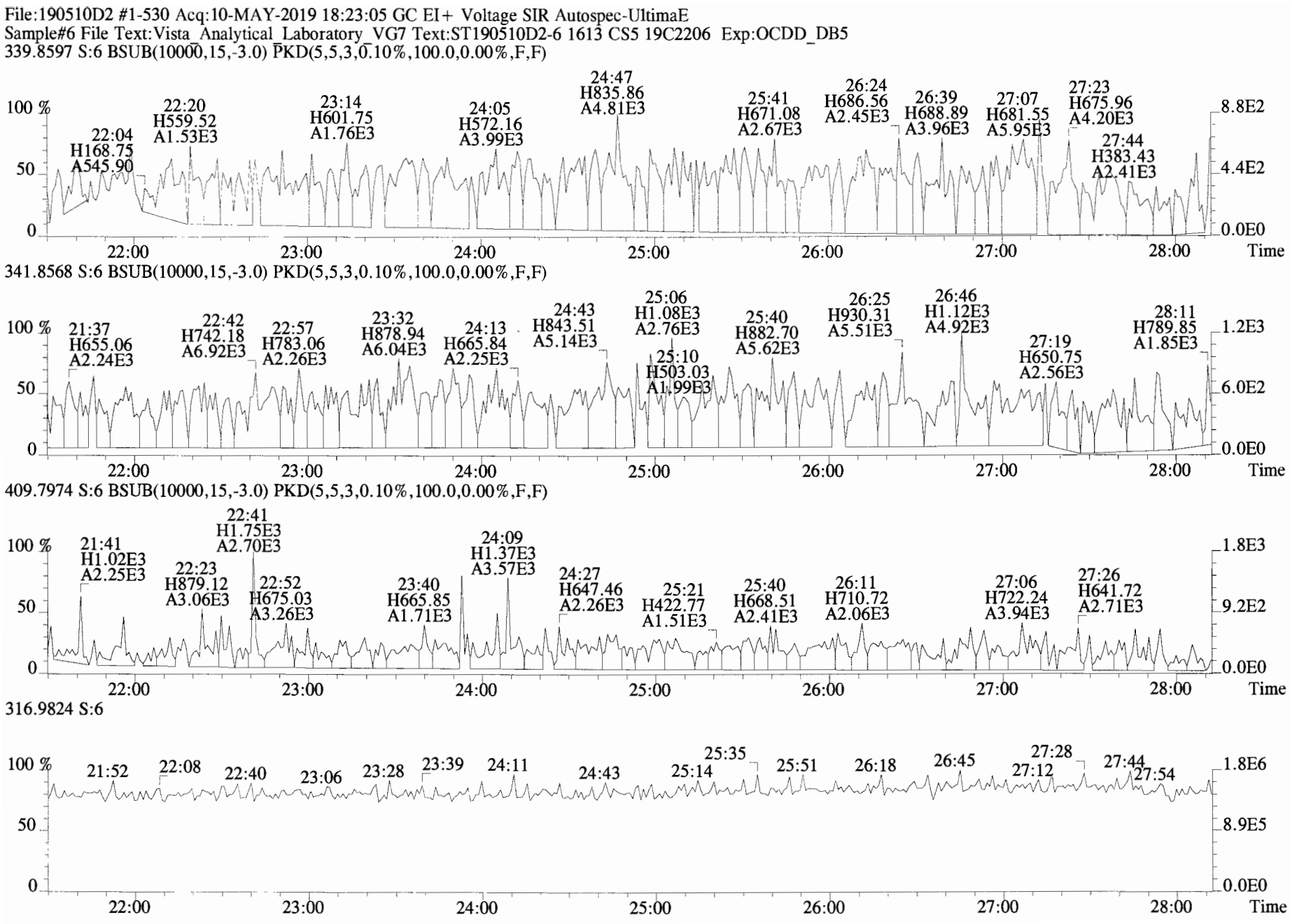
File:190510D2 #1-530 Acq:10-MAY-2019 18:23:05 GC EI+ Voltage SIR Autospec-UltimaE
Sample#6 File Text:Vista_Analytical_Laboratory_VG7 Text:ST190510D2-6 1613 CS5 19C2206 Exp:OCDD_DB5
339.8597 S:6 BSUB(10000,15,-3.0) PKD(5,5,3,0.10%,100.0,0.00%,F,F)
22:04 H168.75 A545.90
22:20 H559.52 A1.53E3
23:14 H601.75 A1.76E3
24:05 H572.16 A3.99E3
24:47 H835.86 A4.81E3
25:41 H671.08 A2.67E3
26:24 H686.56 A2.45E3
26:39 H688.89 A3.96E3
27:07 H681.55 A5.95E3
27:23 H675.96 A4.20E3
27:44 H383.43 A2.41E3
100 %
50
0
8.8E2
4.4E2
0.0E0
22:00
23:00
24:00
25:00
26:00
27:00
28:00
Time
341.8568 S:6 BSUB(10000,15,-3.0) PKD(5,5,3,0.10%,100.0,0.00%,F,F)
21:37 H655.06 A2.24E3
22:42 H742.18 A6.92E3
22:57 H783.06 A2.26E3
23:32 H878.94 A6.04E3
24:13 H665.84 A2.25E3
24:43 H843.51 A5.14E3
25:06 H1.08E3 A2.76E3
25:10 H503.03 A1.99E3
25:40 H882.70 A5.62E3
26:25 H930.31 A5.51E3
26:46 H1.12E3 A4.92E3
27:19 H650.75 A2.56E3
28:11 H789.85 A1.85E3
100 %
50
0
1.2E3
6.0E2
0.0E0
22:00
23:00
24:00
25:00
26:00
27:00
28:00
Time
409.7974 S:6 BSUB(10000,15,-3.0) PKD(5,5,3,0.10%,100.0,0.00%,F,F)
21:41 H1.02E3 A2.25E3
22:23 H879.12 A3.06E3
22:41 H1.75E3 A2.70E3
22:52 H675.03 A3.26E3
23:40 H665.85 A1.71E3
24:09 H1.37E3 A3.57E3
24:27 H647.46 A2.26E3
25:21 H422.77 A1.51E3
25:40 H668.51 A2.41E3
26:11 H710.72 A2.06E3
27:06 H722.24 A3.94E3
27:26 H641.72 A2.71E3
100 %
50
0
1.8E3
9.2E2
0.0E0
22:00
23:00
24:00
25:00
26:00
27:00
28:00
Time
316.9824 S:6
21:52
22:08
22:40
23:06
23:28
23:39
24:11
24:43
25:14
25:35
25:51
26:18
26:45
27:12
27:28
27:44
27:54
100 %
50
0
1.8E6
8.9E5
0.0E0
22:00
23:00
24:00
25:00
26:00
27:00
28:00
Time

File:190510D2 #1-180 Acq:10-MAY-2019 18:23:05 GC EI+ Voltage SIR Autospec-UltimaE
Sample#6 File Text:Vista_Analytical_Laboratory_VG7 Text:ST190510D2-6 1613 CS5 19C2206 Exp:OCDD_DB5
339.8597 S:6 F:2 BSUB(10000,15,-3.0) PKD(5,5,3,0.10%,100.0,0.00%,F,F)

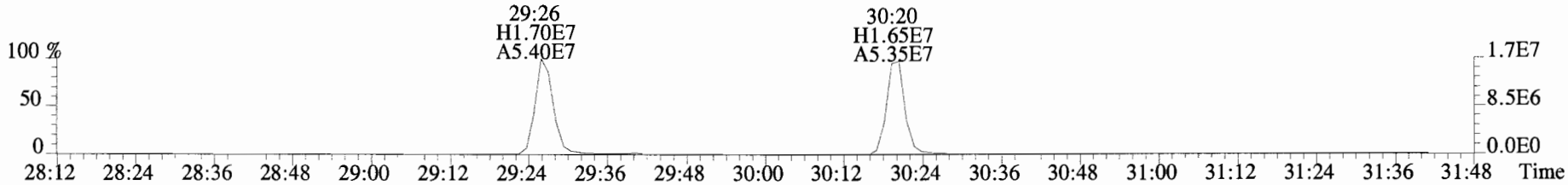

341.8568 S:6 F:2 BSUB(10000,15,-3.0) PKD(5,5,3,0.10%,100.0,0.00%,F,F)

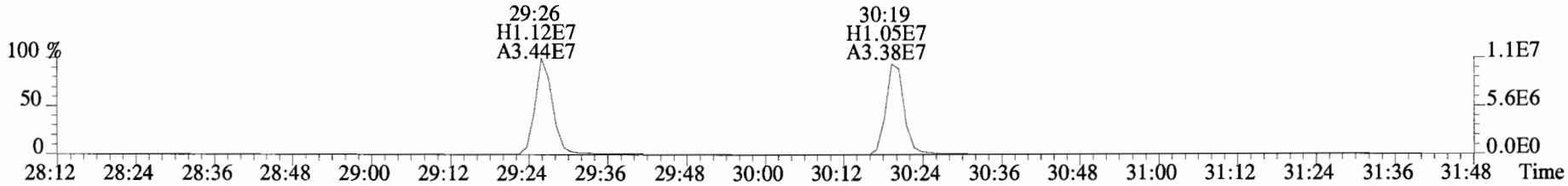

351.9000 S:6 F:2 BSUB(10000,15,-3.0) PKD(5,5,3,0.10%,100.0,0.00%,F,F)

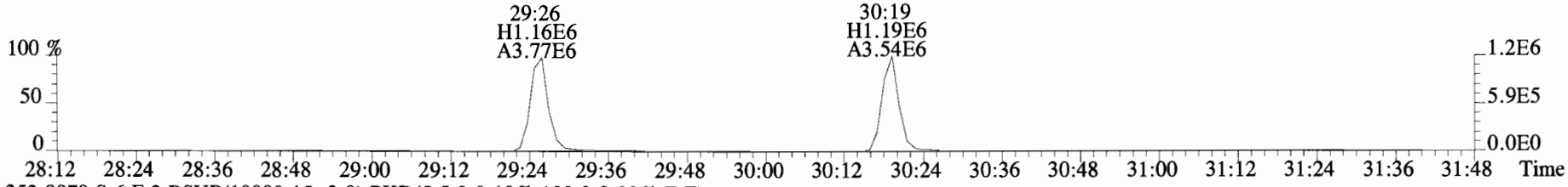

353.8970 S:6 F:2 BSUB(10000,15,-3.0) PKD(5,5,3,0.10%,100.0,0.00%,F,F)

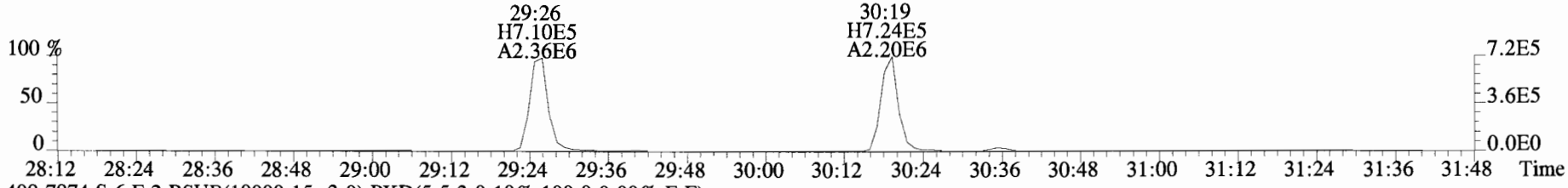

409.7974 S:6 F:2 BSUB(10000,15,-3.0) PKD(5,5,3,0.10%,100.0,0.00%,F,F)

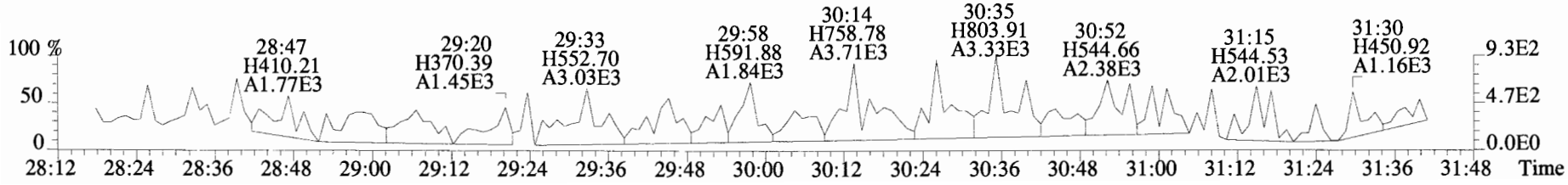

File:190510D2 #1-384 Acq:10-MAY-2019 18:23:05 GC EI+ Voltage SIR Autospec-UltimaE
Sample#6 File Text:Vista_Analytical_Laboratory_VG7 Text:ST190510D2-6 1613 CS5 19C2206 Exp:OCDD_DB5

373.8207 S:6 F:3 BSUB(10000,15,-3.0) PKD(5,5,3,0.10%,100.0,0.00%,F,F)

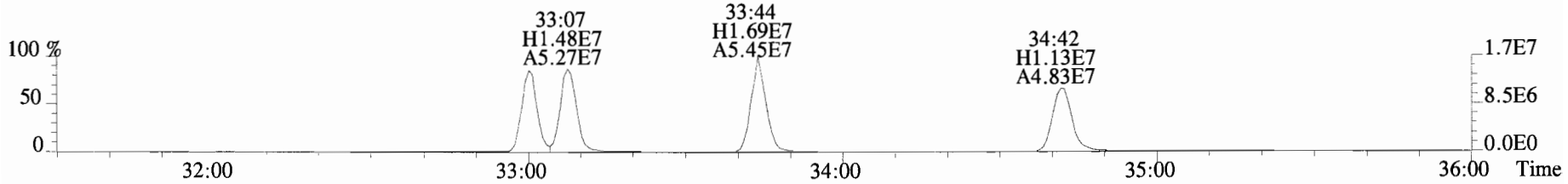

375.8178 S:6 F:3 BSUB(10000,15,-3.0) PKD(5,5,3,0.10%,100.0,0.00%,F,F)

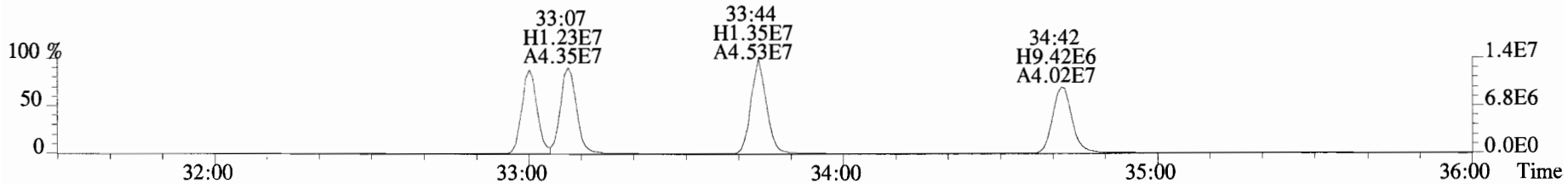

383.8639 S:6 F:3 BSUB(10000,15,-3.0) PKD(5,5,3,0.10%,100.0,0.00%,F,F)

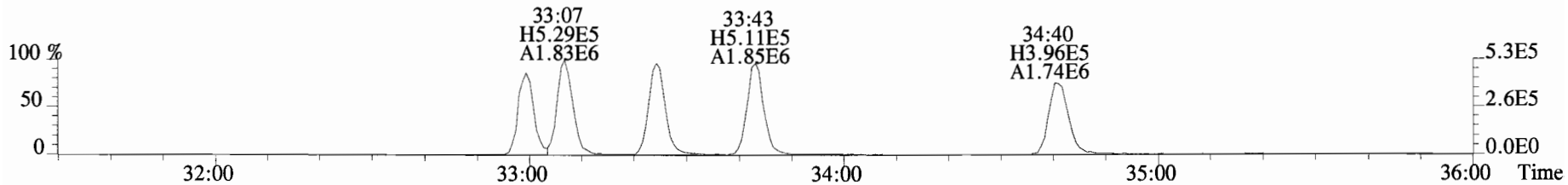

385.8610 S:6 F:3 BSUB(10000,15,-3.0) PKD(5,5,3,0.10%,100.0,0.00%,F,F)

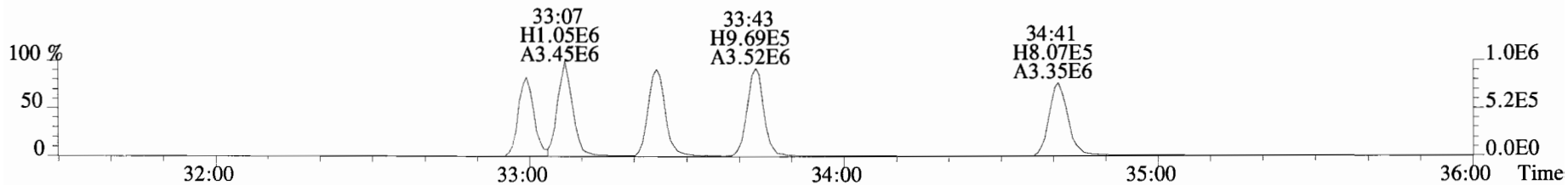

445.7555 S:6 F:3 BSUB(10000,15,-3.0) PKD(5,5,3,0.10%,100.0,0.00%,F,F)

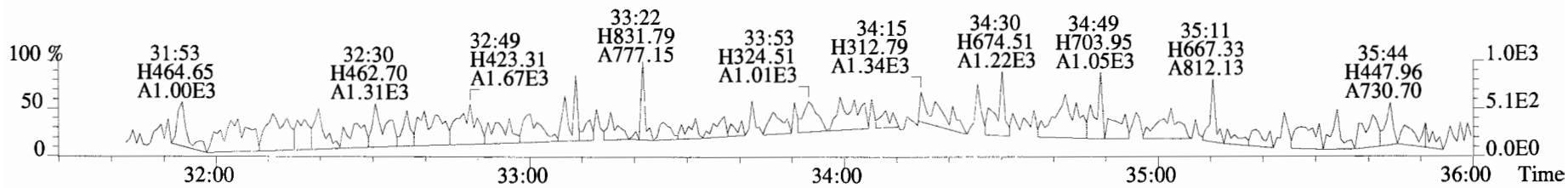

File:190510D2 #1-384 Acq:10-MAY-2019 18:23:05 GC EI+ Voltage SIR Autospec-UltimaE
Sample#6 File Text:Vista_Analytical_Laboratory_VG7 Text:ST190510D2-6 1613 CS5 19C2206 Exp:OCDD_DB5
383.8639 S:6 F:3 BSUB(10000,15,-3.0) PKD(5,5,3,0.10%,100.0,0.00%,F,F)

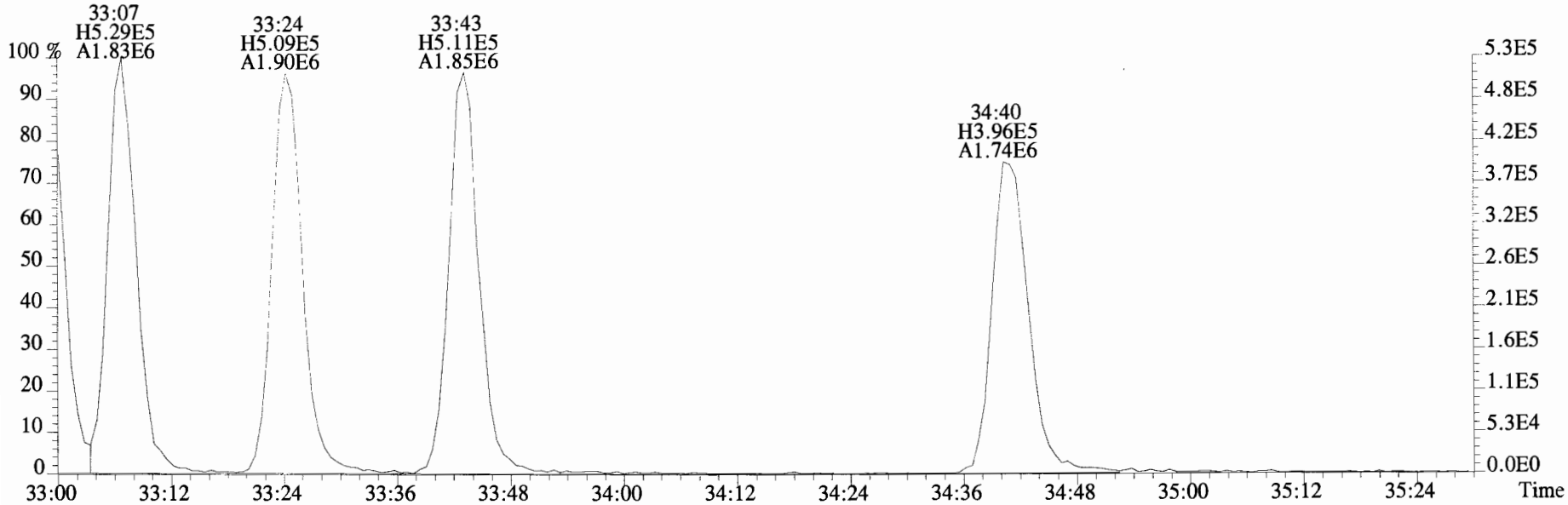

385.8610 S:6 F:3 BSUB(10000,15,-3.0) PKD(5,5,3,0.10%,100.0,0.00%,F,F)

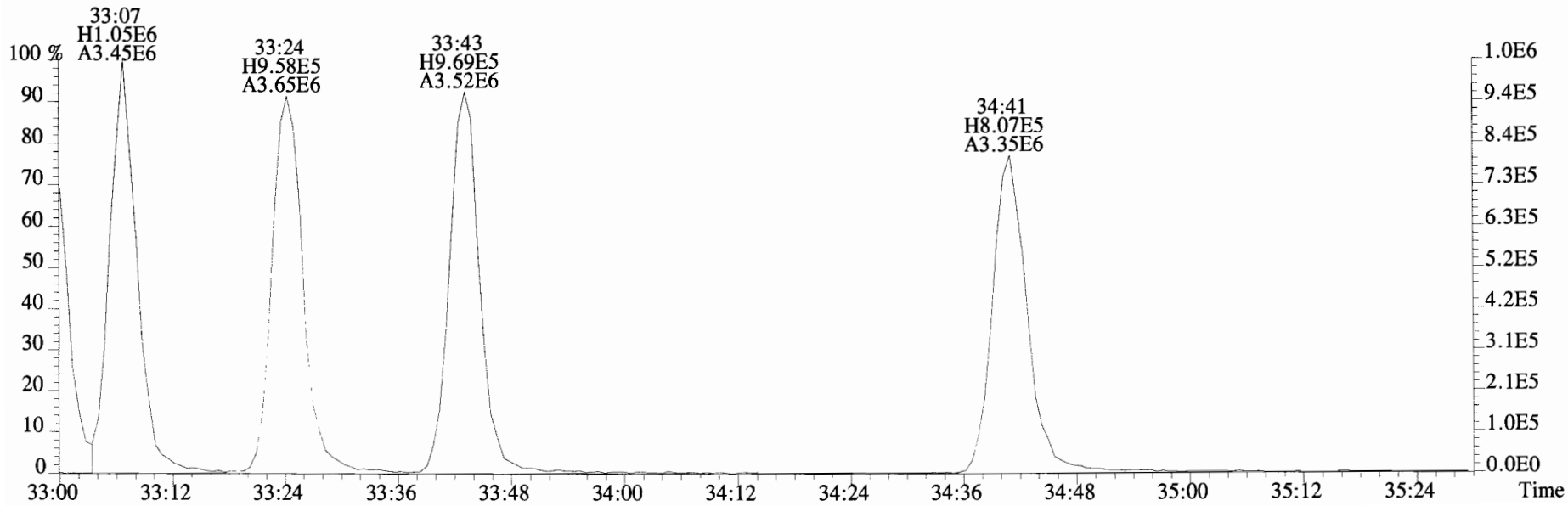

File:190510D2 #1-355 Acq:10-MAY-2019 18:23:05 GC EI+ Voltage SIR Autospec-UltimaE
Sample#6 File Text:Vista_Analytical_Laboratory_VG7 Text:ST190510D2-6 1613 CS5 19C2206 Exp:OCDD_DB5

407.7818 S:6 F:4 BSUB(10000,15,-3.0) PKD(5,5,3,0.10%,100.0,0.00%,F,F)

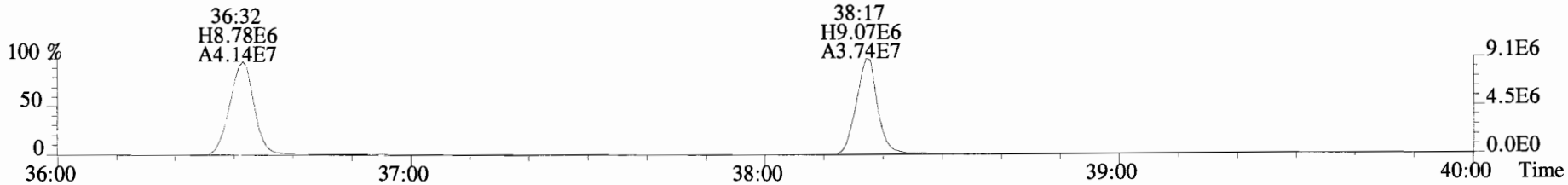

409.7788 S:6 F:4 BSUB(10000,15,-3.0) PKD(5,5,3,0.10%,100.0,0.00%,F,F)

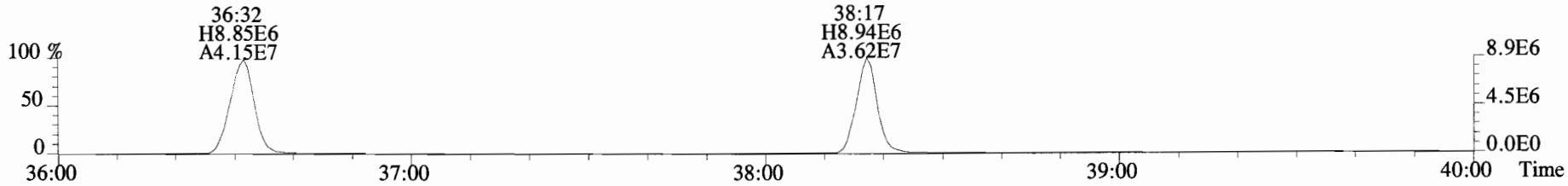

417.8253 S:6 F:4 BSUB(10000,15,-3.0) PKD(5,5,3,0.10%,100.0,0.00%,F,F)

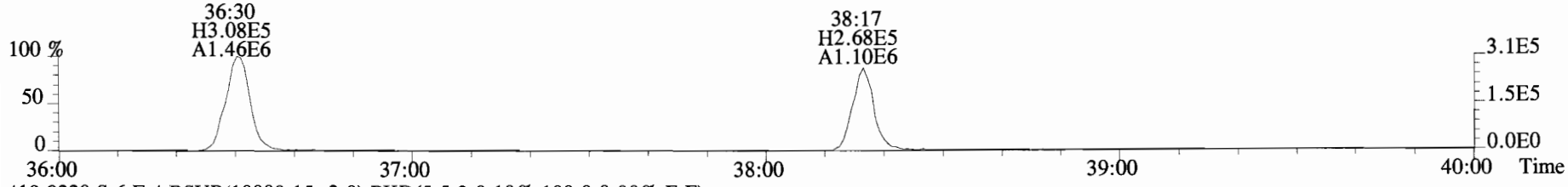

419.8220 S:6 F:4 BSUB(10000,15,-3.0) PKD(5,5,3,0.10%,100.0,0.00%,F,F)

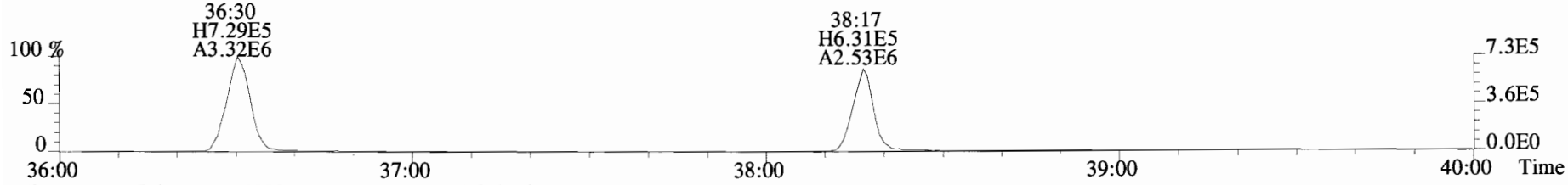

479.7165 S:6 F:4 BSUB(10000,15,-3.0) PKD(5,5,3,0.10%,100.0,0.00%,F,F)

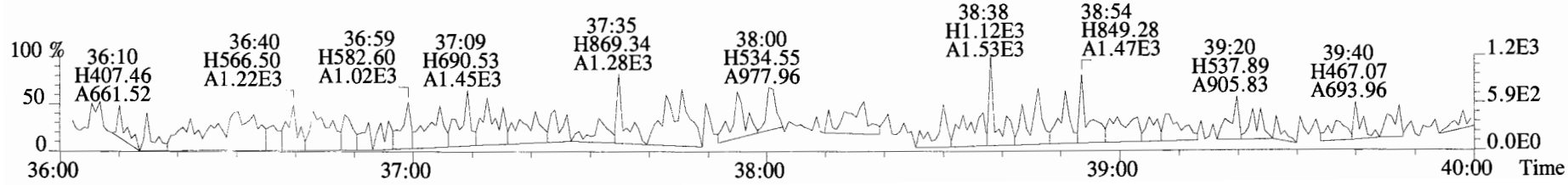

File:190510D2 #1-432 Acq:10-MAY-2019 18:23:05 GC EI+ Voltage SIR Autospec-UltimaE
Sample#6 File Text:Vista_Analytical_Laboratory_VG7 Text:ST190510D2-6 1613 CS5 19C2206 Exp:OCDD_DB5
441.7428 S:6 F:5 BSUB(10000,15,-3.0) PKD(5,5,3,0.10%,100.0,0.00%,F,F)

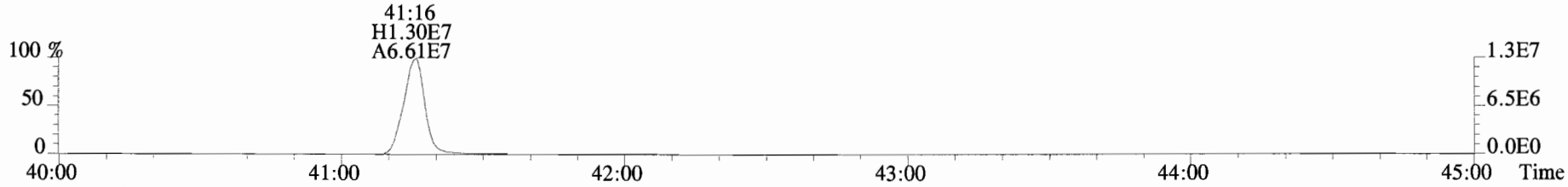

443.7398 S:6 F:5 BSUB(10000,15,-3.0) PKD(5,5,3,0.10%,100.0,0.00%,F,F)

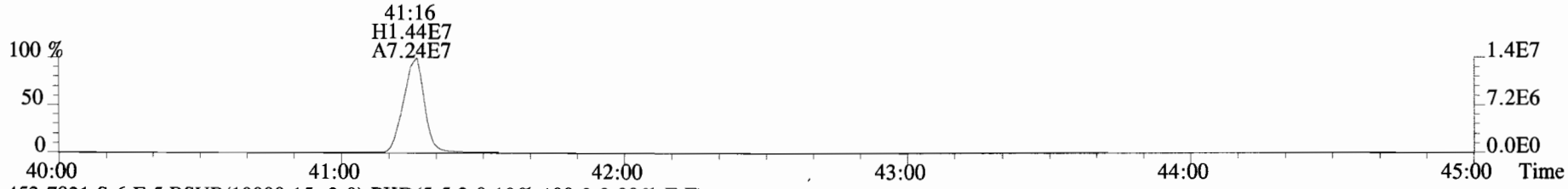

453.7831 S:6 F:5 BSUB(10000,15,-3.0) PKD(5,5,3,0.10%,100.0,0.00%,F,F)

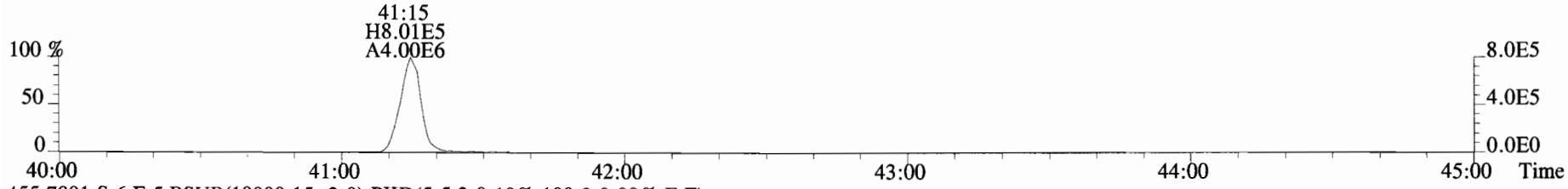

455.7801 S:6 F:5 BSUB(10000,15,-3.0) PKD(5,5,3,0.10%,100.0,0.00%,F,F)

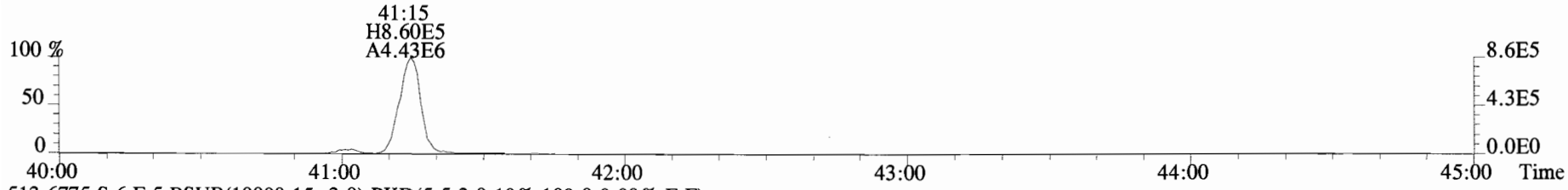

513.6775 S:6 F:5 BSUB(10000,15,-3.0) PKD(5,5,3,0.10%,100.0,0.00%,F,F)

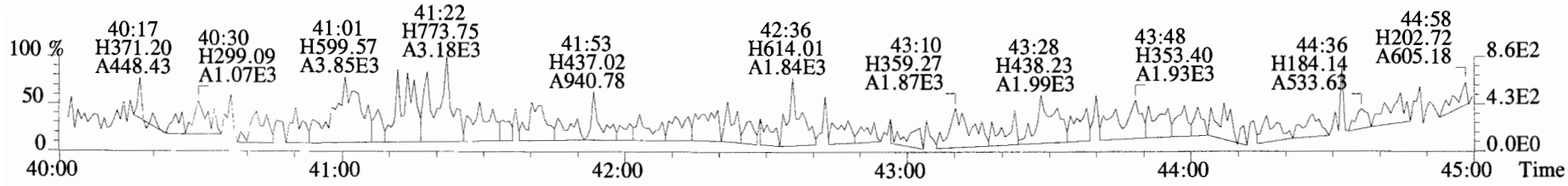

Peak Locate Examination:11-MAY-2019:04:52 File:RES_CHECK

Experiment:OCDD_DB5 Function:1 Reference:PFK

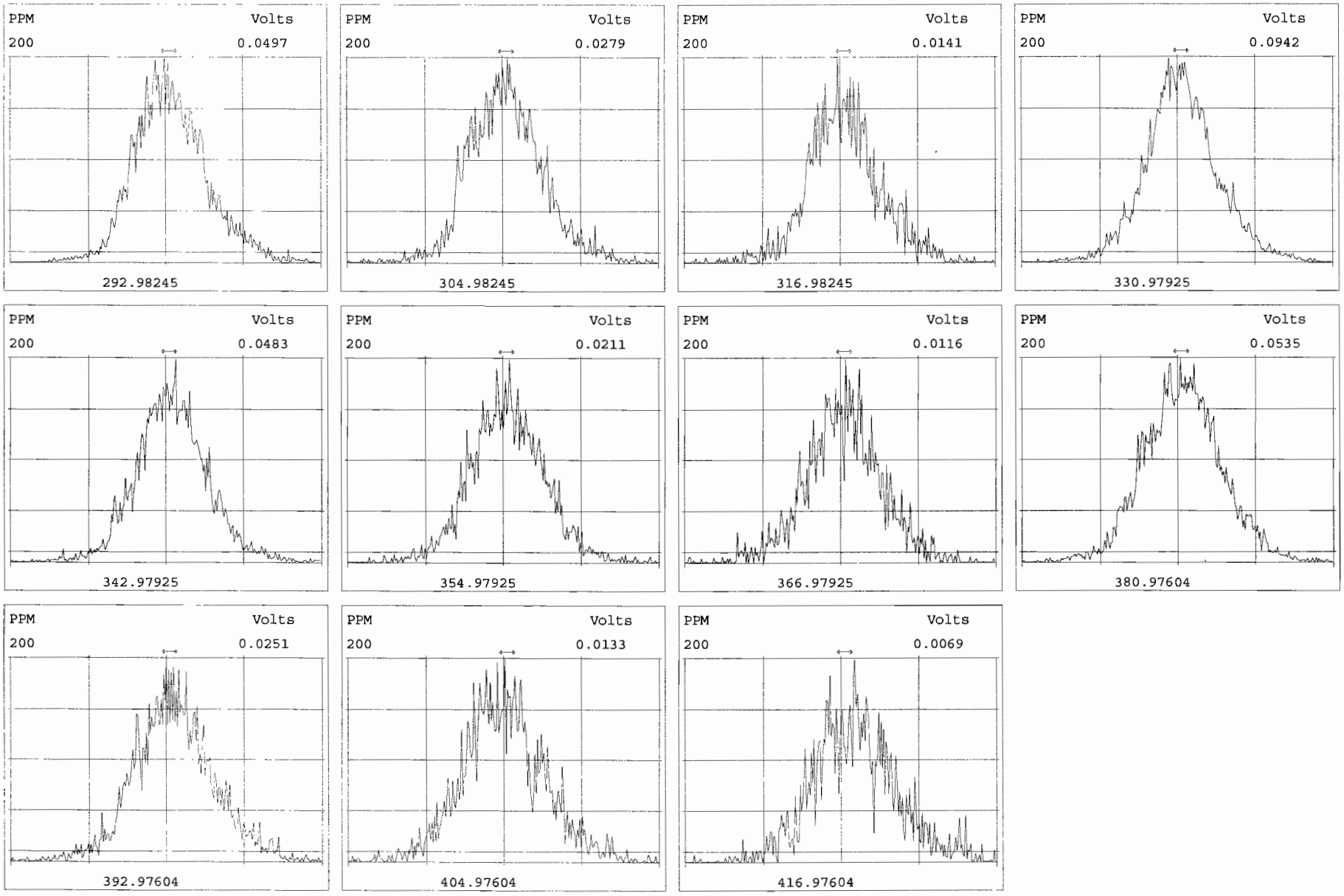

Peak Locate Examination:11-MAY-2019:04:53 File:RES_CHECK

Experiment:OCDD_DB5 Function:2 Reference:PFK

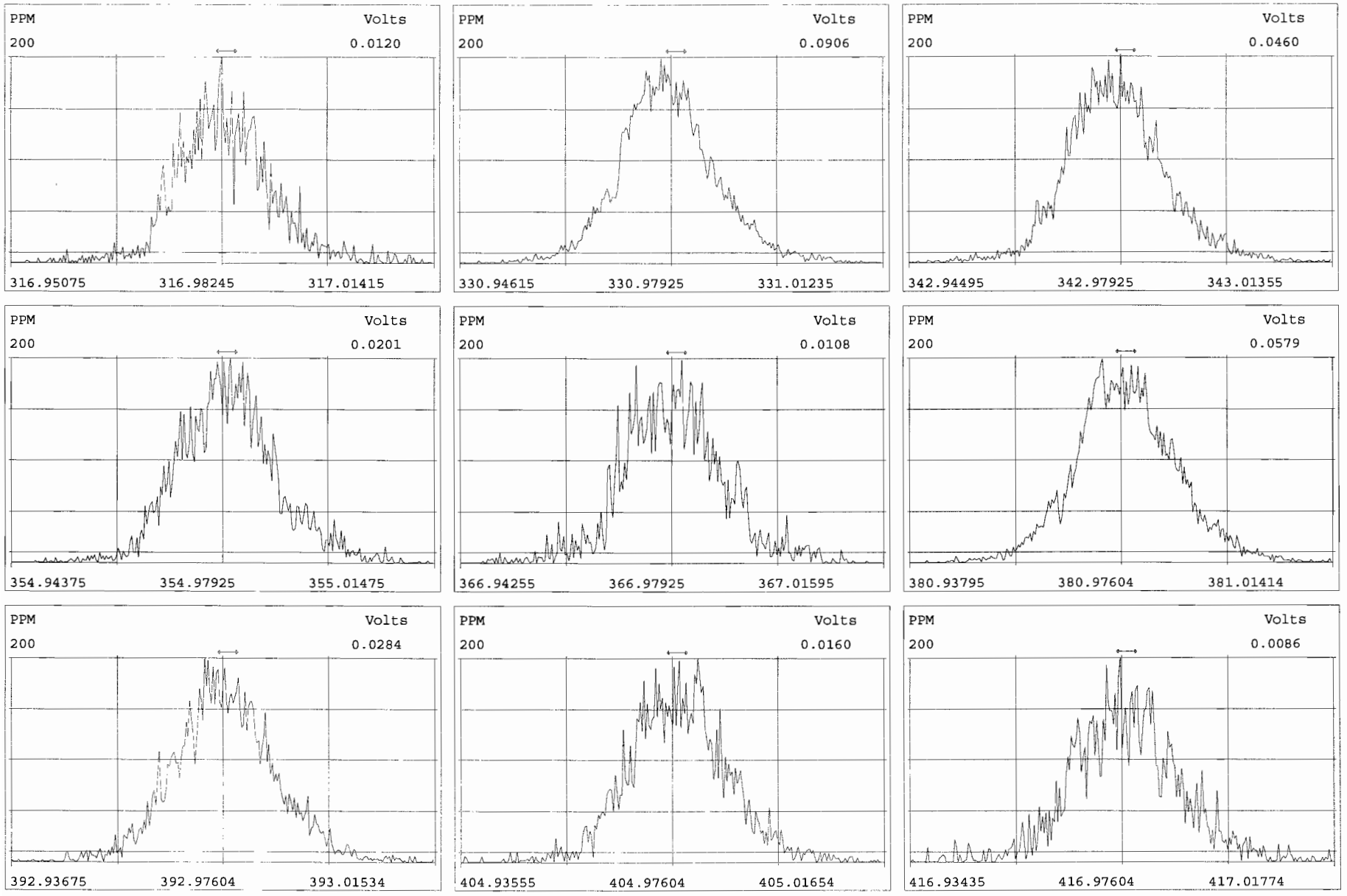

Peak Locate Examination:11-MAY-2019:04:54 File:RES_CHECK

Experiment:OCDD_DB5 Function:3 Reference:PFK

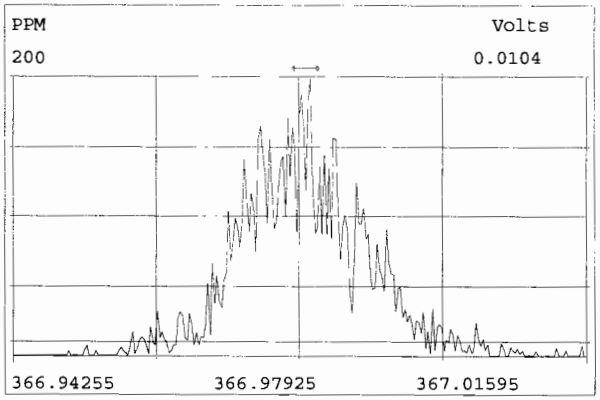

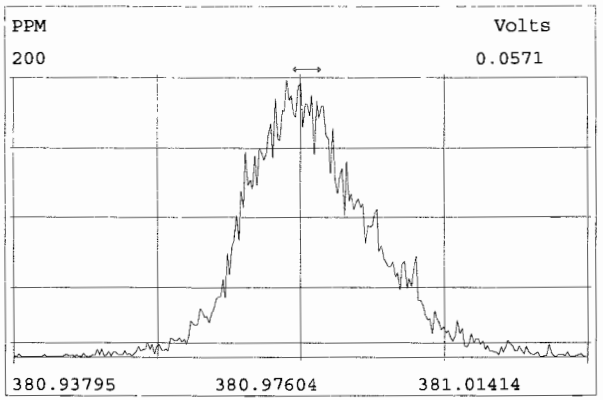

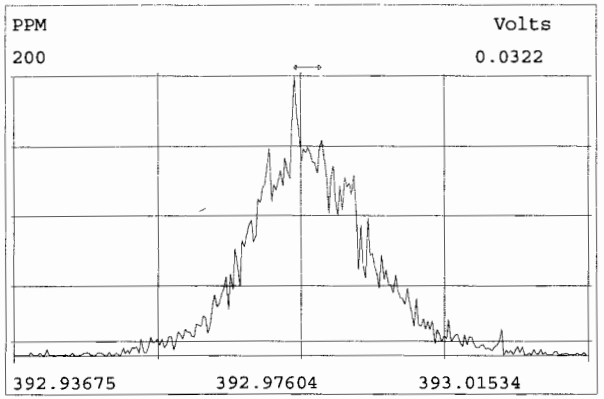

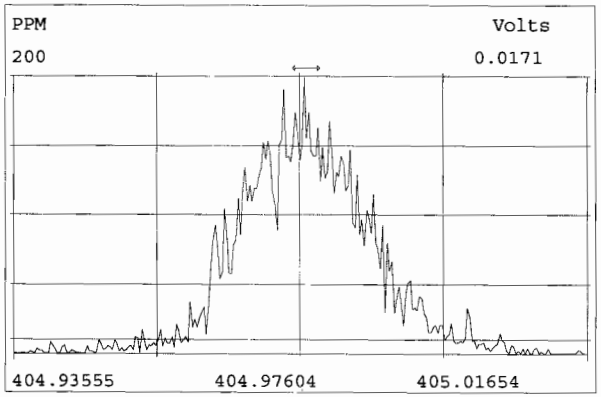

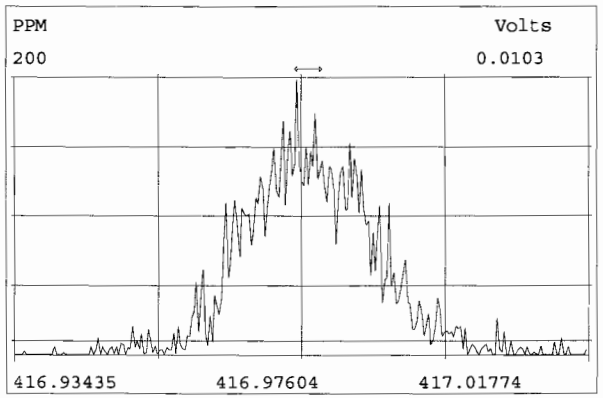

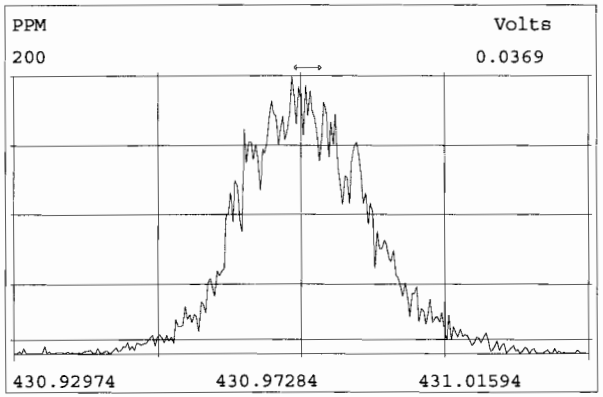

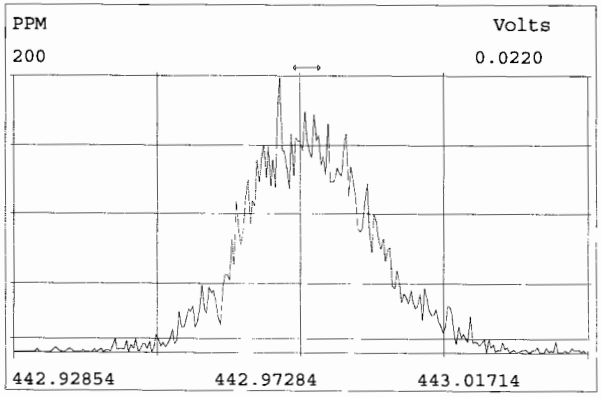

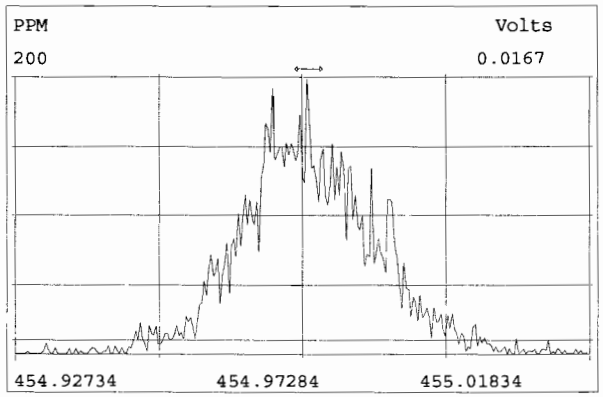

Peak Locate Examination:11-MAY-2019:04:54 File:RES_CHECK

Experiment:OCDD_DB5 Function:4 Reference:PFK

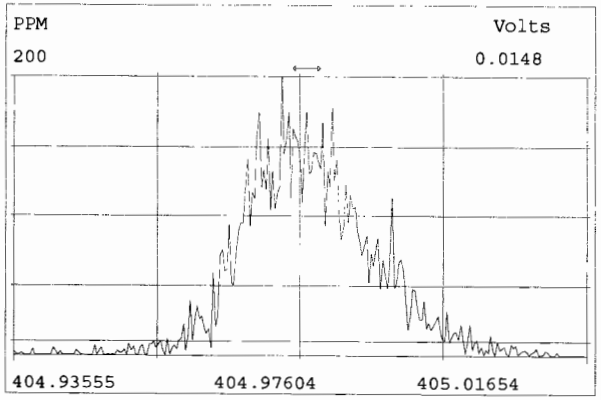

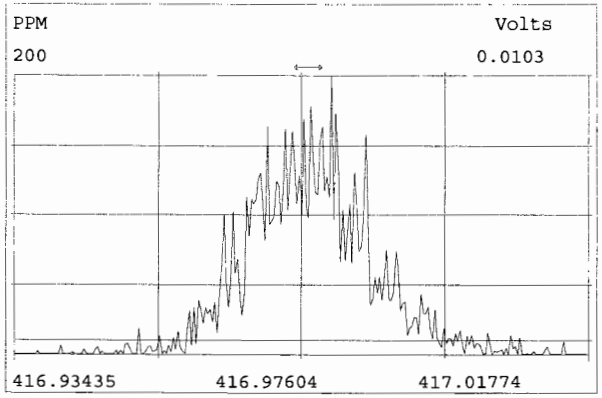

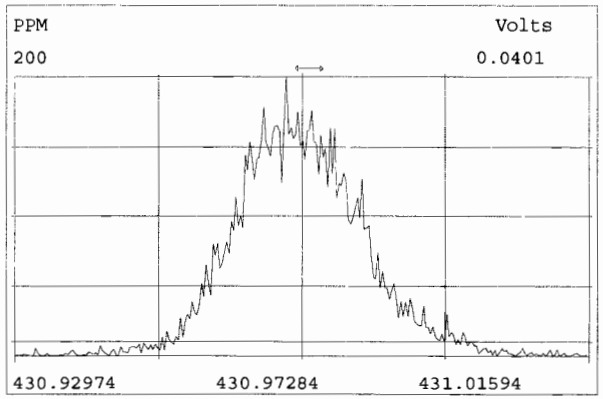

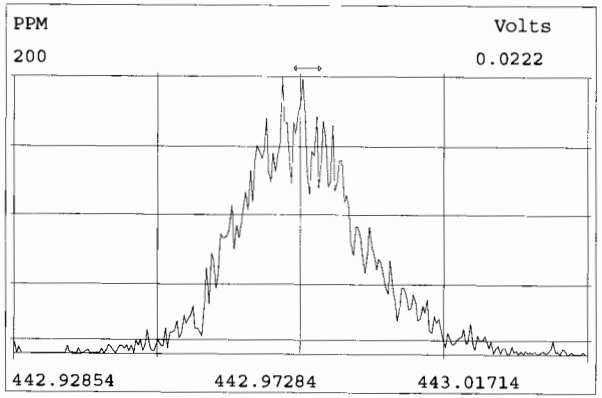

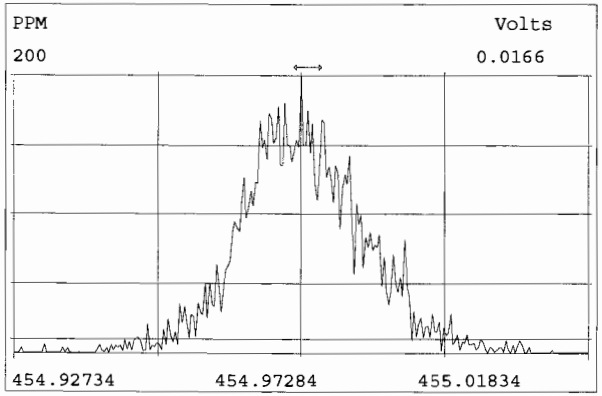

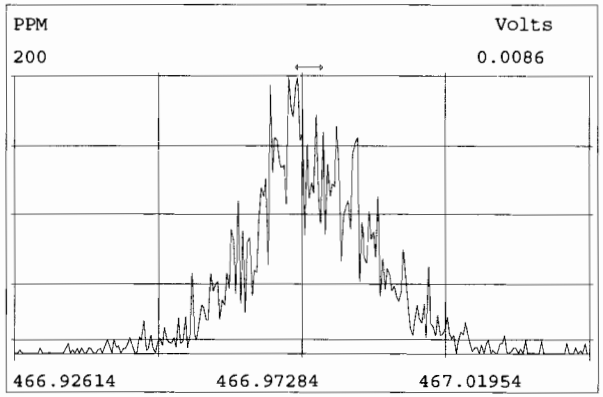

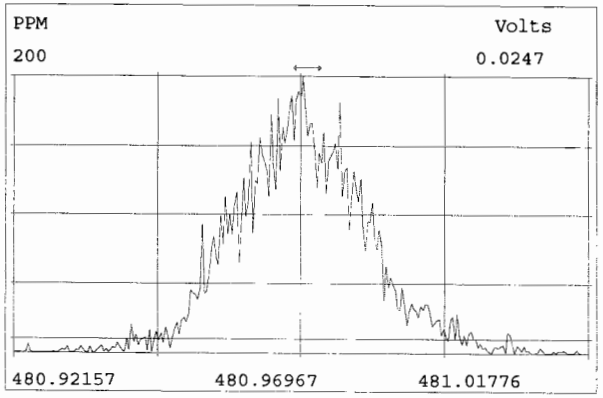

Peak Locate Examination:11-MAY-2019:04:55 File:RES_CHECK

Experiment:OCDD_DB5 Function:5 Reference:PFK

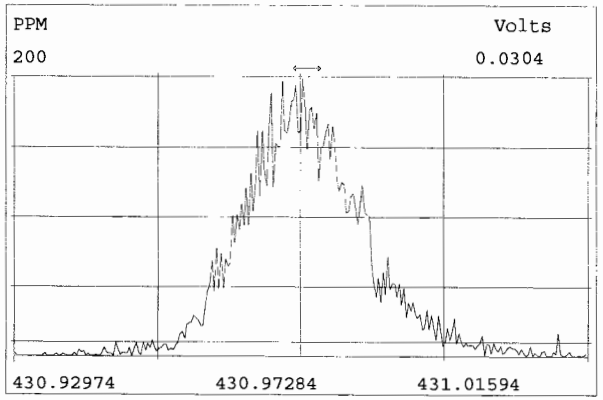

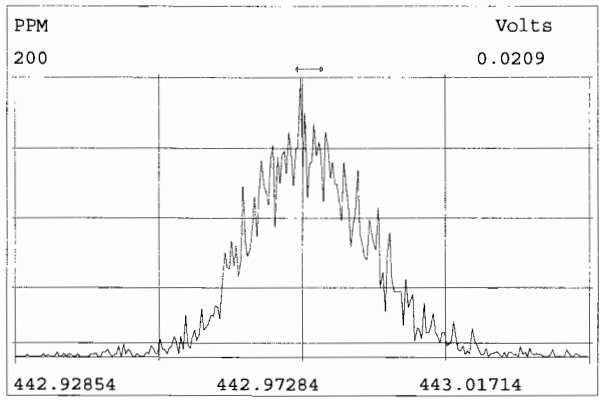

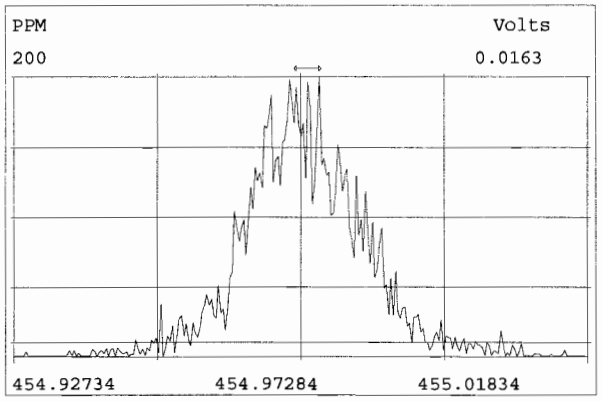

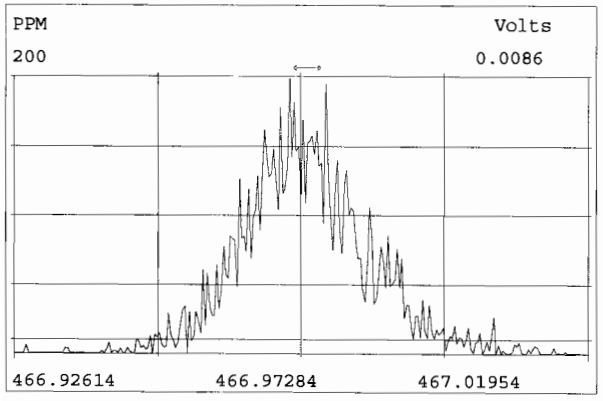

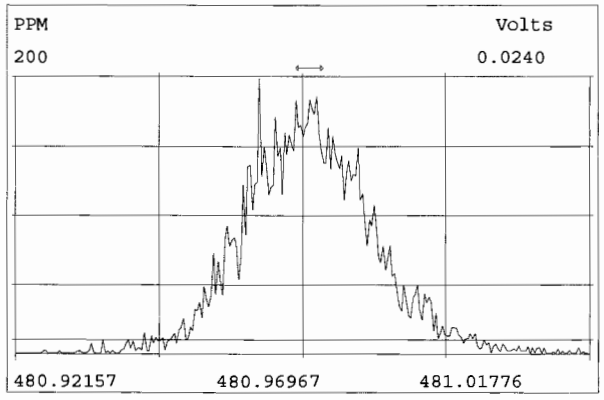

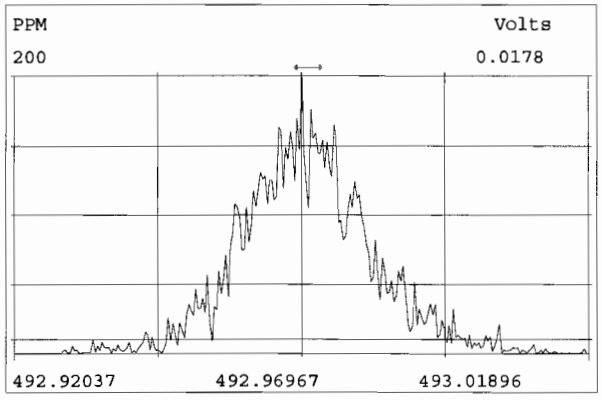

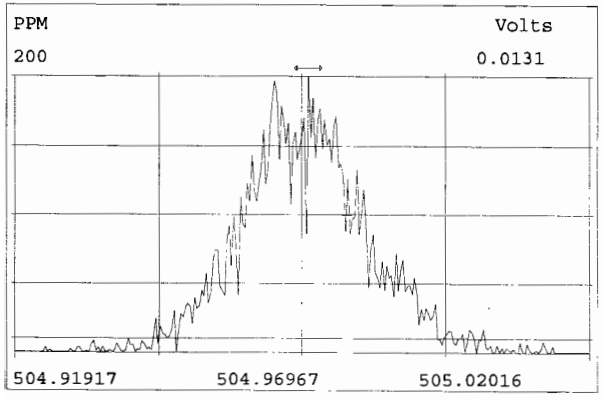

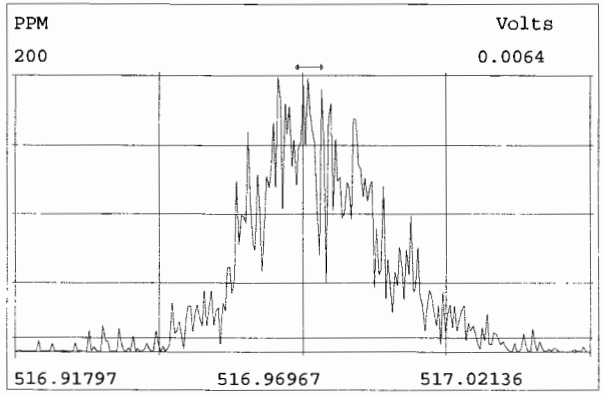

FORM 4A
PCDD/PCDF CALIBRATION VERIFICATION

Lab Name: Vista Analytical Laboratory Episode No.: CCAL ID: SS190510D2-1

Contract No.: SAS No.:

Initial Calibration Date: 5-10-19

Instrument ID: VG-7 GC Column ID: ZB-5MS

VER Data Filename: 190510D2 S#8 Analysis Date: 10-MAY-19 Time: 19:58:17

	M/Z'S FORMING RATIO (1)	ION ABUND. RATIO	QC LIMITS (2)	Pass	CONC. FOUND	CONC. RANGE (3) (ng/mL)
NATIVE ANALYTES						
2,3,7,8-TCDD	M/M+2	0.82	0.65-0.89	y	9.99	7.8 - 12.9 8.2 - 12.3 (4)
1,2,3,7,8-PeCDD	M/M+2	0.59	0.54-0.72	y	50.9	39.0 - 65.0
1,2,3,4,7,8-HxCDD	M+2/M+4	1.21	1.05-1.43	y	52.6	39.0 - 64.0
1,2,3,6,7,8-HxCDD	M+2/M+4	1.22	1.05-1.43	y	55.2	39.0 - 64.0
1,2,3,7,8,9-HxCDD	M+2/M+4	1.26	1.05-1.43	y	52.4	41.0 - 61.0
1,2,3,4,6,7,8-HpCDD	M+2/M+4	1.01	0.88-1.20	y	52.0	43.0 - 58.0
OCDD	M+2/M+4	0.92	0.76-1.02	y	104	79.0 - 126.0
2,3,7,8-TCDF	M/M+2	0.78	0.65-0.89	y	10.7	8.4 - 12.0 8.6 - 11.6 (4)
1,2,3,7,8-PeCDF	M+2/M+4	1.61	1.32-1.78	y	52.3	41.0 - 60.0
2,3,4,7,8-PeCDF	M+2/M+4	1.59	1.32-1.78	y	58.4	41.0 - 61.0
1,2,3,4,7,8-HxCDF	M+2/M+4	1.22	1.05-1.43	y	54.5	45.0 - 56.0
1,2,3,6,7,8-HxCDF	M+2/M+4	1.18	1.05-1.43	y	56.2	44.0 - 57.0
2,3,4,6,7,8-HxCDF	M+2/M+4	1.20	1.05-1.43	y	52.3	44.0 - 57.0
1,2,3,7,8,9-HxCDF	M+2/M+4	1.22	1.05-1.43	y	55.6	45.0 - 56.0
1,2,3,4,6,7,8-HpCDF	M+2/M+4	1.00	0.88-1.20	y	52.1	45.0 - 55.0
1,2,3,4,7,8,9-HpCDF	M+2/M+4	1.02	0.88-1.20	y	50.0	43.0 - 58.0
OCDF	M+2/M+4	0.90	0.76-1.02	y	109	63.0 - 159.0

(1) See Table 8, Method 1613, for m/z specifications.

(2) Ion Abundance Ratio Control Limits as specified in Table 9, Method 1613.

(3) Contract-required concentration range as specified in Table 6, Method 1613.

(4) Contract-required concentration range as specified in Table 6a, Method 1613, for tetras only.

Analyst: JB

Date: 5/13/19

FORM 4B
PCDD/PCDF CALIBRATION VERIFICATION

Lab Name: Vista Analytical Laboratory Episode No.:

Contract No.: SAS No.:

Initial Calibration Date: 5-10-19

Instrument ID: VG-7 GC Column ID: ZB-5MS

VER Data Filename: 190510D2 S#8 Analysis Date: 10-MAY-19 Time: 19:58:17

LABELED COMPOUNDS	M/Z'S FORMING RATIO (1)	ION ABUND. RATIO	QC LIMITS (2)	Pass	CONC. FOUND	CONC. RANGE (ng/mL)
13C-2,3,7,8-TCDD	M/M+2	0.76	0.65-0.89	y	101	82.0 - 121.0
13C-1,2,3,7,8-PeCDD	M/M+2	0.63	0.54-0.72	y	98.7	62.0 - 160.0
13C-1,2,3,4,7,8-HxCDD	M+2/M+4	1.34	1.05-1.43	y	95.3	85.0 - 117.0
13C-1,2,3,6,7,8-HxCDD	M+2/M+4	1.19	1.05-1.43	y	93.1	85.0 - 118.0
13C-1,2,3,7,8,9-HxCDD	M+2/M+4	1.24	1.05-1.43	y	97.2	85.0 - 118.0
13C-1,2,3,4,6,7,8-HpCDD	M+2/M+4	1.06	0.88-1.20	y	115	72.0 - 138.0
13C-OCDD	M/M+2	0.91	0.76-1.02	y	199	96.0 - 415.0
13C-2,3,7,8-TCDF	M+2/M+4	0.77	0.65-0.89	y	103	71.0 - 140.0
13C-1,2,3,7,8-PeCDF	M+2/M+4	1.53	1.32-1.78	y	98.2	76.0 - 130.0
13C-2,3,4,7,8-PeCDF	M+2/M+4	1.58	1.32-1.78	y	99.0	77.0 - 130.0
13C-1,2,3,4,7,8-HxCDF	M/M+2	0.50	0.43-0.59	y	96.4	76.0 - 131.0
13C-1,2,3,6,7,8-HxCDF	M/M+2	0.53	0.43-0.59	y	96.5	70.0 - 143.0
13C-2,3,4,6,7,8-HxCDF	M/M+2	0.52	0.43-0.59	y	98.2	73.0 - 137.0
13C-1,2,3,7,8,9-HxCDF	M/M+2	0.53	0.43-0.59	y	102	74.0 - 135.0
13C-1,2,3,4,6,7,8-HpCDF	M+2/M+4	0.43	0.37-0.51	y	116	78.0 - 129.0
13C-1,2,3,4,7,8,9-HpCDF	M+2/M+4	0.41	0.37-0.51	y	119	77.0 - 129.0
13C-OCDF	M+2/M+4	0.92	0.76-1.02	y	202	96.0 - 415.0
CLEANUP STANDARD (3)						
37Cl-2,3,7,8-TCDD					9.30	7.9 - 12.7

(1) See Table 8, Method 1613, for m/z specifications.

(2) Ion Abundance Ratio Control Limits as specified

(3) No ion abundance ratio; report concentration found.

Analyst: DB

Date: 5/13/19

FORM 6A
PCDD/PCDF RELATIVE RETENTION TIMES

Lab Name: Vista Analytical Laboratory Episode No.:

Contract No.: SAS No.:

Initial Calibration Date: 5-10-19

Instrument ID: VG-7 GC Column ID: ZB-5MS

VER Data Filename: 190510D2 S#8 Analysis Date: 10-MAY-19 Time: 19:58:17

Compounds Using 13C-1234-TCDD as RT Internal Standard

NATIVE ANALYTES	RETENTION TIME REFERENCE	RRT	RRT QC LIMITS (1)
2,3,7,8-TCDD	13C-2,3,7,8-TCDD	1.001	0.999-1.002
1,2,3,7,8-PeCDD	13C-1,2,3,7,8-PeCDD	1.000	0.999-1.002
2,3,7,8-TCDF	13C-2,3,7,8-TCDF	1.001	0.999-1.003
1,2,3,7,8-PeCDF	13C-1,2,3,7,8-PeCDF	1.000	0.999-1.002
2,3,4,7,8-PeCDF	13C-2,3,4,7,8-PeCDF	1.000	0.999-1.002
LABELED COMPOUNDS			
13C-2,3,7,8-TCDD	13C-1,2,3,4-TCDD	1.022	0.976-1.043
13C-1,2,3,7,8-PeCDD	13C-1,2,3,4-TCDD	1.196	1.000-1.567
13C-2,3,7,8-TCDF	13C-1,2,3,4-TCDD	0.993	0.923-1.103
13C-1,2,3,7,8-PeCDF	13C-1,2,3,4-TCDD	1.151	1.000-1.425
13C-2,3,4,7,8-PeCDF	13C-1,2,3,4-TCDD	1.185	1.011-1.526
37Cl-2,3,7,8-TCDD	13C-1,2,3,4-TCDD	1.023	0.989-1.052

Analyst: DB

Date: 5/13/19

FORM 6B
PCDD/PCDF RELATIVE RETENTION TIMES

Lab Name: Vista Analytical Laboratory Episode No.:

Contract No.: SAS No.:

Initial Calibration Date: 5-10-19

Instrument ID: VG-7 GC Column ID: ZB-5MS

VER Data Filename: 190510D2 S#8 Analysis Date: 10-MAY-19 Time: 19:58:17

NATIVE ANALYTES	RETENTION TIME REFERENCE	RRT	RRT QC LIMITS (1)
1,2,3,4,7,8-HxCDF	13C-1,2,3,4,7,8-HxCDF	1.000	0.999-1.001
1,2,3,6,7,8-HxCDF	13C-1,2,3,6,7,8-HxCDF	1.000	0.997-1.005
2,3,4,6,7,8-HxCDF	13C-2,3,4,6,7,8-HxCDF	1.000	0.999-1.001
1,2,3,7,8,9-HxCDF	13C-1,2,3,7,8,9-HxCDF	1.000	0.999-1.001
1,2,3,4,7,8-HxCDD	13C-1,2,3,4,7,8-HxCDD	1.000	0.999-1.001
1,2,3,6,7,8-HxCDD	13C-1,2,3,6,7,8-HxCDD	1.000	0.998-1.004
1,2,3,7,8,9-HxCDD	13C-1,2,3,7,8,9-HxCDD	1.000	0.998-1.004
1,2,3,4,6,7,8-HpCDF	13C-1,2,3,4,6,7,8-HpCDF	1.000	0.999-1.001
1,2,3,4,6,7,8-HpCDD	13C-1,2,3,4,6,7,8-HpCDD	1.000	0.999-1.001
1,2,3,4,7,8,9-HpCDF	13C-1,2,3,4,7,8,9-HpCDF	1.000	0.999-1.001
OCDD	13C-OCDD	1.000	0.999-1.001
OCDF	13C-OCDF	1.000	0.999-1.001
LABELED COMPOUNDS			
13C-1,2,3,4,7,8-HxCDF	13C-1,2,3,4,6,9-HxCDF	0.987	0.975-1.001
13C-1,2,3,6,7,8-HxCDF	13C-1,2,3,4,6,9-HxCDF	0.991	0.979-1.005
13C-2,3,4,6,7,8-HxCDF	13C-1,2,3,4,6,9-HxCDF	1.009	1.001-1.020
13C-1,2,3,7,8,9-HxCDF	13C-1,2,3,4,6,9-HxCDF	1.039	1.002-1.072
13C-1,2,3,4,7,8-HxCDD	13C-1,2,3,4,6,9-HxCDF	1.014	1.002-1.026
13C-1,2,3,6,7,8-HxCDD	13C-1,2,3,4,6,9-HxCDF	1.017	1.007-1.029
13C-1,2,3,7,8,9-HxCDD	13C-1,2,3,4,6,9-HxCDF	1.027	1.014-1.038
13C-1,2,3,4,6,7,8-HpCDF	13C-1,2,3,4,6,9-HxCDF	1.093	1.069-1.111
13C-1,2,3,4,7,8,9-HpCDF	13C-1,2,3,4,6,9-HxCDF	1.146	1.098-1.192
13C-1,2,3,4,6,7,8-HpCDD	13C-1,2,3,4,6,9-HxCDF	1.129	1.117-1.141
13C-OCDD	13C-1,2,3,4,6,9-HxCDF	1.228	1.085-1.365
13C-OCDF	13C-1,2,3,4,6,9-HxCDF	1.235	1.091-1.371

Analyst: DB

Date: 5/13/19

Client ID: 1613 SSS 19C2207 Filename: 190510D2 S:8 Acq:10-MAY-19 19:58:17 ConCal: ST190510D2-4

Lab ID: SS190510D2-1 GC Column ID: ZB-5MS ICal: 1613VG7-5-10-19 wt/vol: 1.000 EndCAL: NA

	Name	Resp	RA	RRF	RT	Conc	Qual	noise	Fac	DL
	2,3,7,8-TCDD	4.81e+05	0.82 y	0.90	26:12	9.9887			* 2.5	*
	1,2,3,7,8-PeCDD	2.04e+06	0.59 y	0.87	30:37	50.933			* 2.5	*
	1,2,3,4,7,8-HxCDD	1.83e+06	1.21 y	1.05	33:55	52.576			* 2.5	*
	1,2,3,6,7,8-HxCDD	2.08e+06	1.22 y	0.93	34:01	55.219			* 2.5	*
	1,2,3,7,8,9-HxCDD	2.05e+06	1.26 y	0.96	34:20	52.379			* 2.5	*
	1,2,3,4,6,7,8-HpCDD	2.09e+06	1.01 y	0.99	37:46	52.015			* 2.5	*
	OCDD	3.30e+06	0.92 y	0.99	41:03	104.03			* 2.5	*
	2,3,7,8-TCDF	7.27e+05	0.78 y	0.94	25:27	10.721			* 2.5	*
	1,2,3,7,8-PeCDF	2.99e+06	1.61 y	0.92	29:28	52.327			* 2.5	*
	2,3,4,7,8-PeCDF	3.42e+06	1.59 y	0.96	30:22	58.360			* 2.5	*
	1,2,3,4,7,8-HxCDF	2.68e+06	1.22 y	1.15	33:01	54.544			* 2.5	*
	1,2,3,6,7,8-HxCDF	2.97e+06	1.18 y	1.04	33:09	56.235			* 2.5	*
	2,3,4,6,7,8-HxCDF	2.76e+06	1.20 y	1.10	33:45	52.297			* 2.5	*
	1,2,3,7,8,9-HxCDF	2.60e+06	1.22 y	1.03	34:44	55.557			* 2.5	*
	1,2,3,4,6,7,8-HpCDF	2.69e+06	1.00 y	1.06	36:33	52.088			* 2.5	*
	1,2,3,4,7,8,9-HpCDF	2.39e+06	1.02 y	1.23	38:19	50.039			* 2.5	*
	OCDF	4.19e+06	0.90 y	0.94	41:17	109.14			* 2.5	*
IS	13C-2,3,7,8-TCDD	5.35e+06	0.76 y	1.11	26:10	101.43				101
IS	13C-1,2,3,7,8-PeCDD	4.59e+06	0.63 y	0.98	30:37	98.658				98.7
IS	13C-1,2,3,4,7,8-HxCDD	3.32e+06	1.34 y	0.68	33:54	95.294				95.3
IS	13C-1,2,3,6,7,8-HxCDD	4.04e+06	1.19 y	0.84	34:01	93.135				93.1
IS	13C-1,2,3,7,8,9-HxCDD	4.07e+06	1.24 y	0.81	34:19	97.155				97.2
IS	13C-1,2,3,4,6,7,8-HpCDD	4.07e+06	1.06 y	0.69	37:45	114.95				115
IS	13C-OCDD	6.43e+06	0.91 y	0.62	41:02	199.49				99.7
IS	13C-2,3,7,8-TCDF	7.19e+06	0.77 y	1.05	25:26	103.44				103
IS	13C-1,2,3,7,8-PeCDF	6.20e+06	1.53 y	0.95	29:27	98.238				98.2
IS	13C-2,3,4,7,8-PeCDF	6.12e+06	1.58 y	0.94	30:21	98.956				99.0
IS	13C-1,2,3,4,7,8-HxCDF	4.26e+06	0.50 y	0.86	33:01	96.378				96.4
IS	13C-1,2,3,6,7,8-HxCDF	5.09e+06	0.53 y	1.02	33:08	96.528				96.5
IS	13C-2,3,4,6,7,8-HxCDF	4.82e+06	0.52 y	0.95	33:45	98.157				98.2
IS	13C-1,2,3,7,8,9-HxCDF	4.55e+06	0.53 y	0.87	34:43	101.63				102
IS	13C-1,2,3,4,6,7,8-HpCDF	4.85e+06	0.43 y	0.81	36:32	116.37				116
IS	13C-1,2,3,4,7,8,9-HpCDF	3.89e+06	0.41 y	0.63	38:19	119.40				119
IS	13C-OCDF	8.17e+06	0.92 y	0.78	41:16	202.50				101
C/Up	37Cl-2,3,7,8-TCDD	5.40e+05		1.22	26:12	9.3041				93.0
RS/RT	13C-1,2,3,4-TCDD	4.77e+06	0.78 y	1.00	25:36	100.00				
RS	13C-1,2,3,4-TCDF	6.61e+06	0.84 y	1.00	24:13	100.00				
RS/RT	13C-1,2,3,4,6,9-HxCDF	5.16e+06	0.52 y	1.00	33:26	100.00				

Name	Conc	EMPC	Qual	noise	DL
Total Tetra-Dioxins	10.1	12.4		*	*
Total Penta-Dioxins	51.0	51.6		*	*
Total Hexa-Dioxins	161	163		*	*
Total Hepta-Dioxins	52.4	54.4		*	*
Total Tetra-Furans	12.0	14.7		*	*
Total Penta-Furans	111.82	118.05		*	*
Total Hexa-Furans	219	219		*	*
Total Hepta-Furans	103	105		*	*

Integrations by Analyst: DB Date: 5/14/19

Reviewed by Analyst: MS Date: 5/14/19

File:190510D2 #1-529 Acq:10-MAY-2019 19:58:17 GC EI+ Voltage SIR Autospec-UltimaE
Sample#8 File Text:Vista_Analytical_Laboratory_VG7 Text:SS190510D2-1 1613 SSS 19C2207 Exp:OCDD_DB5
319.8965 S:8 BSUB(10000,15,-3.0) PKD(5,5,3,0.10%,100.0,0.00%,F,F)



321.8936 S:8 BSUB(10000,15,-3.0) PKD(5,5,3,0.10%,100.0,0.00%,F,F)

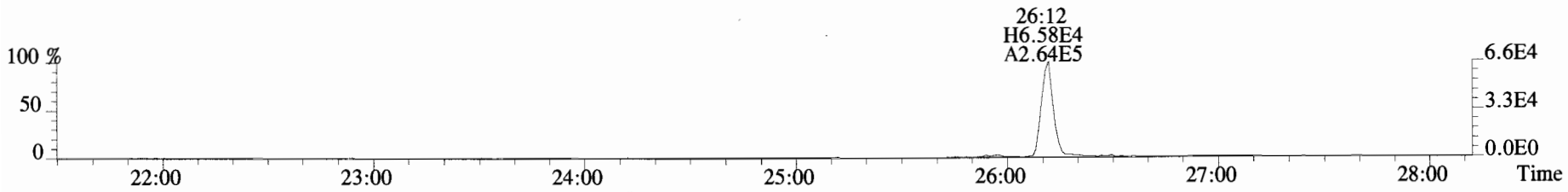

327.8847 S:8 BSUB(10000,15,-3.0) PKD(5,5,3,0.10%,100.0,0.00%,F,F)

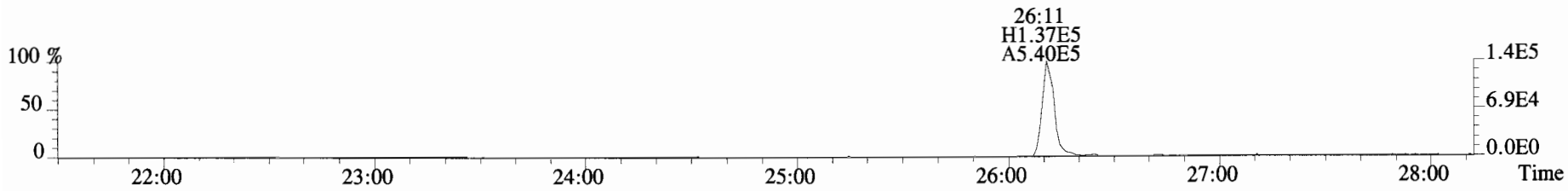

331.9368 S:8 BSUB(10000,15,-3.0) PKD(5,5,3,0.10%,100.0,0.00%,F,F)

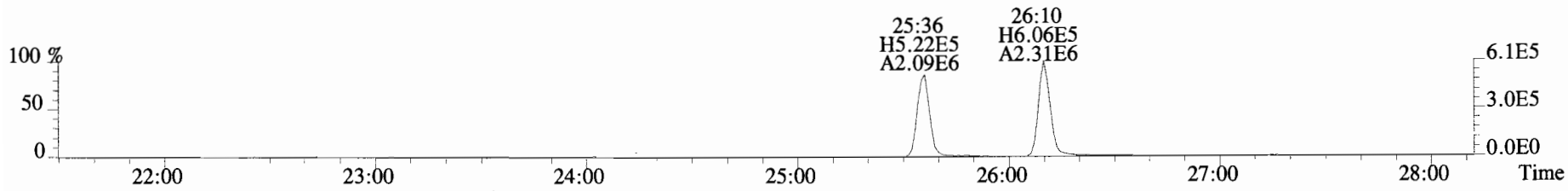

333.9339 S:8 BSUB(10000,15,-3.0) PKD(5,5,3,0.10%,100.0,0.00%,F,F)

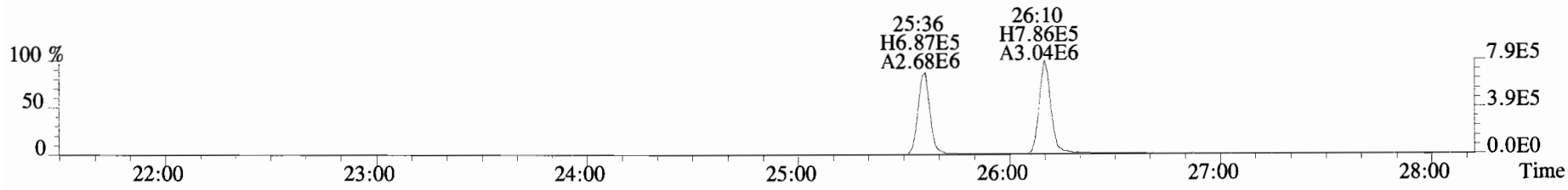

File:190510D2 #1-180 Acq:10-MAY-2019 19:58:17 GC EI+ Voltage SIR Autospec-UltimaE
Sample#8 File Text:Vista_Analytical_Laboratory_VG7 Text:SS190510D2-1 1613 SSS 19C2207 Exp:OCDD_DB5
353.8576 S:8 F:2 BSUB(10000,15,-3.0) PKD(5,5,3,0.10%,100.0,0.00%,F,F)

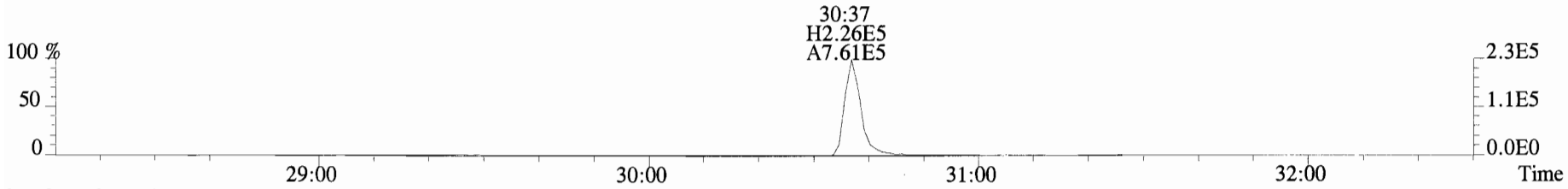

355.8546 S:8 F:2 BSUB(10000,15,-3.0) PKD(5,5,3,0.10%,100.0,0.00%,F,F)

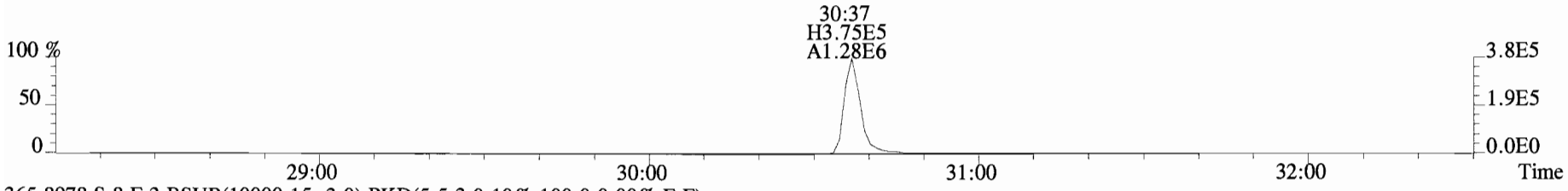

365.8978 S:8 F:2 BSUB(10000,15,-3.0) PKD(5,5,3,0.10%,100.0,0.00%,F,F)

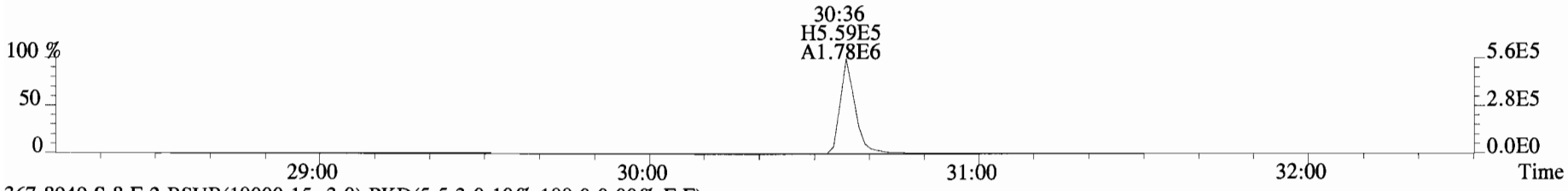

367.8949 S:8 F:2 BSUB(10000,15,-3.0) PKD(5,5,3,0.10%,100.0,0.00%,F,F)

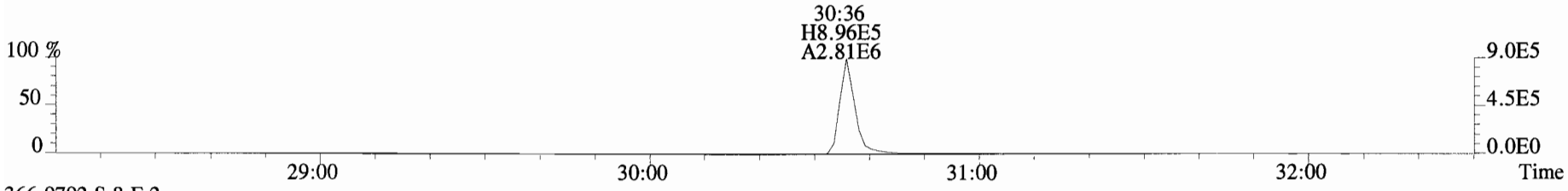

366.9792 S:8 F:2

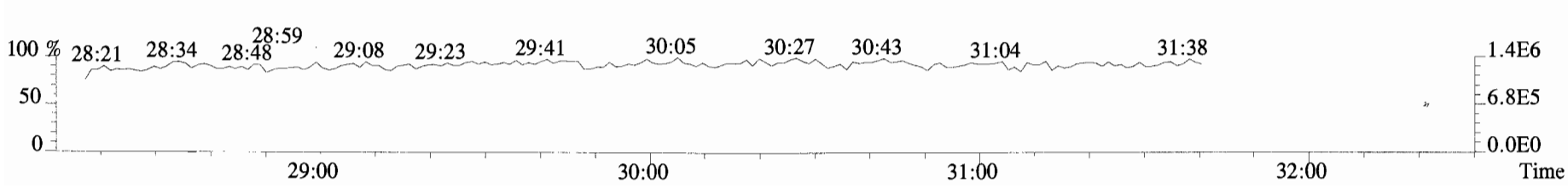

File:190510D2 #1-385 Acq:10-MAY-2019 19:58:17 GC EI+ Voltage SIR Autospec-UltimaE
Sample#8 File Text:Vista_Analytical_Laboratory_VG7 Text:SS190510D2-1 1613 SSS 19C2207 Exp:OCDD_DB5
389.8156 S:8 F:3 BSUB(10000,15,-3.0) PKD(5,5,3,0.10%,100.0,0.00%,F,F)

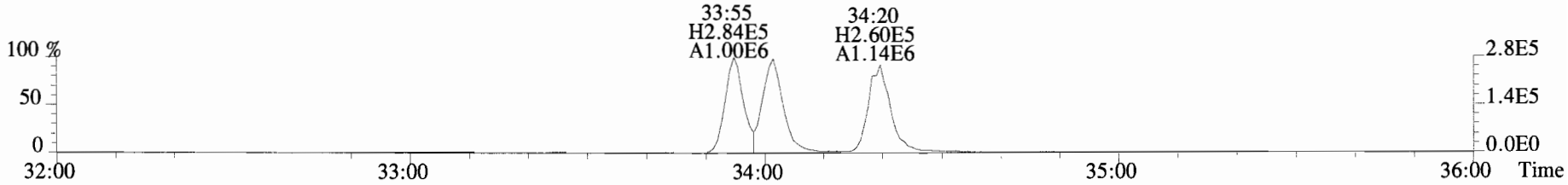

391.8127 S:8 F:3 BSUB(10000,15,-3.0) PKD(5,5,3,0.10%,100.0,0.00%,F,F)

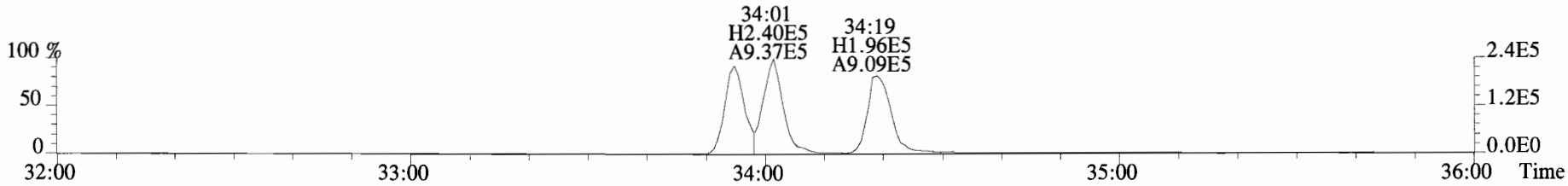

401.8559 S:8 F:3 BSUB(10000,15,-3.0) PKD(5,5,3,0.10%,100.0,0.00%,F,F)

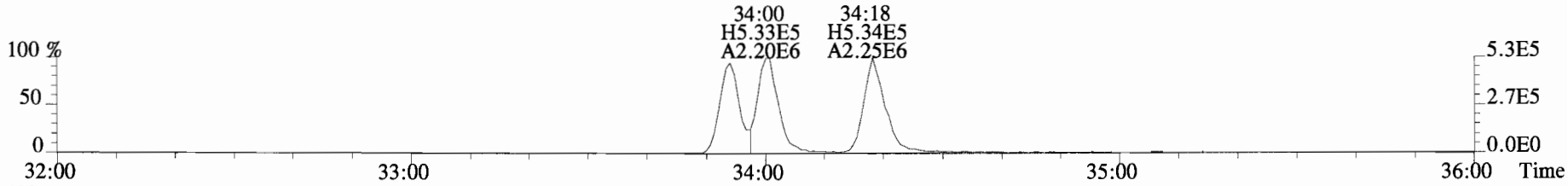

403.8530 S:8 F:3 BSUB(10000,15,-3.0) PKD(5,5,3,0.10%,100.0,0.00%,F,F)

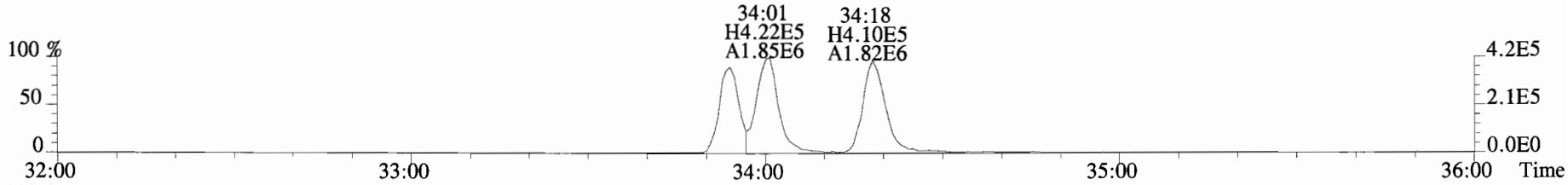

392.9760 S:8 F:3

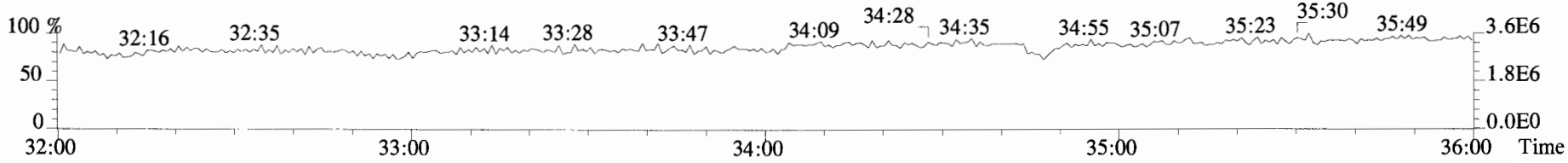

File:190510D2 #1-385 Acq:10-MAY-2019 19:58:17 GC EI+ Voltage SIR Autospec-UltimaE
Sample#8 File Text:Vista_Analytical_Laboratory_VG7 Text:SS190510D2-1 1613 SSS 19C2207 Exp:OCDD_DB5
401.8559 S:8 F:3 BSUB(10000,15,-3.0) PKD(5,5,3,0.10%,100.0,0.00%,F,F)

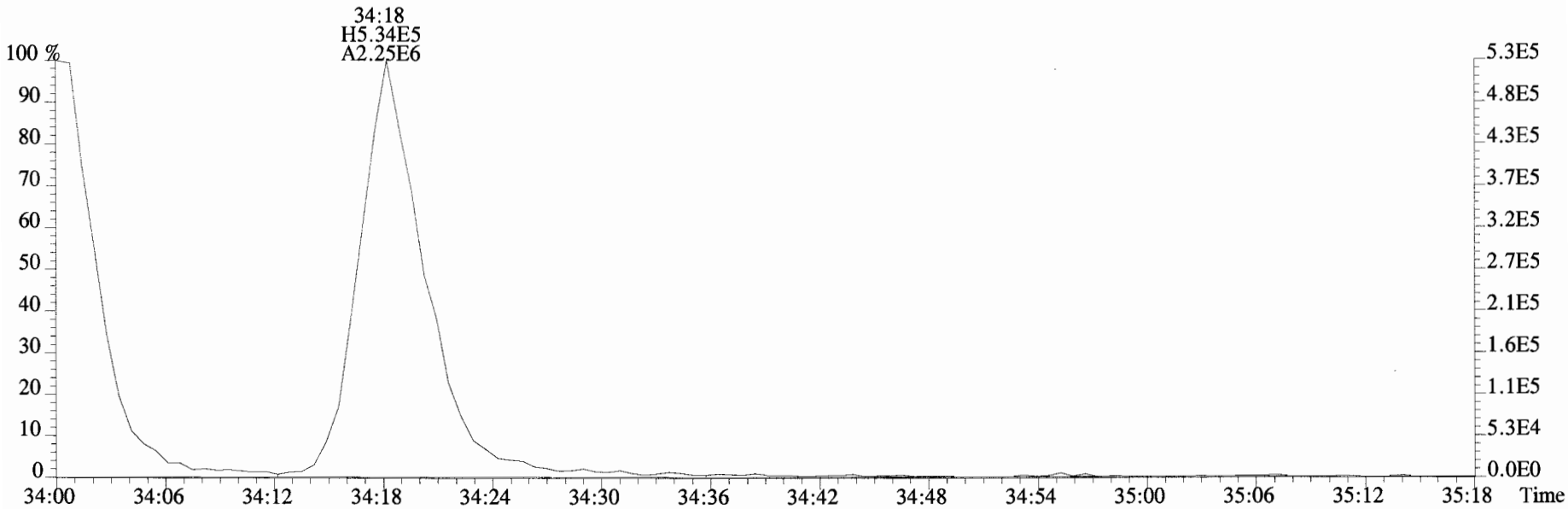

403.8530 S:8 F:3 BSUB(10000,15,-3.0) PKD(5,5,3,0.10%,100.0,0.00%,F,F)

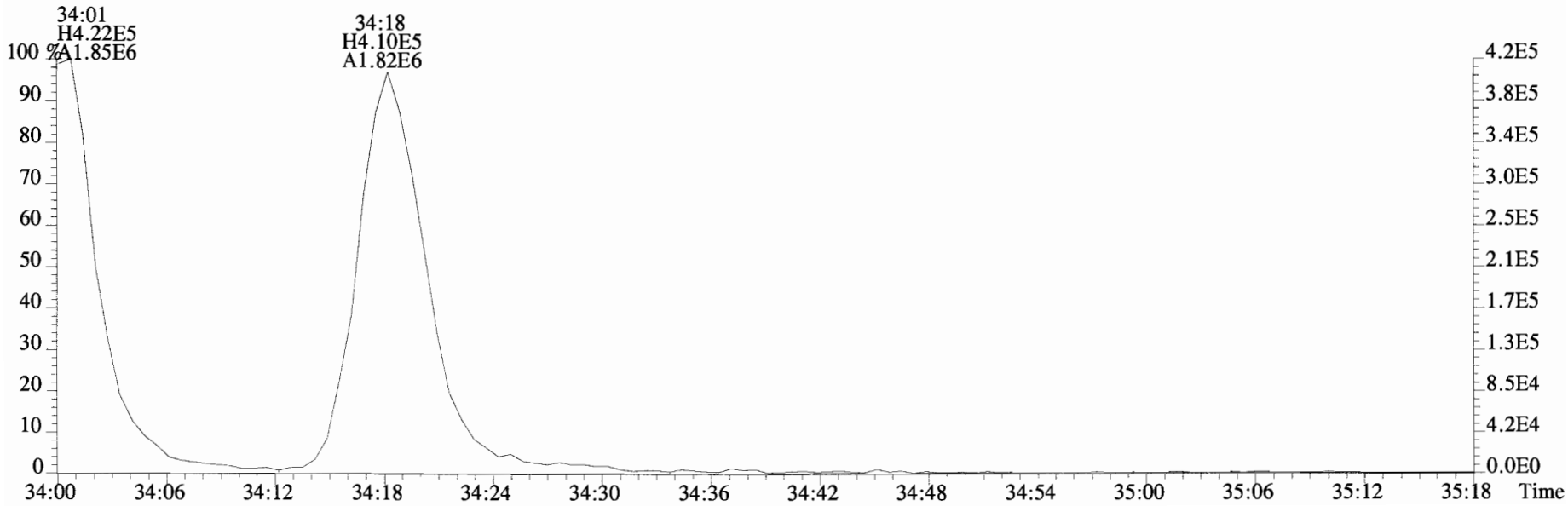

File:190510D2 #1-355 Acq:10-MAY-2019 19:58:17 GC EI+ Voltage SIR Autospec-UltimaE
Sample#8 File Text:Vista_Analytical_Laboratory_VG7 Text:SS190510D2-1 1613 SSS 19C2207 Exp:OCDD_DB5
423.7767 S:8 F:4 BSUB(10000,15,-3.0) PKD(5,5,3,0.10%,100.0,0.00%,F,F)

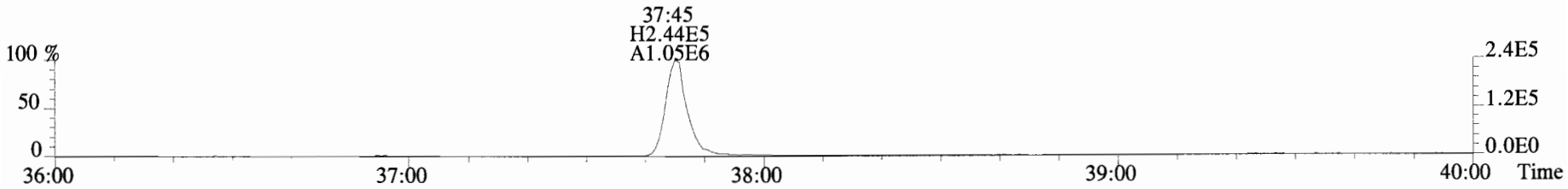

425.7737 S:8 F:4 BSUB(10000,15,-3.0) PKD(5,5,3,0.10%,100.0,0.00%,F,F)

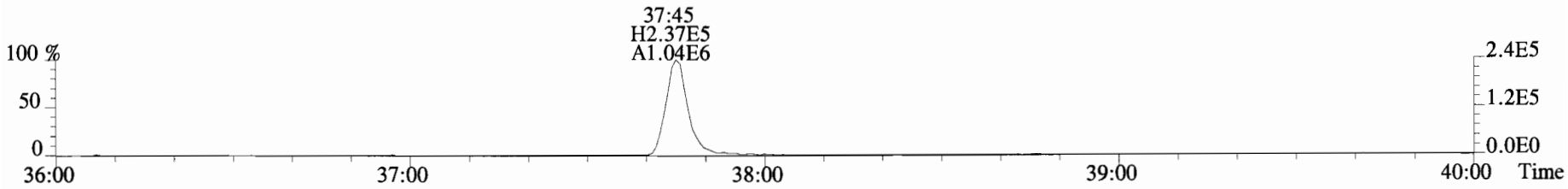

435.8169 S:8 F:4 BSUB(10000,15,-3.0) PKD(5,5,3,0.10%,100.0,0.00%,F,F)

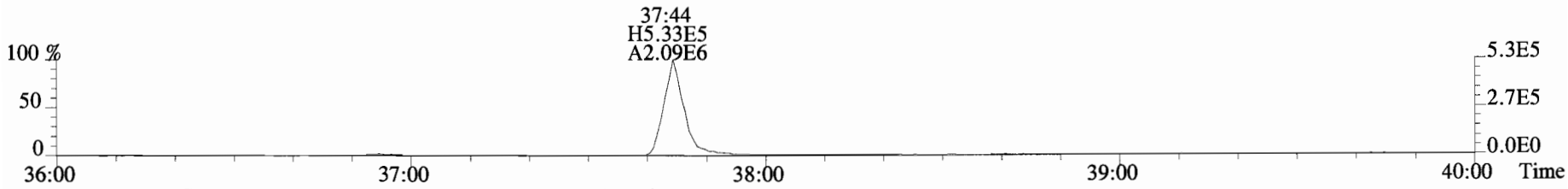

437.8140 S:8 F:4 BSUB(10000,15,-3.0) PKD(5,5,3,0.10%,100.0,0.00%,F,F)

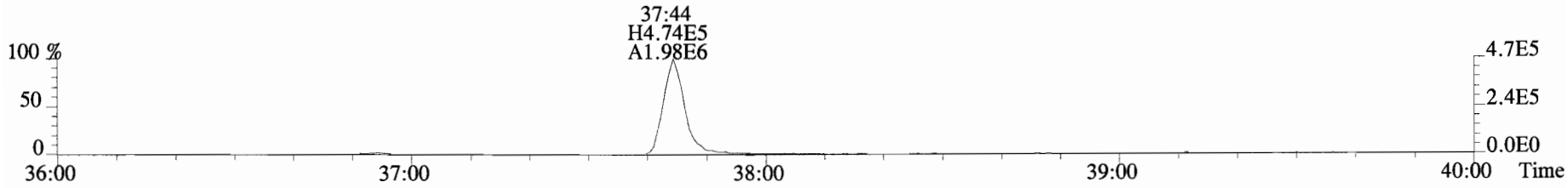

454.9728 S:8 F:4

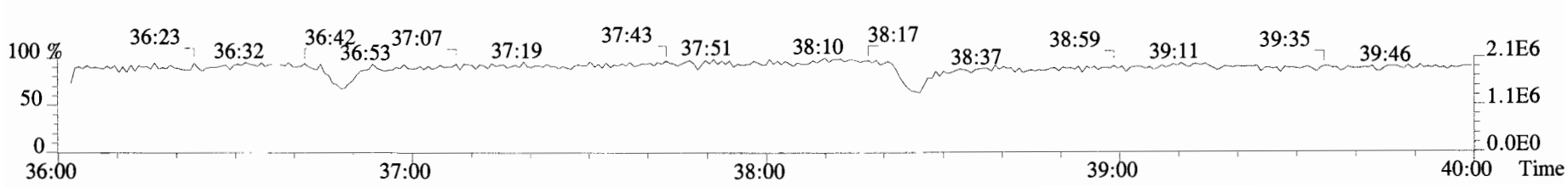

File:190510D2 #1-432 Acq:10-MAY-2019 19:58:17 GC EI+ Voltage SIR Autospec-UltimaE
Sample#8 File Text:Vista_Analytical_Laboratory_VG7 Text:SS190510D2-1 1613 SSS 19C2207 Exp:OCDD_DB5
457.7377 S:8 F:5 BSUB(10000,15,-3.0) PKD(5,5,3,0.10%,100.0,0.00%,F,F)

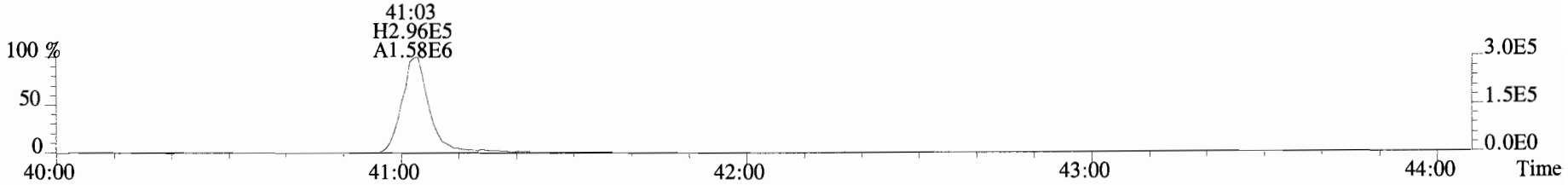

459.7348 S:8 F:5 BSUB(10000,15,-3.0) PKD(5,5,3,0.10%,100.0,0.00%,F,F)

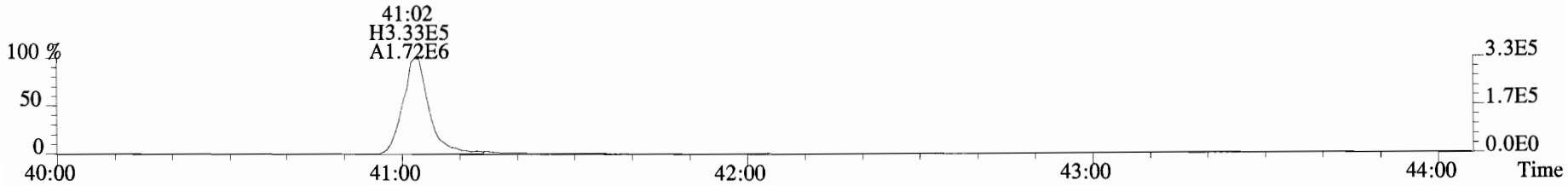

469.7780 S:8 F:5 BSUB(10000,15,-3.0) PKD(5,5,3,0.10%,100.0,0.00%,F,F)

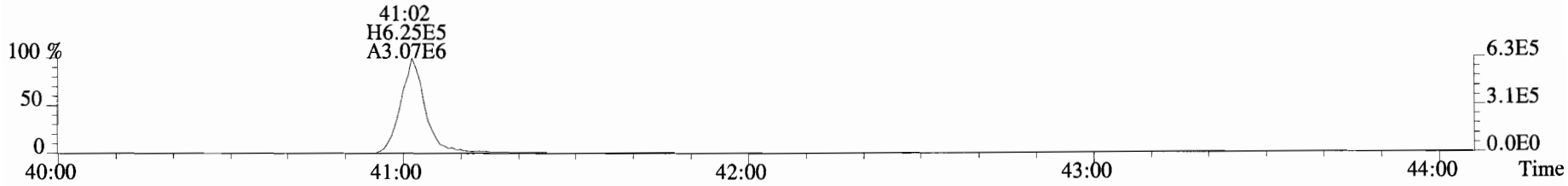

471.7750 S:8 F:5 BSUB(10000,15,-3.0) PKD(5,5,3,0.10%,100.0,0.00%,F,F)

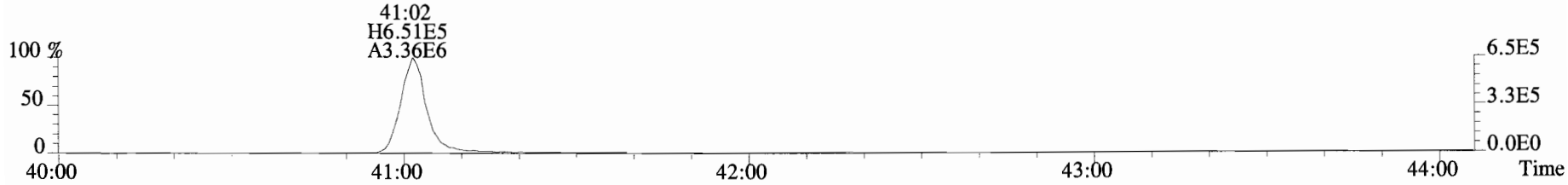

454.9728 S:8 F:5

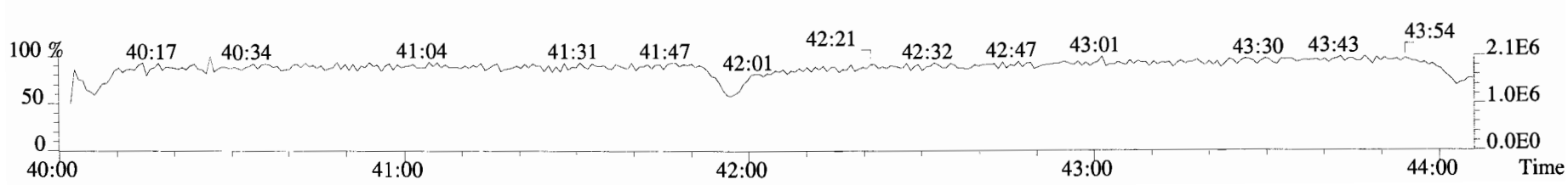

File:190510D2 #1-529 Acq:10-MAY-2019 19:58:17 GC EI+ Voltage SIR Autospec-UltimaE
Sample#8 File Text:Vista_Analytical_Laboratory_VG7 Text:SS190510D2-1 1613 SSS 19C2207 Exp:OCDD_DB5

303.9016 S:8 BSUB(10000,15,-3.0) PKD(5,5,3,0.10%,100.0,0.00%,F,F)

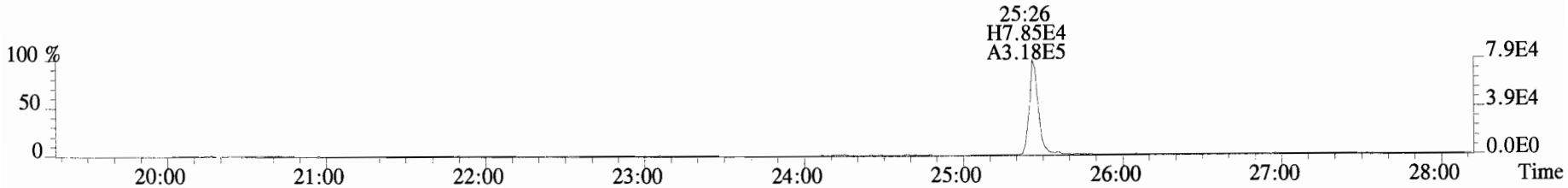

305.8987 S:8 BSUB(10000,15,-3.0) PKD(5,5,3,0.10%,100.0,0.00%,F,F)

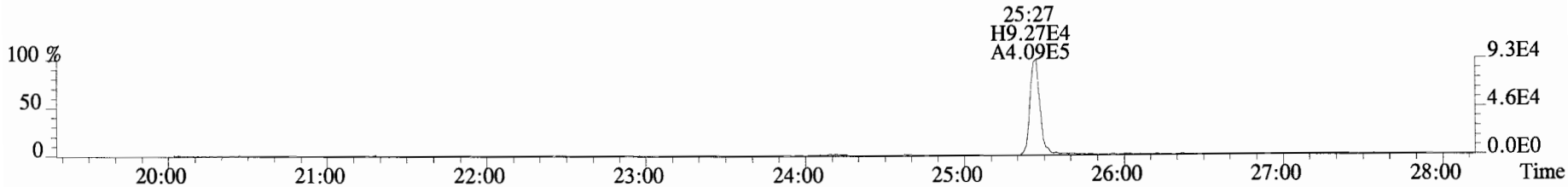

315.9419 S:8 BSUB(10000,15,-3.0) PKD(5,5,3,0.10%,100.0,0.00%,F,F)

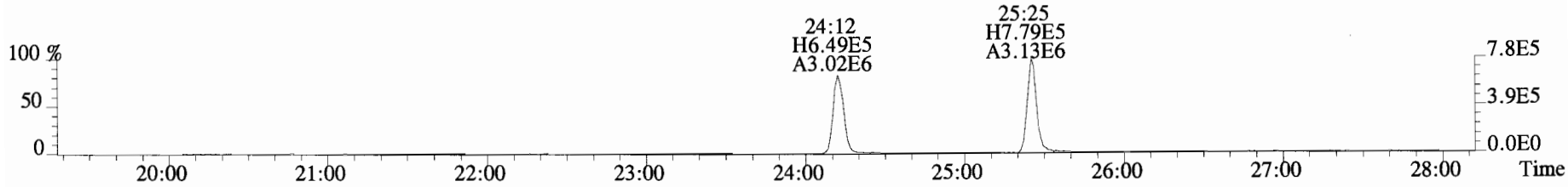

317.9389 S:8 BSUB(10000,15,-3.0) PKD(5,5,3,0.10%,100.0,0.00%,F,F)

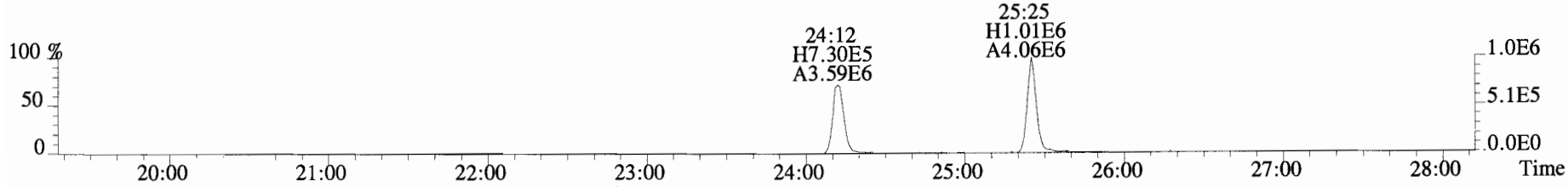

375.8364 S:8 BSUB(10000,15,-3.0) PKD(5,5,3,0.10%,100.0,0.00%,F,F)

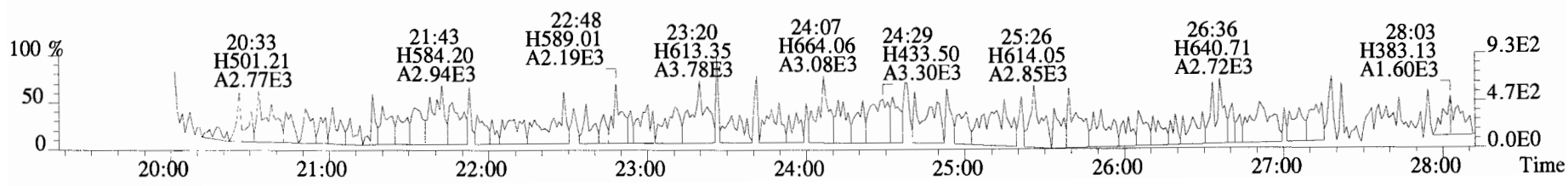

File:190510D2 #1-529 Acq:10-MAY-2019 19:58:17 GC EI+ Voltage SIR Autospec-UltimaE
Sample#8 File Text:Vista_Analytical_Laboratory_VG7 Text:SS190510D2-1 1613 SSS 19C2207 Exp:OCDD_DB5
339.8597 S:8 BSUB(10000,15,-3.0) PKD(5,5,3,0.10%,100.0,0.00%,F,F)

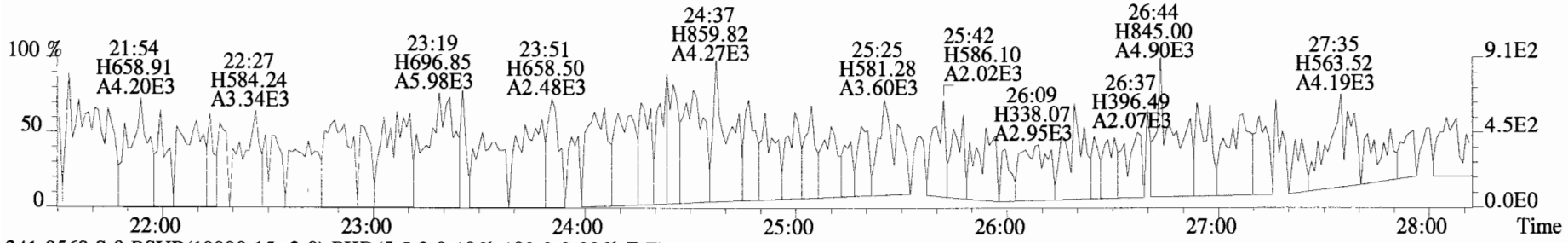

341.8568 S:8 BSUB(10000,15,-3.0) PKD(5,5,3,0.10%,100.0,0.00%,F,F)

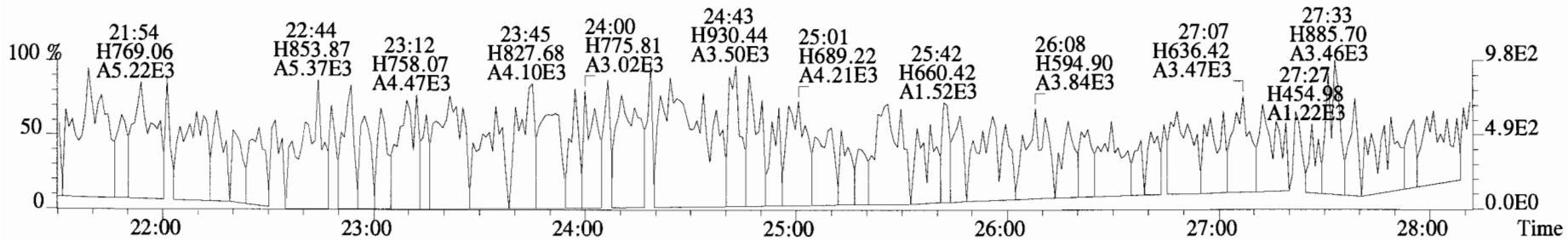

409.7974 S:8 BSUB(10000,15,-3.0) PKD(5,5,3,0.10%,100.0,0.00%,F,F)

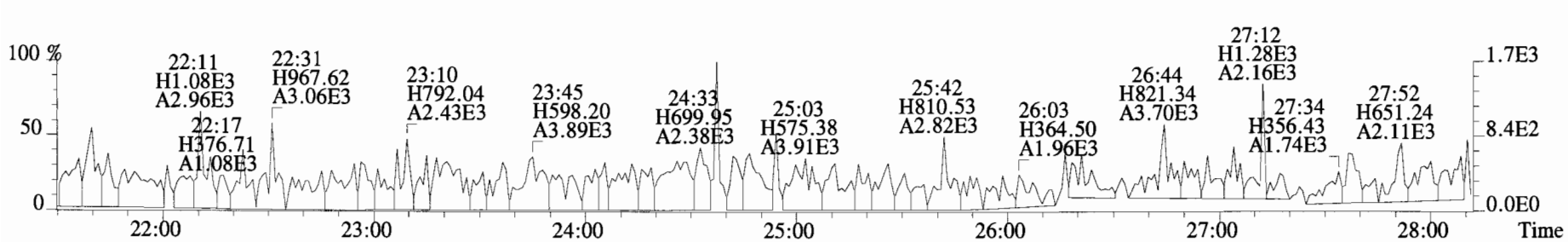

316.9824 S:8

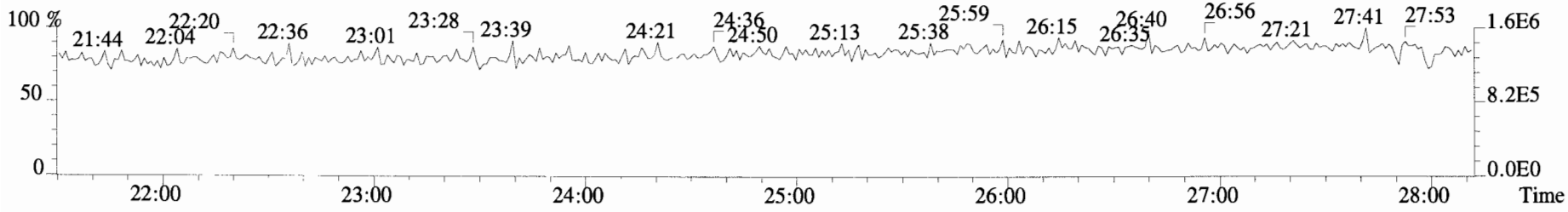

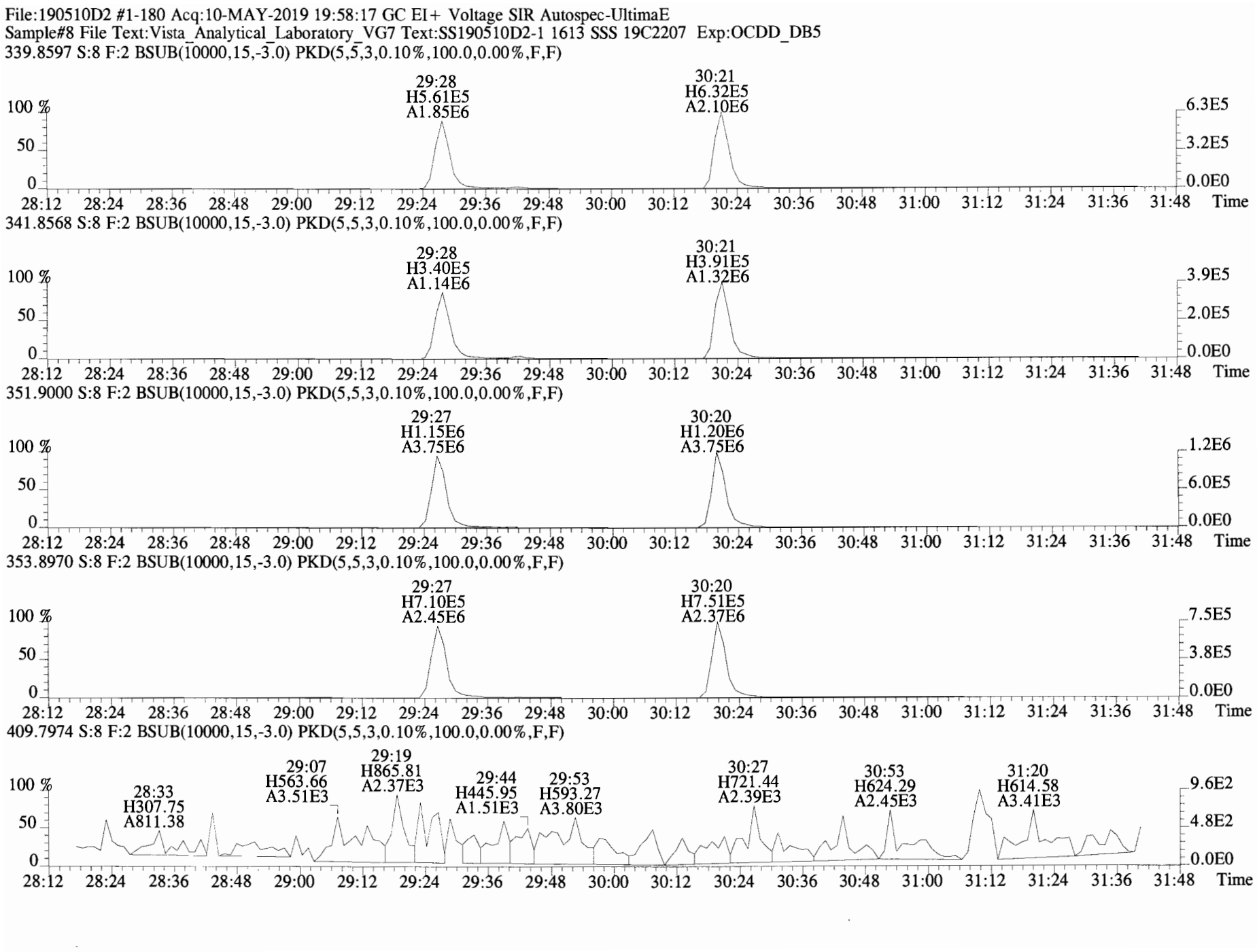
File:190510D2 #1-180 Acq:10-MAY-2019 19:58:17 GC EI+ Voltage SIR Autospec-UltimaE
Sample#8 File Text:Vista_Analytical_Laboratory_VG7 Text:SS190510D2-1 1613 SSS 19C2207 Exp:OCDD_DB5
339.8597 S:8 F:2 BSUB(10000,15,-3.0) PKD(5,5,3,0.10%,100.0,0.00%,F,F)
29:28 H5.61E5 A1.85E6
30:21 H6.32E5 A2.10E6
341.8568 S:8 F:2 BSUB(10000,15,-3.0) PKD(5,5,3,0.10%,100.0,0.00%,F,F)
29:28 H3.40E5 A1.14E6
30:21 H3.91E5 A1.32E6
351.9000 S:8 F:2 BSUB(10000,15,-3.0) PKD(5,5,3,0.10%,100.0,0.00%,F,F)
29:27 H1.15E6 A3.75E6
30:20 H1.20E6 A3.75E6
353.8970 S:8 F:2 BSUB(10000,15,-3.0) PKD(5,5,3,0.10%,100.0,0.00%,F,F)
29:27 H7.10E5 A2.45E6
30:20 H7.51E5 A2.37E6
409.7974 S:8 F:2 BSUB(10000,15,-3.0) PKD(5,5,3,0.10%,100.0,0.00%,F,F)
28:33 H307.75 A811.38
29:07 H563.66 A3.51E3
29:19 H865.81 A2.37E3
29:44 H445.95 A1.51E3
29:53 H593.27 A3.80E3
30:27 H721.44 A2.39E3
30:53 H624.29 A2.45E3
31:20 H614.58 A3.41E3
100 %
50
0
6.3E5
3.2E5
0.0E0
3.9E5
2.0E5
1.2E6
6.0E5
7.5E5
3.8E5
9.6E2
4.8E2
28:12 28:24 28:36 28:48 29:00 29:12 29:24 29:36 29:48 30:00 30:12 30:24 30:36 30:48 31:00 31:12 31:24 31:36 31:48 Time

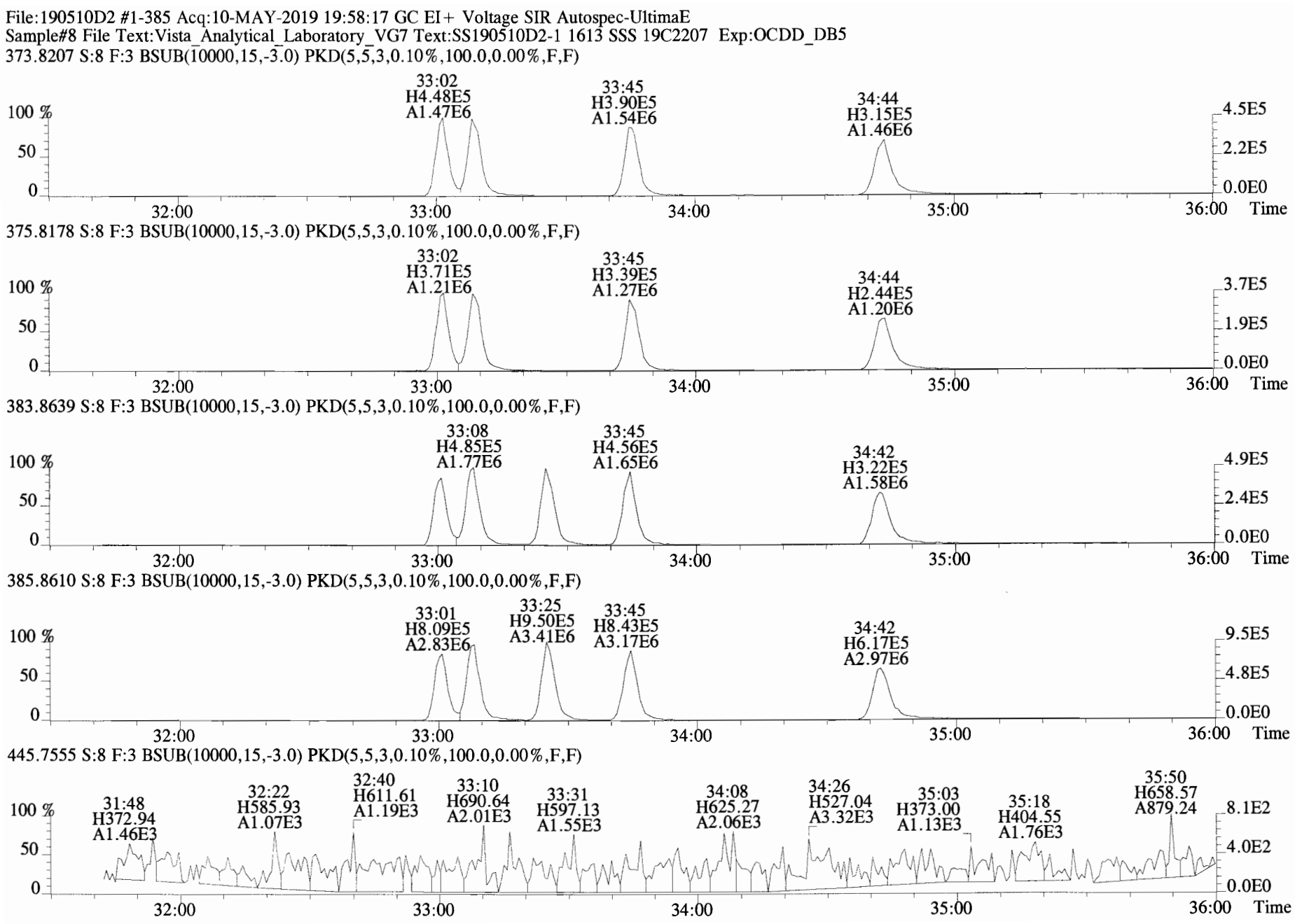
File:190510D2 #1-385 Acq:10-MAY-2019 19:58:17 GC EI+ Voltage SIR Autospec-UltimaE
Sample#8 File Text:Vista_Analytical_Laboratory_VG7 Text:SS190510D2-1 1613 SSS 19C2207 Exp:OCDD_DB5
373.8207 S:8 F:3 BSUB(10000,15,-3.0) PKD(5,5,3,0.10%,100.0,0.00%,F,F)
33:02 H4.48E5 A1.47E6
33:45 H3.90E5 A1.54E6
34:44 H3.15E5 A1.46E6
4.5E5
2.2E5
0.0E0
375.8178 S:8 F:3 BSUB(10000,15,-3.0) PKD(5,5,3,0.10%,100.0,0.00%,F,F)
33:02 H3.71E5 A1.21E6
33:45 H3.39E5 A1.27E6
34:44 H2.44E5 A1.20E6
3.7E5
1.9E5
0.0E0
383.8639 S:8 F:3 BSUB(10000,15,-3.0) PKD(5,5,3,0.10%,100.0,0.00%,F,F)
33:08 H4.85E5 A1.77E6
33:45 H4.56E5 A1.65E6
34:42 H3.22E5 A1.58E6
4.9E5
2.4E5
0.0E0
385.8610 S:8 F:3 BSUB(10000,15,-3.0) PKD(5,5,3,0.10%,100.0,0.00%,F,F)
33:01 H8.09E5 A2.83E6
33:25 H9.50E5 A3.41E6
33:45 H8.43E5 A3.17E6
34:42 H6.17E5 A2.97E6
9.5E5
4.8E5
0.0E0
445.7555 S:8 F:3 BSUB(10000,15,-3.0) PKD(5,5,3,0.10%,100.0,0.00%,F,F)
31:48 H372.94 A1.46E3
32:22 H585.93 A1.07E3
32:40 H611.61 A1.19E3
33:10 H690.64 A2.01E3
33:31 H597.13 A1.55E3
34:08 H625.27 A2.06E3
34:26 H527.04 A3.32E3
35:03 H373.00 A1.13E3
35:18 H404.55 A1.76E3
35:50 H658.57 A879.24
8.1E2
4.0E2
0.0E0
100 %
50
0
32:00
33:00
34:00
35:00
36:00
Time

File:190510D2 #1-385 Acq:10-MAY-2019 19:58:17 GC EI+ Voltage SIR Autospec-UltimaE
Sample#8 File Text:Vista_Analytical_Laboratory_VG7 Text:SS190510D2-1 1613 SSS 19C2207 Exp:OCDD_DB5
373.8207 S:8 F:3 BSUB(10000,15,-3.0) PKD(5,5,3,0.10%,100.0,0.00%,F,F)

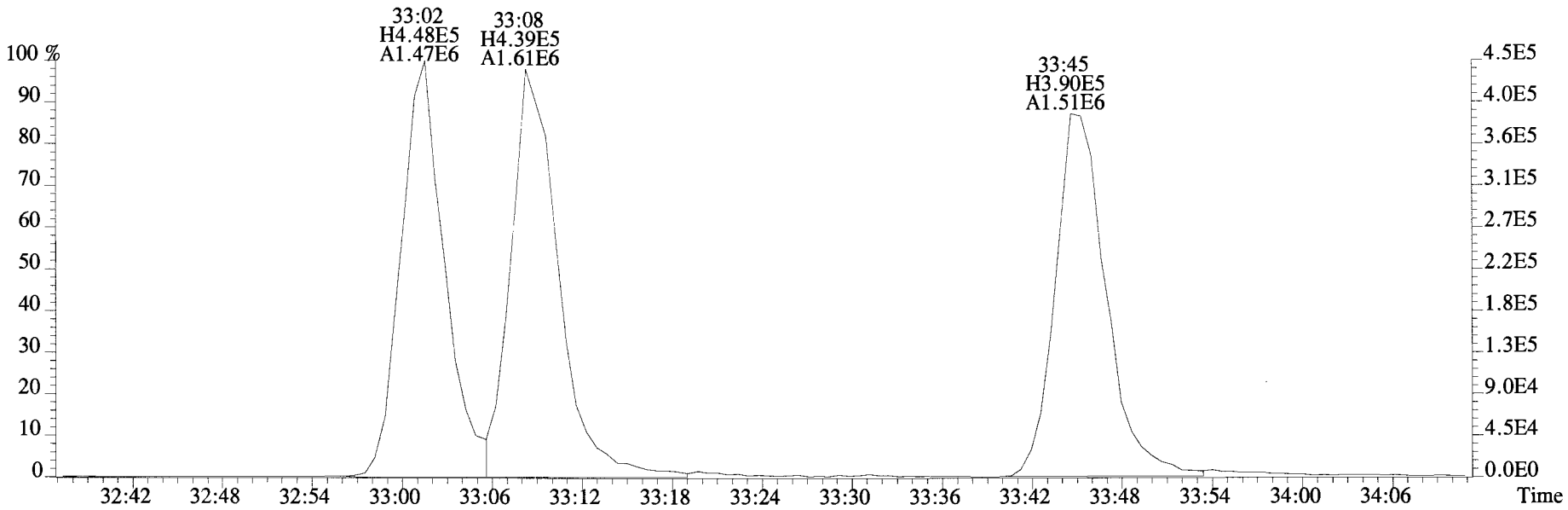

375.8178 S:8 F:3 BSUB(10000,15,-3.0) PKD(5,5,3,0.10%,100.0,0.00%,F,F)

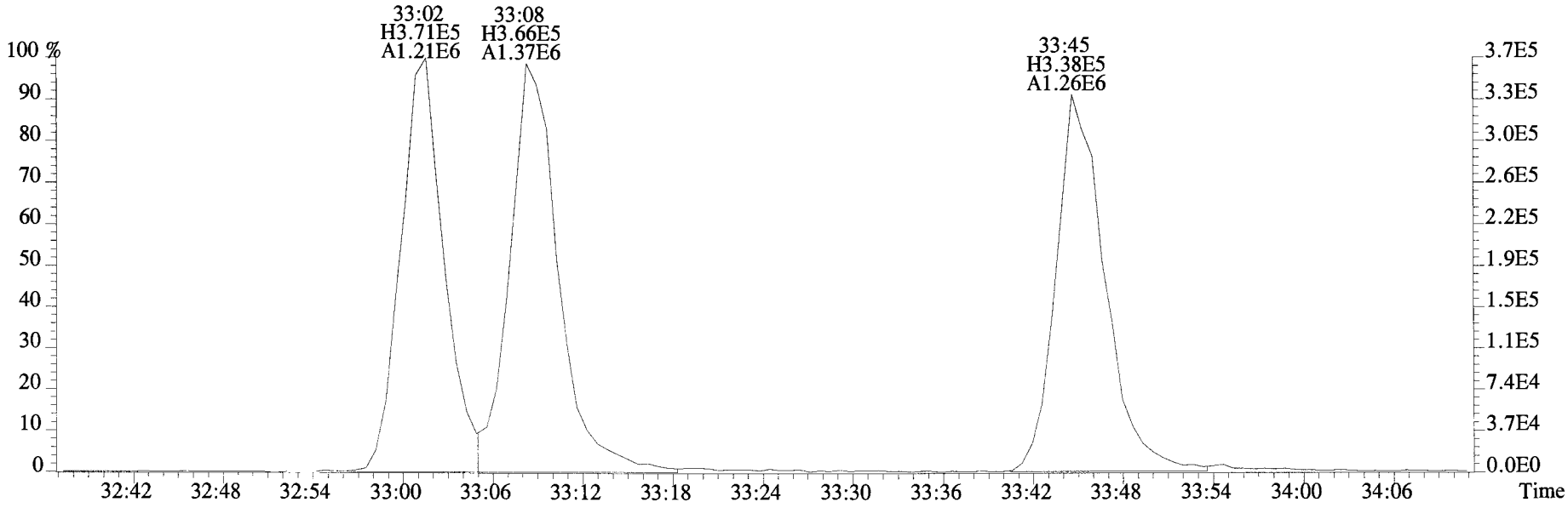

File:190510D2 #1-385 Acq:10-MAY-2019 19:58:17 GC EI+ Voltage SIR Autospec-UltimaE
Sample#8 File Text:Vista_Analytical_Laboratory_VG7 Text:SS190510D2-1 1613 SSS 19C2207 Exp:OCDD_DB5
373.8207 S:8 F:3 BSUB(10000,15,-3.0) PKD(5,5,3,0.10%,100.0,0.00%,F,F)

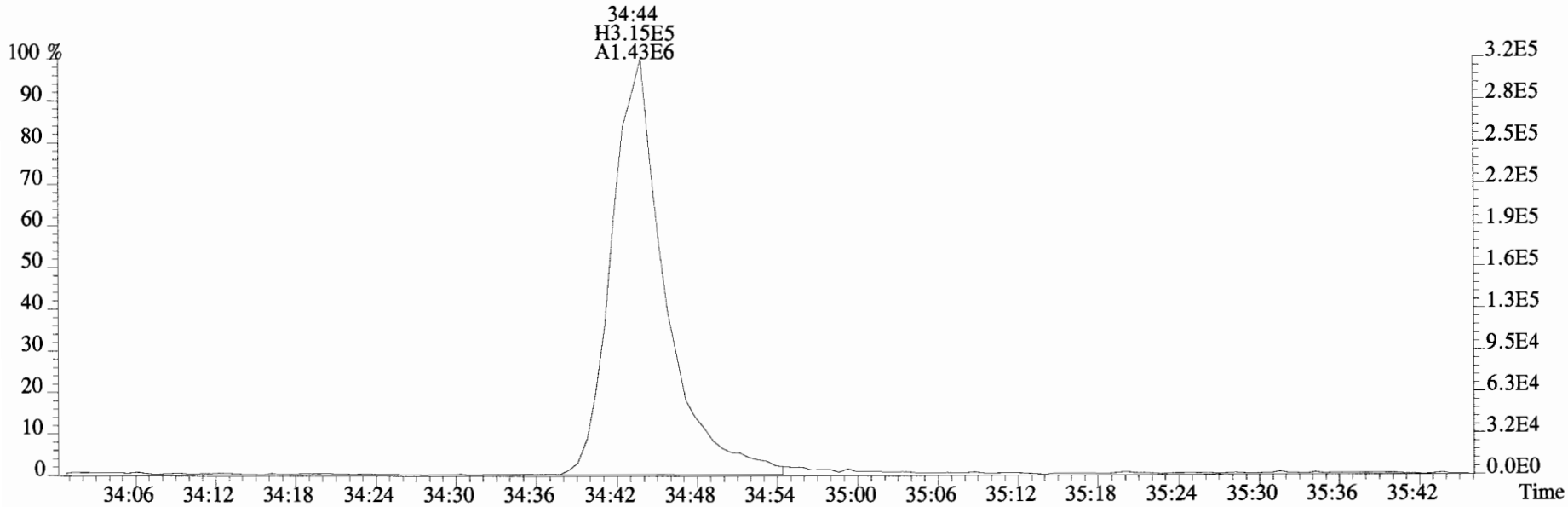

375.8178 S:8 F:3 BSUB(10000,15,-3.0) PKD(5,5,3,0.10%,100.0,0.00%,F,F)

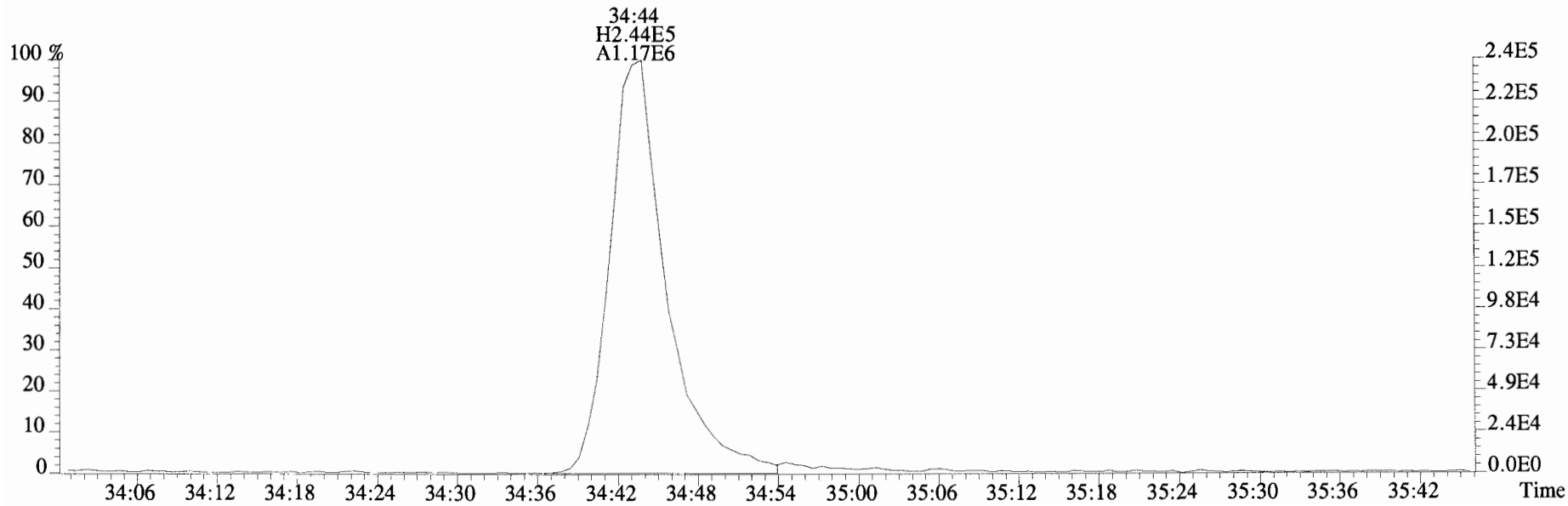

File:190510D2 #1-385 Acq:10-MAY-2019 19:58:17 GC EI+ Voltage SIR Autospec-UltimaE
Sample#8 File Text:Vista_Analytical_Laboratory_VG7 Text:SS190510D2-1 1613 SSS 19C2207 Exp:OCDD_DB5
383.8639 S:8 F:3 BSUB(10000,15,-3.0) PKD(5,5,3,0.10%,100.0,0.00%,F,F)

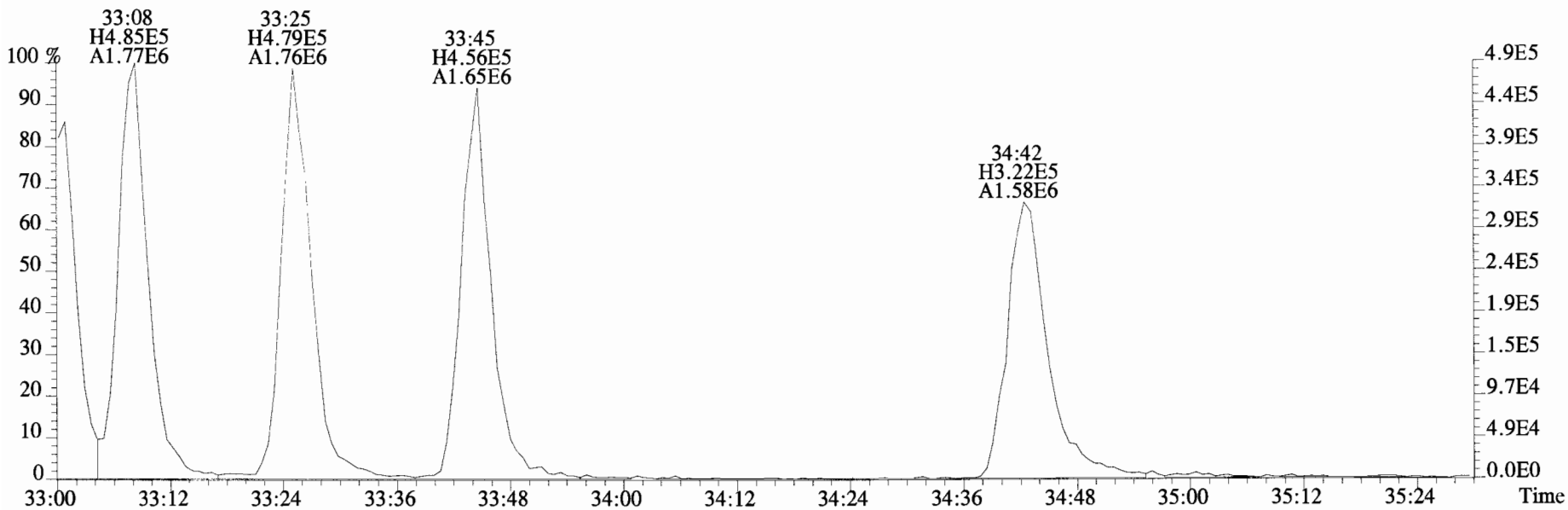

385.8610 S:8 F:3 BSUB(10000,15,-3.0) PKD(5,5,3,0.10%,100.0,0.00%,F,F)

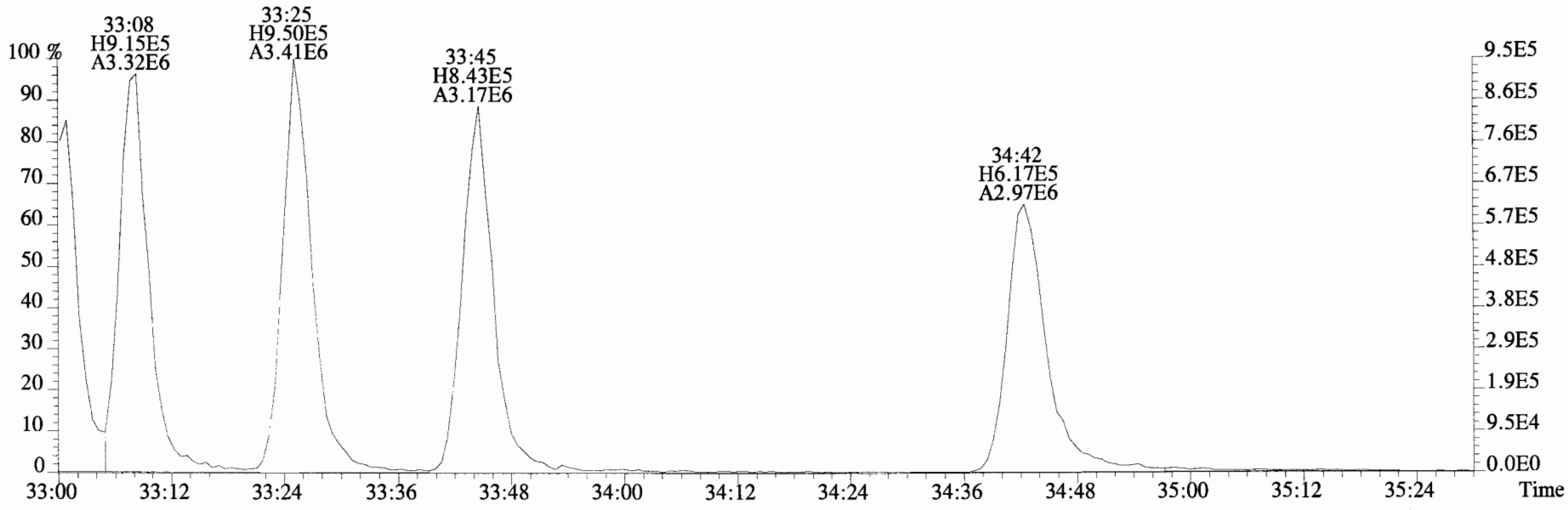

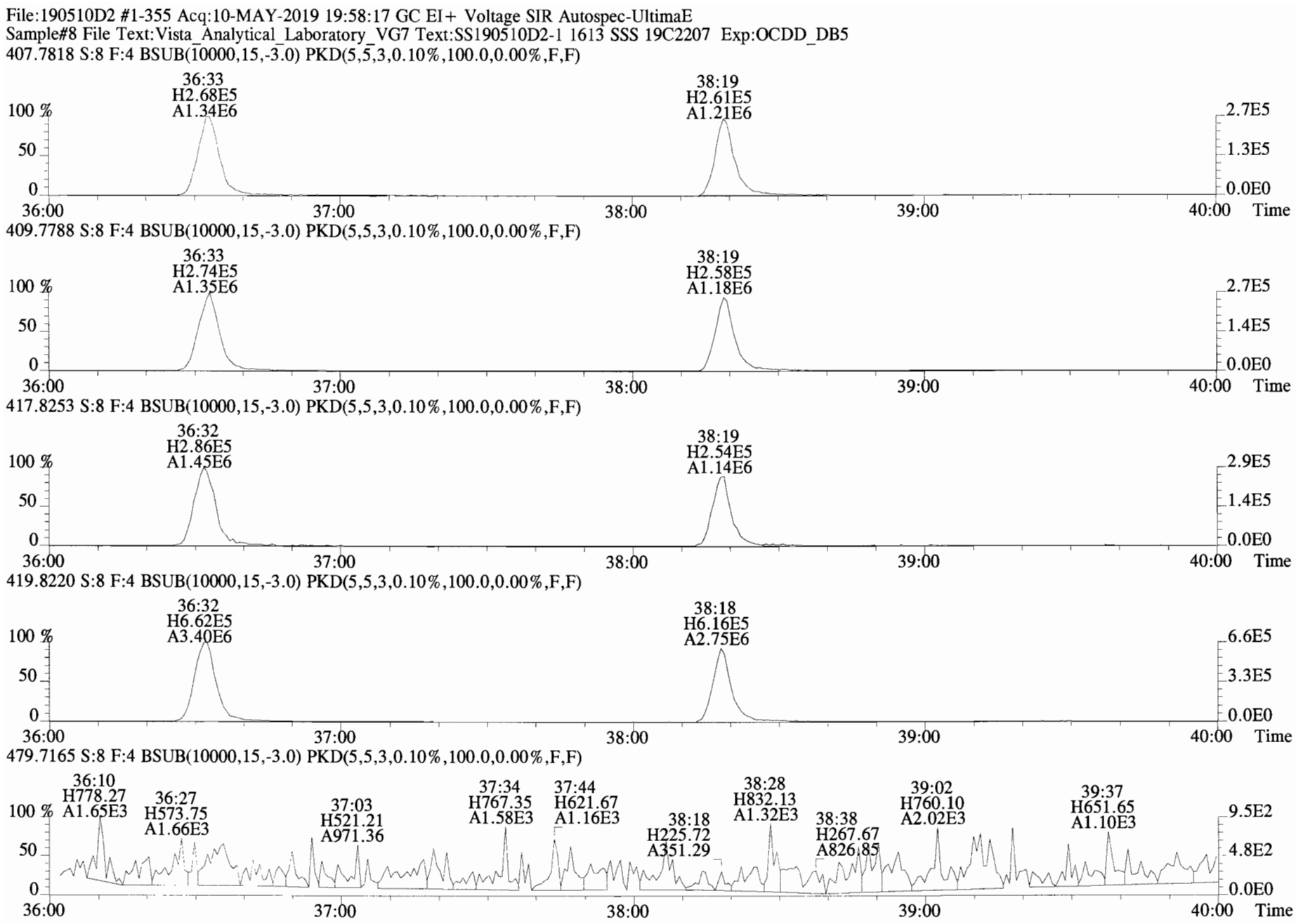
File:190510D2 #1-355 Acq:10-MAY-2019 19:58:17 GC EI+ Voltage SIR Autospec-UltimaE
Sample#8 File Text:Vista_Analytical_Laboratory_VG7 Text:SS190510D2-1 1613 SSS 19C2207 Exp:OCDD_DB5
407.7818 S:8 F:4 BSUB(10000,15,-3.0) PKD(5,5,3,0.10%,100.0,0.00%,F,F)
36:33 H2.68E5 A1.34E6
38:19 H2.61E5 A1.21E6
409.7788 S:8 F:4 BSUB(10000,15,-3.0) PKD(5,5,3,0.10%,100.0,0.00%,F,F)
36:33 H2.74E5 A1.35E6
38:19 H2.58E5 A1.18E6
417.8253 S:8 F:4 BSUB(10000,15,-3.0) PKD(5,5,3,0.10%,100.0,0.00%,F,F)
36:32 H2.86E5 A1.45E6
38:19 H2.54E5 A1.14E6
419.8220 S:8 F:4 BSUB(10000,15,-3.0) PKD(5,5,3,0.10%,100.0,0.00%,F,F)
36:32 H6.62E5 A3.40E6
38:18 H6.16E5 A2.75E6
479.7165 S:8 F:4 BSUB(10000,15,-3.0) PKD(5,5,3,0.10%,100.0,0.00%,F,F)
36:10 H778.27 A1.65E3
36:27 H573.75 A1.66E3
37:03 H521.21 A971.36
37:34 H767.35 A1.58E3
37:44 H621.67 A1.16E3
38:18 H225.72 A351.29
38:28 H832.13 A1.32E3
38:38 H267.67 A826.85
39:02 H760.10 A2.02E3
39:37 H651.65 A1.10E3
100 %
50
0
36:00
37:00
38:00
39:00
40:00
Time
2.7E5
1.3E5
0.0E0
2.7E5
1.4E5
0.0E0
2.9E5
1.4E5
0.0E0
6.6E5
3.3E5
0.0E0
9.5E2
4.8E2
0.0E0

File:190510D2 #1-432 Acq:10-MAY-2019 19:58:17 GC EI+ Voltage SIR Autospec-UltimaE
Sample#8 File Text:Vista_Analytical_Laboratory_VG7 Text:SS190510D2-1 1613 SSS 19C2207 Exp:OCDD_DB5
441.7428 S:8 F:5 BSUB(10000,15,-3.0) PKD(5,5,3,0.10%,100.0,0.00%,F,F)

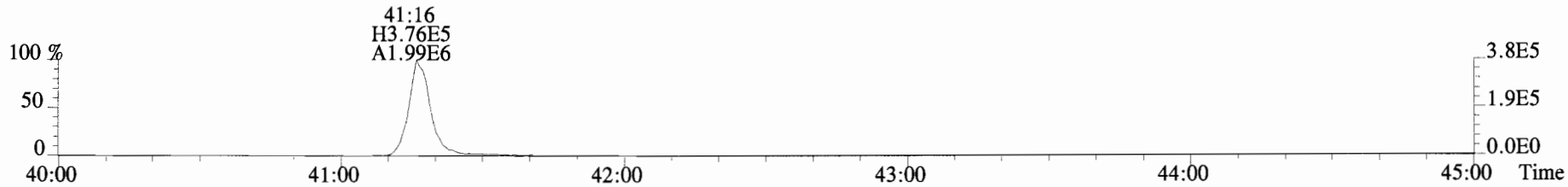

443.7398 S:8 F:5 BSUB(10000,15,-3.0) PKD(5,5,3,0.10%,100.0,0.00%,F,F)

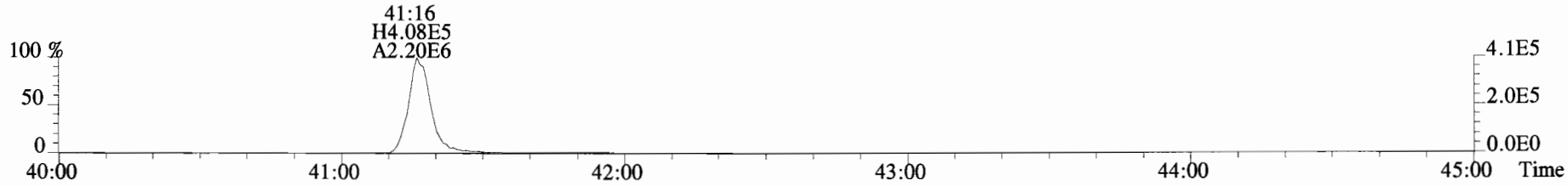

453.7831 S:8 F:5 BSUB(10000,15,-3.0) PKD(5,5,3,0.10%,100.0,0.00%,F,F)

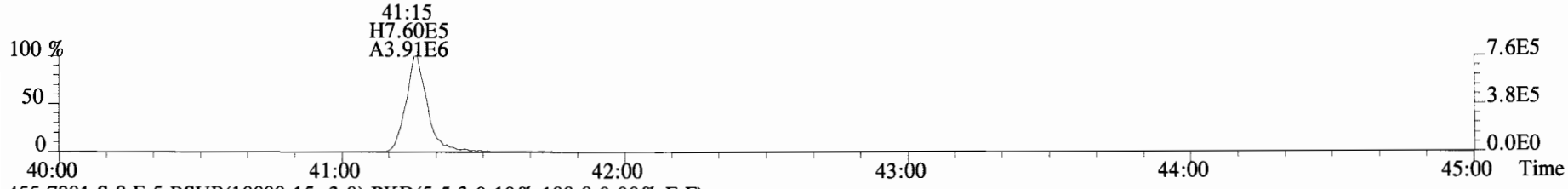

455.7801 S:8 F:5 BSUB(10000,15,-3.0) PKD(5,5,3,0.10%,100.0,0.00%,F,F)

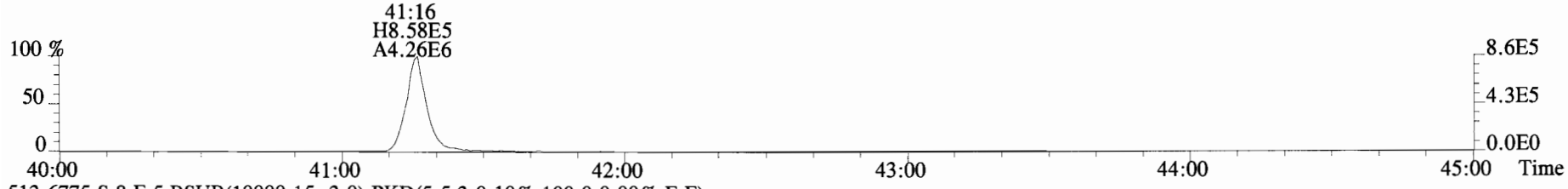

513.6775 S:8 F:5 BSUB(10000,15,-3.0) PKD(5,5,3,0.10%,100.0,0.00%,F,F)

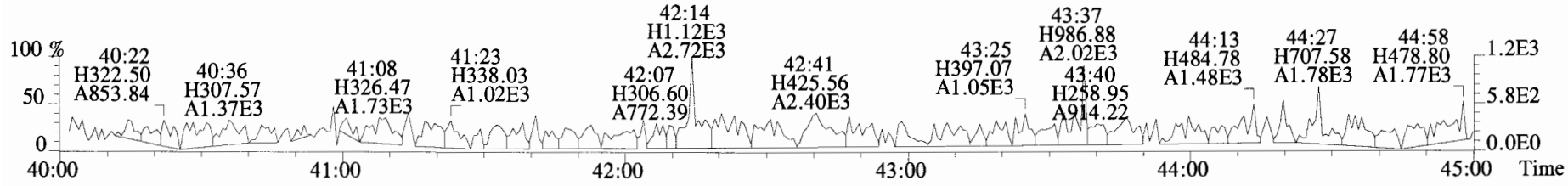

FORM 4A
PCDD/PCDF CALIBRATION VERIFICATION

Lab Name: Vista Analytical Laboratory Episode No.: CCAL ID: ST190510D2-7

Contract No.: SAS No.:

Initial Calibration Date: 5-10-19

Instrument ID: VG-7 GC Column ID: ZB-5MS

VER Data Filename: 190510D2 S#18 Analysis Date: 11-MAY-19 Time: 03:54:32

	M/Z'S FORMING RATIO (1)	ION ABUND. RATIO	QC LIMITS (2)	Pass	CONC. FOUND	CONC. RANGE (3) (ng/mL)
NATIVE ANALYTES						
2,3,7,8-TCDD	M/M+2	0.73	0.65-0.89	y	10.7	7.8 - 12.9 8.2 - 12.3 (4)
1,2,3,7,8-PeCDD	M/M+2	0.63	0.54-0.72	y	50.7	39.0 - 65.0
1,2,3,4,7,8-HxCDD	M+2/M+4	1.19	1.05-1.43	y	48.1	39.0 - 64.0
1,2,3,6,7,8-HxCDD	M+2/M+4	1.21	1.05-1.43	y	48.8	39.0 - 64.0
1,2,3,7,8,9-HxCDD	M+2/M+4	1.18	1.05-1.43	y	47.9	41.0 - 61.0
1,2,3,4,6,7,8-HpCDD	M+2/M+4	1.05	0.88-1.20	y	50.7	43.0 - 58.0
OCDD	M+2/M+4	0.91	0.76-1.02	y	97.6	79.0 - 126.0
2,3,7,8-TCDF	M/M+2	0.78	0.65-0.89	y	8.80	8.4 - 12.0 8.6 - 11.6 (4)
1,2,3,7,8-PeCDF	M+2/M+4	1.62	1.32-1.78	y	49.4	41.0 - 60.0
2,3,4,7,8-PeCDF	M+2/M+4	1.61	1.32-1.78	y	49.7	41.0 - 61.0
1,2,3,4,7,8-HxCDF	M+2/M+4	1.14	1.05-1.43	y	46.6	45.0 - 56.0
1,2,3,6,7,8-HxCDF	M+2/M+4	1.22	1.05-1.43	y	49.7	44.0 - 57.0
2,3,4,6,7,8-HxCDF	M+2/M+4	1.18	1.05-1.43	y	49.1	44.0 - 57.0
1,2,3,7,8,9-HxCDF	M+2/M+4	1.18	1.05-1.43	y	48.3	45.0 - 56.0
1,2,3,4,6,7,8-HpCDF	M+2/M+4	0.97	0.88-1.20	y	48.8	45.0 - 55.0
1,2,3,4,7,8,9-HpCDF	M+2/M+4	1.00	0.88-1.20	y	48.7	43.0 - 58.0
OCDF	M+2/M+4	0.91	0.76-1.02	y	103	63.0 - 159.0

(1) See Table 8, Method 1613, for m/z specifications.

(2) Ion Abundance Ratio Control Limits as specified in Table 9, Method 1613.

(3) Contract-required concentration range as specified in Table 6, Method 1613.

(4) Contract-required concentration range as specified in Table 6a, Method 1613, for tetras only.

Analyst: DB

Date: 5/13/19

FORM 4B
PCDD/PCDF CALIBRATION VERIFICATION

Lab Name: Vista Analytical Laboratory Episode No.:

Contract No.: SAS No.:

Initial Calibration Date: 5-10-19

Instrument ID: VG-7 GC Column ID: ZB-5MS

VER Data Filename: 190510D2 S#18 Analysis Date: 11-MAY-19 Time: 03:54:32

LABELED COMPOUNDS	M/Z'S FORMING RATIO (1)	ION ABUND. RATIO	QC LIMITS (2)	Pass	CONC. FOUND	CONC. RANGE (ng/mL)
13C-2,3,7,8-TCDD	M/M+2	0.80	0.65-0.89	y	101	82.0 - 121.0
13C-1,2,3,7,8-PeCDD	M/M+2	0.61	0.54-0.72	y	89.6	62.0 - 160.0
13C-1,2,3,4,7,8-HxCDD	M+2/M+4	1.27	1.05-1.43	y	105	85.0 - 117.0
13C-1,2,3,6,7,8-HxCDD	M+2/M+4	1.22	1.05-1.43	y	104	85.0 - 118.0
13C-1,2,3,7,8,9-HxCDD	M+2/M+4	1.25	1.05-1.43	y	105	85.0 - 118.0
13C-1,2,3,4,6,7,8-HpCDD	M+2/M+4	1.02	0.88-1.20	y	98.9	72.0 - 138.0
13C-OCDD	M/M+2	0.91	0.76-1.02	y	209	96.0 - 415.0
13C-2,3,7,8-TCDF	M+2/M+4	0.79	0.65-0.89	y	106	71.0 - 140.0
13C-1,2,3,7,8-PeCDF	M+2/M+4	1.55	1.32-1.78	y	96.0	76.0 - 130.0
13C-2,3,4,7,8-PeCDF	M+2/M+4	1.61	1.32-1.78	y	93.6	77.0 - 130.0
13C-1,2,3,4,7,8-HxCDF	M/M+2	0.51	0.43-0.59	y	99.8	76.0 - 131.0
13C-1,2,3,6,7,8-HxCDF	M/M+2	0.51	0.43-0.59	y	102	70.0 - 143.0
13C-2,3,4,6,7,8-HxCDF	M/M+2	0.51	0.43-0.59	y	102	73.0 - 137.0
13C-1,2,3,7,8,9-HxCDF	M/M+2	0.52	0.43-0.59	y	101	74.0 - 135.0
13C-1,2,3,4,6,7,8-HpCDF	M+2/M+4	0.42	0.37-0.51	y	98.8	78.0 - 129.0
13C-1,2,3,4,7,8,9-HpCDF	M+2/M+4	0.44	0.37-0.51	y	101	77.0 - 129.0
13C-OCDF	M+2/M+4	0.92	0.76-1.02	y	196	96.0 - 415.0
CLEANUP STANDARD (3)						
37Cl-2,3,7,8-TCDD					9.02	7.9 - 12.7

(1) See Table 8, Method 1613, for m/z specifications.

(2) Ion Abundance Ratio Control Limits as specified

(3) No ion abundance ratio; report concentration found.

Analyst: DB

Date: 5/13/19

FORM 5

PCDD/PCDF RT WINDOW AND ISOMER SPECIFICITY STANDARDS

Lab Name: Vista Analytical Laboratory Episode No.:

Contract No.: SAS No.:

Instrument ID: VG-7 Initial Calibration Date: 5-10-19

RT Window Data Filename: 190510D2 S#18 Analysis Date: 11-MAY-19 Time: 03:54:32

ZB-5MS IS Data Filename: 190510D2 S#18 Analysis Date: 11-MAY-19 Time: 03:54:32

DB_225 IS Data Filename: Analysis Date: Time:

ZB-5MS RT WINDOW DEFINING STANDARDS RESULTS

ISOMERS	ABSOLUTE RT	ISOMERS	ABSOLUTE RT
1,3,6,8-TCDD (F)	22:50	1,3,6,8-TCDF (F)	20:44
1,2,8,9-TCDD (L)	27:01	1,2,8,9-TCDF (L)	27:11
1,2,4,7,9-PeCDD (F)	28:34	1,3,4,6,8-PeCDF (F)	27:05
1,2,3,8,9-PeCDD (L)	30:58	1,2,3,8,9-PeCDF (L)	31:13
1,2,4,6,7,9-HxCDD (F)	32:21	1,2,3,4,6,8-HxCDF (F)	31:49
1,2,3,7,8,9-HxCDD (L)	34:19	1,2,3,7,8,9-HxCDF (L)	34:43
1,2,3,4,6,7,9-HpCDD (F)	36:54	1,2,3,4,6,7,8-HpCDF (F)	36:32
1,2,3,4,6,7,8-HpCDD (L)	37:45	1,2,3,4,7,8,9-HpCDF (L)	38:18

(F) = First eluting isomer (ZB-5MS); (L) = Last eluting isomer (ZB-5MS).

==========

ISOMER SPECIFICITY (IS) TEST STANDARD RESULTS

COMPARED PEAKS (1)	% VALLEY HEIGHT BETWEEN
	<25%

(1) To meet contract requirements, %Valley Height Between Compared Peaks shall not exceed 25% (section 15.4.2.2, Method 1613).

Analyst: DB

Date: 5/13/19

FORM 6A
PCDD/PCDF RELATIVE RETENTION TIMES

Lab Name: Vista Analytical Laboratory Episode No.:

Contract No.: SAS No.:

Initial Calibration Date: 5-10-19

Instrument ID: VG-7 GC Column ID: ZB-5MS

VER Data Filename: 190510D2 S#18 Analysis Date: 11-MAY-19 Time: 03:54:32

Compounds Using 13C-1234-TCDD as RT Internal Standard

NATIVE ANALYTES	RETENTION TIME REFERENCE	RRT	RRT QC LIMITS (1)
2,3,7,8-TCDD	13C-2,3,7,8-TCDD	1.001	0.999-1.002
1,2,3,7,8-PeCDD	13C-1,2,3,7,8-PeCDD	1.001	0.999-1.002
2,3,7,8-TCDF	13C-2,3,7,8-TCDF	1.000	0.999-1.003
1,2,3,7,8-PeCDF	13C-1,2,3,7,8-PeCDF	1.000	0.999-1.002
2,3,4,7,8-PeCDF	13C-2,3,4,7,8-PeCDF	1.001	0.999-1.002
LABELED COMPOUNDS			
13C-2,3,7,8-TCDD	13C-1,2,3,4-TCDD	1.022	0.976-1.043
13C-1,2,3,7,8-PeCDD	13C-1,2,3,4-TCDD	1.196	1.000-1.567
13C-2,3,7,8-TCDF	13C-1,2,3,4-TCDD	0.993	0.923-1.103
13C-1,2,3,7,8-PeCDF	13C-1,2,3,4-TCDD	1.151	1.000-1.425
13C-2,3,4,7,8-PeCDF	13C-1,2,3,4-TCDD	1.186	1.011-1.526
37Cl-2,3,7,8-TCDD	13C-1,2,3,4-TCDD	1.023	0.989-1.052

Analyst: DB

Date: 5/13/19

FORM 6B
PCDD/PCDF RELATIVE RETENTION TIMES

Lab Name: Vista Analytical Laboratory Episode No.:

Contract No.: SAS No.:

Initial Calibration Date: 5-10-19

Instrument ID: VG-7 GC Column ID: ZB-5MS

VER Data Filename: 190510D2 S#18 Analysis Date: 11-MAY-19 Time: 03:54:32

NATIVE ANALYTES	RETENTION TIME REFERENCE	RRT	RRT QC LIMITS (1)
1,2,3,4,7,8-HxCDF	13C-1,2,3,4,7,8-HxCDF	1.000	0.999-1.001
1,2,3,6,7,8-HxCDF	13C-1,2,3,6,7,8-HxCDF	1.000	0.997-1.005
2,3,4,6,7,8-HxCDF	13C-2,3,4,6,7,8-HxCDF	1.001	0.999-1.001
1,2,3,7,8,9-HxCDF	13C-1,2,3,7,8,9-HxCDF	1.000	0.999-1.001
1,2,3,4,7,8-HxCDD	13C-1,2,3,4,7,8-HxCDD	1.001	0.999-1.001
1,2,3,6,7,8-HxCDD	13C-1,2,3,6,7,8-HxCDD	1.001	0.998-1.004
1,2,3,7,8,9-HxCDD	13C-1,2,3,7,8,9-HxCDD	1.001	0.998-1.004
1,2,3,4,6,7,8-HpCDF	13C-1,2,3,4,6,7,8-HpCDF	1.000	0.999-1.001
1,2,3,4,6,7,8-HpCDD	13C-1,2,3,4,6,7,8-HpCDD	1.000	0.999-1.001
1,2,3,4,7,8,9-HpCDF	13C-1,2,3,4,7,8,9-HpCDF	1.000	0.999-1.001
OCDD	13C-OCDD	1.000	0.999-1.001
OCDF	13C-OCDF	1.000	0.999-1.001
LABELED COMPOUNDS			
13C-1,2,3,4,7,8-HxCDF	13C-1,2,3,4,6,9-HxCDF	0.988	0.975-1.001
13C-1,2,3,6,7,8-HxCDF	13C-1,2,3,4,6,9-HxCDF	0.991	0.979-1.005
13C-2,3,4,6,7,8-HxCDF	13C-1,2,3,4,6,9-HxCDF	1.009	1.001-1.020
13C-1,2,3,7,8,9-HxCDF	13C-1,2,3,4,6,9-HxCDF	1.039	1.002-1.072
13C-1,2,3,4,7,8-HxCDD	13C-1,2,3,4,6,9-HxCDF	1.014	1.002-1.026
13C-1,2,3,6,7,8-HxCDD	13C-1,2,3,4,6,9-HxCDF	1.017	1.007-1.029
13C-1,2,3,7,8,9-HxCDD	13C-1,2,3,4,6,9-HxCDF	1.027	1.014-1.038
13C-1,2,3,4,6,7,8-HpCDF	13C-1,2,3,4,6,9-HxCDF	1.093	1.069-1.111
13C-1,2,3,4,7,8,9-HpCDF	13C-1,2,3,4,6,9-HxCDF	1.146	1.098-1.192
13C-1,2,3,4,6,7,8-HpCDD	13C-1,2,3,4,6,9-HxCDF	1.129	1.117-1.141
13C-OCDD	13C-1,2,3,4,6,9-HxCDF	1.228	1.085-1.365
13C-OCDF	13C-1,2,3,4,6,9-HxCDF	1.235	1.091-1.371

Analyst: DB

Date: 5/13/19

Client ID: 1613 CS3 19C2204 Filename: 190510D2 S:18 Acq:11-MAY-19 03:54:32 ConCal: ST190510D2-4
Lab ID: ST190510D2-7 GC Column ID: ZB-5MS ICal: 1613VG7-5-10-19 wt/vol: 1.000 EndCAL: ST190510D2-7

	Name	Resp	RA	RRF	RT	Conc	Qual	noise	Fac	DL
	2,3,7,8-TCDD	7.10e+05	0.73 y	0.90	26:10	10.716			* 2.5	*
	1,2,3,7,8-PeCDD	2.54e+06	0.63 y	0.87	30:36	50.710			* 2.5	*
	1,2,3,4,7,8-HxCDD	2.51e+06	1.19 y	1.05	33:54	48.059			* 2.5	*
	1,2,3,6,7,8-HxCDD	2.79e+06	1.21 y	0.93	34:00	48.777			* 2.5	*
	1,2,3,7,8,9-HxCDD	2.78e+06	1.18 y	0.96	34:19	47.912			* 2.5	*
	1,2,3,4,6,7,8-HpCDD	2.39e+06	1.05 y	0.99	37:45	50.718			* 2.5	*
	OCDD	4.42e+06	0.91 y	0.99	41:02	97.583			* 2.5	*
	2,3,7,8-TCDF	8.30e+05	0.78 y	0.94	25:25	8.7982			* 2.5	*
	1,2,3,7,8-PeCDF	3.75e+06	1.62 y	0.92	29:27	49.387			* 2.5	*
	2,3,4,7,8-PeCDF	3.74e+06	1.61 y	0.96	30:20	49.704			* 2.5	*
	1,2,3,4,7,8-HxCDF	3.24e+06	1.14 y	1.15	33:00	46.598			* 2.5	*
	1,2,3,6,7,8-HxCDF	3.78e+06	1.22 y	1.04	33:08	49.707			* 2.5	*
	2,3,4,6,7,8-HxCDF	3.66e+06	1.18 y	1.10	33:44	49.056			* 2.5	*
	1,2,3,7,8,9-HxCDF	3.07e+06	1.18 y	1.03	34:43	48.289			* 2.5	*
	1,2,3,4,6,7,8-HpCDF	2.92e+06	0.97 y	1.06	36:32	48.759			* 2.5	*
	1,2,3,4,7,8,9-HpCDF	2.68e+06	1.00 y	1.23	38:18	48.717			* 2.5	*
	OCDF	5.19e+06	0.91 y	0.94	41:16	102.58			* 2.5	*
IS	13C-2,3,7,8-TCDD	7.36e+06	0.80 y	1.11	26:09	101.34				
IS	13C-1,2,3,7,8-PeCDD	5.74e+06	0.61 y	0.98	30:35	89.585				
IS	13C-1,2,3,4,7,8-HxCDD	4.97e+06	1.27 y	0.68	33:53	104.58				
IS	13C-1,2,3,6,7,8-HxCDD	6.16e+06	1.22 y	0.84	33:59	103.99				
IS	13C-1,2,3,7,8,9-HxCDD	6.02e+06	1.25 y	0.81	34:17	105.34				
IS	13C-1,2,3,4,6,7,8-HpCDD	4.77e+06	1.02 y	0.69	37:44	98.871				
IS	13C-OCDD	9.18e+06	0.91 y	0.62	41:01	208.71				
IS	13C-2,3,7,8-TCDF	1.00e+07	0.79 y	1.05	25:25	105.95				
IS	13C-1,2,3,7,8-PeCDF	8.23e+06	1.55 y	0.95	29:26	96.004				
IS	13C-2,3,4,7,8-PeCDF	7.87e+06	1.61 y	0.94	30:19	93.631				
IS	13C-1,2,3,4,7,8-HxCDF	6.02e+06	0.51 y	0.86	32:59	99.806				
IS	13C-1,2,3,6,7,8-HxCDF	7.33e+06	0.51 y	1.02	33:07	101.97				
IS	13C-2,3,4,6,7,8-HxCDF	6.81e+06	0.51 y	0.95	33:43	101.53				
IS	13C-1,2,3,7,8,9-HxCDF	6.16e+06	0.52 y	0.87	34:42	100.95				
IS	13C-1,2,3,4,6,7,8-HpCDF	5.62e+06	0.42 y	0.81	36:31	98.759				
IS	13C-1,2,3,4,7,8,9-HpCDF	4.48e+06	0.44 y	0.63	38:18	100.75				
IS	13C-OCDF	1.08e+07	0.92 y	0.78	41:15	195.62				
C/Up	37Cl-2,3,7,8-TCDD	7.21e+05		1.22	26:10	9.0209				
RS/RT	13C-1,2,3,4-TCDD	6.57e+06	0.79 y	1.00	25:35	100.00				
RS	13C-1,2,3,4-TCDF	8.98e+06	0.81 y	1.00	24:11	100.00				
RS/RT	13C-1,2,3,4,6,9-HxCDF	7.04e+06	0.51 y	1.00	33:24	100.00				

Name	Conc	EMPC	Qual	noise	DL
Total Tetra-Dioxins	73.0	74.4		*	*
Total Penta-Dioxins	189	189		*	*
Total Hexa-Dioxins	211	211		*	*
Total Hepta-Dioxins	115	117		*	*
Total Tetra-Furans	34.7	36.4		*	*
Total Penta-Furans	236.06	237.33		*	*
Total Hexa-Furans	258	259		*	*
Total Hepta-Furans	99.2	101		*	*

	Rec	Qual
IS	101	
IS	89.6	
IS	105	
IS	104	
IS	105	
IS	98.9	
IS	104	
IS	106	
IS	96.0	
IS	93.6	
IS	99.8	
IS	102	
IS	102	
IS	101	
IS	98.8	
IS	101	
IS	97.8	
C/Up	90.2	

Integrations by Analyst: DB Date: 5/14/19

Reviewed by Analyst: [illegible] Date: 5/14/19

Vista Analytical Laboratory - Injection Log Run file: 190510D2 Instrument ID: VG-7 GC Column ID: ZB-5MS

Data file	S#	Sample ID	Analyst	Acq date	Acq time	CCal	ECal
190510D2	1	ST190510D2-1	DB	10-MAY-19	14:24:45	ST190510D2-4	NA
190510D2	2	ST190510D2-2	DB	10-MAY-19	15:12:30	ST190510D2-4	NA
190510D2	3	ST190510D2-3	DB	10-MAY-19	16:00:06	ST190510D2-4	NA
190510D2	4	ST190510D2-4	DB	10-MAY-19	16:47:52	ST190510D2-4	ST190510D2-7
190510D2	5	ST190510D2-5	DB	10-MAY-19	17:35:29	ST190510D2-4	NA
190510D2	6	ST190510D2-6	DB	10-MAY-19	18:23:05	ST190510D2-4	NA
190510D2	7	SOLVENT BLANK	DB	10-MAY-19	19:10:42	NA	NA
190510D2	8	SS190510D2-1	DB	10-MAY-19	19:58:17	ST190510D2-4	NA
190510D2	9	B9E0067-BS1	DB	10-MAY-19	20:45:54	ST190510D2-4	ST190510D2-7
190510D2	10	SOLVENT BLANK	DB	10-MAY-19	21:33:30	NA	NA
190510D2	11	B9E0067-BLK1	DB	10-MAY-19	22:21:10	ST190510D2-4	ST190510D2-7
190510D2	12	1900874-01	DB	10-MAY-19	23:08:45	ST190510D2-4	ST190510D2-7
190510D2	13	1900832-01	DB	10-MAY-19	23:56:25	ST190510D2-4	NA
190510D2	14	1901011-01	DB	11-MAY-19	00:44:00	ST190510D2-4	NA
190510D2	15	1901009-01	DB	11-MAY-19	01:31:38	ST190510D2-4	NA
190510D2	16	1901010-01	DB	11-MAY-19	02:19:20	ST190510D2-4	NA
190510D2	17	SOLVENT BLANK	DB	11-MAY-19	03:06:55	NA	NA
190510D2	18	ST190510D2-7	DB	11-MAY-19	03:54:32	ST190510D2-4	ST190510D2-7

File:190510D2 #1-530 Acq:11-MAY-2019 03:54:32 GC EI+ Voltage SIR Autospec-UltimaE
Sample#18 File Text:Vista_Analytical_Laboratory_VG7 Text:ST190510D2-7 1613 CS3 19C2204 Exp:OCDD_DB5
321.8936 S:18

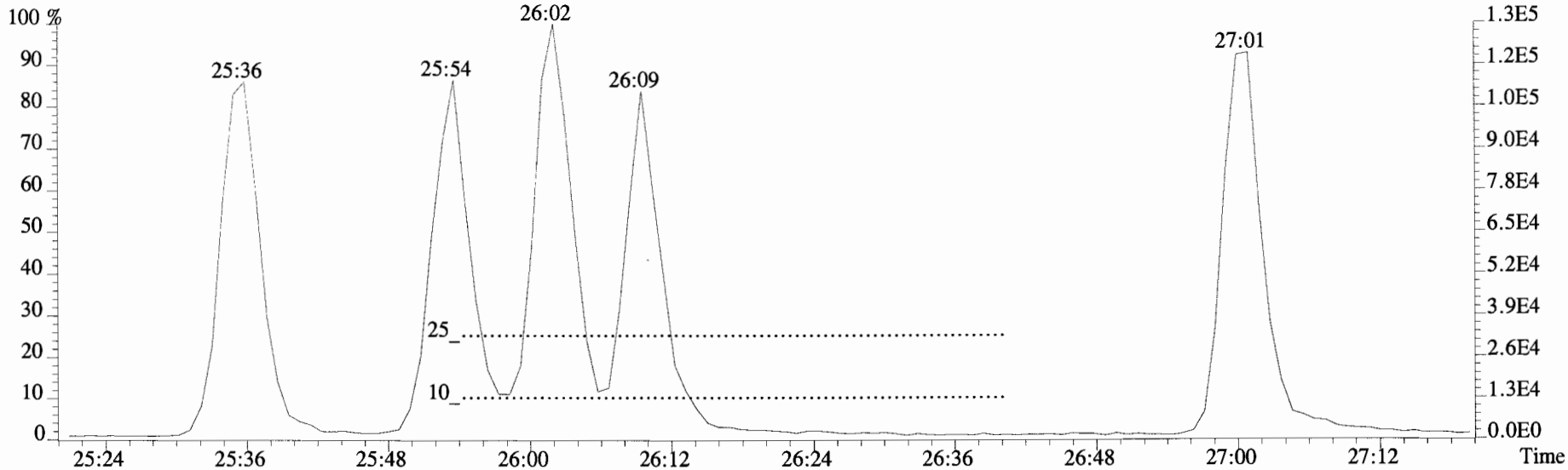

333.9339 S:18

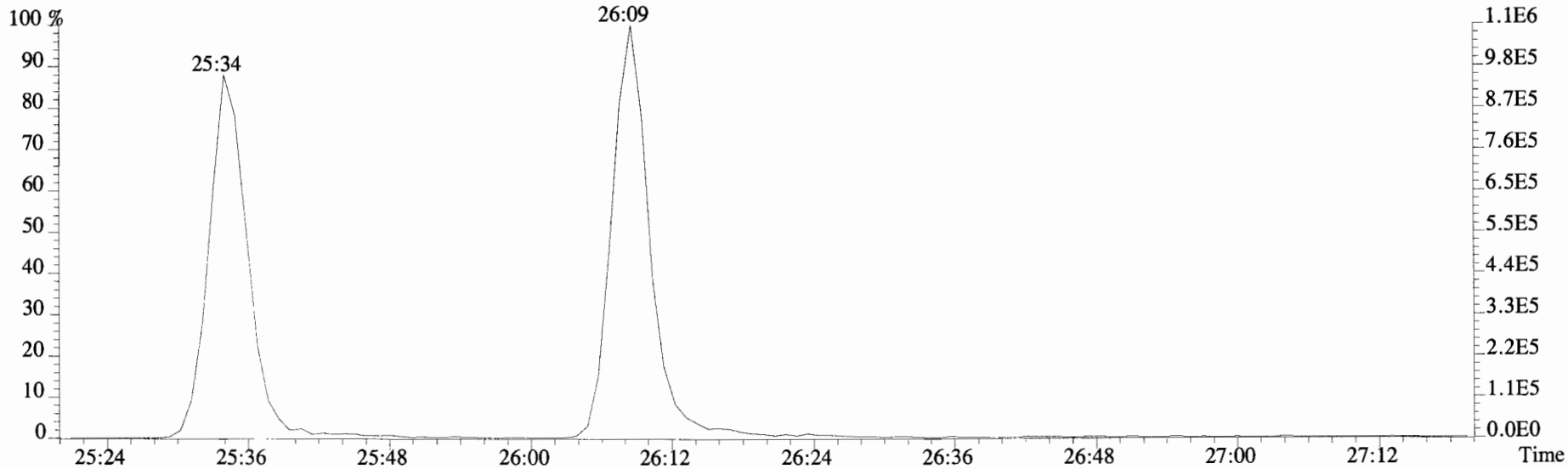

File:190510D2 #1-530 Acq:11-MAY-2019 03:54:32 GC EI+ Voltage SIR Autospec-UltimaE
Sample#18 File Text:Vista_Analytical_Laboratory_VG7 Text:ST190510D2-7 1613 CS3 19C2204 Exp:OCDD_DB5
319.8965 S:18 BSUB(10000,15,-3.0) PKD(5,5,3,0.10%,100.0,0.00%,F,F)

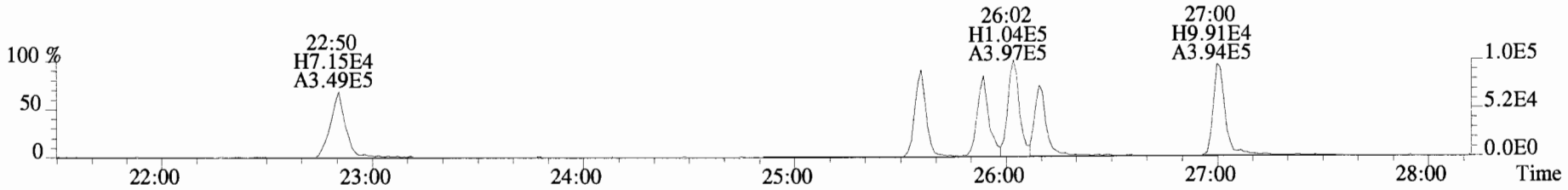

321.8936 S:18 BSUB(10000,15,-3.0) PKD(5,5,3,0.10%,100.0,0.00%,F,F)

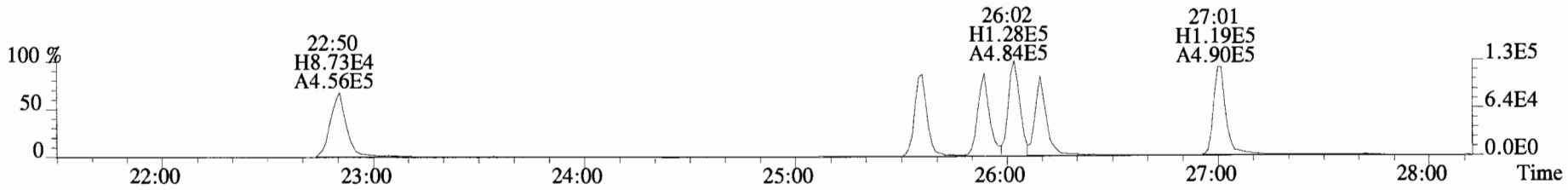

327.8847 S:18 BSUB(10000,15,-3.0) PKD(5,5,3,0.10%,100.0,0.00%,F,F)

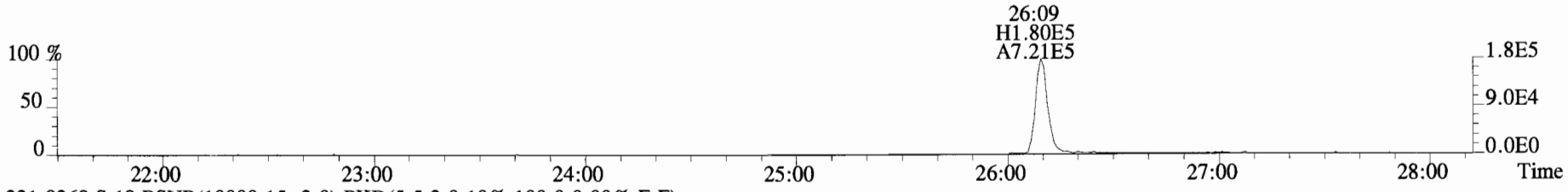

331.9368 S:18 BSUB(10000,15,-3.0) PKD(5,5,3,0.10%,100.0,0.00%,F,F)

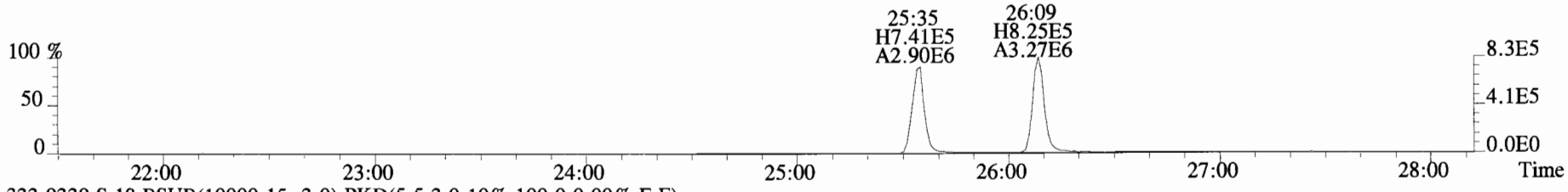

333.9339 S:18 BSUB(10000,15,-3.0) PKD(5,5,3,0.10%,100.0,0.00%,F,F)

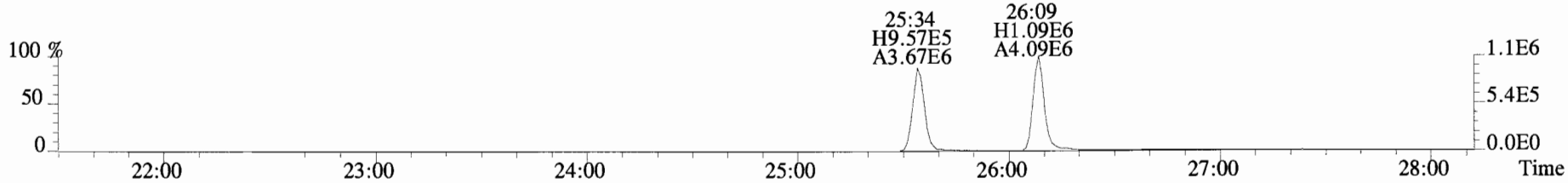

File:190510D2 #1-180 Acq:11-MAY-2019 03:54:32 GC EI+ Voltage SIR Autospec-UltimaE
Sample#18 File Text:Vista_Analytical_Laboratory_VG7 Text:ST190510D2-7 1613 CS3 19C2204 Exp:OCDD_DB5
353.8576 S:18 F:2 BSUB(10000,15,-3.0) PKD(5,5,3,0.10%,100.0,0.00%,F,F)

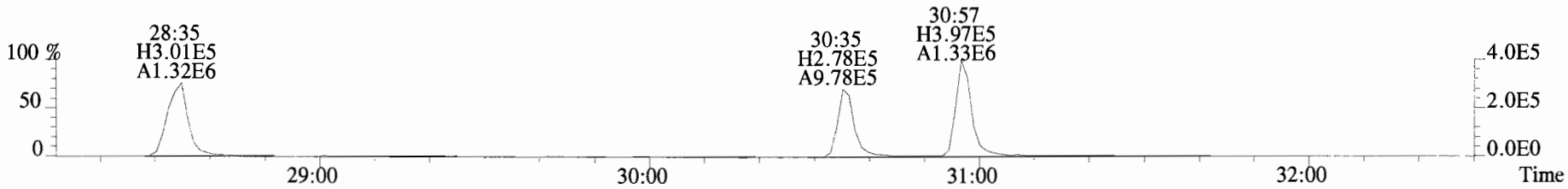

355.8546 S:18 F:2 BSUB(10000,15,-3.0) PKD(5,5,3,0.10%,100.0,0.00%,F,F)

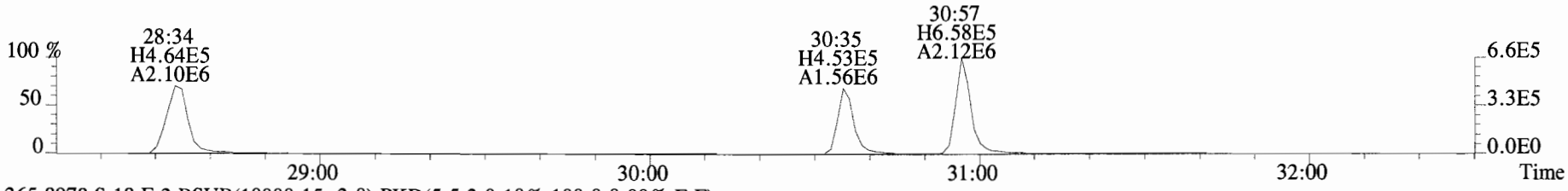

365.8978 S:18 F:2 BSUB(10000,15,-3.0) PKD(5,5,3,0.10%,100.0,0.00%,F,F)

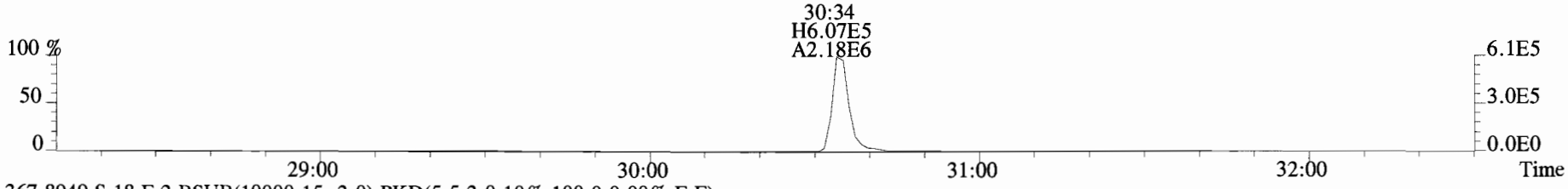

367.8949 S:18 F:2 BSUB(10000,15,-3.0) PKD(5,5,3,0.10%,100.0,0.00%,F,F)

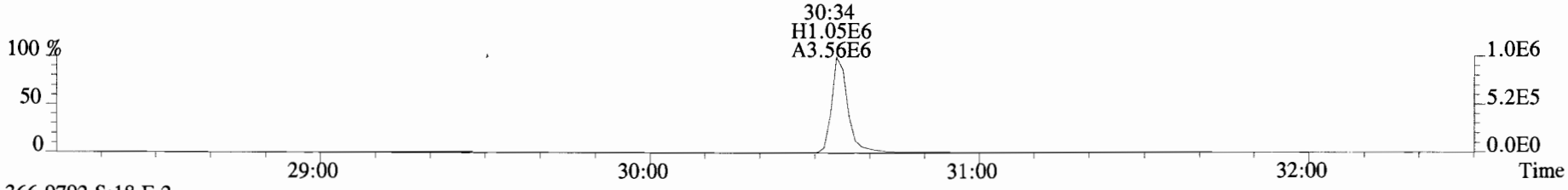

366.9792 S:18 F:2

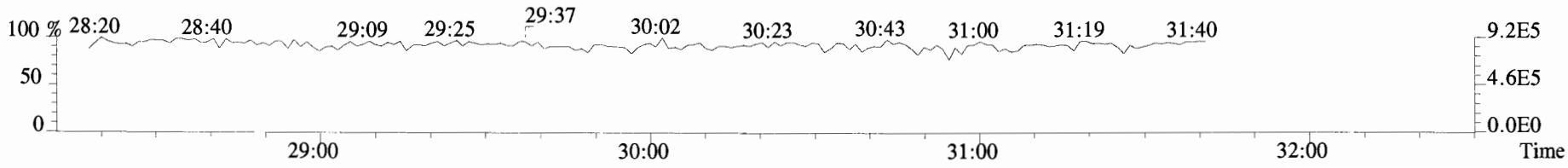

File:190510D2 #1-384 Acq:11-MAY-2019 03:54:32 GC EI+ Voltage SIR Autospec-UltimaE
Sample#18 File Text:Vista_Analytical_Laboratory_VG7 Text:ST190510D2-7 1613 CS3 19C2204 Exp:OCDD_DB5
389.8156 S:18 F:3 BSUB(10000,15,-3.0) PKD(5,5,3,0.10%,100.0,0.00%,F,F)

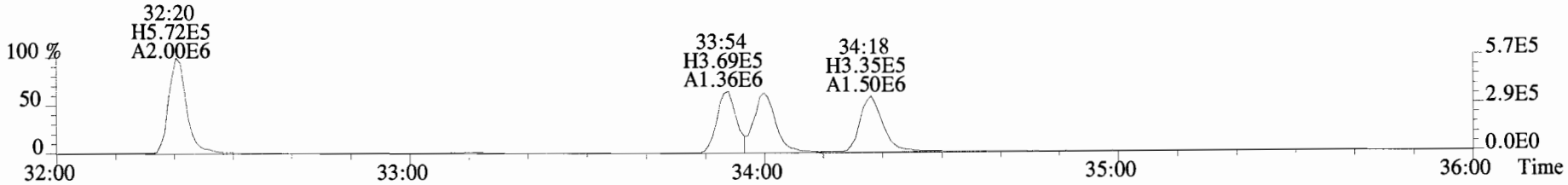

391.8127 S:18 F:3 BSUB(10000,15,-3.0) PKD(5,5,3,0.10%,100.0,0.00%,F,F)

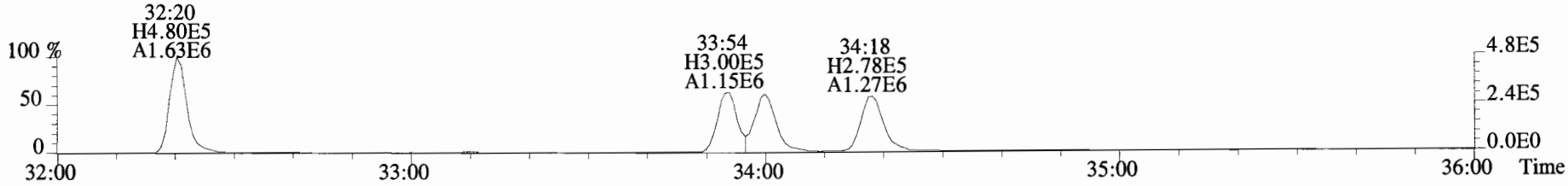

401.8559 S:18 F:3 BSUB(10000,15,-3.0) PKD(5,5,3,0.10%,100.0,0.00%,F,F)

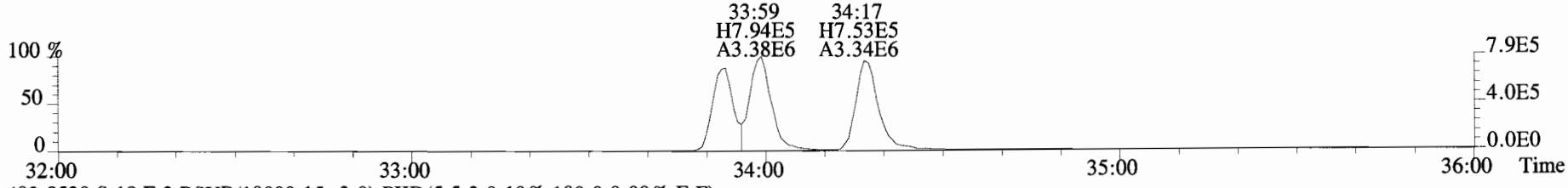

403.8530 S:18 F:3 BSUB(10000,15,-3.0) PKD(5,5,3,0.10%,100.0,0.00%,F,F)

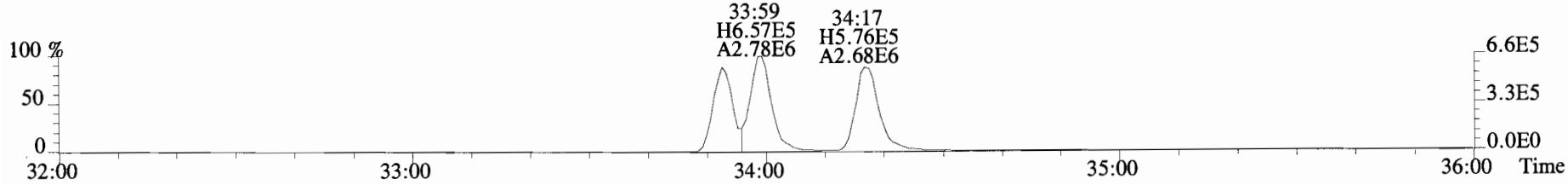

392.9760 S:18 F:3

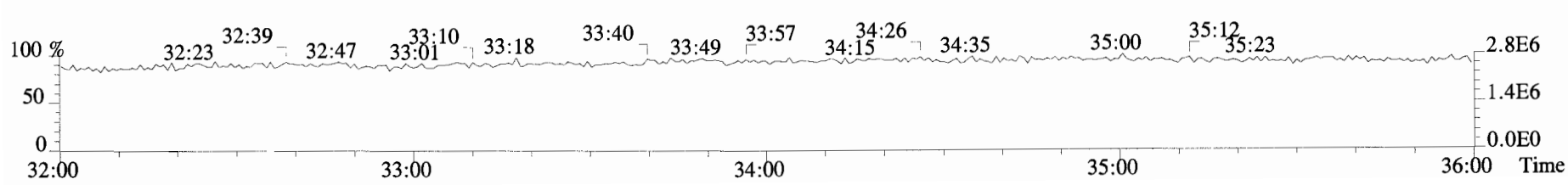

File:190510D2 #1-384 Acq:11-MAY-2019 03:54:32 GC EI+ Voltage SIR Autospec-UltimaE
Sample#18 File Text:Vista_Analytical_Laboratory_VG7 Text:ST190510D2-7 1613 CS3 19C2204 Exp:OCDD_DB5
401.8559 S:18 F:3 BSUB(10000,15,-3.0) PKD(5,5,3,0.10%,100.0,0.00%,F,F)

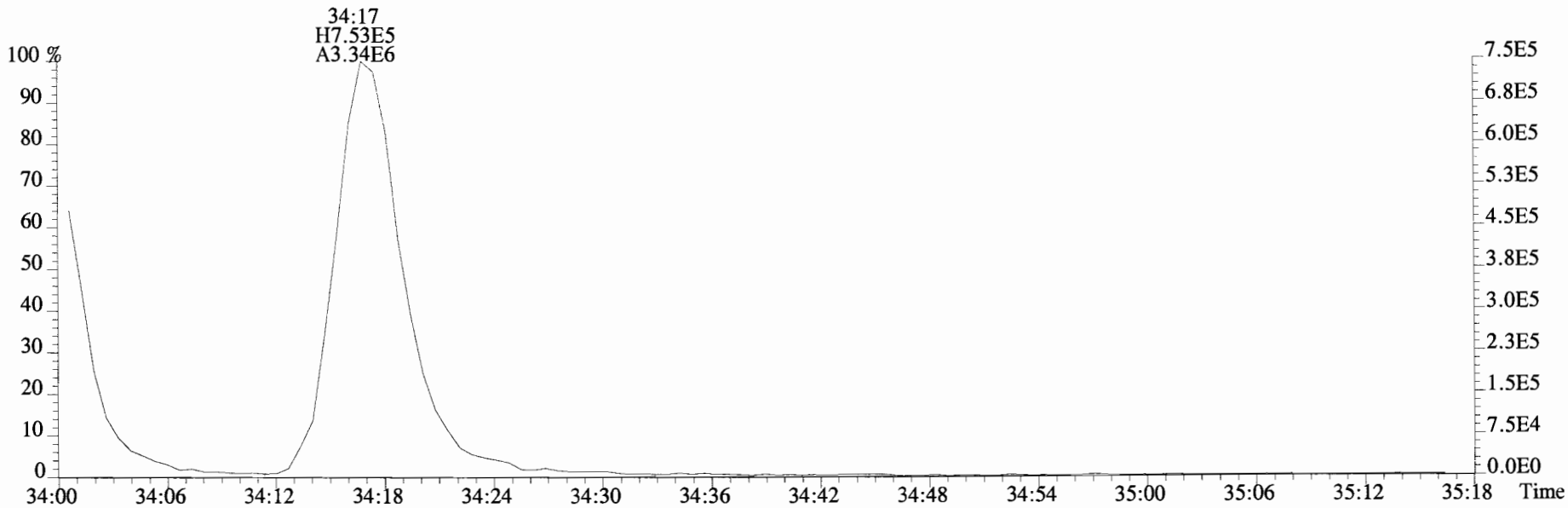

403.8530 S:18 F:3 BSUB(10000,15,-3.0) PKD(5,5,3,0.10%,100.0,0.00%,F,F)

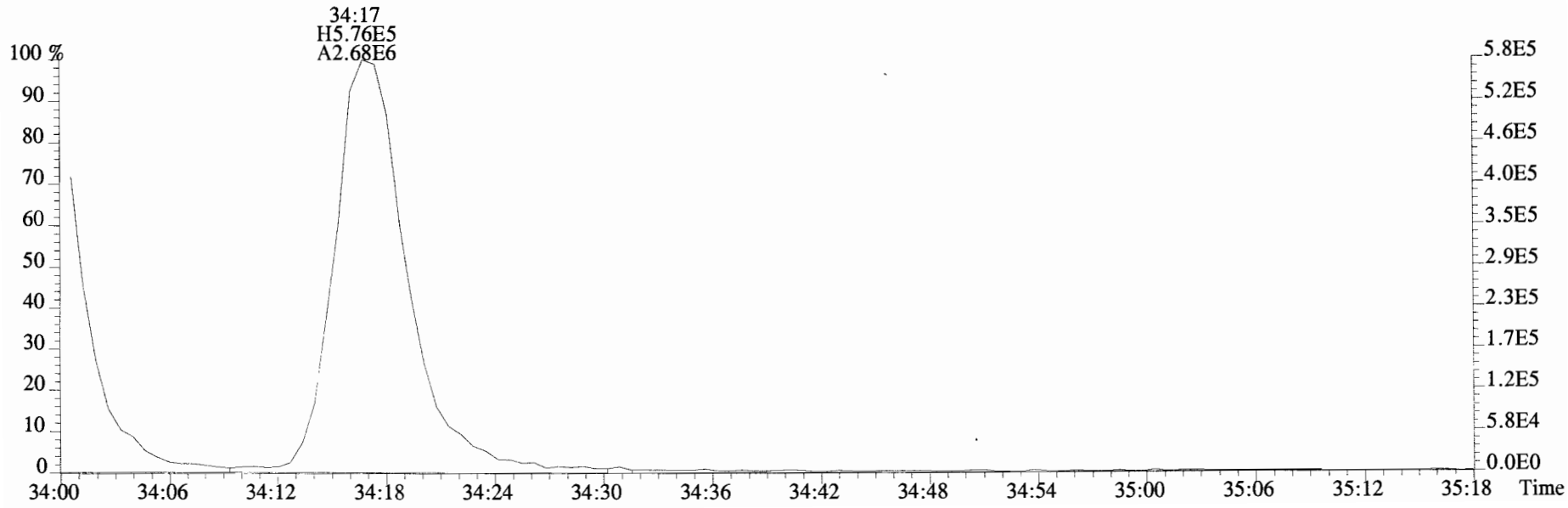

File:190510D2 #1-355 Acq:11-MAY-2019 03:54:32 GC EI+ Voltage SIR Autospec-UltimaE
Sample#18 File Text:Vista_Analytical_Laboratory_VG7 Text:ST190510D2-7 1613 CS3 19C2204 Exp:OCDD_DB5
423.7767 S:18 F:4 BSUB(10000,15,-3.0) PKD(5,5,3,0.10%,100.0,0.00%,F,F)

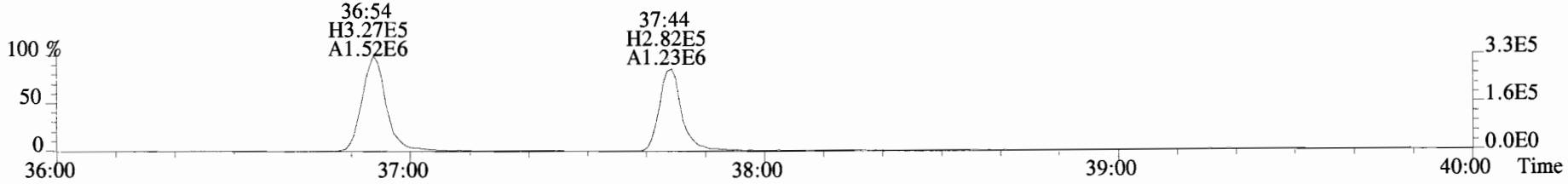

425.7737 S:18 F:4 BSUB(10000,15,-3.0) PKD(5,5,3,0.10%,100.0,0.00%,F,F)

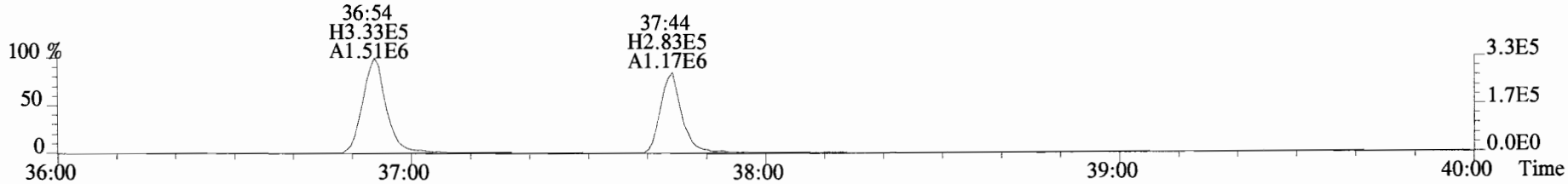

435.8169 S:18 F:4 BSUB(10000,15,-3.0) PKD(5,5,3,0.10%,100.0,0.00%,F,F)

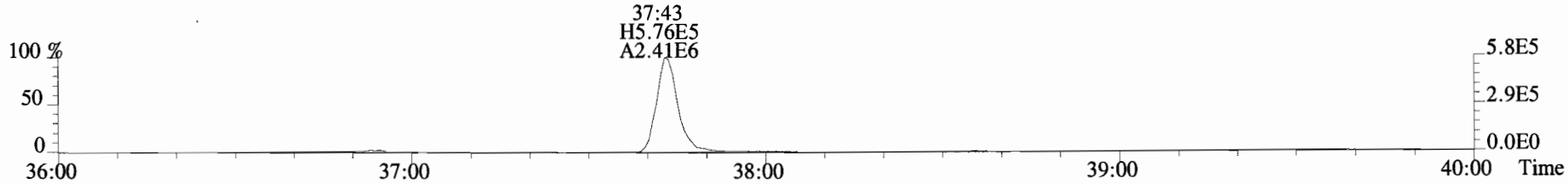

437.8140 S:18 F:4 BSUB(10000,15,-3.0) PKD(5,5,3,0.10%,100.0,0.00%,F,F)

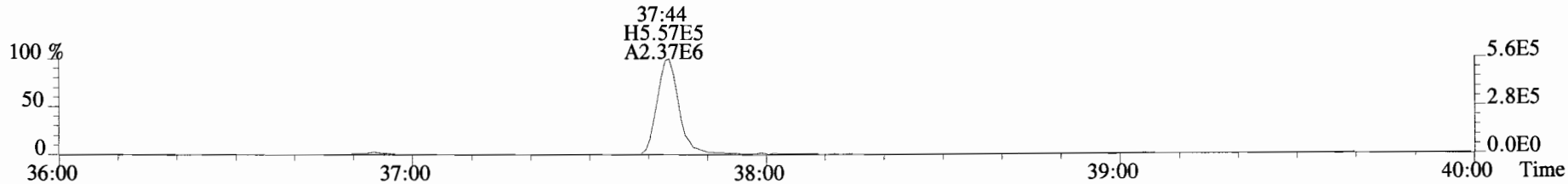

454.9728 S:18 F:4

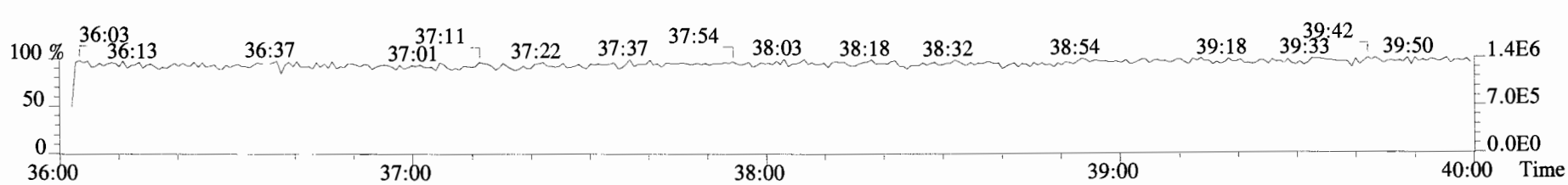

File:190510D2 #1-432 Acq:11-MAY-2019 03:54:32 GC EI+ Voltage SIR Autospec-UltimaE
Sample#18 File Text:Vista_Analytical_Laboratory_VG7 Text:ST190510D2-7 1613 CS3 19C2204 Exp:OCDD_DB5
457.7377 S:18 F:5 BSUB(10000,15,-3.0) PKD(5,5,3,0.10%,100.0,0.00%,F,F)

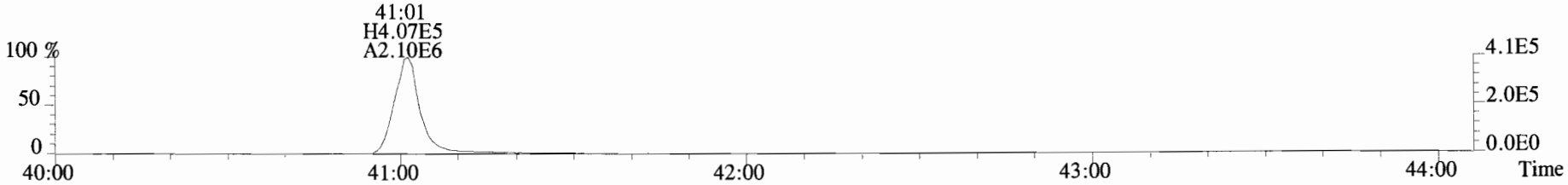

459.7348 S:18 F:5 BSUB(10000,15,-3.0) PKD(5,5,3,0.10%,100.0,0.00%,F,F)

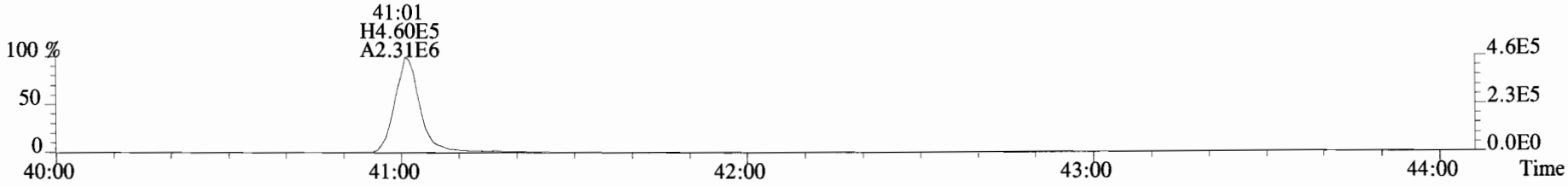

469.7780 S:18 F:5 BSUB(10000,15,-3.0) PKD(5,5,3,0.10%,100.0,0.00%,F,F)

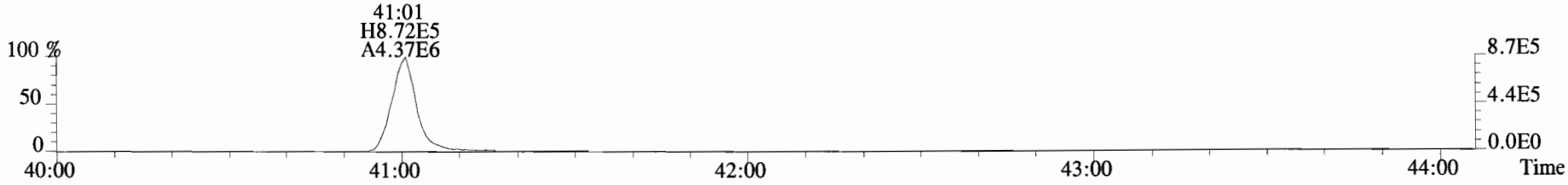

471.7750 S:18 F:5 BSUB(10000,15,-3.0) PKD(5,5,3,0.10%,100.0,0.00%,F,F)

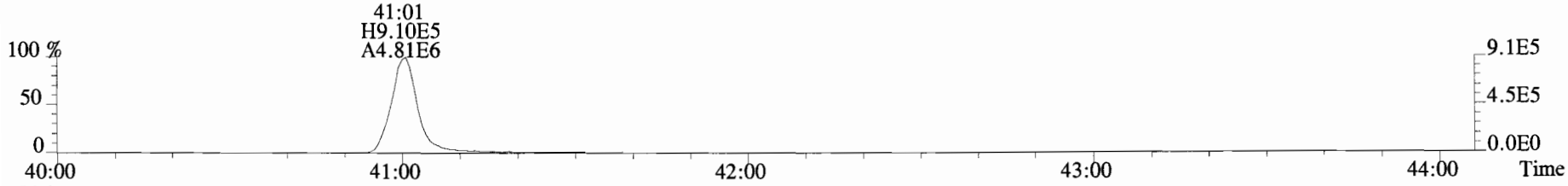

454.9728 S:18 F:5

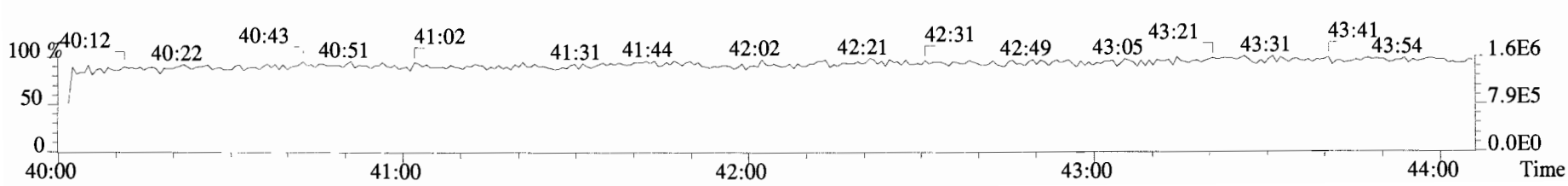


File:190510D2 #1-530 Acq:11-MAY-2019 03:54:32 GC EI+ Voltage SIR Autospec-UltimaE
Sample#18 File Text:Vista_Analytical_Laboratory_VG7 Text:ST190510D2-7 1613 CS3 19C2204 Exp:OCDD_DB5
303.9016 S:18 BSUB(10000,15,-3.0) PKD(5,5,3,0.10%,100.0,0.00%,F,F)
20:44 H8.48E4 A5.17E5
25:25 H9.16E4 A3.64E5
27:10 H1.17E5 A5.21E5
305.8987 S:18 BSUB(10000,15,-3.0) PKD(5,5,3,0.10%,100.0,0.00%,F,F)
20:44 H1.13E5 A6.70E5
25:25 H1.14E5 A4.67E5
27:10 H1.61E5 A6.55E5
315.9419 S:18 BSUB(10000,15,-3.0) PKD(5,5,3,0.10%,100.0,0.00%,F,F)
24:11 H9.08E5 A4.02E6
25:24 H1.08E6 A4.42E6
317.9389 S:18 BSUB(10000,15,-3.0) PKD(5,5,3,0.10%,100.0,0.00%,F,F)
24:10 H1.08E6 A4.96E6
25:24 H1.37E6 A5.59E6
375.8364 S:18 BSUB(10000,15,-3.0) PKD(5,5,3,0.10%,100.0,0.00%,F,F)
20:51 H433.51 A1.12E3
21:23 H386.09 A2.18E3
22:08 H539.83 A1.98E3
23:15 H523.19 A1.33E3
24:19 H885.49 A3.92E3
25:11 H1.53E3 A2.74E3
25:38 H428.25 A1.11E3
26:18 H646.62 A2.42E3
26:58 H511.23 A1.72E3
27:49 H608.81 A1.30E3
100 %
50
0
20:00
21:00
22:00
23:00
24:00
25:00
26:00
27:00
28:00
Time
1.2E5
5.8E4
0.0E0
1.6E5
8.0E4
1.1E6
5.4E5
1.4E6
6.9E5
1.6E3
7.9E2

File:190510D2 #1-530 Acq:11-MAY-2019 03:54:32 GC EI+ Voltage SIR Autospec-UltimaE
Sample#18 File Text:Vista_Analytical_Laboratory_VG7 Text:ST190510D2-7 1613 CS3 19C2204 Exp:OCDD_DB5
339.8597 S:18 BSUB(10000,15,-3.0) PKD(5,5,3,0.10%,100.0,0.00%,F,F)

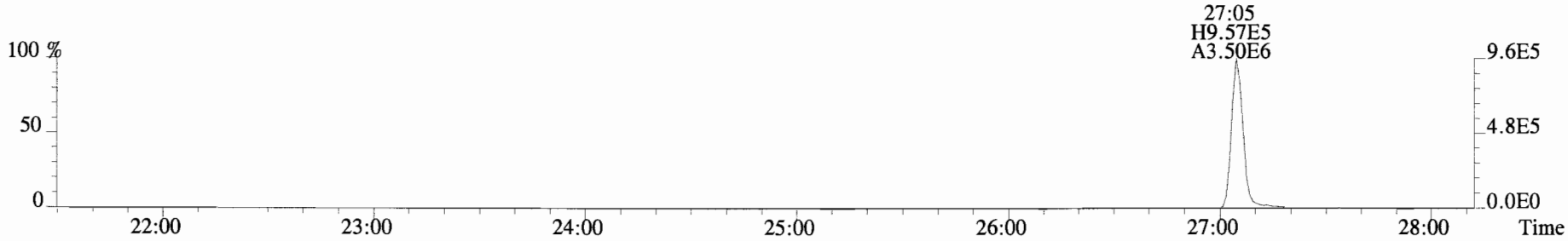

341.8568 S:18 BSUB(10000,15,-3.0) PKD(5,5,3,0.10%,100.0,0.00%,F,F)

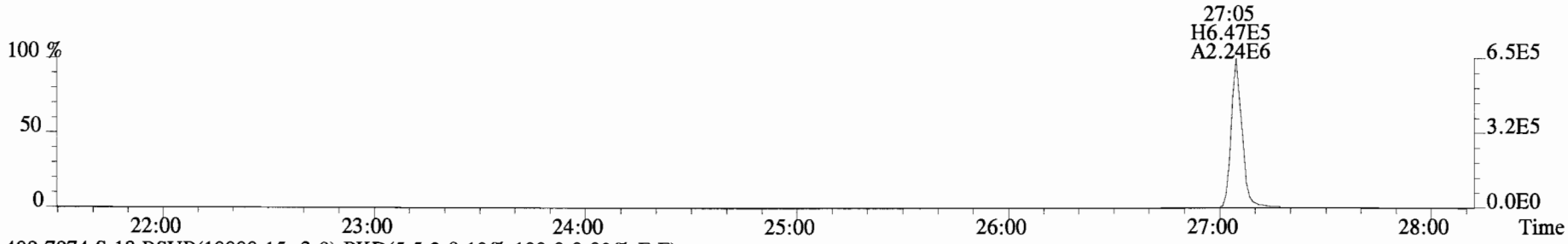

409.7974 S:18 BSUB(10000,15,-3.0) PKD(5,5,3,0.10%,100.0,0.00%,F,F)

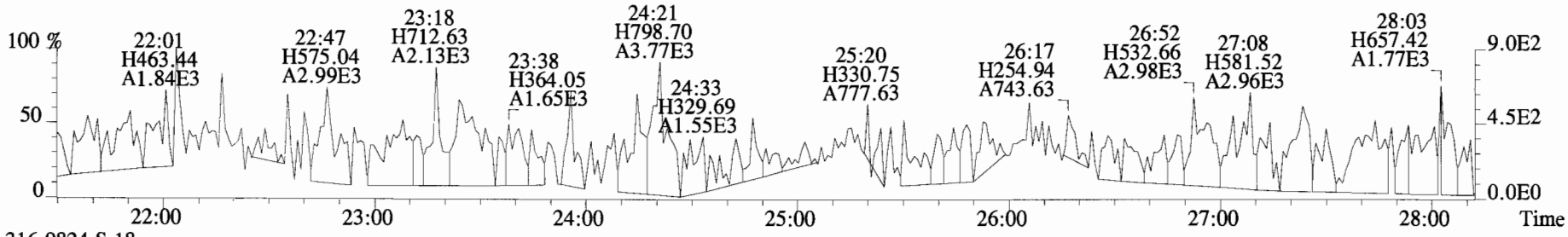

316.9824 S:18

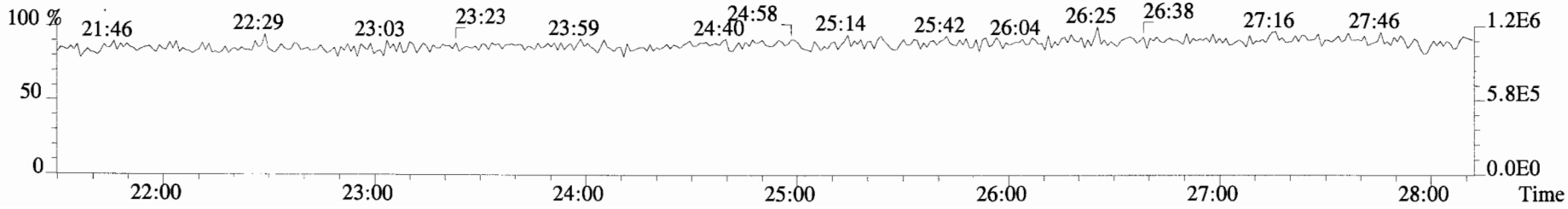

File:190510D2 #1-180 Acq:11-MAY-2019 03:54:32 GC EI+ Voltage SIR Autospec-UltimaE
Sample#18 File Text:Vista_Analytical_Laboratory_VG7 Text:ST190510D2-7 1613 CS3 19C2204 Exp:OCDD_DB5
339.8597 S:18 F:2 BSUB(10000,15,-3.0) PKD(5,5,3,0.10%,100.0,0.00%,F,F)

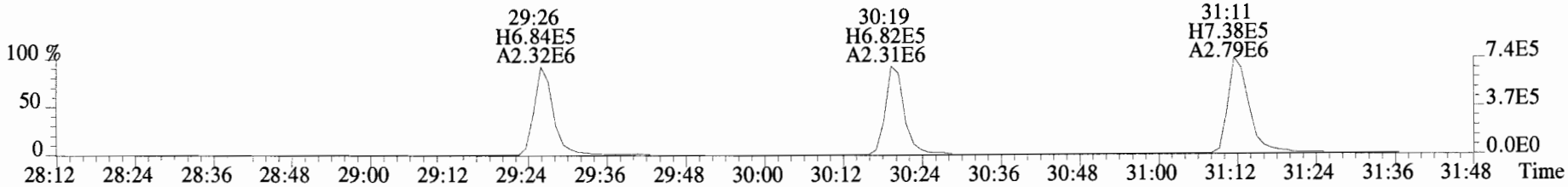

341.8568 S:18 F:2 BSUB(10000,15,-3.0) PKD(5,5,3,0.10%,100.0,0.00%,F,F)

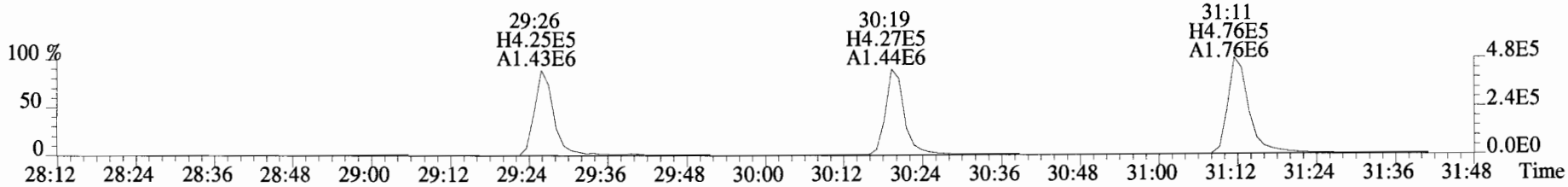

351.9000 S:18 F:2 BSUB(10000,15,-3.0) PKD(5,5,3,0.10%,100.0,0.00%,F,F)

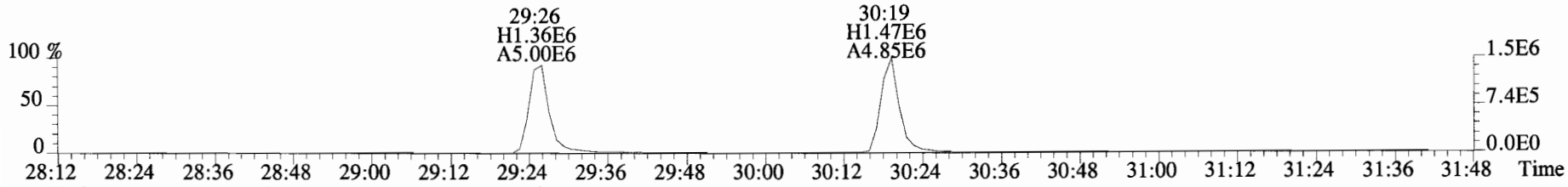

353.8970 S:18 F:2 BSUB(10000,15,-3.0) PKD(5,5,3,0.10%,100.0,0.00%,F,F)

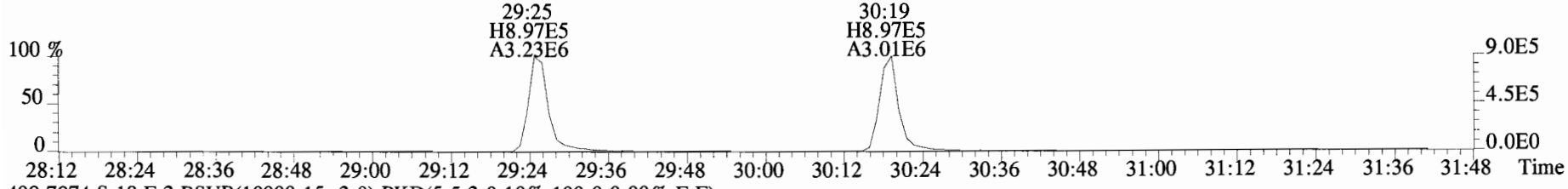

409.7974 S:18 F:2 BSUB(10000,15,-3.0) PKD(5,5,3,0.10%,100.0,0.00%,F,F)

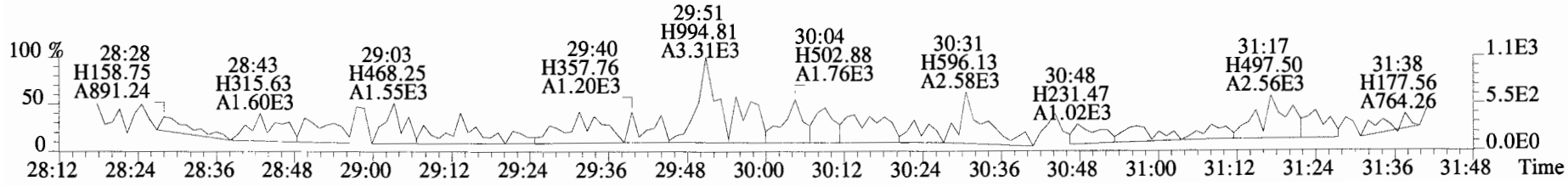

File:190510D2 #1-384 Acq:11-MAY-2019 03:54:32 GC EI+ Voltage SIR Autospec-UltimaE
Sample#18 File Text:Vista_Analytical_Laboratory_VG7 Text:ST190510D2-7 1613 CS3 19C2204 Exp:OCDD_DB5
373.8207 S:18 F:3 BSUB(10000,15,-3.0) PKD(5,5,3,0.10%,100.0,0.00%,F,F)

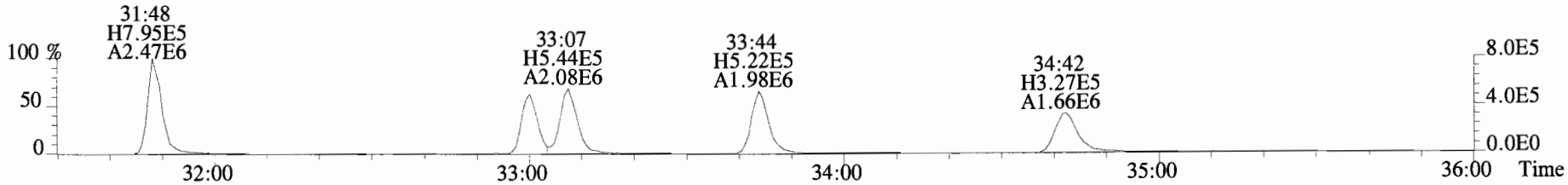

375.8178 S:18 F:3 BSUB(10000,15,-3.0) PKD(5,5,3,0.10%,100.0,0.00%,F,F)

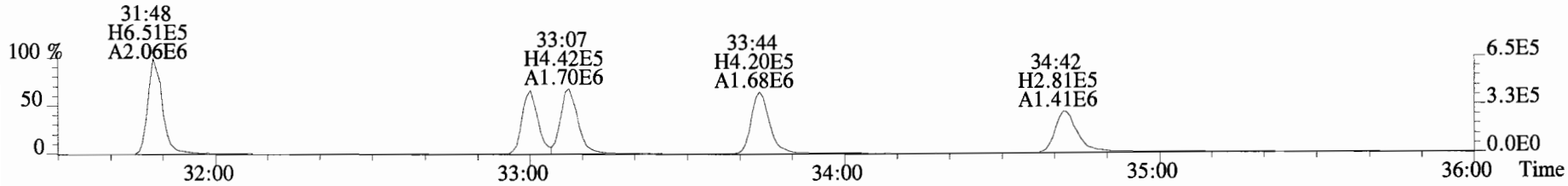

383.8639 S:18 F:3 BSUB(10000,15,-3.0) PKD(5,5,3,0.10%,100.0,0.00%,F,F)

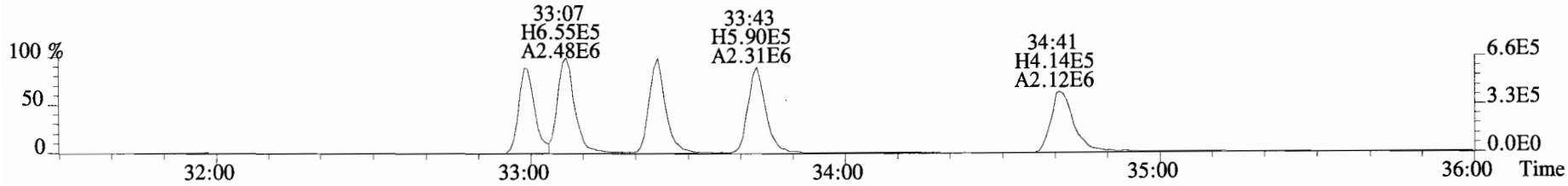

385.8610 S:18 F:3 BSUB(10000,15,-3.0) PKD(5,5,3,0.10%,100.0,0.00%,F,F)

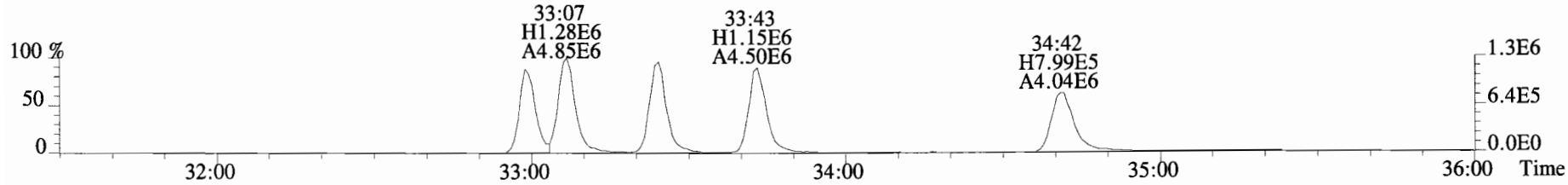

445.7555 S:18 F:3 BSUB(10000,15,-3.0) PKD(5,5,3,0.10%,100.0,0.00%,F,F)

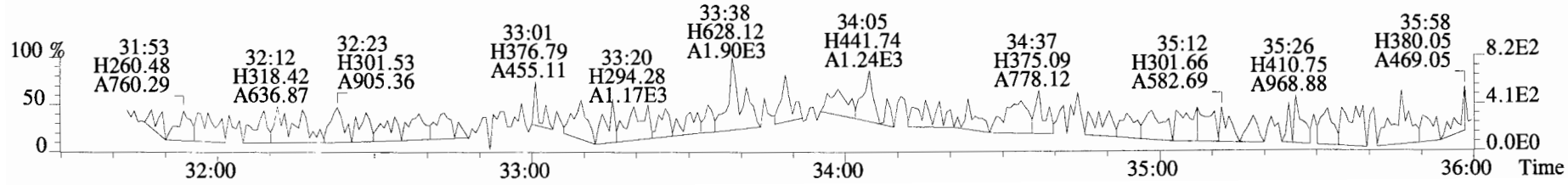

File:190510D2 #1-384 Acq:11-MAY-2019 03:54:32 GC EI+ Voltage SIR Autospec-UltimaE
Sample#18 File Text:Vista_Analytical_Laboratory_VG7 Text:ST190510D2-7 1613 CS3 19C2204 Exp:OCDD_DB5
383.8639 S:18 F:3 BSUB(10000,15,-3.0) PKD(5,5,3,0.10%,100.0,0.00%,F,F)

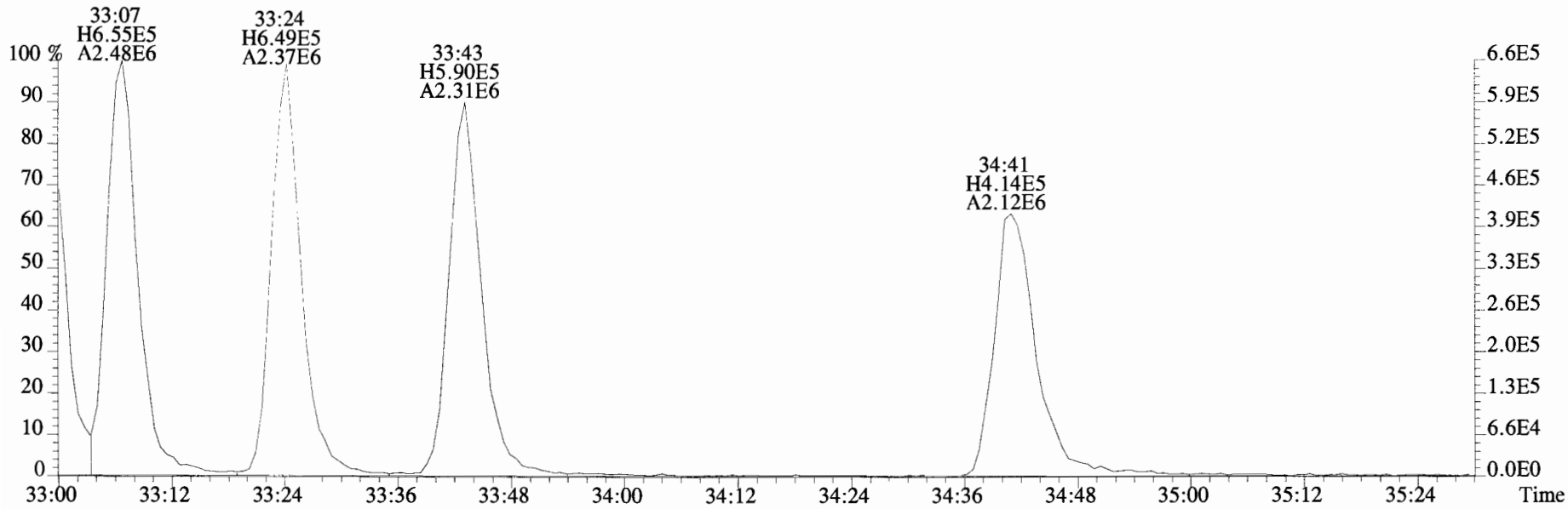

385.8610 S:18 F:3 BSUB(10000,15,-3.0) PKD(5,5,3,0.10%,100.0,0.00%,F,F)

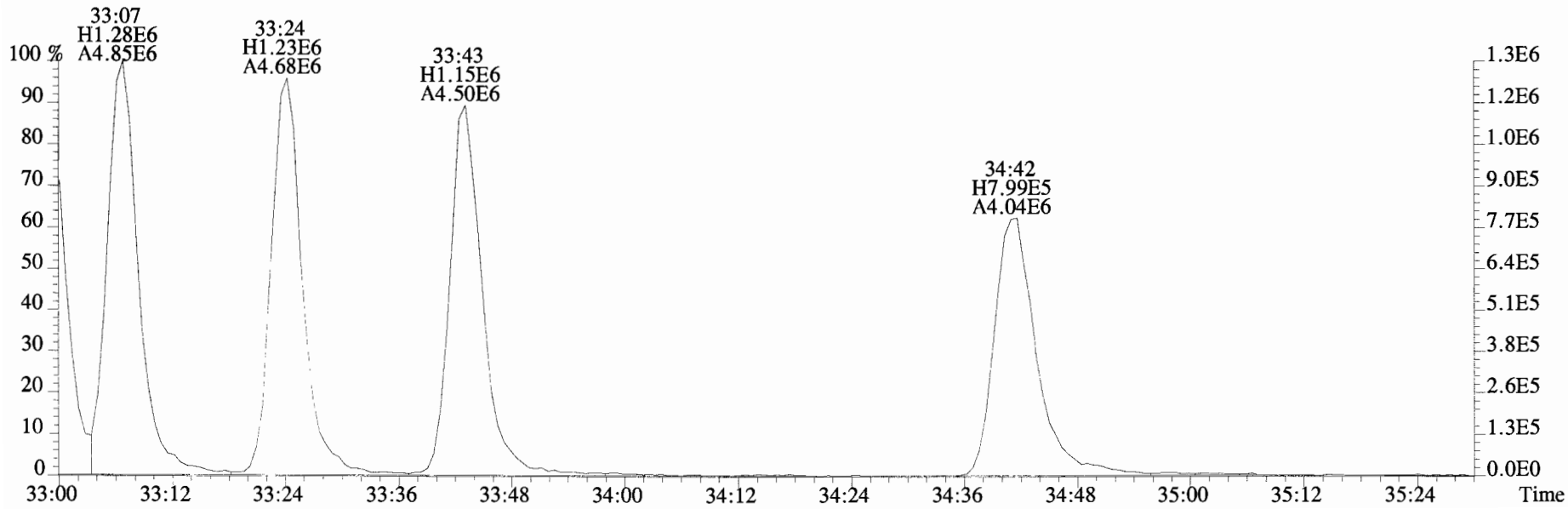

File:190510D2 #1-355 Acq:11-MAY-2019 03:54:32 GC EI+ Voltage SIR Autospec-UltimaE
Sample#18 File Text:Vista_Analytical_Laboratory_VG7 Text:ST190510D2-7 1613 CS3 19C2204 Exp:OCDD_DB5
407.7818 S:18 F:4 BSUB(10000,15,-3.0) PKD(5,5,3,0.10%,100.0,0.00%,F,F)

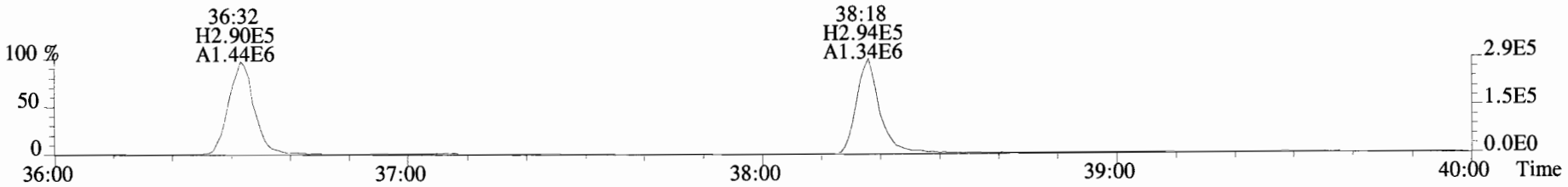

409.7788 S:18 F:4 BSUB(10000,15,-3.0) PKD(5,5,3,0.10%,100.0,0.00%,F,F)

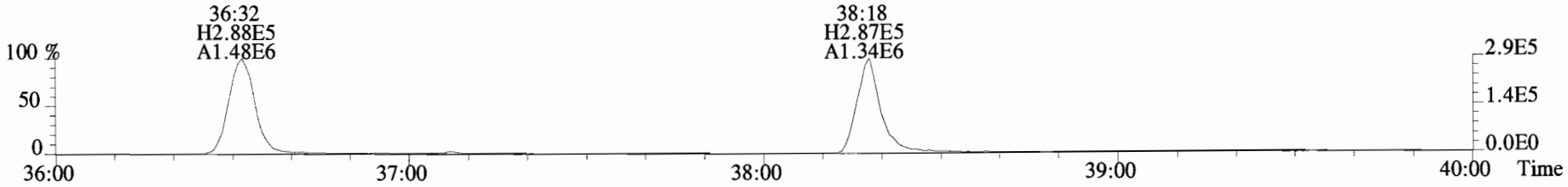

417.8253 S:18 F:4 BSUB(10000,15,-3.0) PKD(5,5,3,0.10%,100.0,0.00%,F,F)

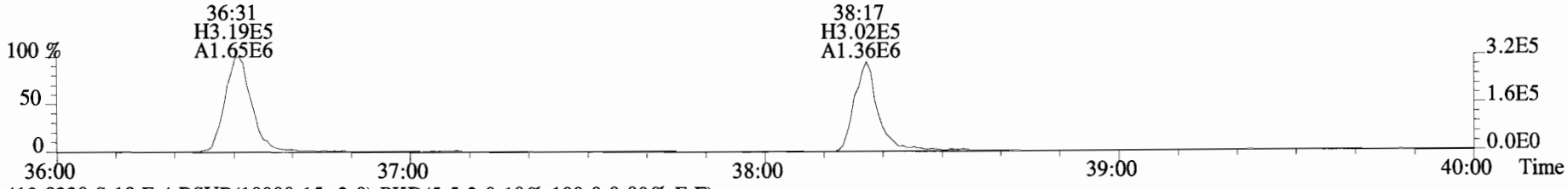

419.8220 S:18 F:4 BSUB(10000,15,-3.0) PKD(5,5,3,0.10%,100.0,0.00%,F,F)

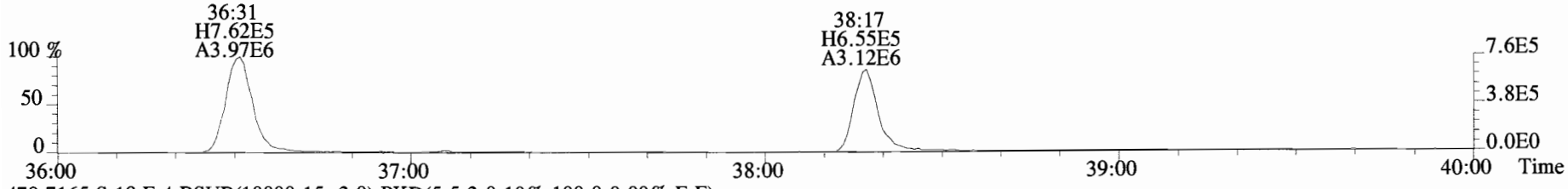

479.7165 S:18 F:4 BSUB(10000,15,-3.0) PKD(5,5,3,0.10%,100.0,0.00%,F,F)



File:190510D2 #1-432 Acq:11-MAY-2019 03:54:32 GC EI+ Voltage SIR Autospec-UltimaE
Sample#18 File Text:Vista_Analytical_Laboratory_VG7 Text:ST190510D2-7 1613 CS3 19C2204 Exp:OCDD_DB5

441.7428 S:18 F:5 BSUB(10000,15,-3.0) PKD(5,5,3,0.10%,100.0,0.00%,F,F)

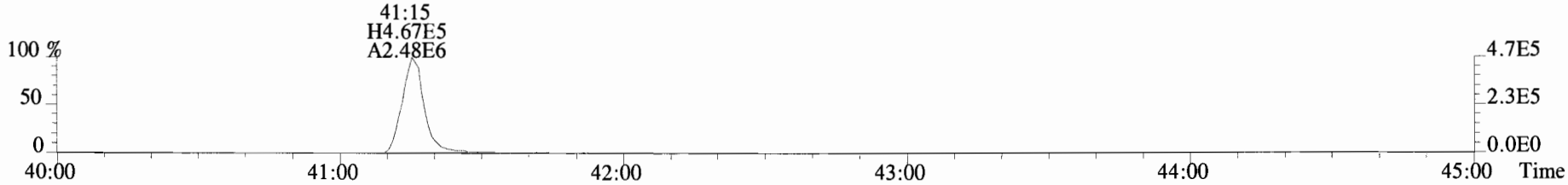

443.7398 S:18 F:5 BSUB(10000,15,-3.0) PKD(5,5,3,0.10%,100.0,0.00%,F,F)

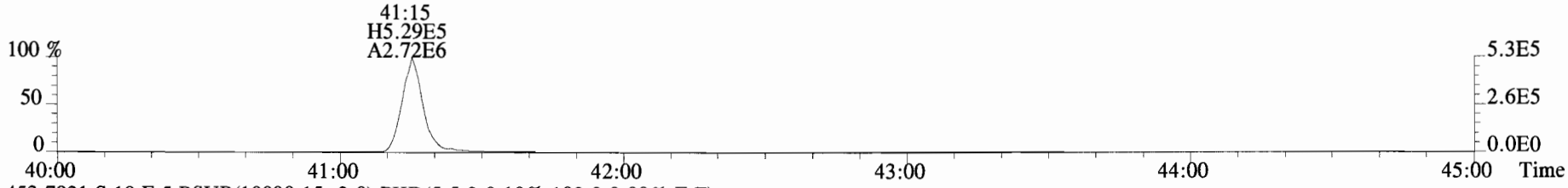

453.7831 S:18 F:5 BSUB(10000,15,-3.0) PKD(5,5,3,0.10%,100.0,0.00%,F,F)

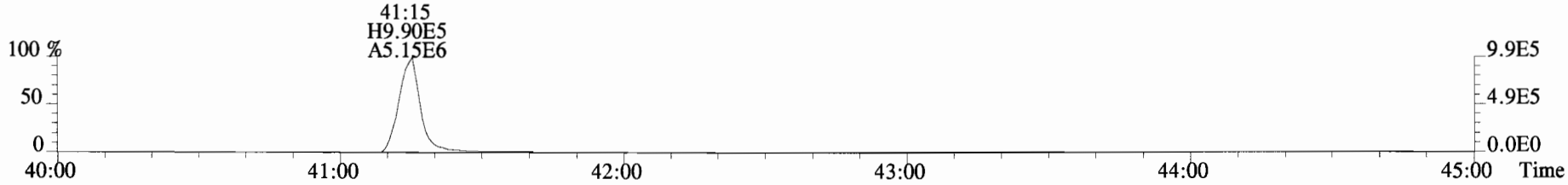

455.7801 S:18 F:5 BSUB(10000,15,-3.0) PKD(5,5,3,0.10%,100.0,0.00%,F,F)

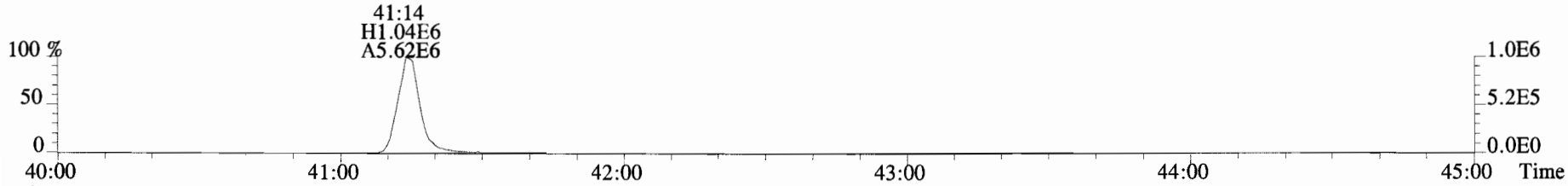

513.6775 S:18 F:5 BSUB(10000,15,-3.0) PKD(5,5,3,0.10%,100.0,0.00%,F,F)



Peak Locate Examination:11-MAY-2019:04:52 File:RES_CHECK

Experiment:OCDD_DB5 Function:1 Reference:PFK

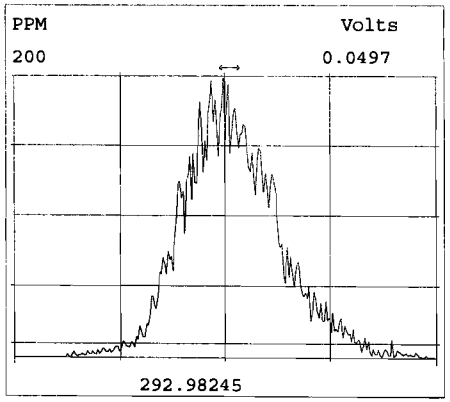

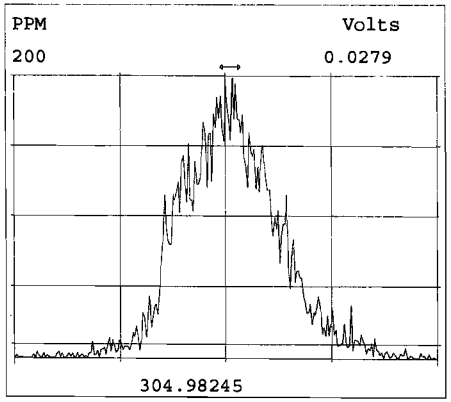

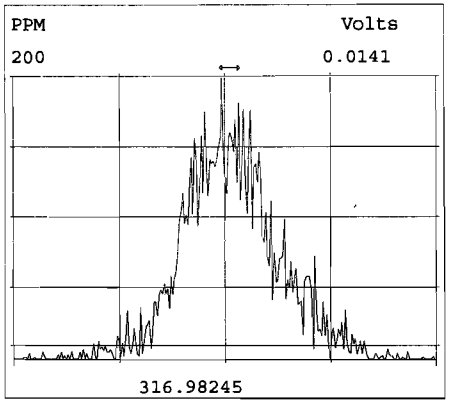

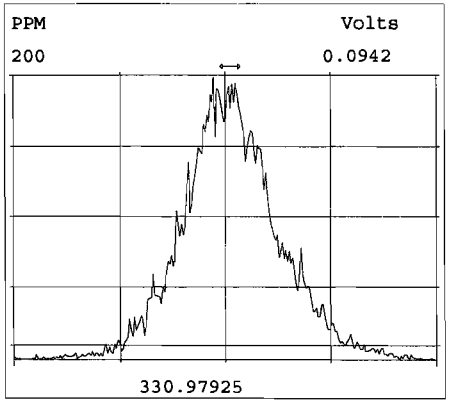

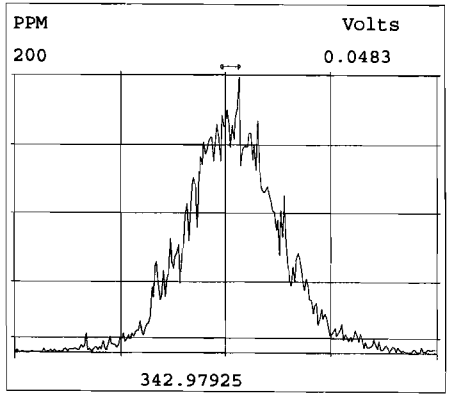

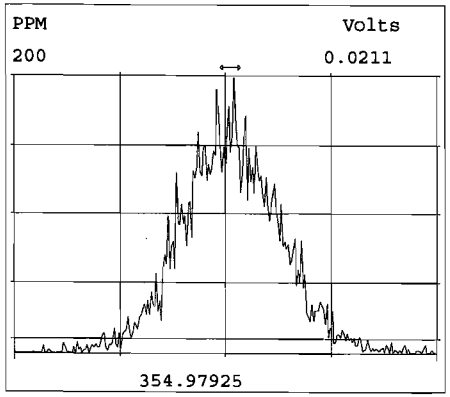

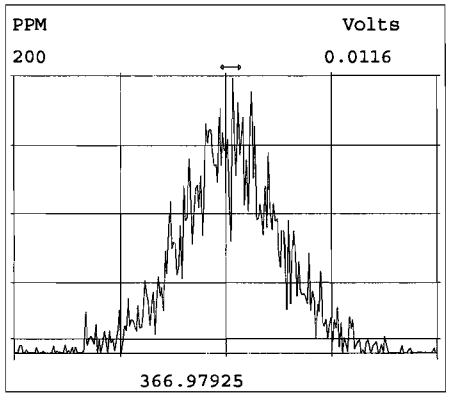

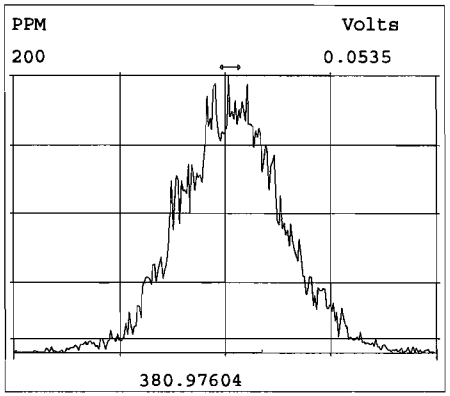

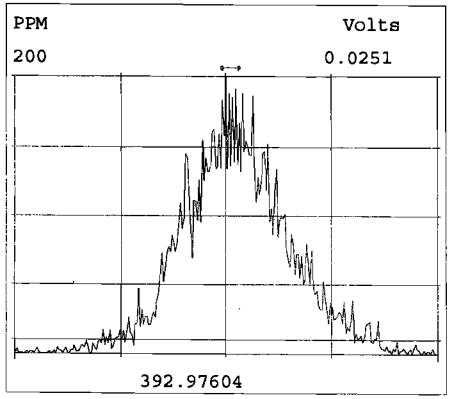

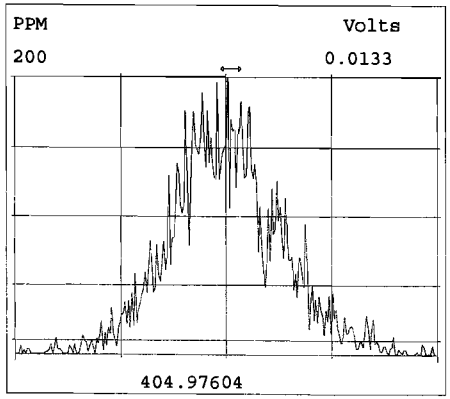

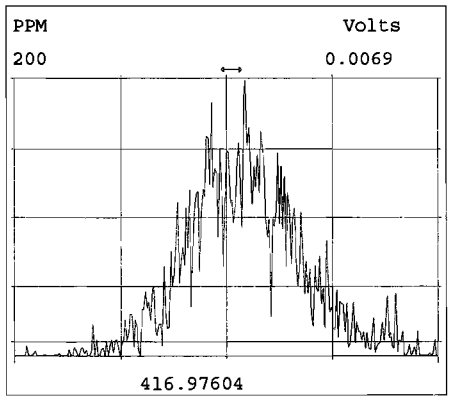

Peak Locate Examination:11-MAY-2019:04:53 File:RES_CHECK

Experiment:OCDD_DB5 Function:2 Reference:PFK

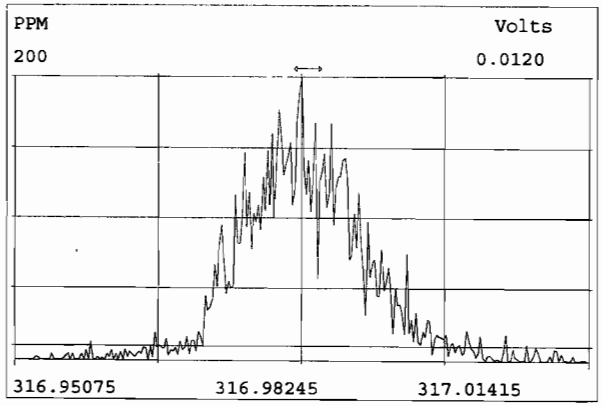

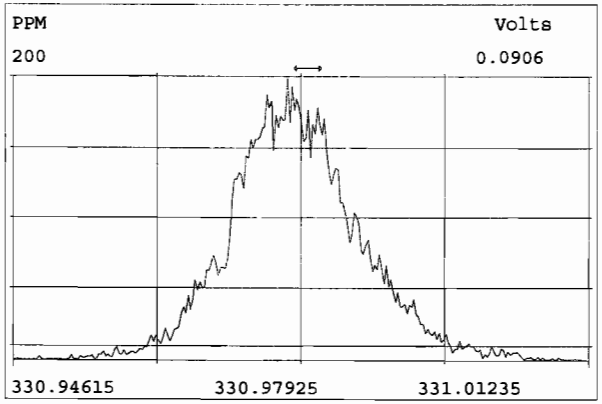

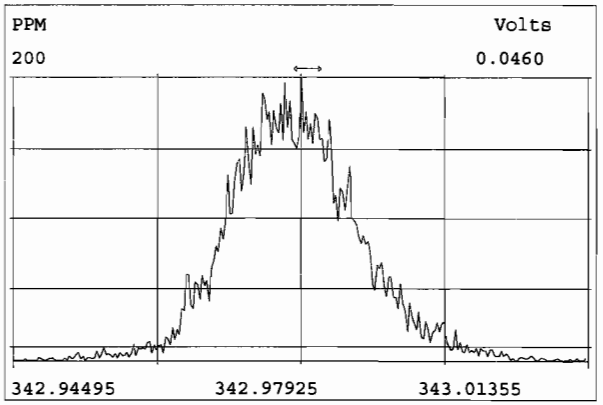

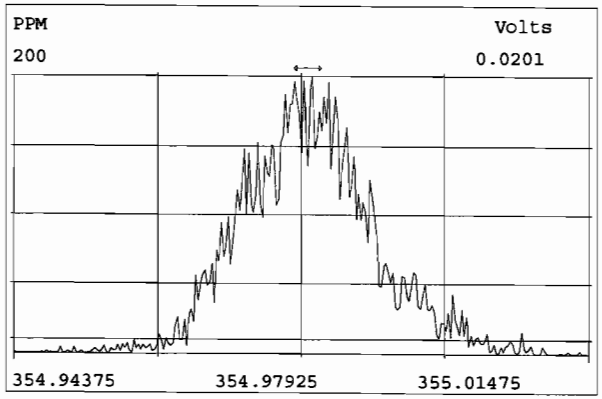

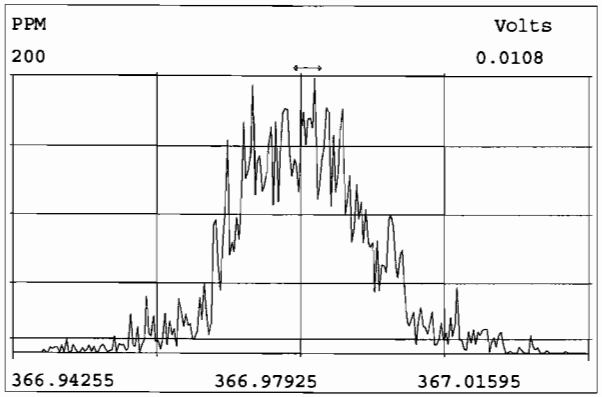

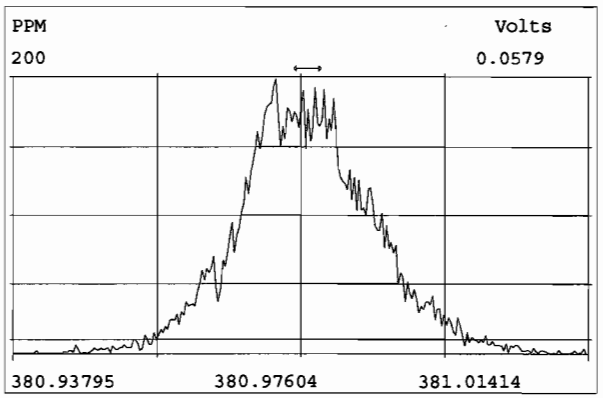

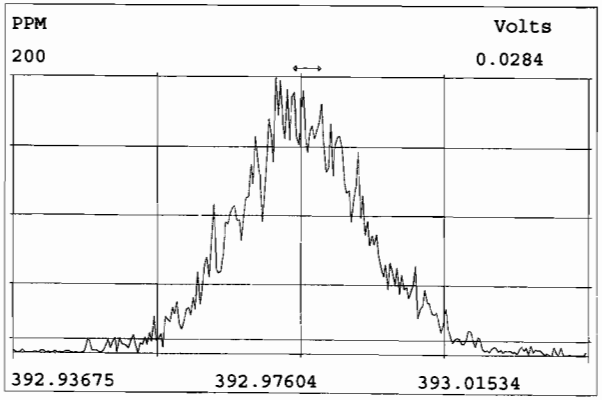

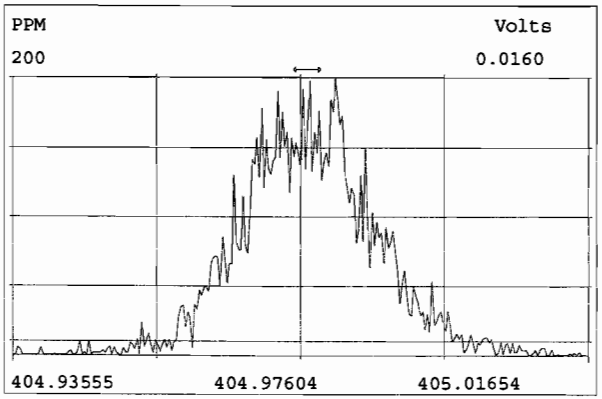

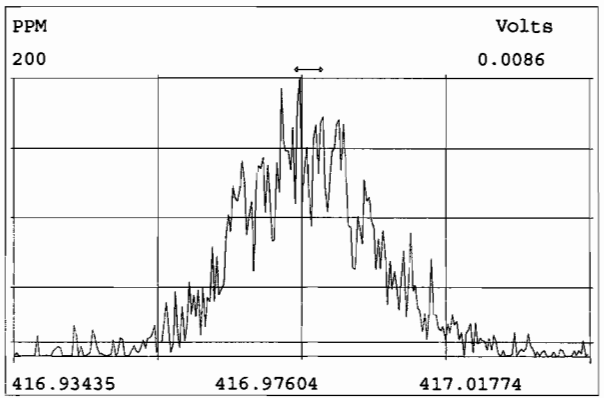

Peak Locate Examination:11-MAY-2019:04:54 File:RES_CHECK

Experiment:OCDD_DB5 Function:3 Reference:PFK

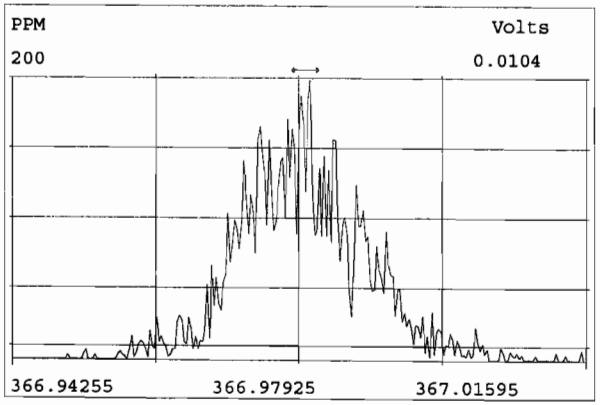

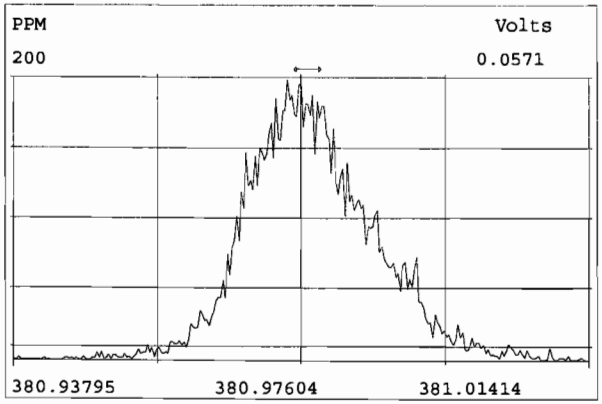

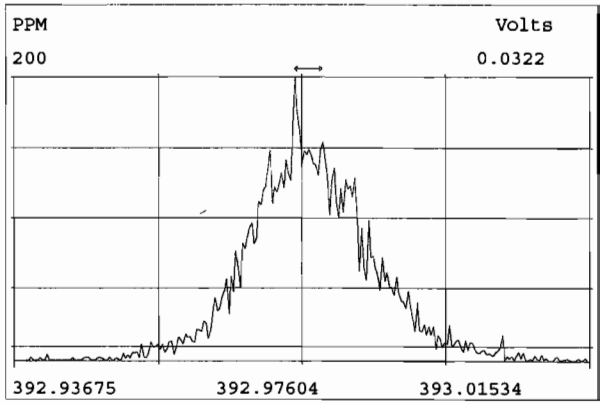

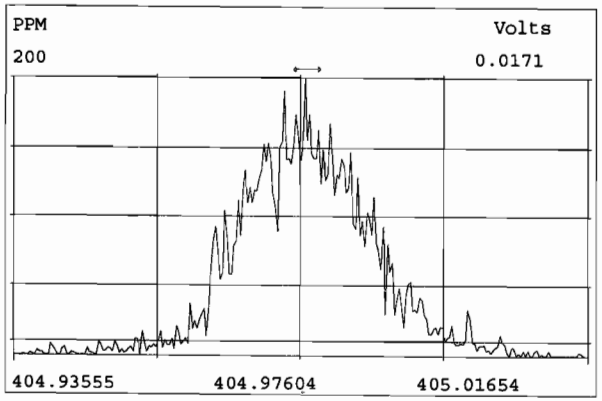

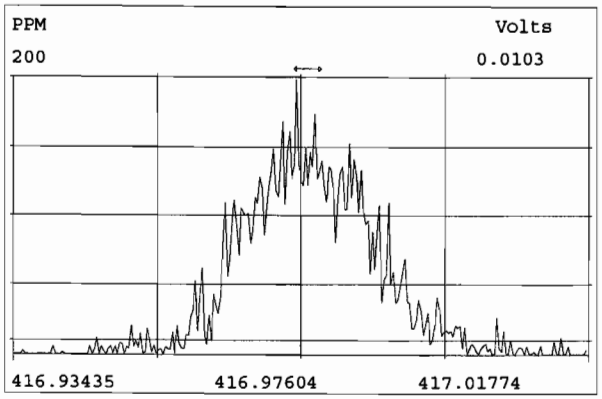

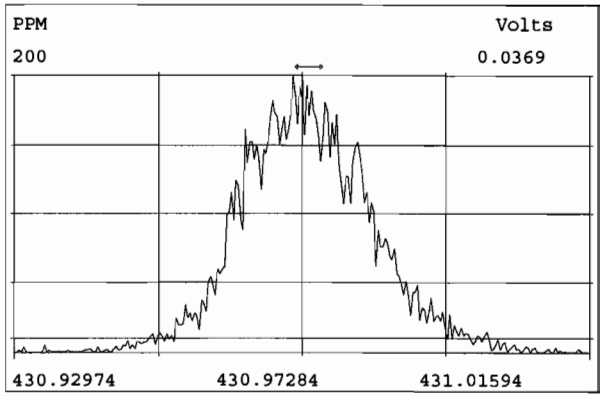

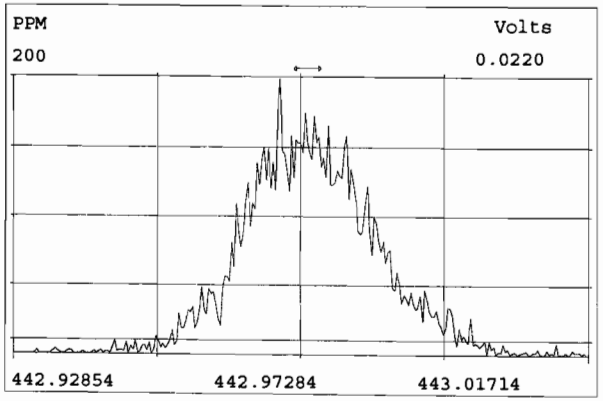

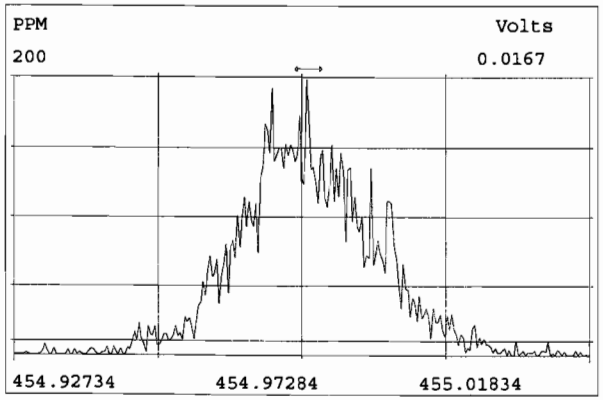

Peak Locate Examination:11-MAY-2019:04:54 File:RES_CHECK

Experiment:OCDD_DB5 Function:4 Reference:PFK

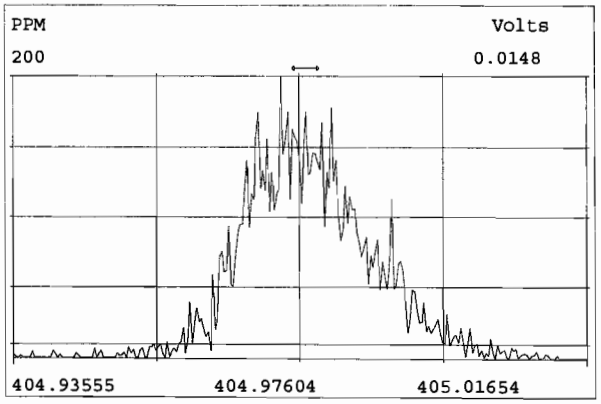

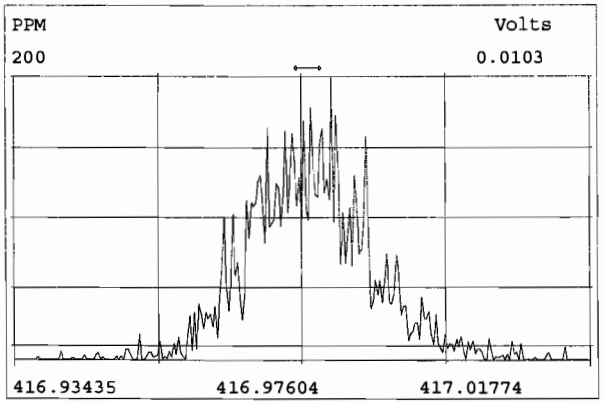

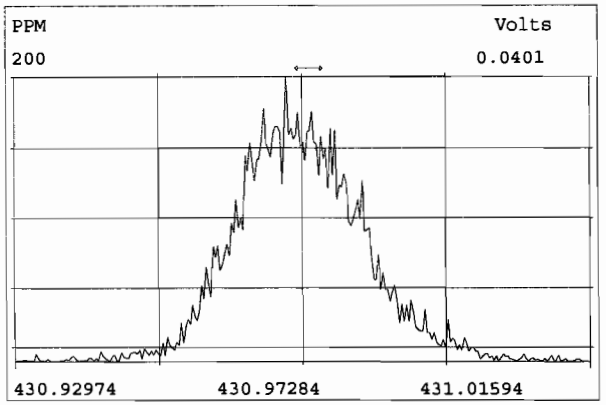

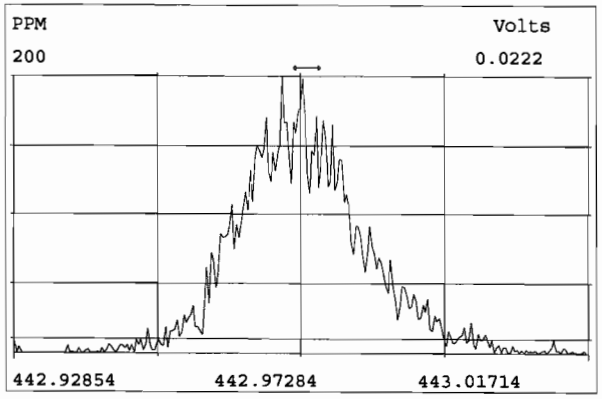

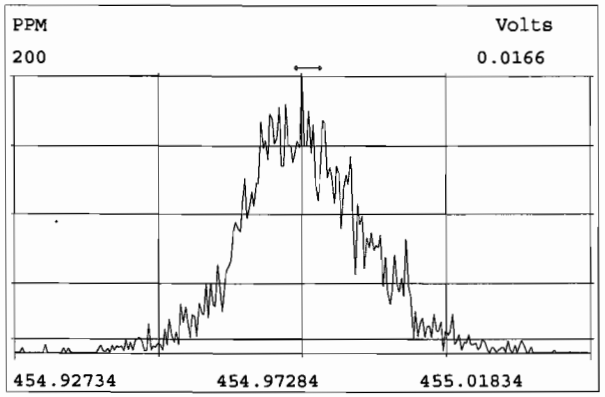

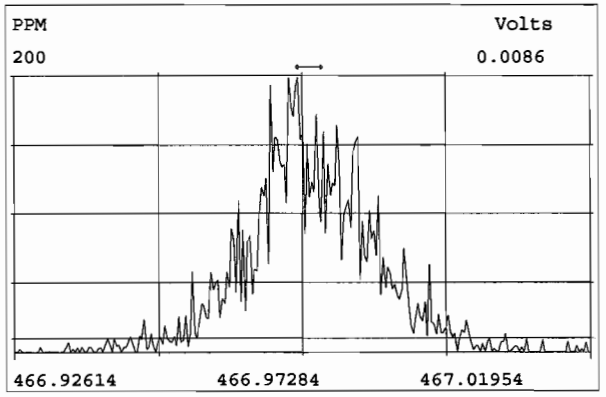

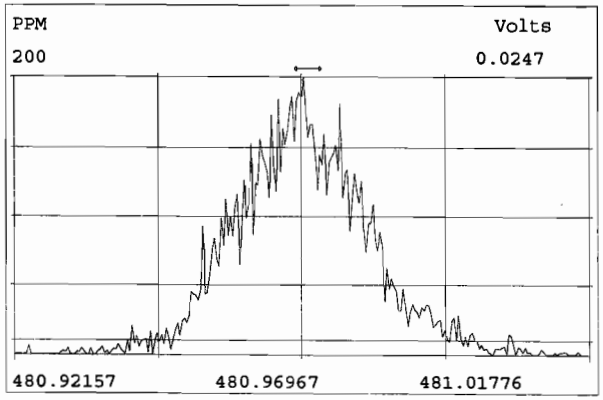

Peak Locate Examination:11-MAY-2019:04:55 File:RES_CHECK

Experiment:OCDD_DB5 Function:5 Reference:PFK

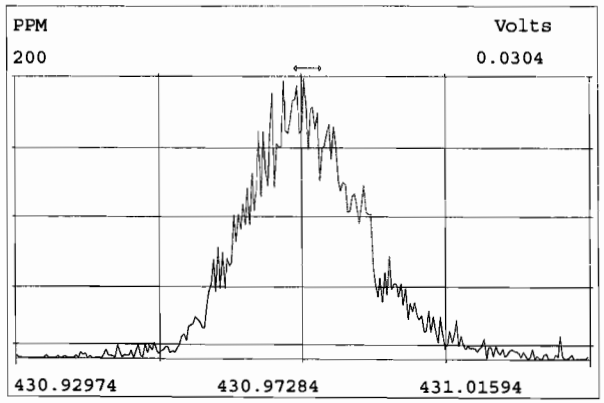

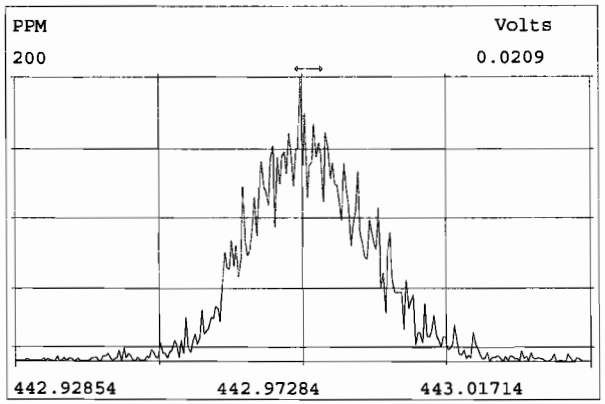

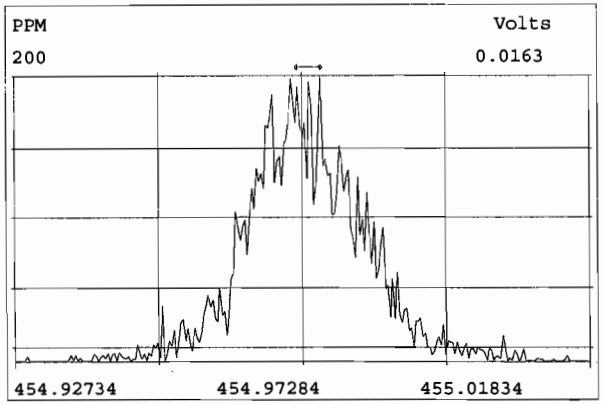

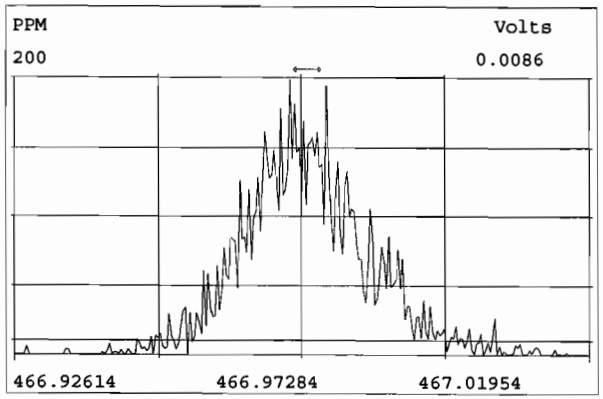

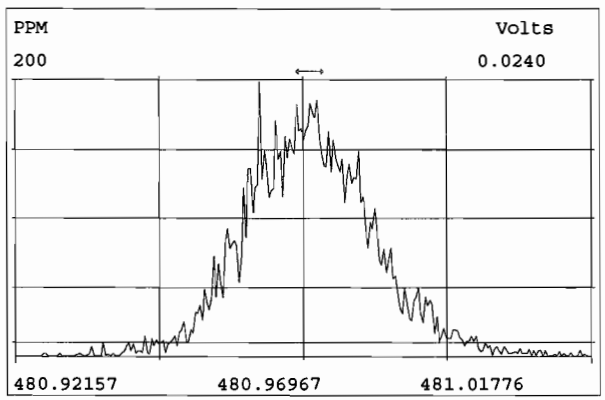

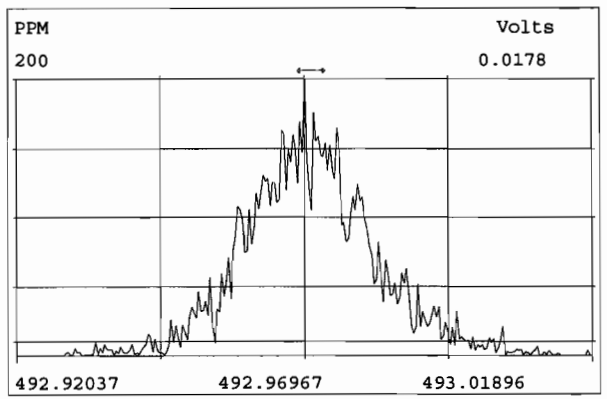

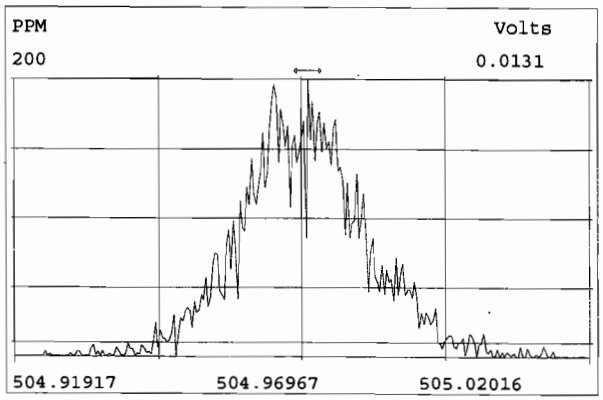

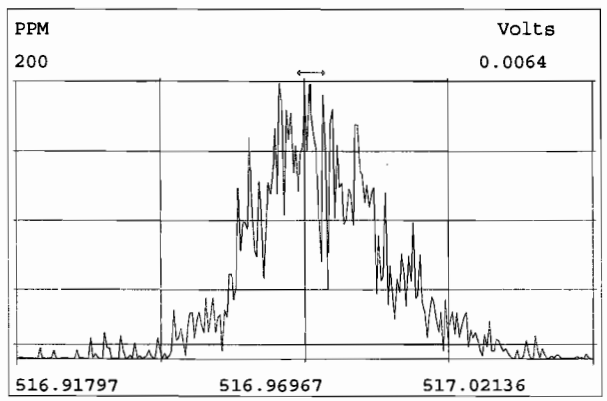

Initial Calibration RRF Summary (ICAL) Vista Analytical Laboratory

Run: 180208E1 Analyte: PCBNEW Cal: PCBVG8-2-8-18 Inst. ID. VG-8

Data filename: 180208E1

			Samp# 1	Samp# 2	Samp# 3	Samp# 4	Samp# 5	Samp# 6
			0.25	1.0	2.5	50	400	1000
Name	Mean RRF	%RSD	RRF#1	RRF#2	RRF#3	RRF#4	RRF#5	RRF#6
PCB-1	1.073	6.13 %	1.14	1.15	1.09	1.00	1.05	1.01
PCB-2	1.059	7.19 %	1.17	1.13	1.06	0.97	1.02	1.00
PCB-3	1.061	7.61 %	1.19	1.11	1.08	0.98	1.02	0.99
PCB-4/10	1.237	6.20 %	1.29	1.35	1.27	1.16	1.20	1.15
PCB-7/9	0.993	7.86 %	1.10	1.07	1.01	0.91	0.95	0.92
PCB-6	1.058	6.90 %	1.16	1.12	1.09	0.98	1.02	0.99
PCB-5/8	1.028	6.70 %	1.10	1.11	1.03	0.96	1.00	0.96
PCB-14	1.032	5.99 %	1.01	1.13	1.08	0.99	1.00	0.98
PCB-11	1.112	6.22 %	1.18	1.19	1.15	1.05	1.06	1.04
PCB-12/13	1.018	5.16 %	1.06	1.10	1.03	0.96	0.99	0.97
PCB-15	1.055	6.07 %	1.04	1.16	1.10	1.00	1.03	0.99
PCB-19	1.197	5.83 %	1.26	1.27	1.24	1.12	1.15	1.13
PCB-30	1.927	6.78 %	2.02	2.11	1.98	1.78	1.85	1.82
PCB-18	0.913	6.05 %	0.95	0.97	0.97	0.87	0.85	0.86
PCB-17	0.841	6.27 %	0.88	0.91	0.87	0.80	0.79	0.80
PCB-24/27	1.150	4.98 %	1.15	1.24	1.20	1.10	1.11	1.11
PCB-16/32	1.020	7.62 %	1.13	1.09	1.03	0.95	0.96	0.95
PCB-34	0.960	9.39 %	0.99	1.05	1.04	0.86	0.84	0.97
PCB-23	0.949	3.39 %	0.96	0.95	0.90	0.96	0.93	1.00
PCB-29	0.962	4.29 %	1.00	0.98	0.98	0.93	0.90	0.98
PCB-26	1.003	2.77 %	1.03	1.04	1.00	0.97	0.97	1.01
PCB-25	1.056	3.69 %	1.11	1.08	1.07	1.01	1.02	1.06
PCB-31	1.116	3.10 %	1.11	1.09	1.10	1.10	1.11	1.19
PCB-28	1.137	5.24 %	1.17	1.21	1.19	1.07	1.10	1.09
PCB-20/21/33	0.995	3.84 %	1.03	1.00	0.98	0.93	0.98	1.04
PCB-22	1.087	4.60 %	1.12	1.11	1.05	1.02	1.07	1.15
PCB-36	1.150	8.05 %	1.26	1.25	1.18	1.08	1.08	1.05
PCB-39	1.069	7.17 %	1.18	1.13	1.10	1.01	1.00	0.99
PCB-38	1.102	6.63 %	1.20	1.17	1.13	1.03	1.06	1.03
PCB-35	1.123	4.97 %	1.16	1.20	1.13	1.05	1.10	1.08
PCB-37	1.113	6.98 %	1.23	1.15	1.15	1.04	1.06	1.04
PCB-54	1.073	6.41 %	1.16	1.13	1.11	1.01	1.03	1.00
PCB-50	0.873	6.47 %	0.91	0.92	0.91	0.83	0.89	0.78
PCB-53	1.010	9.26 %	1.07	1.11	1.09	0.90	0.97	0.92
PCB-51	1.100	10.14 %	1.23	1.19	1.16	0.96	1.04	1.00
PCB-45	0.872	8.59 %	0.94	0.94	0.93	0.79	0.83	0.80
PCB-46	0.837	7.72 %	0.91	0.90	0.87	0.77	0.79	0.78
PCB-52/69	1.212	3.11 %	1.24	1.24	1.25	1.15	1.19	1.20
PCB-73	1.453	12.06 %	1.69	1.60	1.52	1.29	1.36	1.27
PCB-43/49	1.011	6.23 %	1.04	1.10	1.04	0.92	0.98	0.98
PCB-47	0.906	10.99 %	0.92	1.05	0.99	0.81	0.83	0.83

MS 2/22/18

DB 2/22/18

PCB-48/75	1.134	5.87 %	1.24	1.18	1.14	1.07	1.10	1.06
PCB-65	1.271	7.64 %	1.46	1.28	1.23	1.20	1.22	1.24
PCB-62	1.096	7.98 %	1.12	1.23	1.15	1.01	1.05	1.01
PCB-44	0.855	5.88 %	0.86	0.95	0.87	0.81	0.84	0.82
PCB-42/59	1.021	6.01 %	1.10	1.08	1.03	0.94	1.00	0.97
PCB-41/64/71/72	1.166	4.31 %	1.23	1.22	1.17	1.10	1.16	1.13
PCB-68	1.278	8.40 %	1.47	1.31	1.27	1.18	1.23	1.20
PCB-40	0.624	4.82 %	0.64	0.66	0.65	0.59	0.61	0.59
PCB-57	1.129	9.12 %	1.24	1.26	1.15	1.03	1.06	1.04
PCB-67	1.103	8.98 %	1.25	1.20	1.07	1.00	1.04	1.05
PCB-58	1.123	7.27 %	1.15	1.18	1.25	1.03	1.08	1.07

PCB-63	1.001	7.38 %	1.13	1.04	0.99	0.94	0.96	0.94
PCB-74	1.184	6.77 %	1.27	1.28	1.20	1.10	1.12	1.12
PCB-61/70	1.028	8.08 %	1.14	1.09	1.07	0.95	0.97	0.95
PCB-76/66	1.134	6.53 %	1.23	1.21	1.15	1.06	1.08	1.07
PCB-80	1.193	7.80 %	1.29	1.30	1.24	1.10	1.12	1.11
PCB-55	1.159	5.51 %	1.20	1.24	1.20	1.07	1.12	1.12
PCB-56/60	1.043	6.71 %	1.13	1.12	1.05	0.97	0.99	0.99
PCB-79	1.169	7.70 %	1.30	1.25	1.18	1.08	1.10	1.10
PCB-78	1.105	7.95 %	1.23	1.19	1.11	1.02	1.05	1.03
PCB-81	0.969	6.28 %	1.01	1.06	0.99	0.90	0.94	0.91
PCB-77	1.082	8.00 %	1.22	1.15	1.08	1.00	1.03	1.02
PCB-104	1.078	8.00 %	1.17	1.18	1.10	0.99	1.02	1.00
PCB-96	1.131	4.84 %	1.14	1.22	1.14	1.06	1.13	1.10
PCB-103	0.908	6.15 %	0.96	0.98	0.87	0.84	0.90	0.88
PCB-100	0.925	3.63 %	0.94	0.98	0.93	0.88	0.93	0.90
PCB-94	0.914	6.18 %	0.97	0.96	0.96	0.84	0.89	0.87
PCB-95/98/102	1.172	8.23 %	1.32	1.23	1.18	1.08	1.15	1.07
PCB-93	0.926	4.63 %	0.97	0.98	0.94	0.89	0.87	0.91
PCB-88/91	0.974	9.21 %	1.06	1.07	1.04	0.87	0.92	0.89
PCB-121	1.681	5.57 %	1.83	1.73	1.57	1.63	1.72	1.61
PCB-84/92	0.973	5.66 %	1.01	1.04	1.02	0.90	0.95	0.92
PCB-89	1.065	6.31 %	1.14	1.12	1.12	0.99	1.04	0.99
PCB-90/101	1.077	5.48 %	1.14	1.13	1.10	1.01	1.06	1.01
PCB-113	1.477	4.68 %	1.52	1.57	1.51	1.43	1.38	1.46
PCB-99	1.253	9.15 %	1.43	1.30	1.23	1.14	1.31	1.12
PCB-119	1.700	3.91 %	1.66	1.81	1.76	1.63	1.67	1.68
PCB-108/112	1.404	6.74 %	1.50	1.53	1.43	1.32	1.31	1.34
PCB-83	1.754	6.67 %	1.89	1.89	1.78	1.61	1.71	1.65
PCB-97	1.175	4.87 %	1.24	1.24	1.19	1.12	1.13	1.12
PCB-86	1.082	3.73 %	1.04	1.11	1.15	1.06	1.07	1.06
PCB-87/117/125	1.552	4.81 %	1.62	1.64	1.59	1.46	1.49	1.50
PCB-111/115	1.794	6.19 %	1.90	1.96	1.78	1.67	1.74	1.72
PCB-85/116	1.291	3.58 %	1.27	1.34	1.36	1.25	1.26	1.26
PCB-120	1.983	6.99 %	2.18	2.14	1.93	1.85	1.91	1.90
PCB-110	1.685	5.66 %	1.74	1.69	1.85	1.60	1.63	1.61
PCB-82	0.807	7.47 %	0.86	0.86	0.86	0.73	0.76	0.77
PCB-124	1.296	4.96 %	1.24	1.34	1.36	1.29	1.20	1.33
PCB-107/109	1.314	9.40 %	1.50	1.39	1.34	1.17	1.28	1.19
PCB-123	1.119	6.63 %	1.25	1.16	1.12	1.05	1.06	1.07
PCB-106/118	1.179	5.88 %	1.21	1.27	1.23	1.10	1.16	1.10
PCB-114	1.112	5.81 %	1.16	1.18	1.17	1.04	1.08	1.04
PCB-122	1.028	6.25 %	1.14	1.06	1.02	0.98	0.99	0.97
PCB-105	1.123	5.02 %	1.15	1.21	1.15	1.06	1.09	1.08
PCB-127	1.118	6.67 %	1.21	1.19	1.15	1.03	1.08	1.05
PCB-126	1.200	4.09 %	1.24	1.24	1.25	1.13	1.18	1.16
PCB-155	0.987	6.92 %	1.06	1.07	1.01	0.91	0.95	0.93
PCB-150	1.025	4.44 %	1.07	1.07	1.05	0.97	1.01	0.98
PCB-152	1.157	4.55 %	1.24	1.19	1.17	1.09	1.14	1.11
PCB-145	1.129	4.88 %	1.18	1.20	1.14	1.06	1.11	1.08
PCB-136	1.023	7.49 %	1.11	1.08	1.08	0.92	0.98	0.97

PCB-148	0.773	3.42 %	0.80	0.79	0.73	0.76	0.79	0.77
PCB-154	0.876	5.39 %	0.97	0.87	0.86	0.83	0.87	0.85
PCB-151	0.752	2.07 %	0.74	0.76	0.77	0.73	0.76	0.74
PCB-135	0.860	5.19 %	0.86	0.94	0.81	0.82	0.87	0.85
PCB-144	0.766	5.72 %	0.79	0.78	0.83	0.73	0.75	0.72
PCB-147	0.805	4.47 %	0.87	0.81	0.80	0.78	0.81	0.76
PCB-139/149	0.880	3.35 %	0.90	0.92	0.88	0.84	0.89	0.85
PCB-140	0.769	4.96 %	0.80	0.81	0.78	0.73	0.76	0.72
PCB-134/143	0.762	5.66 %	0.80	0.81	0.79	0.71	0.75	0.72
PCB-131/133	0.817	4.62 %	0.85	0.86	0.83	0.76	0.80	0.80
PCB-142	0.732	6.54 %	0.81	0.73	0.77	0.68	0.71	0.70

PCB-146/165	1.020	5.25 %	1.08	1.07	1.04	0.94	0.99	0.99
PCB-132/161	1.004	4.87 %	1.04	1.07	1.02	0.93	0.98	0.98
PCB-153	1.077	6.13 %	1.16	1 16	1.07	1.01	1.04	1.02
PCB-168	1.117	11.99 %	1.37	1.14	1.11	1.00	1.05	1.04
PCB-141	1.018	6.34 %	1.06	1.10	1.06	0.94	0.98	0.97
PCB-137	1.103	7.02 %	1.21	1.19	1.05	1.04	1.06	1.07
PCB-130	0.806	5.09 %	0.84	0.78	0.87	0.77	0.80	0.77
PCB-138/163/164	1.235	6.33 %	1.33	1.32	1.25	1.13	1.20	1.18
PCB-158/160	1.182	6.67 %	1.27	1.28	1.16	1.09	1.15	1.12
PCB-129	0.782	8.19 %	0.89	0.82	0.78	0.72	0.75	0.73
PCB-166	1.127	7.00 %	1.20	1.24	1.13	1.04	1.09	1.06
PCB-159	1.158	3.96 %	1.15	1.23	1.18	1.10	1.16	1.13
PCB-128/162	0.892	5.71 %	0.89	0.96	0.94	0.84	0.87	0.85
PCB-167	1.020	5.21 %	1.03	1.09	1.07	0.95	1.00	0.97
PCB-156	1.064	8.36 %	1.18	1.13	1.11	0.97	1.00	0.99
PCB-157	1.025	6.13 %	1.10	1.09	1.05	0.96	0.98	0.97
PCB-169	1.130	4.80 %	1.15	1.22	1.15	1.06	1.10	1.10
PCB-188	1.373	8.18 %	1.53	1.46	1.40	1.24	1.31	1.30
PCB-184	1.319	5.43 %	1.40	1.41	1.33	1.23	1.28	1.27
PCB-179	1.385	5.63 %	1.50	1.44	1.41	1.29	1.33	1.33
PCB-176	1.309	7.50 %	1.48	1.36	1.29	1.23	1.25	1.25
PCB-186	1.421	7.44 %	1.54	1.57	1.34	1.31	1.37	1.39
PCB-178	0.970	4.41 %	0.99	1.05	0.96	0.93	0.94	0.96
PCB-175	0.998	2.87 %	0.99	1.04	1.01	0.96	0.99	1.01
PCB-182/187	1.142	6.04 %	1.25	1.20	1.09	1.07	1.11	1.13
PCB-183	1.128	6.01 %	1.24	1.18	1.12	1.06	1.07	1.10
PCB-185	1.355	6.16 %	1.31	1.50	1.39	1.28	1.34	1.30
PCB-174	1.415	7.45 %	1.49	1.46	1.55	1.27	1.36	1.35
PCB-181	1.475	3.67 %	1.52	1.55	1.41	1.44	1.49	1.43
PCB-177	1.327	4.38 %	1.41	1.38	1.31	1.27	1.31	1.28
PCB-171	1.370	5.85 %	1.46	1.43	1.43	1.26	1.34	1.31
PCB-173	1.268	7.66 %	1.43	1.31	1.29	1.16	1.23	1.19
PCB-172	1.386	4.08 %	1.38	1.46	1.43	1.30	1.39	1.36
PCB-192	1.804	3.70 %	1.81	1.88	1.85	1.69	1.82	1.77
PCB-180	1.516	5.07 %	1.61	1.56	1.57	1.41	1.49	1.46
PCB-193	1.712	9.38 %	1.96	1.86	1.66	1.55	1.64	1.60
PCB-191	1.739	4.26 %	1.76	1.81	1.83	1.63	1.71	1.69
PCB-170	1.436	6.83 %	1.39	1.63	1.43	1.35	1.42	1.40
PCB-190	1.953	6.00 %	2.01	2.15	1.93	1.80	1.94	1.89
PCB-189	1.457	7.03 %	1.59	1.56	1.49	1.35	1.38	1.38
PCB-202	1.060	3.15 %	1.09	1.08	1.09	1.01	1.05	1.04
PCB-201	0.977	3.37 %	0.99	1.02	1.01	0.94	0.95	0.95
PCB-204	1.070	6.47 %	1.07	1.19	1.08	0.99	1.06	1.04
PCB-197	1.098	9.42 %	1.20	1.24	1.12	0.98	1.03	1.03
PCB-200	1.041	7.42 %	1.08	1.15	1.08	0.94	0.99	1.00
PCB-198	0.839	8.60 %	0.87	0.95	0.88	0.77	0.77	0.80
PCB-199	0.799	9.16 %	0.87	0.90	0.77	0.71	0.78	0.77
PCB-196/203	0.841	8.91 %	0.81	0.98	0.87	0.76	0.81	0.82
PCB-195	1.036	6.19 %	1.11	1.11	1.04	0.98	1.01	0.97
PCB-194	1.157	8.11 %	1.32	1.21	1.16	1.07	1.11	1.07

PCB-205	1.330	5.04 %	1.40	1.41	1.35	1.26	1.30	1.26
PCB-208	0.896	4.81 %	0.92	0.92	0.96	0.84	0.88	0.86
PCB-207	0.888	5.44 %	0.89	0.97	0.90	0.83	0.88	0.87
PCB-206	0.881	4.46 %	0.93	0.92	0.91	0.84	0.86	0.84
PCB-209	1.042	5.70 %	1.12	1.09	1.05	0.96	1.02	1.00
Total Mono-PCB	1.064	6.89 %	1.16	1.13	1.08	0.98	1.03	1.00
Total Di-PCB	1.038	5.93 %	1.09	1.12	1.06	0.98	1.00	0.98
Total Tri-PCB	1.150	5.95 %	1.21	1.24	1.19	1.08	1.10	1.09

Total Tri-PCB	1.051	4.10 %	1.10	1.09	1.06	1.00	1.01	1.04
Total Tetra-PCB	1.063	6.28 %	1.14	1.13	1.09	0.98	1.03	1.00
Total Penta-PCB	1.180	5.40 %	1.25	1.25	1.19	1.10	1.15	1.12
Total Penta-PCB	1.116	5.24 %	1.18	1.17	1.14	1.05	1.09	1.06
Total Hexa-PCB	0.906	4.09 %	0.95	0.94	0.91	0.86	0.90	0.87
Total Hexa-PCB	1.002	5.66 %	1.07	1.07	1.02	0.93	0.97	0.96
Total Hepta-PCB	1.348	5.12 %	1.44	1.42	1.35	1.26	1.31	1.31
Total Octa-PCB	0.952	6.67 %	0.98	1.05	0.97	0.87	0.92	0.92
Total Octa-PCB	1.174	6.25 %	1.28	1.24	1.18	1.10	1.14	1.10
Total Nona-PCB	0.889	4.53 %	0.91	0.94	0.92	0.83	0.87	0.86
Total Deca-PCB	1.042	5.70 %	1.12	1.09	1.05	0.96	1.02	1.00
13C-PCB-1	1.132	5.38 %	1.07	1.10	1.16	1.17	1.07	1.22
13C-PCB-3	1.212	4.20 %	1.16	1.18	1.24	1.25	1.17	1.28
13C-PCB-4	0.595	4.03 %	0.57	0.58	0.60	0.62	0.57	0.62
13C-PCB-9	0.942	2.13 %	0.93	0.94	0.95	0.96	0.91	0.96
13C-PCB-11	0.949	0.68 %	0.96	0.94	0.95	0.95	0.94	0.95
13C-PCB-19	0.624	2.08 %	0.61	0.61	0.63	0.63	0.64	0.63
13C-PCB-32	0.911	2.87 %	0.91	0.90	0.90	0.89	0.96	0.91
13C-PCB-28	1.049	7.16 %	1.14	1.10	1.08	1.01	1.03	0.93
13C-PCB-37	1.019	2.48 %	1.04	0.99	1.00	1.01	1.04	1.05
13C-PCB-54	0.930	6.17 %	0.91	1.01	0.99	0.91	0.86	0.90
13C-PCB-52	0.765	3.00 %	0.75	0.79	0.79	0.77	0.74	0.75
13C-PCB-47	0.835	2.53 %	0.82	0.85	0.87	0.83	0.82	0.83
13C-PCB-70	0.999	0.90 %	0.98	1.00	1.01	1.00	1.01	1.00
13C-PCB-80	0.997	0.93 %	0.99	0.98	1.00	1.01	1.01	0.99
13C-PCB-81	1.008	1.10 %	1.01	1.00	0.99	1.01	1.02	1.01
13C-PCB-77	0.961	2.04 %	0.95	0.94	0.94	0.98	0.99	0.97
13C-PCB-104	1.008	3.81 %	0.99	1.02	1.08	1.01	0.97	0.99
13C-PCB-95	0.803	2.13 %	0.78	0.80	0.83	0.80	0.79	0.81
13C-PCB-101	0.803	1.33 %	0.80	0.80	0.82	0.80	0.79	0.81
13C-PCB-97	0.702	0.74 %	0.70	0.70	0.71	0.70	0.70	0.70
13C-PCB-123	0.946	1.26 %	0.95	0.93	0.95	0.96	0.95	0.93
13C-PCB-118	0.997	1.85 %	0.99	0.97	0.98	1.02	1.01	1.01
13C-PCB-114	1.183	2.55 %	1.18	1.20	1.23	1.18	1.14	1.17
13C-PCB-105	1.142	2.43 %	1.11	1.16	1.18	1.16	1.11	1.13
13C-PCB-127	1.243	2.02 %	1.25	1.24	1.26	1.26	1.20	1.24
13C-PCB-126	1.137	1.36 %	1.14	1.13	1.14	1.16	1.11	1.14
13C-PCB-155	0.826	2.54 %	0.84	0.84	0.85	0.81	0.82	0.80
13C-PCB-153	1.336	2.63 %	1.33	1.36	1.39	1.33	1.32	1.28
13C-PCB-141	1.107	2.34 %	1.10	1.13	1.15	1.10	1.10	1.08
13C-PCB-138	1.173	0.83 %	1.16	1.17	1.19	1.18	1.18	1.16
13C-PCB-159	1.388	1.05 %	1.38	1.39	1.36	1.40	1.40	1.40
13C-PCB-167	1.400	1.06 %	1.40	1.38	1.42	1.41	1.40	1.39
13C-PCB-156	1.383	2.80 %	1.37	1.32	1.44	1.38	1.40	1.39
13C-PCB-157	1.372	3.13 %	1.36	1.30	1.44	1.37	1.37	1.39
13C-PCB-169	1.391	2.57 %	1.35	1.39	1.45	1.39	1.37	1.40
13C-PCB-188	1.398	3.12 %	1.37	1.40	1.47	1.38	1.41	1.35
13C-PCB-180	0.977	3.62 %	0.97	0.93	1.04	0.97	0.97	0.98
13C-PCB-170	0.858	3.97 %	0.83	0.84	0.92	0.86	0.83	0.87
13C-PCB-189	1.149	2.75 %	1.13	1.12	1.20	1.13	1.15	1.17
13C-PCB-202	1.281	4.41 %	1.28	1.19	1.36	1.28	1.30	1.28

13C-PCB-194	0.770	1.20 %	0.76	0.76	0.77	0.76	0.77	0.79
13C-PCB-208	1.093	1.71 %	1.11	1.08	1.07	1.07	1.11	1.11
13C-PCB-206	0.808	1.98 %	0.80	0.80	0.80	0.80	0.82	0.83
13C-PCB-209	0.736	3.69 %	0.69	0.74	0.74	0.74	0.76	0.76
13C-PCB-15	1.000	0.00 %	1.00	1.00	1.00	1.00	1.00	1.00
13C-PCB-31	1.000	0.00 %	1.00	1.00	1.00	1.00	1.00	1.00
13C-PCB-60	1.000	0.00 %	1.00	1.00	1.00	1.00	1.00	1.00
13C-PCB-111	1.000	0.00 %	1.00	1.00	1.00	1.00	1.00	1.00
13C-PCB-128	1.000	0.00 %	1.00	1.00	1.00	1.00	1.00	1.00
13C-PCB-182	1.000	0.00 %	1.00	1.00	1.00	1.00	1.00	1.00

13C-PCB-205	1.000	0.00 %	1.00	1.00	1.00	1.00	1.00	1.00
13C-PCB-79	1.034	0.79 %	1.02	1.05	1.03	1.03	1.04	1.04
13C-PCB-178	0.927	1.97 %	0.92	0.95	0.93	0.91	0.94	0.90
13C-PCB-79	1.026	1.27 %	1.02	1.05	1.04	1.02	1.01	1.02
13C-PCB-178	0.950	4.64 %	0.95	1.02	0.89	0.94	0.98	0.92

Filename: 180208E1 S: 1 Acquired: 8-FEB-18 08:34:42
Run: 180208E1 Analyte: PCBNEW ICal: PCBVG8-2-8-18 Results:
Sample text: ST180208E1-1 PCB CS0 17L3003

	Typ	Name	Amount	Resp	RA	RT	RF	RRF
1	Mono	PCB-1	0.25	8.77e+05	2.96 y	16:01	-	1.14
2	Mono	PCB-2	0.25	9.76e+05	2.96 y	18:24	-	1.17
3	Mono	PCB-3	0.25	9.95e+05	3.27 y	18:38	-	1.19
4	Di	PCB-4/10	0.50	1.06e+06	1.63 y	20:01	-	1.29
5	Di	PCB-7/9	0.50	1.47e+06	1.53 y	21:48	-	1.10
6	Di	PCB-6	0.25	7.75e+05	1.39 y	22:28	-	1.16
7	Di	PCB-5/8	0.50	1.48e+06	1.51 y	22:52	-	1.10
8	Di	PCB-14	0.25	6.97e+05	1.76 y	23:59	-	1.01
9	Di	PCB-11	0.25	8.16e+05	1.52 y	25:10	-	1.18
10	Di	PCB-12/13	0.50	1.46e+06	1.69 y	25:34	-	1.06
11	Di	PCB-15	0.25	7.19e+05	1.79 y	25:53	-	1.04
12	Tri	PCB-19	0.25	5.56e+05	1.09 y	24:09	-	1.26
13	Tri	PCB-30	0.25	8.92e+05	1.10 y	25:03	-	2.02
14	Tri	PCB-18	0.25	6.23e+05	0.99 y	25:48	-	0.95
15	Tri	PCB-17	0.25	5.74e+05	1.06 y	25:59	-	0.88
16	Tri	PCB-24/27	0.50	1.51e+06	1.04 y	26:33	-	1.15
17	Tri	PCB-16/32	0.50	1.48e+06	1.03 y	27:04	-	1.13
18	Tri	PCB-34	0.25	6.78e+05	1.06 y	27:52	-	0.99
19	Tri	PCB-23	0.25	6.56e+05	1.13 y	27:58	-	0.96
20	Tri	PCB-29	0.25	6.87e+05	1.12 y	28:13	-	1.00
21	Tri	PCB-26	0.25	7.03e+05	1.07 y	28:25	-	1.03
22	Tri	PCB-25	0.25	7.62e+05	1.08 y	28:35	-	1.11
23	Tri	PCB-31	0.25	7.61e+05	1.14 y	28:56	-	1.11
24	Tri	PCB-28	0.25	8.00e+05	0.93 y	29:03	-	1.17
25	Tri	PCB-20/21/33	0.75	2.11e+06	1.07 y	29:39	-	1.03
26	Tri	PCB-22	0.25	7.68e+05	1.02 y	30:06	-	1.12
27	Tri	PCB-36	0.25	7.87e+05	1.02 y	30:43	-	1.26
28	Tri	PCB-39	0.25	7.33e+05	1.10 y	31:11	-	1.18
29	Tri	PCB-38	0.25	7.47e+05	1.17 y	31:58	-	1.20
30	Tri	PCB-35	0.25	7.25e+05	1.07 y	32:28	-	1.16
31	Tri	PCB-37	0.25	7.66e+05	0.99 y	32:55	-	1.23
32	Tetra	PCB-54	0.25	7.13e+05	0.74 y	27:54	-	1.16
33	Tetra	PCB-50	0.25	5.59e+05	0.76 y	29:05	-	0.91
34	Tetra	PCB-53	0.25	5.42e+05	0.81 y	29:43	-	1.07
35	Tetra	PCB-51	0.25	6.22e+05	0.77 y	30:04	-	1.23
36	Tetra	PCB-45	0.25	4.75e+05	0.72 y	30:30	-	0.94
37	Tetra	PCB-46	0.25	4.59e+05	0.66 y	31:00	-	0.91
38	Tetra	PCB-52/69	0.50	1.25e+06	0.78 y	31:28	-	1.24
39	Tetra	PCB-73	0.25	8.54e+05	0.77 y	31:36	-	1.69
40	Tetra	PCB-43/49	0.50	1.05e+06	0.69 y	31:45	-	1.04

41	Tetra	PCB-47	0.25	5.03e+05	0.80 y	31:58	-	0.92
42	Tetra	PCB-48/75	0.50	1.35e+06	0.82 y	32:04	-	1.24
43	Tetra	PCB-65	0.25	8.01e+05	0.66 y	32:20	-	1.46
44	Tetra	PCB-62	0.25	6.16e+05	0.66 y	32:27	-	1.12
45	Tetra	PCB-44	0.25	4.69e+05	0.78 y	32:45	-	0.86
46	Tetra	PCB-42/59	0.50	1.20e+06	0.77 y	32:59	-	1.10
47	Tetra	PCB-41/64/71/72	1.00	2.68e+06	0.80 y	33:34	-	1.23
48	Tetra	PCB-68	0.25	8.07e+05	0.73 y	33:50	-	1.47
49	Tetra	PCB-40	0.25	3.48e+05	0.87 y	34:03	-	0.64
50	Tetra	PCB-57	0.25	8.14e+05	0.69 y	34:24	-	1.24
51	Tetra	PCB-67	0.25	8.23e+05	0.74 y	34:42	-	1.25

52	Tetra	PCB-58	0.25	7.55e+05	0.73 y	34:50	-	1.15
53	Tetra	PCB-63	0.25	7.44e+05	0.73 y	34:58	-	1.13
54	Tetra	PCB-74	0.25	8.39e+05	0.72 y	35:15	-	1.27
55	Tetra	PCB-61/70	0.50	1.51e+06	0.73 y	35:27	-	1.14
56	Tetra	PCB-76/66	0.50	1.62e+06	0.74 y	35:39	-	1.23
57	Tetra	PCB-80	0.25	8.58e+05	0.89 y	35:54	-	1.29
58	Tetra	PCB-55	0.25	8.01e+05	0.85 y	36:13	-	1.20
59	Tetra	PCB-56/60	0.50	1.51e+06	0.81 y	36:43	-	1.13
60	Tetra	PCB-79	0.25	8.66e+05	0.75 y	37:46	-	1.30
61	Tetra	PCB-78	0.25	8.28e+05	0.67 y	38:28	-	1.23
62	Tetra	PCB-81	0.25	6.84e+05	0.82 y	38:59	-	1.01
63	Tetra	PCB-77	0.25	7.80e+05	0.72 y	39:36	-	1.22
64	Penta	PCB-104	0.25	4.95e+05	1.76 y	32:37	-	1.17
65	Penta	PCB-96	0.25	4.80e+05	1.43 y	33:52	-	1.14
66	Penta	PCB-103	0.25	4.06e+05	1.32 y	34:25	-	0.96
67	Penta	PCB-100	0.25	3.95e+05	1.62 y	34:46	-	0.94
68	Penta	PCB-94	0.25	3.25e+05	1.61 y	35:14	-	0.97
69	Penta	PCB-95/98/102	0.75	1.33e+06	1.57 y	35:44	-	1.32
70	Penta	PCB-93	0.25	3.23e+05	1.47 y	35:52	-	0.97
71	Penta	PCB-88/91	0.50	7.08e+05	1.63 y	36:09	-	1.06
72	Penta	PCB-121	0.25	6.11e+05	1.49 y	36:16	-	1.83
73	Penta	PCB-84/92	0.50	6.83e+05	1.78 y	37:06	-	1.01
74	Penta	PCB-89	0.25	3.86e+05	1.67 y	37:16	-	1.14
75	Penta	PCB-90/101	0.50	7.76e+05	1.43 y	37:27	-	1.14
76	Penta	PCB-113	0.25	5.17e+05	1.70 y	37:42	-	1.52
77	Penta	PCB-99	0.25	4.85e+05	1.73 y	37:48	-	1.43
78	Penta	PCB-119	0.25	4.95e+05	1.78 y	38:15	-	1.66
79	Penta	PCB-108/112	0.50	8.95e+05	1.78 y	38:24	-	1.50
80	Penta	PCB-83	0.25	5.64e+05	1.46 y	38:34	-	1.89
81	Penta	PCB-97	0.25	3.71e+05	1.40 y	38:46	-	1.24
82	Penta	PCB-86	0.25	3.11e+05	1.75 y	38:53	-	1.04
83	Penta	PCB-87/117/125	0.75	1.46e+06	1.72 y	39:01	-	1.62
84	Penta	PCB-111/115	0.50	1.13e+06	1.48 y	39:12	-	1.90
85	Penta	PCB-85/116	0.50	7.61e+05	1.68 y	39:18	-	1.27
86	Penta	PCB-120	0.25	6.51e+05	1.49 y	39:33	-	2.18
87	Penta	PCB-110	0.25	5.20e+05	1.61 y	39:42	-	1.74
88	Penta	PCB-82	0.25	3.46e+05	1.48 y	40:20	-	0.86
89	Penta	PCB-124	0.25	5.00e+05	1.75 y	41:01	-	1.24
90	Penta	PCB-107/109	0.50	1.21e+06	1.61 y	41:09	-	1.50
91	Penta	PCB-123	0.25	5.02e+05	1.60 y	41:19	-	1.25
92	Penta	PCB-106/118	0.50	1.03e+06	1.51 y	41:31	-	1.21
93	Penta	PCB-114	0.25	4.85e+05	1.44 y	42:09	-	1.16
94	Penta	PCB-122	0.25	4.79e+05	1.34 y	42:17	-	1.14
95	Penta	PCB-105	0.25	4.57e+05	1.49 y	43:01	-	1.15
96	Penta	PCB-127	0.25	5.36e+05	1.58 y	43:21	-	1.21
97	Penta	PCB-126	0.25	5.04e+05	1.50 y	45:14	-	1.24
98	Hexa	PCB-155	0.25	3.78e+05	1.27 y	37:00	-	1.06
99	Hexa	PCB-150	0.25	3.83e+05	1.30 y	38:16	-	1.07
100	Hexa	PCB-152	0.25	4.41e+05	1.24 y	38:44	-	1.24
101	Hexa	PCB-145	0.25	4.22e+05	1.43 y	39:11	-	1.18

102	Hexa	PCB-136	0.25	3.96e+05	1.24 y	39:30	-	1.11
103	Hexa	PCB-148	0.25	2.86e+05	1.27 y	39:37	-	0.80
104	Hexa	PCB-154	0.25	3.46e+05	1.26 y	40:06	-	0.97
105	Hexa	PCB-151	0.25	2.64e+05	1.07 y	40:45	-	0.74
106	Hexa	PCB-135	0.25	3.08e+05	1.37 y	40:57	-	0.86
107	Hexa	PCB-144	0.25	2.84e+05	1.19 y	41:04	-	0.79
108	Hexa	PCB-147	0.25	3.09e+05	1.38 y	41:12	-	0.87
109	Hexa	PCB-139/149	0.50	6.43e+05	1.25 y	41:28	-	0.90
110	Hexa	PCB-140	0.25	2.87e+05	1.27 y	41:39	-	0.80
111	Hexa	PCB-134/143	0.50	7.57e+05	1.15 y	42:06	-	0.80
112	Hexa	PCB-131/133	0.50	8.04e+05	1.20 y	42:23	-	0.85

113	Hexa	PCB-142	0.25	3.80e+05	1.09 y	42:32	-	0.81
114	Hexa	PCB-146/165	0.50	1.02e+06	1.32 y	42:46	-	1.08
115	Hexa	PCB-132/161	0.50	9.81e+05	1.30 y	43:00	-	1.04
116	Hexa	PCB-153	0.25	5.47e+05	1.05 y	43:10	-	1.16
117	Hexa	PCB-168	0.25	6.46e+05	1.16 y	43:23	-	1.37
118	Hexa	PCB-141	0.25	4.15e+05	1.21 y	43:54	-	1.06
119	Hexa	PCB-137	0.25	4.73e+05	1.27 y	44:17	-	1.21
120	Hexa	PCB-130	0.25	3.26e+05	1.06 y	44:24	-	0.84
121	Hexa	PCB-138/163/164	0.75	1.65e+06	1.30 y	44:46	-	1.33
122	Hexa	PCB-158/160	0.50	1.05e+06	1.24 y	45:01	-	1.27
123	Hexa	PCB-129	0.25	3.67e+05	1.38 y	45:15	-	0.89
124	Hexa	PCB-166	0.25	5.88e+05	1.25 y	45:42	-	1.20
125	Hexa	PCB-159	0.25	5.64e+05	1.23 y	46:03	-	1.15
126	Hexa	PCB-128/162	0.50	8.72e+05	1.13 y	46:19	-	0.89
127	Hexa	PCB-167	0.25	5.12e+05	1.39 y	46:43	-	1.03
128	Hexa	PCB-156	0.25	5.77e+05	1.13 y	48:01	-	1.18
129	Hexa	PCB-157	0.25	5.31e+05	1.26 y	48:16	-	1.10
130	Hexa	PCB-169	0.25	5.52e+05	1.25 y	50:29	-	1.15
131	Hepta	PCB-188	0.25	5.23e+05	1.07 y	42:48	-	1.53
132	Hepta	PCB-184	0.25	4.77e+05	1.16 y	43:15	-	1.40
133	Hepta	PCB-179	0.25	5.11e+05	1.05 y	44:01	-	1.50
134	Hepta	PCB-176	0.25	5.06e+05	1.01 y	44:29	-	1.48
135	Hepta	PCB-186	0.25	5.24e+05	1.03 y	45:06	-	1.54
136	Hepta	PCB-178	0.25	3.37e+05	0.93 y	45:36	-	0.99
137	Hepta	PCB-175	0.25	3.37e+05	1.10 y	45:57	-	0.99
138	Hepta	PCB-182/187	0.50	8.54e+05	0.97 y	46:07	-	1.25
139	Hepta	PCB-183	0.25	4.23e+05	0.89 y	46:26	-	1.24
140	Hepta	PCB-185	0.25	3.13e+05	1.16 y	47:05	-	1.31
141	Hepta	PCB-174	0.25	3.58e+05	1.19 y	47:27	-	1.49
142	Hepta	PCB-181	0.25	3.64e+05	1.20 y	47:33	-	1.52
143	Hepta	PCB-177	0.25	3.38e+05	1.02 y	47:43	-	1.41
144	Hepta	PCB-171	0.25	3.50e+05	0.92 y	48:01	-	1.46
145	Hepta	PCB-173	0.25	3.43e+05	0.90 y	48:26	-	1.43
146	Hepta	PCB-172	0.25	3.31e+05	1.08 y	48:54	-	1.38
147	Hepta	PCB-192	0.25	4.34e+05	0.93 y	49:05	-	1.81
148	Hepta	PCB-180	0.25	3.86e+05	0.94 y	49:17	-	1.61
149	Hepta	PCB-193	0.25	4.69e+05	1.09 y	49:30	-	1.96
150	Hepta	PCB-191	0.25	4.23e+05	0.97 y	49:45	-	1.76
151	Hepta	PCB-170	0.25	2.87e+05	0.94 y	50:53	-	1.39
152	Hepta	PCB-190	0.25	4.16e+05	1.08 y	51:05	-	2.01
153	Hepta	PCB-189	0.25	4.46e+05	0.90 y	52:30	-	1.59
154	Octa	PCB-202	0.25	3.46e+05	0.91 y	48:13	-	1.09
155	Octa	PCB-201	0.25	3.16e+05	0.94 y	48:42	-	0.99
156	Octa	PCB-204	0.25	3.39e+05	0.83 y	48:52	-	1.07
157	Octa	PCB-197	0.25	3.82e+05	0.88 y	49:09	-	1.20
158	Octa	PCB-200	0.25	3.46e+05	0.84 y	50:04	-	1.08
159	Octa	PCB-198	0.25	2.77e+05	0.80 y	51:31	-	0.87
160	Octa	PCB-199	0.25	2.78e+05	0.99 y	51:39	-	0.87
161	Octa	PCB-196/203	0.50	5.16e+05	0.88 y	51:57	-	0.81
162	Octa	PCB-195	0.25	2.75e+05	0.86 y	53:10	-	1.11

163	Octa	PCB-194	0.25	3.27e+05	0.83	y	54:04	-	1.32
164	Octa	PCB-205	0.25	3.48e+05	0.86	y	54:20	-	1.40
165	Nona	PCB-208	0.25	3.31e+05	1.17	y	53:19	-	0.92
166	Nona	PCB-207	0.25	3.21e+05	1.45	y	53:38	-	0.89
167	Nona	PCB-206	0.25	2.41e+05	1.29	y	55:37	-	0.93
168	Deca	PCB-209	0.25	2.50e+05	1.11	y	56:56	-	1.12
169	Tot ╗	Total Mono-PCB	0.00	-	-	n	-	-	1.16
170	Tot ╗	Total Di-PCB	0.00	-	-	n	-	-	1.09

171	Tot ╗	Total Tri-PCB	0.00	-	-	n	-	-	1.21
172	Tot ╗	Total Tri-PCB	0.00	-	-	n	-	-	1.10
173	Tot ╗	Total Tetra-PCB	0.00	-	-	n	-	-	1.14
174	Tot ╗	Total Penta-PCB	0.00	-	-	n	-	-	1.25
175	Tot ╗	Total Penta-PCB	0.00	-	-	n	-	-	1.18
176	Tot ╗	Total Hexa-PCB	0.00	-	-	n	-	-	0.95
177	Tot ╗	Total Hexa-PCB	0.00	-	-	n	-	-	1.07
178	Tot ╗	Total Hepta-PCB	0.00	-	-	n	-	-	1.44
179	Tot ╗	Total Octa-PCB	0.00	-	-	n	-	-	0.98
180	Tot ╗	Total Octa-PCB	0.00	-	-	n	-	-	1.28
181	Tot ╗	Total Nona-PCB	0.00	-	-	n	-	-	0.91
182	Tot ╗	Total Deca-PCB	0.25	2.50e+05	1.11	y	56:56	-	1.12
183	Mono╗	13C-PCB-1	100.00	3.09e+08	3.17	y	15:60	-	1.07
184	Mono╗	13C-PCB-3	100.00	3.35e+08	3.19	y	18:37	-	1.16
185	Di-IS	13C-PCB-4	100.00	1.64e+08	1.57	y	19:58	-	0.57
186	Di-IS	13C-PCB-9	100.00	2.68e+08	1.56	y	21:46	-	0.93
187	Di-IS	13C-PCB-11	100.00	2.77e+08	1.54	y	25:09	-	0.96
188	Tri-╗	13C-PCB-19	100.00	1.77e+08	1.06	y	24:08	-	0.61
189	Tri-╗	13C-PCB-32	100.00	2.62e+08	1.07	y	27:04	-	0.91
190	Tri-╗	13C-PCB-28	100.00	2.74e+08	1.04	y	29:01	-	1.14
191	Tri-╗	13C-PCB-37	100.00	2.49e+08	1.05	y	32:54	-	1.04
192	Tetr╗	13C-PCB-54	100.00	2.45e+08	0.80	y	27:53	-	0.91
193	Tetr╗	13C-PCB-52	100.00	2.02e+08	0.80	y	31:27	-	0.75
194	Tetr╗	13C-PCB-47	100.00	2.19e+08	0.80	y	31:57	-	0.82
195	Tetr╗	13C-PCB-70	100.00	2.63e+08	0.82	y	35:28	-	0.98
196	Tetr╗	13C-PCB-80	100.00	2.66e+08	0.81	y	35:53	-	0.99
197	Tetr╗	13C-PCB-81	100.00	2.70e+08	0.80	y	38:59	-	1.01
198	Tetr╗	13C-PCB-77	100.00	2.56e+08	0.80	y	39:34	-	0.95
199	Pent╗	13C-PCB-104	100.00	1.68e+08	1.59	y	32:36	-	0.99
200	Pent╗	13C-PCB-95	100.00	1.34e+08	1.59	y	35:46	-	0.78
201	Pent╗	13C-PCB-101	100.00	1.36e+08	1.58	y	37:27	-	0.80
202	Pent╗	13C-PCB-97	100.00	1.20e+08	1.59	y	38:44	-	0.70
203	Pent╗	13C-PCB-123	100.00	1.61e+08	1.58	y	41:18	-	0.95
204	Pent╗	13C-PCB-118	100.00	1.69e+08	1.61	y	41:29	-	0.99
205	Pent╗	13C-PCB-114	100.00	1.67e+08	1.58	y	42:08	-	1.18
206	Pent╗	13C-PCB-105	100.00	1.58e+08	1.57	y	42:60	-	1.11
207	Pent╗	13C-PCB-127	100.00	1.77e+08	1.59	y	43:20	-	1.25
208	Pent╗	13C-PCB-126	100.00	1.62e+08	1.58	y	45:14	-	1.14
209	Hexa╗	13C-PCB-155	100.00	1.43e+08	1.29	y	36:60	-	0.84
210	Hexa╗	13C-PCB-153	100.00	1.89e+08	1.26	y	43:10	-	1.33
211	Hexa╗	13C-PCB-141	100.00	1.56e+08	1.28	y	43:54	-	1.10
212	Hexa	13C-PCB-138	100.00	1.65e+08	1.28	y	44:44	-	1.16
213	Hexa╗	13C-PCB-159	100.00	1.96e+08	1.27	y	46:02	-	1.38
214	Hexa╗	13C-PCB-167	100.00	1.98e+08	1.28	y	46:42	-	1.40
215	Hexa╗	13C-PCB-156	100.00	1.95e+08	1.26	y	47:59	-	1.37
216	Hexa╗	13C-PCB-157	100.00	1.94e+08	1.28	y	48:16	-	1.36
217	Hexa╗	13C-PCB-169	100.00	1.91e+08	1.27	y	50:28	-	1.35
218	Hept╗	13C-PCB-188	100.00	1.36e+08	0.46	y	42:47	-	1.37
219	Hept╗	13C-PCB-180	100.00	9.59e+07	0.46	y	49:17	-	0.97
220	Hept╗	13C-PCB-170	100.00	8.27e+07	0.47	y	50:53	-	0.83
221	Hept╗	13C-PCB-189	100.00	1.12e+08	0.46	y	52:29	-	1.13

222	Octa╗	13C-PCB-202	100.00	1.27e+08	0.90 y	48:12	-	1.28
223	Octa╗	13C-PCB-194	100.00	9.93e+07	0.90 y	54:03	-	0.76
224	Nona╗	13C-PCB-208	100.00	1.44e+08	0.78 y	53:18	-	1.11
225	Nona╗	13C-PCB-206	100.00	1.04e+08	0.79 y	55:36	-	0.80
226	Deca╗	13C-PCB-209	100.00	8.93e+07	1.20 y	56:55	-	0.69
227	DI-RS	13C-PCB-15	100.00	2.89e+08	1.55 y	25:52	-	1.00
228	Tri-╗	13C-PCB-31	100.00	2.39e+08	1.05 y	28:55	-	1.00
229	Tetr╗	13C-PCB-60	100.00	2.68e+08	0.80 y	36:42	-	1.00
230	Penta	13C-PCB-111	100.00	1.70e+08	1.59 y	39:11	-	1.00
231	Hexa╗	13C-PCB-128	100.00	1.42e+08	1.28 y	46:18	-	1.00

232	Hept┐	13C-PCB-182	100.00	9.93e+07	0.46 y	46:07	-	1.00
233	Octa┐	13C-PCB-205	100.00	1.30e+08	0.90 y	54:19	-	1.00
234	CRS	13C-PCB-79	100.00	2.74e+08	0.80 y	37:45	-	1.02
235	CRS	13C-PCB-178	100.00	9.16e+07	0.45 y	45:35	-	0.92
236	PS	13C-PCB-79	100.00	2.74e+08	0.80 y	37:45	-	1.02
237	PS	13C-PCB-178	100.00	9.16e+07	0.45 y	45:35	-	0.95

Filename: 180208E1 S: 2 Acquired: 8-FEB-18 09:39:46
Run: 180208E1 Analyte: PCBNEW ICal: PCBVG8-2-8-18 Results:
Sample text: ST180208E1-2 PCB CS1 17L3004

	Typ	Name	Amount	Resp	RA	RT	RF	RRF
1	Mono	PCB-1	1.00	3.49e+06	2.97 y	16:02	-	1.15
2	Mono	PCB-2	1.00	3.67e+06	3.12 y	18:25	-	1.13
3	Mono	PCB-3	1.00	3.61e+06	2.92 y	18:39	-	1.11
4	Di	PCB-4/10	2.00	4.31e+06	1.57 y	20:02	-	1.35
5	Di	PCB-7/9	2.00	5.51e+06	1.59 y	21:49	-	1.07
6	Di	PCB-6	1.00	2.88e+06	1.59 y	22:28	-	1.12
7	Di	PCB-5/8	2.00	5.74e+06	1.53 y	22:53	-	1.11
8	Di	PCB-14	1.00	2.95e+06	1.54 y	23:59	-	1.13
9	Di	PCB-11	1.00	3.10e+06	1.62 y	25:11	-	1.19
10	Di	PCB-12/13	2.00	5.70e+06	1.62 y	25:34	-	1.10
11	Di	PCB-15	1.00	3.02e+06	1.59 y	25:53	-	1.16
12	Tri	PCB-19	1.00	2.12e+06	1.02 y	24:10	-	1.27
13	Tri	PCB-30	1.00	3.52e+06	1.00 y	25:04	-	2.11
14	Tri	PCB-18	1.00	2.41e+06	1.07 y	25:49	-	0.97
15	Tri	PCB-17	1.00	2.27e+06	1.05 y	25:59	-	0.91
16	Tri	PCB-24/27	2.00	6.17e+06	1.08 y	26:34	-	1.24
17	Tri	PCB-16/32	2.00	5.42e+06	1.07 y	27:04	-	1.09
18	Tri	PCB-34	1.00	2.55e+06	1.07 y	27:53	-	1.05
19	Tri	PCB-23	1.00	2.30e+06	1.14 y	27:58	-	0.95
20	Tri	PCB-29	1.00	2.39e+06	1.10 y	28:13	-	0.98
21	Tri	PCB-26	1.00	2.52e+06	1.03 y	28:26	-	1.04
22	Tri	PCB-25	1.00	2.61e+06	1.07 y	28:36	-	1.08
23	Tri	PCB-31	1.00	2.66e+06	1.04 y	28:56	-	1.09
24	Tri	PCB-28	1.00	2.94e+06	1.08 y	29:03	-	1.21
25	Tri	PCB-20/21/33	3.00	7.32e+06	1.07 y	29:39	-	1.00
26	Tri	PCB-22	1.00	2.71e+06	1.07 y	30:07	-	1.11
27	Tri	PCB-36	1.00	2.72e+06	1.10 y	30:43	-	1.25
28	Tri	PCB-39	1.00	2.46e+06	1.03 y	31:11	-	1.13
29	Tri	PCB-38	1.00	2.55e+06	1.01 y	31:58	-	1.17
30	Tri	PCB-35	1.00	2.63e+06	1.08 y	32:29	-	1.20
31	Tri	PCB-37	1.00	2.52e+06	1.01 y	32:55	-	1.15
32	Tetra	PCB-54	1.00	2.62e+06	0.81 y	27:55	-	1.13
33	Tetra	PCB-50	1.00	2.14e+06	0.73 y	29:05	-	0.92
34	Tetra	PCB-53	1.00	2.03e+06	0.88 y	29:44	-	1.11
35	Tetra	PCB-51	1.00	2.19e+06	0.79 y	30:04	-	1.19
36	Tetra	PCB-45	1.00	1.73e+06	0.79 y	30:31	-	0.94
37	Tetra	PCB-46	1.00	1.65e+06	0.82 y	31:00	-	0.90
38	Tetra	PCB-52/69	2.00	4.54e+06	0.75 y	31:29	-	1.24
39	Tetra	PCB-73	1.00	2.92e+06	0.78 y	31:35	-	1.60
40	Tetra	PCB-43/49	2.00	4.02e+06	0.83 y	31:46	-	1.10
41	Tetra	PCB-47	1.00	2.08e+06	0.78 y	31:58	-	1.05

42	Tetra	PCB-48/75	2.00	4.67e+06	0.81 y	32:05	-	1.18
43	Tetra	PCB-65	1.00	2.52e+06	0.79 y	32:21	-	1.28
44	Tetra	PCB-62	1.00	2.43e+06	0.79 y	32:27	-	1.23
45	Tetra	PCB-44	1.00	1.87e+06	0.79 y	32:46	-	0.95
46	Tetra	PCB-42/59	2.00	4.27e+06	0.80 y	32:59	-	1.08
47	Tetra	PCB-41/64/71/72	4.00	9.61e+06	0.77 y	33:35	-	1.22
48	Tetra	PCB-68	1.00	2.59e+06	0.87 y	33:51	-	1.31
49	Tetra	PCB-40	1.00	1.31e+06	0.81 y	34:03	-	0.66
50	Tetra	PCB-57	1.00	2.93e+06	0.76 y	34:25	-	1.26
51	Tetra	PCB-67	1.00	2.78e+06	0.80 y	34:43	-	1.20
52	Tetra	PCB-58	1.00	2.73e+06	0.81 y	34:50	-	1.18

53	Tetra	PCB-63	1.00	2.42e-06	0.79	y	34:59	- 1.04
54	Tetra	PCB-74	1.00	2.97e+06	0.84	y	35:17	- 1.28
55	Tetra	PCB-61/70	2.00	5.06e+06	0.79	y	35:27	- 1.09
56	Tetra	PCB-76/66	2.00	5.62e+06	0.75	y	35:40	- 1.21
57	Tetra	PCB-80	1.00	2.95e+06	0.76	y	35:54	- 1.30
58	Tetra	PCB-55	1.00	2.81e+06	0.79	y	36:13	- 1.24
59	Tetra	PCB-56/60	2.00	5.08e+06	0.80	y	36:42	- 1.12
60	Tetra	PCB-79	1.00	2.83e+06	0.79	y	37:47	- 1.25
61	Tetra	PCB-78	1.00	2.75e+06	0.77	y	38:28	- 1.19
62	Tetra	PCB-81	1.00	2.44e+06	0.82	y	39:00	- 1.06
63	Tetra	PCB-77	1.00	2.48e+06	0.77	y	39:35	- 1.15
64	Penta	PCB-104	1.00	1.78e+06	1.64	y	32:37	- 1.18
65	Penta	PCB-96	1.00	1.85e+06	1.55	y	33:53	- 1.22
66	Penta	PCB-103	1.00	1.49e+06	1.59	y	34:26	- 0.98
67	Penta	PCB-100	1.00	1.47e+06	1.62	y	34:46	- 0.98
68	Penta	PCB-94	1.00	1.14e+06	1.59	y	35:15	- 0.96
69	Penta	PCB-95/98/102	3.00	4.39e+06	1.64	y	35:44	- 1.23
70	Penta	PCB-93	1.00	1.16e+06	1.71	y	35:52	- 0.98
71	Penta	PCB-88/91	2.00	2.53e+06	1.71	y	36:09	- 1.07
72	Penta	PCB-121	1.00	2.05e+06	1.54	y	36:16	- 1.73
73	Penta	PCB-84/92	2.00	2.46e+06	1.56	y	37:05	- 1.04
74	Penta	PCB-89	1.00	1.33e+06	1.62	y	37:16	- 1.12
75	Penta	PCB-90/101	2.00	2.69e+06	1.73	y	37:28	- 1.13
76	Penta	PCB-113	1.00	1.86e+06	1.50	y	37:42	- 1.57
77	Penta	PCB-99	1.00	1.54e+06	1.58	y	37:48	- 1.30
78	Penta	PCB-119	1.00	1.87e+06	1.54	y	38:15	- 1.81
79	Penta	PCB-108/112	2.00	3.16e+06	1.56	y	38:24	- 1.53
80	Penta	PCB-83	1.00	1.95e+06	1.49	y	38:35	- 1.89
81	Penta	PCB-97	1.00	1.28e+06	1.55	y	38:46	- 1.24
82	Penta	PCB-86	1.00	1.15e+06	1.48	y	38:54	- 1.11
83	Penta	PCB-87/117/125	3.00	5.08e+06	1.58	y	39:02	- 1.64
84	Penta	PCB-111/115	2.00	4.05e+06	1.74	y	39:12	- 1.96
85	Penta	PCB-85/116	2.00	2.77e+06	1.33	y	39:19	- 1.34
86	Penta	PCB-120	1.00	2.21e+06	1.55	y	39:34	- 2.14
87	Penta	PCB-110	1.00	1.74e+06	1.66	y	39:43	- 1.69
88	Penta	PCB-82	1.00	1.20e+06	1.46	y	40:20	- 0.86
89	Penta	PCB-124	1.00	1.86e+06	1.59	y	41:00	- 1.34
90	Penta	PCB-107/109	2.00	3.86e+06	1.57	y	41:09	- 1.39
91	Penta	PCB-123	1.00	1.61e+06	1.58	y	41:19	- 1.16
92	Penta	PCB-106/118	2.00	3.66e+06	1.62	y	41:32	- 1.27
93	Penta	PCB-114	1.00	1.72e+06	1.59	y	42:10	- 1.18
94	Penta	PCB-122	1.00	1.54e+06	1.49	y	42:18	- 1.06
95	Penta	PCB-105	1.00	1.69e+06	1.68	y	43:02	- 1.21
96	Penta	PCB-127	1.00	1.79e+06	1.63	y	43:21	- 1.19
97	Penta	PCB-126	1.00	1.69e+06	1.53	y	45:15	- 1.24
98	Hexa	PCB-155	1.00	1.33e+06	1.18	y	37:01	- 1.07
99	Hexa	PCB-150	1.00	1.33e+06	1.20	y	38:17	- 1.07
100	Hexa	PCB-152	1.00	1.48e+06	1.27	y	38:45	- 1.19
101	Hexa	PCB-145	1.00	1.49e+06	1.14	y	39:12	- 1.20
102	Hexa	PCB-136	1.00	1.34e+06	1.30	y	39:31	- 1.08

103	Hexa	PCB-148	1.00	9.79e+05	1.21 y	39:38	-	0.79
104	Hexa	PCB-154	1.00	1.09e+06	1.37 y	40:07	-	0.87
105	Hexa	PCB-151	1.00	9.47e+05	1.33 y	40:45	-	0.76
106	Hexa	PCB-135	1.00	1.17e+06	1.34 y	40:59	-	0.94
107	Hexa	PCB-144	1.00	9.66e+05	1.40 y	41:06	-	0.78
108	Hexa	PCB-147	1.00	1.01e+06	1.39 y	41:13	-	0.81
109	Hexa	PCB-139/149	2.00	2.28e+06	1.36 y	41:28	-	0.92
110	Hexa	PCB-140	1.00	1.01e+06	1.25 y	41:40	-	0.81
111	Hexa	PCB-134/143	2.00	2.66e+06	1.22 y	42:05	-	0.81
112	Hexa	PCB-131/133	2.00	2.83e+06	1.18 y	42:24	-	0.86
113	Hexa	PCB-142	1.00	1.20e+06	1.27 y	42:33	-	0.73

114	Hexa	PCB-146/165	2.00	3.52e+06	1.21 y	42:47	-	1.07
115	Hexa	PCB-132/161	2.00	3.51e+06	1.24 y	43:01	-	1.07
116	Hexa	PCB-153	1.00	1.90e+06	1.22 y	43:11	-	1.16
117	Hexa	PCB-168	1.00	1.88e+06	1.23 y	43:24	-	1.14
118	Hexa	PCB-141	1.00	1.50e+06	1.24 y	43:55	-	1.10
119	Hexa	PCB-137	1.00	1.62e+06	1.15 y	44:18	-	1.19
120	Hexa	PCB-130	1.00	1.07e+06	1.25 y	44:25	-	0.78
121	Hexa	PCB-138/163/164	3.00	5.60e+06	1.22 y	44:47	-	1.32
122	Hexa	PCB-158/160	2.00	3.64e+06	1.20 y	45:01	-	1.28
123	Hexa	PCB-129	1.00	1.16e+06	1.25 y	45:16	-	0.82
124	Hexa	PCB-166	1.00	2.08e+06	1.20 y	45:42	-	1.24
125	Hexa	PCB-159	1.00	2.07e+06	1.15 y	46:03	-	1.23
126	Hexa	PCB-128/162	2.00	3.24e+06	1.22 y	46:19	-	0.96
127	Hexa	PCB-167	1.00	1.82e+06	1.28 y	46:44	-	1.09
128	Hexa	PCB-156	1.00	1.81e+06	1.20 y	48:00	-	1.13
129	Hexa	PCB-157	1.00	1.72e+06	1.24 y	48:17	-	1.09
130	Hexa	PCB-169	1.00	2.05e+06	1.20 y	50:29	-	1.22
131	Hepta	PCB-188	1.00	1.77e+06	1.04 y	42:49	-	1.46
132	Hepta	PCB-184	1.00	1.71e+06	1.10 y	43:16	-	1.41
133	Hepta	PCB-179	1.00	1.74e+06	1.04 y	44:02	-	1.44
134	Hepta	PCB-176	1.00	1.65e+06	1.18 y	44:30	-	1.36
135	Hepta	PCB-186	1.00	1.90e+06	1.00 y	45:07	-	1.57
136	Hepta	PCB-178	1.00	1.27e+06	1.03 y	45:37	-	1.05
137	Hepta	PCB-175	1.00	1.26e+06	1.01 y	45:56	-	1.04
138	Hepta	PCB-182/187	2.00	2.90e+06	1.11 y	46:08	-	1.20
139	Hepta	PCB-183	1.00	1.42e+06	1.13 y	46:26	-	1.18
140	Hepta	PCB-185	1.00	1.22e+06	1.17 y	47:06	-	1.50
141	Hepta	PCB-174	1.00	1.18e+06	1.05 y	47:28	-	1.46
142	Hepta	PCB-181	1.00	1.26e+06	1.01 y	47:33	-	1.55
143	Hepta	PCB-177	1.00	1.12e+06	1.08 y	47:44	-	1.38
144	Hepta	PCB-171	1.00	1.16e+06	1.16 y	48:01	-	1.43
145	Hepta	PCB-173	1.00	1.06e+06	0.98 y	48:27	-	1.31
146	Hepta	PCB-172	1.00	1.18e+06	1.18 y	48:54	-	1.46
147	Hepta	PCB-192	1.00	1.52e+06	1.03 y	49:05	-	1.88
148	Hepta	PCB-180	1.00	1.26e+06	1.07 y	49:18	-	1.56
149	Hepta	PCB-193	1.00	1.51e+06	1.02 y	49:30	-	1.86
150	Hepta	PCB-191	1.00	1.46e+06	1.11 y	49:45	-	1.81
151	Hepta	PCB-170	1.00	1.18e+06	1.10 y	50:54	-	1.63
152	Hepta	PCB-190	1.00	1.56e+06	1.05 y	51:04	-	2.15
153	Hepta	PCB-189	1.00	1.51e+06	1.11 y	52:30	-	1.56
154	Octa	PCB-202	1.00	1.11e+06	0.90 y	48:14	-	1.08
155	Octa	PCB-201	1.00	1.05e+06	0.87 y	48:43	-	1.02
156	Octa	PCB-204	1.00	1.23e+06	0.87 y	48:52	-	1.19
157	Octa	PCB-197	1.00	1.27e+06	0.84 y	49:11	-	1.24
158	Octa	PCB-200	1.00	1.18e+06	0.95 y	50:05	-	1.15
159	Octa	PCB-198	1.00	9.78e+05	0.96 y	51:33	-	0.95
160	Octa	PCB-199	1.00	9.25e+05	0.89 y	51:40	-	0.90
161	Octa	PCB-196/203	2.00	2.01e+06	0.94 y	51:57	-	0.98
162	Octa	PCB-195	1.00	1.03e+06	0.84 y	53:10	-	1.11
163	Octa	PCB-194	1.00	1.11e+06	0.88 y	54:03	-	1.21

164	Octa		PCB-205	1.00	1.30e+06	0.94	y	54:19	-	1.41
165	Nona		PCB-208	1.00	1.20e+06	1.30	y	53:19	-	0.92
166	Nona		PCB-207	1.00	1.27e+06	1.34	y	53:39	-	0.97
167	Nona		PCB-206	1.00	8.81e+05	1.30	y	55:38	-	0.92
168	Deca		PCB-209	1.00	9.72e+05	1.19	y	56:57	-	1.09
169	Tot ╗	Total	Mono-PCB	0.00	-	-	n	-	-	1.13
170	Tot ╗	Total	Di-PCB	0.00	-	-	n	-	-	1.12
171	Tot ╗	Total	Tri-PCB	0.00	-	-	n	-	-	1.24

172	Tot ¶	Total Tri-PCB	0.00	-	-	n	-	-	1.09
173	Tot ¶	Total Tetra-PCB	0.00	-	-	n	-	-	1.13
174	Tot ¶	Total Penta-PCB	0.00	-	-	n	-	-	1.25
175	Tot ¶	Total Penta-PCB	0.00	-	-	n	-	-	1.17
176	Tot ¶	Total Hexa-PCB	0.00	-	-	n	-	-	0.94
177	Tot ¶	Total Hexa-PCB	0.00	-	-	n	-	-	1.07
178	Tot ¶	Total Hepta-PCB	0.00	-	-	n	-	-	1.42
179	Tot ¶	Total Octa-PCB	0.00	-	-	n	-	-	1.05
180	Tot ¶	Total Octa-PCB	0.00	-	-	n	-	-	1.24
181	Tot ¶	Total Nona-PCB	0.00	-	-	n	-	-	0.94
182	Tot ¶	Total Deca-PCB	1.00	9.72e+05	1.19	y	56:57	-	1.09
183	Mono¶	13C-PCB-1	100.00	3.02e+08	3.16	y	16:01	-	1.10
184	Mono¶	13C-PCB-3	100.00	3.24e+08	3.17	y	18:38	-	1.18
185	Di-IS	13C-PCB-4	100.00	1.60e+08	1.58	y	19:59	-	0.58
186	Di-IS	13C-PCB-9	100.00	2.58e+08	1.55	y	21:46	-	0.94
187	Di-IS	13C-PCB-11	100.00	2.60e+08	1.54	y	25:10	-	0.94
188	Tri-¶	13C-PCB-19	100.00	1.67e+08	1.04	y	24:09	-	0.61
189	Tri-¶	13C-PCB-32	100.00	2.49e+08	1.05	y	27:04	-	0.90
190	Tri-¶	13C-PCB-28	100.00	2.43e+08	1.04	y	29:02	-	1.10
191	Tri-¶	13C-PCB-37	100.00	2.18e+08	1.05	y	32:54	-	0.99
192	Tetr¶	13C-PCB-54	100.00	2.33e+08	0.79	y	27:54	-	1.01
193	Tetr¶	13C-PCB-52	100.00	1.83e+08	0.80	y	31:27	-	0.79
194	Tetr¶	13C-PCB-47	100.00	1.97e+08	0.80	y	31:57	-	0.85
195	Tetr¶	13C-PCB-70	100.00	2.32e+08	0.80	y	35:28	-	1.00
196	Tetr¶	13C-PCB-80	100.00	2.27e+08	0.79	y	35:53	-	0.98
197	Tetr¶	13C-PCB-81	100.00	2.31e+08	0.80	y	38:59	-	1.00
198	Tetr¶	13C-PCB-77	100.00	2.17e+08	0.81	y	39:35	-	0.94
199	Pent¶	13C-PCB-104	100.00	1.51e+08	1.55	y	32:36	-	1.02
200	Pent¶	13C-PCB-95	100.00	1.19e+08	1.58	y	35:46	-	0.80
201	Pent¶	13C-PCB-101	100.00	1.19e+08	1.59	y	37:28	-	0.80
202	Pent¶	13C-PCB-97	100.00	1.03e+08	1.60	y	38:45	-	0.70
203	Pent¶	13C-PCB-123	100.00	1.39e+08	1.59	y	41:18	-	0.93
204	Pent¶	13C-PCB-118	100.00	1.44e+08	1.64	y	41:30	-	0.97
205	Pent¶	13C-PCB-114	100.00	1.46e+08	1.58	y	42:09	-	1.20
206	Pent¶	13C-PCB-105	100.00	1.40e+08	1.60	y	43:00	-	1.16
207	Pent¶	13C-PCB-127	100.00	1.50e+08	1.56	y	43:20	-	1.24
208	Pent¶	13C-PCB-126	100.00	1.37e+08	1.59	y	45:14	-	1.13
209	Hexa¶	13C-PCB-155	100.00	1.24e+08	1.32	y	36:60	-	0.84
210	Hexa¶	13C-PCB-153	100.00	1.65e+08	1.26	y	43:10	-	1.36
211	Hexa¶	13C-PCB-141	100.00	1.36e+08	1.28	y	43:55	-	1.13
212	Hexa	13C-PCB-138	100.00	1.42e+08	1.26	y	44:45	-	1.17
213	Hexa¶	13C-PCB-159	100.00	1.68e+08	1.28	y	46:02	-	1.39
214	Hexa¶	13C-PCB-167	100.00	1.67e+08	1.29	y	46:43	-	1.38
215	Hexa¶	13C-PCB-156	100.00	1.60e+08	1.26	y	47:60	-	1.32
216	Hexa¶	13C-PCB-157	100.00	1.58e+08	1.28	y	48:16	-	1.30
217	Hexa¶	13C-PCB-169	100.00	1.69e+08	1.26	y	50:28	-	1.39
218	Hept¶	13C-PCB-188	100.00	1.21e+08	0.45	y	42:48	-	1.40
219	Hept¶	13C-PCB-180	100.00	8.10e+07	0.47	y	49:17	-	0.93
220	Hept¶	13C-PCB-170	100.00	7.27e+07	0.46	y	50:52	-	0.84
221	Hept¶	13C-PCB-189	100.00	9.67e+07	0.46	y	52:29	-	1.12
222	Octa¶	13C-PCB-202	100.00	1.03e+08	0.92	y	48:13	-	1.19

223	Octa╗	13C-PCB-194	100.00	9.21e+07	0.91 y	54:03	-	0.76
224	Nona╗	13C-PCB-208	100.00	1.30e+08	0.79 y	53:19	-	1.08
225	Nona╗	13C-PCB-206	100.00	9.62e+07	0.76 y	55:37	-	0.80
226	Deca╗	13C-PCB-209	100.00	8.88e+07	1.19 y	56:56	-	0.74
227	DI-RS	13C-PCB-15	100.00	2.76e+08	1.56 y	25:52	-	1.00
228	Tri-╗	13C-PCB-31	100.00	2.21e+08	1.05 y	28:55	-	1.00
229	Tetr╗	13C-PCB-60	100.00	2.31e+08	0.80 y	36:42	-	1.00
230	Penta	13C-PCB-111	100.00	1.48e+08	1.60 y	39:11	-	1.00
231	Hexa╗	13C-PCB-128	100.00	1.21e+08	1.26 y	46:18	-	1.00
232	Hept╗	13C-PCB-182	100.00	8.67e+07	0.46 y	46:08	-	1.00

233	Octa	13C-PCB-205	100.00	1.21e+08	0.93 y	54:19	-	1.00
234	CRS	13C-PCB-79	100.00	2.42e+08	0.79 y	37:46	-	1.05
235	CRS	13C-PCB-178	100.00	8.24e+07	0.46 y	45:35	-	0.95
236	PS	13C-PCB-79	100.00	2.42e+08	0.79 y	37:46	-	1.05
237	PS	13C-PCB-178	100.00	8.24e+07	0.46 y	45:35	-	1.02

Filename: 180208E1 S: 3 Acquired: 8-FEB-18 10:44:54
Run: 180208E1 Analyte: PCBNEW ICal: PCBVG8-2-8-18 Results:
Sample text: ST180208E1-3 PCB CS2 17L3005

	Typ	Name	Amount	Resp	RA	RT	RF	RRF
1	Mono	PCB-1	2.50	8.06e+06	3.04 y	16:02	-	1.09
2	Mono	PCB-2	2.50	8.36e+06	2.97 y	18:25	-	1.06
3	Mono	PCB-3	2.50	8.48e+06	3.04 y	18:39	-	1.08
4	Di	PCB-4/10	5.00	9.72e+06	1.59 y	20:02	-	1.27
5	Di	PCB-7/9	5.00	1.23e+07	1.57 y	21:49	-	1.01
6	Di	PCB-6	2.50	6.60e+06	1.53 y	22:29	-	1.09
7	Di	PCB-5/8	5.00	1.26e+07	1.59 y	22:53	-	1.03
8	Di	PCB-14	2.50	6.54e+06	1.57 y	23:59	-	1.08
9	Di	PCB-11	2.50	6.95e+06	1.55 y	25:11	-	1.15
10	Di	PCB-12/13	5.00	1.25e+07	1.57 y	25:35	-	1.03
11	Di	PCB-15	2.50	6.65e+06	1.50 y	25:54	-	1.10
12	Tri	PCB-19	2.50	4.98e+06	1.02 y	24:10	-	1.24
13	Tri	PCB-30	2.50	7.94e+06	1.04 y	25:04	-	1.98
14	Tri	PCB-18	2.50	5.51e+06	1.05 y	25:49	-	0.97
15	Tri	PCB-17	2.50	4.96e+06	1.06 y	25:59	-	0.87
16	Tri	PCB-24/27	5.00	1.36e+07	1.05 y	26:34	-	1.20
17	Tri	PCB-16/32	5.00	1.18e+07	1.03 y	27:04	-	1.03
18	Tri	PCB-34	2.50	5.78e+06	1.05 y	27:53	-	1.04
19	Tri	PCB-23	2.50	5.00e+06	1.08 y	27:59	-	0.90
20	Tri	PCB-29	2.50	5.44e+06	1.07 y	28:13	-	0.98
21	Tri	PCB-26	2.50	5.55e+06	1.07 y	28:26	-	1.00
22	Tri	PCB-25	2.50	5.91e+06	1.06 y	28:35	-	1.07
23	Tri	PCB-31	2.50	6.09e+06	1.08 y	28:57	-	1.10
24	Tri	PCB-28	2.50	6.57e+06	1.03 y	29:03	-	1.19
25	Tri	PCB-20/21/33	7.50	1.63e+07	1.06 y	29:40	-	0.98
26	Tri	PCB-22	2.50	5.82e+06	1.04 y	30:06	-	1.05
27	Tri	PCB-36	2.50	6.03e+06	1.02 y	30:43	-	1.18
28	Tri	PCB-39	2.50	5.63e+06	1.08 y	31:12	-	1.10
29	Tri	PCB-38	2.50	5.75e+06	1.06 y	31:58	-	1.13
30	Tri	PCB-35	2.50	5.80e+06	1.09 y	32:29	-	1.13
31	Tri	PCB-37	2.50	5.88e+06	1.06 y	32:55	-	1.15
32	Tetra	PCB-54	2.50	5.89e+06	0.79 y	27:55	-	1.11
33	Tetra	PCB-50	2.50	4.83e+06	0.78 y	29:06	-	0.91
34	Tetra	PCB-53	2.50	4.60e+06	0.78 y	29:44	-	1.09
35	Tetra	PCB-51	2.50	4.92e+06	0.73 y	30:05	-	1.16
36	Tetra	PCB-45	2.50	3.94e+06	0.75 y	30:31	-	0.93
37	Tetra	PCB-46	2.50	3.69e+06	0.73 y	31:00	-	0.87
38	Tetra	PCB-52/69	5.00	1.06e+07	0.77 y	31:29	-	1.25
39	Tetra	PCB-73	2.50	6.41e+06	0.79 y	31:36	-	1.52
40	Tetra	PCB-43/49	5.00	8.83e+06	0.77 y	31:46	-	1.04
41	Tetra	PCB-47	2.50	4.59e+06	0.74 y	31:58	-	0.99

42	Tetra	PCB-48/75	5.00	1.06e+07	0.77 y	32:05	-	1.14
43	Tetra	PCB-65	2.50	5.70e+06	0.80 y	32:21	-	1.23
44	Tetra	PCB-62	2.50	5.32e+06	0.78 y	32:27	-	1.15
45	Tetra	PCB-44	2.50	4.01e+06	0.79 y	32:46	-	0.87
46	Tetra	PCB-42/59	5.00	9.55e+06	0.79 y	33:00	-	1.03
47	Tetra	PCB-41/64/71/72	10.00	2.17e+07	0.79 y	33:35	-	1.17
48	Tetra	PCB-68	2.50	5.89e+06	0.78 y	33:50	-	1.27
49	Tetra	PCB-40	2.50	3.02e+06	0.78 y	34:03	-	0.65
50	Tetra	PCB-57	2.50	6.18e+06	0.78 y	34:25	-	1.15
51	Tetra	PCB-67	2.50	5.76e+06	0.77 y	34:43	-	1.07
52	Tetra	PCB-58	2.50	6.69e+06	0.81 y	34:50	-	1.25

53	Tetra	PCB-63	2.50	5.32e+06	0.79 y	34:59	-	0.99
54	Tetra	PCB-74	2.50	6.45e+06	0.76 y	35:16	-	1.20
55	Tetra	PCB-61/70	5.00	1.14e+07	0.76 y	35:26	-	1.07
56	Tetra	PCB-76/66	5.00	1.24e+07	0.75 y	35:40	-	1.15
57	Tetra	PCB-80	2.50	6.63e+06	0.79 y	35:55	-	1.24
58	Tetra	PCB-55	2.50	6.41e+06	0.76 y	36:13	-	1.20
59	Tetra	PCB-56/60	5.00	1.12e+07	0.77 y	36:42	-	1.05
60	Tetra	PCB-79	2.50	6.29e+06	0.76 y	37:47	-	1.18
61	Tetra	PCB-78	2.50	5.90e+06	0.76 y	38:28	-	1.11
62	Tetra	PCB-81	2.50	5.25e+06	0.83 y	39:00	-	0.99
63	Tetra	PCB-77	2.50	5.43e+06	0.78 y	39:35	-	1.08
64	Penta	PCB-104	2.50	3.95e+06	1.63 y	32:37	-	1.10
65	Penta	PCB-96	2.50	4.06e+06	1.67 y	33:53	-	1.14
66	Penta	PCB-103	2.50	3.13e+06	1.60 y	34:26	-	0.87
67	Penta	PCB-100	2.50	3.33e+06	1.52 y	34:47	-	0.93
68	Penta	PCB-94	2.50	2.65e+06	1.61 y	35:15	-	0.96
69	Penta	PCB-95/98/102	7.50	9.81e+06	1.56 y	35:45	-	1.18
70	Penta	PCB-93	2.50	2.60e+06	1.58 y	35:52	-	0.94
71	Penta	PCB-88/91	5.00	5.74e+06	1.62 y	36:10	-	1.04
72	Penta	PCB-121	2.50	4.35e+06	1.55 y	36:16	-	1.57
73	Penta	PCB-84/92	5.00	5.52e+06	1.61 y	37:05	-	1.02
74	Penta	PCB-89	2.50	3.03e+06	1.62 y	37:17	-	1.12
75	Penta	PCB-90/101	5.00	6.00e+06	1.63 y	37:28	-	1.10
76	Penta	PCB-113	2.50	4.10e+06	1.58 y	37:43	-	1.51
77	Penta	PCB-99	2.50	3.34e+06	1.44 y	37:48	-	1.23
78	Penta	PCB-119	2.50	4.14e+06	1.68 y	38:16	-	1.76
79	Penta	PCB-108/112	5.00	6.74e+06	1.60 y	38:25	-	1.43
80	Penta	PCB-83	2.50	4.20e+06	1.55 y	38:34	-	1.78
81	Penta	PCB-97	2.50	2.81e+06	1.61 y	38:46	-	1.19
82	Penta	PCB-86	2.50	2.71e+06	1.53 y	38:54	-	1.15
83	Penta	PCB-87/117/125	7.50	1.12e+07	1.62 y	39:02	-	1.59
84	Penta	PCB-111/115	5.00	8.40e+06	1.60 y	39:11	-	1.78
85	Penta	PCB-85/116	5.00	6.41e+06	1.58 y	39:19	-	1.36
86	Penta	PCB-120	2.50	4.56e+06	1.53 y	39:34	-	1.93
87	Penta	PCB-110	2.50	4.36e+06	1.53 y	39:42	-	1.85
88	Penta	PCB-82	2.50	2.70e+06	1.67 y	40:20	-	0.86
89	Penta	PCB-124	2.50	4.29e+06	1.56 y	41:00	-	1.36
90	Penta	PCB-107/109	5.00	8.43e+06	1.71 y	41:10	-	1.34
91	Penta	PCB-123	2.50	3.53e+06	1.49 y	41:20	-	1.12
92	Penta	PCB-106/118	5.00	7.97e+06	1.58 y	41:32	-	1.23
93	Penta	PCB-114	2.50	3.96e+06	1.63 y	42:09	-	1.17
94	Penta	PCB-122	2.50	3.45e+06	1.59 y	42:18	-	1.02
95	Penta	PCB-105	2.50	3.74e+06	1.55 y	43:01	-	1.15
96	Penta	PCB-127	2.50	3.99e+06	1.59 y	43:22	-	1.15
97	Penta	PCB-126	2.50	3.92e+06	1.57 y	45:15	-	1.25
98	Hexa	PCB-155	2.50	2.86e+06	1.32 y	37:01	-	1.01
99	Hexa	PCB-150	2.50	2.99e+06	1.29 y	38:17	-	1.05
100	Hexa	PCB-152	2.50	3.31e+06	1.25 y	38:45	-	1.17
101	Hexa	PCB-145	2.50	3.24e+06	1.20 y	39:12	-	1.14
102	Hexa	PCB-136	2.50	3.07e+06	1.36 y	39:31	-	1.08

103	Hexa	PCB-148	2.50	2.06e+06	1.24 y	39:38	-	0.73
104	Hexa	PCB-154	2.50	2.44e+06	1.18 y	40:07	-	0.86
105	Hexa	PCB-151	2.50	2.20e+06	1.20 y	40:46	-	0.77
106	Hexa	PCB-135	2.50	2.31e+06	1.27 y	40:58	-	0.81
107	Hexa	PCB-144	2.50	2.36e+06	1.37 y	41:05	-	0.83
108	Hexa	PCB-147	2.50	2.26e+06	1.17 y	41:13	-	0.80
109	Hexa	PCB-139/149	5.00	4.98e+06	1.28 y	41:29	-	0.88
110	Hexa	PCB-140	2.50	2.22e+06	1.20 y	41:40	-	0.78
111	Hexa	PCB-134/143	5.00	6.04e+06	1.29 y	42:05	-	0.79
112	Hexa	PCB-131/133	5.00	6.34e+06	1.27 y	42:23	-	0.83
113	Hexa	PCB-142	2.50	2.96e+06	1.18 y	42:32	-	0.77

114	Hexa	PCB-146/165	5.00	7.96e+06	1.23 y	42:46	-	1.04
115	Hexa	PCB-132/161	5.00	7.81e+06	1.22 y	43:01	-	1.02
116	Hexa	PCB-153	2.50	4.11e+06	1.22 y	43:11	-	1.07
117	Hexa	PCB-168	2.50	4.25e+06	1.19 y	43:24	-	1.11
118	Hexa	PCB-141	2.50	3.35e+06	1.17 y	43:55	-	1.06
119	Hexa	PCB-137	2.50	3.32e+06	1.24 y	44:18	-	1.05
120	Hexa	PCB-130	2.50	2.77e+06	1.26 y	44:24	-	0.87
121	Hexa	PCB-138/163/164	7.50	1.23e+07	1.22 y	44:47	-	1.25
122	Hexa	PCB-158/160	5.00	7.61e+06	1.22 y	45:01	-	1.16
123	Hexa	PCB-129	2.50	2.56e+06	1.35 y	45:15	-	0.78
124	Hexa	PCB-166	2.50	4.25e+06	1.20 y	45:43	-	1.13
125	Hexa	PCB-159	2.50	4.44e+06	1.30 y	46:02	-	1.18
126	Hexa	PCB-128/162	5.00	7.08e+06	1.28 y	46:20	-	0.94
127	Hexa	PCB-167	2.50	4.19e+06	1.24 y	46:43	-	1.07
128	Hexa	PCB-156	2.50	4.38e+06	1.26 y	48:00	-	1.11
129	Hexa	PCB-157	2.50	4.17e+06	1.28 y	48:17	-	1.05
130	Hexa	PCB-169	2.50	4.60e+06	1.23 y	50:28	-	1.15
131	Hepta	PCB-188	2.50	3.93e+06	1.08 y	42:49	-	1.40
132	Hepta	PCB-184	2.50	3.72e+06	1.11 y	43:16	-	1.33
133	Hepta	PCB-179	2.50	3.96e+06	1.02 y	44:02	-	1.41
134	Hepta	PCB-176	2.50	3.61e+06	1.06 y	44:30	-	1.29
135	Hepta	PCB-186	2.50	3.75e+06	1.04 y	45:07	-	1.34
136	Hepta	PCB-178	2.50	2.68e+06	1.04 y	45:36	-	0.96
137	Hepta	PCB-175	2.50	2.82e+06	1.10 y	45:57	-	1.01
138	Hepta	PCB-182/187	5.00	6.13e+06	1.01 y	46:07	-	1.09
139	Hepta	PCB-183	2.50	3.13e+06	1.05 y	46:27	-	1.12
140	Hepta	PCB-185	2.50	2.76e+06	1.09 y	47:06	-	1.39
141	Hepta	PCB-174	2.50	3.07e+06	1.06 y	47:28	-	1.55
142	Hepta	PCB-181	2.50	2.80e+06	1.01 y	47:34	-	1.41
143	Hepta	PCB-177	2.50	2.60e+06	1.00 y	47:44	-	1.31
144	Hepta	PCB-171	2.50	2.83e+06	1.03 y	48:00	-	1.43
145	Hepta	PCB-173	2.50	2.56e+06	1.00 y	48:27	-	1.29
146	Hepta	PCB-172	2.50	2.84e+06	1.06 y	48:54	-	1.43
147	Hepta	PCB-192	2.50	3.66e+06	1.07 y	49:05	-	1.85
148	Hepta	PCB-180	2.50	3.12e+06	1.01 y	49:18	-	1.57
149	Hepta	PCB-193	2.50	3.29e+06	1.08 y	49:29	-	1.66
150	Hepta	PCB-191	2.50	3.62e+06	1.02 y	49:46	-	1.83
151	Hepta	PCB-170	2.50	2.50e+06	1.13 y	50:54	-	1.43
152	Hepta	PCB-190	2.50	3.38e+06	1.02 y	51:04	-	1.93
153	Hepta	PCB-189	2.50	3.40e+06	1.09 y	52:30	-	1.49
154	Octa	PCB-202	2.50	2.83e+06	0.94 y	48:14	-	1.09
155	Octa	PCB-201	2.50	2.61e+06	0.87 y	48:43	-	1.01
156	Octa	PCB-204	2.50	2.79e+06	0.94 y	48:52	-	1.08
157	Octa	PCB-197	2.50	2.89e+06	0.91 y	49:10	-	1.12
158	Octa	PCB-200	2.50	2.80e+06	0.91 y	50:05	-	1.08
159	Octa	PCB-198	2.50	2.27e+06	0.94 y	51:33	-	0.88
160	Octa	PCB-199	2.50	1.98e+06	0.91 y	51:40	-	0.77
161	Octa	PCB-196/203	5.00	4.49e+06	0.88 y	51:56	-	0.87
162	Octa	PCB-195	2.50	2.32e+06	0.94 y	53:11	-	1.04
163	Octa	PCB-194	2.50	2.57e+06	0.90 y	54:04	-	1.16

164	Octa	PCB-205	2.50	2.99e+06	0.88	y	54:20	-	1.35
165	Nona	PCB-208	2.50	2.95e+06	1.29	y	53:20	-	0.96
166	Nona	PCB-207	2.50	2.77e+06	1.29	y	53:39	-	0.90
167	Nona	PCB-206	2.50	2.07e+06	1.23	y	55:38	-	0.91
168	Deca	PCB-209	2.50	2.23e+06	1.22	y	56:58	-	1.05
169	Tot ╗	Total Mono-PCB	0.00	-	-	n	-	-	1.08
170	Tot ╗	Total Di-PCB	0.00	-	-	n	-	-	1.06
171	Tot ╗	Total Tri-PCB	0.00	-	-	n	-	-	1.19

172	Tot ╗	Total Tri-PCB	0.00	-	-	n	-	-	1.06
173	Tot ╗	Total Tetra-PCB	0.00	-	-	n	-	-	1.09
174	Tot ╗	Total Penta-PCB	0.00	-	-	n	-	-	1.19
175	Tot ╗	Total Penta-PCB	0.00	-	-	n	-	-	1.14
176	Tot ╗	Total Hexa-PCB	0.00	-	-	n	-	-	0.91
177	Tot ╗	Total Hexa-PCB	0.00	-	-	n	-	-	1.02
178	Tot ╗	Total Hepta-PCB	0.00	-	-	n	-	-	1.35
179	Tot ╗	Total Octa-PCB	0.00	-	-	n	-	-	0.97
180	Tot ╗	Total Octa-PCB	0.00	-	-	n	-	-	1.18
181	Tot ╗	Total Nona-PCB	0.00	-	-	n	-	-	0.92
182	Tot ╗	Total Deca-PCB	2.50	2.23e+06	1.22	y	56:58	-	1.05
183	Mono╗	13C-PCB-1	100.00	2.95e+08	3.22	y	16:01	-	1.16
184	Mono╗	13C-PCB-3	100.00	3.15e+08	3.18	y	18:38	-	1.24
185	Di-IS	13C-PCB-4	100.00	1.54e+08	1.56	y	19:59	-	0.60
186	Di-IS	13C-PCB-9	100.00	2.43e+08	1.57	y	21:47	-	0.95
187	Di-IS	13C-PCB-11	100.00	2.42e+08	1.56	y	25:10	-	0.95
188	Tri-╗	13C-PCB-19	100.00	1.60e+08	1.05	y	24:08	-	0.63
189	Tri-╗	13C-PCB-32	100.00	2.28e+08	1.08	y	27:04	-	0.90
190	Tri-╗	13C-PCB-28	100.00	2.21e+08	1.05	y	29:02	-	1.08
191	Tri-╗	13C-PCB-37	100.00	2.05e+08	1.05	y	32:54	-	1.00
192	Tetr╗	13C-PCB-54	100.00	2.12e+08	0.80	y	27:54	-	0.99
193	Tetr╗	13C-PCB-52	100.00	1.69e+08	0.79	y	31:27	-	0.79
194	Tetr╗	13C-PCB-47	100.00	1.85e+08	0.80	y	31:57	-	0.87
195	Tetr╗	13C-PCB-70	100.00	2.15e+08	0.79	y	35:29	-	1.01
196	Tetr╗	13C-PCB-80	100.00	2.14e+08	0.80	y	35:54	-	1.00
197	Tetr╗	13C-PCB-81	100.00	2.12e+08	0.79	y	38:59	-	0.99
198	Tetr╗	13C-PCB-77	100.00	2.01e+08	0.81	y	39:35	-	0.94
199	Pent╗	13C-PCB-104	100.00	1.43e+08	1.59	y	32:37	-	1.08
200	Pent╗	13C-PCB-95	100.00	1.11e+08	1.57	y	35:46	-	0.83
201	Pent╗	13C-PCB-101	100.00	1.09e+08	1.59	y	37:28	-	0.82
202	Pent╗	13C-PCB-97	100.00	9.44e+07	1.60	y	38:45	-	0.71
203	Pent╗	13C-PCB-123	100.00	1.26e+08	1.59	y	41:19	-	0.95
204	Pent╗	13C-PCB-118	100.00	1.30e+08	1.61	y	41:30	-	0.98
205	Pent╗	13C-PCB-114	100.00	1.35e+08	1.60	y	42:09	-	1.23
206	Pent╗	13C-PCB-105	100.00	1.30e+08	1.57	y	43:00	-	1.18
207	Pent╗	13C-PCB-127	100.00	1.40e+08	1.58	y	43:21	-	1.26
208	Pent╗	13C-PCB-126	100.00	1.26e+08	1.57	y	45:14	-	1.14
209	Hexa╗	13C-PCB-155	100.00	1.14e+08	1.28	y	36:60	-	0.85
210	Hexa╗	13C-PCB-153	100.00	1.53e+08	1.26	y	43:10	-	1.39
211	Hexa╗	13C-PCB-141	100.00	1.27e+08	1.26	y	43:54	-	1.15
212	Hexa	13C-PCB-138	100.00	1.31e+08	1.26	y	44:45	-	1.19
213	Hexa╗	13C-PCB-159	100.00	1.51e+08	1.27	y	46:01	-	1.36
214	Hexa╗	13C-PCB-167	100.00	1.57e+08	1.27	y	46:43	-	1.42
215	Hexa╗	13C-PCB-156	100.00	1.59e+08	1.27	y	47:59	-	1.44
216	Hexa╗	13C-PCB-157	100.00	1.59e+08	1.28	y	48:15	-	1.44
217	Hexa╗	13C-PCB-169	100.00	1.60e+08	1.28	y	50:28	-	1.45
218	Hept╗	13C-PCB-188	100.00	1.12e+08	0.46	y	42:48	-	1.47
219	Hept╗	13C-PCB-180	100.00	7.92e+07	0.46	y	49:17	-	1.04
220	Hept╗	13C-PCB-170	100.00	7.01e+07	0.46	y	50:53	-	0.92
221	Hept╗	13C-PCB-189	100.00	9.14e+07	0.46	y	52:30	-	1.20
222	Octa╗	13C-PCB-202	100.00	1.04e+08	0.92	y	48:13	-	1.36

223	Octa¬	13C-PCB-194	100.00	8.89e+07	0.91 y	54:03	-	0.77
224	Nona¬	13C-PCB-208	100.00	1.24e+08	0.78 y	53:19	-	1.07
225	Nona¬	13C-PCB-206	100.00	9.15e+07	0.77 y	55:37	-	0.80
226	Deca¬	13C-PCB-209	100.00	8.46e+07	1.21 y	56:57	-	0.74
227	DI-RS	13C-PCB-15	100.00	2.54e+08	1.56 y	25:52	-	1.00
228	Tri-¬	13C-PCB-31	100.00	2.04e+08	1.04 y	28:55	-	1.00
229	Tetr¬	13C-PCB-60	100.00	2.14e+08	0.80 y	36:42	-	1.00
230	Penta	13C-PCB-111	100.00	1.33e+08	1.60 y	39:11	-	1.00
231	Hexa¬	13C-PCB-128	100.00	1.10e+08	1.25 y	46:17	-	1.00
232	Hept¬	13C-PCB-182	100.00	7.61e+07	0.46 y	46:07	-	1.00

233	Octa	13C-PCB-205	100.00	1.15e+08	0.91 y	54:19	-	1.00
234	CRS	13C-PCB-79	100.00	2.20e+08	0.81 y	37:46	-	1.03
235	CRS	13C-PCB-178	100.00	7.07e+07	0.46 y	45:35	-	0.93
236	PS	13C-PCB-79	100.00	2.20e+08	0.81 y	37:46	-	1.04
237	PS	13C-PCB-178	100.00	7.07e+07	0.46 y	45:35	-	0.89

Filename: 180208E1 S: 4 Acquired: 8-FEB-18 11:50:02
Run: 180208E1 Analyte: PCBNEW ICal: PCBVG8-2-8-18 Results:
Sample text: ST180208E1-4 PCB CS3 17L3006

	Typ	Name	Amount	Resp	RA	RT	RF	RRF
1	Mono	PCB-1	50.00	1.41e+08	2.92 y	16:02	-	1.00
2	Mono	PCB-2	50.00	1.46e+08	2.95 y	18:25	-	0.97
3	Mono	PCB-3	50.00	1.47e+08	2.93 y	18:39	-	0.98
4	Di	PCB-4/10	100.00	1.75e+08	1.55 y	20:02	-	1.16
5	Di	PCB-7/9	100.00	2.12e+08	1.55 y	21:49	-	0.91
6	Di	PCB-6	50.00	1.14e+08	1.56 y	22:28	-	0.98
7	Di	PCB-5/8	100.00	2.22e+08	1.57 y	22:53	-	0.96
8	Di	PCB-14	50.00	1.14e+08	1.57 y	23:59	-	0.99
9	Di	PCB-11	50.00	1.20e+08	1.58 y	25:11	-	1.05
10	Di	PCB-12/13	100.00	2.21e+08	1.58 y	25:34	-	0.96
11	Di	PCB-15	50.00	1.15e+08	1.54 y	25:53	-	1.00
12	Tri	PCB-19	50.00	8.51e+07	1.05 y	24:10	-	1.12
13	Tri	PCB-30	50.00	1.35e+08	1.05 y	25:04	-	1.78
14	Tri	PCB-18	50.00	9.32e+07	1.05 y	25:48	-	0.87
15	Tri	PCB-17	50.00	8.51e+07	1.06 y	25:59	-	0.80
16	Tri	PCB-24/27	100.00	2.34e+08	1.06 y	26:34	-	1.10
17	Tri	PCB-16/32	100.00	2.03e+08	1.05 y	27:04	-	0.95
18	Tri	PCB-34	50.00	8.53e+07	1.08 y	27:52	-	0.86
19	Tri	PCB-23	50.00	9.58e+07	1.04 y	27:57	-	0.96
20	Tri	PCB-29	50.00	9.24e+07	1.04 y	28:12	-	0.93
21	Tri	PCB-26	50.00	9.68e+07	1.06 y	28:26	-	0.97
22	Tri	PCB-25	50.00	1.00e+08	1.06 y	28:35	-	1.01
23	Tri	PCB-31	50.00	1.09e+08	1.05 y	28:57	-	1.10
24	Tri	PCB-28	50.00	1.06e+08	1.06 y	29:02	-	1.07
25	Tri	PCB-20/21/33	150.00	2.79e+08	1.06 y	29:40	-	0.93
26	Tri	PCB-22	50.00	1.01e+08	1.06 y	30:06	-	1.02
27	Tri	PCB-36	50.00	1.07e+08	1.04 y	30:43	-	1.08
28	Tri	PCB-39	50.00	1.01e+08	1.04 y	31:11	-	1.01
29	Tri	PCB-38	50.00	1.03e+08	1.05 y	31:57	-	1.03
30	Tri	PCB-35	50.00	1.05e+08	1.06 y	32:29	-	1.05
31	Tri	PCB-37	50.00	1.03e+08	1.06 y	32:55	-	1.04
32	Tetra	PCB-54	50.00	9.68e+07	0.78 y	27:55	-	1.01
33	Tetra	PCB-50	50.00	7.95e+07	0.78 y	29:06	-	0.83
34	Tetra	PCB-53	50.00	7.25e+07	0.78 y	29:44	-	0.90
35	Tetra	PCB-51	50.00	7.81e+07	0.79 y	30:05	-	0.96
36	Tetra	PCB-45	50.00	6.37e+07	0.79 y	30:31	-	0.79
37	Tetra	PCB-46	50.00	6.22e+07	0.78 y	30:59	-	0.77
38	Tetra	PCB-52/69	100.00	1.86e+08	0.78 y	31:29	-	1.15
39	Tetra	PCB-73	50.00	1.04e+08	0.79 y	31:36	-	1.29
40	Tetra	PCB-43/49	100.00	1.49e+08	0.78 y	31:46	-	0.92
41	Tetra	PCB-47	50.00	7.05e+07	0.75 y	31:57	-	0.81

42	Tetra	PCB-48/75	100.00	1.87e+08	0.78	y	32:04	- 1.07
43	Tetra	PCB-65	50.00	1.05e+08	0.78	y	32:20	- 1.20
44	Tetra	PCB-62	50.00	8.83e+07	0.79	y	32:27	- 1.01
45	Tetra	PCB-44	50.00	7.05e+07	0.78	y	32:45	- 0.81
46	Tetra	PCB-42/59	100.00	1.64e+08	0.78	y	32:59	- 0.94
47	Tetra	PCB-41/64/71/72	200.00	3.82e+08	0.78	y	33:34	- 1.10
48	Tetra	PCB-68	50.00	1.03e+08	0.79	y	33:50	- 1.18
49	Tetra	PCB-40	50.00	5.17e+07	0.79	y	34:02	- 0.59
50	Tetra	PCB-57	50.00	1.08e+08	0.78	y	34:24	- 1.03
51	Tetra	PCB-67	50.00	1.05e+08	0.77	y	34:42	- 1.00
52	Tetra	PCB-58	50.00	1.08e+08	0.79	y	34:50	- 1.03

53	Tetra	PCB-63	50.00	9.93e+07	0.78 y	34:59	-	0.94
54	Tetra	PCB-74	50.00	1.16e+08	0.78 y	35:16	-	1.10
55	Tetra	PCB-61/70	100.00	2.00e+08	0.78 y	35:26	-	0.95
56	Tetra	PCB-76/66	100.00	2.24e+08	0.78 y	35:39	-	1.06
57	Tetra	PCB-80	50.00	1.16e+08	0.78 y	35:54	-	1.10
58	Tetra	PCB-55	50.00	1.14e+08	0.78 y	36:13	-	1.07
59	Tetra	PCB-56/60	100.00	2.06e+08	0.78 y	36:43	-	0.97
60	Tetra	PCB-79	50.00	1.14e+08	0.77 y	37:46	-	1.08
61	Tetra	PCB-78	50.00	1.09e+08	0.78 y	38:28	-	1.02
62	Tetra	PCB-81	50.00	9.64e+07	0.78 y	38:59	-	0.90
63	Tetra	PCB-77	50.00	1.02e+08	0.78 y	39:35	-	1.00
64	Penta	PCB-104	50.00	6.58e+07	1.59 y	32:37	-	0.99
65	Penta	PCB-96	50.00	7.04e+07	1.57 y	33:52	-	1.06
66	Penta	PCB-103	50.00	5.57e+07	1.61 y	34:25	-	0.84
67	Penta	PCB-100	50.00	5.86e+07	1.60 y	34:47	-	0.88
68	Penta	PCB-94	50.00	4.46e+07	1.58 y	35:15	-	0.84
69	Penta	PCB-95/98/102	150.00	1.72e+08	1.61 y	35:43	-	1.08
70	Penta	PCB-93	50.00	4.75e+07	1.56 y	35:51	-	0.89
71	Penta	PCB-88/91	100.00	9.25e+07	1.58 y	36:08	-	0.87
72	Penta	PCB-121	50.00	8.66e+07	1.62 y	36:16	-	1.63
73	Penta	PCB-84/92	100.00	9.60e+07	1.57 y	37:05	-	0.90
74	Penta	PCB-89	50.00	5.25e+07	1.58 y	37:15	-	0.99
75	Penta	PCB-90/101	100.00	1.08e+08	1.59 y	37:27	-	1.01
76	Penta	PCB-113	50.00	7.59e+07	1.59 y	37:42	-	1.43
77	Penta	PCB-99	50.00	6.09e+07	1.59 y	37:48	-	1.14
78	Penta	PCB-119	50.00	7.60e+07	1.60 y	38:15	-	1.63
79	Penta	PCB-108/112	100.00	1.23e+08	1.60 y	38:25	-	1.32
80	Penta	PCB-83	50.00	7.49e+07	1.60 y	38:34	-	1.61
81	Penta	PCB-97	50.00	5.22e+07	1.61 y	38:46	-	1.12
82	Penta	PCB-86	50.00	4.93e+07	1.56 y	38:54	-	1.06
83	Penta	PCB-87/117/125	150.00	2.04e+08	1.59 y	39:02	-	1.46
84	Penta	PCB-111/115	100.00	1.56e+08	1.61 y	39:11	-	1.67
85	Penta	PCB-85/116	100.00	1.17e+08	1.63 y	39:19	-	1.25
86	Penta	PCB-120	50.00	8.59e+07	1.57 y	39:34	-	1.85
87	Penta	PCB-110	50.00	7.42e+07	1.60 y	39:42	-	1.60
88	Penta	PCB-82	50.00	4.66e+07	1.58 y	40:20	-	0.73
89	Penta	PCB-124	50.00	8.23e+07	1.59 y	41:00	-	1.29
90	Penta	PCB-107/109	100.00	1.49e+08	1.58 y	41:08	-	1.17
91	Penta	PCB-123	50.00	6.71e+07	1.58 y	41:20	-	1.05
92	Penta	PCB-106/118	100.00	1.48e+08	1.60 y	41:31	-	1.10
93	Penta	PCB-114	50.00	7.17e+07	1.55 y	42:09	-	1.04
94	Penta	PCB-122	50.00	6.75e+07	1.57 y	42:17	-	0.98
95	Penta	PCB-105	50.00	7.13e+07	1.60 y	43:01	-	1.06
96	Penta	PCB-127	50.00	7.61e+07	1.59 y	43:21	-	1.03
97	Penta	PCB-126	50.00	7.59e+07	1.59 y	45:14	-	1.13
98	Hexa	PCB-155	50.00	4.86e+07	1.29 y	37:01	-	0.91
99	Hexa	PCB-150	50.00	5.18e+07	1.29 y	38:17	-	0.97
100	Hexa	PCB-152	50.00	5.86e+07	1.29 y	38:45	-	1.09
101	Hexa	PCB-145	50.00	5.67e+07	1.27 y	39:11	-	1.06
102	Hexa	PCB-136	50.00	4.93e+07	1.29 y	39:31	-	0.92

103	Hexa	PCB-148	50.00	4.08e+07	1.34 y	39:38	-	0.76
104	Hexa	PCB-154	50.00	4.47e+07	1.27 y	40:07	-	0.83
105	Hexa	PCB-151	50.00	3.94e+07	1.27 y	40:45	-	0.73
106	Hexa	PCB-135	50.00	4.41e+07	1.28 y	40:58	-	0.82
107	Hexa	PCB-144	50.00	3.89e+07	1.29 y	41:05	-	0.73
108	Hexa	PCB-147	50.00	4.19e+07	1.30 y	41:12	-	0.78
109	Hexa	PCB-139/149	100.00	9.02e+07	1.28 y	41:28	-	0.84
110	Hexa	PCB-140	50.00	3.94e+07	1.30 y	41:39	-	0.73
111	Hexa	PCB-134/143	100.00	1.10e+08	1.23 y	42:05	-	0.71
112	Hexa	PCB-131/133	100.00	1.18e+08	1.24 y	42:23	-	0.76
113	Hexa	PCB-142	50.00	5.31e+07	1.24 y	42:32	-	0.68

114	Hexa	PCB-146/165	100.00	1.46e+08	1.25 y	42:46	-	0.94
115	Hexa	PCB-132/161	100.00	1.44e+08	1.25 y	43:01	-	0.93
116	Hexa	PCB-153	50.00	7.85e+07	1.24 y	43:10	-	1.01
117	Hexa	PCB-168	50.00	7.73e+07	1.24 y	43:23	-	1.00
118	Hexa	PCB-141	50.00	5.99e+07	1.23 y	43:55	-	0.94
119	Hexa	PCB-137	50.00	6.65e+07	1.25 y	44:17	-	1.04
120	Hexa	PCB-130	50.00	4.92e+07	1.25 y	44:24	-	0.77
121	Hexa	PCB-138/163/164	150.00	2.34e+08	1.24 y	44:46	-	1.13
122	Hexa	PCB-158/160	100.00	1.50e+08	1.25 y	45:01	-	1.09
123	Hexa	PCB-129	50.00	4.94e+07	1.23 y	45:15	-	0.72
124	Hexa	PCB-166	50.00	8.50e+07	1.23 y	45:42	-	1.04
125	Hexa	PCB-159	50.00	9.01e+07	1.22 y	46:02	-	1.10
126	Hexa	PCB-128/162	100.00	1.37e+08	1.24 y	46:20	-	0.84
127	Hexa	PCB-167	50.00	7.81e+07	1.23 y	46:43	-	0.95
128	Hexa	PCB-156	50.00	7.78e+07	1.25 y	48:00	-	0.97
129	Hexa	PCB-157	50.00	7.62e+07	1.23 y	48:17	-	0.96
130	Hexa	PCB-169	50.00	8.59e+07	1.23 y	50:28	-	1.06
131	Hepta	PCB-188	50.00	6.98e+07	1.03 y	42:48	-	1.24
132	Hepta	PCB-184	50.00	6.93e+07	1.05 y	43:15	-	1.23
133	Hepta	PCB-179	50.00	7.28e+07	1.06 y	44:02	-	1.29
134	Hepta	PCB-176	50.00	6.90e+07	1.06 y	44:30	-	1.23
135	Hepta	PCB-186	50.00	7.40e+07	1.03 y	45:06	-	1.31
136	Hepta	PCB-178	50.00	5.22e+07	1.04 y	45:36	-	0.93
137	Hepta	PCB-175	50.00	5.39e+07	1.06 y	45:57	-	0.96
138	Hepta	PCB-182/187	100.00	1.21e+08	1.05 y	46:07	-	1.07
139	Hepta	PCB-183	50.00	5.97e+07	1.06 y	46:26	-	1.06
140	Hepta	PCB-185	50.00	5.07e+07	1.06 y	47:05	-	1.28
141	Hepta	PCB-174	50.00	5.01e+07	1.04 y	47:27	-	1.27
142	Hepta	PCB-181	50.00	5.71e+07	1.05 y	47:33	-	1.44
143	Hepta	PCB-177	50.00	5.01e+07	1.03 y	47:43	-	1.27
144	Hepta	PCB-171	50.00	4.98e+07	1.05 y	48:00	-	1.26
145	Hepta	PCB-173	50.00	4.60e+07	1.04 y	48:26	-	1.16
146	Hepta	PCB-172	50.00	5.13e+07	1.03 y	48:54	-	1.30
147	Hepta	PCB-192	50.00	6.70e+07	1.04 y	49:05	-	1.69
148	Hepta	PCB-180	50.00	5.56e+07	1.04 y	49:18	-	1.41
149	Hepta	PCB-193	50.00	6.12e+07	1.03 y	49:29	-	1.55
150	Hepta	PCB-191	50.00	6.46e+07	1.05 y	49:46	-	1.63
151	Hepta	PCB-170	50.00	4.73e+07	1.05 y	50:53	-	1.35
152	Hepta	PCB-190	50.00	6.31e+07	1.05 y	51:04	-	1.80
153	Hepta	PCB-189	50.00	6.19e+07	1.04 y	52:30	-	1.35
154	Octa	PCB-202	50.00	5.23e+07	0.90 y	48:13	-	1.01
155	Octa	PCB-201	50.00	4.89e+07	0.95 y	48:43	-	0.94
156	Octa	PCB-204	50.00	5.12e+07	0.86 y	48:52	-	0.99
157	Octa	PCB-197	50.00	5.09e+07	0.90 y	49:10	-	0.98
158	Octa	PCB-200	50.00	4.91e+07	0.91 y	50:04	-	0.94
159	Octa	PCB-198	50.00	4.03e+07	0.91 y	51:33	-	0.77
160	Octa	PCB-199	50.00	3.67e+07	0.91 y	51:40	-	0.71
161	Octa	PCB-196/203	100.00	7.88e+07	0.90 y	51:56	-	0.76
162	Octa	PCB-195	50.00	4.26e+07	0.90 y	53:11	-	0.98
163	Octa	PCB-194	50.00	4.69e+07	0.90 y	54:04	-	1.07

164	Octa	PCB-205	50.00	5.50e+07	0.90	y	54:20	-	1.26
165	Nona	PCB-208	50.00	5.15e+07	1.33	y	53:20	-	0.84
166	Nona	PCB-207	50.00	5.06e+07	1.33	y	53:39	-	0.83
167	Nona	PCB-206	50.00	3.82e+07	1.32	y	55:38	-	0.84
168	Deca	PCB-209	50.00	4.06e+07	1.19	y	56:56	-	0.96
169	Tot ╗	Total Mono-PCB	0.00	-	-	n	-	-	0.98
170	Tot ╗	Total Di-PCB	0.00	-	-	n	-	-	0.98
171	Tot ╗	Total Tri-PCB	0.00	-	-	n	-	-	1.08

172	Tot ╗	Total Tri-PCB	0.00	-		- n	-	-	1.00
173	Tot ╗	Total Tetra-PCB	0.00	-		- n	-	-	0.98
174	Tot ╗	Total Penta-PCB	0.00	-		- n	-	-	1.10
175	Tot ╗	Total Penta-PCB	0.00	-		- n	-	-	1.05
176	Tot ╗	Total Hexa-PCB	0.00	-		- n	-	-	0.86
177	Tot ╗	Total Hexa-PCB	0.00	-		- n	-	-	0.93
178	Tot ╗	Total Hepta-PCB	0.00	-		- n	-	-	1.26
179	Tot ╗	Total Octa-PCB	0.00	-		- n	-	-	0.87
180	Tot ╗	Total Octa-PCB	0.00	-		- n	-	-	1.10
181	Tot ╗	Total Nona-PCB	0.00	-		- n	-	-	0.83
182	Tot ╗	Total Deca-PCB	50.00	4.06e+07	1.19	y	56:56	-	0.96
183	Mono╗	13C-PCB-1	100.00	2.83e+08	3.19	y	16:01	-	1.17
184	Mono╗	13C-PCB-3	100.00	3.01e+08	3.19	y	18:38	-	1.25
185	Di-IS	13C-PCB-4	100.00	1.50e+08	1.56	y	19:59	-	0.62
186	Di-IS	13C-PCB-9	100.00	2.32e+08	1.58	y	21:46	-	0.96
187	Di-IS	13C-PCB-11	100.00	2.29e+08	1.55	y	25:10	-	0.95
188	Tri-╗	13C-PCB-19	100.00	1.52e+08	1.05	y	24:08	-	0.63
189	Tri-╗	13C-PCB-32	100.00	2.14e+08	1.08	y	27:04	-	0.89
190	Tri-╗	13C-PCB-28	100.00	1.99e+08	1.04	y	29:02	-	1.01
191	Tri-╗	13C-PCB-37	100.00	1.99e+08	1.06	y	32:54	-	1.01
192	Tetr╗	13C-PCB-54	100.00	1.91e+08	0.79	y	27:54	-	0.91
193	Tetr╗	13C-PCB-52	100.00	1.62e+08	0.79	y	31:27	-	0.77
194	Tetr╗	13C-PCB-47	100.00	1.74e+08	0.80	y	31:57	-	0.83
195	Tetr╗	13C-PCB-70	100.00	2.11e+08	0.81	y	35:28	-	1.00
196	Tetr╗	13C-PCB-80	100.00	2.12e+08	0.80	y	35:53	-	1.01
197	Tetr╗	13C-PCB-81	100.00	2.13e+08	0.79	y	38:59	-	1.01
198	Tetr╗	13C-PCB-77	100.00	2.06e+08	0.82	y	39:34	-	0.98
199	Pent╗	13C-PCB-104	100.00	1.33e+08	1.61	y	32:36	-	1.01
200	Pent╗	13C-PCB-95	100.00	1.06e+08	1.60	y	35:46	-	0.80
201	Pent╗	13C-PCB-101	100.00	1.06e+08	1.59	y	37:27	-	0.80
202	Pent╗	13C-PCB-97	100.00	9.30e+07	1.60	y	38:45	-	0.70
203	Pent╗	13C-PCB-123	100.00	1.27e+08	1.59	y	41:18	-	0.96
204	Pent╗	13C-PCB-118	100.00	1.34e+08	1.59	y	41:29	-	1.02
205	Pent╗	13C-PCB-114	100.00	1.37e+08	1.59	y	42:08	-	1.18
206	Pent╗	13C-PCB-105	100.00	1.35e+08	1.59	y	42:60	-	1.16
207	Pent╗	13C-PCB-127	100.00	1.47e+08	1.57	y	43:20	-	1.26
208	Pent╗	13C-PCB-126	100.00	1.35e+08	1.57	y	45:14	-	1.16
209	Hexa╗	13C-PCB-155	100.00	1.07e+08	1.26	y	36:60	-	0.81
210	Hexa╗	13C-PCB-153	100.00	1.55e+08	1.28	y	43:10	-	1.33
211	Hexa╗	13C-PCB-141	100.00	1.28e+08	1.28	y	43:54	-	1.10
212	Hexa	13C-PCB-138	100.00	1.38e+08	1.26	y	44:44	-	1.18
213	Hexa╗	13C-PCB-159	100.00	1.63e+08	1.27	y	46:01	-	1.40
214	Hexa╗	13C-PCB-167	100.00	1.64e+08	1.26	y	46:42	-	1.41
215	Hexa╗	13C-PCB-156	100.00	1.60e+08	1.27	y	47:59	-	1.38
216	Hexa╗	13C-PCB-157	100.00	1.59e+08	1.28	y	48:15	-	1.37
217	Hexa╗	13C-PCB-169	100.00	1.62e+08	1.27	y	50:28	-	1.39
218	Hept╗	13C-PCB-188	100.00	1.13e+08	0.46	y	42:48	-	1.38
219	Hept╗	13C-PCB-180	100.00	7.91e+07	0.46	y	49:17	-	0.97
220	Hept╗	13C-PCB-170	100.00	7.02e+07	0.46	y	50:53	-	0.86
221	Hept╗	13C-PCB-189	100.00	9.18e+07	0.45	y	52:29	-	1.13
222	Octa╗	13C-PCB-202	100.00	1.04e+08	0.91	y	48:12	-	1.28

223	Octa╗	13C-PCB-194	100.00	8.73e+07	0.90 y	54:03	-	0.76
224	Nona╗	13C-PCB-208	100.00	1.23e+08	0.77 y	53:19	-	1.07
225	Nona╗	13C-PCB-206	100.00	9.13e+07	0.78 y	55:37	-	0.80
226	Deca╗	13C-PCB-209	100.00	8.43e+07	1.20 y	56:56	-	0.74
227	DI-RS	13C-PCB-15	100.00	2.42e+08	1.55 y	25:52	-	1.00
228	Tri-╗	13C-PCB-31	100.00	1.98e+08	1.05 y	28:55	-	1.00
229	Tetr╗	13C-PCB-60	100.00	2.11e+08	0.79 y	36:42	-	1.00
230	Penta	13C-PCB-111	100.00	1.32e+08	1.57 y	39:11	-	1.00
231	Hexa╗	13C-PCB-128	100.00	1.16e+08	1.28 y	46:17	-	1.00
232	Hept╗	13C-PCB-182	100.00	8.15e+07	0.46 y	46:07	-	1.00

233	Octa	13C-PCB-205	100.00	1.14e+08	0.91 y	54:19	-	1.00
234	CRS	13C-PCB-79	100.00	2.17e+08	0.80 y	37:46	-	1.03
235	CRS	13C-PCB-178	100.00	7.44e+07	0.46 y	45:35	-	0.91
236	PS	13C-PCB-79	100.00	2.17e+08	0.80 y	37:46	-	1.02
237	PS	13C-PCB-178	100.00	7.44e+07	0.46 y	45:35	-	0.94

Filename: 180208E1 S: 5 Acquired: 8-FEB-18 12:55:10
Run: 180208E1 Analyte: PCBNEW ICal: PCBVG8-2-8-18 Results:
Sample text: ST180208E1-5 PCB CS4 17L3007

	Typ	Name	Amount	Resp	RA	RT	RF	RRF
1	Mono	PCB-1	400.00	1.06e+09	3.00 y	16:00	-	1.05
2	Mono	PCB-2	400.00	1.12e+09	3.01 y	18:24	-	1.02
3	Mono	PCB-3	400.00	1.12e+09	3.00 y	18:38	-	1.02
4	Di	PCB-4/10	800.00	1.29e+09	1.54 y	20:01	-	1.20
5	Di	PCB-7/9	800.00	1.64e+09	1.55 y	21:49	-	0.95
6	Di	PCB-6	400.00	8.81e+08	1.55 y	22:28	-	1.02
7	Di	PCB-5/8	800.00	1.73e+09	1.56 y	22:52	-	1.00
8	Di	PCB-14	400.00	8.84e+08	1.56 y	23:58	-	1.00
9	Di	PCB-11	400.00	9.38e+08	1.56 y	25:10	-	1.06
10	Di	PCB-12/13	800.00	1.76e+09	1.55 y	25:34	-	0.99
11	Di	PCB-15	400.00	9.16e+08	1.53 y	25:53	-	1.03
12	Tri	PCB-19	400.00	6.92e+08	1.05 y	24:09	-	1.15
13	Tri	PCB-30	400.00	1.11e+09	1.05 y	25:03	-	1.85
14	Tri	PCB-18	400.00	7.73e+08	1.05 y	25:48	-	0.85
15	Tri	PCB-17	400.00	7.14e+08	1.04 y	25:59	-	0.79
16	Tri	PCB-24/27	800.00	2.01e+09	1.05 y	26:34	-	1.11
17	Tri	PCB-16/32	800.00	1.75e+09	1.05 y	27:04	-	0.96
18	Tri	PCB-34	400.00	6.97e+08	1.03 y	27:52	-	0.84
19	Tri	PCB-23	400.00	7.68e+08	1.08 y	27:57	-	0.93
20	Tri	PCB-29	400.00	7.41e+08	1.05 y	28:12	-	0.90
21	Tri	PCB-26	400.00	8.02e+08	1.06 y	28:26	-	0.97
22	Tri	PCB-25	400.00	8.41e+08	1.05 y	28:35	-	1.02
23	Tri	PCB-31	400.00	9.14e+08	1.05 y	28:56	-	1.11
24	Tri	PCB-28	400.00	9.09e+08	1.06 y	29:02	-	1.10
25	Tri	PCB-20/21/33	1200.00	2.44e+09	1.05 y	29:40	-	0.98
26	Tri	PCB-22	400.00	8.82e+08	1.05 y	30:06	-	1.07
27	Tri	PCB-36	400.00	9.01e+08	1.05 y	30:43	-	1.08
28	Tri	PCB-39	400.00	8.37e+08	1.06 y	31:11	-	1.00
29	Tri	PCB-38	400.00	8.81e+08	1.04 y	31:57	-	1.06
30	Tri	PCB-35	400.00	9.16e+08	1.05 y	32:29	-	1.10
31	Tri	PCB-37	400.00	8.86e+08	1.05 y	32:55	-	1.06
32	Tetra	PCB-54	400.00	8.28e+08	0.78 y	27:55	-	1.03
33	Tetra	PCB-50	400.00	7.17e+08	0.78 y	29:06	-	0.89
34	Tetra	PCB-53	400.00	6.74e+08	0.78 y	29:44	-	0.97
35	Tetra	PCB-51	400.00	7.22e+08	0.77 y	30:05	-	1.04
36	Tetra	PCB-45	400.00	5.75e+08	0.78 y	30:31	-	0.83
37	Tetra	PCB-46	400.00	5.51e+08	0.78 y	31:00	-	0.79
38	Tetra	PCB-52/69	800.00	1.66e+09	0.77 y	31:29	-	1.19
39	Tetra	PCB-73	400.00	9.41e+08	0.79 y	31:36	-	1.36
40	Tetra	PCB-43/49	800.00	1.35e+09	0.78 y	31:46	-	0.98
41	Tetra	PCB-47	400.00	6.36e+08	0.77 y	31:58	-	0.83

42	Tetra	PCB-48/75	800.00	1.69e-09	0.78 y	32:05	-	1.10
43	Tetra	PCB-65	400.00	9.31e+08	0.78 y	32:21	-	1.22
44	Tetra	PCB-62	400.00	8.02e+08	0.79 y	32:27	-	1.05
45	Tetra	PCB-44	400.00	6.38e+08	0.77 y	32:46	-	0.84
46	Tetra	PCB-42/59	800.00	1.53e+09	0.78 y	32:59	-	1.00
47	Tetra	PCB-41/64/71/72	1600.00	3.54e+09	0.78 y	33:35	-	1.16
48	Tetra	PCB-68	400.00	9.39e+08	0.77 y	33:50	-	1.23
49	Tetra	PCB-40	400.00	4.66e+08	0.78 y	34:03	-	0.61
50	Tetra	PCB-57	400.00	9.99e+08	0.78 y	34:25	-	1.06
51	Tetra	PCB-67	400.00	9.81e+08	0.77 y	34:43	-	1.04
52	Tetra	PCB-58	400.00	1.01e+09	0.79 y	34:50	-	1.08

53	Tetra	PCB-63	400.00	9.01e+08	0.78 y	34:59	-	0.96
54	Tetra	PCB-74	400.00	1.06e+09	0.78 y	35:16	-	1.12
55	Tetra	PCB-61/70	800.00	1.83e+09	0.78 y	35:26	-	0.97
56	Tetra	PCB-76/66	800.00	2.04e+09	0.78 y	35:40	-	1.08
57	Tetra	PCB-80	400.00	1.06e+09	0.78 y	35:54	-	1.12
58	Tetra	PCB-55	400.00	1.06e+09	0.77 y	36:13	-	1.12
59	Tetra	PCB-56/60	800.00	1.87e+09	0.77 y	36:42	-	0.99
60	Tetra	PCB-79	400.00	1.04e+09	0.79 y	37:47	-	1.10
61	Tetra	PCB-78	400.00	1.01e+09	0.77 y	38:28	-	1.05
62	Tetra	PCB-81	400.00	8.99e+08	0.78 y	38:60	-	0.94
63	Tetra	PCB-77	400.00	9.51e+08	0.78 y	39:35	-	1.03
64	Penta	PCB-104	400.00	6.19e+08	1.59 y	32:37	-	1.02
65	Penta	PCB-96	400.00	6.88e+08	1.59 y	33:52	-	1.13
66	Penta	PCB-103	400.00	5.49e+08	1.60 y	34:25	-	0.90
67	Penta	PCB-100	400.00	5.67e+08	1.59 y	34:47	-	0.93
68	Penta	PCB-94	400.00	4.39e+08	1.58 y	35:15	-	0.89
69	Penta	PCB-95/98/102	1200.00	1.70e+09	1.60 y	35:43	-	1.15
70	Penta	PCB-93	400.00	4.28e+08	1.58 y	35:51	-	0.87
71	Penta	PCB-88/91	800.00	9.09e+08	1.57 y	36:08	-	0.92
72	Penta	PCB-121	400.00	8.47e+08	1.61 y	36:15	-	1.72
73	Penta	PCB-84/92	800.00	9.42e+08	1.59 y	37:05	-	0.95
74	Penta	PCB-89	400.00	5.13e+08	1.60 y	37:15	-	1.04
75	Penta	PCB-90/101	800.00	1.04e+09	1.59 y	37:27	-	1.06
76	Penta	PCB-113	400.00	6.79e+08	1.56 y	37:42	-	1.38
77	Penta	PCB-99	400.00	6.44e+08	1.62 y	37:47	-	1.31
78	Penta	PCB-119	400.00	7.33e+08	1.59 y	38:14	-	1.67
79	Penta	PCB-108/112	800.00	1.15e+09	1.59 y	38:24	-	1.31
80	Penta	PCB-83	400.00	7.46e+08	1.59 y	38:34	-	1.71
81	Penta	PCB-97	400.00	4.96e+08	1.58 y	38:45	-	1.13
82	Penta	PCB-86	400.00	4.68e+08	1.53 y	38:54	-	1.07
83	Penta	PCB-87/117/125	1200.00	1.96e+09	1.59 y	39:02	-	1.49
84	Penta	PCB-111/115	800.00	1.52e+09	1.59 y	39:11	-	1.74
85	Penta	PCB-85/116	800.00	1.11e+09	1.61 y	39:18	-	1.26
86	Penta	PCB-120	400.00	8.34e+08	1.57 y	39:34	-	1.91
87	Penta	PCB-110	400.00	7.15e+08	1.59 y	39:42	-	1.63
88	Penta	PCB-82	400.00	4.53e+08	1.59 y	40:20	-	0.76
89	Penta	PCB-124	400.00	7.17e+08	1.57 y	41:00	-	1.20
90	Penta	PCB-107/109	800.00	1.54e+09	1.59 y	41:08	-	1.28
91	Penta	PCB-123	400.00	6.35e+08	1.58 y	41:19	-	1.06
92	Penta	PCB-106/118	800.00	1.48e+09	1.59 y	41:31	-	1.16
93	Penta	PCB-114	400.00	6.40e+08	1.55 y	42:09	-	1.08
94	Penta	PCB-122	400.00	5.89e+08	1.58 y	42:17	-	0.99
95	Penta	PCB-105	400.00	6.29e+08	1.58 y	43:01	-	1.09
96	Penta	PCB-127	400.00	6.70e+08	1.59 y	43:20	-	1.08
97	Penta	PCB-126	400.00	6.84e+08	1.59 y	45:14	-	1.18
98	Hexa	PCB-155	400.00	4.84e+08	1.28 y	37:01	-	0.95
99	Hexa	PCB-150	400.00	5.15e+08	1.29 y	38:16	-	1.01
100	Hexa	PCB-152	400.00	5.82e+08	1.29 y	38:45	-	1.14
101	Hexa	PCB-145	400.00	5.70e+08	1.30 y	39:11	-	1.11
102	Hexa	PCB-136	400.00	5.04e+08	1.28 y	39:31	-	0.98

103	Hexa	PCB-148	400.00	4.03e+08	1.29 y	39:37	-	0.79
104	Hexa	PCB-154	400.00	4.43e+08	1.29 y	40:07	-	0.87
105	Hexa	PCB-151	400.00	3.89e+08	1.29 y	40:45	-	0.76
106	Hexa	PCB-135	400.00	4.48e+08	1.28 y	40:58	-	0.87
107	Hexa	PCB-144	400.00	3.83e+08	1.30 y	41:05	-	0.75
108	Hexa	PCB-147	400.00	4.15e+08	1.29 y	41:12	-	0.81
109	Hexa	PCB-139/149	800.00	9.15e+08	1.28 y	41:28	-	0.89
110	Hexa	PCB-140	400.00	3.90e+08	1.25 y	41:39	-	0.76
111	Hexa	PCB-134/143	800.00	1.02e+09	1.24 y	42:05	-	0.75
112	Hexa	PCB-131/133	800.00	1.09e+09	1.25 y	42:23	-	0.80
113	Hexa	PCB-142	400.00	4.85e+08	1.24 y	42:32	-	0.71

114	Hexa	PCB-146/165	800.00	1.37e+09	1.23 y	42:46	-	0.99
115	Hexa	PCB-132/161	800.00	1.35e+09	1.23 y	43:00	-	0.98
116	Hexa	PCB-153	400.00	7.14e+08	1.24 y	43:10	-	1.04
117	Hexa	PCB-168	400.00	7.18e+08	1.23 y	43:23	-	1.05
118	Hexa	PCB-141	400.00	5.60e+08	1.24 y	43:55	-	0.98
119	Hexa	PCB-137	400.00	6.04e+08	1.22 y	44:17	-	1.06
120	Hexa	PCB-130	400.00	4.55e+08	1.25 y	44:24	-	0.80
121	Hexa	PCB-138/163/164	1200.00	2.20e+09	1.24 y	44:46	-	1.20
122	Hexa	PCB-158/160	800.00	1.41e+09	1.24 y	45:01	-	1.15
123	Hexa	PCB-129	400.00	4.58e+08	1.24 y	45:15	-	0.75
124	Hexa	PCB-166	400.00	7.89e+08	1.22 y	45:42	-	1.09
125	Hexa	PCB-159	400.00	8.37e+08	1.22 y	46:02	-	1.16
126	Hexa	PCB-128/162	800.00	1.26e+09	1.22 y	46:19	-	0.87
127	Hexa	PCB-167	400.00	7.28e+08	1.23 y	46:43	-	1.00
128	Hexa	PCB-156	400.00	7.24e+08	1.22 y	48:00	-	1.00
129	Hexa	PCB-157	400.00	6.99e+08	1.23 y	48:17	-	0.98
130	Hexa	PCB-169	400.00	7.79e+08	1.24 y	50:28	-	1.10
131	Hepta	PCB-188	400.00	6.79e+08	1.04 y	42:49	-	1.31
132	Hepta	PCB-184	400.00	6.67e+08	1.05 y	43:16	-	1.28
133	Hepta	PCB-179	400.00	6.93e+08	1.06 y	44:02	-	1.33
134	Hepta	PCB-176	400.00	6.48e+08	1.05 y	44:30	-	1.25
135	Hepta	PCB-186	400.00	7.15e+08	1.04 y	45:06	-	1.37
136	Hepta	PCB-178	400.00	4.89e+08	1.04 y	45:36	-	0.94
137	Hepta	PCB-175	400.00	5.13e+08	1.05 y	45:57	-	0.99
138	Hepta	PCB-182/187	800.00	1.15e+09	1.05 y	46:07	-	1.11
139	Hepta	PCB-183	400.00	5.58e+08	1.05 y	46:26	-	1.07
140	Hepta	PCB-185	400.00	4.78e+08	1.04 y	47:05	-	1.34
141	Hepta	PCB-174	400.00	4.84e+08	1.03 y	47:27	-	1.36
142	Hepta	PCB-181	400.00	5.30e+08	1.04 y	47:34	-	1.49
143	Hepta	PCB-177	400.00	4.67e+08	1.05 y	47:44	-	1.31
144	Hepta	PCB-171	400.00	4.77e+08	1.05 y	48:01	-	1.34
145	Hepta	PCB-173	400.00	4.36e+08	1.04 y	48:27	-	1.23
146	Hepta	PCB-172	400.00	4.92e+08	1.04 y	48:54	-	1.39
147	Hepta	PCB-192	400.00	6.47e+08	1.05 y	49:05	-	1.82
148	Hepta	PCB-180	400.00	5.30e+08	1.03 y	49:18	-	1.49
149	Hepta	PCB-193	400.00	5.83e+08	1.04 y	49:30	-	1.64
150	Hepta	PCB-191	400.00	6.08e+08	1.06 y	49:45	-	1.71
151	Hepta	PCB-170	400.00	4.35e+08	1.04 y	50:53	-	1.42
152	Hepta	PCB-190	400.00	5.93e+08	1.04 y	51:04	-	1.94
153	Hepta	PCB-189	400.00	5.83e+08	1.05 y	52:30	-	1.38
154	Octa	PCB-202	400.00	5.05e+08	0.91 y	48:13	-	1.05
155	Octa	PCB-201	400.00	4.57e+08	0.90 y	48:42	-	0.95
156	Octa	PCB-204	400.00	5.09e+08	0.91 y	48:51	-	1.06
157	Octa	PCB-197	400.00	4.94e+08	0.90 y	49:10	-	1.03
158	Octa	PCB-200	400.00	4.73e+08	0.90 y	50:04	-	0.99
159	Octa	PCB-198	400.00	3.68e+08	0.90 y	51:32	-	0.77
160	Octa	PCB-199	400.00	3.73e+08	0.91 y	51:39	-	0.78
161	Octa	PCB-196/203	800.00	7.77e+08	0.90 y	51:56	-	0.81
162	Octa	PCB-195	400.00	3.64e+08	0.90 y	53:10	-	1.01
163	Octa	PCB-194	400.00	4.02e+08	0.90 y	54:04	-	1.11

164	Octa		PCB-205	400.00	4.72e+08	0.90	y	54:20	- 1.30
165	Nona		PCB-208	400.00	4.60e+08	1.32	y	53:19	- 0.88
166	Nona		PCB-207	400.00	4.60e+08	1.32	y	53:38	- 0.88
167	Nona		PCB-206	400.00	3.34e+08	1.31	y	55:37	- 0.86
168	Deca		PCB-209	400.00	3.68e+08	1.19	y	56:57	- 1.02
169	Tot ╗	Total Mono-PCB		0.00	-	-	n	-	- 1.03
170	Tot ╗	Total Di-PCB		0.00	-	-	n	-	- 1.00
171	Tot ╗	Total Tri-PCB		0.00	-	-	n	-	- 1.10

172	Tot ╗	Total Tri-PCB	0.00	-	-	n	-	-	1.01
173	Tot ╗	Total Tetra-PCB	0.00	-	-	n	-	-	1.03
174	Tot ╗	Total Penta-PCB	0.00	-	-	n	-	-	1.15
175	Tot ╗	Total Penta-PCB	0.00	-	-	n	-	-	1.09
176	Tot ╗	Total Hexa-PCB	0.00	-	-	n	-	-	0.90
177	Tot ╗	Total Hexa-PCB	0.00	-	-	n	-	-	0.97
178	Tot ╗	Total Hepta-PCB	0.00	-	-	n	-	-	1.31
179	Tot ╗	Total Octa-PCB	0.00	-	-	n	-	-	0.92
180	Tot ╗	Total Octa-PCB	0.00	-	-	n	-	-	1.14
181	Tot ╗	Total Nona-PCB	0.00	-	-	n	-	-	0.87
182	Tot ╗	Total Deca-PCB	400.00	3.68e+08	1.19	y	56:57	-	1.02
183	Mono╗	13C-PCB-1	100.00	2.53e+08	3.18	y	15:59	-	1.07
184	Mono╗	13C-PCB-3	100.00	2.75e+08	3.16	y	18:37	-	1.17
185	Di-IS	13C-PCB-4	100.00	1.35e+08	1.58	y	19:58	-	0.57
186	Di-IS	13C-PCB-9	100.00	2.15e+08	1.55	y	21:46	-	0.91
187	Di-IS	13C-PCB-11	100.00	2.22e+08	1.56	y	25:10	-	0.94
188	Tri-╗	13C-PCB-19	100.00	1.50e+08	1.06	y	24:08	-	0.64
189	Tri-╗	13C-PCB-32	100.00	2.26e+08	1.07	y	27:04	-	0.96
190	Tri-╗	13C-PCB-28	100.00	2.07e+08	1.05	y	29:02	-	1.03
191	Tri-╗	13C-PCB-37	100.00	2.08e+08	1.05	y	32:54	-	1.04
192	Tetr╗	13C-PCB-54	100.00	2.01e+08	0.81	y	27:54	-	0.86
193	Tetr╗	13C-PCB-52	100.00	1.73e+08	0.79	y	31:27	-	0.74
194	Tetr╗	13C-PCB-47	100.00	1.91e+08	0.79	y	31:57	-	0.82
195	Tetr╗	13C-PCB-70	100.00	2.36e+08	0.80	y	35:27	-	1.01
196	Tetr╗	13C-PCB-80	100.00	2.36e+08	0.79	y	35:53	-	1.01
197	Tetr╗	13C-PCB-81	100.00	2.40e+08	0.79	y	38:59	-	1.02
198	Tetr╗	13C-PCB-77	100.00	2.31e+08	0.81	y	39:34	-	0.99
199	Pent╗	13C-PCB-104	100.00	1.52e+08	1.59	y	32:36	-	0.97
200	Pent╗	13C-PCB-95	100.00	1.23e+08	1.58	y	35:46	-	0.79
201	Pent╗	13C-PCB-101	100.00	1.23e+08	1.62	y	37:27	-	0.79
202	Pent╗	13C-PCB-97	100.00	1.09e+08	1.59	y	38:45	-	0.70
203	Pent╗	13C-PCB-123	100.00	1.49e+08	1.58	y	41:18	-	0.95
204	Pent╗	13C-PCB-118	100.00	1.58e+08	1.58	y	41:29	-	1.01
205	Pent╗	13C-PCB-114	100.00	1.48e+08	1.59	y	42:08	-	1.14
206	Pent╗	13C-PCB-105	100.00	1.44e+08	1.56	y	42:60	-	1.11
207	Pent╗	13C-PCB-127	100.00	1.55e+08	1.59	y	43:20	-	1.20
208	Pent╗	13C-PCB-126	100.00	1.44e+08	1.56	y	45:14	-	1.11
209	Hexa╗	13C-PCB-155	100.00	1.28e+08	1.26	y	36:59	-	0.82
210	Hexa╗	13C-PCB-153	100.00	1.72e+08	1.26	y	43:10	-	1.32
211	Hexa╗	13C-PCB-141	100.00	1.42e+08	1.27	y	43:54	-	1.10
212	Hexa	13C-PCB-138	100.00	1.53e+08	1.26	y	44:44	-	1.18
213	Hexa╗	13C-PCB-159	100.00	1.81e+08	1.27	y	46:01	-	1.40
214	Hexa╗	13C-PCB-167	100.00	1.81e+08	1.26	y	46:42	-	1.40
215	Hexa╗	13C-PCB-156	100.00	1.82e+08	1.29	y	47:59	-	1.40
216	Hexa╗	13C-PCB-157	100.00	1.78e+08	1.29	y	48:15	-	1.37
217	Hexa╗	13C-PCB-169	100.00	1.77e+08	1.26	y	50:27	-	1.37
218	Hept╗	13C-PCB-188	100.00	1.30e+08	0.46	y	42:48	-	1.41
219	Hept╗	13C-PCB-180	100.00	8.88e+07	0.47	y	49:17	-	0.97
220	Hept╗	13C-PCB-170	100.00	7.64e+07	0.45	y	50:52	-	0.83
221	Hept╗	13C-PCB-189	100.00	1.06e+08	0.47	y	52:29	-	1.15
222	Octa╗	13C-PCB-202	100.00	1.20e+08	0.91	y	48:12	-	1.30

223	Octa╗	13C-PCB-194	100.00	9.06e+07	0.90	y	54:03	-	0.77
224	Nona╗	13C-PCB-208	100.00	1.31e+08	0.77	y	53:18	-	1.11
225	Nona╗	13C-PCB-206	100.00	9.72e+07	0.77	y	55:36	-	0.82
226	Deca╗	13C-PCB-209	100.00	8.99e+07	1.21	y	56:56	-	0.76
227	DI-RS	13C-PCB-15	100.00	2.36e+08	1.55	y	25:52	-	1.00
228	Tri-╗	13C-PCB-31	100.00	2.01e+08	1.04	y	28:55	-	1.00
229	Tetr╗	13C-PCB-60	100.00	2.34e+08	0.80	y	36:42	-	1.00
230	Penta	13C-PCB-111	100.00	1.57e+08	1.58	y	39:11	-	1.00
231	Hexa╗	13C-PCB-128	100.00	1.30e+08	1.25	y	46:17	-	1.00
232	Hept╗	13C-PCB-182	100.00	9.20e+07	0.46	y	46:07	-	1.00

233	Octa╖	13C-PCB-205	100.00	1.18e+08	0.90 y	54:19	-	1.00
234	CRS	13C-PCB-79	100.00	2.43e+08	0.79 y	37:46	-	1.04
235	CRS	13C-PCB-178	100.00	8.69e+07	0.46 y	45:35	-	0.94
236	PS	13C-PCB-79	100.00	2.43e+08	0.79 y	37:46	-	1.01
237	PS	13C-PCB-178	100.00	8.69e+07	0.46 y	45:35	-	0.98

Filename: 180208E1 S: 6 Acquired: 8-FEB-18 14:00:18
Run: 180208E1 Analyte: PCBNEW ICal: PCBVG8-2-8-18 Results:
Sample text: ST180208E1-6 PCB CS5 17L3008

	Typ	Name	Amount	Resp	RA	RT	RF	RRF
1	Mono	PCB-1	1000.00	2.61e+09	2.96 y	16:01	-	1.01
2	Mono	PCB-2	1000.00	2.74e+09	2.99 y	18:25	-	1.00
3	Mono	PCB-3	1000.00	2.70e+09	2.97 y	18:39	-	0.99
4	Di	PCB-4/10	2000.00	3.04e+09	1.55 y	20:01	-	1.15
5	Di	PCB-7/9	2000.00	3.76e+09	1.55 y	21:49	-	0.92
6	Di	PCB-6	1000.00	2.02e+09	1.56 y	22:28	-	0.99
7	Di	PCB-5/8	2000.00	3.91e+09	1.55 y	22:52	-	0.96
8	Di	PCB-14	1000.00	1.98e+09	1.55 y	23:58	-	0.98
9	Di	PCB-11	1000.00	2.10e+09	1.56 y	25:10	-	1.04
10	Di	PCB-12/13	2000.00	3.91e+09	1.55 y	25:34	-	0.97
11	Di	PCB-15	1000.00	2.00e+09	1.53 y	25:53	-	0.99
12	Tri	PCB-19	1000.00	1.52e+09	1.04 y	24:09	-	1.13
13	Tri	PCB-30	1000.00	2.45e+09	1.05 y	25:03	-	1.82
14	Tri	PCB-18	1000.00	1.68e+09	1.05 y	25:48	-	0.86
15	Tri	PCB-17	1000.00	1.55e+09	1.05 y	25:59	-	0.80
16	Tri	PCB-24/27	2000.00	4.32e+09	1.05 y	26:33	-	1.11
17	Tri	PCB-16/32	2000.00	3.69e+09	1.05 y	27:04	-	0.95
18	Tri	PCB-34	1000.00	1.55e+09	1.04 y	27:52	-	0.97
19	Tri	PCB-23	1000.00	1.59e+09	1.07 y	27:57	-	1.00
20	Tri	PCB-29	1000.00	1.56e+09	1.06 y	28:12	-	0.98
21	Tri	PCB-26	1000.00	1.61e+09	1.06 y	28:25	-	1.01
22	Tri	PCB-25	1000.00	1.69e+09	1.07 y	28:35	-	1.06
23	Tri	PCB-31	1000.00	1.89e+09	1.05 y	28:56	-	1.19
24	Tri	PCB-28	1000.00	1.73e+09	1.07 y	29:02	-	1.09
25	Tri	PCB-20/21/33	3000.00	4.98e+09	1.06 y	29:39	-	1.04
26	Tri	PCB-22	1000.00	1.84e+09	1.05 y	30:06	-	1.15
27	Tri	PCB-36	1000.00	1.89e+09	1.06 y	30:42	-	1.05
28	Tri	PCB-39	1000.00	1.78e+09	1.05 y	31:11	-	0.99
29	Tri	PCB-38	1000.00	1.85e+09	1.06 y	31:57	-	1.03
30	Tri	PCB-35	1000.00	1.94e+09	1.05 y	32:29	-	1.08
31	Tri	PCB-37	1000.00	1.87e+09	1.06 y	32:55	-	1.04
32	Tetra	PCB-54	1000.00	1.74e+09	0.78 y	27:54	-	1.00
33	Tetra	PCB-50	1000.00	1.36e+09	0.77 y	29:04	-	0.78
34	Tetra	PCB-53	1000.00	1.33e+09	0.77 y	29:44	-	0.92
35	Tetra	PCB-51	1000.00	1.45e+09	0.78 y	30:05	-	1.00
36	Tetra	PCB-45	1000.00	1.16e+09	0.78 y	30:30	-	0.80
37	Tetra	PCB-46	1000.00	1.12e+09	0.78 y	30:59	-	0.78
38	Tetra	PCB-52/69	2000.00	3.46e+09	0.77 y	31:29	-	1.20
39	Tetra	PCB-73	1000.00	1.83e+09	0.78 y	31:36	-	1.27
40	Tetra	PCB-43/49	2000.00	2.84e+09	0.78 y	31:45	-	0.98
41	Tetra	PCB-47	1000.00	1.34e+09	0.78 y	31:57	-	0.83

42	Tetra	PCB-48/75	2000.00	3.41e+09	0.78	y	32:04	- 1.06
43	Tetra	PCB-65	1000.00	1.98e+09	0.77	y	32:20	- 1.24
44	Tetra	PCB-62	1000.00	1.62e+09	0.78	y	32:27	- 1.01
45	Tetra	PCB-44	1000.00	1.31e+09	0.78	y	32:45	- 0.82
46	Tetra	PCB-42/59	2000.00	3.12e+09	0.78	y	32:59	- 0.97
47	Tetra	PCB-41/64/71/72	4000.00	7.25e+09	0.78	y	33:34	- 1.13
48	Tetra	PCB-68	1000.00	1.93e+09	0.78	y	33:50	- 1.20
49	Tetra	PCB-40	1000.00	9.50e+08	0.78	y	34:02	- 0.59
50	Tetra	PCB-57	1000.00	2.01e+09	0.78	y	34:24	- 1.04
51	Tetra	PCB-67	1000.00	2.03e+09	0.77	y	34:42	- 1.05
52	Tetra	PCB-58	1000.00	2.07e+09	0.78	y	34:50	- 1.07

53	Tetra	PCB-63	1000.00	1.82e-09	0.78 y	34:59	-	0.94
54	Tetra	PCB-74	1000.00	2.17e+09	0.78 y	35:16	-	1.12
55	Tetra	PCB-61/70	2000.00	3.66e+09	0.78 y	35:26	-	0.95
56	Tetra	PCB-76/66	2000.00	4.13e+09	0.78 y	35:39	-	1.07
57	Tetra	PCB-80	1000.00	2.14e+09	0.78 y	35:54	-	1.11
58	Tetra	PCB-55	1000.00	2.15e+09	0.77 y	36:13	-	1.12
59	Tetra	PCB-56/60	2000.00	3.82e+09	0.78 y	36:42	-	0.99
60	Tetra	PCB-79	1000.00	2.13e+09	0.78 y	37:46	-	1.10
61	Tetra	PCB-78	1000.00	2.03e+09	0.78 y	38:28	-	1.03
62	Tetra	PCB-81	1000.00	1.80e+09	0.78 y	38:59	-	0.91
63	Tetra	PCB-77	1000.00	1.92e+09	0.78 y	39:35	-	1.02
64	Penta	PCB-104	1000.00	1.21e+09	1.58 y	32:37	-	1.00
65	Penta	PCB-96	1000.00	1.32e+09	1.59 y	33:52	-	1.10
66	Penta	PCB-103	1000.00	1.06e+09	1.61 y	34:25	-	0.88
67	Penta	PCB-100	1000.00	1.08e+09	1.60 y	34:47	-	0.90
68	Penta	PCB-94	1000.00	8.53e+08	1.59 y	35:15	-	0.87
69	Penta	PCB-95/98/102	3000.00	3.16e+09	1.60 y	35:43	-	1.07
70	Penta	PCB-93	1000.00	8.96e+08	1.59 y	35:51	-	0.91
71	Penta	PCB-88/91	2000.00	1.76e+09	1.58 y	36:08	-	0.89
72	Penta	PCB-121	1000.00	1.59e+09	1.62 y	36:15	-	1.61
73	Penta	PCB-84/92	2000.00	1.81e+09	1.59 y	37:05	-	0.92
74	Penta	PCB-89	1000.00	9.76e+08	1.59 y	37:15	-	0.99
75	Penta	PCB-90/101	2000.00	1.99e+09	1.59 y	37:27	-	1.01
76	Penta	PCB-113	1000.00	1.44e+09	1.56 y	37:42	-	1.46
77	Penta	PCB-99	1000.00	1.10e+09	1.64 y	37:47	-	1.12
78	Penta	PCB-119	1000.00	1.43e+09	1.60 y	38:14	-	1.68
79	Penta	PCB-108/112	2000.00	2.28e+09	1.64 y	38:25	-	1.34
80	Penta	PCB-83	1000.00	1.41e+09	1.52 y	38:34	-	1.65
81	Penta	PCB-97	1000.00	9.57e+08	1.59 y	38:45	-	1.12
82	Penta	PCB-86	1000.00	9.05e+08	1.57 y	38:54	-	1.06
83	Penta	PCB-87/117/125	3000.00	3.84e+09	1.60 y	39:02	-	1.50
84	Penta	PCB-111/115	2000.00	2.93e+09	1.59 y	39:11	-	1.72
85	Penta	PCB-85/116	2000.00	2.14e+09	1.61 y	39:19	-	1.26
86	Penta	PCB-120	1000.00	1.62e+09	1.59 y	39:34	-	1.90
87	Penta	PCB-110	1000.00	1.37e+09	1.61 y	39:42	-	1.61
88	Penta	PCB-82	1000.00	8.70e+08	1.59 y	40:19	-	0.77
89	Penta	PCB-124	1000.00	1.51e+09	1.56 y	41:00	-	1.33
90	Penta	PCB-107/109	2000.00	2.70e+09	1.59 y	41:08	-	1.19
91	Penta	PCB-123	1000.00	1.21e+09	1.63 y	41:20	-	1.07
92	Penta	PCB-106/118	2000.00	2.70e+09	1.58 y	41:31	-	1.10
93	Penta	PCB-114	1000.00	1.32e+09	1.56 y	42:09	-	1.04
94	Penta	PCB-122	1000.00	1.23e+09	1.58 y	42:17	-	0.97
95	Penta	PCB-105	1000.00	1.32e+09	1.58 y	43:01	-	1.08
96	Penta	PCB-127	1000.00	1.41e+09	1.58 y	43:20	-	1.05
97	Penta	PCB-126	1000.00	1.44e+09	1.60 y	45:14	-	1.16
98	Hexa	PCB-155	1000.00	9.07e+08	1.29 y	37:01	-	0.93
99	Hexa	PCB-150	1000.00	9.56e+08	1.29 y	38:16	-	0.98
100	Hexa	PCB-152	1000.00	1.08e+09	1.29 y	38:45	-	1.11
101	Hexa	PCB-145	1000.00	1.05e+09	1.29 y	39:11	-	1.08
102	Hexa	PCB-136	1000.00	9.39e+08	1.28 y	39:31	-	0.97

103	Hexa	PCB-148	1000.00	7.52e+08	1.30 y	39:37	-	0.77
104	Hexa	PCB-154	1000.00	8.28e+08	1.28 y	40:07	-	0.85
105	Hexa	PCB-151	1000.00	7.22e+08	1.29 y	40:44	-	0.74
106	Hexa	PCB-135	1000.00	8.24e+08	1.28 y	40:58	-	0.85
107	Hexa	PCB-144	1000.00	6.97e+08	1.31 y	41:05	-	0.72
108	Hexa	PCB-147	1000.00	7.40e+08	1.30 y	41:12	-	0.76
109	Hexa	PCB-139/149	2000.00	1.65e+09	1.29 y	41:28	-	0.85
110	Hexa	PCB-140	1000.00	6.98e+08	1.29 y	41:39	-	0.72
111	Hexa	PCB-134/143	2000.00	2.01e+09	1.25 y	42:05	-	0.72
112	Hexa	PCB-131/133	2000.00	2.23e+09	1.25 y	42:23	-	0.80
113	Hexa	PCB-142	1000.00	9.70e+08	1.24 y	42:32	-	0.70

114	Hexa	PCB-146/165	2000.00	2.76e+09	1.24 y	42:46	-	0.99
115	Hexa	PCB-132/161	2000.00	2.74e+09	1.24 y	43:00	-	0.98
116	Hexa	PCB-153	1000.00	1.42e+09	1.25 y	43:10	-	1.02
117	Hexa	PCB-168	1000.00	1.45e+09	1.24 y	43:23	-	1.04
118	Hexa	PCB-141	1000.00	1.13e+09	1.24 y	43:54	-	0.97
119	Hexa	PCB-137	1000.00	1.24e+09	1.23 y	44:17	-	1.07
120	Hexa	PCB-130	1000.00	9.03e+08	1.25 y	44:24	-	0.77
121	Hexa	PCB-138/163/164	3000.00	4.46e+09	1.24 y	44:46	-	1.18
122	Hexa	PCB-158/160	2000.00	2.84e+09	1.24 y	45:01	-	1.12
123	Hexa	PCB-129	1000.00	9.27e+08	1.24 y	45:15	-	0.73
124	Hexa	PCB-166	1000.00	1.61e+09	1.24 y	45:42	-	1.06
125	Hexa	PCB-159	1000.00	1.71e+09	1.24 y	46:02	-	1.13
126	Hexa	PCB-128/162	2000.00	2.58e+09	1.23 y	46:19	-	0.85
127	Hexa	PCB-167	1000.00	1.47e+09	1.23 y	46:43	-	0.97
128	Hexa	PCB-156	1000.00	1.50e+09	1.24 y	48:00	-	0.99
129	Hexa	PCB-157	1000.00	1.46e+09	1.24 y	48:15	-	0.97
130	Hexa	PCB-169	1000.00	1.67e+09	1.25 y	50:28	-	1.10
131	Hepta	PCB-188	1000.00	1.31e+09	1.05 y	42:48	-	1.30
132	Hepta	PCB-184	1000.00	1.28e+09	1.05 y	43:15	-	1.27
133	Hepta	PCB-179	1000.00	1.35e+09	1.05 y	44:01	-	1.33
134	Hepta	PCB-176	1000.00	1.27e+09	1.05 y	44:29	-	1.25
135	Hepta	PCB-186	1000.00	1.41e+09	1.04 y	45:06	-	1.39
136	Hepta	PCB-178	1000.00	9.71e+08	1.06 y	45:36	-	0.96
137	Hepta	PCB-175	1000.00	1.02e+09	1.05 y	45:57	-	1.01
138	Hepta	PCB-182/187	2000.00	2.28e+09	1.05 y	46:07	-	1.13
139	Hepta	PCB-183	1000.00	1.12e+09	1.04 y	46:25	-	1.10
140	Hepta	PCB-185	1000.00	9.60e+08	1.06 y	47:05	-	1.30
141	Hepta	PCB-174	1000.00	9.99e+08	1.05 y	47:27	-	1.35
142	Hepta	PCB-181	1000.00	1.06e+09	1.05 y	47:33	-	1.43
143	Hepta	PCB-177	1000.00	9.42e+08	1.05 y	47:43	-	1.28
144	Hepta	PCB-171	1000.00	9.63e+08	1.05 y	48:00	-	1.31
145	Hepta	PCB-173	1000.00	8.78e+08	1.05 y	48:26	-	1.19
146	Hepta	PCB-172	1000.00	1.00e+09	1.05 y	48:54	-	1.36
147	Hepta	PCB-192	1000.00	1.30e+09	1.05 y	49:05	-	1.77
148	Hepta	PCB-180	1000.00	1.08e+09	1.05 y	49:17	-	1.46
149	Hepta	PCB-193	1000.00	1.18e+09	1.05 y	49:29	-	1.60
150	Hepta	PCB-191	1000.00	1.25e+09	1.05 y	49:44	-	1.69
151	Hepta	PCB-170	1000.00	9.07e+08	1.04 y	50:53	-	1.40
152	Hepta	PCB-190	1000.00	1.23e+09	1.06 y	51:04	-	1.89
153	Hepta	PCB-189	1000.00	1.21e+09	1.05 y	52:29	-	1.38
154	Octa	PCB-202	1000.00	9.95e+08	0.91 y	48:13	-	1.04
155	Octa	PCB-201	1000.00	9.11e+08	0.90 y	48:42	-	0.95
156	Octa	PCB-204	1000.00	9.96e+08	0.90 y	48:51	-	1.04
157	Octa	PCB-197	1000.00	9.86e+08	0.90 y	49:10	-	1.03
158	Octa	PCB-200	1000.00	9.59e+08	0.90 y	50:04	-	1.00
159	Octa	PCB-198	1000.00	7.64e+08	0.90 y	51:32	-	0.80
160	Octa	PCB-199	1000.00	7.38e+08	0.90 y	51:39	-	0.77
161	Octa	PCB-196/203	2000.00	1.58e+09	0.90 y	51:56	-	0.82
162	Octa	PCB-195	1000.00	8.04e+08	0.90 y	53:10	-	0.97
163	Octa	PCB-194	1000.00	8.93e+08	0.90 y	54:03	-	1.07

164	Octa		PCB-205	1000.00	1.05e+09	0.90	y	54:19	- 1.26
165	Nona		PCB-208	1000.00	1.01e+09	1.32	y	53:19	- 0.86
166	Nona		PCB-207	1000.00	1.02e+09	1.32	y	53:38	- 0.87
167	Nona		PCB-206	1000.00	7.42e+08	1.31	y	55:37	- 0.84
168	Deca		PCB-209	1000.00	8.00e+08	1.19	y	56:57	- 1.00
169	Tot ╗	Total Mono-PCB		0.00	-	-	n	-	- 1.00
170	Tot ╗	Total Di-PCB		0.00	-	-	n	-	- 0.98
171	Tot ╗	Total Tri-PCB		0.00	-	-	n	-	- 1.09

172	Tot ╗	Total Tri-PCB	0.00	-	-	n	-	-	1.04
173	Tot ╗	Total Tetra-PCB	0.00	-	-	n	-	-	1.00
174	Tot ╗	Total Penta-PCB	0.00	-	-	n	-	-	1.12
175	Tot ╗	Total Penta-PCB	0.00	-	-	n	-	-	1.06
176	Tot ╗	Total Hexa-PCB	0.00	-	-	n	-	-	0.87
177	Tot ╗	Total Hexa-PCB	0.00	-	-	n	-	-	0.96
178	Tot ╗	Total Hepta-PCB	0.00	-	-	n	-	-	1.31
179	Tot ╗	Total Octa-PCB	0.00	-	-	n	-	-	0.92
180	Tot ╗	Total Octa-PCB	0.00	-	-	n	-	-	1.10
181	Tot ╗	Total Nona-PCB	0.00	-	-	n	-	-	0.86
182	Tot ╗	Total Deca-PCB	1000.00	8.00e+08	1.19	y	56:57	-	1.00
183	Mono╗	13C-PCB-1	100.00	2.59e+08	3.17	y	16:00	-	1.22
184	Mono╗	13C-PCB-3	100.00	2.72e+08	3.19	y	18:38	-	1.28
185	Di-IS	13C-PCB-4	100.00	1.32e+08	1.56	y	19:58	-	0.62
186	Di-IS	13C-PCB-9	100.00	2.04e+08	1.55	y	21:46	-	0.96
187	Di-IS	13C-PCB-11	100.00	2.02e+08	1.54	y	25:10	-	0.95
188	Tri-╗	13C-PCB-19	100.00	1.35e+08	1.06	y	24:08	-	0.63
189	Tri-╗	13C-PCB-32	100.00	1.94e+08	1.06	y	27:04	-	0.91
190	Tri-╗	13C-PCB-28	100.00	1.60e+08	1.05	y	29:02	-	0.93
191	Tri-╗	13C-PCB-37	100.00	1.80e+08	1.05	y	32:54	-	1.05
192	Tetr╗	13C-PCB-54	100.00	1.74e+08	0.80	y	27:54	-	0.90
193	Tetr╗	13C-PCB-52	100.00	1.44e+08	0.80	y	31:26	-	0.75
194	Tetr╗	13C-PCB-47	100.00	1.60e+08	0.79	y	31:57	-	0.83
195	Tetr╗	13C-PCB-70	100.00	1.93e+08	0.81	y	35:27	-	1.00
196	Tetr╗	13C-PCB-80	100.00	1.93e+08	0.81	y	35:53	-	0.99
197	Tetr╗	13C-PCB-81	100.00	1.96e+08	0.81	y	38:59	-	1.01
198	Tetr╗	13C-PCB-77	100.00	1.88e+08	0.81	y	39:34	-	0.97
199	Pent╗	13C-PCB-104	100.00	1.20e+08	1.58	y	32:36	-	0.99
200	Pent╗	13C-PCB-95	100.00	9.85e+07	1.56	y	35:46	-	0.81
201	Pent╗	13C-PCB-101	100.00	9.85e+07	1.57	y	37:27	-	0.81
202	Pent╗	13C-PCB-97	100.00	8.53e+07	1.61	y	38:45	-	0.70
203	Pent╗	13C-PCB-123	100.00	1.13e+08	1.59	y	41:18	-	0.93
204	Pent╗	13C-PCB-118	100.00	1.23e+08	1.58	y	41:29	-	1.01
205	Pent╗	13C-PCB-114	100.00	1.26e+08	1.60	y	42:08	-	1.17
206	Pent╗	13C-PCB-105	100.00	1.23e+08	1.60	y	42:60	-	1.13
207	Pent╗	13C-PCB-127	100.00	1.35e+08	1.58	y	43:20	-	1.24
208	Pent╗	13C-PCB-126	100.00	1.23e+08	1.57	y	45:14	-	1.14
209	Hexa╗	13C-PCB-155	100.00	9.72e+07	1.27	y	36:59	-	0.80
210	Hexa╗	13C-PCB-153	100.00	1.39e+08	1.27	y	43:10	-	1.28
211	Hexa╗	13C-PCB-141	100.00	1.17e+08	1.29	y	43:54	-	1.08
212	Hexa	13C-PCB-138	100.00	1.26e+08	1.28	y	44:44	-	1.16
213	Hexa╗	13C-PCB-159	100.00	1.52e+08	1.27	y	46:01	-	1.40
214	Hexa╗	13C-PCB-167	100.00	1.51e+08	1.25	y	46:42	-	1.39
215	Hexa╗	13C-PCB-156	100.00	1.51e+08	1.27	y	47:59	-	1.39
216	Hexa╗	13C-PCB-157	100.00	1.51e+08	1.27	y	48:15	-	1.39
217	Hexa╗	13C-PCB-169	100.00	1.51e+08	1.28	y	50:27	-	1.40
218	Hept╗	13C-PCB-188	100.00	1.01e+08	0.46	y	42:47	-	1.35
219	Hept╗	13C-PCB-180	100.00	7.38e+07	0.46	y	49:16	-	0.98
220	Hept╗	13C-PCB-170	100.00	6.49e+07	0.47	y	50:52	-	0.87
221	Hept╗	13C-PCB-189	100.00	8.75e+07	0.44	y	52:29	-	1.17
222	Octa╗	13C-PCB-202	100.00	9.60e+07	0.91	y	48:12	-	1.28

223	Octa┐	13C-PCB-194	100.00	8.31e+07	0.91 y	54:02	-	0.79
224	Nona┐	13C-PCB-208	100.00	1.17e+08	0.76 y	53:18	-	1.11
225	Nona┐	13C-PCB-206	100.00	8.79e+07	0.78 y	55:36	-	0.83
226	Deca┐	13C-PCB-209	100.00	8.01e+07	1.19 y	56:56	-	0.76
227	DI-RS	13C-PCB-15	100.00	2.13e+08	1.55 y	25:52	-	1.00
228	Tri-┐	13C-PCB-31	100.00	1.71e+08	1.05 y	28:55	-	1.00
229	Tetr┐	13C-PCB-60	100.00	1.94e+08	0.79 y	36:42	-	1.00
230	Penta	13C-PCB-111	100.00	1.22e+08	1.61 y	39:11	-	1.00
231	Hexa┐	13C-PCB-128	100.00	1.08e+08	1.28 y	46:17	-	1.00
232	Hept┐	13C-PCB-182	100.00	7.51e+07	0.47 y	46:07	-	1.00

233	Octa┐	13C-PCB-205	100.00	1.06e+08	0.91 y	54:19	-	1.00
234	CRS	13C-PCB-79	100.00	2.01e+08	0.80 y	37:46	-	1.04
235	CRS	13C-PCB-178	100.00	6.78e+07	0.46 y	45:35	-	0.90
236	PS	13C-PCB-79	100.00	2.01e+08	0.80 y	37:46	-	1.02
237	PS	13C-PCB-178	100.00	6.78e+07	0.46 y	45:35	-	0.92

Run: 180208E1 Analyte: PCBNEW Cal: PCBVG8-2-8-18 Inst. ID. VG-8

Data filename: 180208E1			Samp# 1	Samp# 2	Samp# 3	Samp# 4	Samp# 5	Samp# 6
			0.25	1.0	2.5	50	400	1000
	RRT Limits							
Name	Lower	Upper	RRT#1	RRT#2	RRT#3	RRT#4	RRT#5	RRT#6
PCB-1	0.996	-1.006	1.001	1.001	1.001	1.001	1.001	1.001
PCB-2	0.983	-0.993	0.988	0.988	0.988	0.988	0.988	0.988
PCB-3	0.996	-1.006	1.000	1.001	1.001	1.001	1.001	1.001
PCB-4/10	0.998	-1.008	1.002	1.003	1.003	1.003	1.003	1.002
PCB-7/9	0.863	-0.871	0.867	0.867	0.867	0.867	0.867	0.867
PCB-6	0.888	-0.897	0.893	0.893	0.893	0.893	0.893	0.893
PCB-5/8	0.904	-0.913	0.909	0.909	0.909	0.909	0.909	0.909
PCB-14	0.948	-0.958	0.953	0.953	0.953	0.953	0.953	0.953
PCB-11	0.996	-1.006	1.000	1.001	1.001	1.001	1.000	1.000
PCB-12/13	1.011	-1.021	1.016	1.016	1.017	1.016	1.016	1.016
PCB-15	1.023	-1.033	1.029	1.028	1.029	1.029	1.029	1.029
PCB-19	0.996	-1.006	1.001	1.001	1.001	1.001	1.001	1.001
PCB-30	1.034	-1.044	1.038	1.038	1.038	1.038	1.038	1.038
PCB-18	0.948	-0.958	0.953	0.954	0.954	0.953	0.953	0.954
PCB-17	0.955	-0.965	0.960	0.960	0.960	0.960	0.960	0.960
PCB-24/27	0.977	-0.986	0.981	0.981	0.981	0.981	0.981	0.981
PCB-16/32	0.995	-1.005	1.000	1.000	1.000	1.000	1.000	1.000
PCB-34	0.955	-0.965	0.960	0.960	0.960	0.960	0.960	0.960
PCB-23	0.958	-0.968	0.964	0.963	0.964	0.963	0.963	0.963
PCB-29	0.966	-0.976	0.972	0.972	0.972	0.971	0.971	0.971
PCB-26	0.974	-0.984	0.979	0.979	0.979	0.979	0.979	0.979
PCB-25	0.980	-0.990	0.985	0.985	0.984	0.985	0.985	0.985
PCB-31	0.992	-1.002	0.997	0.997	0.997	0.997	0.997	0.997
PCB-28	0.995	-1.005	1.001	1.001	1.001	1.000	1.000	1.000
PCB-20/21/33	1.017	-1.027	1.022	1.021	1.022	1.022	1.022	1.021
PCB-22	1.032	-1.042	1.037	1.037	1.037	1.037	1.037	1.037
PCB-36	0.929	-0.939	0.934	0.933	0.934	0.934	0.934	0.933
PCB-39	0.943	-0.953	0.948	0.948	0.948	0.948	0.948	0.948
PCB-38	0.966	-0.976	0.972	0.971	0.972	0.971	0.971	0.971
PCB-35	0.982	-0.992	0.987	0.987	0.987	0.987	0.987	0.987
PCB-37	0.996	-1.006	1.000	1.000	1.000	1.000	1.000	1.001
PCB-54	0.996	-1.006	1.000	1.001	1.001	1.001	1.001	1.000
PCB-50	1.038	-1.048	1.043	1.043	1.043	1.043	1.043	1.042
PCB-53	0.940	-0.950	0.945	0.945	0.945	0.946	0.946	0.946
PCB-51	0.952	-0.962	0.956	0.956	0.956	0.957	0.957	0.957
PCB-45	0.965	-0.975	0.970	0.970	0.970	0.971	0.970	0.970
PCB-46	0.980	-0.990	0.986	0.986	0.985	0.985	0.986	0.985
PCB-52/69	0.996	-1.006	1.001	1.001	1.001	1.001	1.001	1.001
PCB-73	1.000	-1.010	1.005	1.004	1.005	1.005	1.005	1.005
PCB-43/49	1.005	-1.015	1.010	1.010	1.010	1.010	1.010	1.010
PCB-47	0.995	-1.005	1.000	1.001	1.000	1.000	1.000	1.000

PCB-48/75	0.999 -1.009	1.004	1.004	1.004	1.004	1.004	1.004
PCB-65	1.007 -1.017	1.012	1.013	1.012	1.012	1.012	1.012
PCB-62	1.011 -1.021	1.016	1.016	1.016	1.016	1.016	1.016
PCB-44	1.020 -1.030	1.025	1.026	1.025	1.025	1.025	1.025
PCB-42/59	1.027 -1.037	1.032	1.032	1.033	1.032	1.033	1.032
PCB-41/64/71/72	1.046 -1.056	1.051	1.051	1.051	1.050	1.051	1.051
PCB-68	1.054 -1.064	1.059	1.059	1.059	1.059	1.059	1.059
PCB-40	1.060 -1.070	1.066	1.066	1.066	1.065	1.066	1.065
PCB-57	0.965 -0.975	0.970	0.970	0.970	0.970	0.971	0.970
PCB-67	0.973 -0.983	0.978	0.979	0.979	0.978	0.979	0.979
PCB-58	0.977 -0.987	0.982	0.982	0.982	0.982	0.982	0.982

PCB-63	0.981 -0.991	0.986	0.986	0.986	0.986	0.987	0.987
PCB-74	0.989 -0.999	0.994	0.995	0.994	0.994	0.995	0.995
PCB-61/70	0.994 -1.004	1.000	0.999	0.999	0.999	0.999	0.999
PCB-76/66	1.000 -1.010	1.005	1.005	1.005	1.005	1.006	1.005
PCB-80	0.995 -1.005	1.001	1.000	1.001	1.000	1.001	1.000
PCB-55	1.004 -1.014	1.009	1.009	1.009	1.009	1.009	1.009
PCB-56/60	1.018 -1.028	1.023	1.023	1.022	1.023	1.023	1.023
PCB-79	1.047 -1.057	1.053	1.053	1.053	1.052	1.053	1.052
PCB-78	0.982 -0.992	0.987	0.987	0.987	0.987	0.987	0.987
PCB-81	0.995 -1.005	1.000	1.000	1.000	1.000	1.000	1.000
PCB-77	0.995 -1.005	1.001	1.000	1.000	1.000	1.000	1.000
PCB-104	0.996 -1.006	1.001	1.000	1.000	1.001	1.001	1.001
PCB-96	1.034 -1.044	1.039	1.039	1.039	1.039	1.039	1.039
PCB-103	1.051 -1.061	1.056	1.056	1.056	1.056	1.056	1.056
PCB-100	1.062 -1.072	1.066	1.066	1.067	1.067	1.067	1.067
PCB-94	0.981 -0.991	0.985	0.985	0.985	0.986	0.986	0.986
PCB-95/98/102	0.994 -1.004	0.999	0.999	0.999	0.999	0.999	0.999
PCB-93	0.997 -1.007	1.003	1.003	1.003	1.002	1.003	1.003
PCB-88/91	1.005 -1.015	1.011	1.011	1.011	1.010	1.010	1.010
PCB-121	1.009 -1.019	1.014	1.014	1.014	1.014	1.014	1.014
PCB-84/92	0.985 -0.995	0.991	0.990	0.990	0.990	0.990	0.990
PCB-89	0.990 -1.000	0.995	0.995	0.995	0.995	0.995	0.995
PCB-90/101	0.995 -1.005	1.000	1.000	1.000	1.000	1.000	1.000
PCB-113	1.002 -1.012	1.007	1.006	1.007	1.007	1.007	1.007
PCB-99	1.004 -1.014	1.009	1.009	1.009	1.009	1.009	1.009
PCB-119	0.982 -0.992	0.987	0.987	0.987	0.987	0.987	0.987
PCB-108/112	0.986 -0.996	0.991	0.991	0.991	0.991	0.991	0.991
PCB-83	0.990 -1.000	0.996	0.996	0.995	0.995	0.995	0.995
PCB-97	0.995 -1.005	1.001	1.000	1.000	1.000	1.000	1.000
PCB-86	0.999 -1.009	1.004	1.004	1.004	1.004	1.004	1.004
PCB-87/117/125	1.002 -1.012	1.007	1.007	1.007	1.007	1.007	1.007
PCB-111/115	1.006 -1.016	1.012	1.012	1.011	1.011	1.011	1.011
PCB-85/116	1.009 -1.019	1.014	1.015	1.015	1.015	1.014	1.015
PCB-120	1.016 -1.026	1.021	1.021	1.021	1.021	1.021	1.021
PCB-110	1.020 -1.030	1.025	1.025	1.024	1.025	1.025	1.025
PCB-82	0.972 -0.982	0.976	0.976	0.976	0.976	0.977	0.976
PCB-124	0.988 -0.998	0.993	0.993	0.992	0.993	0.993	0.993
PCB-107/109	0.991 -1.001	0.996	0.996	0.997	0.996	0.996	0.996
PCB-123	0.996 -1.006	1.000	1.000	1.001	1.001	1.000	1.001
PCB-106/118	0.996 -1.006	1.001	1.001	1.001	1.001	1.001	1.001
PCB-114	0.995 -1.005	1.000	1.001	1.000	1.000	1.000	1.000
PCB-122	0.999 -1.009	1.004	1.004	1.004	1.003	1.003	1.003
PCB-105	0.995 -1.005	1.000	1.001	1.000	1.000	1.001	1.001
PCB-127	0.995 -1.005	1.000	1.000	1.001	1.000	1.000	1.000
PCB-126	0.995 -1.005	1.000	1.000	1.000	1.000	1.000	1.000
PCB-155	0.995 -1.005	1.000	1.001	1.001	1.001	1.001	1.001
PCB-150	1.030 -1.040	1.034	1.034	1.035	1.035	1.035	1.035
PCB-152	1.042 -1.052	1.047	1.047	1.048	1.047	1.047	1.047
PCB-145	1.054 -1.064	1.059	1.059	1.060	1.059	1.059	1.059
PCB-136	1.063 -1.073	1.068	1.068	1.068	1.068	1.068	1.068

PCB-148	1.066	-1.076	1.071	1.071	1.072	1.071	1.071	1.071
PCB-154	1.079	-1.089	1.084	1.084	1.084	1.084	1.084	1.084
PCB-151	1.095	-1.107	1.102	1.102	1.102	1.102	1.101	1.101
PCB-135	1.101	-1.113	1.107	1.107	1.108	1.107	1.107	1.107
PCB-144	1.105	-1.116	1.110	1.111	1.111	1.110	1.110	1.111
PCB-147	1.108	-1.120	1.114	1.114	1.114	1.114	1.114	1.114
PCB-139/149	1.115	-1.127	1.121	1.121	1.121	1.121	1.121	1.121
PCB-140	1.120	-1.132	1.126	1.126	1.126	1.126	1.126	1.126
PCB-134/143	0.970	-0.980	0.975	0.975	0.975	0.975	0.975	0.975
PCB-131/133	0.977	-0.987	0.982	0.982	0.982	0.982	0.982	0.982
PCB-142	0.981	-0.991	0.985	0.986	0.985	0.985	0.985	0.985

PCB-146/165	0.986 -0.996	0.991	0.991	0.991	0.991	0.991	0.991
PCB-132/161	0.992 -1.002	0.996	0.997	0.996	0.997	0.996	0.996
PCB-153	0.995 -1.005	1.000	1.000	1.000	1.000	1.000	1.000
PCB-168	1.000 -1.010	1.005	1.005	1.005	1.005	1.005	1.005
PCB-141	0.995 -1.005	1.000	1.000	1.000	1.000	1.000	1.000
PCB-137	1.004 -1.014	1.009	1.009	1.009	1.009	1.009	1.009
PCB-130	1.007 -1.017	1.011	1.012	1.011	1.011	1.011	1.011
PCB-138/163/164	0.996 -1.006	1.001	1.001	1.001	1.001	1.001	1.001
PCB-158/160	1.001 -1.011	1.006	1.006	1.006	1.006	1.006	1.006
PCB-129	1.007 -1.017	1.012	1.012	1.011	1.012	1.012	1.012
PCB-166	0.988 -0.998	0.993	0.993	0.993	0.993	0.993	0.993
PCB-159	0.995 -1.005	1.001	1.000	1.000	1.000	1.000	1.000
PCB-128/162	1.002 -1.012	1.006	1.006	1.007	1.007	1.006	1.006
PCB-167	0.995 -1.005	1.000	1.000	1.000	1.000	1.000	1.000
PCB-156	0.995 -1.005	1.001	1.000	1.000	1.000	1.000	1.000
PCB-157	0.996 -1.006	1.000	1.000	1.001	1.001	1.001	1.000
PCB-169	0.995 -1.005	1.000	1.000	1.000	1.000	1.000	1.000
PCB-188	0.995 -1.005	1.000	1.000	1.000	1.000	1.001	1.000
PCB-184	1.006 -1.016	1.011	1.011	1.011	1.011	1.011	1.011
PCB-179	1.024 -1.034	1.029	1.029	1.029	1.029	1.029	1.029
PCB-176	1.035 -1.045	1.040	1.040	1.040	1.040	1.040	1.040
PCB-186	1.049 -1.059	1.054	1.054	1.054	1.054	1.054	1.054
PCB-178	1.060 -1.070	1.066	1.066	1.065	1.066	1.066	1.066
PCB-175	1.069 -1.079	1.074	1.073	1.074	1.074	1.074	1.074
PCB-182/187	1.072 -1.082	1.078	1.078	1.077	1.078	1.078	1.078
PCB-183	1.080 -1.090	1.085	1.085	1.085	1.085	1.085	1.085
PCB-185	0.950 -0.960	0.955	0.956	0.956	0.955	0.956	0.956
PCB-174	0.958 -0.968	0.963	0.963	0.963	0.963	0.963	0.963
PCB-181	0.960 -0.970	0.965	0.965	0.965	0.965	0.965	0.965
PCB-177	0.963 -0.973	0.968	0.969	0.969	0.968	0.969	0.968
PCB-171	0.969 -0.979	0.974	0.974	0.974	0.974	0.974	0.974
PCB-173	0.978 -0.988	0.983	0.983	0.983	0.983	0.983	0.983
PCB-172	0.987 -0.997	0.992	0.992	0.992	0.992	0.992	0.992
PCB-192	0.991 -1.001	0.996	0.996	0.996	0.996	0.996	0.996
PCB-180	0.995 -1.005	1.000	1.000	1.000	1.000	1.000	1.000
PCB-193	0.999 -1.009	1.004	1.004	1.004	1.004	1.005	1.004
PCB-191	1.005 -1.015	1.010	1.009	1.010	1.010	1.010	1.009
PCB-170	0.995 -1.005	1.000	1.001	1.000	1.000	1.000	1.000
PCB-190	0.999 -1.009	1.004	1.004	1.004	1.004	1.004	1.004
PCB-189	0.995 -1.005	1.000	1.000	1.000	1.000	1.000	1.000
PCB-202	0.995 -1.005	1.000	1.000	1.000	1.000	1.000	1.000
PCB-201	1.006 -1.016	1.010	1.010	1.010	1.011	1.010	1.010
PCB-204	1.009 -1.019	1.014	1.014	1.014	1.014	1.014	1.014
PCB-197	1.015 -1.025	1.020	1.020	1.020	1.020	1.020	1.020
PCB-200	1.034 -1.044	1.039	1.039	1.039	1.039	1.039	1.039
PCB-198	1.065 -1.075	1.069	1.069	1.069	1.069	1.069	1.069
PCB-199	1.067 -1.077	1.071	1.072	1.072	1.072	1.072	1.072
PCB-196/203	1.072 -1.082	1.078	1.077	1.077	1.078	1.078	1.078
PCB-195	0.979 -0.989	0.984	0.984	0.984	0.984	0.984	0.984
PCB-194	0.995 -1.005	1.000	1.000	1.000	1.000	1.000	1.000

PCB-205	1.000 -1.010	1.005	1.005	1.005	1.005	1.005	1.005
PCB-208	0.995 -1.005	1.000	1.000	1.000	1.000	1.000	1.000
PCB-207	1.001 -1.011	1.006	1.006	1.006	1.006	1.006	1.006
PCB-206	0.995 -1.005	1.000	1.000	1.000	1.000	1.000	1.000
PCB-209	0.995 -1.005	1.000	1.000	1.000	1.000	1.000	1.000
Total Mono-PCB	0.000 -0.000	-	-	-	-	-	-
Total Di-PCB	0.000 -0.000	-	-	-	-	-	-
Total Tri-PCB	0.000 -0.000	-	-	-	-	-	-

Total Tri-PCB	0.000 -0.000	-	-	-	-	-	-
Total Tetra-PCB	0.000 -0.000	-	-	-	-	-	-
Total Penta-PCB	0.000 -0.000	-	-	-	-	-	-
Total Penta-PCB	0.000 -0.000	-	-	-	-	-	-
Total Hexa-PCB	0.000 -0.000	-	-	-	-	-	-
Total Hexa-PCB	0.000 -0.000	-	-	-	-	-	-
Total Hepta-PCB	0.000 -0.000	-	-	-	-	-	-
Total Octa-PCB	0.000 -0.000	-	-	-	-	-	-
Total Octa-PCB	0.000 -0.000	-	-	-	-	-	-
Total Nona-PCB	0.000 -0.000	-	-	-	-	-	-
Total Deca-PCB	0.995 -1.005	1.000	1.000	1.000	1.000	1.000	1.000
13C-PCB-1	0.616 -0.622	0.619	0.619	0.619	0.619	0.618	0.619
13C-PCB-3	0.716 -0.724	0.720	0.720	0.720	0.720	0.720	0.720
13C-PCB-4	0.769 -0.777	0.772	0.772	0.772	0.772	0.772	0.772
13C-PCB-9	0.837 -0.845	0.842	0.842	0.842	0.842	0.842	0.842
13C-PCB-11	0.968 -0.978	0.973	0.973	0.973	0.973	0.973	0.973
13C-PCB-19	0.928 -0.938	0.933	0.933	0.933	0.933	0.933	0.933
13C-PCB-32	1.041 -1.051	1.047	1.046	1.046	1.047	1.046	1.046
13C-PCB-28	0.999 -1.009	1.004	1.004	1.004	1.004	1.004	1.004
13C-PCB-37	1.132 -1.144	1.138	1.138	1.138	1.138	1.138	1.137
13C-PCB-54	0.756 -0.764	0.760	0.760	0.760	0.760	0.760	0.760
13C-PCB-52	0.853 -0.861	0.857	0.857	0.857	0.857	0.857	0.857
13C-PCB-47	0.867 -0.875	0.871	0.870	0.870	0.871	0.871	0.871
13C-PCB-70	0.961 -0.971	0.966	0.966	0.966	0.966	0.966	0.966
13C-PCB-80	0.973 -0.983	0.978	0.978	0.978	0.978	0.978	0.978
13C-PCB-81	1.057 -1.067	1.062	1.062	1.062	1.062	1.062	1.062
13C-PCB-77	1.073 -1.083	1.078	1.078	1.078	1.078	1.078	1.078
13C-PCB-104	0.828 -0.836	0.832	0.832	0.832	0.832	0.832	0.832
13C-PCB-95	0.908 -0.918	0.913	0.913	0.913	0.913	0.913	0.913
13C-PCB-101	0.951 -0.961	0.956	0.956	0.956	0.956	0.956	0.956
13C-PCB-97	0.984 -0.994	0.989	0.989	0.989	0.989	0.989	0.989
13C-PCB-123	1.049 -1.059	1.054	1.054	1.054	1.054	1.054	1.054
13C-PCB-118	1.054 -1.064	1.059	1.059	1.059	1.059	1.059	1.059
13C-PCB-114	0.905 -0.915	0.910	0.910	0.910	0.910	0.910	0.910
13C-PCB-105	0.924 -0.934	0.929	0.929	0.929	0.929	0.929	0.929
13C-PCB-127	0.931 -0.941	0.936	0.936	0.936	0.936	0.936	0.936
13C-PCB-126	0.972 -0.982	0.977	0.977	0.977	0.977	0.977	0.977
13C-PCB-155	0.939 -0.949	0.944	0.944	0.944	0.944	0.944	0.944
13C-PCB-153	0.928 -0.938	0.932	0.932	0.933	0.932	0.932	0.932
13C-PCB-141	0.944 -0.954	0.948	0.948	0.948	0.948	0.948	0.948
13C-PCB-138	0.962 -0.972	0.966	0.966	0.967	0.966	0.966	0.966
13C-PCB-159	0.989 -0.999	0.994	0.994	0.994	0.994	0.994	0.994
13C-PCB-167	1.004 -1.014	1.009	1.009	1.009	1.009	1.009	1.009
13C-PCB-156	1.032 -1.042	1.037	1.037	1.037	1.037	1.037	1.037
13C-PCB-157	1.037 -1.047	1.043	1.043	1.042	1.042	1.043	1.042
13C-PCB-169	1.085 -1.095	1.090	1.090	1.090	1.090	1.090	1.090
13C-PCB-188	0.923 -0.933	0.928	0.928	0.928	0.928	0.928	0.928
13C-PCB-180	1.064 -1.074	1.068	1.068	1.069	1.069	1.069	1.068
13C-PCB-170	1.097 -1.109	1.103	1.103	1.103	1.103	1.103	1.103
13C-PCB-189	1.132 -1.144	1.138	1.138	1.138	1.138	1.138	1.138
13C-PCB-202	1.040 -1.050	1.045	1.045	1.045	1.045	1.045	1.045

13C-PCB-194	0.990	-1.000	0.995	0.995	0.995	0.995	0.995	0.995
13C-PCB-208	0.977	-0.987	0.981	0.981	0.981	0.981	0.981	0.981
13C-PCB-206	1.019	-1.029	1.024	1.024	1.024	1.024	1.024	1.024
13C-PCB-209	1.043	-1.053	1.048	1.048	1.048	1.048	1.048	1.048
13C-PCB-15	0.000	-0.000	*	*	*	*	*	*
13C-PCB-31	0.000	-0.000	*	*	*	*	*	*
13C-PCB-60	0.000	-0.000	*	*	*	*	*	*
13C-PCB-111	0.000	-0.000	*	*	*	*	*	*
13C-PCB-128	0.000	-0.000	*	*	*	*	*	*
13C-PCB-182	0.000	-0.000	*	*	*	*	*	*

13C-PCB-205	0.000	-0.000	*	*	*	*	*	*
13C-PCB-79	1.024	-1.034	1.029	1.029	1.029	1.029	1.029	1.029
13C-PCB-178	0.980	-0.990	0.985	0.985	0.985	0.985	0.985	0.985
13C-PCB-79	0.963	-0.973	0.969	0.969	0.969	0.969	0.969	0.969
13C-PCB-178	0.920	-0.930	0.925	0.925	0.925	0.925	0.925	0.925

Vista Analytical Laboratory - Injection Log Run file: 180208E1 Instrument ID: VG-8 GC Column ID: ZB-1

Data file	S#	Sample ID	Analyst	Acq date	Acq time	CCal	ECal
180208E1	1	ST180208E1-1	MAS	8-FEB-18	08:34:42	NA	NA
180208E1	2	ST180208E1-2	MAS	8-FEB-18	09:39:46	NA	NA
180208E1	3	ST180208E1-3	MAS	8-FEB-18	10:44:54	NA	NA
180208E1	4	ST180208E1-4	MAS	8-FEB-18	11:50:02	NA	NA
180208E1	5	ST180208E1-5	MAS	8-FEB-18	12:55:10	NA	NA
180208E1	6	ST180208E1-6	MAS	8-FEB-18	14:00:18	NA	NA
180208E1	7	SOLVENT BLANK	MAS	8-FEB-18	15:05:26	NA	NA
180208E1	8	SS180208E1-1	MAS	8-FEB-18	16:10:35	NA	NA

Peak Locate Examination: 8-FEB-2018:08:33 File:180208E1

Experiment:PCB_ZB1 Function:1 Reference:PFK

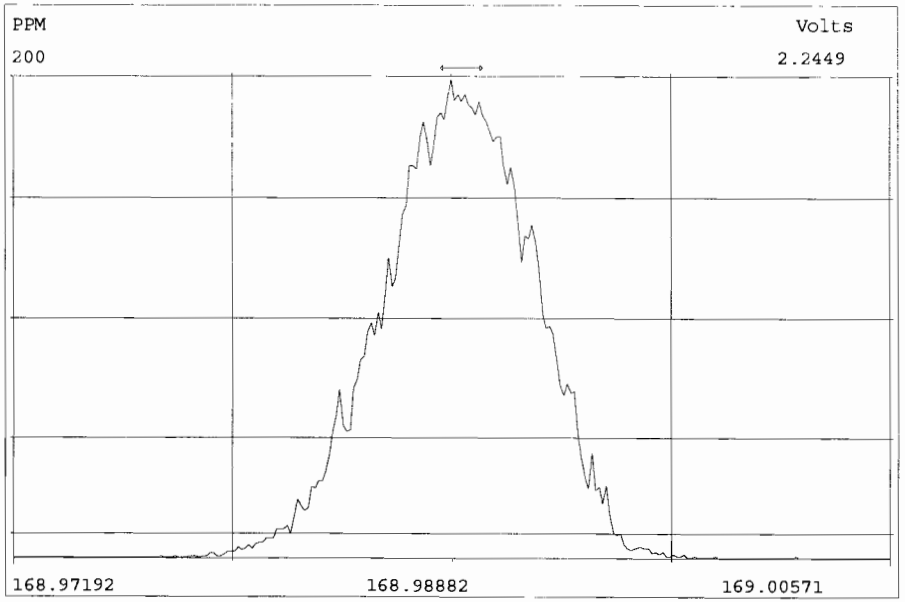

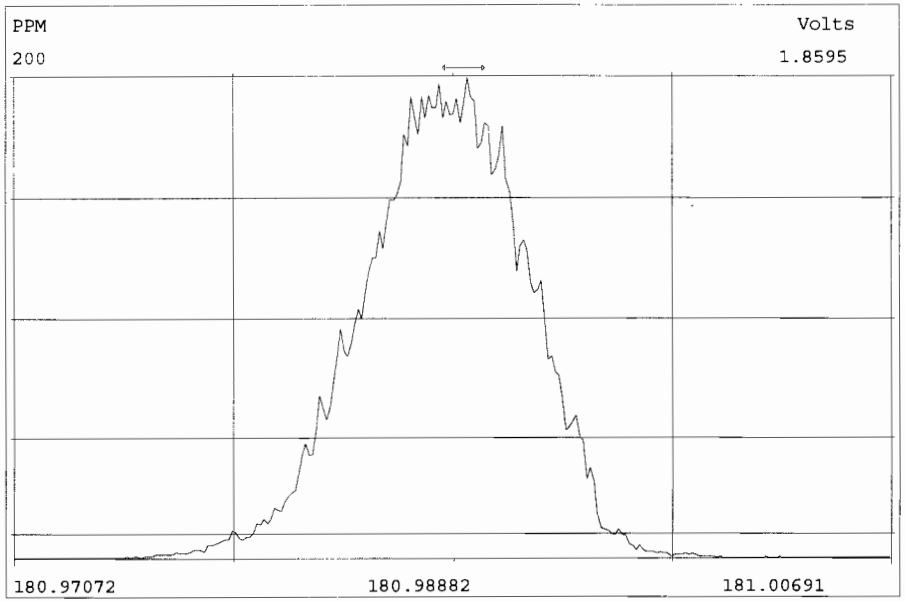

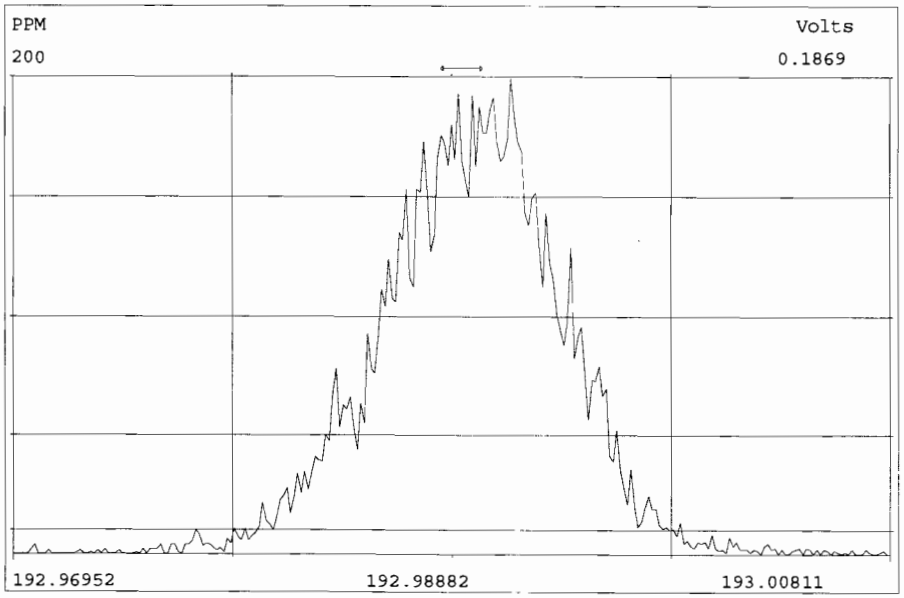

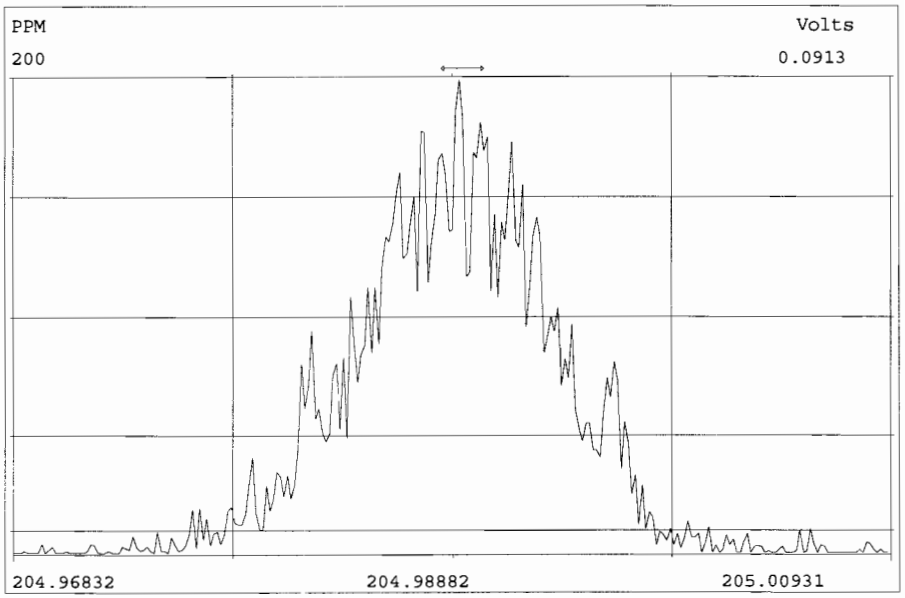

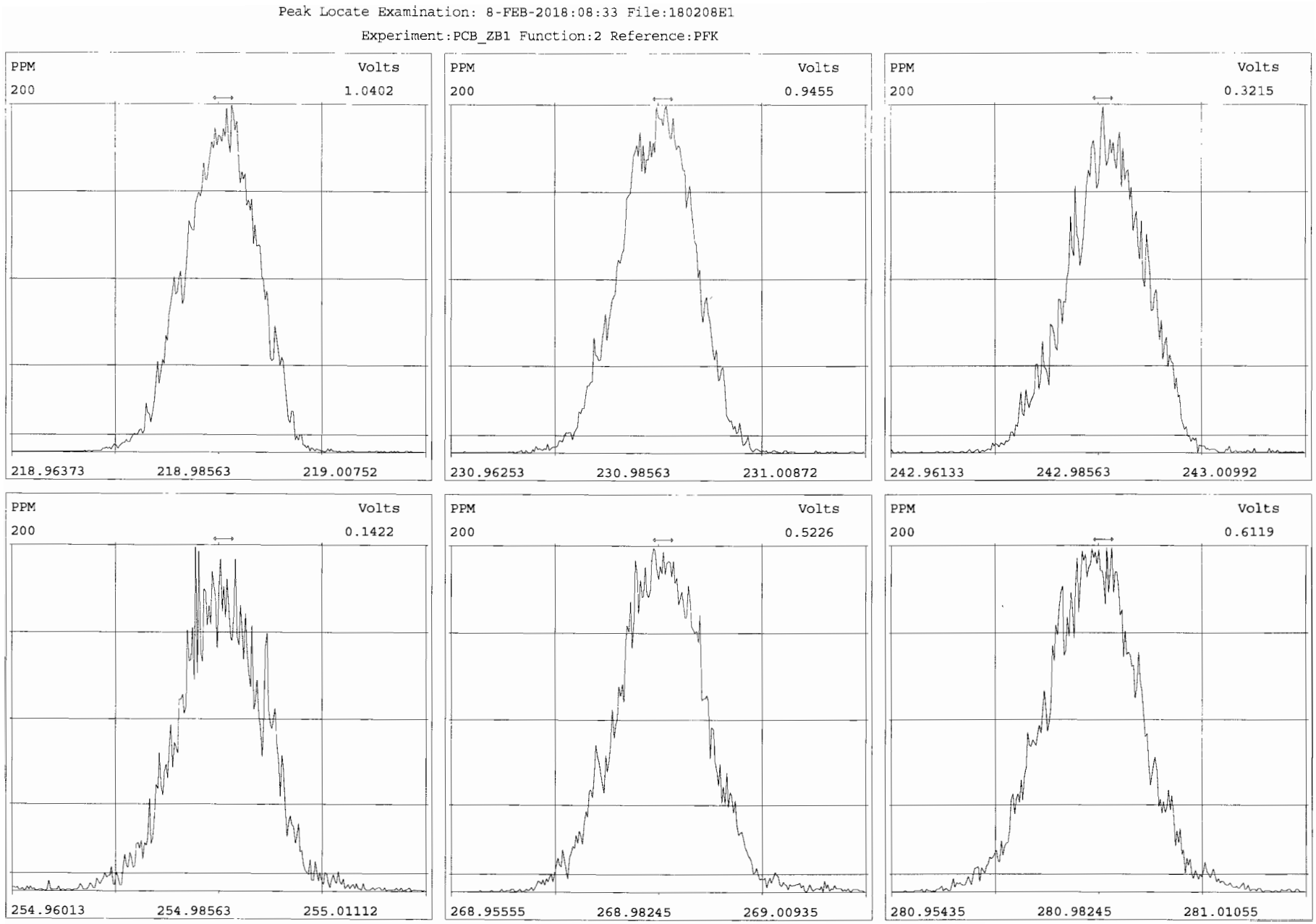
Peak Locate Examination: 8-FEB-2018:08:33 File:180208E1
Experiment:PCB_ZB1 Function:2 Reference:PFK
PPM
Volts
200
1.0402
218.96373
218.98563
219.00752
PPM
Volts
200
0.9455
230.96253
230.98563
231.00872
PPM
Volts
200
0.3215
242.96133
242.98563
243.00992
PPM
Volts
200
0.1422
254.96013
254.98563
255.01112
PPM
Volts
200
0.5226
268.95555
268.98245
269.00935
PPM
Volts
200
0.6119
280.95435
280.98245
281.01055

Peak Locate Examination: 8-FEB-2018:08:33 File:180208E1

Experiment:PCB_ZB1 Function:3 Reference:PFK

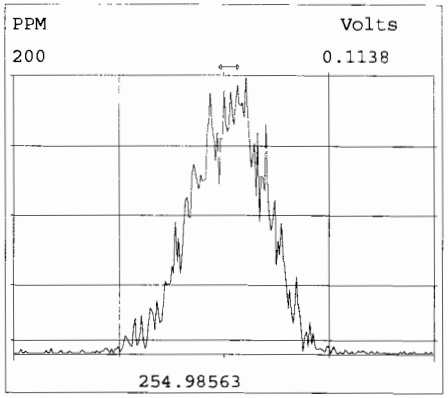

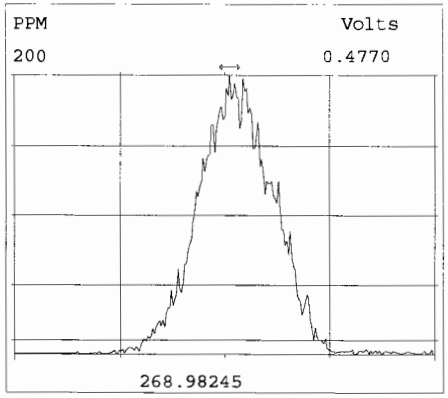

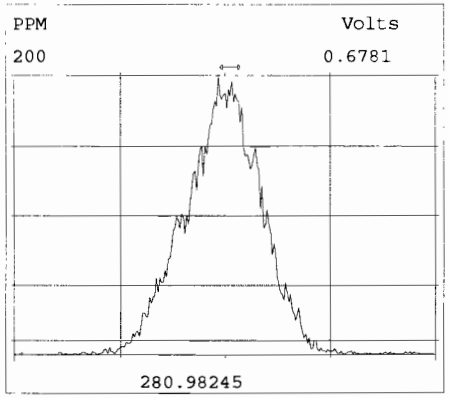

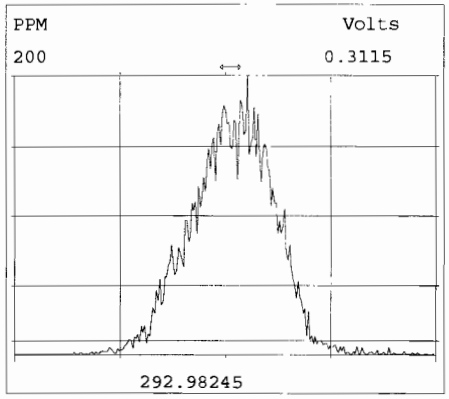

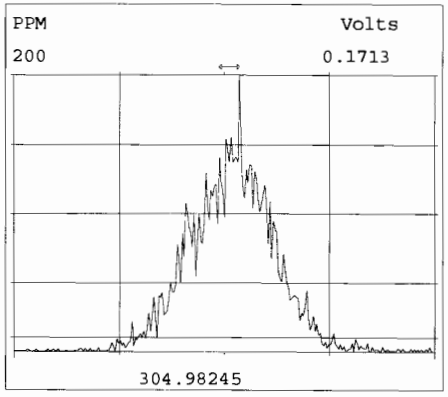

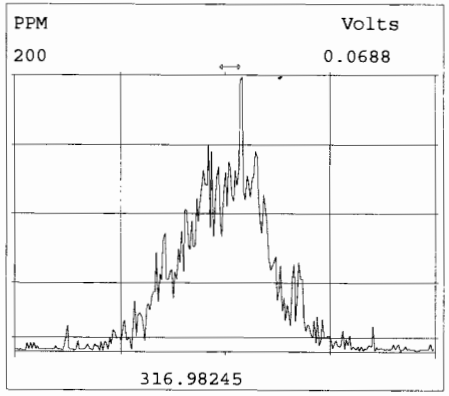

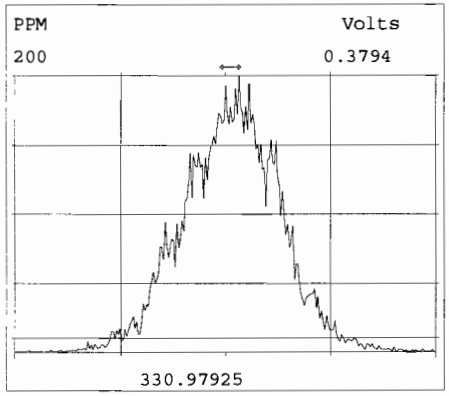

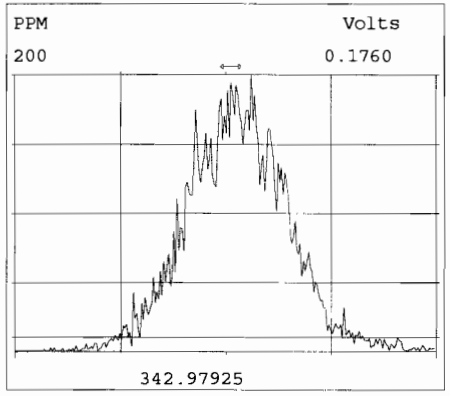

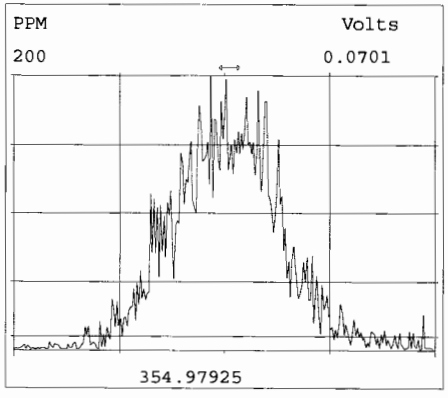

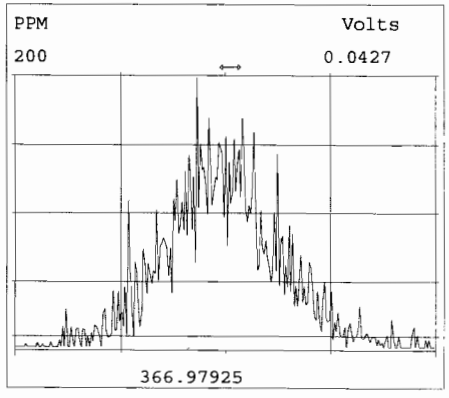

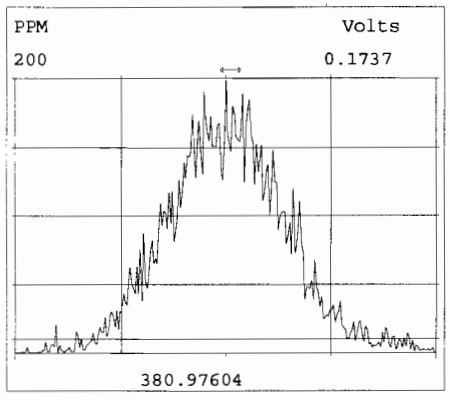

Peak Locate Examination: 8-FEB-2018:08:34 File:180208E1

Experiment:PCB_ZB1 Function:4 Reference:PFK

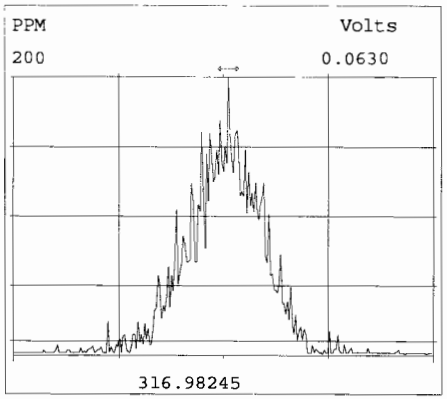

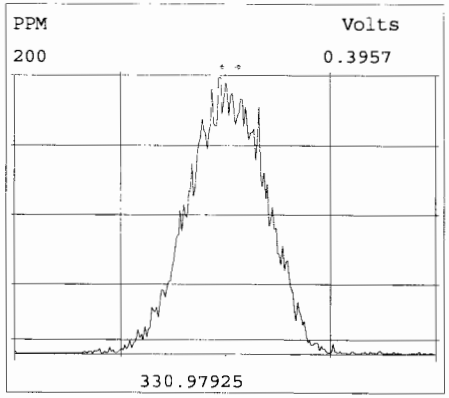

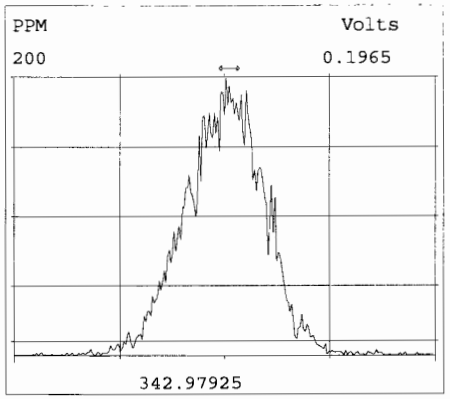

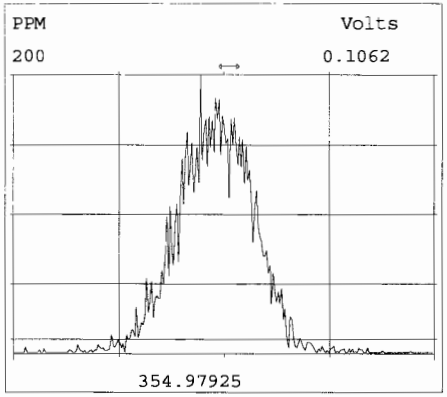

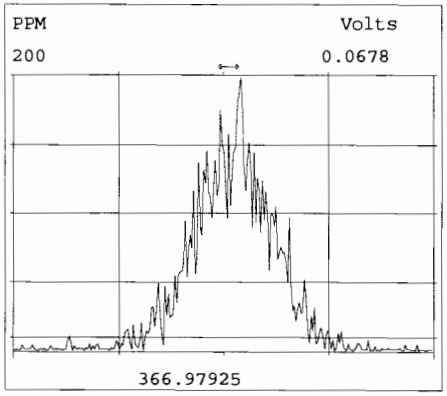

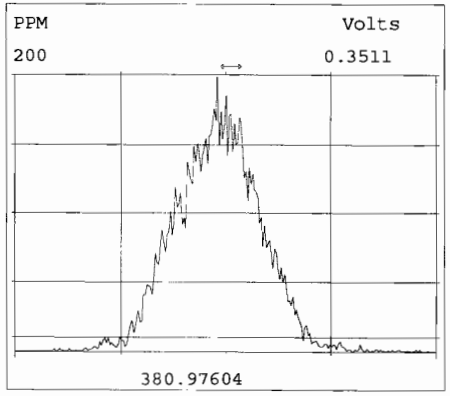

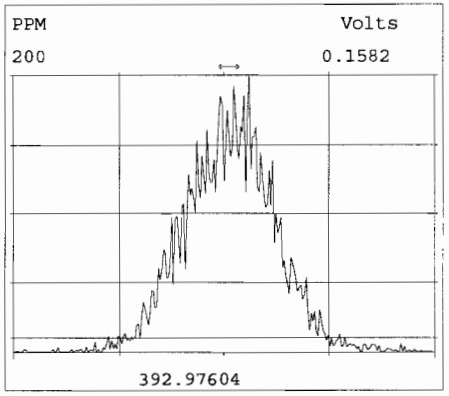

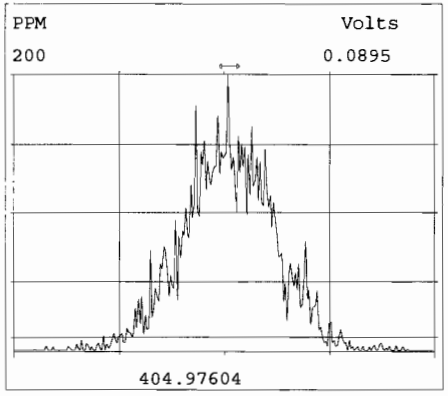

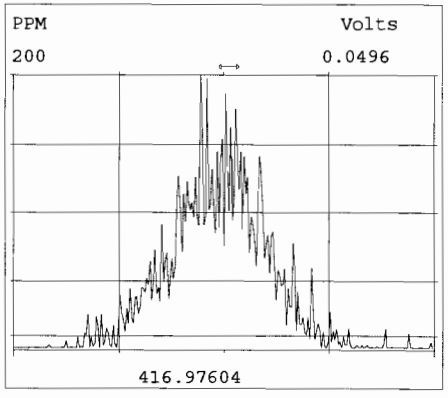

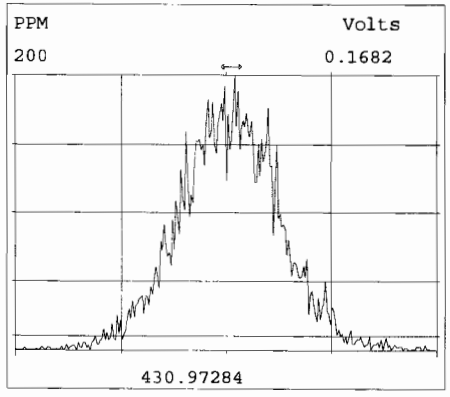

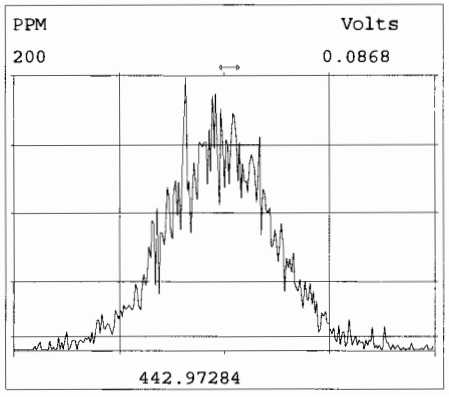

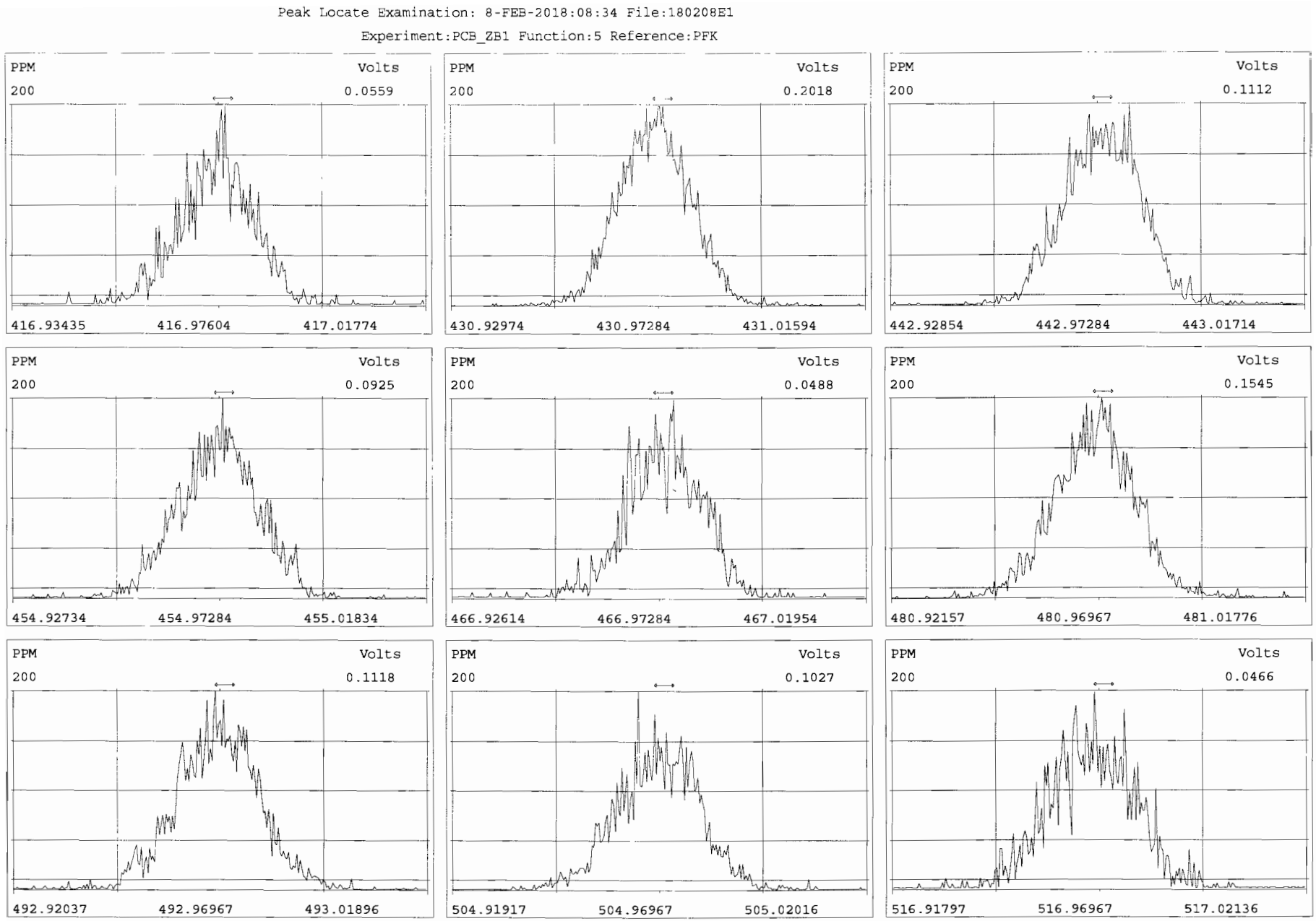
Peak Locate Examination: 8-FEB-2018:08:34 File:180208E1
Experiment:PCB_ZB1 Function:5 Reference:PFK
PPM
Volts
200
0.0559
416.93435
416.97604
417.01774
PPM
Volts
200
0.2018
430.92974
430.97284
431.01594
PPM
Volts
200
0.1112
442.92854
442.97284
443.01714
PPM
Volts
200
0.0925
454.92734
454.97284
455.01834
PPM
Volts
200
0.0488
466.92614
466.97284
467.01954
PPM
Volts
200
0.1545
480.92157
480.96967
481.01776
PPM
Volts
200
0.1118
492.92037
492.96967
493.01896
PPM
Volts
200
0.1027
504.91917
504.96967
505.02016
PPM
Volts
200
0.0466
516.91797
516.96967
517.02136

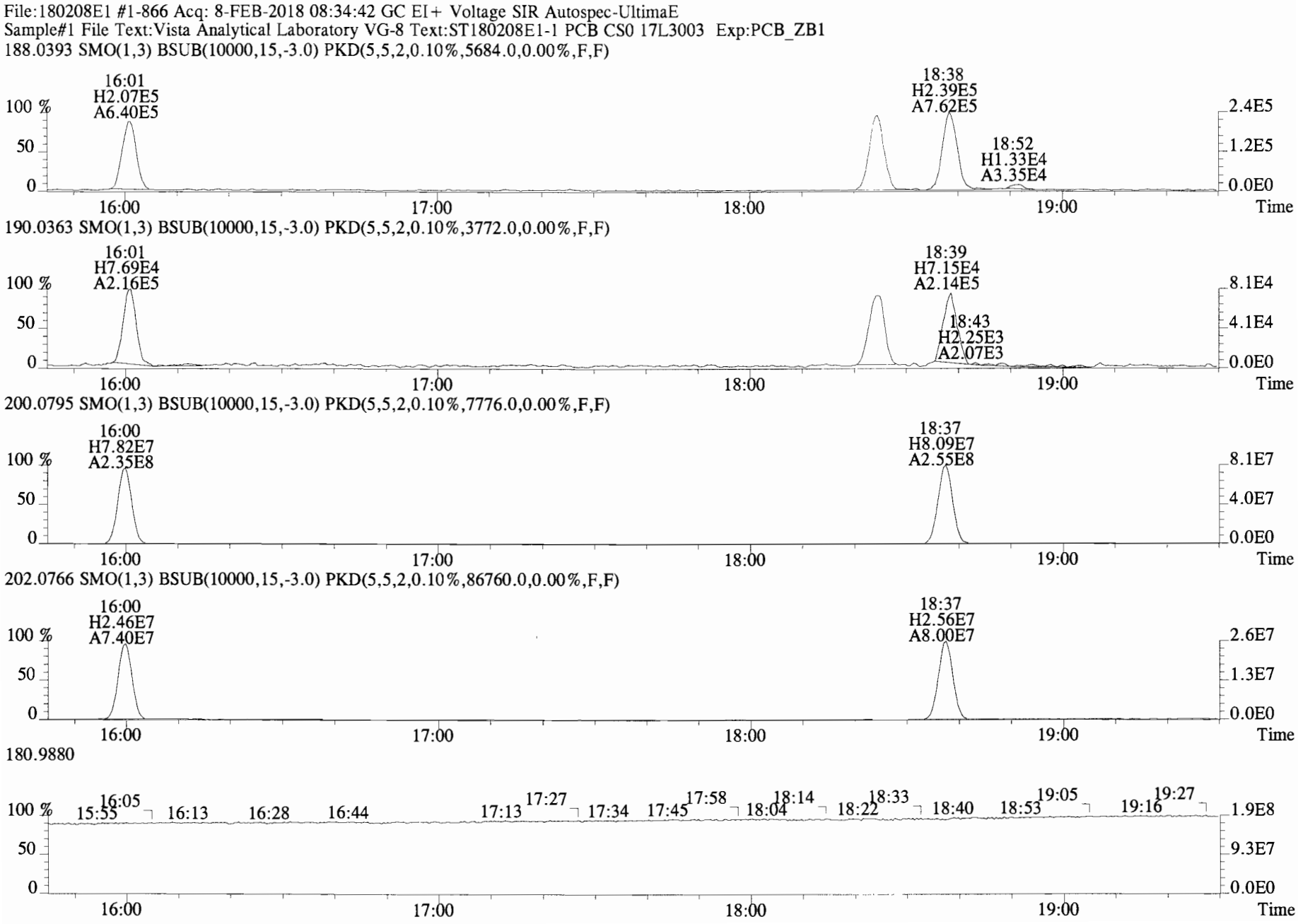
File:180208E1 #1-866 Acq: 8-FEB-2018 08:34:42 GC EI+ Voltage SIR Autospec-UltimaE
Sample#1 File Text:Vista Analytical Laboratory VG-8 Text:ST180208E1-1 PCB CS0 17L3003 Exp:PCB_ZB1
188.0393 SMO(1,3) BSUB(10000,15,-3.0) PKD(5,5,2,0.10%,5684.0,0.00%,F,F)
16:01 H2.07E5 A6.40E5
18:38 H2.39E5 A7.62E5
18:52 H1.33E4 A3.35E4
190.0363 SMO(1,3) BSUB(10000,15,-3.0) PKD(5,5,2,0.10%,3772.0,0.00%,F,F)
16:01 H7.69E4 A2.16E5
18:39 H7.15E4 A2.14E5
18:43 H2.25E3 A2.07E3
200.0795 SMO(1,3) BSUB(10000,15,-3.0) PKD(5,5,2,0.10%,7776.0,0.00%,F,F)
16:00 H7.82E7 A2.35E8
18:37 H8.09E7 A2.55E8
202.0766 SMO(1,3) BSUB(10000,15,-3.0) PKD(5,5,2,0.10%,86760.0,0.00%,F,F)
16:00 H2.46E7 A7.40E7
18:37 H2.56E7 A8.00E7
180.9880
100 %
50
0
16:00
17:00
18:00
19:00
Time
2.4E5
1.2E5
0.0E0
8.1E4
4.1E4
8.1E7
4.0E7
2.6E7
1.3E7
1.9E8
9.3E7

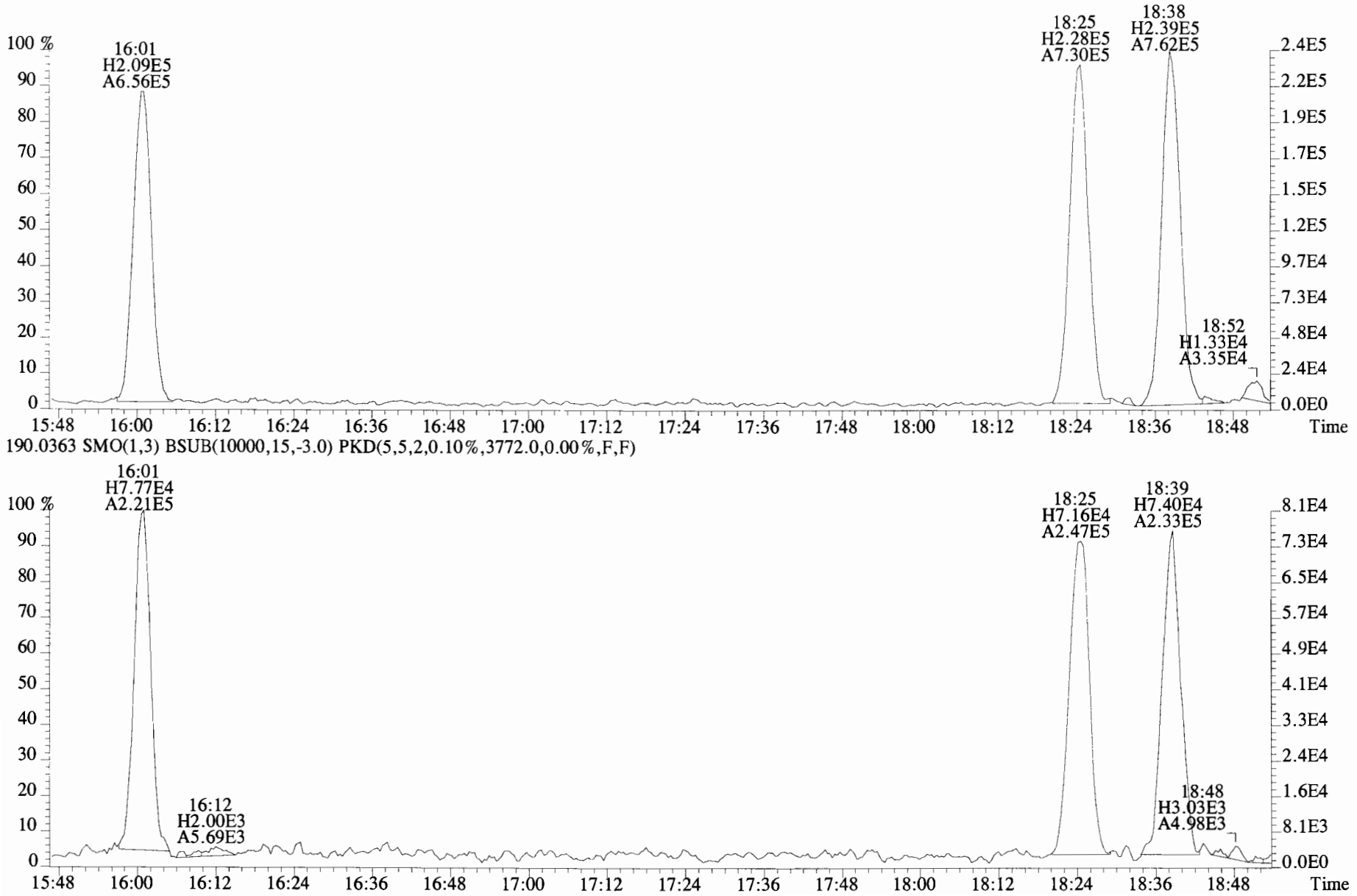
File:180208E1 #1-866 Acq: 8-FEB-2018 08:34:42 GC EI+ Voltage SIR Autospec-UltimaE
Sample#1 File Text:Vista Analytical Laboratory VG-8 Text:ST180208E1-1 PCB CS0 17L3003 Exp:PCB_ZB1
188.0393 SMO(1,3) BSUB(10000,15,-3.0) PKD(5,5,2,0.10%,5684.0,0.00%,F,F)
16:01
H2.09E5
A6.56E5
18:25
H2.28E5
A7.30E5
18:38
H2.39E5
A7.62E5
18:52
H1.33E4
A3.35E4
100 %
Time
190.0363 SMO(1,3) BSUB(10000,15,-3.0) PKD(5,5,2,0.10%,3772.0,0.00%,F,F)
16:01
H7.77E4
A2.21E5
16:12
H2.00E3
A5.69E3
18:25
H7.16E4
A2.47E5
18:39
H7.40E4
A2.33E5
18:48
H3.03E3
A4.98E3
100 %
Time

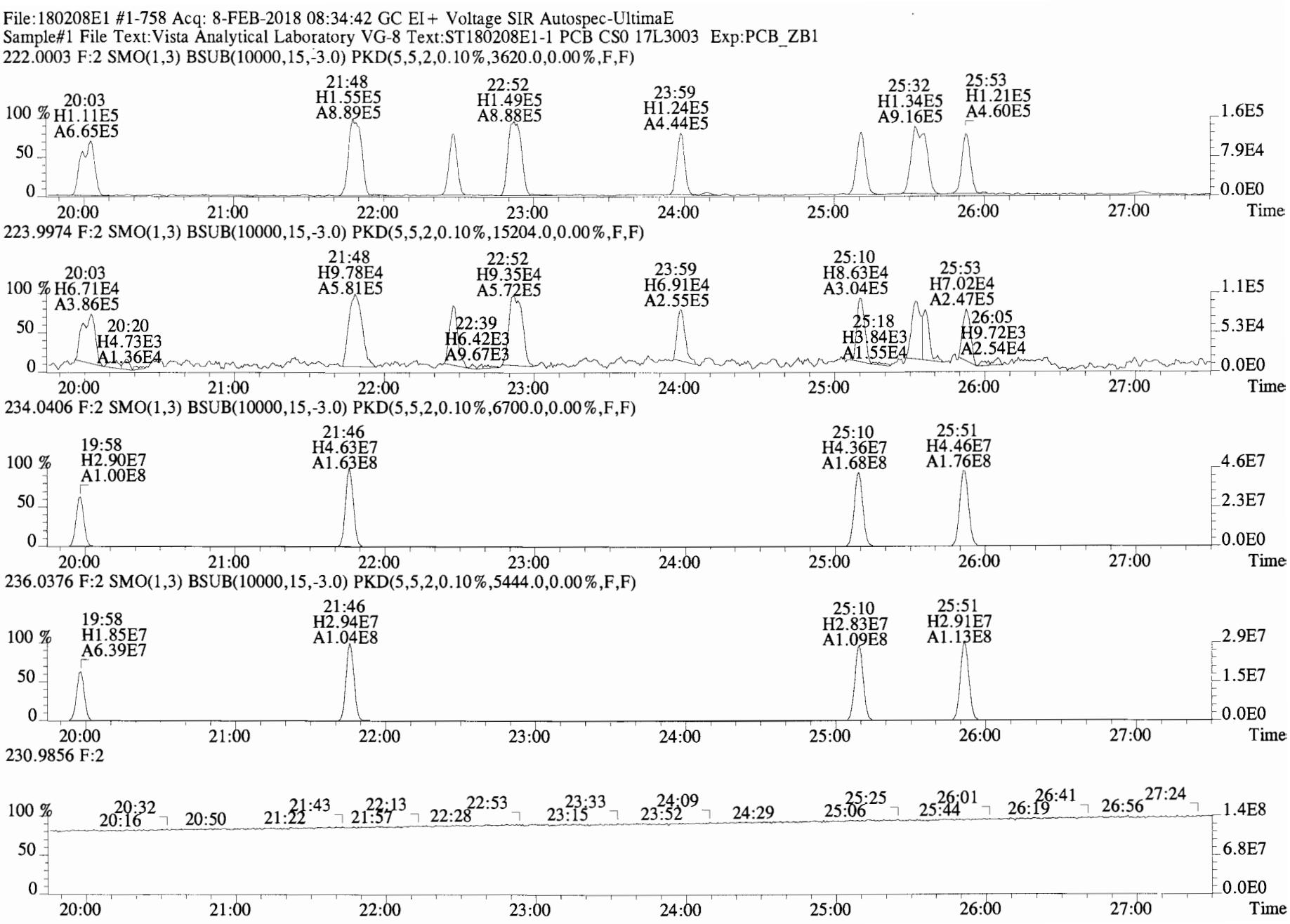
File:180208E1 #1-758 Acq: 8-FEB-2018 08:34:42 GC EI+ Voltage SIR Autospec-UltimaE
Sample#1 File Text:Vista Analytical Laboratory VG-8 Text:ST180208E1-1 PCB CS0 17L3003 Exp:PCB_ZB1
222.0003 F:2 SMO(1,3) BSUB(10000,15,-3.0) PKD(5,5,2,0.10%,3620.0,0.00%,F,F)
20:03 H1.11E5 A6.65E5
21:48 H1.55E5 A8.89E5
22:52 H1.49E5 A8.88E5
23:59 H1.24E5 A4.44E5
25:32 H1.34E5 A9.16E5
25:53 H1.21E5 A4.60E5
223.9974 F:2 SMO(1,3) BSUB(10000,15,-3.0) PKD(5,5,2,0.10%,15204.0,0.00%,F,F)
20:03 H6.71E4 A3.86E5
20:20 H4.73E3 A1.36E4
21:48 H9.78E4 A5.81E5
22:39 H6.42E3 A9.67E3
22:52 H9.35E4 A5.72E5
23:59 H6.91E4 A2.55E5
25:10 H8.63E4 A3.04E5
25:18 H3.84E3 A1.55E4
25:53 H7.02E4 A2.47E5
26:05 H9.72E3 A2.54E4
234.0406 F:2 SMO(1,3) BSUB(10000,15,-3.0) PKD(5,5,2,0.10%,6700.0,0.00%,F,F)
19:58 H2.90E7 A1.00E8
21:46 H4.63E7 A1.63E8
25:10 H4.36E7 A1.68E8
25:51 H4.46E7 A1.76E8
236.0376 F:2 SMO(1,3) BSUB(10000,15,-3.0) PKD(5,5,2,0.10%,5444.0,0.00%,F,F)
19:58 H1.85E7 A6.39E7
21:46 H2.94E7 A1.04E8
25:10 H2.83E7 A1.09E8
25:51 H2.91E7 A1.13E8
230.9856 F:2
20:16 20:32 20:50 21:22 21:43 21:57 22:13 22:28 22:53 23:15 23:33 23:52 24:09 24:29 25:06 25:25 25:44 26:01 26:19 26:41 26:56 27:24
100 %
50
0
20:00 21:00 22:00 23:00 24:00 25:00 26:00 27:00 Time
1.6E5 7.9E4 0.0E0
1.1E5 5.3E4 0.0E0
4.6E7 2.3E7 0.0E0
2.9E7 1.5E7 0.0E0
1.4E8 6.8E7 0.0E0

File:180208E1 #1-758 Acq: 8-FEB-2018 08:34:42 GC EI+ Voltage SIR Autospec-UltimaE
Sample#1 File Text:Vista Analytical Laboratory VG-8 Text:ST180208E1-1 PCB CS0 17L3003 Exp:PCB_ZB1
222.0003 F:2 SMO(1,3) BSUB(10000,15,-3.0) PKD(5,5,2,0.10%,3620.0,0.00%,F,F)

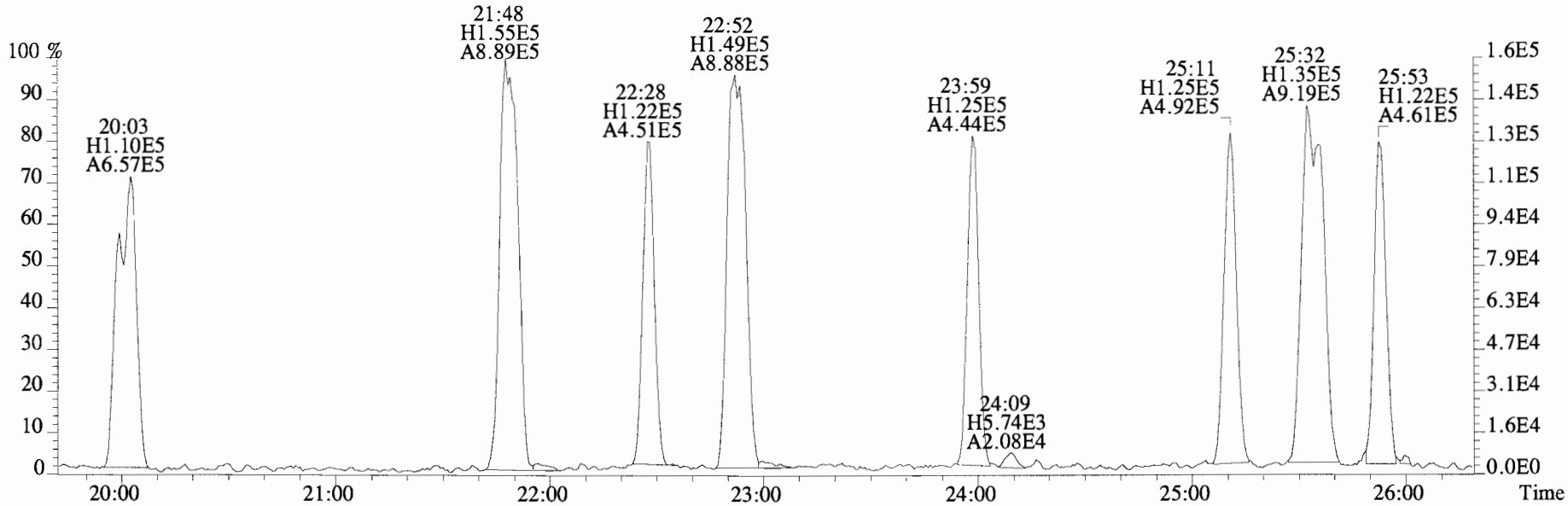

223.9974 F:2 SMO(1,3) BSUB(10000,15,-3.0) PKD(5,5,2,0.10%,15204.0,0.00%,F,F)

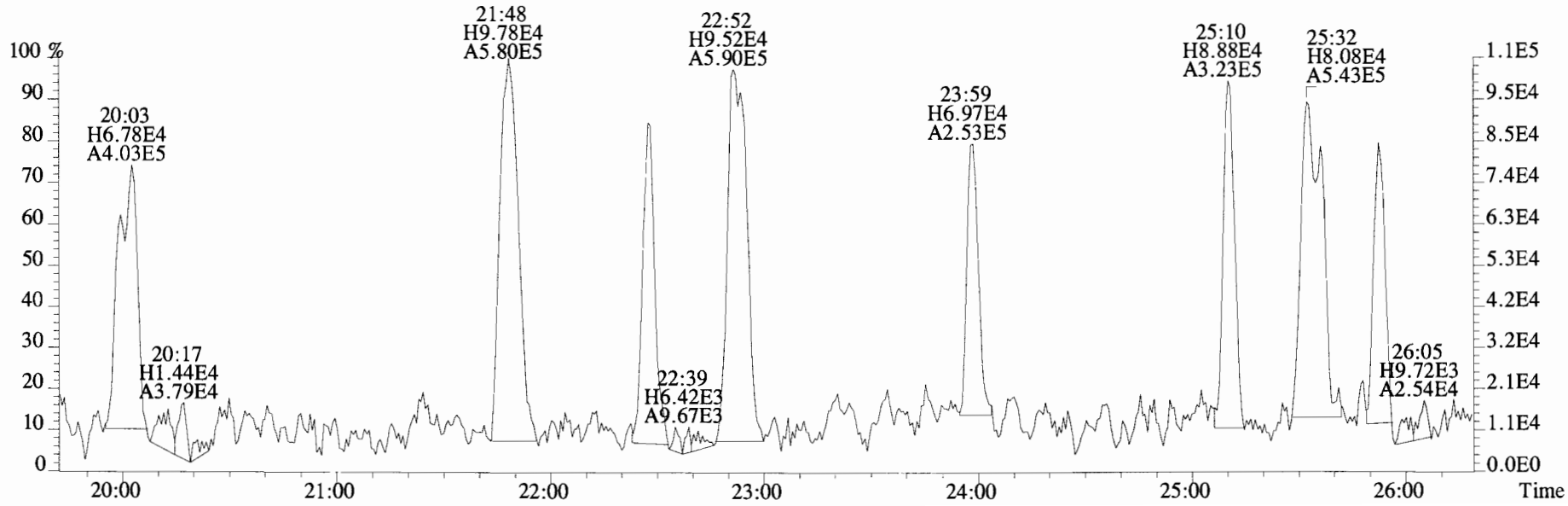

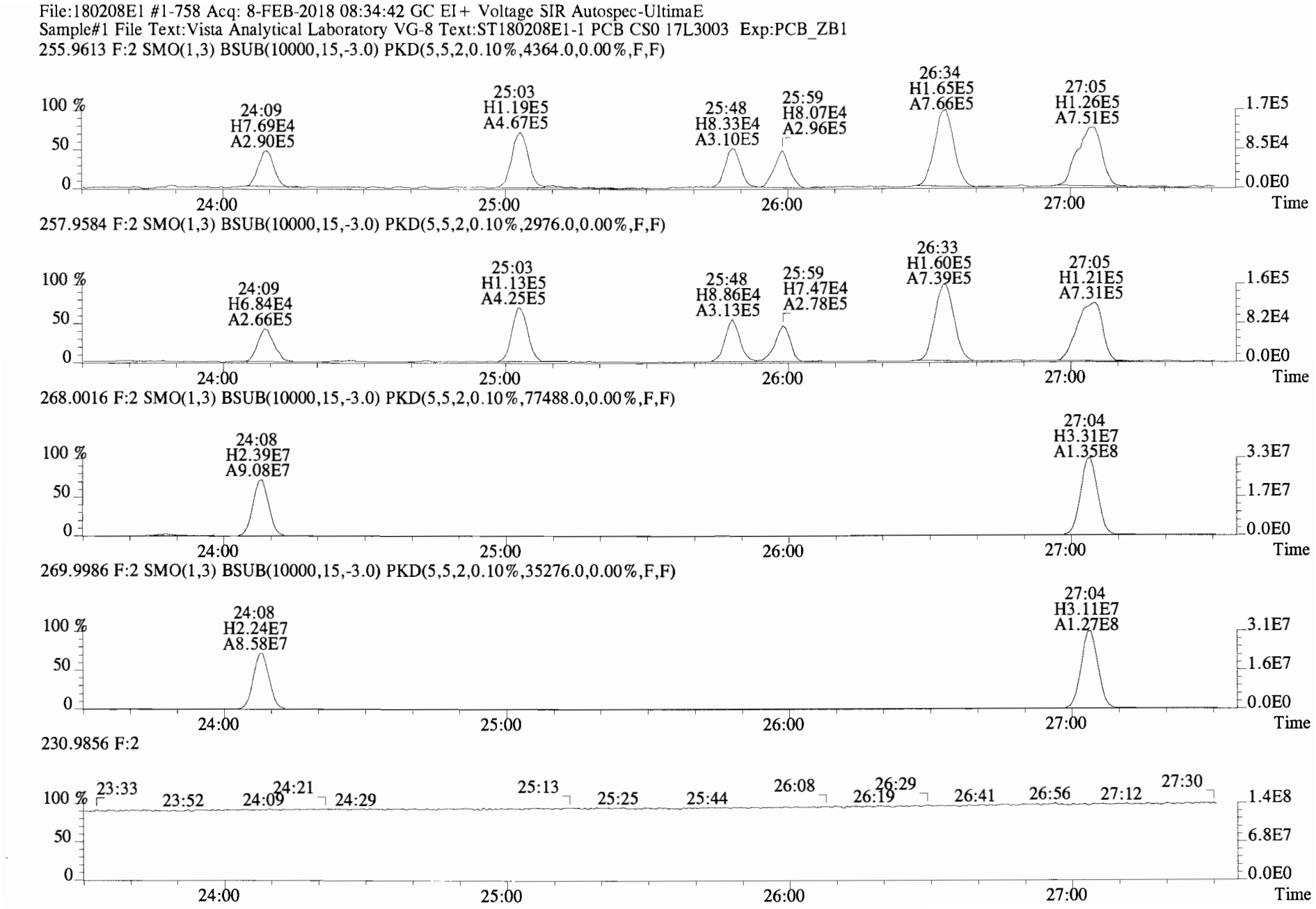
File:180208E1 #1-758 Acq: 8-FEB-2018 08:34:42 GC EI+ Voltage SIR Autospec-UltimaE
Sample#1 File Text:Vista Analytical Laboratory VG-8 Text:ST180208E1-1 PCB CS0 17L3003 Exp:PCB_ZB1
255.9613 F:2 SMO(1,3) BSUB(10000,15,-3.0) PKD(5,5,2,0.10%,4364.0,0.00%,F,F)
24:09 H7.69E4 A2.90E5
25:03 H1.19E5 A4.67E5
25:48 H8.33E4 A3.10E5
25:59 H8.07E4 A2.96E5
26:34 H1.65E5 A7.66E5
27:05 H1.26E5 A7.51E5
257.9584 F:2 SMO(1,3) BSUB(10000,15,-3.0) PKD(5,5,2,0.10%,2976.0,0.00%,F,F)
24:09 H6.84E4 A2.66E5
25:03 H1.13E5 A4.25E5
25:48 H8.86E4 A3.13E5
25:59 H7.47E4 A2.78E5
26:33 H1.60E5 A7.39E5
27:05 H1.21E5 A7.31E5
268.0016 F:2 SMO(1,3) BSUB(10000,15,-3.0) PKD(5,5,2,0.10%,77488.0,0.00%,F,F)
24:08 H2.39E7 A9.08E7
27:04 H3.31E7 A1.35E8
269.9986 F:2 SMO(1,3) BSUB(10000,15,-3.0) PKD(5,5,2,0.10%,35276.0,0.00%,F,F)
24:08 H2.24E7 A8.58E7
27:04 H3.11E7 A1.27E8
230.9856 F:2
23:33 23:52 24:09 24:21 24:29 25:13 25:25 25:44 26:08 26:19 26:29 26:41 26:56 27:12 27:30
100 %
50
0
24:00
25:00
26:00
27:00
Time
1.7E5
8.5E4
0.0E0
1.6E5
8.2E4
3.3E7
1.7E7
3.1E7
1.6E7
1.4E8
6.8E7

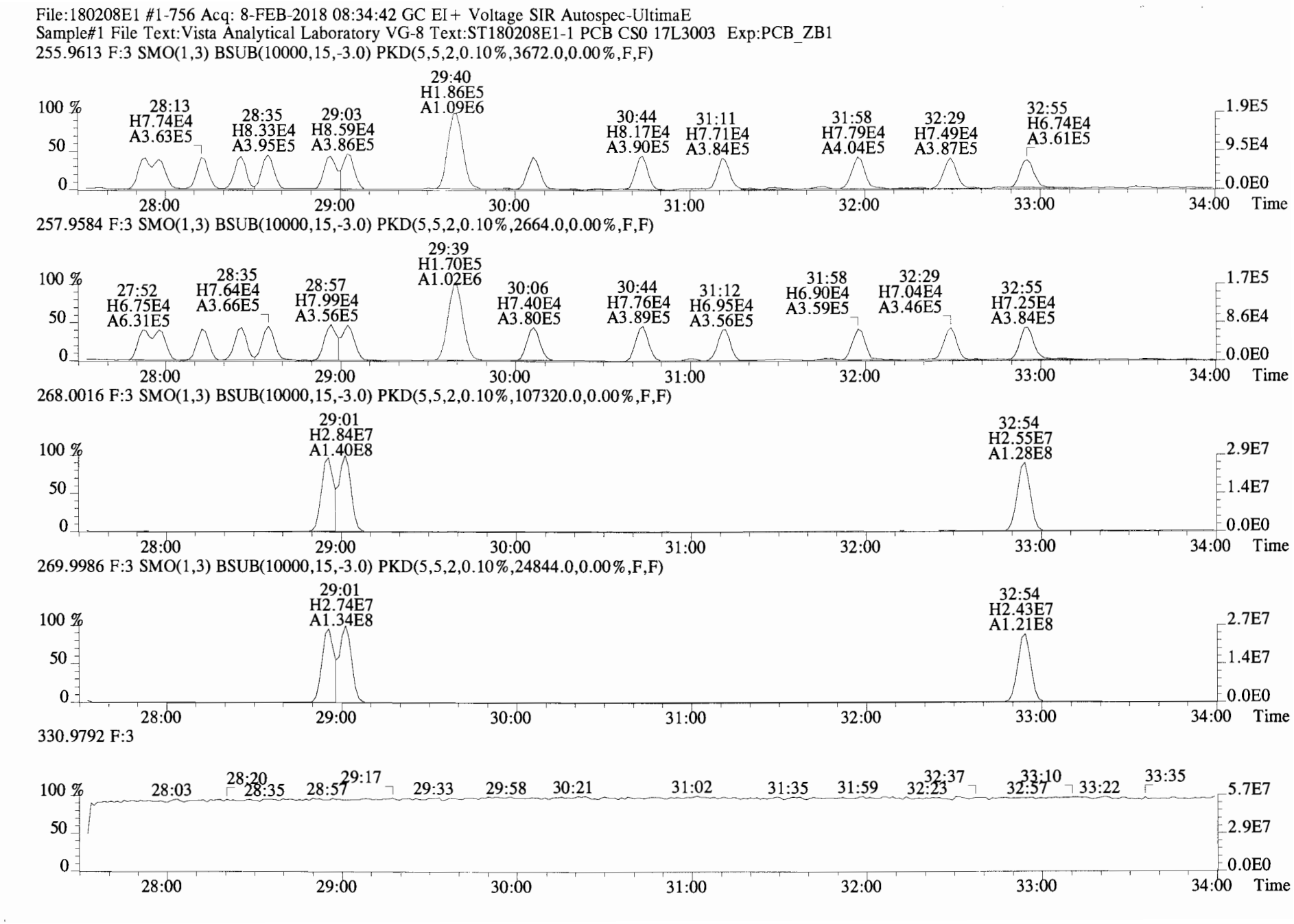
File:180208E1 #1-756 Acq: 8-FEB-2018 08:34:42 GC EI+ Voltage SIR Autospec-UltimaE
Sample#1 File Text:Vista Analytical Laboratory VG-8 Text:ST180208E1-1 PCB CS0 17L3003 Exp:PCB_ZB1
255.9613 F:3 SMO(1,3) BSUB(10000,15,-3.0) PKD(5,5,2,0.10%,3672.0,0.00%,F,F)
28:13 H7.74E4 A3.63E5
28:35 H8.33E4 A3.95E5
29:03 H8.59E4 A3.86E5
29:40 H1.86E5 A1.09E6
30:44 H8.17E4 A3.90E5
31:11 H7.71E4 A3.84E5
31:58 H7.79E4 A4.04E5
32:29 H7.49E4 A3.87E5
32:55 H6.74E4 A3.61E5
257.9584 F:3 SMO(1,3) BSUB(10000,15,-3.0) PKD(5,5,2,0.10%,2664.0,0.00%,F,F)
27:52 H6.75E4 A6.31E5
28:35 H7.64E4 A3.66E5
28:57 H7.99E4 A3.56E5
29:39 H1.70E5 A1.02E6
30:06 H7.40E4 A3.80E5
30:44 H7.76E4 A3.89E5
31:12 H6.95E4 A3.56E5
31:58 H6.90E4 A3.59E5
32:29 H7.04E4 A3.46E5
32:55 H7.25E4 A3.84E5
268.0016 F:3 SMO(1,3) BSUB(10000,15,-3.0) PKD(5,5,2,0.10%,107320.0,0.00%,F,F)
29:01 H2.84E7 A1.40E8
32:54 H2.55E7 A1.28E8
269.9986 F:3 SMO(1,3) BSUB(10000,15,-3.0) PKD(5,5,2,0.10%,24844.0,0.00%,F,F)
29:01 H2.74E7 A1.34E8
32:54 H2.43E7 A1.21E8
330.9792 F:3
28:03
28:20
28:35
28:57
29:17
29:33
29:58
30:21
31:02
31:35
31:59
32:23
32:37
32:57
33:10
33:22
33:35
100 %
50
0
28:00
29:00
30:00
31:00
32:00
33:00
34:00
Time
1.9E5
9.5E4
0.0E0
1.7E5
8.6E4
2.9E7
1.4E7
2.7E7
5.7E7
2.9E7

File:180208E1 #1-756 Acq: 8-FEB-2018 08:34:42 GC EI+ Voltage SIR Autospec-UltimaE
Sample#1 File Text:Vista Analytical Laboratory VG-8 Text:ST180208E1-1 PCB CS0 17L3003 Exp:PCB_ZB1
268.0016 F:3 SMO(1,3) BSUB(10000,15,-3.0) PKD(5,5,2,0.10%,107320.0,0.00%,F,F)

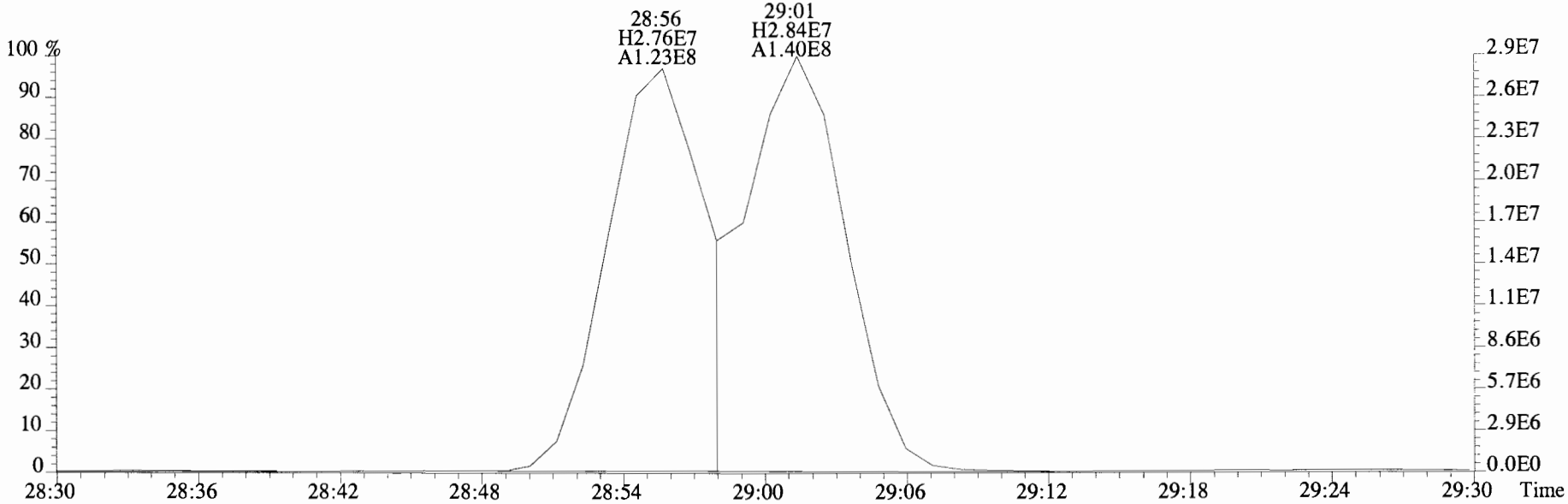

269.9986 F:3 SMO(1,3) BSUB(10000,15,-3.0) PKD(5,5,2,0.10%,24844.0,0.00%,F,F)

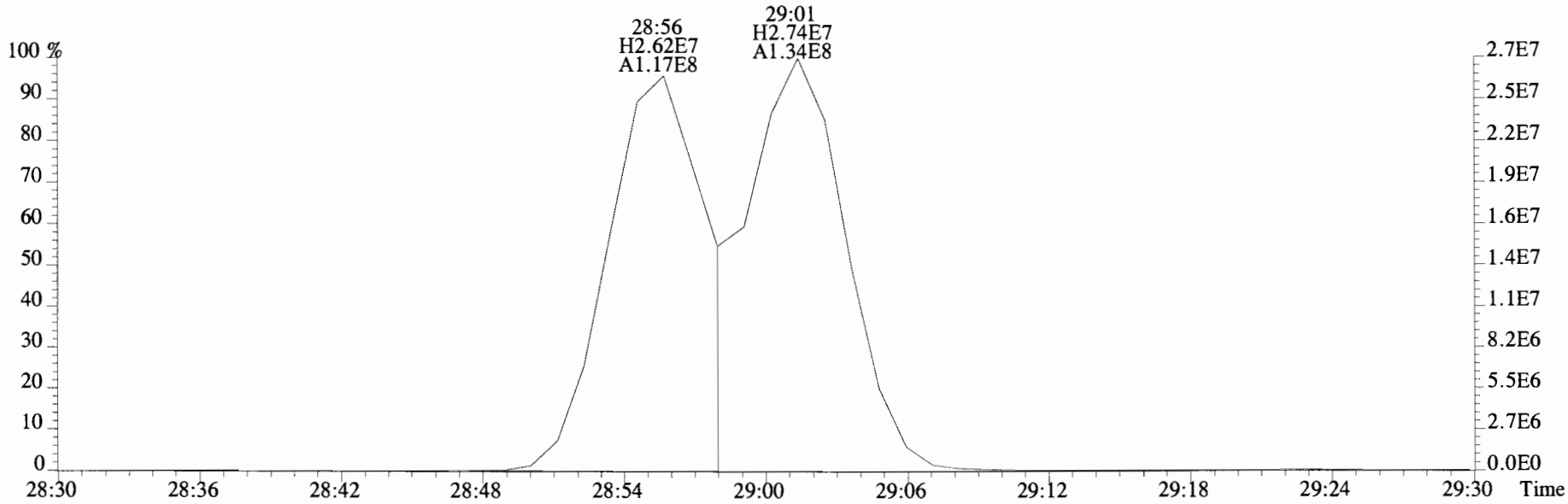

File:180208E1 #1-756 Acq: 8-FEB-2018 08:34:42 GC EI+ Voltage SIR Autospec-UltimaE
Sample#1 File Text:Vista Analytical Laboratory VG-8 Text:ST180208E1-1 PCB CS0 17L3003 Exp:PCB_ZB1
255.9613 F:3 SMO(1,3) BSUB(10000,15,-3.0) PKD(5,5,2,0.10%,3672.0,0.00%,F,F)

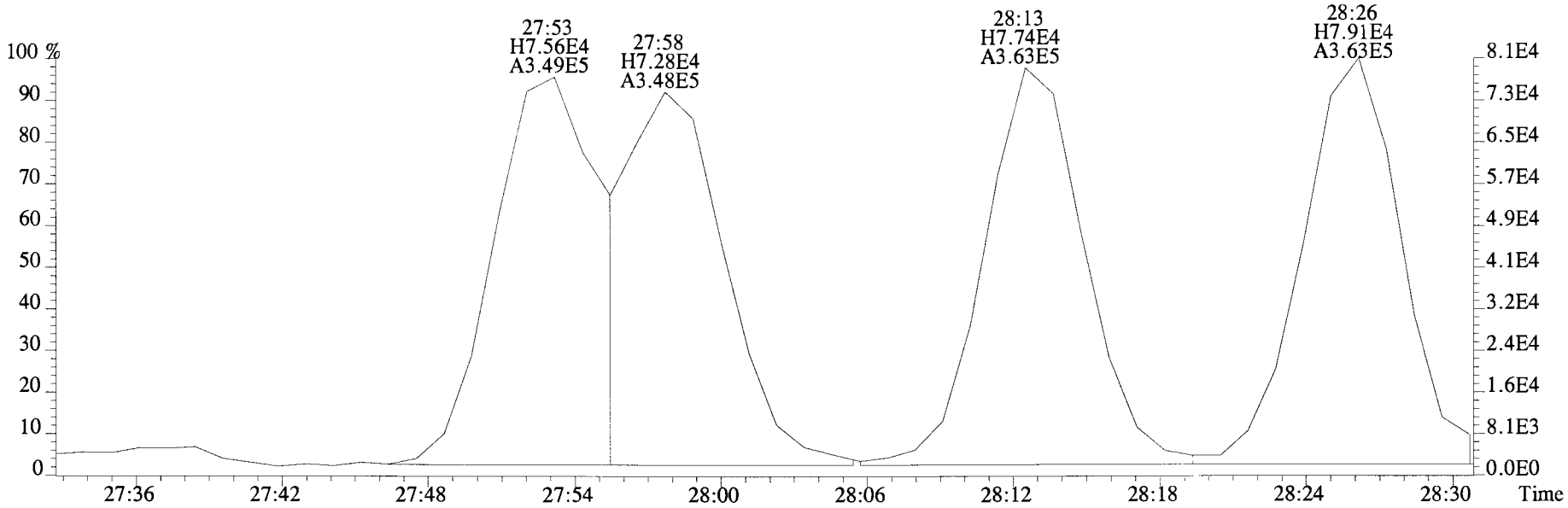

257.9584 F:3 SMO(1,3) BSUB(10000,15,-3.0) PKD(5,5,2,0.10%,2664.0,0.00%,F,F)

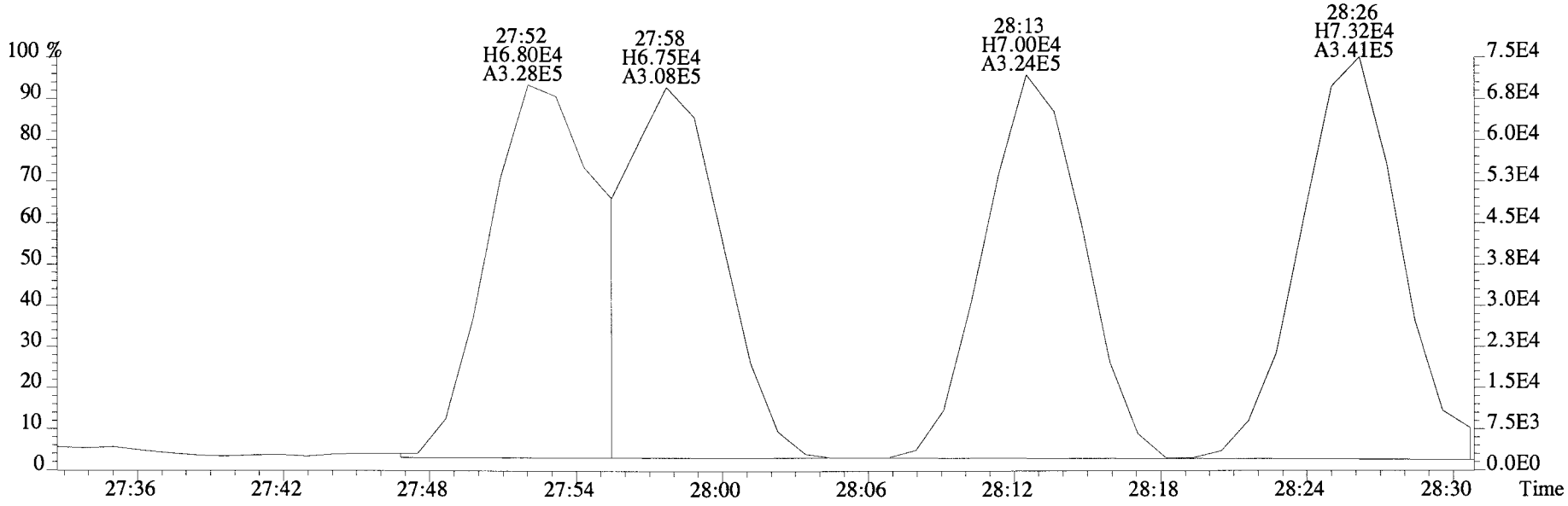

File:180208E1 #1-756 Acq: 8-FEB-2018 08:34:42 GC EI+ Voltage SIR Autospec-UltimaE
Sample#1 File Text:Vista Analytical Laboratory VG-8 Text:ST180208E1-1 PCB CS0 17L3003 Exp:PCB_ZB1
255.9613 F:3 SMO(1,3) BSUB(10000,15,-3.0) PKD(5,5,2,0.10%,3672.0,0.00%,F,F)

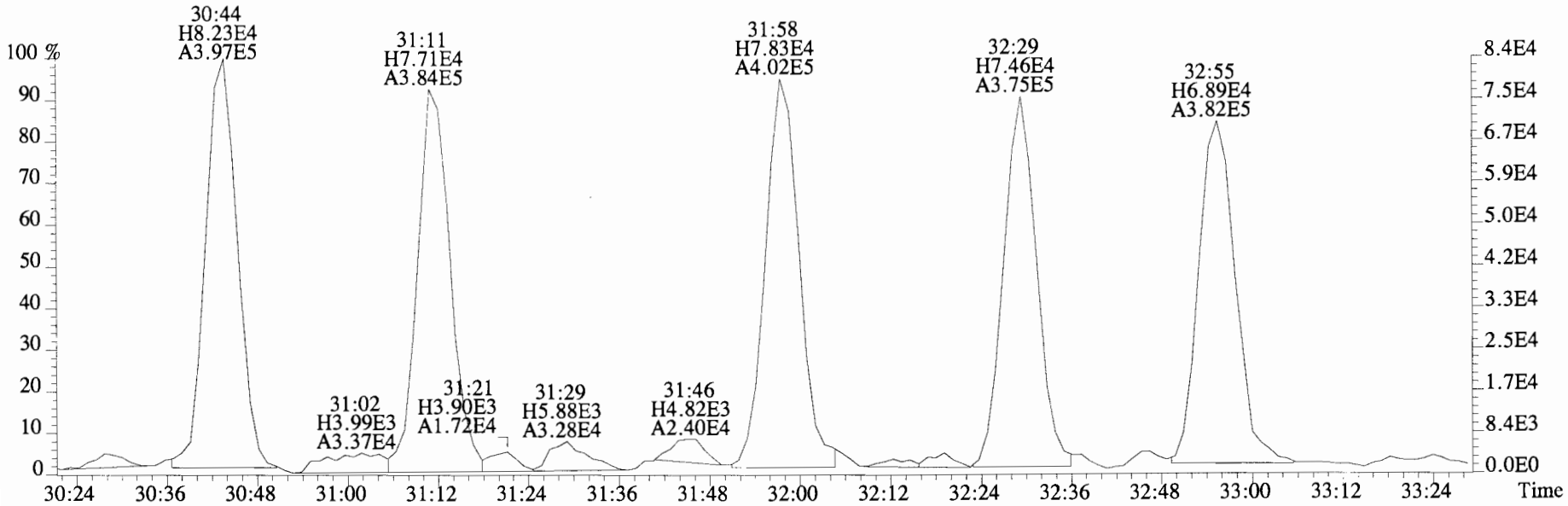

257.9584 F:3 SMO(1,3) BSUB(10000,15,-3.0) PKD(5,5,2,0.10%,2664.0,0.00%,F,F)

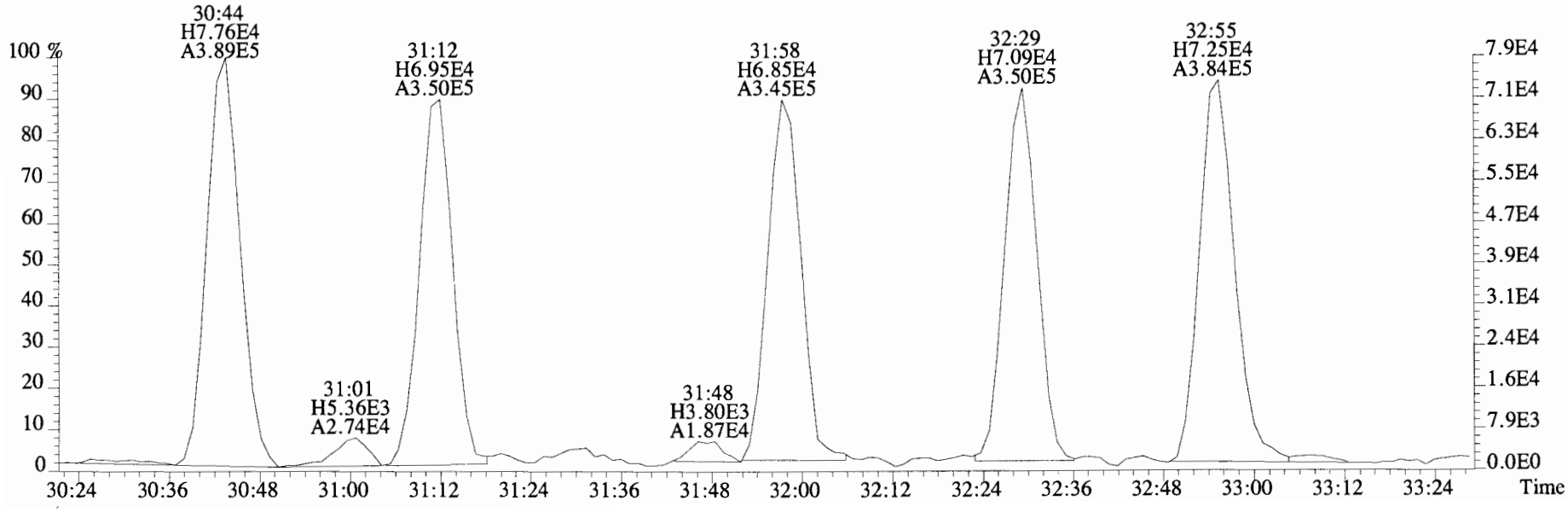

File:180208E1 #1-756 Acq: 8-FEB-2018 08:34:42 GC EI+ Voltage SIR Autospec-UltimaE
Sample#1 File Text:Vista Analytical Laboratory VG-8 Text:ST180208E1-1 PCB CS0 17L3003 Exp:PCB_ZB1
289.9224 F:3 SMO(1,3) BSUB(10000,15,-3.0) PKD(5,5,2,0.10%,2828.0,0.00%,F,F)

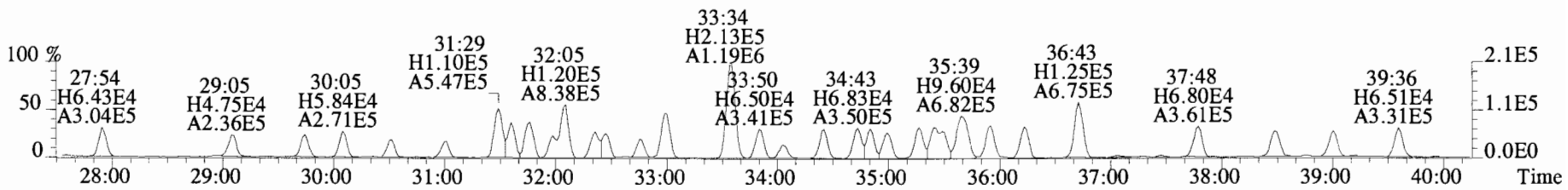

291.9194 F:3 SMO(1,3) BSUB(10000,15,-3.0) PKD(5,5,2,0.10%,3156.0,0.00%,F,F)

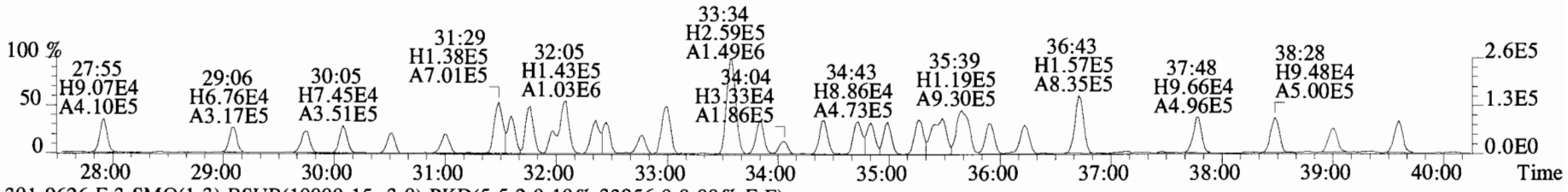

301.9626 F:3 SMO(1,3) BSUB(10000,15,-3.0) PKD(5,5,2,0.10%,33956.0,0.00%,F,F)

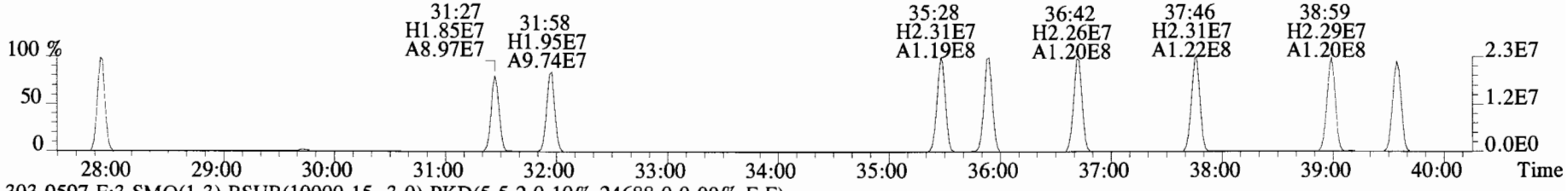

303.9597 F:3 SMO(1,3) BSUB(10000,15,-3.0) PKD(5,5,2,0.10%,24688.0,0.00%,F,F)

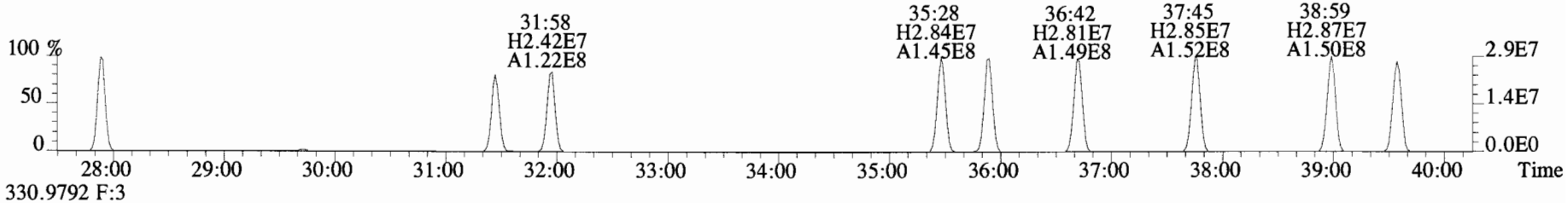

330.9792 F:3

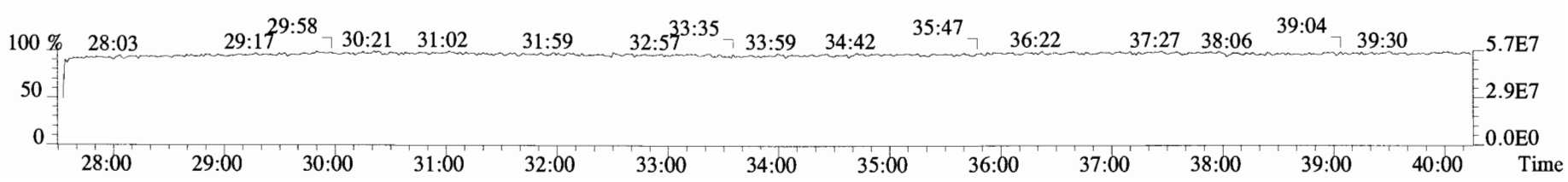

File:180208E1 #1-756 Acq: 8-FEB-2018 08:34:42 GC EI+ Voltage SIR Autospec-UltimaE
Sample#1 File Text:Vista Analytical Laboratory VG-8 Text:ST180208E1-1 PCB CS0 17L3003 Exp:PCB_ZB1
289.9224 F:3 SMO(1,3) BSUB(10000,15,-3.0) PKD(5,5,2,0.10%,2828.0,0.00%,F,F)

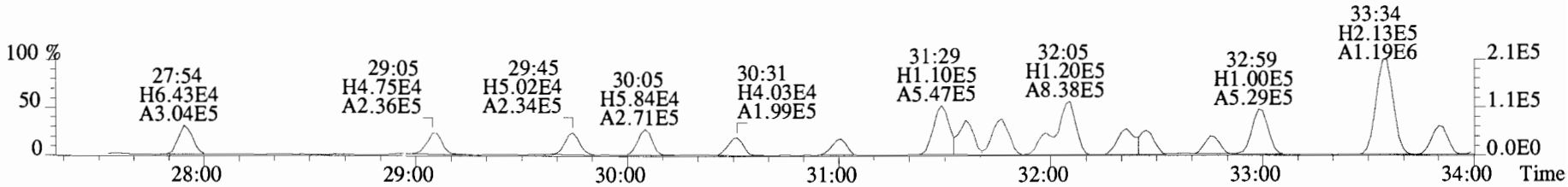

291.9194 F:3 SMO(1,3) BSUB(10000,15,-3.0) PKD(5,5,2,0.10%,3156.0,0.00%,F,F)

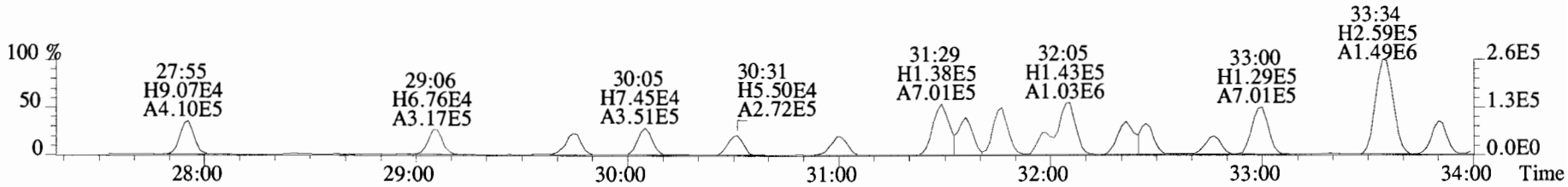

301.9626 F:3 SMO(1,3) BSUB(10000,15,-3.0) PKD(5,5,2,0.10%,33956.0,0.00%,F,F)

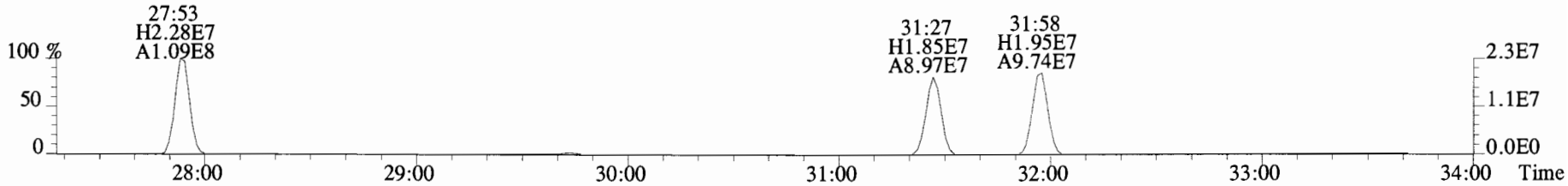

303.9597 F:3 SMO(1,3) BSUB(10000,15,-3.0) PKD(5,5,2,0.10%,24688.0,0.00%,F,F)

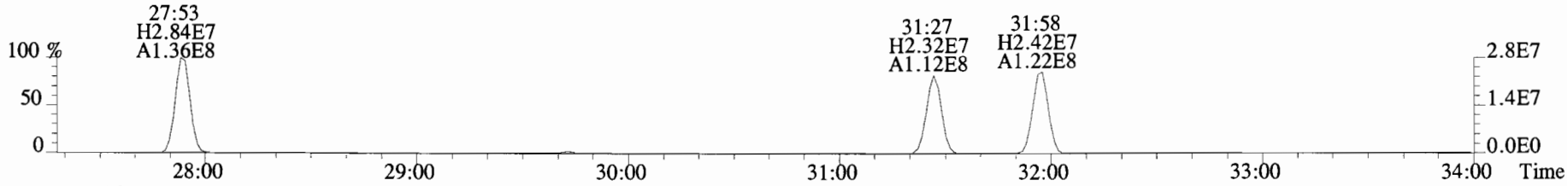

330.9792 F:3

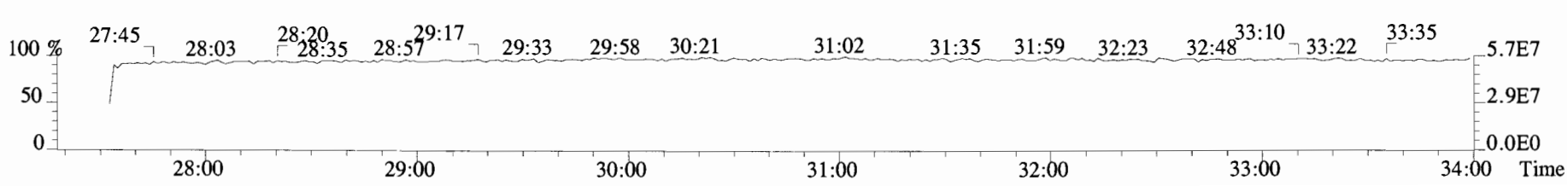

File:180208E1 #1-756 Acq: 8-FEB-2018 08:34:42 GC EI+ Voltage SIR Autospec-UltimaE
Sample#1 File Text:Vista Analytical Laboratory VG-8 Text:ST180208E1-1 PCB CS0 17L3003 Exp:PCB_ZB1
289.9224 F:3 SMO(1,3) BSUB(10000,15,-3.0) PKD(5,5,2,0.10%,2828.0,0.00%,F,F)

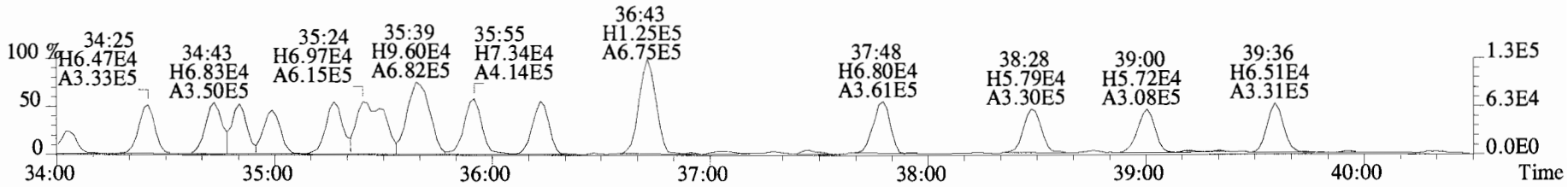

291.9194 F:3 SMO(1,3) BSUB(10000,15,-3.0) PKD(5,5,2,0.10%,3156.0,0.00%,F,F)

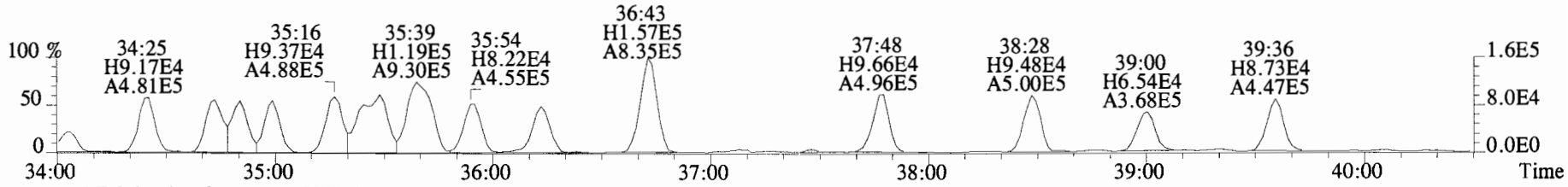

301.9626 F:3 SMO(1,3) BSUB(10000,15,-3.0) PKD(5,5,2,0.10%,33956.0,0.00%,F,F)

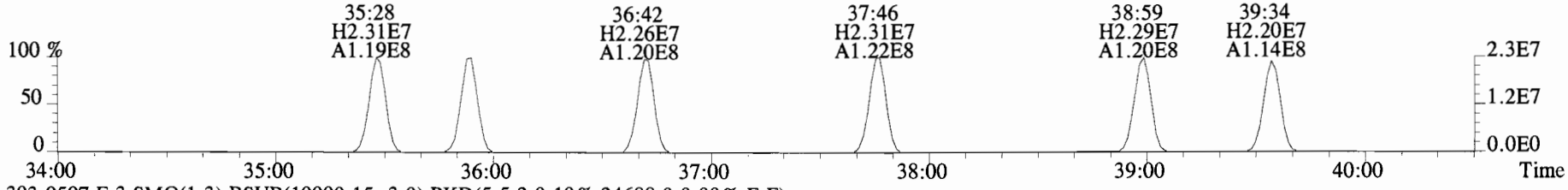

303.9597 F:3 SMO(1,3) BSUB(10000,15,-3.0) PKD(5,5,2,0.10%,24688.0,0.00%,F,F)

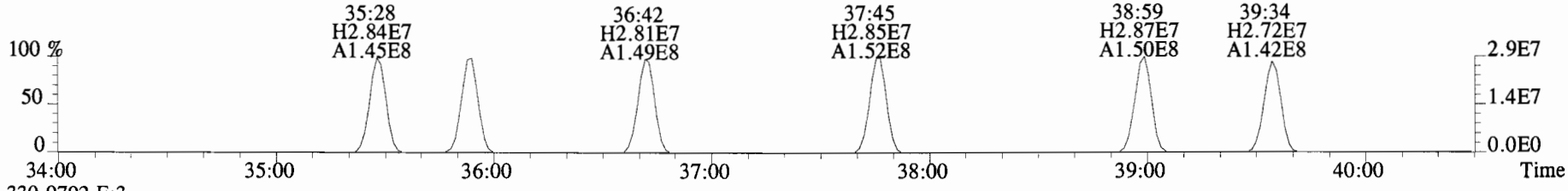

330.9792 F:3

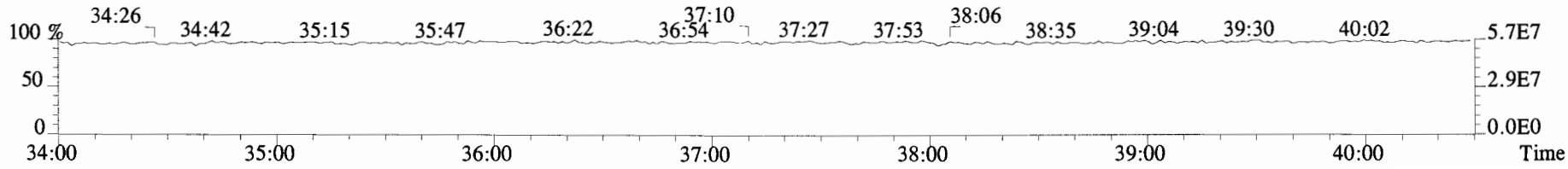

File:180208E1 #1-756 Acq: 8-FEB-2018 08:34:42 GC Ei+ Voltage SIR Autospec-UltimaE
Sample#1 File Text:Vista Analytical Laboratory VG-8 Text:ST180208E1-1 PCB CS0 17L3003 Exp:PCB_ZB1
289.9224 F:3 SMO(1,3) BSUB(10000,15,-3.0) PKD(5,5,2,0.10%,2828.0,0.00%,F,F)

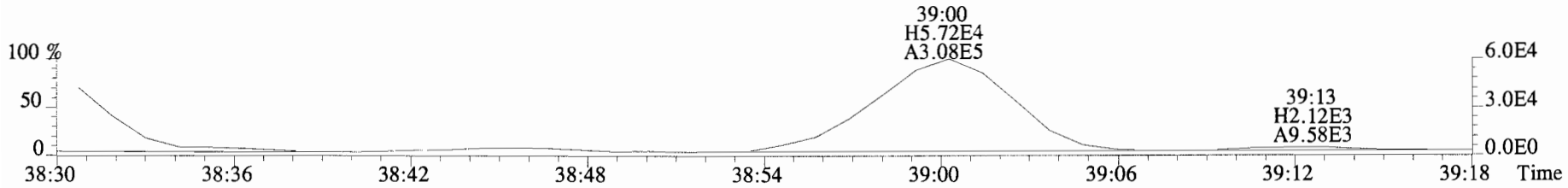

291.9194 F:3 SMO(1,3) BSUB(10000,15,-3.0) PKD(5,5,2,0.10%,3156.0,0.00%,F,F)

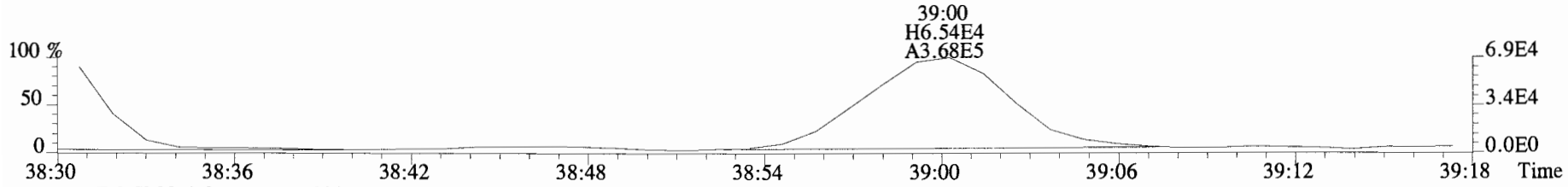

301.9626 F:3 SMO(1,3) BSUB(10000,15,-3.0) PKD(5,5,2,0.10%,33956.0,0.00%,F,F)

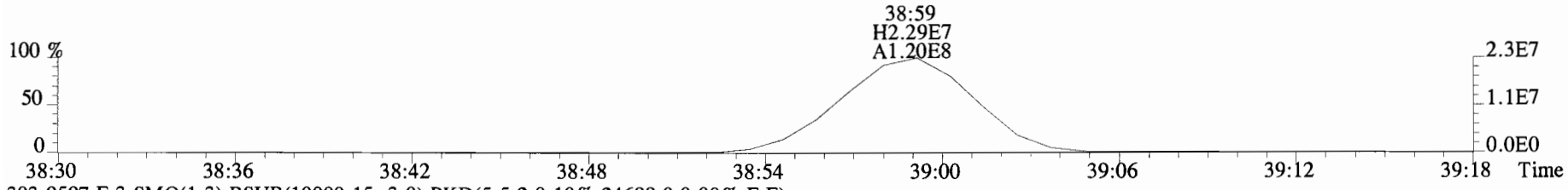

303.9597 F:3 SMO(1,3) BSUB(10000,15,-3.0) PKD(5,5,2,0.10%,24688.0,0.00%,F,F)

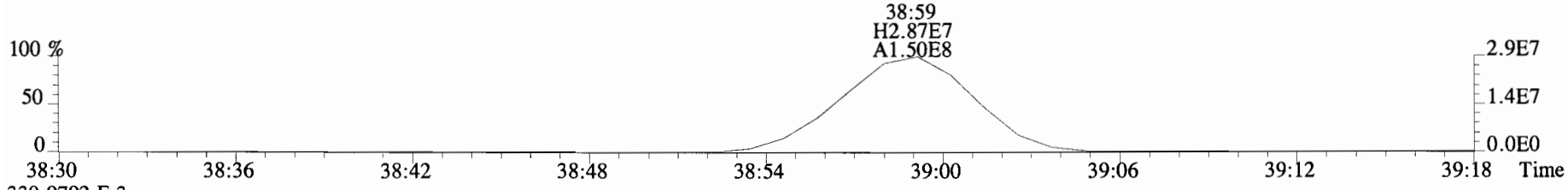

330.9792 F:3

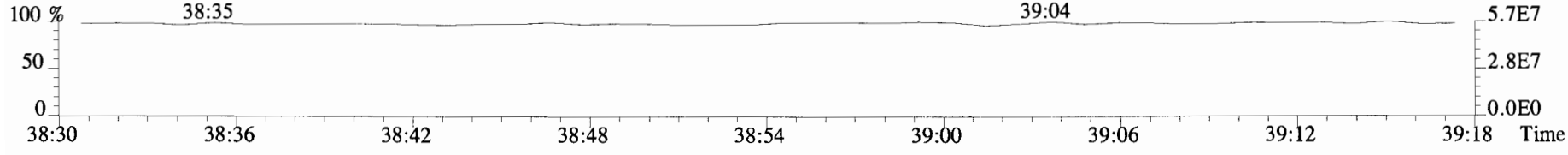

File:180208E1 #1-756 Acq: 8-FEB-2018 08:34:42 GC EI+ Voltage SIR Autospec-UltimaE
Sample#1 File Text:Vista Analytical Laboratory VG-8 Text:ST180208E1-1 PCB CS0 17L3003 Exp:PCB_ZB1
301.9626 F:3 SMO(1,3) BSUB(10000,15,-3.0) PKD(5,5,2,0.10%,33956.0,0.00%,F,F)

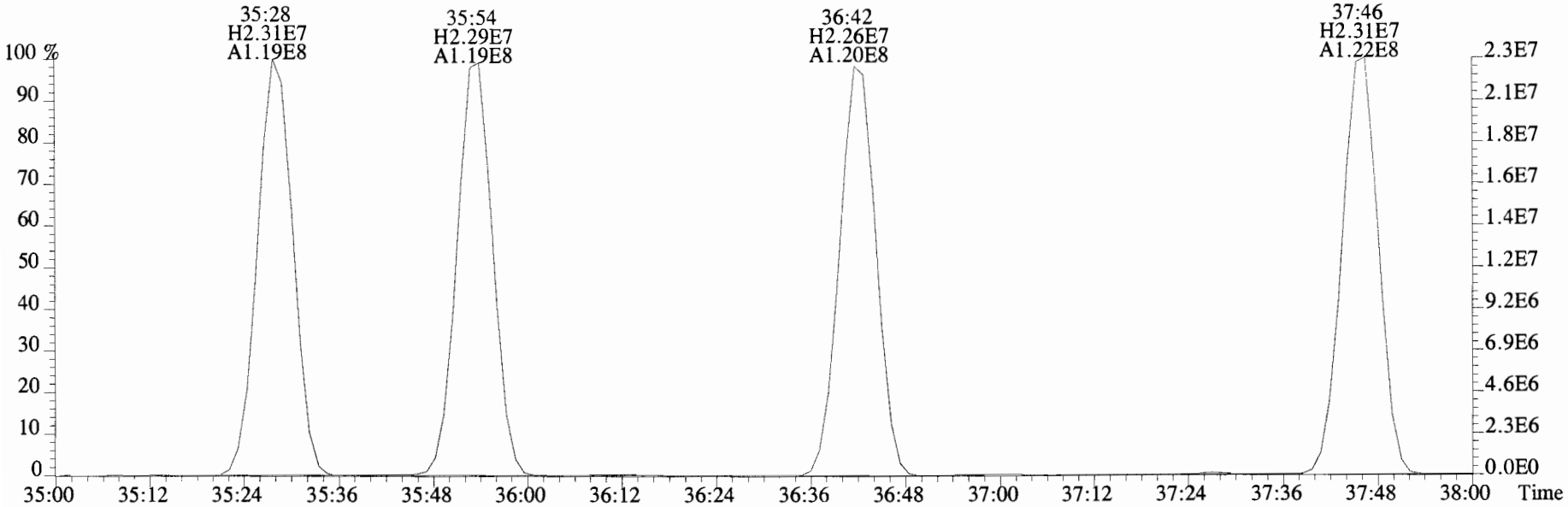

303.9597 F:3 SMO(1,3) BSUB(10000,15,-3.0) PKD(5,5,2,0.10%,24688.0,0.00%,F,F)

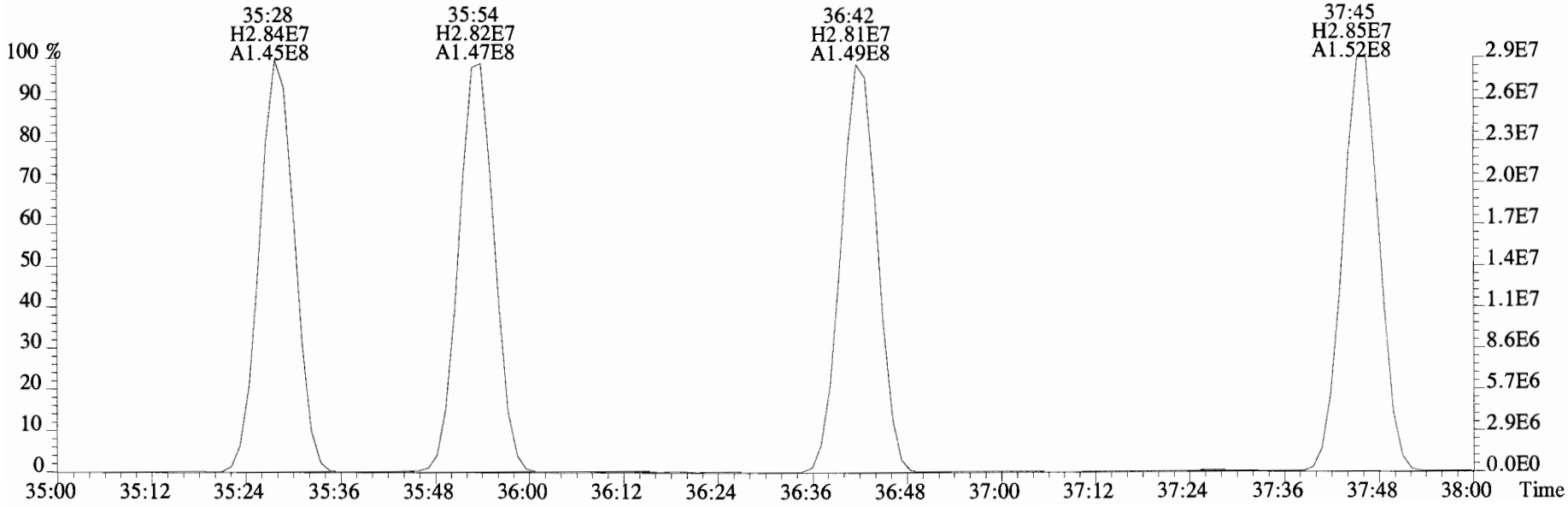

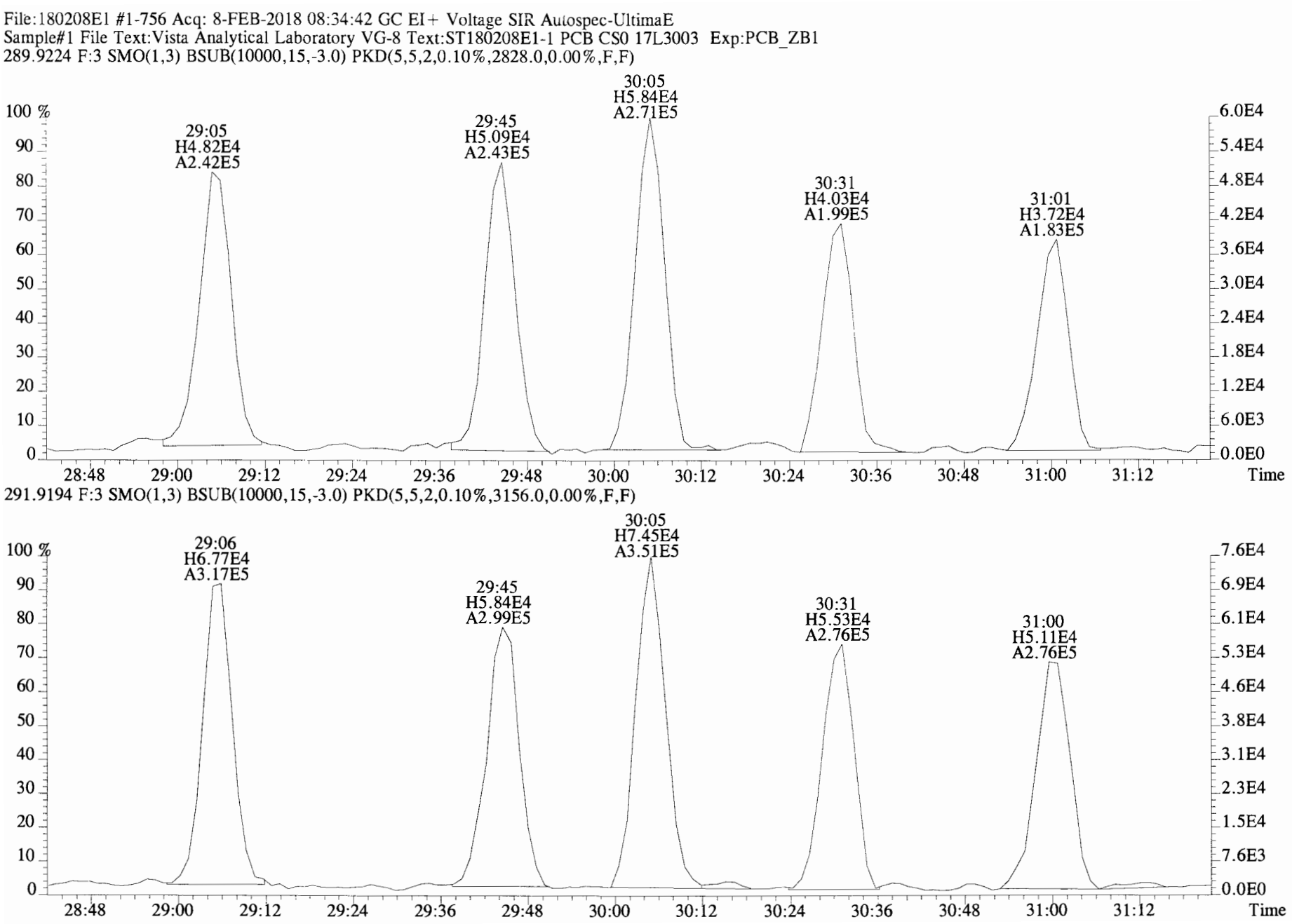
File:180208E1 #1-756 Acq: 8-FEB-2018 08:34:42 GC EI+ Voltage SIR Autospec-UltimaE
Sample#1 File Text:Vista Analytical Laboratory VG-8 Text:ST180208E1-1 PCB CS0 17L3003 Exp:PCB_ZB1
289.9224 F:3 SMO(1,3) BSUB(10000,15,-3.0) PKD(5,5,2,0.10%,2828.0,0.00%,F,F)
29:05 H4.82E4 A2.42E5
29:45 H5.09E4 A2.43E5
30:05 H5.84E4 A2.71E5
30:31 H4.03E4 A1.99E5
31:01 H3.72E4 A1.83E5
100 %
90
80
70
60
50
40
30
20
10
0
6.0E4
5.4E4
4.8E4
4.2E4
3.6E4
3.0E4
2.4E4
1.8E4
1.2E4
6.0E3
0.0E0
28:48
29:00
29:12
29:24
29:36
29:48
30:00
30:12
30:24
30:36
30:48
31:00
31:12
Time
291.9194 F:3 SMO(1,3) BSUB(10000,15,-3.0) PKD(5,5,2,0.10%,3156.0,0.00%,F,F)
29:06 H6.77E4 A3.17E5
29:45 H5.84E4 A2.99E5
30:05 H7.45E4 A3.51E5
30:31 H5.53E4 A2.76E5
31:00 H5.11E4 A2.76E5
100 %
90
80
70
60
50
40
30
20
10
0
7.6E4
6.9E4
6.1E4
5.3E4
4.6E4
3.8E4
3.1E4
2.3E4
1.5E4
7.6E3
0.0E0
28:48
29:00
29:12
29:24
29:36
29:48
30:00
30:12
30:24
30:36
30:48
31:00
31:12
Time

File:180208E1 #1-756 Acq: 8-FEB-2018 08:34:42 GC EI+ Voltage SIR Autospec-UltimaE
Sample#1 File Text:Vista Analytical Laboratory VG-8 Text:ST180208E1-1 PCB CS0 17L3003 Exp:PCB_ZB1
289.9224 F:3 SMO(1,3) BSUB(10000,15,-3.0) PKD(5,5,2,0.10%,2828.0,0.00%,F,F)

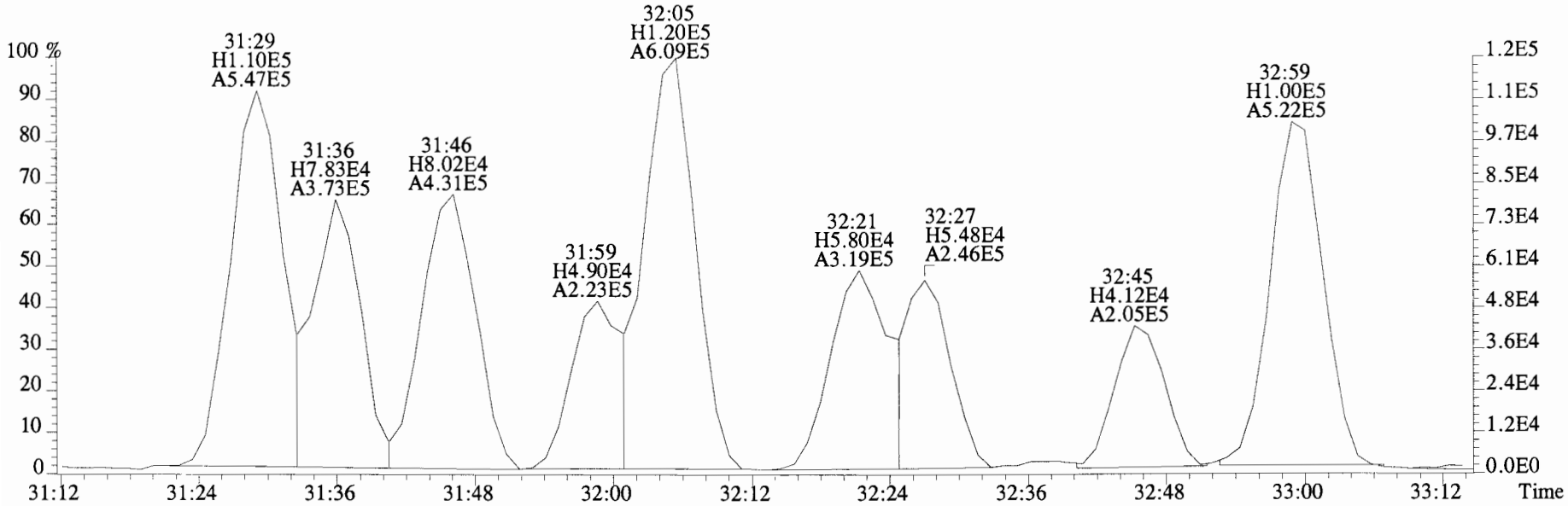

291.9194 F:3 SMO(1,3) BSUB(10000,15,-3.0) PKD(5,5,2,0.10%,3156.0,0.00%,F,F)

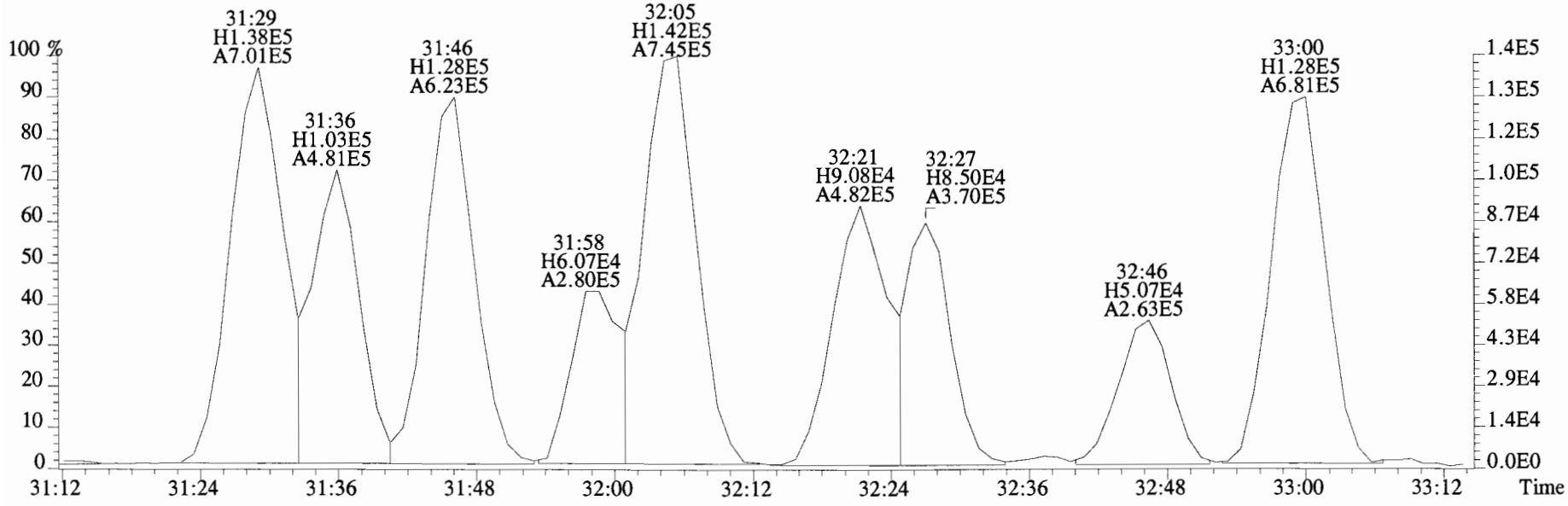

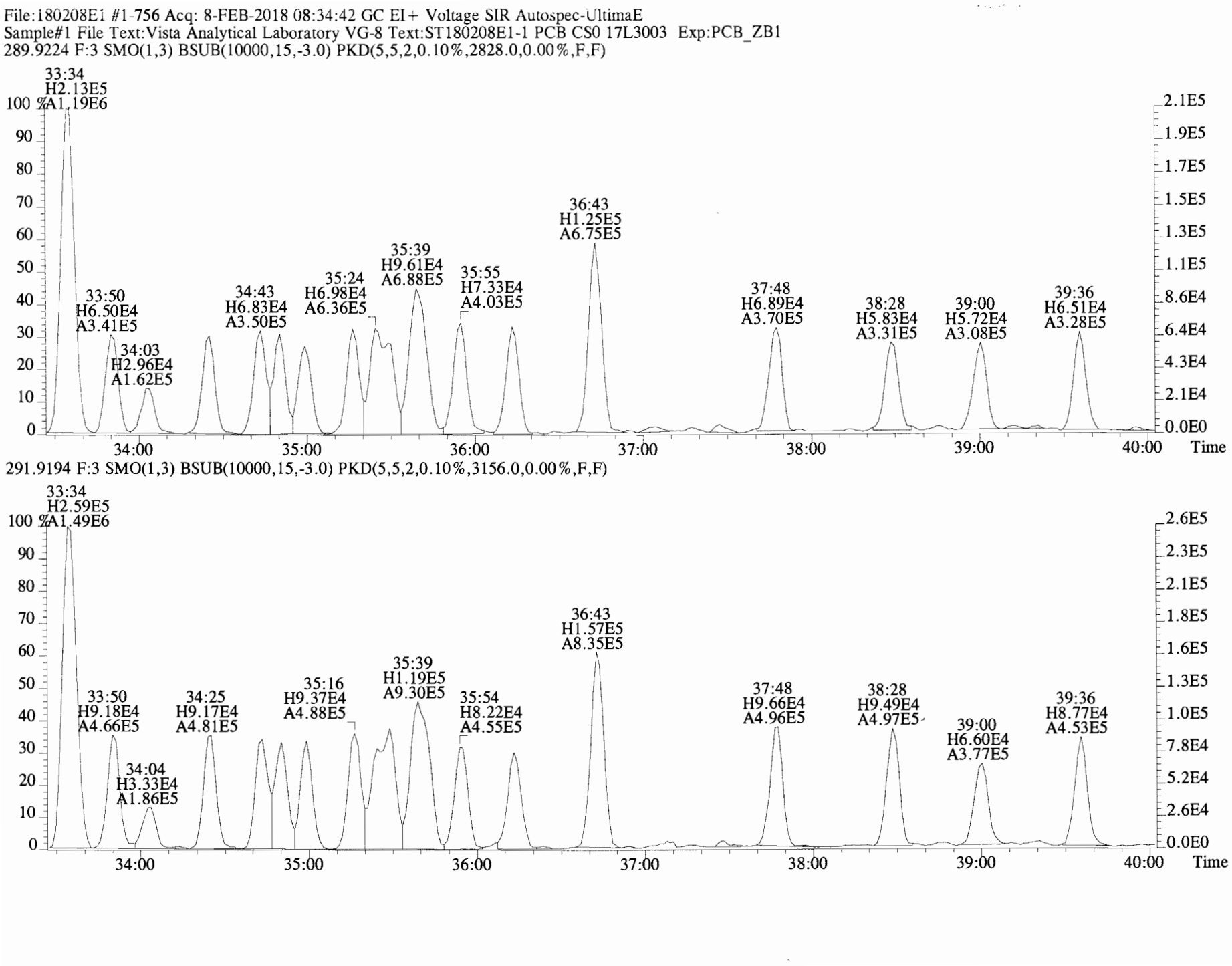
File:180208E1 #1-756 Acq: 8-FEB-2018 08:34:42 GC EI+ Voltage SIR Autospec-UltimaE
Sample#1 File Text:Vista Analytical Laboratory VG-8 Text:ST180208E1-1 PCB CS0 17L3003 Exp:PCB_ZB1
289.9224 F:3 SMO(1,3) BSUB(10000,15,-3.0) PKD(5,5,2,0.10%,2828.0,0.00%,F,F)
33:34 H2.13E5 A1.19E6
33:50 H6.50E4 A3.41E5
34:03 H2.96E4 A1.62E5
34:43 H6.83E4 A3.50E5
35:24 H6.98E4 A6.36E5
35:39 H9.61E4 A6.88E5
35:55 H7.33E4 A4.03E5
36:43 H1.25E5 A6.75E5
37:48 H6.89E4 A3.70E5
38:28 H5.83E4 A3.31E5
39:00 H5.72E4 A3.08E5
39:36 H6.51E4 A3.28E5
100 %
Time
291.9194 F:3 SMO(1,3) BSUB(10000,15,-3.0) PKD(5,5,2,0.10%,3156.0,0.00%,F,F)
33:34 H2.59E5 A1.49E6
33:50 H9.18E4 A4.66E5
34:04 H3.33E4 A1.86E5
34:25 H9.17E4 A4.81E5
35:16 H9.37E4 A4.88E5
35:39 H1.19E5 A9.30E5
35:54 H8.22E4 A4.55E5
36:43 H1.57E5 A8.35E5
37:48 H9.66E4 A4.96E5
38:28 H9.49E4 A4.97E5
39:00 H6.60E4 A3.77E5
39:36 H8.77E4 A4.53E5
100 %
Time

File:180208E1 #1-756 Acq: 8-FEB-2018 08:34:42 GC EI+ Voltage SIR Autospec-UltimaE
Sample#1 File Text:Vista Analytical Laboratory VG-8 Text:ST180208E1-1 PCB CS0 17L3003 Exp:PCB_ZB1
325.8804 F:3 SMO(1,3) BSUB(10000,15,-3.0) PKD(5,5,2,0.10%,2192.0,0.00%,F,F)

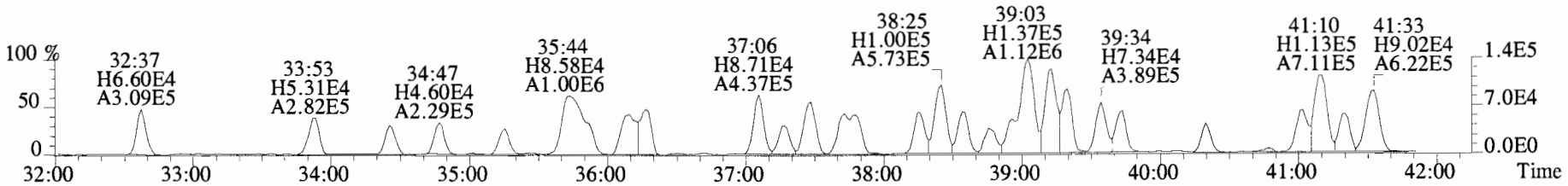

327.8775 F:3 SMO(1,3) BSUB(10000,15,-3.0) PKD(5,5,2,0.10%,2080.0,0.00%,F,F)

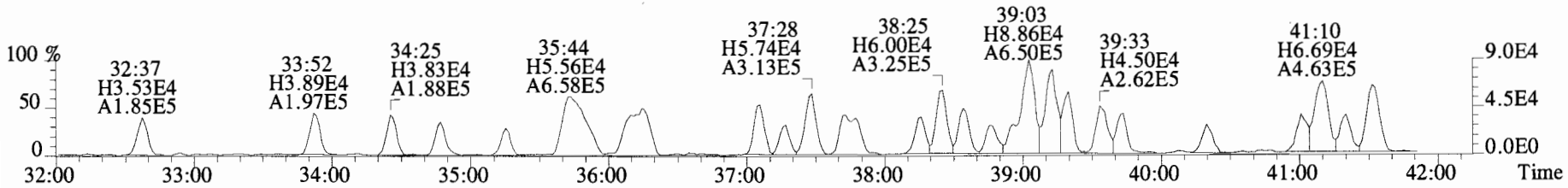

337.9207 F:3 SMO(1,3) BSUB(10000,15,-3.0) PKD(5,5,2,0.10%,4388.0,0.00%,F,F)

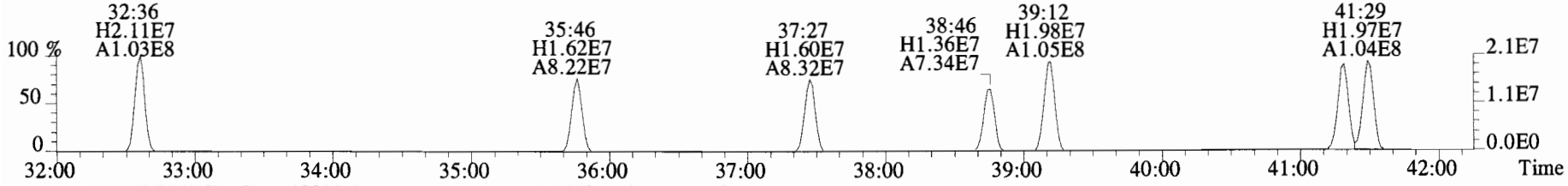

339.9177 F:3 SMO(1,3) BSUB(10000,15,-3.0) PKD(5,5,2,0.10%,3760.0,0.00%,F,F)

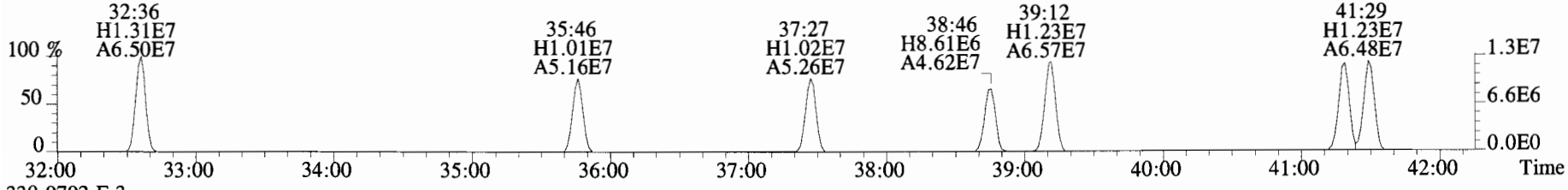

330.9792 F:3

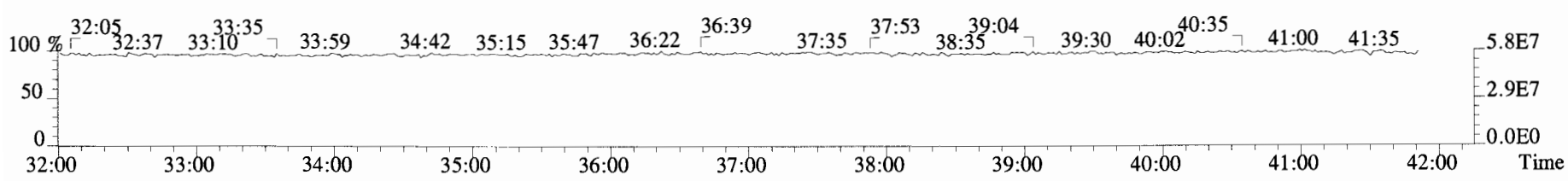

File:180208E1 #1-756 Acq: 8-FEB-2018 08:34:42 GC EI+ Voltage SIR Autospec-UltimaE
Sample#1 File Text:Vista Analytical Laboratory VG-8 Text:ST180208E1-1 PCB CS0 17L3003 Exp:PCB_ZB1
325.8804 F:3 SMO(1,3) BSUB(10000,15,-3.0) PKD(5,5,2,0.10%,2192.0,0.00%,F,F)

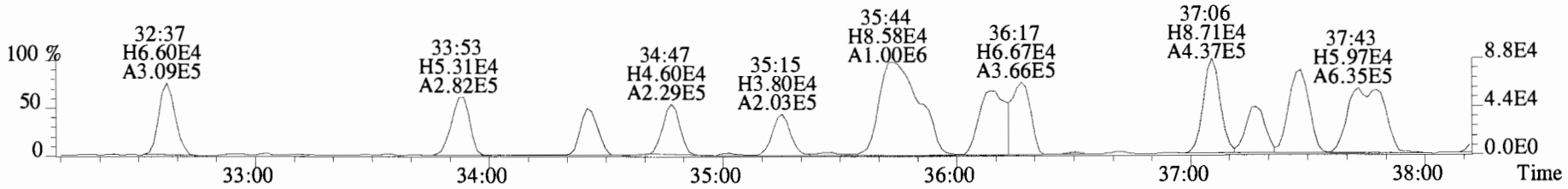

327.8775 F:3 SMO(1,3) BSUB(10000,15,-3.0) PKD(5,5,2,0.10%,2080.0,0.00%,F,F)

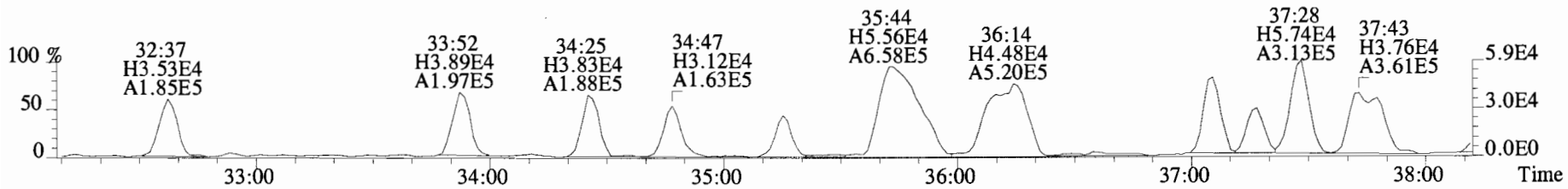

337.9207 F:3 SMO(1,3) BSUB(10000,15,-3.0) PKD(5,5,2,0.10%,4388.0,0.00%,F,F)



339.9177 F:3 SMO(1,3) BSUB(10000,15,-3.0) PKD(5,5,2,0.10%,3760.0,0.00%,F,F)

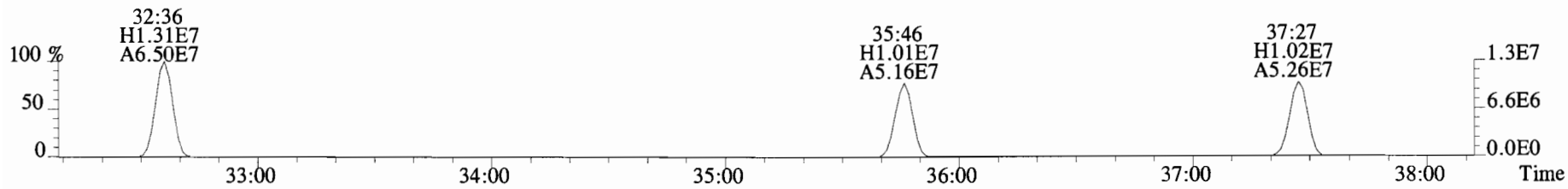

330.9792 F:3

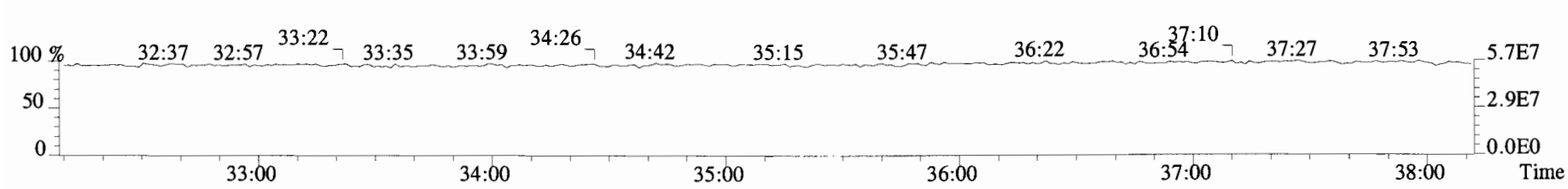

File:180208E1 #1-756 Acq: 8-FEB-2018 08:34:42 GC EI+ Voltage SIR Autospec-UltimaE
Sample#1 File Text:Vista Analytical Laboratory VG-8 Text:ST180208E1-1 PCB CS0 17L3003 Exp:PCB_ZB1
325.8804 F:3 SMO(1,3) BSUB(10000,15,-3.0) PKD(5,5,2,0.10%,2192.0,0.00%,F,F)

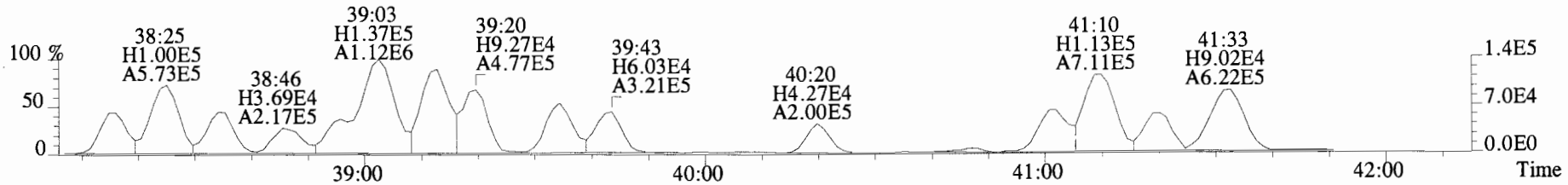

327.8775 F:3 SMO(1,3) BSUB(10000,15,-3.0) PKD(5,5,2,0.10%,2080.0,0.00%,F,F)

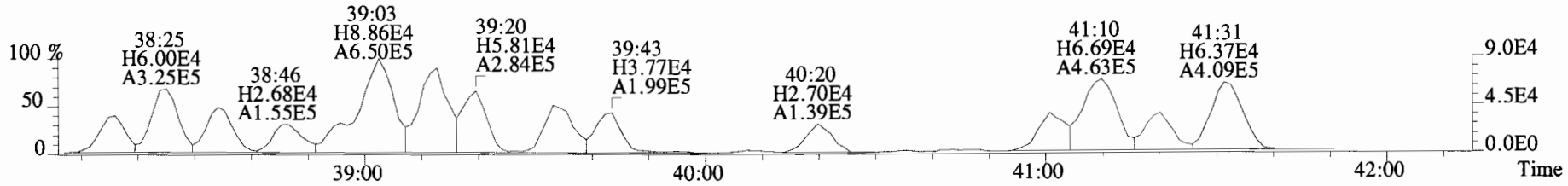

337.9207 F:3 SMO(1,3) BSUB(10000,15,-3.0) PKD(5,5,2,0.10%,4388.0,0.00%,F,F)

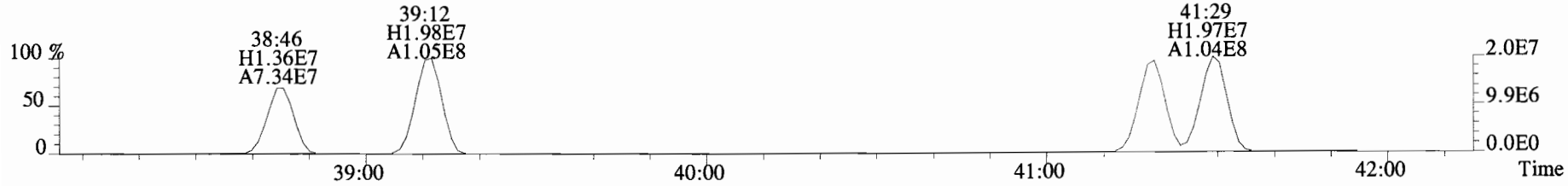

339.9177 F:3 SMO(1,3) BSUB(10000,15,-3.0) PKD(5,5,2,0.10%,3760.0,0.00%,F,F)

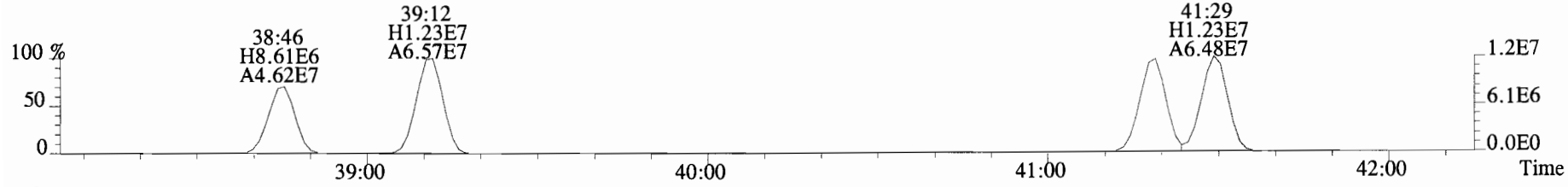

330.9792 F:3

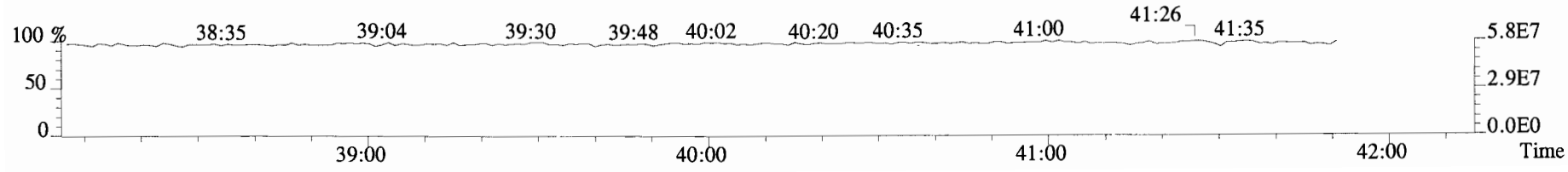

File:180208E1 #1-756 Acq: 8-FEB-2018 08:34:42 GC EI+ Voltage SIR Autospec-UltimaE
Sample#1 File Text:Vista Analytical Laboratory VG-8 Text:ST180208E1-1 PCB CS0 17L3003 Exp:PCB_ZB1
337.9207 F:3 SMO(1,3) BSUB(10000,15,-3.0) PKD(5,5,2,0.10%,4388.0,0.00%,F,F)

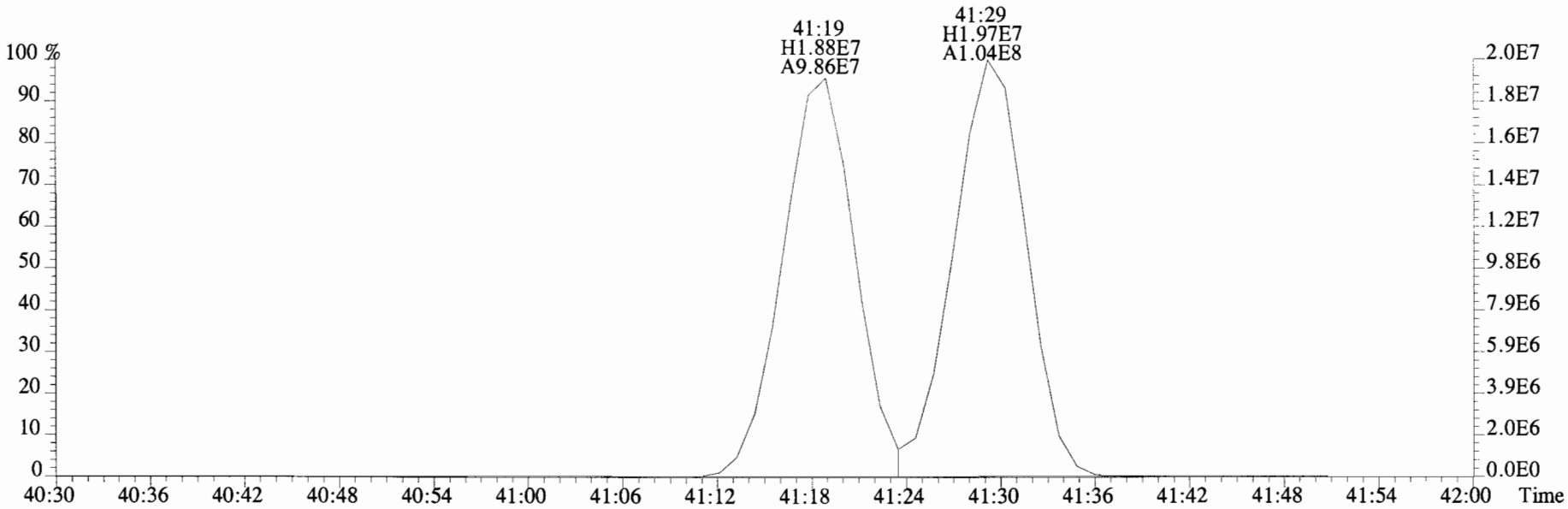

339.9177 F:3 SMO(1,3) BSUB(10000,15,-3.0) PKD(5,5,2,0.10%,3760.0,0.00%,F,F)

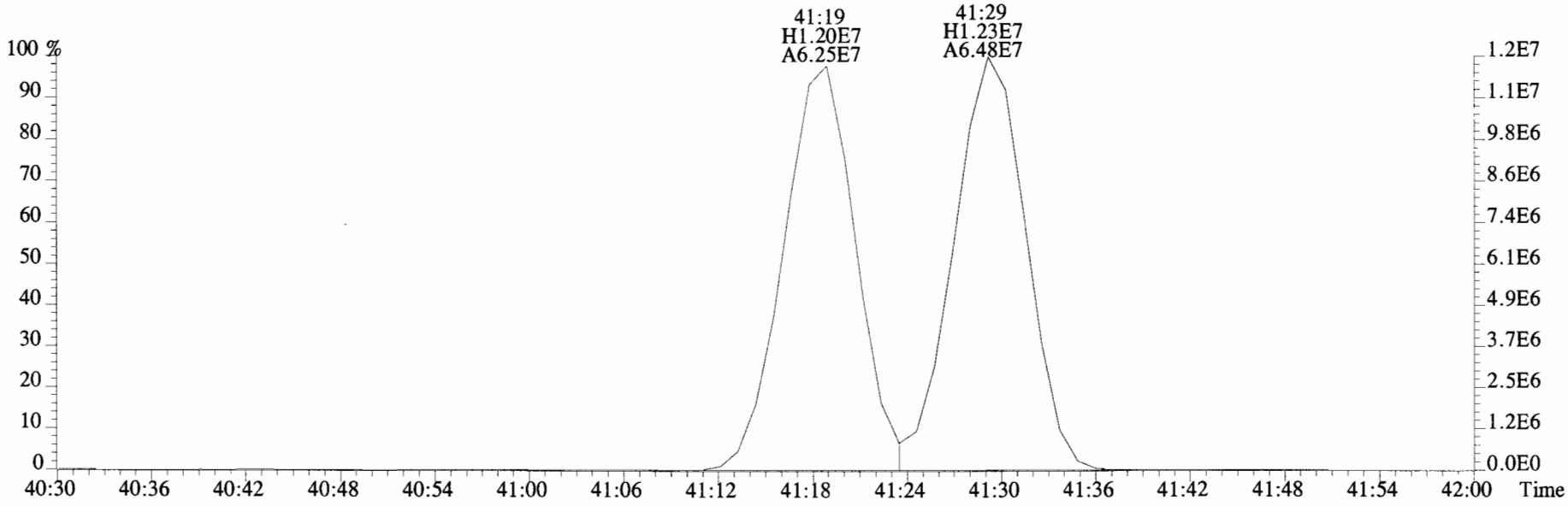

File:180208E1 #1-756 Acq: 8-FEB-2018 08:34:42 GC EI+ Voltage SIR Autospec-UltimaE
Sample#1 File Text:Vista Analytical Laboratory VG-8 Text:ST180208E1-1 PCB CS0 17L3003 Exp:PCB_ZB1
325.8804 F:3 SMO(1,3) BSUB(10000,15,-3.0) PKD(5,5,2,0.10%,2192.0,0.00%,F,F)

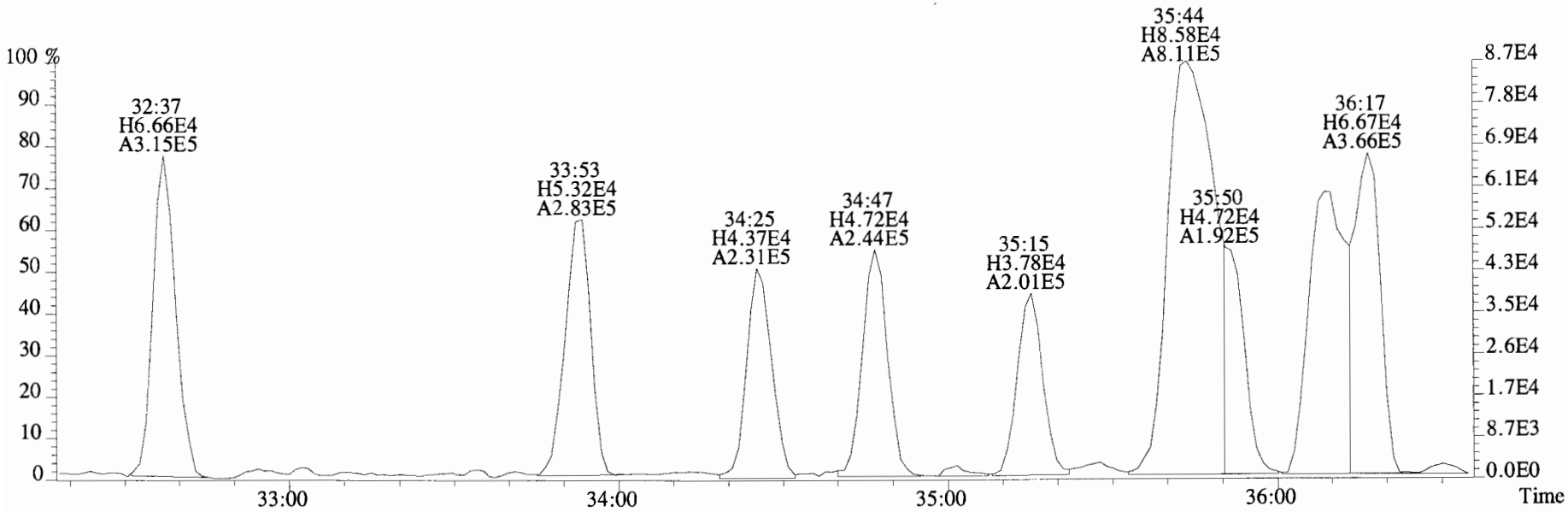

327.8775 F:3 SMO(1,3) BSUB(10000,15,-3.0) PKD(5,5,2,0.10%,2080.0,0.00%,F,F)

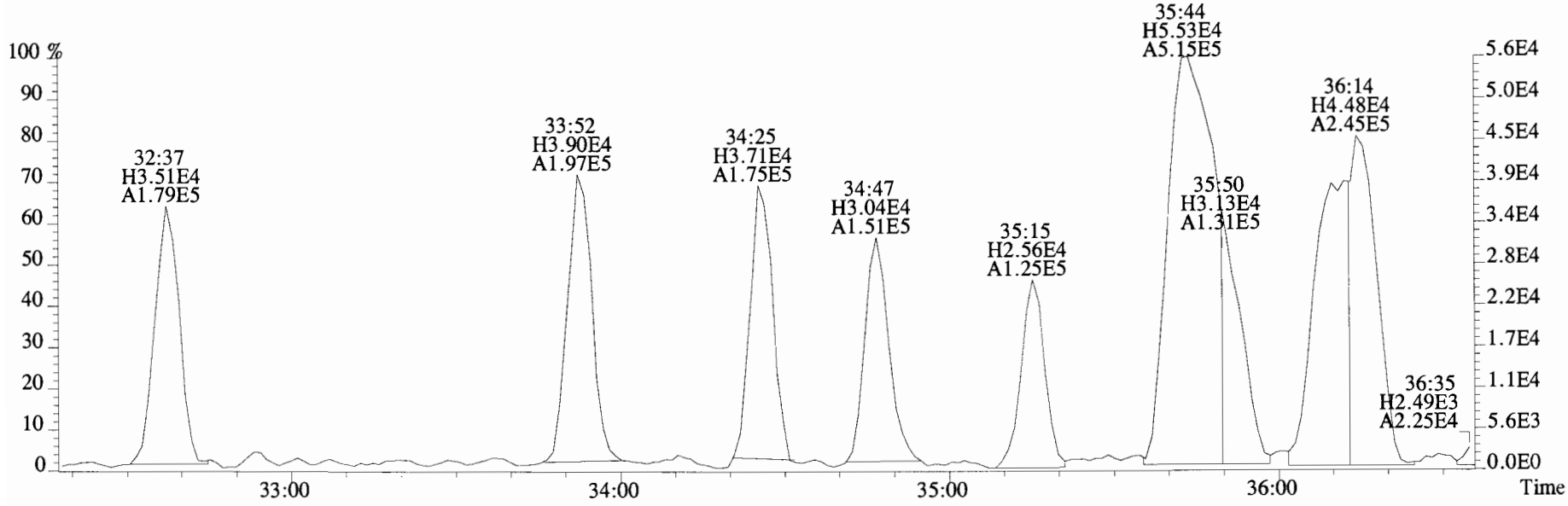

File:180208E1 #1-756 Acq: 8-FEB-2018 08:34:42 GC EI+ Voltage SIR Autospec-UltimaE
Sample#1 File Text:Vista Analytical Laboratory VG-8 Text:ST180208E1-1 PCB CS0 17L3003 Exp:PCB_ZB1
325.8804 F:3 SMO(1,3) BSUB(10000,15,-3.0) PKD(5,5,2,0.10%,2192.0,0.00%,F,F)

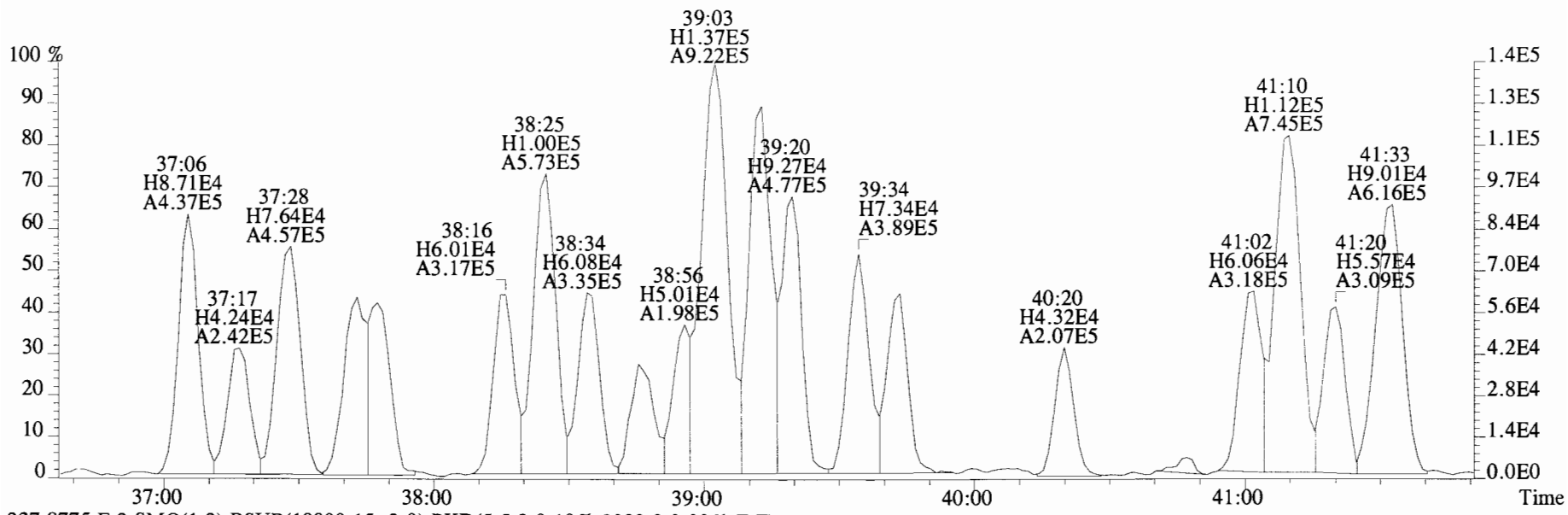

327.8775 F:3 SMO(1,3) BSUB(10000,15,-3.0) PKD(5,5,2,0.10%,2080.0,0.00%,F,F)

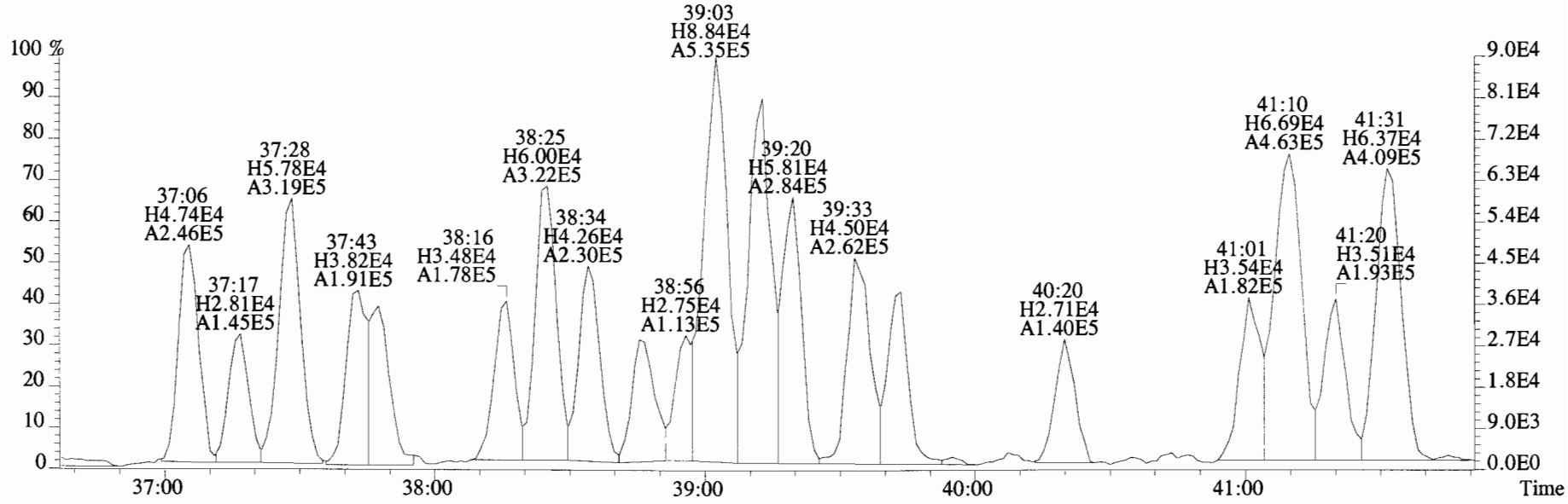

File:180208E1 #1-574 Acq: 8-FEB-2018 08:34:42 GC EI+ Voltage SIR Autospec-UltimaE
Sample#1 File Text:Vista Analytical Laboratory VG-8 Text:ST180208E1-1 PCB CS0 17L3003 Exp:PCB_ZB1
325.8804 F:4 SMO(1,3) BSUB(10000,15,-3.0) PKD(5,5,2,0.10%,2272.0,0.00%,F,F)



327.8775 F:4 SMO(1,3) BSUB(10000,15,-3.0) PKD(5,5,2,0.10%,2344.0,0.00%,F,F)



337.9207 F:4 SMO(1,3) BSUB(10000,15,-3.0) PKD(5,5,2,0.10%,12672.0,0.00%,F,F)

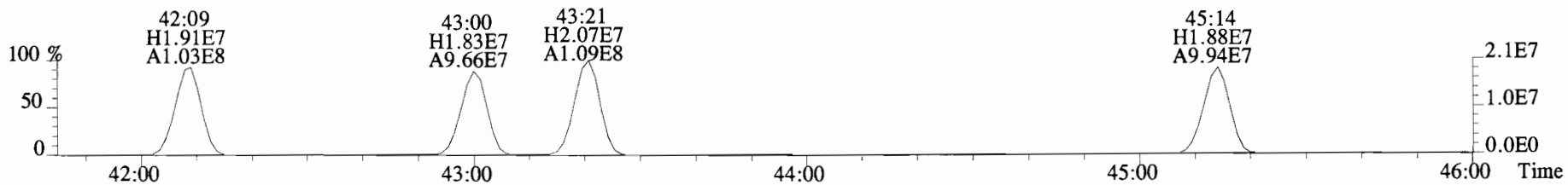

339.9177 F:4 SMO(1,3) BSUB(10000,15,-3.0) PKD(5,5,2,0.10%,9696.0,0.00%,F,F)

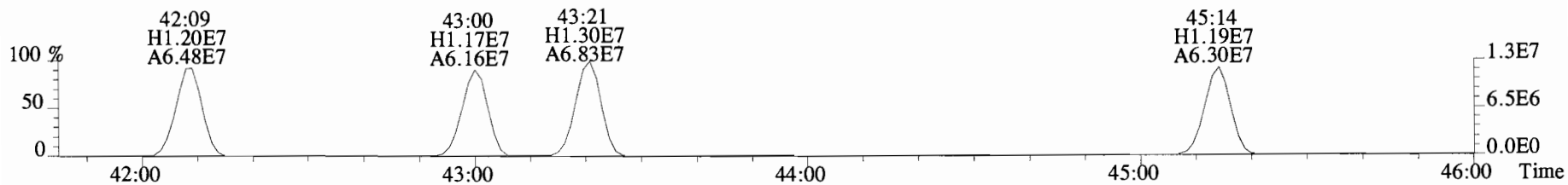

380.9760 F:4

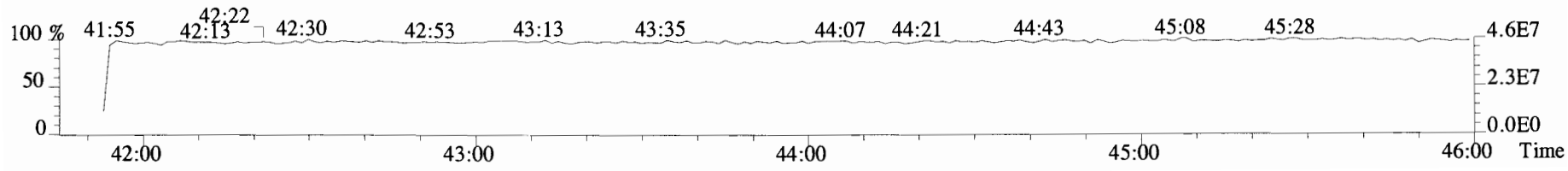

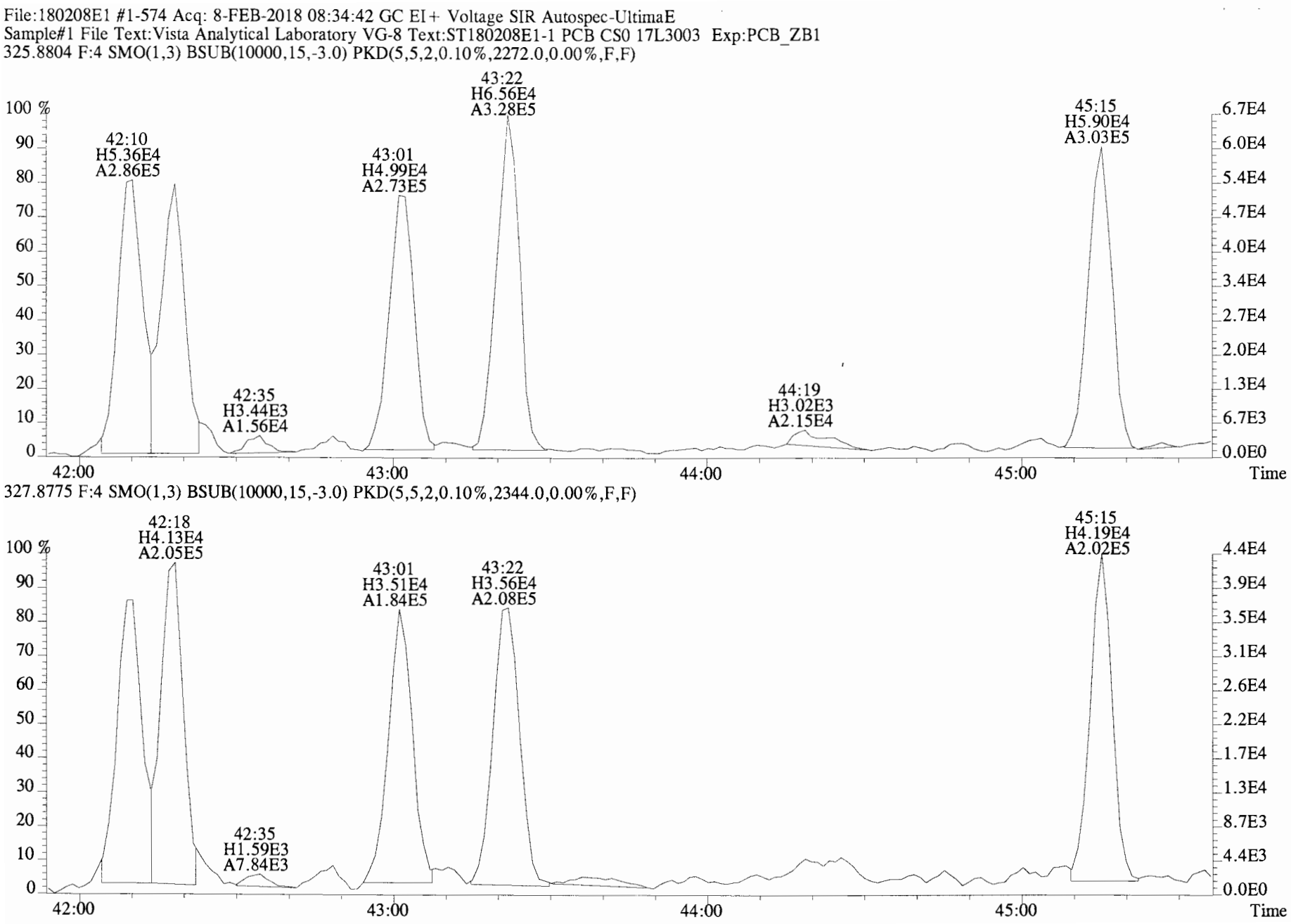
File:180208E1 #1-574 Acq: 8-FEB-2018 08:34:42 GC EI+ Voltage SIR Autospec-UltimaE
Sample#1 File Text:Vista Analytical Laboratory VG-8 Text:ST180208E1-1 PCB CS0 17L3003 Exp:PCB_ZB1
325.8804 F:4 SMO(1,3) BSUB(10000,15,-3.0) PKD(5,5,2,0.10%,2272.0,0.00%,F,F)
42:10 H5.36E4 A2.86E5
42:35 H3.44E3 A1.56E4
43:01 H4.99E4 A2.73E5
43:22 H6.56E4 A3.28E5
44:19 H3.02E3 A2.15E4
45:15 H5.90E4 A3.03E5
100 %
Time
42:00
43:00
44:00
45:00
327.8775 F:4 SMO(1,3) BSUB(10000,15,-3.0) PKD(5,5,2,0.10%,2344.0,0.00%,F,F)
42:18 H4.13E4 A2.05E5
42:35 H1.59E3 A7.84E3
43:01 H3.51E4 A1.84E5
43:22 H3.56E4 A2.08E5
45:15 H4.19E4 A2.02E5

File:180208E1 #1-756 Acq: 8-FEB-2018 08:34:42 GC EI+ Voltage SIR Autospec-UltimaE
Sample#1 File Text:Vista Analytical Laboratory VG-8 Text:ST180208E1-1 PCB CS0 17L3003 Exp:PCB_ZB1
359.8415 F:3 SMO(1,3) BSUB(10000,15,-3.0) PKD(5,5,2,0.10%,1880.0,0.00%,F,F)

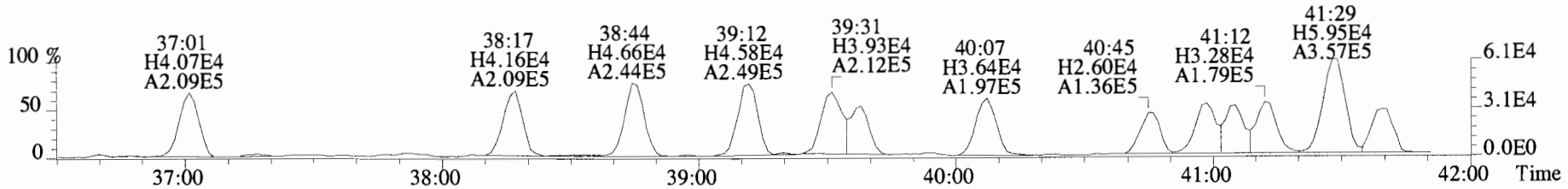

361.8385 F:3 SMO(1,3) BSUB(10000,15,-3.0) PKD(5,5,2,0.10%,2088.0,0.00%,F,F)

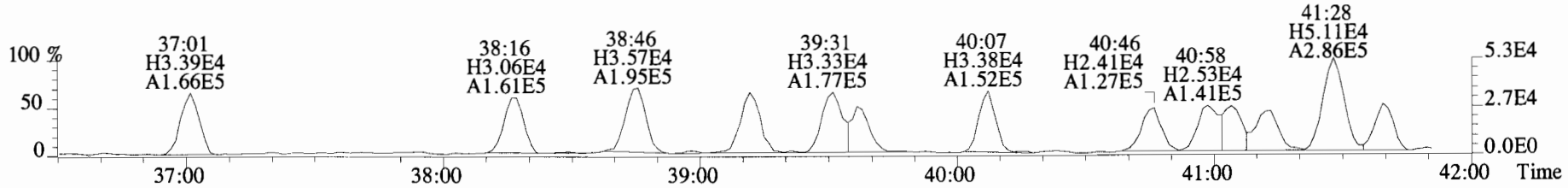

371.8817 F:3 SMO(1,3) BSUB(10000,15,-3.0) PKD(5,5,2,0.10%,1796.0,0.00%,F,F)

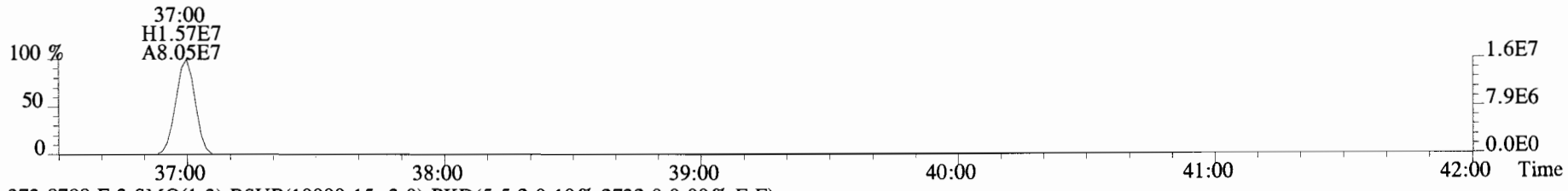

373.8788 F:3 SMO(1,3) BSUB(10000,15,-3.0) PKD(5,5,2,0.10%,2732.0,0.00%,F,F)

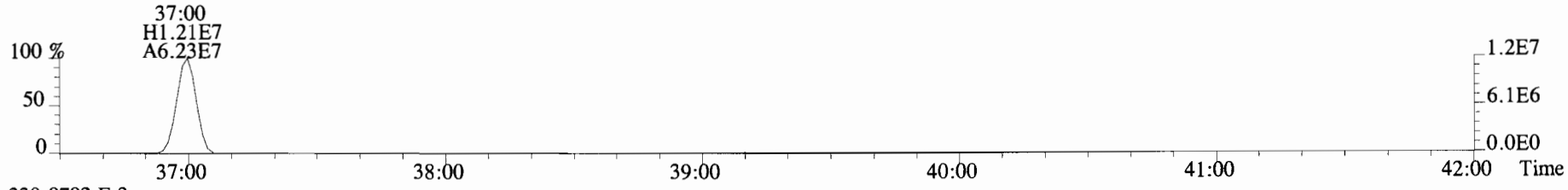

330.9792 F:3

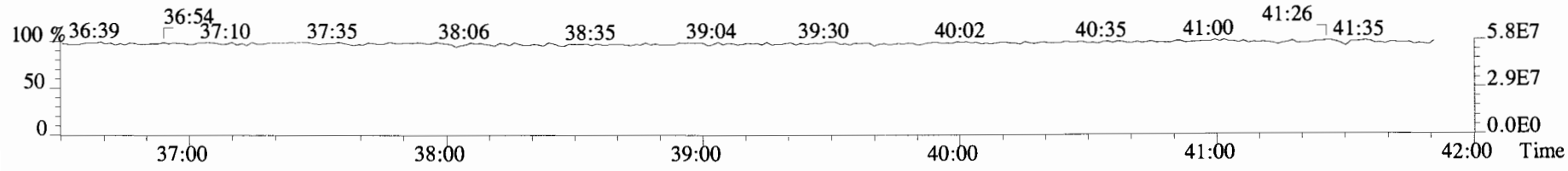

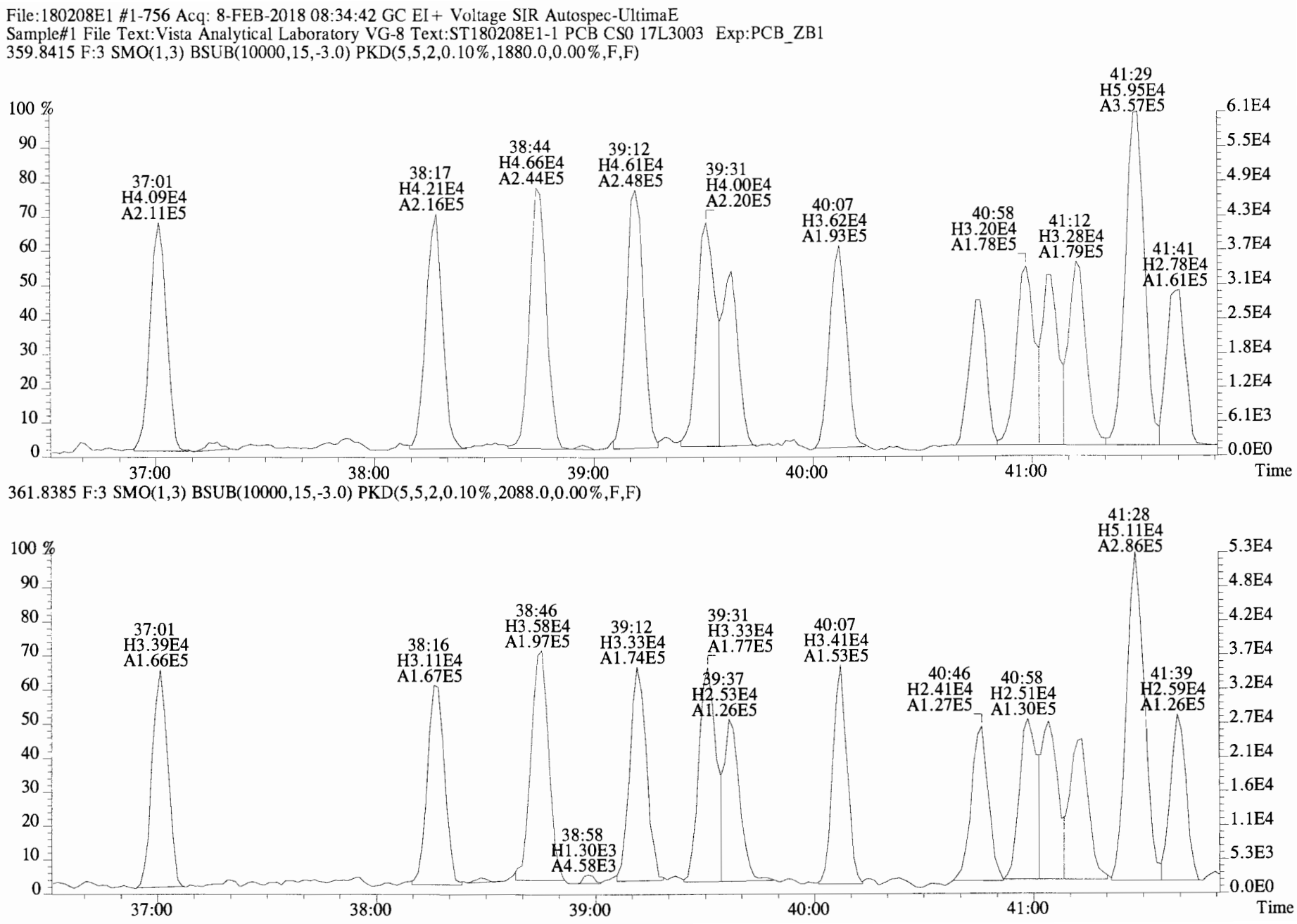
File:180208E1 #1-756 Acq: 8-FEB-2018 08:34:42 GC EI+ Voltage SIR Autospec-UltimaE
Sample#1 File Text:Vista Analytical Laboratory VG-8 Text:ST180208E1-1 PCB CS0 17L3003 Exp:PCB_ZB1
359.8415 F:3 SMO(1,3) BSUB(10000,15,-3.0) PKD(5,5,2,0.10%,1880.0,0.00%,F,F)
37:01 H4.09E4 A2.11E5
38:17 H4.21E4 A2.16E5
38:44 H4.66E4 A2.44E5
39:12 H4.61E4 A2.48E5
39:31 H4.00E4 A2.20E5
40:07 H3.62E4 A1.93E5
40:58 H3.20E4 A1.78E5
41:12 H3.28E4 A1.79E5
41:29 H5.95E4 A3.57E5
41:41 H2.78E4 A1.61E5
361.8385 F:3 SMO(1,3) BSUB(10000,15,-3.0) PKD(5,5,2,0.10%,2088.0,0.00%,F,F)
37:01 H3.39E4 A1.66E5
38:16 H3.11E4 A1.67E5
38:46 H3.58E4 A1.97E5
38:58 H1.30E3 A4.58E3
39:12 H3.33E4 A1.74E5
39:31 H3.33E4 A1.77E5
39:37 H2.53E4 A1.26E5
40:07 H3.41E4 A1.53E5
40:46 H2.41E4 A1.27E5
40:58 H2.51E4 A1.30E5
41:28 H5.11E4 A2.86E5
41:39 H2.59E4 A1.26E5
100 %
Time
37:00
38:00
39:00
40:00
41:00

File:180208E1 #1-574 Acq: 8-FEB-2018 08:34:42 GC EI+ Voltage SIR Autospec-UltimaE
Sample#1 File Text:Vista Analytical Laboratory VG-8 Text:ST180208E1-1 PCB CS0 17L3003 Exp:PCB_ZB1
359.8415 F:4 SMO(1,3) BSUB(10000,15,-3.0) PKD(5,5,2,0.10%,2156.0,0.00%,F,F)

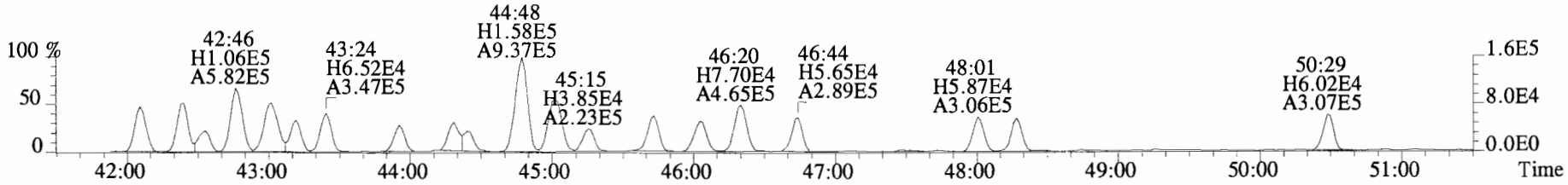

361.8385 F:4 SMO(1,3) BSUB(10000,15,-3.0) PKD(5,5,2,0.10%,2408.0,0.00%,F,F)

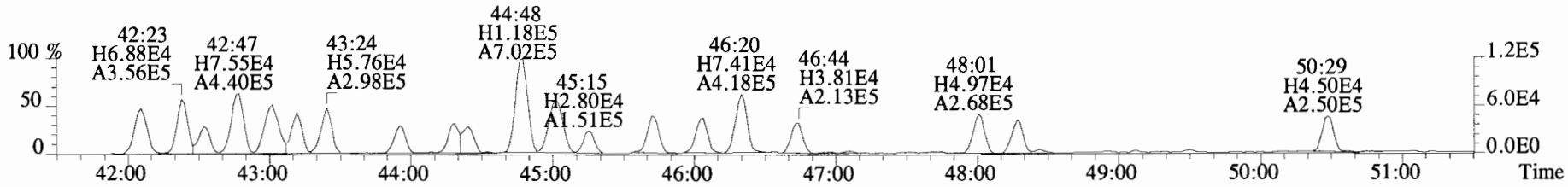

371.8817 F:4 SMO(1,3) BSUB(10000,15,-3.0) PKD(5,5,2,0.10%,27000.0,0.00%,F,F)

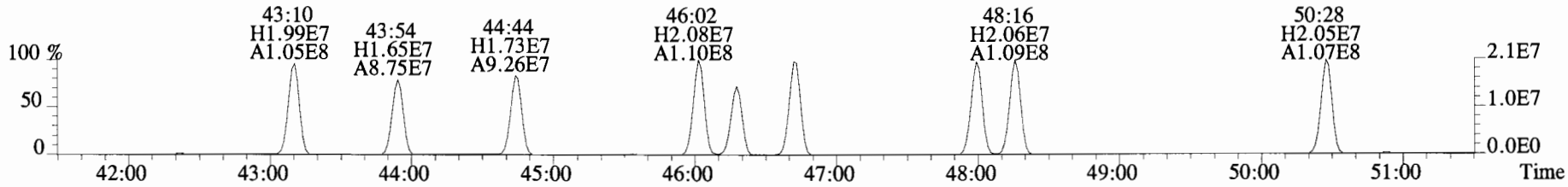

373.8788 F:4 SMO(1,3) BSUB(10000,15,-3.0) PKD(5,5,2,0.10%,19336.0,0.00%,F,F)

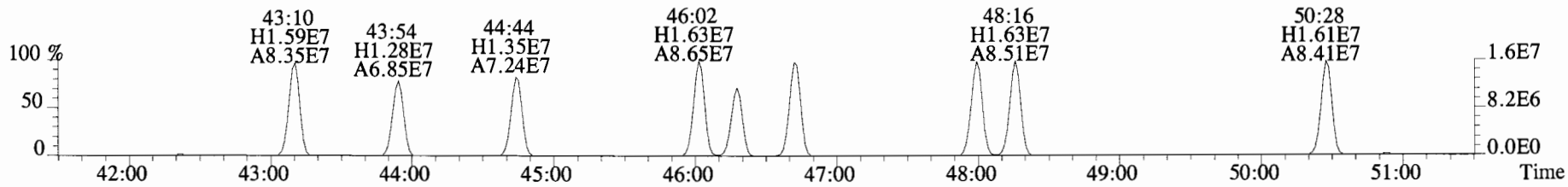

380.9760 F:4

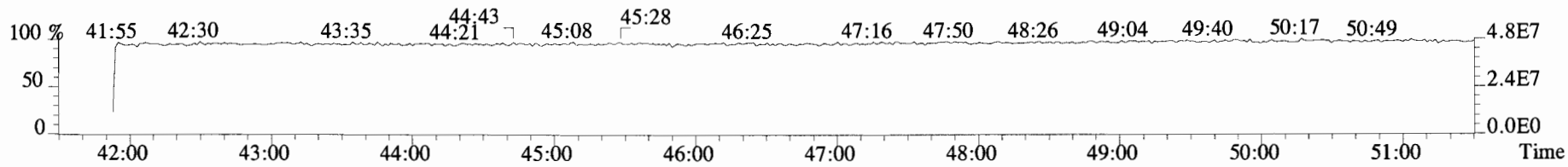

File:180208E1 #1-574 Acq: 8-FEB-2018 08:34:42 GC EI+ Voltage SIR Autospec-UltimaE
Sample#1 File Text:Vista Analytical Laboratory VG-8 Text:ST180208E1-1 PCB CS0 17L3003 Exp:PCB_ZB1
371.8817 F:4 SMO(1,3) BSUB(10000,15,-3.0) PKD(5,5,2,0.10%,27000.0,0.00%,F,F)

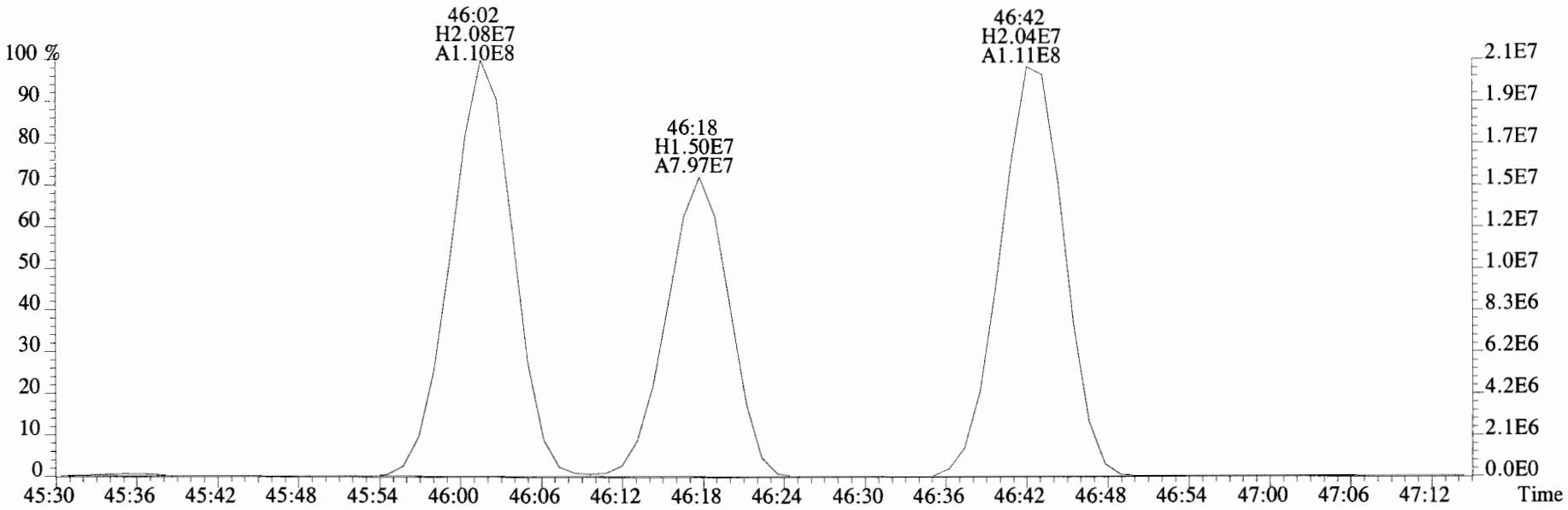

373.8788 F:4 SMO(1,3) BSUB(10000,15,-3.0) PKD(5,5,2,0.10%,19336.0,0.00%,F,F)

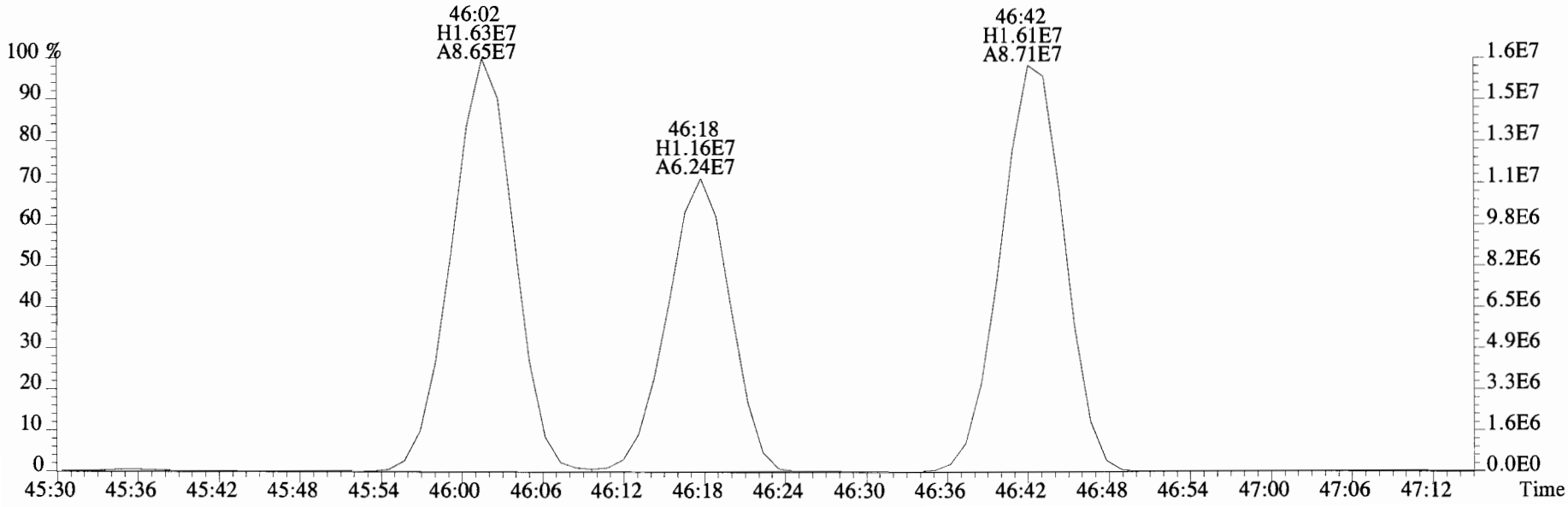

File:180208E1 #1-574 Acq: 8-FEB-2018 08:34:42 GC EI+ Voltage SIR Autospec-UltimaE
Sample#1 File Text:Vista Analytical Laboratory VG-8 Text:ST180208E1-1 PCB CS0 17L3003 Exp:PCB_ZB1
371.8817 F:4 SMO(1,3) BSUB(10000,15,-3.0) PKD(5,5,2,0.10%,27000.0,0.00%,F,F)

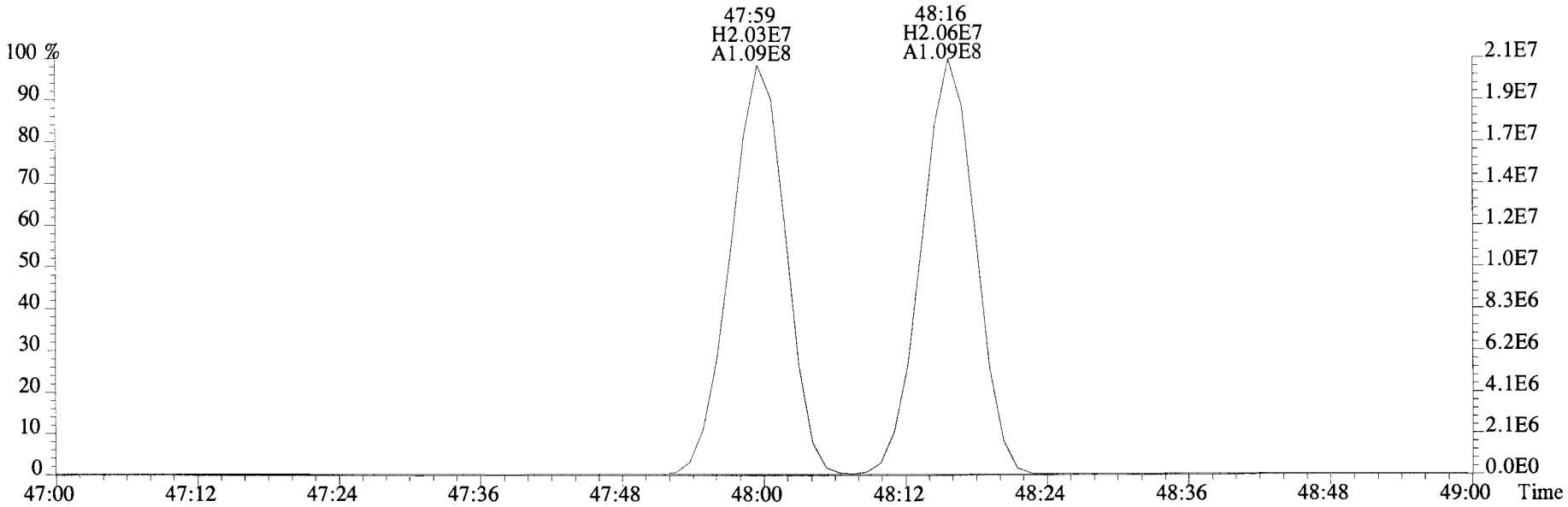

373.8788 F:4 SMO(1,3) BSUB(10000,15,-3.0) PKD(5,5,2,0.10%,19336.0,0.00%,F,F)

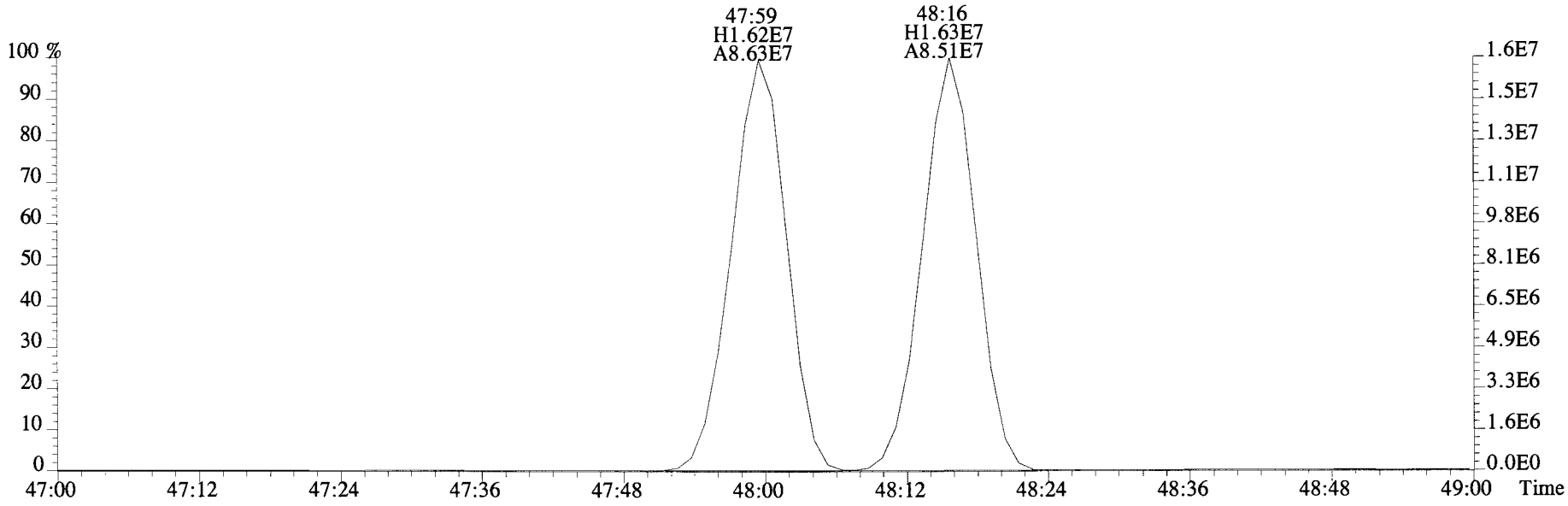

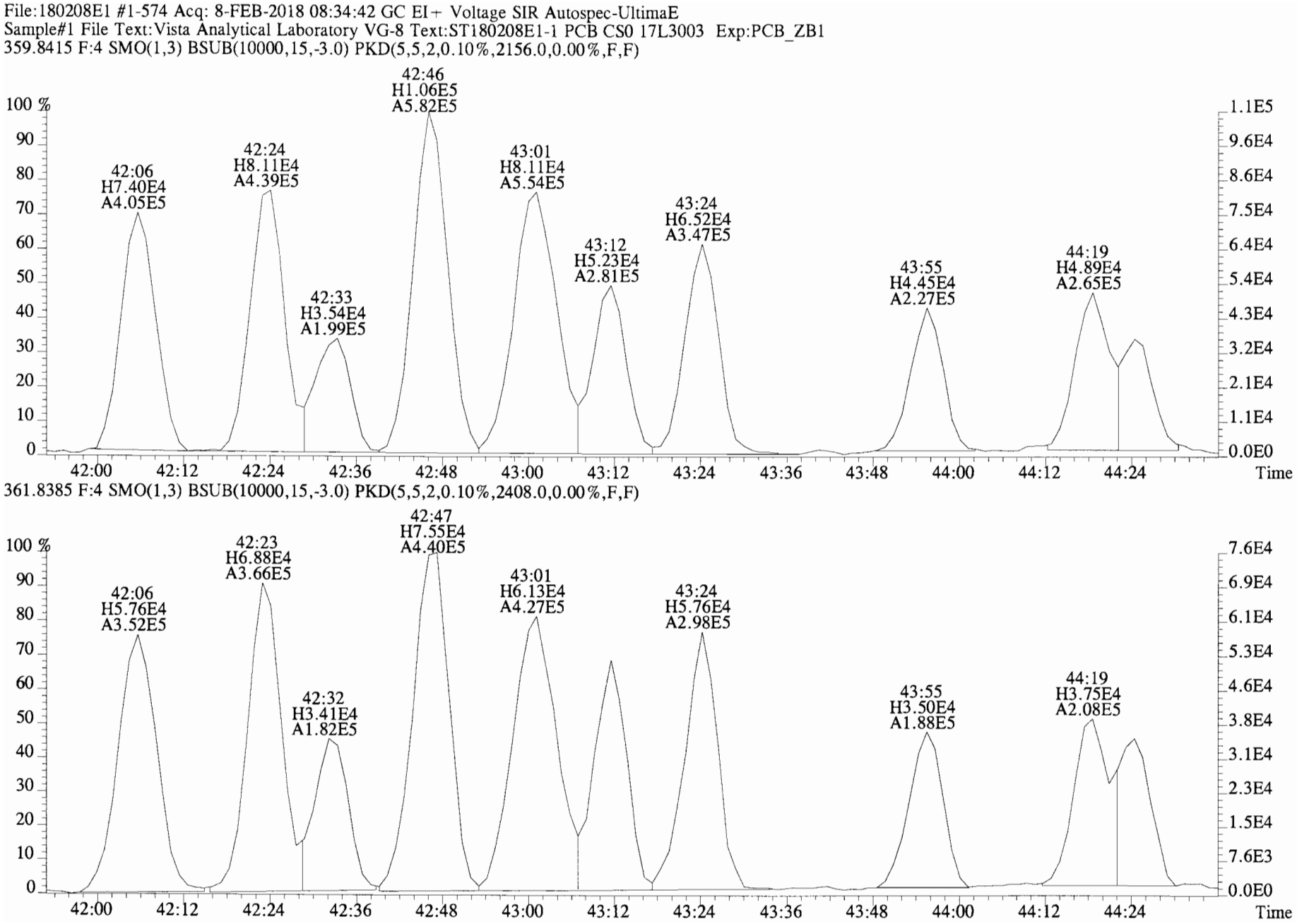
File:180208E1 #1-574 Acq: 8-FEB-2018 08:34:42 GC EI+ Voltage SIR Autospec-UltimaE
Sample#1 File Text:Vista Analytical Laboratory VG-8 Text:ST180208E1-1 PCB CS0 17L3003 Exp:PCB_ZB1
359.8415 F:4 SMO(1,3) BSUB(10000,15,-3.0) PKD(5,5,2,0.10%,2156.0,0.00%,F,F)
42:06 H7.40E4 A4.05E5
42:24 H8.11E4 A4.39E5
42:33 H3.54E4 A1.99E5
42:46 H1.06E5 A5.82E5
43:01 H8.11E4 A5.54E5
43:12 H5.23E4 A2.81E5
43:24 H6.52E4 A3.47E5
43:55 H4.45E4 A2.27E5
44:19 H4.89E4 A2.65E5
100 %
90
80
70
60
50
40
30
20
10
0
1.1E5
9.6E4
8.6E4
7.5E4
6.4E4
5.4E4
4.3E4
3.2E4
2.1E4
1.1E4
0.0E0
42:00
42:12
42:24
42:36
42:48
43:00
43:12
43:24
43:36
43:48
44:00
44:12
44:24
Time
361.8385 F:4 SMO(1,3) BSUB(10000,15,-3.0) PKD(5,5,2,0.10%,2408.0,0.00%,F,F)
42:06 H5.76E4 A3.52E5
42:23 H6.88E4 A3.66E5
42:32 H3.41E4 A1.82E5
42:47 H7.55E4 A4.40E5
43:01 H6.13E4 A4.27E5
43:24 H5.76E4 A2.98E5
43:55 H3.50E4 A1.88E5
44:19 H3.75E4 A2.08E5
100 %
90
80
70
60
50
40
30
20
10
0
7.6E4
6.9E4
6.1E4
5.3E4
4.6E4
3.8E4
3.1E4
2.3E4
1.5E4
7.6E3
0.0E0
42:00
42:12
42:24
42:36
42:48
43:00
43:12
43:24
43:36
43:48
44:00
44:12
44:24
Time

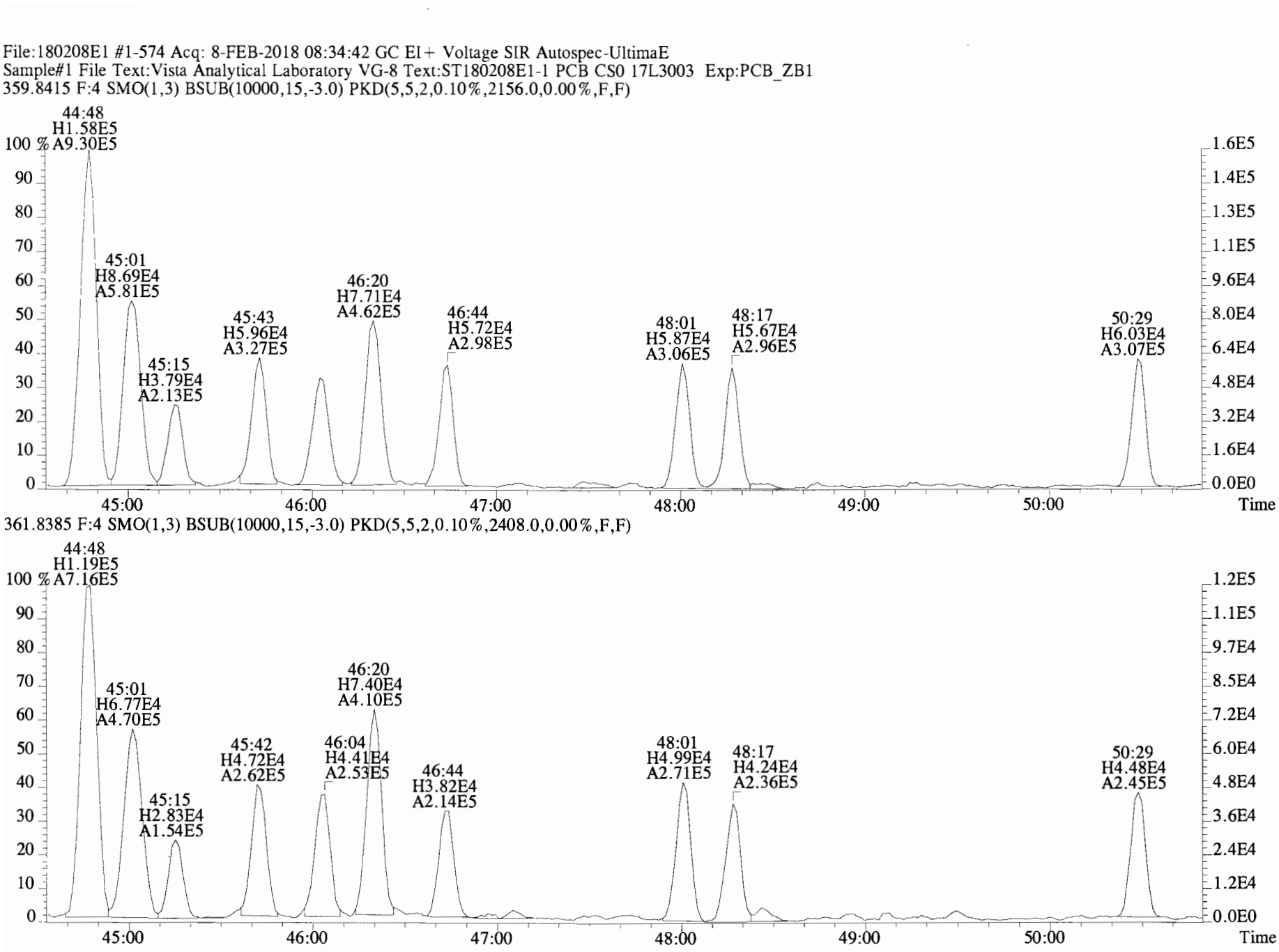
File:180208E1 #1-574 Acq: 8-FEB-2018 08:34:42 GC EI+ Voltage SIR Autospec-UltimaE
Sample#1 File Text:Vista Analytical Laboratory VG-8 Text:ST180208E1-1 PCB CS0 17L3003 Exp:PCB_ZB1
359.8415 F:4 SMO(1,3) BSUB(10000,15,-3.0) PKD(5,5,2,0.10%,2156.0,0.00%,F,F)
44:48 H1.58E5 A9.30E5
45:01 H8.69E4 A5.81E5
45:15 H3.79E4 A2.13E5
45:43 H5.96E4 A3.27E5
46:20 H7.71E4 A4.62E5
46:44 H5.72E4 A2.98E5
48:01 H5.87E4 A3.06E5
48:17 H5.67E4 A2.96E5
50:29 H6.03E4 A3.07E5
100 %
90
80
70
60
50
40
30
20
10
0
1.6E5
1.4E5
1.3E5
1.1E5
9.6E4
8.0E4
6.4E4
4.8E4
3.2E4
1.6E4
0.0E0
45:00
46:00
47:00
48:00
49:00
50:00
Time
361.8385 F:4 SMO(1,3) BSUB(10000,15,-3.0) PKD(5,5,2,0.10%,2408.0,0.00%,F,F)
44:48 H1.19E5 A7.16E5
45:01 H6.77E4 A4.70E5
45:15 H2.83E4 A1.54E5
45:42 H4.72E4 A2.62E5
46:04 H4.41E4 A2.53E5
46:20 H7.40E4 A4.10E5
46:44 H3.82E4 A2.14E5
48:01 H4.99E4 A2.71E5
48:17 H4.24E4 A2.36E5
50:29 H4.48E4 A2.45E5
100 %
90
80
70
60
50
40
30
20
10
0
1.2E5
1.1E5
9.7E4
8.5E4
7.2E4
6.0E4
4.8E4
3.6E4
2.4E4
1.2E4
0.0E0
45:00
46:00
47:00
48:00
49:00
50:00
Time

File:180208E1 #1-574 Acq: 8-FEB-2018 08:34:42 GC EI+ Voltage SIR Autospec-UltimaE
Sample#1 File Text:Vista Analytical Laboratory VG-8 Text:ST180208E1-1 PCB CS0 17L3003 Exp:PCB_ZB1
393.8025 F:4 SMO(1,3) BSUB(10000,15,-3.0) PKD(5,5,2,0.10%,2444.0,0.00%,F,F)

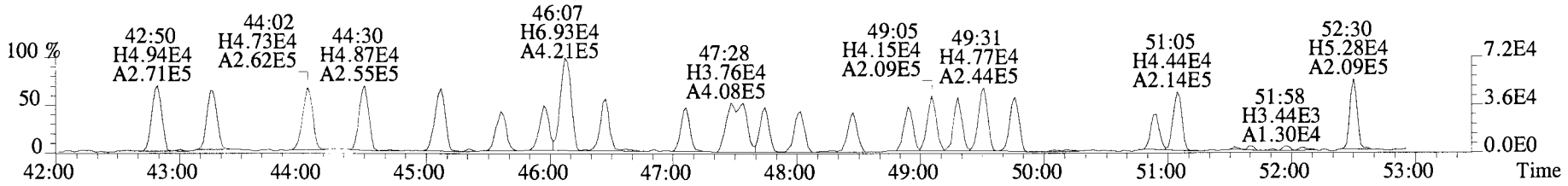

395.7995 F:4 SMO(1,3) BSUB(10000,15,-3.0) PKD(5,5,2,0.10%,2312.0,0.00%,F,F)

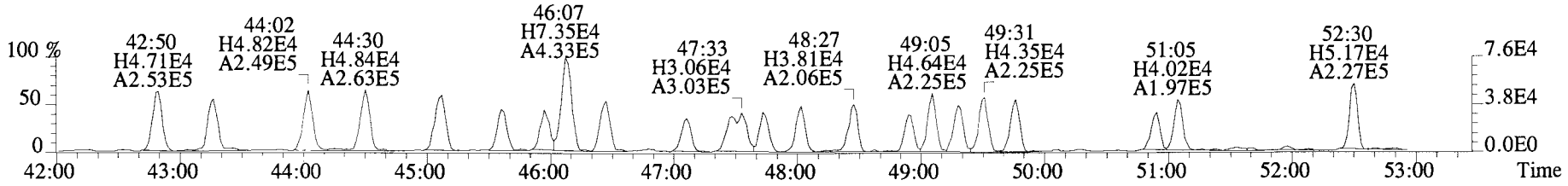

403.8457 F:4 SMO(1,3) BSUB(10000,15,-3.0) PKD(5,5,2,0.10%,11636.0,0.00%,F,F)

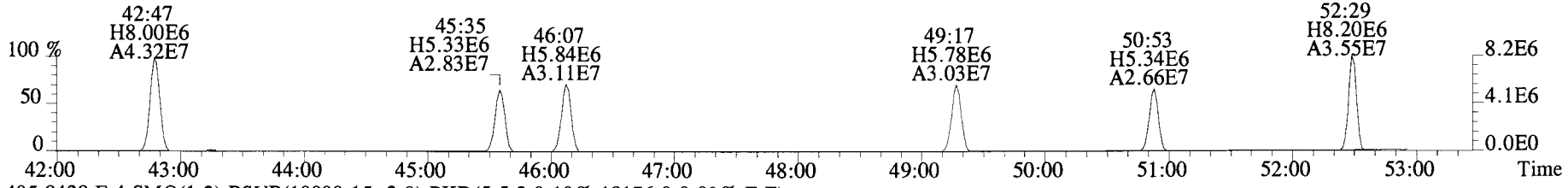

405.8428 F:4 SMO(1,3) BSUB(10000,15,-3.0) PKD(5,5,2,0.10%,18176.0,0.00%,F,F)

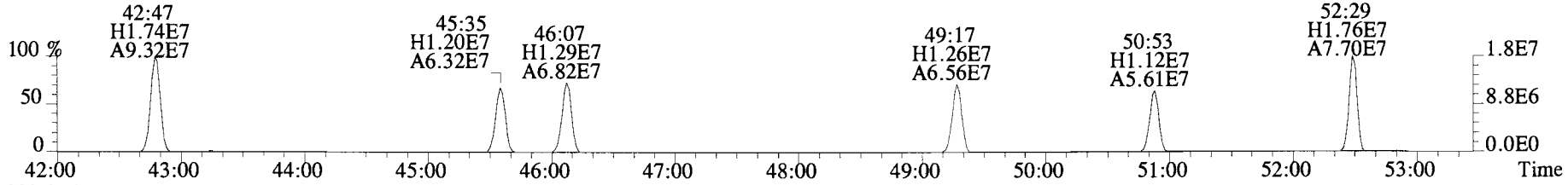

380.9760 F:4

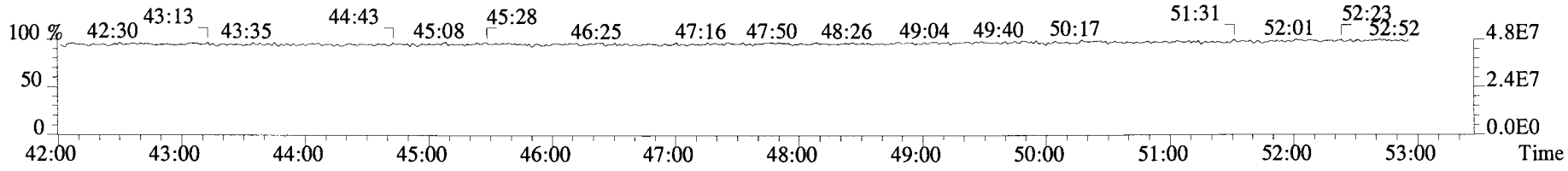

File:180208E1 #1-574 Acq: 8-FEB-2018 08:34:42 GC EI+ Voltage SIR Autospec-UltimaE
Sample#1 File Text:Vista Analytical Laboratory VG-8 Text:ST180208E1-1 PCB CS0 17L3003 Exp:PCB_ZB1
393.8025 F:4 SMO(1,3) BSUB(10000,15,-3.0) PKD(5,5,2,0.10%,2444.0,0.00%,F,F)

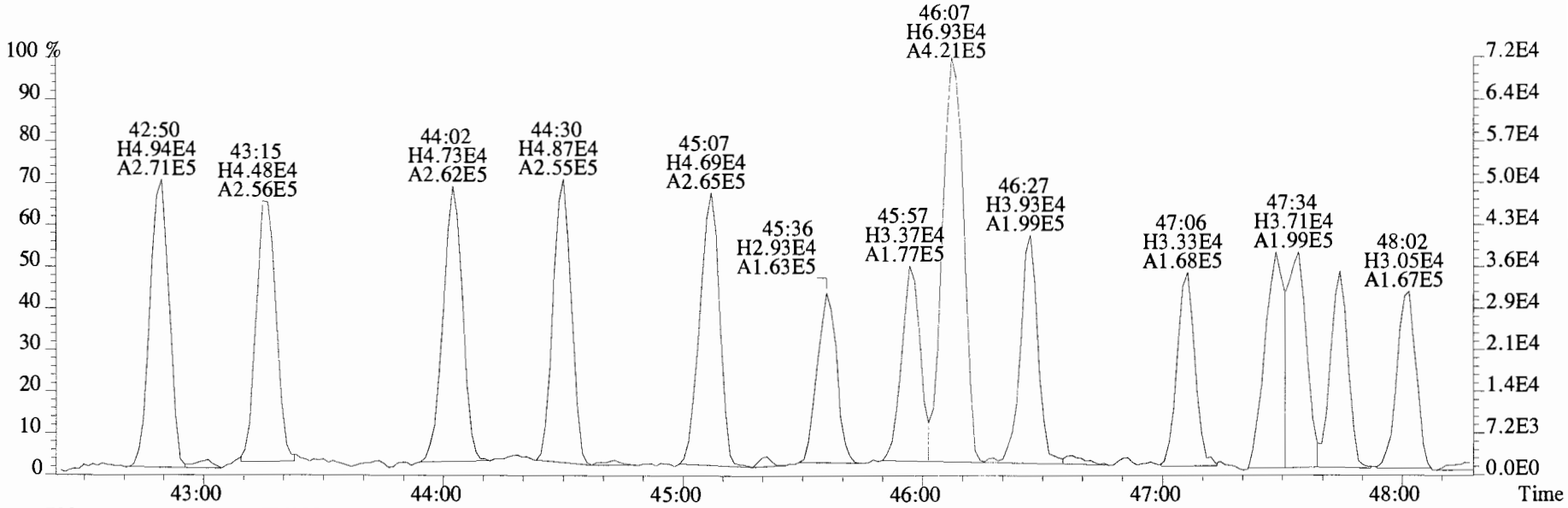

395.7995 F:4 SMO(1,3) BSUB(10000,15,-3.0) PKD(5,5,2,0.10%,2312.0,0.00%,F,F)

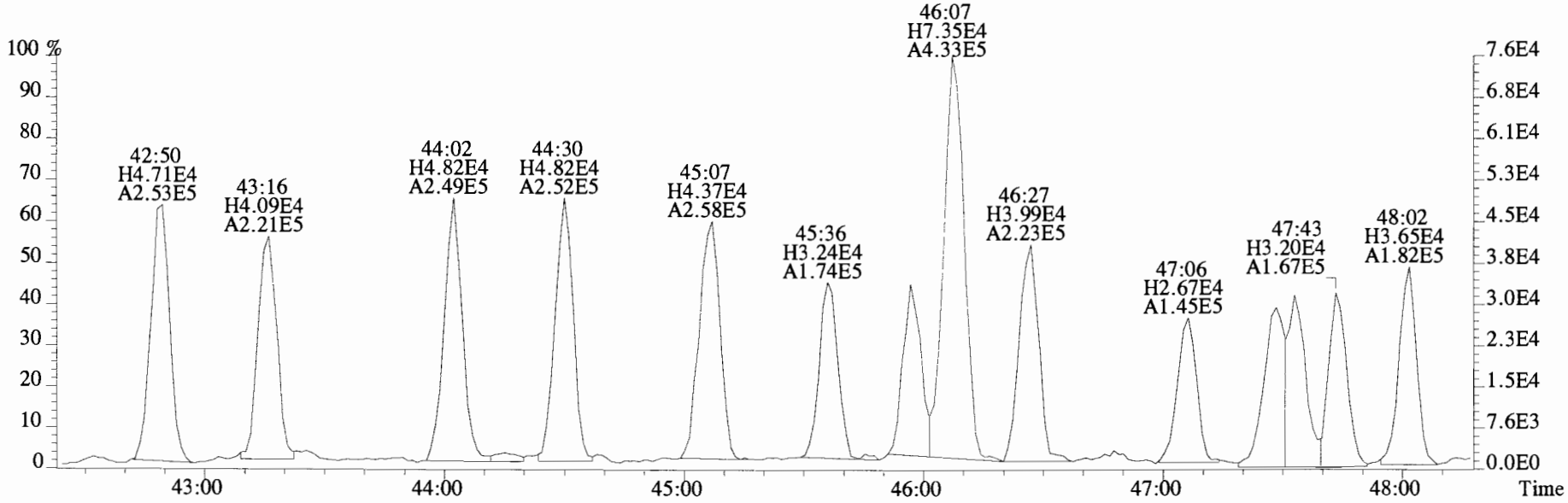

File:180208E1 #1-574 Acq: 8-FEB-2018 08:34:42 GC EI+ Voltage SIR Autospec-UltimaE
Sample#1 File Text:Vista Analytical Laboratory VG-8 Text:ST180208E1-1 PCB CS0 17L3003 Exp:PCB_ZB1
393.8025 F:4 SMO(1,3) BSUB(10000,15,-3.0) PKD(5,5,2,0.10%,2444.0,0.00%,F,F)

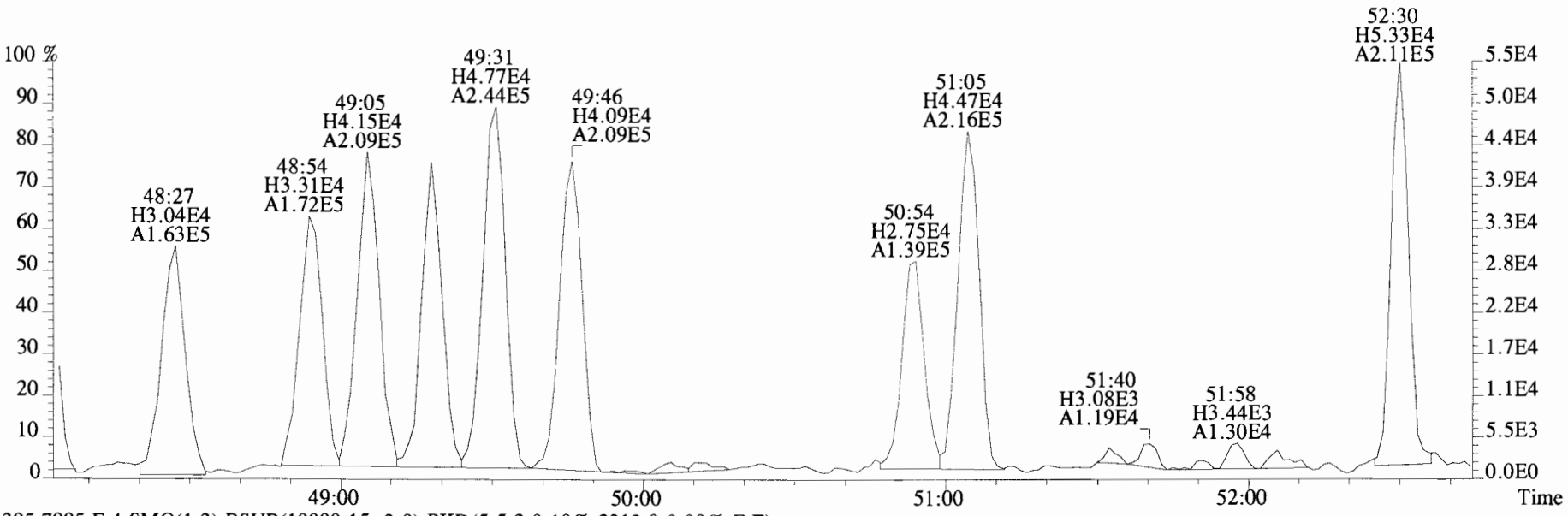

395.7995 F:4 SMO(1,3) BSUB(10000,15,-3.0) PKD(5,5,2,0.10%,2312.0,0.00%,F,F)

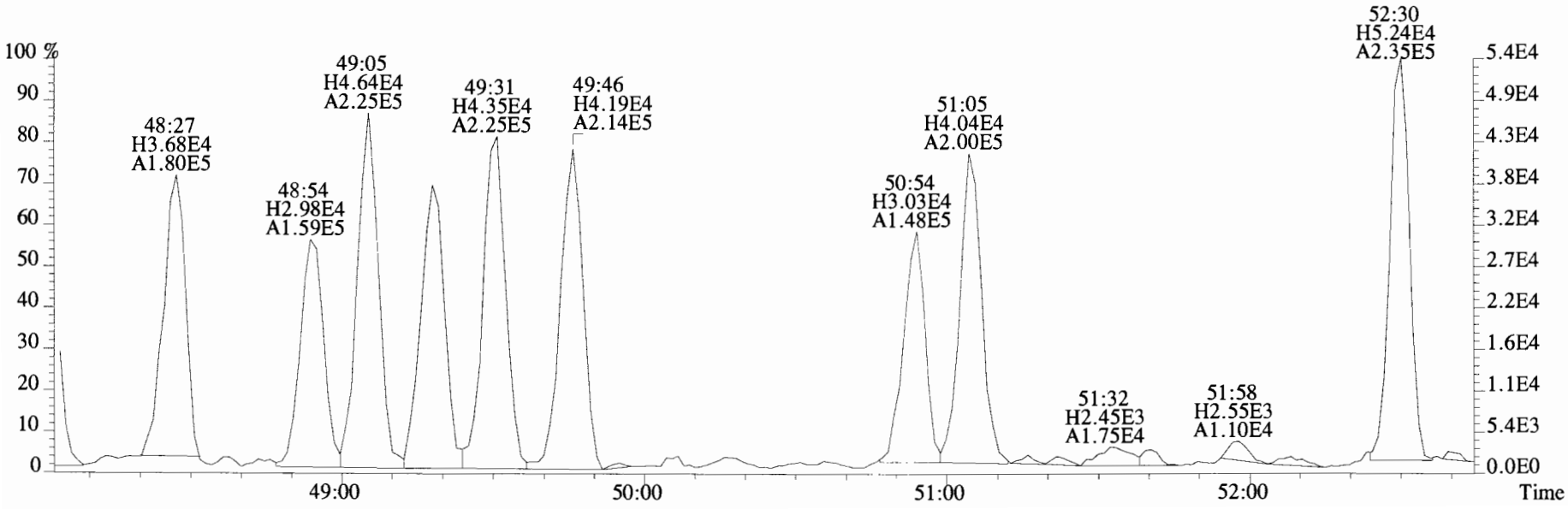

File:180208E1 #1-574 Acq: 8-FEB-2018 08:34:42 GC EI+ Voltage SIR Autospec-UltimaE
Sample#1 File Text:Vista Analytical Laboratory VG-8 Text:ST180208E1-1 PCB CS0 17L3003 Exp:PCB_ZB1
427.7635 F:4 SMO(1,3) BSUB(10000,15,-3.0) PKD(5,5,2,0.10%,1984.0,0.00%,F,F)

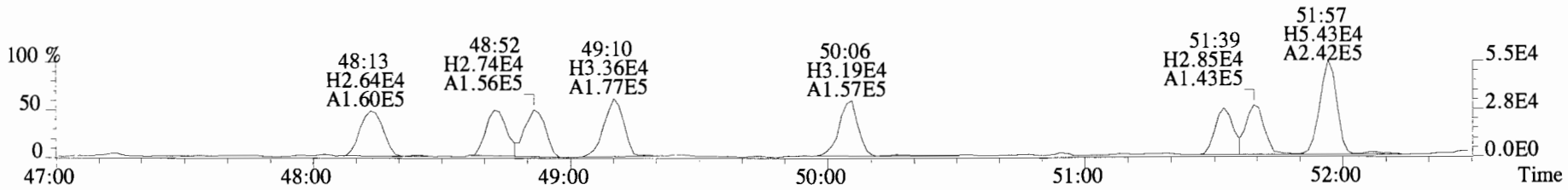

429.7606 F:4 SMO(1,3) BSUB(10000,15,-3.0) PKD(5,5,2,0.10%,1992.0,0.00%,F,F)

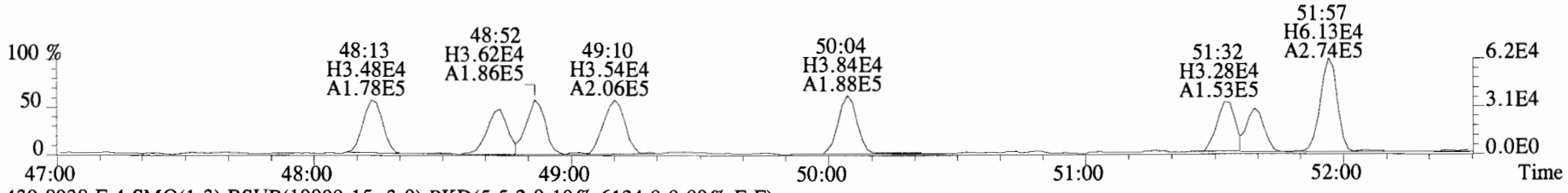

439.8038 F:4 SMO(1,3) BSUB(10000,15,-3.0) PKD(5,5,2,0.10%,6124.0,0.00%,F,F)

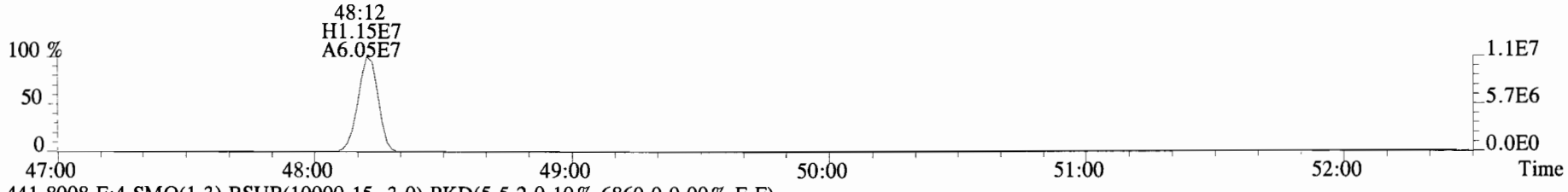

441.8008 F:4 SMO(1,3) BSUB(10000,15,-3.0) PKD(5,5,2,0.10%,6860.0,0.00%,F,F)

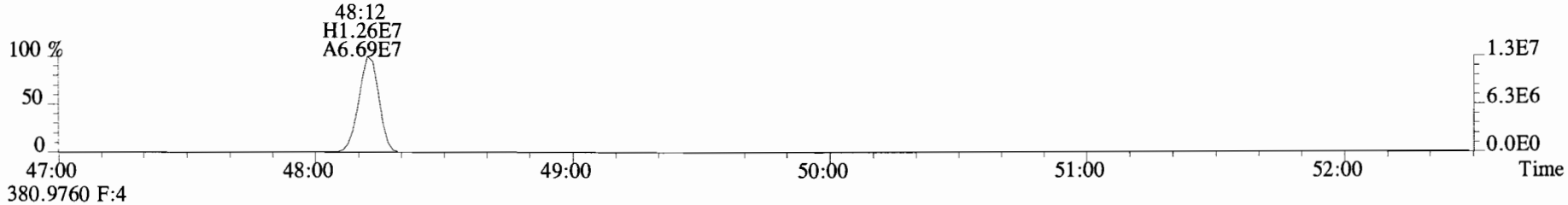

380.9760 F:4

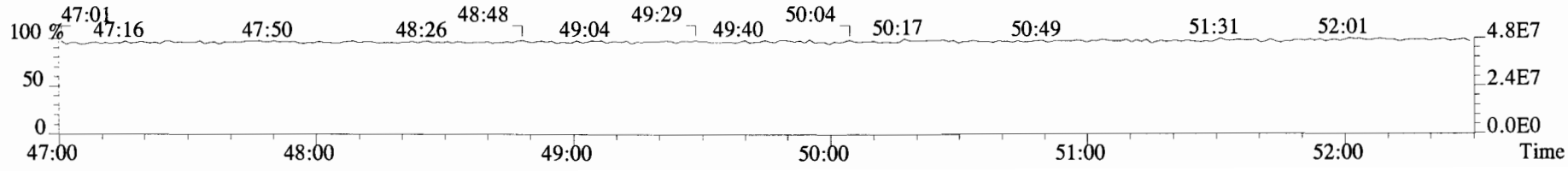

File:180208E1 #1-574 Acq: 8-FEB-2018 08:34:42 GC EI+ Voltage SIR Autospec-UltimaE
Sample#1 File Text:Vista Analytical Laboratory VG-8 Text:ST180208E1-1 PCB CS0 17L3003 Exp:PCB_ZB1
427.7635 F:4 SMO(1,3) BSUB(10000,15,-3.0) PKD(5,5,2,0.10%,1984.0,0.00%,F,F)

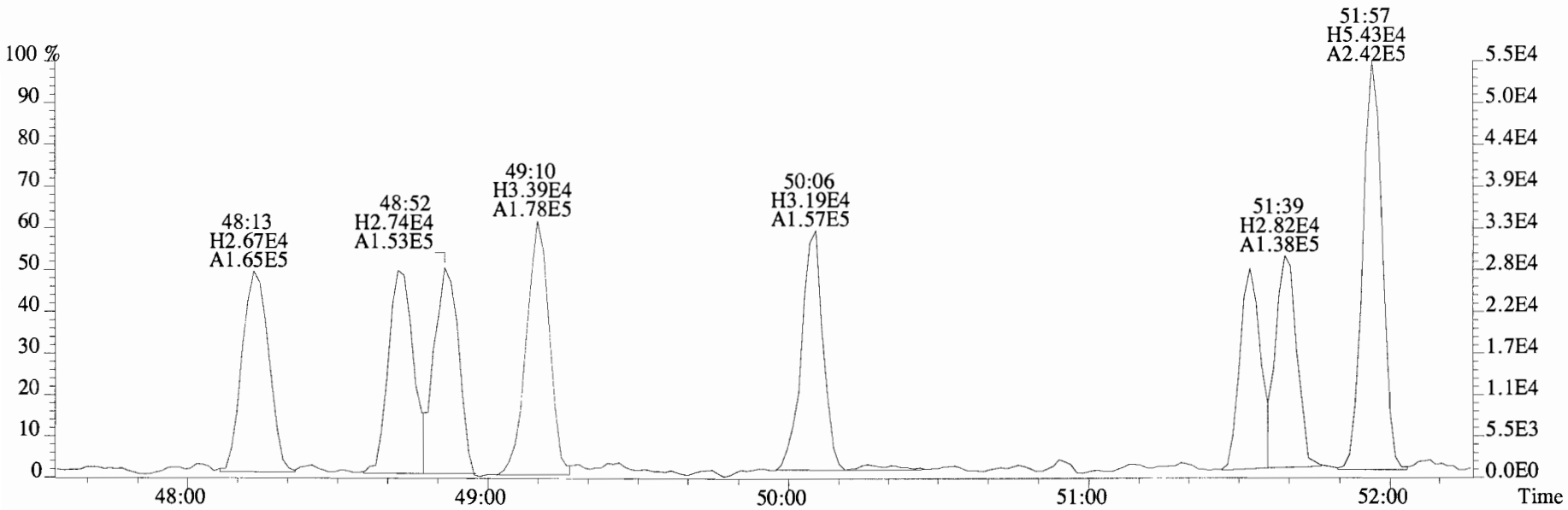

429.7606 F:4 SMO(1,3) BSUB(10000,15,-3.0) PKD(5,5,2,0.10%,1992.0,0.00%,F,F)

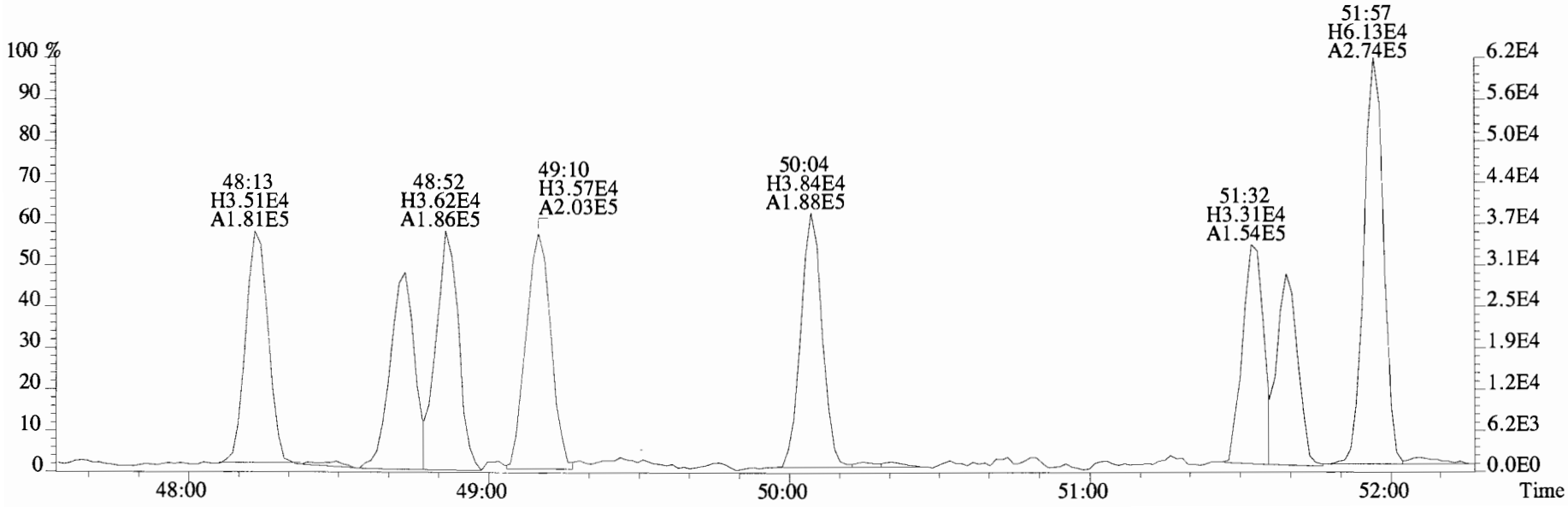

File:180208E1 #1-407 Acq: 8-FEB-2018 08:34:42 GC EI+ Voltage SIR Autospec-UltimaE
Sample#1 File Text:Vista Analytical Laboratory VG-8 Text:ST180208E1-1 PCB CS0 17L3003 Exp:PCB_ZB1
427.7635 F:5 SMO(1,3) BSUB(10000,15,-3.0) PKD(5,5,2,0.10%,1552.0,0.00%,F,F)

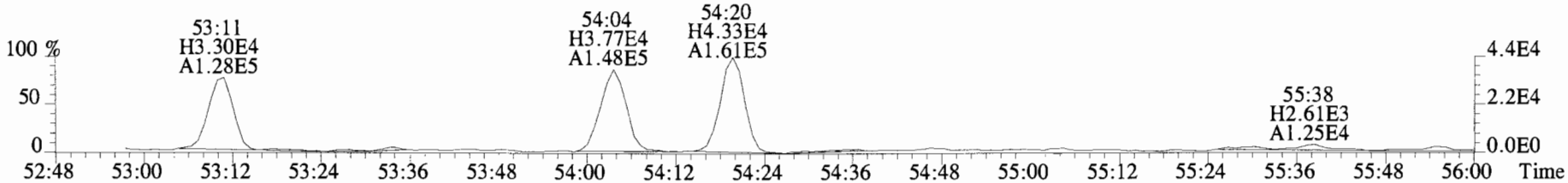

429.7606 F:5 SMO(1,3) BSUB(10000,15,-3.0) PKD(5,5,2,0.10%,1780.0,0.00%,F,F)

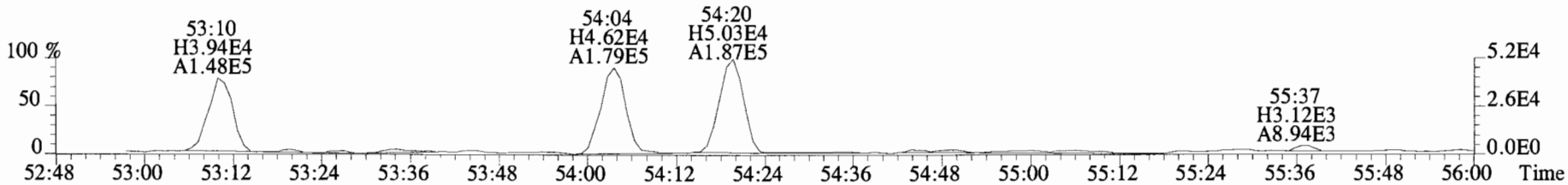

439.8038 F:5 SMO(1,3) BSUB(10000,15,-3.0) PKD(5,5,2,0.10%,9204.0,0.00%,F,F)

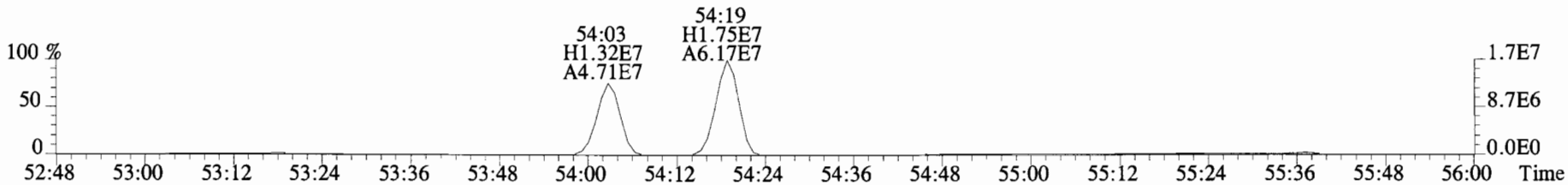

441.8008 F:5 SMO(1,3) BSUB(10000,15,-3.0) PKD(5,5,2,0.10%,13472.0,0.00%,F,F)

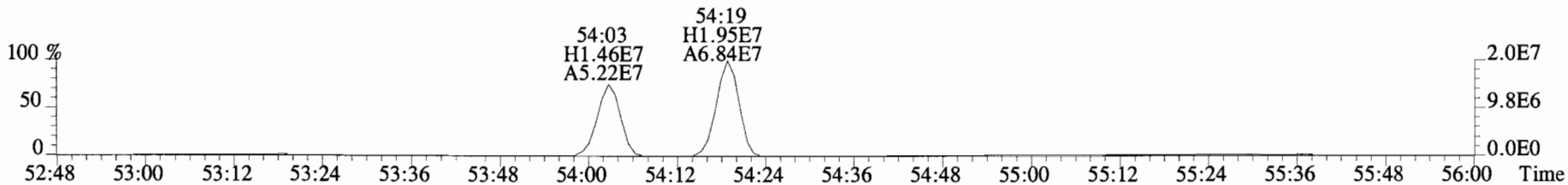

492.9697 F:5

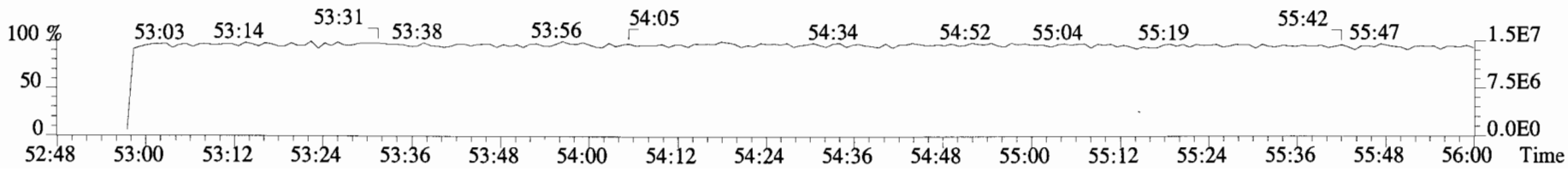

File:180208E1 #1-407 Acq: 8-FEB-2018 08:34:42 GC EI+ Voltage SIR Autospec-UltimaE
Sample#1 File Text:Vista Analytical Laboratory VG-8 Text:ST180208E1-1 PCB CS0 17L3003 Exp:PCB_ZB1
463.7216 F:5 SMO(1,3) BSUB(10000,15,-3.0) PKD(5,5,2,0.10%,1728.0,0.00%,F,F)

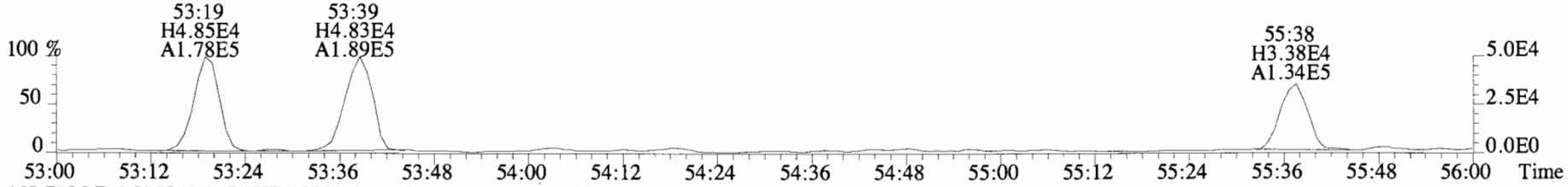

465.7186 F:5 SMO(1,3) BSUB(10000,15,-3.0) PKD(5,5,2,0.10%,1520.0,0.00%,F,F)

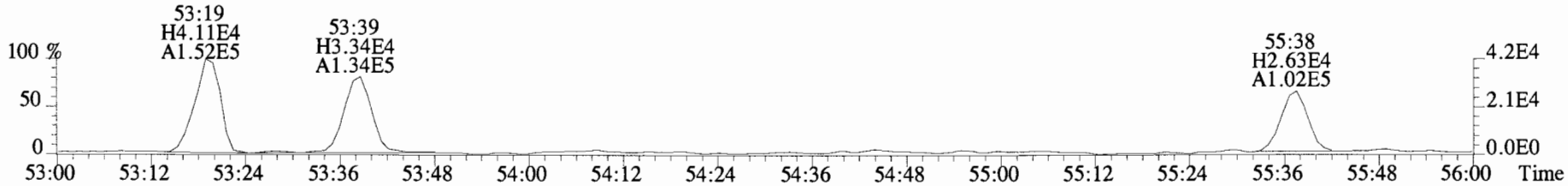

473.7648 F:5 SMO(1,3) BSUB(10000,15,-3.0) PKD(5,5,2,0.10%,60792.0,0.00%,F,F)

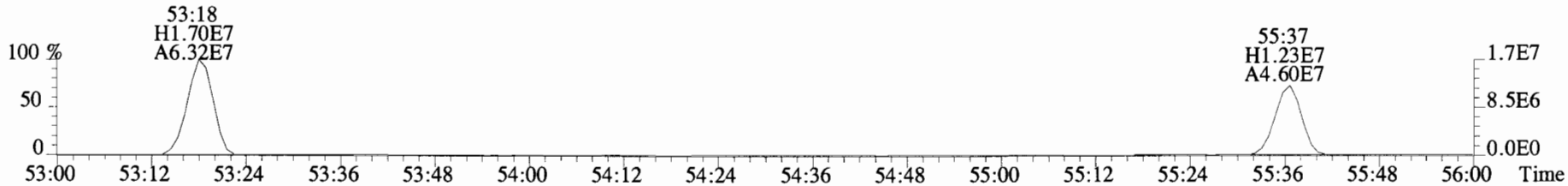

475.7619 F:5 SMO(1,3) BSUB(10000,15,-3.0) PKD(5,5,2,0.10%,69044.0,0.00%,F,F)



492.9697 F:5

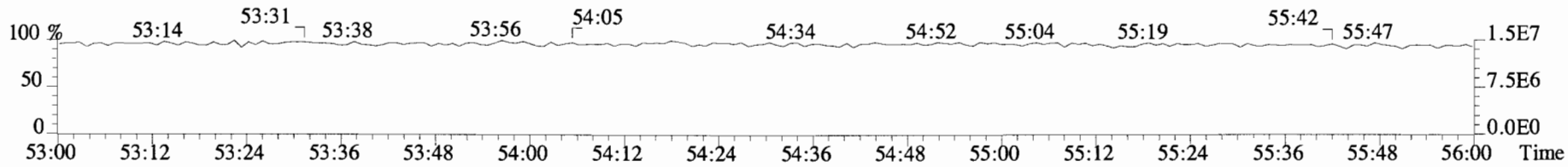

File:180208E1 #1-407 Acq: 8-FEB-2018 08:34:42 GC EI+ Voltage SIR Autospec-UltimaE
Sample#1 File Text:Vista Analytical Laboratory VG-8 Text:ST180208E1-1 PCB CS0 17L3003 Exp:PCB_ZB1
463.7216 F:5 SMO(1,3) BSUB(10000,15,-3.0) PKD(5,5,2,0.10%,1728.0,0.00%,F,F)

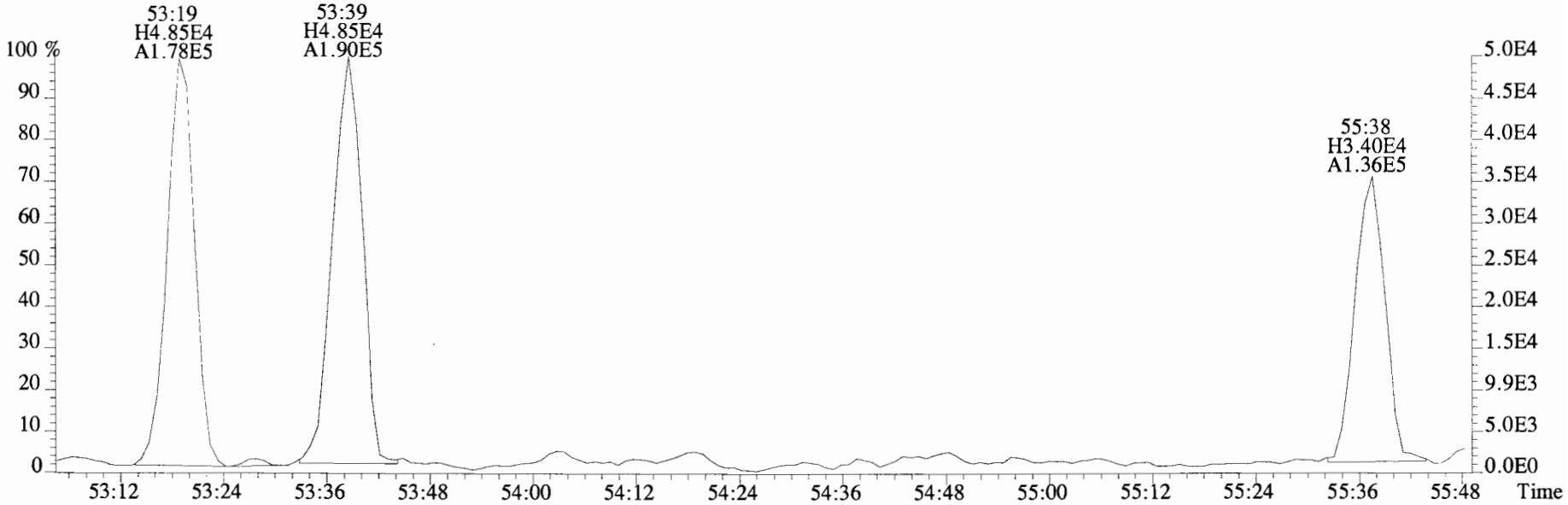

465.7186 F:5 SMO(1,3) BSUB(10000,15,-3.0) PKD(5,5,2,0.10%,1520.0,0.00%,F,F)

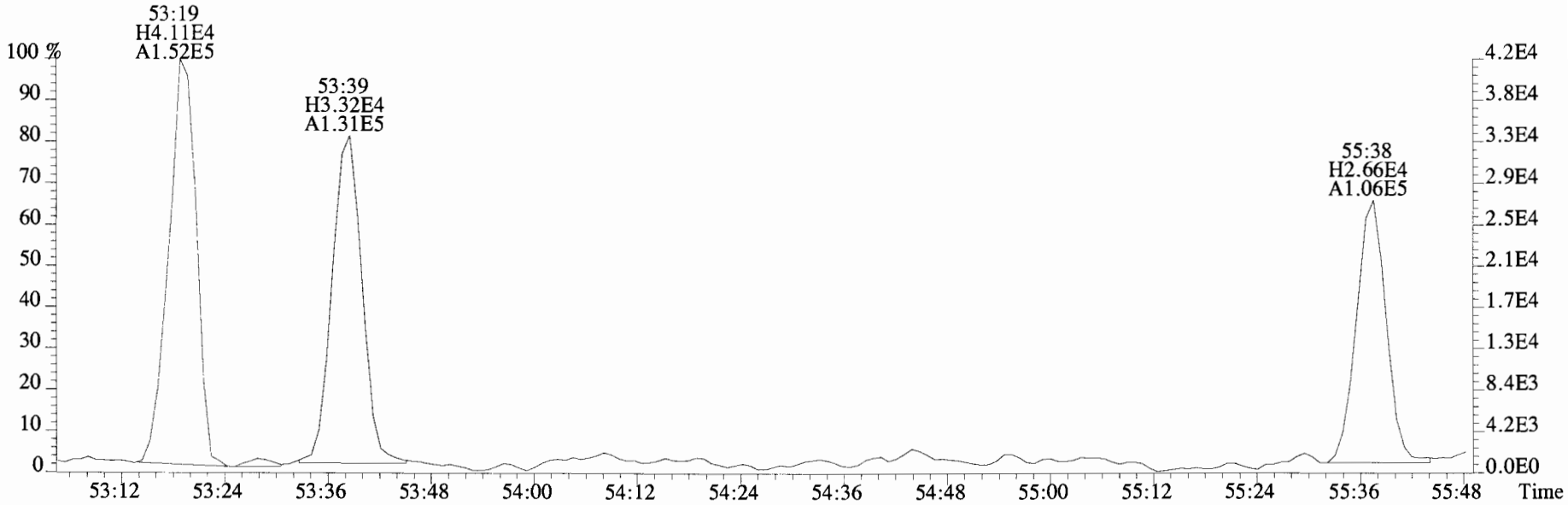

File:180208E1 #1-407 Acq: 8-FEB-2018 08:34:42 GC EI+ Voltage SIR Autospec-UltimaE
Sample#1 File Text:Vista Analytical Laboratory VG-8 Text:ST180208E1-1 PCB CS0 17L3003 Exp:PCB_ZB1
497.6826 F:5 SMO(1,3) BSUB(10000,15,-3.0) PKD(5,5,2,0.10%,1412.0,0.00%,F,F)

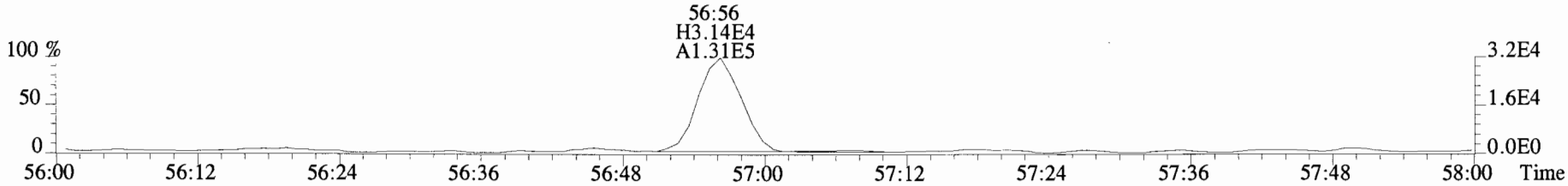

499.6797 F:5 SMO(1,3) BSUB(10000,15,-3.0) PKD(5,5,2,0.10%,1700.0,0.00%,F,F)

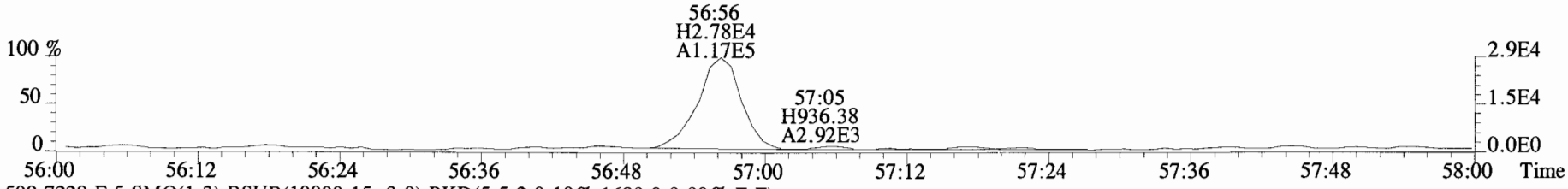

509.7229 F:5 SMO(1,3) BSUB(10000,15,-3.0) PKD(5,5,2,0.10%,1680.0,0.00%,F,F)

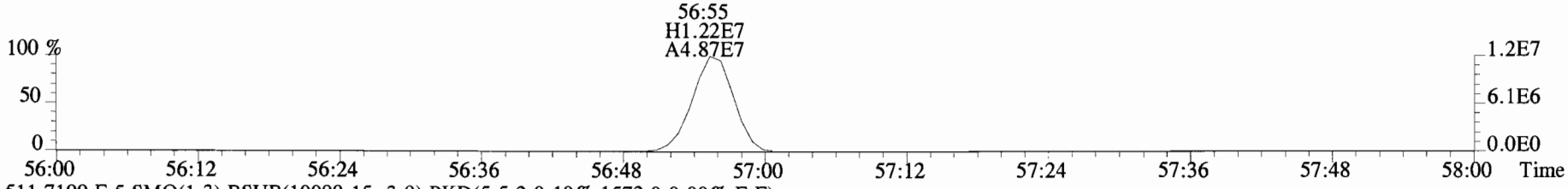

511.7199 F:5 SMO(1,3) BSUB(10000,15,-3.0) PKD(5,5,2,0.10%,1572.0,0.00%,F,F)

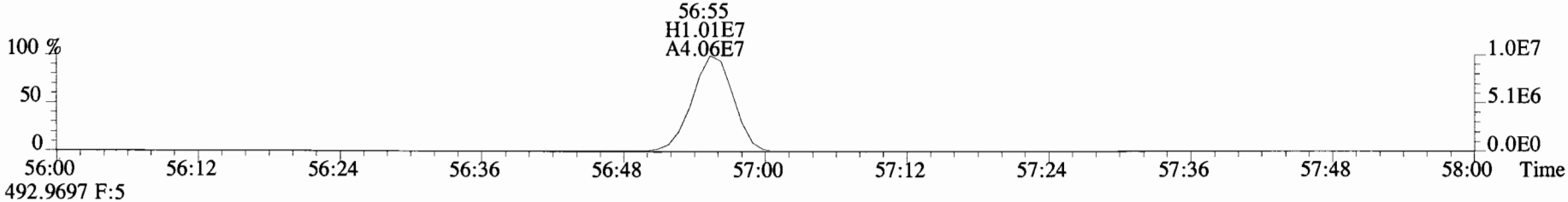

492.9697 F:5

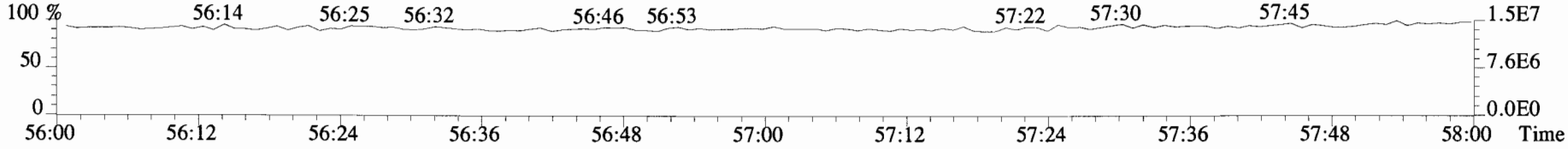

File:180208E1 #1-407 Acq: 8-FEB-2018 08:34:42 GC EI+ Voltage SIR Autospec-UltimaE
Sample#1 File Text:Vista Analytical Laboratory VG-8 Text:ST180208E1-1 PCB CS0 17L3003 Exp:PCB_ZB1
497.6826 F:5 SMO(1,3) BSUB(10000,15,-3.0) PKD(5,5,2,0.10%,1412.0,0.00%,F,F)

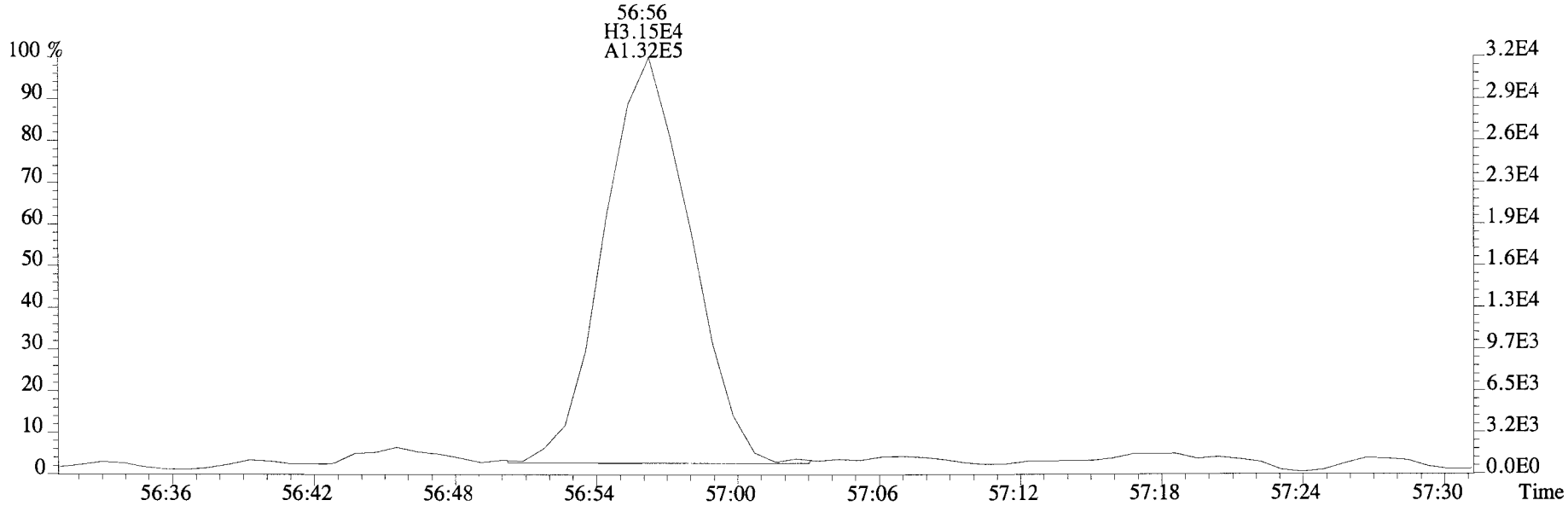

499.6797 F:5 SMO(1,3) BSUB(10000,15,-3.0) PKD(5,5,2,0.10%,1700.0,0.00%,F,F)

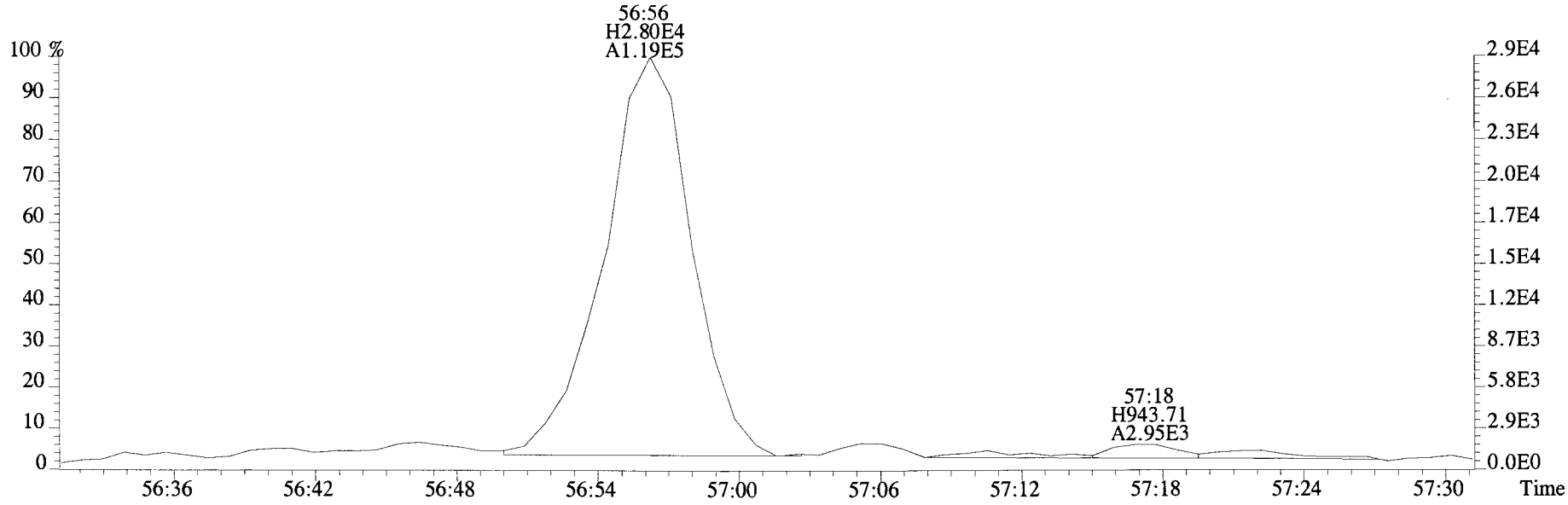

File:180208E1 #1-866 Acq: 8-FEB-2018 09:39:46 GC EI+ Voltage SIR Autospec-UltimaE
Sample#2 File Text:Vista Analytical Laboratory VG-8 Text:ST180208E1-2 PCB CS1 17L3004 Exp:PCB_ZB1
188.0393 S:2 SMO(1,3) BSUB(10000,15,-3.0) PKD(5,5,2,0.10%,9444.0,0.00%,F,F)

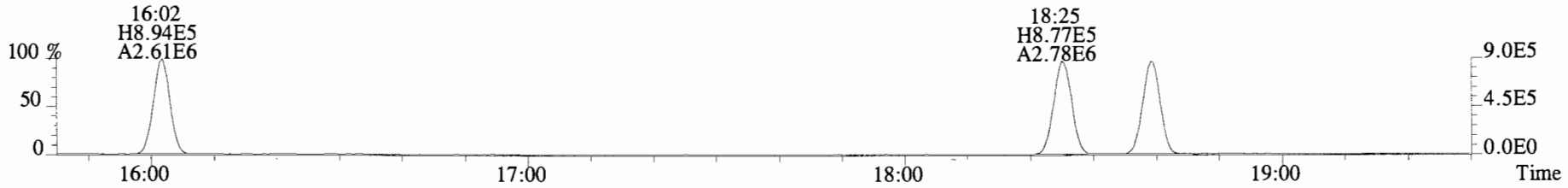

190.0363 S:2 SMO(1,3) BSUB(10000,15,-3.0) PKD(5,5,2,0.10%,5396.0,0.00%,F,F)

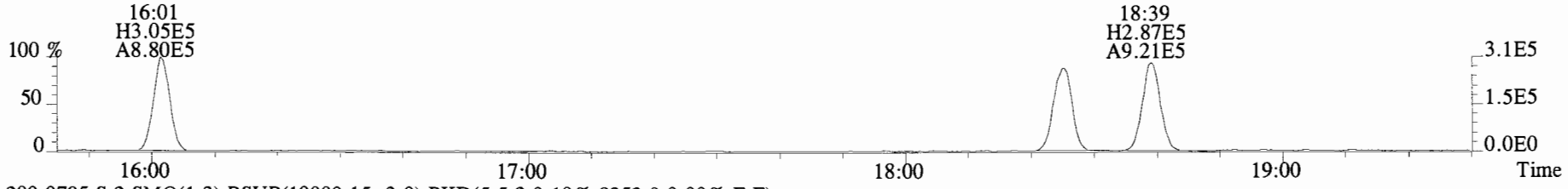

200.0795 S:2 SMO(1,3) BSUB(10000,15,-3.0) PKD(5,5,2,0.10%,8352.0,0.00%,F,F)

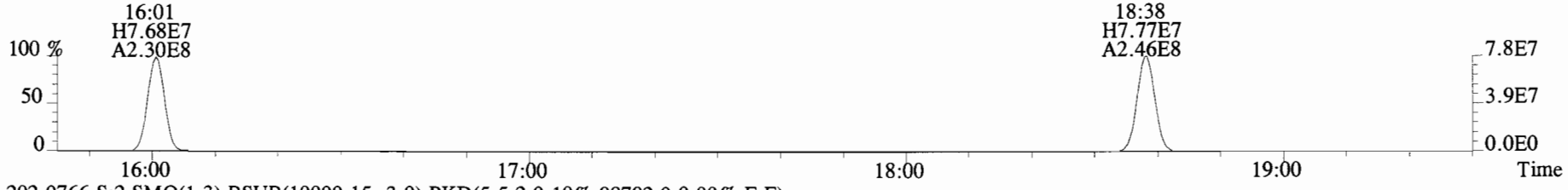

202.0766 S:2 SMO(1,3) BSUB(10000,15,-3.0) PKD(5,5,2,0.10%,98792.0,0.00%,F,F)

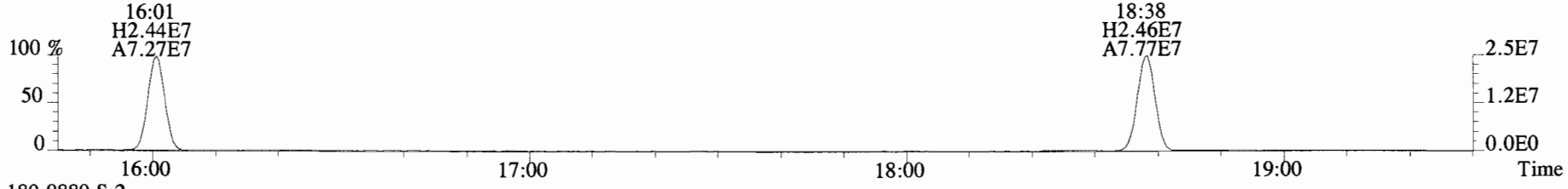

180.9880 S:2



File:180208E1 #1-757 Acq: 8-FEB-2018 09:39:46 GC EI+ Voltage SIR Autospec-UltimaE
Sample#2 File Text:Vista Analytical Laboratory VG-8 Text:ST180208E1-2 PCB CS1 17L3004 Exp:PCB_ZB1
222.0003 S:2 F:2 SMO(1,3) BSUB(10000,15,-3.0) PKD(5,5,2,0.10%,3252.0,0.00%,F,F)

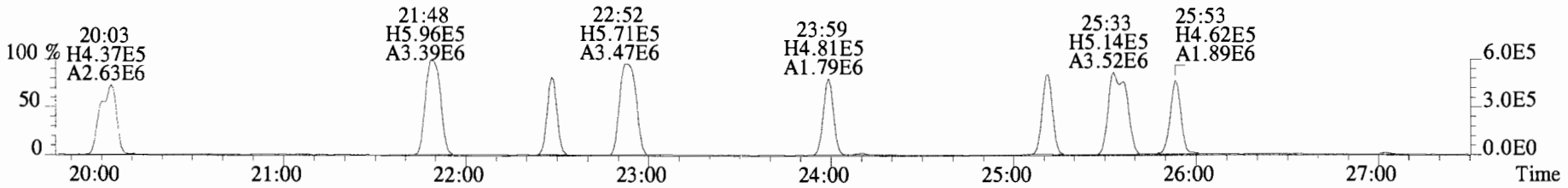

223.9974 S:2 F:2 SMO(1,3) BSUB(10000,15,-3.0) PKD(5,5,2,0.10%,14612.0,0.00%,F,F)

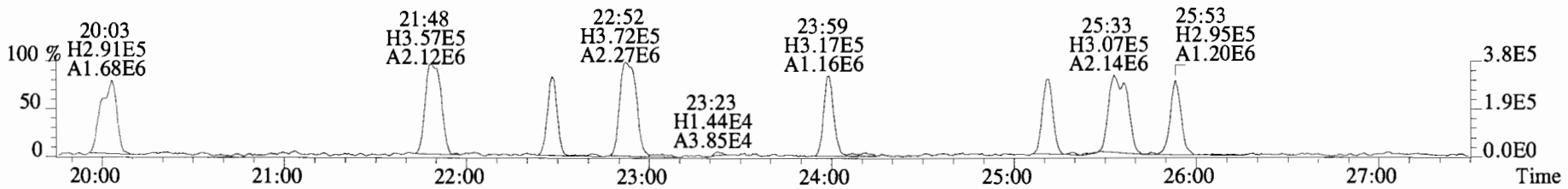

234.0406 S:2 F:2 SMO(1,3) BSUB(10000,15,-3.0) PKD(5,5,2,0.10%,5004.0,0.00%,F,F)

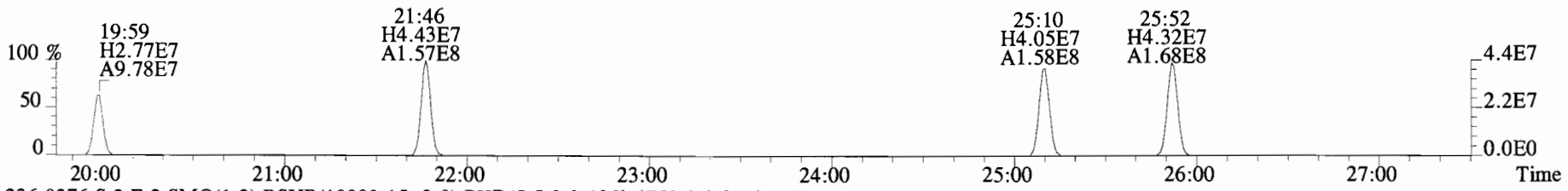

236.0376 S:2 F:2 SMO(1,3) BSUB(10000,15,-3.0) PKD(5,5,2,0.10%,4752.0,0.00%,F,F)

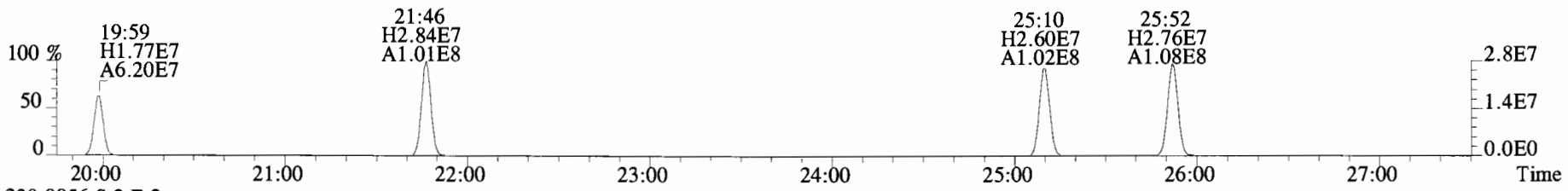

230.9856 S:2 F:2

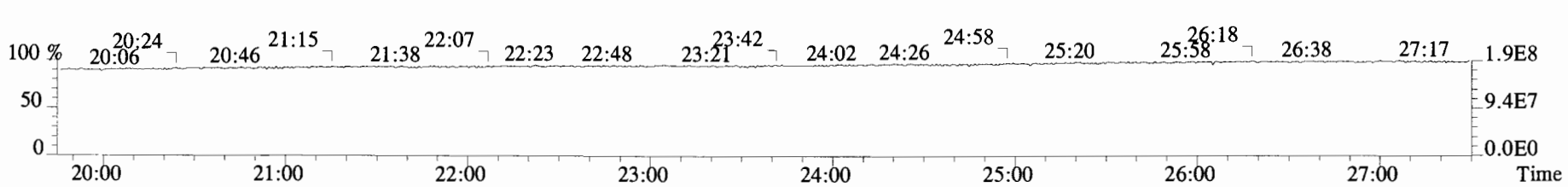

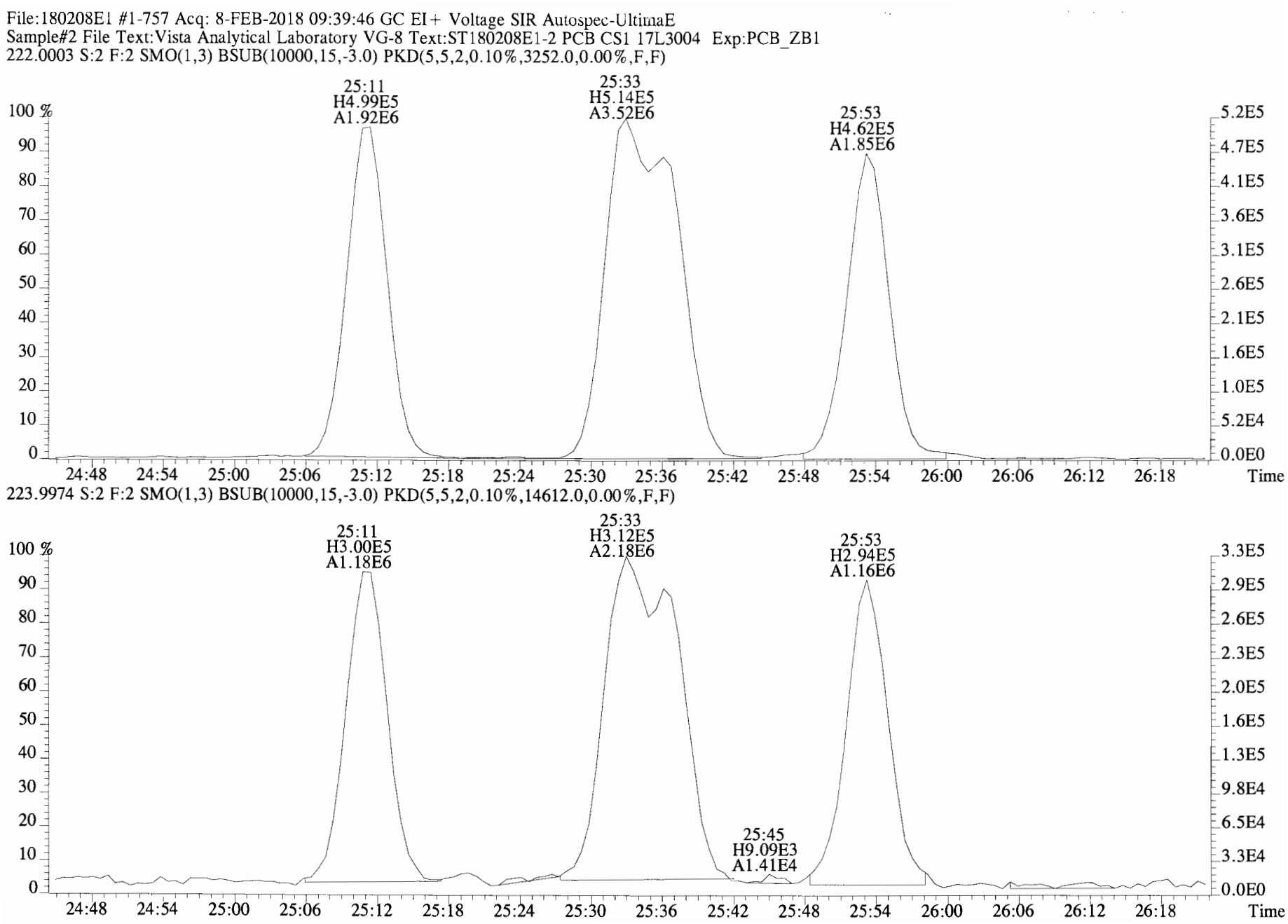
File:180208E1 #1-757 Acq: 8-FEB-2018 09:39:46 GC EI+ Voltage SIR Autospec-UltimaE
Sample#2 File Text:Vista Analytical Laboratory VG-8 Text:ST180208E1-2 PCB CS1 17L3004 Exp:PCB_ZB1
222.0003 S:2 F:2 SMO(1,3) BSUB(10000,15,-3.0) PKD(5,5,2,0.10%,3252.0,0.00%,F,F)
25:11
H4.99E5
A1.92E6
25:33
H5.14E5
A3.52E6
25:53
H4.62E5
A1.85E6
100 %
90
80
70
60
50
40
30
20
10
0
5.2E5
4.7E5
4.1E5
3.6E5
3.1E5
2.6E5
2.1E5
1.6E5
1.0E5
5.2E4
0.0E0
24:48
24:54
25:00
25:06
25:12
25:18
25:24
25:30
25:36
25:42
25:48
25:54
26:00
26:06
26:12
26:18
Time
223.9974 S:2 F:2 SMO(1,3) BSUB(10000,15,-3.0) PKD(5,5,2,0.10%,14612.0,0.00%,F,F)
25:11
H3.00E5
A1.18E6
25:33
H3.12E5
A2.18E6
25:53
H2.94E5
A1.16E6
25:45
H9.09E3
A1.41E4
100 %
90
80
70
60
50
40
30
20
10
0
3.3E5
2.9E5
2.6E5
2.3E5
2.0E5
1.6E5
1.3E5
9.8E4
6.5E4
3.3E4
0.0E0
24:48
24:54
25:00
25:06
25:12
25:18
25:24
25:30
25:36
25:42
25:48
25:54
26:00
26:06
26:12
26:18
Time

File:180208E1 #1-757 Acq: 8-FEB-2018 09:39:46 GC EI+ Voltage SIR Autospec-UltimaE
Sample#2 File Text:Vista Analytical Laboratory VG-8 Text:ST180208E1-2 PCB CS1 17L3004 Exp:PCB_ZB1
255.9613 S:2 F:2 SMO(1,3) BSUB(10000,15,-3.0) PKD(5,5,2,0.10%,4452.0,0.00%,F,F)

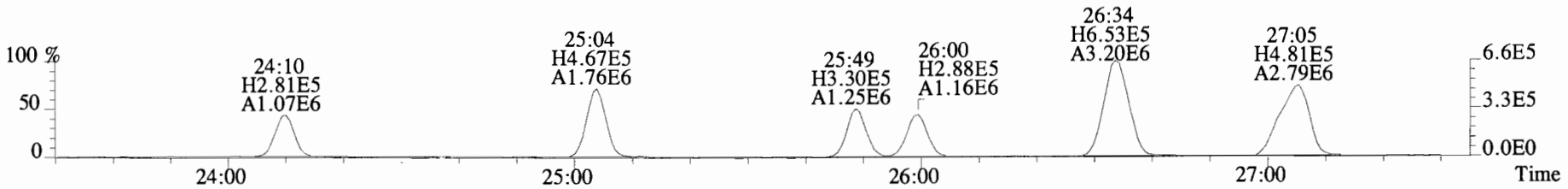

257.9584 S:2 F:2 SMO(1,3) BSUB(10000,15,-3.0) PKD(5,5,2,0.10%,2916.0,0.00%,F,F)

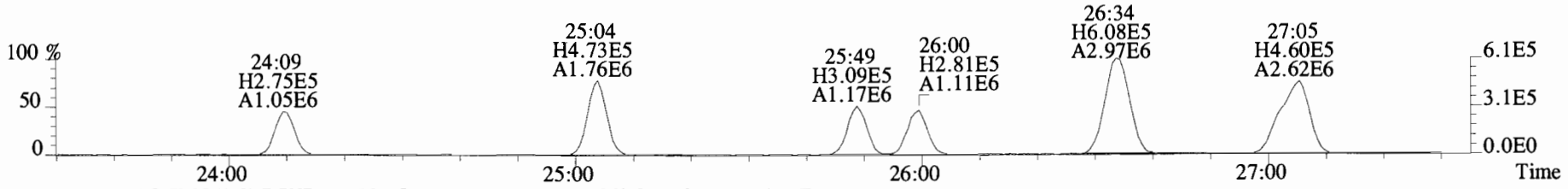

268.0016 S:2 F:2 SMO(1,3) BSUB(10000,15,-3.0) PKD(5,5,2,0.10%,87396.0,0.00%,F,F)

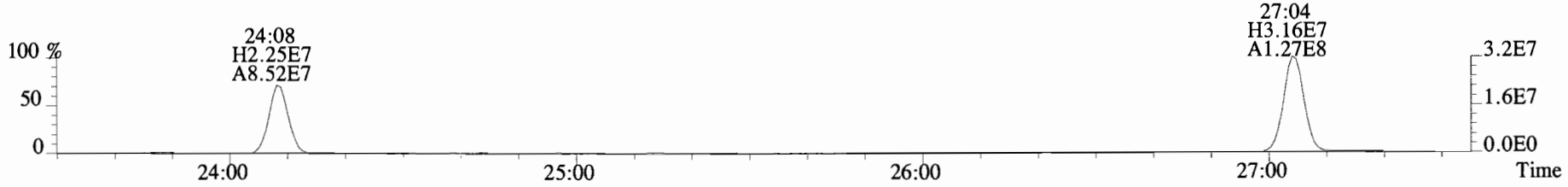

269.9986 S:2 F:2 SMO(1,3) BSUB(10000,15,-3.0) PKD(5,5,2,0.10%,40132.0,0.00%,F,F)

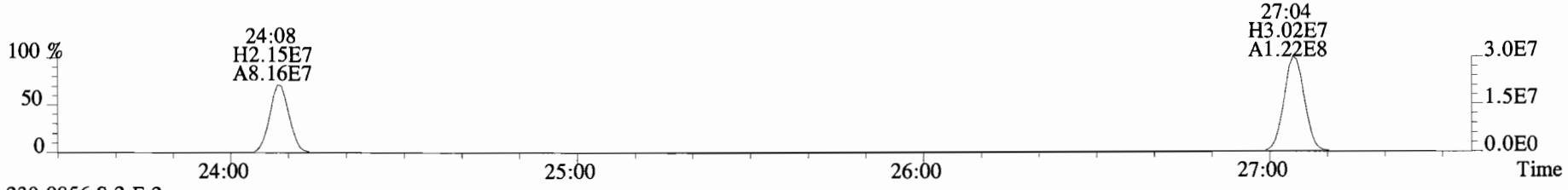

230.9856 S:2 F:2

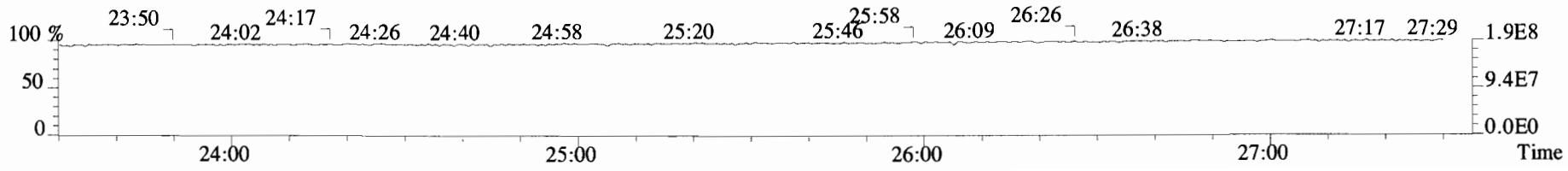

File:180208E1 #1-756 Acq: 8-FEB-2018 09:39:46 GC EI+ Voltage SIR Autospec-UltimaE
Sample#2 File Text:Vista Analytical Laboratory VG-8 Text:ST180208E1-2 PCB CS1 17L3004 Exp:PCB_ZB1
255.9613 S:2 F:3 SMO(1,3) BSUB(10000,15,-3.0) PKD(5,5,2,0.10%,4016.0,0.00%,F,F)

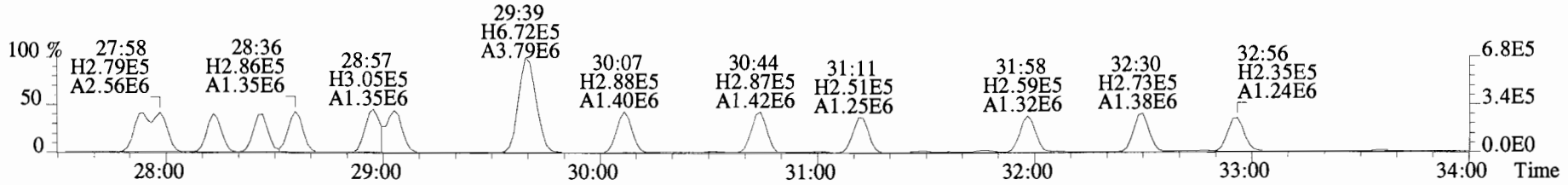

257.9584 S:2 F:3 SMO(1,3) BSUB(10000,15,-3.0) PKD(5,5,2,0.10%,3072.0,0.00%,F,F)

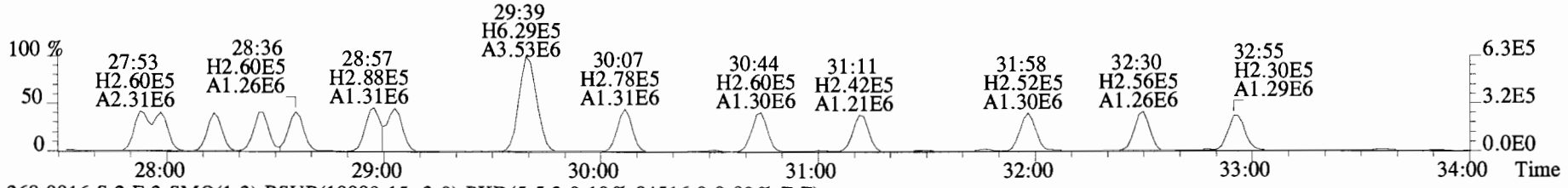

268.0016 S:2 F:3 SMO(1,3) BSUB(10000,15,-3.0) PKD(5,5,2,0.10%,94516.0,0.00%,F,F)



269.9986 S:2 F:3 SMO(1,3) BSUB(10000,15,-3.0) PKD(5,5,2,0.10%,25944.0,0.00%,F,F)

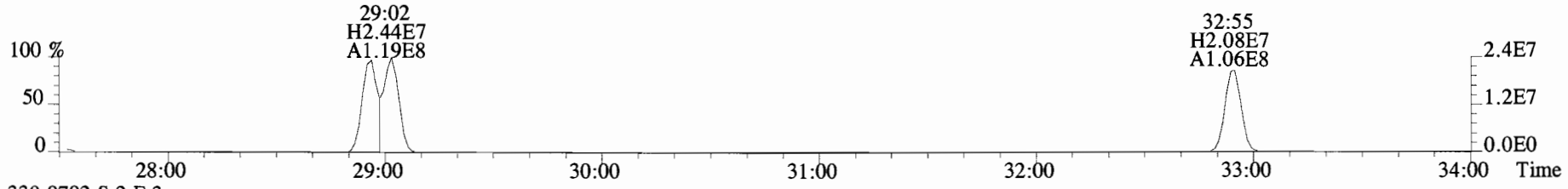

330.9792 S:2 F:3

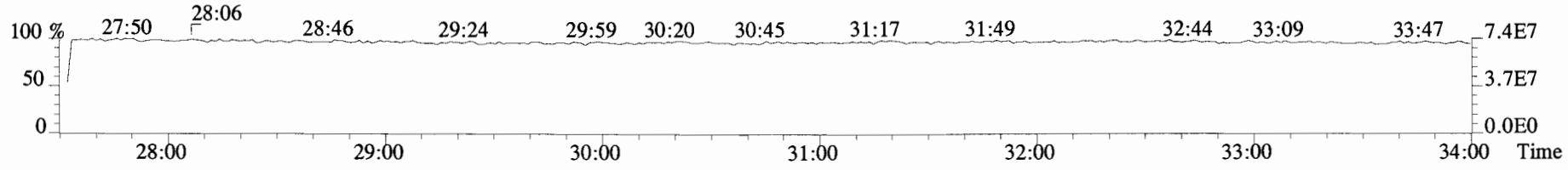

File:180208E1 #1-756 Acq: 8-FEB-2018 09:39:46 GC EI+ Voltage SIR Autospec-UltimaE
Sample#2 File Text:Vista Analytical Laboratory VG-8 Text:ST180208E1-2 PCB CS1 17L3004 Exp:PCB_ZB1
268.0016 S:2 F:3 SMO(1,3) BSUB(10000,15,-3.0) PKD(5,5,2,0.10%,94516.0,0.00%,F,F)

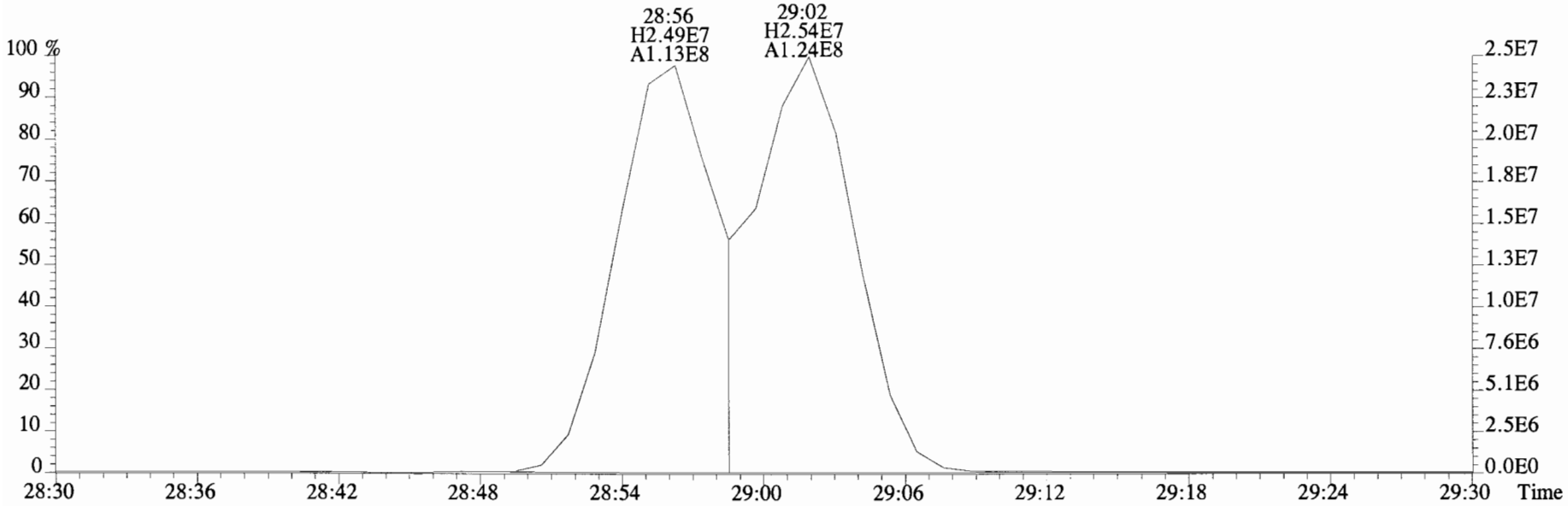

269.9986 S:2 F:3 SMO(1,3) BSUB(10000,15,-3.0) PKD(5,5,2,0.10%,25944.0,0.00%,F,F)

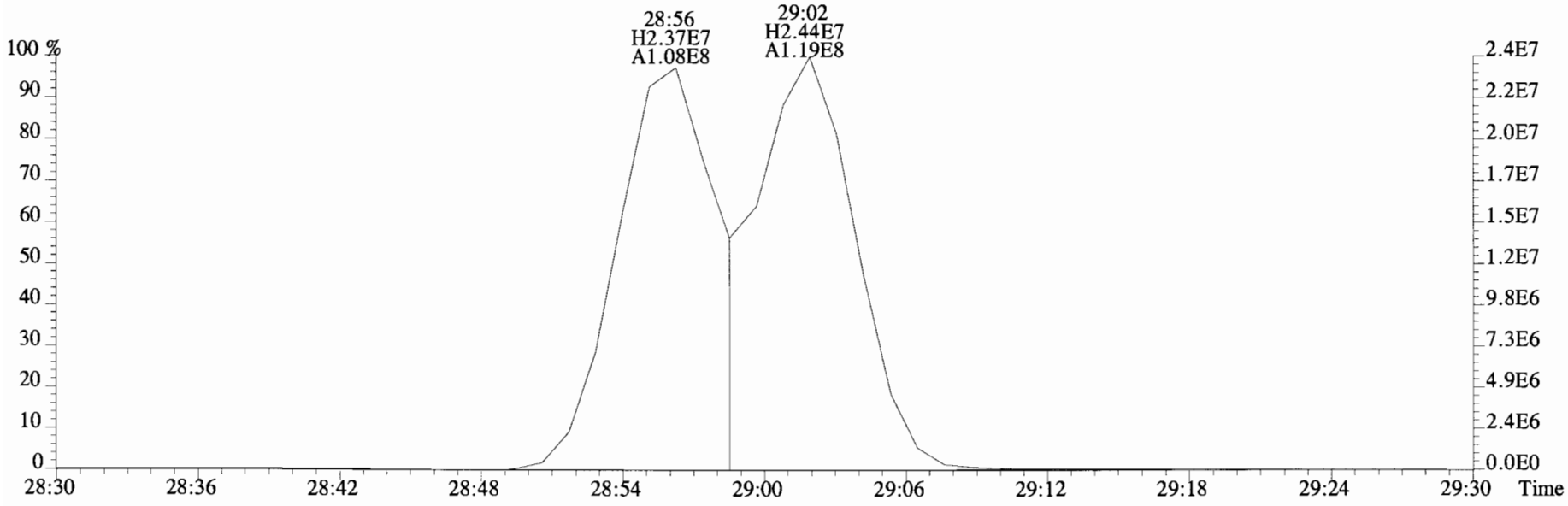

File:180208E1 #1-756 Acq: 8-FEB-2018 09:39:46 GC EI+ Voltage SIR Autospec-UltimaE
Sample#2 File Text:Vista Analytical Laboratory VG-8 Text:ST180208E1-2 PCB CS1 17L3004 Exp:PCB_ZB1
255.9613 S:2 F:3 SMO(1,3) BSUB(10000,15,-3.0) PKD(5,5,2,0.10%,4016.0,0.00%,F,F)

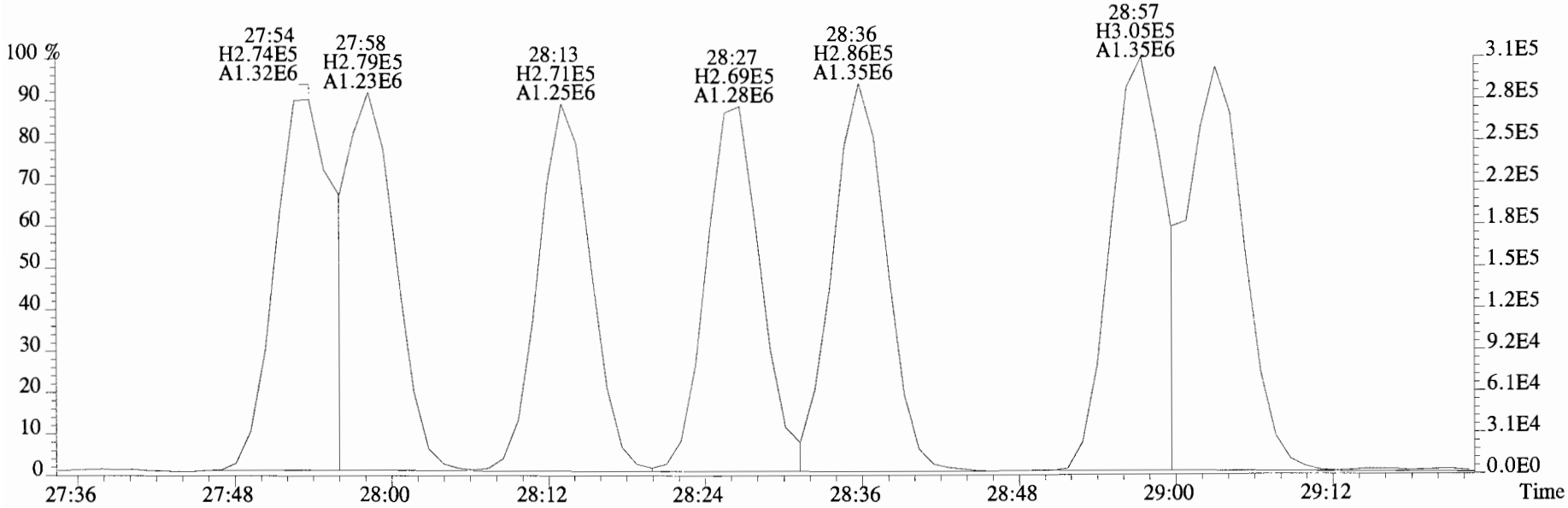

257.9584 S:2 F:3 SMO(1,3) BSUB(10000,15,-3.0) PKD(5,5,2,0.10%,3072.0,0.00%,F,F)

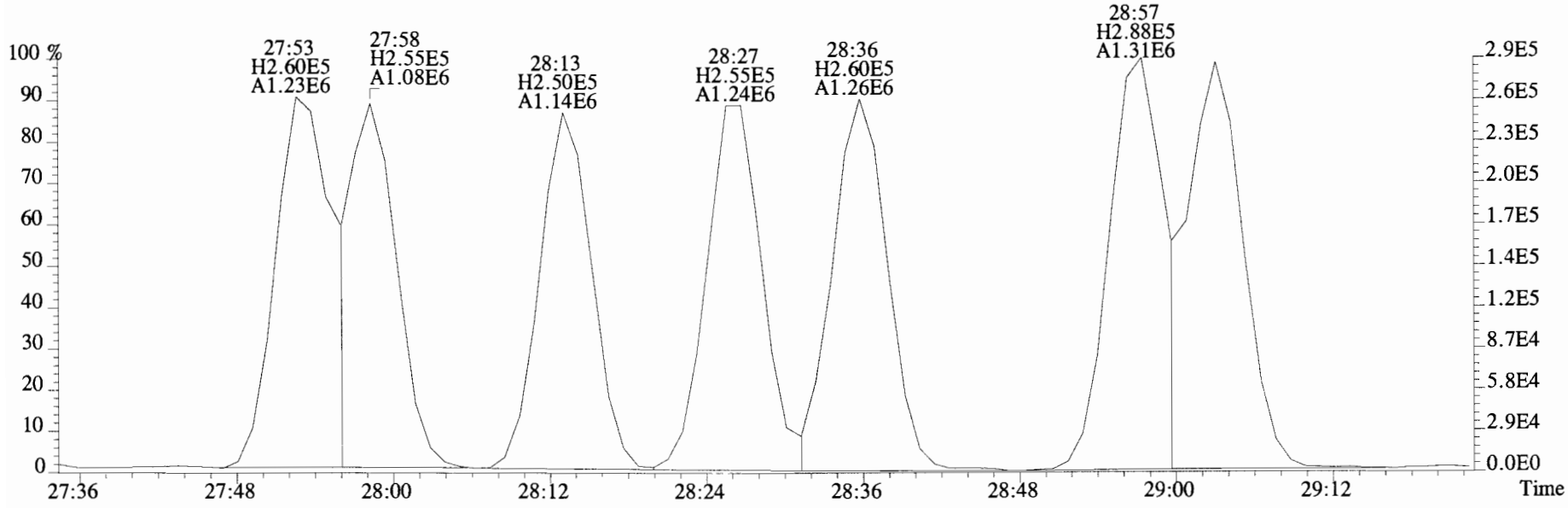

File:180208E1 #1-756 Acq: 8-FEB-2018 09:39:46 GC EI+ Voltage SIR Autospec-UltimaE
Sample#2 File Text:Vista Analytical Laboratory VG-8 Text:ST180208E1-2 PCB CS1 17L3004 Exp:PCB_ZB1
255.9613 S:2 F:3 SMO(1,3) BSUB(10000,15,-3.0) PKD(5,5,2,0.10%,4016.0,0.00%,F,F)

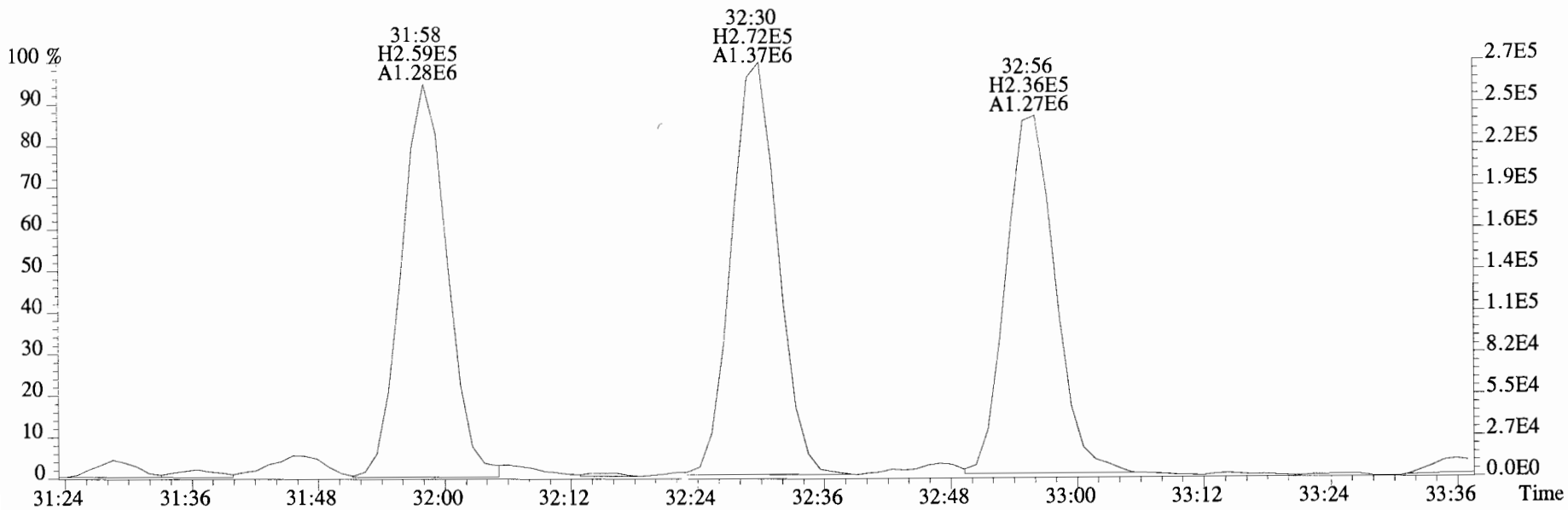

257.9584 S:2 F:3 SMO(1,3) BSUB(10000,15,-3.0) PKD(5,5,2,0.10%,3072.0,0.00%,F,F)

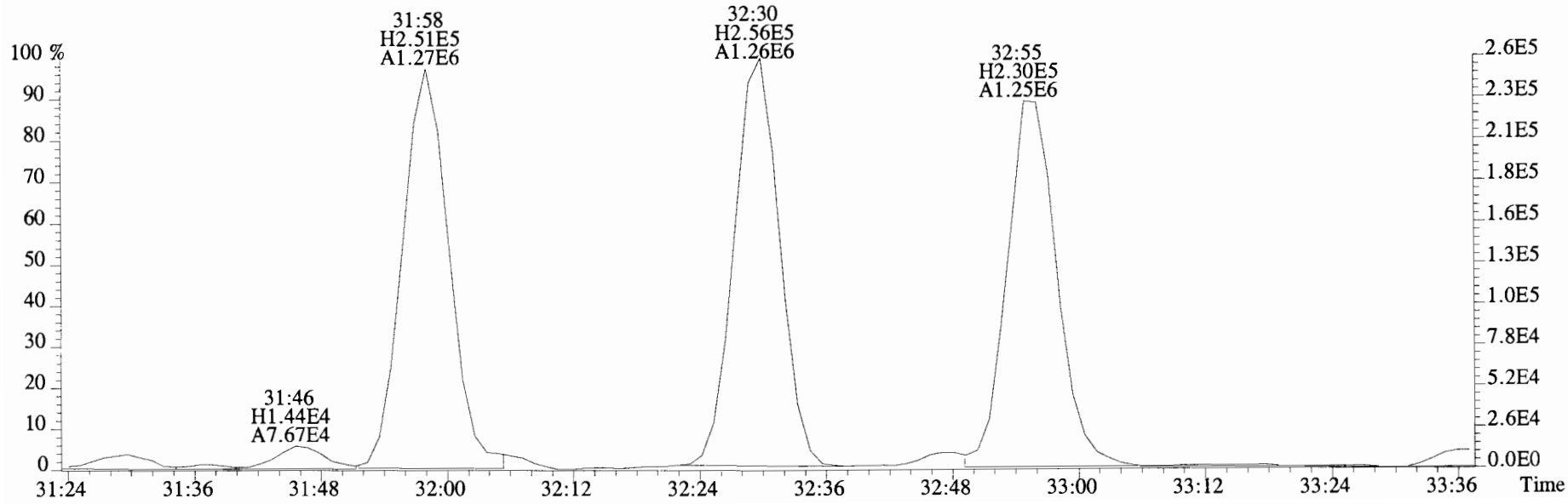

File:180208E1 #1-756 Acq: 8-FEB-2018 09:39:46 GC EI+ Voltage SIR Autospec-UltimaE
Sample#2 File Text:Vista Analytical Laboratory VG-8 Text:ST180208E1-2 PCB CS1 17L3004 Exp:PCB_ZB1
289.9224 S:2 F:3 SMO(1,3) BSUB(10000,15,-3.0) PKD(5,5,2,0.10%,3900.0,0.00%,F,F)

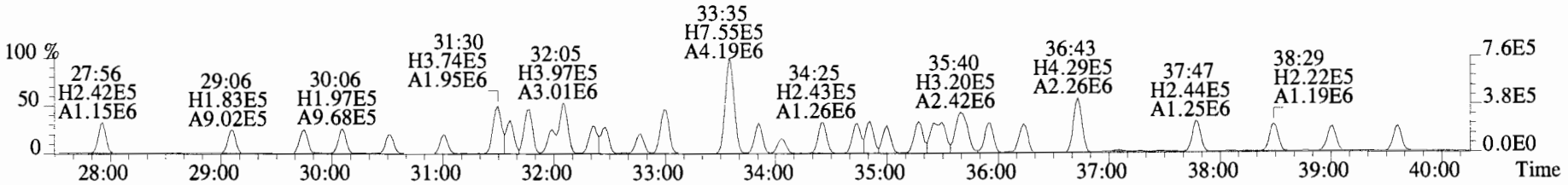

291.9194 S:2 F:3 SMO(1,3) BSUB(10000,15,-3.0) PKD(5,5,2,0.10%,4012.0,0.00%,F,F)

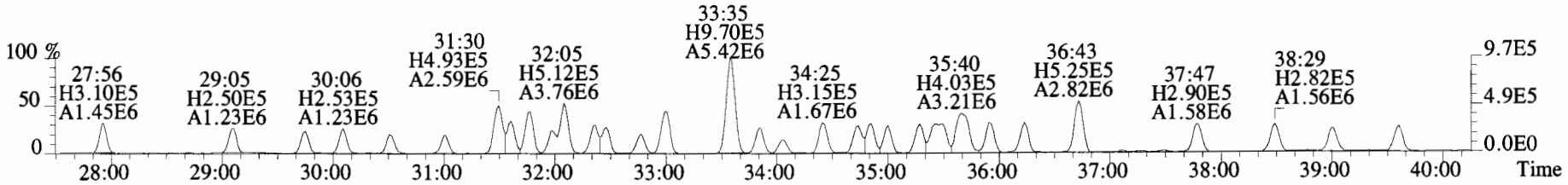

301.9626 S:2 F:3 SMO(1,3) BSUB(10000,15,-3.0) PKD(5,5,2,0.10%,35928.0,0.00%,F,F)

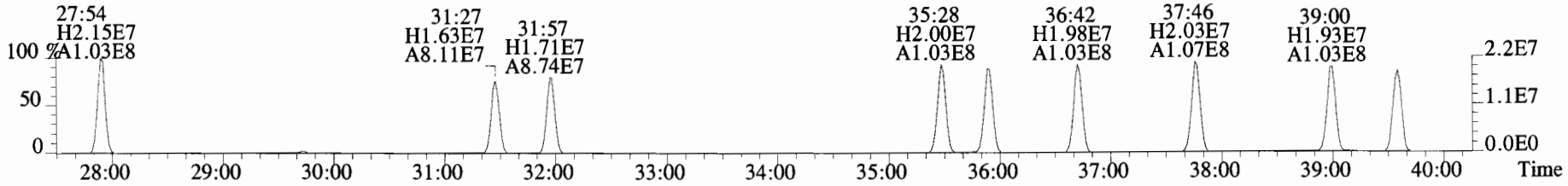

303.9597 S:2 F:3 SMO(1,3) BSUB(10000,15,-3.0) PKD(5,5,2,0.10%,22372.0,0.00%,F,F)

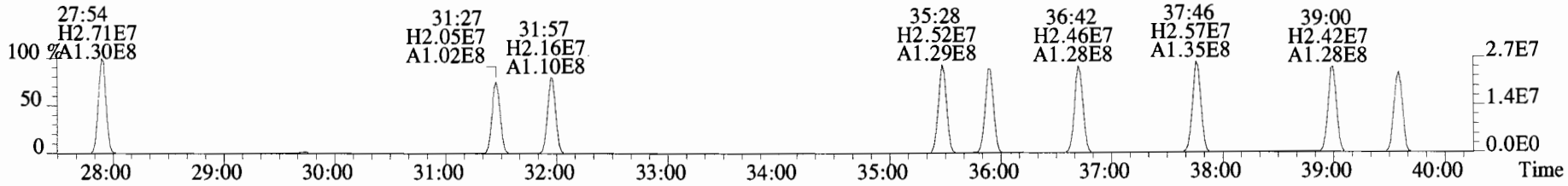

330.9792 S:2 F:3

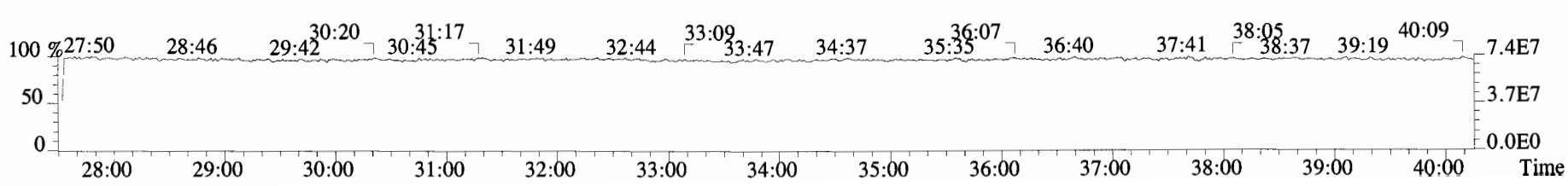

File:180208E1 #1-756 Acq: 8-FEB-2018 09:39:46 GC EI+ Voltage SIR Autospec-UltimaE
Sample#2 File Text:Vista Analytical Laboratory VG-8 Text:ST180208E1-2 PCB CS1 17L3004 Exp:PCB_ZB1
289.9224 S:2 F:3 SMO(1,3) BSUB(10000,15,-3.0) PKD(5,5,2,0.10%,3900.0,0.00%,F,F)

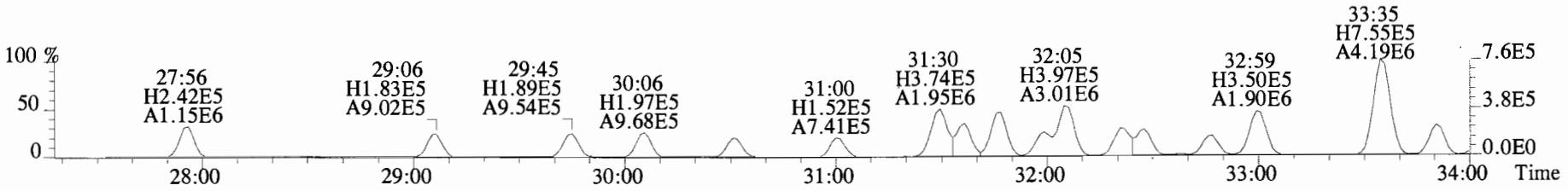

291.9194 S:2 F:3 SMO(1,3) BSUB(10000,15,-3.0) PKD(5,5,2,0.10%,4012.0,0.00%,F,F)

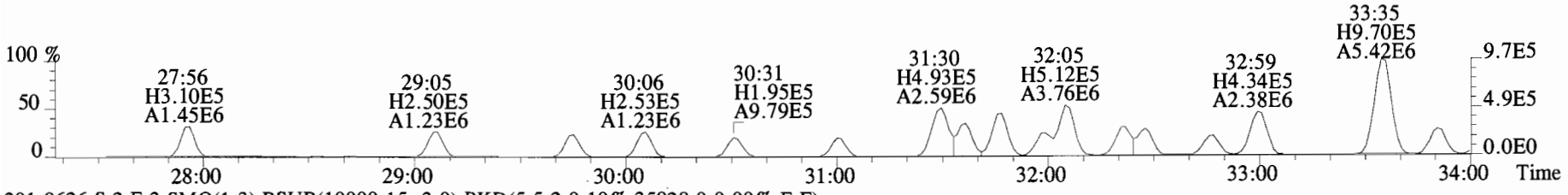

301.9626 S:2 F:3 SMO(1,3) BSUB(10000,15,-3.0) PKD(5,5,2,0.10%,35928.0,0.00%,F,F)

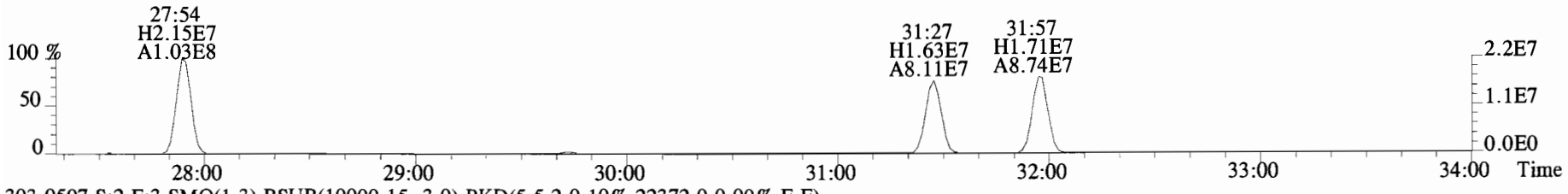

303.9597 S:2 F:3 SMO(1,3) BSUB(10000,15,-3.0) PKD(5,5,2,0.10%,22372.0,0.00%,F,F)

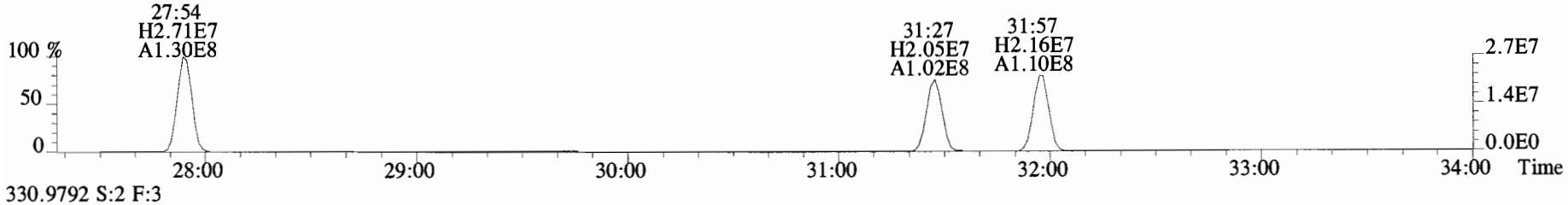

330.9792 S:2 F:3

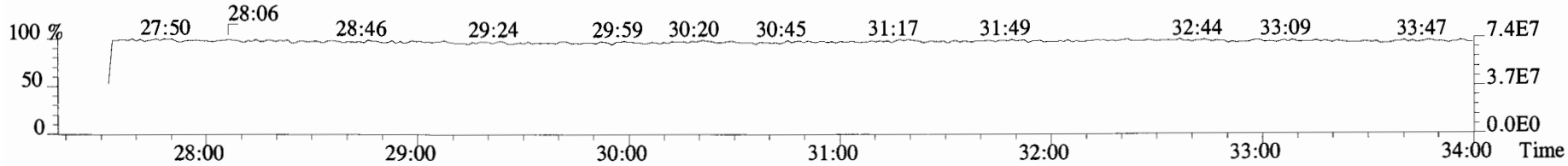

File:180208E1 #1-756 Acq: 8-FEB-2018 09:39:46 GC EI+ Voltage SIR Autospec-UltimaE
Sample#2 File Text:Vista Analytical Laboratory VG-8 Text:ST180208E1-2 PCB CS1 17L3004 Exp:PCB_ZB1
289.9224 S:2 F:3 SMO(1,3) BSUB(10000,15,-3.0) PKD(5,5,2,0.10%,3900.0,0.00%,F,F)

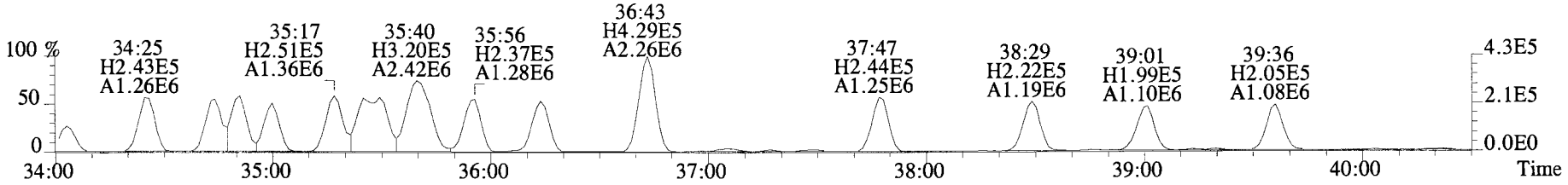

291.9194 S:2 F:3 SMO(1,3) BSUB(10000,15,-3.0) PKD(5,5,2,0.10%,4012.0,0.00%,F,F)

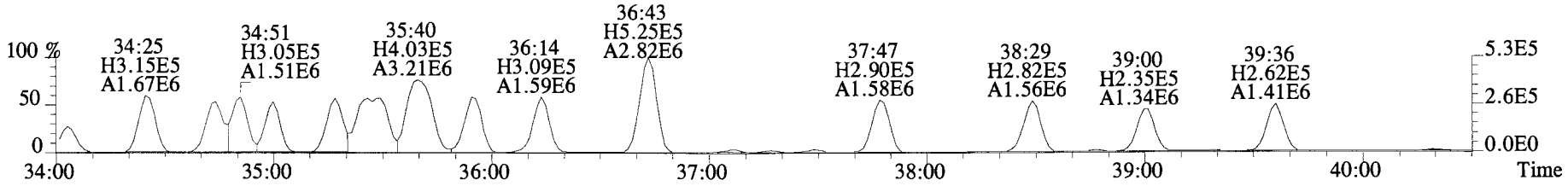

301.9626 S:2 F:3 SMO(1,3) BSUB(10000,15,-3.0) PKD(5,5,2,0.10%,35928.0,0.00%,F,F)

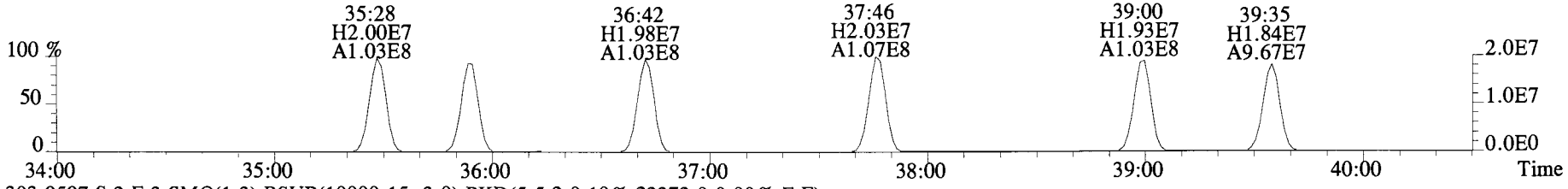

303.9597 S:2 F:3 SMO(1,3) BSUB(10000,15,-3.0) PKD(5,5,2,0.10%,22372.0,0.00%,F,F)

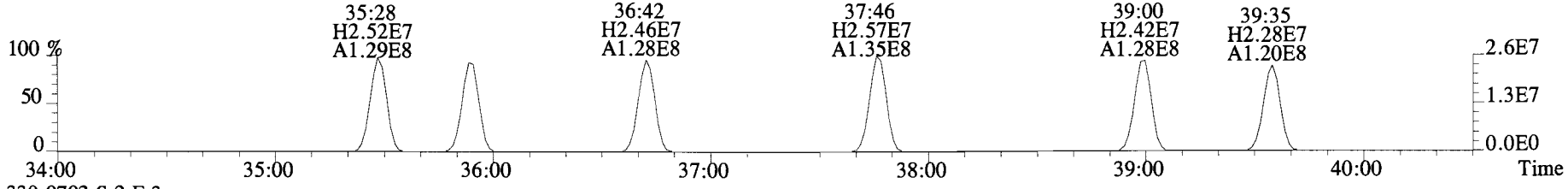

330.9792 S:2 F:3

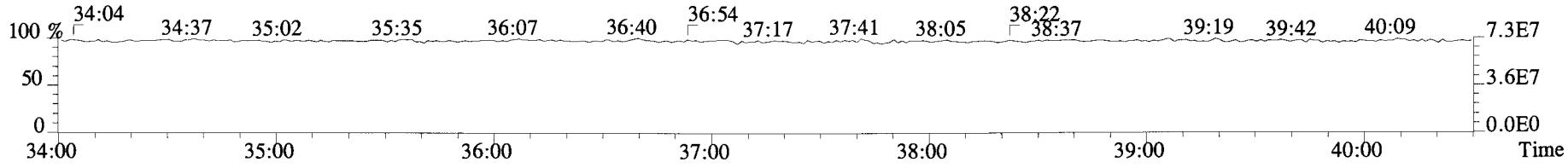

File:180208E1 #1-756 Acq: 8-FEB-2018 09:39:46 GC EI+ Voltage SIR Autospec-UltimaE
Sample#2 File Text:Vista Analytical Laboratory VG-8 Text:ST180208E1-2 PCB CS1 17L3004 Exp:PCB_ZB1
289.9224 S:2 F:3 SMO(1,3) BSUB(10000,15,-3.0) PKD(5,5,2,0.10%,3900.0,0.00%,F,F)

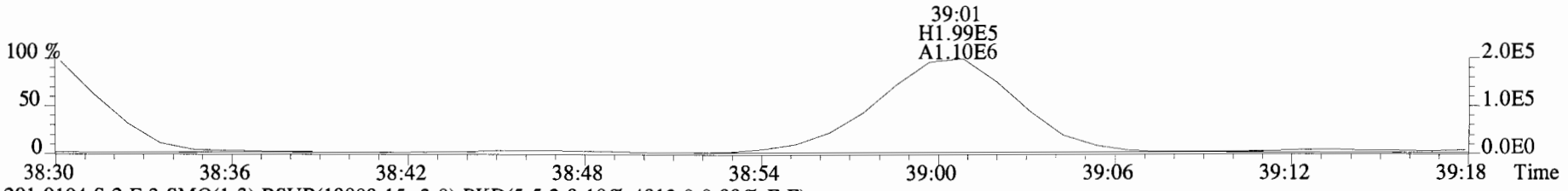

291.9194 S:2 F:3 SMO(1,3) BSUB(10000,15,-3.0) PKD(5,5,2,0.10%,4012.0,0.00%,F,F)

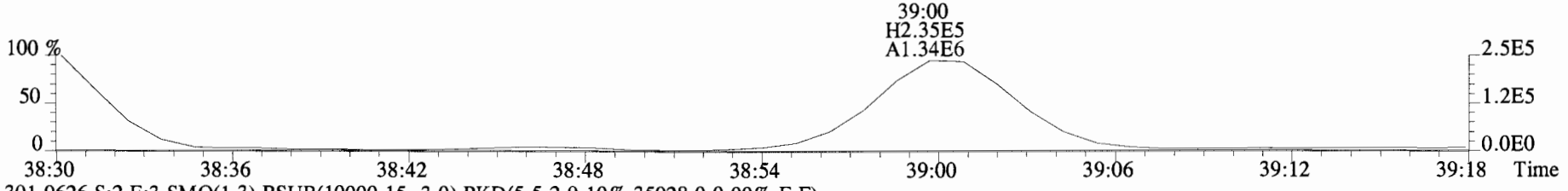

301.9626 S:2 F:3 SMO(1,3) BSUB(10000,15,-3.0) PKD(5,5,2,0.10%,35928.0,0.00%,F,F)

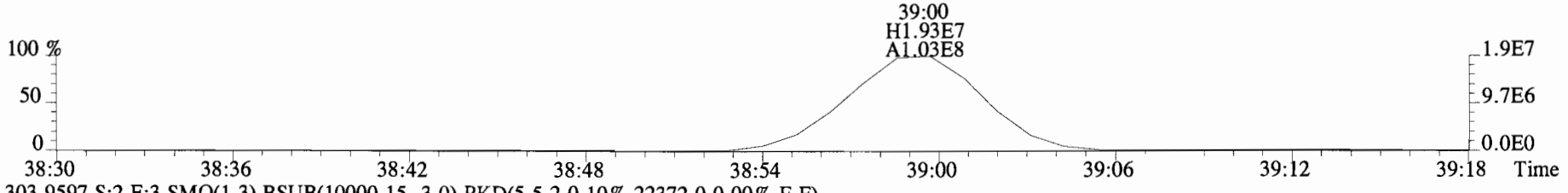

303.9597 S:2 F:3 SMO(1,3) BSUB(10000,15,-3.0) PKD(5,5,2,0.10%,22372.0,0.00%,F,F)

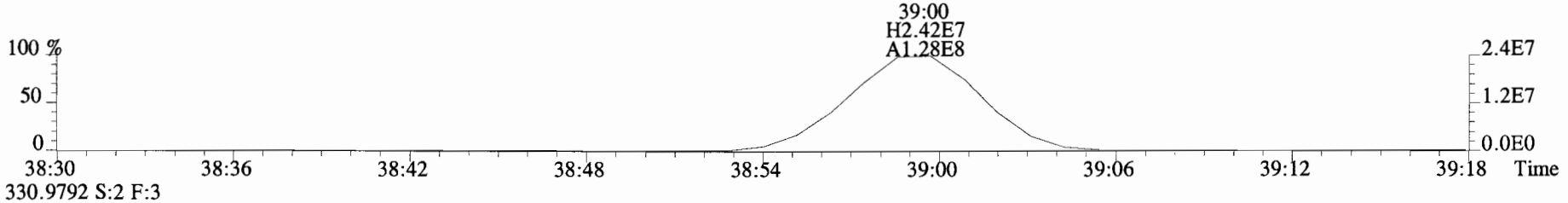

330.9792 S:2 F:3

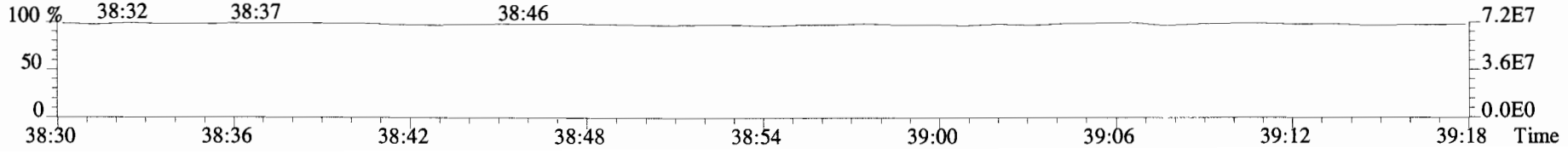

File:180208E1 #1-756 Acq: 8-FEB-2018 09:39:46 GC EI+ Voltage SIR Autospec-UltimaE
Sample#2 File Text:Vista Analytical Laboratory VG-8 Text:ST180208E1-2 PCB CS1 17L3004 Exp:PCB_ZB1
301.9626 S:2 F:3 SMO(1,3) BSUB(10000,15,-3.0) PKD(5,5,2,0.10%,35928.0,0.00%,F,F)

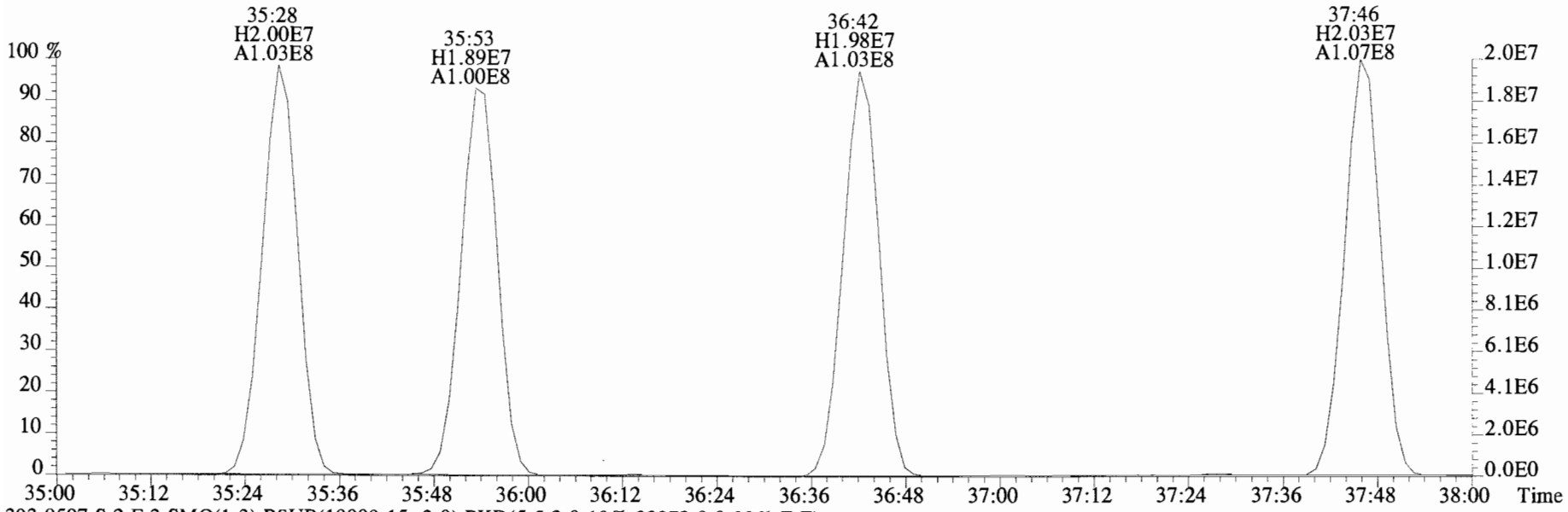

303.9597 S:2 F:3 SMO(1,3) BSUB(10000,15,-3.0) PKD(5,5,2,0.10%,22372.0,0.00%,F,F)

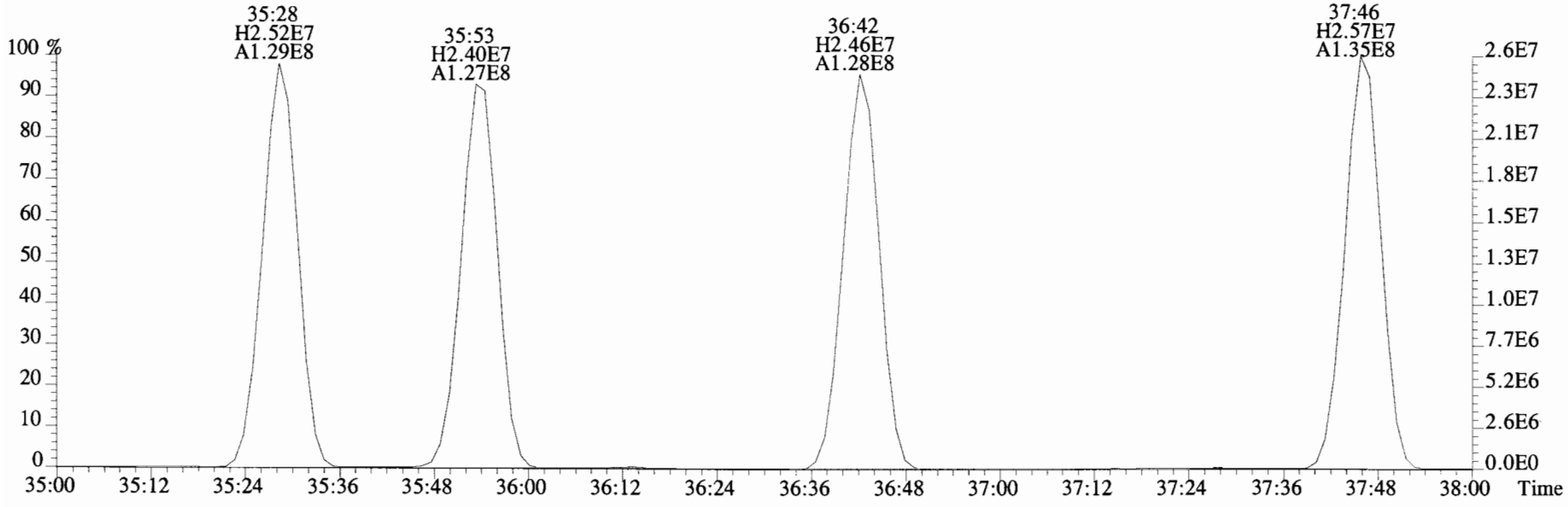

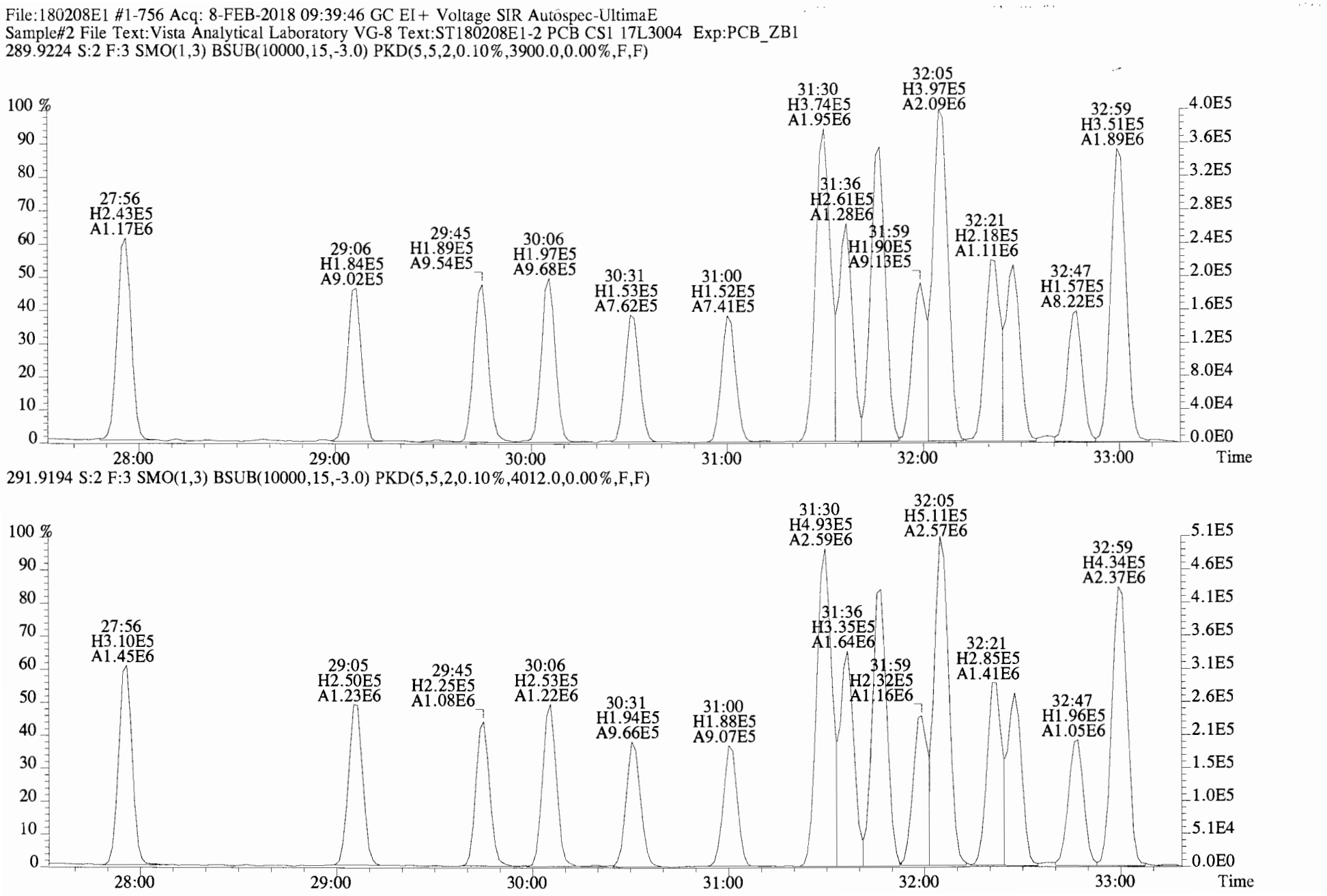
File:180208E1 #1-756 Acq: 8-FEB-2018 09:39:46 GC EI+ Voltage SIR Autospec-UltimaE
Sample#2 File Text:Vista Analytical Laboratory VG-8 Text:ST180208E1-2 PCB CS1 17L3004 Exp:PCB_ZB1
289.9224 S:2 F:3 SMO(1,3) BSUB(10000,15,-3.0) PKD(5,5,2,0.10%,3900.0,0.00%,F,F)
27:56 H2.43E5 A1.17E6
29:06 H1.84E5 A9.02E5
29:45 H1.89E5 A9.54E5
30:06 H1.97E5 A9.68E5
30:31 H1.53E5 A7.62E5
31:00 H1.52E5 A7.41E5
31:30 H3.74E5 A1.95E6
31:36 H2.61E5 A1.28E6
31:59 H1.90E5 A9.13E5
32:05 H3.97E5 A2.09E6
32:21 H2.18E5 A1.11E6
32:47 H1.57E5 A8.22E5
32:59 H3.51E5 A1.89E6
100 %
90
80
70
60
50
40
30
20
10
0
4.0E5
3.6E5
3.2E5
2.8E5
2.4E5
2.0E5
1.6E5
1.2E5
8.0E4
4.0E4
0.0E0
28:00
29:00
30:00
31:00
32:00
33:00
Time
291.9194 S:2 F:3 SMO(1,3) BSUB(10000,15,-3.0) PKD(5,5,2,0.10%,4012.0,0.00%,F,F)
27:56 H3.10E5 A1.45E6
29:05 H2.50E5 A1.23E6
29:45 H2.25E5 A1.08E6
30:06 H2.53E5 A1.22E6
30:31 H1.94E5 A9.66E5
31:00 H1.88E5 A9.07E5
31:30 H4.93E5 A2.59E6
31:36 H3.35E5 A1.64E6
31:59 H2.32E5 A1.16E6
32:05 H5.11E5 A2.57E6
32:21 H2.85E5 A1.41E6
32:47 H1.96E5 A1.05E6
32:59 H4.34E5 A2.37E6
100 %
90
80
70
60
50
40
30
20
10
0
5.1E5
4.6E5
4.1E5
3.6E5
3.1E5
2.6E5
2.1E5
1.5E5
1.0E5
5.1E4
0.0E0
28:00
29:00
30:00
31:00
32:00
33:00
Time

File:180208E1 #1-756 Acq: 8-FEB-2018 09:39:46 GC EI+ Voltage SIR Autospec-UltimaE
Sample#2 File Text:Vista Analytical Laboratory VG-8 Text:ST180208E1-2 PCB CS1 17L3004 Exp:PCB_ZB1
289.9224 S:2 F:3 SMO(1,3) BSUB(10000,15,-3.0) PKD(5,5,2,0.10%,3900.0,0.00%,F,F)

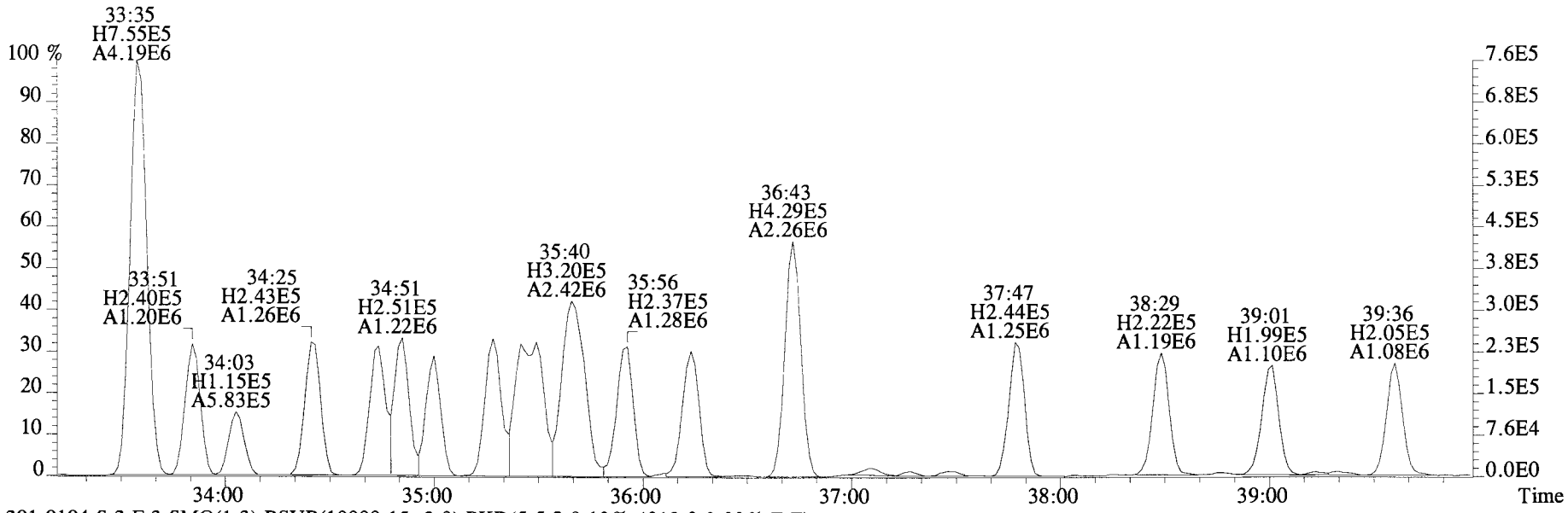

291.9194 S:2 F:3 SMO(1,3) BSUB(10000,15,-3.0) PKD(5,5,2,0.10%,4012.0,0.00%,F,F)

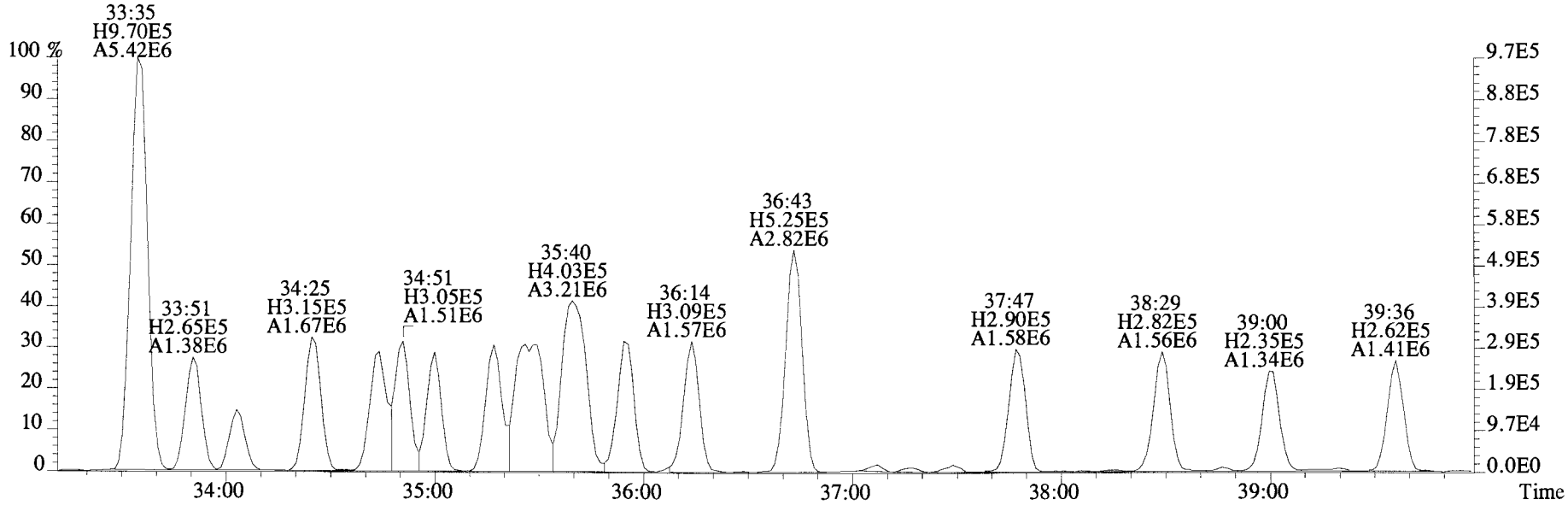

File:180208E1 #1-756 Acq: 8-FEB-2018 09:39:46 GC EI+ Voltage SIR Autospec-UltimaE
Sample#2 File Text:Vista Analytical Laboratory VG-8 Text:ST180208E1-2 PCB CS1 17L3004 Exp:PCB_ZB1
325.8804 S:2 F:3 SMO(1,3) BSUB(10000,15,-3.0) PKD(5,5,2,0.10%,2872.0,0.00%,F,F)

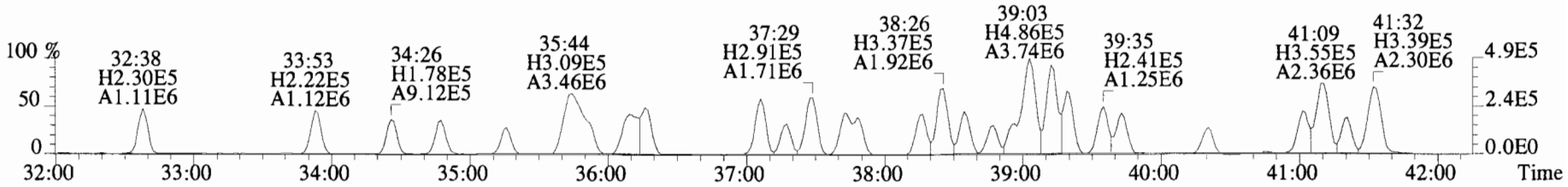

327.8775 S:2 F:3 SMO(1,3) BSUB(10000,15,-3.0) PKD(5,5,2,0.10%,2448.0,0.00%,F,F)

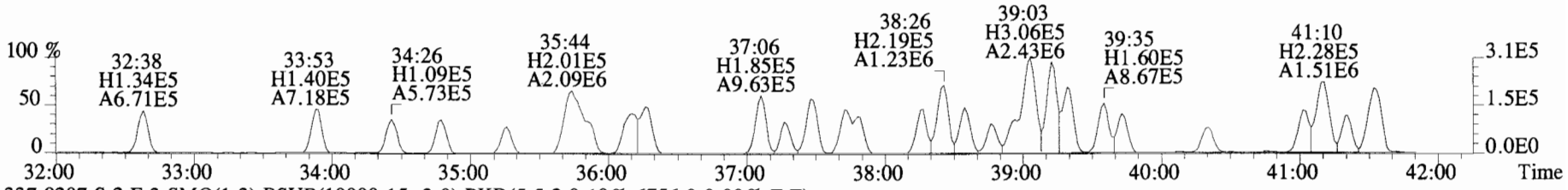

337.9207 S:2 F:3 SMO(1,3) BSUB(10000,15,-3.0) PKD(5,5,2,0.10%,6756.0,0.00%,F,F)

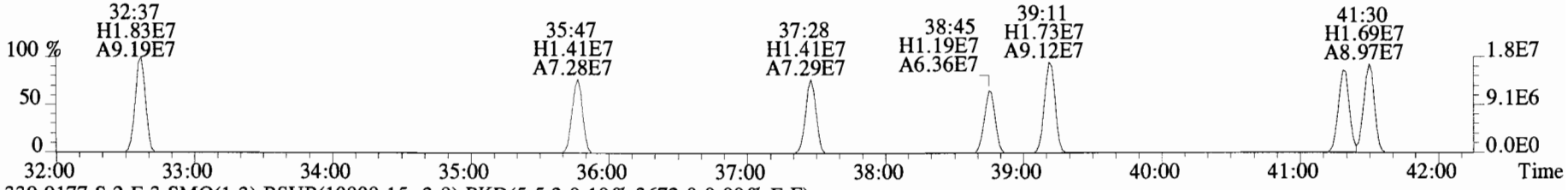

339.9177 S:2 F:3 SMO(1,3) BSUB(10000,15,-3.0) PKD(5,5,2,0.10%,3672.0,0.00%,F,F)

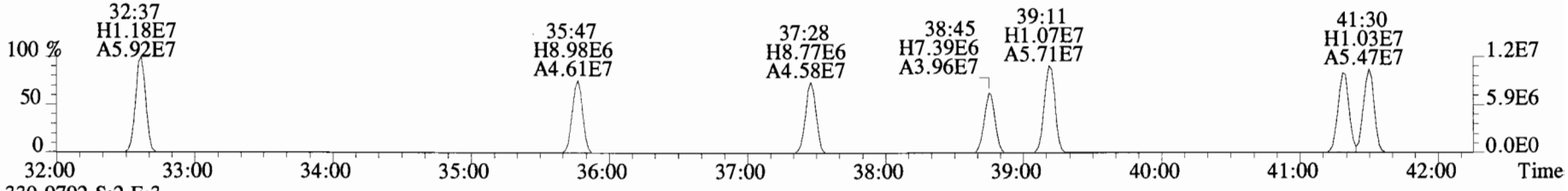

330.9792 S:2 F:3

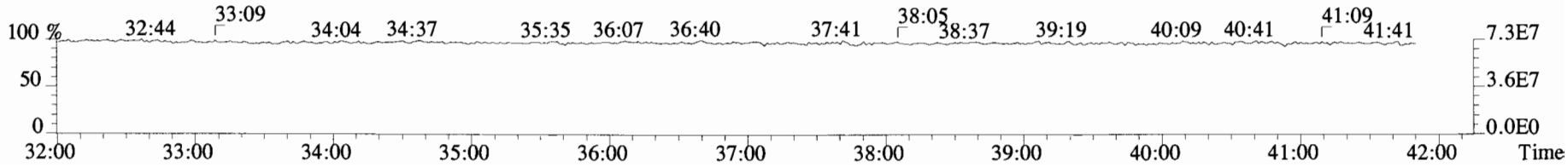

File:180208E1 #1-756 Acq: 8-FEB-2018 09:39:46 GC EI+ Voltage SIR Autospec-UltimaE
Sample#2 File Text:Vista Analytical Laboratory VG-8 Text:ST180208E1-2 PCB CS1 17L3004 Exp:PCB_ZB1
325.8804 S:2 F:3 SMO(1,3) BSUB(10000,15,-3.0) PKD(5,5,2,0.10%,2872.0,0.00%,F,F)

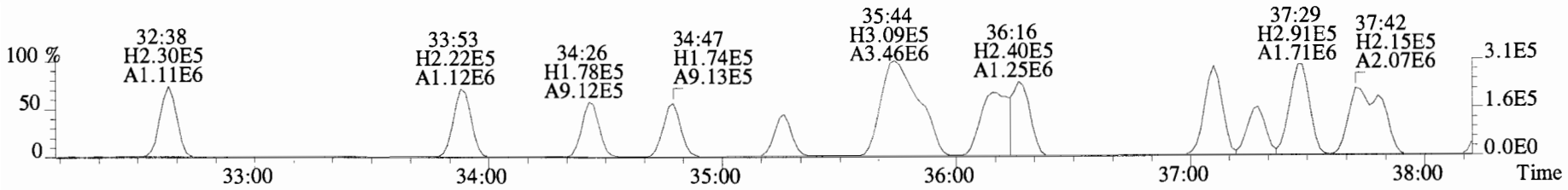

327.8775 S:2 F:3 SMO(1,3) BSUB(10000,15,-3.0) PKD(5,5,2,0.10%,2448.0,0.00%,F,F)

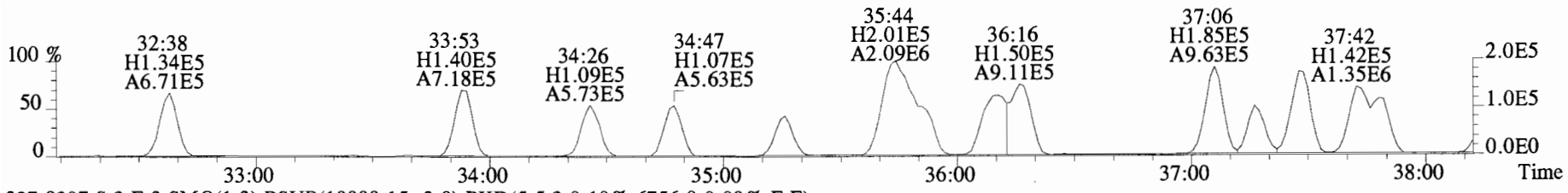

337.9207 S:2 F:3 SMO(1,3) BSUB(10000,15,-3.0) PKD(5,5,2,0.10%,6756.0,0.00%,F,F)



339.9177 S:2 F:3 SMO(1,3) BSUB(10000,15,-3.0) PKD(5,5,2,0.10%,3672.0,0.00%,F,F)



330.9792 S:2 F:3

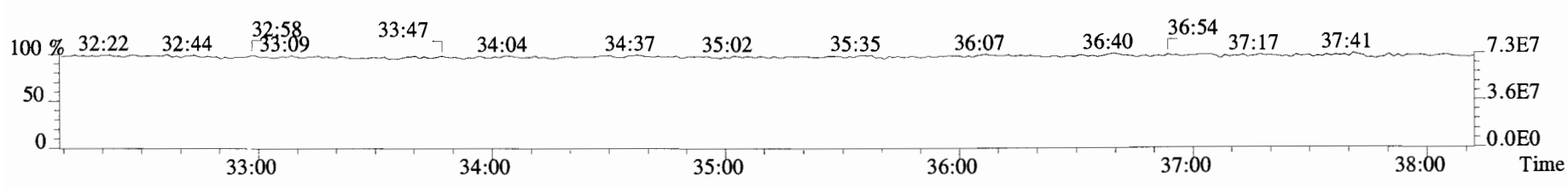

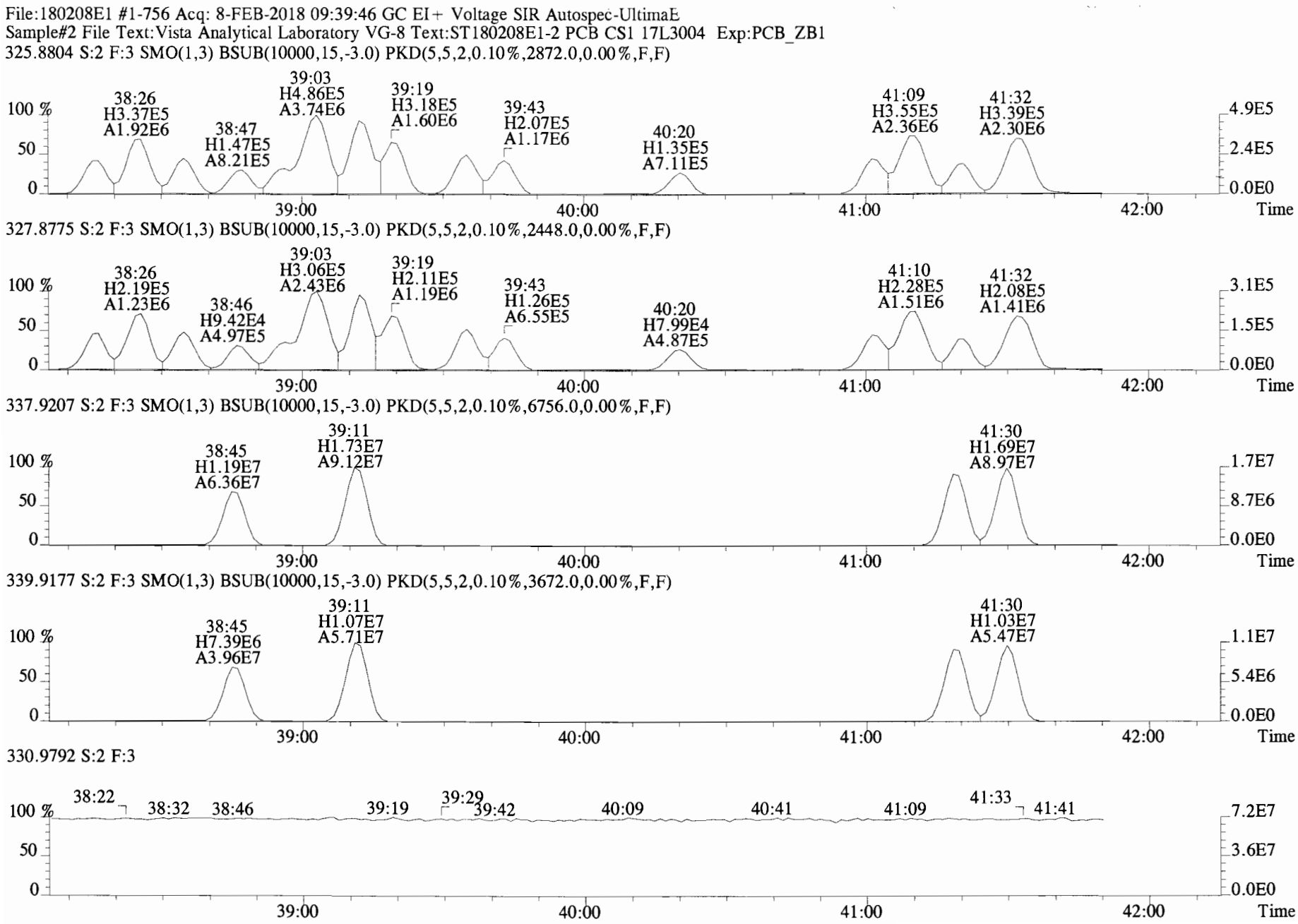
File:180208E1 #1-756 Acq: 8-FEB-2018 09:39:46 GC EI+ Voltage SIR Autospec-UltimaE
Sample#2 File Text:Vista Analytical Laboratory VG-8 Text:ST180208E1-2 PCB CS1 17L3004 Exp:PCB_ZB1
325.8804 S:2 F:3 SMO(1,3) BSUB(10000,15,-3.0) PKD(5,5,2,0.10%,2872.0,0.00%,F,F)
38:26 H3.37E5 A1.92E6
38:47 H1.47E5 A8.21E5
39:03 H4.86E5 A3.74E6
39:19 H3.18E5 A1.60E6
39:43 H2.07E5 A1.17E6
40:20 H1.35E5 A7.11E5
41:09 H3.55E5 A2.36E6
41:32 H3.39E5 A2.30E6
327.8775 S:2 F:3 SMO(1,3) BSUB(10000,15,-3.0) PKD(5,5,2,0.10%,2448.0,0.00%,F,F)
38:26 H2.19E5 A1.23E6
38:46 H9.42E4 A4.97E5
39:03 H3.06E5 A2.43E6
39:19 H2.11E5 A1.19E6
39:43 H1.26E5 A6.55E5
40:20 H7.99E4 A4.87E5
41:10 H2.28E5 A1.51E6
41:32 H2.08E5 A1.41E6
337.9207 S:2 F:3 SMO(1,3) BSUB(10000,15,-3.0) PKD(5,5,2,0.10%,6756.0,0.00%,F,F)
38:45 H1.19E7 A6.36E7
39:11 H1.73E7 A9.12E7
41:30 H1.69E7 A8.97E7
339.9177 S:2 F:3 SMO(1,3) BSUB(10000,15,-3.0) PKD(5,5,2,0.10%,3672.0,0.00%,F,F)
38:45 H7.39E6 A3.96E7
39:11 H1.07E7 A5.71E7
41:30 H1.03E7 A5.47E7
330.9792 S:2 F:3
38:22
38:32
38:46
39:19
39:29
39:42
40:09
40:41
41:09
41:33
41:41
100 %
50
0
39:00
40:00
41:00
42:00
Time
4.9E5
2.4E5
0.0E0
3.1E5
1.5E5
1.7E7
8.7E6
1.1E7
5.4E6
7.2E7
3.6E7

File:180208E1 #1-756 Acq: 8-FEB-2018 09:39:46 GC EI+ Voltage SIR Autospec-UltimaE
Sample#2 File Text:Vista Analytical Laboratory VG-8 Text:ST180208E1-2 PCB CS1 17L3004 Exp:PCB_ZB1
337.9207 S:2 F:3 SMO(1,3) BSUB(10000,15,-3.0) PKD(5,5,2,0.10%,6756.0,0.00%,F,F)

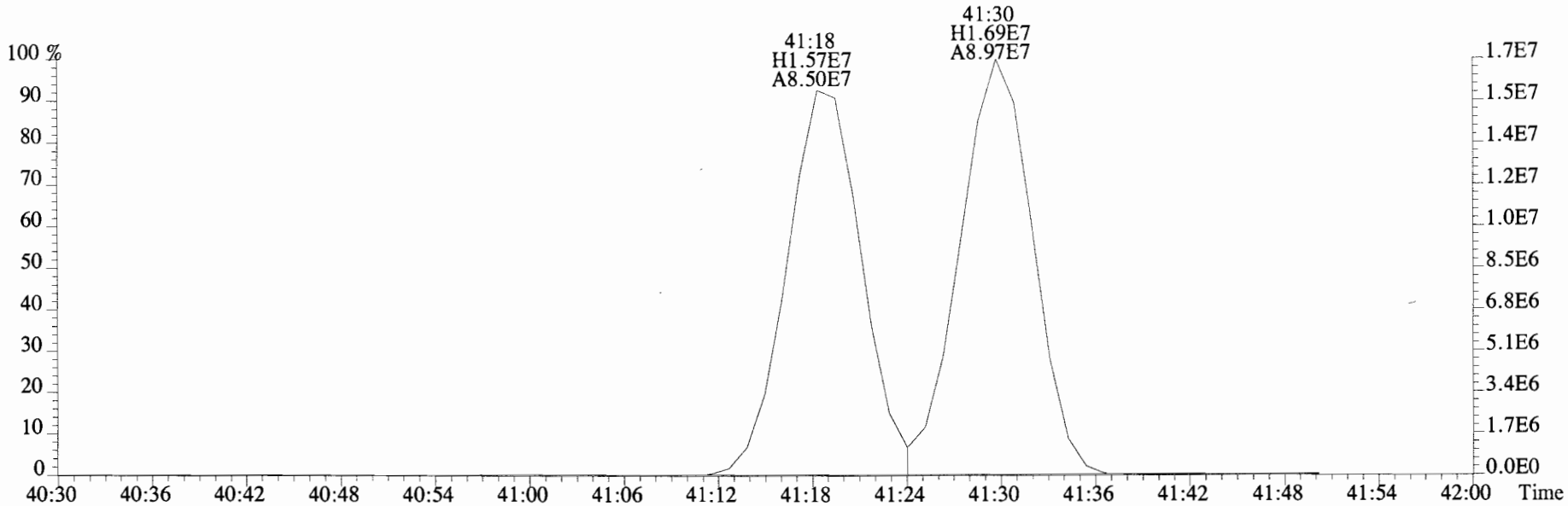

339.9177 S:2 F:3 SMO(1,3) BSUB(10000,15,-3.0) PKD(5,5,2,0.10%,3672.0,0.00%,F,F)

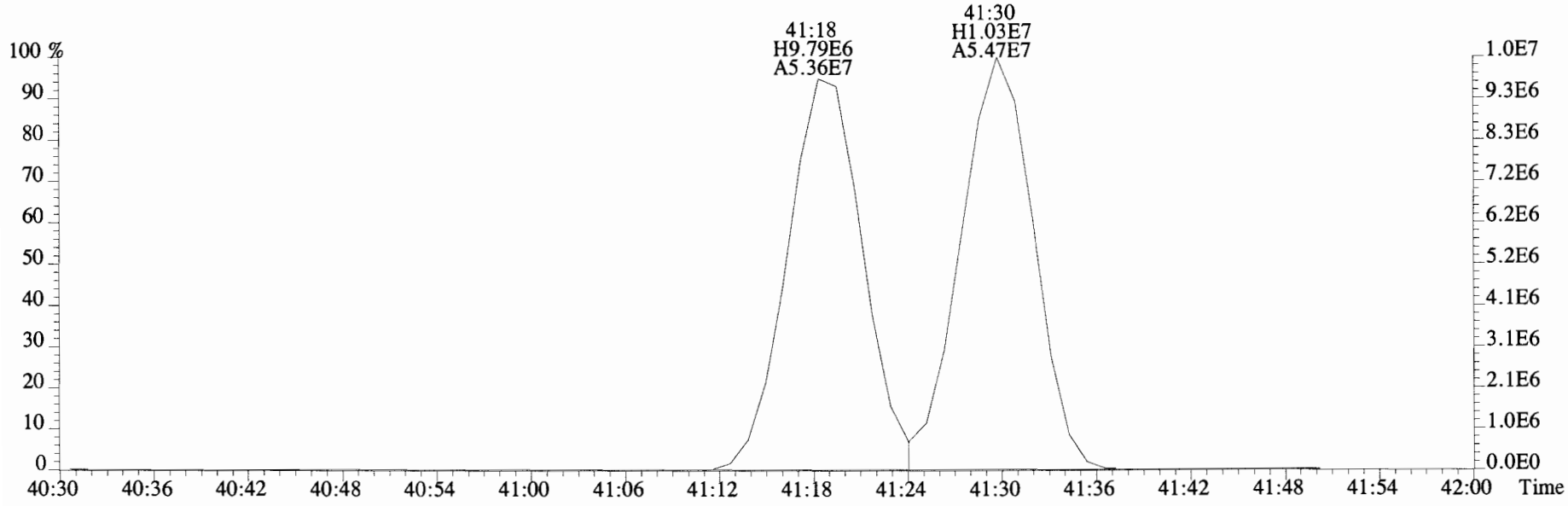

File:180208E1 #1-756 Acq: 8-FEB-2018 09:39:46 GC EI+ Voltage SIR Autospec-UltimaE
Sample#2 File Text:Vista Analytical Laboratory VG-8 Text:ST180208E1-2 PCB CS1 17L3004 Exp:PCB_ZB1
325.8804 S:2 F:3 SMO(1,3) BSUB(10000,15,-3.0) PKD(5,5,2,0.10%,2872.0,0.00%,F,F)

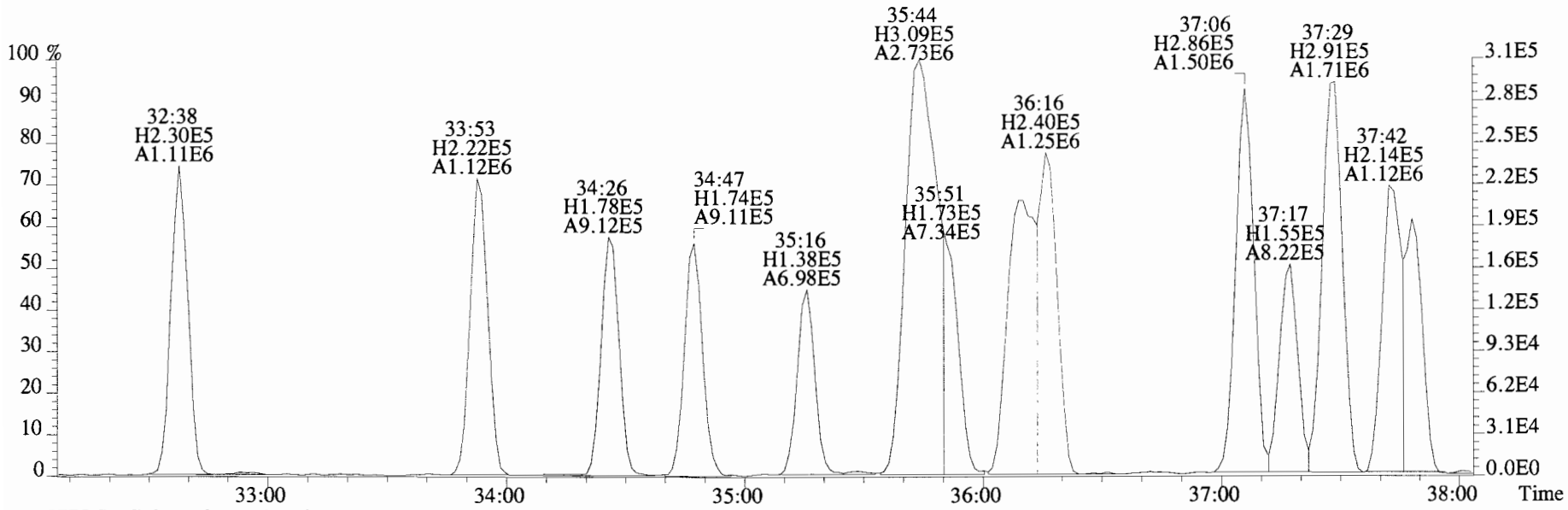

327.8775 S:2 F:3 SMO(1,3) BSUB(10000,15,-3.0) PKD(5,5,2,0.10%,2448.0,0.00%,F,F)

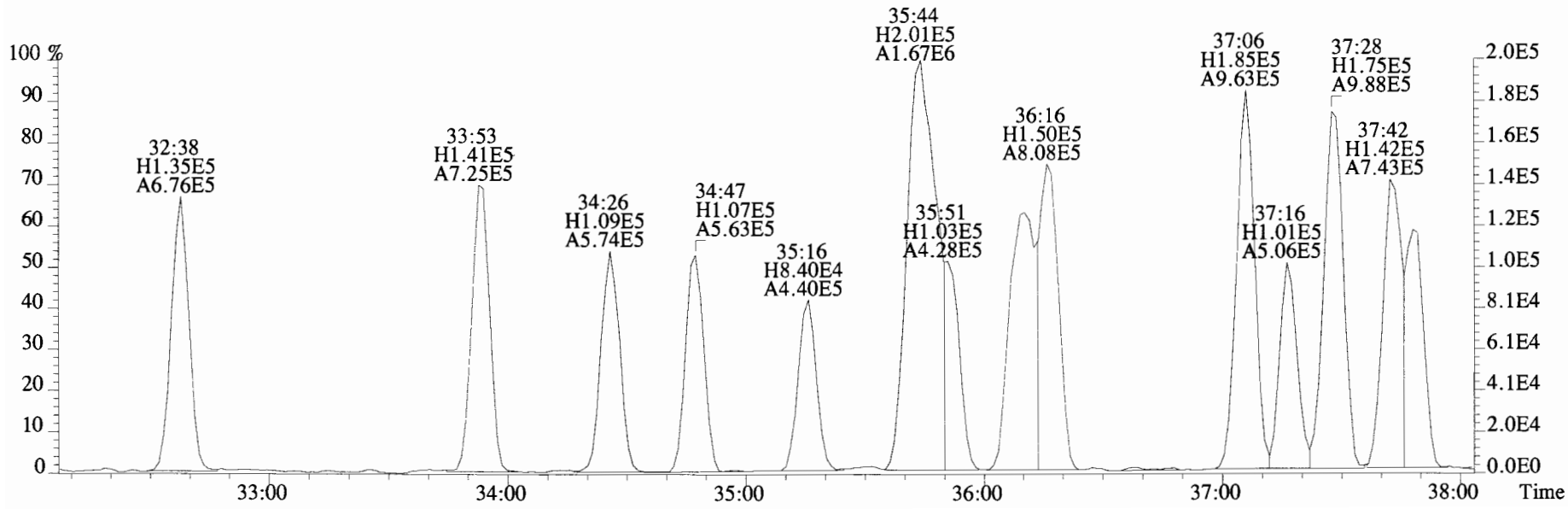

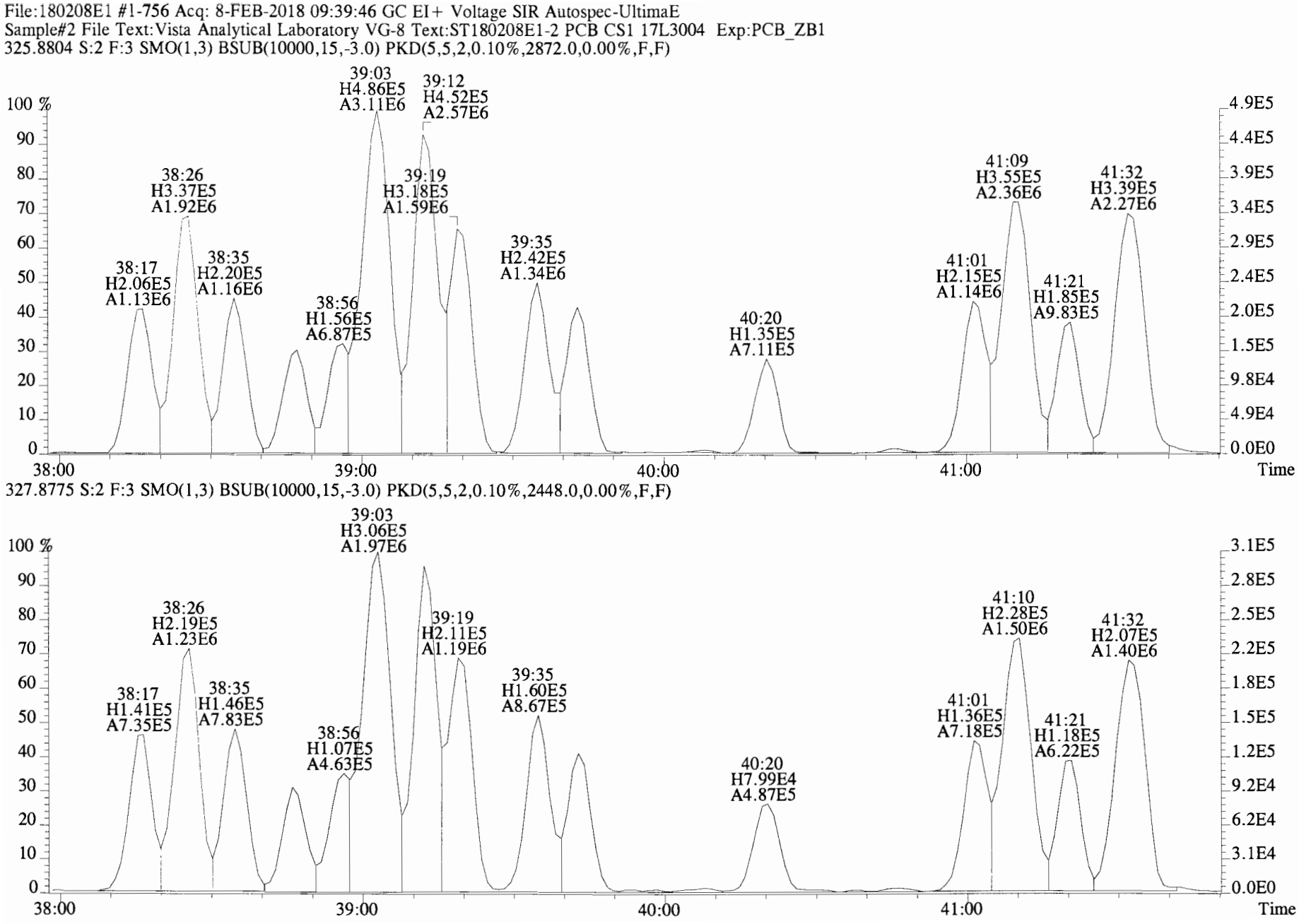
File:180208E1 #1-756 Acq: 8-FEB-2018 09:39:46 GC EI+ Voltage SIR Autospec-UltimaE
Sample#2 File Text:Vista Analytical Laboratory VG-8 Text:ST180208E1-2 PCB CS1 17L3004 Exp:PCB_ZB1
325.8804 S:2 F:3 SMO(1,3) BSUB(10000,15,-3.0) PKD(5,5,2,0.10%,2872.0,0.00%,F,F)
39:03 H4.86E5 A3.11E6
39:12 H4.52E5 A2.57E6
38:26 H3.37E5 A1.92E6
39:19 H3.18E5 A1.59E6
41:09 H3.55E5 A2.36E6
41:32 H3.39E5 A2.27E6
38:17 H2.06E5 A1.13E6
38:35 H2.20E5 A1.16E6
39:35 H2.42E5 A1.34E6
41:01 H2.15E5 A1.14E6
41:21 H1.85E5 A9.83E5
38:56 H1.56E5 A6.87E5
40:20 H1.35E5 A7.11E5
100 %
90
80
70
60
50
40
30
20
10
0
4.9E5
4.4E5
3.9E5
3.4E5
2.9E5
2.4E5
2.0E5
1.5E5
9.8E4
4.9E4
0.0E0
38:00
39:00
40:00
41:00
Time
327.8775 S:2 F:3 SMO(1,3) BSUB(10000,15,-3.0) PKD(5,5,2,0.10%,2448.0,0.00%,F,F)
39:03 H3.06E5 A1.97E6
38:26 H2.19E5 A1.23E6
39:19 H2.11E5 A1.19E6
41:10 H2.28E5 A1.50E6
41:32 H2.07E5 A1.40E6
38:17 H1.41E5 A7.35E5
38:35 H1.46E5 A7.83E5
39:35 H1.60E5 A8.67E5
41:01 H1.36E5 A7.18E5
41:21 H1.18E5 A6.22E5
38:56 H1.07E5 A4.63E5
40:20 H7.99E4 A4.87E5
100 %
90
80
70
60
50
40
30
20
10
0
3.1E5
2.8E5
2.5E5
2.2E5
1.8E5
1.5E5
1.2E5
9.2E4
6.2E4
3.1E4
0.0E0
38:00
39:00
40:00
41:00
Time

File:180208E1 #1-575 Acq: 8-FEB-2018 09:39:46 GC EI+ Voltage SIR Autospec-UltimaE
Sample#2 File Text:Vista Analytical Laboratory VG-8 Text:ST180208E1-2 PCB CS1 17L3004 Exp:PCB_ZB1
325.8804 S:2 F:4 SMO(1,3) BSUB(10000,15,-3.0) PKD(5,5,2,0.10%,2660.0,0.00%,F,F)

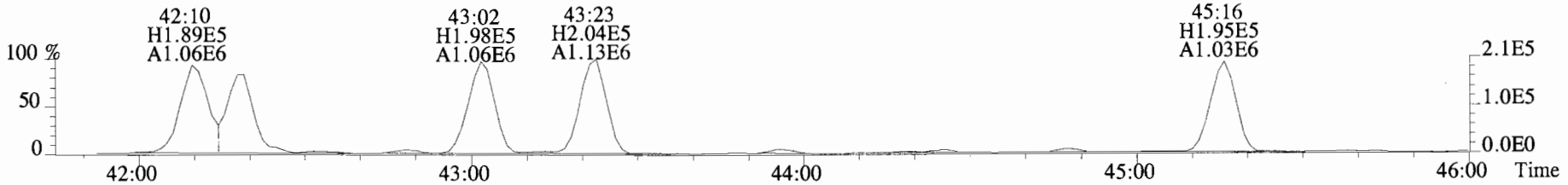

327.8775 S:2 F:4 SMO(1,3) BSUB(10000,15,-3.0) PKD(5,5,2,0.10%,2516.0,0.00%,F,F)

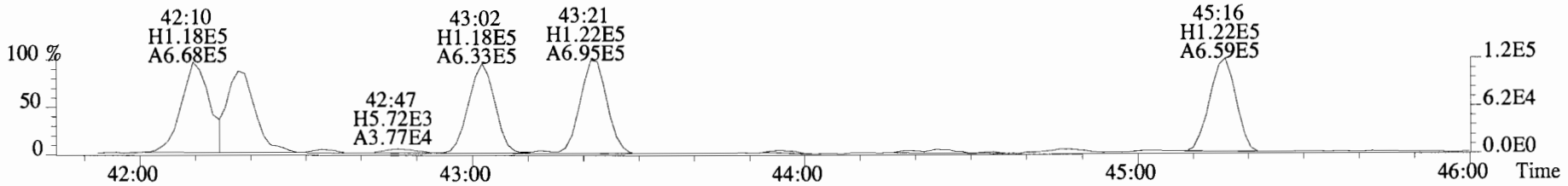

337.9207 S:2 F:4 SMO(1,3) BSUB(10000,15,-3.0) PKD(5,5,2,0.10%,7880.0,0.00%,F,F)

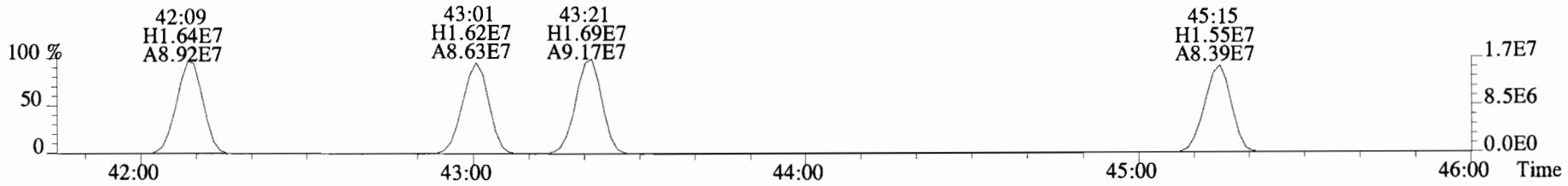

339.9177 S:2 F:4 SMO(1,3) BSUB(10000,15,-3.0) PKD(5,5,2,0.10%,7156.0,0.00%,F,F)

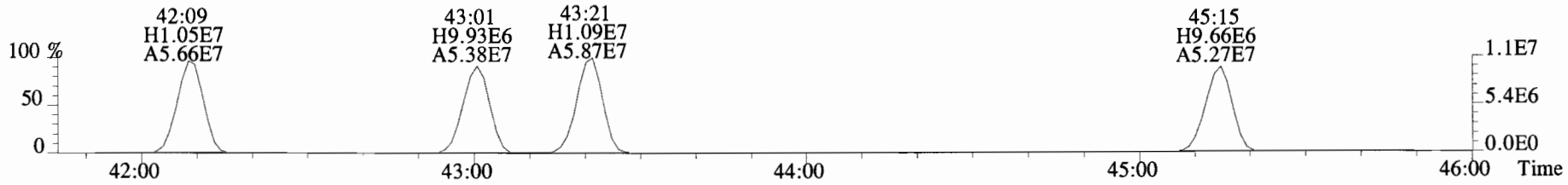

380.9760 S:2 F:4

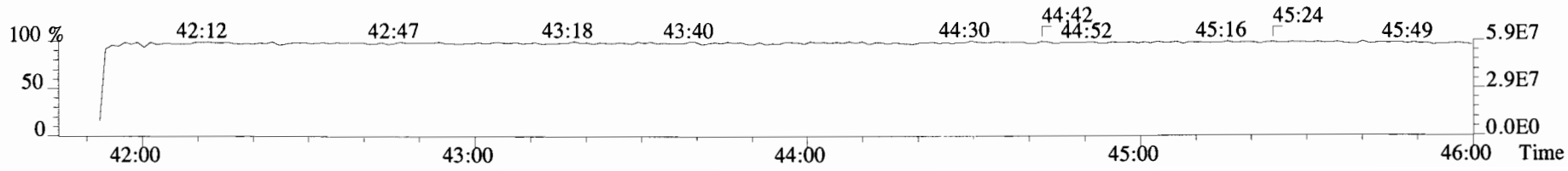

File:180208E1 #1-575 Acq: 8-FEB-2018 09:39:46 GC EI+ Voltage SIR Autospec-UltimaE
Sample#2 File Text:Vista Analytical Laboratory VG-8 Text:ST180208E1-2 PCB CS1 17L3004 Exp:PCB_ZB1
325.8804 S:2 F:4 SMO(1,3) BSUB(10000,15,-3.0) PKD(5,5,2,0.10%,2660.0,0.00%,F,F)

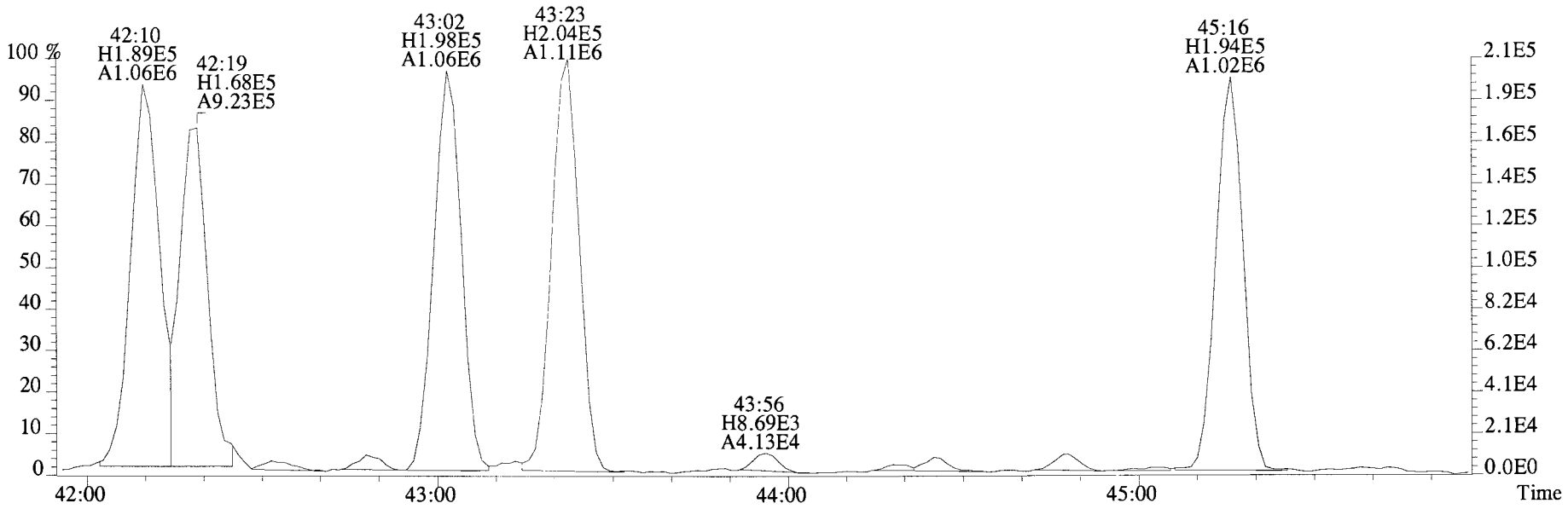

327.8775 S:2 F:4 SMO(1,3) BSUB(10000,15,-3.0) PKD(5,5,2,0.10%,2516.0,0.00%,F,F)

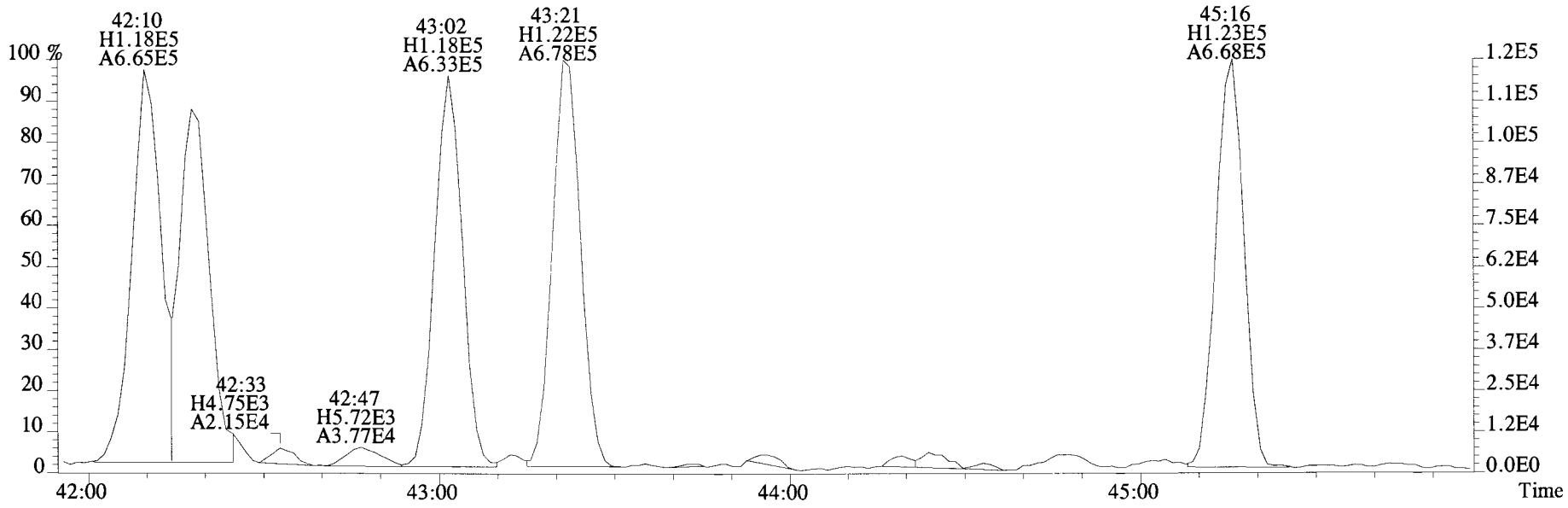

File:180208E1 #1-756 Acq: 8-FEB-2018 09:39:46 GC EI+ Voltage SIR Autospec-UltimaE
Sample#2 File Text:Vista Analytical Laboratory VG-8 Text:ST180208E1-2 PCB CS1 17L3004 Exp:PCB_ZB1
359.8415 S:2 F:3 SMO(1,3) BSUB(10000,15,-3.0) PKD(5,5,2,0.10%,2340.0,0.00%,F,F)

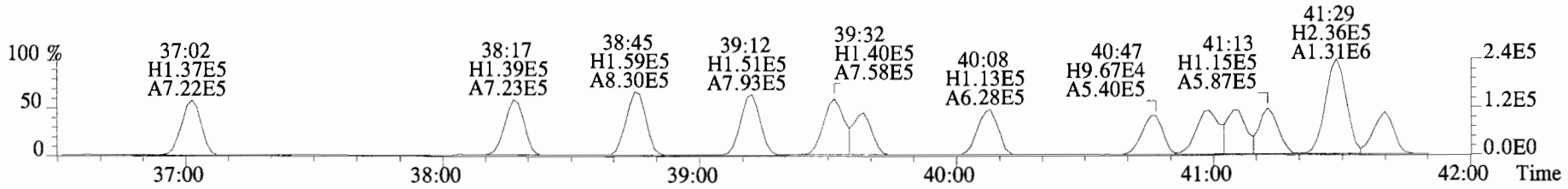

361.8385 S:2 F:3 SMO(1,3) BSUB(10000,15,-3.0) PKD(5,5,2,0.10%,2648.0,0.00%,F,F)

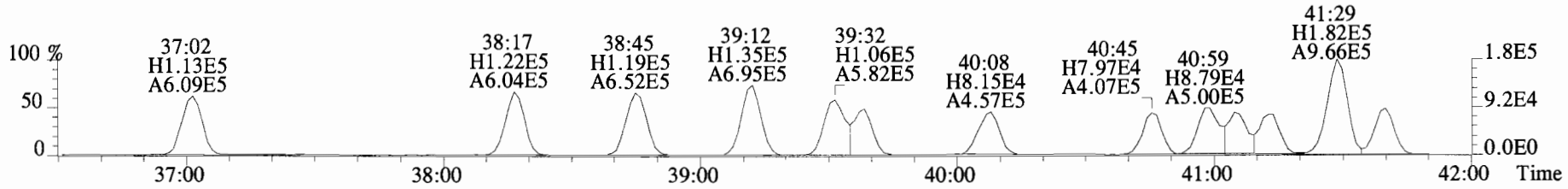

371.8817 S:2 F:3 SMO(1,3) BSUB(10000,15,-3.0) PKD(5,5,2,0.10%,3308.0,0.00%,F,F)



373.8788 S:2 F:3 SMO(1,3) BSUB(10000,15,-3.0) PKD(5,5,2,0.10%,2588.0,0.00%,F,F)

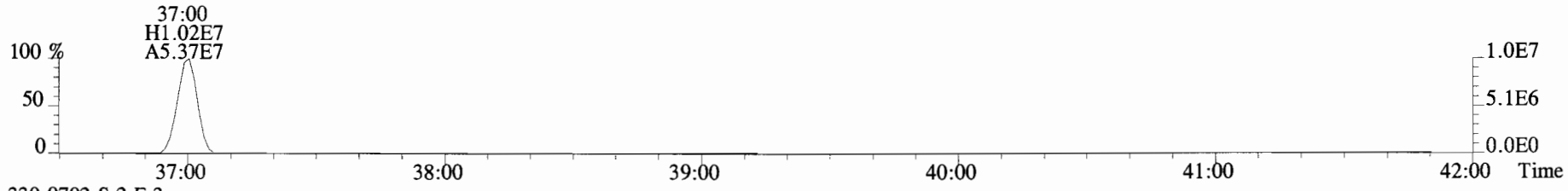

330.9792 S:2 F:3

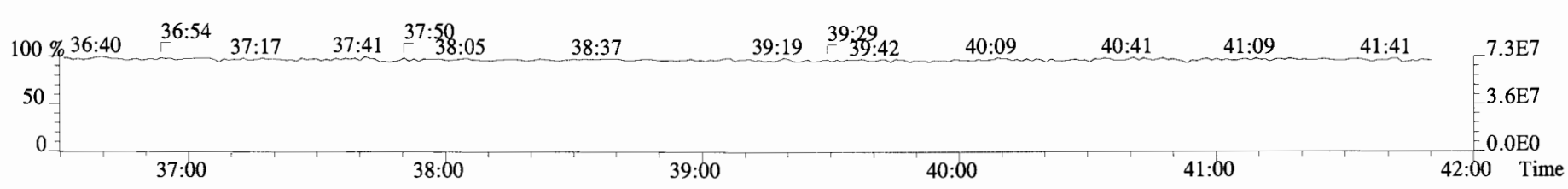

File:180208E1 #1-575 Acq: 8-FEB-2018 09:39:46 GC EI+ Voltage SIR Autospec-UltimaE
Sample#2 File Text:Vista Analytical Laboratory VG-8 Text:ST180208E1-2 PCB CS1 17L3004 Exp:PCB_ZB1
359.8415 S:2 F:4 SMO(1,3) BSUB(10000,15,-3.0) PKD(5,5,2,0.10%,2556.0,0.00%,F,F)

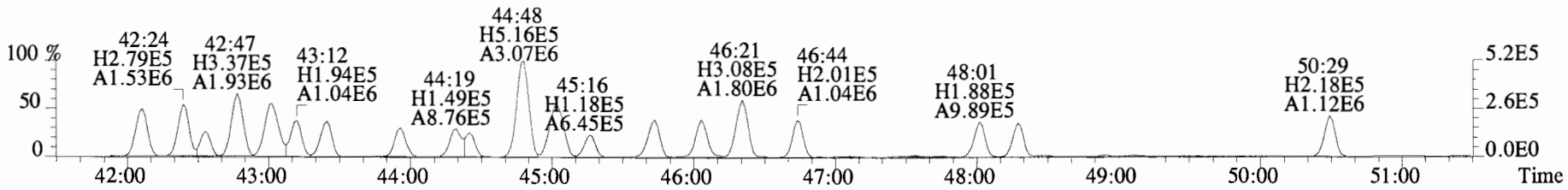

361.8385 S:2 F:4 SMO(1,3) BSUB(10000,15,-3.0) PKD(5,5,2,0.10%,2476.0,0.00%,F,F)

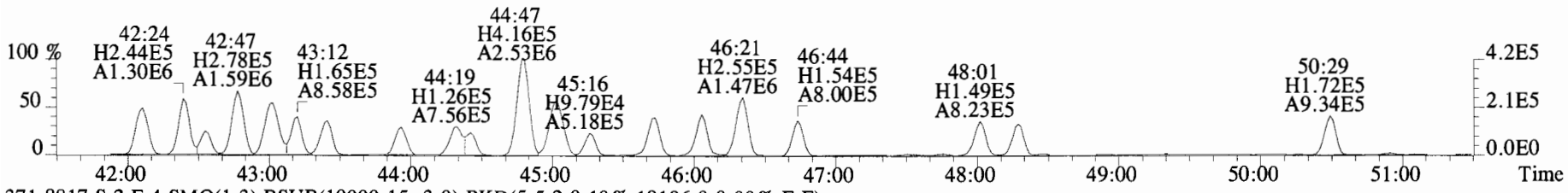

371.8817 S:2 F:4 SMO(1,3) BSUB(10000,15,-3.0) PKD(5,5,2,0.10%,19196.0,0.00%,F,F)

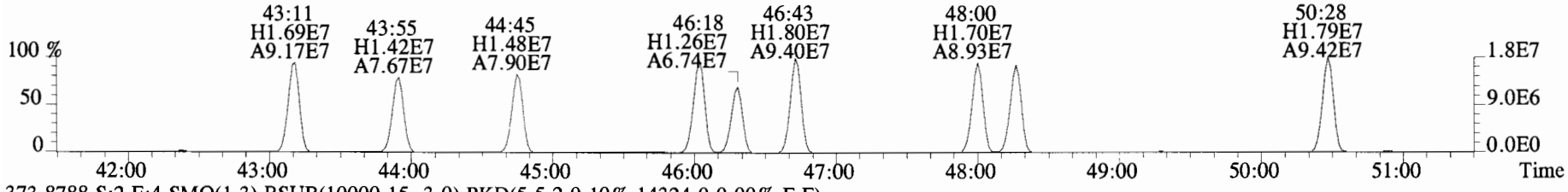

373.8788 S:2 F:4 SMO(1,3) BSUB(10000,15,-3.0) PKD(5,5,2,0.10%,14324.0,0.00%,F,F)

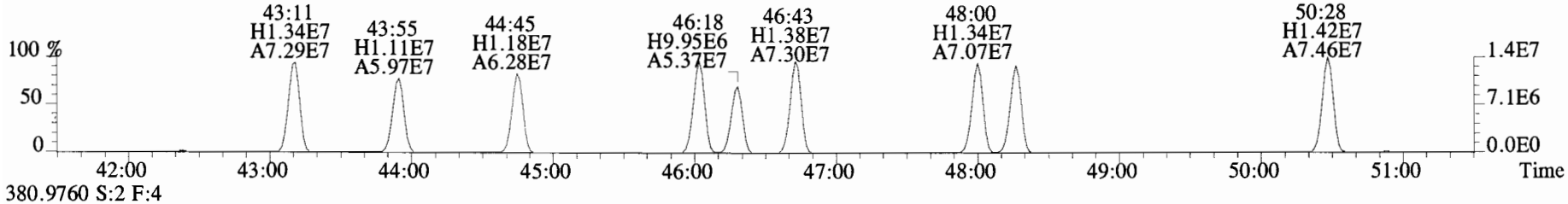

380.9760 S:2 F:4

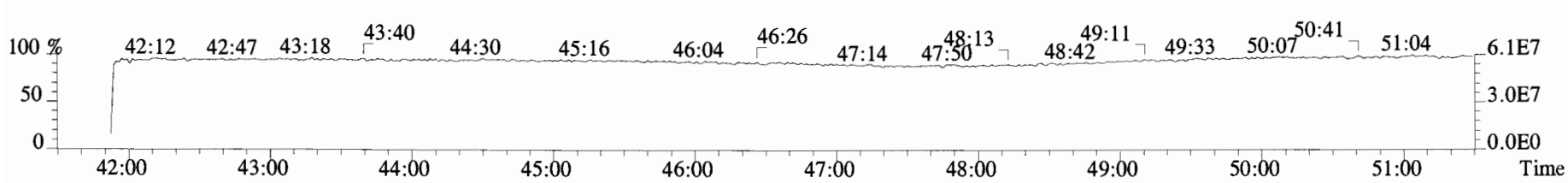

File:180208E1 #1-575 Acq: 8-FEB-2018 09:39:46 GC EI+ Voltage SIR Autospec-UltimaE
Sample#2 File Text:Vista Analytical Laboratory VG-8 Text:ST180208E1-2 PCB CS1 17L3004 Exp:PCB_ZB1
371.8817 S:2 F:4 SMO(1,3) BSUB(10000,15,-3.0) PKD(5,5,2,0.10%,19196.0,0.00%,F,F)

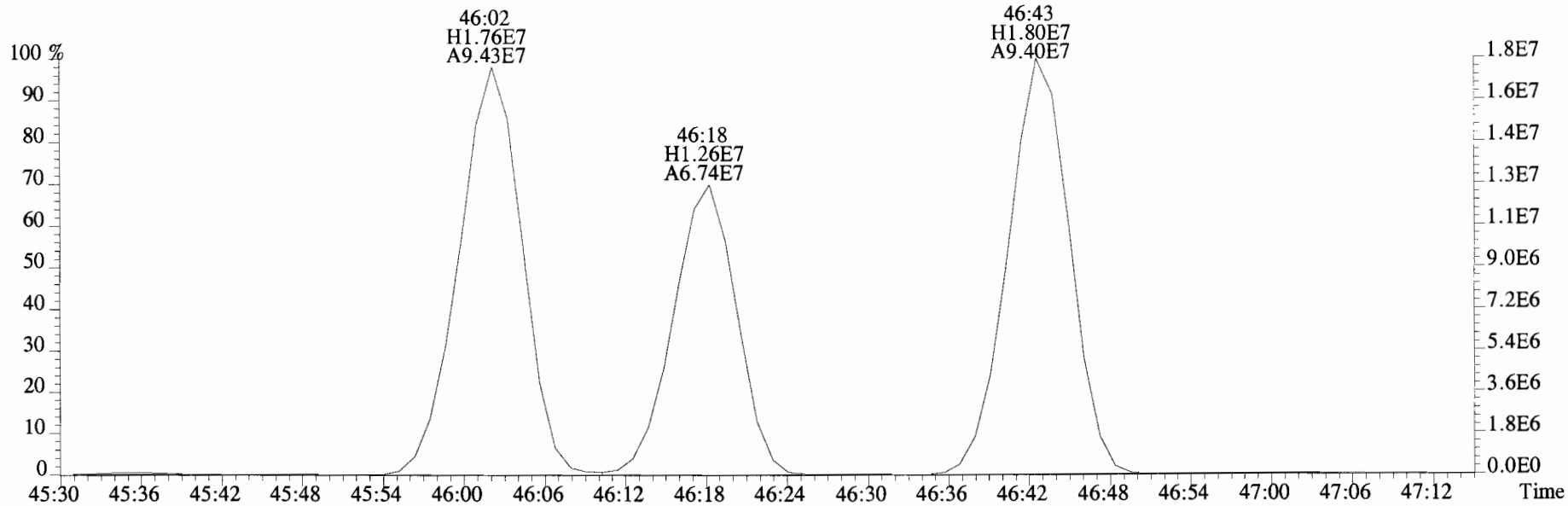

373.8788 S:2 F:4 SMO(1,3) BSUB(10000,15,-3.0) PKD(5,5,2,0.10%,14324.0,0.00%,F,F)

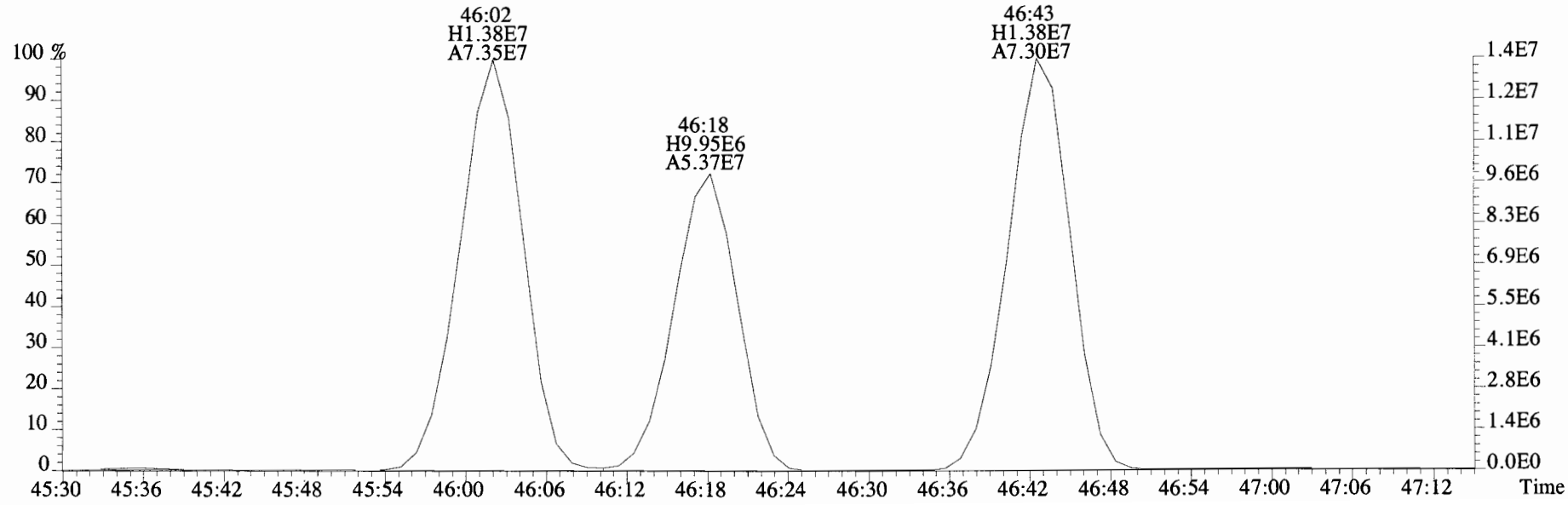

File:180208E1 #1-575 Acq: 8-FEB-2018 09:39:46 GC EI+ Voltage SIR Autospec-UltimaE
Sample#2 File Text:Vista Analytical Laboratory VG-8 Text:ST180208E1-2 PCB CS1 17L3004 Exp:PCB_ZB1
371.8817 S:2 F:4 SMO(1,3) BSUB(10000,15,-3.0) PKD(5,5,2,0.10%,19196.0,0.00%,F,F)

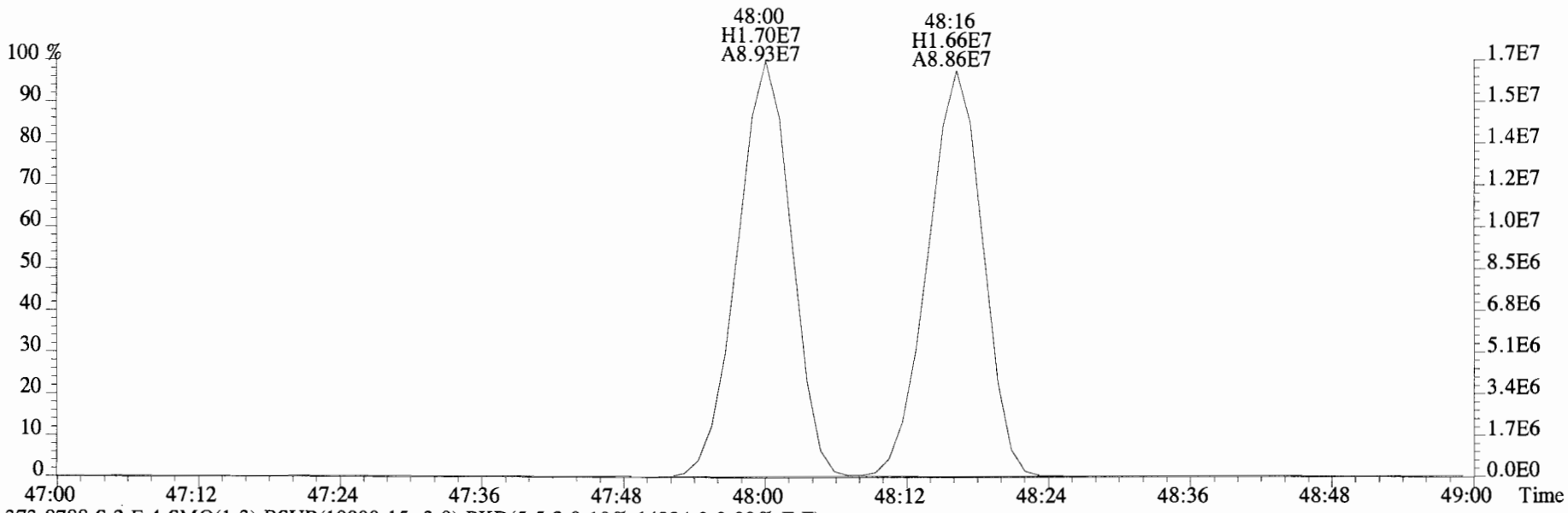

373.8788 S:2 F:4 SMO(1,3) BSUB(10000,15,-3.0) PKD(5,5,2,0.10%,14324.0,0.00%,F,F)

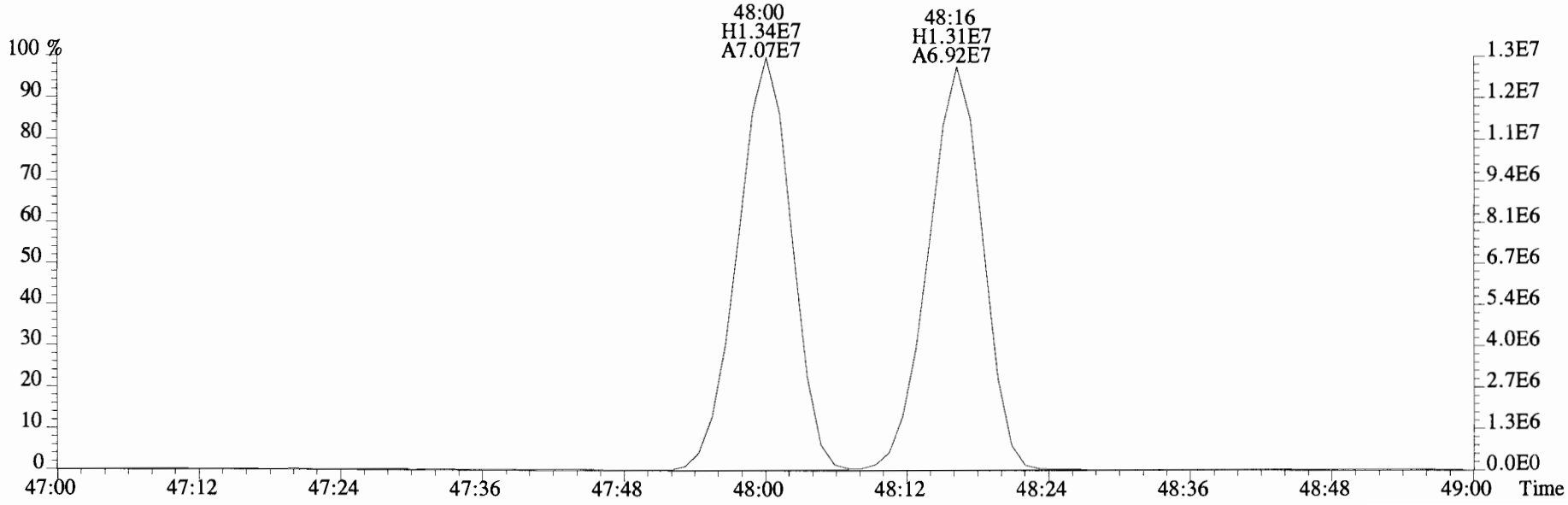

File:180208E1 #1-575 Acq: 8-FEB-2018 09:39:46 GC EI+ Voltage SIR Autospec-UltimaE
Sample#2 File Text:Vista Analytical Laboratory VG-8 Text:ST180208E1-2 PCB CS1 17L3004 Exp:PCB_ZB1
359.8415 S:2 F:4 SMO(1,3) BSUB(10000,15,-3.0) PKD(5,5,2,0.10%,2556.0,0.00%,F,F)

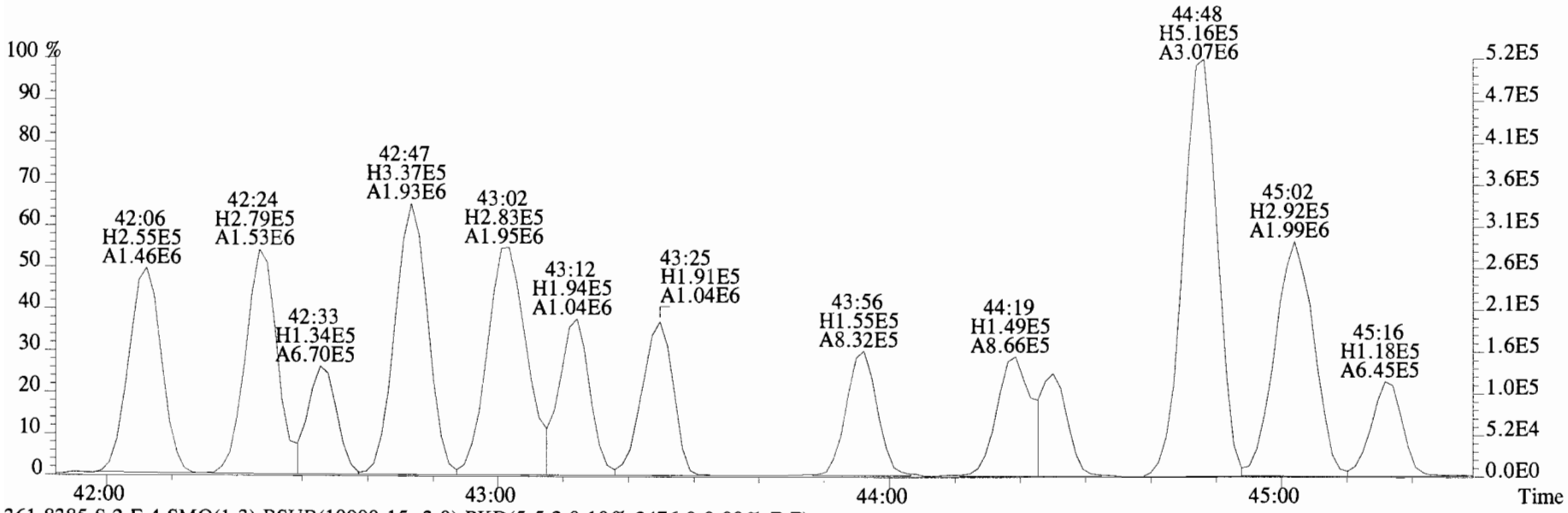

361.8385 S:2 F:4 SMO(1,3) BSUB(10000,15,-3.0) PKD(5,5,2,0.10%,2476.0,0.00%,F,F)

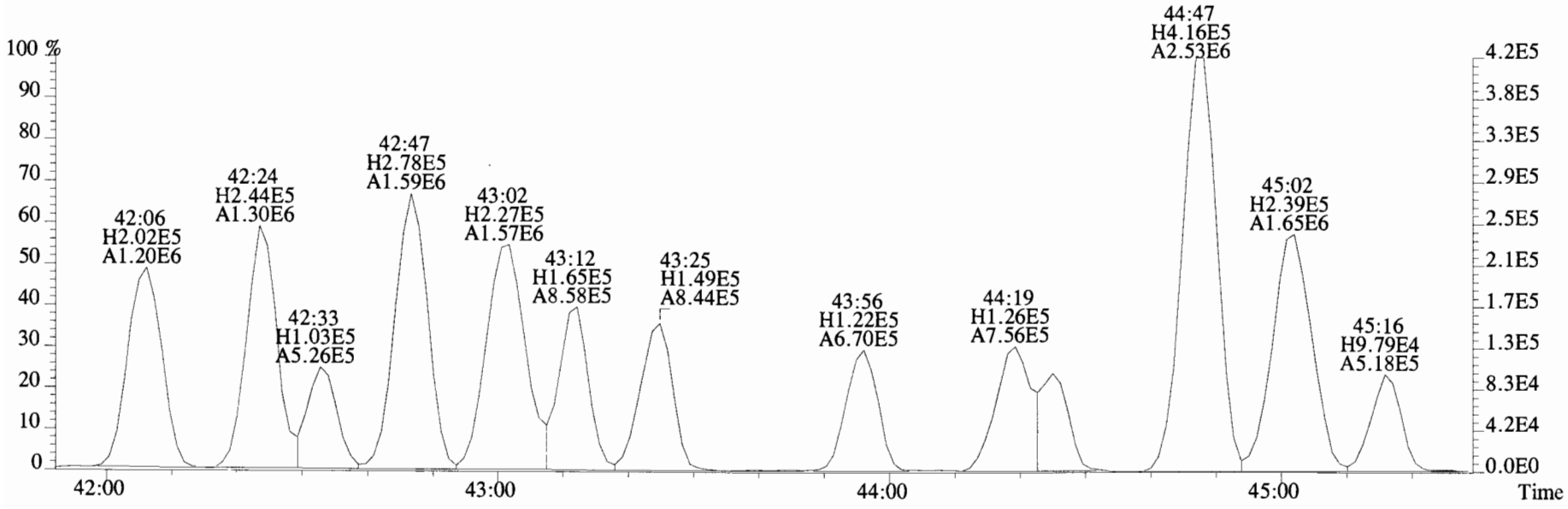

File:180208E1 #1-575 Acq: 8-FEB-2018 09:39:46 GC EI+ Voltage SIR Autospec-UltimaE
Sample#2 File Text:Vista Analytical Laboratory VG-8 Text:ST180208E1-2 PCB CS1 17L3004 Exp:PCB_ZB1
359.8415 S:2 F:4 SMO(1,3) BSUB(10000,15,-3.0) PKD(5,5,2,0.10%,2556.0,0.00%,F,F)

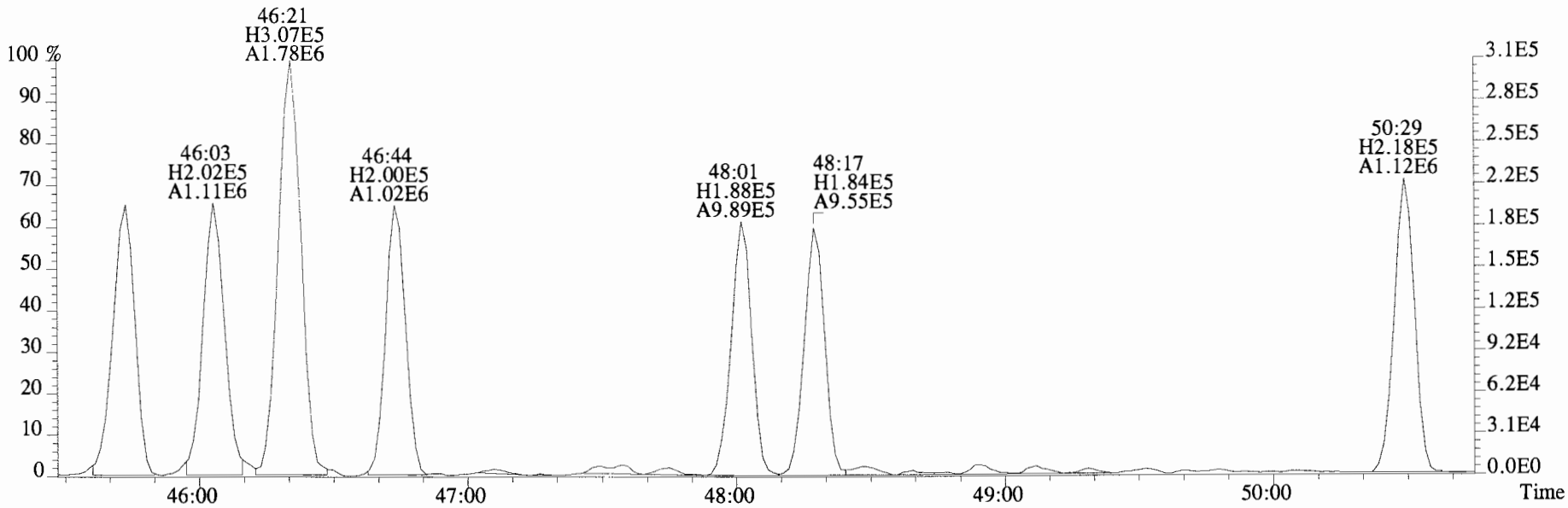

361.8385 S:2 F:4 SMO(1,3) BSUB(10000,15,-3.0) PKD(5,5,2,0.10%,2476.0,0.00%,F,F)

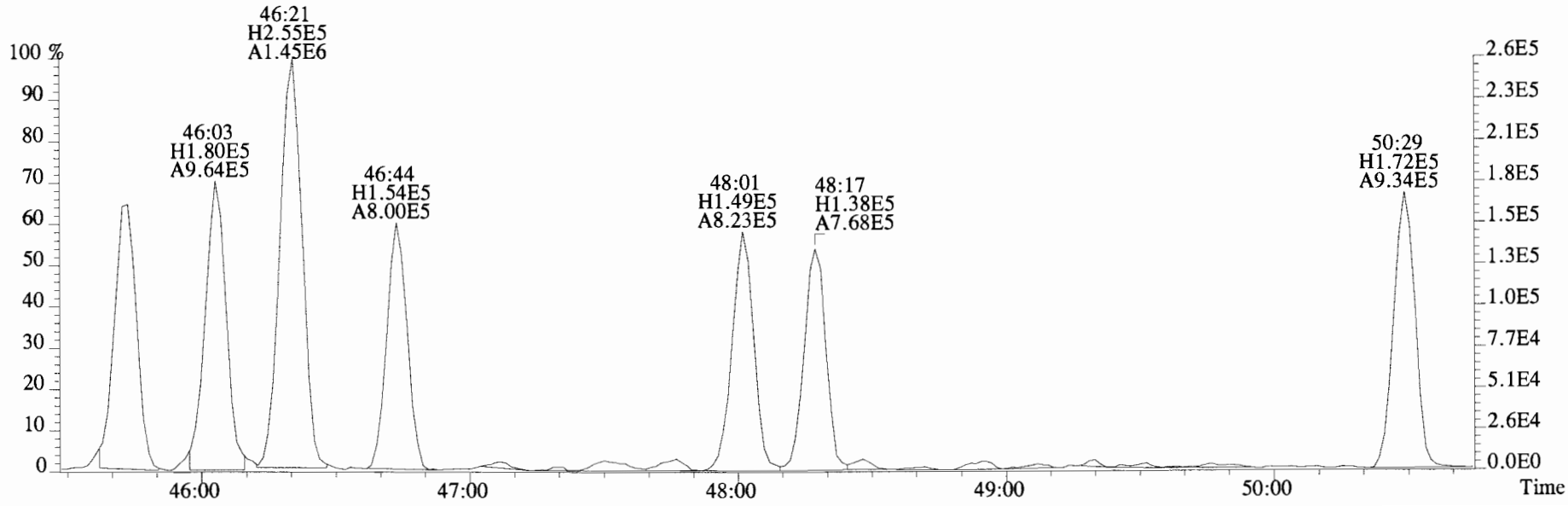

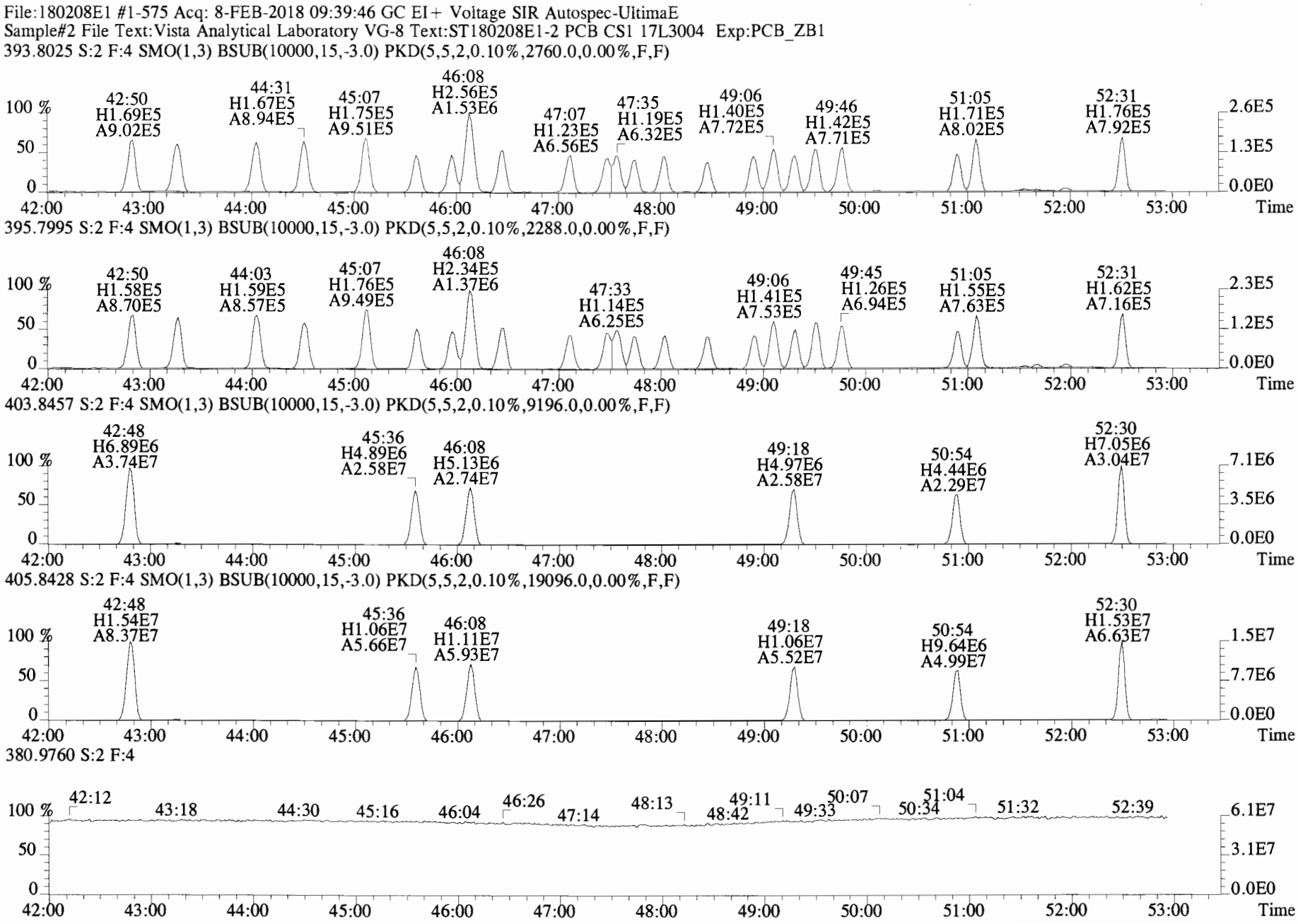
File:180208E1 #1-575 Acq: 8-FEB-2018 09:39:46 GC EI+ Voltage SIR Autospec-UltimaE
Sample#2 File Text:Vista Analytical Laboratory VG-8 Text:ST180208E1-2 PCB CS1 17L3004 Exp:PCB_ZB1
393.8025 S:2 F:4 SMO(1,3) BSUB(10000,15,-3.0) PKD(5,5,2,0.10%,2760.0,0.00%,F,F)
42:50 H1.69E5 A9.02E5
44:31 H1.67E5 A8.94E5
45:07 H1.75E5 A9.51E5
46:08 H2.56E5 A1.53E6
47:07 H1.23E5 A6.56E5
47:35 H1.19E5 A6.32E5
49:06 H1.40E5 A7.72E5
49:46 H1.42E5 A7.71E5
51:05 H1.71E5 A8.02E5
52:31 H1.76E5 A7.92E5
395.7995 S:2 F:4 SMO(1,3) BSUB(10000,15,-3.0) PKD(5,5,2,0.10%,2288.0,0.00%,F,F)
42:50 H1.58E5 A8.70E5
44:03 H1.59E5 A8.57E5
45:07 H1.76E5 A9.49E5
46:08 H2.34E5 A1.37E6
47:33 H1.14E5 A6.25E5
49:06 H1.41E5 A7.53E5
49:45 H1.26E5 A6.94E5
51:05 H1.55E5 A7.63E5
52:31 H1.62E5 A7.16E5
403.8457 S:2 F:4 SMO(1,3) BSUB(10000,15,-3.0) PKD(5,5,2,0.10%,9196.0,0.00%,F,F)
42:48 H6.89E6 A3.74E7
45:36 H4.89E6 A2.58E7
46:08 H5.13E6 A2.74E7
49:18 H4.97E6 A2.58E7
50:54 H4.44E6 A2.29E7
52:30 H7.05E6 A3.04E7
405.8428 S:2 F:4 SMO(1,3) BSUB(10000,15,-3.0) PKD(5,5,2,0.10%,19096.0,0.00%,F,F)
42:48 H1.54E7 A8.37E7
45:36 H1.06E7 A5.66E7
46:08 H1.11E7 A5.93E7
49:18 H1.06E7 A5.52E7
50:54 H9.64E6 A4.99E7
52:30 H1.53E7 A6.63E7
380.9760 S:2 F:4
42:12
43:18
44:30
45:16
46:04
46:26
47:14
48:13
48:42
49:11
49:33
50:07
50:34
51:04
51:32
52:39
100 %
50
0
42:00
43:00
44:00
45:00
46:00
47:00
48:00
49:00
50:00
51:00
52:00
53:00
Time
2.6E5
1.3E5
0.0E0
2.3E5
1.2E5
0.0E0
7.1E6
3.5E6
0.0E0
1.5E7
7.7E6
0.0E0
6.1E7
3.1E7
0.0E0

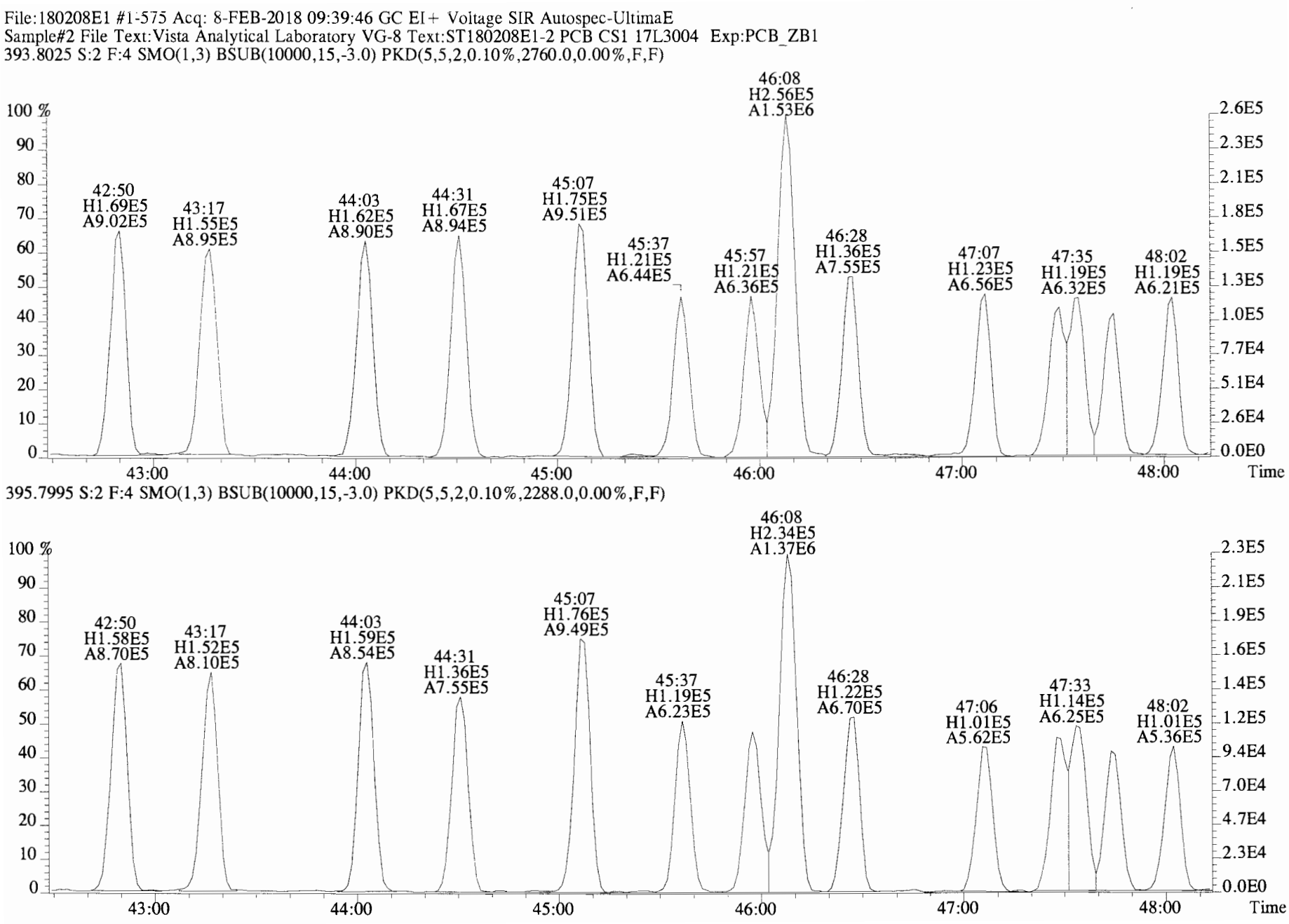
File:180208E1 #1-575 Acq: 8-FEB-2018 09:39:46 GC EI+ Voltage SIR Autospec-UltimaE
Sample#2 File Text:Vista Analytical Laboratory VG-8 Text:ST180208E1-2 PCB CS1 17L3004 Exp:PCB_ZB1
393.8025 S:2 F:4 SMO(1,3) BSUB(10000,15,-3.0) PKD(5,5,2,0.10%,2760.0,0.00%,F,F)
42:50 H1.69E5 A9.02E5
43:17 H1.55E5 A8.95E5
44:03 H1.62E5 A8.90E5
44:31 H1.67E5 A8.94E5
45:07 H1.75E5 A9.51E5
45:37 H1.21E5 A6.44E5
45:57 H1.21E5 A6.36E5
46:08 H2.56E5 A1.53E6
46:28 H1.36E5 A7.55E5
47:07 H1.23E5 A6.56E5
47:35 H1.19E5 A6.32E5
48:02 H1.19E5 A6.21E5
100 %
90
80
70
60
50
40
30
20
10
0
2.6E5
2.3E5
2.1E5
1.8E5
1.5E5
1.3E5
1.0E5
7.7E4
5.1E4
2.6E4
0.0E0
43:00
44:00
45:00
46:00
47:00
48:00
Time
395.7995 S:2 F:4 SMO(1,3) BSUB(10000,15,-3.0) PKD(5,5,2,0.10%,2288.0,0.00%,F,F)
42:50 H1.58E5 A8.70E5
43:17 H1.52E5 A8.10E5
44:03 H1.59E5 A8.54E5
44:31 H1.36E5 A7.55E5
45:07 H1.76E5 A9.49E5
45:37 H1.19E5 A6.23E5
46:08 H2.34E5 A1.37E6
46:28 H1.22E5 A6.70E5
47:06 H1.01E5 A5.62E5
47:33 H1.14E5 A6.25E5
48:02 H1.01E5 A5.36E5
100 %
90
80
70
60
50
40
30
20
10
0
2.3E5
2.1E5
1.9E5
1.6E5
1.4E5
1.2E5
9.4E4
7.0E4
4.7E4
2.3E4
0.0E0
43:00
44:00
45:00
46:00
47:00
48:00
Time

File:180208E1 #1-575 Acq: 8-FEB-2018 09:39:46 GC EI+ Voltage SIR Autospec-UltimaE
Sample#2 File Text:Vista Analytical Laboratory VG-8 Text:ST180208E1-2 PCB CS1 17L3004 Exp:PCB_ZB1
393.8025 S:2 F:4 SMO(1,3) BSUB(10000,15,-3.0) PKD(5,5,2,0.10%,2760.0,0.00%,F,F)

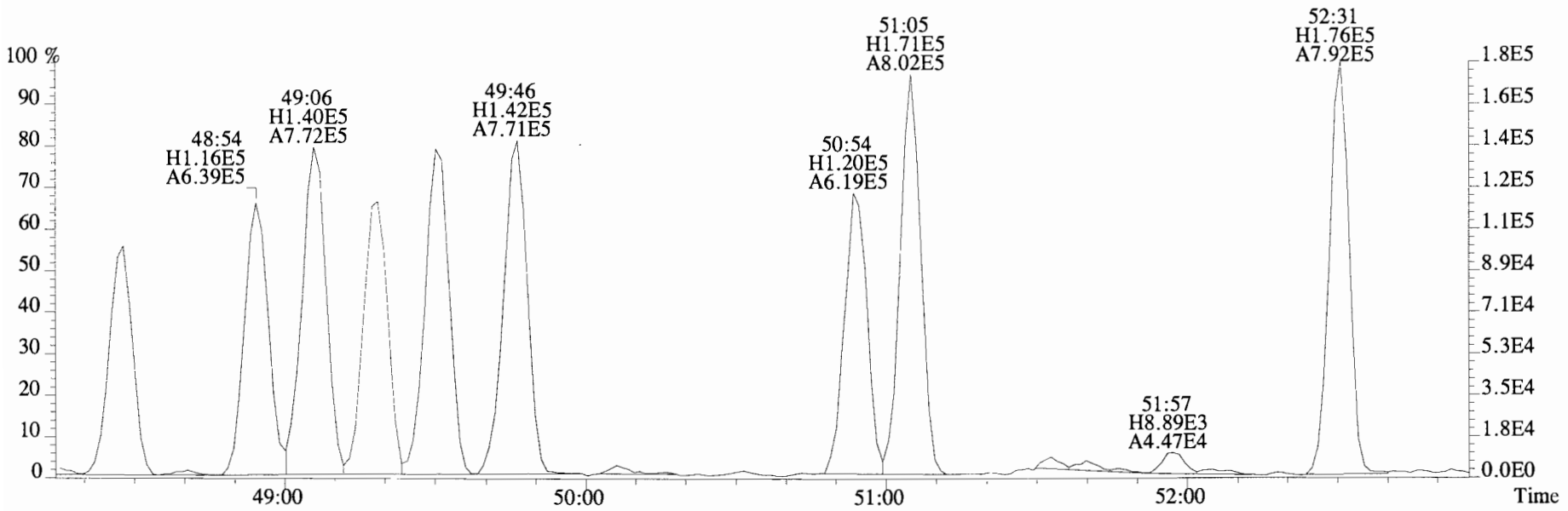

395.7995 S:2 F:4 SMO(1,3) BSUB(10000,15,-3.0) PKD(5,5,2,0.10%,2288.0,0.00%,F,F)

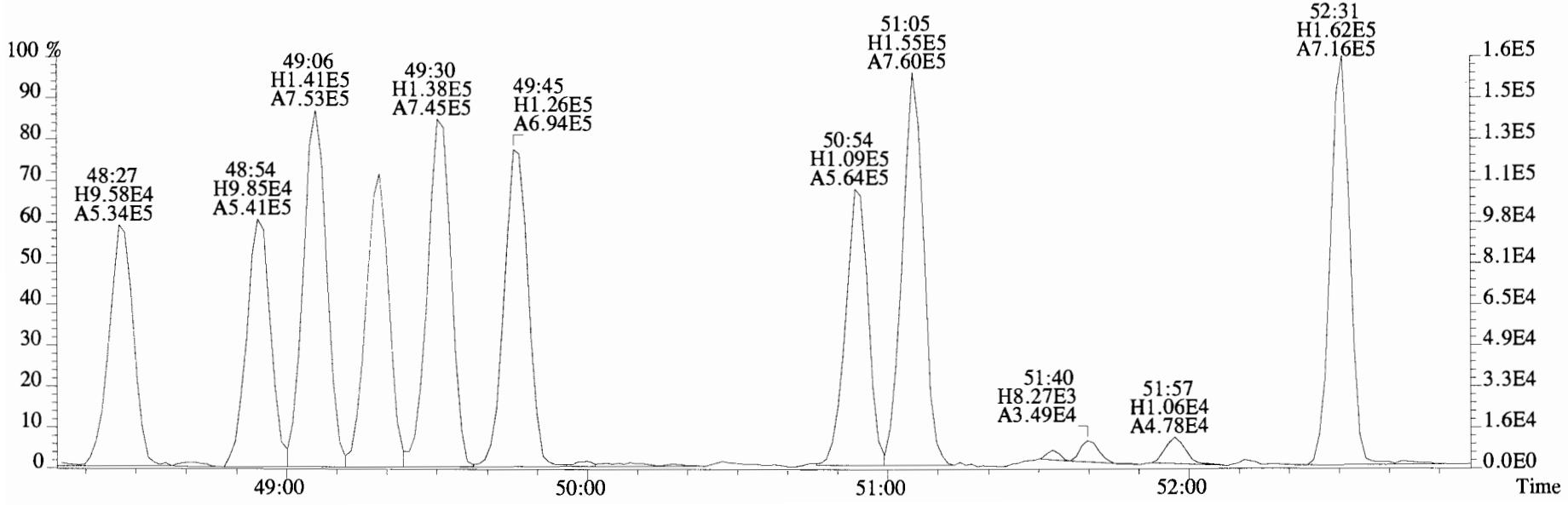

File:180208E1 #1-575 Acq: 8-FEB-2018 09:39:46 GC EI+ Voltage SIR Autospec-UltimaE
Sample#2 File Text:Vista Analytical Laboratory VG-8 Text:ST180208E1-2 PCB CS1 17L3004 Exp:PCB_ZB1
427.7635 S:2 F:4 SMO(1,3) BSUB(10000,15,-3.0) PKD(5,5,2,0.10%,2072.0,0.00%,F,F)

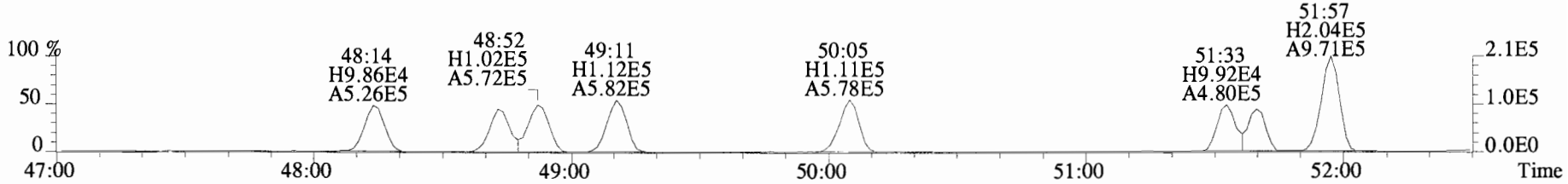

429.7606 S:2 F:4 SMO(1,3) BSUB(10000,15,-3.0) PKD(5,5,2,0.10%,2144.0,0.00%,F,F)

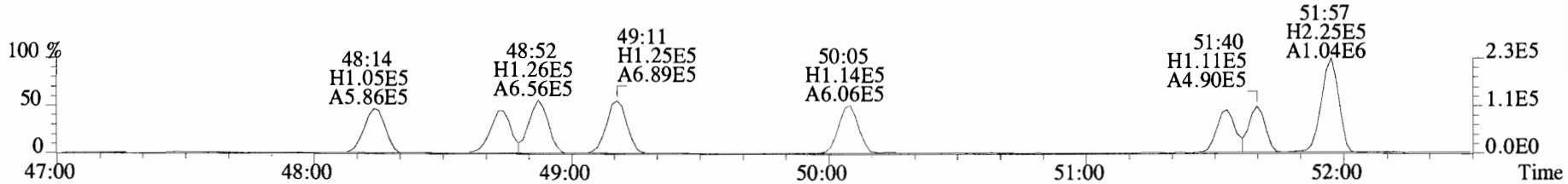

439.8038 S:2 F:4 SMO(1,3) BSUB(10000,15,-3.0) PKD(5,5,2,0.10%,1684.0,0.00%,F,F)

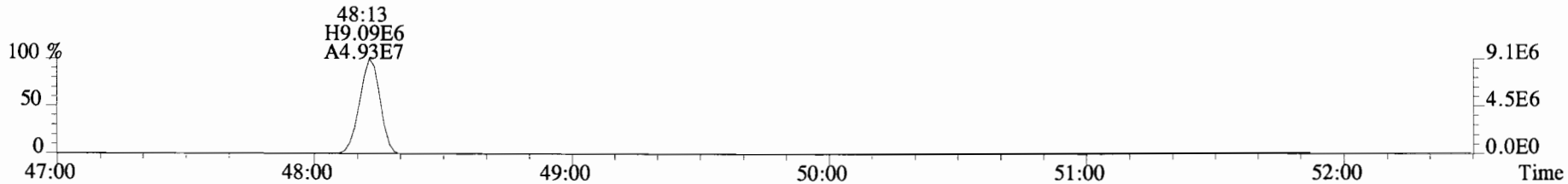

441.8008 S:2 F:4 SMO(1,3) BSUB(10000,15,-3.0) PKD(5,5,2,0.10%,1532.0,0.00%,F,F)

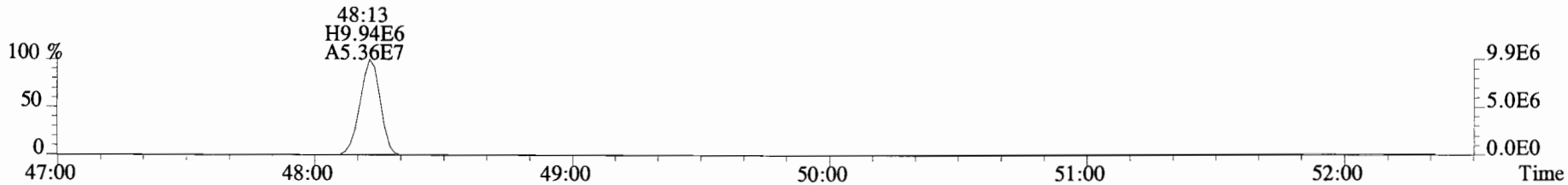

380.9760 S:2 F:4

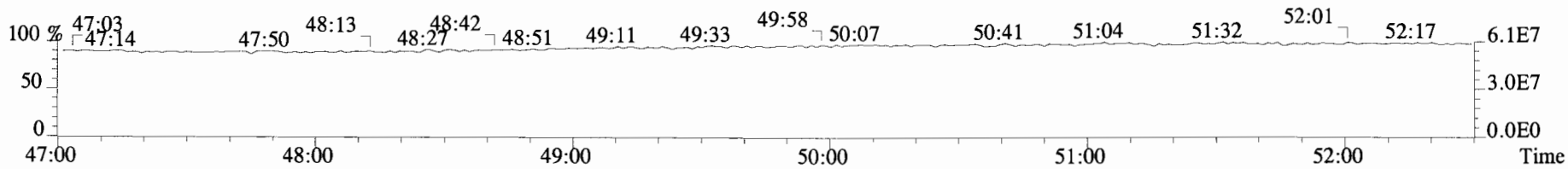

File:180208E1 #1-406 Acq: 8-FEB-2018 09:39:46 GC EI+ Voltage SIR Autospec-UltimaE
Sample#2 File Text:Vista Analytical Laboratory VG-8 Text:ST180208E1-2 PCB CS1 17L3004 Exp:PCB_ZB1
427.7635 S:2 F:5 SMO(1,3) BSUB(10000,15,-3.0) PKD(5,5,2,0.10%,1956.0,0.00%,F,F)

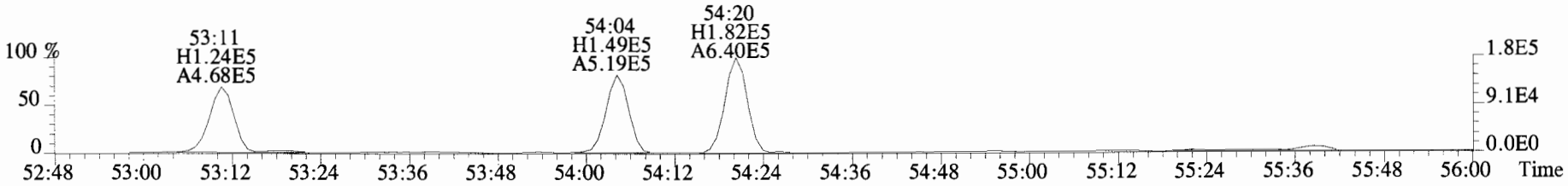

429.7606 S:2 F:5 SMO(1,3) BSUB(10000,15,-3.0) PKD(5,5,2,0.10%,2004.0,0.00%,F,F)

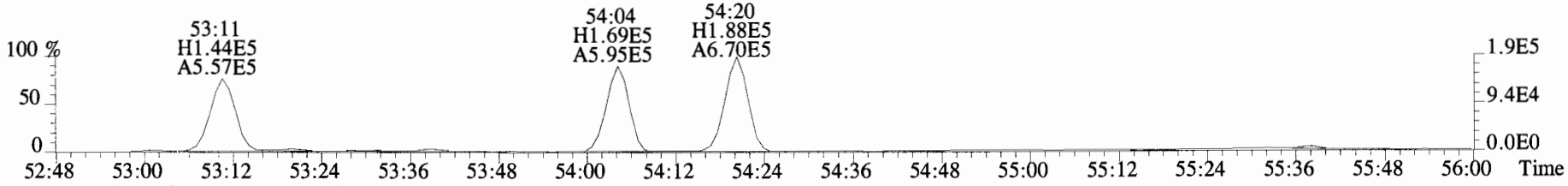

439.8038 S:2 F:5 SMO(1,3) BSUB(10000,15,-3.0) PKD(5,5,2,0.10%,8404.0,0.00%,F,F)

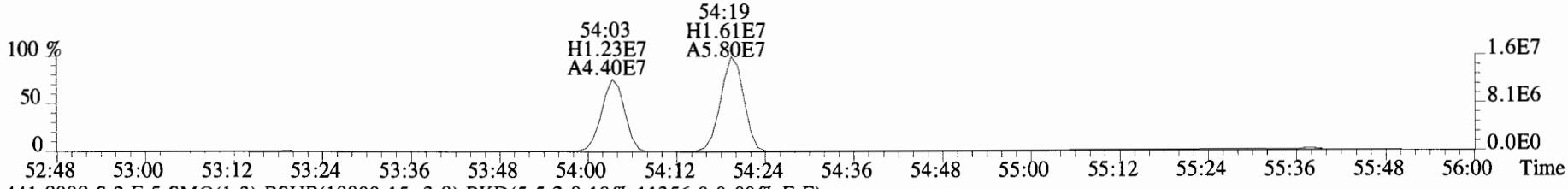

441.8008 S:2 F:5 SMO(1,3) BSUB(10000,15,-3.0) PKD(5,5,2,0.10%,11356.0,0.00%,F,F)

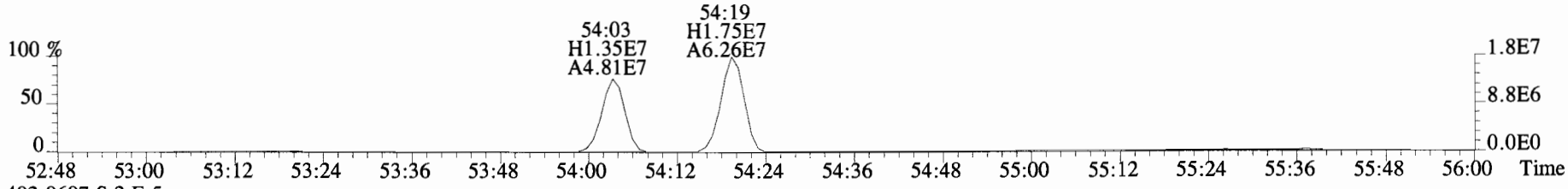

492.9697 S:2 F:5

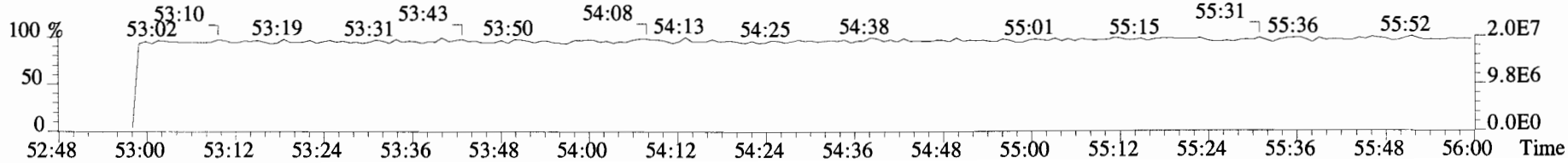

File:180208E1 #1-406 Acq: 8-FEB-2018 09:39:46 GC EI+ Voltage SIR Autospec-UltimaE
Sample#2 File Text:Vista Analytical Laboratory VG-8 Text:ST180208E1-2 PCB CS1 17L3004 Exp:PCB_ZB1
427.7635 S:2 F:5 SMO(1,3) BSUB(10000,15,-3.0) PKD(5,5,2,0.10%,1956.0,0.00%,F,F)

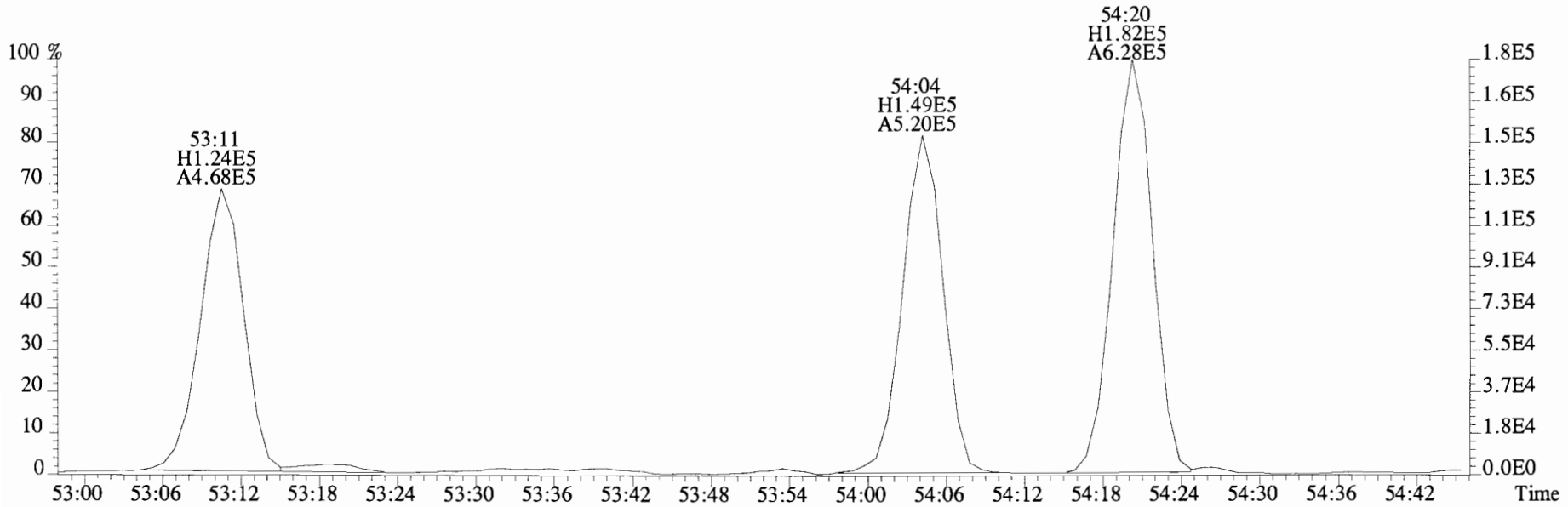

429.7606 S:2 F:5 SMO(1,3) BSUB(10000,15,-3.0) PKD(5,5,2,0.10%,2004.0,0.00%,F,F)

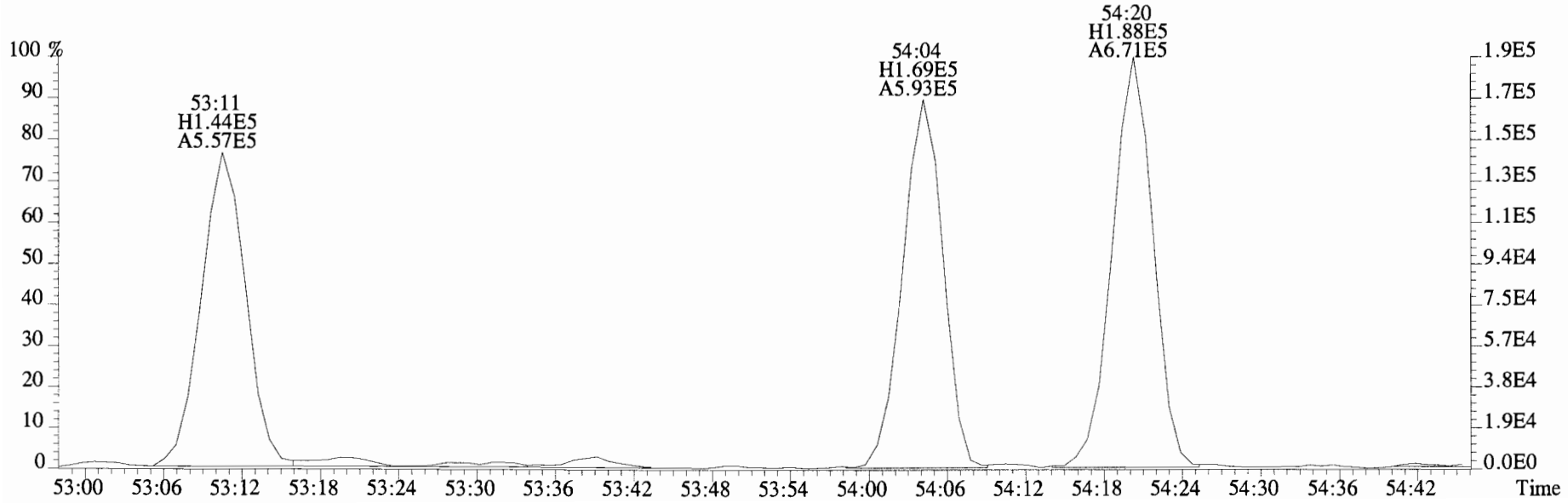

File:180208E1 #1-406 Acq: 8-FEB-2018 09:39:46 GC EI+ Voltage SIR Autospec-UltimaE
Sample#2 File Text:Vista Analytical Laboratory VG-8 Text:ST180208E1-2 PCB CS1 17L3004 Exp:PCB_ZB1
463.7216 S:2 F:5 SMO(1,3) BSUB(10000,15,-3.0) PKD(5,5,2,0.10%,2136.0,0.00%,F,F)

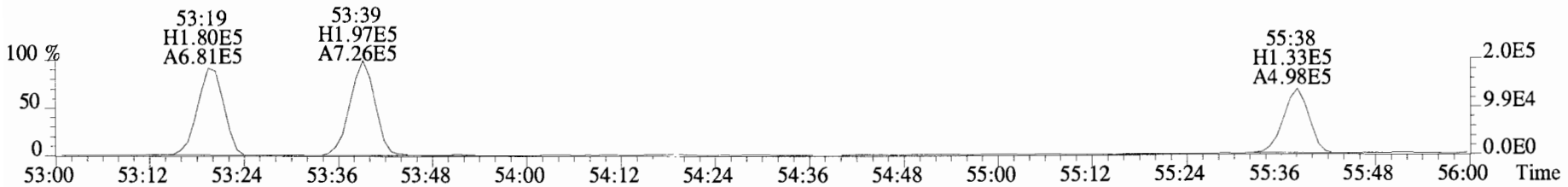

465.7186 S:2 F:5 SMO(1,3) BSUB(10000,15,-3.0) PKD(5,5,2,0.10%,2004.0,0.00%,F,F)

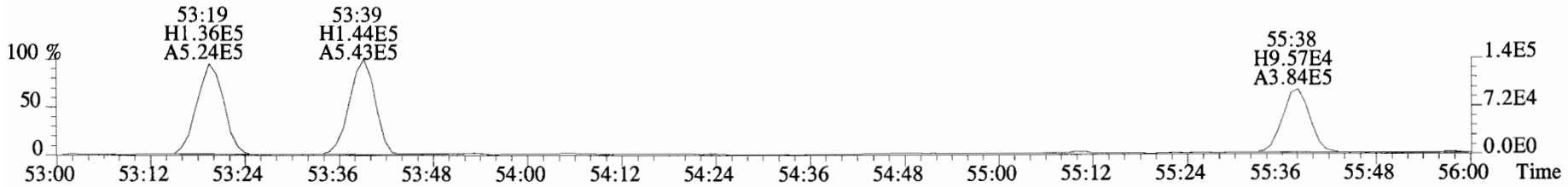

473.7648 S:2 F:5 SMO(1,3) BSUB(10000,15,-3.0) PKD(5,5,2,0.10%,52944.0,0.00%,F,F)



475.7619 S:2 F:5 SMO(1,3) BSUB(10000,15,-3.0) PKD(5,5,2,0.10%,60288.0,0.00%,F,F)

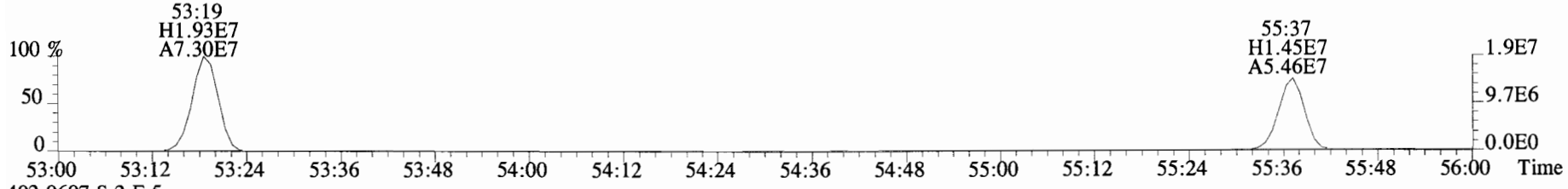

492.9697 S:2 F:5

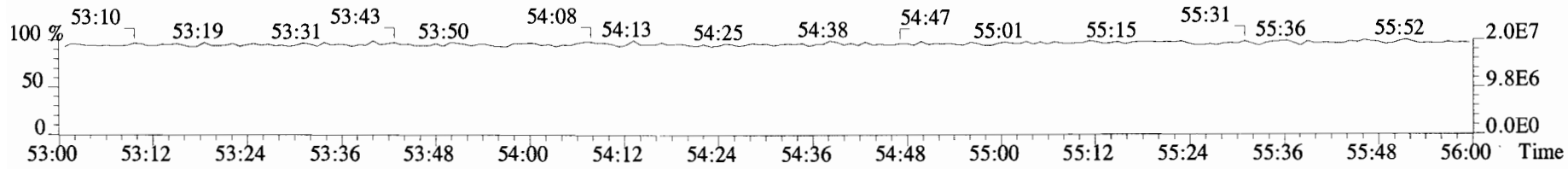

File:180208E1 #1-406 Acq: 8-FEB-2018 09:39:46 GC El+ Voltage SIR Autospec-UltimaE
Sample#2 File Text:Vista Analytical Laboratory VG-8 Text:ST180208E1-2 PCB CS1 17L3004 Exp:PCB_ZB1
497.6826 S:2 F:5 SMO(1,3) BSUB(10000,15,-3.0) PKD(5,5,2,0.10%,1596.0,0.00%,F,F)

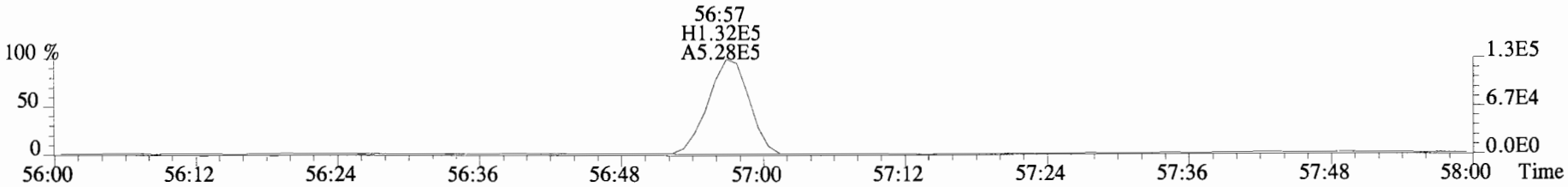

499.6797 S:2 F:5 SMO(1,3) BSUB(10000,15,-3.0) PKD(5,5,2,0.10%,1524.0,0.00%,F,F)

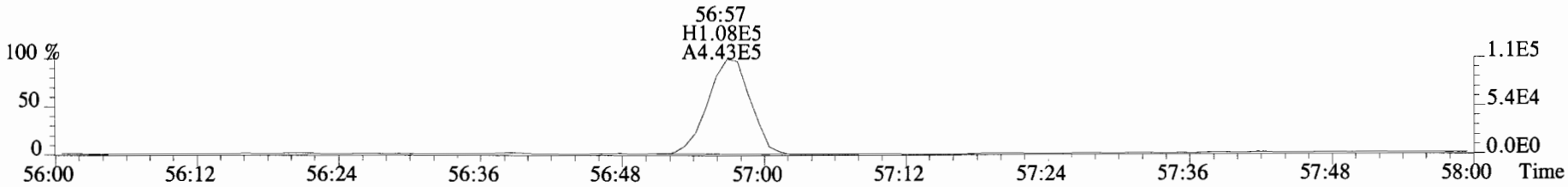

509.7229 S:2 F:5 SMO(1,3) BSUB(10000,15,-3.0) PKD(5,5,2,0.10%,1608.0,0.00%,F,F)

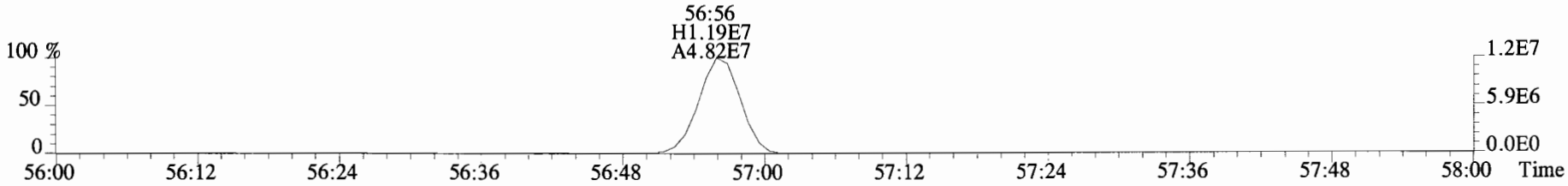

511.7199 S:2 F:5 SMO(1,3) BSUB(10000,15,-3.0) PKD(5,5,2,0.10%,1848.0,0.00%,F,F)

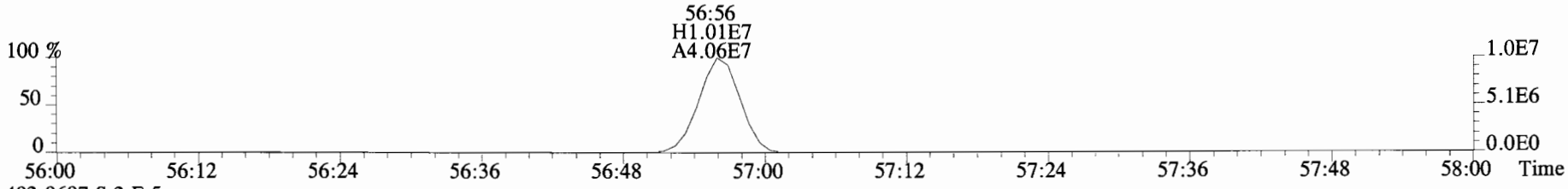

492.9697 S:2 F:5

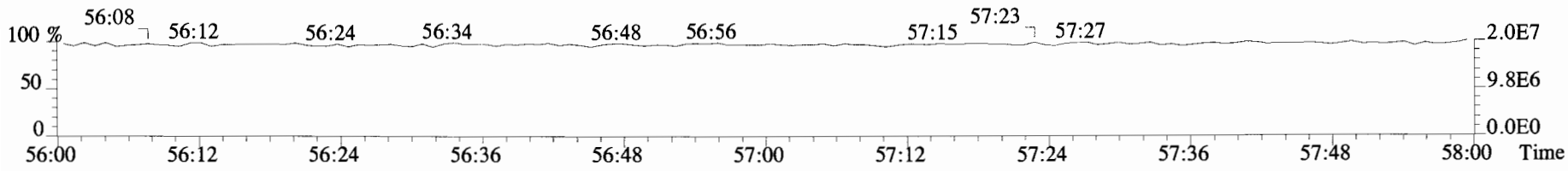

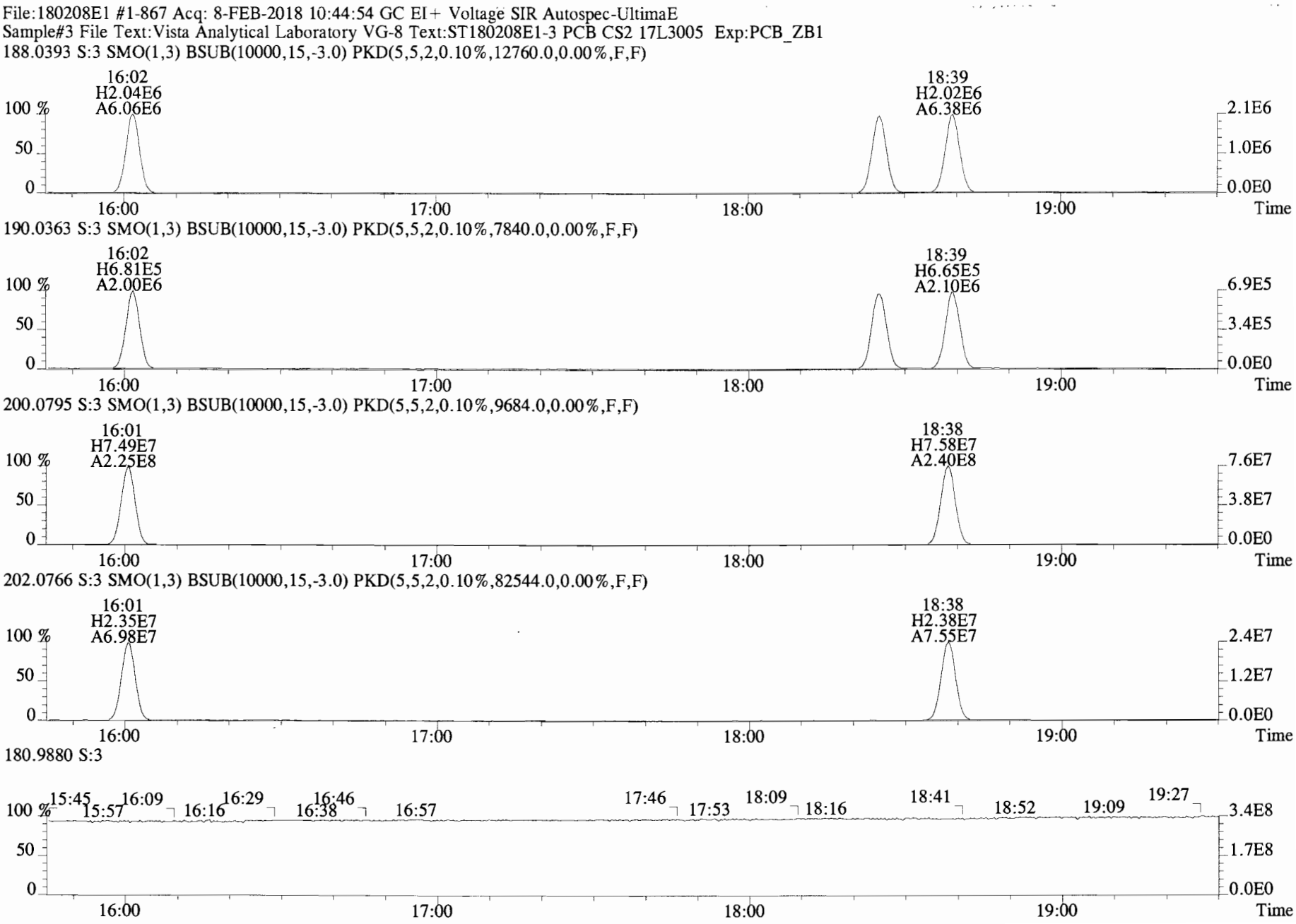
File:180208E1 #1-867 Acq: 8-FEB-2018 10:44:54 GC EI+ Voltage SIR Autospec-UltimaE
Sample#3 File Text:Vista Analytical Laboratory VG-8 Text:ST180208E1-3 PCB CS2 17L3005 Exp:PCB_ZB1
188.0393 S:3 SMO(1,3) BSUB(10000,15,-3.0) PKD(5,5,2,0.10%,12760.0,0.00%,F,F)
16:02
H2.04E6
A6.06E6
18:39
H2.02E6
A6.38E6
100 %
50
0
2.1E6
1.0E6
0.0E0
16:00
17:00
18:00
19:00
Time
190.0363 S:3 SMO(1,3) BSUB(10000,15,-3.0) PKD(5,5,2,0.10%,7840.0,0.00%,F,F)
16:02
H6.81E5
A2.00E6
18:39
H6.65E5
A2.10E6
6.9E5
3.4E5
200.0795 S:3 SMO(1,3) BSUB(10000,15,-3.0) PKD(5,5,2,0.10%,9684.0,0.00%,F,F)
16:01
H7.49E7
A2.25E8
18:38
H7.58E7
A2.40E8
7.6E7
3.8E7
202.0766 S:3 SMO(1,3) BSUB(10000,15,-3.0) PKD(5,5,2,0.10%,82544.0,0.00%,F,F)
16:01
H2.35E7
A6.98E7
18:38
H2.38E7
A7.55E7
2.4E7
1.2E7
180.9880 S:3
15:45
15:57
16:09
16:16
16:29
16:38
16:46
16:57
17:46
17:53
18:09
18:16
18:41
18:52
19:09
19:27
3.4E8
1.7E8

File:180208E1 #1-757 Acq: 8-FEB-2018 10:44:54 GC EI+ Voltage SIR Autospec-UltimaE
Sample#3 File Text:Vista Analytical Laboratory VG-8 Text:ST180208E1-3 PCB CS2 17L3005 Exp:PCB_ZB1
222.0003 S:3 F:2 SMO(1,3) BSUB(10000,15,-3.0) PKD(5,5,2,0.10%,2700.0,0.00%,F,F)

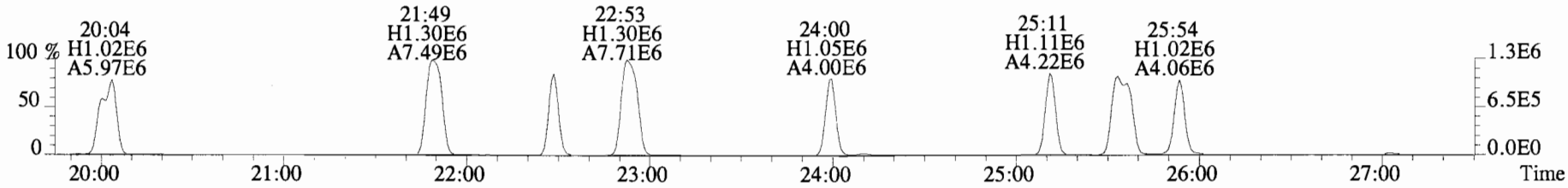

223.9974 S:3 F:2 SMO(1,3) BSUB(10000,15,-3.0) PKD(5,5,2,0.10%,14968.0,0.00%,F,F)

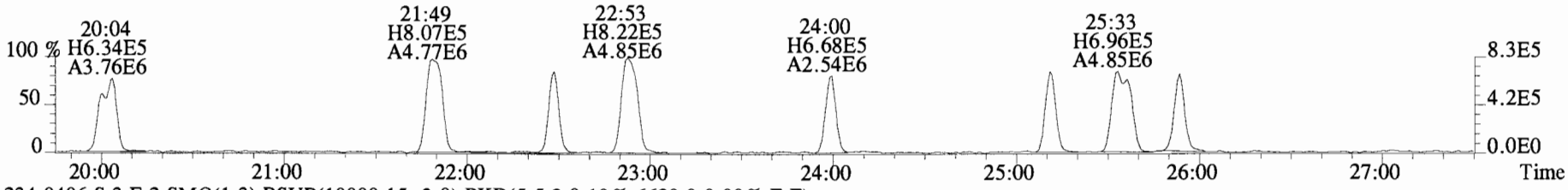

234.0406 S:3 F:2 SMO(1,3) BSUB(10000,15,-3.0) PKD(5,5,2,0.10%,6620.0,0.00%,F,F)

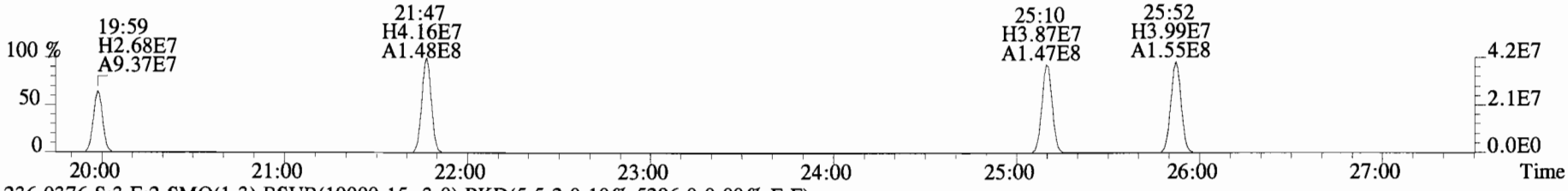

236.0376 S:3 F:2 SMO(1,3) BSUB(10000,15,-3.0) PKD(5,5,2,0.10%,5296.0,0.00%,F,F)

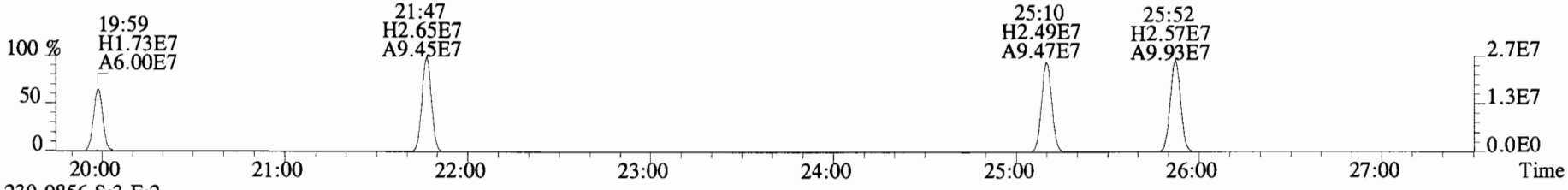

230.9856 S:3 F:2

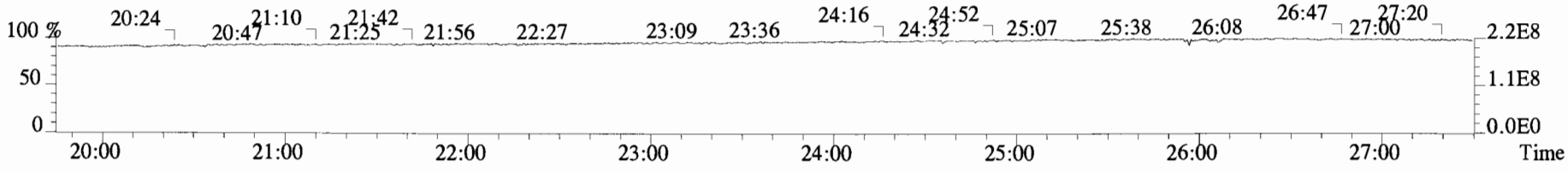

File:180208E1 #1-757 Acq: 8-FEB-2018 10:44:54 GC EI+ Voltage SIR Autospec-UltimaE
Sample#3 File Text:Vista Analytical Laboratory VG-8 Text:ST180208E1-3 PCB CS2 17L3005 Exp:PCB_ZB1
222.0003 S:3 F:2 SMO(1,3) BSUB(10000,15,-3.0) PKD(5,5,2,0.10%,2700.0,0.00%,F,F)

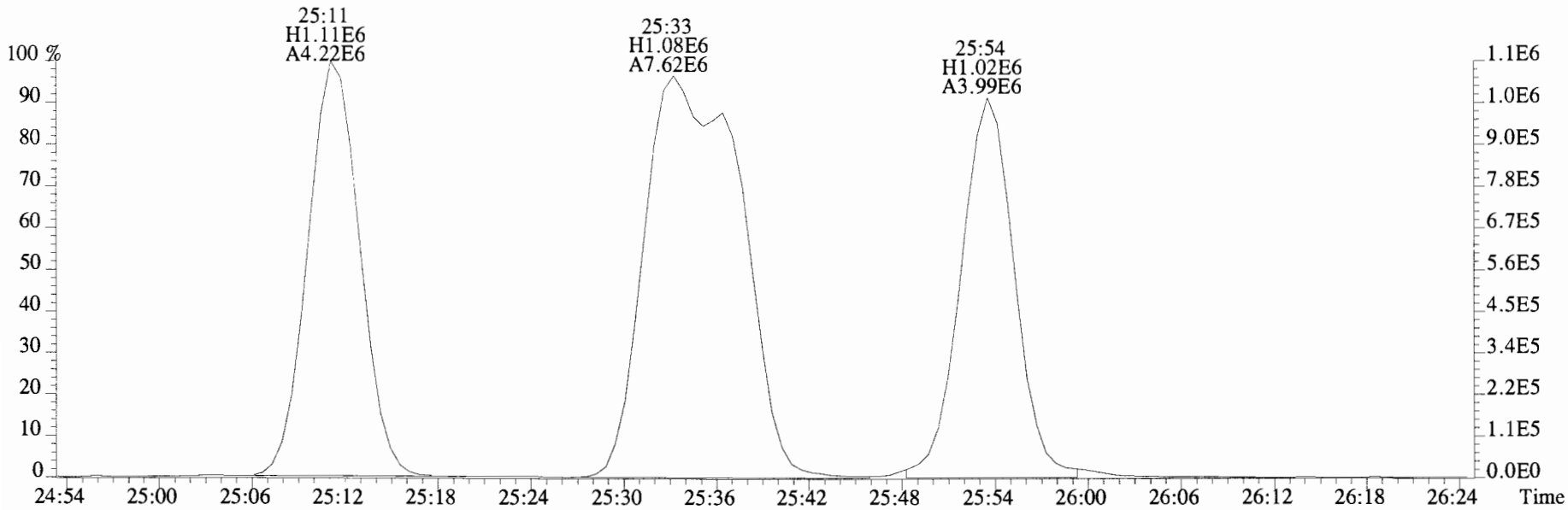

223.9974 S:3 F:2 SMO(1,3) BSUB(10000,15,-3.0) PKD(5,5,2,0.10%,14968.0,0.00%,F,F)

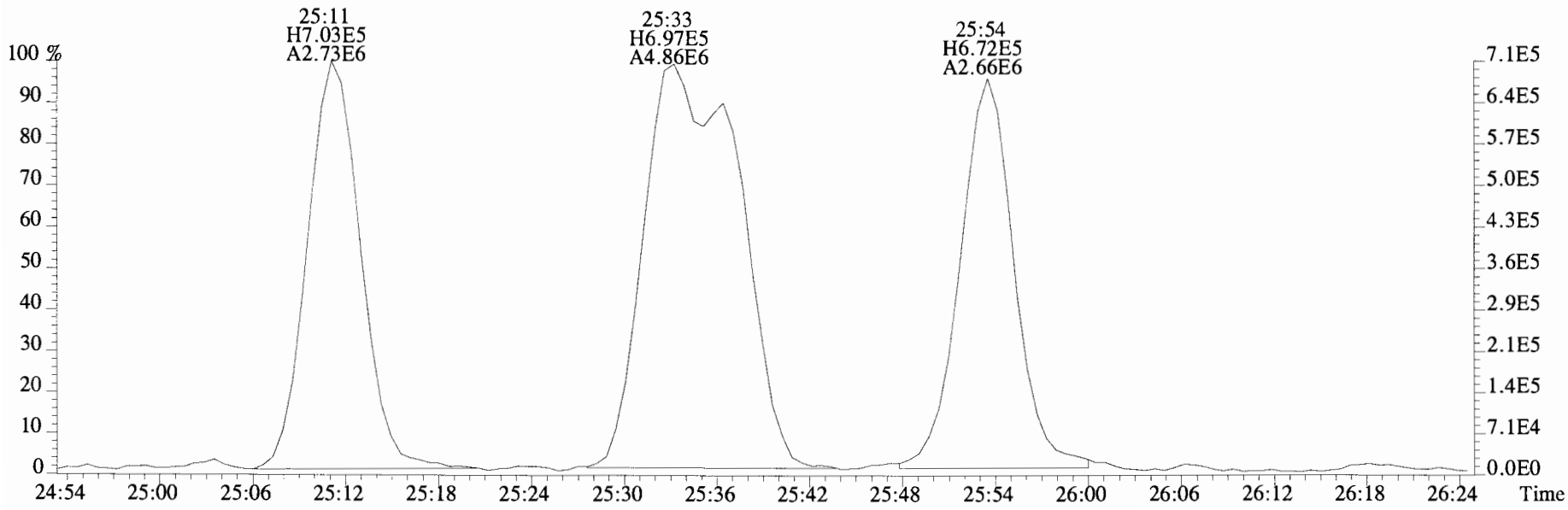

File:180208E1 #1-757 Acq: 8-FEB-2018 10:44:54 GC EI+ Voltage SIR Autospec-UltimaE
Sample#3 File Text:Vista Analytical Laboratory VG-8 Text:ST180208E1-3 PCB CS2 17L3005 Exp:PCB_ZB1
255.9613 S:3 F:2 SMO(1,3) BSUB(10000,15,-3.0) PKD(5,5,2,0.10%,4124.0,0.00%,F,F)

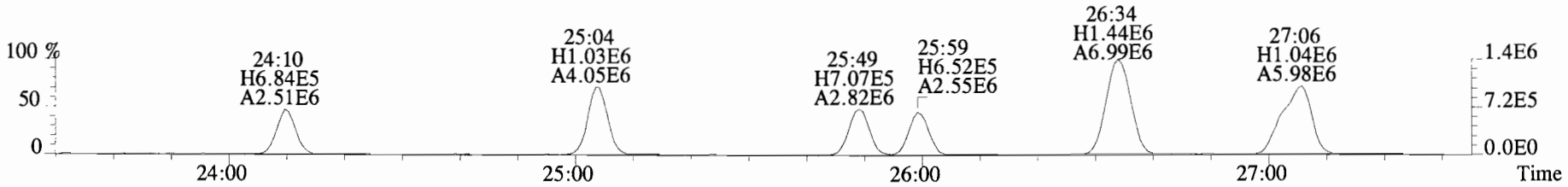

257.9584 S:3 F:2 SMO(1,3) BSUB(10000,15,-3.0) PKD(5,5,2,0.10%,2868.0,0.00%,F,F)

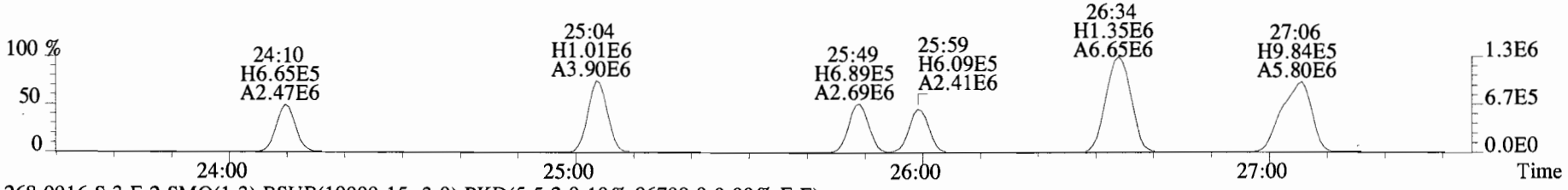

268.0016 S:3 F:2 SMO(1,3) BSUB(10000,15,-3.0) PKD(5,5,2,0.10%,96708.0,0.00%,F,F)

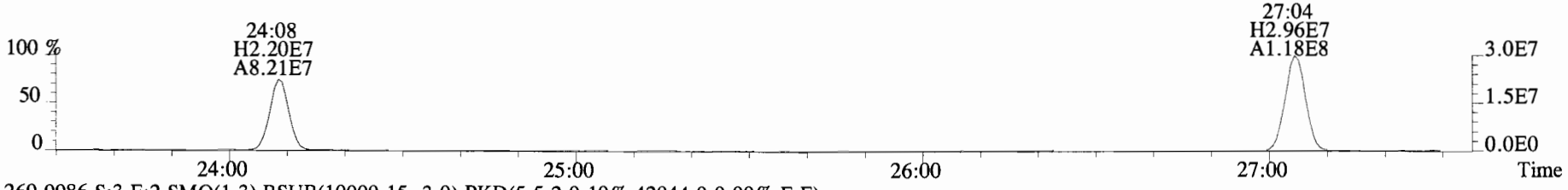

269.9986 S:3 F:2 SMO(1,3) BSUB(10000,15,-3.0) PKD(5,5,2,0.10%,42044.0,0.00%,F,F)

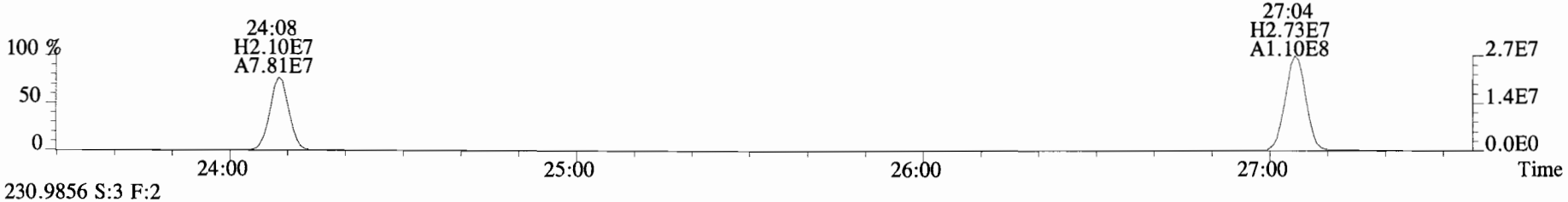

230.9856 S:3 F:2



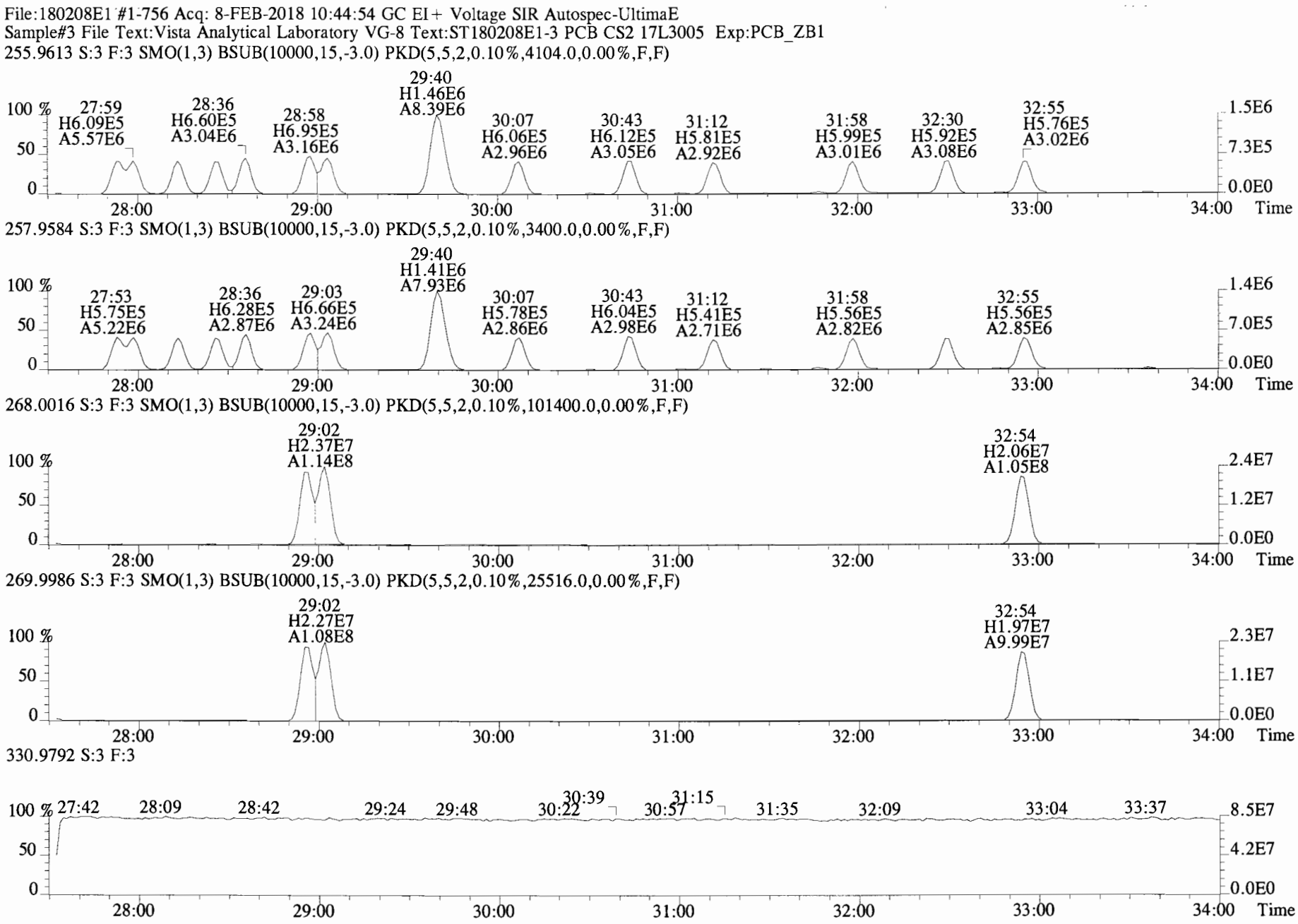
File:180208E1 #1-756 Acq: 8-FEB-2018 10:44:54 GC EI+ Voltage SIR Autospec-UltimaE
Sample#3 File Text:Vista Analytical Laboratory VG-8 Text:ST180208E1-3 PCB CS2 17L3005 Exp:PCB_ZB1
255.9613 S:3 F:3 SMO(1,3) BSUB(10000,15,-3.0) PKD(5,5,2,0.10%,4104.0,0.00%,F,F)
27:59 H6.09E5 A5.57E6
28:36 H6.60E5 A3.04E6
28:58 H6.95E5 A3.16E6
29:40 H1.46E6 A8.39E6
30:07 H6.06E5 A2.96E6
30:43 H6.12E5 A3.05E6
31:12 H5.81E5 A2.92E6
31:58 H5.99E5 A3.01E6
32:30 H5.92E5 A3.08E6
32:55 H5.76E5 A3.02E6
257.9584 S:3 F:3 SMO(1,3) BSUB(10000,15,-3.0) PKD(5,5,2,0.10%,3400.0,0.00%,F,F)
27:53 H5.75E5 A5.22E6
28:36 H6.28E5 A2.87E6
29:03 H6.66E5 A3.24E6
29:40 H1.41E6 A7.93E6
30:07 H5.78E5 A2.86E6
30:43 H6.04E5 A2.98E6
31:12 H5.41E5 A2.71E6
31:58 H5.56E5 A2.82E6
32:55 H5.56E5 A2.85E6
268.0016 S:3 F:3 SMO(1,3) BSUB(10000,15,-3.0) PKD(5,5,2,0.10%,101400.0,0.00%,F,F)
29:02 H2.37E7 A1.14E8
32:54 H2.06E7 A1.05E8
269.9986 S:3 F:3 SMO(1,3) BSUB(10000,15,-3.0) PKD(5,5,2,0.10%,25516.0,0.00%,F,F)
29:02 H2.27E7 A1.08E8
32:54 H1.97E7 A9.99E7
330.9792 S:3 F:3
27:42 28:09 28:42 29:24 29:48 30:22 30:39 30:57 31:15 31:35 32:09 33:04 33:37
100 %
50
0
28:00 29:00 30:00 31:00 32:00 33:00 34:00 Time
1.5E6 7.3E5 0.0E0
1.4E6 7.0E5 0.0E0
2.4E7 1.2E7 0.0E0
2.3E7 1.1E7 0.0E0
8.5E7 4.2E7 0.0E0

File:180208E1 #1-756 Acq: 8-FEB-2018 10:44:54 GC EI+ Voltage SIR Autospec-UltimaE
Sample#3 File Text:Vista Analytical Laboratory VG-8 Text:ST180208E1-3 PCB CS2 17L3005 Exp:PCB_ZB1
268.0016 S:3 F:3 SMO(1,3) BSUB(10000,15,-3.0) PKD(5,5,2,0.10%,101400.0,0.00%,F,F)

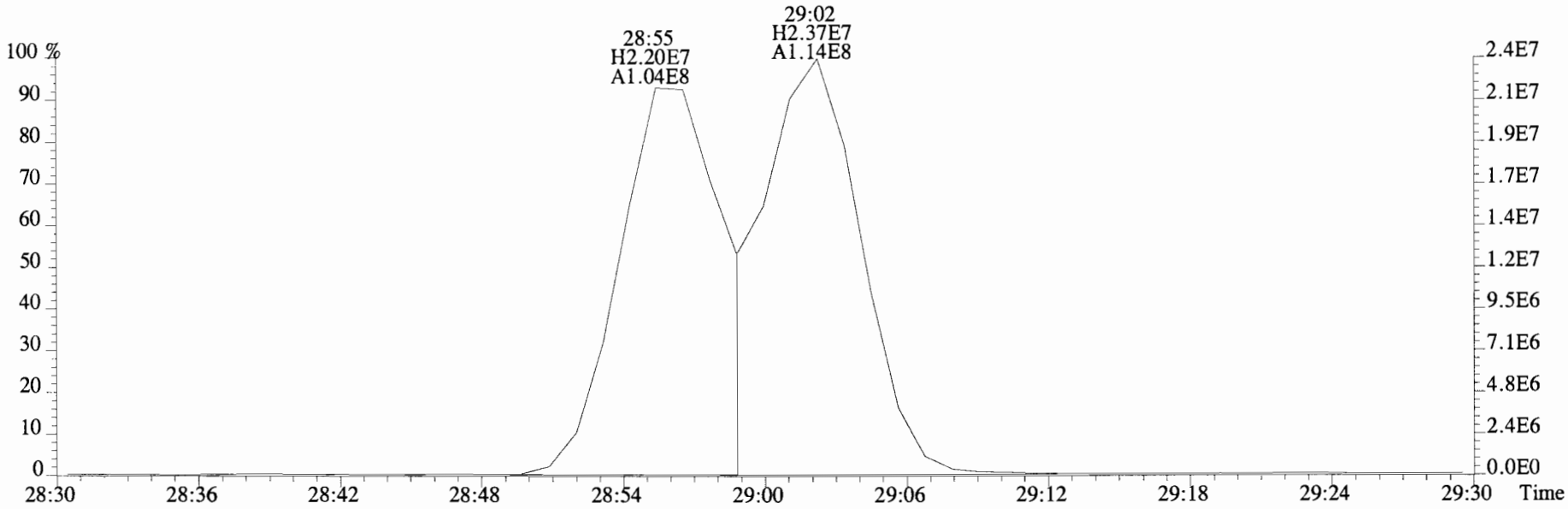

269.9986 S:3 F:3 SMO(1,3) BSUB(10000,15,-3.0) PKD(5,5,2,0.10%,25516.0,0.00%,F,F)

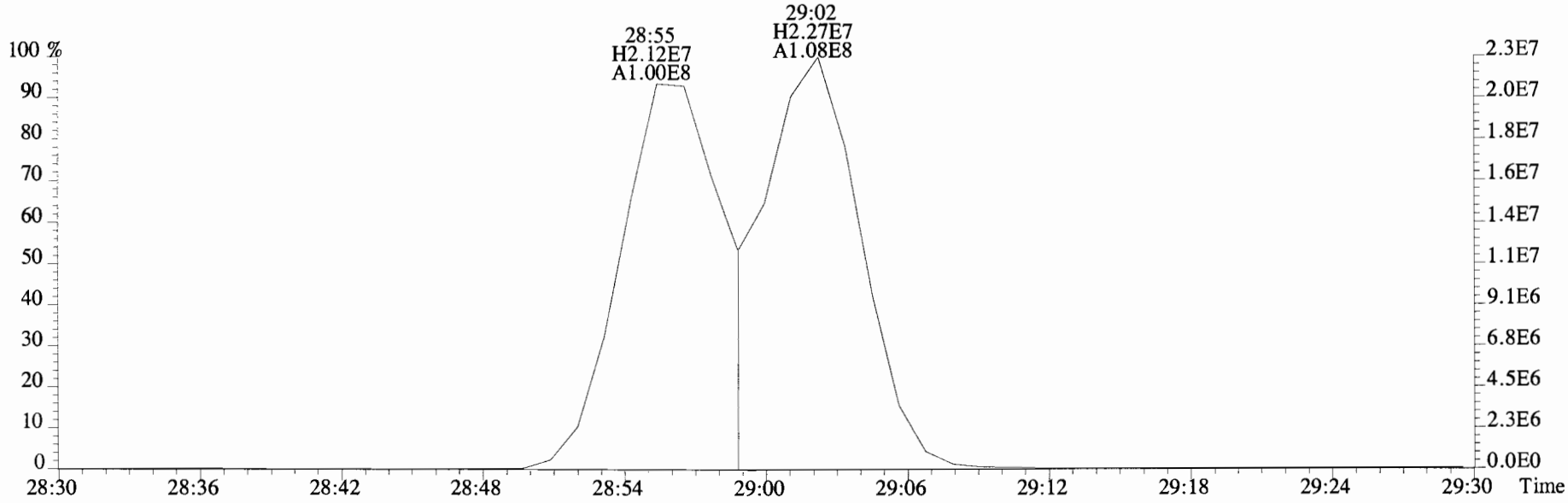

File:180208E1 #1-756 Acq: 8-FEB-2018 10:44:54 GC EI+ Voltage SIR Autospec-UltimaE
Sample#3 File Text:Vista Analytical Laboratory VG-8 Text:ST180208E1-3 PCB CS2 17L3005 Exp:PCB_ZB1
255.9613 S:3 F:3 SMO(1,3) BSUB(10000,15,-3.0) PKD(5,5,2,0.10%,4104.0,0.00%,F,F)

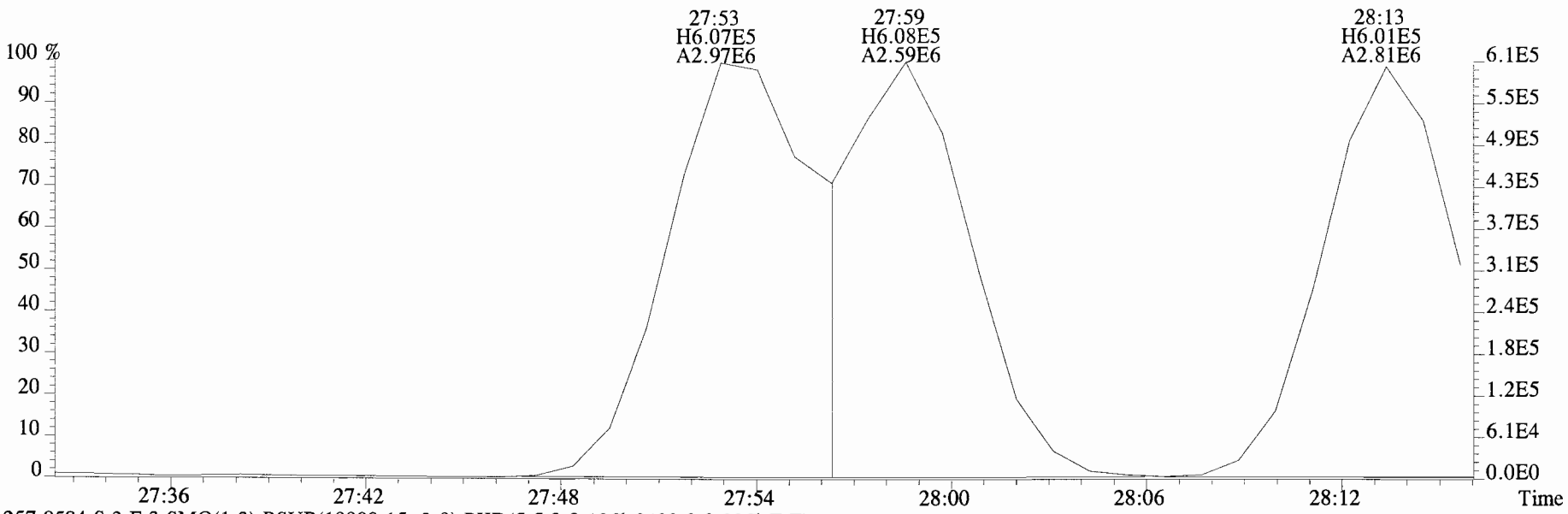

257.9584 S:3 F:3 SMO(1,3) BSUB(10000,15,-3.0) PKD(5,5,2,0.10%,3400.0,0.00%,F,F)

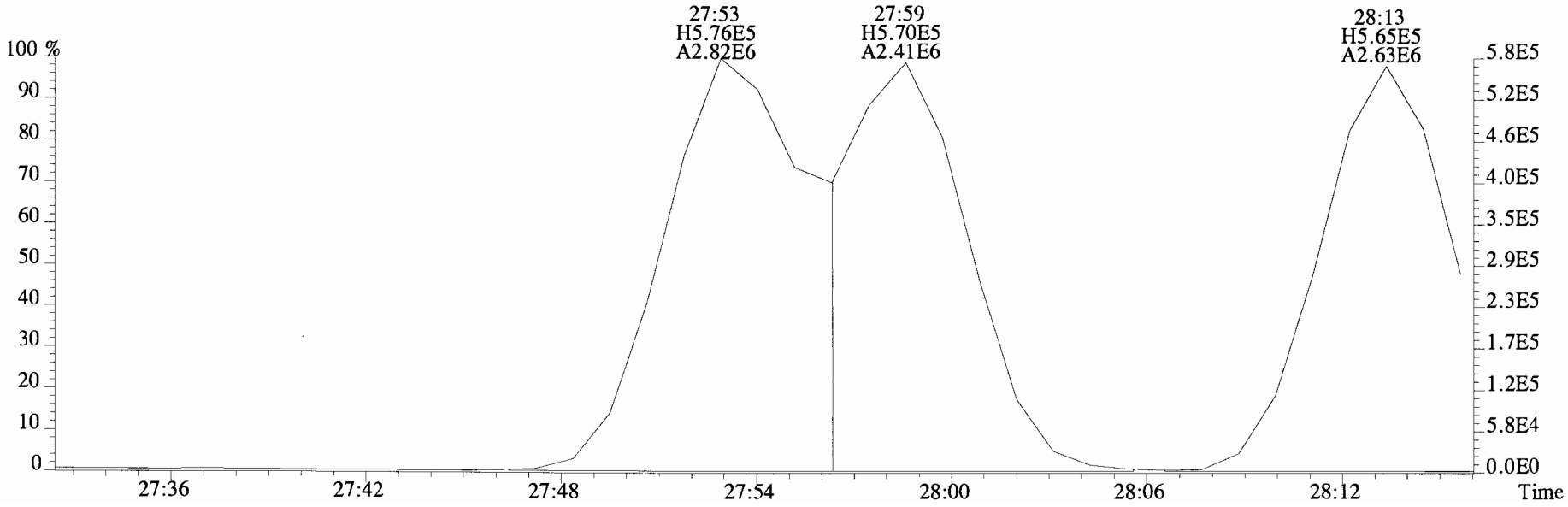

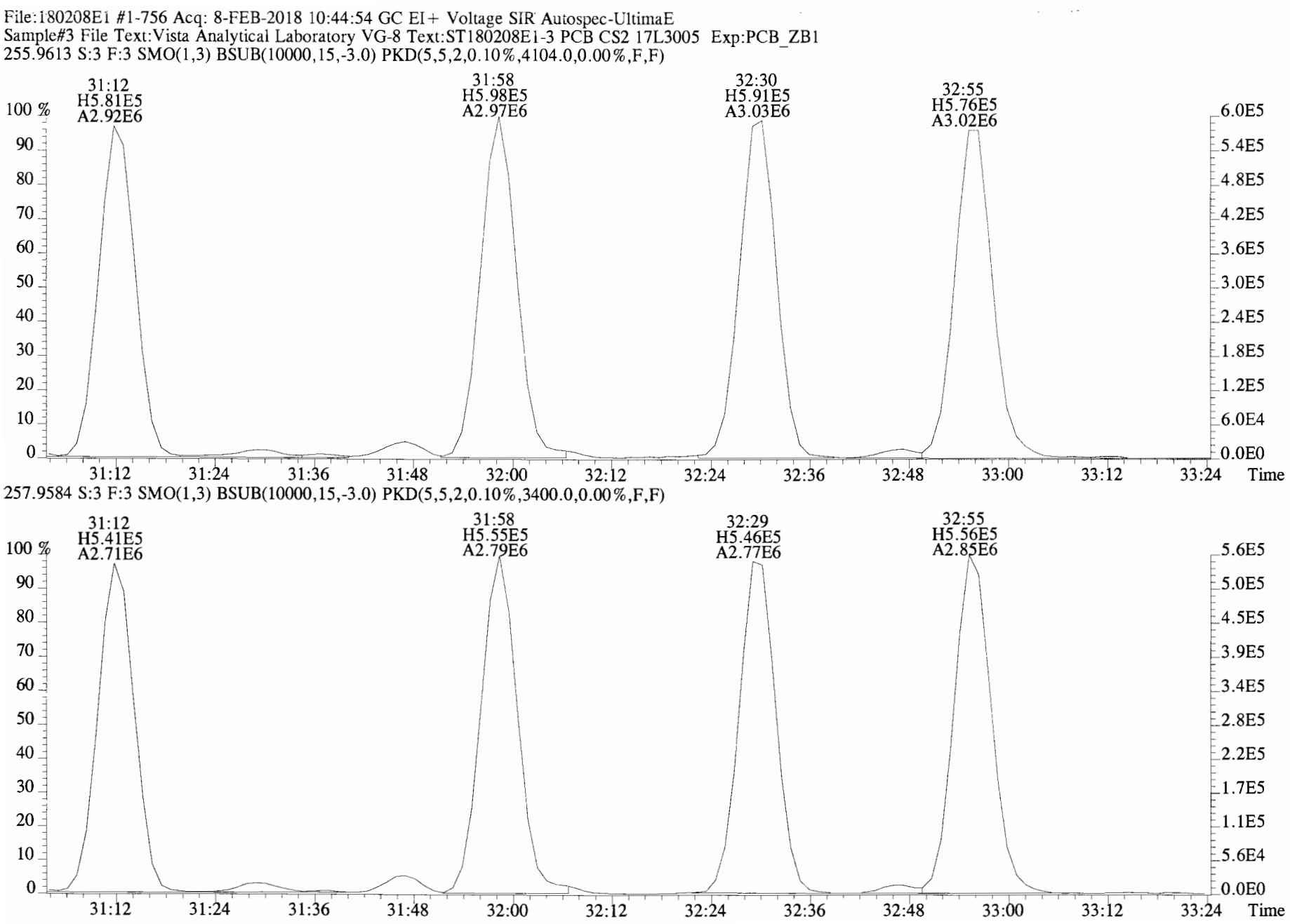
File:180208E1 #1-756 Acq: 8-FEB-2018 10:44:54 GC EI+ Voltage SIR Autospec-UltimaE
Sample#3 File Text:Vista Analytical Laboratory VG-8 Text:ST180208E1-3 PCB CS2 17L3005 Exp:PCB_ZB1
255.9613 S:3 F:3 SMO(1,3) BSUB(10000,15,-3.0) PKD(5,5,2,0.10%,4104.0,0.00%,F,F)
31:12 H5.81E5 A2.92E6
31:58 H5.98E5 A2.97E6
32:30 H5.91E5 A3.03E6
32:55 H5.76E5 A3.02E6
100 %
90
80
70
60
50
40
30
20
10
0
6.0E5
5.4E5
4.8E5
4.2E5
3.6E5
3.0E5
2.4E5
1.8E5
1.2E5
6.0E4
0.0E0
31:12
31:24
31:36
31:48
32:00
32:12
32:24
32:36
32:48
33:00
33:12
33:24
Time
257.9584 S:3 F:3 SMO(1,3) BSUB(10000,15,-3.0) PKD(5,5,2,0.10%,3400.0,0.00%,F,F)
31:12 H5.41E5 A2.71E6
31:58 H5.55E5 A2.79E6
32:29 H5.46E5 A2.77E6
32:55 H5.56E5 A2.85E6
100 %
90
80
70
60
50
40
30
20
10
0
5.6E5
5.0E5
4.5E5
3.9E5
3.4E5
2.8E5
2.2E5
1.7E5
1.1E5
5.6E4
0.0E0
31:12
31:24
31:36
31:48
32:00
32:12
32:24
32:36
32:48
33:00
33:12
33:24
Time

File:180208E1 #1-756 Acq: 8-FEB-2018 10:44:54 GC EI+ Voltage SIR Autospec-UltimaE
Sample#3 File Text:Vista Analytical Laboratory VG-8 Text:ST180208E1-3 PCB CS2 17L3005 Exp:PCB_ZB1
289.9224 S:3 F:3 SMO(1,3) BSUB(10000,15,-3.0) PKD(5,5,2,0.10%,3152.0,0.00%,F,F)

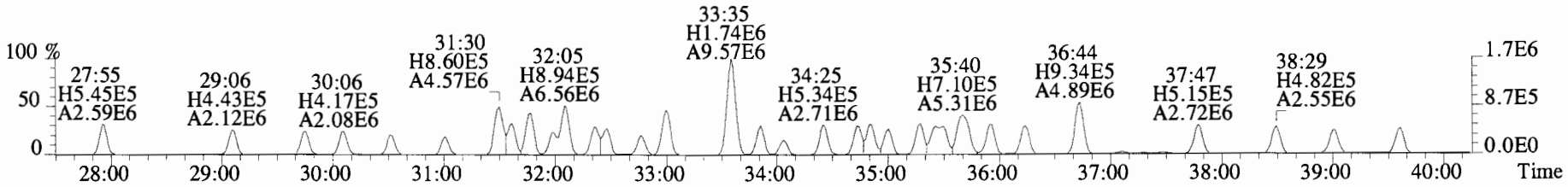

291.9194 S:3 F:3 SMO(1,3) BSUB(10000,15,-3.0) PKD(5,5,2,0.10%,3488.0,0.00%,F,F)

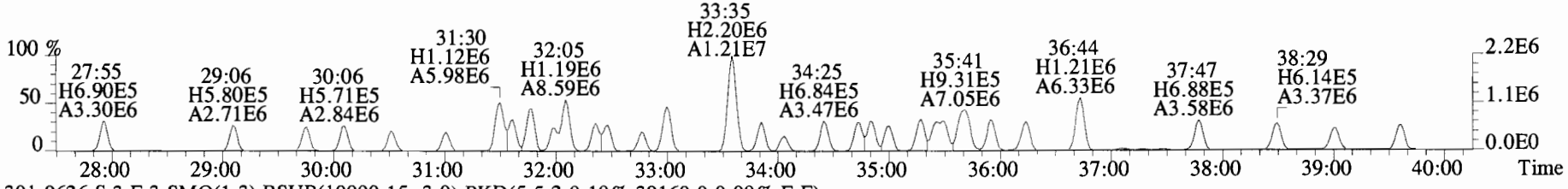

301.9626 S:3 F:3 SMO(1,3) BSUB(10000,15,-3.0) PKD(5,5,2,0.10%,39160.0,0.00%,F,F)



303.9597 S:3 F:3 SMO(1,3) BSUB(10000,15,-3.0) PKD(5,5,2,0.10%,22808.0,0.00%,F,F)

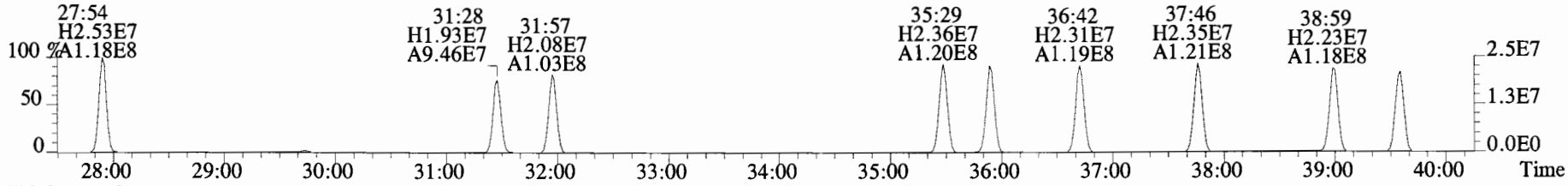

330.9792 S:3 F:3

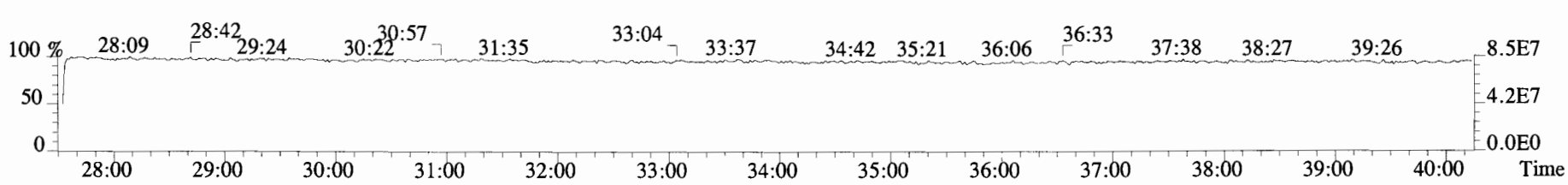

File:180208E1 #1-756 Acq: 8-FEB-2018 10:44:54 GC EI+ Voltage SIR Autospec-UltimaE
Sample#3 File Text:Vista Analytical Laboratory VG-8 Text:ST180208E1-3 PCB CS2 17L3005 Exp:PCB_ZB1
289.9224 S:3 F:3 SMO(1,3) BSUB(10000,15,-3.0) PKD(5,5,2,0.10%,3152.0,0.00%,F,F)

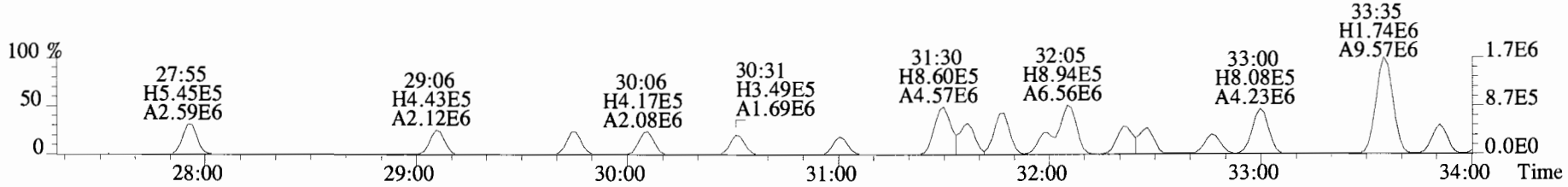

291.9194 S:3 F:3 SMO(1,3) BSUB(10000,15,-3.0) PKD(5,5,2,0.10%,3488.0,0.00%,F,F)

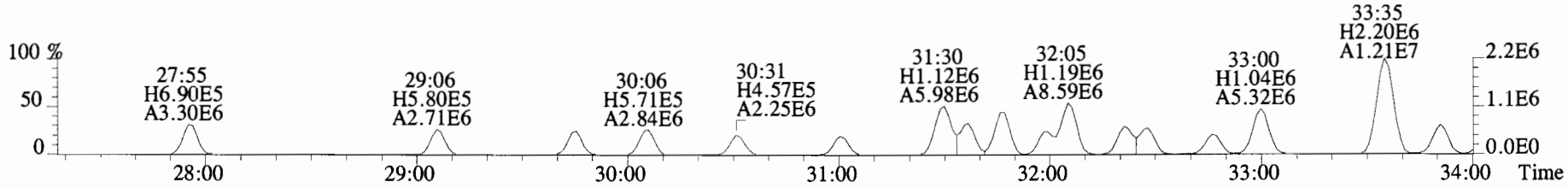

301.9626 S:3 F:3 SMO(1,3) BSUB(10000,15,-3.0) PKD(5,5,2,0.10%,39160.0,0.00%,F,F)

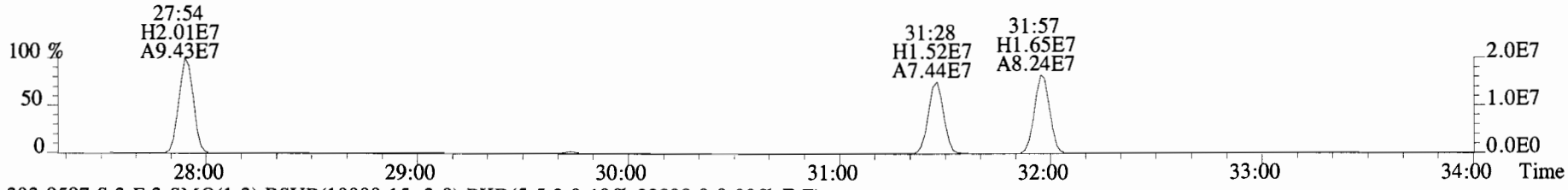

303.9597 S:3 F:3 SMO(1,3) BSUB(10000,15,-3.0) PKD(5,5,2,0.10%,22808.0,0.00%,F,F)

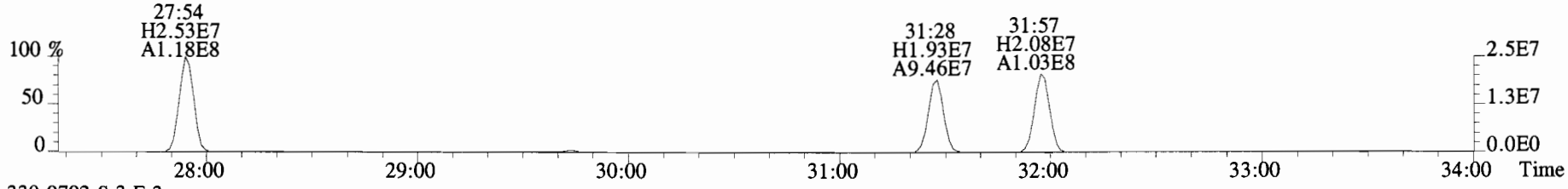

330.9792 S:3 F:3

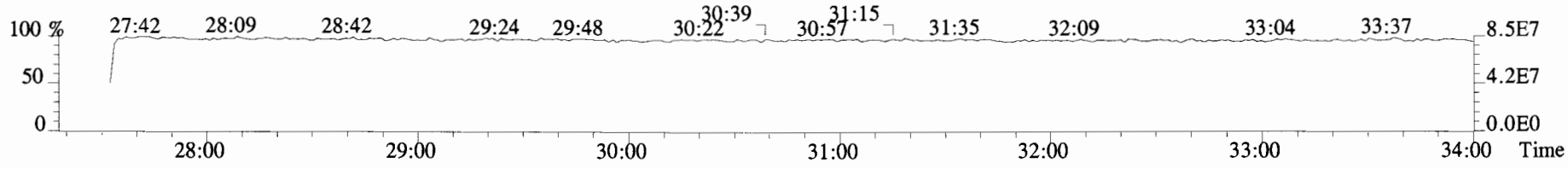

File:180208E1 #1-756 Acq: 8-FEB-2018 10:44:54 GC EI+ Voltage SIR Autospec-UltimaE
Sample#3 File Text:Vista Analytical Laboratory VG-8 Text:ST180208E1-3 PCB CS2 17L3005 Exp:PCB_ZB1
289.9224 S:3 F:3 SMO(1,3) BSUB(10000,15,-3.0) PKD(5,5,2,0.10%,3152.0,0.00%,F,F)

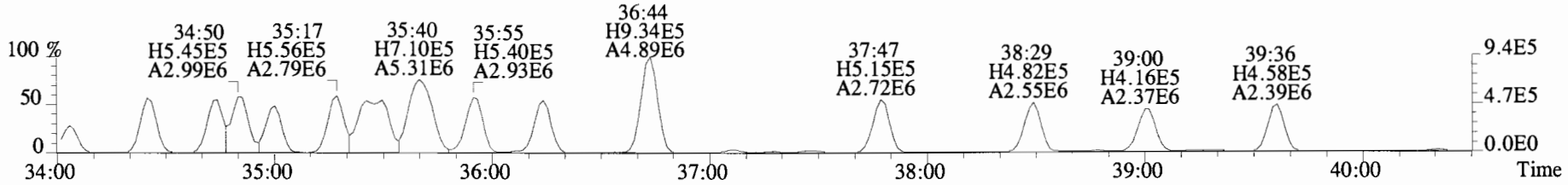

291.9194 S:3 F:3 SMO(1,3) BSUB(10000,15,-3.0) PKD(5,5,2,0.10%,3488.0,0.00%,F,F)

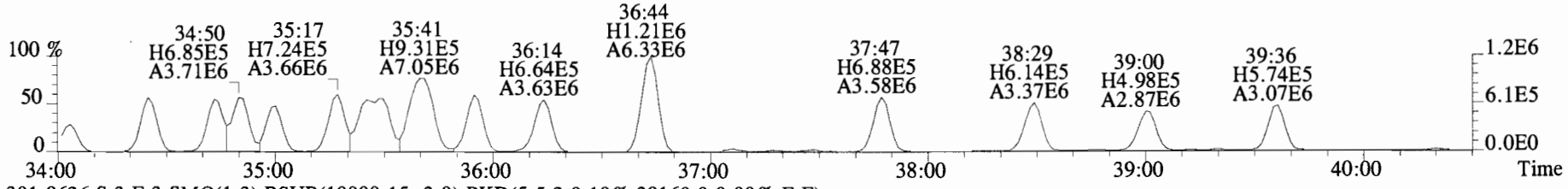

301.9626 S:3 F:3 SMO(1,3) BSUB(10000,15,-3.0) PKD(5,5,2,0.10%,39160.0,0.00%,F,F)

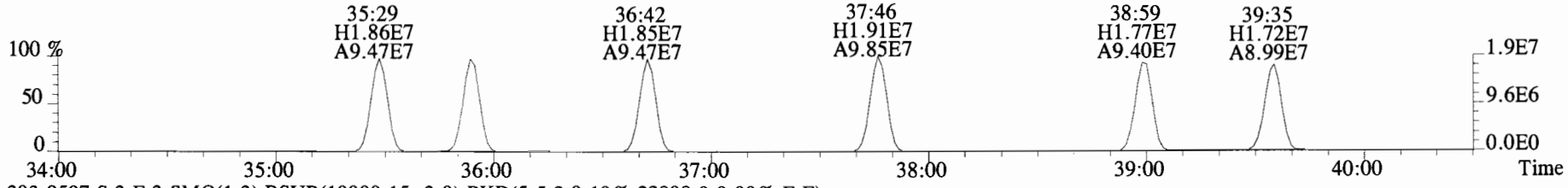

303.9597 S:3 F:3 SMO(1,3) BSUB(10000,15,-3.0) PKD(5,5,2,0.10%,22808.0,0.00%,F,F)

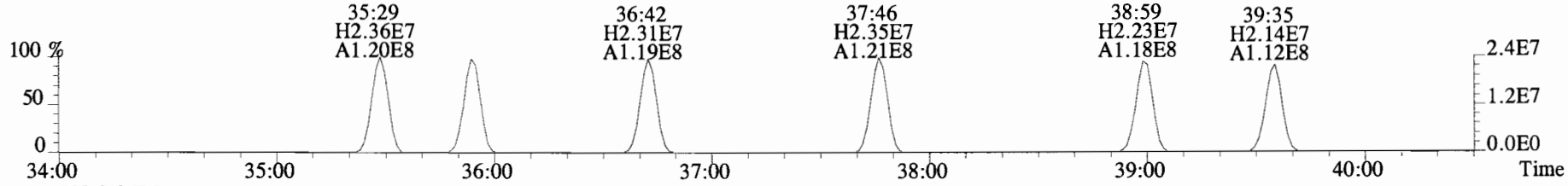

330.9792 S:3 F:3

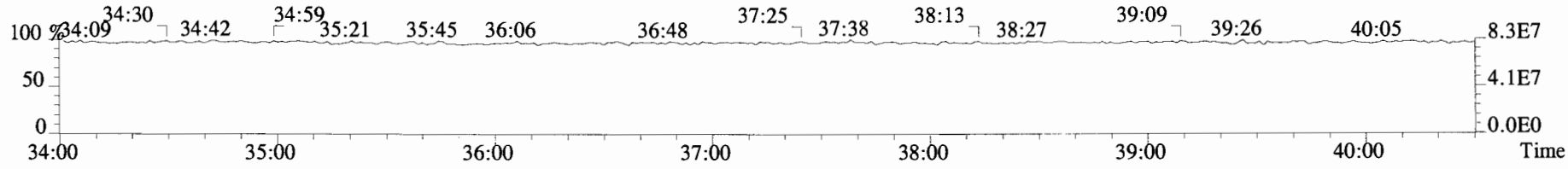

File:180208E1 #1-756 Acq: 8-FEB-2018 10:44:54 GC EI+ Voltage SIR Autospec-UltimaE
Sample#3 File Text:Vista Analytical Laboratory VG-8 Text:ST180208E1-3 PCB CS2 17L3005 Exp:PCB_ZB1
289.9224 S:3 F:3 SMO(1,3) BSUB(10000,15,-3.0) PKD(5,5,2,0.10%,3152.0,0.00%,F,F)

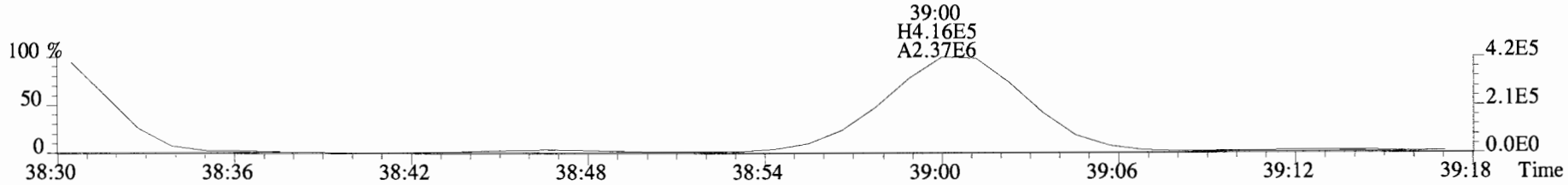

291.9194 S:3 F:3 SMO(1,3) BSUB(10000,15,-3.0) PKD(5,5,2,0.10%,3488.0,0.00%,F,F)

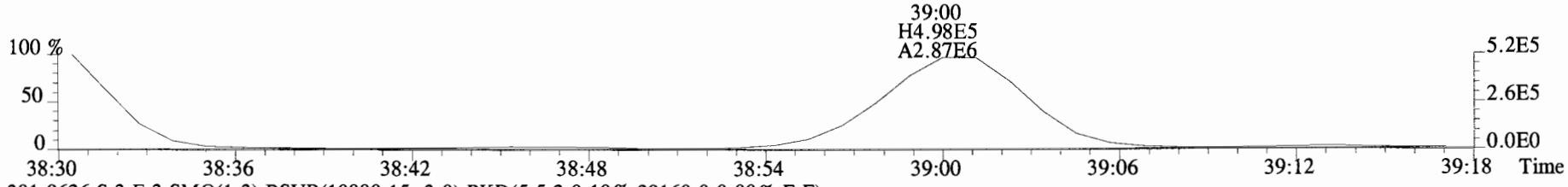

301.9626 S:3 F:3 SMO(1,3) BSUB(10000,15,-3.0) PKD(5,5,2,0.10%,39160.0,0.00%,F,F)

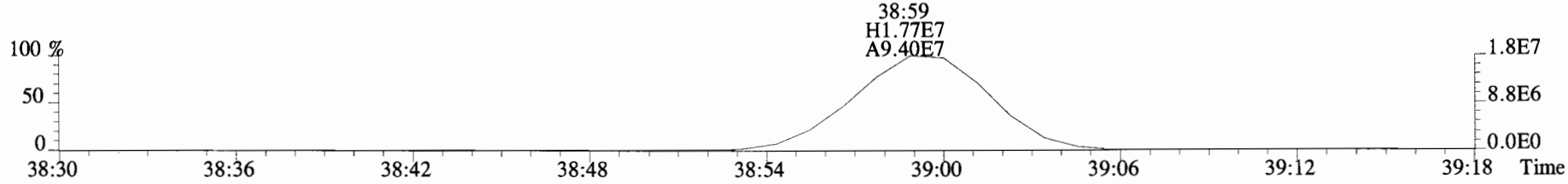

303.9597 S:3 F:3 SMO(1,3) BSUB(10000,15,-3.0) PKD(5,5,2,0.10%,22808.0,0.00%,F,F)

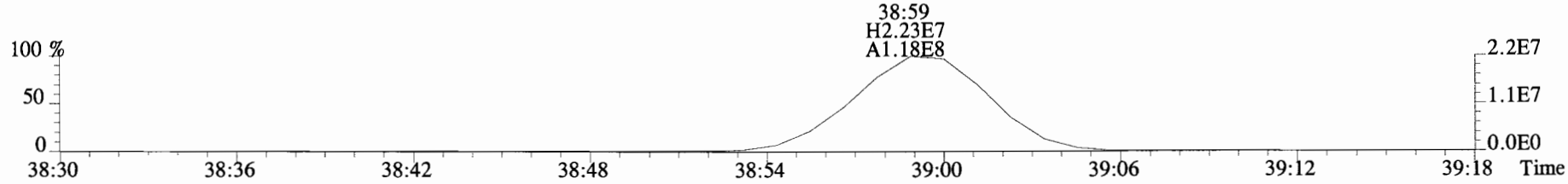

330.9792 S:3 F:3

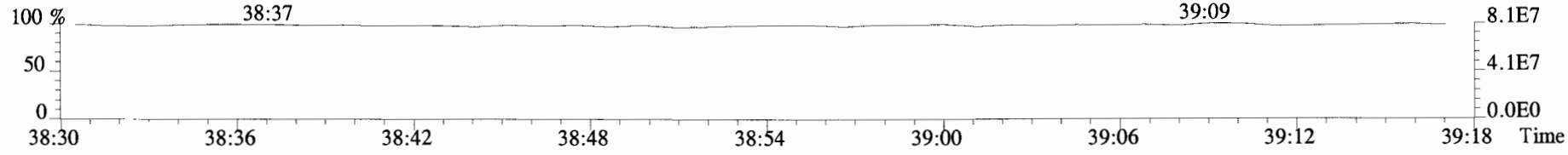

File:180208E1 #1-756 Acq: 8-FEB-2018 10:44:54 GC EI+ Voltage SIR Autospec-UltimaE
Sample#3 File Text:Vista Analytical Laboratory VG-8 Text:ST180208E1-3 PCB CS2 17L3005 Exp:PCB_ZB1
301.9626 S:3 F:3 SMO(1,3) BSUB(10000,15,-3.0) PKD(5,5,2,0.10%,39160.0,0.00%,F,F)

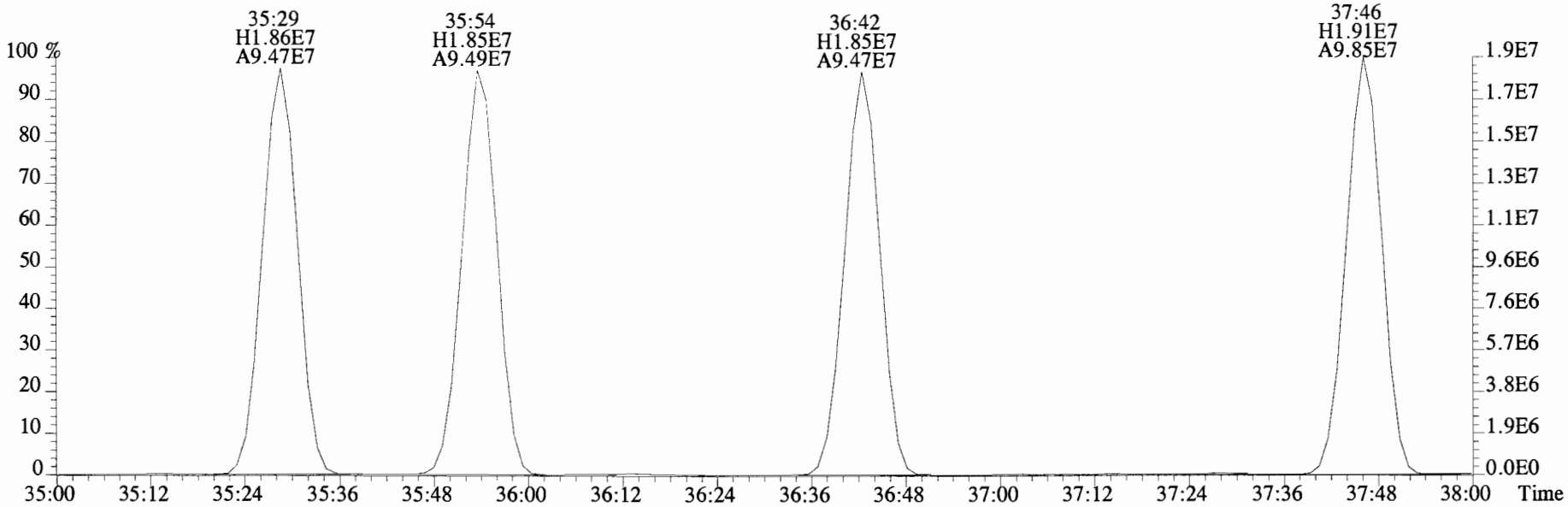

303.9597 S:3 F:3 SMO(1,3) BSUB(10000,15,-3.0) PKD(5,5,2,0.10%,22808.0,0.00%,F,F)

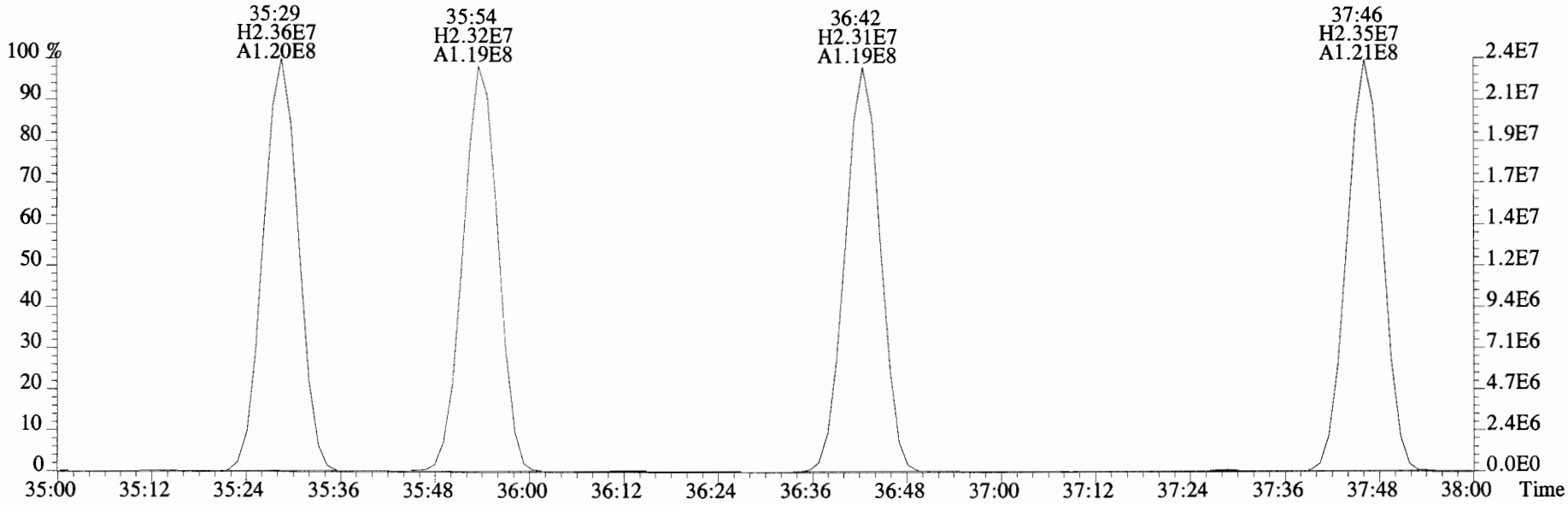

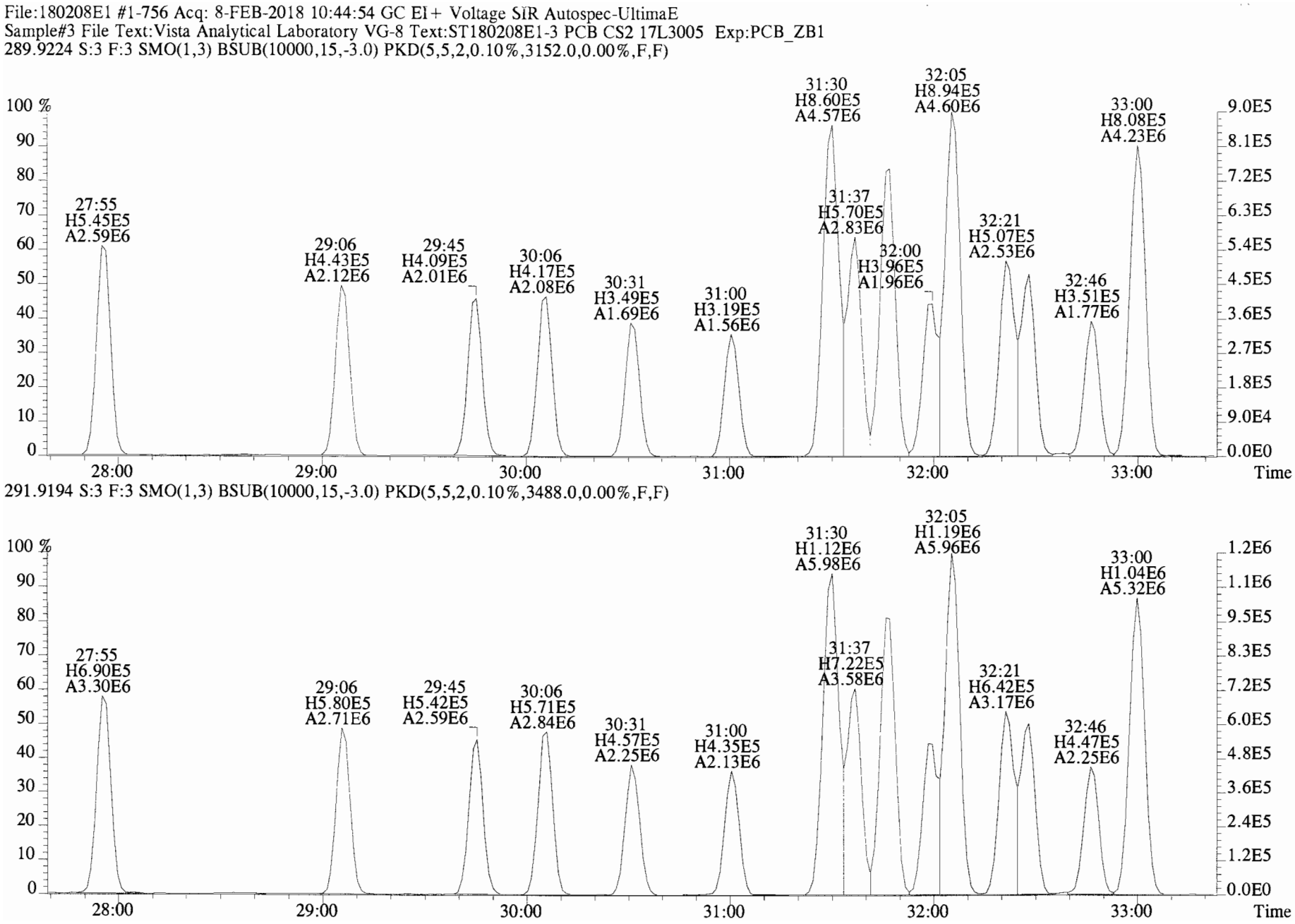
File:180208E1 #1-756 Acq: 8-FEB-2018 10:44:54 GC EI+ Voltage SIR Autospec-UltimaE
Sample#3 File Text:Vista Analytical Laboratory VG-8 Text:ST180208E1-3 PCB CS2 17L3005 Exp:PCB_ZB1
289.9224 S:3 F:3 SMO(1,3) BSUB(10000,15,-3.0) PKD(5,5,2,0.10%,3152.0,0.00%,F,F)
27:55 H5.45E5 A2.59E6
29:06 H4.43E5 A2.12E6
29:45 H4.09E5 A2.01E6
30:06 H4.17E5 A2.08E6
30:31 H3.49E5 A1.69E6
31:00 H3.19E5 A1.56E6
31:30 H8.60E5 A4.57E6
31:37 H5.70E5 A2.83E6
32:00 H3.96E5 A1.96E6
32:05 H8.94E5 A4.60E6
32:21 H5.07E5 A2.53E6
32:46 H3.51E5 A1.77E6
33:00 H8.08E5 A4.23E6
100 %
90
80
70
60
50
40
30
20
10
0
9.0E5
8.1E5
7.2E5
6.3E5
5.4E5
4.5E5
3.6E5
2.7E5
1.8E5
9.0E4
0.0E0
28:00
29:00
30:00
31:00
32:00
33:00
Time
291.9194 S:3 F:3 SMO(1,3) BSUB(10000,15,-3.0) PKD(5,5,2,0.10%,3488.0,0.00%,F,F)
27:55 H6.90E5 A3.30E6
29:06 H5.80E5 A2.71E6
29:45 H5.42E5 A2.59E6
30:06 H5.71E5 A2.84E6
30:31 H4.57E5 A2.25E6
31:00 H4.35E5 A2.13E6
31:30 H1.12E6 A5.98E6
31:37 H7.22E5 A3.58E6
32:05 H1.19E6 A5.96E6
32:21 H6.42E5 A3.17E6
32:46 H4.47E5 A2.25E6
33:00 H1.04E6 A5.32E6
100 %
90
80
70
60
50
40
30
20
10
0
1.2E6
1.1E6
9.5E5
8.3E5
7.2E5
6.0E5
4.8E5
3.6E5
2.4E5
1.2E5
0.0E0
28:00
29:00
30:00
31:00
32:00
33:00
Time

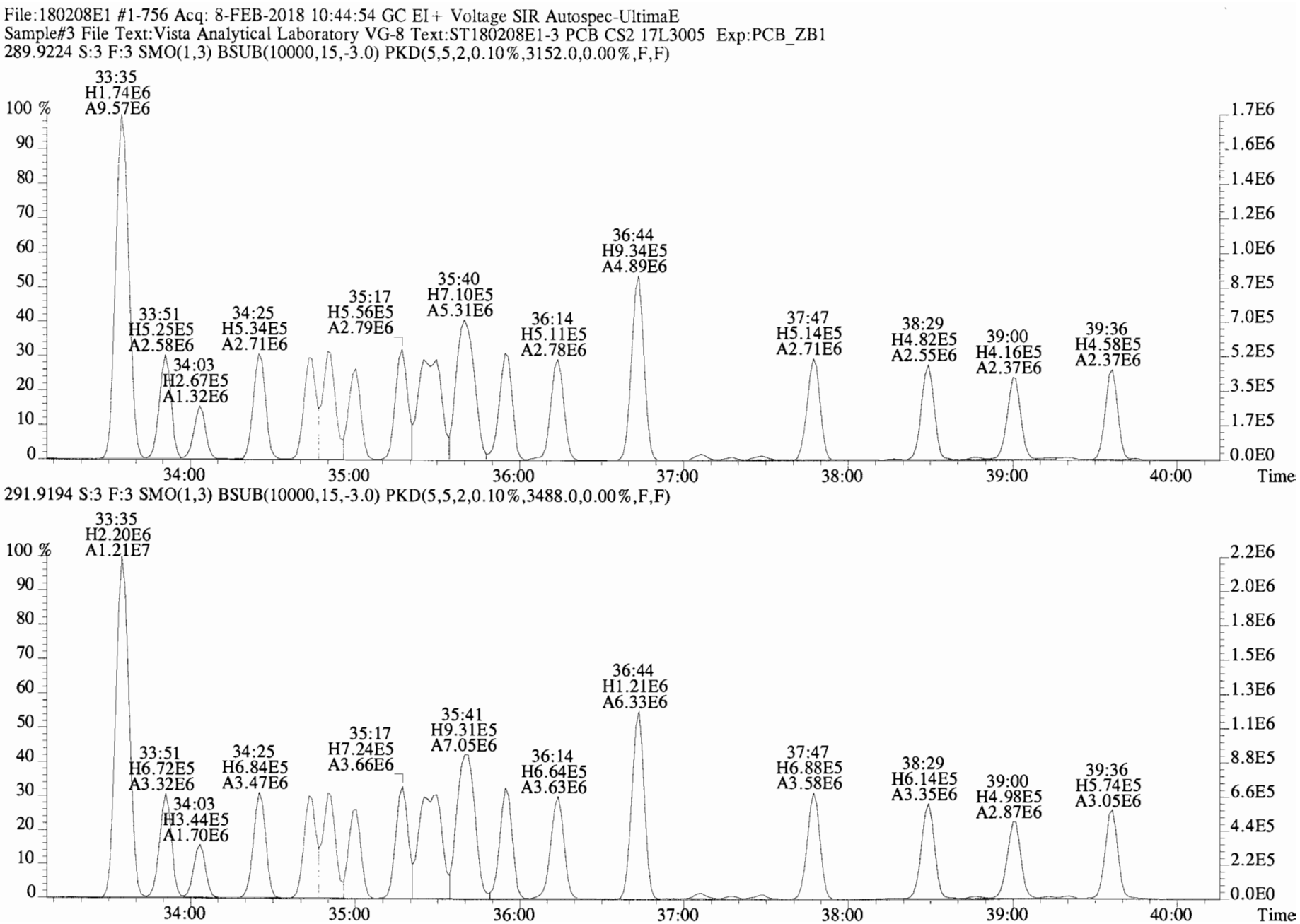
File:180208E1 #1-756 Acq: 8-FEB-2018 10:44:54 GC EI+ Voltage SIR Autospec-UltimaE
Sample#3 File Text:Vista Analytical Laboratory VG-8 Text:ST180208E1-3 PCB CS2 17L3005 Exp:PCB_ZB1
289.9224 S:3 F:3 SMO(1,3) BSUB(10000,15,-3.0) PKD(5,5,2,0.10%,3152.0,0.00%,F,F)
33:35 H1.74E6 A9.57E6
33:51 H5.25E5 A2.58E6
34:03 H2.67E5 A1.32E6
34:25 H5.34E5 A2.71E6
35:17 H5.56E5 A2.79E6
35:40 H7.10E5 A5.31E6
36:14 H5.11E5 A2.78E6
36:44 H9.34E5 A4.89E6
37:47 H5.14E5 A2.71E6
38:29 H4.82E5 A2.55E6
39:00 H4.16E5 A2.37E6
39:36 H4.58E5 A2.37E6
100 %
Time
291.9194 S:3 F:3 SMO(1,3) BSUB(10000,15,-3.0) PKD(5,5,2,0.10%,3488.0,0.00%,F,F)
33:35 H2.20E6 A1.21E7
33:51 H6.72E5 A3.32E6
34:03 H3.44E5 A1.70E6
34:25 H6.84E5 A3.47E6
35:17 H7.24E5 A3.66E6
35:41 H9.31E5 A7.05E6
36:14 H6.64E5 A3.63E6
36:44 H1.21E6 A6.33E6
37:47 H6.88E5 A3.58E6
38:29 H6.14E5 A3.35E6
39:00 H4.98E5 A2.87E6
39:36 H5.74E5 A3.05E6
100 %
Time

File:180208E1 #1-756 Acq: 8-FEB-2018 10:44:54 GC EI+ Voltage SIR Autospec-UltimaE
Sample#3 File Text:Vista Analytical Laboratory VG-8 Text:ST180208E1-3 PCB CS2 17L3005 Exp:PCB_ZB1
325.8804 S:3 F:3 SMO(1,3) BSUB(10000,15,-3.0) PKD(5,5,2,0.10%,2084.0,0.00%,F,F)

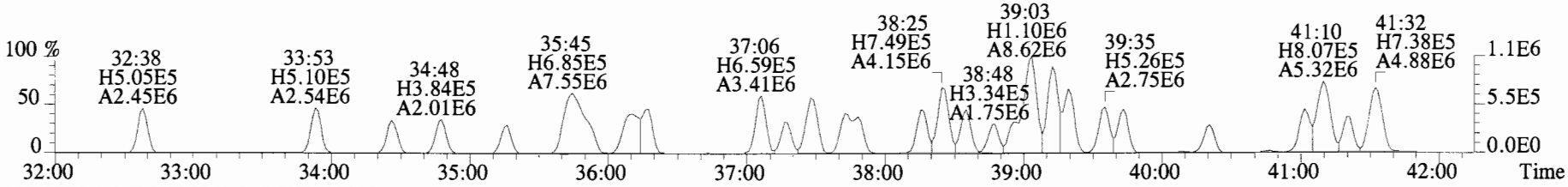

327.8775 S:3 F:3 SMO(1,3) BSUB(10000,15,-3.0) PKD(5,5,2,0.10%,2224.0,0.00%,F,F)

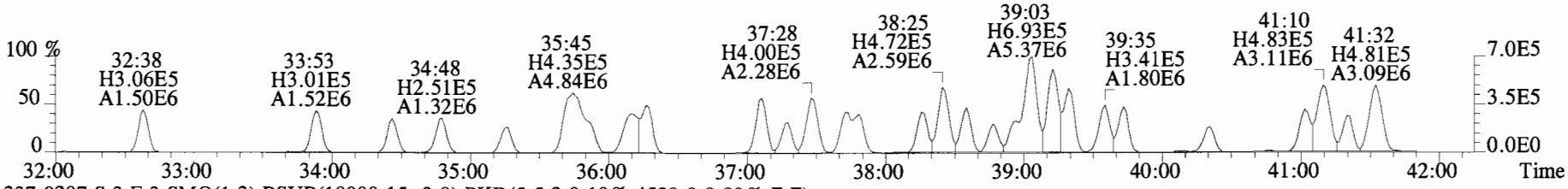

337.9207 S:3 F:3 SMO(1,3) BSUB(10000,15,-3.0) PKD(5,5,2,0.10%,4520.0,0.00%,F,F)

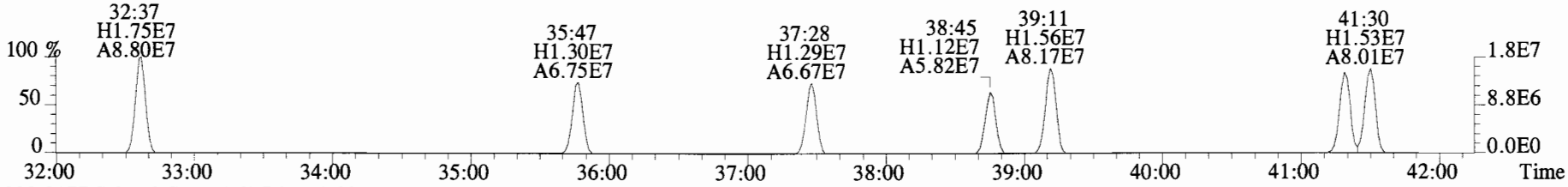

339.9177 S:3 F:3 SMO(1,3) BSUB(10000,15,-3.0) PKD(5,5,2,0.10%,4420.0,0.00%,F,F)

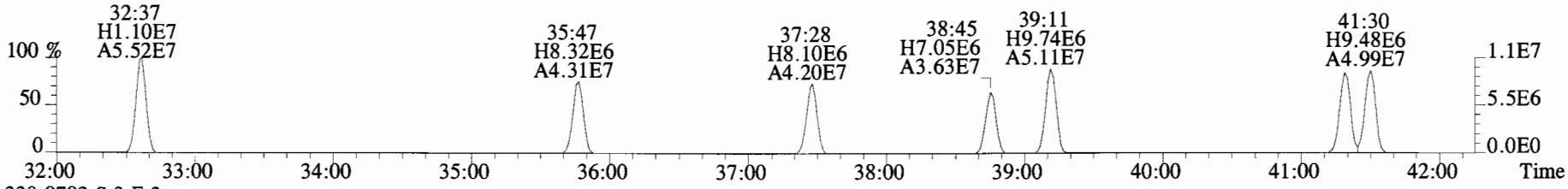

330.9792 S:3 F:3

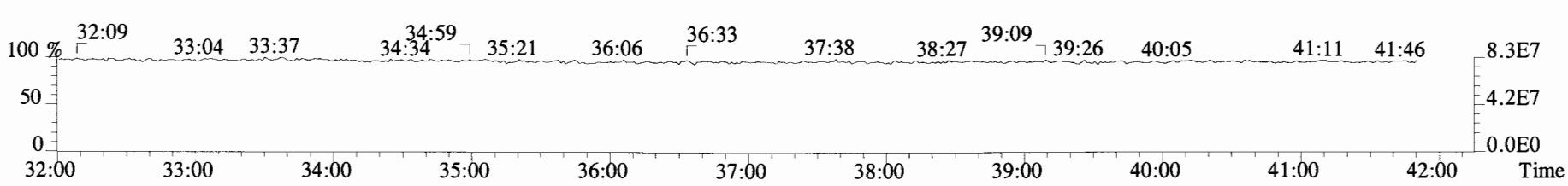

File:180208E1 #1-756 Acq: 8-FEB-2018 10:44:54 GC EI+ Voltage SIR Autospec-UltimaE
Sample#3 File Text:Vista Analytical Laboratory VG-8 Text:ST180208E1-3 PCB CS2 17L3005 Exp:PCB_ZB1
325.8804 S:3 F:3 SMO(1,3) BSUB(10000,15,-3.0) PKD(5,5,2,0.10%,2084.0,0.00%,F,F)

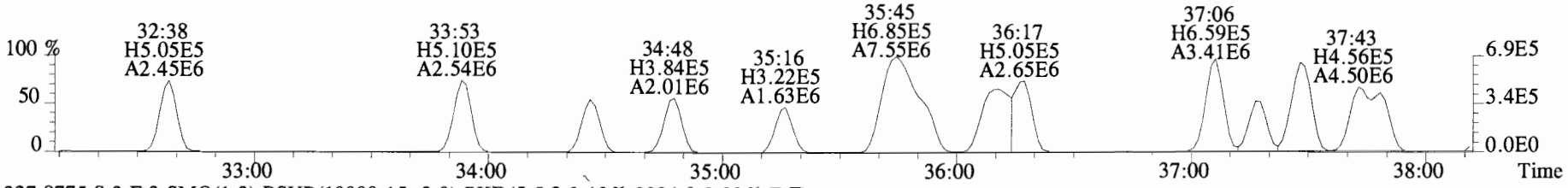

327.8775 S:3 F:3 SMO(1,3) BSUB(10000,15,-3.0) PKD(5,5,2,0.10%,2224.0,0.00%,F,F)

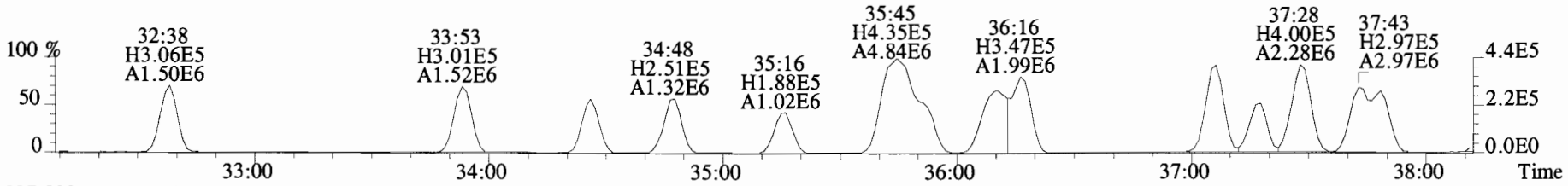

337.9207 S:3 F:3 SMO(1,3) BSUB(10000,15,-3.0) PKD(5,5,2,0.10%,4520.0,0.00%,F,F)

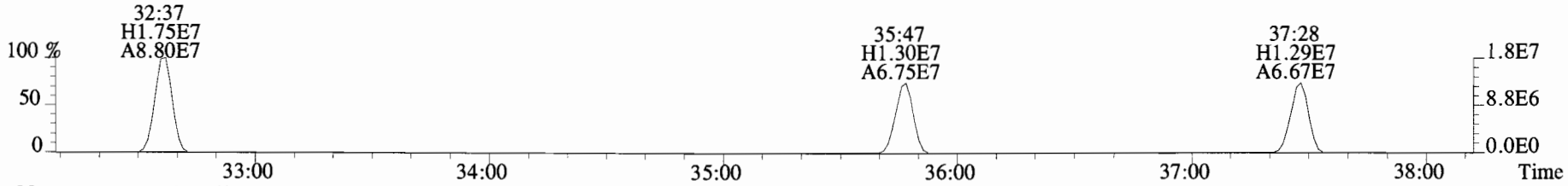

339.9177 S:3 F:3 SMO(1,3) BSUB(10000,15,-3.0) PKD(5,5,2,0.10%,4420.0,0.00%,F,F)

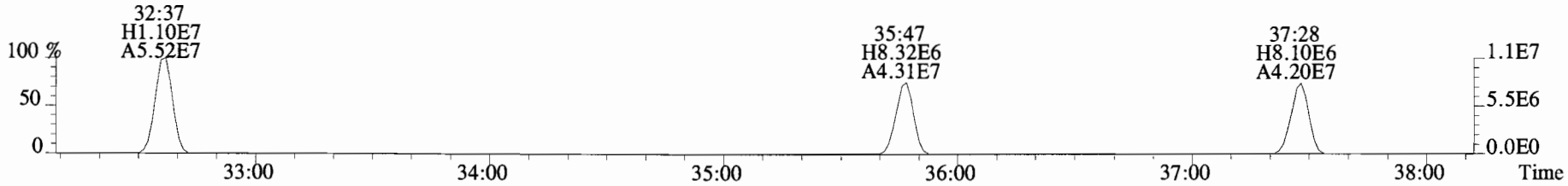

330.9792 S:3 F:3

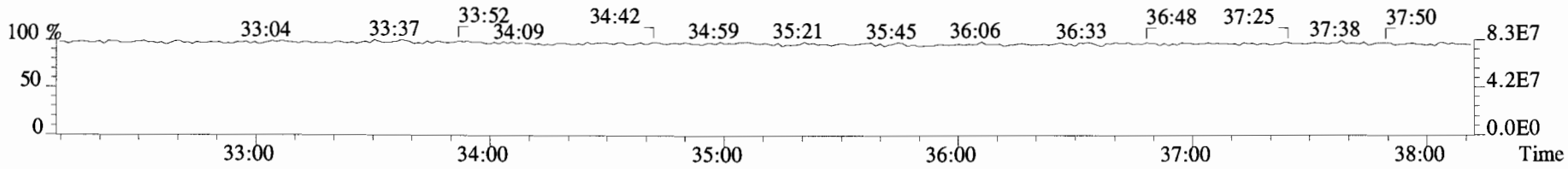

File:180208E1 #1-756 Acq: 8-FEB-2018 10:44:54 GC EI+ Voltage SIR Autospec-UltimaE
Sample#3 File Text:Vista Analytical Laboratory VG-8 Text:ST180208E1-3 PCB CS2 17L3005 Exp:PCB_ZB1
325.8804 S:3 F:3 SMO(1,3) BSUB(10000,15,-3.0) PKD(5,5,2,0.10%,2084.0,0.00%,F,F)

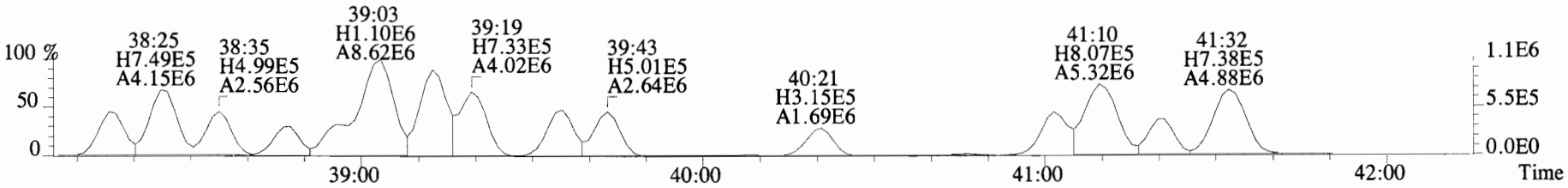

327.8775 S:3 F:3 SMO(1,3) BSUB(10000,15,-3.0) PKD(5,5,2,0.10%,2224.0,0.00%,F,F)

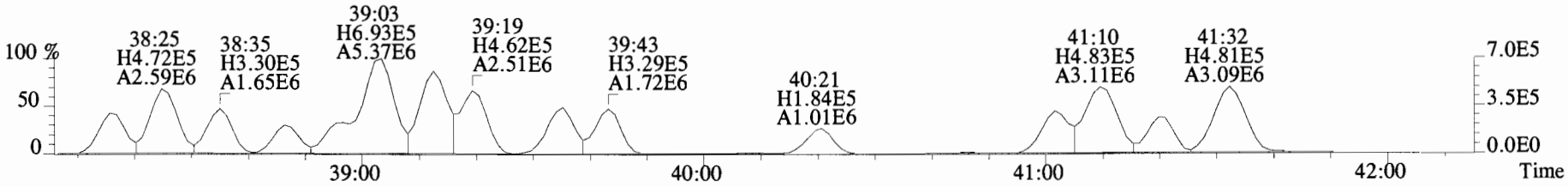

337.9207 S:3 F:3 SMO(1,3) BSUB(10000,15,-3.0) PKD(5,5,2,0.10%,4520.0,0.00%,F,F)

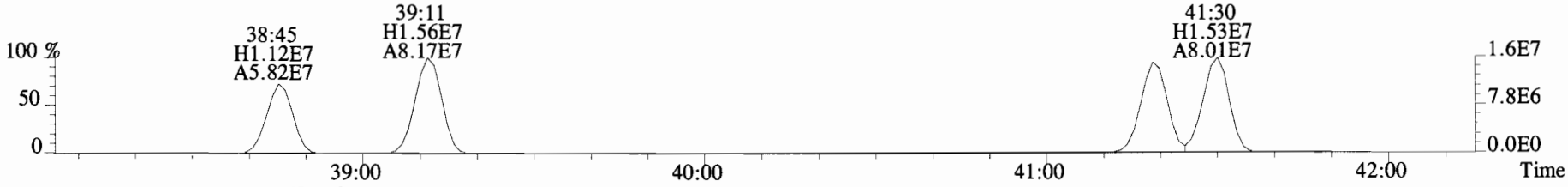

339.9177 S:3 F:3 SMO(1,3) BSUB(10000,15,-3.0) PKD(5,5,2,0.10%,4420.0,0.00%,F,F)

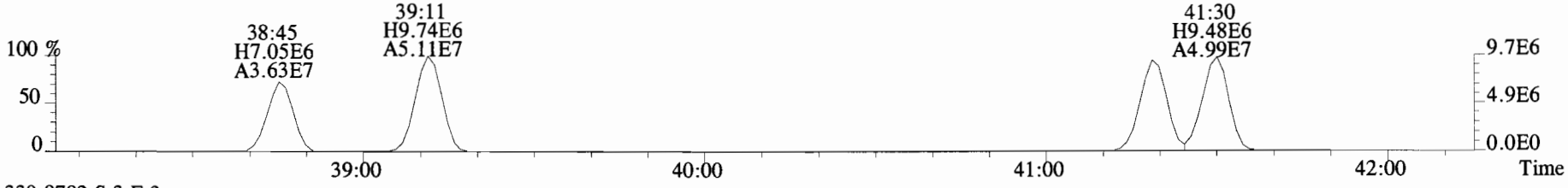

330.9792 S:3 F:3

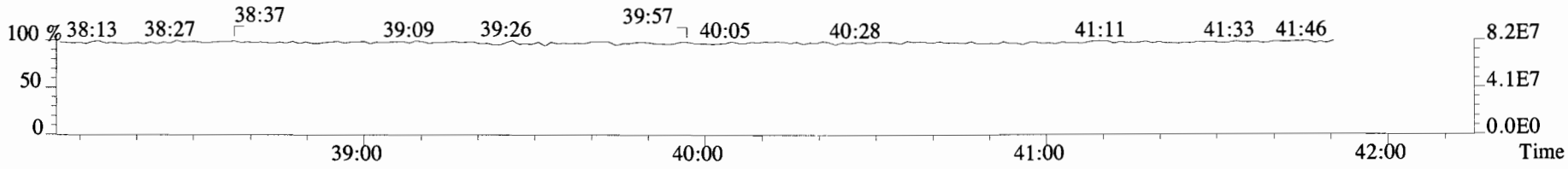

File:180208E1 #1-756 Acq: 8-FEB-2018 10:44:54 GC EI+ Voltage SIR Autospec-UltimaE
Sample#3 File Text:Vista Analytical Laboratory VG-8 Text:ST180208E1-3 PCB CS2 17L3005 Exp:PCB_ZB1
337.9207 S:3 F:3 SMO(1,3) BSUB(10000,15,-3.0) PKD(5,5,2,0.10%,4520.0,0.00%,F,F)

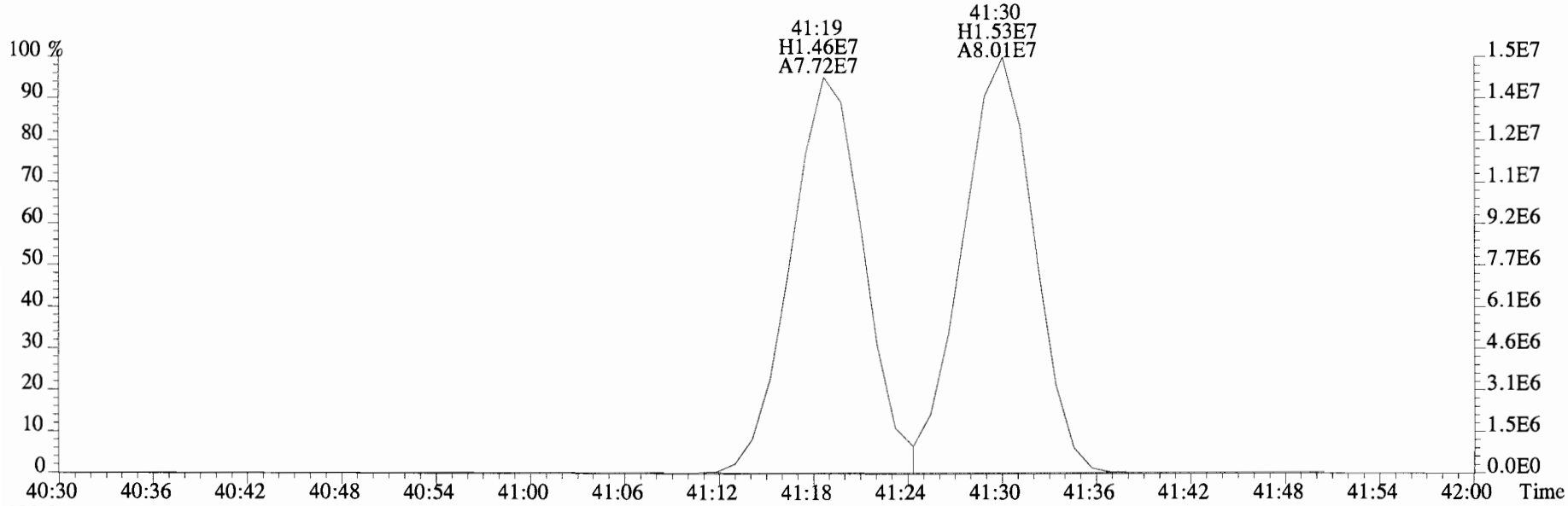

339.9177 S:3 F:3 SMO(1,3) BSUB(10000,15,-3.0) PKD(5,5,2,0.10%,4420.0,0.00%,F,F)

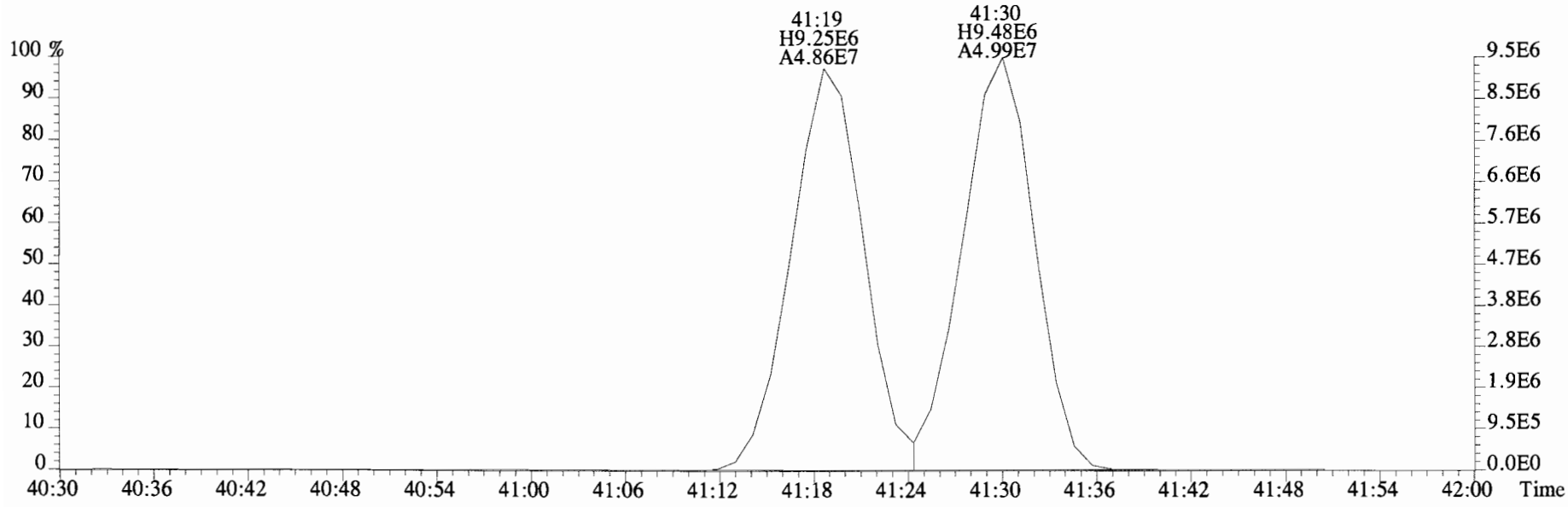

File:180208E1 #1-756 Acq: 8-FEB-2018 10:44:54 GC EI+ Voltage SIR Autospec-UltimaE
Sample#3 File Text:Vista Analytical Laboratory VG-8 Text:ST180208E1-3 PCB CS2 17L3005 Exp:PCB_ZB1
325.8804 S:3 F:3 SMO(1,3) BSUB(10000,15,-3.0) PKD(5,5,2,0.10%,2084.0,0.00%,F,F)

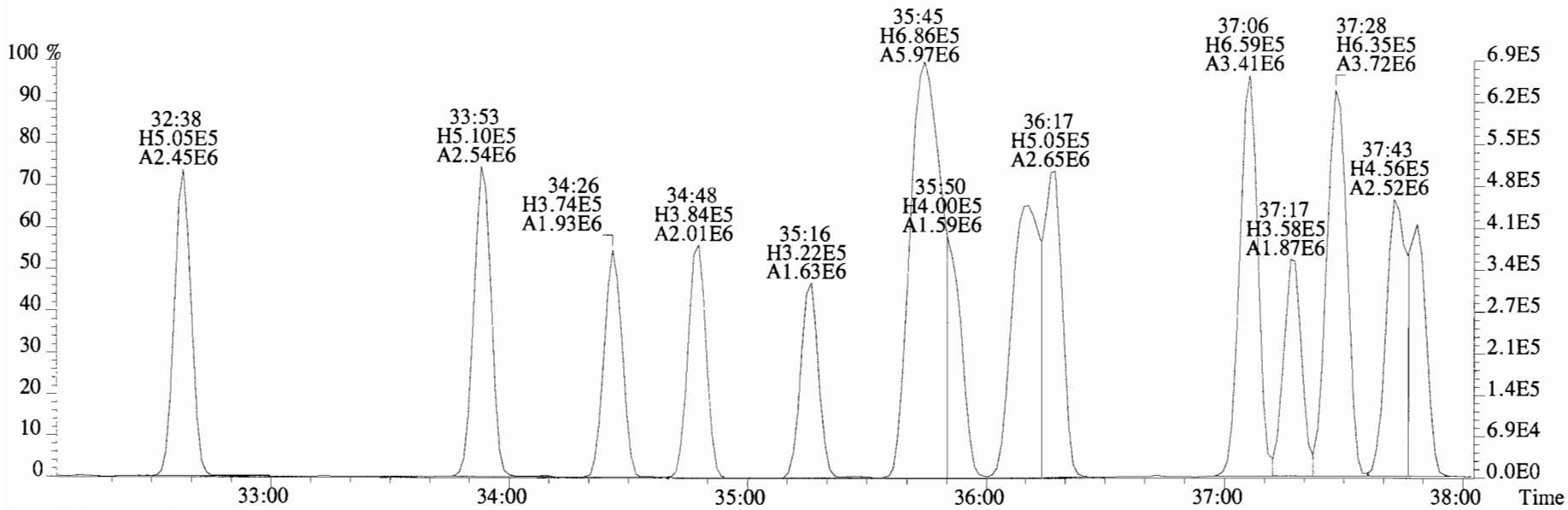

327.8775 S:3 F:3 SMO(1,3) BSUB(10000,15,-3.0) PKD(5,5,2,0.10%,2224.0,0.00%,F,F)

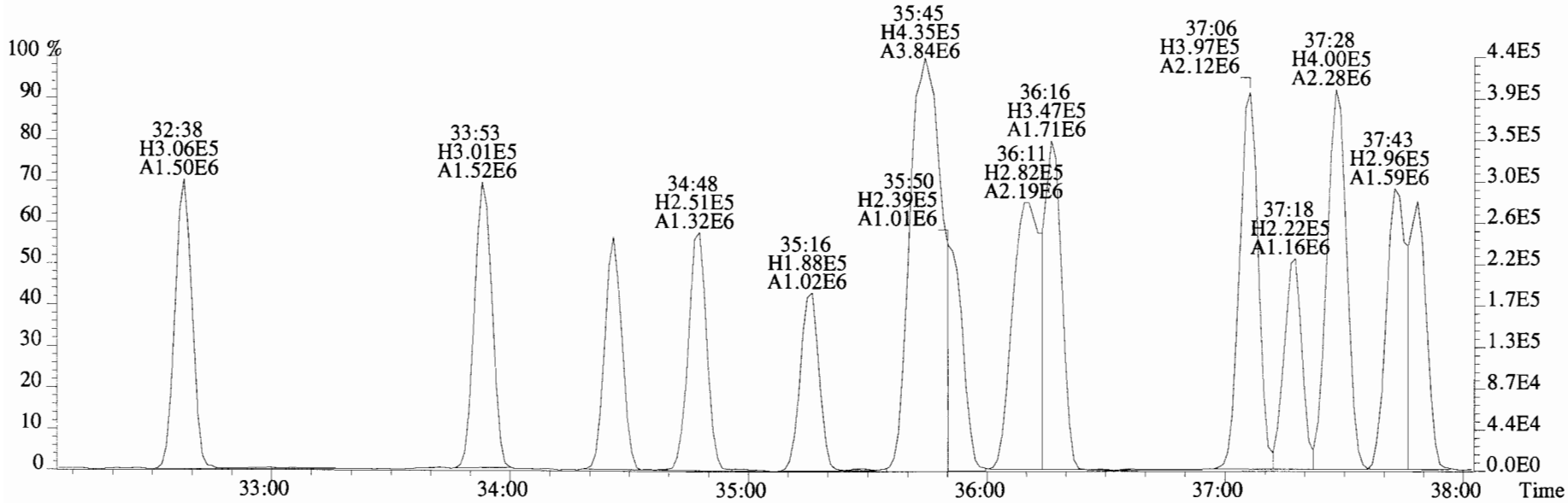

File:180208E1 #1-756 Acq: 8-FEB-2018 10:44:54 GC EI+ Voltage SIR Autospec-UltimaE
Sample#3 File Text:Vista Analytical Laboratory VG-8 Text:ST180208E1-3 PCB CS2 17L3005 Exp:PCB_ZB1
325.8804 S:3 F:3 SMO(1,3) BSUB(10000,15,-3.0) PKD(5,5,2,0.10%,2084.0,0.00%,F,F)

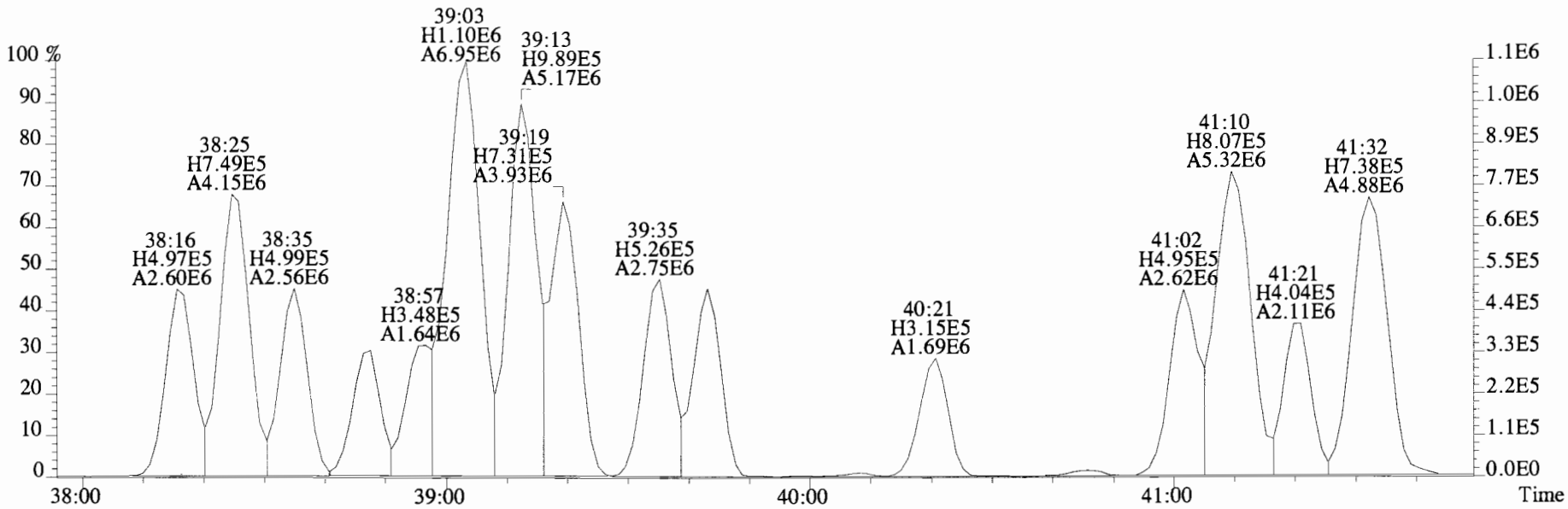

327.8775 S:3 F:3 SMO(1,3) BSUB(10000,15,-3.0) PKD(5,5,2,0.10%,2224.0,0.00%,F,F)

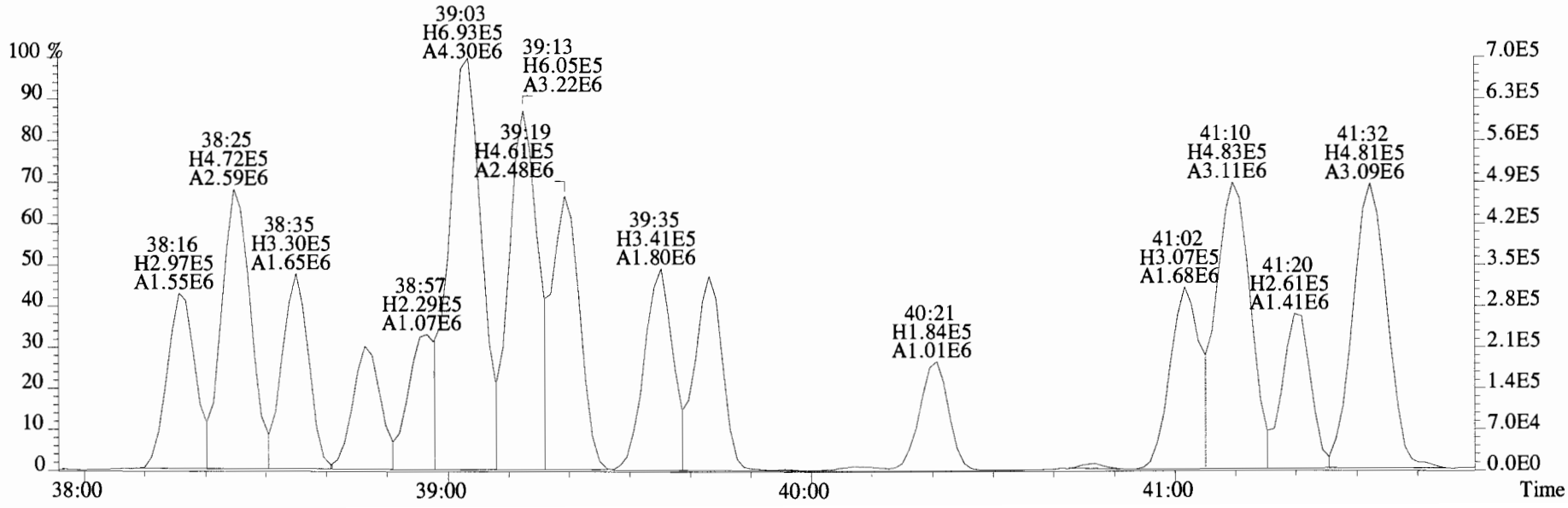

File:180208E1 #1-574 Acq: 8-FEB-2018 10:44:54 GC EI+ Voltage SIR Autospec-UltimaE
Sample#3 File Text:Vista Analytical Laboratory VG-8 Text:ST180208E1-3 PCB CS2 17L3005 Exp:PCB_ZB1
325.8804 S:3 F:4 SMO(1,3) BSUB(10000,15,-3.0) PKD(5,5,2,0.10%,2204.0,0.00%,F,F)

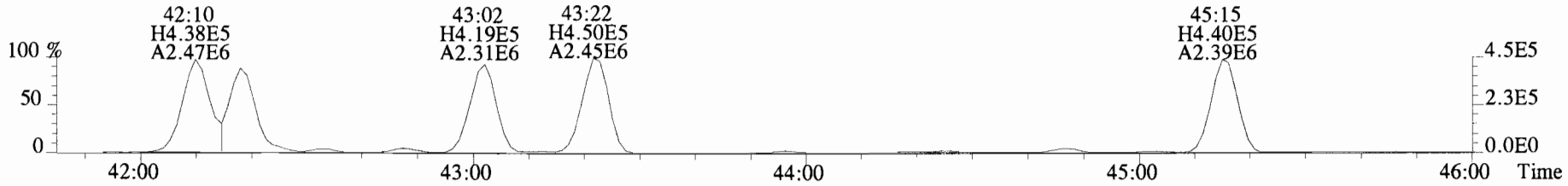

327.8775 S:3 F:4 SMO(1,3) BSUB(10000,15,-3.0) PKD(5,5,2,0.10%,2344.0,0.00%,F,F)

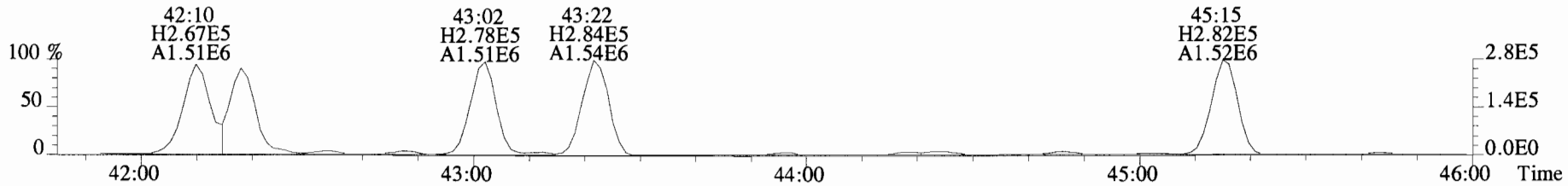

337.9207 S:3 F:4 SMO(1,3) BSUB(10000,15,-3.0) PKD(5,5,2,0.10%,11840.0,0.00%,F,F)

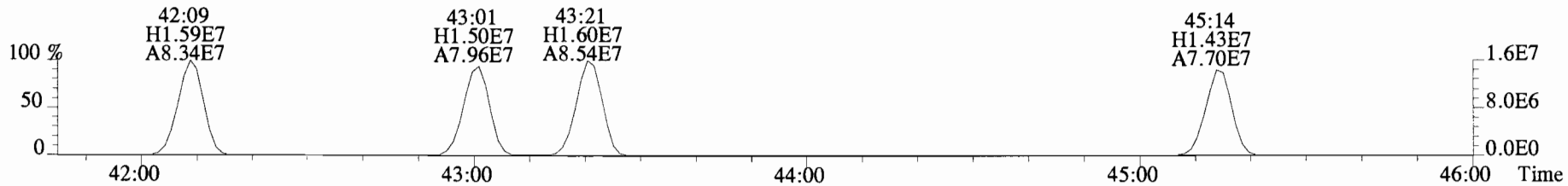

339.9177 S:3 F:4 SMO(1,3) BSUB(10000,15,-3.0) PKD(5,5,2,0.10%,7184.0,0.00%,F,F)

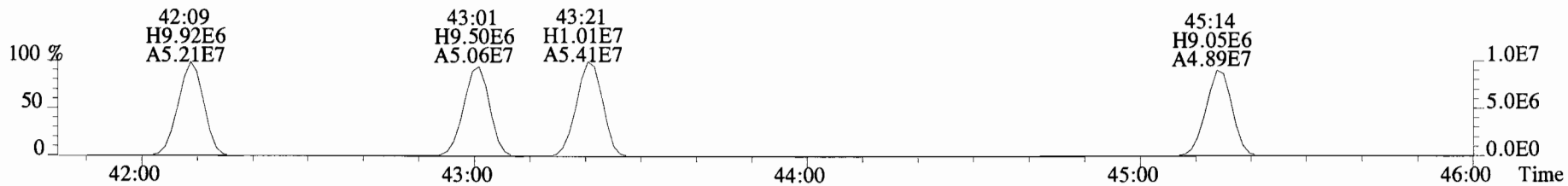

380.9760 S:3 F:4

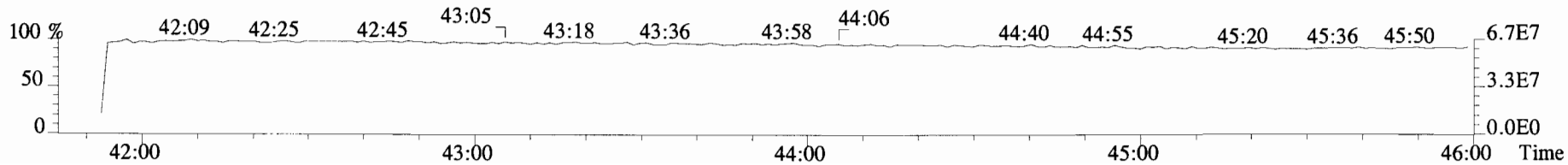

File:180208E1 #1-574 Acq: 8-FEB-2018 10:44:54 GC EI+ Voltage SIR Autospec-UltimaE
Sample#3 File Text:Vista Analytical Laboratory VG-8 Text:ST180208E1-3 PCB CS2 17L3005 Exp:PCB_ZB1
325.8804 S:3 F:4 SMO(1,3) BSUB(10000,15,-3.0)

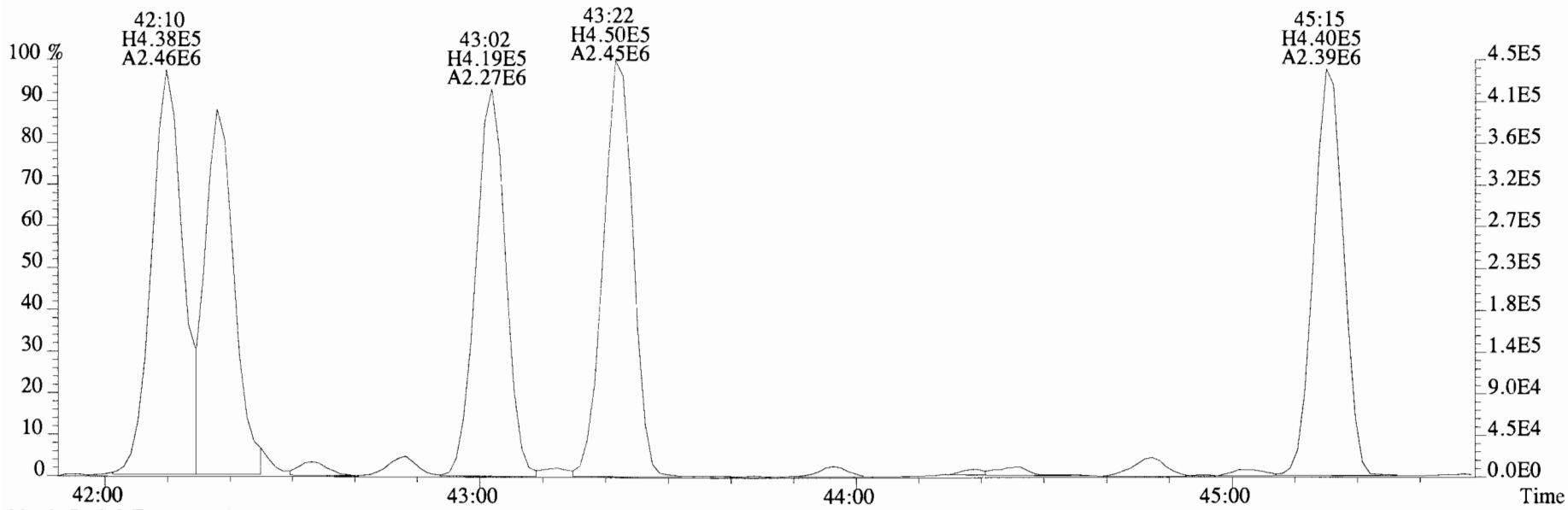

327.8775 S:3 F:4 SMO(1,3) BSUB(10000,15,-3.0)

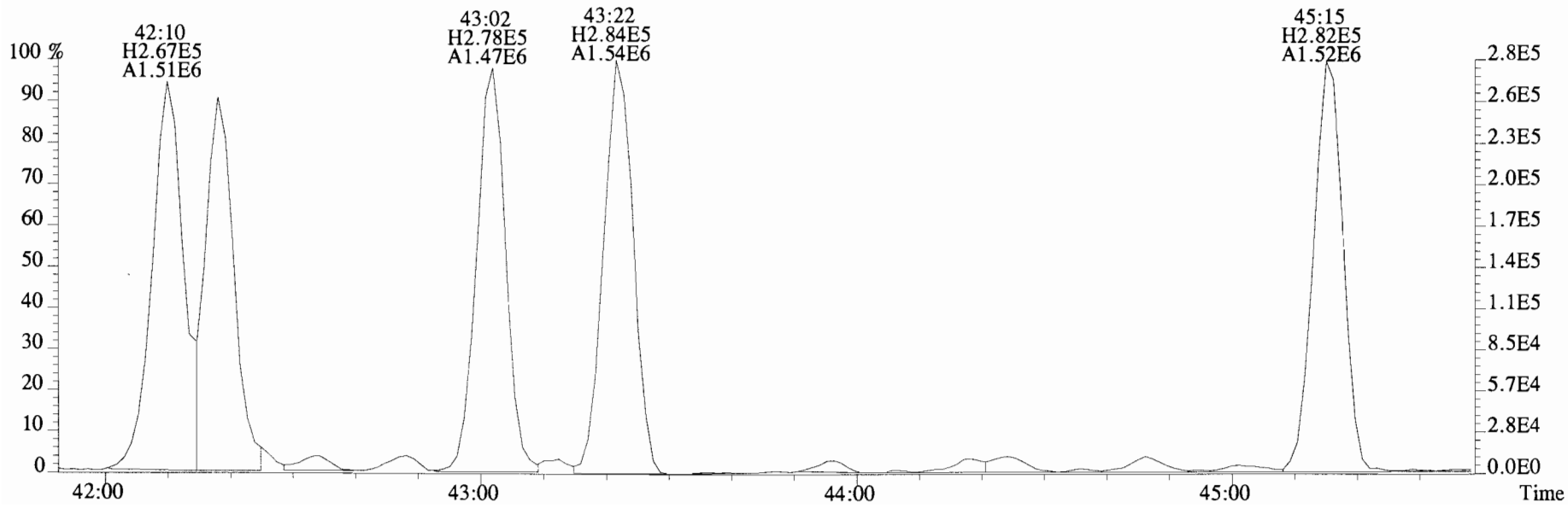

File:180208E1 #1-756 Acq: 8-FEB-2018 10:44:54 GC EI+ Voltage SIR Autospec-UltimaE
Sample#3 File Text:Vista Analytical Laboratory VG-8 Text:ST180208E1-3 PCB CS2 17L3005 Exp:PCB_ZB1
359.8415 S:3 F:3 SMO(1,3) BSUB(10000,15,-3.0) PKD(5,5,2,0.10%,2036.0,0.00%,F,F)

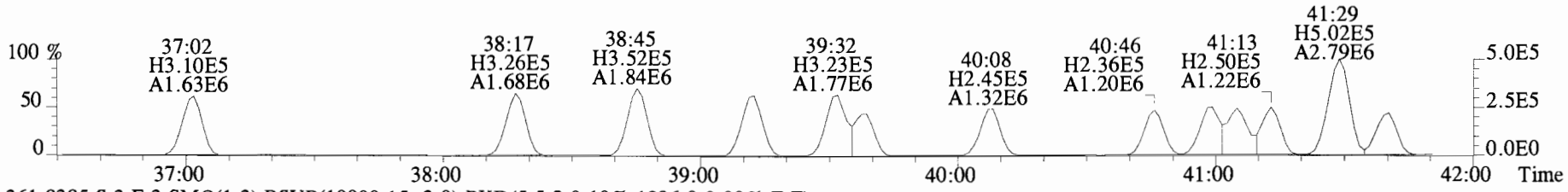

361.8385 S:3 F:3 SMO(1,3) BSUB(10000,15,-3.0) PKD(5,5,2,0.10%,1896.0,0.00%,F,F)

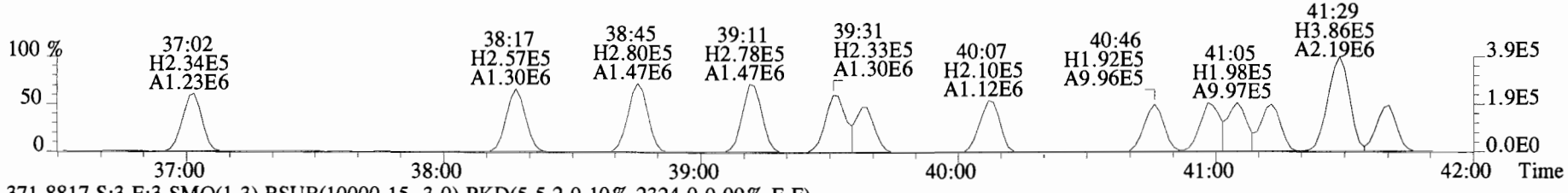

371.8817 S:3 F:3 SMO(1,3) BSUB(10000,15,-3.0) PKD(5,5,2,0.10%,2324.0,0.00%,F,F)

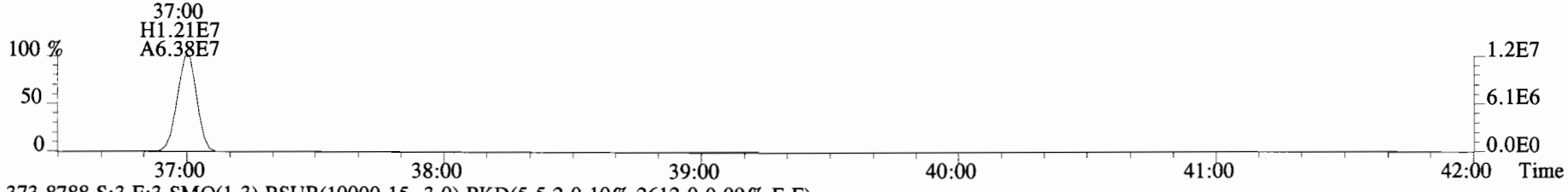

373.8788 S:3 F:3 SMO(1,3) BSUB(10000,15,-3.0) PKD(5,5,2,0.10%,2612.0,0.00%,F,F)

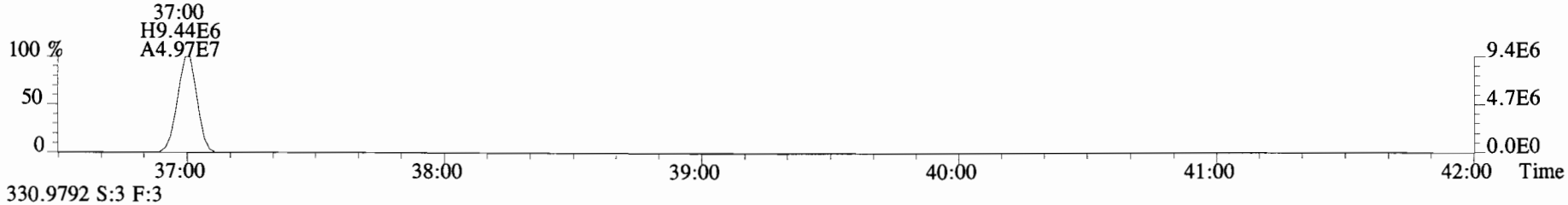

330.9792 S:3 F:3

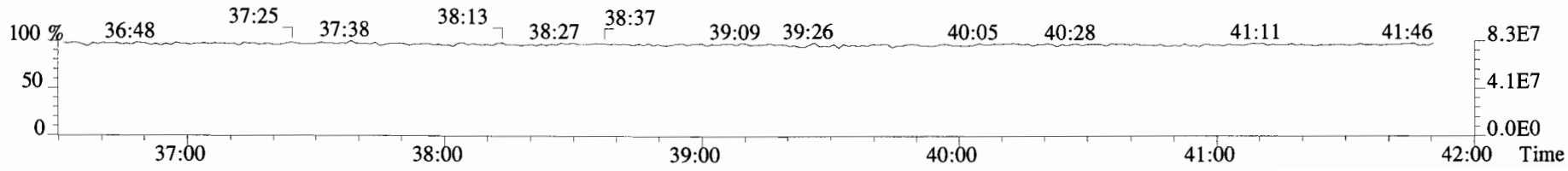

File:180208E1 #1-574 Acq: 8-FEB-2018 10:44:54 GC EI+ Voltage SIR Autospec-UltimaE
Sample#3 File Text:Vista Analytical Laboratory VG-8 Text:ST180208E1-3 PCB CS2 17L3005 Exp:PCB_ZB1
359.8415 S:3 F:4 SMO(1,3) BSUB(10000,15,-3.0) PKD(5,5,2,0.10%,3508.0,0.00%,F,F)

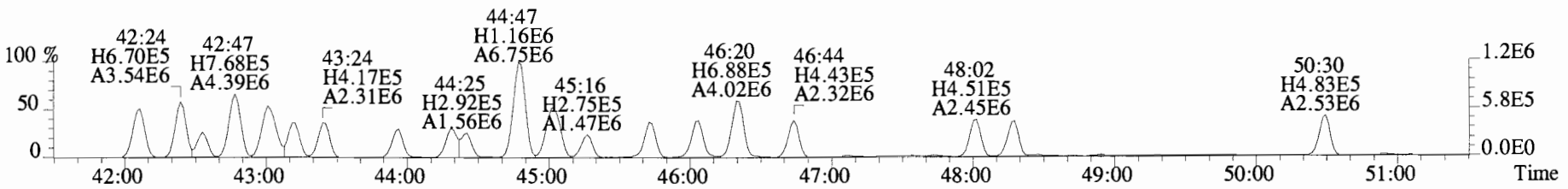

361.8385 S:3 F:4 SMO(1,3) BSUB(10000,15,-3.0) PKD(5,5,2,0.10%,3712.0,0.00%,F,F)

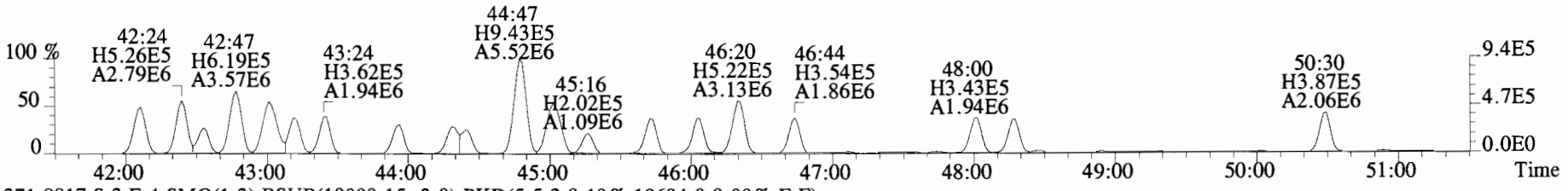

371.8817 S:3 F:4 SMO(1,3) BSUB(10000,15,-3.0) PKD(5,5,2,0.10%,19604.0,0.00%,F,F)

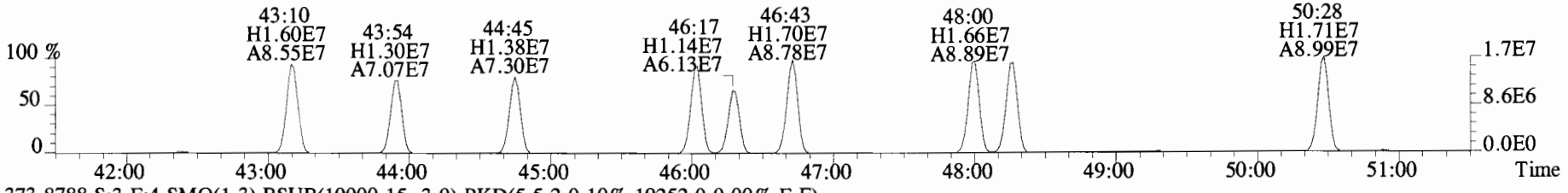

373.8788 S:3 F:4 SMO(1,3) BSUB(10000,15,-3.0) PKD(5,5,2,0.10%,19252.0,0.00%,F,F)

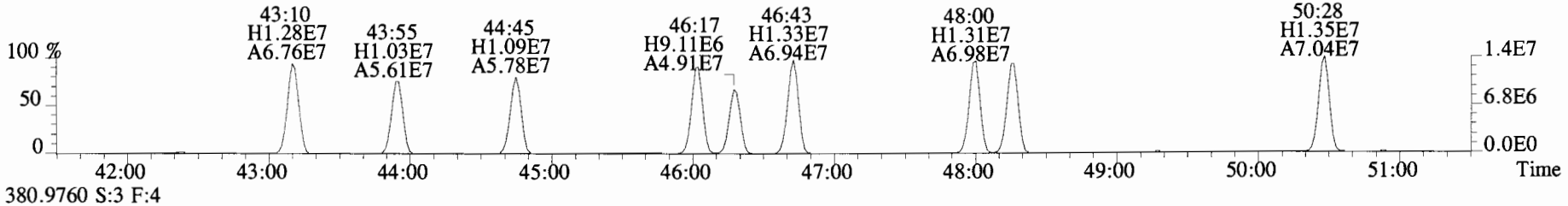

380.9760 S:3 F:4

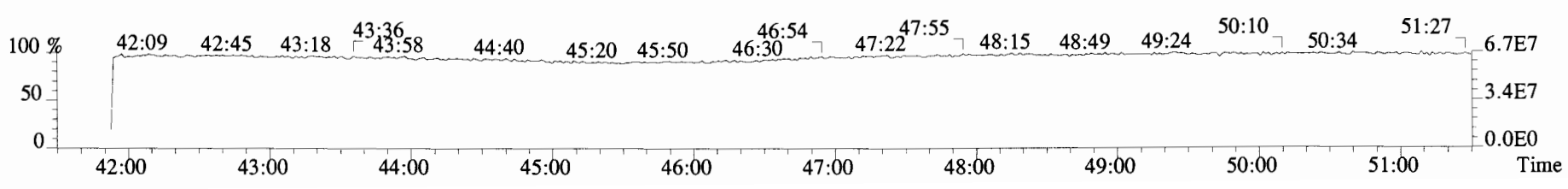

File:180208E1 #1-574 Acq: 8-FEB-2018 10:44:54 GC EI+ Voltage SIR Autospec-UltimaE
Sample#3 File Text:Vista Analytical Laboratory VG-8 Text:ST180208E1-3 PCB CS2 17L3005 Exp:PCB_ZB1
371.8817 S:3 F:4 SMO(1,3) BSUB(10000,15,-3.0) PKD(5,5,2,0.10%,19604.0,0.00%,F,F)

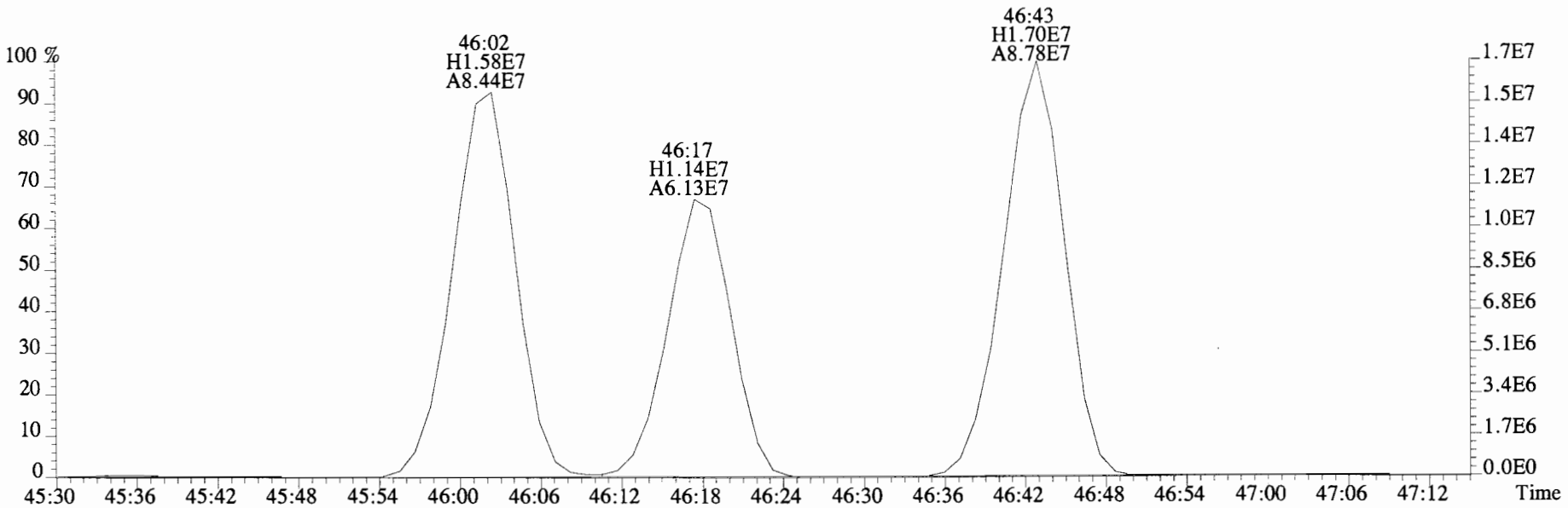

373.8788 S:3 F:4 SMO(1,3) BSUB(10000,15,-3.0) PKD(5,5,2,0.10%,19252.0,0.00%,F,F)

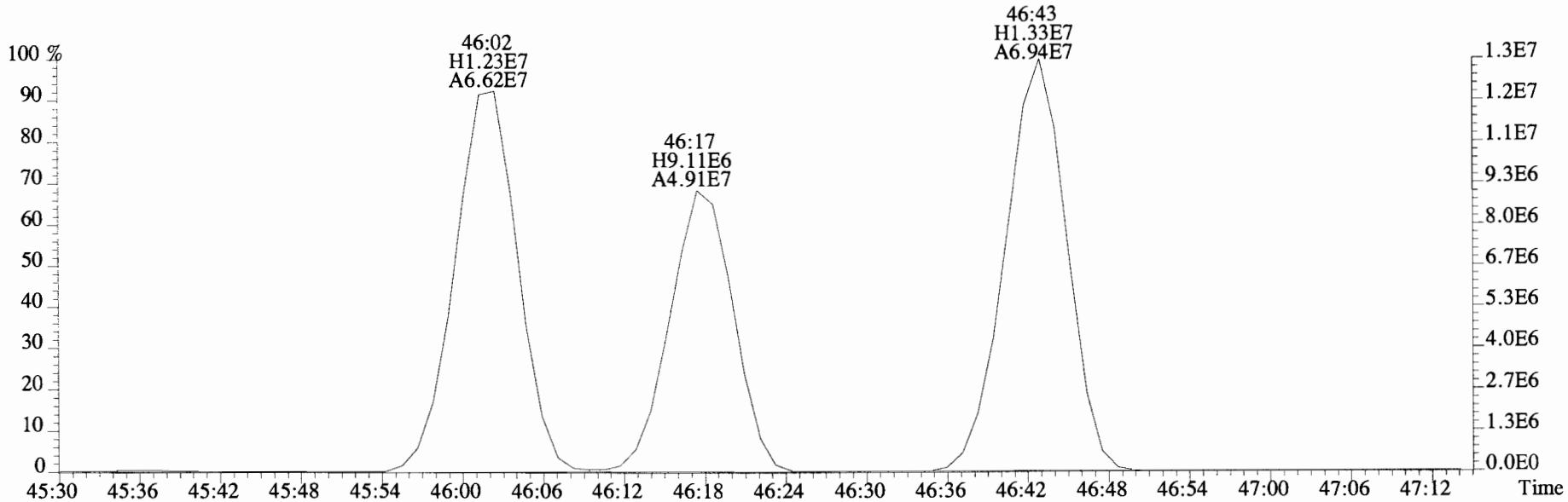

File:180208E1 #1-574 Acq: 8-FEB-2018 10:44:54 GC EI+ Voltage SIR Autospec-UltimaE
Sample#3 File Text:Vista Analytical Laboratory VG-8 Text:ST180208E1-3 PCB CS2 17L3005 Exp:PCB_ZB1
371.8817 S:3 F:4 SMO(1,3) BSUB(10000,15,-3.0) PKD(5,5,2,0.10%,19604.0,0.00%,F,F)

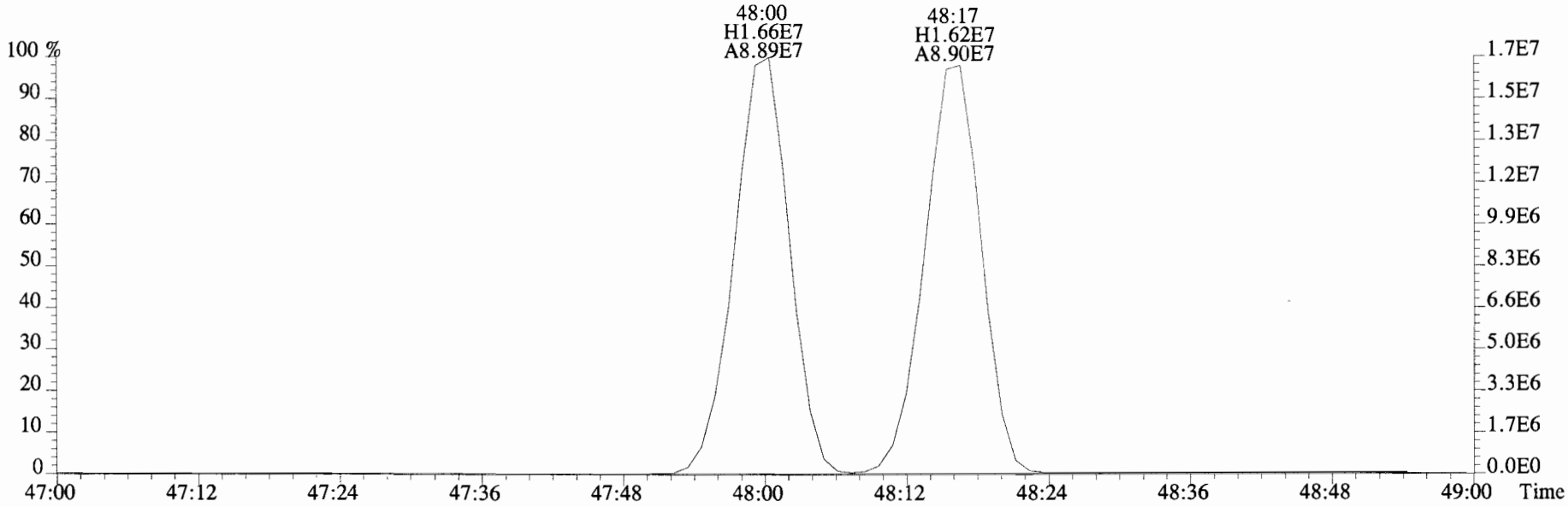

373.8788 S:3 F:4 SMO(1,3) BSUB(10000,15,-3.0) PKD(5,5,2,0.10%,19252.0,0.00%,F,F)

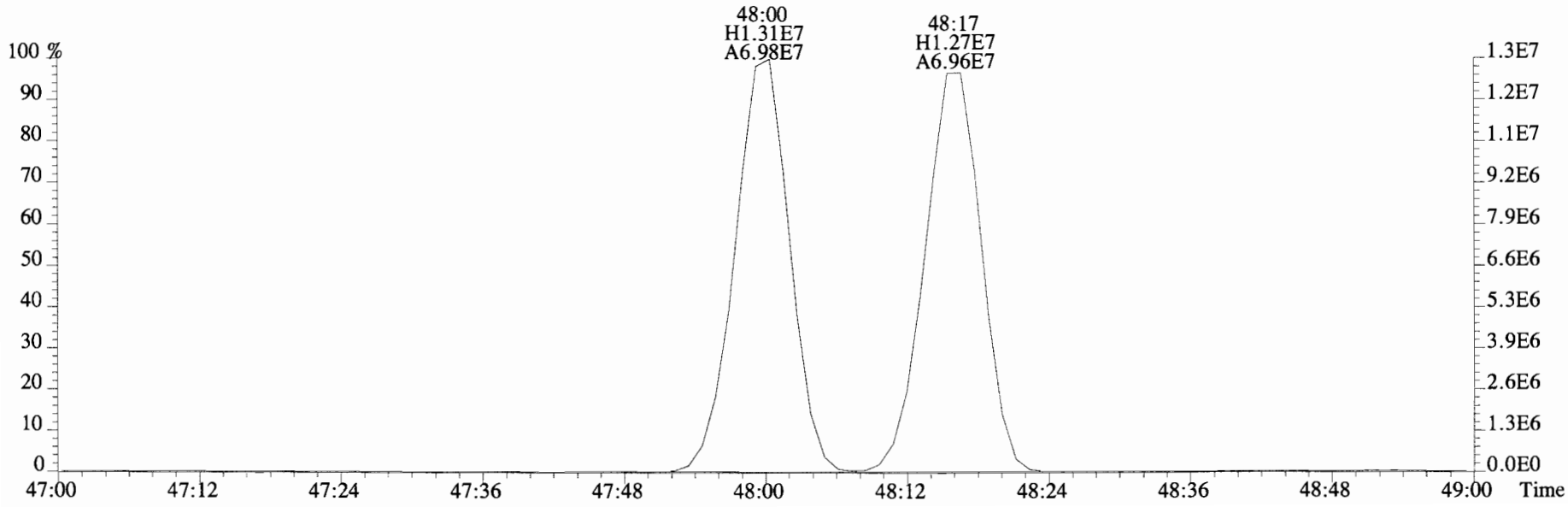

File:180208E1 #1-574 Acq: 8-FEB-2018 10:44:54 GC EI+ Voltage SIR Autospec-UltimaE
Sample#3 File Text:Vista Analytical Laboratory VG-8 Text:ST180208E1-3 PCB CS2 17L3005 Exp:PCB_ZB1
359.8415 S:3 F:4 SMO(1,3) BSUB(10000,15,-3.0) PKD(5,5,2,0.10%,3508.0,0.00%,F,F)

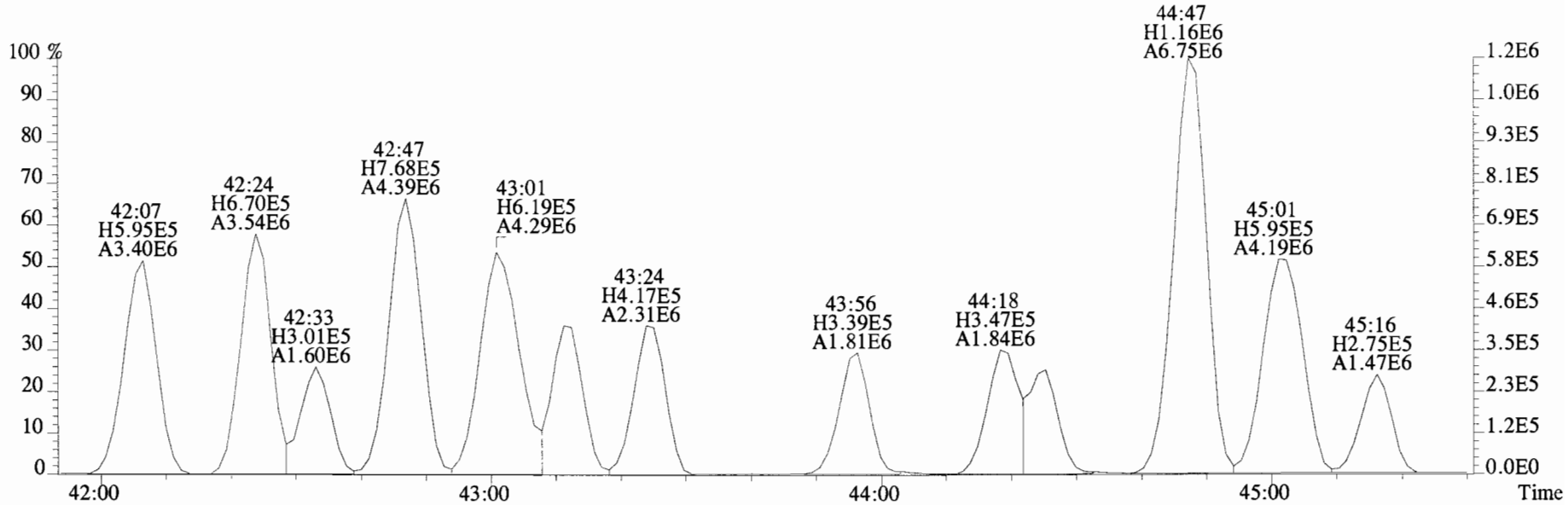

361.8385 S:3 F:4 SMO(1,3) BSUB(10000,15,-3.0) PKD(5,5,2,0.10%,3712.0,0.00%,F,F)

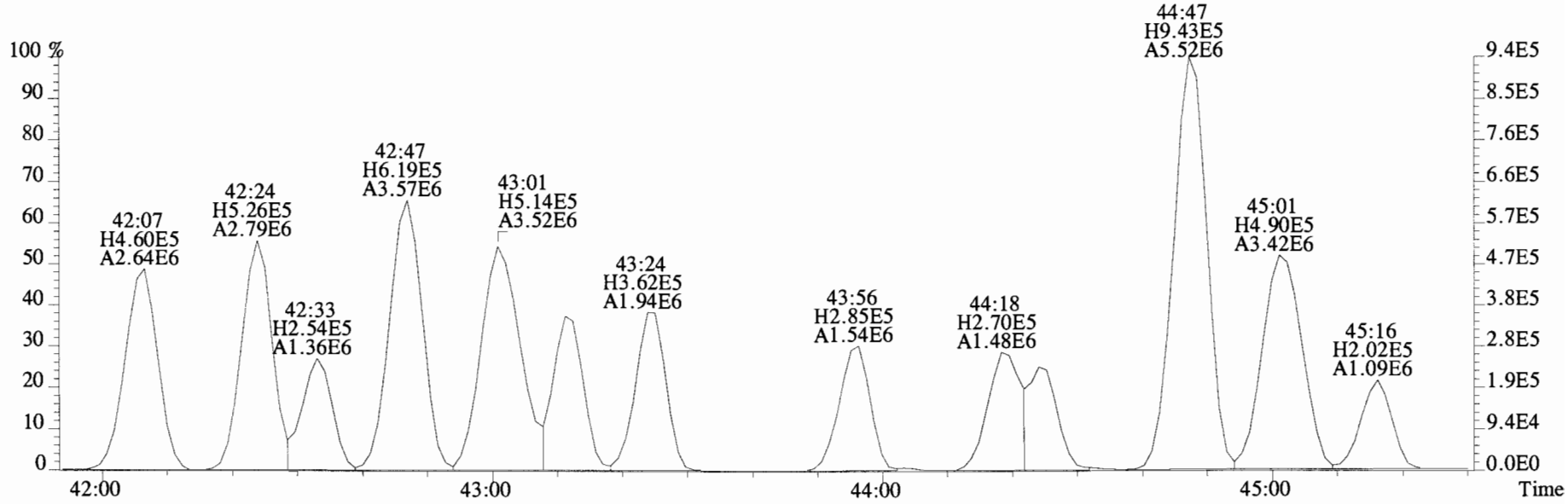

File:180208E1 #1-574 Acq: 8-FEB-2018 10:44:54 GC EI+ Voltage SIR Autospec-UltimaE
Sample#3 File Text:Vista Analytical Laboratory VG-8 Text:ST180208E1-3 PCB CS2 17L3005 Exp:PCB_ZB1
359.8415 S:3 F:4 SMO(1,3) BSUB(10000,15,-3.0) PKD(5,5,2,0.10%,3508.0,0.00%,F,F)

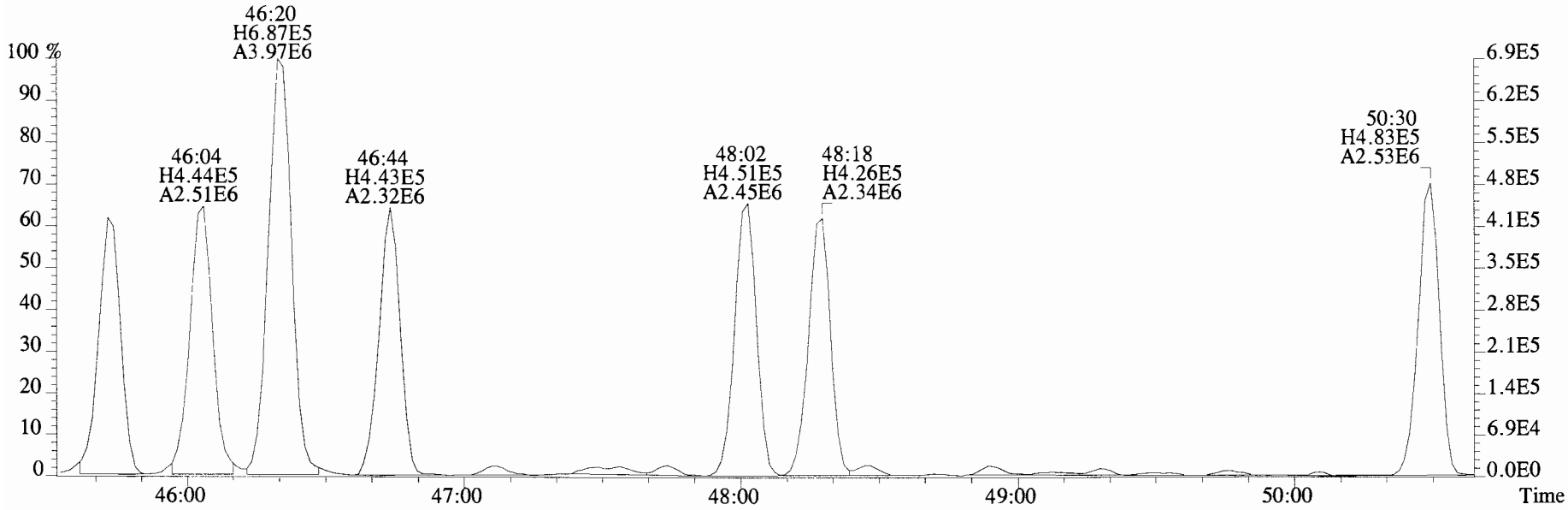

361.8385 S:3 F:4 SMO(1,3) BSUB(10000,15,-3.0) PKD(5,5,2,0.10%,3712.0,0.00%,F,F)

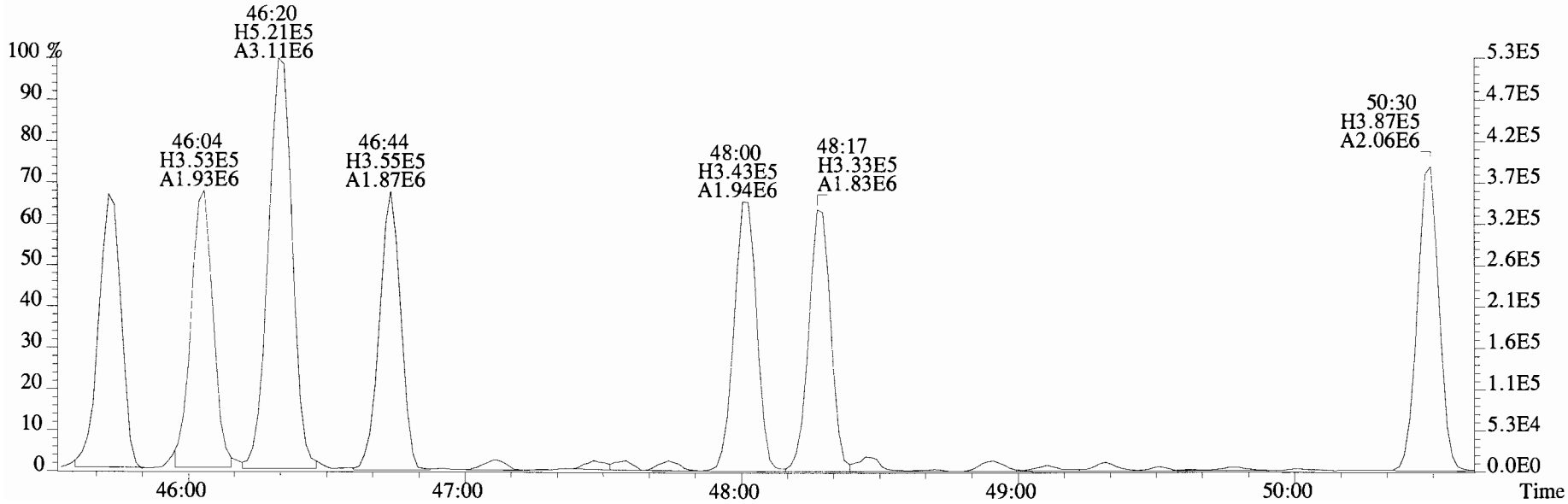

File:180208E1 #1-574 Acq: 8-FEB-2018 10:44:54 GC EI+ Voltage SIR Autospec-UltimaE
Sample#3 File Text:Vista Analytical Laboratory VG-8 Text:ST180208E1-3 PCB CS2 17L3005 Exp:PCB_ZB1
393.8025 S:3 F:4 SMO(1,3) BSUB(10000,15,-3.0) PKD(5,5,2,0.10%,3968.0,0.00%,F,F)

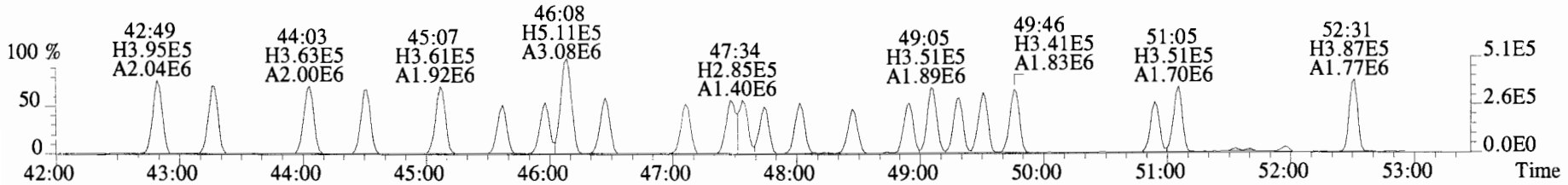

395.7995 S:3 F:4 SMO(1,3) BSUB(10000,15,-3.0) PKD(5,5,2,0.10%,3332.0,0.00%,F,F)

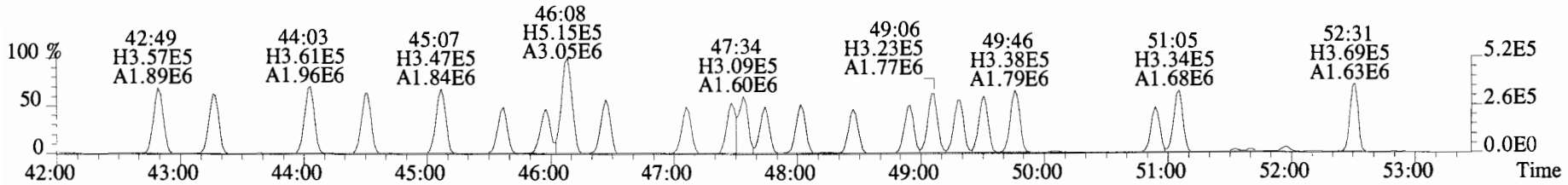

403.8457 S:3 F:4 SMO(1,3) BSUB(10000,15,-3.0) PKD(5,5,2,0.10%,8740.0,0.00%,F,F)

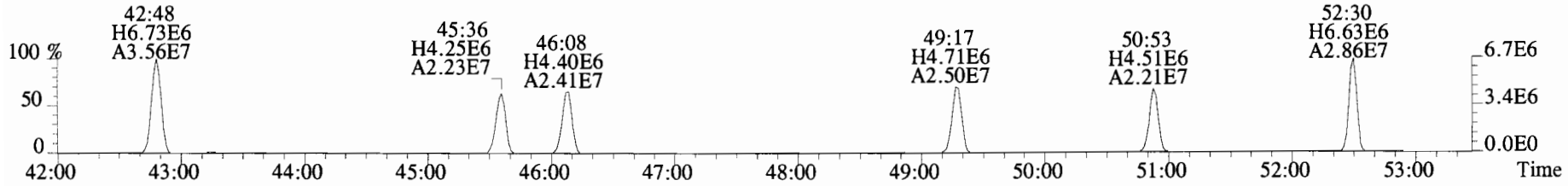

405.8428 S:3 F:4 SMO(1,3) BSUB(10000,15,-3.0) PKD(5,5,2,0.10%,16048.0,0.00%,F,F)

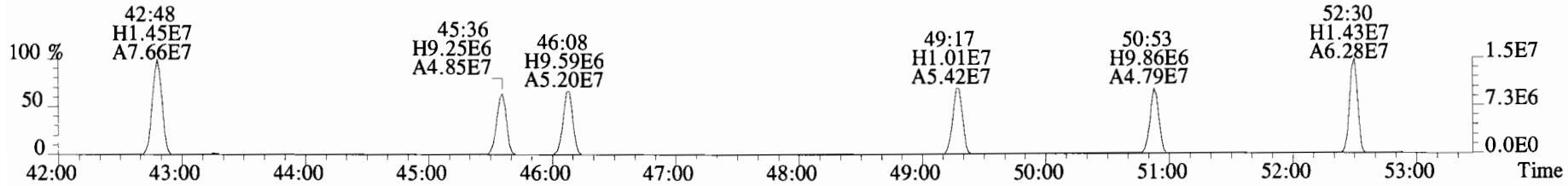

380.9760 S:3 F:4

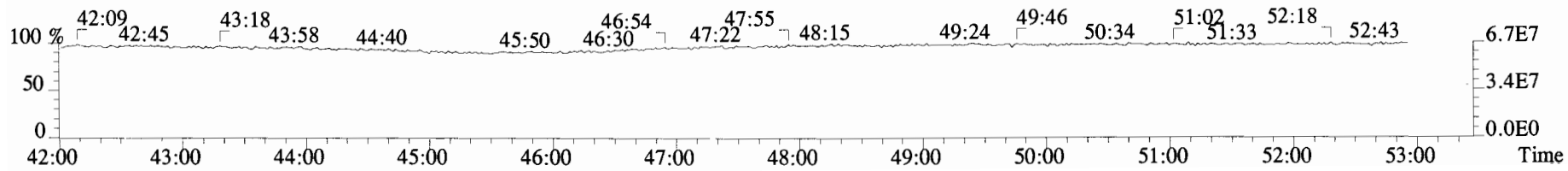

File:180208E1 #1-574 Acq: 8-FEB-2018 10:44:54 GC EI+ Voltage SIR Autospec-UltimaE
Sample#3 File Text:Vista Analytical Laboratory VG-8 Text:ST180208E1-3 PCB CS2 17L3005 Exp:PCB_ZB1
393.8025 S:3 F:4 SMO(1,3) BSUB(10000,15,-3.0) PKD(5,5,2,0.10%,3968.0,0.00%,F,F)

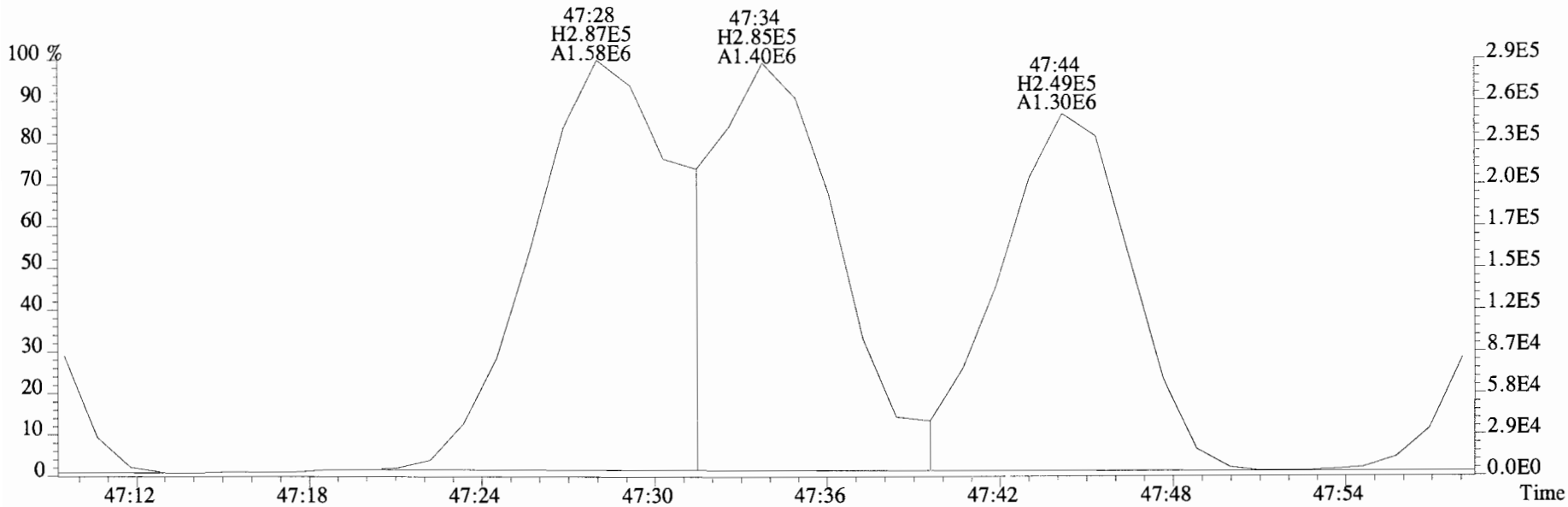

395.7995 S:3 F:4 SMO(1,3) BSUB(10000,15,-3.0) PKD(5,5,2,0.10%,3332.0,0.00%,F,F)

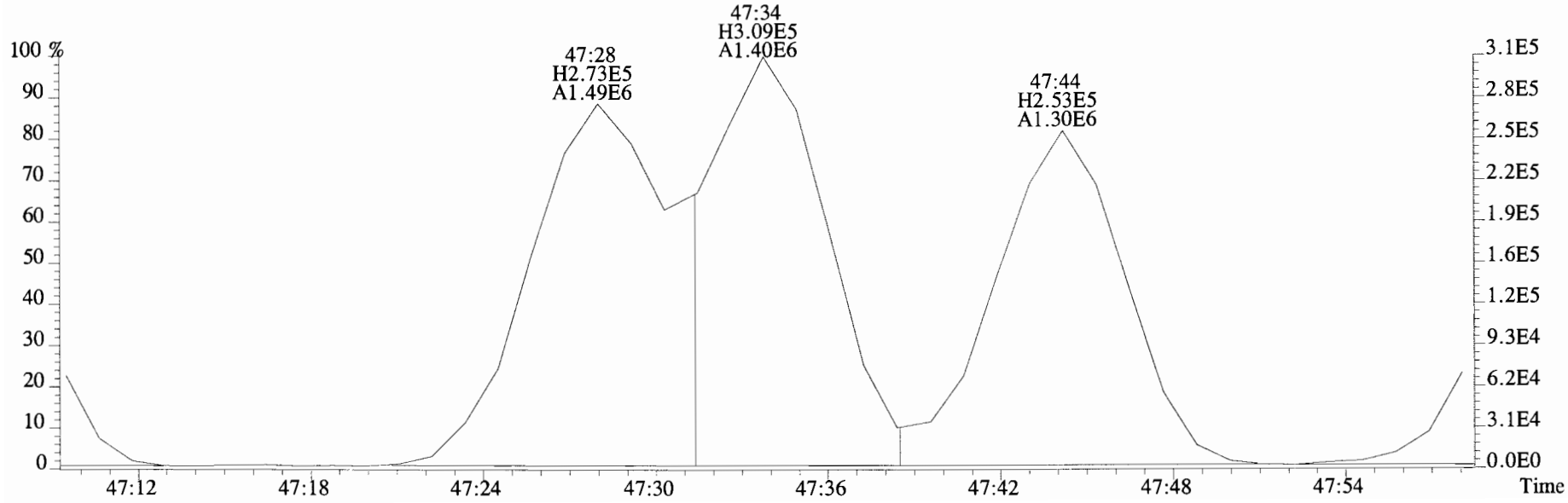

File:180208E1 #1-574 Acq: 8-FEB-2018 10:44:54 GC EI+ Voltage SIR Autospec-UltimaE
Sample#3 File Text:Vista Analytical Laboratory VG-8 Text:ST180208E1-3 PCB CS2 17L3005 Exp:PCB_ZB1
427.7635 S:3 F:4 SMO(1,3) BSUB(10000,15,-3.0) PKD(5,5,2,0.10%,1588.0,0.00%,F,F)

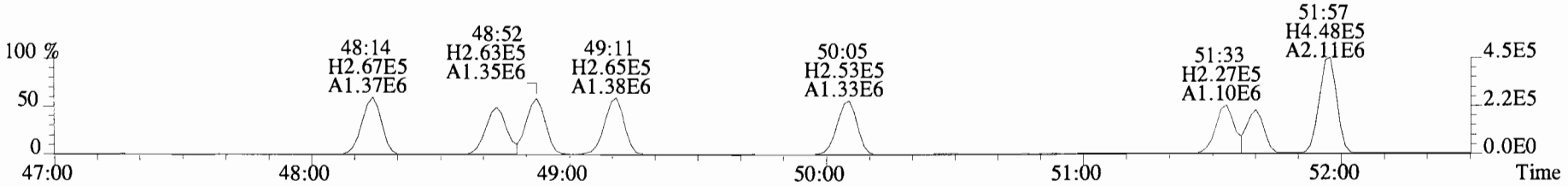

429.7606 S:3 F:4 SMO(1,3) BSUB(10000,15,-3.0) PKD(5,5,2,0.10%,1940.0,0.00%,F,F)

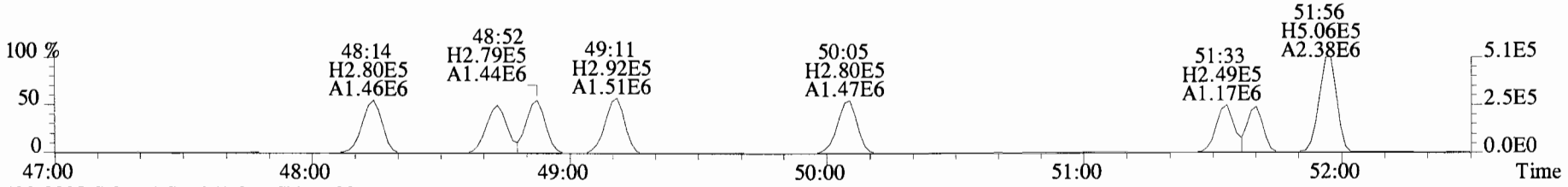

439.8038 S:3 F:4 SMO(1,3) BSUB(10000,15,-3.0) PKD(5,5,2,0.10%,1756.0,0.00%,F,F)

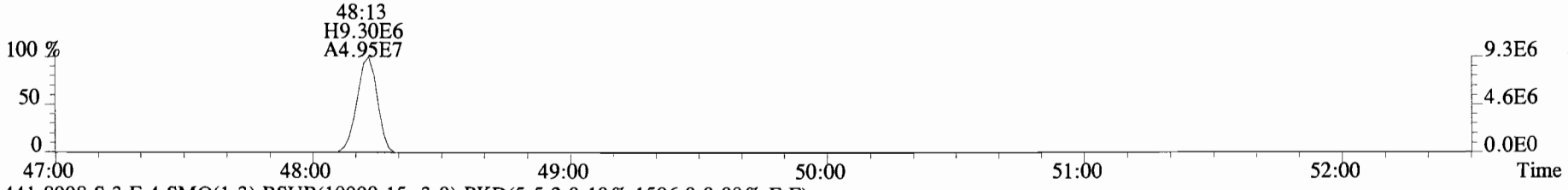

441.8008 S:3 F:4 SMO(1,3) BSUB(10000,15,-3.0) PKD(5,5,2,0.10%,1596.0,0.00%,F,F)

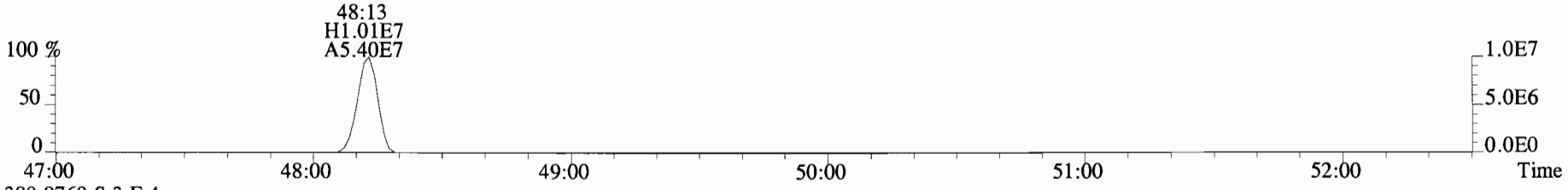

380.9760 S:3 F:4

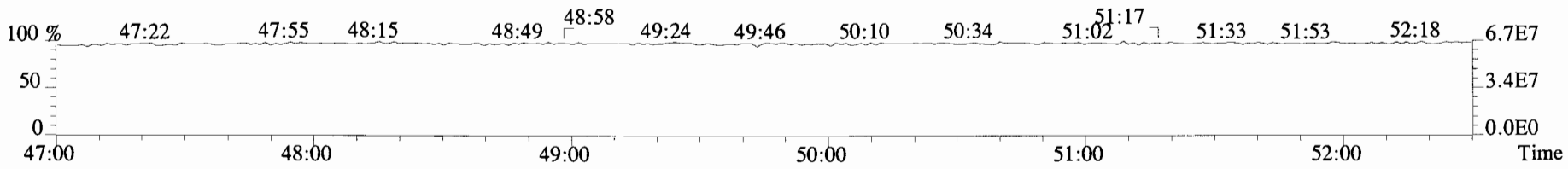

File:180208E1 #1-407 Acq: 8-FEB-2018 10:44:54 GC EI+ Voltage SIR Autospec-UltimaE
Sample#3 File Text:Vista Analytical Laboratory VG-8 Text:ST180208E1-3 PCB CS2 17L3005 Exp:PCB_ZB1
427.7635 S:3 F:5 SMO(1,3) BSUB(10000,15,-3.0) PKD(5,5,2,0.10%,2236.0,0.00%,F,F)

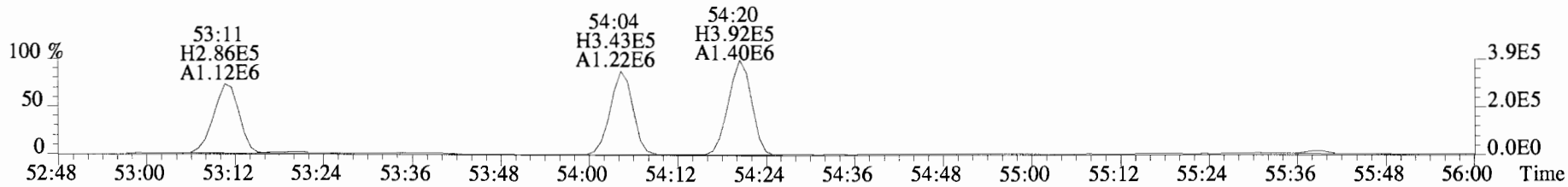

429.7606 S:3 F:5 SMO(1,3) BSUB(10000,15,-3.0) PKD(5,5,2,0.10%,2516.0,0.00%,F,F)

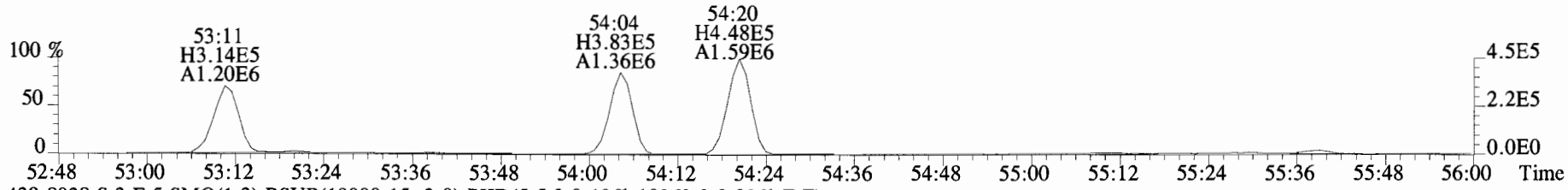

439.8038 S:3 F:5 SMO(1,3) BSUB(10000,15,-3.0) PKD(5,5,2,0.10%,10060.0,0.00%,F,F)

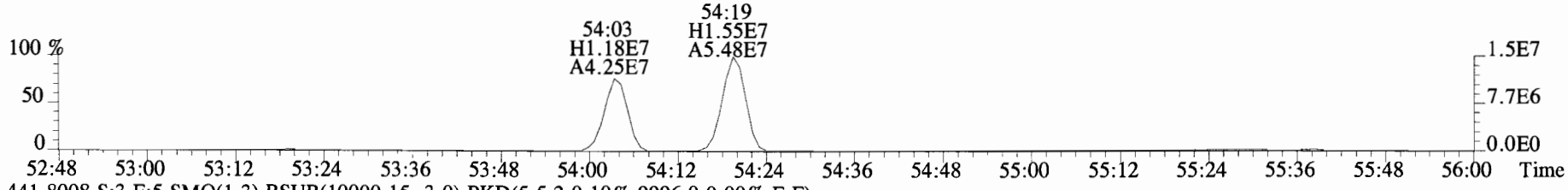

441.8008 S:3 F:5 SMO(1,3) BSUB(10000,15,-3.0) PKD(5,5,2,0.10%,9996.0,0.00%,F,F)

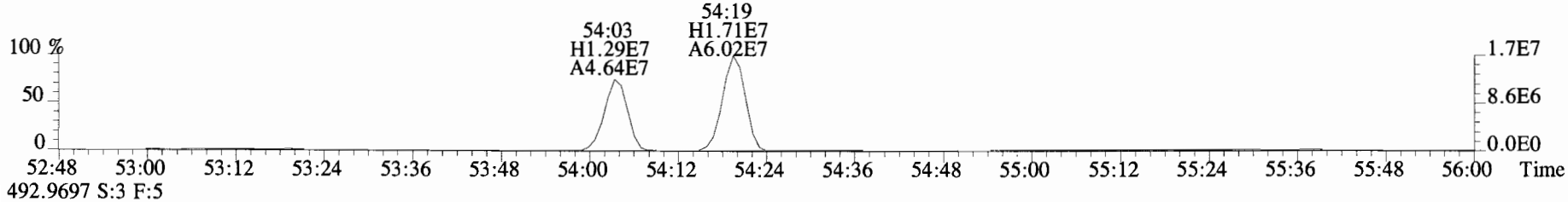

492.9697 S:3 F:5

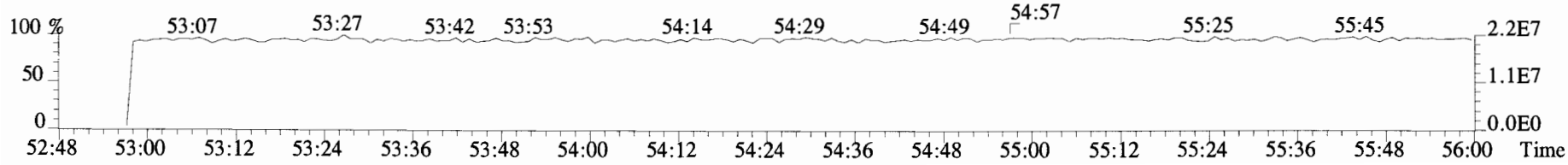

File:180208E1 #1-407 Acq: 8-FEB-2018 10:44:54 GC EI+ Voltage SIR Autospec-UltimaE
Sample#3 File Text:Vista Analytical Laboratory VG-8 Text:ST180208E1-3 PCB CS2 17L3005 Exp:PCB_ZB1
463.7216 S:3 F:5 SMO(1,3) BSUB(10000,15,-3.0) PKD(5,5,2,0.10%,1728.0,0.00%,F,F)

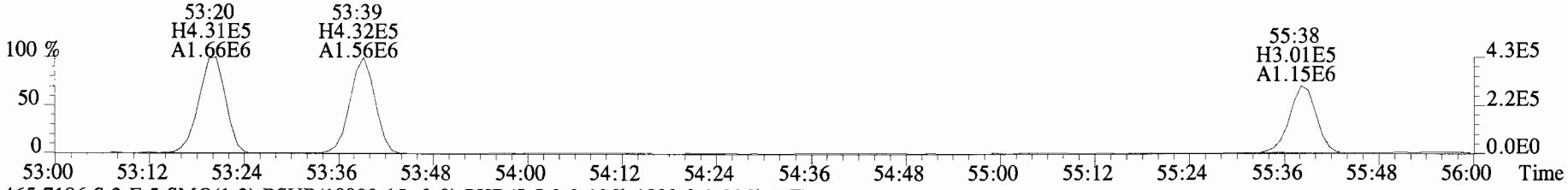

465.7186 S:3 F:5 SMO(1,3) BSUB(10000,15,-3.0) PKD(5,5,2,0.10%,1820.0,0.00%,F,F)



473.7648 S:3 F:5 SMO(1,3) BSUB(10000,15,-3.0) PKD(5,5,2,0.10%,35008.0,0.00%,F,F)

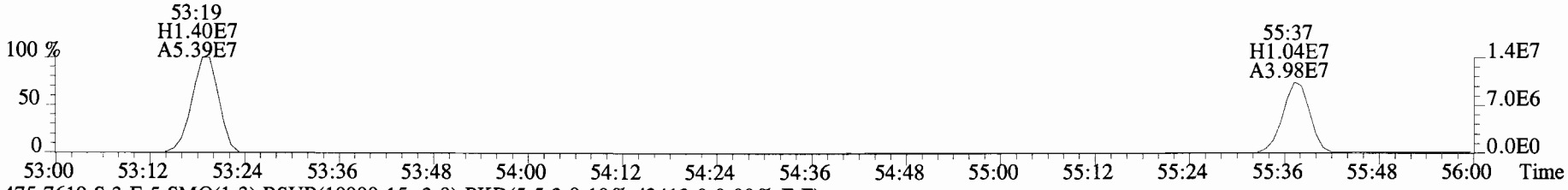

475.7619 S:3 F:5 SMO(1,3) BSUB(10000,15,-3.0) PKD(5,5,2,0.10%,43412.0,0.00%,F,F)

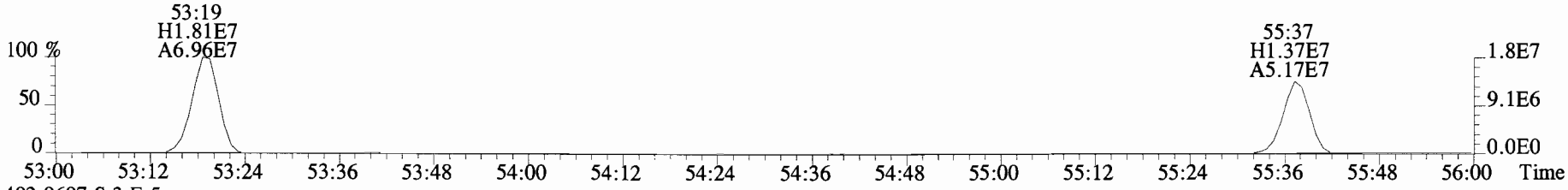

492.9697 S:3 F:5

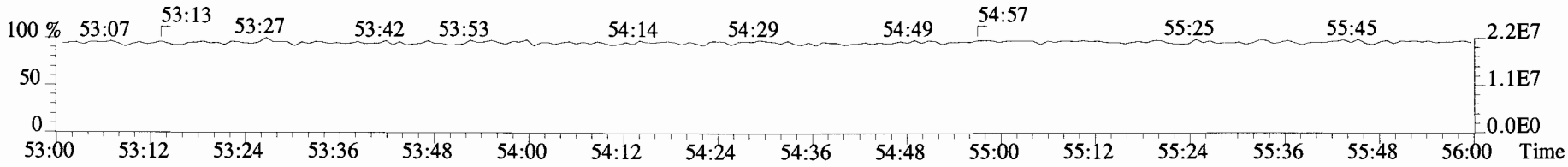

File:180208E1 #1-407 Acq: 8-FEB-2018 10:44:54 GC EI+ Voltage SIR Autospec-UltimaE
Sample#3 File Text:Vista Analytical Laboratory VG-8 Text:ST180208E1-3 PCB CS2 17L3005 Exp:PCB_ZB1
497.6826 S:3 F:5 SMO(1,3) BSUB(10000,15,-3.0) PKD(5,5,2,0.10%,1484.0,0.00%,F,F)

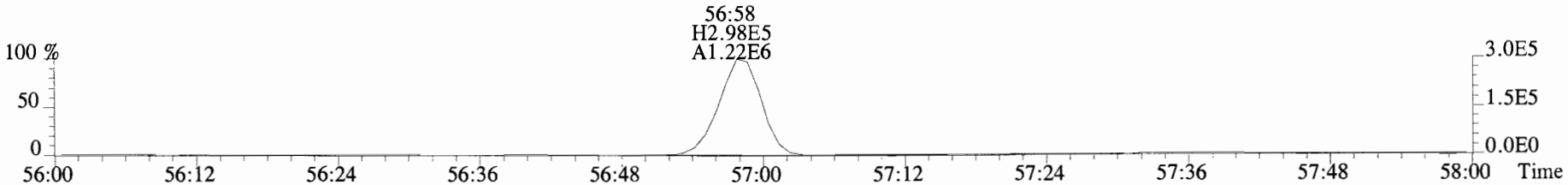

499.6797 S:3 F:5 SMO(1,3) BSUB(10000,15,-3.0) PKD(5,5,2,0.10%,1468.0,0.00%,F,F)

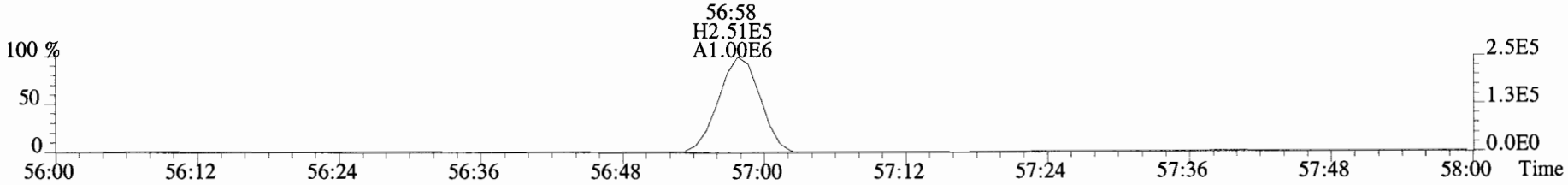

509.7229 S:3 F:5 SMO(1,3) BSUB(10000,15,-3.0) PKD(5,5,2,0.10%,1660.0,0.00%,F,F)

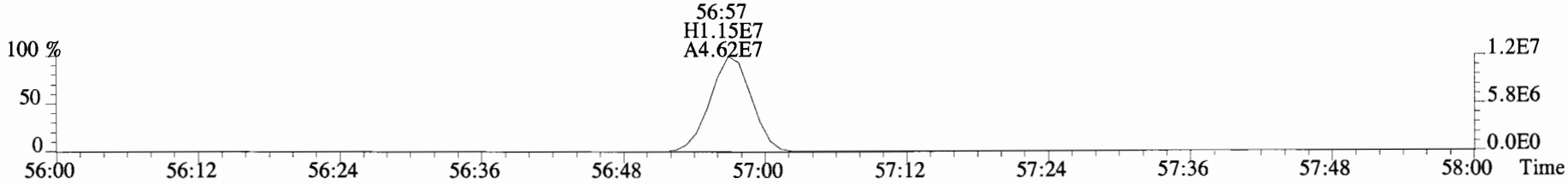

511.7199 S:3 F:5 SMO(1,3) BSUB(10000,15,-3.0) PKD(5,5,2,0.10%,1916.0,0.00%,F,F)

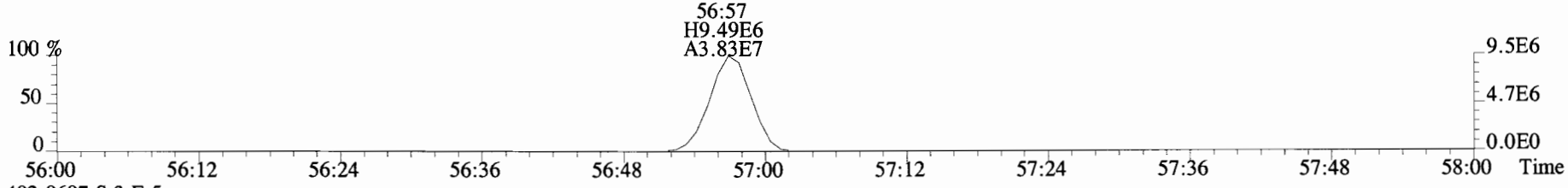

492.9697 S:3 F:5

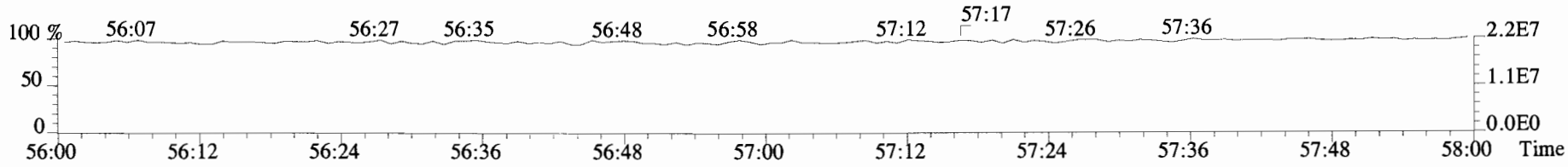

File:180208E1 #1-867 Acq: 8-FEB-2018 11:50:02 GC EI+ Voltage SIR Autospec-UltimaE
Sample#4 File Text:Vista Analytical Laboratory VG-8 Text:ST180208E1-4 PCB CS3 17L3006 Exp:PCB_ZB1
188.0393 S:4 SMO(1,3) BSUB(10000,15,-3.0) PKD(5,5,2,0.10%,5568.0,0.00%,F,F)

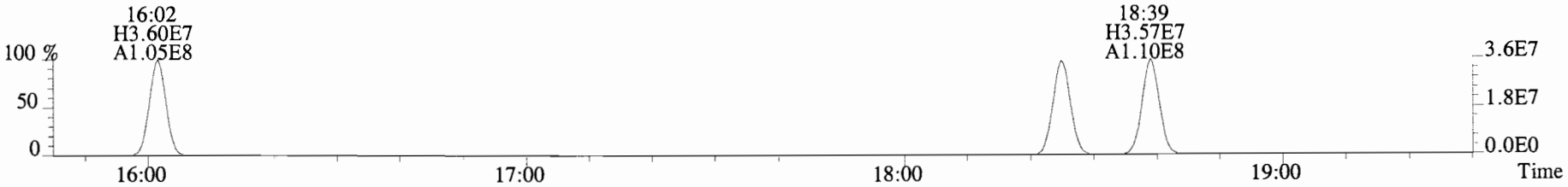

190.0363 S:4 SMO(1,3) BSUB(10000,15,-3.0) PKD(5,5,2,0.10%,4976.0,0.00%,F,F)

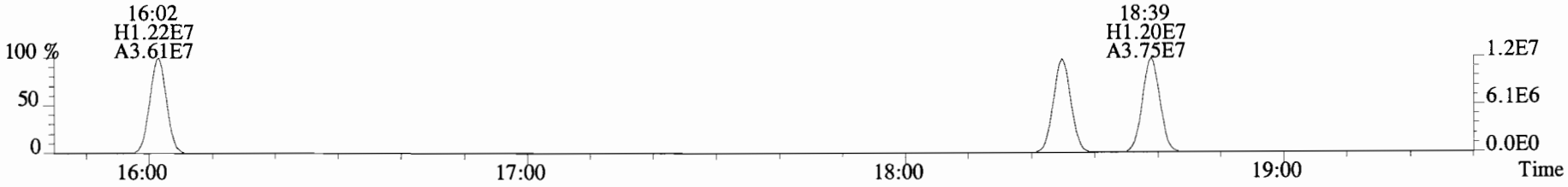

200.0795 S:4 SMO(1,3) BSUB(10000,15,-3.0) PKD(5,5,2,0.10%,7008.0,0.00%,F,F)

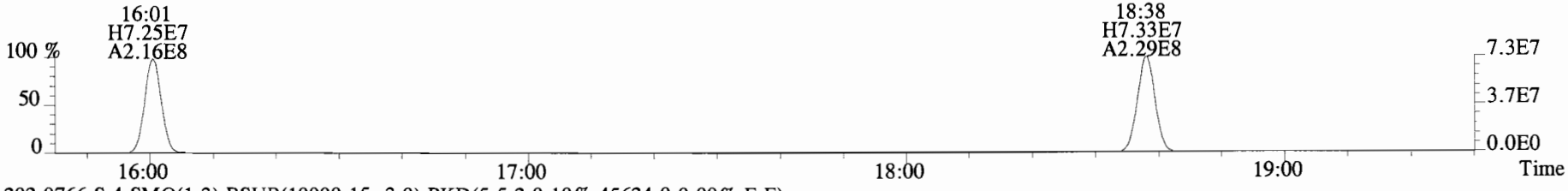

202.0766 S:4 SMO(1,3) BSUB(10000,15,-3.0) PKD(5,5,2,0.10%,45624.0,0.00%,F,F)

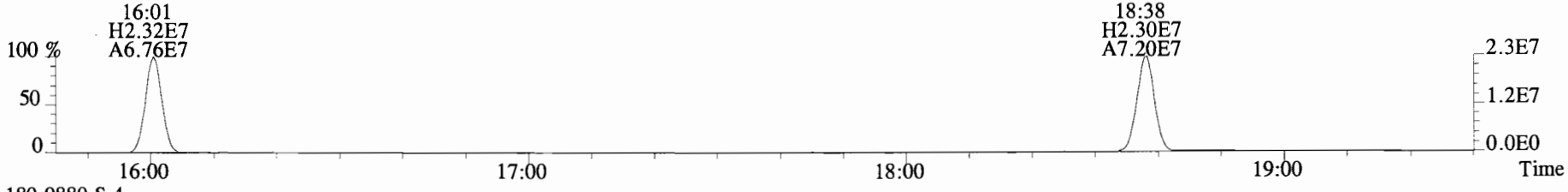

180.9880 S:4

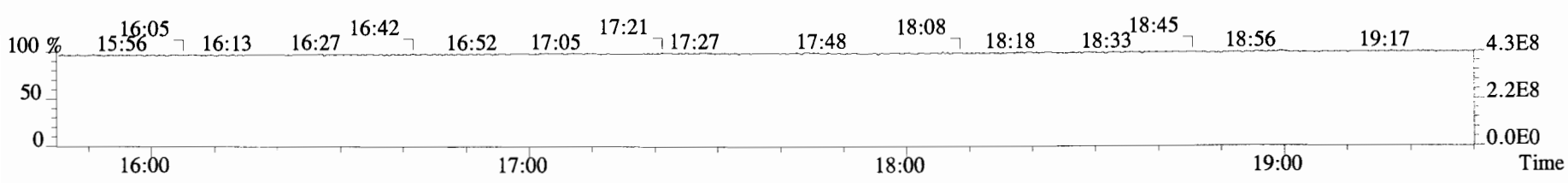

File:180208E1 #1-757 Acq: 8-FEB-2018 11:50:02 GC El+ Voltage SIR Autospec-UltimaE
Sample#4 File Text:Vista Analytical Laboratory VG-8 Text:ST180208E1-4 PCB CS3 17L3006 Exp:PCB_ZB1
222.0003 S:4 F:2 SMO(1,3) BSUB(10000,15,-3.0) PKD(5,5,2,0.10%,6820.0,0.00%,F,F)

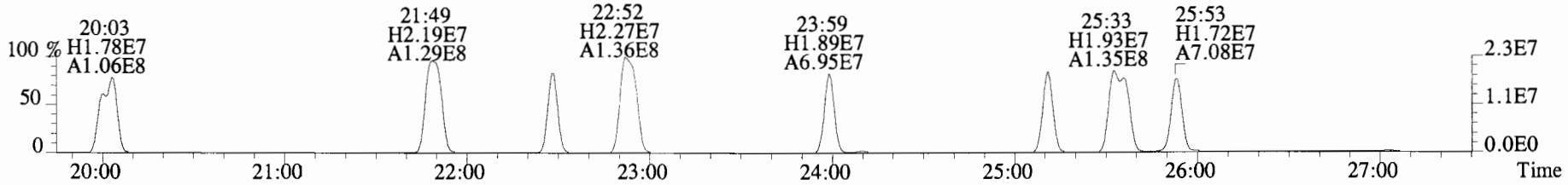

223.9974 S:4 F:2 SMO(1,3) BSUB(10000,15,-3.0) PKD(5,5,2,0.10%,16192.0,0.00%,F,F)

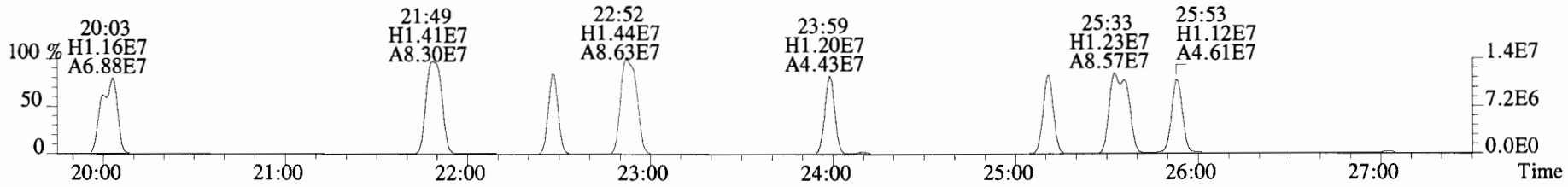

234.0406 S:4 F:2 SMO(1,3) BSUB(10000,15,-3.0) PKD(5,5,2,0.10%,7028.0,0.00%,F,F)

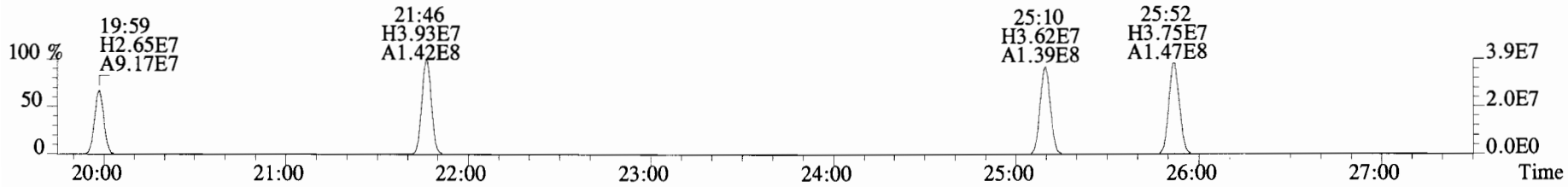

236.0376 S:4 F:2 SMO(1,3) BSUB(10000,15,-3.0) PKD(5,5,2,0.10%,4744.0,0.00%,F,F)

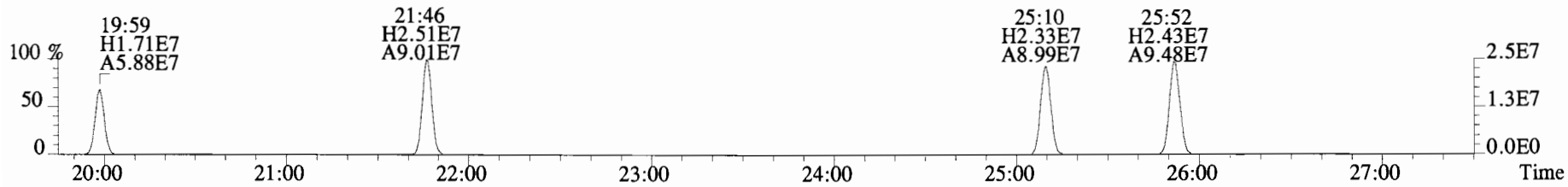

230.9856 S:4 F:2

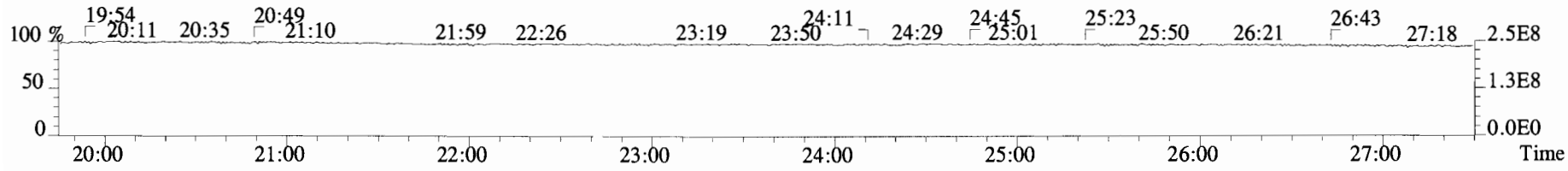

File:180208E1 #1-757 Acq: 8-FEB-2018 11:50:02 GC EI+ Voltage SIR Autospec-UltimaE
Sample#4 File Text:Vista Analytical Laboratory VG-8 Text:ST180208E1-4 PCB CS3 17L3006 Exp:PCB_ZB1
222.0003 S:4 F:2 SMO(1,3) BSUB(10000,15,-3.0) PKD(5,5,2,0.10%,6820.0,0.00%,F,F)

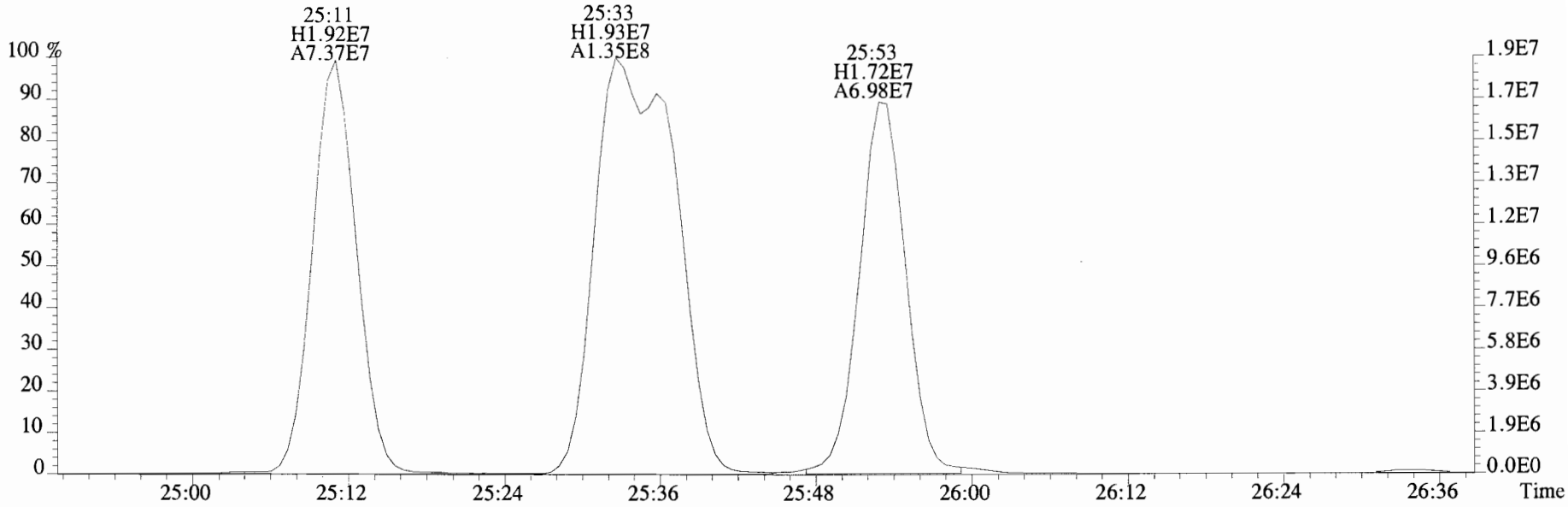

223.9974 S:4 F:2 SMO(1,3) BSUB(10000,15,-3.0) PKD(5,5,2,0.10%,16192.0,0.00%,F,F)

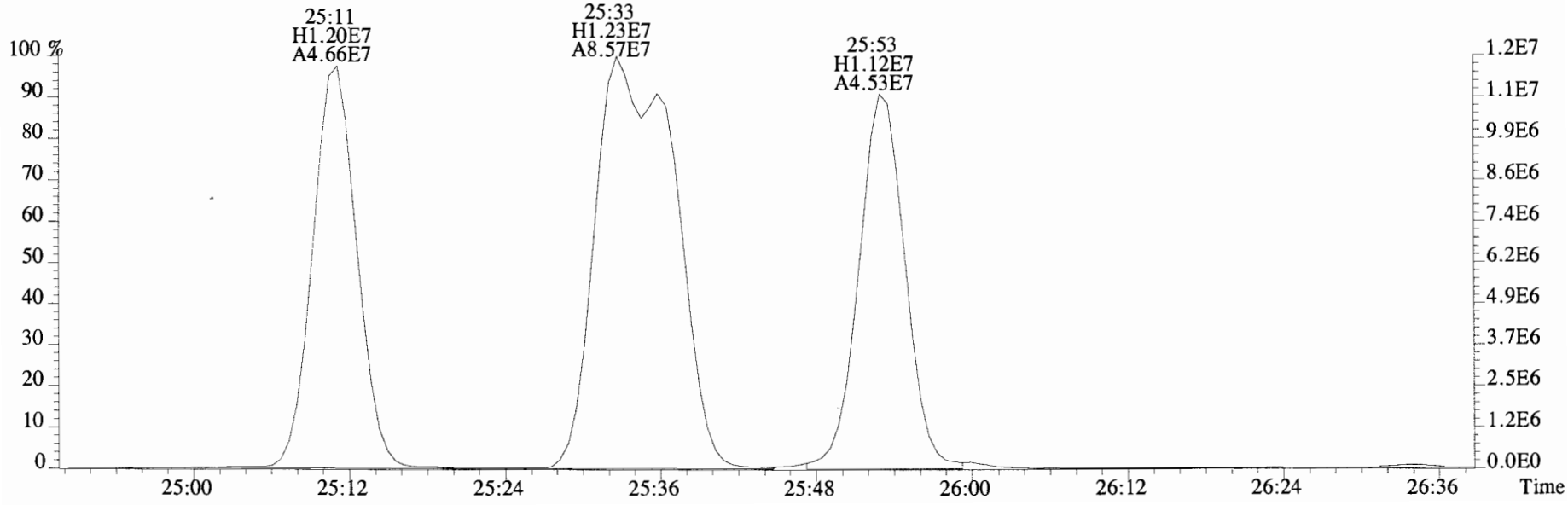

File:180208E1 #1-757 Acq: 8-FEB-2018 11:50:02 GC EI+ Voltage SIR Autospec-UltimaE
Sample#4 File Text:Vista Analytical Laboratory VG-8 Text:ST180208E1-4 PCB CS3 17L3006 Exp:PCB_ZB1
255.9613 S:4 F:2 SMO(1,3) BSUB(10000,15,-3.0) PKD(5,5,2,0.10%,5472.0,0.00%,F,F)

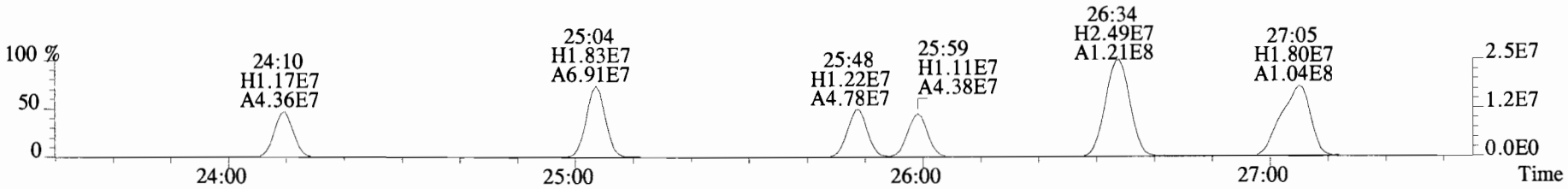

257.9584 S:4 F:2 SMO(1,3) BSUB(10000,15,-3.0) PKD(5,5,2,0.10%,2716.0,0.00%,F,F)

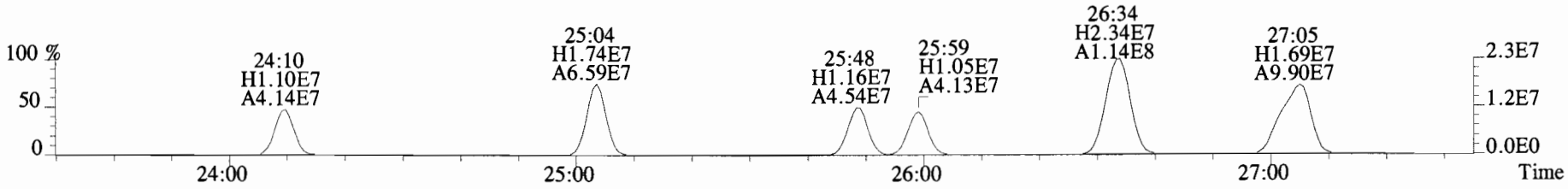

268.0016 S:4 F:2 SMO(1,3) BSUB(10000,15,-3.0) PKD(5,5,2,0.10%,122248.0,0.00%,F,F)



269.9986 S:4 F:2 SMO(1,3) BSUB(10000,15,-3.0) PKD(5,5,2,0.10%,57912.0,0.00%,F,F)

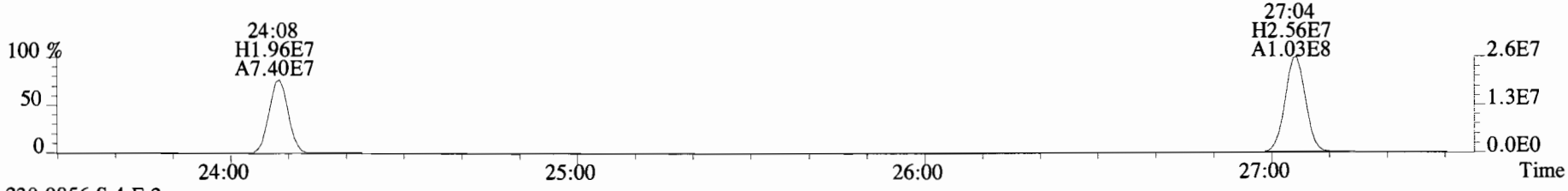

230.9856 S:4 F:2

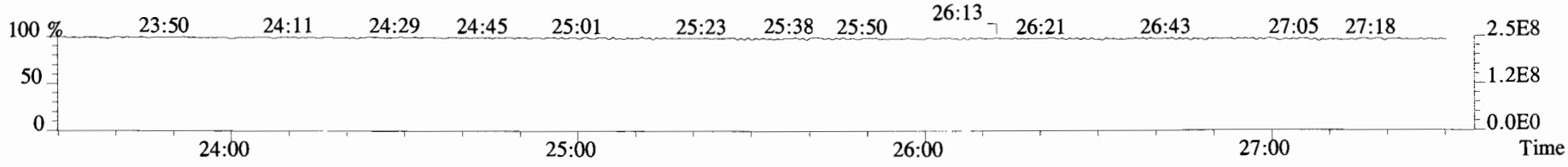

File:180208E1 #1-756 Acq: 8-FEB-2018 11:50:02 GC EI+ Voltage SIR Autospec-UltimaE
Sample#4 File Text:Vista Analytical Laboratory VG-8 Text:ST180208E1-4 PCB CS3 17L3006 Exp:PCB_ZB1
255.9613 S:4 F:3 SMO(1,3) BSUB(10000,15,-3.0) PKD(5,5,2,0.10%,15204.0,0.00%,F,F)

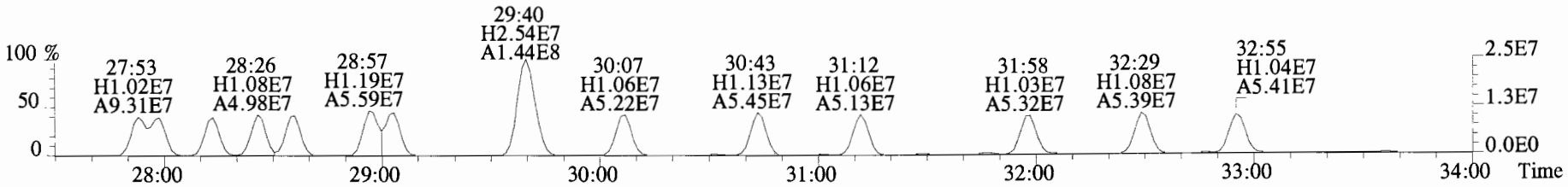

257.9584 S:4 F:3 SMO(1,3) BSUB(10000,15,-3.0) PKD(5,5,2,0.10%,13460.0,0.00%,F,F)

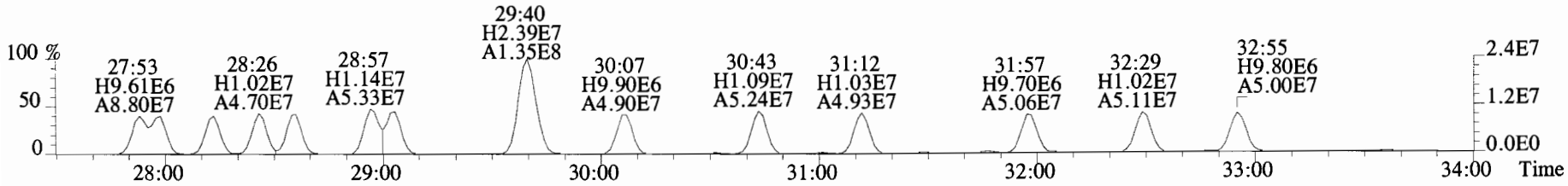

268.0016 S:4 F:3 SMO(1,3) BSUB(10000,15,-3.0) PKD(5,5,2,0.10%,86660.0,0.00%,F,F)

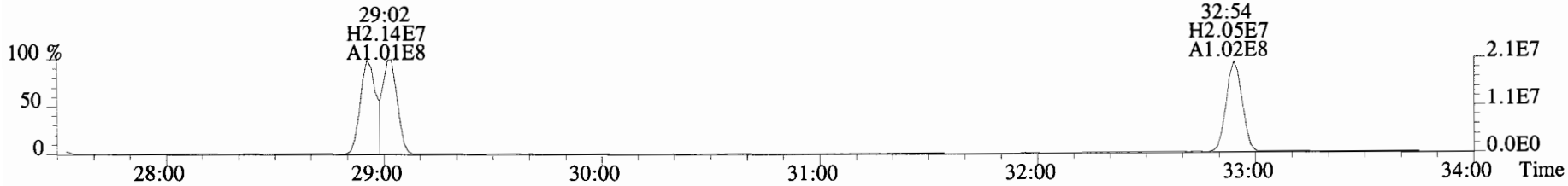

269.9986 S:4 F:3 SMO(1,3) BSUB(10000,15,-3.0) PKD(5,5,2,0.10%,23324.0,0.00%,F,F)

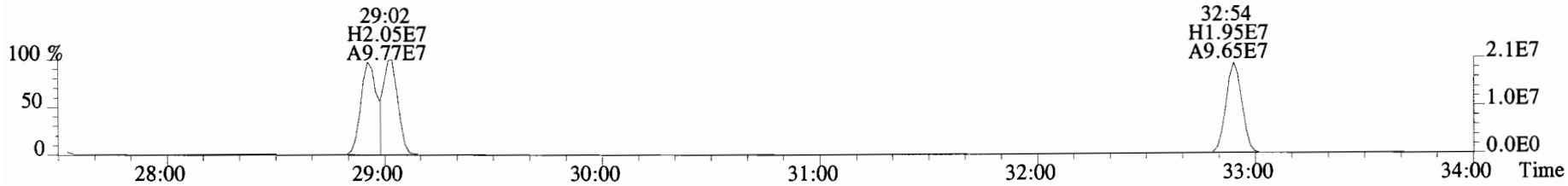

330.9792 S:4 F:3

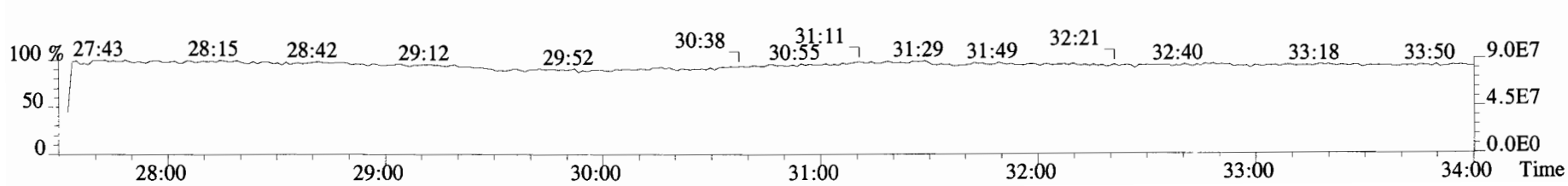

File:180208E1 #1-756 Acq: 8-FEB-2018 11:50:02 GC EI+ Voltage SIR Autospec-UltimaE
Sample#4 File Text:Vista Analytical Laboratory VG-8 Text:ST180208E1-4 PCB CS3 17L3006 Exp:PCB_ZB1
268.0016 S:4 F:3 SMO(1,3) BSUB(10000,15,-3.0) PKD(5,5,2,0.10%,86660.0,0.00%,F,F)

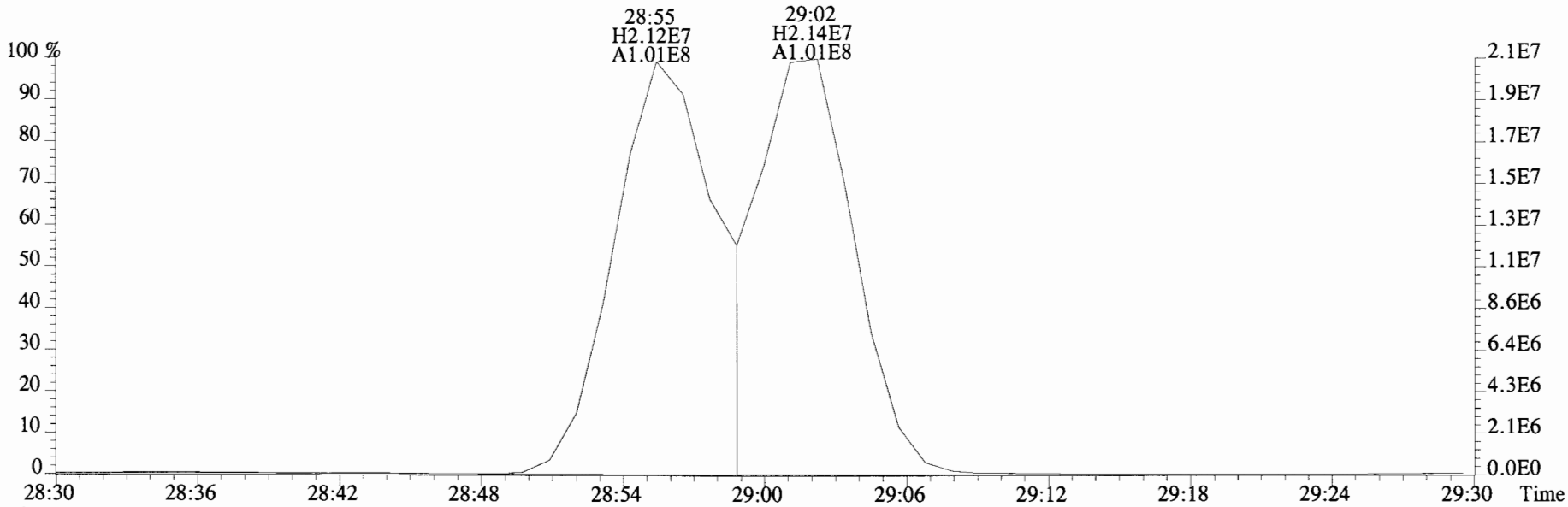

269.9986 S:4 F:3 SMO(1,3) BSUB(10000,15,-3.0) PKD(5,5,2,0.10%,23324.0,0.00%,F,F)

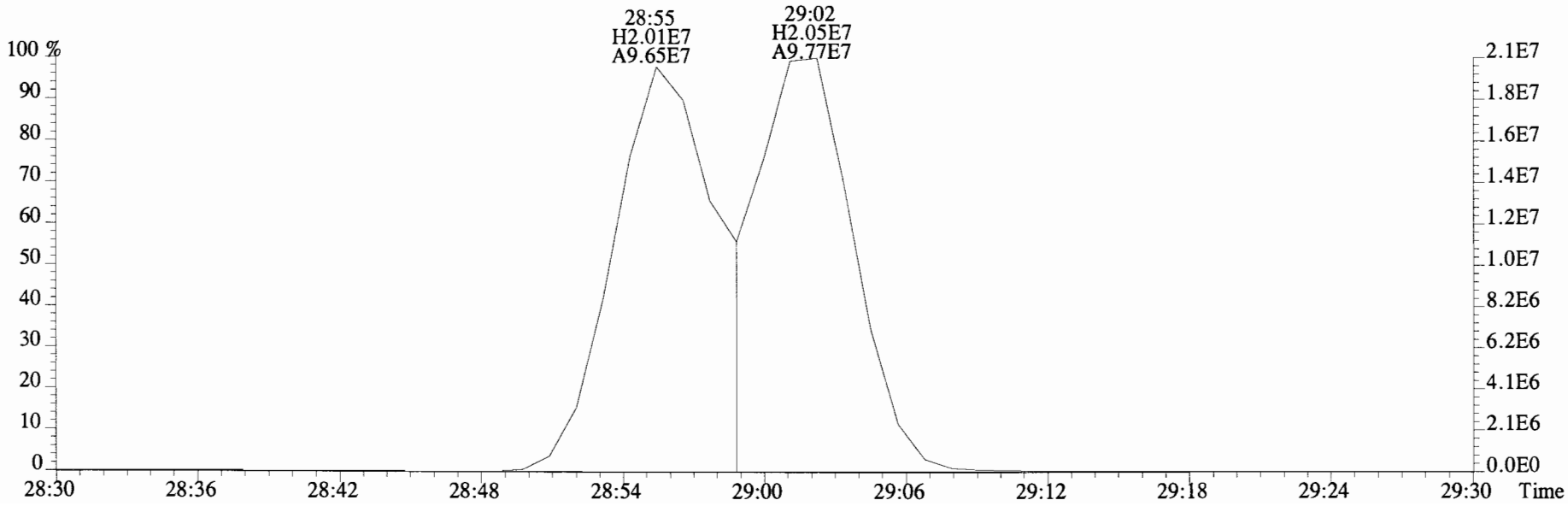

File:180208E1 #1-756 Acq: 8-FEB-2018 11:50:02 GC EI+ Voltage SIR Autospec-UltimaE
Sample#4 File Text:Vista Analytical Laboratory VG-8 Text:ST180208E1-4 PCB CS3 17L3006 Exp:PCB_ZB1
255.9613 S:4 F:3 SMO(1,3) BSUB(10000,15,-3.0) PKD(5,5,2,0.10%,15204.0,0.00%,F,F)

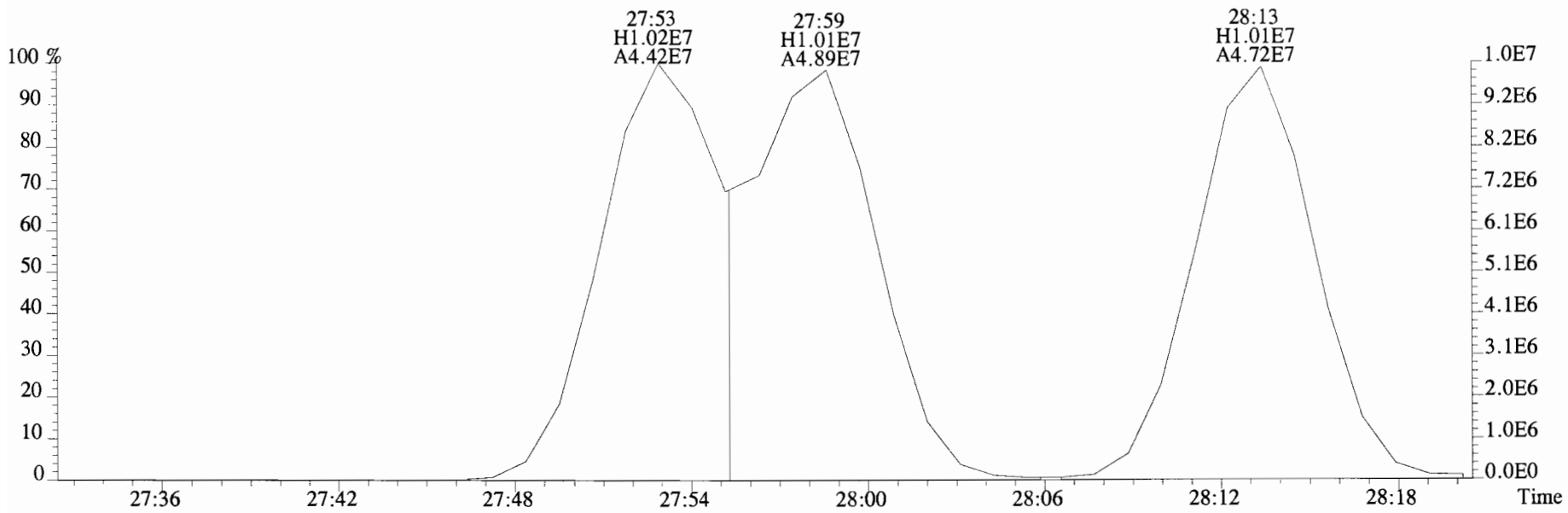

257.9584 S:4 F:3 SMO(1,3) BSUB(10000,15,-3.0) PKD(5,5,2,0.10%,13460.0,0.00%,F,F)

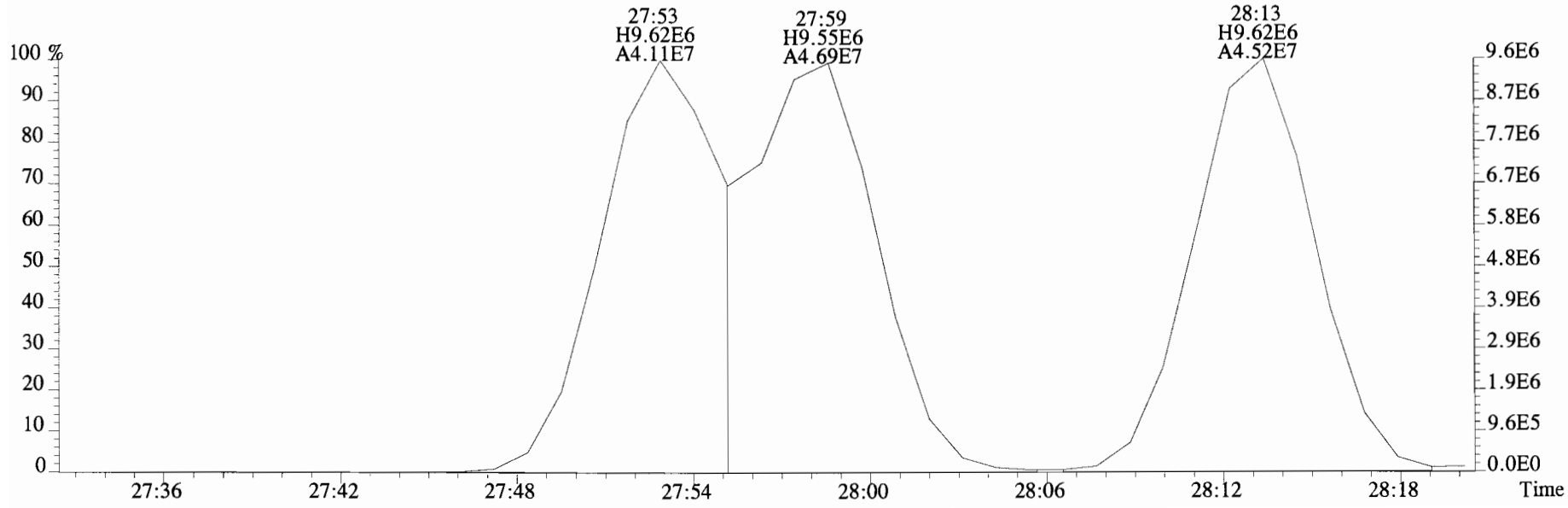

File:180208E1 #1-756 Acq: 8-FEB-2018 11:50:02 GC EI+ Voltage SIR Autospec-UltimaE
Sample#4 File Text:Vista Analytical Laboratory VG-8 Text:ST180208E1-4 PCB CS3 17L3006 Exp:PCB_ZB1
255.9613 S:4 F:3 SMO(1,3) BSUB(10000,15,-3.0) PKD(5,5,2,0.10%,15204.0,0.00%,F,F)

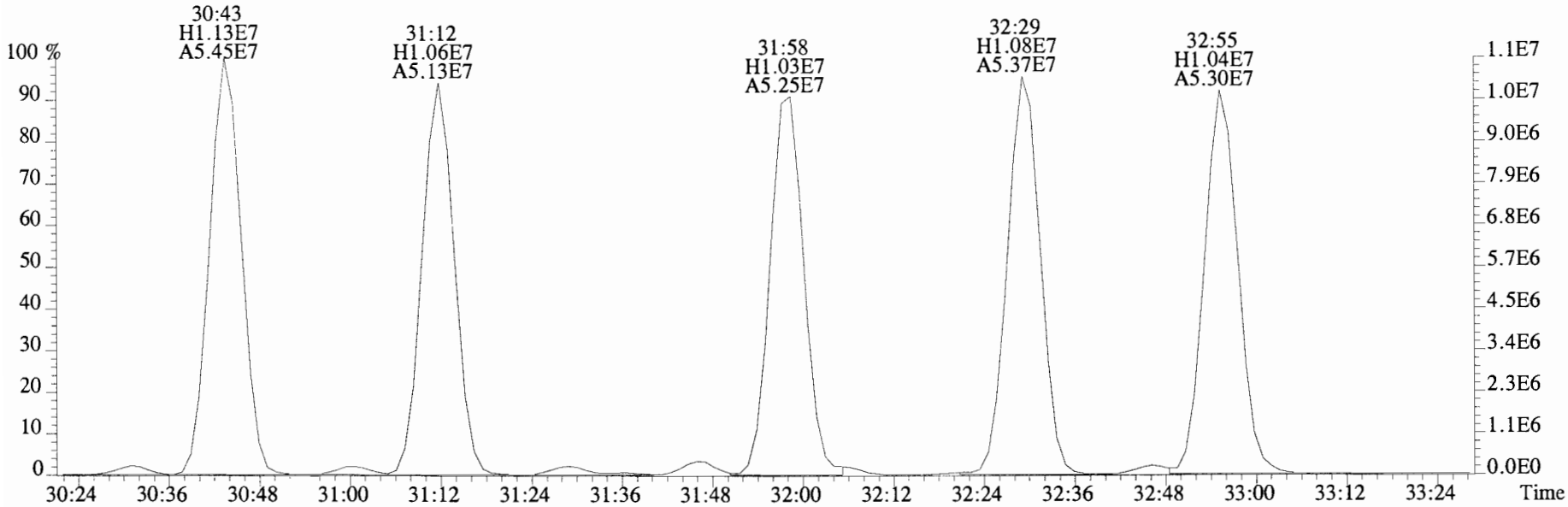

257.9584 S:4 F:3 SMO(1,3) BSUB(10000,15,-3.0) PKD(5,5,2,0.10%,13460.0,0.00%,F,F)

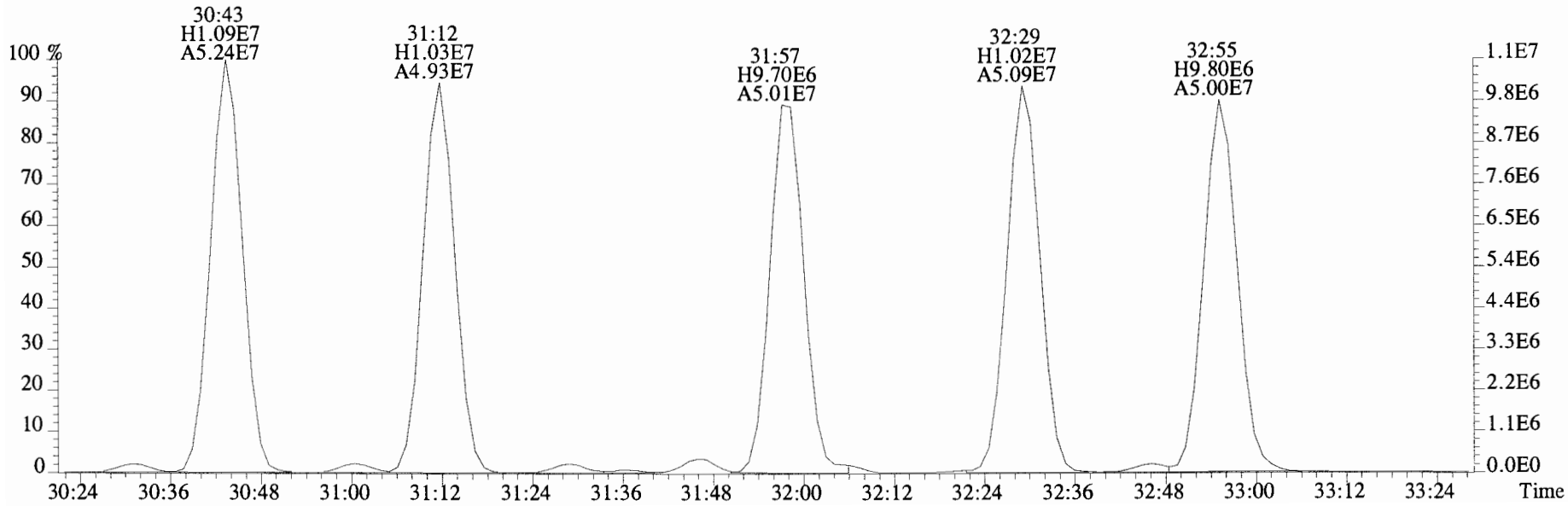

File:180208E1 #1-756 Acq: 8-FEB-2018 11:50:02 GC EI+ Voltage SIR Autospec-UltimaE
Sample#4 File Text:Vista Analytical Laboratory VG-8 Text:ST180208E1-4 PCB CS3 17L3006 Exp:PCB_ZB1
289.9224 S:4 F:3 SMO(1,3) BSUB(10000,15,-3.0) PKD(5,5,2,0.10%,24808.0,0.00%,F,F)

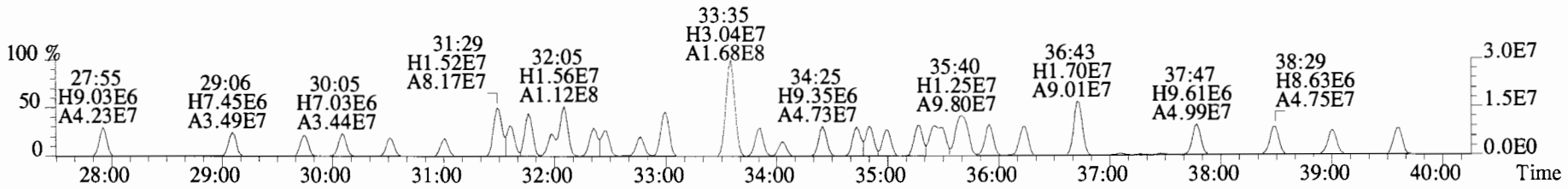

291.9194 S:4 F:3 SMO(1,3) BSUB(10000,15,-3.0) PKD(5,5,2,0.10%,27716.0,0.00%,F,F)

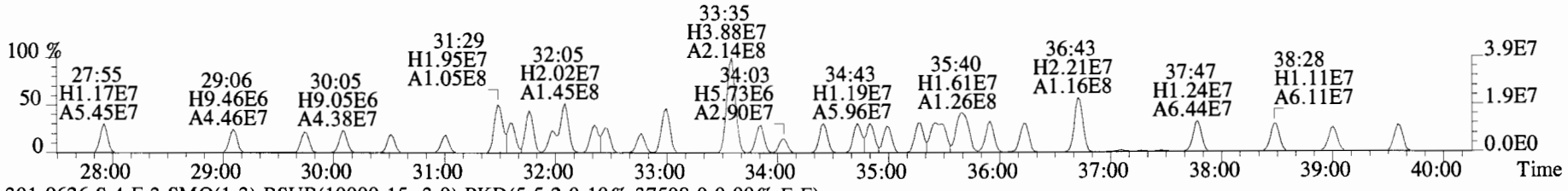

301.9626 S:4 F:3 SMO(1,3) BSUB(10000,15,-3.0) PKD(5,5,2,0.10%,37508.0,0.00%,F,F)

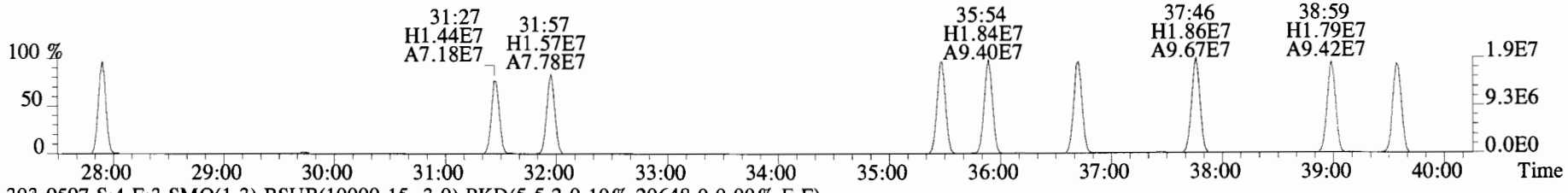

303.9597 S:4 F:3 SMO(1,3) BSUB(10000,15,-3.0) PKD(5,5,2,0.10%,20648.0,0.00%,F,F)

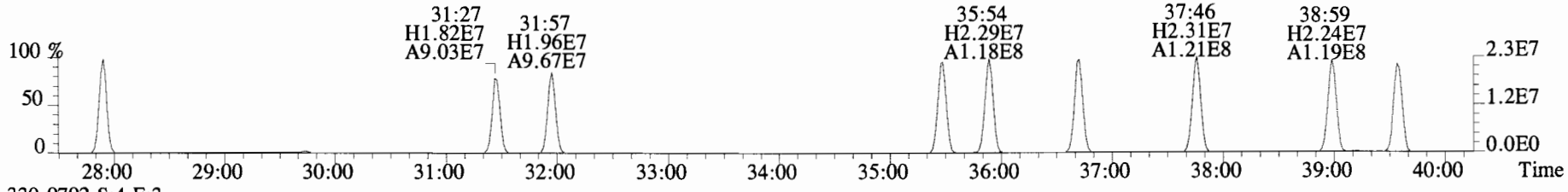

330.9792 S:4 F:3

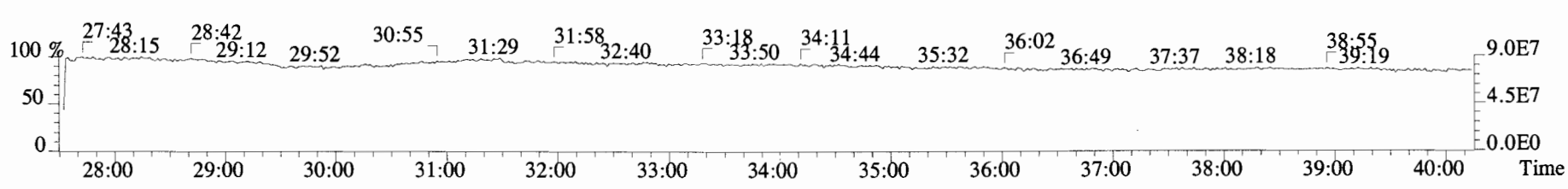

File:180208E1 #1-756 Acq: 8-FEB-2018 11:50:02 GC EI+ Voltage SIR Autospec-UltimaE
Sample#4 File Text:Vista Analytical Laboratory VG-8 Text:ST180208E1-4 PCB CS3 17L3006 Exp:PCB_ZB1
289.9224 S:4 F:3 SMO(1,3) BSUB(10000,15,-3.0) PKD(5,5,2,0.10%,24808.0,0.00%,F,F)

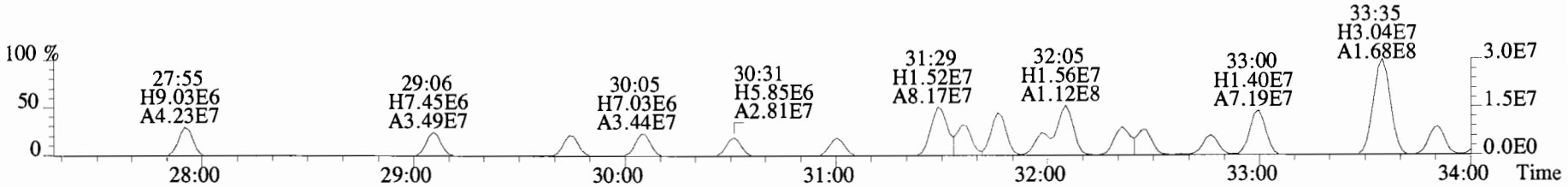

291.9194 S:4 F:3 SMO(1,3) BSUB(10000,15,-3.0) PKD(5,5,2,0.10%,27716.0,0.00%,F,F)

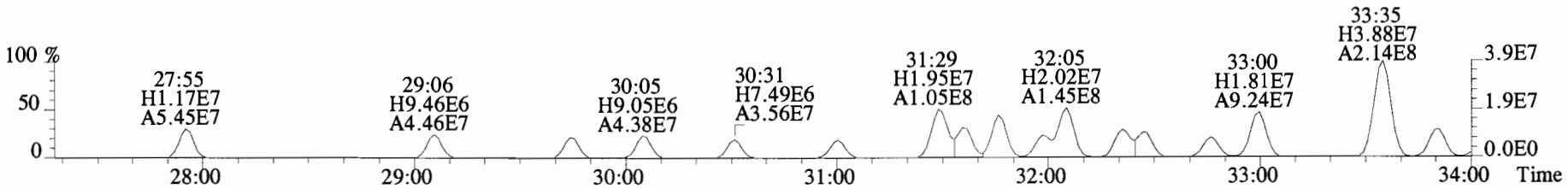

301.9626 S:4 F:3 SMO(1,3) BSUB(10000,15,-3.0) PKD(5,5,2,0.10%,37508.0,0.00%,F,F)

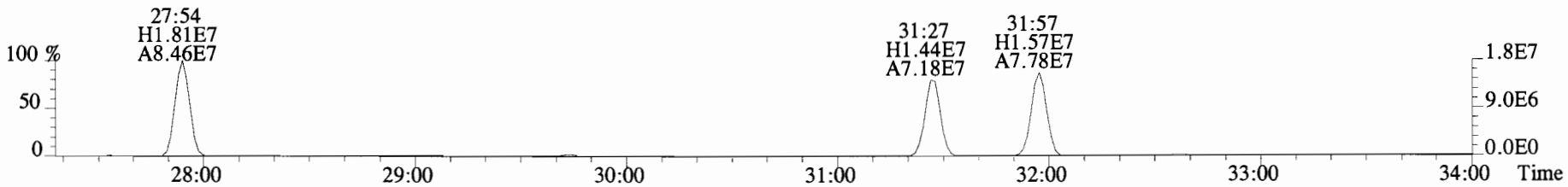

303.9597 S:4 F:3 SMO(1,3) BSUB(10000,15,-3.0) PKD(5,5,2,0.10%,20648.0,0.00%,F,F)

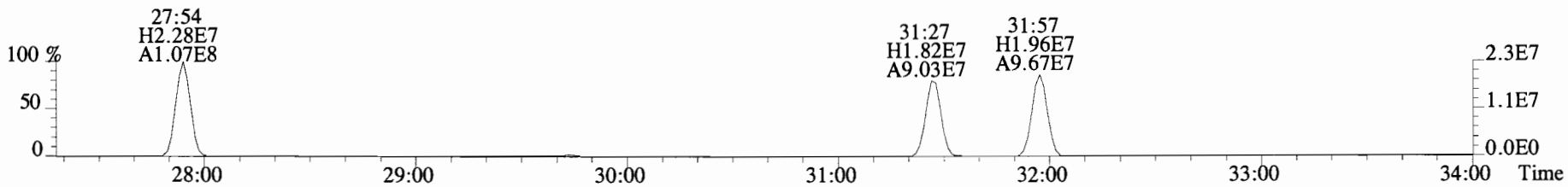

330.9792 S:4 F:3

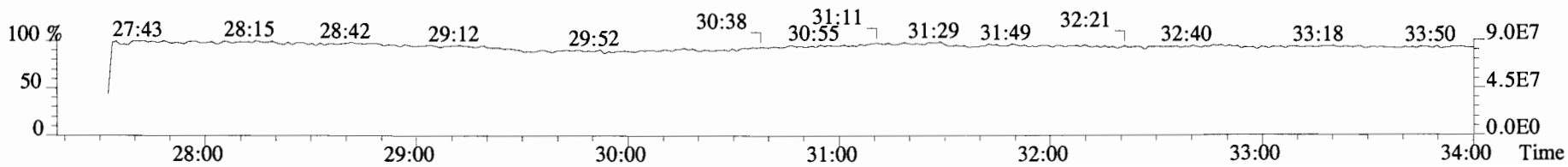

File:180208E1 #1-756 Acq: 8-FEB-2018 11:50:02 GC EI+ Voltage SIR Autospec-UltimaE
Sample#4 File Text:Vista Analytical Laboratory VG-8 Text:ST180208E1-4 PCB CS3 17L3006 Exp:PCB_ZB1
289.9224 S:4 F:3 SMO(1,3) BSUB(10000,15,-3.0) PKD(5,5,2,0.10%,24808.0,0.00%,F,F)

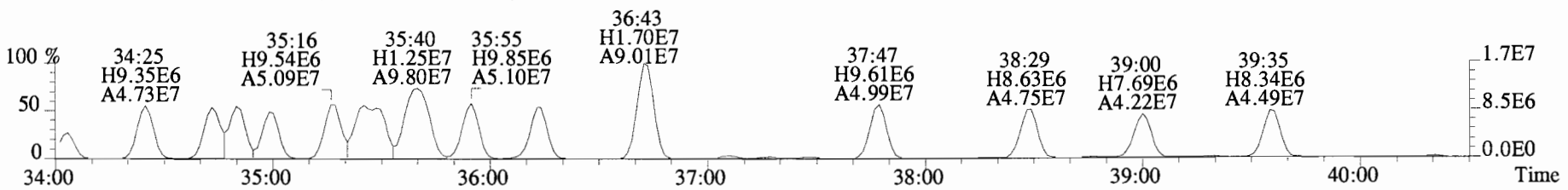

291.9194 S:4 F:3 SMO(1,3) BSUB(10000,15,-3.0) PKD(5,5,2,0.10%,27716.0,0.00%,F,F)



301.9626 S:4 F:3 SMO(1,3) BSUB(10000,15,-3.0) PKD(5,5,2,0.10%,37508.0,0.00%,F,F)

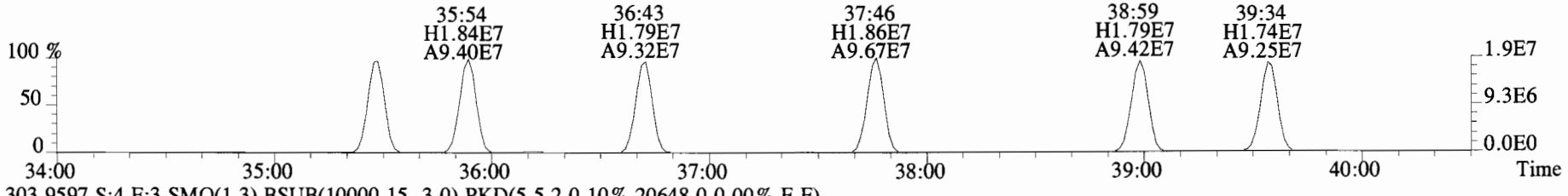

303.9597 S:4 F:3 SMO(1,3) BSUB(10000,15,-3.0) PKD(5,5,2,0.10%,20648.0,0.00%,F,F)

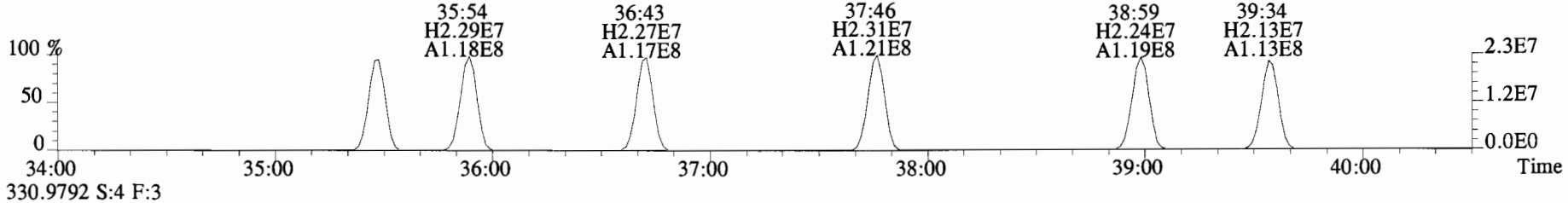

330.9792 S:4 F:3

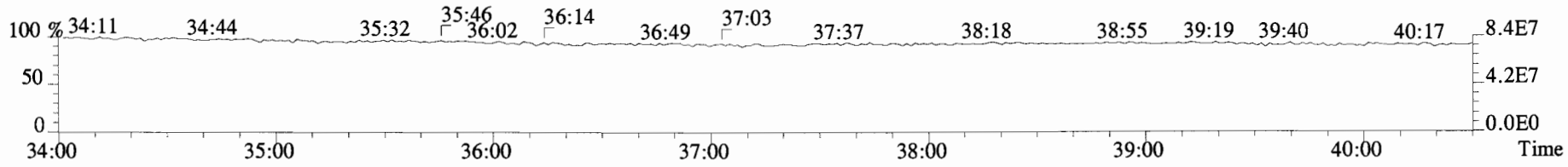

File:180208E1 #1-756 Acq: 8-FEB-2018 11:50:02 GC EI+ Voltage SIR Autospec-UltimaE
Sample#4 File Text:Vista Analytical Laboratory VG-8 Text:ST180208E1-4 PCB CS3 17L3006 Exp:PCB_ZB1
289.9224 S:4 F:3 SMO(1,3) BSUB(10000,15,-3.0) PKD(5,5,2,0.10%,24808.0,0.00%,F,F)

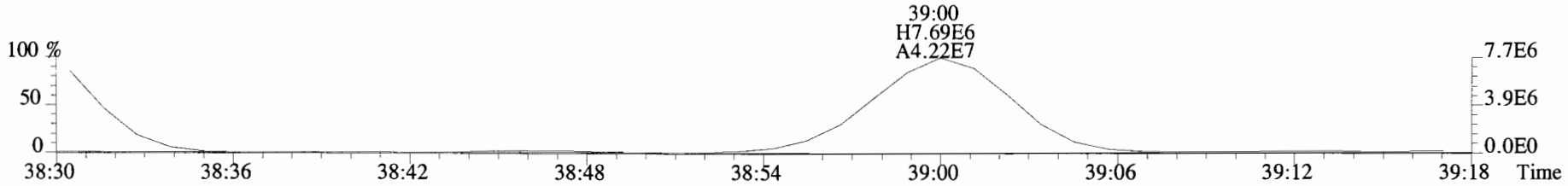

291.9194 S:4 F:3 SMO(1,3) BSUB(10000,15,-3.0) PKD(5,5,2,0.10%,27716.0,0.00%,F,F)

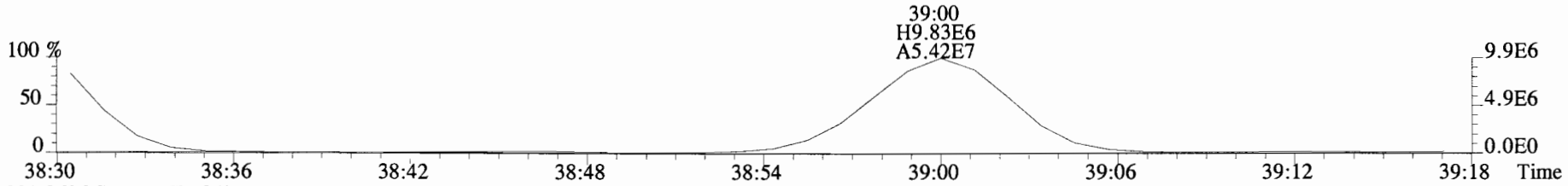

301.9626 S:4 F:3 SMO(1,3) BSUB(10000,15,-3.0) PKD(5,5,2,0.10%,37508.0,0.00%,F,F)

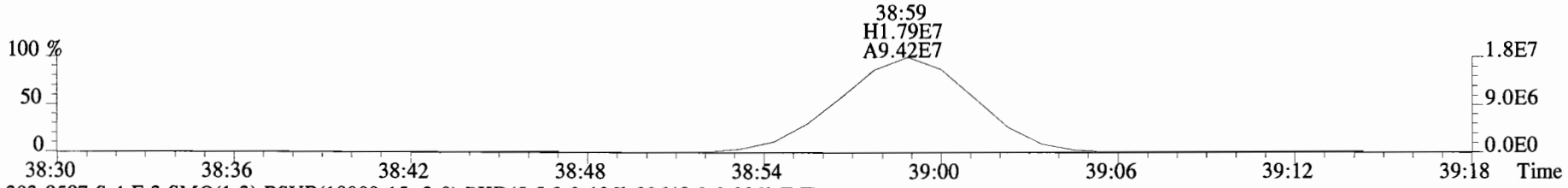

303.9597 S:4 F:3 SMO(1,3) BSUB(10000,15,-3.0) PKD(5,5,2,0.10%,20648.0,0.00%,F,F)

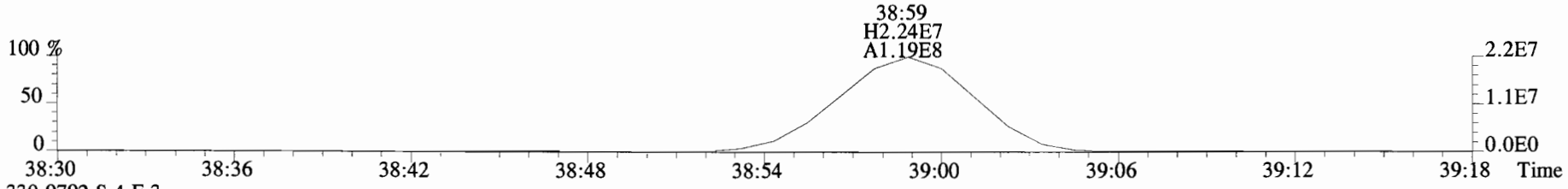

330.9792 S:4 F:3

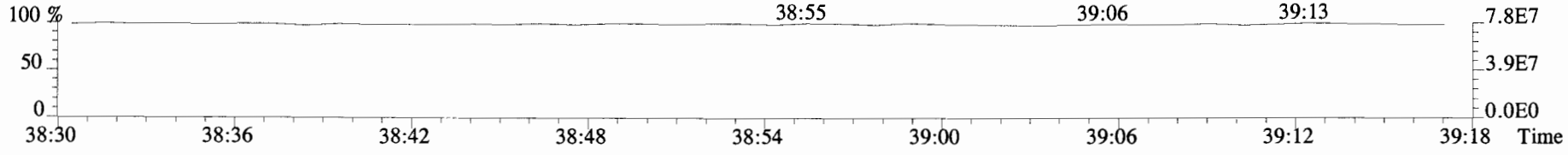

File:180208E1 #1-756 Acq: 8-FEB-2018 11:50:02 GC EI+ Voltage SIR Autospec-UltimaE
Sample#4 File Text:Vista Analytical Laboratory VG-8 Text:ST180208E1-4 PCB CS3 17L3006 Exp:PCB_ZB1
301.9626 S:4 F:3 SMO(1,3) BSUB(10000,15,-3.0) PKD(5,5,2,0.10%,37508.0,0.00%,F,F)

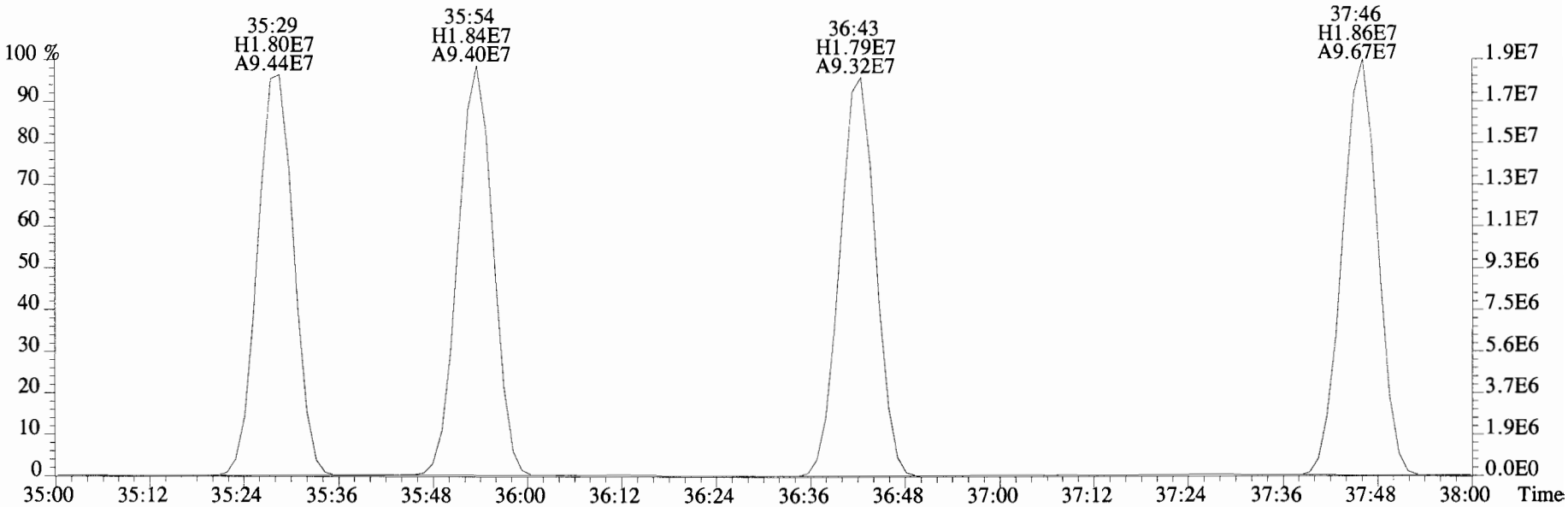

303.9597 S:4 F:3 SMO(1,3) BSUB(10000,15,-3.0) PKD(5,5,2,0.10%,20648.0,0.00%,F,F)

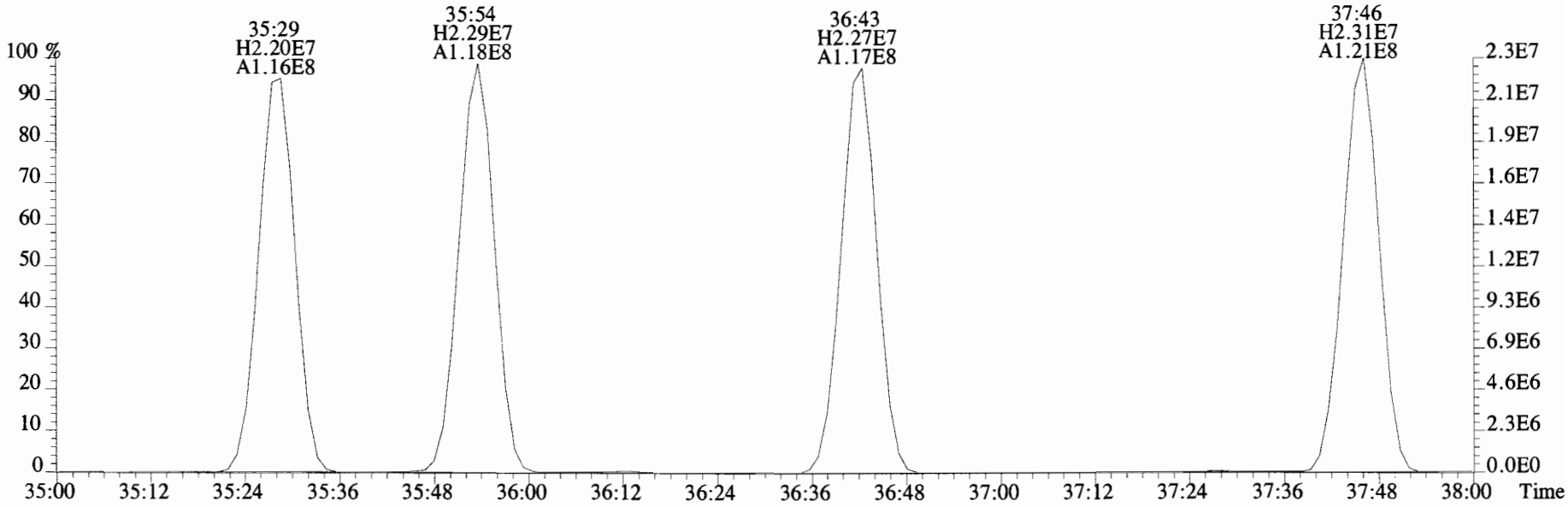

File:180208E1 #1-756 Acq: 8-FEB-2018 11:50:02 GC EI+ Voltage SIR Autospec-UltimaE
Sample#4 File Text:Vista Analytical Laboratory VG-8 Text:ST180208E1-4 PCB CS3 17L3006 Exp:PCB_ZB1
289.9224 S:4 F:3 SMO(1,3) BSUB(10000,15,-3.0) PKD(5,5,2,0.10%,24808.0,0.00%,F,F)

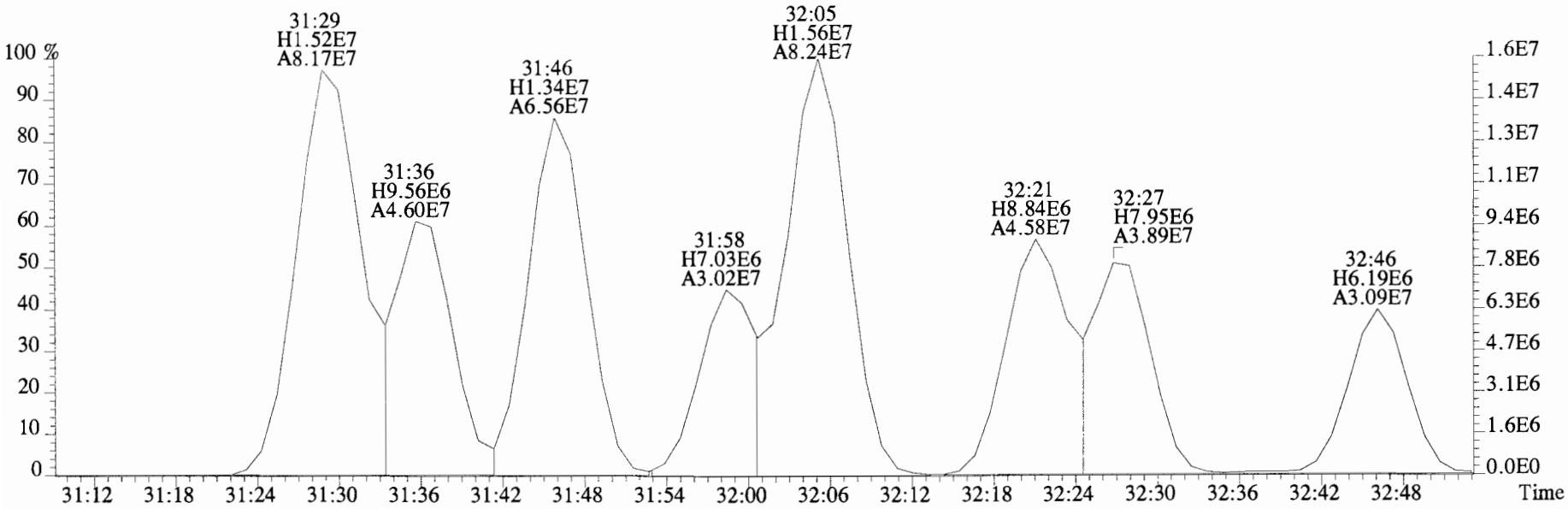

291.9194 S:4 F:3 SMO(1,3) BSUB(10000,15,-3.0) PKD(5,5,2,0.10%,27716.0,0.00%,F,F)

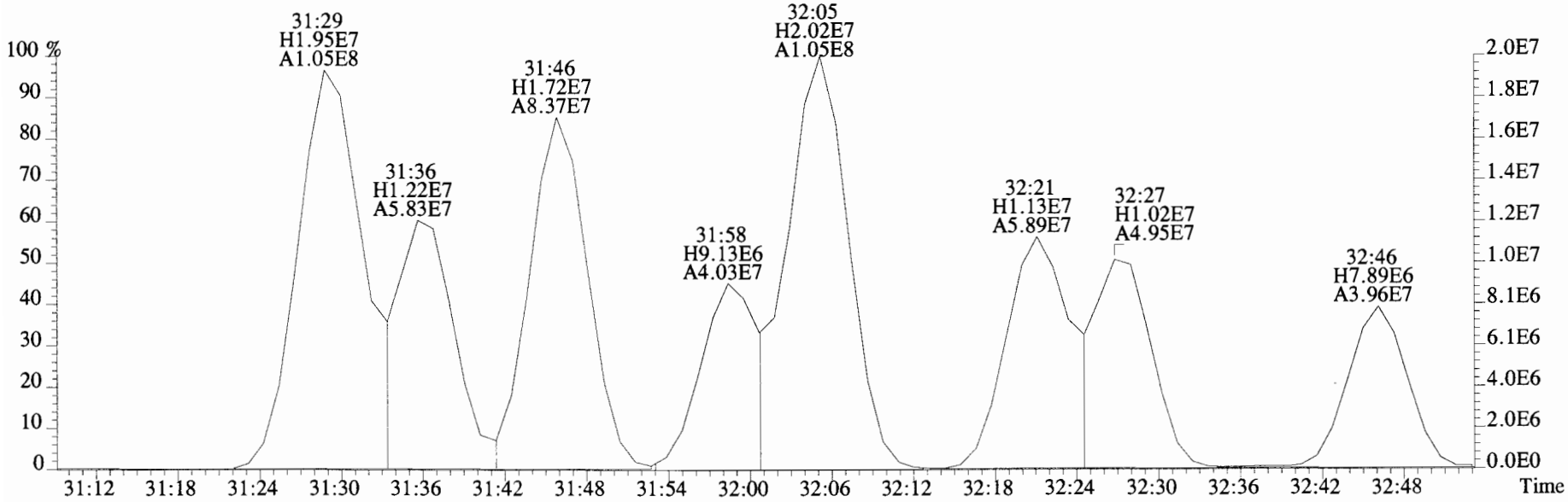

File:180208E1 #1-756 Acq: 8-FEB-2018 11:50:02 GC EI+ Voltage SIR Autospec-UltimaE
Sample#4 File Text:Vista Analytical Laboratory VG-8 Text:ST180208E1-4 PCB CS3 17L3006 Exp:PCB_ZB1
325.8804 S:4 F:3 SMO(1,3) BSUB(10000,15,-3.0) PKD(5,5,2,0.10%,2016.0,0.00%,F,F)

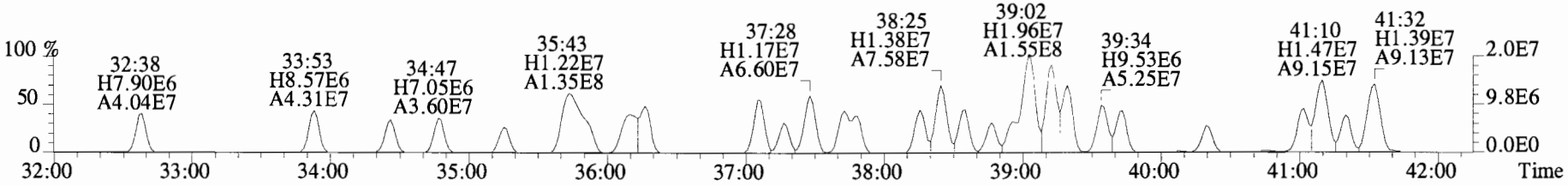

327.8775 S:4 F:3 SMO(1,3) BSUB(10000,15,-3.0) PKD(5,5,2,0.10%,2092.0,0.00%,F,F)

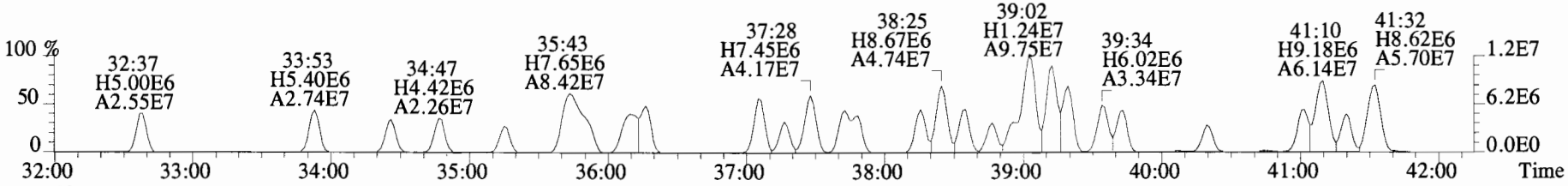

337.9207 S:4 F:3 SMO(1,3) BSUB(10000,15,-3.0) PKD(5,5,2,0.10%,7456.0,0.00%,F,F)

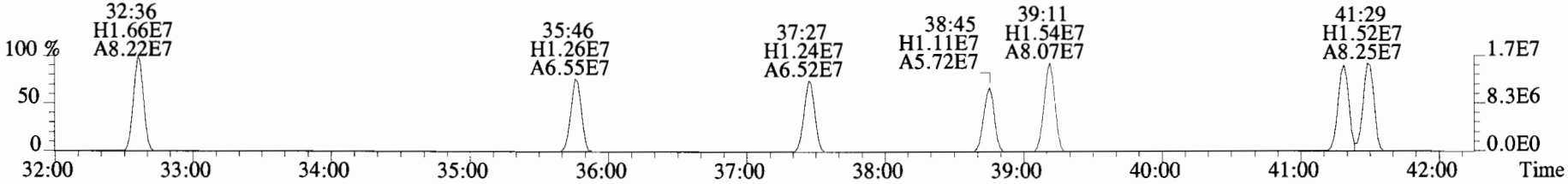

339.9177 S:4 F:3 SMO(1,3) BSUB(10000,15,-3.0) PKD(5,5,2,0.10%,4200.0,0.00%,F,F)

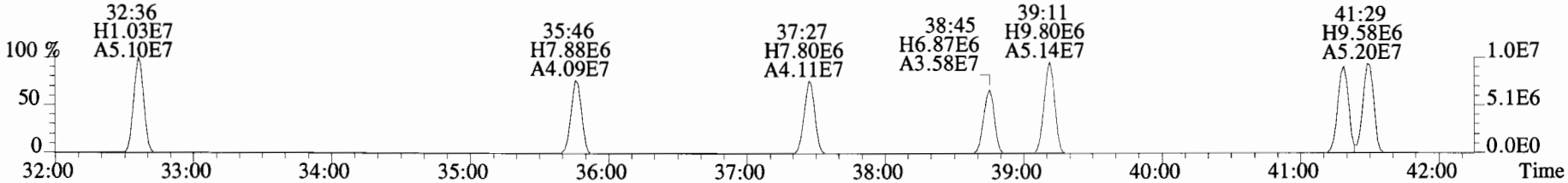

330.9792 S:4 F:3

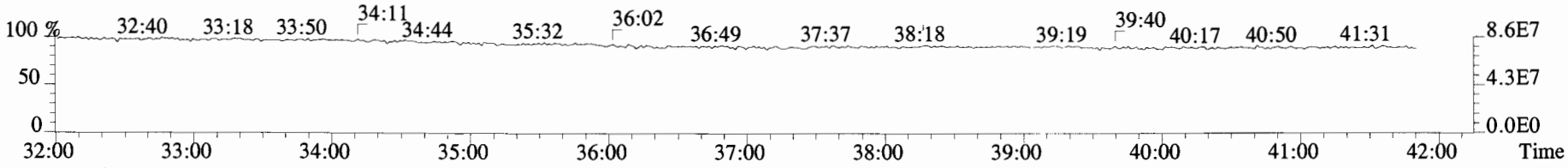

File:180208E1 #1-756 Acq: 8-FEB-2018 11:50:02 GC EI+ Voltage SIR Autospec-UltimaE
Sample#4 File Text:Vista Analytical Laboratory VG-8 Text:ST180208E1-4 PCB CS3 17L3006 Exp:PCB_ZB1
325.8804 S:4 F:3 SMO(1,3) BSUB(10000,15,-3.0) PKD(5,5,2,0.10%,2016.0,0.00%,F,F)

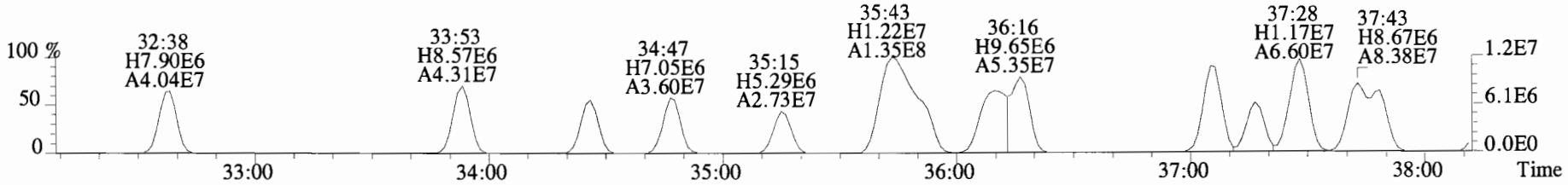

327.8775 S:4 F:3 SMO(1,3) BSUB(10000,15,-3.0) PKD(5,5,2,0.10%,2092.0,0.00%,F,F)

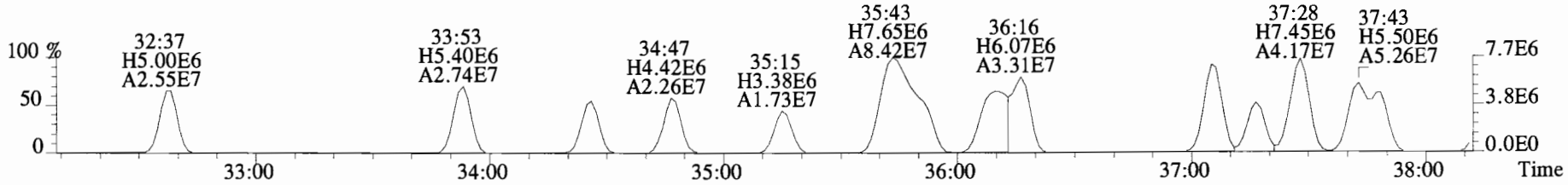

337.9207 S:4 F:3 SMO(1,3) BSUB(10000,15,-3.0) PKD(5,5,2,0.10%,7456.0,0.00%,F,F)



339.9177 S:4 F:3 SMO(1,3) BSUB(10000,15,-3.0) PKD(5,5,2,0.10%,4200.0,0.00%,F,F)



330.9792 S:4 F:3

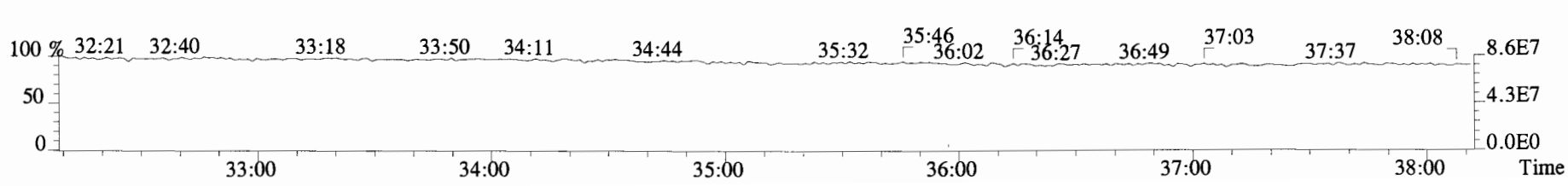

File:180208E1 #1-756 Acq: 8-FEB-2018 11:50:02 GC EI+ Voltage SIR Autospec-UltimaE
Sample#4 File Text:Vista Analytical Laboratory VG-8 Text:ST180208E1-4 PCB CS3 17L3006 Exp:PCB_ZB1
325.8804 S:4 F:3 SMO(1,3) BSUB(10000,15,-3.0) PKD(5,5,2,0.10%,2016.0,0.00%,F,F)

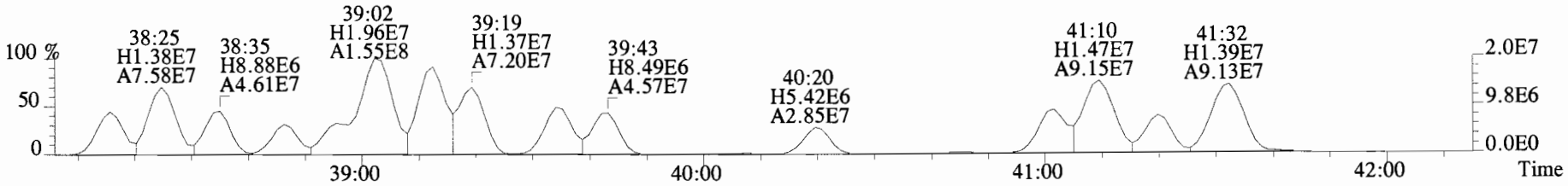

327.8775 S:4 F:3 SMO(1,3) BSUB(10000,15,-3.0) PKD(5,5,2,0.10%,2092.0,0.00%,F,F)

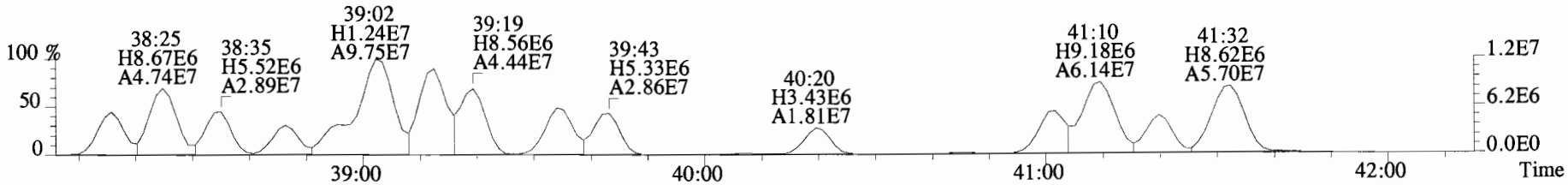

337.9207 S:4 F:3 SMO(1,3) BSUB(10000,15,-3.0) PKD(5,5,2,0.10%,7456.0,0.00%,F,F)

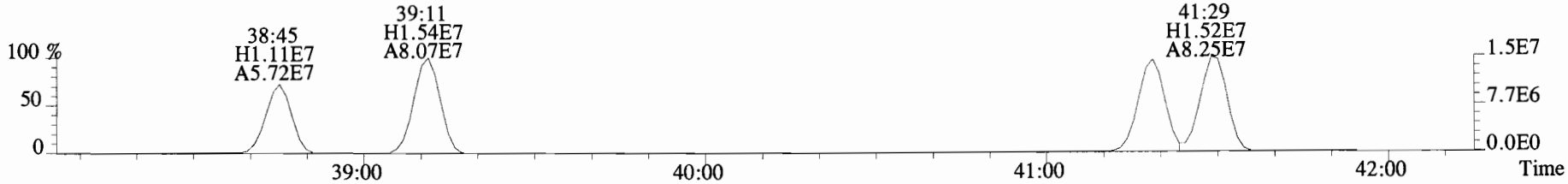

339.9177 S:4 F:3 SMO(1,3) BSUB(10000,15,-3.0) PKD(5,5,2,0.10%,4200.0,0.00%,F,F)

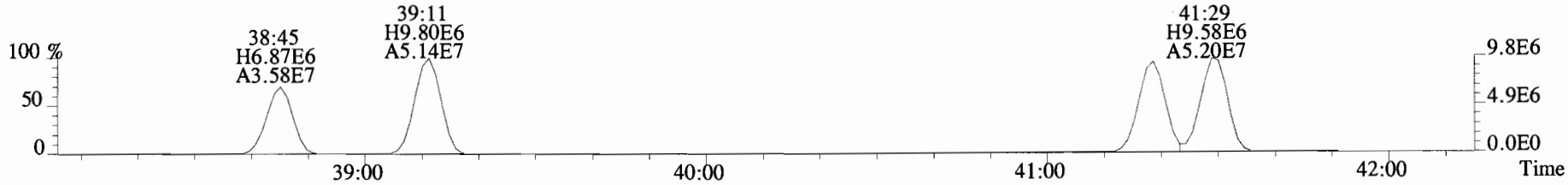

330.9792 S:4 F:3

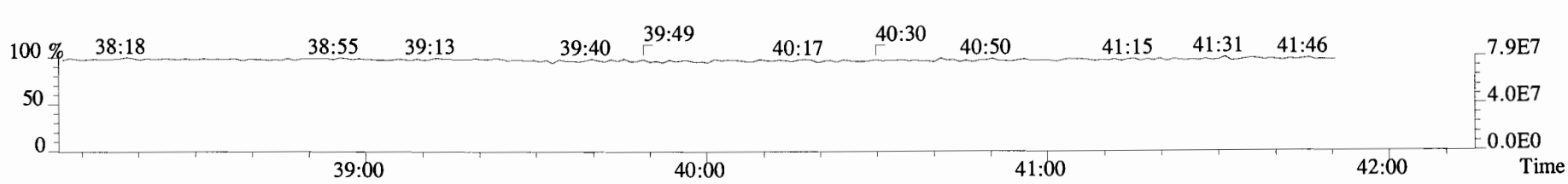

File:180208E1 #1-756 Acq: 8-FEB-2018 11:50:02 GC EI+ Voltage SIR Autospec-UltimaE
Sample#4 File Text:Vista Analytical Laboratory VG-8 Text:ST180208E1-4 PCB CS3 17L3006 Exp:PCB_ZB1
337.9207 S:4 F:3 SMO(1,3) BSUB(10000,15,-3.0) PKD(5,5,2,0.10%,7456.0,0.00%,F,F)

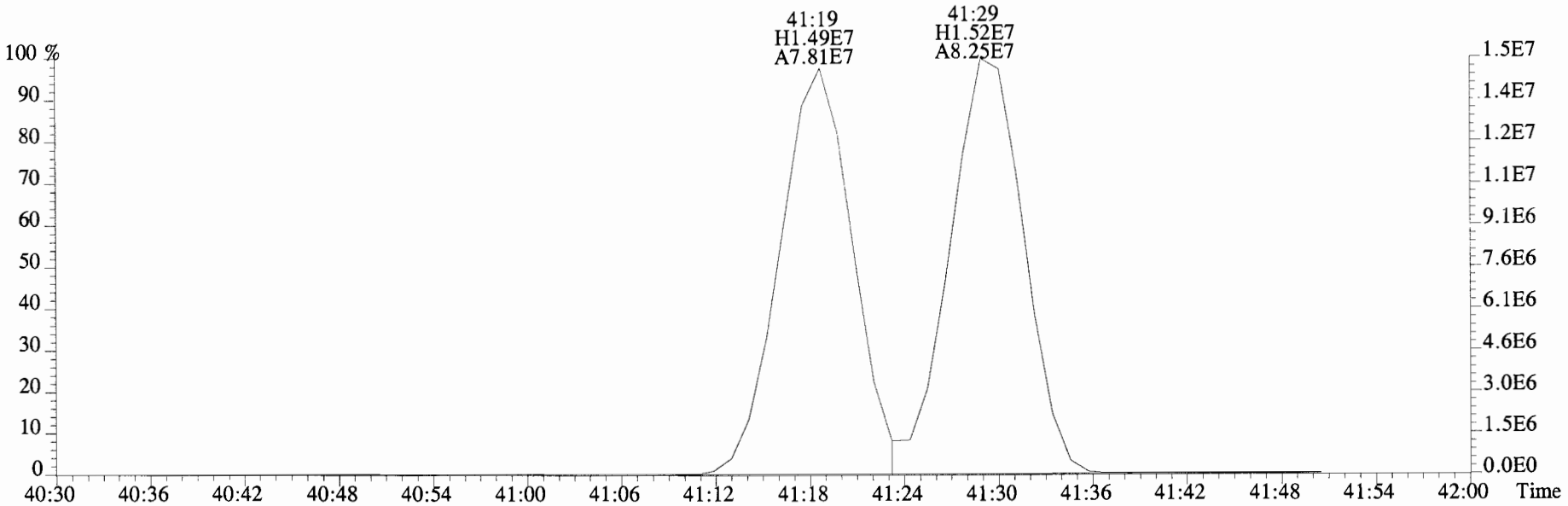

339.9177 S:4 F:3 SMO(1,3) BSUB(10000,15,-3.0) PKD(5,5,2,0.10%,4200.0,0.00%,F,F)

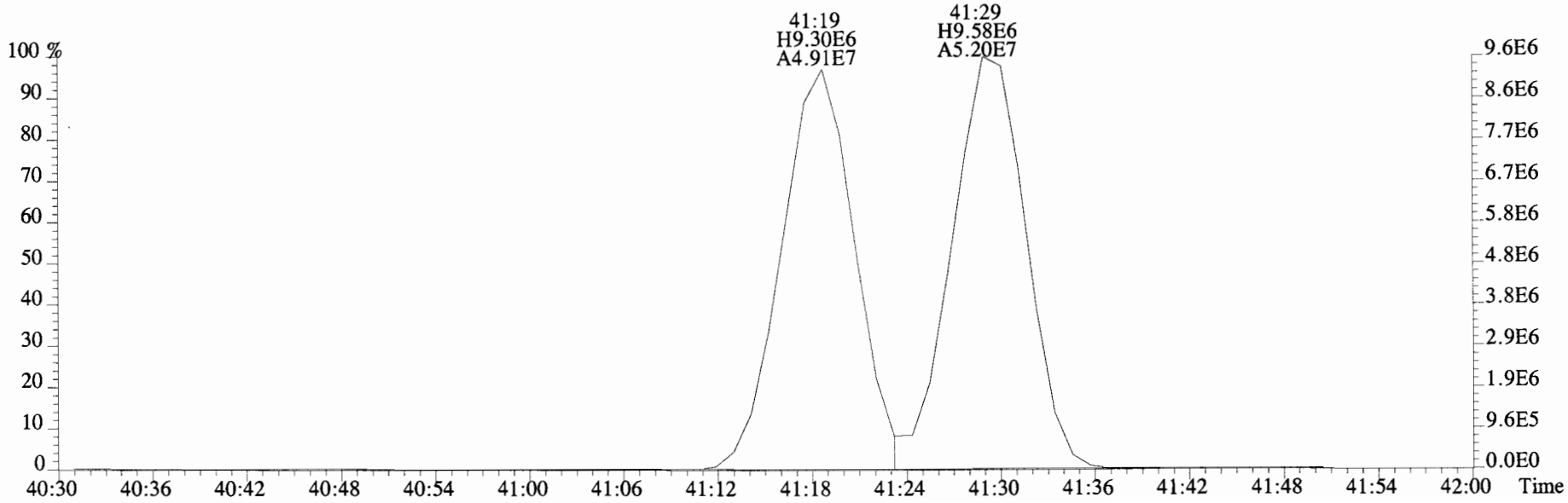

File:180208E1 #1-756 Acq: 8-FEB-2018 11:50:02 GC EI+ Voltage SIR Autospec-UltimaE
Sample#4 File Text:Vista Analytical Laboratory VG-8 Text:ST180208E1-4 PCB CS3 17L3006 Exp:PCB_ZB1
325.8804 S:4 F:3 SMO(1,3) BSUB(10000,15,-3.0) PKD(5,5,2,0.10%,2016.0,0.00%,F,F)

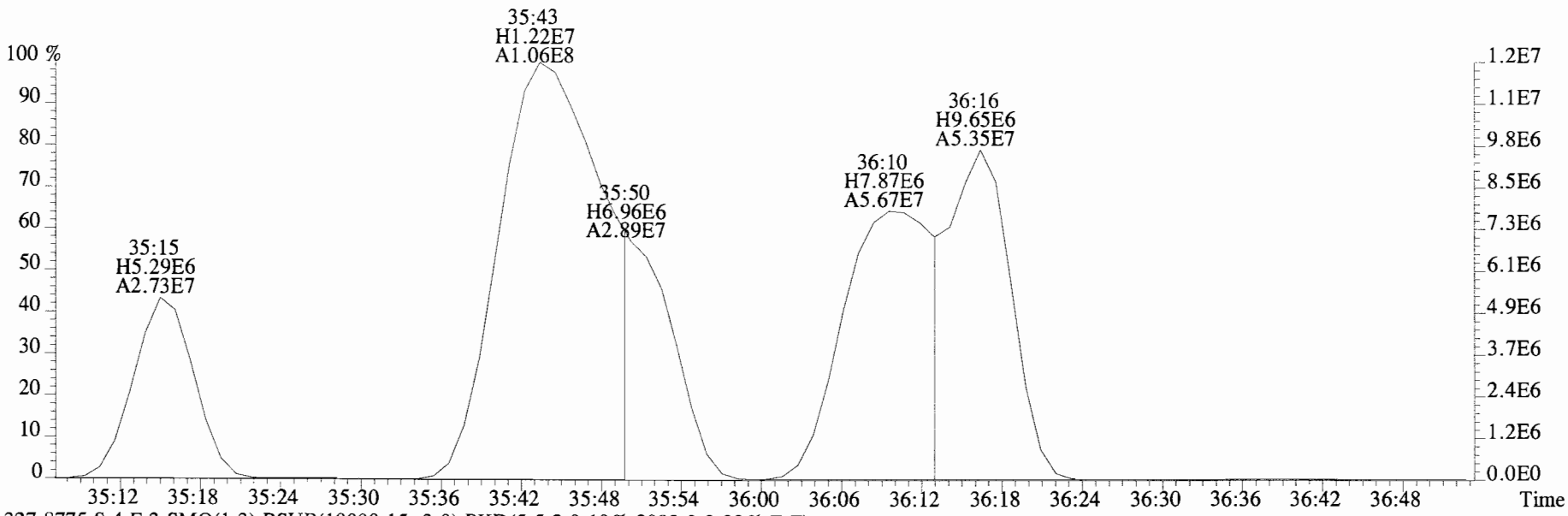

327.8775 S:4 F:3 SMO(1,3) BSUB(10000,15,-3.0) PKD(5,5,2,0.10%,2092.0,0.00%,F,F)

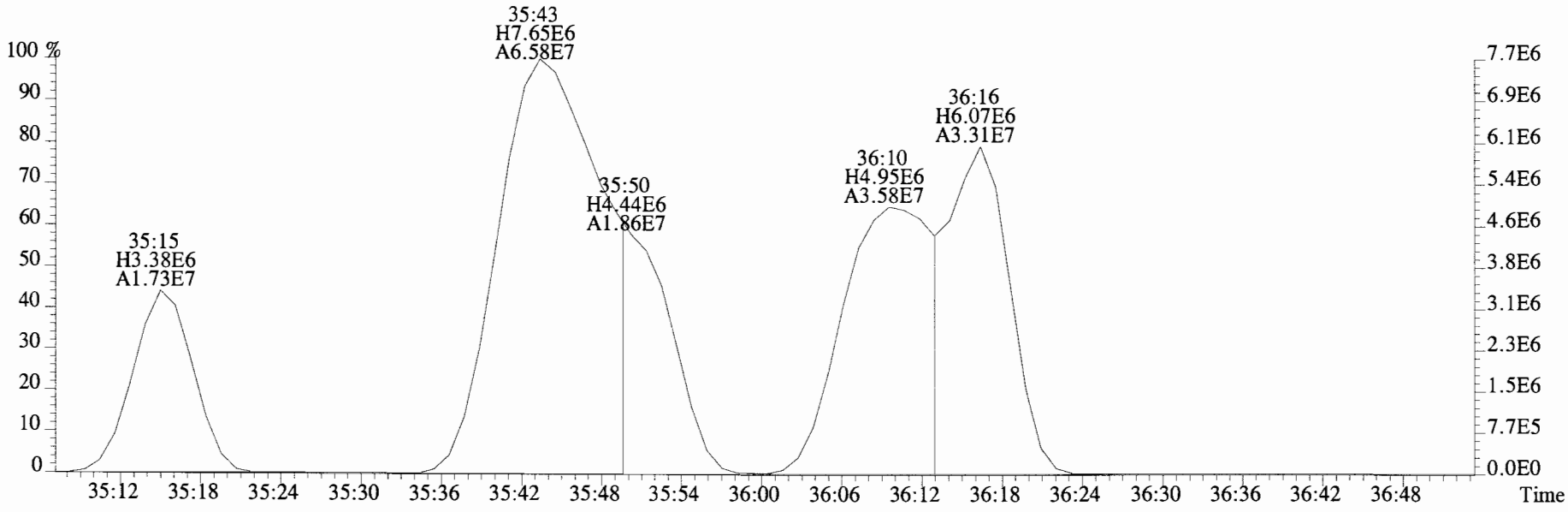

File:180208E1 #1-756 Acq: 8-FEB-2018 11:50:02 GC EI+ Voltage SIR Autospec-UltimaE
Sample#4 File Text:Vista Analytical Laboratory VG-8 Text:ST180208E1-4 PCB CS3 17L3006 Exp:PCB_ZB1
325.8804 S:4 F:3 SMO(1,3) BSUB(10000,15,-3.0) PKD(5,5,2,0.10%,2016.0,0.00%,F,F)

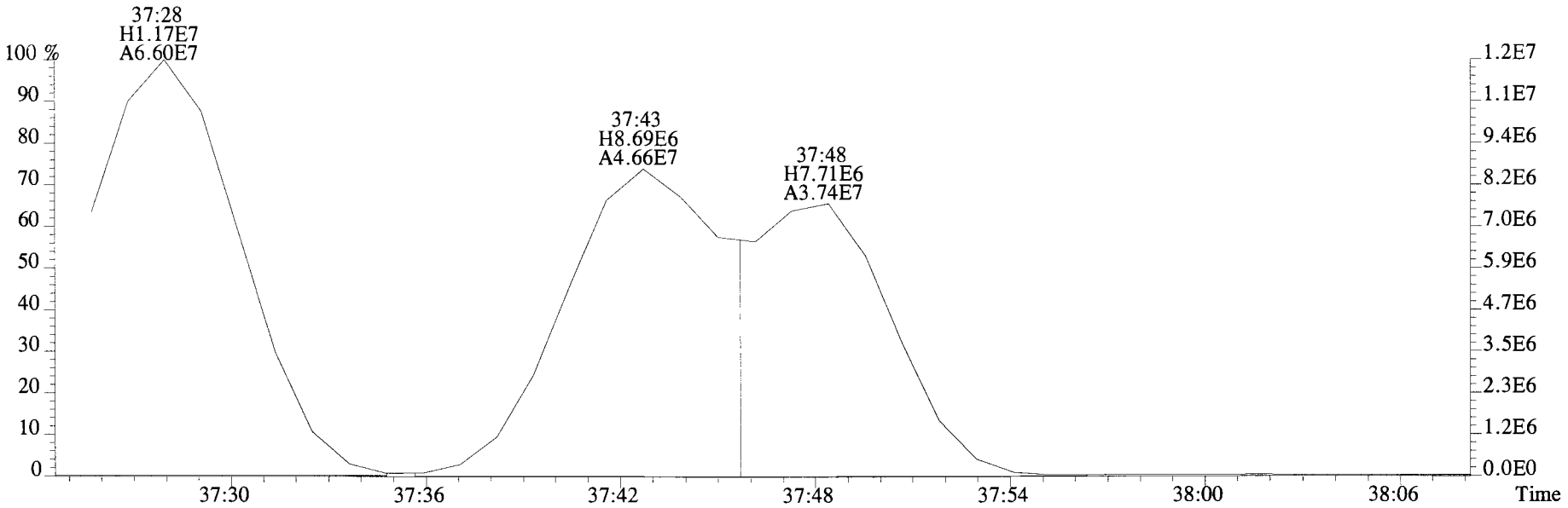

327.8775 S:4 F:3 SMO(1,3) BSUB(10000,15,-3.0) PKD(5,5,2,0.10%,2092.0,0.00%,F,F)

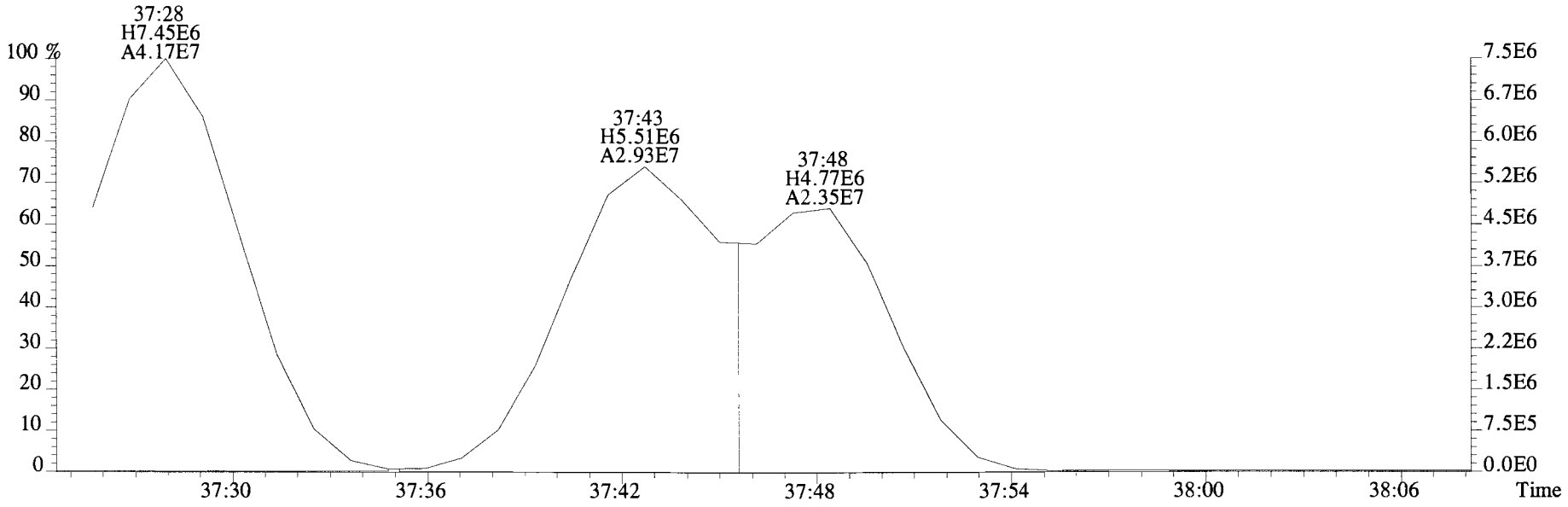

File:180208E1 #1-756 Acq: 8-FEB-2018 11:50:02 GC EI+ Voltage SIR Autospec-UltimaE
Sample#4 File Text:Vista Analytical Laboratory VG-8 Text:ST180208E1-4 PCB CS3 17L3006 Exp:PCB_ZB1
325.8804 S:4 F:3 SMO(1,3) BSUB(10000,15,-3.0) PKD(5,5,2,0.10%,2016.0,0.00%,F,F)

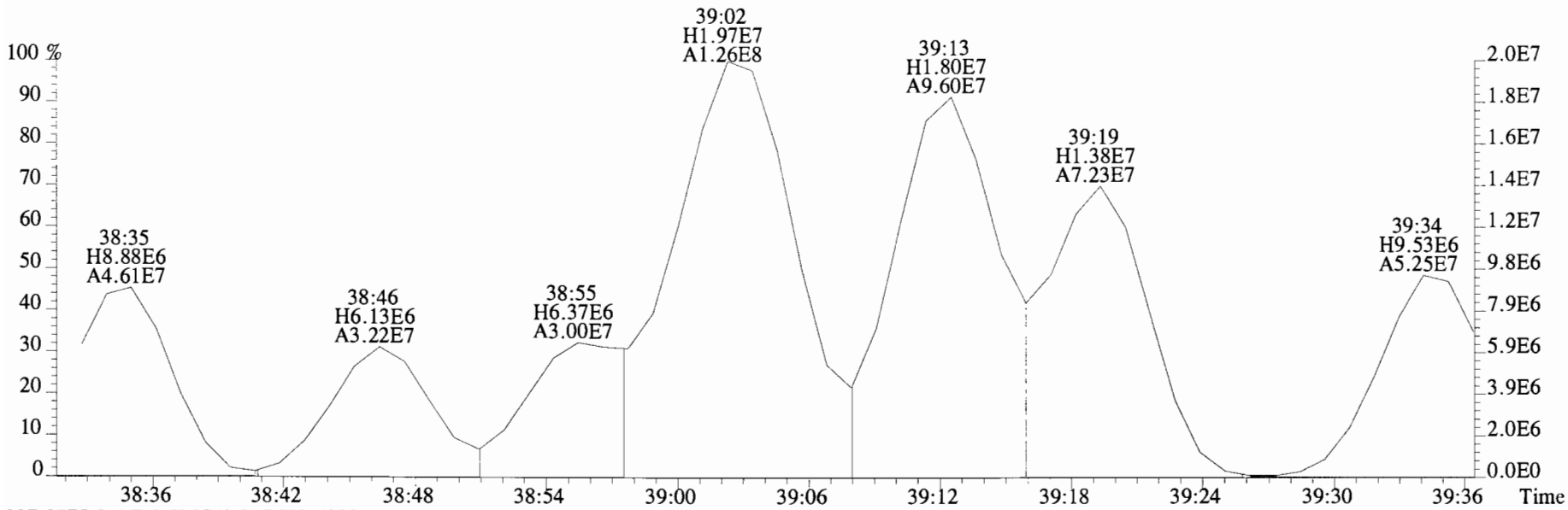

327.8775 S:4 F:3 SMO(1,3) BSUB(10000,15,-3.0) PKD(5,5,2,0.10%,2092.0,0.00%,F,F)

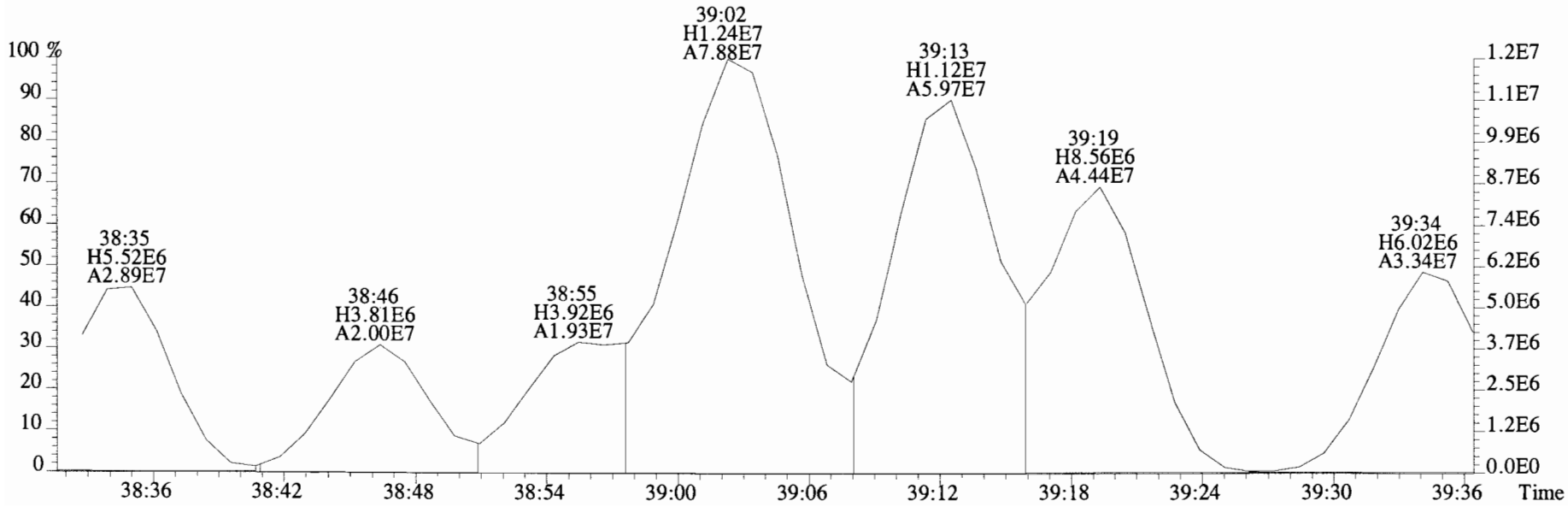

File:180208E1 #1-756 Acq: 8-FEB-2018 11:50:02 GC EI+ Voltage SIR Autospec-UltimaE
Sample#4 File Text:Vista Analytical Laboratory VG-8 Text:ST180208E1-4 PCB CS3 17L3006 Exp:PCB_ZB1
325.8804 S:4 F:3 SMO(1,3) BSUB(10000,15,-3.0) PKD(5,5,2,0.10%,2016.0,0.00%,F,F)

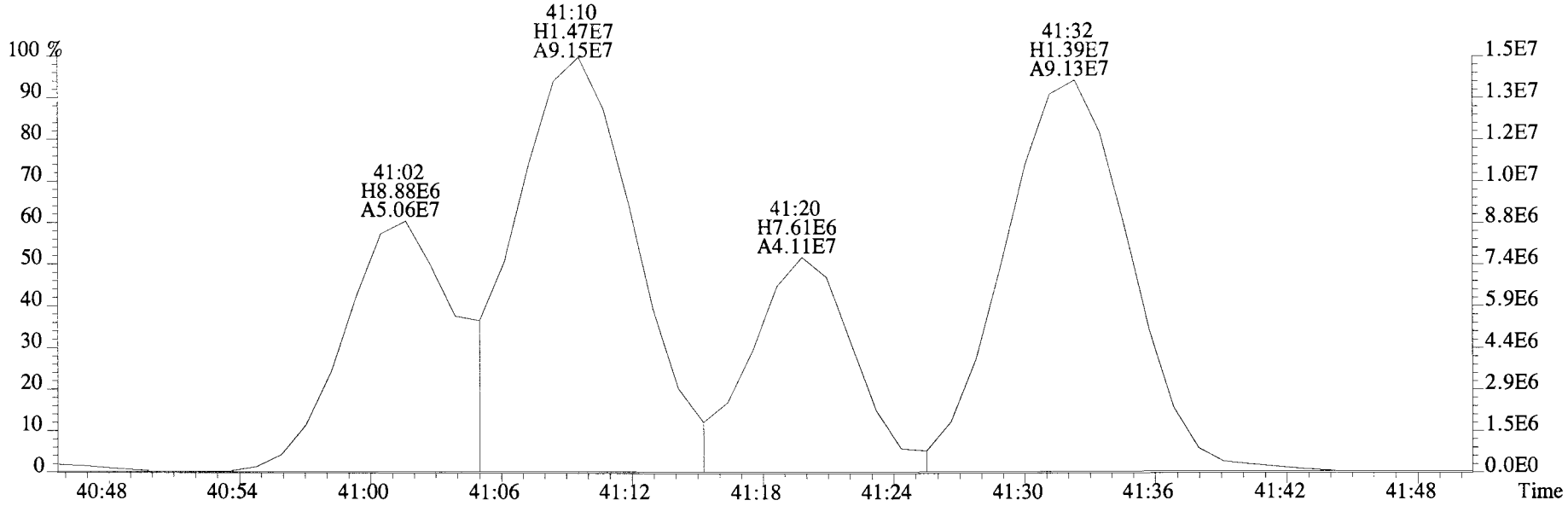

327.8775 S:4 F:3 SMO(1,3) BSUB(10000,15,-3.0) PKD(5,5,2,0.10%,2092.0,0.00%,F,F)

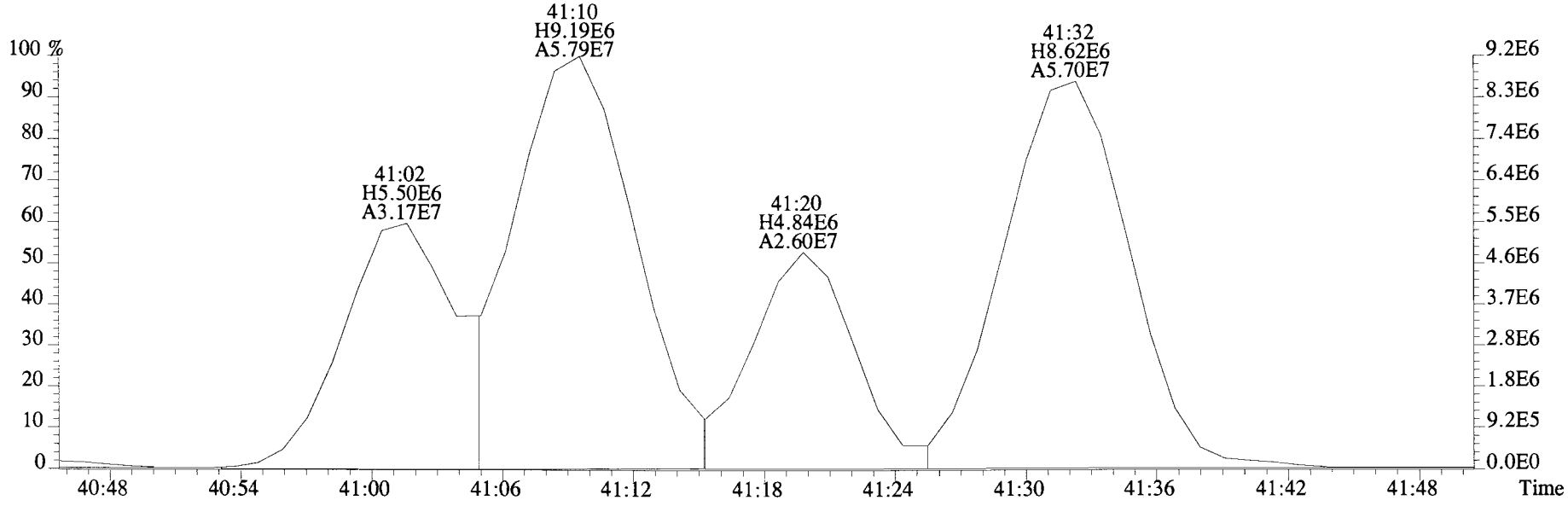

File:180208E1 #1-574 Acq: 8-FEB-2018 11:50:02 GC EI+ Voltage SIR Autospec-UltimaE
Sample#4 File Text:Vista Analytical Laboratory VG-8 Text:ST180208E1-4 PCB CS3 17L3006 Exp:PCB_ZB1
325.8804 S:4 F:4 SMO(1,3) BSUB(10000,15,-3.0) PKD(5,5,2,0.10%,13140.0,0.00%,F,F)

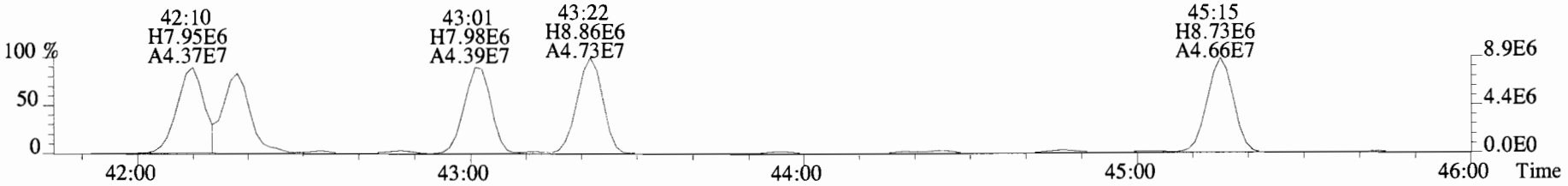

327.8775 S:4 F:4 SMO(1,3) BSUB(10000,15,-3.0) PKD(5,5,2,0.10%,8388.0,0.00%,F,F)



337.9207 S:4 F:4 SMO(1,3) BSUB(10000,15,-3.0) PKD(5,5,2,0.10%,12724.0,0.00%,F,F)

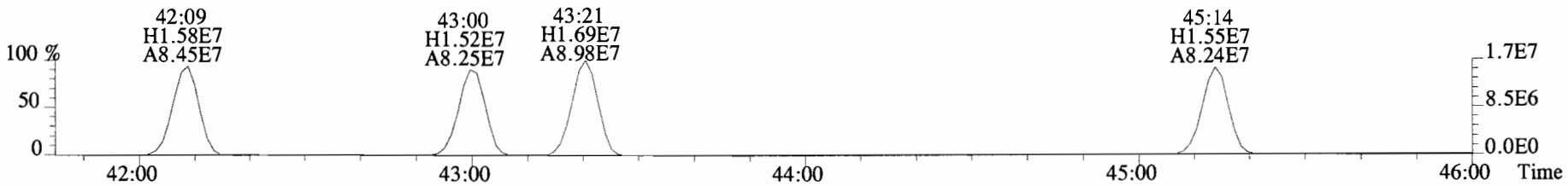

339.9177 S:4 F:4 SMO(1,3) BSUB(10000,15,-3.0) PKD(5,5,2,0.10%,9400.0,0.00%,F,F)

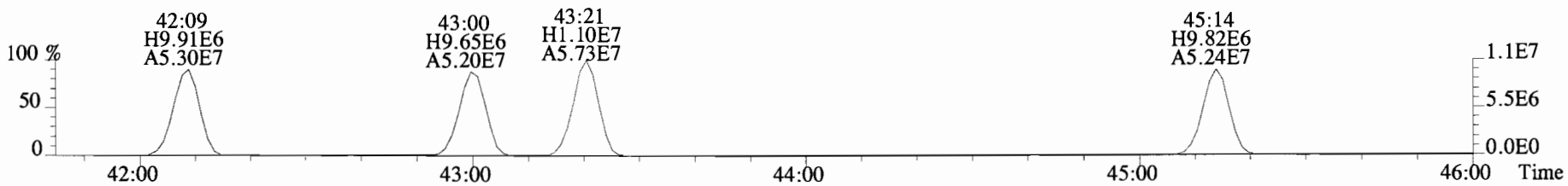

380.9760 S:4 F:4

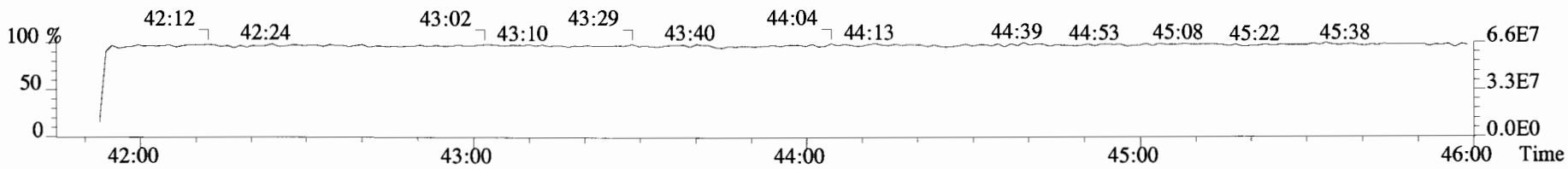

File:180208E1 #1-574 Acq: 8-FEB-2018 11:50:02 GC EI+ Voltage SIR Autospec-UltimaE
Sample#4 File Text:Vista Analytical Laboratory VG-8 Text:ST180208E1-4 PCB CS3 17L3006 Exp:PCB_ZB1
325.8804 S:4 F:4 SMO(1,3) BSUB(10000,15,-3.0) PKD(5,5,2,0.10%,13140.0,0.00%,F,F)

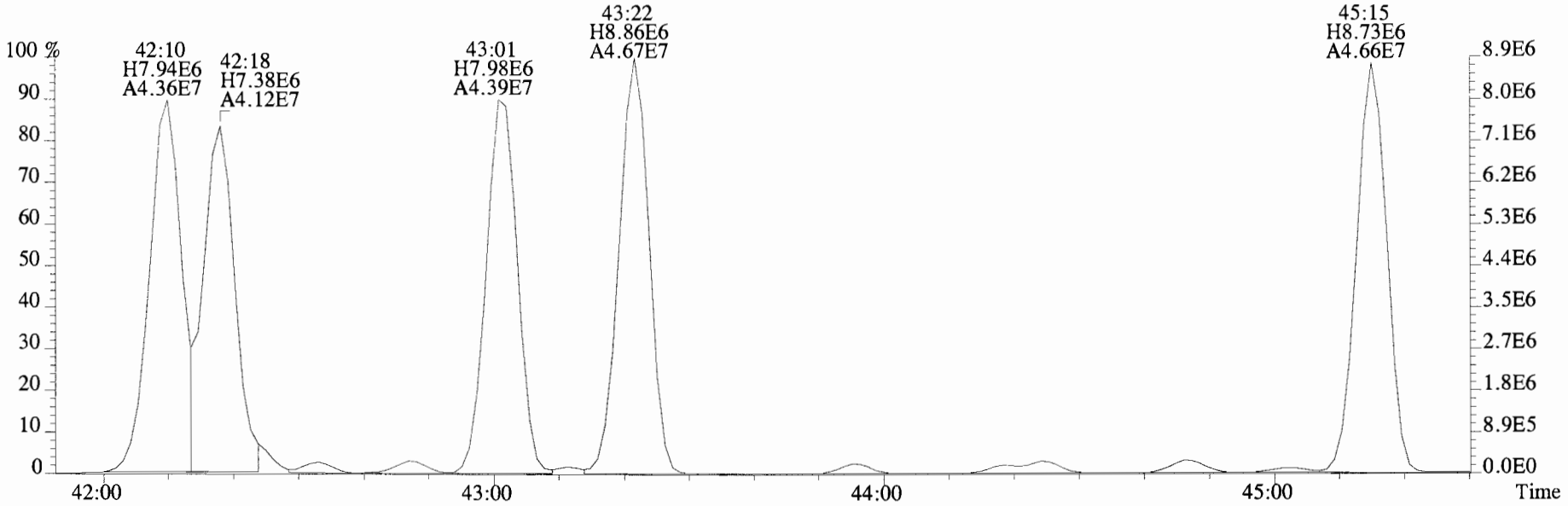

327.8775 S:4 F:4 SMO(1,3) BSUB(10000,15,-3.0) PKD(5,5,2,0.10%,8388.0,0.00%,F,F)

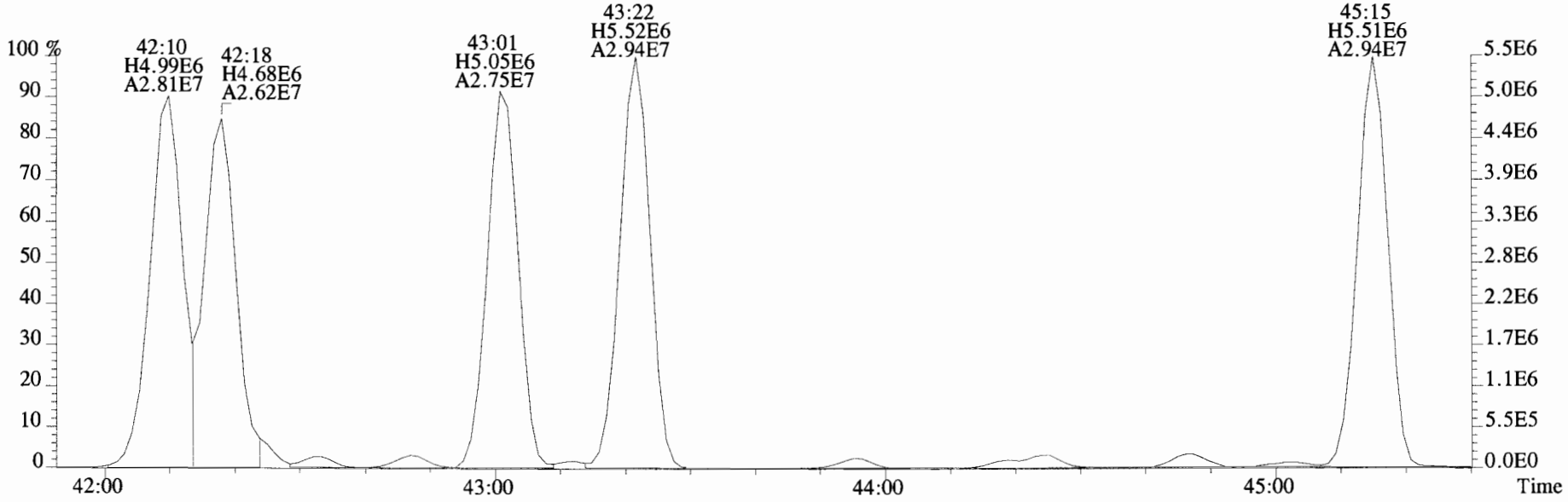

File:180208E1 #1-756 Acq: 8-FEB-2018 11:50:02 GC EI+ Voltage SIR Autospec-UltimaE
Sample#4 File Text:Vista Analytical Laboratory VG-8 Text:ST180208E1-4 PCB CS3 17L3006 Exp:PCB_ZB1
359.8415 S:4 F:3 SMO(1,3) BSUB(10000,15,-3.0) PKD(5,5,2,0.10%,1812.0,0.00%,F,F)

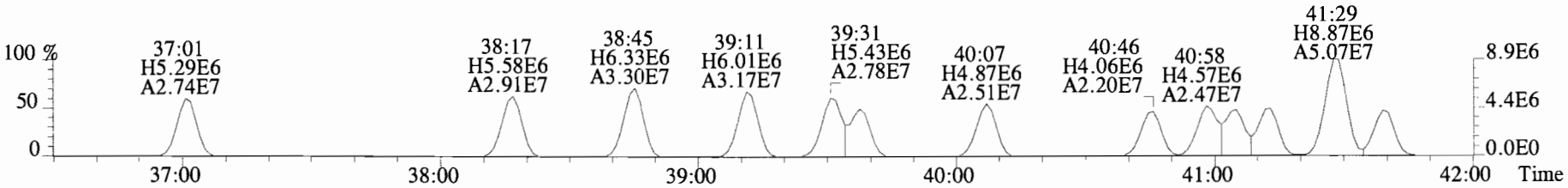

361.8385 S:4 F:3 SMO(1,3) BSUB(10000,15,-3.0) PKD(5,5,2,0.10%,1692.0,0.00%,F,F)

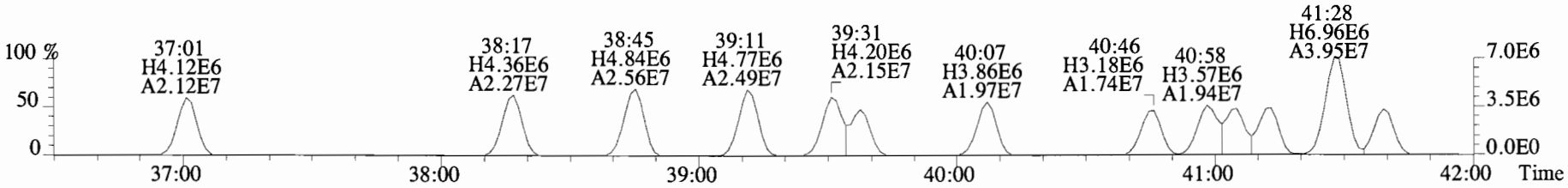

371.8817 S:4 F:3 SMO(1,3) BSUB(10000,15,-3.0) PKD(5,5,2,0.10%,1804.0,0.00%,F,F)

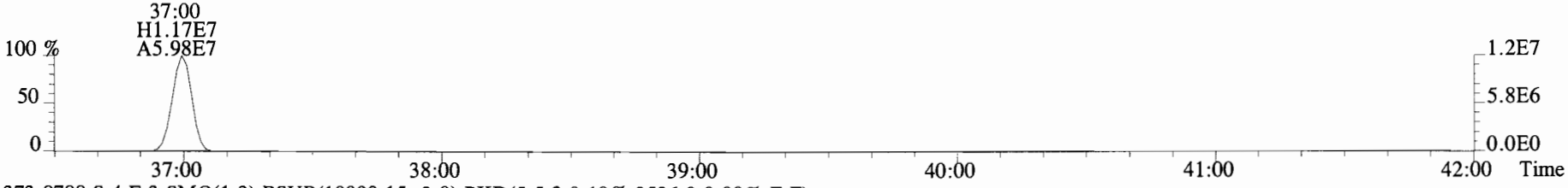

373.8788 S:4 F:3 SMO(1,3) BSUB(10000,15,-3.0) PKD(5,5,2,0.10%,3536.0,0.00%,F,F)

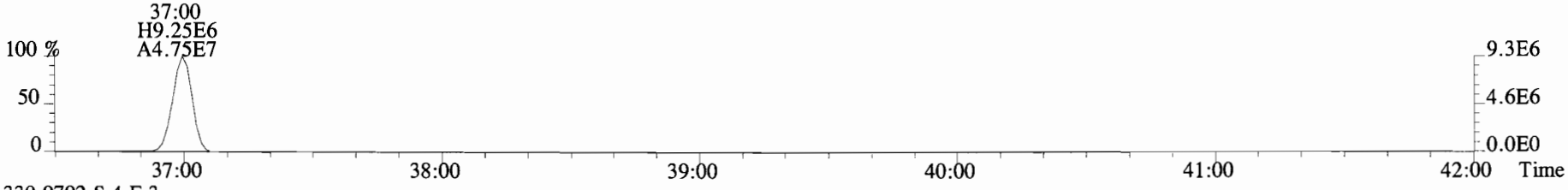

330.9792 S:4 F:3

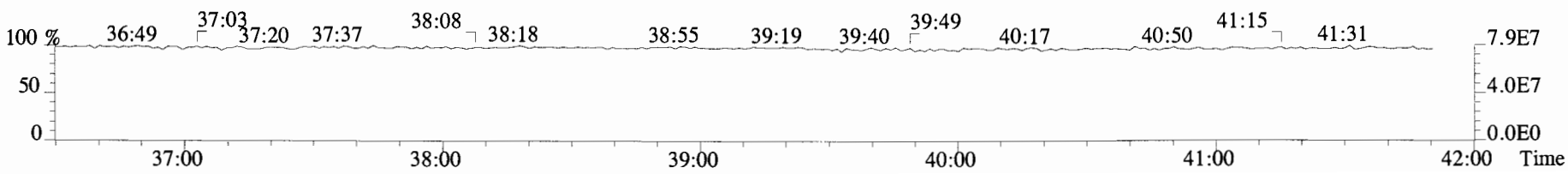

File:180208E1 #1-574 Acq: 8-FEB-2018 11:50:02 GC EI+ Voltage SIR Autospec-UltimaE
Sample#4 File Text:Vista Analytical Laboratory VG-8 Text:ST180208E1-4 PCB CS3 17L3006 Exp:PCB_ZB1

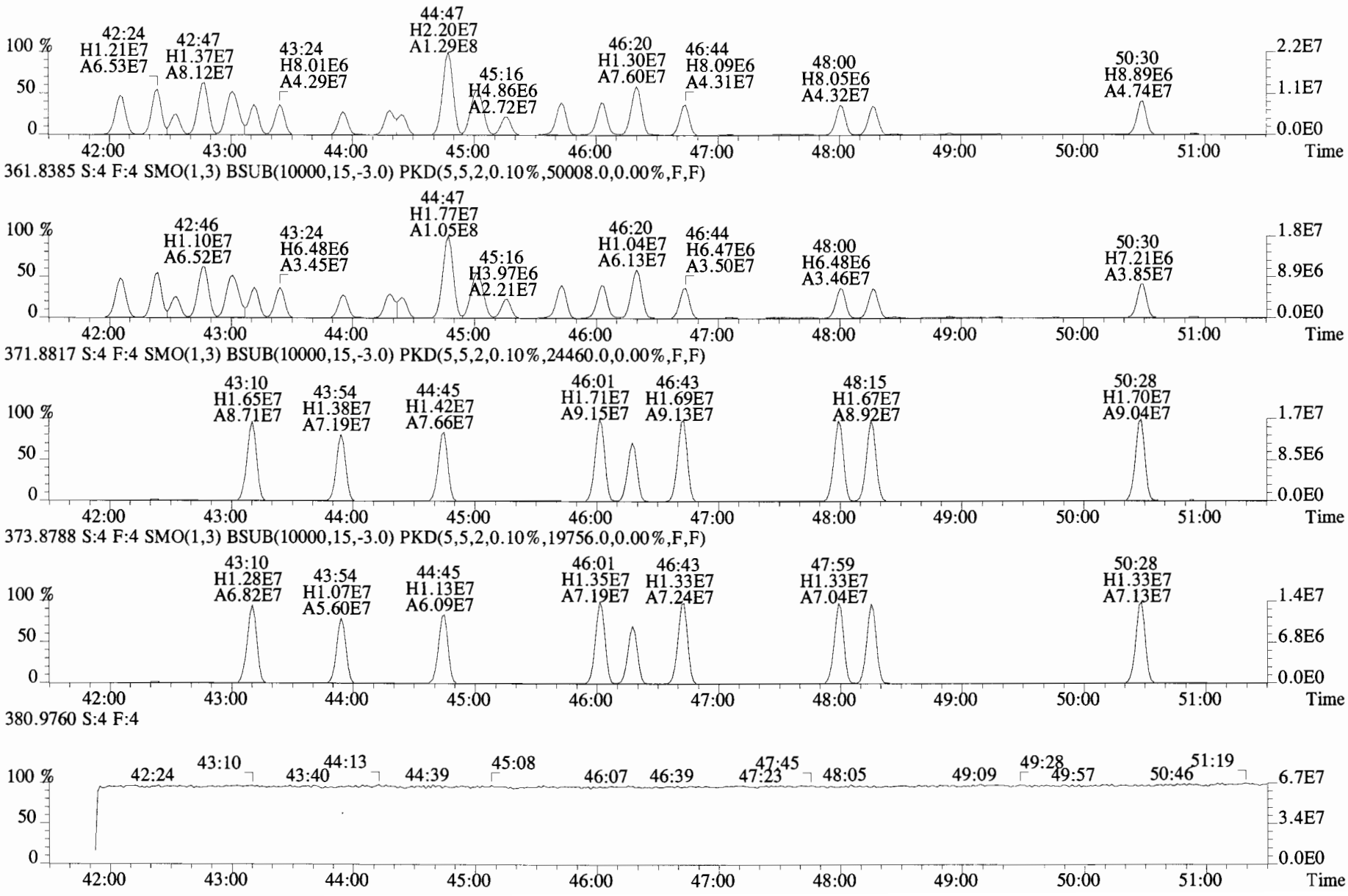

File:180208E1 #1-574 Acq: 8-FEB-2018 11:50:02 GC EI+ Voltage SIR Autospec-UltimaE
Sample#4 File Text:Vista Analytical Laboratory VG-8 Text:ST180208E1-4 PCB CS3 17L3006 Exp:PCB_ZB1
371.8817 S:4 F:4 SMO(1,3) BSUB(10000,15,-3.0) PKD(5,5,2,0.10%,24460.0,0.00%,F,F)

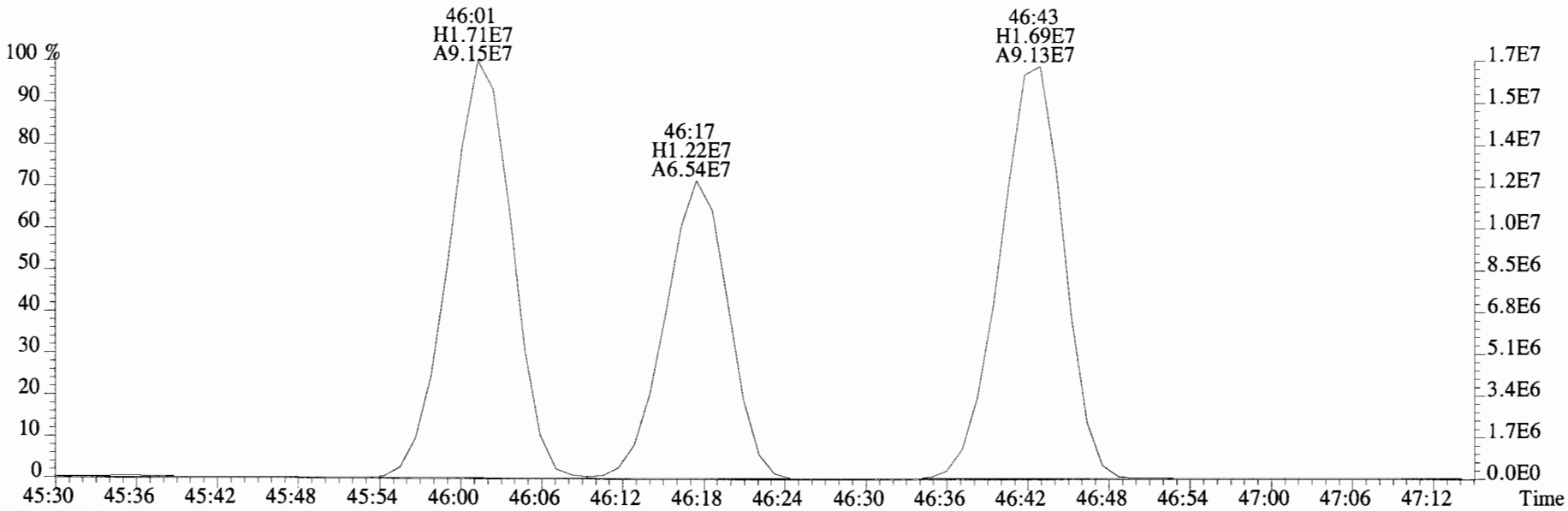

373.8788 S:4 F:4 SMO(1,3) BSUB(10000,15,-3.0) PKD(5,5,2,0.10%,19756.0,0.00%,F,F)

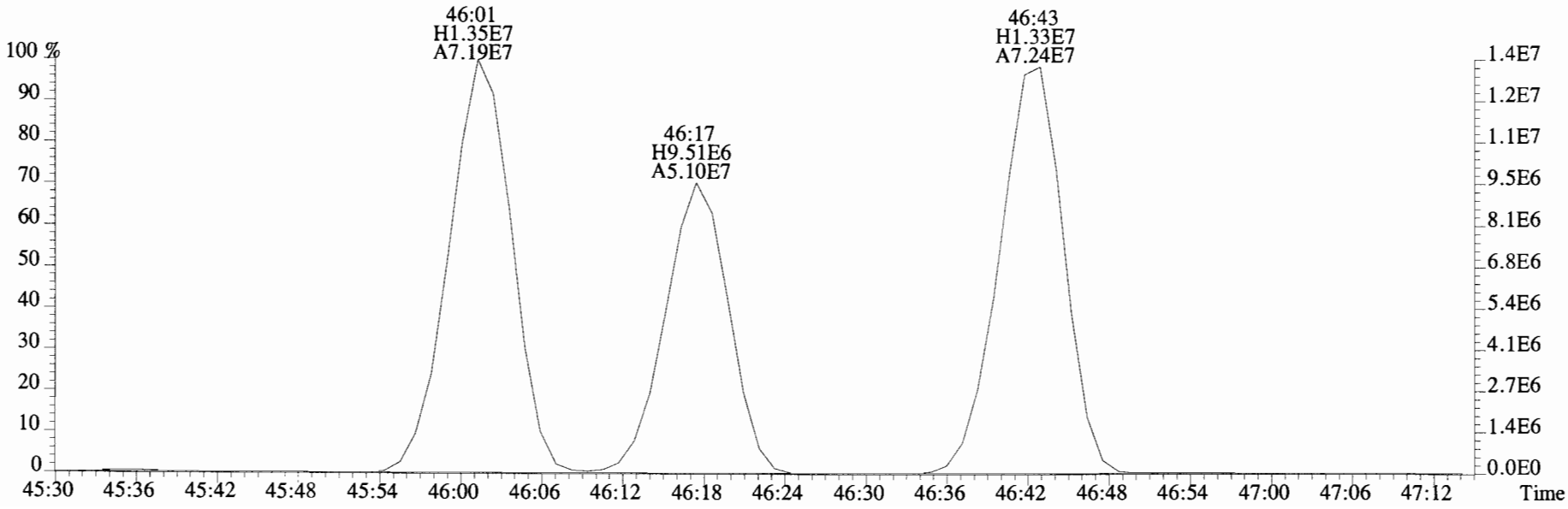

File:180208E1 #1-574 Acq: 8-FEB-2018 11:50:02 GC EI+ Voltage SIR Autospec-UltimaE
Sample#4 File Text:Vista Analytical Laboratory VG-8 Text:ST180208E1-4 PCB CS3 17L3006 Exp:PCB_ZB1
371.8817 S:4 F:4 SMO(1,3) BSUB(10000,15,-3.0) PKD(5,5,2,0.10%,24460.0,0.00%,F,F)

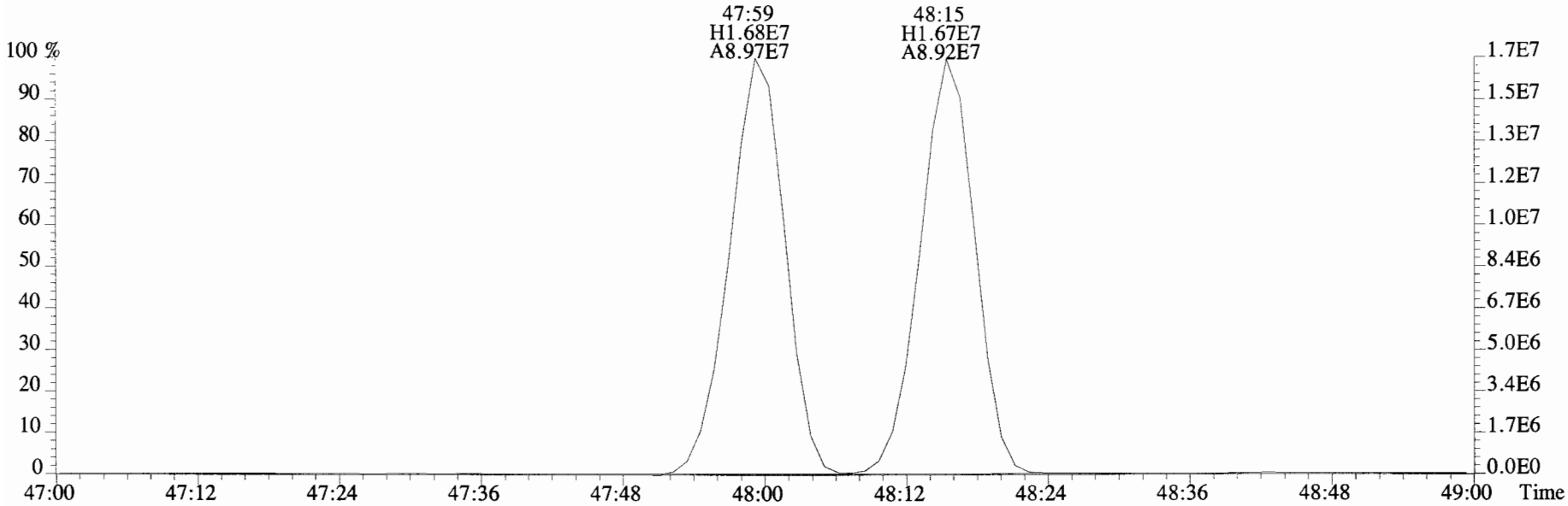

373.8788 S:4 F:4 SMO(1,3) BSUB(10000,15,-3.0) PKD(5,5,2,0.10%,19756.0,0.00%,F,F)

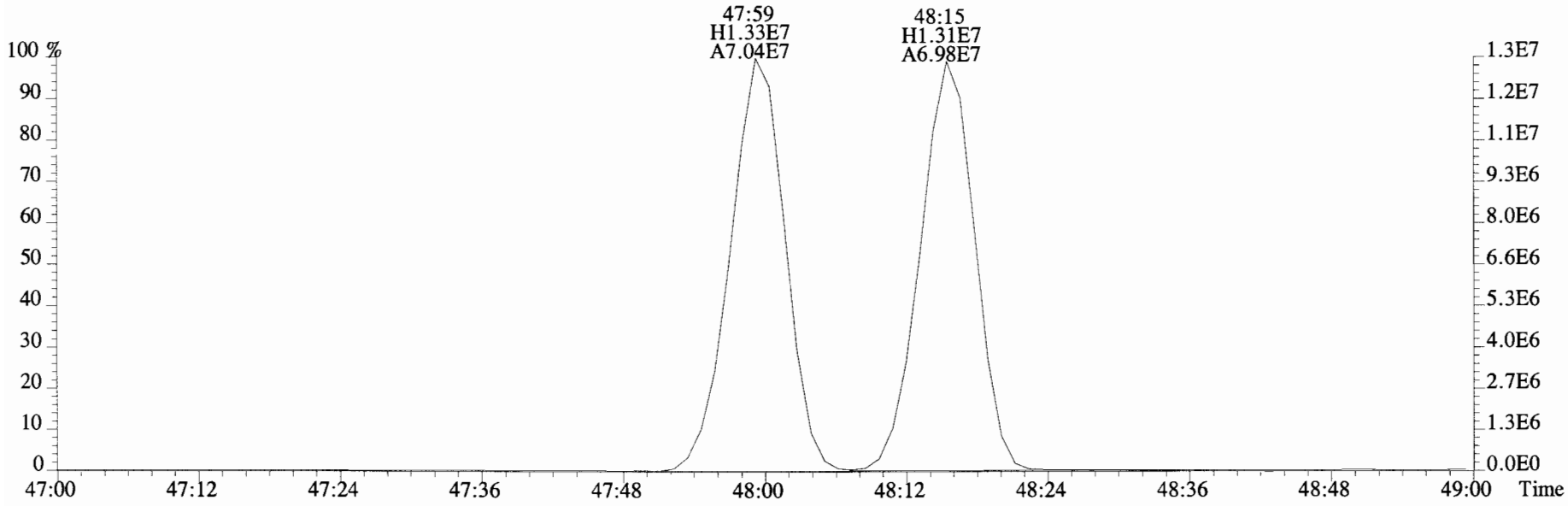

File:180208E1 #1-574 Acq: 8-FEB-2018 11:50:02 GC EI+ Voltage SIR Autospec-UltimaE
Sample#4 File Text:Vista Analytical Laboratory VG-8 Text:ST180208E1-4 PCB CS3 17L3006 Exp:PCB_ZB1
359.8415 S:4 F:4 SMO(1,3) BSUB(10000,15,-3.0) PKD(5,5,2,0.10%,60908.0,0.00%,F,F)

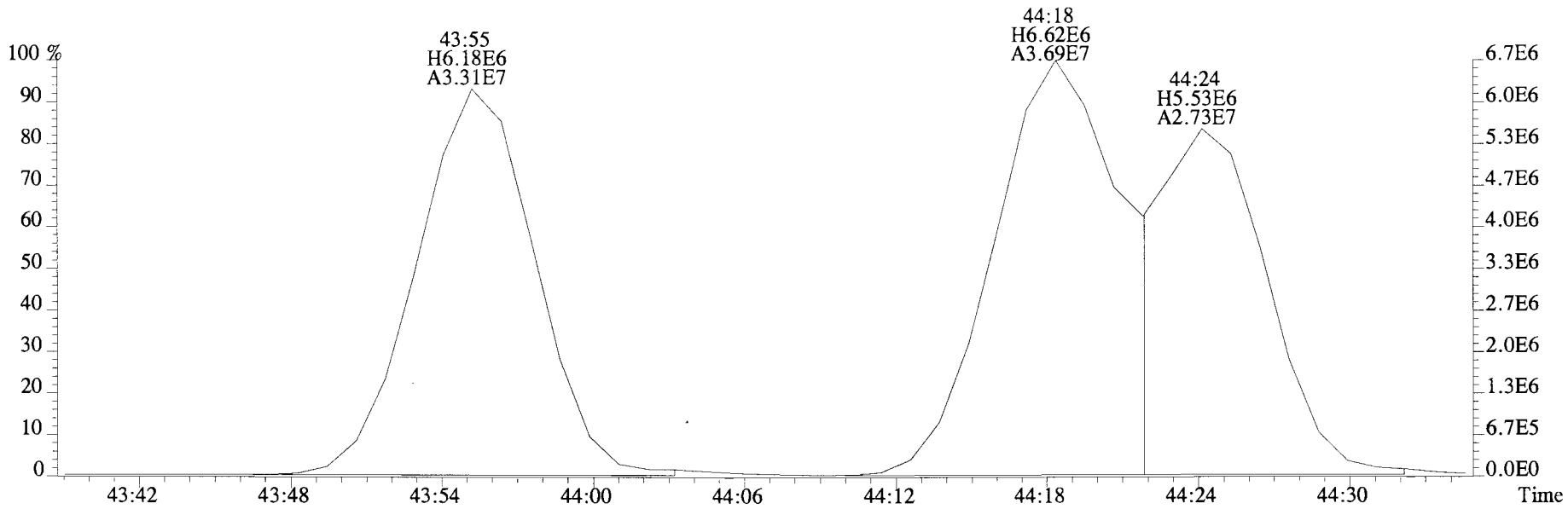

361.8385 S:4 F:4 SMO(1,3) BSUB(10000,15,-3.0) PKD(5,5,2,0.10%,50008.0,0.00%,F,F)

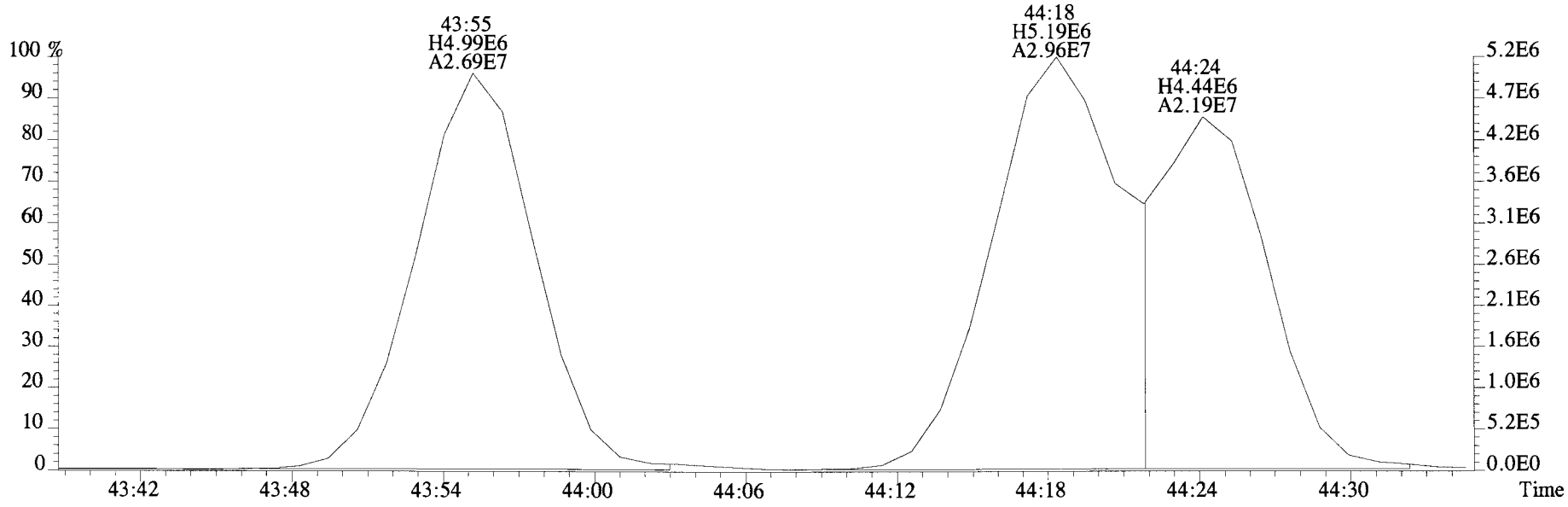

File:180208E1 #1-574 Acq: 8-FEB-2018 11:50:02 GC EI+ Voltage SIR Autospec-UltimaE
Sample#4 File Text:Vista Analytical Laboratory VG-8 Text:ST180208E1-4 PCB CS3 17L3006 Exp:PCB_ZB1
359.8415 S:4 F:4 SMO(1,3) BSUB(10000,15,-3.0) PKD(5,5,2,0.10%,60908.0,0.00%,F,F)

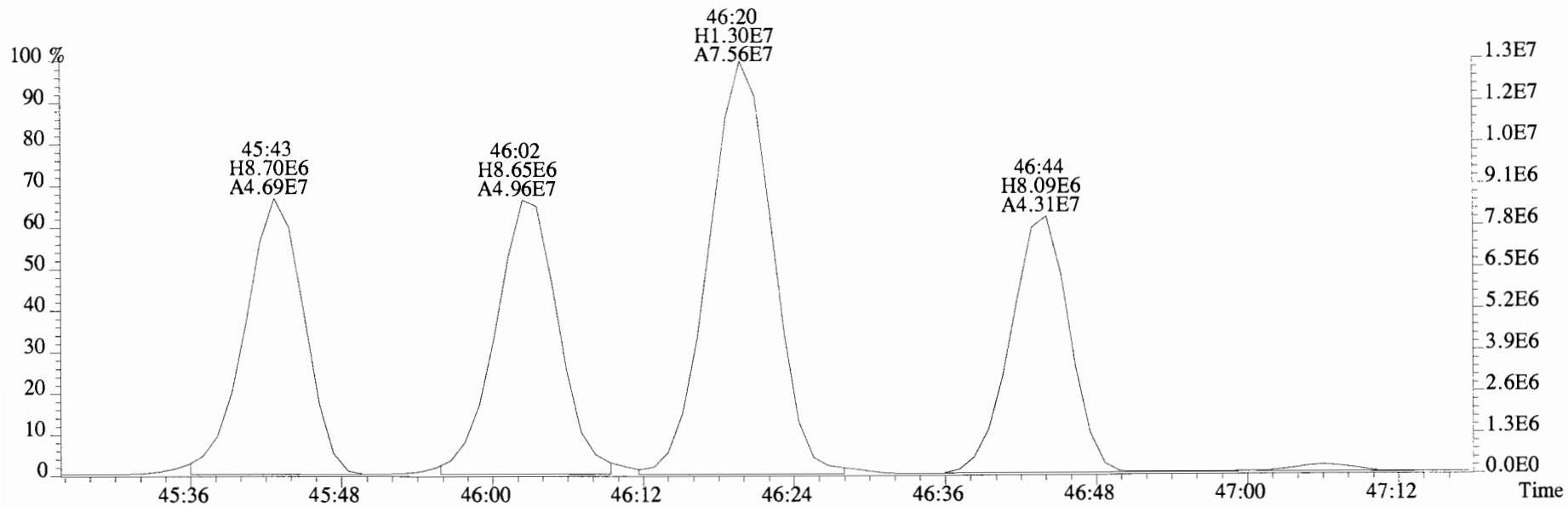

361.8385 S:4 F:4 SMO(1,3) BSUB(10000,15,-3.0) PKD(5,5,2,0.10%,50008.0,0.00%,F,F)

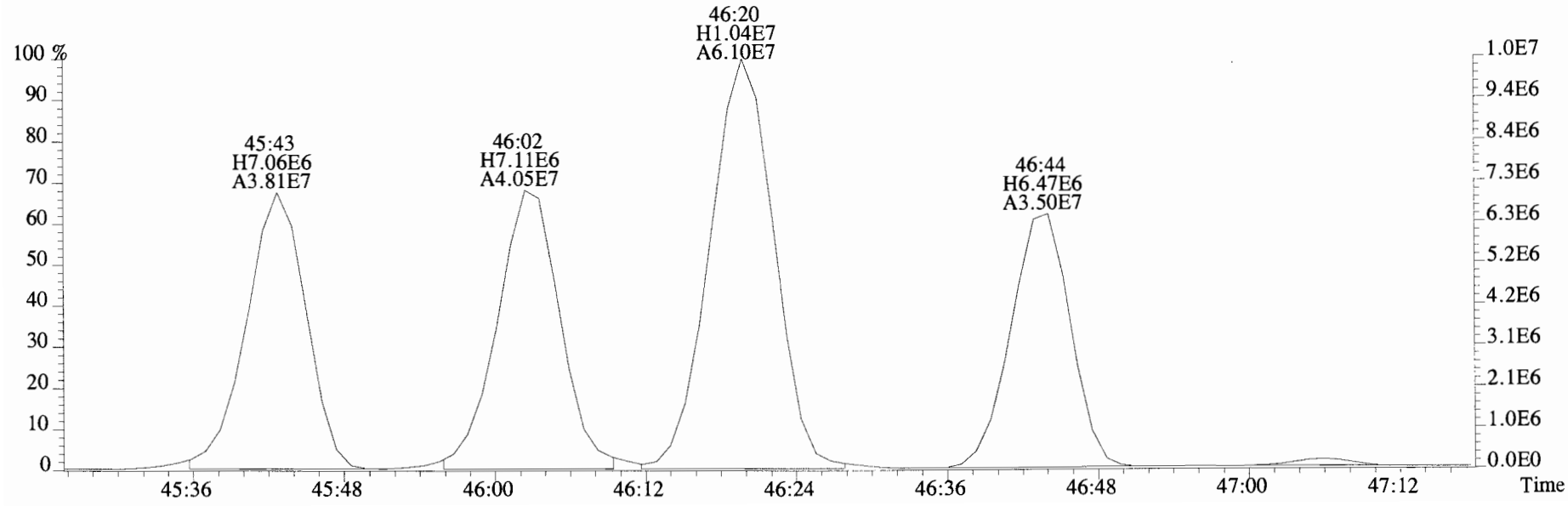

File:180208E1 #1-574 Acq: 8-FEB-2018 11:50:02 GC EI+ Voltage SIR Autospec-UltimaE
Sample#4 File Text:Vista Analytical Laboratory VG-8 Text:ST180208E1-4 PCB CS3 17L3006 Exp:PCB_ZB1
393.8025 S:4 F:4 SMO(1,3) BSUB(10000,15,-3.0) PKD(5,5,2,0.10%,43436.0,0.00%,F,F)

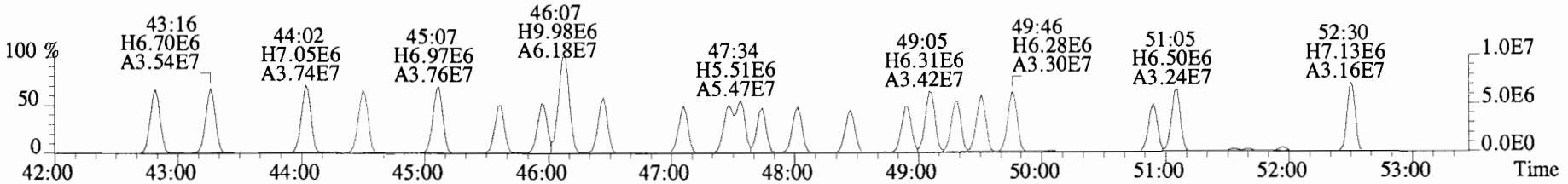

395.7995 S:4 F:4 SMO(1,3) BSUB(10000,15,-3.0) PKD(5,5,2,0.10%,39792.0,0.00%,F,F)

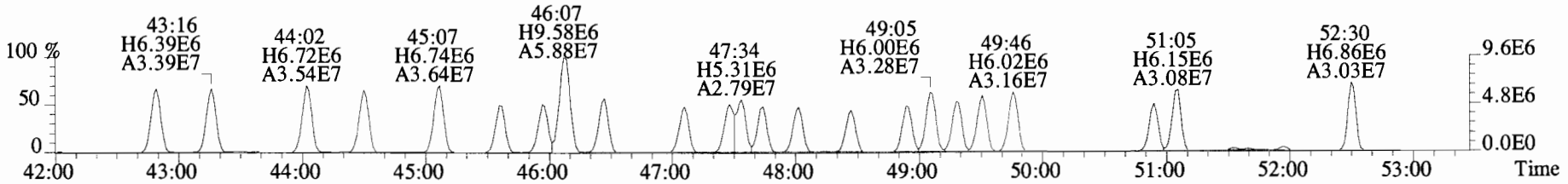

403.8457 S:4 F:4 SMO(1,3) BSUB(10000,15,-3.0) PKD(5,5,2,0.10%,8856.0,0.00%,F,F)

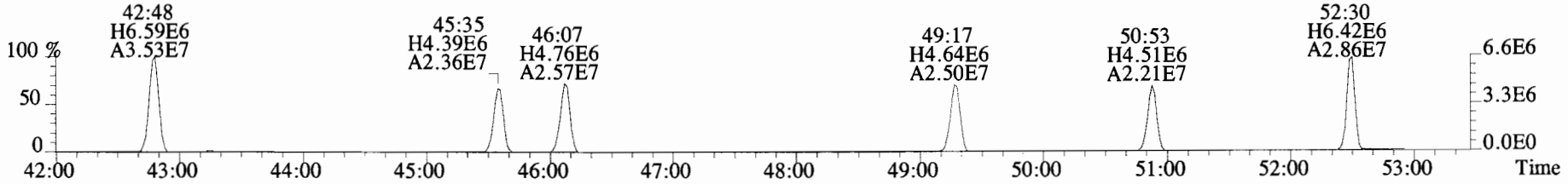

405.8428 S:4 F:4 SMO(1,3) BSUB(10000,15,-3.0) PKD(5,5,2,0.10%,16584.0,0.00%,F,F)

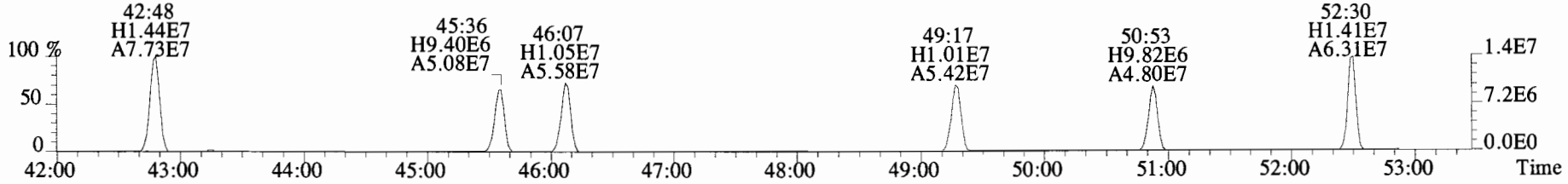

380.9760 S:4 F:4

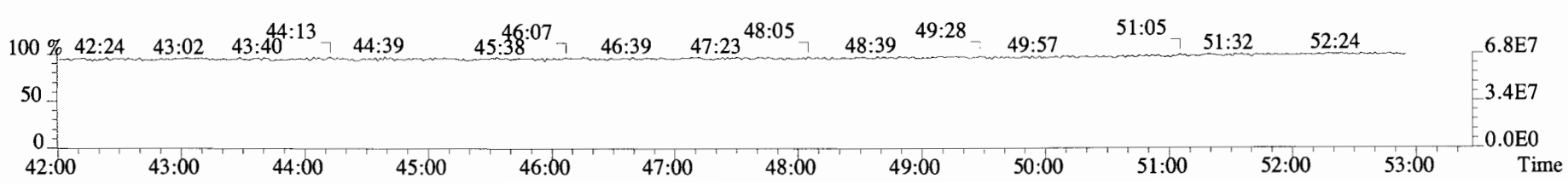

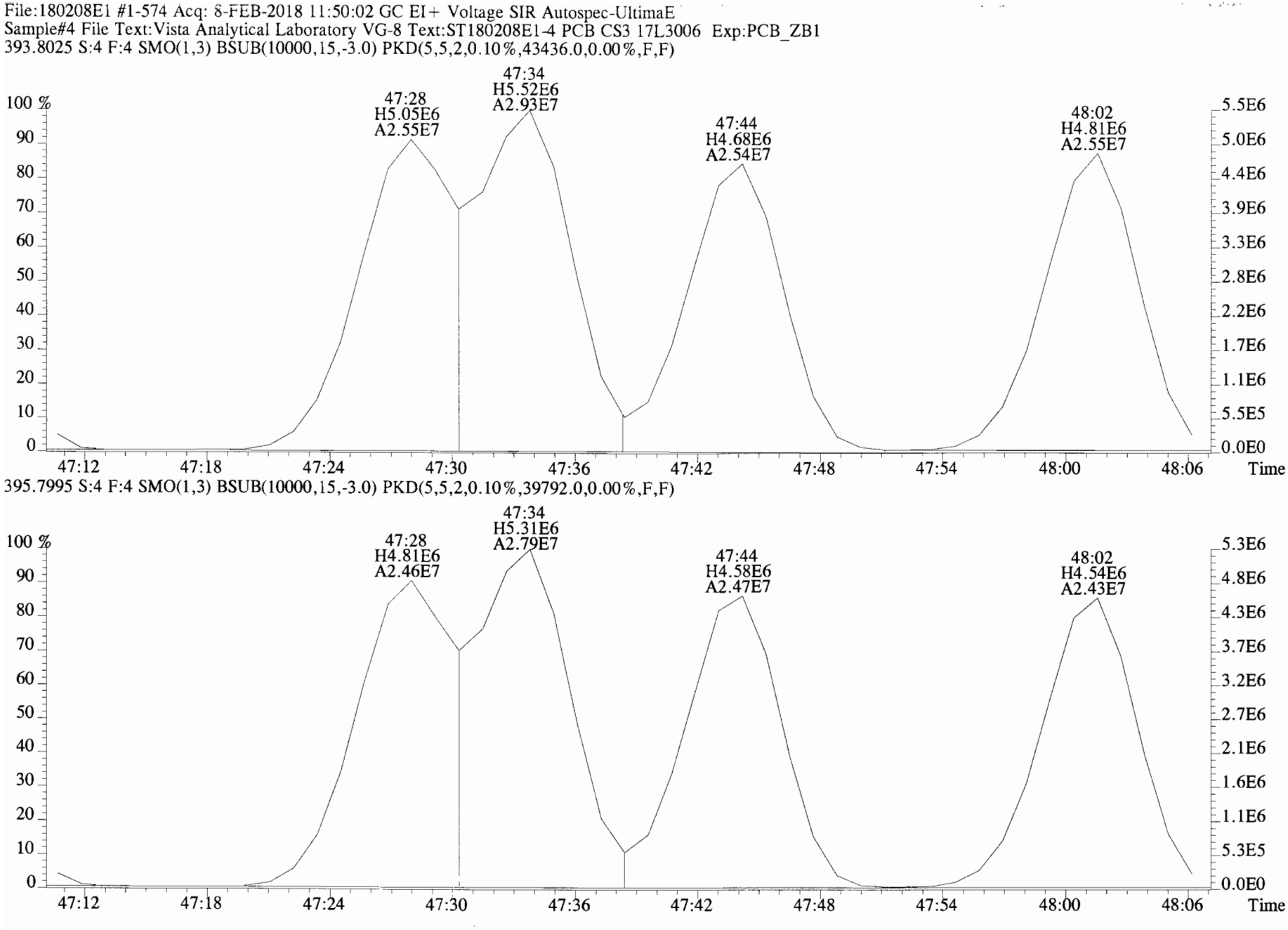
File:180208E1 #1-574 Acq: 8-FEB-2018 11:50:02 GC EI+ Voltage SIR Autospec-UltimaE
Sample#4 File Text:Vista Analytical Laboratory VG-8 Text:ST180208E1-4 PCB CS3 17L3006 Exp:PCB_ZB1
393.8025 S:4 F:4 SMO(1,3) BSUB(10000,15,-3.0) PKD(5,5,2,0.10%,43436.0,0.00%,F,F)
47:28 H5.05E6 A2.55E7
47:34 H5.52E6 A2.93E7
47:44 H4.68E6 A2.54E7
48:02 H4.81E6 A2.55E7
100 %
90
80
70
60
50
40
30
20
10
0
5.5E6
5.0E6
4.4E6
3.9E6
3.3E6
2.8E6
2.2E6
1.7E6
1.1E6
5.5E5
0.0E0
47:12
47:18
47:24
47:30
47:36
47:42
47:48
47:54
48:00
48:06
Time
395.7995 S:4 F:4 SMO(1,3) BSUB(10000,15,-3.0) PKD(5,5,2,0.10%,39792.0,0.00%,F,F)
47:28 H4.81E6 A2.46E7
47:34 H5.31E6 A2.79E7
47:44 H4.58E6 A2.47E7
48:02 H4.54E6 A2.43E7
100 %
90
80
70
60
50
40
30
20
10
0
5.3E6
4.8E6
4.3E6
3.7E6
3.2E6
2.7E6
2.1E6
1.6E6
1.1E6
5.3E5
0.0E0
47:12
47:18
47:24
47:30
47:36
47:42
47:48
47:54
48:00
48:06
Time

File:180208E1 #1-574 Acq: 8-FEB-2018 11:50:02 GC EI+ Voltage SIR Autospec-UltimaE
Sample#4 File Text:Vista Analytical Laboratory VG-8 Text:ST180208E1-4 PCB CS3 17L3006 Exp:PCB_ZB1
427.7635 S:4 F:4 SMO(1,3) BSUB(10000,15,-3.0) PKD(5,5,2,0.10%,1764.0,0.00%,F,F)

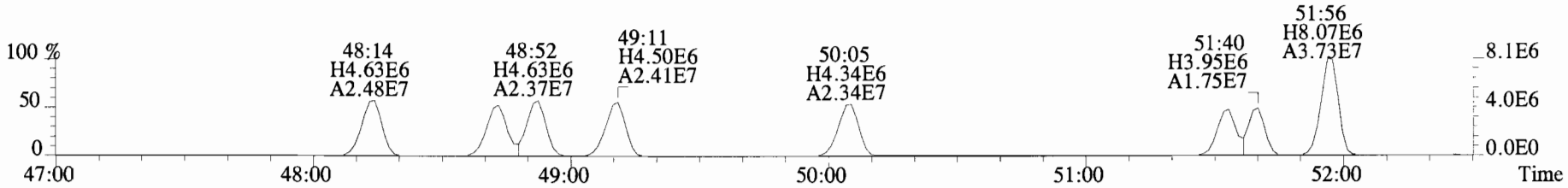

429.7606 S:4 F:4 SMO(1,3) BSUB(10000,15,-3.0) PKD(5,5,2,0.10%,1516.0,0.00%,F,F)

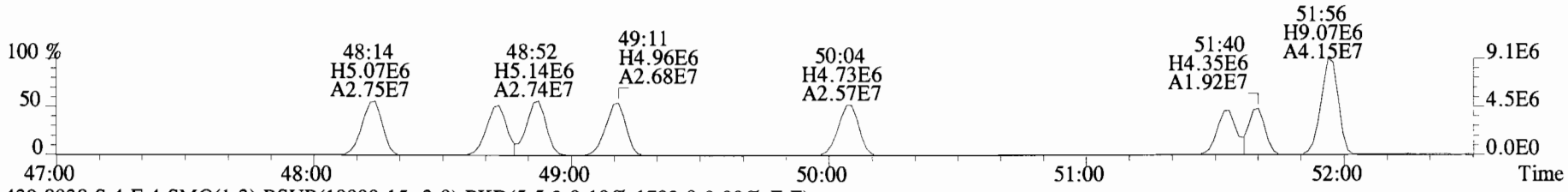

439.8038 S:4 F:4 SMO(1,3) BSUB(10000,15,-3.0) PKD(5,5,2,0.10%,1792.0,0.00%,F,F)



441.8008 S:4 F:4 SMO(1,3) BSUB(10000,15,-3.0) PKD(5,5,2,0.10%,2288.0,0.00%,F,F)

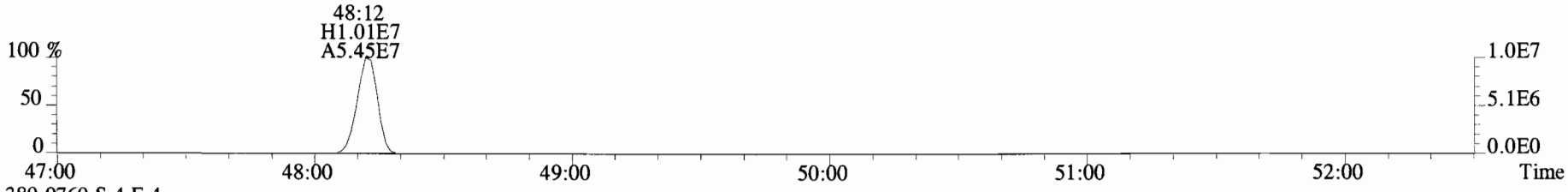

380.9760 S:4 F:4

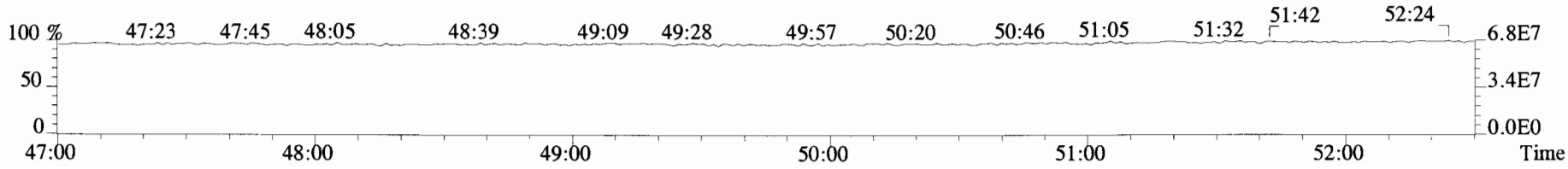

File:180208E1 #1-407 Acq: 8-FEB-2018 11:50:02 GC EI+ Voltage SIR Autospec-UltimaE
Sample#4 File Text:Vista Analytical Laboratory VG-8 Text:ST180208E1-4 PCB CS3 17L3006 Exp:PCB_ZB1
427.7635 S:4 F:5 SMO(1,3) BSUB(10000,15,-3.0) PKD(5,5,2,0.10%,39764.0,0.00%,F,F)

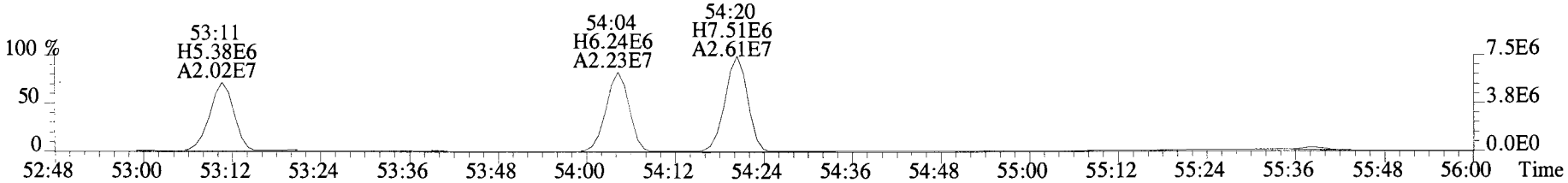

429.7606 S:4 F:5 SMO(1,3) BSUB(10000,15,-3.0) PKD(5,5,2,0.10%,33268.0,0.00%,F,F)

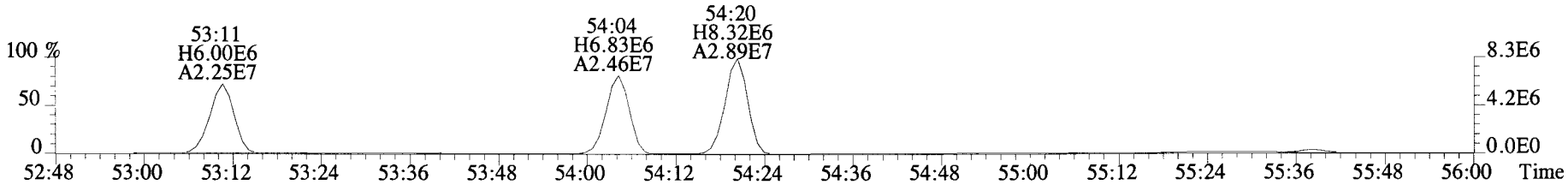

439.8038 S:4 F:5 SMO(1,3) BSUB(10000,15,-3.0) PKD(5,5,2,0.10%,8472.0,0.00%,F,F)

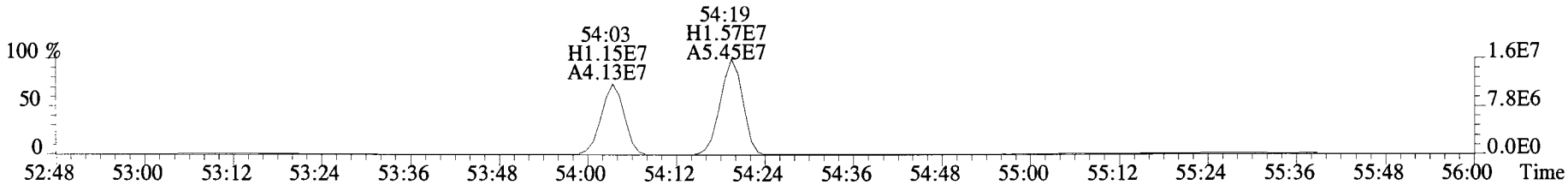

441.8008 S:4 F:5 SMO(1,3) BSUB(10000,15,-3.0) PKD(5,5,2,0.10%,9876.0,0.00%,F,F)

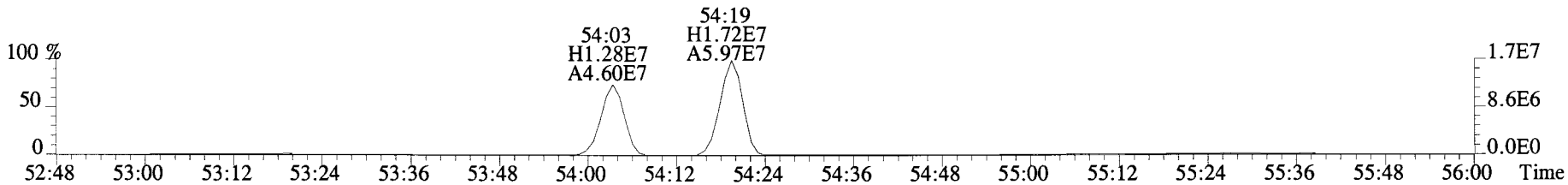

492.9697 S:4 F:5

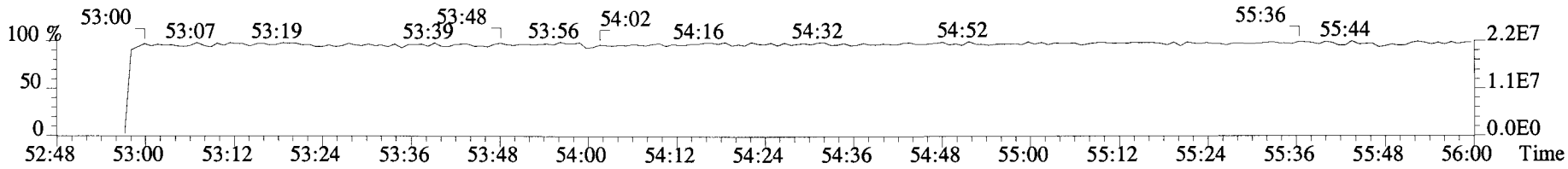

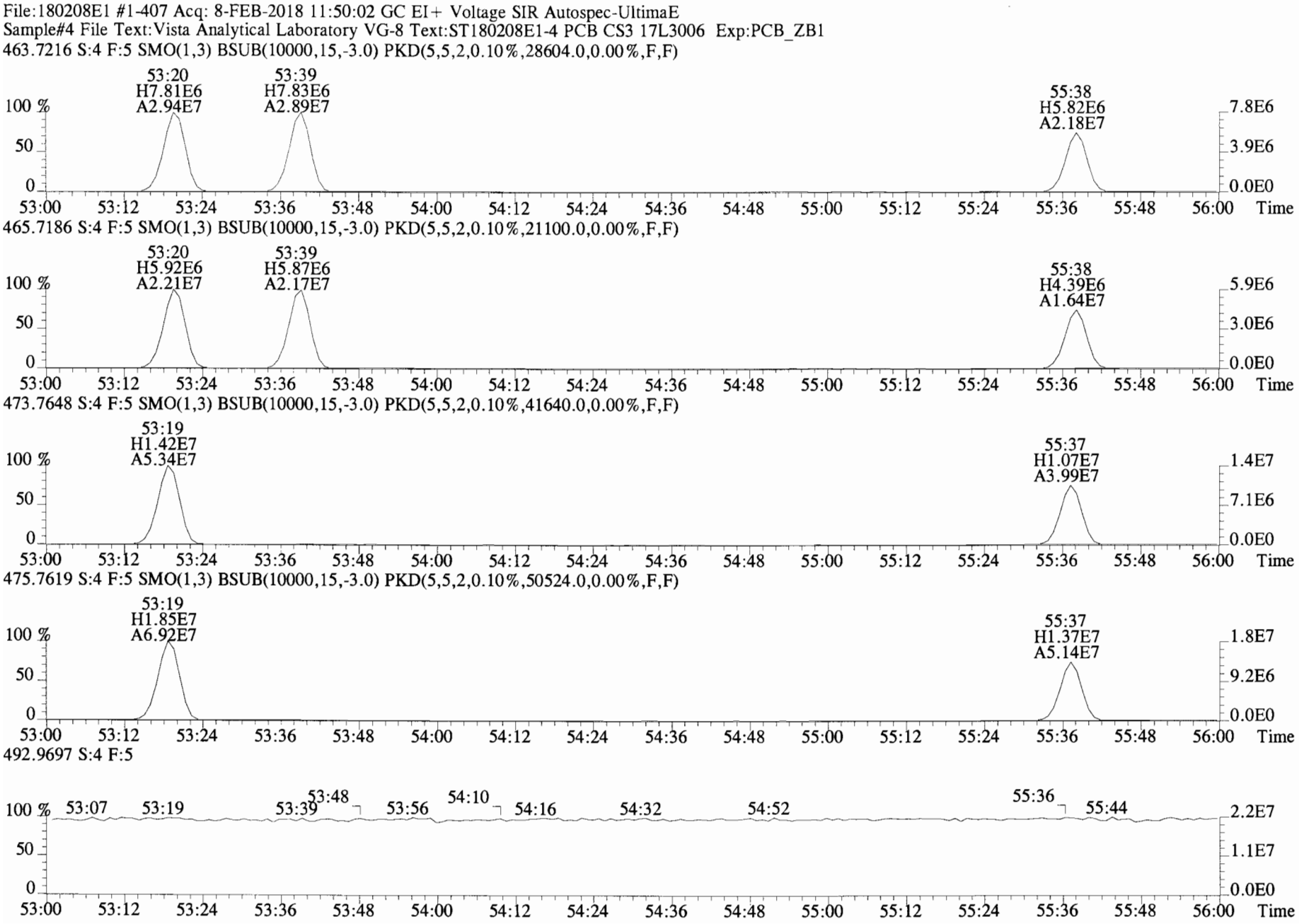
File:180208E1 #1-407 Acq: 8-FEB-2018 11:50:02 GC EI+ Voltage SIR Autospec-UltimaE
Sample#4 File Text:Vista Analytical Laboratory VG-8 Text:ST180208E1-4 PCB CS3 17L3006 Exp:PCB_ZB1
463.7216 S:4 F:5 SMO(1,3) BSUB(10000,15,-3.0) PKD(5,5,2,0.10%,28604.0,0.00%,F,F)
53:20 H7.81E6 A2.94E7
53:39 H7.83E6 A2.89E7
55:38 H5.82E6 A2.18E7
465.7186 S:4 F:5 SMO(1,3) BSUB(10000,15,-3.0) PKD(5,5,2,0.10%,21100.0,0.00%,F,F)
53:20 H5.92E6 A2.21E7
53:39 H5.87E6 A2.17E7
55:38 H4.39E6 A1.64E7
473.7648 S:4 F:5 SMO(1,3) BSUB(10000,15,-3.0) PKD(5,5,2,0.10%,41640.0,0.00%,F,F)
53:19 H1.42E7 A5.34E7
55:37 H1.07E7 A3.99E7
475.7619 S:4 F:5 SMO(1,3) BSUB(10000,15,-3.0) PKD(5,5,2,0.10%,50524.0,0.00%,F,F)
53:19 H1.85E7 A6.92E7
55:37 H1.37E7 A5.14E7
492.9697 S:4 F:5
53:07 53:19 53:39 53:48 53:56 54:10 54:16 54:32 54:52 55:36 55:44
100 %
50
0
53:00 53:12 53:24 53:36 53:48 54:00 54:12 54:24 54:36 54:48 55:00 55:12 55:24 55:36 55:48 56:00 Time
7.8E6
3.9E6
0.0E0
5.9E6
1.4E7
7.1E6
1.8E7
9.2E6
2.2E7
1.1E7

File:180208E1 #1-407 Acq: 8-FEB-2018 11:50:02 GC EI+ Voltage SIR Autospec-UltimaE
Sample#4 File Text:Vista Analytical Laboratory VG-8 Text:ST180208E1-4 PCB CS3 17L3006 Exp:PCB_ZB1
497.6826 S:4 F:5 SMO(1,3) BSUB(10000,15,-3.0) PKD(5,5,2,0.10%,1492.0,0.00%,F,F)

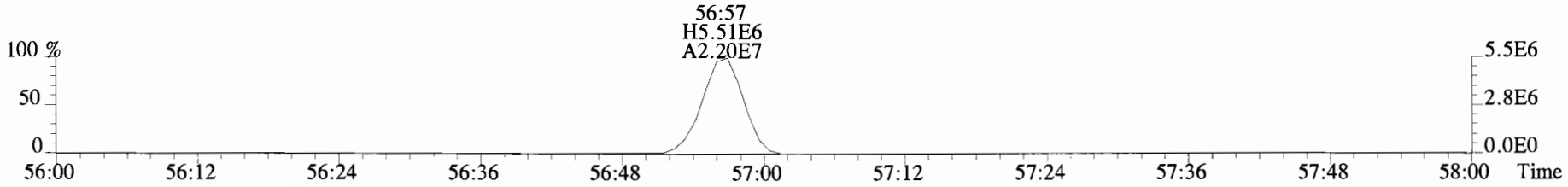

499.6797 S:4 F:5 SMO(1,3) BSUB(10000,15,-3.0) PKD(5,5,2,0.10%,1396.0,0.00%,F,F)

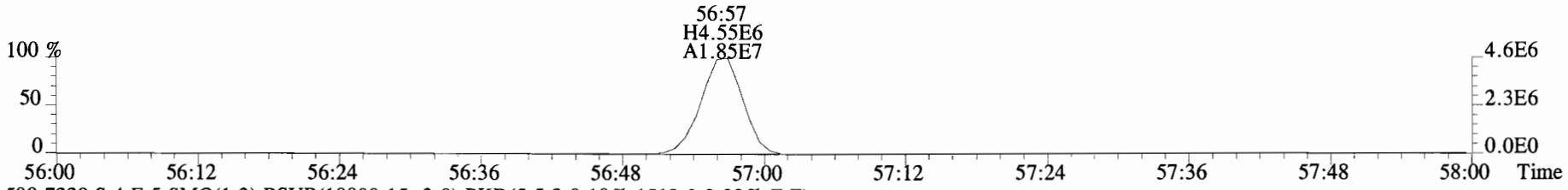

509.7229 S:4 F:5 SMO(1,3) BSUB(10000,15,-3.0) PKD(5,5,2,0.10%,1512.0,0.00%,F,F)

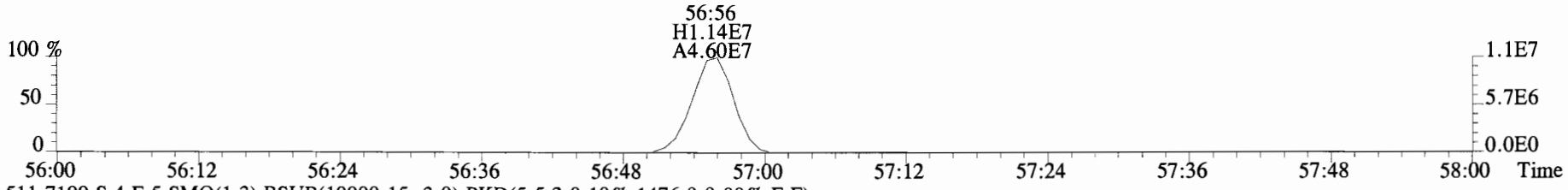

511.7199 S:4 F:5 SMO(1,3) BSUB(10000,15,-3.0) PKD(5,5,2,0.10%,1476.0,0.00%,F,F)

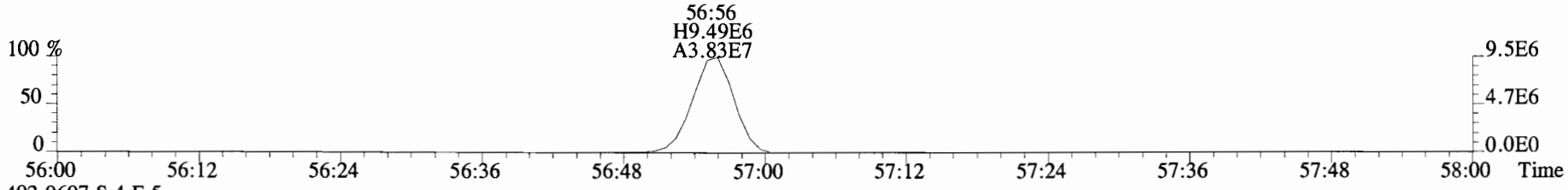

492.9697 S:4 F:5

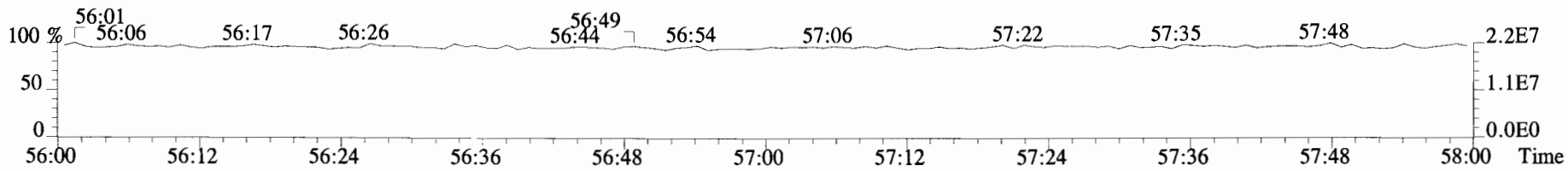

File:180208E1 #1-867 Acq: 8-FEB-2018 12:55:10 GC EI+ Voltage SIR Autospec-UltimaE
Sample#5 File Text:Vista Analytical Laboratory VG-8 Text:ST180208E1-5 PCB CS4 17L3007 Exp:PCB_ZB1
188.0393 S:5 SMO(1,3) BSUB(10000,15,-3.0) PKD(5,5,2,0.10%,11396.0,0.00%,F,F)

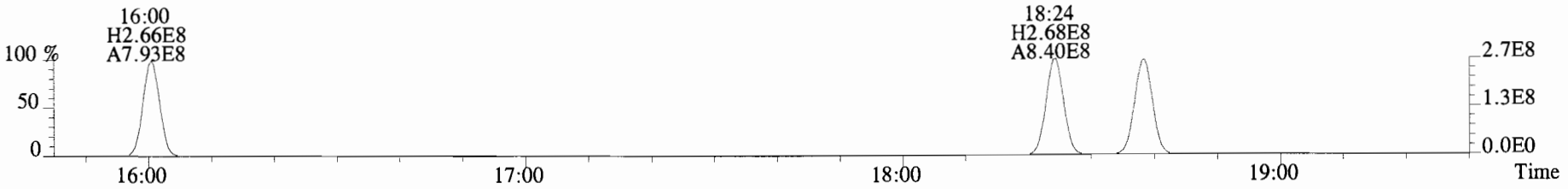

190.0363 S:5 SMO(1,3) BSUB(10000,15,-3.0) PKD(5,5,2,0.10%,7896.0,0.00%,F,F)

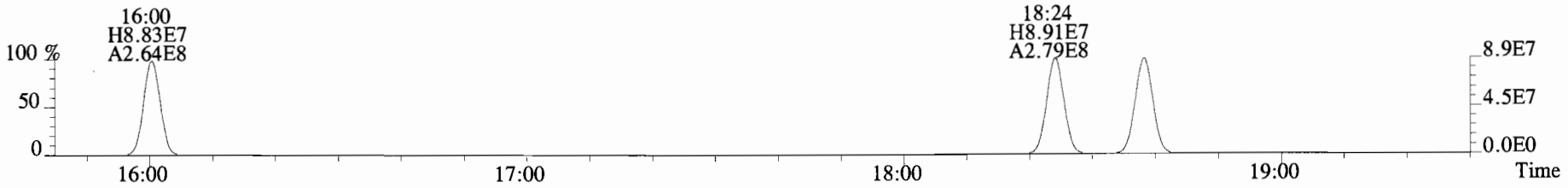

200.0795 S:5 SMO(1,3) BSUB(10000,15,-3.0) PKD(5,5,2,0.10%,7952.0,0.00%,F,F)

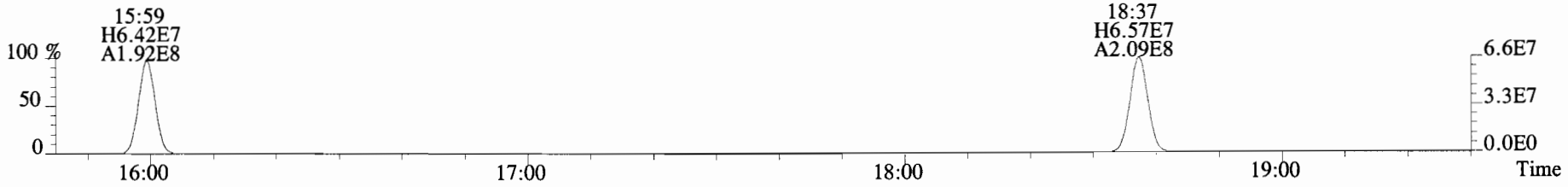

202.0766 S:5 SMO(1,3) BSUB(10000,15,-3.0) PKD(5,5,2,0.10%,42388.0,0.00%,F,F)

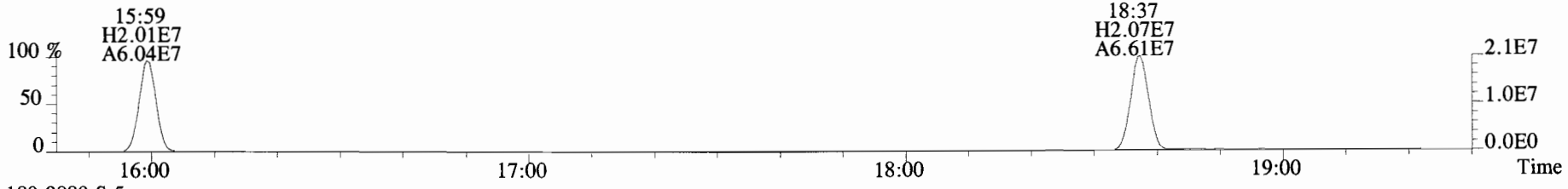

180.9880 S:5

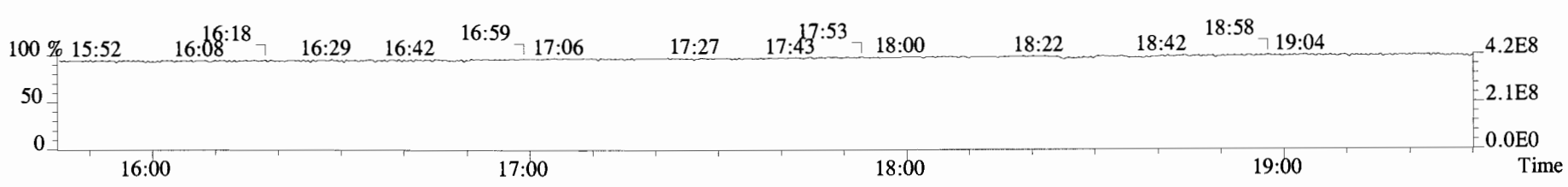

File:180208E1 #1-757 Acq: 8-FEB-2018 12:55:10 GC EI+ Voltage SIR Autospec-UltimaE
Sample#5 File Text:Vista Analytical Laboratory VG-8 Text:ST180208E1-5 PCB CS4 17L3007 Exp:PCB_ZB1
222.0003 S:5 F:2 SMO(1,3) BSUB(10000,15,-3.0) PKD(5,5,2,0.10%,45612.0,0.00%,F,F)

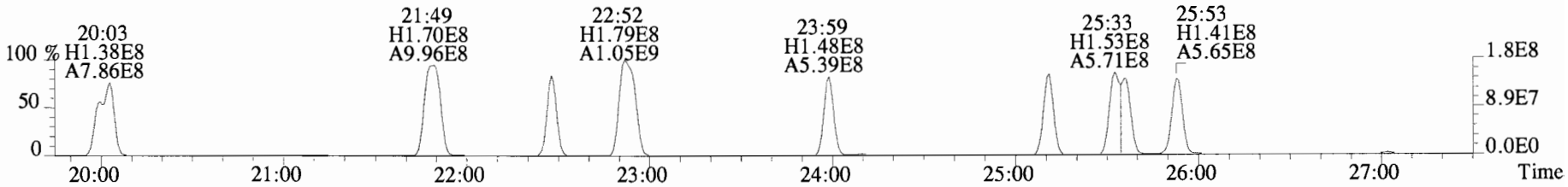

223.9974 S:5 F:2 SMO(1,3) BSUB(10000,15,-3.0) PKD(5,5,2,0.10%,27936.0,0.00%,F,F)

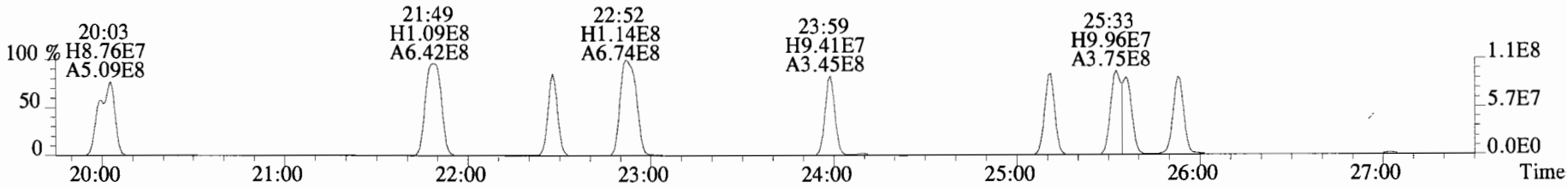

234.0406 S:5 F:2 SMO(1,3) BSUB(10000,15,-3.0) PKD(5,5,2,0.10%,6268.0,0.00%,F,F)

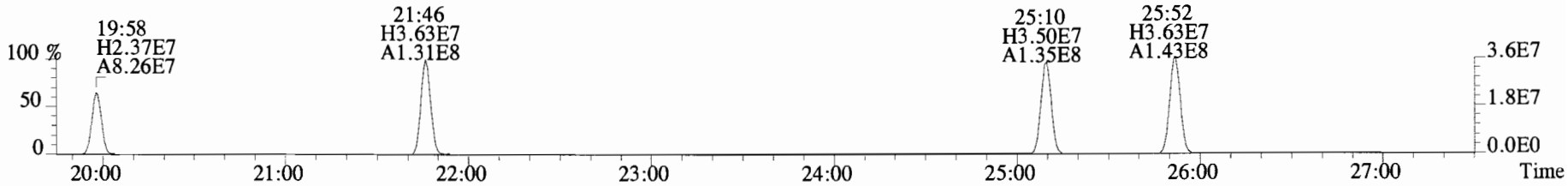

236.0376 S:5 F:2 SMO(1,3) BSUB(10000,15,-3.0) PKD(5,5,2,0.10%,4688.0,0.00%,F,F)

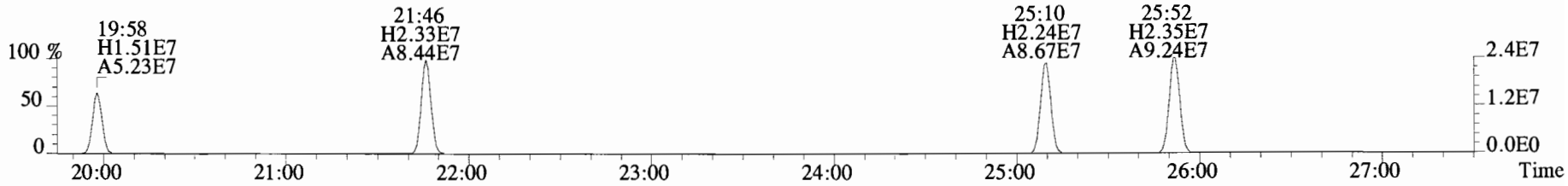

230.9856 S:5 F:2

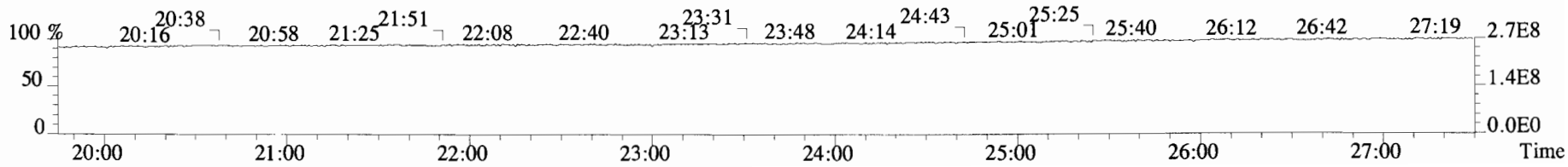

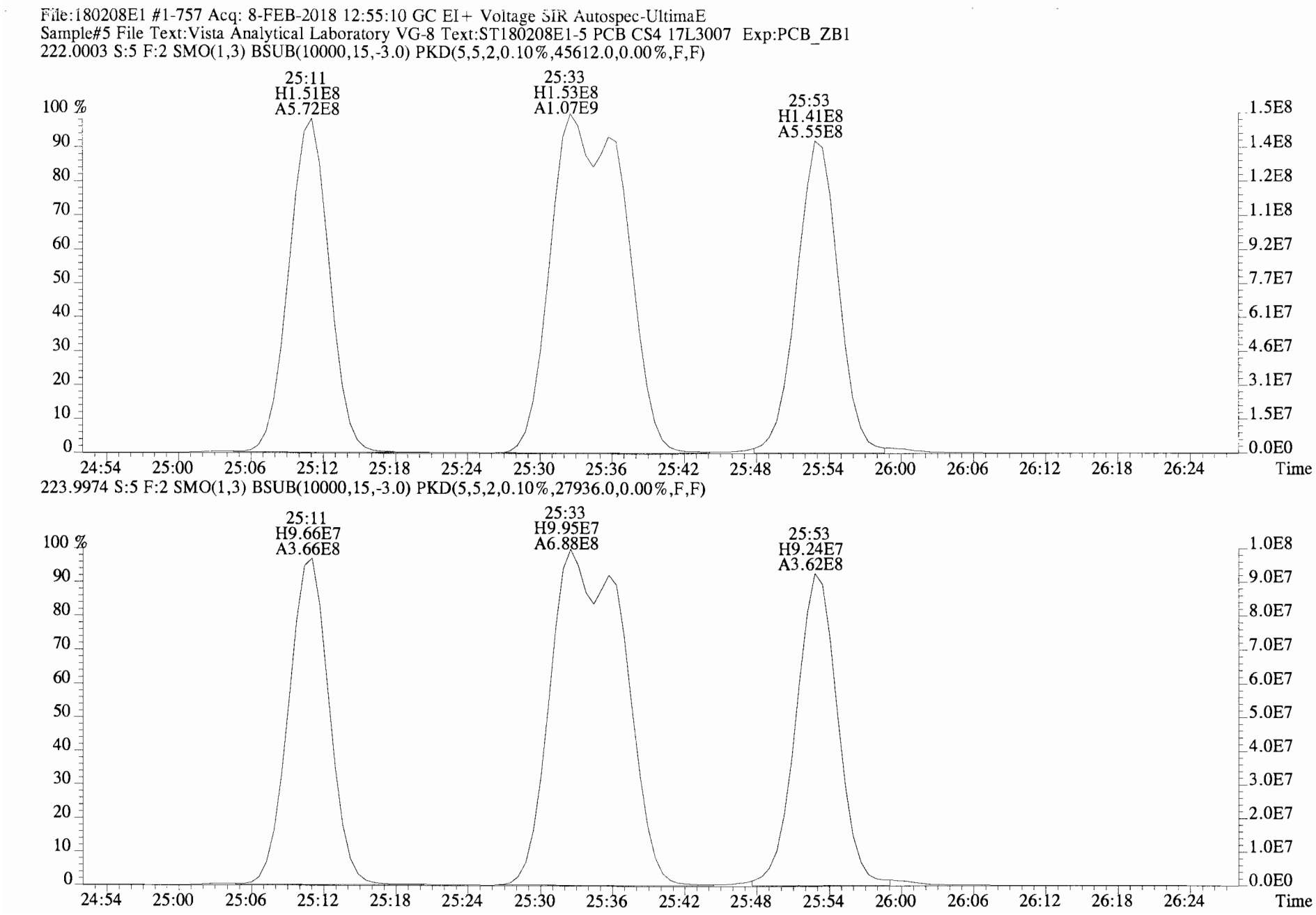
File:180208E1 #1-757 Acq: 8-FEB-2018 12:55:10 GC EI+ Voltage SIR Autospec-UltimaE
Sample#5 File Text:Vista Analytical Laboratory VG-8 Text:ST180208E1-5 PCB CS4 17L3007 Exp:PCB_ZB1
222.0003 S:5 F:2 SMO(1,3) BSUB(10000,15,-3.0) PKD(5,5,2,0.10%,45612.0,0.00%,F,F)
25:11
H1.51E8
A5.72E8
25:33
H1.53E8
A1.07E9
25:53
H1.41E8
A5.55E8
100 %
90
80
70
60
50
40
30
20
10
0
1.5E8
1.4E8
1.2E8
1.1E8
9.2E7
7.7E7
6.1E7
4.6E7
3.1E7
1.5E7
0.0E0
24:54
25:00
25:06
25:12
25:18
25:24
25:30
25:36
25:42
25:48
25:54
26:00
26:06
26:12
26:18
26:24
Time
223.9974 S:5 F:2 SMO(1,3) BSUB(10000,15,-3.0) PKD(5,5,2,0.10%,27936.0,0.00%,F,F)
25:11
H9.66E7
A3.66E8
25:33
H9.95E7
A6.88E8
25:53
H9.24E7
A3.62E8
100 %
90
80
70
60
50
40
30
20
10
0
1.0E8
9.0E7
8.0E7
7.0E7
6.0E7
5.0E7
4.0E7
3.0E7
2.0E7
1.0E7
0.0E0
24:54
25:00
25:06
25:12
25:18
25:24
25:30
25:36
25:42
25:48
25:54
26:00
26:06
26:12
26:18
26:24
Time

File:180208E1 #1-757 Acq: 8-FEB-2018 12:55:10 GC EI+ Voltage SIR Autospec-UltimaE
Sample#5 File Text:Vista Analytical Laboratory VG-8 Text:ST180208E1-5 PCB CS4 17L3007 Exp:PCB_ZB1
255.9613 S:5 F:2 SMO(1,3) BSUB(10000,15,-3.0) PKD(5,5,2,0.10%,4388.0,0.00%,F,F)

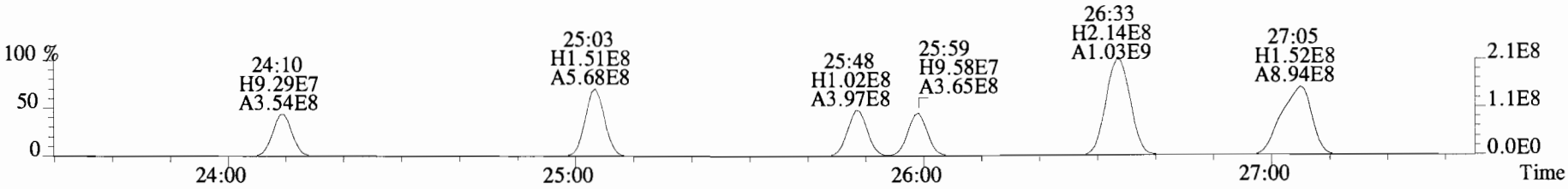

257.9584 S:5 F:2 SMO(1,3) BSUB(10000,15,-3.0) PKD(5,5,2,0.10%,3040.0,0.00%,F,F)

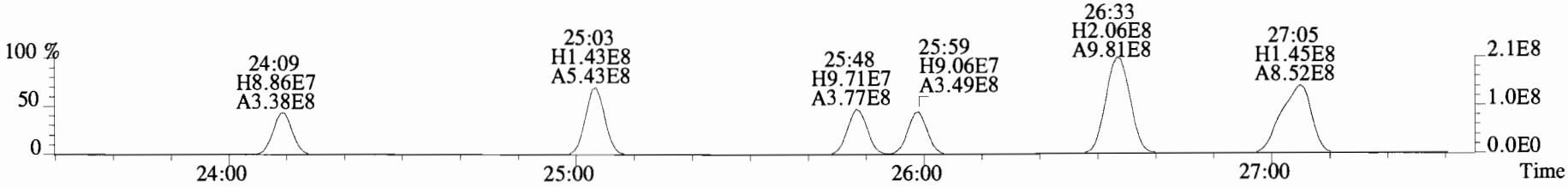

268.0016 S:5 F:2 SMO(1,3) BSUB(10000,15,-3.0) PKD(5,5,2,0.10%,113860.0,0.00%,F,F)



269.9986 S:5 F:2 SMO(1,3) BSUB(10000,15,-3.0) PKD(5,5,2,0.10%,43432.0,0.00%,F,F)

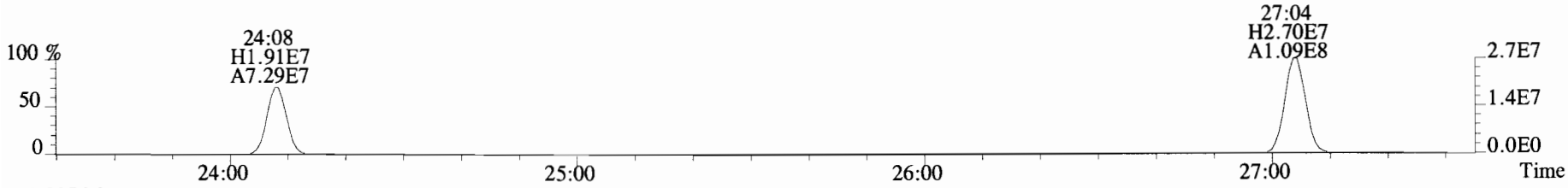

230.9856 S:5 F:2

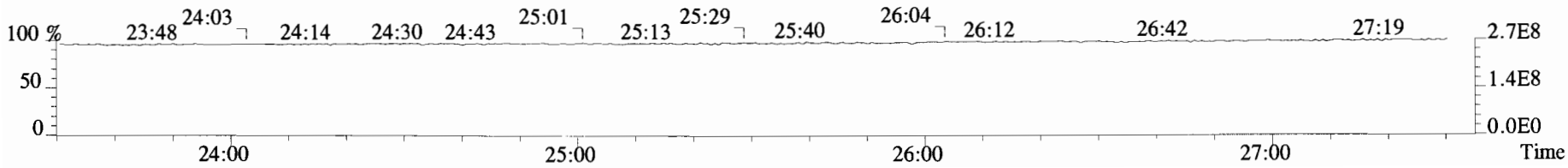

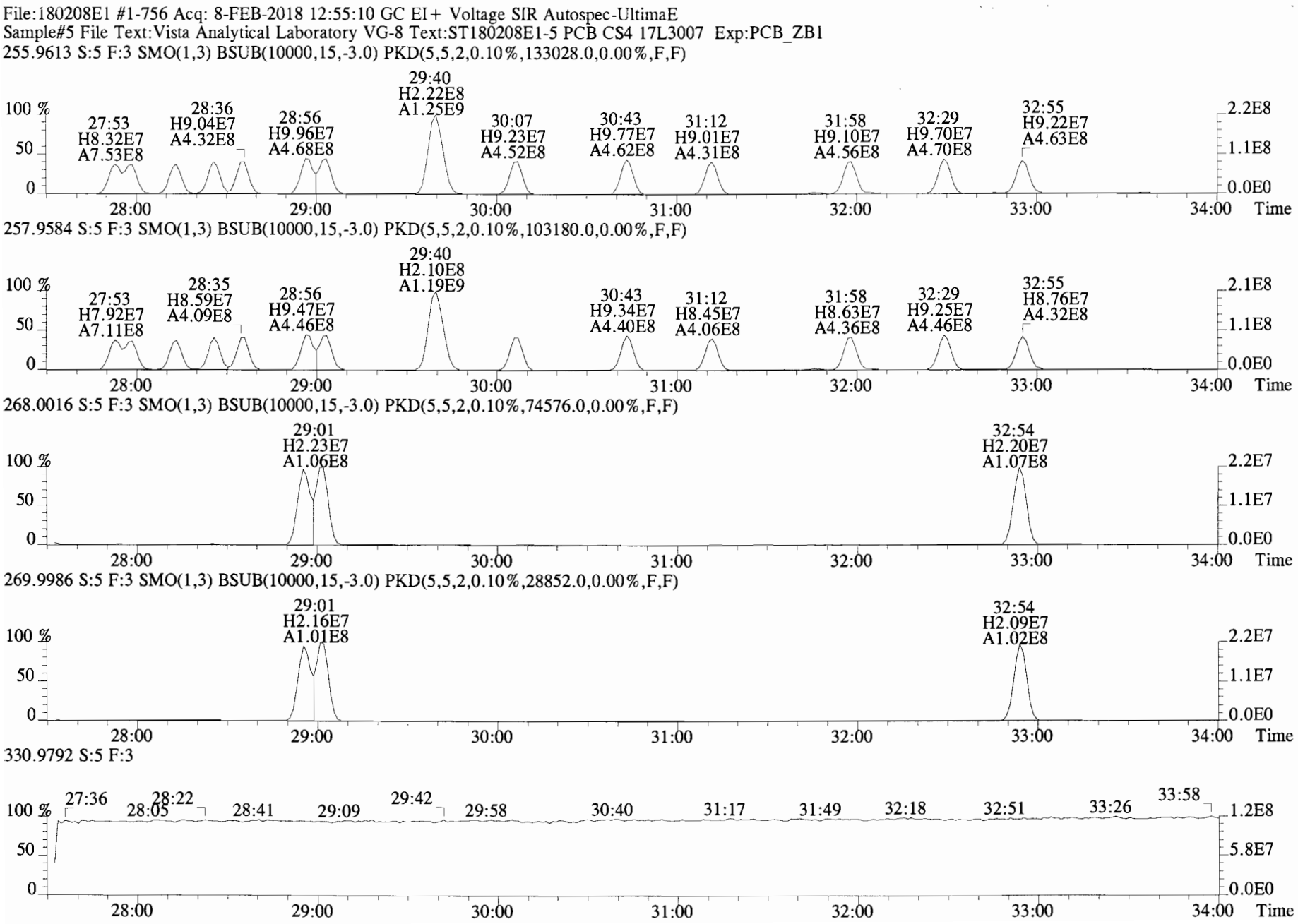
File:180208E1 #1-756 Acq: 8-FEB-2018 12:55:10 GC EI+ Voltage SIR Autospec-UltimaE
Sample#5 File Text:Vista Analytical Laboratory VG-8 Text:ST180208E1-5 PCB CS4 17L3007 Exp:PCB_ZB1
255.9613 S:5 F:3 SMO(1,3) BSUB(10000,15,-3.0) PKD(5,5,2,0.10%,133028.0,0.00%,F,F)
27:53 H8.32E7 A7.53E8
28:36 H9.04E7 A4.32E8
28:56 H9.96E7 A4.68E8
29:40 H2.22E8 A1.25E9
30:07 H9.23E7 A4.52E8
30:43 H9.77E7 A4.62E8
31:12 H9.01E7 A4.31E8
31:58 H9.10E7 A4.56E8
32:29 H9.70E7 A4.70E8
32:55 H9.22E7 A4.63E8
257.9584 S:5 F:3 SMO(1,3) BSUB(10000,15,-3.0) PKD(5,5,2,0.10%,103180.0,0.00%,F,F)
27:53 H7.92E7 A7.11E8
28:35 H8.59E7 A4.09E8
28:56 H9.47E7 A4.46E8
29:40 H2.10E8 A1.19E9
30:43 H9.34E7 A4.40E8
31:12 H8.45E7 A4.06E8
31:58 H8.63E7 A4.36E8
32:29 H9.25E7 A4.46E8
32:55 H8.76E7 A4.32E8
268.0016 S:5 F:3 SMO(1,3) BSUB(10000,15,-3.0) PKD(5,5,2,0.10%,74576.0,0.00%,F,F)
29:01 H2.23E7 A1.06E8
32:54 H2.20E7 A1.07E8
269.9986 S:5 F:3 SMO(1,3) BSUB(10000,15,-3.0) PKD(5,5,2,0.10%,28852.0,0.00%,F,F)
29:01 H2.16E7 A1.01E8
32:54 H2.09E7 A1.02E8
330.9792 S:5 F:3
27:36
28:05
28:22
28:41
29:09
29:42
29:58
30:40
31:17
31:49
32:18
32:51
33:26
33:58
100 %
50
0
28:00
29:00
30:00
31:00
32:00
33:00
34:00
Time
2.2E8
1.1E8
0.0E0
2.1E8
2.2E7
1.1E7
1.2E8
5.8E7

File:180208E1 #1-756 Acq: 8-FEB-2018 12:55:10 GC EI+ Voltage SIR Autospec-UltimaE
Sample#5 File Text:Vista Analytical Laboratory VG-8 Text:ST180208E1-5 PCB CS4 17L3007 Exp:PCB_ZB1
268.0016 S:5 F:3 SMO(1,3) BSUB(10000,15,-3.0) PKD(5,5,2,0.10%,74576.0,0.00%,F,F)

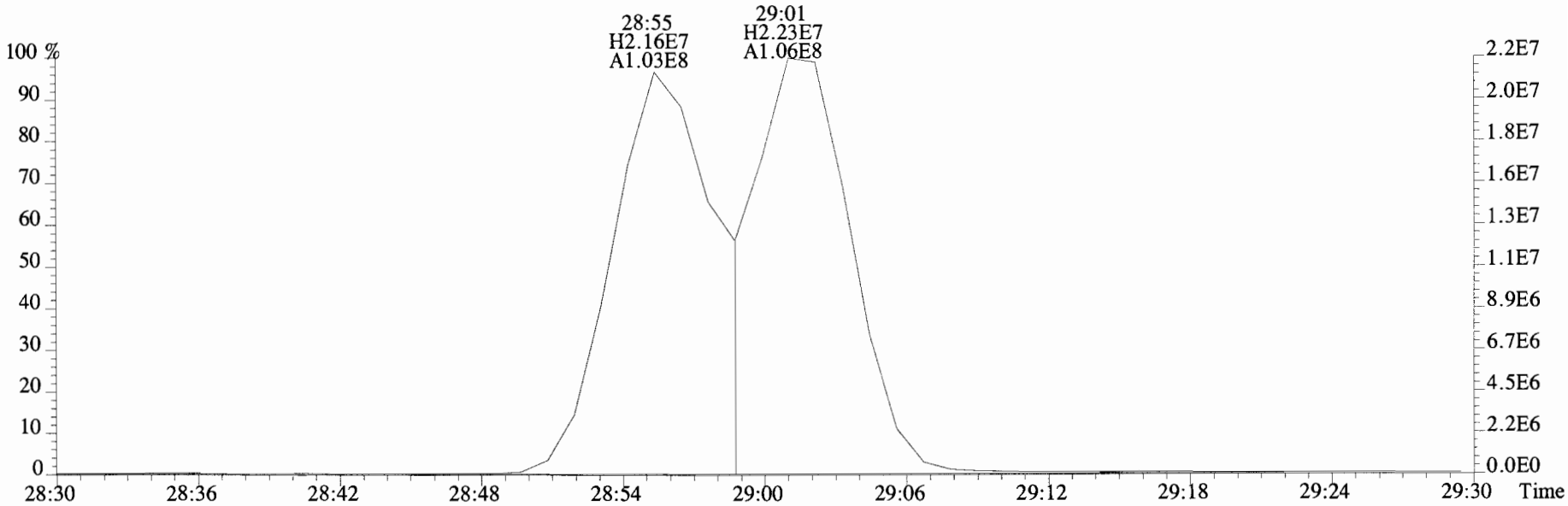

269.9986 S:5 F:3 SMO(1,3) BSUB(10000,15,-3.0) PKD(5,5,2,0.10%,28852.0,0.00%,F,F)

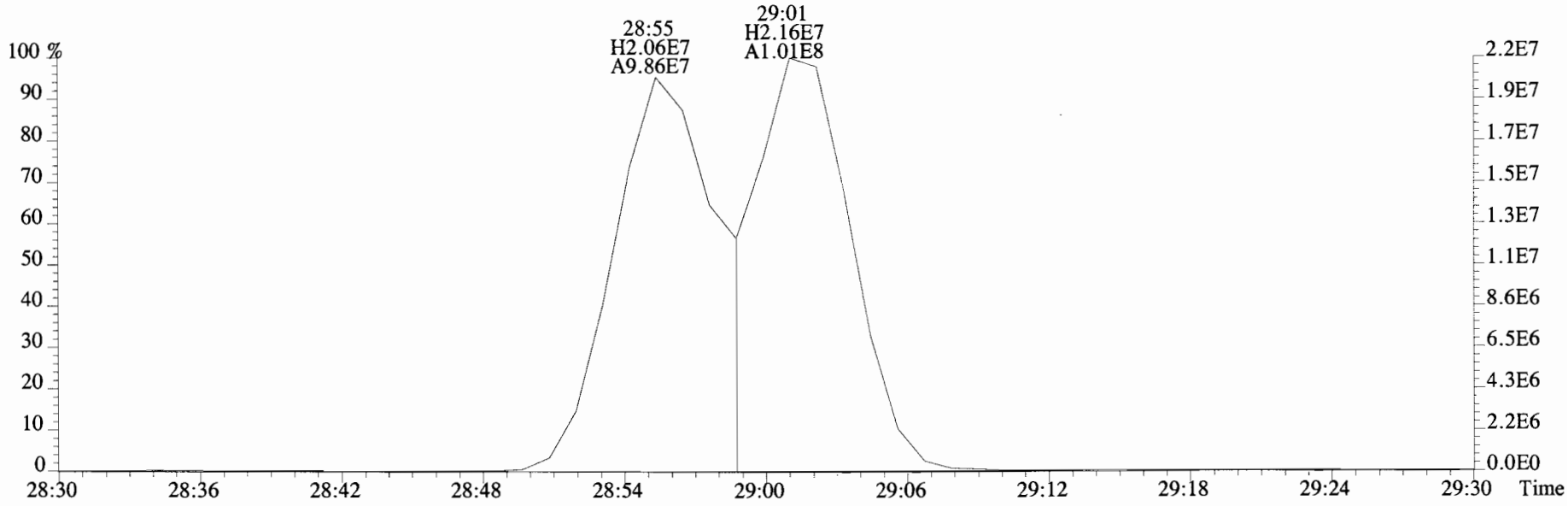

File:180208E1 #1-756 Acq: 8-FEB-2018 12:55:10 GC EI+ Voltage SIR Autospec-UltimaE
Sample#5 File Text:Vista Analytical Laboratory VG-8 Text:ST180208E1-5 PCB CS4 17L3007 Exp:PCB_ZB1
255.9613 S:5 F:3 SMO(1,3) BSUB(10000,15,-3.0) PKD(5,5,2,0.10%,133028.0,0.00%,F,F)

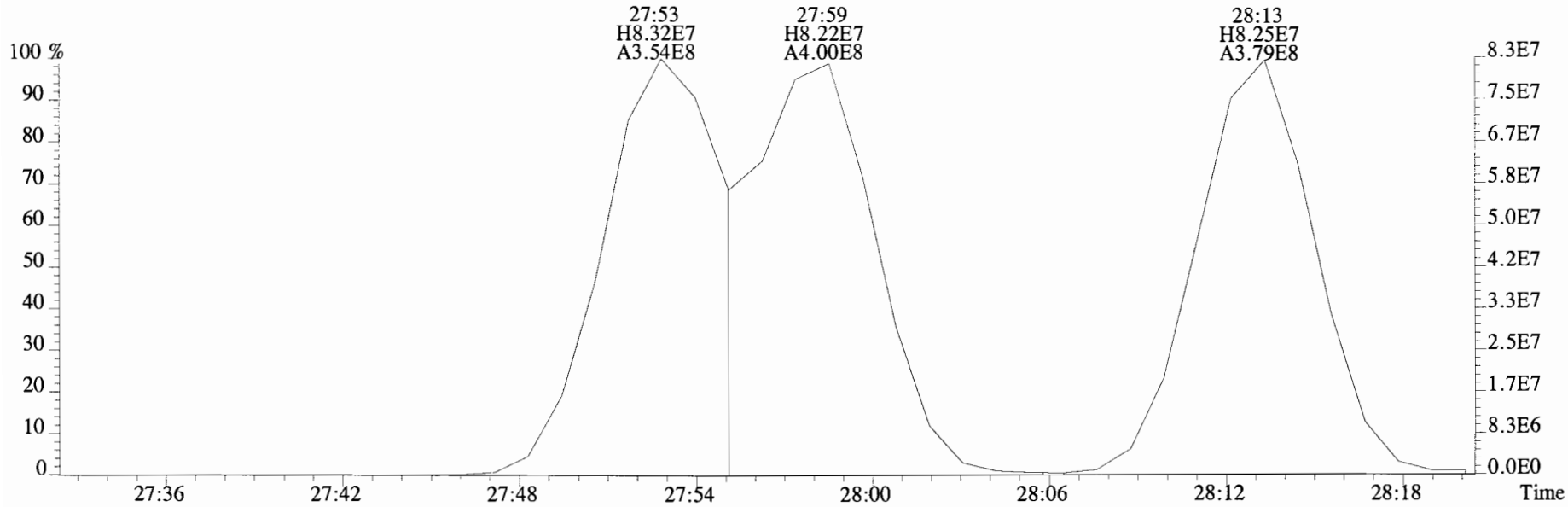

257.9584 S:5 F:3 SMO(1,3) BSUB(10000,15,-3.0) PKD(5,5,2,0.10%,103180.0,0.00%,F,F)

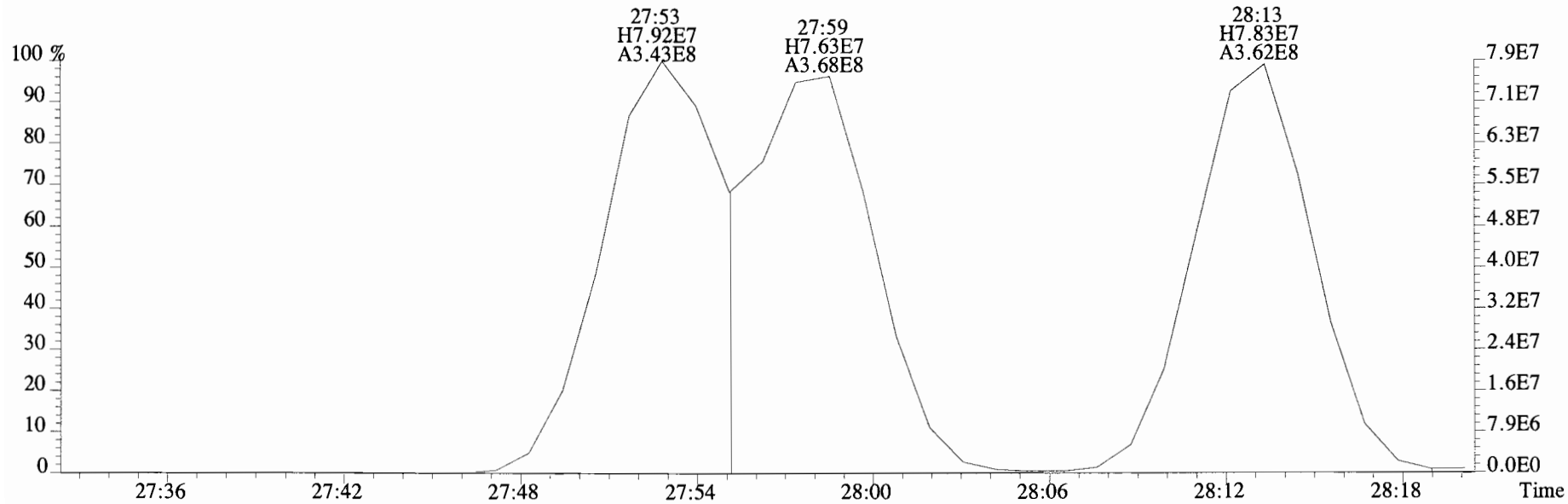

File:180208E1 #1-756 Acq: 8-FEB-2018 12:55:10 GC EI+ Voltage SIR Autospec-UltimaE
Sample#5 File Text:Vista Analytical Laboratory VG-8 Text:ST180208E1-5 PCB CS4 17L3007 Exp:PCB_ZB1
255.9613 S:5 F:3 SMO(1,3) BSUB(10000,15,-3.0) PKD(5,5,2,0.10%,133028.0,0.00%,F,F)

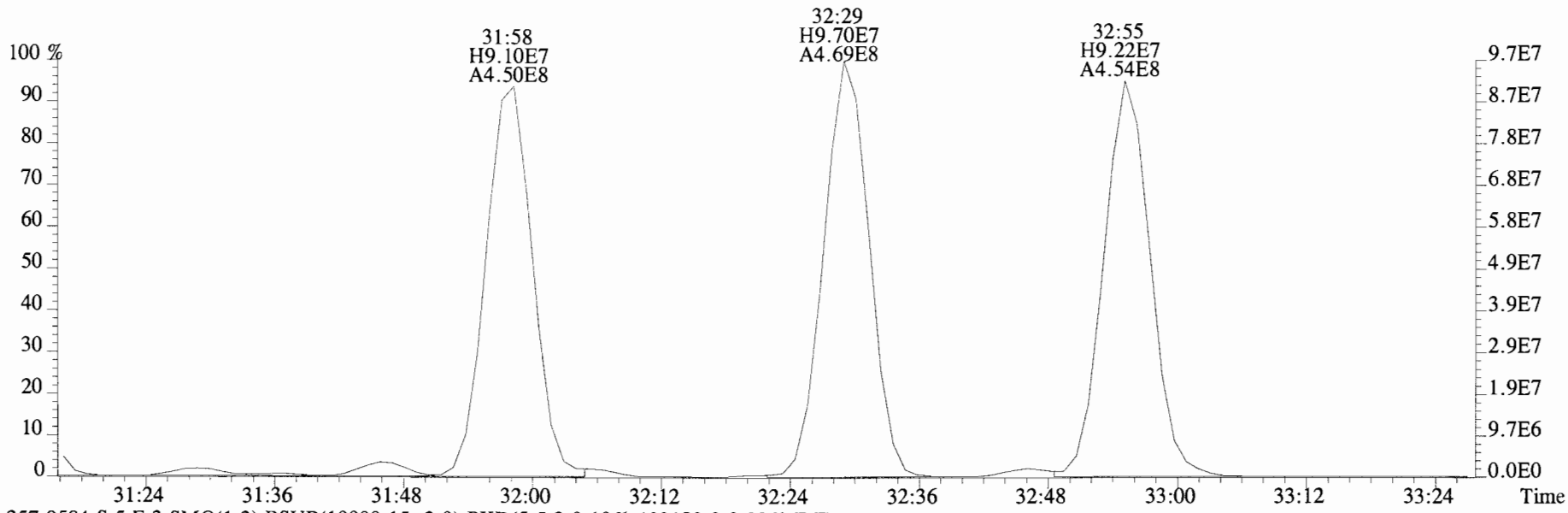

257.9584 S:5 F:3 SMO(1,3) BSUB(10000,15,-3.0) PKD(5,5,2,0.10%,103180.0,0.00%,F,F)

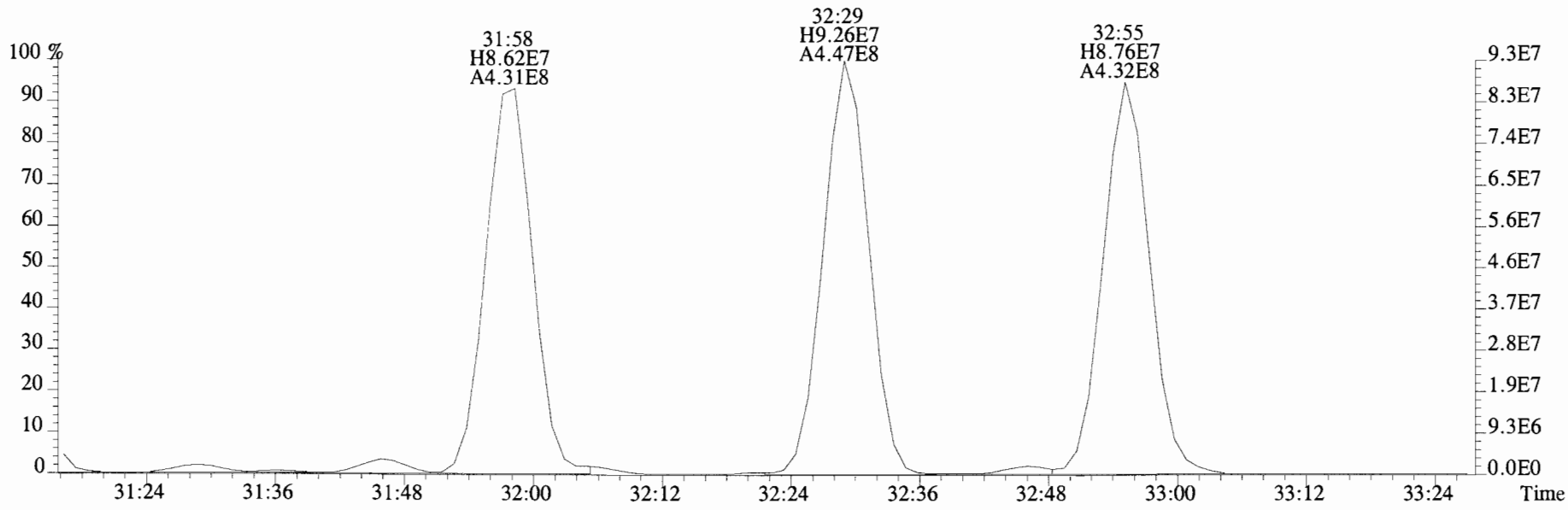

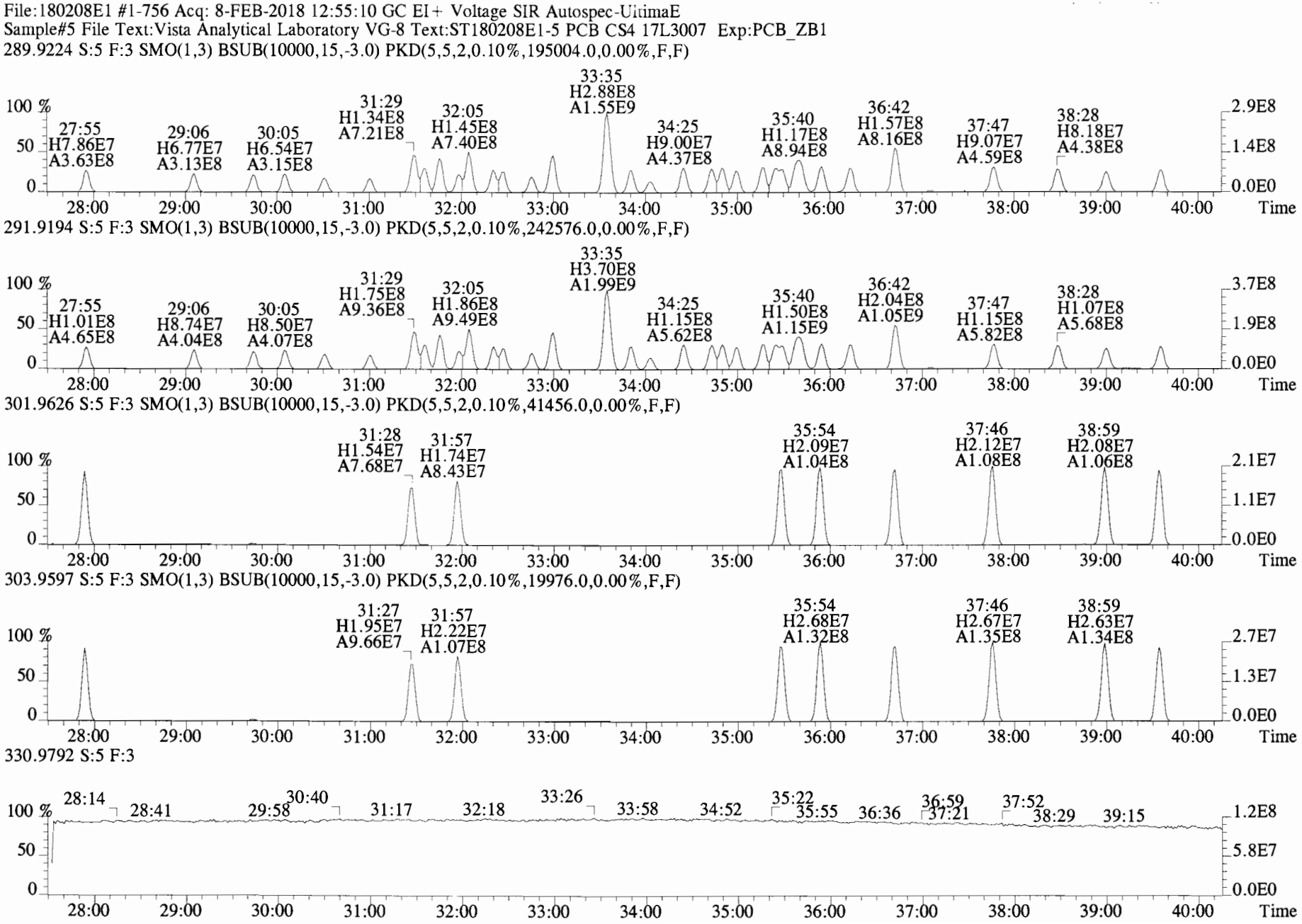
File:180208E1 #1-756 Acq: 8-FEB-2018 12:55:10 GC EI+ Voltage SIR Autospec-UltimaE
Sample#5 File Text:Vista Analytical Laboratory VG-8 Text:ST180208E1-5 PCB CS4 17L3007 Exp:PCB_ZB1
289.9224 S:5 F:3 SMO(1,3) BSUB(10000,15,-3.0) PKD(5,5,2,0.10%,195004.0,0.00%,F,F)
27:55 H7.86E7 A3.63E8
29:06 H6.77E7 A3.13E8
30:05 H6.54E7 A3.15E8
31:29 H1.34E8 A7.21E8
32:05 H1.45E8 A7.40E8
33:35 H2.88E8 A1.55E9
34:25 H9.00E7 A4.37E8
35:40 H1.17E8 A8.94E8
36:42 H1.57E8 A8.16E8
37:47 H9.07E7 A4.59E8
38:28 H8.18E7 A4.38E8
291.9194 S:5 F:3 SMO(1,3) BSUB(10000,15,-3.0) PKD(5,5,2,0.10%,242576.0,0.00%,F,F)
27:55 H1.01E8 A4.65E8
29:06 H8.74E7 A4.04E8
30:05 H8.50E7 A4.07E8
31:29 H1.75E8 A9.36E8
32:05 H1.86E8 A9.49E8
33:35 H3.70E8 A1.99E9
34:25 H1.15E8 A5.62E8
35:40 H1.50E8 A1.15E9
36:42 H2.04E8 A1.05E9
37:47 H1.15E8 A5.82E8
38:28 H1.07E8 A5.68E8
301.9626 S:5 F:3 SMO(1,3) BSUB(10000,15,-3.0) PKD(5,5,2,0.10%,41456.0,0.00%,F,F)
31:28 H1.54E7 A7.68E7
31:57 H1.74E7 A8.43E7
35:54 H2.09E7 A1.04E8
37:46 H2.12E7 A1.08E8
38:59 H2.08E7 A1.06E8
303.9597 S:5 F:3 SMO(1,3) BSUB(10000,15,-3.0) PKD(5,5,2,0.10%,19976.0,0.00%,F,F)
31:27 H1.95E7 A9.66E7
31:57 H2.22E7 A1.07E8
35:54 H2.68E7 A1.32E8
37:46 H2.67E7 A1.35E8
38:59 H2.63E7 A1.34E8
330.9792 S:5 F:3
28:14
28:41
29:58
30:40
31:17
32:18
33:26
33:58
34:52
35:22
35:55
36:36
36:59
37:21
37:52
38:29
39:15
100 %
50
0
28:00
29:00
30:00
31:00
32:00
33:00
34:00
35:00
36:00
37:00
38:00
39:00
40:00
Time
2.9E8
1.4E8
0.0E0
3.7E8
1.9E8
2.1E7
1.1E7
2.7E7
1.3E7
1.2E8
5.8E7

File:180208E1 #1-756 Acq: 8-FEB-2018 12:55:10 GC EI+ Voltage SIR Autospec-UltimaE
Sample#5 File Text:Vista Analytical Laboratory VG-8 Text:ST180208E1-5 PCB CS4 17L3007 Exp:PCB_ZB1
289.9224 S:5 F:3 SMO(1,3) BSUB(10000,15,-3.0) PKD(5,5,2,0.10%,195004.0,0.00%,F,F)

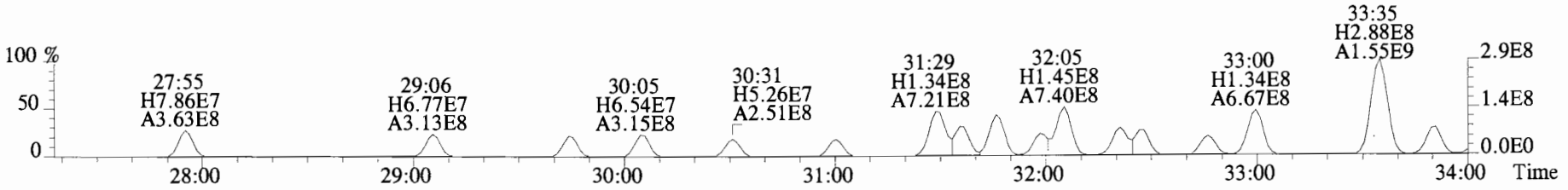

291.9194 S:5 F:3 SMO(1,3) BSUB(10000,15,-3.0) PKD(5,5,2,0.10%,242576.0,0.00%,F,F)

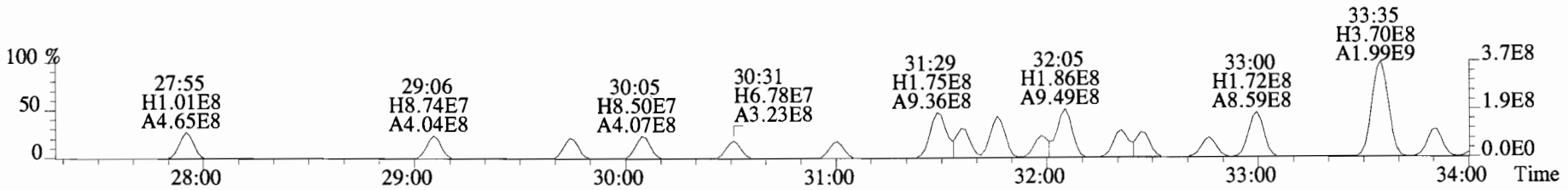

301.9626 S:5 F:3 SMO(1,3) BSUB(10000,15,-3.0) PKD(5,5,2,0.10%,41456.0,0.00%,F,F)

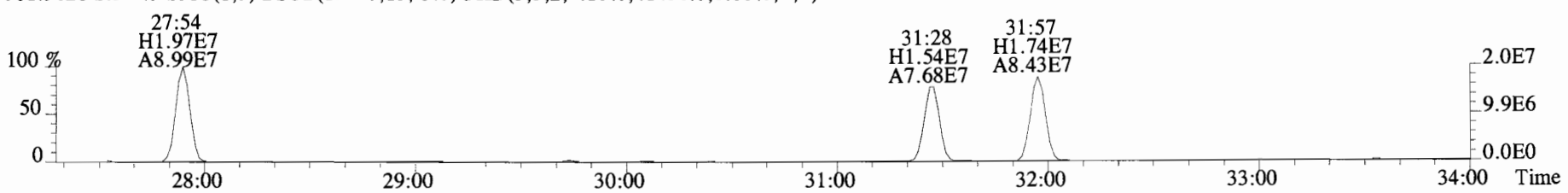

303.9597 S:5 F:3 SMO(1,3) BSUB(10000,15,-3.0) PKD(5,5,2,0.10%,19976.0,0.00%,F,F)

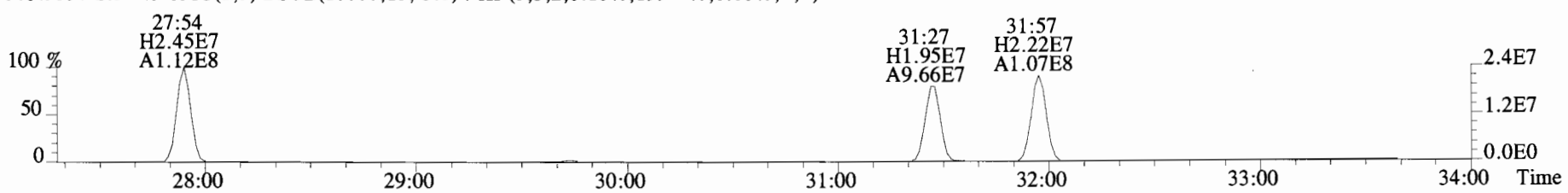

330.9792 S:5 F:3

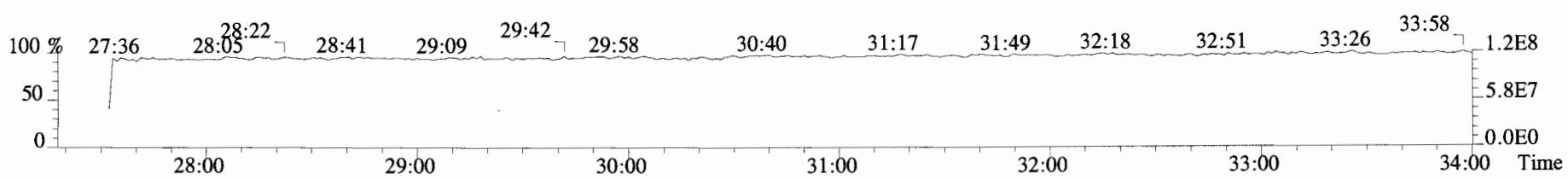

File:180208E1 #1-756 Acq: 8-FEB-2018 12:55:10 GC EI+ Voltage SIR Autospec-UltimaE
Sample#5 File Text:Vista Analytical Laboratory VG-8 Text:ST180208E1-5 PCB CS4 17L3007 Exp:PCB_ZB1
289.9224 S:5 F:3 SMO(1,3) BSUB(10000,15,-3.0) PKD(5,5,2,0.10%,195004.0,0.00%,F,F)

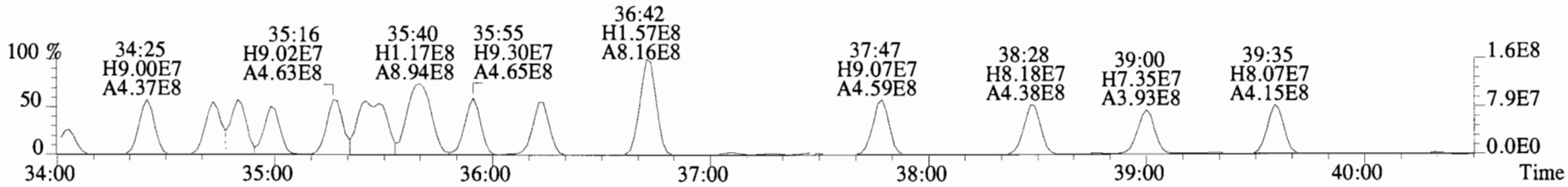

291.9194 S:5 F:3 SMO(1,3) BSUB(10000,15,-3.0) PKD(5,5,2,0.10%,242576.0,0.00%,F,F)

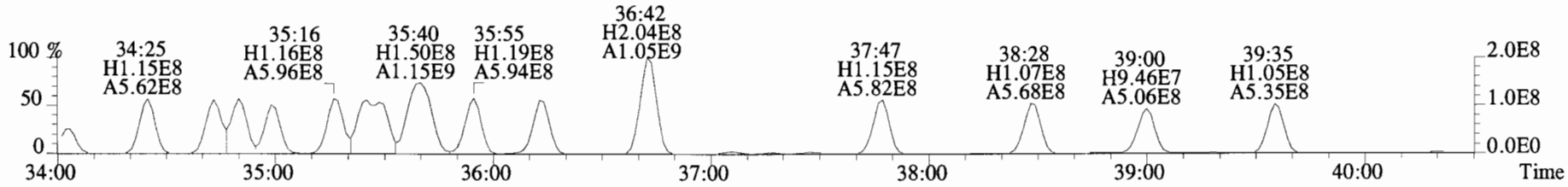

301.9626 S:5 F:3 SMO(1,3) BSUB(10000,15,-3.0) PKD(5,5,2,0.10%,41456.0,0.00%,F,F)

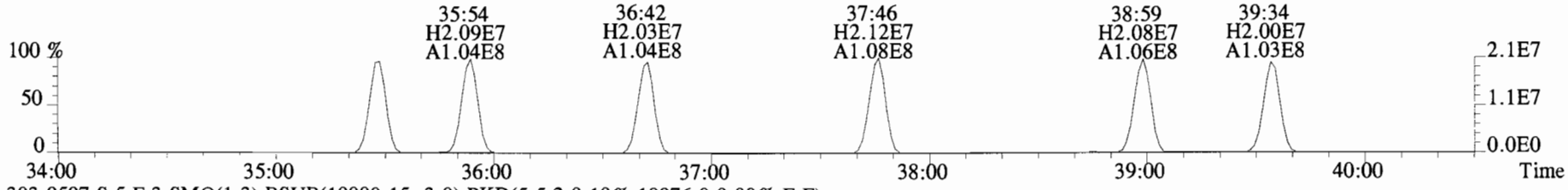

303.9597 S:5 F:3 SMO(1,3) BSUB(10000,15,-3.0) PKD(5,5,2,0.10%,19976.0,0.00%,F,F)

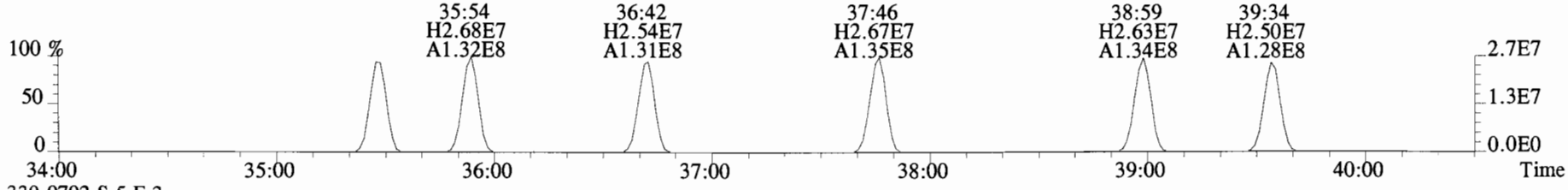

330.9792 S:5 F:3



File:180208E1 #1-756 Acq: 8-FEB-2018 12:55:10 GC EI+ Voltage SIR Autospec-UltimaE
Sample#5 File Text:Vista Analytical Laboratory VG-8 Text:ST180208E1-5 PCB CS4 17L3007 Exp:PCB_ZB1
289.9224 S:5 F:3 SMO(1,3) BSUB(10000,15,-3.0) PKD(5,5,2,0.10%,195004.0,0.00%,F,F)

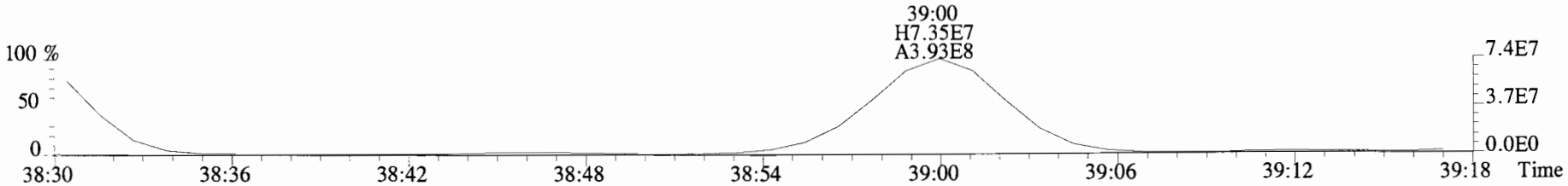

291.9194 S:5 F:3 SMO(1,3) BSUB(10000,15,-3.0) PKD(5,5,2,0.10%,242576.0,0.00%,F,F)

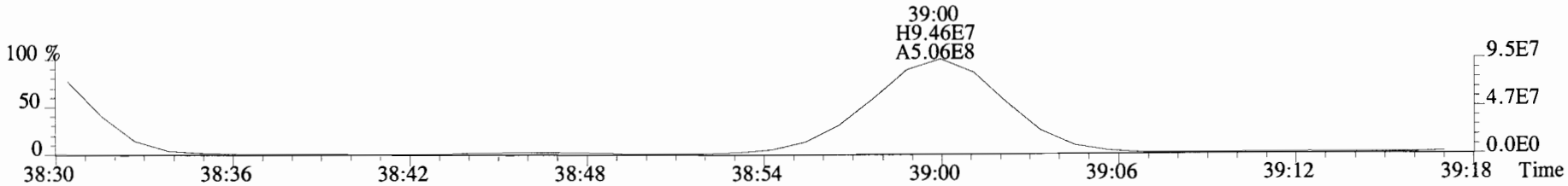

301.9626 S:5 F:3 SMO(1,3) BSUB(10000,15,-3.0) PKD(5,5,2,0.10%,41456.0,0.00%,F,F)

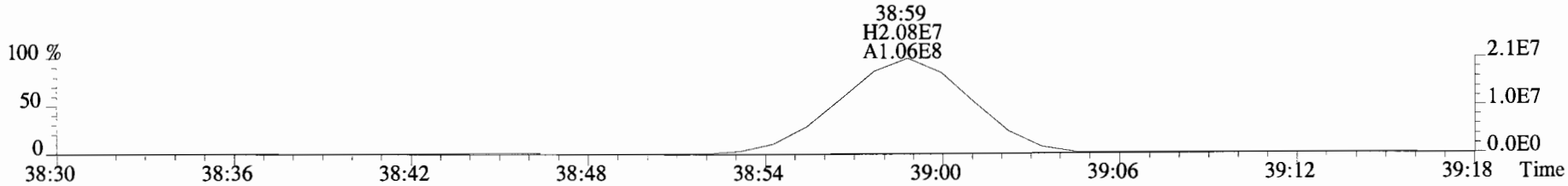

303.9597 S:5 F:3 SMO(1,3) BSUB(10000,15,-3.0) PKD(5,5,2,0.10%,19976.0,0.00%,F,F)

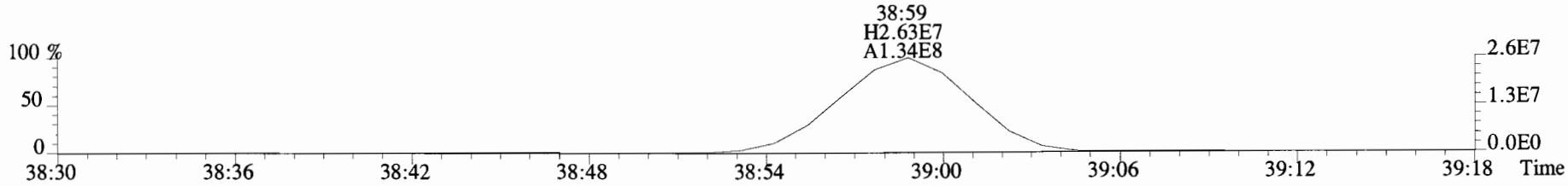

330.9792 S:5 F:3

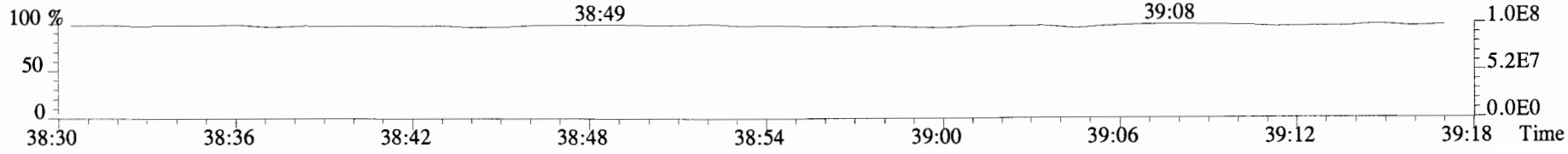

File:180208E1 #1-756 Acq: 8-FEB-2018 12:55:10 GC EI+ Voltage SIR Autospec-UltimaE
Sample#5 File Text:Vista Analytical Laboratory VG-8 Text:ST180208E1-5 PCB CS4 17L3007 Exp:PCB_ZB1
301.9626 S:5 F:3 SMO(1,3) BSUB(10000,15,-3.0) PKD(5,5,2,0.10%,41456.0,0.00%,F,F)

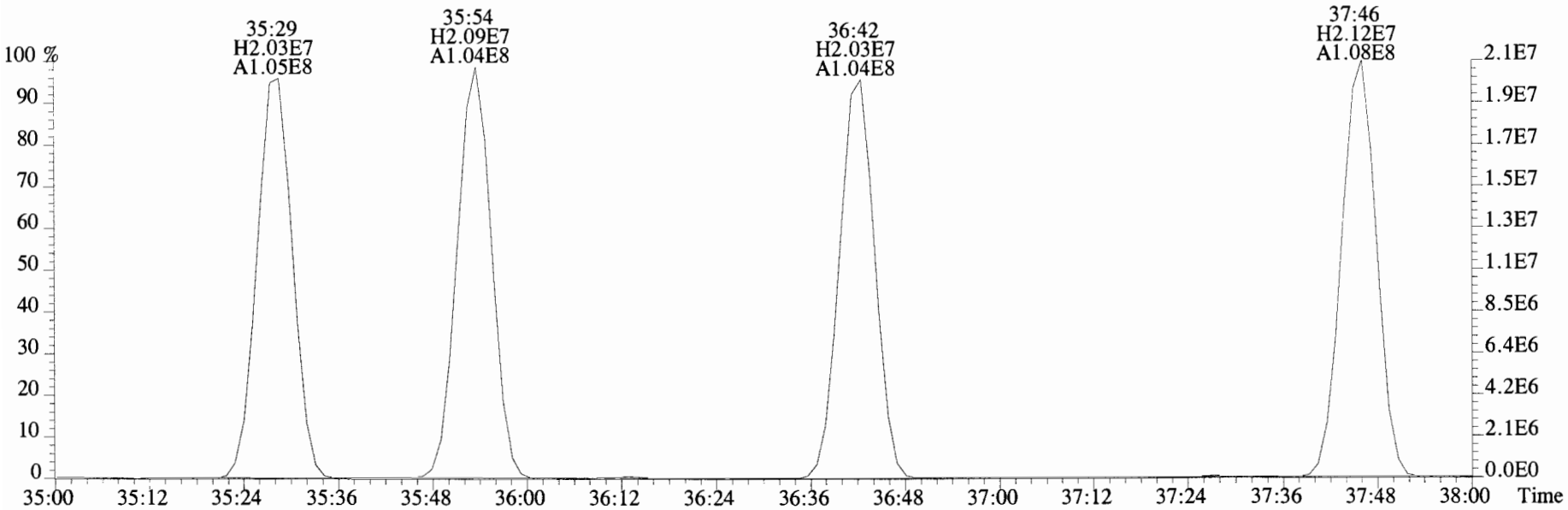

303.9597 S:5 F:3 SMO(1,3) BSUB(10000,15,-3.0) PKD(5,5,2,0.10%,19976.0,0.00%,F,F)

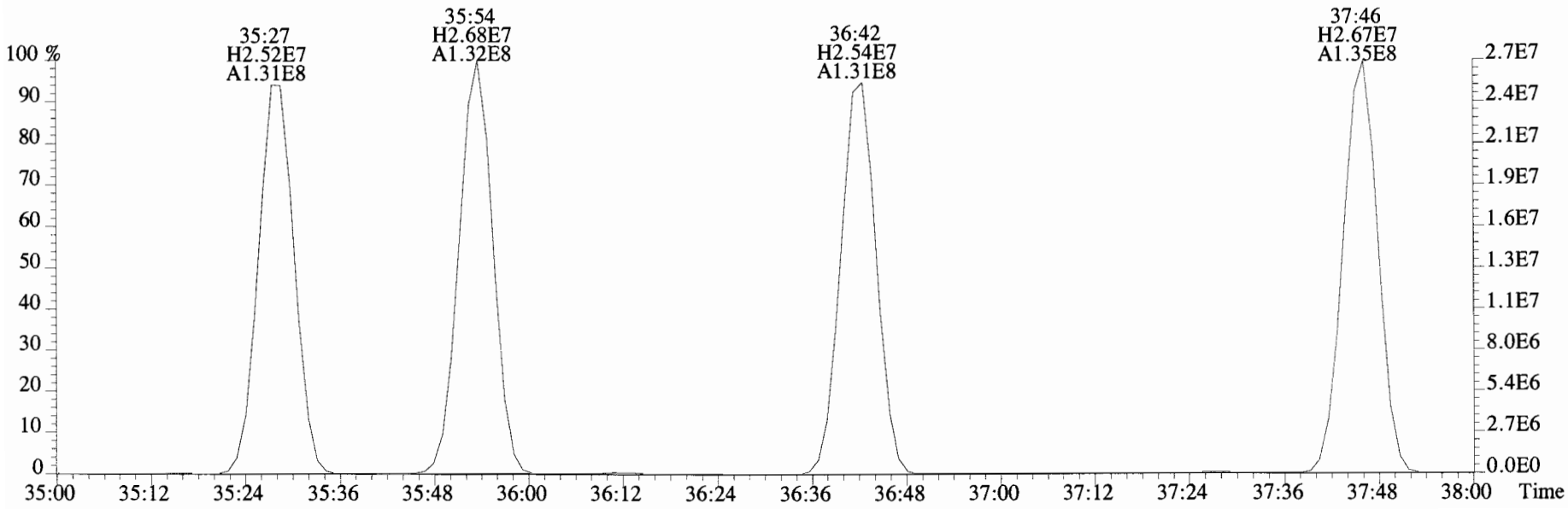

File:180208E1 #1-756 Acq: 8-FEB-2018 12:55:10 GC EI+ Voltage SIR Autospec-UltimaE
Sample#5 File Text:Vista Analytical Laboratory VG-8 Text:ST180208E1-5 PCB CS4 17L3007 Exp:PCB_ZB1
325.8804 S:5 F:3 SMO(1,3) BSUB(10000,15,-3.0) PKD(5,5,2,0.10%,6976.0,0.00%,F,F)

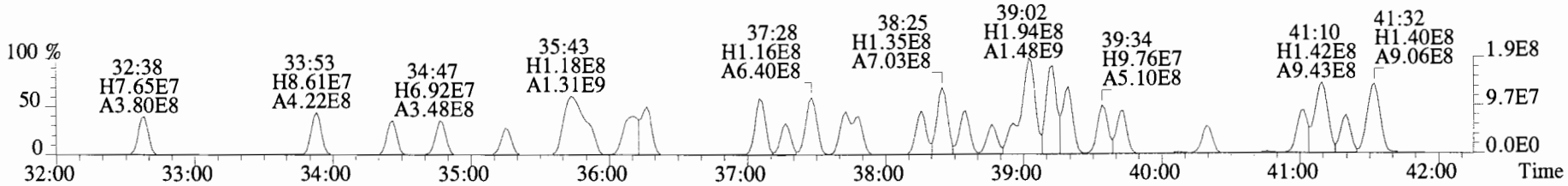

327.8775 S:5 F:3 SMO(1,3) BSUB(10000,15,-3.0) PKD(5,5,2,0.10%,4628.0,0.00%,F,F)

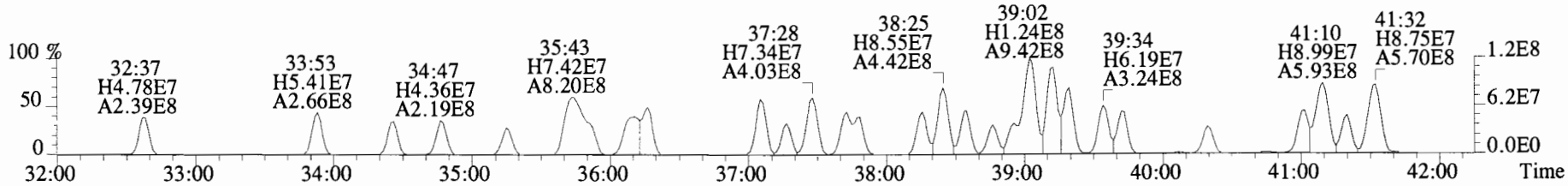

337.9207 S:5 F:3 SMO(1,3) BSUB(10000,15,-3.0) PKD(5,5,2,0.10%,7720.0,0.00%,F,F)

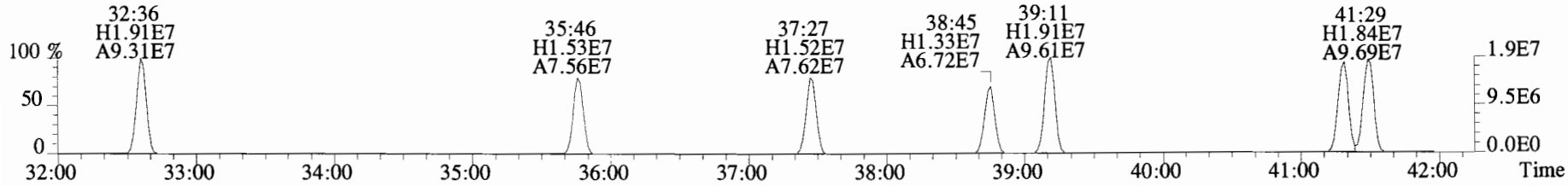

339.9177 S:5 F:3 SMO(1,3) BSUB(10000,15,-3.0) PKD(5,5,2,0.10%,7208.0,0.00%,F,F)

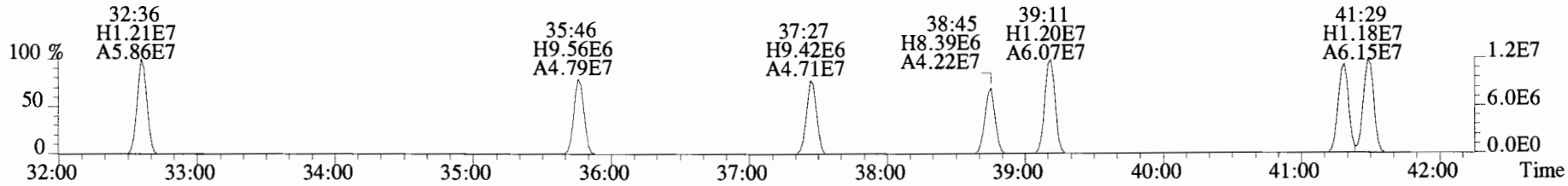

330.9792 S:5 F:3

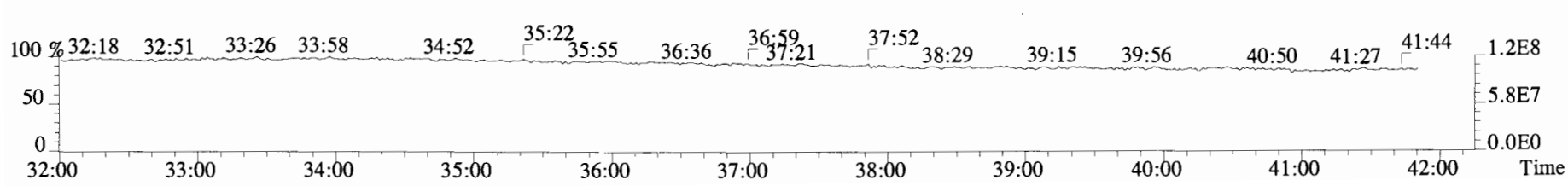


File:180208E1 #1-756 Acq: 8-FEB-2018 12:55:10 GC EI+ Voltage SIR Autospec-UltimaE
Sample#5 File Text:Vista Analytical Laboratory VG-8 Text:ST180208E1-5 PCB CS4 17L3007 Exp:PCB_ZB1
325.8804 S:5 F:3 SMO(1,3) BSUB(10000,15,-3.0) PKD(5,5,2,0.10%,6976.0,0.00%,F,F)
32:38 H7.65E7 A3.80E8
33:53 H8.61E7 A4.22E8
34:47 H6.92E7 A3.48E8
35:15 H5.37E7 A2.69E8
35:43 H1.18E8 A1.31E9
36:16 H9.73E7 A5.23E8
37:28 H1.16E8 A6.40E8
37:43 H8.67E7 A8.11E8
327.8775 S:5 F:3 SMO(1,3) BSUB(10000,15,-3.0) PKD(5,5,2,0.10%,4628.0,0.00%,F,F)
32:37 H4.78E7 A2.39E8
33:53 H5.41E7 A2.66E8
34:47 H4.36E7 A2.19E8
35:15 H3.42E7 A1.70E8
35:43 H7.42E7 A8.20E8
36:16 H6.08E7 A3.24E8
37:28 H7.34E7 A4.03E8
37:43 H5.43E7 A5.08E8
337.9207 S:5 F:3 SMO(1,3) BSUB(10000,15,-3.0) PKD(5,5,2,0.10%,7720.0,0.00%,F,F)
32:36 H1.91E7 A9.31E7
35:46 H1.53E7 A7.56E7
37:27 H1.52E7 A7.62E7
339.9177 S:5 F:3 SMO(1,3) BSUB(10000,15,-3.0) PKD(5,5,2,0.10%,7208.0,0.00%,F,F)
32:36 H1.21E7 A5.86E7
35:46 H9.56E6 A4.79E7
37:27 H9.42E6 A4.71E7
330.9792 S:5 F:3
32:18
32:51
33:26
33:58
34:33
34:52
35:22
35:55
36:36
36:49
36:59
37:21
37:31
37:52
100 %
50
0
33:00
34:00
35:00
36:00
37:00
38:00
Time
1.2E8
5.9E7
0.0E0
7.4E7
3.7E7
1.9E7
9.5E6
1.2E7
6.0E6
5.8E7

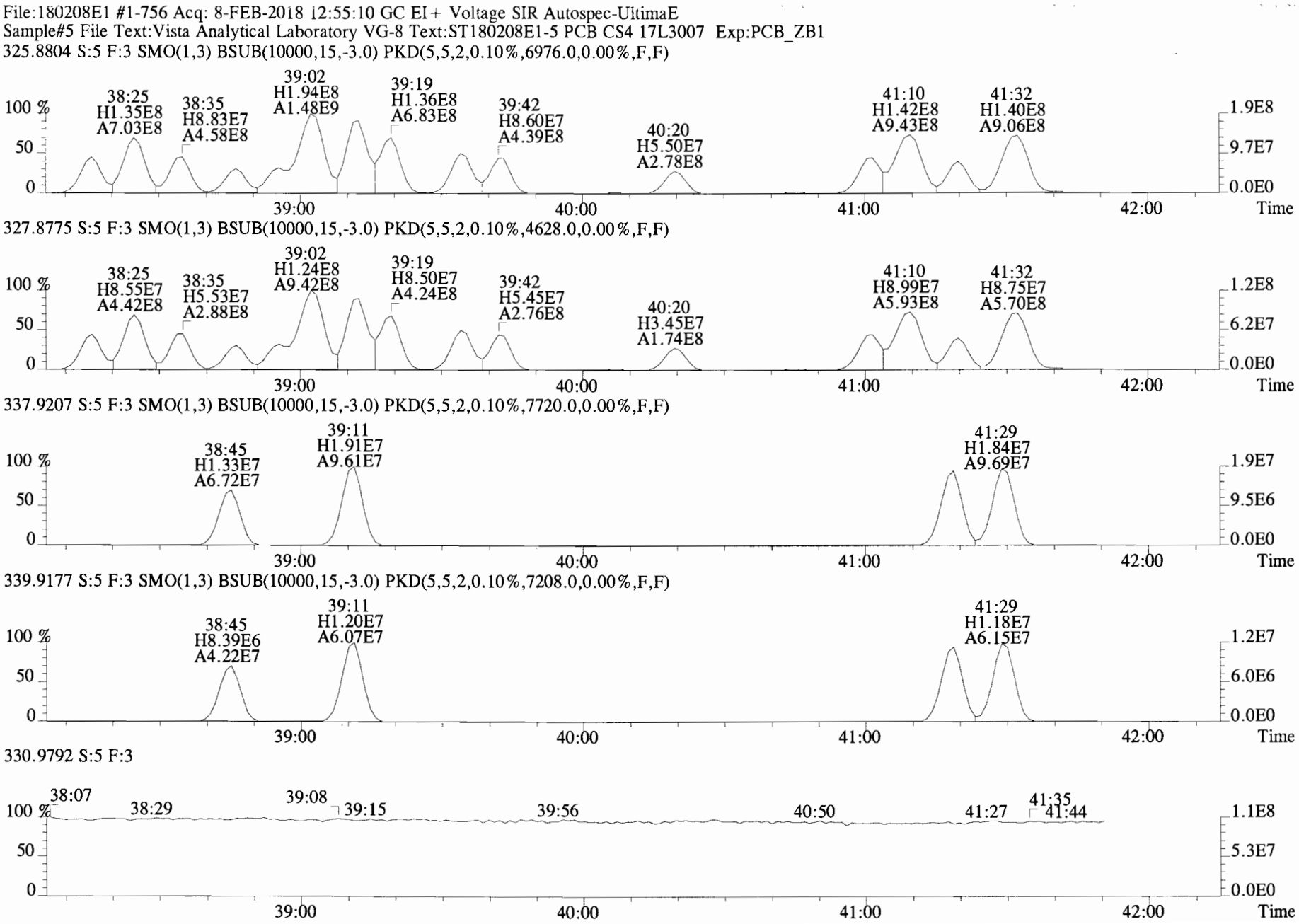
File:180208E1 #1-756 Acq: 8-FEB-2018 12:55:10 GC EI+ Voltage SIR Autospec-UltimaE
Sample#5 File Text:Vista Analytical Laboratory VG-8 Text:ST180208E1-5 PCB CS4 17L3007 Exp:PCB_ZB1
325.8804 S:5 F:3 SMO(1,3) BSUB(10000,15,-3.0) PKD(5,5,2,0.10%,6976.0,0.00%,F,F)
38:25 H1.35E8 A7.03E8
38:35 H8.83E7 A4.58E8
39:02 H1.94E8 A1.48E9
39:19 H1.36E8 A6.83E8
39:42 H8.60E7 A4.39E8
40:20 H5.50E7 A2.78E8
41:10 H1.42E8 A9.43E8
41:32 H1.40E8 A9.06E8
100 %
50
0
1.9E8
9.7E7
0.0E0
39:00
40:00
41:00
42:00
Time
327.8775 S:5 F:3 SMO(1,3) BSUB(10000,15,-3.0) PKD(5,5,2,0.10%,4628.0,0.00%,F,F)
38:25 H8.55E7 A4.42E8
38:35 H5.53E7 A2.88E8
39:02 H1.24E8 A9.42E8
39:19 H8.50E7 A4.24E8
39:42 H5.45E7 A2.76E8
40:20 H3.45E7 A1.74E8
41:10 H8.99E7 A5.93E8
41:32 H8.75E7 A5.70E8
100 %
50
0
1.2E8
6.2E7
0.0E0
39:00
40:00
41:00
42:00
Time
337.9207 S:5 F:3 SMO(1,3) BSUB(10000,15,-3.0) PKD(5,5,2,0.10%,7720.0,0.00%,F,F)
38:45 H1.33E7 A6.72E7
39:11 H1.91E7 A9.61E7
41:29 H1.84E7 A9.69E7
100 %
50
0
1.9E7
9.5E6
0.0E0
39:00
40:00
41:00
42:00
Time
339.9177 S:5 F:3 SMO(1,3) BSUB(10000,15,-3.0) PKD(5,5,2,0.10%,7208.0,0.00%,F,F)
38:45 H8.39E6 A4.22E7
39:11 H1.20E7 A6.07E7
41:29 H1.18E7 A6.15E7
100 %
50
0
1.2E7
6.0E6
0.0E0
39:00
40:00
41:00
42:00
Time
330.9792 S:5 F:3
38:07
38:29
39:08
39:15
39:56
40:50
41:27
41:35
41:44
100 %
50
0
1.1E8
5.3E7
0.0E0
39:00
40:00
41:00
42:00
Time

File:180208E1 #1-756 Acq: 8-FEB-2018 12:55:10 GC Ei+ Voltage SIR Autospec-UltimaE
Sample#5 File Text:Vista Analytical Laboratory VG-8 Text:ST180208E1-5 PCB CS4 17L3007 Exp:PCB_ZB1
337.9207 S:5 F:3 SMO(1,3) BSUB(10000,15,-3.0) PKD(5,5,2,0.10%,7720.0,0.00%,F,F)

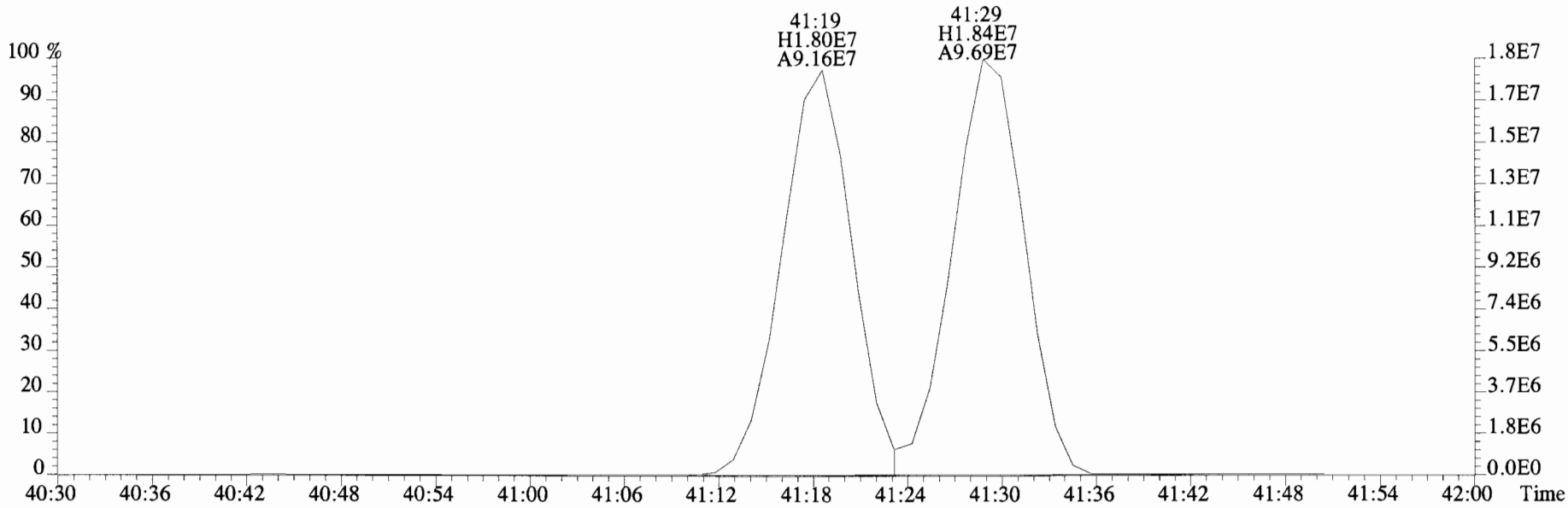

339.9177 S:5 F:3 SMO(1,3) BSUB(10000,15,-3.0) PKD(5,5,2,0.10%,7208.0,0.00%,F,F)

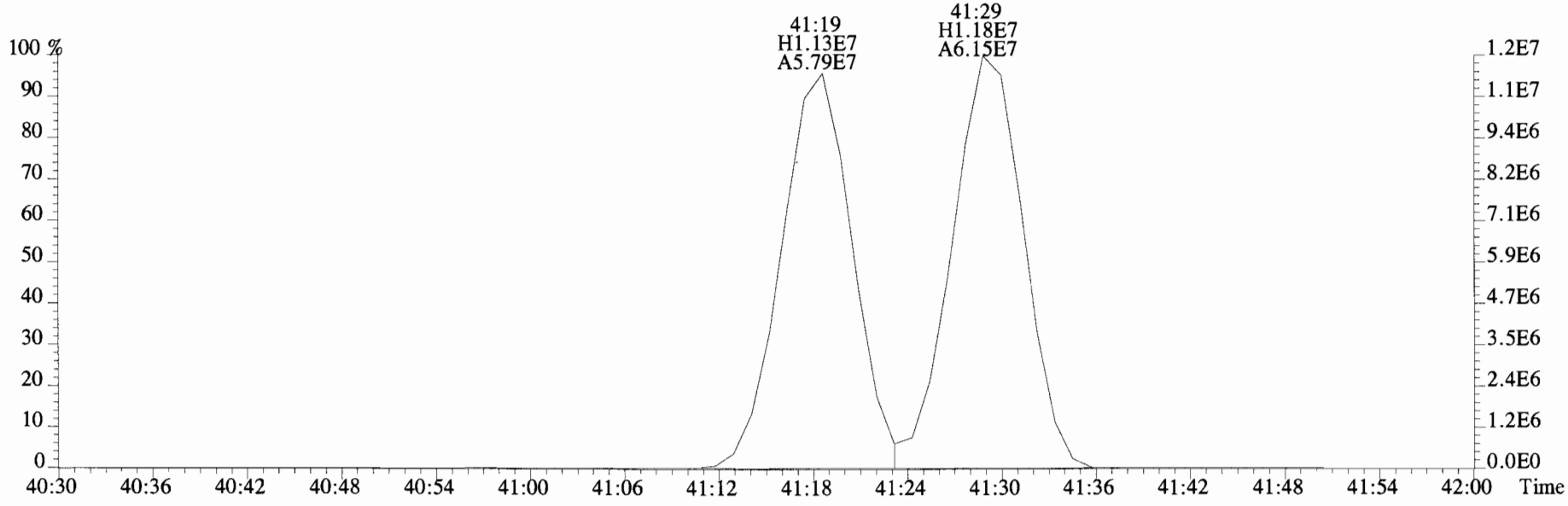

File:180208E1 #1-756 Acq: 8-FEB-2018 12:55:10 GC EI+ Voltage SIR Autospec-UltimaE
Sample#5 File Text:Vista Analytical Laboratory VG-8 Text:ST180208E1-5 PCB CS4 17L3007 Exp:PCB_ZB1
325.8804 S:5 F:3 SMO(1,3) BSUB(10000,15,-3.0) PKD(5,5,2,0.10%,6976.0,0.00%,F,F)

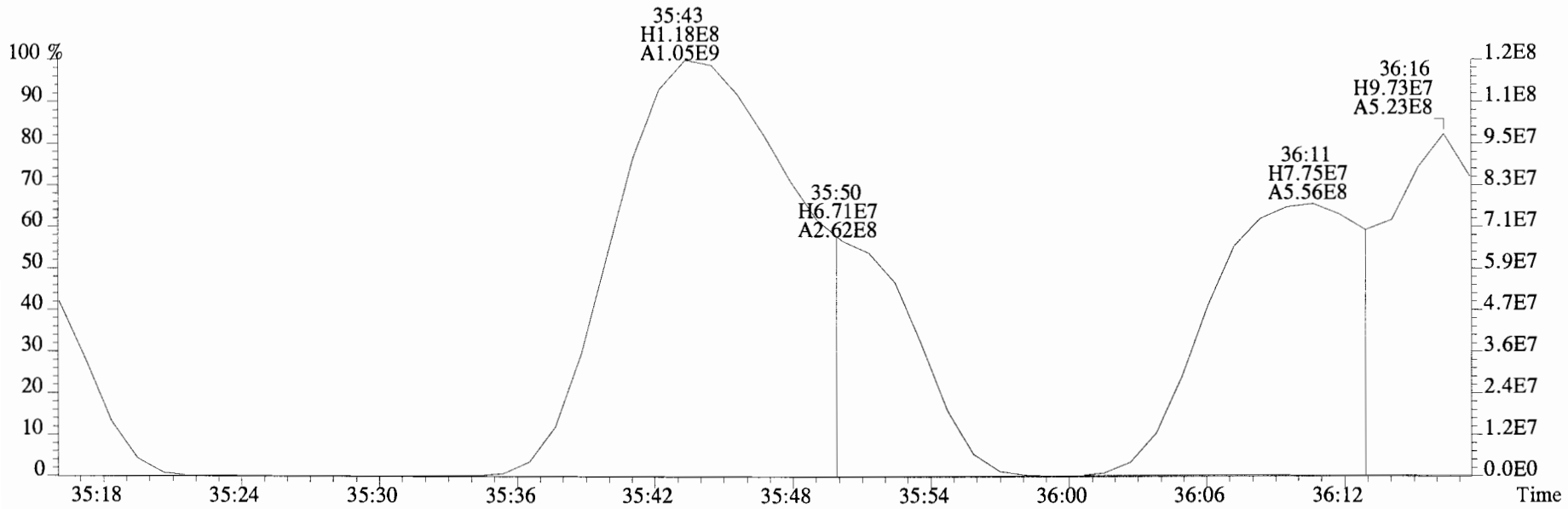

327.8775 S:5 F:3 SMO(1,3) BSUB(10000,15,-3.0) PKD(5,5,2,0.10%,4628.0,0.00%,F,F)

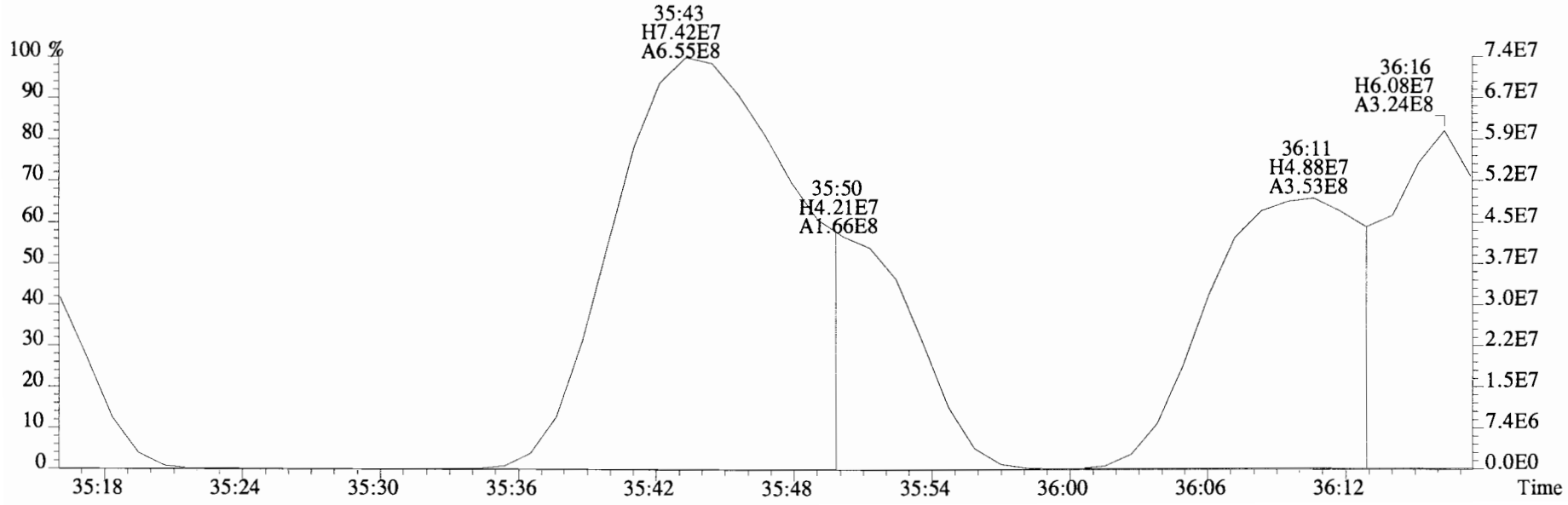

File:180208E1 #1-756 Acq: 8-FEB-2018 12:55:10 GC EI+ Voltage SIR Autospec-UltimaE
Sample#5 File Text:Vista Analytical Laboratory VG-8 Text:ST180208E1-5 PCB CS4 17L3007 Exp:PCB_ZB1
325.8804 S:5 F:3 SMO(1,3) BSUB(10000,15,-3.0) PKD(5,5,2,0.10%,6976.0,0.00%,F,F)

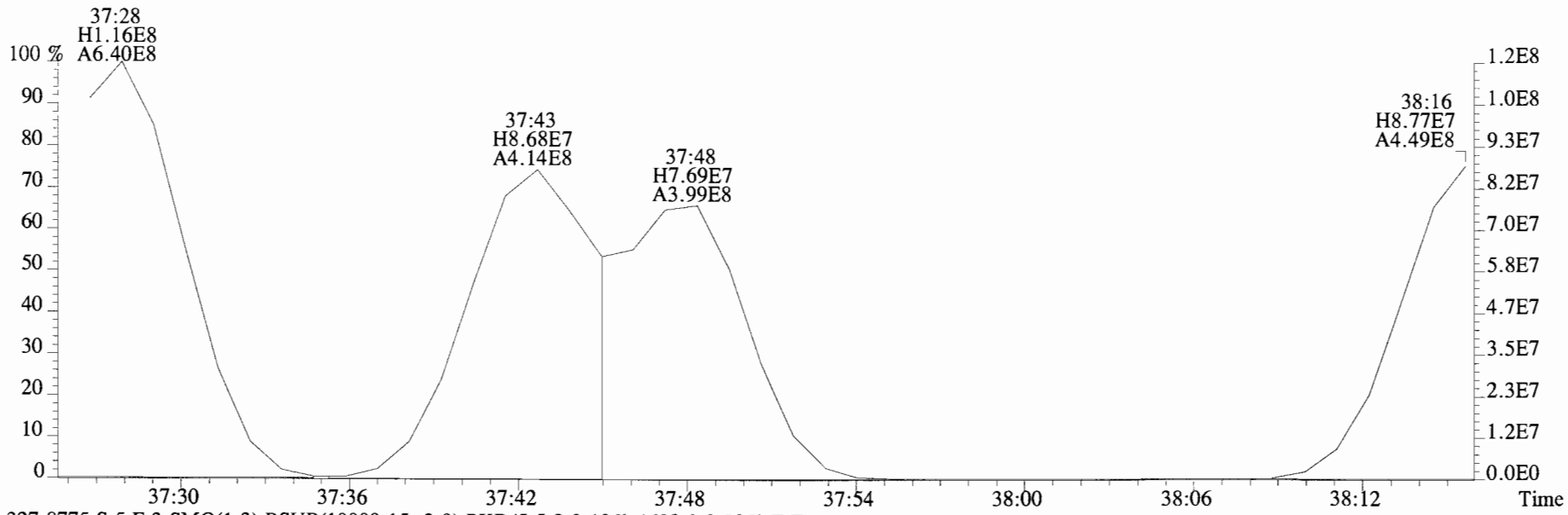

327.8775 S:5 F:3 SMO(1,3) BSUB(10000,15,-3.0) PKD(5,5,2,0.10%,4628.0,0.00%,F,F)

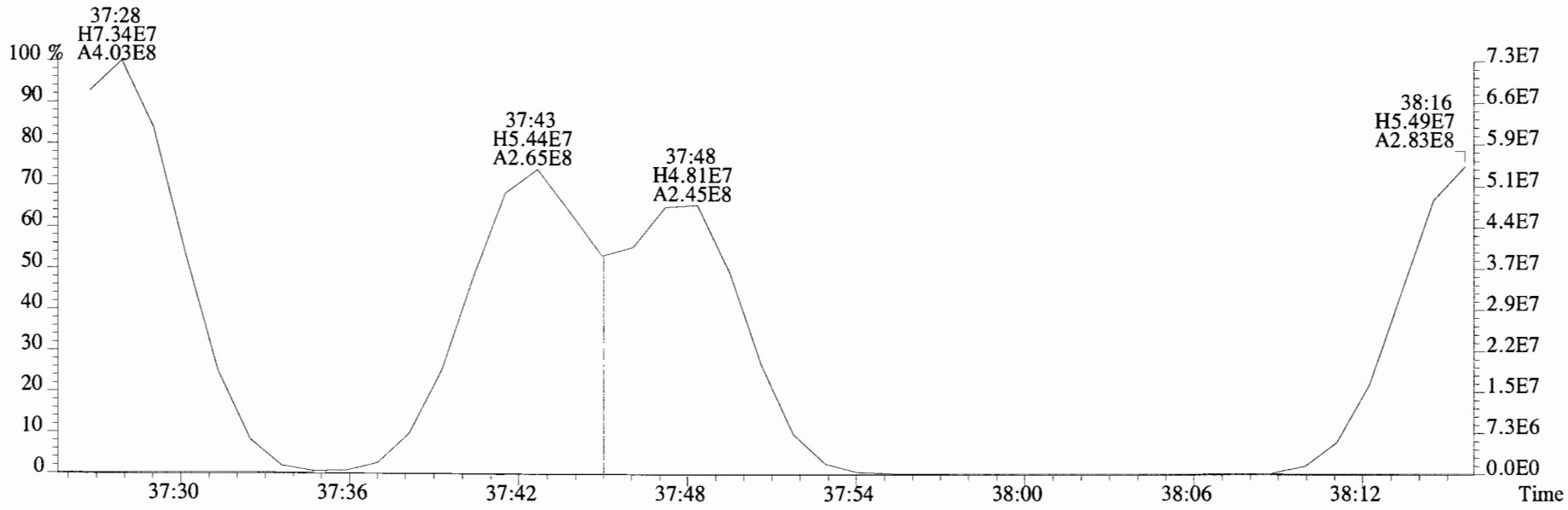

File:180208E1 #1-756 Acq: 8-FEB-2018 12:55:10 GC EI+ Voltage SIR Autospec-UltimaE
Sample#5 File Text:Vista Analytical Laboratory VG-8 Text:ST180208E1-5 PCB CS4 17L3007 Exp:PCB_ZB1
325.8804 S:5 F:3 SMO(1,3) BSUB(10000,15,-3.0) PKD(5,5,2,0.10%,6976.0,0.00%,F,F)

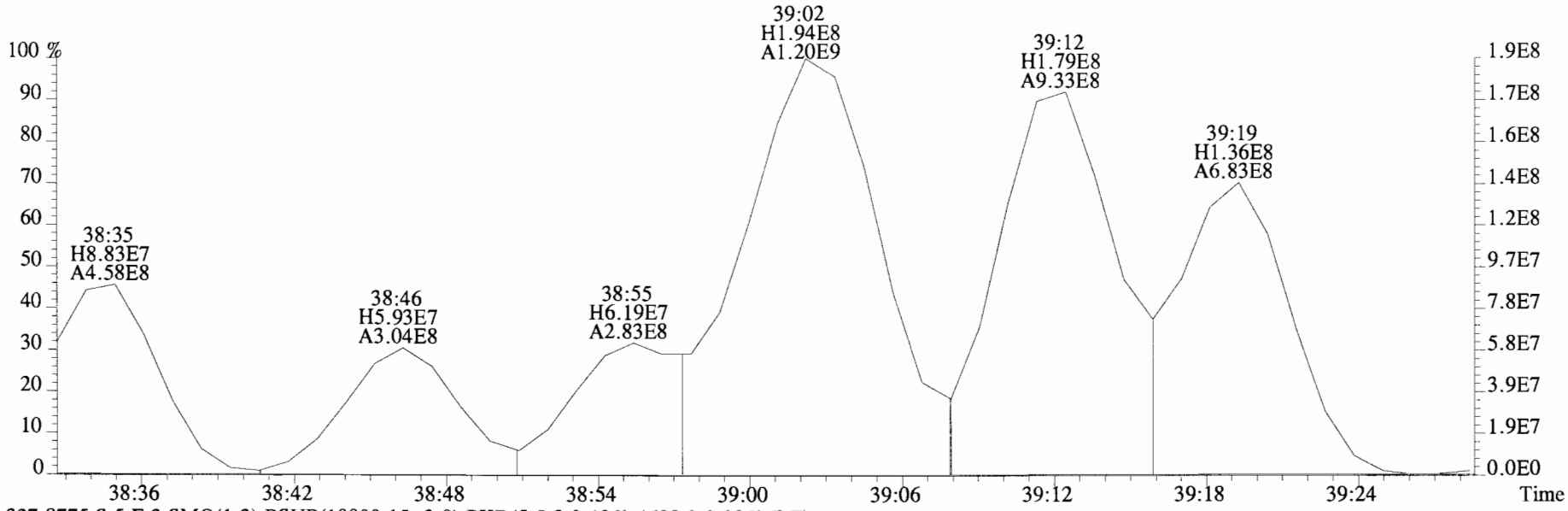

327.8775 S:5 F:3 SMO(1,3) BSUB(10000,15,-3.0) PKD(5,5,2,0.10%,4628.0,0.00%,F,F)

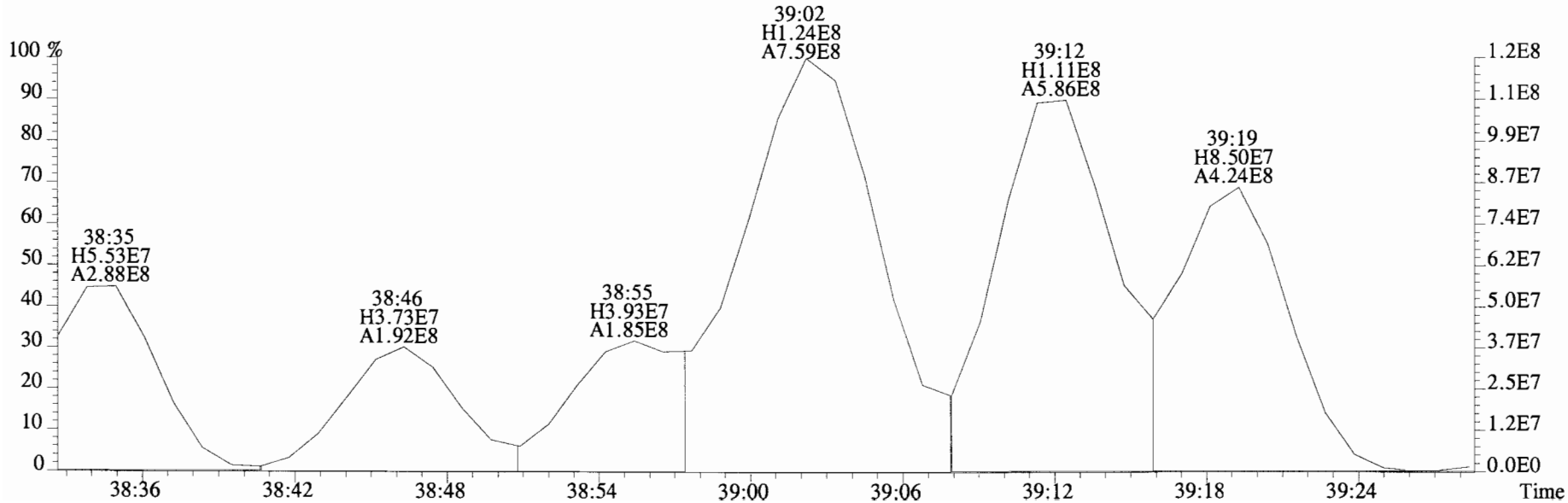

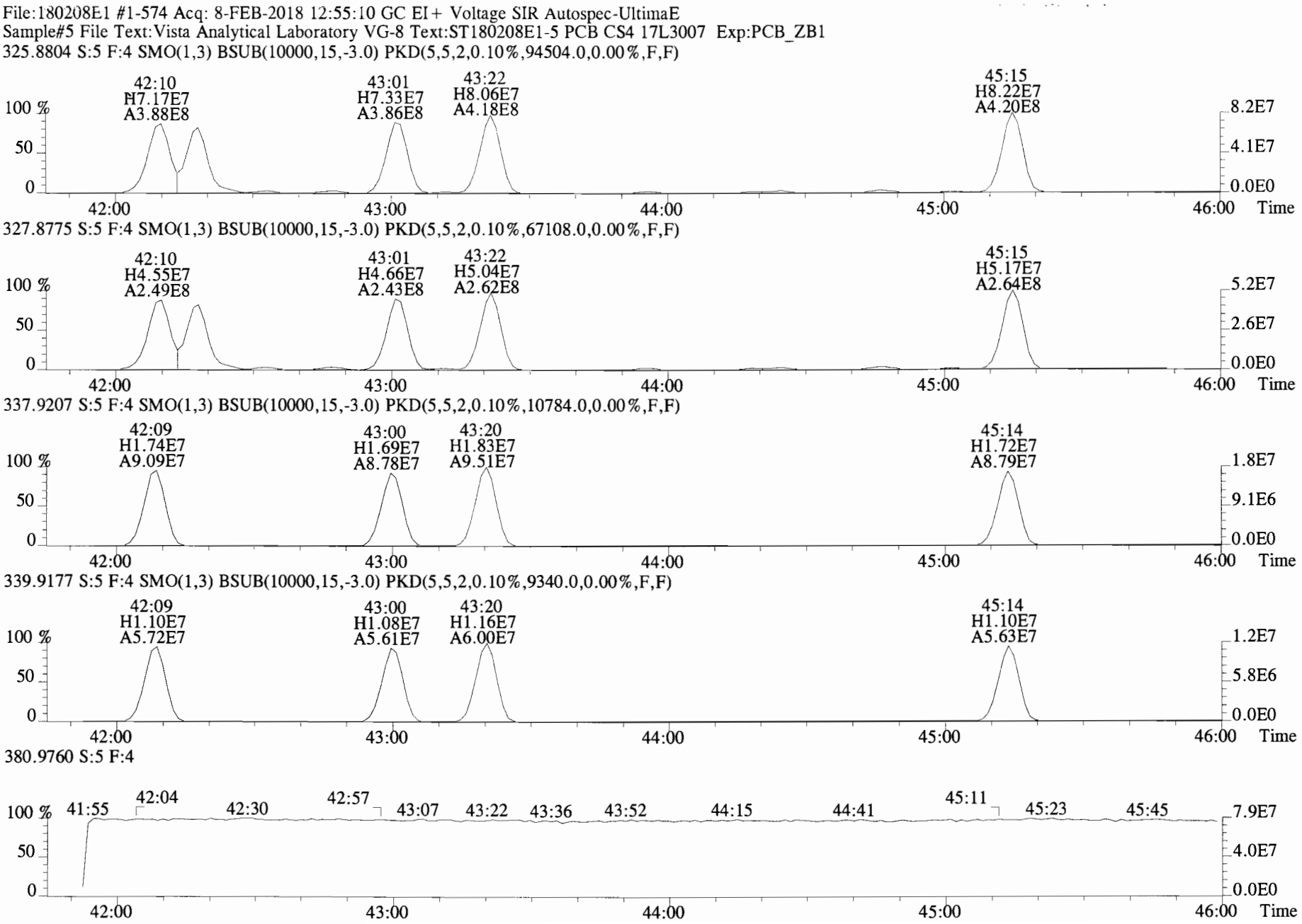
File:180208E1 #1-574 Acq: 8-FEB-2018 12:55:10 GC EI+ Voltage SIR Autospec-UltimaE
Sample#5 File Text:Vista Analytical Laboratory VG-8 Text:ST180208E1-5 PCB CS4 17L3007 Exp:PCB_ZB1
325.8804 S:5 F:4 SMO(1,3) BSUB(10000,15,-3.0) PKD(5,5,2,0.10%,94504.0,0.00%,F,F)
42:10 H7.17E7 A3.88E8
43:01 H7.33E7 A3.86E8
43:22 H8.06E7 A4.18E8
45:15 H8.22E7 A4.20E8
100 %
50
0
8.2E7
4.1E7
0.0E0
42:00
43:00
44:00
45:00
46:00
Time
327.8775 S:5 F:4 SMO(1,3) BSUB(10000,15,-3.0) PKD(5,5,2,0.10%,67108.0,0.00%,F,F)
42:10 H4.55E7 A2.49E8
43:01 H4.66E7 A2.43E8
43:22 H5.04E7 A2.62E8
45:15 H5.17E7 A2.64E8
100 %
50
0
5.2E7
2.6E7
0.0E0
42:00
43:00
44:00
45:00
46:00
Time
337.9207 S:5 F:4 SMO(1,3) BSUB(10000,15,-3.0) PKD(5,5,2,0.10%,10784.0,0.00%,F,F)
42:09 H1.74E7 A9.09E7
43:00 H1.69E7 A8.78E7
43:20 H1.83E7 A9.51E7
45:14 H1.72E7 A8.79E7
100 %
50
0
1.8E7
9.1E6
0.0E0
42:00
43:00
44:00
45:00
46:00
Time
339.9177 S:5 F:4 SMO(1,3) BSUB(10000,15,-3.0) PKD(5,5,2,0.10%,9340.0,0.00%,F,F)
42:09 H1.10E7 A5.72E7
43:00 H1.08E7 A5.61E7
43:20 H1.16E7 A6.00E7
45:14 H1.10E7 A5.63E7
100 %
50
0
1.2E7
5.8E6
0.0E0
42:00
43:00
44:00
45:00
46:00
Time
380.9760 S:5 F:4
100 %
50
0
41:55
42:04
42:30
42:57
43:07
43:22
43:36
43:52
44:15
44:41
45:11
45:23
45:45
7.9E7
4.0E7
0.0E0
42:00
43:00
44:00
45:00
46:00
Time

File:180208E1 #1-574 Acq: 8-FEB-2018 12:55:10 GC EI+ Voltage SIR Autospec-UltimaE
Sample#5 File Text:Vista Analytical Laboratory VG-8 Text:ST180208E1-5 PCB CS4 17L3007 Exp:PCB_ZB1
325.8804 S:5 F:4 SMO(1,3) BSUB(10000,15,-3.0) PKD(5,5,2,0.10%,94504.0,0.00%,F,F)

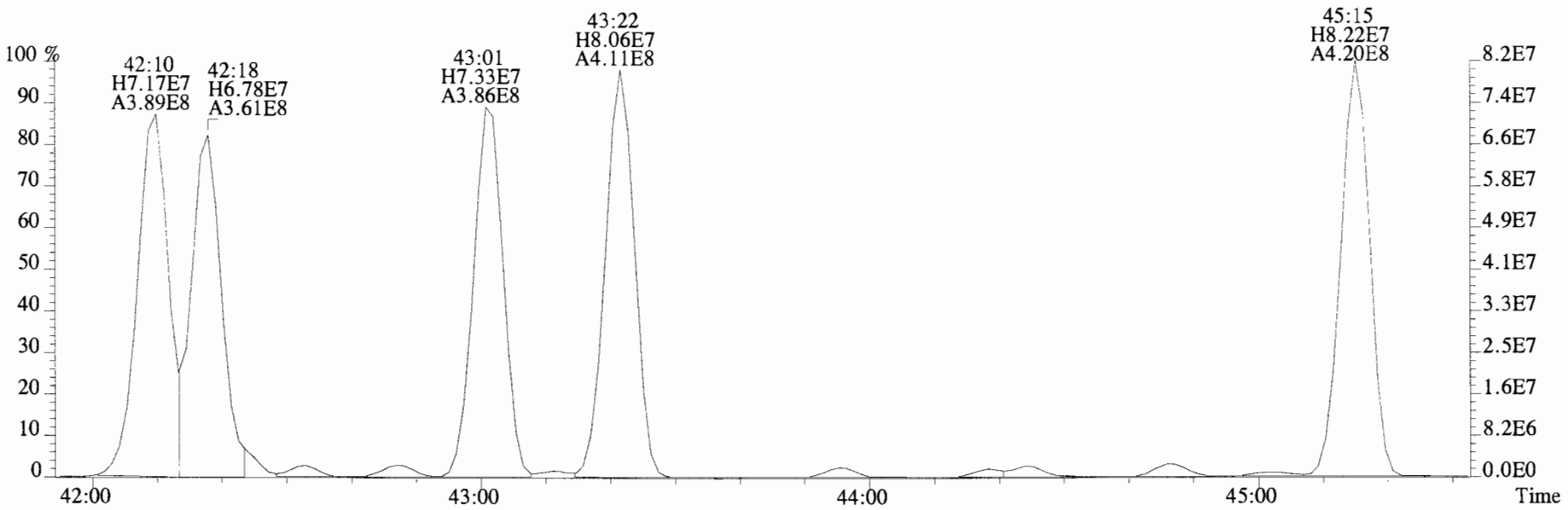

327.8775 S:5 F:4 SMO(1,3) BSUB(10000,15,-3.0) PKD(5,5,2,0.10%,67108.0,0.00%,F,F)

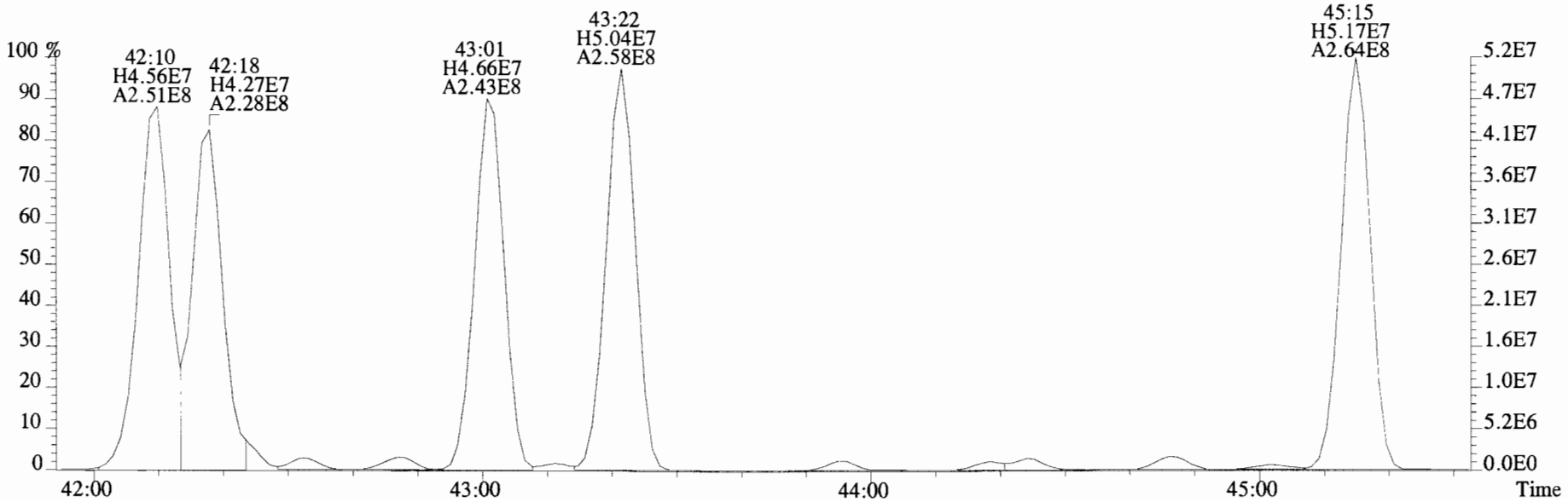

File:180208E1 #1-756 Acq: 8-FEB-2018 12:55:10 GC EI+ Voltage SIR Autospec-UltimaE
Sample#5 File Text:Vista Analytical Laboratory VG-8 Text:ST180208E1-5 PCB CS4 17L3007 Exp:PCB_ZB1
359.8415 S:5 F:3 SMO(1,3) BSUB(10000,15,-3.0) PKD(5,5,2,0.10%,3972.0,0.00%,F,F)

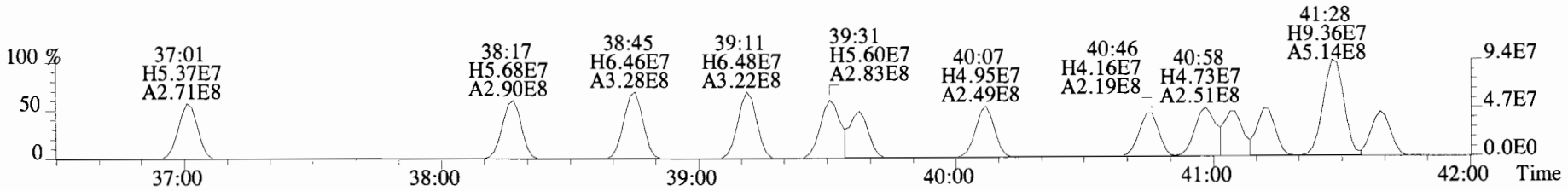

361.8385 S:5 F:3 SMO(1,3) BSUB(10000,15,-3.0) PKD(5,5,2,0.10%,3740.0,0.00%,F,F)

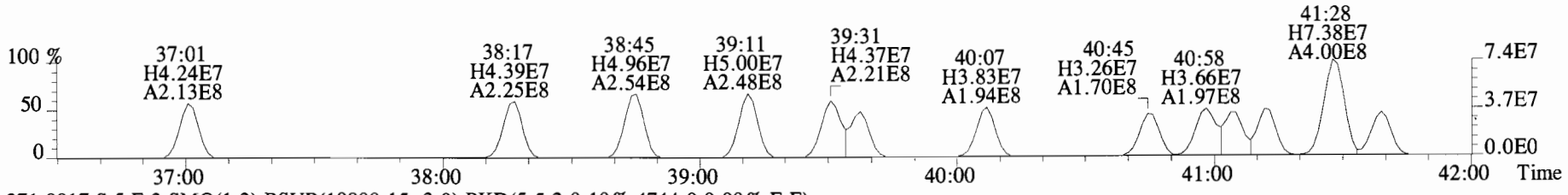

371.8817 S:5 F:3 SMO(1,3) BSUB(10000,15,-3.0) PKD(5,5,2,0.10%,4744.0,0.00%,F,F)

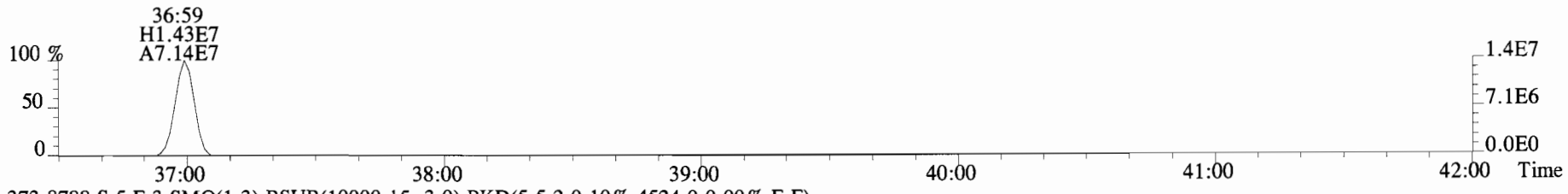

373.8788 S:5 F:3 SMO(1,3) BSUB(10000,15,-3.0) PKD(5,5,2,0.10%,4524.0,0.00%,F,F)

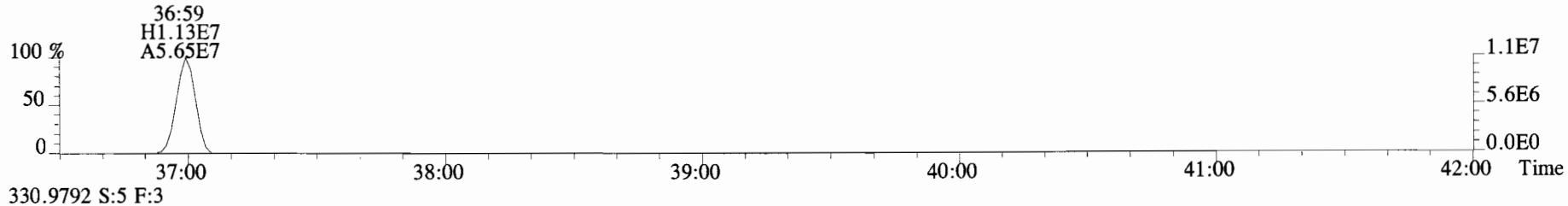

330.9792 S:5 F:3

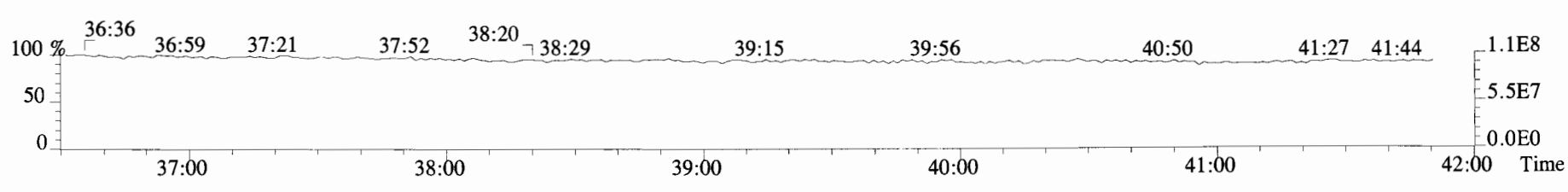

File:180208E1 #1-574 Acq: 8-FEB-2018 12:55:10 GC EI+ Voltage SIR Autospec-UltimaE
Sample#5 File Text:Vista Analytical Laboratory VG-8 Text:ST180208E1-5 PCB CS4 17L3007 Exp:PCB_ZB1
359.8415 S:5 F:4 SMO(1,3) BSUB(10000,15,-3.0) PKD(5,5,2,0.10%,448632.0,0.00%,F,F)

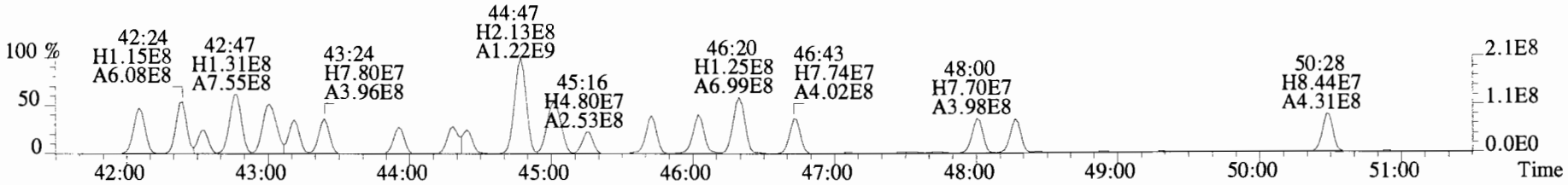

361.8385 S:5 F:4 SMO(1,3) BSUB(10000,15,-3.0) PKD(5,5,2,0.10%,358152.0,0.00%,F,F)

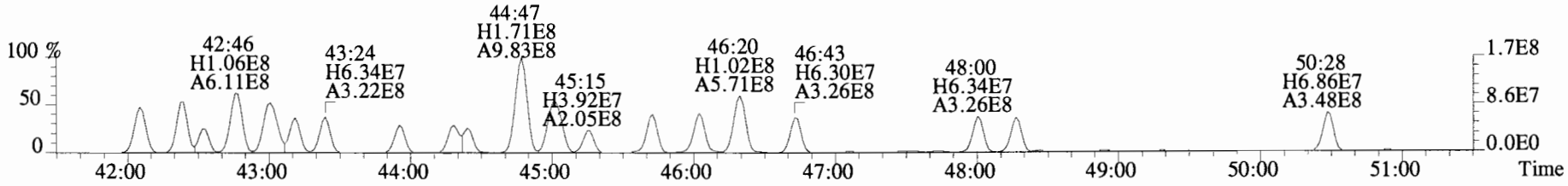

371.8817 S:5 F:4 SMO(1,3) BSUB(10000,15,-3.0) PKD(5,5,2,0.10%,27148.0,0.00%,F,F)

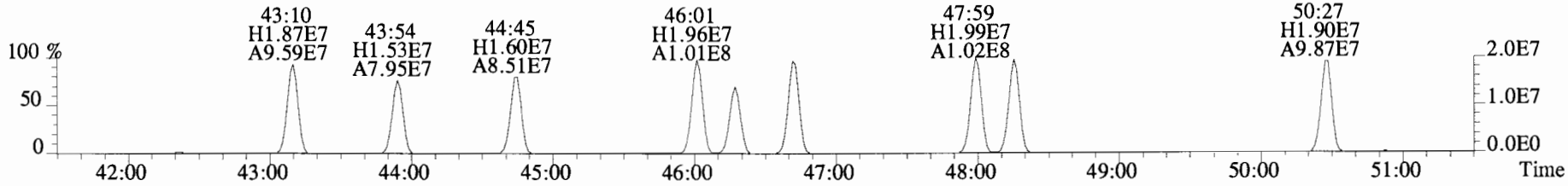

373.8788 S:5 F:4 SMO(1,3) BSUB(10000,15,-3.0) PKD(5,5,2,0.10%,20348.0,0.00%,F,F)

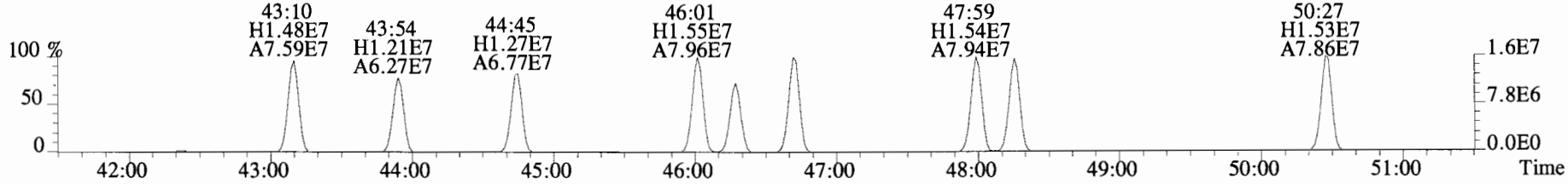

380.9760 S:5 F:4

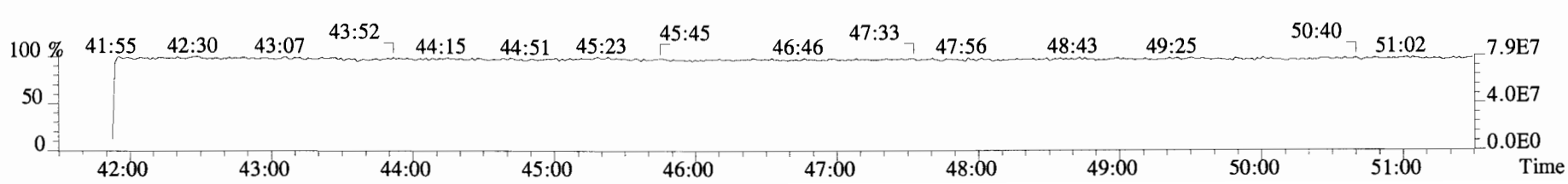

File:180208E1 #1-574 Acq: 8-FEB-2018 12:55:10 GC EI+ Voltage SIR Autospec-UltimaE
Sample#5 File Text:Vista Analytical Laboratory VG-8 Text:ST180208E1-5 PCB CS4 17L3007 Exp:PCB_ZB1
371.8817 S:5 F:4 SMO(1,3) BSUB(10000,15,-3.0) PKD(5,5,2,0.10%,27148.0,0.00%,F,F)

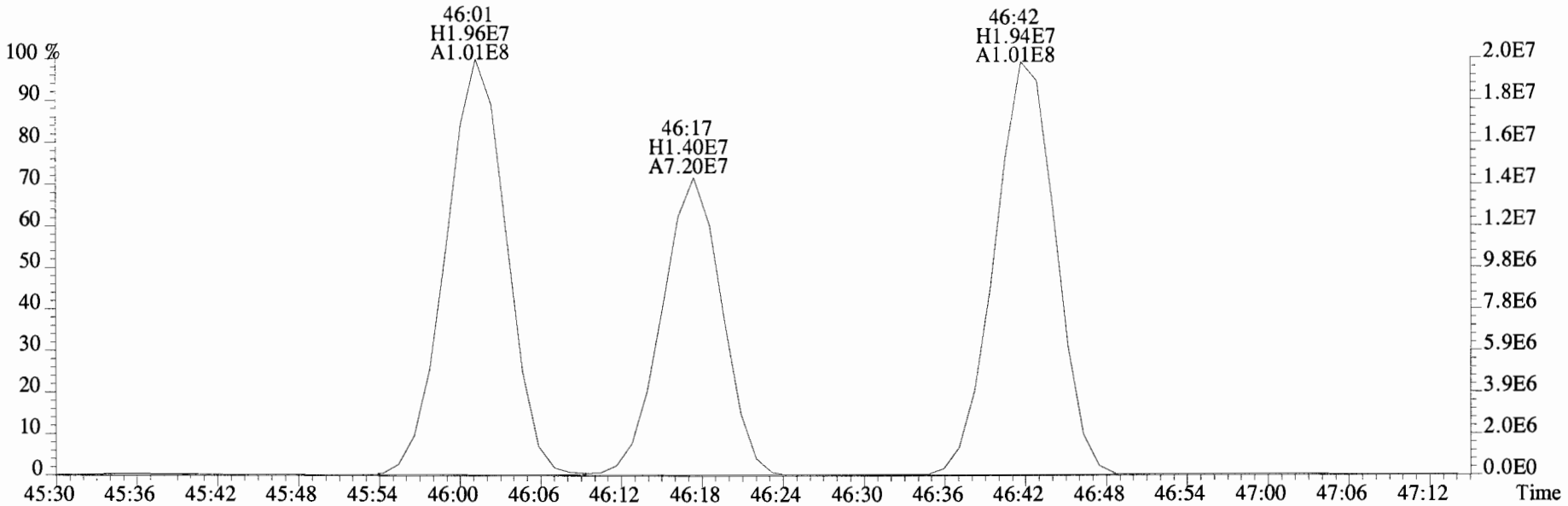

373.8788 S:5 F:4 SMO(1,3) BSUB(10000,15,-3.0) PKD(5,5,2,0.10%,20348.0,0.00%,F,F)

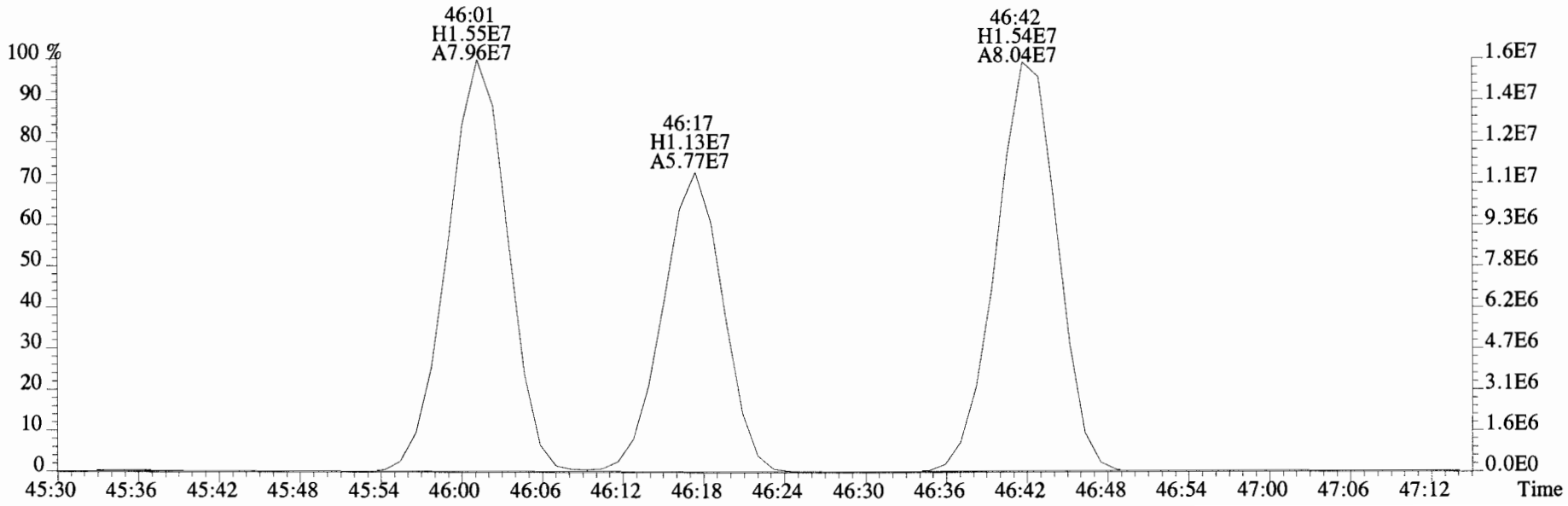

File:180208E1 #1-574 Acq: 8-FEB-2018 12:55:10 GC EI+ Voltage SIR Autospec-UltimaE
Sample#5 File Text:Vista Analytical Laboratory VG-8 Text:ST180208E1-5 PCB CS4 17L3007 Exp:PCB_ZB1
371.8817 S:5 F:4 SMO(1,3) BSUB(10000,15,-3.0) PKD(5,5,2,0.10%,27148.0,0.00%,F,F)

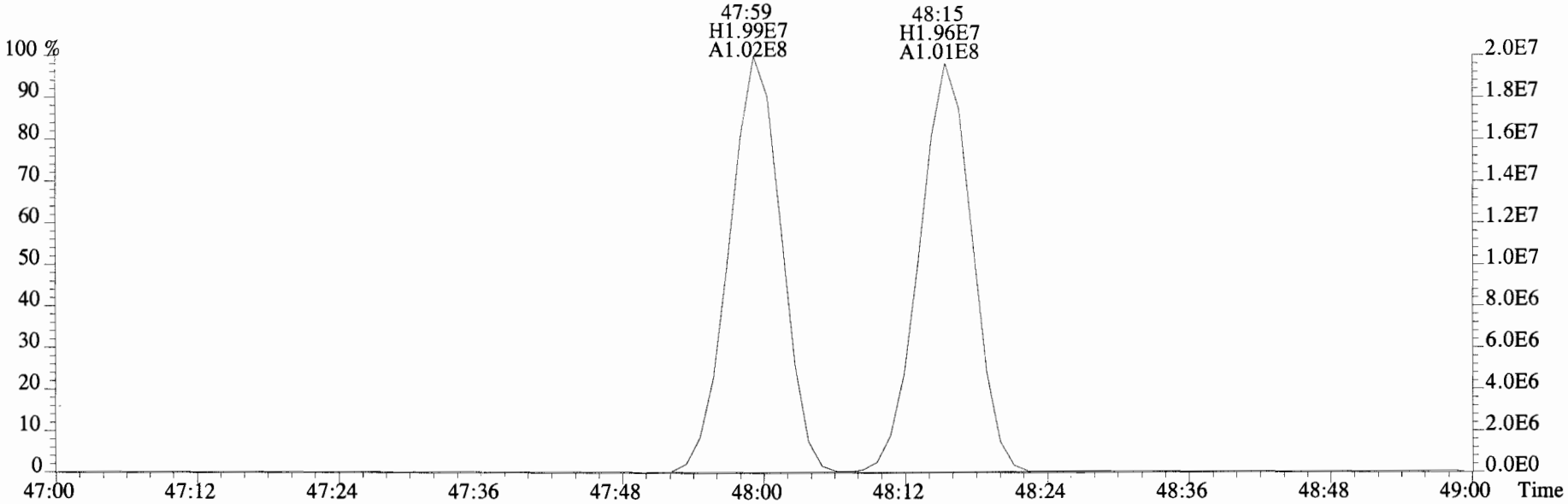

373.8788 S:5 F:4 SMO(1,3) BSUB(10000,15,-3.0) PKD(5,5,2,0.10%,20348.0,0.00%,F,F)

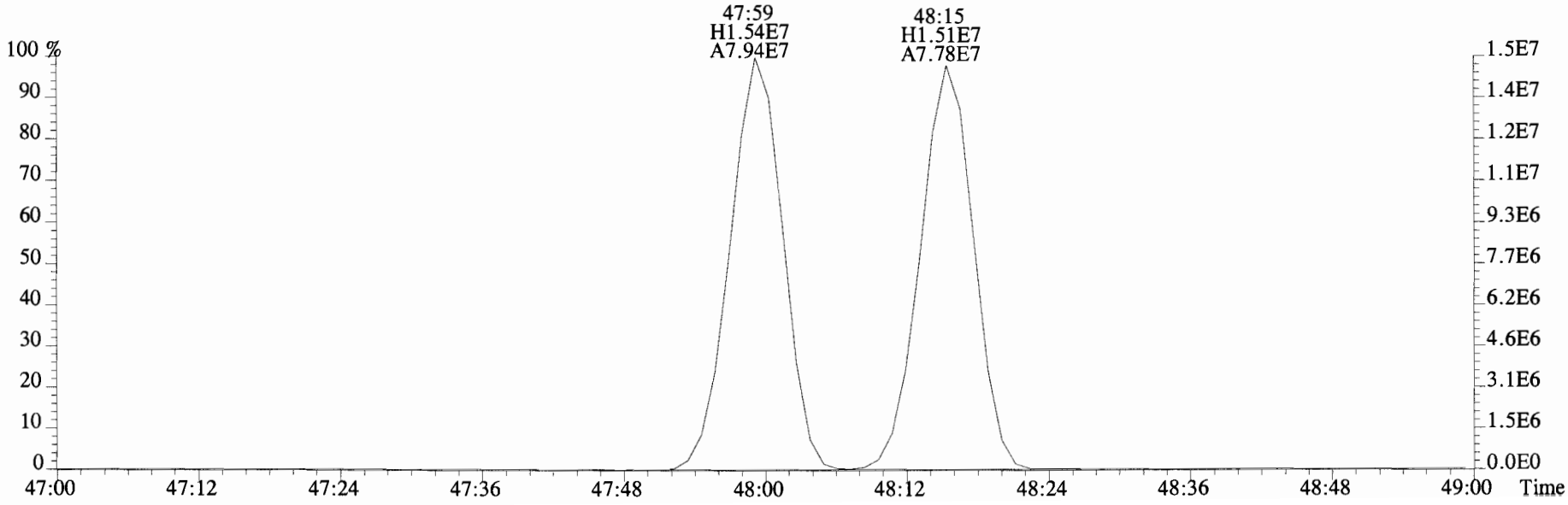

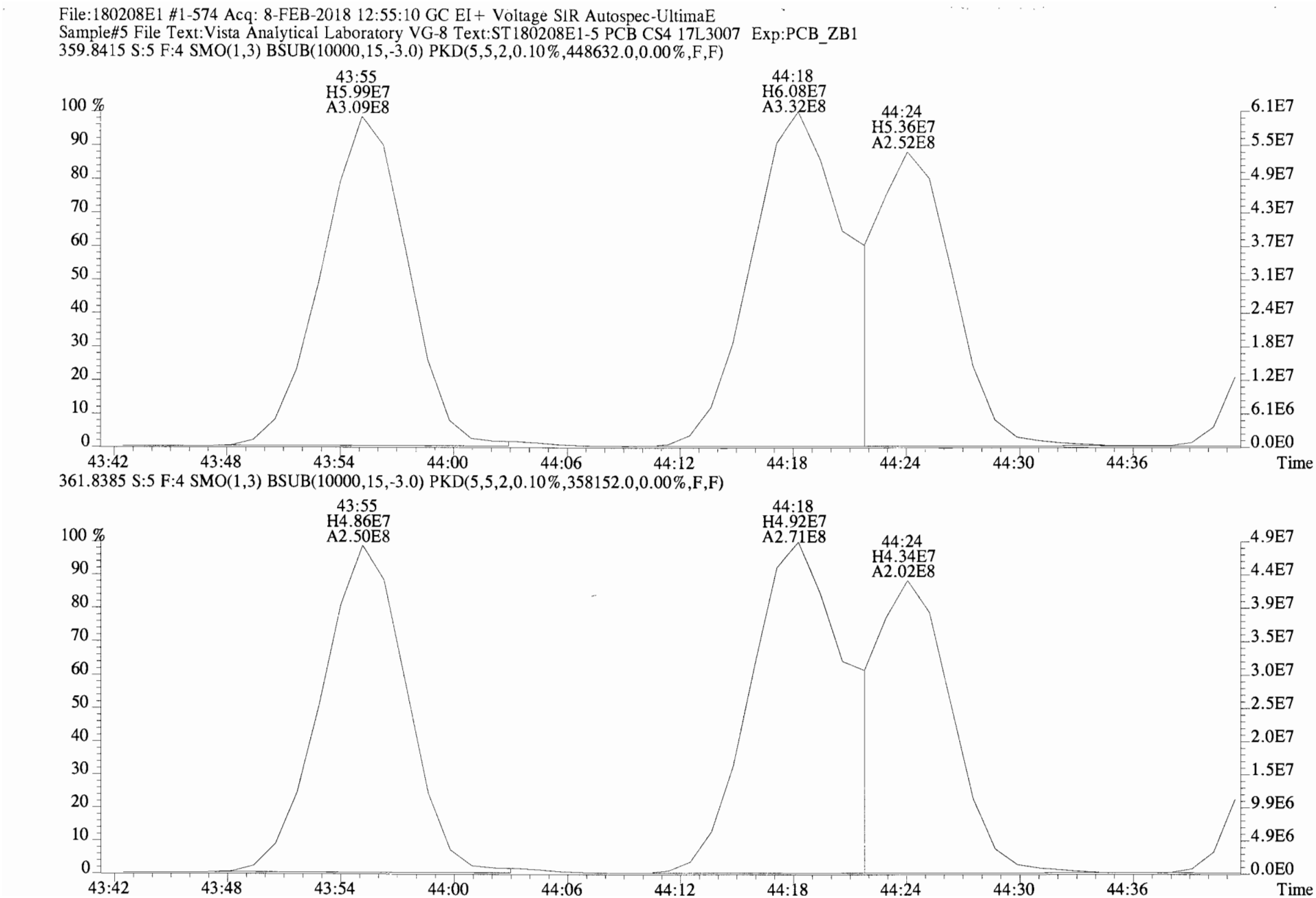
File:180208E1 #1-574 Acq: 8-FEB-2018 12:55:10 GC EI+ Voltage SIR Autospec-UltimaE
Sample#5 File Text:Vista Analytical Laboratory VG-8 Text:ST180208E1-5 PCB CS4 17L3007 Exp:PCB_ZB1
359.8415 S:5 F:4 SMO(1,3) BSUB(10000,15,-3.0) PKD(5,5,2,0.10%,448632.0,0.00%,F,F)
43:55
H5.99E7
A3.09E8
44:18
H6.08E7
A3.32E8
44:24
H5.36E7
A2.52E8
100 %
90
80
70
60
50
40
30
20
10
0
6.1E7
5.5E7
4.9E7
4.3E7
3.7E7
3.1E7
2.4E7
1.8E7
1.2E7
6.1E6
0.0E0
43:42
43:48
43:54
44:00
44:06
44:12
44:18
44:24
44:30
44:36
Time
361.8385 S:5 F:4 SMO(1,3) BSUB(10000,15,-3.0) PKD(5,5,2,0.10%,358152.0,0.00%,F,F)
43:55
H4.86E7
A2.50E8
44:18
H4.92E7
A2.71E8
44:24
H4.34E7
A2.02E8
100 %
90
80
70
60
50
40
30
20
10
0
4.9E7
4.4E7
3.9E7
3.5E7
3.0E7
2.5E7
2.0E7
1.5E7
9.9E6
4.9E6
0.0E0
43:42
43:48
43:54
44:00
44:06
44:12
44:18
44:24
44:30
44:36
Time

File:180208E1 #1-574 Acq: 8-FEB-2018 12:55:10 GC EI+ Voltage SIR Autospec-UltimaE
Sample#5 File Text:Vista Analytical Laboratory VG-8 Text:ST180208E1-5 PCB CS4 17L3007 Exp:PCB_ZB1
359.8415 S:5 F:4 SMO(1,3) BSUB(10000,15,-3.0) PKD(5,5,2,0.10%,448632.0,0.00%,F,F)

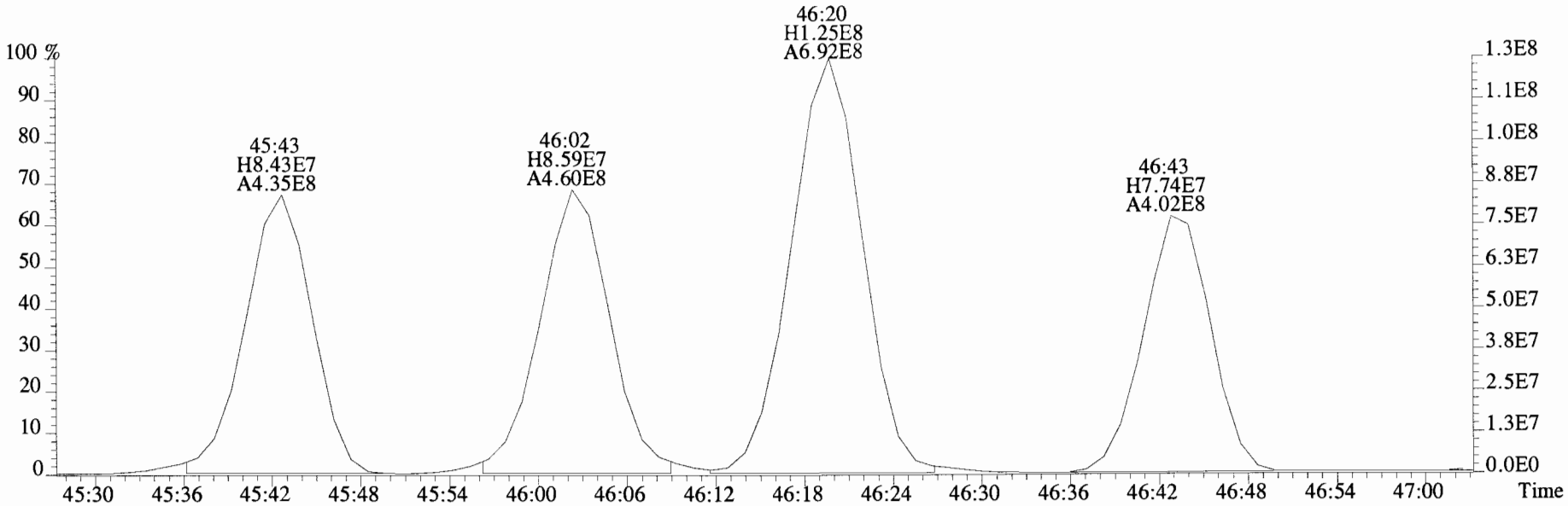

361.8385 S:5 F:4 SMO(1,3) BSUB(10000,15,-3.0) PKD(5,5,2,0.10%,358152.0,0.00%,F,F)

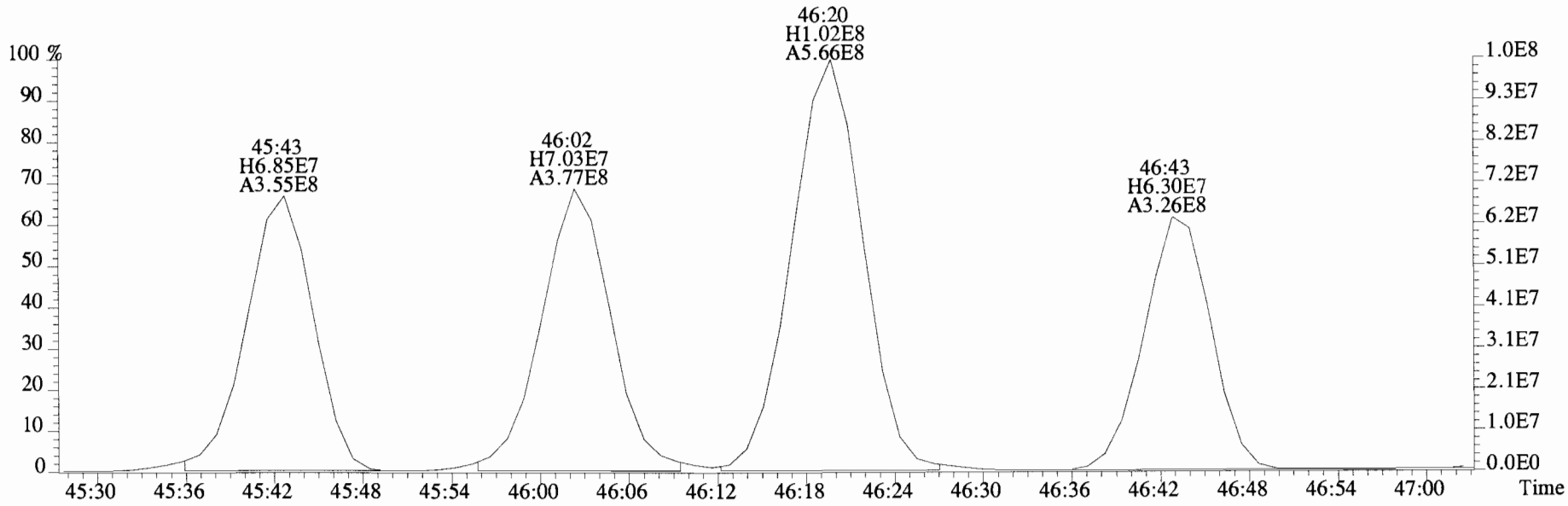

File:180208E1 #1-574 Acq: 8-FEB-2018 12:55:10 GC EI+ Voltage SIR Autospec-UltimaE
Sample#5 File Text:Vista Analytical Laboratory VG-8 Text:ST180208E1-5 PCB CS4 17L3007 Exp:PCB_ZB1
393.8025 S:5 F:4 SMO(1,3) BSUB(10000,15,-3.0) PKD(5,5,2,0.10%,325356.0,0.00%,F,F)

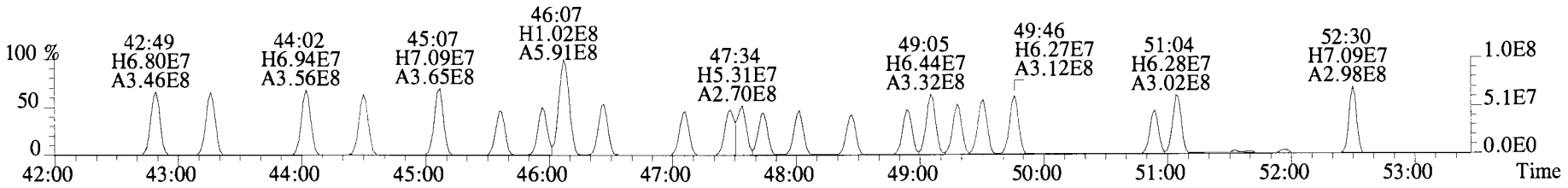

395.7995 S:5 F:4 SMO(1,3) BSUB(10000,15,-3.0) PKD(5,5,2,0.10%,302116.0,0.00%,F,F)

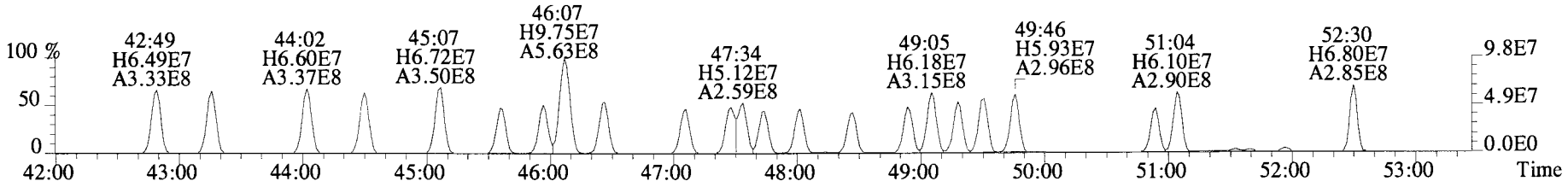

403.8457 S:5 F:4 SMO(1,3) BSUB(10000,15,-3.0) PKD(5,5,2,0.10%,9408.0,0.00%,F,F)

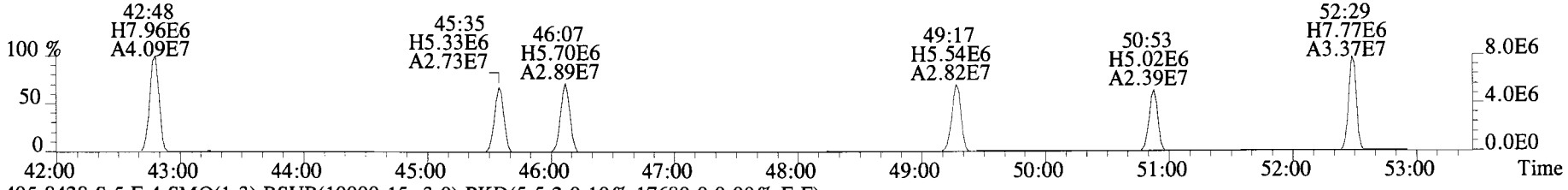

405.8428 S:5 F:4 SMO(1,3) BSUB(10000,15,-3.0) PKD(5,5,2,0.10%,17680.0,0.00%,F,F)

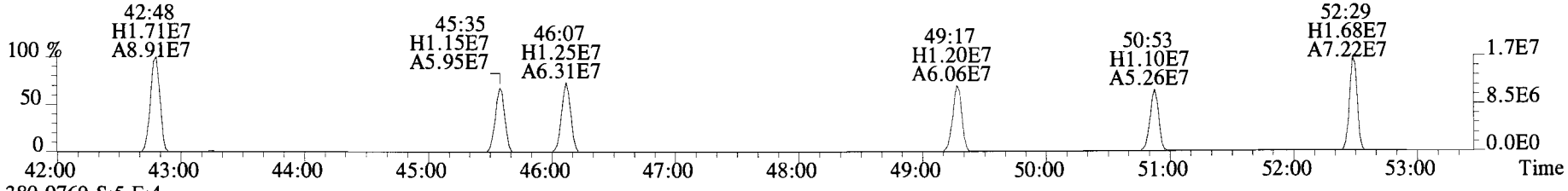

380.9760 S:5 F:4

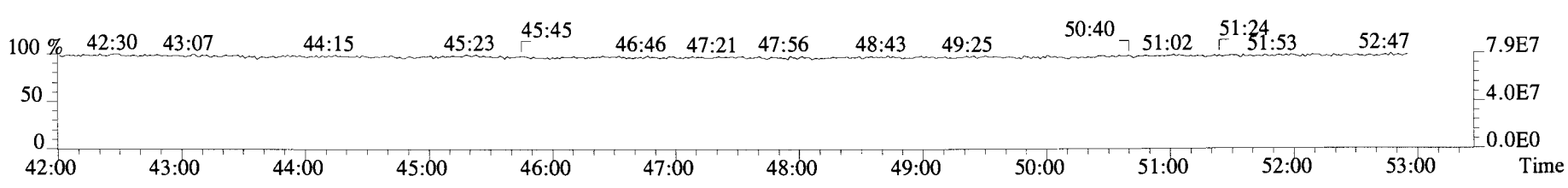

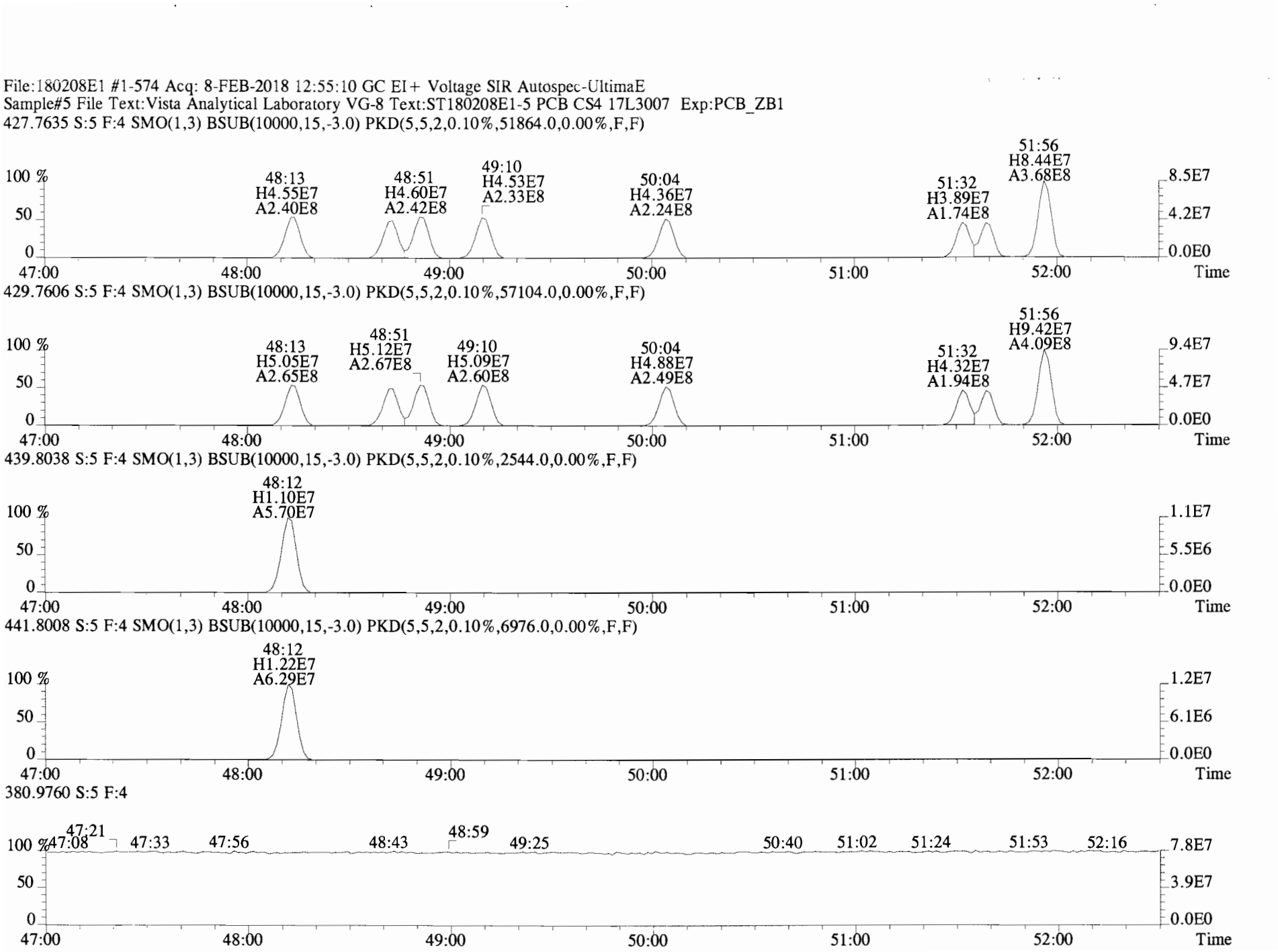
File:180208E1 #1-574 Acq: 8-FEB-2018 12:55:10 GC EI+ Voltage SIR Autospec-UltimaE
Sample#5 File Text:Vista Analytical Laboratory VG-8 Text:ST180208E1-5 PCB CS4 17L3007 Exp:PCB_ZB1
427.7635 S:5 F:4 SMO(1,3) BSUB(10000,15,-3.0) PKD(5,5,2,0.10%,51864.0,0.00%,F,F)
48:13 H4.55E7 A2.40E8
48:51 H4.60E7 A2.42E8
49:10 H4.53E7 A2.33E8
50:04 H4.36E7 A2.24E8
51:32 H3.89E7 A1.74E8
51:56 H8.44E7 A3.68E8
429.7606 S:5 F:4 SMO(1,3) BSUB(10000,15,-3.0) PKD(5,5,2,0.10%,57104.0,0.00%,F,F)
48:13 H5.05E7 A2.65E8
48:51 H5.12E7 A2.67E8
49:10 H5.09E7 A2.60E8
50:04 H4.88E7 A2.49E8
51:32 H4.32E7 A1.94E8
51:56 H9.42E7 A4.09E8
439.8038 S:5 F:4 SMO(1,3) BSUB(10000,15,-3.0) PKD(5,5,2,0.10%,2544.0,0.00%,F,F)
48:12 H1.10E7 A5.70E7
441.8008 S:5 F:4 SMO(1,3) BSUB(10000,15,-3.0) PKD(5,5,2,0.10%,6976.0,0.00%,F,F)
48:12 H1.22E7 A6.29E7
380.9760 S:5 F:4
47:21
47:08
47:33
47:56
48:43
48:59
49:25
50:40
51:02
51:24
51:53
52:16
100 %
50
0
47:00
48:00
49:00
50:00
51:00
52:00
Time
8.5E7
4.2E7
0.0E0
9.4E7
4.7E7
1.1E7
5.5E6
1.2E7
6.1E6
7.8E7
3.9E7

File:180208E1 #1-407 Acq: 8-FEB-2018 12:55:10 GC EI+ Voltage SIR Autospec-UltimaE
Sample#5 File Text:Vista Analytical Laboratory VG-8 Text:ST180208E1-5 PCB CS4 17L3007 Exp:PCB_ZB1
427.7635 S:5 F:5 SMO(1,3) BSUB(10000,15,-3.0) PKD(5,5,2,0.10%,271760.0,0.00%,F,F)

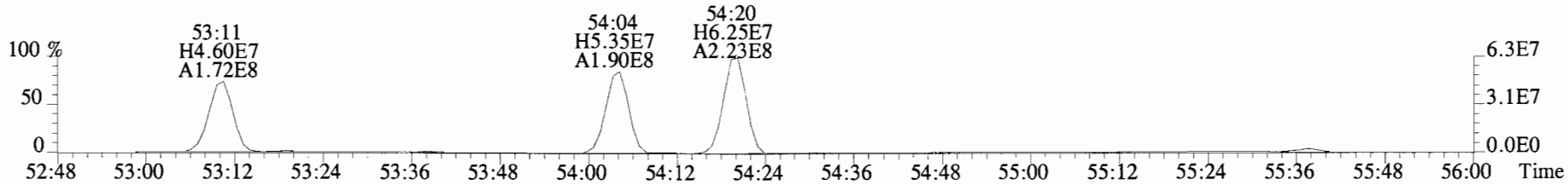

429.7606 S:5 F:5 SMO(1,3) BSUB(10000,15,-3.0) PKD(5,5,2,0.10%,305640.0,0.00%,F,F)

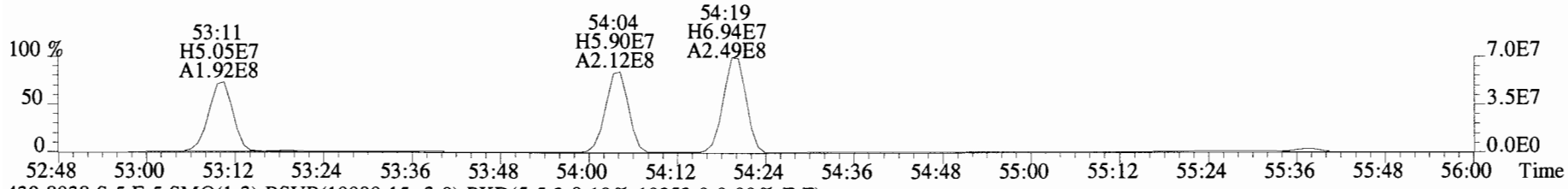

439.8038 S:5 F:5 SMO(1,3) BSUB(10000,15,-3.0) PKD(5,5,2,0.10%,10252.0,0.00%,F,F)

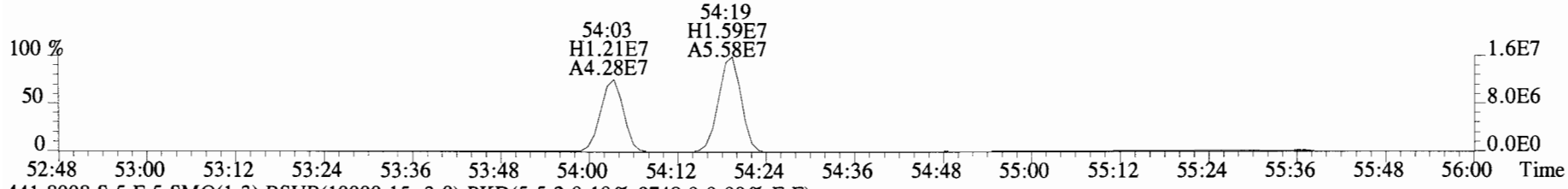

441.8008 S:5 F:5 SMO(1,3) BSUB(10000,15,-3.0) PKD(5,5,2,0.10%,9748.0,0.00%,F,F)

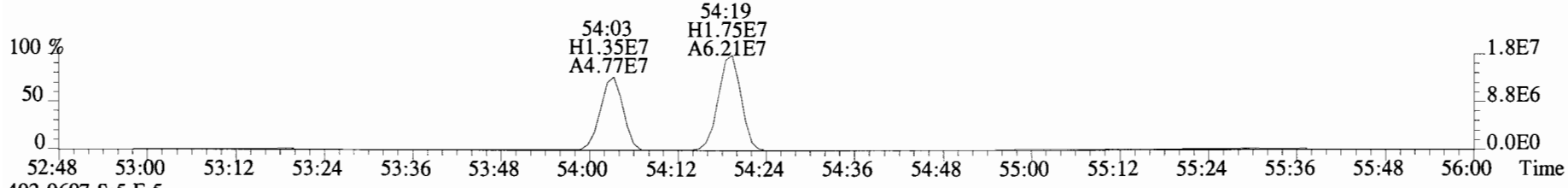

492.9697 S:5 F:5

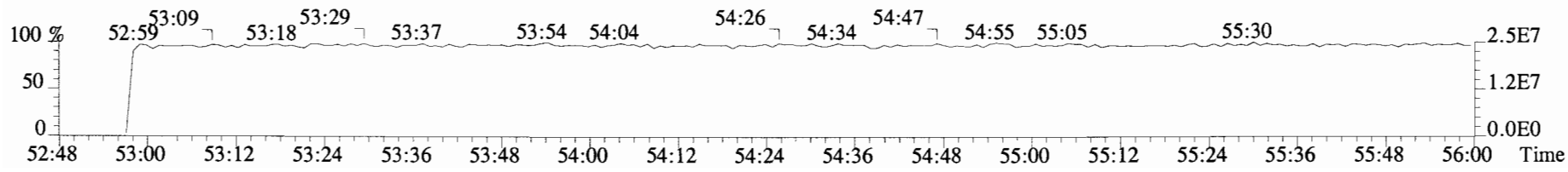

File:180208E1 #1-407 Acq: 8-FEB-2018 12:55:10 GC EI+ Voltage SIR Autospec-UltimaE
Sample#5 File Text:Vista Analytical Laboratory VG-8 Text:ST180208E1-5 PCB CS4 17L3007 Exp:PCB_ZB1
463.7216 S:5 F:5 SMO(1,3) BSUB(10000,15,-3.0) PKD(5,5,2,0.10%,229276.0,0.00%,F,F)

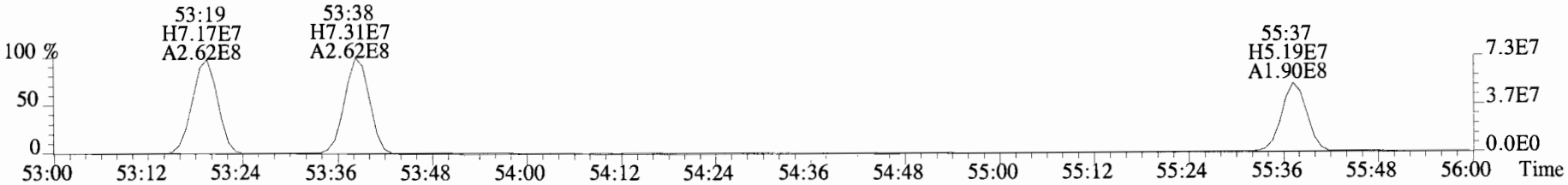

465.7186 S:5 F:5 SMO(1,3) BSUB(10000,15,-3.0) PKD(5,5,2,0.10%,174376.0,0.00%,F,F)



473.7648 S:5 F:5 SMO(1,3) BSUB(10000,15,-3.0) PKD(5,5,2,0.10%,37356.0,0.00%,F,F)

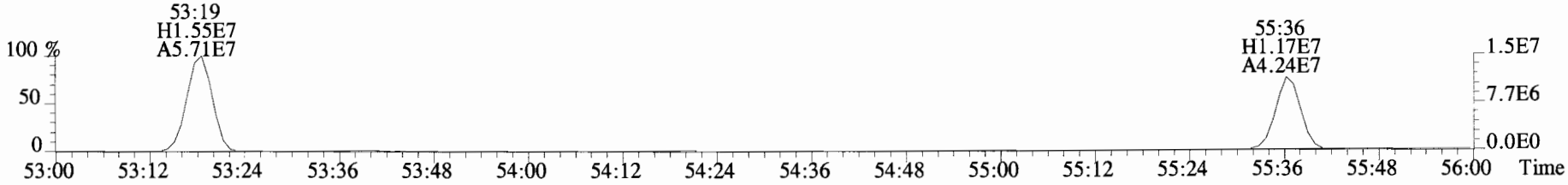

475.7619 S:5 F:5 SMO(1,3) BSUB(10000,15,-3.0) PKD(5,5,2,0.10%,47388.0,0.00%,F,F)

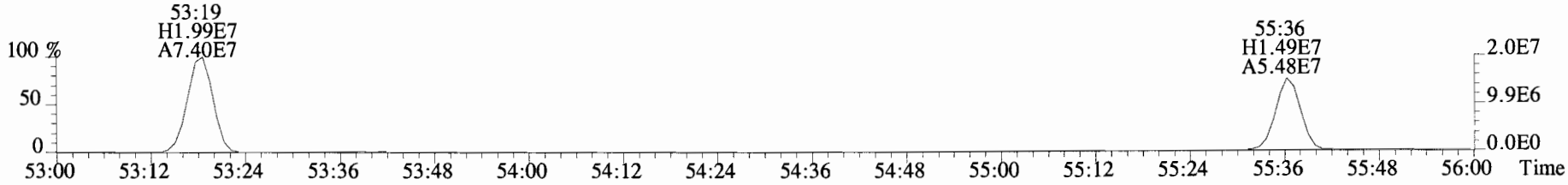

492.9697 S:5 F:5

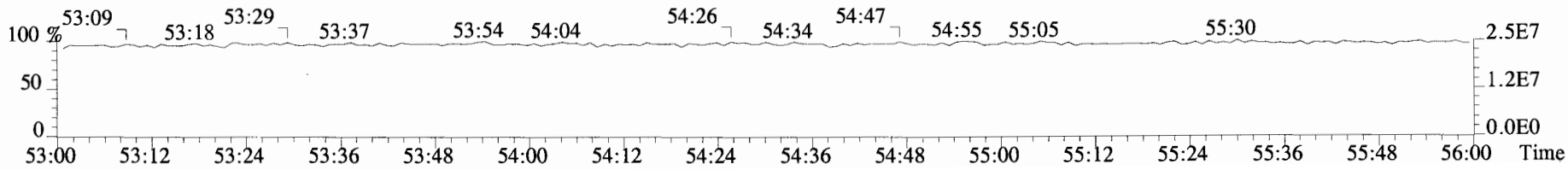

File:180208E1 #1-407 Acq: 8-FEB-2018 12:55:10 GC EI+ Voltage SIR Autospec-UltimaE
Sample#5 File Text:Vista Analytical Laboratory VG-8 Text:ST180208E1-5 PCB CS4 17L3007 Exp:PCB_ZB1
497.6826 S:5 F:5 SMO(1,3) BSUB(10000,15,-3.0) PKD(5,5,2,0.10%,1776.0,0.00%,F,F)

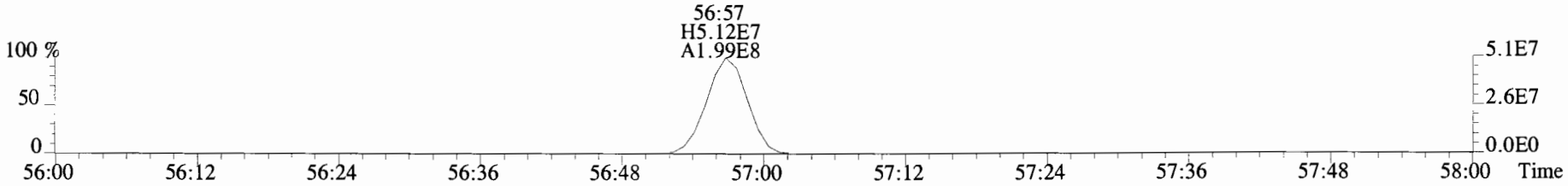

499.6797 S:5 F:5 SMO(1,3) BSUB(10000,15,-3.0) PKD(5,5,2,0.10%,1780.0,0.00%,F,F)

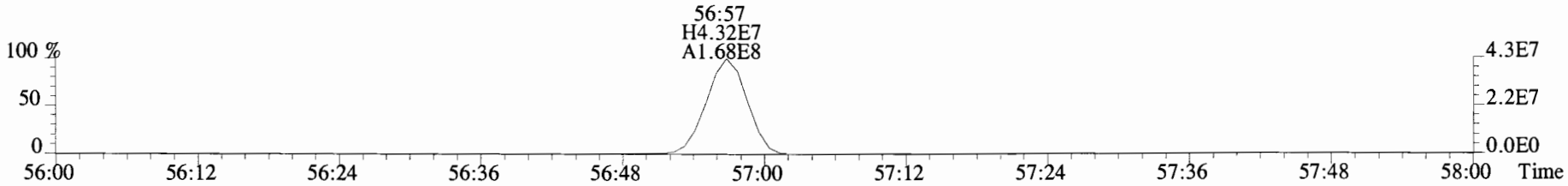

509.7229 S:5 F:5 SMO(1,3) BSUB(10000,15,-3.0) PKD(5,5,2,0.10%,1792.0,0.00%,F,F)

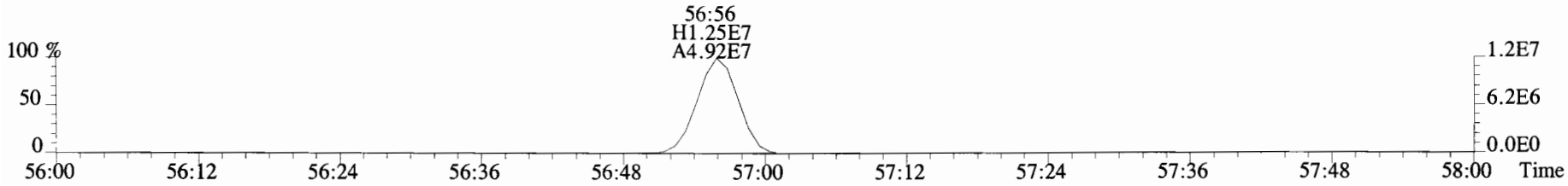

511.7199 S:5 F:5 SMO(1,3) BSUB(10000,15,-3.0) PKD(5,5,2,0.10%,1656.0,0.00%,F,F)

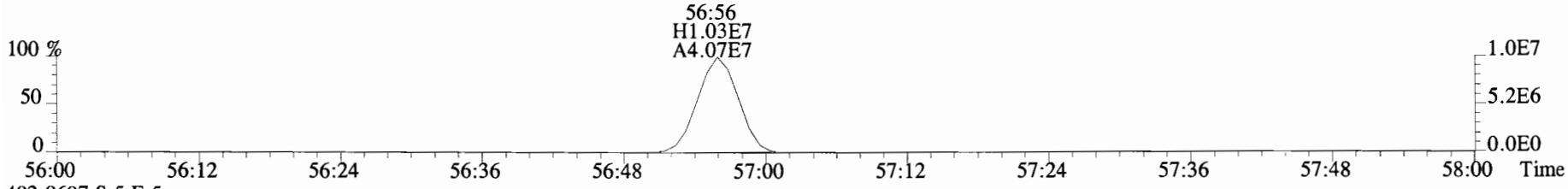

492.9697 S:5 F:5

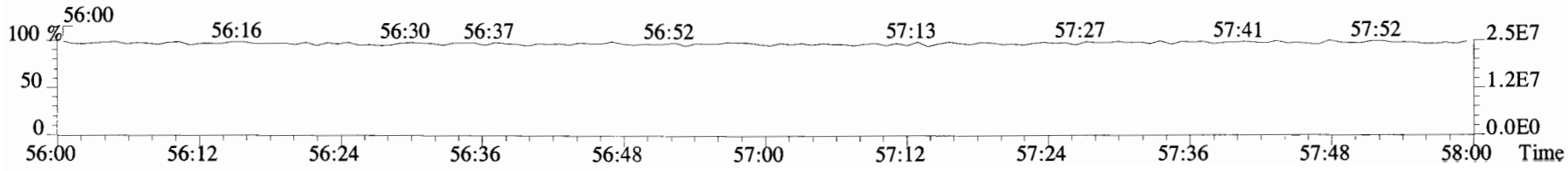

File:180208E1 #1-867 Acq: 8-FEB-2018 14:00:18 GC EI+ Voltage SIR Autospec-UltimaE
Sample#6 File Text:Vista Analytical Laboratory VG-8 Text:ST180208E1-6 PCB CS5 17L3008 Exp:PCB_ZB1
188.0393 S:6 SMO(1,3) BSUB(10000,15,-3.0) PKD(5,5,2,0.10%,13676.0,0.00%,F,F)

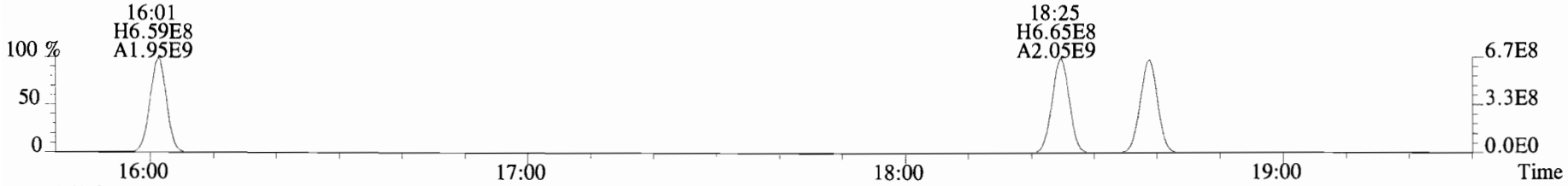

190.0363 S:6 SMO(1,3) BSUB(10000,15,-3.0) PKD(5,5,2,0.10%,8128.0,0.00%,F,F)

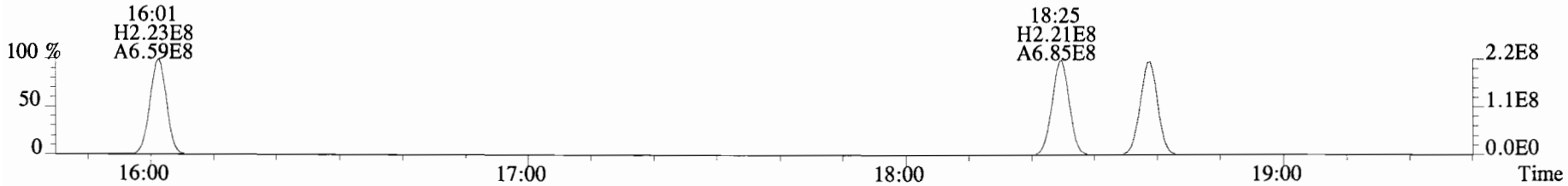

200.0795 S:6 SMO(1,3) BSUB(10000,15,-3.0) PKD(5,5,2,0.10%,7876.0,0.00%,F,F)

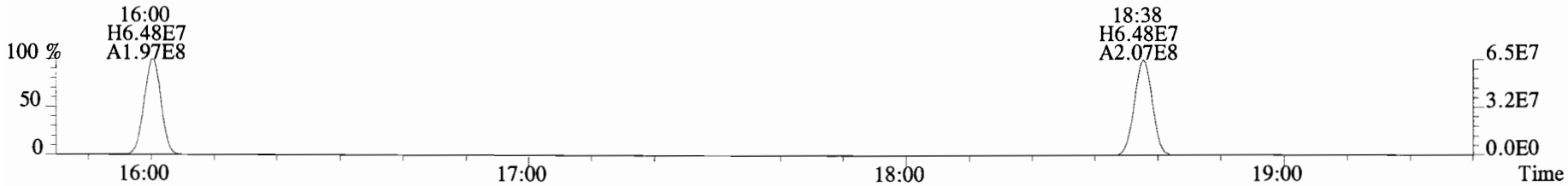

202.0766 S:6 SMO(1,3) BSUB(10000,15,-3.0) PKD(5,5,2,0.10%,40796.0,0.00%,F,F)

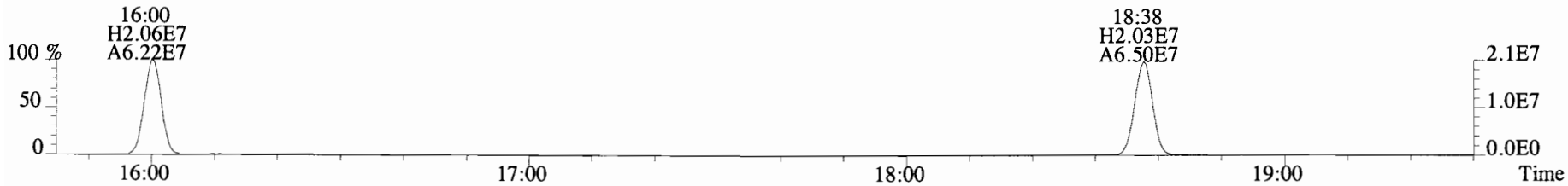

180.9880 S:6

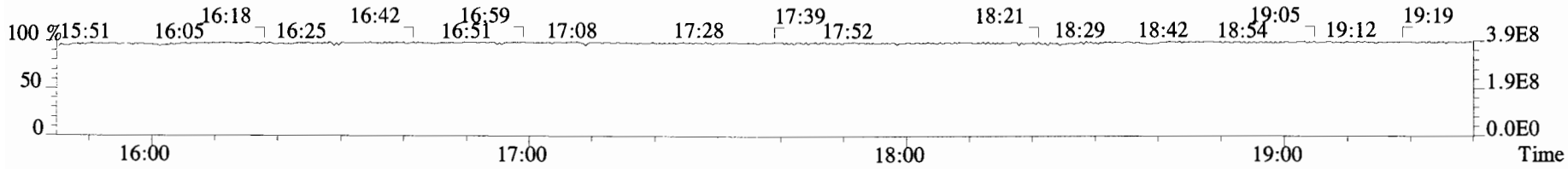

File:180208E1 #1-757 Acq: 8-FEB-2018 14:00:18 GC EI+ Voltage SIR Autospec-UltimaE
Sample#6 File Text:Vista Analytical Laboratory VG-8 Text:ST180208E1-6 PCB CS5 17L3008 Exp:PCB_ZB1
222.0003 S:6 F:2 SMO(1,3) BSUB(10000,15,-3.0) PKD(5,5,2,0.10%,105088.0,0.00%,F,F)

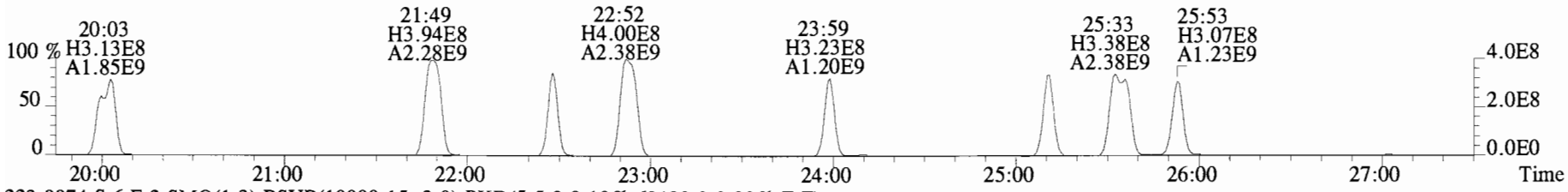

223.9974 S:6 F:2 SMO(1,3) BSUB(10000,15,-3.0) PKD(5,5,2,0.10%,63132.0,0.00%,F,F)

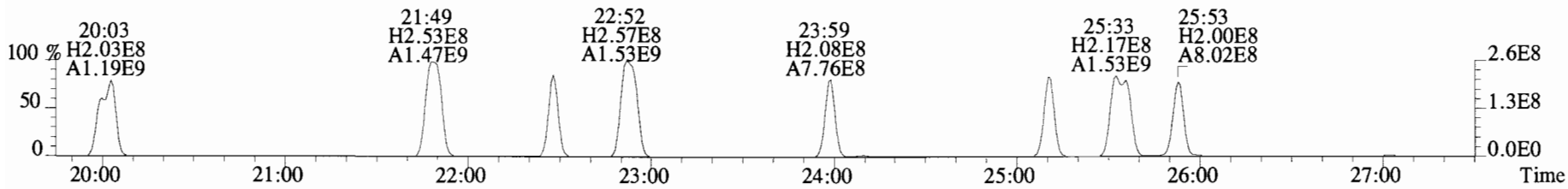

234.0406 S:6 F:2 SMO(1,3) BSUB(10000,15,-3.0) PKD(5,5,2,0.10%,5376.0,0.00%,F,F)

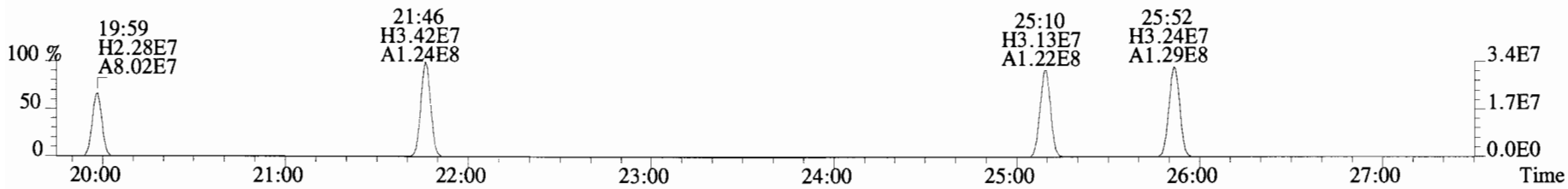

236.0376 S:6 F:2 SMO(1,3) BSUB(10000,15,-3.0) PKD(5,5,2,0.10%,5360.0,0.00%,F,F)

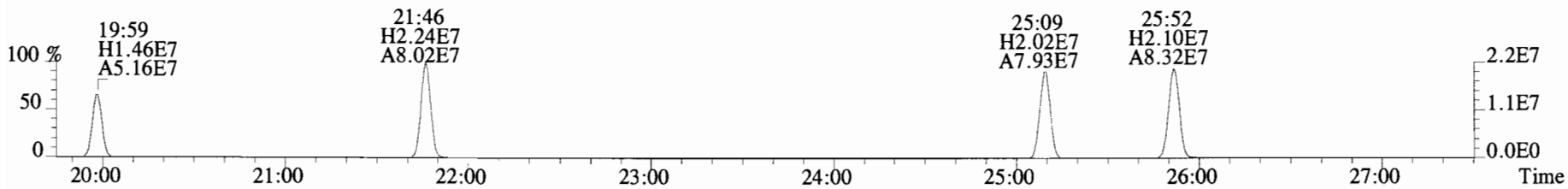

230.9856 S:6 F:2

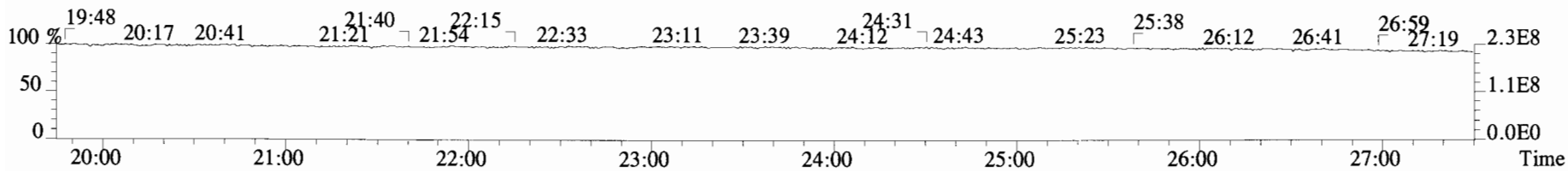

File:180208E1 #1-757 Acq: 8-FEB-2018 14:00:18 GC EI+ Voltage SIR Autospec-UltimaE
Sample#6 File Text:Vista Analytical Laboratory VG-8 Text:ST180208E1-6 PCB CS5 17L3008 Exp:PCB_ZB1
222.0003 S:6 F:2 SMO(1,3) BSUB(10000,15,-3.0) PKD(5,5,2,0.10%,105088.0,0.00%,F,F)

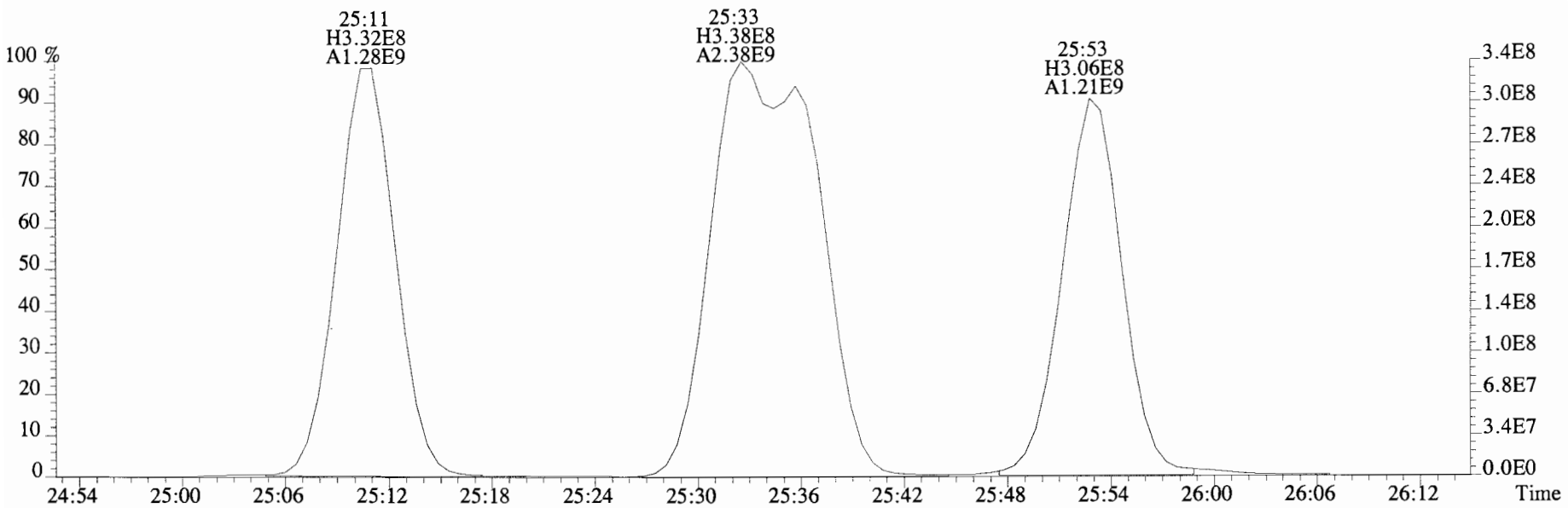

223.9974 S:6 F:2 SMO(1,3) BSUB(10000,15,-3.0) PKD(5,5,2,0.10%,63132.0,0.00%,F,F)

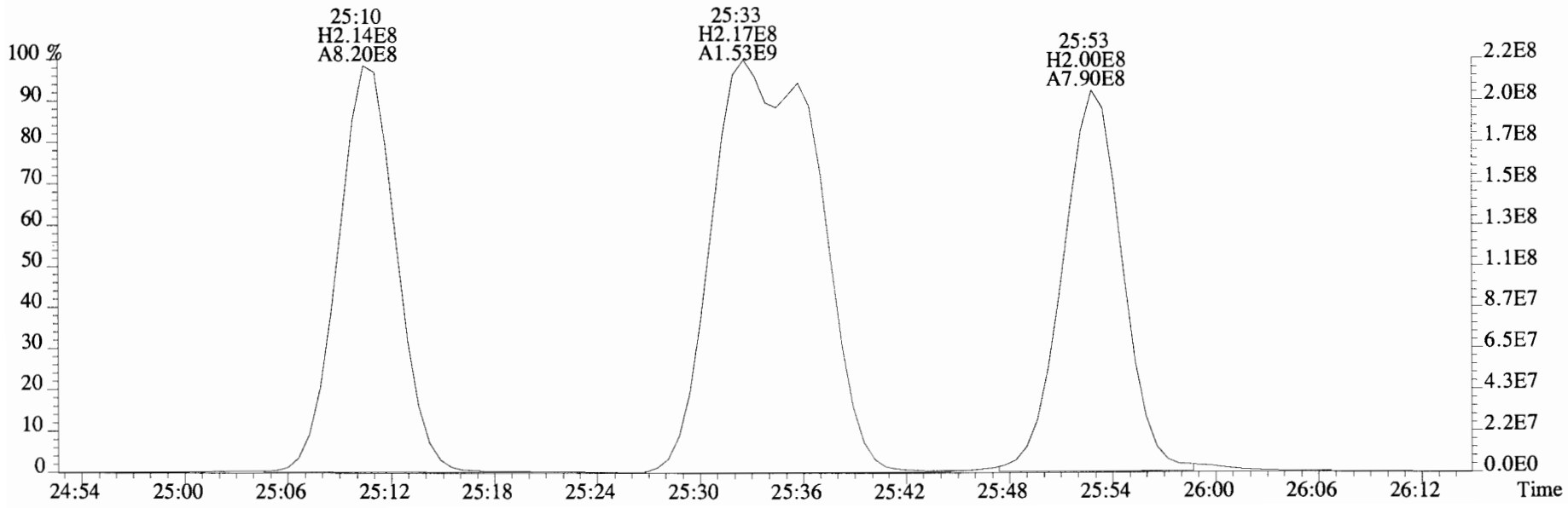

File:180208E1 #1-757 Acq: 8-FEB-2018 14:00:18 GC EI+ Voltage SIR Autospec-UltimaE
Sample#6 File Text:Vista Analytical Laboratory VG-8 Text:ST180208E1-6 PCB CS5 17L3008 Exp:PCB_ZB1
255.9613 S:6 F:2 SMO(1,3) BSUB(10000,15,-3.0) PKD(5,5,2,0.10%,4416.0,0.00%,F,F)

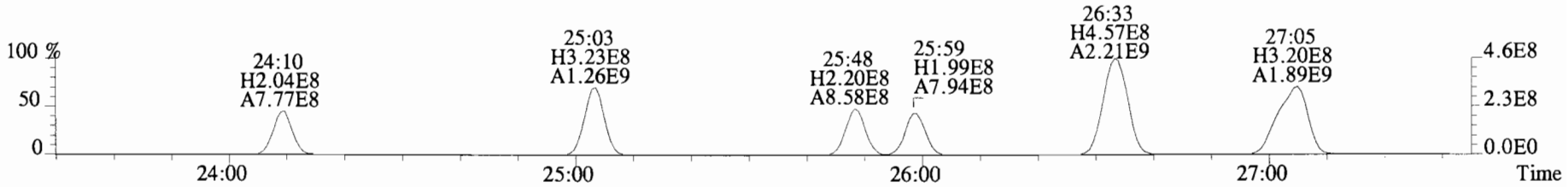

257.9584 S:6 F:2 SMO(1,3) BSUB(10000,15,-3.0) PKD(5,5,2,0.10%,3504.0,0.00%,F,F)

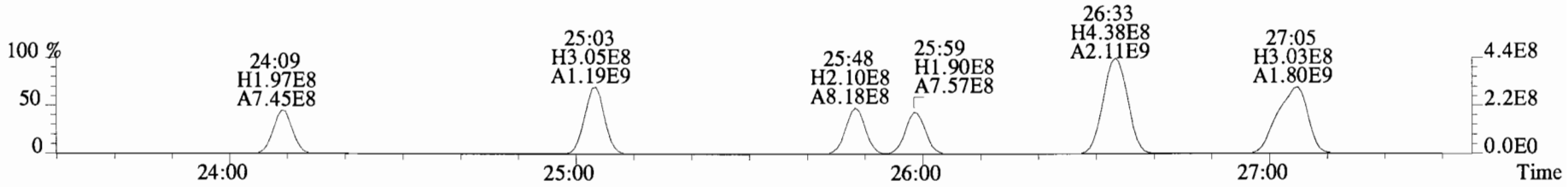

268.0016 S:6 F:2 SMO(1,3) BSUB(10000,15,-3.0) PKD(5,5,2,0.10%,90196.0,0.00%,F,F)



269.9986 S:6 F:2 SMO(1,3) BSUB(10000,15,-3.0) PKD(5,5,2,0.10%,38764.0,0.00%,F,F)

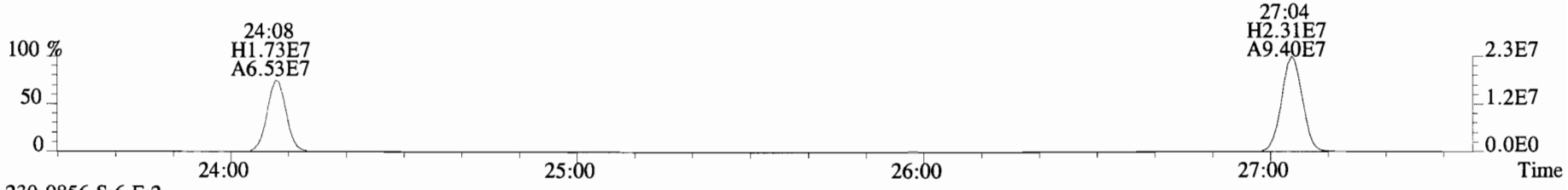

230.9856 S:6 F:2



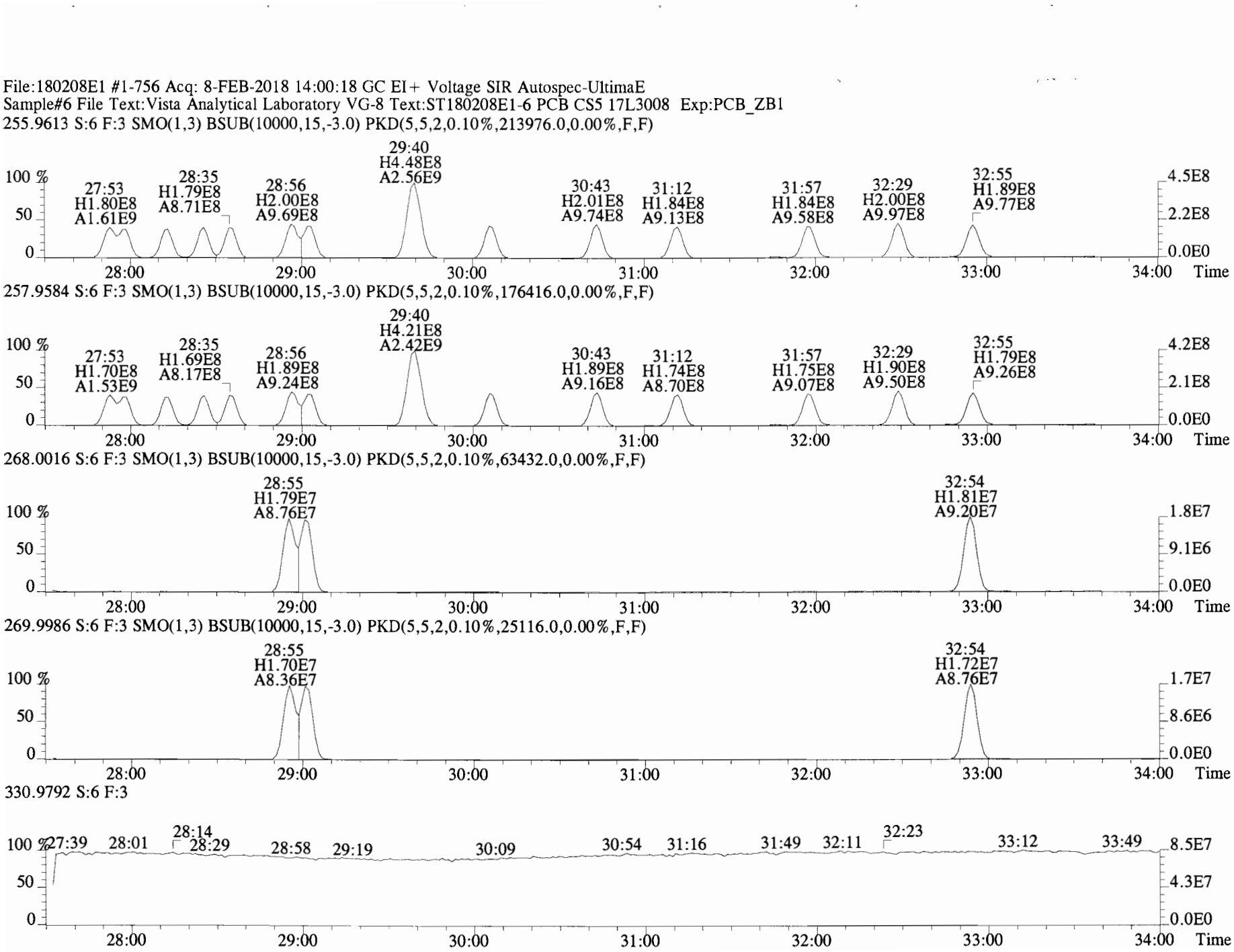
File:180208E1 #1-756 Acq: 8-FEB-2018 14:00:18 GC EI+ Voltage SIR Autospec-UltimaE
Sample#6 File Text:Vista Analytical Laboratory VG-8 Text:ST180208E1-6 PCB CS5 17L3008 Exp:PCB_ZB1
255.9613 S:6 F:3 SMO(1,3) BSUB(10000,15,-3.0) PKD(5,5,2,0.10%,213976.0,0.00%,F,F)
27:53 H1.80E8 A1.61E9
28:35 H1.79E8 A8.71E8
28:56 H2.00E8 A9.69E8
29:40 H4.48E8 A2.56E9
30:43 H2.01E8 A9.74E8
31:12 H1.84E8 A9.13E8
31:57 H1.84E8 A9.58E8
32:29 H2.00E8 A9.97E8
32:55 H1.89E8 A9.77E8
257.9584 S:6 F:3 SMO(1,3) BSUB(10000,15,-3.0) PKD(5,5,2,0.10%,176416.0,0.00%,F,F)
27:53 H1.70E8 A1.53E9
28:35 H1.69E8 A8.17E8
28:56 H1.89E8 A9.24E8
29:40 H4.21E8 A2.42E9
30:43 H1.89E8 A9.16E8
31:12 H1.74E8 A8.70E8
31:57 H1.75E8 A9.07E8
32:29 H1.90E8 A9.50E8
32:55 H1.79E8 A9.26E8
268.0016 S:6 F:3 SMO(1,3) BSUB(10000,15,-3.0) PKD(5,5,2,0.10%,63432.0,0.00%,F,F)
28:55 H1.79E7 A8.76E7
32:54 H1.81E7 A9.20E7
269.9986 S:6 F:3 SMO(1,3) BSUB(10000,15,-3.0) PKD(5,5,2,0.10%,25116.0,0.00%,F,F)
28:55 H1.70E7 A8.36E7
32:54 H1.72E7 A8.76E7
330.9792 S:6 F:3
27:39 28:01 28:14 28:29 28:58 29:19 30:09 30:54 31:16 31:49 32:11 32:23 33:12 33:49
100 %
50
0
28:00 29:00 30:00 31:00 32:00 33:00 34:00 Time
4.5E8 2.2E8 0.0E0
4.2E8 2.1E8 0.0E0
1.8E7 9.1E6 0.0E0
1.7E7 8.6E6 0.0E0
8.5E7 4.3E7 0.0E0

File:180208E1 #1-756 Acq: 8-FEB-2018 14:00:18 GC EI+ Voltage SIR Autospec-UltimaE
Sample#6 File Text:Vista Analytical Laboratory VG-8 Text:ST180208E1-6 PCB CS5 17L3008 Exp:PCB_ZB1
268.0016 S:6 F:3 SMO(1,3) BSUB(10000,15,-3.0) PKD(5,5,2,0.10%,63432.0,0.00%,F,F)

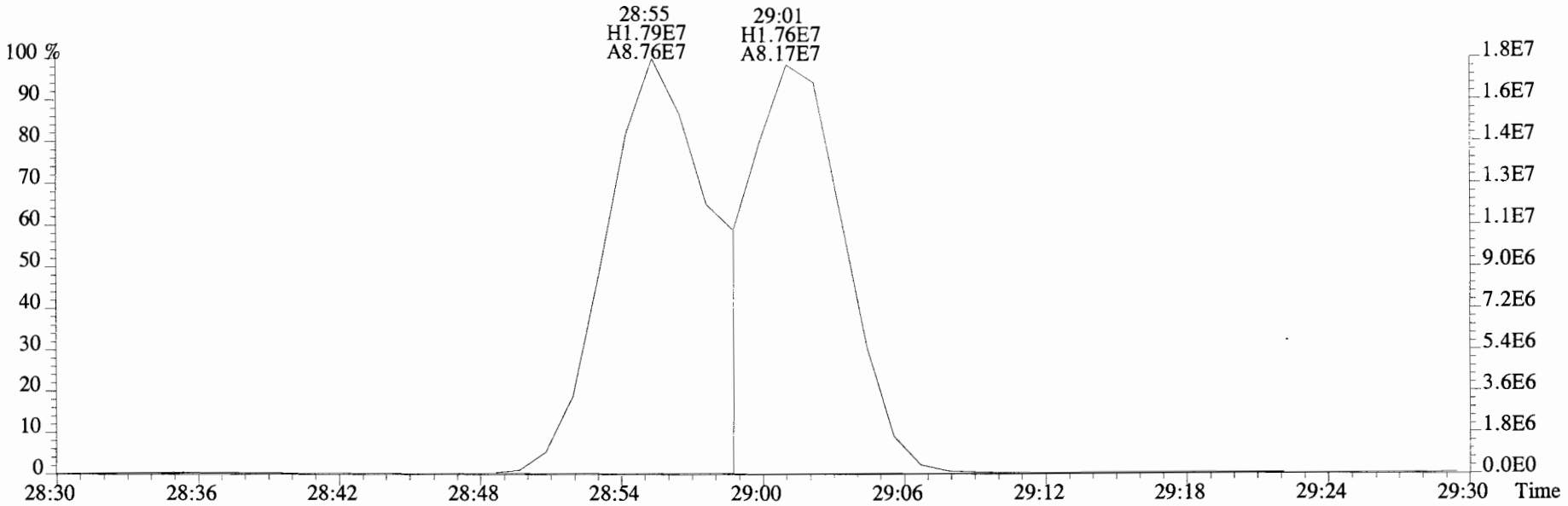

269.9986 S:6 F:3 SMO(1,3) BSUB(10000,15,-3.0) PKD(5,5,2,0.10%,25116.0,0.00%,F,F)

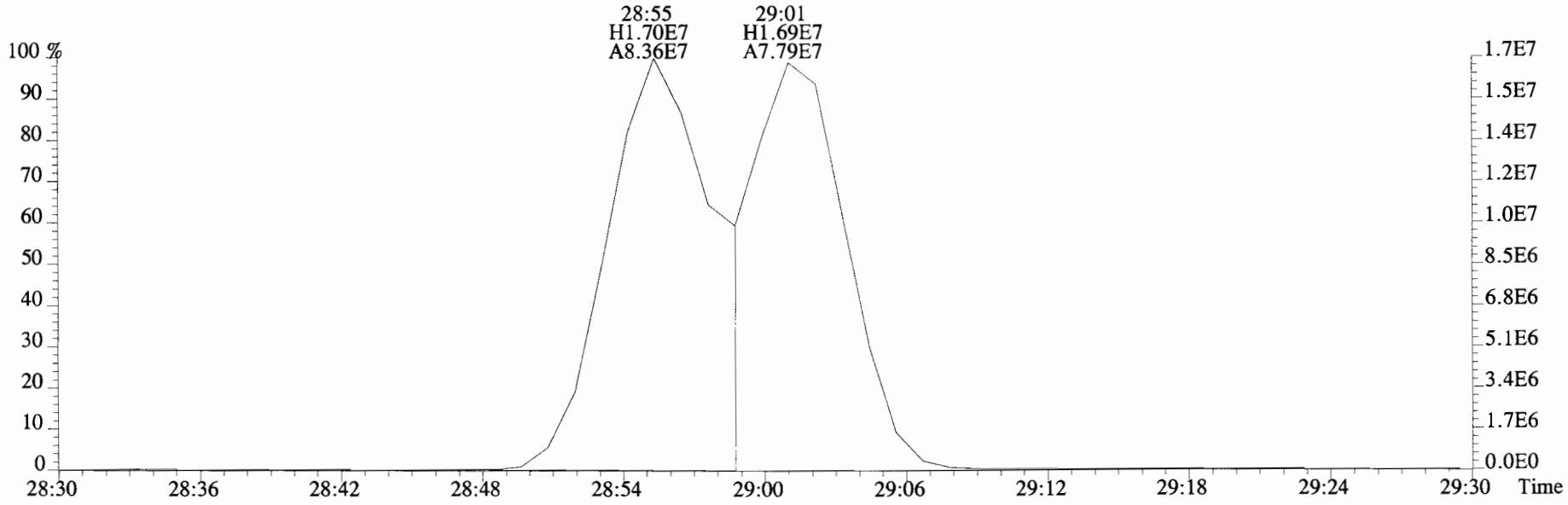

File:180208E1 #1-756 Acq: 8-FEB-2018 14:00:18 GC EI+ Voltage SIR Autospec-UltimaE
Sample#6 File Text:Vista Analytical Laboratory VG-8 Text:ST180208E1-6 PCB CS5 17L3008 Exp:PCB_ZB1
255.9613 S:6 F:3 SMO(1,3) BSUB(10000,15,-3.0) PKD(5,5,2,0.10%,213976.0,0.00%,F,F)

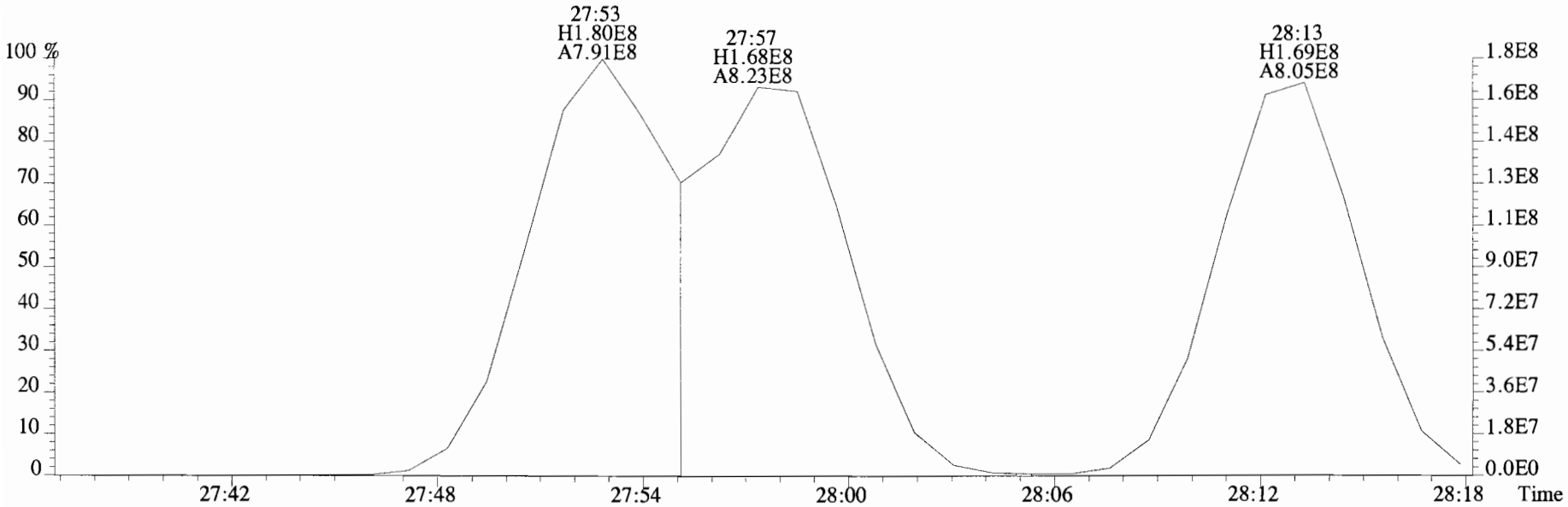

257.9584 S:6 F:3 SMO(1,3) BSUB(10000,15,-3.0) PKD(5,5,2,0.10%,176416.0,0.00%,F,F)

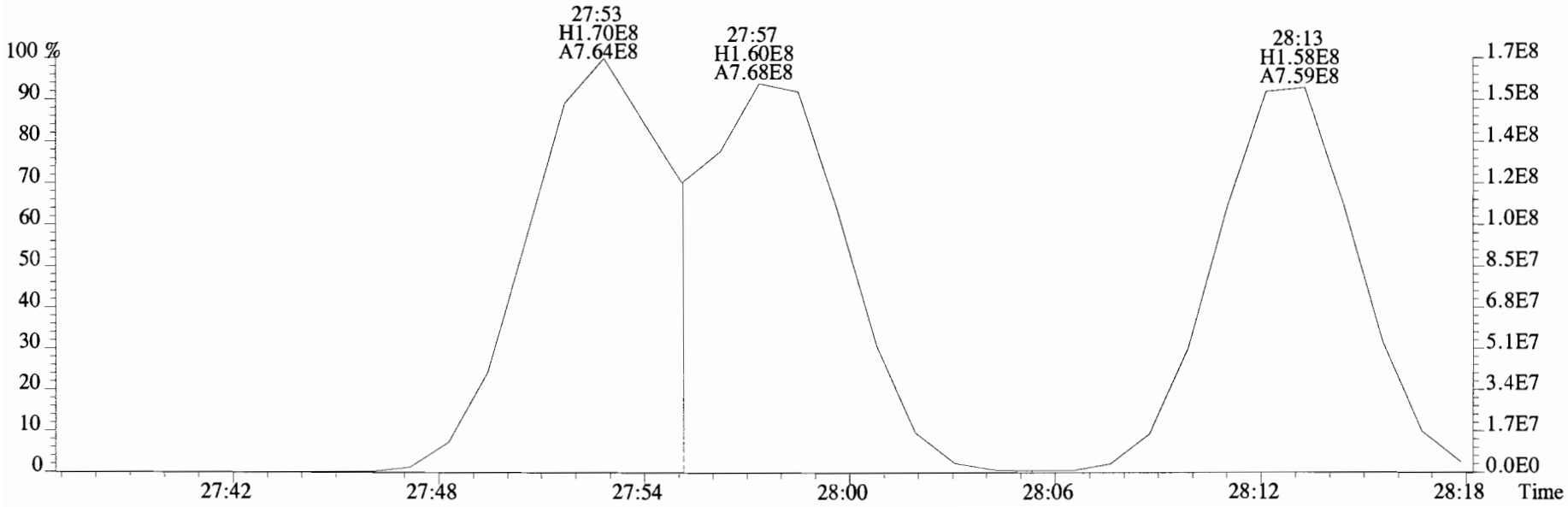

File:180208E1 #1-756 Acq: 8-FEB-2018 14:00:18 GC EI+ Voltage SIR Autospec-UltimaE
Sample#6 File Text:Vista Analytical Laboratory VG-8 Text:ST180208E1-6 PCB CS5 17L3008 Exp:PCB_ZB1
255.9613 S:6 F:3 SMO(1,3) BSUB(10000,15,-3.0) PKD(5,5,2,0.10%,213976.0,0.00%,F,F)

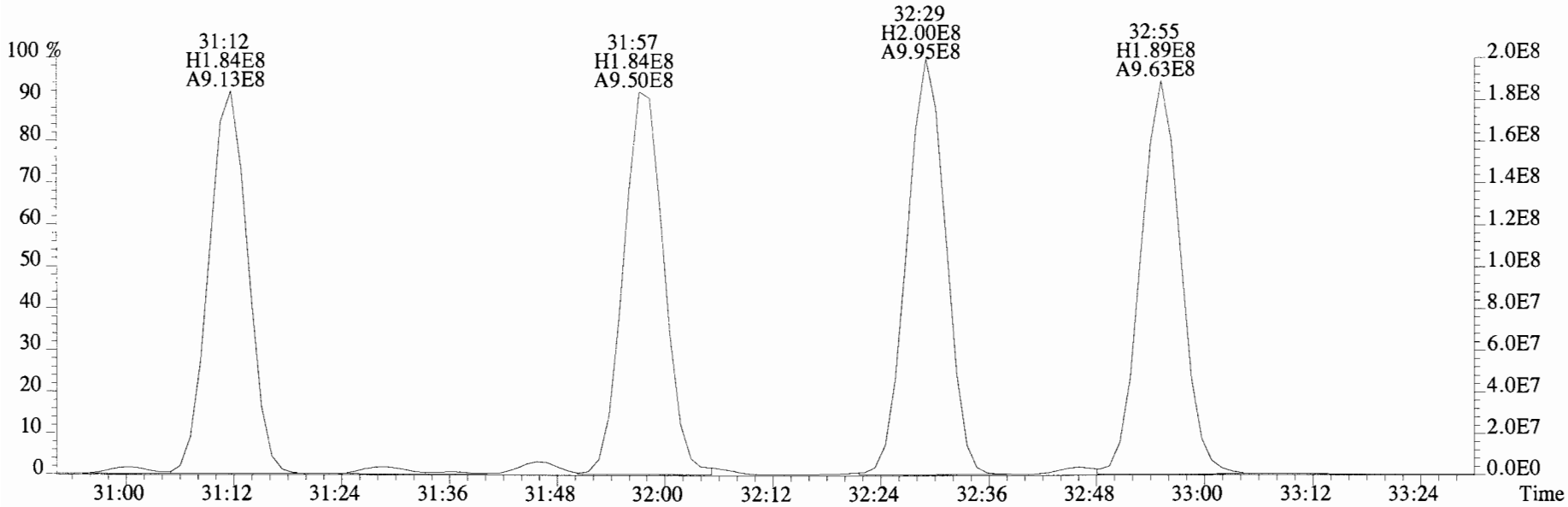

257.9584 S:6 F:3 SMO(1,3) BSUB(10000,15,-3.0) PKD(5,5,2,0.10%,176416.0,0.00%,F,F)

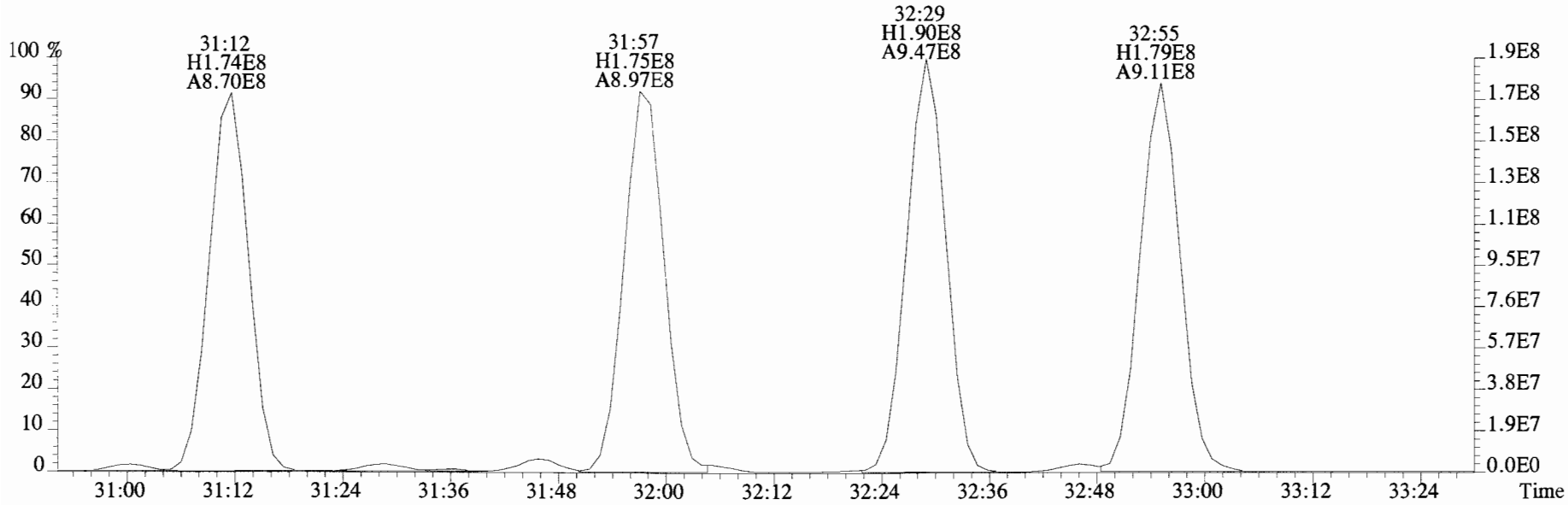

File:180208E1 #1-756 Acq: 8-FEB-2018 14:00:18 GC EI+ Voltage SIR Autospec-UltimaE
Sample#6 File Text:Vista Analytical Laboratory VG-8 Text:ST180208E1-6 PCB CS5 17L3008 Exp:PCB_ZB1
289.9224 S:6 F:3 SMO(1,3) BSUB(10000,15,-3.0) PKD(5,5,2,0.10%,258380.0,0.00%,F,F)

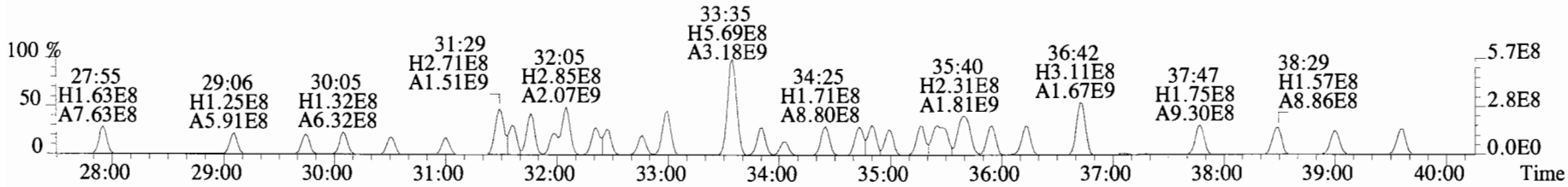

291.9194 S:6 F:3 SMO(1,3) BSUB(10000,15,-3.0) PKD(5,5,2,0.10%,148624.0,0.00%,F,F)

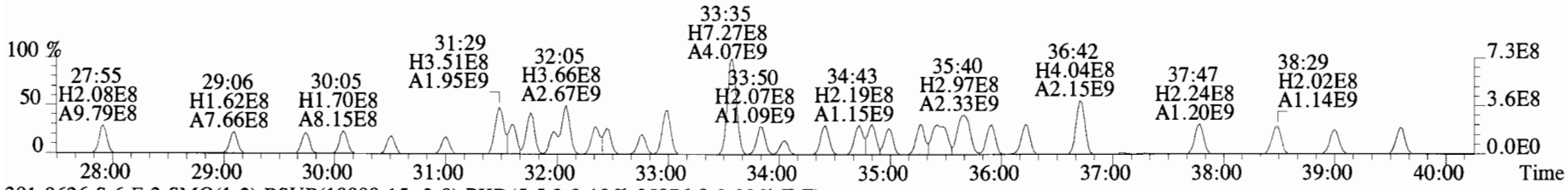

301.9626 S:6 F:3 SMO(1,3) BSUB(10000,15,-3.0) PKD(5,5,2,0.10%,35976.0,0.00%,F,F)



303.9597 S:6 F:3 SMO(1,3) BSUB(10000,15,-3.0) PKD(5,5,2,0.10%,23044.0,0.00%,F,F)

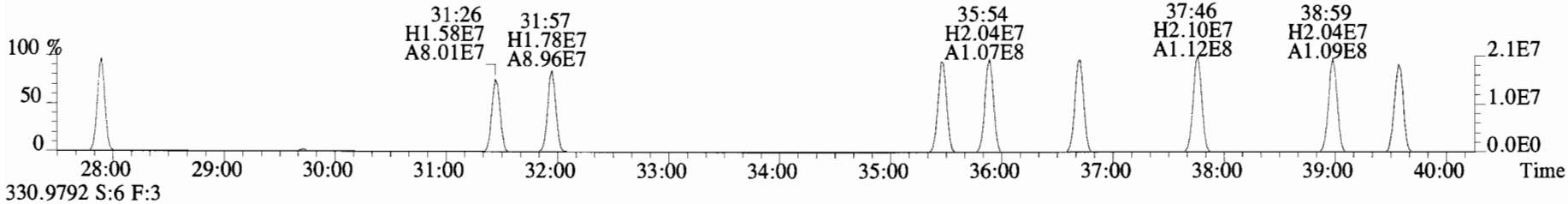

330.9792 S:6 F:3

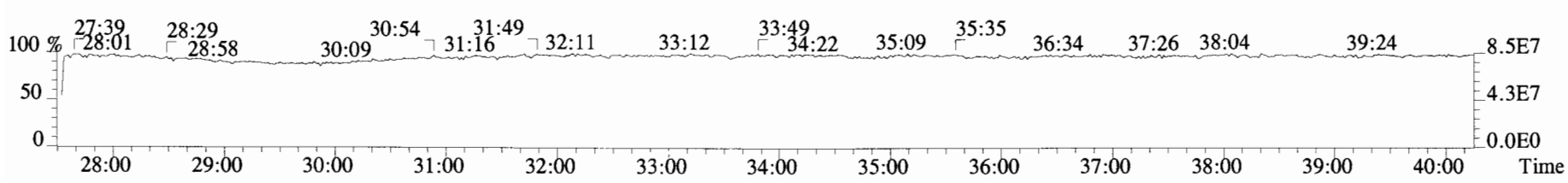

File:180208E1 #1-756 Acq: 8-FEB-2018 14:00:18 GC EI+ Voltage SIR Autospec-UltimaE
Sample#6 File Text:Vista Analytical Laboratory VG-8 Text:ST180208E1-6 PCB CS5 17L3008 Exp:PCB_ZB1
289.9224 S:6 F:3 SMO(1,3) BSUB(10000,15,-3.0) PKD(5,5,2,0.10%,258380.0,0.00%,F,F)

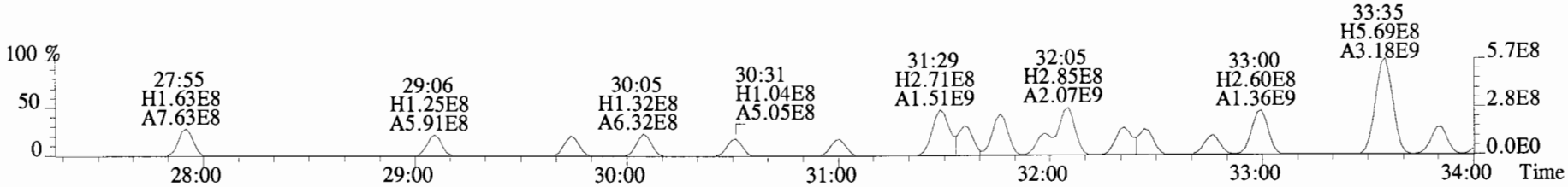

291.9194 S:6 F:3 SMO(1,3) BSUB(10000,15,-3.0) PKD(5,5,2,0.10%,148624.0,0.00%,F,F)

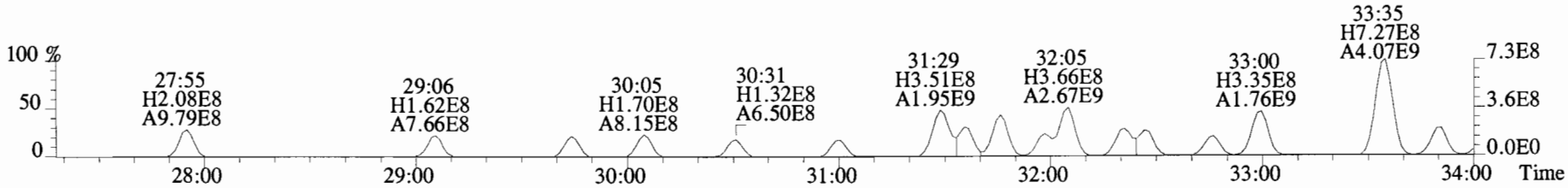

301.9626 S:6 F:3 SMO(1,3) BSUB(10000,15,-3.0) PKD(5,5,2,0.10%,35976.0,0.00%,F,F)

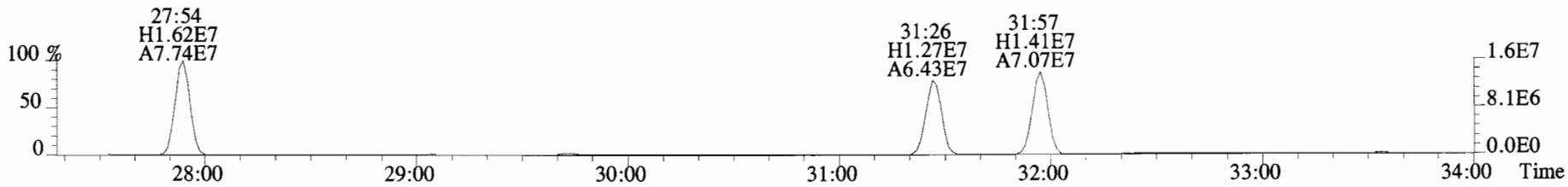

303.9597 S:6 F:3 SMO(1,3) BSUB(10000,15,-3.0) PKD(5,5,2,0.10%,23044.0,0.00%,F,F)

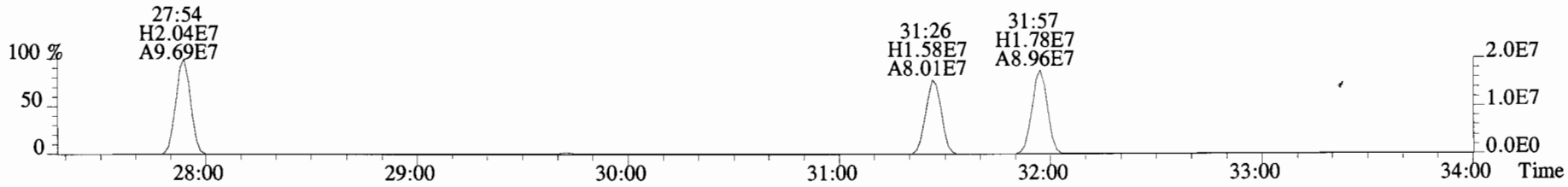

330.9792 S:6 F:3

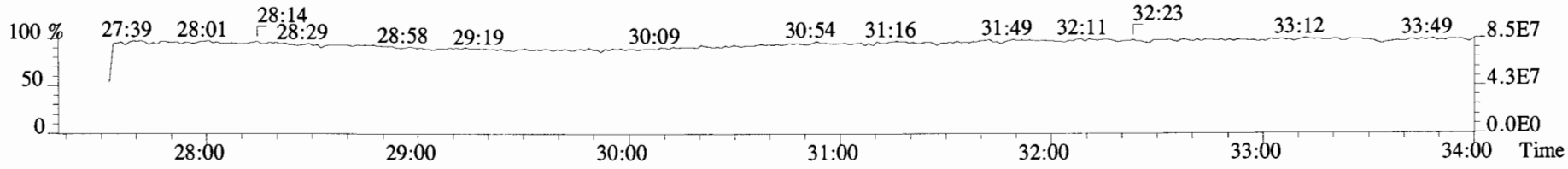

File:180208E1 #1-756 Acq: 8-FEB-2018 14:00:18 GC EI+ Voltage SIR Autospec-UltimaE
Sample#6 File Text:Vista Analytical Laboratory VG-8 Text:ST180208E1-6 PCB CS5 17L3008 Exp:PCB_ZB1
289.9224 S:6 F:3 SMO(1,3) BSUB(10000,15,-3.0) PKD(5,5,2,0.10%,258380.0,0.00%,F,F)

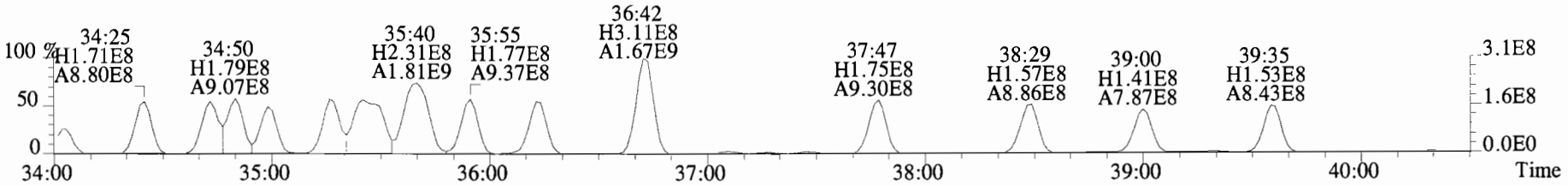

291.9194 S:6 F:3 SMO(1,3) BSUB(10000,15,-3.0) PKD(5,5,2,0.10%,148624.0,0.00%,F,F)

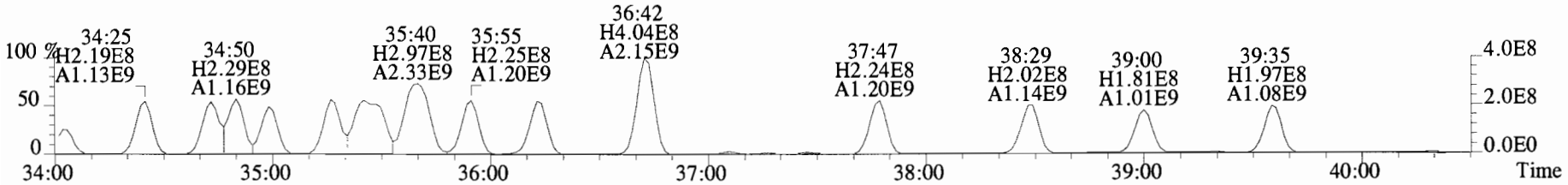

301.9626 S:6 F:3 SMO(1,3) BSUB(10000,15,-3.0) PKD(5,5,2,0.10%,35976.0,0.00%,F,F)

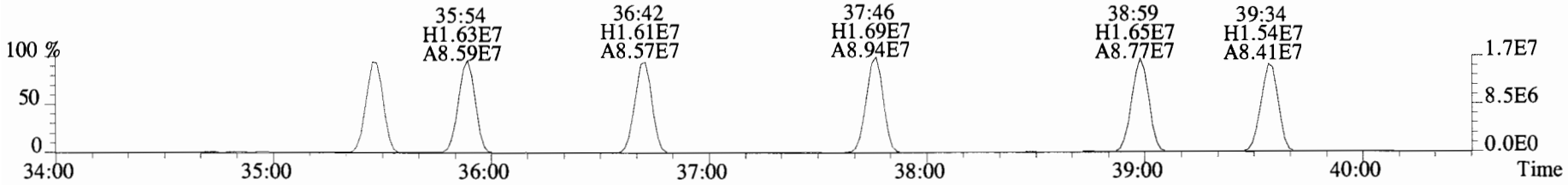

303.9597 S:6 F:3 SMO(1,3) BSUB(10000,15,-3.0) PKD(5,5,2,0.10%,23044.0,0.00%,F,F)

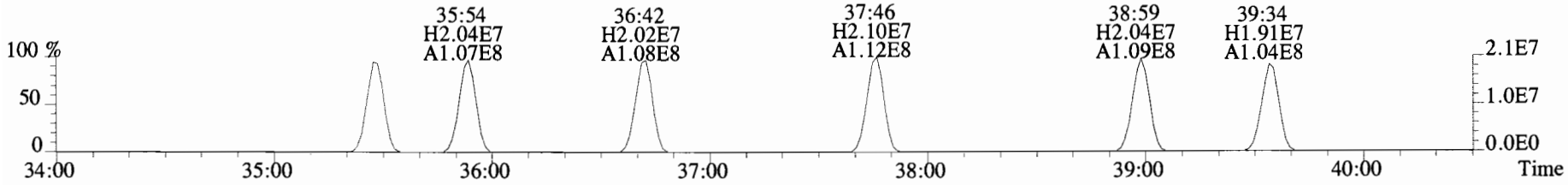

330.9792 S:6 F:3

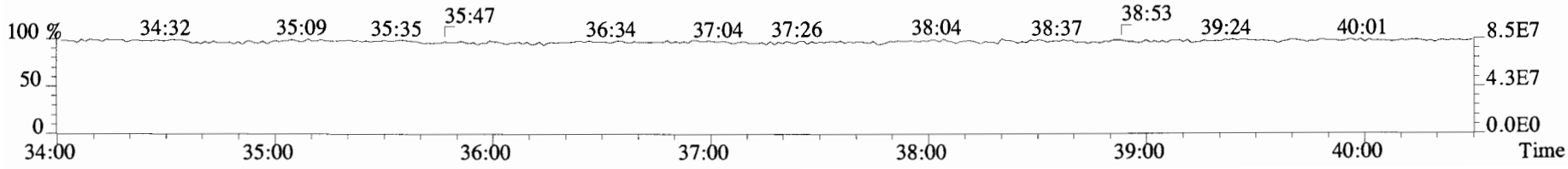

File:180208E1 #1-756 Acq: 8-FEB-2018 14:00:18 GC EI+ Voltage SIR Autospec-UltimaE
Sample#6 File Text:Vista Analytical Laboratory VG-8 Text:ST180208E1-6 PCB CS5 17L3008 Exp:PCB_ZB1
289.9224 S:6 F:3 SMO(1,3) BSUB(10000,15,-3.0) PKD(5,5,2,0.10%,258380.0,0.00%,F,F)

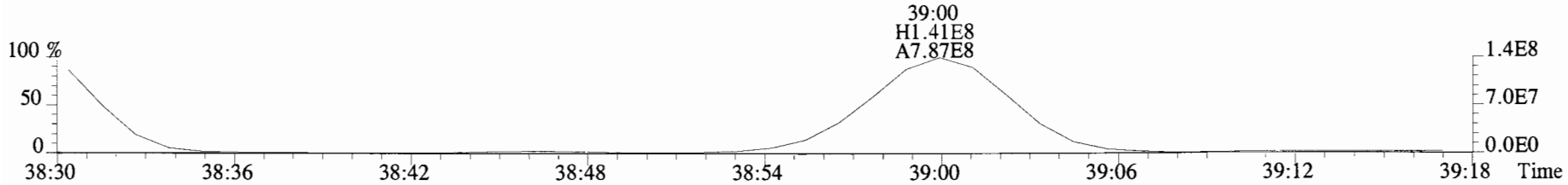

291.9194 S:6 F:3 SMO(1,3) BSUB(10000,15,-3.0) PKD(5,5,2,0.10%,148624.0,0.00%,F,F)

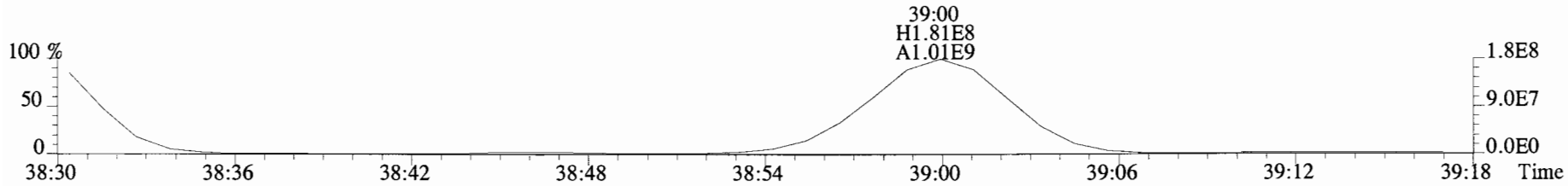

301.9626 S:6 F:3 SMO(1,3) BSUB(10000,15,-3.0) PKD(5,5,2,0.10%,35976.0,0.00%,F,F)

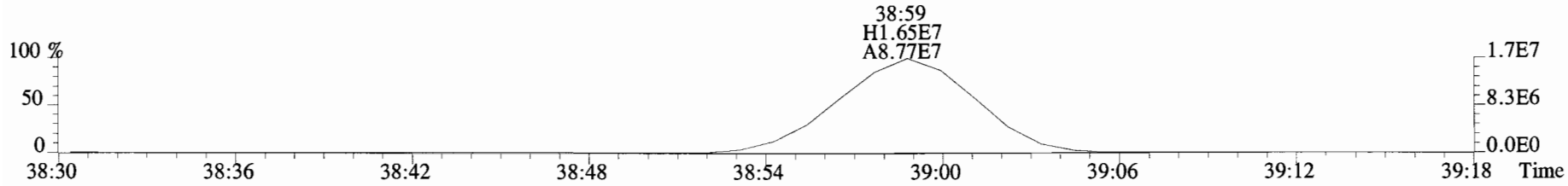

303.9597 S:6 F:3 SMO(1,3) BSUB(10000,15,-3.0) PKD(5,5,2,0.10%,23044.0,0.00%,F,F)

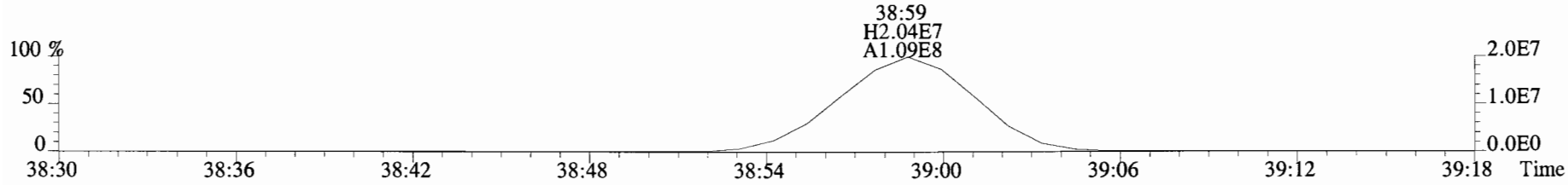

330.9792 S:6 F:3

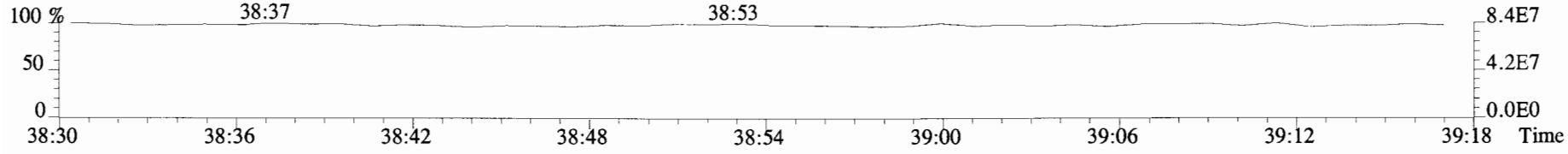

File:180208E1 #1-756 Acq: 8-FEB-2018 14:00:18 GC EI+ Voltage SIR Autospec-UltimaE
Sample#6 File Text:Vista Analytical Laboratory VG-8 Text:ST180208E1-6 PCB CS5 17L3008 Exp:PCB_ZB1
301.9626 S:6 F:3 SMO(1,3) BSUB(10000,15,-3.0) PKD(5,5,2,0.10%,35976.0,0.00%,F,F)

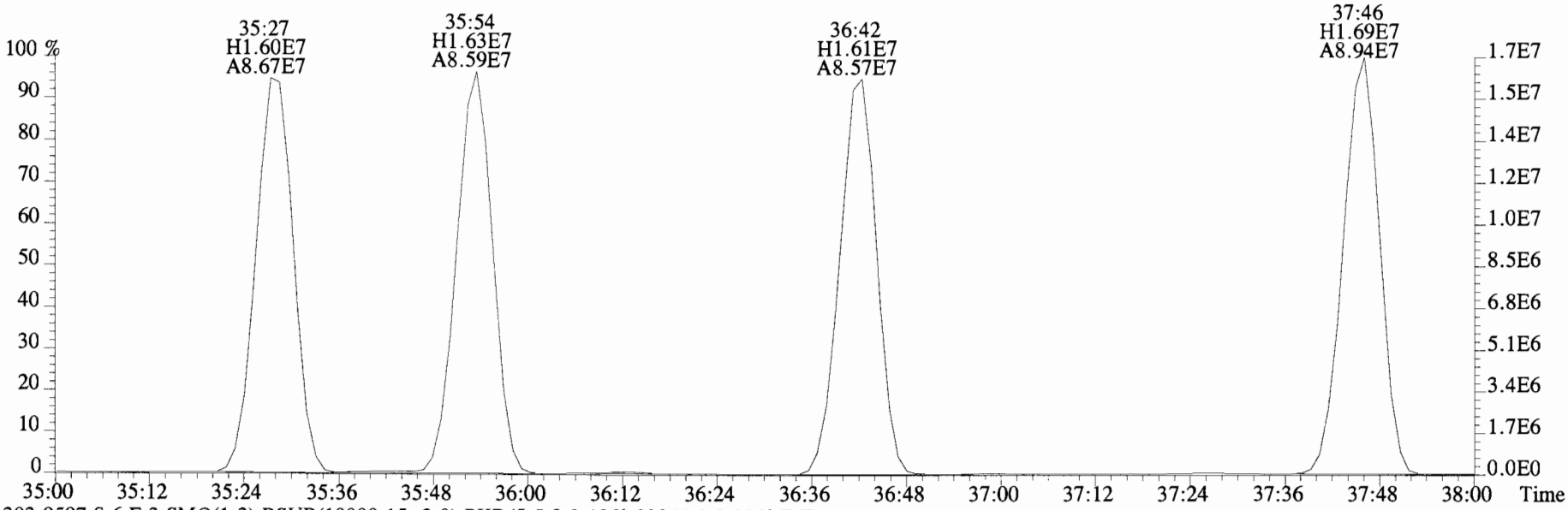

303.9597 S:6 F:3 SMO(1,3) BSUB(10000,15,-3.0) PKD(5,5,2,0.10%,23044.0,0.00%,F,F)

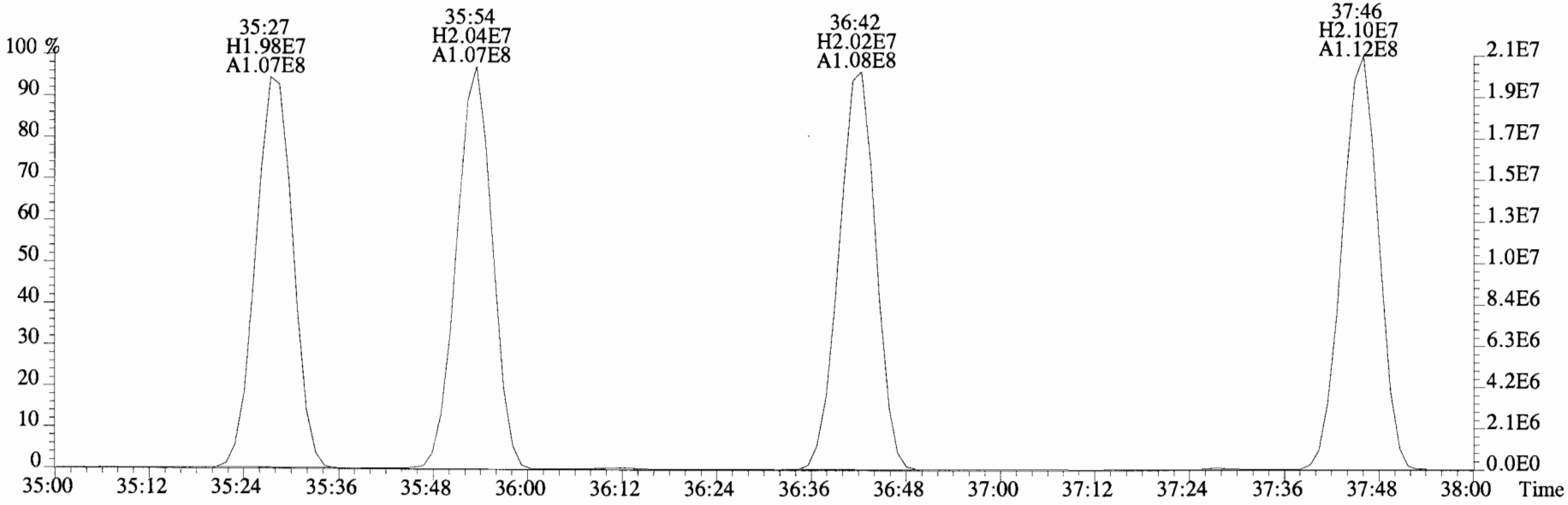

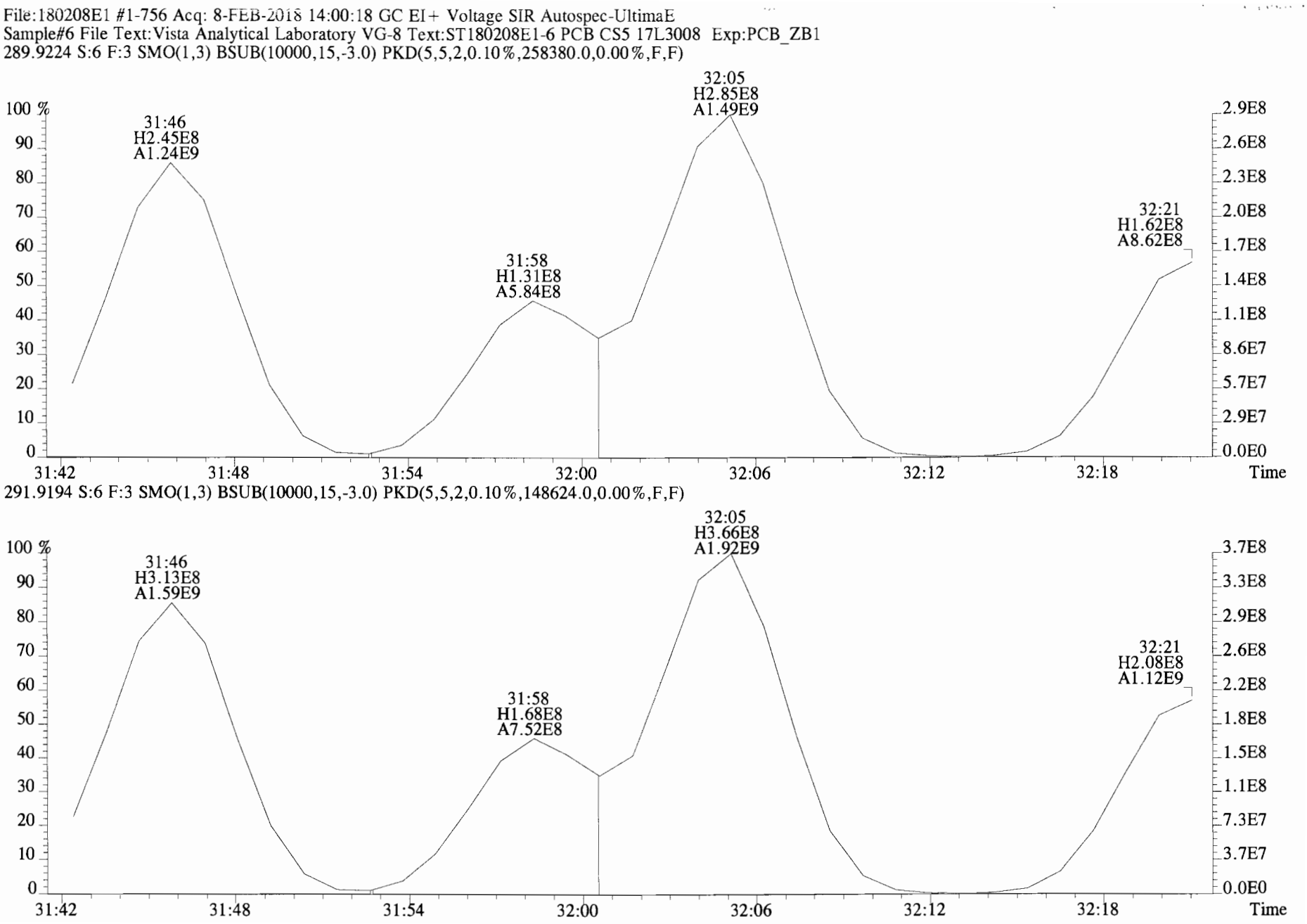
File:180208E1 #1-756 Acq: 8-FEB-2018 14:00:18 GC EI+ Voltage SIR Autospec-UltimaE
Sample#6 File Text:Vista Analytical Laboratory VG-8 Text:ST180208E1-6 PCB CS5 17L3008 Exp:PCB_ZB1
289.9224 S:6 F:3 SMO(1,3) BSUB(10000,15,-3.0) PKD(5,5,2,0.10%,258380.0,0.00%,F,F)
31:46
H2.45E8
A1.24E9
31:58
H1.31E8
A5.84E8
32:05
H2.85E8
A1.49E9
32:21
H1.62E8
A8.62E8
100 %
90
80
70
60
50
40
30
20
10
0
2.9E8
2.6E8
2.3E8
2.0E8
1.7E8
1.4E8
1.1E8
8.6E7
5.7E7
2.9E7
0.0E0
31:42
31:48
31:54
32:00
32:06
32:12
32:18
Time
291.9194 S:6 F:3 SMO(1,3) BSUB(10000,15,-3.0) PKD(5,5,2,0.10%,148624.0,0.00%,F,F)
31:46
H3.13E8
A1.59E9
31:58
H1.68E8
A7.52E8
32:05
H3.66E8
A1.92E9
32:21
H2.08E8
A1.12E9
100 %
90
80
70
60
50
40
30
20
10
0
3.7E8
3.3E8
2.9E8
2.6E8
2.2E8
1.8E8
1.5E8
1.1E8
7.3E7
3.7E7
0.0E0
31:42
31:48
31:54
32:00
32:06
32:12
32:18
Time

File:180208E1 #1-756 Acq: 8-FEB-2018 14:00:18 GC EI+ Voltage SIR Autospec-UltimaE
Sample#6 File Text:Vista Analytical Laboratory VG-8 Text:ST180208E1-6 PCB CS5 17L3008 Exp:PCB_ZB1
325.8804 S:6 F:3 SMO(1,3) BSUB(10000,15,-3.0) PKD(5,5,2,0.10%,12936.0,0.00%,F,F)

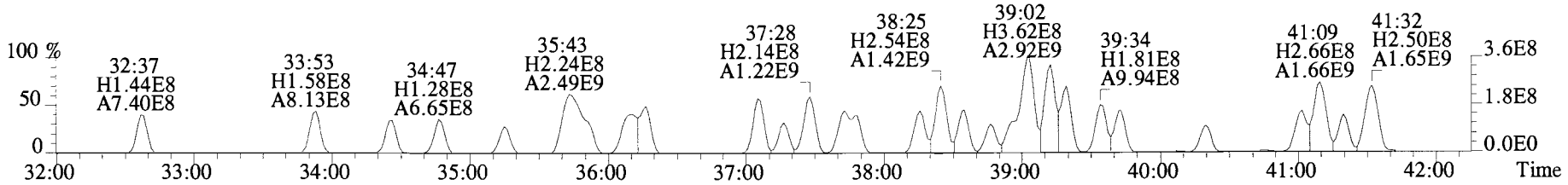

327.8775 S:6 F:3 SMO(1,3) BSUB(10000,15,-3.0) PKD(5,5,2,0.10%,6380.0,0.00%,F,F)

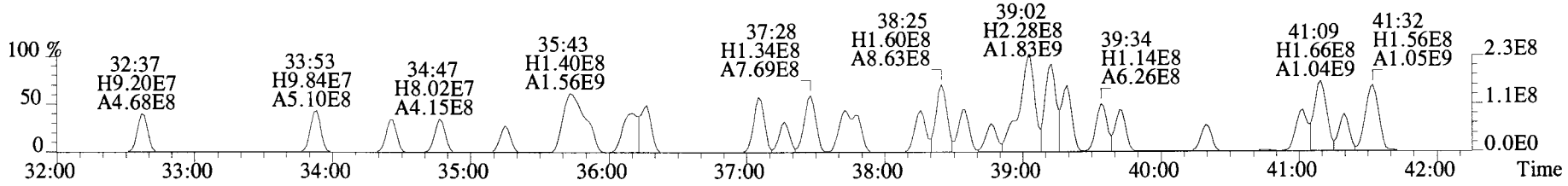

337.9207 S:6 F:3 SMO(1,3) BSUB(10000,15,-3.0) PKD(5,5,2,0.10%,7344.0,0.00%,F,F)

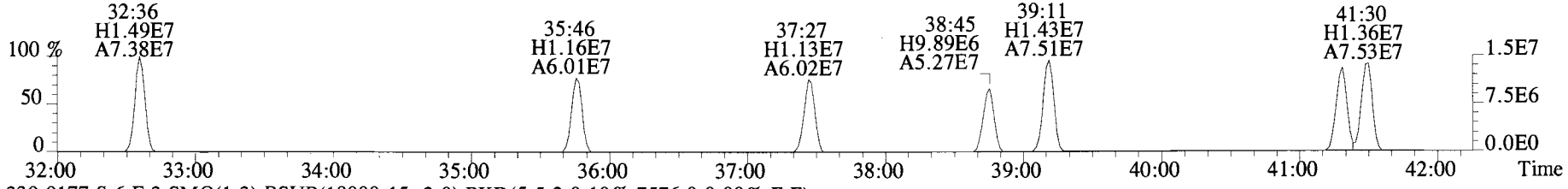

339.9177 S:6 F:3 SMO(1,3) BSUB(10000,15,-3.0) PKD(5,5,2,0.10%,7576.0,0.00%,F,F)

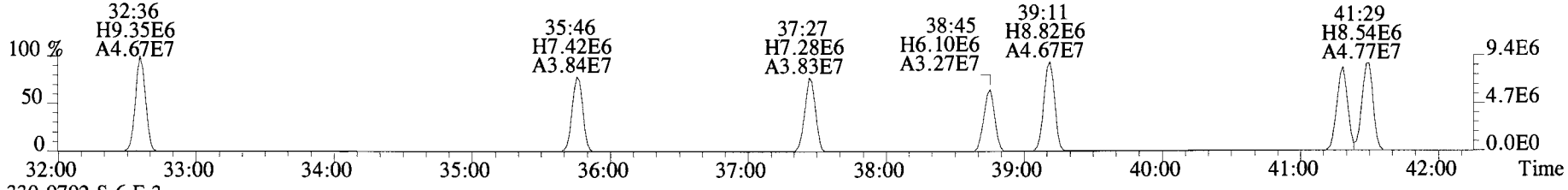

330.9792 S:6 F:3

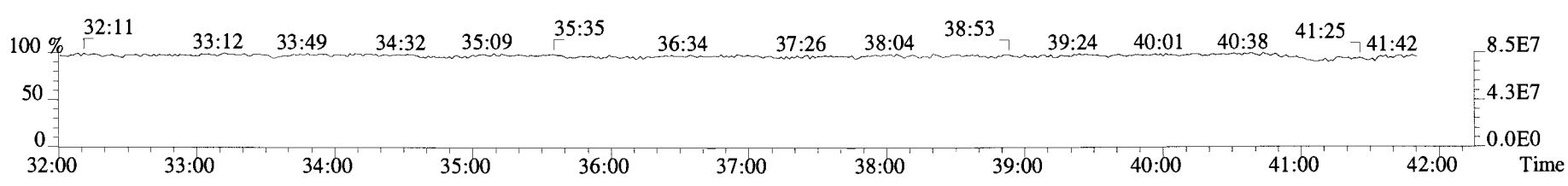

File:180208E1 #1-756 Acq: 8-FEB-2018 14:00:18 GC EI+ Voltage SIR Autospec-UltimaE
Sample#6 File Text:Vista Analytical Laboratory VG-8 Text:ST180208E1-6 PCB CS5 17L3008 Exp:PCB_ZB1
325.8804 S:6 F:3 SMO(1,3) BSUB(10000,15,-3.0) PKD(5,5,2,0.10%,12936.0,0.00%,F,F)

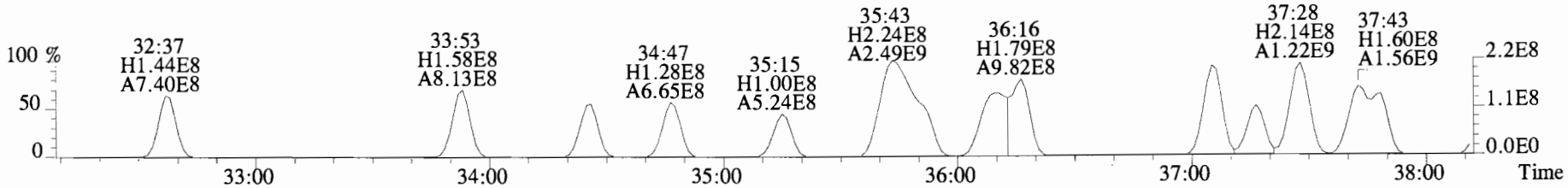

327.8775 S:6 F:3 SMO(1,3) BSUB(10000,15,-3.0) PKD(5,5,2,0.10%,6380.0,0.00%,F,F)

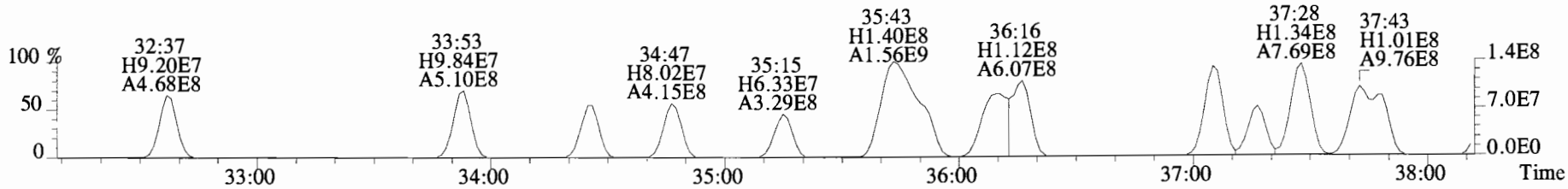

337.9207 S:6 F:3 SMO(1,3) BSUB(10000,15,-3.0) PKD(5,5,2,0.10%,7344.0,0.00%,F,F)



339.9177 S:6 F:3 SMO(1,3) BSUB(10000,15,-3.0) PKD(5,5,2,0.10%,7576.0,0.00%,F,F)

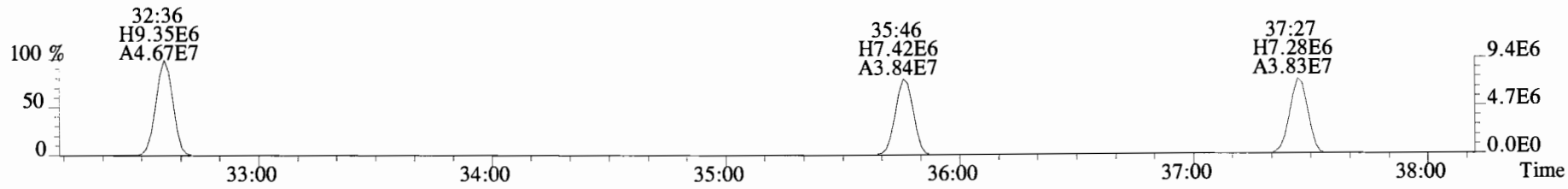

330.9792 S:6 F:3

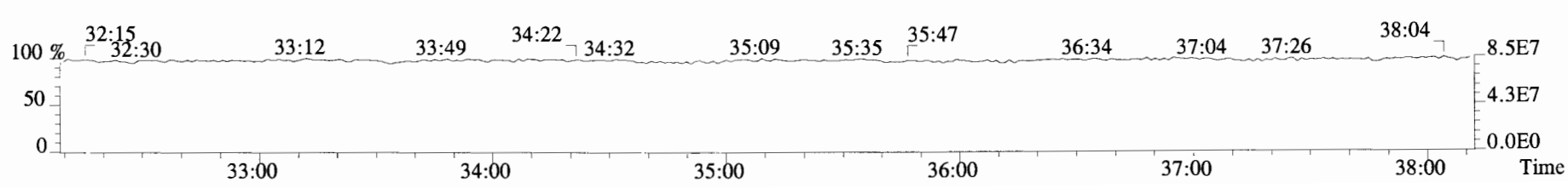

File:180208E1 #1-756 Acq: 8-FEB-2018 14:00:18 GC EI+ Voltage SIR Autospec-UltimaE
Sample#6 File Text:Vista Analytical Laboratory VG-8 Text:ST180208E1-6 PCB CS5 17L3008 Exp:PCB_ZB1
325.8804 S:6 F:3 SMO(1,3) BSUB(10000,15,-3.0) PKD(5,5,2,0.10%,12936.0,0.00%,F,F)

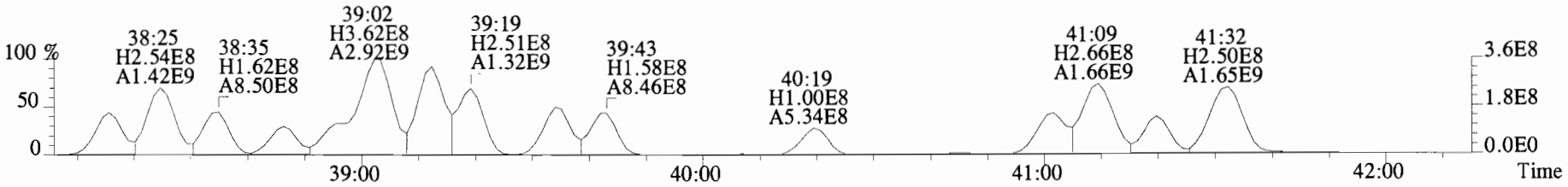

327.8775 S:6 F:3 SMO(1,3) BSUB(10000,15,-3.0) PKD(5,5,2,0.10%,6380.0,0.00%,F,F)

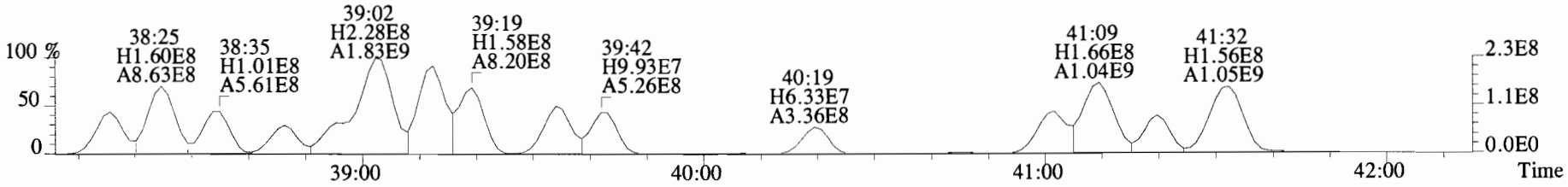

337.9207 S:6 F:3 SMO(1,3) BSUB(10000,15,-3.0) PKD(5,5,2,0.10%,7344.0,0.00%,F,F)

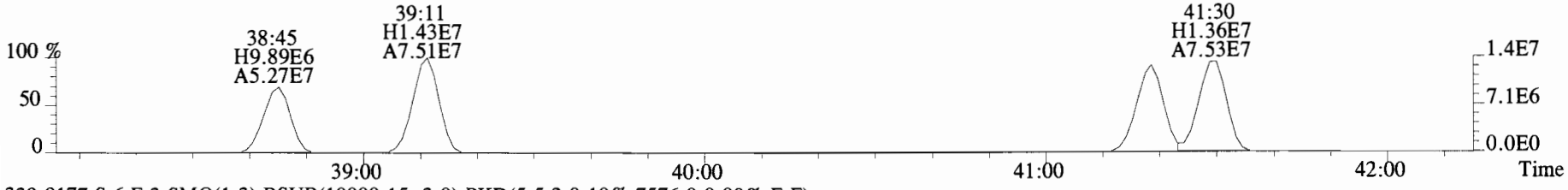

339.9177 S:6 F:3 SMO(1,3) BSUB(10000,15,-3.0) PKD(5,5,2,0.10%,7576.0,0.00%,F,F)

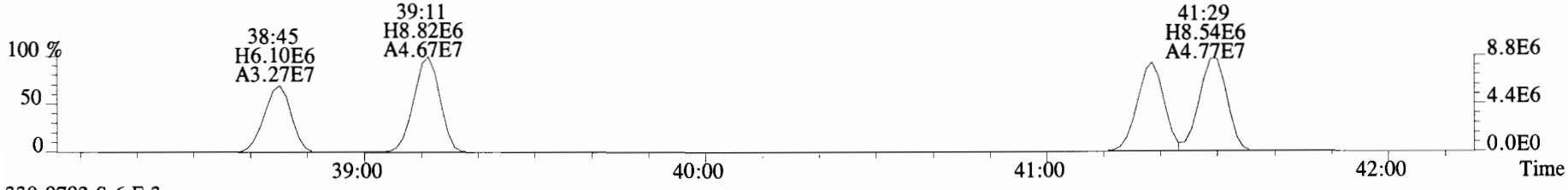

330.9792 S:6 F:3

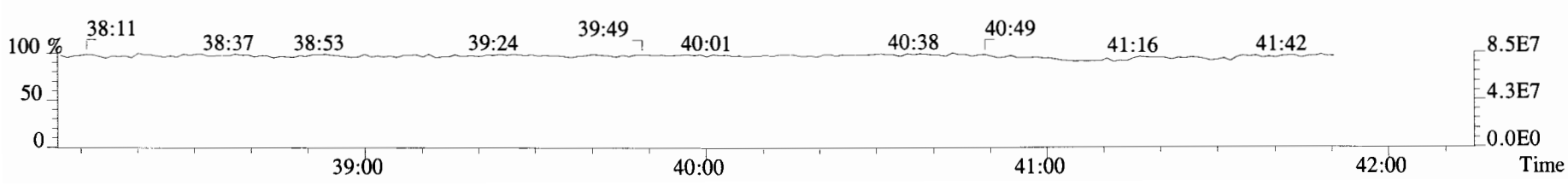

File:180208E1 #1-756 Acq: 8-FEB-2018 14:00:18 GC EI+ Voltage SIR Autospec-UltimaE
Sample#6 File Text:Vista Analytical Laboratory VG-8 Text:ST180208E1-6 PCB CS5 17L3008 Exp:PCB_ZB1
337.9207 S:6 F:3 SMO(1,3) BSUB(10000,15,-3.0) PKD(5,5,2,0.10%,7344.0,0.00%,F,F)

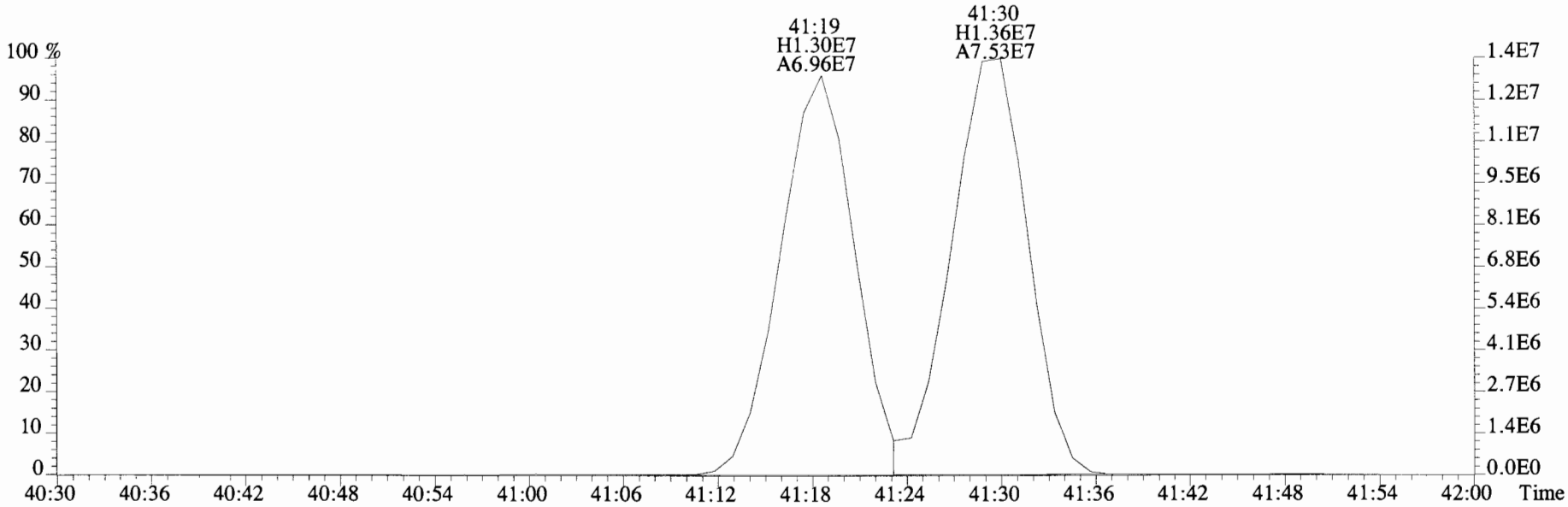

339.9177 S:6 F:3 SMO(1,3) BSUB(10000,15,-3.0) PKD(5,5,2,0.10%,7576.0,0.00%,F,F)

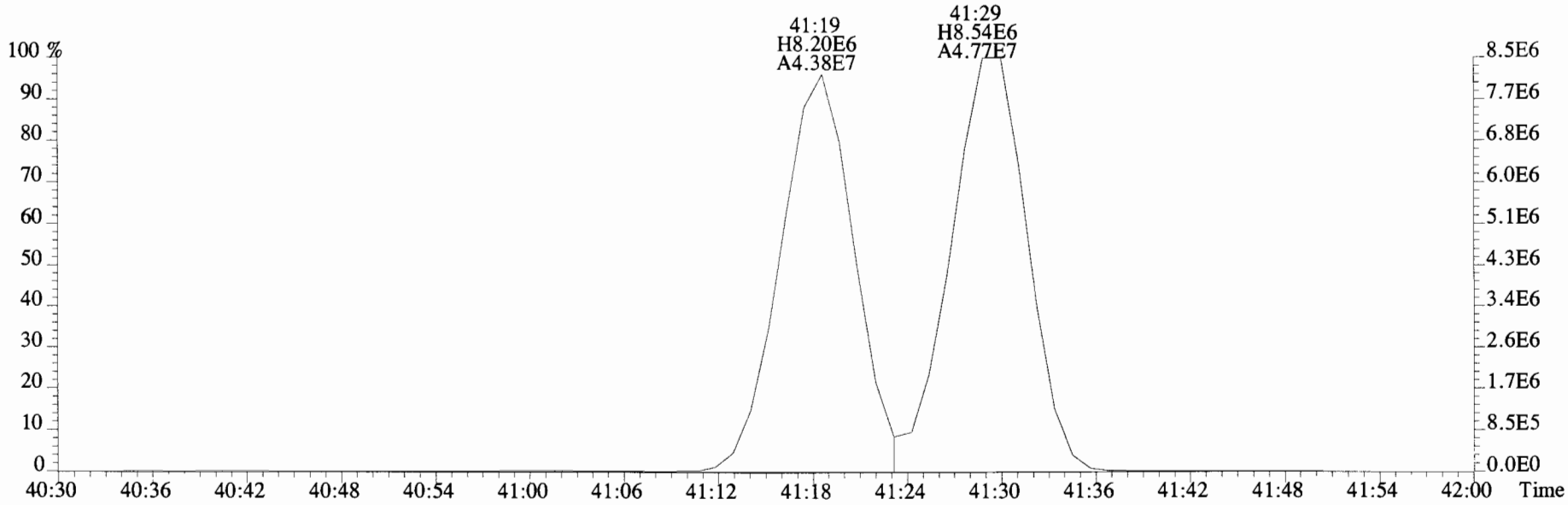

File:180208E1 #1-756 Acq: 8-FEB-2018 14:00:18 GC EI+ Voltage SIR Autospec-UltimaE
Sample#6 File Text:Vista Analytical Laboratory VG-8 Text:ST180208E1-6 PCB CS5 17L3008 Exp:PCB_ZB1
325.8804 S:6 F:3 SMO(1,3) BSUB(10000,15,-3.0) PKD(5,5,2,0.10%,12936.0,0.00%,F,F)

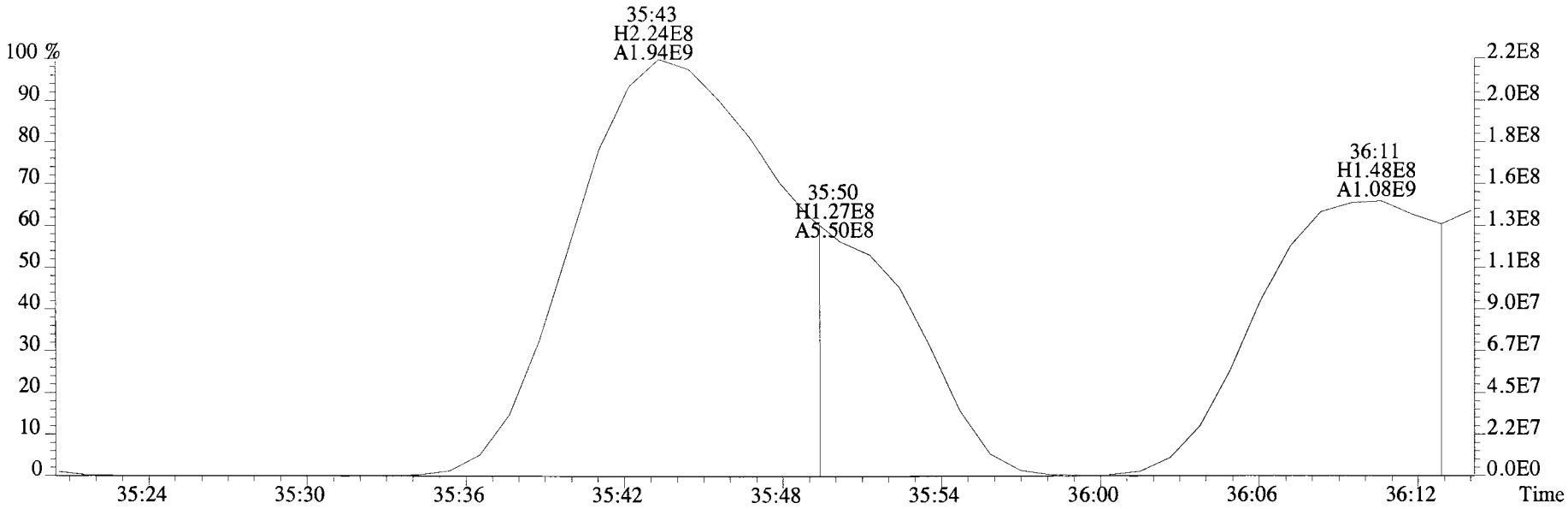

327.8775 S:6 F:3 SMO(1,3) BSUB(10000,15,-3.0) PKD(5,5,2,0.10%,6380.0,0.00%,F,F)

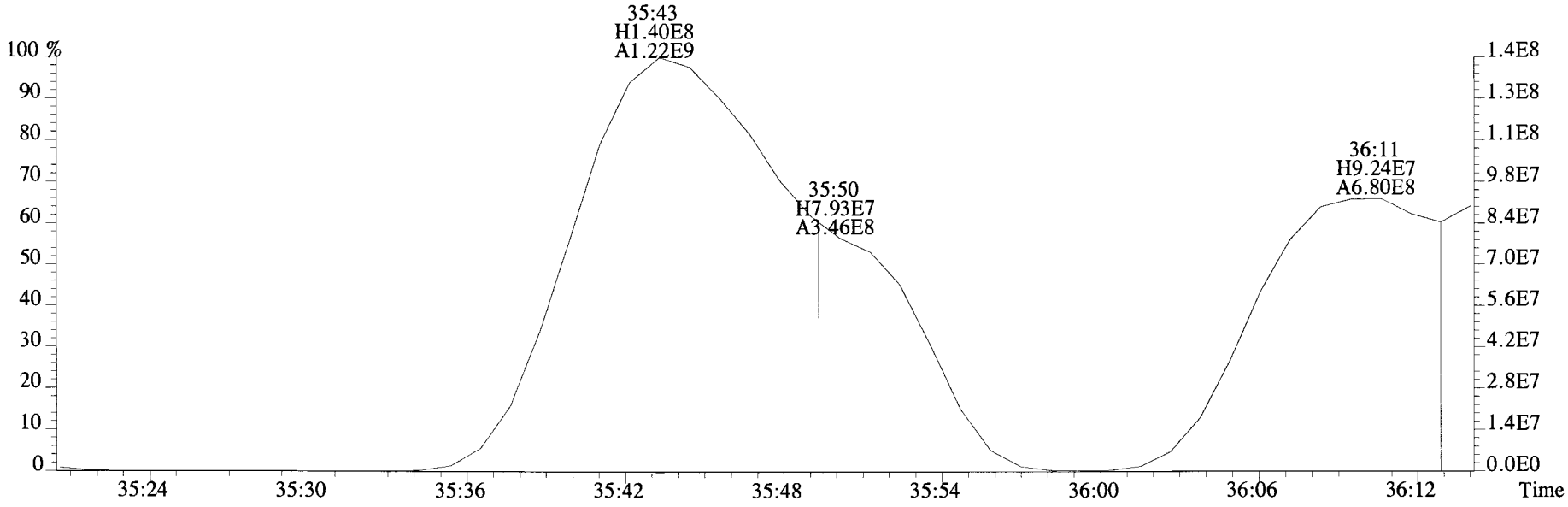

File:180208E1 #1-756 Acq: 8-FEB-2018 14:00:18 GC EI+ Voltage SIR Autospec-UltimaE
Sample#6 File Text:Vista Analytical Laboratory VG-8 Text:ST180208E1-6 PCB CS5 17L3008 Exp:PCB_ZB1
325.8804 S:6 F:3 SMO(1,3) BSUB(10000,15,-3.0) PKD(5,5,2,0.10%,12936.0,0.00%,F,F)

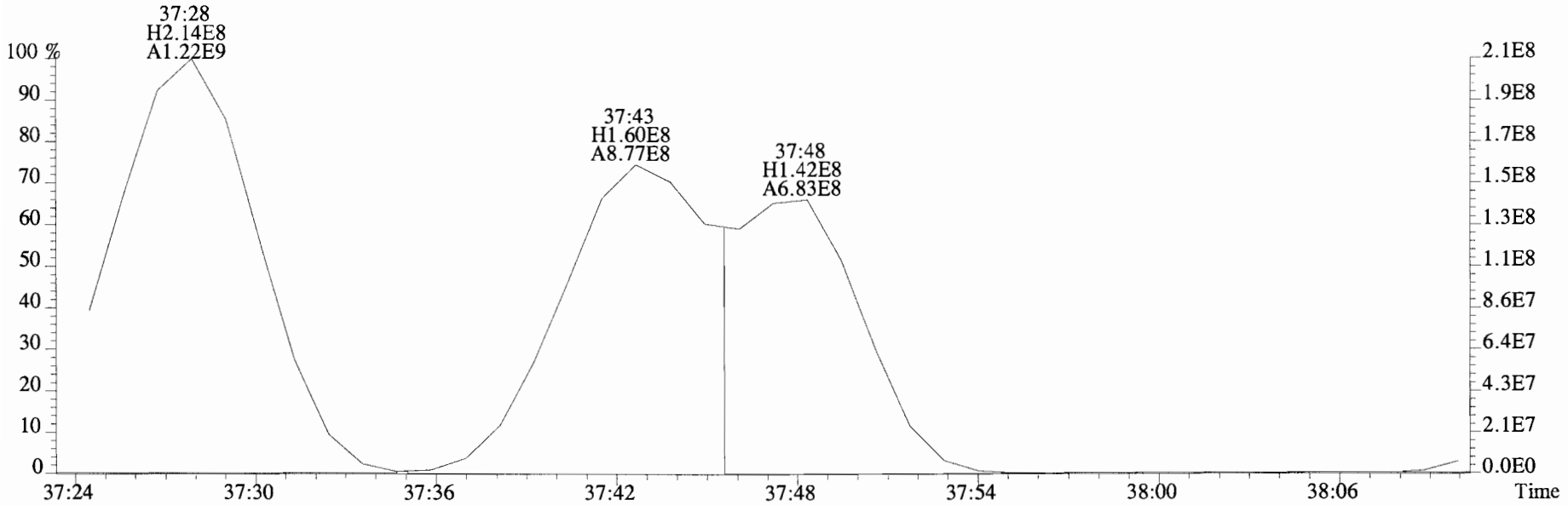

327.8775 S:6 F:3 SMO(1,3) BSUB(10000,15,-3.0) PKD(5,5,2,0.10%,6380.0,0.00%,F,F)

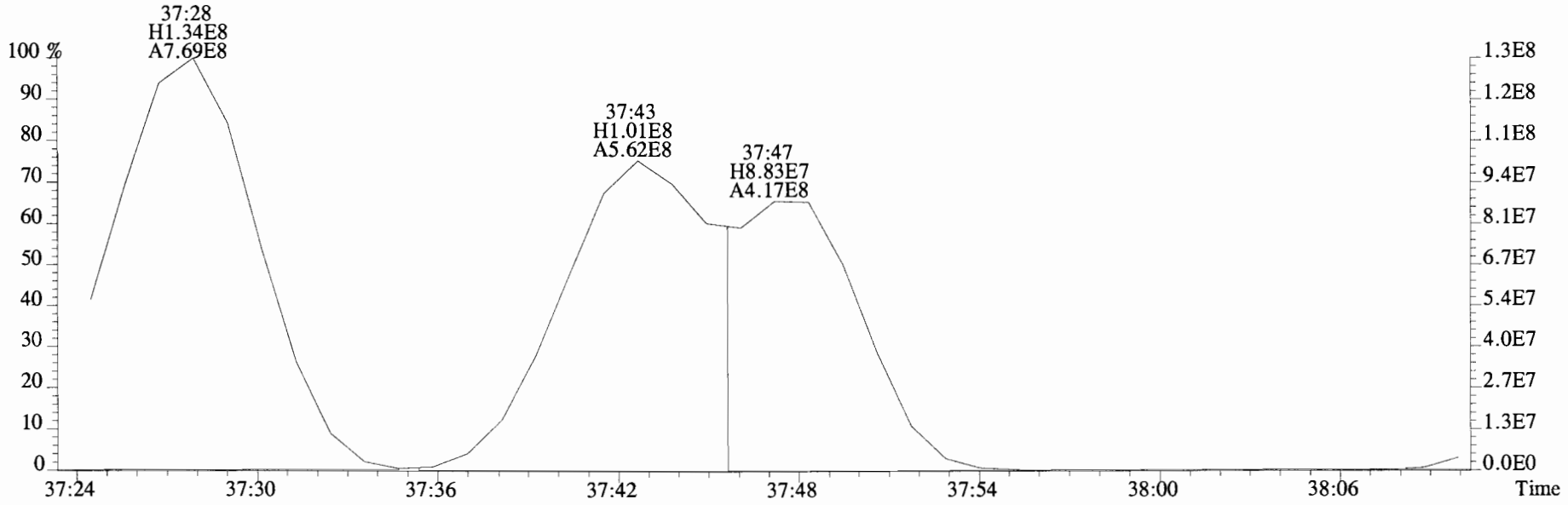

File:180208E1 #1-756 Acq: 8-FEB-2018 14:00:18 GC EI+ Voltage SIR Autospec-UltimaE
Sample#6 File Text:Vista Analytical Laboratory VG-8 Text:ST180208E1-6 PCB CS5 17L3008 Exp:PCB_ZB1
325.8804 S:6 F:3 SMO(1,3) BSUB(10000,15,-3.0) PKD(5,5,2,0.10%,12936.0,0.00%,F,F)

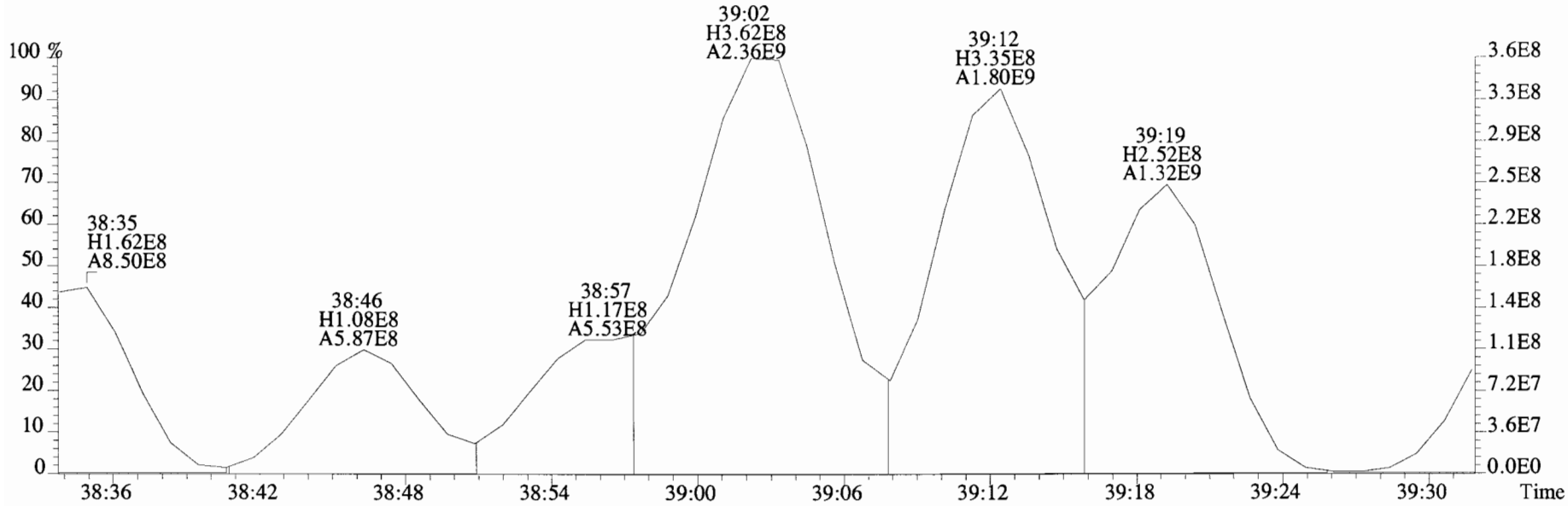

327.8775 S:6 F:3 SMO(1,3) BSUB(10000,15,-3.0) PKD(5,5,2,0.10%,6380.0,0.00%,F,F)

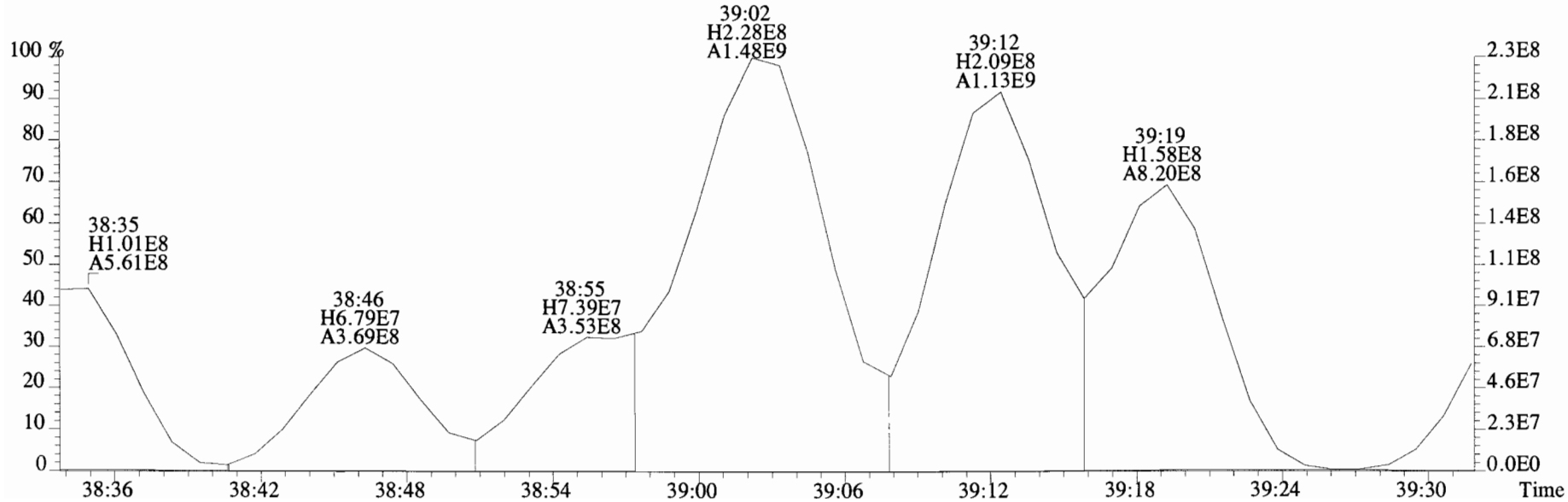

File:180208E1 #1-574 Acq: 8-FEB-2018 14:00:18 GC EI+ Voltage SIR Autospec-UltimaE
Sample#6 File Text:Vista Analytical Laboratory VG-8 Text:ST180208E1-6 PCB CS5 17L3008 Exp:PCB_ZB1
325.8804 S:6 F:4 SMO(1,3) BSUB(10000,15,-3.0) PKD(5,5,2,0.10%,146716.0,0.00%,F,F)

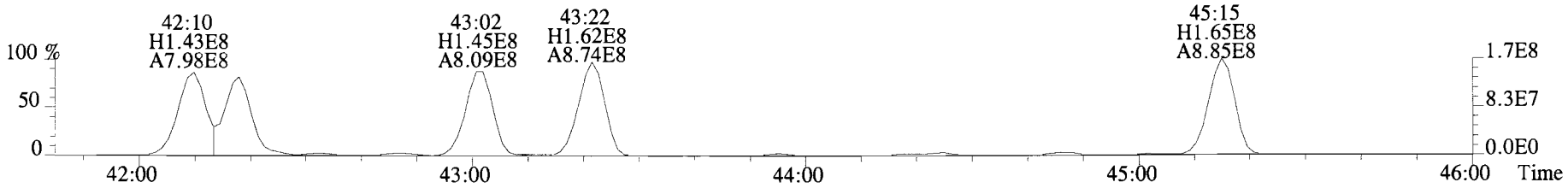

327.8775 S:6 F:4 SMO(1,3) BSUB(10000,15,-3.0) PKD(5,5,2,0.10%,99216.0,0.00%,F,F)

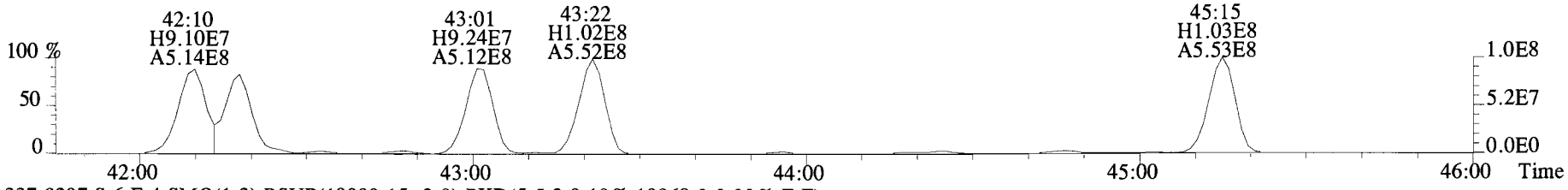

337.9207 S:6 F:4 SMO(1,3) BSUB(10000,15,-3.0) PKD(5,5,2,0.10%,10968.0,0.00%,F,F)

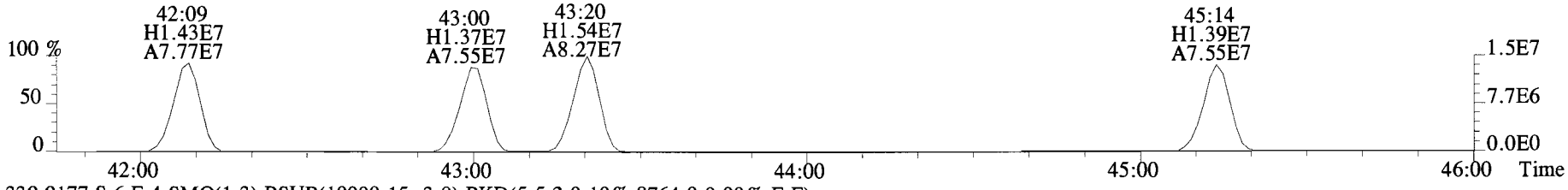

339.9177 S:6 F:4 SMO(1,3) BSUB(10000,15,-3.0) PKD(5,5,2,0.10%,8764.0,0.00%,F,F)

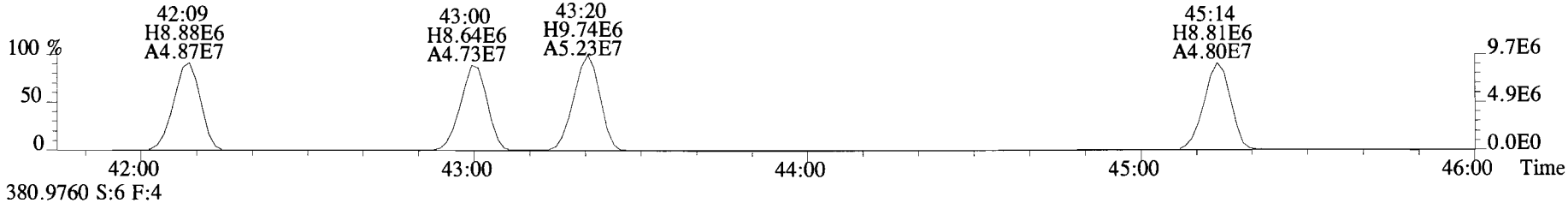

380.9760 S:6 F:4

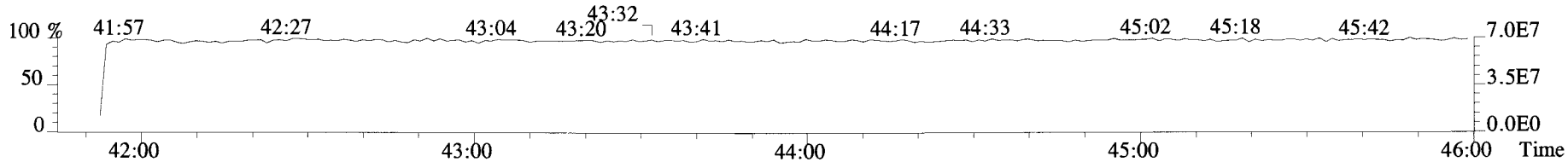

File:180208E1 #1-574 Acq: 8-FEB-2018 14:00:18 GC EI+ Voltage SIR Autospec-UltimaE
Sample#6 File Text:Vista Analytical Laboratory VG-8 Text:ST180208E1-6 PCB CS5 17L3008 Exp:PCB_ZB1
325.8804 S:6 F:4 SMO(1,3) BSUB(10000,15,-3.0) PKD(5,5,2,0.10%,146716.0,0.00%,F,F)

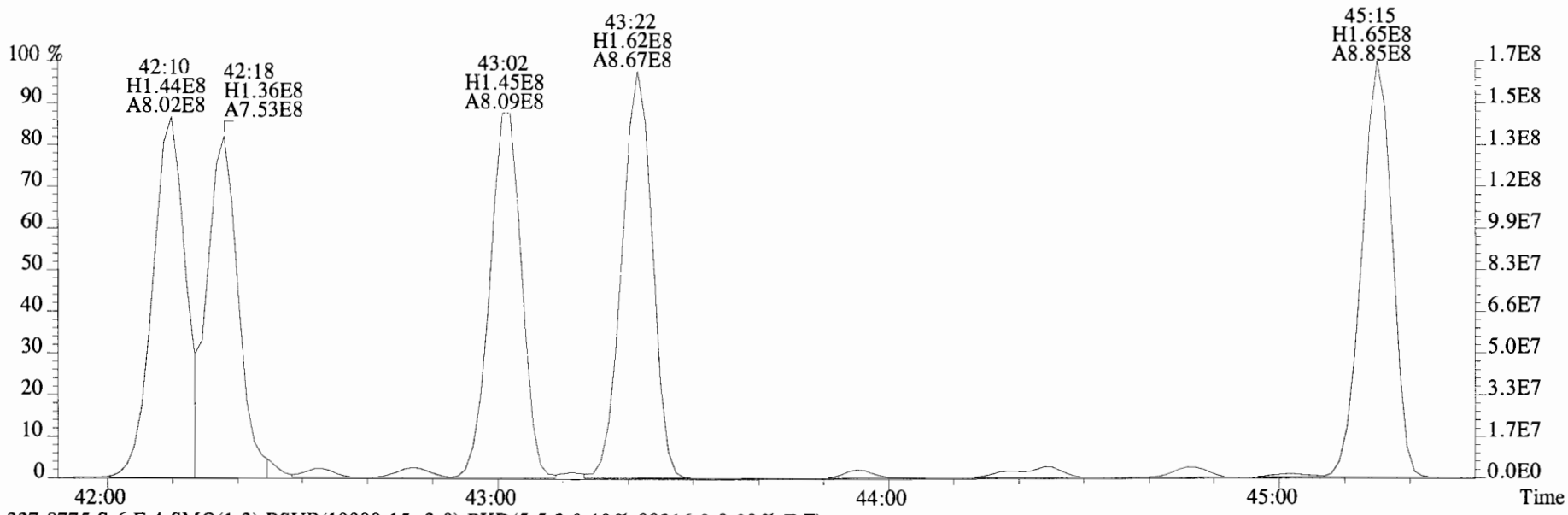

327.8775 S:6 F:4 SMO(1,3) BSUB(10000,15,-3.0) PKD(5,5,2,0.10%,99216.0,0.00%,F,F)

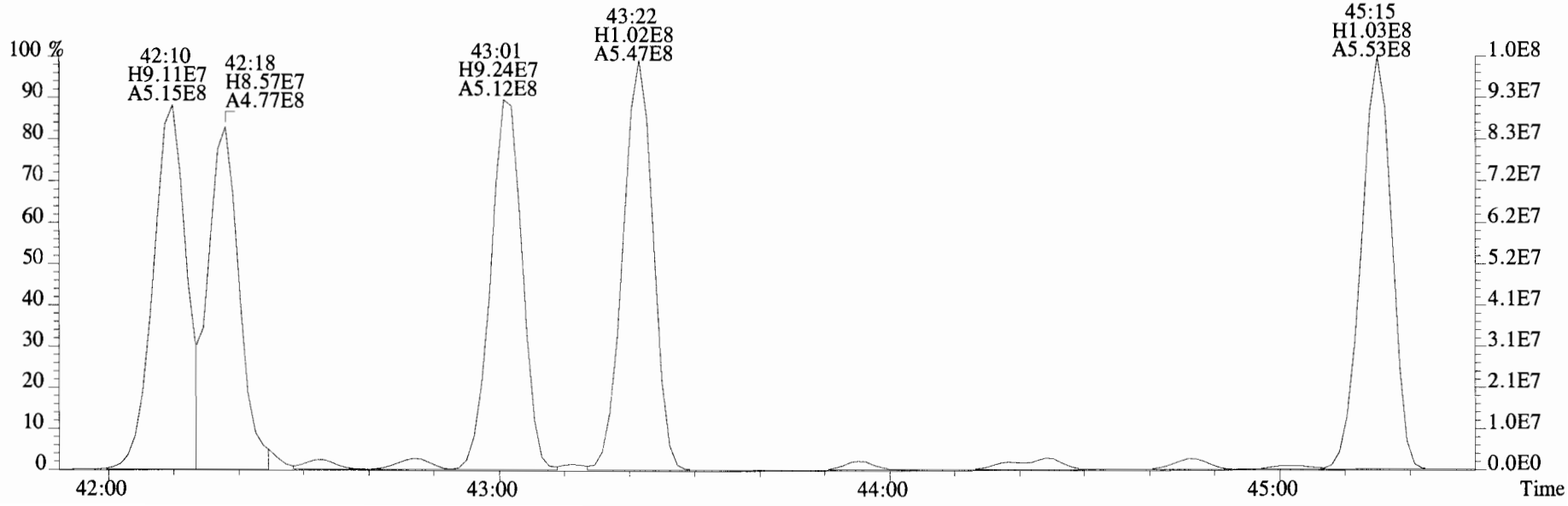

File:180208E1 #1-756 Acq: 8-FEB-2018 14:00:18 GC EI+ Voltage SIR Autospec-UltimaE
Sample#6 File Text:Vista Analytical Laboratory VG-8 Text:ST180208E1-6 PCB CS5 17L3008 Exp:PCB_ZB1
359.8415 S:6 F:3 SMO(1,3) BSUB(10000,15,-3.0) PKD(5,5,2,0.10%,6276.0,0.00%,F,F)

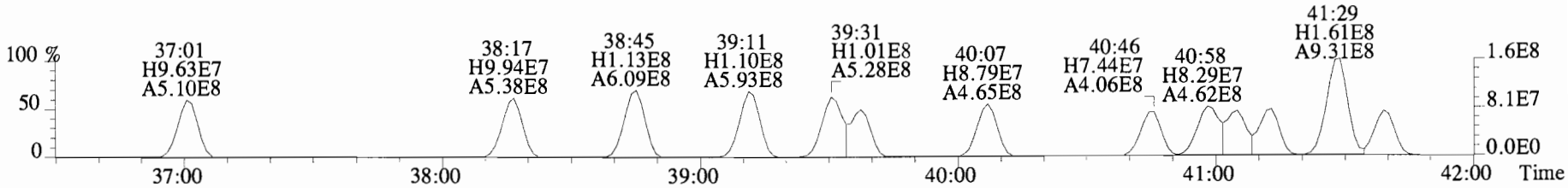

361.8385 S:6 F:3 SMO(1,3) BSUB(10000,15,-3.0) PKD(5,5,2,0.10%,6140.0,0.00%,F,F)

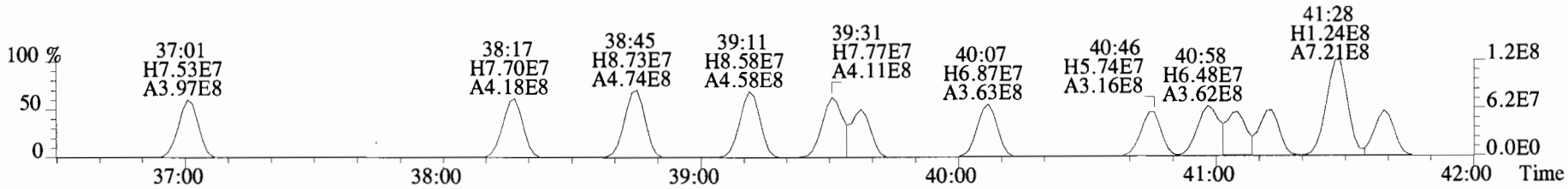

371.8817 S:6 F:3 SMO(1,3) BSUB(10000,15,-3.0) PKD(5,5,2,0.10%,5844.0,0.00%,F,F)

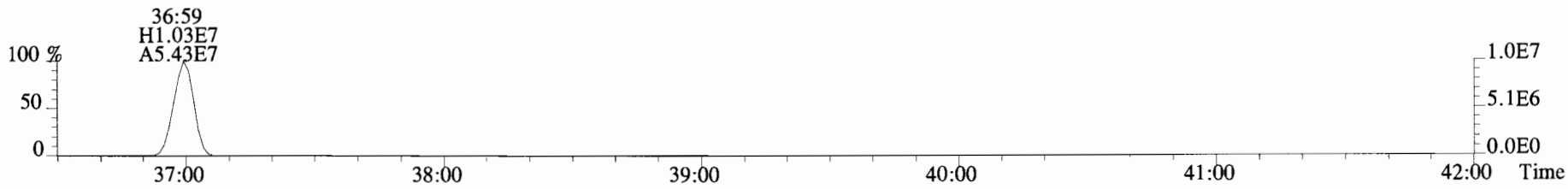

373.8788 S:6 F:3 SMO(1,3) BSUB(10000,15,-3.0) PKD(5,5,2,0.10%,6888.0,0.00%,F,F)

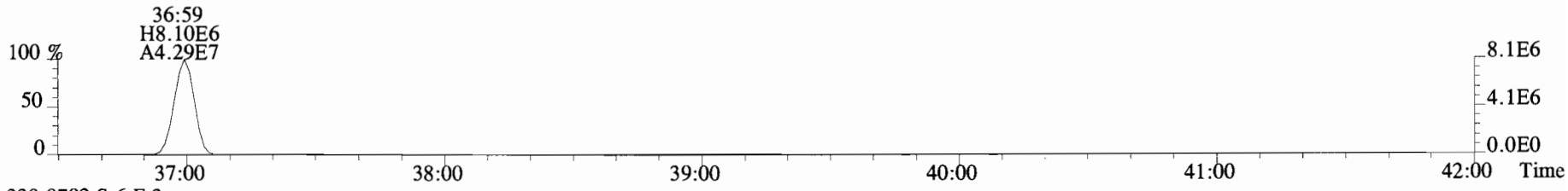

330.9792 S:6 F:3

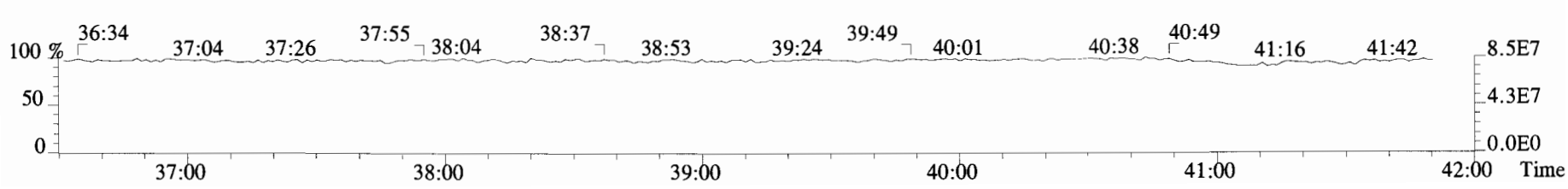

File:180208E1 #1-574 Acq: 8-FEB-2018 14:00:18 GC EI+ Voltage SIR Autospec-UltimaE
Sample#6 File Text:Vista Analytical Laboratory VG-8 Text:ST180208E1-6 PCB CS5 17L3008 Exp:PCB_ZB1
359.8415 S:6 F:4 SMO(1,3) BSUB(10000,15,-3.0) PKD(5,5,2,0.10%,916648.0,0.00%,F,F)

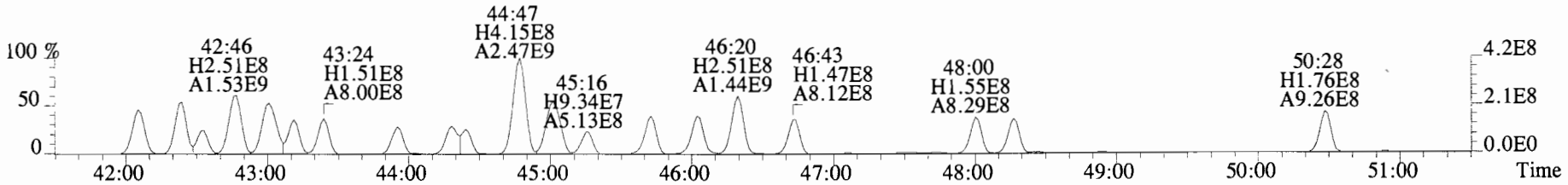

361.8385 S:6 F:4 SMO(1,3) BSUB(10000,15,-3.0) PKD(5,5,2,0.10%,734040.0,0.00%,F,F)

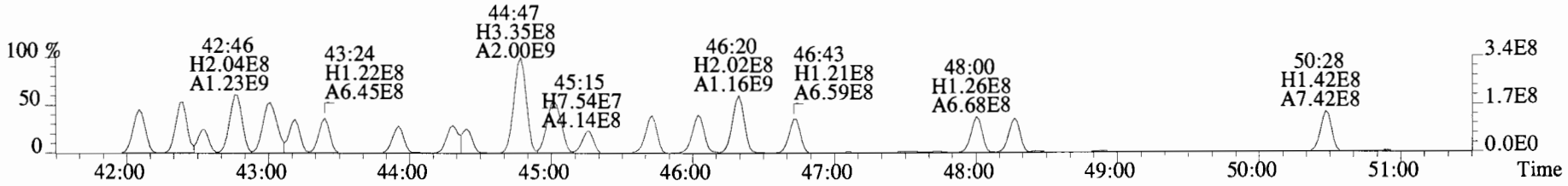

371.8817 S:6 F:4 SMO(1,3) BSUB(10000,15,-3.0) PKD(5,5,2,0.10%,21288.0,0.00%,F,F)

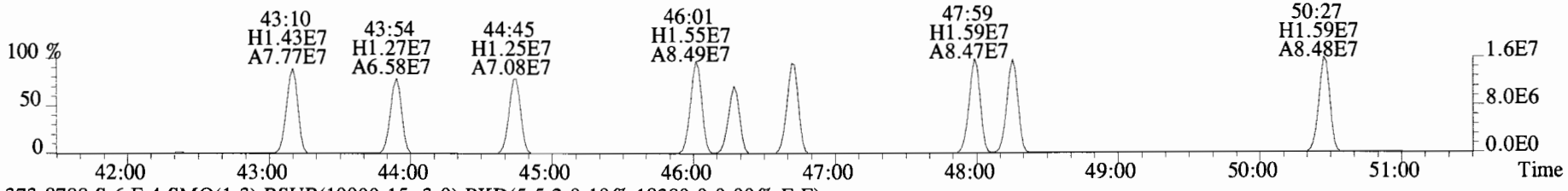

373.8788 S:6 F:4 SMO(1,3) BSUB(10000,15,-3.0) PKD(5,5,2,0.10%,18380.0,0.00%,F,F)

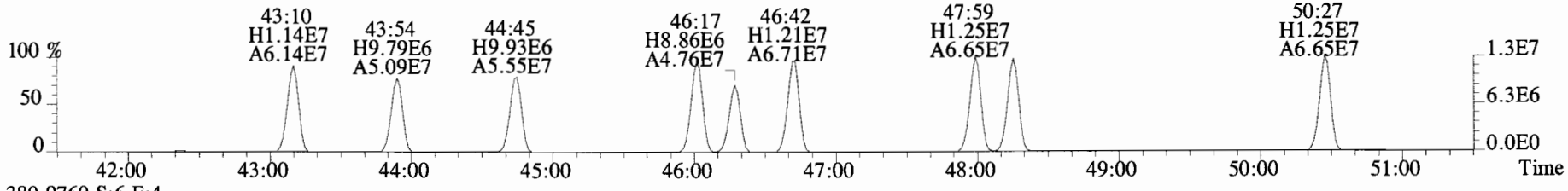

380.9760 S:6 F:4

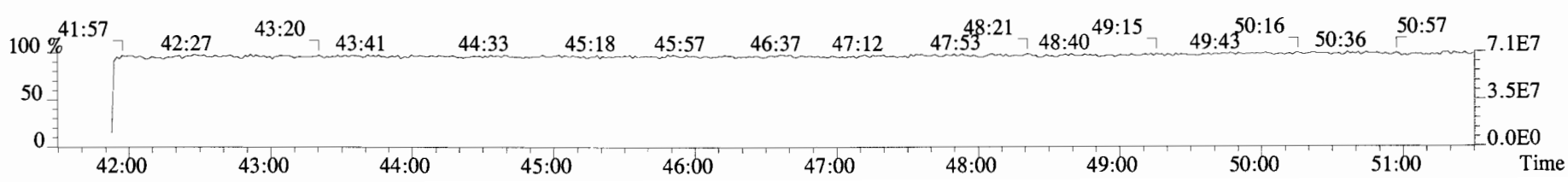

File:180208E1 #1-574 Acq: 8-FEB-2018 14:00:18 GC EI+ Voltage SIR Autospec-UltimaE
Sample#6 File Text:Vista Analytical Laboratory VG-8 Text:ST180208E1-6 PCB CS5 17L3008 Exp:PCB_ZB1
371.8817 S:6 F:4 SMO(1,3) BSUB(10000,15,-3.0) PKD(5,5,2,0.10%,21288.0,0.00%,F,F)

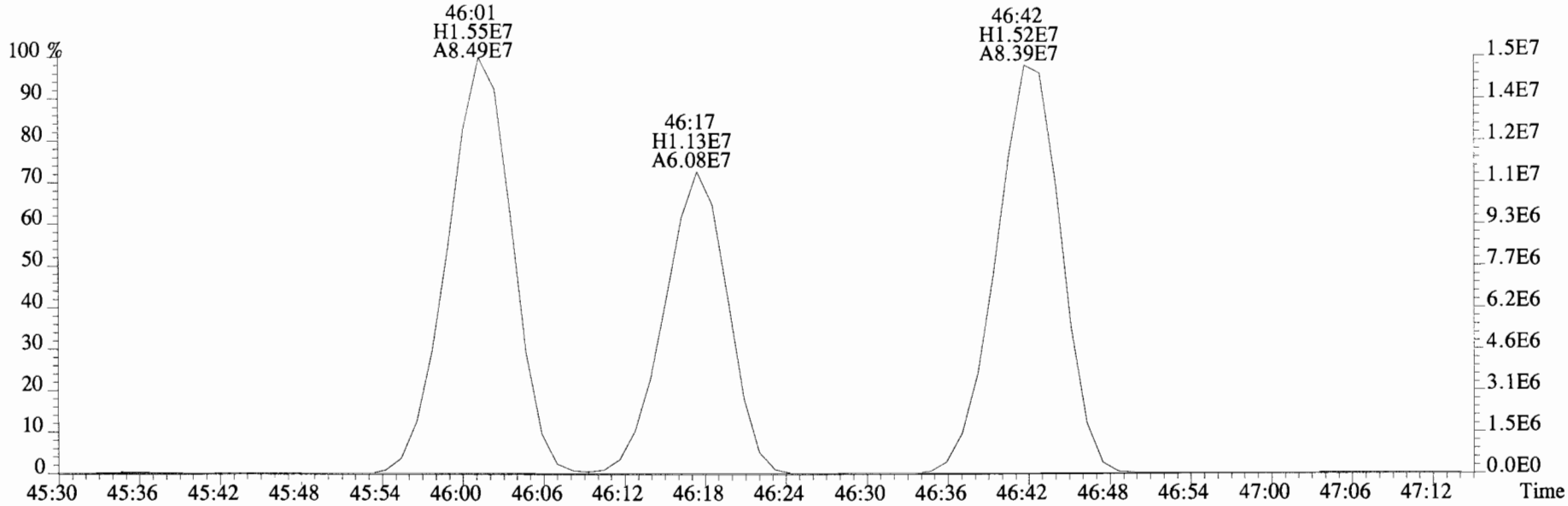

373.8788 S:6 F:4 SMO(1,3) BSUB(10000,15,-3.0) PKD(5,5,2,0.10%,18380.0,0.00%,F,F)

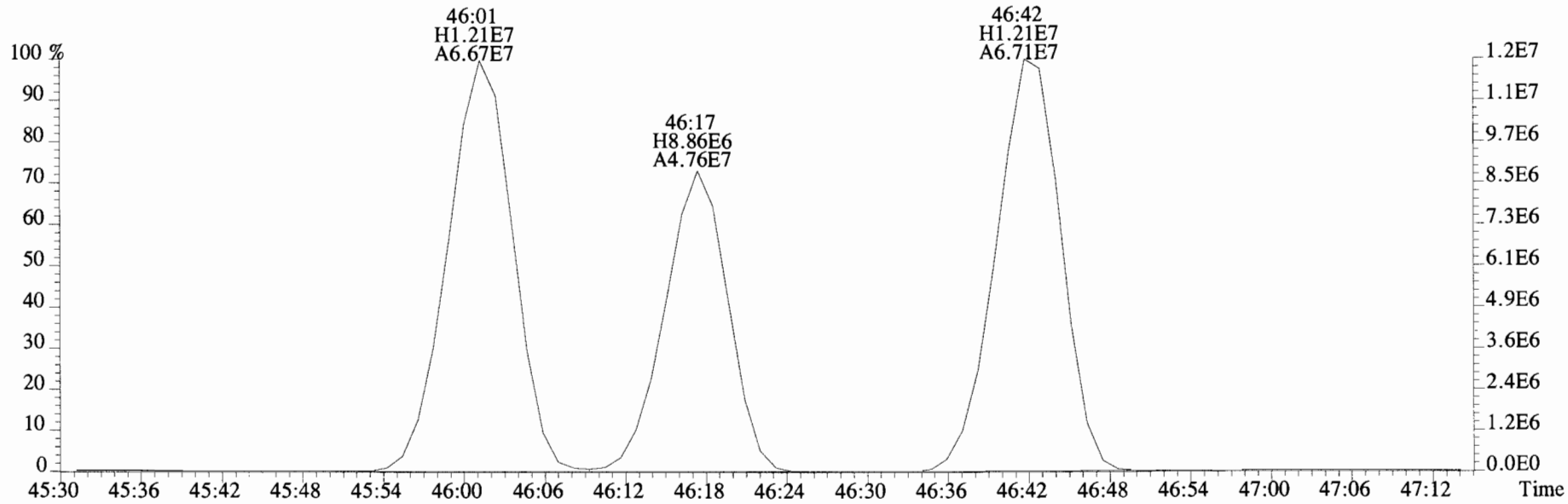

File:180208E1 #1-574 Acq: 8-FEB-2018 14:00:18 GC EI+ Voltage SIR Autospec-UltimaE
Sample#6 File Text:Vista Analytical Laboratory VG-8 Text:ST180208E1-6 PCB CS5 17L3008 Exp:PCB_ZB1
371.8817 S:6 F:4 SMO(1,3) BSUB(10000,15,-3.0) PKD(5,5,2,0.10%,21288.0,0.00%,F,F)

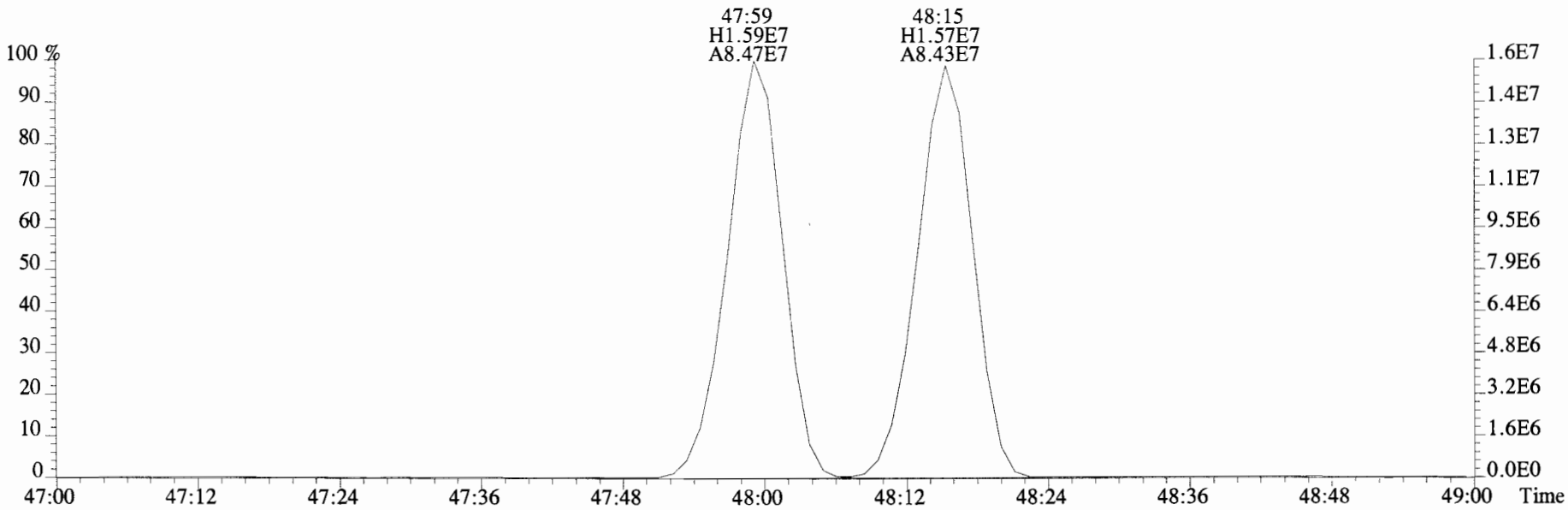

373.8788 S:6 F:4 SMO(1,3) BSUB(10000,15,-3.0) PKD(5,5,2,0.10%,18380.0,0.00%,F,F)

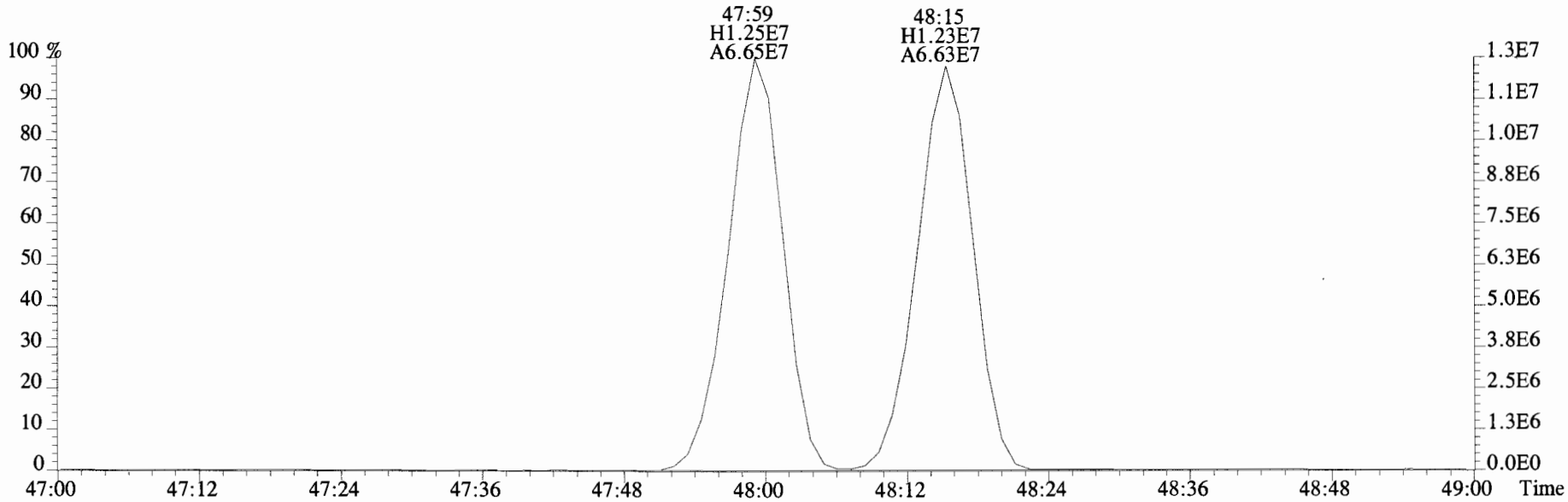

File:180208E1 #1-574 Acq: 8-FEB-2018 14:00:18 GC EI+ Voltage SIR Autospec-UltimaE
Sample#6 File Text:Vista Analytical Laboratory VG-8 Text:ST180208E1-6 PCB CS5 17L3008 Exp:PCB_ZB1
359.8415 S:6 F:4 SMO(1,3) BSUB(10000,15,-3.0) PKD(5,5,2,0.10%,916648.0,0.00%,F,F)

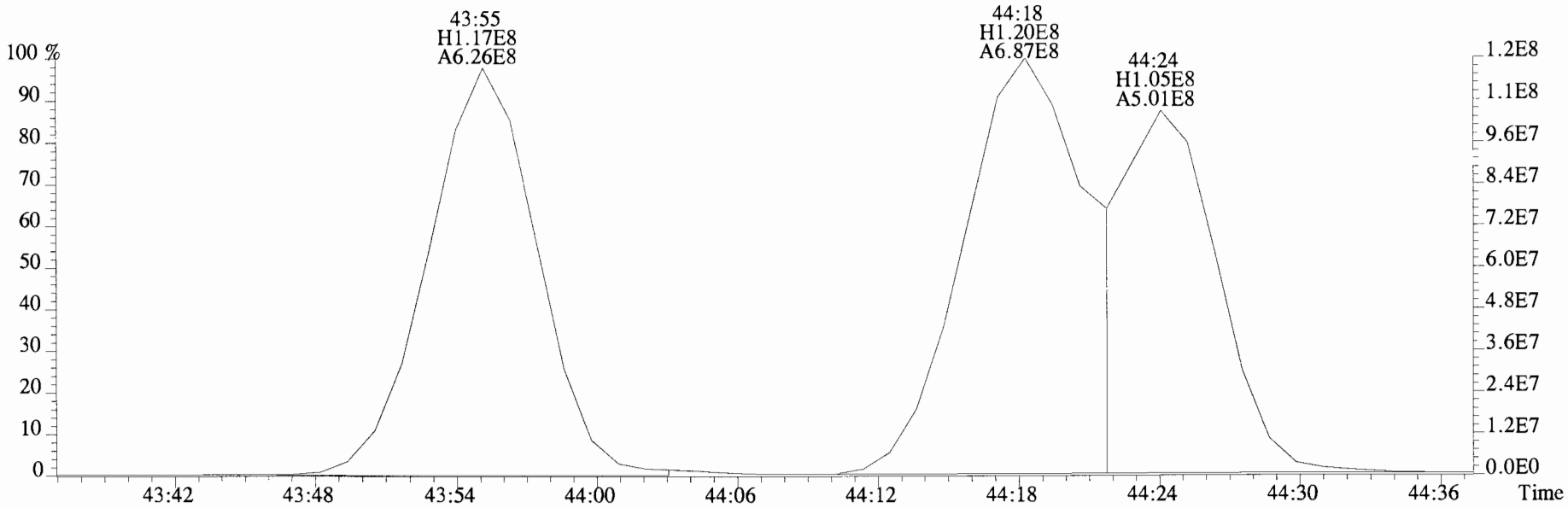

361.8385 S:6 F:4 SMO(1,3) BSUB(10000,15,-3.0) PKD(5,5,2,0.10%,734040.0,0.00%,F,F)

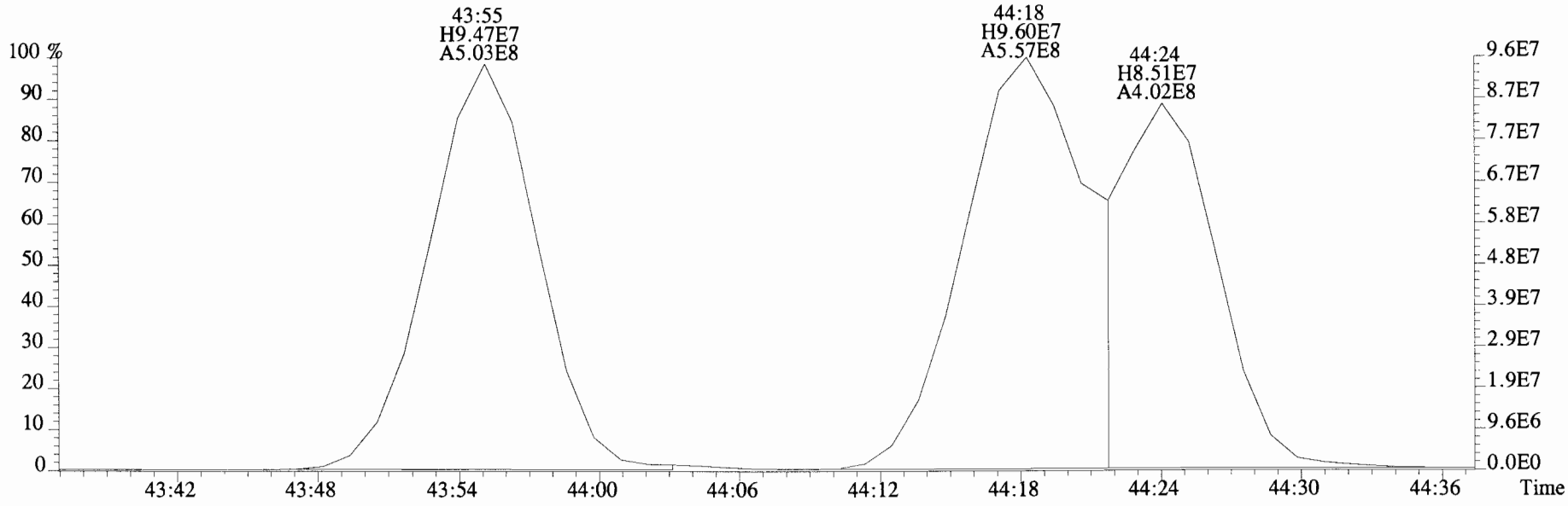

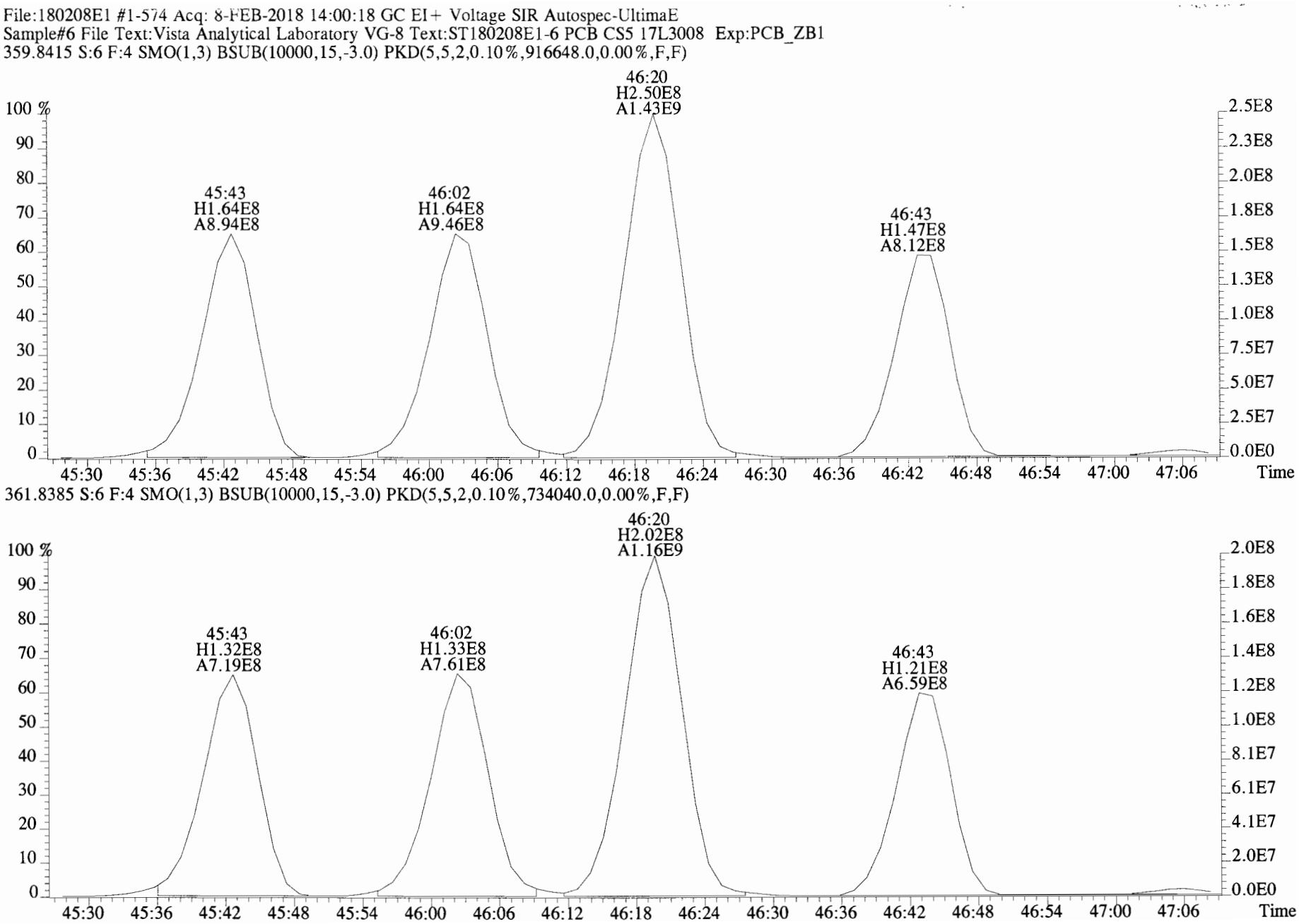
File:180208E1 #1-574 Acq: 8-FEB-2018 14:00:18 GC EI+ Voltage SIR Autospec-UltimaE
Sample#6 File Text:Vista Analytical Laboratory VG-8 Text:ST180208E1-6 PCB CS5 17L3008 Exp:PCB_ZB1
359.8415 S:6 F:4 SMO(1,3) BSUB(10000,15,-3.0) PKD(5,5,2,0.10%,916648.0,0.00%,F,F)
45:43
H1.64E8
A8.94E8
46:02
H1.64E8
A9.46E8
46:20
H2.50E8
A1.43E9
46:43
H1.47E8
A8.12E8
100 %
90
80
70
60
50
40
30
20
10
0
2.5E8
2.3E8
2.0E8
1.8E8
1.5E8
1.3E8
1.0E8
7.5E7
5.0E7
2.5E7
0.0E0
45:30
45:36
45:42
45:48
45:54
46:00
46:06
46:12
46:18
46:24
46:30
46:36
46:42
46:48
46:54
47:00
47:06
Time
361.8385 S:6 F:4 SMO(1,3) BSUB(10000,15,-3.0) PKD(5,5,2,0.10%,734040.0,0.00%,F,F)
45:43
H1.32E8
A7.19E8
46:02
H1.33E8
A7.61E8
46:20
H2.02E8
A1.16E9
46:43
H1.21E8
A6.59E8
100 %
90
80
70
60
50
40
30
20
10
0
2.0E8
1.8E8
1.6E8
1.4E8
1.2E8
1.0E8
8.1E7
6.1E7
4.1E7
2.0E7
0.0E0
45:30
45:36
45:42
45:48
45:54
46:00
46:06
46:12
46:18
46:24
46:30
46:36
46:42
46:48
46:54
47:00
47:06
Time

File:180208E1 #1-574 Acq: 8-FEB-2018 14:00:18 GC EI+ Voltage SIR Autospec-UltimaE
Sample#6 File Text:Vista Analytical Laboratory VG-8 Text:ST180208E1-6 PCB CS5 17L3008 Exp:PCB_ZB1
393.8025 S:6 F:4 SMO(1,3) BSUB(10000,15,-3.0) PKD(5,5,2,0.10%,611220.0,0.00%,F,F)

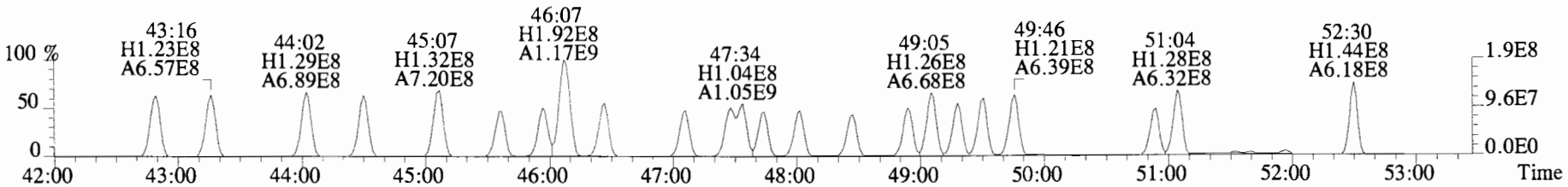

395.7995 S:6 F:4 SMO(1,3) BSUB(10000,15,-3.0) PKD(5,5,2,0.10%,556732.0,0.00%,F,F)

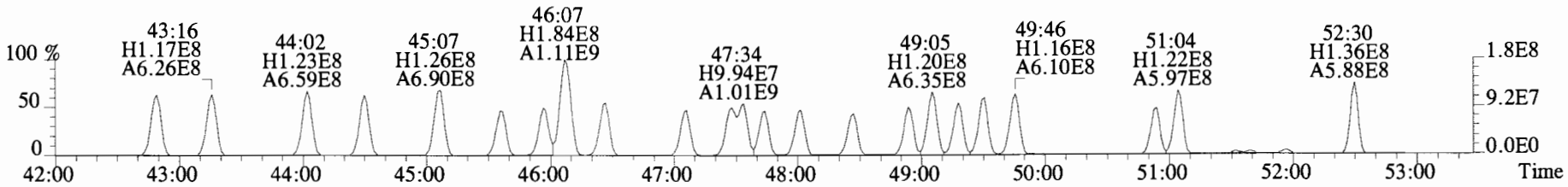

403.8457 S:6 F:4 SMO(1,3) BSUB(10000,15,-3.0) PKD(5,5,2,0.10%,8436.0,0.00%,F,F)

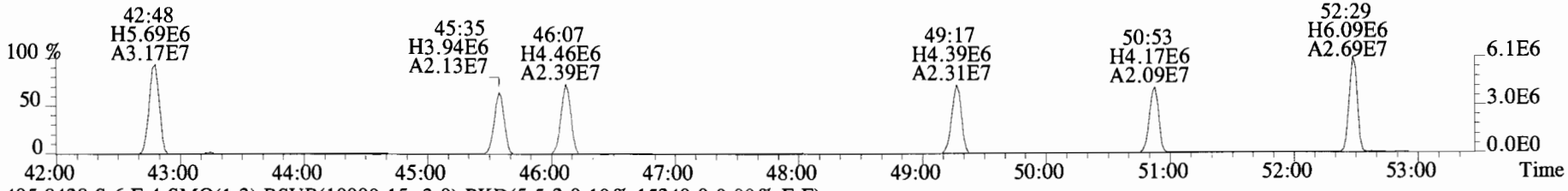

405.8428 S:6 F:4 SMO(1,3) BSUB(10000,15,-3.0) PKD(5,5,2,0.10%,15240.0,0.00%,F,F)

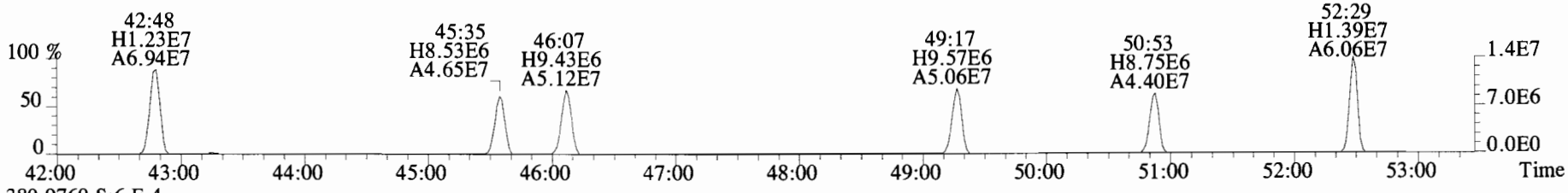

380.9760 S:6 F:4

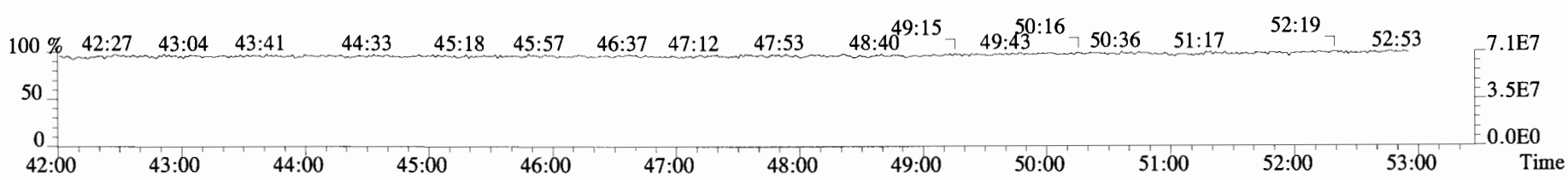

File:180208E1 #1-574 Acq: 8-FEB-2018 14:00:18 GC EI+ Voltage SIR Autospec-UltimaE
Sample#6 File Text:Vista Analytical Laboratory VG-8 Text:ST180208E1-6 PCB CS5 17L3008 Exp:PCB_ZB1
393.8025 S:6 F:4 SMO(1,3) BSUB(10000,15,-3.0) PKD(5,5,2,0.10%,611220.0,0.00%,F,F)

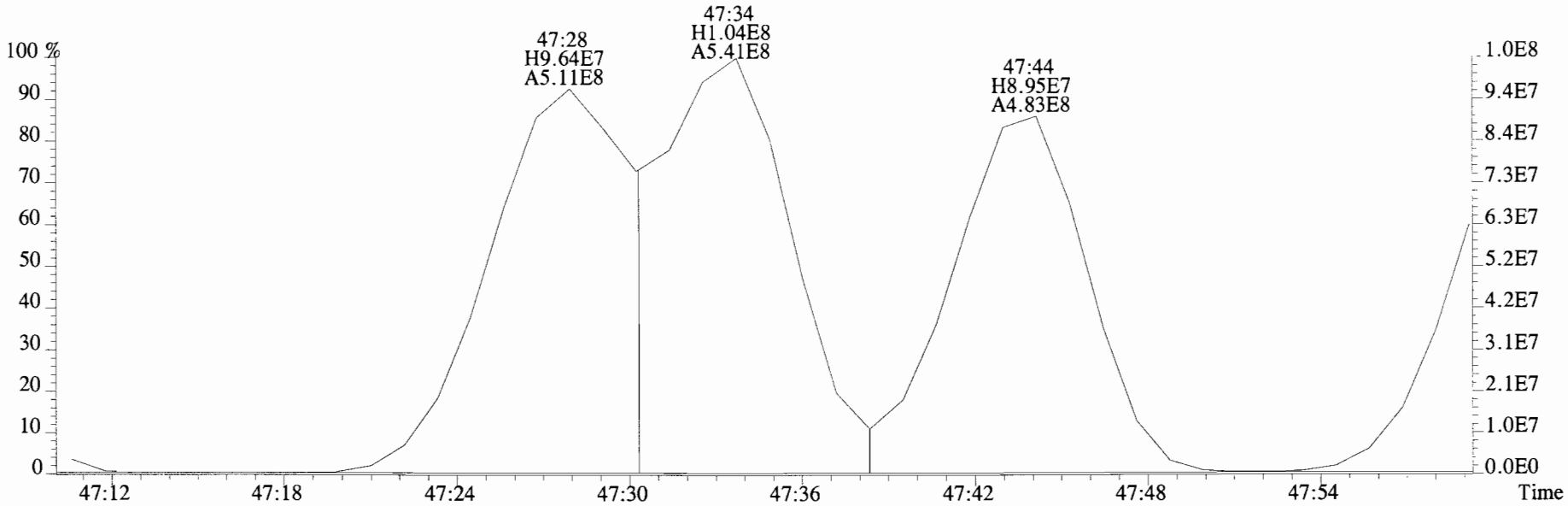

395.7995 S:6 F:4 SMO(1,3) BSUB(10000,15,-3.0) PKD(5,5,2,0.10%,556732.0,0.00%,F,F)

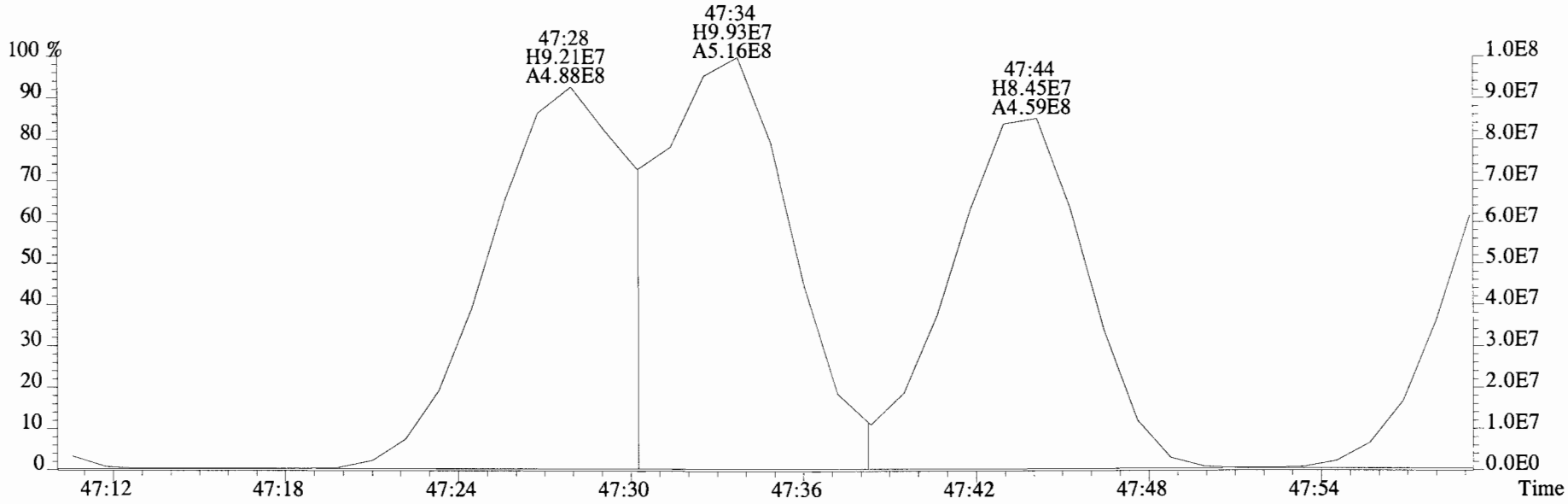

File:180208E1 #1-574 Acq: 8-FEB-2018 14:00:18 GC EI+ Voltage SIR Autospec-UltimaE
Sample#6 File Text:Vista Analytical Laboratory VG-8 Text:ST180208E1-6 PCB CS5 17L3008 Exp:PCB_ZB1
427.7635 S:6 F:4 SMO(1,3) BSUB(10000,15,-3.0) PKD(5,5,2,0.10%,93860.0,0.00%,F,F)

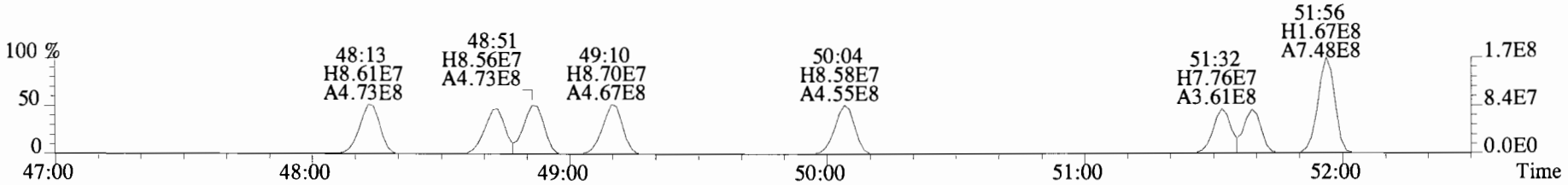

429.7606 S:6 F:4 SMO(1,3) BSUB(10000,15,-3.0) PKD(5,5,2,0.10%,105400.0,0.00%,F,F)

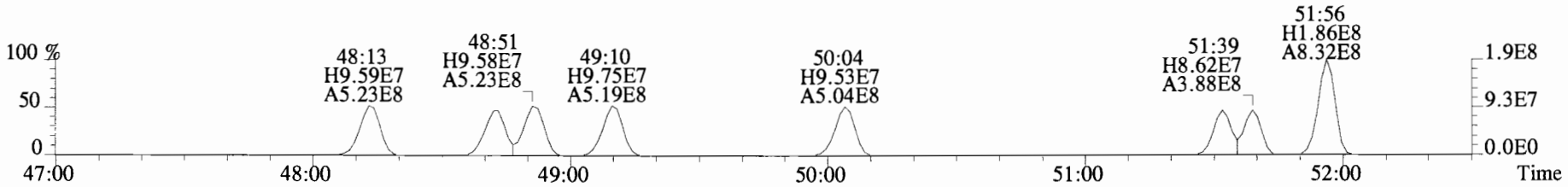

439.8038 S:6 F:4 SMO(1,3) BSUB(10000,15,-3.0) PKD(5,5,2,0.10%,6432.0,0.00%,F,F)

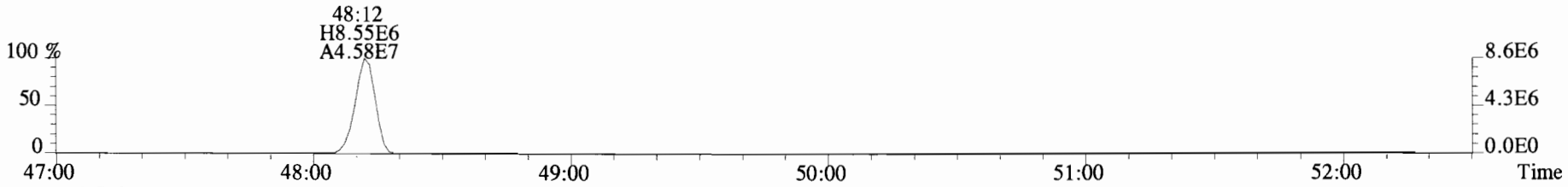

441.8008 S:6 F:4 SMO(1,3) BSUB(10000,15,-3.0) PKD(5,5,2,0.10%,7424.0,0.00%,F,F)

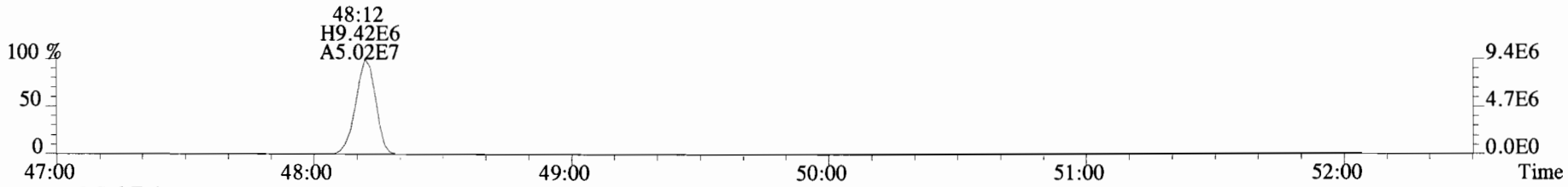

380.9760 S:6 F:4

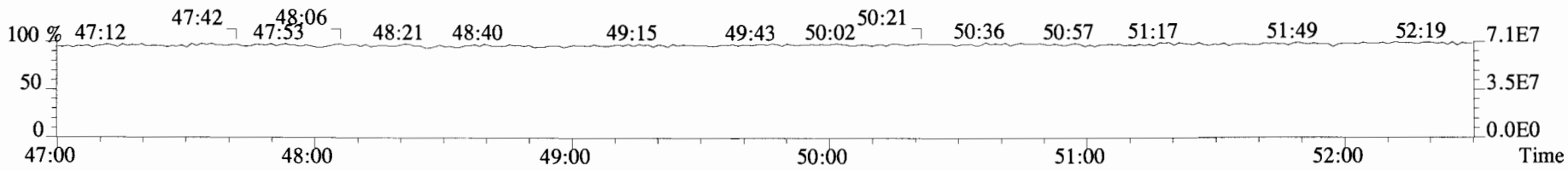

File:180208E1 #1-407 Acq: 8-FEB-2018 14:00:18 GC EI+ Voltage SIR Autospec-UltimaE
Sample#6 File Text:Vista Analytical Laboratory VG-8 Text:ST180208E1-6 PCB CS5 17L3008 Exp:PCB_ZB1
427.7635 S:6 F:5 SMO(1,3) BSUB(10000,15,-3.0) PKD(5,5,2,0.10%,461484.0,0.00%,F,F)

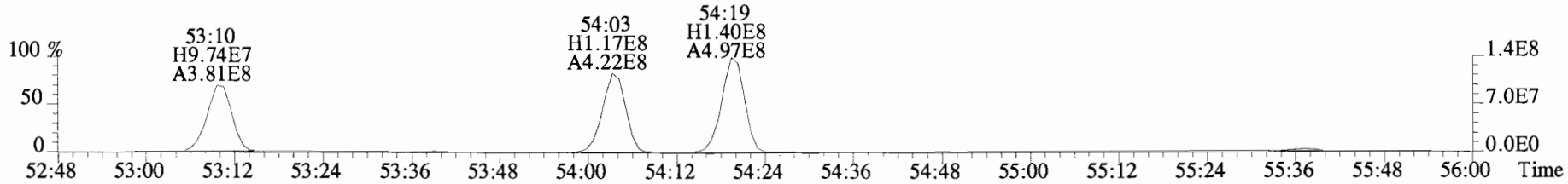

429.7606 S:6 F:5 SMO(1,3) BSUB(10000,15,-3.0) PKD(5,5,2,0.10%,681740.0,0.00%,F,F)

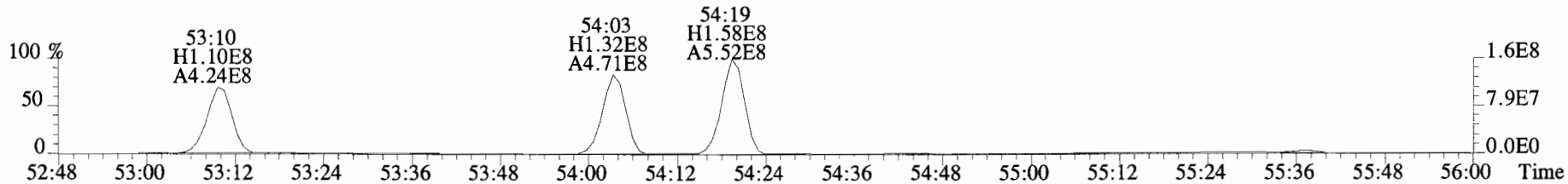

439.8038 S:6 F:5 SMO(1,3) BSUB(10000,15,-3.0) PKD(5,5,2,0.10%,8628.0,0.00%,F,F)

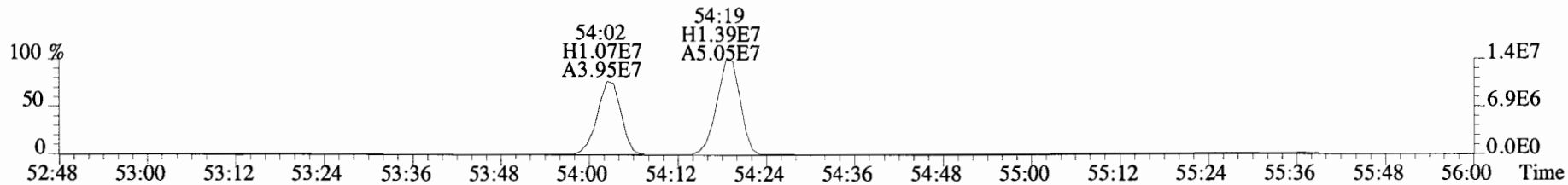

441.8008 S:6 F:5 SMO(1,3) BSUB(10000,15,-3.0) PKD(5,5,2,0.10%,5572.0,0.00%,F,F)

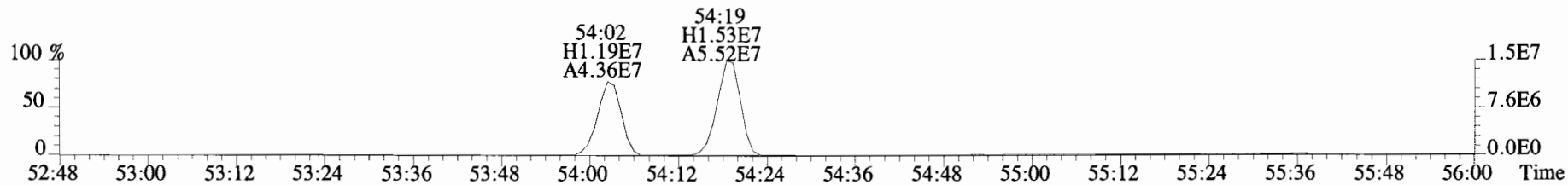

492.9697 S:6 F:5

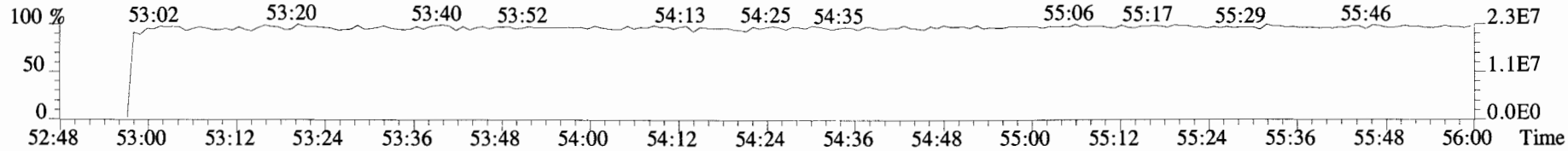

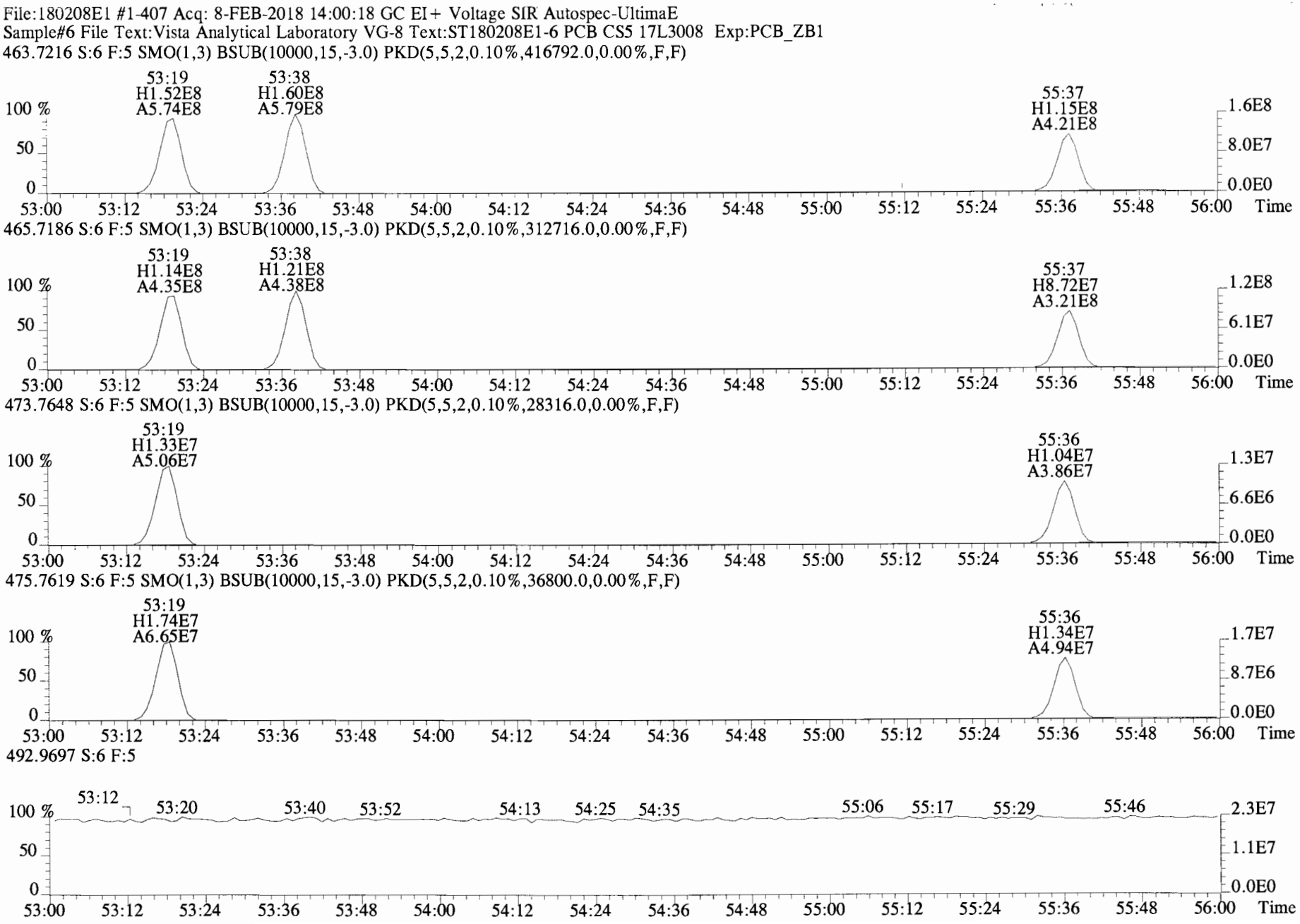
File:180208E1 #1-407 Acq: 8-FEB-2018 14:00:18 GC EI+ Voltage SIR Autospec-UltimaE
Sample#6 File Text:Vista Analytical Laboratory VG-8 Text:ST180208E1-6 PCB CS5 17L3008 Exp:PCB_ZB1
463.7216 S:6 F:5 SMO(1,3) BSUB(10000,15,-3.0) PKD(5,5,2,0.10%,416792.0,0.00%,F,F)
53:19 H1.52E8 A5.74E8
53:38 H1.60E8 A5.79E8
55:37 H1.15E8 A4.21E8
465.7186 S:6 F:5 SMO(1,3) BSUB(10000,15,-3.0) PKD(5,5,2,0.10%,312716.0,0.00%,F,F)
53:19 H1.14E8 A4.35E8
53:38 H1.21E8 A4.38E8
55:37 H8.72E7 A3.21E8
473.7648 S:6 F:5 SMO(1,3) BSUB(10000,15,-3.0) PKD(5,5,2,0.10%,28316.0,0.00%,F,F)
53:19 H1.33E7 A5.06E7
55:36 H1.04E7 A3.86E7
475.7619 S:6 F:5 SMO(1,3) BSUB(10000,15,-3.0) PKD(5,5,2,0.10%,36800.0,0.00%,F,F)
53:19 H1.74E7 A6.65E7
55:36 H1.34E7 A4.94E7
492.9697 S:6 F:5
53:12
53:20
53:40
53:52
54:13
54:25
54:35
55:06
55:17
55:29
55:46
100 %
50
0
1.6E8
8.0E7
0.0E0
1.2E8
6.1E7
1.3E7
6.6E6
1.7E7
8.7E6
2.3E7
1.1E7
53:00 53:12 53:24 53:36 53:48 54:00 54:12 54:24 54:36 54:48 55:00 55:12 55:24 55:36 55:48 56:00 Time

File:180208E1 #1-407 Acq: 8-FEB-2018 14:00:18 GC EI+ Voltage SIR Autospec-UltimaE
Sample#6 File Text:Vista Analytical Laboratory VG-8 Text:ST180208E1-6 PCB CS5 17L3008 Exp:PCB_ZB1
497.6826 S:6 F:5 SMO(1,3) BSUB(10000,15,-3.0) PKD(5,5,2,0.10%,1780.0,0.00%,F,F)

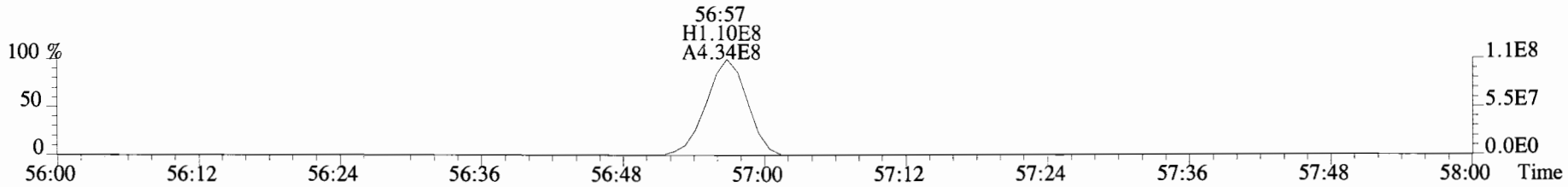

499.6797 S:6 F:5 SMO(1,3) BSUB(10000,15,-3.0) PKD(5,5,2,0.10%,1904.0,0.00%,F,F)

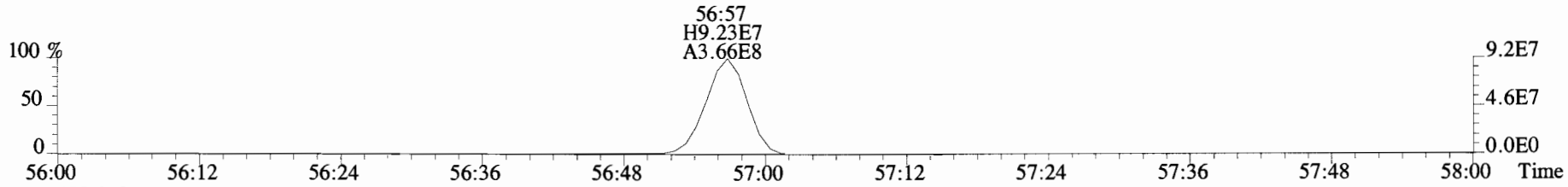

509.7229 S:6 F:5 SMO(1,3) BSUB(10000,15,-3.0) PKD(5,5,2,0.10%,1800.0,0.00%,F,F)

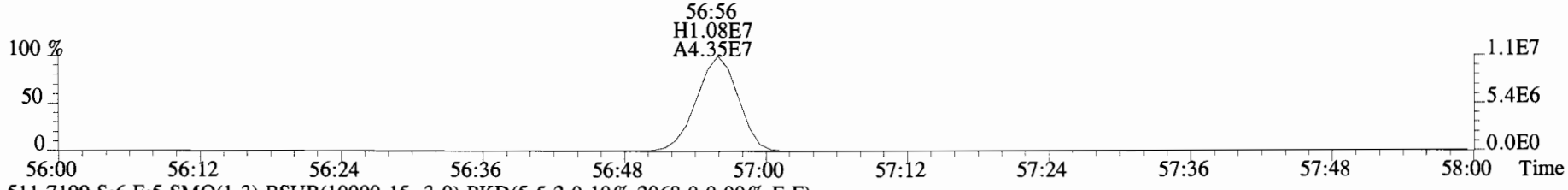

511.7199 S:6 F:5 SMO(1,3) BSUB(10000,15,-3.0) PKD(5,5,2,0.10%,2068.0,0.00%,F,F)

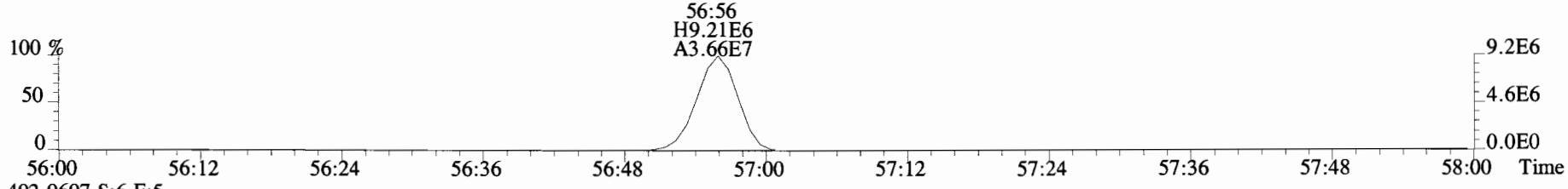

492.9697 S:6 F:5

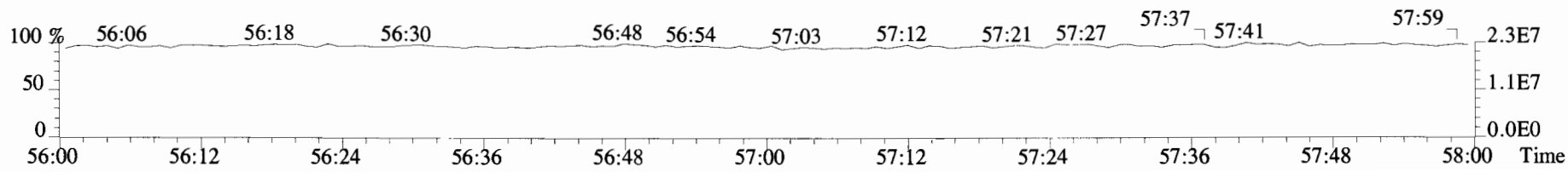

Peak Locate Examination: 8-FEB-2018:17:23 File:RES_CHECK

Experiment:PCB_ZB1 Function:1 Reference:PFK

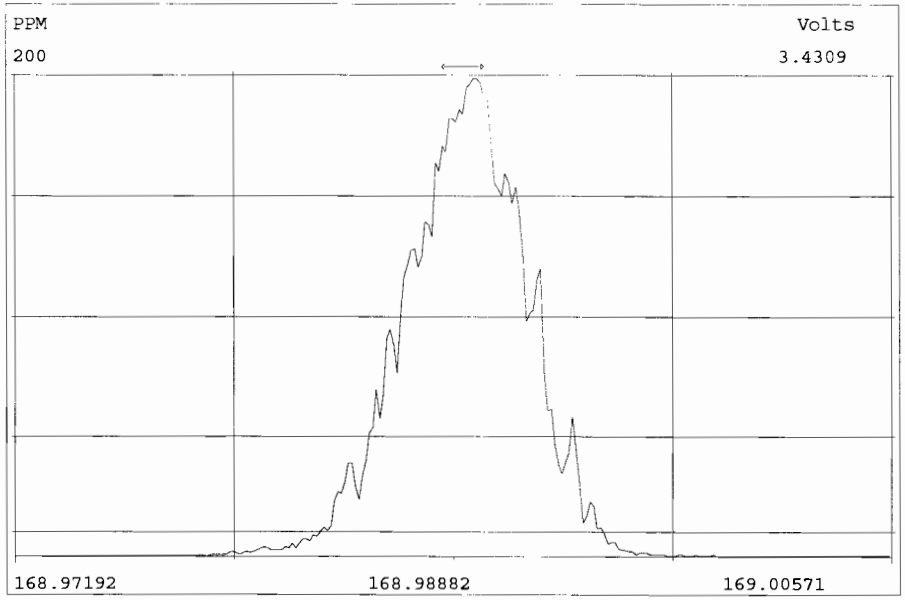

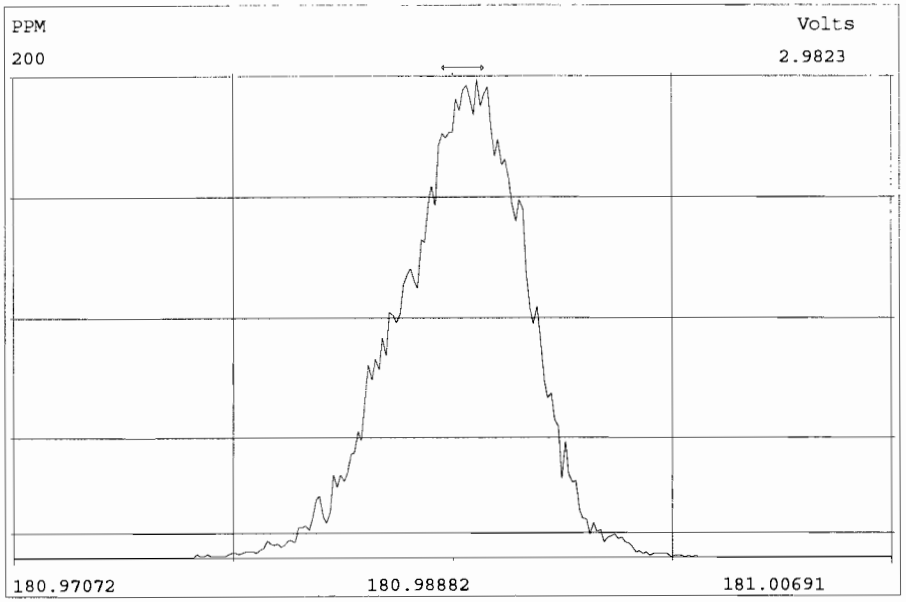

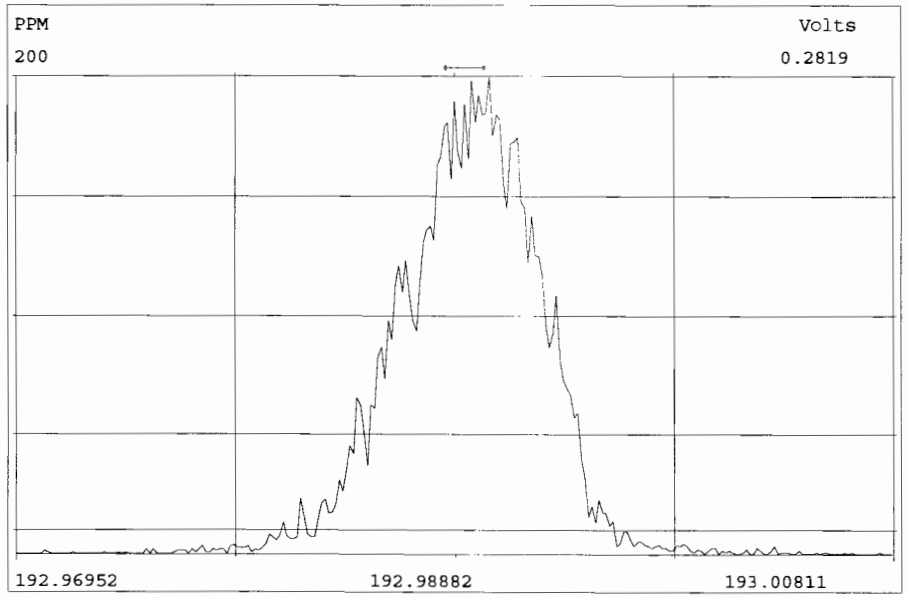



Peak Locate Examination: 8-FEB-2018:17:24 File:RES_CHECK

Experiment:PCB_ZB1 Function:2 Reference:PFK

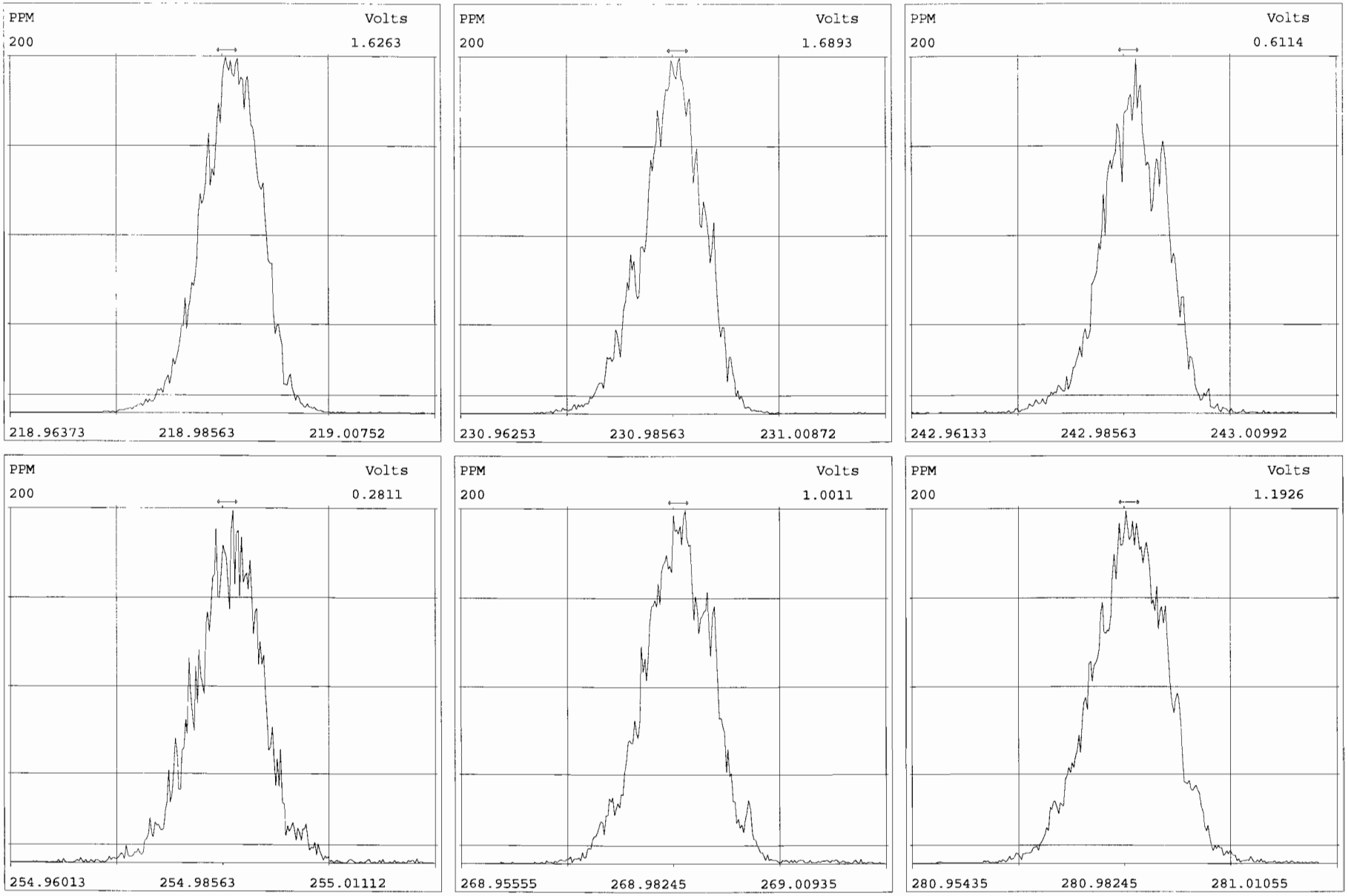

Peak Locate Examination: 8-FEB-2018:17:25 File:RES_CHECK

Experiment:PCB_ZB1 Function:3 Reference:PFK

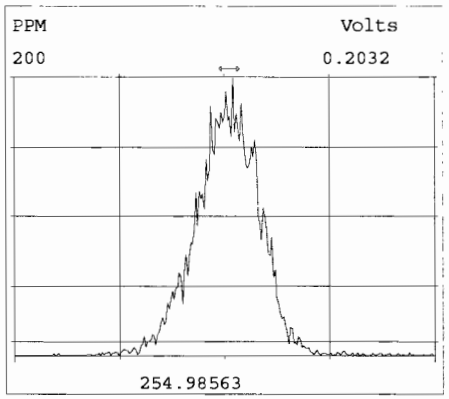

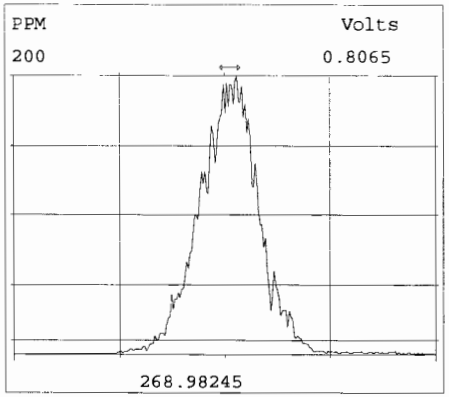

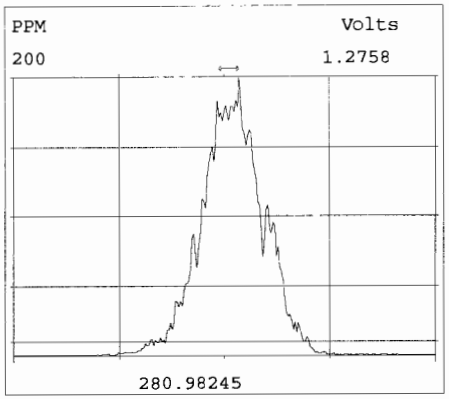

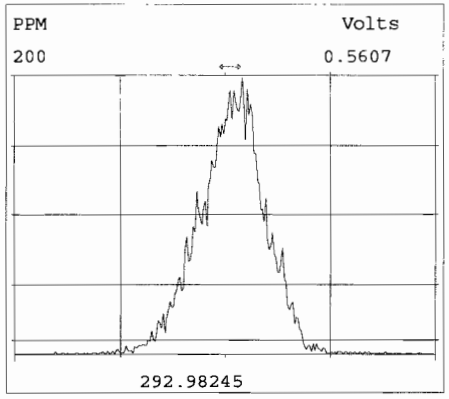

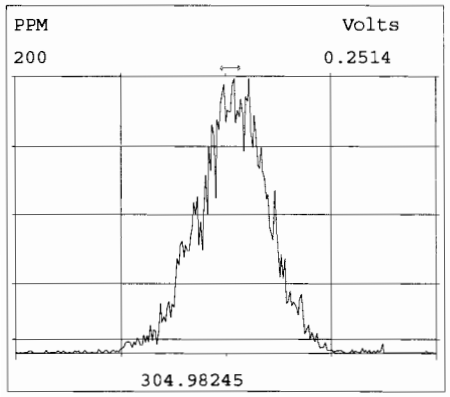

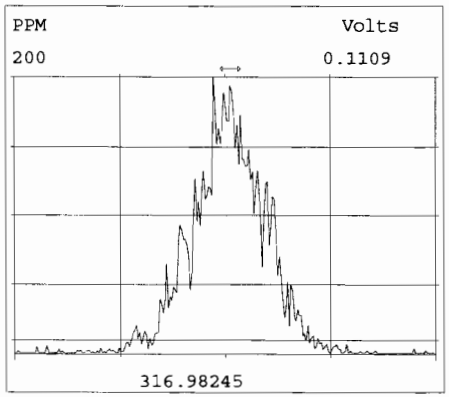

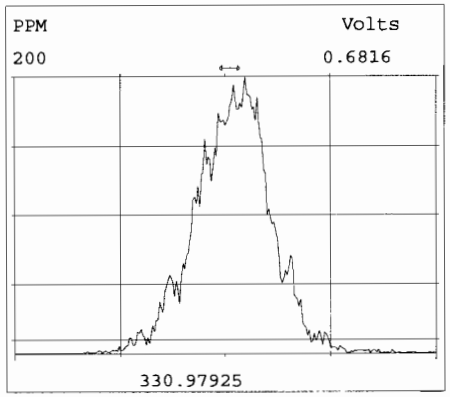

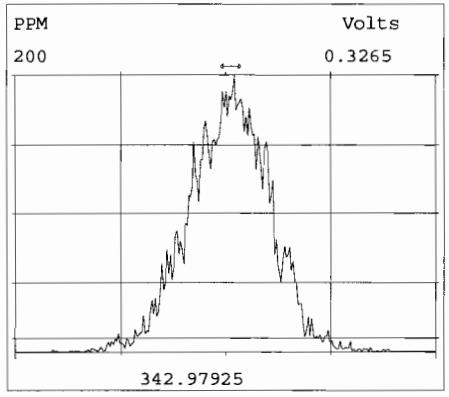

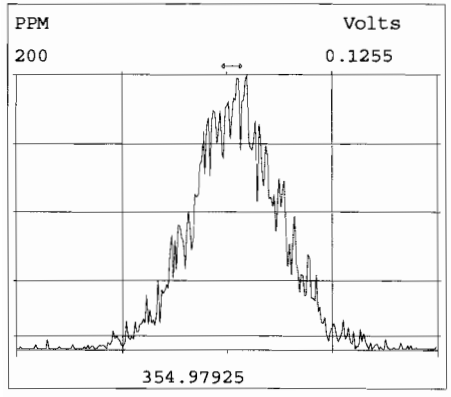

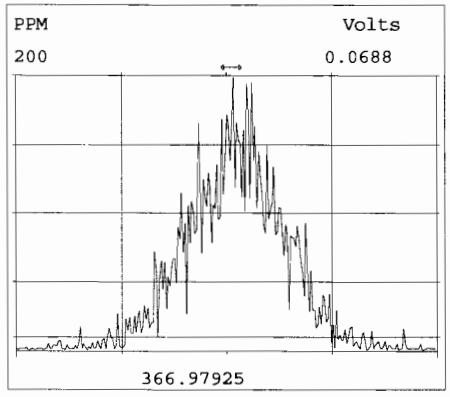

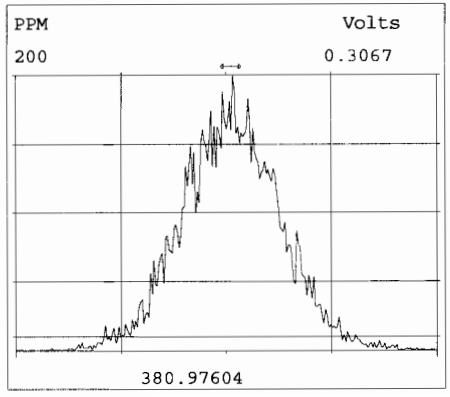

Peak Locate Examination: 8-FEB-2018:17:26 File:RES_CHECK

Experiment:PCB_ZB1 Function:4 Reference:PFK

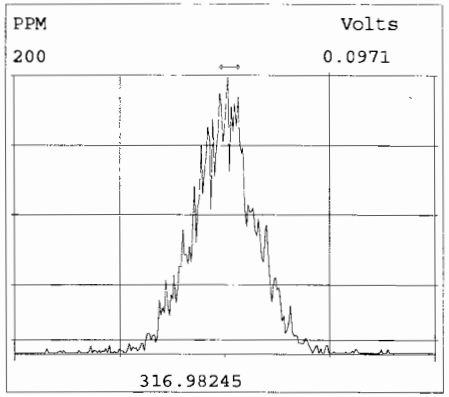

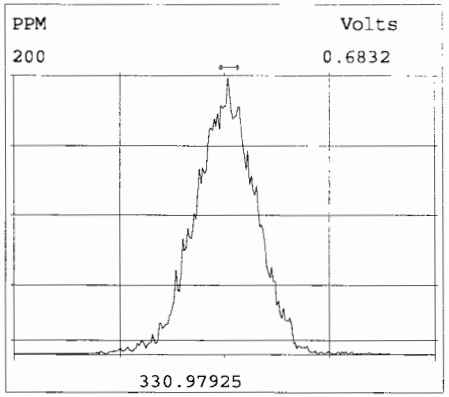

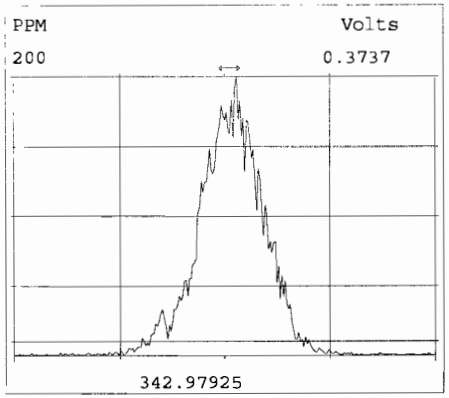

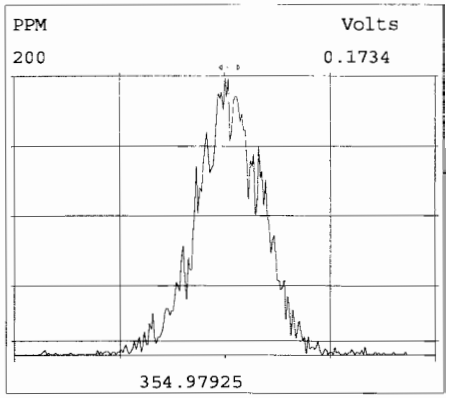

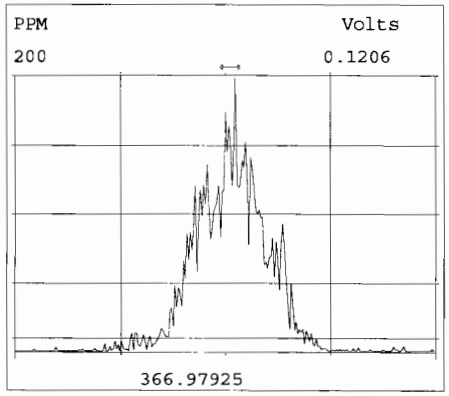

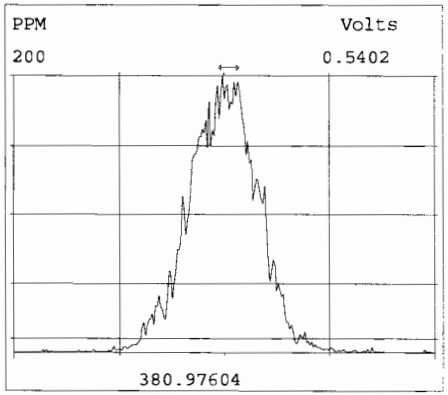

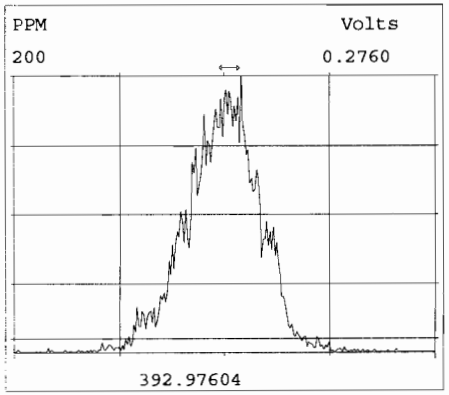

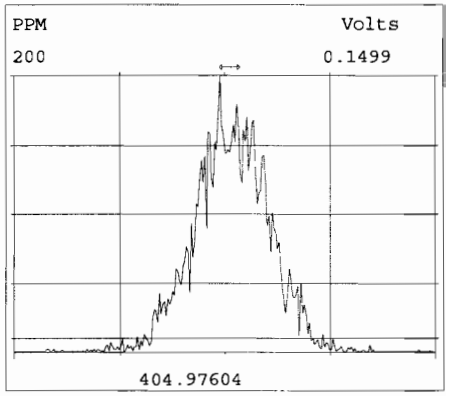

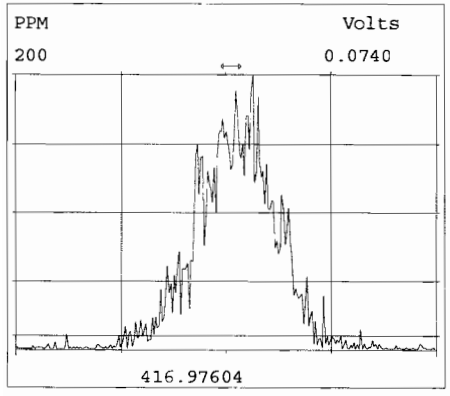

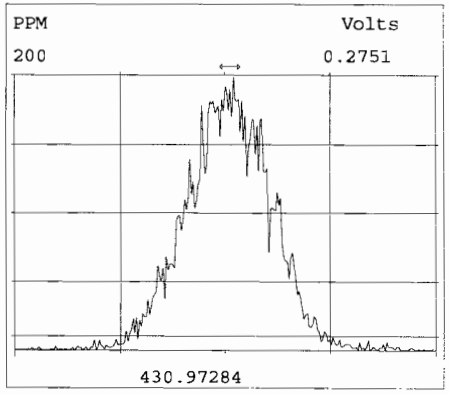

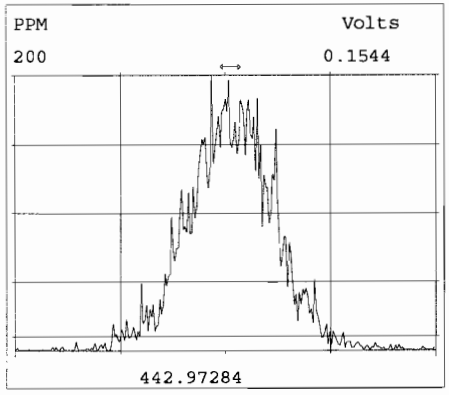

Peak Locate Examination: 8-FEB-2018:17:27 File:RES_CHECK

Experiment:PCB_ZB1 Function:5 Reference:PFK

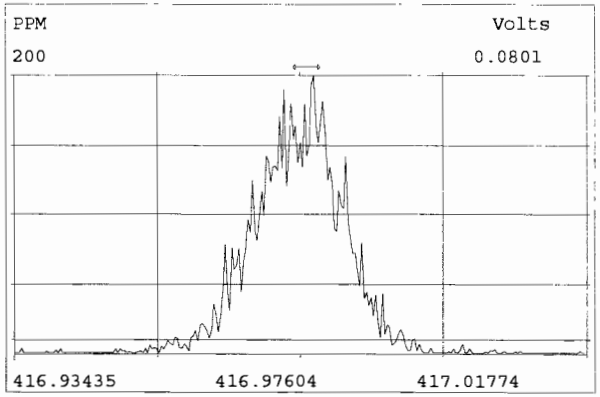

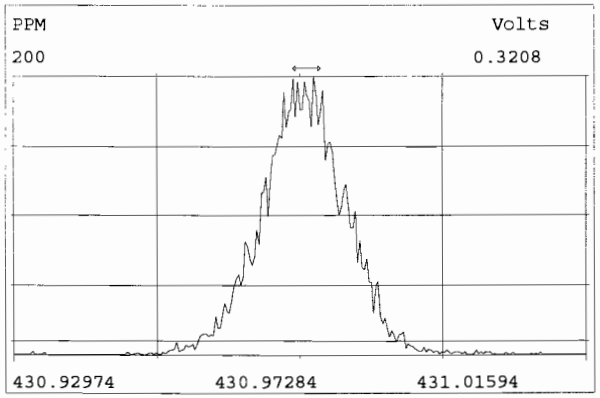

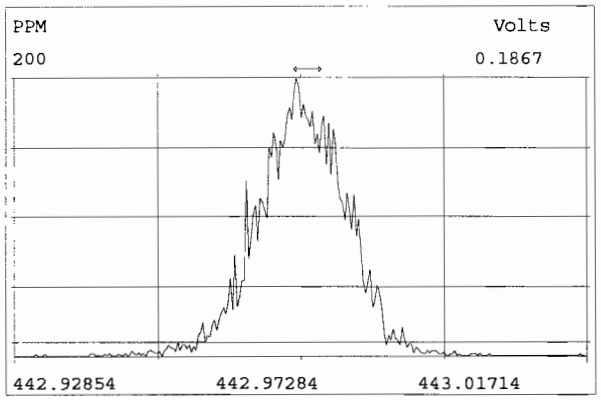

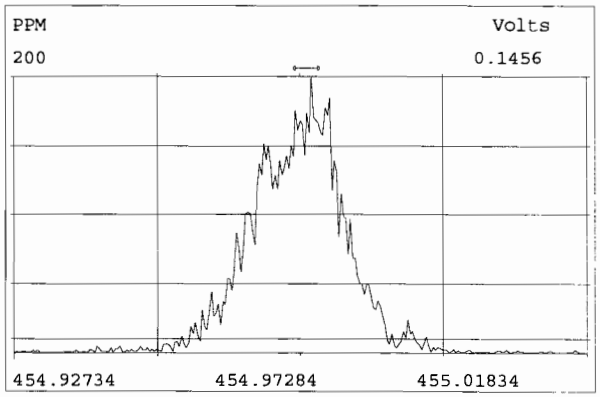

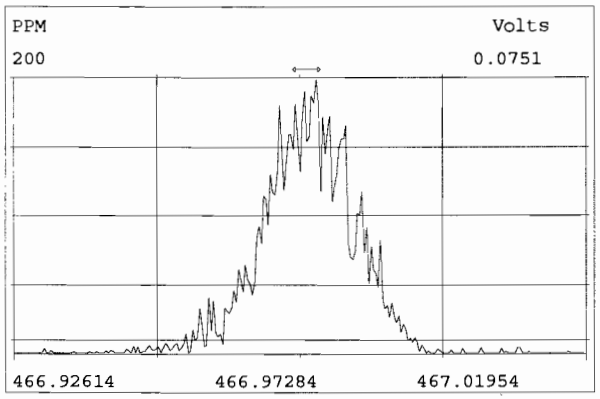

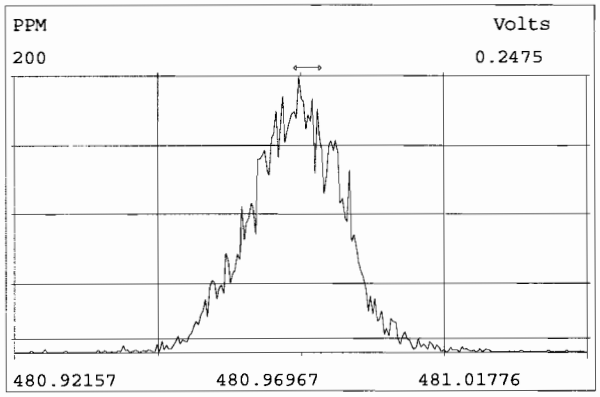

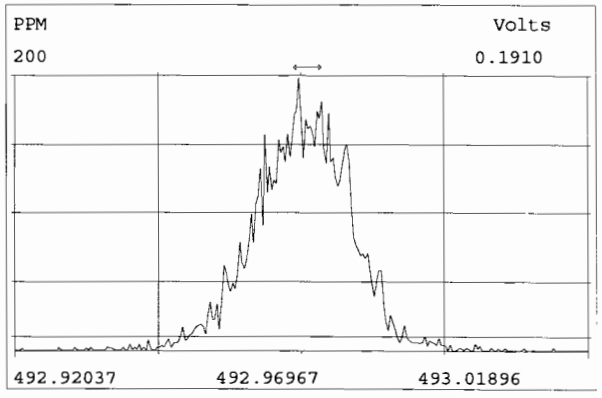

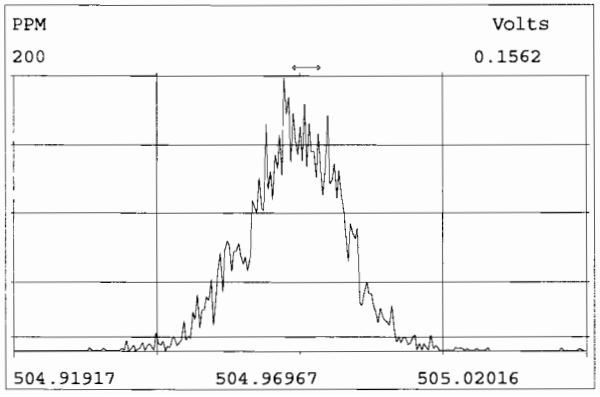

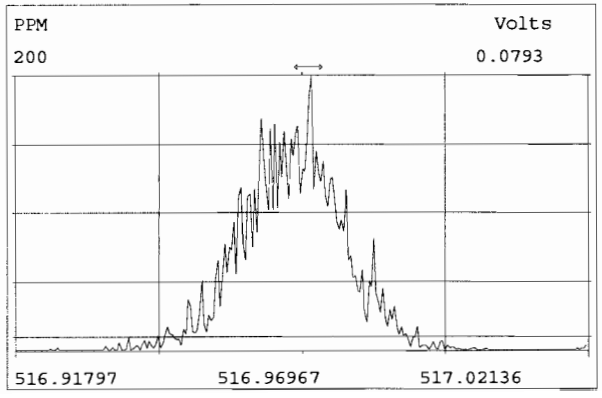

Client ID: PCB SSS 17C1025 Filename: 180208E1 S:8 Acq: 8-FEB-18 16:10:35 ConCal: NA
Lab ID: SS180208E1-1 GC Column ID: ZB-1 ICal: PCBVG8-2-8-18 wt/vol: 1.0000 EndCAL: NA

	Name	Resp	RA		RRF	RT	RRT	LCL	UCL	Conc
	PCB-1	2.22e+08	3.05	y	1.07	16:00	1.001	0.996	1.006	102.395
	PCB-2	*	*	n	1.06	NotFnd	*	0.983	0.993	*
	PCB-3	2.36e+08	3.03	y	1.06	18:38	1.001	0.996	1.006	101.477
	PCB-4/10	2.68e+08	1.55	y	1.24	20:00	1.002	0.998	1.008	201.198
	PCB-7/9	1.67e+08	1.55	y	0.99	21:46	0.866	0.863	0.871	99.5654
	PCB-6	*	*	n	1.06	NotFnd	*	0.888	0.897	*
	PCB-5/8	1.75e+08	1.56	y	1.03	22:50	0.908	0.904	0.913	100.722
	PCB-14	*	*	n	1.03	NotFnd	*	0.948	0.958	*
	PCB-11	1.70e+08	1.55	y	1.11	25:10	1.001	0.996	1.006	89.2281
	PCB-12/13	1.64e+08	1.55	y	1.02	25:35	1.018	1.011	1.021	93.8995
	PCB-15	1.77e+08	1.55	y	1.05	25:51	1.028	1.023	1.033	97.7108
	PCB-19	6.67e+07	1.06	y	1.20	24:08	1.001	0.996	1.006	46.7713
	PCB-30	*	*	n	1.93	NotFnd	*	1.034	1.044	*
	PCB-18	7.06e+07	1.05	y	0.91	25:48	0.954	0.948	0.958	44.3819
	PCB-17	*	*	n	0.84	NotFnd	*	0.955	0.965	*
	PCB-24/27	*	*	n	1.15	NotFnd	*	0.977	0.986	*
-	PCB-16/32	*	*	n	1.02	NotFnd	*	0.995	1.005	*
-	PCB-34	*	*	n	0.96	NotFnd	*	0.955	0.965	*
	PCB-23	*	*	n	0.95	NotFnd	*	0.958	0.968	*
	PCB-29	*	*	n	0.96	NotFnd	*	0.966	0.976	*
	PCB-26	*	*	n	1.00	NotFnd	*	0.974	0.984	*
	PCB-25	*	*	n	1.06	NotFnd	*	0.980	0.990	*
	PCB-31	7.53e+07	1.05	y	1.12	28:55	0.997	0.992	1.002	45.4482
	PCB-28	7.70e+07	1.06	y	1.14	29:01	1.000	0.995	1.005	45.6172
	PCB-20/21/33	7.52e+07	1.04	y	1.00	29:40	1.023	1.017	1.027	50.8893
	PCB-22	*	*	n	1.09	NotFnd	*	1.032	1.042	*
	PCB-36	*	*	n	1.15	NotFnd	*	0.929	0.939	*
	PCB-39	*	*	n	1.07	NotFnd	*	0.943	0.953	*
	PCB-38	7.04e+07	1.05	y	1.10	31:56	0.971	0.966	0.976	42.5182
	PCB-35	7.48e+07	1.05	y	1.12	32:28	0.987	0.982	0.992	44.3277
	PCB-37	8.05e+07	1.04	y	1.11	32:54	1.001	0.996	1.006	48.1636
	PCB-54	8.03e+07	0.77	y	1.07	27:54	1.001	0.996	1.006	48.0310
	PCB-50	*	*	n	0.87	NotFnd	*	1.038	1.048	*
	PCB-53	*	*	n	1.01	NotFnd	*	0.940	0.950	*
	PCB-51	*	*	n	1.10	NotFnd	*	0.952	0.962	*
	PCB-45	*	*	n	0.87	NotFnd	*	0.965	0.975	*
	PCB-46	*	*	n	0.84	NotFnd	*	0.980	0.990	*

Name	Resp	RA		RRF	RT	RRT	LCL	UCL	Conc
PCB-52/69	7.19e+07	0.78	y	1.212	31:26	1.000	0.996	1.006	46.6387
PCB-73	*	*	n	1.453	NotFnd	*	1.000	1.010	*
PCB-43/49	6.62e+07	0.79	y	1.011	31:45	1.010	1.005	1.015	51.4291
PCB-47	*	*	n	0.906	NotFnd	*	0.995	1.005	*
PCB-48/75	*	*	n	1.134	NotFnd	*	0.999	1.009	*
PCB-65	*	*	n	1.271	NotFnd	*	1.007	1.017	*
PCB-62	*	*	n	1.096	NotFnd	*	1.011	1.021	*
PCB-44	5.74e+07	0.77	y	0.855	32:45	1.026	1.020	1.030	48.9519
PCB-42/59	*	*	n	1.021	NotFnd	*	1.027	1.037	*
PCB-41/64/71/72	*	*	n	1.166	NotFnd	*	1.046	1.056	*
PCB-68	*	*	n	1.278	NotFnd	*	1.054	1.064	*
PCB-40	*	*	n	0.624	NotFnd	*	1.060	1.070	*
PCB-57	8.38e+07	0.78	y	1.129	34:23	0.970	0.965	0.975	44.8332
PCB-67	*	*	n	1.103	NotFnd	*	0.973	0.983	*
PCB-58	*	*	n	1.123	NotFnd	*	0.977	0.987	*
PCB-63	*	*	n	1.001	NotFnd	*	0.981	0.991	*
PCB-74	8.96e+07	0.78	y	1.184	35:15	0.994	0.989	0.999	45.7364
PCB-61/70	9.01e+07	0.78	y	1.028	35:27	1.000	0.994	1.004	52.9735
PCB-76/66	8.80e+07	0.78	y	1.134	35:40	1.006	1.000	1.010	46.8551
PCB-80	*	*	n	1.193	NotFnd	*	0.995	1.005	*
PCB-55	*	*	n	1.159	NotFnd	*	1.004	1.014	*
PCB-56/60	*	*	n	1.043	NotFnd	*	1.018	1.028	*
PCB-79	8.69e+07	0.78	y	1.169	37:45	1.052	1.047	1.057	45.4161
PCB-78	7.87e+07	0.77	y	1.105	38:27	0.987	0.982	0.992	44.0666
PCB-81	8.72e+07	0.77	y	0.969	38:59	1.001	0.995	1.005	55.6571
PCB-77	8.41e+07	0.78	y	1.082	39:34	1.000	0.995	1.005	51.4309
PCB-104	6.41e+07	1.60	y	1.078	32:36	1.001	0.996	1.006	54.7856
PCB-96	*	*	n	1.131	NotFnd	*	1.034	1.044	*
PCB-103	*	*	n	0.908	NotFnd	*	1.051	1.061	*
PCB-100	*	*	n	0.925	NotFnd	*	1.062	1.072	*
PCB-94	*	*	n	0.914	NotFnd	*	0.981	0.991	*
PCB-95/98/102	4.75e+07	1.57	y	1.172	35:46	1.001	0.994	1.004	48.0795
PCB-93	4.75e+07	1.57	y	0.926	35:46	1.001	0.997	1.007	60.8674
PCB-88/91	*	*	n	0.974	NotFnd	*	1.005	1.015	*
PCB-121	*	*	n	1.681	NotFnd	*	1.009	1.019	*
PCB-84/92	*	*	n	0.973	NotFnd	*	0.985	0.995	*
PCB-89	*	*	n	1.065	NotFnd	*	0.990	1.000	*

Integrations by Analyst: M
Date: 2/22/18

Reviewed by Analyst: JB
Date: 2/22/18

Client ID: PCB SSS 17C1025 Filename: 180208E1 S:8 Acq: 8-FEB-18 16:10:35 ConCal: NA

Lab ID: SS180208E1-1 GC Column ID: ZB-1 ICal: PCBVG8-2-8-18 wt/vol: 1.0000 EndCAL: NA

	Name	Resp	RA		RRF	RT	RRT	LCL	UCL	Conc
	PCB-90/101	5.02e+07	1.58	y	1.08	37:27	1.001	0.995	1.005	55.0836
	PCB-113	*	*	n	1.48	NotFnd	*	1.002	1.012	*
	PCB-99	5.14e+07	1.60	y	1.25	37:46	1.009	1.004	1.014	48.4232
	PCB-119	*	*	n	1.70	NotFnd	*	0.982	0.992	*
	PCB-108/112	*	*	n	1.40	NotFnd	*	0.986	0.996	*
	PCB-83	*	*	n	1.75	NotFnd	*	0.990	1.000	*
	PCB-97	*	*	n	1.17	NotFnd	*	0.995	1.005	*
	PCB-86	*	*	n	1.08	NotFnd	*	0.999	1.009	*
	B-87/117/125	4.42e+07	1.57	y	1.55	39:02	1.008	1.002	1.012	39.0180
	PCB-111/115	6.07e+07	1.61	y	1.79	39:11	1.012	1.006	1.016	46.3720
	PCB-85/116	*	*	n	1.29	NotFnd	*	1.009	1.019	*
	PCB-120	*	*	n	1.98	NotFnd	*	1.016	1.026	*
	PCB-110	6.03e+07	1.61	y	1.69	39:41	1.025	1.020	1.030	49.0609
	PCB-82	*	*	n	0.81	NotFnd	*	0.972	0.982	*
	PCB-124	*	*	n	1.30	NotFnd	*	0.988	0.998	*
	PCB-107/109	*	*	n	1.31	NotFnd	*	0.991	1.001	*
	PCB-123	6.04e+07	1.57	y	1.12	41:19	1.001	0.996	1.006	54.7327
-	PCB-106/118	6.35e+07	1.59	y	1.18	41:29	1.000	0.996	1.006	53.4120
-	PCB-114	5.48e+07	1.54	y	1.11	42:09	1.001	0.995	1.005	47.9085
	PCB-122	*	*	n	1.03	NotFnd	*	0.999	1.009	*
	PCB-105	5.67e+07	1.60	y	1.12	43:00	1.000	0.995	1.005	50.1038
	PCB-127	*	*	n	1.12	NotFnd	*	0.995	1.005	*
	PCB-126	5.84e+07	1.60	y	1.20	45:14	1.001	0.995	1.005	50.5692
	PCB-155	5.02e+07	1.29	y	0.99	36:59	1.000	0.995	1.005	58.0979
	PCB-150	*	*	n	1.02	NotFnd	*	1.030	1.040	*
	PCB-152	*	*	n	1.16	NotFnd	*	1.042	1.052	*
	PCB-145	*	*	n	1.13	NotFnd	*	1.054	1.064	*
	PCB-136	*	*	n	1.02	NotFnd	*	1.063	1.073	*
	PCB-148	*	*	n	0.77	NotFnd	*	1.066	1.076	*
	PCB-154	*	*	n	0.88	NotFnd	*	1.079	1.089	*
	PCB-151	*	*	n	0.75	NotFnd	*	1.095	1.107	*
	PCB-135	*	*	n	0.86	NotFnd	*	1.101	1.113	*
	PCB-144	*	*	n	0.77	NotFnd	*	1.105	1.116	*
	PCB-147	*	*	n	0.80	NotFnd	*	1.108	1.120	*
	PCB-139/149	3.59e+07	1.29	y	0.88	41:26	1.121	1.115	1.127	46.6250
-	PCB-140	*	*	n	0.77	NotFnd	*	1.120	1.132	*
-	PCB-134/143	*	*	n	0.76	NotFnd	*	0.970	0.980	*

	Name	Resp	RA		RRF	RT	RRT	LCL	UCL	Conc
	PCB-131/133	*	*	n	0.82	NotFnd	*	0.977	0.987	*
	PCB-142	*	*	n	0.73	NotFnd	*	0.981	0.991	*
	PCB-146/165	*	*	n	1.02	NotFnd	*	0.986	0.996	*
	PCB-132/161	*	*	n	1.00	NotFnd	*	0.992	1.002	*
	PCB-153	5.90e+07	1.22	y	1.08	43:10	1.000	0.995	1.005	46.5595
	PCB-168	*	*	n	1.12	NotFnd	*	1.000	1.010	*
	PCB-141	*	*	n	1.02	NotFnd	*	0.995	1.005	*
	PCB-137	*	*	n	1.10	NotFnd	*	1.004	1.014	*
	PCB-130	*	*	n	0.81	NotFnd	*	1.007	1.017	*
	PCB-138/163/164	5.21e+07	1.26	y	1.23	44:44	1.000	0.996	1.006	41.3775
	PCB-158/160	*	*	n	1.18	NotFnd	*	1.001	1.011	*
	PCB-129	*	*	n	0.78	NotFnd	*	1.007	1.017	*
	PCB-166	*	*	n	1.13	NotFnd	*	0.988	0.998	*
	PCB-159	*	*	n	1.16	NotFnd	*	0.995	1.005	*
	PCB-128/162	6.32e+07	1.23	y	0.89	46:18	1.007	1.002	1.012	58.9294
	PCB-167	6.88e+07	1.24	y	1.02	46:42	1.000	0.995	1.005	54.9220
	PCB-156	6.19e+07	1.22	y	1.06	47:59	1.000	0.995	1.005	48.3899
	PCB-157	6.90e+07	1.24	y	1.02	48:15	1.000	0.996	1.006	57.1230
	PCB-169	6.42e+07	1.26	y	1.13	50:27	1.000	0.995	1.005	47.9561
	PCB-188	5.98e+07	1.05	y	1.37	42:48	1.001	0.995	1.005	50.0368
	PCB-184	*	*	n	1.32	NotFnd	*	1.006	1.016	*
	PCB-179	*	*	n	1.38	NotFnd	*	1.024	1.034	*
	PCB-176	*	*	n	1.31	NotFnd	*	1.035	1.045	*
	PCB-186	*	*	n	1.42	NotFnd	*	1.049	1.059	*
	PCB-178	4.21e+07	1.05	y	0.97	45:35	1.066	1.060	1.070	49.9387
	PCB-175	*	*	n	1.00	NotFnd	*	1.069	1.079	*
	PCB-182/187	4.58e+07	1.04	y	1.14	46:05	1.077	1.072	1.082	46.0735
	PCB-183	*	*	n	1.13	NotFnd	*	1.080	1.090	*
	PCB-185	*	*	n	1.36	NotFnd	*	0.950	0.960	*
	PCB-174	4.00e+07	1.05	y	1.42	47:26	0.963	0.958	0.968	48.7634
	PCB-181	*	*	n	1.48	NotFnd	*	0.960	0.970	*
	PCB-177	*	*	n	1.33	NotFnd	*	0.963	0.973	*
	PCB-171	*	*	n	1.37	NotFnd	*	0.969	0.979	*
	PCB-173	*	*	n	1.27	NotFnd	*	0.978	0.988	*
	PCB-172	*	*	n	1.39	NotFnd	*	0.987	0.997	*
	PCB-192	*	*	n	1.80	NotFnd	*	0.991	1.001	*
	PCB-180	4.81e+07	1.06	y	1.52	49:17	1.001	0.995	1.005	54.7469

Integrations by Analyst: M

Date: 2/22/18

Client ID: PCB SSS 17C1025 Filename: 180208E1 S:8 Acq: 8-FEB-18 16:10:35 ConCal: NA
Lab ID: SS180208E1-1 GC Column ID: ZB-1 ICal: PCBVG8-2-8-18 wt/vol: 1.0000 EndCAL: NA

	Name	Resp	RA		RRF	RT	RRT	LCL	UCL	Conc
	PCB-193	*	*	n	1.71	NotFnd	*	0.999	1.009	*
	PCB-191	*	*	n	1.74	NotFnd	*	1.005	1.015	*
	PCB-170	3.86e+07	1.06	y	1.44	50:51	1.000	0.995	1.005	52.8332
	PCB-190	*	*	n	1.95	NotFnd	*	0.999	1.009	*
	PCB-189	5.12e+07	1.06	y	1.46	52:27	1.000	0.995	1.005	52.0074
	PCB-202	4.25e+07	0.89	y	1.06	48:12	1.000	0.995	1.005	51.6703
	PCB-201	*	*	n	0.98	NotFnd	*	1.006	1.016	*
	PCB-204	*	*	n	1.07	NotFnd	*	1.009	1.019	*
	PCB-197	*	*	n	1.10	NotFnd	*	1.015	1.025	*
	PCB-200	3.95e+07	0.88	y	1.04	50:03	1.039	1.034	1.044	48.8158
	PCB-198	*	*	n	0.84	NotFnd	*	1.065	1.075	*
	PCB-199	*	*	n	0.80	NotFnd	*	1.067	1.077	*
-	PCB-196/203	3.20e+07	0.90	y	0.84	51:55	1.077	1.072	1.082	49.0692
-	PCB-195	3.05e+07	0.90	y	1.04	53:08	0.984	0.979	0.989	47.2777
	PCB-194	3.22e+07	0.88	y	1.16	54:01	1.000	0.995	1.005	44.7181
	PCB-205	4.00e+07	0.91	y	1.33	54:18	1.005	1.000	1.010	48.3825
	PCB-208	4.19e+07	1.31	y	0.90	53:17	1.000	0.995	1.005	49.3481
	PCB-207	*	*	n	0.89	NotFnd	*	1.001	1.011	*
	PCB-206	2.86e+07	1.31	y	0.88	55:34	1.000	0.995	1.005	48.6309
	PCB-209	3.39e+07	1.20	y	1.04	56:53	1.000	0.995	1.005	53.2317

Name	Resp	RA		RT	RRF	Conc	
Total Mono-PCB	4.59e+08	3.05	y	16:00	1.06	203.872	
Total Di-PCB	1.12e+09	1.55	y	20:00	1.04	682.324	
Total Tri-PCB	1.37e+08	1.06	y	24:08	1.15	91.1532	
Total Tri-PCB	4.53e+08	1.05	y	28:55	1.05	276.964	Sum:368.117
Total Tetra-PCB	9.64e+08	0.77	y	27:54	1.06	582.020	
Total Penta-PCB	5.02e+08	1.60	y	32:36	1.18	461.779	
Total Penta-PCB	1.70e+08	1.54	y	42:09	1.12	148.582	Sum:610.361
Total Hexa-PCB	8.61e+07	1.29	y	36:59	0.91	104.723	
Total Hexa-PCB	4.38e+08	1.22	y	43:10	1.00	355.257	Sum:459.980
Total Hepta-PCB	3.26e+08	1.05	y	42:48	1.35	354.400	
Total Octa-PCB	1.14e+08	0.89	y	48:12	0.95	149.555	
Total Octa-PCB	1.04e+08	0.90	y	53:08	1.17	142.824	Sum:292.379
Total Nona-PCB	7.21e+07	1.31	y	53:17	0.89	100.002	
Total Deca-PCB	3.39e+07	1.20	y	56:53	1.04	53.2317	

Total PCB Conc:3750.27429300

Integrations by Analyst: MJ

Date: 2/22/18

Client ID: PCB SSS 17C1025 Filename: 180208E1 S:8 Acq: 8-FEB-18 16:10:35 ConCal: NA
Lab ID: SS180208E1-1 GC Column ID: ZB-1 ICal: PCBVG8-2-8-18 wt/vol:1.0000 EndCAL: NA

Name	Resp	RA	RRF	RT	RRT	LCL	UCL	Conc	Rec
13C-PCB-1	2.02e+08	3.17 y	1.13	15:59	0.618	0.616	0.622	98.0	98.0
13C-PCB-3	2.20e+08	3.24 y	1.21	18:37	0.720	0.716	0.724	99.3	99.3
13C-PCB-4	1.08e+08	1.53 y	0.59	19:57	0.772	0.769	0.777	99.3	99.3
13C-PCB-9	1.69e+08	1.52 y	0.94	21:45	0.842	0.837	0.845	98.4	98.4
13C-PCB-11	1.72e+08	1.54 y	0.95	25:08	0.973	0.968	0.978	99.1	99.1
13C-PCB-19	1.19e+08	1.07 y	0.62	24:07	0.933	0.928	0.938	105	105
13C-PCB-28	1.49e+08	1.02 y	1.05	29:01	1.004	0.999	1.009	96.9	96.9
13C-PCB-32	1.74e+08	1.05 y	0.91	27:03	1.047	1.041	1.051	105	105
13C-PCB-37	1.50e+08	1.05 y	1.02	32:53	1.138	1.132	1.144	101	101
13C-PCB-47	1.37e+08	0.81 y	0.83	31:56	0.871	0.867	0.875	100	100
13C-PCB-52	1.27e+08	0.81 y	0.76	31:26	0.857	0.853	0.861	102	102
13C-PCB-54	1.56e+08	0.81 y	0.93	27:53	0.760	0.756	0.764	102	102
13C-PCB-70	1.65e+08	0.80 y	1.00	35:27	0.966	0.961	0.971	101	101
13C-PCB-77	1.51e+08	0.80 y	0.96	39:33	1.078	1.073	1.083	96.1	96.1
13C-PCB-80	1.64e+08	0.80 y	1.00	35:52	0.978	0.973	0.983	100	100
13C-PCB-81	1.62e+08	0.81 y	1.01	38:58	1.062	1.057	1.067	98.0	98.0
13C-PCB-95	8.43e+07	1.59 y	0.80	35:44	0.913	0.908	0.918	102	102
13C-PCB-97	7.29e+07	1.59 y	0.70	38:44	0.989	0.984	0.994	101	101
13C-PCB-101	8.46e+07	1.60 y	0.80	37:26	0.956	0.951	0.961	102	102
13C-PCB-104	1.09e+08	1.62 y	1.01	32:35	0.832	0.828	0.836	104	104
13C-PCB-105	1.01e+08	1.56 y	1.14	42:59	0.929	0.924	0.934	100	100
13C-PCB-114	1.03e+08	1.59 y	1.18	42:07	0.910	0.905	0.915	98.7	98.7
13C-PCB-118	1.01e+08	1.59 y	1.00	41:28	1.059	1.054	1.064	98.1	98.1
13C-PCB-123	9.86e+07	1.58 y	0.95	41:17	1.054	1.049	1.059	101	101
13C-PCB-126	9.62e+07	1.55 y	1.14	45:13	0.977	0.972	0.982	96.0	96.0
13C-PCB-127	1.08e+08	1.58 y	1.24	43:19	0.936	0.931	0.941	98.5	98.5
13C-PCB-138	1.02e+08	1.28 y	1.17	44:43	0.967	0.962	0.972	98.6	98.6
13C-PCB-141	9.79e+07	1.26 y	1.11	43:53	0.948	0.944	0.954	100	100
13C-PCB-153	1.18e+08	1.25 y	1.34	43:09	0.933	0.928	0.938	100.0	100.0
13C-PCB-155	8.75e+07	1.31 y	0.83	36:58	0.944	0.939	0.949	103	103
13C-PCB-156	1.20e+08	1.28 y	1.38	47:58	1.037	1.032	1.042	98.8	98.8
13C-PCB-157	1.18e+08	1.28 y	1.37	48:14	1.042	1.037	1.047	97.4	97.4
13C-PCB-159	1.20e+08	1.25 y	1.39	45:60	0.994	0.989	0.999	98.4	98.4
13C-PCB-167	1.23e+08	1.27 y	1.40	46:41	1.009	1.004	1.014	99.6	99.6
13C-PCB-169	1.18e+08	1.25 y	1.39	50:27	1.090	1.085	1.095	96.6	96.6
13C-PCB-170	5.09e+07	0.46 y	0.86	50:51	1.103	1.097	1.109	97.7	97.7
13C-PCB-180	5.80e+07	0.46 y	0.98	49:15	1.069	1.064	1.074	97.8	97.8
13C-PCB-188	8.70e+07	0.46 y	1.40	42:47	0.928	0.923	0.933	103	103
13C-PCB-189	6.75e+07	0.47 y	1.15	52:27	1.138	1.132	1.144	96.9	96.9
13C-PCB-194	6.22e+07	0.90 y	0.77	54:01	0.995	0.990	1.000	99.5	99.5
13C-PCB-202	7.76e+07	0.93 y	1.28	48:11	1.045	1.040	1.050	99.8	99.8
13C-PCB-206	6.68e+07	0.78 y	0.81	55:33	1.023	1.019	1.029	102	102
13C-PCB-208	9.49e+07	0.79 y	1.09	53:16	0.981	0.977	0.987	107	107
13C-PCB-209	6.11e+07	1.19 y	0.74	56:52	1.048	1.043	1.053	102	102

CRS vs. RS

Name	Resp	RA	RRF	RT	RRT	LCL	UCL	Conc	Rec
13C-PCB-79	1.66e+08	0.80 y	1.03	37:45	1.029	1.024	1.034	98.0	98.0
13C-PCB-178	5.63e+07	0.45 y	0.93	45:34	0.985	0.980	0.990	100	100

PS vs. IS

Name	Resp	RA	RRF	RT	RRT	LCL	UCL	Conc	Rec
13C-PCB-79	1.66e+08	0.80 y	1.03	37:45	0.969	0.963	0.973	100.0	100.0
13C-PCB-178	5.63e+07	0.45 y	0.95	45:34	0.925	0.920	0.930	102	102

RS

Name	Resp	RA		RRF	RT	Conc
13C-PCB-15	1.83e+08	1.55	y	1.00	25:51	100
13C-PCB-31	1.46e+08	1.03	y	1.00	28:54	100
13C-PCB-60	1.64e+08	0.80	y	1.00	36:41	100
13C-PCB-111	1.03e+08	1.57	y	1.00	39:10	100
13C-PCB-128	8.81e+07	1.26	y	1.00	46:16	100
13C-PCB-182	6.07e+07	0.47	y	1.00	46:06	100
13C-PCB-205	8.12e+07	0.92	y	1.00	54:17	100

Analyst: MM

Date: 2/22/18

File:180208E1 #1-867 Acq: 8-FEB-2018 16:10:35 GC EI+ Voltage SIR Autospec-UltimaE
Sample#8 File Text:Vista Analytical Laboratory VG-8 Text:SS180208E1-1 PCB SSS 17C1025 Exp:PCB_ZB1
188.0393 S:8 SMO(1,3) BSUB(10000,15,-3.0) PKD(5,5,2,0.10%,8184.0,0.00%,F,F)

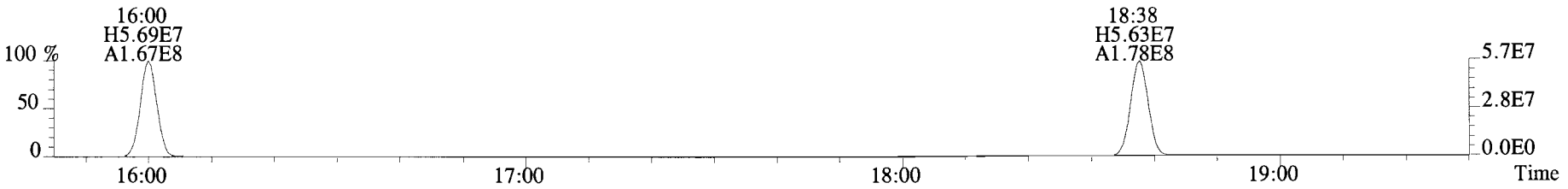

190.0363 S:8 SMO(1,3) BSUB(10000,15,-3.0) PKD(5,5,2,0.10%,5228.0,0.00%,F,F)

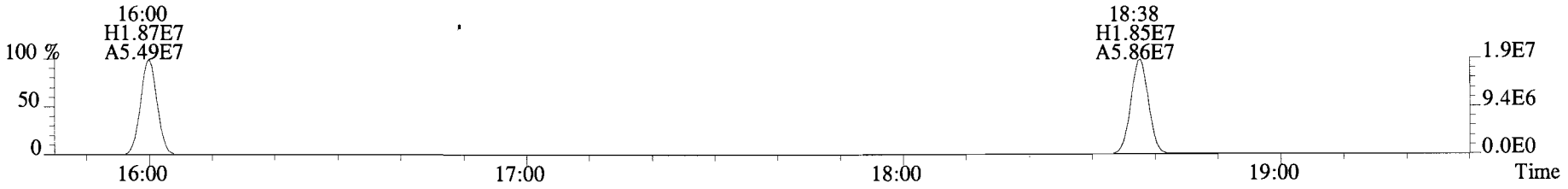

200.0795 S:8 SMO(1,3) BSUB(10000,15,-3.0) PKD(5,5,2,0.10%,5992.0,0.00%,F,F)

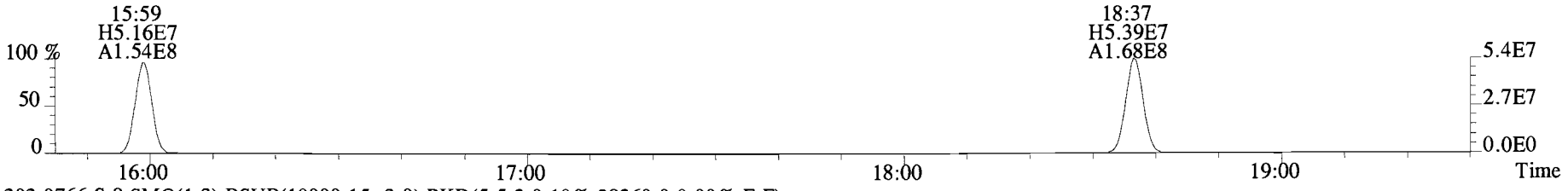

202.0766 S:8 SMO(1,3) BSUB(10000,15,-3.0) PKD(5,5,2,0.10%,38260.0,0.00%,F,F)

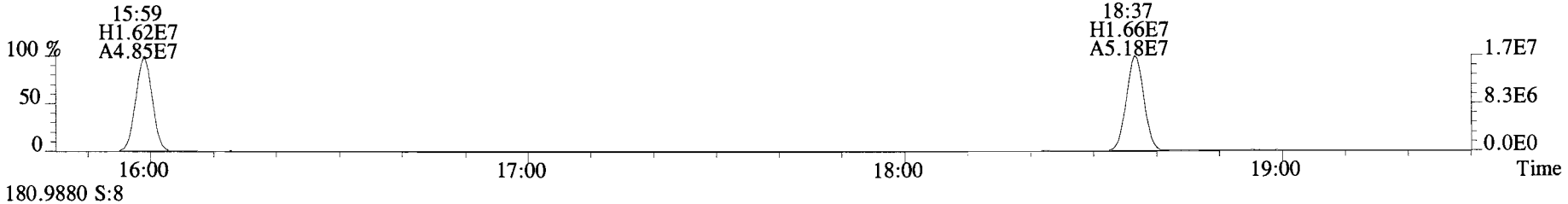

180.9880 S:8

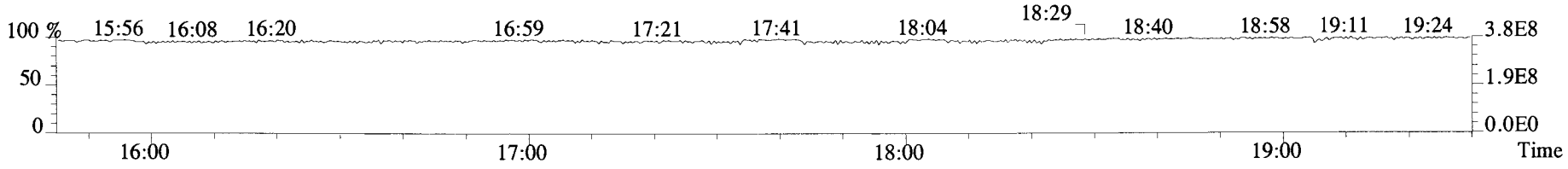

File:180208E1 #1-757 Acq: 8-FEB-2018 16:10:35 GC EI+ Voltage SIR Autospec-UltimaE
Sample#8 File Text:Vista Analytical Laboratory VG-8 Text:SS180208E1-1 PCB SSS 17C1025 Exp:PCB_ZB1
222.0003 S:8 F:2 SMO(1,3) BSUB(10000,15,-3.0) PKD(5,5,2,0.10%,4540.0,0.00%,F,F)

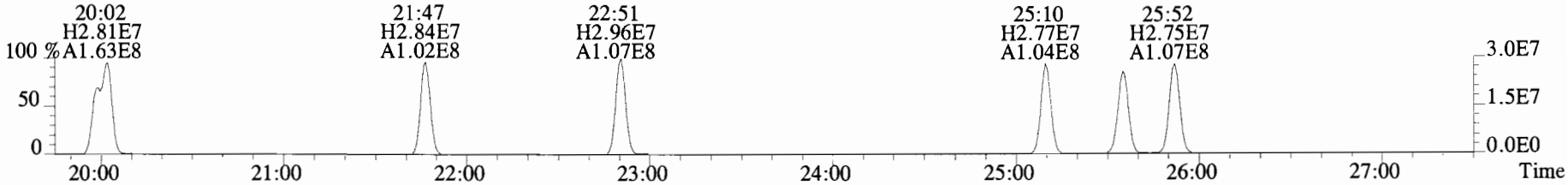

223.9974 S:8 F:2 SMO(1,3) BSUB(10000,15,-3.0) PKD(5,5,2,0.10%,10300.0,0.00%,F,F)

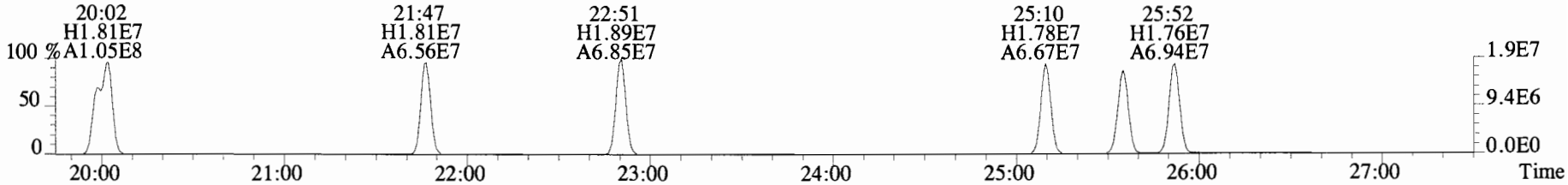

234.0406 S:8 F:2 SMO(1,3) BSUB(10000,15,-3.0) PKD(5,5,2,0.10%,5316.0,0.00%,F,F)

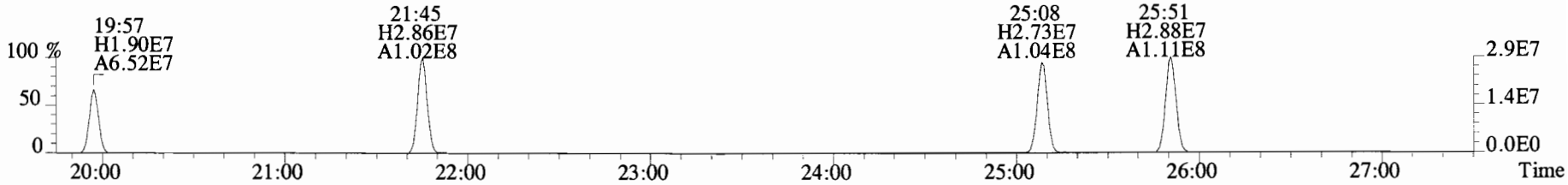

236.0376 S:8 F:2 SMO(1,3) BSUB(10000,15,-3.0) PKD(5,5,2,0.10%,4056.0,0.00%,F,F)

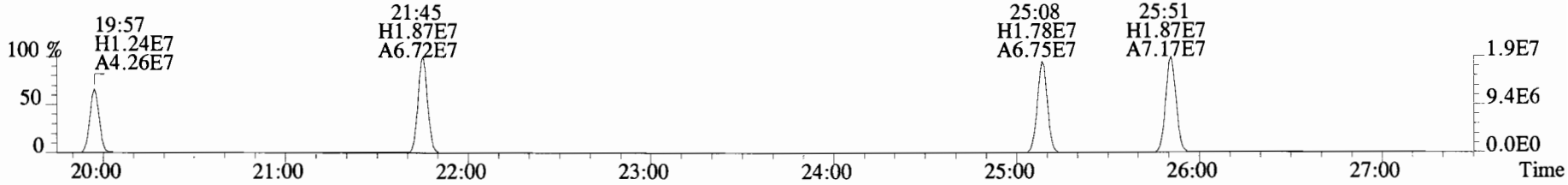

230.9856 S:8 F:2

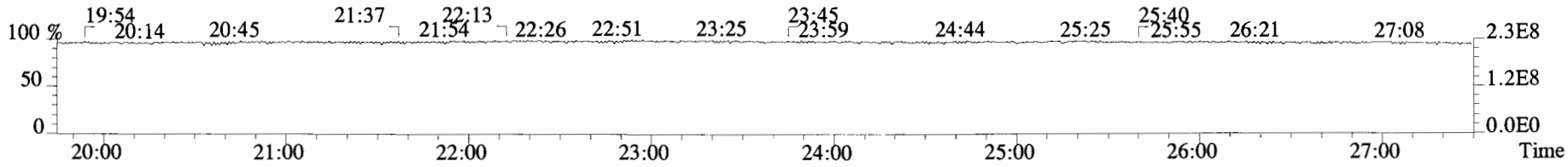

File:180208E1 #1-757 Acq: 8-FEB-2018 16:10:35 GC EI+ Voltage SIR Autospec-UltimaE
Sample#8 File Text:Vista Analytical Laboratory VG-8 Text:SS180208E1-1 PCB SSS 17C1025 Exp:PCB_ZB1
255.9613 S:8 F:2 SMO(1,3) BSUB(10000,15,-3.0) PKD(5,5,2,0.10%,4292.0,0.00%,F,F)

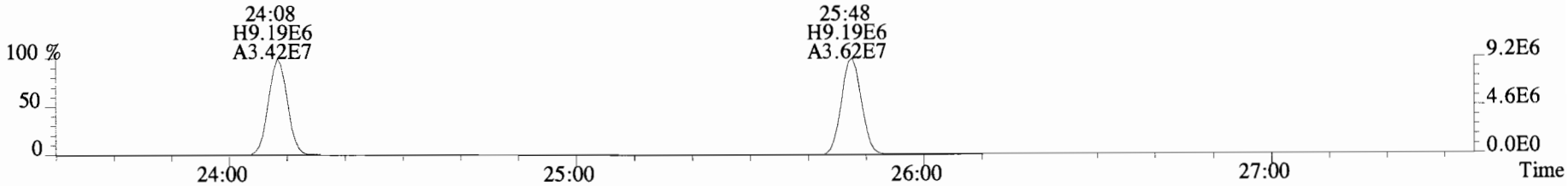

257.9584 S:8 F:2 SMO(1,3) BSUB(10000,15,-3.0) PKD(5,5,2,0.10%,3252.0,0.00%,F,F)

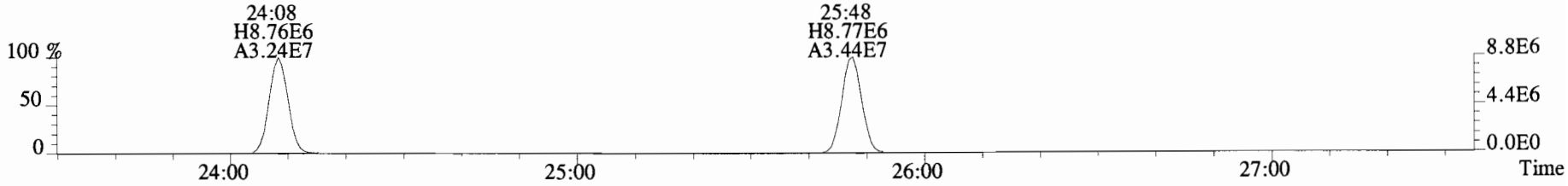

268.0016 S:8 F:2 SMO(1,3) BSUB(10000,15,-3.0) PKD(5,5,2,0.10%,75768.0,0.00%,F,F)

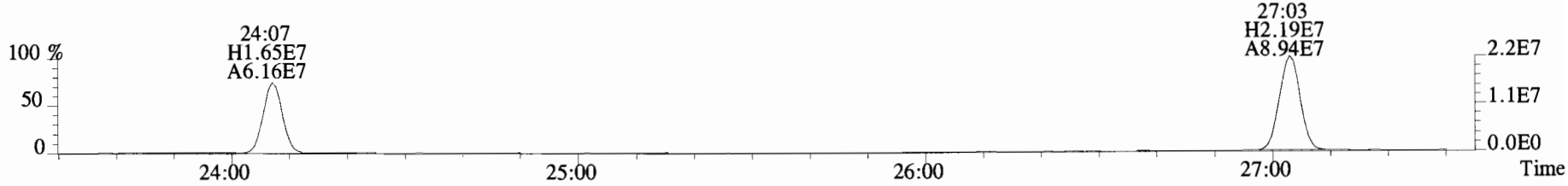

269.9986 S:8 F:2 SMO(1,3) BSUB(10000,15,-3.0) PKD(5,5,2,0.10%,31388.0,0.00%,F,F)

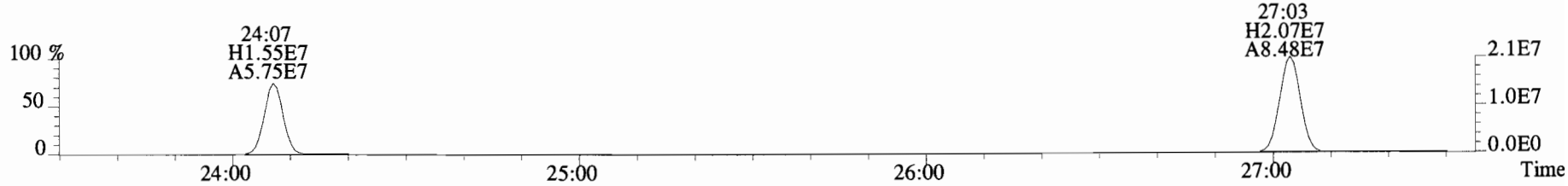

230.9856 S:8 F:2



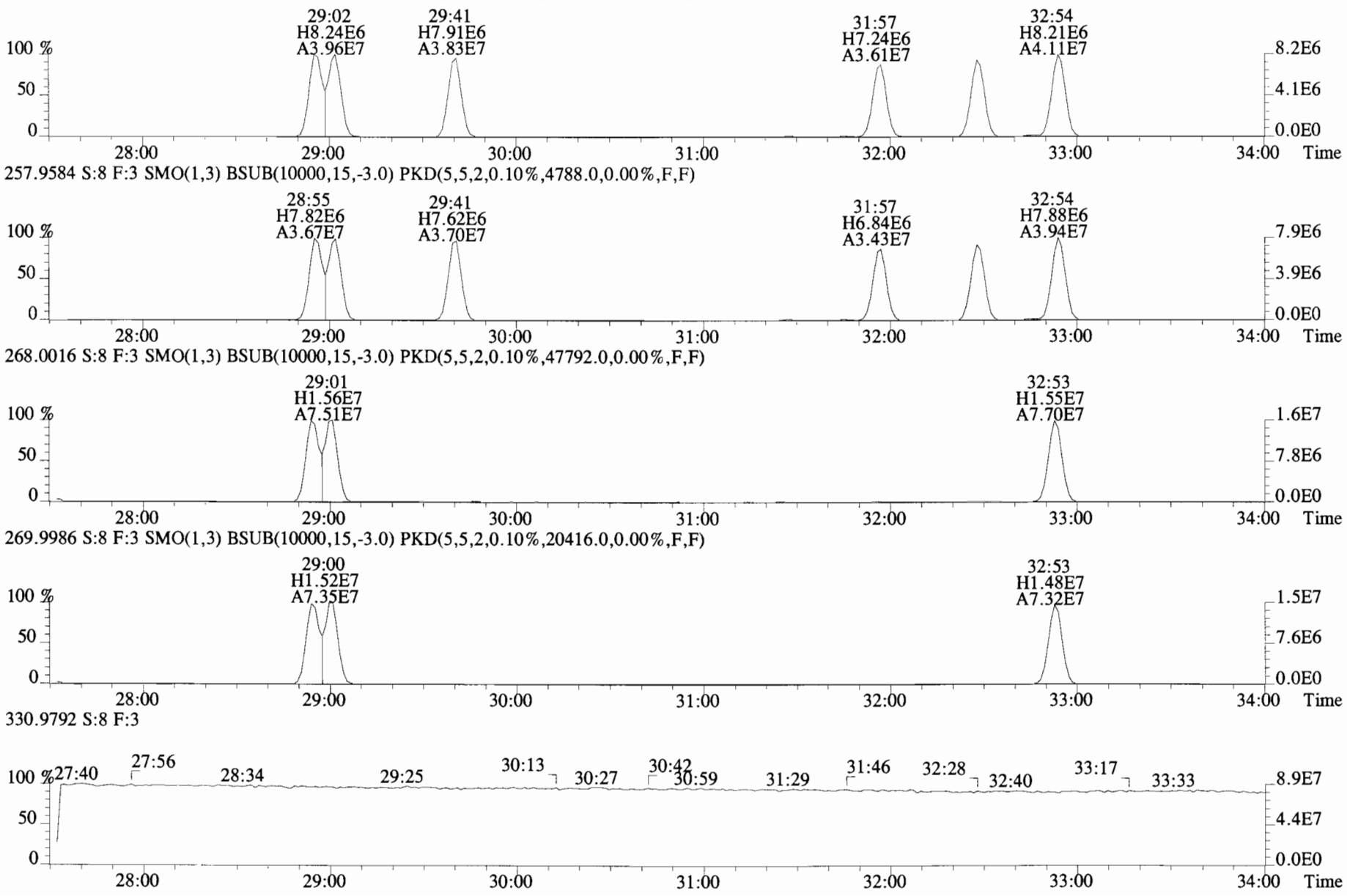
File:180208E1 #1-756 Acq: 8-FEB-2018 16:10:35 GC EI+ Voltage SIR Autospec-UltimaE
Sample#8 File Text:Vista Analytical Laboratory VG-8 Text:SS180208E1-1 PCB SSS 17C1025 Exp:PCB_ZB1
255.9613 S:8 F:3 SMO(1,3) BSUB(10000,15,-3.0) PKD(5,5,2,0.10%,5224.0,0.00%,F,F)
29:02 H8.24E6 A3.96E7
29:41 H7.91E6 A3.83E7
31:57 H7.24E6 A3.61E7
32:54 H8.21E6 A4.11E7
257.9584 S:8 F:3 SMO(1,3) BSUB(10000,15,-3.0) PKD(5,5,2,0.10%,4788.0,0.00%,F,F)
28:55 H7.82E6 A3.67E7
29:41 H7.62E6 A3.70E7
31:57 H6.84E6 A3.43E7
32:54 H7.88E6 A3.94E7
268.0016 S:8 F:3 SMO(1,3) BSUB(10000,15,-3.0) PKD(5,5,2,0.10%,47792.0,0.00%,F,F)
29:01 H1.56E7 A7.51E7
32:53 H1.55E7 A7.70E7
269.9986 S:8 F:3 SMO(1,3) BSUB(10000,15,-3.0) PKD(5,5,2,0.10%,20416.0,0.00%,F,F)
29:00 H1.52E7 A7.35E7
32:53 H1.48E7 A7.32E7
330.9792 S:8 F:3
27:40 27:56 28:34 29:25 30:13 30:27 30:42 30:59 31:29 31:46 32:28 32:40 33:17 33:33
100 %
50
0
28:00 29:00 30:00 31:00 32:00 33:00 34:00 Time
8.2E6 4.1E6 0.0E0
7.9E6 3.9E6 0.0E0
1.6E7 7.8E6 0.0E0
1.5E7 7.6E6 0.0E0
8.9E7 4.4E7 0.0E0

File:180208E1 #1-756 Acq: 8-FEB-2018 16:10:35 GC EI+ Voltage SIR Autospec-UltimaE
Sample#8 File Text:Vista Analytical Laboratory VG-8 Text:SS180208E1-1 PCB SSS 17C1025 Exp:PCB_ZB1
268.0016 S:8 F:3 SMO(1,3) BSUB(10000,15,-3.0) PKD(5,5,2,0.10%,47792.0,0.00%,F,F)

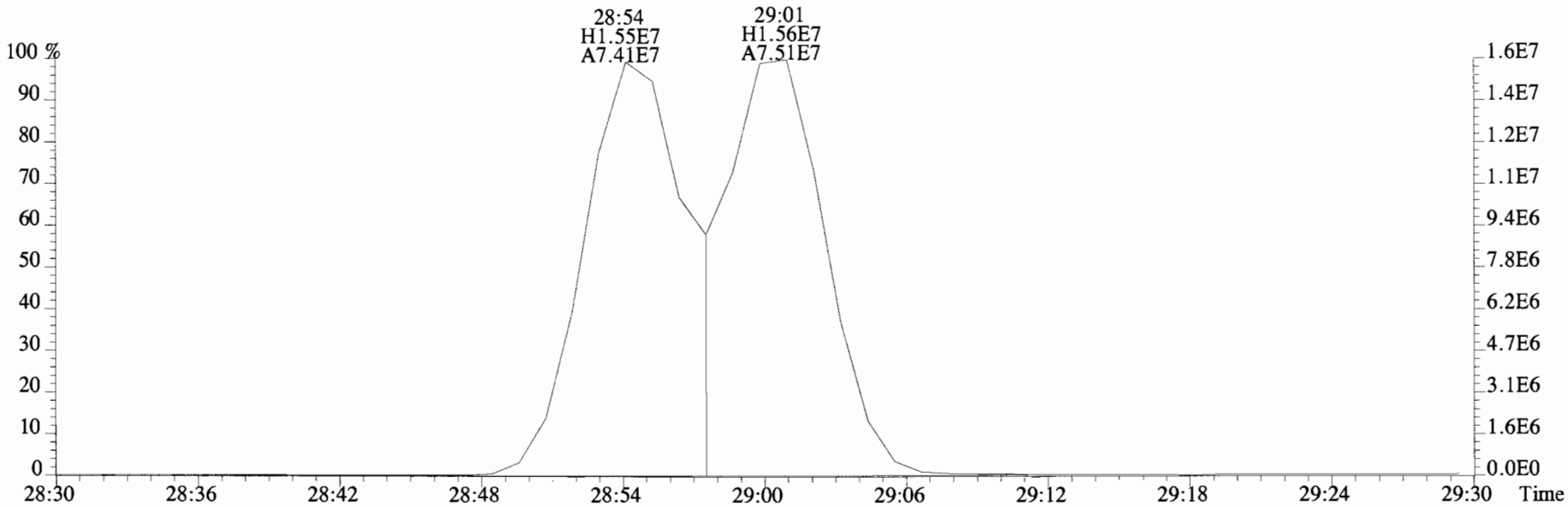

269.9986 S:8 F:3 SMO(1,3) BSUB(10000,15,-3.0) PKD(5,5,2,0.10%,20416.0,0.00%,F,F)

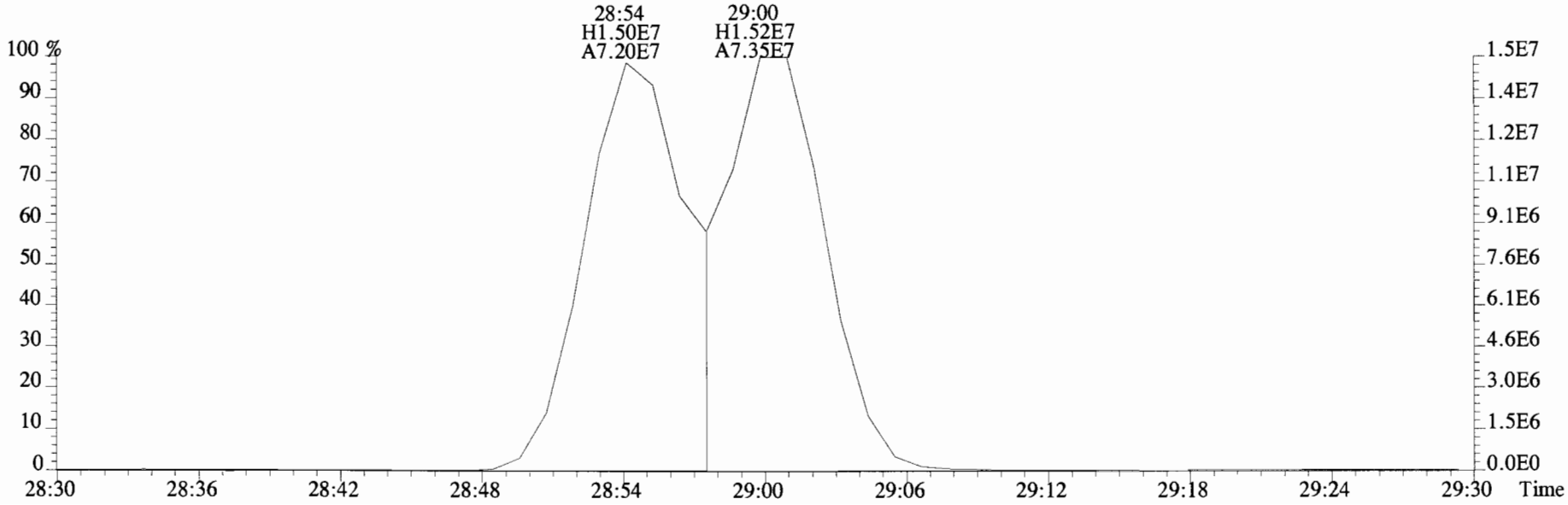

File:180208E1 #1-756 Acq: 8-FEB-2018 16:10:35 GC EI+ Voltage SIR Autospec-UltimaE
Sample#8 File Text:Vista Analytical Laboratory VG-8 Text:SS180208E1-1 PCB SSS 17C1025 Exp:PCB_ZB1

289.9224 S:8 F:3 SMO(1,3) BSUB(10000,15,-3.0) PKD(5,5,2,0.10%,5536.0,0.00%,F,F)

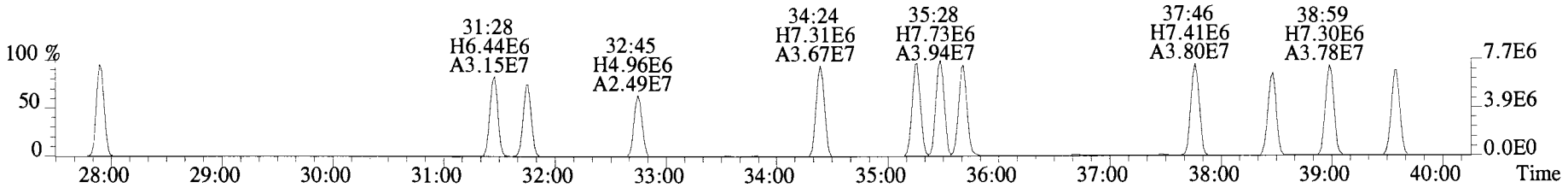

291.9194 S:8 F:3 SMO(1,3) BSUB(10000,15,-3.0) PKD(5,5,2,0.10%,5996.0,0.00%,F,F)

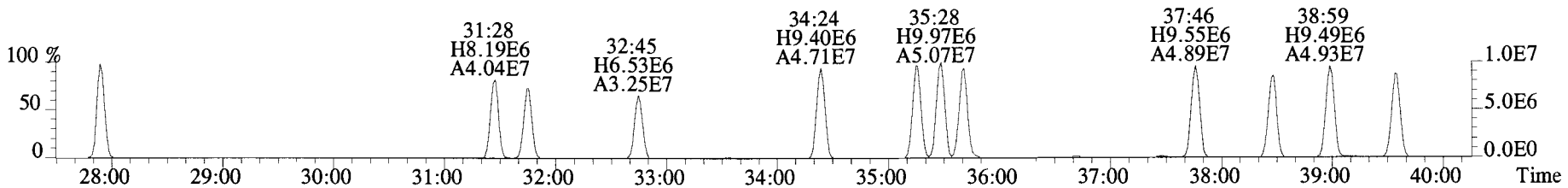

301.9626 S:8 F:3 SMO(1,3) BSUB(10000,15,-3.0) PKD(5,5,2,0.10%,22836.0,0.00%,F,F)

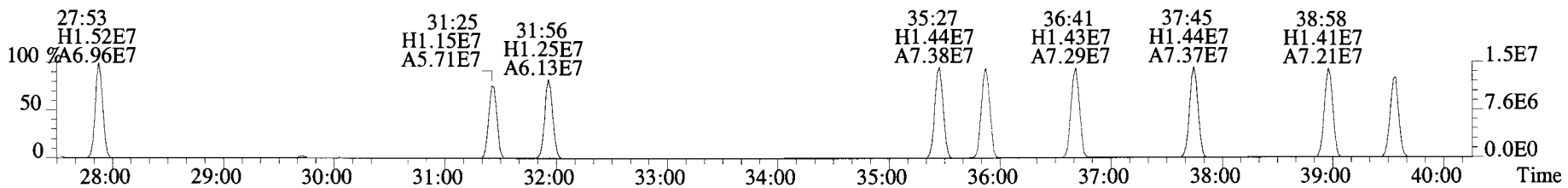

303.9597 S:8 F:3 SMO(1,3) BSUB(10000,15,-3.0) PKD(5,5,2,0.10%,17480.0,0.00%,F,F)

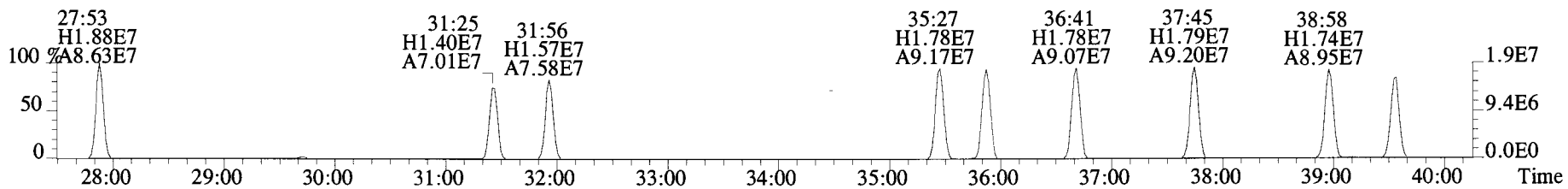

330.9792 S:8 F:3

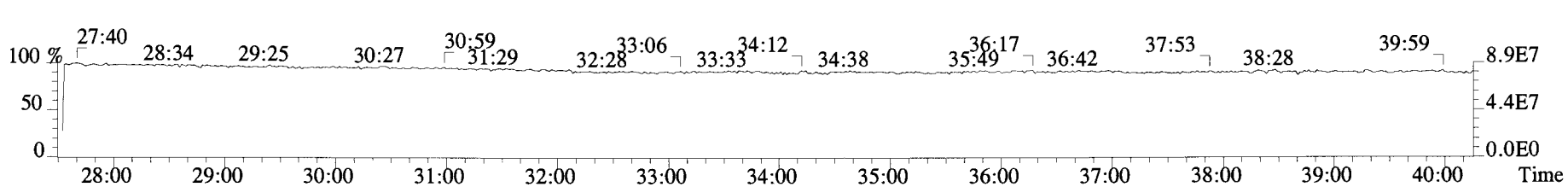

File:180208E1 #1-756 Acq: 8-FEB-2018 16:10:35 GC EI+ Voltage SIR Autospec-UltimaE
Sample#8 File Text:Vista Analytical Laboratory VG-8 Text:SS180208E1-1 PCB SSS 17C1025 Exp:PCB_ZB1
289.9224 S:8 F:3 SMO(1,3) BSUB(10000,15,-3.0) PKD(5,5,2,0.10%,5536.0,0.00%,F,F)

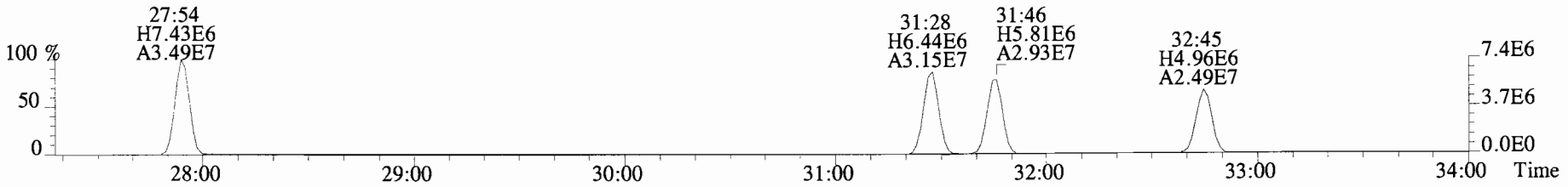

291.9194 S:8 F:3 SMO(1,3) BSUB(10000,15,-3.0) PKD(5,5,2,0.10%,5996.0,0.00%,F,F)

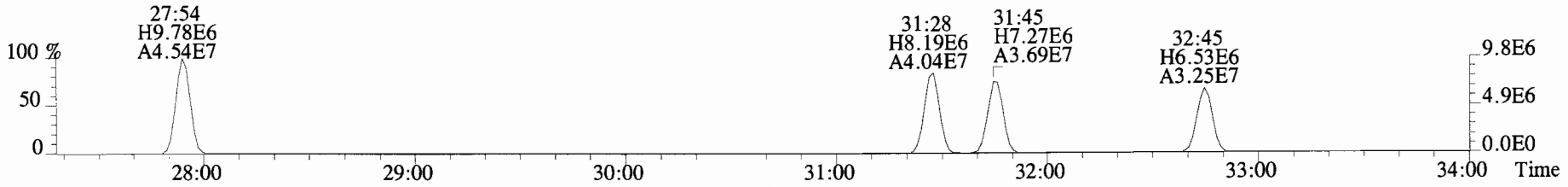

301.9626 S:8 F:3 SMO(1,3) BSUB(10000,15,-3.0) PKD(5,5,2,0.10%,22836.0,0.00%,F,F)

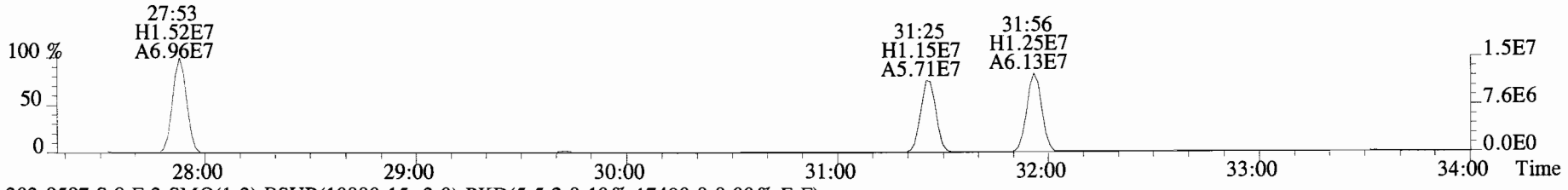

303.9597 S:8 F:3 SMO(1,3) BSUB(10000,15,-3.0) PKD(5,5,2,0.10%,17480.0,0.00%,F,F)

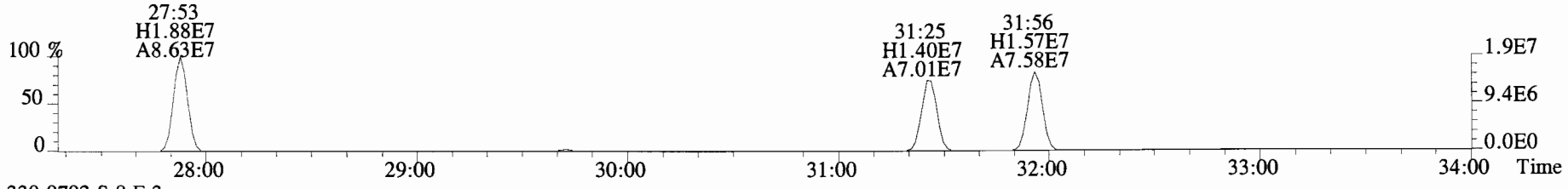

330.9792 S:8 F:3

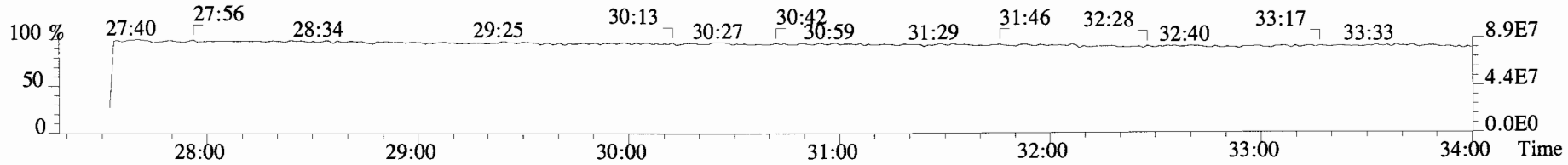

File:180208E1 #1-756 Acq: 8-FEB-2018 16:10:35 GC EI+ Voltage SIR Autospec-UltimaE
Sample#8 File Text:Vista Analytical Laboratory VG-8 Text:SS180208E1-1 PCB SSS 17C1025 Exp:PCB_ZB1
289.9224 S:8 F:3 SMO(1,3) BSUB(10000,15,-3.0) PKD(5,5,2,0.10%,5536.0,0.00%,F,F)

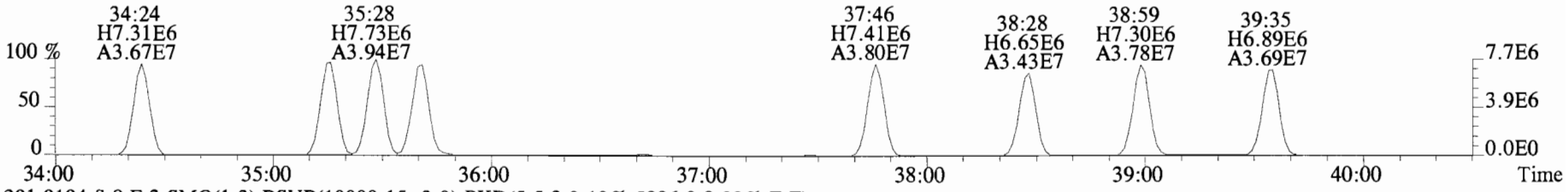

291.9194 S:8 F:3 SMO(1,3) BSUB(10000,15,-3.0) PKD(5,5,2,0.10%,5996.0,0.00%,F,F)

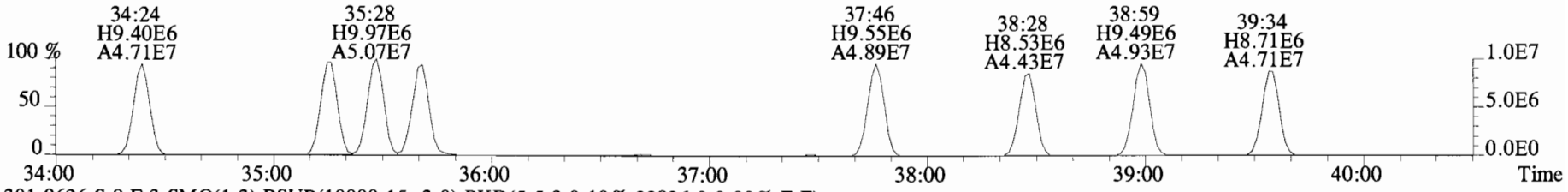

301.9626 S:8 F:3 SMO(1,3) BSUB(10000,15,-3.0) PKD(5,5,2,0.10%,22836.0,0.00%,F,F)

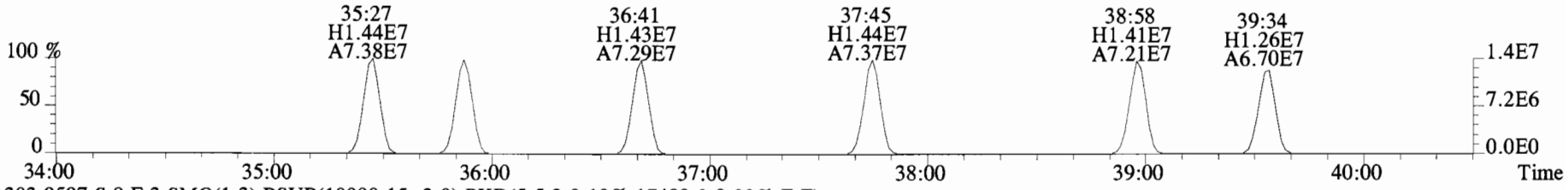

303.9597 S:8 F:3 SMO(1,3) BSUB(10000,15,-3.0) PKD(5,5,2,0.10%,17480.0,0.00%,F,F)

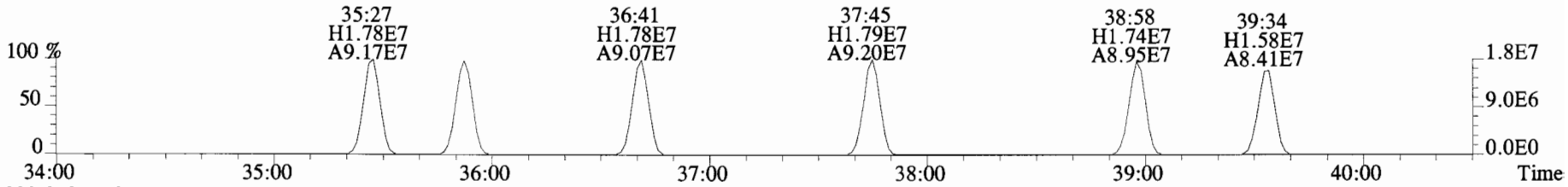

330.9792 S:8 F:3

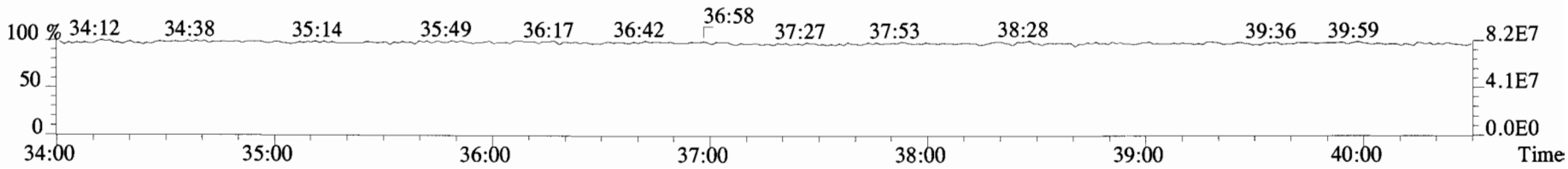

File:180208E1 #1-756 Acq: 8-FEB-2018 16:10:35 GC EI+ Voltage SIR Autospec-UltimaE
Sample#8 File Text:Vista Analytical Laboratory VG-8 Text:SS180208E1-1 PCB SSS 17C1025 Exp:PCB_ZB1
289.9224 S:8 F:3 SMO(1,3) BSUB(10000,15,-3.0) PKD(5,5,2,0.10%,5536.0,0.00%,F,F)

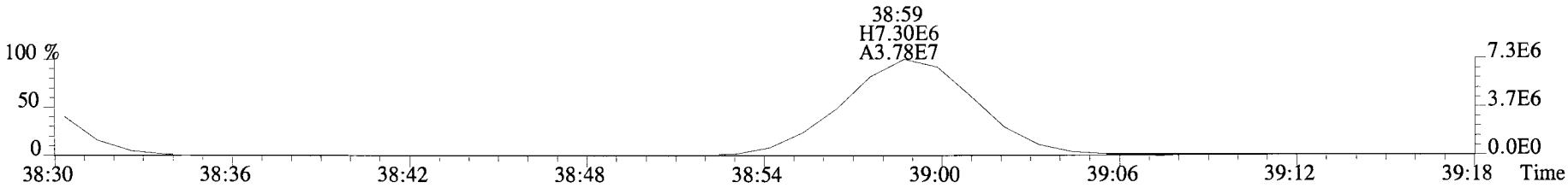

291.9194 S:8 F:3 SMO(1,3) BSUB(10000,15,-3.0) PKD(5,5,2,0.10%,5996.0,0.00%,F,F)

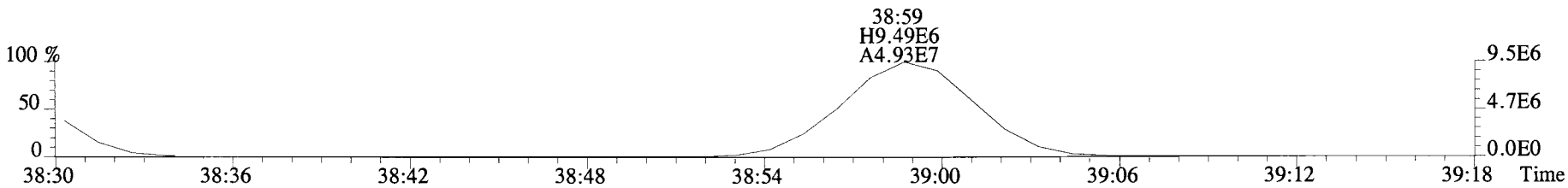

301.9626 S:8 F:3 SMO(1,3) BSUB(10000,15,-3.0) PKD(5,5,2,0.10%,22836.0,0.00%,F,F)

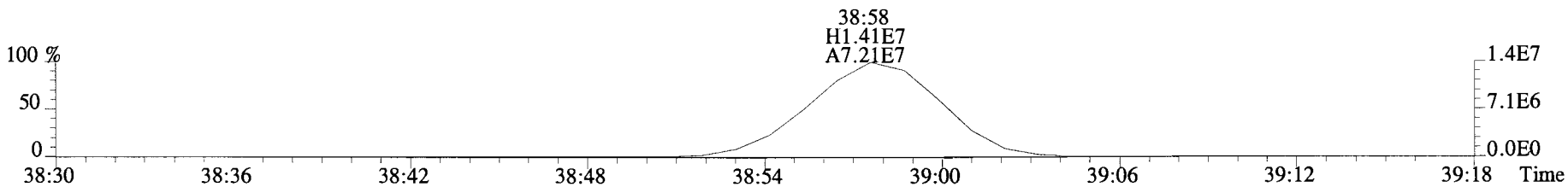

303.9597 S:8 F:3 SMO(1,3) BSUB(10000,15,-3.0) PKD(5,5,2,0.10%,17480.0,0.00%,F,F)

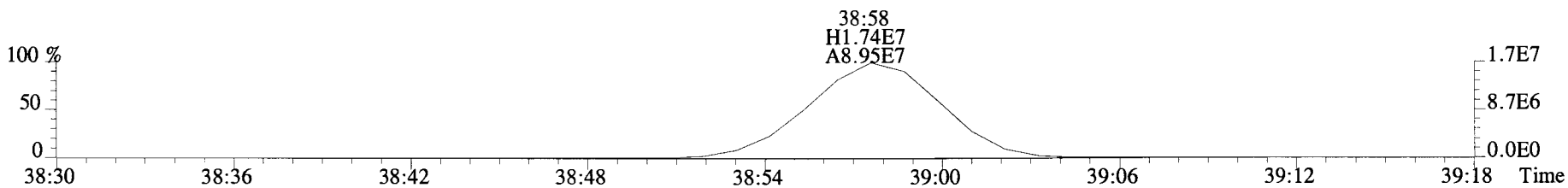

330.9792 S:8 F:3

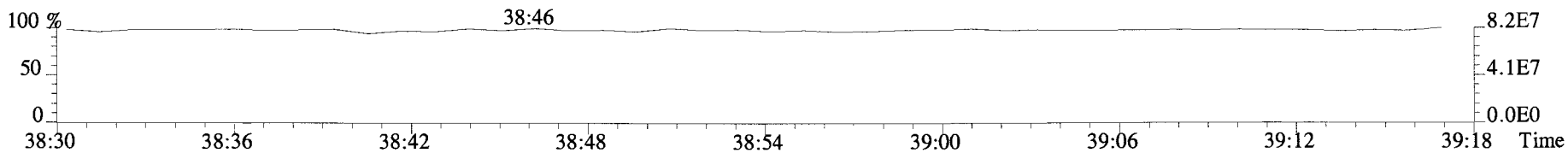

File:180208E1 #1-756 Acq: 8-FEB-2018 16:10:35 GC EI+ Voltage SIR Autospec-UltimaE
Sample#8 File Text:Vista Analytical Laboratory VG-8 Text:SS180208E1-1 PCB SSS 17C1025 Exp:PCB_ZB1
301.9626 S:8 F:3 SMO(1,3) BSUB(10000,15,-3.0) PKD(5,5,2,0.10%,22836.0,0.00%,F,F)

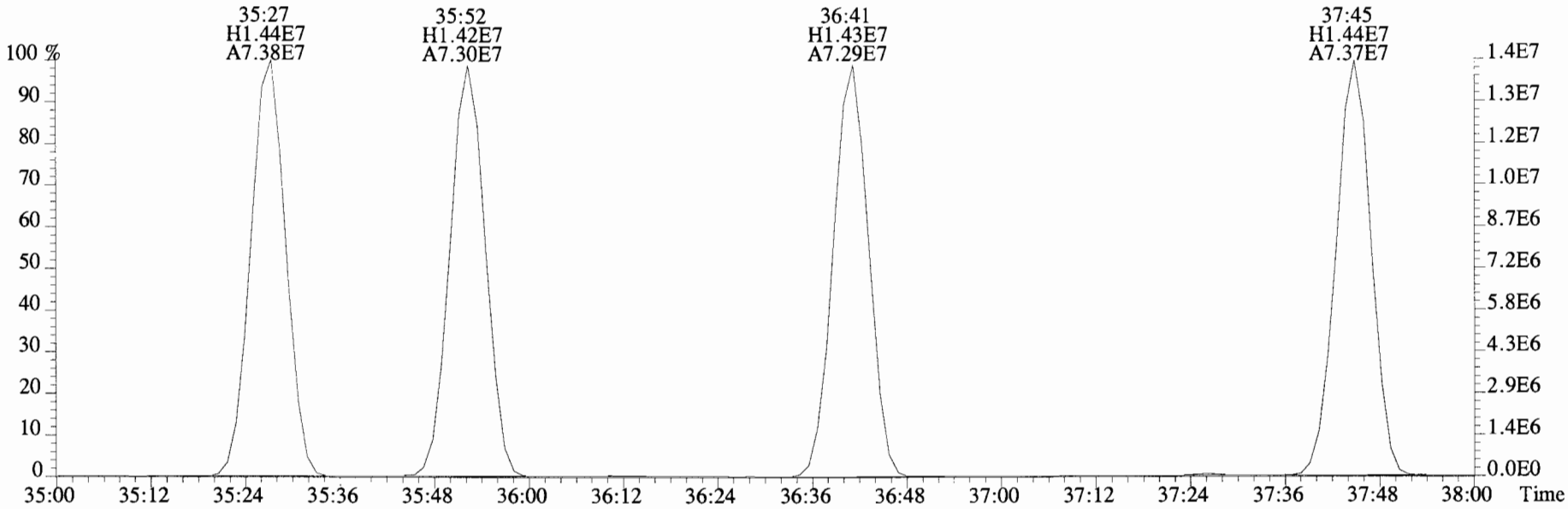

303.9597 S:8 F:3 SMO(1,3) BSUB(10000,15,-3.0) PKD(5,5,2,0.10%,17480.0,0.00%,F,F)

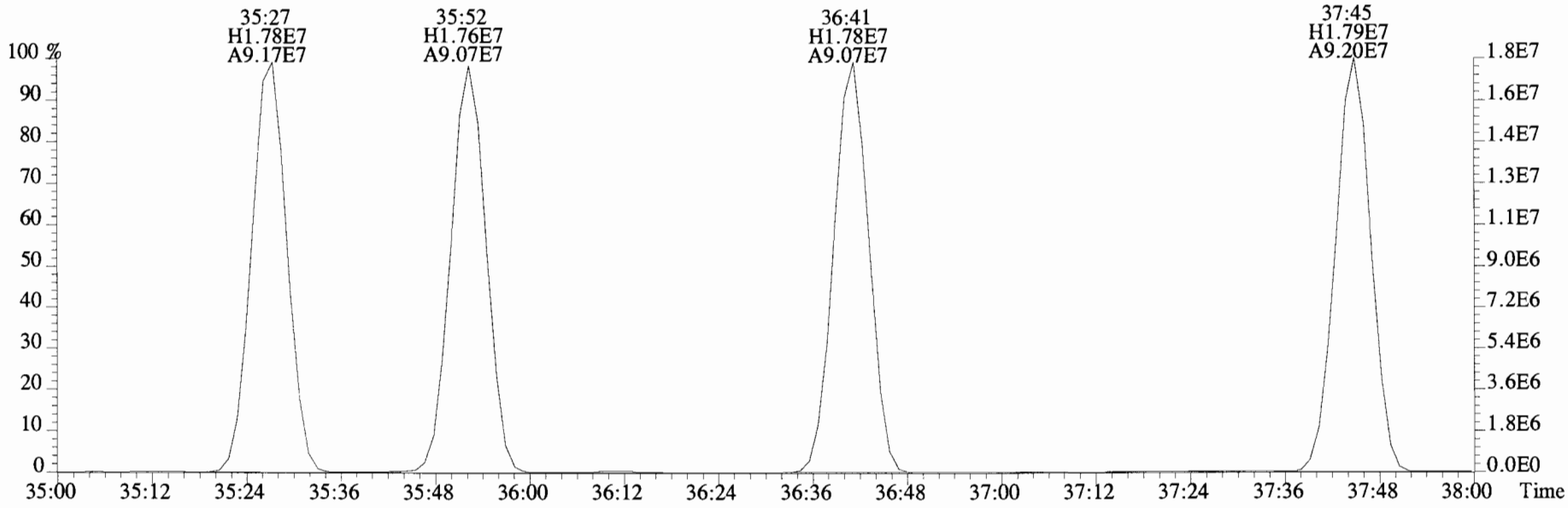

File:180208E1 #1-756 Acq: 8-FEB-2018 16:10:35 GC EI+ Voltage SIR Autospec-UltimaE
Sample#8 File Text:Vista Analytical Laboratory VG-8 Text:SS180208E1-1 PCB SSS 17C1025 Exp:PCB_ZB1
325.8804 S:8 F:3 SMO(1,3) BSUB(10000,15,-3.0) PKD(5,5,2,0.10%,3280.0,0.00%,F,F)

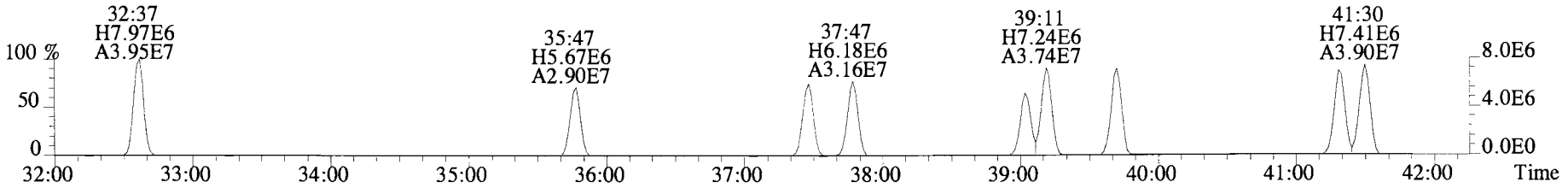

327.8775 S:8 F:3 SMO(1,3) BSUB(10000,15,-3.0) PKD(5,5,2,0.10%,2316.0,0.00%,F,F)

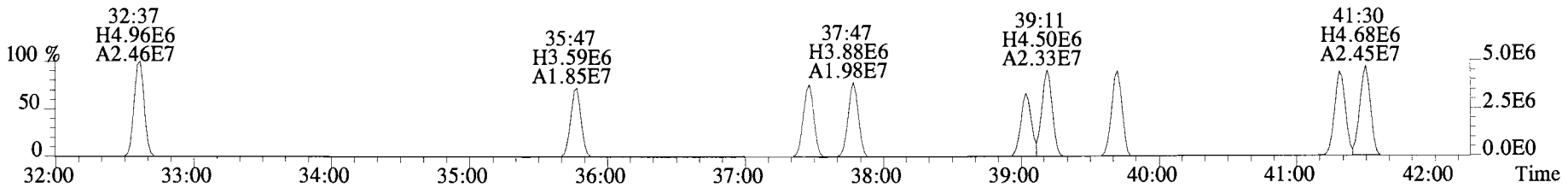

337.9207 S:8 F:3 SMO(1,3) BSUB(10000,15,-3.0) PKD(5,5,2,0.10%,4504.0,0.00%,F,F)

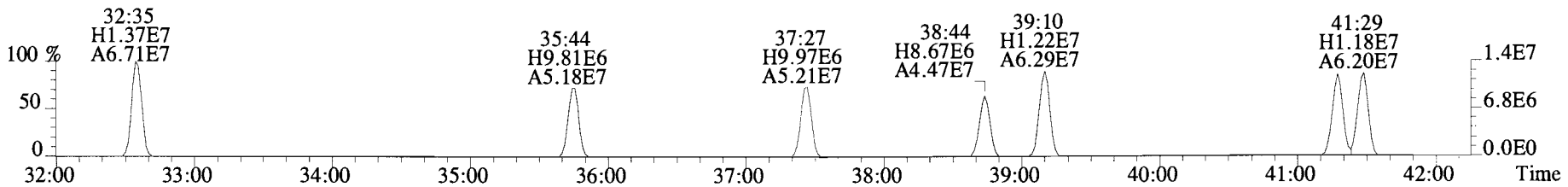

339.9177 S:8 F:3 SMO(1,3) BSUB(10000,15,-3.0) PKD(5,5,2,0.10%,3496.0,0.00%,F,F)

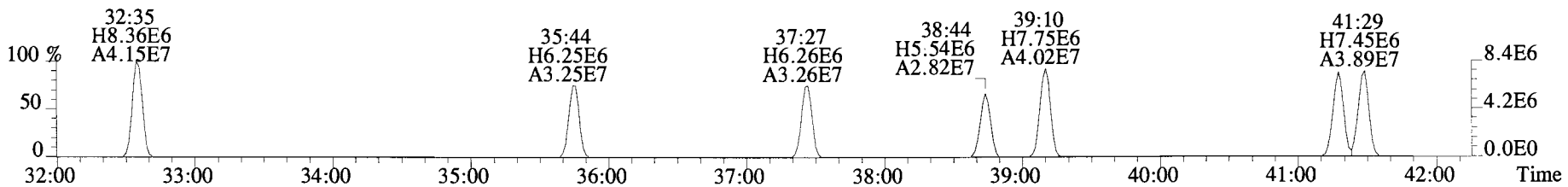

330.9792 S:8 F:3

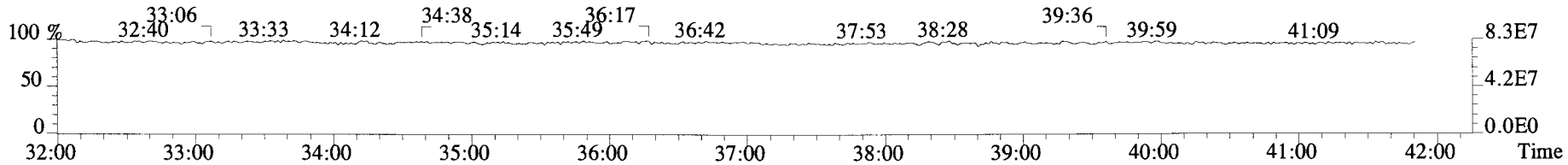

File:180208E1 #1-756 Acq: 8-FEB-2018 16:10:35 GC EI+ Voltage SIR Autospec-UltimaE
Sample#8 File Text:Vista Analytical Laboratory VG-8 Text:SS180208E1-1 PCB SSS 17C1025 Exp:PCB_ZB1
325.8804 S:8 F:3 SMO(1,3) BSUB(10000,15,-3.0) PKD(5,5,2,0.10%,3280.0,0.00%,F,F)

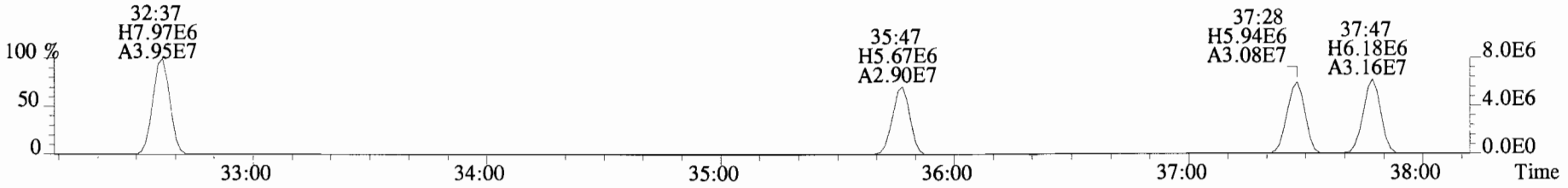

327.8775 S:8 F:3 SMO(1,3) BSUB(10000,15,-3.0) PKD(5,5,2,0.10%,2316.0,0.00%,F,F)

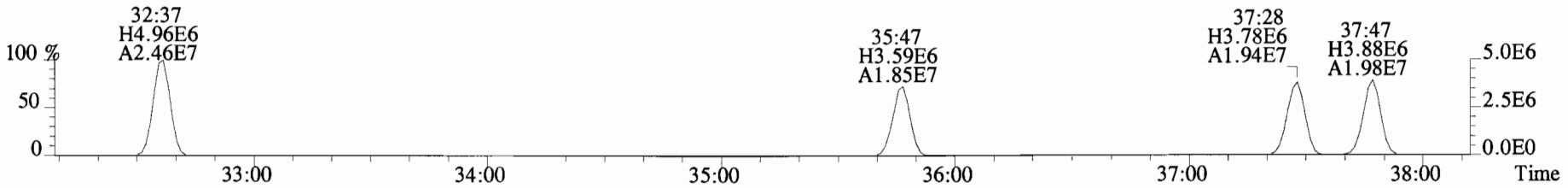

337.9207 S:8 F:3 SMO(1,3) BSUB(10000,15,-3.0) PKD(5,5,2,0.10%,4504.0,0.00%,F,F)

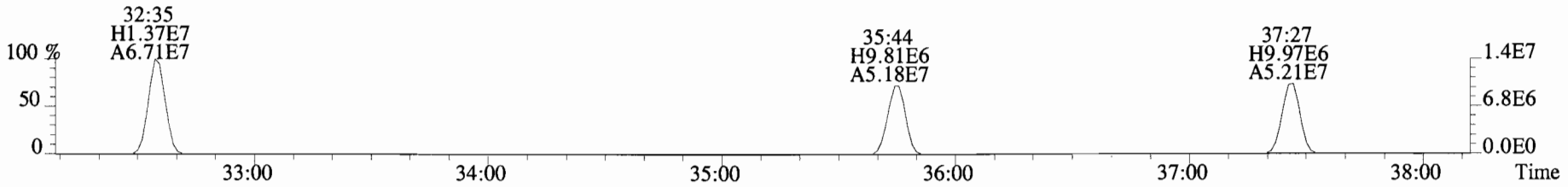

339.9177 S:8 F:3 SMO(1,3) BSUB(10000,15,-3.0) PKD(5,5,2,0.10%,3496.0,0.00%,F,F)

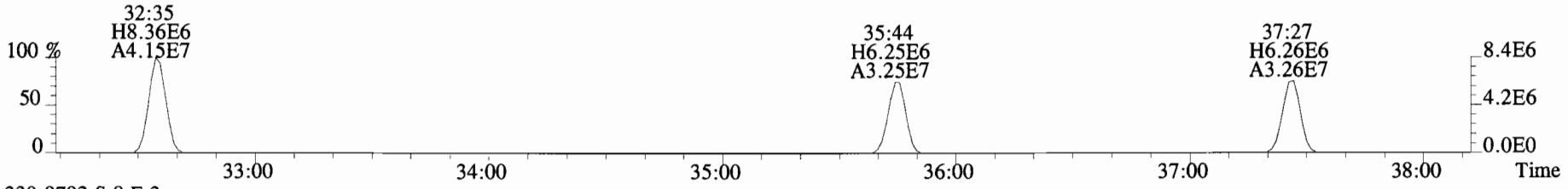

330.9792 S:8 F:3

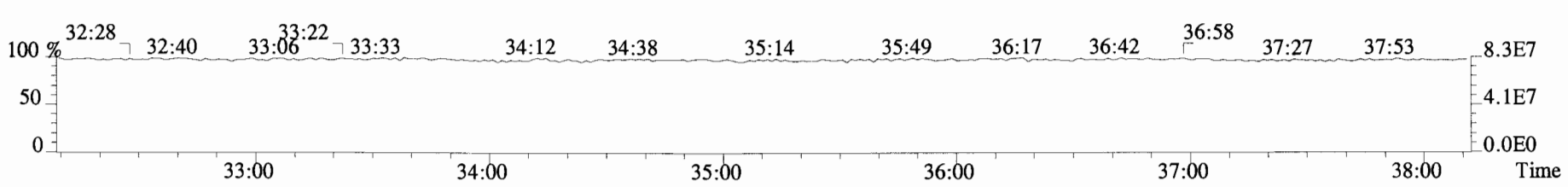

File:180208E1 #1-756 Acq: 8-FEB-2018 16:10:35 GC EI+ Voltage SIR Autospec-UltimaE
Sample#8 File Text:Vista Analytical Laboratory VG-8 Text:SS180208E1-1 PCB SSS 17C1025 Exp:PCB_ZB1
325.8804 S:8 F:3 SMO(1,3) BSUB(10000,15,-3.0) PKD(5,5,2,0.10%,3280.0,0.00%,F,F)

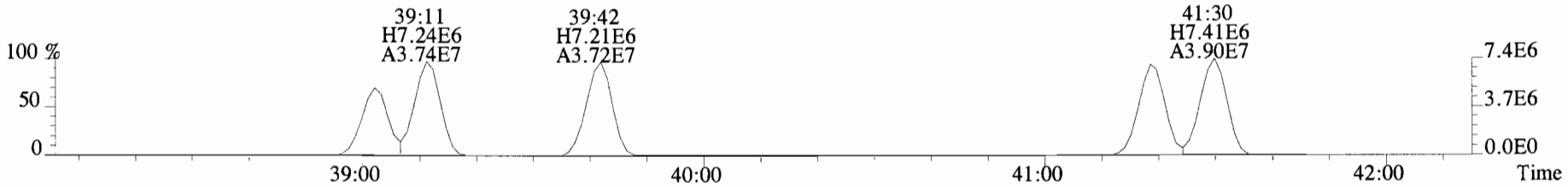

327.8775 S:8 F:3 SMO(1,3) BSUB(10000,15,-3.0) PKD(5,5,2,0.10%,2316.0,0.00%,F,F)

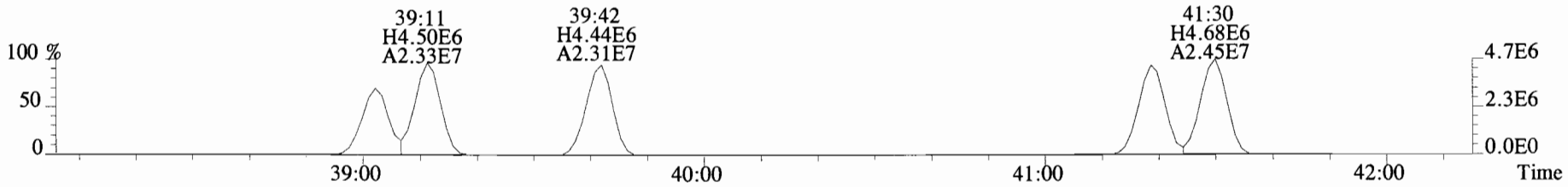

337.9207 S:8 F:3 SMO(1,3) BSUB(10000,15,-3.0) PKD(5,5,2,0.10%,4504.0,0.00%,F,F)

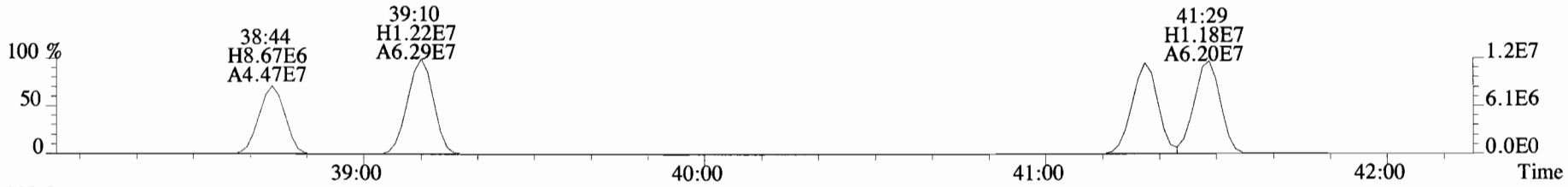

339.9177 S:8 F:3 SMO(1,3) BSUB(10000,15,-3.0) PKD(5,5,2,0.10%,3496.0,0.00%,F,F)

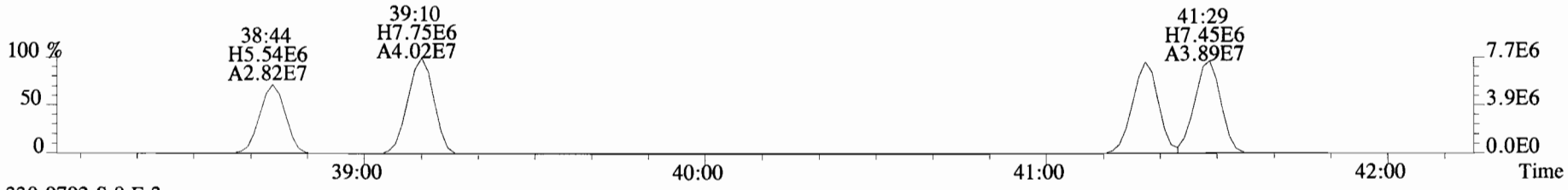

330.9792 S:8 F:3

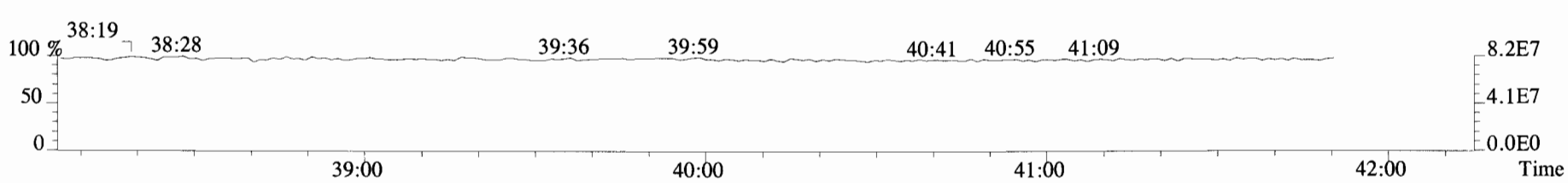

File:180208E1 #1-756 Acq: 8-FEB-2018 16:10:35 GC EI+ Voltage SIR Autospec-UltimaE
Sample#8 File Text:Vista Analytical Laboratory VG-8 Text:SS180208E1-1 PCB SSS 17C1025 Exp:PCB_ZB1
337.9207 S:8 F:3 SMO(1,3) BSUB(10000,15,-3.0) PKD(5,5,2,0.10%,4504.0,0.00%,F,F)

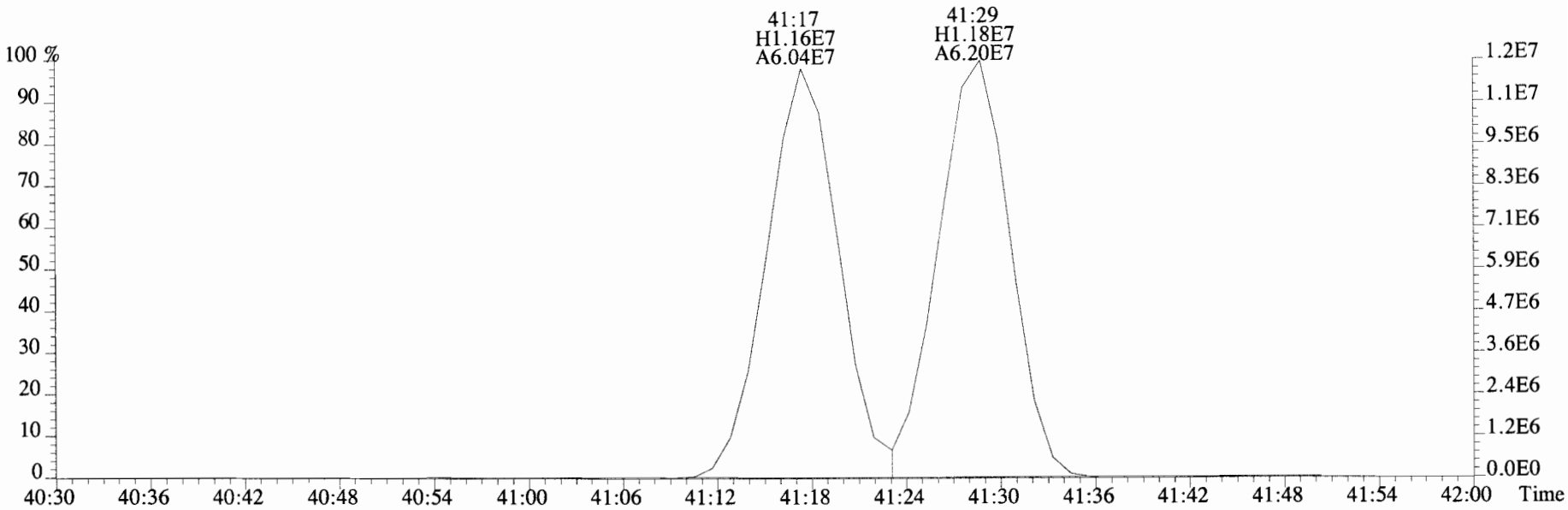

339.9177 S:8 F:3 SMO(1,3) BSUB(10000,15,-3.0) PKD(5,5,2,0.10%,3496.0,0.00%,F,F)

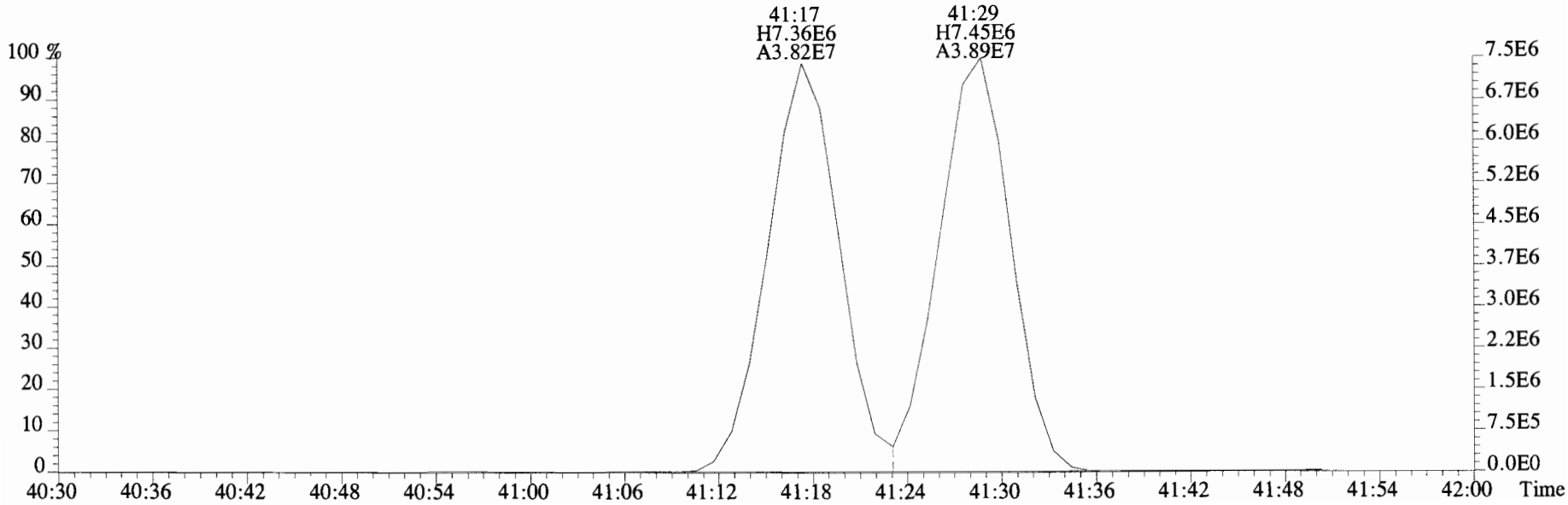

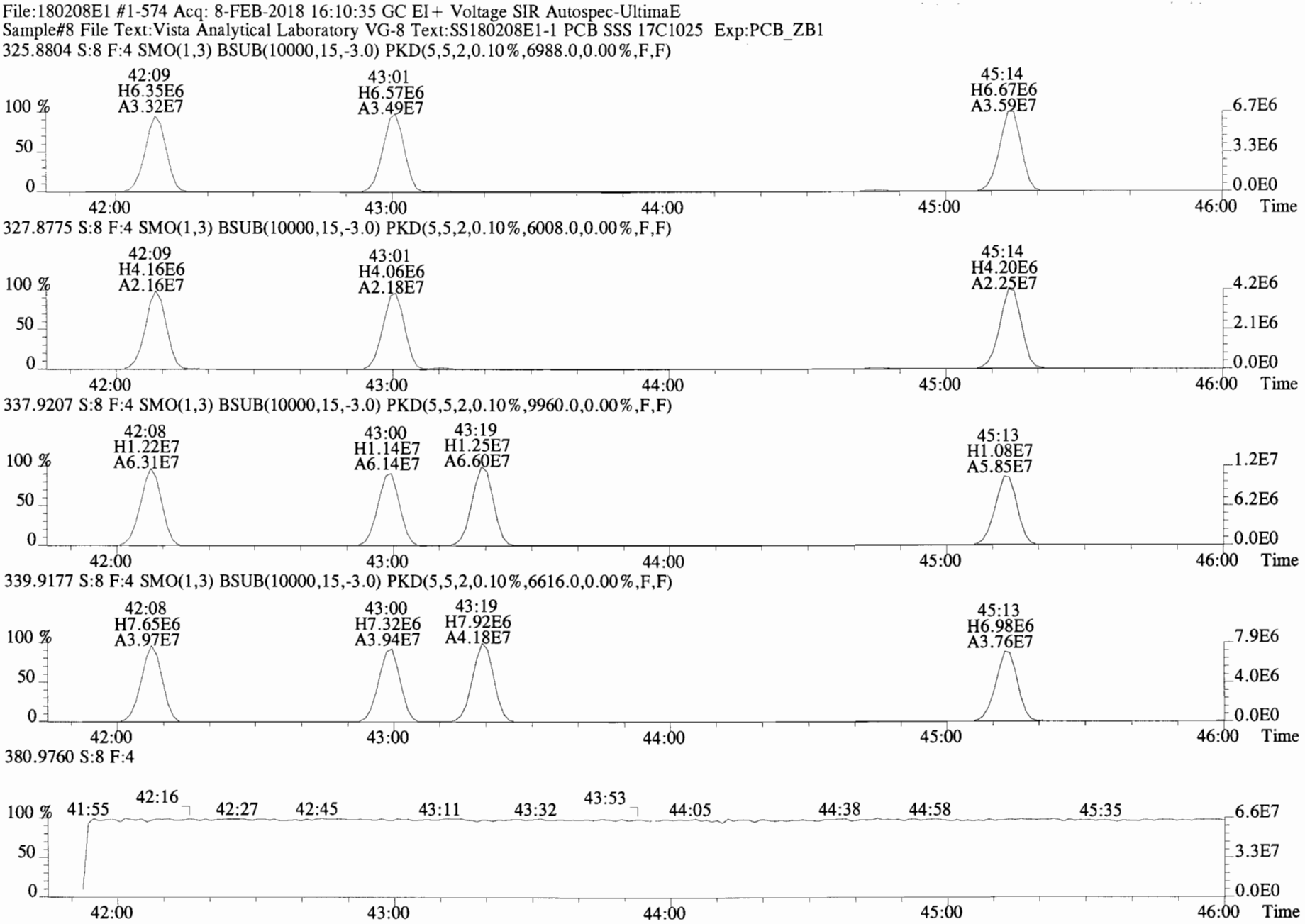
File:180208E1 #1-574 Acq: 8-FEB-2018 16:10:35 GC EI+ Voltage SIR Autospec-UltimaE
Sample#8 File Text:Vista Analytical Laboratory VG-8 Text:SS180208E1-1 PCB SSS 17C1025 Exp:PCB_ZB1
325.8804 S:8 F:4 SMO(1,3) BSUB(10000,15,-3.0) PKD(5,5,2,0.10%,6988.0,0.00%,F,F)
42:09 H6.35E6 A3.32E7
43:01 H6.57E6 A3.49E7
45:14 H6.67E6 A3.59E7
6.7E6
3.3E6
0.0E0
100 %
50
0
42:00
43:00
44:00
45:00
46:00
Time
327.8775 S:8 F:4 SMO(1,3) BSUB(10000,15,-3.0) PKD(5,5,2,0.10%,6008.0,0.00%,F,F)
42:09 H4.16E6 A2.16E7
43:01 H4.06E6 A2.18E7
45:14 H4.20E6 A2.25E7
4.2E6
2.1E6
0.0E0
100 %
50
0
42:00
43:00
44:00
45:00
46:00
Time
337.9207 S:8 F:4 SMO(1,3) BSUB(10000,15,-3.0) PKD(5,5,2,0.10%,9960.0,0.00%,F,F)
42:08 H1.22E7 A6.31E7
43:00 H1.14E7 A6.14E7
43:19 H1.25E7 A6.60E7
45:13 H1.08E7 A5.85E7
1.2E7
6.2E6
0.0E0
100 %
50
0
42:00
43:00
44:00
45:00
46:00
Time
339.9177 S:8 F:4 SMO(1,3) BSUB(10000,15,-3.0) PKD(5,5,2,0.10%,6616.0,0.00%,F,F)
42:08 H7.65E6 A3.97E7
43:00 H7.32E6 A3.94E7
43:19 H7.92E6 A4.18E7
45:13 H6.98E6 A3.76E7
7.9E6
4.0E6
0.0E0
100 %
50
0
42:00
43:00
44:00
45:00
46:00
Time
380.9760 S:8 F:4
41:55
42:16
42:27
42:45
43:11
43:32
43:53
44:05
44:38
44:58
45:35
6.6E7
3.3E7
0.0E0
100 %
50
0
42:00
43:00
44:00
45:00
46:00
Time

File:180208E1 #1-756 Acq: 8-FEB-2018 16:10:35 GC EI+ Voltage SIR Autospec-UltimaE
Sample#8 File Text:Vista Analytical Laboratory VG-8 Text:SS180208E1-1 PCB SSS 17C1025 Exp:PCB_ZB1
359.8415 S:8 F:3 SMO(1,3) BSUB(10000,15,-3.0) PKD(5,5,2,0.10%,2400.0,0.00%,F,F)

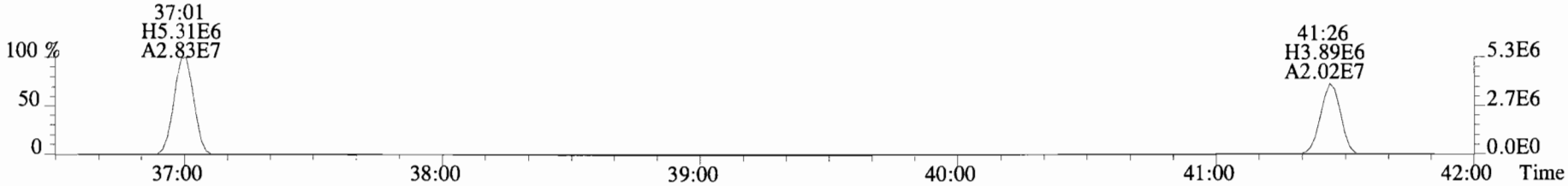

361.8385 S:8 F:3 SMO(1,3) BSUB(10000,15,-3.0) PKD(5,5,2,0.10%,2264.0,0.00%,F,F)

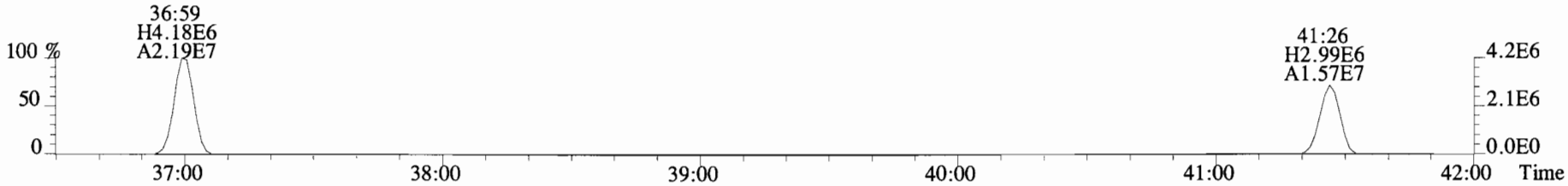

371.8817 S:8 F:3 SMO(1,3) BSUB(10000,15,-3.0) PKD(5,5,2,0.10%,2372.0,0.00%,F,F)

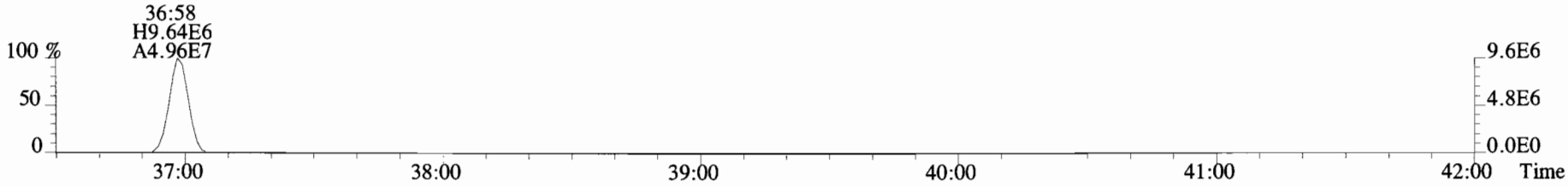

373.8788 S:8 F:3 SMO(1,3) BSUB(10000,15,-3.0) PKD(5,5,2,0.10%,2472.0,0.00%,F,F)

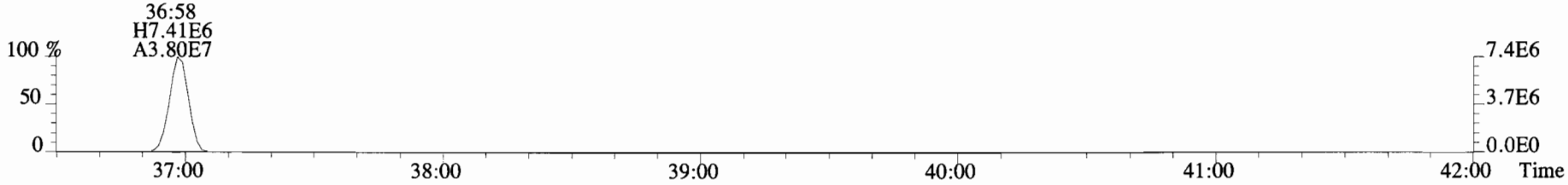

330.9792 S:8 F:3

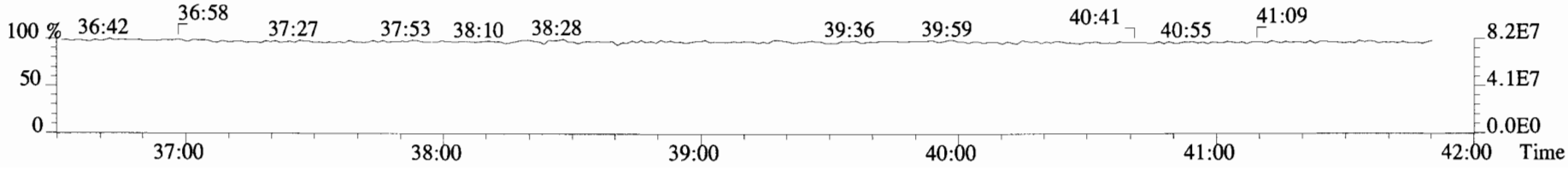

File:180208E1 #1-574 Acq: 8-FEB-2018 16:10:35 GC EI+ Voltage SIR Autospec-UltimaE
Sample#8 File Text:Vista Analytical Laboratory VG-8 Text:SS180208E1-1 PCB SSS 17C1025 Exp:PCB_ZB1
359.8415 S:8 F:4 SMO(1,3) BSUB(10000,15,-3.0) PKD(5,5,2,0.10%,10208.0,0.00%,F,F)

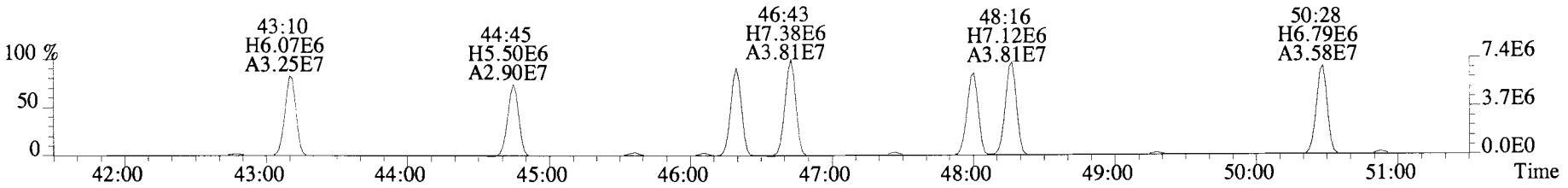

361.8385 S:8 F:4 SMO(1,3) BSUB(10000,15,-3.0) PKD(5,5,2,0.10%,8204.0,0.00%,F,F)

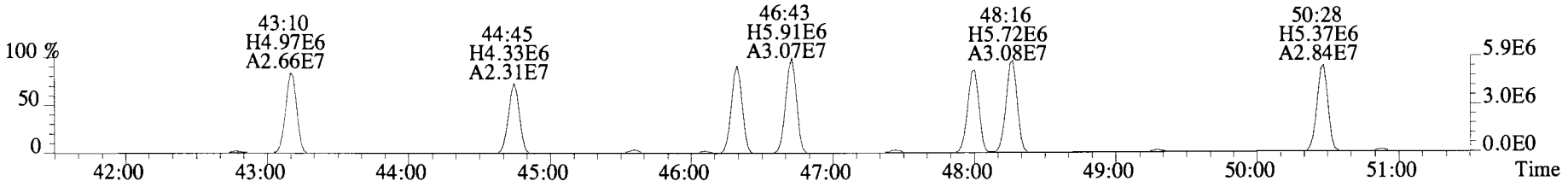

371.8817 S:8 F:4 SMO(1,3) BSUB(10000,15,-3.0) PKD(5,5,2,0.10%,15668.0,0.00%,F,F)

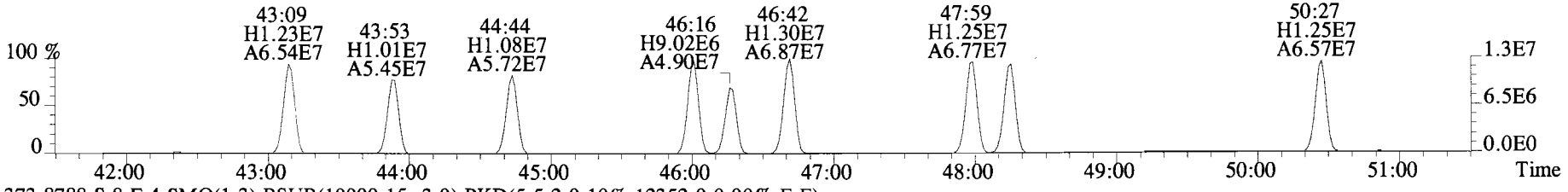

373.8788 S:8 F:4 SMO(1,3) BSUB(10000,15,-3.0) PKD(5,5,2,0.10%,12352.0,0.00%,F,F)

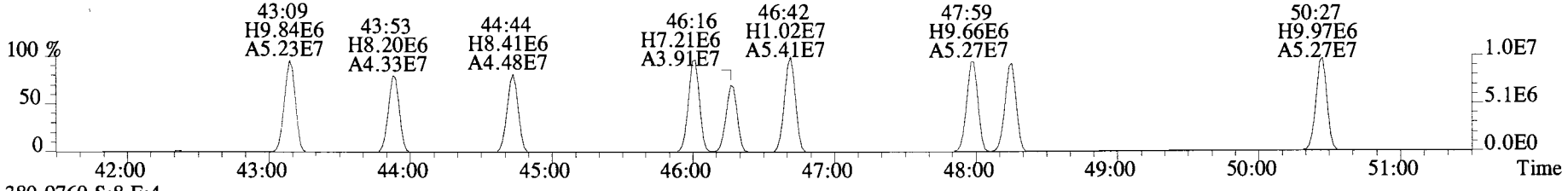

380.9760 S:8 F:4

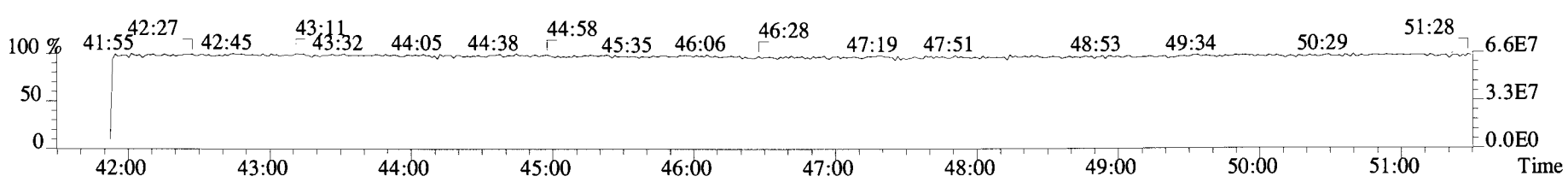

File:180208E1 #1-574 Acq: 8-FEB-2018 16:10:35 GC EI+ Voltage SIR Autospec-UltimaE
Sample#8 File Text:Vista Analytical Laboratory VG-8 Text:SS180208E1-1 PCB SSS 17C1025 Exp:PCB_ZB1
371.8817 S:8 F:4 SMO(1,3) BSUB(10000,15,-3.0) PKD(5,5,2,0.10%,15668.0,0.00%,F,F)

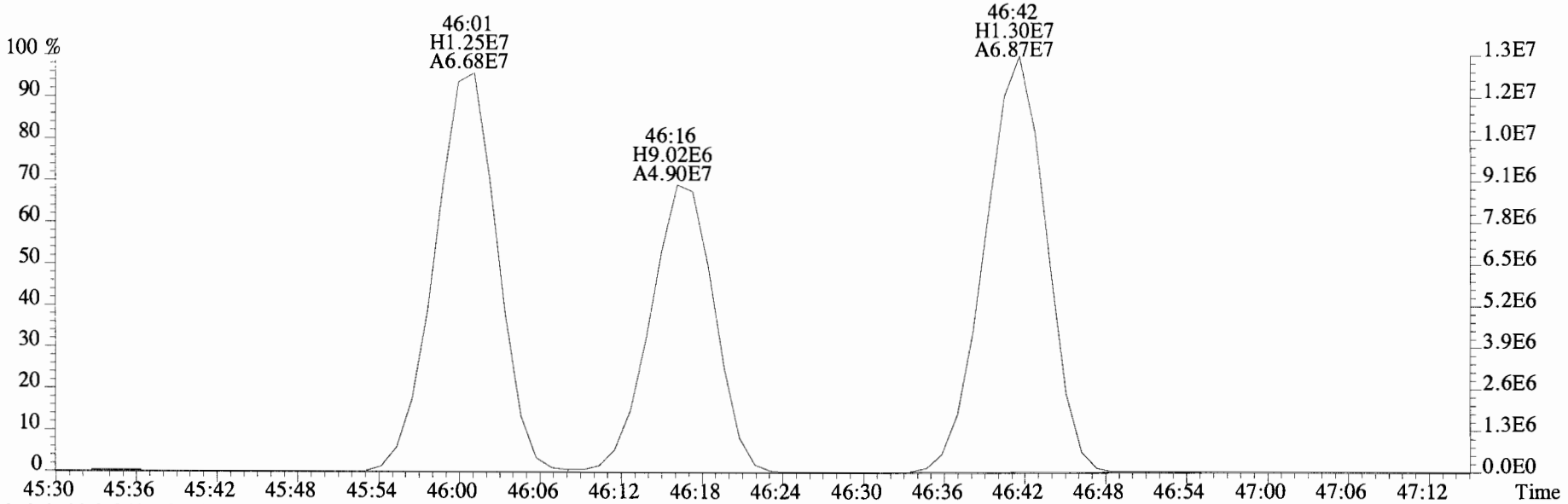

373.8788 S:8 F:4 SMO(1,3) BSUB(10000,15,-3.0) PKD(5,5,2,0.10%,12352.0,0.00%,F,F)

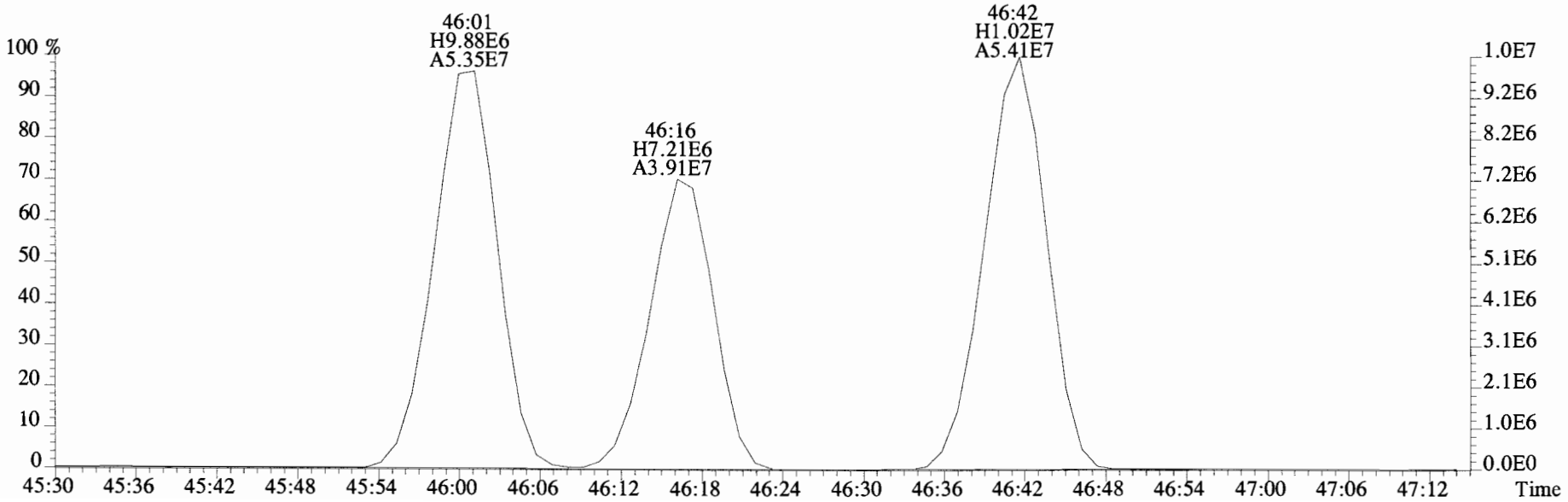

File:180208E1 #1-574 Acq: 8-FEB-2018 16:10:35 GC EI+ Voltage SIR Autospec-UltimaE
Sample#8 File Text:Vista Analytical Laboratory VG-8 Text:SS180208E1-1 PCB SSS 17C1025 Exp:PCB_ZB1
371.8817 S:8 F:4 SMO(1,3) BSUB(10000,15,-3.0) PKD(5,5,2,0.10%,15668.0,0.00%,F,F)

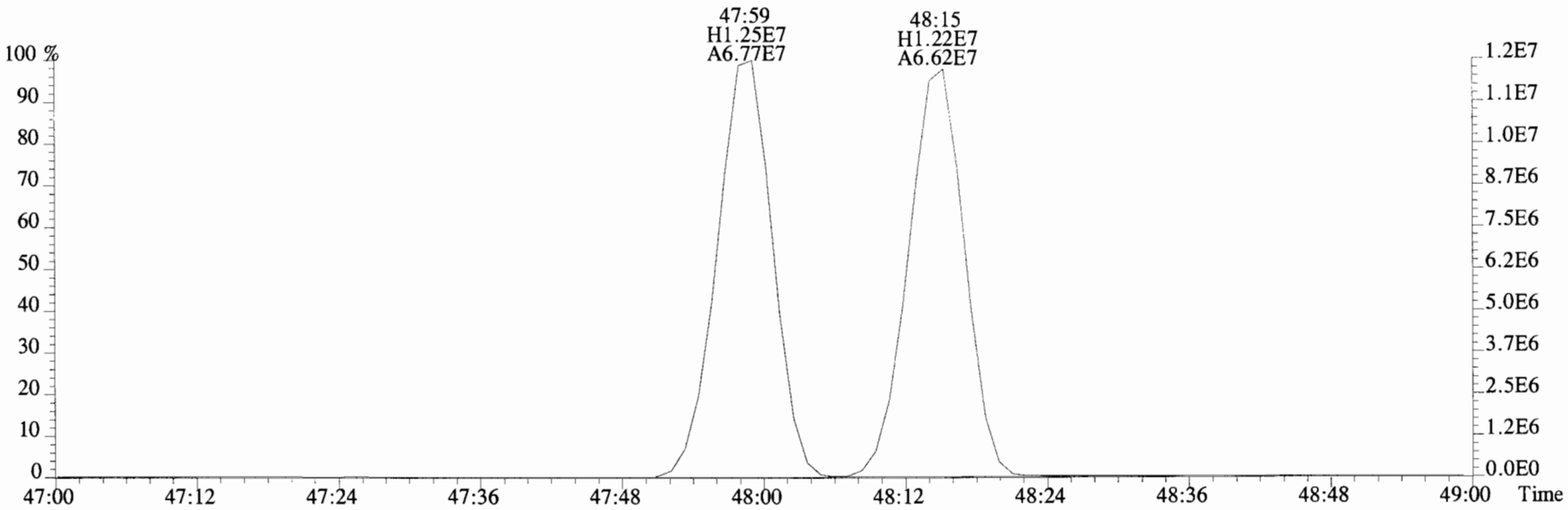

373.8788 S:8 F:4 SMO(1,3) BSUB(10000,15,-3.0) PKD(5,5,2,0.10%,12352.0,0.00%,F,F)

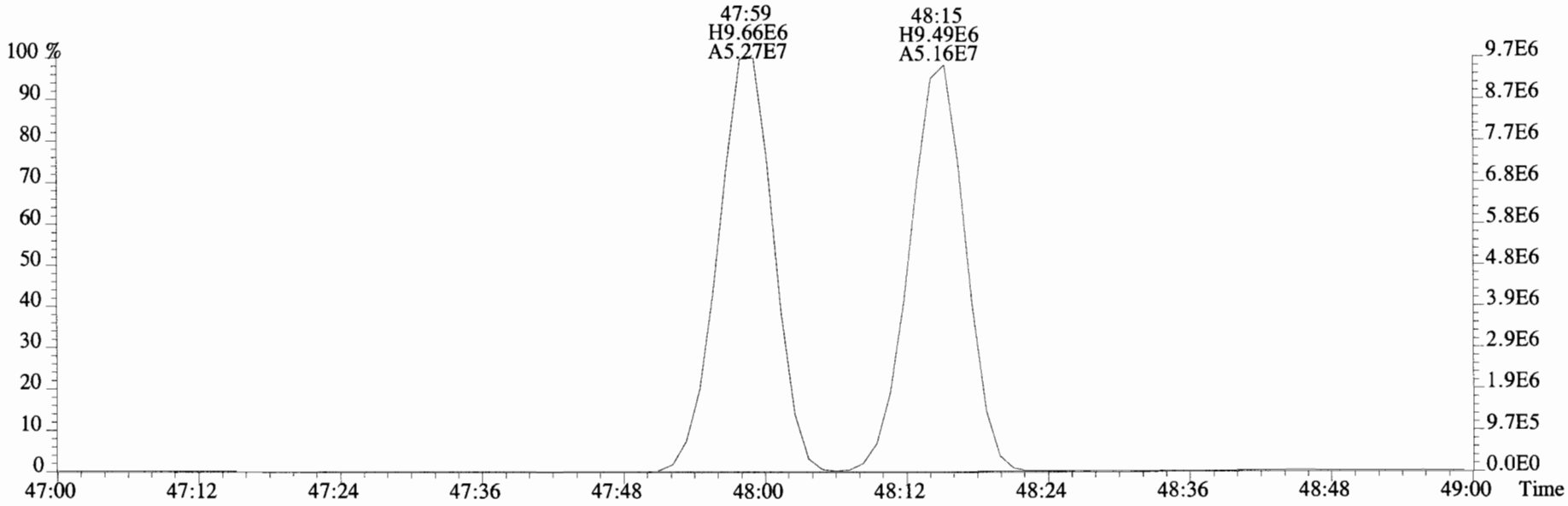

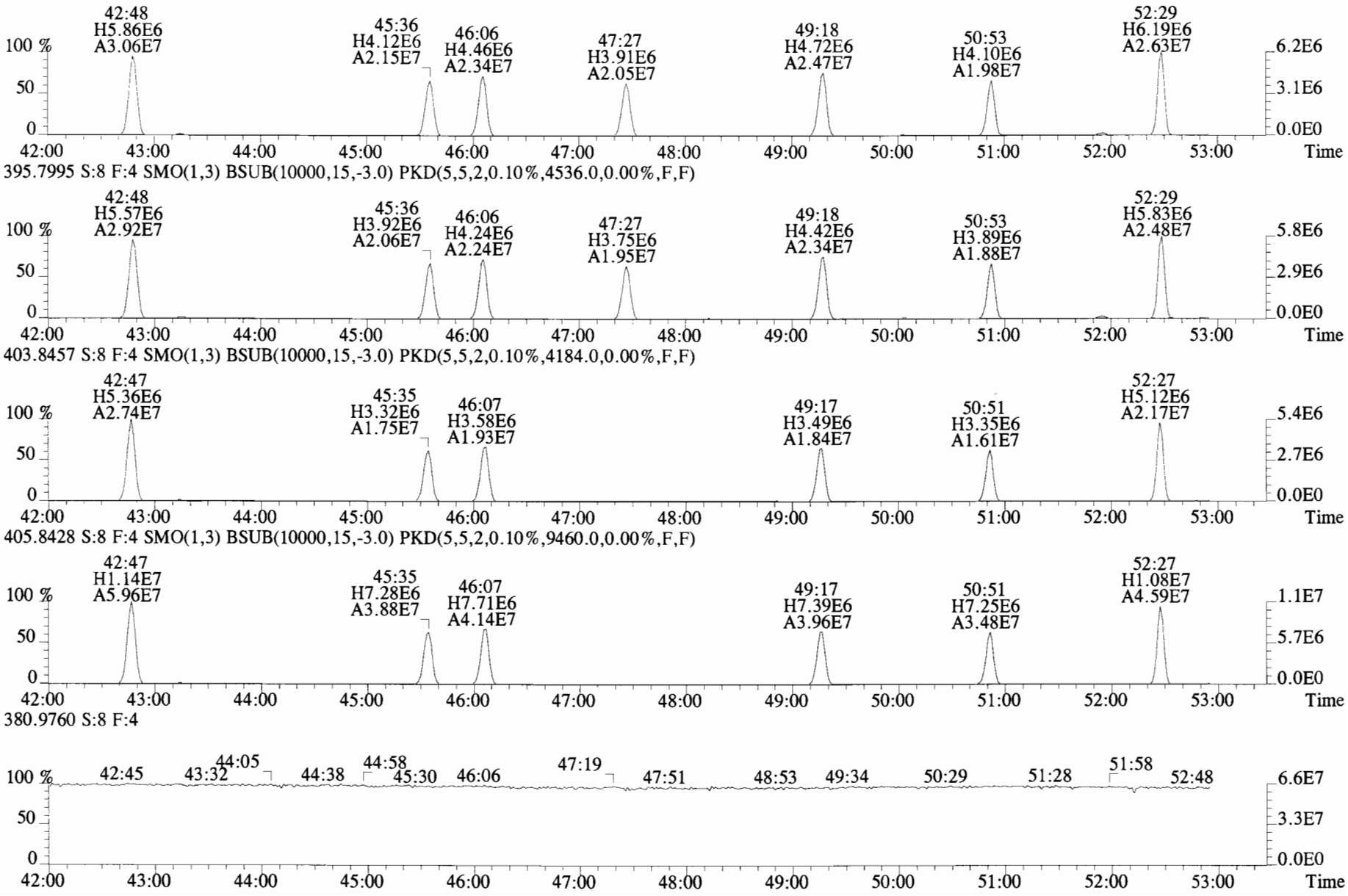
File:180208E1 #1-574 Acq: 8-FEB-2018 16:10:35 GC EI+ Voltage SIR Autospec-UltimaE
Sample#8 File Text:Vista Analytical Laboratory VG-8 Text:SS180208E1-1 PCB SSS 17C1025 Exp:PCB_ZB1
393.8025 S:8 F:4 SMO(1,3) BSUB(10000,15,-3.0) PKD(5,5,2,0.10%,4876.0,0.00%,F,F)
42:48 H5.86E6 A3.06E7
45:36 H4.12E6 A2.15E7
46:06 H4.46E6 A2.34E7
47:27 H3.91E6 A2.05E7
49:18 H4.72E6 A2.47E7
50:53 H4.10E6 A1.98E7
52:29 H6.19E6 A2.63E7
395.7995 S:8 F:4 SMO(1,3) BSUB(10000,15,-3.0) PKD(5,5,2,0.10%,4536.0,0.00%,F,F)
42:48 H5.57E6 A2.92E7
45:36 H3.92E6 A2.06E7
46:06 H4.24E6 A2.24E7
47:27 H3.75E6 A1.95E7
49:18 H4.42E6 A2.34E7
50:53 H3.89E6 A1.88E7
52:29 H5.83E6 A2.48E7
403.8457 S:8 F:4 SMO(1,3) BSUB(10000,15,-3.0) PKD(5,5,2,0.10%,4184.0,0.00%,F,F)
42:47 H5.36E6 A2.74E7
45:35 H3.32E6 A1.75E7
46:07 H3.58E6 A1.93E7
49:17 H3.49E6 A1.84E7
50:51 H3.35E6 A1.61E7
52:27 H5.12E6 A2.17E7
405.8428 S:8 F:4 SMO(1,3) BSUB(10000,15,-3.0) PKD(5,5,2,0.10%,9460.0,0.00%,F,F)
42:47 H1.14E7 A5.96E7
45:35 H7.28E6 A3.88E7
46:07 H7.71E6 A4.14E7
49:17 H7.39E6 A3.96E7
50:51 H7.25E6 A3.48E7
52:27 H1.08E7 A4.59E7
380.9760 S:8 F:4
42:45
43:32
44:05
44:38
44:58
45:30
46:06
47:19
47:51
48:53
49:34
50:29
51:28
51:58
52:48
100 %
50
0
6.2E6
3.1E6
0.0E0
5.8E6
2.9E6
5.4E6
2.7E6
1.1E7
5.7E6
6.6E7
3.3E7
42:00
43:00
44:00
45:00
46:00
47:00
48:00
49:00
50:00
51:00
52:00
53:00
Time

File:180208E1 #1-574 Acq: 8-FEB-2018 16:10:35 GC EI+ Voltage SIR Autospec-UltimaE
Sample#8 File Text:Vista Analytical Laboratory VG-8 Text:SS180208E1-1 PCB SSS 17C1025 Exp:PCB_ZB1
427.7635 S:8 F:4 SMO(1,3) BSUB(10000,15,-3.0) PKD(5,5,2,0.10%,1952.0,0.00%,F,F)

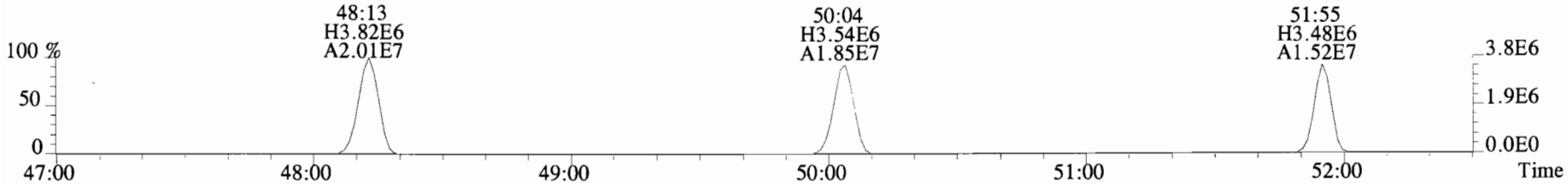

429.7606 S:8 F:4 SMO(1,3) BSUB(10000,15,-3.0) PKD(5,5,2,0.10%,2144.0,0.00%,F,F)

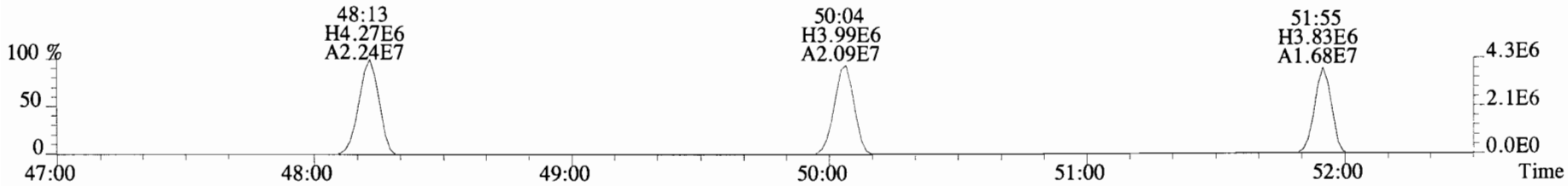

439.8038 S:8 F:4 SMO(1,3) BSUB(10000,15,-3.0) PKD(5,5,2,0.10%,1928.0,0.00%,F,F)

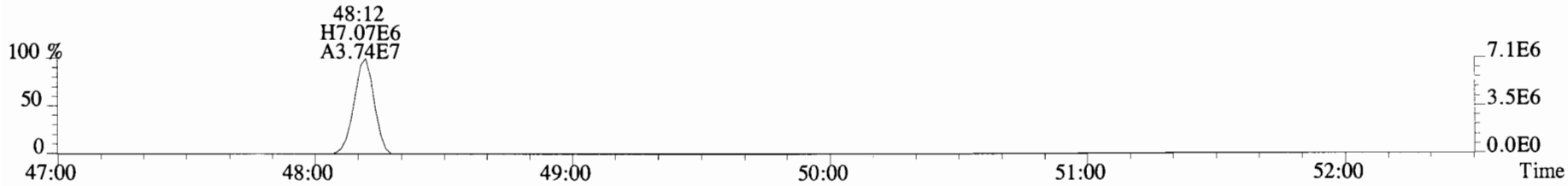

441.8008 S:8 F:4 SMO(1,3) BSUB(10000,15,-3.0) PKD(5,5,2,0.10%,2652.0,0.00%,F,F)

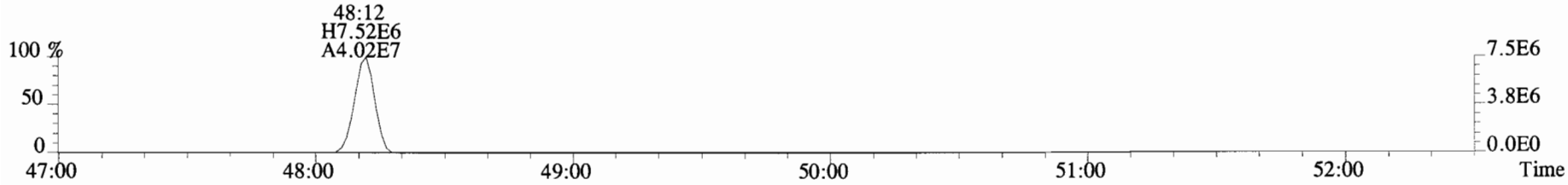

380.9760 S:8 F:4

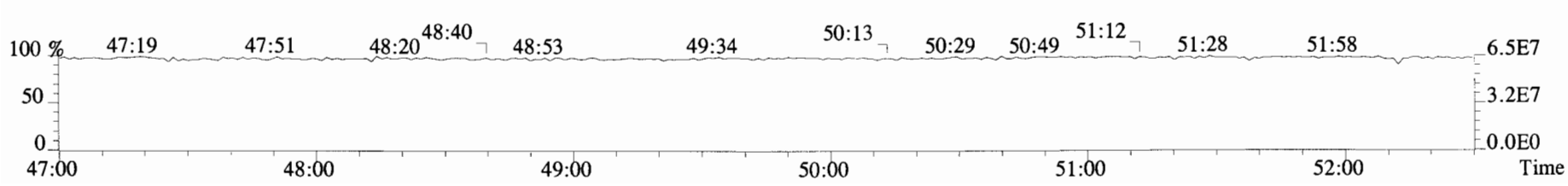

File:180208E1 #1-407 Acq: 8-FEB-2018 16:10:35 GC EI+ Voltage SIR Autospec-UltimaE
Sample#8 File Text:Vista Analytical Laboratory VG-8 Text:SS180208E1-1 PCB SSS 17C1025 Exp:PCB_ZB1
427.7635 S:8 F:5 SMO(1,3) BSUB(10000,15,-3.0) PKD(5,5,2,0.10%,3512.0,0.00%,F,F)

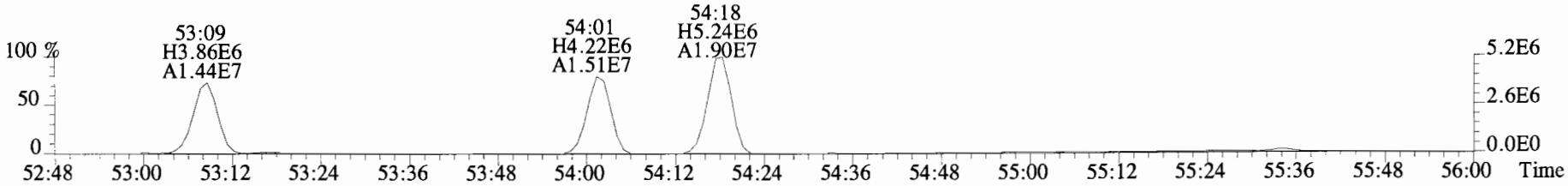

429.7606 S:8 F:5 SMO(1,3) BSUB(10000,15,-3.0) PKD(5,5,2,0.10%,4544.0,0.00%,F,F)

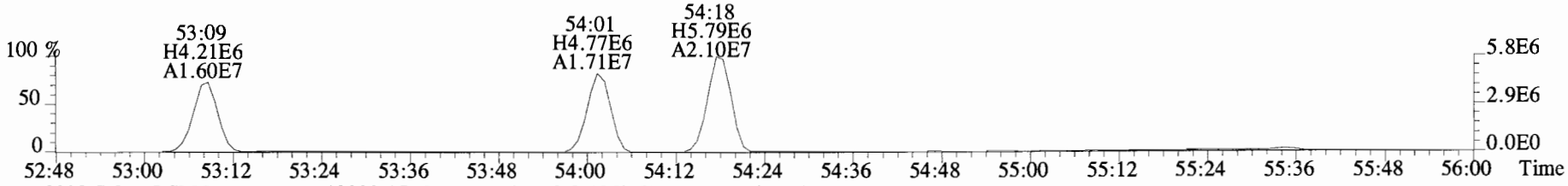

439.8038 S:8 F:5 SMO(1,3) BSUB(10000,15,-3.0) PKD(5,5,2,0.10%,6132.0,0.00%,F,F)

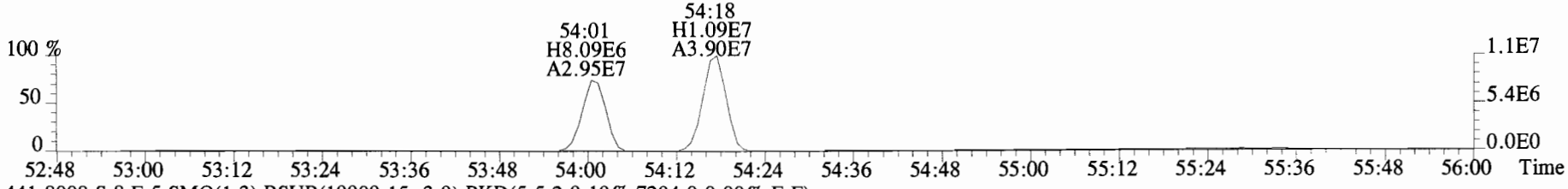

441.8008 S:8 F:5 SMO(1,3) BSUB(10000,15,-3.0) PKD(5,5,2,0.10%,7204.0,0.00%,F,F)

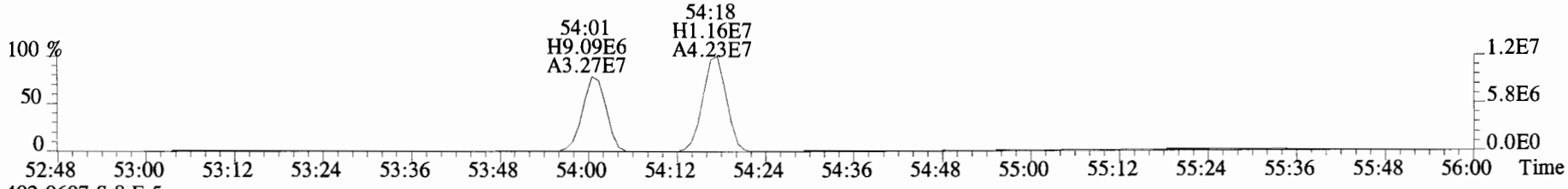

492.9697 S:8 F:5

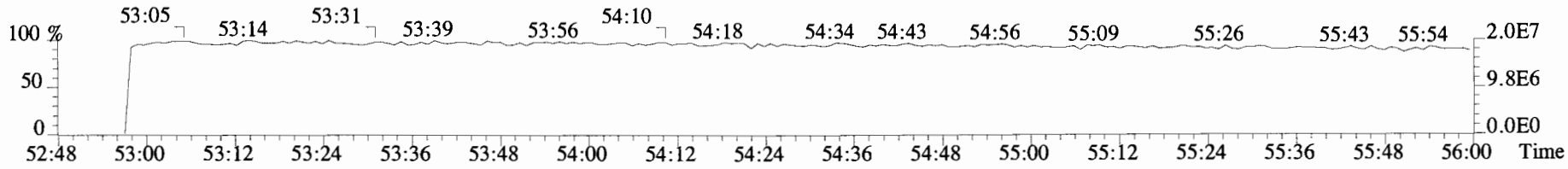

File:180208E1 #1-407 Acq: 8-FEB-2018 16:10:35 GC EI+ Voltage SIR Autospec-UltimaE
Sample#8 File Text:Vista Analytical Laboratory VG-8 Text:SS180208E1-1 PCB SSS 17C1025 Exp:PCB_ZB1
463.7216 S:8 F:5 SMO(1,3) BSUB(10000,15,-3.0) PKD(5,5,2,0.10%,14504.0,0.00%,F,F)

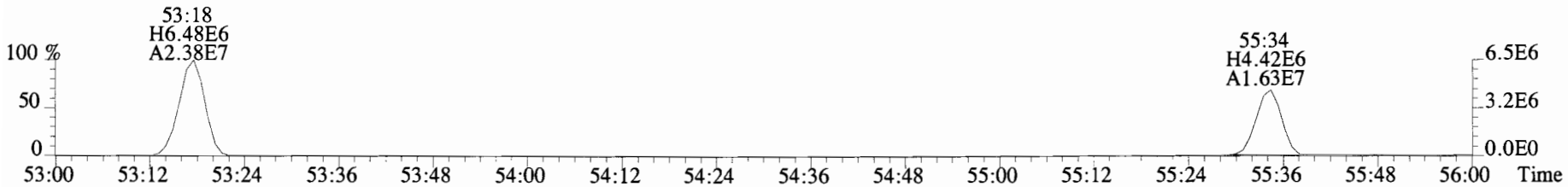

465.7186 S:8 F:5 SMO(1,3) BSUB(10000,15,-3.0) PKD(5,5,2,0.10%,10256.0,0.00%,F,F)

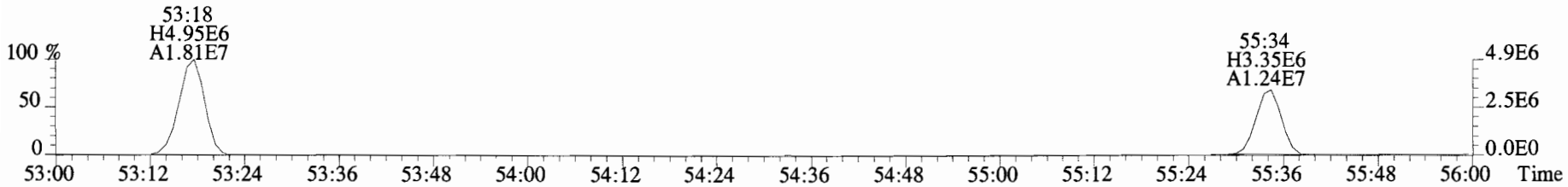

473.7648 S:8 F:5 SMO(1,3) BSUB(10000,15,-3.0) PKD(5,5,2,0.10%,22068.0,0.00%,F,F)



475.7619 S:8 F:5 SMO(1,3) BSUB(10000,15,-3.0) PKD(5,5,2,0.10%,29456.0,0.00%,F,F)

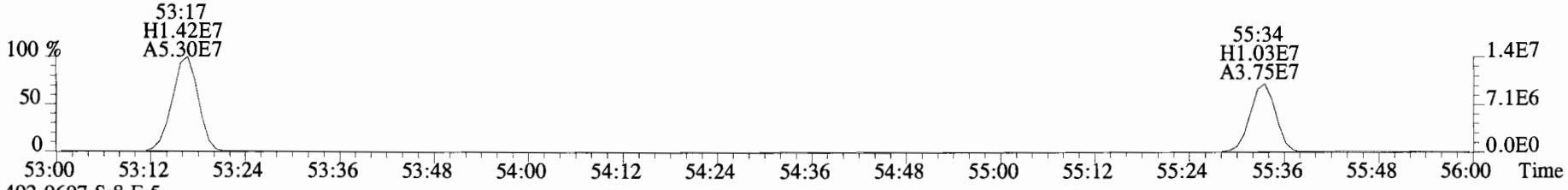

492.9697 S:8 F:5

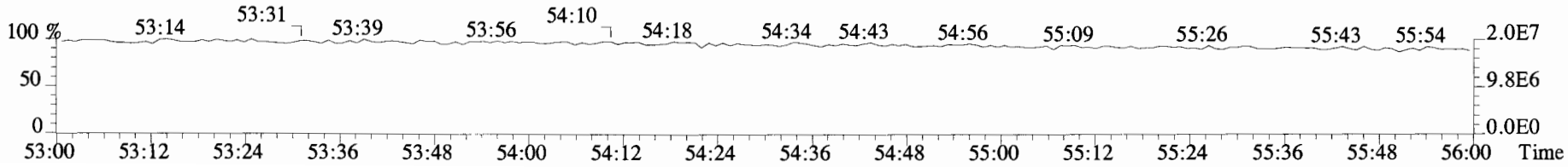

File:180208E1 #1-407 Acq: 8-FEB-2018 16:10:35 GC EI+ Voltage SIR Autospec-UltimaE
Sample#8 File Text:Vista Analytical Laboratory VG-8 Text:SS180208E1-1 PCB SSS 17C1025 Exp:PCB_ZB1
497.6826 S:8 F:5 SMO(1,3) BSUB(10000,15,-3.0) PKD(5,5,2,0.10%,2112.0,0.00%,F,F)

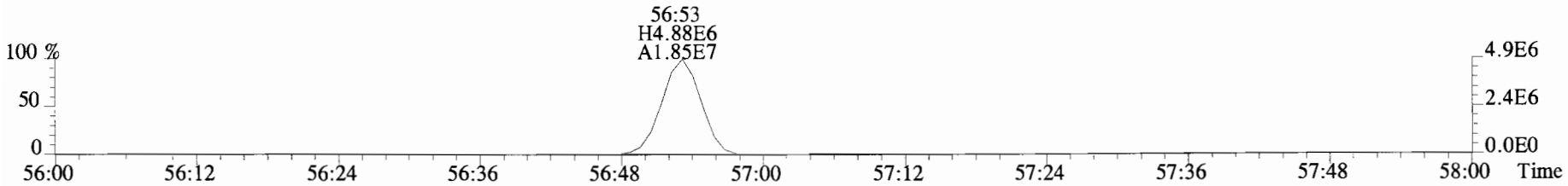

499.6797 S:8 F:5 SMO(1,3) BSUB(10000,15,-3.0) PKD(5,5,2,0.10%,2128.0,0.00%,F,F)

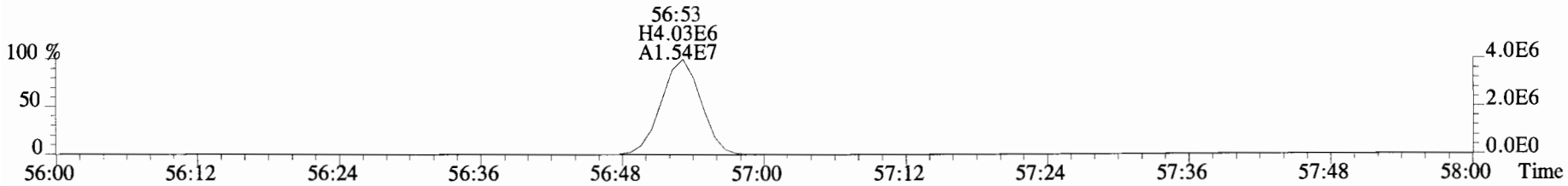

509.7229 S:8 F:5 SMO(1,3) BSUB(10000,15,-3.0) PKD(5,5,2,0.10%,2144.0,0.00%,F,F)

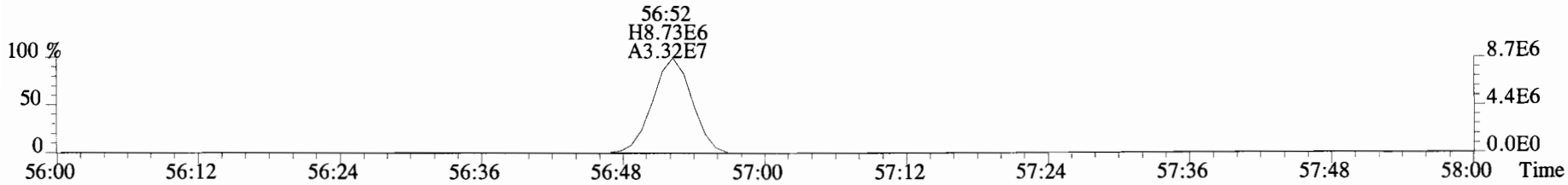

511.7199 S:8 F:5 SMO(1,3) BSUB(10000,15,-3.0) PKD(5,5,2,0.10%,2148.0,0.00%,F,F)

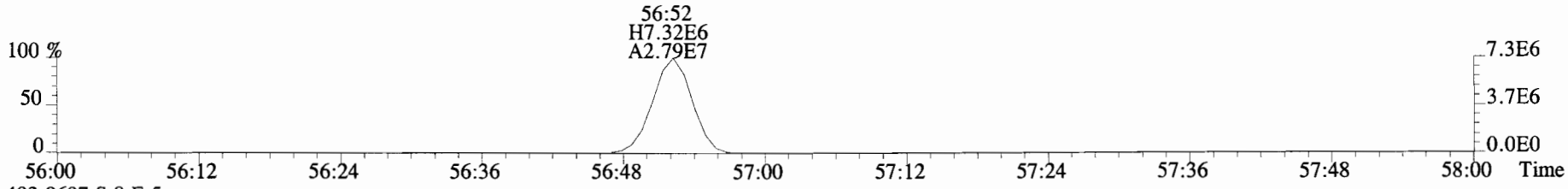

492.9697 S:8 F:5

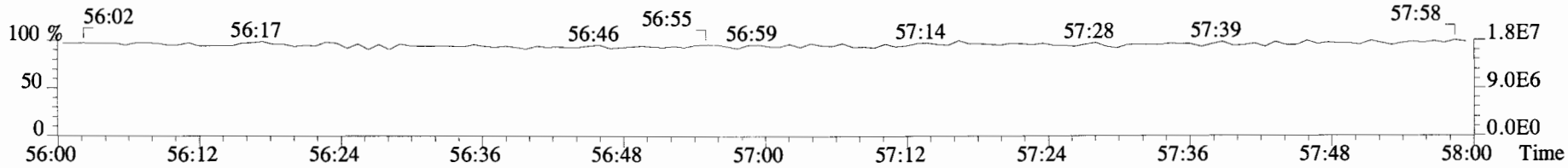

Vista Analytical Laboratory

Dataset: U:\VG11.PRO\Results\190628K2\190628K2-CRV.qld

Last Altered: Saturday, June 29, 2019 12:47:58 Pacific Daylight Time
Printed: Saturday, June 29, 2019 13:00:34 Pacific Daylight Time

HC 6-29-19

End res check had low PFK, so some peaks had ~~a~~ PFK leaks, bleeds and some did not centroid.
Small amount of PFK added, End Res check re-processed

MS 7/2/19

Method: U:\VG11.PRO\MethDB\PCB-209_ZB1_6-28-19.mdb 28 Jun 2019 14:45:02
Calibration: U:\VG11.PRO\CurveDB\db1_PCBvg11-6-28-19.cdb 29 Jun 2019 12:47:57

Compound name: PCB-1
Response Factor: 1.02059
RRF SD: 0.0608218, Relative SD: 5.95949
Response type: Internal Std (Ref 169), Area * (IS Conc. / IS Area)
Curve type: RF

	Name	Std. Conc	RA	n/y	RT	RRT	Resp	IS Resp	Conc.	%Dev	RRF	X = dropped
1	190628K2_1	0.250	2.92	NO	16.02	1.001	4.65e3	2.00e6	0.228	-8.7	0.932	bb
2	190628K2_2	1.00	3.15	NO	16.03	1.001	1.95e4	1.99e6	0.964	-3.6	0.984	bb
3	190628K2_3	2.50	3.07	NO	16.04	1.001	4.78e4	1.90e6	2.46	-1.5	1.00	bb
4	190628K2_4	400	3.13	NO	16.03	1.001	9.67e6	2.27e6	418	4.5	1.07	bb
5	190628K2_5	1000	3.11	NO	16.03	1.001	2.52e7	2.28e6	1080	8.0	1.10	bb
6	190628K2_6	50.0	3.17	NO	16.02	1.001	1.02e6	1.96e6	50.7	1.4	1.04	bb

Compound name: PCB-2
Response Factor: 1.00905
RRF SD: 0.0643807, Relative SD: 6.38035
Response type: Internal Std (Ref 170), Area * (IS Conc. / IS Area)
Curve type: RF

	Name	Std. Conc	RA	n/y	RT	RRT	Resp	IS Resp	Conc.	%Dev	RRF	X = dropped
1	190628K2_1	0.250	3.17	NO	18.47	0.988	4.61e3	2.02e6	0.226	-9.6	0.912	bb
2	190628K2_2	1.00	3.18	NO	18.48	0.988	1.94e4	1.99e6	0.966	-3.4	0.975	bb
3	190628K2_3	2.50	3.10	NO	18.50	0.989	4.79e4	1.92e6	2.47	-1.1	0.998	bb
4	190628K2_4	400	3.09	NO	18.48	0.988	9.78e6	2.30e6	422	5.4	1.06	bb
5	190628K2_5	1000	3.15	NO	18.48	0.988	2.56e7	2.34e6	1080	8.3	1.09	bb
6	190628K2_6	50.0	3.20	NO	18.47	0.988	1.01e6	1.99e6	50.2	0.4	1.01	bb

Dataset: U:\VG11.PRO\Results\190628K2\190628K2-CRV.qld

Last Altered: Saturday, June 29, 2019 12:47:58 Pacific Daylight Time
Printed: Saturday, June 29, 2019 13:00:34 Pacific Daylight Time

Compound name: PCB-3
Response Factor: 1.00697
RRF SD: 0.0623914, Relative SD: 6.19594
Response type: Internal Std (Ref 170), Area * (IS Conc. / IS Area)
Curve type: RF

	Name	Std. Conc	RA	n/y	RT	RRT	Resp	IS Resp	Conc.	%Dev	RRF	X = dropped
1	190628K2_1	0.250	3.03	NO	18.71	1.001	4.64e3	2.02e6	0.228	-8.7	0.919	MM
2	190628K2_2	1.00	3.14	NO	18.73	1.001	1.92e4	1.99e6	0.958	-4.2	0.965	bb
3	190628K2_3	2.50	3.23	NO	18.73	1.001	4.79e4	1.92e6	2.48	-1.0	0.997	bb
4	190628K2_4	400	3.11	NO	18.72	1.001	9.75e6	2.30e6	421	5.3	1.06	bb
5	190628K2_5	1000	3.13	NO	18.72	1.001	2.55e7	2.34e6	1080	8.3	1.09	bb
6	190628K2_6	50.0	3.16	NO	18.72	1.001	1.01e6	1.99e6	50.2	0.3	1.01	bb

Compound name: PCB-4/10
Response Factor: 1.27539
RRF SD: 0.0612282, Relative SD: 4.80075
Response type: Internal Std (Ref 171), Area * (IS Conc. / IS Area)
Curve type: RF

	Name	Std. Conc	RA	n/y	RT	RRT	Resp	IS Resp	Conc.	%Dev	RRF	X = dropped
1	190628K2_1	0.500	1.52	NO	20.16	1.004	7.26e3	1.18e6	0.484	-3.3	1.23	MM
2	190628K2_2	2.00	1.58	NO	20.18	1.005	2.81e4	1.17e6	1.88	-5.9	1.20	MM
3	190628K2_3	5.00	1.67	NO	20.18	1.004	7.00e4	1.13e6	4.88	-2.5	1.24	MM
4	190628K2_4	800	1.57	NO	20.17	1.004	1.42e7	1.35e6	830	3.7	1.32	MM
5	190628K2_5	2000	1.58	NO	20.17	1.004	3.73e7	1.37e6	2140	7.0	1.36	MM
6	190628K2_6	100	1.57	NO	20.16	1.004	1.52e6	1.18e6	101	0.9	1.29	MM

Compound name: PCB-7/9
Response Factor: 0.976133
RRF SD: 0.0665552, Relative SD: 6.81825
Response type: Internal Std (Ref 172), Area * (IS Conc. / IS Area)
Curve type: RF

	Name	Std. Conc	RA	n/y	RT	RRT	Resp	IS Resp	Conc.	%Dev	RRF	X = dropped
1	190628K2_1	0.500	1.54	NO	21.98	1.003	8.19e3	1.85e6	0.453	-9.3	0.885	MM
2	190628K2_2	2.00	1.51	NO	21.98	1.002	3.39e4	1.83e6	1.90	-5.1	0.926	bb

Vista Analytical Laboratory

Dataset: U:\VG11.PRO\Results\190628K2\190628K2-CRV.qld

Last Altered: Saturday, June 29, 2019 12:47:58 Pacific Daylight Time
Printed: Saturday, June 29, 2019 13:00:34 Pacific Daylight Time

Compound name: PCB-7/9

	Name	Std. Conc	RA	n/y	RT	RRT	Resp	IS Resp	Conc.	%Dev	RRF	X = dropped
3	190628K2_3	5.00	1.58	NO	22.00	1.003	8.39e4	1.74e6	4.94	-1.2	0.964	bb
4	190628K2_4	800	1.55	NO	21.98	1.002	1.72e7	2.08e6	844	5.6	1.03	bb
5	190628K2_5	2000	1.56	NO	21.99	1.003	4.55e7	2.13e6	2190	9.3	1.07	bb
6	190628K2_6	100	1.56	NO	21.96	1.001	1.79e6	1.82e6	101	0.8	0.984	bb

Compound name: PCB-6
Response Factor: 1.01708
RRF SD: 0.0768011, Relative SD: 7.55113
Response type: Internal Std (Ref 172), Area * (IS Conc. / IS Area)
Curve type: RF

	Name	Std. Conc	RA	n/y	RT	RRT	Resp	IS Resp	Conc.	%Dev	RRF	X = dropped
1	190628K2_1	0.250	1.50	NO	22.64	1.033	4.20e3	1.85e6	0.223	-10.8	0.908	MM
2	190628K2_2	1.00	1.53	NO	22.65	1.032	1.78e4	1.83e6	0.954	-4.6	0.971	bb
3	190628K2_3	2.50	1.55	NO	22.67	1.033	4.32e4	1.74e6	2.44	-2.5	0.991	bb
4	190628K2_4	400	1.58	NO	22.65	1.033	9.02e6	2.08e6	426	6.4	1.08	bb
5	190628K2_5	1000	1.57	NO	22.65	1.033	2.38e7	2.13e6	1100	9.9	1.12	bb
6	190628K2_6	50.0	1.58	NO	22.64	1.033	9.40e5	1.82e6	50.8	1.6	1.03	bb

Compound name: PCB-5/8
Response Factor: 1.0111
RRF SD: 0.0691334, Relative SD: 6.83747
Response type: Internal Std (Ref 172), Area * (IS Conc. / IS Area)
Curve type: RF

	Name	Std. Conc	RA	n/y	RT	RRT	Resp	IS Resp	Conc.	%Dev	RRF	X = dropped
1	190628K2_1	0.500	1.42	NO	23.06	1.052	8.63e3	1.85e6	0.461	-7.7	0.933	MM
2	190628K2_2	2.00	1.63	NO	23.09	1.052	3.48e4	1.83e6	1.88	-6.0	0.950	bb
3	190628K2_3	5.00	1.56	NO	23.08	1.052	8.50e4	1.74e6	4.83	-3.4	0.976	bb
4	190628K2_4	800	1.55	NO	23.07	1.052	1.78e7	2.08e6	845	5.6	1.07	bb
5	190628K2_5	2000	1.56	NO	23.07	1.052	4.72e7	2.13e6	2190	9.5	1.11	bb
6	190628K2_6	100	1.57	NO	23.06	1.051	1.88e6	1.82e6	102	2.1	1.03	bb

Dataset: U:\VG11.PRO\Results\190628K2\190628K2-CRV.qld

Last Altered: Saturday, June 29, 2019 12:47:58 Pacific Daylight Time
Printed: Saturday, June 29, 2019 13:00:34 Pacific Daylight Time

Compound name: PCB-14
Response Factor: 1.03284
RRF SD: 0.0793435, Relative SD: 7.68206
Response type: Internal Std (Ref 173), Area * (IS Conc. / IS Area)
Curve type: RF

	Name	Std. Conc	RA	n/y	RT	RRT	Resp	IS Resp	Conc.	%Dev	RRF	X = dropped
1	190628K2_1	0.250	1.52	NO	24.20	0.952	4.28e3	1.80e6	0.231	-7.8	0.953	MM
2	190628K2_2	1.00	1.60	NO	24.22	0.953	1.64e4	1.77e6	0.897	-10.3	0.927	bd
3	190628K2_3	2.50	1.63	NO	24.22	0.952	4.33e4	1.68e6	2.49	-0.2	1.03	bd
4	190628K2_4	400	1.58	NO	24.21	0.952	9.11e6	2.06e6	429	7.2	1.11	bd
5	190628K2_5	1000	1.55	NO	24.21	0.952	2.40e7	2.15e6	1080	8.4	1.12	bd
6	190628K2_6	50.0	1.57	NO	24.20	0.952	9.30e5	1.75e6	51.3	2.7	1.06	bd

Compound name: PCB-11
Response Factor: 1.09599
RRF SD: 0.0981502, Relative SD: 8.9554
Response type: Internal Std (Ref 173), Area * (IS Conc. / IS Area)
Curve type: RF

	Name	Std. Conc	RA	n/y	RT	RRT	Resp	IS Resp	Conc.	%Dev	RRF	X = dropped
1	190628K2_1	0.250	1.73	NO	25.44	1.001	4.20e3	1.80e6	0.213	-14.8	0.934	MM
2	190628K2_2	1.00	1.49	NO	25.46	1.001	1.84e4	1.77e6	0.953	-4.7	1.04	bb
3	190628K2_3	2.50	1.60	NO	25.46	1.001	4.55e4	1.68e6	2.47	-1.1	1.08	db
4	190628K2_4	400	1.57	NO	25.45	1.001	9.69e6	2.06e6	430	7.5	1.18	db
5	190628K2_5	1000	1.57	NO	25.45	1.001	2.57e7	2.15e6	1090	9.3	1.20	db
6	190628K2_6	50.0	1.60	NO	25.44	1.001	9.97e5	1.75e6	51.9	3.8	1.14	db

Compound name: PCB-12/13
Response Factor: 1.03706
RRF SD: 0.0681119, Relative SD: 6.56777
Response type: Internal Std (Ref 173), Area * (IS Conc. / IS Area)
Curve type: RF

	Name	Std. Conc	RA	n/y	RT	RRT	Resp	IS Resp	Conc.	%Dev	RRF	X = dropped
1	190628K2_1	0.500	1.41	NO	25.82	1.016	8.77e3	1.80e6	0.471	-5.9	0.976	MM
2	190628K2_2	2.00	1.65	NO	25.89	1.018	3.41e4	1.77e6	1.86	-7.0	0.964	MM

Dataset: U:\VG11.PRO\Results\190628K2\190628K2-CRV.qld

Last Altered: Saturday, June 29, 2019 12:47:58 Pacific Daylight Time
Printed: Saturday, June 29, 2019 13:00:34 Pacific Daylight Time

Compound name: PCB-12/13

	Name	Std. Conc	RA	n/y	RT	RRT	Resp	IS Resp	Conc.	%Dev	RRF	X = dropped
3	190628K2_3	5.00	1.54	NO	25.89	1.018	8.38e4	1.68e6	4.81	-3.8	0.998	MM
4	190628K2_4	800	1.55	NO	25.82	1.015	1.81e7	2.06e6	850	6.2	1.10	MM
5	190628K2_5	2000	1.55	NO	25.82	1.015	4.84e7	2.15e6	2170	8.7	1.13	MM
6	190628K2_6	100	1.57	NO	25.82	1.016	1.85e6	1.75e6	102	1.8	1.06	MM

Compound name: PCB-15
Response Factor: 1.0284
RRF SD: 0.103835, Relative SD: 10.0967
Response type: Internal Std (Ref 173), Area * (IS Conc. / IS Area)
Curve type: RF

	Name	Std. Conc	RA	n/y	RT	RRT	Resp	IS Resp	Conc.	%Dev	RRF	X = dropped
1	190628K2_1	0.250	1.35	NO	26.17	1.030	4.02e3	1.80e6	0.217	-13.1	0.894	MM
2	190628K2_2	1.00	1.62	NO	26.18	1.030	1.64e4	1.77e6	0.903	-9.7	0.929	MM
3	190628K2_3	2.50	1.64	NO	26.18	1.029	4.24e4	1.68e6	2.46	-1.7	1.01	MM
4	190628K2_4	400	1.57	NO	26.17	1.029	9.30e6	2.06e6	440	9.9	1.13	MM
5	190628K2_5	1000	1.56	NO	26.18	1.030	2.46e7	2.15e6	1120	11.6	1.15	MM
6	190628K2_6	50.0	1.57	NO	26.17	1.030	9.28e5	1.75e6	51.5	3.0	1.06	MM

Compound name: PCB-19
Response Factor: 0.934219
RRF SD: 0.0568098, Relative SD: 6.08099
Response type: Internal Std (Ref 174), Area * (IS Conc. / IS Area)
Curve type: RF

	Name	Std. Conc	RA	n/y	RT	RRT	Resp	IS Resp	Conc.	%Dev	RRF	X = dropped
1	190628K2_1	0.250	1.03	NO	24.39	1.001	2.54e3	1.20e6	0.226	-9.5	0.845	bb
2	190628K2_2	1.00	0.96	NO	24.40	1.001	1.07e4	1.17e6	0.977	-2.3	0.913	bb
3	190628K2_3	2.50	1.02	NO	24.40	1.001	2.57e4	1.12e6	2.45	-2.1	0.915	bb
4	190628K2_4	400	0.97	NO	24.40	1.001	5.18e6	1.34e6	415	3.7	0.968	bb
5	190628K2_5	1000	0.96	NO	24.40	1.001	1.36e7	1.34e6	1080	8.2	1.01	bb
6	190628K2_6	50.0	0.99	NO	24.39	1.001	5.50e5	1.15e6	51.0	2.0	0.953	bb

Dataset: U:\VG11.PRO\Results\190628K2\190628K2-CRV.qld

Last Altered: Saturday, June 29, 2019 12:47:58 Pacific Daylight Time
Printed: Saturday, June 29, 2019 13:00:34 Pacific Daylight Time

Compound name: PCB-30
Response Factor: 1.48089
RRF SD: 0.0920808, Relative SD: 6.21795
Response type: Internal Std (Ref 174), Area * (IS Conc. / IS Area)
Curve type: RF

	Name	Std. Conc	RA	n/y	RT	RRT	Resp	IS Resp	Conc.	%Dev	RRF	X = dropped
1	190628K2_1	0.250	1.01	NO	25.32	1.039	4.16e3	1.20e6	0.234	-6.6	1.38	MM
2	190628K2_2	1.00	0.96	NO	25.33	1.039	1.65e4	1.17e6	0.952	-4.8	1.41	bb
3	190628K2_3	2.50	0.97	NO	25.33	1.039	4.02e4	1.12e6	2.42	-3.3	1.43	bb
4	190628K2_4	400	0.96	NO	25.32	1.038	8.23e6	1.34e6	415	3.8	1.54	bb
5	190628K2_5	1000	0.97	NO	25.32	1.038	2.19e7	1.34e6	1100	10.0	1.63	bb
6	190628K2_6	50.0	0.97	NO	25.32	1.039	8.62e5	1.15e6	50.4	0.8	1.49	bb

Compound name: PCB-18
Response Factor: 0.69301
RRF SD: 0.0348573, Relative SD: 5.02985
Response type: Internal Std (Ref 175), Area * (IS Conc. / IS Area)
Curve type: RF

	Name	Std. Conc	RA	n/y	RT	RRT	Resp	IS Resp	Conc.	%Dev	RRF	X = dropped
1	190628K2_1	0.250	0.98	NO	26.09	0.952	2.67e3	1.69e6	0.228	-8.8	0.632	bb
2	190628K2_2	1.00	0.95	NO	26.10	0.953	1.12e4	1.64e6	0.988	-1.2	0.684	bb
3	190628K2_3	2.50	0.99	NO	26.10	0.953	2.70e4	1.57e6	2.49	-0.5	0.689	bd
4	190628K2_4	400	0.96	NO	26.09	0.952	5.58e6	1.94e6	416	4.1	0.721	bd
5	190628K2_5	1000	0.96	NO	26.10	0.953	1.47e7	2.02e6	1050	5.5	0.731	bd
6	190628K2_6	50.0	0.98	NO	26.09	0.952	5.77e5	1.65e6	50.5	1.0	0.700	bd

Compound name: PCB-17
Response Factor: 0.666881
RRF SD: 0.0267585, Relative SD: 4.01249
Response type: Internal Std (Ref 175), Area * (IS Conc. / IS Area)
Curve type: RF

	Name	Std. Conc	RA	n/y	RT	RRT	Resp	IS Resp	Conc.	%Dev	RRF	X = dropped
1	190628K2_1	0.250	1.09	NO	26.27	0.959	2.93e3	1.69e6	0.261	4.3	0.695	bb
2	190628K2_2	1.00	1.01	NO	26.28	0.959	1.03e4	1.64e6	0.942	-5.8	0.628	bb

Dataset: U:\VG11.PRO\Results\190628K2\190628K2-CRV.qld

Last Altered: Saturday, June 29, 2019 12:47:58 Pacific Daylight Time
Printed: Saturday, June 29, 2019 13:00:34 Pacific Daylight Time

Compound name: PCB-17

	Name	Std. Conc	RA	n/y	RT	RRT	Resp	IS Resp	Conc.	%Dev	RRF	X = dropped
3	190628K2_3	2.50	0.96	NO	26.28	0.959	2.52e4	1.57e6	2.41	-3.5	0.643	db
4	190628K2_4	400	0.97	NO	26.27	0.959	5.27e6	1.94e6	409	2.1	0.681	db
5	190628K2_5	1000	0.96	NO	26.27	0.959	1.39e7	2.02e6	1030	3.4	0.689	db
6	190628K2_6	50.0	0.97	NO	26.26	0.959	5.47e5	1.65e6	49.8	-0.5	0.664	db

Compound name: PCB-24/27
Response Factor: 0.914605
RRF SD: 0.0431702, Relative SD: 4.7201
Response type: Internal Std (Ref 175), Area * (IS Conc. / IS Area)
Curve type: RF

	Name	Std. Conc	RA	n/y	RT	RRT	Resp	IS Resp	Conc.	%Dev	RRF	X = dropped
1	190628K2_1	0.500	0.90	NO	26.87	0.981	7.16e3	1.69e6	0.464	-7.1	0.850	MM
2	190628K2_2	2.00	0.96	NO	26.87	0.981	2.95e4	1.64e6	1.97	-1.5	0.901	bb
3	190628K2_3	5.00	0.95	NO	26.88	0.981	6.97e4	1.57e6	4.86	-2.9	0.888	bb
4	190628K2_4	800	0.98	NO	26.87	0.981	1.48e7	1.94e6	836	4.5	0.956	bb
5	190628K2_5	2000	0.97	NO	26.87	0.981	3.88e7	2.02e6	2100	5.2	0.962	bb
6	190628K2_6	100	0.97	NO	26.86	0.981	1.53e6	1.65e6	102	1.7	0.930	bb

Compound name: PCB-16/32
Response Factor: 0.792346
RRF SD: 0.0296842, Relative SD: 3.74637
Response type: Internal Std (Ref 175), Area * (IS Conc. / IS Area)
Curve type: RF

	Name	Std. Conc	RA	n/y	RT	RRT	Resp	IS Resp	Conc.	%Dev	RRF	X = dropped
1	190628K2_1	0.500	0.97	NO	27.41	1.001	6.44e3	1.69e6	0.482	-3.7	0.763	bb
2	190628K2_2	2.00	0.94	NO	27.42	1.001	2.49e4	1.64e6	1.92	-4.1	0.760	bb
3	190628K2_3	5.00	0.96	NO	27.42	1.001	6.11e4	1.57e6	4.91	-1.8	0.778	bb
4	190628K2_4	800	0.96	NO	27.41	1.001	1.28e7	1.94e6	832	4.0	0.824	bb
5	190628K2_5	2000	0.96	NO	27.41	1.000	3.34e7	2.02e6	2090	4.4	0.827	bb
6	190628K2_6	100	0.96	NO	27.41	1.001	1.32e6	1.65e6	101	1.2	0.802	bb

Dataset: U:\VG11.PRO\Results\190628K2\190628K2-CRV.qld

Last Altered: Saturday, June 29, 2019 12:47:58 Pacific Daylight Time
Printed: Saturday, June 29, 2019 13:00:34 Pacific Daylight Time

Compound name: PCB-34
Response Factor: 0.987386
RRF SD: 0.031487, Relative SD: 3.18892
Response type: Internal Std (Ref 176), Area * (IS Conc. / IS Area)
Curve type: RF

	Name	Std. Conc	RA	n/y	RT	RRT	Resp	IS Resp	Conc.	%Dev	RRF	X = dropped
1	190628K2_1	0.250	1.12	NO	28.24	0.960	3.83e3	1.52e6	0.255	1.8	1.01	bd
2	190628K2_2	1.00	0.97	NO	28.24	0.960	1.52e4	1.57e6	0.981	-1.9	0.968	bd
3	190628K2_3	2.50	1.04	NO	28.24	0.960	3.75e4	1.54e6	2.47	-1.2	0.975	bd
4	190628K2_4	400	1.02	NO	28.24	0.960	7.26e6	1.79e6	411	2.6	1.01	bd
5	190628K2_5	1000	1.03	NO	28.24	0.960	1.90e7	1.86e6	1040	3.5	1.02	bd
6	190628K2_6	50.0	1.04	NO	28.22	0.960	7.84e5	1.67e6	47.6	-4.8	0.940	bd

Compound name: PCB-23
Response Factor: 0.97397
RRF SD: 0.103081, Relative SD: 10.5836
Response type: Internal Std (Ref 176), Area * (IS Conc. / IS Area)
Curve type: RF

	Name	Std. Conc	RA	n/y	RT	RRT	Resp	IS Resp	Conc.	%Dev	RRF	X = dropped
1	190628K2_1	0.250	1.00	NO	28.31	0.963	3.62e3	1.52e6	0.244	-2.3	0.951	db
2	190628K2_2	1.00	1.10	NO	28.33	0.963	1.38e4	1.57e6	0.902	-9.8	0.878	db
3	190628K2_3	2.50	1.04	NO	28.33	0.963	3.41e4	1.54e6	2.28	-8.9	0.887	db
4	190628K2_4	400	1.05	NO	28.33	0.963	7.69e6	1.79e6	441	10.3	1.07	db
5	190628K2_5	1000	1.05	NO	28.33	0.963	2.10e7	1.86e6	1160	15.7	1.13	db
6	190628K2_6	50.0	1.05	NO	28.33	0.963	7.73e5	1.67e6	47.5	-4.9	0.926	db

Compound name: PCB-29
Response Factor: 0.953489
RRF SD: 0.0694569, Relative SD: 7.2845
Response type: Internal Std (Ref 176), Area * (IS Conc. / IS Area)
Curve type: RF

	Name	Std. Conc	RA	n/y	RT	RRT	Resp	IS Resp	Conc.	%Dev	RRF	X = dropped
1	190628K2_1	0.250	1.17	NO	28.57	0.971	3.72e3	1.52e6	0.256	2.5	0.977	bb
2	190628K2_2	1.00	1.02	NO	28.59	0.972	1.39e4	1.57e6	0.926	-7.4	0.882	bb

Dataset: U:\VG11.PRO\Results\190628K2\190628K2-CRV.qld

Last Altered: Saturday, June 29, 2019 12:47:58 Pacific Daylight Time
Printed: Saturday, June 29, 2019 13:00:34 Pacific Daylight Time

Compound name: PCB-29

	Name	Std. Conc	RA	n/y	RT	RRT	Resp	IS Resp	Conc.	%Dev	RRF	X = dropped
3	190628K2_3	2.50	1.06	NO	28.59	0.972	3.44e4	1.54e6	2.35	-6.1	0.895	bd
4	190628K2_4	400	1.04	NO	28.59	0.972	7.32e6	1.79e6	429	7.3	1.02	bd
5	190628K2_5	1000	1.03	NO	28.59	0.971	1.94e7	1.86e6	1090	9.2	1.04	bd
6	190628K2_6	50.0	1.04	NO	28.57	0.971	7.53e5	1.67e6	47.3	-5.4	0.902	bd

Compound name: PCB-26
Response Factor: 1.00101
RRF SD: 0.0777576, Relative SD: 7.76791
Response type: Internal Std (Ref 176), Area * (IS Conc. / IS Area)
Curve type: RF

	Name	Std. Conc	RA	n/y	RT	RRT	Resp	IS Resp	Conc.	%Dev	RRF	X = dropped
1	190628K2_1	0.250	1.17	NO	28.79	0.979	3.56e3	1.52e6	0.234	-6.5	0.936	bd
2	190628K2_2	1.00	1.00	NO	28.81	0.979	1.53e4	1.57e6	0.971	-2.9	0.972	bd
3	190628K2_3	2.50	1.05	NO	28.81	0.979	3.58e4	1.54e6	2.33	-6.9	0.932	dd
4	190628K2_4	400	1.04	NO	28.79	0.979	7.76e6	1.79e6	433	8.3	1.08	dd
5	190628K2_5	1000	1.04	NO	28.79	0.979	2.07e7	1.86e6	1110	11.2	1.11	dd
6	190628K2_6	50.0	1.03	NO	28.79	0.979	8.09e5	1.67e6	48.4	-3.1	0.970	dd

Compound name: PCB-25
Response Factor: 0.977946
RRF SD: 0.0922085, Relative SD: 9.4288
Response type: Internal Std (Ref 176), Area * (IS Conc. / IS Area)
Curve type: RF

	Name	Std. Conc	RA	n/y	RT	RRT	Resp	IS Resp	Conc.	%Dev	RRF	X = dropped
1	190628K2_1	0.250	0.95	NO	28.96	0.985	3.30e3	1.52e6	0.221	-11.5	0.865	db
2	190628K2_2	1.00	1.02	NO	28.98	0.985	1.46e4	1.57e6	0.949	-5.1	0.928	MM
3	190628K2_3	2.50	1.04	NO	28.98	0.985	3.65e4	1.54e6	2.43	-2.8	0.951	db
4	190628K2_4	400	1.04	NO	28.96	0.984	7.69e6	1.79e6	439	9.8	1.07	db
5	190628K2_5	1000	1.04	NO	28.96	0.984	2.06e7	1.86e6	1130	13.1	1.11	db
6	190628K2_6	50.0	1.05	NO	28.96	0.985	7.89e5	1.67e6	48.3	-3.4	0.945	db

Dataset: U:\VG11.PRO\Results\190628K2\190628K2-CRV.qld

Last Altered: Saturday, June 29, 2019 12:47:58 Pacific Daylight Time
Printed: Saturday, June 29, 2019 13:00:34 Pacific Daylight Time

Compound name: PCB-31
Response Factor: 1.12319
RRF SD: 0.0951643, Relative SD: 8.47271
Response type: Internal Std (Ref 176), Area * (IS Conc. / IS Area)
Curve type: RF

	Name	Std. Conc	RA	n/y	RT	RRT	Resp	IS Resp	Conc.	%Dev	RRF	X = dropped
1	190628K2_1	0.250	1.16	NO	29.33	0.997	4.08e3	1.52e6	0.239	-4.6	1.07	MM
2	190628K2_2	1.00	1.05	NO	29.33	0.997	1.62e4	1.57e6	0.919	-8.1	1.03	bd
3	190628K2_3	2.50	1.01	NO	29.35	0.997	4.02e4	1.54e6	2.33	-6.7	1.05	bd
4	190628K2_4	400	1.03	NO	29.33	0.997	8.82e6	1.79e6	439	9.7	1.23	bd
5	190628K2_5	1000	1.03	NO	29.33	0.997	2.33e7	1.86e6	1110	11.4	1.25	bd
6	190628K2_6	50.0	1.03	NO	29.33	0.997	9.21e5	1.67e6	49.1	-1.8	1.10	bd

Compound name: PCB-28
Response Factor: 1.10587
RRF SD: 0.0819508, Relative SD: 7.41051
Response type: Internal Std (Ref 176), Area * (IS Conc. / IS Area)
Curve type: RF

	Name	Std. Conc	RA	n/y	RT	RRT	Resp	IS Resp	Conc.	%Dev	RRF	X = dropped
1	190628K2_1	0.250	1.02	NO	29.44	1.001	3.86e3	1.52e6	0.229	-8.4	1.01	MM
2	190628K2_2	1.00	1.03	NO	29.44	1.001	1.74e4	1.57e6	1.00	0.3	1.11	db
3	190628K2_3	2.50	1.06	NO	29.44	1.001	4.19e4	1.54e6	2.46	-1.5	1.09	db
4	190628K2_4	400	1.04	NO	29.44	1.001	8.45e6	1.79e6	427	6.7	1.18	db
5	190628K2_5	1000	1.04	NO	29.44	1.001	2.27e7	1.86e6	1100	10.2	1.22	db
6	190628K2_6	50.0	1.03	NO	29.44	1.001	8.56e5	1.67e6	46.4	-7.3	1.03	db

Compound name: PCB-20/21/33
Response Factor: 1.00346
RRF SD: 0.0927839, Relative SD: 9.24643
Response type: Internal Std (Ref 176), Area * (IS Conc. / IS Area)
Curve type: RF

	Name	Std. Conc	RA	n/y	RT	RRT	Resp	IS Resp	Conc.	%Dev	RRF	X = dropped
1	190628K2_1	0.750	1.06	NO	30.08	1.023	1.08e4	1.52e6	0.706	-5.9	0.944	bb
2	190628K2_2	3.00	1.08	NO	30.08	1.022	4.39e4	1.57e6	2.79	-7.1	0.932	db

Dataset: U:\VG11.PRO\Results\190628K2\190628K2-CRV.qld

Last Altered: Saturday, June 29, 2019 12:47:58 Pacific Daylight Time
Printed: Saturday, June 29, 2019 13:00:34 Pacific Daylight Time

Compound name: PCB-20/21/33

	Name	Std. Conc	RA	n/y	RT	RRT	Resp	IS Resp	Conc.	%Dev	RRF	X = dropped
3	190628K2_3	7.50	1.07	NO	30.08	1.022	1.09e5	1.54e6	7.07	-5.8	0.945	MM
4	190628K2_4	1200	1.04	NO	30.08	1.022	2.37e7	1.79e6	1320	9.7	1.10	bb
5	190628K2_5	3000	1.04	NO	30.08	1.022	6.38e7	1.86e6	3410	13.8	1.14	bb
6	190628K2_6	150	1.03	NO	30.08	1.023	2.39e6	1.67e6	143	-4.7	0.956	bb

Compound name: PCB-22
Response Factor: 1.03295
RRF SD: 0.101221, Relative SD: 9.79924
Response type: Internal Std (Ref 176), Area * (IS Conc. / IS Area)
Curve type: RF

	Name	Std. Conc	RA	n/y	RT	RRT	Resp	IS Resp	Conc.	%Dev	RRF	X = dropped
1	190628K2_1	0.250	0.93	NO	30.54	1.039	3.49e3	1.52e6	0.221	-11.4	0.915	MM
2	190628K2_2	1.00	1.07	NO	30.54	1.038	1.53e4	1.57e6	0.944	-5.6	0.975	bb
3	190628K2_3	2.50	1.02	NO	30.54	1.038	3.75e4	1.54e6	2.36	-5.5	0.976	MM
4	190628K2_4	400	1.03	NO	30.54	1.038	8.17e6	1.79e6	442	10.4	1.14	bb
5	190628K2_5	1000	1.05	NO	30.54	1.038	2.18e7	1.86e6	1130	13.3	1.17	bb
6	190628K2_6	50.0	1.05	NO	30.54	1.039	8.52e5	1.67e6	49.4	-1.1	1.02	bb

Compound name: PCB-36
Response Factor: 1.17712
RRF SD: 0.0727198, Relative SD: 6.17776
Response type: Internal Std (Ref 177), Area * (IS Conc. / IS Area)
Curve type: RF

	Name	Std. Conc	RA	n/y	RT	RRT	Resp	IS Resp	Conc.	%Dev	RRF	X = dropped
1	190628K2_1	0.250	1.08	NO	31.18	0.933	4.28e3	1.43e6	0.254	1.5	1.19	MM
2	190628K2_2	1.00	0.97	NO	31.18	0.932	1.46e4	1.38e6	0.898	-10.2	1.06	bb
3	190628K2_3	2.50	0.99	NO	31.18	0.932	3.73e4	1.33e6	2.39	-4.4	1.13	MM
4	190628K2_4	400	1.04	NO	31.18	0.933	8.21e6	1.67e6	419	4.7	1.23	bb
5	190628K2_5	1000	1.03	NO	31.18	0.933	2.20e7	1.76e6	1060	6.2	1.25	MM
6	190628K2_6	50.0	1.03	NO	31.18	0.933	8.45e5	1.40e6	51.1	2.3	1.20	MM

Dataset: U:\VG11.PRO\Results\190628K2\190628K2-CRV.qld

Last Altered: Saturday, June 29, 2019 12:47:58 Pacific Daylight Time
Printed: Saturday, June 29, 2019 13:00:34 Pacific Daylight Time

Compound name: PCB-39
Response Factor: 1.08448
RRF SD: 0.0705883, Relative SD: 6.50897
Response type: Internal Std (Ref 177), Area * (IS Conc. / IS Area)
Curve type: RF

	Name	Std. Conc	RA	n/y	RT	RRT	Resp	IS Resp	Conc.	%Dev	RRF	X = dropped
1	190628K2_1	0.250	1.10	NO	31.66	0.947	3.55e3	1.43e6	0.228	-8.7	0.990	bb
2	190628K2_2	1.00	1.01	NO	31.68	0.947	1.45e4	1.38e6	0.965	-3.5	1.05	bb
3	190628K2_3	2.50	1.08	NO	31.68	0.947	3.44e4	1.33e6	2.39	-4.5	1.04	MM
4	190628K2_4	400	1.04	NO	31.66	0.947	7.60e6	1.67e6	421	5.2	1.14	bb
5	190628K2_5	1000	1.03	NO	31.66	0.947	2.06e7	1.76e6	1080	8.0	1.17	MM
6	190628K2_6	50.0	1.03	NO	31.66	0.947	7.88e5	1.40e6	51.8	3.5	1.12	MM

Compound name: PCB-38
Response Factor: 1.1287
RRF SD: 0.110832, Relative SD: 9.81944
Response type: Internal Std (Ref 177), Area * (IS Conc. / IS Area)
Curve type: RF

	Name	Std. Conc	RA	n/y	RT	RRT	Resp	IS Resp	Conc.	%Dev	RRF	X = dropped
1	190628K2_1	0.250	0.98	NO	32.46	0.971	3.29e3	1.43e6	0.203	-18.6	0.919	MM
2	190628K2_2	1.00	1.07	NO	32.48	0.971	1.55e4	1.38e6	0.991	-0.9	1.12	MM
3	190628K2_3	2.50	1.08	NO	32.48	0.971	3.76e4	1.33e6	2.51	0.4	1.13	dd
4	190628K2_4	400	1.05	NO	32.46	0.971	8.05e6	1.67e6	428	7.0	1.21	dd
5	190628K2_5	1000	1.03	NO	32.46	0.971	2.16e7	1.76e6	1090	8.6	1.23	bd
6	190628K2_6	50.0	1.04	NO	32.46	0.971	8.20e5	1.40e6	51.8	3.5	1.17	MM

Compound name: PCB-35
Response Factor: 1.13247
RRF SD: 0.0972119, Relative SD: 8.58404
Response type: Internal Std (Ref 177), Area * (IS Conc. / IS Area)
Curve type: RF

	Name	Std. Conc	RA	n/y	RT	RRT	Resp	IS Resp	Conc.	%Dev	RRF	X = dropped
1	190628K2_1	0.250	1.03	NO	33.00	0.987	3.61e3	1.43e6	0.222	-11.0	1.01	MM
2	190628K2_2	1.00	1.00	NO	33.02	0.987	1.44e4	1.38e6	0.922	-7.8	1.04	MM

Dataset: U:\VG11.PRO\Results\190628K2\190628K2-CRV.qld

Last Altered: Saturday, June 29, 2019 12:47:58 Pacific Daylight Time
Printed: Saturday, June 29, 2019 13:00:34 Pacific Daylight Time

Compound name: PCB-35

	Name	Std. Conc	RA	n/y	RT	RRT	Resp	IS Resp	Conc.	%Dev	RRF	X = dropped
3	190628K2_3	2.50	1.10	NO	33.02	0.987	3.72e4	1.33e6	2.48	-0.9	1.12	MM
4	190628K2_4	400	1.04	NO	33.00	0.987	8.16e6	1.67e6	433	8.2	1.23	db
5	190628K2_5	1000	1.03	NO	33.00	0.987	2.21e7	1.76e6	1110	10.9	1.26	MM
6	190628K2_6	50.0	1.03	NO	33.00	0.987	8.00e5	1.40e6	50.3	0.7	1.14	MM

Compound name: PCB-37
Response Factor: 1.10639
RRF SD: 0.0811027, Relative SD: 7.33041
Response type: Internal Std (Ref 177), Area * (IS Conc. / IS Area)
Curve type: RF

	Name	Std. Conc	RA	n/y	RT	RRT	Resp	IS Resp	Conc.	%Dev	RRF	X = dropped
1	190628K2_1	0.250	1.18	NO	33.45	1.001	3.59e3	1.43e6	0.226	-9.5	1.00	MM
2	190628K2_2	1.00	1.05	NO	33.47	1.001	1.43e4	1.38e6	0.934	-6.6	1.03	MM
3	190628K2_3	2.50	1.01	NO	33.46	1.001	3.61e4	1.33e6	2.46	-1.6	1.09	MM
4	190628K2_4	400	1.03	NO	33.45	1.001	7.82e6	1.67e6	424	6.1	1.17	MM
5	190628K2_5	1000	1.02	NO	33.47	1.001	2.13e7	1.76e6	1100	9.6	1.21	MM
6	190628K2_6	50.0	1.03	NO	33.45	1.000	7.92e5	1.40e6	51.0	2.0	1.13	MM

Compound name: PCB-54
Response Factor: 0.995679
RRF SD: 0.0664001, Relative SD: 6.66883
Response type: Internal Std (Ref 178), Area * (IS Conc. / IS Area)
Curve type: RF

	Name	Std. Conc	RA	n/y	RT	RRT	Resp	IS Resp	Conc.	%Dev	RRF	X = dropped
1	190628K2_1	0.250	0.79	NO	28.27	1.001	3.20e3	1.40e6	0.229	-8.4	0.912	bb
2	190628K2_2	1.00	0.74	NO	28.29	1.001	1.27e4	1.36e6	0.936	-6.4	0.932	bb
3	190628K2_3	2.50	0.79	NO	28.29	1.001	3.24e4	1.32e6	2.47	-1.1	0.984	bb
4	190628K2_4	400	0.74	NO	28.27	1.001	6.68e6	1.58e6	424	5.9	1.05	bb
5	190628K2_5	1000	0.74	NO	28.27	1.001	1.74e7	1.61e6	1080	8.4	1.08	bb
6	190628K2_6	50.0	0.73	NO	28.27	1.001	6.93e5	1.37e6	50.8	1.7	1.01	bb

Dataset: U:\VG11.PRO\Results\190628K2\190628K2-CRV.qld

Last Altered: Saturday, June 29, 2019 12:47:58 Pacific Daylight Time
Printed: Saturday, June 29, 2019 13:00:34 Pacific Daylight Time

Compound name: PCB-50
Response Factor: 0.781202
RRF SD: 0.0775047, Relative SD: 9.92121
Response type: Internal Std (Ref 178), Area * (IS Conc. / IS Area)
Curve type: RF

	Name	Std. Conc	RA	n/y	RT	RRT	Resp	IS Resp	Conc.	%Dev	RRF	X = dropped
1	190628K2_1	0.250	0.66	NO	29.48	1.043	2.28e3	1.40e6	0.208	-16.8	0.650	MM
2	190628K2_2	1.00	0.68	NO	29.50	1.044	1.05e4	1.36e6	0.989	-1.1	0.773	bb
3	190628K2_3	2.50	0.67	NO	29.50	1.044	2.49e4	1.32e6	2.42	-3.3	0.756	bb
4	190628K2_4	400	0.74	NO	29.48	1.043	5.33e6	1.58e6	431	7.6	0.841	bb
5	190628K2_5	1000	0.73	NO	29.48	1.043	1.41e7	1.61e6	1120	11.8	0.873	bb
6	190628K2_6	50.0	0.73	NO	29.48	1.043	5.43e5	1.37e6	50.8	1.6	0.794	bb

Compound name: PCB-53
Response Factor: 0.955008
RRF SD: 0.0614164, Relative SD: 6.43098
Response type: Internal Std (Ref 179), Area * (IS Conc. / IS Area)
Curve type: RF

	Name	Std. Conc	RA	n/y	RT	RRT	Resp	IS Resp	Conc.	%Dev	RRF	X = dropped
1	190628K2_1	0.250	0.73	NO	30.15	0.945	2.37e3	1.07e6	0.232	-7.3	0.885	bb
2	190628K2_2	1.00	0.76	NO	30.17	0.945	9.52e3	1.04e6	0.959	-4.1	0.916	bb
3	190628K2_3	2.50	0.68	NO	30.17	0.945	2.32e4	1.02e6	2.39	-4.2	0.915	bb
4	190628K2_4	400	0.74	NO	30.15	0.945	4.94e6	1.23e6	420	4.9	1.00	bb
5	190628K2_5	1000	0.73	NO	30.15	0.945	1.31e7	1.25e6	1100	9.6	1.05	bb
6	190628K2_6	50.0	0.74	NO	30.15	0.945	5.05e5	1.05e6	50.5	1.1	0.965	bb

Compound name: PCB-51
Response Factor: 1.02351
RRF SD: 0.0633167, Relative SD: 6.18623
Response type: Internal Std (Ref 179), Area * (IS Conc. / IS Area)
Curve type: RF

	Name	Std. Conc	RA	n/y	RT	RRT	Resp	IS Resp	Conc.	%Dev	RRF	X = dropped
1	190628K2_1	0.250	0.66	NO	30.51	0.956	2.48e3	1.07e6	0.227	-9.4	0.927	MM
2	190628K2_2	1.00	0.66	NO	30.52	0.956	1.04e4	1.04e6	0.981	-1.9	1.00	bb

Dataset: U:\VG11.PRO\Results\190628K2\190628K2-CRV.qld

Last Altered: Saturday, June 29, 2019 12:47:58 Pacific Daylight Time
Printed: Saturday, June 29, 2019 13:00:34 Pacific Daylight Time

Compound name: PCB-51

	Name	Std. Conc	RA	n/y	RT	RRT	Resp	IS Resp	Conc.	%Dev	RRF	X = dropped
3	190628K2_3	2.50	0.67	NO	30.52	0.956	2.52e4	1.02e6	2.42	-3.1	0.992	bb
4	190628K2_4	400	0.73	NO	30.51	0.956	5.22e6	1.23e6	413	3.4	1.06	bb
5	190628K2_5	1000	0.73	NO	30.51	0.956	1.39e7	1.25e6	1090	8.5	1.11	bb
6	190628K2_6	50.0	0.74	NO	30.51	0.956	5.49e5	1.05e6	51.2	2.5	1.05	bb

Compound name: PCB-45
Response Factor: 0.807911
RRF SD: 0.0407904, Relative SD: 5.04887
Response type: Internal Std (Ref 179), Area * (IS Conc. / IS Area)
Curve type: RF

	Name	Std. Conc	RA	n/y	RT	RRT	Resp	IS Resp	Conc.	%Dev	RRF	X = dropped
1	190628K2_1	0.250	0.66	NO	30.95	0.970	2.12e3	1.07e6	0.245	-2.1	0.791	MM
2	190628K2_2	1.00	0.73	NO	30.97	0.970	7.77e3	1.04e6	0.925	-7.5	0.748	bb
3	190628K2_3	2.50	0.75	NO	30.97	0.970	2.00e4	1.02e6	2.44	-2.5	0.788	bb
4	190628K2_4	400	0.74	NO	30.95	0.970	4.13e6	1.23e6	415	3.7	0.838	bb
5	190628K2_5	1000	0.73	NO	30.95	0.970	1.08e7	1.25e6	1070	6.6	0.862	bb
6	190628K2_6	50.0	0.73	NO	30.95	0.970	4.30e5	1.05e6	50.9	1.7	0.822	bb

Compound name: PCB-46
Response Factor: 0.753501
RRF SD: 0.0632692, Relative SD: 8.39669
Response type: Internal Std (Ref 179), Area * (IS Conc. / IS Area)
Curve type: RF

	Name	Std. Conc	RA	n/y	RT	RRT	Resp	IS Resp	Conc.	%Dev	RRF	X = dropped
1	190628K2_1	0.250	0.75	NO	31.45	0.985	1.71e3	1.07e6	0.212	-15.4	0.637	bb
2	190628K2_2	1.00	0.73	NO	31.47	0.985	7.76e3	1.04e6	0.991	-0.9	0.746	bb
3	190628K2_3	2.50	0.75	NO	31.47	0.985	1.90e4	1.02e6	2.49	-0.6	0.749	bb
4	190628K2_4	400	0.74	NO	31.47	0.986	3.91e6	1.23e6	421	5.3	0.794	bb
5	190628K2_5	1000	0.73	NO	31.47	0.986	1.02e7	1.25e6	1090	8.9	0.820	bb
6	190628K2_6	50.0	0.72	NO	31.45	0.985	4.05e5	1.05e6	51.4	2.7	0.774	bb

Dataset: U:\VG11.PRO\Results\190628K2\190628K2-CRV.qld

Last Altered: Saturday, June 29, 2019 12:47:58 Pacific Daylight Time
Printed: Saturday, June 29, 2019 13:00:34 Pacific Daylight Time

Compound name: PCB-52/69
Response Factor: 1.09173
RRF SD: 0.0899407, Relative SD: 8.23834
Response type: Internal Std (Ref 179), Area * (IS Conc. / IS Area)
Curve type: RF

	Name	Std. Conc	RA	n/y	RT	RRT	Resp	IS Resp	Conc.	%Dev	RRF	X = dropped
1	190628K2_1	0.500	0.75	NO	31.96	1.001	5.35e3	1.07e6	0.458	-8.5	0.999	bd
2	190628K2_2	2.00	0.77	NO	31.98	1.001	2.09e4	1.04e6	1.84	-7.9	1.01	bd
3	190628K2_3	5.00	0.71	NO	31.98	1.001	5.25e4	1.02e6	4.73	-5.3	1.03	bd
4	190628K2_4	800	0.74	NO	31.96	1.001	1.15e7	1.23e6	852	6.5	1.16	bd
5	190628K2_5	2000	0.73	NO	31.96	1.001	3.02e7	1.25e6	2210	10.7	1.21	bd
6	190628K2_6	100	0.73	NO	31.96	1.001	1.19e6	1.05e6	105	4.6	1.14	MM

Compound name: PCB-73
Response Factor: 1.2893
RRF SD: 0.068651, Relative SD: 5.32466
Response type: Internal Std (Ref 179), Area * (IS Conc. / IS Area)
Curve type: RF

	Name	Std. Conc	RA	n/y	RT	RRT	Resp	IS Resp	Conc.	%Dev	RRF	X = dropped
1	190628K2_1	0.250	0.73	NO	32.07	1.005	3.17e3	1.07e6	0.230	-8.0	1.19	dd
2	190628K2_2	1.00	0.73	NO	32.09	1.005	1.32e4	1.04e6	0.985	-1.5	1.27	dd
3	190628K2_3	2.50	0.72	NO	32.09	1.005	3.30e4	1.02e6	2.52	0.8	1.30	dd
4	190628K2_4	400	0.74	NO	32.09	1.005	6.50e6	1.23e6	409	2.3	1.32	dd
5	190628K2_5	1000	0.73	NO	32.09	1.005	1.74e7	1.25e6	1080	8.1	1.39	dd
6	190628K2_6	50.0	0.73	NO	32.07	1.005	6.64e5	1.05e6	49.2	-1.7	1.27	dd

Compound name: PCB-43/49
Response Factor: 0.940031
RRF SD: 0.058647, Relative SD: 6.23884
Response type: Internal Std (Ref 179), Area * (IS Conc. / IS Area)
Curve type: RF

	Name	Std. Conc	RA	n/y	RT	RRT	Resp	IS Resp	Conc.	%Dev	RRF	X = dropped
1	190628K2_1	0.500	0.67	NO	32.26	1.010	4.70e3	1.07e6	0.467	-6.6	0.878	MM
2	190628K2_2	2.00	0.68	NO	32.26	1.010	1.87e4	1.04e6	1.91	-4.4	0.899	dd

Dataset: U:\VG11.PRO\Results\190628K2\190628K2-CRV.qld

Last Altered: Saturday, June 29, 2019 12:47:58 Pacific Daylight Time
Printed: Saturday, June 29, 2019 13:00:34 Pacific Daylight Time

Compound name: PCB-43/49

	Name	Std. Conc	RA	n/y	RT	RRT	Resp	IS Resp	Conc.	%Dev	RRF	X = dropped
3	190628K2_3	5.00	0.73	NO	32.26	1.010	4.56e4	1.02e6	4.78	-4.5	0.898	dd
4	190628K2_4	800	0.73	NO	32.26	1.010	9.70e6	1.23e6	837	4.6	0.984	dd
5	190628K2_5	2000	0.72	NO	32.26	1.010	2.57e7	1.25e6	2190	9.4	1.03	db
6	190628K2_6	100	0.73	NO	32.26	1.010	9.97e5	1.05e6	101	1.3	0.953	dd

Compound name: PCB-47
Response Factor: 0.868678
RRF SD: 0.0634962, Relative SD: 7.30951
Response type: Internal Std (Ref 180), Area * (IS Conc. / IS Area)
Curve type: RF

	Name	Std. Conc	RA	n/y	RT	RRT	Resp	IS Resp	Conc.	%Dev	RRF	X = dropped
1	190628K2_1	0.250	0.67	NO	32.48	1.001	2.51e3	1.14e6	0.254	1.6	0.882	MM
2	190628K2_2	1.00	0.69	NO	32.48	1.001	8.63e3	1.09e6	0.910	-9.0	0.791	dd
3	190628K2_3	2.50	0.73	NO	32.48	1.001	2.07e4	1.05e6	2.26	-9.4	0.787	dd
4	190628K2_4	400	0.73	NO	32.46	1.001	4.78e6	1.31e6	422	5.5	0.916	dd
5	190628K2_5	1000	0.71	NO	32.48	1.001	1.26e7	1.37e6	1060	6.1	0.922	bd
6	190628K2_6	50.0	0.72	NO	32.46	1.001	5.03e5	1.10e6	52.6	5.3	0.914	dd

Compound name: PCB-48/75
Response Factor: 1.02436
RRF SD: 0.066255, Relative SD: 6.46797
Response type: Internal Std (Ref 180), Area * (IS Conc. / IS Area)
Curve type: RF

	Name	Std. Conc	RA	n/y	RT	RRT	Resp	IS Resp	Conc.	%Dev	RRF	X = dropped
1	190628K2_1	0.500	0.69	NO	32.57	1.004	5.30e3	1.14e6	0.454	-9.2	0.931	MM
2	190628K2_2	2.00	0.71	NO	32.59	1.004	2.10e4	1.09e6	1.88	-6.1	0.962	db
3	190628K2_3	5.00	0.70	NO	32.59	1.004	5.45e4	1.05e6	5.07	1.3	1.04	db
4	190628K2_4	800	0.73	NO	32.59	1.005	1.13e7	1.31e6	844	5.5	1.08	db
5	190628K2_5	2000	0.73	NO	32.59	1.005	3.01e7	1.37e6	2150	7.4	1.10	db
6	190628K2_6	100	0.73	NO	32.57	1.004	1.14e6	1.10e6	101	0.9	1.03	db

Dataset: U:\VG11.PRO\Results\190628K2\190628K2-CRV.qld

Last Altered: Saturday, June 29, 2019 12:47:58 Pacific Daylight Time
Printed: Saturday, June 29, 2019 13:00:34 Pacific Daylight Time

Compound name: PCB-65
Response Factor: 1.10841
RRF SD: 0.0667228, Relative SD: 6.01968
Response type: Internal Std (Ref 180), Area * (IS Conc. / IS Area)
Curve type: RF

	Name	Std. Conc	RA	n/y	RT	RRT	Resp	IS Resp	Conc.	%Dev	RRF	X = dropped
1	190628K2_1	0.250	0.75	NO	32.85	1.013	2.77e3	1.14e6	0.220	-12.1	0.975	bd
2	190628K2_2	1.00	0.76	NO	32.87	1.013	1.22e4	1.09e6	1.00	0.5	1.11	bd
3	190628K2_3	2.50	0.71	NO	32.87	1.013	3.00e4	1.05e6	2.57	2.9	1.14	bd
4	190628K2_4	400	0.74	NO	32.85	1.013	5.93e6	1.31e6	410	2.5	1.14	bd
5	190628K2_5	1000	0.74	NO	32.87	1.013	1.55e7	1.37e6	1020	2.2	1.13	bd
6	190628K2_6	50.0	0.72	NO	32.85	1.013	6.33e5	1.10e6	51.9	3.9	1.15	bd

Compound name: PCB-62
Response Factor: 1.06501
RRF SD: 0.0827847, Relative SD: 7.77311
Response type: Internal Std (Ref 180), Area * (IS Conc. / IS Area)
Curve type: RF

	Name	Std. Conc	RA	n/y	RT	RRT	Resp	IS Resp	Conc.	%Dev	RRF	X = dropped
1	190628K2_1	0.250	0.78	NO	32.96	1.016	2.82e3	1.14e6	0.233	-7.0	0.991	dd
2	190628K2_2	1.00	0.77	NO	32.98	1.016	1.11e4	1.09e6	0.953	-4.7	1.01	db
3	190628K2_3	2.50	0.74	NO	32.98	1.016	2.56e4	1.05e6	2.29	-8.3	0.977	dd
4	190628K2_4	400	0.74	NO	32.96	1.016	5.99e6	1.31e6	431	7.8	1.15	dd
5	190628K2_5	1000	0.74	NO	32.96	1.016	1.60e7	1.37e6	1100	9.8	1.17	dd
6	190628K2_6	50.0	0.73	NO	32.96	1.016	5.99e5	1.10e6	51.2	2.3	1.09	dd

Compound name: PCB-44
Response Factor: 0.760908
RRF SD: 0.0302402, Relative SD: 3.97423
Response type: Internal Std (Ref 180), Area * (IS Conc. / IS Area)
Curve type: RF

	Name	Std. Conc	RA	n/y	RT	RRT	Resp	IS Resp	Conc.	%Dev	RRF	X = dropped
1	190628K2_1	0.250	0.88	NO	33.30	1.026	2.12e3	1.14e6	0.244	-2.3	0.743	MM
2	190628K2_2	1.00	0.72	NO	33.30	1.026	7.80e3	1.09e6	0.940	-6.0	0.715	bb

Dataset: U:\VG11.PRO\Results\190628K2\190628K2-CRV.qld

Last Altered: Saturday, June 29, 2019 12:47:58 Pacific Daylight Time
Printed: Saturday, June 29, 2019 13:00:34 Pacific Daylight Time

Compound name: PCB-44

	Name	Std. Conc	RA	n/y	RT	RRT	Resp	IS Resp	Conc.	%Dev	RRF	X = dropped
3	190628K2_3	2.50	0.75	NO	33.30	1.026	1.97e4	1.05e6	2.47	-1.2	0.751	db
4	190628K2_4	400	0.74	NO	33.30	1.026	4.10e6	1.31e6	413	3.2	0.785	dd
5	190628K2_5	1000	0.74	NO	33.30	1.026	1.09e7	1.37e6	1050	4.8	0.797	dd
6	190628K2_6	50.0	0.73	NO	33.28	1.026	4.25e5	1.10e6	50.8	1.6	0.773	db

Compound name: PCB-42/59
Response Factor: 0.960007
RRF SD: 0.0903412, Relative SD: 9.41048
Response type: Internal Std (Ref 180), Area * (IS Conc. / IS Area)
Curve type: RF

	Name	Std. Conc	RA	n/y	RT	RRT	Resp	IS Resp	Conc.	%Dev	RRF	X = dropped
1	190628K2_1	0.500	0.75	NO	33.52	1.033	4.53e3	1.14e6	0.414	-17.2	0.795	db
2	190628K2_2	2.00	0.73	NO	33.54	1.033	2.05e4	1.09e6	1.96	-2.0	0.941	bb
3	190628K2_3	5.00	0.71	NO	33.54	1.033	5.05e4	1.05e6	5.01	0.2	0.962	bb
4	190628K2_4	800	0.74	NO	33.52	1.033	1.07e7	1.31e6	855	6.8	1.03	db
5	190628K2_5	2000	0.73	NO	33.52	1.033	2.87e7	1.37e6	2190	9.4	1.05	db
6	190628K2_6	100	0.72	NO	33.52	1.033	1.08e6	1.10e6	103	2.7	0.986	bb

Compound name: PCB-41/64/71/72
Response Factor: 1.08179
RRF SD: 0.0879965, Relative SD: 8.13432
Response type: Internal Std (Ref 180), Area * (IS Conc. / IS Area)
Curve type: RF

	Name	Std. Conc	RA	n/y	RT	RRT	Resp	IS Resp	Conc.	%Dev	RRF	X = dropped
1	190628K2_1	1.00	0.76	NO	34.13	1.052	1.07e4	1.14e6	0.871	-12.9	0.942	bd
2	190628K2_2	4.00	0.74	NO	34.13	1.052	4.46e4	1.09e6	3.78	-5.5	1.02	bd
3	190628K2_3	10.0	0.73	NO	34.13	1.052	1.14e5	1.05e6	10.0	0.1	1.08	bd
4	190628K2_4	1600	0.74	NO	34.13	1.052	2.42e7	1.31e6	1710	6.9	1.16	bb
5	190628K2_5	4000	0.73	NO	34.13	1.052	6.44e7	1.37e6	4360	9.0	1.18	bb
6	190628K2_6	200	0.74	NO	34.13	1.052	2.44e6	1.10e6	205	2.5	1.11	bd

Dataset: U:\VG11.PRO\Results\190628K2\190628K2-CRV.qld

Last Altered: Saturday, June 29, 2019 12:47:58 Pacific Daylight Time
Printed: Saturday, June 29, 2019 13:00:34 Pacific Daylight Time

Compound name: PCB-68
Response Factor: 1.10853
RRF SD: 0.0810855, Relative SD: 7.31468
Response type: Internal Std (Ref 180), Area * (IS Conc. / IS Area)
Curve type: RF

	Name	Std. Conc	RA	n/y	RT	RRT	Resp	IS Resp	Conc.	%Dev	RRF	X = dropped
1	190628K2_1	0.250	0.71	NO	34.40	1.060	2.79e3	1.14e6	0.221	-11.5	0.981	MM
2	190628K2_2	1.00	0.76	NO	34.41	1.060	1.17e4	1.09e6	0.966	-3.4	1.07	dd
3	190628K2_3	2.50	0.71	NO	34.41	1.060	2.81e4	1.05e6	2.42	-3.3	1.07	dd
4	190628K2_4	400	0.73	NO	34.40	1.060	6.17e6	1.31e6	426	6.6	1.18	bd
5	190628K2_5	1000	0.74	NO	34.40	1.060	1.62e7	1.37e6	1070	6.9	1.18	bd
6	190628K2_6	50.0	0.73	NO	34.40	1.060	6.38e5	1.10e6	52.4	4.7	1.16	dd

Compound name: PCB-40
Response Factor: 0.576632
RRF SD: 0.0227461, Relative SD: 3.94465
Response type: Internal Std (Ref 180), Area * (IS Conc. / IS Area)
Curve type: RF

	Name	Std. Conc	RA	n/y	RT	RRT	Resp	IS Resp	Conc.	%Dev	RRF	X = dropped
1	190628K2_1	0.250	0.70	NO	34.62	1.067	1.69e3	1.14e6	0.257	2.7	0.592	MM
2	190628K2_2	1.00	0.68	NO	34.64	1.067	5.79e3	1.09e6	0.921	-7.9	0.531	db
3	190628K2_3	2.50	0.74	NO	34.64	1.067	1.52e4	1.05e6	2.51	0.4	0.579	db
4	190628K2_4	400	0.73	NO	34.62	1.067	3.06e6	1.31e6	406	1.5	0.585	db
5	190628K2_5	1000	0.74	NO	34.62	1.067	8.01e6	1.37e6	1020	1.6	0.586	db
6	190628K2_6	50.0	0.73	NO	34.62	1.067	3.22e5	1.10e6	50.8	1.7	0.586	db

Compound name: PCB-57
Response Factor: 1.04788
RRF SD: 0.0809961, Relative SD: 7.72955
Response type: Internal Std (Ref 181), Area * (IS Conc. / IS Area)
Curve type: RF

	Name	Std. Conc	RA	n/y	RT	RRT	Resp	IS Resp	Conc.	%Dev	RRF	X = dropped
1	190628K2_1	0.250	0.71	NO	34.99	0.970	2.89e3	1.27e6	0.217	-13.0	0.911	bb
2	190628K2_2	1.00	0.75	NO	35.01	0.970	1.23e4	1.22e6	0.962	-3.8	1.01	bb

Dataset: U:\VG11.PRO\Results\190628K2\190628K2-CRV.qld

Last Altered: Saturday, June 29, 2019 12:47:58 Pacific Daylight Time
Printed: Saturday, June 29, 2019 13:00:34 Pacific Daylight Time

Compound name: PCB-57

	Name	Std. Conc	RA	n/y	RT	RRT	Resp	IS Resp	Conc.	%Dev	RRF	X = dropped
3	190628K2_3	2.50	0.73	NO	35.01	0.970	3.06e4	1.18e6	2.47	-1.3	1.03	bb
4	190628K2_4	400	0.74	NO	34.99	0.970	6.57e6	1.49e6	420	5.1	1.10	bb
5	190628K2_5	1000	0.74	NO	34.99	0.970	1.77e7	1.56e6	1080	7.8	1.13	bb
6	190628K2_6	50.0	0.72	NO	34.99	0.970	6.82e5	1.24e6	52.6	5.2	1.10	bb

Compound name: PCB-67
Response Factor: 0.992916
RRF SD: 0.0717571, Relative SD: 7.2269
Response type: Internal Std (Ref 181), Area * (IS Conc. / IS Area)
Curve type: RF

	Name	Std. Conc	RA	n/y	RT	RRT	Resp	IS Resp	Conc.	%Dev	RRF	X = dropped
1	190628K2_1	0.250	0.66	NO	35.31	0.978	2.75e3	1.27e6	0.218	-12.6	0.868	bd
2	190628K2_2	1.00	0.77	NO	35.33	0.979	1.20e4	1.22e6	0.993	-0.7	0.986	bd
3	190628K2_3	2.50	0.74	NO	35.33	0.978	2.97e4	1.18e6	2.52	1.0	1.00	bd
4	190628K2_4	400	0.73	NO	35.31	0.978	6.00e6	1.49e6	405	1.2	1.00	bd
5	190628K2_5	1000	0.73	NO	35.31	0.978	1.71e7	1.56e6	1100	9.9	1.09	bd
6	190628K2_6	50.0	0.72	NO	35.31	0.978	6.21e5	1.24e6	50.6	1.2	1.00	bd

Compound name: PCB-58
Response Factor: 1.11217
RRF SD: 0.0467973, Relative SD: 4.20775
Response type: Internal Std (Ref 181), Area * (IS Conc. / IS Area)
Curve type: RF

	Name	Std. Conc	RA	n/y	RT	RRT	Resp	IS Resp	Conc.	%Dev	RRF	X = dropped
1	190628K2_1	0.250	0.67	NO	35.44	0.982	3.49e3	1.27e6	0.248	-1.0	1.10	MM
2	190628K2_2	1.00	0.70	NO	35.44	0.982	1.25e4	1.22e6	0.925	-7.5	1.03	dd
3	190628K2_3	2.50	0.71	NO	35.44	0.981	3.31e4	1.18e6	2.51	0.5	1.12	dd
4	190628K2_4	400	0.74	NO	35.44	0.982	6.93e6	1.49e6	418	4.5	1.16	dd
5	190628K2_5	1000	0.74	NO	35.44	0.982	1.74e7	1.56e6	1000	0.2	1.11	dd
6	190628K2_6	50.0	0.74	NO	35.44	0.982	7.10e5	1.24e6	51.6	3.2	1.15	dd

Dataset: U:\VG11.PRO\Results\190628K2\190628K2-CRV.qld

Last Altered: Saturday, June 29, 2019 12:47:58 Pacific Daylight Time
Printed: Saturday, June 29, 2019 13:00:34 Pacific Daylight Time

Compound name: PCB-63
Response Factor: 0.961792
RRF SD: 0.0723112, Relative SD: 7.51838
Response type: Internal Std (Ref 181), Area * (IS Conc. / IS Area)
Curve type: RF

	Name	Std. Conc	RA	n/y	RT	RRT	Resp	IS Resp	Conc.	%Dev	RRF	X = dropped
1	190628K2_1	0.250	0.68	NO	35.59	0.986	2.72e3	1.27e6	0.224	-10.6	0.860	MM
2	190628K2_2	1.00	0.70	NO	35.60	0.987	1.09e4	1.22e6	0.934	-6.6	0.898	db
3	190628K2_3	2.50	0.74	NO	35.60	0.986	2.79e4	1.18e6	2.45	-1.9	0.944	dd
4	190628K2_4	400	0.74	NO	35.59	0.986	6.04e6	1.49e6	421	5.2	1.01	db
5	190628K2_5	1000	0.74	NO	35.59	0.986	1.61e7	1.56e6	1070	7.4	1.03	db
6	190628K2_6	50.0	0.72	NO	35.59	0.986	6.33e5	1.24e6	53.2	6.4	1.02	db

Compound name: PCB-74
Response Factor: 1.06583
RRF SD: 0.0816242, Relative SD: 7.65827
Response type: Internal Std (Ref 181), Area * (IS Conc. / IS Area)
Curve type: RF

	Name	Std. Conc	RA	n/y	RT	RRT	Resp	IS Resp	Conc.	%Dev	RRF	X = dropped
1	190628K2_1	0.250	0.71	NO	35.90	0.995	3.13e3	1.27e6	0.232	-7.3	0.988	bd
2	190628K2_2	1.00	0.83	NO	35.90	0.995	1.15e4	1.22e6	0.886	-11.4	0.944	MM
3	190628K2_3	2.50	0.76	NO	35.90	0.994	3.22e4	1.18e6	2.55	1.9	1.09	dd
4	190628K2_4	400	0.74	NO	35.88	0.994	6.70e6	1.49e6	422	5.4	1.12	bd
5	190628K2_5	1000	0.73	NO	35.88	0.994	1.80e7	1.56e6	1080	8.2	1.15	bd
6	190628K2_6	50.0	0.74	NO	35.88	0.994	6.80e5	1.24e6	51.6	3.2	1.10	bd

Compound name: PCB-61/70
Response Factor: 0.985643
RRF SD: 0.056601, Relative SD: 5.74254
Response type: Internal Std (Ref 181), Area * (IS Conc. / IS Area)
Curve type: RF

	Name	Std. Conc	RA	n/y	RT	RRT	Resp	IS Resp	Conc.	%Dev	RRF	X = dropped
1	190628K2_1	0.500	0.81	NO	36.11	1.000	5.61e3	1.27e6	0.449	-10.1	0.886	MM
2	190628K2_2	2.00	0.72	NO	36.13	1.001	2.35e4	1.22e6	1.95	-2.3	0.963	MM

Dataset: U:\VG11.PRO\Results\190628K2\190628K2-CRV.qld

Last Altered: Saturday, June 29, 2019 12:47:58 Pacific Daylight Time
Printed: Saturday, June 29, 2019 13:00:34 Pacific Daylight Time

Compound name: PCB-61/70

	Name	Std. Conc	RA	n/y	RT	RRT	Resp	IS Resp	Conc.	%Dev	RRF	X = dropped
3	190628K2_3	5.00	0.73	NO	36.13	1.001	5.82e4	1.18e6	4.99	-0.3	0.983	MM
4	190628K2_4	800	0.74	NO	36.03	0.998	1.22e7	1.49e6	831	3.9	1.02	MM
5	190628K2_5	2000	0.74	NO	36.03	0.998	3.26e7	1.56e6	2110	5.7	1.04	MM
6	190628K2_6	100	0.74	NO	36.11	1.000	1.26e6	1.24e6	103	3.1	1.02	MM

Compound name: PCB-76/66
Response Factor: 1.0661
RRF SD: 0.0763356, Relative SD: 7.16024
Response type: Internal Std (Ref 181), Area * (IS Conc. / IS Area)
Curve type: RF

	Name	Std. Conc	RA	n/y	RT	RRT	Resp	IS Resp	Conc.	%Dev	RRF	X = dropped
1	190628K2_1	0.500	0.83	NO	36.33	1.007	6.00e3	1.27e6	0.444	-11.1	0.948	MM
2	190628K2_2	2.00	0.73	NO	36.29	1.006	2.50e4	1.22e6	1.92	-3.9	1.02	dd
3	190628K2_3	5.00	0.76	NO	36.28	1.005	6.17e4	1.18e6	4.89	-2.2	1.04	dd
4	190628K2_4	800	0.74	NO	36.31	1.006	1.34e7	1.49e6	845	5.6	1.13	dd
5	190628K2_5	2000	0.73	NO	36.31	1.006	3.61e7	1.56e6	2170	8.4	1.16	dd
6	190628K2_6	100	0.74	NO	36.28	1.005	1.36e6	1.24e6	103	3.2	1.10	dd

Compound name: PCB-80
Response Factor: 1.08392
RRF SD: 0.0649364, Relative SD: 5.99086
Response type: Internal Std (Ref 182), Area * (IS Conc. / IS Area)
Curve type: RF

	Name	Std. Conc	RA	n/y	RT	RRT	Resp	IS Resp	Conc.	%Dev	RRF	X = dropped
1	190628K2_1	0.250	0.75	NO	36.55	1.000	3.23e3	1.31e6	0.227	-9.3	0.983	dd
2	190628K2_2	1.00	0.68	NO	36.55	1.001	1.33e4	1.25e6	0.981	-1.9	1.06	db
3	190628K2_3	2.50	0.76	NO	36.55	1.001	3.26e4	1.23e6	2.44	-2.5	1.06	dd
4	190628K2_4	400	0.74	NO	36.55	1.001	6.98e6	1.53e6	420	4.9	1.14	db
5	190628K2_5	1000	0.74	NO	36.55	1.000	1.88e7	1.61e6	1080	7.6	1.17	db
6	190628K2_6	50.0	0.75	NO	36.53	1.000	7.20e5	1.31e6	50.6	1.2	1.10	dd

Dataset: U:\VG11.PRO\Results\190628K2\190628K2-CRV.qld

Last Altered: Saturday, June 29, 2019 12:47:58 Pacific Daylight Time
Printed: Saturday, June 29, 2019 13:00:34 Pacific Daylight Time

Compound name: PCB-55
Response Factor: 1.06819
RRF SD: 0.100229, Relative SD: 9.38306
Response type: Internal Std (Ref 182), Area * (IS Conc. / IS Area)
Curve type: RF

	Name	Std. Conc	RA	n/y	RT	RRT	Resp	IS Resp	Conc.	%Dev	RRF	X = dropped
1	190628K2_1	0.250	0.86	NO	36.89	1.010	3.03e3	1.31e6	0.216	-13.6	0.922	MM
2	190628K2_2	1.00	0.72	NO	36.89	1.010	1.26e4	1.25e6	0.939	-6.1	1.00	MM
3	190628K2_3	2.50	0.77	NO	36.89	1.010	3.19e4	1.23e6	2.42	-3.1	1.04	dd
4	190628K2_4	400	0.73	NO	36.87	1.010	7.08e6	1.53e6	432	8.1	1.15	bb
5	190628K2_5	1000	0.73	NO	36.87	1.009	1.92e7	1.61e6	1120	11.5	1.19	bb
6	190628K2_6	50.0	0.75	NO	36.87	1.010	7.23e5	1.31e6	51.6	3.2	1.10	dd

Compound name: PCB-56/60
Response Factor: 0.934354
RRF SD: 0.0390998, Relative SD: 4.18469
Response type: Internal Std (Ref 182), Area * (IS Conc. / IS Area)
Curve type: RF

	Name	Std. Conc	RA	n/y	RT	RRT	Resp	IS Resp	Conc.	%Dev	RRF	X = dropped
1	190628K2_1	0.500	0.75	NO	37.39	1.023	5.86e3	1.31e6	0.478	-4.5	0.893	bb
2	190628K2_2	2.00	0.69	NO	37.39	1.023	2.28e4	1.25e6	1.95	-2.7	0.910	bb
3	190628K2_3	5.00	0.74	NO	37.39	1.023	5.58e4	1.23e6	4.84	-3.2	0.904	bd
4	190628K2_4	800	0.74	NO	37.39	1.024	1.19e7	1.53e6	831	3.8	0.970	bb
5	190628K2_5	2000	0.74	NO	37.39	1.023	3.19e7	1.61e6	2120	5.9	0.990	bb
6	190628K2_6	100	0.74	NO	37.39	1.024	1.23e6	1.31e6	101	0.6	0.940	bb

Compound name: PCB-79
Response Factor: 1.04488
RRF SD: 0.0597552, Relative SD: 5.71883
Response type: Internal Std (Ref 182), Area * (IS Conc. / IS Area)
Curve type: RF

	Name	Std. Conc	RA	n/y	RT	RRT	Resp	IS Resp	Conc.	%Dev	RRF	X = dropped
1	190628K2_1	0.250	0.87	NO	38.49	1.054	3.42e3	1.31e6	0.249	-0.4	1.04	MM
2	190628K2_2	1.00	0.73	NO	38.51	1.054	1.19e4	1.25e6	0.910	-9.0	0.951	bb

Dataset: U:\VG11.PRO\Results\190628K2\190628K2-CRV.qld

Last Altered: Saturday, June 29, 2019 12:47:58 Pacific Daylight Time
Printed: Saturday, June 29, 2019 13:00:34 Pacific Daylight Time

Compound name: PCB-79

	Name	Std. Conc	RA	n/y	RT	RRT	Resp	IS Resp	Conc.	%Dev	RRF	X = dropped
3	190628K2_3	2.50	0.71	NO	38.51	1.054	3.19e4	1.23e6	2.47	-1.1	1.03	MM
4	190628K2_4	400	0.74	NO	38.49	1.054	6.73e6	1.53e6	420	5.0	1.10	bb
5	190628K2_5	1000	0.75	NO	38.49	1.054	1.81e7	1.61e6	1070	7.3	1.12	MM
6	190628K2_6	50.0	0.74	NO	38.49	1.054	6.73e5	1.31e6	49.1	-1.8	1.03	MM

Compound name: PCB-78
Response Factor: 1.03197
RRF SD: 0.0850665, Relative SD: 8.24308
Response type: Internal Std (Ref 183), Area * (IS Conc. / IS Area)
Curve type: RF

	Name	Std. Conc	RA	n/y	RT	RRT	Resp	IS Resp	Conc.	%Dev	RRF	X = dropped
1	190628K2_1	0.250	0.75	NO	39.22	0.987	2.86e3	1.24e6	0.224	-10.6	0.923	MM
2	190628K2_2	1.00	0.74	NO	39.22	0.986	1.18e4	1.19e6	0.956	-4.4	0.986	db
3	190628K2_3	2.50	0.75	NO	39.22	0.987	2.77e4	1.14e6	2.36	-5.5	0.975	MM
4	190628K2_4	400	0.73	NO	39.22	0.987	6.50e6	1.46e6	432	8.0	1.12	MM
5	190628K2_5	1000	0.73	NO	39.22	0.987	1.74e7	1.53e6	1100	10.4	1.14	MM
6	190628K2_6	50.0	0.73	NO	39.22	0.987	6.47e5	1.23e6	51.0	2.0	1.05	MM

Compound name: PCB-81
Response Factor: 0.933105
RRF SD: 0.078076, Relative SD: 8.36733
Response type: Internal Std (Ref 183), Area * (IS Conc. / IS Area)
Curve type: RF

	Name	Std. Conc	RA	n/y	RT	RRT	Resp	IS Resp	Conc.	%Dev	RRF	X = dropped
1	190628K2_1	0.250	0.67	NO	39.75	1.000	2.71e3	1.24e6	0.235	-6.2	0.875	bd
2	190628K2_2	1.00	0.77	NO	39.77	1.000	1.01e4	1.19e6	0.909	-9.1	0.848	MM
3	190628K2_3	2.50	0.72	NO	39.77	1.001	2.55e4	1.14e6	2.41	-3.7	0.899	MM
4	190628K2_4	400	0.74	NO	39.75	1.000	5.92e6	1.46e6	435	8.7	1.01	MM
5	190628K2_5	1000	0.74	NO	39.75	1.000	1.59e7	1.53e6	1120	11.7	1.04	MM
6	190628K2_6	50.0	0.72	NO	39.76	1.000	5.65e5	1.23e6	49.3	-1.5	0.919	MM

Dataset: U:\VG11.PRO\Results\190628K2\190628K2-CRV.qld

Last Altered: Saturday, June 29, 2019 12:47:58 Pacific Daylight Time
Printed: Saturday, June 29, 2019 13:00:34 Pacific Daylight Time

Compound name: PCB-77
Response Factor: 1.03273
RRF SD: 0.0795206, Relative SD: 7.70007
Response type: Internal Std (Ref 184), Area * (IS Conc. / IS Area)
Curve type: RF

	Name	Std. Conc	RA	n/y	RT	RRT	Resp	IS Resp	Conc.	%Dev	RRF	X = dropped
1	190628K2_1	0.250	0.74	NO	40.37	1.000	2.73e3	1.21e6	0.219	-12.4	0.905	bb
2	190628K2_2	1.00	0.68	NO	40.39	1.000	1.15e4	1.13e6	0.986	-1.4	1.02	MM
3	190628K2_3	2.50	0.75	NO	40.39	1.000	2.73e4	1.11e6	2.39	-4.4	0.988	MM
4	190628K2_4	400	0.74	NO	40.37	1.000	6.32e6	1.44e6	425	6.1	1.10	MM
5	190628K2_5	1000	0.75	NO	40.37	1.000	1.70e7	1.52e6	1090	8.5	1.12	MM
6	190628K2_6	50.0	0.73	NO	40.37	1.000	6.31e5	1.18e6	51.7	3.5	1.07	MM

Compound name: PCB-104
Response Factor: 0.994572
RRF SD: 0.0359619, Relative SD: 3.61582
Response type: Internal Std (Ref 185), Area * (IS Conc. / IS Area)
Curve type: RF

	Name	Std. Conc	RA	n/y	RT	RRT	Resp	IS Resp	Conc.	%Dev	RRF	X = dropped
1	190628K2_1	0.250	1.34	NO	33.15	1.001	3.15e3	1.30e6	0.243	-2.7	0.967	MM
2	190628K2_2	1.00	1.52	NO	33.15	1.001	1.20e4	1.26e6	0.960	-4.0	0.955	bb
3	190628K2_3	2.50	1.54	NO	33.15	1.001	2.98e4	1.21e6	2.47	-1.2	0.983	bb
4	190628K2_4	400	1.51	NO	33.15	1.001	6.03e6	1.46e6	416	4.1	1.04	bb
5	190628K2_5	1000	1.49	NO	33.15	1.000	1.56e7	1.49e6	1050	4.8	1.04	bb
6	190628K2_6	50.0	1.52	NO	33.15	1.001	6.27e5	1.27e6	49.5	-1.0	0.985	bb

Compound name: PCB-96
Response Factor: 0.995734
RRF SD: 0.0461167, Relative SD: 4.63142
Response type: Internal Std (Ref 185), Area * (IS Conc. / IS Area)
Curve type: RF

	Name	Std. Conc	RA	n/y	RT	RRT	Resp	IS Resp	Conc.	%Dev	RRF	X = dropped
1	190628K2_1	0.250	1.55	NO	34.45	1.041	3.25e3	1.30e6	0.250	0.0	0.996	bb
2	190628K2_2	1.00	1.56	NO	34.45	1.040	1.17e4	1.26e6	0.931	-6.9	0.927	bb

Dataset: U:\VG11.PRO\Results\190628K2\190628K2-CRV.qld

Last Altered: Saturday, June 29, 2019 12:47:58 Pacific Daylight Time
Printed: Saturday, June 29, 2019 13:00:34 Pacific Daylight Time

Compound name: PCB-96

	Name	Std. Conc	RA	n/y	RT	RRT	Resp	IS Resp	Conc.	%Dev	RRF	X = dropped
3	190628K2_3	2.50	1.49	NO	34.45	1.040	3.00e4	1.21e6	2.48	-0.8	0.988	bb
4	190628K2_4	400	1.50	NO	34.45	1.041	6.04e6	1.46e6	417	4.2	1.04	bb
5	190628K2_5	1000	1.51	NO	34.45	1.040	1.58e7	1.49e6	1060	6.0	1.06	bb
6	190628K2_6	50.0	1.53	NO	34.45	1.041	6.18e5	1.27e6	48.8	-2.5	0.971	bb

Compound name: PCB-103
Response Factor: 0.774288
RRF SD: 0.0499129, Relative SD: 6.4463
Response type: Internal Std (Ref 185), Area * (IS Conc. / IS Area)
Curve type: RF

	Name	Std. Conc	RA	n/y	RT	RRT	Resp	IS Resp	Conc.	%Dev	RRF	X = dropped
1	190628K2_1	0.250	1.35	NO	35.01	1.057	2.37e3	1.30e6	0.235	-6.2	0.727	MM
2	190628K2_2	1.00	1.69	NO	35.03	1.057	9.21e3	1.26e6	0.945	-5.5	0.731	bb
3	190628K2_3	2.50	1.52	NO	35.03	1.057	2.28e4	1.21e6	2.43	-2.8	0.752	bb
4	190628K2_4	400	1.52	NO	35.01	1.057	4.78e6	1.46e6	424	5.9	0.820	bb
5	190628K2_5	1000	1.51	NO	35.01	1.057	1.27e7	1.49e6	1100	9.7	0.850	bb
6	190628K2_6	50.0	1.53	NO	35.01	1.057	4.88e5	1.27e6	49.4	-1.1	0.766	bb

Compound name: PCB-100
Response Factor: 0.777612
RRF SD: 0.0705535, Relative SD: 9.07309
Response type: Internal Std (Ref 185), Area * (IS Conc. / IS Area)
Curve type: RF

	Name	Std. Conc	RA	n/y	RT	RRT	Resp	IS Resp	Conc.	%Dev	RRF	X = dropped
1	190628K2_1	0.250	1.45	NO	35.38	1.069	2.18e3	1.30e6	0.215	-13.9	0.670	MM
2	190628K2_2	1.00	1.35	NO	35.38	1.068	9.30e3	1.26e6	0.950	-5.0	0.739	MM
3	190628K2_3	2.50	1.40	NO	35.38	1.068	2.34e4	1.21e6	2.47	-1.1	0.769	bb
4	190628K2_4	400	1.52	NO	35.38	1.069	4.88e6	1.46e6	431	7.7	0.838	bb
5	190628K2_5	1000	1.50	NO	35.38	1.068	1.30e7	1.49e6	1120	11.5	0.867	bb
6	190628K2_6	50.0	1.53	NO	35.38	1.069	4.99e5	1.27e6	50.4	0.7	0.783	bb

Dataset: U:\VG11.PRO\Results\190628K2\190628K2-CRV.qld

Last Altered: Saturday, June 29, 2019 12:47:58 Pacific Daylight Time
Printed: Saturday, June 29, 2019 13:00:34 Pacific Daylight Time

Compound name: PCB-94
Response Factor: 0.773443
RRF SD: 0.0605917, Relative SD: 7.83403
Response type: Internal Std (Ref 186), Area * (IS Conc. / IS Area)
Curve type: RF

	Name	Std. Conc	RA	n/y	RT	RRT	Resp	IS Resp	Conc.	%Dev	RRF	X = dropped
1	190628K2_1	0.250	1.33	NO	35.87	0.985	1.67e3	9.93e5	0.217	-13.2	0.671	MM
2	190628K2_2	1.00	1.46	NO	35.88	0.986	7.45e3	9.59e5	1.00	0.4	0.777	bb
3	190628K2_3	2.50	1.41	NO	35.87	0.985	1.74e4	9.46e5	2.38	-4.6	0.738	bb
4	190628K2_4	400	1.51	NO	35.87	0.985	3.77e6	1.15e6	424	6.1	0.821	bb
5	190628K2_5	1000	1.52	NO	35.87	0.985	1.01e7	1.21e6	1080	7.8	0.834	bb
6	190628K2_6	50.0	1.51	NO	35.87	0.986	3.89e5	9.73e5	51.7	3.5	0.800	bb

Compound name: PCB-95/98/102
Response Factor: 1.01472
RRF SD: 0.0444164, Relative SD: 4.37721
Response type: Internal Std (Ref 186), Area * (IS Conc. / IS Area)
Curve type: RF

	Name	Std. Conc	RA	n/y	RT	RRT	Resp	IS Resp	Conc.	%Dev	RRF	X = dropped
1	190628K2_1	0.750	1.45	NO	36.35	0.998	7.23e3	9.93e5	0.718	-4.3	0.971	MM
2	190628K2_2	3.00	1.52	NO	36.35	0.998	2.93e4	9.59e5	3.01	0.4	1.02	bd
3	190628K2_3	7.50	1.57	NO	36.37	0.999	6.75e4	9.46e5	7.04	-6.2	0.952	MM
4	190628K2_4	1200	1.51	NO	36.35	0.998	1.45e7	1.15e6	1250	3.8	1.05	bd
5	190628K2_5	3000	1.51	NO	36.35	0.998	3.85e7	1.21e6	3140	4.7	1.06	MM
6	190628K2_6	150	1.51	NO	36.35	0.999	1.50e6	9.73e5	152	1.6	1.03	bd

Compound name: PCB-93
Response Factor: 0.841043
RRF SD: 0.0741261, Relative SD: 8.81359
Response type: Internal Std (Ref 186), Area * (IS Conc. / IS Area)
Curve type: RF

	Name	Std. Conc	RA	n/y	RT	RRT	Resp	IS Resp	Conc.	%Dev	RRF	X = dropped
1	190628K2_1	0.250	1.67	NO	36.46	1.002	2.06e3	9.93e5	0.246	-1.5	0.828	MM
2	190628K2_2	1.00	1.72	NO	36.50	1.003	6.82e3	9.59e5	0.846	-15.4	0.712	db

Dataset: U:\VG11.PRO\Results\190628K2\190628K2-CRV.qld

Last Altered: Saturday, June 29, 2019 12:47:58 Pacific Daylight Time
Printed: Saturday, June 29, 2019 13:00:34 Pacific Daylight Time

Compound name: PCB-93

	Name	Std. Conc	RA	n/y	RT	RRT	Resp	IS Resp	Conc.	%Dev	RRF	X = dropped
3	190628K2_3	2.50	1.51	NO	36.46	1.002	2.14e4	9.46e5	2.70	7.9	0.907	MM
4	190628K2_4	400	1.52	NO	36.50	1.003	4.00e6	1.15e6	414	3.6	0.871	db
5	190628K2_5	1000	1.53	NO	36.50	1.003	1.10e7	1.21e6	1080	8.2	0.910	MM
6	190628K2_6	50.0	1.54	NO	36.50	1.003	3.98e5	9.73e5	48.6	-2.8	0.817	db

Compound name: PCB-88/91
Response Factor: 0.889596
RRF SD: 0.0370179, Relative SD: 4.1612
Response type: Internal Std (Ref 186), Area * (IS Conc. / IS Area)
Curve type: RF

	Name	Std. Conc	RA	n/y	RT	RRT	Resp	IS Resp	Conc.	%Dev	RRF	X = dropped
1	190628K2_1	0.500	1.43	NO	36.85	1.012	4.66e3	9.93e5	0.527	5.5	0.938	MM
2	190628K2_2	2.00	1.76	NO	36.83	1.012	1.58e4	9.59e5	1.85	-7.3	0.825	bd
3	190628K2_3	5.00	1.61	NO	36.85	1.012	4.25e4	9.46e5	5.05	1.0	0.898	dd
4	190628K2_4	800	1.51	NO	36.83	1.012	8.11e6	1.15e6	794	-0.8	0.883	bd
5	190628K2_5	2000	1.50	NO	36.83	1.012	2.16e7	1.21e6	2010	0.7	0.896	bd
6	190628K2_6	100	1.51	NO	36.83	1.012	8.74e5	9.73e5	101	0.9	0.898	bd

Compound name: PCB-121
Response Factor: 1.38597
RRF SD: 0.134648, Relative SD: 9.71511
Response type: Internal Std (Ref 186), Area * (IS Conc. / IS Area)
Curve type: RF

	Name	Std. Conc	RA	n/y	RT	RRT	Resp	IS Resp	Conc.	%Dev	RRF	X = dropped
1	190628K2_1	0.250	1.45	NO	36.93	1.014	3.03e3	9.93e5	0.220	-12.1	1.22	MM
2	190628K2_2	1.00	1.40	NO	36.93	1.014	1.26e4	9.59e5	0.951	-4.9	1.32	db
3	190628K2_3	2.50	1.53	NO	36.93	1.014	3.02e4	9.46e5	2.31	-7.7	1.28	db
4	190628K2_4	400	1.53	NO	36.93	1.014	6.96e6	1.15e6	437	9.3	1.52	db
5	190628K2_5	1000	1.53	NO	36.93	1.014	1.88e7	1.21e6	1120	12.1	1.55	db
6	190628K2_6	50.0	1.51	NO	36.93	1.015	6.96e5	9.73e5	51.6	3.2	1.43	db

Dataset: U:\VG11.PRO\Results\190628K2\190628K2-CRV.qld

Last Altered: Saturday, June 29, 2019 12:47:58 Pacific Daylight Time
Printed: Saturday, June 29, 2019 13:00:34 Pacific Daylight Time

Compound name: PCB-84/92
Response Factor: 0.878502
RRF SD: 0.0491541, Relative SD: 5.59522
Response type: Internal Std (Ref 187), Area * (IS Conc. / IS Area)
Curve type: RF

	Name	Std. Conc	RA	n/y	RT	RRT	Resp	IS Resp	Conc.	%Dev	RRF	X = dropped
1	190628K2_1	0.500	1.61	NO	37.78	0.990	3.92e3	9.69e5	0.460	-7.9	0.809	bd
2	190628K2_2	2.00	1.46	NO	37.78	0.990	1.59e4	9.17e5	1.97	-1.3	0.868	MM
3	190628K2_3	5.00	1.58	NO	37.78	0.990	3.80e4	8.90e5	4.86	-2.7	0.854	bd
4	190628K2_4	800	1.50	NO	37.78	0.990	7.95e6	1.08e6	836	4.4	0.918	bd
5	190628K2_5	2000	1.50	NO	37.78	0.990	2.15e7	1.13e6	2160	8.0	0.949	bd
6	190628K2_6	100	1.55	NO	37.76	0.990	8.29e5	9.49e5	99.4	-0.6	0.874	bd

Compound name: PCB-89
Response Factor: 0.959382
RRF SD: 0.0317425, Relative SD: 3.30865
Response type: Internal Std (Ref 187), Area * (IS Conc. / IS Area)
Curve type: RF

	Name	Std. Conc	RA	n/y	RT	RRT	Resp	IS Resp	Conc.	%Dev	RRF	X = dropped
1	190628K2_1	0.250	1.72	NO	37.97	0.995	2.23e3	9.69e5	0.240	-4.1	0.920	MM
2	190628K2_2	1.00	1.37	NO	37.97	0.995	8.81e3	9.17e5	1.00	0.2	0.961	MM
3	190628K2_3	2.50	1.47	NO	37.97	0.995	2.06e4	8.90e5	2.42	-3.4	0.927	dd
4	190628K2_4	400	1.50	NO	37.97	0.995	4.27e6	1.08e6	411	2.7	0.986	dd
5	190628K2_5	1000	1.50	NO	37.97	0.995	1.14e7	1.13e6	1040	4.4	1.00	dd
6	190628K2_6	50.0	1.54	NO	37.97	0.996	4.56e5	9.49e5	50.1	0.1	0.961	dd

Compound name: PCB-90/101
Response Factor: 0.943869
RRF SD: 0.0563686, Relative SD: 5.97208
Response type: Internal Std (Ref 187), Area * (IS Conc. / IS Area)
Curve type: RF

	Name	Std. Conc	RA	n/y	RT	RRT	Resp	IS Resp	Conc.	%Dev	RRF	X = dropped
1	190628K2_1	0.500	1.41	NO	38.15	1.000	4.07e3	9.69e5	0.446	-10.9	0.841	MM
2	190628K2_2	2.00	1.53	NO	38.17	1.000	1.76e4	9.17e5	2.03	1.4	0.957	MM

Dataset: U:\VG11.PRO\Results\190628K2\190628K2-CRV.qld

Last Altered: Saturday, June 29, 2019 12:47:58 Pacific Daylight Time
Printed: Saturday, June 29, 2019 13:00:34 Pacific Daylight Time

Compound name: PCB-90/101

	Name	Std. Conc	RA	n/y	RT	RRT	Resp	IS Resp	Conc.	%Dev	RRF	X = dropped
3	190628K2_3	5.00	1.54	NO	38.17	1.000	4.15e4	8.90e5	4.95	-1.0	0.934	db
4	190628K2_4	800	1.52	NO	38.15	1.000	8.52e6	1.08e6	834	4.2	0.984	dd
5	190628K2_5	2000	1.50	NO	38.15	1.000	2.27e7	1.13e6	2120	6.2	1.00	dd
6	190628K2_6	100	1.51	NO	38.15	1.000	8.97e5	9.49e5	100	0.1	0.944	dd

Compound name: PCB-113
Response Factor: 1.23044
RRF SD: 0.0526854, Relative SD: 4.28185
Response type: Internal Std (Ref 187), Area * (IS Conc. / IS Area)
Curve type: RF

	Name	Std. Conc	RA	n/y	RT	RRT	Resp	IS Resp	Conc.	%Dev	RRF	X = dropped
1	190628K2_1	0.250	1.41	NO	38.42	1.007	2.73e3	9.69e5	0.229	-8.4	1.13	MM
2	190628K2_2	1.00	1.50	NO	38.42	1.007	1.16e4	9.17e5	1.03	2.6	1.26	MM
3	190628K2_3	2.50	1.40	NO	38.42	1.007	2.82e4	8.90e5	2.58	3.2	1.27	bd
4	190628K2_4	400	1.51	NO	38.41	1.007	5.40e6	1.08e6	405	1.4	1.25	dd
5	190628K2_5	1000	1.50	NO	38.42	1.007	1.42e7	1.13e6	1020	1.5	1.25	MM
6	190628K2_6	50.0	1.52	NO	38.42	1.007	5.82e5	9.49e5	49.9	-0.3	1.23	dd

Compound name: PCB-99
Response Factor: 1.1188
RRF SD: 0.130741, Relative SD: 11.6858
Response type: Internal Std (Ref 187), Area * (IS Conc. / IS Area)
Curve type: RF

	Name	Std. Conc	RA	n/y	RT	RRT	Resp	IS Resp	Conc.	%Dev	RRF	X = dropped
1	190628K2_1	0.250	1.46	NO	38.51	1.009	2.31e3	9.69e5	0.213	-14.7	0.954	MM
2	190628K2_2	1.00	1.51	NO	38.51	1.009	9.80e3	9.17e5	0.956	-4.4	1.07	MM
3	190628K2_3	2.50	1.48	NO	38.51	1.009	2.27e4	8.90e5	2.29	-8.6	1.02	db
4	190628K2_4	400	1.53	NO	38.51	1.009	5.36e6	1.08e6	442	10.6	1.24	db
5	190628K2_5	1000	1.52	NO	38.51	1.009	1.47e7	1.13e6	1160	16.1	1.30	MM
6	190628K2_6	50.0	1.54	NO	38.51	1.010	5.37e5	9.49e5	50.5	1.1	1.13	db

Dataset: U:\VG11.PRO\Results\190628K2\190628K2-CRV.qld

Last Altered: Saturday, June 29, 2019 12:47:58 Pacific Daylight Time
Printed: Saturday, June 29, 2019 13:00:34 Pacific Daylight Time

Compound name: PCB-119
Response Factor: 1.47116
RRF SD: 0.10941, Relative SD: 7.43701
Response type: Internal Std (Ref 188), Area * (IS Conc. / IS Area)
Curve type: RF

	Name	Std. Conc	RA	n/y	RT	RRT	Resp	IS Resp	Conc.	%Dev	RRF	X = dropped
1	190628K2_1	0.250	1.75	NO	38.99	0.987	2.77e3	8.42e5	0.224	-10.5	1.32	bd
2	190628K2_2	1.00	1.60	NO	38.99	0.987	1.14e4	8.07e5	0.963	-3.7	1.42	bd
3	190628K2_3	2.50	1.55	NO	38.99	0.987	2.80e4	7.81e5	2.43	-2.7	1.43	bd
4	190628K2_4	400	1.49	NO	38.99	0.987	5.94e6	9.44e5	428	6.9	1.57	bd
5	190628K2_5	1000	1.50	NO	38.99	0.987	1.57e7	9.71e5	1100	9.9	1.62	bd
6	190628K2_6	50.0	1.54	NO	38.97	0.987	6.11e5	8.31e5	50.0	-0.1	1.47	bd

Compound name: PCB-108/112
Response Factor: 1.24929
RRF SD: 0.0742553, Relative SD: 5.9438
Response type: Internal Std (Ref 188), Area * (IS Conc. / IS Area)
Curve type: RF

	Name	Std. Conc	RA	n/y	RT	RRT	Resp	IS Resp	Conc.	%Dev	RRF	X = dropped
1	190628K2_1	0.500	1.49	NO	39.16	0.992	4.83e3	8.42e5	0.459	-8.1	1.15	dd
2	190628K2_2	2.00	1.53	NO	39.16	0.992	1.97e4	8.07e5	1.95	-2.5	1.22	dd
3	190628K2_3	5.00	1.53	NO	39.16	0.992	4.73e4	7.81e5	4.85	-3.0	1.21	dd
4	190628K2_4	800	1.50	NO	39.14	0.991	9.88e6	9.44e5	838	4.7	1.31	dd
5	190628K2_5	2000	1.50	NO	39.14	0.991	2.63e7	9.71e5	2170	8.5	1.36	dd
6	190628K2_6	100	1.50	NO	39.14	0.991	1.04e6	8.31e5	100	0.5	1.25	dd

Compound name: PCB-83
Response Factor: 1.54674
RRF SD: 0.0962831, Relative SD: 6.22492
Response type: Internal Std (Ref 188), Area * (IS Conc. / IS Area)
Curve type: RF

	Name	Std. Conc	RA	n/y	RT	RRT	Resp	IS Resp	Conc.	%Dev	RRF	X = dropped
1	190628K2_1	0.250	1.78	NO	39.31	0.995	3.33e3	8.42e5	0.256	2.2	1.58	dd
2	190628K2_2	1.00	1.44	NO	39.33	0.996	1.13e4	8.07e5	0.907	-9.3	1.40	dd

Dataset: U:\VG11.PRO\Results\190628K2\190628K2-CRV.qld

Last Altered: Saturday, June 29, 2019 12:47:58 Pacific Daylight Time
Printed: Saturday, June 29, 2019 13:00:34 Pacific Daylight Time

Compound name: PCB-83

	Name	Std. Conc	RA	n/y	RT	RRT	Resp	IS Resp	Conc.	%Dev	RRF	X = dropped
3	190628K2_3	2.50	1.61	NO	39.33	0.996	2.89e4	7.81e5	2.39	-4.4	1.48	dd
4	190628K2_4	400	1.51	NO	39.31	0.995	6.11e6	9.44e5	419	4.7	1.62	dd
5	190628K2_5	1000	1.50	NO	39.31	0.995	1.62e7	9.71e5	1080	7.7	1.67	dd
6	190628K2_6	50.0	1.50	NO	39.31	0.995	6.37e5	8.31e5	49.5	-0.9	1.53	dd

Compound name: PCB-97
Response Factor: 1.07496
RRF SD: 0.0594316, Relative SD: 5.52872
Response type: Internal Std (Ref 188), Area * (IS Conc. / IS Area)
Curve type: RF

	Name	Std. Conc	RA	n/y	RT	RRT	Resp	IS Resp	Conc.	%Dev	RRF	X = dropped
1	190628K2_1	0.250	1.65	NO	39.53	1.001	2.30e3	8.42e5	0.254	1.5	1.09	dd
2	190628K2_2	1.00	1.57	NO	39.53	1.001	7.88e3	8.07e5	0.908	-9.2	0.976	dd
3	190628K2_3	2.50	1.53	NO	39.53	1.001	2.05e4	7.81e5	2.44	-2.6	1.05	dd
4	190628K2_4	400	1.51	NO	39.51	1.000	4.23e6	9.44e5	417	4.2	1.12	dd
5	190628K2_5	1000	1.50	NO	39.51	1.000	1.11e7	9.71e5	1060	6.4	1.14	dd
6	190628K2_6	50.0	1.53	NO	39.51	1.000	4.45e5	8.31e5	49.9	-0.3	1.07	dd

Compound name: PCB-86
Response Factor: 0.995501
RRF SD: 0.0761026, Relative SD: 7.64465
Response type: Internal Std (Ref 188), Area * (IS Conc. / IS Area)
Curve type: RF

	Name	Std. Conc	RA	n/y	RT	RRT	Resp	IS Resp	Conc.	%Dev	RRF	X = dropped
1	190628K2_1	0.250	1.61	NO	39.68	1.005	2.02e3	8.42e5	0.241	-3.7	0.959	dd
2	190628K2_2	1.00	1.45	NO	39.68	1.005	7.62e3	8.07e5	0.948	-5.2	0.944	dd
3	190628K2_3	2.50	1.46	NO	39.68	1.005	1.91e4	7.81e5	2.46	-1.5	0.980	dd
4	190628K2_4	400	1.48	NO	39.68	1.005	4.11e6	9.44e5	438	9.4	1.09	dd
5	190628K2_5	1000	1.49	NO	39.68	1.005	1.06e7	9.71e5	1090	9.5	1.09	dd
6	190628K2_6	50.0	1.51	NO	39.66	1.004	3.79e5	8.31e5	45.8	-8.4	0.911	dd

Dataset: U:\VG11.PRO\Results\190628K2\190628K2-CRV.qld

Last Altered: Saturday, June 29, 2019 12:47:58 Pacific Daylight Time
Printed: Saturday, June 29, 2019 13:00:34 Pacific Daylight Time

Compound name: PCB-87/117/125
Response Factor: 1.33244
RRF SD: 0.110411, Relative SD: 8.28641
Response type: Internal Std (Ref 188), Area * (IS Conc. / IS Area)
Curve type: RF

	Name	Std. Conc	RA	n/y	RT	RRT	Resp	IS Resp	Conc.	%Dev	RRF	X = dropped
1	190628K2_1	0.750	1.48	NO	39.81	1.008	7.48e3	8.42e5	0.666	-11.2	1.18	dd
2	190628K2_2	3.00	1.46	NO	39.81	1.008	3.07e4	8.07e5	2.85	-4.9	1.27	dd
3	190628K2_3	7.50	1.53	NO	39.81	1.008	7.47e4	7.81e5	7.17	-4.4	1.27	dd
4	190628K2_4	1200	1.51	NO	39.81	1.008	1.61e7	9.44e5	1280	6.5	1.42	dd
5	190628K2_5	3000	1.51	NO	39.81	1.008	4.31e7	9.71e5	3340	11.2	1.48	dd
6	190628K2_6	150	1.52	NO	39.79	1.008	1.71e6	8.31e5	154	2.7	1.37	dd

Compound name: PCB-111/115
Response Factor: 1.60094
RRF SD: 0.126255, Relative SD: 7.88635
Response type: Internal Std (Ref 188), Area * (IS Conc. / IS Area)
Curve type: RF

	Name	Std. Conc	RA	n/y	RT	RRT	Resp	IS Resp	Conc.	%Dev	RRF	X = dropped
1	190628K2_1	0.500	1.76	NO	39.96	1.012	6.31e3	8.42e5	0.468	-6.4	1.50	dd
2	190628K2_2	2.00	1.56	NO	39.98	1.012	2.48e4	8.07e5	1.92	-4.2	1.53	dd
3	190628K2_3	5.00	1.52	NO	39.96	1.012	5.96e4	7.81e5	4.77	-4.6	1.53	dd
4	190628K2_4	800	1.50	NO	39.96	1.012	1.31e7	9.44e5	866	8.3	1.73	dd
5	190628K2_5	2000	1.51	NO	39.96	1.012	3.48e7	9.71e5	2240	11.8	1.79	dd
6	190628K2_6	100	1.52	NO	39.96	1.012	1.27e6	8.31e5	95.1	-4.9	1.52	dd

Compound name: PCB-85/116
Response Factor: 1.21579
RRF SD: 0.0616726, Relative SD: 5.07265
Response type: Internal Std (Ref 188), Area * (IS Conc. / IS Area)
Curve type: RF

	Name	Std. Conc	RA	n/y	RT	RRT	Resp	IS Resp	Conc.	%Dev	RRF	X = dropped
1	190628K2_1	0.500	1.34	NO	40.09	1.015	5.21e3	8.42e5	0.509	1.7	1.24	dd
2	190628K2_2	2.00	1.38	NO	40.09	1.015	1.79e4	8.07e5	1.82	-8.8	1.11	dd

Dataset: U:\VG11.PRO\Results\190628K2\190628K2-CRV.qld

Last Altered: Saturday, June 29, 2019 12:47:58 Pacific Daylight Time
Printed: Saturday, June 29, 2019 13:00:34 Pacific Daylight Time

Compound name: PCB-85/116

	Name	Std. Conc	RA	n/y	RT	RRT	Resp	IS Resp	Conc.	%Dev	RRF	X = dropped
3	190628K2_3	5.00	1.54	NO	40.09	1.015	4.61e4	7.81e5	4.86	-2.8	1.18	dd
4	190628K2_4	800	1.51	NO	40.09	1.015	9.34e6	9.44e5	814	1.8	1.24	dd
5	190628K2_5	2000	1.51	NO	40.09	1.015	2.49e7	9.71e5	2110	5.4	1.28	db
6	190628K2_6	100	1.54	NO	40.09	1.015	1.04e6	8.31e5	103	2.7	1.25	dd

Compound name: PCB-120
Response Factor: 1.6808
RRF SD: 0.123461, Relative SD: 7.34537
Response type: Internal Std (Ref 188), Area * (IS Conc. / IS Area)
Curve type: RF

	Name	Std. Conc	RA	n/y	RT	RRT	Resp	IS Resp	Conc.	%Dev	RRF	X = dropped
1	190628K2_1	0.250	1.33	NO	40.35	1.022	3.30e3	8.42e5	0.233	-6.6	1.57	MM
2	190628K2_2	1.00	1.57	NO	40.35	1.022	1.29e4	8.07e5	0.951	-4.9	1.60	dd
3	190628K2_3	2.50	1.48	NO	40.35	1.022	3.13e4	7.81e5	2.38	-4.6	1.60	dd
4	190628K2_4	400	1.50	NO	40.35	1.022	6.85e6	9.44e5	432	8.1	1.82	dd
5	190628K2_5	1000	1.50	NO	40.35	1.022	1.80e7	9.71e5	1100	10.5	1.86	bd
6	190628K2_6	50.0	1.49	NO	40.35	1.022	6.81e5	8.31e5	48.8	-2.4	1.64	dd

Compound name: PCB-110
Response Factor: 1.48569
RRF SD: 0.0734194, Relative SD: 4.94178
Response type: Internal Std (Ref 188), Area * (IS Conc. / IS Area)
Curve type: RF

	Name	Std. Conc	RA	n/y	RT	RRT	Resp	IS Resp	Conc.	%Dev	RRF	X = dropped
1	190628K2_1	0.250	1.60	NO	40.50	1.025	2.87e3	8.42e5	0.229	-8.4	1.36	MM
2	190628K2_2	1.00	1.48	NO	40.50	1.025	1.20e4	8.07e5	1.00	-0.0	1.49	db
3	190628K2_3	2.50	1.51	NO	40.50	1.025	2.86e4	7.81e5	2.46	-1.4	1.46	db
4	190628K2_4	400	1.51	NO	40.50	1.025	5.77e6	9.44e5	412	3.0	1.53	db
5	190628K2_5	1000	1.51	NO	40.50	1.025	1.53e7	9.71e5	1060	6.4	1.58	db
6	190628K2_6	50.0	1.52	NO	40.48	1.025	6.20e5	8.31e5	50.3	0.5	1.49	db

Dataset: U:\VG11.PRO\Results\190628K2\190628K2-CRV.qld

Last Altered: Saturday, June 29, 2019 12:47:58 Pacific Daylight Time
Printed: Saturday, June 29, 2019 13:00:34 Pacific Daylight Time

Compound name: PCB-82
Response Factor: 0.674454
RRF SD: 0.0425328, Relative SD: 6.30627
Response type: Internal Std (Ref 189), Area * (IS Conc. / IS Area)
Curve type: RF

	Name	Std. Conc	RA	n/y	RT	RRT	Resp	IS Resp	Conc.	%Dev	RRF	X = dropped
1	190628K2_1	0.250	1.53	NO	41.13	0.976	1.62e3	1.09e6	0.221	-11.6	0.597	MM
2	190628K2_2	1.00	1.45	NO	41.13	0.976	6.86e3	1.04e6	0.978	-2.2	0.660	db
3	190628K2_3	2.50	1.39	NO	41.15	0.976	1.71e4	1.01e6	2.52	0.6	0.679	db
4	190628K2_4	400	1.50	NO	41.13	0.976	3.49e6	1.24e6	419	4.7	0.706	bb
5	190628K2_5	1000	1.52	NO	41.13	0.976	9.13e6	1.28e6	1050	5.3	0.710	db
6	190628K2_6	50.0	1.50	NO	41.13	0.976	3.74e5	1.07e6	51.6	3.1	0.696	bd

Compound name: PCB-124
Response Factor: 1.16306
RRF SD: 0.0888184, Relative SD: 7.63659
Response type: Internal Std (Ref 189), Area * (IS Conc. / IS Area)
Curve type: RF

	Name	Std. Conc	RA	n/y	RT	RRT	Resp	IS Resp	Conc.	%Dev	RRF	X = dropped
1	190628K2_1	0.250	1.59	NO	41.86	0.993	2.84e3	1.09e6	0.224	-10.4	1.04	bd
2	190628K2_2	1.00	1.40	NO	41.86	0.993	1.16e4	1.04e6	0.956	-4.4	1.11	bd
3	190628K2_3	2.50	1.51	NO	41.86	0.993	2.90e4	1.01e6	2.48	-0.7	1.15	bd
4	190628K2_4	400	1.49	NO	41.84	0.993	6.18e6	1.24e6	430	7.5	1.25	bd
5	190628K2_5	1000	1.50	NO	41.84	0.993	1.65e7	1.28e6	1100	10.2	1.28	bd
6	190628K2_6	50.0	1.48	NO	41.84	0.993	6.12e5	1.07e6	49.0	-2.0	1.14	bd

Compound name: PCB-107/109
Response Factor: 1.16628
RRF SD: 0.0723123, Relative SD: 6.20027
Response type: Internal Std (Ref 189), Area * (IS Conc. / IS Area)
Curve type: RF

	Name	Std. Conc	RA	n/y	RT	RRT	Resp	IS Resp	Conc.	%Dev	RRF	X = dropped
1	190628K2_1	0.500	1.57	NO	42.01	0.997	5.97e3	1.09e6	0.470	-5.9	1.10	dd
2	190628K2_2	2.00	1.62	NO	42.01	0.996	2.25e4	1.04e6	1.85	-7.3	1.08	dd

Dataset: U:\VG11.PRO\Results\190628K2\190628K2-CRV.qld

Last Altered: Saturday, June 29, 2019 12:47:58 Pacific Daylight Time
Printed: Saturday, June 29, 2019 13:00:34 Pacific Daylight Time

Compound name: PCB-107/109

	Name	Std. Conc	RA	n/y	RT	RRT	Resp	IS Resp	Conc.	%Dev	RRF	X = dropped
3	190628K2_3	5.00	1.49	NO	42.01	0.996	5.76e4	1.01e6	4.91	-1.8	1.15	dd
4	190628K2_4	800	1.51	NO	41.99	0.996	1.21e7	1.24e6	837	4.6	1.22	dd
5	190628K2_5	2000	1.51	NO	41.99	0.996	3.26e7	1.28e6	2170	8.7	1.27	dd
6	190628K2_6	100	1.51	NO	41.99	0.997	1.28e6	1.07e6	102	1.8	1.19	dd

Compound name: PCB-123
Response Factor: 1.04116
RRF SD: 0.0529506, Relative SD: 5.08575
Response type: Internal Std (Ref 189), Area * (IS Conc. / IS Area)
Curve type: RF

	Name	Std. Conc	RA	n/y	RT	RRT	Resp	IS Resp	Conc.	%Dev	RRF	X = dropped
1	190628K2_1	0.250	1.34	NO	42.17	1.000	2.82e3	1.09e6	0.249	-0.6	1.04	MM
2	190628K2_2	1.00	1.49	NO	42.17	1.000	9.92e3	1.04e6	0.916	-8.4	0.954	dd
3	190628K2_3	2.50	1.52	NO	42.17	1.000	2.55e4	1.01e6	2.43	-2.6	1.01	dd
4	190628K2_4	400	1.52	NO	42.17	1.000	5.33e6	1.24e6	414	3.5	1.08	dd
5	190628K2_5	1000	1.50	NO	42.17	1.000	1.42e7	1.28e6	1060	5.9	1.10	dd
6	190628K2_6	50.0	1.50	NO	42.15	1.000	5.71e5	1.07e6	51.0	2.1	1.06	dd

Compound name: PCB-106/118
Response Factor: 1.06999
RRF SD: 0.0476503, Relative SD: 4.45333
Response type: Internal Std (Ref 190), Area * (IS Conc. / IS Area)
Curve type: RF

	Name	Std. Conc	RA	n/y	RT	RRT	Resp	IS Resp	Conc.	%Dev	RRF	X = dropped
1	190628K2_1	0.500	1.59	NO	42.40	1.001	5.61e3	1.14e6	0.459	-8.3	0.982	db
2	190628K2_2	2.00	1.41	NO	42.38	1.001	2.32e4	1.09e6	1.98	-1.0	1.06	MM
3	190628K2_3	5.00	1.52	NO	42.38	1.001	5.63e4	1.04e6	5.04	0.9	1.08	MM
4	190628K2_4	800	1.52	NO	42.38	1.001	1.17e7	1.35e6	814	1.8	1.09	MM
5	190628K2_5	2000	1.51	NO	42.38	1.001	3.10e7	1.38e6	2090	4.7	1.12	MM
6	190628K2_6	100	1.52	NO	42.38	1.001	1.22e6	1.12e6	102	1.9	1.09	MM

Dataset: U:\VG11.PRO\Results\190628K2\190628K2-CRV.qld

Last Altered: Saturday, June 29, 2019 12:47:58 Pacific Daylight Time
Printed: Saturday, June 29, 2019 13:00:34 Pacific Daylight Time

Compound name: PCB-114
Response Factor: 1.16158
RRF SD: 0.0858823, Relative SD: 7.39357
Response type: Internal Std (Ref 191), Area * (IS Conc. / IS Area)
Curve type: RF

	Name	Std. Conc	RA	n/y	RT	RRT	Resp	IS Resp	Conc.	%Dev	RRF	X = dropped
1	190628K2_1	0.250	1.49	NO	43.03	1.000	2.49e3	9.51e5	0.225	-10.0	1.05	bd
2	190628K2_2	1.00	1.57	NO	43.03	1.000	1.04e4	9.12e5	0.977	-2.3	1.13	MM
3	190628K2_3	2.50	1.60	NO	43.03	1.000	2.47e4	8.94e5	2.38	-4.6	1.11	MM
4	190628K2_4	400	1.57	NO	43.03	1.000	5.61e6	1.12e6	431	7.7	1.25	MM
5	190628K2_5	1000	1.57	NO	43.03	1.000	1.50e7	1.18e6	1090	9.4	1.27	MM
6	190628K2_6	50.0	1.55	NO	43.03	1.000	5.54e5	9.55e5	49.9	-0.2	1.16	MM

Compound name: PCB-122
Response Factor: 0.972565
RRF SD: 0.0815851, Relative SD: 8.38865
Response type: Internal Std (Ref 191), Area * (IS Conc. / IS Area)
Curve type: RF

	Name	Std. Conc	RA	n/y	RT	RRT	Resp	IS Resp	Conc.	%Dev	RRF	X = dropped
1	190628K2_1	0.250	1.43	NO	43.17	1.003	1.98e3	9.51e5	0.215	-14.1	0.835	dd
2	190628K2_2	1.00	1.52	NO	43.19	1.004	8.47e3	9.12e5	0.955	-4.5	0.929	MM
3	190628K2_3	2.50	1.47	NO	43.19	1.004	2.16e4	8.94e5	2.48	-0.6	0.967	MM
4	190628K2_4	400	1.56	NO	43.17	1.003	4.57e6	1.12e6	419	4.8	1.02	MM
5	190628K2_5	1000	1.57	NO	43.17	1.003	1.22e7	1.18e6	1060	5.9	1.03	MM
6	190628K2_6	50.0	1.58	NO	43.17	1.003	5.04e5	9.55e5	54.3	8.6	1.06	MM

Compound name: PCB-105
Response Factor: 1.10086
RRF SD: 0.0624074, Relative SD: 5.66896
Response type: Internal Std (Ref 192), Area * (IS Conc. / IS Area)
Curve type: RF

	Name	Std. Conc	RA	n/y	RT	RRT	Resp	IS Resp	Conc.	%Dev	RRF	X = dropped
1	190628K2_1	0.250	1.42	NO	43.93	1.000	2.69e3	1.01e6	0.242	-3.3	1.06	MM
2	190628K2_2	1.00	1.51	NO	43.93	1.000	9.88e3	9.63e5	0.932	-6.8	1.03	bd

Dataset: U:\VG11.PRO\Results\190628K2\190628K2-CRV.qld

Last Altered: Saturday, June 29, 2019 12:47:58 Pacific Daylight Time
Printed: Saturday, June 29, 2019 13:00:34 Pacific Daylight Time

Compound name: PCB-105

	Name	Std. Conc	RA	n/y	RT	RRT	Resp	IS Resp	Conc.	%Dev	RRF	X = dropped
3	190628K2_3	2.50	1.57	NO	43.93	1.000	2.45e4	9.24e5	2.41	-3.7	1.06	dd
4	190628K2_4	400	1.56	NO	43.92	1.000	5.32e6	1.15e6	420	5.1	1.16	bd
5	190628K2_5	1000	1.57	NO	43.93	1.000	1.43e7	1.21e6	1080	7.9	1.19	bd
6	190628K2_6	50.0	1.57	NO	43.93	1.000	5.59e5	1.01e6	50.4	0.8	1.11	bd

Compound name: PCB-127
Response Factor: 1.10828
RRF SD: 0.0850256, Relative SD: 7.67188
Response type: Internal Std (Ref 193), Area * (IS Conc. / IS Area)
Curve type: RF

	Name	Std. Conc	RA	n/y	RT	RRT	Resp	IS Resp	Conc.	%Dev	RRF	X = dropped
1	190628K2_1	0.250	1.51	NO	44.29	1.001	2.53e3	1.03e6	0.222	-11.2	0.984	db
2	190628K2_2	1.00	1.68	NO	44.29	1.000	1.05e4	1.00e6	0.943	-5.7	1.05	db
3	190628K2_3	2.50	1.51	NO	44.29	1.000	2.64e4	9.66e5	2.47	-1.3	1.09	db
4	190628K2_4	400	1.58	NO	44.27	1.000	5.52e6	1.16e6	428	6.9	1.19	db
5	190628K2_5	1000	1.58	NO	44.27	1.000	1.47e7	1.22e6	1090	9.0	1.21	db
6	190628K2_6	50.0	1.58	NO	44.27	1.000	5.84e5	1.03e6	51.2	2.3	1.13	db

Compound name: PCB-126
Response Factor: 1.21258
RRF SD: 0.0924719, Relative SD: 7.62603
Response type: Internal Std (Ref 194), Area * (IS Conc. / IS Area)
Curve type: RF

	Name	Std. Conc	RA	n/y	RT	RRT	Resp	IS Resp	Conc.	%Dev	RRF	X = dropped
1	190628K2_1	0.250	1.41	NO	46.24	1.000	2.55e3	9.10e5	0.231	-7.8	1.12	MM
2	190628K2_2	1.00	1.62	NO	46.24	1.000	9.65e3	8.64e5	0.921	-7.9	1.12	MM
3	190628K2_3	2.50	1.58	NO	46.24	1.000	2.48e4	8.49e5	2.41	-3.6	1.17	db
4	190628K2_4	400	1.57	NO	46.24	1.000	5.51e6	1.06e6	428	7.1	1.30	db
5	190628K2_5	1000	1.57	NO	46.24	1.000	1.48e7	1.11e6	1100	10.0	1.33	db
6	190628K2_6	50.0	1.59	NO	46.24	1.000	5.71e5	9.21e5	51.1	2.2	1.24	db

Dataset: U:\VG11.PRO\Results\190628K2\190628K2-CRV.qld

Last Altered: Saturday, June 29, 2019 12:47:58 Pacific Daylight Time
Printed: Saturday, June 29, 2019 13:00:34 Pacific Daylight Time

Compound name: PCB-155
Response Factor: 0.873733
RRF SD: 0.0386534, Relative SD: 4.42393
Response type: Internal Std (Ref 195), Area * (IS Conc. / IS Area)
Curve type: RF

	Name	Std. Conc	RA	n/y	RT	RRT	Resp	IS Resp	Conc.	%Dev	RRF	X = dropped
1	190628K2_1	0.250	1.23	NO	37.69	1.000	2.65e3	1.26e6	0.241	-3.6	0.842	bb
2	190628K2_2	1.00	1.29	NO	37.71	1.001	1.03e4	1.20e6	0.982	-1.8	0.858	bb
3	190628K2_3	2.50	1.37	NO	37.71	1.001	2.42e4	1.15e6	2.41	-3.5	0.843	bb
4	190628K2_4	400	1.26	NO	37.69	1.000	4.83e6	1.32e6	419	4.7	0.915	bb
5	190628K2_5	1000	1.25	NO	37.69	1.000	1.26e7	1.36e6	1060	6.5	0.930	bb
6	190628K2_6	50.0	1.30	NO	37.69	1.000	5.04e5	1.18e6	48.9	-2.3	0.854	bb

Compound name: PCB-150
Response Factor: 0.880705
RRF SD: 0.0753257, Relative SD: 8.55289
Response type: Internal Std (Ref 195), Area * (IS Conc. / IS Area)
Curve type: RF

	Name	Std. Conc	RA	n/y	RT	RRT	Resp	IS Resp	Conc.	%Dev	RRF	X = dropped
1	190628K2_1	0.250	1.10	NO	38.99	1.035	2.47e3	1.26e6	0.223	-10.9	0.785	MM
2	190628K2_2	1.00	1.24	NO	39.01	1.036	9.96e3	1.20e6	0.940	-6.0	0.828	bb
3	190628K2_3	2.50	1.30	NO	39.01	1.036	2.47e4	1.15e6	2.43	-2.7	0.857	bb
4	190628K2_4	400	1.25	NO	38.99	1.035	5.09e6	1.32e6	438	9.6	0.965	bb
5	190628K2_5	1000	1.25	NO	39.01	1.036	1.32e7	1.36e6	1110	10.6	0.974	bb
6	190628K2_6	50.0	1.25	NO	38.99	1.035	5.16e5	1.18e6	49.7	-0.6	0.875	bb

Compound name: PCB-152
Response Factor: 1.00442
RRF SD: 0.0676909, Relative SD: 6.73928
Response type: Internal Std (Ref 195), Area * (IS Conc. / IS Area)
Curve type: RF

	Name	Std. Conc	RA	n/y	RT	RRT	Resp	IS Resp	Conc.	%Dev	RRF	X = dropped
1	190628K2_1	0.250	1.28	NO	39.49	1.048	2.96e3	1.26e6	0.234	-6.3	0.941	bb
2	190628K2_2	1.00	1.18	NO	39.49	1.048	1.13e4	1.20e6	0.938	-6.2	0.942	bb

Dataset: U:\VG11.PRO\Results\190628K2\190628K2-CRV.qld

Last Altered: Saturday, June 29, 2019 12:47:58 Pacific Daylight Time
Printed: Saturday, June 29, 2019 13:00:34 Pacific Daylight Time

Compound name: PCB-152

	Name	Std. Conc	RA	n/y	RT	RRT	Resp	IS Resp	Conc.	%Dev	RRF	X = dropped
3	190628K2_3	2.50	1.18	NO	39.49	1.048	2.76e4	1.15e6	2.39	-4.5	0.959	bb
4	190628K2_4	400	1.27	NO	39.49	1.048	5.68e6	1.32e6	429	7.3	1.08	bb
5	190628K2_5	1000	1.25	NO	39.49	1.048	1.48e7	1.36e6	1090	8.6	1.09	bb
6	190628K2_6	50.0	1.27	NO	39.49	1.048	5.99e5	1.18e6	50.6	1.2	1.02	bb

Compound name: PCB-145
Response Factor: 0.999687
RRF SD: 0.0727756, Relative SD: 7.27984
Response type: Internal Std (Ref 195), Area * (IS Conc. / IS Area)
Curve type: RF

	Name	Std. Conc	RA	n/y	RT	RRT	Resp	IS Resp	Conc.	%Dev	RRF	X = dropped
1	190628K2_1	0.250	1.33	NO	39.96	1.061	3.03e3	1.26e6	0.241	-3.7	0.963	bb
2	190628K2_2	1.00	1.34	NO	39.96	1.061	1.11e4	1.20e6	0.925	-7.5	0.925	bb
3	190628K2_3	2.50	1.25	NO	39.96	1.061	2.71e4	1.15e6	2.36	-5.6	0.944	bb
4	190628K2_4	400	1.25	NO	39.96	1.061	5.73e6	1.32e6	435	8.7	1.09	bb
5	190628K2_5	1000	1.26	NO	39.96	1.061	1.48e7	1.36e6	1090	9.3	1.09	bb
6	190628K2_6	50.0	1.28	NO	39.94	1.060	5.83e5	1.18e6	49.4	-1.2	0.988	bb

Compound name: PCB-136
Response Factor: 0.843264
RRF SD: 0.0815883, Relative SD: 9.67531
Response type: Internal Std (Ref 195), Area * (IS Conc. / IS Area)
Curve type: RF

	Name	Std. Conc	RA	n/y	RT	RRT	Resp	IS Resp	Conc.	%Dev	RRF	X = dropped
1	190628K2_1	0.250	1.18	NO	40.29	1.070	2.35e3	1.26e6	0.221	-11.4	0.747	bd
2	190628K2_2	1.00	1.25	NO	40.29	1.070	9.38e3	1.20e6	0.924	-7.6	0.779	bd
3	190628K2_3	2.50	1.30	NO	40.29	1.070	2.39e4	1.15e6	2.47	-1.3	0.832	bd
4	190628K2_4	400	1.25	NO	40.29	1.070	4.93e6	1.32e6	443	10.9	0.935	bd
5	190628K2_5	1000	1.24	NO	40.29	1.070	1.29e7	1.36e6	1120	12.4	0.947	bd
6	190628K2_6	50.0	1.24	NO	40.28	1.069	4.83e5	1.18e6	48.6	-2.9	0.819	bd

Dataset: U:\VG11.PRO\Results\190628K2\190628K2-CRV.qld

Last Altered: Saturday, June 29, 2019 12:47:58 Pacific Daylight Time
Printed: Saturday, June 29, 2019 13:00:34 Pacific Daylight Time

Compound name: PCB-148
Response Factor: 0.693324
RRF SD: 0.0389325, Relative SD: 5.61534
Response type: Internal Std (Ref 195), Area * (IS Conc. / IS Area)
Curve type: RF

	Name	Std. Conc	RA	n/y	RT	RRT	Resp	IS Resp	Conc.	%Dev	RRF	X = dropped
1	190628K2_1	0.250	1.07	NO	40.41	1.073	2.10e3	1.26e6	0.241	-3.6	0.669	db
2	190628K2_2	1.00	1.30	NO	40.41	1.073	7.64e3	1.20e6	0.916	-8.4	0.635	db
3	190628K2_3	2.50	1.23	NO	40.41	1.073	1.96e4	1.15e6	2.45	-1.9	0.680	db
4	190628K2_4	400	1.27	NO	40.40	1.073	3.82e6	1.32e6	418	4.5	0.725	db
5	190628K2_5	1000	1.28	NO	40.41	1.073	1.00e7	1.36e6	1060	6.4	0.738	db
6	190628K2_6	50.0	1.30	NO	40.39	1.072	4.21e5	1.18e6	51.5	3.0	0.714	db

Compound name: PCB-154
Response Factor: 0.723934
RRF SD: 0.0397493, Relative SD: 5.49074
Response type: Internal Std (Ref 195), Area * (IS Conc. / IS Area)
Curve type: RF

	Name	Std. Conc	RA	n/y	RT	RRT	Resp	IS Resp	Conc.	%Dev	RRF	X = dropped
1	190628K2_1	0.250	1.33	NO	40.91	1.086	2.10e3	1.26e6	0.231	-7.6	0.669	bb
2	190628K2_2	1.00	1.15	NO	40.91	1.086	8.35e3	1.20e6	0.958	-4.2	0.694	bb
3	190628K2_3	2.50	1.34	NO	40.91	1.086	2.06e4	1.15e6	2.47	-1.2	0.715	bb
4	190628K2_4	400	1.25	NO	40.91	1.086	4.04e6	1.32e6	424	5.9	0.767	bb
5	190628K2_5	1000	1.25	NO	40.91	1.086	1.04e7	1.36e6	1060	6.1	0.768	bb
6	190628K2_6	50.0	1.25	NO	40.91	1.086	4.31e5	1.18e6	50.5	1.0	0.731	bb

Compound name: PCB-151
Response Factor: 0.632039
RRF SD: 0.0345567, Relative SD: 5.46749
Response type: Internal Std (Ref 195), Area * (IS Conc. / IS Area)
Curve type: RF

	Name	Std. Conc	RA	n/y	RT	RRT	Resp	IS Resp	Conc.	%Dev	RRF	X = dropped
1	190628K2_1	0.250	1.31	NO	41.58	1.104	2.01e3	1.26e6	0.252	0.8	0.637	bd
2	190628K2_2	1.00	1.36	NO	41.58	1.104	6.97e3	1.20e6	0.917	-8.3	0.579	bd

Dataset: U:\VG11.PRO\Results\190628K2\190628K2-CRV.qld

Last Altered: Saturday, June 29, 2019 12:47:58 Pacific Daylight Time
Printed: Saturday, June 29, 2019 13:00:34 Pacific Daylight Time

Compound name: PCB-151

	Name	Std. Conc	RA	n/y	RT	RRT	Resp	IS Resp	Conc.	%Dev	RRF	X = dropped
3	190628K2_3	2.50	1.28	NO	41.58	1.104	1.73e4	1.15e6	2.38	-4.7	0.602	bd
4	190628K2_4	400	1.25	NO	41.58	1.104	3.47e6	1.32e6	417	4.2	0.659	bd
5	190628K2_5	1000	1.25	NO	41.58	1.104	9.08e6	1.36e6	1060	5.9	0.669	bd
6	190628K2_6	50.0	1.27	NO	41.56	1.103	3.81e5	1.18e6	51.1	2.1	0.645	bd

Compound name: PCB-135
Response Factor: 0.715935
RRF SD: 0.0574656, Relative SD: 8.02666
Response type: Internal Std (Ref 195), Area * (IS Conc. / IS Area)
Curve type: RF

	Name	Std. Conc	RA	n/y	RT	RRT	Resp	IS Resp	Conc.	%Dev	RRF	X = dropped
1	190628K2_1	0.250	1.23	NO	41.80	1.110	2.07e3	1.26e6	0.230	-7.9	0.659	dd
2	190628K2_2	1.00	1.18	NO	41.80	1.110	8.09e3	1.20e6	0.939	-6.1	0.672	dd
3	190628K2_3	2.50	1.20	NO	41.80	1.110	1.98e4	1.15e6	2.40	-3.8	0.689	dd
4	190628K2_4	400	1.24	NO	41.80	1.110	4.09e6	1.32e6	433	8.3	0.776	dd
5	190628K2_5	1000	1.26	NO	41.80	1.110	1.08e7	1.36e6	1120	11.6	0.799	dd
6	190628K2_6	50.0	1.25	NO	41.78	1.109	4.13e5	1.18e6	49.0	-2.1	0.701	dd

Compound name: PCB-144
Response Factor: 0.666578
RRF SD: 0.0279019, Relative SD: 4.18584
Response type: Internal Std (Ref 195), Area * (IS Conc. / IS Area)
Curve type: RF

	Name	Std. Conc	RA	n/y	RT	RRT	Resp	IS Resp	Conc.	%Dev	RRF	X = dropped
1	190628K2_1	0.250	1.38	NO	41.91	1.113	2.12e3	1.26e6	0.253	1.1	0.674	MM
2	190628K2_2	1.00	1.39	NO	41.91	1.113	7.51e3	1.20e6	0.937	-6.3	0.624	dd
3	190628K2_3	2.50	1.24	NO	41.91	1.113	1.86e4	1.15e6	2.42	-3.2	0.645	dd
4	190628K2_4	400	1.26	NO	41.91	1.113	3.52e6	1.32e6	400	0.1	0.667	dd
5	190628K2_5	1000	1.29	NO	41.91	1.113	9.35e6	1.36e6	1030	3.4	0.689	dd
6	190628K2_6	50.0	1.25	NO	41.90	1.112	4.13e5	1.18e6	52.5	5.0	0.700	dd

Dataset: U:\VG11.PRO\Results\190628K2\190628K2-CRV.qld

Last Altered: Saturday, June 29, 2019 12:47:58 Pacific Daylight Time
Printed: Saturday, June 29, 2019 13:00:34 Pacific Daylight Time

Compound name: PCB-147
Response Factor: 0.660977
RRF SD: 0.0728265, Relative SD: 11.018
Response type: Internal Std (Ref 195), Area * (IS Conc. / IS Area)
Curve type: RF

	Name	Std. Conc	RA	n/y	RT	RRT	Resp	IS Resp	Conc.	%Dev	RRF	X = dropped
1	190628K2_1	0.250	1.25	NO	42.04	1.116	1.90e3	1.26e6	0.229	-8.6	0.604	db
2	190628K2_2	1.00	1.24	NO	42.04	1.116	7.38e3	1.20e6	0.928	-7.2	0.613	dd
3	190628K2_3	2.50	1.24	NO	42.04	1.116	1.68e4	1.15e6	2.20	-11.9	0.582	db
4	190628K2_4	400	1.26	NO	42.04	1.116	3.86e6	1.32e6	443	10.8	0.732	db
5	190628K2_5	1000	1.26	NO	42.04	1.116	1.03e7	1.36e6	1150	14.8	0.759	db
6	190628K2_6	50.0	1.29	NO	42.04	1.116	3.98e5	1.18e6	51.0	2.1	0.675	db

Compound name: PCB-139/149
Response Factor: 0.738277
RRF SD: 0.0604362, Relative SD: 8.18612
Response type: Internal Std (Ref 195), Area * (IS Conc. / IS Area)
Curve type: RF

	Name	Std. Conc	RA	n/y	RT	RRT	Resp	IS Resp	Conc.	%Dev	RRF	X = dropped
1	190628K2_1	0.500	1.30	NO	42.32	1.123	4.21e3	1.26e6	0.453	-9.3	0.669	bd
2	190628K2_2	2.00	1.25	NO	42.32	1.123	1.65e4	1.20e6	1.86	-7.0	0.687	dd
3	190628K2_3	5.00	1.22	NO	42.32	1.123	4.07e4	1.15e6	4.79	-4.1	0.708	bd
4	190628K2_4	800	1.25	NO	42.32	1.123	8.37e6	1.32e6	860	7.5	0.794	bd
5	190628K2_5	2000	1.24	NO	42.32	1.123	2.23e7	1.36e6	2220	11.1	0.820	bd
6	190628K2_6	100	1.25	NO	42.30	1.123	8.87e5	1.18e6	102	1.8	0.752	bd

Compound name: PCB-140
Response Factor: 0.627323
RRF SD: 0.0587009, Relative SD: 9.35736
Response type: Internal Std (Ref 195), Area * (IS Conc. / IS Area)
Curve type: RF

	Name	Std. Conc	RA	n/y	RT	RRT	Resp	IS Resp	Conc.	%Dev	RRF	X = dropped
1	190628K2_1	0.250	1.40	NO	42.51	1.128	1.65e3	1.26e6	0.209	-16.3	0.525	MM
2	190628K2_2	1.00	1.24	NO	42.51	1.128	7.28e3	1.20e6	0.964	-3.6	0.605	MM

Dataset: U:\VG11.PRO\Results\190628K2\190628K2-CRV.qld

Last Altered: Saturday, June 29, 2019 12:47:58 Pacific Daylight Time
Printed: Saturday, June 29, 2019 13:00:34 Pacific Daylight Time

Compound name: PCB-140

	Name	Std. Conc	RA	n/y	RT	RRT	Resp	IS Resp	Conc.	%Dev	RRF	X = dropped
3	190628K2_3	2.50	1.26	NO	42.51	1.128	1.83e4	1.15e6	2.53	1.3	0.636	db
4	190628K2_4	400	1.27	NO	42.51	1.128	3.51e6	1.32e6	425	6.1	0.666	db
5	190628K2_5	1000	1.25	NO	42.51	1.128	9.44e6	1.36e6	1110	10.9	0.696	db
6	190628K2_6	50.0	1.26	NO	42.51	1.128	3.75e5	1.18e6	50.8	1.5	0.637	db

Compound name: PCB-134/143
Response Factor: 0.733336
RRF SD: 0.0649184, Relative SD: 8.85247
Response type: Internal Std (Ref 196), Area * (IS Conc. / IS Area)
Curve type: RF

	Name	Std. Conc	RA	n/y	RT	RRT	Resp	IS Resp	Conc.	%Dev	RRF	X = dropped
1	190628K2_1	0.500	1.19	NO	42.96	0.975	2.92e3	9.27e5	0.430	-14.0	0.630	bb
2	190628K2_2	2.00	1.25	NO	42.96	0.975	1.27e4	8.81e5	1.96	-1.8	0.720	bb
3	190628K2_3	5.00	1.27	NO	42.96	0.975	3.02e4	8.55e5	4.82	-3.6	0.707	bd
4	190628K2_4	800	1.20	NO	42.96	0.975	6.36e6	1.01e6	858	7.3	0.787	bb
5	190628K2_5	2000	1.20	NO	42.96	0.975	1.69e7	1.04e6	2220	11.2	0.815	bb
6	190628K2_6	100	1.20	NO	42.96	0.975	6.70e5	9.04e5	101	1.0	0.741	bb

Compound name: PCB-131/133
Response Factor: 0.790167
RRF SD: 0.0625609, Relative SD: 7.91744
Response type: Internal Std (Ref 196), Area * (IS Conc. / IS Area)
Curve type: RF

	Name	Std. Conc	RA	n/y	RT	RRT	Resp	IS Resp	Conc.	%Dev	RRF	X = dropped
1	190628K2_1	0.500	1.39	NO	43.28	0.982	3.44e3	9.27e5	0.469	-6.1	0.742	bd
2	190628K2_2	2.00	1.13	NO	43.28	0.982	1.29e4	8.81e5	1.85	-7.3	0.732	bd
3	190628K2_3	5.00	1.18	NO	43.28	0.982	3.19e4	8.55e5	4.73	-5.4	0.747	dd
4	190628K2_4	800	1.20	NO	43.26	0.982	6.82e6	1.01e6	854	6.7	0.843	bd
5	190628K2_5	2000	1.20	NO	43.26	0.982	1.84e7	1.04e6	2240	12.1	0.886	bd
6	190628K2_6	100	1.21	NO	43.26	0.982	7.15e5	9.04e5	100	0.0	0.791	bd

Dataset: U:\VG11.PRO\Results\190628K2\190628K2-CRV.qld

Last Altered: Saturday, June 29, 2019 12:47:58 Pacific Daylight Time
Printed: Saturday, June 29, 2019 13:00:34 Pacific Daylight Time

Compound name: PCB-142
Response Factor: 0.70805
RRF SD: 0.0486153, Relative SD: 6.86609
Response type: Internal Std (Ref 196), Area * (IS Conc. / IS Area)
Curve type: RF

	Name	Std. Conc	RA	n/y	RT	RRT	Resp	IS Resp	Conc.	%Dev	RRF	X = dropped
1	190628K2_1	0.250	1.21	NO	43.43	0.985	1.49e3	9.27e5	0.227	-9.1	0.643	dd
2	190628K2_2	1.00	1.25	NO	43.43	0.985	5.88e3	8.81e5	0.943	-5.7	0.668	dd
3	190628K2_3	2.50	1.25	NO	43.43	0.985	1.50e4	8.55e5	2.47	-1.1	0.700	dd
4	190628K2_4	400	1.21	NO	43.43	0.985	3.02e6	1.01e6	422	5.6	0.748	dd
5	190628K2_5	1000	1.20	NO	43.43	0.985	8.03e6	1.04e6	1090	9.3	0.774	dd
6	190628K2_6	50.0	1.18	NO	43.43	0.986	3.23e5	9.04e5	50.5	1.0	0.715	dd

Compound name: PCB-146/165
Response Factor: 0.959441
RRF SD: 0.0771456, Relative SD: 8.04068
Response type: Internal Std (Ref 196), Area * (IS Conc. / IS Area)
Curve type: RF

	Name	Std. Conc	RA	n/y	RT	RRT	Resp	IS Resp	Conc.	%Dev	RRF	X = dropped
1	190628K2_1	0.500	1.06	NO	43.66	0.990	4.07e3	9.27e5	0.458	-8.5	0.878	dd
2	190628K2_2	2.00	1.28	NO	43.66	0.991	1.57e4	8.81e5	1.86	-7.2	0.890	dd
3	190628K2_3	5.00	1.19	NO	43.66	0.991	3.90e4	8.55e5	4.76	-4.8	0.914	dd
4	190628K2_4	800	1.18	NO	43.66	0.990	8.31e6	1.01e6	857	7.1	1.03	dd
5	190628K2_5	2000	1.19	NO	43.66	0.990	2.21e7	1.04e6	2220	11.0	1.06	dd
6	190628K2_6	100	1.20	NO	43.66	0.991	8.88e5	9.04e5	102	2.4	0.982	dd

Compound name: PCB-132/161
Response Factor: 0.974412
RRF SD: 0.073899, Relative SD: 7.58396
Response type: Internal Std (Ref 196), Area * (IS Conc. / IS Area)
Curve type: RF

	Name	Std. Conc	RA	n/y	RT	RRT	Resp	IS Resp	Conc.	%Dev	RRF	X = dropped
1	190628K2_1	0.500	1.28	NO	43.91	0.996	4.19e3	9.27e5	0.464	-7.2	0.904	dd
2	190628K2_2	2.00	1.15	NO	43.91	0.996	1.57e4	8.81e5	1.83	-8.6	0.891	dd

Dataset: U:\VG11.PRO\Results\190628K2\190628K2-CRV.qld

Last Altered: Saturday, June 29, 2019 12:47:58 Pacific Daylight Time
Printed: Saturday, June 29, 2019 13:00:34 Pacific Daylight Time

Compound name: PCB-132/161

	Name	Std. Conc	RA	n/y	RT	RRT	Resp	IS Resp	Conc.	%Dev	RRF	X = dropped
3	190628K2_3	5.00	1.24	NO	43.91	0.996	4.02e4	8.55e5	4.83	-3.4	0.941	dd
4	190628K2_4	800	1.20	NO	43.91	0.996	8.41e6	1.01e6	854	6.7	1.04	dd
5	190628K2_5	2000	1.20	NO	43.91	0.996	2.22e7	1.04e6	2200	9.9	1.07	dd
6	190628K2_6	100	1.19	NO	43.89	0.996	9.04e5	9.04e5	103	2.6	1.00	dd

Compound name: PCB-153
Response Factor: 1.01206
RRF SD: 0.0508241, Relative SD: 5.02183
Response type: Internal Std (Ref 196), Area * (IS Conc. / IS Area)
Curve type: RF

	Name	Std. Conc	RA	n/y	RT	RRT	Resp	IS Resp	Conc.	%Dev	RRF	X = dropped
1	190628K2_1	0.250	1.09	NO	44.10	1.000	2.16e3	9.27e5	0.230	-8.1	0.931	dd
2	190628K2_2	1.00	1.26	NO	44.10	1.000	8.66e3	8.81e5	0.972	-2.8	0.983	dd
3	190628K2_3	2.50	1.17	NO	44.10	1.000	2.18e4	8.55e5	2.51	0.6	1.02	dd
4	190628K2_4	400	1.19	NO	44.10	1.000	4.25e6	1.01e6	415	3.9	1.05	dd
5	190628K2_5	1000	1.21	NO	44.10	1.000	1.12e7	1.04e6	1060	6.1	1.07	dd
6	190628K2_6	50.0	1.21	NO	44.08	1.000	4.59e5	9.04e5	50.1	0.3	1.01	dd

Compound name: PCB-168
Response Factor: 1.01943
RRF SD: 0.0750741, Relative SD: 7.3643
Response type: Internal Std (Ref 196), Area * (IS Conc. / IS Area)
Curve type: RF

	Name	Std. Conc	RA	n/y	RT	RRT	Resp	IS Resp	Conc.	%Dev	RRF	X = dropped
1	190628K2_1	0.250	1.13	NO	44.32	1.006	2.20e3	9.27e5	0.233	-6.7	0.951	db
2	190628K2_2	1.00	1.19	NO	44.32	1.006	8.43e3	8.81e5	0.938	-6.2	0.956	db
3	190628K2_3	2.50	1.17	NO	44.32	1.006	2.06e4	8.55e5	2.37	-5.3	0.966	db
4	190628K2_4	400	1.19	NO	44.31	1.005	4.39e6	1.01e6	426	6.4	1.09	db
5	190628K2_5	1000	1.19	NO	44.31	1.005	1.17e7	1.04e6	1110	10.8	1.13	db
6	190628K2_6	50.0	1.21	NO	44.31	1.006	4.65e5	9.04e5	50.5	0.9	1.03	db

Dataset: U:\VG11.PRO\Results\190628K2\190628K2-CRV.qld

Last Altered: Saturday, June 29, 2019 12:47:58 Pacific Daylight Time
Printed: Saturday, June 29, 2019 13:00:34 Pacific Daylight Time

Compound name: PCB-141
Response Factor: 0.967037
RRF SD: 0.0609512, Relative SD: 6.30288
Response type: Internal Std (Ref 197), Area * (IS Conc. / IS Area)
Curve type: RF

	Name	Std. Conc	RA	n/y	RT	RRT	Resp	IS Resp	Conc.	%Dev	RRF	X = dropped
1	190628K2_1	0.250	1.24	NO	44.87	1.001	1.69e3	7.44e5	0.235	-6.2	0.907	MM
2	190628K2_2	1.00	1.13	NO	44.85	1.000	6.48e3	7.19e5	0.932	-6.8	0.901	bd
3	190628K2_3	2.50	1.14	NO	44.87	1.001	1.59e4	6.77e5	2.43	-2.8	0.940	MM
4	190628K2_4	400	1.19	NO	44.85	1.000	3.31e6	8.10e5	422	5.5	1.02	bd
5	190628K2_5	1000	1.19	NO	44.85	1.000	8.62e6	8.22e5	1090	8.5	1.05	MM
6	190628K2_6	50.0	1.21	NO	44.85	1.000	3.62e5	7.35e5	50.9	1.7	0.984	bd

Compound name: PCB-137
Response Factor: 0.987216
RRF SD: 0.0992612, Relative SD: 10.0547
Response type: Internal Std (Ref 197), Area * (IS Conc. / IS Area)
Curve type: RF

	Name	Std. Conc	RA	n/y	RT	RRT	Resp	IS Resp	Conc.	%Dev	RRF	X = dropped
1	190628K2_1	0.250	1.18	NO	45.25	1.009	1.71e3	7.44e5	0.233	-7.0	0.918	bd
2	190628K2_2	1.00	1.23	NO	45.25	1.009	6.29e3	7.19e5	0.887	-11.3	0.875	bd
3	190628K2_3	2.50	1.17	NO	45.25	1.009	1.62e4	6.77e5	2.43	-2.9	0.959	bd
4	190628K2_4	400	1.19	NO	45.25	1.009	3.52e6	8.10e5	440	10.1	1.09	bd
5	190628K2_5	1000	1.19	NO	45.25	1.009	9.28e6	8.22e5	1140	14.4	1.13	bd
6	190628K2_6	50.0	1.17	NO	45.25	1.009	3.51e5	7.35e5	48.4	-3.3	0.955	bd

Compound name: PCB-130
Response Factor: 0.840114
RRF SD: 0.0861451, Relative SD: 10.254
Response type: Internal Std (Ref 197), Area * (IS Conc. / IS Area)
Curve type: RF

	Name	Std. Conc	RA	n/y	RT	RRT	Resp	IS Resp	Conc.	%Dev	RRF	X = dropped
1	190628K2_1	0.250	1.28	NO	45.37	1.012	1.27e3	7.44e5	0.204	-18.4	0.685	MM
2	190628K2_2	1.00	1.29	NO	45.37	1.012	5.85e3	7.19e5	0.969	-3.1	0.814	MM

Dataset: U:\VG11.PRO\Results\190628K2\190628K2-CRV.qld

Last Altered: Saturday, June 29, 2019 12:47:58 Pacific Daylight Time
Printed: Saturday, June 29, 2019 13:00:34 Pacific Daylight Time

Compound name: PCB-130

	Name	Std. Conc	RA	n/y	RT	RRT	Resp	IS Resp	Conc.	%Dev	RRF	X = dropped
3	190628K2_3	2.50	1.24	NO	45.37	1.012	1.41e4	6.77e5	2.48	-0.6	0.835	MM
4	190628K2_4	400	1.21	NO	45.35	1.011	2.86e6	8.10e5	420	5.1	0.883	MM
5	190628K2_5	1000	1.20	NO	45.37	1.012	7.59e6	8.22e5	1100	9.9	0.924	MM
6	190628K2_6	50.0	1.19	NO	45.35	1.011	3.31e5	7.35e5	53.6	7.1	0.900	MM

Compound name: PCB-138/163/164
Response Factor: 1.2264
RRF SD: 0.0988535, Relative SD: 8.06047
Response type: Internal Std (Ref 198), Area * (IS Conc. / IS Area)
Curve type: RF

	Name	Std. Conc	RA	n/y	RT	RRT	Resp	IS Resp	Conc.	%Dev	RRF	X = dropped
1	190628K2_1	0.750	1.14	NO	45.74	1.001	6.33e3	7.59e5	0.680	-9.3	1.11	bd
2	190628K2_2	3.00	1.18	NO	45.76	1.001	2.49e4	7.22e5	2.82	-6.1	1.15	bd
3	190628K2_3	7.50	1.17	NO	45.76	1.001	6.23e4	7.06e5	7.20	-4.0	1.18	bd
4	190628K2_4	1200	1.20	NO	45.74	1.001	1.33e7	8.40e5	1290	7.7	1.32	bd
5	190628K2_5	3000	1.20	NO	45.74	1.001	3.57e7	8.73e5	3340	11.2	1.36	bd
6	190628K2_6	150	1.19	NO	45.74	1.001	1.41e6	7.59e5	151	0.6	1.23	bd

Compound name: PCB-158/160
Response Factor: 1.17823
RRF SD: 0.0898972, Relative SD: 7.62985
Response type: Internal Std (Ref 198), Area * (IS Conc. / IS Area)
Curve type: RF

	Name	Std. Conc	RA	n/y	RT	RRT	Resp	IS Resp	Conc.	%Dev	RRF	X = dropped
1	190628K2_1	0.500	1.13	NO	45.99	1.006	3.96e3	7.59e5	0.443	-11.3	1.04	dd
2	190628K2_2	2.00	1.17	NO	46.01	1.007	1.69e4	7.22e5	1.99	-0.6	1.17	dd
3	190628K2_3	5.00	1.20	NO	46.01	1.007	3.93e4	7.06e5	4.72	-5.5	1.11	dd
4	190628K2_4	800	1.20	NO	45.99	1.006	8.48e6	8.40e5	857	7.1	1.26	dd
5	190628K2_5	2000	1.20	NO	45.99	1.006	2.24e7	8.73e5	2180	8.8	1.28	dd
6	190628K2_6	100	1.21	NO	45.99	1.007	9.08e5	7.59e5	102	1.5	1.20	dd

Dataset: U:\VG11.PRO\Results\190628K2\190628K2-CRV.qld

Last Altered: Saturday, June 29, 2019 12:47:58 Pacific Daylight Time
Printed: Saturday, June 29, 2019 13:00:34 Pacific Daylight Time

Compound name: PCB-129
Response Factor: 0.819299
RRF SD: 0.0425482, Relative SD: 5.19325
Response type: Internal Std (Ref 198), Area * (IS Conc. / IS Area)
Curve type: RF

	Name	Std. Conc	RA	n/y	RT	RRT	Resp	IS Resp	Conc.	%Dev	RRF	X = dropped
1	190628K2_1	0.250	1.35	NO	46.24	1.012	1.53e3	7.59e5	0.245	-1.9	0.804	MM
2	190628K2_2	1.00	1.32	NO	46.26	1.012	5.61e3	7.22e5	0.948	-5.2	0.777	db
3	190628K2_3	2.50	1.16	NO	46.26	1.012	1.39e4	7.06e5	2.41	-3.7	0.789	db
4	190628K2_4	400	1.20	NO	46.24	1.012	2.91e6	8.40e5	423	5.6	0.866	db
5	190628K2_5	1000	1.20	NO	46.24	1.012	7.68e6	8.73e5	1070	7.4	0.880	db
6	190628K2_6	50.0	1.20	NO	46.24	1.012	3.04e5	7.59e5	48.9	-2.3	0.801	db

Compound name: PCB-166
Response Factor: 1.06912
RRF SD: 0.0702558, Relative SD: 6.57138
Response type: Internal Std (Ref 199), Area * (IS Conc. / IS Area)
Curve type: RF

	Name	Std. Conc	RA	n/y	RT	RRT	Resp	IS Resp	Conc.	%Dev	RRF	X = dropped
1	190628K2_1	0.250	1.31	NO	46.71	0.993	2.23e3	9.24e5	0.225	-9.9	0.964	MM
2	190628K2_2	1.00	1.31	NO	46.71	0.993	8.74e3	8.65e5	0.945	-5.5	1.01	MM
3	190628K2_3	2.50	1.17	NO	46.73	0.994	2.27e4	8.45e5	2.51	0.5	1.07	MM
4	190628K2_4	400	1.19	NO	46.71	0.993	4.64e6	1.03e6	423	5.7	1.13	MM
5	190628K2_5	1000	1.18	NO	46.71	0.993	1.24e7	1.08e6	1070	7.2	1.15	MM
6	190628K2_6	50.0	1.20	NO	46.71	0.993	5.04e5	9.24e5	51.0	2.0	1.09	MM

Compound name: PCB-159
Response Factor: 1.11915
RRF SD: 0.0803637, Relative SD: 7.18078
Response type: Internal Std (Ref 199), Area * (IS Conc. / IS Area)
Curve type: RF

	Name	Std. Conc	RA	n/y	RT	RRT	Resp	IS Resp	Conc.	%Dev	RRF	X = dropped
1	190628K2_1	0.250	1.19	NO	47.05	1.000	2.32e3	9.24e5	0.225	-10.2	1.01	MM
2	190628K2_2	1.00	1.21	NO	47.07	1.001	9.40e3	8.65e5	0.972	-2.8	1.09	MM

Dataset: U:\VG11.PRO\Results\190628K2\190628K2-CRV.qld

Last Altered: Saturday, June 29, 2019 12:47:58 Pacific Daylight Time
Printed: Saturday, June 29, 2019 13:00:34 Pacific Daylight Time

Compound name: PCB-159

	Name	Std. Conc	RA	n/y	RT	RRT	Resp	IS Resp	Conc.	%Dev	RRF	X = dropped
3	190628K2_3	2.50	1.21	NO	47.05	1.000	2.35e4	8.45e5	2.49	-0.4	1.11	MM
4	190628K2_4	400	1.17	NO	47.05	1.000	4.94e6	1.03e6	430	7.5	1.20	MM
5	190628K2_5	1000	1.20	NO	47.05	1.000	1.32e7	1.08e6	1090	9.0	1.22	MM
6	190628K2_6	50.0	1.20	NO	47.05	1.000	5.02e5	9.24e5	48.5	-3.0	1.09	MM

Compound name: PCB-128/162
Response Factor: 0.850603
RRF SD: 0.0565302, Relative SD: 6.6459
Response type: Internal Std (Ref 199), Area * (IS Conc. / IS Area)
Curve type: RF

	Name	Std. Conc	RA	n/y	RT	RRT	Resp	IS Resp	Conc.	%Dev	RRF	X = dropped
1	190628K2_1	0.500	1.38	NO	47.35	1.007	3.53e3	9.24e5	0.450	-10.0	0.765	MM
2	190628K2_2	2.00	1.25	NO	47.35	1.007	1.43e4	8.65e5	1.94	-2.8	0.827	MM
3	190628K2_3	5.00	1.18	NO	47.35	1.007	3.50e4	8.45e5	4.86	-2.7	0.828	MM
4	190628K2_4	800	1.19	NO	47.35	1.007	7.45e6	1.03e6	853	6.6	0.907	MM
5	190628K2_5	2000	1.20	NO	47.35	1.007	1.98e7	1.08e6	2150	7.7	0.917	MM
6	190628K2_6	100	1.16	NO	47.34	1.006	7.96e5	9.24e5	101	1.2	0.861	MM

Compound name: PCB-167
Response Factor: 1.04252
RRF SD: 0.0508137, Relative SD: 4.87414
Response type: Internal Std (Ref 200), Area * (IS Conc. / IS Area)
Curve type: RF

	Name	Std. Conc	RA	n/y	RT	RRT	Resp	IS Resp	Conc.	%Dev	RRF	X = dropped
1	190628K2_1	0.250	1.15	NO	47.75	1.000	2.26e3	9.22e5	0.235	-6.0	0.980	bb
2	190628K2_2	1.00	1.27	NO	47.75	1.000	8.71e3	8.60e5	0.972	-2.8	1.01	bb
3	190628K2_3	2.50	1.14	NO	47.75	1.000	2.16e4	8.45e5	2.45	-2.0	1.02	bb
4	190628K2_4	400	1.19	NO	47.75	1.000	4.42e6	1.01e6	419	4.8	1.09	bb
5	190628K2_5	1000	1.20	NO	47.75	1.000	1.19e7	1.07e6	1070	6.8	1.11	bb
6	190628K2_6	50.0	1.20	NO	47.75	1.000	4.76e5	9.21e5	49.6	-0.7	1.03	bb

Dataset: U:\VG11.PRO\Results\190628K2\190628K2-CRV.qld

Last Altered: Saturday, June 29, 2019 12:47:58 Pacific Daylight Time
Printed: Saturday, June 29, 2019 13:00:34 Pacific Daylight Time

Compound name: PCB-156
Response Factor: 1.05686
RRF SD: 0.0791886, Relative SD: 7.49284
Response type: Internal Std (Ref 201), Area * (IS Conc. / IS Area)
Curve type: RF

	Name	Std. Conc	RA	n/y	RT	RRT	Resp	IS Resp	Conc.	%Dev	RRF	X = dropped
1	190628K2_1	0.250	1.42	NO	49.10	1.001	2.18e3	8.89e5	0.232	-7.3	0.979	MM
2	190628K2_2	1.00	1.16	NO	49.10	1.000	8.12e3	8.48e5	0.906	-9.4	0.957	dd
3	190628K2_3	2.50	1.24	NO	49.10	1.000	2.13e4	8.22e5	2.45	-1.9	1.04	bd
4	190628K2_4	400	1.20	NO	49.08	1.000	4.55e6	1.01e6	427	6.8	1.13	bb
5	190628K2_5	1000	1.20	NO	49.08	1.000	1.23e7	1.07e6	1090	8.9	1.15	bb
6	190628K2_6	50.0	1.21	NO	49.08	1.000	4.83e5	8.87e5	51.5	3.1	1.09	bd

Compound name: PCB-157
Response Factor: 0.977804
RRF SD: 0.0504139, Relative SD: 5.15583
Response type: Internal Std (Ref 202), Area * (IS Conc. / IS Area)
Curve type: RF

	Name	Std. Conc	RA	n/y	RT	RRT	Resp	IS Resp	Conc.	%Dev	RRF	X = dropped
1	190628K2_1	0.250	1.40	NO	49.36	1.000	2.09e3	9.06e5	0.236	-5.5	0.924	bd
2	190628K2_2	1.00	1.25	NO	49.36	1.000	7.73e3	8.34e5	0.947	-5.3	0.926	dd
3	190628K2_3	2.50	1.20	NO	49.36	1.000	2.01e4	8.40e5	2.45	-1.9	0.959	dd
4	190628K2_4	400	1.21	NO	49.36	1.000	4.15e6	1.01e6	420	4.9	1.03	bd
5	190628K2_5	1000	1.19	NO	49.36	1.000	1.11e7	1.07e6	1070	6.7	1.04	bd
6	190628K2_6	50.0	1.21	NO	49.36	1.000	4.45e5	9.01e5	50.6	1.1	0.989	dd

Compound name: PCB-169
Response Factor: 1.10708
RRF SD: 0.0633689, Relative SD: 5.72399
Response type: Internal Std (Ref 203), Area * (IS Conc. / IS Area)
Curve type: RF

	Name	Std. Conc	RA	n/y	RT	RRT	Resp	IS Resp	Conc.	%Dev	RRF	X = dropped
1	190628K2_1	0.250	1.19	NO	51.64	1.000	2.38e3	8.71e5	0.247	-1.2	1.09	bb
2	190628K2_2	1.00	1.27	NO	51.64	1.000	8.19e3	8.00e5	0.926	-7.4	1.02	bb

Dataset: U:\VG11.PRO\Results\190628K2\190628K2-CRV.qld

Last Altered: Saturday, June 29, 2019 12:47:58 Pacific Daylight Time
Printed: Saturday, June 29, 2019 13:00:34 Pacific Daylight Time

Compound name: PCB-169

	Name	Std. Conc	RA	n/y	RT	RRT	Resp	IS Resp	Conc.	%Dev	RRF	X = dropped
3	190628K2_3	2.50	1.15	NO	51.64	1.000	2.10e4	7.92e5	2.39	-4.3	1.06	MM
4	190628K2_4	400	1.21	NO	51.64	1.000	4.54e6	9.82e5	417	4.3	1.15	bb
5	190628K2_5	1000	1.19	NO	51.64	1.000	1.23e7	1.02e6	1080	8.4	1.20	bb
6	190628K2_6	50.0	1.23	NO	51.64	1.000	4.75e5	8.55e5	50.2	0.3	1.11	bb

Compound name: PCB-188
Response Factor: 1.19315
RRF SD: 0.0897588, Relative SD: 7.52285
Response type: Internal Std (Ref 204), Area * (IS Conc. / IS Area)
Curve type: RF

	Name	Std. Conc	RA	n/y	RT	RRT	Resp	IS Resp	Conc.	%Dev	RRF	X = dropped
1	190628K2_1	0.250	1.12	NO	43.72	1.001	2.33e3	9.11e5	0.214	-14.3	1.02	bb
2	190628K2_2	1.00	0.98	NO	43.72	1.000	1.06e4	8.63e5	1.03	2.9	1.23	bb
3	190628K2_3	2.50	1.00	NO	43.72	1.000	2.44e4	8.36e5	2.45	-2.1	1.17	bb
4	190628K2_4	400	1.04	NO	43.72	1.001	5.06e6	1.01e6	420	4.9	1.25	bb
5	190628K2_5	1000	1.04	NO	43.72	1.001	1.34e7	1.06e6	1060	5.9	1.26	bb
6	190628K2_6	50.0	1.04	NO	43.70	1.000	5.37e5	8.78e5	51.3	2.6	1.22	bb

Compound name: PCB-184
Response Factor: 1.16671
RRF SD: 0.0410641, Relative SD: 3.51965
Response type: Internal Std (Ref 204), Area * (IS Conc. / IS Area)
Curve type: RF

	Name	Std. Conc	RA	n/y	RT	RRT	Resp	IS Resp	Conc.	%Dev	RRF	X = dropped
1	190628K2_1	0.250	0.97	NO	44.17	1.011	2.48e3	9.11e5	0.233	-6.8	1.09	bb
2	190628K2_2	1.00	1.07	NO	44.17	1.011	1.00e4	8.63e5	0.997	-0.3	1.16	bb
3	190628K2_3	2.50	1.00	NO	44.17	1.011	2.46e4	8.36e5	2.52	0.7	1.17	bd
4	190628K2_4	400	1.04	NO	44.17	1.011	4.82e6	1.01e6	409	2.2	1.19	bb
5	190628K2_5	1000	1.03	NO	44.17	1.011	1.26e7	1.06e6	1020	1.7	1.19	bb
6	190628K2_6	50.0	1.05	NO	44.17	1.011	5.26e5	8.78e5	51.3	2.6	1.20	bb

Dataset: U:\VG11.PRO\Results\190628K2\190628K2-CRV.qld

Last Altered: Saturday, June 29, 2019 12:47:58 Pacific Daylight Time
Printed: Saturday, June 29, 2019 13:00:34 Pacific Daylight Time

Compound name: PCB-179
Response Factor: 1.17611
RRF SD: 0.0248224, Relative SD: 2.11054
Response type: Internal Std (Ref 204), Area * (IS Conc. / IS Area)
Curve type: RF

	Name	Std. Conc	RA	n/y	RT	RRT	Resp	IS Resp	Conc.	%Dev	RRF	X = dropped
1	190628K2_1	0.250	1.09	NO	44.99	1.030	2.62e3	9.11e5	0.244	-2.2	1.15	bb
2	190628K2_2	1.00	1.13	NO	44.99	1.029	1.01e4	8.63e5	0.998	-0.2	1.17	bb
3	190628K2_3	2.50	1.04	NO	44.99	1.029	2.39e4	8.36e5	2.43	-2.7	1.14	bb
4	190628K2_4	400	1.03	NO	44.97	1.030	4.83e6	1.01e6	406	1.5	1.19	bb
5	190628K2_5	1000	1.04	NO	44.99	1.030	1.26e7	1.06e6	1010	1.1	1.19	bb
6	190628K2_6	50.0	1.03	NO	44.97	1.030	5.30e5	8.78e5	51.3	2.6	1.21	bb

Compound name: PCB-176
Response Factor: 1.15933
RRF SD: 0.0527895, Relative SD: 4.55344
Response type: Internal Std (Ref 204), Area * (IS Conc. / IS Area)
Curve type: RF

	Name	Std. Conc	RA	n/y	RT	RRT	Resp	IS Resp	Conc.	%Dev	RRF	X = dropped
1	190628K2_1	0.250	1.01	NO	45.46	1.041	2.46e3	9.11e5	0.233	-6.9	1.08	bb
2	190628K2_2	1.00	1.07	NO	45.46	1.040	9.59e3	8.63e5	0.958	-4.2	1.11	bb
3	190628K2_3	2.50	1.03	NO	45.46	1.040	2.44e4	8.36e5	2.52	0.6	1.17	bb
4	190628K2_4	400	1.04	NO	45.46	1.041	4.82e6	1.01e6	411	2.8	1.19	bb
5	190628K2_5	1000	1.04	NO	45.46	1.041	1.27e7	1.06e6	1030	3.4	1.20	bb
6	190628K2_6	50.0	1.05	NO	45.44	1.040	5.31e5	8.78e5	52.1	4.3	1.21	bb

Compound name: PCB-186
Response Factor: 1.21797
RRF SD: 0.075789, Relative SD: 6.22255
Response type: Internal Std (Ref 204), Area * (IS Conc. / IS Area)
Curve type: RF

	Name	Std. Conc	RA	n/y	RT	RRT	Resp	IS Resp	Conc.	%Dev	RRF	X = dropped
1	190628K2_1	0.250	1.12	NO	46.08	1.055	2.56e3	9.11e5	0.231	-7.7	1.12	MM
2	190628K2_2	1.00	1.10	NO	46.08	1.055	9.73e3	8.63e5	0.925	-7.5	1.13	bb

Dataset: U:\VG11.PRO\Results\190628K2\190628K2-CRV.qld

Last Altered: Saturday, June 29, 2019 12:47:58 Pacific Daylight Time
Printed: Saturday, June 29, 2019 13:00:34 Pacific Daylight Time

Compound name: PCB-186

	Name	Std. Conc	RA	n/y	RT	RRT	Resp	IS Resp	Conc.	%Dev	RRF	X = dropped
3	190628K2_3	2.50	1.08	NO	46.08	1.055	2.54e4	8.36e5	2.50	-0.1	1.22	bb
4	190628K2_4	400	1.04	NO	46.08	1.055	5.14e6	1.01e6	417	4.3	1.27	bb
5	190628K2_5	1000	1.03	NO	46.08	1.055	1.36e7	1.06e6	1050	5.2	1.28	bb
6	190628K2_6	50.0	1.01	NO	46.08	1.055	5.66e5	8.78e5	52.9	5.8	1.29	bb

Compound name: PCB-178
Response Factor: 0.830456
RRF SD: 0.0469064, Relative SD: 5.64827
Response type: Internal Std (Ref 204), Area * (IS Conc. / IS Area)
Curve type: RF

	Name	Std. Conc	RA	n/y	RT	RRT	Resp	IS Resp	Conc.	%Dev	RRF	X = dropped
1	190628K2_1	0.250	0.92	NO	46.60	1.067	1.68e3	9.11e5	0.222	-11.4	0.736	MM
2	190628K2_2	1.00	1.21	NO	46.60	1.066	7.27e3	8.63e5	1.01	1.4	0.842	MM
3	190628K2_3	2.50	1.00	NO	46.60	1.066	1.78e4	8.36e5	2.56	2.6	0.852	bb
4	190628K2_4	400	1.04	NO	46.60	1.067	3.40e6	1.01e6	405	1.2	0.840	bb
5	190628K2_5	1000	1.04	NO	46.60	1.067	9.03e6	1.06e6	1020	2.5	0.851	bb
6	190628K2_6	50.0	1.03	NO	46.60	1.067	3.78e5	8.78e5	51.9	3.7	0.861	bb

Compound name: PCB-175
Response Factor: 0.848562
RRF SD: 0.0513908, Relative SD: 6.05622
Response type: Internal Std (Ref 204), Area * (IS Conc. / IS Area)
Curve type: RF

	Name	Std. Conc	RA	n/y	RT	RRT	Resp	IS Resp	Conc.	%Dev	RRF	X = dropped
1	190628K2_1	0.250	1.17	NO	46.96	1.075	1.72e3	9.11e5	0.223	-10.8	0.757	MM
2	190628K2_2	1.00	1.10	NO	46.96	1.075	7.45e3	8.63e5	1.02	1.7	0.863	bd
3	190628K2_3	2.50	1.08	NO	46.96	1.075	1.72e4	8.36e5	2.43	-3.0	0.823	MM
4	190628K2_4	400	1.03	NO	46.96	1.075	3.52e6	1.01e6	410	2.5	0.869	bd
5	190628K2_5	1000	1.03	NO	46.96	1.075	9.34e6	1.06e6	1040	3.7	0.880	bd
6	190628K2_6	50.0	1.02	NO	46.94	1.075	3.95e5	8.78e5	53.0	5.9	0.899	bd

Dataset: U:\VG11.PRO\Results\190628K2\190628K2-CRV.qld

Last Altered: Saturday, June 29, 2019 12:47:58 Pacific Daylight Time
Printed: Saturday, June 29, 2019 13:00:34 Pacific Daylight Time

Compound name: PCB-182/187
Response Factor: 0.960034
RRF SD: 0.0466108, Relative SD: 4.85512
Response type: Internal Std (Ref 204), Area * (IS Conc. / IS Area)
Curve type: RF

	Name	Std. Conc	RA	n/y	RT	RRT	Resp	IS Resp	Conc.	%Dev	RRF	X = dropped
1	190628K2_1	0.500	0.98	NO	47.13	1.079	3.99e3	9.11e5	0.456	-8.8	0.876	db
2	190628K2_2	2.00	1.03	NO	47.15	1.079	1.64e4	8.63e5	1.98	-0.8	0.952	db
3	190628K2_3	5.00	1.05	NO	47.15	1.079	3.98e4	8.36e5	4.96	-0.8	0.952	MM
4	190628K2_4	800	1.03	NO	47.13	1.079	8.00e6	1.01e6	824	3.0	0.989	db
5	190628K2_5	2000	1.02	NO	47.13	1.079	2.14e7	1.06e6	2100	5.0	1.01	db
6	190628K2_6	100	1.04	NO	47.13	1.079	8.63e5	8.78e5	102	2.4	0.983	db

Compound name: PCB-183
Response Factor: 0.956525
RRF SD: 0.0371861, Relative SD: 3.88763
Response type: Internal Std (Ref 204), Area * (IS Conc. / IS Area)
Curve type: RF

	Name	Std. Conc	RA	n/y	RT	RRT	Resp	IS Resp	Conc.	%Dev	RRF	X = dropped
1	190628K2_1	0.250	1.07	NO	47.47	1.087	2.14e3	9.11e5	0.246	-1.6	0.941	bb
2	190628K2_2	1.00	0.92	NO	47.47	1.086	7.78e3	8.63e5	0.943	-5.7	0.902	bb
3	190628K2_3	2.50	0.97	NO	47.47	1.086	1.95e4	8.36e5	2.44	-2.5	0.932	bb
4	190628K2_4	400	1.03	NO	47.45	1.086	4.00e6	1.01e6	414	3.4	0.989	bb
5	190628K2_5	1000	1.03	NO	47.45	1.086	1.05e7	1.06e6	1040	3.9	0.993	bb
6	190628K2_6	50.0	1.04	NO	47.45	1.086	4.31e5	8.78e5	51.3	2.6	0.982	bb

Compound name: PCB-185
Response Factor: 1.31957
RRF SD: 0.052132, Relative SD: 3.95067
Response type: Internal Std (Ref 205), Area * (IS Conc. / IS Area)
Curve type: RF

	Name	Std. Conc	RA	n/y	RT	RRT	Resp	IS Resp	Conc.	%Dev	RRF	X = dropped
1	190628K2_1	0.250	0.99	NO	48.15	0.955	1.90e3	5.87e5	0.245	-2.0	1.29	MM
2	190628K2_2	1.00	1.04	NO	48.13	0.955	6.71e3	5.46e5	0.932	-6.8	1.23	MM

Dataset: U:\VG11.PRO\Results\190628K2\190628K2-CRV.qld

Last Altered: Saturday, June 29, 2019 12:47:58 Pacific Daylight Time
Printed: Saturday, June 29, 2019 13:00:34 Pacific Daylight Time

Compound name: PCB-185

	Name	Std. Conc	RA	n/y	RT	RRT	Resp	IS Resp	Conc.	%Dev	RRF	X = dropped
3	190628K2_3	2.50	1.07	NO	48.15	0.955	1.78e4	5.34e5	2.53	1.2	1.34	bb
4	190628K2_4	400	1.01	NO	48.13	0.955	3.46e6	6.42e5	408	2.0	1.35	bb
5	190628K2_5	1000	1.04	NO	48.13	0.955	9.14e6	6.63e5	1050	4.5	1.38	bb
6	190628K2_6	50.0	1.04	NO	48.13	0.955	3.80e5	5.69e5	50.6	1.2	1.33	bb

Compound name: PCB-174
Response Factor: 1.2187
RRF SD: 0.0862611, Relative SD: 7.07815
Response type: Internal Std (Ref 205), Area * (IS Conc. / IS Area)
Curve type: RF

	Name	Std. Conc	RA	n/y	RT	RRT	Resp	IS Resp	Conc.	%Dev	RRF	X = dropped
1	190628K2_1	0.250	0.92	NO	48.53	0.963	1.59e3	5.87e5	0.222	-11.0	1.08	bd
2	190628K2_2	1.00	1.00	NO	48.51	0.962	6.82e3	5.46e5	1.02	2.5	1.25	bd
3	190628K2_3	2.50	1.03	NO	48.51	0.962	1.60e4	5.34e5	2.46	-1.6	1.20	bd
4	190628K2_4	400	1.02	NO	48.51	0.963	3.32e6	6.42e5	424	6.1	1.29	bd
5	190628K2_5	1000	1.03	NO	48.51	0.963	8.74e6	6.63e5	1080	8.2	1.32	bd
6	190628K2_6	50.0	1.02	NO	48.51	0.963	3.32e5	5.69e5	48.0	-4.1	1.17	MM

Compound name: PCB-181
Response Factor: 1.41444
RRF SD: 0.109219, Relative SD: 7.72171
Response type: Internal Std (Ref 205), Area * (IS Conc. / IS Area)
Curve type: RF

	Name	Std. Conc	RA	n/y	RT	RRT	Resp	IS Resp	Conc.	%Dev	RRF	X = dropped
1	190628K2_1	0.250	1.15	NO	48.62	0.965	1.84e3	5.87e5	0.221	-11.4	1.25	db
2	190628K2_2	1.00	0.97	NO	48.62	0.965	7.40e3	5.46e5	0.959	-4.1	1.36	dd
3	190628K2_3	2.50	1.05	NO	48.62	0.965	1.83e4	5.34e5	2.42	-3.2	1.37	dd
4	190628K2_4	400	1.03	NO	48.62	0.965	3.73e6	6.42e5	411	2.7	1.45	dd
5	190628K2_5	1000	1.05	NO	48.62	0.965	9.99e6	6.63e5	1070	6.6	1.51	dd
6	190628K2_6	50.0	1.04	NO	48.60	0.965	4.40e5	5.69e5	54.7	9.4	1.55	MM

Dataset: U:\VG11.PRO\Results\190628K2\190628K2-CRV.qld

Last Altered: Saturday, June 29, 2019 12:47:58 Pacific Daylight Time
Printed: Saturday, June 29, 2019 13:00:34 Pacific Daylight Time

Compound name: PCB-177
Response Factor: 1.24052
RRF SD: 0.0279876, Relative SD: 2.25612
Response type: Internal Std (Ref 205), Area * (IS Conc. / IS Area)
Curve type: RF

	Name	Std. Conc	RA	n/y	RT	RRT	Resp	IS Resp	Conc.	%Dev	RRF	X = dropped
1	190628K2_1	0.250	0.98	NO	48.79	0.968	1.76e3	5.87e5	0.241	-3.6	1.20	MM
2	190628K2_2	1.00	1.05	NO	48.81	0.968	6.85e3	5.46e5	1.01	1.1	1.25	dd
3	190628K2_3	2.50	1.02	NO	48.79	0.968	1.66e4	5.34e5	2.51	0.2	1.24	db
4	190628K2_4	400	1.04	NO	48.79	0.968	3.20e6	6.42e5	402	0.6	1.25	db
5	190628K2_5	1000	1.04	NO	48.79	0.968	8.47e6	6.63e5	1030	3.0	1.28	db
6	190628K2_6	50.0	1.06	NO	48.79	0.968	3.48e5	5.69e5	49.3	-1.4	1.22	db

Compound name: PCB-171
Response Factor: 1.24211
RRF SD: 0.0735445, Relative SD: 5.92093
Response type: Internal Std (Ref 205), Area * (IS Conc. / IS Area)
Curve type: RF

	Name	Std. Conc	RA	n/y	RT	RRT	Resp	IS Resp	Conc.	%Dev	RRF	X = dropped
1	190628K2_1	0.250	0.95	NO	49.10	0.974	1.75e3	5.87e5	0.240	-4.0	1.19	bb
2	190628K2_2	1.00	1.08	NO	49.10	0.974	6.36e3	5.46e5	0.937	-6.3	1.16	db
3	190628K2_3	2.50	1.04	NO	49.10	0.974	1.59e4	5.34e5	2.40	-4.1	1.19	bd
4	190628K2_4	400	1.03	NO	49.10	0.974	3.35e6	6.42e5	419	4.8	1.30	bd
5	190628K2_5	1000	1.03	NO	49.10	0.974	8.96e6	6.63e5	1090	8.9	1.35	bd
6	190628K2_6	50.0	1.05	NO	49.10	0.974	3.55e5	5.69e5	50.3	0.6	1.25	bd

Compound name: PCB-173
Response Factor: 1.14143
RRF SD: 0.0487352, Relative SD: 4.26968
Response type: Internal Std (Ref 205), Area * (IS Conc. / IS Area)
Curve type: RF

	Name	Std. Conc	RA	n/y	RT	RRT	Resp	IS Resp	Conc.	%Dev	RRF	X = dropped
1	190628K2_1	0.250	0.92	NO	49.53	0.983	1.66e3	5.87e5	0.248	-0.7	1.13	MM
2	190628K2_2	1.00	1.13	NO	49.53	0.983	5.79e3	5.46e5	0.929	-7.1	1.06	db

Dataset: U:\VG11.PRO\Results\190628K2\190628K2-CRV.qld

Last Altered: Saturday, June 29, 2019 12:47:58 Pacific Daylight Time
Printed: Saturday, June 29, 2019 13:00:34 Pacific Daylight Time

Compound name: PCB-173

	Name	Std. Conc	RA	n/y	RT	RRT	Resp	IS Resp	Conc.	%Dev	RRF	X = dropped
3	190628K2_3	2.50	0.98	NO	49.53	0.983	1.49e4	5.34e5	2.45	-2.0	1.12	bb
4	190628K2_4	400	1.03	NO	49.53	0.983	3.03e6	6.42e5	414	3.4	1.18	bb
5	190628K2_5	1000	1.03	NO	49.53	0.983	7.92e6	6.63e5	1050	4.8	1.20	bb
6	190628K2_6	50.0	1.04	NO	49.53	0.983	3.30e5	5.69e5	50.8	1.6	1.16	db

Compound name: PCB-172
Response Factor: 1.30718
RRF SD: 0.0890536, Relative SD: 6.81264
Response type: Internal Std (Ref 205), Area * (IS Conc. / IS Area)
Curve type: RF

	Name	Std. Conc	RA	n/y	RT	RRT	Resp	IS Resp	Conc.	%Dev	RRF	X = dropped
1	190628K2_1	0.250	0.92	NO	50.01	0.992	1.80e3	5.87e5	0.234	-6.5	1.22	MM
2	190628K2_2	1.00	1.04	NO	50.01	0.992	6.73e3	5.46e5	0.943	-5.7	1.23	dd
3	190628K2_3	2.50	1.02	NO	50.01	0.992	1.66e4	5.34e5	2.37	-5.2	1.24	MM
4	190628K2_4	400	1.02	NO	50.01	0.993	3.55e6	6.42e5	423	5.8	1.38	dd
5	190628K2_5	1000	1.04	NO	50.01	0.993	9.50e6	6.63e5	1100	9.7	1.43	MM
6	190628K2_6	50.0	1.02	NO	49.99	0.992	3.79e5	5.69e5	51.0	1.9	1.33	dd

Compound name: PCB-192
Response Factor: 1.70113
RRF SD: 0.146917, Relative SD: 8.63644
Response type: Internal Std (Ref 205), Area * (IS Conc. / IS Area)
Curve type: RF

	Name	Std. Conc	RA	n/y	RT	RRT	Resp	IS Resp	Conc.	%Dev	RRF	X = dropped
1	190628K2_1	0.250	1.13	NO	50.22	0.996	2.12e3	5.87e5	0.212	-15.3	1.44	bb
2	190628K2_2	1.00	1.00	NO	50.20	0.996	9.43e3	5.46e5	1.01	1.5	1.73	dd
3	190628K2_3	2.50	1.04	NO	50.22	0.996	2.20e4	5.34e5	2.42	-3.1	1.65	MM
4	190628K2_4	400	1.03	NO	50.20	0.996	4.59e6	6.42e5	420	5.0	1.79	dd
5	190628K2_5	1000	1.03	NO	50.20	0.996	1.24e7	6.63e5	1100	9.8	1.87	MM
6	190628K2_6	50.0	1.05	NO	50.20	0.996	4.94e5	5.69e5	51.1	2.2	1.74	dd

Dataset: U:\VG11.PRO\Results\190628K2\190628K2-CRV.qld

Last Altered: Saturday, June 29, 2019 12:47:58 Pacific Daylight Time
Printed: Saturday, June 29, 2019 13:00:34 Pacific Daylight Time

Compound name: PCB-180
Response Factor: 1.32008
RRF SD: 0.143324, Relative SD: 10.8572
Response type: Internal Std (Ref 205), Area * (IS Conc. / IS Area)
Curve type: RF

	Name	Std. Conc	RA	n/y	RT	RRT	Resp	IS Resp	Conc.	%Dev	RRF	X = dropped
1	190628K2_1	0.250	1.01	NO	50.40	1.000	1.53e3	5.87e5	0.197	-21.2	1.04	MM
2	190628K2_2	1.00	1.13	NO	50.42	1.000	7.42e3	5.46e5	1.03	3.0	1.36	dd
3	190628K2_3	2.50	0.95	NO	50.42	1.000	1.75e4	5.34e5	2.48	-0.7	1.31	MM
4	190628K2_4	400	1.03	NO	50.42	1.001	3.63e6	6.42e5	428	6.9	1.41	dd
5	190628K2_5	1000	1.02	NO	50.42	1.001	9.49e6	6.63e5	1080	8.5	1.43	MM
6	190628K2_6	50.0	1.04	NO	50.40	1.000	3.89e5	5.69e5	51.8	3.5	1.37	dd

Compound name: PCB-193
Response Factor: 1.5393
RRF SD: 0.092681, Relative SD: 6.02099
Response type: Internal Std (Ref 205), Area * (IS Conc. / IS Area)
Curve type: RF

	Name	Std. Conc	RA	n/y	RT	RRT	Resp	IS Resp	Conc.	%Dev	RRF	X = dropped
1	190628K2_1	0.250	1.05	NO	50.63	1.005	2.16e3	5.87e5	0.239	-4.4	1.47	bb
2	190628K2_2	1.00	1.15	NO	50.63	1.005	7.79e3	5.46e5	0.926	-7.4	1.43	db
3	190628K2_3	2.50	0.97	NO	50.63	1.005	1.99e4	5.34e5	2.42	-3.1	1.49	MM
4	190628K2_4	400	1.05	NO	50.61	1.005	4.11e6	6.42e5	416	3.9	1.60	db
5	190628K2_5	1000	1.03	NO	50.63	1.005	1.11e7	6.63e5	1090	8.8	1.68	MM
6	190628K2_6	50.0	1.04	NO	50.61	1.005	4.47e5	5.69e5	51.1	2.1	1.57	db

Compound name: PCB-191
Response Factor: 1.57344
RRF SD: 0.0924964, Relative SD: 5.87862
Response type: Internal Std (Ref 205), Area * (IS Conc. / IS Area)
Curve type: RF

	Name	Std. Conc	RA	n/y	RT	RRT	Resp	IS Resp	Conc.	%Dev	RRF	X = dropped
1	190628K2_1	0.250	1.09	NO	50.90	1.010	2.13e3	5.87e5	0.230	-7.8	1.45	bb
2	190628K2_2	1.00	0.94	NO	50.90	1.010	8.33e3	5.46e5	0.970	-3.0	1.53	bb

Dataset: U:\VG11.PRO\Results\190628K2\190628K2-CRV.qld

Last Altered: Saturday, June 29, 2019 12:47:58 Pacific Daylight Time
Printed: Saturday, June 29, 2019 13:00:34 Pacific Daylight Time

Compound name: PCB-191

	Name	Std. Conc	RA	n/y	RT	RRT	Resp	IS Resp	Conc.	%Dev	RRF	X = dropped
3	190628K2_3	2.50	1.05	NO	50.90	1.010	2.03e4	5.34e5	2.41	-3.5	1.52	bb
4	190628K2_4	400	1.03	NO	50.88	1.010	4.22e6	6.42e5	417	4.3	1.64	bb
5	190628K2_5	1000	1.04	NO	50.88	1.010	1.13e7	6.63e5	1080	8.3	1.70	bb
6	190628K2_6	50.0	1.04	NO	50.88	1.010	4.55e5	5.69e5	50.9	1.8	1.60	bb

Compound name: PCB-170
Response Factor: 1.36107
RRF SD: 0.0694859, Relative SD: 5.10523
Response type: Internal Std (Ref 206), Area * (IS Conc. / IS Area)
Curve type: RF

	Name	Std. Conc	RA	n/y	RT	RRT	Resp	IS Resp	Conc.	%Dev	RRF	X = dropped
1	190628K2_1	0.250	1.21	NO	52.09	1.001	1.71e3	4.96e5	0.254	1.6	1.38	MM
2	190628K2_2	1.00	1.09	NO	52.07	1.000	5.77e3	4.64e5	0.914	-8.6	1.24	bd
3	190628K2_3	2.50	1.02	NO	52.07	1.000	1.55e4	4.62e5	2.47	-1.3	1.34	bd
4	190628K2_4	400	1.03	NO	52.07	1.000	3.06e6	5.46e5	412	2.9	1.40	bd
5	190628K2_5	1000	1.02	NO	52.07	1.000	8.24e6	5.68e5	1070	6.5	1.45	bd
6	190628K2_6	50.0	1.02	NO	52.07	1.000	3.27e5	4.87e5	49.4	-1.2	1.35	bd

Compound name: PCB-190
Response Factor: 1.84214
RRF SD: 0.108036, Relative SD: 5.86473
Response type: Internal Std (Ref 206), Area * (IS Conc. / IS Area)
Curve type: RF

	Name	Std. Conc	RA	n/y	RT	RRT	Resp	IS Resp	Conc.	%Dev	RRF	X = dropped
1	190628K2_1	0.250	0.97	NO	52.28	1.004	2.23e3	4.96e5	0.245	-2.1	1.80	db
2	190628K2_2	1.00	0.95	NO	52.28	1.004	7.87e3	4.64e5	0.921	-7.9	1.70	db
3	190628K2_3	2.50	0.99	NO	52.28	1.004	2.05e4	4.62e5	2.41	-3.6	1.78	db
4	190628K2_4	400	1.04	NO	52.26	1.004	4.21e6	5.46e5	418	4.5	1.93	db
5	190628K2_5	1000	1.03	NO	52.26	1.004	1.13e7	5.68e5	1080	8.4	2.00	db
6	190628K2_6	50.0	1.05	NO	52.26	1.004	4.51e5	4.87e5	50.3	0.6	1.85	db

Dataset: U:\VG11.PRO\Results\190628K2\190628K2-CRV.qld

Last Altered: Saturday, June 29, 2019 12:47:58 Pacific Daylight Time
Printed: Saturday, June 29, 2019 13:00:34 Pacific Daylight Time

Compound name: PCB-189
Response Factor: 1.33264
RRF SD: 0.116005, Relative SD: 8.70494
Response type: Internal Std (Ref 207), Area * (IS Conc. / IS Area)
Curve type: RF

	Name	Std. Conc	RA	n/y	RT	RRT	Resp	IS Resp	Conc.	%Dev	RRF	X = dropped
1	190628K2_1	0.250	1.08	NO	53.76	1.000	1.94e3	6.83e5	0.213	-14.8	1.14	bb
2	190628K2_2	1.00	1.15	NO	53.76	1.000	7.89e3	6.20e5	0.955	-4.5	1.27	bb
3	190628K2_3	2.50	1.03	NO	53.76	1.000	2.05e4	6.19e5	2.49	-0.5	1.33	bb
4	190628K2_4	400	1.02	NO	53.74	1.000	4.34e6	7.60e5	428	7.1	1.43	bb
5	190628K2_5	1000	1.02	NO	53.74	1.000	1.17e7	8.09e5	1080	8.4	1.44	bb
6	190628K2_6	50.0	1.03	NO	53.74	1.000	4.59e5	6.60e5	52.2	4.4	1.39	bb

Compound name: PCB-202
Response Factor: 1.02408
RRF SD: 0.0539754, Relative SD: 5.27063
Response type: Internal Std (Ref 208), Area * (IS Conc. / IS Area)
Curve type: RF

	Name	Std. Conc	RA	n/y	RT	RRT	Resp	IS Resp	Conc.	%Dev	RRF	X = dropped
1	190628K2_1	0.250	0.98	NO	49.31	1.000	2.20e3	9.24e5	0.232	-7.2	0.950	bb
2	190628K2_2	1.00	0.92	NO	49.31	1.000	8.50e3	8.73e5	0.950	-5.0	0.973	bb
3	190628K2_3	2.50	0.98	NO	49.31	1.000	2.16e4	8.36e5	2.52	0.7	1.03	bb
4	190628K2_4	400	0.89	NO	49.31	1.000	4.17e6	9.80e5	416	3.9	1.06	bb
5	190628K2_5	1000	0.89	NO	49.31	1.000	1.09e7	9.96e5	1070	6.7	1.09	bb
6	190628K2_6	50.0	0.89	NO	49.31	1.001	4.61e5	8.93e5	50.4	0.9	1.03	bb

Compound name: PCB-201
Response Factor: 0.91513
RRF SD: 0.0768695, Relative SD: 8.39984
Response type: Internal Std (Ref 208), Area * (IS Conc. / IS Area)
Curve type: RF

	Name	Std. Conc	RA	n/y	RT	RRT	Resp	IS Resp	Conc.	%Dev	RRF	X = dropped
1	190628K2_1	0.250	0.76	NO	49.82	1.011	1.79e3	9.24e5	0.211	-15.6	0.773	MM
2	190628K2_2	1.00	0.88	NO	49.82	1.011	8.11e3	8.73e5	1.01	1.4	0.928	bd

Dataset: U:\VG11.PRO\Results\190628K2\190628K2-CRV.qld

Last Altered: Saturday, June 29, 2019 12:47:58 Pacific Daylight Time
Printed: Saturday, June 29, 2019 13:00:34 Pacific Daylight Time

Compound name: PCB-201

	Name	Std. Conc	RA	n/y	RT	RRT	Resp	IS Resp	Conc.	%Dev	RRF	X = dropped
3	190628K2_3	2.50	0.84	NO	49.82	1.011	1.89e4	8.36e5	2.46	-1.4	0.902	bd
4	190628K2_4	400	0.88	NO	49.80	1.010	3.74e6	9.80e5	418	4.4	0.955	bd
5	190628K2_5	1000	0.91	NO	49.80	1.010	9.94e6	9.96e5	1090	9.1	0.998	bd
6	190628K2_6	50.0	0.87	NO	49.80	1.011	4.17e5	8.93e5	51.1	2.1	0.935	bd

Compound name: PCB-204
Response Factor: 0.97894
RRF SD: 0.131215, Relative SD: 13.4037
Response type: Internal Std (Ref 208), Area * (IS Conc. / IS Area)
Curve type: RF

	Name	Std. Conc	RA	n/y	RT	RRT	Resp	IS Resp	Conc.	%Dev	RRF	X = dropped
1	190628K2_1	0.250	0.95	NO	49.97	1.014	1.71e3	9.24e5	0.189	-24.4	0.740	MM
2	190628K2_2	1.00	0.83	NO	49.97	1.014	8.25e3	8.73e5	0.964	-3.6	0.944	db
3	190628K2_3	2.50	0.86	NO	49.97	1.014	2.07e4	8.36e5	2.53	1.4	0.992	db
4	190628K2_4	400	0.89	NO	49.97	1.014	4.15e6	9.80e5	433	8.2	1.06	db
5	190628K2_5	1000	0.88	NO	49.97	1.014	1.11e7	9.96e5	1140	14.3	1.12	db
6	190628K2_6	50.0	0.89	NO	49.95	1.014	4.55e5	8.93e5	52.1	4.1	1.02	db

Compound name: PCB-197
Response Factor: 0.978959
RRF SD: 0.0841723, Relative SD: 8.59815
Response type: Internal Std (Ref 208), Area * (IS Conc. / IS Area)
Curve type: RF

	Name	Std. Conc	RA	n/y	RT	RRT	Resp	IS Resp	Conc.	%Dev	RRF	X = dropped
1	190628K2_1	0.250	0.79	NO	50.29	1.020	1.97e3	9.24e5	0.218	-12.9	0.853	bb
2	190628K2_2	1.00	0.94	NO	50.29	1.020	8.00e3	8.73e5	0.936	-6.4	0.916	bb
3	190628K2_3	2.50	0.93	NO	50.29	1.020	2.04e4	8.36e5	2.49	-0.5	0.974	bb
4	190628K2_4	400	0.90	NO	50.27	1.020	4.08e6	9.80e5	425	6.2	1.04	bb
5	190628K2_5	1000	0.89	NO	50.27	1.020	1.08e7	9.96e5	1110	10.7	1.08	bb
6	190628K2_6	50.0	0.88	NO	50.27	1.020	4.49e5	8.93e5	51.4	2.9	1.01	bb

Dataset: U:\VG11.PRO\Results\190628K2\190628K2-CRV.qld

Last Altered: Saturday, June 29, 2019 12:47:58 Pacific Daylight Time
Printed: Saturday, June 29, 2019 13:00:34 Pacific Daylight Time

Compound name: PCB-200
Response Factor: 0.954148
RRF SD: 0.0651579, Relative SD: 6.82891
Response type: Internal Std (Ref 208), Area * (IS Conc. / IS Area)
Curve type: RF

	Name	Std. Conc	RA	n/y	RT	RRT	Resp	IS Resp	Conc.	%Dev	RRF	X = dropped
1	190628K2_1	0.250	0.77	NO	51.22	1.039	2.02e3	9.24e5	0.230	-8.2	0.876	MM
2	190628K2_2	1.00	0.87	NO	51.22	1.039	7.70e3	8.73e5	0.924	-7.6	0.881	bb
3	190628K2_3	2.50	0.93	NO	51.22	1.039	2.02e4	8.36e5	2.53	1.3	0.967	bb
4	190628K2_4	400	0.89	NO	51.22	1.039	3.93e6	9.80e5	420	5.0	1.00	bb
5	190628K2_5	1000	0.89	NO	51.22	1.039	1.04e7	9.96e5	1090	9.0	1.04	bb
6	190628K2_6	50.0	0.90	NO	51.20	1.039	4.28e5	8.93e5	50.2	0.5	0.958	bb

Compound name: PCB-198
Response Factor: 0.74824
RRF SD: 0.0589173, Relative SD: 7.87412
Response type: Internal Std (Ref 208), Area * (IS Conc. / IS Area)
Curve type: RF

	Name	Std. Conc	RA	n/y	RT	RRT	Resp	IS Resp	Conc.	%Dev	RRF	X = dropped
1	190628K2_1	0.250	0.84	NO	52.75	1.070	1.72e3	9.24e5	0.249	-0.6	0.744	bd
2	190628K2_2	1.00	0.99	NO	52.75	1.070	5.76e3	8.73e5	0.882	-11.8	0.660	bd
3	190628K2_3	2.50	0.89	NO	52.75	1.070	1.50e4	8.36e5	2.39	-4.2	0.717	bd
4	190628K2_4	400	0.89	NO	52.75	1.070	3.14e6	9.80e5	428	7.0	0.800	bd
5	190628K2_5	1000	0.89	NO	52.75	1.070	8.21e6	9.96e5	1100	10.1	0.824	bd
6	190628K2_6	50.0	0.88	NO	52.74	1.070	3.32e5	8.93e5	49.8	-0.5	0.745	bd

Compound name: PCB-199
Response Factor: 0.70591
RRF SD: 0.0741558, Relative SD: 10.505
Response type: Internal Std (Ref 208), Area * (IS Conc. / IS Area)
Curve type: RF

	Name	Std. Conc	RA	n/y	RT	RRT	Resp	IS Resp	Conc.	%Dev	RRF	X = dropped
1	190628K2_1	0.250	0.77	NO	52.87	1.073	1.35e3	9.24e5	0.208	-17.0	0.586	MM
2	190628K2_2	1.00	0.96	NO	52.87	1.073	5.87e3	8.73e5	0.953	-4.7	0.672	db

Dataset: U:\VG11.PRO\Results\190628K2\190628K2-CRV.qld

Last Altered: Saturday, June 29, 2019 12:47:58 Pacific Daylight Time
Printed: Saturday, June 29, 2019 13:00:34 Pacific Daylight Time

Compound name: PCB-199

	Name	Std. Conc	RA	n/y	RT	RRT	Resp	IS Resp	Conc.	%Dev	RRF	X = dropped
3	190628K2_3	2.50	0.92	NO	52.87	1.073	1.50e4	8.36e5	2.53	1.4	0.716	db
4	190628K2_4	400	0.89	NO	52.87	1.073	3.02e6	9.80e5	436	9.0	0.769	db
5	190628K2_5	1000	0.89	NO	52.87	1.073	7.91e6	9.96e5	1130	12.6	0.795	db
6	190628K2_6	50.0	0.91	NO	52.87	1.073	3.11e5	8.93e5	49.4	-1.2	0.697	db

Compound name: PCB-196/203
Response Factor: 0.784758
RRF SD: 0.0626821, Relative SD: 7.98744
Response type: Internal Std (Ref 208), Area * (IS Conc. / IS Area)
Curve type: RF

	Name	Std. Conc	RA	n/y	RT	RRT	Resp	IS Resp	Conc.	%Dev	RRF	X = dropped
1	190628K2_1	0.500	0.85	NO	53.17	1.079	3.74e3	9.24e5	0.516	3.1	0.809	bb
2	190628K2_2	2.00	0.92	NO	53.17	1.079	1.21e4	8.73e5	1.77	-11.7	0.693	bd
3	190628K2_3	5.00	0.89	NO	53.17	1.079	3.13e4	8.36e5	4.77	-4.6	0.748	bb
4	190628K2_4	800	0.89	NO	53.17	1.079	6.49e6	9.80e5	843	5.4	0.827	bb
5	190628K2_5	2000	0.88	NO	53.17	1.079	1.73e7	9.96e5	2210	10.6	0.868	bb
6	190628K2_6	100	0.89	NO	53.17	1.079	6.81e5	8.93e5	97.2	-2.8	0.763	bb

Compound name: PCB-195
Response Factor: 1.03344
RRF SD: 0.0794335, Relative SD: 7.68633
Response type: Internal Std (Ref 209), Area * (IS Conc. / IS Area)
Curve type: RF

	Name	Std. Conc	RA	n/y	RT	RRT	Resp	IS Resp	Conc.	%Dev	RRF	X = dropped
1	190628K2_1	0.250	0.83	NO	54.43	0.984	1.35e3	5.94e5	0.220	-12.2	0.908	bb
2	190628K2_2	1.00	0.99	NO	54.45	0.984	5.39e3	5.44e5	0.959	-4.1	0.991	bd
3	190628K2_3	2.50	0.87	NO	54.45	0.984	1.42e4	5.50e5	2.49	-0.3	1.03	bd
4	190628K2_4	400	0.90	NO	54.43	0.984	2.95e6	6.70e5	426	6.4	1.10	bd
5	190628K2_5	1000	0.89	NO	54.43	0.984	7.97e6	7.05e5	1090	9.4	1.13	bd
6	190628K2_6	50.0	0.89	NO	54.43	0.984	3.10e5	5.96e5	50.4	0.8	1.04	bd

Dataset: U:\VG11.PRO\Results\190628K2\190628K2-CRV.qld

Last Altered: Saturday, June 29, 2019 12:47:58 Pacific Daylight Time
Printed: Saturday, June 29, 2019 13:00:34 Pacific Daylight Time

Compound name: PCB-194
Response Factor: 1.156
RRF SD: 0.0551277, Relative SD: 4.76883
Response type: Internal Std (Ref 209), Area * (IS Conc. / IS Area)
Curve type: RF

	Name	Std. Conc	RA	n/y	RT	RRT	Resp	IS Resp	Conc.	%Dev	RRF	X = dropped
1	190628K2_1	0.250	1.00	NO	55.34	1.000	1.69e3	5.94e5	0.247	-1.3	1.14	MM
2	190628K2_2	1.00	0.87	NO	55.34	1.000	5.94e3	5.44e5	0.945	-5.5	1.09	bb
3	190628K2_3	2.50	0.97	NO	55.34	1.000	1.54e4	5.50e5	2.42	-3.2	1.12	bb
4	190628K2_4	400	0.90	NO	55.34	1.000	3.27e6	6.70e5	422	5.5	1.22	bb
5	190628K2_5	1000	0.90	NO	55.34	1.000	8.64e6	7.05e5	1060	6.1	1.23	bb
6	190628K2_6	50.0	0.91	NO	55.34	1.000	3.39e5	5.96e5	49.2	-1.6	1.14	bb

Compound name: PCB-205
Response Factor: 1.40052
RRF SD: 0.143234, Relative SD: 10.2272
Response type: Internal Std (Ref 209), Area * (IS Conc. / IS Area)
Curve type: RF

	Name	Std. Conc	RA	n/y	RT	RRT	Resp	IS Resp	Conc.	%Dev	RRF	X = dropped
1	190628K2_1	0.250	0.78	NO	55.62	1.005	1.80e3	5.94e5	0.216	-13.5	1.21	MM
2	190628K2_2	1.00	0.93	NO	55.62	1.005	6.82e3	5.44e5	0.895	-10.5	1.25	bb
3	190628K2_3	2.50	0.86	NO	55.62	1.005	1.97e4	5.50e5	2.55	2.1	1.43	bb
4	190628K2_4	400	0.90	NO	55.62	1.005	4.09e6	6.70e5	436	8.9	1.53	bb
5	190628K2_5	1000	0.91	NO	55.62	1.005	1.11e7	7.05e5	1120	12.0	1.57	bb
6	190628K2_6	50.0	0.90	NO	55.60	1.005	4.21e5	5.96e5	50.5	1.0	1.41	bb

Compound name: PCB-208
Response Factor: 0.934251
RRF SD: 0.0412499, Relative SD: 4.41529
Response type: Internal Std (Ref 210), Area * (IS Conc. / IS Area)
Curve type: RF

	Name	Std. Conc	RA	n/y	RT	RRT	Resp	IS Resp	Conc.	%Dev	RRF	X = dropped
1	190628K2_1	0.250	1.38	NO	54.59	1.000	1.75e3	7.59e5	0.246	-1.5	0.920	bb
2	190628K2_2	1.00	1.31	NO	54.59	1.000	6.37e3	7.01e5	0.973	-2.7	0.909	bb

Dataset: U:\VG11.PRO\Results\190628K2\190628K2-CRV.qld

Last Altered: Saturday, June 29, 2019 12:47:58 Pacific Daylight Time
Printed: Saturday, June 29, 2019 13:00:34 Pacific Daylight Time

Compound name: PCB-208

	Name	Std. Conc	RA	n/y	RT	RRT	Resp	IS Resp	Conc.	%Dev	RRF	X = dropped
3	190628K2_3	2.50	1.26	NO	54.59	1.000	1.52e4	6.91e5	2.36	-5.7	0.881	bb
4	190628K2_4	400	1.30	NO	54.59	1.000	3.21e6	8.36e5	411	2.7	0.960	bb
5	190628K2_5	1000	1.30	NO	54.59	1.000	8.64e6	8.64e5	1070	7.0	0.999	bb
6	190628K2_6	50.0	1.33	NO	54.58	1.000	3.44e5	7.35e5	50.1	0.2	0.936	bb

Compound name: PCB-207
Response Factor: 0.912134
RRF SD: 0.0629456, Relative SD: 6.90091
Response type: Internal Std (Ref 210), Area * (IS Conc. / IS Area)
Curve type: RF

	Name	Std. Conc	RA	n/y	RT	RRT	Resp	IS Resp	Conc.	%Dev	RRF	X = dropped
1	190628K2_1	0.250	1.16	NO	54.92	1.006	1.55e3	7.59e5	0.224	-10.3	0.818	MM
2	190628K2_2	1.00	1.28	NO	54.92	1.006	6.24e3	7.01e5	0.976	-2.4	0.890	bb
3	190628K2_3	2.50	1.39	NO	54.92	1.006	1.53e4	6.91e5	2.43	-2.9	0.885	bb
4	190628K2_4	400	1.31	NO	54.92	1.006	3.22e6	8.36e5	422	5.4	0.962	bb
5	190628K2_5	1000	1.30	NO	54.92	1.006	8.62e6	8.64e5	1090	9.3	0.997	bb
6	190628K2_6	50.0	1.29	NO	54.92	1.007	3.38e5	7.35e5	50.5	0.9	0.921	bb

Compound name: PCB-206
Response Factor: 0.987493
RRF SD: 0.0524678, Relative SD: 5.31324
Response type: Internal Std (Ref 211), Area * (IS Conc. / IS Area)
Curve type: RF

	Name	Std. Conc	RA	n/y	RT	RRT	Resp	IS Resp	Conc.	%Dev	RRF	X = dropped
1	190628K2_1	0.250	1.47	NO	56.88	1.000	1.31e3	5.58e5	0.238	-4.8	0.940	bb
2	190628K2_2	1.00	1.35	NO	56.88	1.000	4.63e3	4.86e5	0.964	-3.6	0.952	bb
3	190628K2_3	2.50	1.30	NO	56.88	1.000	1.20e4	5.08e5	2.40	-4.2	0.946	bb
4	190628K2_4	400	1.31	NO	56.88	1.000	2.55e6	6.25e5	414	3.4	1.02	bb
5	190628K2_5	1000	1.30	NO	56.88	1.000	6.85e6	6.39e5	1090	8.7	1.07	bb
6	190628K2_6	50.0	1.33	NO	56.88	1.000	2.64e5	5.31e5	50.2	0.5	0.992	bd

Dataset: U:\VG11.PRO\Results\190628K2\190628K2-CRV.qld

Last Altered: Saturday, June 29, 2019 12:47:58 Pacific Daylight Time
Printed: Saturday, June 29, 2019 13:00:34 Pacific Daylight Time

Compound name: PCB-209
Response Factor: 0.942577
RRF SD: 0.0529671, Relative SD: 5.61939
Response type: Internal Std (Ref 212), Area * (IS Conc. / IS Area)
Curve type: RF

	Name	Std. Conc	RA	n/y	RT	RRT	Resp	IS Resp	Conc.	%Dev	RRF	X = dropped
1	190628K2_1	0.250	1.15	NO	58.09	1.000	1.49e3	6.89e5	0.229	-8.4	0.864	MM
2	190628K2_2	1.00	1.21	NO	58.09	1.000	5.65e3	5.90e5	1.02	1.7	0.959	bb
3	190628K2_3	2.50	1.16	NO	58.09	1.000	1.43e4	6.36e5	2.38	-5.0	0.896	bb
4	190628K2_4	400	1.17	NO	58.09	1.000	3.01e6	7.64e5	418	4.5	0.985	bb
5	190628K2_5	1000	1.19	NO	58.09	1.000	8.06e6	8.04e5	1060	6.3	1.00	bb
6	190628K2_6	50.0	1.19	NO	58.09	1.000	3.09e5	6.50e5	50.4	0.8	0.950	bb

Compound name: 13C-PCB-1
Response Factor: 1.0775
RRF SD: 0.0449431, Relative SD: 4.17105
Response type: Internal Std (Ref 213), Area * (IS Conc. / IS Area)
Curve type: RF

	Name	Std. Conc	RA	n/y	RT	RRT	Resp	IS Resp	Conc.	%Dev	RRF	X = dropped
1	190628K2_1	100	3.06	NO	16.00	0.612	2.00e6	1.81e6	102	2.2	1.10	bb
2	190628K2_2	100	3.05	NO	16.02	0.612	1.99e6	1.78e6	103	3.3	1.11	bb
3	190628K2_3	100	3.05	NO	16.02	0.612	1.90e6	1.70e6	104	3.7	1.12	bb
4	190628K2_4	100	3.05	NO	16.02	0.613	2.27e6	2.17e6	96.8	-3.2	1.04	bb
5	190628K2_5	100	3.02	NO	16.02	0.613	2.28e6	2.27e6	93.1	-6.9	1.00	bb
6	190628K2_6	100	3.04	NO	16.01	0.612	1.96e6	1.81e6	101	0.9	1.09	bb

Compound name: 13C-PCB-3
Response Factor: 1.09089
RRF SD: 0.0390643, Relative SD: 3.58095
Response type: Internal Std (Ref 213), Area * (IS Conc. / IS Area)
Curve type: RF

	Name	Std. Conc	RA	n/y	RT	RRT	Resp	IS Resp	Conc.	%Dev	RRF	X = dropped
1	190628K2_1	100	3.05	NO	18.70	0.715	2.02e6	1.81e6	102	2.2	1.11	bb
2	190628K2_2	100	3.05	NO	18.71	0.715	1.99e6	1.78e6	102	2.1	1.11	bb

Dataset: U:\VG11.PRO\Results\190628K2\190628K2-CRV.qld

Last Altered: Saturday, June 29, 2019 12:47:58 Pacific Daylight Time
Printed: Saturday, June 29, 2019 13:00:34 Pacific Daylight Time

Compound name: 13C-PCB-3

	Name	Std. Conc	RA	n/y	RT	RRT	Resp	IS Resp	Conc.	%Dev	RRF	X = dropped
3	190628K2_3	100	3.04	NO	18.71	0.715	1.92e6	1.70e6	103	3.4	1.13	bb
4	190628K2_4	100	3.04	NO	18.71	0.715	2.30e6	2.17e6	96.9	-3.1	1.06	bb
5	190628K2_5	100	3.03	NO	18.71	0.715	2.34e6	2.27e6	94.3	-5.7	1.03	bb
6	190628K2_6	100	3.04	NO	18.70	0.715	1.99e6	1.81e6	101	1.0	1.10	bb

Compound name: 13C-PCB-4
Response Factor: 0.639891
RRF SD: 0.0240256, Relative SD: 3.75464
Response type: Internal Std (Ref 213), Area * (IS Conc. / IS Area)
Curve type: RF

	Name	Std. Conc	RA	n/y	RT	RRT	Resp	IS Resp	Conc.	%Dev	RRF	X = dropped
1	190628K2_1	100	1.60	NO	20.08	0.768	1.18e6	1.81e6	102	1.5	0.650	bb
2	190628K2_2	100	1.62	NO	20.09	0.768	1.17e6	1.78e6	102	2.5	0.656	bb
3	190628K2_3	100	1.62	NO	20.10	0.768	1.13e6	1.70e6	103	3.3	0.661	bb
4	190628K2_4	100	1.59	NO	20.09	0.768	1.35e6	2.17e6	96.7	-3.3	0.619	bb
5	190628K2_5	100	1.60	NO	20.09	0.768	1.37e6	2.27e6	94.0	-6.0	0.601	bb
6	190628K2_6	100	1.64	NO	20.08	0.768	1.18e6	1.81e6	102	2.0	0.653	bb

Compound name: 13C-PCB-9
Response Factor: 0.99535
RRF SD: 0.0377122, Relative SD: 3.78884
Response type: Internal Std (Ref 213), Area * (IS Conc. / IS Area)
Curve type: RF

	Name	Std. Conc	RA	n/y	RT	RRT	Resp	IS Resp	Conc.	%Dev	RRF	X = dropped
1	190628K2_1	100	1.57	NO	21.92	0.838	1.85e6	1.81e6	103	2.5	1.02	bb
2	190628K2_2	100	1.58	NO	21.94	0.839	1.83e6	1.78e6	103	3.0	1.02	bb
3	190628K2_3	100	1.60	NO	21.94	0.839	1.74e6	1.70e6	103	2.8	1.02	bb
4	190628K2_4	100	1.60	NO	21.93	0.839	2.08e6	2.17e6	96.3	-3.7	0.958	bb
5	190628K2_5	100	1.61	NO	21.93	0.839	2.13e6	2.27e6	94.2	-5.8	0.938	bb
6	190628K2_6	100	1.58	NO	21.93	0.839	1.82e6	1.81e6	101	1.2	1.01	bb

Dataset: U:\VG11.PRO\Results\190628K2\190628K2-CRV.qld

Last Altered: Saturday, June 29, 2019 12:47:58 Pacific Daylight Time
Printed: Saturday, June 29, 2019 13:00:34 Pacific Daylight Time

Compound name: 13C-PCB-11
Response Factor: 0.971426
RRF SD: 0.0219408, Relative SD: 2.25862
Response type: Internal Std (Ref 213), Area * (IS Conc. / IS Area)
Curve type: RF

	Name	Std. Conc	RA	n/y	RT	RRT	Resp	IS Resp	Conc.	%Dev	RRF	X = dropped
1	190628K2_1	100	1.59	NO	25.42	0.972	1.80e6	1.81e6	102	2.1	0.992	bb
2	190628K2_2	100	1.59	NO	25.43	0.972	1.77e6	1.78e6	102	1.9	0.990	bd
3	190628K2_3	100	1.59	NO	25.44	0.972	1.68e6	1.70e6	102	1.6	0.987	bb
4	190628K2_4	100	1.59	NO	25.43	0.972	2.06e6	2.17e6	97.4	-2.6	0.946	bb
5	190628K2_5	100	1.59	NO	25.43	0.972	2.15e6	2.27e6	97.2	-2.8	0.944	bb
6	190628K2_6	100	1.60	NO	25.42	0.972	1.75e6	1.81e6	99.9	-0.1	0.971	bb

Compound name: 13C-PCB-19
Response Factor: 0.637272
RRF SD: 0.0290614, Relative SD: 4.56029
Response type: Internal Std (Ref 213), Area * (IS Conc. / IS Area)
Curve type: RF

	Name	Std. Conc	RA	n/y	RT	RRT	Resp	IS Resp	Conc.	%Dev	RRF	X = dropped
1	190628K2_1	100	1.02	NO	24.37	0.932	1.20e6	1.81e6	104	4.1	0.664	bb
2	190628K2_2	100	1.04	NO	24.38	0.932	1.17e6	1.78e6	103	2.7	0.655	bb
3	190628K2_3	100	1.03	NO	24.38	0.932	1.12e6	1.70e6	104	3.7	0.661	bb
4	190628K2_4	100	1.03	NO	24.38	0.932	1.34e6	2.17e6	96.6	-3.4	0.615	bb
5	190628K2_5	100	1.03	NO	24.38	0.932	1.34e6	2.27e6	92.6	-7.4	0.590	bb
6	190628K2_6	100	1.02	NO	24.37	0.932	1.15e6	1.81e6	100	0.3	0.639	bb

Compound name: 13C-PCB-32
Response Factor: 0.909913
RRF SD: 0.017557, Relative SD: 1.92952
Response type: Internal Std (Ref 213), Area * (IS Conc. / IS Area)
Curve type: RF

	Name	Std. Conc	RA	n/y	RT	RRT	Resp	IS Resp	Conc.	%Dev	RRF	X = dropped
1	190628K2_1	100	1.04	NO	27.39	1.047	1.69e6	1.81e6	102	2.3	0.931	bb
2	190628K2_2	100	1.05	NO	27.40	1.047	1.64e6	1.78e6	101	0.8	0.917	bb

Dataset: U:\VG11.PRO\Results\190628K2\190628K2-CRV.qld

Last Altered: Saturday, June 29, 2019 12:47:58 Pacific Daylight Time
Printed: Saturday, June 29, 2019 13:00:34 Pacific Daylight Time

Compound name: 13C-PCB-32

	Name	Std. Conc	RA	n/y	RT	RRT	Resp	IS Resp	Conc.	%Dev	RRF	X = dropped
3	190628K2_3	100	1.03	NO	27.40	1.047	1.57e6	1.70e6	101	1.3	0.922	bb
4	190628K2_4	100	1.05	NO	27.39	1.047	1.94e6	2.17e6	97.8	-2.2	0.890	bb
5	190628K2_5	100	1.05	NO	27.40	1.048	2.02e6	2.27e6	97.5	-2.5	0.887	bb
6	190628K2_6	100	1.03	NO	27.39	1.047	1.65e6	1.81e6	100	0.3	0.913	bb

Compound name: 13C-PCB-28
Response Factor: 1.06917
RRF SD: 0.0795995, Relative SD: 7.44496
Response type: Internal Std (Ref 214), Area * (IS Conc. / IS Area)
Curve type: RF

	Name	Std. Conc	RA	n/y	RT	RRT	Resp	IS Resp	Conc.	%Dev	RRF	X = dropped
1	190628K2_1	100	1.00	NO	29.41	1.003	1.52e6	1.53e6	93.0	-7.0	0.995	db
2	190628K2_2	100	0.98	NO	29.43	1.004	1.57e6	1.45e6	101	1.5	1.08	db
3	190628K2_3	100	0.97	NO	29.43	1.004	1.54e6	1.37e6	105	4.6	1.12	db
4	190628K2_4	100	0.98	NO	29.43	1.004	1.79e6	1.78e6	93.9	-6.1	1.00	db
5	190628K2_5	100	0.98	NO	29.43	1.004	1.86e6	1.83e6	95.1	-4.9	1.02	db
6	190628K2_6	100	0.98	NO	29.41	1.003	1.67e6	1.39e6	112	12.0	1.20	db

Compound name: 13C-PCB-37
Response Factor: 0.959494
RRF SD: 0.0266436, Relative SD: 2.77684
Response type: Internal Std (Ref 214), Area * (IS Conc. / IS Area)
Curve type: RF

	Name	Std. Conc	RA	n/y	RT	RRT	Resp	IS Resp	Conc.	%Dev	RRF	X = dropped
1	190628K2_1	100	0.99	NO	33.43	1.140	1.43e6	1.53e6	97.5	-2.5	0.935	bb
2	190628K2_2	100	0.98	NO	33.45	1.141	1.38e6	1.45e6	99.6	-0.4	0.955	bb
3	190628K2_3	100	0.99	NO	33.45	1.141	1.33e6	1.37e6	101	0.6	0.966	bb
4	190628K2_4	100	0.99	NO	33.43	1.140	1.67e6	1.78e6	97.3	-2.7	0.934	bb
5	190628K2_5	100	0.97	NO	33.43	1.140	1.76e6	1.83e6	100	-0.0	0.959	bb
6	190628K2_6	100	0.98	NO	33.43	1.140	1.40e6	1.39e6	105	5.0	1.01	bb

Dataset: U:\VG11.PRO\Results\190628K2\190628K2-CRV.qld

Last Altered: Saturday, June 29, 2019 12:47:58 Pacific Daylight Time
Printed: Saturday, June 29, 2019 13:00:34 Pacific Daylight Time

Compound name: 13C-PCB-54
Response Factor: 1.09828
RRF SD: 0.0339907, Relative SD: 3.09489
Response type: Internal Std (Ref 215), Area * (IS Conc. / IS Area)
Curve type: RF

	Name	Std. Conc	RA	n/y	RT	RRT	Resp	IS Resp	Conc.	%Dev	RRF	X = dropped
1	190628K2_1	100	0.77	NO	28.25	0.756	1.40e6	1.25e6	102	2.0	1.12	bb
2	190628K2_2	100	0.77	NO	28.25	0.756	1.36e6	1.22e6	102	2.2	1.12	bb
3	190628K2_3	100	0.77	NO	28.25	0.756	1.32e6	1.16e6	103	3.1	1.13	bb
4	190628K2_4	100	0.77	NO	28.25	0.756	1.58e6	1.47e6	97.8	-2.2	1.07	bb
5	190628K2_5	100	0.77	NO	28.25	0.756	1.61e6	1.55e6	95.0	-5.0	1.04	bb
6	190628K2_6	100	0.77	NO	28.25	0.756	1.37e6	1.25e6	99.9	-0.1	1.10	bb

Compound name: 13C-PCB-52
Response Factor: 0.844174
RRF SD: 0.022517, Relative SD: 2.66734
Response type: Internal Std (Ref 215), Area * (IS Conc. / IS Area)
Curve type: RF

	Name	Std. Conc	RA	n/y	RT	RRT	Resp	IS Resp	Conc.	%Dev	RRF	X = dropped
1	190628K2_1	100	0.77	NO	31.92	0.854	1.07e6	1.25e6	101	1.2	0.855	bb
2	190628K2_2	100	0.77	NO	31.94	0.855	1.04e6	1.22e6	101	1.2	0.855	bb
3	190628K2_3	100	0.76	NO	31.94	0.855	1.02e6	1.16e6	103	3.5	0.873	bb
4	190628K2_4	100	0.77	NO	31.92	0.854	1.23e6	1.47e6	99.0	-1.0	0.836	bb
5	190628K2_5	100	0.77	NO	31.92	0.854	1.25e6	1.55e6	95.6	-4.4	0.807	bd
6	190628K2_6	100	0.77	NO	31.92	0.854	1.05e6	1.25e6	99.4	-0.6	0.839	bb

Compound name: 13C-PCB-47
Response Factor: 0.893306
RRF SD: 0.0118289, Relative SD: 1.32417
Response type: Internal Std (Ref 215), Area * (IS Conc. / IS Area)
Curve type: RF

	Name	Std. Conc	RA	n/y	RT	RRT	Resp	IS Resp	Conc.	%Dev	RRF	X = dropped
1	190628K2_1	100	0.77	NO	32.44	0.868	1.14e6	1.25e6	102	1.8	0.910	bb
2	190628K2_2	100	0.77	NO	32.46	0.869	1.09e6	1.22e6	100	0.4	0.897	bb

Dataset: U:\VG11.PRO\Results\190628K2\190628K2-CRV.qld

Last Altered: Saturday, June 29, 2019 12:47:58 Pacific Daylight Time
Printed: Saturday, June 29, 2019 13:00:34 Pacific Daylight Time

Compound name: 13C-PCB-47

	Name	Std. Conc	RA	n/y	RT	RRT	Resp	IS Resp	Conc.	%Dev	RRF	X = dropped
3	190628K2_3	100	0.78	NO	32.46	0.869	1.05e6	1.16e6	101	1.1	0.903	bb
4	190628K2_4	100	0.76	NO	32.44	0.868	1.31e6	1.47e6	99.1	-0.9	0.885	bb
5	190628K2_5	100	0.75	NO	32.44	0.868	1.37e6	1.55e6	98.9	-1.1	0.883	bb
6	190628K2_6	100	0.76	NO	32.44	0.868	1.10e6	1.25e6	98.7	-1.3	0.881	bb

Compound name: 13C-PCB-70
Response Factor: 1.00762
RRF SD: 0.00962693, Relative SD: 0.955414
Response type: Internal Std (Ref 215), Area * (IS Conc. / IS Area)
Curve type: RF

	Name	Std. Conc	RA	n/y	RT	RRT	Resp	IS Resp	Conc.	%Dev	RRF	X = dropped
1	190628K2_1	100	0.77	NO	36.09	0.966	1.27e6	1.25e6	100	0.4	1.01	bb
2	190628K2_2	100	0.76	NO	36.09	0.966	1.22e6	1.22e6	99.5	-0.5	1.00	bb
3	190628K2_3	100	0.78	NO	36.11	0.966	1.18e6	1.16e6	101	1.1	1.02	bb
4	190628K2_4	100	0.77	NO	36.09	0.966	1.49e6	1.47e6	100	0.4	1.01	bb
5	190628K2_5	100	0.78	NO	36.09	0.966	1.56e6	1.55e6	100	0.2	1.01	bb
6	190628K2_6	100	0.77	NO	36.09	0.966	1.24e6	1.25e6	98.4	-1.6	0.991	bb

Compound name: 13C-PCB-80
Response Factor: 1.04583
RRF SD: 0.0107662, Relative SD: 1.02944
Response type: Internal Std (Ref 215), Area * (IS Conc. / IS Area)
Curve type: RF

	Name	Std. Conc	RA	n/y	RT	RRT	Resp	IS Resp	Conc.	%Dev	RRF	X = dropped
1	190628K2_1	100	0.76	NO	36.53	0.978	1.31e6	1.25e6	100	0.3	1.05	bb
2	190628K2_2	100	0.77	NO	36.53	0.978	1.25e6	1.22e6	98.5	-1.5	1.03	bb
3	190628K2_3	100	0.77	NO	36.53	0.978	1.23e6	1.16e6	101	1.5	1.06	bb
4	190628K2_4	100	0.79	NO	36.52	0.977	1.53e6	1.47e6	99.5	-0.5	1.04	bb
5	190628K2_5	100	0.77	NO	36.53	0.978	1.61e6	1.55e6	99.5	-0.5	1.04	bb
6	190628K2_6	100	0.78	NO	36.52	0.977	1.31e6	1.25e6	101	0.6	1.05	bb

Dataset: U:\VG11.PRO\Results\190628K2\190628K2-CRV.qld

Last Altered: Saturday, June 29, 2019 12:47:58 Pacific Daylight Time
Printed: Saturday, June 29, 2019 13:00:34 Pacific Daylight Time

Compound name: 13C-PCB-81
Response Factor: 0.984949
RRF SD: 0.00519456, Relative SD: 0.527394
Response type: Internal Std (Ref 215), Area * (IS Conc. / IS Area)
Curve type: RF

	Name	Std. Conc	RA	n/y	RT	RRT	Resp	IS Resp	Conc.	%Dev	RRF	X = dropped
1	190628K2_1	100	0.77	NO	39.74	1.063	1.24e6	1.25e6	101	0.5	0.990	dd
2	190628K2_2	100	0.77	NO	39.75	1.064	1.19e6	1.22e6	99.5	-0.5	0.980	dd
3	190628K2_3	100	0.77	NO	39.74	1.063	1.14e6	1.16e6	99.2	-0.8	0.977	bd
4	190628K2_4	100	0.76	NO	39.74	1.063	1.46e6	1.47e6	100	0.4	0.989	bd
5	190628K2_5	100	0.76	NO	39.74	1.063	1.53e6	1.55e6	100	0.2	0.987	bd
6	190628K2_6	100	0.78	NO	39.74	1.063	1.23e6	1.25e6	100	0.1	0.986	dd

Compound name: 13C-PCB-77
Response Factor: 0.958367
RRF SD: 0.0203246, Relative SD: 2.12075
Response type: Internal Std (Ref 215), Area * (IS Conc. / IS Area)
Curve type: RF

	Name	Std. Conc	RA	n/y	RT	RRT	Resp	IS Resp	Conc.	%Dev	RRF	X = dropped
1	190628K2_1	100	0.78	NO	40.35	1.080	1.21e6	1.25e6	101	0.7	0.965	bd
2	190628K2_2	100	0.79	NO	40.37	1.080	1.13e6	1.22e6	96.8	-3.2	0.928	bb
3	190628K2_3	100	0.78	NO	40.37	1.080	1.11e6	1.16e6	99.4	-0.6	0.952	bb
4	190628K2_4	100	0.79	NO	40.35	1.080	1.44e6	1.47e6	102	2.0	0.978	bb
5	190628K2_5	100	0.78	NO	40.35	1.080	1.52e6	1.55e6	102	2.4	0.982	bb
6	190628K2_6	100	0.78	NO	40.35	1.080	1.18e6	1.25e6	98.7	-1.3	0.946	bd

Compound name: 13C-PCB-104
Response Factor: 1.09695
RRF SD: 0.0312368, Relative SD: 2.8476
Response type: Internal Std (Ref 216), Area * (IS Conc. / IS Area)
Curve type: RF

	Name	Std. Conc	RA	n/y	RT	RRT	Resp	IS Resp	Conc.	%Dev	RRF	X = dropped
1	190628K2_1	100	1.59	NO	33.11	0.829	1.30e6	1.16e6	103	2.8	1.13	bb
2	190628K2_2	100	1.62	NO	33.13	0.829	1.26e6	1.13e6	101	1.2	1.11	bb

Dataset: U:\VG11.PRO\Results\190628K2\190628K2-CRV.qld

Last Altered: Saturday, June 29, 2019 12:47:58 Pacific Daylight Time
Printed: Saturday, June 29, 2019 13:00:34 Pacific Daylight Time

Compound name: 13C-PCB-104

	Name	Std. Conc	RA	n/y	RT	RRT	Resp	IS Resp	Conc.	%Dev	RRF	X = dropped
3	190628K2_3	100	1.56	NO	33.13	0.829	1.21e6	1.08e6	103	3.0	1.13	bb
4	190628K2_4	100	1.59	NO	33.11	0.829	1.46e6	1.37e6	96.7	-3.3	1.06	bb
5	190628K2_5	100	1.60	NO	33.13	0.830	1.49e6	1.41e6	96.6	-3.4	1.06	bb
6	190628K2_6	100	1.58	NO	33.11	0.829	1.27e6	1.17e6	99.7	-0.3	1.09	bb

Compound name: 13C-PCB-95
Response Factor: 0.852056
RRF SD: 0.016469, Relative SD: 1.93285
Response type: Internal Std (Ref 216), Area * (IS Conc. / IS Area)
Curve type: RF

	Name	Std. Conc	RA	n/y	RT	RRT	Resp	IS Resp	Conc.	%Dev	RRF	X = dropped
1	190628K2_1	100	1.61	NO	36.40	0.911	9.93e5	1.16e6	101	0.8	0.859	bb
2	190628K2_2	100	1.62	NO	36.40	0.911	9.59e5	1.13e6	99.3	-0.7	0.846	bb
3	190628K2_3	100	1.58	NO	36.40	0.911	9.46e5	1.08e6	103	3.2	0.879	bb
4	190628K2_4	100	1.59	NO	36.40	0.911	1.15e6	1.37e6	98.2	-1.8	0.837	bb
5	190628K2_5	100	1.62	NO	36.40	0.911	1.21e6	1.41e6	100	0.5	0.856	bb
6	190628K2_6	100	1.65	NO	36.39	0.911	9.73e5	1.17e6	98.1	-1.9	0.835	bb

Compound name: 13C-PCB-101
Response Factor: 0.813658
RRF SD: 0.0173621, Relative SD: 2.13384
Response type: Internal Std (Ref 216), Area * (IS Conc. / IS Area)
Curve type: RF

	Name	Std. Conc	RA	n/y	RT	RRT	Resp	IS Resp	Conc.	%Dev	RRF	X = dropped
1	190628K2_1	100	1.58	NO	38.15	0.955	9.69e5	1.16e6	103	3.0	0.838	bb
2	190628K2_2	100	1.62	NO	38.15	0.955	9.17e5	1.13e6	99.4	-0.6	0.809	bb
3	190628K2_3	100	1.62	NO	38.15	0.955	8.90e5	1.08e6	102	1.7	0.827	bb
4	190628K2_4	100	1.64	NO	38.15	0.955	1.08e6	1.37e6	97.0	-3.0	0.789	bb
5	190628K2_5	100	1.60	NO	38.15	0.955	1.13e6	1.41e6	98.8	-1.2	0.804	bb
6	190628K2_6	100	1.60	NO	38.14	0.955	9.49e5	1.17e6	100	0.1	0.815	bb

Dataset: U:\VG11.PRO\Results\190628K2\190628K2-CRV.qld

Last Altered: Saturday, June 29, 2019 12:47:58 Pacific Daylight Time
Printed: Saturday, June 29, 2019 13:00:34 Pacific Daylight Time

Compound name: 13C-PCB-97
Response Factor: 0.709353
RRF SD: 0.0178988, Relative SD: 2.52326
Response type: Internal Std (Ref 216), Area * (IS Conc. / IS Area)
Curve type: RF

	Name	Std. Conc	RA	n/y	RT	RRT	Resp	IS Resp	Conc.	%Dev	RRF	X = dropped
1	190628K2_1	100	1.63	NO	39.49	0.989	8.42e5	1.16e6	103	2.7	0.728	bb
2	190628K2_2	100	1.60	NO	39.49	0.989	8.07e5	1.13e6	100	0.4	0.712	bb
3	190628K2_3	100	1.61	NO	39.49	0.989	7.81e5	1.08e6	102	2.4	0.727	bb
4	190628K2_4	100	1.63	NO	39.49	0.989	9.44e5	1.37e6	96.9	-3.1	0.687	bb
5	190628K2_5	100	1.63	NO	39.49	0.989	9.71e5	1.41e6	97.0	-3.0	0.688	bb
6	190628K2_6	100	1.62	NO	39.49	0.989	8.31e5	1.17e6	101	0.5	0.713	bb

Compound name: 13C-PCB-123
Response Factor: 0.921605
RRF SD: 0.0152087, Relative SD: 1.65024
Response type: Internal Std (Ref 216), Area * (IS Conc. / IS Area)
Curve type: RF

	Name	Std. Conc	RA	n/y	RT	RRT	Resp	IS Resp	Conc.	%Dev	RRF	X = dropped
1	190628K2_1	100	1.60	NO	42.15	1.056	1.09e6	1.16e6	102	2.1	0.941	bd
2	190628K2_2	100	1.63	NO	42.15	1.055	1.04e6	1.13e6	99.6	-0.4	0.918	bd
3	190628K2_3	100	1.61	NO	42.15	1.055	1.01e6	1.08e6	102	1.6	0.936	bd
4	190628K2_4	100	1.57	NO	42.15	1.056	1.24e6	1.37e6	97.7	-2.3	0.901	bd
5	190628K2_5	100	1.58	NO	42.15	1.056	1.28e6	1.41e6	98.9	-1.1	0.911	bd
6	190628K2_6	100	1.62	NO	42.14	1.055	1.07e6	1.17e6	100	0.1	0.923	bd

Compound name: 13C-PCB-118
Response Factor: 0.974956
RRF SD: 0.0102057, Relative SD: 1.04679
Response type: Internal Std (Ref 216), Area * (IS Conc. / IS Area)
Curve type: RF

	Name	Std. Conc	RA	n/y	RT	RRT	Resp	IS Resp	Conc.	%Dev	RRF	X = dropped
1	190628K2_1	100	1.64	NO	42.34	1.060	1.14e6	1.16e6	101	1.4	0.989	db
2	190628K2_2	100	1.63	NO	42.34	1.060	1.09e6	1.13e6	99.0	-1.0	0.965	db

Dataset: U:\VG11.PRO\Results\190628K2\190628K2-CRV.qld

Last Altered: Saturday, June 29, 2019 12:47:58 Pacific Daylight Time
Printed: Saturday, June 29, 2019 13:00:34 Pacific Daylight Time

Compound name: 13C-PCB-118

	Name	Std. Conc	RA	n/y	RT	RRT	Resp	IS Resp	Conc.	%Dev	RRF	X = dropped
3	190628K2_3	100	1.61	NO	42.34	1.060	1.04e6	1.08e6	99.5	-0.5	0.970	db
4	190628K2_4	100	1.60	NO	42.34	1.060	1.35e6	1.37e6	101	0.7	0.981	db
5	190628K2_5	100	1.62	NO	42.34	1.060	1.38e6	1.41e6	101	0.6	0.981	db
6	190628K2_6	100	1.60	NO	42.32	1.060	1.12e6	1.17e6	98.9	-1.1	0.964	db

Compound name: 13C-PCB-114
Response Factor: 1.5194
RRF SD: 0.0421961, Relative SD: 2.77715
Response type: Internal Std (Ref 217), Area * (IS Conc. / IS Area)
Curve type: RF

	Name	Std. Conc	RA	n/y	RT	RRT	Resp	IS Resp	Conc.	%Dev	RRF	X = dropped
1	190628K2_1	100	1.57	NO	43.02	0.909	9.51e5	6.32e5	99.1	-0.9	1.51	bb
2	190628K2_2	100	1.55	NO	43.02	0.909	9.12e5	6.11e5	98.2	-1.8	1.49	bb
3	190628K2_3	100	1.54	NO	43.02	0.909	8.94e5	5.87e5	100	0.2	1.52	bb
4	190628K2_4	100	1.54	NO	43.02	0.909	1.12e6	7.19e5	103	2.6	1.56	bb
5	190628K2_5	100	1.54	NO	43.02	0.909	1.18e6	7.49e5	104	3.6	1.57	bb
6	190628K2_6	100	1.56	NO	43.02	0.910	9.55e5	6.54e5	96.2	-3.8	1.46	bd

Compound name: 13C-PCB-105
Response Factor: 1.58333
RRF SD: 0.0248304, Relative SD: 1.56824
Response type: Internal Std (Ref 217), Area * (IS Conc. / IS Area)
Curve type: RF

	Name	Std. Conc	RA	n/y	RT	RRT	Resp	IS Resp	Conc.	%Dev	RRF	X = dropped
1	190628K2_1	100	1.56	NO	43.91	0.928	1.01e6	6.32e5	101	1.1	1.60	dd
2	190628K2_2	100	1.55	NO	43.91	0.928	9.63e5	6.11e5	99.5	-0.5	1.58	dd
3	190628K2_3	100	1.57	NO	43.91	0.928	9.24e5	5.87e5	99.5	-0.5	1.57	dd
4	190628K2_4	100	1.56	NO	43.91	0.928	1.15e6	7.19e5	101	0.9	1.60	bd
5	190628K2_5	100	1.56	NO	43.91	0.928	1.21e6	7.49e5	102	1.7	1.61	bd
6	190628K2_6	100	1.53	NO	43.91	0.928	1.01e6	6.54e5	97.4	-2.6	1.54	bd

Dataset: U:\VG11.PRO\Results\190628K2\190628K2-CRV.qld

Last Altered: Saturday, June 29, 2019 12:47:58 Pacific Daylight Time
Printed: Saturday, June 29, 2019 13:00:34 Pacific Daylight Time

Compound name: 13C-PCB-127
Response Factor: 1.6216
RRF SD: 0.0248818, Relative SD: 1.5344
Response type: Internal Std (Ref 217), Area * (IS Conc. / IS Area)
Curve type: RF

	Name	Std. Conc	RA	n/y	RT	RRT	Resp	IS Resp	Conc.	%Dev	RRF	X = dropped
1	190628K2_1	100	1.54	NO	44.25	0.935	1.03e6	6.32e5	101	0.6	1.63	db
2	190628K2_2	100	1.56	NO	44.27	0.936	1.00e6	6.11e5	101	1.0	1.64	db
3	190628K2_3	100	1.57	NO	44.27	0.936	9.66e5	5.87e5	101	1.5	1.65	dd
4	190628K2_4	100	1.54	NO	44.25	0.935	1.16e6	7.19e5	99.8	-0.2	1.62	bb
5	190628K2_5	100	1.58	NO	44.25	0.935	1.22e6	7.49e5	100	0.0	1.62	bb
6	190628K2_6	100	1.53	NO	44.25	0.936	1.03e6	6.54e5	97.1	-2.9	1.58	bb

Compound name: 13C-PCB-126
Response Factor: 1.44528
RRF SD: 0.0309095, Relative SD: 2.13865
Response type: Internal Std (Ref 217), Area * (IS Conc. / IS Area)
Curve type: RF

	Name	Std. Conc	RA	n/y	RT	RRT	Resp	IS Resp	Conc.	%Dev	RRF	X = dropped
1	190628K2_1	100	1.55	NO	46.22	0.977	9.10e5	6.32e5	99.7	-0.3	1.44	bd
2	190628K2_2	100	1.57	NO	46.22	0.977	8.64e5	6.11e5	97.8	-2.2	1.41	bd
3	190628K2_3	100	1.57	NO	46.22	0.977	8.49e5	5.87e5	100	0.1	1.45	bd
4	190628K2_4	100	1.56	NO	46.22	0.977	1.06e6	7.19e5	102	2.1	1.48	bb
5	190628K2_5	100	1.55	NO	46.22	0.977	1.11e6	7.49e5	103	2.8	1.49	bb
6	190628K2_6	100	1.55	NO	46.22	0.977	9.21e5	6.54e5	97.5	-2.5	1.41	bd

Compound name: 13C-PCB-155
Response Factor: 1.02601
RRF SD: 0.055855, Relative SD: 5.44389
Response type: Internal Std (Ref 216), Area * (IS Conc. / IS Area)
Curve type: RF

	Name	Std. Conc	RA	n/y	RT	RRT	Resp	IS Resp	Conc.	%Dev	RRF	X = dropped
1	190628K2_1	100	1.25	NO	37.67	0.943	1.26e6	1.16e6	106	6.1	1.09	bb
2	190628K2_2	100	1.29	NO	37.67	0.943	1.20e6	1.13e6	103	3.5	1.06	bb

Dataset: U:\VG11.PRO\Results\190628K2\190628K2-CRV.qld

Last Altered: Saturday, June 29, 2019 12:47:58 Pacific Daylight Time
Printed: Saturday, June 29, 2019 13:00:34 Pacific Daylight Time

Compound name: 13C-PCB-155

	Name	Std. Conc	RA	n/y	RT	RRT	Resp	IS Resp	Conc.	%Dev	RRF	X = dropped
3	190628K2_3	100	1.28	NO	37.67	0.943	1.15e6	1.08e6	104	4.3	1.07	bb
4	190628K2_4	100	1.23	NO	37.67	0.943	1.32e6	1.37e6	93.6	-6.4	0.961	bb
5	190628K2_5	100	1.24	NO	37.67	0.943	1.36e6	1.41e6	93.8	-6.2	0.963	bb
6	190628K2_6	100	1.29	NO	37.67	0.943	1.18e6	1.17e6	98.7	-1.3	1.01	bb

Compound name: 13C-PCB-153
Response Factor: 1.42376
RRF SD: 0.0366483, Relative SD: 2.57404
Response type: Internal Std (Ref 217), Area * (IS Conc. / IS Area)
Curve type: RF

	Name	Std. Conc	RA	n/y	RT	RRT	Resp	IS Resp	Conc.	%Dev	RRF	X = dropped
1	190628K2_1	100	1.25	NO	44.08	0.932	9.27e5	6.32e5	103	3.1	1.47	bb
2	190628K2_2	100	1.27	NO	44.08	0.932	8.81e5	6.11e5	101	1.3	1.44	bb
3	190628K2_3	100	1.28	NO	44.08	0.932	8.55e5	5.87e5	102	2.3	1.46	bb
4	190628K2_4	100	1.28	NO	44.08	0.932	1.01e6	7.19e5	98.8	-1.2	1.41	bb
5	190628K2_5	100	1.27	NO	44.08	0.932	1.04e6	7.49e5	97.3	-2.7	1.39	bb
6	190628K2_6	100	1.24	NO	44.06	0.932	9.04e5	6.54e5	97.2	-2.8	1.38	bb

Compound name: 13C-PCB-141
Response Factor: 1.1427
RRF SD: 0.0320411, Relative SD: 2.80397
Response type: Internal Std (Ref 217), Area * (IS Conc. / IS Area)
Curve type: RF

	Name	Std. Conc	RA	n/y	RT	RRT	Resp	IS Resp	Conc.	%Dev	RRF	X = dropped
1	190628K2_1	100	1.28	NO	44.83	0.947	7.44e5	6.32e5	103	3.0	1.18	bb
2	190628K2_2	100	1.30	NO	44.83	0.948	7.19e5	6.11e5	103	3.0	1.18	bb
3	190628K2_3	100	1.28	NO	44.83	0.948	6.77e5	5.87e5	101	0.9	1.15	bb
4	190628K2_4	100	1.26	NO	44.83	0.947	8.10e5	7.19e5	98.6	-1.4	1.13	bb
5	190628K2_5	100	1.27	NO	44.83	0.947	8.22e5	7.49e5	96.0	-4.0	1.10	bb
6	190628K2_6	100	1.28	NO	44.83	0.948	7.35e5	6.54e5	98.5	-1.5	1.13	bb

Dataset: U:\VG11.PRO\Results\190628K2\190628K2-CRV.qld

Last Altered: Saturday, June 29, 2019 12:47:58 Pacific Daylight Time
Printed: Saturday, June 29, 2019 13:00:34 Pacific Daylight Time

Compound name: 13C-PCB-138
Response Factor: 1.18003
RRF SD: 0.0183162, Relative SD: 1.55219
Response type: Internal Std (Ref 217), Area * (IS Conc. / IS Area)
Curve type: RF

	Name	Std. Conc	RA	n/y	RT	RRT	Resp	IS Resp	Conc.	%Dev	RRF	X = dropped
1	190628K2_1	100	1.26	NO	45.71	0.966	7.59e5	6.32e5	102	1.8	1.20	bb
2	190628K2_2	100	1.28	NO	45.71	0.966	7.22e5	6.11e5	100	0.1	1.18	bb
3	190628K2_3	100	1.25	NO	45.71	0.966	7.06e5	5.87e5	102	1.9	1.20	bb
4	190628K2_4	100	1.25	NO	45.71	0.966	8.40e5	7.19e5	99.0	-1.0	1.17	bb
5	190628K2_5	100	1.28	NO	45.71	0.966	8.73e5	7.49e5	98.8	-1.2	1.17	bb
6	190628K2_6	100	1.25	NO	45.69	0.966	7.59e5	6.54e5	98.4	-1.6	1.16	bb

Compound name: 13C-PCB-159
Response Factor: 1.43334
RRF SD: 0.0182723, Relative SD: 1.2748
Response type: Internal Std (Ref 217), Area * (IS Conc. / IS Area)
Curve type: RF

	Name	Std. Conc	RA	n/y	RT	RRT	Resp	IS Resp	Conc.	%Dev	RRF	X = dropped
1	190628K2_1	100	1.26	NO	47.03	0.994	9.24e5	6.32e5	102	2.0	1.46	bd
2	190628K2_2	100	1.23	NO	47.03	0.994	8.65e5	6.11e5	98.7	-1.3	1.41	bb
3	190628K2_3	100	1.26	NO	47.03	0.994	8.45e5	5.87e5	100	0.4	1.44	bd
4	190628K2_4	100	1.26	NO	47.03	0.994	1.03e6	7.19e5	99.6	-0.4	1.43	bd
5	190628K2_5	100	1.27	NO	47.03	0.994	1.08e6	7.49e5	101	0.5	1.44	bd
6	190628K2_6	100	1.26	NO	47.03	0.994	9.24e5	6.54e5	98.7	-1.3	1.41	bd

Compound name: 13C-PCB-167
Response Factor: 1.42407
RRF SD: 0.0216388, Relative SD: 1.51951
Response type: Internal Std (Ref 217), Area * (IS Conc. / IS Area)
Curve type: RF

	Name	Std. Conc	RA	n/y	RT	RRT	Resp	IS Resp	Conc.	%Dev	RRF	X = dropped
1	190628K2_1	100	1.27	NO	47.73	1.009	9.22e5	6.32e5	103	2.5	1.46	bb
2	190628K2_2	100	1.28	NO	47.73	1.009	8.60e5	6.11e5	98.9	-1.1	1.41	bb

Dataset: U:\VG11.PRO\Results\190628K2\190628K2-CRV.qld

Last Altered: Saturday, June 29, 2019 12:47:58 Pacific Daylight Time
Printed: Saturday, June 29, 2019 13:00:34 Pacific Daylight Time

Compound name: 13C-PCB-167

	Name	Std. Conc	RA	n/y	RT	RRT	Resp	IS Resp	Conc.	%Dev	RRF	X = dropped
3	190628K2_3	100	1.26	NO	47.73	1.009	8.45e5	5.87e5	101	1.1	1.44	bb
4	190628K2_4	100	1.24	NO	47.73	1.009	1.01e6	7.19e5	98.8	-1.2	1.41	bb
5	190628K2_5	100	1.25	NO	47.73	1.009	1.07e6	7.49e5	99.8	-0.2	1.42	bb
6	190628K2_6	100	1.27	NO	47.73	1.009	9.21e5	6.54e5	98.9	-1.1	1.41	bb

Compound name: 13C-PCB-156
Response Factor: 1.39757
RRF SD: 0.0238831, Relative SD: 1.70891
Response type: Internal Std (Ref 217), Area * (IS Conc. / IS Area)
Curve type: RF

	Name	Std. Conc	RA	n/y	RT	RRT	Resp	IS Resp	Conc.	%Dev	RRF	X = dropped
1	190628K2_1	100	1.26	NO	49.06	1.037	8.89e5	6.32e5	101	0.8	1.41	bb
2	190628K2_2	100	1.27	NO	49.08	1.037	8.48e5	6.11e5	99.3	-0.7	1.39	bd
3	190628K2_3	100	1.26	NO	49.08	1.037	8.22e5	5.87e5	100	0.2	1.40	bd
4	190628K2_4	100	1.28	NO	49.06	1.037	1.01e6	7.19e5	100	0.3	1.40	bb
5	190628K2_5	100	1.27	NO	49.06	1.037	1.07e6	7.49e5	102	2.3	1.43	bb
6	190628K2_6	100	1.28	NO	49.06	1.037	8.87e5	6.54e5	97.1	-2.9	1.36	bd

Compound name: 13C-PCB-157
Response Factor: 1.40667
RRF SD: 0.0289658, Relative SD: 2.05919
Response type: Internal Std (Ref 217), Area * (IS Conc. / IS Area)
Curve type: RF

	Name	Std. Conc	RA	n/y	RT	RRT	Resp	IS Resp	Conc.	%Dev	RRF	X = dropped
1	190628K2_1	100	1.28	NO	49.34	1.043	9.06e5	6.32e5	102	2.0	1.44	bb
2	190628K2_2	100	1.28	NO	49.34	1.043	8.34e5	6.11e5	97.0	-3.0	1.36	db
3	190628K2_3	100	1.25	NO	49.34	1.043	8.40e5	5.87e5	102	1.7	1.43	db
4	190628K2_4	100	1.24	NO	49.34	1.043	1.01e6	7.19e5	100	0.1	1.41	bb
5	190628K2_5	100	1.27	NO	49.34	1.043	1.07e6	7.49e5	101	1.2	1.42	bb
6	190628K2_6	100	1.28	NO	49.34	1.043	9.01e5	6.54e5	98.0	-2.0	1.38	dd

Dataset: U:\VG11.PRO\Results\190628K2\190628K2-CRV.qld

Last Altered: Saturday, June 29, 2019 12:47:58 Pacific Daylight Time
Printed: Saturday, June 29, 2019 13:00:34 Pacific Daylight Time

Compound name: 13C-PCB-169
Response Factor: 1.34613
RRF SD: 0.0307594, Relative SD: 2.28501
Response type: Internal Std (Ref 217), Area * (IS Conc. / IS Area)
Curve type: RF

	Name	Std. Conc	RA	n/y	RT	RRT	Resp	IS Resp	Conc.	%Dev	RRF	X = dropped
1	190628K2_1	100	1.26	NO	51.62	1.091	8.71e5	6.32e5	102	2.4	1.38	bb
2	190628K2_2	100	1.25	NO	51.62	1.091	8.00e5	6.11e5	97.2	-2.8	1.31	bb
3	190628K2_3	100	1.28	NO	51.62	1.091	7.92e5	5.87e5	100	0.3	1.35	bd
4	190628K2_4	100	1.27	NO	51.62	1.091	9.82e5	7.19e5	101	1.5	1.37	bb
5	190628K2_5	100	1.27	NO	51.62	1.091	1.02e6	7.49e5	102	1.5	1.37	bb
6	190628K2_6	100	1.26	NO	51.62	1.091	8.55e5	6.54e5	97.2	-2.8	1.31	bb

Compound name: 13C-PCB-188
Response Factor: 1.46265
RRF SD: 0.0268105, Relative SD: 1.83302
Response type: Internal Std (Ref 218), Area * (IS Conc. / IS Area)
Curve type: RF

	Name	Std. Conc	RA	n/y	RT	RRT	Resp	IS Resp	Conc.	%Dev	RRF	X = dropped
1	190628K2_1	100	0.44	NO	43.68	0.927	9.11e5	6.10e5	102	2.1	1.49	bb
2	190628K2_2	100	0.45	NO	43.70	0.927	8.63e5	5.90e5	100	0.1	1.46	bb
3	190628K2_3	100	0.45	NO	43.70	0.927	8.36e5	5.65e5	101	1.2	1.48	bb
4	190628K2_4	100	0.44	NO	43.68	0.927	1.01e6	6.91e5	100	0.0	1.46	bb
5	190628K2_5	100	0.44	NO	43.68	0.927	1.06e6	7.27e5	99.9	-0.1	1.46	bb
6	190628K2_6	100	0.45	NO	43.68	0.927	8.78e5	6.21e5	96.7	-3.3	1.41	bb

Compound name: 13C-PCB-180
Response Factor: 0.931916
RRF SD: 0.019065, Relative SD: 2.04579
Response type: Internal Std (Ref 218), Area * (IS Conc. / IS Area)
Curve type: RF

	Name	Std. Conc	RA	n/y	RT	RRT	Resp	IS Resp	Conc.	%Dev	RRF	X = dropped
1	190628K2_1	100	0.45	NO	50.40	1.070	5.87e5	6.10e5	103	3.3	0.962	bb
2	190628K2_2	100	0.46	NO	50.40	1.070	5.46e5	5.90e5	99.4	-0.6	0.926	bb

Dataset: U:\VG11.PRO\Results\190628K2\190628K2-CRV.qld

Last Altered: Saturday, June 29, 2019 12:47:58 Pacific Daylight Time
Printed: Saturday, June 29, 2019 13:00:34 Pacific Daylight Time

Compound name: 13C-PCB-180

	Name	Std. Conc	RA	n/y	RT	RRT	Resp	IS Resp	Conc.	%Dev	RRF	X = dropped
3	190628K2_3	100	0.46	NO	50.40	1.070	5.34e5	5.65e5	102	1.5	0.946	bd
4	190628K2_4	100	0.44	NO	50.39	1.069	6.42e5	6.91e5	99.7	-0.3	0.929	bd
5	190628K2_5	100	0.46	NO	50.39	1.069	6.63e5	7.27e5	97.8	-2.2	0.912	bb
6	190628K2_6	100	0.44	NO	50.39	1.069	5.69e5	6.21e5	98.3	-1.7	0.916	bb

Compound name: 13C-PCB-170
Response Factor: 0.795673
RRF SD: 0.015612, Relative SD: 1.96211
Response type: Internal Std (Ref 218), Area * (IS Conc. / IS Area)
Curve type: RF

	Name	Std. Conc	RA	n/y	RT	RRT	Resp	IS Resp	Conc.	%Dev	RRF	X = dropped
1	190628K2_1	100	0.46	NO	52.05	1.105	4.96e5	6.10e5	102	2.0	0.812	bb
2	190628K2_2	100	0.47	NO	52.05	1.105	4.64e5	5.90e5	98.9	-1.1	0.787	bb
3	190628K2_3	100	0.46	NO	52.05	1.105	4.62e5	5.65e5	103	2.9	0.819	bb
4	190628K2_4	100	0.45	NO	52.05	1.105	5.46e5	6.91e5	99.4	-0.6	0.791	bb
5	190628K2_5	100	0.45	NO	52.05	1.105	5.68e5	7.27e5	98.3	-1.7	0.782	bb
6	190628K2_6	100	0.46	NO	52.05	1.105	4.87e5	6.21e5	98.6	-1.4	0.784	bb

Compound name: 13C-PCB-189
Response Factor: 1.09024
RRF SD: 0.02747, Relative SD: 2.51964
Response type: Internal Std (Ref 218), Area * (IS Conc. / IS Area)
Curve type: RF

	Name	Std. Conc	RA	n/y	RT	RRT	Resp	IS Resp	Conc.	%Dev	RRF	X = dropped
1	190628K2_1	100	0.45	NO	53.74	1.140	6.83e5	6.10e5	103	2.7	1.12	bb
2	190628K2_2	100	0.45	NO	53.74	1.140	6.20e5	5.90e5	96.4	-3.6	1.05	bb
3	190628K2_3	100	0.46	NO	53.74	1.140	6.19e5	5.65e5	100	0.5	1.10	bb
4	190628K2_4	100	0.45	NO	53.74	1.140	7.60e5	6.91e5	101	0.8	1.10	bb
5	190628K2_5	100	0.45	NO	53.74	1.140	8.09e5	7.27e5	102	2.1	1.11	bb
6	190628K2_6	100	0.44	NO	53.72	1.140	6.60e5	6.21e5	97.5	-2.5	1.06	bb

Vista Analytical Laboratory

Dataset: U:\VG11.PRO\Results\190628K2\190628K2-CRV.qld

Last Altered: Saturday, June 29, 2019 12:47:58 Pacific Daylight Time
Printed: Saturday, June 29, 2019 13:00:34 Pacific Daylight Time

Compound name: 13C-PCB-202
Response Factor: 1.45045
RRF SD: 0.0520831, Relative SD: 3.59082
Response type: Internal Std (Ref 218), Area * (IS Conc. / IS Area)
Curve type: RF

	Name	Std. Conc	RA	n/y	RT	RRT	Resp	IS Resp	Conc.	%Dev	RRF	X = dropped
1	190628K2_1	100	0.93	NO	49.29	1.042	9.24e5	6.10e5	104	4.4	1.51	bb
2	190628K2_2	100	0.92	NO	49.29	1.042	8.73e5	5.90e5	102	2.1	1.48	bb
3	190628K2_3	100	0.93	NO	49.29	1.042	8.36e5	5.65e5	102	2.1	1.48	bb
4	190628K2_4	100	0.92	NO	49.29	1.042	9.80e5	6.91e5	97.8	-2.2	1.42	bb
5	190628K2_5	100	0.93	NO	49.29	1.042	9.96e5	7.27e5	94.5	-5.5	1.37	bb
6	190628K2_6	100	0.94	NO	49.27	1.042	8.93e5	6.21e5	99.1	-0.9	1.44	bb

Compound name: 13C-PCB-194
Response Factor: 0.713578
RRF SD: 0.0152843, Relative SD: 2.14192
Response type: Internal Std (Ref 219), Area * (IS Conc. / IS Area)
Curve type: RF

	Name	Std. Conc	RA	n/y	RT	RRT	Resp	IS Resp	Conc.	%Dev	RRF	X = dropped
1	190628K2_1	100	0.88	NO	55.33	0.995	5.94e5	8.28e5	100	0.5	0.717	bb
2	190628K2_2	100	0.89	NO	55.33	0.995	5.44e5	7.49e5	102	1.7	0.726	bb
3	190628K2_3	100	0.92	NO	55.34	0.995	5.50e5	7.62e5	101	1.1	0.721	bb
4	190628K2_4	100	0.90	NO	55.33	0.995	6.70e5	9.53e5	98.5	-1.5	0.703	bb
5	190628K2_5	100	0.90	NO	55.33	0.995	7.05e5	1.02e6	96.4	-3.6	0.688	bb
6	190628K2_6	100	0.90	NO	55.33	0.995	5.96e5	8.20e5	102	1.9	0.727	bb

Compound name: 13C-PCB-208
Response Factor: 0.896051
RRF SD: 0.031901, Relative SD: 3.56018
Response type: Internal Std (Ref 219), Area * (IS Conc. / IS Area)
Curve type: RF

	Name	Std. Conc	RA	n/y	RT	RRT	Resp	IS Resp	Conc.	%Dev	RRF	X = dropped
1	190628K2_1	100	0.78	NO	54.58	0.982	7.59e5	8.28e5	102	2.3	0.917	bb
2	190628K2_2	100	0.78	NO	54.58	0.982	7.01e5	7.49e5	104	4.3	0.935	bb

Dataset: U:\VG11.PRO\Results\190628K2\190628K2-CRV.qld

Last Altered: Saturday, June 29, 2019 12:47:58 Pacific Daylight Time
Printed: Saturday, June 29, 2019 13:00:34 Pacific Daylight Time

Compound name: 13C-PCB-208

	Name	Std. Conc	RA	n/y	RT	RRT	Resp	IS Resp	Conc.	%Dev	RRF	X = dropped
3	190628K2_3	100	0.77	NO	54.58	0.982	6.91e5	7.62e5	101	1.2	0.907	bb
4	190628K2_4	100	0.77	NO	54.58	0.982	8.36e5	9.53e5	97.9	-2.1	0.877	bb
5	190628K2_5	100	0.80	NO	54.58	0.982	8.64e5	1.02e6	94.2	-5.8	0.844	bb
6	190628K2_6	100	0.79	NO	54.56	0.982	7.35e5	8.20e5	100	0.1	0.897	bb

Compound name: 13C-PCB-206
Response Factor: 0.652605
RRF SD: 0.0173981, Relative SD: 2.66595
Response type: Internal Std (Ref 219), Area * (IS Conc. / IS Area)
Curve type: RF

	Name	Std. Conc	RA	n/y	RT	RRT	Resp	IS Resp	Conc.	%Dev	RRF	X = dropped
1	190628K2_1	100	0.78	NO	56.86	1.023	5.58e5	8.28e5	103	3.2	0.673	bb
2	190628K2_2	100	0.79	NO	56.86	1.023	4.86e5	7.49e5	99.4	-0.6	0.648	bb
3	190628K2_3	100	0.80	NO	56.86	1.023	5.08e5	7.62e5	102	2.1	0.666	bb
4	190628K2_4	100	0.78	NO	56.86	1.023	6.25e5	9.53e5	100	0.5	0.656	bb
5	190628K2_5	100	0.79	NO	56.86	1.023	6.39e5	1.02e6	95.6	-4.4	0.624	bb
6	190628K2_6	100	0.80	NO	56.86	1.023	5.31e5	8.20e5	99.3	-0.7	0.648	bb

Compound name: 13C-PCB-209
Response Factor: 0.805524
RRF SD: 0.0223175, Relative SD: 2.77056
Response type: Internal Std (Ref 219), Area * (IS Conc. / IS Area)
Curve type: RF

	Name	Std. Conc	RA	n/y	RT	RRT	Resp	IS Resp	Conc.	%Dev	RRF	X = dropped
1	190628K2_1	100	1.18	NO	58.08	1.044	6.89e5	8.28e5	103	3.3	0.832	bb
2	190628K2_2	100	1.23	NO	58.08	1.044	5.90e5	7.49e5	97.7	-2.3	0.787	bb
3	190628K2_3	100	1.20	NO	58.08	1.044	6.36e5	7.62e5	104	3.6	0.835	bb
4	190628K2_4	100	1.22	NO	58.08	1.044	7.64e5	9.53e5	99.6	-0.4	0.802	bb
5	190628K2_5	100	1.21	NO	58.08	1.044	8.04e5	1.02e6	97.5	-2.5	0.785	bb
6	190628K2_6	100	1.19	NO	58.08	1.045	6.50e5	8.20e5	98.4	-1.6	0.792	bb

Dataset: U:\VG11.PRO\Results\190628K2\190628K2-CRV.qld

Last Altered: Saturday, June 29, 2019 12:47:58 Pacific Daylight Time
Printed: Saturday, June 29, 2019 13:00:34 Pacific Daylight Time

Compound name: 13C-PCB-15
Response Factor: 1
RRF SD: 0, Relative SD: 0
Response type: Internal Std (Ref 213), Area * (IS Conc. / IS Area)
Curve type: RF

	Name	Std. Conc	RA	n/y	RT	RRT	Resp	IS Resp	Conc.	%Dev	RRF	X = dropped
1	190628K2_1	100	1.58	NO	26.15	0.000	1.81e6	1.81e6	100	0.0	1.00	bb
2	190628K2_2	100	1.61	NO	26.16	0.000	1.78e6	1.78e6	100	0.0	1.00	bb
3	190628K2_3	100	1.60	NO	26.16	0.000	1.70e6	1.70e6	100	0.0	1.00	bb
4	190628K2_4	100	1.58	NO	26.15	0.000	2.17e6	2.17e6	100	0.0	1.00	bb
5	190628K2_5	100	1.59	NO	26.15	0.000	2.27e6	2.27e6	100	0.0	1.00	bb
6	190628K2_6	100	1.59	NO	26.15	0.000	1.81e6	1.81e6	100	0.0	1.00	bb

Compound name: 13C-PCB-31
Response Factor: 1
RRF SD: 0, Relative SD: 0
Response type: Internal Std (Ref 214), Area * (IS Conc. / IS Area)
Curve type: RF

	Name	Std. Conc	RA	n/y	RT	RRT	Resp	IS Resp	Conc.	%Dev	RRF	X = dropped
1	190628K2_1	100	0.99	NO	29.32	0.000	1.53e6	1.53e6	100	0.0	1.00	bd
2	190628K2_2	100	0.98	NO	29.32	0.000	1.45e6	1.45e6	100	0.0	1.00	bd
3	190628K2_3	100	1.00	NO	29.32	0.000	1.37e6	1.37e6	100	0.0	1.00	bd
4	190628K2_4	100	0.98	NO	29.32	0.000	1.78e6	1.78e6	100	0.0	1.00	bd
5	190628K2_5	100	0.97	NO	29.32	0.000	1.83e6	1.83e6	100	0.0	1.00	bd
6	190628K2_6	100	0.97	NO	29.32	0.000	1.39e6	1.39e6	100	0.0	1.00	bd

Compound name: 13C-PCB-60
Response Factor: 1
RRF SD: 0, Relative SD: 0
Response type: Internal Std (Ref 215), Area * (IS Conc. / IS Area)
Curve type: RF

	Name	Std. Conc	RA	n/y	RT	RRT	Resp	IS Resp	Conc.	%Dev	RRF	X = dropped
1	190628K2_1	100	0.78	NO	37.37	0.000	1.25e6	1.25e6	100	0.0	1.00	bb
2	190628K2_2	100	0.78	NO	37.37	0.000	1.22e6	1.22e6	100	0.0	1.00	bb

Dataset: U:\VG11.PRO\Results\190628K2\190628K2-CRV.qld

Last Altered: Saturday, June 29, 2019 12:47:58 Pacific Daylight Time
Printed: Saturday, June 29, 2019 13:00:34 Pacific Daylight Time

Compound name: 13C-PCB-60

	Name	Std. Conc	RA	n/y	RT	RRT	Resp	IS Resp	Conc.	%Dev	RRF	X = dropped
3	190628K2_3	100	0.76	NO	37.37	0.000	1.16e6	1.16e6	100	0.0	1.00	bb
4	190628K2_4	100	0.77	NO	37.37	0.000	1.47e6	1.47e6	100	0.0	1.00	bb
5	190628K2_5	100	0.78	NO	37.37	0.000	1.55e6	1.55e6	100	0.0	1.00	bb
6	190628K2_6	100	0.77	NO	37.37	0.000	1.25e6	1.25e6	100	0.0	1.00	bb

Compound name: 13C-PCB-111
Response Factor: 1
RRF SD: 0, Relative SD: 0
Response type: Internal Std (Ref 216), Area * (IS Conc. / IS Area)
Curve type: RF

	Name	Std. Conc	RA	n/y	RT	RRT	Resp	IS Resp	Conc.	%Dev	RRF	X = dropped
1	190628K2_1	100	1.58	NO	39.94	0.000	1.16e6	1.16e6	100	0.0	1.00	bb
2	190628K2_2	100	1.56	NO	39.94	0.000	1.13e6	1.13e6	100	0.0	1.00	bb
3	190628K2_3	100	1.64	NO	39.94	0.000	1.08e6	1.08e6	100	0.0	1.00	bb
4	190628K2_4	100	1.62	NO	39.94	0.000	1.37e6	1.37e6	100	0.0	1.00	bb
5	190628K2_5	100	1.62	NO	39.94	0.000	1.41e6	1.41e6	100	0.0	1.00	bb
6	190628K2_6	100	1.61	NO	39.94	0.000	1.17e6	1.17e6	100	0.0	1.00	bb

Compound name: 13C-PCB-128
Response Factor: 1
RRF SD: 0, Relative SD: 0
Response type: Internal Std (Ref 217), Area * (IS Conc. / IS Area)
Curve type: RF

	Name	Std. Conc	RA	n/y	RT	RRT	Resp	IS Resp	Conc.	%Dev	RRF	X = dropped
1	190628K2_1	100	1.25	NO	47.32	0.000	6.32e5	6.32e5	100	0.0	1.00	db
2	190628K2_2	100	1.23	NO	47.32	0.000	6.11e5	6.11e5	100	0.0	1.00	bb
3	190628K2_3	100	1.26	NO	47.32	0.000	5.87e5	5.87e5	100	0.0	1.00	db
4	190628K2_4	100	1.27	NO	47.32	0.000	7.19e5	7.19e5	100	0.0	1.00	db
5	190628K2_5	100	1.26	NO	47.32	0.000	7.49e5	7.49e5	100	0.0	1.00	db
6	190628K2_6	100	1.28	NO	47.30	0.000	6.54e5	6.54e5	100	0.0	1.00	db

Dataset: U:\VG11.PRO\Results\190628K2\190628K2-CRV.qld

Last Altered: Saturday, June 29, 2019 12:47:58 Pacific Daylight Time
Printed: Saturday, June 29, 2019 13:00:34 Pacific Daylight Time

Compound name: 13C-PCB-182
Response Factor: 1
RRF SD: 0, Relative SD: 0
Response type: Internal Std (Ref 218), Area * (IS Conc. / IS Area)
Curve type: RF

	Name	Std. Conc	RA	n/y	RT	RRT	Resp	IS Resp	Conc.	%Dev	RRF	X = dropped
1	190628K2_1	100	0.44	NO	47.13	0.000	6.10e5	6.10e5	100	0.0	1.00	bb
2	190628K2_2	100	0.45	NO	47.13	0.000	5.90e5	5.90e5	100	0.0	1.00	bb
3	190628K2_3	100	0.45	NO	47.13	0.000	5.65e5	5.65e5	100	0.0	1.00	bb
4	190628K2_4	100	0.46	NO	47.13	0.000	6.91e5	6.91e5	100	0.0	1.00	bb
5	190628K2_5	100	0.46	NO	47.13	0.000	7.27e5	7.27e5	100	0.0	1.00	bb
6	190628K2_6	100	0.44	NO	47.13	0.000	6.21e5	6.21e5	100	0.0	1.00	bd

Compound name: 13C-PCB-205
Response Factor: 1
RRF SD: 0, Relative SD: 0
Response type: Internal Std (Ref 219), Area * (IS Conc. / IS Area)
Curve type: RF

	Name	Std. Conc	RA	n/y	RT	RRT	Resp	IS Resp	Conc.	%Dev	RRF	X = dropped
1	190628K2_1	100	0.91	NO	55.60	0.000	8.28e5	8.28e5	100	0.0	1.00	bb
2	190628K2_2	100	0.89	NO	55.60	0.000	7.49e5	7.49e5	100	0.0	1.00	bb
3	190628K2_3	100	0.90	NO	55.60	0.000	7.62e5	7.62e5	100	0.0	1.00	bb
4	190628K2_4	100	0.90	NO	55.60	0.000	9.53e5	9.53e5	100	0.0	1.00	bb
5	190628K2_5	100	0.90	NO	55.60	0.000	1.02e6	1.02e6	100	0.0	1.00	bb
6	190628K2_6	100	0.93	NO	55.59	0.000	8.20e5	8.20e5	100	0.0	1.00	bb

Compound name: 13C-PCB-79
Response Factor: 1.03196
RRF SD: 0.0189172, Relative SD: 1.83312
Response type: Internal Std (Ref 215), Area * (IS Conc. / IS Area)
Curve type: RF

	Name	Std. Conc	RA	n/y	RT	RRT	Resp	IS Resp	Conc.	%Dev	RRF	X = dropped
1	190628K2_1	100	0.77	NO	38.47	1.029	1.31e6	1.25e6	102	1.6	1.05	bd
2	190628K2_2	100	0.78	NO	38.47	1.029	1.22e6	1.22e6	97.2	-2.8	1.00	bb

Dataset: U:\VG11.PRO\Results\190628K2\190628K2-CRV.qld

Last Altered: Saturday, June 29, 2019 12:47:58 Pacific Daylight Time
Printed: Saturday, June 29, 2019 13:00:34 Pacific Daylight Time

Compound name: 13C-PCB-79

	Name	Std. Conc	RA	n/y	RT	RRT	Resp	IS Resp	Conc.	%Dev	RRF	X = dropped
3	190628K2_3	100	0.77	NO	38.49	1.030	1.19e6	1.16e6	98.9	-1.1	1.02	bb
4	190628K2_4	100	0.78	NO	38.47	1.029	1.52e6	1.47e6	99.6	-0.4	1.03	bb
5	190628K2_5	100	0.77	NO	38.47	1.029	1.63e6	1.55e6	102	2.2	1.05	bd
6	190628K2_6	100	0.77	NO	38.47	1.029	1.29e6	1.25e6	101	0.6	1.04	bb

Compound name: 13C-PCB-178
Response Factor: 0.874585
RRF SD: 0.0311096, Relative SD: 3.55707
Response type: Internal Std (Ref 217), Area * (IS Conc. / IS Area)
Curve type: RF

	Name	Std. Conc	RA	n/y	RT	RRT	Resp	IS Resp	Conc.	%Dev	RRF	X = dropped
1	190628K2_1	100	0.45	NO	46.58	0.988	5.82e5	6.32e5	105	5.4	0.922	bb
2	190628K2_2	100	0.46	NO	46.58	0.988	5.37e5	6.11e5	101	0.5	0.879	bb
3	190628K2_3	100	0.45	NO	46.58	0.988	5.26e5	5.87e5	102	2.4	0.896	bb
4	190628K2_4	100	0.46	NO	46.58	0.988	6.08e5	7.19e5	96.6	-3.4	0.845	bb
5	190628K2_5	100	0.45	NO	46.58	0.988	6.29e5	7.49e5	96.0	-4.0	0.840	bb
6	190628K2_6	100	0.46	NO	46.56	0.988	5.66e5	6.54e5	99.0	-1.0	0.866	bb

Compound name: 13C-PCB-79
Response Factor: 1.03196
RRF SD: 0.0189172, Relative SD: 1.83312
Response type: Internal Std (Ref 215), Area * (IS Conc. / IS Area)
Curve type: RF

	Name	Std. Conc	RA	n/y	RT	RRT	Resp	IS Resp	Conc.	%Dev	RRF	X = dropped
1	190628K2_1	100	0.76	NO	38.47	0.968	1.31e6	1.24e6	101	1.0	1.06	bb
2	190628K2_2	100	0.78	NO	38.47	0.968	1.22e6	1.19e6	97.9	-2.1	1.02	bb
3	190628K2_3	100	0.78	NO	38.49	0.969	1.18e6	1.14e6	99.2	-0.8	1.04	bb
4	190628K2_4	100	0.78	NO	38.47	0.968	1.52e6	1.46e6	99.6	-0.4	1.04	bb
5	190628K2_5	100	0.77	NO	38.47	0.968	1.63e6	1.53e6	102	2.1	1.07	bb
6	190628K2_6	100	0.78	NO	38.47	0.968	1.29e6	1.23e6	100	0.2	1.05	bb

Vista Analytical Laboratory

Dataset: U:\VG11.PRO\Results\190628K2\190628K2-CRV.qld

Last Altered: Saturday, June 29, 2019 12:47:58 Pacific Daylight Time
Printed: Saturday, June 29, 2019 13:00:34 Pacific Daylight Time

Compound name: 13C-PCB-178
Response Factor: 0.874585
RRF SD: 0.0311096, Relative SD: 3.55707
Response type: Internal Std (Ref 217), Area * (IS Conc. / IS Area)
Curve type: RF

	Name	Std. Conc.	RA	n/y	RT	RRT	Resp.	IS Resp.	Conc.	%Dev.	RRF	X = dropped
1	190628K2_1	100	0.45	NO	46.58	0.924	5.81e5	5.87e5	102	1.6	0.990	bb
2	190628K2_2	100	0.46	NO	46.58	0.924	5.37e5	5.46e5	101	0.9	0.984	bb
3	190628K2_3	100	0.45	NO	46.58	0.924	5.26e5	5.34e5	101	0.9	0.984	bb
4	190628K2_4	100	0.46	NO	46.58	0.924	6.08e5	6.42e5	97.1	-2.9	0.946	bb
5	190628K2_5	100	0.45	NO	46.58	0.924	6.29e5	6.63e5	97.4	-2.6	0.949	bb
6	190628K2_6	100	0.46	NO	46.56	0.924	5.66e5	5.69e5	102	2.1	0.996	bb

Vista Analytical Laboratory VG-11

Dataset: Untitled

Last Altered: Saturday, June 29, 2019 13:14:13 Pacific Daylight Time
Printed: Saturday, June 29, 2019 13:14:43 Pacific Daylight Time

Method: U:\VG11.PRO\MethDB\PCB-209_ZB1_6-28-19.mdb 28 Jun 2019 14:45:02
Calibration: U:\VG11.PRO\CurveDB\db1_PCBvg11-6-28-19.cdb 29 Jun 2019 12:47:57

Compound name: PCB-1

	Name	ID	Acq.Date	Acq.Time
1	190628K2_1	ST190628K2-1 PCB 209 CS0 19D0801	28-Jun-19	16:32:52
2	190628K2_2	ST190628K2-2 PCB 209 CS1 19C1104	28-Jun-19	17:34:41
3	190628K2_3	ST190628K2-3 PCB 209 CS2 19C1105	28-Jun-19	18:36:12
4	190628K2_4	ST190628K2-4 PCB 209 CS4 19C1107	28-Jun-19	19:38:24
5	190628K2_5	ST190628K2-5 PCB 209 CS5 19C1108	28-Jun-19	20:39:52
6	190628K2_6	ST190628K2-6 PCB 209 CS3 19C1106	28-Jun-19	21:41:21
7	190628K2_7	SS190628K2-1 PCB 209 SS 19C1113	28-Jun-19	22:43:59
8	190628K2_8	B9F0219-BS1 OPR 10	28-Jun-19	23:46:13
9	190628K2_9	B9F0204-BS1 OPR 5	29-Jun-19	00:48:37
10	190628K2_10	B9F0213-BS1 OPR 10	29-Jun-19	01:51:12
11	190628K2_11	B9F0214-BS1 OPR 10	29-Jun-19	02:53:17
12	190628K2_12	SOLVENT BLANK	29-Jun-19	03:54:43
13	190628K2_13	B9F0219-BLK1 Method Blank 10	29-Jun-19	04:56:11
14	190628K2_14	B9F0204-BLK1 Method Blank 5	29-Jun-19	05:58:35
15	190628K2_15	B9F0213-BLK1 Method Blank 10	29-Jun-19	07:00:56
16	190628K2_16	B9F0214-BLK1 Method Blank 10	29-Jun-19	08:02:46

(A) RT, shortage, sensitivity loss

(A)
(A)
(A)

File: Experiment: PCB_ZB1.exp Reference: pfk.ref Function: 1 @ 200 (ppm)

Printed: Friday, June 28, 2019 16:26:41 Pacific Daylight Time

M 168.9888 R 11163

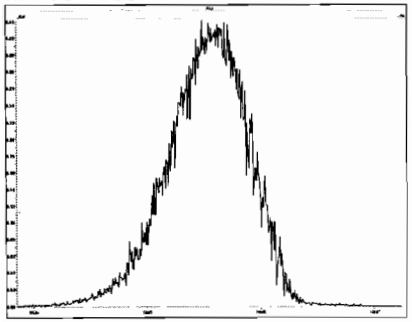

M 180.9888 R 10547

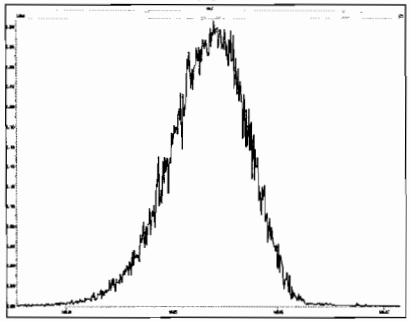

M 192.9888 R 10040

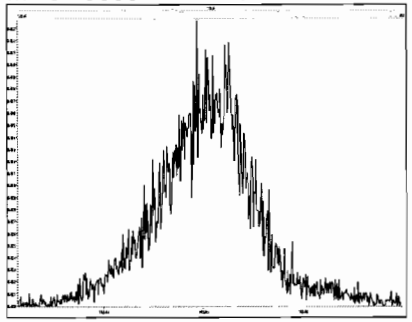

M 204.9888 R 10730

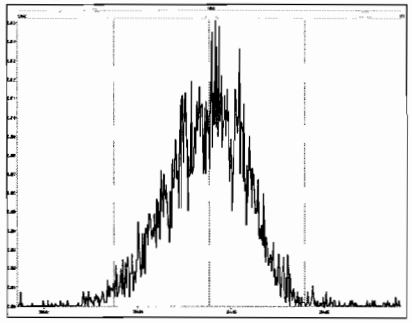

File: Experiment: PCB_ZB1.exp Reference: pfk.ref Function: 2 @ 200 (ppm)

Printed: Friday, June 28, 2019 16:27:09 Pacific Daylight Time

M 218.9856 R 10682

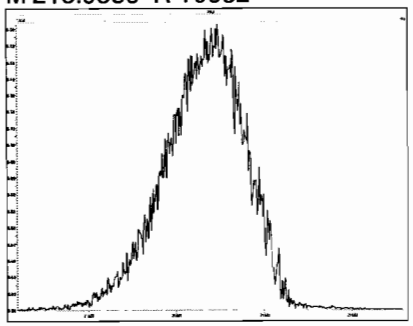

M 230.9856 R 10683

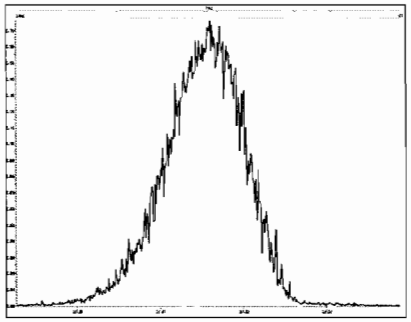

M 242.9856 R 11014

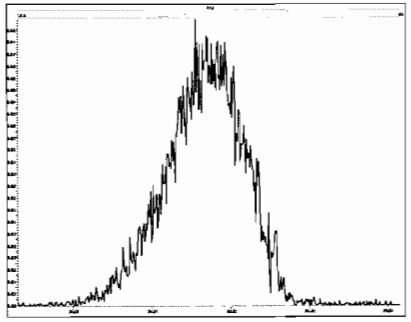

M 254.9856 R 11159

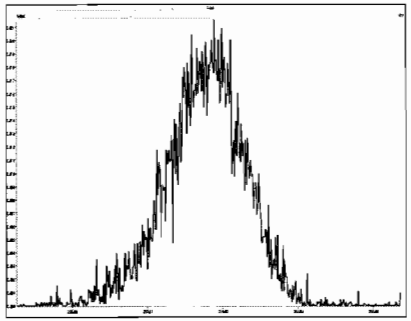

M 268.9824 R 10683

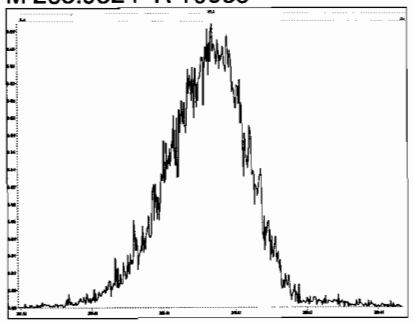

M 280.9824 R 10546

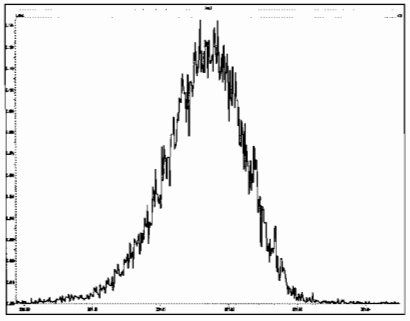

File: Experiment: PCB_ZB1.exp Reference: pfk.ref Function: 3 @ 200 (ppm)

Printed: Friday, June 28, 2019 16:29:37 Pacific Daylight Time

M 254.9856 R 12193

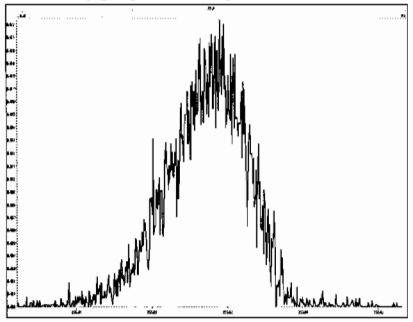

M 268.9824 R 11461

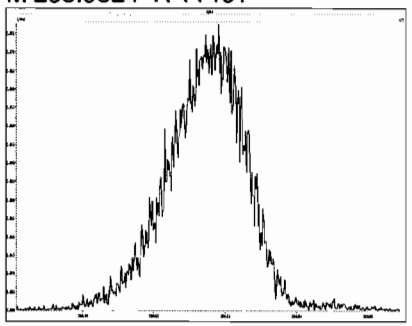

M 280.9824 R 10682

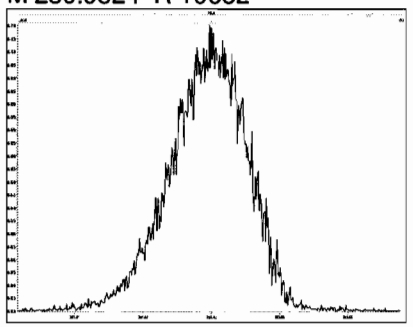

M 292.9824 R 11213

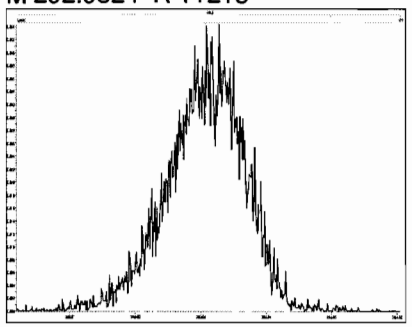

M 304.9824 R 11905

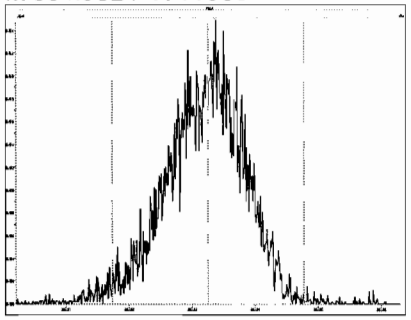

M 318.9792 R 10597

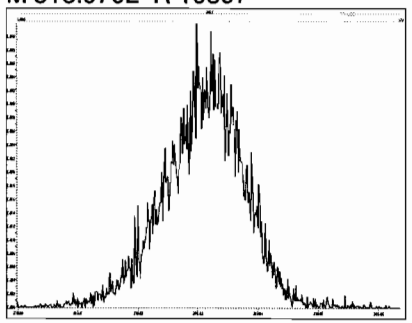

M 330.9792 R 10501

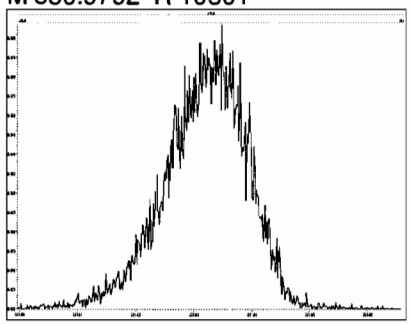

M 342.9792 R 11574

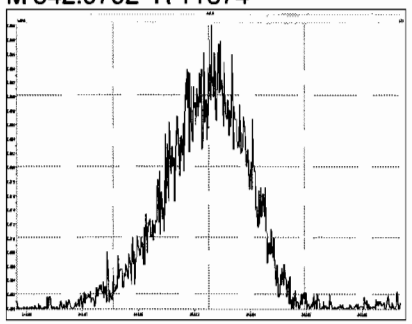

M 354.9792 R 12134

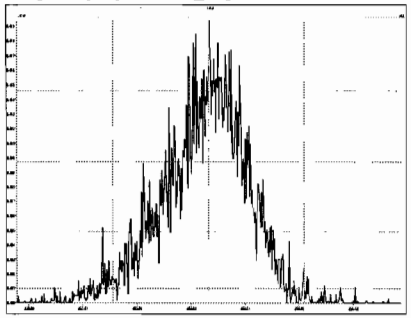

M 366.9792 R 13589

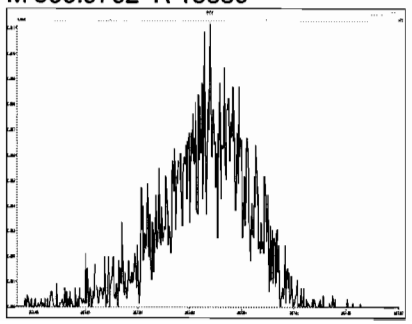

M 380.9760 R 10000

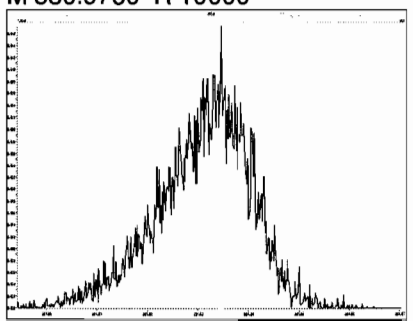

File: Experiment: PCB_ZB1.exp Reference: pfk.ref Function: 4 @ 200 (ppm)

Printed: Friday, June 28, 2019 16:30:23 Pacific Daylight Time

M 318.9792 R 11678

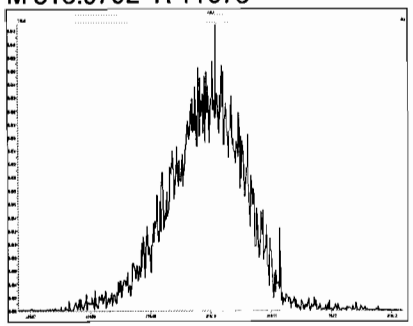

M 330.9792 R 12076

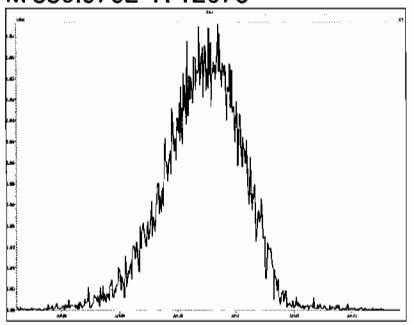

M 342.9792 R 11213

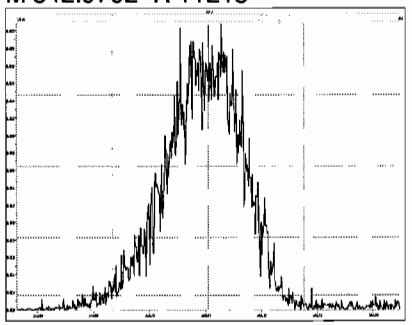

M 354.9792 R 13016

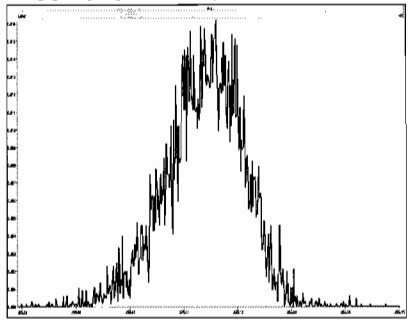

M 366.9792 R 13088

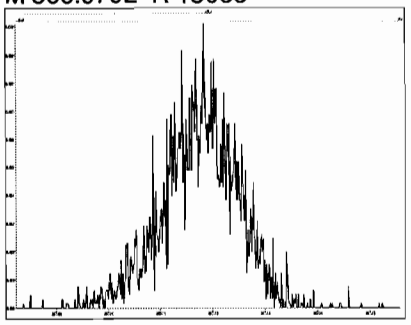

M 380.9760 R 11414

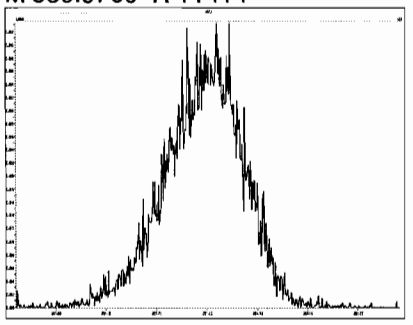

M 392.9760 R 10505

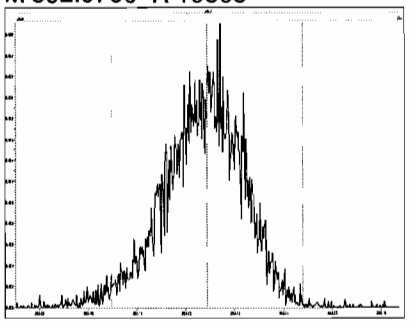

M 404.9760 R 12562

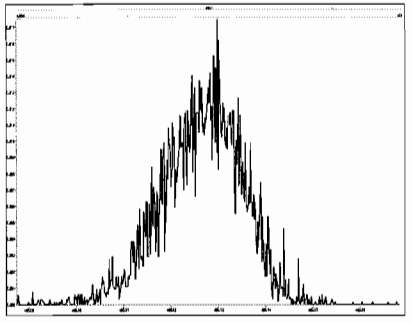

M 416.9760 R 13664

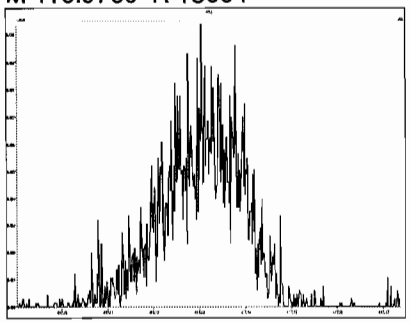

M 430.9728 R 10966

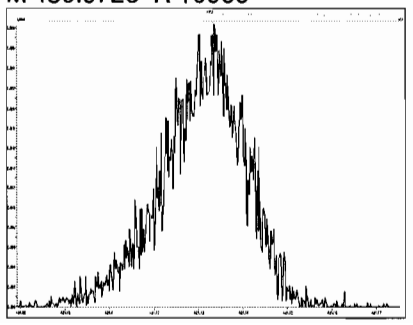

M 442.9728 R 12626

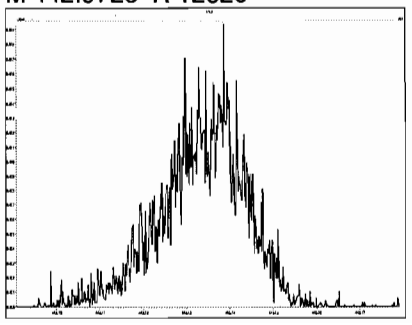

File: Experiment: PCB_ZB1.exp Reference: pfk.ref Function: 5 @ 200 (ppm)

Printed: Friday, June 28, 2019 16:31:07 Pacific Daylight Time

M 416.9760 R 13085

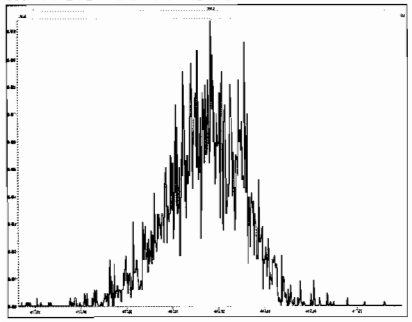

M 430.9728 R 11628

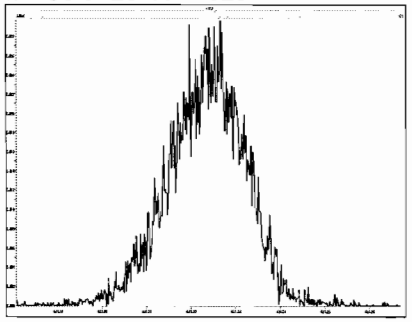

M 442.9728 R 11573

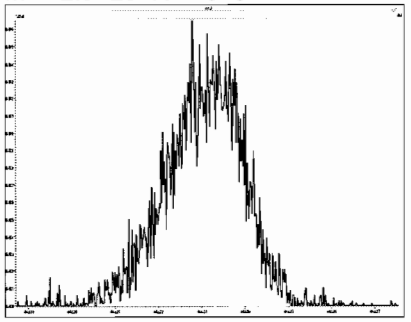

M 454.9728 R 11575

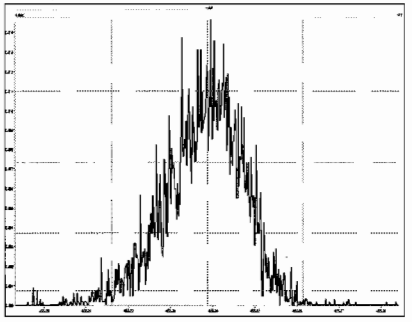

M 466.9728 R 13369

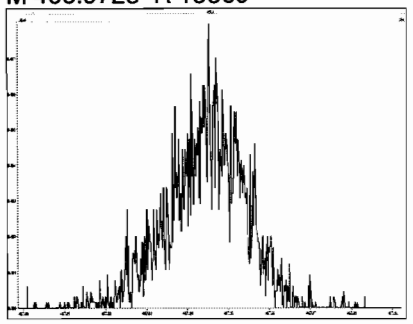

M 480.9696 R 11908

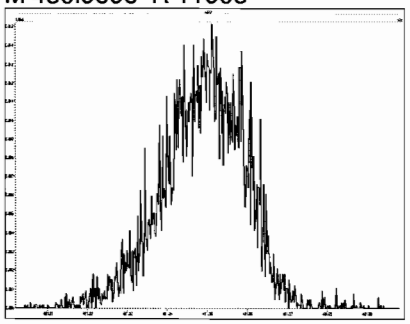

M 492.9696 R 12253

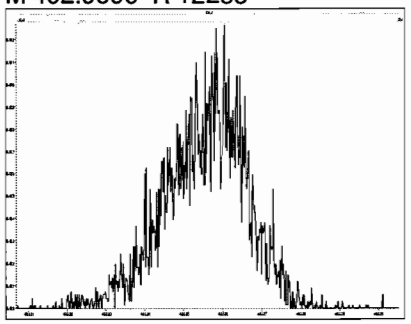

M 504.9696 R 12817

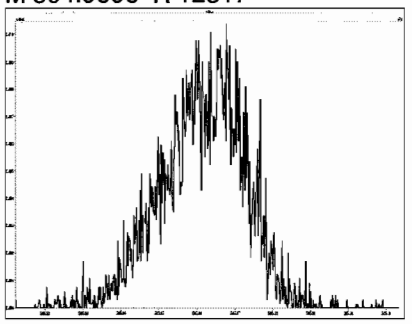

M 516.9697 R 17006

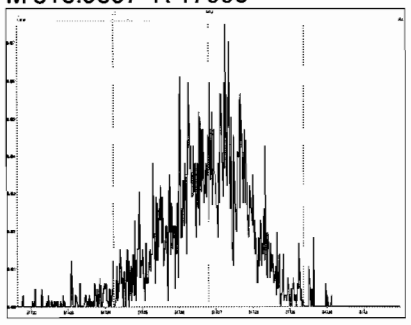

Dataset: Untitled

Last Altered: Saturday, June 29, 2019 12:04:52 Pacific Daylight Time
Printed: Saturday, June 29, 2019 12:05:15 Pacific Daylight Time

Method: U:\VG11.PRO\MethDB\PCB-209_ZB1_6-28-19.mdb 28 Jun 2019 14:45:02
Calibration: U:\VG11.PRO\CurveDB\db1_PCBvg11-6-28-19.cdb 29 Jun 2019 11:41:39

Name: 190628K2_1, Date: 28-Jun-2019, Time: 16:32:52, ID: ST190628K2-1 PCB 209 CS0 19D0801, Description: PCB 209 CS0 19D0801

PCB-1

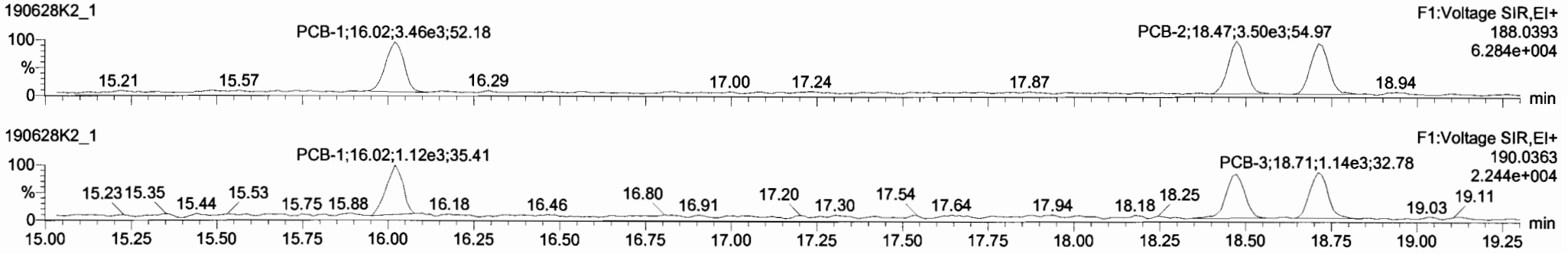

13C-PCB-1

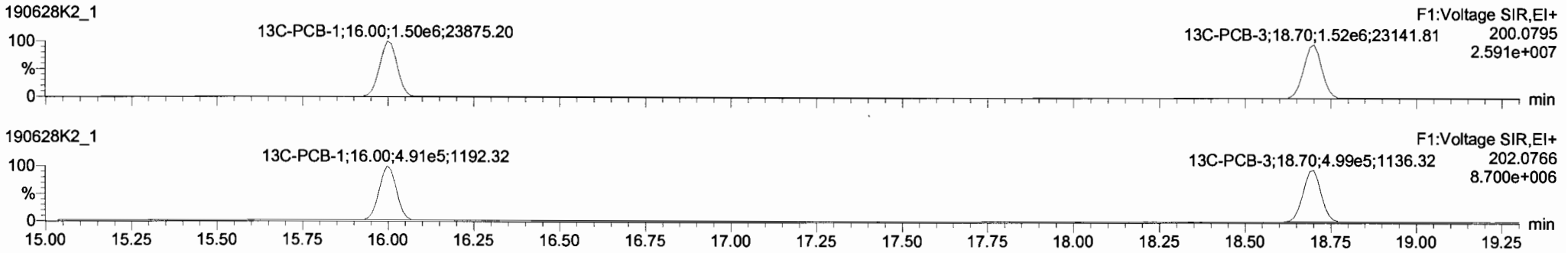

PFK1

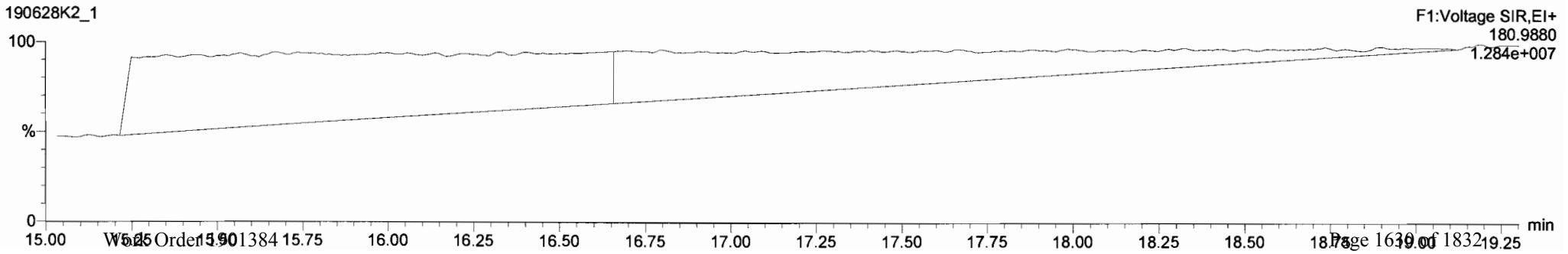

TargetLynx - 190628K2-CRV.qld - [Chromatogram]

File Edit View Display Processing Window Help

190628K2_1 - ST190628K2-1 PCB 209 CS0 19D0801 - PCB 209 CS0 19D0801

	#	Name	Resp	RA	n/y	RRF	wt/vol	Pred RT	RT	Pred R...	RRT	RRT Fail	Conc	%Rec	DL	EMPC
219	219	13C-PCB-205	8.26e5	0.91	NO	1.0000	1.000	55.60	55.60	1.000	0.000	NO	100.0	100	0.0453	
220	220	13C-PCB-79	1.31e6	0.77	NO	1.0320	1.000	38.47	38.47	1.029	1.029	NO	101.6	102	0.0590	
221	221	13C-PCB-178	5.82e5	0.45	NO	0.8746	1.000	46.58	46.58	0.988	0.988	NO	105.4	105	0.0722	
222	222	13C-PCB-79	1.31e6	0.76	NO	1.0454	1.000	38.46	38.47	0.968	0.968	NO	101.0	101	0.0612	
223	223	13C-PCB-178	5.81e5	0.45	NO	0.9749	1.000	46.59	46.58	0.924	0.924	NO	101.6	102	0.0718	
224	224	Total Mono-PCBs				1.0122	1.000	0.00		0.000		NO	0.6823		0.0291	0.6820
225	225	Total Di-PCBs				1.0599	1.000	0.00		0.000		NO	2.759		0.170	2.759
226	226	2nd Function Tri-PCBs				0.9137	1.000	0.00		0.000		NO	1.895		0.0699	1.895
227	227	3rd Function Tri-PCBs				1.0566	1.000	0.00		0.000		NO	3.738		0.197	3.738
228	228	Total Tetra-PCBs				0.9859	1.000	0.00		0.000		NO	9.552		0.358	9.552
229	229	3rd Function Penta-PCBs				1.1154	1.000	0.00		0.000		NO	9.822		0.418	9.822
230	230	4th Function Penta-PCBs				1.1128	1.000	0.00		0.000		NO	1.142		0.0808	1.142
231	231	3rd Function Hexa-PCBs				0.7740	1.000	0.00		0.000		NO	3.261		0.0621	3.261
232	232	4th Function Hexa-PCBs				0.9712	1.000	0.00		0.000		NO	6.404		0.202	6.404
233	233	Total Hepta-PCBs				1.2638	1.000	0.00		0.000		NO	5.554		0.637	5.554

	#	Name	Pred RT	RT	m1 Resp	m2 Resp	1° Ratio (Pred)	RA	n/y	EMPC	Conc
1	3	PCB-3	18.71	18.71	3.490e3	1.152e3	3.130	3.03	NO	0.22600	0.22614
2	2	PCB-2	18.48	18.47	3.501e3	1.106e3	3.130	3.17	NO	0.22600	0.22595
3	1	PCB-1	16.01	16.02	3.462e3	1.185e3	3.130	2.92	NO	0.22600	0.22620

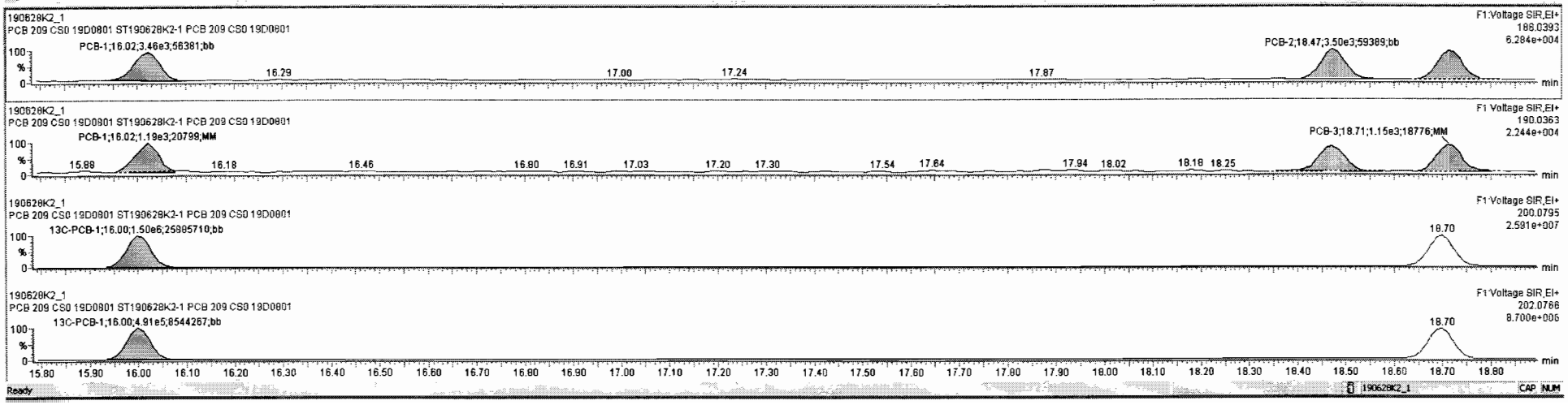

Ready 190628K2_1 CAP NUM

Dataset: Untitled

Last Altered: Saturday, June 29, 2019 12:04:52 Pacific Daylight Time
Printed: Saturday, June 29, 2019 12:05:15 Pacific Daylight Time

Name: 190628K2_1, Date: 28-Jun-2019, Time: 16:32:52, ID: ST190628K2-1 PCB 209 CS0 19D0801, Description: PCB 209 CS0 19D0801

PCB-4/10

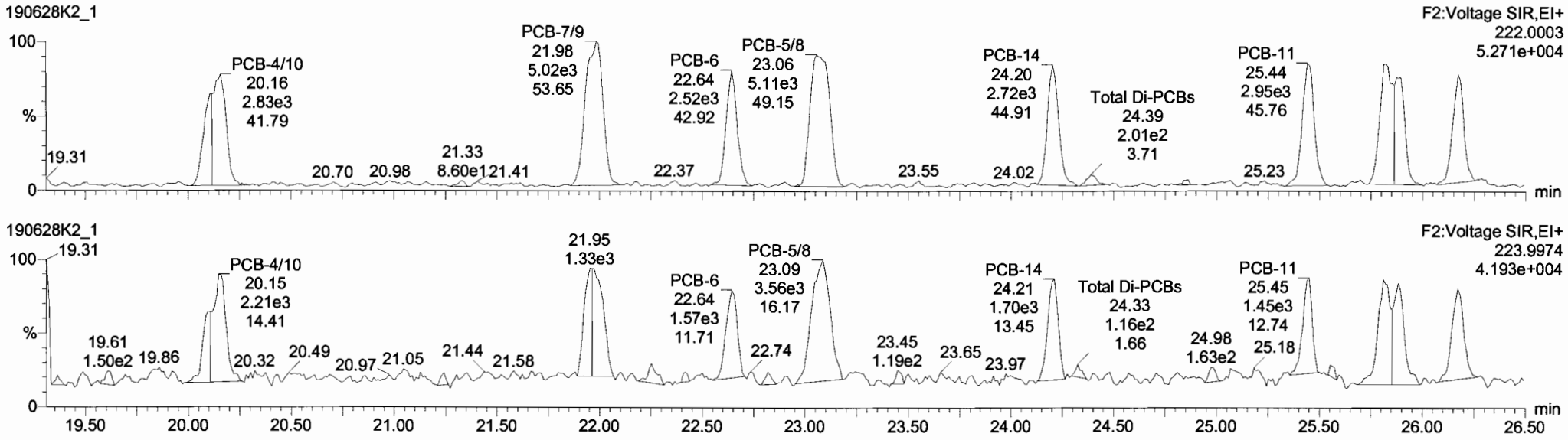

13C-PCB-4

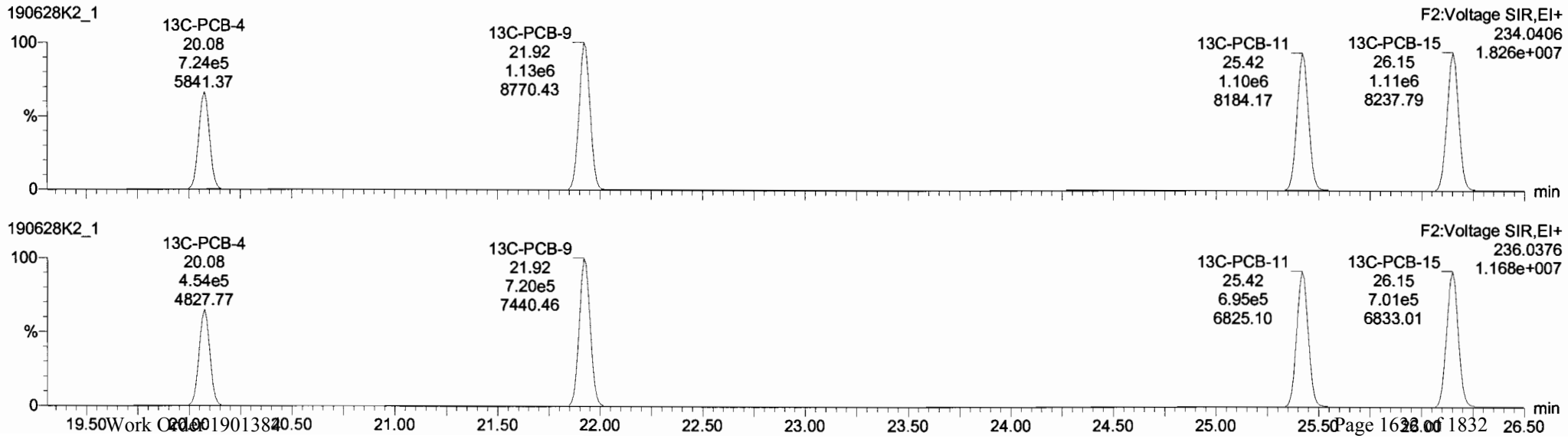

TargetLynx - 190628K2-CRV.qld * - [Chromatogram]

File Edit View Display Processing Window Help

190628K2_1 - ST190628K2-1 PCB 209 CS0 19D0801 - PCB 209 CS0 19D0801

	#	Name	Resp	RA	n/y	RRF	wt/vol	Pred.RT	RT	Pred.R...	RRT	RRT Fail	Conc	%Rec	DL	EMPC
219	219	13C-PCB-205	8.26e5	0.91	NO	1.0000	1.000	55.60	55.60	1.000	0.000	NO	100.0	100	0.0453	
220	220	13C-PCB-79	1.31e6	0.77	NO	1.0320	1.000	38.47	38.47	1.029	1.029	NO	101.6	102	0.0590	
221	221	13C-PCB-178	5.82e5	0.45	NO	0.8746	1.000	46.58	46.58	0.988	0.988	NO	105.4	105	0.0722	
222	222	13C-PCB-79	1.31e6	0.76	NO	1.0454	1.000	38.46	38.47	0.968	0.968	NO	101.0	101	0.0612	
223	223	13C-PCB-178	5.81e5	0.45	NO	0.9749	1.000	46.59	46.58	0.924	0.924	NO	101.6	102	0.0718	
224	224	Total Mono-PCBs				1.0122	1.000	0.00		0.000		NO	0.6823		0.0291	0.6823
225	225	Total Di-PCBs				1.0592	1.000	0.00		0.000		NO	2.753		0.170	2.753
226	226	2nd Function Tri-PCBs				0.9137	1.000	0.00		0.000		NO	1.895		0.0699	1.895
227	227	3rd Function Tri-PCBs				1.0586	1.000	0.00		0.000		NO	3.738		0.197	3.738
228	228	Total Tetra-PCBs				0.9859	1.000	0.00		0.000		NO	9.552		0.358	9.552
229	229	3rd Function Penta-PCBs				1.1152	1.000	0.00		0.000		NO	9.374		0.418	9.594
230	230	4th Function Penta-PCBs				1.1126	1.000	0.00		0.000		NO	1.142		0.0808	1.142
231	231	3rd Function Hexa-PCBs				0.7740	1.000	0.00		0.000		NO	3.261		0.0621	3.261
232	232	4th Function Hexa-PCBs				0.9712	1.000	0.00		0.000		NO	6.404		0.202	6.404
233	233	Total Hepta-PCBs				1.2638	1.000	0.00		0.000		NO	5.554		0.637	5.554

	#	Name	Pred.RT	RT	m1 Resp	m2 Resp	1° Ratio (Pred)	RA	n/y	EMPC	Conc.
1	4	PCB-4/10	20.16	20.16	4.379e3	2.884e3	1.560	1.52	NO	0.48375	0.48375
2	11	PCB-15	26.17	26.17	2.310e3	1.706e3	1.560	1.35	NO	0.21728	0.21728
3	10	PCB-12/13	25.81	25.82	5.136e3	3.636e3	1.560	1.41	NO	0.47057	0.47057
4	9	PCB-11	25.44	25.44	2.656e3	1.540e3	1.560	1.72	NO	0.21297	0.21297
5	8	PCB-14	24.21	24.20	2.580e3	1.701e3	1.560	1.52	NO	0.23059	0.23059
6	7	PCB-5/8	23.04	23.06	5.067e3	3.561e3	1.560	1.42	NO	0.46129	0.46129
7	6	PCB-6	22.63	22.64	2.518e3	1.679e3	1.560	1.50	NO	0.22307	0.22307
8	5	PCB-7/9	21.98	21.98	4.967e3	3.219e3	1.560	1.54	NO	0.45335	0.45335

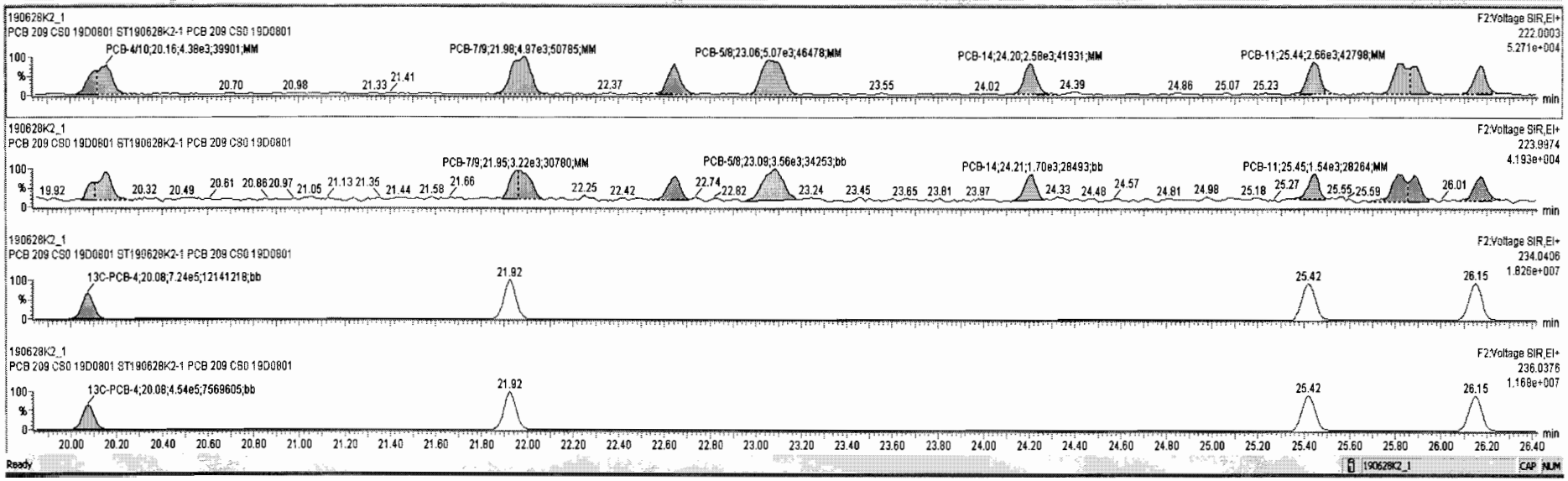

Dataset: Untitled

Last Altered: Saturday, June 29, 2019 12:04:52 Pacific Daylight Time
Printed: Saturday, June 29, 2019 12:05:15 Pacific Daylight Time

Name: 190628K2_1, Date: 28-Jun-2019, Time: 16:32:52, ID: ST190628K2-1 PCB 209 CS0 19D0801, Description: PCB 209 CS0 19D0801

PCB-19

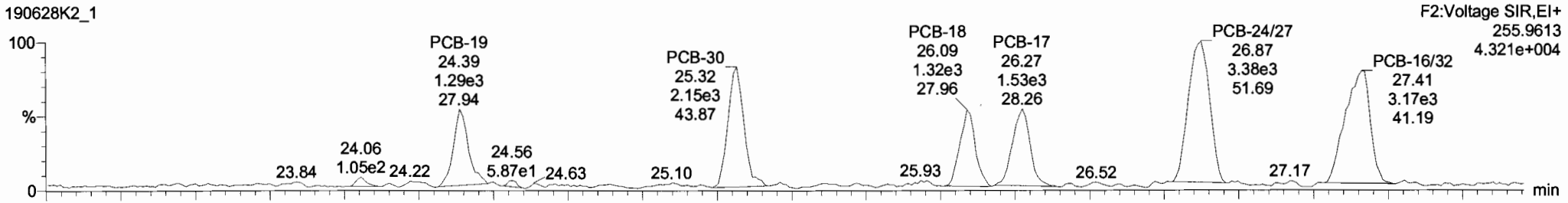

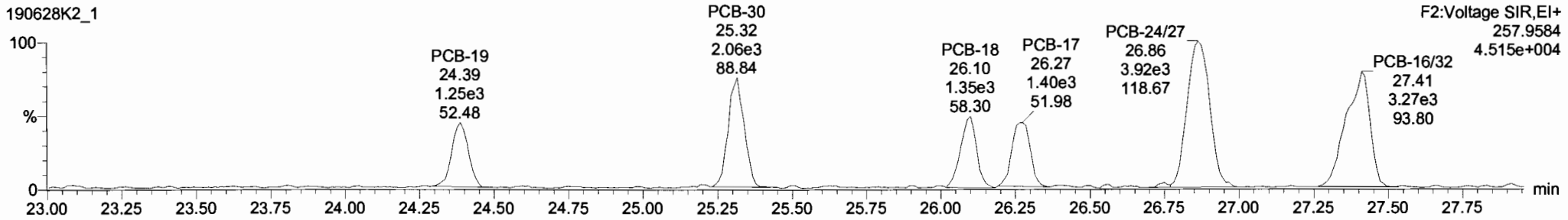

13C-PCB-19

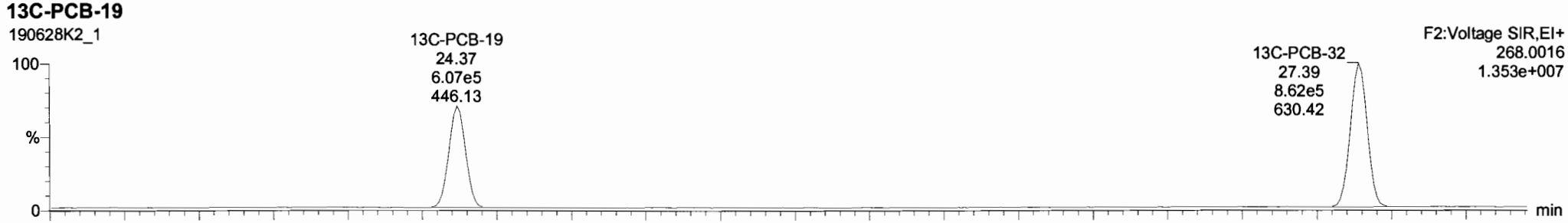

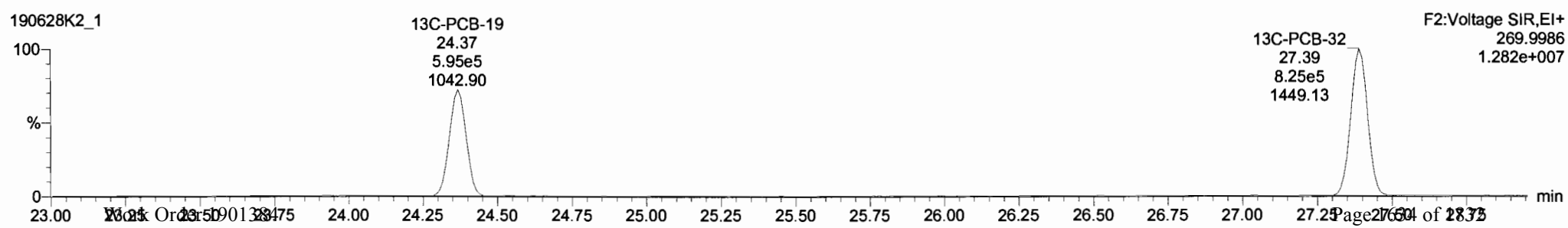

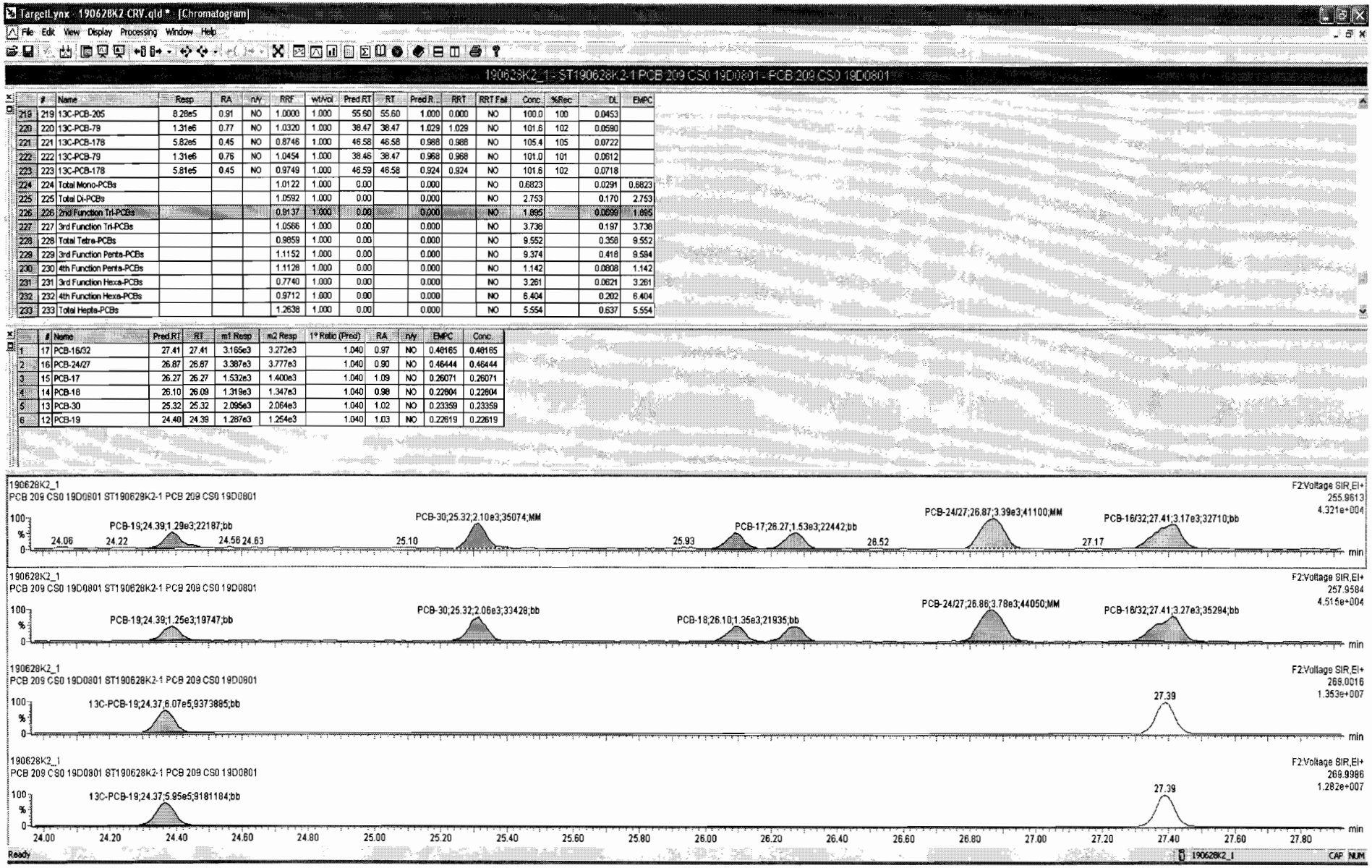

	#	Name	Resp	RA	n/y	RRF	wt/vol	Pred RT	RT	Pred R...	RRT	RRT Fail	Conc	%Rec	DL	EMPC
219	219	13C-PCB-205	8.28e5	0.91	NO	1.0000	1.000	55.60	55.60	1.000	0.000	NO	100.0	100	0.0453	
220	220	13C-PCB-79	1.31e6	0.77	NO	1.0320	1.000	38.47	38.47	1.029	1.029	NO	101.6	102	0.0590	
221	221	13C-PCB-178	5.82e5	0.45	NO	0.8746	1.000	46.58	46.58	0.988	0.988	NO	105.4	105	0.0722	
222	222	13C-PCB-79	1.31e6	0.76	NO	1.0454	1.000	38.46	38.47	0.968	0.968	NO	101.0	101	0.0612	
223	223	13C-PCB-178	5.81e5	0.45	NO	0.9749	1.000	46.59	46.58	0.924	0.924	NO	101.6	102	0.0718	
224	224	Total Mono-PCBs				1.0122	1.000	0.00		0.000		NO	0.6823		0.0291	0.6823
225	225	Total Di-PCBs				1.0592	1.000	0.00		0.000		NO	2.753		0.170	2.753
226	226	2nd Function Tri-PCBs				0.9137	1.000	0.00		0.000		NO	1.895		0.0699	1.895
227	227	3rd Function Tri-PCBs				1.0586	1.000	0.00		0.000		NO	3.738		0.197	3.738
228	228	Total Tetra-PCBs				0.9859	1.000	0.00		0.000		NO	9.552		0.358	9.552
229	229	3rd Function Penta-PCBs				1.1152	1.000	0.00		0.000		NO	9.374		0.418	9.594
230	230	4th Function Penta-PCBs				1.1128	1.000	0.00		0.000		NO	1.142		0.0808	1.142
231	231	3rd Function Hexa-PCBs				0.7740	1.000	0.00		0.000		NO	3.261		0.0621	3.261
232	232	4th Function Hexa-PCBs				0.9712	1.000	0.00		0.000		NO	6.404		0.202	6.404
233	233	Total Hepta-PCBs				1.2638	1.000	0.00		0.000		NO	5.554		0.637	5.554

	#	Name	Pred RT	RT	m1 Resp	m2 Resp	1* Ratio (Pred)	RA	n/y	EMPC	Conc.
1	17	PCB-16/32	27.41	27.41	3.165e3	3.272e3	1.040	0.97	NO	0.46165	0.46165
2	16	PCB-24/27	26.87	26.87	3.387e3	3.777e3	1.040	0.90	NO	0.46444	0.46444
3	15	PCB-17	26.27	26.27	1.532e3	1.400e3	1.040	1.09	NO	0.26071	0.26071
4	14	PCB-18	26.10	26.09	1.319e3	1.347e3	1.040	0.98	NO	0.22804	0.22804
5	13	PCB-30	25.32	25.32	2.095e3	2.064e3	1.040	1.02	NO	0.23359	0.23359
6	12	PCB-19	24.40	24.39	1.287e3	1.254e3	1.040	1.03	NO	0.22619	0.22619

Dataset: Untitled

Last Altered: Saturday, June 29, 2019 12:04:52 Pacific Daylight Time
Printed: Saturday, June 29, 2019 12:05:15 Pacific Daylight Time

Name: 190628K2_1, Date: 28-Jun-2019, Time: 16:32:52, ID: ST190628K2-1 PCB 209 CS0 19D0801, Description: PCB 209 CS0 19D0801

PCB-34

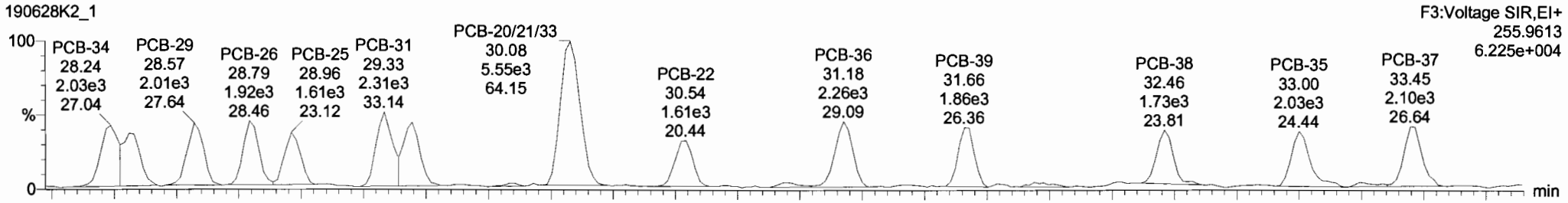

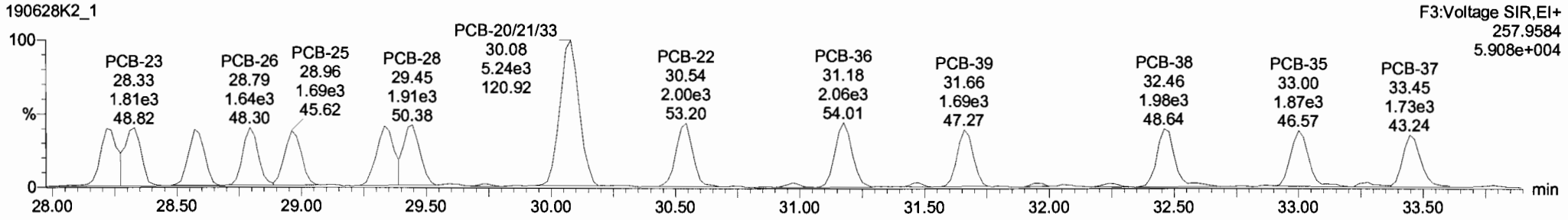

13C-PCB-28

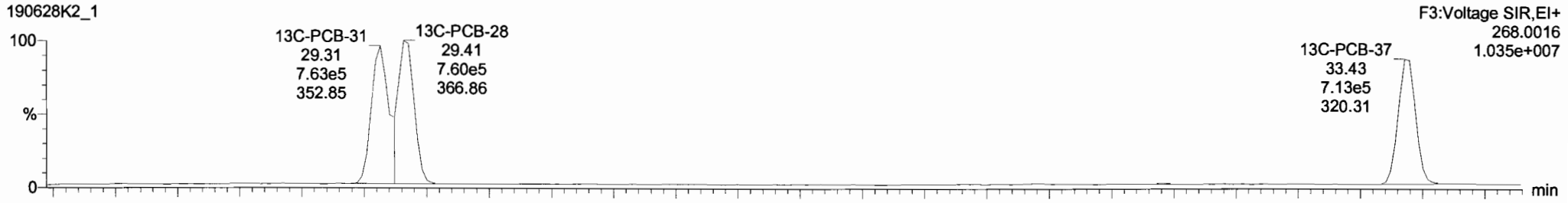

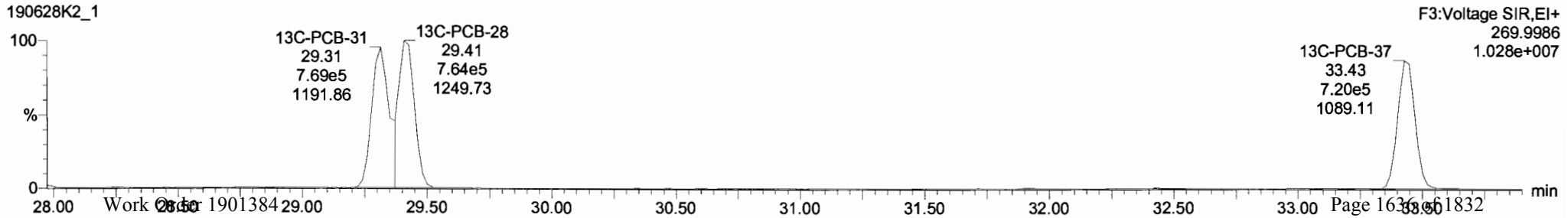

TargetLynx - 190628K2-CRV.qld * - [Chromatogram]

File Edit View Display Processing Window Help

190628K2_1 - ST190628K2-1 PCB 209 CS0 19D0801 - PCB 209 CS0 19D0801

	#	Name	Resp	RA	n/y	RRF	wt/vol	Pred.RT	RT	Pred.R...	RRT	RRT Fail	Conc.	%Rec	DL	EMPC
219	219	13C-PCB-205	8.26e5	0.91	NO	1.0000	1.000	55.60	55.60	1.000	0.000	NO	100.0	100	0.0453	
220	220	13C-PCB-79	1.31e6	0.77	NO	1.0320	1.000	38.47	38.47	1.029	1.029	NO	101.6	102	0.0590	
221	221	13C-PCB-178	5.82e5	0.45	NO	0.8746	1.000	46.58	46.58	0.988	0.988	NO	105.4	105	0.0722	
222	222	13C-PCB-79	1.31e6	0.76	NO	1.0454	1.000	38.46	38.47	0.968	0.968	NO	101.0	101	0.0612	
223	223	13C-PCB-178	5.81e5	0.45	NO	0.9749	1.000	46.59	46.58	0.924	0.924	NO	101.6	102	0.0718	
224	224	Total Mono-PCBs				1.0122	1.000	0.00		0.000		NO	0.6823		0.0291	0.6823
225	225	Total Di-PCBs				1.0592	1.000	0.00		0.000		NO	2.753		0.170	2.753
226	226	2nd Function Tri-PCBs				0.9137	1.000	0.00		0.000		NO	1.895		0.0699	1.895
227	227	3rd Function Tri-PCBs				1.0586	1.000	0.00		0.000		NO	3.738		0.197	3.738
228	228	Total Tetra-PCBs				0.9659	1.000	0.00		0.000		NO	9.552		0.358	9.552
229	229	3rd Function Penta-PCBs				1.1152	1.000	0.00		0.000		NO	9.374		0.418	9.594
230	230	4th Function Penta-PCBs				1.1128	1.000	0.00		0.000		NO	1.142		0.0808	1.142
231	231	3rd Function Hexa-PCBs				0.7740	1.000	0.00		0.000		NO	3.261		0.0621	3.261
232	232	4th Function Hexa-PCBs				0.9712	1.000	0.00		0.000		NO	6.404		0.202	6.404
233	233	Total Hepta-PCBs				1.2638	1.000	0.00		0.000		NO	5.554		0.637	5.554

	#	Name	Pred.RT	RT	m1 Resp	m2 Resp	1° Ratio (Pred)	RA	n/y	EMPC	Conc.
1	22	PCB-25	28.96	28.96	1.606e3	1.690e3	1.040	0.95	NO	0.22115	0.22115
2	21	PCB-26	28.79	28.79	1.925e3	1.640e3	1.040	1.17	NO	0.23367	0.23367
3	20	PCB-29	28.57	28.57	2.009e3	1.714e3	1.040	1.17	NO	0.25619	0.25619
4	19	PCB-23	28.31	28.31	1.813e3	1.812e3	1.040	1.00	NO	0.24419	0.24419
5	18	PCB-34	28.22	28.24	2.026e3	1.804e3	1.040	1.12	NO	0.25451	0.25451
6	31	PCB-37	33.46	33.45	1.941e3	1.647e3	1.040	1.18	NO	0.22543	0.22543
7	30	PCB-35	33.00	33.00	1.828e3	1.781e3	1.040	1.03	NO	0.22240	0.22240
8	29	PCB-38	32.46	32.46	1.630e3	1.661e3	1.040	0.98	NO	0.20349	0.20349
9	26	PCB-39	31.65	31.66	1.860e3	1.687e3	1.040	1.10	NO	0.22823	0.22823

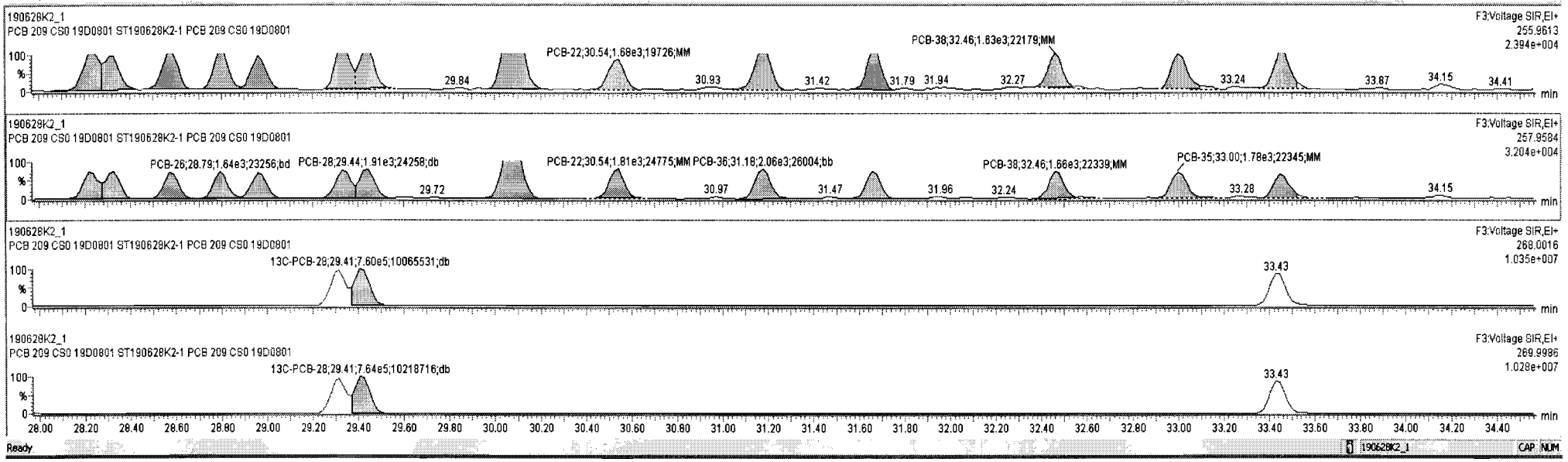

Dataset: Untitled

Last Altered: Saturday, June 29, 2019 12:04:52 Pacific Daylight Time
Printed: Saturday, June 29, 2019 12:05:15 Pacific Daylight Time

Name: 190628K2_1, Date: 28-Jun-2019, Time: 16:32:52, ID: ST190628K2-1 PCB 209 CS0 19D0801, Description: PCB 209 CS0 19D0801

PCB-54

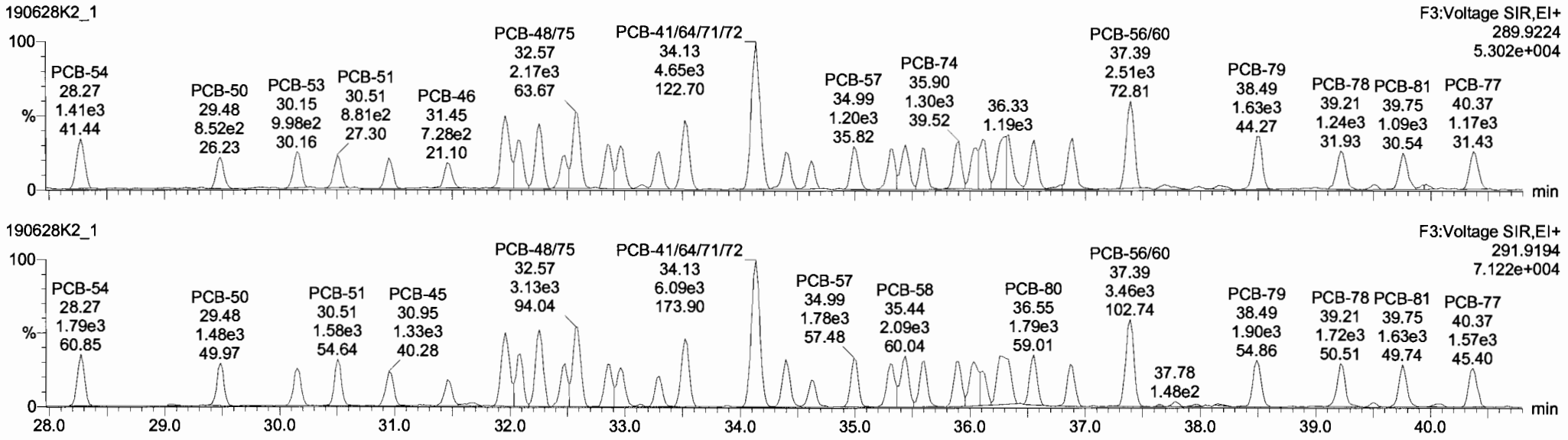

13C-PCB-54

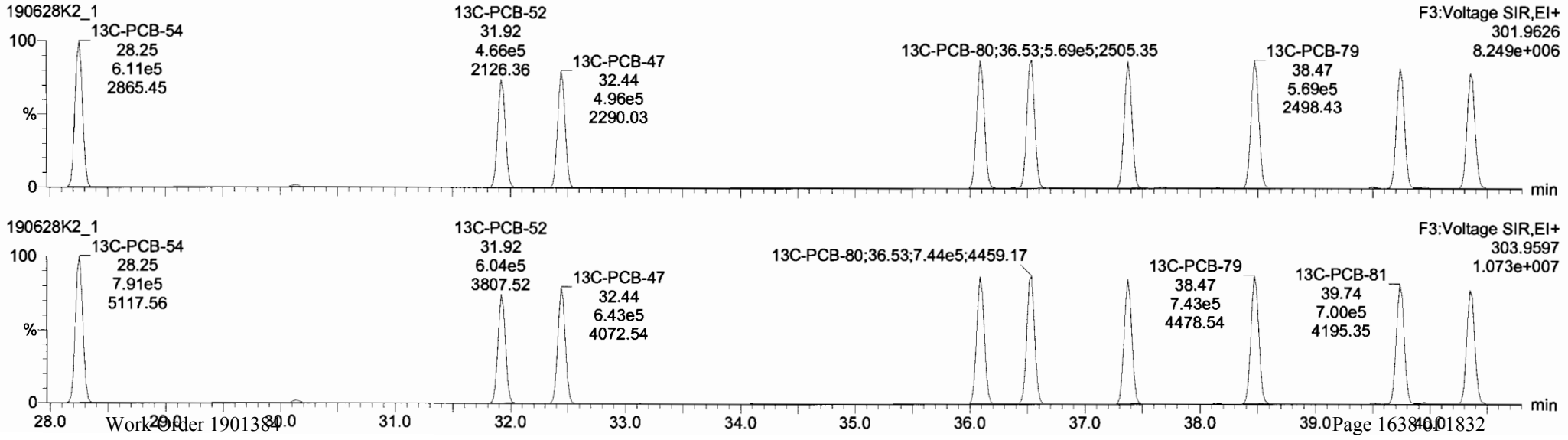

Dataset: Untitled

Last Altered: Saturday, June 29, 2019 12:04:52 Pacific Daylight Time
Printed: Saturday, June 29, 2019 12:05:15 Pacific Daylight Time

Name: 190628K2_1, Date: 28-Jun-2019, Time: 16:32:52, ID: ST190628K2-1 PCB 209 CS0 19D0801, Description: PCB 209 CS0 19D0801

PCB-50

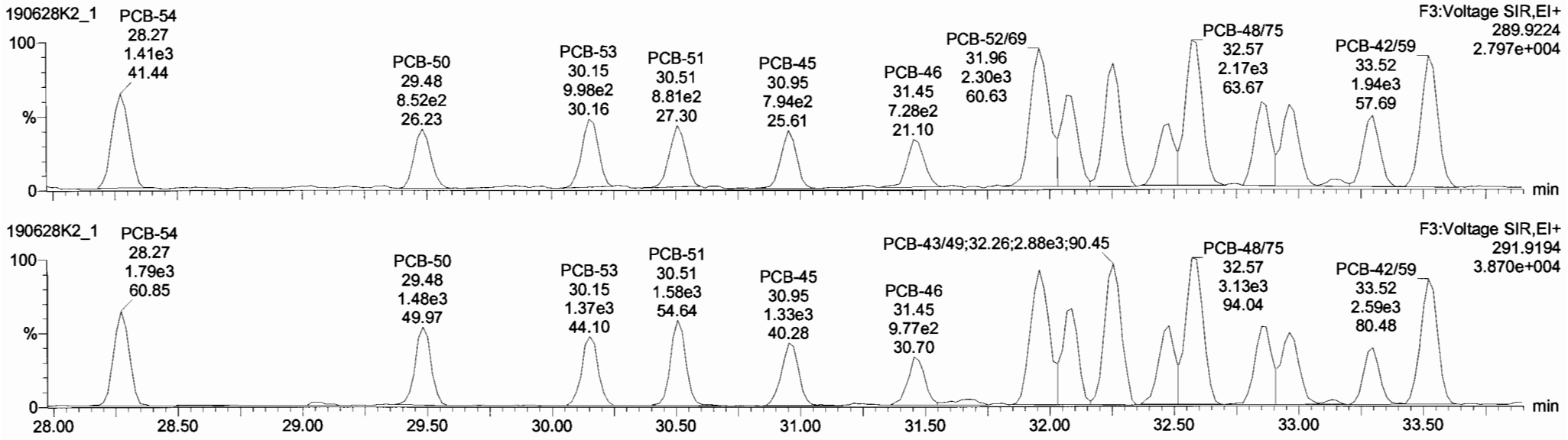

13C-PCB-52

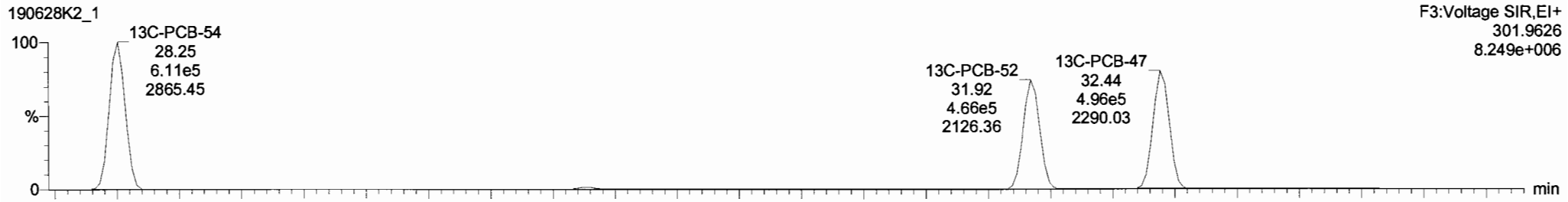

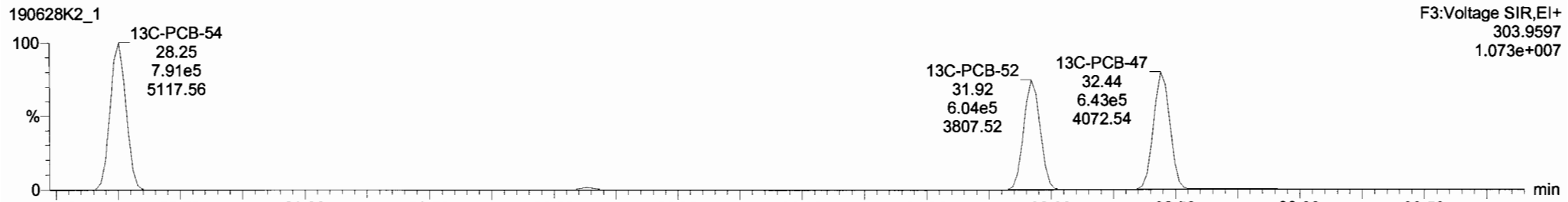

TargetLynx - 190628K2-CRV.qld * - [Chromatogram]

File Edit View Display Processing Window Help

190628K2_1 - ST190628K2-1 PCB 209 CS0 19D0801 - PCB 209 CS0 19D0801

	#	Name	Resp	RA	n/y	RRF	wt/vol	Pred.RT	RT	Pred.R...	RRT	RRT Fail	Conc.	%Rec	DL	EMPC
219	219	13C-PCB-205	8.28e5	0.91	NO	1.0000	1.000	55.60	55.60	1.000	0.000	NO	100.0	100	0.0453	
220	220	13C-PCB-79	1.31e6	0.77	NO	1.0320	1.000	38.47	38.47	1.029	1.029	NO	101.6	102	0.0590	
221	221	13C-PCB-178	5.82e5	0.45	NO	0.8746	1.000	46.58	46.58	0.988	0.988	NO	105.4	105	0.0722	
222	222	13C-PCB-79	1.31e6	0.76	NO	1.0454	1.000	38.46	38.47	0.968	0.968	NO	101.0	101	0.0612	
223	223	13C-PCB-178	5.81e5	0.45	NO	0.9749	1.000	46.59	46.58	0.924	0.924	NO	101.6	102	0.0718	
224	224	Total Mono-PCBs				1.0122	1.000	0.00		0.000		NO	0.6823		0.0291	0.6823
225	225	Total Di-PCBs				1.0592	1.000	0.00		0.000		NO	2.753		0.170	2.753
226	226	2nd Function Tri-PCBs				0.9137	1.000	0.00		0.000		NO	1.895		0.0699	1.895
227	227	3rd Function Tri-PCBs				1.0566	1.000	0.00		0.000		NO	3.738		0.197	3.738
228	228	Total Tetra-PCBs				0.9859	1.000	0.00		0.000		NO	9.552		0.358	9.552
229	229	3rd Function Penta-PCBs				1.1152	1.000	0.00		0.000		NO	9.374		0.418	9.594
230	230	4th Function Penta-PCBs				1.1128	1.000	0.00		0.000		NO	1.142		0.0808	1.142
231	231	3rd Function Hexa-PCBs				0.7740	1.000	0.00		0.000		NO	3.261		0.0621	3.261
232	232	4th Function Hexa-PCBs				0.9712	1.000	0.00		0.000		NO	6.404		0.202	6.404
233	233	Total Hepta-PCBs				1.2638	1.000	0.00		0.000		NO	5.554		0.637	5.554

	#	Name	Pred.RT	RT	m1 Resp	m2 Resp	1° Ratio (Pred)	RA	n/y	EMPC	Conc.
1	45	PCB-44	33.28	33.30	9.876e2	1.128e3	0.770	0.88	NO	0.24417	0.24417
2	44	PCB-62	32.96	32.96	1.240e3	1.581e3	0.770	0.78	NO	0.23258	0.23258
3	43	PCB-65	32.85	32.85	1.188e3	1.587e3	0.770	0.75	NO	0.21980	0.21980
4	42	PCB-48/75	32.57	32.57	2.170e3	3.129e3	0.770	0.69	NO	0.45422	0.45422
5	41	PCB-47	32.45	32.48	1.005e3	1.507e3	0.770	0.67	NO	0.25389	0.25389
6	40	PCB-43/49	32.26	32.26	1.878e3	2.821e3	0.770	0.67	NO	0.46722	0.46722
7	39	PCB-73	32.07	32.07	1.341e3	1.830e3	0.770	0.73	NO	0.22992	0.22992
8	38	PCB-52/69	31.96	31.96	2.295e3	3.051e3	0.770	0.75	NO	0.45772	0.45772
9	37	PCB-46	31.45	31.45	7.278e2	9.773e2	0.770	0.74	NO	0.21151	0.21151

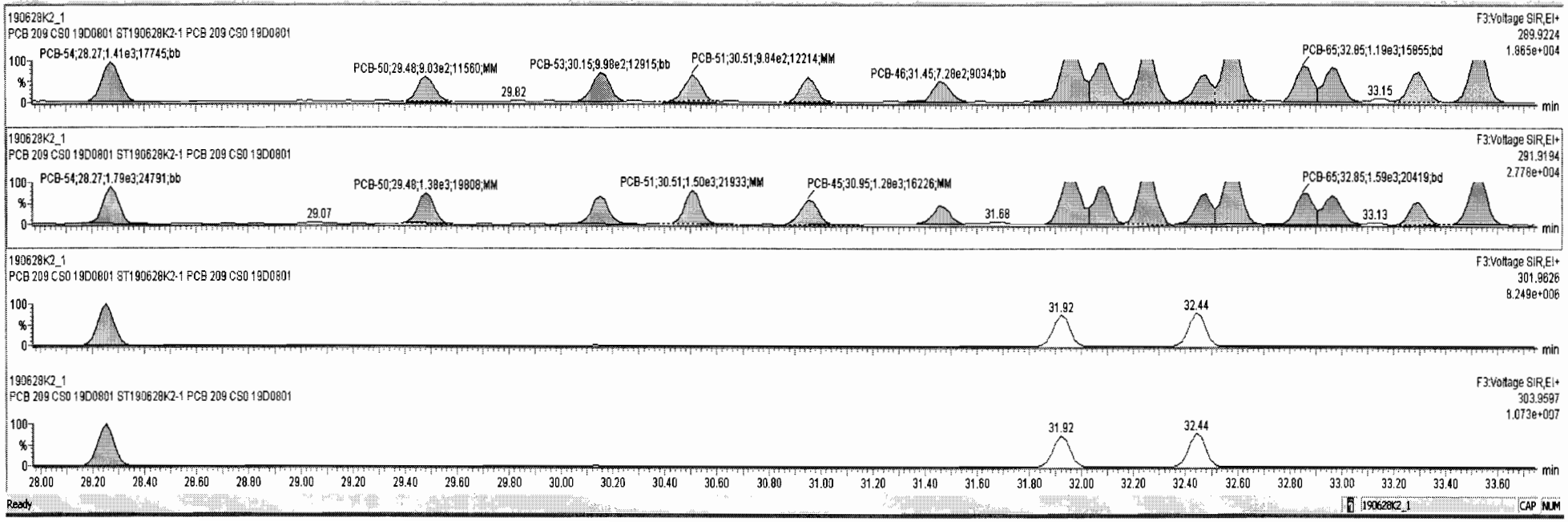

Vista Analytical Laboratory VG-11

Dataset: Untitled

Last Altered: Saturday, June 29, 2019 12:04:52 Pacific Daylight Time
Printed: Saturday, June 29, 2019 12:05:15 Pacific Daylight Time

Name: 190628K2_1, Date: 28-Jun-2019, Time: 16:32:52, ID: ST190628K2-1 PCB 209 CS0 19D0801, Description: PCB 209 CS0 19D0801

PCB-68

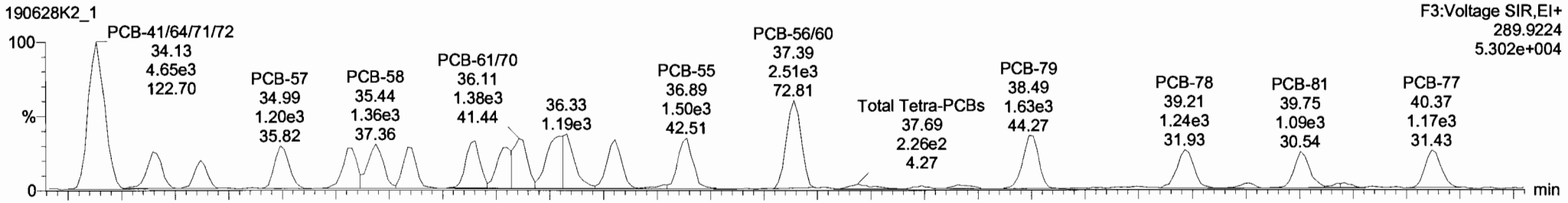

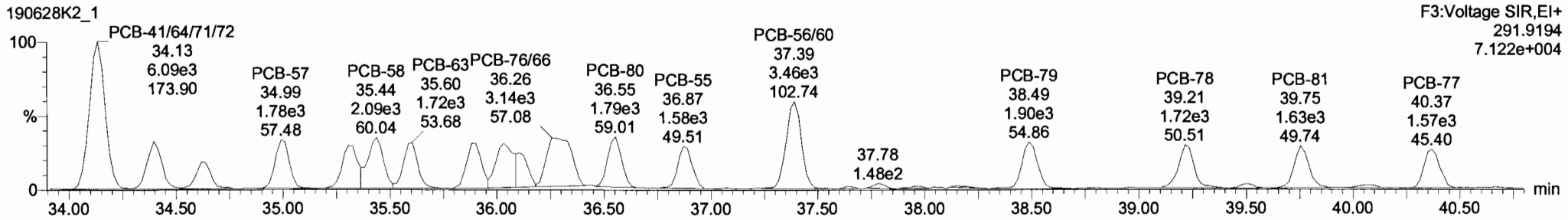

13C-PCB-60

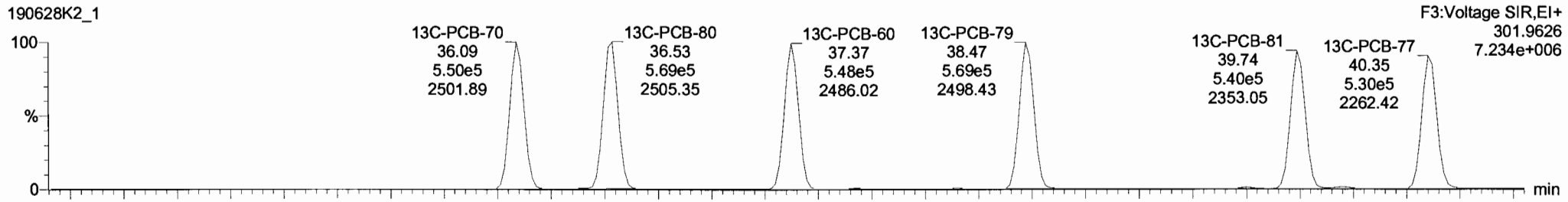

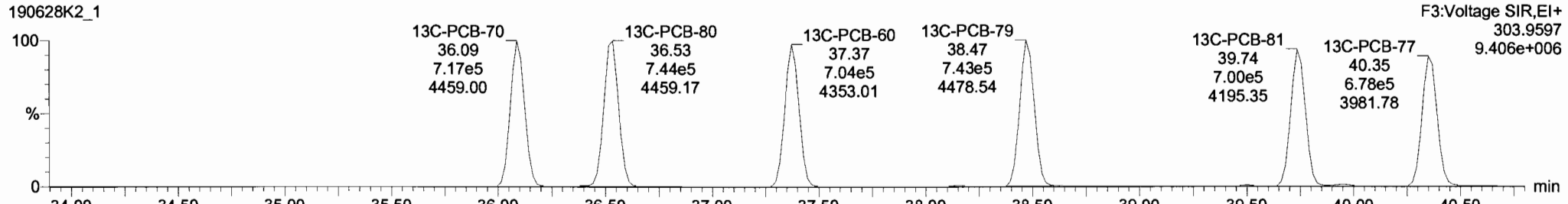

TargetLynx - 190628K2-CRV.qld * - [Chromatogram]

File Edit View Display Processing Window Help

190628K2_1 - ST190628K2-1 PCB 209 CS0 19D0801 - PCB 209 CS0 19D0801

	#	Name	Resp	RA	n/y	RRF	wt/Vol	Pred RT	RT	Pred R...	RRT	RRT Fail	Conc.	%Rec	DL	EMPC
219	219	13C-PCB-205	8.28e5	0.91	NO	1.0000	1.000	55.60	55.60	1.000	0.000	NO	100.0	100	0.0453	
220	220	13C-PCB-79	1.31e6	0.77	NO	1.0320	1.000	38.47	38.47	1.029	1.029	NO	101.6	102	0.0590	
221	221	13C-PCB-178	5.82e5	0.45	NO	0.8746	1.000	46.58	46.58	0.988	0.988	NO	105.4	105	0.0722	
222	222	13C-PCB-79	1.31e6	0.76	NO	1.0454	1.000	38.46	38.47	0.968	0.968	NO	101.0	101	0.0612	
223	223	13C-PCB-178	5.81e5	0.45	NO	0.9749	1.000	46.59	46.58	0.924	0.924	NO	101.6	102	0.0718	
224	224	Total Mono-PCBs				1.0122	1.000	0.00		0.000		NO	0.6823		0.0291	0.6823
225	225	Total Di-PCBs				1.0592	1.000	0.00		0.000		NO	2.753		0.170	2.753
226	226	2nd Function Tri-PCBs				0.9137	1.000	0.00		0.000		NO	1.895		0.0699	1.895
227	227	3rd Function Tri-PCBs				1.0566	1.000	0.00		0.000		NO	3.738		0.197	3.738
228	228	Total Tetra-PCBs				0.9861	1.000	0.00		0.000		NO	9.554		0.358	9.554
229	229	3rd Function Penta-PCBs				1.1152	1.000	0.00		0.000		NO	9.374		0.418	9.594
230	230	4th Function Penta-PCBs				1.1128	1.000	0.00		0.000		NO	1.142		0.0808	1.142
231	231	3rd Function Hexa-PCBs				0.7740	1.000	0.00		0.000		NO	3.261		0.0621	3.261
232	232	4th Function Hexa-PCBs				0.9712	1.000	0.00		0.000		NO	6.404		0.202	6.404
233	233	Total Hepta-PCBs				1.2638	1.000	0.00		0.000		NO	5.554		0.637	5.554

	#	Name	Pred RT	RT	m1 Resp	m2 Resp	1° Ratio (Pred)	RA	n/y	EMPC	Conc.
1	45	PCB-44	33.28	33.30	9.876e2	1.128e3	0.770	0.88	NO	0.24417	0.24417
2	44	PCB-62	32.96	32.96	1.240e3	1.581e3	0.770	0.78	NO	0.23258	0.23258
3	43	PCB-65	32.85	32.85	1.188e3	1.587e3	0.770	0.75	NO	0.21980	0.21980
4	42	PCB-48/75	32.57	32.57	2.170e3	3.129e3	0.770	0.69	NO	0.45422	0.45422
5	41	PCB-47	32.45	32.48	1.005e3	1.507e3	0.770	0.67	NO	0.25389	0.25389
6	40	PCB-43/49	32.26	32.26	1.878e3	2.821e3	0.770	0.67	NO	0.46722	0.46722
7	39	PCB-73	32.07	32.07	1.341e3	1.630e3	0.770	0.73	NO	0.22992	0.22992
8	38	PCB-52/69	31.96	31.96	2.295e3	3.051e3	0.770	0.75	NO	0.45772	0.45772
9	37	PCB-46	31.45	31.45	7.278e2	9.773e2	0.770	0.74	NO	0.21151	0.21151

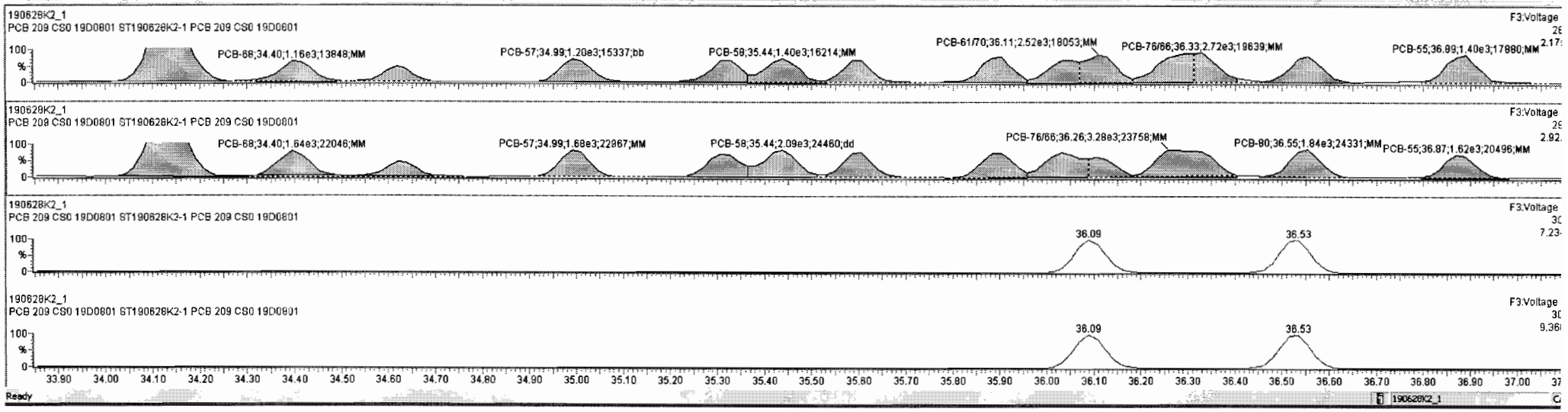

TargetLynx - 190628K2-CRV.qld * - [Chromatogram]

File Edit View Display Processing Window Help

190628K2_1 - ST190628K2-1 PCB 209 CS0 19D0801 - PCB 209 CS0 19D0801

	#	Name	Resp	RA	n/y	RRF	wt/vol	Pred.RT	RT	Pred.R...	RRT	RRT Fail	Conc.	%Rec	DL	EMPC
219	219	13C-PCB-205	8.28e5	0.91	NO	1.0000	1.000	55.60	55.60	1.000	0.000	NO	100.0	100	0.0453	
220	220	13C-PCB-79	1.31e6	0.77	NO	1.0320	1.000	38.47	38.47	1.029	1.029	NO	101.6	102	0.0590	
221	221	13C-PCB-178	5.82e5	0.45	NO	0.8746	1.000	46.58	46.58	0.988	0.988	NO	105.4	105	0.0722	
222	222	13C-PCB-79	1.31e6	0.76	NO	1.0454	1.000	38.46	38.47	0.968	0.968	NO	101.0	101	0.0612	
223	223	13C-PCB-178	5.81e5	0.45	NO	0.9749	1.000	46.59	46.58	0.924	0.924	NO	101.6	102	0.0718	
224	224	Total Mono-PCBs				1.0122	1.000	0.00		0.000		NO	0.6823		0.0291	0.6823
225	225	Total Di-PCBs				1.0592	1.000	0.00		0.000		NO	2.753		0.170	2.753
226	226	2nd Function Tri-PCBs				0.9137	1.000	0.00		0.000		NO	1.895		0.0699	1.895
227	227	3rd Function Tri-PCBs				1.0566	1.000	0.00		0.000		NO	3.738		0.197	3.738
228	228	Total Tetra-PCBs				0.9061	1.000	0.00		0.000		NO	9.554		0.358	9.554
229	229	3rd Function Penta-PCBs				1.1152	1.000	0.00		0.000		NO	9.374		0.418	9.594
230	230	4th Function Penta-PCBs				1.1128	1.000	0.00		0.000		NO	1.142		0.0808	1.142
231	231	3rd Function Hexa-PCBs				0.7740	1.000	0.00		0.000		NO	3.261		0.0621	3.261
232	232	4th Function Hexa-PCBs				0.9712	1.000	0.00		0.000		NO	6.404		0.202	6.404
233	233	Total Hepta-PCBs				1.2638	1.000	0.00		0.000		NO	5.554		0.837	5.554

	#	Name	Pred.RT	RT	m1 Resp	m2 Resp	1° Ratio (Pred)	RA	n/y	EMPC	Conc.
1	45	PCB-44	33.28	33.30	9.876e2	1.128e3	0.770	0.88	NO	0.24417	0.24417
2	44	PCB-62	32.96	32.96	1.240e3	1.581e3	0.770	0.78	NO	0.23258	0.23258
3	43	PCB-65	32.85	32.85	1.188e3	1.587e3	0.770	0.75	NO	0.21980	0.21980
4	42	PCB-48/75	32.57	32.57	2.170e3	3.129e3	0.770	0.69	NO	0.45422	0.45422
5	41	PCB-47	32.45	32.48	1.005e3	1.507e3	0.770	0.67	NO	0.25389	0.25389
6	40	PCB-43/49	32.26	32.26	1.878e3	2.821e3	0.770	0.67	NO	0.46722	0.46722
7	39	PCB-73	32.07	32.07	1.341e3	1.830e3	0.770	0.73	NO	0.22992	0.22992
8	38	PCB-52/69	31.96	31.96	2.295e3	3.051e3	0.770	0.75	NO	0.45772	0.45772
9	37	PCB-46	31.45	31.45	7.278e2	9.773e2	0.770	0.74	NO	0.21151	0.21151

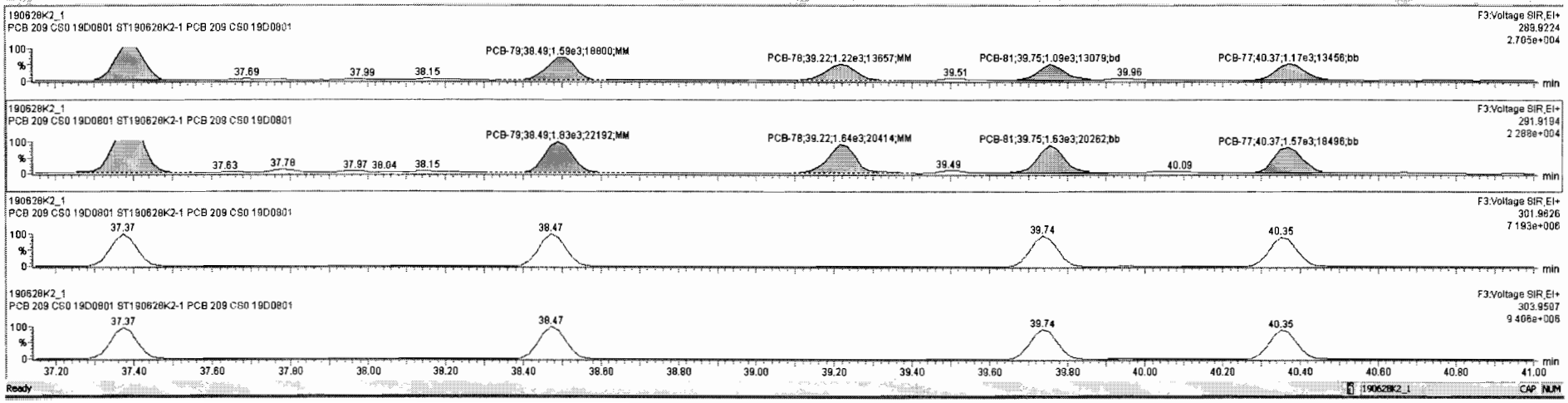

Ready 190628K2_1 CAP NUM

Dataset: Untitled

Last Altered: Saturday, June 29, 2019 12:04:52 Pacific Daylight Time
Printed: Saturday, June 29, 2019 12:05:15 Pacific Daylight Time

Name: 190628K2_1, Date: 28-Jun-2019, Time: 16:32:52, ID: ST190628K2-1 PCB 209 CS0 19D0801, Description: PCB 209 CS0 19D0801

PCB-104

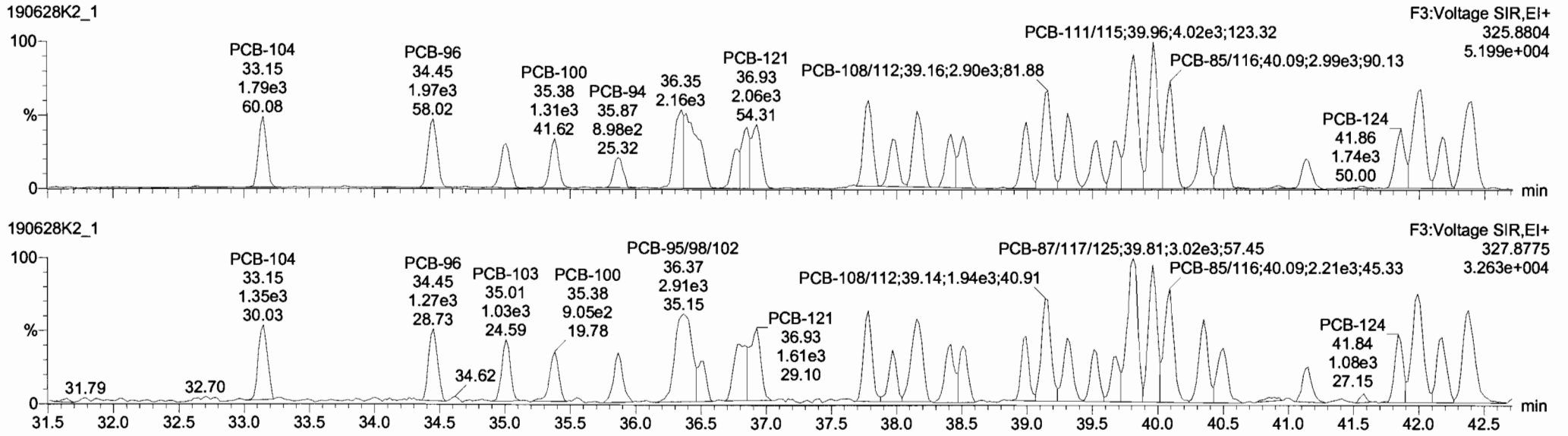

13C-PCB-104

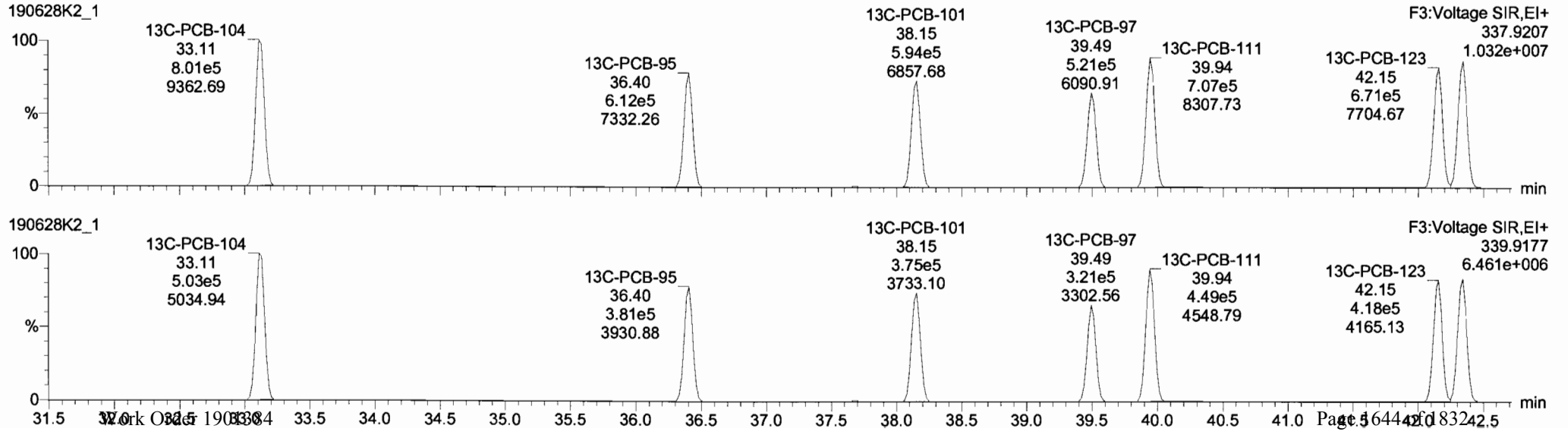

Dataset: Untitled

Last Altered: Saturday, June 29, 2019 12:04:52 Pacific Daylight Time
Printed: Saturday, June 29, 2019 12:05:15 Pacific Daylight Time

Name: 190628K2_1, Date: 28-Jun-2019, Time: 16:32:52, ID: ST190628K2-1 PCB 209 CS0 19D0801, Description: PCB 209 CS0 19D0801

PCB-96

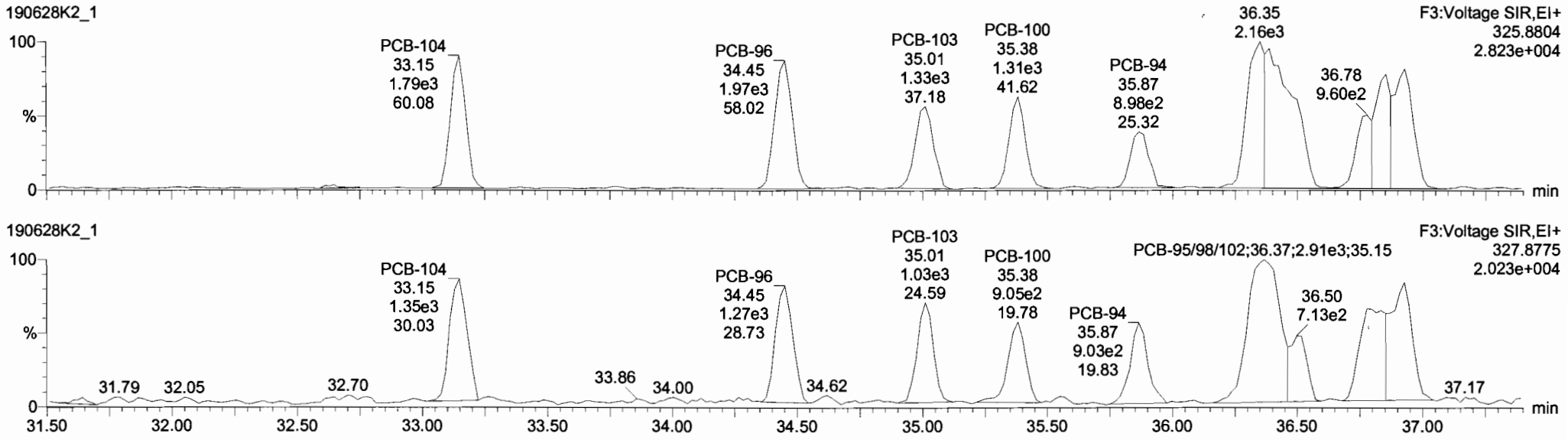

13C-PCB-95

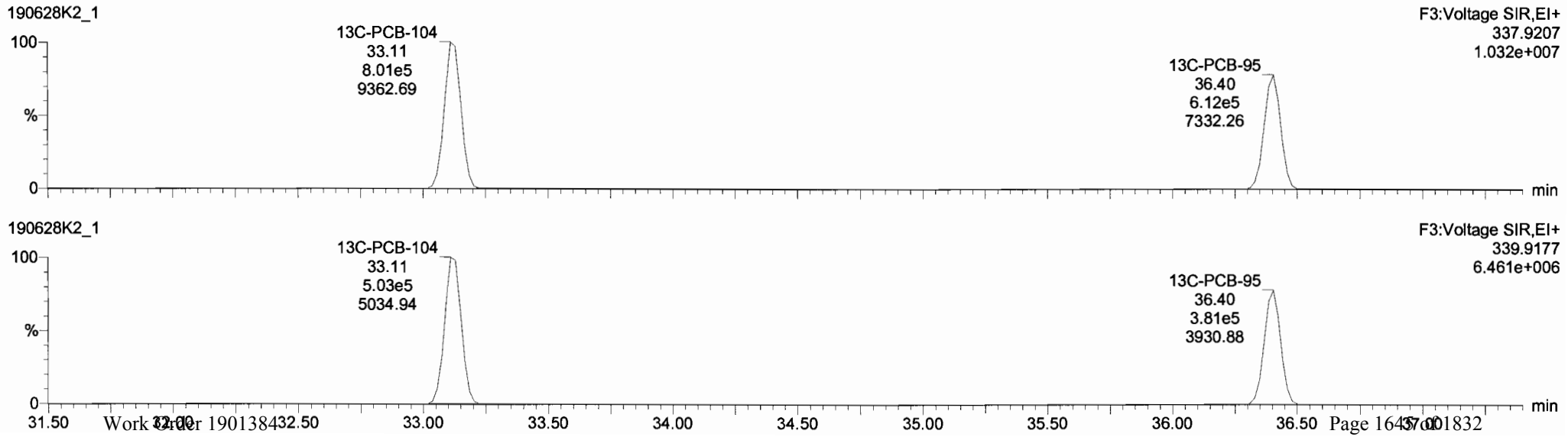

TargetLynx - 190628K7 CRV.qld * - [Chromatogram]

File Edit View Display Processing Window Help

190628K2_1 - ST190628K2-1 PCB 209 CS0 19D0801 - PCB 209 CS0 19D0801

	#	Name	Resp	RA	n/y	RRF	wt/vol	Pred.RT	RT	Pred.R...	RRT	RRT Fail	Conc.	%Rec	DL	EMPC
219	219	13C-PCB-205	8.28e5	0.91	NO	1.0000	1.000	55.60	55.60	1.000	0.000	NO	100.0	100	0.0453	
220	220	13C-PCB-79	1.31e6	0.77	NO	1.0320	1.000	38.47	38.47	1.029	1.029	NO	101.6	102	0.0590	
221	221	13C-PCB-178	5.82e5	0.45	NO	0.8746	1.000	46.58	46.58	0.988	0.988	NO	105.4	105	0.0722	
222	222	13C-PCB-79	1.31e6	0.76	NO	1.0454	1.000	38.46	38.47	0.968	0.968	NO	101.0	101	0.0612	
223	223	13C-PCB-178	5.81e5	0.45	NO	0.9749	1.000	46.59	46.58	0.924	0.924	NO	101.6	102	0.0718	
224	224	Total Mono-PCBs				1.0122	1.000	0.00		0.000		NO	0.6823		0.0291	0.6823
225	225	Total Di-PCBs				1.0592	1.000	0.00		0.000		NO	2.753		0.170	2.753
226	226	2nd Function Tri-PCBs				0.9137	1.000	0.00		0.000		NO	1.895		0.0699	1.895
227	227	3rd Function Tri-PCBs				1.0566	1.000	0.00		0.000		NO	3.738		0.197	3.738
228	228	Total Tetra-PCBs				0.9861	1.000	0.00		0.000		NO	9.554		0.358	9.554
229	229	3rd Function Penta-PCBs				1.1152	1.000	0.00		0.000		NO	9.374		0.418	9.594
230	230	4th Function Penta-PCBs				1.1128	1.000	0.00		0.000		NO	1.142		0.0808	1.142
231	231	3rd Function Hexa-PCBs				0.7740	1.000	0.00		0.000		NO	3.261		0.0621	3.261
232	232	4th Function Hexa-PCBs				0.9712	1.000	0.00		0.000		NO	6.404		0.202	6.404
233	233	Total Hepta-PCBs				1.2638	1.000	0.00		0.000		NO	5.554		0.637	5.554

	#	Name	Pred.RT	RT	m1 Resp	m2 Resp	1° Ratio (Pred)	RA	n/y	EMPC	Conc.
1	69	PCB-95/98/102	36.38	36.35	4.283e3	2.951e3	1.560	1.45	NO	0.71789	0.71789
2	68	PCB-94	35.89	35.87	9.508e2	7.155e2	1.560	1.33	NO	0.21694	0.21694
3	67	PCB-100	35.38	35.38	1.290e3	8.921e2	1.560	1.45	NO	0.21527	0.21527
4	66	PCB-103	35.01	35.01	1.362e3	1.006e3	1.560	1.35	NO	0.23458	0.23458
5	65	PCB-96	34.45	34.45	1.971e3	1.274e3	1.560	1.55	NO	0.25002	0.25002
6	64	PCB-104	33.13	33.15	1.807e3	1.345e3	1.560	1.34	NO	0.24314	0.24314
7	84	PCB-111/115	39.96	39.96	4.025e3	2.588e3	1.560	1.76	NO	0.46814	0.46814
8	83	PCB-87/117/125	39.79	39.81	4.456e3	3.021e3	1.560	1.48	NO	0.66616	0.66616
9	82	PCB-86	39.66	39.68	1.246e3	7.727e2	1.560	1.61	NO	0.24072	0.24072

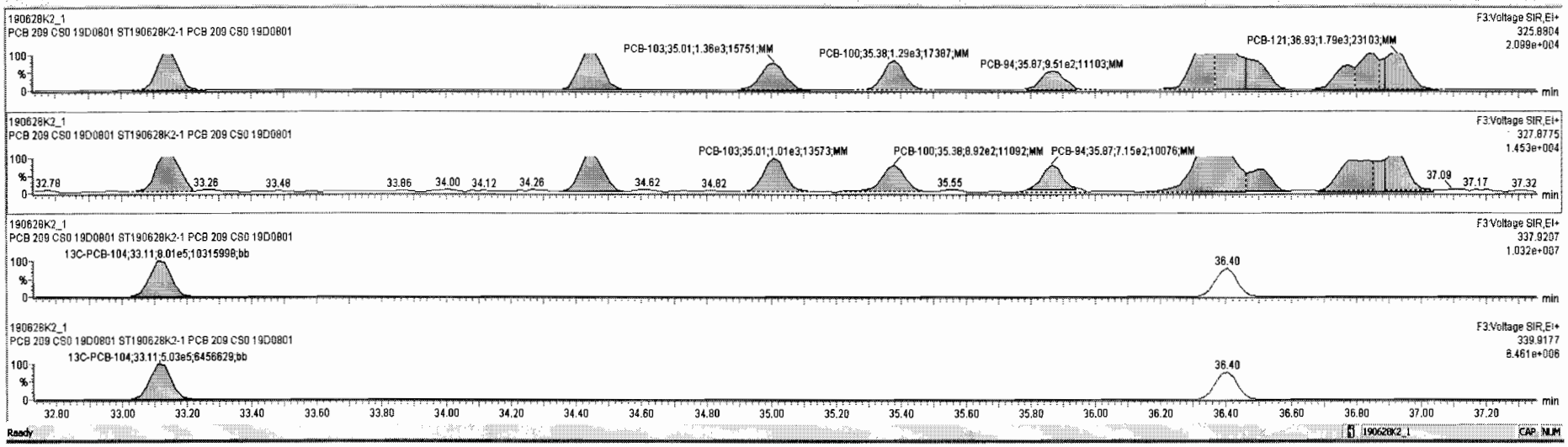

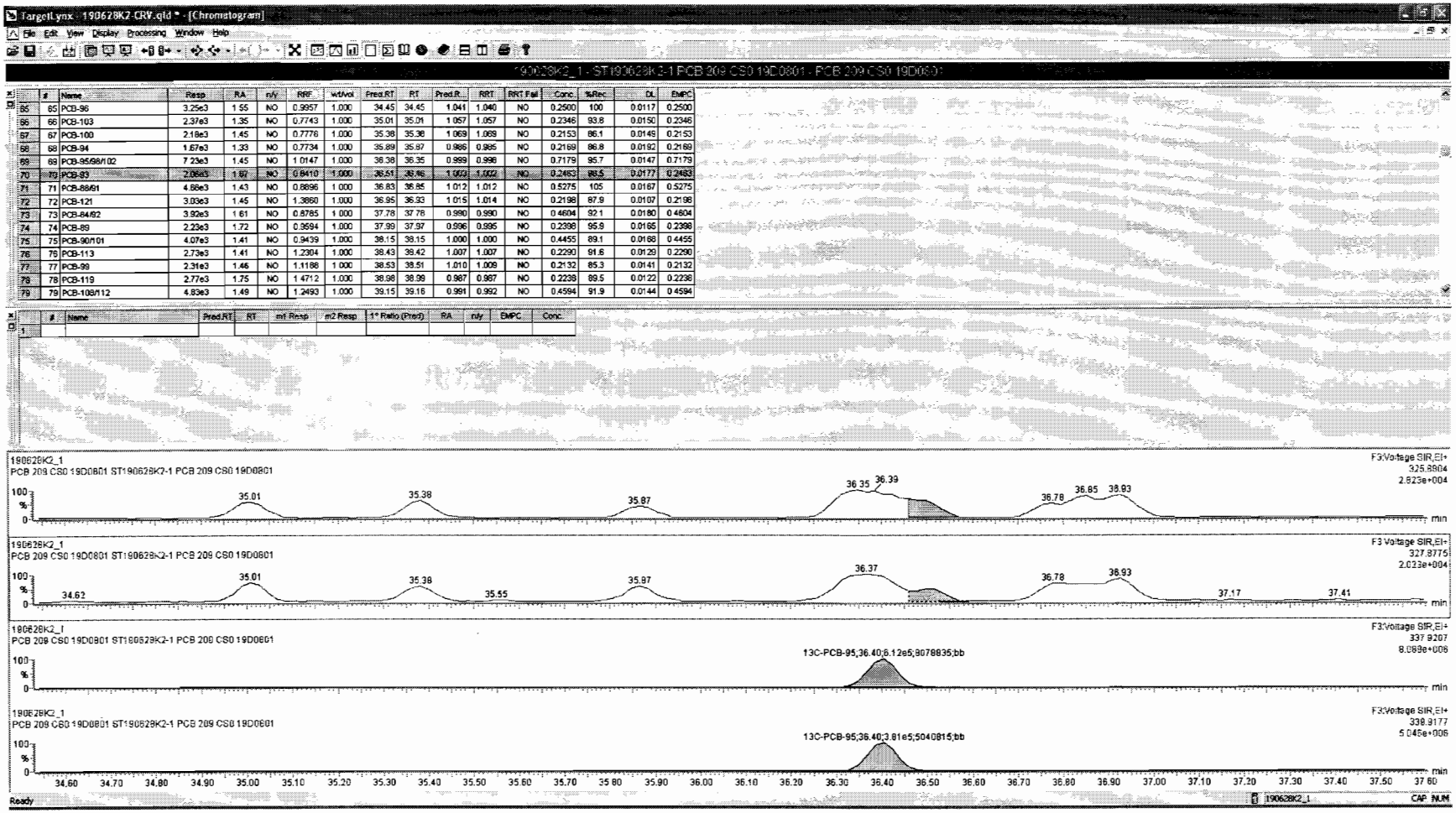

#	Name	Resp	RA	n/y	RRF	wt/vol	Pred.RT	RT	Pred.R...	RRT	RRT Fail	Conc.	%Rec	DL	EMPC
65	PCB-96	3.25e3	1.55	NO	0.9957	1.000	34.45	34.45	1.041	1.040	NO	0.2500	100	0.0117	0.2500
66	PCB-103	2.37e3	1.35	NO	0.7743	1.000	35.01	35.01	1.057	1.057	NO	0.2346	93.8	0.0150	0.2346
67	PCB-100	2.18e3	1.45	NO	0.7776	1.000	35.38	35.38	1.069	1.069	NO	0.2153	86.1	0.0149	0.2153
68	PCB-94	1.67e3	1.33	NO	0.7734	1.000	35.89	35.87	0.986	0.985	NO	0.2169	86.8	0.0192	0.2169
69	PCB-95/98/102	7.23e3	1.45	NO	1.0147	1.000	36.38	36.35	0.999	0.998	NO	0.7179	95.7	0.0147	0.7179
70	PCB-93	2.06e3	1.67	NO	0.8410	1.000	36.51	36.46	1.003	1.002	NO	0.2483	88.5	0.0177	0.2483
71	PCB-88/91	4.86e3	1.43	NO	0.8896	1.000	36.83	36.85	1.012	1.012	NO	0.5275	105	0.0167	0.5275
72	PCB-121	3.03e3	1.45	NO	1.3860	1.000	36.95	36.93	1.015	1.014	NO	0.2198	87.9	0.0107	0.2198
73	PCB-84/92	3.92e3	1.61	NO	0.8785	1.000	37.78	37.78	0.990	0.990	NO	0.4604	92.1	0.0180	0.4604
74	PCB-89	2.23e3	1.72	NO	0.3594	1.000	37.99	37.97	0.996	0.995	NO	0.2398	95.9	0.0165	0.2398
75	PCB-90/101	4.07e3	1.41	NO	0.9439	1.000	38.15	38.15	1.000	1.000	NO	0.4455	89.1	0.0188	0.4455
76	PCB-113	2.73e3	1.41	NO	1.2304	1.000	38.43	38.42	1.007	1.007	NO	0.2290	91.6	0.0129	0.2290
77	PCB-99	2.31e3	1.46	NO	1.1186	1.000	38.53	38.51	1.010	1.009	NO	0.2132	85.3	0.0141	0.2132
78	PCB-119	2.77e3	1.75	NO	1.4712	1.000	38.98	38.99	0.987	0.987	NO	0.2238	89.5	0.0122	0.2238
79	PCB-108/112	4.83e3	1.49	NO	1.2493	1.000	39.15	39.16	0.991	0.992	NO	0.4594	91.9	0.0144	0.4594

#	Name	Pred.RT	RT	m1 Resp	m2 Resp	1° Ratio (Pred)	RA	n/y	EMPC	Conc.
1										

Dataset: Untitled

Last Altered: Saturday, June 29, 2019 12:04:52 Pacific Daylight Time
Printed: Saturday, June 29, 2019 12:05:15 Pacific Daylight Time

Name: 190628K2_1, Date: 28-Jun-2019, Time: 16:32:52, ID: ST190628K2-1 PCB 209 CS0 19D0801, Description: PCB 209 CS0 19D0801

PCB-119

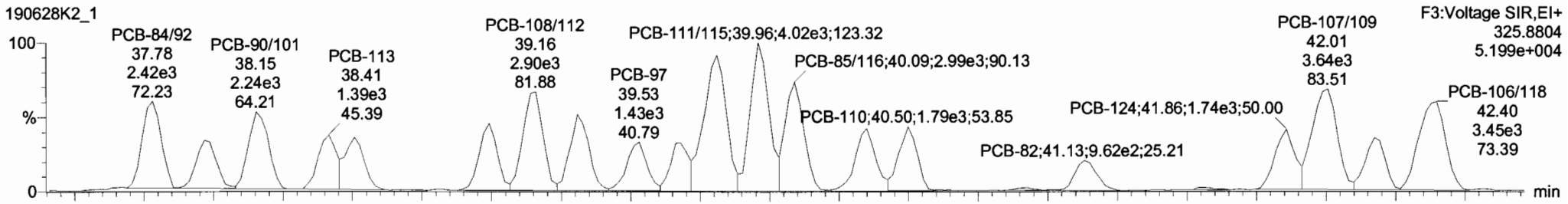

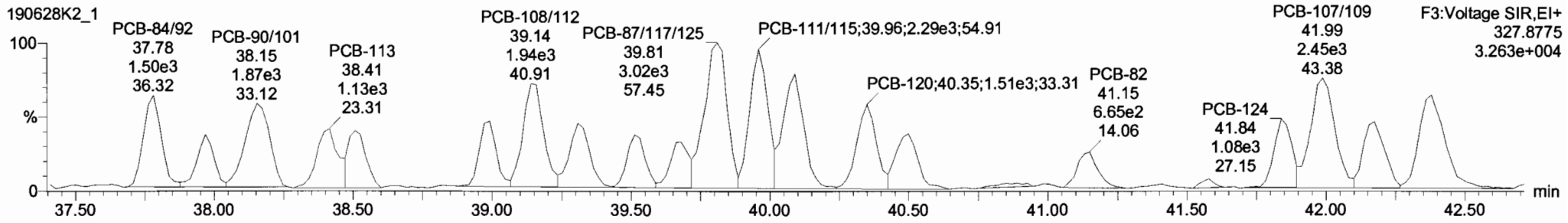

13C-PCB-111

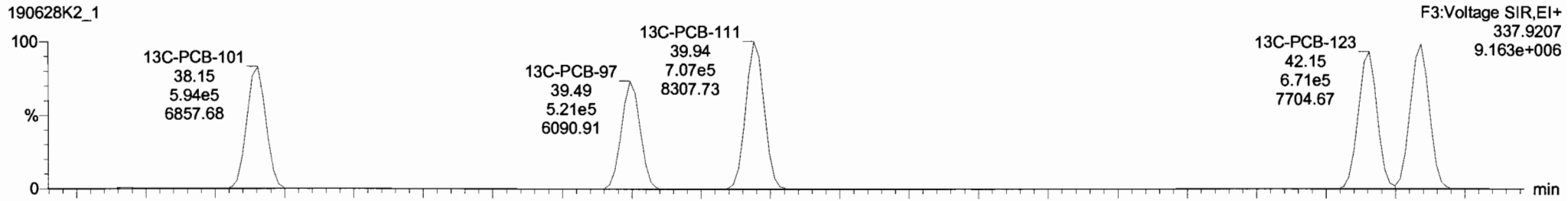

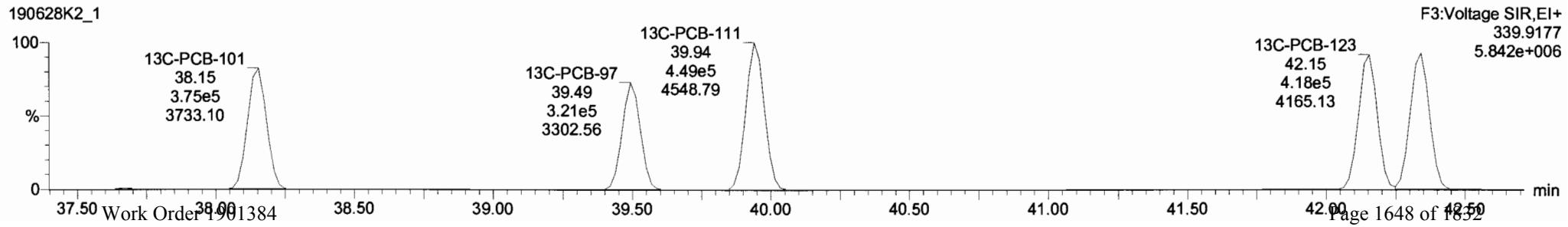

TargetLynx - 190628K2-CRV.qld * - [Chromatogram]

File Edit View Display Processing Window Help

190628K2_1 - ST190628K2-1 PCB 209 CS0 19D0801 - PCB 209 CS0 19D0801

	#	Name	Resp	RA	n/y	RRF	wt/vol	Pred.RT	RT	Pred.R...	RRT	RRT Fail	Conc.	%Rec	DL	EMPC
219	219	13C-PCB-205	8.28e5	0.91	NO	1.0000	1.000	55.60	55.60	1.000	0.000	NO	100.0	100	0.0453	
220	220	13C-PCB-79	1.31e6	0.77	NO	1.0320	1.000	38.47	38.47	1.029	1.029	NO	101.6	102	0.0590	
221	221	13C-PCB-178	5.82e5	0.45	NO	0.8746	1.000	46.58	46.58	0.988	0.988	NO	105.4	105	0.0722	
222	222	13C-PCB-79	1.31e6	0.76	NO	1.0454	1.000	38.46	38.47	0.968	0.968	NO	101.0	101	0.0612	
223	223	13C-PCB-178	5.81e5	0.45	NO	0.9749	1.000	46.59	46.58	0.924	0.924	NO	101.6	102	0.0718	
224	224	Total Mono-PCBs				1.0122	1.000	0.00		0.000		NO	0.6823		0.0291	0.6823
225	225	Total Di-PCBs				1.0592	1.000	0.00		0.000		NO	2.753		0.170	2.753
226	226	2nd Function Tri-PCBs				0.9137	1.000	0.00		0.000		NO	1.895		0.0699	1.895
227	227	3rd Function Tri-PCBs				1.0566	1.000	0.00		0.000		NO	3.738		0.197	3.738
228	228	Total Tetra-PCBs				0.9861	1.000	0.00		0.000		NO	9.554		0.358	9.554
229	229	3rd Function Penta-PCBs				1.1152	1.000	0.00		0.000		NO	9.374		0.418	9.584
230	230	4th Function Penta-PCBs				1.1128	1.000	0.00		0.000		NO	1.142		0.0808	1.142
231	231	3rd Function Hexa-PCBs				0.7740	1.000	0.00		0.000		NO	3.261		0.0621	3.261
232	232	4th Function Hexa-PCBs				0.9712	1.000	0.00		0.000		NO	6.404		0.202	6.404
233	233	Total Hepta-PCBs				1.2638	1.000	0.00		0.000		NO	5.554		0.637	5.554

	#	Name	Pred.RT	RT	m1 Resp.	m2 Resp	1st Ratio (Pred)	RA	n/y	EMPC	Conc.
1	69	PCB-95/98/102	36.38	36.35	4.283e3	2.951e3	1.560	1.45	NO	0.71789	0.71789
2	68	PCB-94	35.89	35.87	9.508e2	7.155e2	1.560	1.33	NO	0.21694	0.21694
3	67	PCB-100	35.38	35.38	1.290e3	8.921e2	1.560	1.45	NO	0.21527	0.21527
4	66	PCB-103	35.01	35.01	1.362e3	1.006e3	1.560	1.35	NO	0.23458	0.23458
5	65	PCB-96	34.45	34.45	1.971e3	1.274e3	1.560	1.55	NO	0.25002	0.25002
6	64	PCB-104	33.13	33.15	1.807e3	1.345e3	1.560	1.34	NO	0.24314	0.24314
7	84	PCB-111/115	39.96	39.96	4.025e3	2.288e3	1.560	1.76	NO	0.46814	0.46814
8	83	PCB-87/117/125	39.79	39.81	4.456e3	3.021e3	1.560	1.48	NO	0.66616	0.66616
9	82	PCB-86	39.66	39.68	1.246e3	7.727e2	1.560	1.61	NO	0.24072	0.24072

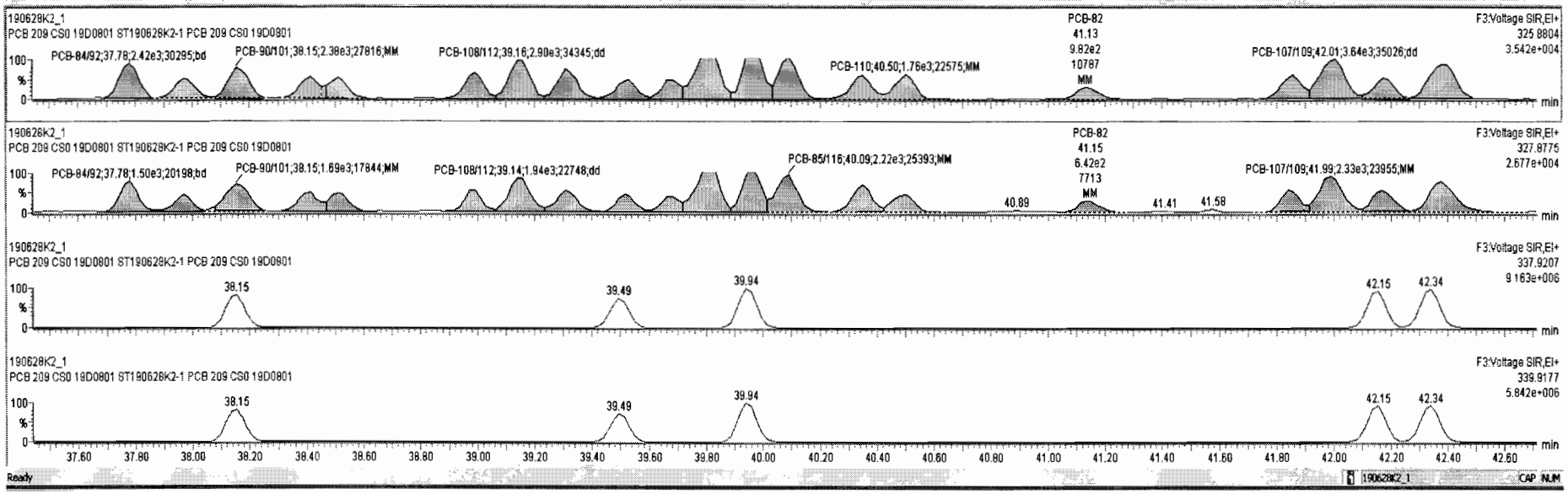

Ready

190628K2_1 CAP NUM

Dataset: Untitled

Last Altered: Saturday, June 29, 2019 12:04:52 Pacific Daylight Time
Printed: Saturday, June 29, 2019 12:05:15 Pacific Daylight Time

Name: 190628K2_1, Date: 28-Jun-2019, Time: 16:32:52, ID: ST190628K2-1 PCB 209 CS0 19D0801, Description: PCB 209 CS0 19D0801

PCB-114

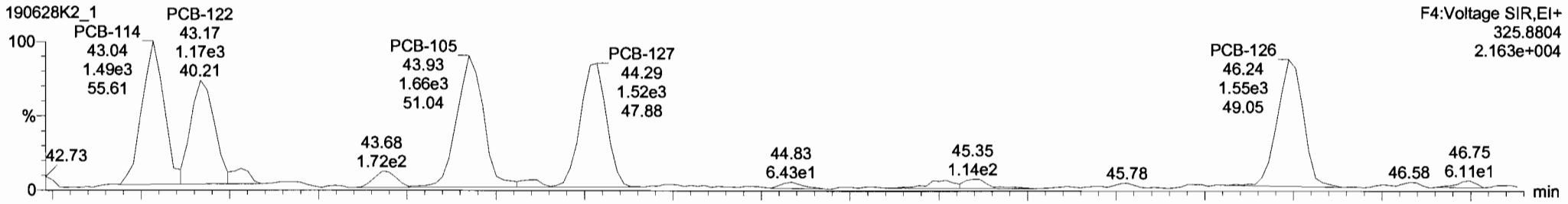

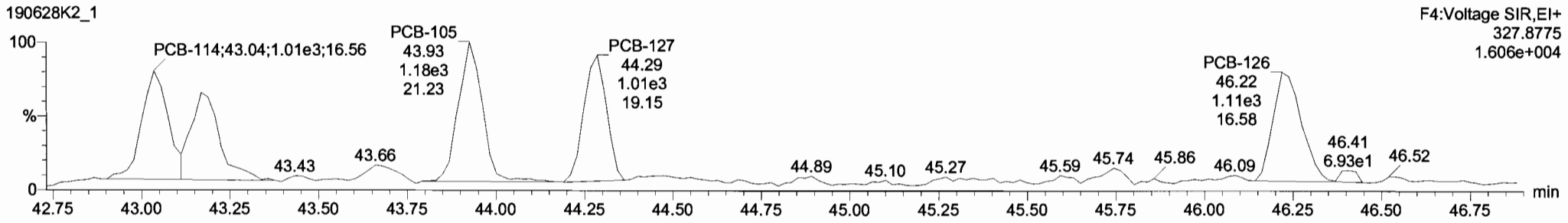

13C-PCB-114

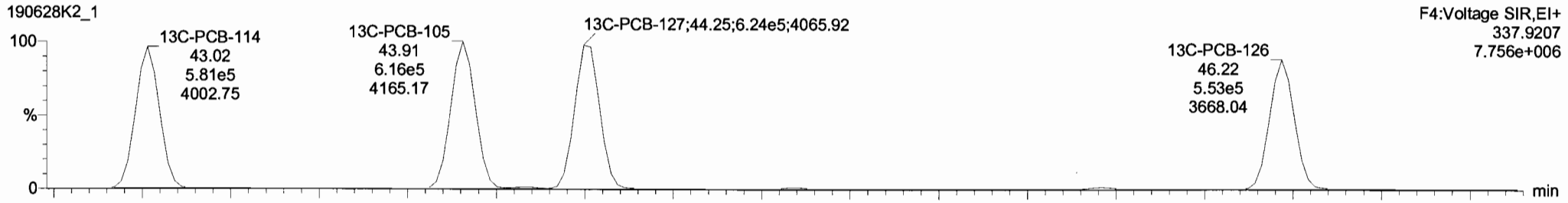

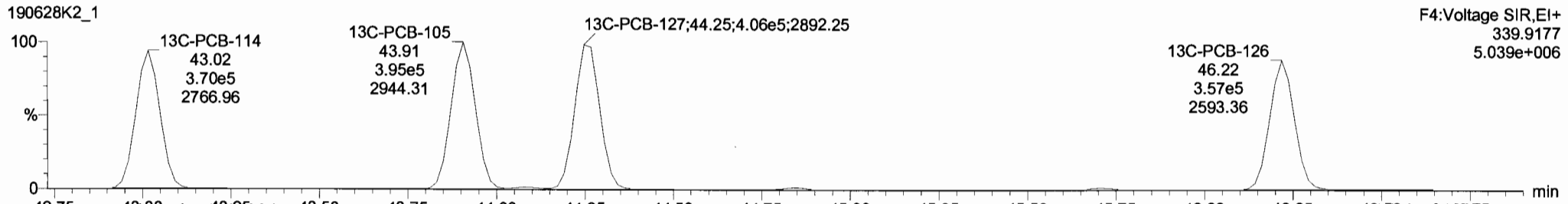

TargetLynx - 190628K2-CRV.qld * - [Chromatogram]

File Edit View Display Processing Window Help

190628K2_1 - ST190628K2-1 PCB 209 CS0 19D0801 - PCB 209 CS0 19D0801

	#	Name	Resp	RA	n/y	RRF	wt/vol	Pred.RT	RT	Pred.R...	RRT	RRT Fail	Conc.	%Rec	DL	EMPC
219	219	13C-PCB-205	8.28e5	0.91	NO	1.0000	1.000	55.60	55.60	1.000	0.000	NO	100.0	100	0.0453	
220	220	13C-PCB-79	1.31e6	0.77	NO	1.0320	1.000	38.47	38.47	1.029	1.029	NO	101.6	102	0.0590	
221	221	13C-PCB-178	5.82e5	0.45	NO	0.8746	1.000	46.58	46.58	0.988	0.988	NO	105.4	105	0.0722	
222	222	13C-PCB-79	1.31e6	0.76	NO	1.0454	1.000	38.46	38.47	0.968	0.968	NO	101.0	101	0.0612	
223	223	13C-PCB-178	5.81e5	0.45	NO	0.9749	1.000	46.59	46.58	0.924	0.924	NO	101.6	102	0.0718	
224	224	Total Mono-PCBs				1.0122	1.000	0.00		0.000		NO	0.6823		0.0291	0.6823
225	225	Total Di-PCBs				1.0592	1.000	0.00		0.000		NO	2.753		0.170	2.753
226	226	2nd Function Tri-PCBs				0.9137	1.000	0.00		0.000		NO	1.895		0.0699	1.895
227	227	3rd Function Tri-PCBs				1.0566	1.000	0.00		0.000		NO	3.738		0.197	3.738
228	228	Total Tetra-PCBs				0.9861	1.000	0.00		0.000		NO	9.554		0.358	9.554
229	229	3rd Function Penta-PCBs				1.1152	1.000	0.00		0.000		NO	9.374		0.418	9.594
230	230	4th Function Penta-PCBs				1.1112	1.000	0.00		0.000		NO	1.134		0.0609	1.134
231	231	3rd Function Hexa-PCBs				0.7740	1.000	0.00		0.000		NO	3.261		0.0621	3.261
232	232	4th Function Hexa-PCBs				0.9712	1.000	0.00		0.000		NO	6.404		0.202	6.404
233	233	Total Hepta-PCBs				1.2638	1.000	0.00		0.000		NO	5.554		0.637	5.554

	#	Name	Pred.RT	RT	m1 Resp	m2 Resp	1° Ratio (Pred)	RA	n/y	EMPC	Conc.
1	97	PCB-126	46.24	46.24	1.489e3	1.056e3	1.560	1.41	NO	0.23061	0.23061
2	96	PCB-127	44.27	44.29	1.524e3	1.010e3	1.560	1.51	NO	0.22193	0.22193
3	95	PCB-105	43.92	43.93	1.579e3	1.111e3	1.550	1.42	NO	0.24164	0.24164
4	94	PCB-122	43.17	43.17	1.167e3	8.175e2	1.560	1.43	NO	0.21463	0.21463
5	93	PCB-114	43.04	43.03	1.487e3	9.998e2	1.560	1.49	NO	0.22512	0.22512

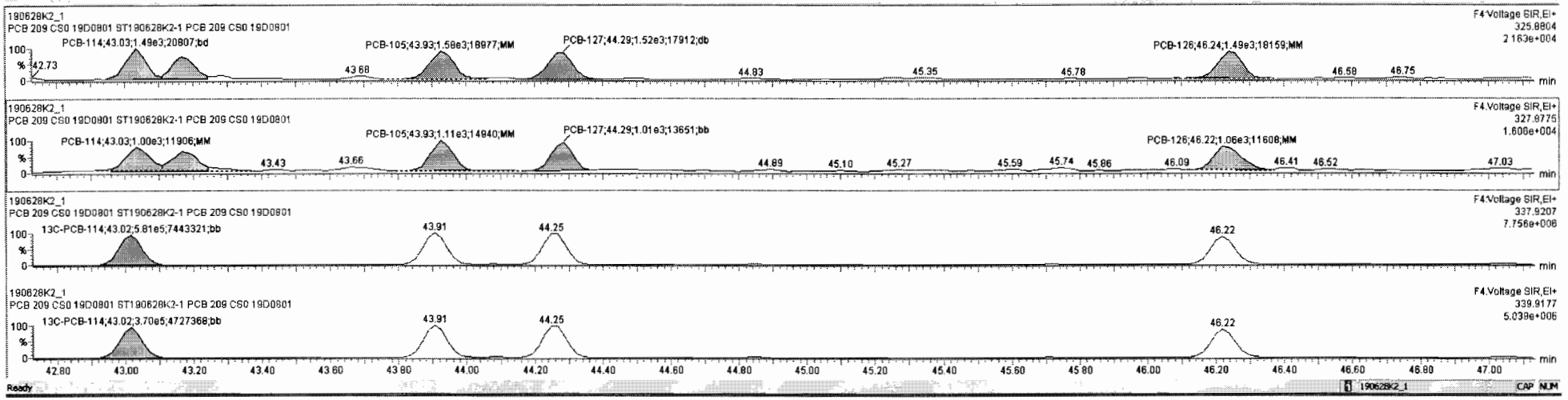

Ready

190628K2_1 CAP NUM

Dataset: Untitled

Last Altered: Saturday, June 29, 2019 12:04:52 Pacific Daylight Time
Printed: Saturday, June 29, 2019 12:05:15 Pacific Daylight Time

Name: 190628K2_1, Date: 28-Jun-2019, Time: 16:32:52, ID: ST190628K2-1 PCB 209 CS0 19D0801, Description: PCB 209 CS0 19D0801

PCB-155

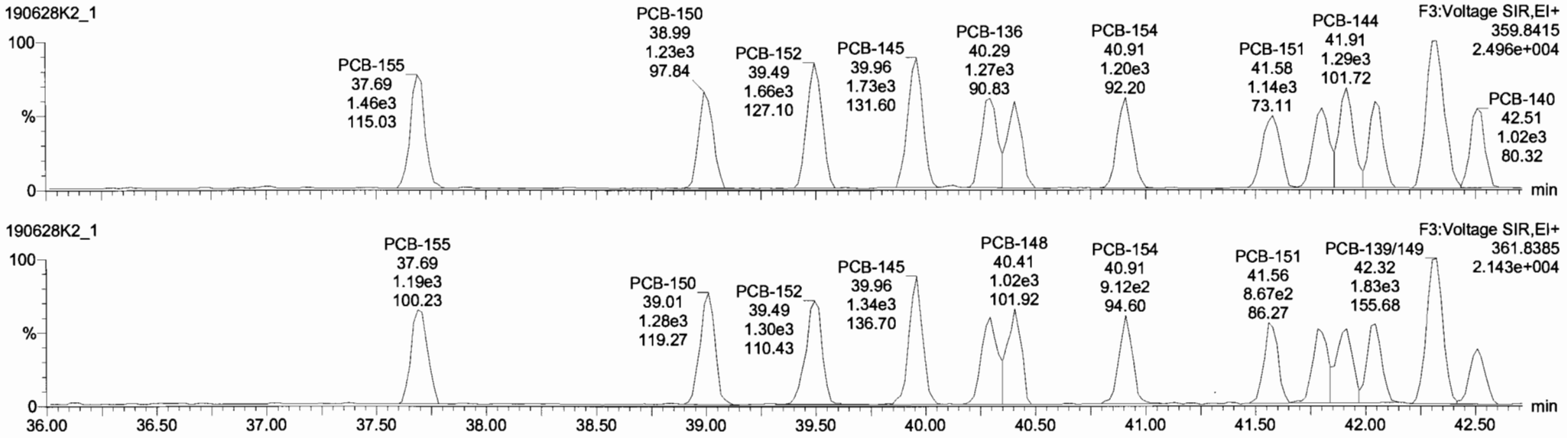

13C-PCB-155

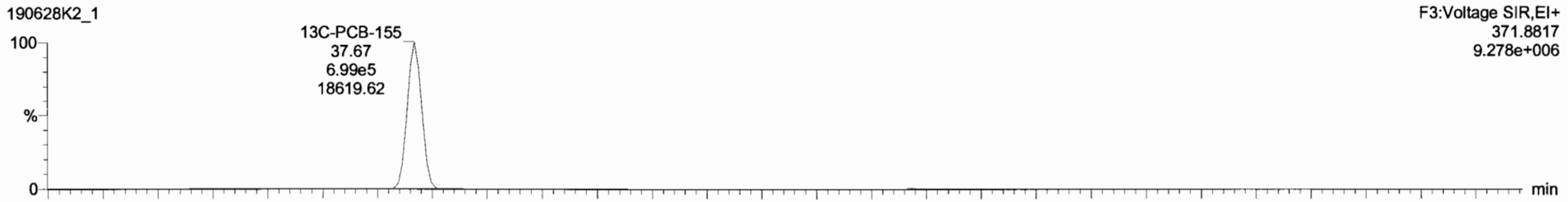

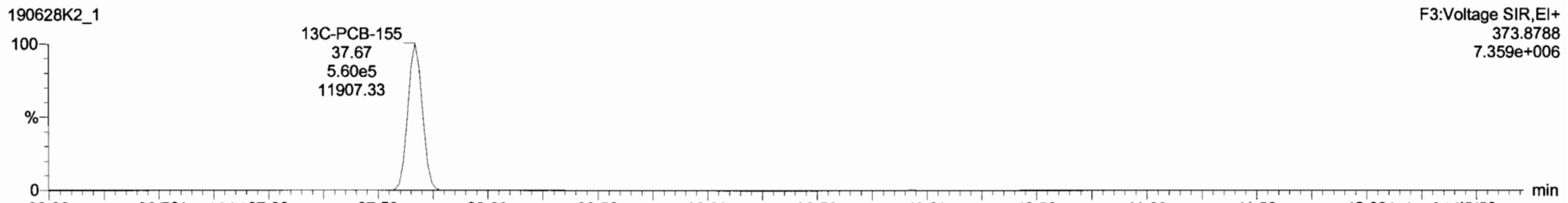

TargetLynx - 190628K2-CRV.qld * - [Chromatogram]

File Edit View Display Processing Window Help

190628K2_1 - ST190628K2-1 PCB 209 CS0 19D0801 - PCB 209 CS0 19D0801

	#	Name	Resp	RA	n/y	RRF	wt/vol	Pred RT	RT	Pred R	RRT	RRT Fail	Conc	%Rec	DL	EMPC
219	219	13C-PCB-205	8.26e5	0.91	NO	1.0000	1.000	55.60	55.60	1.000	0.000	NO	100.0	100	0.0453	
220	220	13C-PCB-79	1.31e6	0.77	NO	1.0320	1.000	38.47	38.47	1.029	1.029	NO	101.6	102	0.0590	
221	221	13C-PCB-178	5.82e5	0.45	NO	0.8746	1.000	46.58	46.58	0.988	0.988	NO	105.4	105	0.0722	
222	222	13C-PCB-79	1.31e6	0.76	NO	1.0454	1.000	38.46	38.47	0.968	0.968	NO	101.0	101	0.0612	
223	223	13C-PCB-178	5.81e5	0.45	NO	0.9749	1.000	46.59	46.58	0.924	0.924	NO	101.6	102	0.0718	
224	224	Total Mono-PCBs				1.0122	1.000	0.00		0.000		NO	0.6823		0.0291	0.6823
225	225	Total Di-PCBs				1.0592	1.000	0.00		0.000		NO	2.753		0.170	2.753
226	226	2nd Function Tri-PCBs				0.9137	1.000	0.00		0.000		NO	1.895		0.0699	1.895
227	227	3rd Function Tri-PCBs				1.0566	1.000	0.00		0.000		NO	3.738		0.197	3.738
228	228	Total Tetra-PCBs				0.9861	1.000	0.00		0.000		NO	9.554		0.358	9.554
229	229	3rd Function Penta-PCBs				1.1152	1.000	0.00		0.000		NO	9.374		0.418	9.594
230	230	4th Function Penta-PCBs				1.1112	1.000	0.00		0.000		NO	1.134		0.0809	1.134
231	231	3rd Function Hexa-PCBs				0.7739	1.000	0.00		0.000		NO	3.259		0.0622	3.259
232	232	4th Function Hexa-PCBs				0.9712	1.000	0.00		0.000		NO	6.404		0.202	6.404
233	233	Total Hepta-PCBs				1.2638	1.000	0.00		0.000		NO	5.554		0.637	5.554

	#	Name	Pred RT	RT	m1 Resp	m2 Resp	1° Ratio (Pred)	RA	n/y	EMPC	Conc.
1	98	PCB-155	37.69	37.69	1.460e3	1.191e3	1.240	1.23	NO	0.24106	0.24106
2	99	PCB-150	38.98	38.99	1.296e3	1.174e3	1.240	1.10	NO	0.22277	0.22277
3	100	PCB-152	39.48	39.49	1.663e3	1.297e3	1.240	1.28	NO	0.23416	0.23416
4	101	PCB-145	39.95	39.96	1.728e3	1.302e3	1.240	1.33	NO	0.24074	0.24074
5	102	PCB-136	40.28	40.29	1.270e3	1.081e3	1.240	1.18	NO	0.22150	0.22150
6	103	PCB-148	40.39	40.41	1.088e3	1.015e3	1.240	1.07	NO	0.24106	0.24106
7	104	PCB-154	40.90	40.91	1.200e3	9.049e2	1.240	1.33	NO	0.23093	0.23093
8	105	PCB-151	41.58	41.58	1.138e3	8.672e2	1.240	1.31	NO	0.25209	0.25209
9	106	PCB-135	41.80	41.80	1.142e3	9.323e2	1.240	1.23	NO	0.23018	0.23018

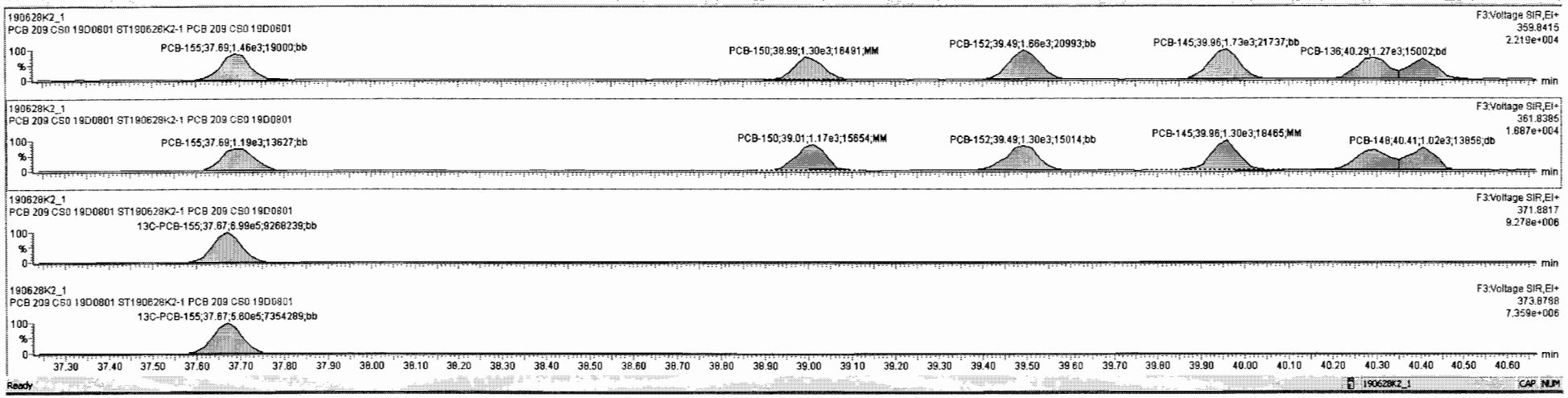

TargetLynx - 190628K2.CRV.qld * - [Chromatogram]

File Edit View Display Processing Window Help

190628K2_1 - ST190628K2-1 PCB 209 CS0 19D0801 - PCB 209 CS0 19D0801

	#	Name	Resp	RA	n/y	RRF	wt/Vol	Pred.RT	RT	Pred.R...	RRT	RRT Fail	Conc.	%Rec	DL	EMPC
219	219	13C-PCB-205	8.26e5	0.91	NO	1.0000	1.000	55.60	55.60	1.000	0.000	NO	100.0	100	0.0453	
220	220	13C-PCB-79	1.31e6	0.77	NO	1.0320	1.000	38.47	38.47	1.029	1.029	NO	101.6	102	0.0590	
221	221	13C-PCB-178	5.82e5	0.45	NO	0.8746	1.000	46.58	46.58	0.988	0.988	NO	105.4	105	0.0722	
222	222	13C-PCB-79	1.31e6	0.76	NO	1.0454	1.000	38.46	38.47	0.968	0.968	NO	101.0	101	0.0612	
223	223	13C-PCB-178	5.81e5	0.45	NO	0.9749	1.000	46.59	46.58	0.924	0.924	NO	101.6	102	0.0718	
224	224	Total Mono-PCBs				1.0122	1.000	0.00		0.000		NO	0.6823		0.0291	0.6823
225	225	Total Di-PCBs				1.0592	1.000	0.00		0.000		NO	2.753		0.170	2.753
226	226	2nd Function Tri-PCBs				0.9137	1.000	0.00		0.000		NO	1.895		0.0699	1.895
227	227	3rd Function Tri-PCBs				1.0566	1.000	0.00		0.000		NO	3.738		0.197	3.738
228	228	Total Tetra-PCBs				0.9661	1.000	0.00		0.000		NO	9.554		0.358	9.554
229	229	3rd Function Penta-PCBs				1.1152	1.000	0.00		0.000		NO	9.374		0.418	9.594
230	230	4th Function Penta-PCBs				1.1112	1.000	0.00		0.000		NO	1.134		0.0809	1.134
231	231	3rd Function Hexa-PCBs				0.7739	1.000	0.00		0.000		NO	3.259		0.0622	3.259
232	232	4th Function Hexa-PCBs				0.9712	1.000	0.00		0.000		NO	6.404		0.202	6.404
233	233	Total Hepta-PCBs				1.2636	1.000	0.00		0.000		NO	5.554		0.637	5.554

	#	Name	Pred.RT	RT	m1 Resp	m2 Resp	1° Ratio (Pred)	RA	n/y	EMPC	Conc.
1	98	PCB-155	37.69	37.69	1.460e3	1.191e3	1.240	1.23	NO	0.24106	0.24106
2	99	PCB-150	38.98	38.99	1.296e3	1.174e3	1.240	1.10	NO	0.22277	0.22277
3	100	PCB-152	39.48	39.49	1.663e3	1.297e3	1.240	1.28	NO	0.23416	0.23416
4	101	PCB-145	39.95	39.96	1.726e3	1.302e3	1.240	1.33	NO	0.24074	0.24074
5	102	PCB-136	40.28	40.29	1.270e3	1.081e3	1.240	1.18	NO	0.22150	0.22150
6	103	PCB-148	40.39	40.41	1.088e3	1.015e3	1.240	1.07	NO	0.24106	0.24106
7	104	PCB-154	40.90	40.91	1.200e3	9.049e2	1.240	1.33	NO	0.23093	0.23093
8	105	PCB-151	41.58	41.58	1.138e3	8.672e2	1.240	1.31	NO	0.25209	0.25209
9	106	PCB-135	41.80	41.80	1.142e3	9.323e2	1.240	1.23	NO	0.23018	0.23018

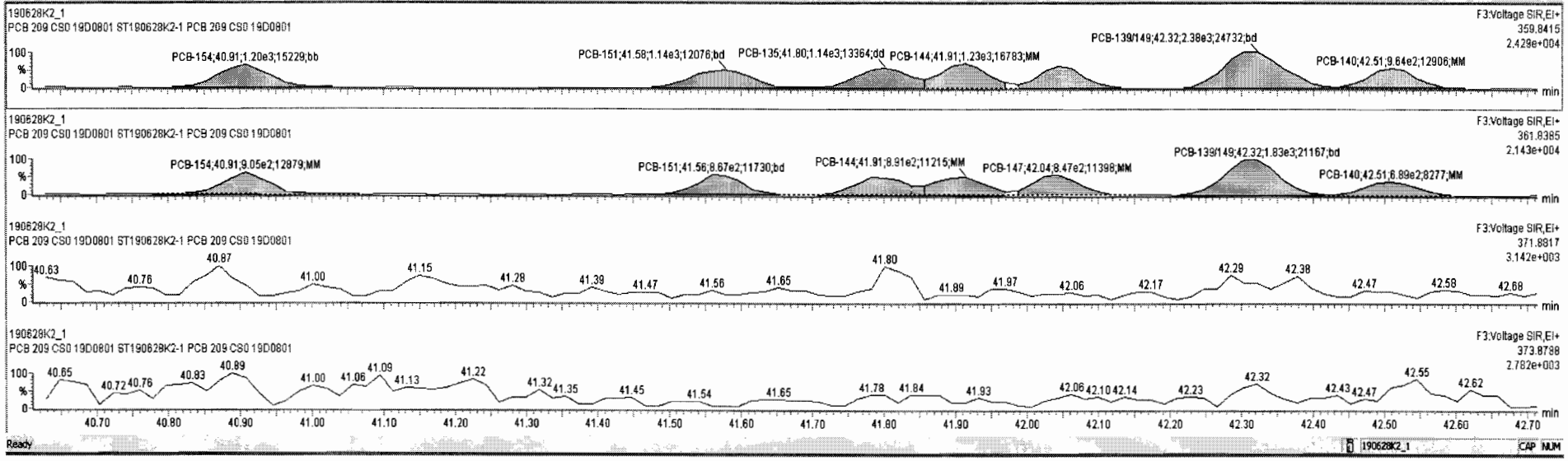

Dataset: Untitled

Last Altered: Saturday, June 29, 2019 12:04:52 Pacific Daylight Time
Printed: Saturday, June 29, 2019 12:05:15 Pacific Daylight Time

Name: 190628K2_1, Date: 28-Jun-2019, Time: 16:32:52, ID: ST190628K2-1 PCB 209 CS0 19D0801, Description: PCB 209 CS0 19D0801

PCB-134/143

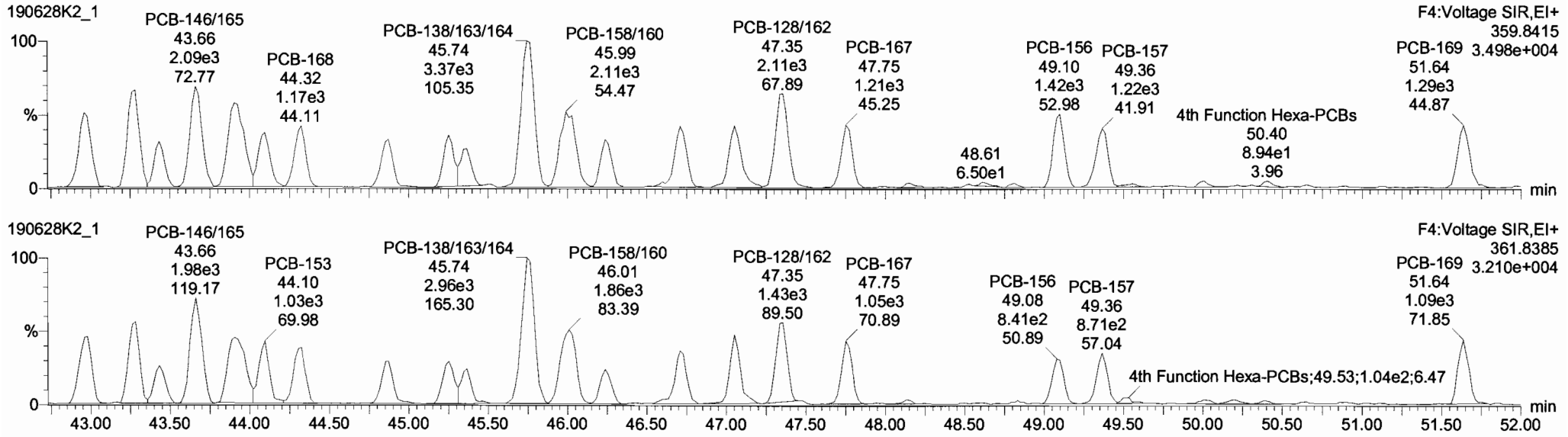

13C-PCB-153

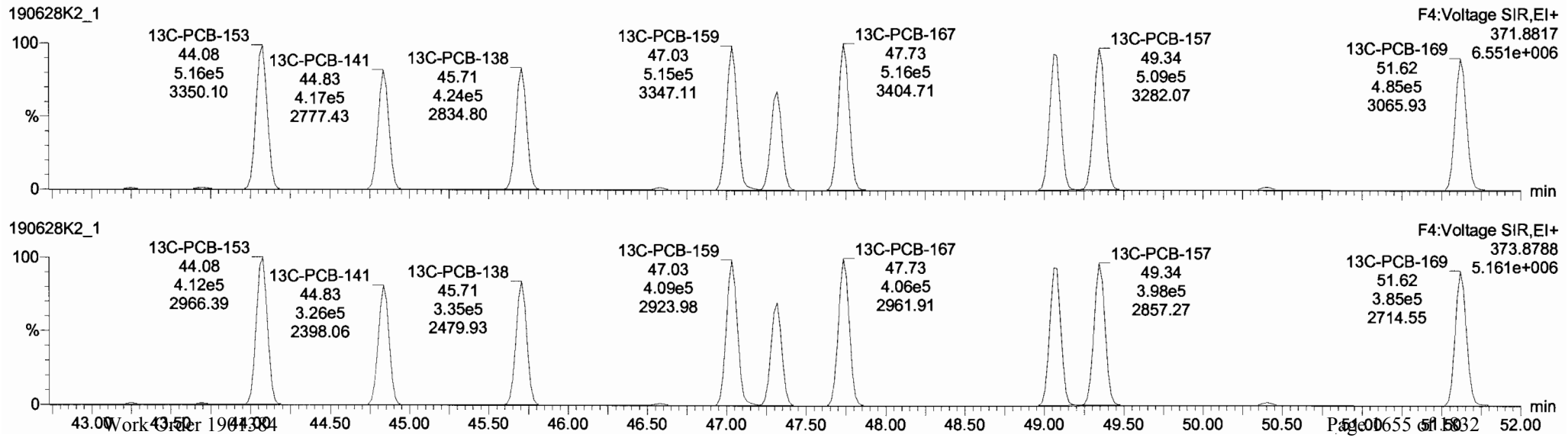

TargetLynx - 190628K2-CRV.qld * - [Chromatogram]

File Edit View Display Processing Window Help

190628K2_1 - ST190628K2-1 PCB 209 CS0 19D0801 - PCB 209 CS0 19D0801

	#	Name	Resp	RA	n/y	RRF	wt/vol	Pred.RT	RT	Pred R...	RRT	RRT Fail	Conc.	%Rec	DL	EMPC
219	219	13C-PCB-205	8.26e5	0.91	NO	1.0000	1.000	55.60	55.60	1.000	0.000	NO	100.0	100	0.0453	
220	220	13C-PCB-79	1.31e6	0.77	NO	1.0320	1.000	38.47	38.47	1.029	1.029	NO	101.6	102	0.0590	
221	221	13C-PCB-178	5.82e5	0.45	NO	0.8746	1.000	46.58	46.58	0.988	0.988	NO	105.4	105	0.0722	
222	222	13C-PCB-79	1.31e6	0.76	NO	1.0454	1.000	38.46	38.47	0.968	0.968	NO	101.0	101	0.0612	
223	223	13C-PCB-178	5.81e5	0.45	NO	0.9749	1.000	46.59	46.58	0.924	0.924	NO	101.6	102	0.0718	
224	224	Total Mono-PCBs				1.0122	1.000	0.00		0.000		NO	0.6823		0.0291	0.6823
225	225	Total Di-PCBs				1.0592	1.000	0.00		0.000		NO	2.753		0.170	2.753
226	226	2nd Function Tri-PCBs				0.9137	1.000	0.00		0.000		NO	1.895		0.0698	1.895
227	227	3rd Function Tri-PCBs				1.0566	1.000	0.00		0.000		NO	3.738		0.197	3.738
228	228	Total Tetra-PCBs				0.9861	1.000	0.00		0.000		NO	9.554		0.358	9.554
229	229	3rd Function Penta-PCBs				1.1152	1.000	0.00		0.000		NO	9.374		0.416	9.594
230	230	4th Function Penta-PCBs				1.1112	1.000	0.00		0.000		NO	1.134		0.0809	1.134
231	231	3rd Function Hexa-PCBs				0.7739	1.000	0.00		0.000		NO	3.259		0.0622	3.259
232	232	4th Function Hexa-PCBs				0.9712	1.000	0.00		0.000		NO	6.404		0.202	6.404
233	233	Total Hepta-PCBs				1.2638	1.000	0.00		0.000		NO	5.554		0.637	5.554

	#	Name	Pred.RT	RT	m1 Resp	m2 Resp	1° Ratio (Pred)	RA	n/y	EMPC	Conc.
1	111	PCB-134/143	42.96	42.96	1.589e3	1.334e3	1.240	1.19	NO	0.42983	0.42983
2	112	PCB-131/133	43.26	43.28	1.999e3	1.441e3	1.240	1.39	NO	0.46939	0.46939
3	113	PCB-142	43.45	43.43	8.165e2	6.754e2	1.240	1.21	NO	0.22717	0.22717
4	114	PCB-146/165	43.66	43.66	2.095e3	1.978e3	1.240	1.06	NO	0.45767	0.45767
5	115	PCB-132/161	43.91	43.91	2.352e3	1.840e3	1.240	1.28	NO	0.46576	0.46576
6	116	PCB-153	44.09	44.10	1.125e3	1.033e3	1.240	1.09	NO	0.23112	0.23112
7	117	PCB-168	44.30	44.32	1.170e3	1.034e3	1.240	1.13	NO	0.23427	0.23427
8	118	PCB-141	44.88	44.87	9.351e2	7.519e2	1.240	1.24	NO	0.23455	0.23455
9	119	PCB-137	45.25	45.25	9.249e2	7.825e2	1.240	1.18	NO	0.23252	0.23252

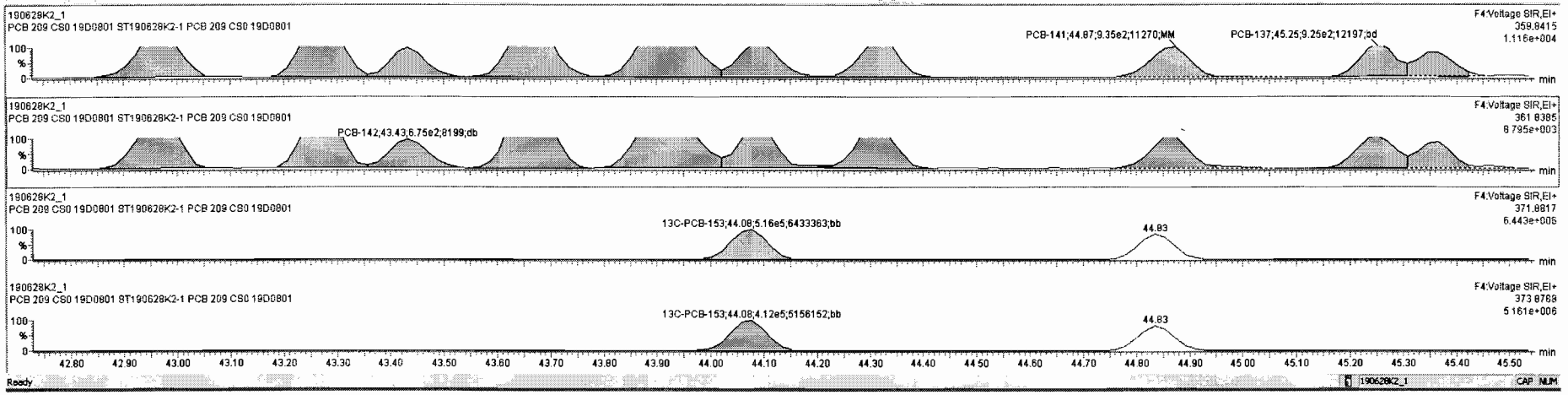

TargetLynx - 190628K2-CRV.qld * [Chromatogram]

File Edit View Display Processing Window Help

190628K2_1 - ST190628K2-1 PCB 209 CS0 19D0801 - PCB 209 CS0 19D0801

	#	Name	Resp	RA	n/y	RRF	wt/vol	Pred.RT	RT	Pred.R...	RRT	RRT Fail	Conc.	%Rec	DL	EMPC
219	219	13C-PCB-205	8.28e5	0.91	NO	1.0000	1.000	55.60	55.60	1.000	0.000	NO	100.0	100	0.0453	
220	220	13C-PCB-79	1.31e6	0.77	NO	1.0320	1.000	38.47	38.47	1.029	1.029	NO	101.6	102	0.0590	
221	221	13C-PCB-178	5.82e5	0.45	NO	0.8746	1.000	46.58	46.58	0.988	0.988	NO	105.4	105	0.0722	
222	222	13C-PCB-79	1.31e6	0.76	NO	1.0454	1.000	38.46	38.47	0.968	0.968	NO	101.0	101	0.0612	
223	223	13C-PCB-178	5.81e5	0.45	NO	0.9749	1.000	46.59	46.58	0.924	0.924	NO	101.6	102	0.0718	
224	224	Total Mono-PCBs				1.0122	1.000	0.00		0.000		NO	0.6823		0.0291	0.6823
225	225	Total Di-PCBs				1.0592	1.000	0.00		0.000		NO	2.753		0.170	2.753
226	226	2nd Function Tri-PCBs				0.9137	1.000	0.00		0.000		NO	1.895		0.0699	1.895
227	227	3rd Function Tri-PCBs				1.0566	1.000	0.00		0.000		NO	3.738		0.197	3.738
228	228	Total Tetra-PCBs				0.9861	1.000	0.00		0.000		NO	9.554		0.358	9.554
229	229	3rd Function Penta-PCBs				1.1152	1.000	0.00		0.000		NO	9.374		0.418	9.594
230	230	4th Function Penta-PCBs				1.1112	1.000	0.00		0.000		NO	1.134		0.0809	1.134
231	231	3rd Function Hexa-PCBs				0.7739	1.000	0.00		0.000		NO	3.259		0.0622	3.259
232	232	4th Function Hexa-PCBs				0.9712	1.000	0.00		0.000		NO	6.404		0.202	6.404
233	233	Total Hepta-PCBs				1.2638	1.000	0.00		0.000		NO	5.554		0.637	5.554

	#	Name	Pred.RT	RT	m1 Resp	m2 Resp	1° Ratio (Pred)	RA	n/y	EMPC	Conc.
1	111	PCB-134/143	42.96	42.96	1.589e3	1.334e3	1.240	1.19	NO	0.42983	0.42983
2	112	PCB-131/133	43.26	43.28	1.999e3	1.441e3	1.240	1.39	NO	0.46939	0.46939
3	113	PCB-142	43.45	43.43	8.165e2	6.754e2	1.240	1.21	NO	0.22717	0.22717
4	114	PCB-146/165	43.66	43.66	2.095e3	1.978e3	1.240	1.06	NO	0.45767	0.45767
5	115	PCB-132/161	43.91	43.91	2.352e3	1.640e3	1.240	1.28	NO	0.46576	0.46576
6	116	PCB-153	44.09	44.10	1.125e3	1.033e3	1.240	1.09	NO	0.23112	0.23112
7	117	PCB-168	44.30	44.32	1.170e3	1.034e3	1.240	1.13	NO	0.23427	0.23427
8	118	PCB-141	44.88	44.87	9.351e2	7.519e2	1.240	1.24	NO	0.23455	0.23455
9	119	PCB-137	45.25	45.25	9.249e2	7.825e2	1.240	1.18	NO	0.23252	0.23252

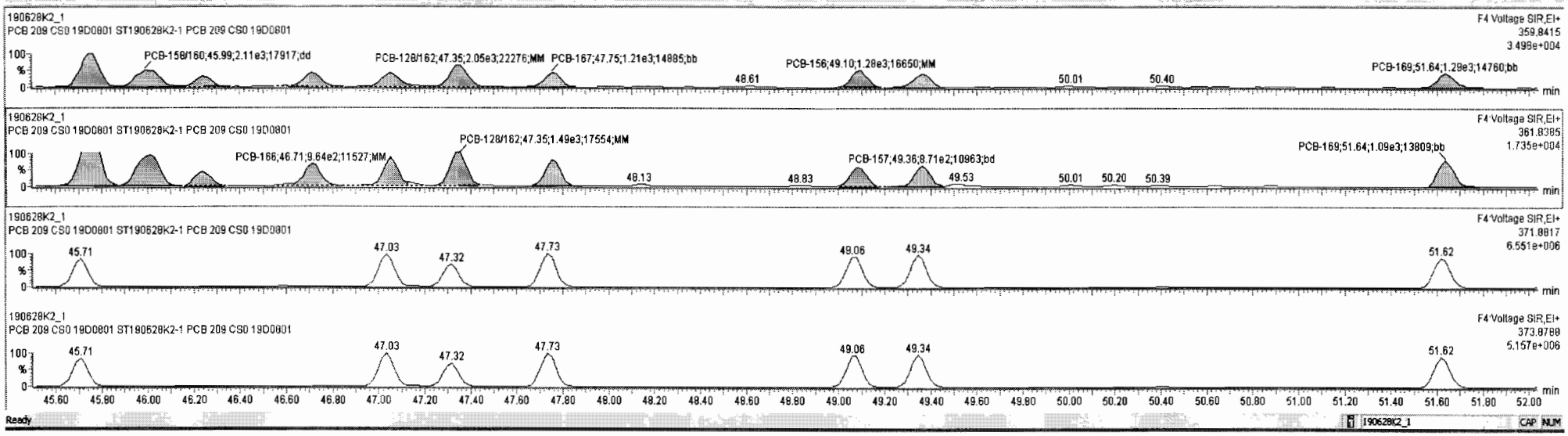

Dataset: Untitled

Last Altered: Saturday, June 29, 2019 12:04:52 Pacific Daylight Time
Printed: Saturday, June 29, 2019 12:05:15 Pacific Daylight Time

Name: 190628K2_1, Date: 28-Jun-2019, Time: 16:32:52, ID: ST190628K2-1 PCB 209 CS0 19D0801, Description: PCB 209 CS0 19D0801

PCB-188

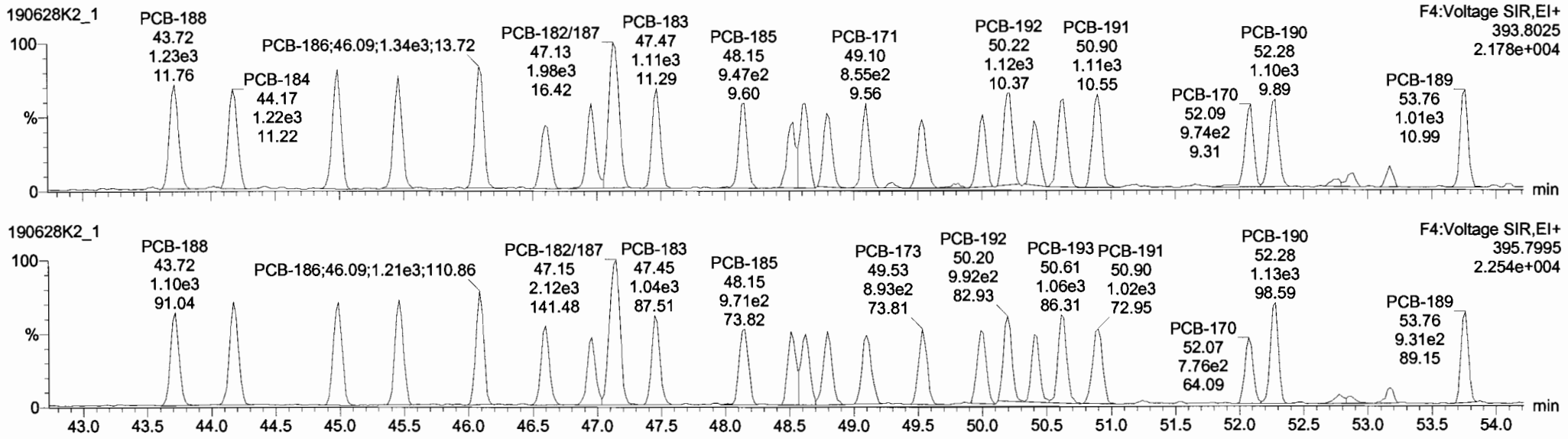

13C-PCB-188

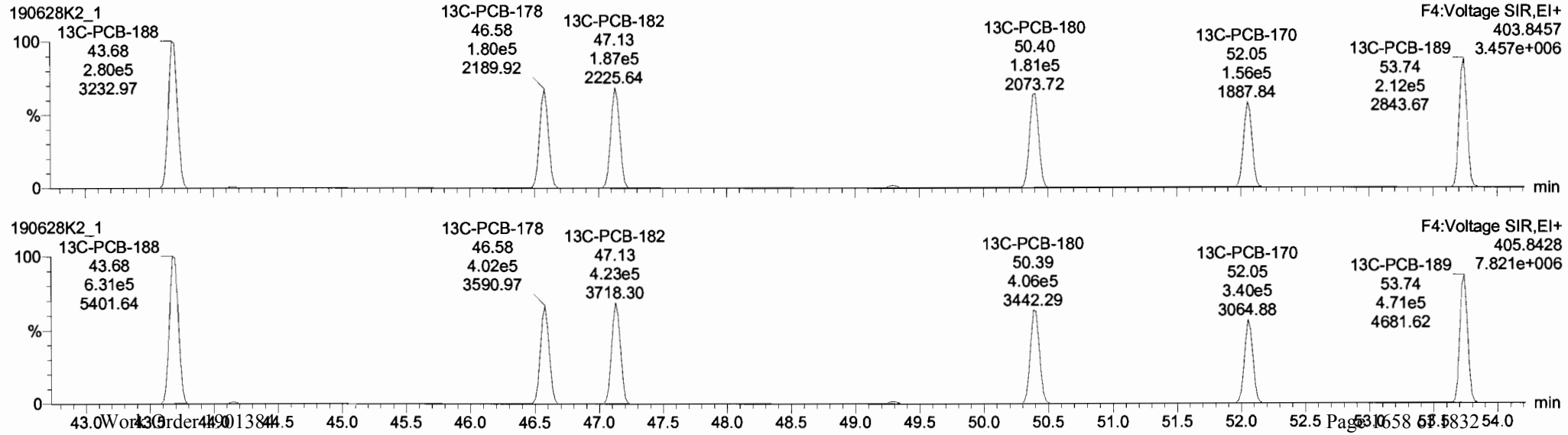

TargetLynx - 190628K2 CRV.qld * - [Chromatogram]

File Edit View Display Processing Window Help

190628K2_1 - ST190628K2-1 PCB 209 CS0 19D0801 - PCB 209 CS0 19D0801

	#	Name	Resp	RA	n/y	RRF	wtAvg	Pred RT	RT	Pred R	RRT	RRT Fail	Conc	%Rec	DL	EMPC
219	219	13C-PCB-205	8.28e5	0.91	NO	1.0000	1.000	55.60	55.60	1.000	0.000	NO	100.0	100	0.0453	
220	220	13C-PCB-79	1.31e6	0.77	NO	1.0320	1.000	38.47	38.47	1.029	1.029	NO	101.6	102	0.0590	
221	221	13C-PCB-178	5.82e5	0.45	NO	0.8746	1.000	46.58	46.58	0.988	0.988	NO	105.4	105	0.0722	
222	222	13C-PCB-79	1.31e6	0.76	NO	1.0454	1.000	38.46	38.47	0.968	0.968	NO	101.0	101	0.0612	
223	223	13C-PCB-178	5.81e5	0.45	NO	0.9749	1.000	46.59	46.58	0.924	0.924	NO	101.6	102	0.0718	
224	224	Total Mono-PCBs				1.0122	1.000	0.00		0.000		NO	0.6823		0.0291	0.6823
225	225	Total Di-PCBs				1.0592	1.000	0.00		0.000		NO	2.753		0.170	2.753
226	226	2nd Function Tri-PCBs				0.9137	1.000	0.00		0.000		NO	1.895		0.0699	1.895
227	227	3rd Function Tri-PCBs				1.0566	1.000	0.00		0.000		NO	3.738		0.197	3.738
228	228	Total Tetra-PCBs				0.9861	1.000	0.00		0.000		NO	9.554		0.358	9.554
229	229	3rd Function Penta-PCBs				1.1152	1.000	0.00		0.000		NO	9.374		0.418	9.594
230	230	4th Function Penta-PCBs				1.1112	1.000	0.00		0.000		NO	1.134		0.0809	1.134
231	231	3rd Function Hexa-PCBs				0.7739	1.000	0.00		0.000		NO	3.259		0.0622	3.259
232	232	4th Function Hexa-PCBs				0.9712	1.000	0.00		0.000		NO	6.404		0.202	6.404
233	233	Total Hepta-PCBs				1.2636	1.000	0.00		0.000		NO	5.544		0.637	5.544

	#	Name	Pred RT	RT	m1 Resp	m2 Resp	1° Ratio (Pred)	RA	n/y	EMPC	Conc
15	145	PCB-173	49.56	49.53	7.985e2	8.654e2	1.050	0.92	NO	0.24820	0.24820
16	146	PCB-172	50.02	50.01	8.589e2	9.364e2	1.050	0.92	NO	0.23385	0.23385
17	147	PCB-192	50.22	50.22	1.124e3	9.915e2	1.050	1.13	NO	0.21172	0.21172
18	148	PCB-180	50.43	50.40	7.693e2	7.588e2	1.050	1.01	NO	0.19709	0.19709
19	149	PCB-193	50.64	50.63	1.105e3	1.057e3	1.050	1.05	NO	0.23910	0.23910
20	150	PCB-191	50.90	50.90	1.108e3	1.021e3	1.050	1.09	NO	0.23038	0.23038
21	151	PCB-170	52.07	52.09	9.365e2	7.765e2	1.050	1.21	NO	0.25399	0.25399
22	152	PCB-190	52.26	52.28	1.102e3	1.133e3	1.050	0.97	NO	0.24484	0.24484
23	153	PCB-189	53.76	53.76	1.008e3	9.308e2	1.050	1.08	NO	0.21302	0.21302

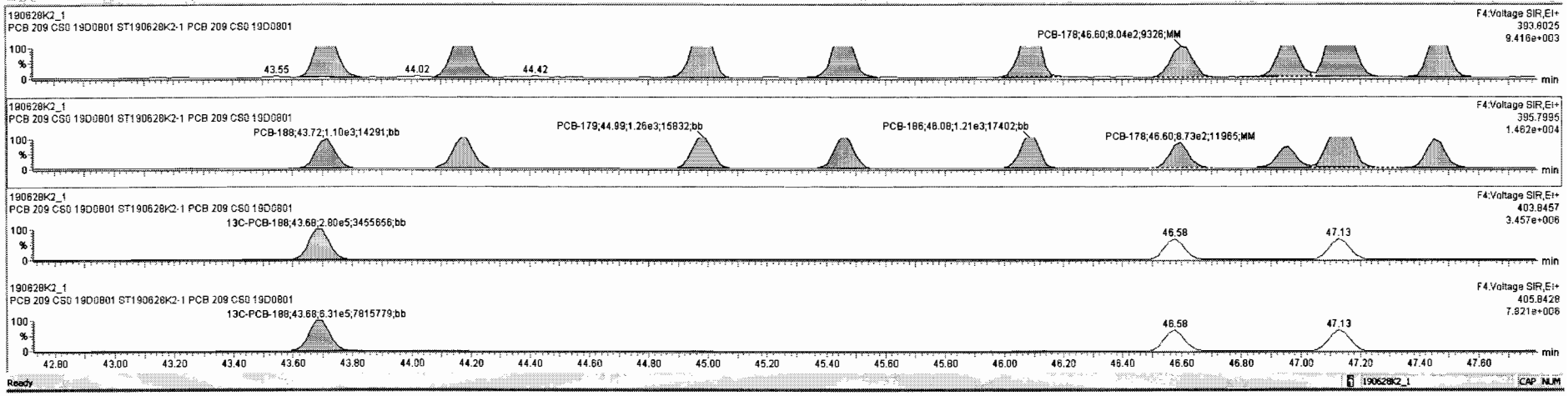

TargetLynx - 190628K2-CRV.qld * - [Chromatogram]

File Edit View Display Processing Window Help

190628K2_1 - ST190628K2-1 PCB 209 CS0 19D0801 - PCB 209 CS0 19D0801

	#	Name	Resp	RA	n/y	RRF	wtVol	Pred.RT	RT	Pred.R...	RRT	RRT Fail	Conc.	%Rec	DL	EMPC
219	219	13C-PCB-205	8.29e5	0.91	NO	1.0000	1.000	55.60	55.60	1.000	0.000	NO	100.0	100	0.0453	
220	220	13C-PCB-79	1.31e6	0.77	NO	1.0320	1.000	38.47	38.47	1.029	1.029	NO	101.6	102	0.0590	
221	221	13C-PCB-178	5.82e5	0.45	NO	0.8746	1.000	46.58	46.58	0.988	0.988	NO	105.4	105	0.0722	
222	222	13C-PCB-79	1.31e6	0.76	NO	1.0454	1.000	38.46	38.47	0.968	0.968	NO	101.0	101	0.0612	
223	223	13C-PCB-178	5.81e5	0.45	NO	0.9749	1.000	46.59	46.58	0.924	0.924	NO	101.6	102	0.0718	
224	224	Total Mono-PCBs				1.0122	1.000	0.00		0.000		NO	0.6823		0.0291	0.6823
225	225	Total Di-PCBs				1.0592	1.000	0.00		0.000		NO	2.753		0.170	2.753
226	226	2nd Function Tri-PCBs				0.9137	1.000	0.00		0.000		NO	1.895		0.0699	1.895
227	227	3rd Function Tri-PCBs				1.0566	1.000	0.00		0.000		NO	3.738		0.197	3.738
228	228	Total Tetra-PCBs				0.9861	1.000	0.00		0.000		NO	9.554		0.358	9.554
229	229	3rd Function Penta-PCBs				1.1152	1.000	0.00		0.000		NO	9.374		0.418	9.594
230	230	4th Function Penta-PCBs				1.1112	1.000	0.00		0.000		NO	1.134		0.0809	1.134
231	231	3rd Function Hexa-PCBs				0.7739	1.000	0.00		0.000		NO	3.259		0.0622	3.259
232	232	4th Function Hexa-PCBs				0.9712	1.000	0.00		0.000		NO	6.404		0.202	6.404
233	233	Total Hepta-PCBs				1.2636	1.000	0.00		0.000		NO	5.544		0.637	5.544

	#	Name	Pred.RT	RT	m1 Resp	m2 Resp	1° Ratio (Pred)	RA	n/y	EMPC	Conc.
15	145	PCB-173	49.56	49.53	7.985e2	8.654e2	1.050	0.92	NO	0.24820	0.24820
16	146	PCB-172	50.02	50.01	8.589e2	9.364e2	1.050	0.92	NO	0.23385	0.23385
17	147	PCB-192	50.22	50.22	1.124e3	9.915e2	1.050	1.13	NO	0.21172	0.21172
18	148	PCB-180	50.43	50.40	7.693e2	7.588e2	1.050	1.01	NO	0.19709	0.19709
19	149	PCB-193	50.64	50.63	1.105e3	1.057e3	1.050	1.05	NO	0.23910	0.23910
20	150	PCB-191	50.90	50.90	1.108e3	1.021e3	1.050	1.09	NO	0.23038	0.23038
21	151	PCB-170	52.07	52.09	9.365e2	7.765e2	1.050	1.21	NO	0.25399	0.25399
22	152	PCB-190	52.26	52.28	1.102e3	1.133e3	1.050	0.97	NO	0.24484	0.24484
23	153	PCB-189	53.76	53.76	1.008e3	9.308e2	1.050	1.08	NO	0.21302	0.21302

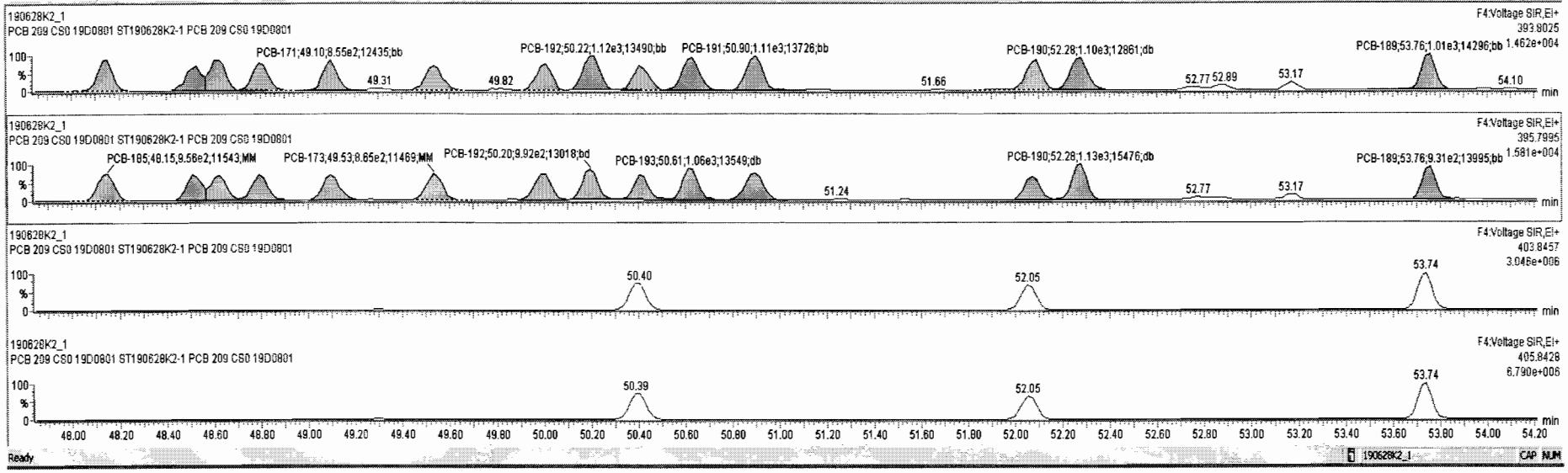

Ready 190628K2_1 CAP NUM

Dataset: Untitled

Last Altered: Saturday, June 29, 2019 12:04:52 Pacific Daylight Time
Printed: Saturday, June 29, 2019 12:05:15 Pacific Daylight Time

Name: 190628K2_1, Date: 28-Jun-2019, Time: 16:32:52, ID: ST190628K2-1 PCB 209 CS0 19D0801, Description: PCB 209 CS0 19D0801

PCB-202

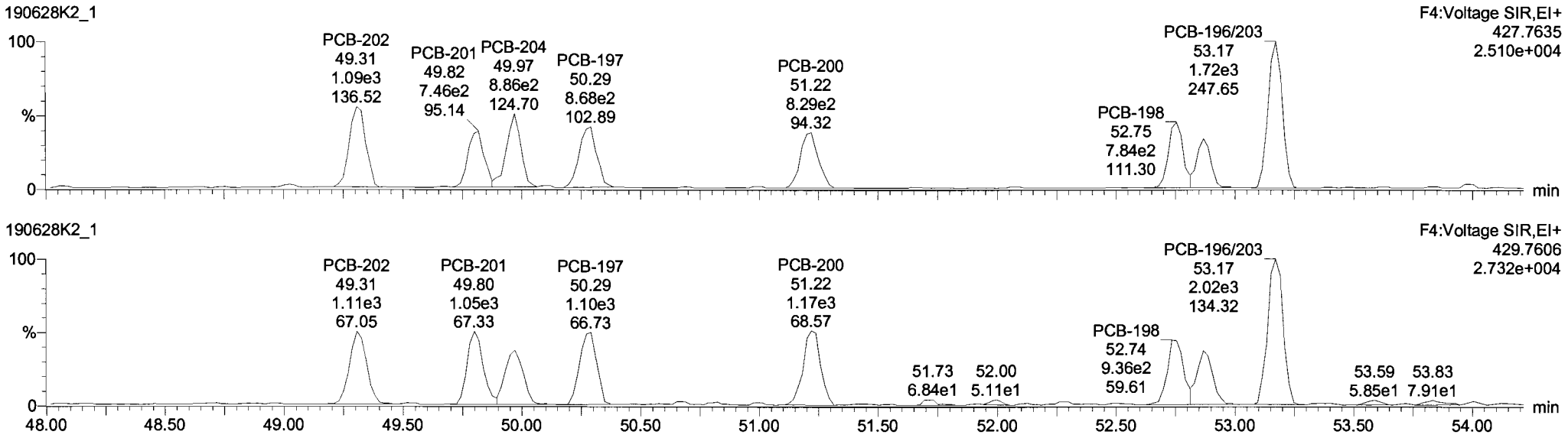

13C-PCB-202

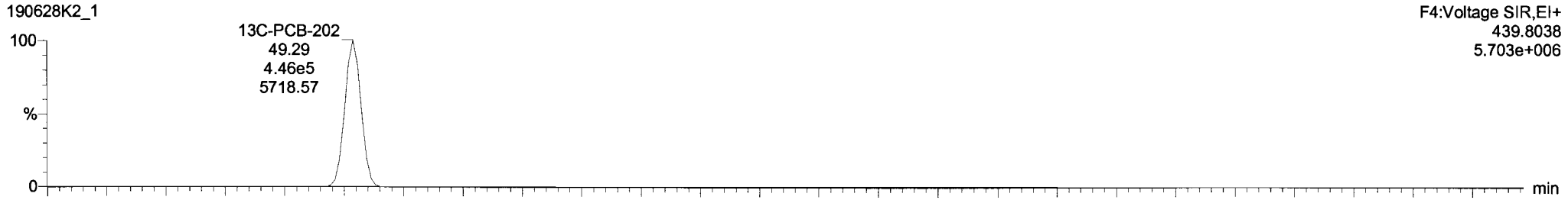

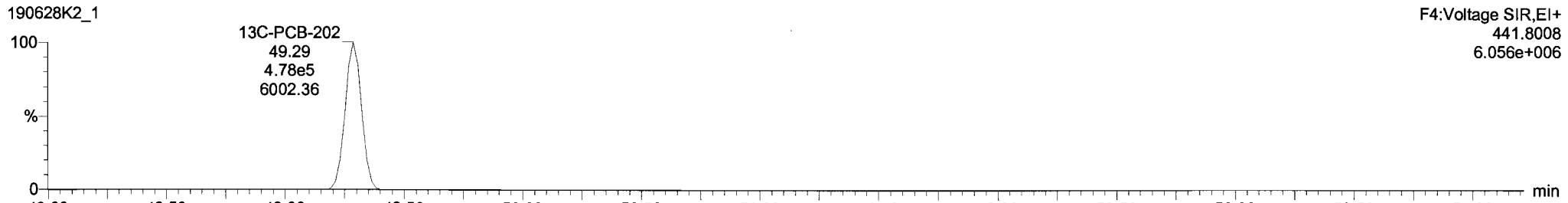

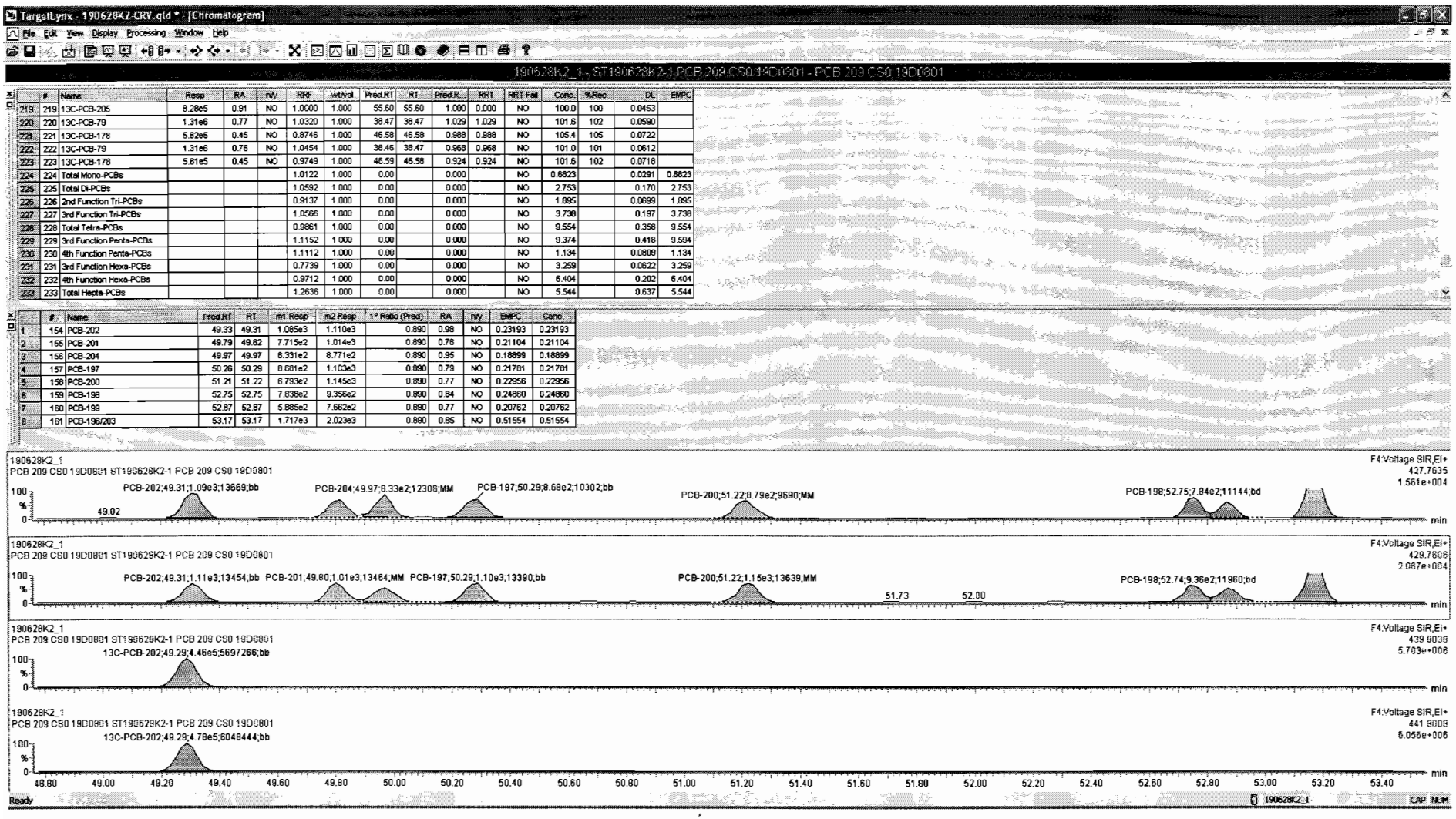

	#	Name	Resp	RA	n/y	RRF	wt/vol	Pred RT	RT	Pred R...	RRT	RRT Fail	Conc.	%Rec	DL	EMPC
219	219	13C-PCB-205	8.28e5	0.91	NO	1.0000	1.000	55.60	55.60	1.000	0.000	NO	100.0	100	0.0453	
220	220	13C-PCB-79	1.31e6	0.77	NO	1.0320	1.000	38.47	38.47	1.029	1.029	NO	101.6	102	0.0590	
221	221	13C-PCB-178	5.82e5	0.45	NO	0.9746	1.000	46.58	46.58	0.988	0.988	NO	105.4	105	0.0722	
222	222	13C-PCB-79	1.31e6	0.76	NO	1.0454	1.000	38.46	38.47	0.968	0.968	NO	101.0	101	0.0612	
223	223	13C-PCB-178	5.81e5	0.45	NO	0.9749	1.000	46.59	46.58	0.924	0.924	NO	101.6	102	0.0718	
224	224	Total Mono-PCBs				1.0122	1.000	0.00		0.000		NO	0.6823		0.0291	0.6823
225	225	Total Di-PCBs				1.0592	1.000	0.00		0.000		NO	2.753		0.170	2.753
226	226	2nd Function Tri-PCBs				0.9137	1.000	0.00		0.000		NO	1.895		0.0699	1.895
227	227	3rd Function Tri-PCBs				1.0566	1.000	0.00		0.000		NO	3.738		0.197	3.738
228	228	Total Tetra-PCBs				0.9861	1.000	0.00		0.000		NO	9.554		0.358	9.554
229	229	3rd Function Penta-PCBs				1.1152	1.000	0.00		0.000		NO	9.374		0.418	9.594
230	230	4th Function Penta-PCBs				1.1112	1.000	0.00		0.000		NO	1.134		0.0809	1.134
231	231	3rd Function Hexa-PCBs				0.7739	1.000	0.00		0.000		NO	3.259		0.0622	3.259
232	232	4th Function Hexa-PCBs				0.9712	1.000	0.00		0.000		NO	6.404		0.202	6.404
233	233	Total Hepta-PCBs				1.2636	1.000	0.00		0.000		NO	5.544		0.637	5.544

	#	Name	Pred RT	RT	m1 Resp	m2 Resp	1° Ratio (Pred)	RA	n/y	EMPC	Conc.
1	154	PCB-202	49.33	49.31	1.085e3	1.110e3	0.890	0.98	NO	0.23193	0.23193
2	155	PCB-201	49.79	49.82	7.715e2	1.014e3	0.890	0.76	NO	0.21104	0.21104
3	156	PCB-204	49.97	49.97	8.331e2	8.771e2	0.890	0.95	NO	0.18899	0.18899
4	157	PCB-197	50.26	50.29	8.681e2	1.103e3	0.890	0.79	NO	0.21781	0.21781
5	158	PCB-200	51.21	51.22	8.793e2	1.145e3	0.890	0.77	NO	0.22956	0.22956
6	159	PCB-198	52.75	52.75	7.838e2	9.356e2	0.890	0.84	NO	0.24860	0.24860
7	160	PCB-199	52.87	52.87	5.885e2	7.662e2	0.890	0.77	NO	0.20762	0.20762
8	161	PCB-196/203	53.17	53.17	1.717e3	2.023e3	0.890	0.85	NO	0.51554	0.51554

Dataset: Untitled

Last Altered: Saturday, June 29, 2019 12:04:52 Pacific Daylight Time
Printed: Saturday, June 29, 2019 12:05:15 Pacific Daylight Time

Name: 190628K2_1, Date: 28-Jun-2019, Time: 16:32:52, ID: ST190628K2-1 PCB 209 CS0 19D0801, Description: PCB 209 CS0 19D0801

PCB-195

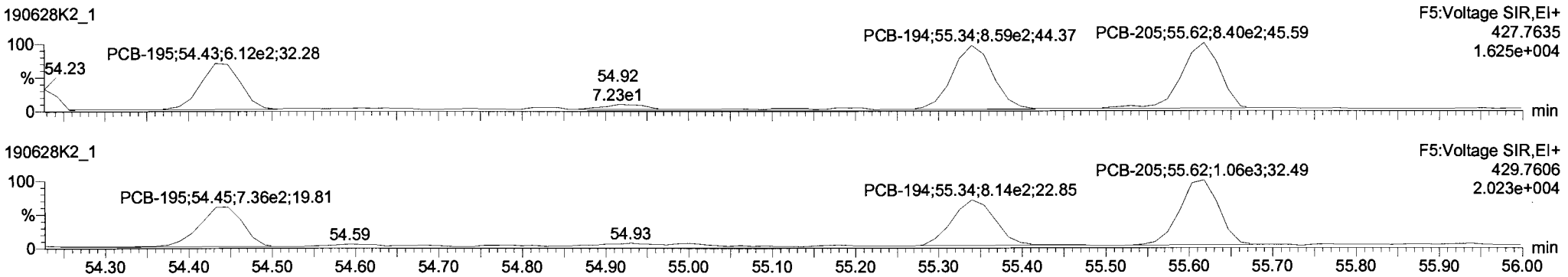

13C-PCB-194

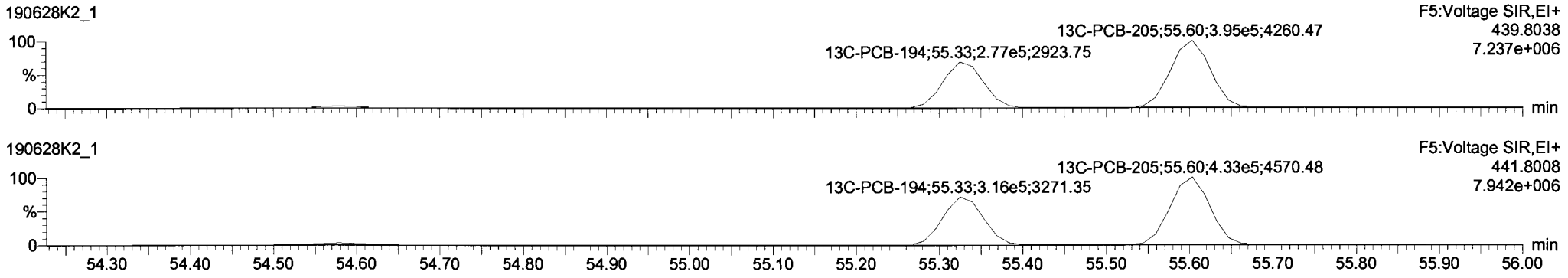

PFK5

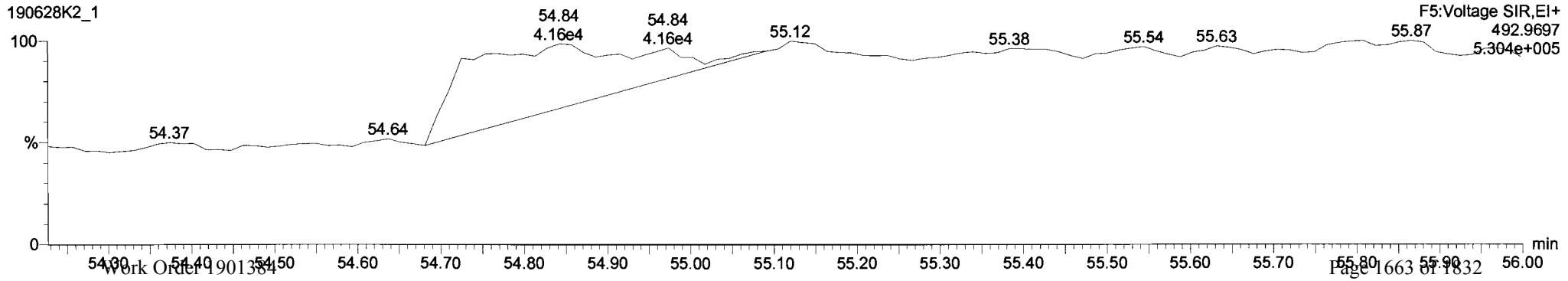

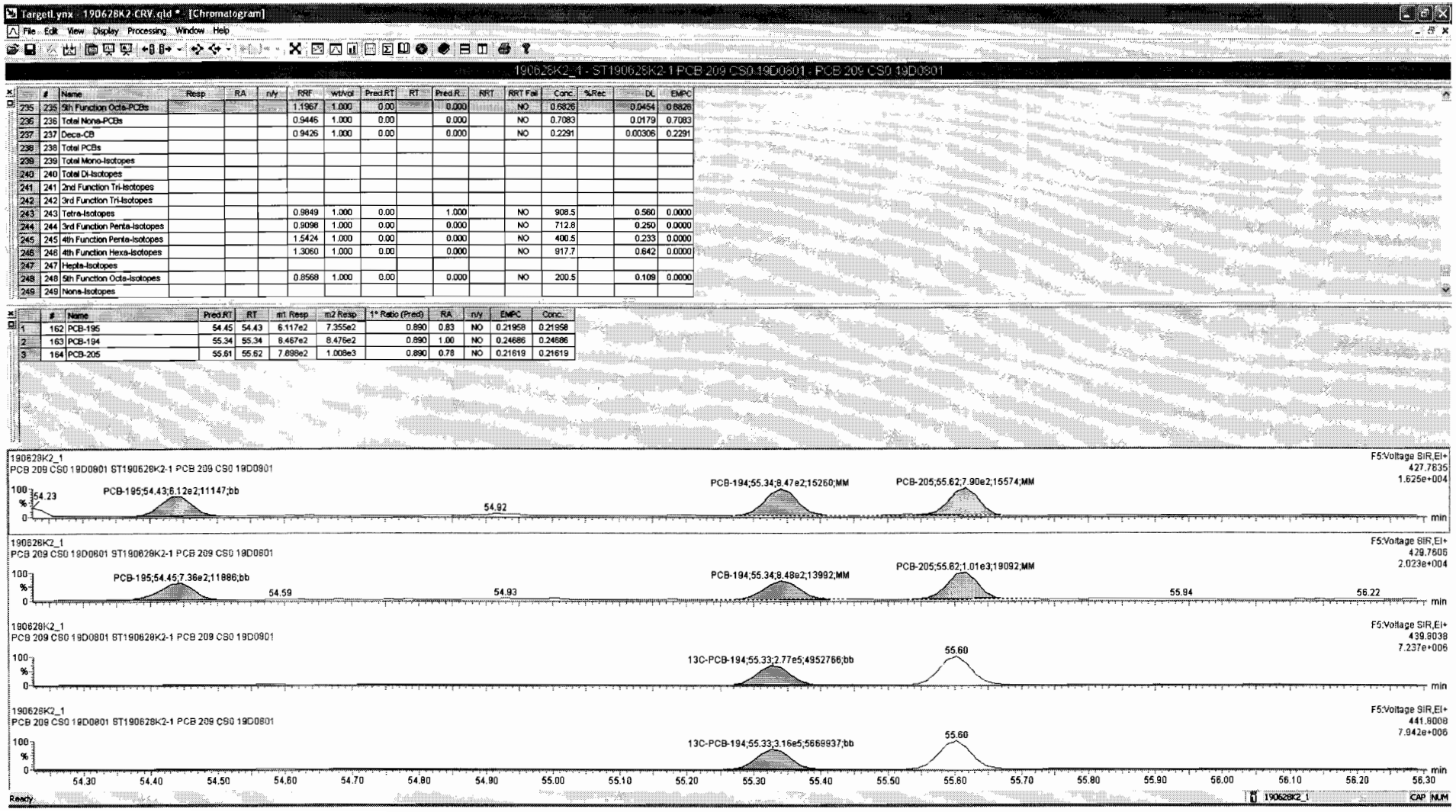

	#	Name	Resp	RA	n/y	RRF	wt/vol	Pred.RT	RT	Pred.R...	RRT	RRT Fail	Conc.	%Rec	DL	EMPC
235	235	5th Function Octa-PCBs				1.1967	1.000	0.00		0.000		NO	0.6826		0.0454	0.6826
236	236	Total Nona-PCBs				0.9446	1.000	0.00		0.000		NO	0.7083		0.0179	0.7083
237	237	Deca-CB				0.9426	1.000	0.00		0.000		NO	0.2291		0.00306	0.2291
238	238	Total PCBs														
239	239	Total Mono-Isotopes														
240	240	Total Di-Isotopes														
241	241	2nd Function Tri-Isotopes														
242	242	3rd Function Tri-Isotopes														
243	243	Tetra-Isotopes				0.9849	1.000	0.00		1.000		NO	908.5		0.560	0.0000
244	244	3rd Function Penta-Isotopes				0.9098	1.000	0.00		0.000		NO	712.8		0.250	0.0000
245	245	4th Function Penta-Isotopes				1.5424	1.000	0.00		0.000		NO	400.5		0.233	0.0000
246	246	4th Function Hexa-Isotopes				1.3060	1.000	0.00		0.000		NO	917.7		0.642	0.0000
247	247	Hepta-Isotopes														
248	248	5th Function Octa-Isotopes				0.8568	1.000	0.00		0.000		NO	200.5		0.109	0.0000
249	249	Nona-Isotopes														

	#	Name	Pred.RT	RT	m1 Resp	m2 Resp	1° Ratio (Pred)	RA	n/y	EMPC	Conc.
1	162	PCB-195	54.45	54.43	6.117e2	7.355e2	0.890	0.83	NO	0.21958	0.21958
2	163	PCB-194	55.34	55.34	8.467e2	8.476e2	0.890	1.00	NO	0.24686	0.24686
3	164	PCB-205	55.61	55.62	7.898e2	1.008e3	0.890	0.78	NO	0.21619	0.21619

Dataset: Untitled

Last Altered: Saturday, June 29, 2019 12:04:52 Pacific Daylight Time
Printed: Saturday, June 29, 2019 12:05:15 Pacific Daylight Time

Name: 190628K2_1, Date: 28-Jun-2019, Time: 16:32:52, ID: ST190628K2-1 PCB 209 CS0 19D0801, Description: PCB 209 CS0 19D0801

PCB-208

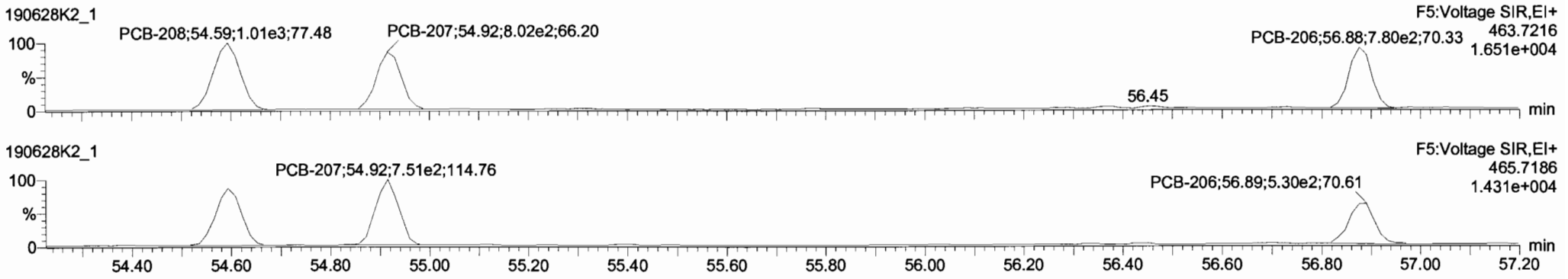

13C-PCB-208

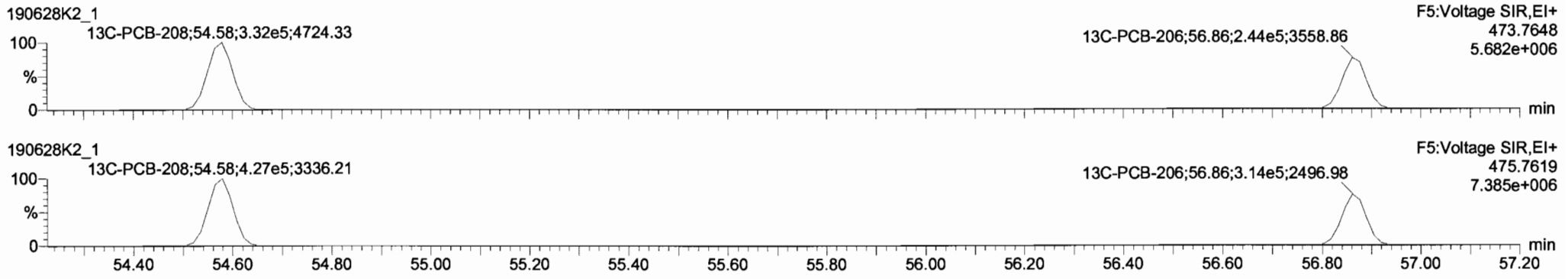

PFK5

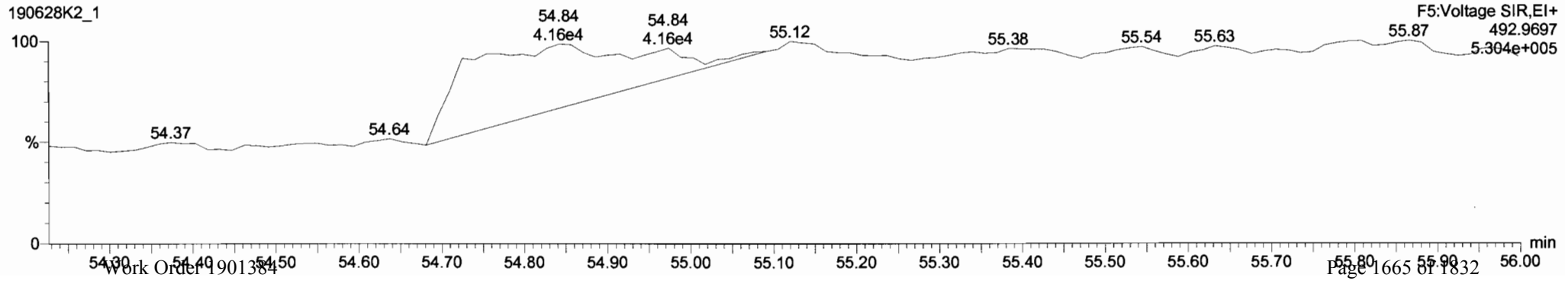

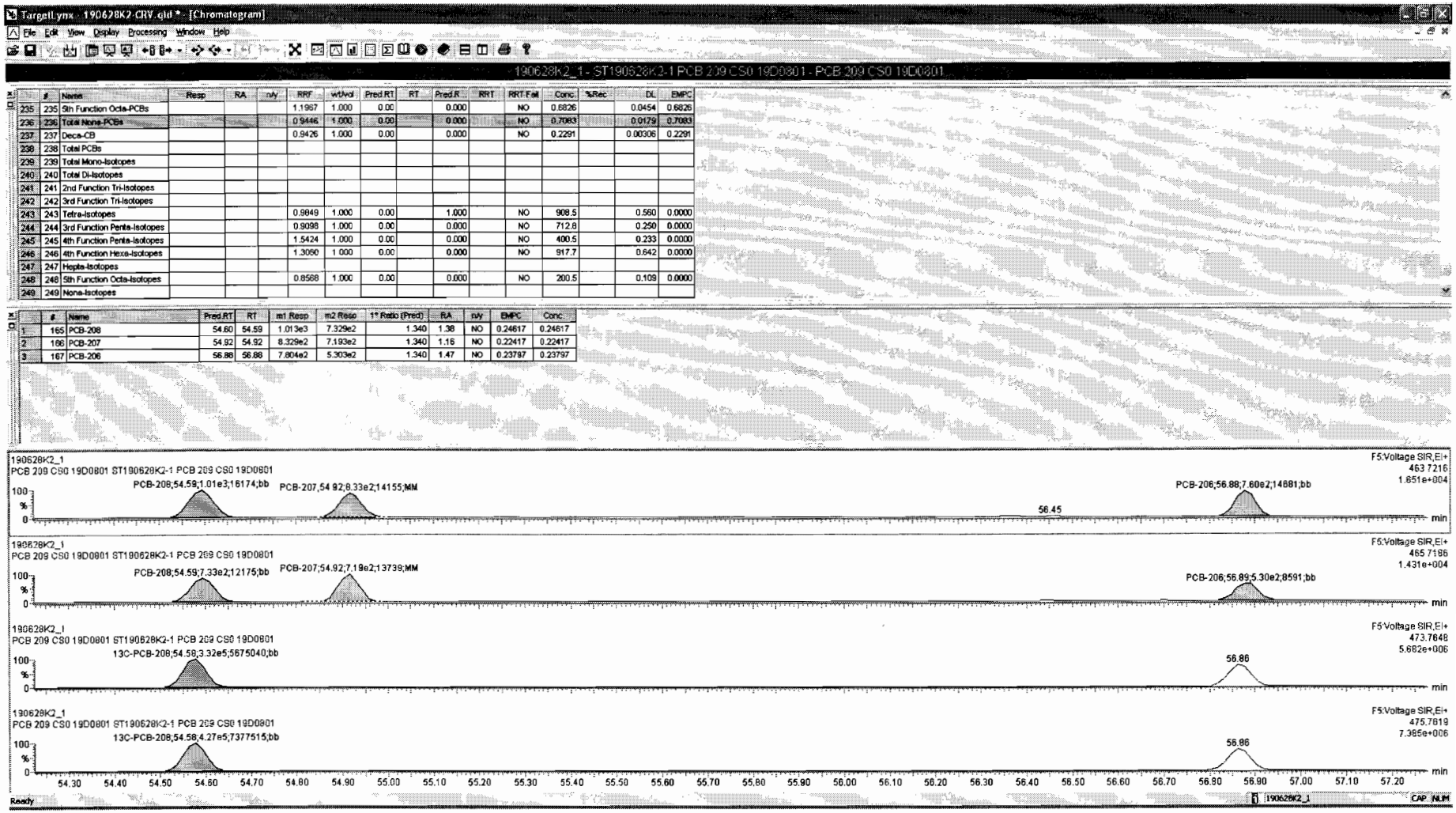

	#	Name	Resp	RA	n/y	RRF	wt/vol	Pred.RT	RT	Pred.R	RRT	RRT Fail	Conc	%Rec	DL	EMPC
235	235	5th Function Octa-PCBs				1.1987	1.000	0.00		0.000		NO	0.6826		0.0454	0.6826
236	236	Total Nona-PCBs				0.9446	1.000	0.00		0.000		NO	0.7083		0.0179	0.7083
237	237	Deca-CB				0.9426	1.000	0.00		0.000		NO	0.2291		0.00306	0.2291
238	238	Total PCBs														
239	239	Total Mono-Isotopes														
240	240	Total Di-Isotopes														
241	241	2nd Function Tri-Isotopes														
242	242	3rd Function Tri-Isotopes														
243	243	Tetra-Isotopes				0.9849	1.000	0.00		1.000		NO	908.5		0.560	0.0000
244	244	3rd Function Penta-Isotopes				0.9098	1.000	0.00		0.000		NO	712.8		0.250	0.0000
245	245	4th Function Penta-Isotopes				1.5424	1.000	0.00		0.000		NO	400.5		0.233	0.0000
246	246	4th Function Hexa-Isotopes				1.3050	1.000	0.00		0.000		NO	917.7		0.642	0.0000
247	247	Hepta-Isotopes														
248	248	5th Function Octa-Isotopes				0.8568	1.000	0.00		0.000		NO	200.5		0.109	0.0000
249	249	Nona-Isotopes														

	#	Name	Pred.RT	RT	m1 Resp	m2 Resp	1° Ratio (Pred)	RA	n/y	EMPC	Conc
1	165	PCB-208	54.60	54.59	1.013e3	7.329e2	1.340	1.38	NO	0.24617	0.24617
2	166	PCB-207	54.92	54.92	8.329e2	7.193e2	1.340	1.16	NO	0.22417	0.22417
3	167	PCB-206	56.88	56.88	7.804e2	5.303e2	1.340	1.47	NO	0.23797	0.23797

Dataset: Untitled

Last Altered: Saturday, June 29, 2019 12:04:52 Pacific Daylight Time
Printed: Saturday, June 29, 2019 12:05:15 Pacific Daylight Time

Name: 190628K2_1, Date: 28-Jun-2019, Time: 16:32:52, ID: ST190628K2-1 PCB 209 CS0 19D0801, Description: PCB 209 CS0 19D0801

PCB-209

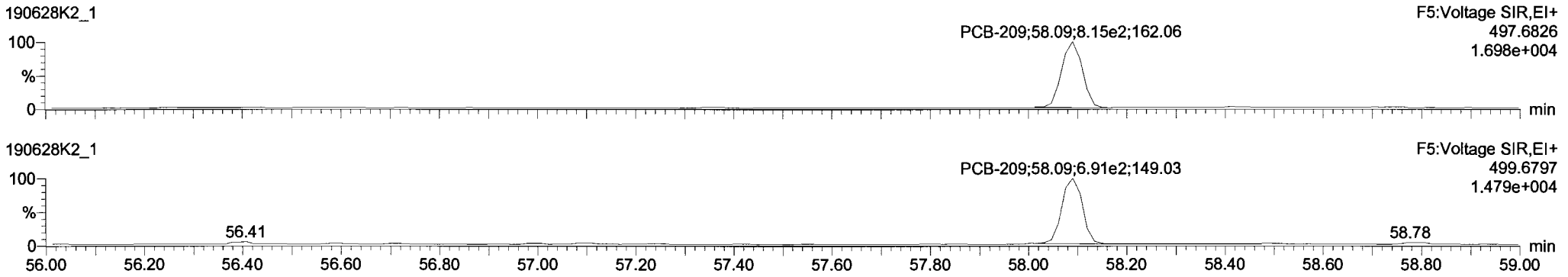

13C-PCB-209

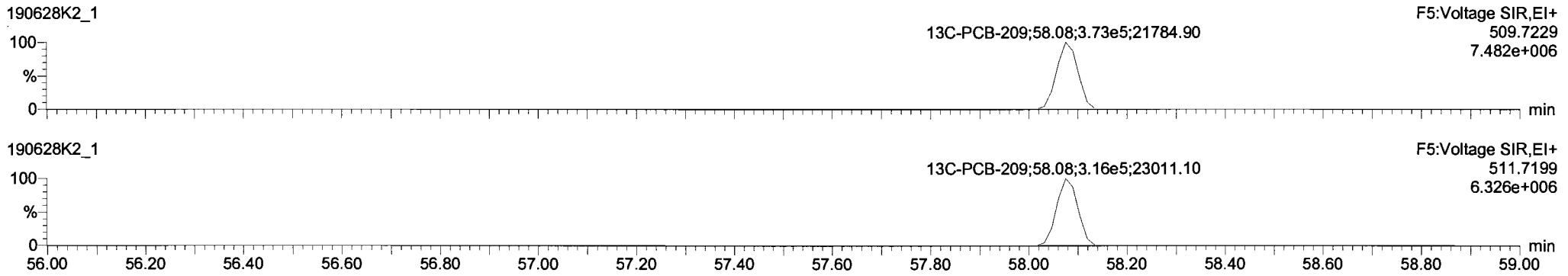

PFK5

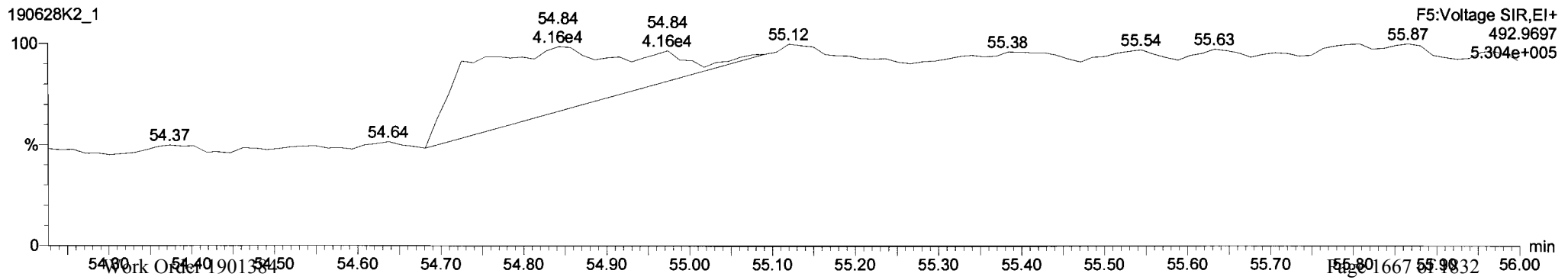

TargetLynx - 190628K2.CRV.qld * - [Chromatogram]

File Edit View Display Processing Window Help

190628K2_1 - ST190628K2-1 PCB 209 CS0 19D0801 - PCB 209 CS0 19D0801

	#	Name	Resp	RA	n/y	RRF	wt/vol	Pred.RT	RT	Pred.R...	RRT	RRT Fail	Conc.	%Rec	DL	EMPC
235	235	5th Function Octa-PCBs				1.1967	1.000	0.00		0.000		NO	0.6826		0.0454	0.6826
236	236	Total Nona-PCBs				0.9446	1.000	0.00		0.000		NO	0.7083		0.0179	0.7083
237	237	Deca-CB				0.9426	1.000	0.00		0.000		NO	0.2291		0.00306	0.2291
238	238	Total PCBs														
239	239	Total Mono-Isotopes														
240	240	Total Di-Isotopes														
241	241	2nd Function Tri-Isotopes														
242	242	3rd Function Tri-Isotopes														
243	243	Tetra-Isotopes				0.9649	1.000	0.00		1.000		NO	908.5		0.580	0.0000
244	244	3rd Function Penta-Isotopes				0.9098	1.000	0.00		0.000		NO	712.8		0.250	0.0000
245	245	4th Function Penta-Isotopes				1.5424	1.000	0.00		0.000		NO	400.5		0.233	0.0000
246	246	4th Function Hexa-Isotopes				1.3060	1.000	0.00		0.000		NO	917.7		0.642	0.0000
247	247	Hepta-Isotopes														
248	248	5th Function Octa-Isotopes				0.8568	1.000	0.00		0.000		NO	200.5		0.109	0.0000
249	249	Nona-Isotopes														

	#	Name	Pred.RT	RT	m1 Resp	m2 Resp	1° Ratio (Pred)	RA	n/y	EMPC	Conc.
1	168	PCB-209	58.08	58.09	7.968e2	6.911e2	1.170	1.15	NO	0.22911	0.22911

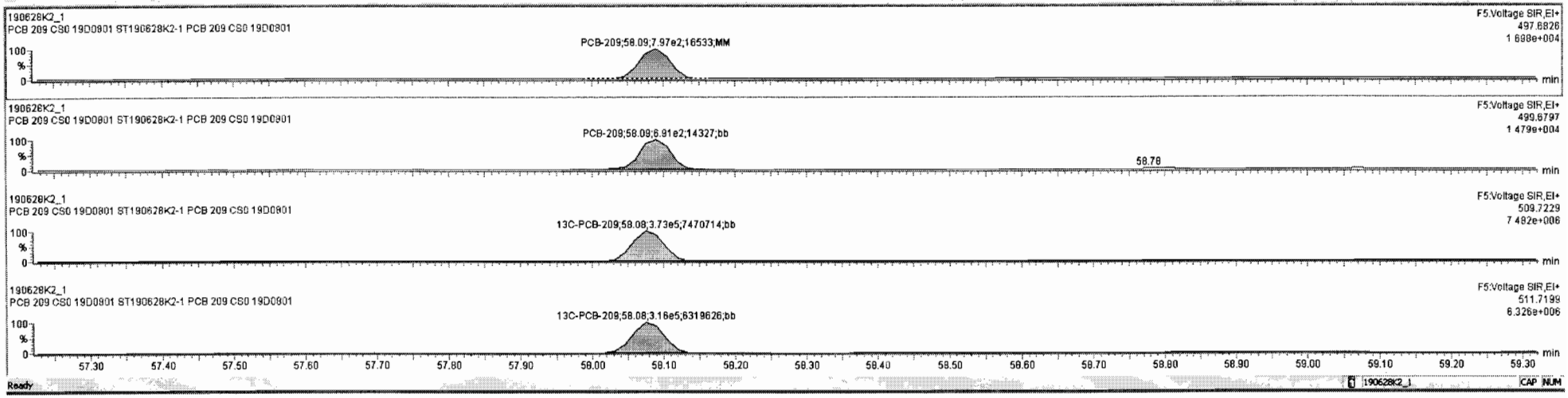

Dataset: Untitled

Last Altered: Saturday, June 29, 2019 12:04:52 Pacific Daylight Time
Printed: Saturday, June 29, 2019 12:05:15 Pacific Daylight Time

Name: 190628K2_2, Date: 28-Jun-2019, Time: 17:34:41, ID: ST190628K2-2 PCB 209 CS1 19C1104, Description: PCB 209 CS1 19C1104

PCB-1

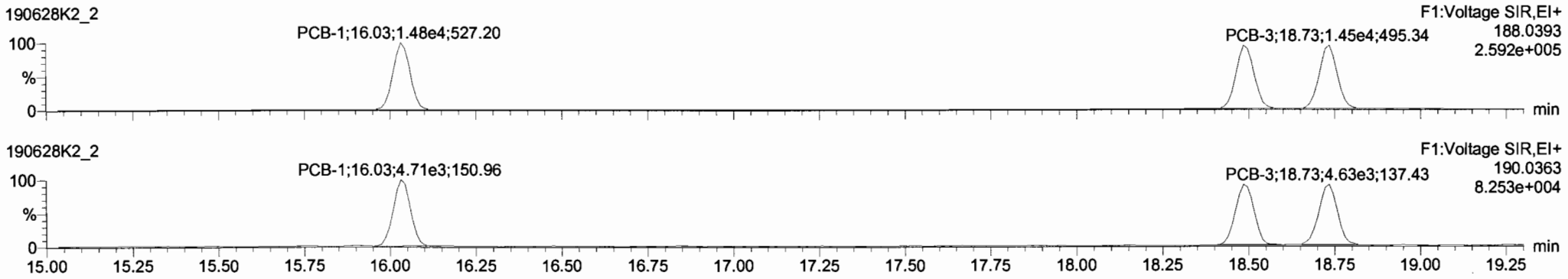

13C-PCB-1

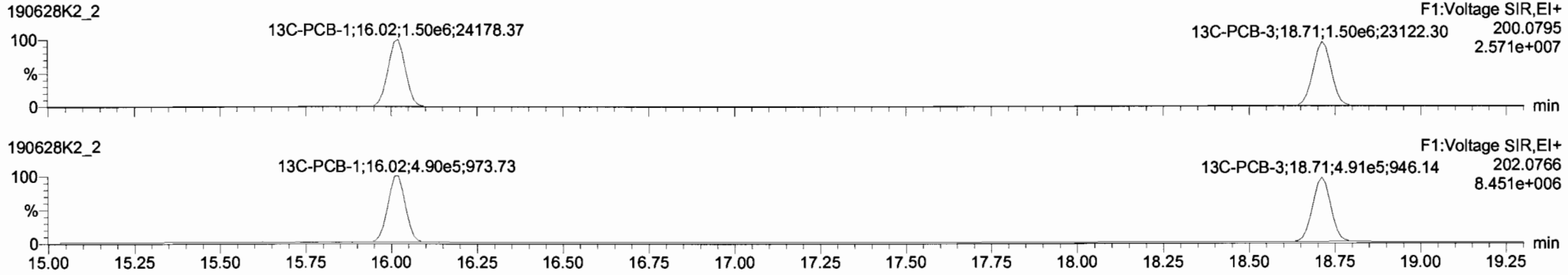

PFK1

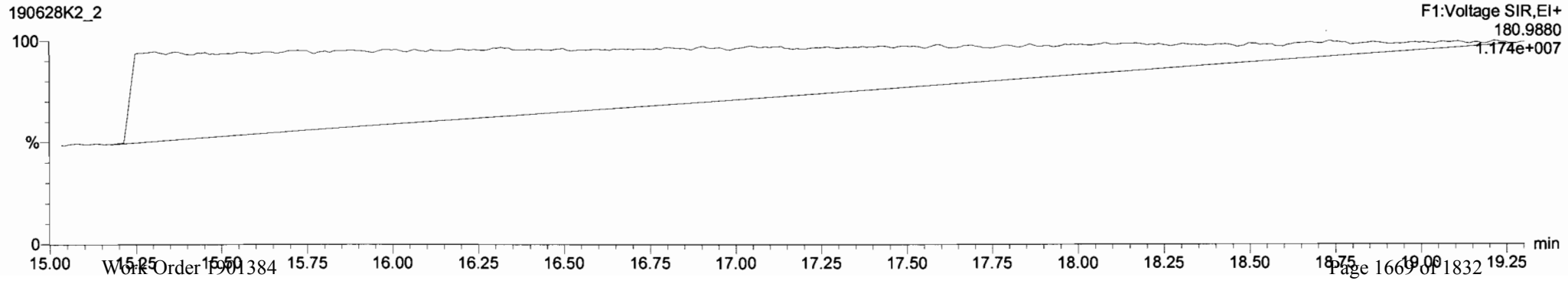

Dataset: Untitled

Last Altered: Saturday, June 29, 2019 12:04:52 Pacific Daylight Time
Printed: Saturday, June 29, 2019 12:05:15 Pacific Daylight Time

Name: 190628K2_2, Date: 28-Jun-2019, Time: 17:34:41, ID: ST190628K2-2 PCB 209 CS1 19C1104, Description: PCB 209 CS1 19C1104

PCB-4/10

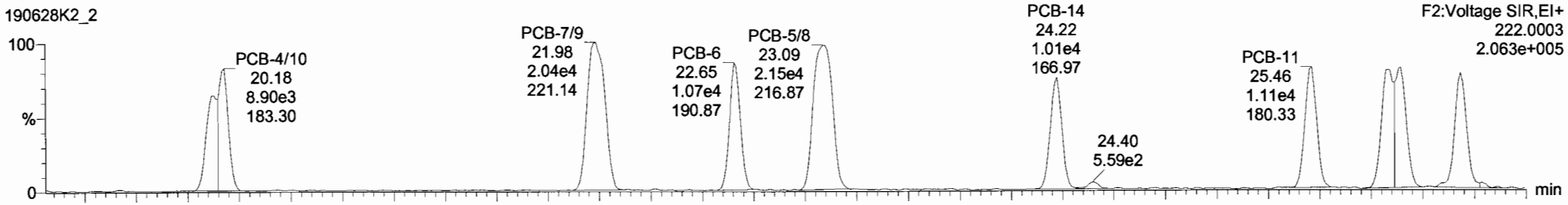

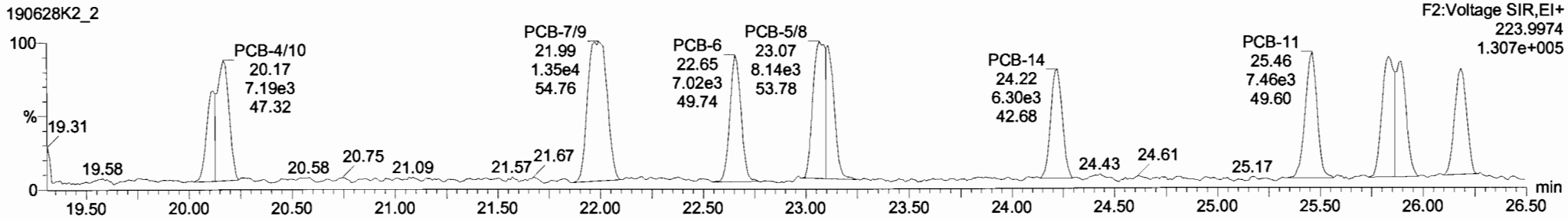

13C-PCB-4

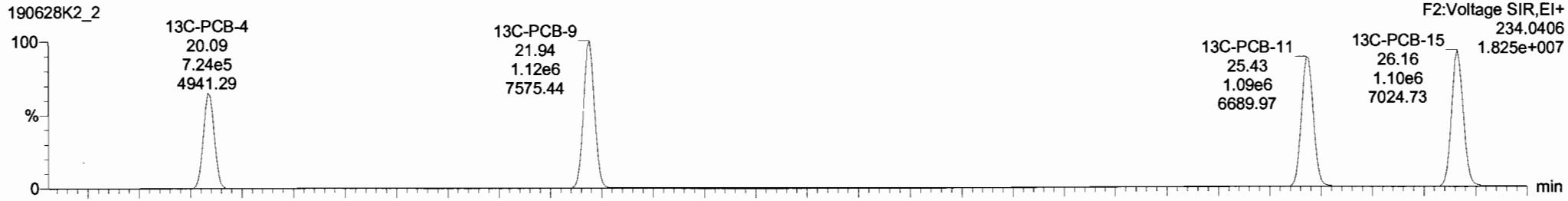



TargetLynx - 190628K2 CRV.qld - [Chromatogram]

File Edit View Display Processing Window Help

190628K2_2 - ST190628K2-2 PCB 209 CS1 19C1104 - PCB 209 CS1 19C1104

	#	Name	Resp	RA	n/y	RRT	wt/vol	Pred.RT	RT	Pred.R...	RRT	RRT Fail	Conc.	%Rec	DL	EMPC
217	217	13C-PCB-128	6.11e5	1.23	NO	1.0000	1.000	47.32	47.32	1.000	0.000	NO	100.0	100	0.0896	
218	218	13C-PCB-182	5.90e5	0.46	NO	1.0000	1.000	47.13	47.13	0.000	0.000	NO	100.0	100	0.0546	
219	219	13C-PCB-205	7.49e5	0.89	NO	1.0000	1.000	55.60	55.60	1.000	0.000	NO	100.0	100	0.0506	
220	220	13C-PCB-79	1.22e6	0.78	NO	1.0320	1.000	38.47	38.47	1.029	1.029	NO	97.19	97.2	0.0754	
221	221	13C-PCB-178	5.37e5	0.46	NO	0.8746	1.000	46.58	46.58	0.988	0.988	NO	100.5	101	0.0616	
222	222	13C-PCB-79	1.22e6	0.78	NO	1.0454	1.000	38.48	38.47	0.968	0.968	NO	97.92	97.9	0.0773	
223	223	13C-PCB-178	5.37e5	0.46	NO	0.9749	1.000	46.59	46.58	0.924	0.924	NO	100.9	101	0.0625	
224	224	Total Mono-PCBs				1.0122	1.000	0.00		0.000		NO	2.888		0.0184	2.889
225	225	Total Di-PCBs				1.0592	1.000	0.00		0.000		NO	11.23		0.183	11.23
226	226	2nd Function Tri-PCBs				0.9137	1.000	0.00		0.000		NO	7.746		0.0647	7.745
227	227	3rd Function Tri-PCBs				1.0566	1.000	0.00		0.000		NO	15.09		0.234	15.09
228	228	Total Tetra-PCBs				0.9881	1.000	0.00		0.000		NO	40.04		1.06	40.03
229	229	3rd Function Penta-PCBs				1.1154	1.000	0.00		0.000		NO	39.34		0.435	39.34
230	230	4th Function Penta-PCBs				1.1112	1.000	0.00		0.000		NO	4.729		0.0923	4.728
231	231	3rd Function Hexa-PCBs				0.7739	1.000	0.00		0.000		NO	13.13		0.0560	13.13

	#	Name	Pred.RT	RT	m1 Resp	m2 Resp	1° Ratio (Pred)	RA	n/y	EMPC	Conc.
1	4	PCB-4/10	20.17	20.18	1.721e4	1.088e4	1.560	1.58	NO	1.8820	1.8820
2	5	PCB-7/9	22.00	21.98	2.040e4	1.350e4	1.560	1.51	NO	1.8980	1.8983
3	6	PCB-6	22.65	22.65	1.073e4	7.025e3	1.560	1.53	NO	0.95900	0.95449
4	7	PCB-5/8	23.07	23.09	2.155e4	1.322e4	1.560	1.63	NO	1.8800	1.8800
5	8	PCB-14	24.22	24.22	1.007e4	6.298e3	1.560	1.60	NO	0.89800	0.89720
6	9	PCB-11	25.45	25.46	1.105e4	7.395e3	1.560	1.50	NO	0.95300	0.95286
7	10	PCB-12/13	25.82	25.89	2.118e4	1.287e4	1.560	1.64	NO	1.8590	1.8590
8	11	PCB-15	26.18	26.18	1.014e4	6.264e3	1.560	1.62	NO	0.90300	0.90312

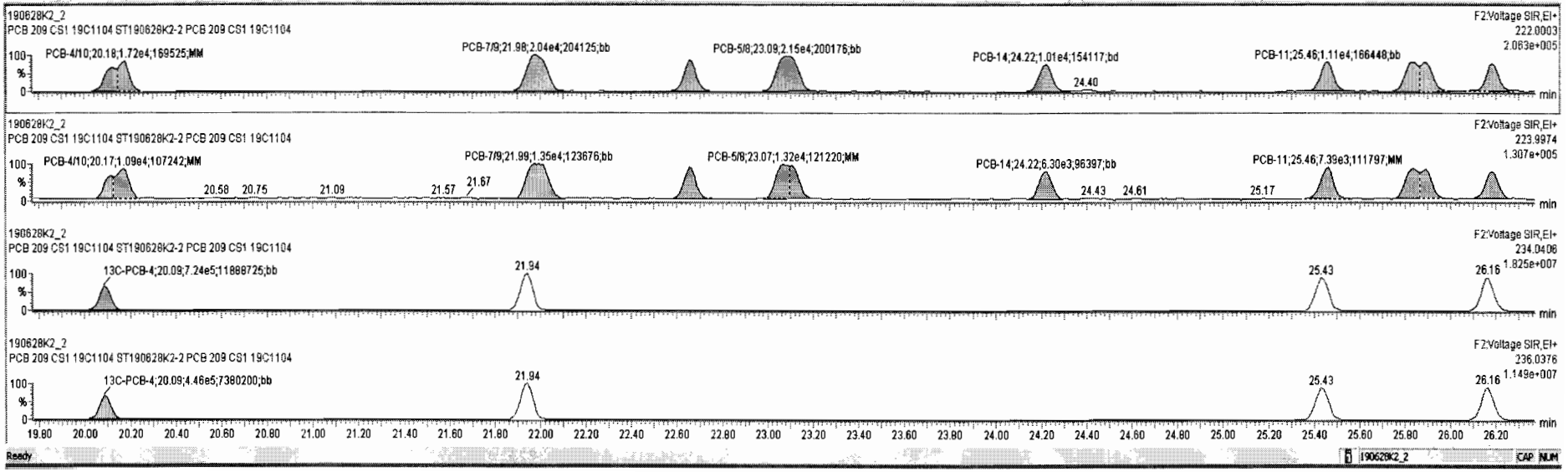

Ready

190628K2_2 CAP NUM

Dataset: Untitled

Last Altered: Saturday, June 29, 2019 12:04:52 Pacific Daylight Time
Printed: Saturday, June 29, 2019 12:05:15 Pacific Daylight Time

Name: 190628K2_2, Date: 28-Jun-2019, Time: 17:34:41, ID: ST190628K2-2 PCB 209 CS1 19C1104, Description: PCB 209 CS1 19C1104

PCB-19

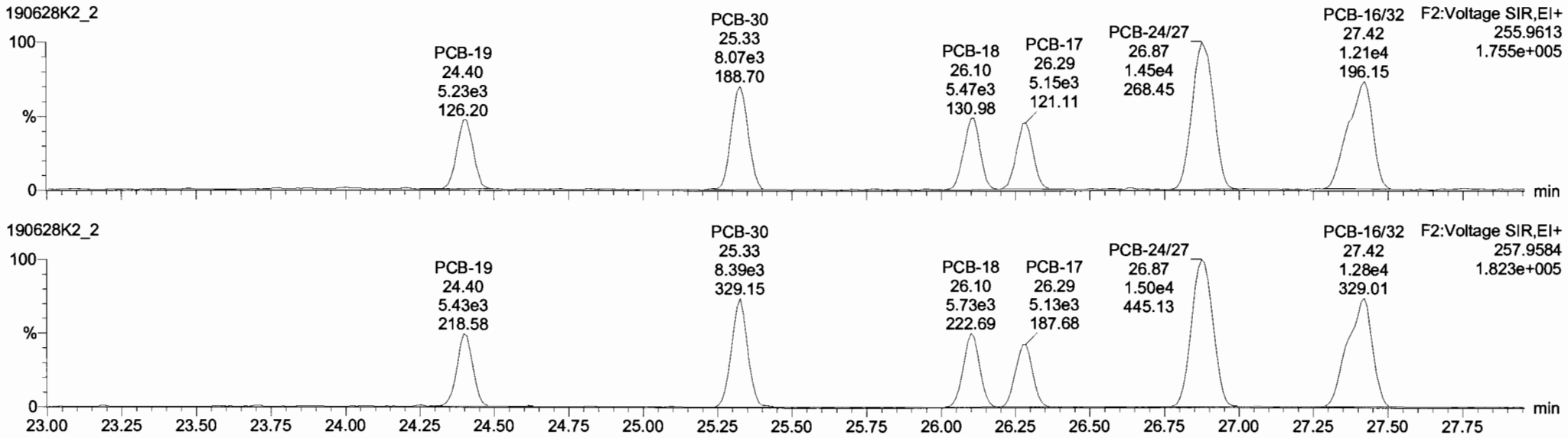

13C-PCB-19

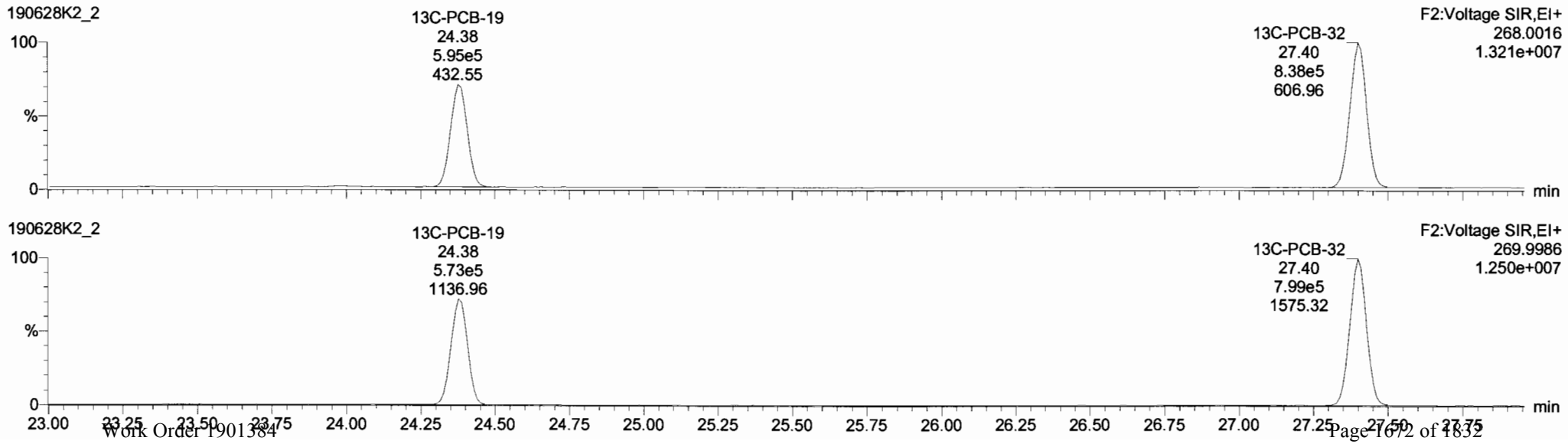

Dataset: Untitled

Last Altered: Saturday, June 29, 2019 12:04:52 Pacific Daylight Time
Printed: Saturday, June 29, 2019 12:05:15 Pacific Daylight Time

Name: 190628K2_2, Date: 28-Jun-2019, Time: 17:34:41, ID: ST190628K2-2 PCB 209 CS1 19C1104, Description: PCB 209 CS1 19C1104

PCB-34

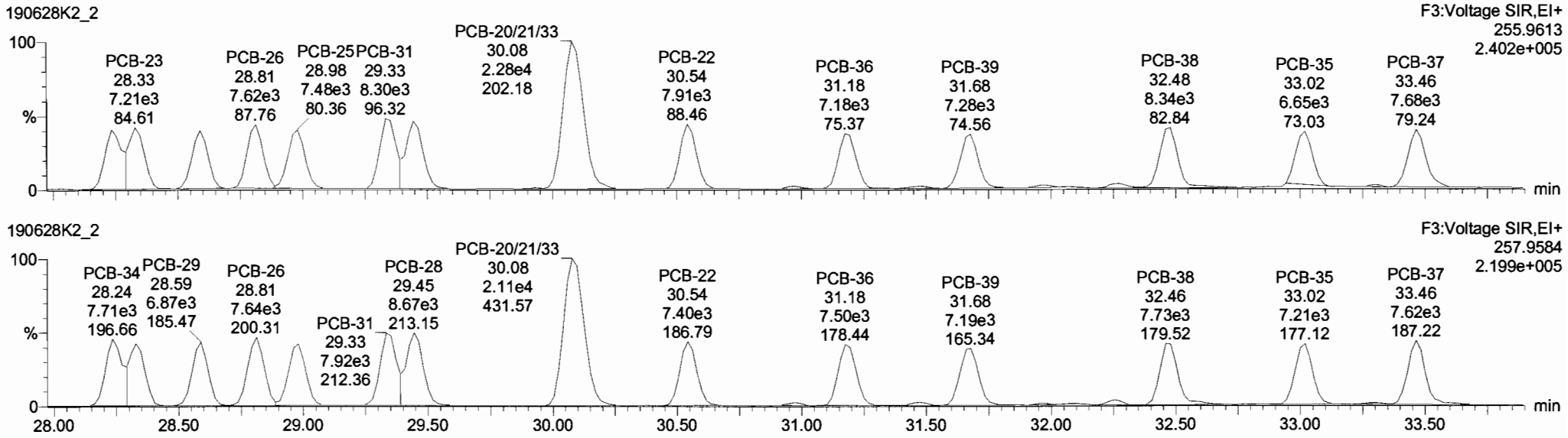

13C-PCB-28

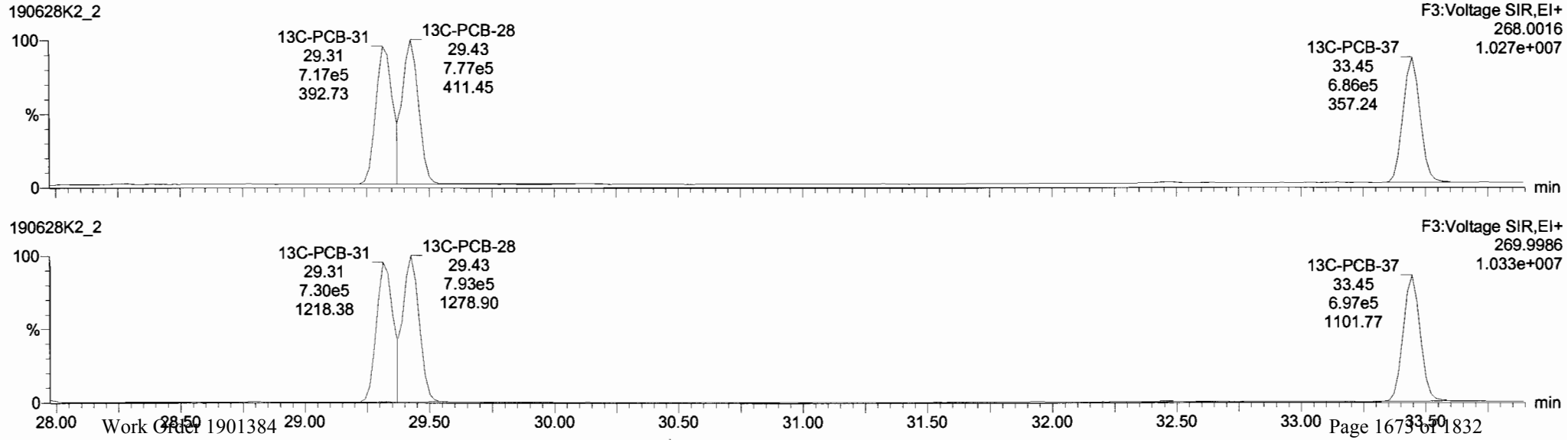

TargetLynx - 190628K2-CRV.qld - [Chromatogram]

File Edit View Display Processing Window Help

190628K2_2 - ST190628K2-2 PCB 209 CS1 19C1104 - PCB 209 CS1 19C1104

	#	Name	Resp	RA	nAy	RRF	wt/vol	Pred.RT	RT	Pred.R...	RRT	RRT Fail	Conc.	%Rec	DL	EMPC
217	217	13C-PCB-128	6.11e5	1.23	NO	1.0000	1.000	47.32	47.32	1.000	0.000	NO	100.0	100	0.0896	
218	218	13C-PCB-182	5.90e5	0.46	NO	1.0000	1.000	47.13	47.13	0.000	0.000	NO	100.0	100	0.0546	
219	219	13C-PCB-205	7.49e5	0.89	NO	1.0000	1.000	55.60	55.60	1.000	0.000	NO	100.0	100	0.0506	
220	220	13C-PCB-79	1.22e6	0.78	NO	1.0320	1.000	38.47	38.47	1.029	1.029	NO	97.19	97.2	0.0754	
221	221	13C-PCB-178	5.37e5	0.46	NO	0.8746	1.000	46.58	46.58	0.988	0.988	NO	100.5	101	0.0616	
222	222	13C-PCB-79	1.22e6	0.78	NO	1.0454	1.000	38.48	38.47	0.968	0.968	NO	97.92	97.9	0.0773	
223	223	13C-PCB-178	5.37e5	0.46	NO	0.9749	1.000	46.59	46.58	0.924	0.924	NO	100.9	101	0.0625	
224	224	Total Mono-PCBs				1.0122	1.000	0.00		0.000		NO	2.888		0.0184	2.889
225	225	Total Di-PCBs				1.0592	1.000	0.00		0.000		NO	11.23		0.183	11.23
226	226	2nd Function Tri-PCBs				0.9137	1.000	0.00		0.000		NO	7.746		0.0647	7.745
227	227	3rd Function Tri-PCBs				1.0566	1.000	0.00		0.000		NO	15.09		0.234	15.09
228	228	Total Tetra-PCBs				0.9861	1.000	0.00		0.000		NO	40.04		1.06	40.03
229	229	3rd Function Penta-PCBs				1.1154	1.000	0.00		0.000		NO	39.34		0.435	39.34
230	230	4th Function Penta-PCBs				1.1112	1.000	0.00		0.000		NO	4.729		0.0923	4.728
231	231	3rd Function Hexa-PCBs				0.7739	1.000	0.00		0.000		NO	13.13		0.0560	13.13

	#	Name	Pred.RT	RT	m1 Resp	m2 Resp	1° Ratio (Pred)	RA	nAy	EMPC	Conc.
1	18	PCB-34	28.24	28.24	7.493e3	7.711e3	1.040	0.97	NO	0.98000	0.98085
2	19	PCB-23	28.33	28.33	7.212e3	6.573e3	1.040	1.10	NO	0.90100	0.90151
3	20	PCB-29	28.59	28.59	6.987e3	6.866e3	1.040	1.02	NO	0.92500	0.92550
4	21	PCB-26	28.81	28.81	7.620e3	7.538e3	1.040	1.00	NO	0.97100	0.97082
5	22	PCB-25	28.98	28.98	7.371e3	7.195e3	1.040	1.02	NO	0.94900	0.94876
6	23	PCB-31	29.33	29.33	8.296e3	7.915e3	1.040	1.05	NO	0.92000	0.91939
7	24	PCB-28	29.44	29.44	8.850e3	8.562e3	1.040	1.03	NO	1.0030	1.0029
8	25	PCB-20/21/33	30.07	30.08	2.279e4	2.110e4	1.040	1.08	NO	2.7860	2.7862
9	26	PCB-22	30.53	30.54	7.909e3	7.395e3	1.040	1.07	NO	0.94400	0.94373

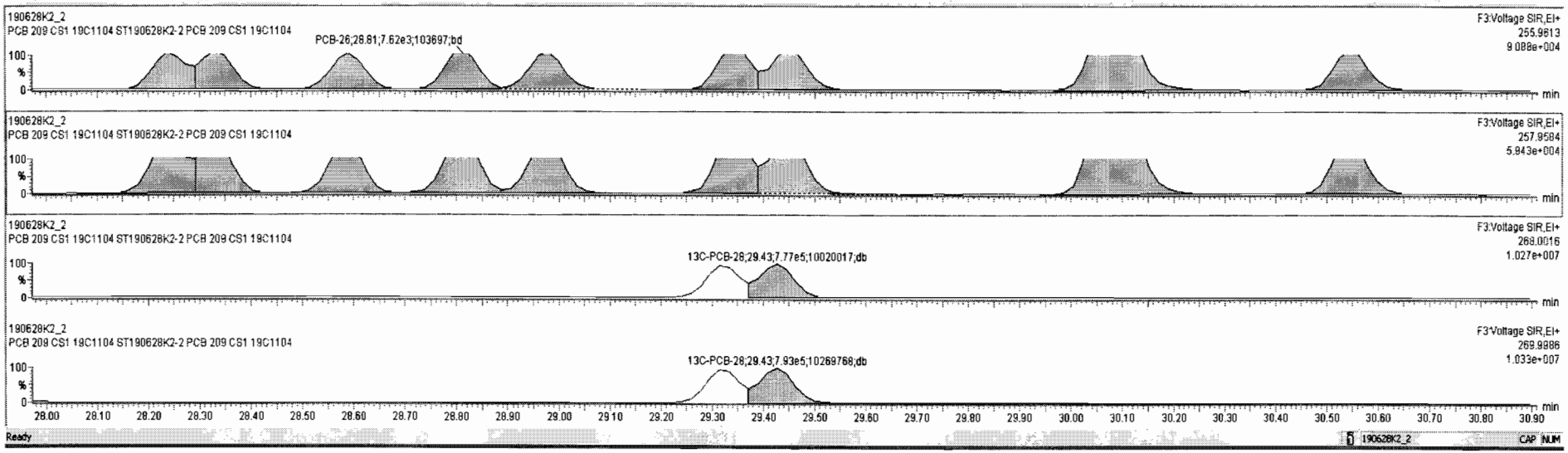

Ready 190628K2_2 CAP NUM

TargetLynx - 190628K2-CRV.qld - [Chromatogram]

File Edit View Display Processing Window Help

190628K2_2 - ST190628K2-2 PCB 209 CS1 19C1104 - PCB 209 CS1 19C1104

	#	Name	Resp	RA	n/y	RRF	wt/vol	Pred.RT	RT	Pred.R...	RRT	RRT Fail	Conc.	%Rec	DL	EMPC
217	217	13C-PCB-126	6.11e5	1.23	NO	1.0000	1.000	47.32	47.32	1.000	0.000	NO	100.0	100	0.0896	
218	218	13C-PCB-182	5.90e5	0.46	NO	1.0000	1.000	47.13	47.13	0.000	0.000	NO	100.0	100	0.0546	
219	219	13C-PCB-205	7.49e5	0.89	NO	1.0000	1.000	55.60	55.60	1.000	0.000	NO	100.0	100	0.0506	
220	220	13C-PCB-79	1.22e6	0.78	NO	1.0320	1.000	38.47	38.47	1.029	1.029	NO	97.19	97.2	0.0754	
221	221	13C-PCB-178	5.37e5	0.46	NO	0.8746	1.000	46.58	46.58	0.988	0.988	NO	100.5	101	0.0616	
222	222	13C-PCB-79	1.22e6	0.78	NO	1.0454	1.000	38.48	38.47	0.968	0.968	NO	97.92	97.9	0.0773	
223	223	13C-PCB-178	5.37e5	0.46	NO	0.9749	1.000	46.59	46.58	0.924	0.924	NO	100.9	101	0.0625	
224	224	Total Mono-PCBs				1.0122	1.000	0.00		0.000		NO	2.888		0.0184	2.889
225	225	Total Di-PCBs				1.0592	1.000	0.00		0.000		NO	11.23		0.183	11.23
226	226	2nd Function Tri-PCBs				0.9137	1.000	0.00		0.000		NO	7.746		0.0647	7.745
227	227	3rd Function Tri-PCBs				1.0566	1.000	0.00		0.000		NO	15.09		0.234	15.09
228	228	Total Tetra-PCBs				0.9861	1.000	0.00		0.000		NO	40.04		1.06	40.03
229	229	3rd Function Penta-PCBs				1.1154	1.000	0.00		0.000		NO	39.34		0.435	39.34
230	230	4th Function Penta-PCBs				1.1112	1.000	0.00		0.000		NO	4.729		0.0923	4.728
231	231	3rd Function Hexa-PCBs				0.7739	1.000	0.00		0.000		NO	13.13		0.0560	13.13

	#	Name	Pred.RT	RT	m1 Resp	m2 Resp	1° Ratio (Pred)	RA	n/y	EMPC	Conc
1	18	PCB-34	28.24	28.24	7.493e3	7.711e3	1.040	0.97	NO	0.98000	0.98085
2	19	PCB-23	28.33	28.33	7.212e3	6.573e3	1.040	1.10	NO	0.90100	0.90151
3	20	PCB-29	28.59	28.59	6.987e3	6.866e3	1.040	1.02	NO	0.92500	0.92550
4	21	PCB-26	28.81	28.81	7.620e3	7.636e3	1.040	1.00	NO	0.97100	0.97082
5	22	PCB-25	28.98	28.98	7.371e3	7.195e3	1.040	1.02	NO	0.94900	0.94876
6	23	PCB-31	29.33	29.33	8.296e3	7.915e3	1.040	1.05	NO	0.92000	0.91939
7	24	PCB-28	29.44	29.44	8.850e3	8.562e3	1.040	1.03	NO	1.0030	1.0029
8	25	PCB-20/21/33	30.07	30.08	2.279e4	2.110e4	1.040	1.08	NO	2.7860	2.7862
9	26	PCB-22	30.53	30.54	7.909e3	7.395e3	1.040	1.07	NO	0.94400	0.94373

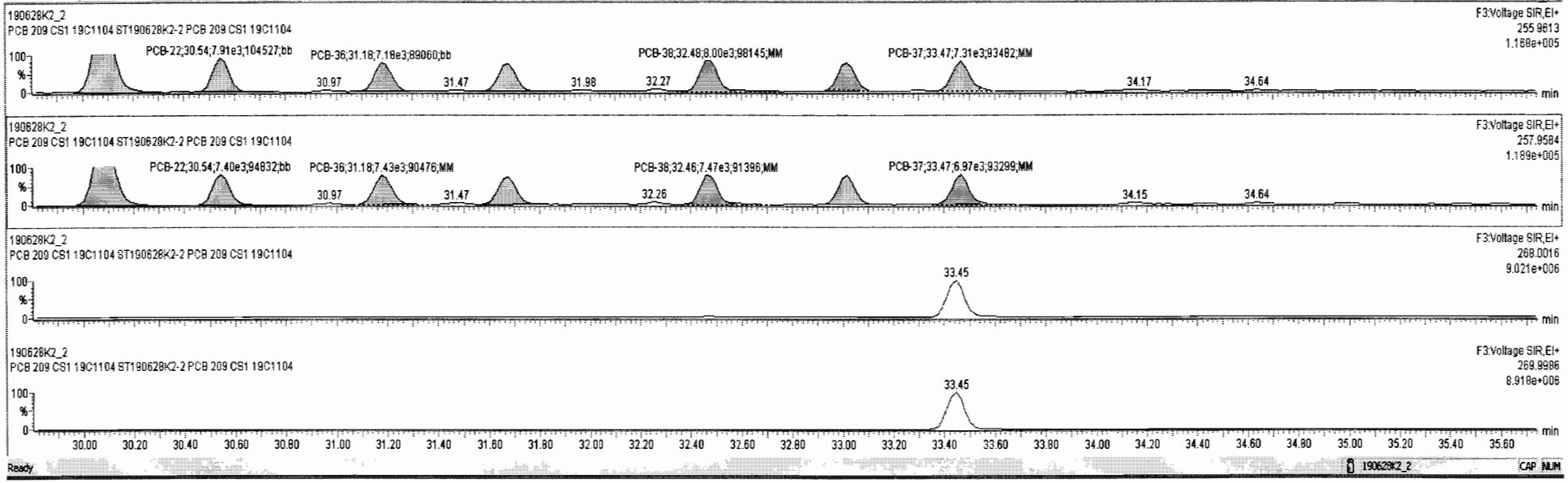

Dataset: Untitled

Last Altered: Saturday, June 29, 2019 12:04:52 Pacific Daylight Time
Printed: Saturday, June 29, 2019 12:05:15 Pacific Daylight Time

Name: 190628K2_2, Date: 28-Jun-2019, Time: 17:34:41, ID: ST190628K2-2 PCB 209 CS1 19C1104, Description: PCB 209 CS1 19C1104

PCB-54

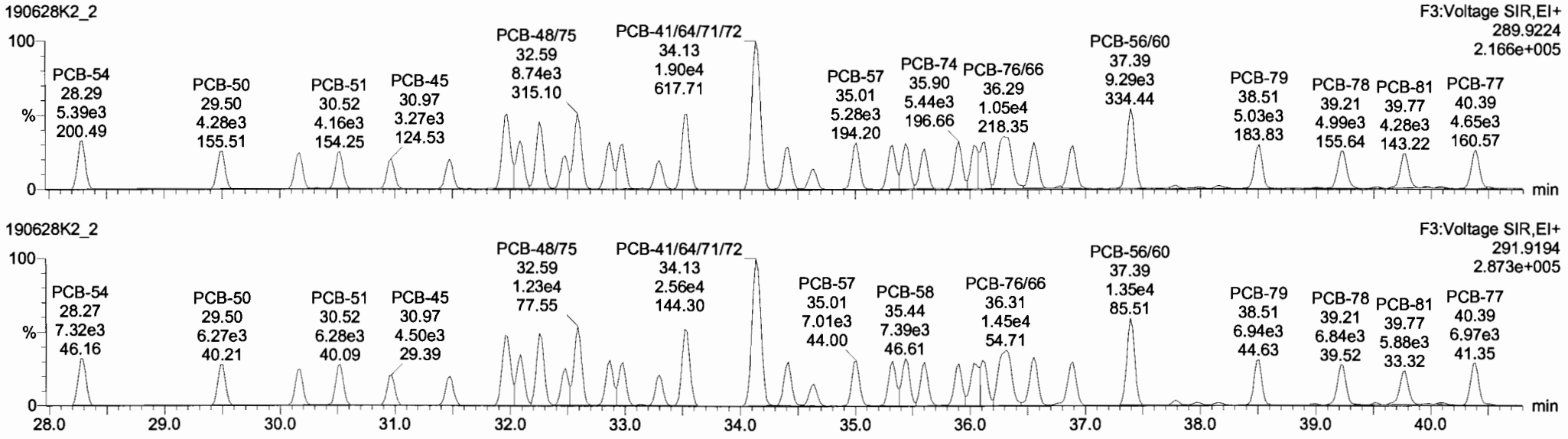

13C-PCB-54

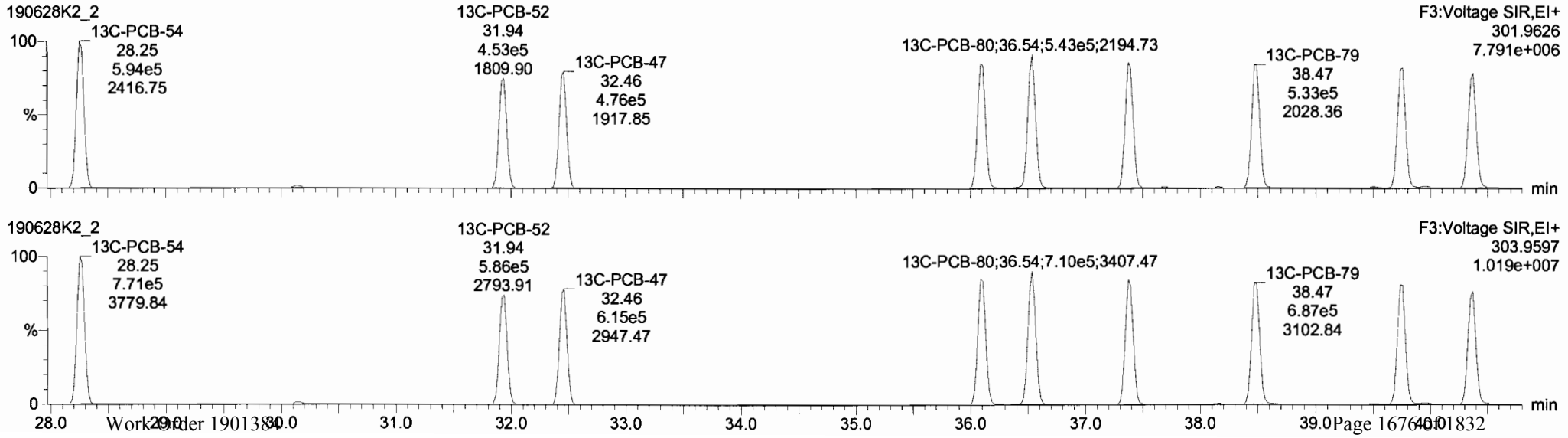

Dataset: Untitled

Last Altered: Saturday, June 29, 2019 12:04:52 Pacific Daylight Time
Printed: Saturday, June 29, 2019 12:05:15 Pacific Daylight Time

Name: 190628K2_2, Date: 28-Jun-2019, Time: 17:34:41, ID: ST190628K2-2 PCB 209 CS1 19C1104, Description: PCB 209 CS1 19C1104

PCB-50

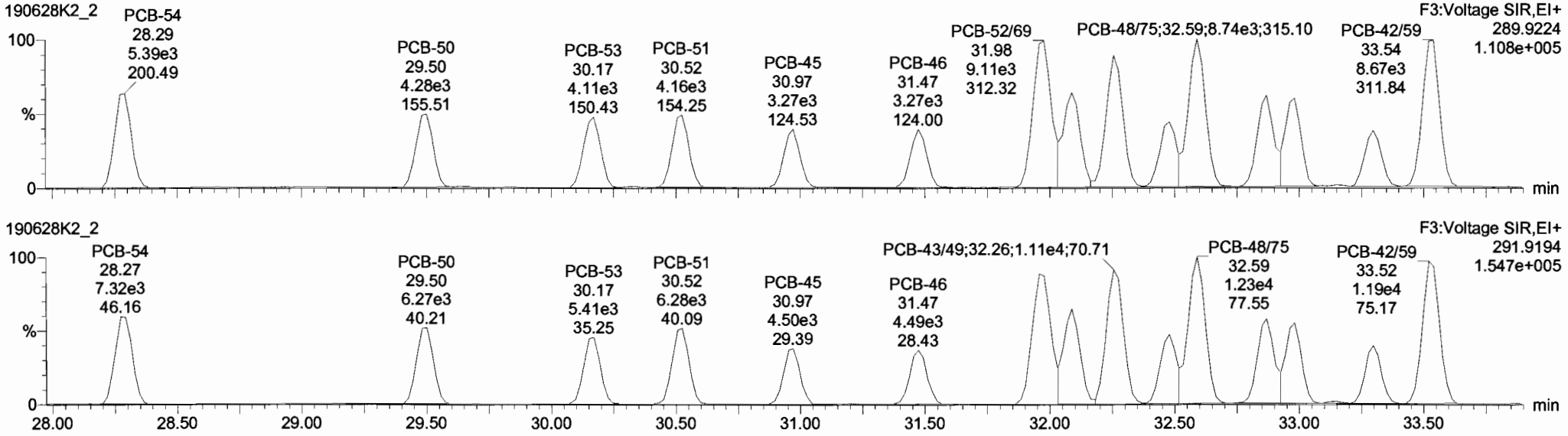

13C-PCB-52

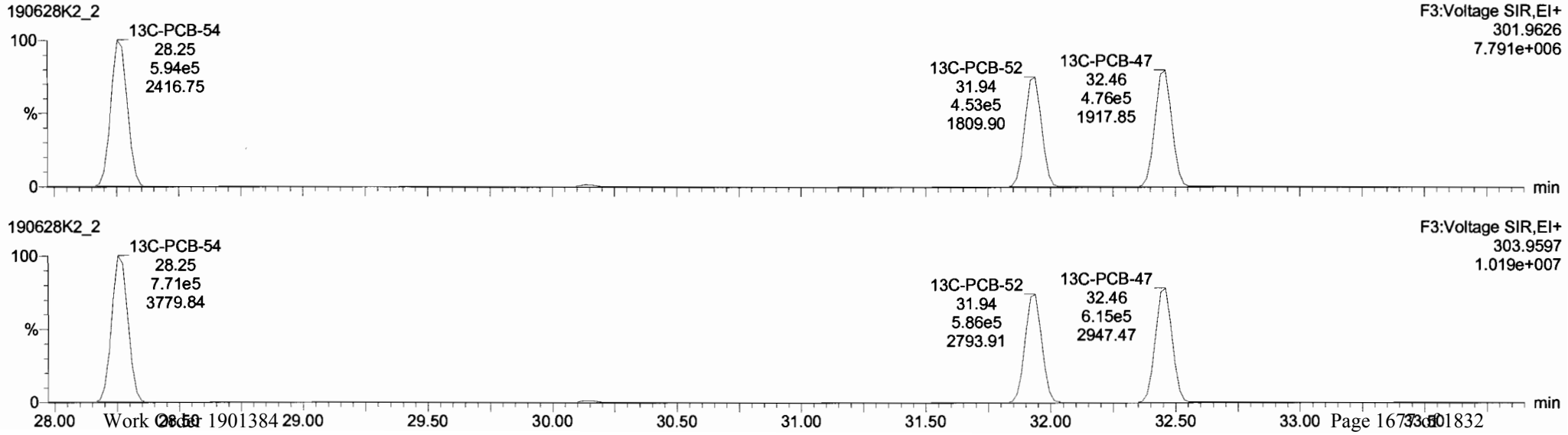

Dataset: Untitled

Last Altered: Saturday, June 29, 2019 12:04:52 Pacific Daylight Time
Printed: Saturday, June 29, 2019 12:05:15 Pacific Daylight Time

Name: 190628K2_2, Date: 28-Jun-2019, Time: 17:34:41, ID: ST190628K2-2 PCB 209 CS1 19C1104, Description: PCB 209 CS1 19C1104

PCB-68

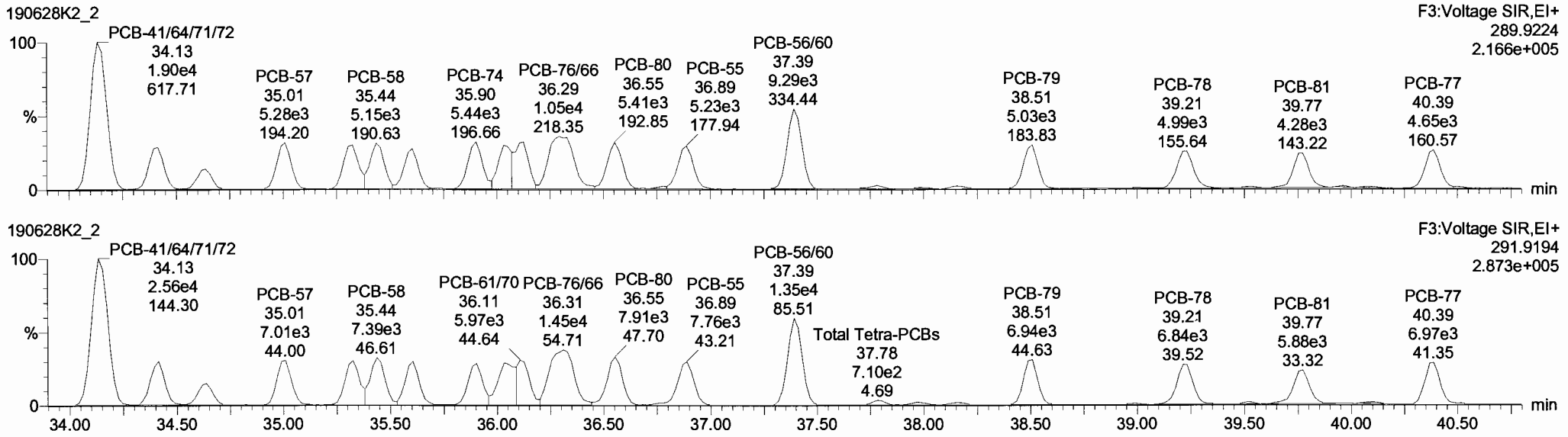

13C-PCB-60

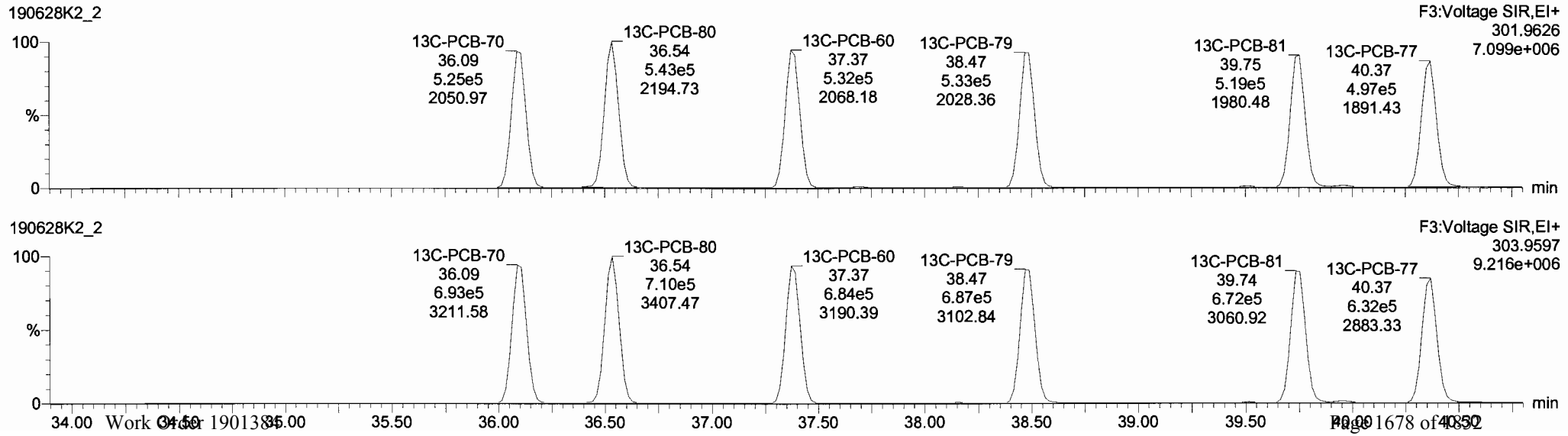

TargetLynx - 190628K2-CRV.qld - [Chromatogram]

File Edit View Display Processing Window Help

190628K2_2 - ST190628K2-2 PCB 209 CS1 19C1104 - PCB 209 CS1 19C1104

	#	Name	Resp	RA	n/y	RRF	wt/vol	Pred.RT	RT	Pred.R...	RRT	RRT Fail	Conc.	%Rec	DL	EMPC
217	217	13C-PCB-128	6.11e5	1.23	NO	1.0000	1.000	47.32	47.32	1.000	0.000	NO	100.0	100	0.0896	
218	218	13C-PCB-162	5.90e5	0.46	NO	1.0000	1.000	47.13	47.13	0.000	0.000	NO	100.0	100	0.0546	
219	219	13C-PCB-205	7.49e5	0.89	NO	1.0000	1.000	55.60	55.60	1.000	0.000	NO	100.0	100	0.0506	
220	220	13C-PCB-79	1.22e6	0.78	NO	1.0320	1.000	38.47	38.47	1.029	1.029	NO	97.19	97.2	0.0754	
221	221	13C-PCB-178	5.37e5	0.46	NO	0.8746	1.000	46.58	46.58	0.988	0.988	NO	100.5	101	0.0616	
222	222	13C-PCB-79	1.22e6	0.78	NO	1.0454	1.000	38.48	38.47	0.968	0.968	NO	97.92	97.9	0.0773	
223	223	13C-PCB-178	5.37e5	0.46	NO	0.9749	1.000	46.59	46.58	0.924	0.924	NO	100.9	101	0.0625	
224	224	Total Mono-PCBs				1.0122	1.000	0.00		0.000		NO	2.888		0.0184	2.889
225	225	Total Di-PCBs				1.0592	1.000	0.00		0.000		NO	11.23		0.183	11.23
226	226	2nd Function Tri-PCBs				0.9137	1.000	0.00		0.000		NO	7.746		0.0647	7.745
227	227	3rd Function Tri-PCBs				1.0586	1.000	0.00		0.000		NO	15.09		0.234	15.09
228	228	Total Tetra-PCBs				0.9861	1.000	0.00		0.000		NO	40.04		1.06	40.03
229	229	3rd Function Penta-PCBs				1.1154	1.000	0.00		0.000		NO	39.34		0.435	39.34

	#	Name	Pred.RT	RT	m1 Resp	m2 Resp	1° Ratio (Pred)	RA	n/y	EMPC	Conc.
1	32	PCB-54	28.27	28.29	5.394e3	7.318e3	0.770	0.74	NO	0.93600	0.93570
2	33	PCB-50	29.49	29.50	4.278e3	6.268e3	0.770	0.68	NO	0.99000	0.98938
3	34	PCB-53	30.18	30.17	4.108e3	5.414e3	0.770	0.76	NO	0.95900	0.95934
4	35	PCB-51	30.53	30.52	4.155e3	6.262e3	0.770	0.66	NO	0.98100	0.98112
5	36	PCB-45	30.97	30.97	3.269e3	4.501e3	0.770	0.73	NO	0.92600	0.92527
6	37	PCB-46	31.47	31.47	3.272e3	4.487e3	0.770	0.73	NO	0.99000	0.99071
7	38	PCB-52/69	31.98	31.98	9.107e3	1.179e4	0.770	0.77	NO	1.8410	1.8413

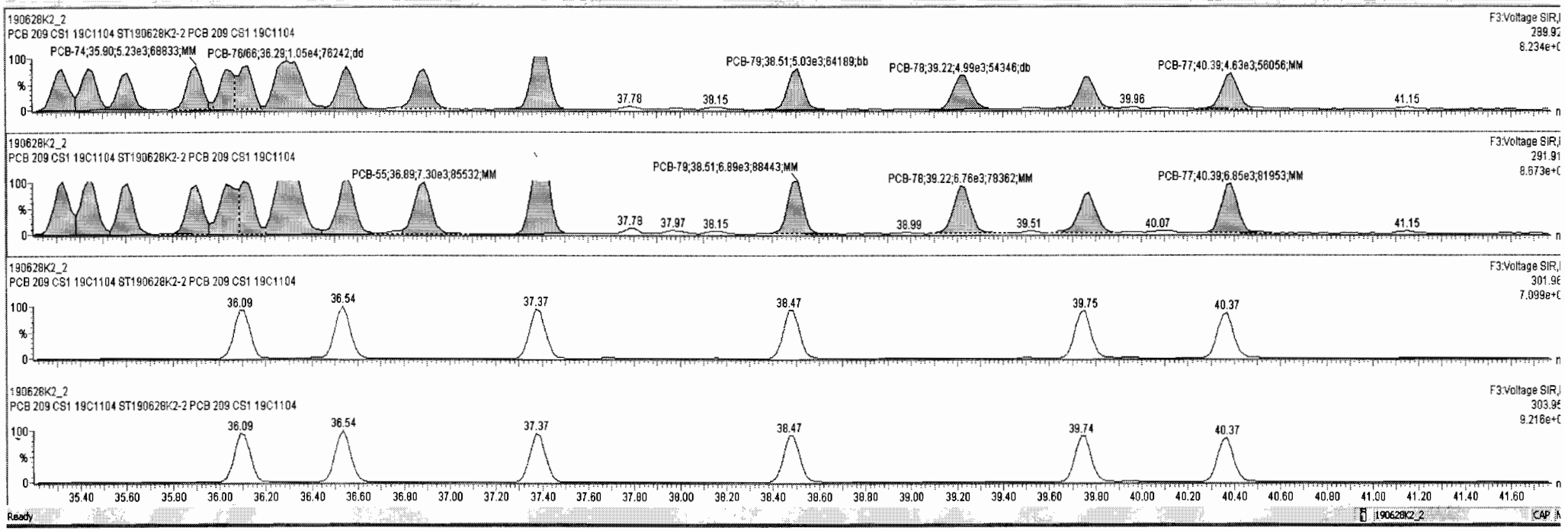

Dataset: Untitled

Last Altered: Saturday, June 29, 2019 12:04:52 Pacific Daylight Time
Printed: Saturday, June 29, 2019 12:05:15 Pacific Daylight Time

Name: 190628K2_2, Date: 28-Jun-2019, Time: 17:34:41, ID: ST190628K2-2 PCB 209 CS1 19C1104, Description: PCB 209 CS1 19C1104

PCB-104

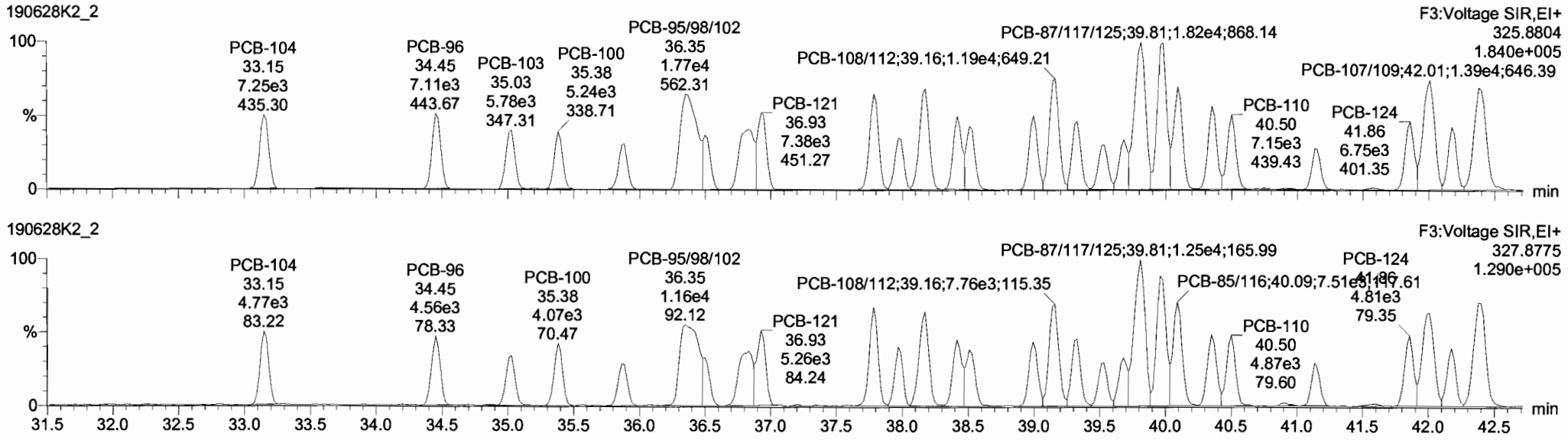

13C-PCB-104

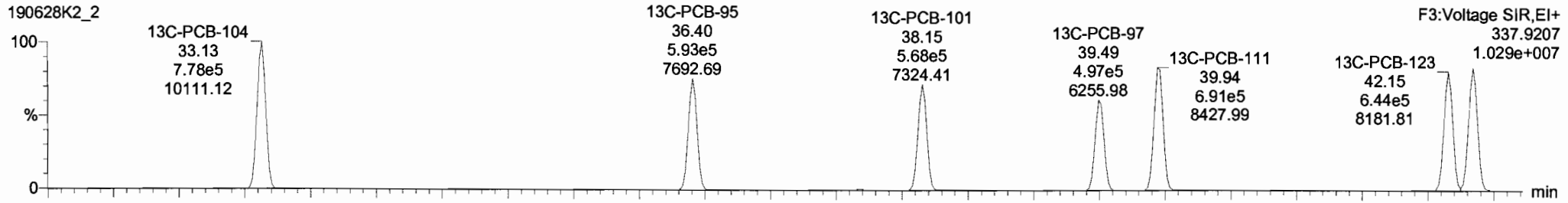

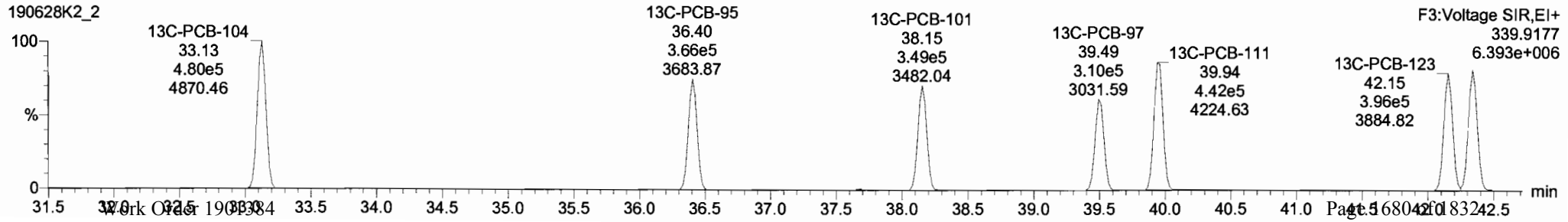

Dataset: Untitled

Last Altered: Saturday, June 29, 2019 12:04:52 Pacific Daylight Time
Printed: Saturday, June 29, 2019 12:05:15 Pacific Daylight Time

Name: 190628K2_2, Date: 28-Jun-2019, Time: 17:34:41, ID: ST190628K2-2 PCB 209 CS1 19C1104, Description: PCB 209 CS1 19C1104

PCB-96

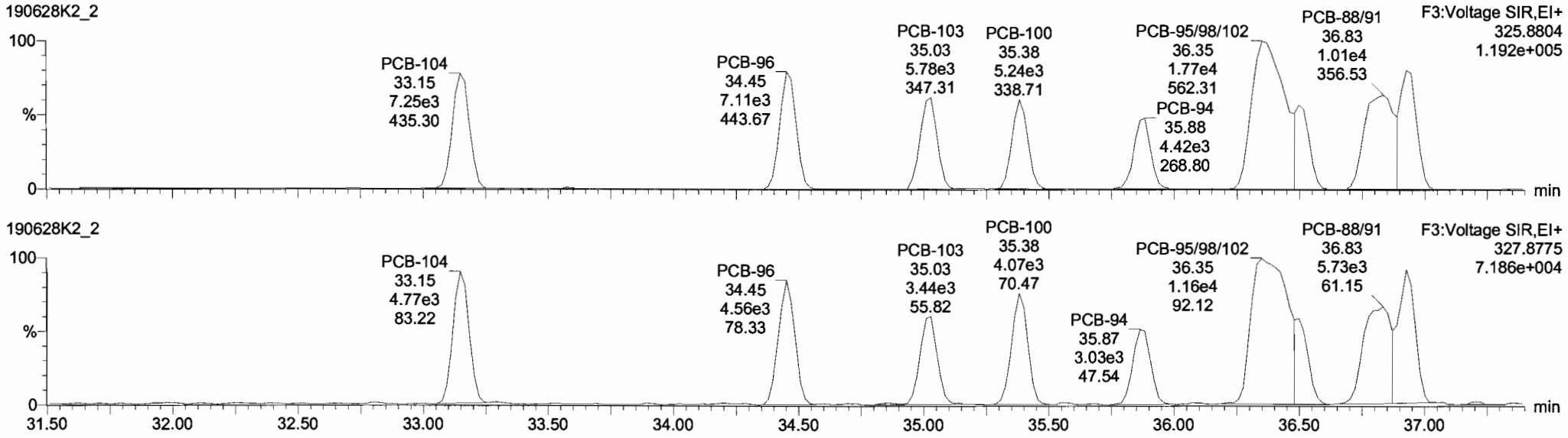

13C-PCB-95

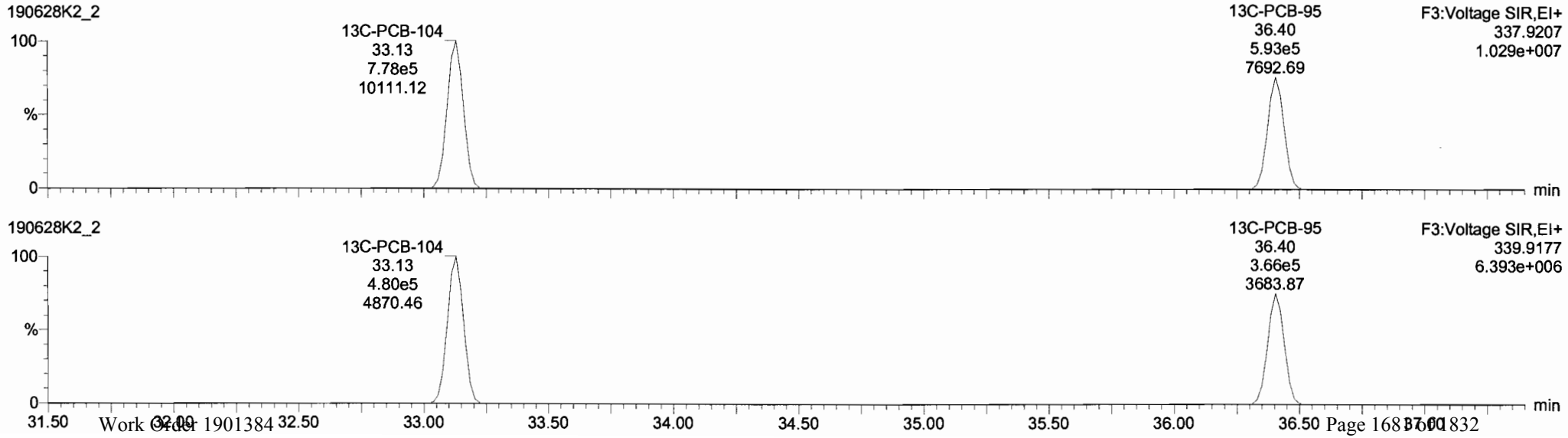

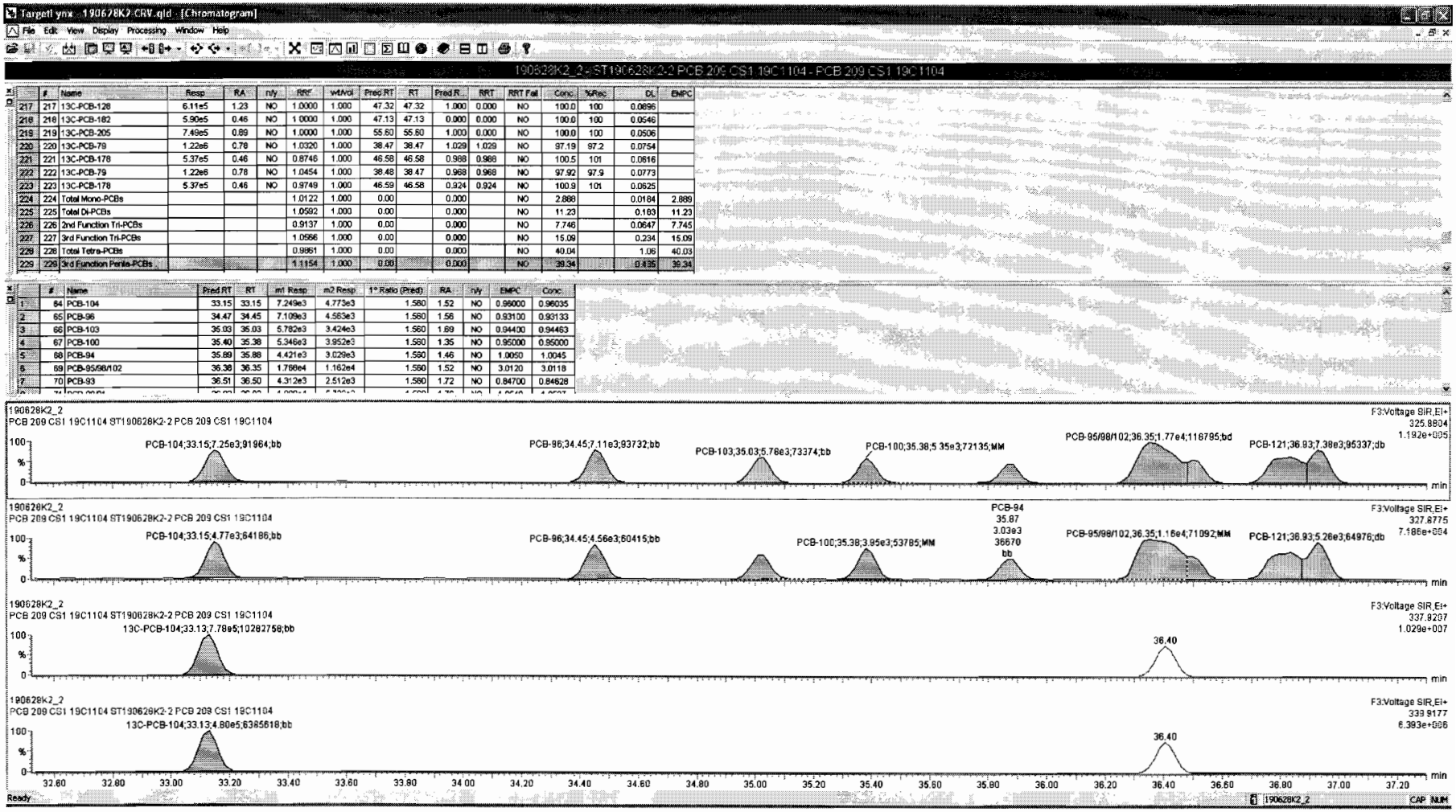

	#	Name	Resp	RA	n/y	RRF	wtVol	Pred RT	RT	Pred R...	RRT	RRT Fail	Conc.	%Rec	DL	EMPC
217	217	13C-PCB-126	6.11e5	1.23	NO	1.0000	1.000	47.32	47.32	1.000	0.000	NO	100.0	100	0.0896	
218	218	13C-PCB-182	5.90e5	0.46	NO	1.0000	1.000	47.13	47.13	0.000	0.000	NO	100.0	100	0.0546	
219	219	13C-PCB-205	7.49e5	0.89	NO	1.0000	1.000	55.80	55.80	1.000	0.000	NO	100.0	100	0.0506	
220	220	13C-PCB-79	1.22e6	0.78	NO	1.0320	1.000	38.47	38.47	1.029	1.029	NO	97.19	97.2	0.0754	
221	221	13C-PCB-178	5.37e5	0.46	NO	0.8746	1.000	46.58	46.58	0.988	0.988	NO	100.5	101	0.0616	
222	222	13C-PCB-79	1.22e6	0.78	NO	1.0454	1.000	38.48	38.47	0.968	0.968	NO	97.92	97.9	0.0773	
223	223	13C-PCB-178	5.37e5	0.46	NO	0.9749	1.000	46.59	46.58	0.924	0.924	NO	100.9	101	0.0625	
224	224	Total Mono-PCBs				1.0122	1.000	0.00		0.000		NO	2.888		0.0184	2.889
225	225	Total Di-PCBs				1.0592	1.000	0.00		0.000		NO	11.23		0.163	11.23
226	226	2nd Function Tri-PCBs				0.9137	1.000	0.00		0.000		NO	7.746		0.0647	7.745
227	227	3rd Function Tri-PCBs				1.0566	1.000	0.00		0.000		NO	15.09		0.234	15.09
228	228	Total Tetra-PCBs				0.9861	1.000	0.00		0.000		NO	40.04		1.06	40.03
229	229	3rd Function Penta-PCBs				1.1154	1.000	0.00		0.000		NO	39.34		0.435	39.34

	#	Name	Pred RT	RT	m1 Resp	m2 Resp	1° Ratio (Pred)	RA	n/y	EMPC	Conc
1	64	PCB-104	33.15	33.15	7.249e3	4.773e3	1.560	1.52	NO	0.96000	0.96035
2	65	PCB-96	34.47	34.45	7.109e3	4.583e3	1.560	1.56	NO	0.93100	0.93133
3	66	PCB-103	35.03	35.03	5.782e3	3.424e3	1.560	1.69	NO	0.94400	0.94463
4	67	PCB-100	35.40	35.38	5.346e3	3.952e3	1.560	1.35	NO	0.95000	0.95000
5	68	PCB-94	35.89	35.88	4.421e3	3.029e3	1.560	1.46	NO	1.0050	1.0045
6	69	PCB-95/98/102	36.38	36.35	1.766e4	1.162e4	1.560	1.52	NO	3.0120	3.0118
7	70	PCB-93	36.51	36.50	4.312e3	2.512e3	1.560	1.72	NO	0.84700	0.84628

Vista Analytical Laboratory VG-11

Dataset: Untitled

Last Altered: Saturday, June 29, 2019 12:04:52 Pacific Daylight Time
Printed: Saturday, June 29, 2019 12:05:15 Pacific Daylight Time

Name: 190628K2_2, Date: 28-Jun-2019, Time: 17:34:41, ID: ST190628K2-2 PCB 209 CS1 19C1104, Description: PCB 209 CS1 19C1104

PCB-119

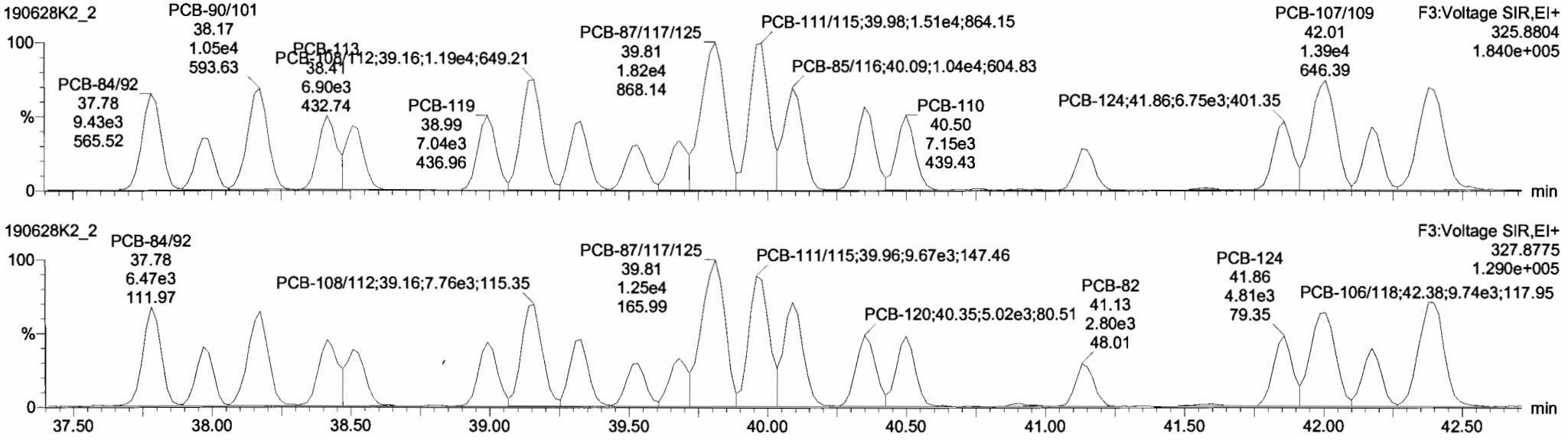

13C-PCB-111

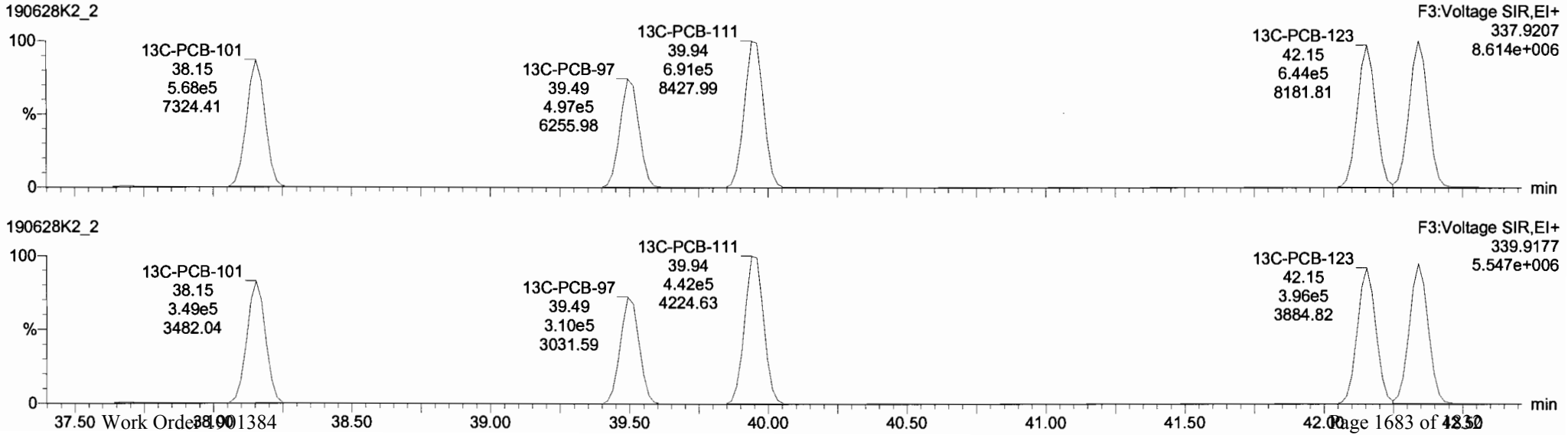

Vista Analytical Laboratory VG-11

Dataset: Untitled

Last Altered: Saturday, June 29, 2019 12:04:52 Pacific Daylight Time
Printed: Saturday, June 29, 2019 12:05:15 Pacific Daylight Time

Name: 190628K2_2, Date: 28-Jun-2019, Time: 17:34:41, ID: ST190628K2-2 PCB 209 CS1 19C1104, Description: PCB 209 CS1 19C1104

PCB-114

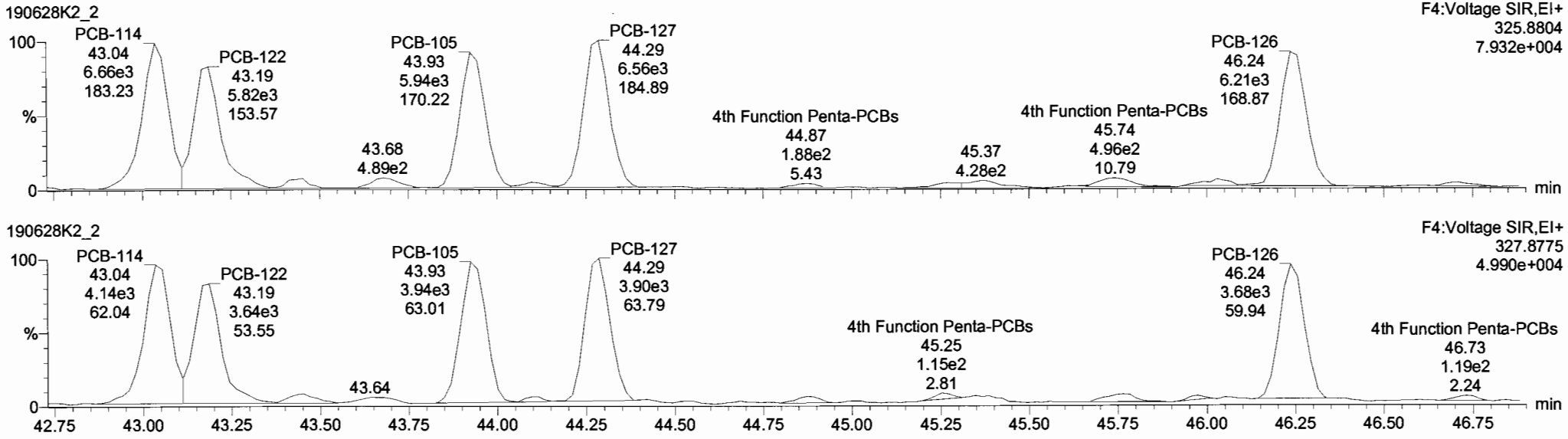

13C-PCB-114

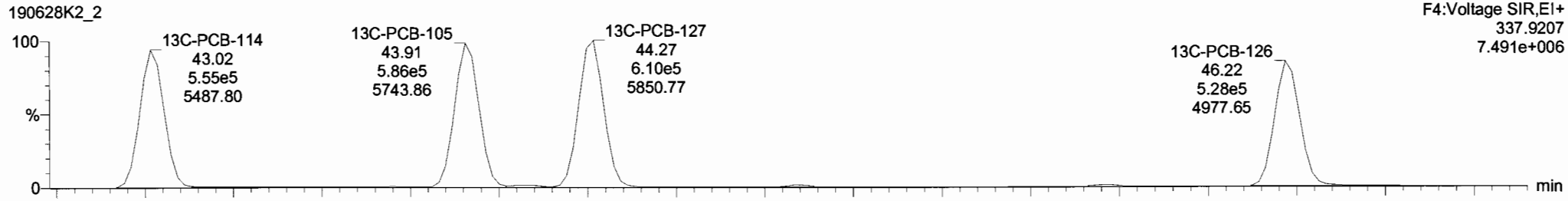

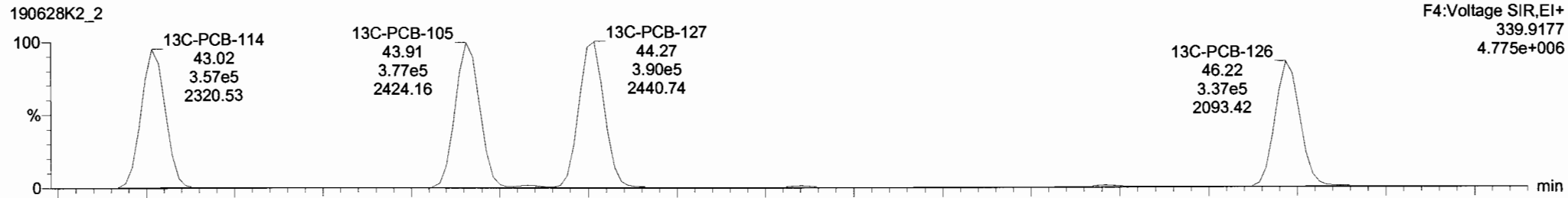

Dataset: Untitled

Last Altered: Saturday, June 29, 2019 12:04:52 Pacific Daylight Time
Printed: Saturday, June 29, 2019 12:05:15 Pacific Daylight Time

Name: 190628K2_2, Date: 28-Jun-2019, Time: 17:34:41, ID: ST190628K2-2 PCB 209 CS1 19C1104, Description: PCB 209 CS1 19C1104

PCB-155

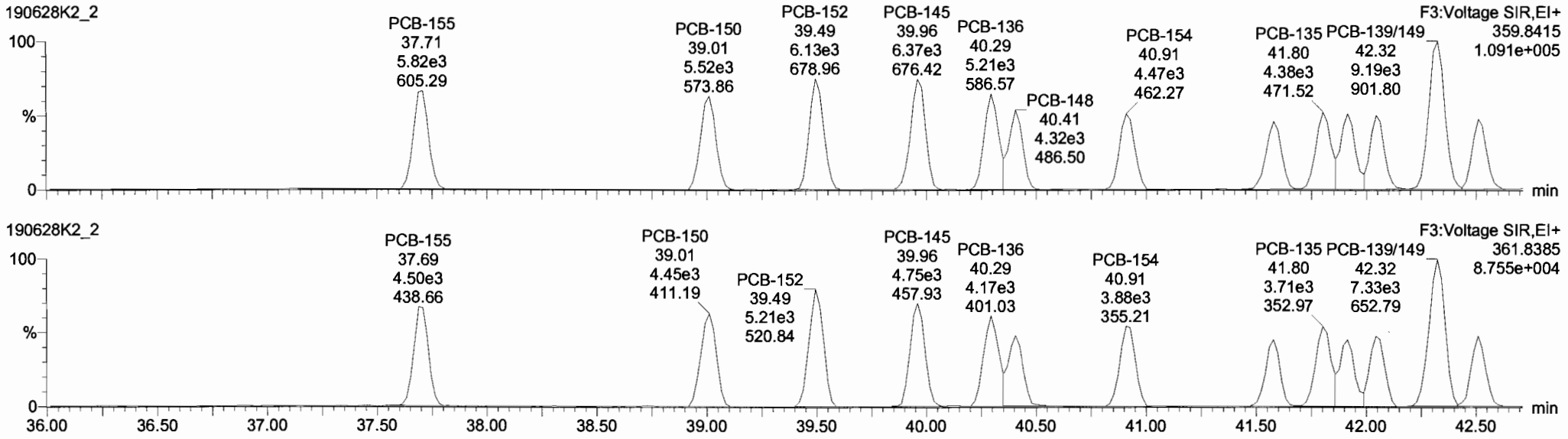

13C-PCB-155

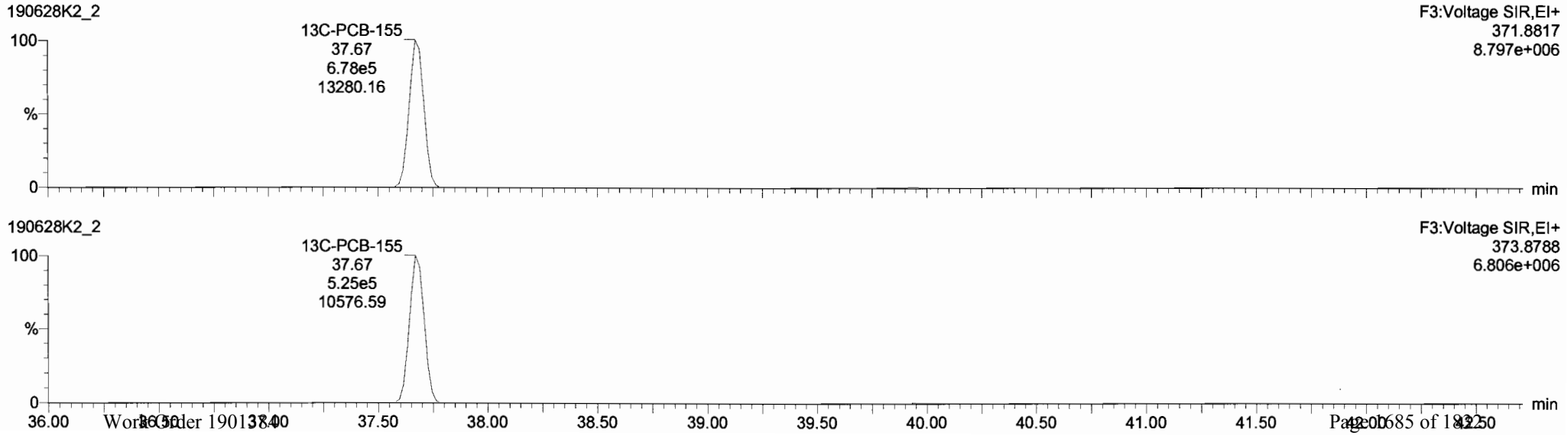

TargetLynx - 190628K2-CRV.qld - [Chromatogram]

File Edit View Display Processing Window Help

190628K2_2 - ST190628K2-2 PCB 209 CS1 19C1104 - PCB 209 CS1 19C1104

	#	Name	Resp	RA	n/y	RRF	wt/vol	Pred.RT	RT	Pred.R...	RRT	RRT Fail	Conc.	%Rec.	DL	EMPC
217	217	13C-PCB-128	6.11e5	1.23	NO	1.0000	1.000	47.32	47.32	1.000	0.000	NO	100.0	100	0.0896	
218	218	13C-PCB-162	5.90e5	0.46	NO	1.0000	1.000	47.13	47.13	0.000	0.000	NO	100.0	100	0.0546	
219	219	13C-PCB-205	7.49e5	0.89	NO	1.0000	1.000	55.60	55.60	1.000	0.000	NO	100.0	100	0.0506	
220	220	13C-PCB-79	1.22e6	0.78	NO	1.0320	1.000	38.47	38.47	1.029	1.029	NO	97.19	97.2	0.0754	
221	221	13C-PCB-178	5.37e5	0.46	NO	0.8746	1.000	46.58	46.58	0.988	0.988	NO	100.5	101	0.0616	
222	222	13C-PCB-79	1.22e6	0.78	NO	1.0454	1.000	38.48	38.47	0.968	0.968	NO	97.92	97.9	0.0773	
223	223	13C-PCB-178	5.37e5	0.46	NO	0.9749	1.000	46.59	46.58	0.924	0.924	NO	100.9	101	0.0625	
224	224	Total Mono-PCBs				1.0122	1.000	0.00		0.000		NO	2.888		0.0184	2.889
225	225	Total Di-PCBs				1.0592	1.000	0.00		0.000		NO	11.23		0.183	11.23
226	226	2nd Function Tri-PCBs				0.9137	1.000	0.00		0.000		NO	7.746		0.0647	7.745
227	227	3rd Function Tri-PCBs				1.0566	1.000	0.00		0.000		NO	15.09		0.234	15.09
228	228	Total Tetra-PCBs				0.9861	1.000	0.00		0.000		NO	40.04		1.06	40.03
229	229	3rd Function Penta-PCBs				1.1154	1.000	0.00		0.000		NO	39.34		0.435	39.34

	#	Name	Pred.RT	RT	m1 Resp	m2 Resp	1° Ratio (Pred)	RA	n/y	EMPC	Conc.
1	93	PCB-114	43.04	43.03	6.317e3	4.033e3	1.560	1.57	NO	0.97700	0.97702
2	94	PCB-122	43.17	43.19	5.113e3	3.359e3	1.560	1.52	NO	0.95500	0.95505
3	95	PCB-105	43.92	43.93	5.940e3	3.943e3	1.550	1.51	NO	0.93200	0.93241
4	96	PCB-127	44.28	44.29	6.559e3	3.900e3	1.560	1.68	NO	0.94300	0.94322
5	97	PCB-126	46.24	46.24	5.965e3	3.685e3	1.560	1.62	NO	0.92100	0.92097

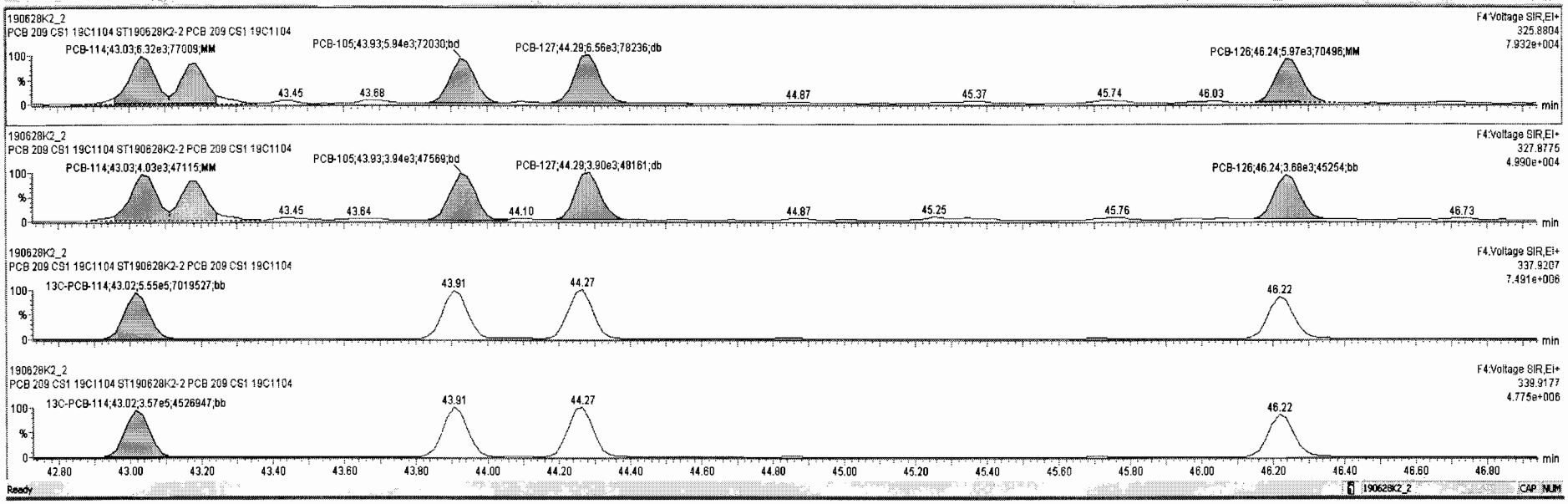

Dataset: Untitled

Last Altered: Saturday, June 29, 2019 12:04:52 Pacific Daylight Time
Printed: Saturday, June 29, 2019 12:05:15 Pacific Daylight Time

Name: 190628K2_2, Date: 28-Jun-2019, Time: 17:34:41, ID: ST190628K2-2 PCB 209 CS1 19C1104, Description: PCB 209 CS1 19C1104

PCB-134/143

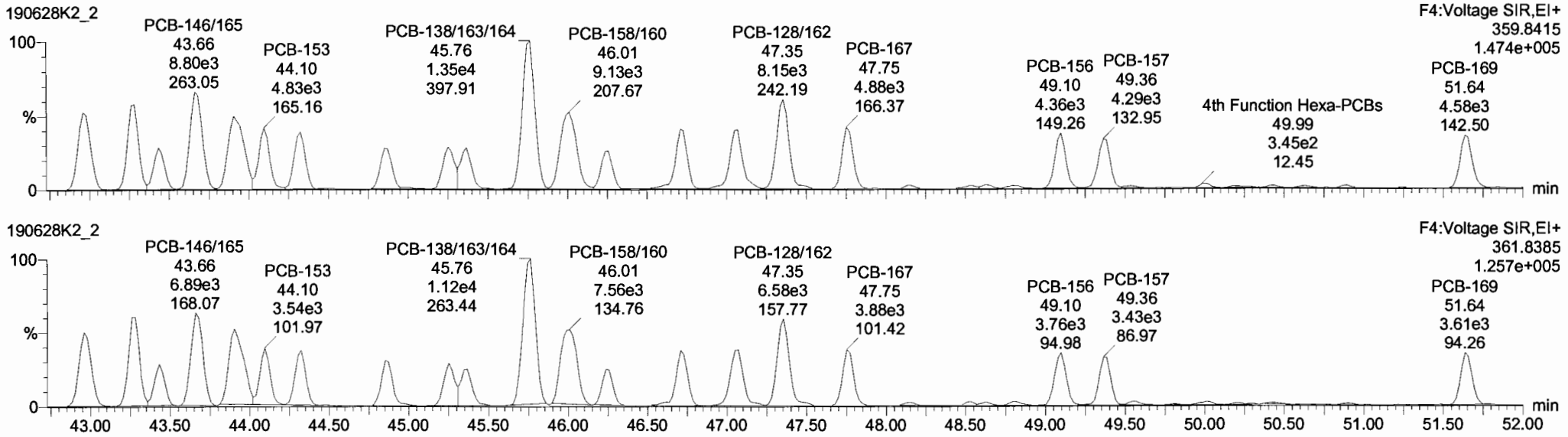

13C-PCB-153

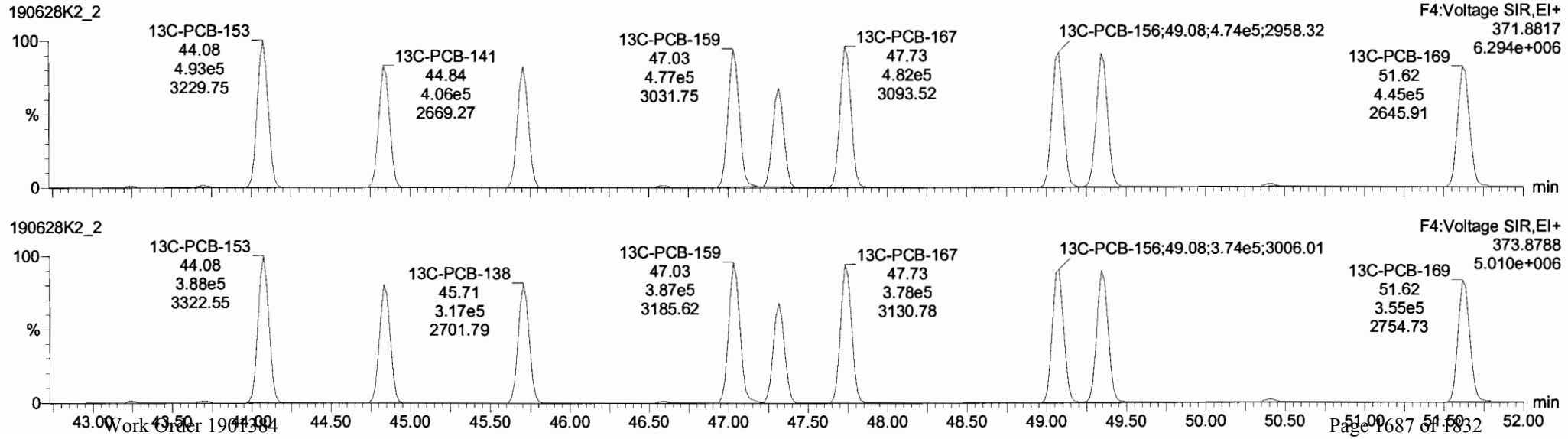

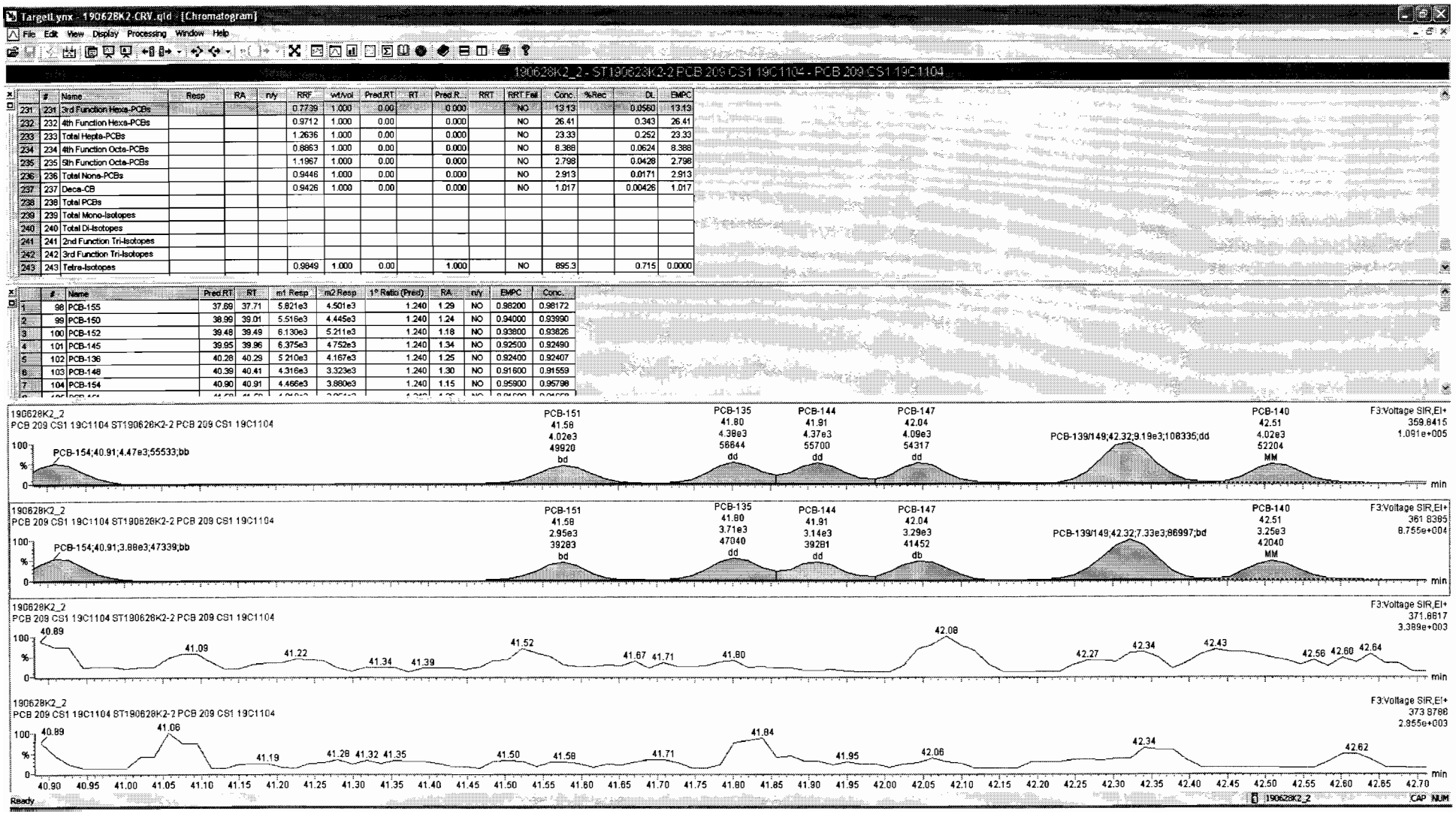
TargetLynx - 190628K2-CRV.qld - [Chromatogram]
File Edit View Display Processing Window Help
190628K2_2 - ST190628K2-2 PCB 209 CS1 19C1104 - PCB 209 CS1 19C1104
Name Resp RA n/y RRF wt/vol Pred.RT RT Pred.R... RRT RRT Fail Conc. %Rec DL EMPC
231 231 3rd Function Hexa-PCBs 0.7739 1.000 0.00 0.000 NO 13.13 0.9560 13.13
232 232 4th Function Hexa-PCBs 0.9712 1.000 0.00 0.000 NO 26.41 0.343 26.41
233 233 Total Hepta-PCBs 1.2636 1.000 0.00 0.000 NO 23.33 0.252 23.33
234 234 4th Function Octa-PCBs 0.8863 1.000 0.00 0.000 NO 8.388 0.0624 8.388
235 235 5th Function Octa-PCBs 1.1967 1.000 0.00 0.000 NO 2.798 0.0428 2.798
236 236 Total Nona-PCBs 0.9446 1.000 0.00 0.000 NO 2.913 0.0171 2.913
237 237 Deca-CB 0.9426 1.000 0.00 0.000 NO 1.017 0.00426 1.017
238 238 Total PCBs
239 239 Total Mono-Isotopes
240 240 Total Di-Isotopes
241 241 2nd Function Tri-Isotopes
242 242 3rd Function Tri-Isotopes
243 243 Tetra-Isotopes 0.9849 1.000 0.00 1.000 NO 895.3 0.715 0.0000
Name Pred.RT RT m1 Resp m2 Resp 1° Ratio (Pred) RA n/y EMPC Conc.
1 98 PCB-155 37.69 37.71 5.821e3 4.501e3 1.240 1.29 NO 0.98200 0.98172
2 99 PCB-150 38.99 39.01 5.516e3 4.445e3 1.240 1.24 NO 0.94000 0.93990
3 100 PCB-152 39.48 39.49 6.130e3 5.211e3 1.240 1.18 NO 0.93800 0.93826
4 101 PCB-145 39.95 39.96 6.375e3 4.752e3 1.240 1.34 NO 0.92500 0.92490
5 102 PCB-136 40.28 40.29 5.210e3 4.167e3 1.240 1.25 NO 0.92400 0.92407
6 103 PCB-148 40.39 40.41 4.316e3 3.323e3 1.240 1.30 NO 0.91600 0.91559
7 104 PCB-154 40.90 40.91 4.466e3 3.880e3 1.240 1.15 NO 0.95900 0.95798
190628K2_2
PCB 209 CS1 19C1104 ST190628K2-2 PCB 209 CS1 19C1104
PCB-154;40.91;4.47e3;55533;bb
PCB-151 41.58 4.02e3 49920 bd
PCB-135 41.80 4.38e3 56644 dd
PCB-144 41.91 4.37e3 55700 dd
PCB-147 42.04 4.09e3 54317 dd
PCB-139/149;42.32;9.19e3;108335;dd
PCB-140 42.51 4.02e3 52204 MM
F3:Voltage SIR,EI+ 359.8415 1.091e+005
PCB-154;40.91;3.88e3;47339;bb
PCB-151 41.58 2.95e3 39283 bd
PCB-135 41.80 3.71e3 47040 dd
PCB-144 41.91 3.14e3 39281 dd
PCB-147 42.04 3.29e3 41452 db
PCB-139/149;42.32;7.33e3;86997;bd
PCB-140 42.51 3.25e3 42040 MM
F3:Voltage SIR,EI+ 361.8385 8.755e+004
F3:Voltage SIR,EI+ 371.8817 3.389e+003
40.89 41.09 41.22 41.34 41.39 41.52 41.67 41.71 41.80 42.08 42.27 42.34 42.43 42.56 42.60 42.64
F3:Voltage SIR,EI+ 373.8788 2.955e+003
40.89 41.06 41.19 41.28 41.32 41.35 41.50 41.58 41.71 41.84 41.95 42.06 42.34 42.62
40.90 40.95 41.00 41.05 41.10 41.15 41.20 41.25 41.30 41.35 41.40 41.45 41.50 41.55 41.60 41.65 41.70 41.75 41.80 41.85 41.90 41.95 42.00 42.05 42.10 42.15 42.20 42.25 42.30 42.35 42.40 42.45 42.50 42.55 42.60 42.65 42.70
min
Ready
190628K2_2
CAP NUM

TargetLynx - 190628K2-CRV.qld * - [Chromatogram]

File Edit View Display Processing Window Help

190628K2_2 - ST190628K2-2 PCB 209 CS1 19C1104 - PCB 209 CS1 19C1104

	#	Name	Resp	RA	n/y	RRF	wt/vol	Pred.RT	RT	Pred.R...	RRT	RRT Fail	Conc.	%Rec	DL	EMPC
231	231	3rd Function Hexa-PCBs				0.7739	1.000	0.00		0.000		NO	13.13		0.0560	13.13
232	232	4th Function Hexa-PCBs				0.9719	1.000	0.00		0.000		NO	26.50		0.343	26.50
233	233	Total Hepta-PCBs				1.2636	1.000	0.00		0.000		NO	23.33		0.252	23.33
234	234	4th Function Octa-PCBs				0.8863	1.000	0.00		0.000		NO	8.388		0.0624	8.388
235	235	5th Function Octa-PCBs				1.1967	1.000	0.00		0.000		NO	2.798		0.0428	2.798
236	236	Total Nona-PCBs				0.9446	1.000	0.00		0.000		NO	2.913		0.0171	2.913
237	237	Deca-CB				0.9426	1.000	0.00		0.000		NO	1.017		0.00426	1.017
238	238	Total PCBs														
239	239	Total Mono-Isotopes														
240	240	Total Di-Isotopes														
241	241	2nd Function Tri-Isotopes														
242	242	3rd Function Tri-Isotopes														
243	243	Tetra-Isotopes				0.9849	1.000	0.00		1.000		NO	895.3		0.715	0.0000

	#	Name	Pred.RT	RT	m1 Resp	m2 Resp	t* Ratio (Pred)	RA	n/y	EMPC	Conc.
1	111	PCB-134/143	42.96	42.96	7.044e3	5.644e3	1.240	1.25	NO	1.9635	1.9635
2	112	PCB-131/133	43.26	43.28	6.844e3	6.059e3	1.240	1.13	NO	1.8532	1.8532
3	113	PCB-142	43.45	43.43	3.266e3	2.618e3	1.240	1.25	NO	0.94301	0.94301
4	114	PCB-146/165	43.66	43.66	8.798e3	6.891e3	1.240	1.28	NO	1.8557	1.8557
5	115	PCB-132/161	43.91	43.91	8.409e3	7.294e3	1.240	1.15	NO	1.8289	1.8289
6	116	PCB-153	44.09	44.10	4.830e3	3.835e3	1.240	1.26	NO	0.97162	0.97162
7	117	PCB-168	44.30	44.32	4.586e3	3.839e3	1.240	1.19	NO	0.93794	0.93794

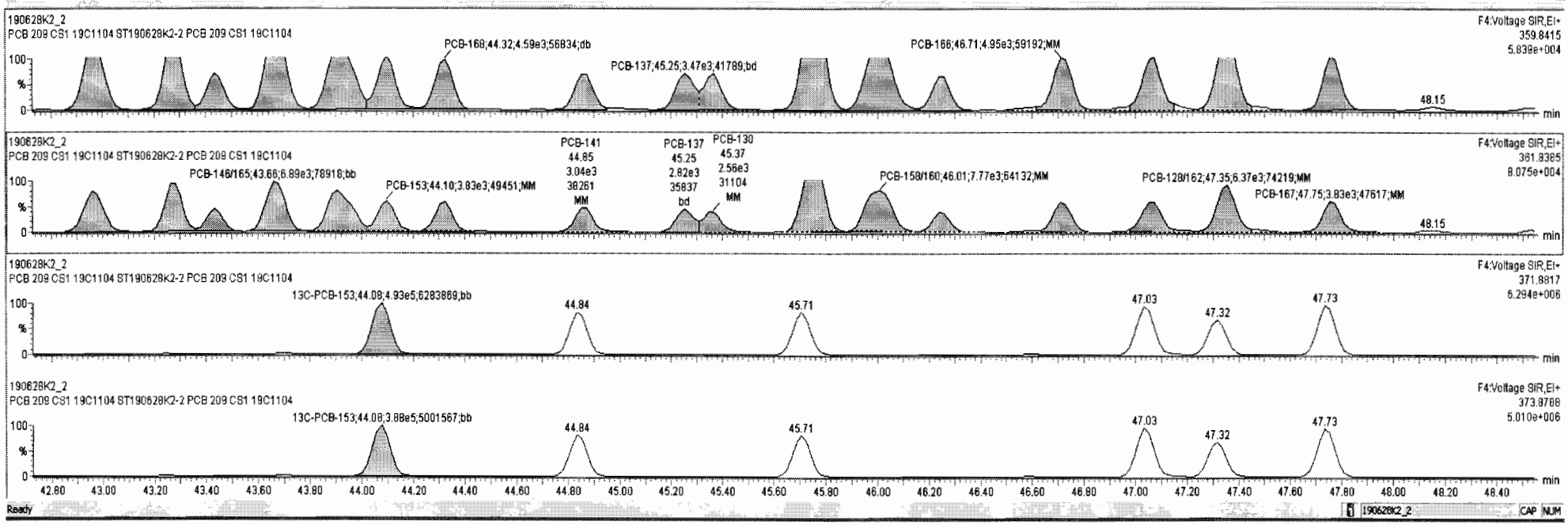

Dataset: Untitled

Last Altered: Saturday, June 29, 2019 12:04:52 Pacific Daylight Time
Printed: Saturday, June 29, 2019 12:05:15 Pacific Daylight Time

Name: 190628K2_2, Date: 28-Jun-2019, Time: 17:34:41, ID: ST190628K2-2 PCB 209 CS1 19C1104, Description: PCB 209 CS1 19C1104

PCB-188

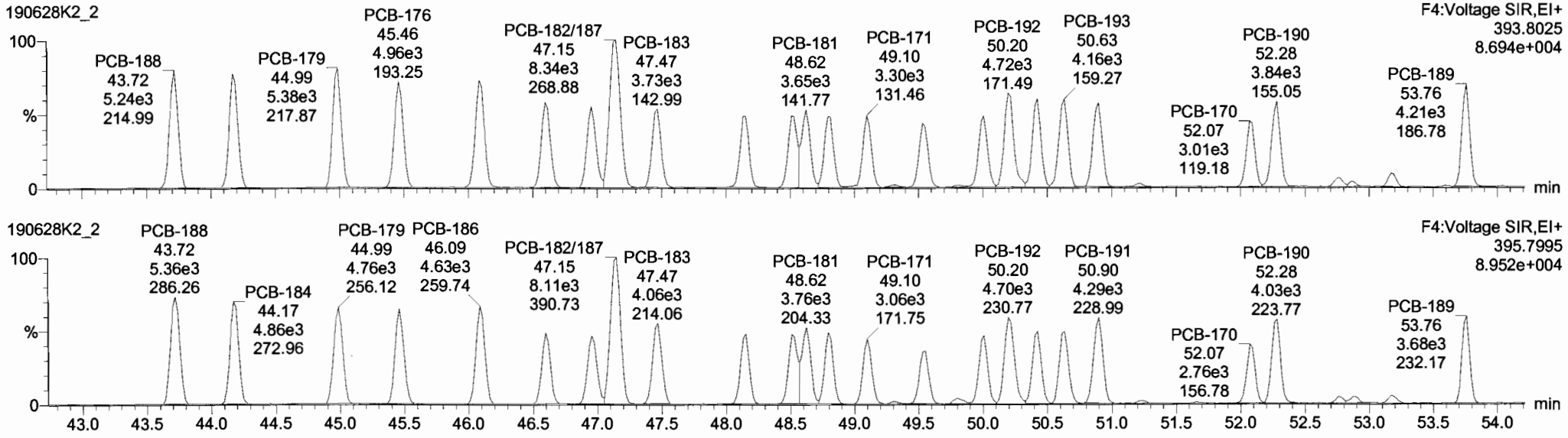

13C-PCB-188

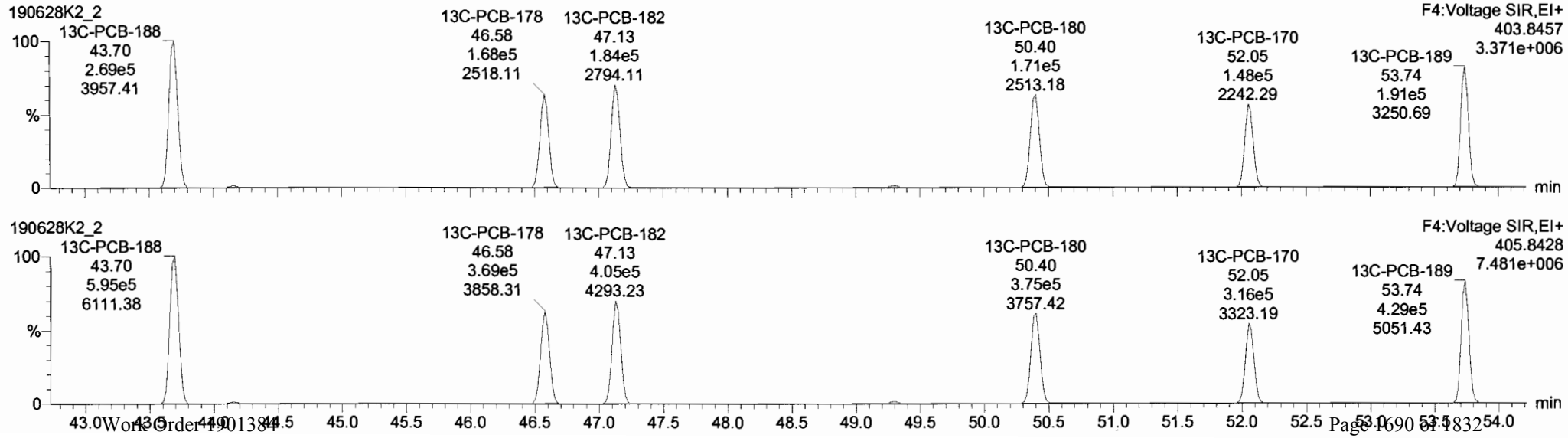

TargetLynx - 190628K2-CRV.qld - [Chromatogram]

File Edit View Display Processing Window Help

190628K2_2 - ST190628K2-2 PCB 209 CS1 19C1104 - PCB 209 CS1 19C1104

	#	Name	Resp	RA	n/y	RRF	wt/vol	Pred.RT	RT	Pred.R...	RRT	RRT Fail	Conc	%Rec	DL	EMPC
231	231	3rd Function Hexa-PCBs				0.7739	1.000	0.00		0.000		NO	13.13		0.0560	13.13
232	232	4th Function Hexa-PCBs				0.9719	1.000	0.00		0.000		NO	26.50		0.343	26.50
233	233	Total Hepta-PCBs				1.2636	1.000	0.00		0.000		NO	23.33		0.252	23.33
234	234	4th Function Octa-PCBs				0.8863	1.000	0.00		0.000		NO	8.388		0.0624	8.388
235	235	5th Function Octa-PCBs				1.1967	1.000	0.00		0.000		NO	2.798		0.0428	2.798
236	236	Total Nona-PCBs				0.9446	1.000	0.00		0.000		NO	2.913		0.0171	2.913
237	237	Deca-CB				0.9426	1.000	0.00		0.000		NO	1.017		0.00426	1.017
238	238	Total PCBs														
239	239	Total Mono-Isotopes														
240	240	Total Di-Isotopes														
241	241	2nd Function Tri-Isotopes														
242	242	3rd Function Tri-Isotopes														
243	243	Tetra-Isotopes				0.9849	1.000	0.00		1.000		NO	895.3		0.715	0.0000

	#	Name	Pred.RT	RT	m1 Resp	m2 Resp	1° Ratio (Pred)	RA	n/y	EMPC	Conc
1	131	PCB-188	43.74	43.72	5.243e3	5.363e3	1.050	0.98	NO	1.0294	1.0294
2	132	PCB-184	44.19	44.17	5.179e3	4.861e3	1.050	1.07	NO	0.99657	0.99657
3	133	PCB-179	44.98	44.99	5.377e3	4.763e3	1.050	1.13	NO	0.99846	0.99846
4	134	PCB-176	45.47	45.46	4.959e3	4.636e3	1.050	1.07	NO	0.95841	0.95841
5	135	PCB-186	46.09	46.08	5.095e3	4.633e3	1.050	1.10	NO	0.92501	0.92501
6	136	PCB-178	46.61	46.60	3.976e3	3.298e3	1.050	1.21	NO	1.0144	1.0144
7	137	PCB-175	46.97	46.96	3.898e3	3.555e3	1.050	1.10	NO	1.0171	1.0171

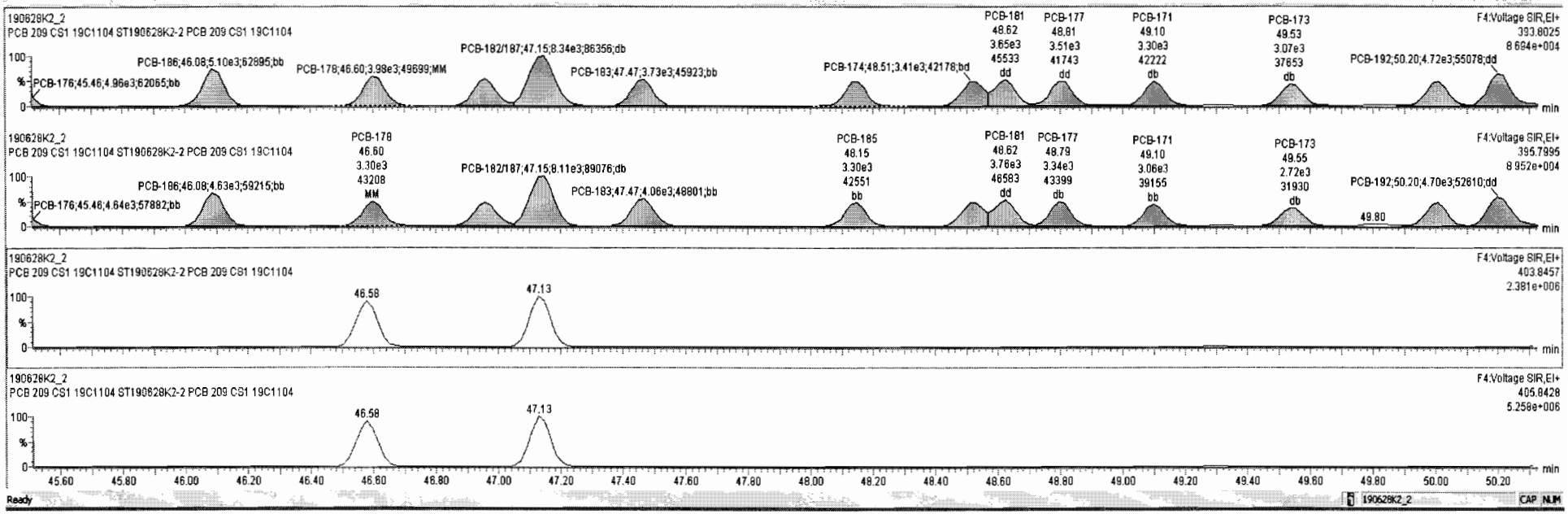

Dataset: Untitled

Last Altered: Saturday, June 29, 2019 12:04:52 Pacific Daylight Time
Printed: Saturday, June 29, 2019 12:05:15 Pacific Daylight Time

Name: 190628K2_2, Date: 28-Jun-2019, Time: 17:34:41, ID: ST190628K2-2 PCB 209 CS1 19C1104, Description: PCB 209 CS1 19C1104

PCB-202

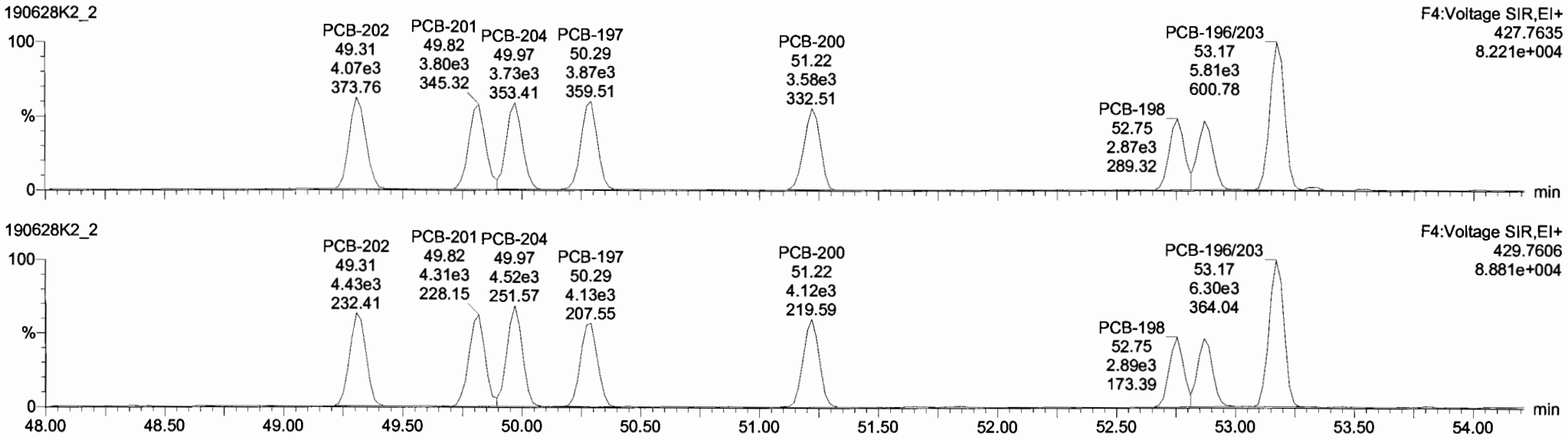

13C-PCB-202

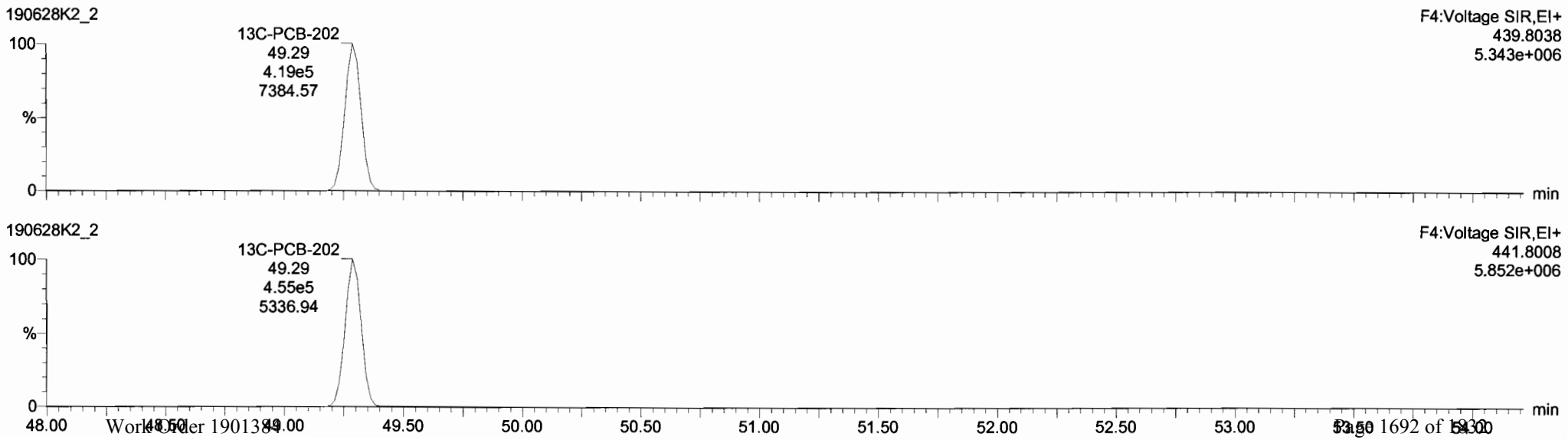

Dataset: Untitled

Last Altered: Saturday, June 29, 2019 12:04:52 Pacific Daylight Time
Printed: Saturday, June 29, 2019 12:05:15 Pacific Daylight Time

Name: 190628K2_2, Date: 28-Jun-2019, Time: 17:34:41, ID: ST190628K2-2 PCB 209 CS1 19C1104, Description: PCB 209 CS1 19C1104

PCB-195

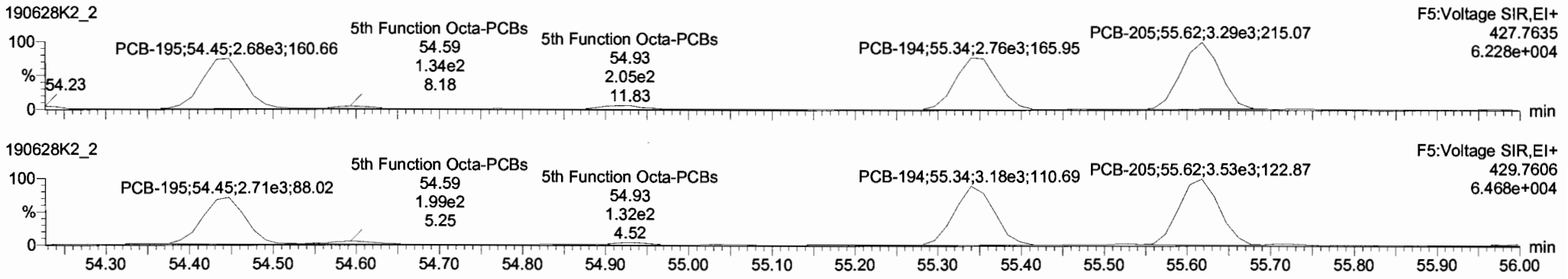

13C-PCB-194

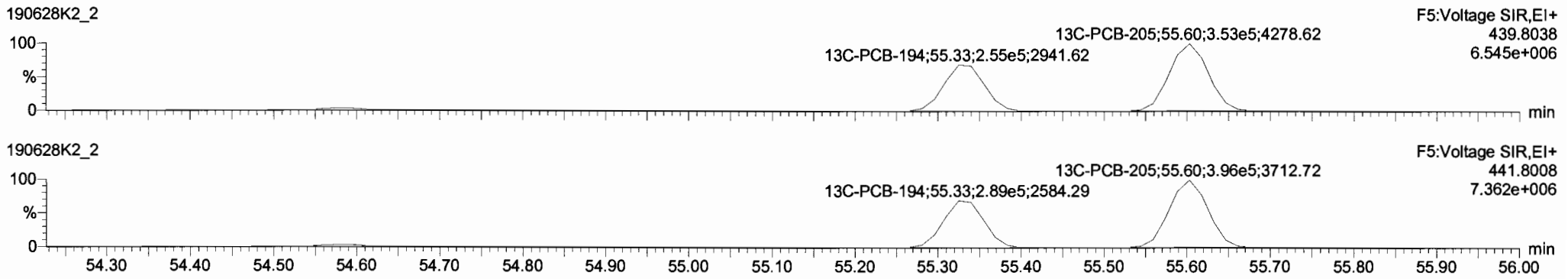

PFK5

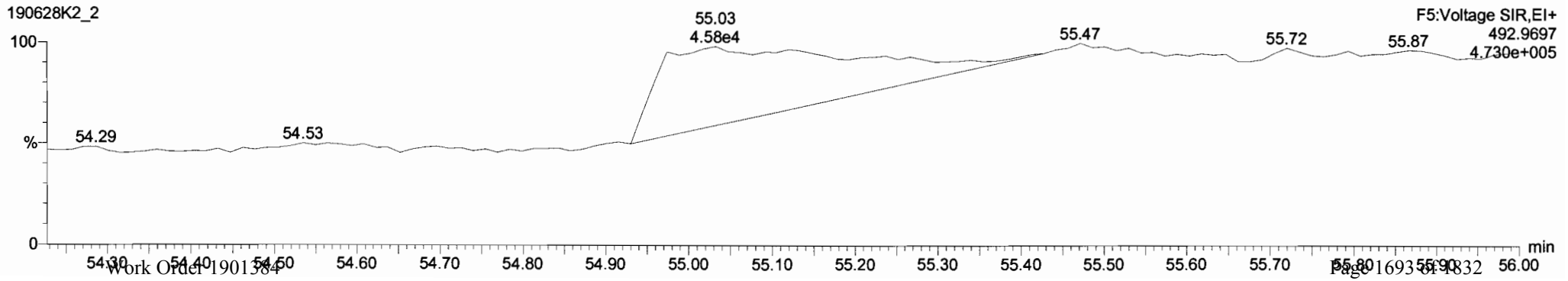

Dataset: Untitled

Last Altered: Saturday, June 29, 2019 12:04:52 Pacific Daylight Time
Printed: Saturday, June 29, 2019 12:05:15 Pacific Daylight Time

Name: 190628K2_2, Date: 28-Jun-2019, Time: 17:34:41, ID: ST190628K2-2 PCB 209 CS1 19C1104, Description: PCB 209 CS1 19C1104

PCB-208

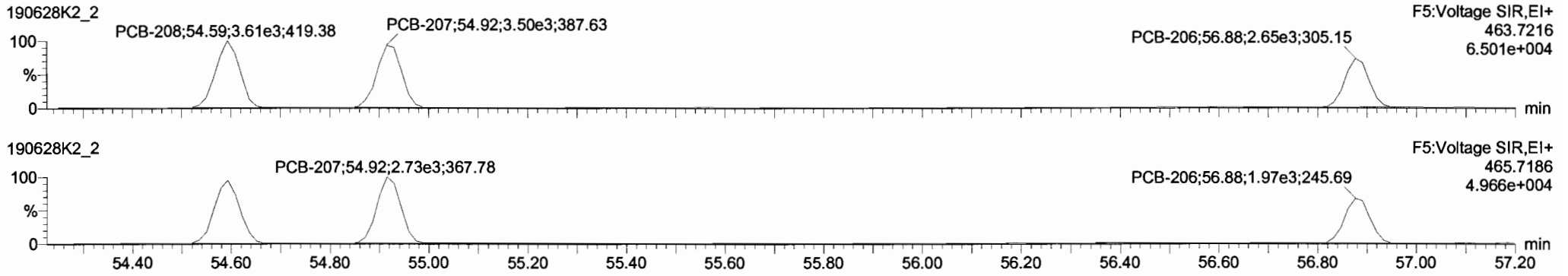

13C-PCB-208

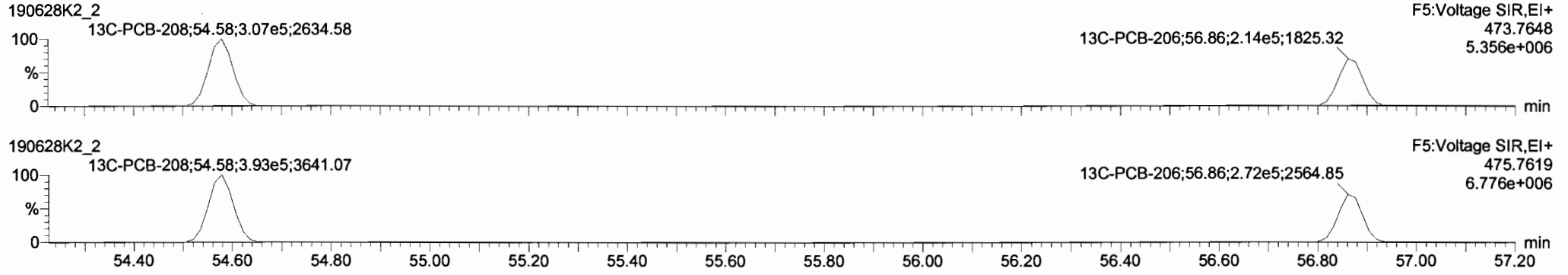

PFK5

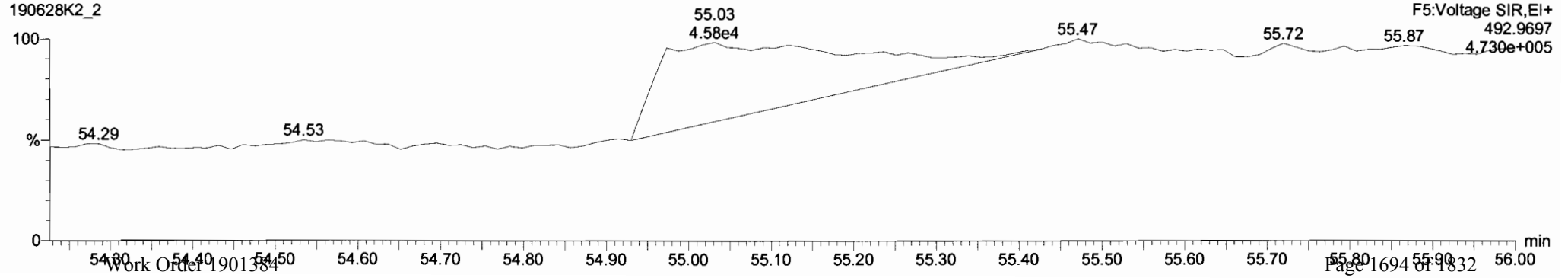

Dataset: Untitled

Last Altered: Saturday, June 29, 2019 12:04:52 Pacific Daylight Time
Printed: Saturday, June 29, 2019 12:05:15 Pacific Daylight Time

Name: 190628K2_2, Date: 28-Jun-2019, Time: 17:34:41, ID: ST190628K2-2 PCB 209 CS1 19C1104, Description: PCB 209 CS1 19C1104

PCB-209

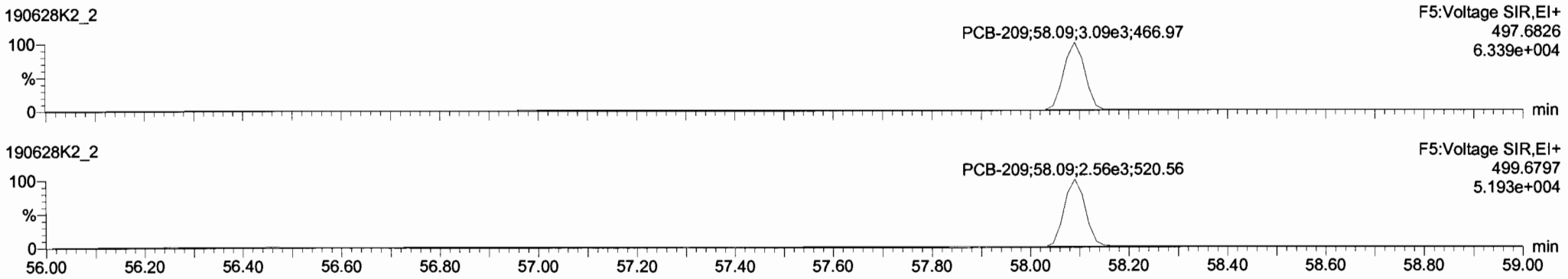

13C-PCB-209

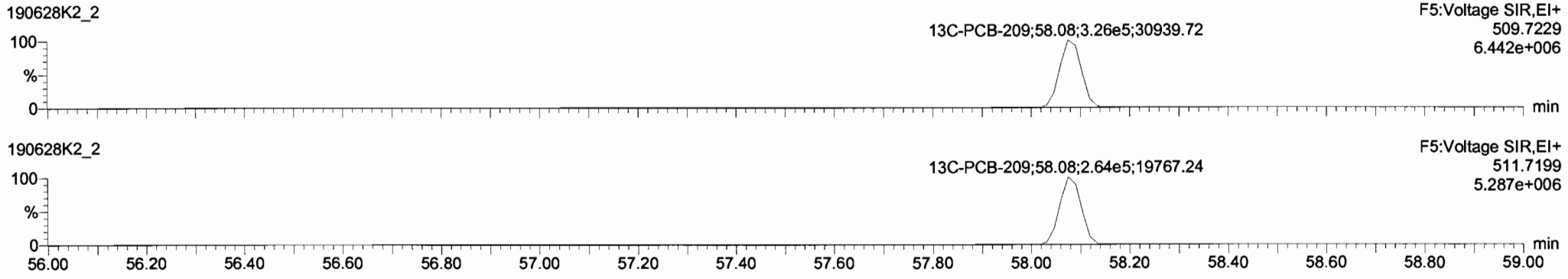

PFK5

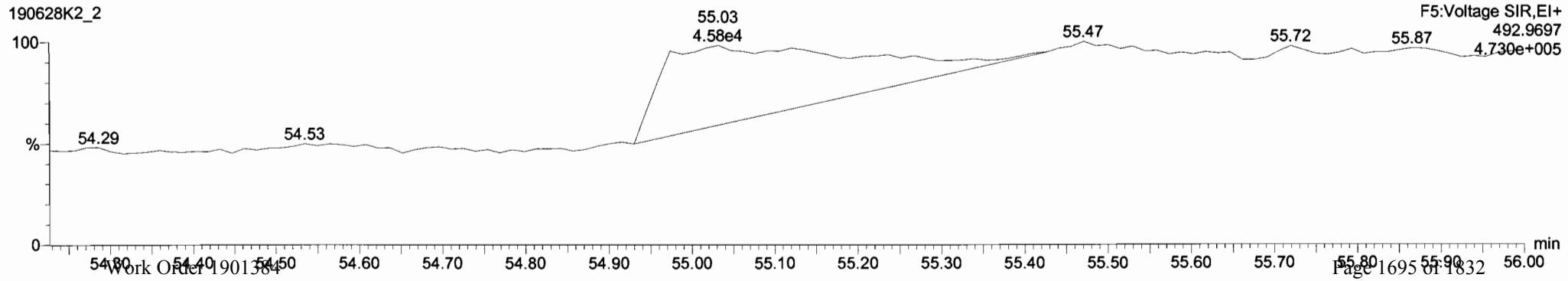

Dataset: Untitled

Last Altered: Saturday, June 29, 2019 12:04:52 Pacific Daylight Time
Printed: Saturday, June 29, 2019 12:05:15 Pacific Daylight Time

Name: 190628K2_3, Date: 28-Jun-2019, Time: 18:36:12, ID: ST190628K2-3 PCB 209 CS2 19C1105, Description: PCB 209 CS2 19C1105

PCB-1

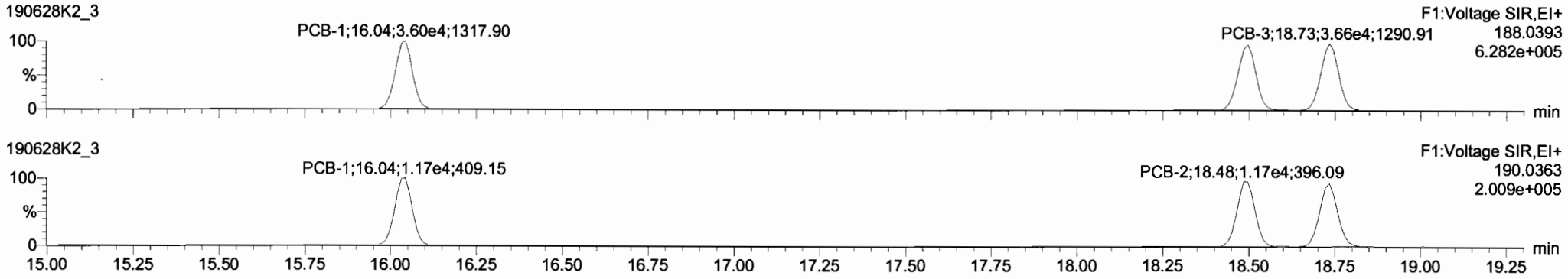

13C-PCB-1

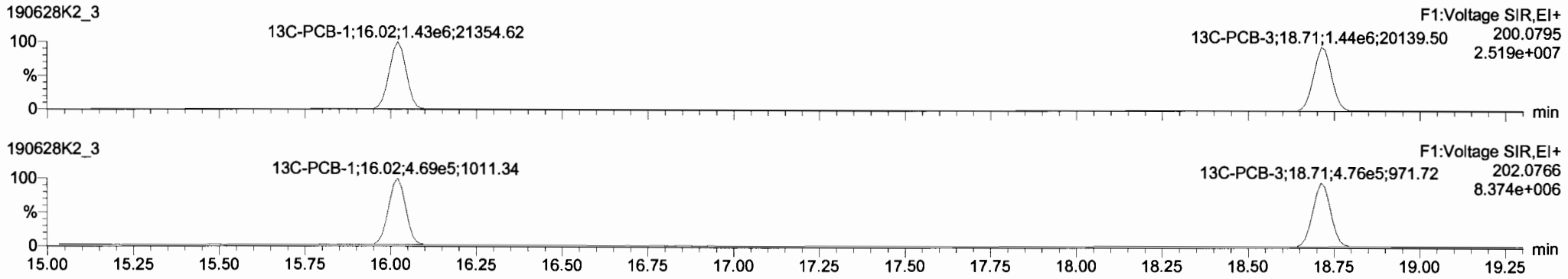

PFK1

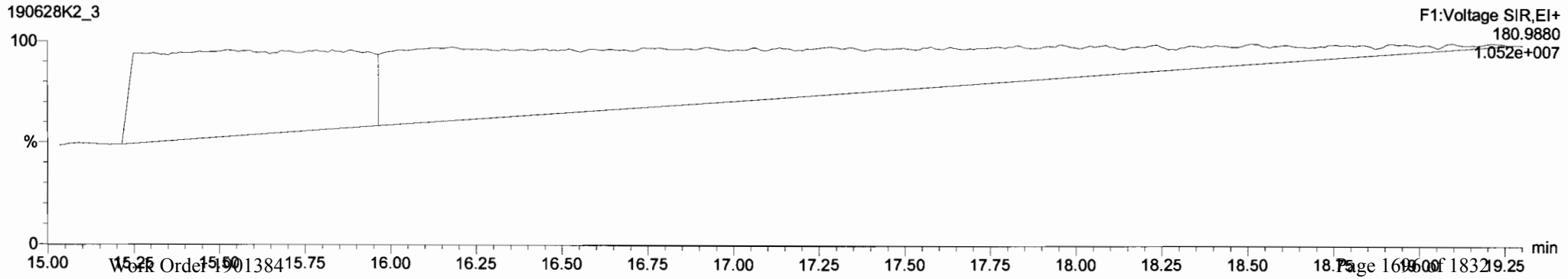

Dataset: Untitled

Last Altered: Saturday, June 29, 2019 12:04:52 Pacific Daylight Time
Printed: Saturday, June 29, 2019 12:05:15 Pacific Daylight Time

Name: 190628K2_3, Date: 28-Jun-2019, Time: 18:36:12, ID: ST190628K2-3 PCB 209 CS2 19C1105, Description: PCB 209 CS2 19C1105

PCB-4/10

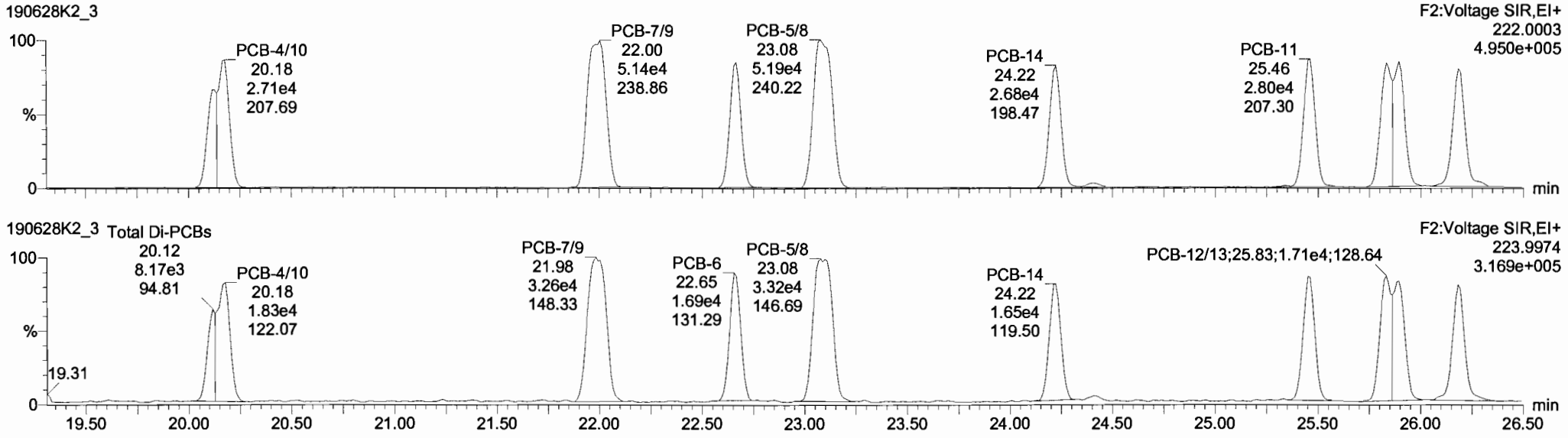

13C-PCB-4

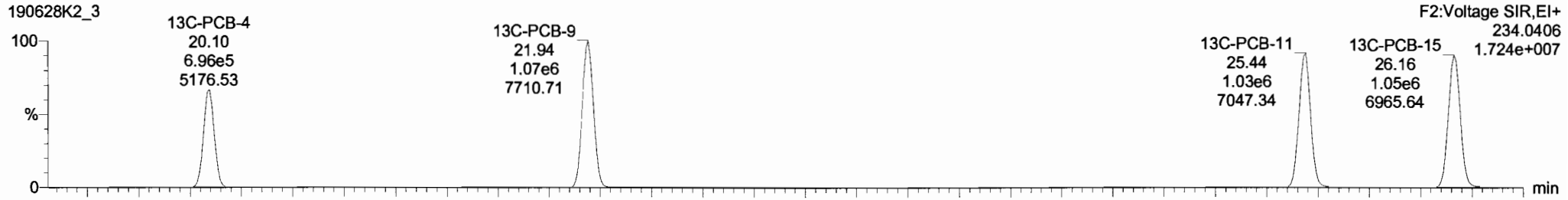

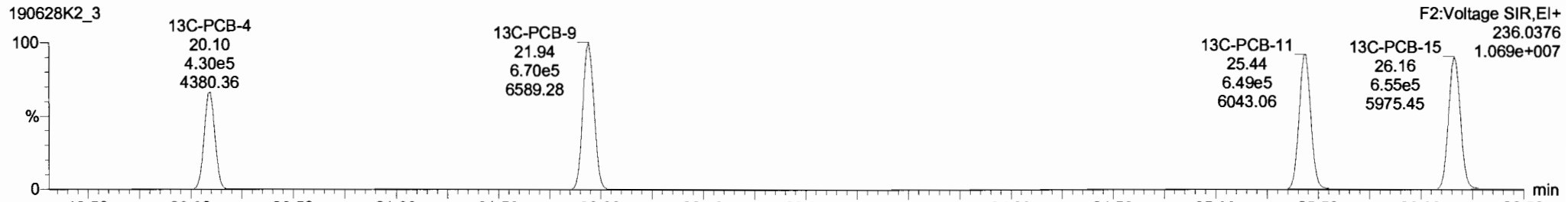

TargetLynx - 190628K2-CRV.qld - [Chromatogram]

File Edit View Display Processing Window Help

190628K2_3 - ST190628K2-3 PCB 209 CS2 19C1105 - PCB 209 CS2 19C1105

	#	Name	Resp	RA	n/y	RRF	wt/vol	Pred.RT	RT	Pred.R...	RRT	RRT.Fail	Conc.	%Rec	DL	EMPC
218	218	13C-PCB-182	5.65e5	0.44	NO	1.0000	1.000	47.13	47.13	0.000	0.000	NO	100.0	100	0.0608	
219	219	13C-PCB-205	7.62e5	0.90	NO	1.0000	1.000	55.60	55.60	1.000	0.000	NO	100.0	100	0.0533	
220	220	13C-PCB-79	1.19e6	0.77	NO	1.0320	1.000	38.47	38.49	1.029	1.030	NO	98.88	98.9	0.0795	
221	221	13C-PCB-178	5.26e5	0.45	NO	0.8746	1.000	46.58	46.58	0.988	0.988	NO	102.4	102	0.0668	
222	222	13C-PCB-79	1.18e6	0.78	NO	1.0454	1.000	38.46	38.49	0.968	0.969	NO	99.25	99.2	0.0831	
223	223	13C-PCB-178	5.26e5	0.45	NO	0.9749	1.000	46.59	46.58	0.924	0.924	NO	100.9	101	0.0669	
224	224	Total Mono-PCBs				1.0122	1.000	0.00		0.000		NO	7.411		0.0178	7.410
225	225	Total Di-PCBs				1.0592	1.000	0.00		0.000		NO	29.32		0.247	29.32
226	226	2nd Function Tri-PCBs				0.9137	1.000	0.00		0.000		NO	19.53		0.0708	19.53
227	227	3rd Function Tri-PCBs				1.0566	1.000	0.00		0.000		NO	38.35		0.282	38.35
228	228	Total Tetra-PCBs				0.9861	1.000	0.00		0.000		NO	103.0		0.434	103.0
229	229	3rd Function Penta-PCBs				1.1154	1.000	0.00		0.000		NO	100.0		0.342	100.0
230	230	4th Function Penta-PCBs				1.1112	1.000	0.00		0.000		NO	12.15		0.101	12.15

	#	Name	Pred.RT	RT	m1 Resp	m2 Resp	1° Ratio (Pred)	RA	n/y	EMPC	Conc.
1	4	PCB-4/10	20.18	20.18	4.382e4	2.618e4	1.560	1.67	NO	4.8770	4.8768
2	5	PCB-7/9	22.00	22.00	5.135e4	3.258e4	1.560	1.58	NO	4.9379	4.9377
3	6	PCB-6	22.65	22.67	2.621e4	1.694e4	1.560	1.55	NO	2.4364	2.4363
4	7	PCB-5/8	23.07	23.08	5.185e4	3.316e4	1.560	1.56	NO	4.8284	4.8280
5	8	PCB-14	24.23	24.22	2.682e4	1.645e4	1.560	1.63	NO	2.4951	2.4949
6	9	PCB-11	25.46	25.46	2.800e4	1.751e4	1.560	1.60	NO	2.4727	2.4724
7	10	PCB-12/13	25.83	25.89	5.082e4	3.298e4	1.560	1.54	NO	4.8117	4.8118

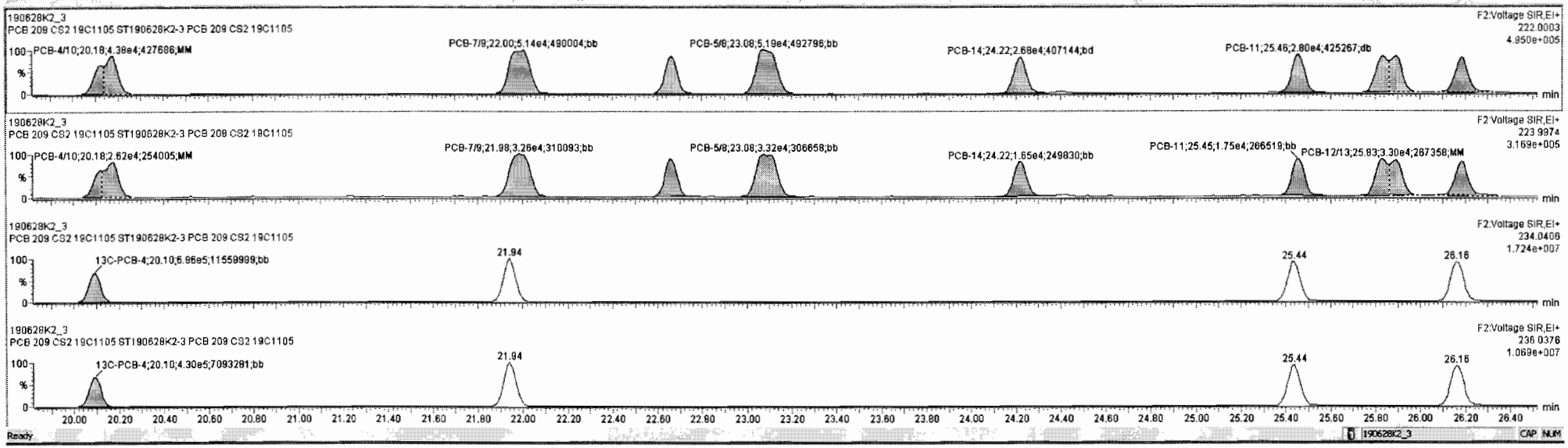

Dataset: Untitled

Last Altered: Saturday, June 29, 2019 12:04:52 Pacific Daylight Time
Printed: Saturday, June 29, 2019 12:05:15 Pacific Daylight Time

Name: 190628K2_3, Date: 28-Jun-2019, Time: 18:36:12, ID: ST190628K2-3 PCB 209 CS2 19C1105, Description: PCB 209 CS2 19C1105

PCB-19

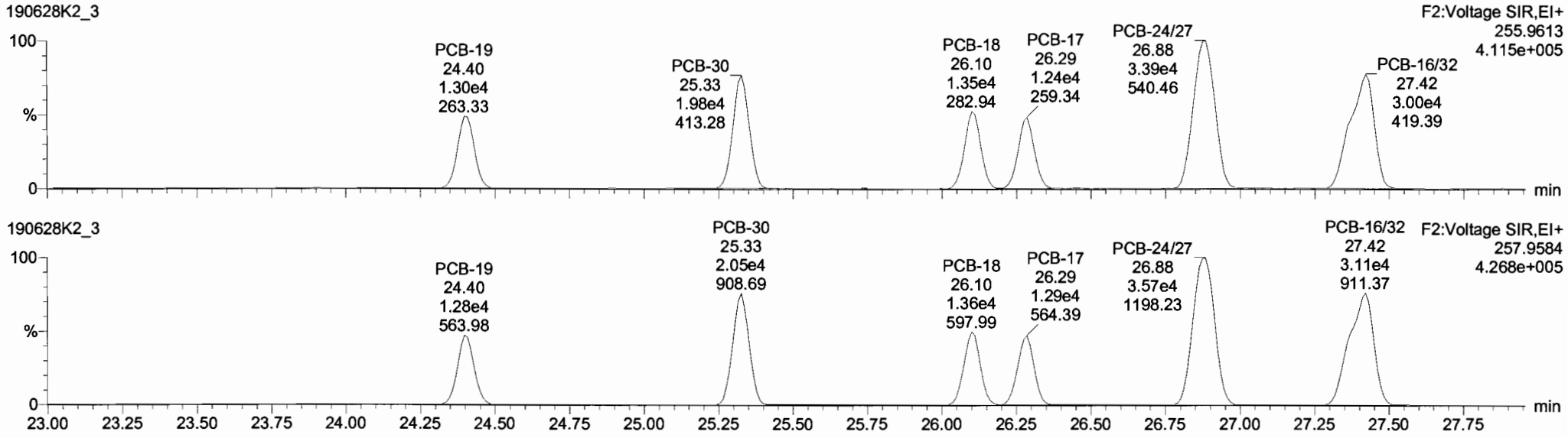

13C-PCB-19

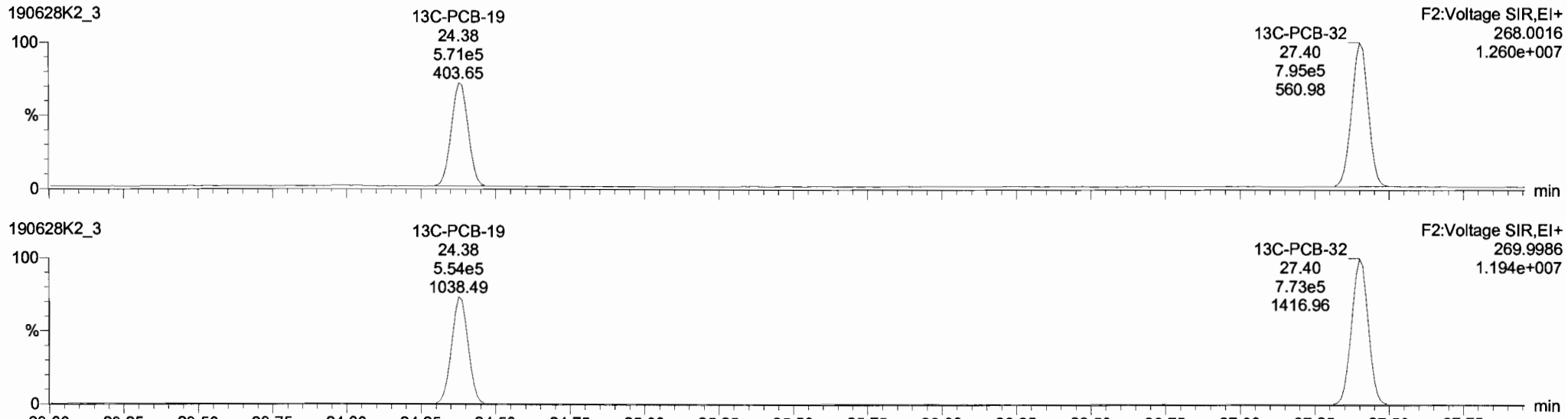

Dataset: Untitled

Last Altered: Saturday, June 29, 2019 12:04:52 Pacific Daylight Time
Printed: Saturday, June 29, 2019 12:05:15 Pacific Daylight Time

Name: 190628K2_3, Date: 28-Jun-2019, Time: 18:36:12, ID: ST190628K2-3 PCB 209 CS2 19C1105, Description: PCB 209 CS2 19C1105

PCB-34

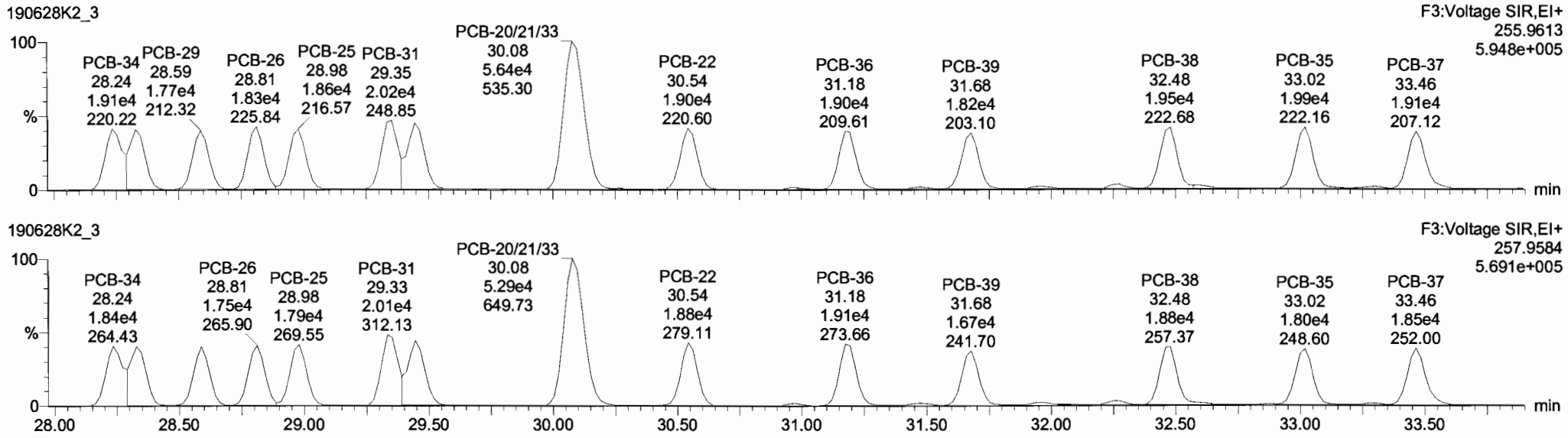

13C-PCB-28

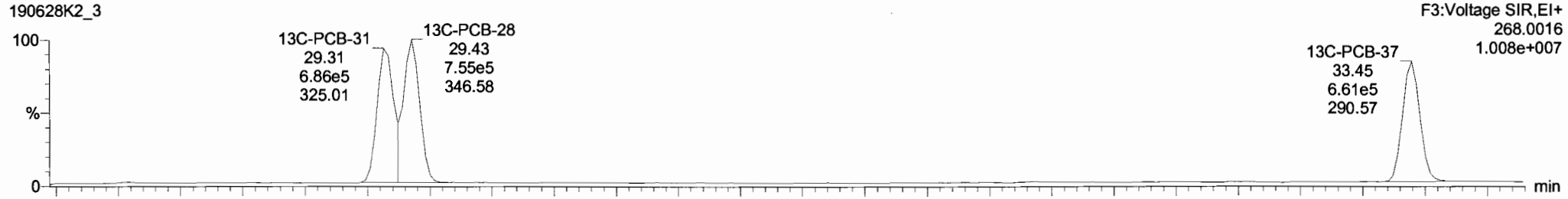

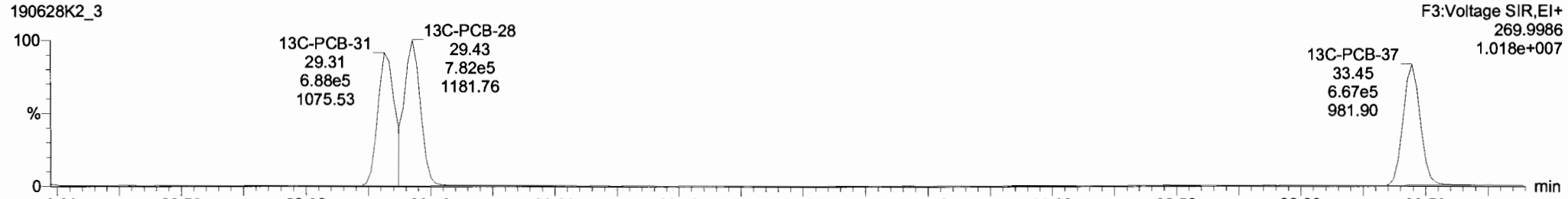

TargetLynx - 190628K2-CRV.qld * - [Chromatogram]

File Edit View Display Processing Window Help

190628K2_3 - ST190628K2-3 PCB 209 CS2 19C1105 - PCB 209 CS2 19C1105

	#	Name	Resp	RA	n/y	RRF	wt/vol	Pred.RT	RT	Pred.R...	RRT	RRT Fail	Conc	%Rec	DL	EMPC
218	218	13C-PCB-182	5.65e5	0.45	NO	1.0000	1.000	47.13	47.13	0.000	0.000	NO	100.0	100	0.0608	
219	219	13C-PCB-205	7.62e5	0.90	NO	1.0000	1.000	55.60	55.60	1.000	0.000	NO	100.0	100	0.0533	
220	220	13C-PCB-79	1.19e6	0.77	NO	1.0320	1.000	38.47	38.49	1.029	1.030	NO	98.88	98.9	0.0785	
221	221	13C-PCB-178	5.26e5	0.45	NO	0.8746	1.000	46.58	46.58	0.988	0.988	NO	102.4	102	0.0668	
222	222	13C-PCB-79	1.18e6	0.78	NO	1.0454	1.000	38.46	38.49	0.968	0.969	NO	99.25	99.2	0.0831	
223	223	13C-PCB-178	5.26e5	0.45	NO	0.9749	1.000	46.59	46.58	0.924	0.924	NO	100.9	101	0.0669	
224	224	Total Mono-PCBs				1.0122	1.000	0.00		0.000		NO	7.411		0.0178	7.411
225	225	Total Di-PCBs				1.0592	1.000	0.00		0.000		NO	29.32		0.247	29.32
226	226	2nd Function Tri-PCBs				0.9137	1.000	0.00		0.000		NO	19.53		0.0708	19.53
227	227	3rd Function Tri-PCBs				1.0563	1.000	0.00		0.000		NO	36.30		0.262	36.30
228	228	Total Tetra-PCBs				0.9861	1.000	0.00		0.000		NO	103.0		0.434	103.0
229	229	3rd Function Penta-PCBs				1.1154	1.000	0.00		0.000		NO	100.0		0.342	100.0
230	230	4th Function Penta-PCBs				1.1112	1.000	0.00		0.000		NO	12.15		0.101	12.15

	#	Name	Pred.RT	RT	m1 Resp	m2 Resp	1° Ratio (Pred)	RA	n/y	EMPC	Conc
8	25	PCB-20/21/33	30.07	30.08	5.635e4	5.262e4	1.040	1.07	NO	7.0657	7.0657
9	26	PCB-22	30.53	30.54	1.896e4	1.853e4	1.040	1.02	NO	2.3617	2.3617
10	27	PCB-36	31.19	31.18	1.857e4	1.878e4	1.040	0.99	NO	2.3899	2.3899
11	28	PCB-39	31.66	31.68	1.786e4	1.650e4	1.040	1.08	NO	2.3865	2.3865
12	29	PCB-38	32.48	32.48	1.954e4	1.806e4	1.040	1.08	NO	2.5095	2.5095
13	30	PCB-35	33.02	33.02	1.948e4	1.775e4	1.040	1.10	NO	2.4769	2.4769
14	31	PCB-37	33.48	33.46	1.817e4	1.796e4	1.040	1.01	NO	2.4604	2.4604

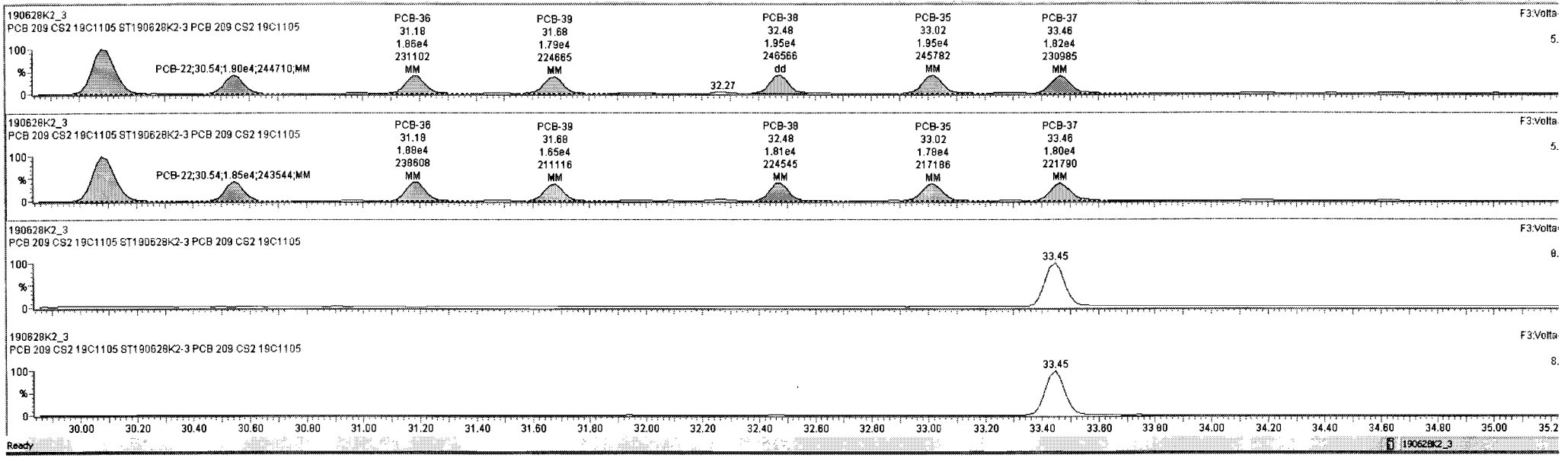

Dataset: Untitled

Last Altered: Saturday, June 29, 2019 12:04:52 Pacific Daylight Time
Printed: Saturday, June 29, 2019 12:05:15 Pacific Daylight Time

Name: 190628K2_3, Date: 28-Jun-2019, Time: 18:36:12, ID: ST190628K2-3 PCB 209 CS2 19C1105, Description: PCB 209 CS2 19C1105

PCB-54

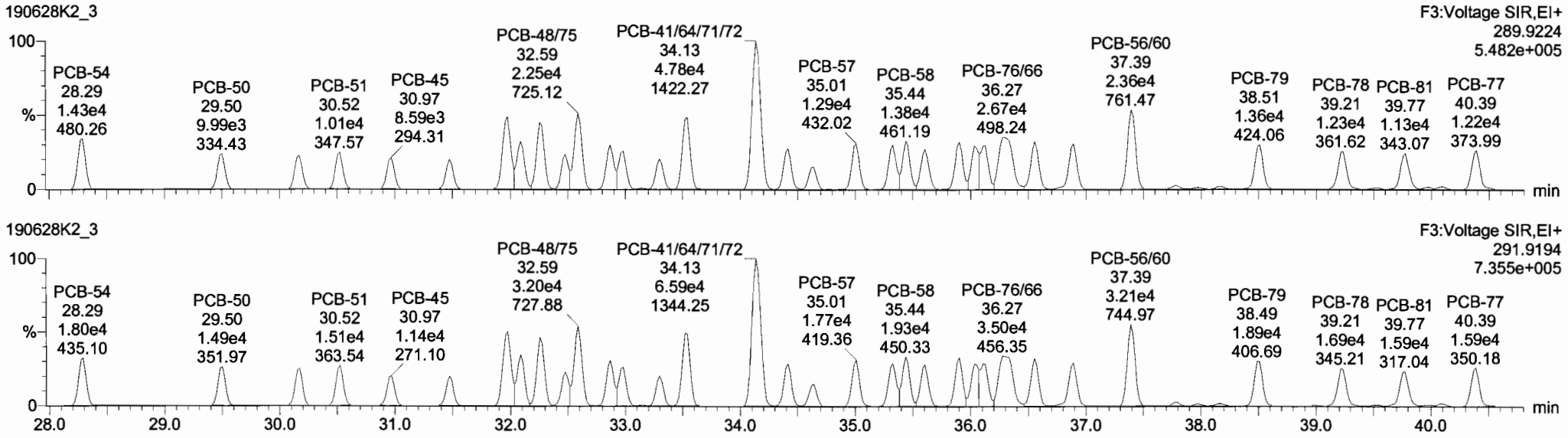

13C-PCB-54

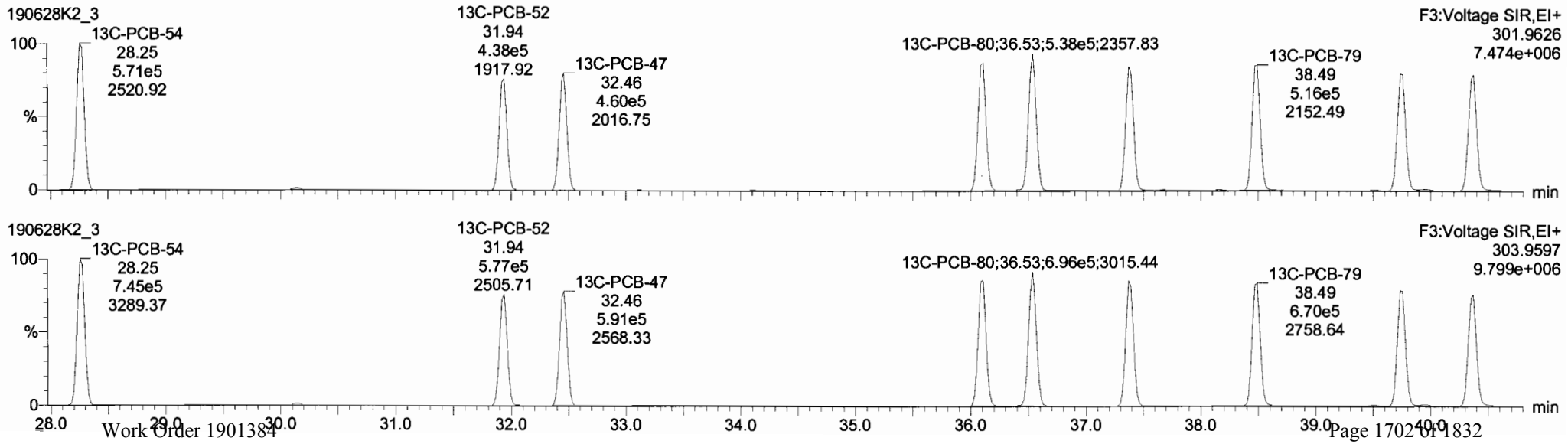

Dataset: Untitled

Last Altered: Saturday, June 29, 2019 12:04:52 Pacific Daylight Time
Printed: Saturday, June 29, 2019 12:05:15 Pacific Daylight Time

Name: 190628K2_3, Date: 28-Jun-2019, Time: 18:36:12, ID: ST190628K2-3 PCB 209 CS2 19C1105, Description: PCB 209 CS2 19C1105

PCB-50

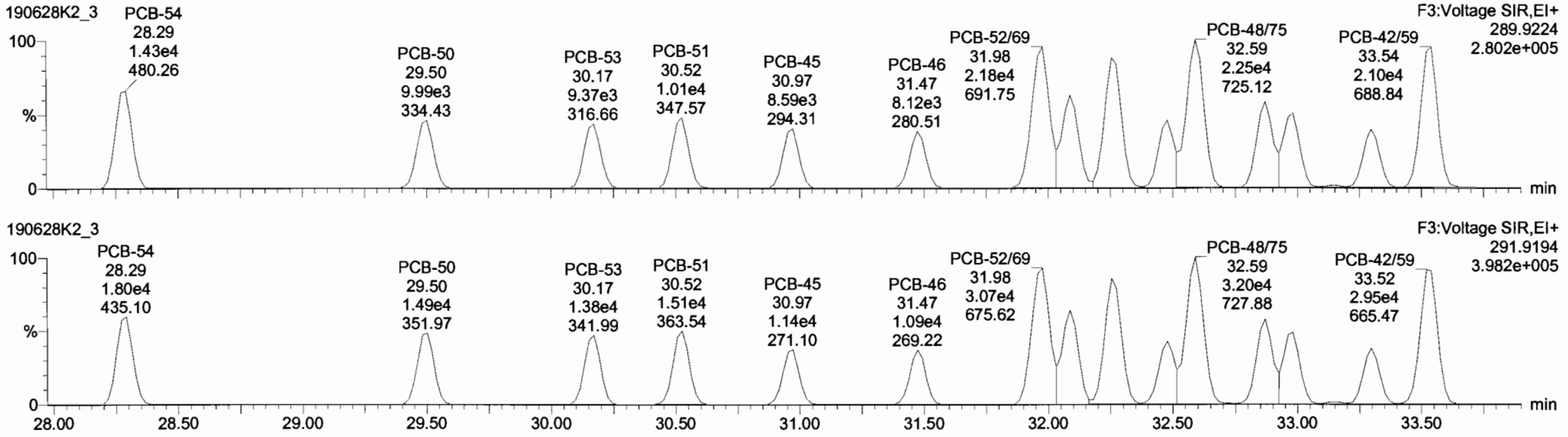

13C-PCB-52

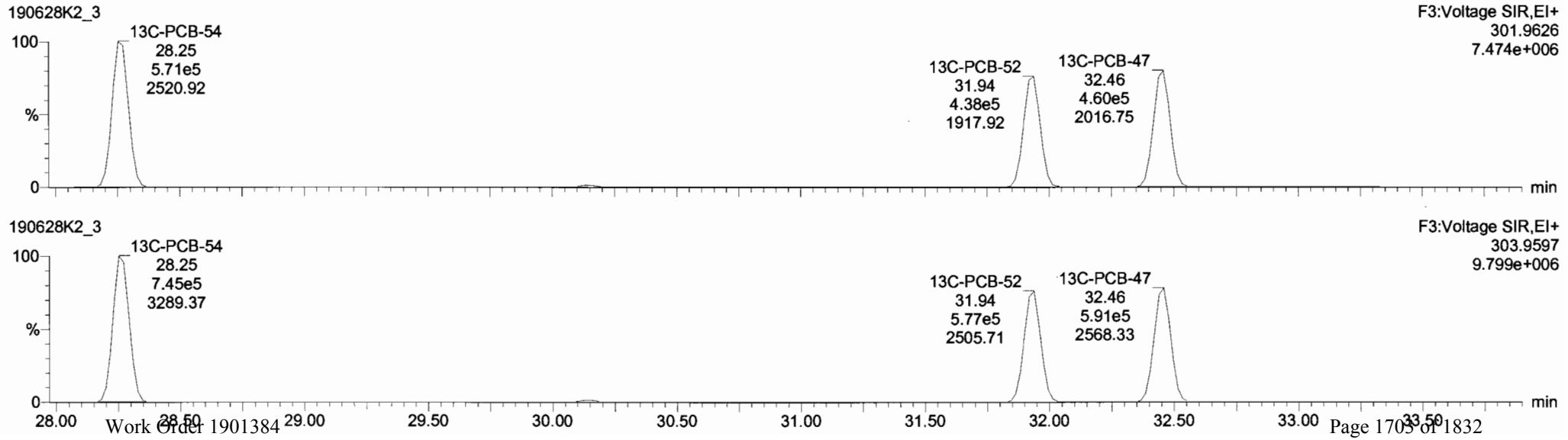

Dataset: Untitled

Last Altered: Saturday, June 29, 2019 12:04:52 Pacific Daylight Time
Printed: Saturday, June 29, 2019 12:05:15 Pacific Daylight Time

Name: 190628K2_3, Date: 28-Jun-2019, Time: 18:36:12, ID: ST190628K2-3 PCB 209 CS2 19C1105, Description: PCB 209 CS2 19C1105

PCB-68

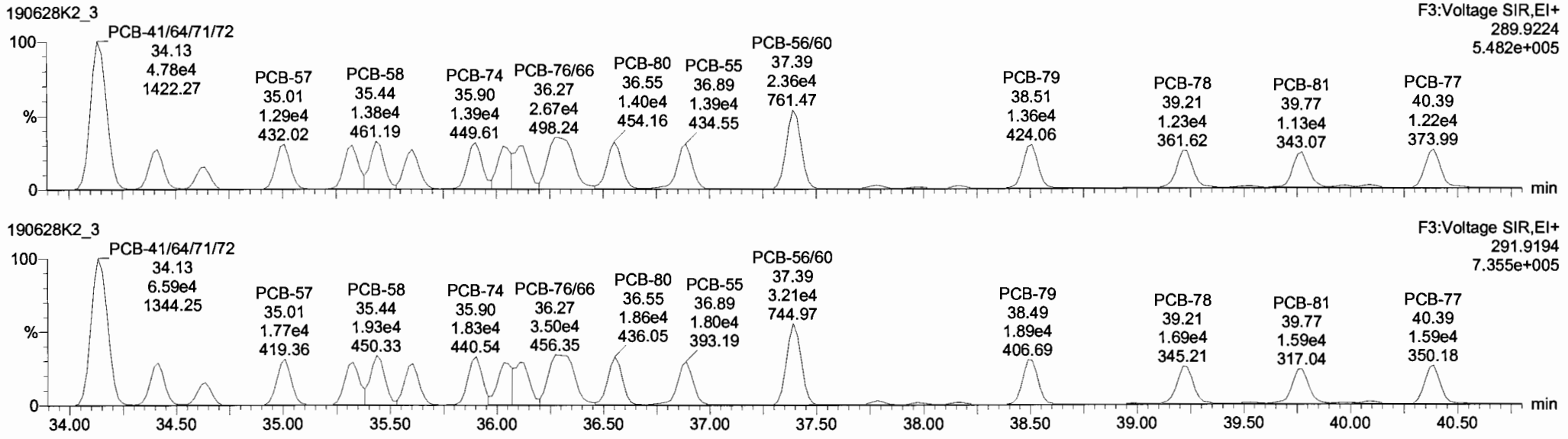

13C-PCB-60

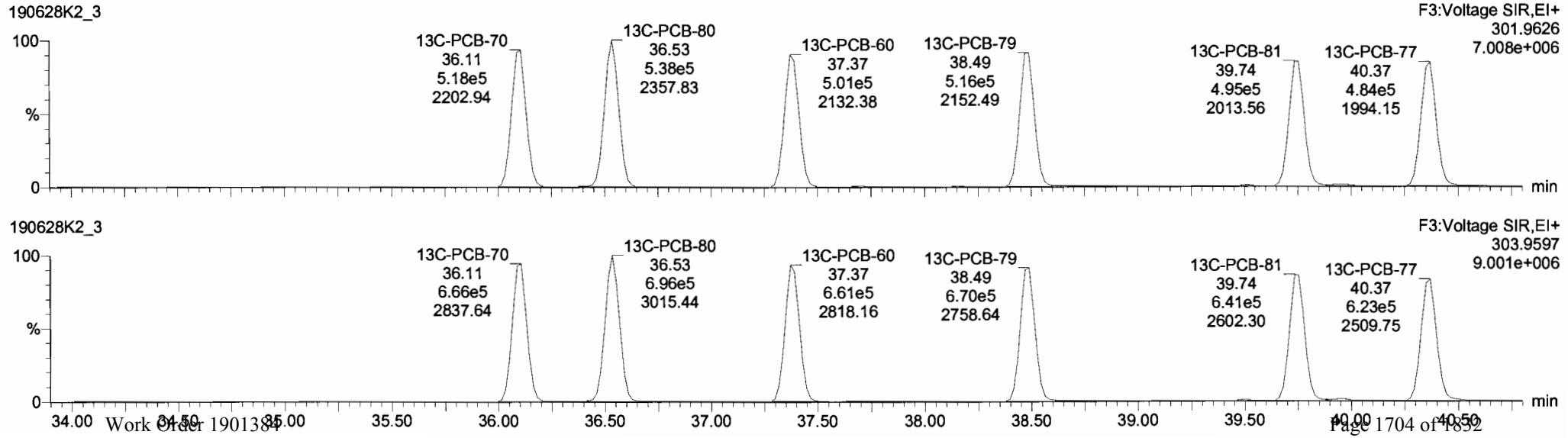

TargetLynx - 190628K2-CRV.qld * - [Chromatogram]

File Edit View Display Processing Window Help

190628K2_3 - ST190628K2-3 PCB 209 CS2 19C1105 - PCB 209 CS2 19C1105

	#	Name	Resp	RA	n/y	RRF	wt/vol	Pred.RT	RT	Pred.R...	RRT	RRT Fail	Conc	%Rec	DL	EMPC
218	218	13C-PCB-182	5.85e5	0.45	NO	1.0000	1.000	47.13	47.13	0.000	0.000	NO	100.0	100	0.0608	
219	219	13C-PCB-205	7.62e5	0.90	NO	1.0000	1.000	55.60	55.60	1.000	0.000	NO	100.0	100	0.0533	
220	220	13C-PCB-79	1.19e6	0.77	NO	1.0320	1.000	38.47	38.49	1.029	1.030	NO	98.88	98.9	0.0785	
221	221	13C-PCB-178	5.26e5	0.45	NO	0.8746	1.000	46.58	46.58	0.988	0.988	NO	102.4	102	0.0668	
222	222	13C-PCB-79	1.18e6	0.78	NO	1.0454	1.000	38.46	38.49	0.968	0.969	NO	99.25	99.2	0.0831	
223	223	13C-PCB-178	5.26e5	0.45	NO	0.9749	1.000	46.59	46.58	0.924	0.924	NO	100.9	101	0.0669	
224	224	Total Mono-PCBs				1.0122	1.000	0.00		0.000		NO	7.411		0.0178	7.411
225	225	Total Di-PCBs				1.0592	1.000	0.00		0.000		NO	29.32		0.247	29.32
226	226	2nd Function Tri-PCBs				0.9137	1.000	0.00		0.000		NO	19.53		0.0708	19.53
227	227	3rd Function Tri-PCBs				1.0563	1.000	0.00		0.000		NO	38.30		0.282	38.30
228	228	Total Tetra-PCBs				0.9861	1.000	0.00		0.000		NO	103.0		0.434	103.0
229	229	3rd Function Penta-PCBs				1.1154	1.000	0.00		0.000		NO	100.0		0.342	100.0
230	230	4th Function Penta-PCBs				1.1112	1.000	0.00		0.000		NO	12.15		0.101	12.15

	#	Name	Pred.RT	RT	m1 Resp	m2 Resp	1* Ratio (Pred)	RA	n/y	EMPC	Conc.
1	32	PCB-54	28.27	28.29	1.435e4	1.805e4	0.770	0.79	NO	2.4715	2.4715
2	33	PCB-50	29.49	29.50	9.985e3	1.489e4	0.770	0.67	NO	2.4187	2.4187
3	34	PCB-53	30.18	30.17	9.368e3	1.384e4	0.770	0.68	NO	2.3940	2.3940
4	35	PCB-51	30.53	30.52	1.010e4	1.507e4	0.770	0.67	NO	2.4225	2.4225
5	36	PCB-45	30.97	30.97	8.595e3	1.140e4	0.770	0.75	NO	2.4379	2.4379
6	37	PCB-46	31.47	31.47	8.118e3	1.090e4	0.770	0.75	NO	2.4858	2.4858
7	38	PCB-52/69	31.98	31.98	2.177e4	3.070e4	0.770	0.71	NO	4.7341	4.7341

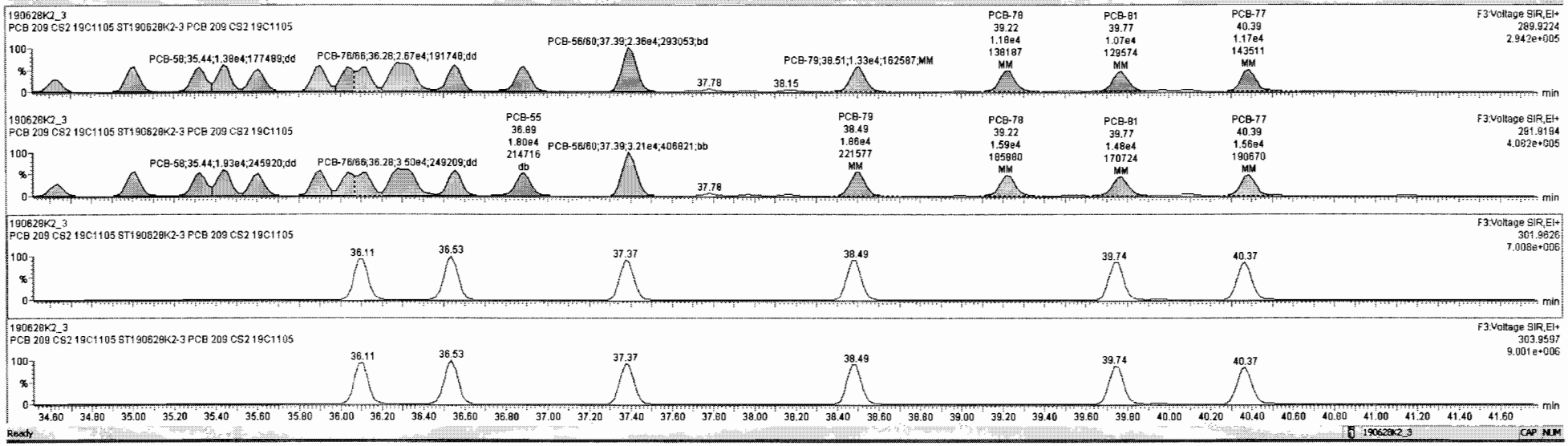

Ready

190628K2_3

CAP NUM

Dataset: Untitled

Last Altered: Saturday, June 29, 2019 12:04:52 Pacific Daylight Time
Printed: Saturday, June 29, 2019 12:05:15 Pacific Daylight Time

Name: 190628K2_3, Date: 28-Jun-2019, Time: 18:36:12, ID: ST190628K2-3 PCB 209 CS2 19C1105, Description: PCB 209 CS2 19C1105

PCB-104

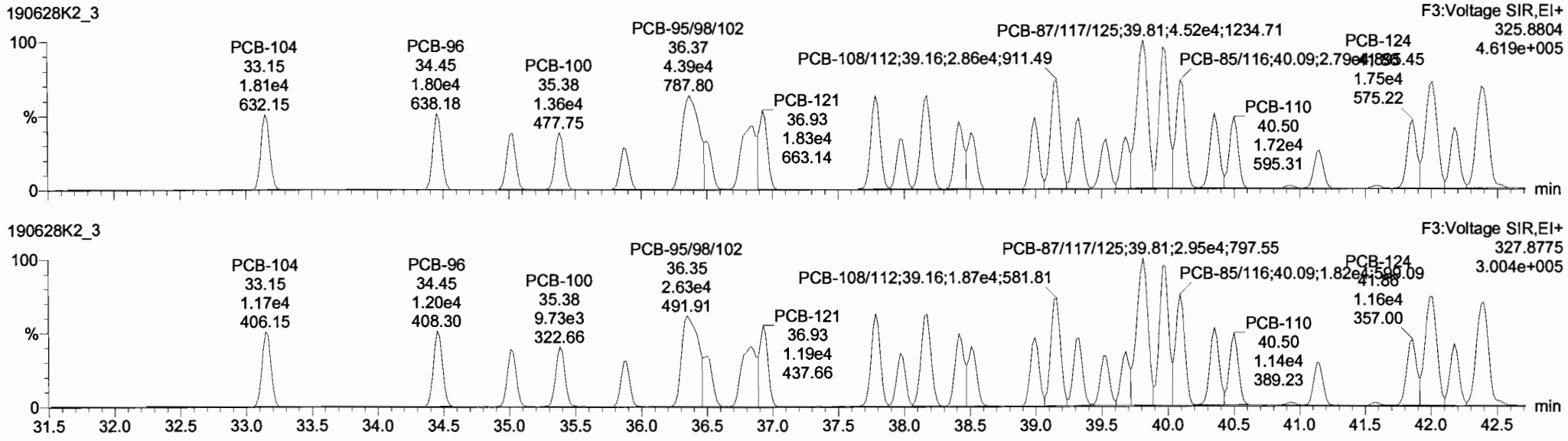

13C-PCB-104

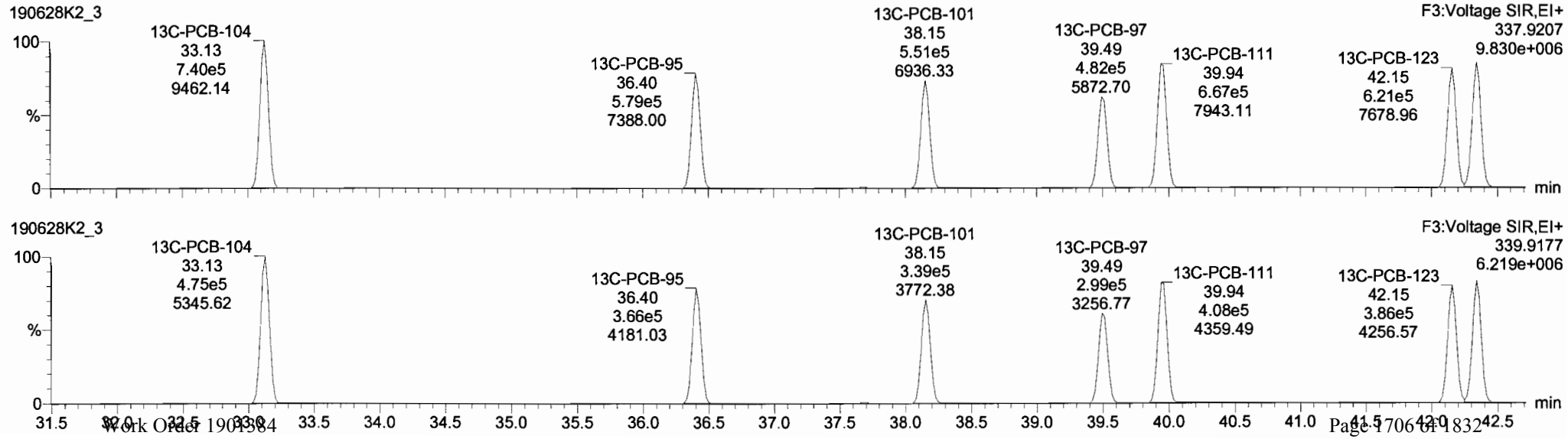

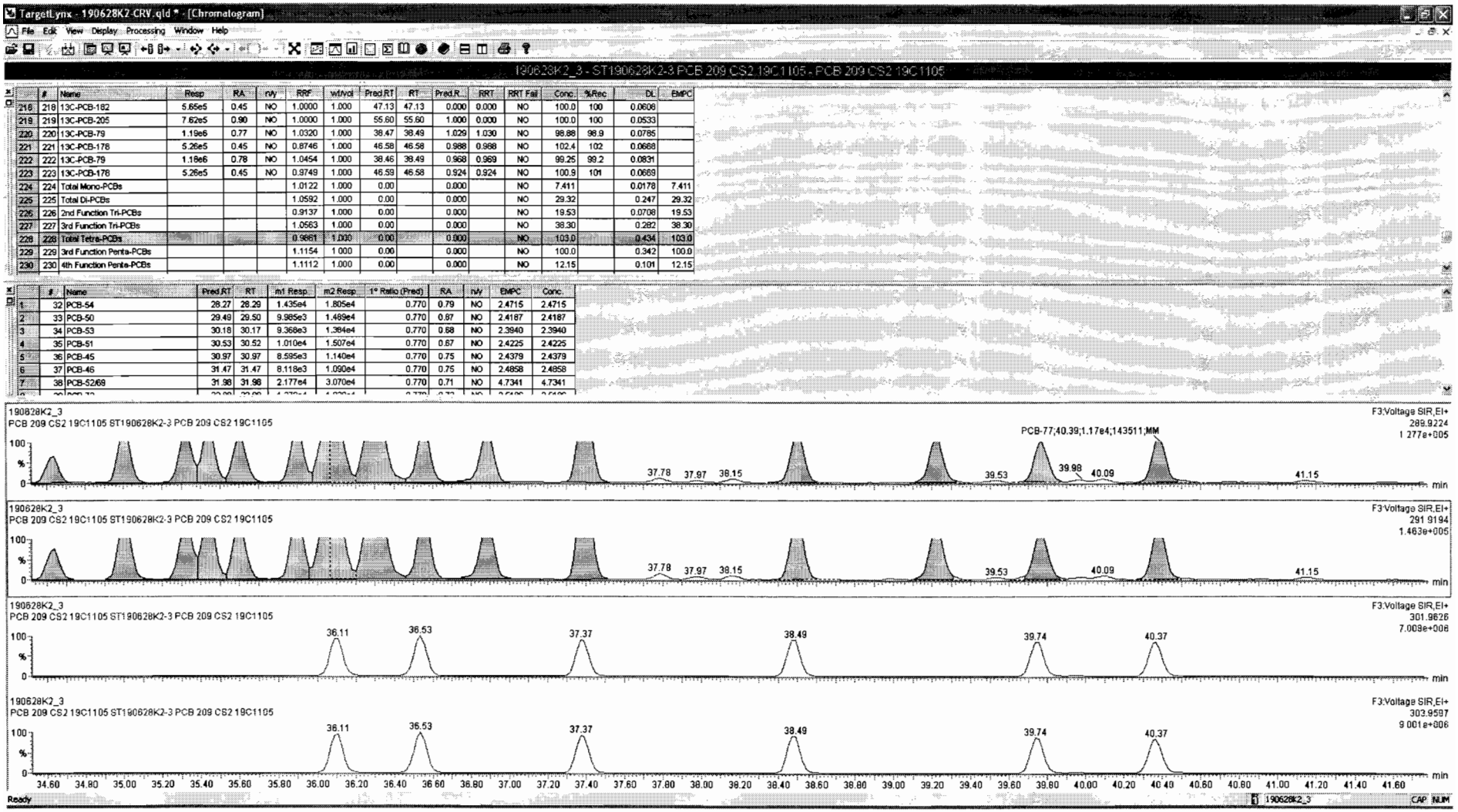

	#	Name	Resp	RA	rAy	RRF	wtVol	Pred.RT	RT	Pred.R...	RRT	RRT Fail	Conc.	%Rec	DL	EMPC
218	218	13C-PCB-182	5.65e5	0.45	NO	1.0000	1.000	47.13	47.13	0.000	0.000	NO	100.0	100	0.0606	
219	219	13C-PCB-205	7.62e5	0.90	NO	1.0000	1.000	55.60	55.60	1.000	0.000	NO	100.0	100	0.0533	
220	220	13C-PCB-79	1.19e6	0.77	NO	1.0320	1.000	38.47	38.49	1.029	1.030	NO	98.88	98.9	0.0785	
221	221	13C-PCB-178	5.26e5	0.45	NO	0.8746	1.000	46.58	46.58	0.988	0.988	NO	102.4	102	0.0668	
222	222	13C-PCB-79	1.18e6	0.78	NO	1.0454	1.000	38.46	38.49	0.968	0.969	NO	99.25	99.2	0.0831	
223	223	13C-PCB-178	5.26e5	0.45	NO	0.9749	1.000	46.59	46.58	0.924	0.924	NO	100.9	101	0.0669	
224	224	Total Mono-PCBs				1.0122	1.000	0.00		0.000		NO	7.411		0.0178	7.411
225	225	Total Di-PCBs				1.0592	1.000	0.00		0.000		NO	29.32		0.247	29.32
226	226	2nd Function Tri-PCBs				0.9137	1.000	0.00		0.000		NO	19.53		0.0708	19.53
227	227	3rd Function Tri-PCBs				1.0563	1.000	0.00		0.000		NO	38.30		0.282	38.30
228	228	Total Tetra-PCBs				0.9861	1.000	0.00		0.000		NO	103.0		0.434	103.0
229	229	3rd Function Penta-PCBs				1.1154	1.000	0.00		0.000		NO	100.0		0.342	100.0
230	230	4th Function Penta-PCBs				1.1112	1.000	0.00		0.000		NO	12.15		0.101	12.15

	#	Name	Pred.RT	RT	m1 Resp.	m2 Resp.	1° Ratio (Pred)	RA	rAy	EMPC	Conc.
1	32	PCB-54	28.27	28.29	1.435e4	1.805e4	0.770	0.79	NO	2.4715	2.4715
2	33	PCB-50	29.49	29.50	9.985e3	1.489e4	0.770	0.67	NO	2.4187	2.4187
3	34	PCB-53	30.18	30.17	9.368e3	1.364e4	0.770	0.68	NO	2.3940	2.3940
4	35	PCB-51	30.53	30.52	1.010e4	1.507e4	0.770	0.67	NO	2.4225	2.4225
5	36	PCB-45	30.97	30.97	8.595e3	1.140e4	0.770	0.75	NO	2.4379	2.4379
6	37	PCB-46	31.47	31.47	8.118e3	1.090e4	0.770	0.75	NO	2.4858	2.4858
7	38	PCB-52/69	31.98	31.98	2.177e4	3.070e4	0.770	0.71	NO	4.7341	4.7341

Dataset: Untitled

Last Altered: Saturday, June 29, 2019 12:04:52 Pacific Daylight Time
Printed: Saturday, June 29, 2019 12:05:15 Pacific Daylight Time

Name: 190628K2_3, Date: 28-Jun-2019, Time: 18:36:12, ID: ST190628K2-3 PCB 209 CS2 19C1105, Description: PCB 209 CS2 19C1105

PCB-96

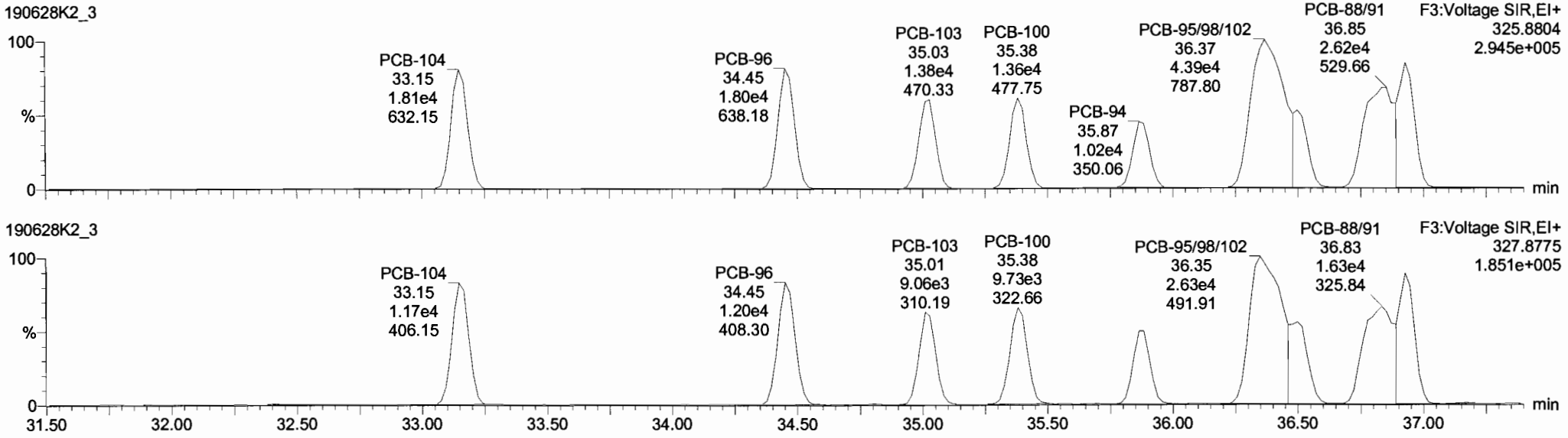

13C-PCB-95

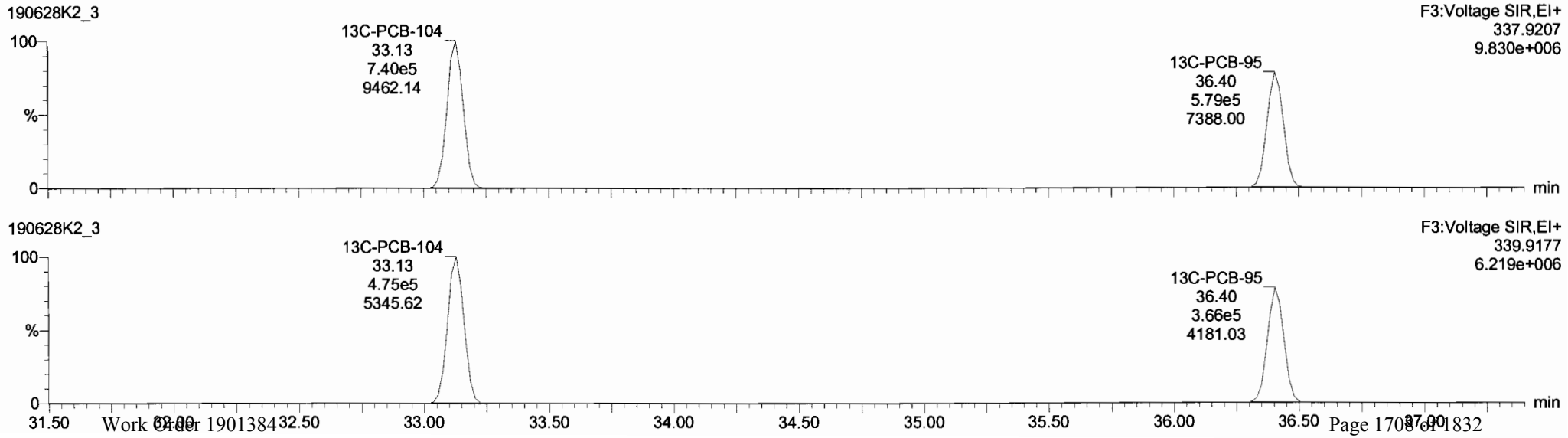

Dataset: Untitled

Last Altered: Saturday, June 29, 2019 12:04:52 Pacific Daylight Time
Printed: Saturday, June 29, 2019 12:05:15 Pacific Daylight Time

Name: 190628K2_3, Date: 28-Jun-2019, Time: 18:36:12, ID: ST190628K2-3 PCB 209 CS2 19C1105, Description: PCB 209 CS2 19C1105

PCB-119

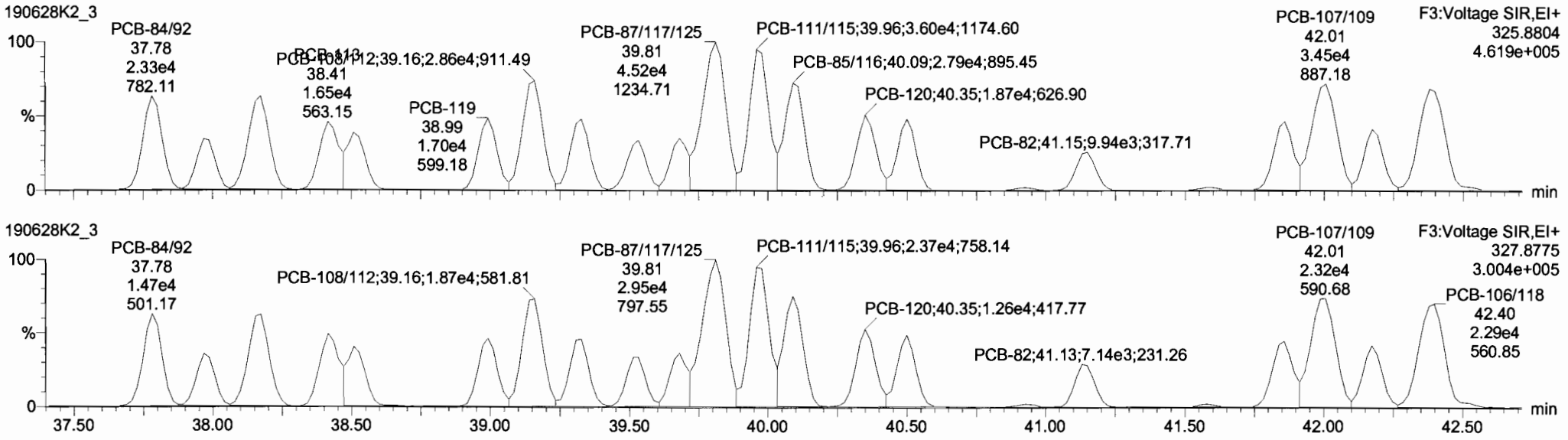

13C-PCB-111

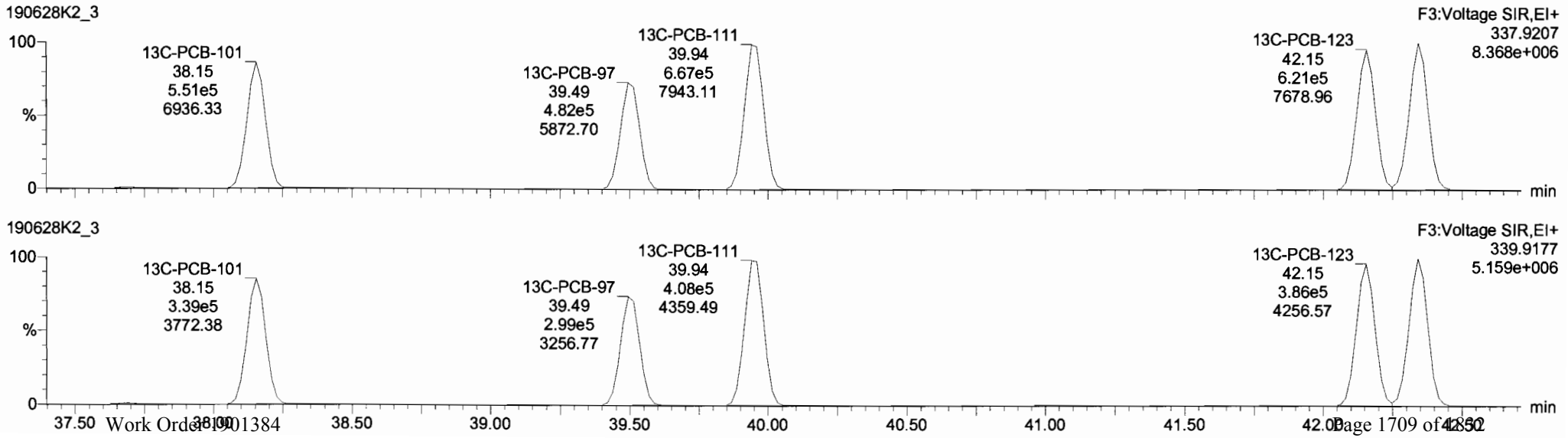

TargetLynx - 190628K2-CRV.qld * - [Chromatogram]

File Edit View Display Processing Window Help

190628K2_3 - ST190628K2-3 PCB 209 CS2 19C1105 - PCB 209 CS2 19C1105

	#	Name	Resp	RA	n/y	RRF	wt/vol	Pred.RT	RT	Pred.R...	RRT	RRT Fail	Conc.	%Rec	DL	EMPC
218	218	13C-PCB-182	5.65e5	0.45	NO	1.0000	1.000	47.13	47.13	0.000	0.000	NO	100.0	100	0.0808	
219	219	13C-PCB-205	7.62e5	0.90	NO	1.0000	1.000	55.60	55.60	1.000	0.000	NO	100.0	100	0.0533	
220	220	13C-PCB-79	1.19e6	0.77	NO	1.0320	1.000	38.47	38.49	1.029	1.030	NO	98.88	98.9	0.0785	
221	221	13C-PCB-178	5.26e5	0.45	NO	0.8746	1.000	46.58	46.58	0.988	0.988	NO	102.4	102	0.0668	
222	222	13C-PCB-79	1.18e6	0.78	NO	1.0454	1.000	38.46	38.49	0.968	0.969	NO	99.25	99.2	0.0831	
223	223	13C-PCB-178	5.26e5	0.45	NO	0.9749	1.000	46.59	46.58	0.924	0.924	NO	100.9	101	0.0669	
224	224	Total Mono-PCBs				1.0122	1.000	0.00		0.000		NO	7.411		0.0178	7.411
225	225	Total Di-PCBs				1.0592	1.000	0.00		0.000		NO	29.32		0.247	29.32
226	226	2nd Function Tri-PCBs				0.9137	1.000	0.00		0.000		NO	19.53		0.0708	19.53
227	227	3rd Function Tri-PCBs				1.0583	1.000	0.00		0.000		NO	38.30		0.262	38.30
228	228	Total Tetra-PCBs				0.9861	1.000	0.00		0.000		NO	103.0		0.434	103.0
229	229	3rd Function Penta-PCBs				1.1154	1.000	0.00		0.000		NO	100.0		0.342	100.0
230	230	4th Function Penta-PCBs				1.1112	1.000	0.00		0.000		NO	12.15		0.101	12.15

	#	Name	Pred.RT	RT	m1 Resp	m2 Resp	1° Ratio (Pred)	RA	n/y	EMPC	Conc.
1	64	PCB-104	33.15	33.15	1.810e4	1.174e4	1.560	1.54	NO	2.4699	2.4699
2	65	PCB-96	34.47	34.45	1.795e4	1.204e4	1.560	1.49	NO	2.4799	2.4799
3	66	PCB-103	35.03	35.03	1.379e4	9.059e3	1.560	1.52	NO	2.4289	2.4289
4	67	PCB-100	35.40	35.38	1.364e4	9.729e3	1.560	1.40	NO	2.4736	2.4736
5	68	PCB-94	35.89	35.87	1.021e4	7.233e3	1.560	1.41	NO	2.3845	2.3845
6	69	PCB-95/98/102	36.38	36.37	4.124e4	2.627e4	1.560	1.57	NO	7.0362	7.0362
7	70	PCB-93	36.51	36.48	1.289e4	8.560e3	1.560	1.51	NO	2.8971	2.8971

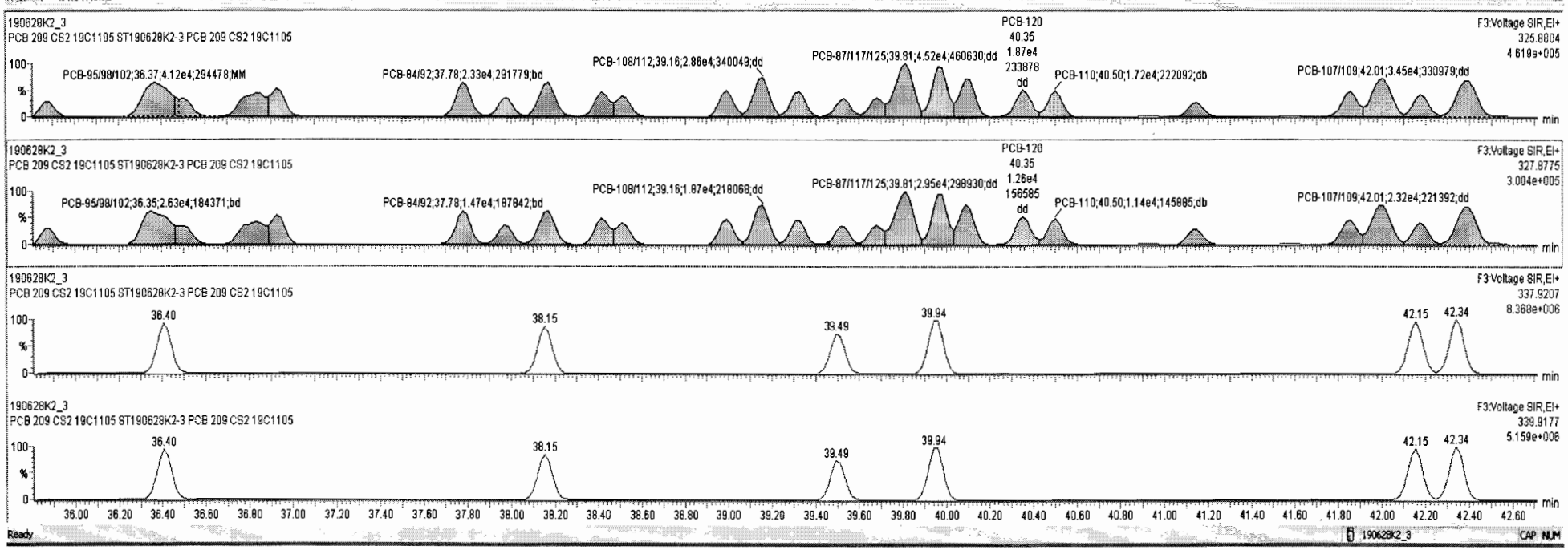

Dataset: Untitled

Last Altered: Saturday, June 29, 2019 12:04:52 Pacific Daylight Time
Printed: Saturday, June 29, 2019 12:05:15 Pacific Daylight Time

Name: 190628K2_3, Date: 28-Jun-2019, Time: 18:36:12, ID: ST190628K2-3 PCB 209 CS2 19C1105, Description: PCB 209 CS2 19C1105

PCB-114

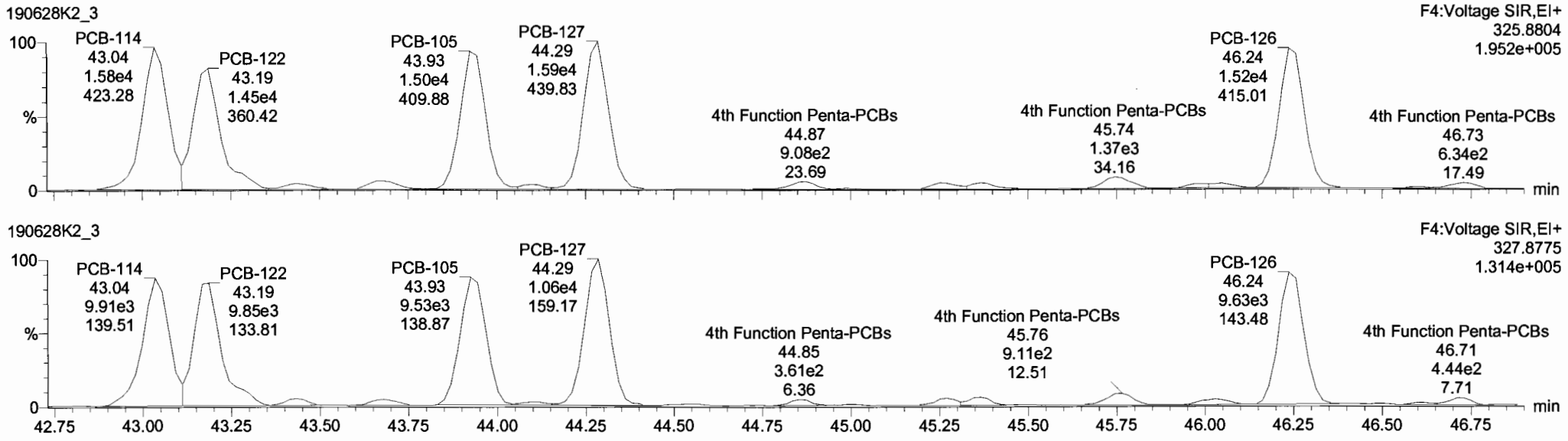

13C-PCB-114

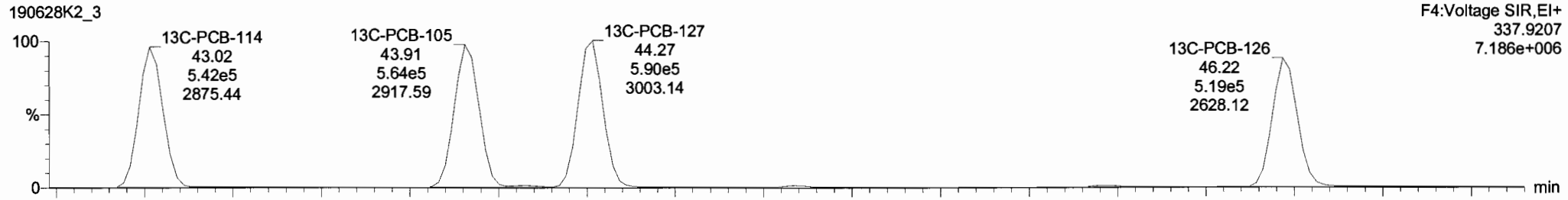

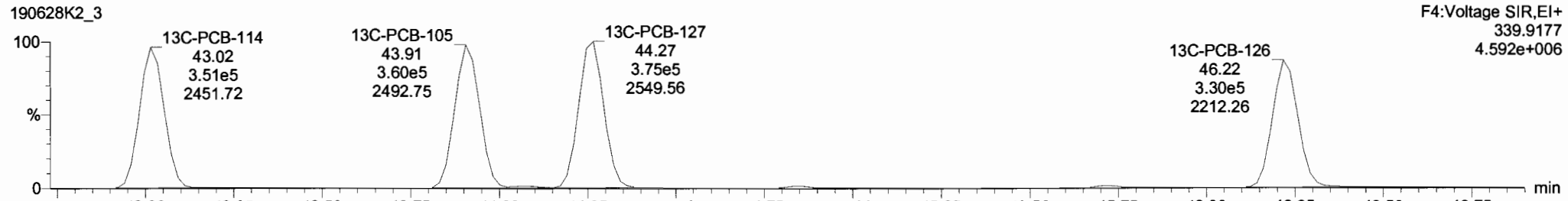

TargetLynx - 190628K2-CRV.qld * - [Chromatogram]

File Edit View Display Processing Window Help

190628K2_3 - ST190628K2-3 PCB 209 CS2 19C1105 - PCB 209 CS2 19C1105

	#	Name	Resp	RA	n/y	RRF	wtAvg	Pred RT	RT	Pred R...	RRT	RRT Fail	Conc.	%Rec	DL	EMPC
218	218	13C-PCB-182	5.85e5	0.45	NO	1.0000	1.000	47.13	47.13	0.000	0.000	NO	100.0	100	0.0608	
219	219	13C-PCB-205	7.62e5	0.90	NO	1.0000	1.000	55.60	55.60	1.000	0.000	NO	100.0	100	0.0533	
220	220	13C-PCB-79	1.19e6	0.77	NO	1.0320	1.000	38.47	38.49	1.029	1.030	NO	98.88	98.9	0.0785	
221	221	13C-PCB-178	5.26e5	0.45	NO	0.8746	1.000	46.58	46.58	0.988	0.988	NO	102.4	102	0.0868	
222	222	13C-PCB-79	1.18e6	0.78	NO	1.0454	1.000	38.45	38.49	0.968	0.969	NO	99.25	99.2	0.0831	
223	223	13C-PCB-178	5.26e5	0.45	NO	0.9749	1.000	46.59	46.58	0.924	0.924	NO	100.9	101	0.0669	
224	224	Total Mono-PCBs				1.0122	1.000	0.00		0.000		NO	7.411		0.0178	7.411
225	225	Total Di-PCBs				1.0592	1.000	0.00		0.000		NO	29.32		0.247	29.32
226	226	2nd Function Tri-PCBs				0.9137	1.000	0.00		0.000		NO	19.53		0.0708	19.53
227	227	3rd Function Tri-PCBs				1.0563	1.000	0.00		0.000		NO	38.30		0.262	38.30
228	228	Total Tetra-PCBs				0.9861	1.000	0.00		0.000		NO	103.0		0.434	103.0
229	229	3rd Function Penta-PCBs				1.1154	1.000	0.00		0.000		NO	100.0		0.342	100.0
230	230	4th Function Penta-PCBs				1.1112	1.000	0.00		0.000		NO	12.15		0.101	12.15

	#	Name	Pred RT	RT	m1 Resp	m2 Resp	1° Ratio (Pred)	RA	n/y	EMPC	Conc.
1	93	PCB-114	43.04	43.03	1.523e4	9.510e3	1.560	1.60	NO	2.3840	2.3840
2	94	PCB-122	43.17	43.19	1.265e4	8.739e3	1.560	1.47	NO	2.4848	2.4848
3	95	PCB-105	43.92	43.93	1.496e4	9.530e3	1.550	1.57	NO	2.4067	2.4067
4	96	PCB-127	44.28	44.29	1.590e4	1.051e4	1.560	1.51	NO	2.4667	2.4667
5	97	PCB-126	46.24	46.24	1.518e4	9.627e3	1.560	1.58	NO	2.4092	2.4092

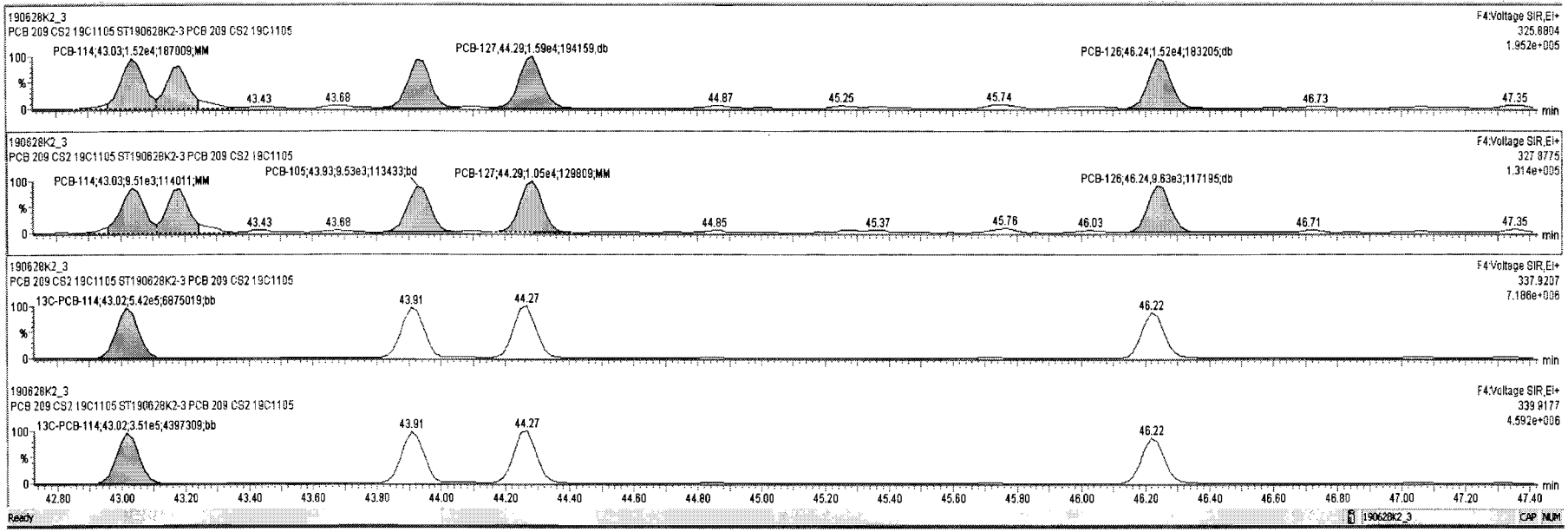

Ready 190628K2_3 CAP NUM

Dataset: Untitled

Last Altered: Saturday, June 29, 2019 12:04:52 Pacific Daylight Time
Printed: Saturday, June 29, 2019 12:05:15 Pacific Daylight Time

Name: 190628K2_3, Date: 28-Jun-2019, Time: 18:36:12, ID: ST190628K2-3 PCB 209 CS2 19C1105, Description: PCB 209 CS2 19C1105

PCB-155

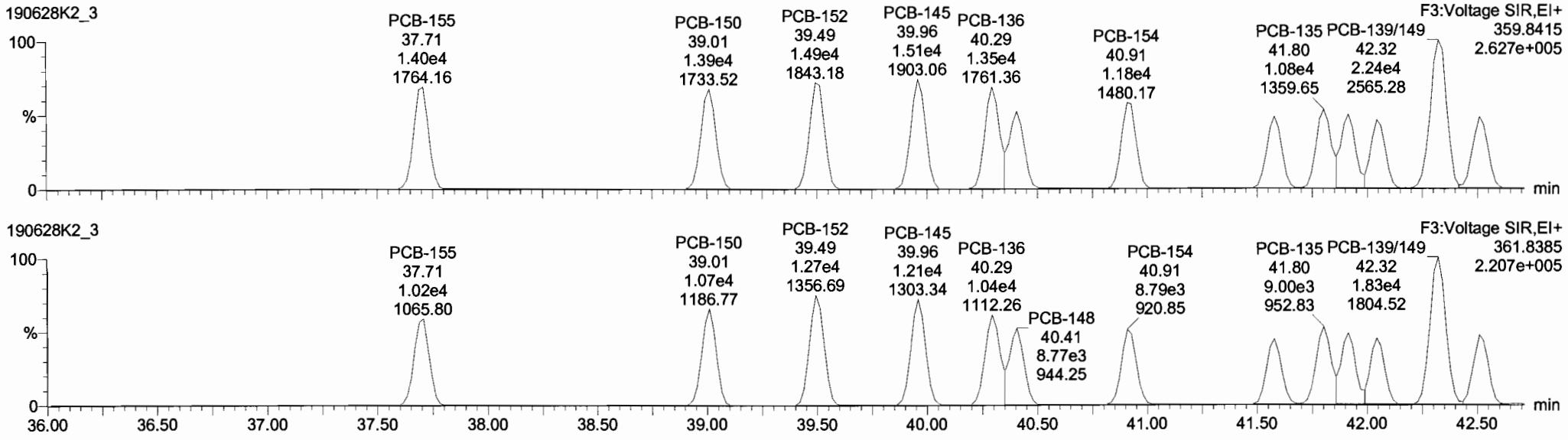

13C-PCB-155

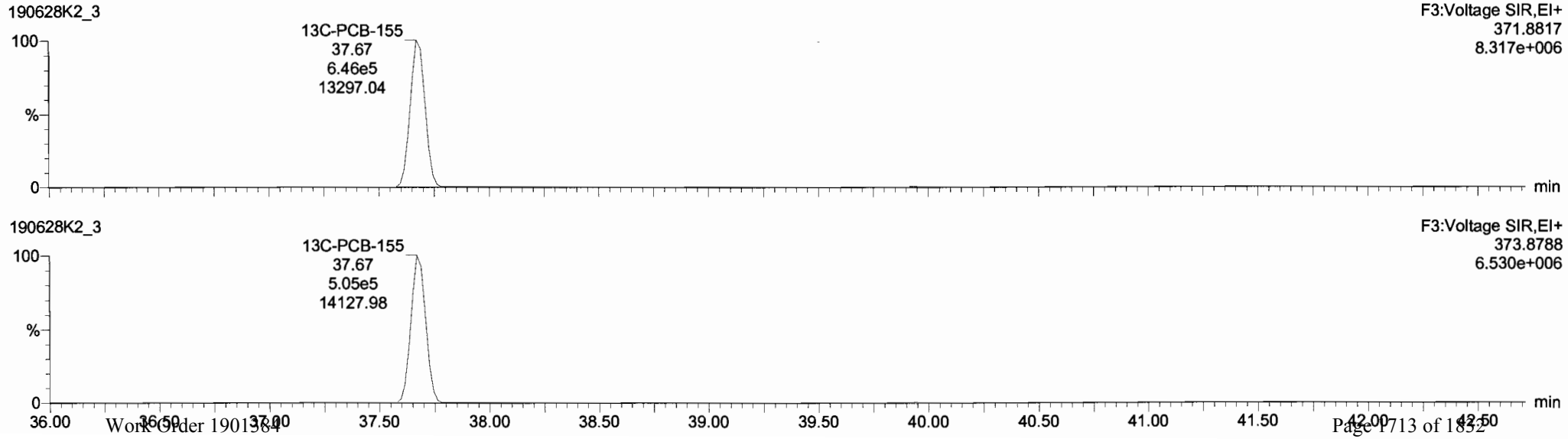

TargetLynx - 190628K2-CRV.qld * - [Chromatogram]

File Edit View Display Processing Window Help

190628K2_3 - ST190628K2-3 PCB 209 CS2 19C1105 - PCB 209 CS2 19C1105

	#	Name	Resp	RA	n/y	RRF	wt/vol	Pred.RT	RT	Pred.R...	RRT	RRT Fail	Conc.	%Rec	DL	EMPC
232	232	4th Function Hexa-PCBs				0.9719	1.000	0.00		0.000		NO	67.76		0.331	67.76
233	233	Total Hepta-PCBs				1.2636	1.000	0.00		0.000		NO	59.03		0.217	59.03
234	234	4th Function Octa-PCBs				0.8863	1.000	0.00		0.000		NO	22.23		0.0651	22.23
235	235	5th Function Octa-PCBs				1.1967	1.000	0.00		0.000		NO	7.464		0.0370	7.464
236	236	Total Nona-PCBs				0.9446	1.000	0.00		0.000		NO	7.182		0.0277	7.182
237	237	Deca-CB				0.9426	1.000	0.00		0.000		NO	2.376		0.00291	2.376
238	238	Total PCBs														
239	239	Total Mono-Isotopes														
240	240	Total Di-Isotopes														
241	241	2nd Function Tri-Isotopes														
242	242	3rd Function Tri-Isotopes														
243	243	Tetra-Isotopes				0.9849	1.000	0.00		1.000		NO	907.8		0.745	0.0000
244	244	3rd Function Penta-Isotopes				0.9098	1.000	0.00		0.000		NO	711.3		0.260	0.0000

	#	Name	Pred.RT	RT	m1 Resp	m2 Resp	1° Ratio (Pred)	RA	n/y	EMPC	Conc.
1	111	PCB-134/143	42.96	42.96	1.693e4	1.330e4	1.240	1.27	NO	4.8218	4.8218
2	112	PCB-131/133	43.26	43.28	1.726e4	1.467e4	1.240	1.18	NO	4.7282	4.7282
3	113	PCB-142	43.45	43.43	8.306e3	6.659e3	1.240	1.25	NO	2.4728	2.4728
4	114	PCB-146/165	43.66	43.66	2.122e4	1.782e4	1.240	1.19	NO	4.7617	4.7617
5	115	PCB-132/161	43.91	43.91	2.224e4	1.797e4	1.240	1.24	NO	4.8287	4.8287
6	116	PCB-153	44.09	44.10	1.174e4	1.001e4	1.240	1.17	NO	2.5148	2.5148
7	117	PCB-168	44.30	44.32	1.111e4	9.523e3	1.240	1.17	NO	2.3685	2.3685

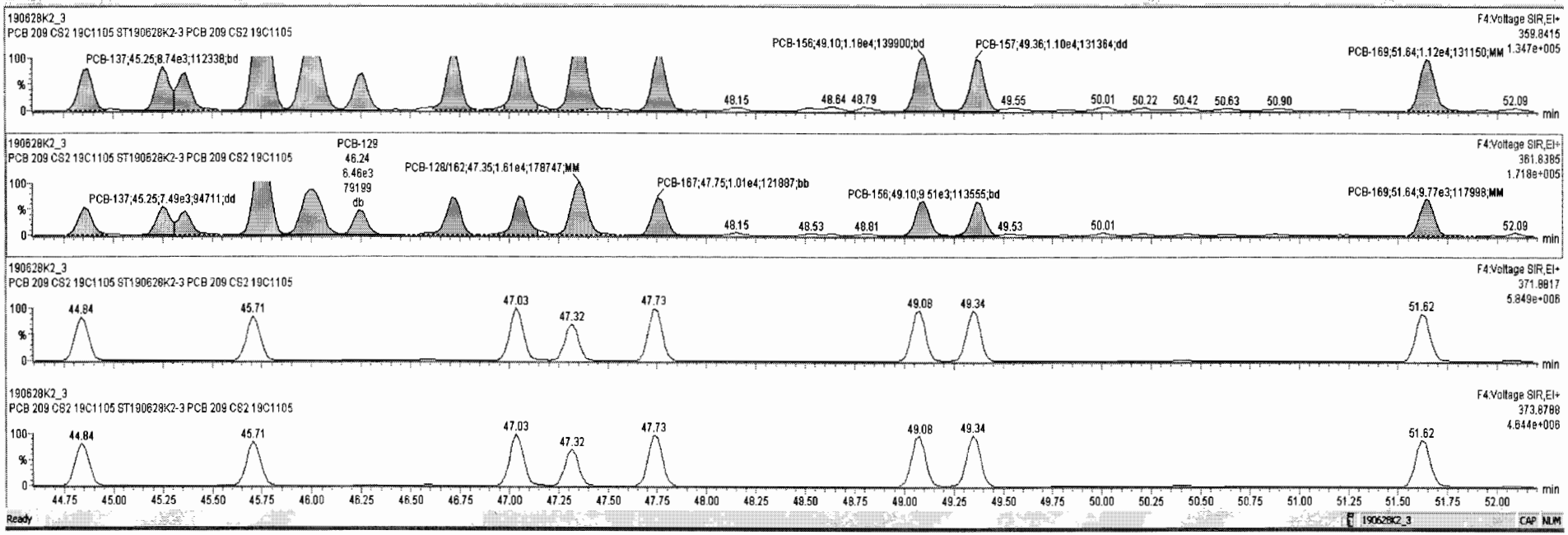

Ready 190628K2_3 CAP NUM

Vista Analytical Laboratory VG-11

Dataset: Untitled

Last Altered: Saturday, June 29, 2019 12:04:52 Pacific Daylight Time
Printed: Saturday, June 29, 2019 12:05:15 Pacific Daylight Time

Name: 190628K2_3, Date: 28-Jun-2019, Time: 18:36:12, ID: ST190628K2-3 PCB 209 CS2 19C1105, Description: PCB 209 CS2 19C1105

PCB-134/143

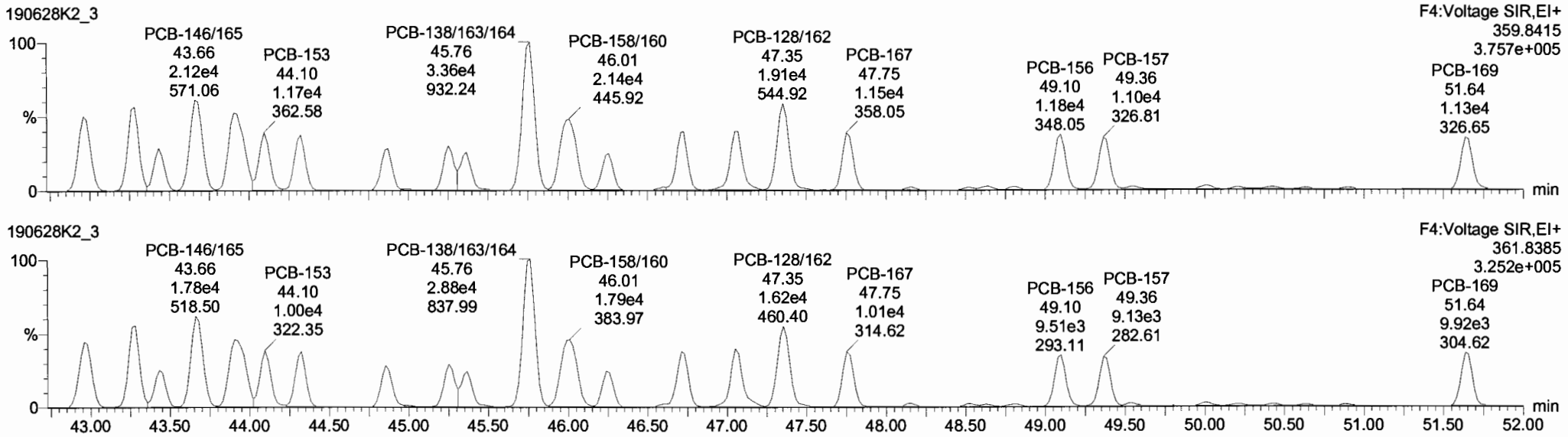

13C-PCB-153

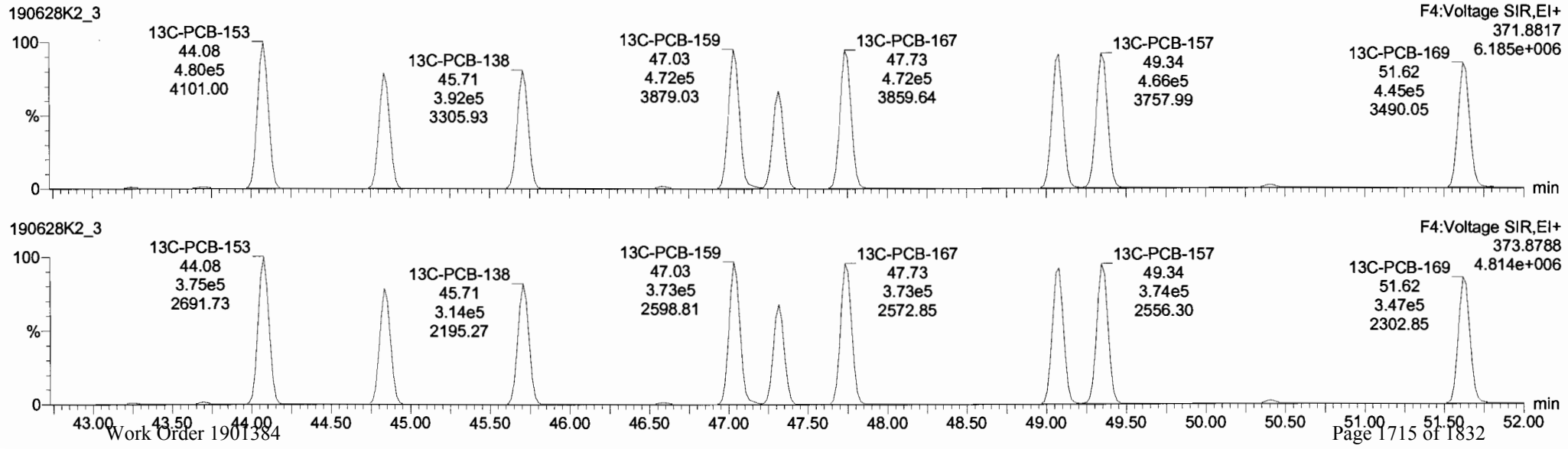

Dataset: Untitled

Last Altered: Saturday, June 29, 2019 12:04:52 Pacific Daylight Time
Printed: Saturday, June 29, 2019 12:05:15 Pacific Daylight Time

Name: 190628K2_3, Date: 28-Jun-2019, Time: 18:36:12, ID: ST190628K2-3 PCB 209 CS2 19C1105, Description: PCB 209 CS2 19C1105

PCB-188

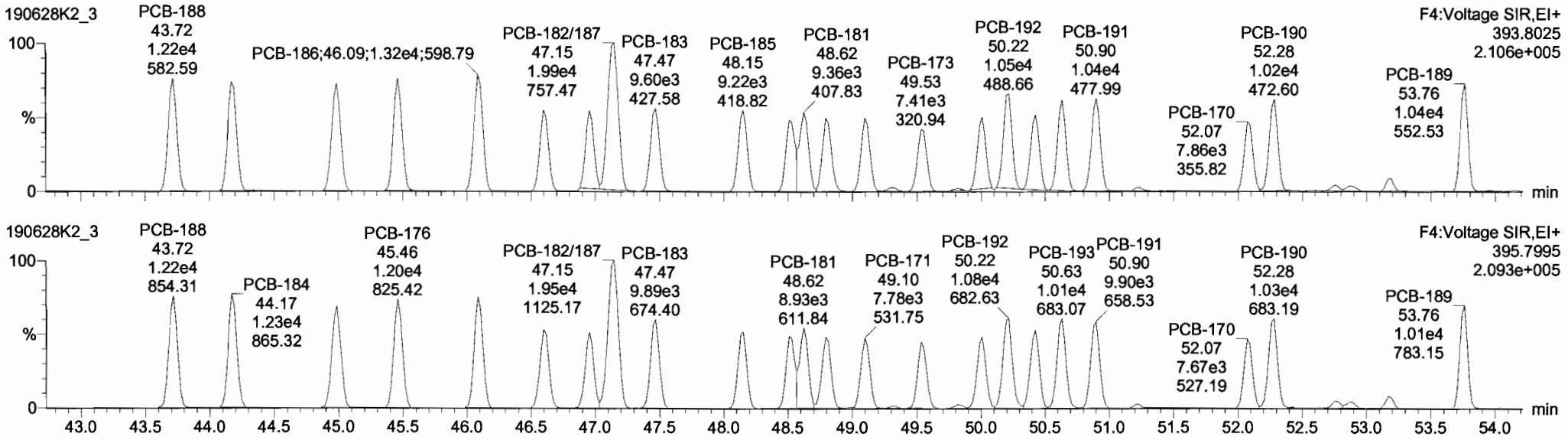

13C-PCB-188

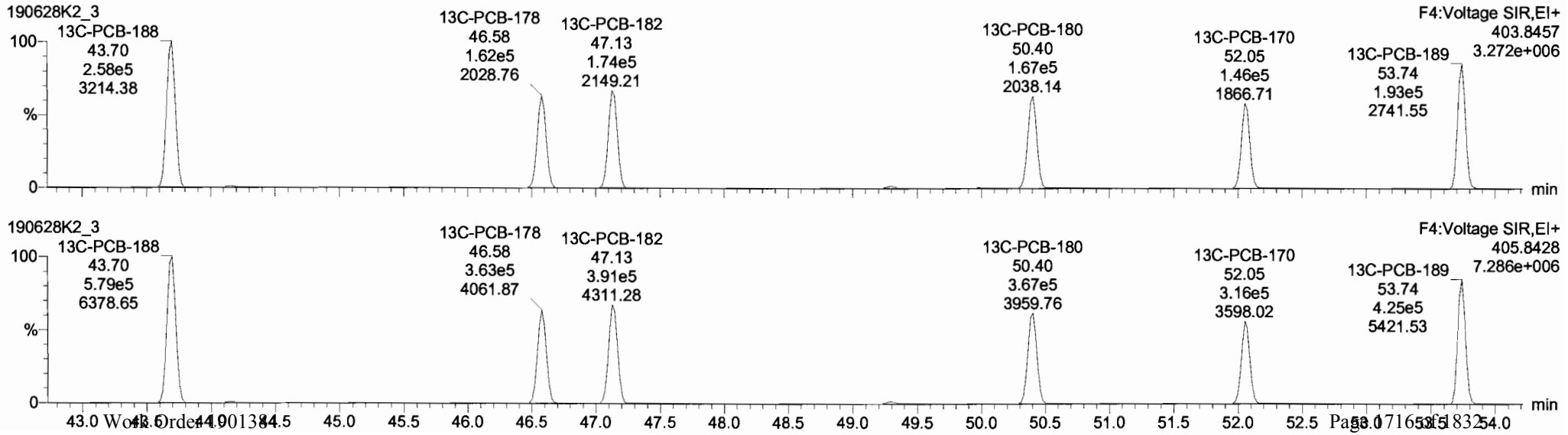

TargetLynx - 190628K2-CRV.qld * - [Chromatogram]

File Edit View Display Processing Window Help

190628K2_3 - ST190628K2-3 PCB 209 CS2 19C1105 - PCB 209 CS2 19C1105

	#	Name	Resp	RA	n/y	RRF	wt/vol	Pred.RT	RT	Pred.R...	RRT	RRT Fail	Conc.	%Rec	DL	EMPC
232	232	4th Function Hexa-PCBs				0.9719	1.000	0.00		0.000		NO	67.78		0.331	67.78
233	233	Total Hepta-PCBs				1.2636	1.000	0.00		0.000		NO	59.03		0.217	59.03
234	234	4th Function Octa-PCBs				0.8663	1.000	0.00		0.000		NO	22.23		0.0651	22.23
235	235	5th Function Octa-PCBs				1.1967	1.000	0.00		0.000		NO	7.464		0.0370	7.464
236	236	Total Nona-PCBs				0.9446	1.000	0.00		0.000		NO	7.182		0.0277	7.182
237	237	Deca-CB				0.9426	1.000	0.00		0.000		NO	2.376		0.00291	2.376
238	238	Total PCBs														
239	239	Total Mono-Isotopes														
240	240	Total Di-Isotopes														
241	241	2nd Function Tri-Isotopes														
242	242	3rd Function Tri-Isotopes														
243	243	Tetra-Isotopes				0.9849	1.000	0.00		1.000		NO	907.8		0.745	0.0000
244	244	3rd Function Penta-Isotopes				0.9098	1.000	0.00		0.000		NO	711.3		0.260	0.0000

	#	Name	Pred.RT	RT	m1 Resp	m2 Resp	1° Ratio (Pred)	RA	n/y	EMPC	Conc.
1	131	PCB-188	43.74	43.72	1.224e4	1.219e4	1.050	1.00	NO	2.4480	2.4480
2	132	PCB-184	44.19	44.17	1.230e4	1.225e4	1.050	1.00	NO	2.5166	2.5166
3	133	PCB-179	44.98	44.99	1.222e4	1.170e4	1.050	1.04	NO	2.4325	2.4325
4	134	PCB-176	45.47	45.46	1.234e4	1.204e4	1.050	1.03	NO	2.5151	2.5151
5	135	PCB-188	46.09	46.08	1.322e4	1.222e4	1.050	1.08	NO	2.4972	2.4972
6	136	PCB-178	46.61	46.60	8.896e3	8.916e3	1.050	1.00	NO	2.5649	2.5649
7	137	PCB-175	46.97	46.96	8.918e3	8.290e3	1.050	1.08	NO	2.4250	2.4250

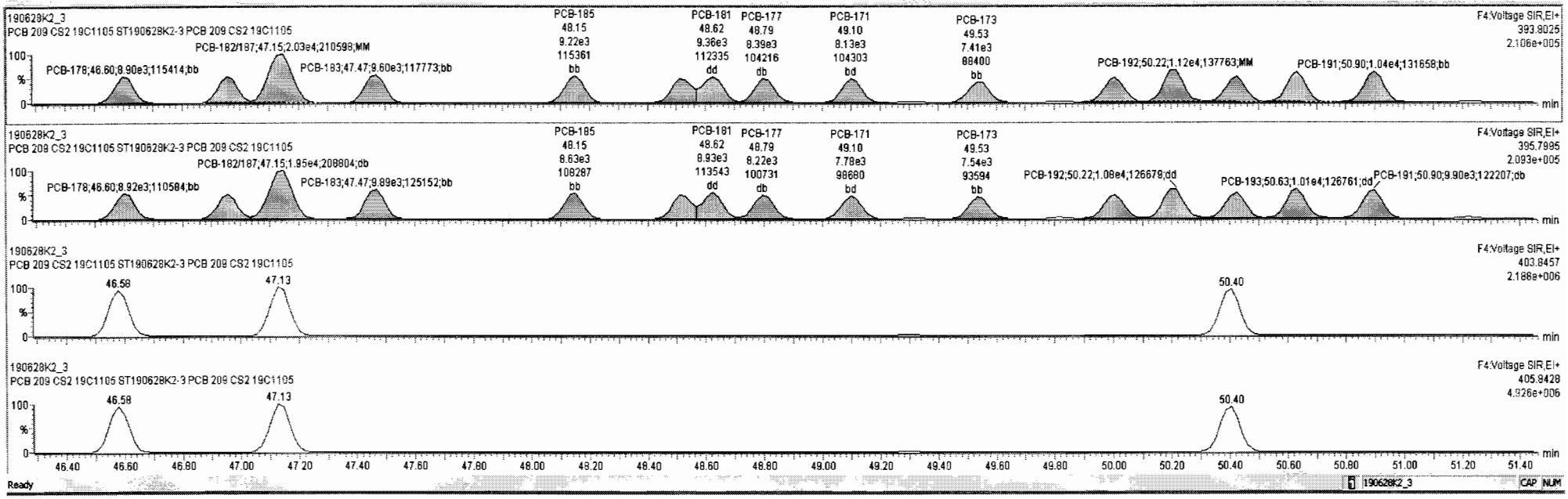

Dataset: Untitled

Last Altered: Saturday, June 29, 2019 12:04:52 Pacific Daylight Time
Printed: Saturday, June 29, 2019 12:05:15 Pacific Daylight Time

Name: 190628K2_3, Date: 28-Jun-2019, Time: 18:36:12, ID: ST190628K2-3 PCB 209 CS2 19C1105, Description: PCB 209 CS2 19C1105

PCB-202

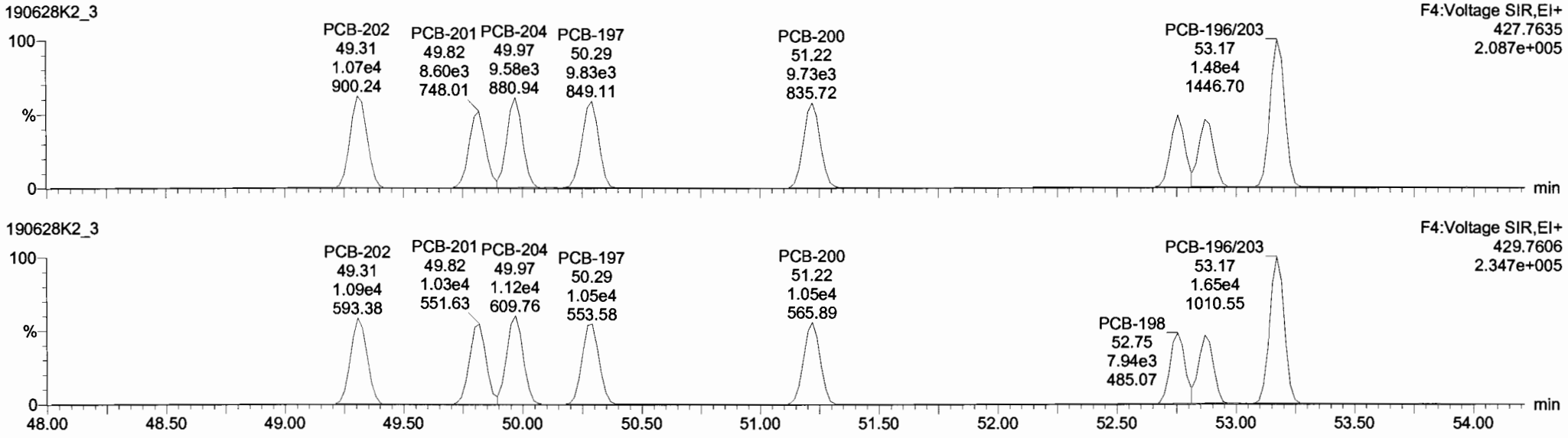

13C-PCB-202

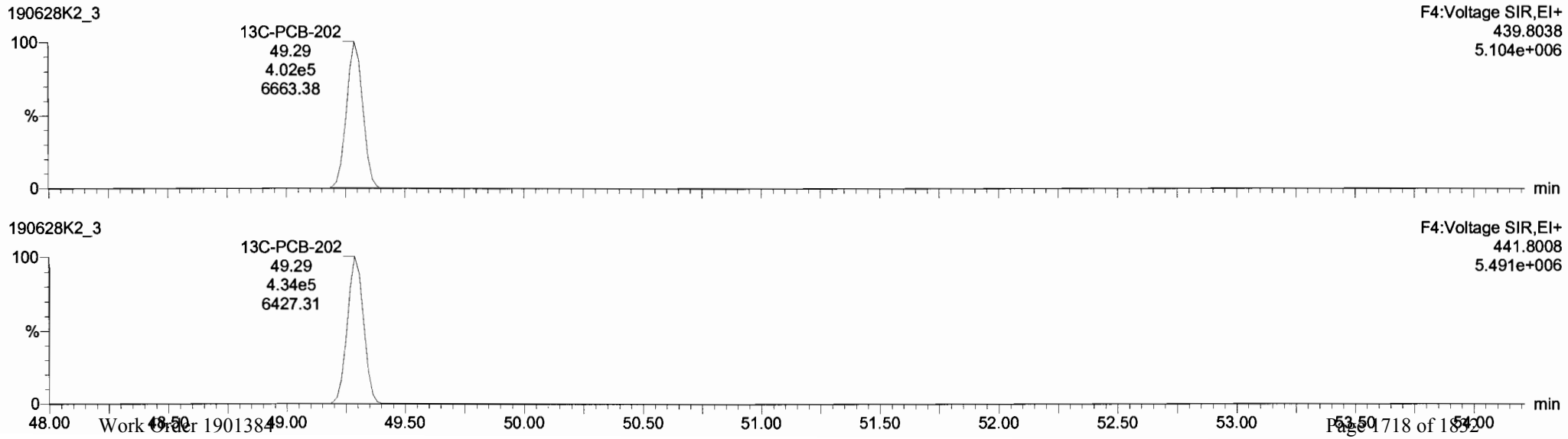

Dataset: Untitled

Last Altered: Saturday, June 29, 2019 12:04:52 Pacific Daylight Time
Printed: Saturday, June 29, 2019 12:05:15 Pacific Daylight Time

Name: 190628K2_3, Date: 28-Jun-2019, Time: 18:36:12, ID: ST190628K2-3 PCB 209 CS2 19C1105, Description: PCB 209 CS2 19C1105

PCB-195

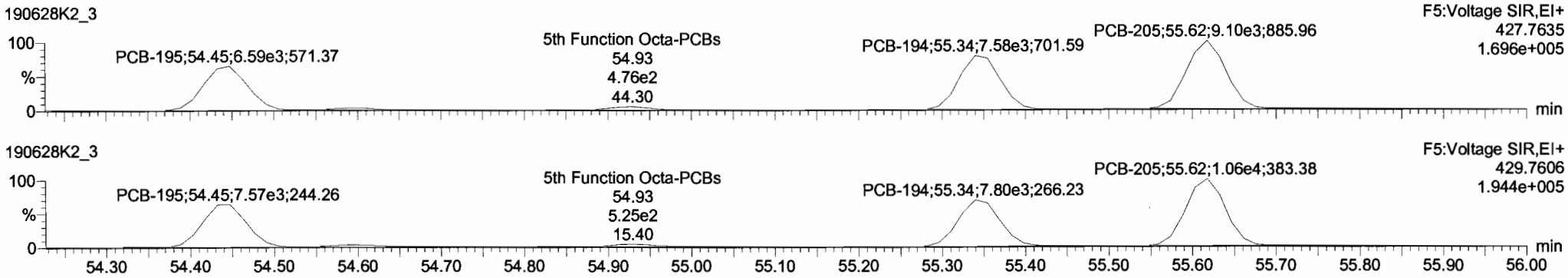

13C-PCB-194

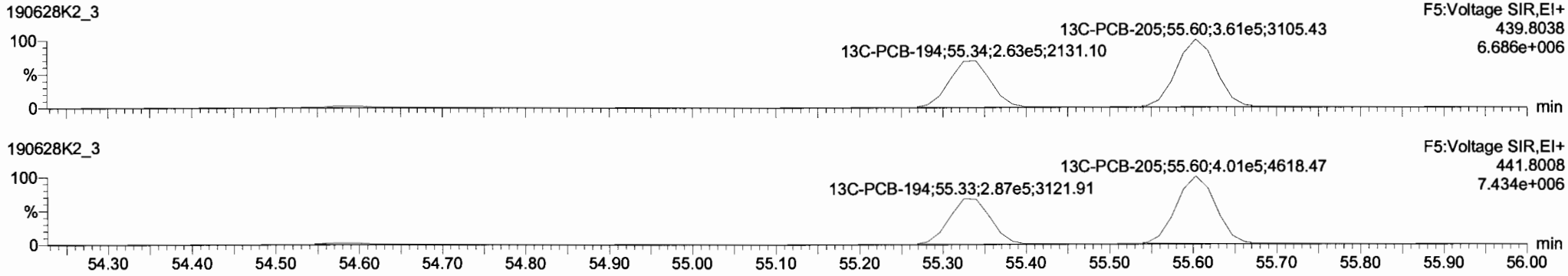

PFK5

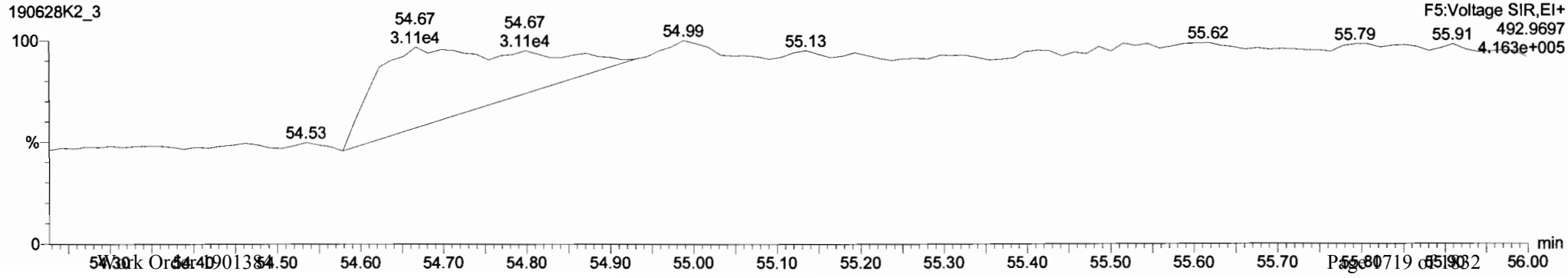

Dataset: Untitled

Last Altered: Saturday, June 29, 2019 12:04:52 Pacific Daylight Time
Printed: Saturday, June 29, 2019 12:05:15 Pacific Daylight Time

Name: 190628K2_3, Date: 28-Jun-2019, Time: 18:36:12, ID: ST190628K2-3 PCB 209 CS2 19C1105, Description: PCB 209 CS2 19C1105

PCB-208

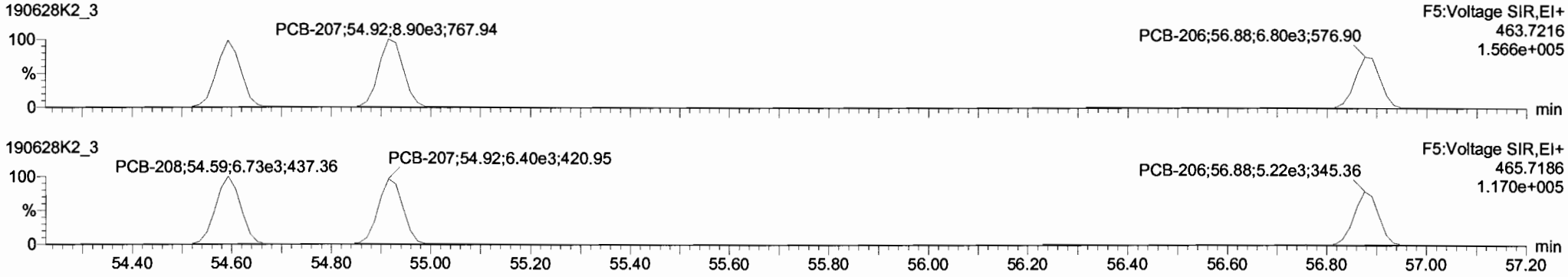

13C-PCB-208

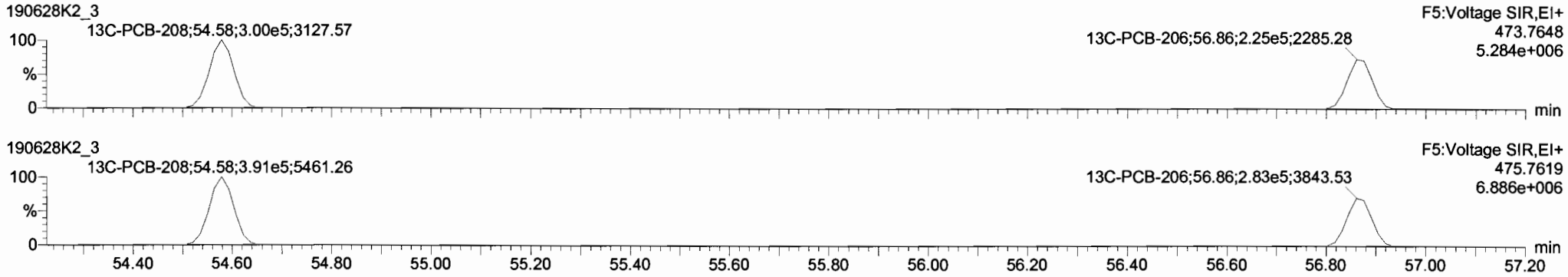

PFK5

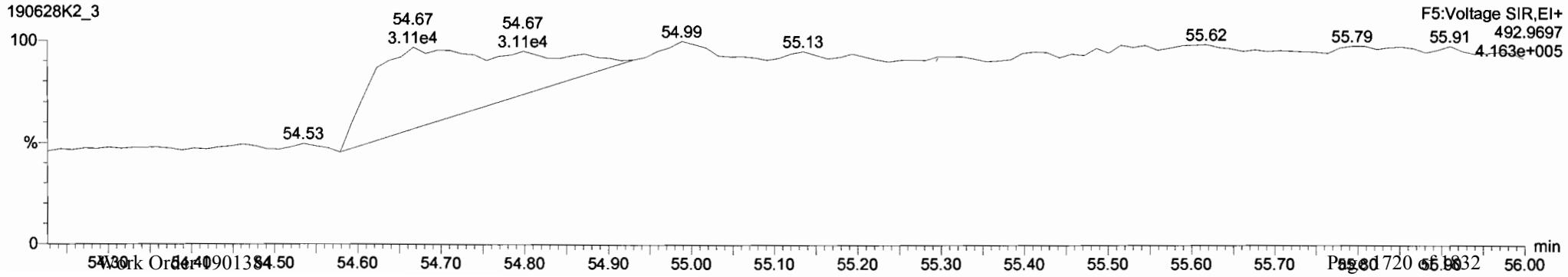

Dataset: Untitled

Last Altered: Saturday, June 29, 2019 12:04:52 Pacific Daylight Time
Printed: Saturday, June 29, 2019 12:05:15 Pacific Daylight Time

Name: 190628K2_3, Date: 28-Jun-2019, Time: 18:36:12, ID: ST190628K2-3 PCB 209 CS2 19C1105, Description: PCB 209 CS2 19C1105

PCB-209

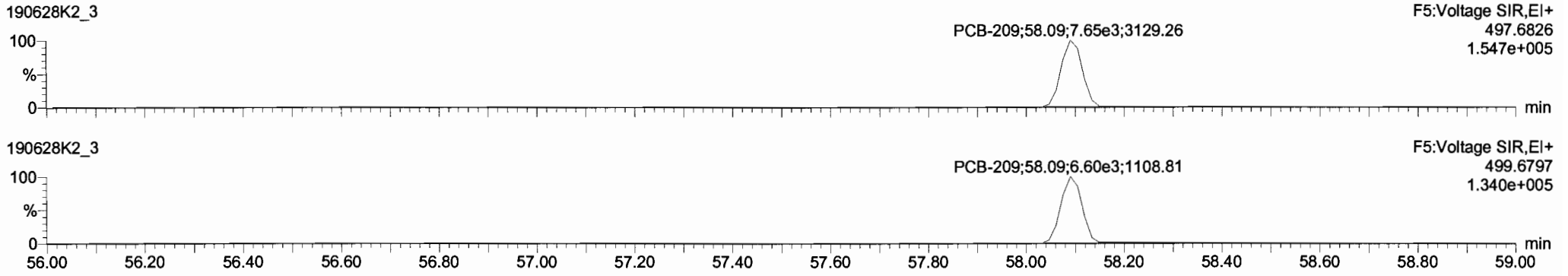

13C-PCB-209

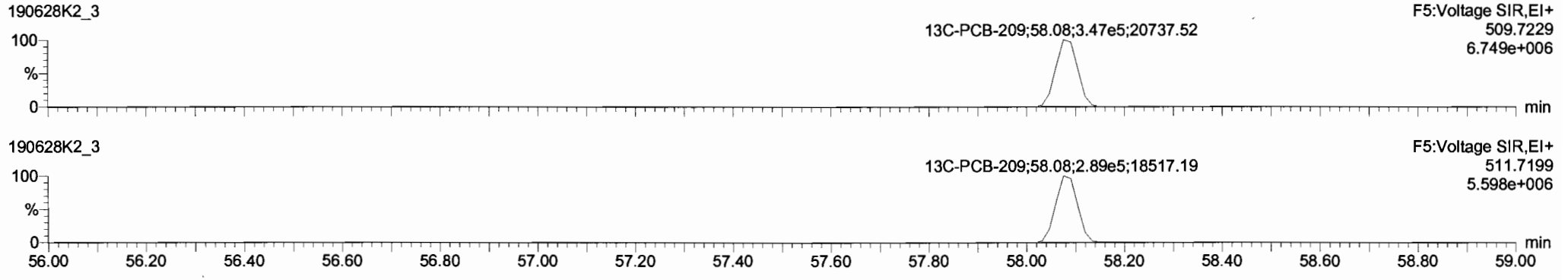

PFK5

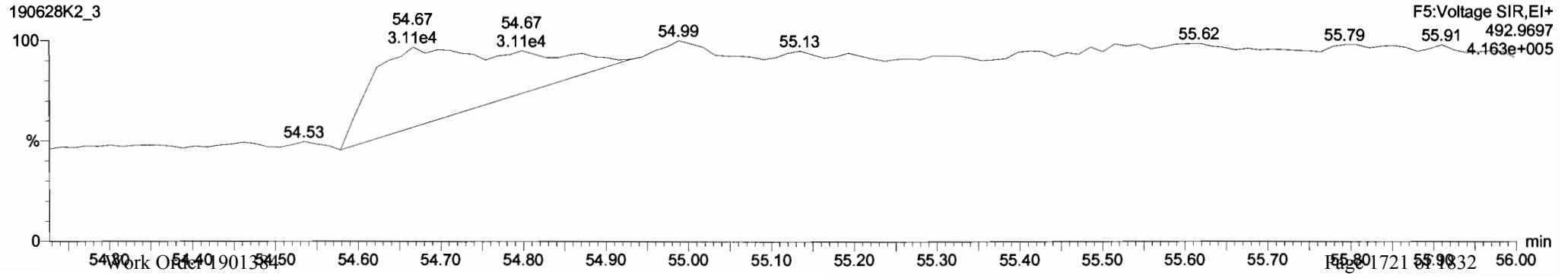

Dataset: Untitled

Last Altered: Saturday, June 29, 2019 12:04:52 Pacific Daylight Time
Printed: Saturday, June 29, 2019 12:05:15 Pacific Daylight Time

Name: 190628K2_6, Date: 28-Jun-2019, Time: 21:41:21, ID: ST190628K2-6 PCB 209 CS3 19C1106, Description: PCB 209 CS3 19C1106

PCB-1

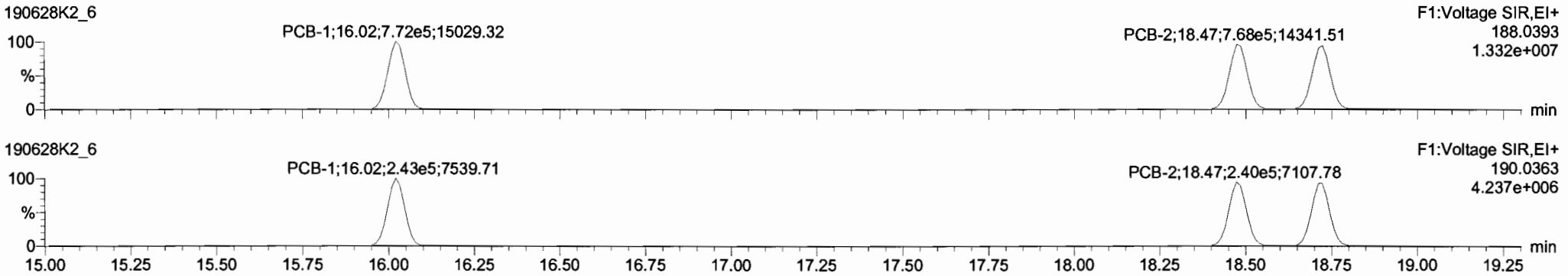

13C-PCB-1

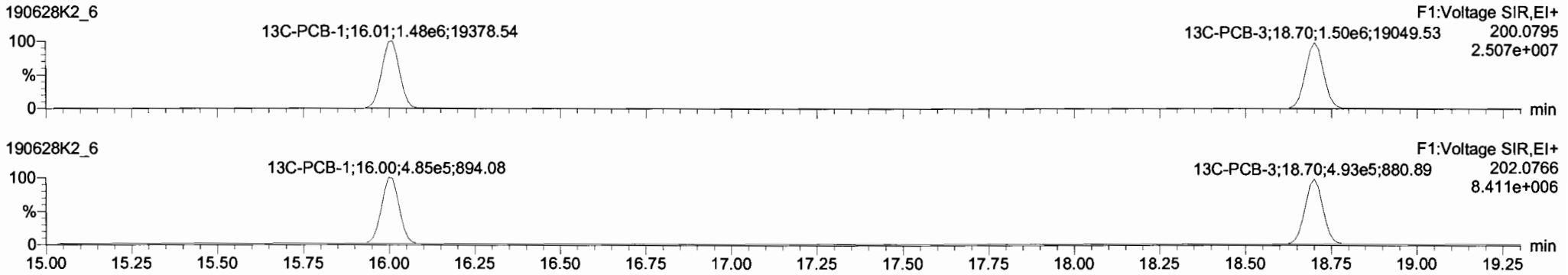

PFK1

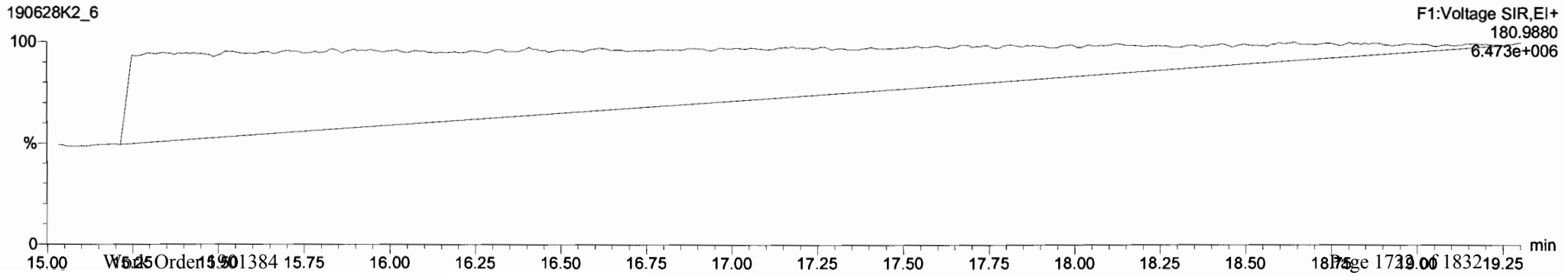

Dataset: Untitled

Last Altered: Saturday, June 29, 2019 12:04:52 Pacific Daylight Time
Printed: Saturday, June 29, 2019 12:05:15 Pacific Daylight Time

Name: 190628K2_6, Date: 28-Jun-2019, Time: 21:41:21, ID: ST190628K2-6 PCB 209 CS3 19C1106, Description: PCB 209 CS3 19C1106

PCB-4/10

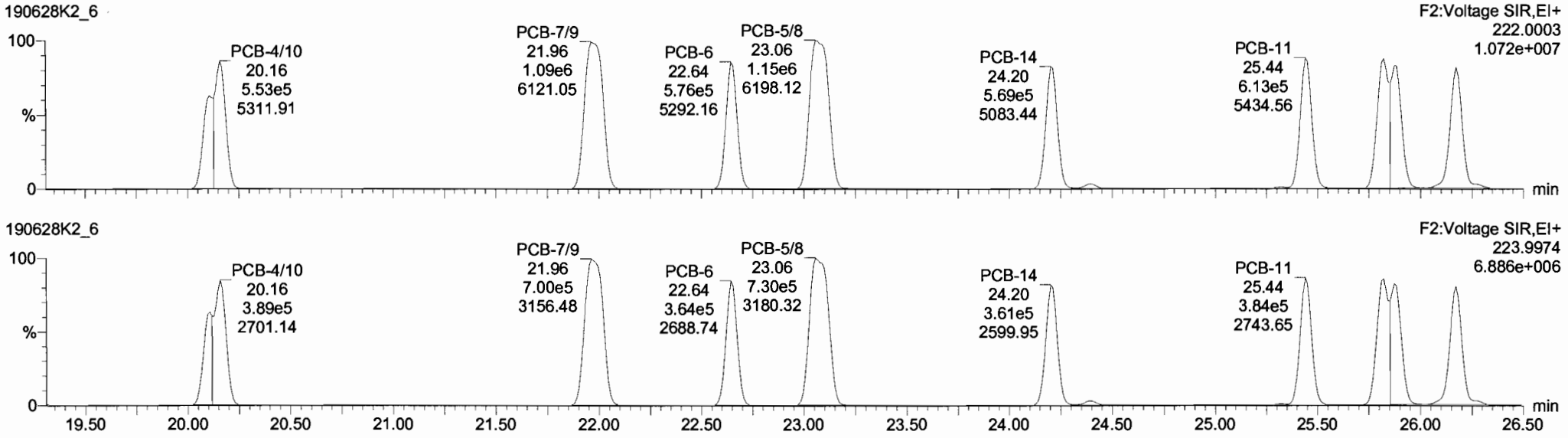

13C-PCB-4

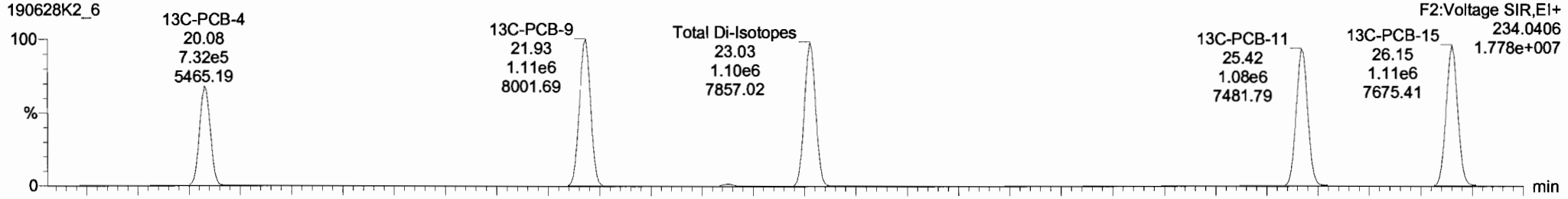

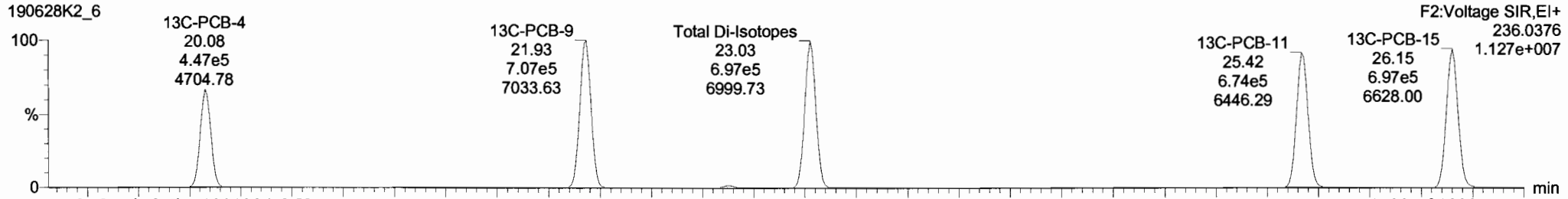

TargetLynx - 190628K2.CRV.qld - [Chromatogram]

File Edit View Display Processing Window Help

190628K2_6 - ST190628K2-6 PCB 209 CS3 19C1106 - PCB 209 CS3 19C1106

	#	Name	Resp	RA	n/y	RRF	wt/vol	Pred.RT	RT	Pred.R...	RRT	RRT Fail	Conc	%Rec	DL	EMPC
223	223	13C-PCB-178	5.66e5	0.46	NO	0.9749	1.000	46.58	46.56	0.924	0.924	NO	102.1	102	0.0730	
224	224	Total Mono-PCBs				1.0122	1.000	0.00		0.000		NO	151.1		0.0261	151.1
225	225	Total Di-PCBs				1.0592	1.000	0.00		0.000		NO	611.1		0.222	611.1
226	226	2nd Function Tri-PCBs				0.9137	1.000	0.00		0.000		NO	404.6		0.0967	404.6
227	227	3rd Function Tri-PCBs				1.0563	1.000	0.00		0.000		NO	783.0		0.451	783.0
228	228	Total Tetra-PCBs				0.9861	1.000	0.00		0.000		NO	2149		0.998	2149
229	229	3rd Function Penta-PCBs				1.1154	1.000	0.00		0.000		NO	2055		0.757	2055
230	230	4th Function Penta-PCBs				1.1112	1.000	0.00		0.000		NO	256.8		0.173	256.8
231	231	3rd Function Hexa-PCBs				0.7739	1.000	0.00		0.000		NO	705.2		0.281	705.3
232	232	4th Function Hexa-PCBs				0.9719	1.000	0.00		0.000		NO	1414		1.33	1414
233	233	Total Hepta-PCBs				1.2636	1.000	0.00		0.000		NO	1229		0.858	1229
234	234	4th Function Octa-PCBs				0.8863	1.000	0.00		0.000		NO	451.8		0.214	451.8
235	235	5th Function Octa-PCBs				1.1967	1.000	0.00		0.000		NO	150.1		0.0869	150.1

	#	Name	Pred.RT	RT	m1 Resp	m2 Resp	1° Ratio (Pred)	RA	n/y	EMPC	Conc.
1	4	PCB-4/10	20.16	20.16	9.252e5	5.913e5	1.560	1.57	NO	100.88	100.88
2	5	PCB-7/9	21.98	21.96	1.090e6	7.004e5	1.560	1.56	NO	100.81	100.81
3	6	PCB-6	22.64	22.64	5.755e5	3.640e5	1.560	1.58	NO	50.777	50.777
4	7	PCB-5/8	23.06	23.06	1.148e6	7.301e5	1.560	1.57	NO	102.09	102.09
5	8	PCB-14	24.21	24.20	5.685e5	3.811e5	1.560	1.57	NO	51.341	51.341
6	9	PCB-11	25.44	25.44	6.133e5	3.836e5	1.560	1.60	NO	51.879	51.879
7	10	PCB-12/13	25.81	25.82	1.131e6	7.197e5	1.560	1.57	NO	101.81	101.81

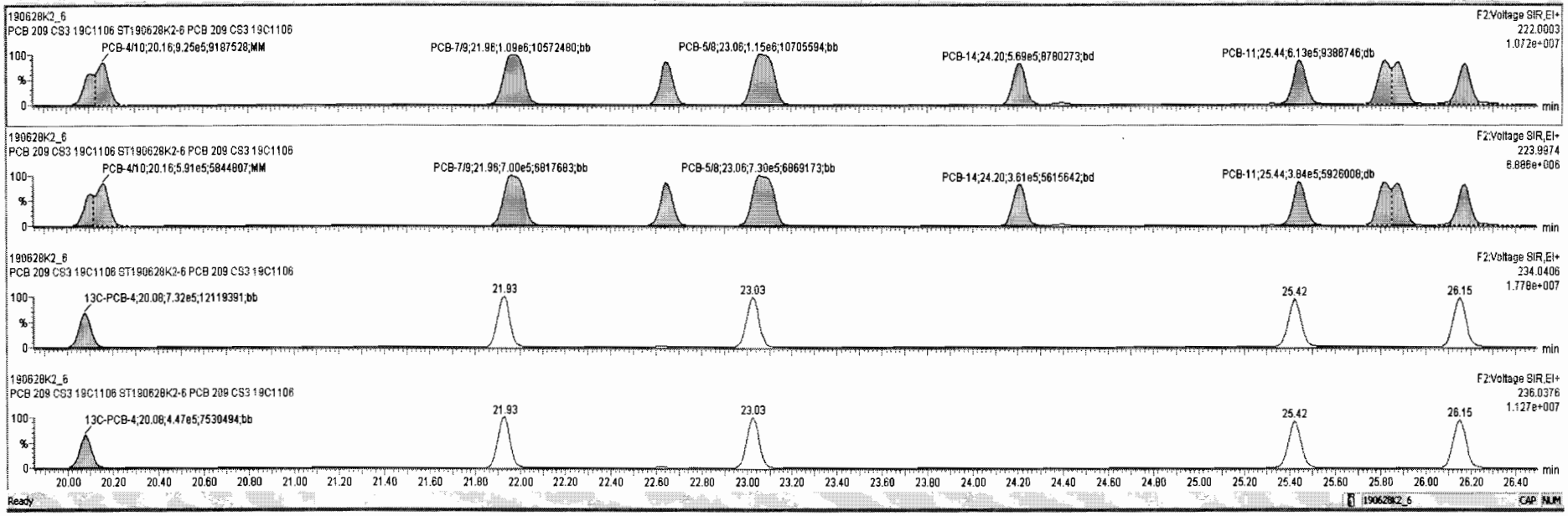

Ready

Dataset: Untitled

Last Altered: Saturday, June 29, 2019 12:04:52 Pacific Daylight Time
Printed: Saturday, June 29, 2019 12:05:15 Pacific Daylight Time

Name: 190628K2_6, Date: 28-Jun-2019, Time: 21:41:21, ID: ST190628K2-6 PCB 209 CS3 19C1106, Description: PCB 209 CS3 19C1106

PCB-19

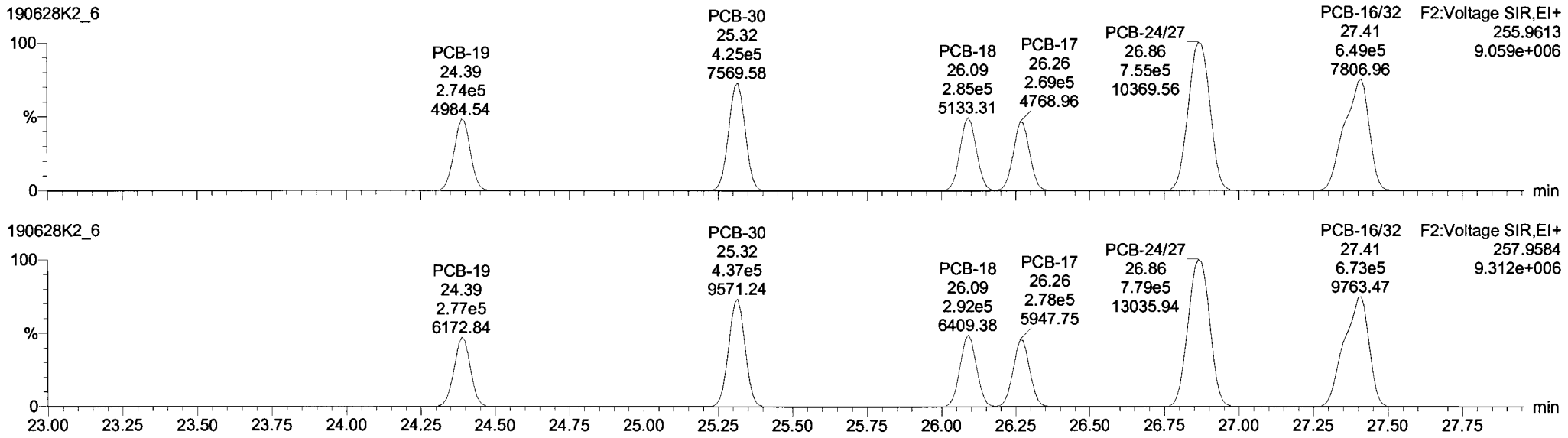

13C-PCB-19

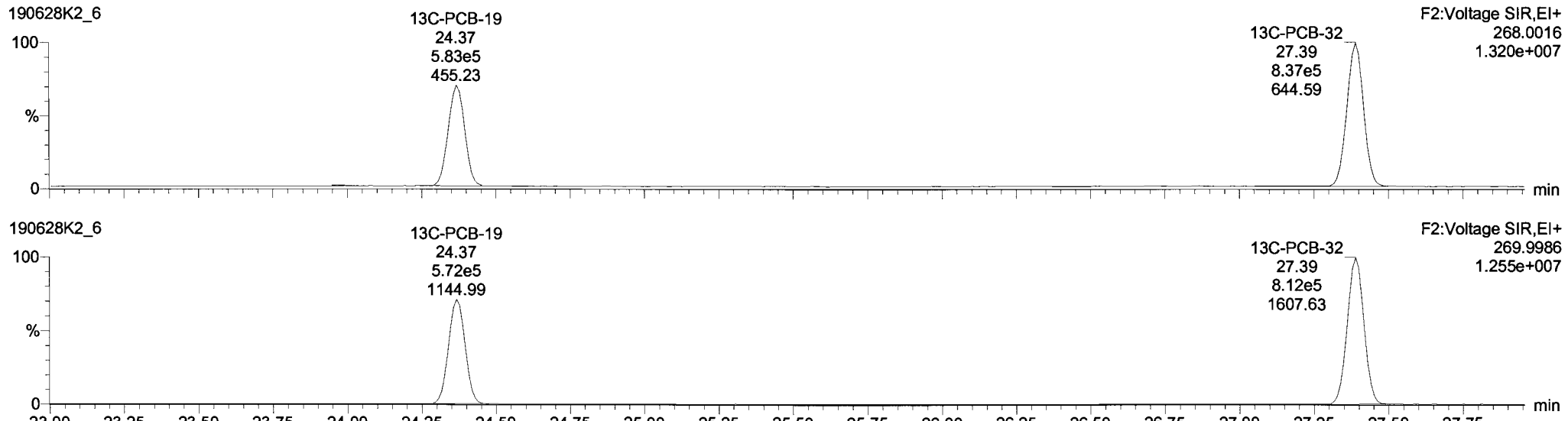

Dataset: Untitled

Last Altered: Saturday, June 29, 2019 12:04:52 Pacific Daylight Time
Printed: Saturday, June 29, 2019 12:05:15 Pacific Daylight Time

Name: 190628K2_6, Date: 28-Jun-2019, Time: 21:41:21, ID: ST190628K2-6 PCB 209 CS3 19C1106, Description: PCB 209 CS3 19C1106

PCB-34

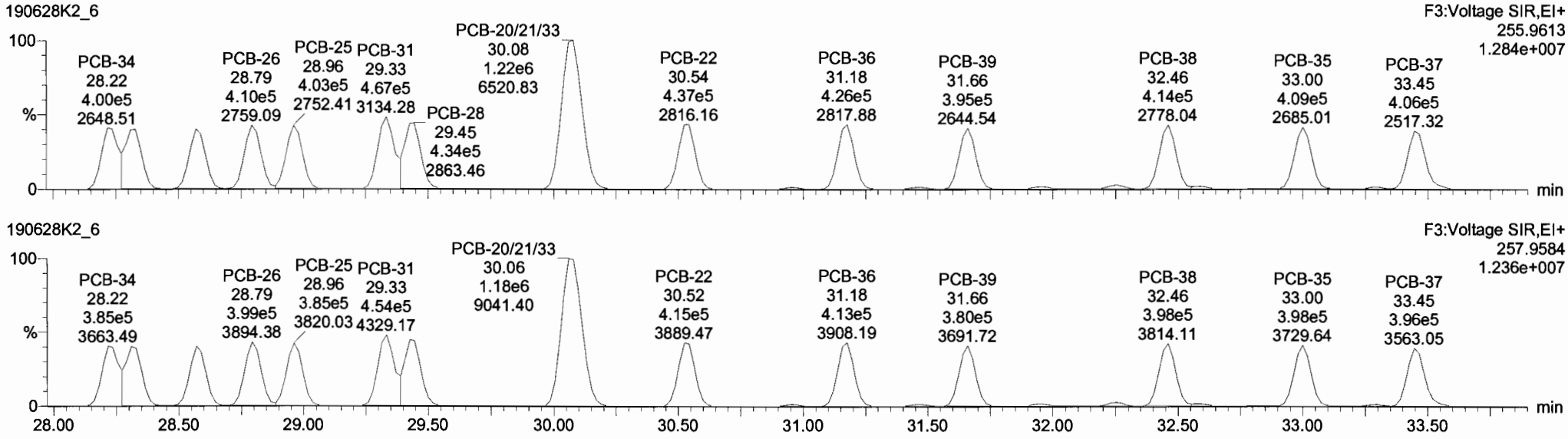

13C-PCB-28

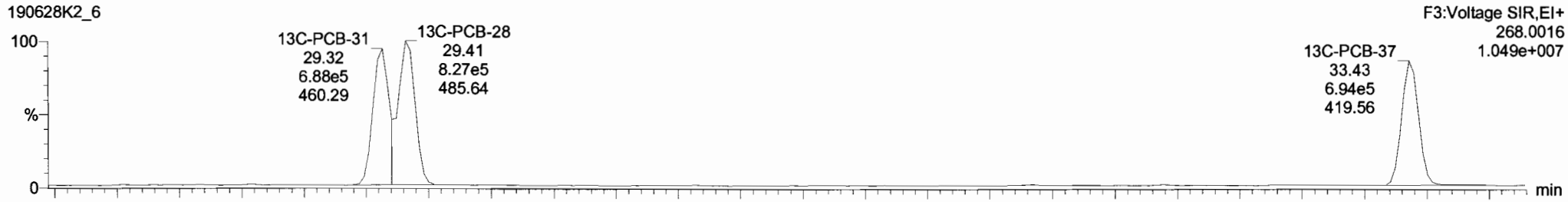

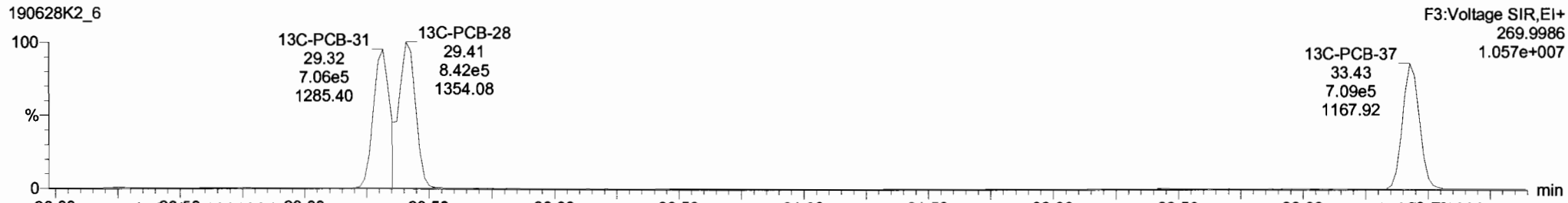

TargetLynx - 190628K2-CRV.qld - [Chromatogram]

File Edit View Display Processing Window Help

190628K2_6 - ST190628K2-6 PCB 209 CS3 19C1106 - PCB 209 CS3 19C1106

	#	Name	Resp	RA	n/y	RRF	wt/vol	Pred.RT	RT	Pred.R	RRT	RRT Fail	Conc.	%Rec	DL	EMPC
223	223	13C-PCB-178	5.66e5	0.46	NO	0.9749	1.000	46.58	46.56	0.924	0.924	NO	102.1	102	0.0730	
224	224	Total Mono-PCBs				1.0122	1.000	0.00		0.000		NO	151.1		0.0261	151.1
225	225	Total Di-PCBs				1.0592	1.000	0.00		0.000		NO	611.1		0.222	611.1
226	226	2nd Function Tri-PCBs				0.9137	1.000	0.00		0.000		NO	404.6		0.0967	404.6
227	227	3rd Function Tri-PCBs				1.0563	1.000	0.00		0.000		NO	783.0		0.451	783.0
228	228	Total Tetra-PCBs				0.9861	1.000	0.00		0.000		NO	2149		0.998	2149
229	229	3rd Function Penta-PCBs				1.1154	1.000	0.00		0.000		NO	2055		0.757	2055
230	230	4th Function Penta-PCBs				1.1112	1.000	0.00		0.000		NO	256.8		0.173	256.8
231	231	3rd Function Hexa-PCBs				0.7739	1.000	0.00		0.000		NO	705.2		0.261	705.3
232	232	4th Function Hexa-PCBs				0.9719	1.000	0.00		0.000		NO	1414		1.33	1414
233	233	Total Hepta-PCBs				1.2636	1.000	0.00		0.000		NO	1229		0.858	1229
234	234	4th Function Octa-PCBs				0.8863	1.000	0.00		0.000		NO	451.6		0.214	451.6
235	235	5th Function Octa-PCBs				1.1967	1.000	0.00		0.000		NO	150.1		0.0869	150.1

	#	Name	Pred.RT	RT	m1 Resp	m2 Resp	1° Ratio (Pred)	RA	n/y	EMPC	Conc.
1	18	PCB-34	28.22	28.22	3.996e5	3.849e5	1.040	1.04	NO	47.599	47.599
2	19	PCB-23	28.31	28.33	3.966e5	3.761e5	1.040	1.05	NO	47.531	47.532
3	20	PCB-29	28.57	28.57	3.833e5	3.697e5	1.040	1.04	NO	47.318	47.317
4	21	PCB-26	28.79	28.79	4.103e5	3.989e5	1.040	1.03	NO	48.430	48.430
5	22	PCB-25	28.96	28.96	4.032e5	3.855e5	1.040	1.05	NO	48.314	48.314
6	23	PCB-31	29.31	29.33	4.671e5	4.538e5	1.040	1.03	NO	49.119	49.119
7	24	PCB-28	29.43	29.44	4.343e5	4.216e5	1.040	1.03	NO	46.367	46.367

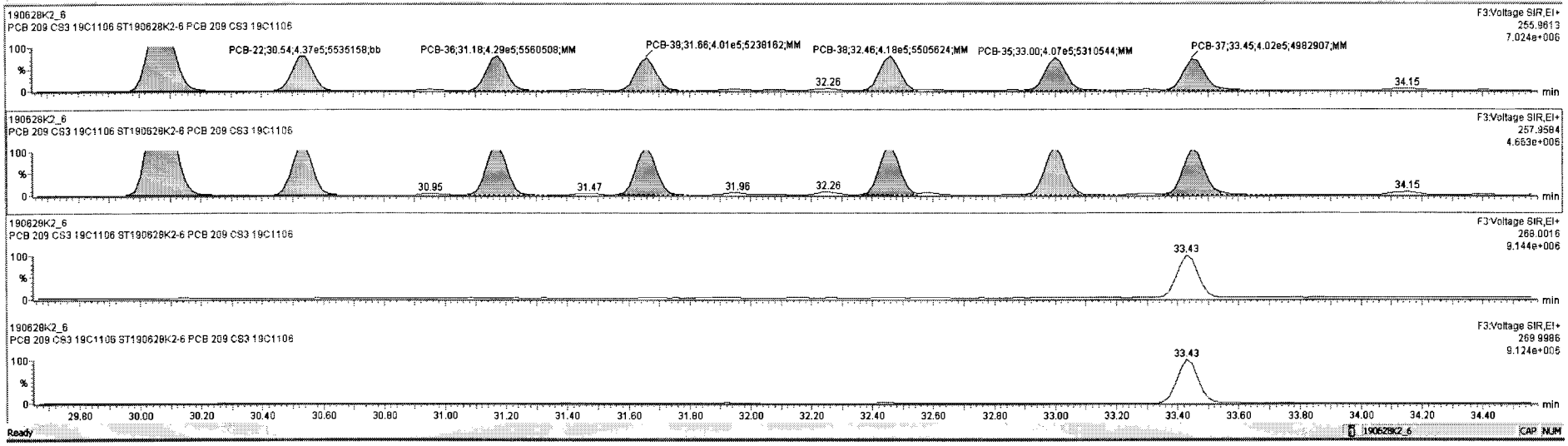

Ready 190628K2_6 CAP NUM

Dataset: Untitled

Last Altered: Saturday, June 29, 2019 12:04:52 Pacific Daylight Time
Printed: Saturday, June 29, 2019 12:05:15 Pacific Daylight Time

Name: 190628K2_6, Date: 28-Jun-2019, Time: 21:41:21, ID: ST190628K2-6 PCB 209 CS3 19C1106, Description: PCB 209 CS3 19C1106

PCB-54

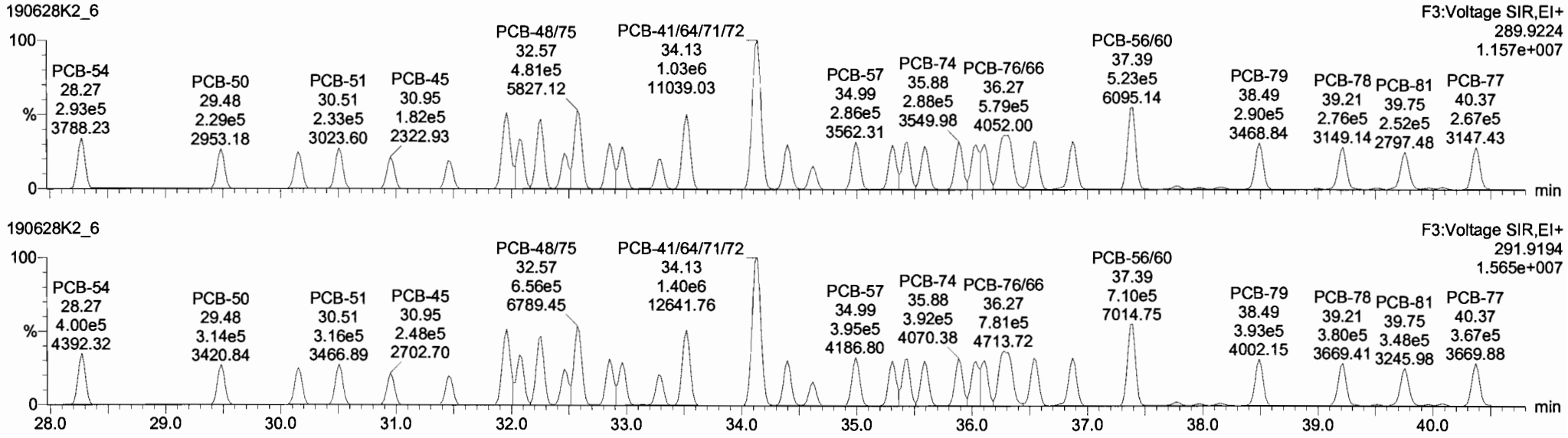

13C-PCB-54

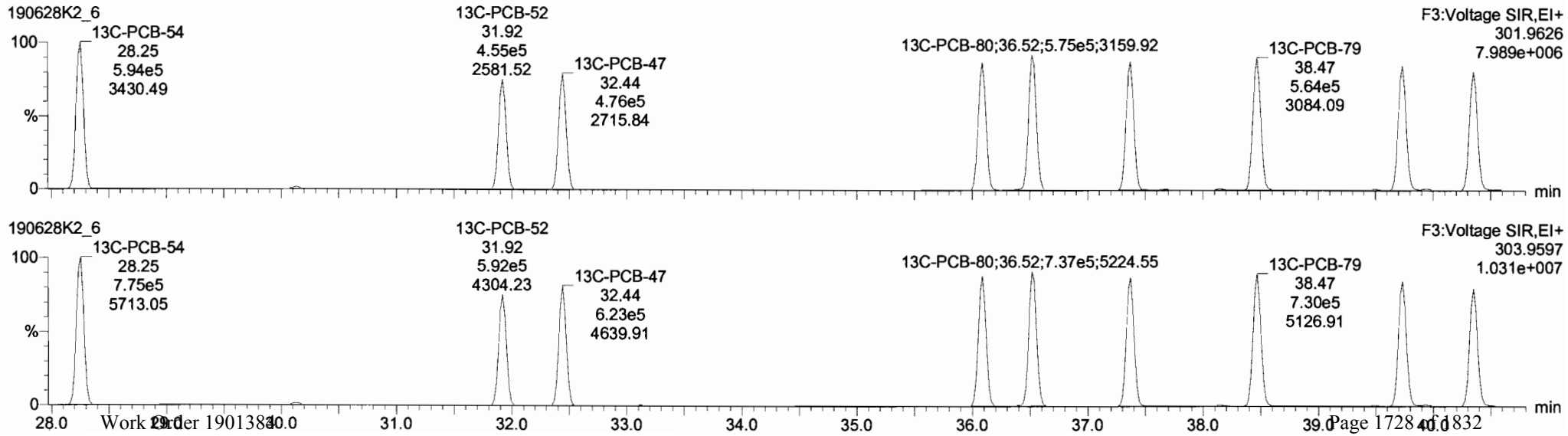

Dataset: Untitled

Last Altered: Saturday, June 29, 2019 12:04:52 Pacific Daylight Time
Printed: Saturday, June 29, 2019 12:05:15 Pacific Daylight Time

Name: 190628K2_6, Date: 28-Jun-2019, Time: 21:41:21, ID: ST190628K2-6 PCB 209 CS3 19C1106, Description: PCB 209 CS3 19C1106

PCB-50

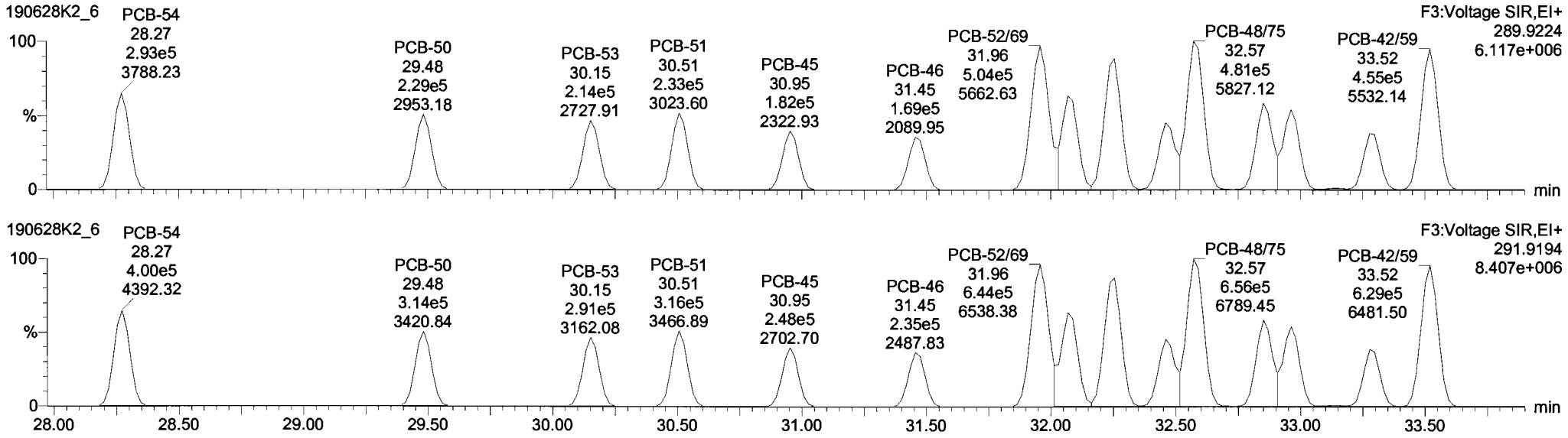

13C-PCB-52

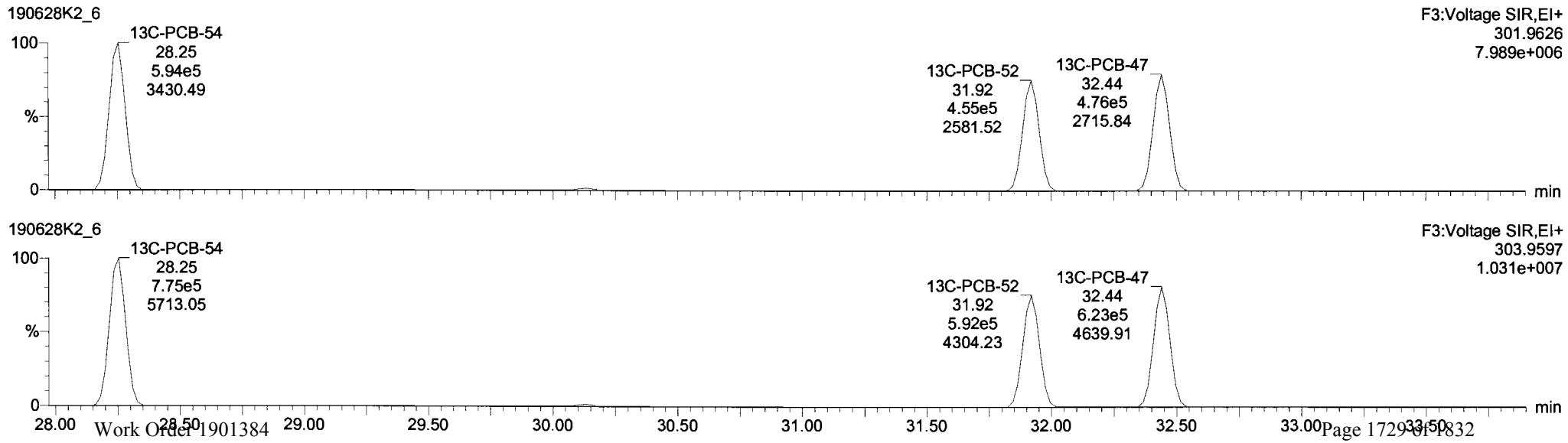

TargetLynx - 190628K2-CRV.qld - [Chromatogram]

File Edit View Display Processing Window Help

190628K2_6 - ST190628k2-6 PCB 209 CS3 19C1106 - PCB 209 CS3 19C1106

	#	Name	Resp	RA	n/y	RRF	wt/vol	Pred.RT	RT	Pred.R...	RRT	RRT Fail	Conc.	%Rec	DL	EMPC
223	223	13C-PCB-178	5.66e5	0.46	NO	0.9749	1.000	46.58	46.56	0.924	0.924	NO	102.1	102	0.0730	
224	224	Total Mono-PCBs				1.0122	1.000	0.00		0.000		NO	151.1		0.0261	151.1
225	225	Total Di-PCBs				1.0592	1.000	0.00		0.000		NO	611.1		0.222	611.1
226	226	2nd Function Tri-PCBs				0.9137	1.000	0.00		0.000		NO	404.6		0.0967	404.6
227	227	3rd Function Tri-PCBs				1.0563	1.000	0.00		0.000		NO	783.0		0.451	783.0
228	228	Total Tetra-PCBs				0.9861	1.000	0.00		0.000		NO	2149		0.998	2149
229	229	3rd Function Penta-PCBs				1.1154	1.000	0.00		0.000		NO	2055		0.757	2055
230	230	4th Function Penta-PCBs				1.1112	1.000	0.00		0.000		NO	256.8		0.173	256.8
231	231	3rd Function Hexa-PCBs				0.7739	1.000	0.00		0.000		NO	705.2		0.281	705.3
232	232	4th Function Hexa-PCBs				0.9719	1.000	0.00		0.000		NO	1414		1.33	1414
233	233	Total Hepta-PCBs				1.2636	1.000	0.00		0.000		NO	1229		0.858	1229
234	234	4th Function Octa-PCBs				0.8863	1.000	0.00		0.000		NO	451.6		0.214	451.6
235	235	5th Function Octa-PCBs				1.1967	1.000	0.00		0.000		NO	150.1		0.0869	150.1

	#	Name	Pred.RT	RT	m1 Resp	m2 Resp	1° Ratio (Pred)	RA	n/y	EMPC	Conc.
1	32	PCB-54	28.27	28.27	2.928e5	3.999e5	0.770	0.73	NO	50.838	50.837
2	33	PCB-50	29.49	29.48	2.292e5	3.141e5	0.770	0.73	NO	50.822	50.822
3	34	PCB-53	30.16	30.15	2.143e5	2.907e5	0.770	0.74	NO	50.527	50.528
4	35	PCB-51	30.52	30.51	2.330e5	3.160e5	0.770	0.74	NO	51.248	51.248
5	36	PCB-45	30.96	30.95	1.820e5	2.481e5	0.770	0.73	NO	50.871	50.870
6	37	PCB-46	31.45	31.45	1.695e5	2.355e5	0.770	0.72	NO	51.351	51.351
7	38	PCB-52/69	31.96	31.96	5.057e5	6.892e5	0.770	0.73	NO	104.58	104.58

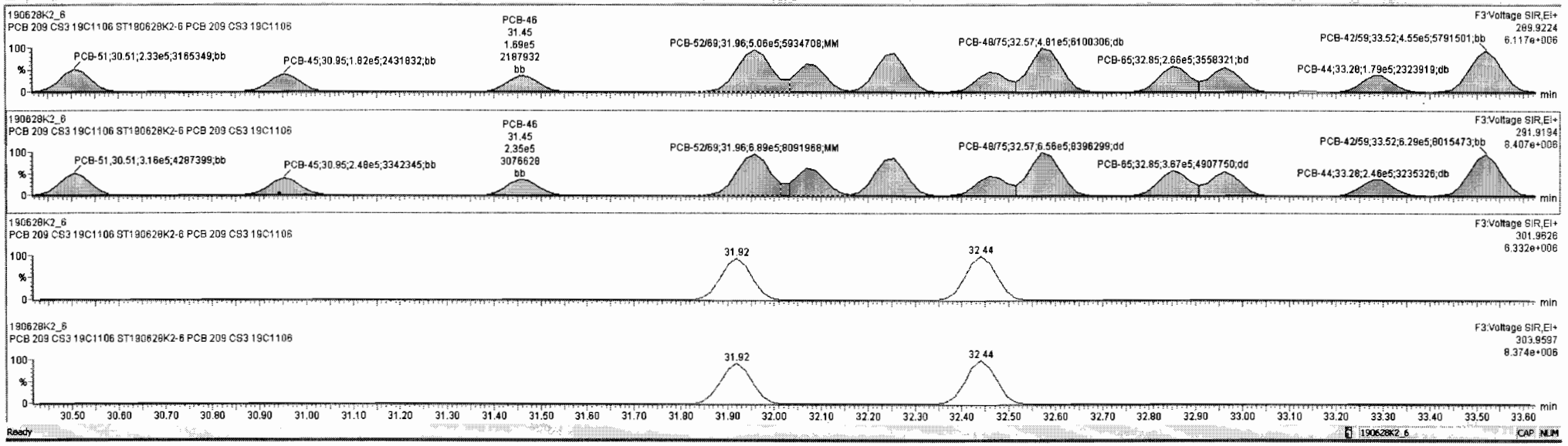

Ready 190628K2_6 CAP NUM

Dataset: Untitled

Last Altered: Saturday, June 29, 2019 12:04:52 Pacific Daylight Time
Printed: Saturday, June 29, 2019 12:05:15 Pacific Daylight Time

Name: 190628K2_6, Date: 28-Jun-2019, Time: 21:41:21, ID: ST190628K2-6 PCB 209 CS3 19C1106, Description: PCB 209 CS3 19C1106

PCB-68

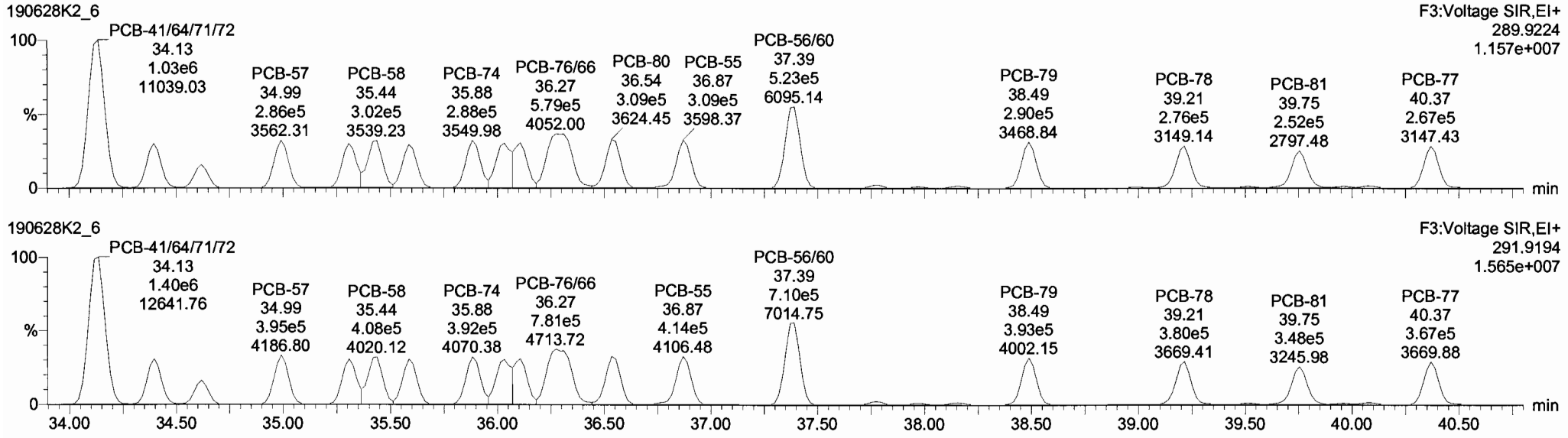

13C-PCB-60

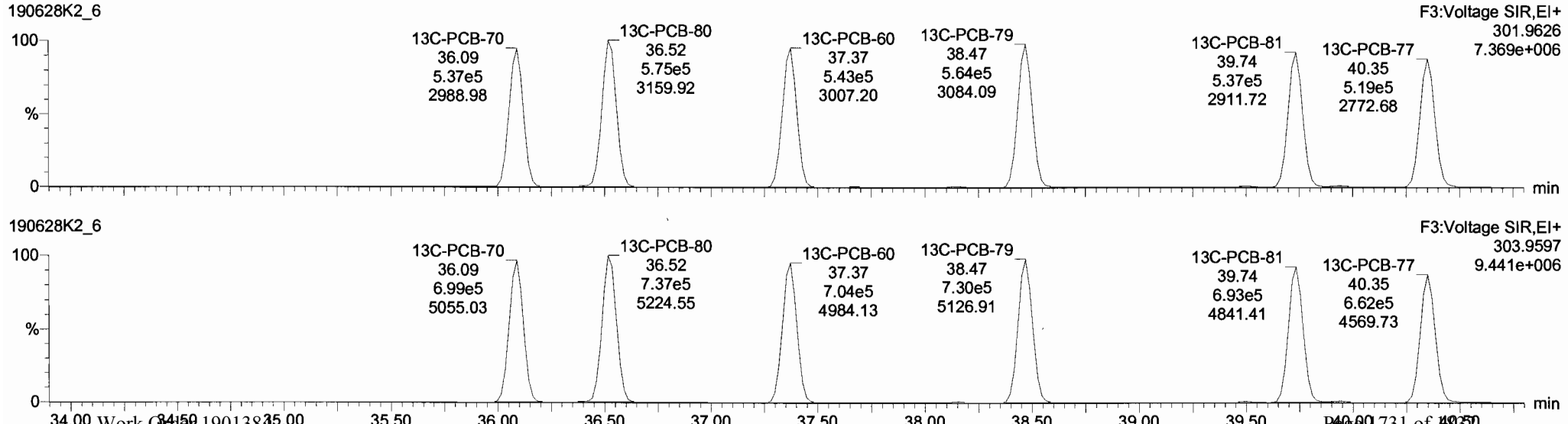

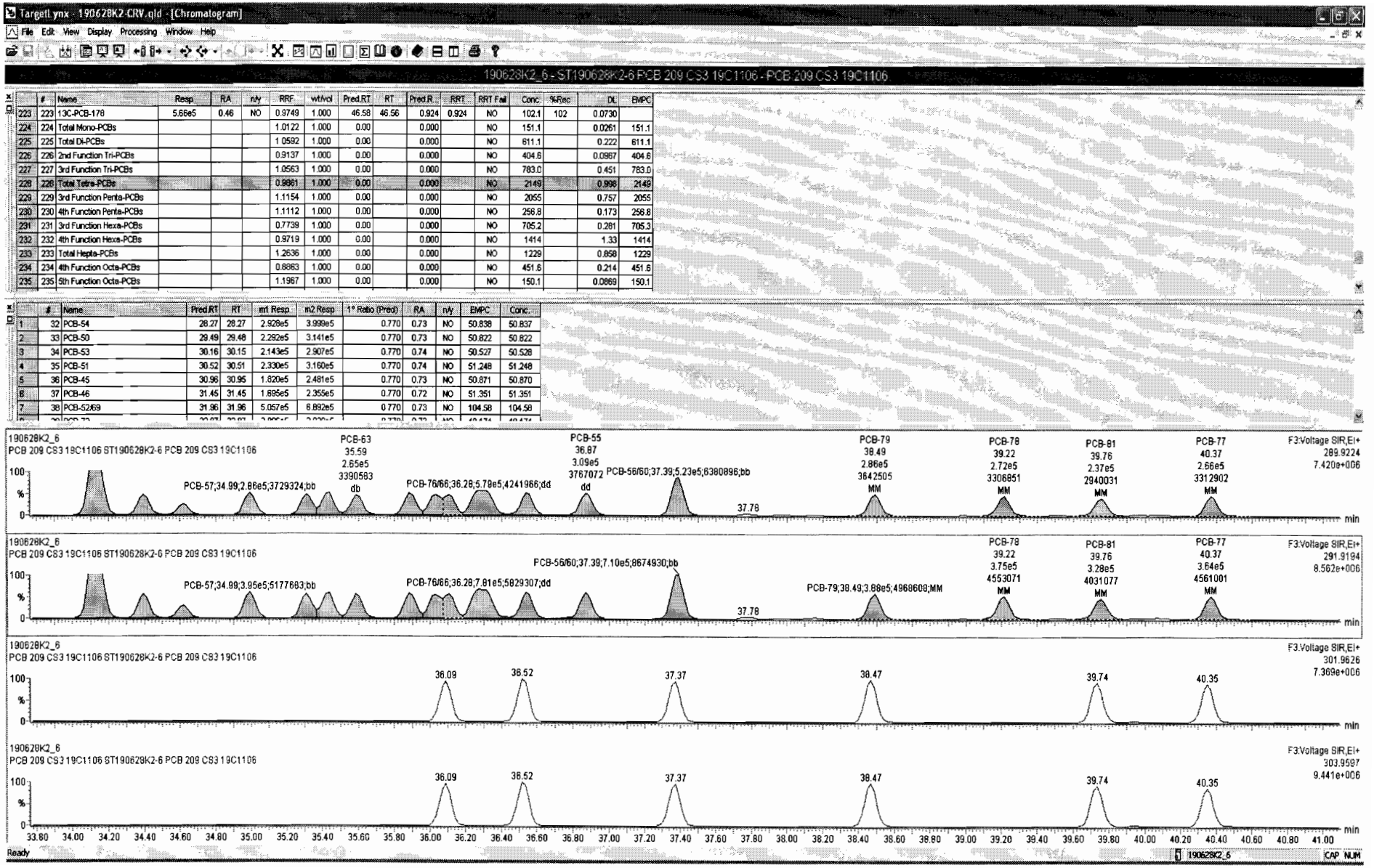

	#	Name	Resp	RA	n/y	RRF	wt/vol	Pred.RT	RT	Pred.R...	RRT	RRT Fail	Conc	%Rec	DL	EMPC
223	223	13C-PCB-178	5.68e5	0.46	NO	0.9749	1.000	46.58	46.56	0.924	0.924	NO	102.1	102	0.0730	
224	224	Total Mono-PCBs				1.0122	1.000	0.00		0.000		NO	151.1		0.0261	151.1
225	225	Total Di-PCBs				1.0592	1.000	0.00		0.000		NO	611.1		0.222	611.1
226	226	2nd Function Tri-PCBs				0.9137	1.000	0.00		0.000		NO	404.6		0.0967	404.6
227	227	3rd Function Tri-PCBs				1.0563	1.000	0.00		0.000		NO	783.0		0.451	783.0
228	228	Total Tetra-PCBs				0.9861	1.000	0.00		0.000		NO	2149		0.998	2149
229	229	3rd Function Penta-PCBs				1.1154	1.000	0.00		0.000		NO	2055		0.757	2055
230	230	4th Function Penta-PCBs				1.1112	1.000	0.00		0.000		NO	256.8		0.173	256.8
231	231	3rd Function Hexa-PCBs				0.7739	1.000	0.00		0.000		NO	705.2		0.281	705.3
232	232	4th Function Hexa-PCBs				0.9719	1.000	0.00		0.000		NO	1414		1.33	1414
233	233	Total Hepta-PCBs				1.2636	1.000	0.00		0.000		NO	1229		0.858	1229
234	234	4th Function Octa-PCBs				0.8863	1.000	0.00		0.000		NO	451.6		0.214	451.6
235	235	5th Function Octa-PCBs				1.1967	1.000	0.00		0.000		NO	150.1		0.0869	150.1

	#	Name	Pred.RT	RT	m1 Resp	m2 Resp	1° Ratio (Pred)	RA	n/y	EMPC	Conc.
1	32	PCB-54	28.27	28.27	2.928e5	3.999e5	0.770	0.73	NO	50.838	50.837
2	33	PCB-50	29.49	29.48	2.292e5	3.141e5	0.770	0.73	NO	50.822	50.822
3	34	PCB-53	30.16	30.15	2.143e5	2.907e5	0.770	0.74	NO	50.527	50.528
4	35	PCB-51	30.52	30.51	2.330e5	3.160e5	0.770	0.74	NO	51.248	51.248
5	36	PCB-45	30.98	30.95	1.820e5	2.481e5	0.770	0.73	NO	50.871	50.870
6	37	PCB-46	31.45	31.45	1.695e5	2.355e5	0.770	0.72	NO	51.351	51.351
7	38	PCB-52/69	31.96	31.96	5.057e5	6.892e5	0.770	0.73	NO	104.58	104.58

Dataset: Untitled

Last Altered: Saturday, June 29, 2019 12:04:52 Pacific Daylight Time
Printed: Saturday, June 29, 2019 12:05:15 Pacific Daylight Time

Name: 190628K2_6, Date: 28-Jun-2019, Time: 21:41:21, ID: ST190628K2-6 PCB 209 CS3 19C1106, Description: PCB 209 CS3 19C1106

PCB-104

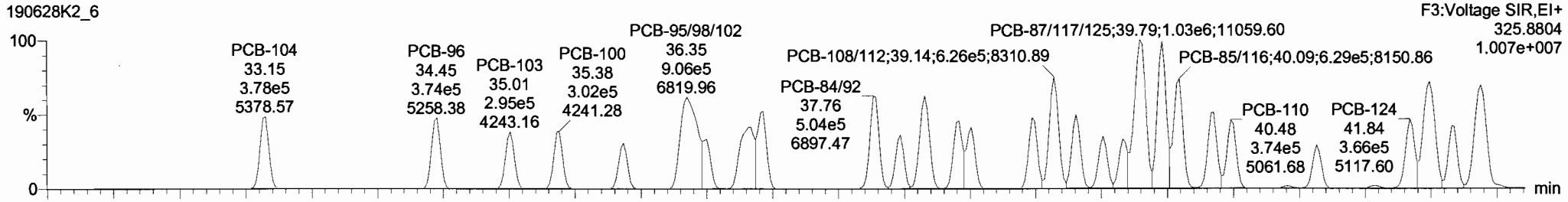

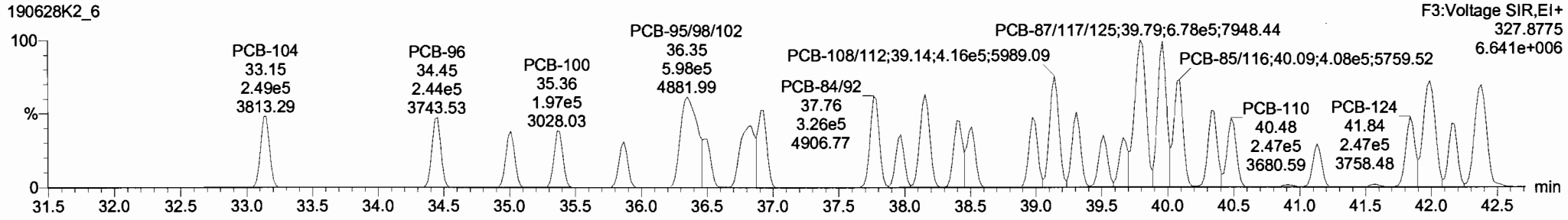

13C-PCB-104

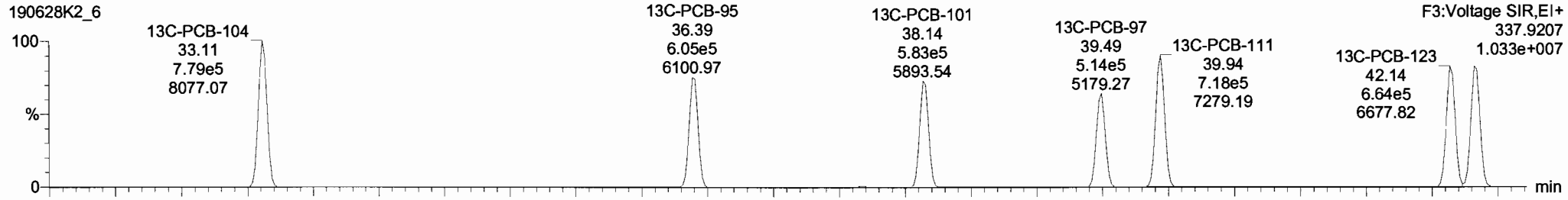

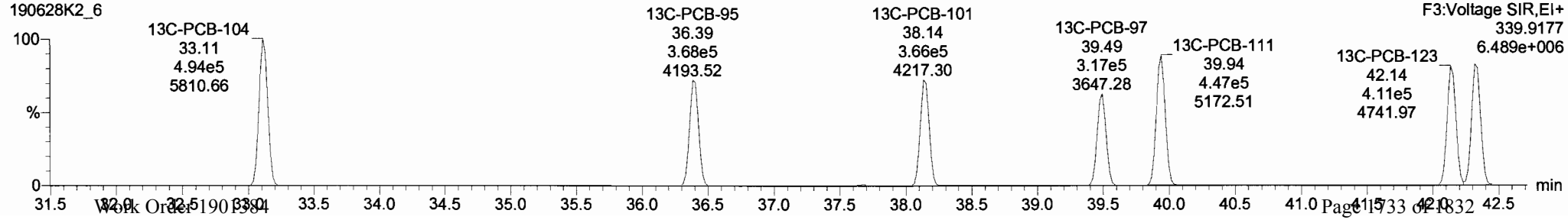

TargetLynx - 190628K2-CRV.qld - [Chromatogram]

File Edit View Display Processing Window Help

190628K2_6 - ST190628K2-6 PCB 209 CS3 19C1106 - PCB 209 CS3 19C1106

#	Name	Resp	RA	n/y	RRF	wt/vol	Pred.RT	RT	Pred.R..	RRT	RRT Fail	Conc.	%Rec	DL	EMPC
223	223 13C-PCB-178	5.66e5	0.46	NO	0.9749	1.000	46.58	46.56	0.924	0.924	NO	102.1	102	0.0730	
224	224 Total Mono-PCBs				1.0122	1.000	0.00		0.000		NO	151.1		0.0261	151.1
225	225 Total Di-PCBs				1.0592	1.000	0.00		0.000		NO	611.1		0.222	611.1
226	226 2nd Function Tri-PCBs				0.9137	1.000	0.00		0.000		NO	404.6		0.0967	404.6
227	227 3rd Function Tri-PCBs				1.0563	1.000	0.00		0.000		NO	783.0		0.451	783.0
228	228 Total Tetra-PCBs				0.9861	1.000	0.00		0.000		NO	2149		0.998	2149
229	229 3rd Function Penta-PCBs				1.1154	1.000	0.00		0.000		NO	2055		0.757	2055
230	230 4th Function Penta-PCBs				1.1112	1.000	0.00		0.000		NO	256.8		0.173	256.8
231	231 3rd Function Hexa-PCBs				0.7739	1.000	0.00		0.000		NO	705.2		0.281	705.3
232	232 4th Function Hexa-PCBs				0.9719	1.000	0.00		0.000		NO	1414		1.33	1414
233	233 Total Hepta-PCBs				1.2636	1.000	0.00		0.000		NO	1229		0.858	1229
234	234 4th Function Octa-PCBs				0.8863	1.000	0.00		0.000		NO	451.6		0.214	451.6
235	235 5th Function Octa-PCBs				1.1967	1.000	0.00		0.000		NO	150.1		0.0869	150.1

#	Name	Pred RT	RT	m1 Resp	m2 Resp	1° Ratio (Pred)	RA	n/y	EMPC	Conc.
1	64 PCB-104	33.13	33.15	3.781e5	2.491e5	1.560	1.52	NO	49.515	49.514
2	65 PCB-96	34.45	34.45	3.738e5	2.445e5	1.560	1.53	NO	48.755	48.755
3	66 PCB-103	35.01	35.01	2.950e5	1.926e5	1.560	1.53	NO	49.443	49.443
4	67 PCB-100	35.38	35.38	3.019e5	1.968e5	1.560	1.53	NO	50.359	50.359
5	68 PCB-94	35.87	35.87	2.342e5	1.553e5	1.560	1.51	NO	51.739	51.739
6	69 PCB-95/98/102	36.36	36.35	9.063e5	5.984e5	1.560	1.51	NO	152.36	152.36
7	70 PCB-93	36.49	36.50	2.414e5	1.584e5	1.560	1.54	NO	48.600	48.600

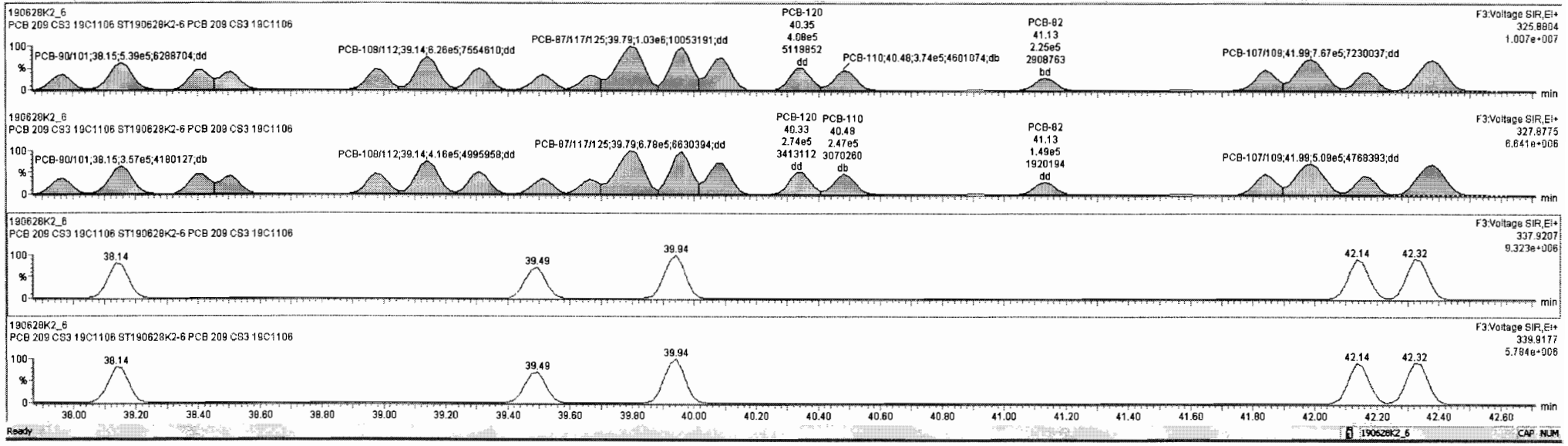

Dataset: Untitled

Last Altered: Saturday, June 29, 2019 12:04:52 Pacific Daylight Time
Printed: Saturday, June 29, 2019 12:05:15 Pacific Daylight Time

Name: 190628K2_6, Date: 28-Jun-2019, Time: 21:41:21, ID: ST190628K2-6 PCB 209 CS3 19C1106, Description: PCB 209 CS3 19C1106

PCB-96

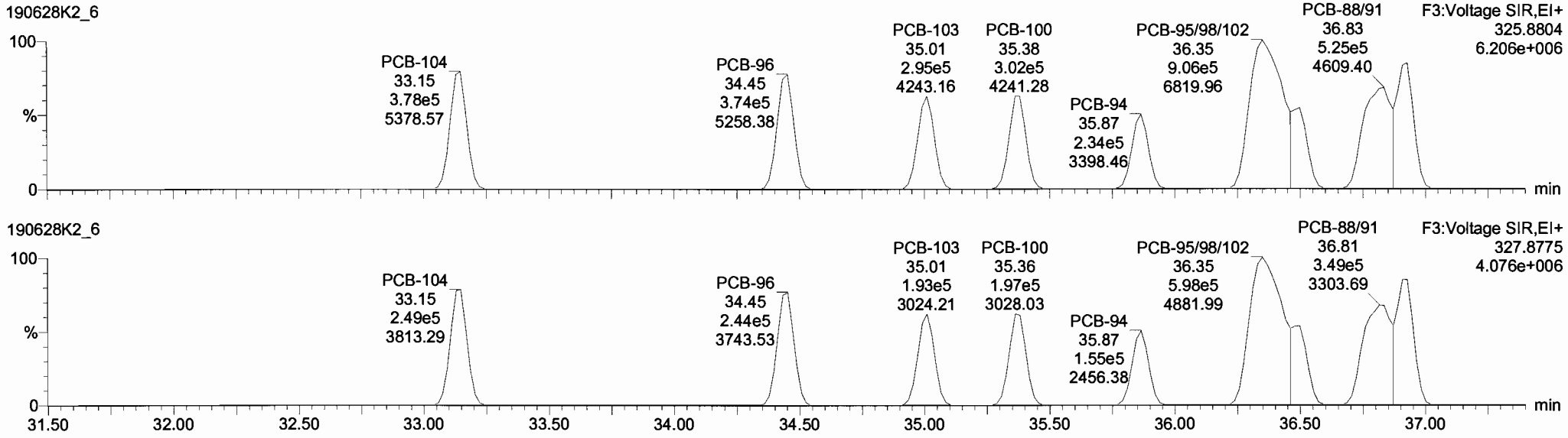

13C-PCB-95

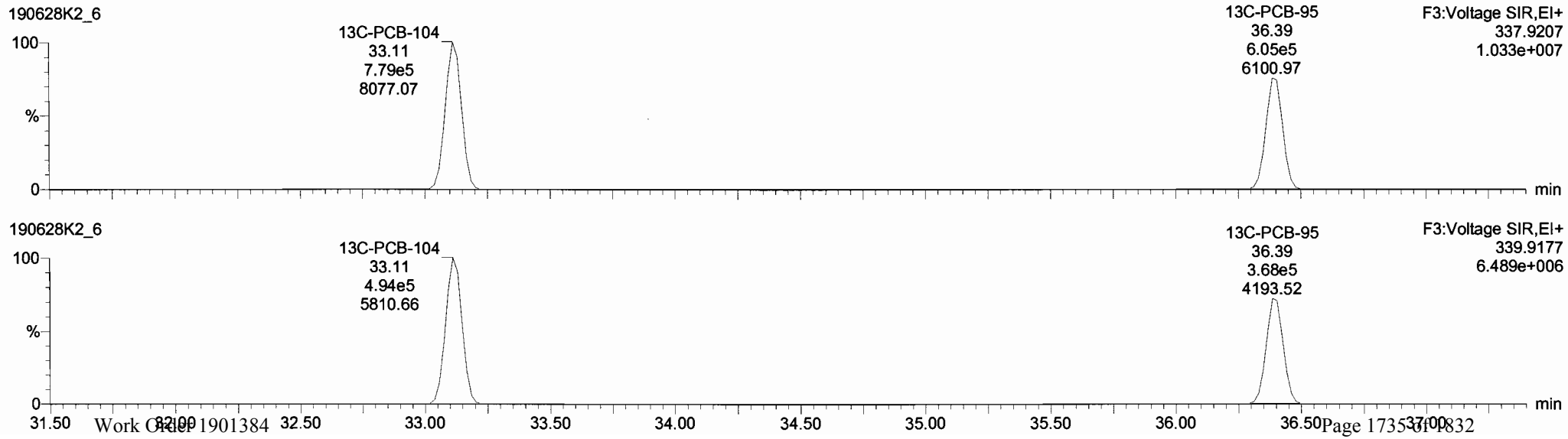

Dataset: Untitled

Last Altered: Saturday, June 29, 2019 12:04:52 Pacific Daylight Time
Printed: Saturday, June 29, 2019 12:05:15 Pacific Daylight Time

Name: 190628K2_6, Date: 28-Jun-2019, Time: 21:41:21, ID: ST190628K2-6 PCB 209 CS3 19C1106, Description: PCB 209 CS3 19C1106

PCB-119

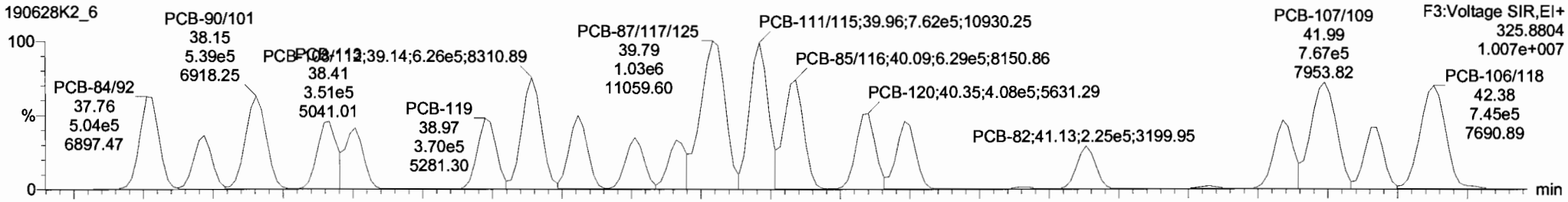

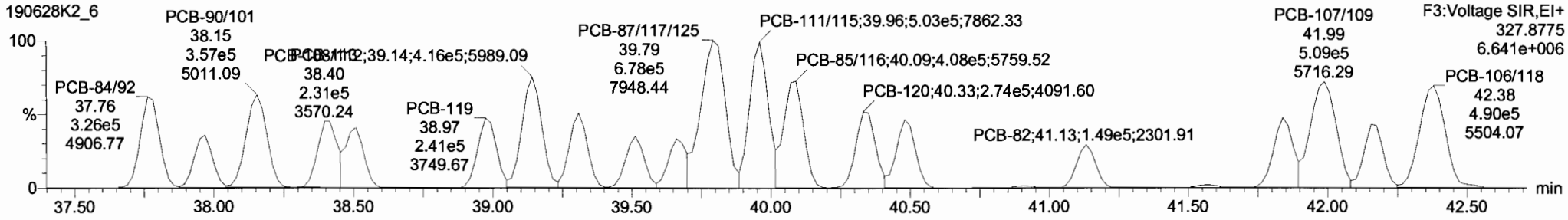

13C-PCB-111

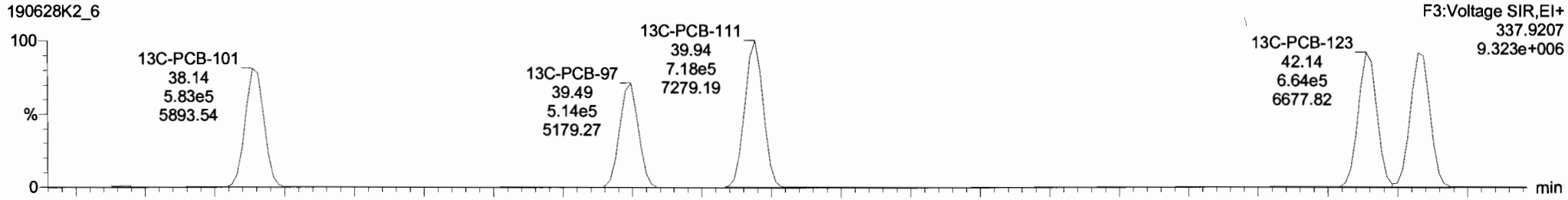

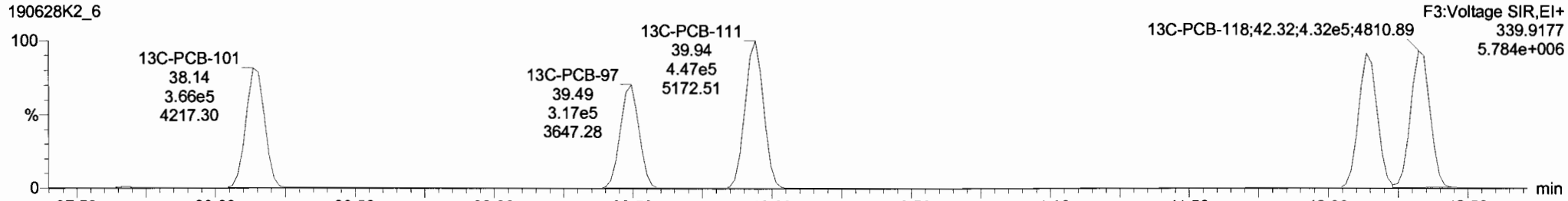

Dataset: Untitled

Last Altered: Saturday, June 29, 2019 12:04:52 Pacific Daylight Time
Printed: Saturday, June 29, 2019 12:05:15 Pacific Daylight Time

Name: 190628K2_6, Date: 28-Jun-2019, Time: 21:41:21, ID: ST190628K2-6 PCB 209 CS3 19C1106, Description: PCB 209 CS3 19C1106

PCB-114

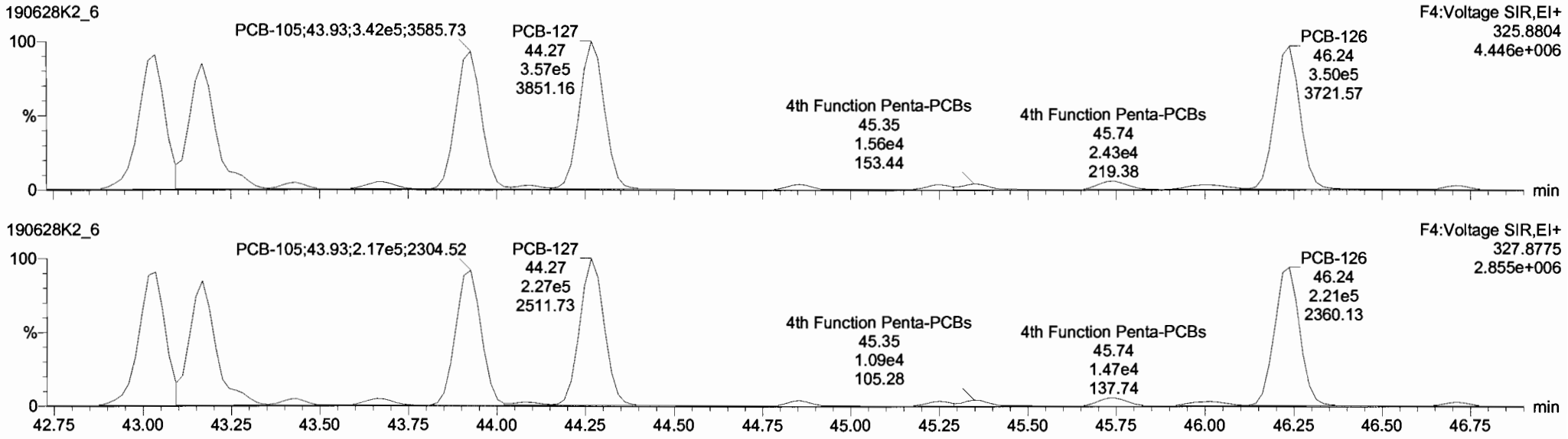

13C-PCB-114

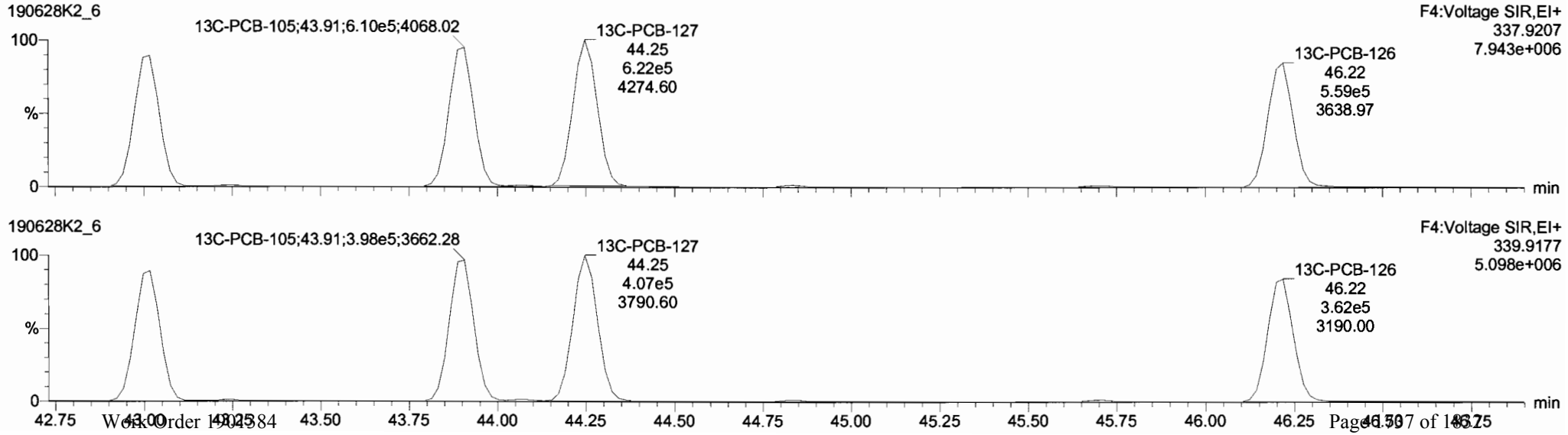

TargetLynx - 190628K2-CRV.qld - [Chromatogram]

File Edit View Display Processing Window Help

190628K2_6 - ST190628K2-6 PCB 209 CS3 19C1106 - PCB 209 CS3 19C1106

	#	Name	Resp	RA	n/y	RRF	wt/vol	Pred.RT	RT	Pred.R.	RRT	RRT Fail	Conc.	%Rec	DL	EMPC
223	223	13C-PCB-178	5.66e5	0.46	NO	0.9749	1.000	46.58	46.56	0.924	0.924	NO	102.1	102	0.0730	
224	224	Total Mono-PCBs				1.0122	1.000	0.00		0.000		NO	151.1		0.0261	151.1
225	225	Total Di-PCBs				1.0592	1.000	0.00		0.000		NO	611.1		0.222	611.1
226	226	2nd Function Tri-PCBs				0.9137	1.000	0.00		0.000		NO	404.6		0.0967	404.6
227	227	3rd Function Tri-PCBs				1.0583	1.000	0.00		0.000		NO	783.0		0.451	783.0
228	228	Total Tetra-PCBs				0.9661	1.000	0.00		0.000		NO	2149		0.998	2149
229	229	3rd Function Penta-PCBs				1.1154	1.000	0.00		0.000		NO	2055		0.757	2055
230	230	4th Function Penta-PCBs				1.1112	1.000	0.00		0.000		NO	256.8		0.173	256.8
231	231	3rd Function Hexa-PCBs				0.7739	1.000	0.00		0.000		NO	705.2		0.281	705.3
232	232	4th Function Hexa-PCBs				0.9719	1.000	0.00		0.000		NO	1414		1.33	1414
233	233	Total Hepta-PCBs				1.2636	1.000	0.00		0.000		NO	1229		0.858	1229
234	234	4th Function Octa-PCBs				0.8863	1.000	0.00		0.000		NO	451.6		0.214	451.6
235	235	5th Function Octa-PCBs				1.1967	1.000	0.00		0.000		NO	150.1		0.0869	150.1

	#	Name	Pred.RT	RT	m1 Resp	m2 Resp	1° Ratio (Pred)	RA	n/y	EMPC	Conc.
1	93	PCB-114	43.04	43.03	3.365e5	2.173e5	1.560	1.55	NO	49.903	49.902
2	94	PCB-122	43.17	43.17	3.088e5	1.956e5	1.560	1.58	NO	54.279	54.279
3	95	PCB-105	43.92	43.93	3.417e5	2.172e5	1.550	1.57	NO	50.386	50.386
4	96	PCB-127	44.27	44.27	3.571e5	2.266e5	1.560	1.58	NO	51.159	51.159
5	97	PCB-126	46.24	46.24	3.501e5	2.208e5	1.560	1.59	NO	51.112	51.112

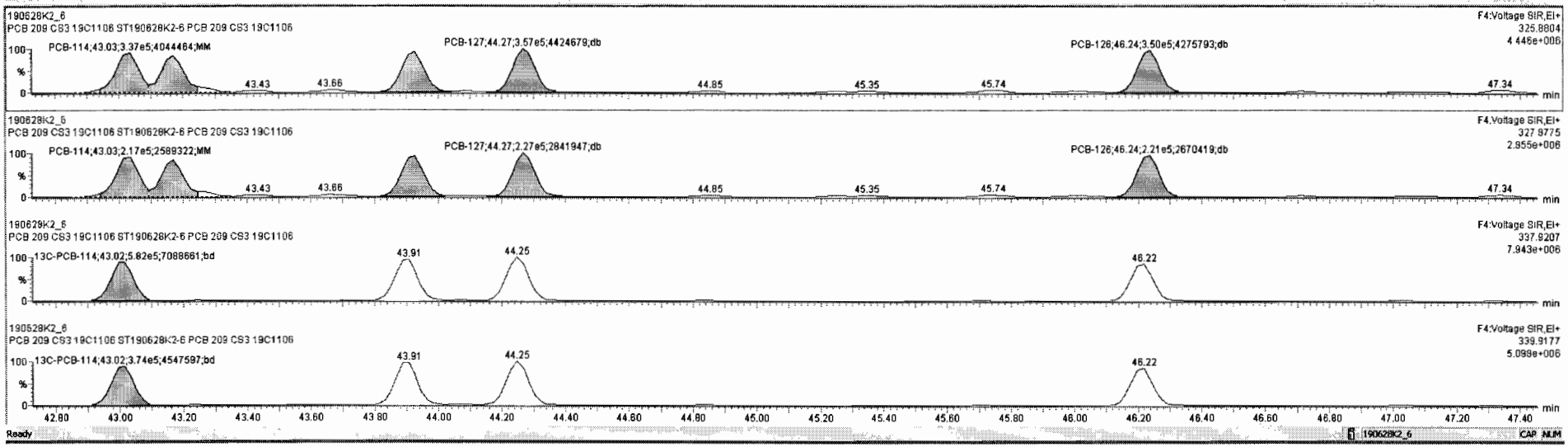

Vista Analytical Laboratory VG-11

Dataset: Untitled

Last Altered: Saturday, June 29, 2019 12:04:52 Pacific Daylight Time
Printed: Saturday, June 29, 2019 12:05:15 Pacific Daylight Time

Name: 190628K2_6, Date: 28-Jun-2019, Time: 21:41:21, ID: ST190628K2-6 PCB 209 CS3 19C1106, Description: PCB 209 CS3 19C1106

PCB-155

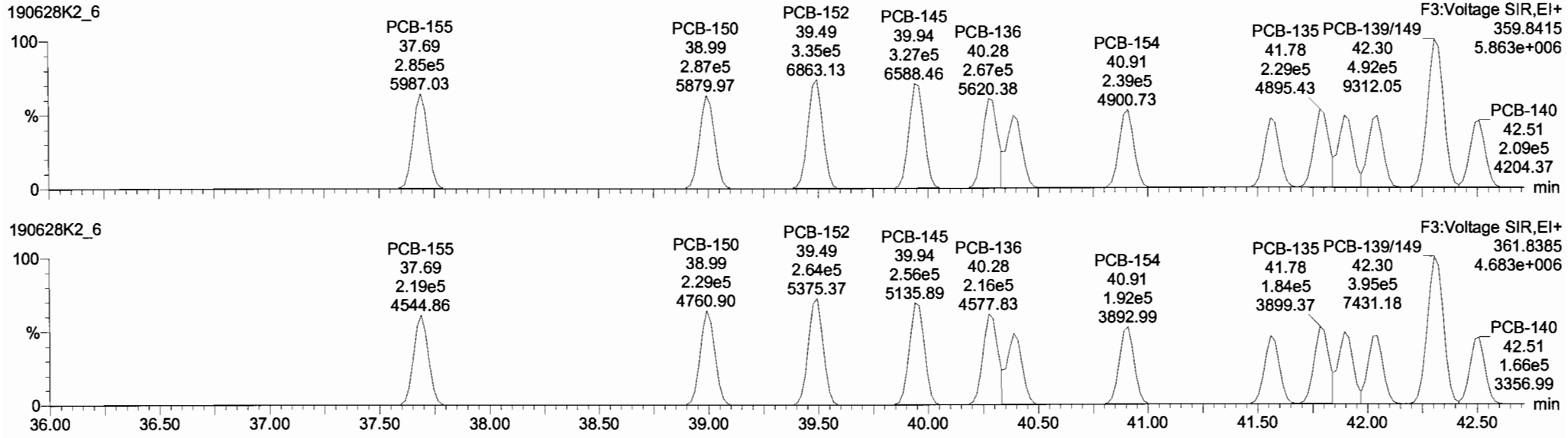

13C-PCB-155

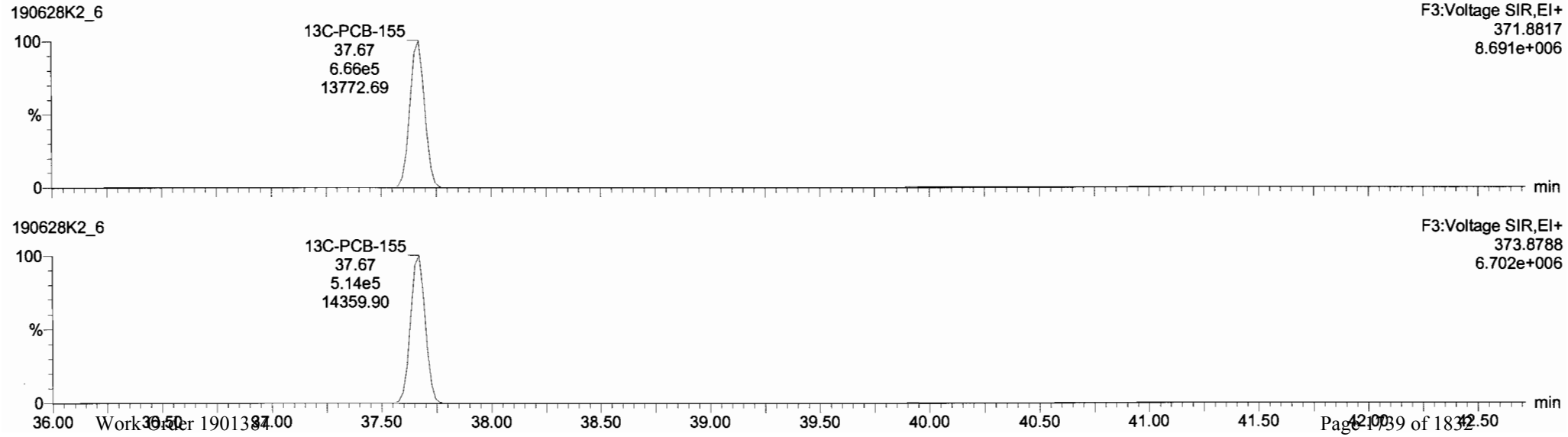

Dataset: Untitled

Last Altered: Saturday, June 29, 2019 12:04:52 Pacific Daylight Time
Printed: Saturday, June 29, 2019 12:05:15 Pacific Daylight Time

Name: 190628K2_6, Date: 28-Jun-2019, Time: 21:41:21, ID: ST190628K2-6 PCB 209 CS3 19C1106, Description: PCB 209 CS3 19C1106

PCB-134/143

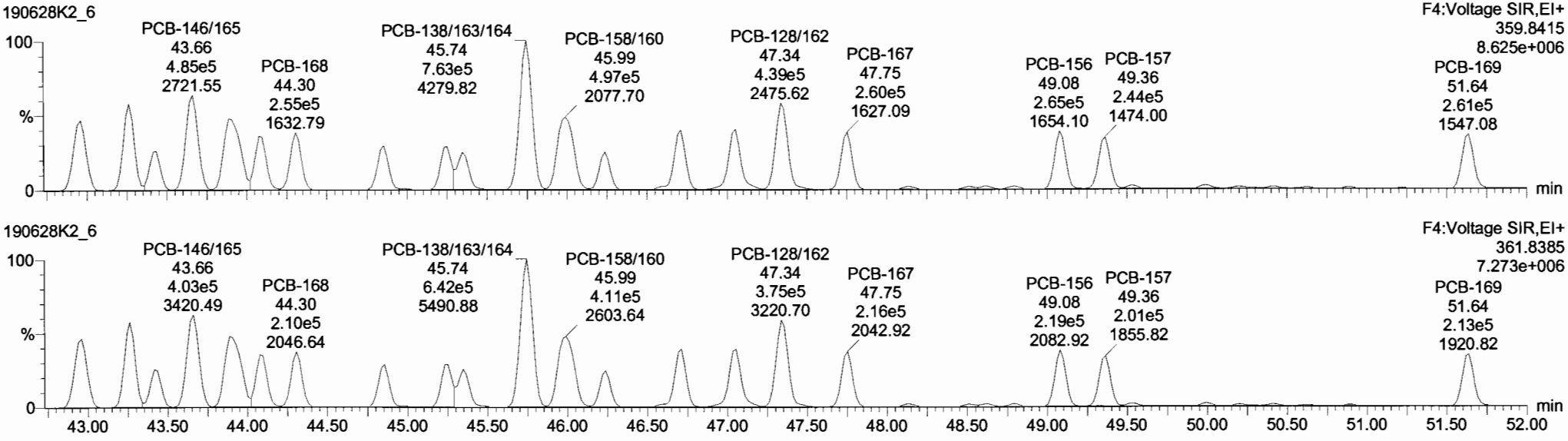

13C-PCB-153

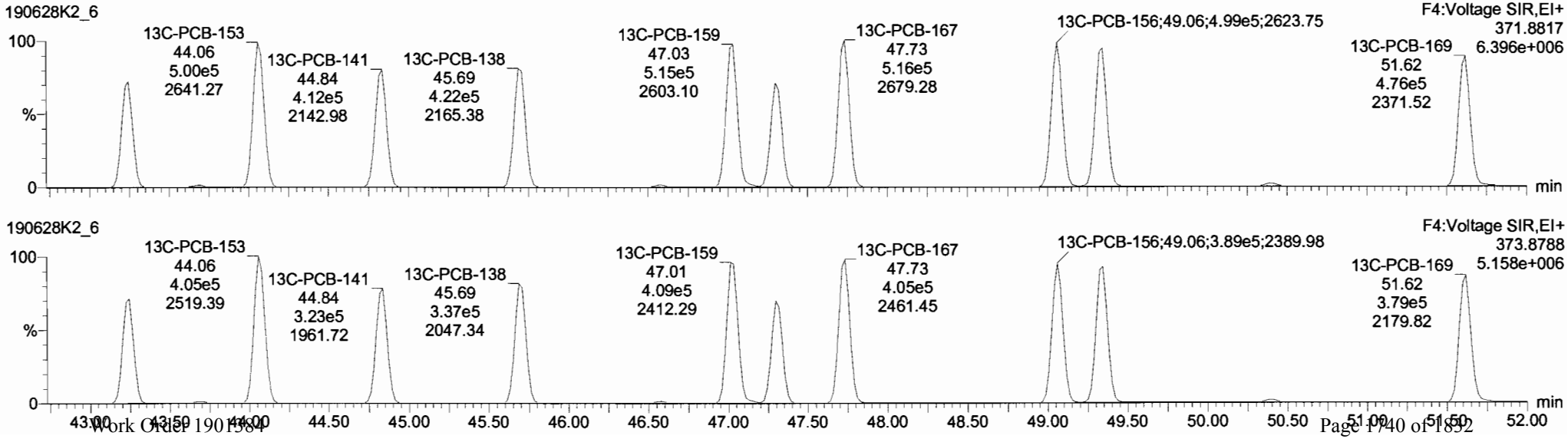

TargetLynx - 190628K2-CRV.qld - [Chromatogram]

File Edit View Display Processing Window Help

190628K2_6 - ST190628K2-6 PCB 209 CS3 19C1106 - PCB 209 CS3 19C1106

	#	Name	Resp	RA	n/y	RRF	wt/vol	Pred.RT	RT	Pred.R...	RRT	RRT Fail	Conc.	%Rec	DL	EMPC
223	223	13C-PCB-178	5.66e5	0.46	NO	0.9749	1.000	46.58	46.56	0.924	0.924	NO	102.1	102	0.0730	
224	224	Total Mono-PCBs				1.0122	1.000	0.00		0.000		NO	151.1		0.0261	151.1
225	225	Total Di-PCBs				1.0592	1.000	0.00		0.000		NO	611.1		0.222	611.1
226	226	2nd Function Tri-PCBs				0.9137	1.000	0.00		0.000		NO	404.6		0.0967	404.6
227	227	3rd Function Tri-PCBs				1.0563	1.000	0.00		0.000		NO	783.0		0.451	783.0
228	228	Total Tetra-PCBs				0.9861	1.000	0.00		0.000		NO	2149		0.998	2149
229	229	3rd Function Penta-PCBs				1.1154	1.000	0.00		0.000		NO	2055		0.757	2055
230	230	4th Function Penta-PCBs				1.1112	1.000	0.00		0.000		NO	256.8		0.173	256.8
231	231	3rd Function Hexa-PCBs				0.7739	1.000	0.00		0.000		NO	705.2		0.281	705.3
232	232	4th Function Hexa-PCBs				0.9719	1.000	0.00		0.000		NO	1414		1.33	1414
233	233	Total Hepta-PCBs				1.2636	1.000	0.00		0.000		NO	1229		0.858	1229
234	234	4th Function Octa-PCBs				0.8863	1.000	0.00		0.000		NO	451.6		0.214	451.6
235	235	5th Function Octa-PCBs				1.1967	1.000	0.00		0.000		NO	150.1		0.0869	150.1

	#	Name	Pred.RT	RT	m1 Resp	m2 Resp	1° Ratio (Pred)	RA	n/y	EMPC	Conc.
1	111	PCB-134/143	42.94	42.96	3.648e5	3.050e5	1.240	1.20	NO	100.98	100.98
2	112	PCB-131/133	43.24	43.26	3.915e5	3.235e5	1.240	1.21	NO	100.05	100.05
3	113	PCB-142	43.43	43.43	1.749e5	1.486e5	1.240	1.18	NO	50.515	50.515
4	114	PCB-146/165	43.64	43.66	4.850e5	4.032e5	1.240	1.20	NO	102.35	102.35
5	115	PCB-132/161	43.89	43.89	4.905e5	4.136e5	1.240	1.19	NO	102.58	102.58
6	116	PCB-153	44.08	44.08	2.508e5	2.082e5	1.240	1.21	NO	50.140	50.140
7	117	PCB-168	44.26	44.31	2.550e5	2.104e5	1.240	1.21	NO	50.470	50.470

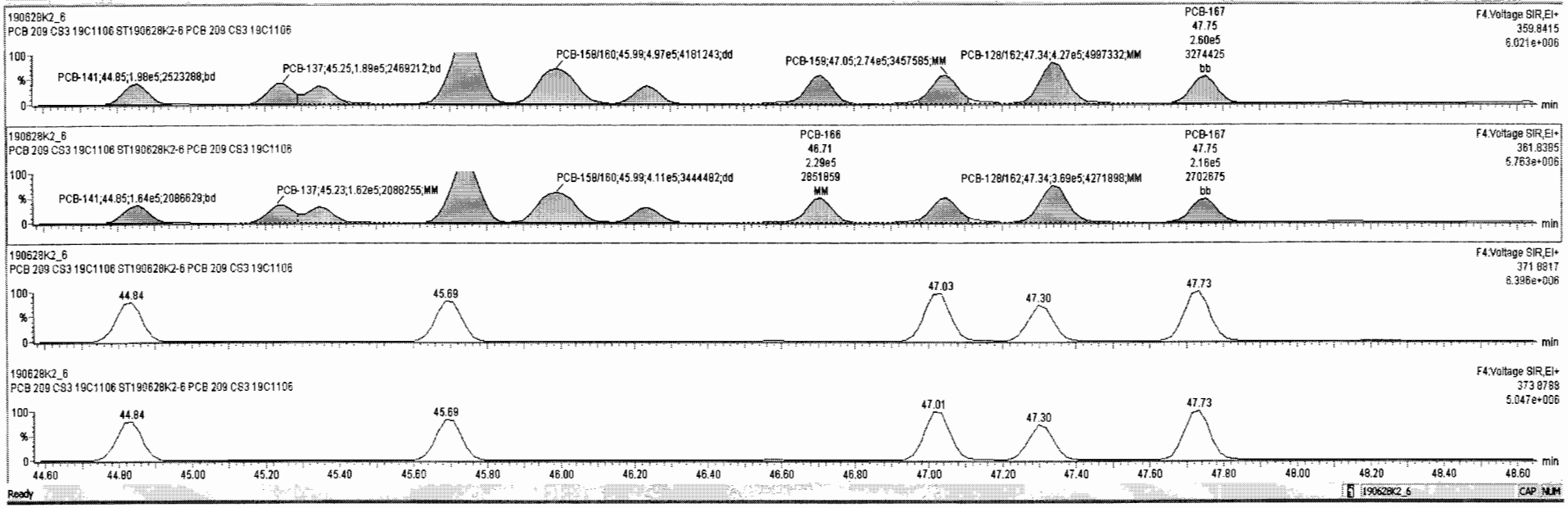

Dataset: Untitled

Last Altered: Saturday, June 29, 2019 12:04:52 Pacific Daylight Time
Printed: Saturday, June 29, 2019 12:05:15 Pacific Daylight Time

Name: 190628K2_6, Date: 28-Jun-2019, Time: 21:41:21, ID: ST190628K2-6 PCB 209 CS3 19C1106, Description: PCB 209 CS3 19C1106

PCB-188

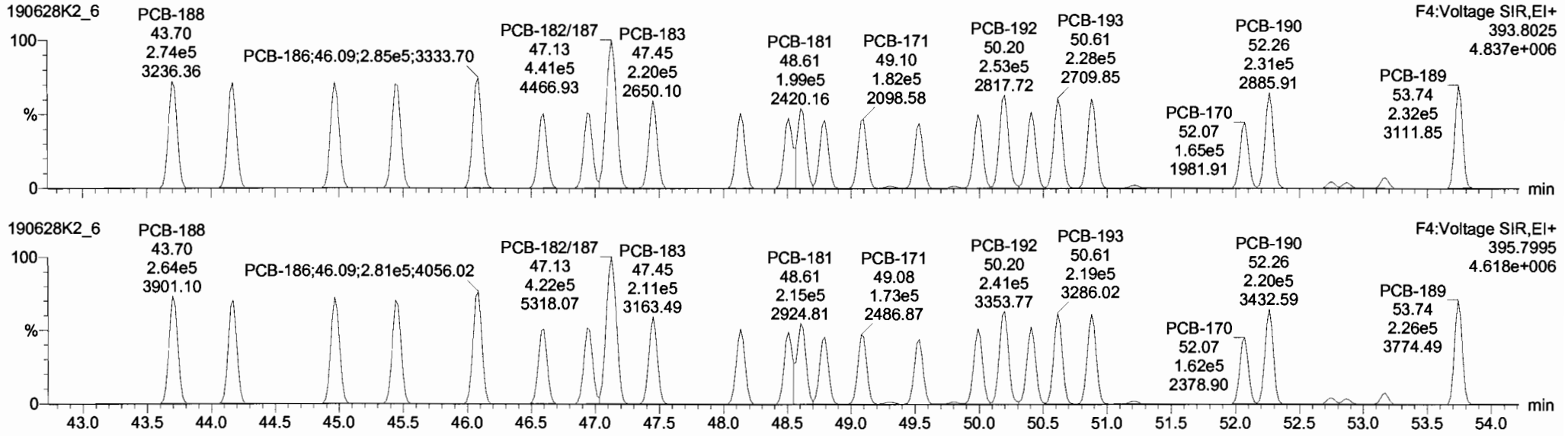

13C-PCB-188

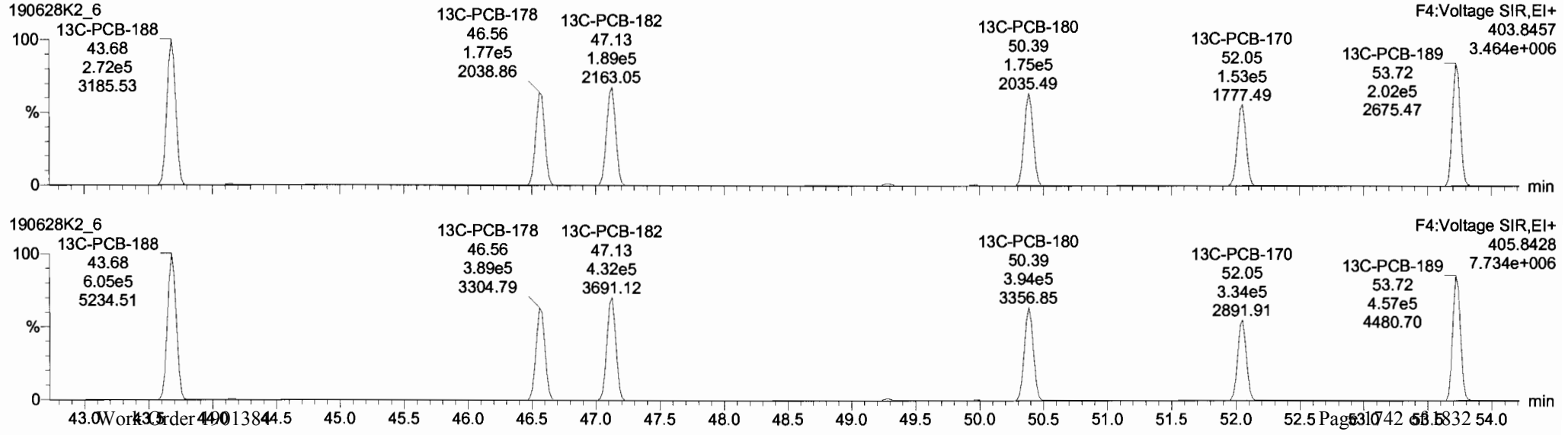

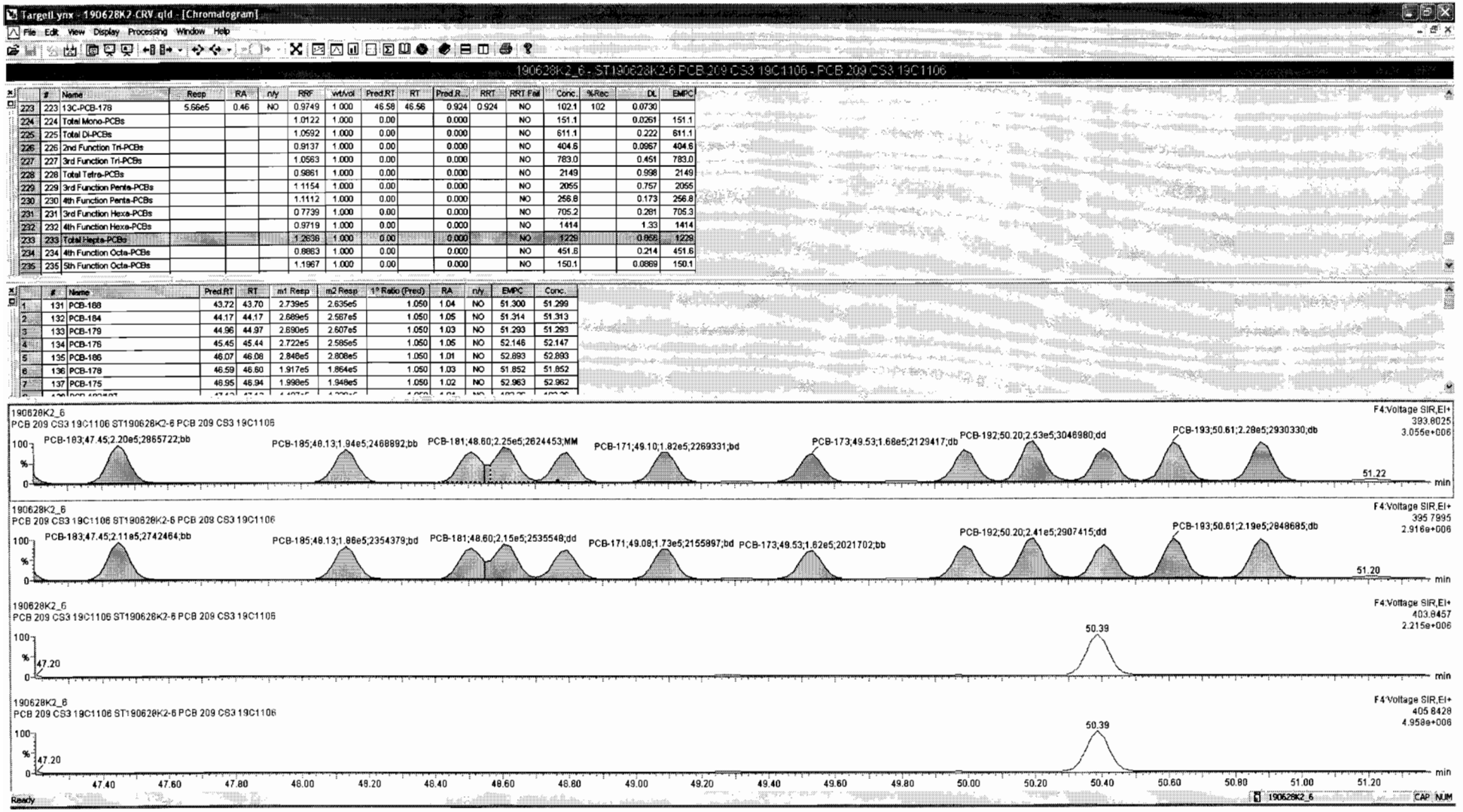

	#	Name	Resp	RA	n/y	RRF	wt/vol	Pred.RT	RT	Pred.R...	RRT	RRT Fail	Conc.	%Rec	DL	EMPC
223	223	13C-PCB-178	5.66e5	0.46	NO	0.9749	1.000	46.58	46.56	0.924	0.924	NO	102.1	102	0.0730	
224	224	Total Mono-PCBs				1.0122	1.000	0.00		0.000		NO	151.1		0.0261	151.1
225	225	Total Di-PCBs				1.0592	1.000	0.00		0.000		NO	611.1		0.222	611.1
226	226	2nd Function Tri-PCBs				0.9137	1.000	0.00		0.000		NO	404.6		0.0967	404.6
227	227	3rd Function Tri-PCBs				1.0563	1.000	0.00		0.000		NO	783.0		0.451	783.0
228	228	Total Tetra-PCBs				0.9861	1.000	0.00		0.000		NO	2149		0.998	2149
229	229	3rd Function Penta-PCBs				1.1154	1.000	0.00		0.000		NO	2055		0.757	2055
230	230	4th Function Penta-PCBs				1.1112	1.000	0.00		0.000		NO	256.8		0.173	256.8
231	231	3rd Function Hexa-PCBs				0.7739	1.000	0.00		0.000		NO	705.2		0.281	705.3
232	232	4th Function Hexa-PCBs				0.9719	1.000	0.00		0.000		NO	1414		1.33	1414
233	233	Total Hepta-PCBs				1.2636	1.000	0.00		0.000		NO	1229		0.858	1229
234	234	4th Function Octa-PCBs				0.8863	1.000	0.00		0.000		NO	451.6		0.214	451.6
235	235	5th Function Octa-PCBs				1.1967	1.000	0.00		0.000		NO	150.1		0.0889	150.1

	#	Name	Pred.RT	RT	m1 Resp	m2 Resp	1° Ratio (Pred)	RA	n/y	EMPC	Conc.
1	131	PCB-168	43.72	43.70	2.739e5	2.635e5	1.050	1.04	NO	51.300	51.299
2	132	PCB-184	44.17	44.17	2.689e5	2.587e5	1.050	1.05	NO	51.314	51.313
3	133	PCB-179	44.96	44.97	2.690e5	2.607e5	1.050	1.03	NO	51.293	51.293
4	134	PCB-176	45.45	45.44	2.722e5	2.585e5	1.050	1.05	NO	52.148	52.147
5	135	PCB-186	46.07	46.08	2.848e5	2.808e5	1.050	1.01	NO	52.893	52.893
6	136	PCB-178	46.59	46.60	1.917e5	1.864e5	1.050	1.03	NO	51.852	51.852
7	137	PCB-175	46.95	46.94	1.998e5	1.948e5	1.050	1.02	NO	52.963	52.962

Dataset: Untitled

Last Altered: Saturday, June 29, 2019 12:04:52 Pacific Daylight Time
Printed: Saturday, June 29, 2019 12:05:15 Pacific Daylight Time

Name: 190628K2_6, Date: 28-Jun-2019, Time: 21:41:21, ID: ST190628K2-6 PCB 209 CS3 19C1106, Description: PCB 209 CS3 19C1106

PCB-202

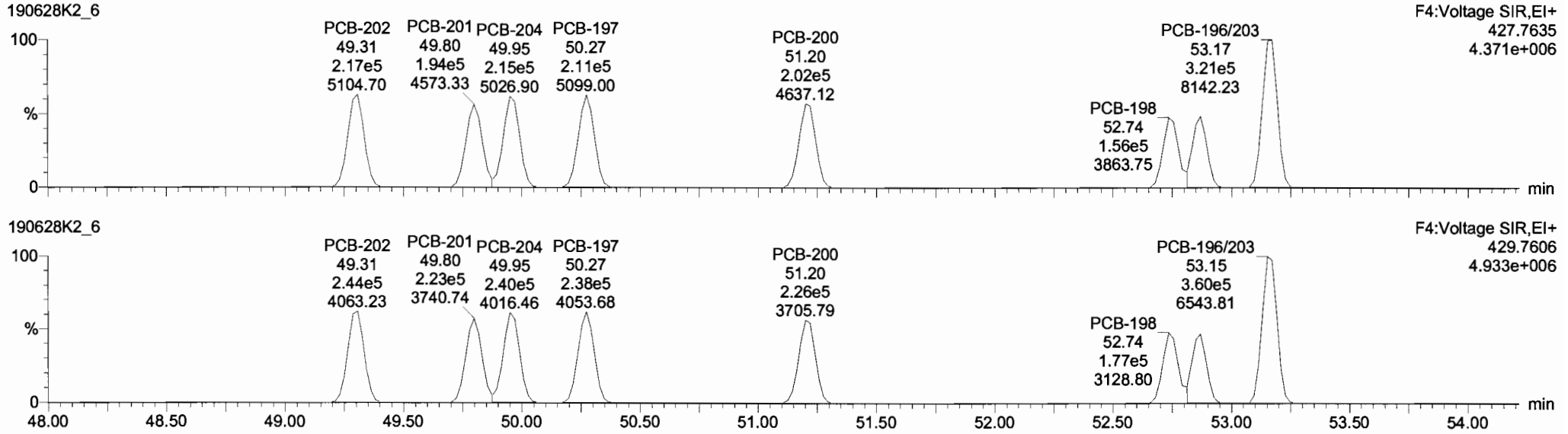

13C-PCB-202

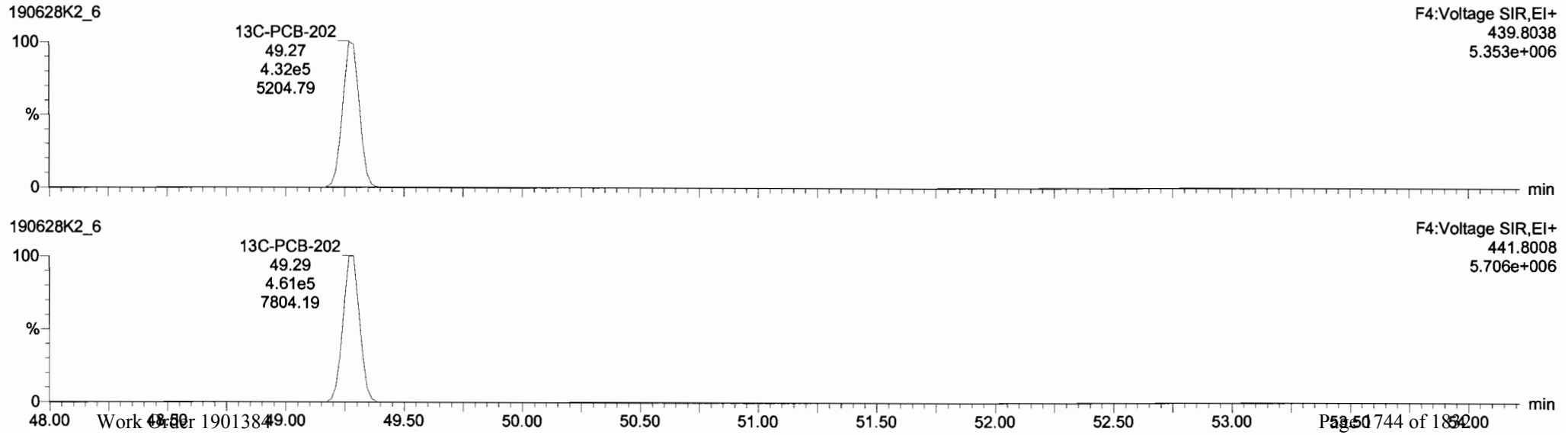

Dataset: Untitled

Last Altered: Saturday, June 29, 2019 12:04:52 Pacific Daylight Time
Printed: Saturday, June 29, 2019 12:05:15 Pacific Daylight Time

Name: 190628K2_6, Date: 28-Jun-2019, Time: 21:41:21, ID: ST190628K2-6 PCB 209 CS3 19C1106, Description: PCB 209 CS3 19C1106

PCB-195

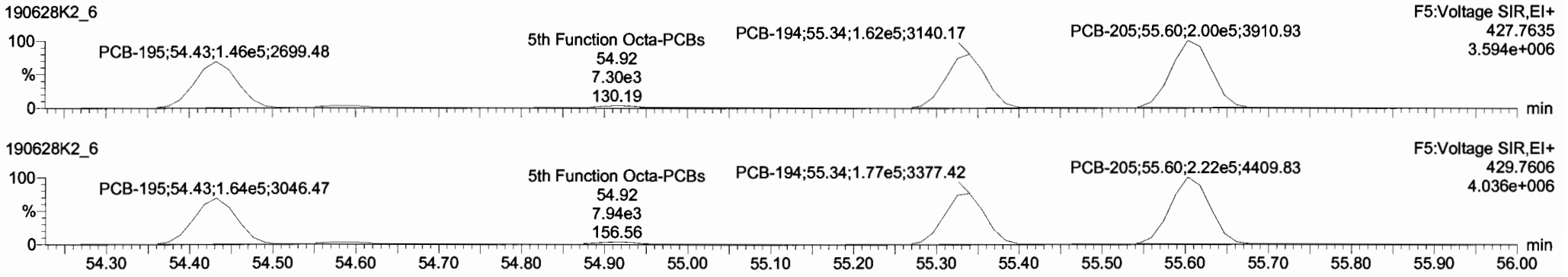

13C-PCB-194

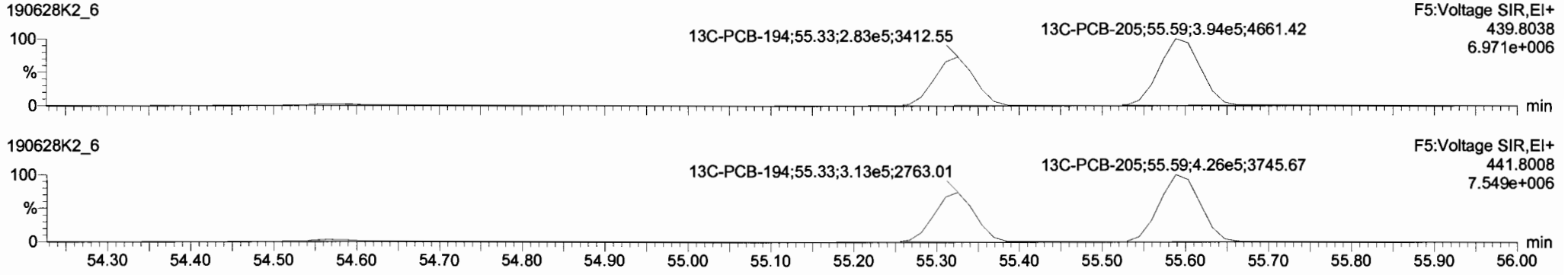

PFK5

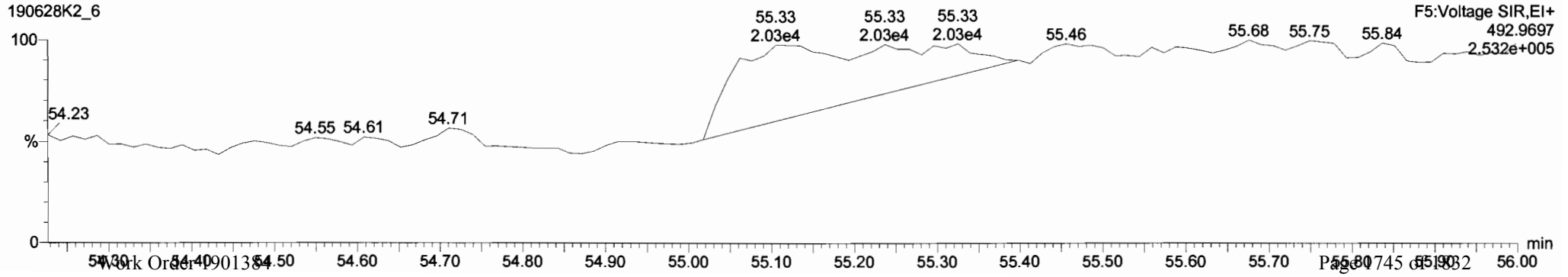

Dataset: Untitled

Last Altered: Saturday, June 29, 2019 12:04:52 Pacific Daylight Time
Printed: Saturday, June 29, 2019 12:05:15 Pacific Daylight Time

Name: 190628K2_6, Date: 28-Jun-2019, Time: 21:41:21, ID: ST190628K2-6 PCB 209 CS3 19C1106, Description: PCB 209 CS3 19C1106

PCB-208

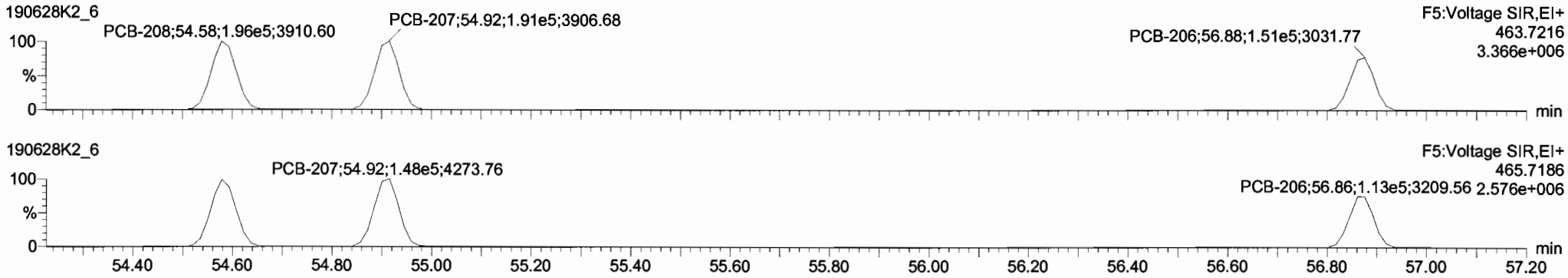

13C-PCB-208

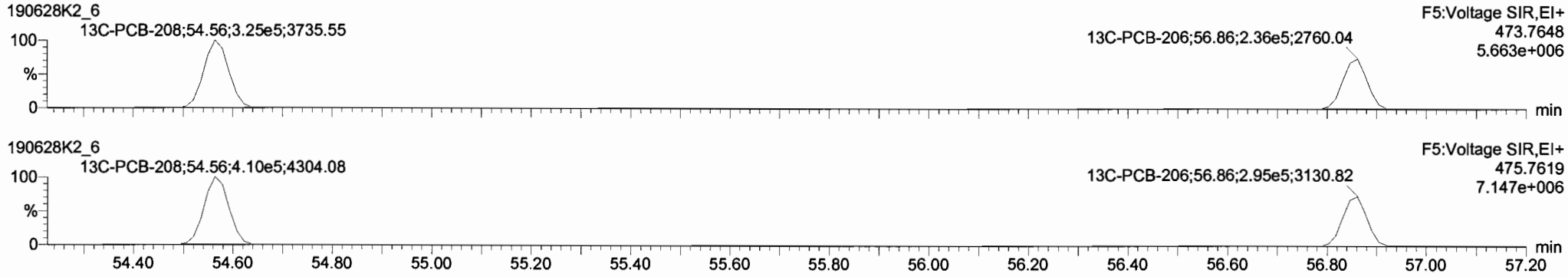

PFK5

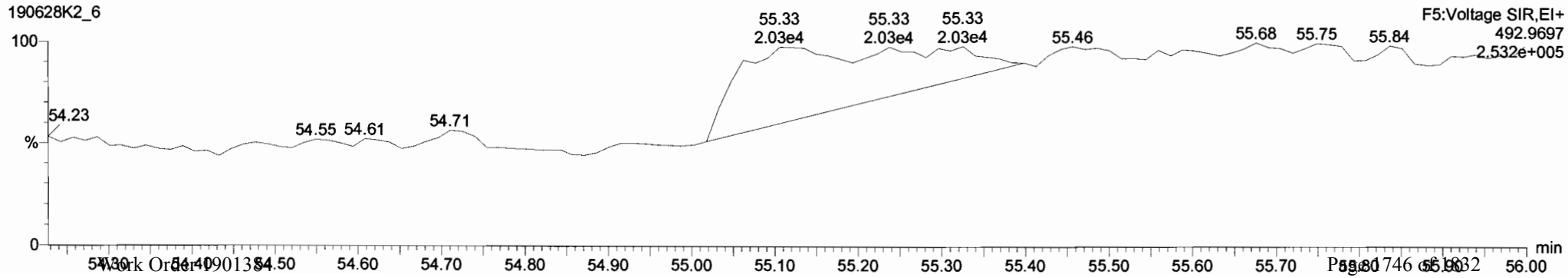

Dataset: Untitled

Last Altered: Saturday, June 29, 2019 12:04:52 Pacific Daylight Time
Printed: Saturday, June 29, 2019 12:05:15 Pacific Daylight Time

Name: 190628K2_6, Date: 28-Jun-2019, Time: 21:41:21, ID: ST190628K2-6 PCB 209 CS3 19C1106, Description: PCB 209 CS3 19C1106

PCB-209

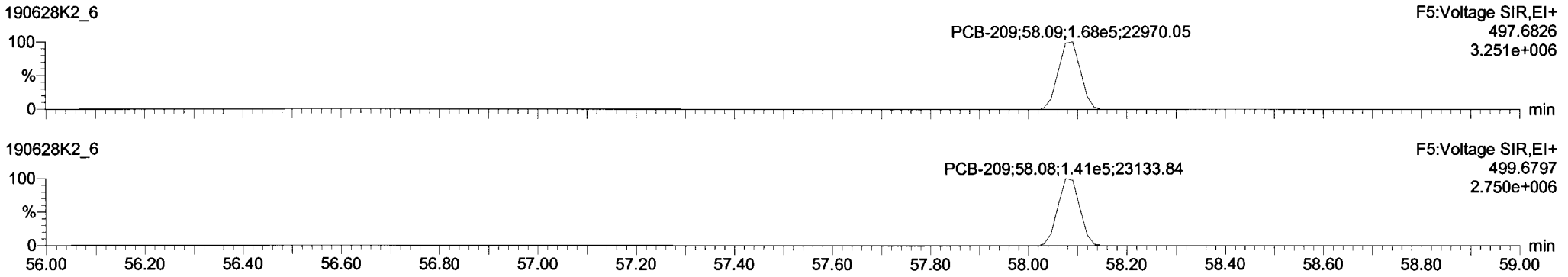

13C-PCB-209

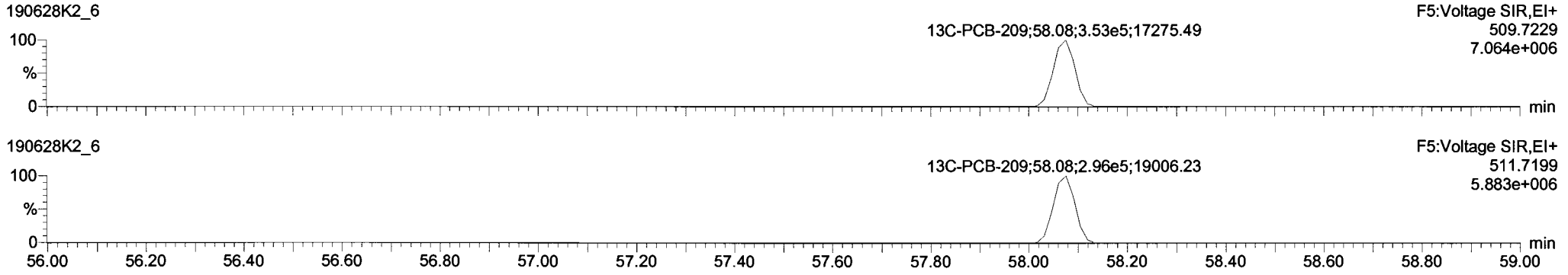

PFK5

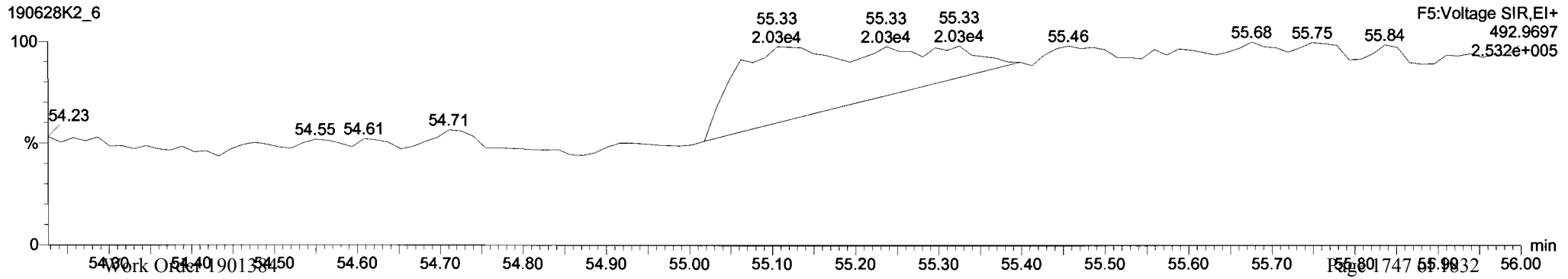

Dataset: Untitled

Last Altered: Saturday, June 29, 2019 12:04:52 Pacific Daylight Time
Printed: Saturday, June 29, 2019 12:05:15 Pacific Daylight Time

Name: 190628K2_4, Date: 28-Jun-2019, Time: 19:38:24, ID: ST190628K2-4 PCB 209 CS4 19C1107, Description: PCB 209 CS4 19C1107

PCB-1

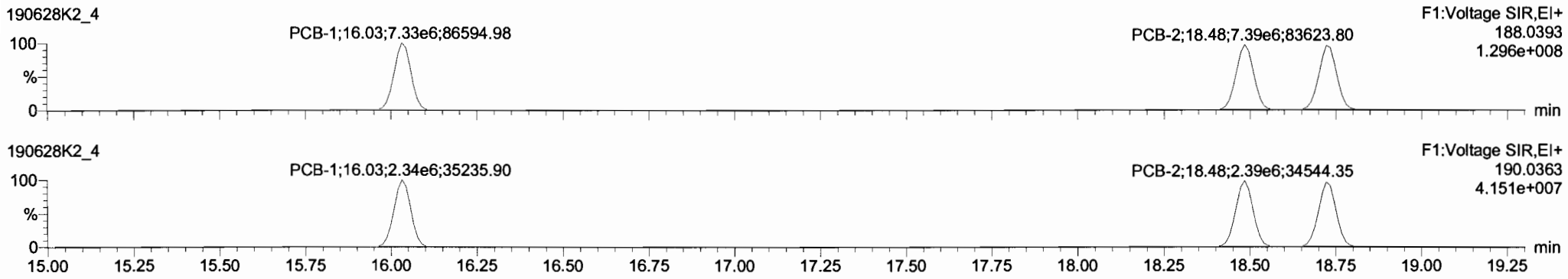

13C-PCB-1

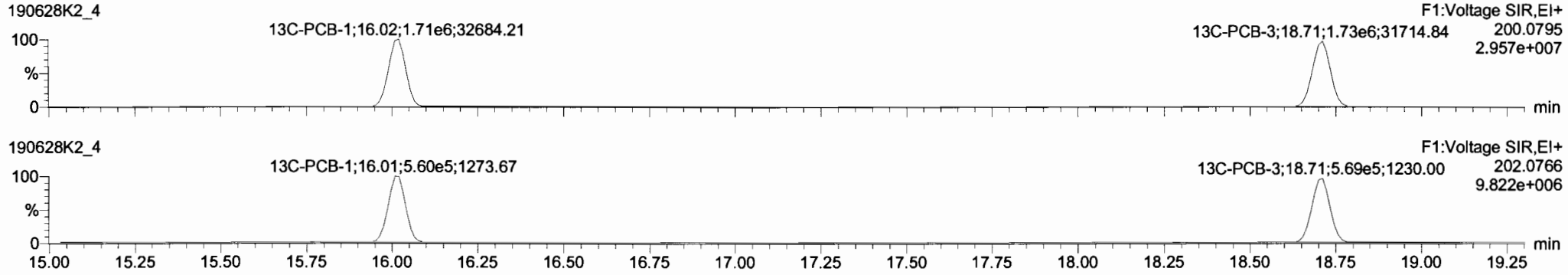

PFK1

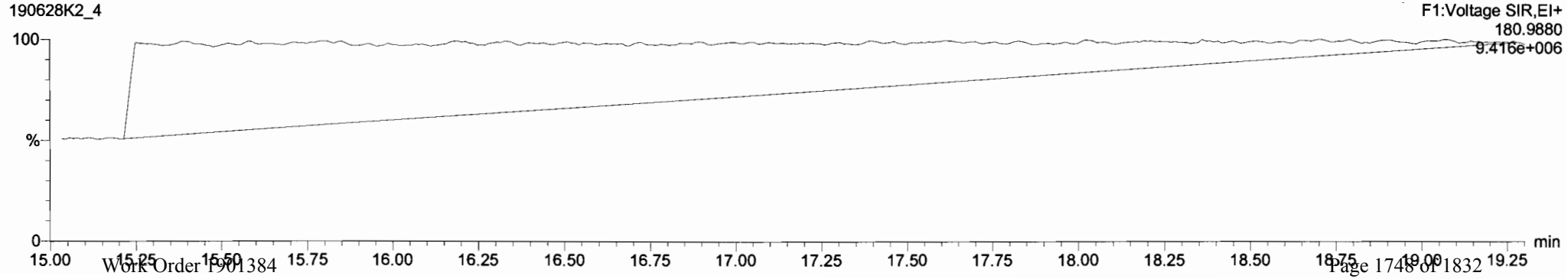

Dataset: Untitled

Last Altered: Saturday, June 29, 2019 12:04:52 Pacific Daylight Time
Printed: Saturday, June 29, 2019 12:05:15 Pacific Daylight Time

Name: 190628K2_4, Date: 28-Jun-2019, Time: 19:38:24, ID: ST190628K2-4 PCB 209 CS4 19C1107, Description: PCB 209 CS4 19C1107

PCB-4/10

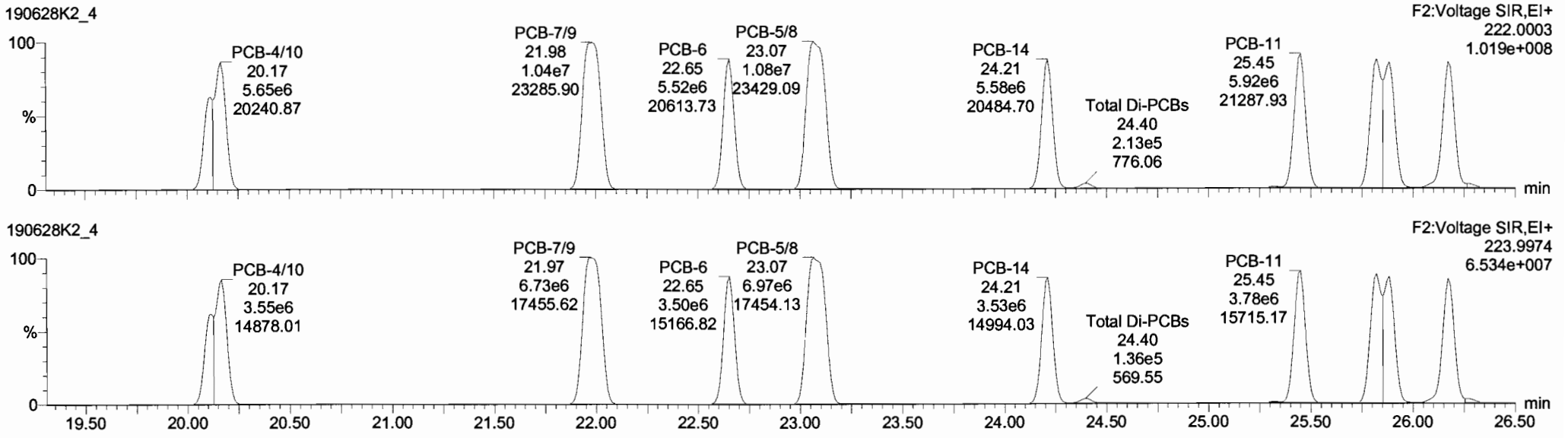

13C-PCB-4

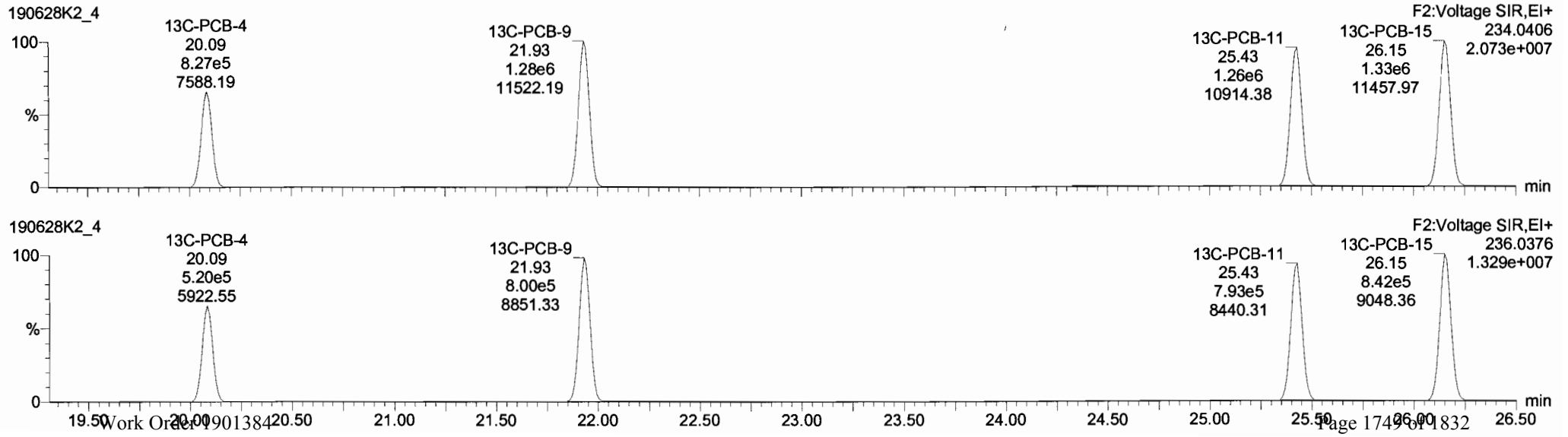

TargetLynx - 190628K2-CRV.qld - [Chromatogram]

File Edit View Display Processing Window Help

190628K2_4 - ST190628K2-4 PCB 209 CS4 19C1107 - PCB 209 CS4 19C1107

	#	Name	Resp	RA	n/y	RRF	wt/vol	Pred.RT	RT	Pred.R...	RRT	RRT Fail	Conc.	%Rec	DL	EMPC
222	222	13C-PCB-79	1.52e6	0.78	NO	1.0454	1.000	38.46	38.47	0.968	0.968	NO	99.56	99.6	0.0537	
223	223	13C-PCB-178	6.08e5	0.46	NO	0.9749	1.000	46.58	46.58	0.924	0.924	NO	97.07	97.1	0.0672	
224	224	Total Mono-PCBs				1.0122	1.000	0.00		0.000		NO	1261		0.0412	1261
225	225	Total Di-PCBs				1.0592	1.000	0.00		0.000		NO	5092		0.394	5092
226	226	2nd Function Tri-PCBs				0.9137	1.000	0.00		0.000		NO	3323		0.104	3323
227	227	3rd Function Tri-PCBs				1.0563	1.000	0.00		0.000		NO	6901		0.905	6901
228	228	Total Tetra-PCBs				0.9861	1.000	0.00		0.000		NO	17700		1.87	17700
229	229	3rd Function Penta-PCBs				1.1154	1.000	0.00		0.000		NO	17190		0.903	17190
230	230	4th Function Penta-PCBs				1.1112	1.000	0.00		0.000		NO	2126		0.324	2126
231	231	3rd Function Hexa-PCBs				0.7739	1.000	0.00		0.000		NO	5984		0.201	5984
232	232	4th Function Hexa-PCBs				0.9719	1.000	0.00		0.000		NO	11930		2.12	11930
233	233	Total Hepta-PCBs				1.2636	1.000	0.00		0.000		NO	9955		2.30	9955
234	234	4th Function Octa-PCBs				0.8863	1.000	0.00		0.000		NO	3818		0.302	3818

	#	Name	Pred.RT	RT	m1 Resp	m2 Resp	1* Ratio (Pred)	RA	n/y	EMPC	Conc.
1	4	PCB-4/10	20.17	20.17	8.701e6	5.544e6	1.560	1.57	NO	829.76	829.76
2	5	PCB-7/9	21.99	21.98	1.044e7	6.733e6	1.560	1.55	NO	844.46	844.46
3	6	PCB-6	22.64	22.65	5.517e6	3.499e6	1.560	1.58	NO	425.56	425.56
4	7	PCB-5/8	23.06	23.07	1.082e7	6.972e8	1.560	1.55	NO	844.60	844.60
5	8	PCB-14	24.22	24.21	5.578e6	3.530e6	1.560	1.58	NO	428.85	428.85
6	9	PCB-11	25.45	25.45	5.917e6	3.777e6	1.560	1.57	NO	430.09	430.09
7	10	PCB-12/13	25.82	25.82	1.100e7	7.114e6	1.560	1.55	NO	849.52	849.52

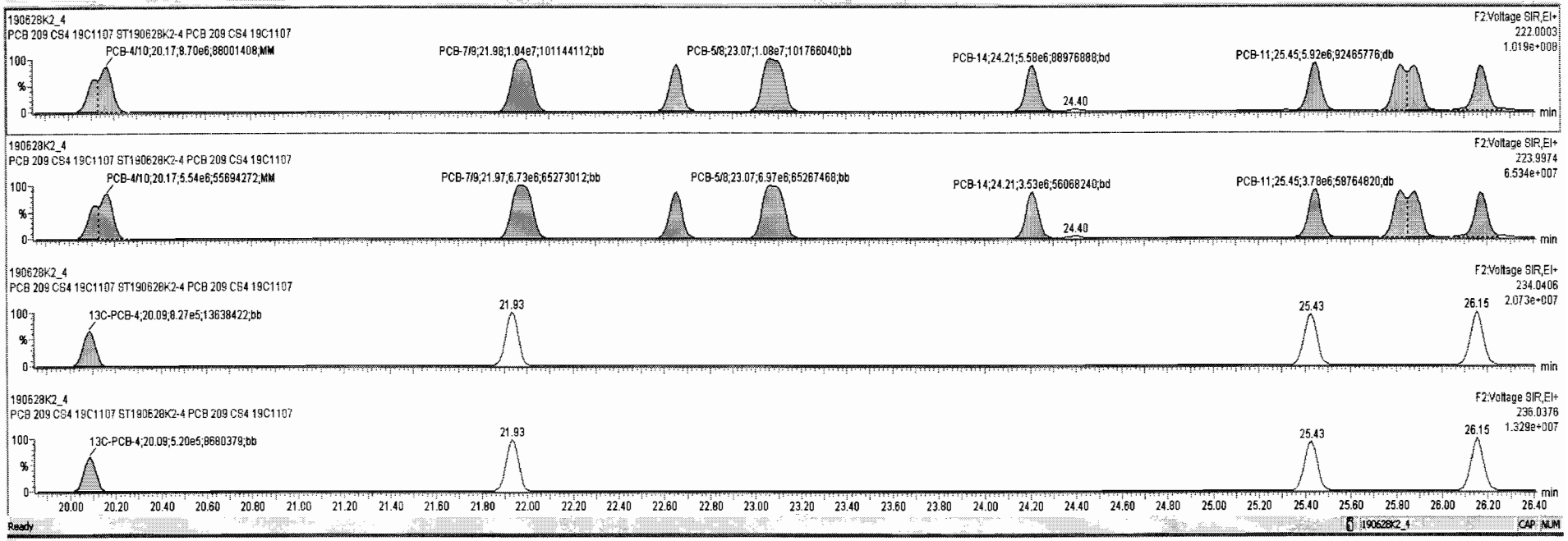

Dataset: Untitled

Last Altered: Saturday, June 29, 2019 12:04:52 Pacific Daylight Time
Printed: Saturday, June 29, 2019 12:05:15 Pacific Daylight Time

Name: 190628K2_4, Date: 28-Jun-2019, Time: 19:38:24, ID: ST190628K2-4 PCB 209 CS4 19C1107, Description: PCB 209 CS4 19C1107

PCB-19

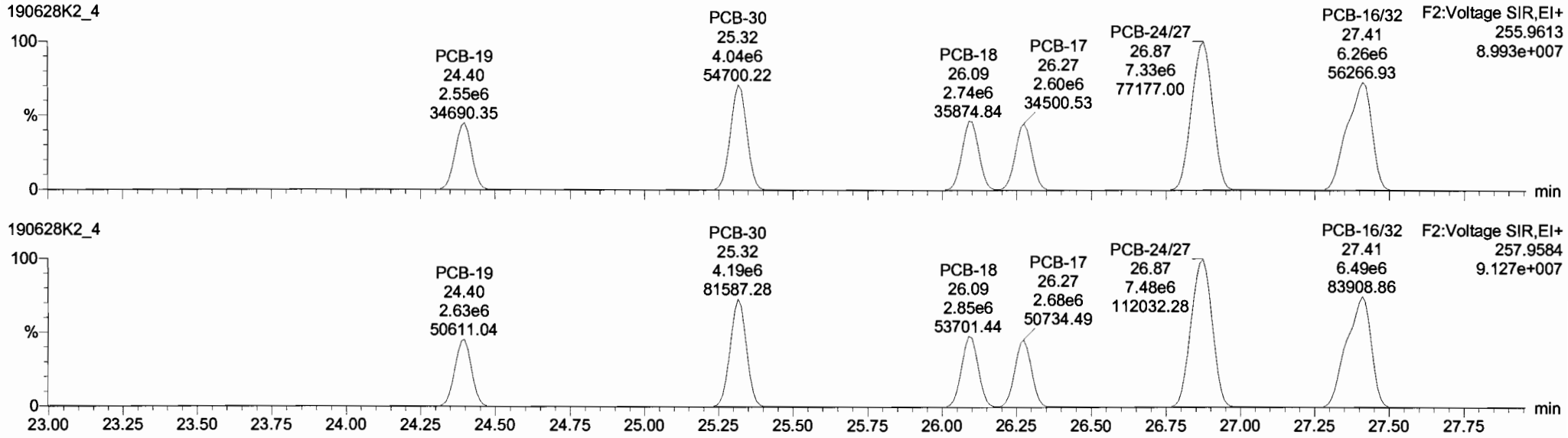

13C-PCB-19

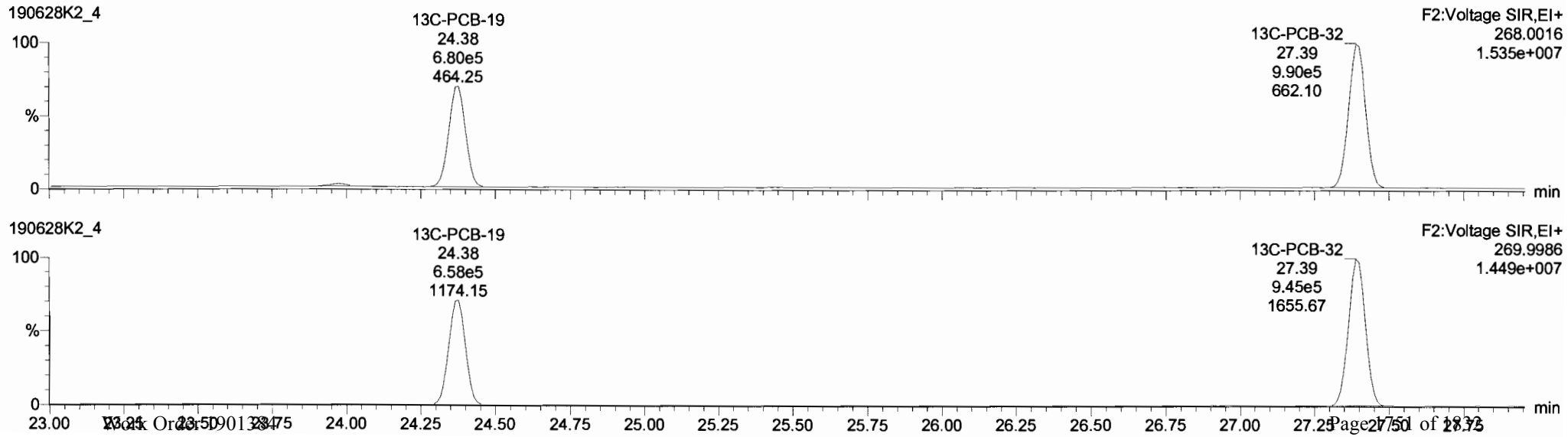

Dataset: Untitled

Last Altered: Saturday, June 29, 2019 12:04:52 Pacific Daylight Time
Printed: Saturday, June 29, 2019 12:05:15 Pacific Daylight Time

Name: 190628K2_4, Date: 28-Jun-2019, Time: 19:38:24, ID: ST190628K2-4 PCB 209 CS4 19C1107, Description: PCB 209 CS4 19C1107

PCB-34

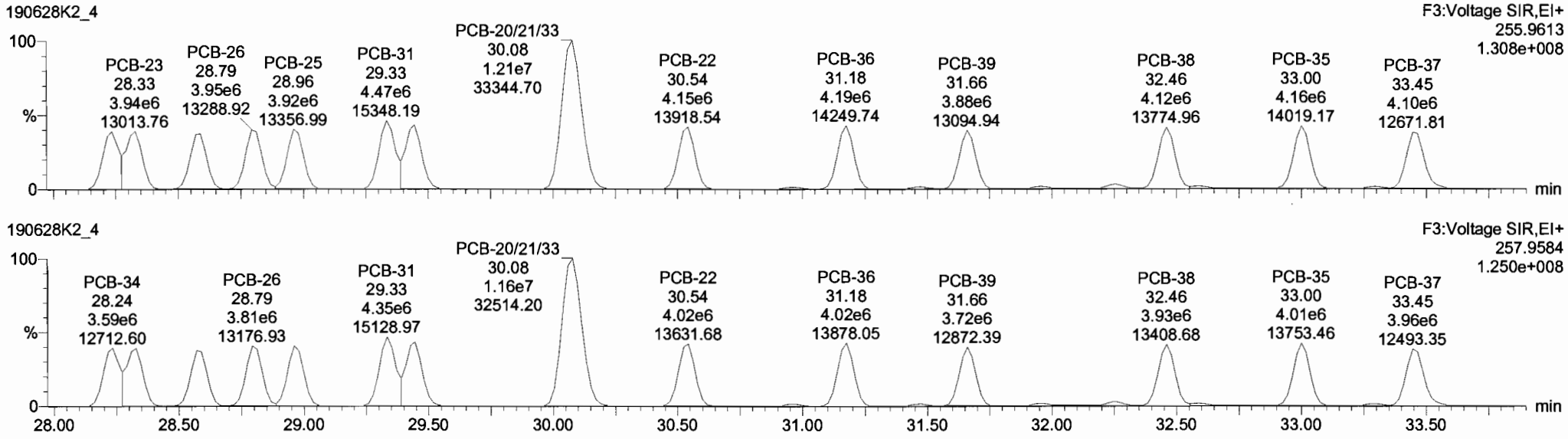

13C-PCB-28

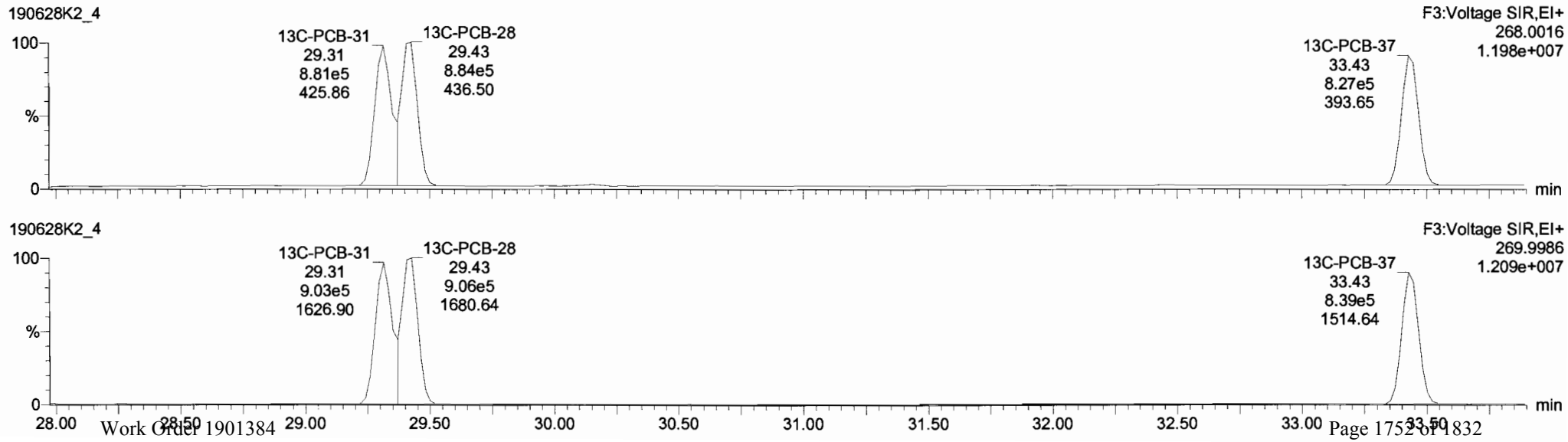

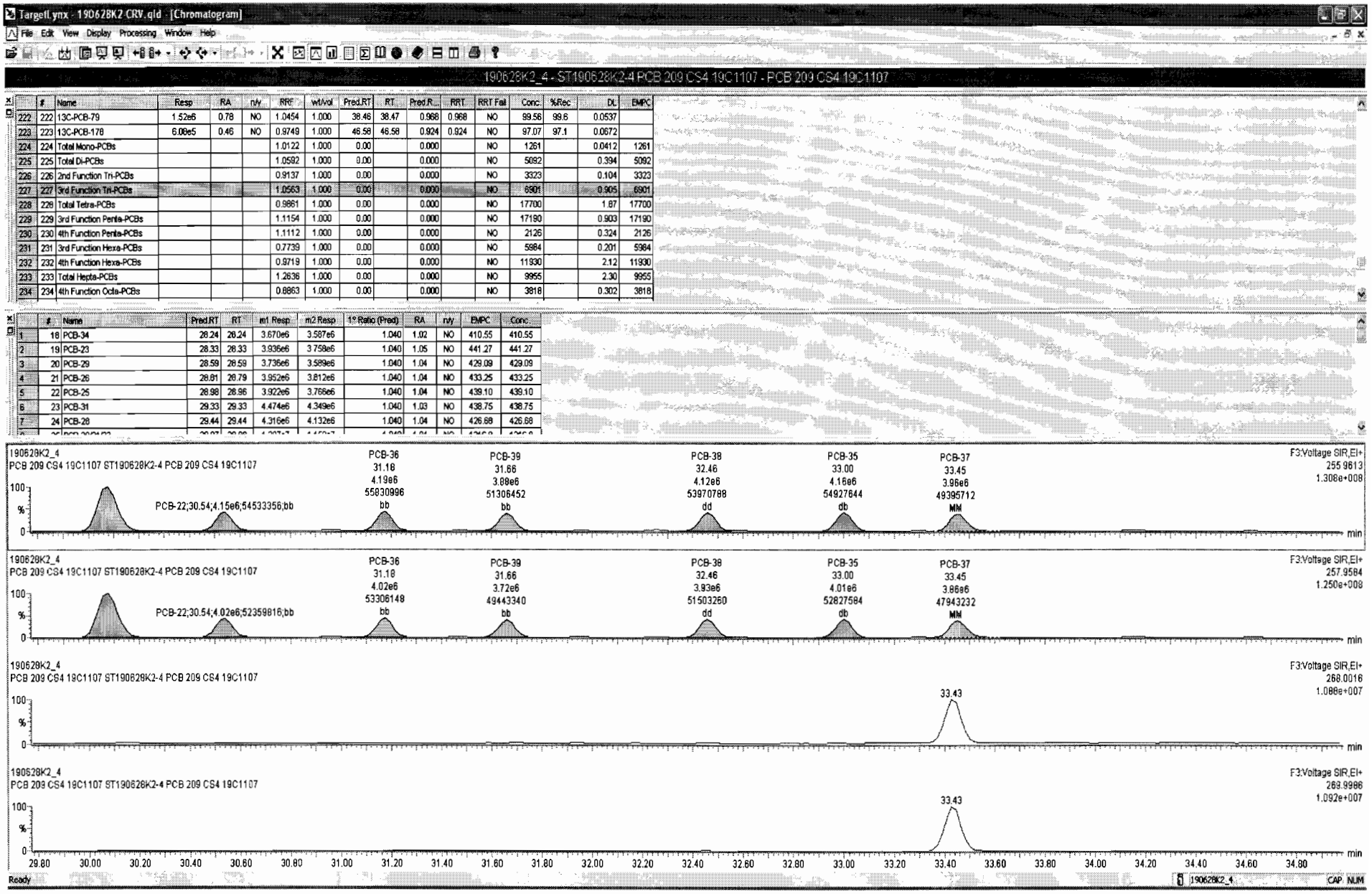

	#	Name	Resp	RA	n/y	RRF	wt/vol	Pred.RT	RT	Pred.R...	RRT	RRT Fail	Conc.	%Rec	DL	EMPC
222	222	13C-PCB-79	1.52e6	0.78	NO	1.0454	1.000	38.46	38.47	0.968	0.968	NO	99.56	99.6	0.0537	
223	223	13C-PCB-178	6.08e5	0.46	NO	0.9749	1.000	46.58	46.58	0.924	0.924	NO	97.07	97.1	0.0672	
224	224	Total Mono-PCBs				1.0122	1.000	0.00		0.000		NO	1261		0.0412	1261
225	225	Total Di-PCBs				1.0592	1.000	0.00		0.000		NO	5092		0.394	5092
226	226	2nd Function Tri-PCBs				0.9137	1.000	0.00		0.000		NO	3323		0.104	3323
227	227	3rd Function Tri-PCBs				1.0563	1.000	0.00		0.000		NO	6901		0.905	6901
228	228	Total Tetra-PCBs				0.9861	1.000	0.00		0.000		NO	17700		1.87	17700
229	229	3rd Function Penta-PCBs				1.1154	1.000	0.00		0.000		NO	17190		0.903	17190
230	230	4th Function Penta-PCBs				1.1112	1.000	0.00		0.000		NO	2126		0.324	2126
231	231	3rd Function Hexa-PCBs				0.7739	1.000	0.00		0.000		NO	5984		0.201	5984
232	232	4th Function Hexa-PCBs				0.9719	1.000	0.00		0.000		NO	11930		2.12	11930
233	233	Total Hepta-PCBs				1.2636	1.000	0.00		0.000		NO	9955		2.30	9955
234	234	4th Function Octa-PCBs				0.8863	1.000	0.00		0.000		NO	3818		0.302	3818

	#	Name	Pred.RT	RT	m1 Resp.	m2 Resp.	1º Ratio (Pred)	RA	n/y	EMPC	Conc.
1	18	PCB-34	28.24	28.24	3.670e6	3.587e6	1.040	1.02	NO	410.55	410.55
2	19	PCB-23	28.33	28.33	3.936e6	3.758e6	1.040	1.05	NO	441.27	441.27
3	20	PCB-29	28.59	28.59	3.736e6	3.589e6	1.040	1.04	NO	429.09	429.09
4	21	PCB-26	28.81	28.79	3.952e6	3.812e6	1.040	1.04	NO	433.25	433.25
5	22	PCB-25	28.98	28.96	3.922e6	3.766e6	1.040	1.04	NO	439.10	439.10
6	23	PCB-31	29.33	29.33	4.474e6	4.349e6	1.040	1.03	NO	438.75	438.75
7	24	PCB-28	29.44	29.44	4.316e6	4.132e6	1.040	1.04	NO	426.68	426.68

Dataset: Untitled

Last Altered: Saturday, June 29, 2019 12:04:52 Pacific Daylight Time
Printed: Saturday, June 29, 2019 12:05:15 Pacific Daylight Time

Name: 190628K2_4, Date: 28-Jun-2019, Time: 19:38:24, ID: ST190628K2-4 PCB 209 CS4 19C1107, Description: PCB 209 CS4 19C1107

PCB-54

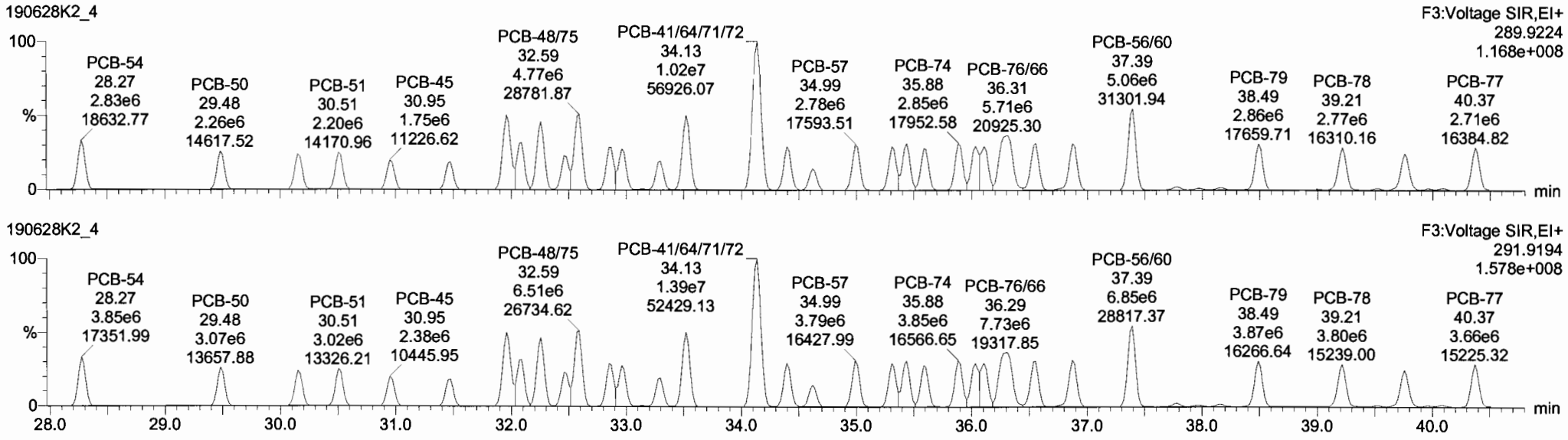

13C-PCB-54

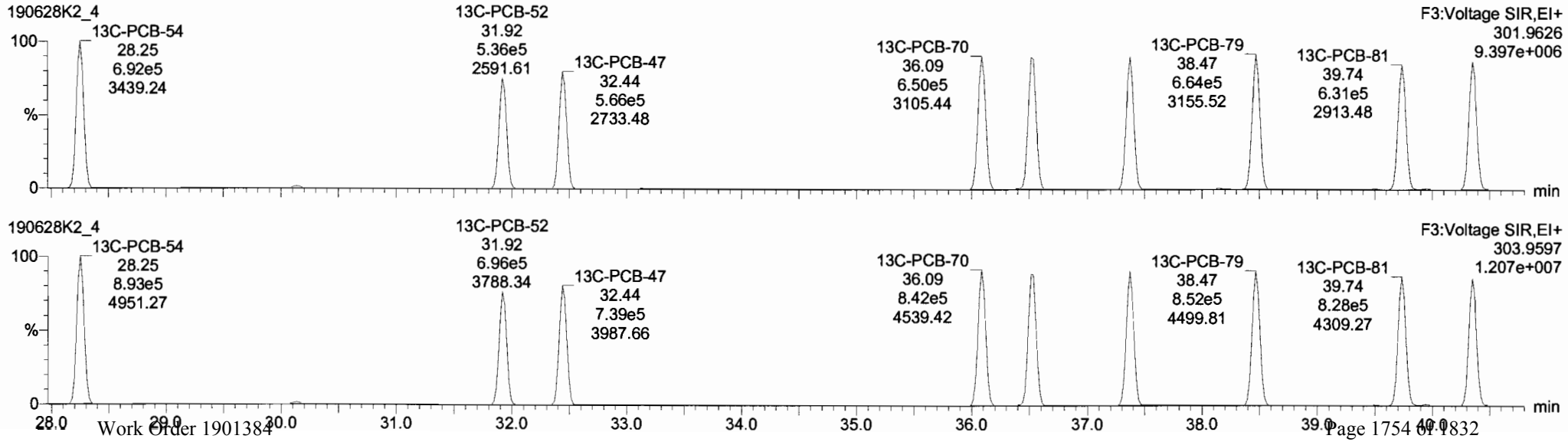

Dataset: Untitled

Last Altered: Saturday, June 29, 2019 12:04:52 Pacific Daylight Time
Printed: Saturday, June 29, 2019 12:05:15 Pacific Daylight Time

Name: 190628K2_4, Date: 28-Jun-2019, Time: 19:38:24, ID: ST190628K2-4 PCB 209 CS4 19C1107, Description: PCB 209 CS4 19C1107

PCB-50

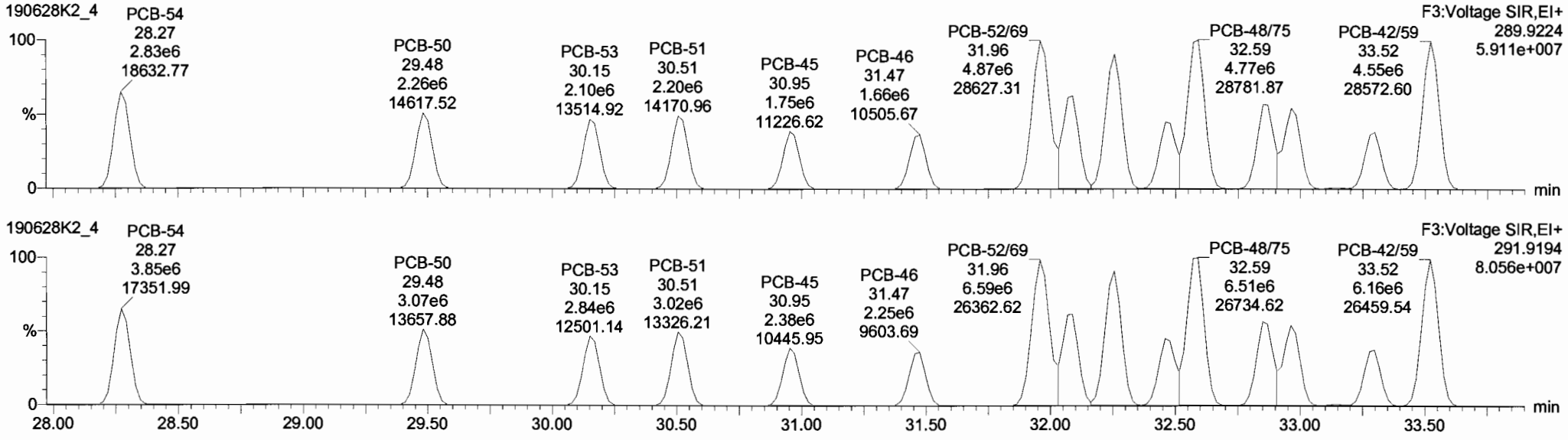

13C-PCB-52

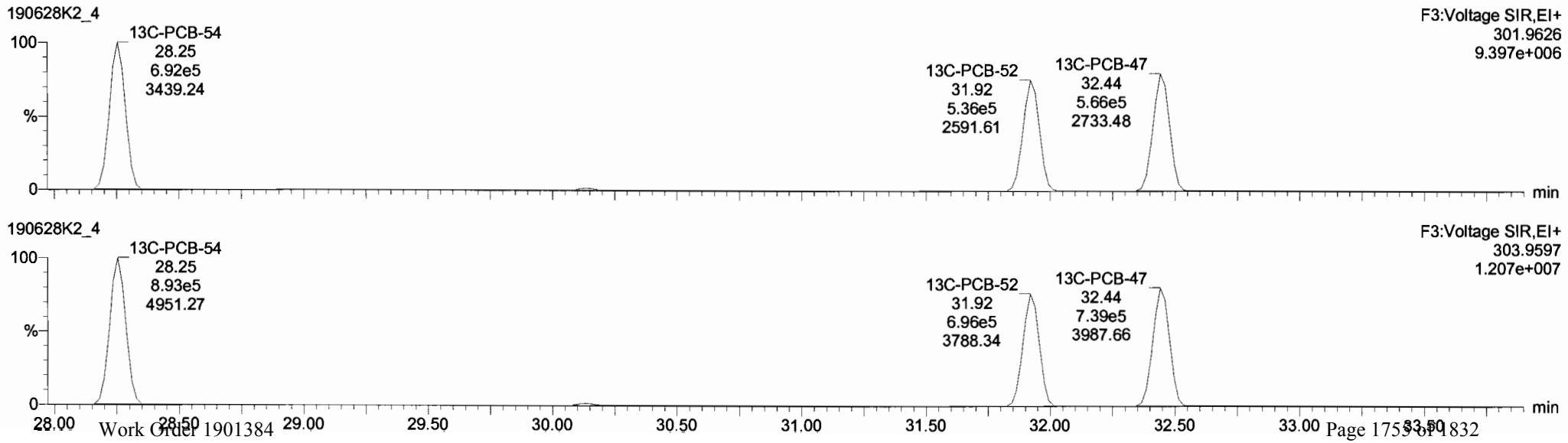

Vista Analytical Laboratory VG-11

Dataset: Untitled

Last Altered: Saturday, June 29, 2019 12:04:52 Pacific Daylight Time
Printed: Saturday, June 29, 2019 12:05:15 Pacific Daylight Time

Name: 190628K2_4, Date: 28-Jun-2019, Time: 19:38:24, ID: ST190628K2-4 PCB 209 CS4 19C1107, Description: PCB 209 CS4 19C1107

PCB-68

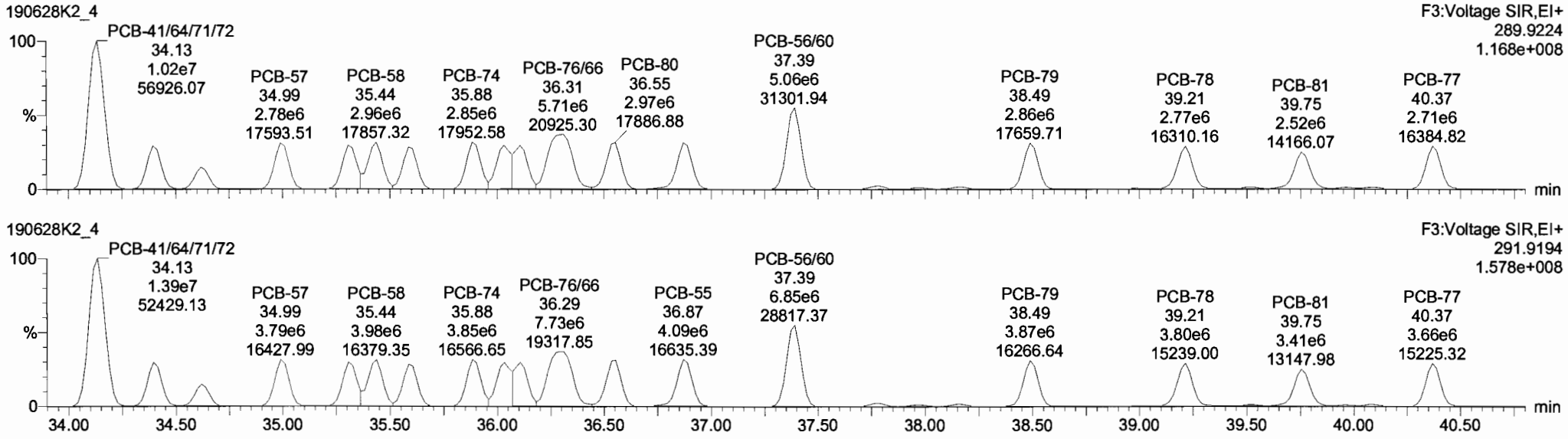

13C-PCB-60

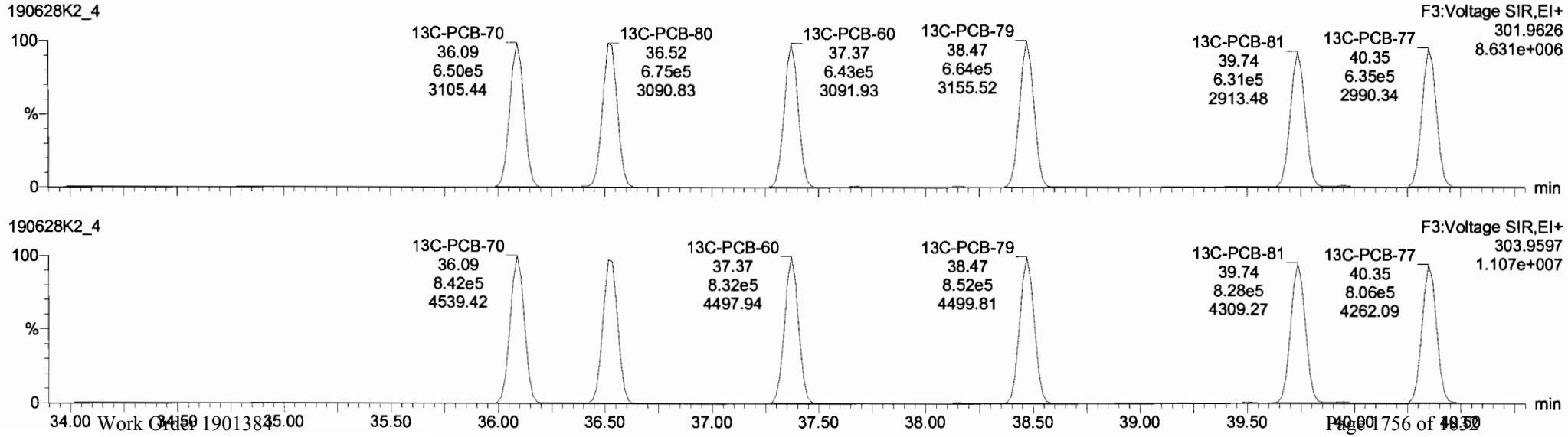

TargetLynx 190628K2-CRV.qld - [Chromatogram]

File Edit View Display Processing Window Help

190628K2_4 - ST190628K2-4 PCB 209 CS4 19C1107 - PCB 209 CS4 19C1107

	#	Name	Resp	RA	n/y	RRF	wt/vol	Pred.RT	RT	Pred.R...	RRT	RRT Fail	Conc.	%Rec	DL	EMPC
222	222	13C-PCB-79	1.52e6	0.78	NO	1.0454	1.000	38.46	38.47	0.968	0.968	NO	99.56	99.6	0.0537	
223	223	13C-PCB-178	6.08e5	0.46	NO	0.9749	1.000	46.58	46.58	0.924	0.924	NO	97.07	97.1	0.0672	
224	224	Total Mono-PCBs				1.0122	1.000	0.00		0.000		NO	1261		0.0412	1261
225	225	Total Di-PCBs				1.0592	1.000	0.00		0.000		NO	5092		0.394	5092
226	226	2nd Function Tri-PCBs				0.9137	1.000	0.00		0.000		NO	3323		0.104	3323
227	227	3rd Function Tri-PCBs				1.0563	1.000	0.00		0.000		NO	6901		0.905	6901
228	228	Total Tetra-PCBs				0.9861	1.000	0.00		0.000		NO	17700		1.87	17700
229	229	3rd Function Penta-PCBs				1.1154	1.000	0.00		0.000		NO	17190		0.903	17190
230	230	4th Function Penta-PCBs				1.1112	1.000	0.00		0.000		NO	2126		0.324	2126
231	231	3rd Function Hexa-PCBs				0.7739	1.000	0.00		0.000		NO	5984		0.201	5984
232	232	4th Function Hexa-PCBs				0.9719	1.000	0.00		0.000		NO	11930		2.12	11930
233	233	Total Hepta-PCBs				1.2636	1.000	0.00		0.000		NO	9955		2.30	9955
234	234	4th Function Octa-PCBs				0.8863	1.000	0.00		0.000		NO	3818		0.302	3818

	#	Name	Pred.RT	RT	m1 Resp	m2 Resp	1° Ratio (Pred)	RA	n/y	EMPC	Conc.
1	32	PCB-54	28.27	28.27	2.834e6	3.847e6	0.770	0.74	NO	423.54	423.54
2	33	PCB-50	29.49	29.48	2.257e6	3.071e6	0.770	0.74	NO	430.53	430.53
3	34	PCB-53	30.16	30.15	2.101e6	2.841e6	0.770	0.74	NO	419.78	419.78
4	35	PCB-51	30.52	30.51	2.201e6	3.016e6	0.770	0.73	NO	413.47	413.47
5	36	PCB-45	30.96	30.95	1.755e6	2.376e6	0.770	0.74	NO	414.79	414.79
6	37	PCB-46	31.45	31.47	1.662e6	2.251e6	0.770	0.74	NO	421.33	421.33
7	38	PCB-52/69	31.96	31.96	4.868e6	6.594e6	0.770	0.74	NO	851.65	851.65

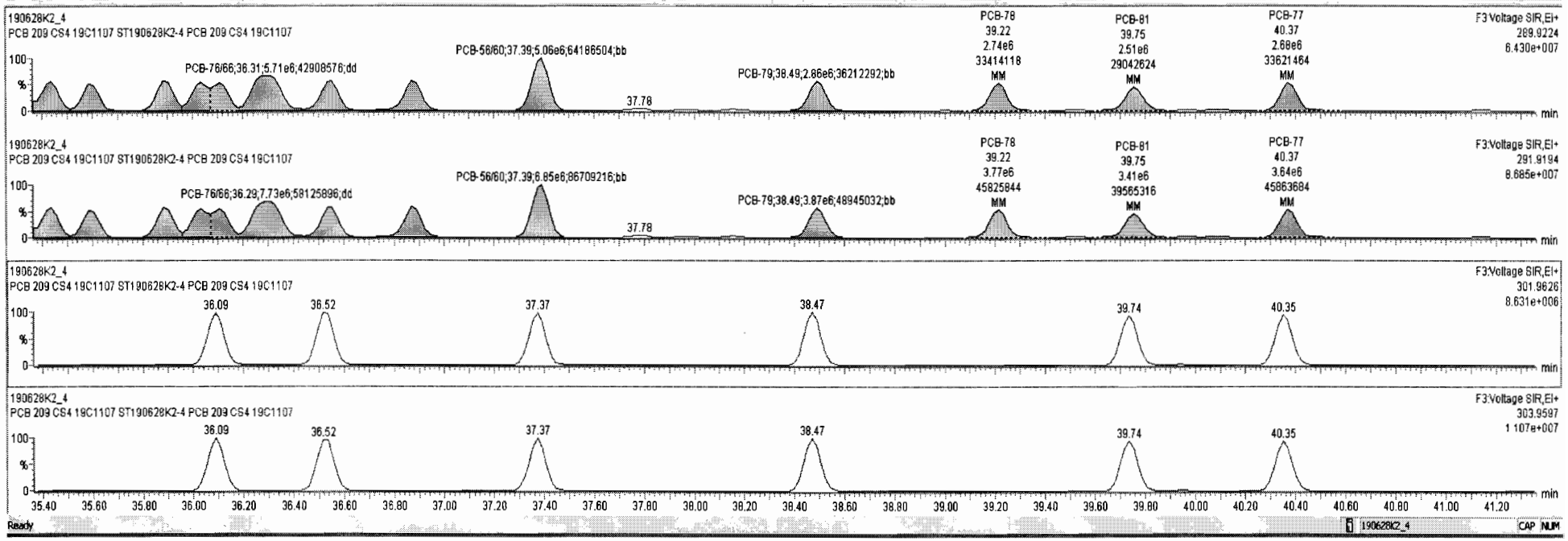

Ready

190628K2_4 CAP NUM

Dataset: Untitled

Last Altered: Saturday, June 29, 2019 12:04:52 Pacific Daylight Time
Printed: Saturday, June 29, 2019 12:05:15 Pacific Daylight Time

Name: 190628K2_4, Date: 28-Jun-2019, Time: 19:38:24, ID: ST190628K2-4 PCB 209 CS4 19C1107, Description: PCB 209 CS4 19C1107

PCB-104

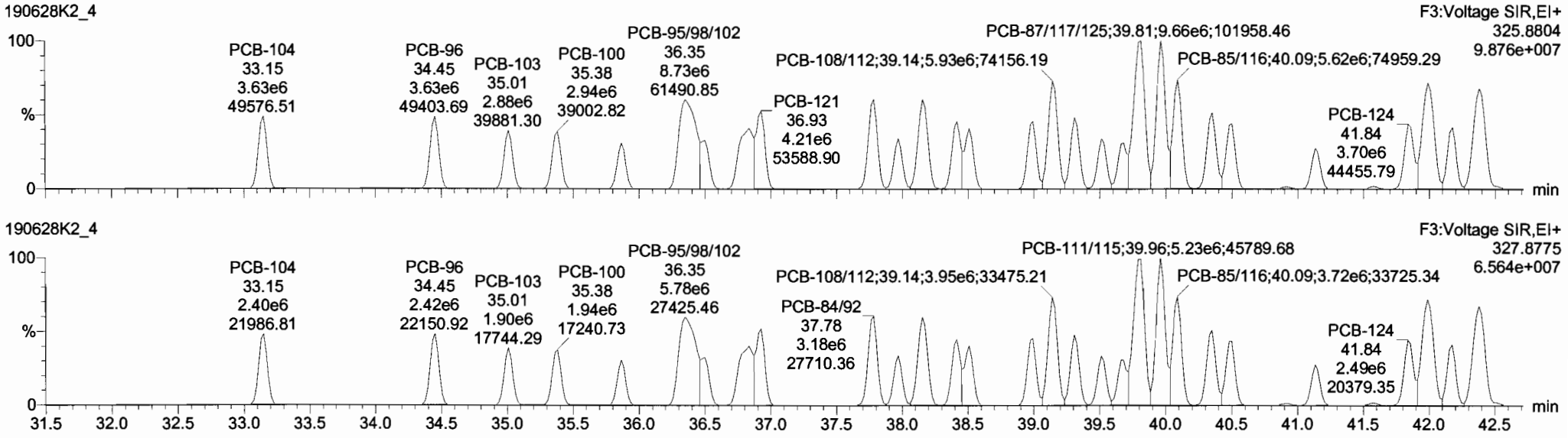

13C-PCB-104

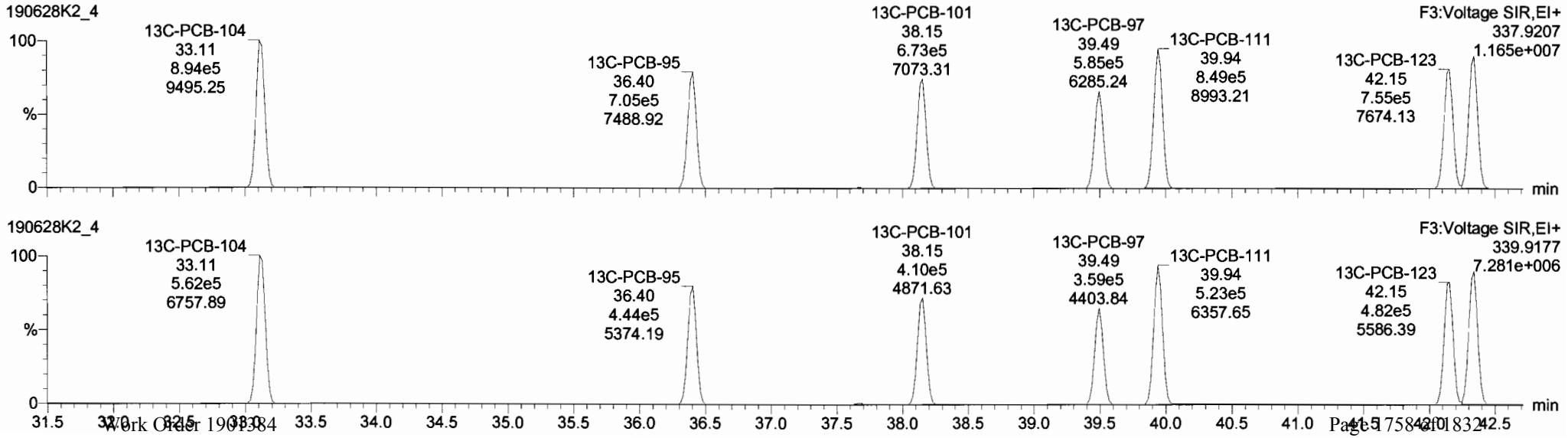

Dataset: Untitled

Last Altered: Saturday, June 29, 2019 12:04:52 Pacific Daylight Time
Printed: Saturday, June 29, 2019 12:05:15 Pacific Daylight Time

Name: 190628K2_4, Date: 28-Jun-2019, Time: 19:38:24, ID: ST190628K2-4 PCB 209 CS4 19C1107, Description: PCB 209 CS4 19C1107

PCB-96

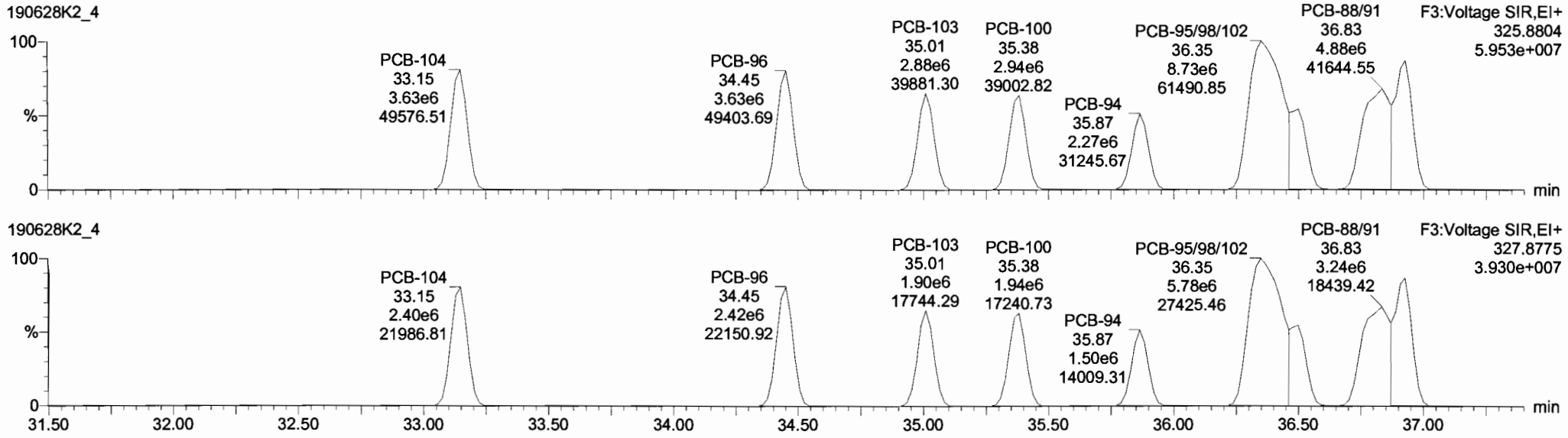

13C-PCB-95

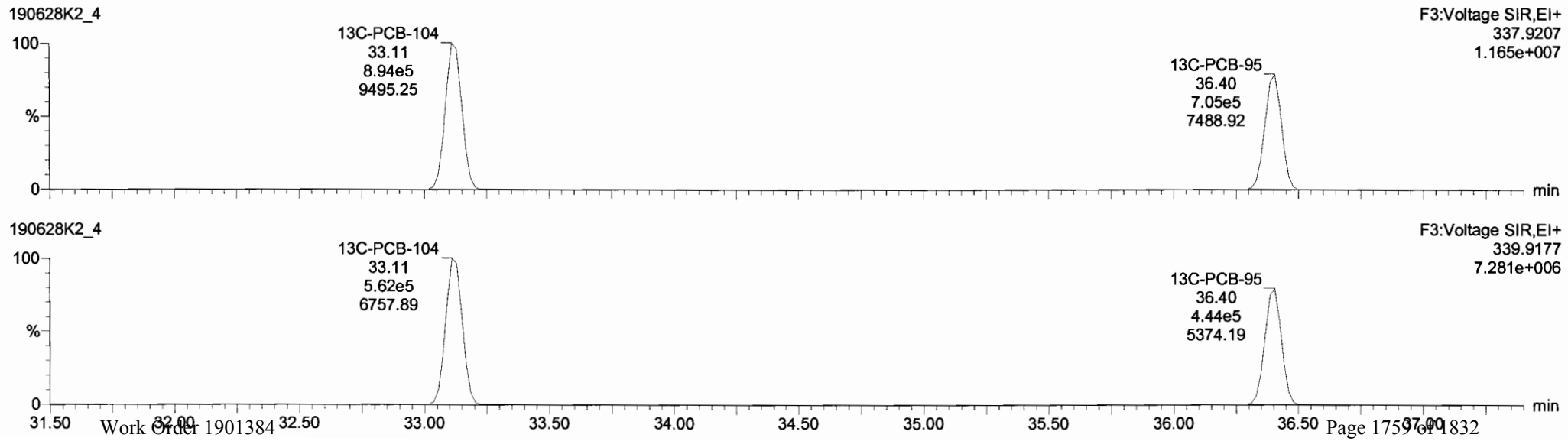

Dataset: Untitled

Last Altered: Saturday, June 29, 2019 12:04:52 Pacific Daylight Time
Printed: Saturday, June 29, 2019 12:05:15 Pacific Daylight Time

Name: 190628K2_4, Date: 28-Jun-2019, Time: 19:38:24, ID: ST190628K2-4 PCB 209 CS4 19C1107, Description: PCB 209 CS4 19C1107

PCB-119

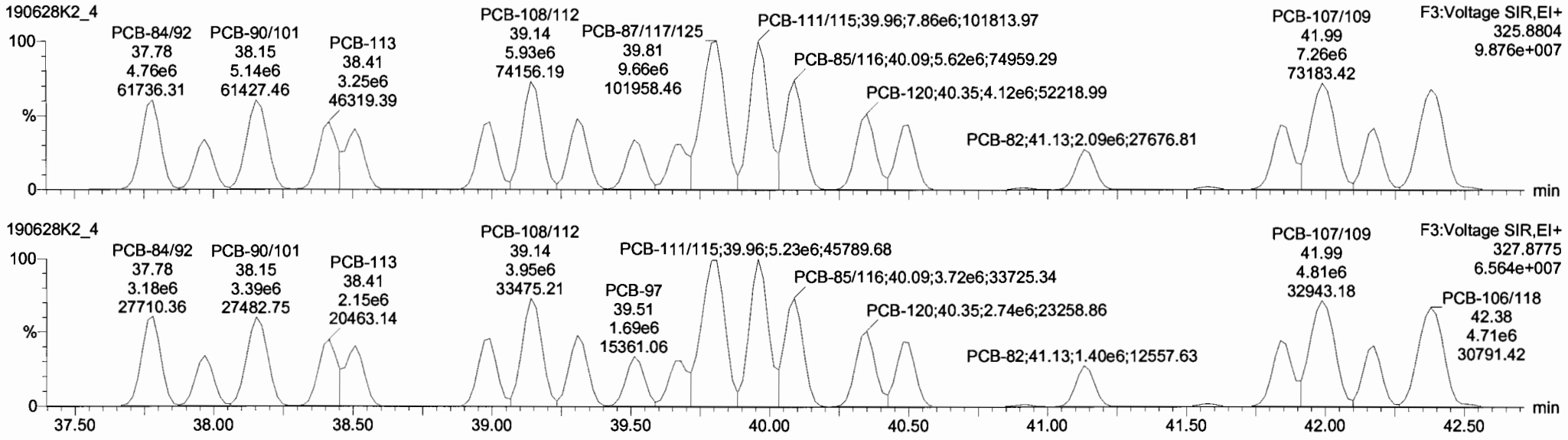

13C-PCB-111

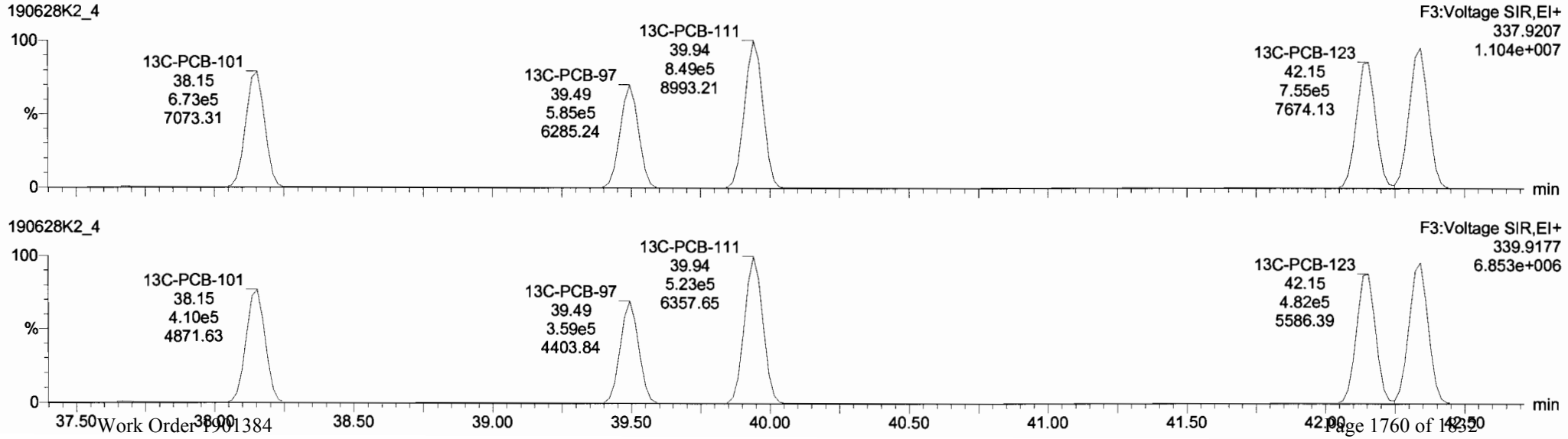

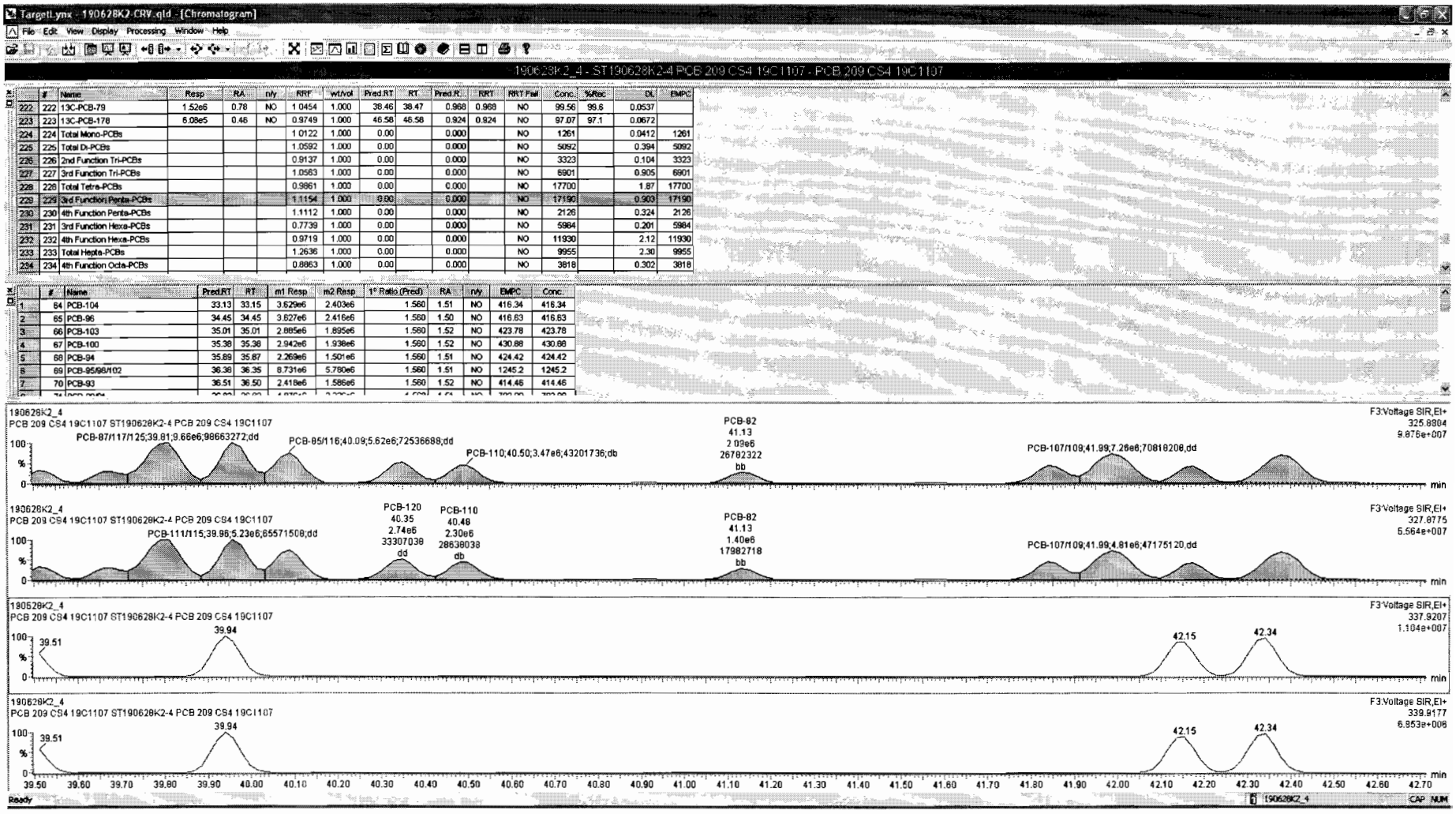

#	Name	Resp	RA	n/y	RRF	wt/vol	Pred.RT	RT	Pred.R...	RRT	RRT Fail	Conc.	%Rec	DL	EMPC
222	13C-PCB-79	1.52e6	0.78	NO	1.0454	1.000	38.46	38.47	0.968	0.968	NO	99.56	99.6	0.0537	
223	13C-PCB-178	6.08e5	0.46	NO	0.9749	1.000	46.58	46.58	0.924	0.924	NO	97.07	97.1	0.0672	
224	Total Mono-PCBs				1.0122	1.000	0.00		0.000		NO	1261		0.0412	1261
225	Total Di-PCBs				1.0592	1.000	0.00		0.000		NO	5092		0.394	5092
226	2nd Function Tri-PCBs				0.9137	1.000	0.00		0.000		NO	3323		0.104	3323
227	3rd Function Tri-PCBs				1.0563	1.000	0.00		0.000		NO	6901		0.905	6901
228	Total Tetra-PCBs				0.9861	1.000	0.00		0.000		NO	17700		1.87	17700
229	3rd Function Penta-PCBs				1.1154	1.000	0.00		0.000		NO	17190		0.903	17190
230	4th Function Penta-PCBs				1.1112	1.000	0.00		0.000		NO	2126		0.324	2126
231	3rd Function Hexa-PCBs				0.7739	1.000	0.00		0.000		NO	5984		0.201	5984
232	4th Function Hexa-PCBs				0.9719	1.000	0.00		0.000		NO	11930		2.12	11930
233	Total Hepta-PCBs				1.2636	1.000	0.00		0.000		NO	9955		2.30	9955
234	4th Function Octa-PCBs				0.8863	1.000	0.00		0.000		NO	3818		0.302	3818

#	Name	Pred.RT	RT	m1 Resp	m2 Resp	1° Ratio (Pred)	RA	n/y	EMPC	Conc.
64	PCB-104	33.13	33.15	3.629e6	2.403e6	1.560	1.51	NO	416.34	416.34
65	PCB-96	34.45	34.45	3.627e6	2.416e6	1.560	1.50	NO	416.63	416.63
66	PCB-103	35.01	35.01	2.885e6	1.895e6	1.560	1.52	NO	423.78	423.78
67	PCB-100	35.38	35.38	2.942e6	1.938e6	1.560	1.52	NO	430.88	430.88
68	PCB-94	35.89	35.87	2.269e6	1.501e6	1.560	1.51	NO	424.42	424.42
69	PCB-95/98/102	36.38	36.35	8.731e6	5.780e6	1.560	1.51	NO	1245.2	1245.2
70	PCB-93	36.51	36.50	2.418e6	1.586e6	1.560	1.52	NO	414.46	414.46

Dataset: Untitled

Last Altered: Saturday, June 29, 2019 12:04:52 Pacific Daylight Time
Printed: Saturday, June 29, 2019 12:05:15 Pacific Daylight Time

Name: 190628K2_4, Date: 28-Jun-2019, Time: 19:38:24, ID: ST190628K2-4 PCB 209 CS4 19C1107, Description: PCB 209 CS4 19C1107

PCB-114

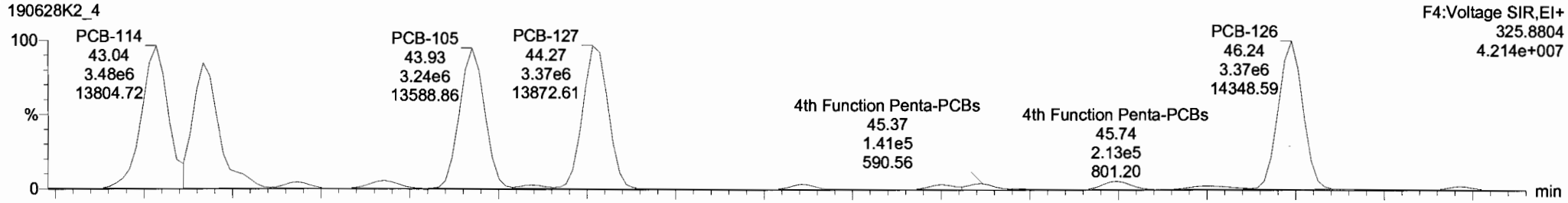

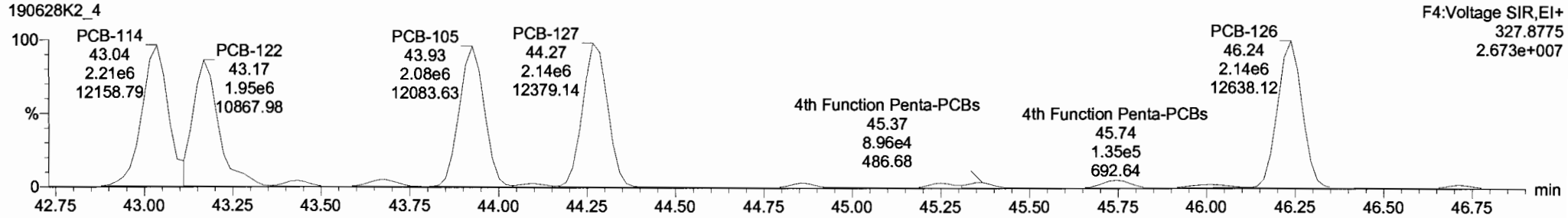

13C-PCB-114

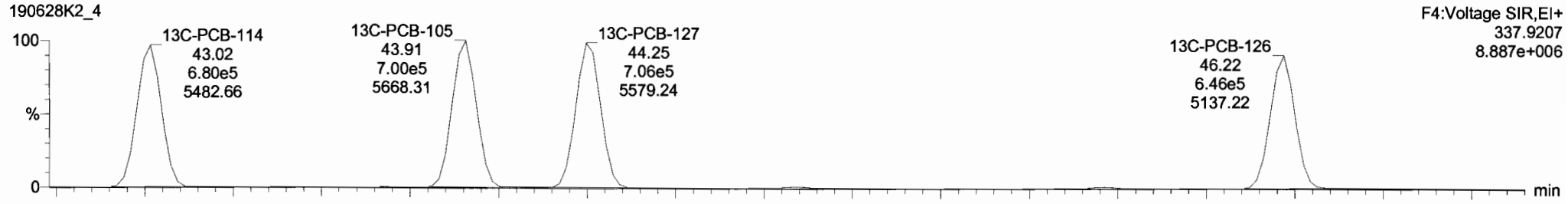

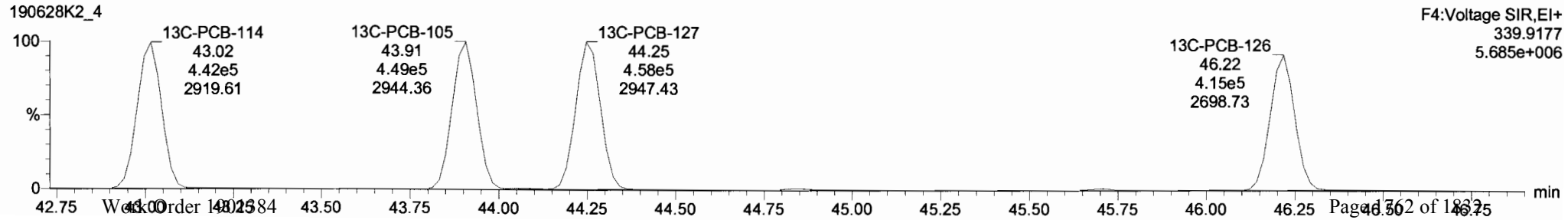

TargetLynx - 190628K2-CRV.qld - [Chromatogram]

File Edit View Display Processing Window Help

190628K2_4 - ST190628K2-4 PCB 209 CS4 19C1107 - PCB 209 CS4 19C1107

	#	Name	Resp	RA	n/y	RRF	wt/vol	Pred.RT	RT	Pred.R...	RRT	RRT Fail	Conc.	%Rec	DL	EMPC
222	222	13C-PCB-79	1.52e6	0.78	NO	1.0454	1.000	38.46	38.47	0.968	0.968	NO	99.56	99.6	0.0537	
223	223	13C-PCB-178	6.08e5	0.46	NO	0.9749	1.000	46.58	46.58	0.924	0.924	NO	97.07	97.1	0.0672	
224	224	Total Mono-PCBs				1.0122	1.000	0.00		0.000		NO	1261		0.0412	1261
225	225	Total Di-PCBs				1.0592	1.000	0.00		0.000		NO	5092		0.394	5092
226	226	2nd Function Tri-PCBs				0.9137	1.000	0.00		0.000		NO	3323		0.104	3323
227	227	3rd Function Tri-PCBs				1.0563	1.000	0.00		0.000		NO	6901		0.905	6901
228	228	Total Tetra-PCBs				0.9861	1.000	0.00		0.000		NO	17700		1.87	17700
229	229	3rd Function Penta-PCBs				1.1154	1.000	0.00		0.000		NO	17190		0.903	17190
230	230	4th Function Penta-PCBs				1.1112	1.000	0.00		0.000		NO	2126		0.324	2126
231	231	3rd Function Hexa-PCBs				0.7739	1.000	0.00		0.000		NO	5984		0.201	5984
232	232	4th Function Hexa-PCBs				0.9719	1.000	0.00		0.000		NO	11930		2.12	11930
233	233	Total Hepta-PCBs				1.2636	1.000	0.00		0.000		NO	9955		2.30	9955
234	234	4th Function Octa-PCBs				0.8863	1.000	0.00		0.000		NO	3818		0.302	3818

	#	Name	Pred.RT	RT	m1 Resp	m2 Resp	1° Ratio (Pred)	RA	n/y	EMPC	Conc.
1	93	PCB-114	43.04	43.03	3.428e6	2.181e6	1.560	1.57	NO	430.65	430.65
2	94	PCB-122	43.17	43.17	2.786e6	1.785e6	1.560	1.56	NO	419.12	419.12
3	95	PCB-105	43.92	43.92	3.242e6	2.075e6	1.550	1.56	NO	420.49	420.49
4	96	PCB-127	44.27	44.27	3.374e6	2.141e6	1.560	1.58	NO	427.75	427.75
5	97	PCB-126	46.24	46.24	3.366e6	2.143e6	1.560	1.57	NO	428.28	428.28

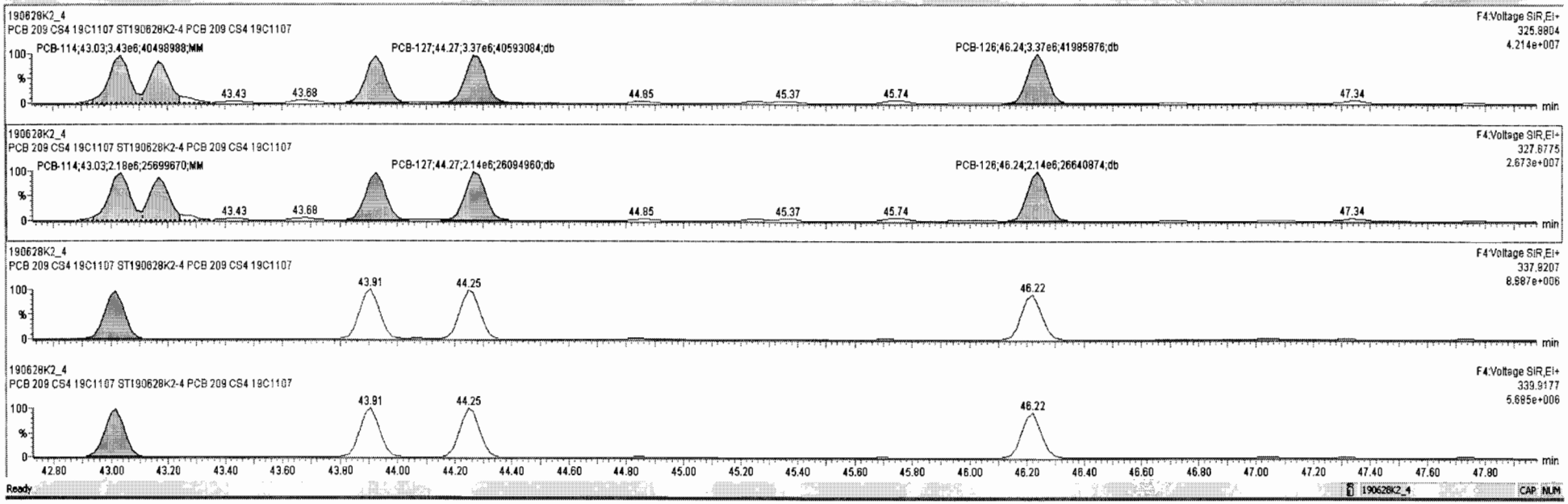

Ready 190628K2_4 CAP NUM

Dataset: Untitled

Last Altered: Saturday, June 29, 2019 12:04:52 Pacific Daylight Time
Printed: Saturday, June 29, 2019 12:05:15 Pacific Daylight Time

Name: 190628K2_4, Date: 28-Jun-2019, Time: 19:38:24, ID: ST190628K2-4 PCB 209 CS4 19C1107, Description: PCB 209 CS4 19C1107

PCB-155

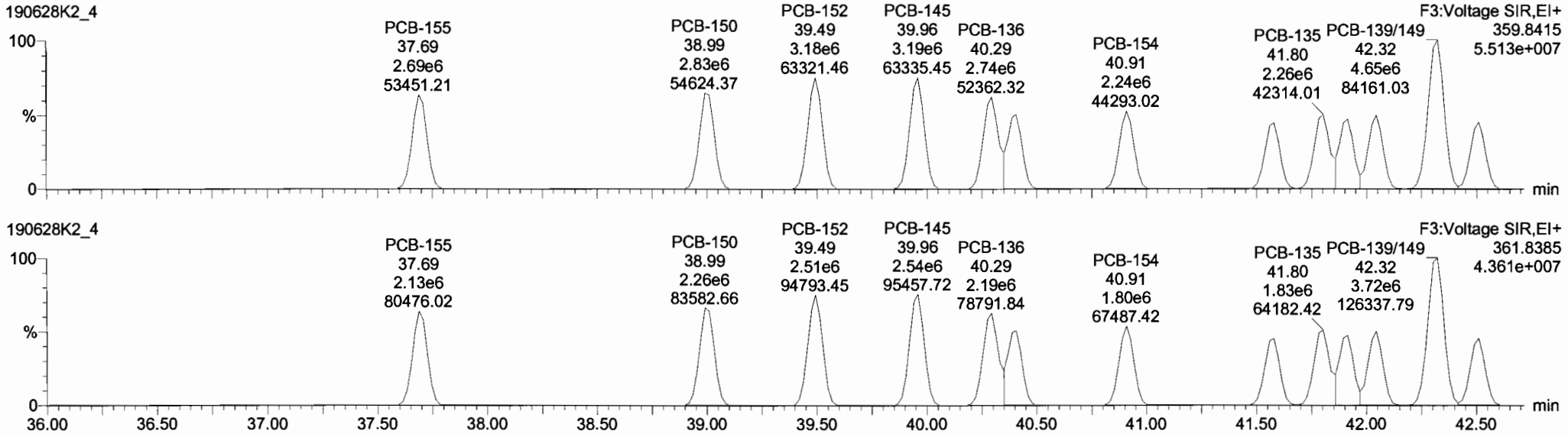

13C-PCB-155

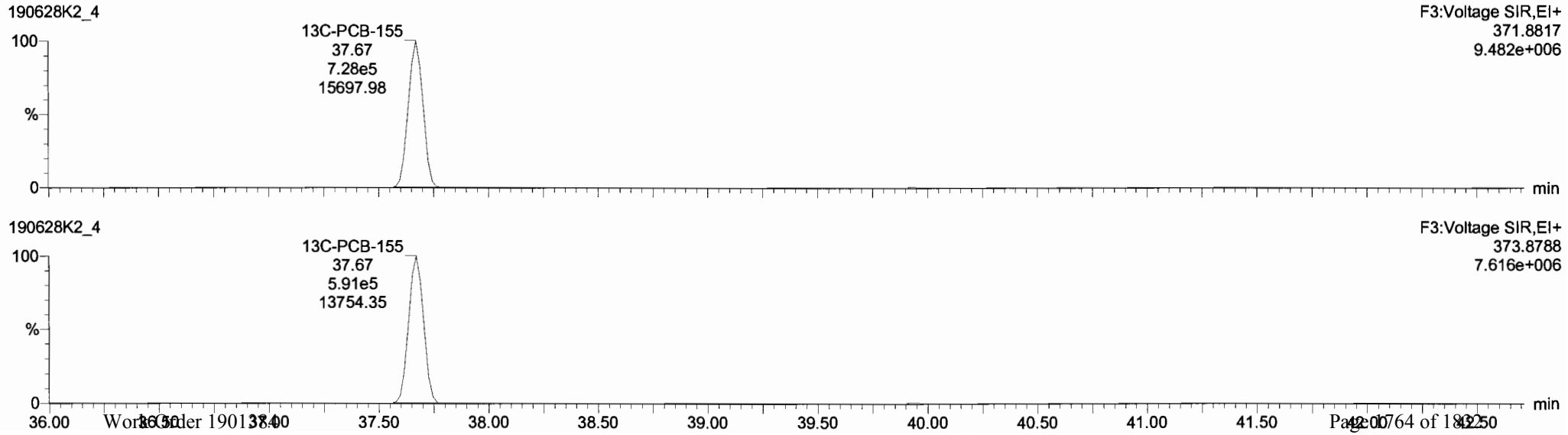

Dataset: Untitled

Last Altered: Saturday, June 29, 2019 12:04:52 Pacific Daylight Time
Printed: Saturday, June 29, 2019 12:05:15 Pacific Daylight Time

Name: 190628K2_4, Date: 28-Jun-2019, Time: 19:38:24, ID: ST190628K2-4 PCB 209 CS4 19C1107, Description: PCB 209 CS4 19C1107

PCB-134/143

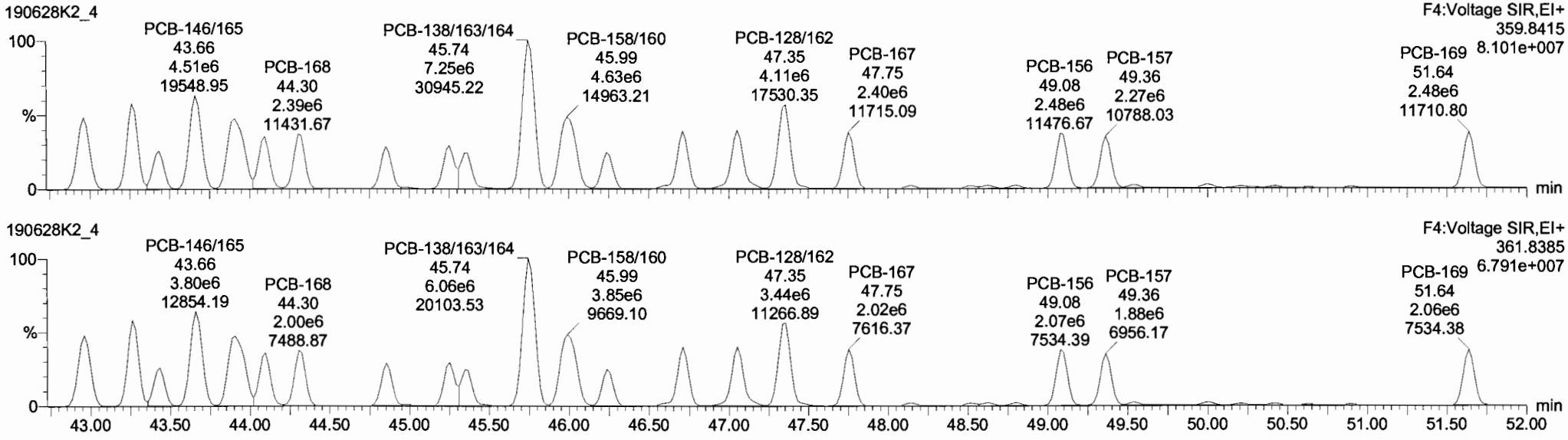

13C-PCB-153

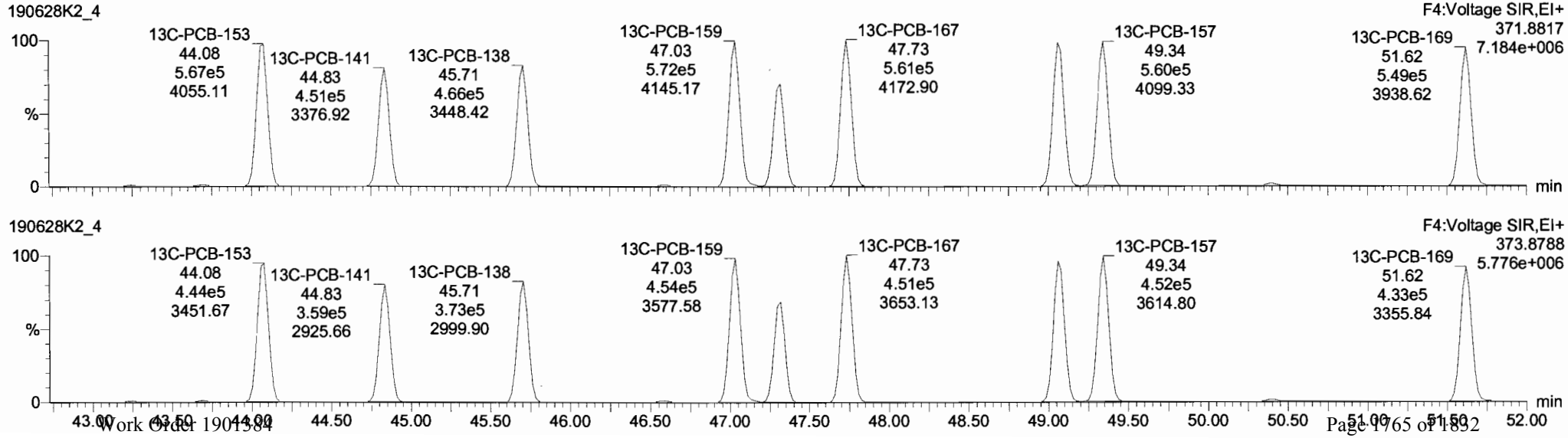

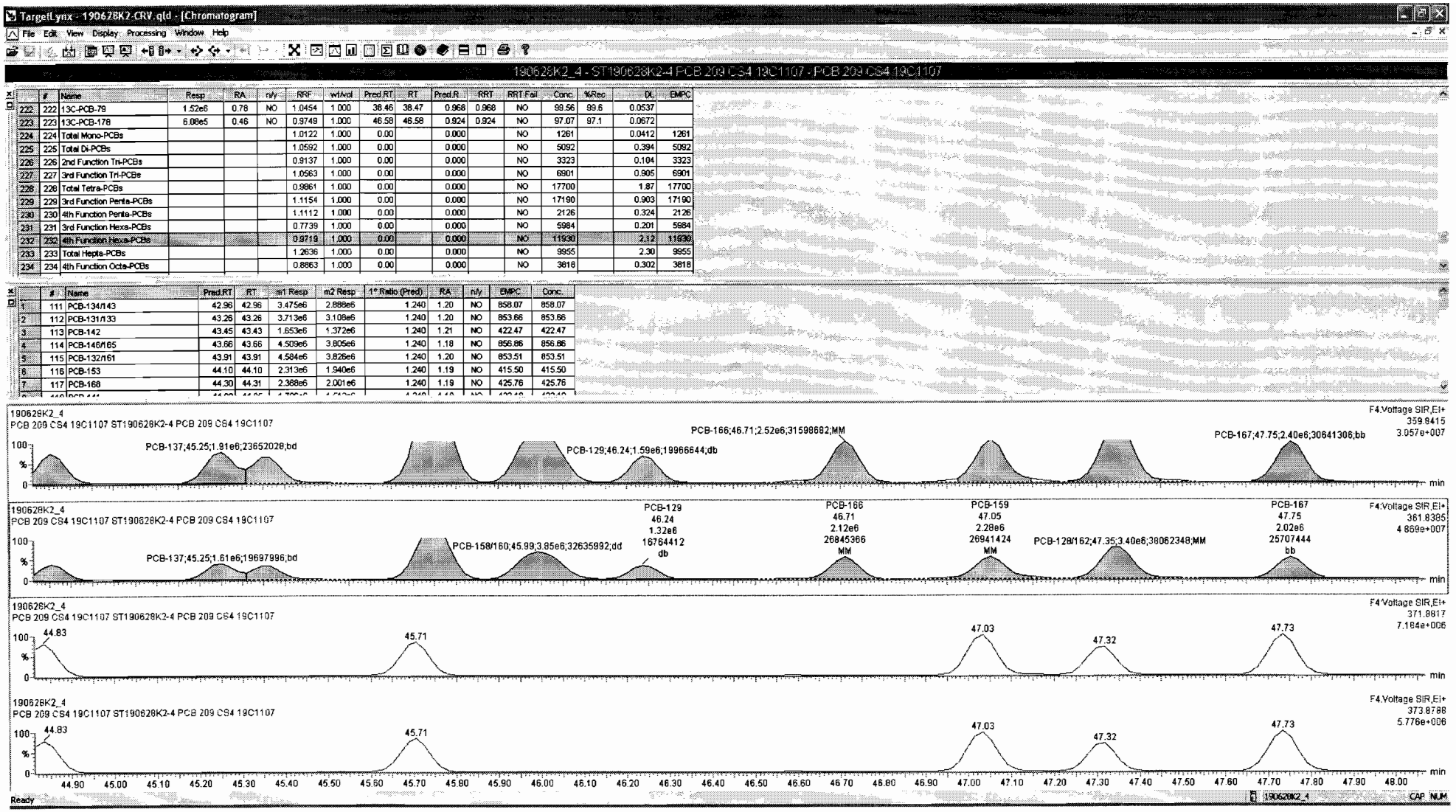
TargetLynx - 190628K2-CRV.qld - [Chromatogram]
File Edit View Display Processing Window Help
190628K2_4 - ST190628K2-4 PCB 209 CS4 19C1107 - PCB 209 CS4 19C1107
Name Resp RA n/y RRF wt/vol Pred.RT RT Pred.R.. RRT RRT Fail Conc. %Rec DL EMPC
222 222 13C-PCB-79 1.52e6 0.78 NO 1.0454 1.000 38.46 38.47 0.968 0.968 NO 99.56 99.6 0.0537
223 223 13C-PCB-178 6.08e5 0.46 NO 0.9748 1.000 46.58 46.58 0.924 0.924 NO 97.07 97.1 0.0672
224 224 Total Mono-PCBs 1.0122 1.000 0.00 0.000 NO 1261 0.0412 1261
225 225 Total Di-PCBs 1.0592 1.000 0.00 0.000 NO 5092 0.394 5092
226 226 2nd Function Tri-PCBs 0.9137 1.000 0.00 0.000 NO 3323 0.104 3323
227 227 3rd Function Tri-PCBs 1.0563 1.000 0.00 0.000 NO 6901 0.905 6901
228 228 Total Tetra-PCBs 0.9861 1.000 0.00 0.000 NO 17700 1.87 17700
229 229 3rd Function Penta-PCBs 1.1154 1.000 0.00 0.000 NO 17190 0.903 17190
230 230 4th Function Penta-PCBs 1.1112 1.000 0.00 0.000 NO 2126 0.324 2126
231 231 3rd Function Hexa-PCBs 0.7739 1.000 0.00 0.000 NO 5984 0.201 5984
232 232 4th Function Hexa-PCBs 0.9719 1.000 0.00 0.000 NO 11930 2.12 11930
233 233 Total Hepta-PCBs 1.2636 1.000 0.00 0.000 NO 9955 2.30 9955
234 234 4th Function Octa-PCBs 0.8863 1.000 0.00 0.000 NO 3818 0.302 3818
Name Pred.RT RT m1 Resp m2 Resp 1° Ratio (Pred) RA n/y EMPC Conc.
1 111 PCB-134/143 42.96 42.96 3.475e6 2.888e6 1.240 1.20 NO 858.07 858.07
2 112 PCB-131/133 43.26 43.26 3.713e6 3.108e6 1.240 1.20 NO 853.66 853.66
3 113 PCB-142 43.45 43.43 1.653e6 1.372e6 1.240 1.21 NO 422.47 422.47
4 114 PCB-146/165 43.66 43.66 4.509e6 3.805e6 1.240 1.18 NO 856.86 856.86
5 115 PCB-132/161 43.91 43.91 4.584e6 3.826e6 1.240 1.20 NO 853.51 853.51
6 116 PCB-153 44.10 44.10 2.313e6 1.940e6 1.240 1.19 NO 415.50 415.50
7 117 PCB-168 44.30 44.31 2.368e6 2.001e6 1.240 1.19 NO 425.76 425.76
190628K2_4
PCB 209 CS4 19C1107 ST190628K2-4 PCB 209 CS4 19C1107
F4:Voltage SIR,EI+
359.8415
3.057e+007
PCB-137;45.25;1.91e6;23652028;bd
PCB-129;46.24;1.59e6;19966644;db
PCB-166;46.71;2.52e6;31598682;MM
PCB-167;47.75;2.40e6;30641306;bb
190628K2_4
PCB 209 CS4 19C1107 ST190628K2-4 PCB 209 CS4 19C1107
F4:Voltage SIR,EI+
361.8385
4.869e+007
PCB-137;45.25;1.61e6;19697996;bd
PCB-158/160;45.99;3.85e6;32635992;dd
PCB-129 46.24 1.32e6 16764412 db
PCB-166 46.71 2.12e6 26845366 MM
PCB-159 47.05 2.28e6 26941424 MM
PCB-128/162;47.35;3.40e6;38062348;MM
PCB-167 47.75 2.02e6 25707444 bb
190628K2_4
PCB 209 CS4 19C1107 ST190628K2-4 PCB 209 CS4 19C1107
F4:Voltage SIR,EI+
371.8817
7.184e+006
44.83
45.71
47.03
47.32
47.73
190628K2_4
PCB 209 CS4 19C1107 ST190628K2-4 PCB 209 CS4 19C1107
F4:Voltage SIR,EI+
373.8788
5.776e+006
44.83
45.71
47.03
47.32
47.73
min
Ready
190628K2_4
CAP NUM

Dataset: Untitled

Last Altered: Saturday, June 29, 2019 12:04:52 Pacific Daylight Time
Printed: Saturday, June 29, 2019 12:05:15 Pacific Daylight Time

Name: 190628K2_4, Date: 28-Jun-2019, Time: 19:38:24, ID: ST190628K2-4 PCB 209 CS4 19C1107, Description: PCB 209 CS4 19C1107

PCB-188

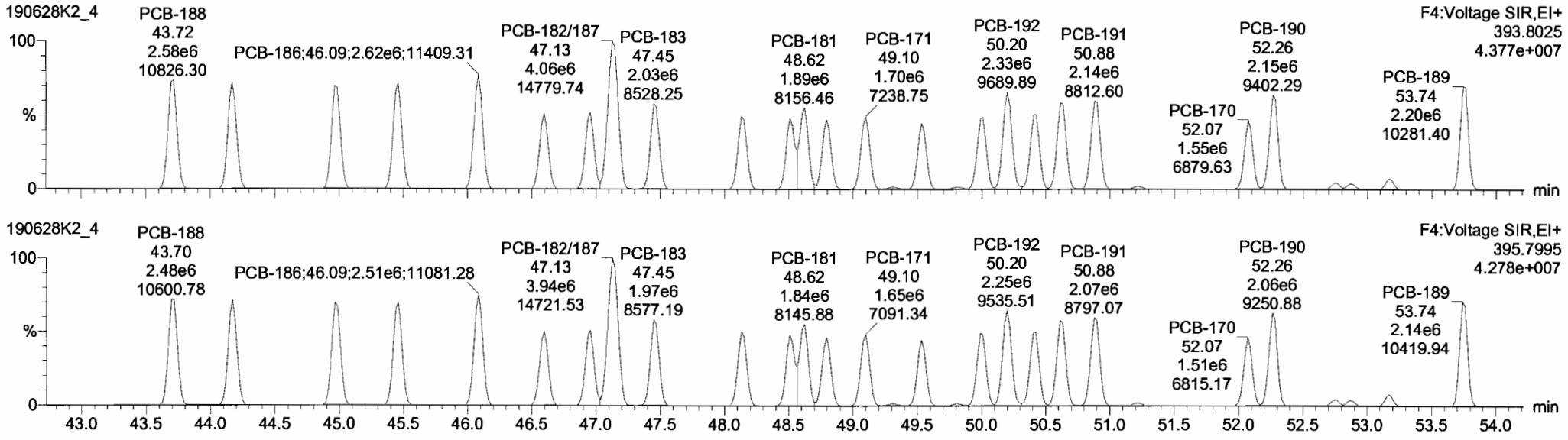

13C-PCB-188

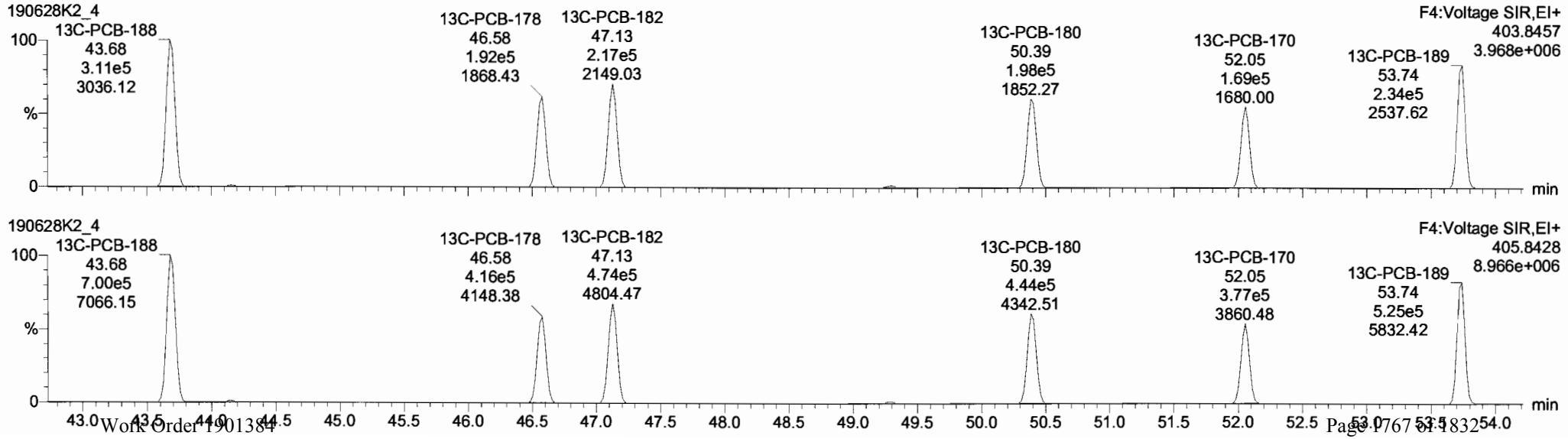

Dataset: Untitled

Last Altered: Saturday, June 29, 2019 12:04:52 Pacific Daylight Time
Printed: Saturday, June 29, 2019 12:05:15 Pacific Daylight Time

Name: 190628K2_4, Date: 28-Jun-2019, Time: 19:38:24, ID: ST190628K2-4 PCB 209 CS4 19C1107, Description: PCB 209 CS4 19C1107

PCB-202

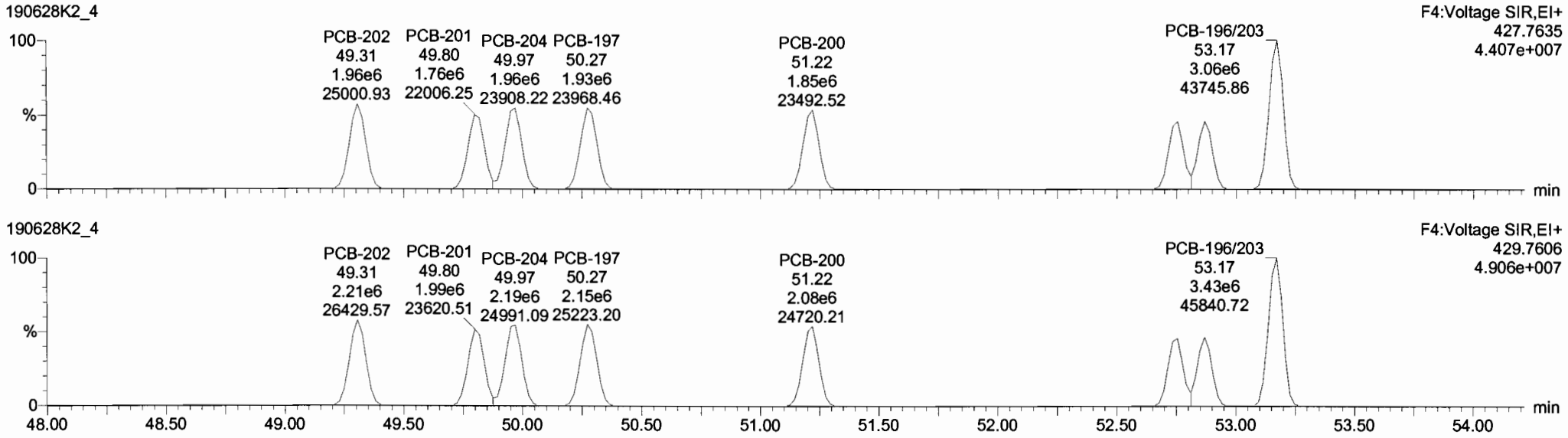

13C-PCB-202

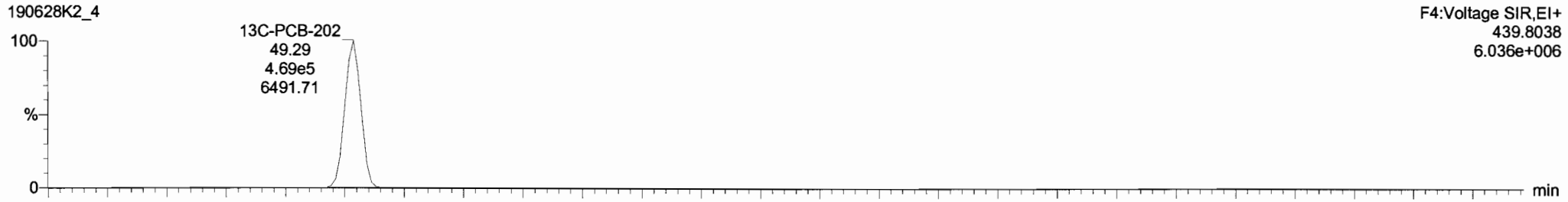

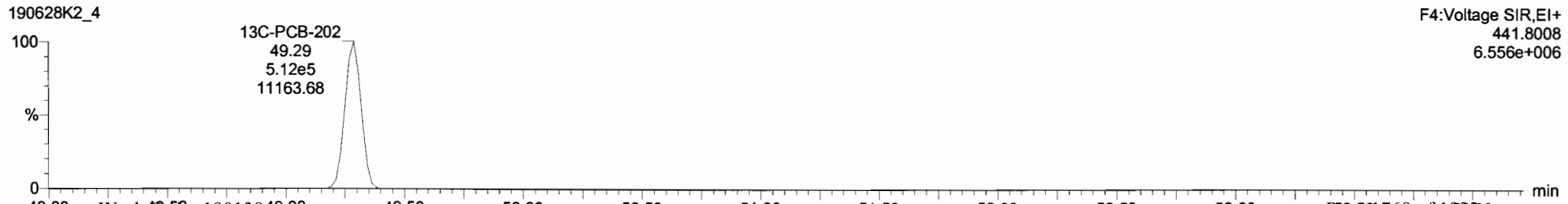

Dataset: Untitled

Last Altered: Saturday, June 29, 2019 12:04:52 Pacific Daylight Time
Printed: Saturday, June 29, 2019 12:05:15 Pacific Daylight Time

Name: 190628K2_4, Date: 28-Jun-2019, Time: 19:38:24, ID: ST190628K2-4 PCB 209 CS4 19C1107, Description: PCB 209 CS4 19C1107

PCB-195

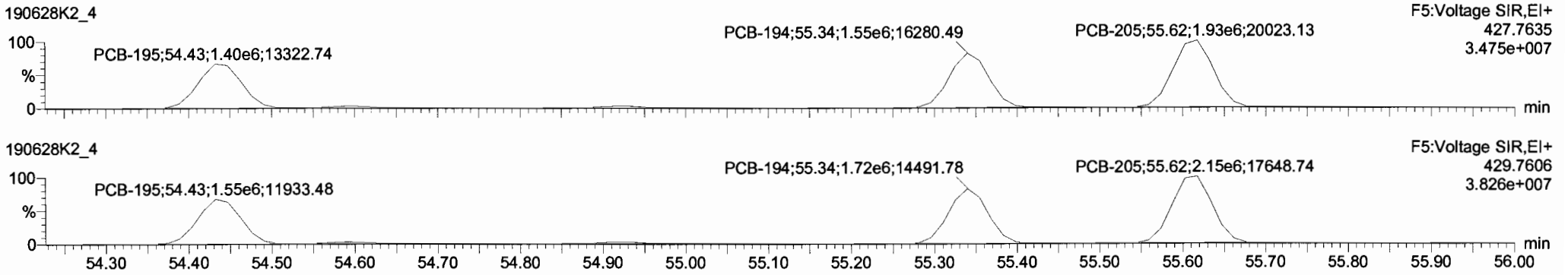

13C-PCB-194

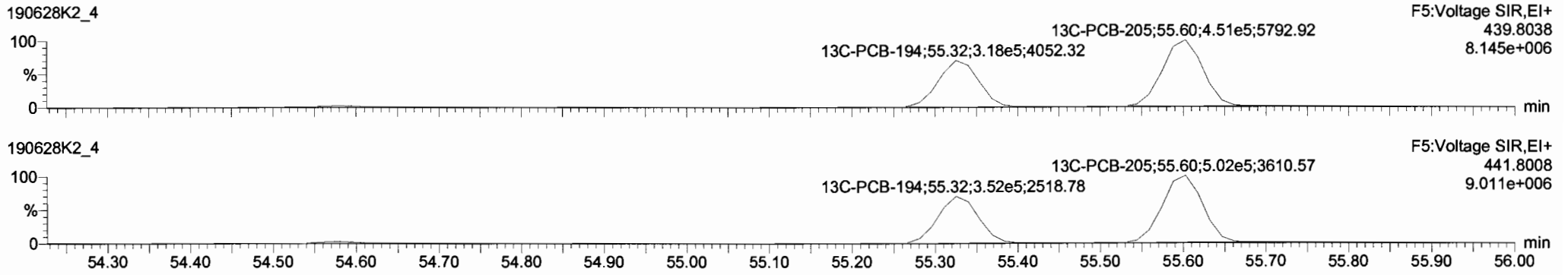

PFK5

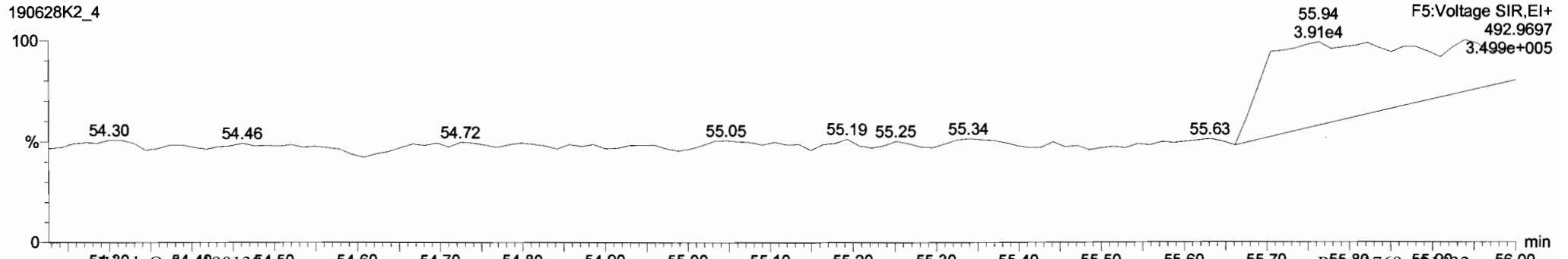

Dataset: Untitled

Last Altered: Saturday, June 29, 2019 12:04:52 Pacific Daylight Time
Printed: Saturday, June 29, 2019 12:05:15 Pacific Daylight Time

Name: 190628K2_4, Date: 28-Jun-2019, Time: 19:38:24, ID: ST190628K2-4 PCB 209 CS4 19C1107, Description: PCB 209 CS4 19C1107

PCB-208

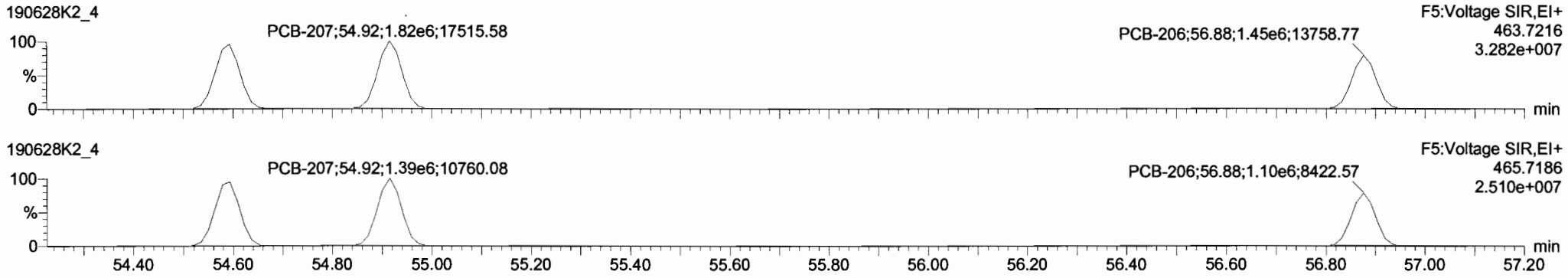

13C-PCB-208

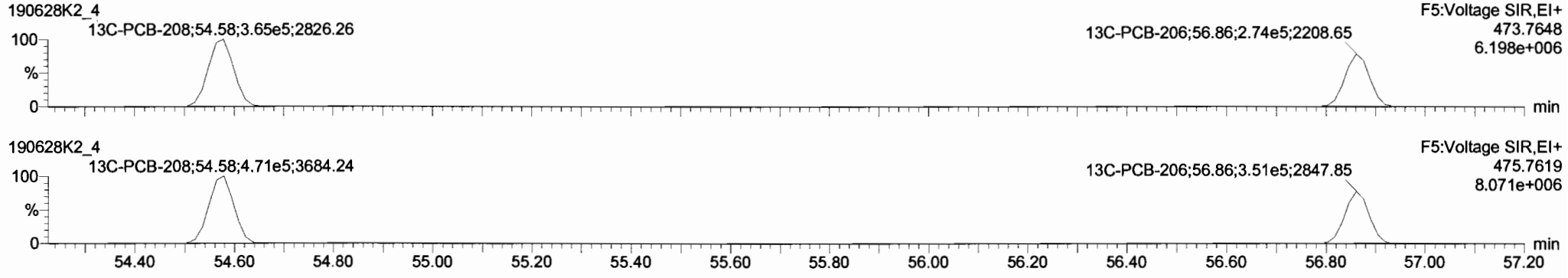

PFK5

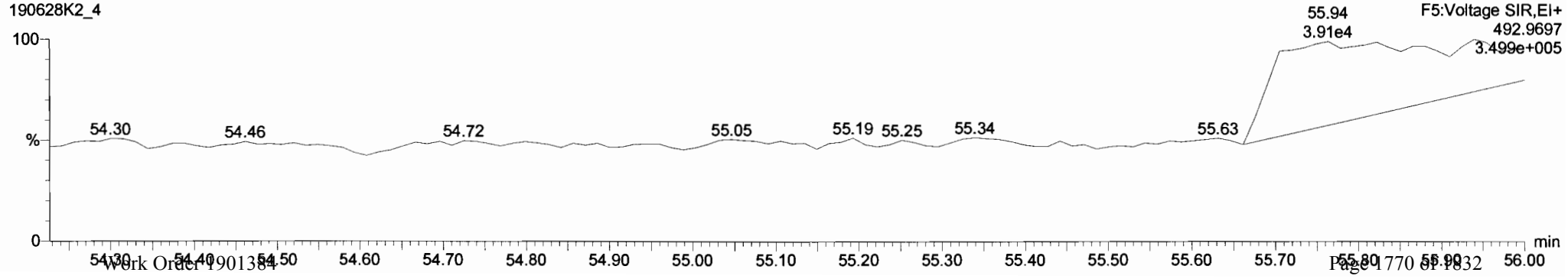

Dataset: Untitled

Last Altered: Saturday, June 29, 2019 12:04:52 Pacific Daylight Time
Printed: Saturday, June 29, 2019 12:05:15 Pacific Daylight Time

Name: 190628K2_4, Date: 28-Jun-2019, Time: 19:38:24, ID: ST190628K2-4 PCB 209 CS4 19C1107, Description: PCB 209 CS4 19C1107

PCB-209

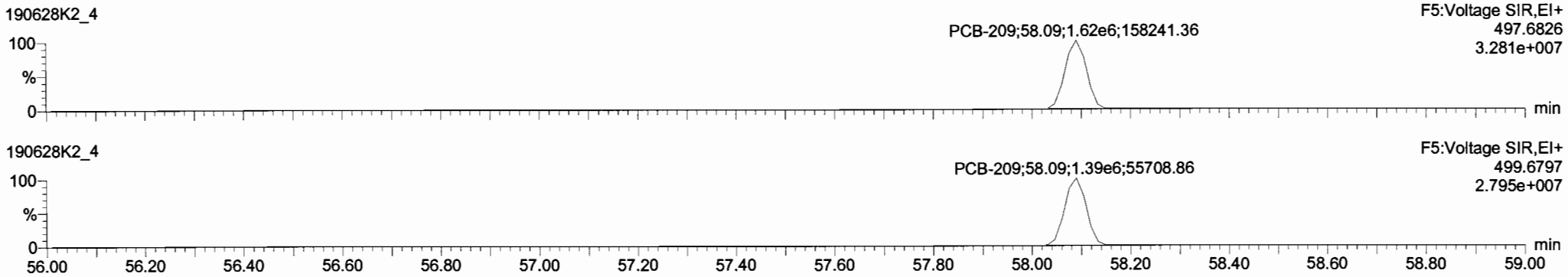

13C-PCB-209

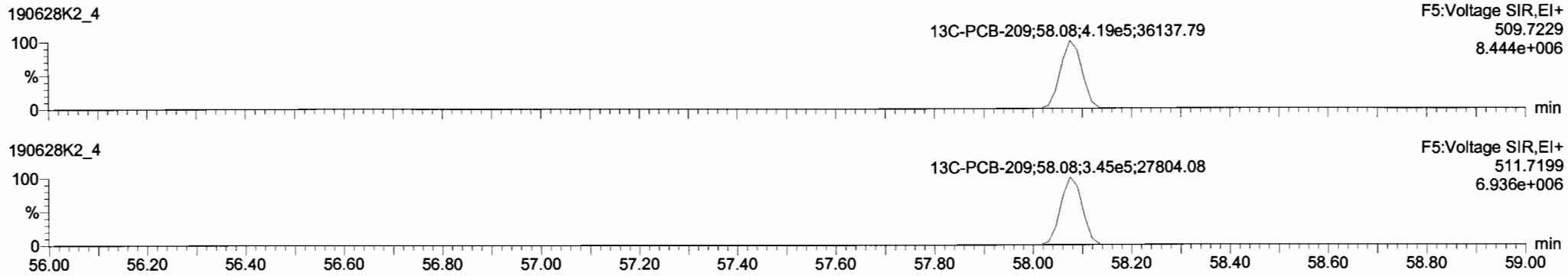

PFK5

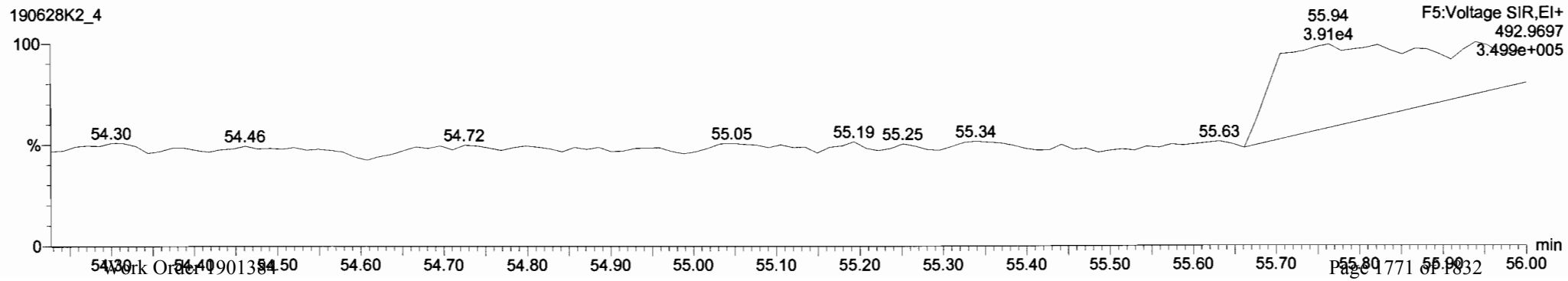

Vista Analytical Laboratory VG-11

Dataset: Untitled

Last Altered: Saturday, June 29, 2019 12:04:52 Pacific Daylight Time
Printed: Saturday, June 29, 2019 12:05:15 Pacific Daylight Time

Name: 190628K2_5, Date: 28-Jun-2019, Time: 20:39:52, ID: ST190628K2-5 PCB 209 CS5 19C1108, Description: PCB 209 CS5 19C1108

PCB-1

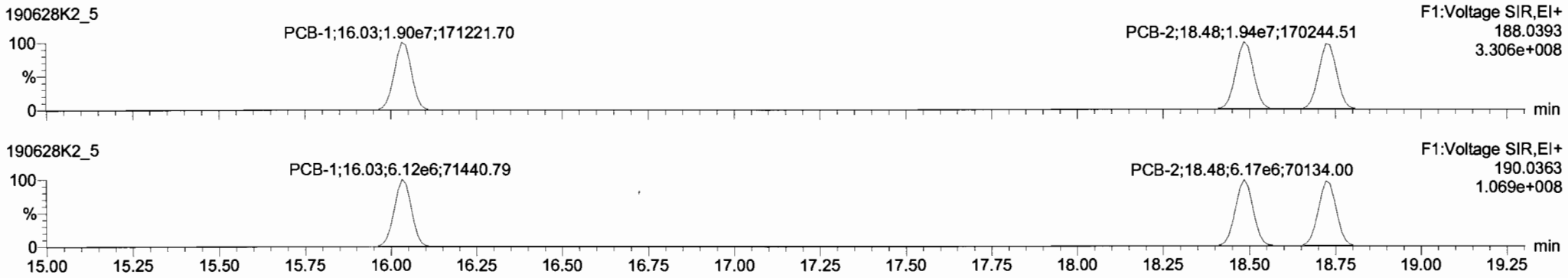

13C-PCB-1

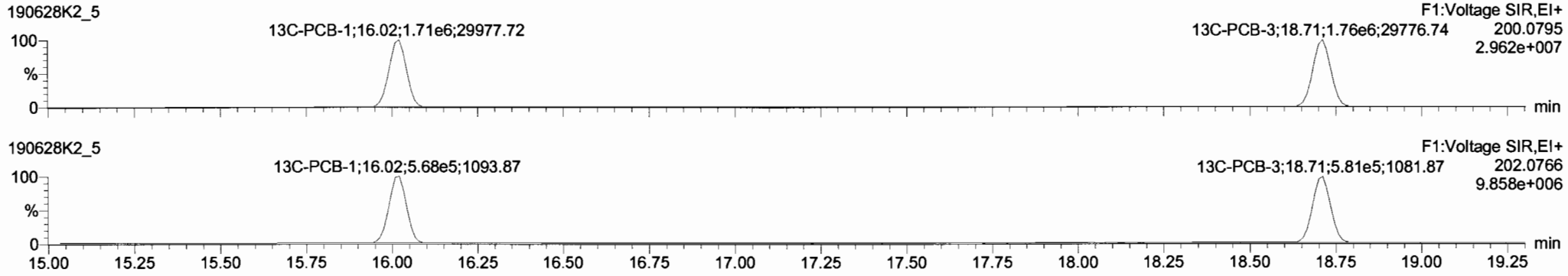

PFK1

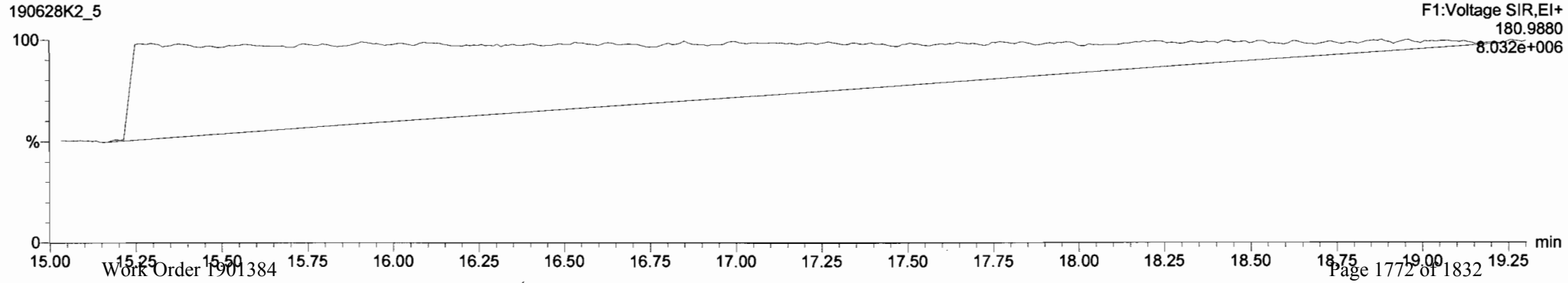

Dataset: Untitled

Last Altered: Saturday, June 29, 2019 12:04:52 Pacific Daylight Time
Printed: Saturday, June 29, 2019 12:05:15 Pacific Daylight Time

Name: 190628K2_5, Date: 28-Jun-2019, Time: 20:39:52, ID: ST190628K2-5 PCB 209 CS5 19C1108, Description: PCB 209 CS5 19C1108

PCB-4/10

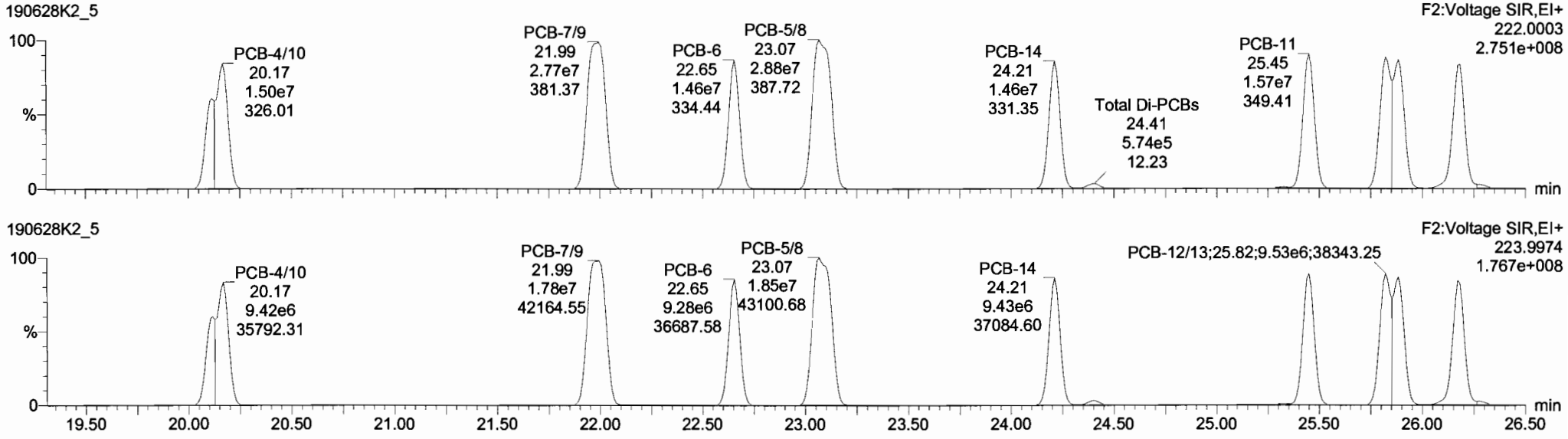

13C-PCB-4

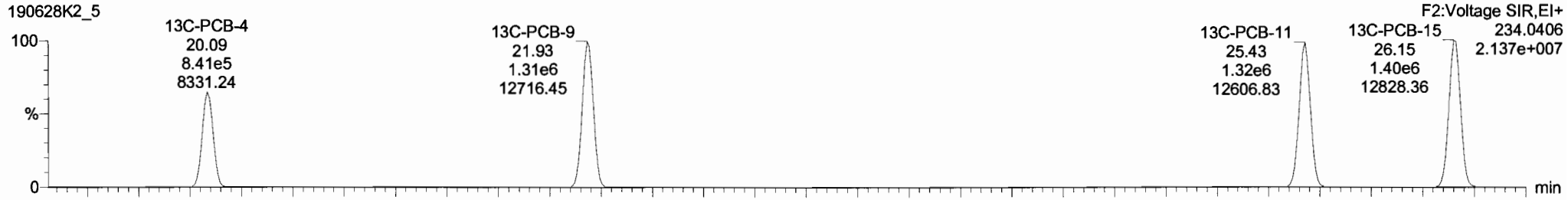

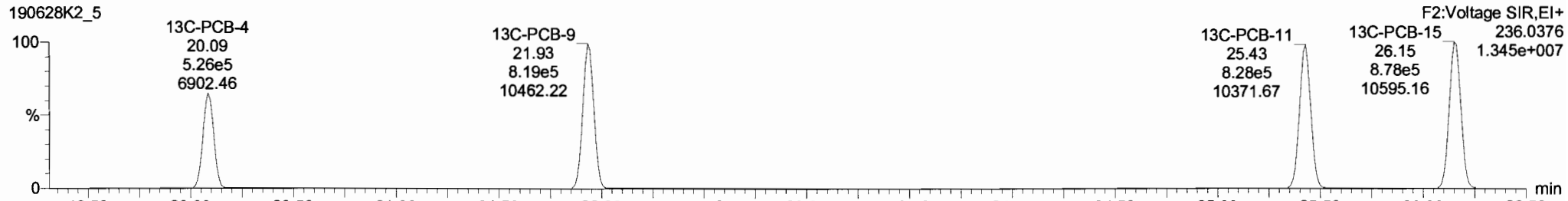

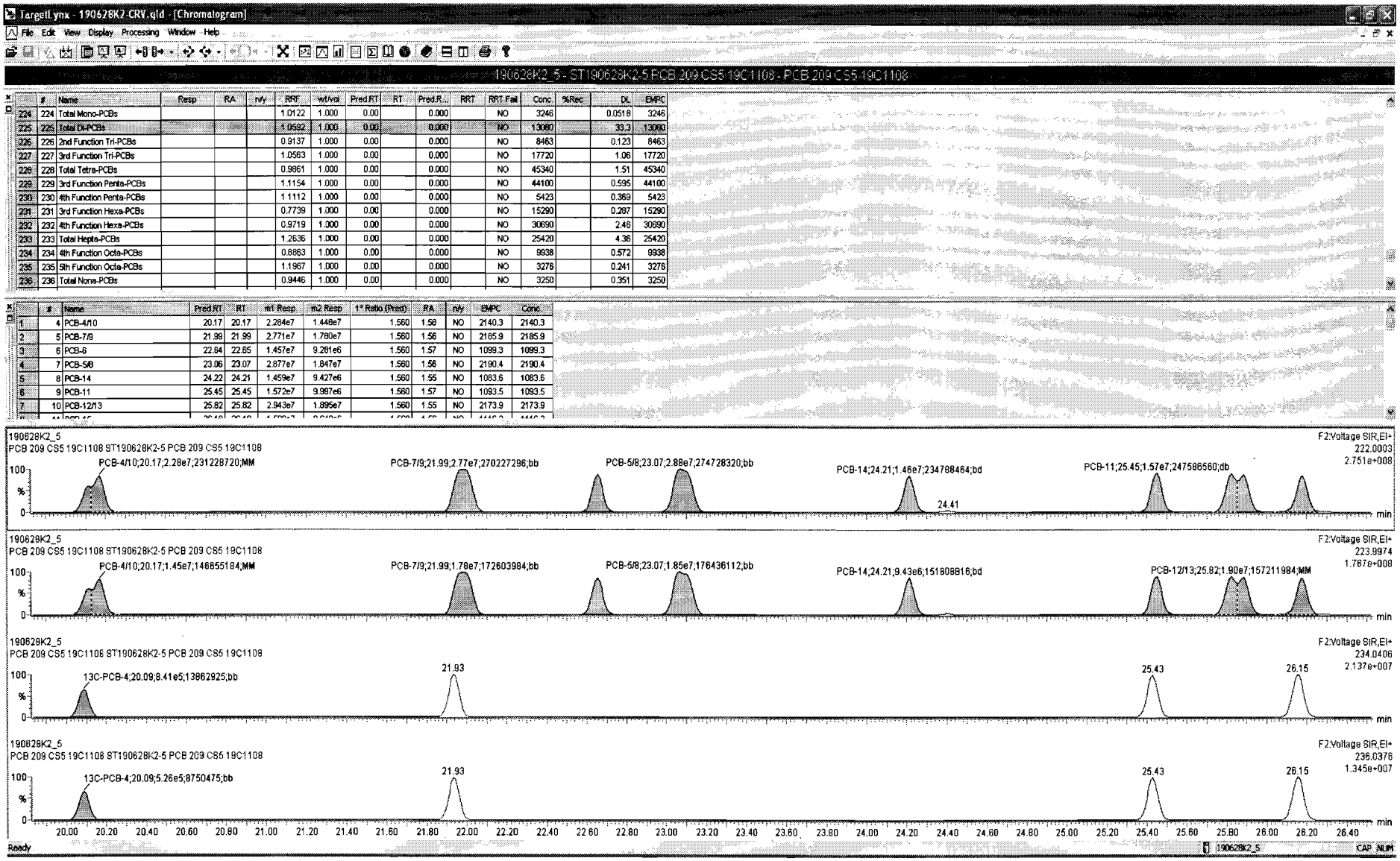
TargetLynx - 190628K2-CRV.qld - [Chromatogram]
File Edit View Display Processing Window Help
190628K2_5 - ST190628K2-5 PCB 209 CS5 19C1108 - PCB 209 CS5 19C1108
Name Resp RA r/y RRF wt/val Pred RT RT Pred R... RRT RRT Fail Conc %Rec DL EMPC
224 224 Total Mono-PCBs 1.0122 1.000 0.00 0.000 NO 3246 0.0518 3246
225 225 Total Di-PCBs 1.0592 1.000 0.00 0.000 NO 13080 33.3 13080
226 226 2nd Function Tri-PCBs 0.9137 1.000 0.00 0.000 NO 8463 0.123 8463
227 227 3rd Function Tri-PCBs 1.0563 1.000 0.00 0.000 NO 17720 1.06 17720
228 228 Total Tetra-PCBs 0.9861 1.000 0.00 0.000 NO 45340 1.51 45340
229 229 3rd Function Penta-PCBs 1.1154 1.000 0.00 0.000 NO 44100 0.595 44100
230 230 4th Function Penta-PCBs 1.1112 1.000 0.00 0.000 NO 5423 0.369 5423
231 231 3rd Function Hexa-PCBs 0.7739 1.000 0.00 0.000 NO 15290 0.287 15290
232 232 4th Function Hexa-PCBs 0.9719 1.000 0.00 0.000 NO 30690 2.46 30690
233 233 Total Hepta-PCBs 1.2636 1.000 0.00 0.000 NO 25420 4.36 25420
234 234 4th Function Octa-PCBs 0.8863 1.000 0.00 0.000 NO 9938 0.572 9938
235 235 5th Function Octa-PCBs 1.1967 1.000 0.00 0.000 NO 3276 0.241 3276
236 236 Total Nona-PCBs 0.9446 1.000 0.00 0.000 NO 3250 0.351 3250
Name Pred RT RT m1 Resp m2 Resp 1° Ratio (Pred) RA r/y EMPC Conc
1 4 PCB-4/10 20.17 20.17 2.284e7 1.448e7 1.560 1.58 NO 2140.3 2140.3
2 5 PCB-7/9 21.99 21.99 2.771e7 1.780e7 1.560 1.56 NO 2185.9 2185.9
3 6 PCB-6 22.84 22.85 1.457e7 9.281e6 1.560 1.57 NO 1099.3 1099.3
4 7 PCB-5/8 23.06 23.07 2.877e7 1.847e7 1.560 1.56 NO 2190.4 2190.4
5 8 PCB-14 24.22 24.21 1.459e7 9.427e6 1.560 1.55 NO 1083.6 1083.6
6 9 PCB-11 25.45 25.45 1.572e7 9.997e6 1.560 1.57 NO 1093.5 1093.5
7 10 PCB-12/13 25.82 25.82 2.943e7 1.895e7 1.560 1.55 NO 2173.9 2173.9
190628K2_5
PCB 209 CS5 19C1108 ST190628K2-5 PCB 209 CS5 19C1108
F2:Voltage SIR,EI+ 222.0003 2.751e+008
PCB-4/10;20.17;2.28e7;231228720;MM
PCB-7/9;21.99;2.77e7;270227296;bb
PCB-5/8;23.07;2.88e7;274728320;bb
PCB-14;24.21;1.46e7;234788464;bd
24.41
PCB-11;25.45;1.57e7;247586560;db
F2:Voltage SIR,EI+ 223.9974 1.787e+008
PCB-4/10;20.17;1.45e7;146655184;MM
PCB-7/9;21.99;1.78e7;172603984;bb
PCB-5/8;23.07;1.85e7;176436112;bb
PCB-14;24.21;9.43e6;151808816;bd
PCB-12/13;25.82;1.90e7;157211984;MM
F2:Voltage SIR,EI+ 234.0406 2.137e+007
13C-PCB-4;20.09;8.41e5;13862925;bb
21.93
25.43
26.15
F2:Voltage SIR,EI+ 236.0376 1.345e+007
13C-PCB-4;20.09;5.26e5;8750475;bb
21.93
25.43
26.15
100 % 0 min
20.00 20.20 20.40 20.60 20.80 21.00 21.20 21.40 21.60 21.80 22.00 22.20 22.40 22.60 22.80 23.00 23.20 23.40 23.60 23.80 24.00 24.20 24.40 24.60 24.80 25.00 25.20 25.40 25.60 25.80 26.00 26.20 26.40
Ready
190628K2_5
CAP NUM

Dataset: Untitled

Last Altered: Saturday, June 29, 2019 12:04:52 Pacific Daylight Time
Printed: Saturday, June 29, 2019 12:05:15 Pacific Daylight Time

Name: 190628K2_5, Date: 28-Jun-2019, Time: 20:39:52, ID: ST190628K2-5 PCB 209 CS5 19C1108, Description: PCB 209 CS5 19C1108

PCB-19

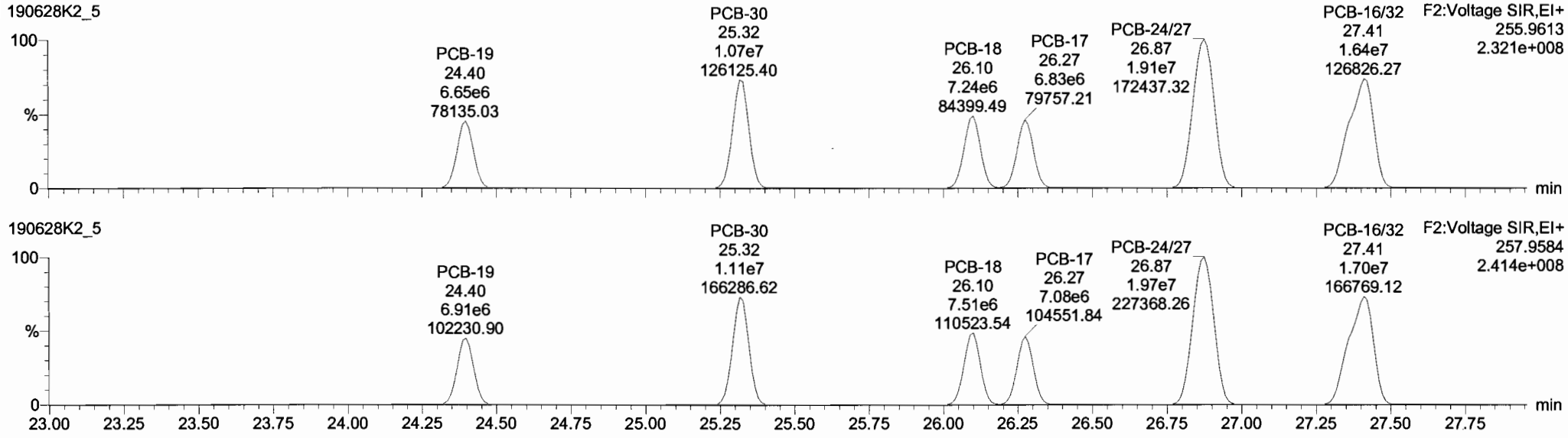

13C-PCB-19

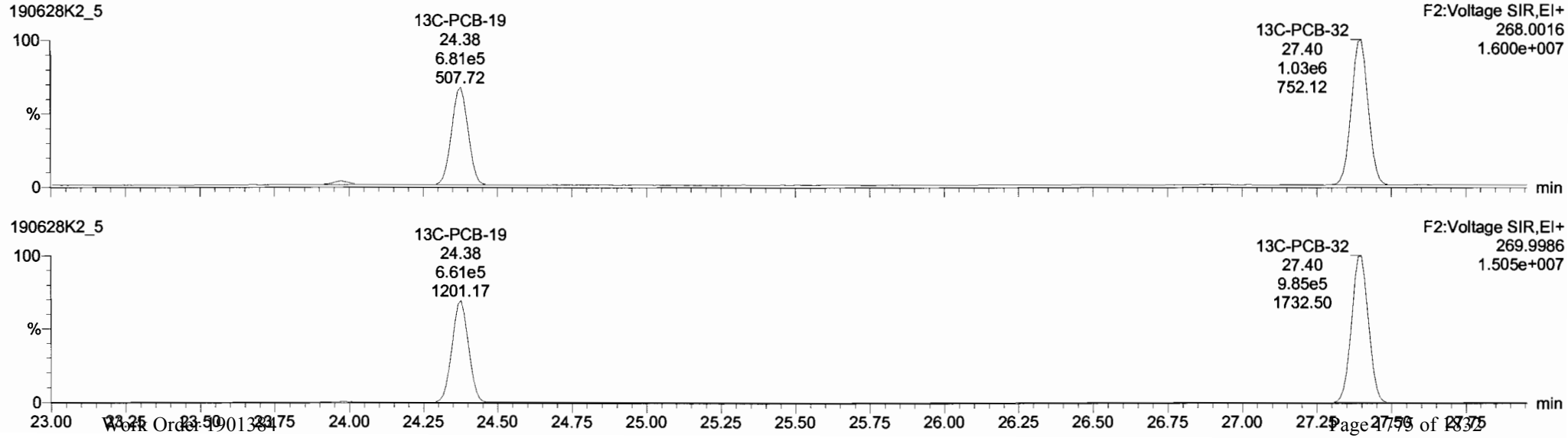

Dataset: Untitled

Last Altered: Saturday, June 29, 2019 12:04:52 Pacific Daylight Time
Printed: Saturday, June 29, 2019 12:05:15 Pacific Daylight Time

Name: 190628K2_5, Date: 28-Jun-2019, Time: 20:39:52, ID: ST190628K2-5 PCB 209 CS5 19C1108, Description: PCB 209 CS5 19C1108

PCB-34

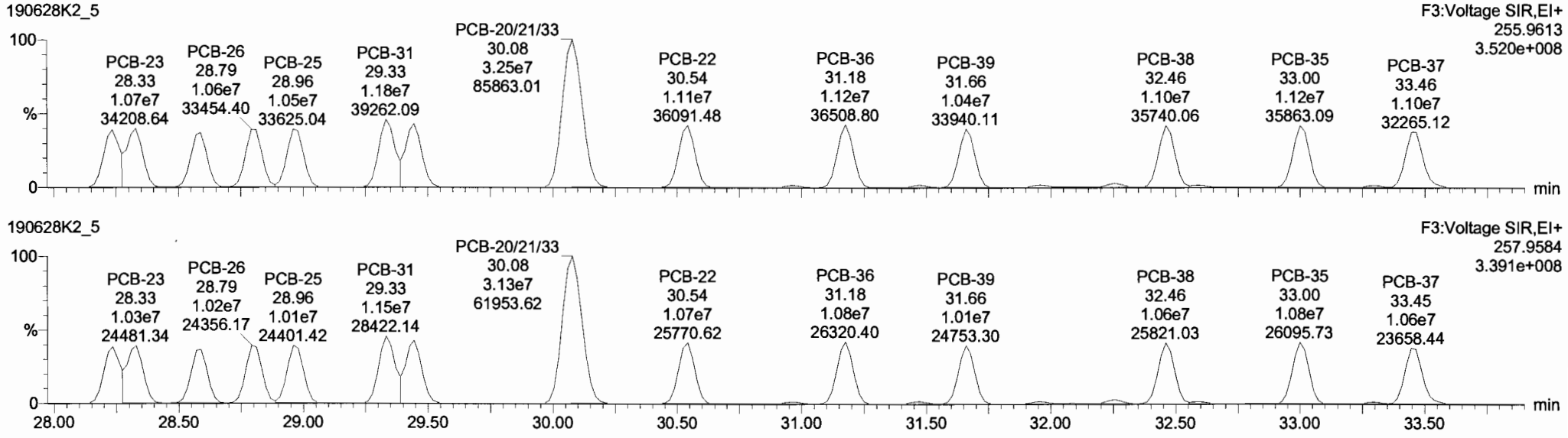

13C-PCB-28

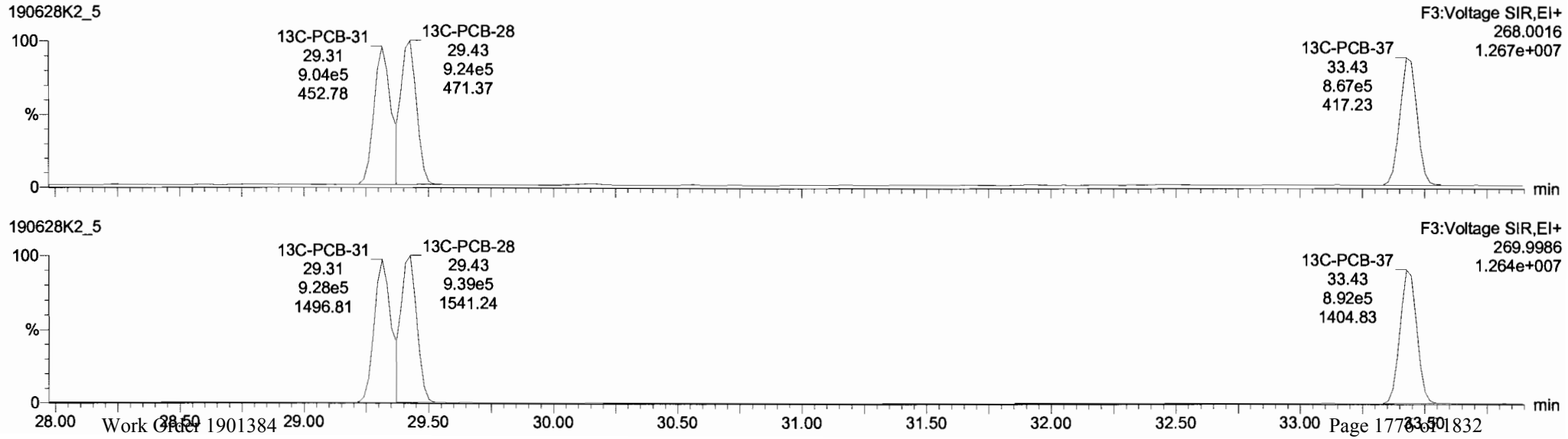

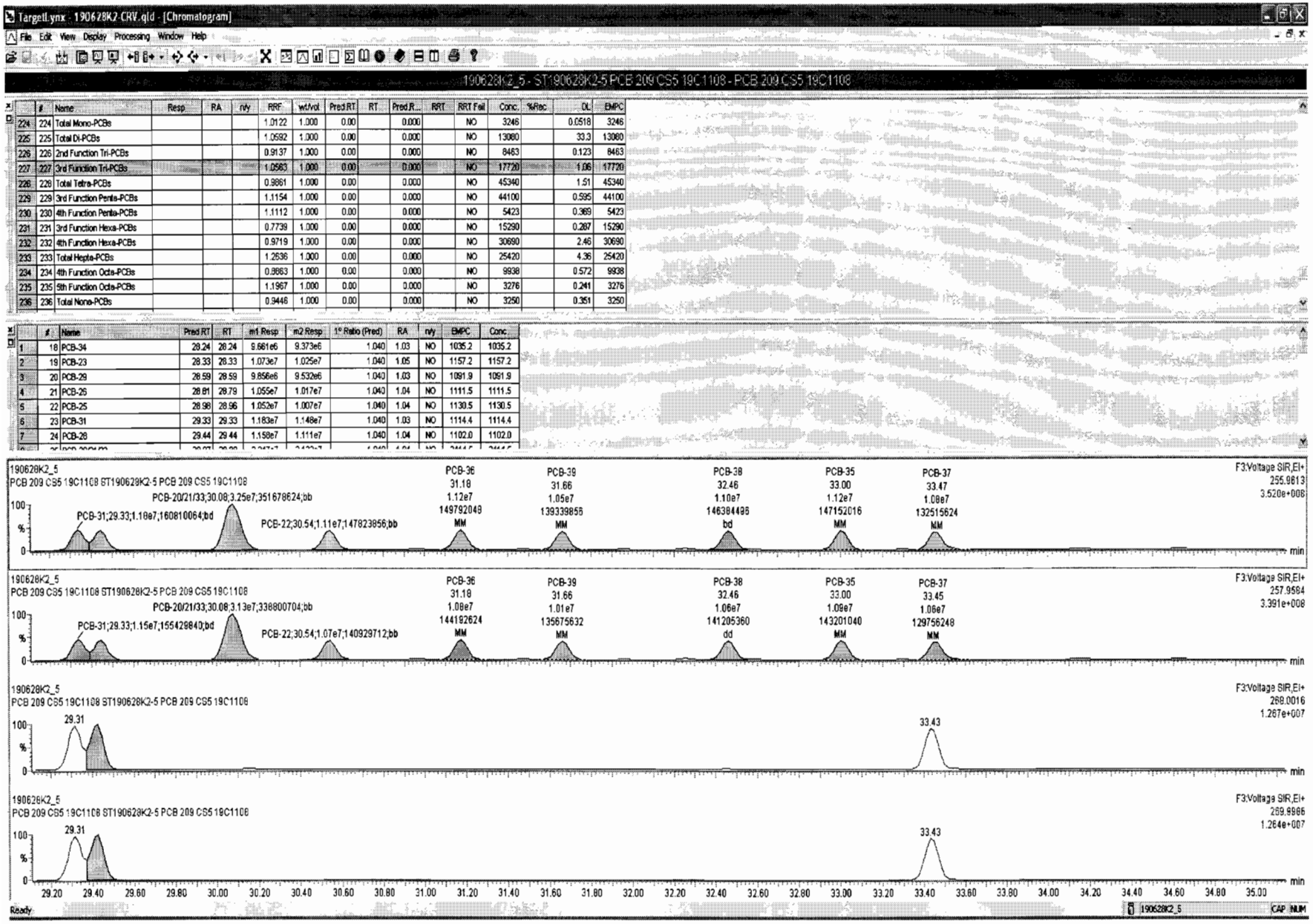
TargetLynx - 190628K2-CRV.qld - [Chromatogram]
File Edit View Display Processing Window Help
190628K2_5 - ST190628K2-5 PCB 209 CS5 19C1108 - PCB 209 CS5 19C1108
Name Resp RA rly RRF wt/vol Pred RT RT Pred R... RRT RRT Fail Conc. %Rec DL EMPC
224 224 Total Mono-PCBs 1.0122 1.000 0.00 0.000 NO 3246 0.0518 3246
225 225 Total Di-PCBs 1.0592 1.000 0.00 0.000 NO 13080 33.3 13080
226 226 2nd Function Tri-PCBs 0.9137 1.000 0.00 0.000 NO 8463 0.123 8463
227 227 3rd Function Tri-PCBs 1.0563 1.000 0.00 0.000 NO 17720 1.06 17720
228 228 Total Tetra-PCBs 0.9861 1.000 0.00 0.000 NO 45340 1.51 45340
229 229 3rd Function Penta-PCBs 1.1154 1.000 0.00 0.000 NO 44100 0.595 44100
230 230 4th Function Penta-PCBs 1.1112 1.000 0.00 0.000 NO 5423 0.369 5423
231 231 3rd Function Hexa-PCBs 0.7739 1.000 0.00 0.000 NO 15290 0.287 15290
232 232 4th Function Hexa-PCBs 0.9719 1.000 0.00 0.000 NO 30690 2.46 30690
233 233 Total Hepta-PCBs 1.2636 1.000 0.00 0.000 NO 25420 4.36 25420
234 234 4th Function Octa-PCBs 0.9863 1.000 0.00 0.000 NO 9938 0.572 9938
235 235 5th Function Octa-PCBs 1.1967 1.000 0.00 0.000 NO 3276 0.241 3276
236 236 Total Nona-PCBs 0.9446 1.000 0.00 0.000 NO 3250 0.351 3250
Name Pred RT RT m1 Resp m2 Resp 1° Ratio (Pred) RA rly EMPC Conc.
1 18 PCB-34 28.24 28.24 9.661e6 9.373e6 1.040 1.03 NO 1035.2 1035.2
2 19 PCB-23 28.33 28.33 1.073e7 1.025e7 1.040 1.05 NO 1157.2 1157.2
3 20 PCB-29 28.59 28.59 9.856e6 9.532e6 1.040 1.03 NO 1091.9 1091.9
4 21 PCB-26 28.81 28.79 1.055e7 1.017e7 1.040 1.04 NO 1111.5 1111.5
5 22 PCB-25 28.98 28.96 1.052e7 1.007e7 1.040 1.04 NO 1130.5 1130.5
6 23 PCB-31 29.33 29.33 1.183e7 1.148e7 1.040 1.03 NO 1114.4 1114.4
7 24 PCB-28 29.44 29.44 1.158e7 1.111e7 1.040 1.04 NO 1102.0 1102.0
190628K2_5
PCB 209 CS5 19C1108 ST190628K2-5 PCB 209 CS5 19C1108
PCB-20/21/33;30.08;3.25e7;351678624;bb
PCB-31;29.33;1.18e7;160810064;bd
PCB-22;30.54;1.11e7;147823856;bb
PCB-36 31.18 1.12e7 149792048 MM
PCB-39 31.66 1.05e7 139339856 MM
PCB-38 32.46 1.10e7 146384496 bd
PCB-35 33.00 1.12e7 147152016 MM
PCB-37 33.47 1.08e7 132515624 MM
F3:Voltage SIR,EI+ 255.9813 3.520e+008
PCB-20/21/33;30.08;3.13e7;338800704;bb
PCB-31;29.33;1.15e7;155429840;bd
PCB-22;30.54;1.07e7;140929712;bb
PCB-36 31.18 1.08e7 144192624 MM
PCB-39 31.66 1.01e7 135675632 MM
PCB-38 32.46 1.06e7 141205360 dd
PCB-35 33.00 1.09e7 143201040 MM
PCB-37 33.45 1.06e7 129756248 MM
F3:Voltage SIR,EI+ 257.9684 3.391e+008
F3:Voltage SIR,EI+ 289.0016 1.267e+007
29.31
33.43
F3:Voltage SIR,EI+ 289.9986 1.264e+007
100 % 0 min
29.20 29.40 29.60 29.80 30.00 30.20 30.40 30.60 30.80 31.00 31.20 31.40 31.60 31.80 32.00 32.20 32.40 32.60 32.80 33.00 33.20 33.40 33.60 33.80 34.00 34.20 34.40 34.60 34.80 35.00
Ready
190628K2_5
CAP NUM

Dataset: Untitled

Last Altered: Saturday, June 29, 2019 12:04:52 Pacific Daylight Time
Printed: Saturday, June 29, 2019 12:05:15 Pacific Daylight Time

Name: 190628K2_5, Date: 28-Jun-2019, Time: 20:39:52, ID: ST190628K2-5 PCB 209 CS5 19C1108, Description: PCB 209 CS5 19C1108

PCB-54

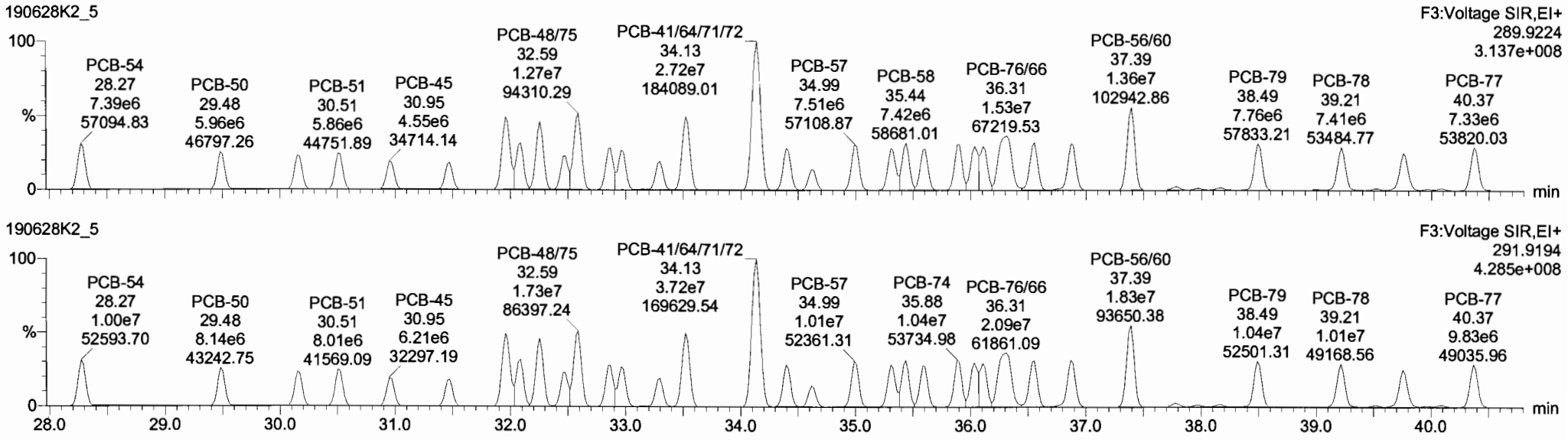

13C-PCB-54

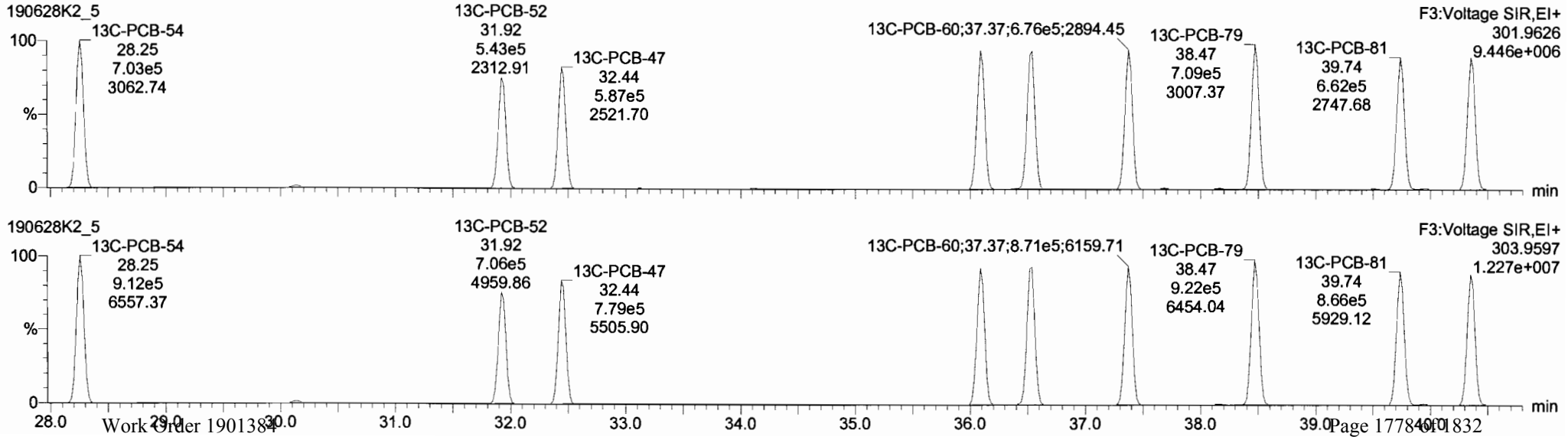

Dataset: Untitled

Last Altered: Saturday, June 29, 2019 12:04:52 Pacific Daylight Time
Printed: Saturday, June 29, 2019 12:05:15 Pacific Daylight Time

Name: 190628K2_5, Date: 28-Jun-2019, Time: 20:39:52, ID: ST190628K2-5 PCB 209 CS5 19C1108, Description: PCB 209 CS5 19C1108

PCB-50

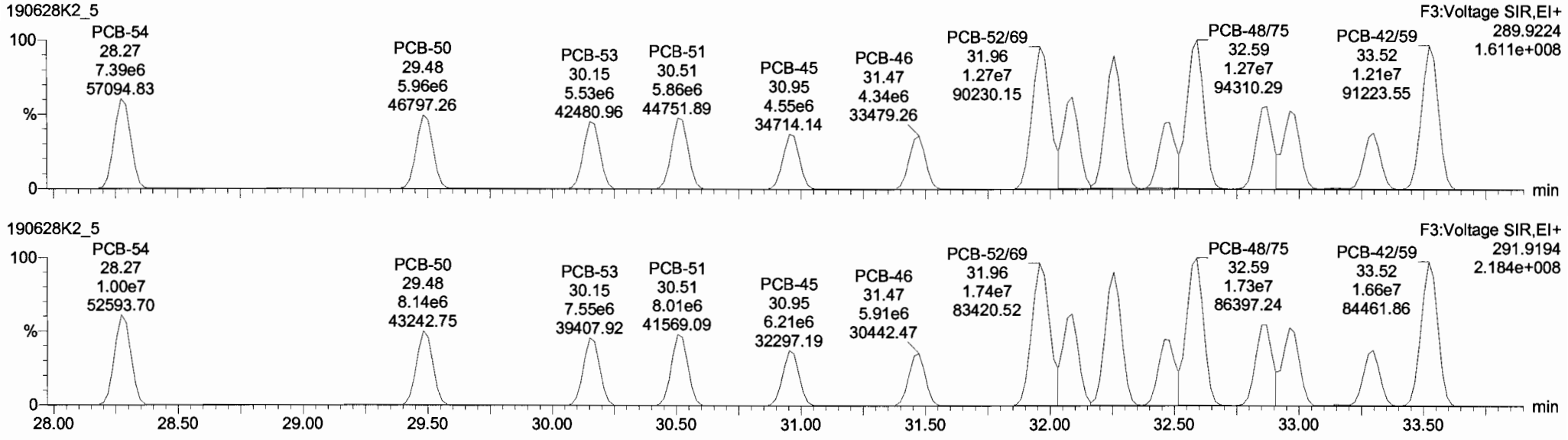

13C-PCB-52

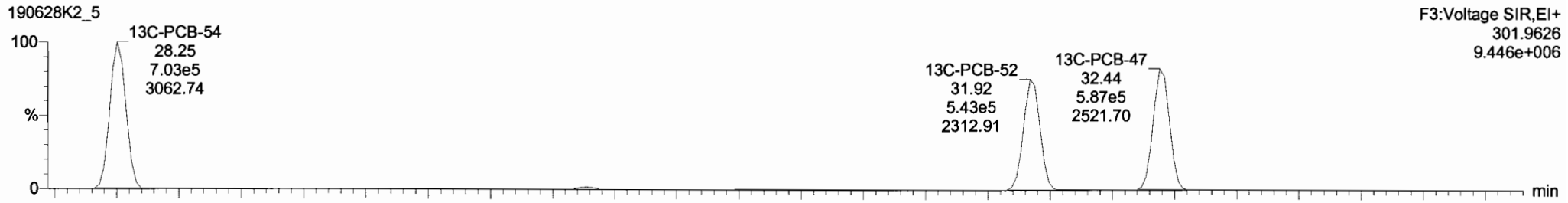

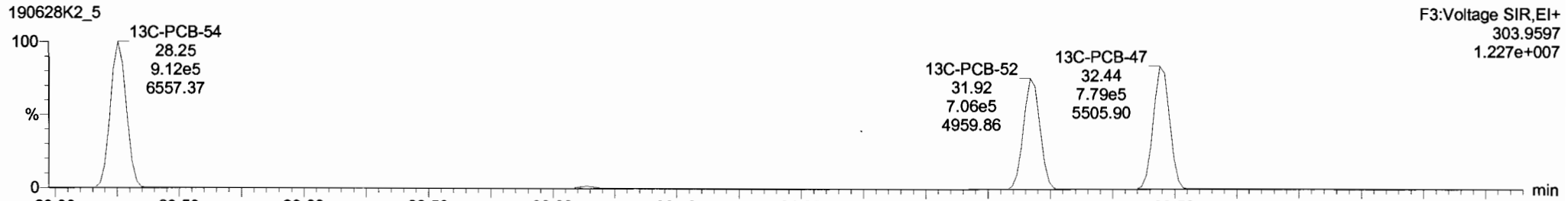

Dataset: Untitled

Last Altered: Saturday, June 29, 2019 12:04:52 Pacific Daylight Time
Printed: Saturday, June 29, 2019 12:05:15 Pacific Daylight Time

Name: 190628K2_5, Date: 28-Jun-2019, Time: 20:39:52, ID: ST190628K2-5 PCB 209 CS5 19C1108, Description: PCB 209 CS5 19C1108

PCB-68

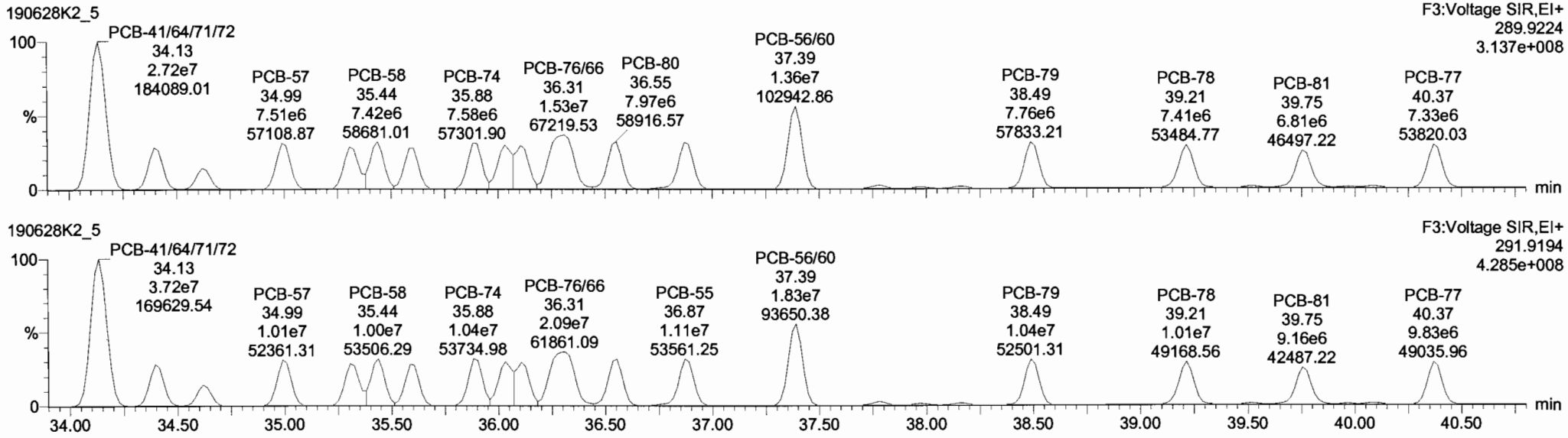

13C-PCB-60

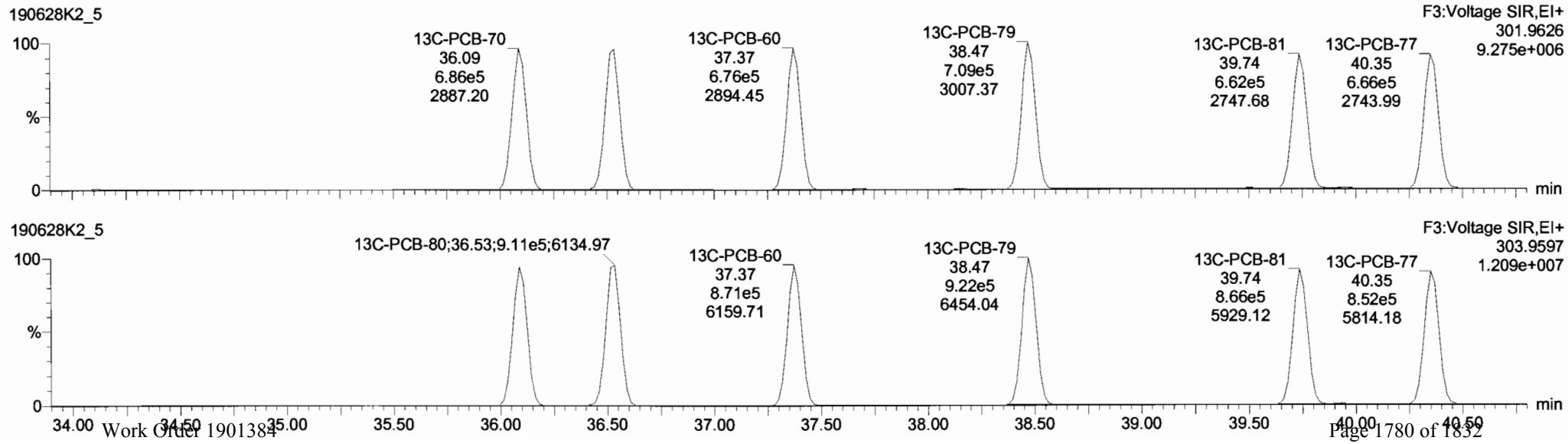

TargetLynx - 190628K2-CRV.qld - [Chromatogram]

File Edit View Display Processing Window Help

190628K2_5 - ST190628K2-5 PCB 209 CS5 19C1108 - PCB 209 CS5 19C1108

	#	Name	Resp	RA	n/y	RRF	wt/vol	Pred.RT	RT	Pred.R...	RRT	RRT Fail	Conc.	%Rec	DL	EMPC
224	224	Total Mono-PCBs				1.0122	1.000	0.00		0.000		NO	3246		0.0518	3246
225	225	Total Di-PCBs				1.0592	1.000	0.00		0.000		NO	13080		33.3	13080
226	226	2nd Function Tri-PCBs				0.9137	1.000	0.00		0.000		NO	8463		0.123	8463
227	227	3rd Function Tri-PCBs				1.0563	1.000	0.00		0.000		NO	17720		1.06	17720
228	228	Total Tetra-PCBs				0.9861	1.000	0.00		0.000		NO	45340		1.51	45340
229	229	3rd Function Penta-PCBs				1.1154	1.000	0.00		0.000		NO	44100		0.595	44100
230	230	4th Function Penta-PCBs				1.1112	1.000	0.00		0.000		NO	5423		0.369	5423
231	231	3rd Function Hexa-PCBs				0.7739	1.000	0.00		0.000		NO	15290		0.287	15290
232	232	4th Function Hexa-PCBs				0.9719	1.000	0.00		0.000		NO	30690		2.46	30690
233	233	Total Hepta-PCBs				1.2636	1.000	0.00		0.000		NO	25420		4.36	25420
234	234	4th Function Octa-PCBs				0.8863	1.000	0.00		0.000		NO	9938		0.572	9938
235	235	5th Function Octa-PCBs				1.1967	1.000	0.00		0.000		NO	3276		0.241	3276
236	236	Total Nona-PCBs				0.9446	1.000	0.00		0.000		NO	3250		0.351	3250

	#	Name	Pred.RT	RT	m1 Resp	m2 Resp	1° Ratio (Pred)	RA	n/y	EMPC	Conc.
1	32	PCB-54	28.27	28.27	7.392e6	1.004e7	0.770	0.74	NO	1084.4	1084.4
2	33	PCB-50	29.49	29.48	5.958e6	8.141e6	0.770	0.73	NO	1117.9	1117.9
3	34	PCB-53	30.16	30.15	5.527e6	7.549e6	0.770	0.73	NO	1096.4	1096.4
4	35	PCB-51	30.52	30.51	5.862e6	8.007e6	0.770	0.73	NO	1085.1	1085.1
5	36	PCB-45	30.96	30.95	4.548e6	6.211e6	0.770	0.73	NO	1086.5	1086.5
6	37	PCB-46	31.45	31.47	4.337e6	5.907e6	0.770	0.73	NO	1088.6	1088.6
7	38	PCB-52/69	31.96	31.96	1.273e7	1.745e7	0.770	0.73	NO	2213.5	2213.5

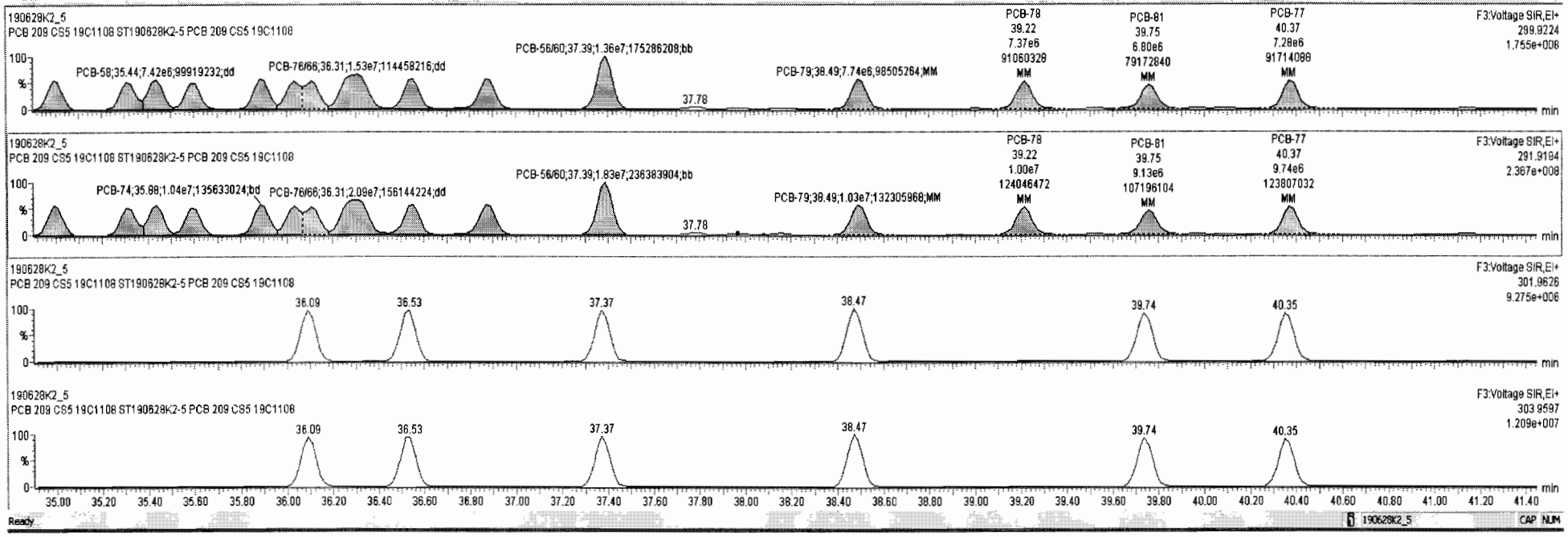

Ready

Dataset: Untitled

Last Altered: Saturday, June 29, 2019 12:04:52 Pacific Daylight Time
Printed: Saturday, June 29, 2019 12:05:15 Pacific Daylight Time

Name: 190628K2_5, Date: 28-Jun-2019, Time: 20:39:52, ID: ST190628K2-5 PCB 209 CS5 19C1108, Description: PCB 209 CS5 19C1108

PCB-104

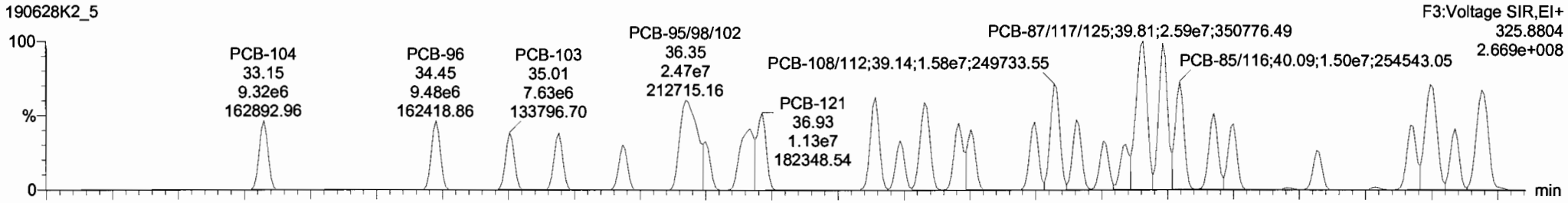

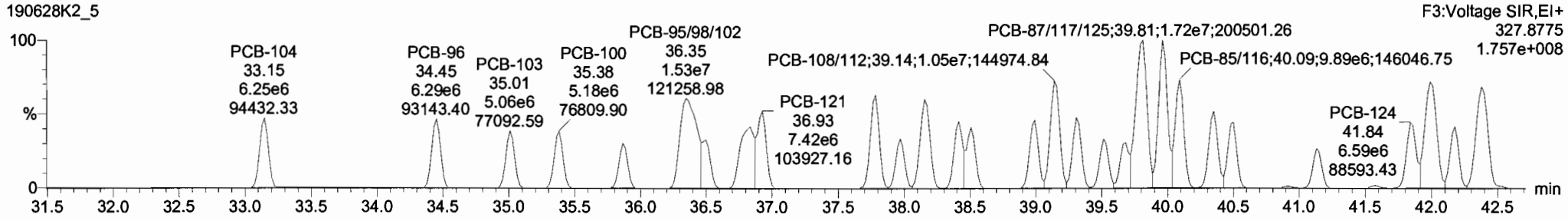

13C-PCB-104

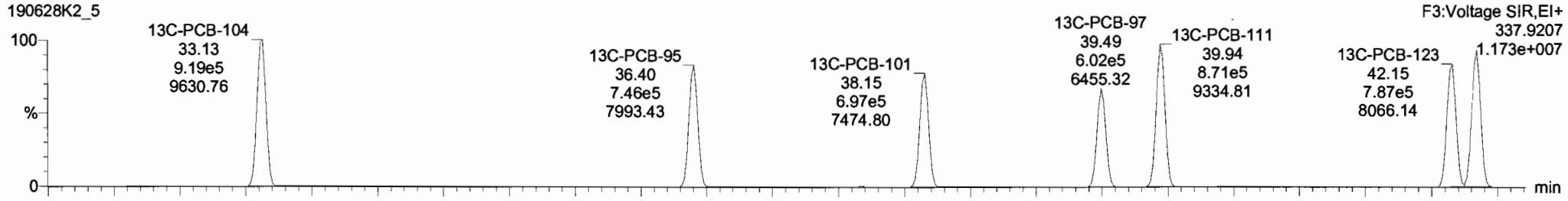

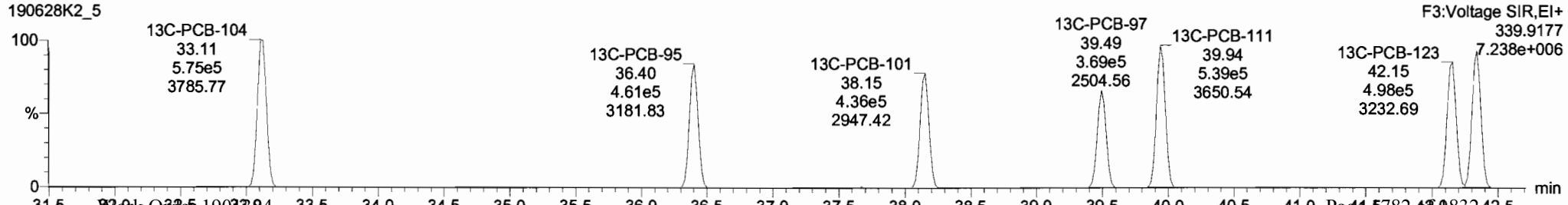

TargetLynx - 190628K2-CRV.qld - [Chromatogram]

File Edit View Display Processing Window Help

190628K2_5 - ST190628K2-5 PCB 209 CS5 19C1108 - PCB 209 CS5 19C1108

	#	Name	Resp	RA	n/y	RRF	wt/vol	Pred.RT	RT	Pred.R...	RRT	RRT Fail	Conc.	%Rec	DL	EMPC
224	224	Total Mono-PCBs				1.0122	1.000	0.00		0.000		NO	3246		0.0518	3246
225	225	Total Di-PCBs				1.0592	1.000	0.00		0.000		NO	13080		33.3	13080
226	226	2nd Function Tri-PCBs				0.9137	1.000	0.00		0.000		NO	8463		0.123	8463
227	227	3rd Function Tri-PCBs				1.0563	1.000	0.00		0.000		NO	17720		1.06	17720
228	228	Total Tetra-PCBs				0.9861	1.000	0.00		0.000		NO	45340		1.51	45340
229	229	3rd Function Penta-PCBs				1.1154	1.000	0.00		0.000		NO	44100		0.595	44100
230	230	4th Function Penta-PCBs				1.1112	1.000	0.00		0.000		NO	5423		0.369	5423
231	231	3rd Function Hexa-PCBs				0.7739	1.000	0.00		0.000		NO	15290		0.287	15290
232	232	4th Function Hexa-PCBs				0.9719	1.000	0.00		0.000		NO	30690		2.46	30690
233	233	Total Hepta-PCBs				1.2636	1.000	0.00		0.000		NO	25420		4.36	25420
234	234	4th Function Octa-PCBs				0.8883	1.000	0.00		0.000		NO	9938		0.572	9938
235	235	5th Function Octa-PCBs				1.1967	1.000	0.00		0.000		NO	3276		0.241	3276
236	236	Total Nona-PCBs				0.9446	1.000	0.00		0.000		NO	3250		0.351	3250

	#	Name	Pred.RT	RT	m1 Resp	m2 Resp	1° Ratio (Pred)	RA	n/y	EMPC	Conc.
1	64	PCB-104	33.15	33.15	9.324e6	6.249e6	1.560	1.49	NO	1048.0	1048.0
2	65	PCB-96	34.47	34.45	9.481e6	6.289e6	1.560	1.51	NO	1060.0	1060.0
3	66	PCB-103	35.03	35.01	7.633e6	5.060e6	1.560	1.51	NO	1097.2	1097.2
4	67	PCB-100	35.40	35.38	7.774e6	5.181e6	1.560	1.50	NO	1115.1	1115.1
5	68	PCB-94	35.89	35.87	6.072e6	3.993e6	1.560	1.52	NO	1078.1	1078.1
6	69	PCB-95/98/102	36.38	36.35	2.316e7	1.533e7	1.560	1.51	NO	3142.1	3142.1
7	70	PCB-93	36.51	36.50	6.642e6	4.339e6	1.560	1.53	NO	1081.7	1081.7

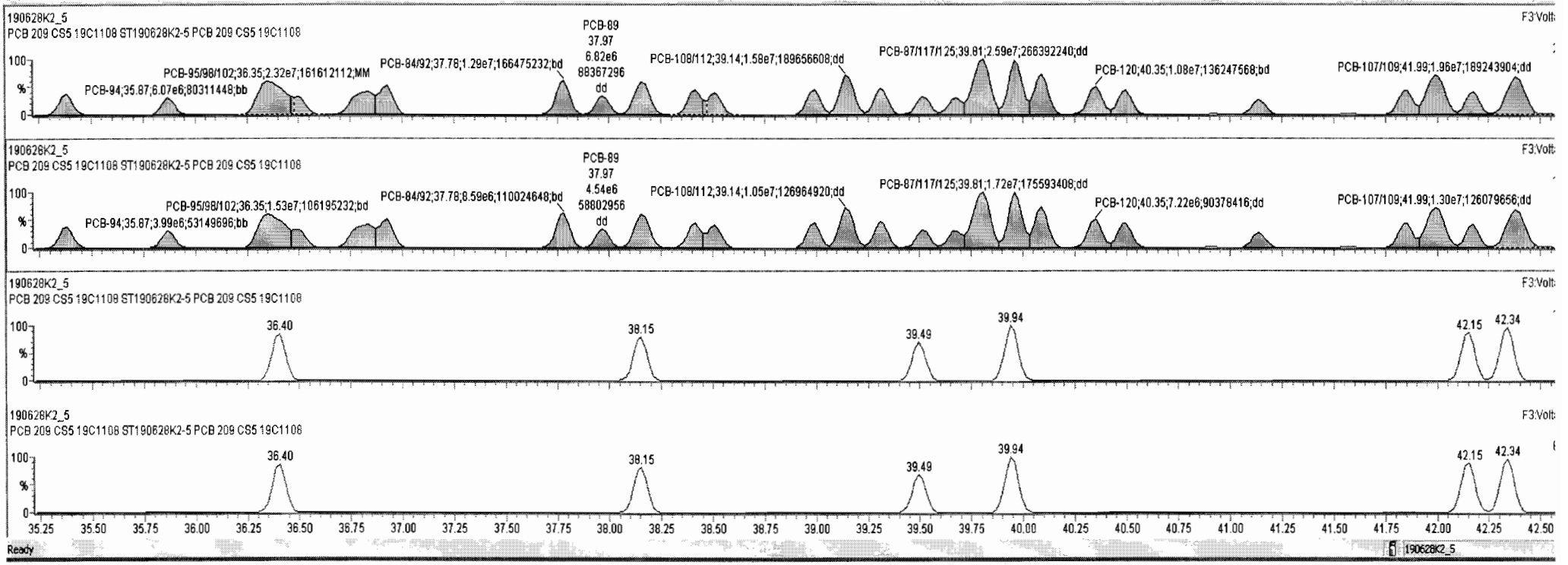

Dataset: Untitled

Last Altered: Saturday, June 29, 2019 12:04:52 Pacific Daylight Time
Printed: Saturday, June 29, 2019 12:05:15 Pacific Daylight Time

Name: 190628K2_5, Date: 28-Jun-2019, Time: 20:39:52, ID: ST190628K2-5 PCB 209 CS5 19C1108, Description: PCB 209 CS5 19C1108

PCB-96

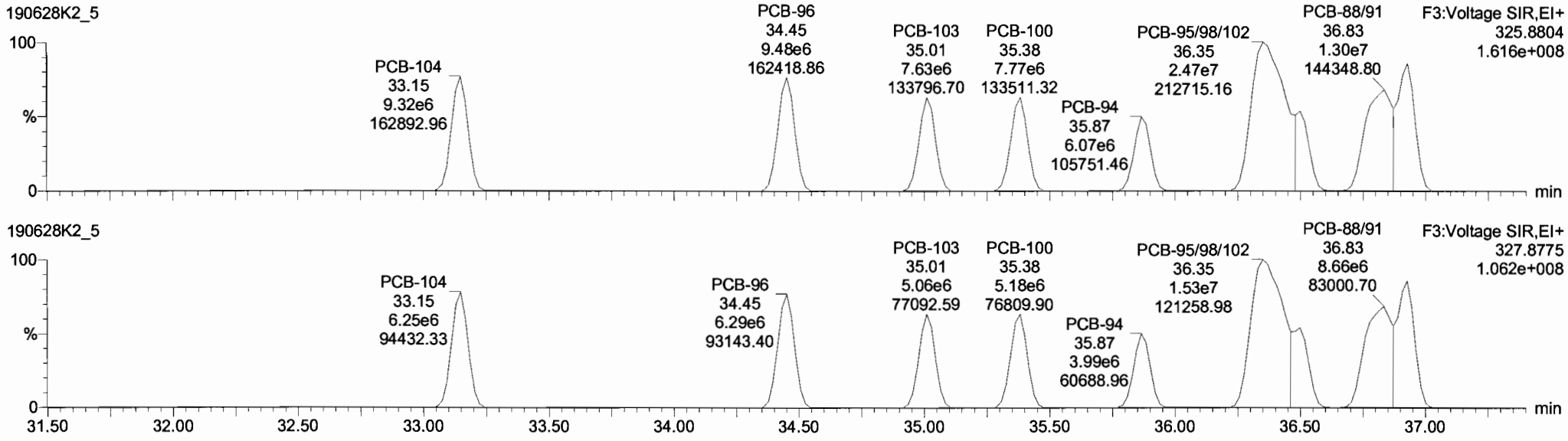

13C-PCB-95

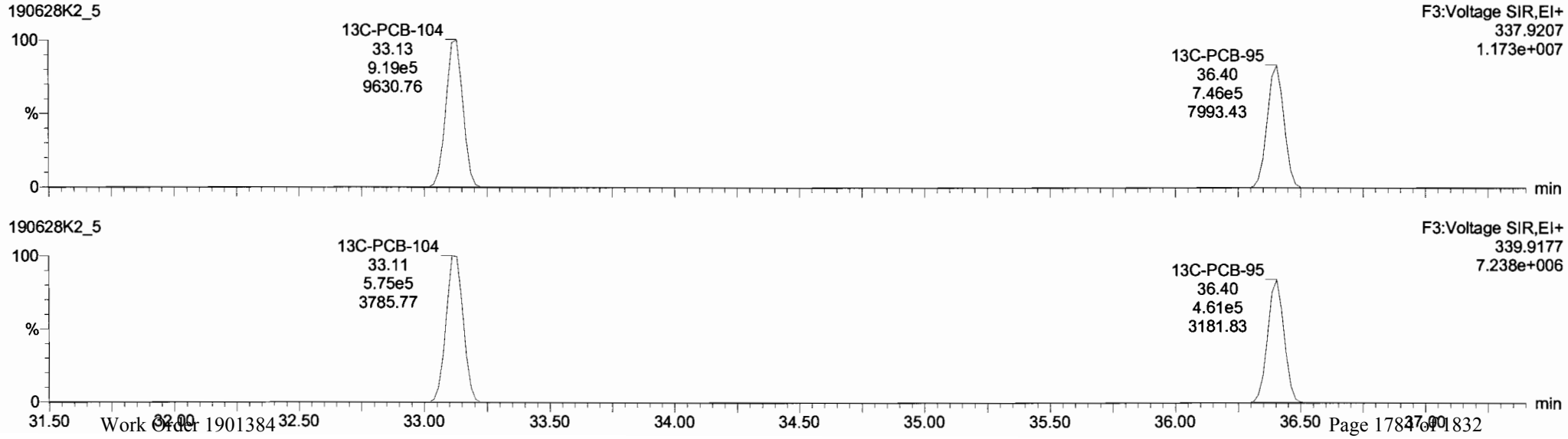

Dataset: Untitled

Last Altered: Saturday, June 29, 2019 12:04:52 Pacific Daylight Time
Printed: Saturday, June 29, 2019 12:05:15 Pacific Daylight Time

Name: 190628K2_5, Date: 28-Jun-2019, Time: 20:39:52, ID: ST190628K2-5 PCB 209 CS5 19C1108, Description: PCB 209 CS5 19C1108

PCB-119

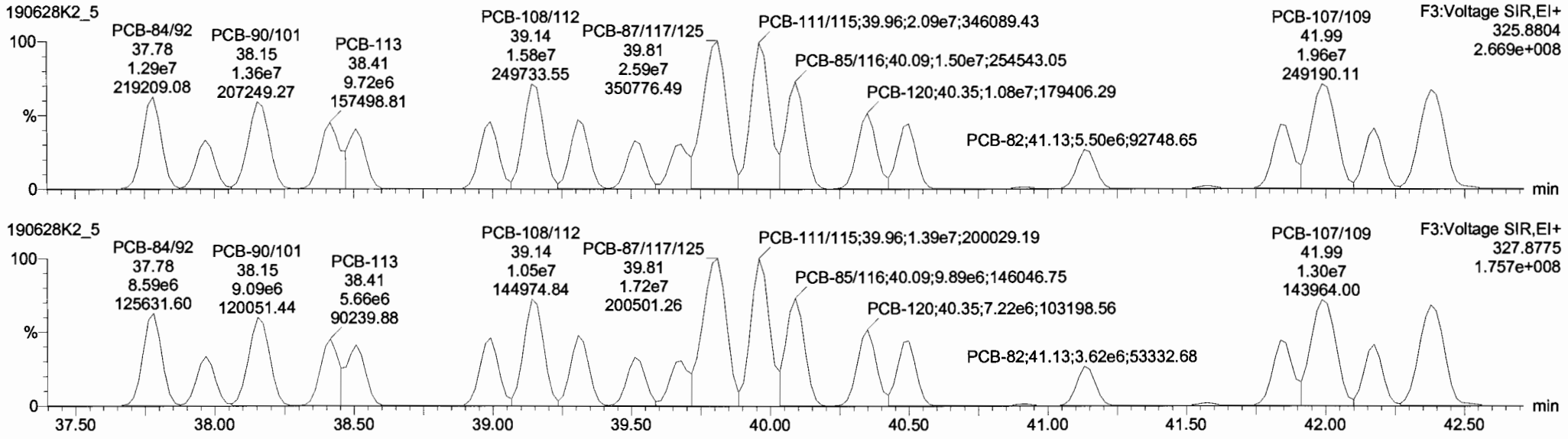

13C-PCB-111

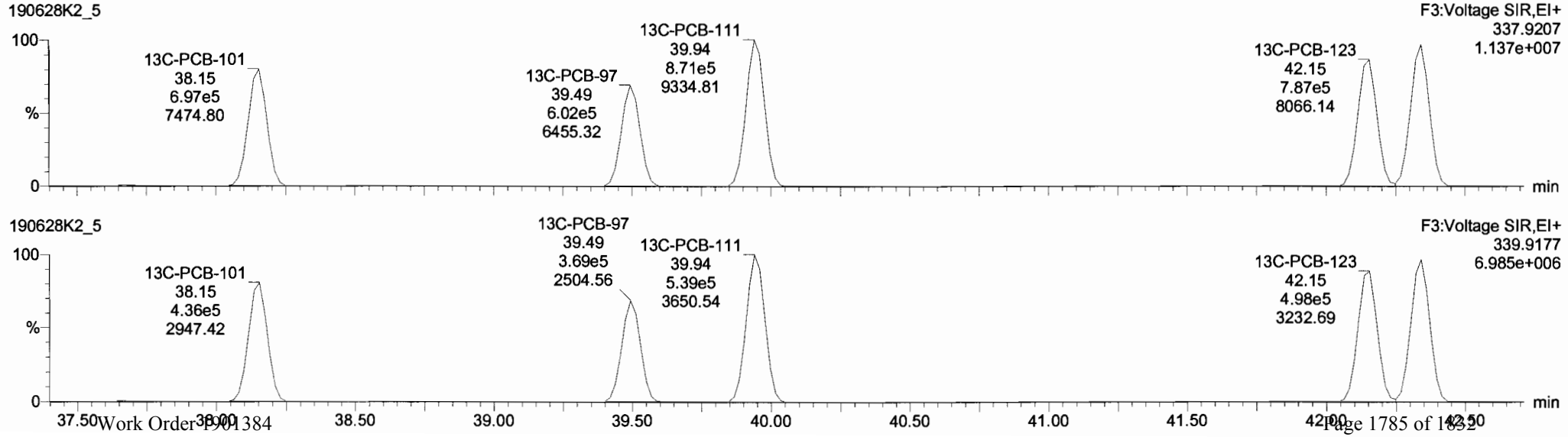

Dataset: Untitled

Last Altered: Saturday, June 29, 2019 12:04:52 Pacific Daylight Time
Printed: Saturday, June 29, 2019 12:05:15 Pacific Daylight Time

Name: 190628K2_5, Date: 28-Jun-2019, Time: 20:39:52, ID: ST190628K2-5 PCB 209 CS5 19C1108, Description: PCB 209 CS5 19C1108

PCB-114

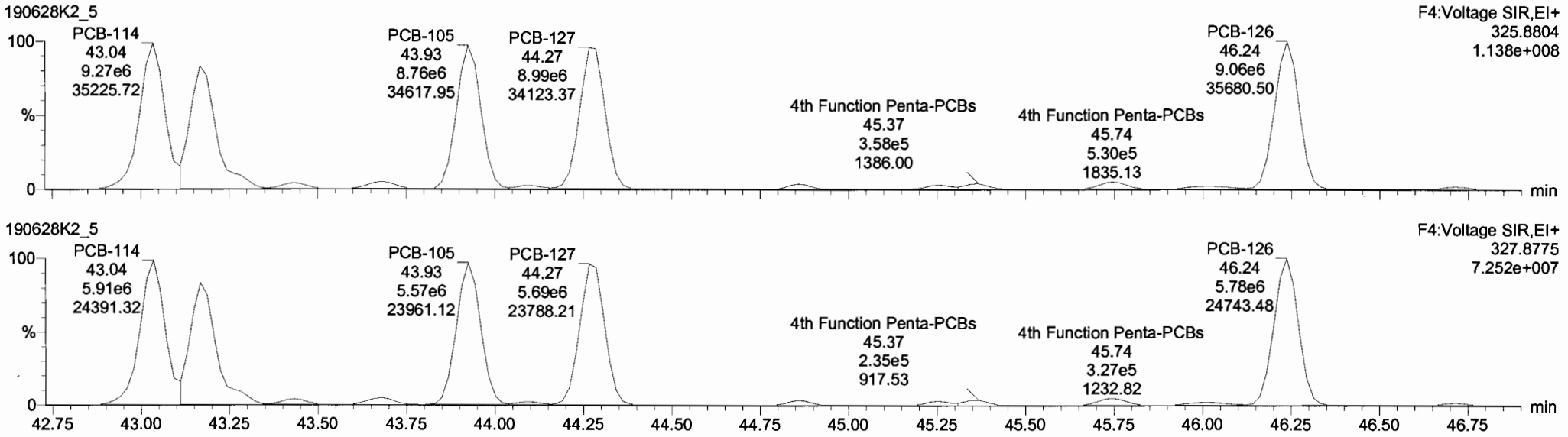

13C-PCB-114

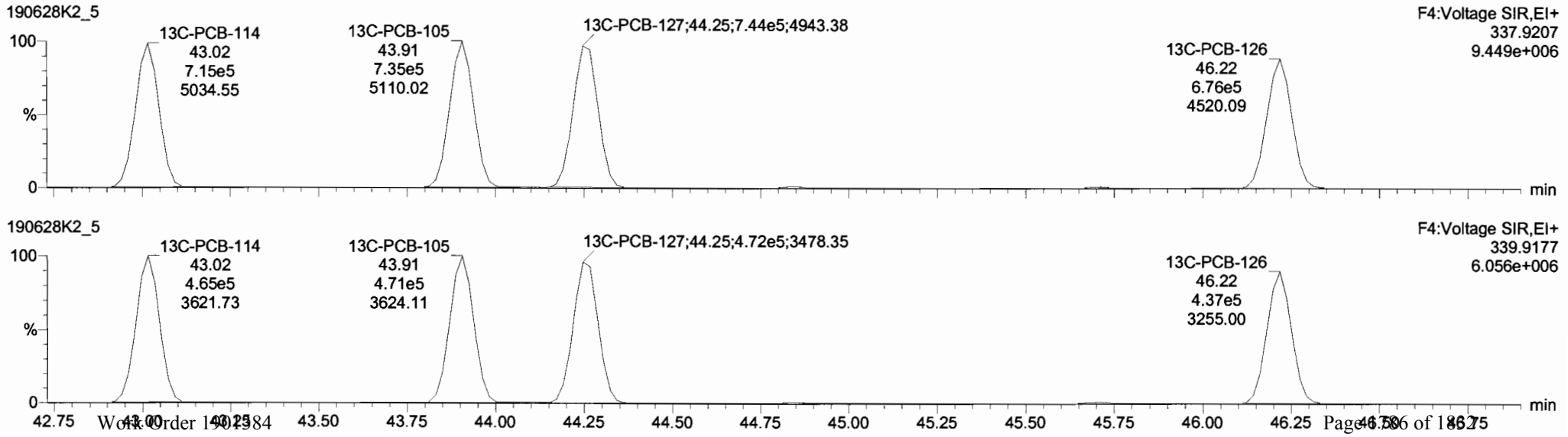

TargetLynx - 190628K2-CRV.qld [Chromatogram]

File Edit View Display Processing Window Help

190628K2_5 - ST190628K2-5 PCB 209 CS5 19C1108 - PCB 209 CS5 19C1108

	#	Name	Resp	RA	n/y	RRF	wt/vol	Pred.RT	RT	Pred.R...	RRT	RRT Fail	Conc.	%Rec	DL	EMPC
224	224	Total Mono-PCBs				1.0122	1.000	0.00		0.000		NO	3246		0.0518	3246
225	225	Total Di-PCBs				1.0592	1.000	0.00		0.000		NO	13080		33.3	13080
226	226	2nd Function Tri-PCBs				0.9137	1.000	0.00		0.000		NO	8463		0.123	8463
227	227	3rd Function Tri-PCBs				1.0563	1.000	0.00		0.000		NO	17720		1.06	17720
228	228	Total Tetra-PCBs				0.9861	1.000	0.00		0.000		NO	45340		1.51	45340
229	229	3rd Function Penta-PCBs				1.1154	1.000	0.00		0.000		NO	44100		0.595	44100
230	230	4th Function Penta-PCBs				1.1112	1.000	0.00		0.000		NO	5423		0.369	5423
231	231	3rd Function Hexa-PCBs				0.7739	1.000	0.00		0.000		NO	15290		0.287	15290
232	232	4th Function Hexa-PCBs				0.9719	1.000	0.00		0.000		NO	30690		2.46	30690
233	233	Total Hepta-PCBs				1.2636	1.000	0.00		0.000		NO	25420		4.36	25420
234	234	4th Function Octa-PCBs				0.8863	1.000	0.00		0.000		NO	9938		0.572	9938
235	235	5th Function Octa-PCBs				1.1967	1.000	0.00		0.000		NO	3276		0.241	3276
236	236	Total Nona-PCBs				0.9446	1.000	0.00		0.000		NO	3250		0.351	3250

	#	Name	Pred.RT	RT	m1 Resp	m2 Resp	1° Ratio (Pred)	RA	n/y	EMPC	Conc.
1	93	PCB-114	43.04	43.03	9.156e6	5.840e6	1.560	1.57	NO	1094.2	1094.2
2	94	PCB-122	43.17	43.17	7.429e6	4.724e6	1.560	1.57	NO	1059.1	1059.1
3	95	PCB-105	43.92	43.93	8.763e6	5.570e6	1.550	1.57	NO	1079.4	1079.4
4	96	PCB-127	44.27	44.27	8.988e6	5.693e6	1.580	1.58	NO	1089.8	1089.8
5	97	PCB-126	46.24	46.24	9.058e6	5.784e6	1.560	1.57	NO	1100.0	1100.0

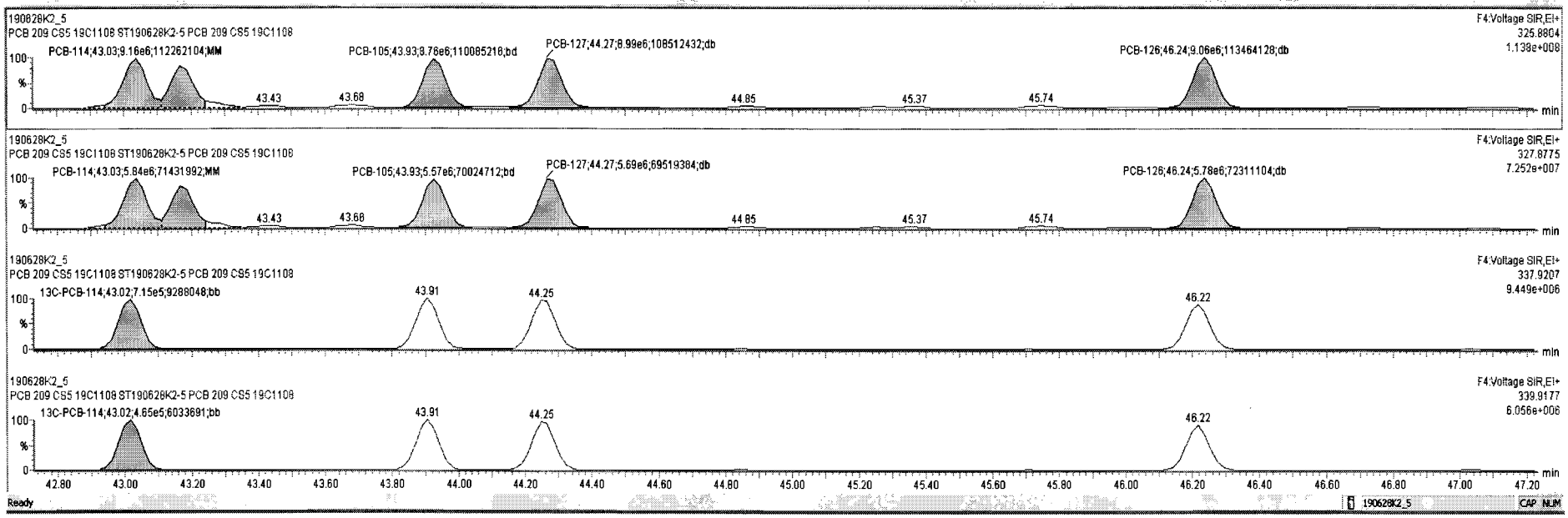

Dataset: Untitled

Last Altered: Saturday, June 29, 2019 12:04:52 Pacific Daylight Time
Printed: Saturday, June 29, 2019 12:05:15 Pacific Daylight Time

Name: 190628K2_5, Date: 28-Jun-2019, Time: 20:39:52, ID: ST190628K2-5 PCB 209 CS5 19C1108, Description: PCB 209 CS5 19C1108

PCB-155

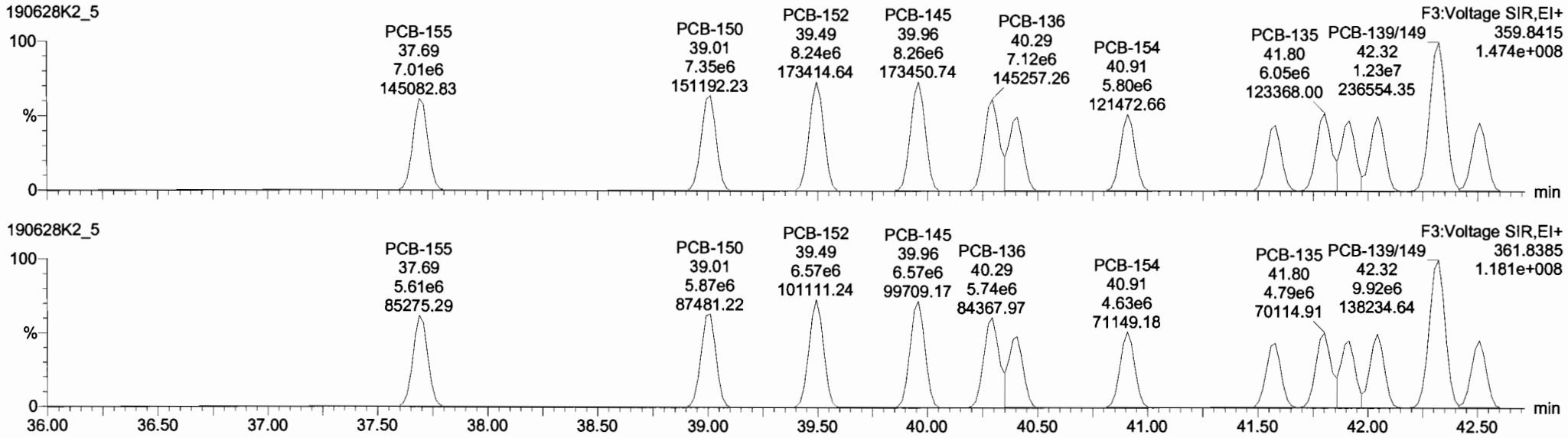

13C-PCB-155

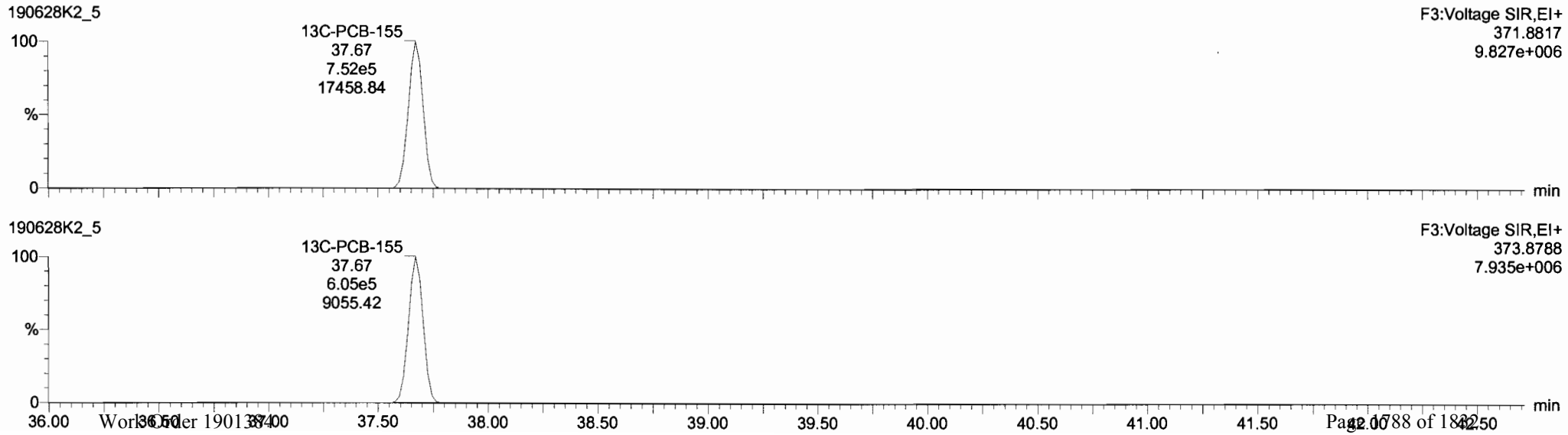

Dataset: Untitled

Last Altered: Saturday, June 29, 2019 12:04:52 Pacific Daylight Time
Printed: Saturday, June 29, 2019 12:05:15 Pacific Daylight Time

Name: 190628K2_5, Date: 28-Jun-2019, Time: 20:39:52, ID: ST190628K2-5 PCB 209 CS5 19C1108, Description: PCB 209 CS5 19C1108

PCB-134/143

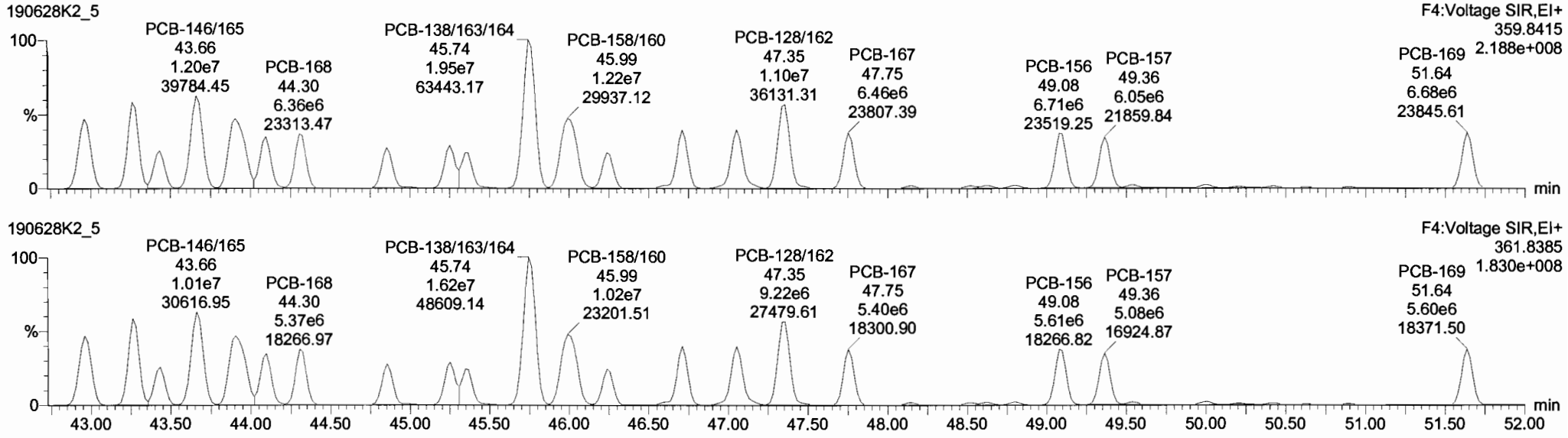

13C-PCB-153

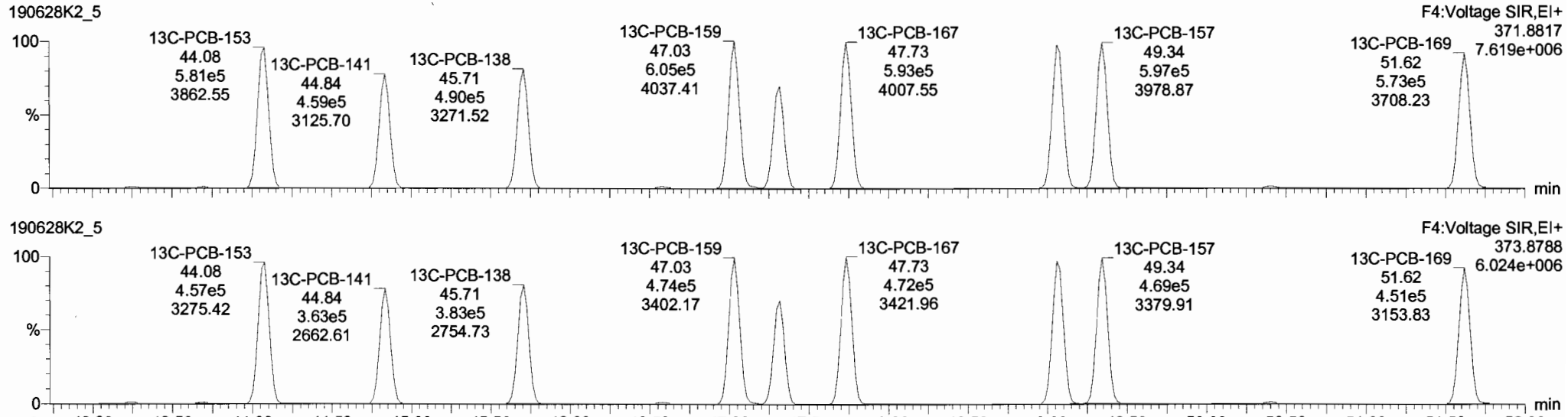

TargetLynx - 190628K2-CRV.qld - [Chromatogram]

File Edit View Display Processing Window Help

190628K2_5 - ST190628K2-5 PCB 209 CS5 19C1108 - PCB 209 CS5 19C1108

	#	Name	Resp	RA	n/y	RRF	wt/vol	Pred.RT	RT	Pred.R...	RRT	RRT Fail	Conc.	%Rec.	DL	EMPC
224	224	Total Mono-PCBs				1.0122	1.000	0.00		0.000		NO	3246		0.0518	3246
225	225	Total Di-PCBs				1.0592	1.000	0.00		0.000		NO	13080		33.3	13080
226	226	2nd Function Tri-PCBs				0.9137	1.000	0.00		0.000		NO	8463		0.123	8463
227	227	3rd Function Tri-PCBs				1.0563	1.000	0.00		0.000		NO	17720		1.06	17720
228	228	Total Tetra-PCBs				0.9861	1.000	0.00		0.000		NO	45340		1.51	45340
229	229	3rd Function Penta-PCBs				1.1154	1.000	0.00		0.000		NO	44100		0.595	44100
230	230	4th Function Penta-PCBs				1.1112	1.000	0.00		0.000		NO	5423		0.369	5423
231	231	3rd Function Hexa-PCBs				0.7739	1.000	0.00		0.000		NO	15290		0.287	15290
232	232	4th Function Hexa-PCBs				0.9219	1.000	0.00		0.000		NO	30690		2.46	30690
233	233	Total Hepta-PCBs				1.2636	1.000	0.00		0.000		NO	25420		4.36	25420
234	234	4th Function Octa-PCBs				0.8863	1.000	0.00		0.000		NO	9938		0.572	9938
235	235	5th Function Octa-PCBs				1.1967	1.000	0.00		0.000		NO	3276		0.241	3276
236	236	Total Nona-PCBs				0.9446	1.000	0.00		0.000		NO	3250		0.351	3250

	#	Name	Pred.RT	RT	m1 Resp	m2 Resp	1° Ratio (Pred)	RA	n/y	EMPC	Conc.
1	111	PCB-134/143	42.96	42.96	9.238e6	7.695e6	1.240	1.20	NO	2223.8	2223.8
2	112	PCB-131/133	43.26	43.26	1.004e7	8.359e6	1.240	1.20	NO	2242.9	2242.9
3	113	PCB-142	43.45	43.43	4.376e6	3.658e6	1.240	1.20	NO	1092.7	1092.7
4	114	PCB-146/165	43.66	43.66	1.203e7	1.006e7	1.240	1.19	NO	2219.8	2219.8
5	115	PCB-132/161	43.91	43.91	1.214e7	1.010e7	1.240	1.20	NO	2198.9	2198.9
6	116	PCB-153	44.10	44.10	6.098e6	5.056e6	1.240	1.21	NO	1061.4	1061.4
7	117	PCB-168	44.30	44.31	6.364e6	5.367e6	1.240	1.19	NO	1108.2	1108.2

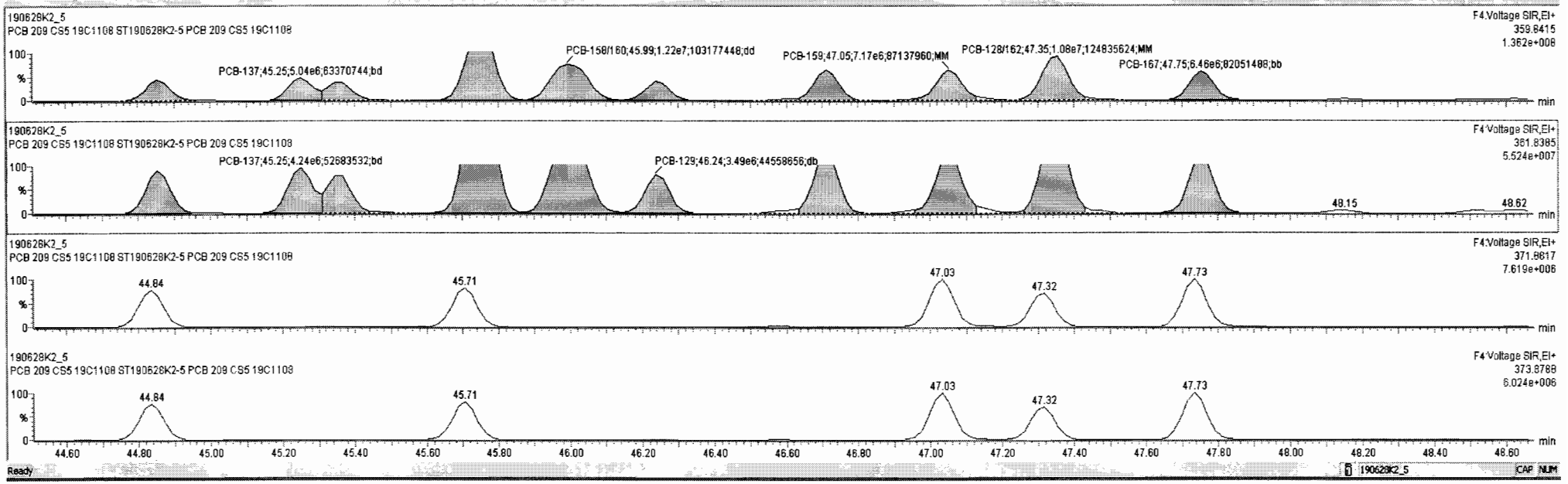

Ready

190628K2_5 CAP NUM

Dataset: Untitled

Last Altered: Saturday, June 29, 2019 12:04:52 Pacific Daylight Time
Printed: Saturday, June 29, 2019 12:05:15 Pacific Daylight Time

Name: 190628K2_5, Date: 28-Jun-2019, Time: 20:39:52, ID: ST190628K2-5 PCB 209 CS5 19C1108, Description: PCB 209 CS5 19C1108

PCB-188

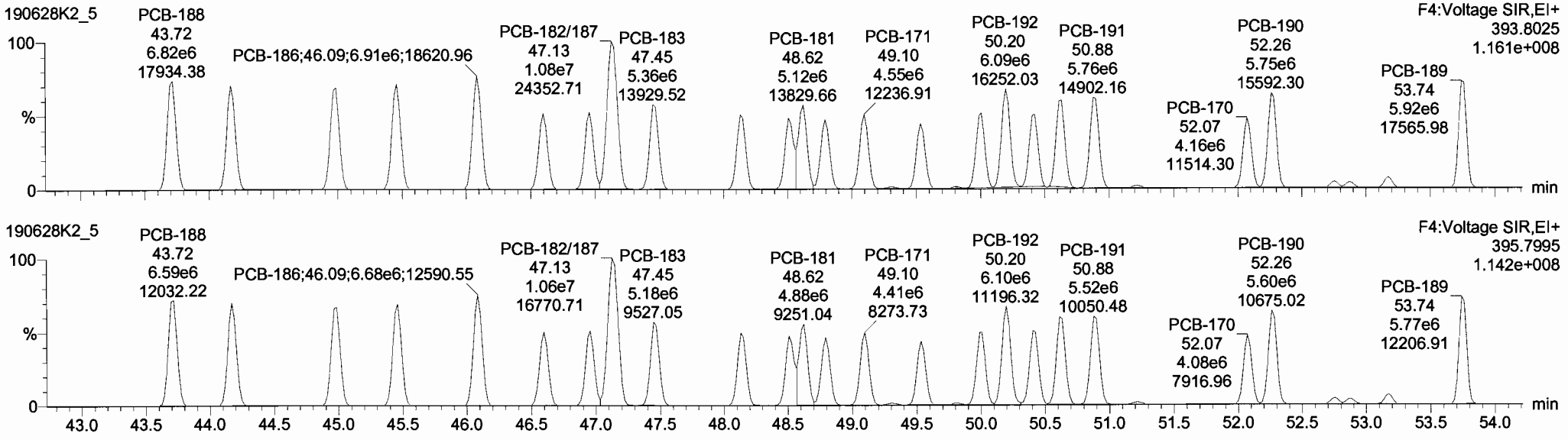

13C-PCB-188

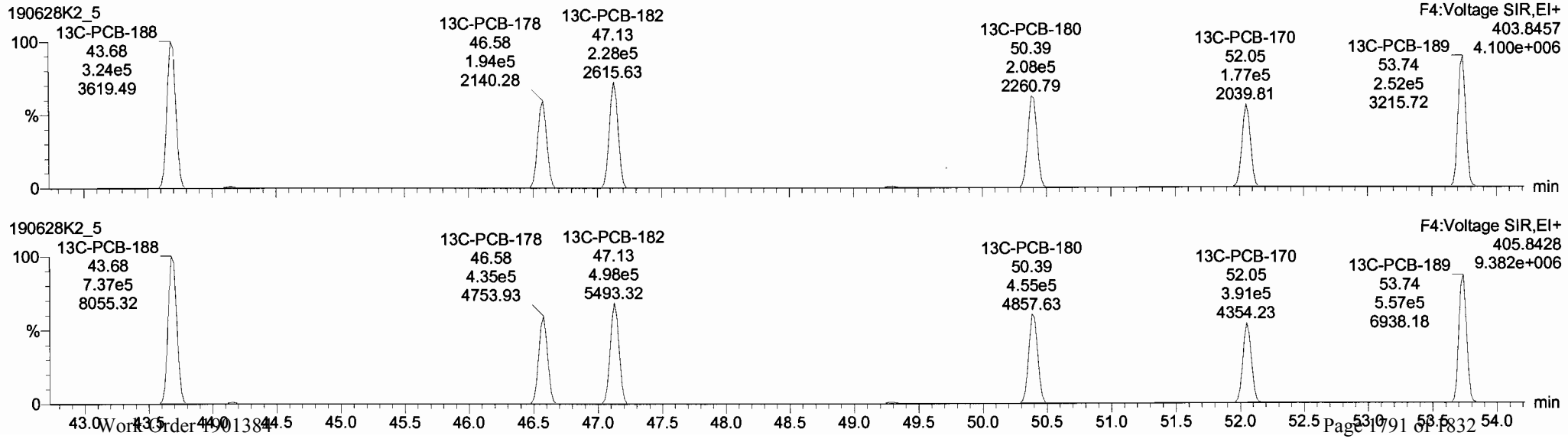

TargetLynx - 190628K2-CRV.qld - [Chromatogram]

File Edit View Display Processing Window Help

190628K2_5 - ST190628K2-5 PCB 209 CS5 19C1108 - PCB 209 CS5 19C1108

	#	Name	Resp	RA	n/y	RRF	wt/vol	Pred.RT	RT	Pred.R...	RRT	RRT Fail	Conc.	%Rec	DL	EMPC
224	224	Total Mono-PCBs				1.0122	1.000	0.00		0.000		NO	3246		0.0516	3246
225	225	Total Di-PCBs				1.0592	1.000	0.00		0.000		NO	13080		33.3	13080
226	226	2nd Function Tri-PCBs				0.9137	1.000	0.00		0.000		NO	8463		0.123	8463
227	227	3rd Function Tri-PCBs				1.0563	1.000	0.00		0.000		NO	17720		1.06	17720
228	228	Total Tetra-PCBs				0.9861	1.000	0.00		0.000		NO	45340		1.51	45340
229	229	3rd Function Penta-PCBs				1.1154	1.000	0.00		0.000		NO	44100		0.595	44100
230	230	4th Function Penta-PCBs				1.1112	1.000	0.00		0.000		NO	5423		0.369	5423
231	231	3rd Function Hexa-PCBs				0.7739	1.000	0.00		0.000		NO	15290		0.287	15290
232	232	4th Function Hexa-PCBs				0.9719	1.000	0.00		0.000		NO	30690		2.46	30690
233	233	Total Hepta-PCBs				1.2636	1.000	0.00		0.000		NO	25420		4.36	25420
234	234	4th Function Octa-PCBs				0.8863	1.000	0.00		0.000		NO	9938		0.572	9938
235	235	5th Function Octa-PCBs				1.1967	1.000	0.00		0.000		NO	3276		0.241	3276
236	236	Total Nona-PCBs				0.9446	1.000	0.00		0.000		NO	3250		0.351	3250

	#	Name	Pred.RT	RT	m1 Resp	m2 Resp	1° Ratio (Pred)	RA	n/y	EMPC	Conc.
1	131	PCB-188	43.72	43.72	6.824e6	6.589e6	1.050	1.04	NO	1059.4	1059.4
2	132	PCB-184	44.17	44.17	6.381e6	6.212e6	1.050	1.03	NO	1017.1	1017.1
3	133	PCB-179	44.96	44.99	6.417e6	6.196e6	1.050	1.04	NO	1010.6	1010.6
4	134	PCB-176	45.45	45.46	6.486e6	6.240e6	1.050	1.04	NO	1034.3	1034.3
5	135	PCB-186	46.07	46.08	6.909e6	6.684e6	1.050	1.03	NO	1051.6	1051.6
6	136	PCB-178	46.59	46.60	4.599e6	4.431e6	1.050	1.04	NO	1024.7	1024.7
7	137	PCB-175	46.95	46.96	4.733e6	4.606e6	1.050	1.03	NO	1037.1	1037.1

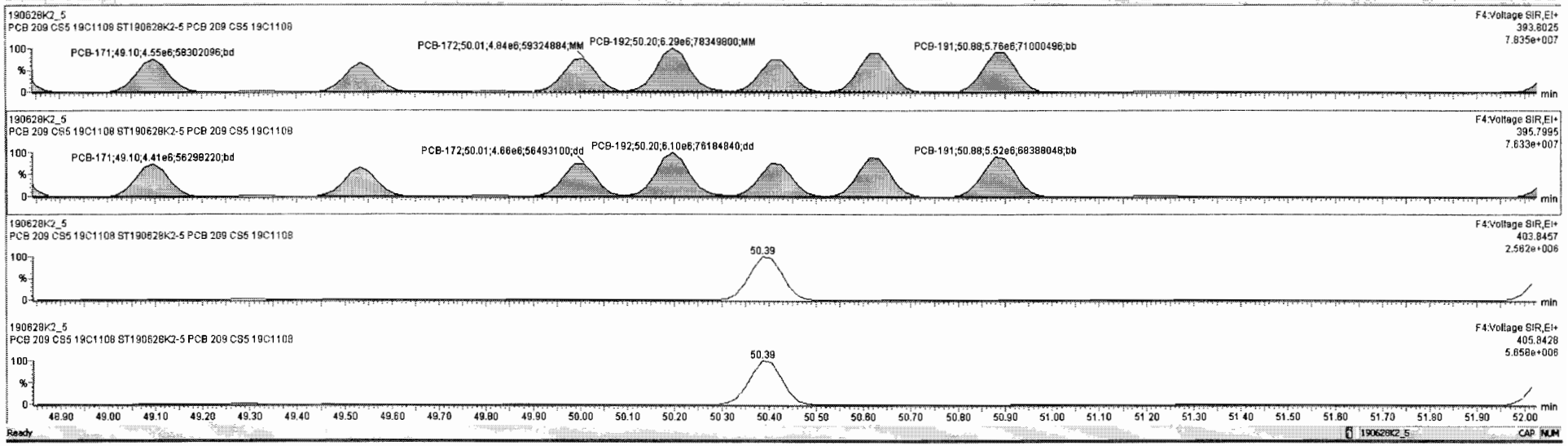

Ready 190628K2_5 CAP NUM

Dataset: Untitled

Last Altered: Saturday, June 29, 2019 12:04:52 Pacific Daylight Time
Printed: Saturday, June 29, 2019 12:05:15 Pacific Daylight Time

Name: 190628K2_5, Date: 28-Jun-2019, Time: 20:39:52, ID: ST190628K2-5 PCB 209 CS5 19C1108, Description: PCB 209 CS5 19C1108

PCB-202

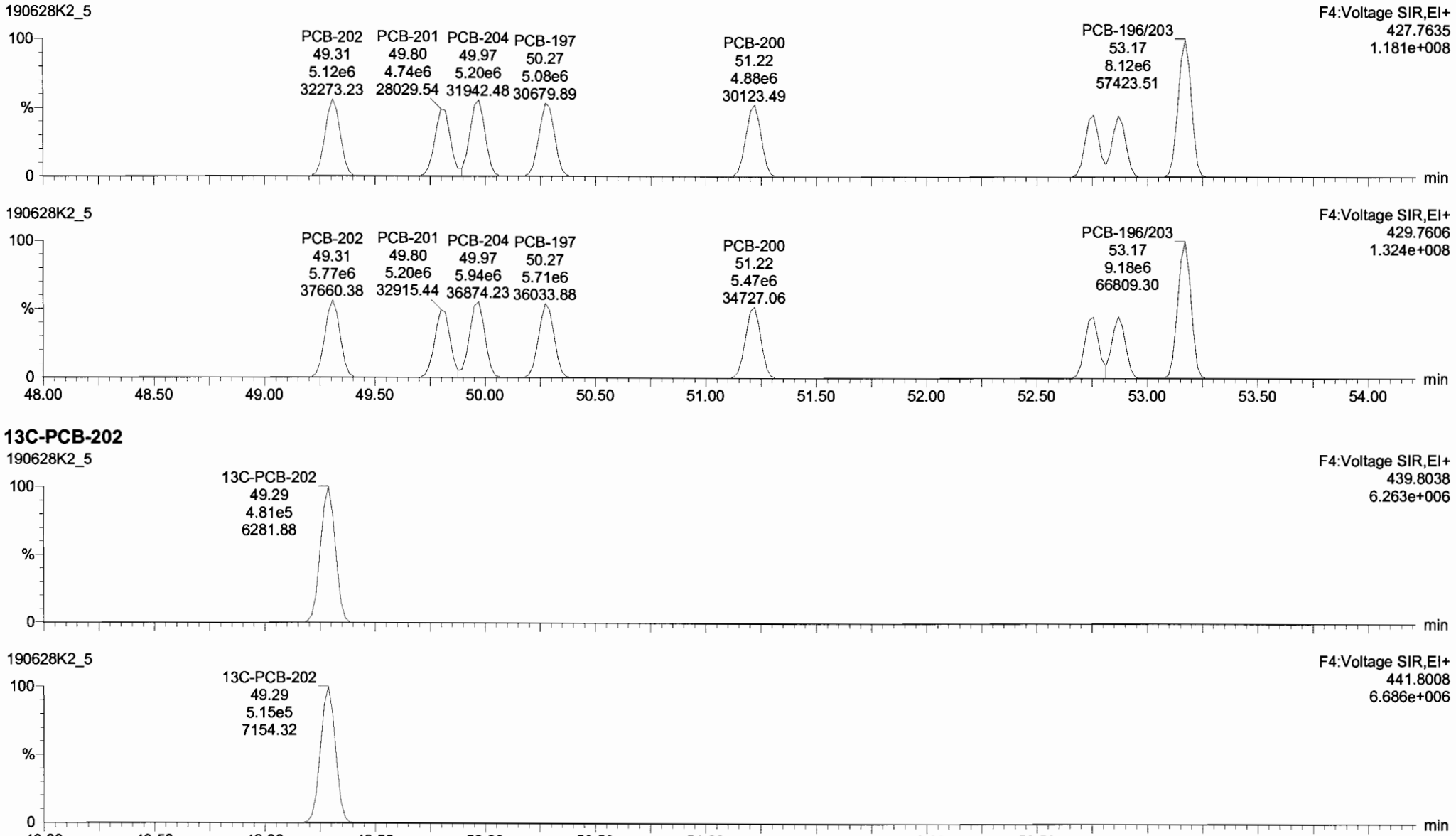

13C-PCB-202

Dataset: Untitled

Last Altered: Saturday, June 29, 2019 12:04:52 Pacific Daylight Time
Printed: Saturday, June 29, 2019 12:05:15 Pacific Daylight Time

Name: 190628K2_5, Date: 28-Jun-2019, Time: 20:39:52, ID: ST190628K2-5 PCB 209 CS5 19C1108, Description: PCB 209 CS5 19C1108

PCB-195

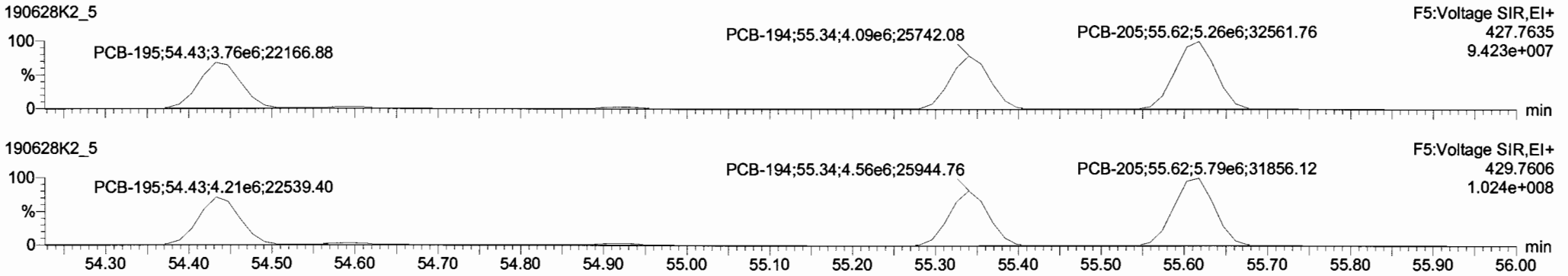

13C-PCB-194

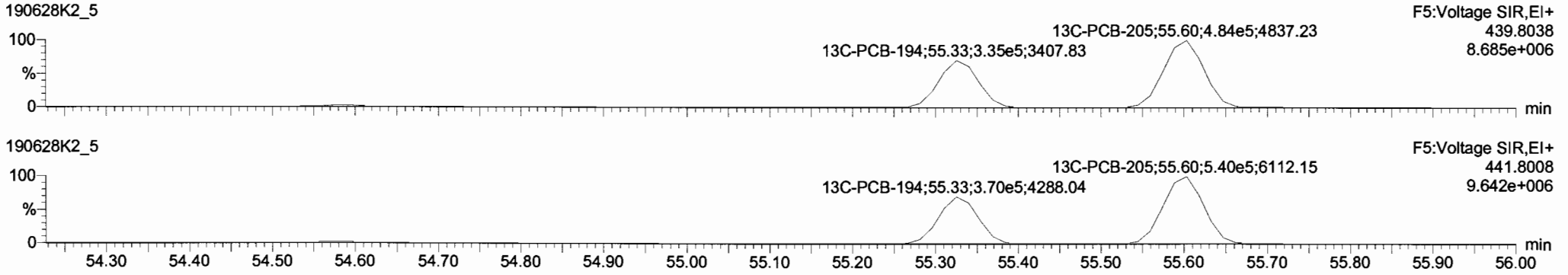

PFK5

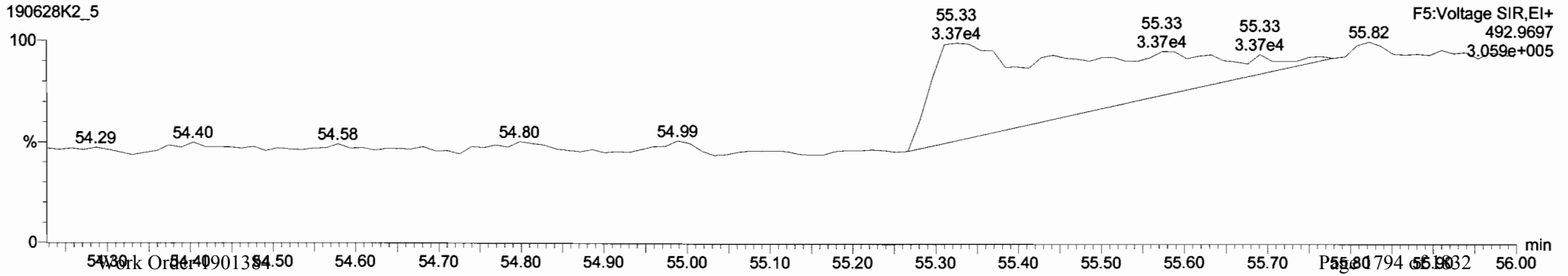

Dataset: Untitled

Last Altered: Saturday, June 29, 2019 12:04:52 Pacific Daylight Time
Printed: Saturday, June 29, 2019 12:05:15 Pacific Daylight Time

Name: 190628K2_5, Date: 28-Jun-2019, Time: 20:39:52, ID: ST190628K2-5 PCB 209 CS5 19C1108, Description: PCB 209 CS5 19C1108

PCB-208

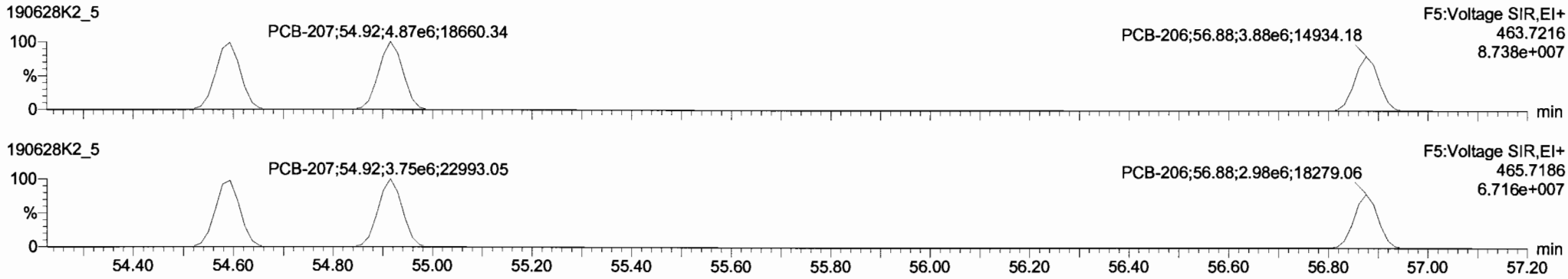

13C-PCB-208

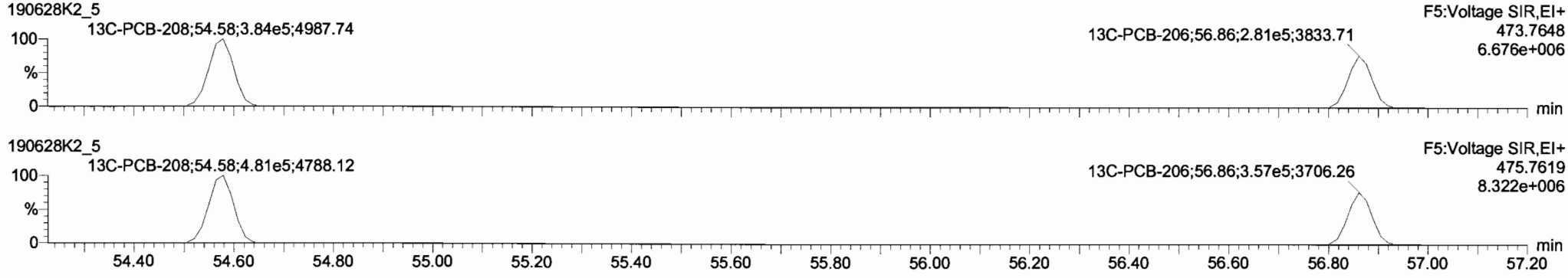

PFK5

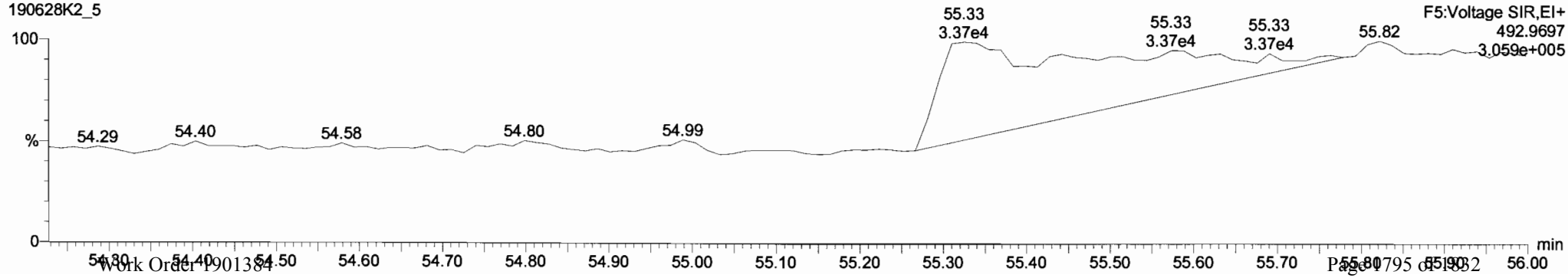

Dataset: Untitled

Last Altered: Saturday, June 29, 2019 12:04:52 Pacific Daylight Time
Printed: Saturday, June 29, 2019 12:05:15 Pacific Daylight Time

Name: 190628K2_5, Date: 28-Jun-2019, Time: 20:39:52, ID: ST190628K2-5 PCB 209 CS5 19C1108, Description: PCB 209 CS5 19C1108

PCB-209

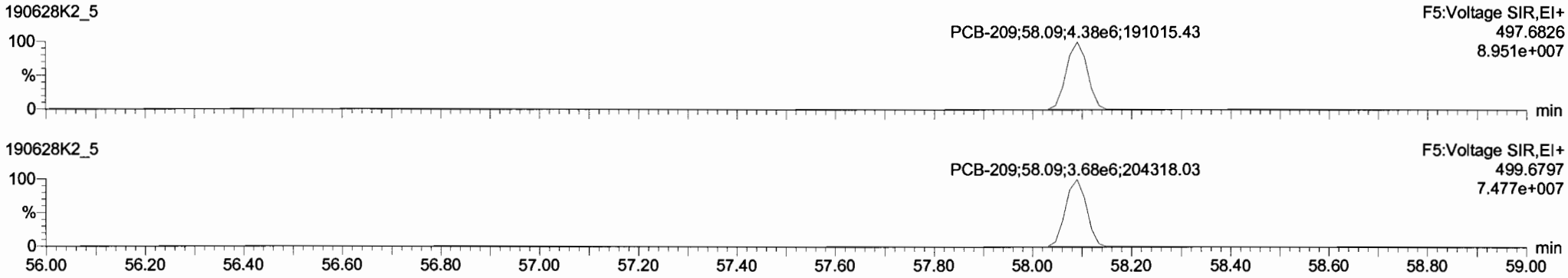

13C-PCB-209

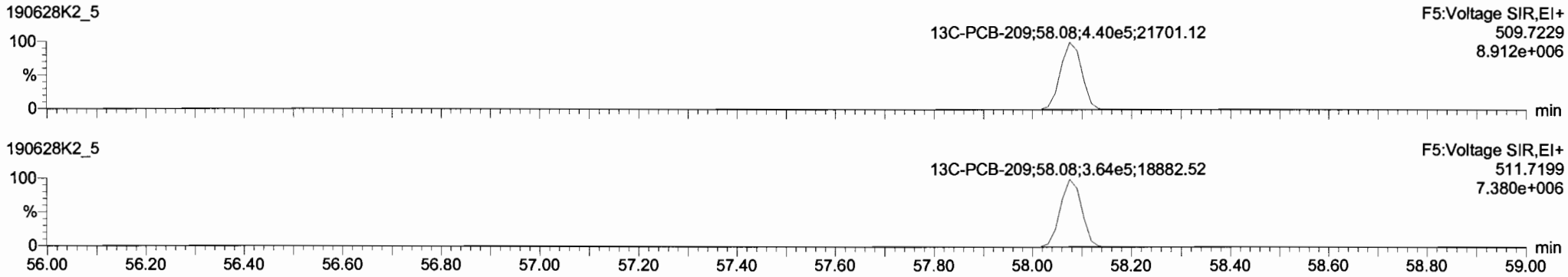

PFK5

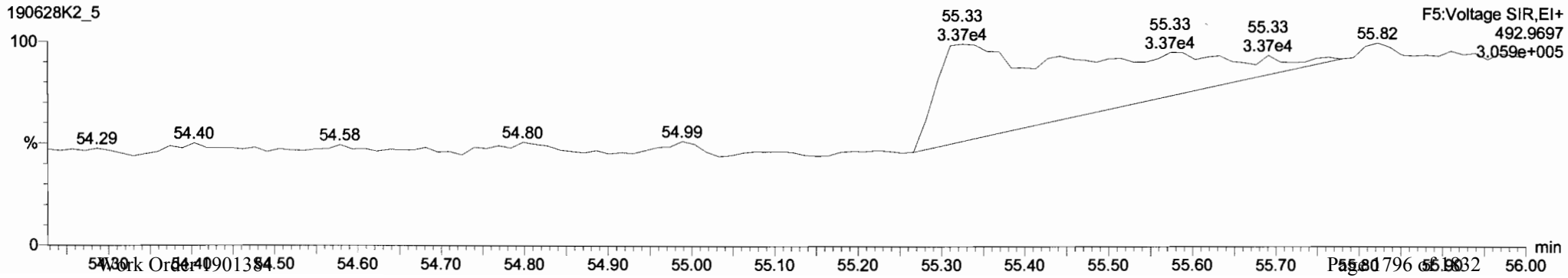

Printed: Saturday, June 29, 2019 09:12:47 Pacific Daylight Time

low PFK

M 168.9888 R 11215

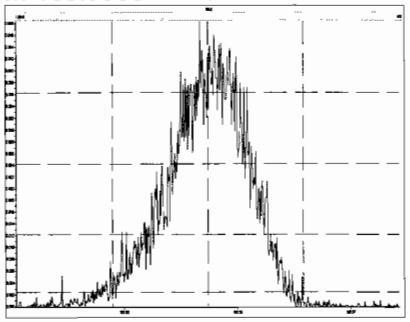

M 180.9888 R 7962

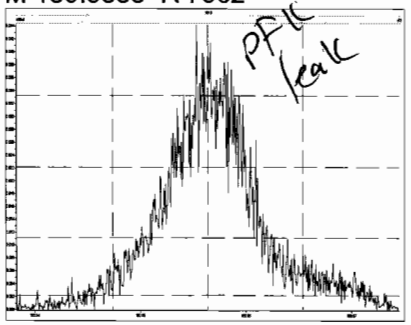

M 192.9888 R 0

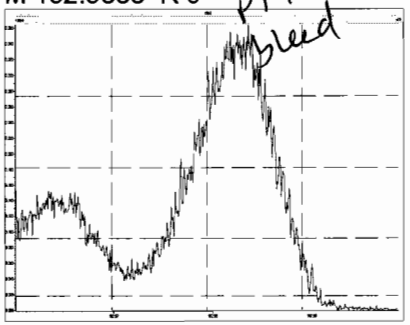

M 204.9888 R 56205

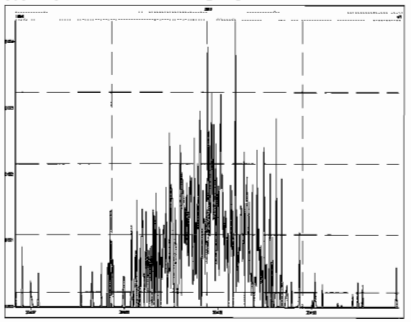

M 218.9856 R 35665

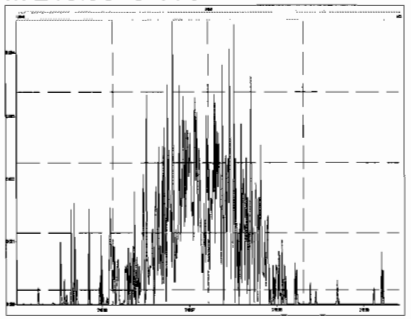

M 230.9856 R 11306

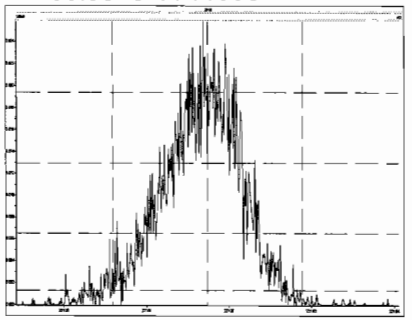

M 242.9856 R 161713

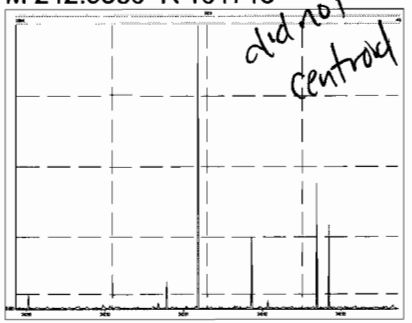

M 254.9856 R 29574

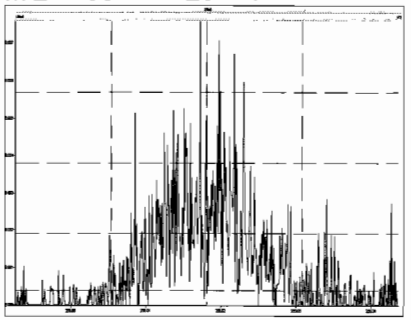

M 268.9824 R 7763

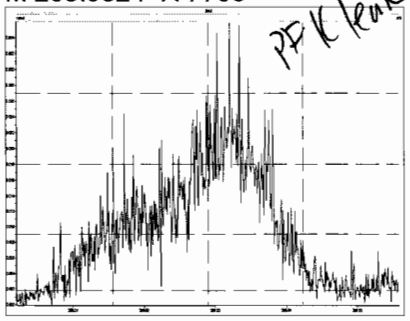

M 280.9824 R 491065

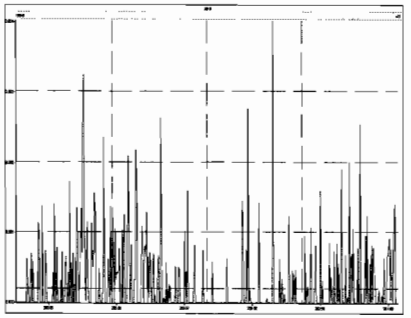

M 254.9856 R 17152

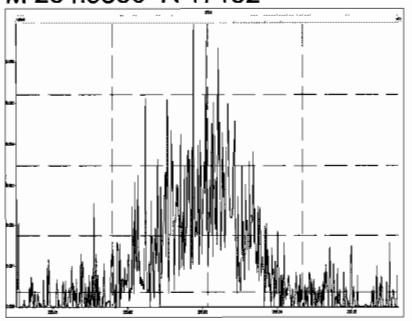

M 268.9824 R 292205

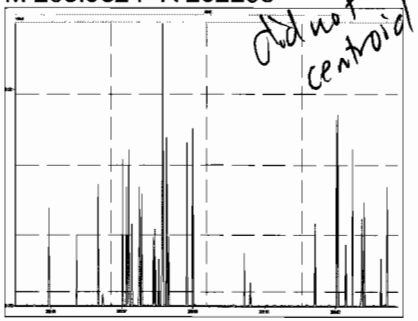

M 280.9824 R 238094

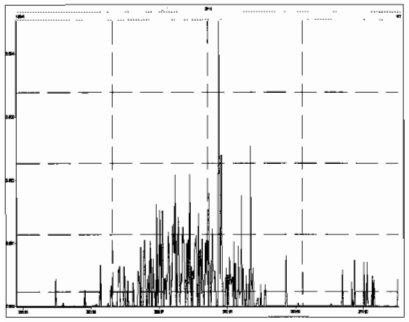

M 292.9824 R 16981

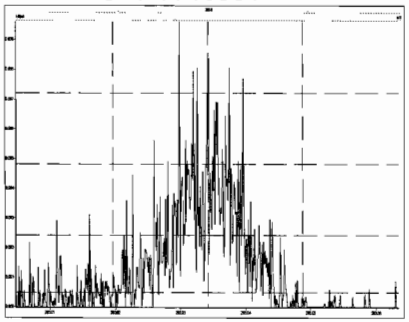

M 304.9824 R 43114

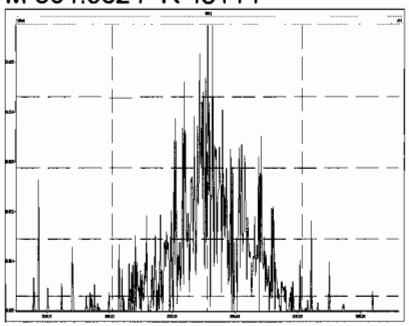

M 318.9792 R 295143

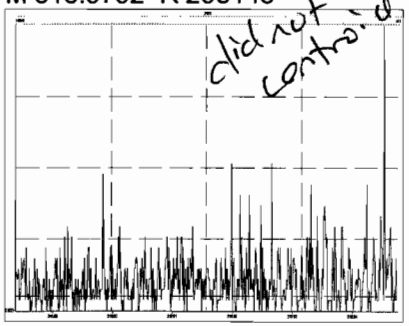

M 330.9792 R 14914

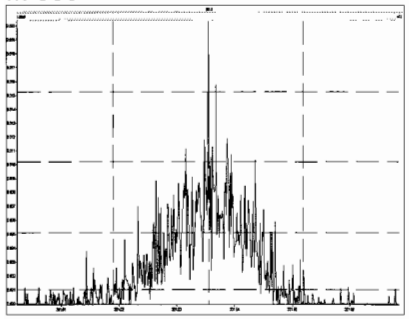

M 342.9792 R 277783

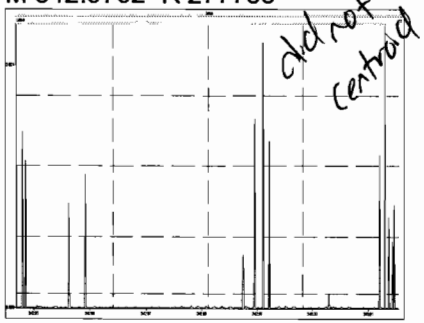

M 354.9792 R 202920

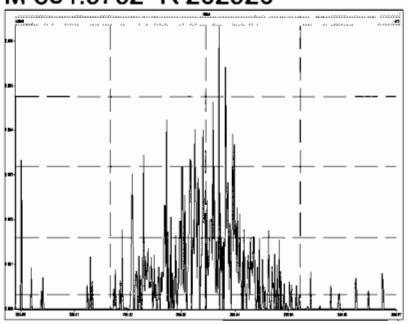

M 366.9792 R 781272

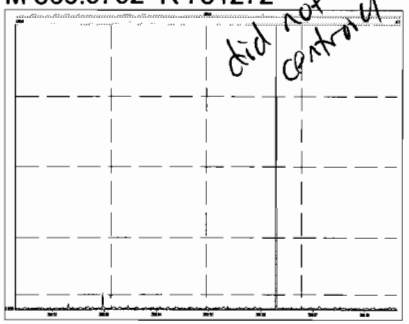

M 380.9760 R 27575

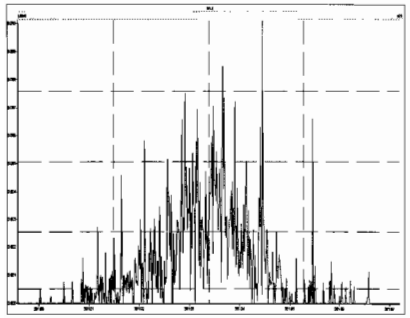

M 318.9792 R 17636

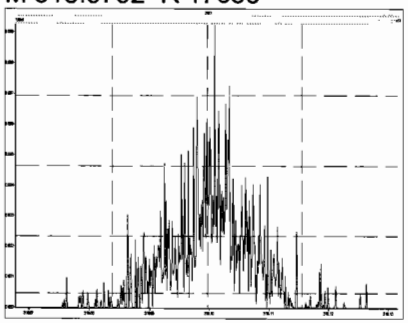

M 330.9792 R 14116

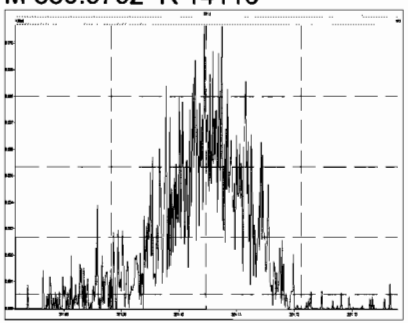

M 342.9792 R 89095

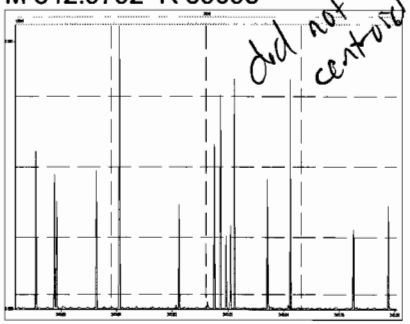

M 354.9792 R 84595

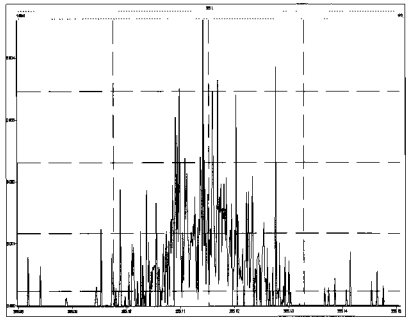

M 366.9792 R 344550

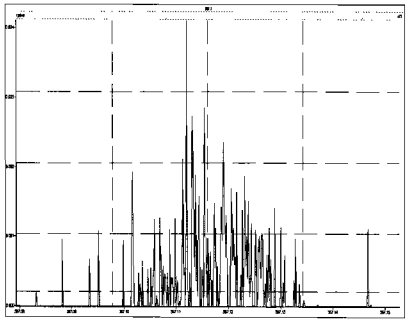

M 380.9760 R 22281

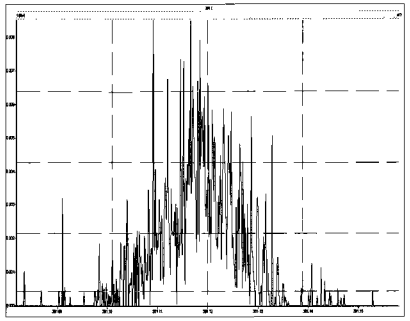

M 392.9760 R 56662

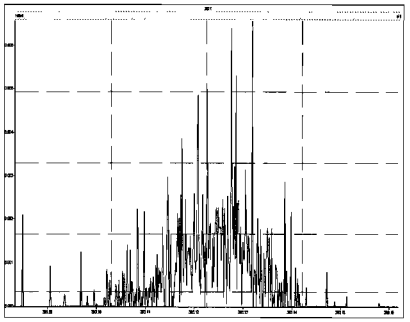

M 404.9760 R 227273

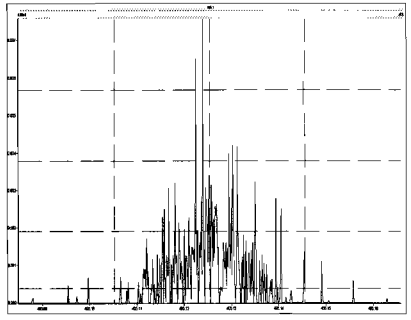

M 416.9760 R 133056

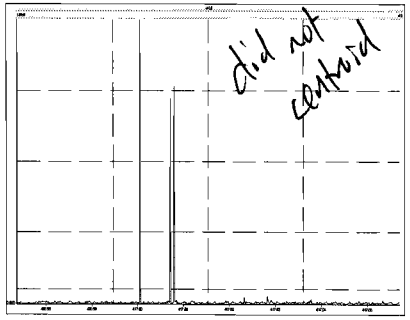

M 430.9728 R 100378

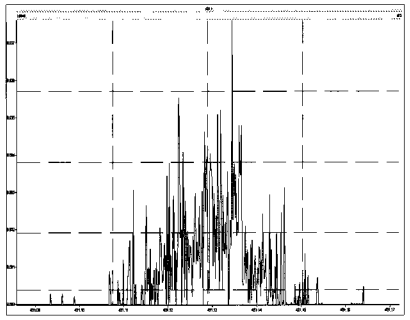

M 442.9728 R 426586

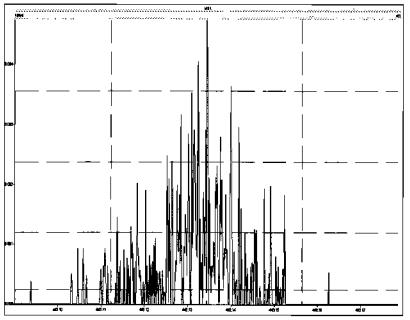

M 416.9760 R 97568

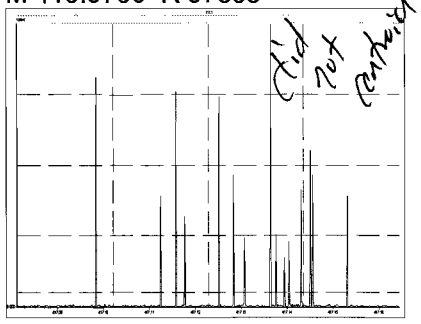

M 430.9728 R 24815

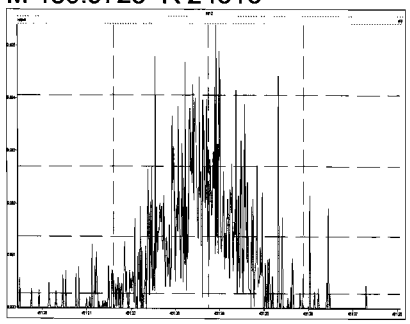

M 442.9728 R 221672

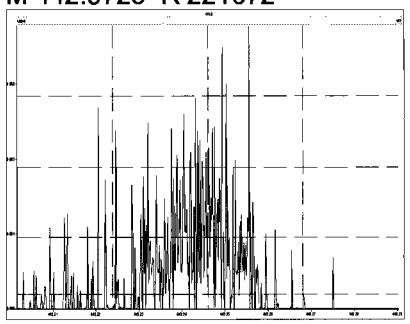

M 454.9728 R 572914

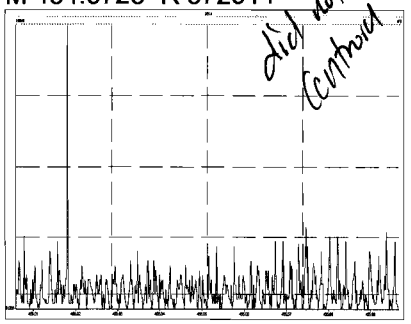

M 466.9728 R 458333

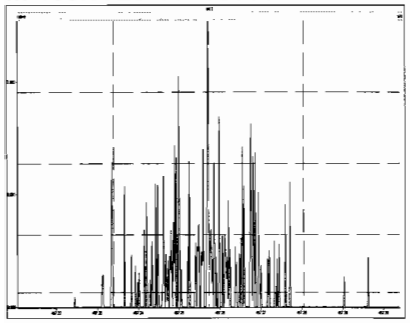

M 480.9696 R 129677

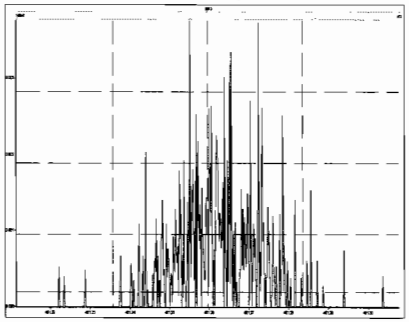

M 492.9696 R 196177

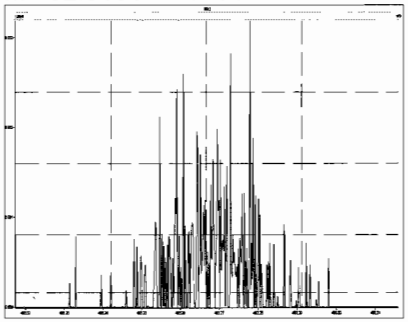

M 504.9696 R 1250001

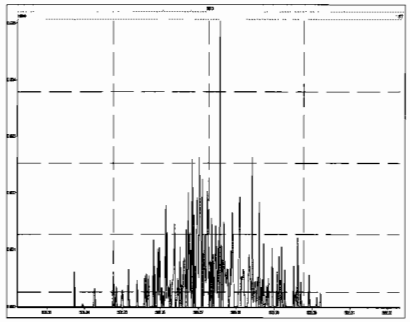

M 516.9697 R 123396

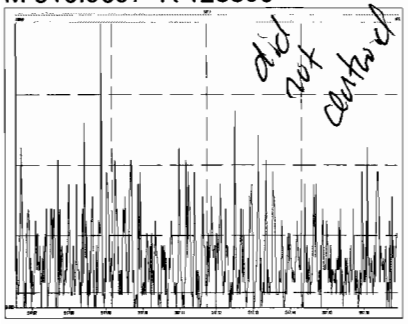

M 168.9888 R 10122

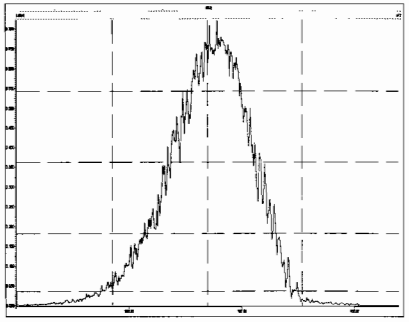

M 180.9888 R 10336

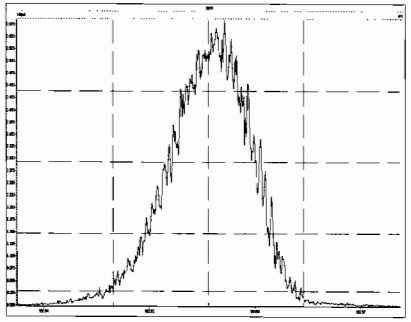

M 192.9888 R 9536

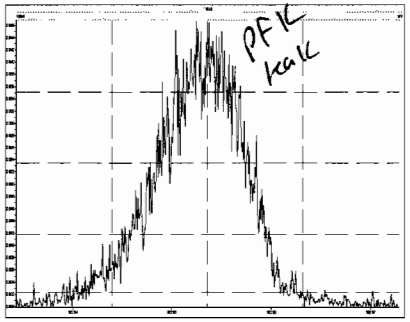

M 204.9888 R 12191

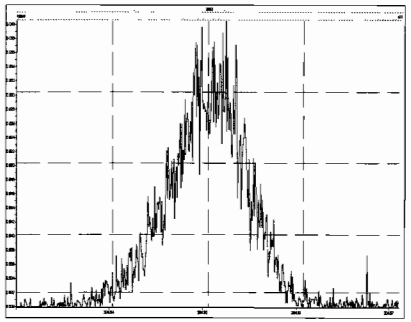

M 218.9856 R 10373

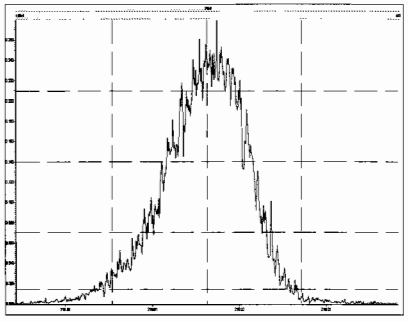

M 230.9856 R 10483

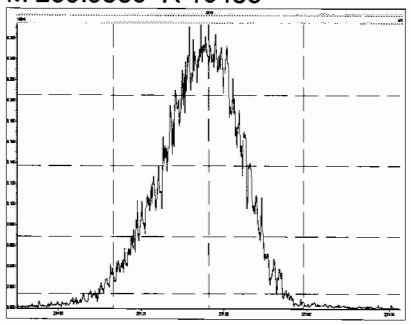

M 242.9856 R 11605

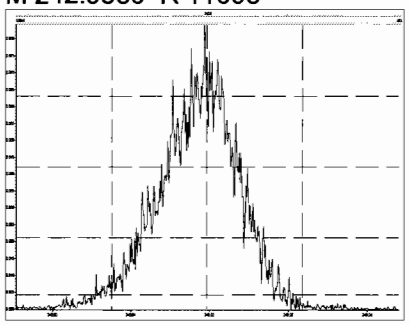

M 254.9856 R 11340

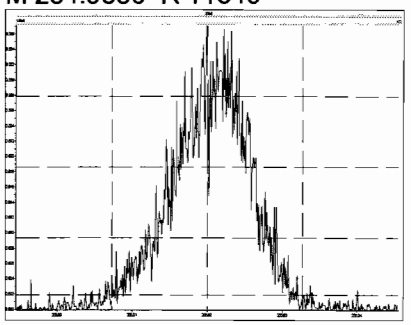

M 268.9824 R 11067

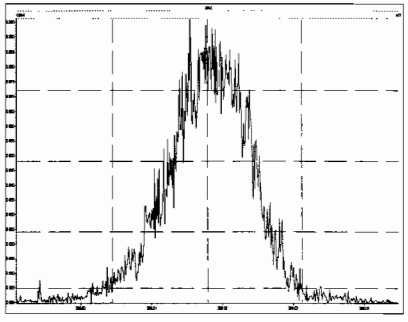

M 280.9824 R 10464

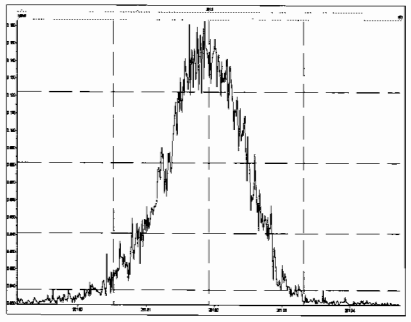

M 254.9856 R 11142

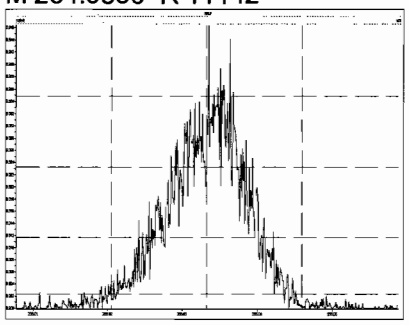

M 268.9824 R 0

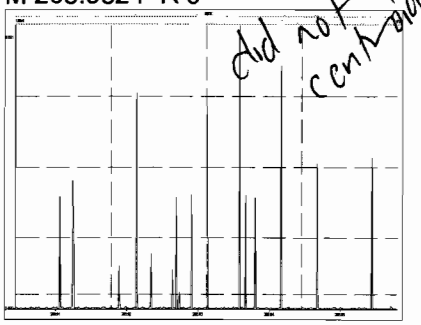

Printed: Saturday, June 29, 2019 10:19:54 Pacific Daylight Time

M 280.9824 R 10804

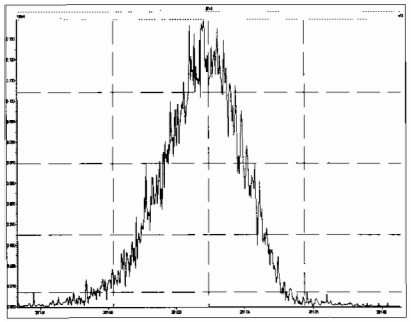

M 292.9824 R 11369

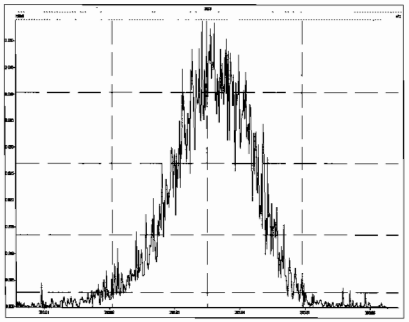

M 304.9824 R 274728

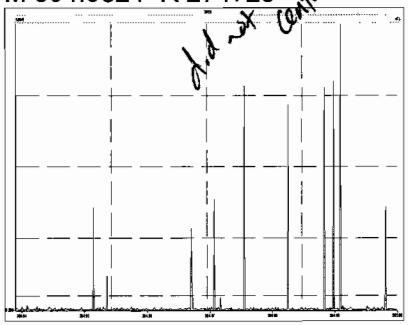

M 318.9792 R 11574

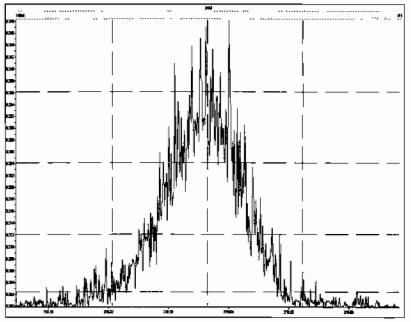

M 330.9792 R 10801

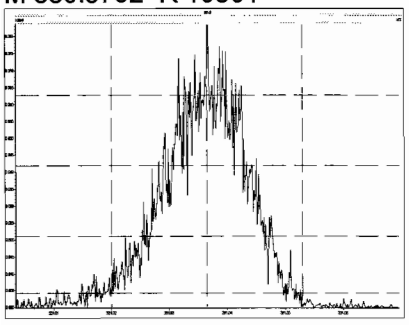

M 342.9792 R 10940

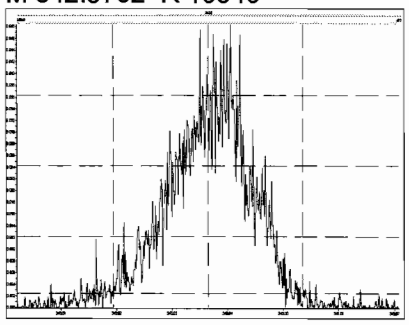

M 354.9792 R 12830

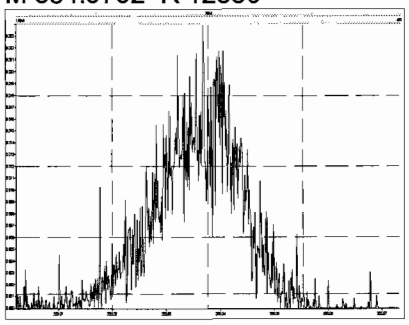

M 366.9792 R 13832

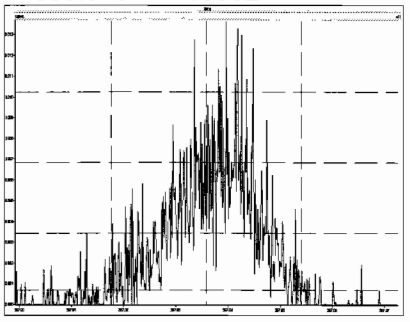

M 380.9760 R 11602

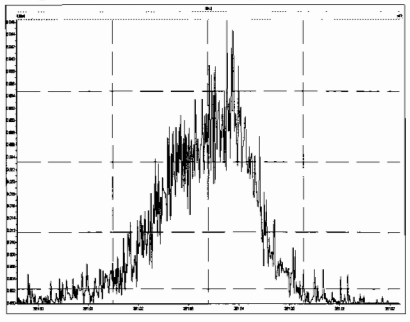

M 318.9792 R 11906

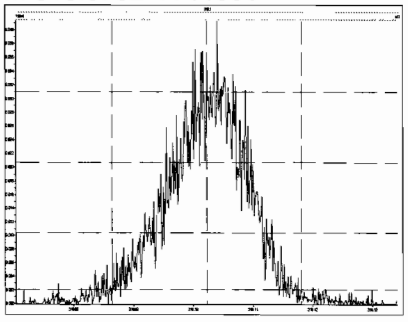

M 330.9792 R 10710

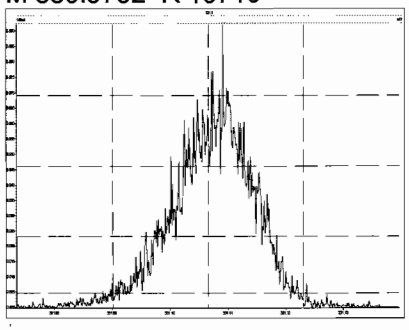

M 342.9792 R 12167

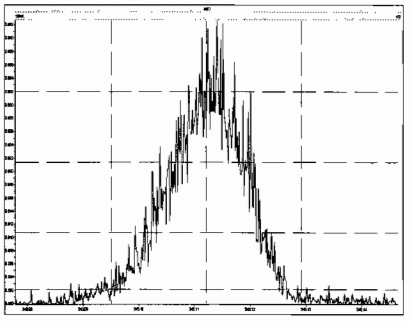

M 354.9792 R 12408

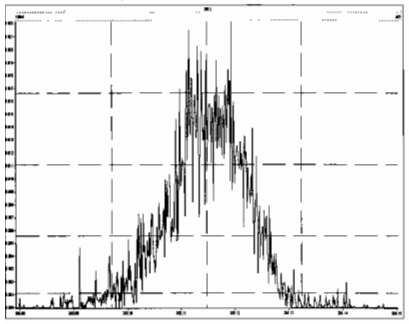

M 366.9792 R 14559

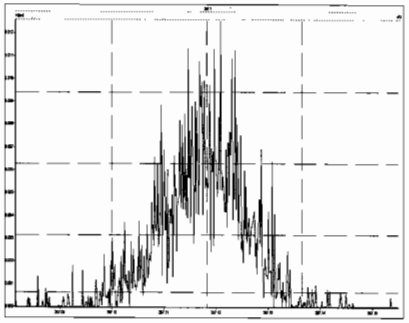

M 380.9760 R 11160

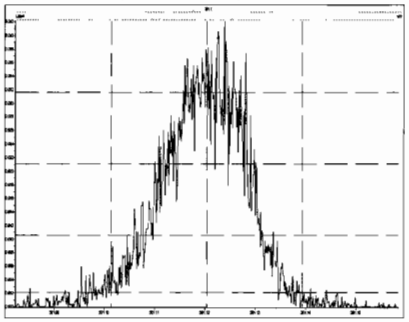

M 392.9760 R 12898

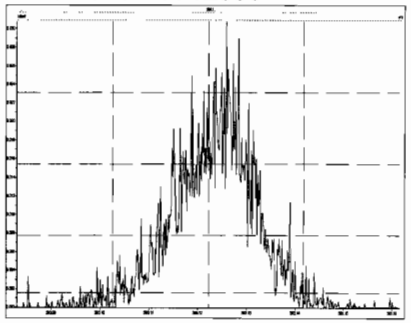

M 404.9760 R 16128

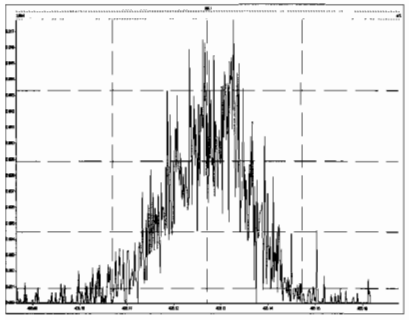

M 416.9760 R 15542

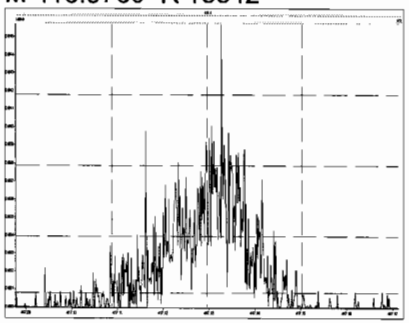

M 430.9728 R 12118

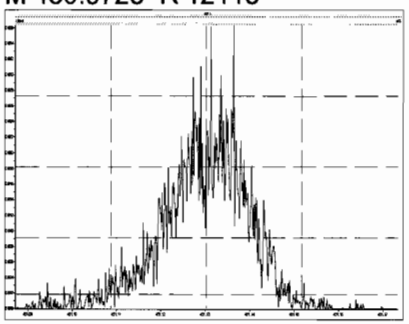

M 442.9728 R 13271

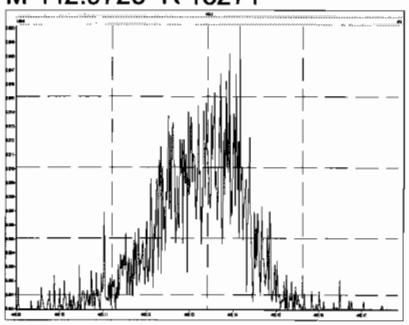

M 416.9760 R 17301

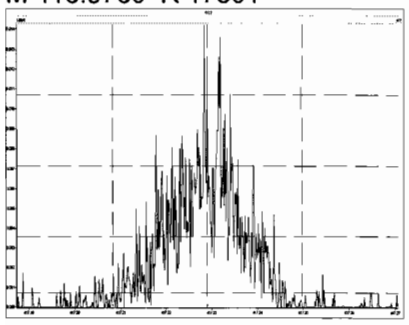

M 430.9728 R 13178

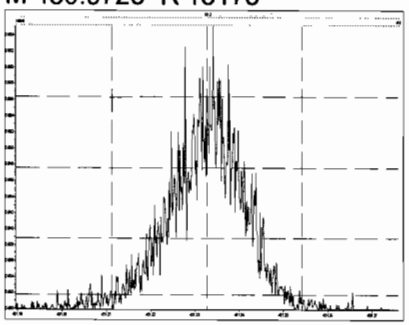

M 442.9728 R 13644

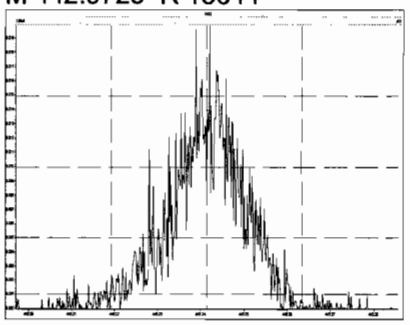

M 454.9728 R 13657

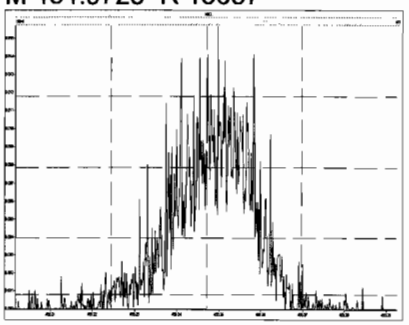

M 466.9728 R 19763

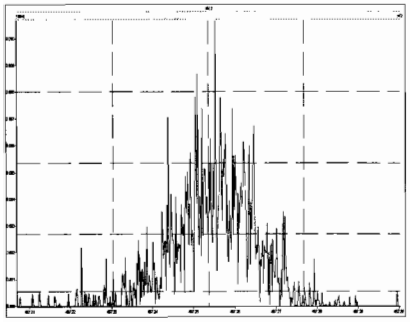

M 480.9696 R 13382

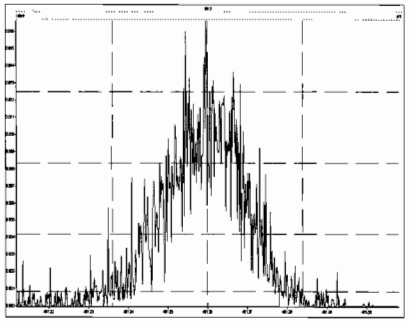

M 492.9696 R 13097

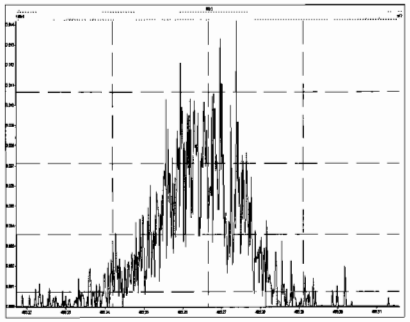

M 504.9696 R 16155

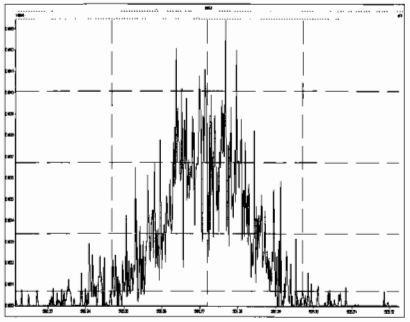

M 516.9697 R 22432

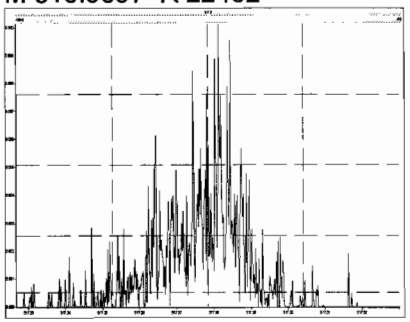

Vista Analytical Laboratory

Dataset: U:\VG11.PRO\Results\190628K2\190628K2-7.qld

Last Altered: Saturday, June 29, 2019 13:37:23 Pacific Daylight Time
Printed: Saturday, June 29, 2019 13:37:39 Pacific Daylight Time

HL 6.29.19

Method: U:\VG11.PRO\MethDB\PCB-209_ZB1_6-28-19.mdb 28 Jun 2019 14:45:02
Calibration: U:\VG11.PRO\CurveDB\db1_PCBvg11-6-28-19.cdb 29 Jun 2019 12:47:57

Name: 190628K2_7, Date: 28-Jun-2019, Time: 22:43:59, ID: SS190628K2-1 PCB 209 SS 19C1113, Description: PCB 209 SS 19C1113

	#	Name	Resp	RA	n/y	RRF	wt/vol	Pred.RT	RT	Pred.RRT	RRT	Check RRT	Conc.	%Rec	DL	EMPC
1	1	PCB-1	1.98e6	3.15	NO	1.02	1.000	16.01	16.02	1.001	1.001	NO	98.99	70-130	0.00903	98.99
2	2	PCB-2			NO	1.01	1.000	18.46		0.988		YES			0.00959	
3	3	PCB-3	2.04e6	3.09	NO	1.01	1.000	18.70	18.71	1.001	1.001	NO	100.8	70-130	0.00961	100.8
4	4	PCB-4/10	3.04e6	1.58	NO	1.28	1.000	20.16	20.16	1.004	1.004	NO	201.9	112.5-225	0.0257	201.9
5	5	PCB-7/9	1.83e6	1.57	NO	0.976	1.000	21.98	21.94	1.003	1.001	NO	103.3	70-130	0.0224	103.3
6	6	PCB-6			NO	1.02	1.000	22.63		1.032		YES			0.0215	
7	7	PCB-5/8	1.88e6	1.57	NO	1.01	1.000	23.04	23.05	1.051	1.051	NO	102.8	70-130	0.0216	102.8
8	8	PCB-14			NO	1.03	1.000	24.20		0.953		YES			0.0231	
9	9	PCB-11	1.80e6	1.58	NO	1.10	1.000	25.43	25.44	1.001	1.001	NO	93.04	70-130	0.0218	93.04
10	10	PCB-12/13	1.72e6	1.56	NO	1.04	1.000	25.80	25.87	1.015	1.018	NO	93.88		0.0230	93.88
11	11	PCB-15	1.87e6	1.57	NO	1.03	1.000	26.16	26.16	1.030	1.030	NO	102.8		0.0232	102.8
12	12	PCB-19	5.20e5	0.96	NO	0.934	1.000	24.39	24.39	1.001	1.001	NO	47.83	35-65	0.0146	47.83
13	13	PCB-30			NO	1.48	1.000	25.31		1.039		YES			0.00921	
14	14	PCB-18	5.27e5	0.96	NO	0.693	1.000	26.09	26.08	0.953	0.953	NO	46.71		0.0142	46.71
15	15	PCB-17			NO	0.667	1.000	26.26		0.959		YES			0.0148	
16	16	PCB-24/27			NO	0.915	1.000	26.86		0.981		YES			0.0108	
17	17	PCB-16/32			NO	0.792	1.000	27.40		1.001		YES			0.0124	
18	18	PCB-34			NO	0.987	1.000	28.22		0.960		YES			0.0251	
19	19	PCB-23			NO	0.974	1.000	28.31		0.963		YES			0.0254	
20	20	PCB-29			NO	0.953	1.000	28.57		0.972		YES			0.0260	
21	21	PCB-26			NO	1.00	1.000	28.79		0.979		YES			0.0248	
22	22	PCB-25			NO	0.978	1.000	28.96		0.985		YES			0.0253	
23	23	PCB-31	7.84e5	1.03	NO	1.12	1.000	29.31	29.31	0.997	0.997	NO	43.20		0.0221	43.20
24	24	PCB-28	8.35e5	1.04	NO	1.11	1.000	29.43	29.43	1.001	1.001	NO	46.72		0.0224	46.72
25	25	PCB-20/21/33	7.50e5	1.04	NO	1.00	1.000	30.05	30.10	1.022	1.023	NO	46.25	~~46.2~~ 35-65	0.0247	46.25
26	26	PCB-22			NO	1.03	1.000	30.51		1.038		YES			0.0240	
27	27	PCB-36			NO	1.18	1.000	31.17		0.932		YES			0.0242	
28	28	PCB-39			NO	1.08	1.000	31.65		0.947		YES			0.0262	
29	29	PCB-38	7.01e5	1.04	NO	1.13	1.000	32.46	32.44	0.971	0.970	NO	43.26	35-65	0.0252	43.26
30	30	PCB-35	7.22e5	1.04	NO	1.13	1.000	33.00	33.00	0.987	0.987	NO	44.38		0.0251	44.38
31	31	PCB-37	7.69e5	1.04	NO	1.11	1.000	33.46	33.45	1.001	1.001	NO	48.42		0.0257	48.42
32	32	PCB-54	6.50e5	0.72	NO	0.996	1.000	28.26	28.27	1.001	1.001	NO	48.04		0.0251	48.04

Dataset: U:\VG11.PRO\Results\190628K2\190628K2-7.qld

Last Altered: Saturday, June 29, 2019 13:37:23 Pacific Daylight Time
Printed: Saturday, June 29, 2019 13:37:39 Pacific Daylight Time

Name: 190628K2_7, Date: 28-Jun-2019, Time: 22:43:59, ID: SS190628K2-1 PCB 209 SS 19C1113, Description: PCB 209 SS 19C1113

	#	Name	Resp	RA	n/y	RRF	wt/vol	Pred.RT	RT	Pred.RRT	RRT	Check RRT	Conc.	%Rec	DL	EMPC
33	33	PCB-50			NO	0.781	1.000	29.47		1.044		YES		35-65	0.0320	
34	34	PCB-53			NO	0.955	1.000	30.16		0.945		YES			0.0347	
35	35	PCB-51			NO	1.02	1.000	30.52		0.956		YES			0.0324	
36	36	PCB-45			NO	0.808	1.000	30.96		0.970		YES			0.0411	
37	37	PCB-46			NO	0.754	1.000	31.45		0.985		YES			0.0440	
38	38	PCB-52/69	5.31e5	0.73	NO	1.09	1.000	31.96	31.94	1.001	1.001	NO	45.67		0.0304	45.67
39	39	PCB-73			NO	1.29	1.000	32.07		1.005		YES			0.0257	
40	40	PCB-43/49	4.83e5	0.74	NO	0.940	1.000	32.26	32.26	1.011	1.010	NO	48.22		0.0353	48.22
41	41	PCB-47			NO	0.869	1.000	32.45		1.000		YES			0.0359	
42	42	PCB-48/75			NO	1.02	1.000	32.57		1.004		YES			0.0305	
43	43	PCB-65			NO	1.11	1.000	32.85		1.013		YES			0.0282	
44	44	PCB-62			NO	1.07	1.000	32.96		1.016		YES			0.0293	
45	45	PCB-44	4.15e5	0.75	NO	0.761	1.000	33.28	33.28	1.026	1.026	NO	49.06		0.0410	49.06
46	46	PCB-42/59			NO	0.960	1.000	33.51		1.033		YES			0.0325	
47	47	PCB-41/64/71/72			NO	1.08	1.000	34.10		1.051		YES			0.0289	
48	48	PCB-68			NO	1.11	1.000	34.38		1.060		YES			0.0282	
49	49	PCB-40			NO	0.577	1.000	34.61		1.067		YES			0.0542	
50	50	PCB-57	5.94e5	0.73	NO	1.05	1.000	34.97	34.99	0.970	0.970	NO	45.11		0.0274	45.11
51	51	PCB-67			NO	0.993	1.000	35.29		0.979		YES			0.0289	
52	52	PCB-58			NO	1.11	1.000	35.40		0.982		YES			0.0258	
53	53	PCB-63			NO	0.962	1.000	35.57		0.986		YES			0.0299	
54	54	PCB-74	6.18e5	0.73	NO	1.07	1.000	35.86	35.88	0.994	0.995	NO	46.19		0.0270	46.19
55	55	PCB-61/70	6.36e5	0.73	NO	0.986	1.000	36.09	36.11	1.000	1.001	NO	51.40		0.0292	51.40
56	56	PCB-76/66	6.25e5	0.73	NO	1.07	1.000	36.29	36.31	1.006	1.007	NO	46.69		0.0270	46.69
57	57	PCB-80			NO	1.08	1.000	36.54		1.001		YES			0.0244	
58	58	PCB-55			NO	1.07	1.000	36.86		1.010		YES			0.0247	
59	59	PCB-56/60			NO	0.934	1.000	37.39		1.024		YES			0.0283	
60	60	PCB-79	6.23e5	0.75	NO	1.04	1.000	38.48	38.49	1.054	1.054	NO	45.44		0.0253	45.44
61	61	PCB-78	5.44e5	0.73	NO	1.03	1.000	39.20	39.20	0.987	0.987	NO	42.39		0.0286	42.39
62	62	PCB-81	6.21e5	0.72	NO	0.933	1.000	39.73	39.75	1.000	1.001	NO	53.50		0.0317	53.50
63	63	PCB-77	5.96e5	0.73	NO	1.03	1.000	40.37	40.37	1.000	1.000	NO	47.72		0.0301	47.72
64	64	PCB-104	6.58e5	1.50	NO	0.995	1.000	33.13	33.13	1.001	1.001	NO	51.39		0.0165	51.39
65	65	PCB-96			NO	0.996	1.000	34.45		1.041		YES			0.0164	
66	66	PCB-103			NO	0.774	1.000	35.01		1.057		YES			0.0211	
67	67	PCB-100			NO	0.778	1.000	35.38		1.069		YES			0.0211	
68	68	PCB-94			NO	0.773	1.000	35.87		0.986		YES			0.0275	

Dataset: U:\VG11.PRO\Results\190628K2\190628K2-7.qld

Last Altered: Saturday, June 29, 2019 13:37:23 Pacific Daylight Time
Printed: Saturday, June 29, 2019 13:37:39 Pacific Daylight Time

Name: 190628K2_7, Date: 28-Jun-2019, Time: 22:43:59, ID: SS190628K2-1 PCB 209 SS 19C1113, Description: PCB 209 SS 19C1113

	#	Name	Resp	RA	n/y	RRF	wt/vol	Pred.RT	RT	Pred.RRT	RRT	Check RRT	Conc.	%Rec	DL	EMPC
69	69	PCB-95/98/102	4.58e5	1.50	NO	1.01	1.000	36.36	36.40	0.999	1.001	NO	45.45	~~45.4~~ 35.65	0.0210	45.45
70	70	PCB-93			NO	0.841	1.000	36.49		1.003		YES			0.0253	
71	71	PCB-88/91			NO	0.890	1.000	36.82		1.012		YES			0.0239	
72	72	PCB-121			NO	1.39	1.000	36.94		1.015		YES			0.0154	
73	73	PCB-84/92			NO	0.879	1.000	37.77		0.990		YES			0.0252	
74	74	PCB-89			NO	0.959	1.000	37.98		0.996		YES			0.0231	
75	75	PCB-90/101	4.91e5	1.51	NO	0.944	1.000	38.14	38.15	1.000	1.000	NO	53.94		0.0234	53.94
76	76	PCB-113			NO	1.23	1.000	38.41		1.007		YES			0.0180	
77	77	PCB-99	4.95e5	1.51	NO	1.12	1.000	38.51	38.49	1.010	1.009	NO	45.83		0.0198	45.83
78	78	PCB-119			NO	1.47	1.000	38.96		0.987		YES			0.0178	
79	79	PCB-108/112			NO	1.25	1.000	39.13		0.991		YES			0.0210	
80	80	PCB-83			NO	1.55	1.000	39.30		0.996		YES			0.0170	
81	81	PCB-97			NO	1.07	1.000	39.51		1.001		YES			0.0244	
82	82	PCB-86			NO	0.996	1.000	39.64		1.004		YES			0.0264	
83	83	PCB-87/117/125	4.15e5	1.52	NO	1.33	1.000	39.78	39.79	1.008	1.008	NO	37.15	~~37.1~~	0.0197	37.15
84	84	PCB-111/115	5.95e5	1.53	NO	1.60	1.000	39.94	39.96	1.012	1.012	NO	44.34		0.0164	44.34
85	85	PCB-85/116			NO	1.22	1.000	40.07		1.015		YES			0.0216	
86	86	PCB-120			NO	1.68	1.000	40.33		1.022		YES			0.0156	
87	87	PCB-110	5.89e5	1.52	NO	1.49	1.000	40.46	40.48	1.025	1.025	NO	47.34		0.0177	47.34
88	88	PCB-82			NO	0.674	1.000	41.14		0.976		YES			0.0299	
89	89	PCB-124			NO	1.16	1.000	41.85		0.993		YES			0.0173	
90	90	PCB-107/109	5.75e5	1.49	NO	1.17	1.000	42.00	42.15	0.997	1.000	YES	45.67		0.0173	45.67
91	91	PCB-123			NO	1.04	1.000	42.16		1.000		YES			0.0194	
92	92	PCB-106/118	6.17e5	1.52	NO	1.07	1.000	42.36	42.34	1.001	1.000	NO	50.56		0.0181	50.56
93	93	PCB-114	5.16e5	1.58	NO	1.16	1.000	43.02	43.02	1.000	1.000	NO	46.05		0.0229	46.05
94	94	PCB-122			NO	0.973	1.000	43.15		1.003		YES			0.0274	
95	95	PCB-105	5.49e5	1.57	NO	1.10	1.000	43.91	43.91	1.000	1.000	NO	49.49		0.0237	49.49
96	96	PCB-127			NO	1.11	1.000	44.27		1.000		YES			0.0233	
97	97	PCB-126	5.54e5	1.59	NO	1.21	1.000	46.22	46.22	1.000	1.000	NO	48.91		0.0239	48.91
98	98	PCB-155	5.95e5	1.27	NO	0.874	1.000	37.67	37.69	1.000	1.001	NO	56.75		0.0120	56.75
99	99	PCB-150			NO	0.881	1.000	38.97		1.035		YES			0.0119	
100	1...	PCB-152			NO	1.00	1.000	39.46		1.048		YES			0.0104	
101	1...	PCB-145			NO	1.00	1.000	39.93		1.061		YES			0.0105	
102	1...	PCB-136			NO	0.843	1.000	40.26		1.069		YES			0.0124	
103	1...	PCB-148			NO	0.693	1.000	40.37		1.072		YES			0.0151	
104	1...	PCB-154			NO	0.724	1.000	40.88		1.086		YES			0.0145	

Dataset: U:\VG11.PRO\Results\190628K2\190628K2-7.qld

Last Altered: Saturday, June 29, 2019 13:37:23 Pacific Daylight Time
Printed: Saturday, June 29, 2019 13:37:39 Pacific Daylight Time

Name: 190628K2_7, Date: 28-Jun-2019, Time: 22:43:59, ID: SS190628K2-1 PCB 209 SS 19C1113, Description: PCB 209 SS 19C1113

	#	Name	Resp	RA	n/y	RRF	wt/vol	Pred.RT	RT	Pred.RRT	RRT	Check RRT	Conc.	%Rec	DL	EMPC
105	1	PCB-151			NO	0.632	1.000	41.56		1.104		YES		35-65	0.0166	
106	1	PCB-135			NO	0.716	1.000	41.78		1.110		YES			0.0146	
107	1	PCB-144			NO	0.667	1.000	41.87		1.112		YES			0.0157	
108	1	PCB-147			NO	0.661	1.000	42.02		1.116		YES			0.0158	
109	1	PCB-139/149	4.11e5	1.26	NO	0.738	1.000	42.28	42.29	1.123	1.123	NO	46.32		0.0142	46.32
110	1	PCB-140			NO	0.627	1.000	42.49		1.128		YES			0.0167	
111	1	PCB-134/143			NO	0.733	1.000	42.94		0.975		YES			0.0388	
112	1	PCB-131/133			NO	0.790	1.000	43.24		0.982		YES			0.0360	
113	1	PCB-142			NO	0.708	1.000	43.43		0.986		YES			0.0402	
114	1	PCB-146/165			NO	0.959	1.000	43.64		0.990		YES			0.0297	
115	1	PCB-132/161			NO	0.974	1.000	43.89		0.996		YES			0.0292	
116	1	PCB-153	4.28e5	1.21	NO	1.01	1.000	44.08	44.08	1.000	1.000	NO	45.74		0.0281	45.74
117	1	PCB-168			NO	1.02	1.000	44.28		1.005		YES			0.0279	
118	1	PCB-141			NO	0.967	1.000	44.86		1.001		YES			0.0370	
119	1	PCB-137			NO	0.987	1.000	45.23		1.009		YES			0.0363	
120	1	PCB-130			NO	0.840	1.000	45.34		1.012		YES			0.0426	
121	1	PCB-138/163/164	3.71e5	1.19	NO	1.23	1.000	45.72	45.71	1.001	1.000	NO	39.00	~~39.0~~	0.0281	39.00
122	1	PCB-158/160			NO	1.18	1.000	45.98		1.006		YES			0.0293	
123	1	PCB-129			NO	0.819	1.000	46.23		1.012		YES			0.0421	
124	1	PCB-166			NO	1.07	1.000	46.69		0.993		YES			0.0274	
125	1	PCB-159			NO	1.12	1.000	47.03		1.000		YES			0.0262	
126	1	PCB-128/162	4.56e5	1.21	NO	0.851	1.000	47.32	47.34	1.007	1.007	NO	57.57		0.0344	57.57
127	1	PCB-167	5.02e5	1.19	NO	1.04	1.000	47.73	47.73	1.000	1.000	NO	51.80		0.0287	51.80
128	1	PCB-156	4.50e5	1.21	NO	1.06	1.000	49.08	49.08	1.000	1.000	NO	46.22		0.0285	46.22
129	1	PCB-157	5.10e5	1.19	NO	0.978	1.000	49.36	49.34	1.001	1.000	NO	56.38		0.0300	56.38
130	1	PCB-169	4.53e5	1.19	NO	1.11	1.000	51.62	51.62	1.000	1.000	NO	45.69		0.0288	45.69
131	1	PCB-188	5.49e5	1.03	NO	1.19	1.000	43.72	43.70	1.001	1.000	NO	52.22		0.0289	52.22
132	1	PCB-184			NO	1.17	1.000	44.17		1.011		YES			0.0295	
133	1	PCB-179			NO	1.18	1.000	44.96		1.029		YES			0.0293	
134	1	PCB-176			NO	1.16	1.000	45.45		1.041		YES			0.0297	
135	1	PCB-186			NO	1.22	1.000	46.07		1.055		YES			0.0283	
136	1	PCB-178	3.71e5	1.03	NO	0.830	1.000	46.59	46.58	1.067	1.066	NO	50.70		0.0415	50.70
137	1	PCB-175			NO	0.849	1.000	46.95		1.075		YES			0.0406	
138	1	PCB-182/187	4.09e5	1.05	NO	0.960	1.000	47.12	47.11	1.079	1.079	NO	48.37		0.0359	48.37
139	1	PCB-183			NO	0.957	1.000	47.44		1.086		YES			0.0360	
140	1	PCB-185			NO	1.32	1.000	48.14		0.956		YES			0.0413	

Dataset: U:\VG11.PRO\Results\190628K2\190628K2-7.qld

Last Altered: Saturday, June 29, 2019 13:37:23 Pacific Daylight Time
Printed: Saturday, June 29, 2019 13:37:39 Pacific Daylight Time

7/2/19
DB for HC

Name: 190628K2_7, Date: 28-Jun-2019, Time: 22:43:59, ID: SS190628K2-1 PCB 209 SS 19C1113, Description: PCB 209 SS 19C1113

	#	Name	Resp	RA	n/y	RRF	wt/vol	Pred.RT	RT	Pred.RRT	RRT	Check RRT	Conc.	%Rec	DL	EMPC
141	1...	PCB-174	3.54e5	1.02	NO	1.22	1.000	48.52	48.51	0.963	0.963	NO	48.94	75/65	0.0448	48.94
142	1...	PCB-181			NO	1.41	1.000	48.63		0.965		YES			0.0386	
143	1...	PCB-177			NO	1.24	1.000	48.80		0.969		YES			0.0440	
144	1...	PCB-171			NO	1.24	1.000	49.11		0.975		YES			0.0439	
145	1...	PCB-173			NO	1.14	1.000	49.54		0.983		YES			0.0478	
146	1...	PCB-172			NO	1.31	1.000	50.00		0.992		YES			0.0417	
147	1...	PCB-192			NO	1.70	1.000	50.20		0.996		YES			0.0321	
148	1...	PCB-180	4.20e5	1.04	NO	1.32	1.000	50.41	50.40	1.000	1.000	NO	53.57		0.0413	53.57
149	1...	PCB-193			NO	1.54	1.000	50.62		1.005		YES			0.0354	
150	1...	PCB-191			NO	1.57	1.000	50.88		1.010		YES			0.0347	
151	1...	PCB-170	3.41e5	1.03	NO	1.36	1.000	52.06	52.05	1.000	1.000	NO	49.08		0.0437	49.08
152	1...	PCB-190			NO	1.84	1.000	52.24		1.004		YES			0.0323	
153	1...	PCB-189	4.62e5	1.05	NO	1.33	1.000	53.74	53.74	1.000	1.000	NO	49.88		0.0293	49.88
154	1...	PCB-202	4.71e5	0.88	NO	1.02	1.000	49.31	49.29	1.001	1.000	NO	51.01		0.0120	51.01
155	1...	PCB-201			NO	0.915	1.000	49.78		1.010		YES			0.0135	
156	1...	PCB-204			NO	0.979	1.000	49.95		1.014		YES			0.0126	
157	1...	PCB-197			NO	0.979	1.000	50.24		1.020		YES			0.0126	
158	1...	PCB-200	4.31e5	0.89	NO	0.954	1.000	51.19	51.20	1.039	1.039	NO	50.08		0.0129	50.08
159	1...	PCB-198			NO	0.748	1.000	52.73		1.070		YES			0.0165	
160	1...	PCB-199			NO	0.706	1.000	52.85		1.073		YES			0.0174	
161	1...	PCB-196/203	3.40e5	0.90	NO	0.785	1.000	53.15	53.15	1.079	1.079	NO	48.11		0.0157	48.11
162	1...	PCB-195	3.16e5	0.89	NO	1.03	1.000	54.43	54.42	0.984	0.984	NO	50.55		0.0291	50.55
163	1...	PCB-194	3.30e5	0.90	NO	1.16	1.000	55.33	55.33	1.000	1.000	NO	47.12		0.0260	47.12
164	1...	PCB-205	4.27e5	0.89	NO	1.40	1.000	55.59	55.60	1.005	1.005	NO	50.40		0.0214	50.40
165	1...	PCB-208	3.53e5	1.33	NO	0.934	1.000	54.58	54.58	1.000	1.000	NO	48.48		0.0226	48.48
166	1...	PCB-207			NO	0.912	1.000	54.90		1.006		YES			0.0231	
167	1...	PCB-206	2.62e5	1.30	NO	0.987	1.000	56.86	56.86	1.000	1.000	NO	47.02		0.0285	47.02
168	1...	PCB-209	3.46e5	1.18	NO	0.943	1.000	58.06	58.08	1.000	1.000	NO	51.82		0.00500	51.82
169	1...	13C-PCB-1	1.96e6	3.06	NO	1.08	1.000	15.99	16.00	0.612	0.612	NO	98.48	98.5	0.0563	
170	1...	13C-PCB-3	2.01e6	3.04	NO	1.09	1.000	18.69	18.69	0.715	0.715	NO	99.62	99.6	0.0556	
171	1...	13C-PCB-4	1.18e6	1.59	NO	0.640	1.000	20.07	20.08	0.768	0.768	NO	99.76	99.8	0.0380	
172	1...	13C-PCB-9	1.81e6	1.60	NO	0.995	1.000	21.92	21.92	0.839	0.839	NO	98.50	98.5	0.0245	
173	1...	13C-PCB-11	1.77e6	1.61	NO	0.971	1.000	25.42	25.41	0.973	0.972	NO	98.49	98.5	0.0251	
174	1...	13C-PCB-19	1.16e6	1.03	NO	0.637	1.000	24.36	24.36	0.932	0.932	NO	98.74	98.7	0.314	
175	1...	13C-PCB-32	1.63e6	1.03	NO	0.910	1.000	27.38	27.38	1.047	1.047	NO	96.77	96.8	0.220	
176	1...	13C-PCB-28	1.62e6	0.99	NO	1.07	1.000	29.41	29.41	1.004	1.004	NO	102.4	102	0.281	

Dataset: U:\VG11.PRO\Results\190628K2\190628K2-7.qld

Last Altered: Saturday, June 29, 2019 13:37:23 Pacific Daylight Time
Printed: Saturday, June 29, 2019 13:37:39 Pacific Daylight Time

Name: 190628K2_7, Date: 28-Jun-2019, Time: 22:43:59, ID: SS190628K2-1 PCB 209 SS 19C1113, Description: PCB 209 SS 19C1113

	#	Name	Resp	RA	n/y	RRF	wt/vol	Pred.RT	RT	Pred.RRT	RRT	Check RRT	Conc.	%Rec	DL	EMPC
177	1	13C-PCB-37	1.44e6	1.00	NO	0.959	1.000	33.43	33.43	1.141	1.141	NO	101.4	101	0.313	
178	1	13C-PCB-54	1.36e6	0.75	NO	1.10	1.000	28.23	28.24	0.756	0.756	NO	98.57	98.6	0.0541	
179	1	13C-PCB-52	1.06e6	0.78	NO	0.844	1.000	31.91	31.92	0.854	0.855	NO	100.4	100	0.0704	
180	1	13C-PCB-47	1.11e6	0.78	NO	0.893	1.000	32.43	32.44	0.868	0.868	NO	99.14	99.1	0.0665	
181	1	13C-PCB-70	1.26e6	0.78	NO	1.01	1.000	36.07	36.07	0.966	0.966	NO	99.23	99.2	0.0590	
182	1	13C-PCB-80	1.31e6	0.77	NO	1.05	1.000	36.51	36.52	0.977	0.978	NO	99.87	99.9	0.0568	
183	1	13C-PCB-81	1.24e6	0.77	NO	0.985	1.000	39.72	39.72	1.063	1.063	NO	100.6	101	0.0603	
184	1	13C-PCB-77	1.21e6	0.81	NO	0.958	1.000	40.33	40.35	1.080	1.080	NO	100.4	100	0.0620	
185	1	13C-PCB-104	1.29e6	1.60	NO	1.10	1.000	33.10	33.11	0.829	0.829	NO	99.39	99.4	0.0288	
186	1	13C-PCB-95	9.93e5	1.62	NO	0.852	1.000	36.37	36.39	0.911	0.911	NO	98.70	98.7	0.0370	
187	1	13C-PCB-101	9.65e5	1.61	NO	0.814	1.000	38.12	38.14	0.955	0.955	NO	100.4	100	0.0388	
188	1	13C-PCB-97	8.38e5	1.60	NO	0.709	1.000	39.47	39.48	0.989	0.989	NO	100.0	100	0.0445	
189	1	13C-PCB-123	1.08e6	1.61	NO	0.922	1.000	42.12	42.14	1.055	1.055	NO	99.15	99.1	0.0342	
190	1	13C-PCB-118	1.14e6	1.58	NO	0.975	1.000	42.32	42.32	1.060	1.060	NO	99.01	99.0	0.0324	
191	1	13C-PCB-114	9.64e5	1.57	NO	1.52	1.000	43.02	43.00	0.910	0.909	NO	95.80	95.8	0.0533	
192	1	13C-PCB-105	1.01e6	1.55	NO	1.58	1.000	43.89	43.89	0.928	0.928	NO	96.05	96.0	0.0512	
193	1	13C-PCB-127	1.03e6	1.56	NO	1.62	1.000	44.23	44.25	0.935	0.936	NO	95.77	95.8	0.0500	
194	1	13C-PCB-126	9.34e5	1.57	NO	1.45	1.000	46.20	46.20	0.977	0.977	NO	97.55	97.5	0.0561	
195	1	13C-PCB-155	1.20e6	1.28	NO	1.03	1.000	37.65	37.65	0.943	0.943	NO	99.08	99.1	0.0115	
196	1	13C-PCB-153	9.25e5	1.24	NO	1.42	1.000	44.04	44.06	0.931	0.932	NO	98.14	98.1	0.0601	
197	1	13C-PCB-141	7.48e5	1.25	NO	1.14	1.000	44.81	44.82	0.947	0.948	NO	98.89	98.9	0.0749	
198	1	13C-PCB-138	7.77e5	1.24	NO	1.18	1.000	45.69	45.69	0.966	0.966	NO	99.38	99.4	0.0726	
199	1	13C-PCB-159	9.32e5	1.25	NO	1.43	1.000	47.01	47.01	0.994	0.994	NO	98.19	98.2	0.0597	
200	2	13C-PCB-167	9.29e5	1.27	NO	1.42	1.000	47.71	47.71	1.009	1.009	NO	98.54	98.5	0.0601	
201	2	13C-PCB-156	9.22e5	1.28	NO	1.40	1.000	49.04	49.06	1.037	1.037	NO	99.60	99.6	0.0613	
202	2	13C-PCB-157	9.26e5	1.31	NO	1.41	1.000	49.32	49.33	1.043	1.043	NO	99.38	99.4	0.0609	
203	2	13C-PCB-169	8.95e5	1.25	NO	1.35	1.000	51.60	51.60	1.091	1.091	NO	100.4	100	0.0636	
204	2	13C-PCB-188	8.81e5	0.46	NO	1.46	1.000	43.66	43.68	0.927	0.927	NO	94.37	94.4	0.0454	
205	2	13C-PCB-180	5.93e5	0.46	NO	0.932	1.000	50.37	50.39	1.069	1.070	NO	99.77	99.8	0.0712	
206	2	13C-PCB-170	5.11e5	0.45	NO	0.796	1.000	52.03	52.03	1.104	1.105	NO	100.6	101	0.0834	
207	2	13C-PCB-189	6.95e5	0.44	NO	1.09	1.000	53.72	53.72	1.140	1.140	NO	99.84	99.8	0.0609	
208	2	13C-PCB-202	9.02e5	0.96	NO	1.45	1.000	49.27	49.27	1.042	1.042	NO	97.44	97.4	0.0319	
209	2	13C-PCB-194	6.05e5	0.86	NO	0.714	1.000	55.31	55.31	0.995	0.995	NO	96.92	96.9	0.0485	
210	2	13C-PCB-208	7.80e5	0.76	NO	0.896	1.000	54.57	54.56	0.982	0.982	NO	99.51	99.5	0.0437	
211	2	13C-PCB-206	5.65e5	0.80	NO	0.653	1.000	56.85	56.85	1.023	1.023	NO	98.96	99.0	0.0600	
212	2	13C-PCB-209	7.07e5	1.19	NO	0.806	1.000	58.07	58.06	1.045	1.044	NO	100.4	100	0.00637	

Dataset: U:\VG11.PRO\Results\190628K2\190628K2-7.qld

Last Altered: Saturday, June 29, 2019 13:37:23 Pacific Daylight Time
Printed: Saturday, June 29, 2019 13:37:39 Pacific Daylight Time

Name: 190628K2_7, Date: 28-Jun-2019, Time: 22:43:59, ID: SS190628K2-1 PCB 209 SS 19C1113, Description: PCB 209 SS 19C1113

	#	Name	Resp	RA	n/y	RRF	wt/vol	Pred.RT	RT	Pred.RRT	RRT	Check RRT	Conc.	%Rec	DL	EMPC
213	2...	13C-PCB-15	1.85e6	1.59	NO	1.00	1.000	26.14	26.14	1.000	0.000	NO	100.0	100	0.0243	
214	2...	13C-PCB-31	1.48e6	0.97	NO	1.00	1.000	29.30	29.30	1.000	0.000	NO	100.0	100	0.300	
215	2...	13C-PCB-60	1.26e6	0.76	NO	1.00	1.000	37.37	37.35	1.000	0.000	NO	100.0	100	0.0594	
216	2...	13C-PCB-111	1.18e6	1.61	NO	1.00	1.000	39.94	39.92	1.000	0.000	NO	100.0	100	0.0316	
217	2...	13C-PCB-128	6.62e5	1.26	NO	1.00	1.000	47.32	47.30	1.000	0.000	NO	100.0	100	0.0856	
218	2...	13C-PCB-182	6.38e5	0.45	NO	1.00	1.000	47.13	47.11	0.000	0.000	NO	100.0	100	0.0664	
219	2...	13C-PCB-205	8.75e5	0.91	NO	1.00	1.000	55.60	55.59	1.000	0.000	NO	100.0	100	0.0346	
220	2...	13C-PCB-79	1.34e6	0.76	NO	1.03	1.000	38.45	38.45	1.029	1.029	NO	103.2	103	0.0576	
221	2...	13C-PCB-178	5.92e5	0.45	NO	0.875	1.000	46.56	46.56	0.988	0.988	NO	102.2	102	0.0727	
222	2...	13C-PCB-79	1.34e6	0.76	NO	1.05	1.000	38.45	38.45	0.968	0.968	NO	102.9	103	0.0588	
223	2...	13C-PCB-178	5.92e5	0.45	NO	0.975	1.000	46.58	46.56	0.924	0.924	NO	102.4	102	0.0765	

Vista Analytical Laboratory VG-11

Dataset: Untitled

Last Altered: Saturday, June 29, 2019 13:14:13 Pacific Daylight Time
Printed: Saturday, June 29, 2019 13:19:29 Pacific Daylight Time

Method: U:\VG11.PRO\MethDB\PCB-209_ZB1_6-28-19.mdb 28 Jun 2019 14:45:02
Calibration: U:\VG11.PRO\CurveDB\db1_PCBvg11-6-28-19.cdb 29 Jun 2019 12:47:57

Name: 190628K2_7, Date: 28-Jun-2019, Time: 22:43:59, ID: SS190628K2-1 PCB 209 SS 19C1113, Description: PCB 209 SS 19C1113

PCB-1

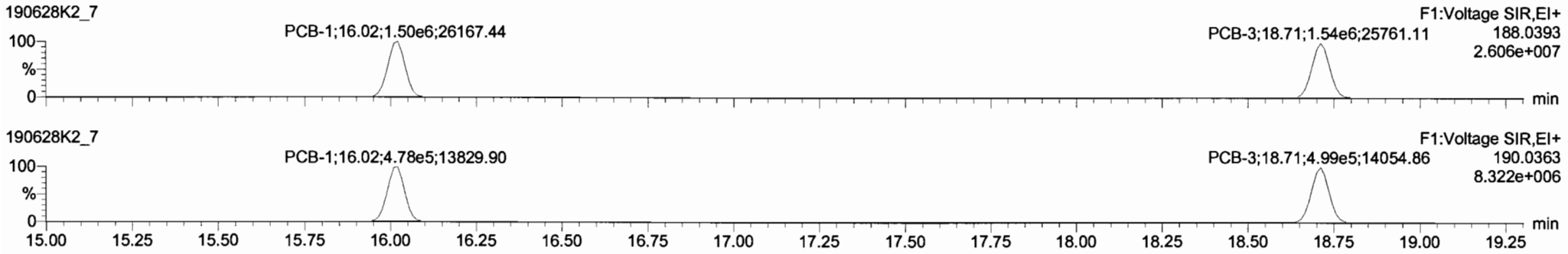

13C-PCB-1

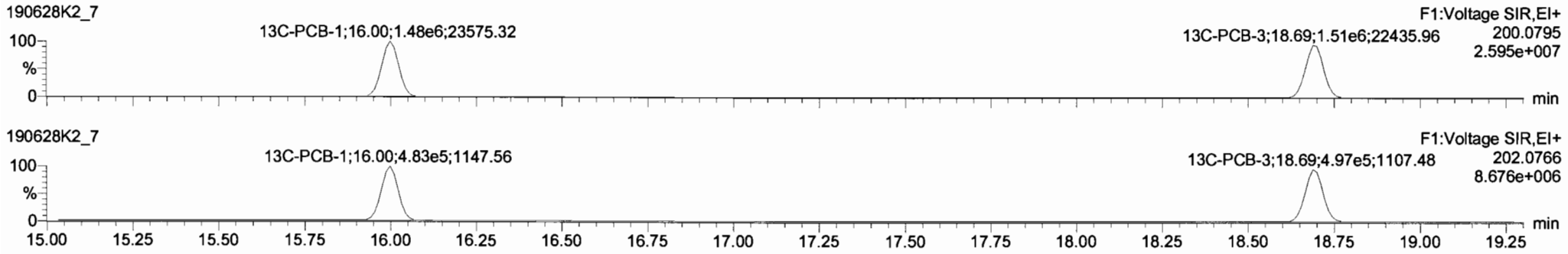

PFK1

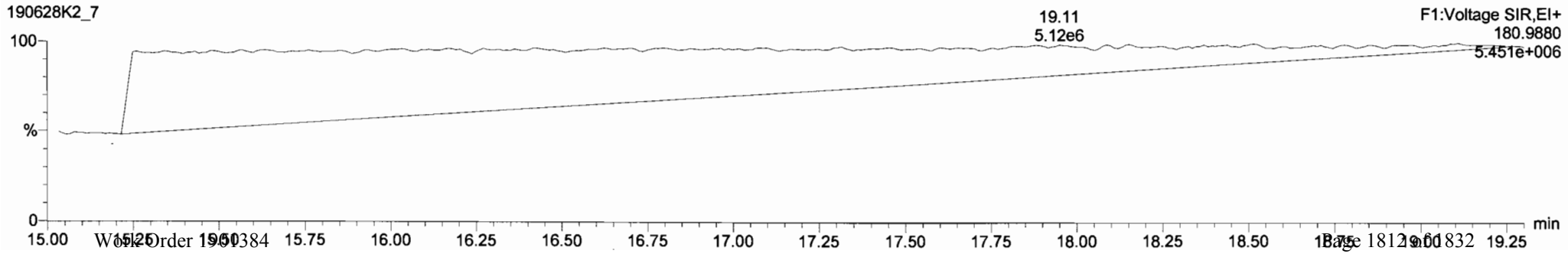

Dataset: Untitled

Last Altered: Saturday, June 29, 2019 13:14:13 Pacific Daylight Time
Printed: Saturday, June 29, 2019 13:19:29 Pacific Daylight Time

Name: 190628K2_7, Date: 28-Jun-2019, Time: 22:43:59, ID: SS190628K2-1 PCB 209 SS 19C1113, Description: PCB 209 SS 19C1113

PCB-4/10

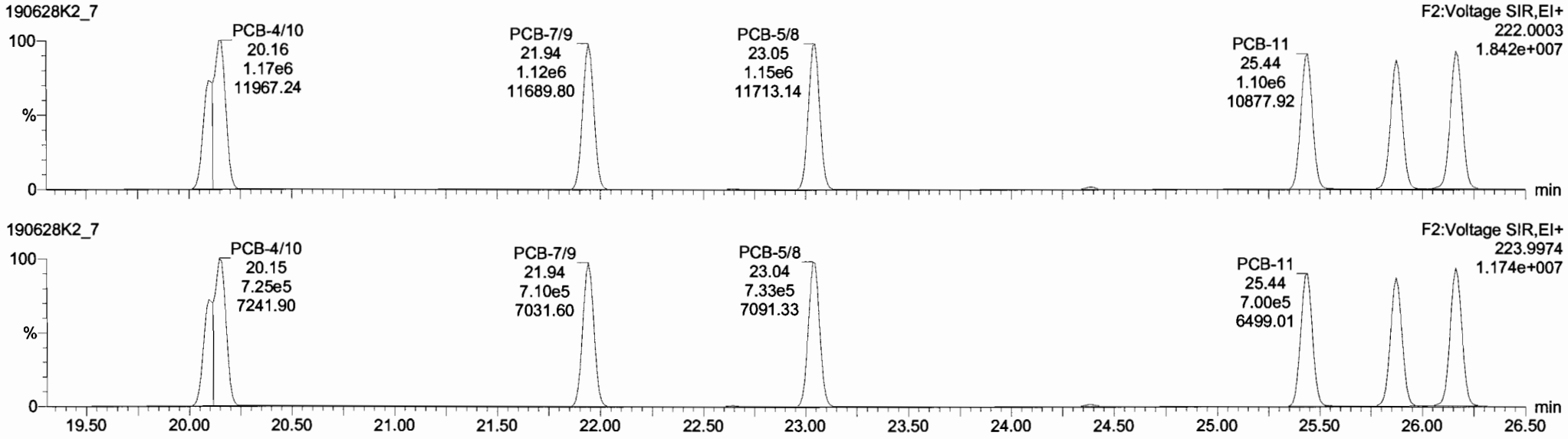

13C-PCB-4

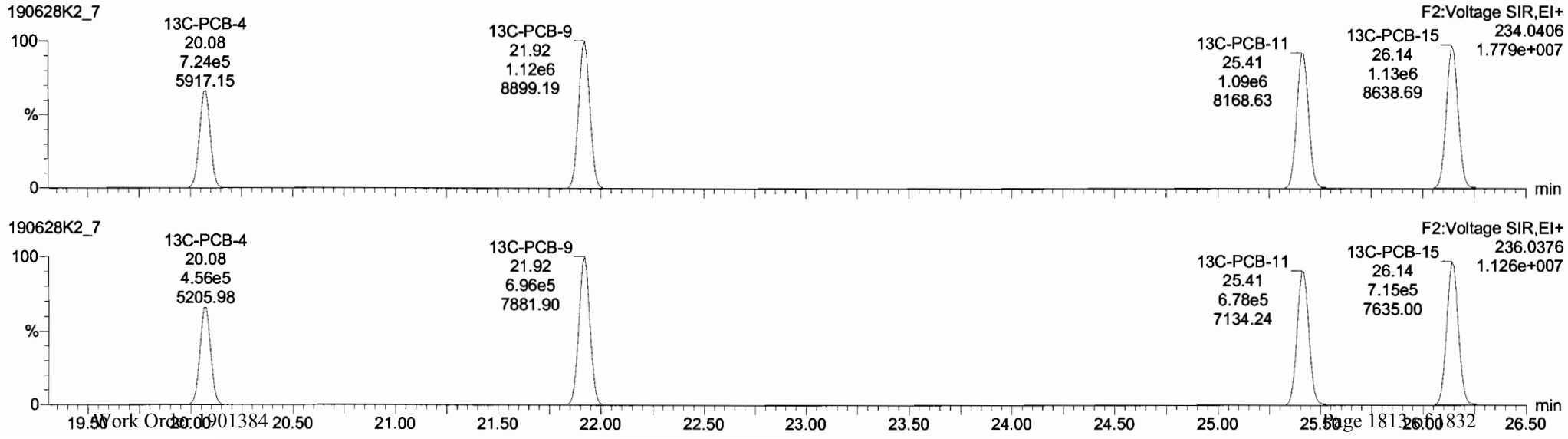

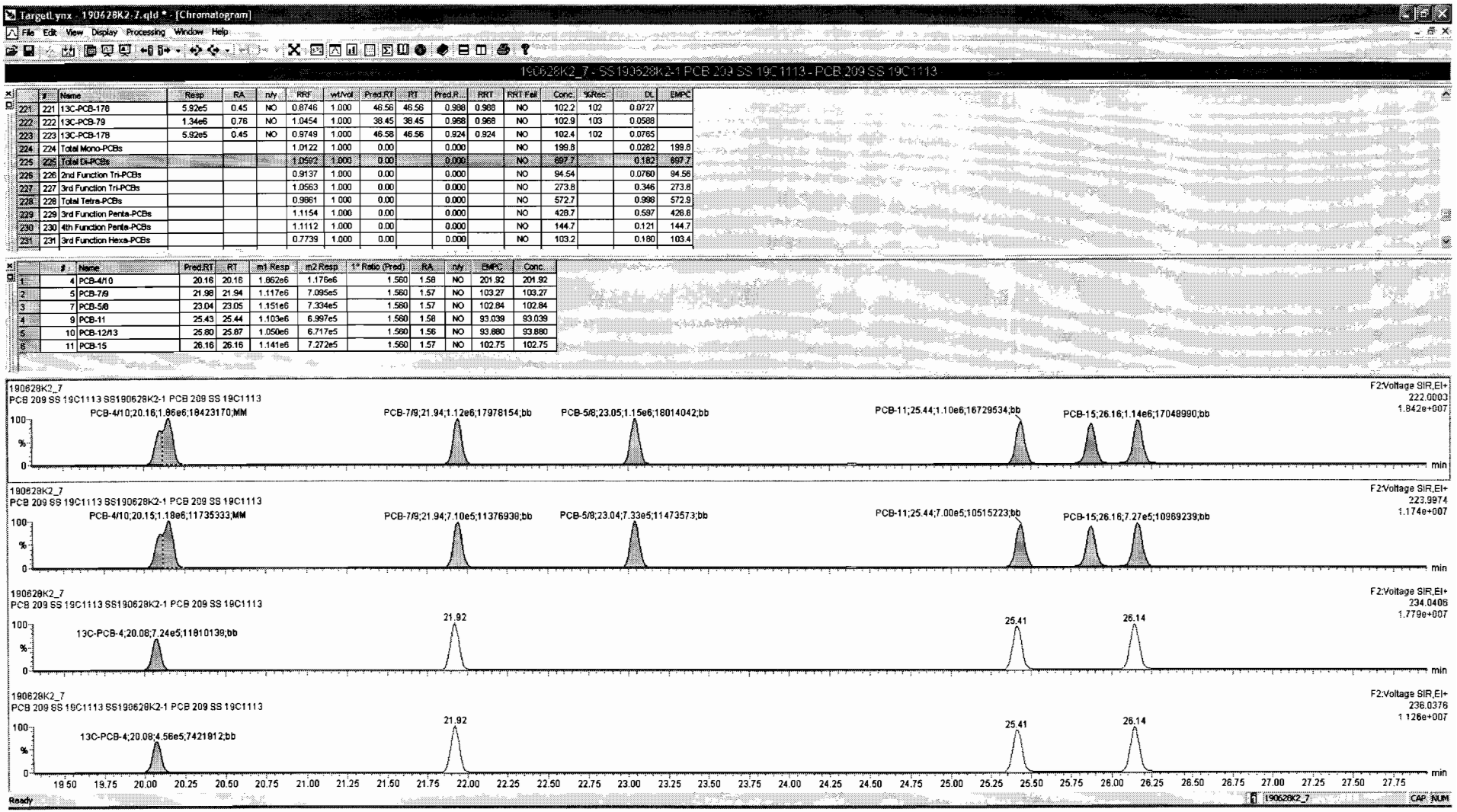
TargetLynx - 190628K2_7.qld * - [Chromatogram]
File Edit View Display Processing Window Help
190628K2_7 - SS190628K2-1 PCB 209 SS 19C1113 - PCB 209 SS 19C1113
Name Resp RA n/y RRF wt/vol Pred.RT RT Pred.R... RRT RRT Fail Conc. %Rec DL EMPC
221 221 13C-PCB-178 5.92e5 0.45 NO 0.8746 1.000 46.56 46.56 0.988 0.988 NO 102.2 102 0.0727
222 222 13C-PCB-79 1.34e6 0.76 NO 1.0454 1.000 38.45 38.45 0.968 0.968 NO 102.9 103 0.0588
223 223 13C-PCB-178 5.92e5 0.45 NO 0.9749 1.000 46.58 46.56 0.924 0.924 NO 102.4 102 0.0765
224 224 Total Mono-PCBs 1.0122 1.000 0.00 0.000 NO 199.8 0.0262 199.8
225 225 Total Di-PCBs 1.0592 1.000 0.00 0.000 NO 697.7 0.182 697.7
226 226 2nd Function Tri-PCBs 0.9137 1.000 0.00 0.000 NO 94.54 0.0760 94.56
227 227 3rd Function Tri-PCBs 1.0563 1.000 0.00 0.000 NO 273.8 0.346 273.8
228 228 Total Tetra-PCBs 0.9861 1.000 0.00 0.000 NO 572.7 0.998 572.9
229 229 3rd Function Penta-PCBs 1.1154 1.000 0.00 0.000 NO 426.7 0.597 426.8
230 230 4th Function Penta-PCBs 1.1112 1.000 0.00 0.000 NO 144.7 0.121 144.7
231 231 3rd Function Hexa-PCBs 0.7739 1.000 0.00 0.000 NO 103.2 0.180 103.4
Name Pred.RT RT m1 Resp m2 Resp 1° Ratio (Pred) RA n/y EMPC Conc.
1 4 PCB-4/10 20.16 20.16 1.862e6 1.176e6 1.560 1.58 NO 201.92 201.92
2 5 PCB-7/9 21.98 21.94 1.117e6 7.095e5 1.560 1.57 NO 103.27 103.27
3 7 PCB-5/8 23.04 23.05 1.151e6 7.334e5 1.560 1.57 NO 102.84 102.84
4 9 PCB-11 25.43 25.44 1.103e6 6.997e5 1.560 1.58 NO 93.039 93.039
5 10 PCB-12/13 25.80 25.87 1.050e6 6.717e5 1.560 1.56 NO 93.880 93.880
6 11 PCB-15 26.16 26.16 1.141e6 7.272e5 1.560 1.57 NO 102.75 102.75
190628K2_7
PCB 209 SS 19C1113 SS190628K2-1 PCB 209 SS 19C1113
F2:Voltage SIR,EI+
222.0003
1.842e+007
PCB-4/10;20.16;1.86e6;18423170;MM
PCB-7/9;21.94;1.12e6;17978154;bb
PCB-5/8;23.05;1.15e6;18014042;bb
PCB-11;25.44;1.10e6;16729534;bb
PCB-15;26.16;1.14e6;17048990;bb
F2:Voltage SIR,EI+
223.9974
1.174e+007
PCB-4/10;20.15;1.18e6;11735333;MM
PCB-7/9;21.94;7.10e5;11376938;bb
PCB-5/8;23.04;7.33e5;11473573;bb
PCB-11;25.44;7.00e5;10515223;bb
PCB-15;26.16;7.27e5;10969239;bb
F2:Voltage SIR,EI+
234.0406
1.779e+007
13C-PCB-4;20.08;7.24e5;11810139;bb
21.92
25.41
26.14
F2:Voltage SIR,EI+
236.0376
1.126e+007
13C-PCB-4;20.08;4.56e5;7421912;bb
21.92
25.41
26.14
100
%
0
min
19.50 19.75 20.00 20.25 20.50 20.75 21.00 21.25 21.50 21.75 22.00 22.25 22.50 22.75 23.00 23.25 23.50 23.75 24.00 24.25 24.50 24.75 25.00 25.25 25.50 25.75 26.00 26.25 26.50 26.75 27.00 27.25 27.50 27.75
Ready
190628K2_7
CAP NUM

Dataset: Untitled

Last Altered: Saturday, June 29, 2019 13:14:13 Pacific Daylight Time
Printed: Saturday, June 29, 2019 13:19:29 Pacific Daylight Time

Name: 190628K2_7, Date: 28-Jun-2019, Time: 22:43:59, ID: SS190628K2-1 PCB 209 SS 19C1113, Description: PCB 209 SS 19C1113

PCB-19

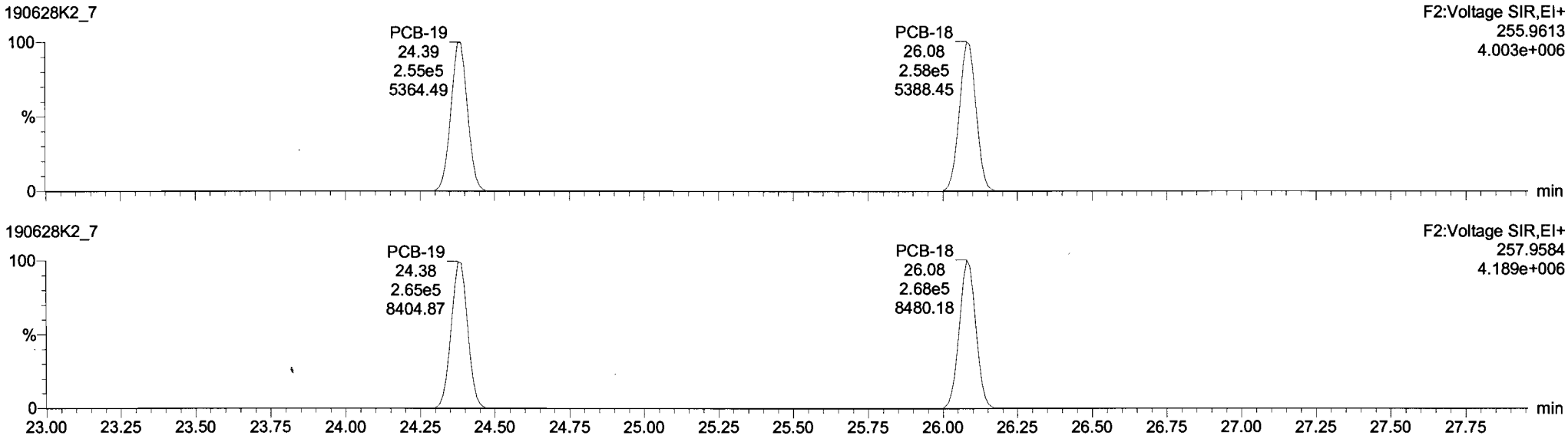

13C-PCB-19

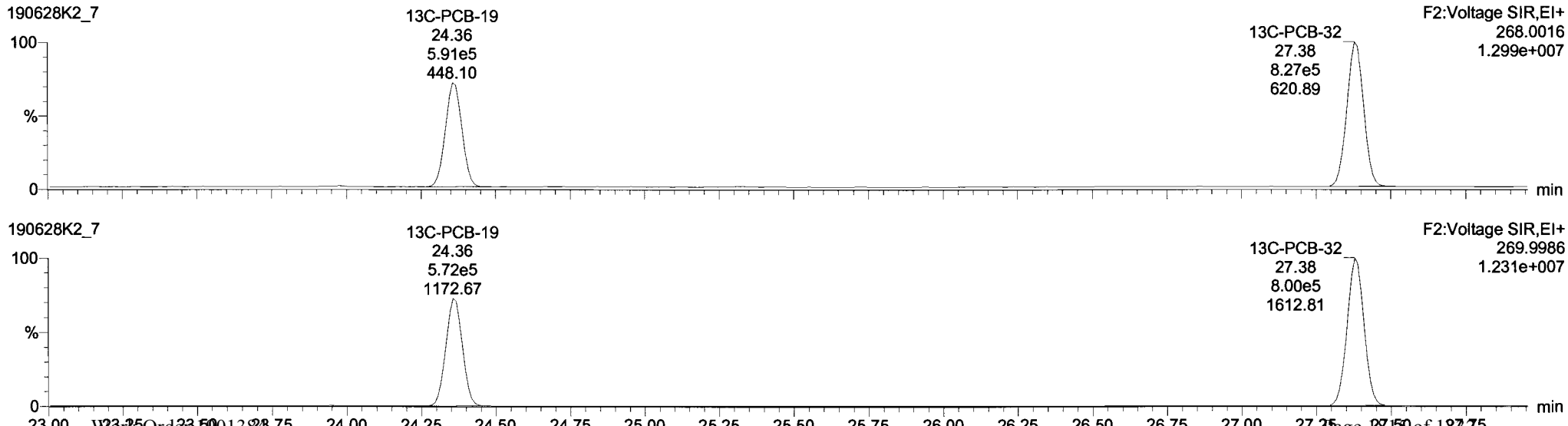

Dataset: Untitled

Last Altered: Saturday, June 29, 2019 13:14:13 Pacific Daylight Time
Printed: Saturday, June 29, 2019 13:19:29 Pacific Daylight Time

Name: 190628K2_7, Date: 28-Jun-2019, Time: 22:43:59, ID: SS190628K2-1 PCB 209 SS 19C1113, Description: PCB 209 SS 19C1113

PCB-34

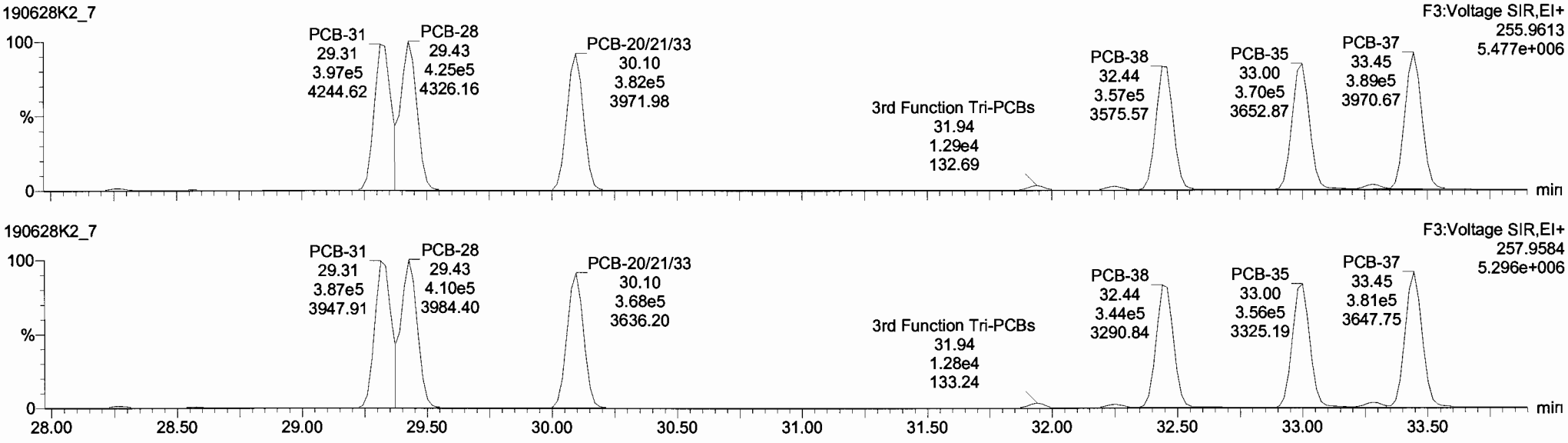

13C-PCB-28

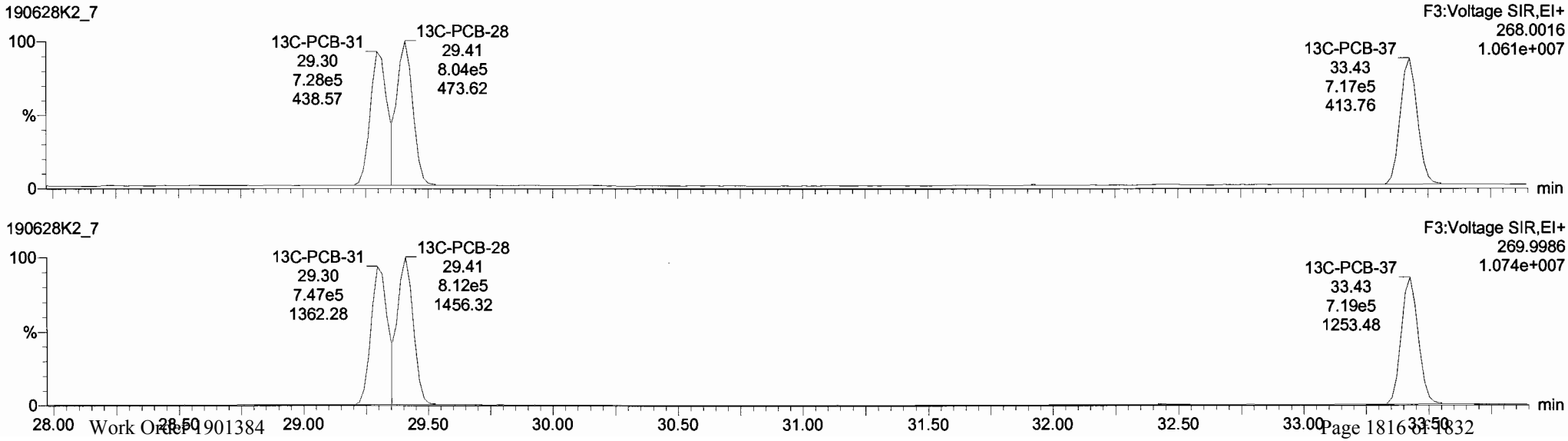

Target1.ynx - 190628K2-7.qld * - [Chromatogram]

File Edit View Display Processing Window Help

190628K2_7 - SS190628K2-1 PCB 209 SS 19C1113 - PCB 209 SS 19C1113

	#	Name	Resp	RA	n/y	RRF	wt/vol	Pred RT	RT	Pred R...	RRT	RRT Fail	Conc	%Rec	DL	EMPC
221	221	13C-PCB-178	5.92e5	0.45	NO	0.8746	1.000	46.56	46.56	0.988	0.988	NO	102.2	102	0.0727	
222	222	13C-PCB-79	1.34e6	0.76	NO	1.0454	1.000	36.45	36.45	0.968	0.968	NO	102.9	103	0.0568	
223	223	13C-PCB-178	5.92e5	0.45	NO	0.9749	1.000	46.56	46.56	0.924	0.924	NO	102.4	102	0.0765	
224	224	Total Mono-PCBs				1.0122	1.000	0.00		0.000		NO	199.8		0.0262	199.8
225	225	Total Di-PCBs				1.0592	1.000	0.00		0.000		NO	697.7		0.182	697.7
226	226	2nd Function Tri-PCBs				0.9137	1.000	0.00		0.000		NO	94.54		0.0760	94.54
227	227	3rd Function Tri-PCBs				1.0563	1.000	0.00		0.000		NO	272.2		0.346	272.2
228	228	Total Tetra-PCBs				0.9861	1.000	0.00		0.000		NO	572.7		0.998	572.9
229	229	3rd Function Penta-PCBs				1.1154	1.000	0.00		0.000		NO	428.7		0.597	428.8
230	230	4th Function Penta-PCBs				1.1112	1.000	0.00		0.000		NO	144.7		0.121	144.7
231	231	3rd Function Hexa-PCBs				0.7739	1.000	0.00		0.000		NO	103.2		0.180	103.4

	#	Name	Pred RT	RT	m1 Resp	m2 Resp	1st Ratio (Pred)	RA	n/y	EMPC	Conc
1	23	PCB-31	29.31	29.31	3.972e5	3.867e5	1.040	1.03	NO	43.205	43.205
2	24	PCB-28	29.43	29.43	4.250e5	4.097e5	1.040	1.04	NO	46.723	46.723
3	25	PCB-20/21/33	30.05	30.10	3.816e5	3.681e5	1.040	1.04	NO	46.246	46.246
4	29	PCB-36	32.46	32.44	3.574e5	3.439e5	1.040	1.04	NO	43.258	43.258
5	30	PCB-35	33.00	33.00	3.685e5	3.534e5	1.040	1.04	NO	44.382	44.382
6	31	PCB-37	33.46	33.45	3.920e5	3.774e5	1.040	1.04	NO	48.420	48.420

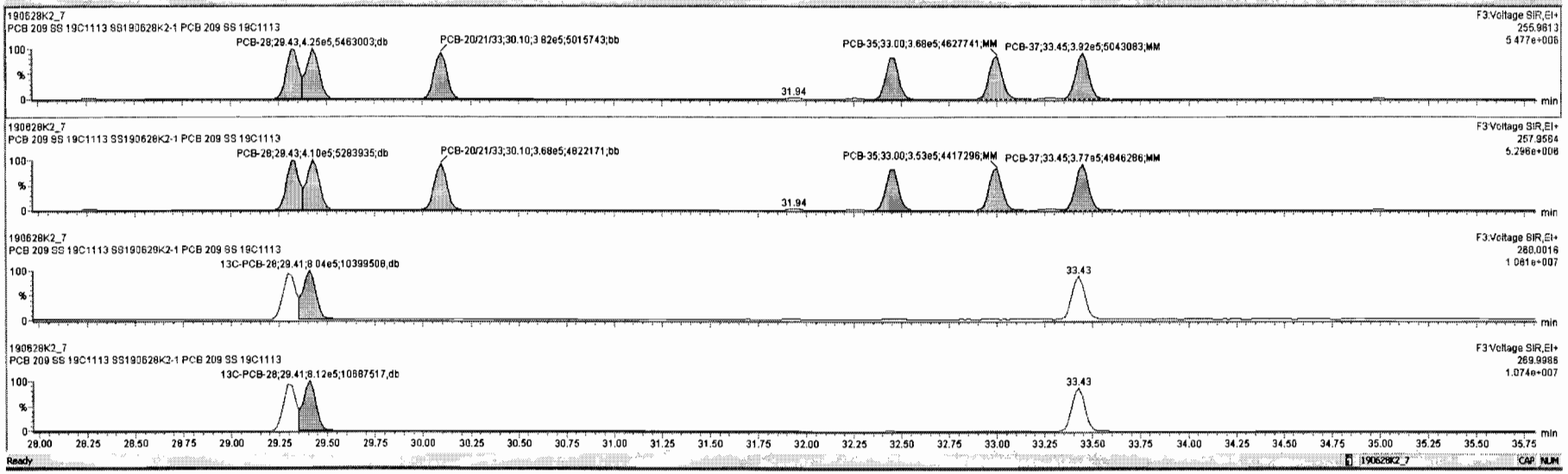

Ready 190628K2_7 CAP NUM

Vista Analytical Laboratory VG-11

Dataset: Untitled

Last Altered: Saturday, June 29, 2019 13:14:13 Pacific Daylight Time
Printed: Saturday, June 29, 2019 13:19:29 Pacific Daylight Time

Name: 190628K2_7, Date: 28-Jun-2019, Time: 22:43:59, ID: SS190628K2-1 PCB 209 SS 19C1113, Description: PCB 209 SS 19C1113

PCB-54

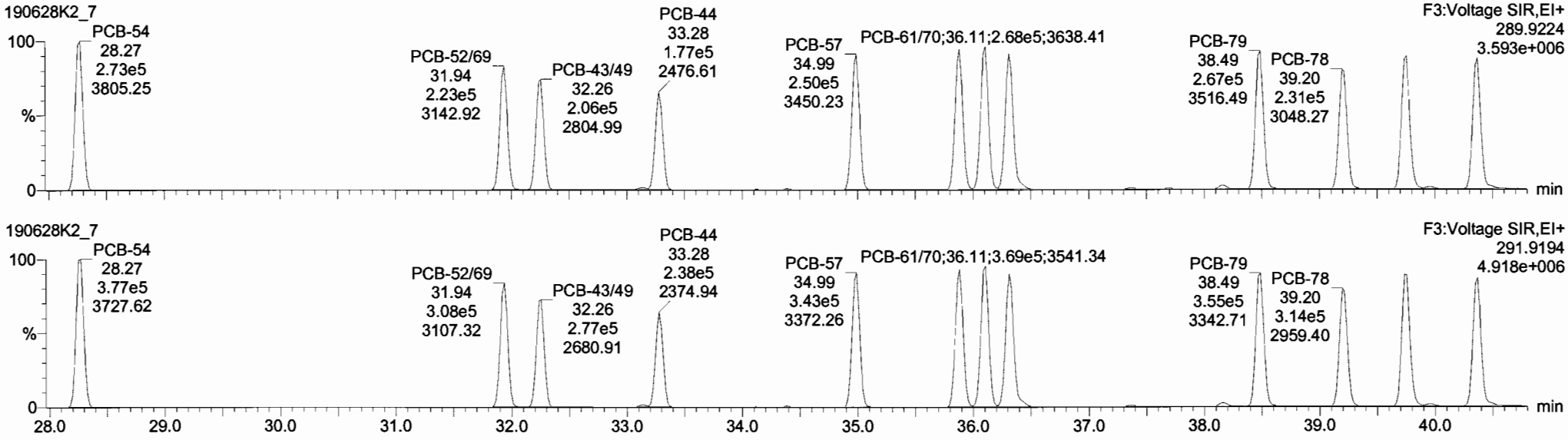

13C-PCB-54

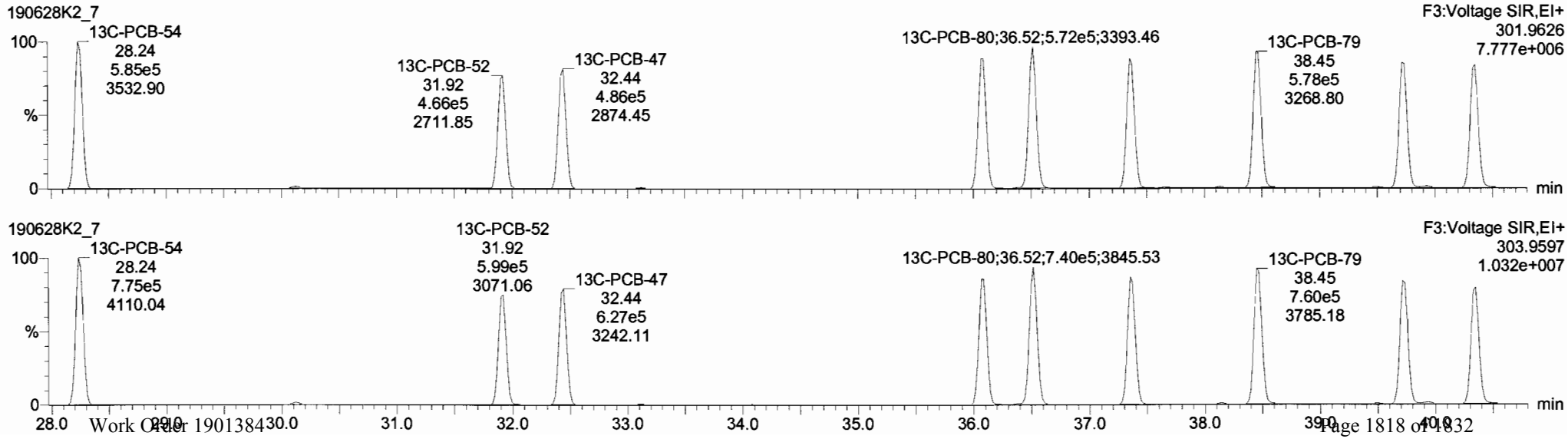

Dataset: Untitled

Last Altered: Saturday, June 29, 2019 13:14:13 Pacific Daylight Time
Printed: Saturday, June 29, 2019 13:19:29 Pacific Daylight Time

Name: 190628K2_7, Date: 28-Jun-2019, Time: 22:43:59, ID: SS190628K2-1 PCB 209 SS 19C1113, Description: PCB 209 SS 19C1113

PCB-50

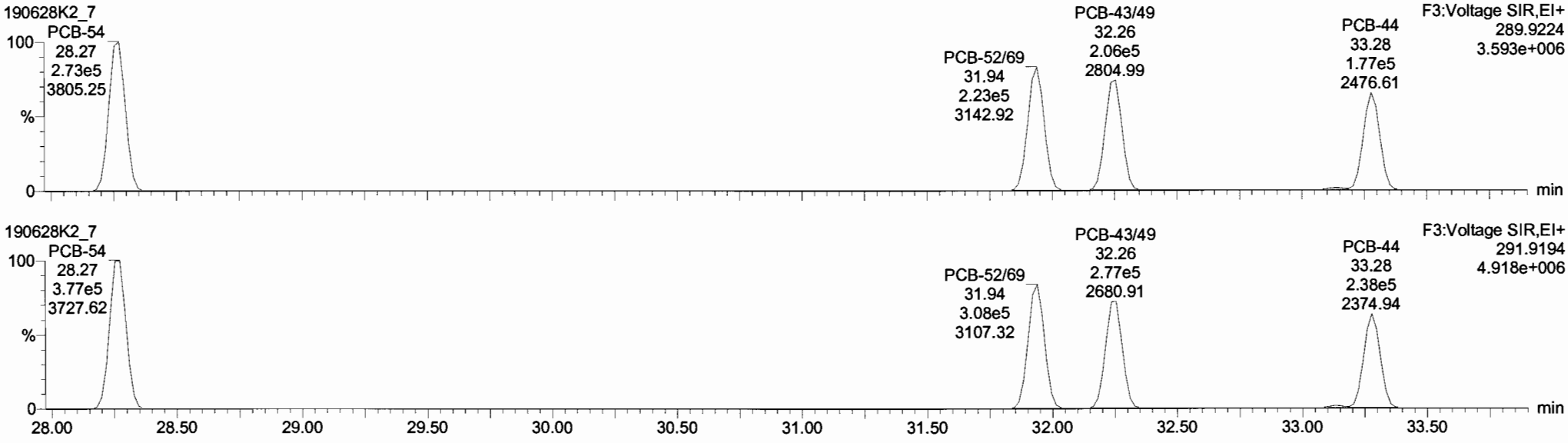

13C-PCB-52

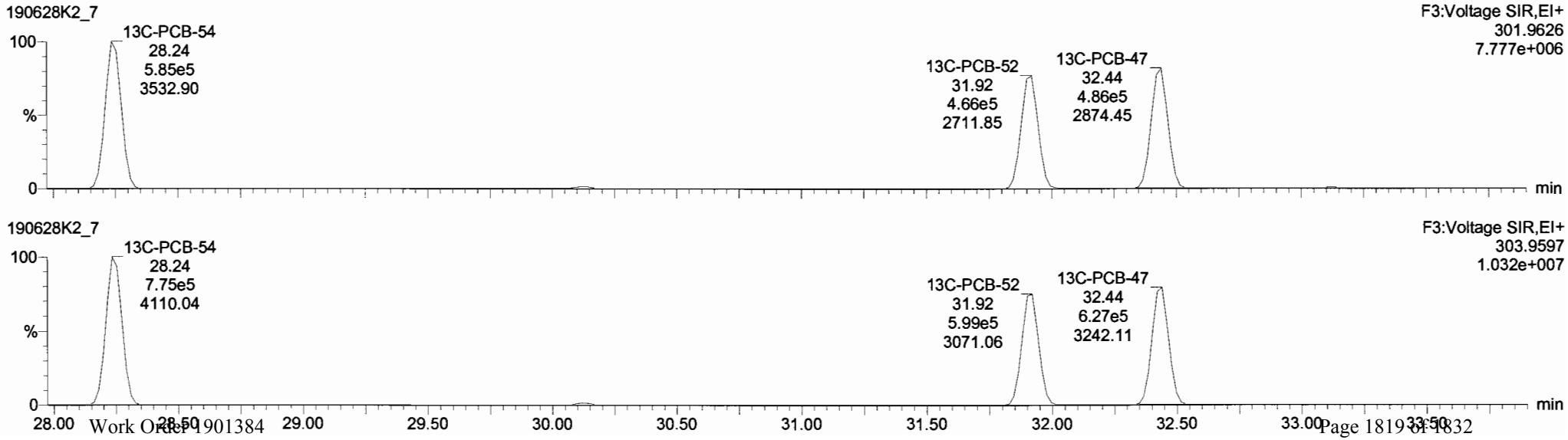

Dataset: Untitled

Last Altered: Saturday, June 29, 2019 13:14:13 Pacific Daylight Time
Printed: Saturday, June 29, 2019 13:19:29 Pacific Daylight Time

Name: 190628K2_7, Date: 28-Jun-2019, Time: 22:43:59, ID: SS190628K2-1 PCB 209 SS 19C1113, Description: PCB 209 SS 19C1113

PCB-68

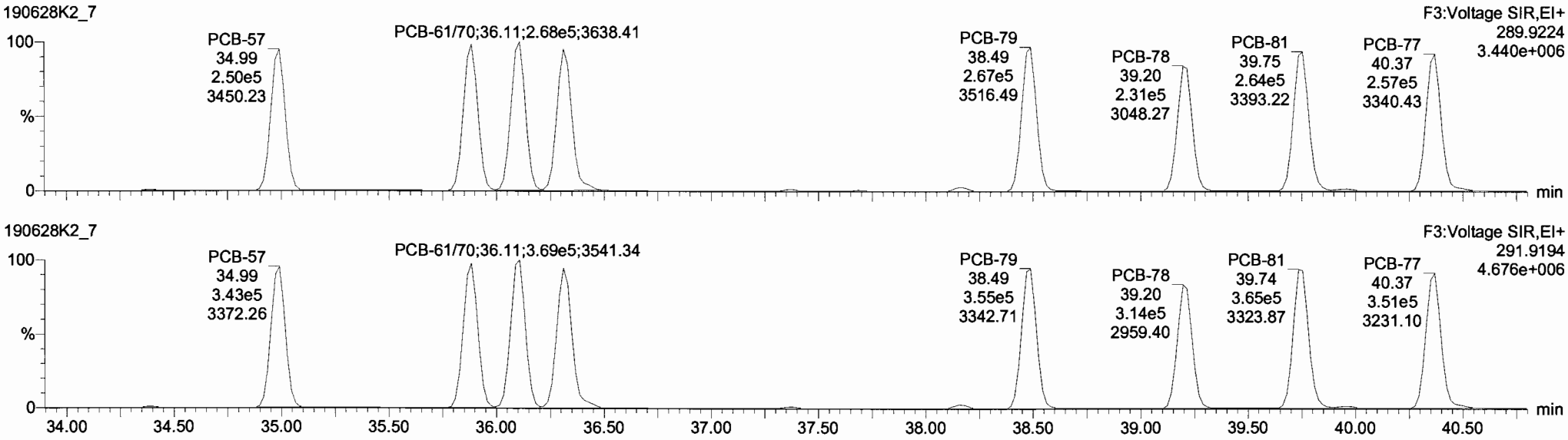

13C-PCB-60

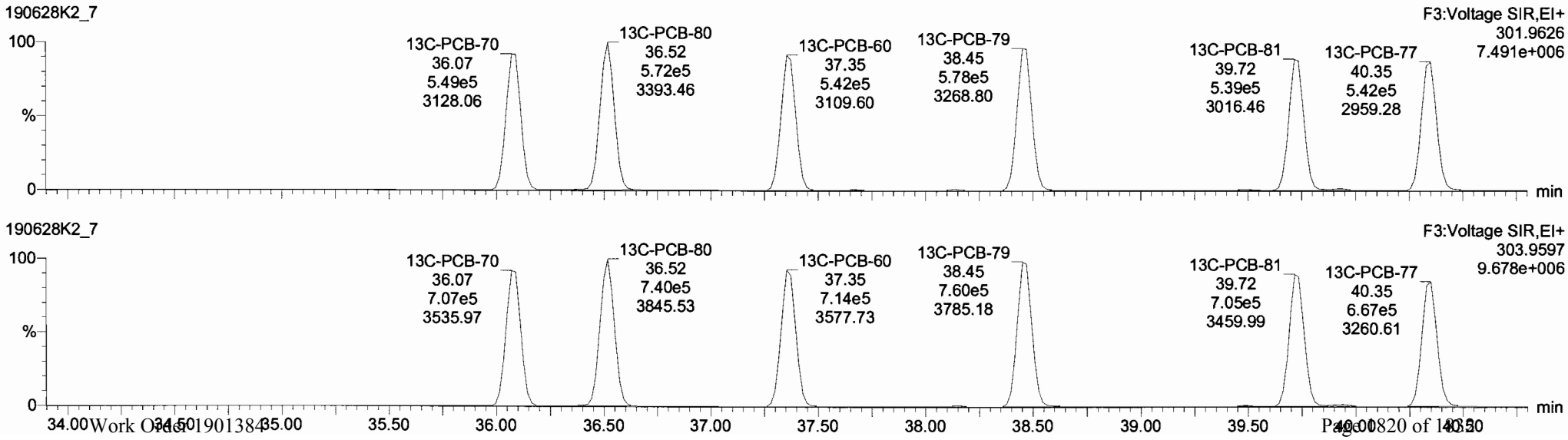

TargetLynx - 190628K2_7.qld * - [Chromatogram]

File Edit View Display Processing Window Help

190628K2_7 - SS190628K2-1 PCB 209 SS 19C1113 - PCB 209 SS 19C1113

	#	Name	Resp	RA	n/y	RRF	wt/vol	Pred.RT	RT	Pred.R	RRT	RRT Fail	Conc	%Rec	DL	EMPC
221	221	13C-PCB-178	5.92e5	0.45	NO	0.8746	1.000	46.56	46.56	0.988	0.988	NO	102.2	102	0.0727	
222	222	13C-PCB-79	1.34e6	0.76	NO	1.0454	1.000	38.45	38.45	0.968	0.968	NO	102.9	103	0.0588	
223	223	13C-PCB-178	5.92e5	0.45	NO	0.9749	1.000	46.58	46.56	0.924	0.924	NO	102.4	102	0.0765	
224	224	Total Mono-PCBs				1.0122	1.000	0.00		0.000		NO	199.8		0.0282	199.8
225	225	Total Di-PCBs				1.0592	1.000	0.00		0.000		NO	697.7		0.182	697.7
226	226	2nd Function Tri-PCBs				0.9137	1.000	0.00		0.000		NO	94.54		0.0760	94.54
227	227	3rd Function Tri-PCBs				1.0563	1.000	0.00		0.000		NO	272.2		0.346	272.2
228	228	Total Tetra-PCBs				0.9861	1.000	0.00		0.000		NO	569.4		0.999	569.4
229	229	3rd Function Penta-PCBs				1.1154	1.000	0.00		0.000		NO	428.7		0.597	428.8
230	230	4th Function Penta-PCBs				1.1112	1.000	0.00		0.000		NO	144.7		0.121	144.7
231	231	3rd Function Hexa-PCBs				0.7739	1.000	0.00		0.000		NO	103.2		0.180	103.4

	#	Name	Pred.RT	RT	m1 Resp	m2 Resp	1° Ratio (Pred)	RA	n/y	EMPC	Conc.
6	54	PCB-74	35.86	35.88	2.619e5	3.563e5	0.770	0.73	NO	46.188	46.188
7	55	PCB-61/70	36.09	36.11	2.675e5	3.687e5	0.770	0.73	NO	51.400	51.400
8	56	PCB-76/66	36.29	36.31	2.629e5	3.623e5	0.770	0.73	NO	46.689	46.689
9	60	PCB-79	38.48	38.49	2.674e5	3.554e5	0.770	0.75	NO	45.436	45.436
10	61	PCB-78	39.20	39.20	2.303e5	3.138e5	0.770	0.73	NO	42.386	42.386
11	62	PCB-81	39.73	39.75	2.610e5	3.600e5	0.770	0.72	NO	53.498	53.498
12	63	PCB-77	40.37	40.37	2.515e5	3.441e5	0.770	0.73	NO	47.720	47.720

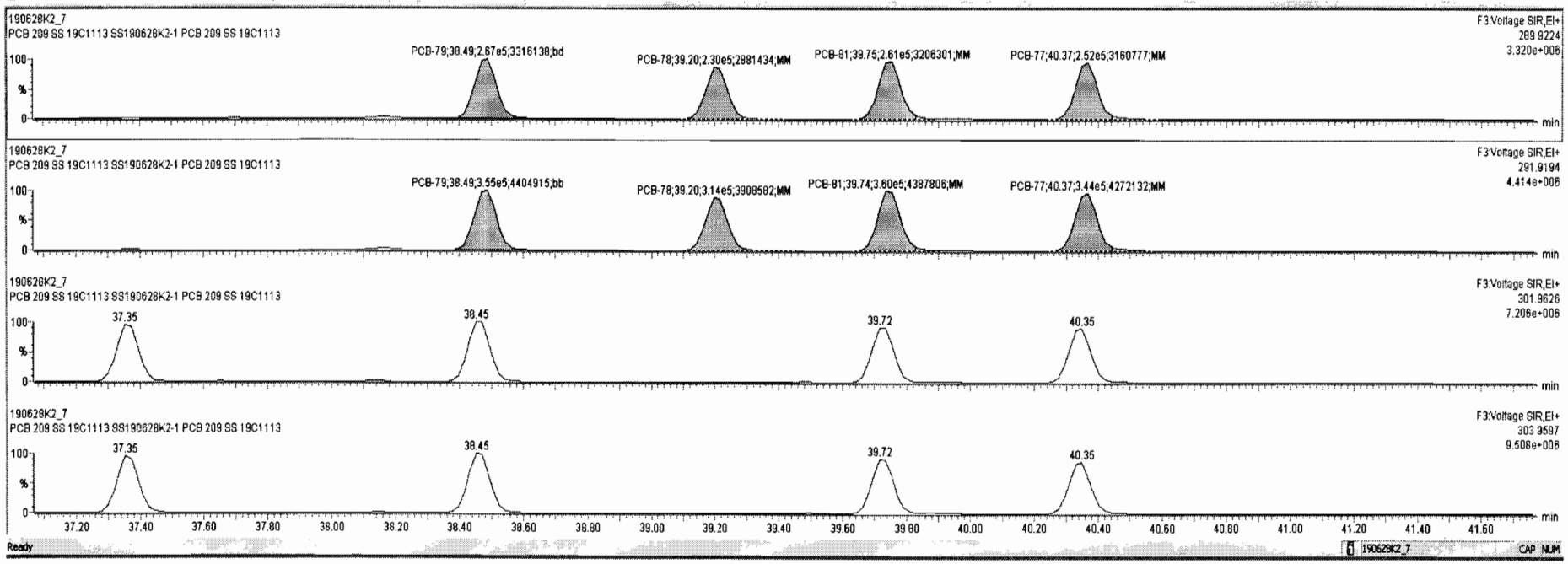

Ready

190628K2_7 CAP NUM

Dataset: Untitled

Last Altered: Saturday, June 29, 2019 13:14:13 Pacific Daylight Time
Printed: Saturday, June 29, 2019 13:19:29 Pacific Daylight Time

Name: 190628K2_7, Date: 28-Jun-2019, Time: 22:43:59, ID: SS190628K2-1 PCB 209 SS 19C1113, Description: PCB 209 SS 19C1113

PCB-104

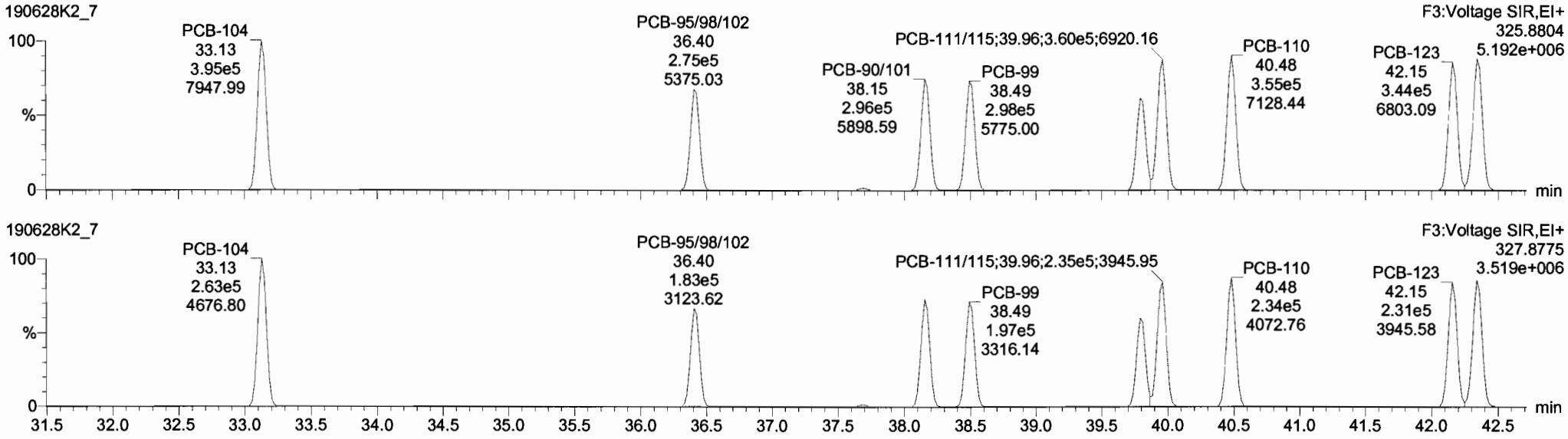

13C-PCB-104

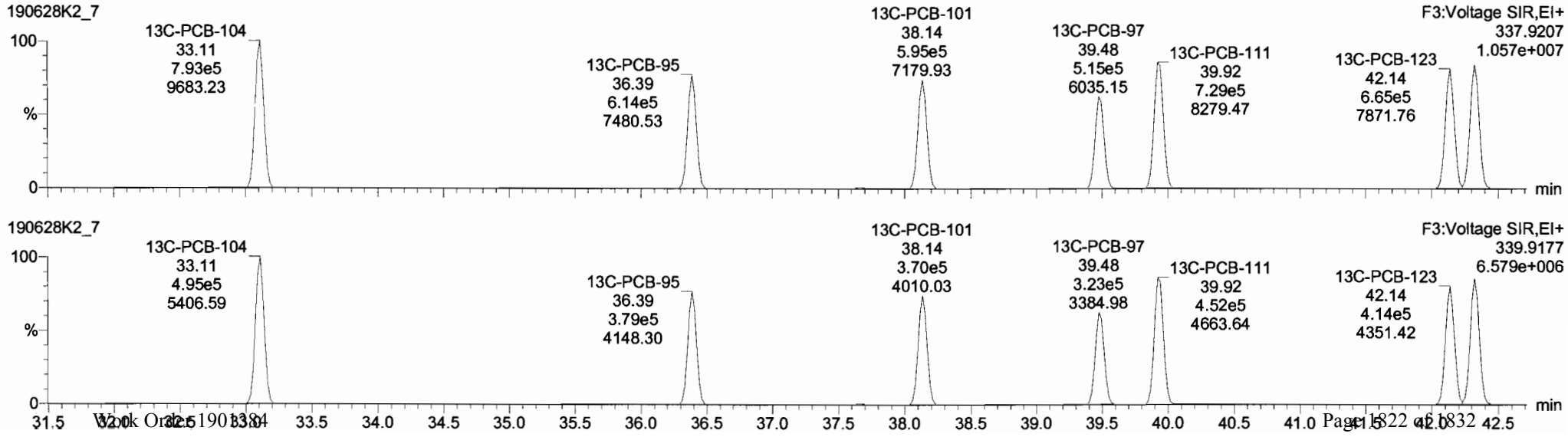

Dataset: Untitled

Last Altered: Saturday, June 29, 2019 13:14:13 Pacific Daylight Time
Printed: Saturday, June 29, 2019 13:19:29 Pacific Daylight Time

Name: 190628K2_7, Date: 28-Jun-2019, Time: 22:43:59, ID: SS190628K2-1 PCB 209 SS 19C1113, Description: PCB 209 SS 19C1113

PCB-96

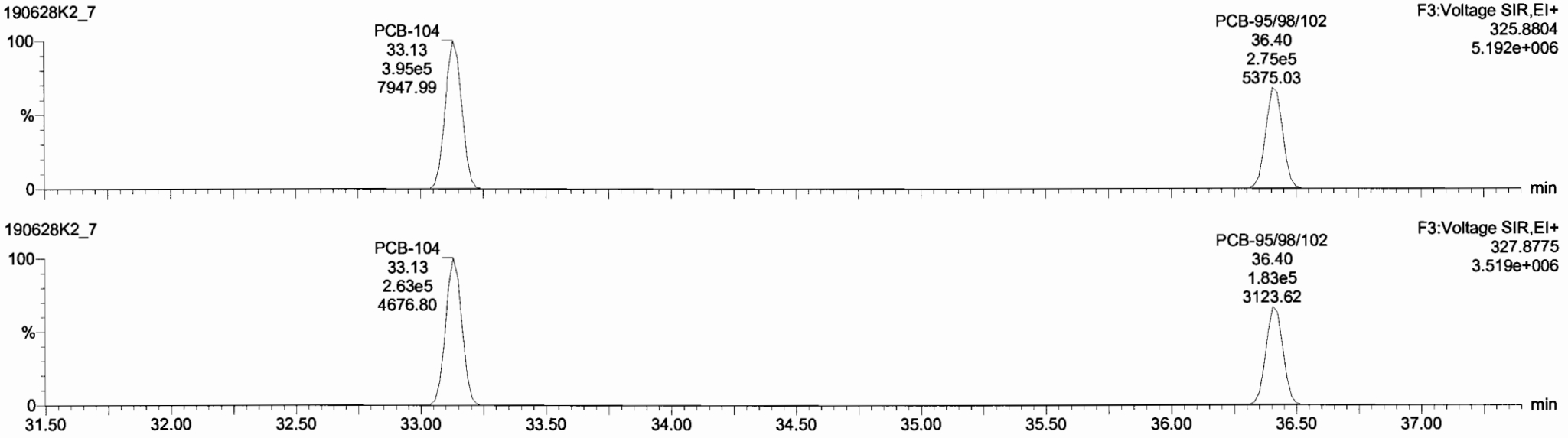

13C-PCB-95

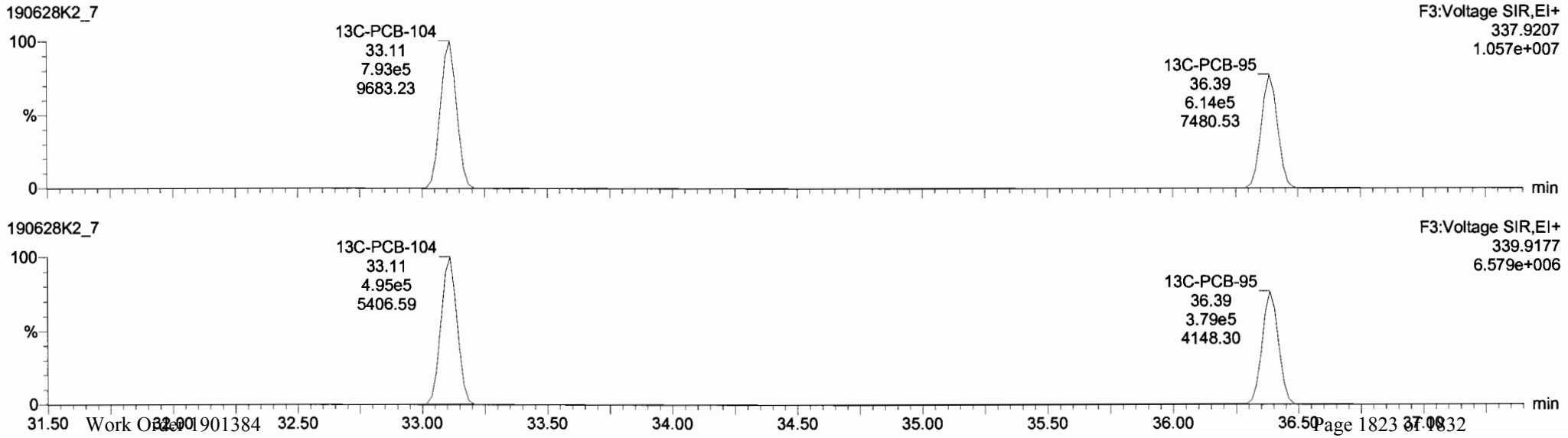

Dataset: Untitled

Last Altered: Saturday, June 29, 2019 13:14:13 Pacific Daylight Time
Printed: Saturday, June 29, 2019 13:19:29 Pacific Daylight Time

Name: 190628K2_7, Date: 28-Jun-2019, Time: 22:43:59, ID: SS190628K2-1 PCB 209 SS 19C1113, Description: PCB 209 SS 19C1113

PCB-119

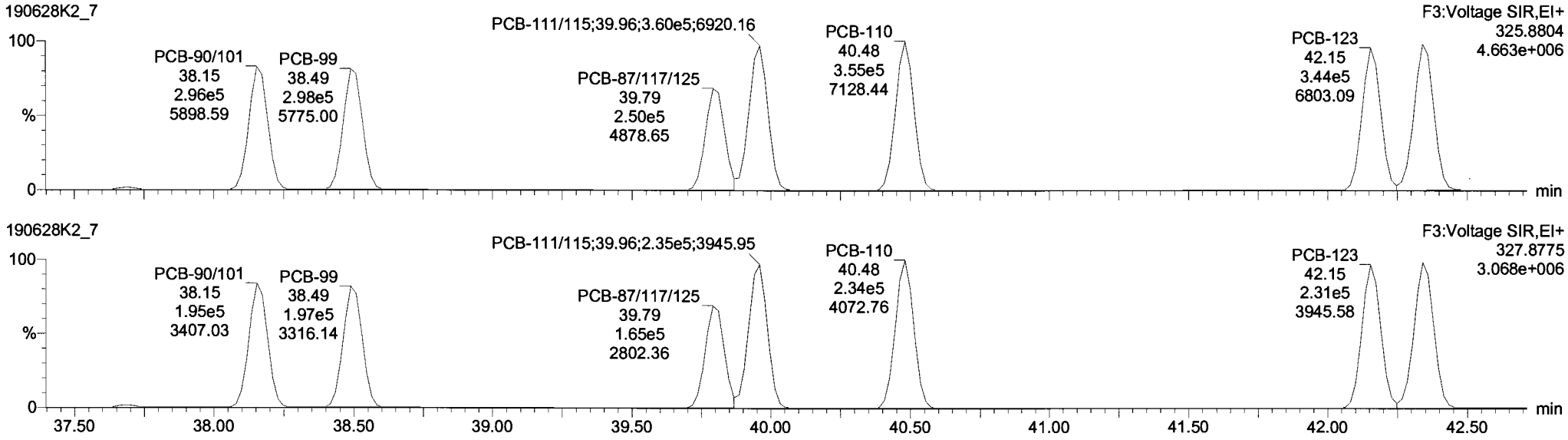

13C-PCB-111

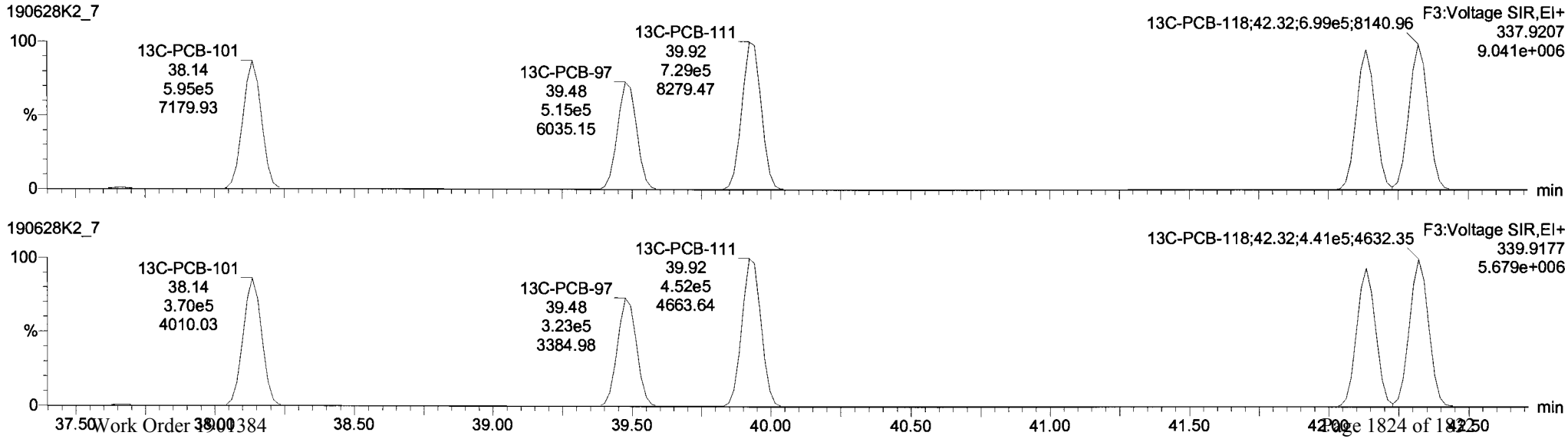

Dataset: Untitled

Last Altered: Saturday, June 29, 2019 13:14:13 Pacific Daylight Time
Printed: Saturday, June 29, 2019 13:19:29 Pacific Daylight Time

Name: 190628K2_7, Date: 28-Jun-2019, Time: 22:43:59, ID: SS190628K2-1 PCB 209 SS 19C1113, Description: PCB 209 SS 19C1113

PCB-114

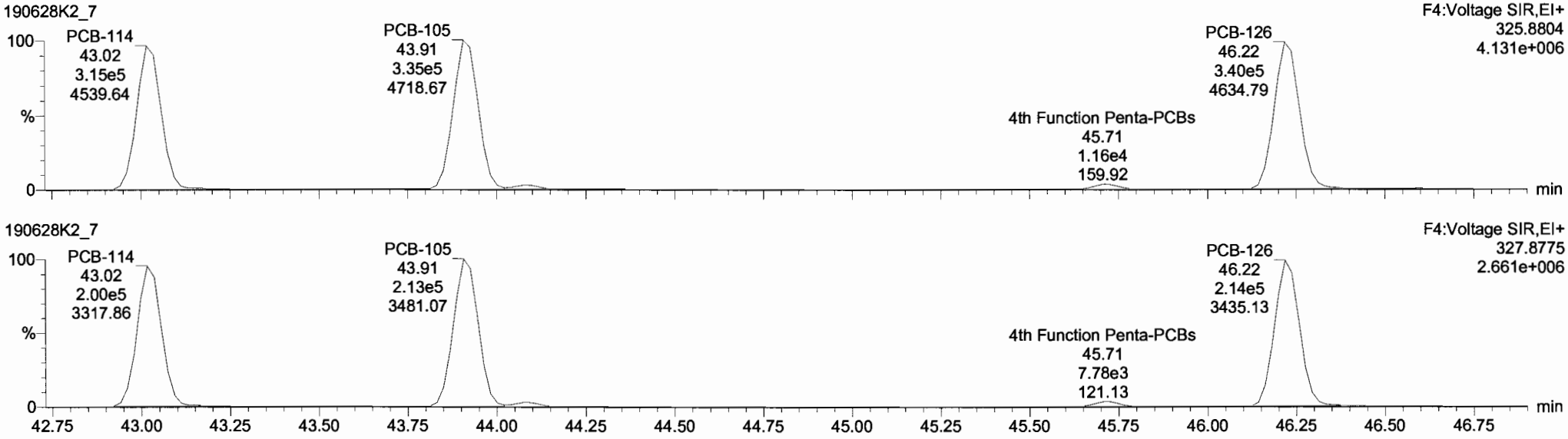

13C-PCB-114

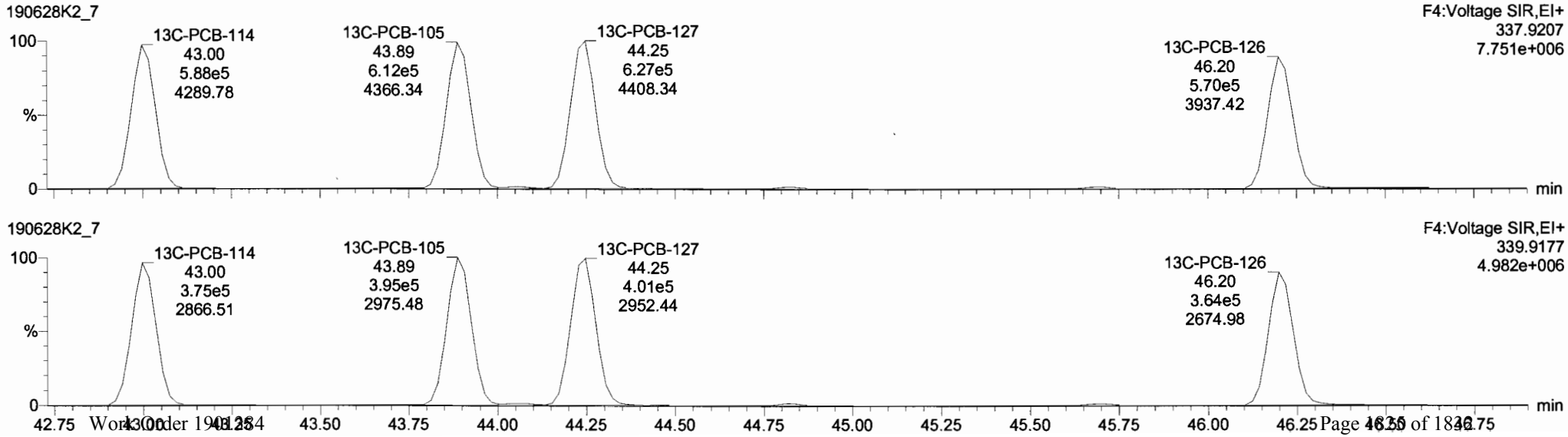

Dataset: Untitled

Last Altered: Saturday, June 29, 2019 13:14:13 Pacific Daylight Time
Printed: Saturday, June 29, 2019 13:19:29 Pacific Daylight Time

Name: 190628K2_7, Date: 28-Jun-2019, Time: 22:43:59, ID: SS190628K2-1 PCB 209 SS 19C1113, Description: PCB 209 SS 19C1113

PCB-155

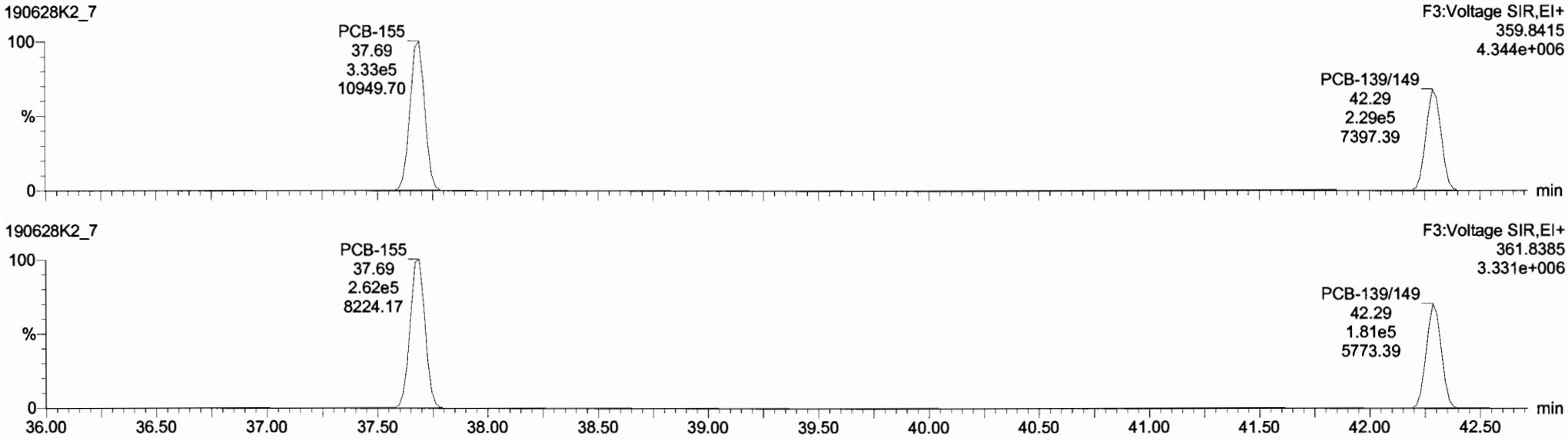

13C-PCB-155

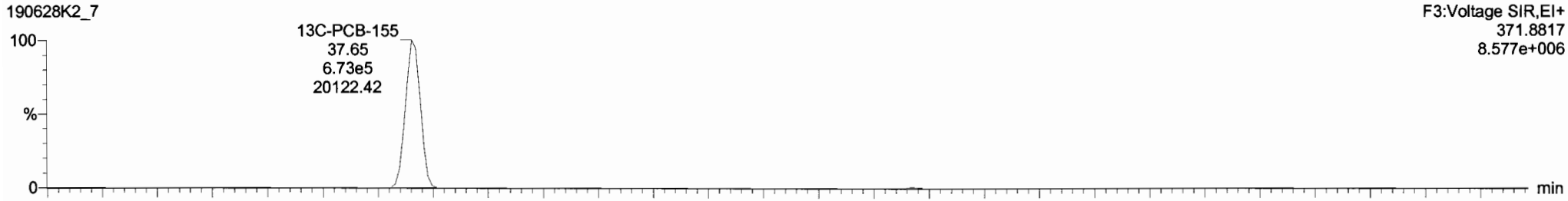



Dataset: Untitled

Last Altered: Saturday, June 29, 2019 13:14:13 Pacific Daylight Time
Printed: Saturday, June 29, 2019 13:19:29 Pacific Daylight Time

Name: 190628K2_7, Date: 28-Jun-2019, Time: 22:43:59, ID: SS190628K2-1 PCB 209 SS 19C1113, Description: PCB 209 SS 19C1113

PCB-134/143

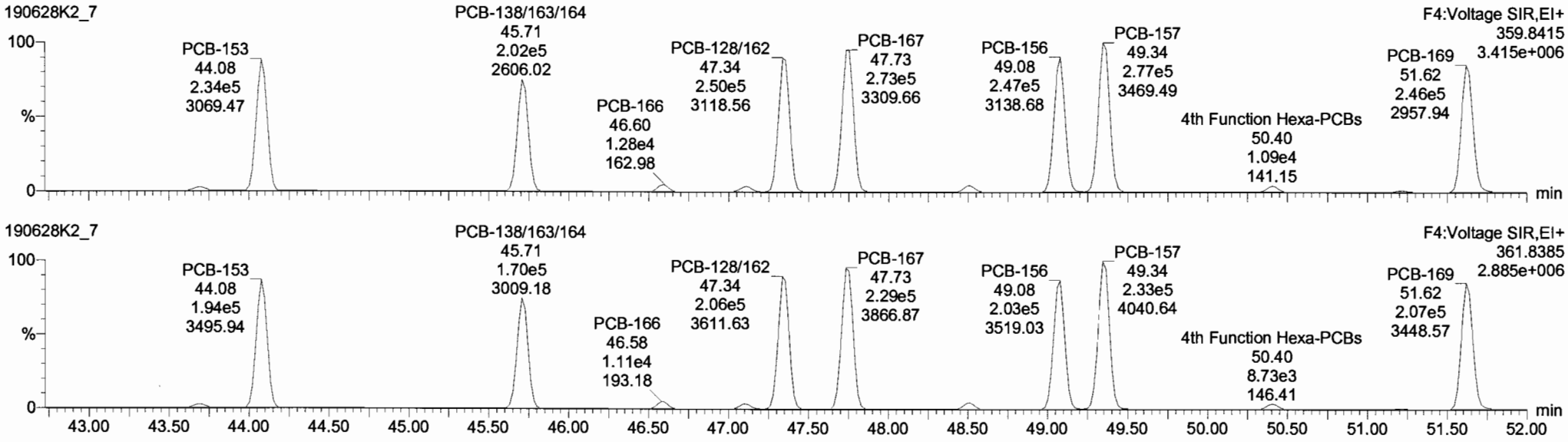

13C-PCB-153

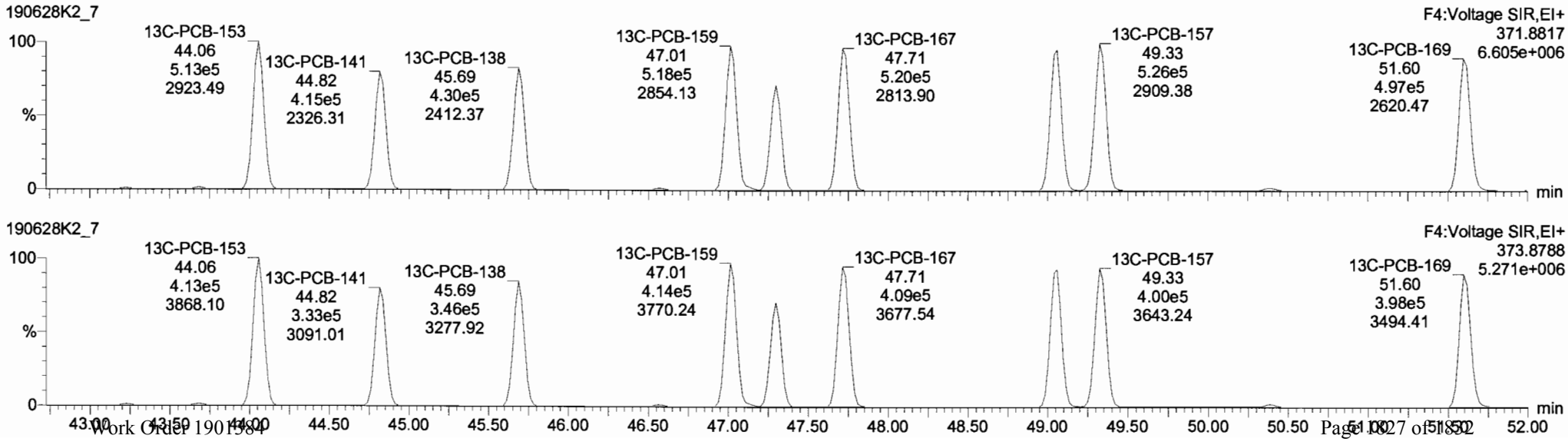

Dataset: Untitled

Last Altered: Saturday, June 29, 2019 13:14:13 Pacific Daylight Time
Printed: Saturday, June 29, 2019 13:19:29 Pacific Daylight Time

Name: 190628K2_7, Date: 28-Jun-2019, Time: 22:43:59, ID: SS190628K2-1 PCB 209 SS 19C1113, Description: PCB 209 SS 19C1113

PCB-188

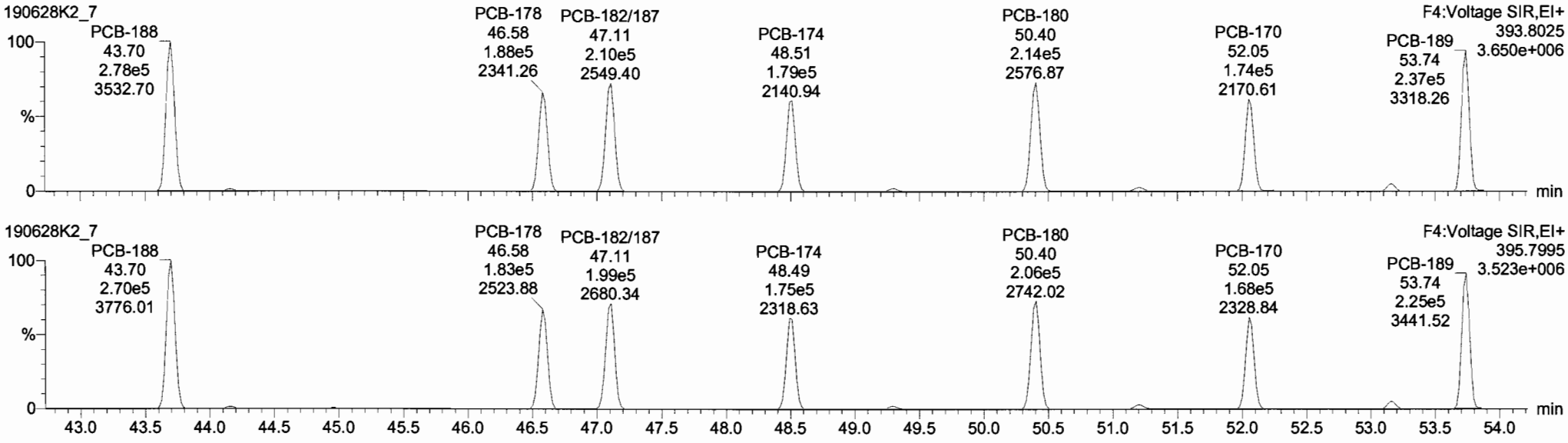

13C-PCB-188

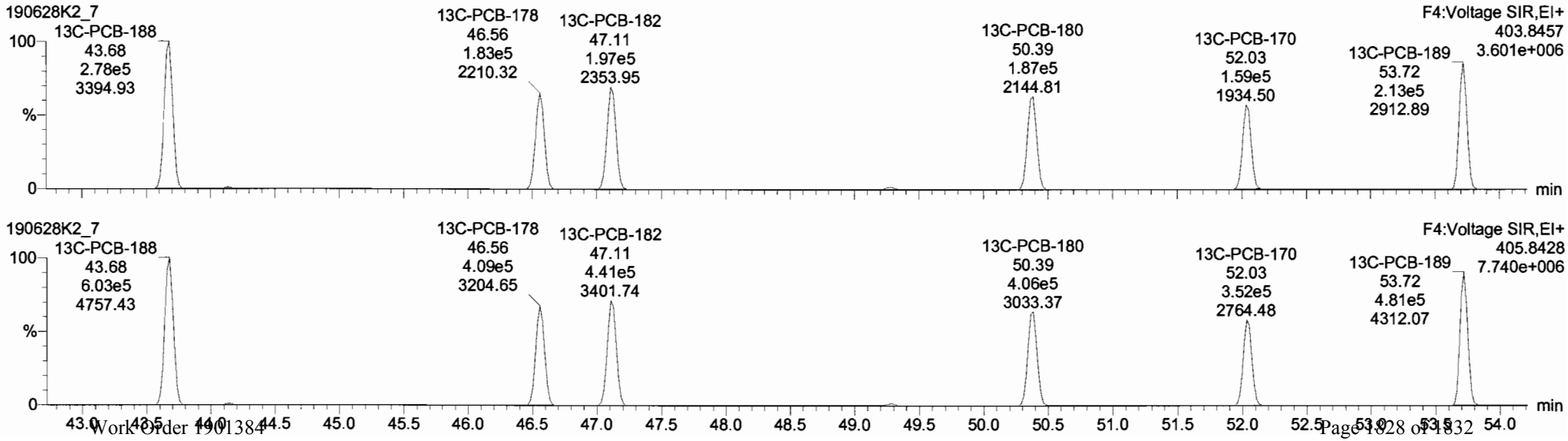

Dataset: Untitled

Last Altered: Saturday, June 29, 2019 13:14:13 Pacific Daylight Time
Printed: Saturday, June 29, 2019 13:19:29 Pacific Daylight Time

Name: 190628K2_7, Date: 28-Jun-2019, Time: 22:43:59, ID: SS190628K2-1 PCB 209 SS 19C1113, Description: PCB 209 SS 19C1113

PCB-202

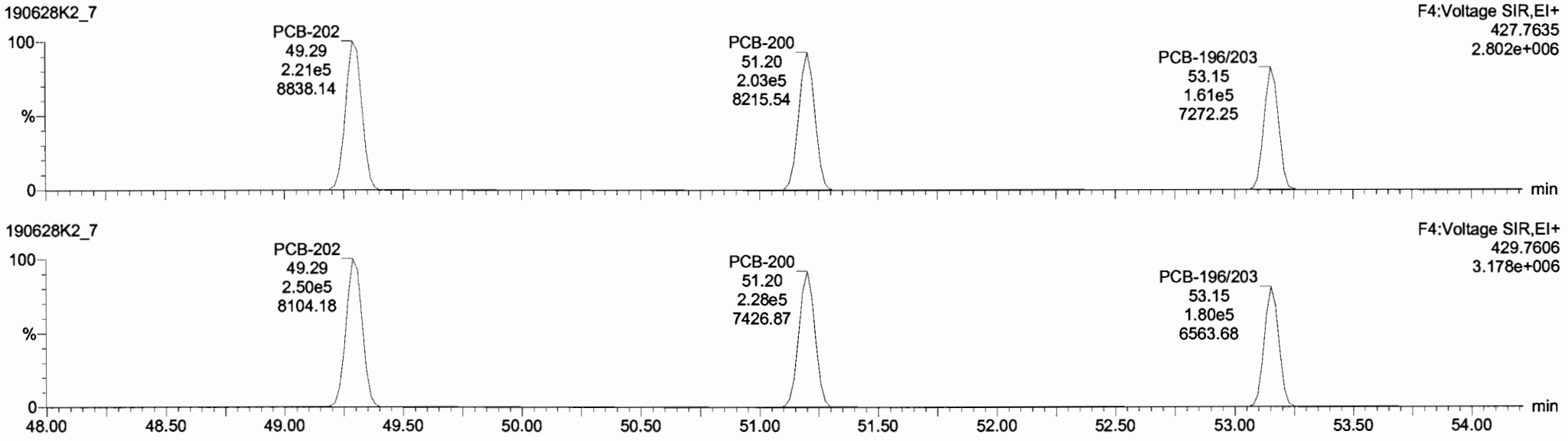

13C-PCB-202



Dataset: Untitled

Last Altered: Saturday, June 29, 2019 13:14:13 Pacific Daylight Time
Printed: Saturday, June 29, 2019 13:19:29 Pacific Daylight Time

Name: 190628K2_7, Date: 28-Jun-2019, Time: 22:43:59, ID: SS190628K2-1 PCB 209 SS 19C1113, Description: PCB 209 SS 19C1113

PCB-195

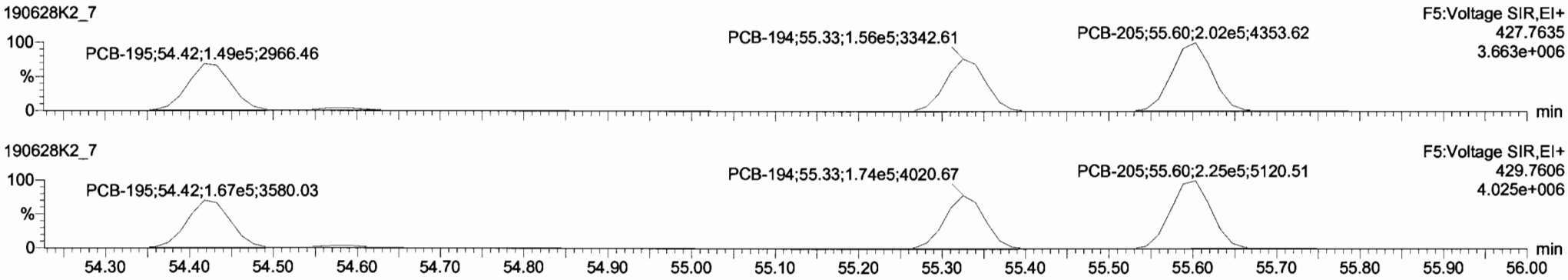

13C-PCB-194

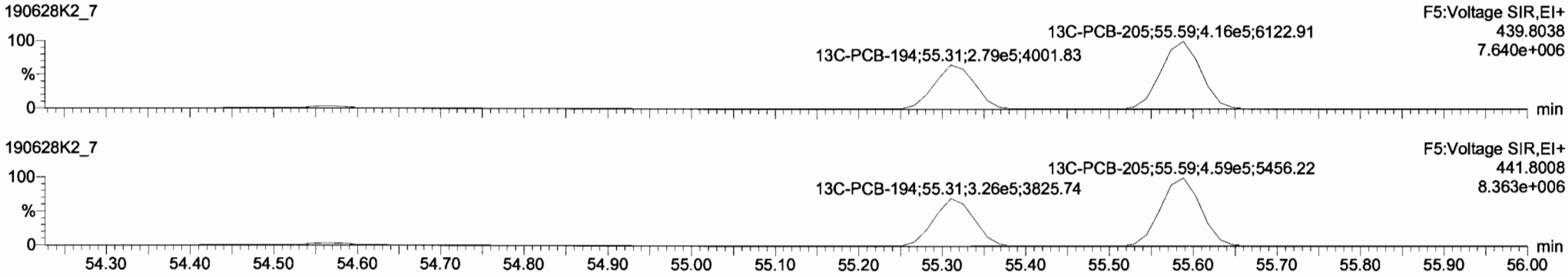

PFK5

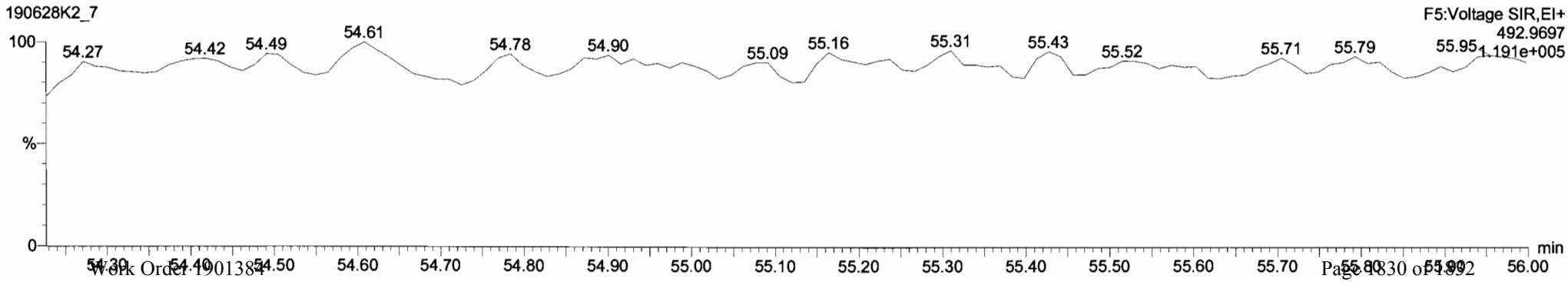

Dataset: Untitled

Last Altered: Saturday, June 29, 2019 13:14:13 Pacific Daylight Time
Printed: Saturday, June 29, 2019 13:19:29 Pacific Daylight Time

Name: 190628K2_7, Date: 28-Jun-2019, Time: 22:43:59, ID: SS190628K2-1 PCB 209 SS 19C1113, Description: PCB 209 SS 19C1113

PCB-208

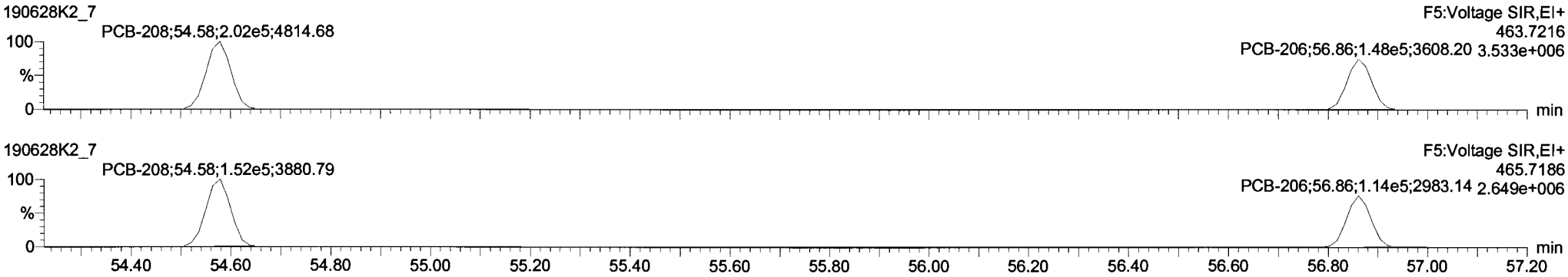

13C-PCB-208

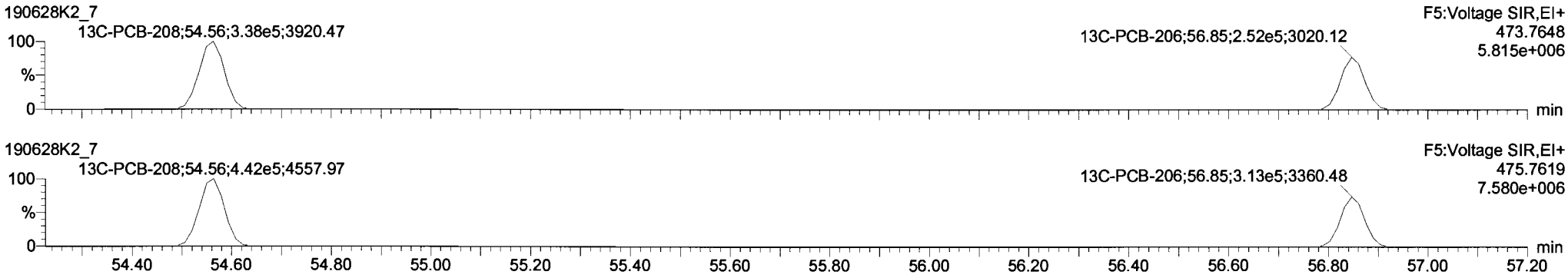

PFK5

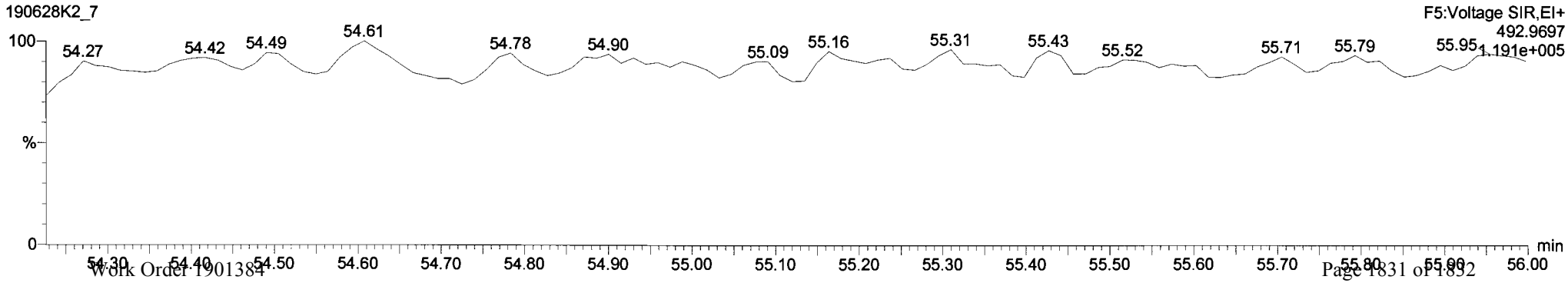

Dataset: Untitled

Last Altered: Saturday, June 29, 2019 13:14:13 Pacific Daylight Time
Printed: Saturday, June 29, 2019 13:19:29 Pacific Daylight Time

Name: 190628K2_7, Date: 28-Jun-2019, Time: 22:43:59, ID: SS190628K2-1 PCB 209 SS 19C1113, Description: PCB 209 SS 19C1113

PCB-209

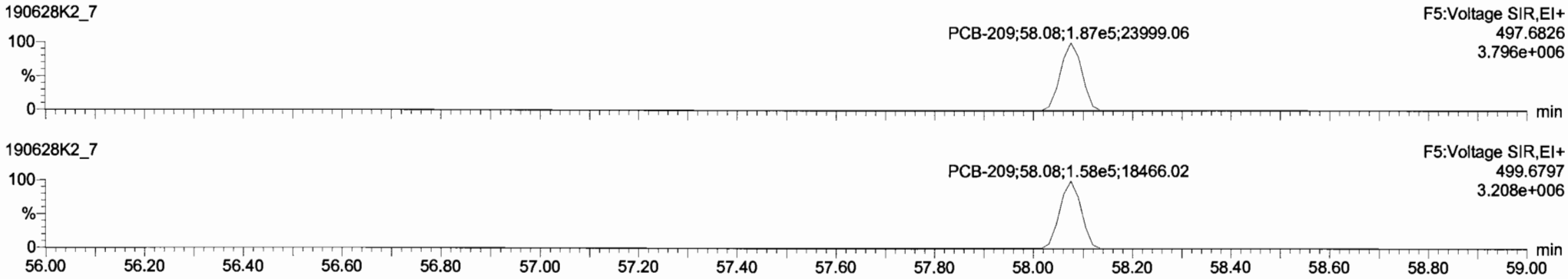

13C-PCB-209

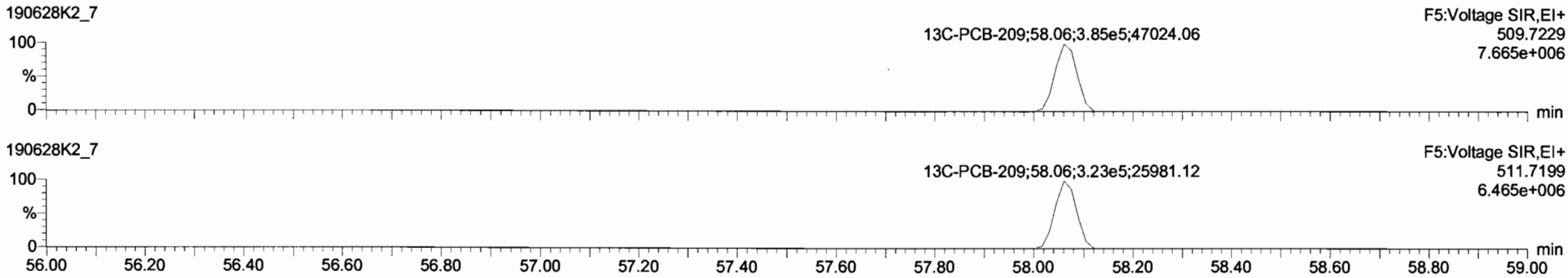

PFK5

